

District 4 - Eastern

School #: 209 Pearce Junior High School

Demand Writing

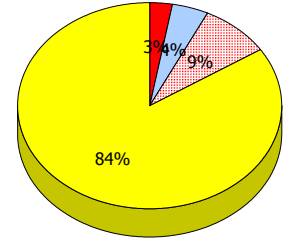
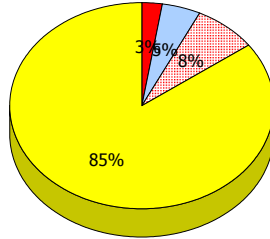
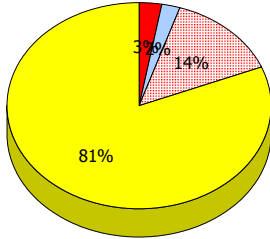
School

District

Province

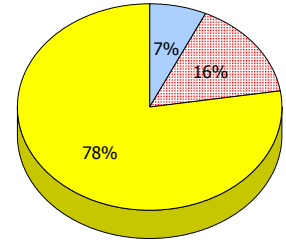
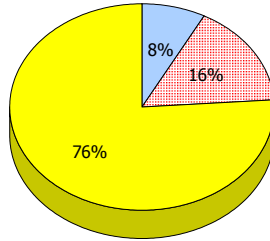
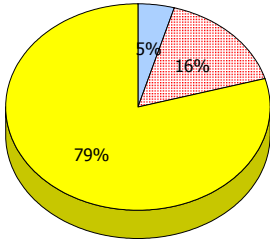
2012

Apr 30,
2012
(138)



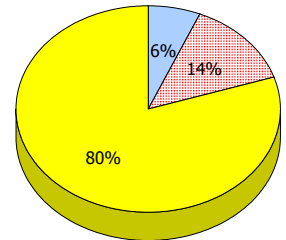
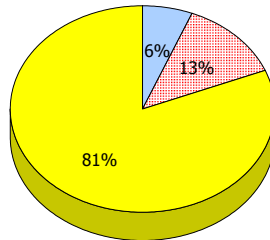
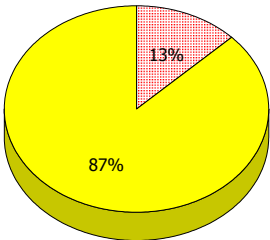
2011

AGR (131)



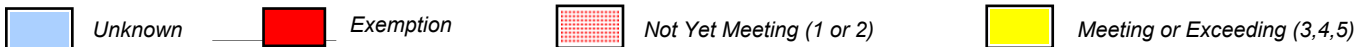
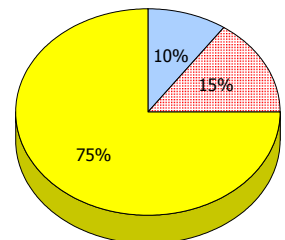
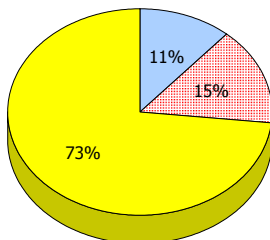
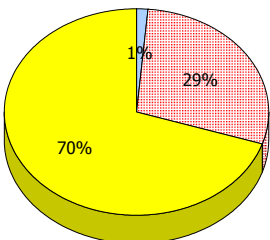
2010

AGR (124)



2009

AGR (147)



* In some cases, CRT numbers may exceed AGR numbers based on late enrolments. Pie chart is based on the number of students who wrote the CRT.

* Reading score is composite of Non Fiction and Poetry.

Mushuau Innu Natuashish School and Sheshatshiu Innu School are excluded from district and provincial results.

District 4 - Eastern

School #: 209 Pearce Junior High School

Reading

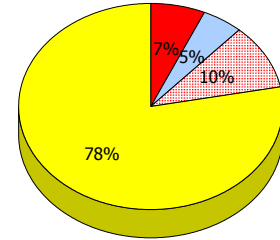
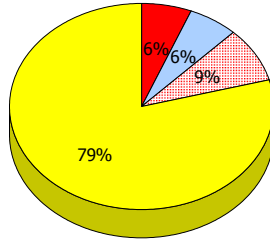
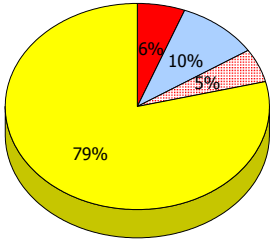
School

District

Province

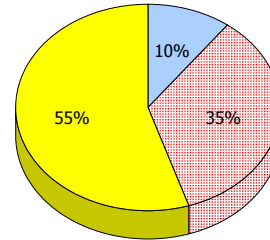
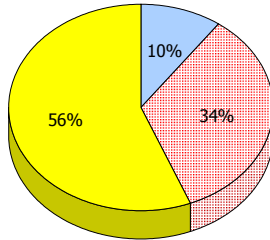
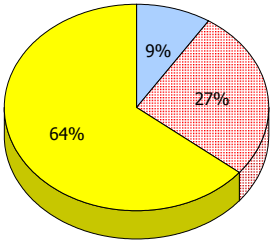
2012

Apr 30,
2012
(138)



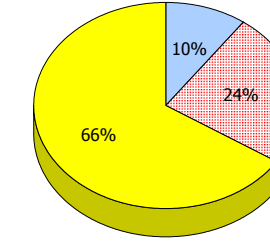
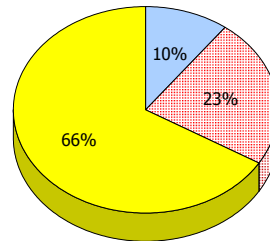
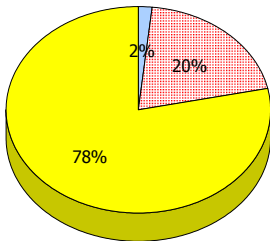
2011

AGR (131)



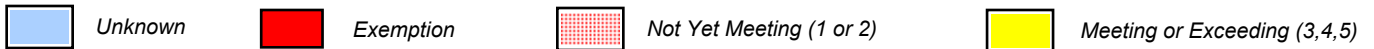
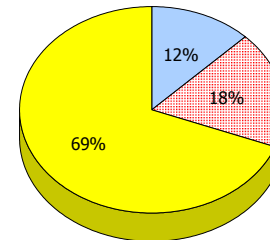
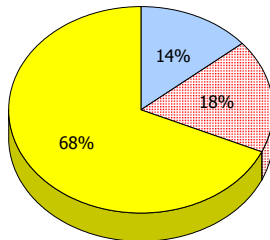
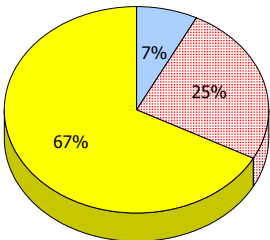
2010

AGR (124)



2009

AGR (147)



* In some cases, CRT numbers may exceed AGR numbers based on late enrolments. Pie chart is based on the number of students who wrote the CRT.

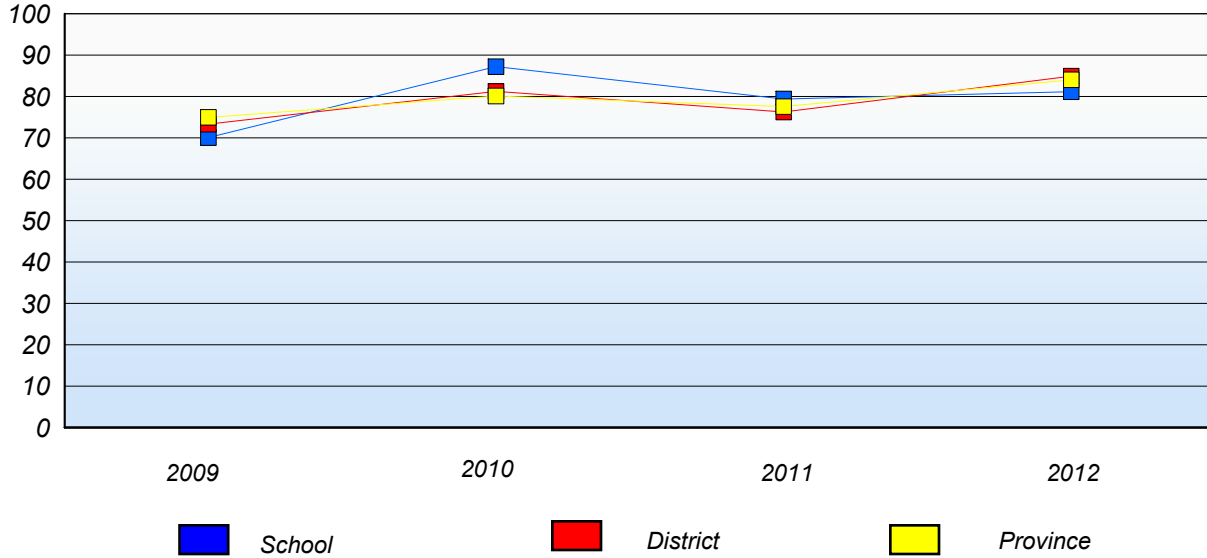
* Reading score is composite of Non Fiction and Poetry.

Mushuau Innu Natuashish School and Sheshatshiu Innu School are excluded from district and provincial results.

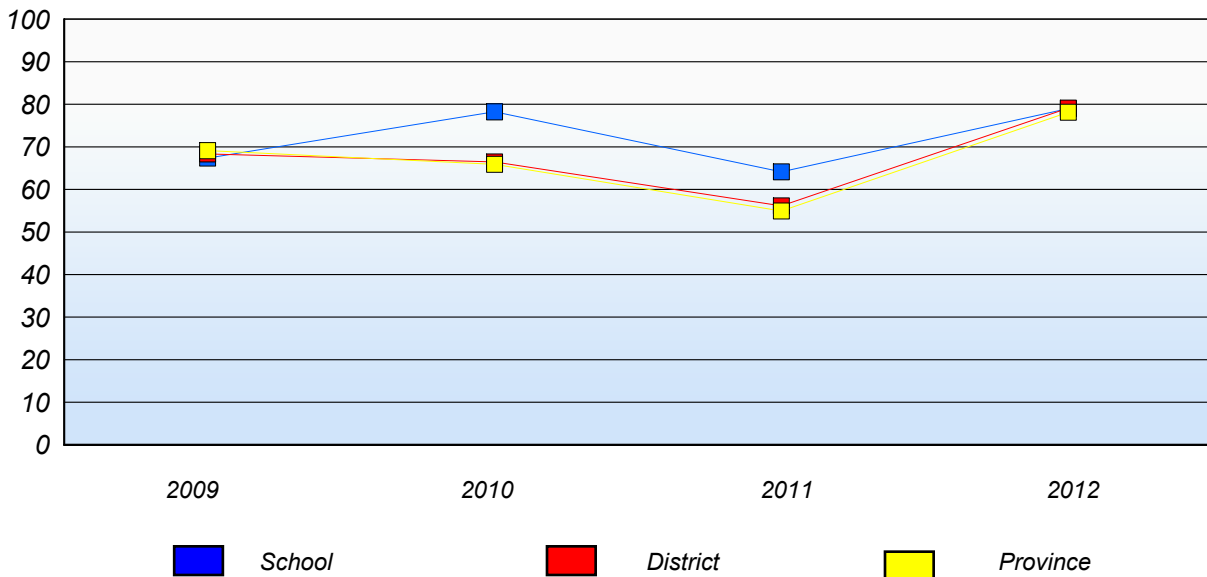
District 4 - Eastern

School #: 209 Pearce Junior High School

Demand Writing
 Percentage of students at level 3 or above (2009 - 2012)



Reading
 Percentage of students at level 3 or above (2009 - 2012)



* In some cases, CRT numbers may exceed AGR numbers based on late enrolments. Pie chart is based on the number of students who wrote the CRT.

* Reading score is composite of Non Fiction and Poetry.

Mushuau Innu Natuashish School and Sheshatshiu Innu School are excluded from district and provincial results.

District 4 - Eastern

School #: 214 John Burke High School

Demand Writing

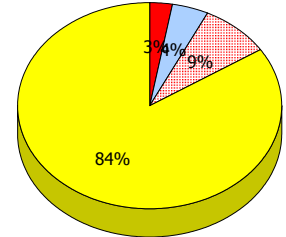
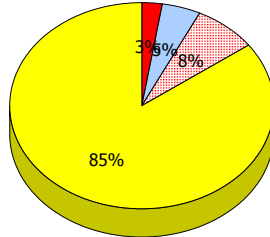
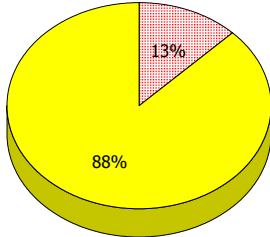
School

District

Province

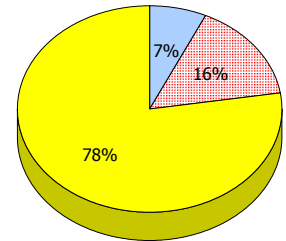
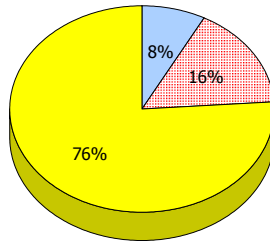
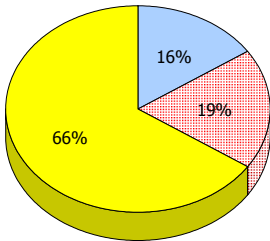
2012

Apr 30,
2012 (48)



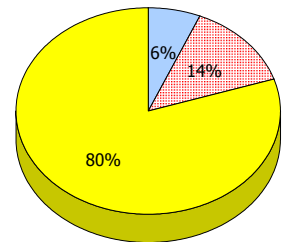
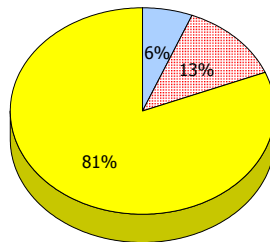
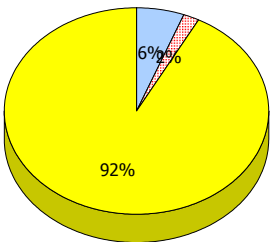
2011

AGR (32)



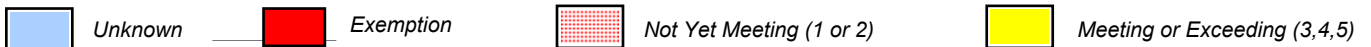
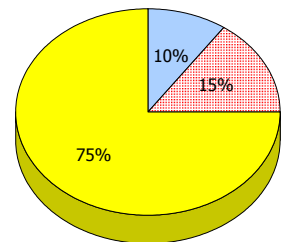
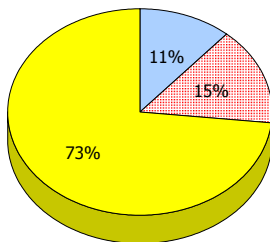
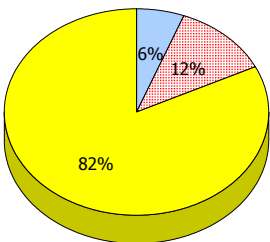
2010

AGR (51)



2009

AGR (34)



* In some cases, CRT numbers may exceed AGR numbers based on late enrolments. Pie chart is based on the number of students who wrote the CRT.

* Reading score is composite of Non Fiction and Poetry.

Mushuau Innu Natuashish School and Sheshatshiu Innu School are excluded from district and provincial results.

District 4 - Eastern

School #: 214 John Burke High School

Reading

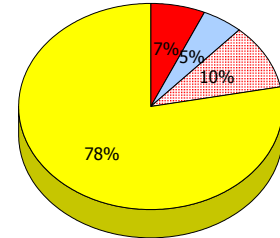
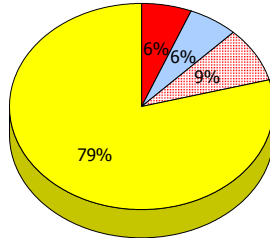
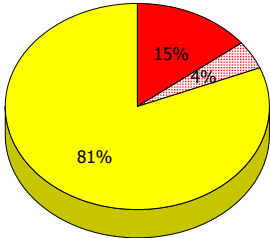
School

District

Province

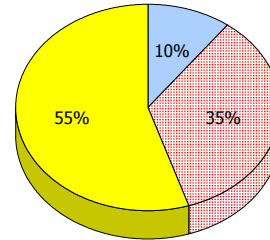
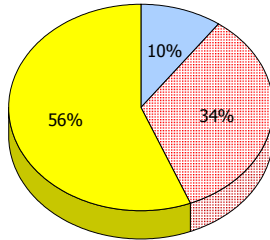
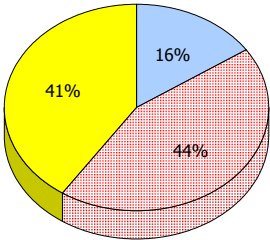
2012

Apr 30,
2012 (48)



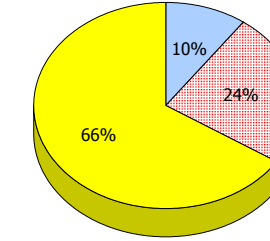
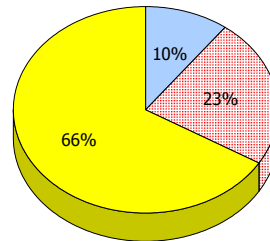
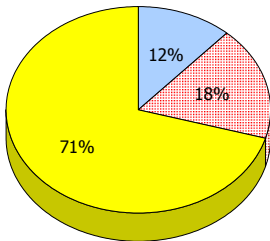
2011

AGR (32)



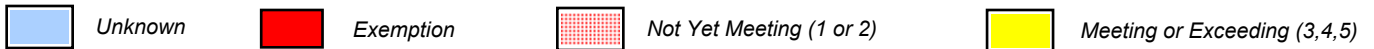
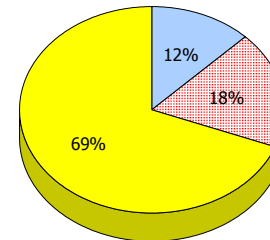
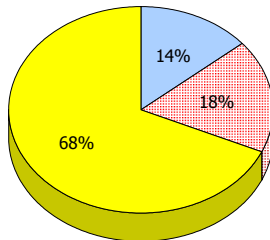
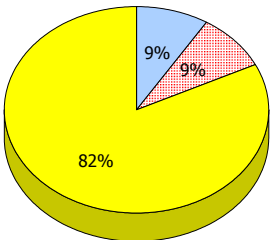
2010

AGR (51)



2009

AGR (34)



* In some cases, CRT numbers may exceed AGR numbers based on late enrolments. Pie chart is based on the number of students who wrote the CRT.

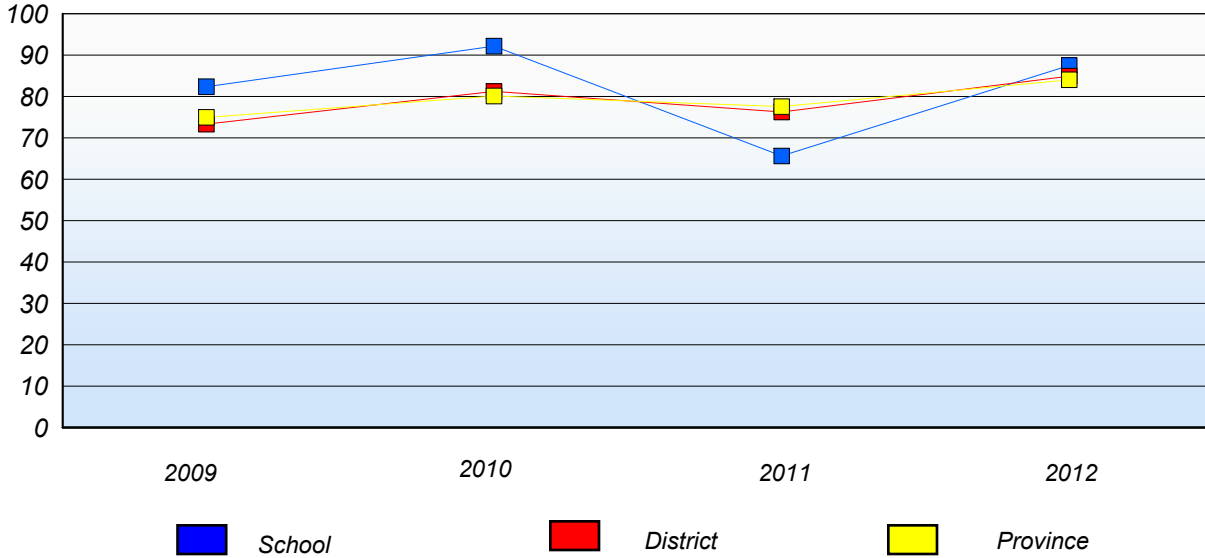
* Reading score is composite of Non Fiction and Poetry.

Mushuau Innu Natuashish School and Sheshatshiu Innu School are excluded from district and provincial results.

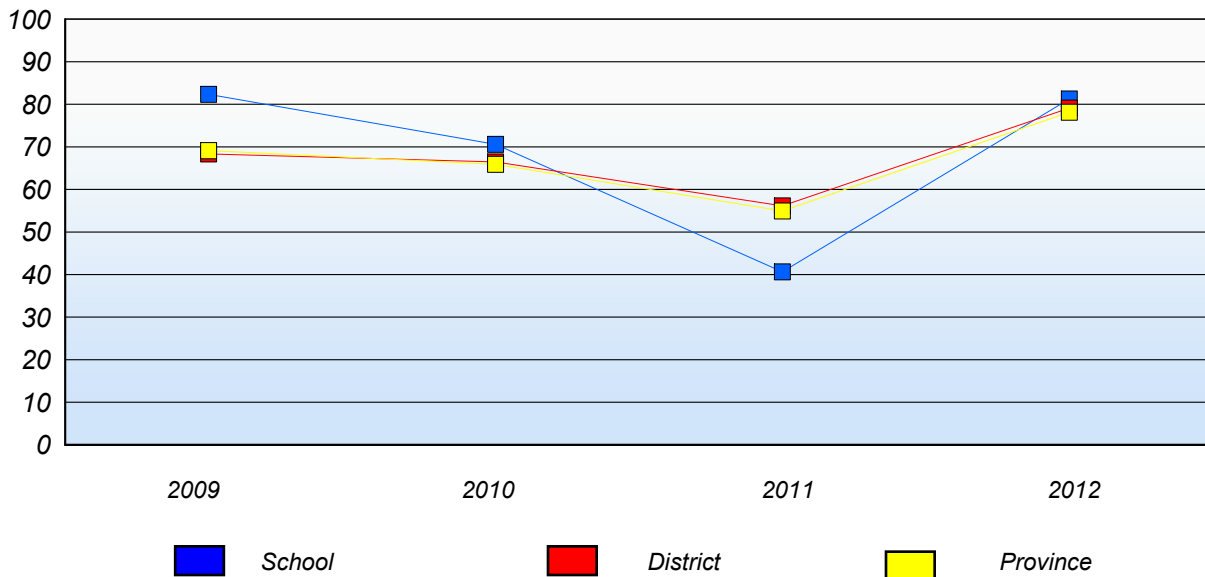
District 4 - Eastern

School #: 214 John Burke High School

Demand Writing
Percentage of students at level 3 or above (2009 - 2012)



Reading
Percentage of students at level 3 or above (2009 - 2012)



* In some cases, CRT numbers may exceed AGR numbers based on late enrolments. Pie chart is based on the number of students who wrote the CRT.

* Reading score is composite of Non Fiction and Poetry.

Mushuau Innu Natuashish School and Sheshatshiu Innu School are excluded from district and provincial results.

District 4 - Eastern

School #: 218 St. Joseph's Academy

Demand Writing

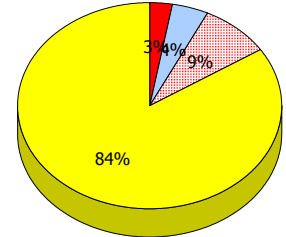
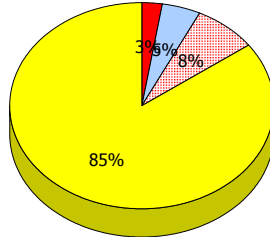
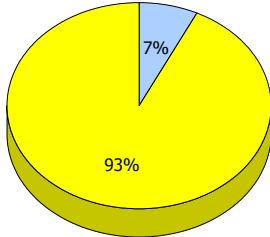
School

District

Province

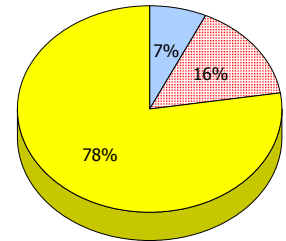
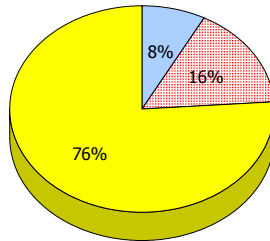
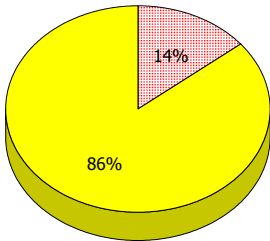
2012

Apr 30,
2012 (14)



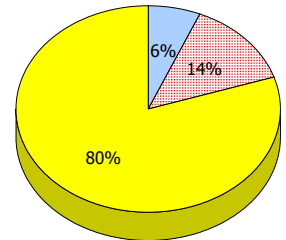
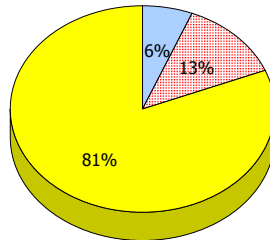
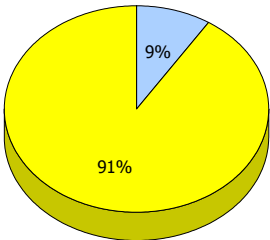
2011

AGR (7)



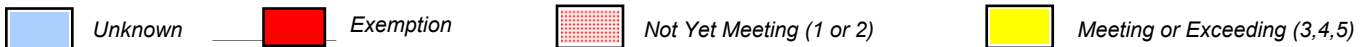
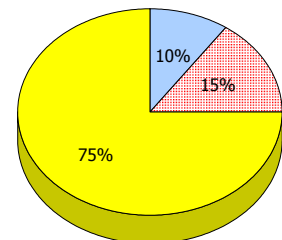
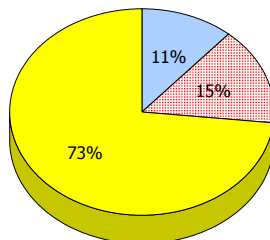
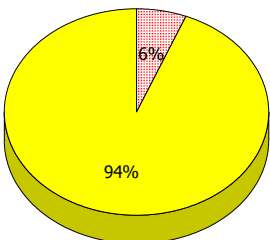
2010

AGR (11)



2009

AGR (16)



* In some cases, CRT numbers may exceed AGR numbers based on late enrolments. Pie chart is based on the number of students who wrote the CRT.

* Reading score is composite of Non Fiction and Poetry.

Mushuau Innu Natuashish School and Sheshatshiu Innu School are excluded from district and provincial results.

Source: Division of Evaluation and Research, Department of Education

District 4 - Eastern

School #: 218 St. Joseph's Academy

Reading

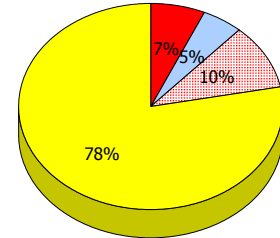
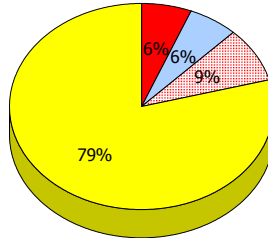
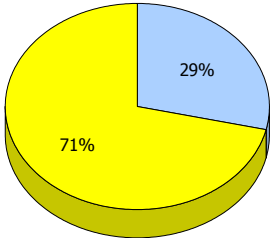
School

District

Province

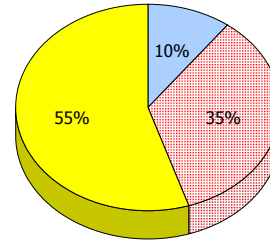
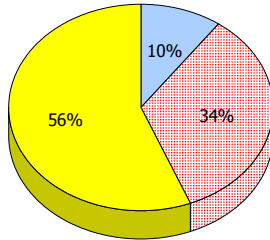
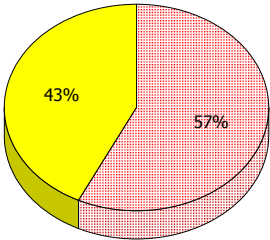
2012

Apr 30,
2012 (14)



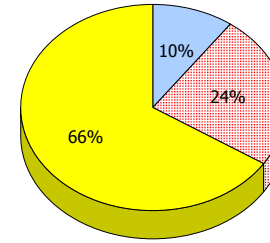
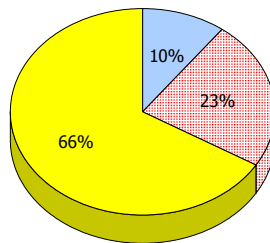
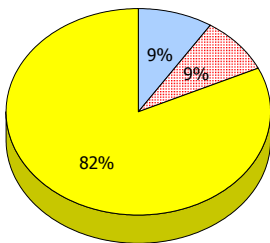
2011

AGR (7)



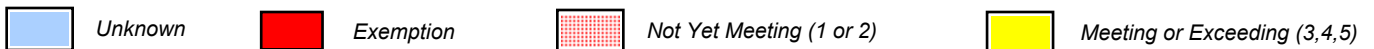
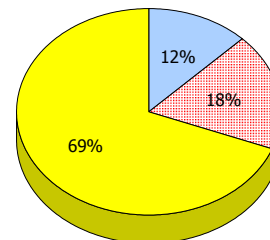
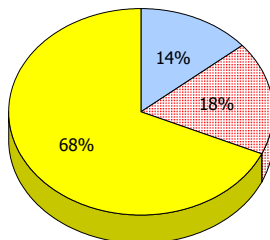
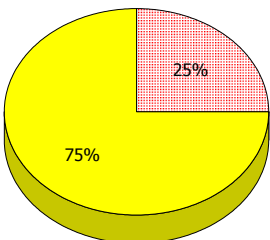
2010

AGR (11)



2009

AGR (16)



* In some cases, CRT numbers may exceed AGR numbers based on late enrolments. Pie chart is based on the number of students who wrote the CRT.

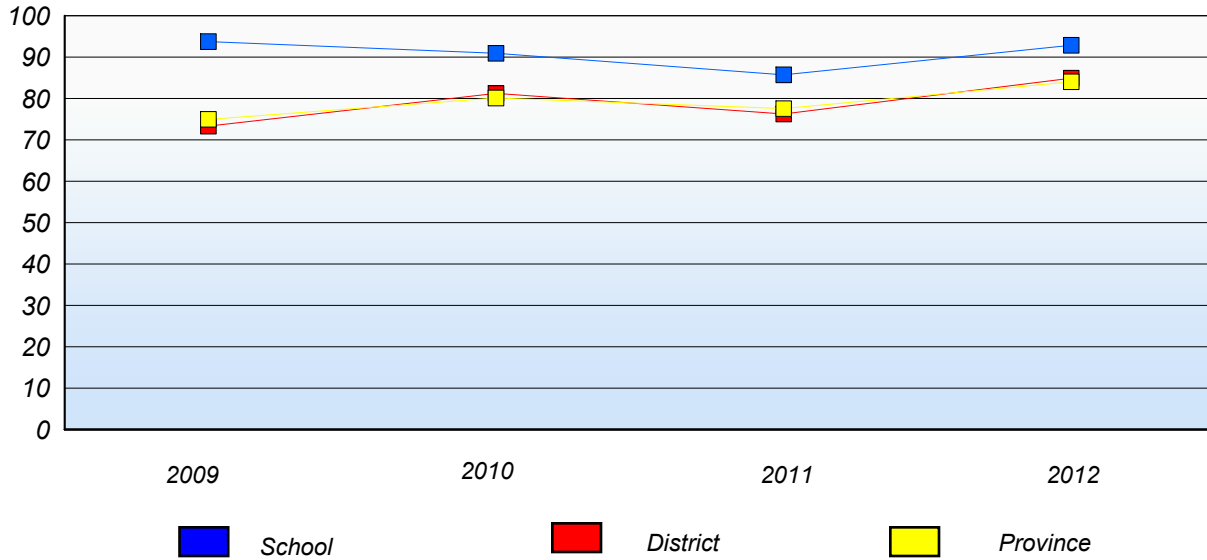
* Reading score is composite of Non Fiction and Poetry.

Mushuau Innu Natuashish School and Sheshatshiu Innu School are excluded from district and provincial results.

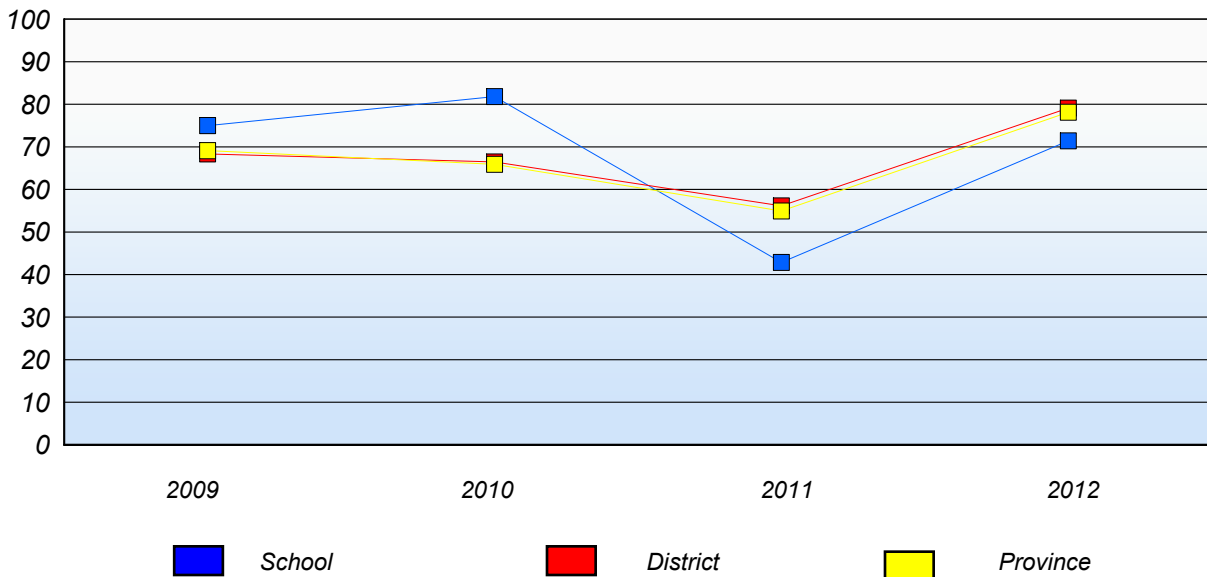
District 4 - Eastern

School #: 218 St. Joseph's Academy

Demand Writing
Percentage of students at level 3 or above (2009 - 2012)



Reading
Percentage of students at level 3 or above (2009 - 2012)



* In some cases, CRT numbers may exceed AGR numbers based on late enrolments. Pie chart is based on the number of students who wrote the CRT.

* Reading score is composite of Non Fiction and Poetry.

Mushuau Innu Natuashish School and Sheshatshiu Innu School are excluded from district and provincial results.

District 4 - Eastern

School #: 223 Christ the King School

Demand Writing

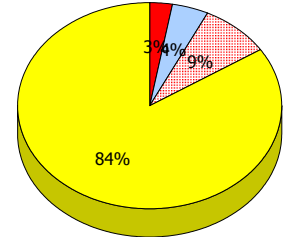
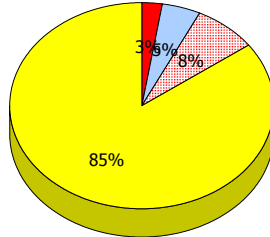
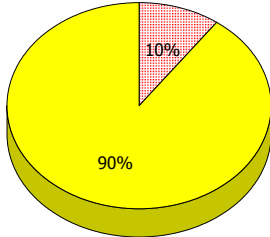
School

District

Province

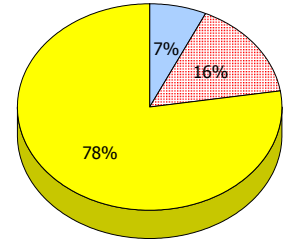
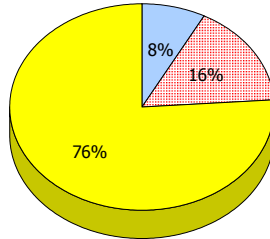
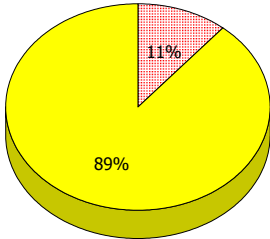
2012

Apr 30,
2012 (10)



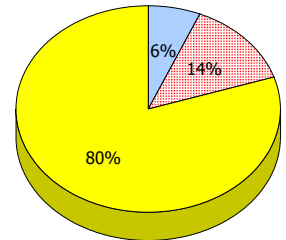
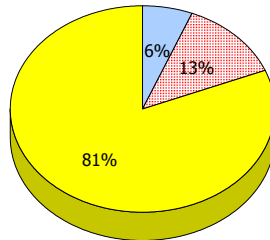
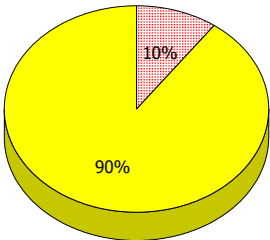
2011

AGR (9)



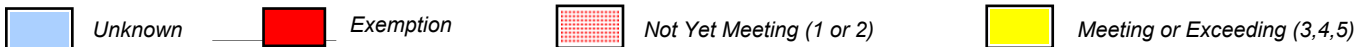
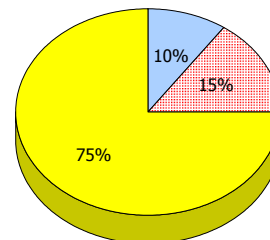
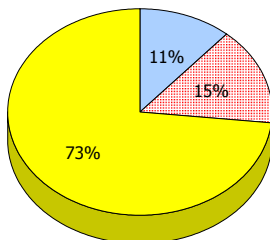
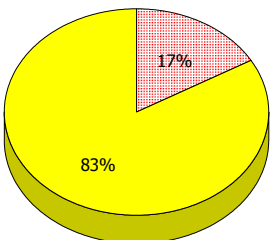
2010

AGR (10)



2009

AGR (12)



* In some cases, CRT numbers may exceed AGR numbers based on late enrolments. Pie chart is based on the number of students who wrote the CRT.

* Reading score is composite of Non Fiction and Poetry.

Mushuau Innu Natuashish School and Sheshatshiu Innu School are excluded from district and provincial results.

District 4 - Eastern

School #: 223 Christ the King School

Reading

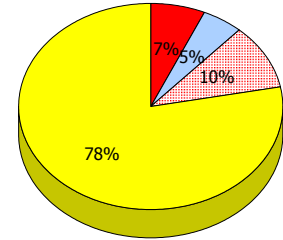
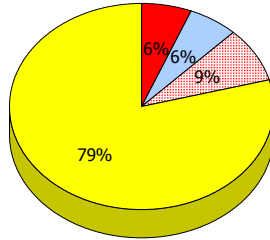
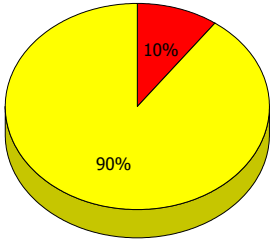
School

District

Province

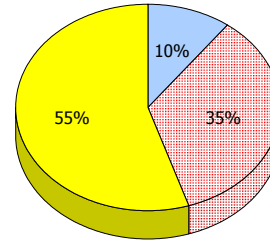
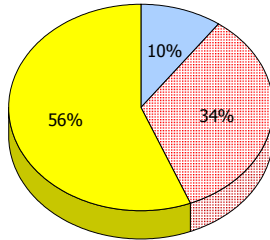
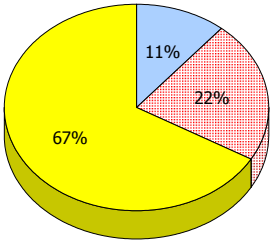
2012

Apr 30,
2012 (10)



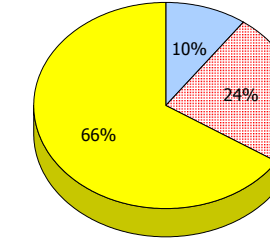
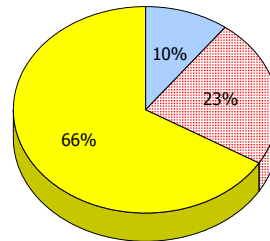
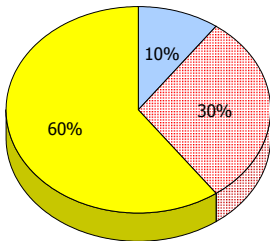
2011

AGR (9)



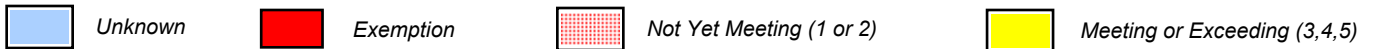
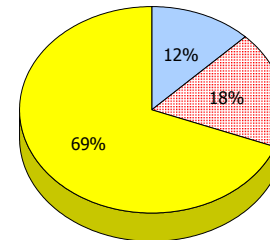
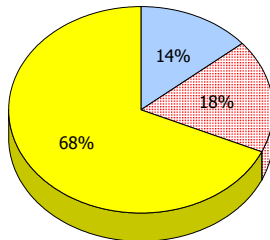
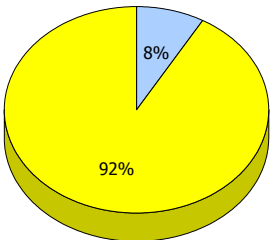
2010

AGR (10)



2009

AGR (12)



* In some cases, CRT numbers may exceed AGR numbers based on late enrolments. Pie chart is based on the number of students who wrote the CRT.

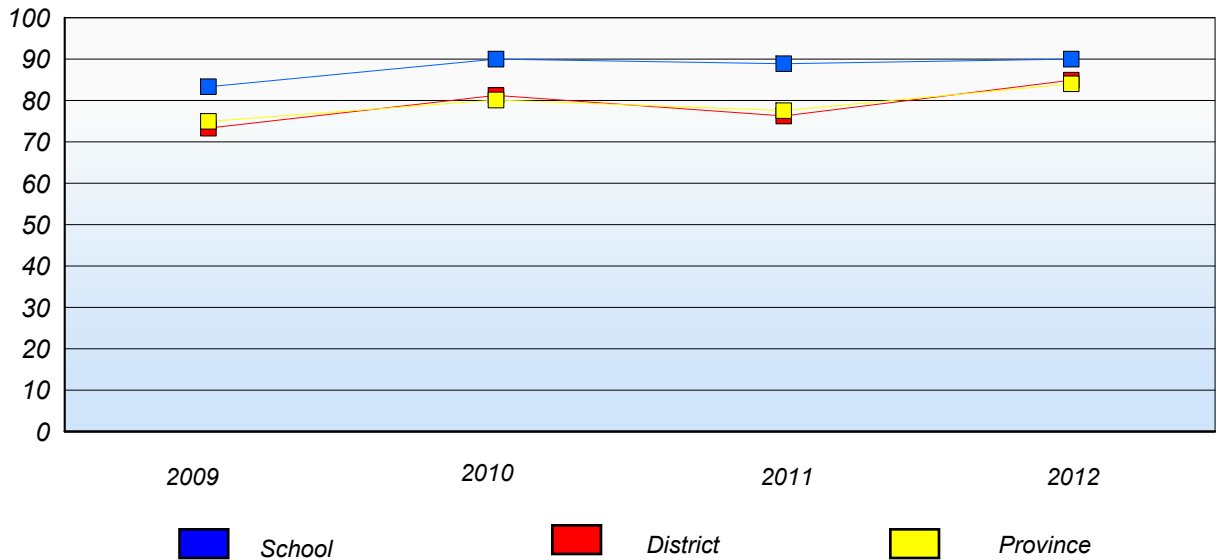
* Reading score is composite of Non Fiction and Poetry.

Mushuau Innu Natuashish School and Sheshatshiu Innu School are excluded from district and provincial results.

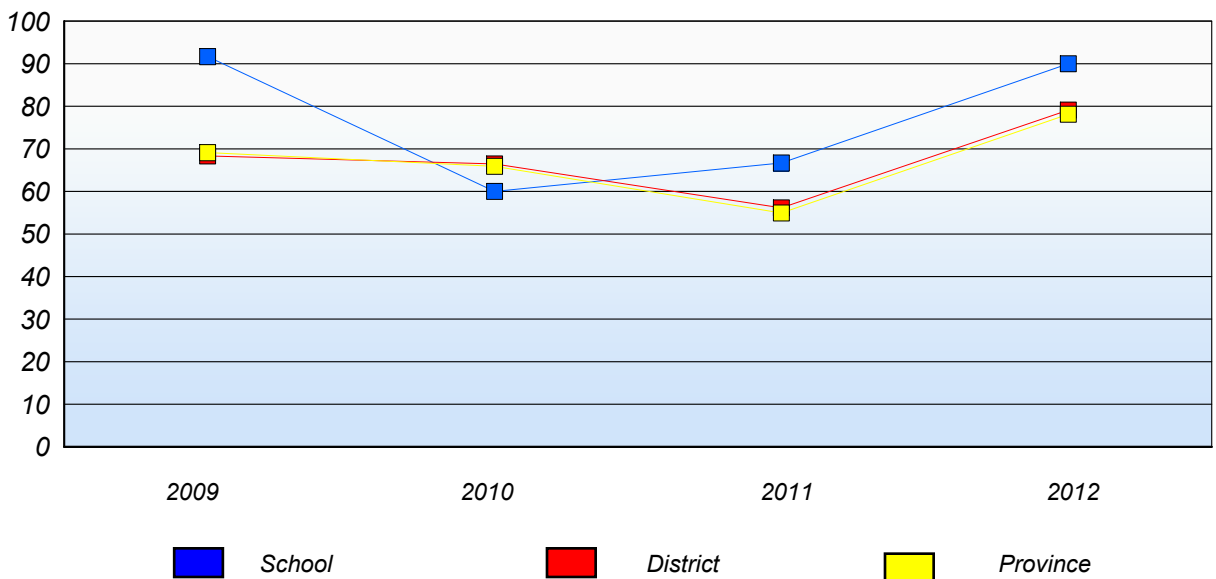
District 4 - Eastern

School #: 223 Christ the King School

Demand Writing
Percentage of students at level 3 or above (2009 - 2012)



Reading
Percentage of students at level 3 or above (2009 - 2012)



* In some cases, CRT numbers may exceed AGR numbers based on late enrolments. Pie chart is based on the number of students who wrote the CRT.

* Reading score is composite of Non Fiction and Poetry.

Mushuau Innu Natuashish School and Sheshatshiu Innu School are excluded from district and provincial results.

District 4 - Eastern

School #: 225 St. Anne's School

Demand Writing

School

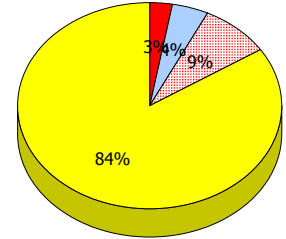
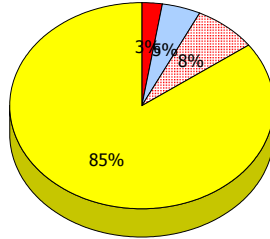
School data with 5 or fewer students withheld for reasons of confidentiality.

District

Province

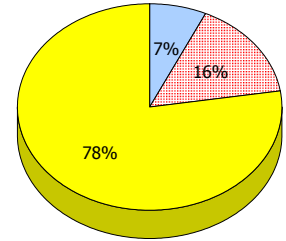
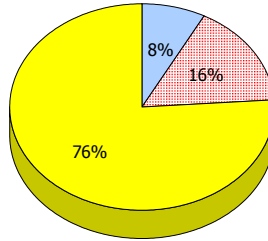
2012

Apr 30,
2012 (1)



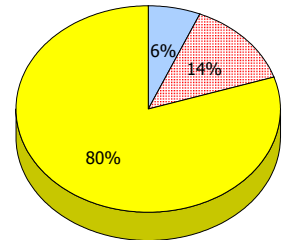
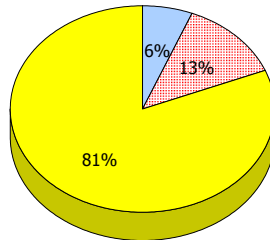
2011

AGR (2)



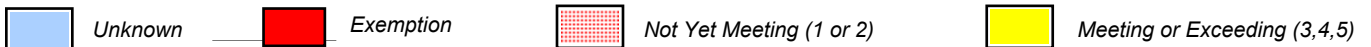
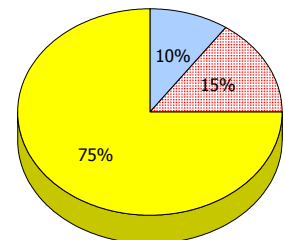
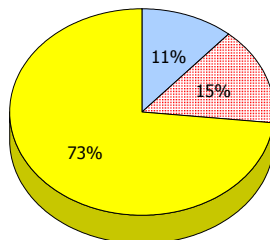
2010

AGR (3)



2009

AGR (1)



* In some cases, CRT numbers may exceed AGR numbers based on late enrolments. Pie chart is based on the number of students who wrote the CRT.

* Reading score is composite of Non Fiction and Poetry.

Mushuau Innu Natuashish School and Sheshatshiu Innu School are excluded from district and provincial results.

District 4 - Eastern

School #: 225 St. Anne's School

Reading

School

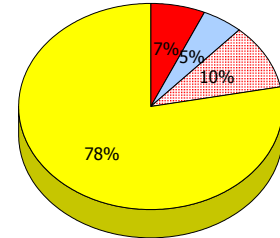
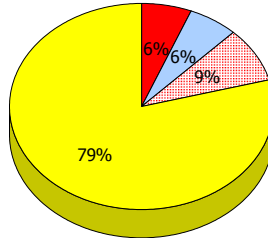
*School data with 5 or fewer students
withheld for reasons of confidentiality.*

District

Province

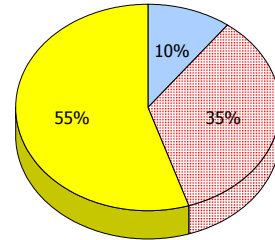
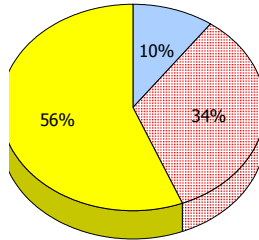
2012

Apr 30,
2012 (1)



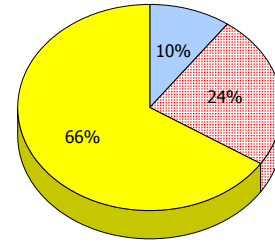
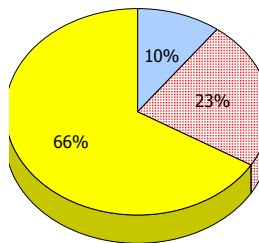
2011

AGR (2)



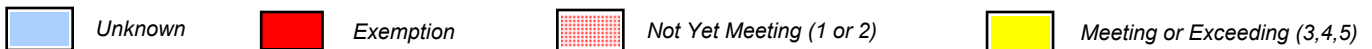
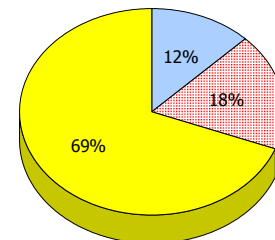
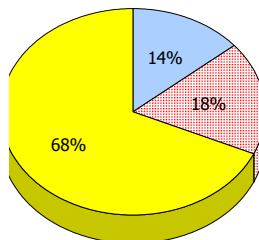
2010

AGR (3)



2009

AGR (1)



* In some cases, CRT numbers may exceed AGR numbers based on late enrolments. Pie chart is based on the number of students who wrote the CRT.

* Reading score is composite of Non Fiction and Poetry.

Mushuau Innu Natuashish School and Sheshatshiu Innu School are excluded from district and provincial results.

District 4 - Eastern

School #: 225 St. Anne's School

Demand Writing

Percentage of students at level 3 or above (2009 - 2012)

School data with 5 or fewer students withheld for reasons of confidentiality.



Reading

Percentage of students at level 3 or above (2009 - 2012)

School data with 5 or fewer students withheld for reasons of confidentiality.



* In some cases, CRT numbers may exceed AGR numbers based on late enrolments. Pie chart is based on the number of students who wrote the CRT.

* Reading score is composite of Non Fiction and Poetry.

Mushuau Innu Natuashish School and Sheshatshiu Innu School are excluded from district and provincial results.

District 4 - Eastern

School #: 226 Fortune Bay Academy

Demand Writing

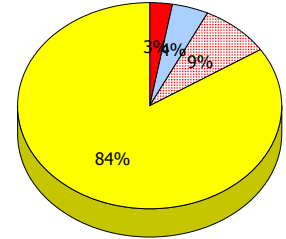
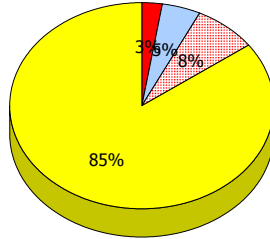
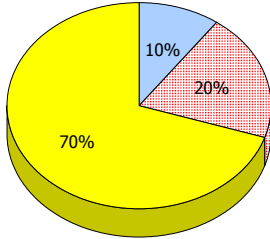
School

District

Province

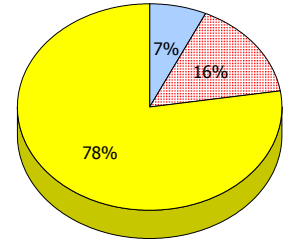
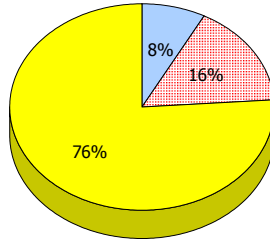
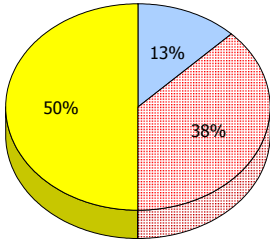
2012

Apr 30,
2012 (10)



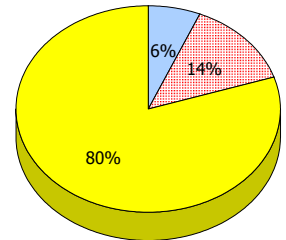
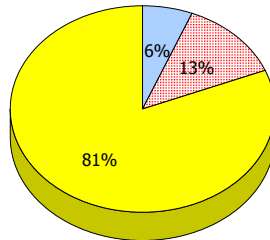
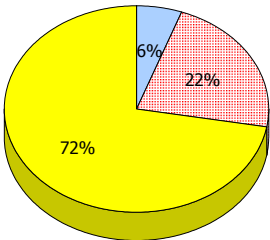
2011

AGR (8)



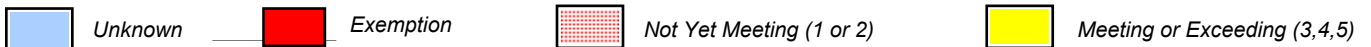
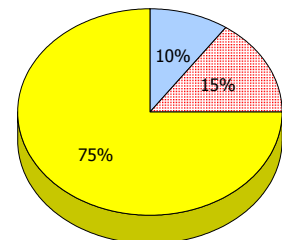
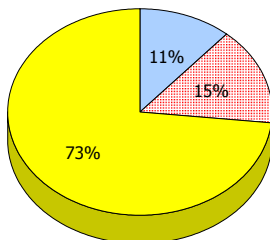
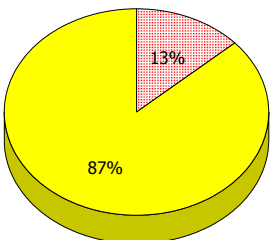
2010

AGR (18)



2009

AGR (15)



* In some cases, CRT numbers may exceed AGR numbers based on late enrolments. Pie chart is based on the number of students who wrote the CRT.

* Reading score is composite of Non Fiction and Poetry.

Mushuau Innu Natuashish School and Sheshatshiu Innu School are excluded from district and provincial results.

District 4 - Eastern

School #: 226 Fortune Bay Academy

Reading

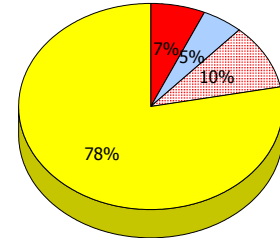
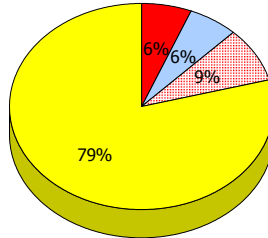
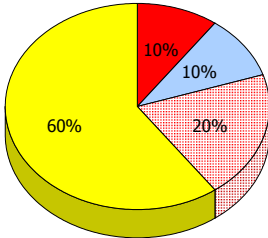
School

District

Province

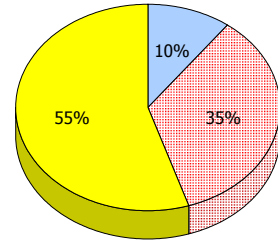
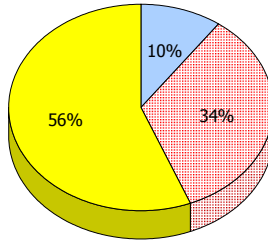
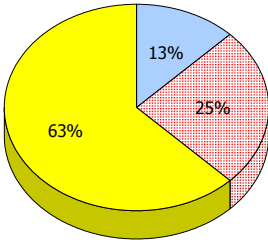
2012

Apr 30,
2012 (10)



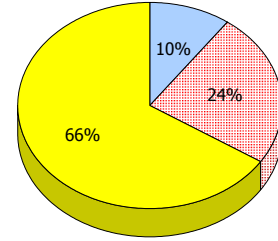
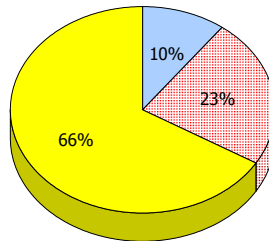
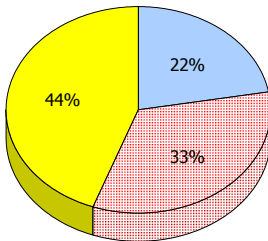
2011

AGR (8)



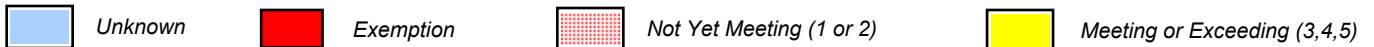
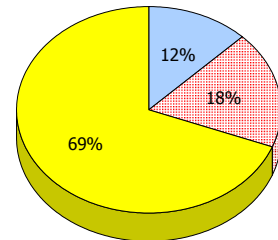
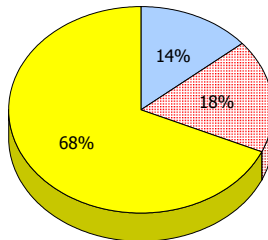
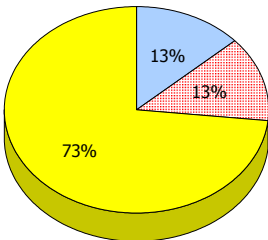
2010

AGR (18)



2009

AGR (15)



* In some cases, CRT numbers may exceed AGR numbers based on late enrolments. Pie chart is based on the number of students who wrote the CRT.

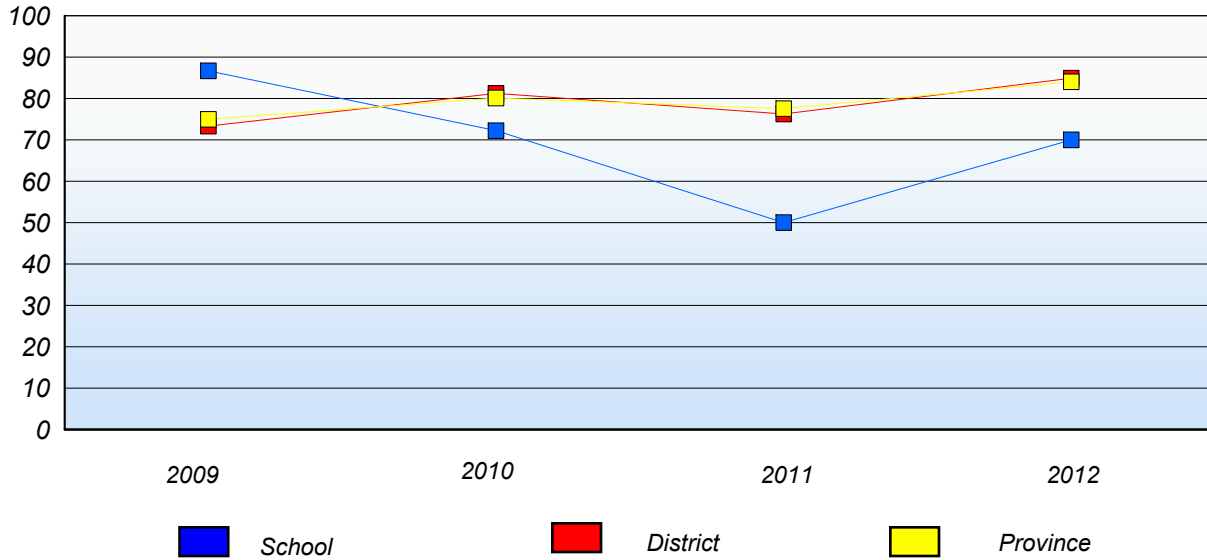
* Reading score is composite of Non Fiction and Poetry.

Mushuau Innu Natuashish School and Sheshatshiu Innu School are excluded from district and provincial results.

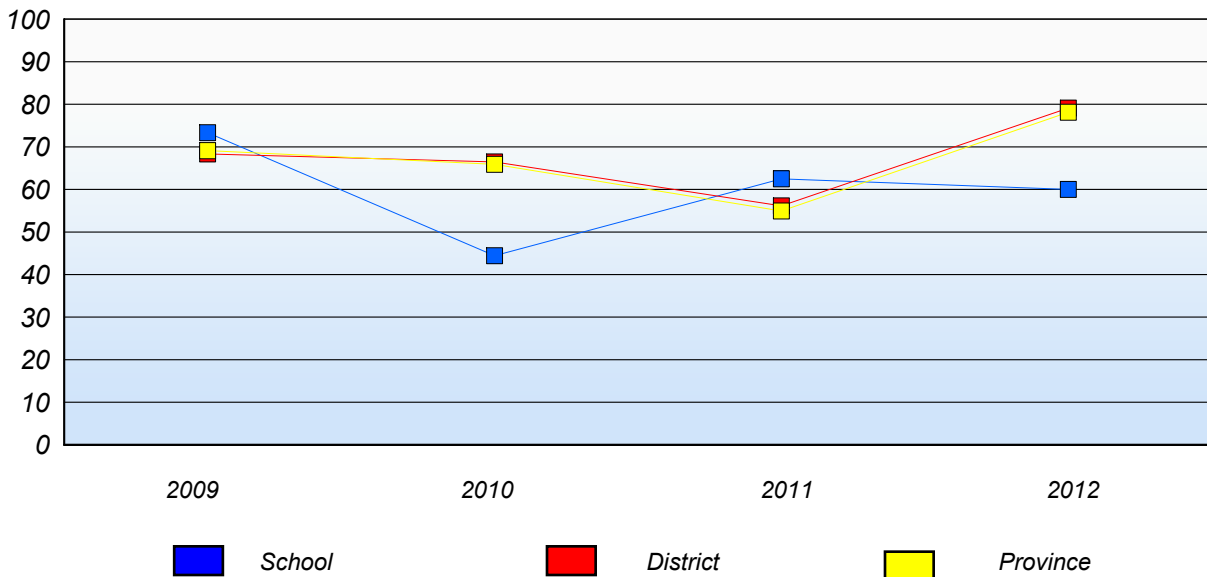
District 4 - Eastern

School #: 226 Fortune Bay Academy

Demand Writing
Percentage of students at level 3 or above (2009 - 2012)



Reading
Percentage of students at level 3 or above (2009 - 2012)



* In some cases, CRT numbers may exceed AGR numbers based on late enrolments. Pie chart is based on the number of students who wrote the CRT.

* Reading score is composite of Non Fiction and Poetry.

Mushuau Innu Natuashish School and Sheshatshiu Innu School are excluded from district and provincial results.

District 4 - Eastern

School #: 228 St. Lawrence Academy

Demand Writing

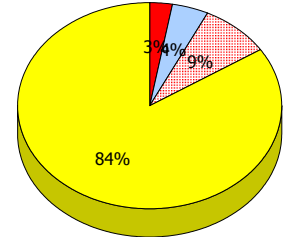
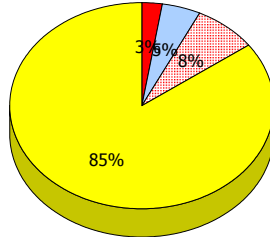
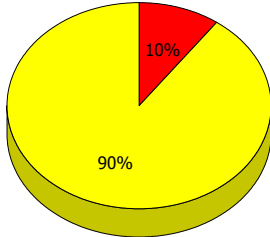
School

District

Province

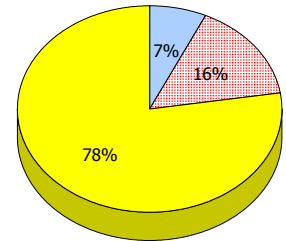
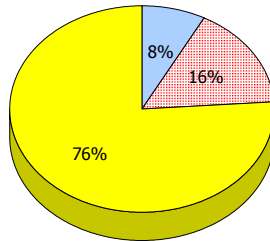
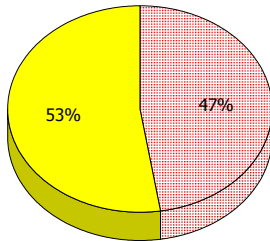
2012

Apr 30,
2012 (20)



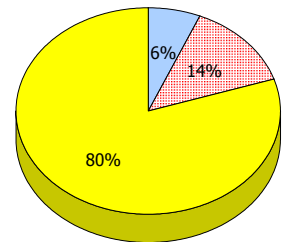
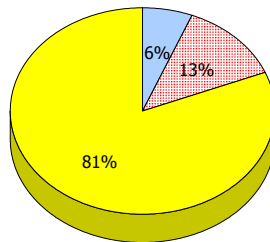
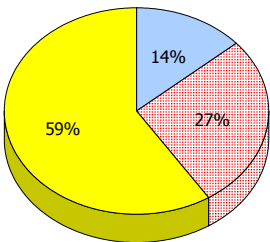
2011

AGR (19)



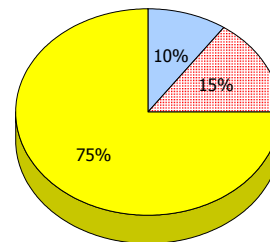
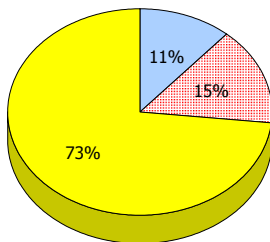
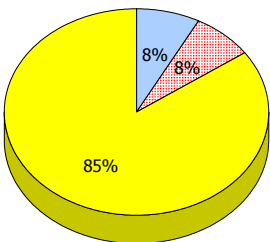
2010

AGR (22)



2009

AGR (13)



Unknown
 Exemption
 Not Yet Meeting (1 or 2)
 Meeting or Exceeding (3,4,5)

* In some cases, CRT numbers may exceed AGR numbers based on late enrolments. Pie chart is based on the number of students who wrote the CRT.

* Reading score is composite of Non Fiction and Poetry.

Mushuau Innu Natuashish School and Sheshatshiu Innu School are excluded from district and provincial results.

District 4 - Eastern

School #: 228 St. Lawrence Academy

Reading

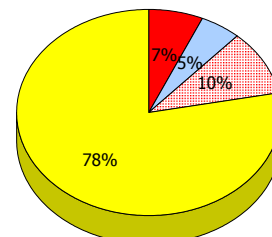
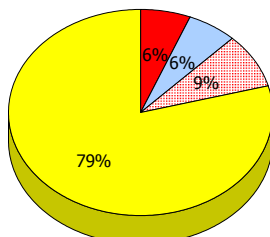
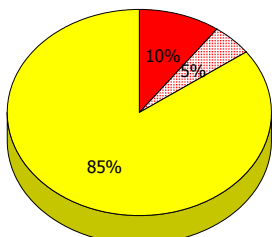
School

District

Province

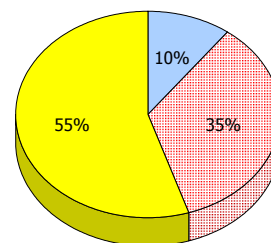
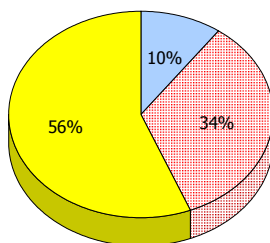
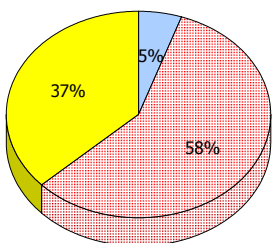
2012

Apr 30,
2012 (20)



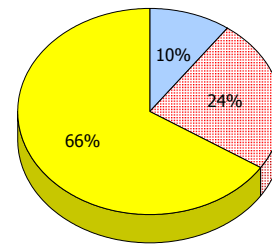
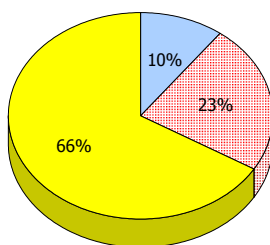
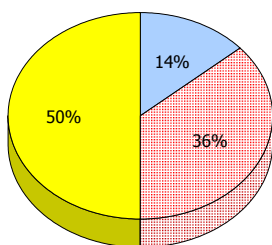
2011

AGR (19)



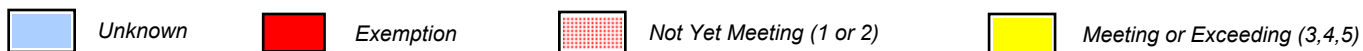
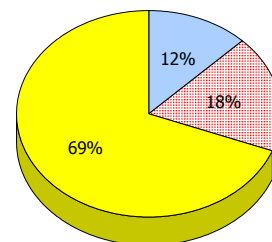
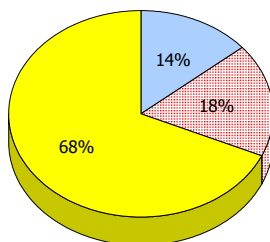
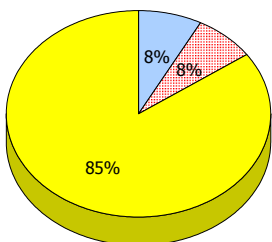
2010

AGR (22)



2009

AGR (13)



* In some cases, CRT numbers may exceed AGR numbers based on late enrolments. Pie chart is based on the number of students who wrote the CRT.

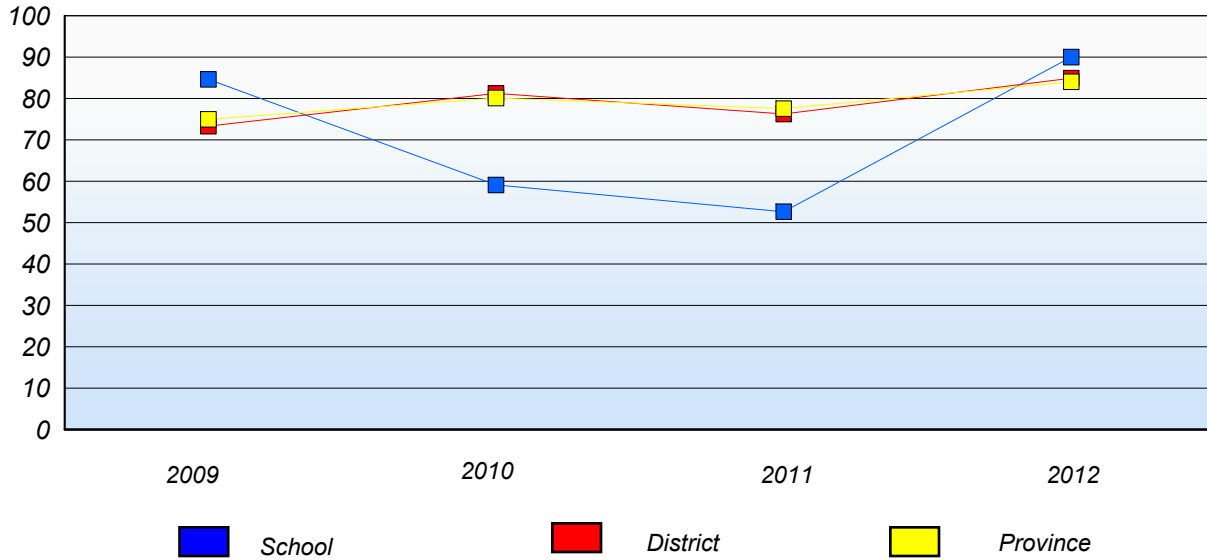
* Reading score is composite of Non Fiction and Poetry.

Mushuau Innu Natuashish School and Sheshatshiu Innu School are excluded from district and provincial results.

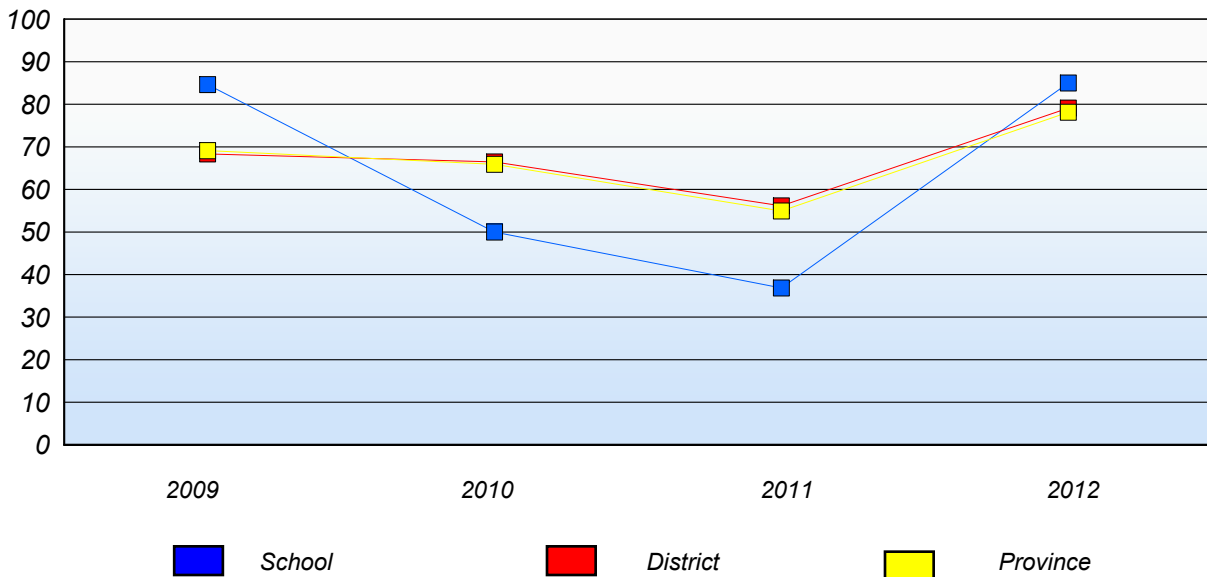
District 4 - Eastern

School #: 228 St. Lawrence Academy

Demand Writing
Percentage of students at level 3 or above (2009 - 2012)



Reading
Percentage of students at level 3 or above (2009 - 2012)



* In some cases, CRT numbers may exceed AGR numbers based on late enrolments. Pie chart is based on the number of students who wrote the CRT.

* Reading score is composite of Non Fiction and Poetry.

Mushuau Innu Natuashish School and Sheshatshiu Innu School are excluded from district and provincial results.

District 4 - Eastern

School #: 229 St. Joseph's All Grade

Demand Writing

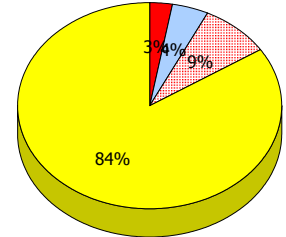
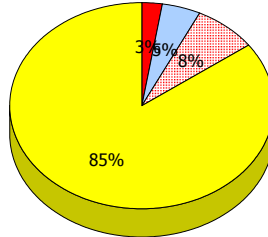
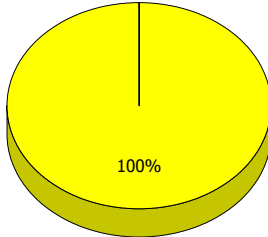
School

District

Province

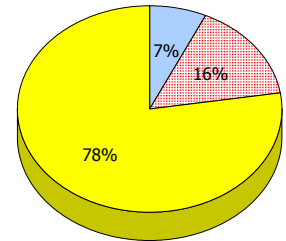
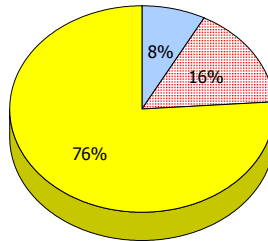
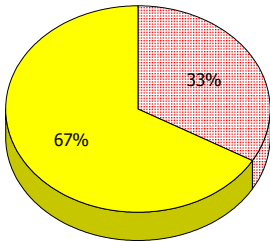
2012

Apr 30,
2012 (12)



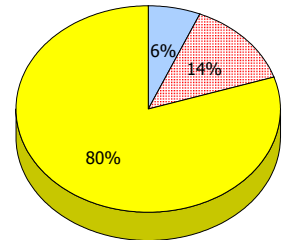
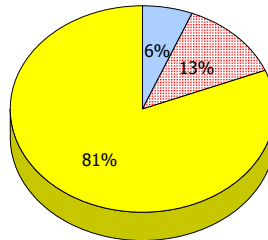
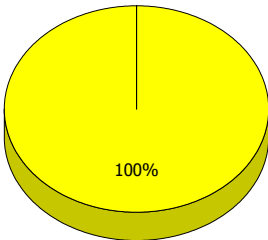
2011

AGR (12)



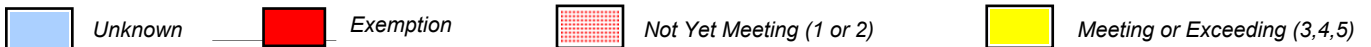
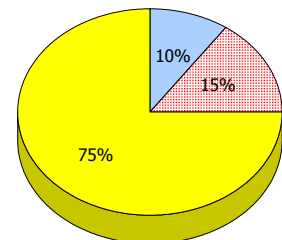
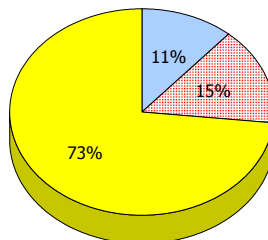
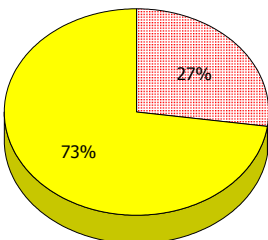
2010

AGR (7)



2009

AGR (11)



* In some cases, CRT numbers may exceed AGR numbers based on late enrolments. Pie chart is based on the number of students who wrote the CRT.

* Reading score is composite of Non Fiction and Poetry.

Mushuau Innu Natuashish School and Sheshatshiu Innu School are excluded from district and provincial results.

Source: Division of Evaluation and Research, Department of Education

District 4 - Eastern

School #: 229 St. Joseph's All Grade

Reading

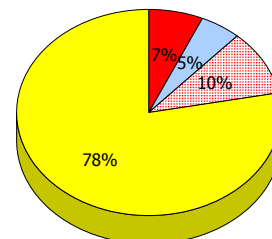
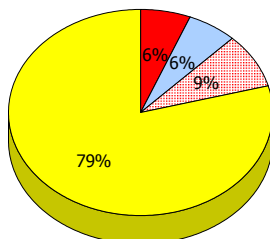
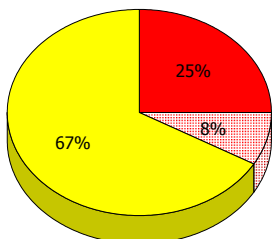
School

District

Province

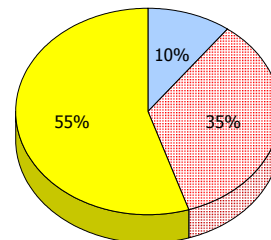
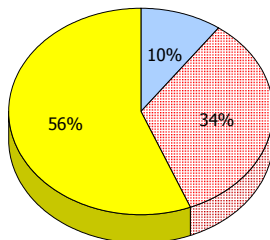
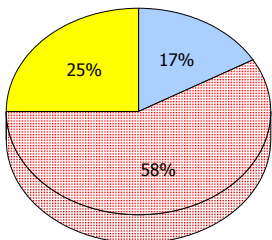
2012

Apr 30,
2012 (12)



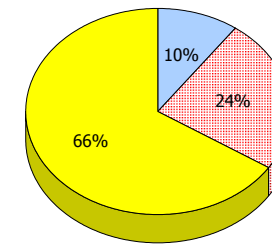
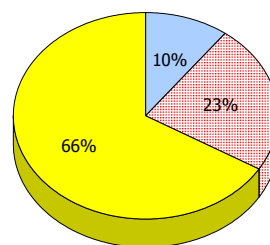
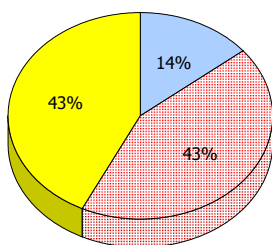
2011

AGR (12)



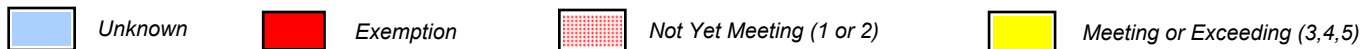
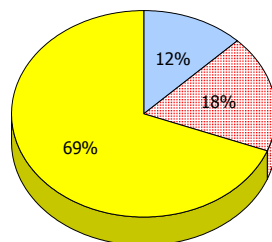
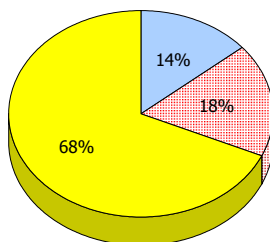
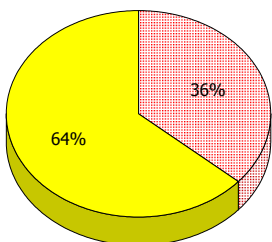
2010

AGR (7)



2009

AGR (11)



* In some cases, CRT numbers may exceed AGR numbers based on late enrolments. Pie chart is based on the number of students who wrote the CRT.

* Reading score is composite of Non Fiction and Poetry.

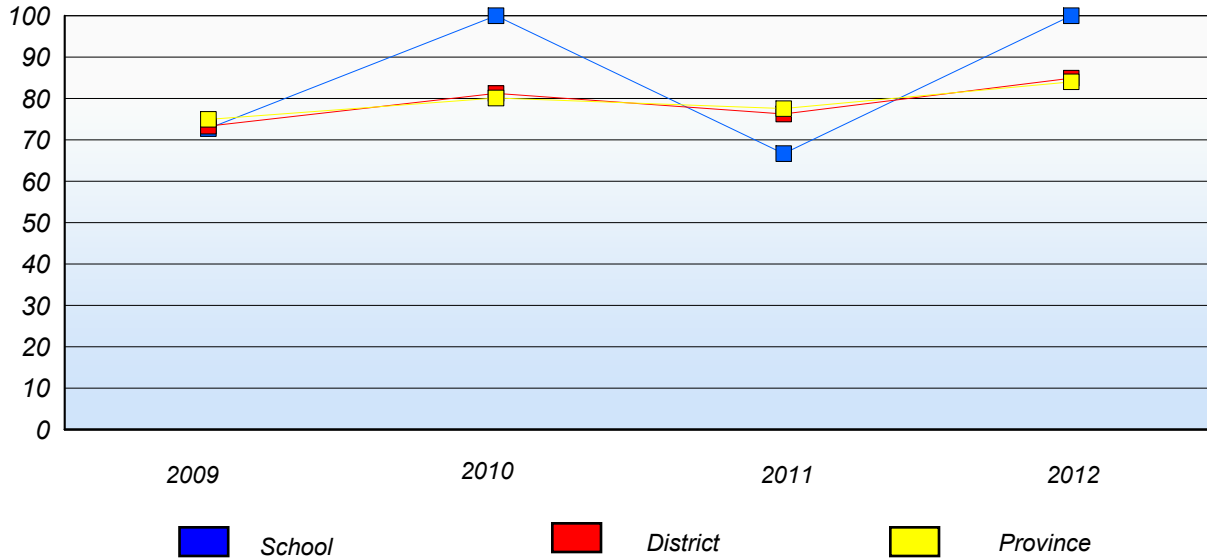
Mushuau Innu Natuashish School and Sheshatshiu Innu School are excluded from district and provincial results.

Source: Division of Evaluation and Research, Department of Education

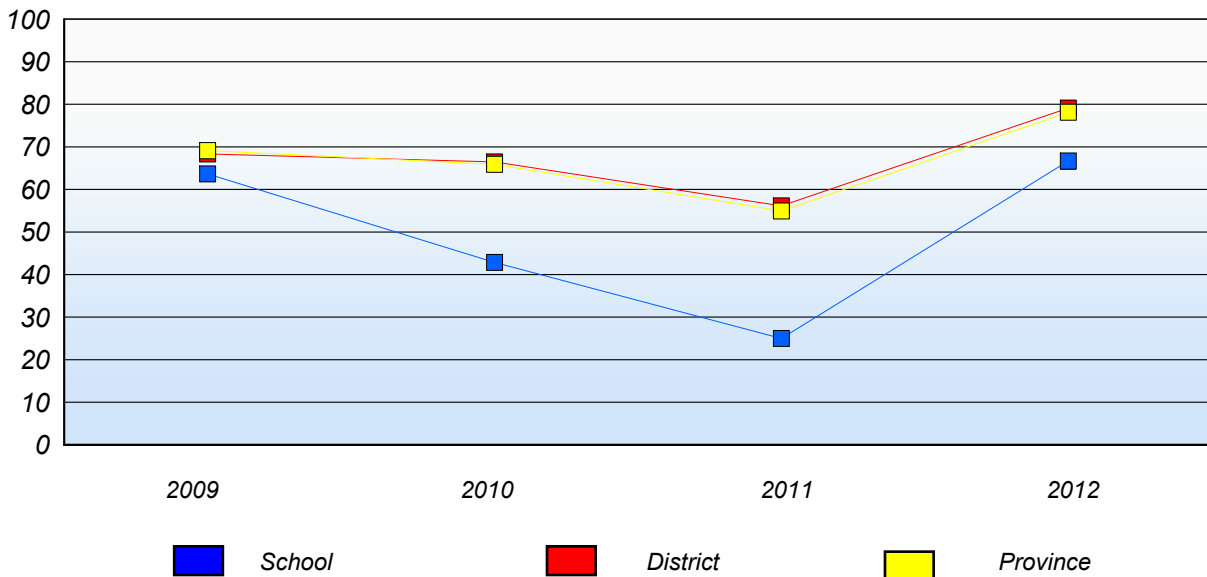
District 4 - Eastern

School #: 229 St. Joseph's All Grade

Demand Writing
Percentage of students at level 3 or above (2009 - 2012)



Reading
Percentage of students at level 3 or above (2009 - 2012)



* In some cases, CRT numbers may exceed AGR numbers based on late enrolments. Pie chart is based on the number of students who wrote the CRT.

* Reading score is composite of Non Fiction and Poetry.

Mushuau Innu Natuashish School and Sheshatshiu Innu School are excluded from district and provincial results.

District 4 - Eastern

School #: 231 Discovery Collegiate

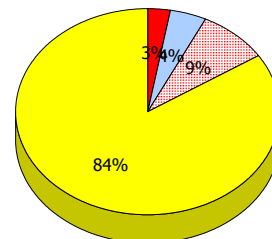
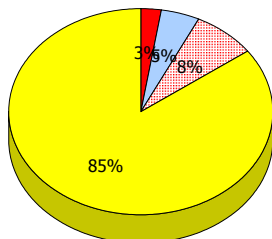
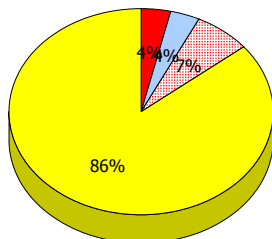
Demand Writing

School

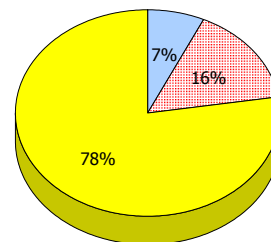
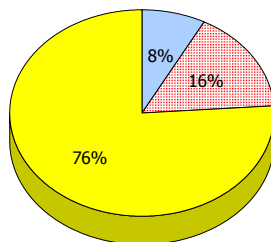
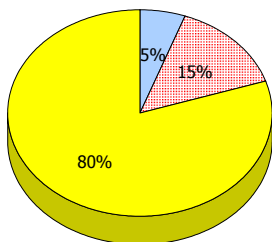
District

Province

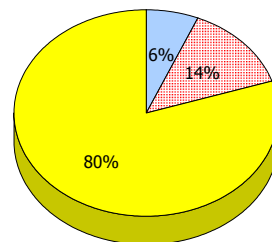
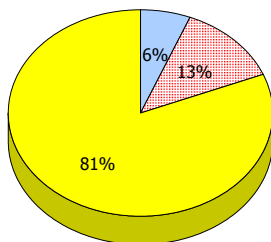
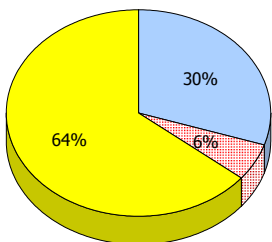
2012
Apr 30,
2012 (56)



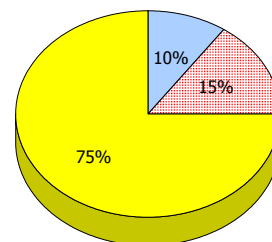
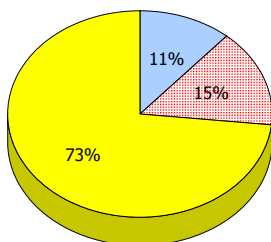
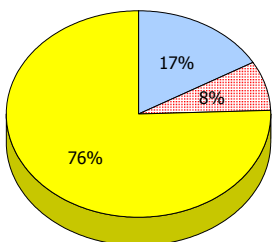
2011
AGR (55)



2010
AGR (70)



2009
AGR (78)



Unknown
 Exemption
 Not Yet Meeting (1 or 2)
 Meeting or Exceeding (3,4,5)

* In some cases, CRT numbers may exceed AGR numbers based on late enrolments. Pie chart is based on the number of students who wrote the CRT.

* Reading score is composite of Non Fiction and Poetry.

Mushuau Innu Natuashish School and Sheshatshiu Innu School are excluded from district and provincial results.

District 4 - Eastern

School #: 231 Discovery Collegiate

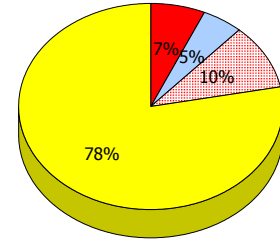
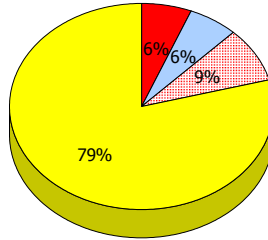
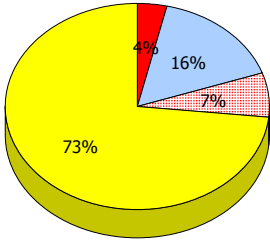
Reading

School

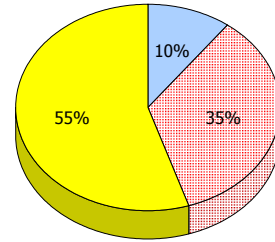
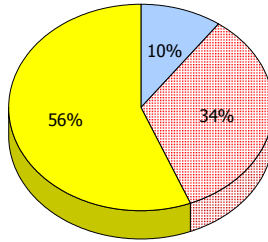
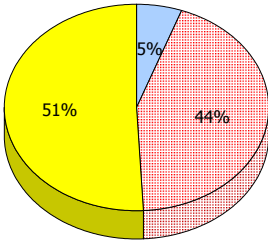
District

Province

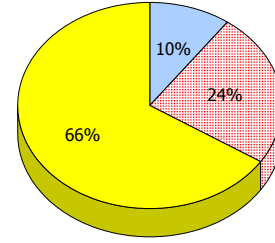
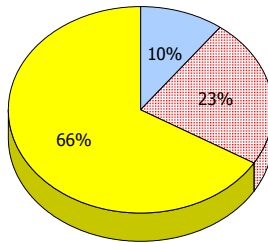
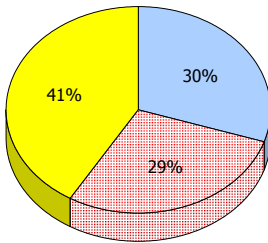
2012
Apr 30,
2012 (56)



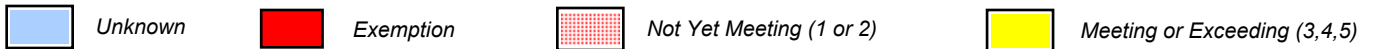
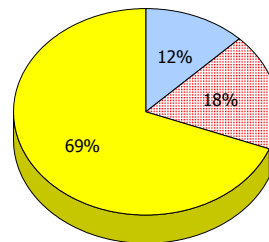
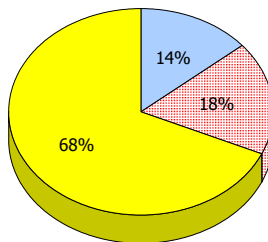
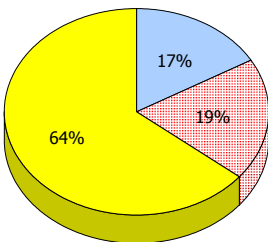
2011
AGR (55)



2010
AGR (70)



2009
AGR (78)



* In some cases, CRT numbers may exceed AGR numbers based on late enrolments. Pie chart is based on the number of students who wrote the CRT.

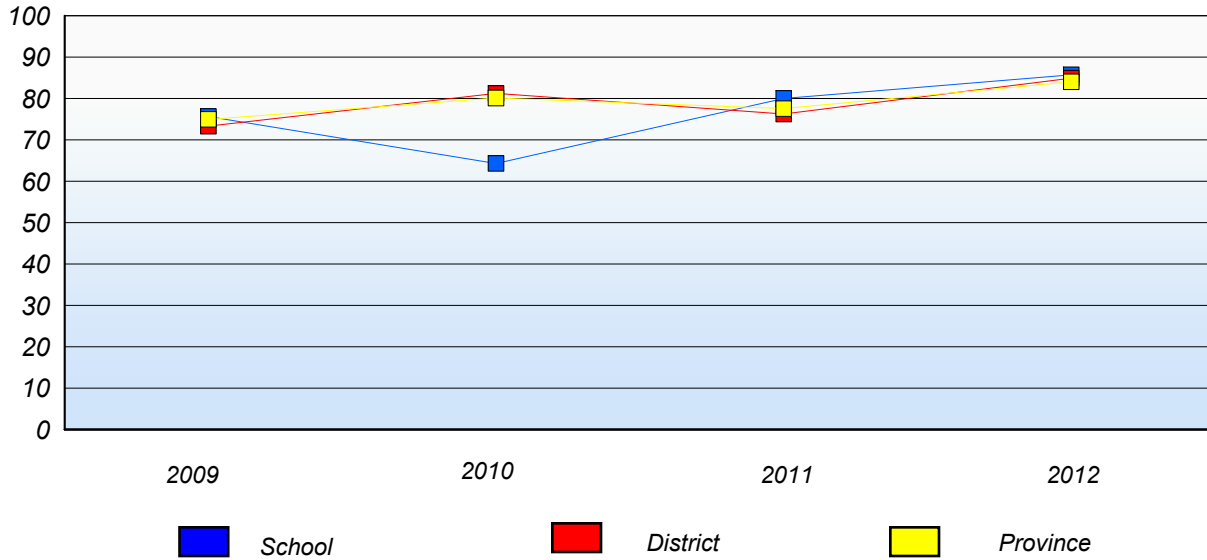
* Reading score is composite of Non Fiction and Poetry.

Mushuau Innu Natuashish School and Sheshatshiu Innu School are excluded from district and provincial results.

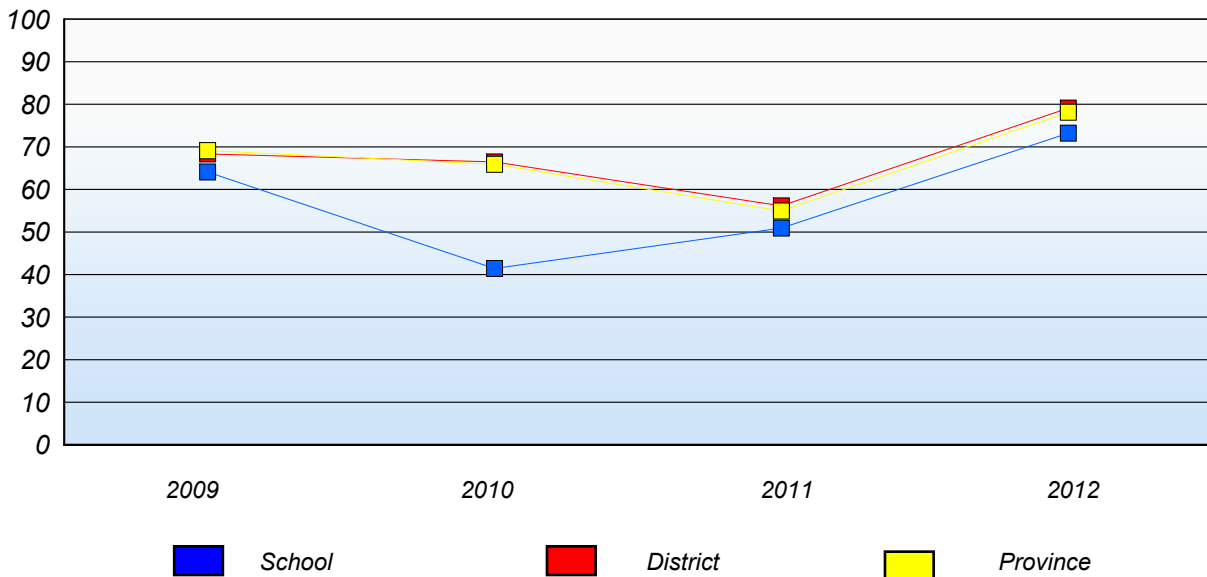
District 4 - Eastern

School #: 231 Discovery Collegiate

Demand Writing
Percentage of students at level 3 or above (2009 - 2012)



Reading
Percentage of students at level 3 or above (2009 - 2012)



* In some cases, CRT numbers may exceed AGR numbers based on late enrolments. Pie chart is based on the number of students who wrote the CRT.

* Reading score is composite of Non Fiction and Poetry.

Mushuau Innu Natuashish School and Sheshatshiu Innu School are excluded from district and provincial results.

District 4 - Eastern

School #: 240 Bishop White School

Demand Writing

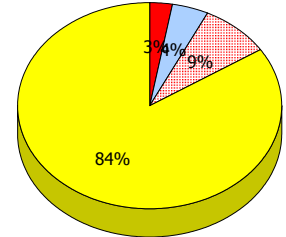
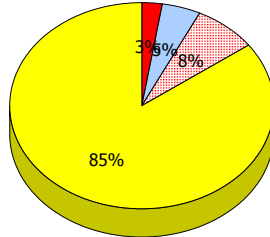
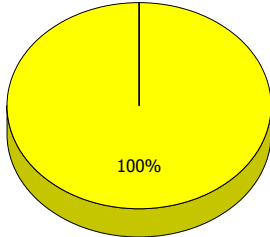
School

District

Province

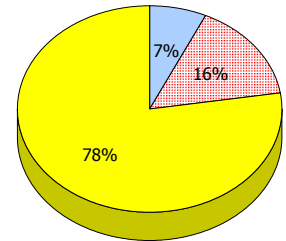
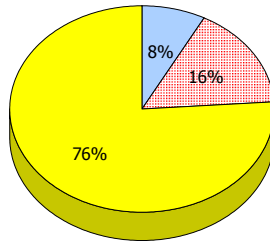
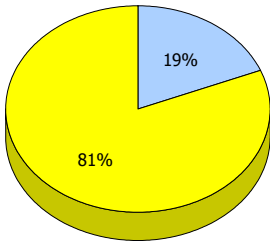
2012

Apr 30,
2012 (11)



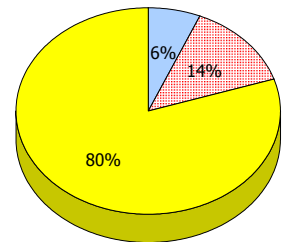
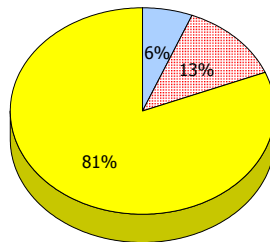
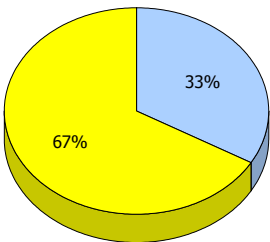
2011

AGR (16)



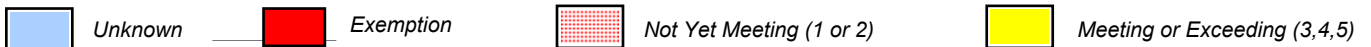
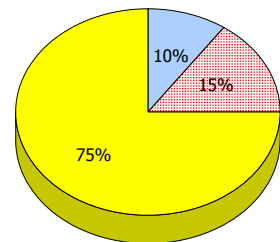
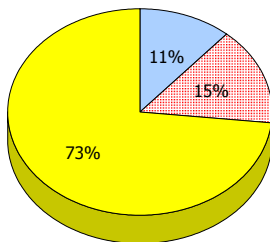
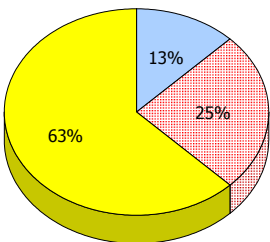
2010

AGR (6)



2009

AGR (8)



* In some cases, CRT numbers may exceed AGR numbers based on late enrolments. Pie chart is based on the number of students who wrote the CRT.

* Reading score is composite of Non Fiction and Poetry.

Mushuau Innu Natuashish School and Sheshatshiu Innu School are excluded from district and provincial results.

District 4 - Eastern

School #: 240 Bishop White School

Reading

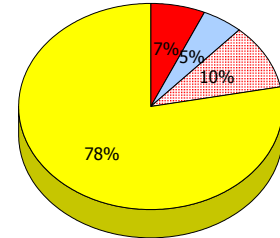
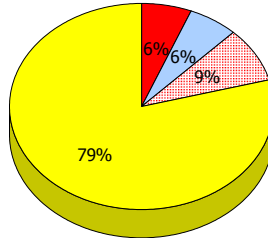
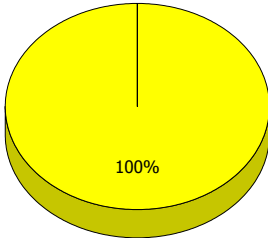
School

District

Province

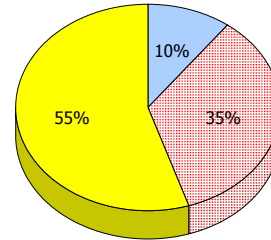
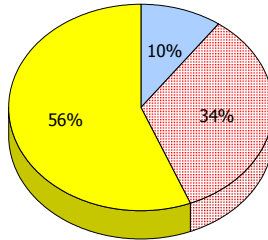
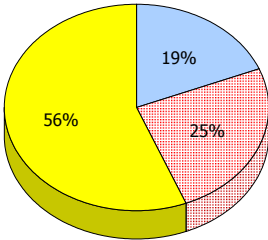
2012

Apr 30,
2012 (11)



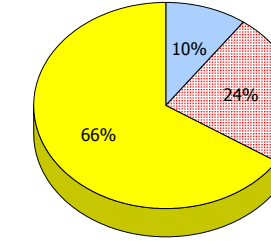
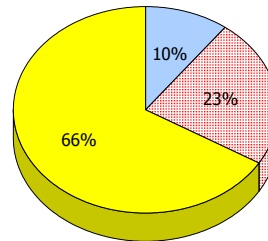
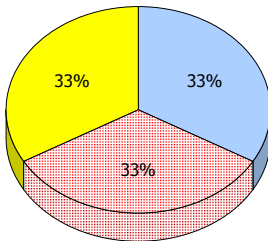
2011

AGR (16)



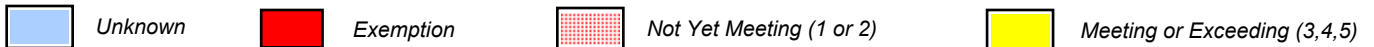
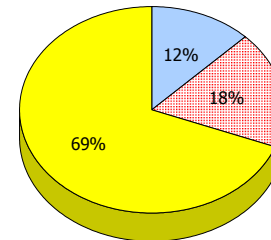
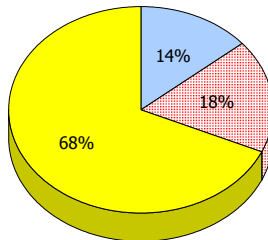
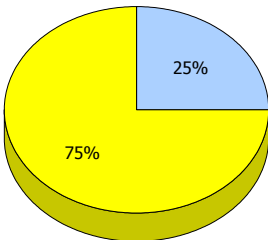
2010

AGR (6)



2009

AGR (8)



* In some cases, CRT numbers may exceed AGR numbers based on late enrolments. Pie chart is based on the number of students who wrote the CRT.

* Reading score is composite of Non Fiction and Poetry.

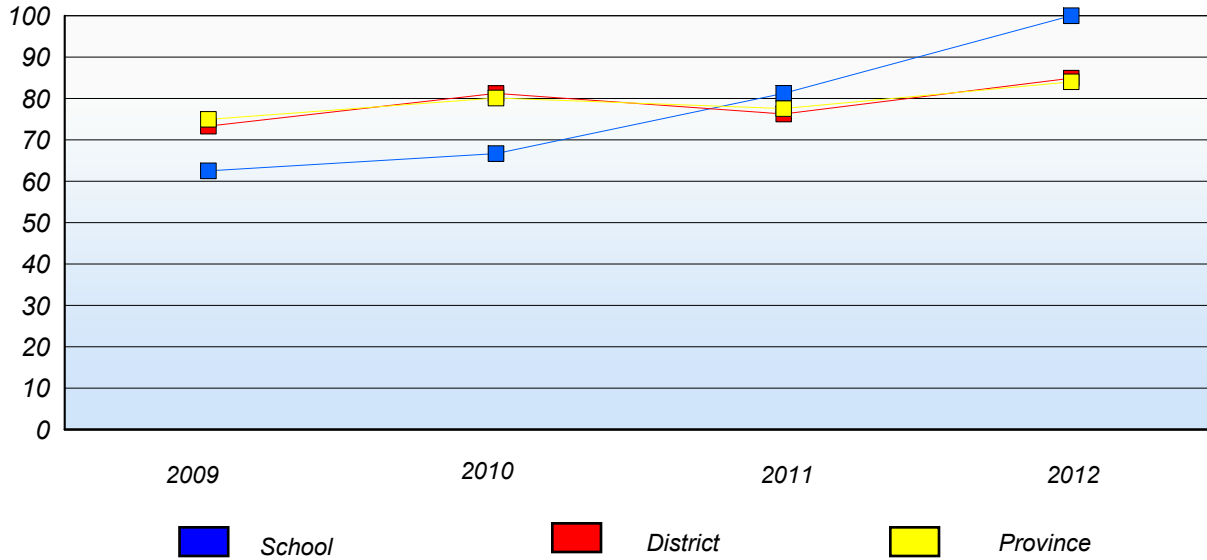
Mushuau Innu Natuashish School and Sheshatshiu Innu School are excluded from district and provincial results.

Source: Division of Evaluation and Research, Department of Education

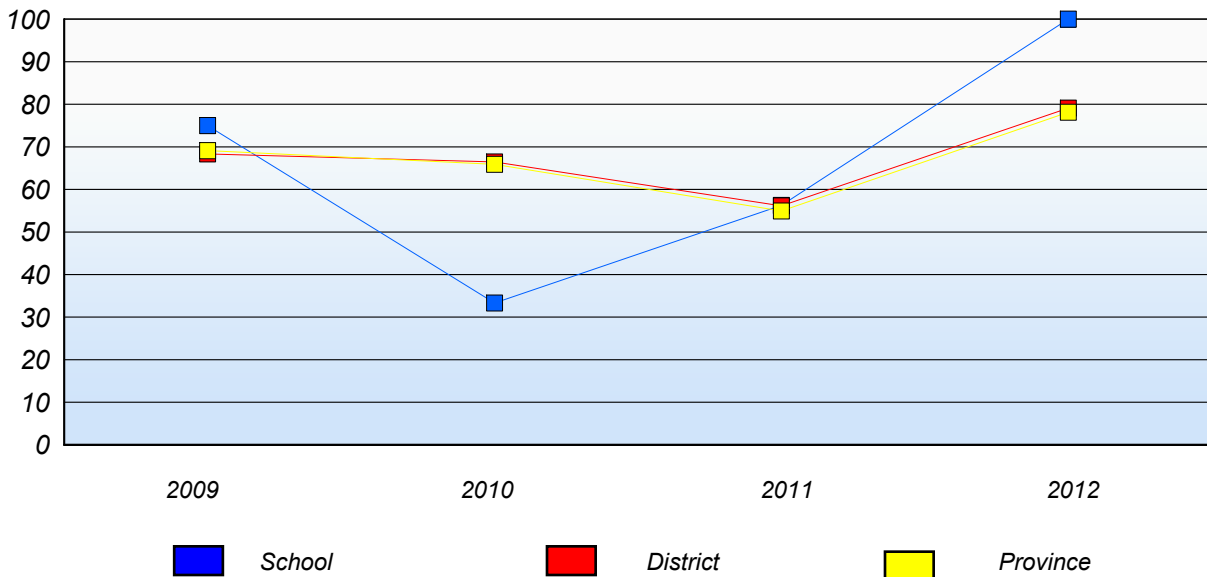
District 4 - Eastern

School #: 240 Bishop White School

Demand Writing
Percentage of students at level 3 or above (2009 - 2012)



Reading
Percentage of students at level 3 or above (2009 - 2012)



* In some cases, CRT numbers may exceed AGR numbers based on late enrolments. Pie chart is based on the number of students who wrote the CRT.

* Reading score is composite of Non Fiction and Poetry.

Mushuau Innu Natuashish School and Sheshatshiu Innu School are excluded from district and provincial results.

District 4 - Eastern

School #: 242 Random Island Academy

Demand Writing

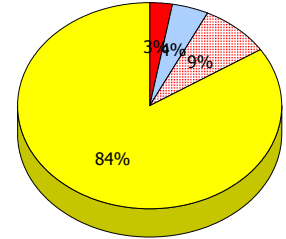
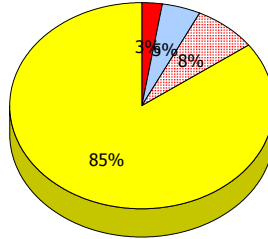
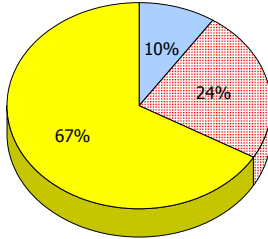
School

District

Province

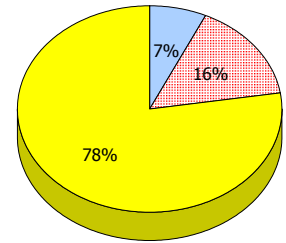
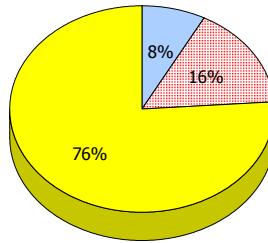
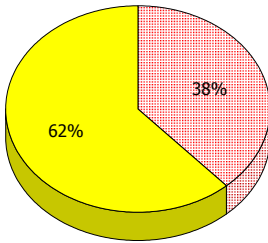
2012

Apr 30,
2012 (21)



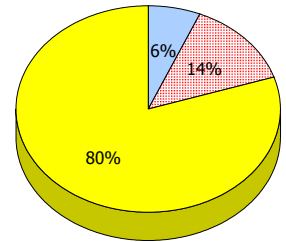
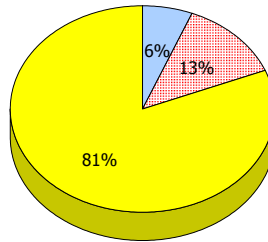
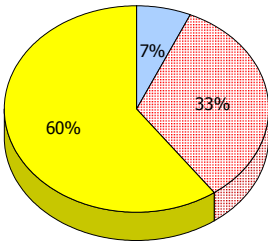
2011

AGR (13)



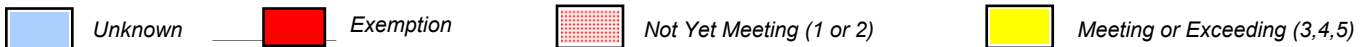
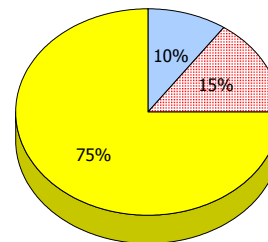
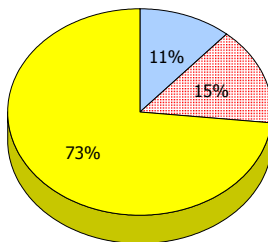
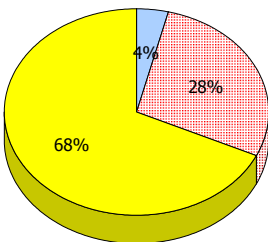
2010

AGR (15)



2009

AGR (25)



* In some cases, CRT numbers may exceed AGR numbers based on late enrolments. Pie chart is based on the number of students who wrote the CRT.

* Reading score is composite of Non Fiction and Poetry.

Mushuau Innu Natuashish School and Sheshatshiu Innu School are excluded from district and provincial results.

District 4 - Eastern

School #: 242 Random Island Academy

Reading

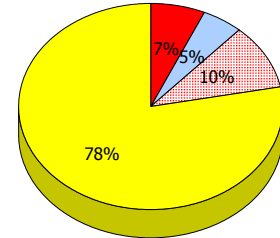
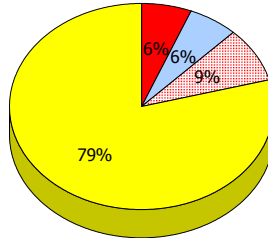
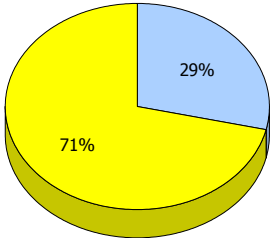
School

District

Province

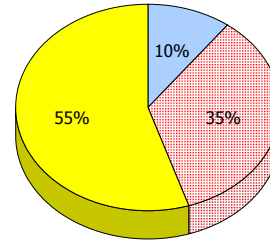
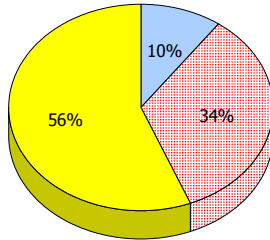
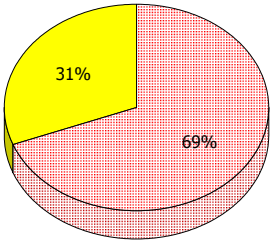
2012

Apr 30,
2012 (21)



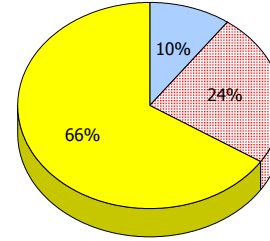
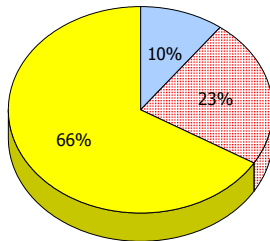
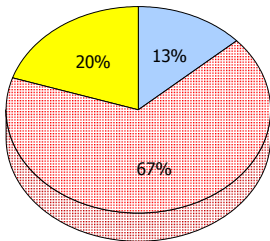
2011

AGR (13)



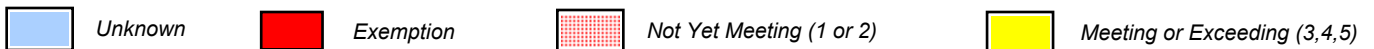
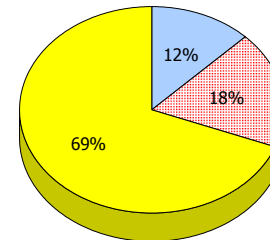
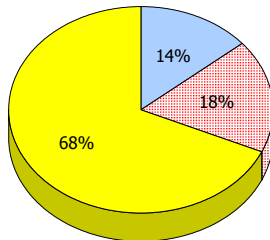
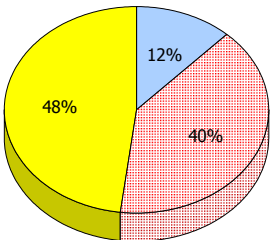
2010

AGR (15)



2009

AGR (25)



* In some cases, CRT numbers may exceed AGR numbers based on late enrolments. Pie chart is based on the number of students who wrote the CRT.

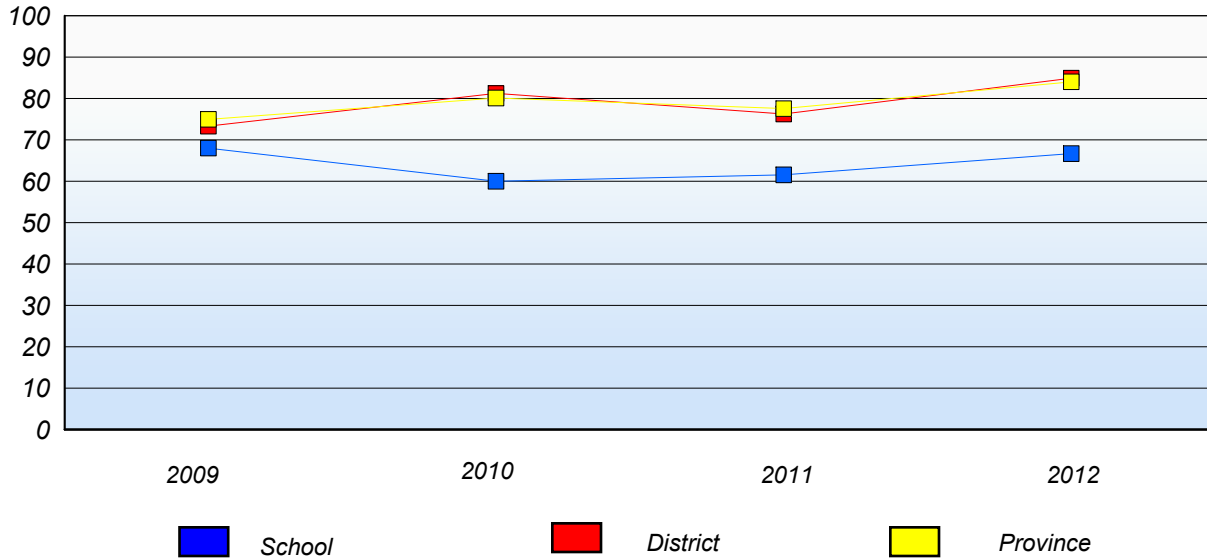
* Reading score is composite of Non Fiction and Poetry.

Mushuau Innu Natuashish School and Sheshatshiu Innu School are excluded from district and provincial results.

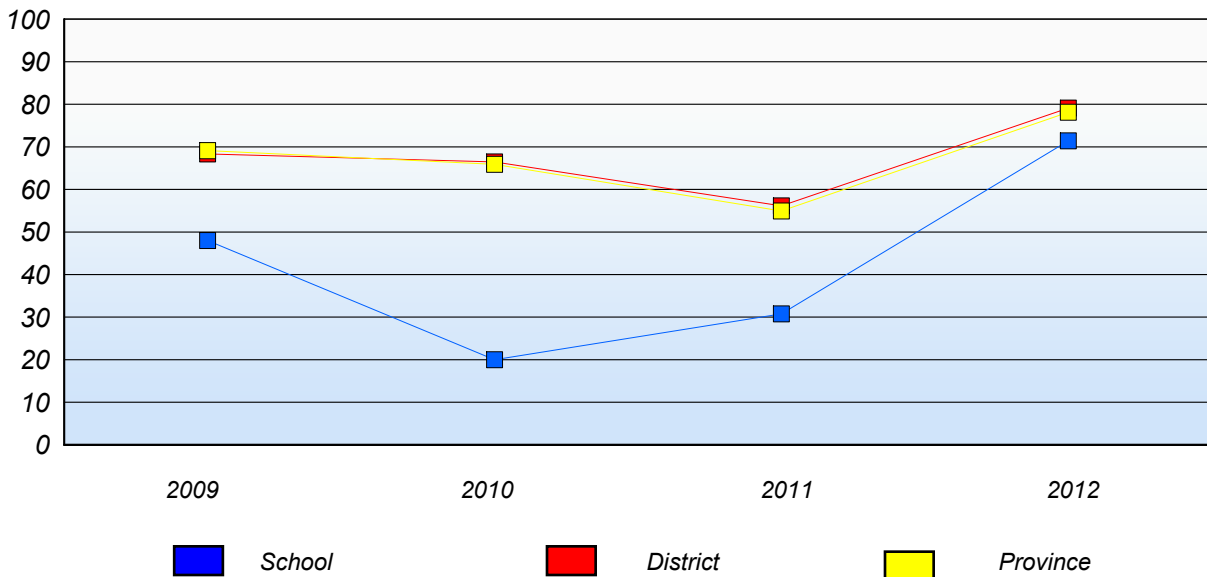
District 4 - Eastern

School #: 242 Random Island Academy

Demand Writing
Percentage of students at level 3 or above (2009 - 2012)



Reading
Percentage of students at level 3 or above (2009 - 2012)



* In some cases, CRT numbers may exceed AGR numbers based on late enrolments. Pie chart is based on the number of students who wrote the CRT.

* Reading score is composite of Non Fiction and Poetry.

Mushuau Innu Natuashish School and Sheshatshiu Innu School are excluded from district and provincial results.

District 4 - Eastern

School #: 246 Swift Current Academy

Demand Writing

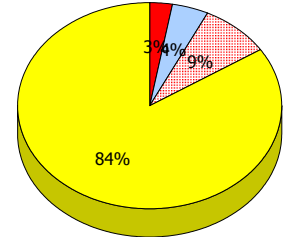
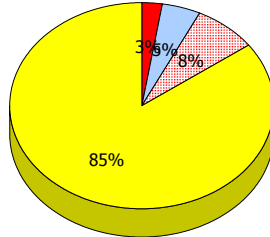
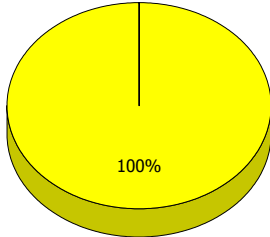
School

District

Province

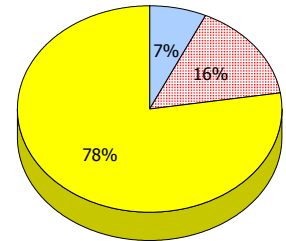
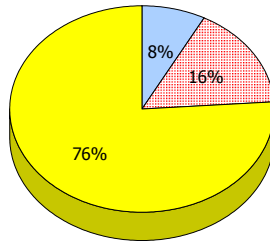
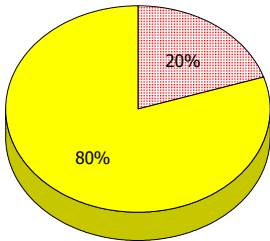
2012

Apr 30,
2012 (9)



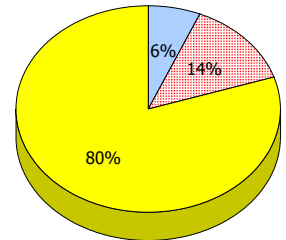
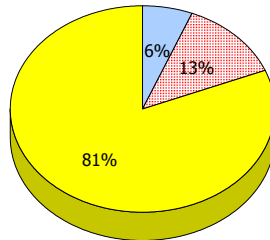
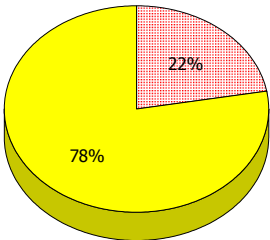
2011

AGR (5)



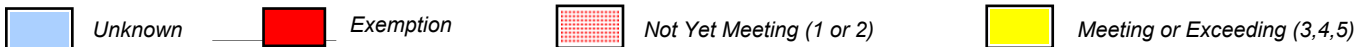
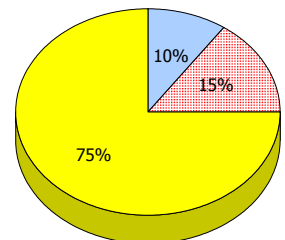
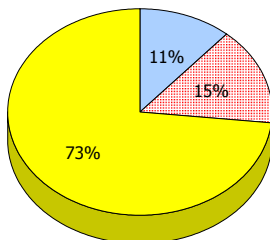
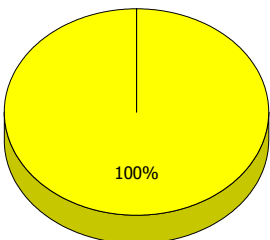
2010

AGR (9)



2009

AGR (6)



* In some cases, CRT numbers may exceed AGR numbers based on late enrolments. Pie chart is based on the number of students who wrote the CRT.

* Reading score is composite of Non Fiction and Poetry.

Mushuau Innu Natuashish School and Sheshatshiu Innu School are excluded from district and provincial results.

Source: Division of Evaluation and Research, Department of Education

District 4 - Eastern

School #: 246 Swift Current Academy

Reading

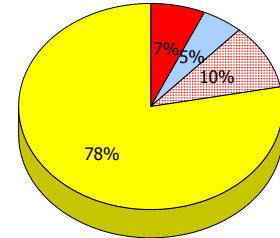
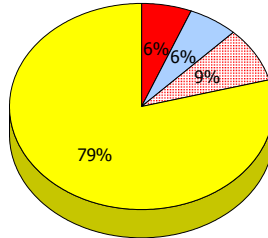
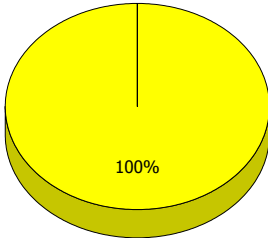
School

District

Province

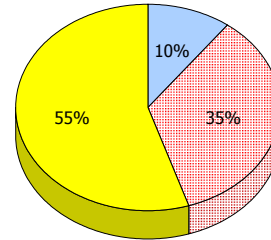
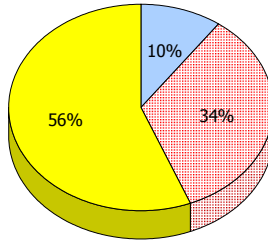
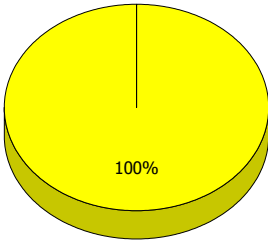
2012

Apr 30,
2012 (9)



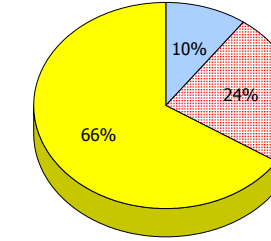
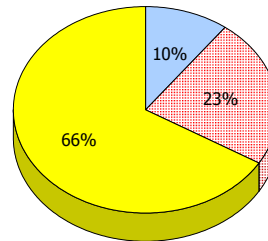
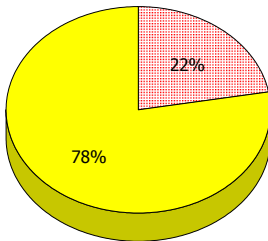
2011

AGR (5)



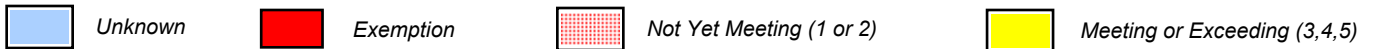
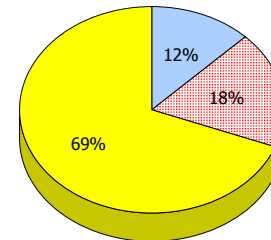
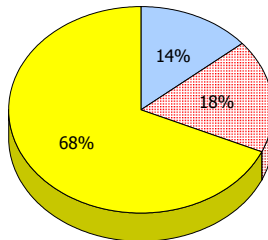
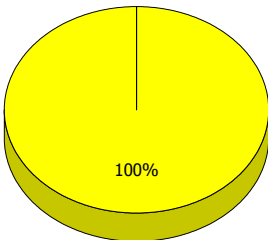
2010

AGR (9)



2009

AGR (6)



* In some cases, CRT numbers may exceed AGR numbers based on late enrolments. Pie chart is based on the number of students who wrote the CRT.

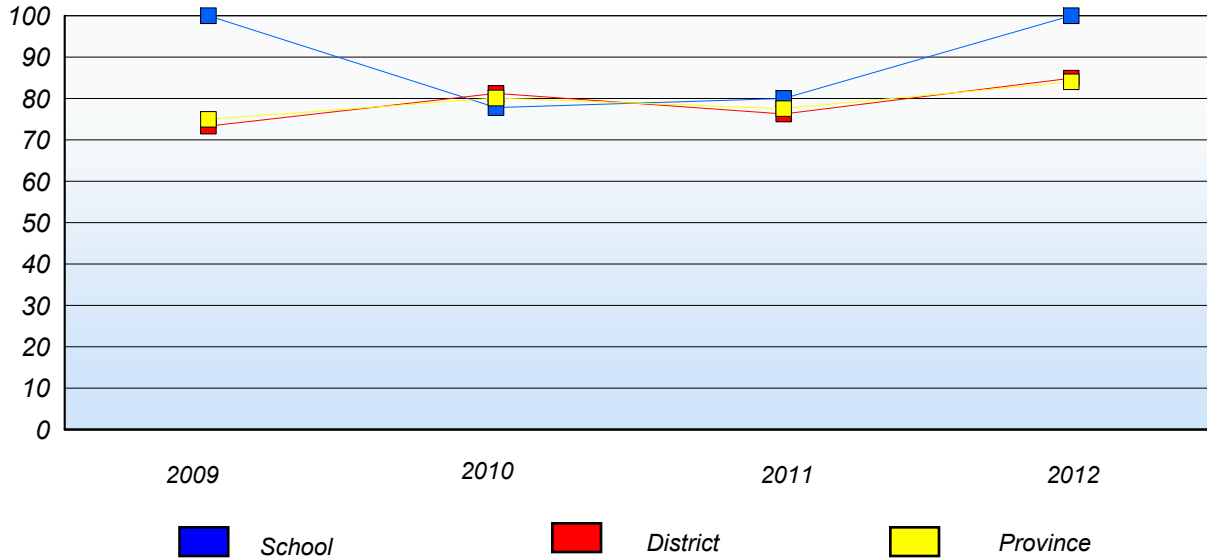
* Reading score is composite of Non Fiction and Poetry.

Mushuau Innu Natuashish School and Sheshatshiu Innu School are excluded from district and provincial results.

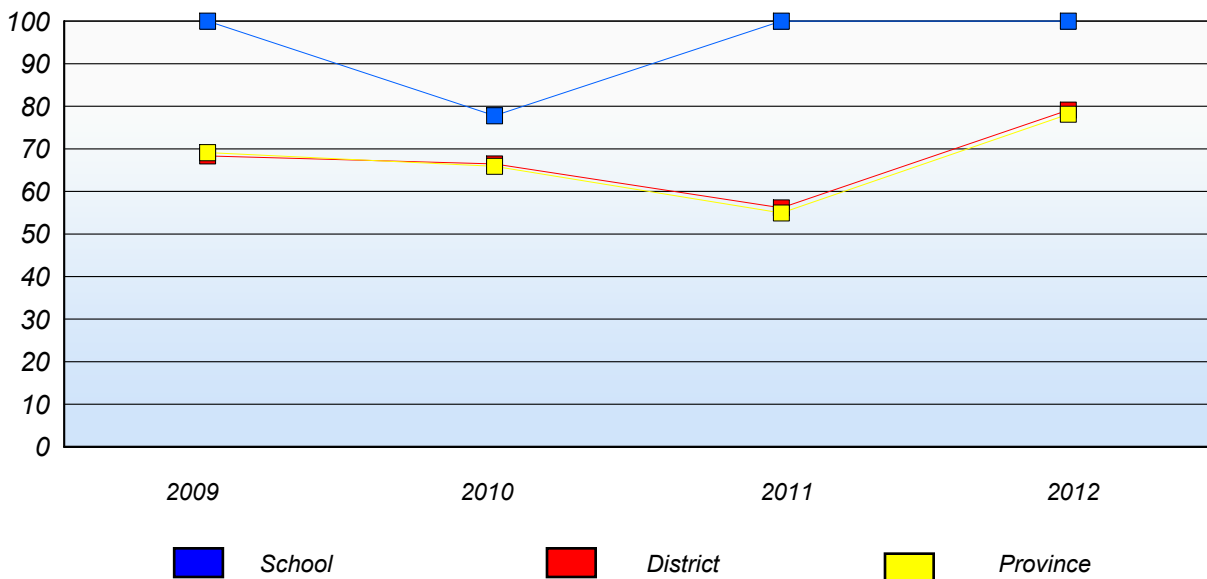
District 4 - Eastern

School #: 246 Swift Current Academy

Demand Writing
Percentage of students at level 3 or above (2009 - 2012)



Reading
Percentage of students at level 3 or above (2009 - 2012)



* In some cases, CRT numbers may exceed AGR numbers based on late enrolments. Pie chart is based on the number of students who wrote the CRT.

* Reading score is composite of Non Fiction and Poetry.

Mushuau Innu Natuashish School and Sheshatshiu Innu School are excluded from district and provincial results.

District 4 - Eastern

School #: 247 Roncalli Central High

Demand Writing

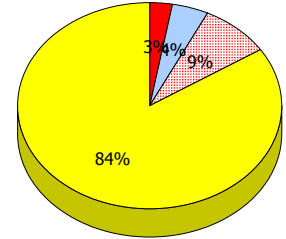
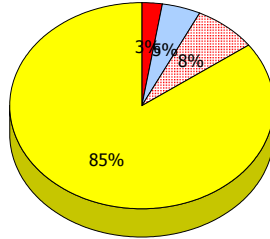
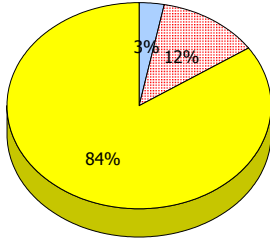
School

District

Province

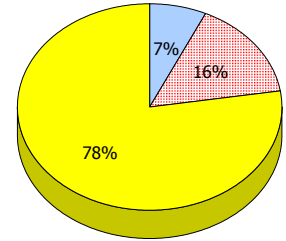
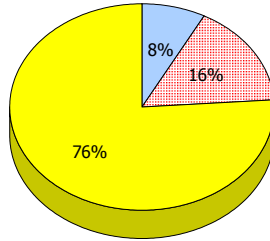
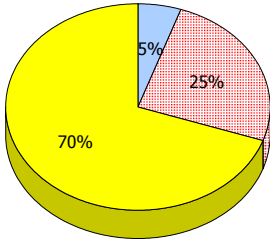
2012

Apr 30,
2012 (32)



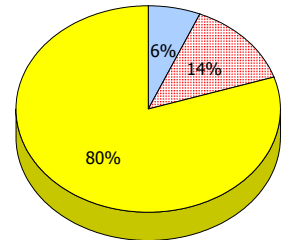
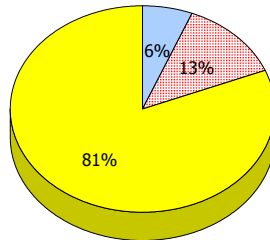
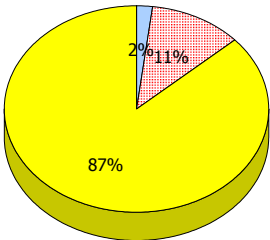
2011

AGR (56)



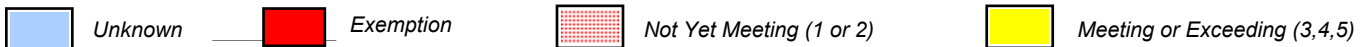
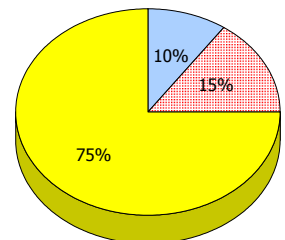
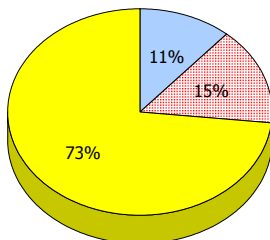
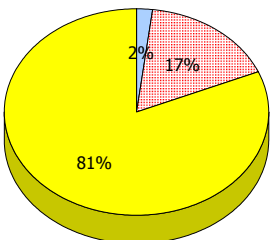
2010

AGR (53)



2009

AGR (54)



* In some cases, CRT numbers may exceed AGR numbers based on late enrolments. Pie chart is based on the number of students who wrote the CRT.

* Reading score is composite of Non Fiction and Poetry.

Mushuau Innu Natuashish School and Sheshatshiu Innu School are excluded from district and provincial results.

Source: Division of Evaluation and Research, Department of Education

District 4 - Eastern

School #: 247 Roncalli Central High

Reading

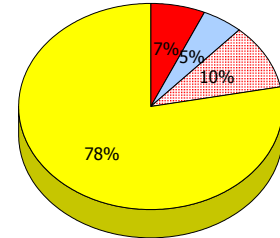
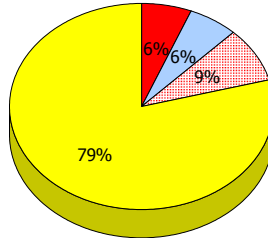
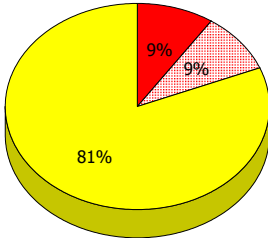
School

District

Province

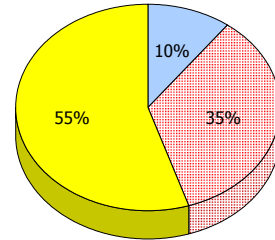
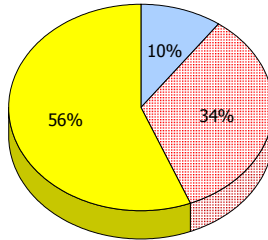
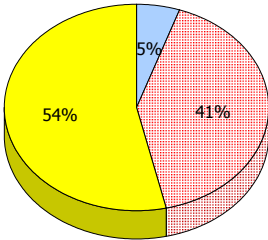
2012

Apr 30,
2012 (32)



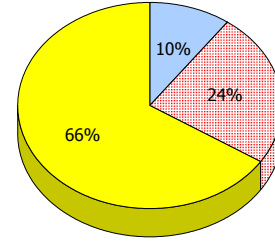
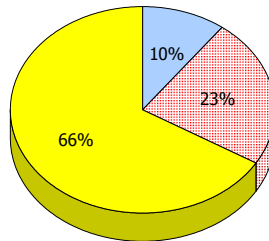
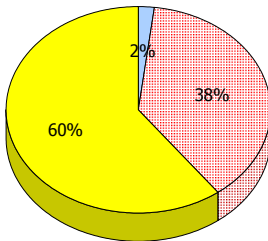
2011

AGR (56)



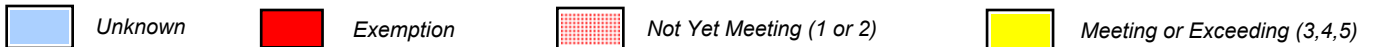
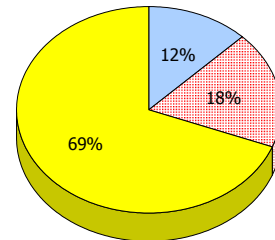
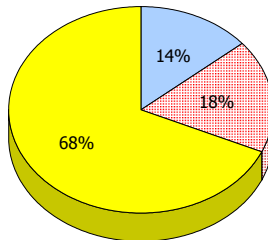
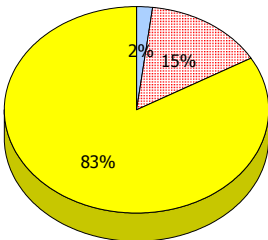
2010

AGR (53)



2009

AGR (54)



* In some cases, CRT numbers may exceed AGR numbers based on late enrolments. Pie chart is based on the number of students who wrote the CRT.

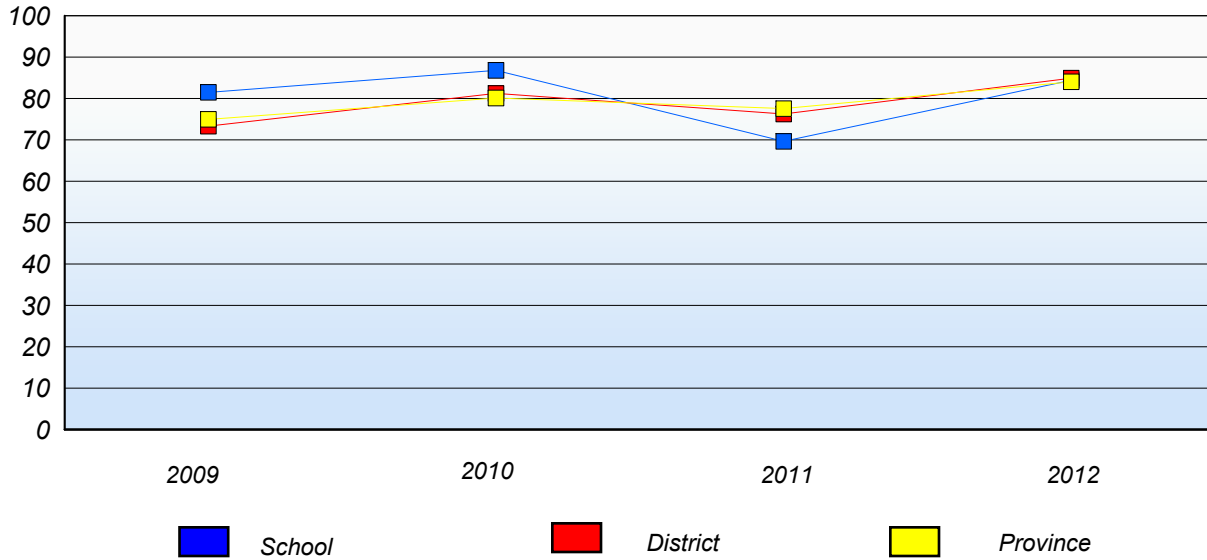
* Reading score is composite of Non Fiction and Poetry.

Mushuau Innu Natuashish School and Sheshatshiu Innu School are excluded from district and provincial results.

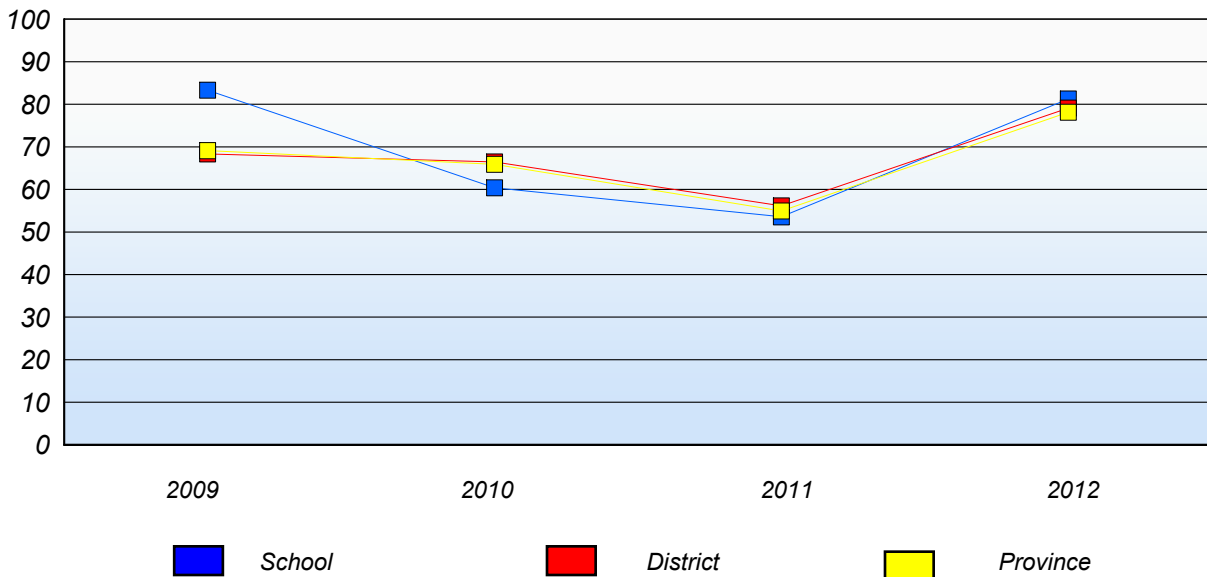
District 4 - Eastern

School #: 247 Roncalli Central High

Demand Writing
Percentage of students at level 3 or above (2009 - 2012)



Reading
Percentage of students at level 3 or above (2009 - 2012)



* In some cases, CRT numbers may exceed AGR numbers based on late enrolments. Pie chart is based on the number of students who wrote the CRT.

* Reading score is composite of Non Fiction and Poetry.

Mushuau Innu Natuashish School and Sheshatshiu Innu School are excluded from district and provincial results.

District 4 - Eastern

School #: 248 Amalgamated Academy

Demand Writing

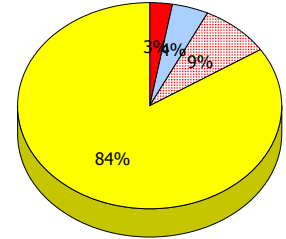
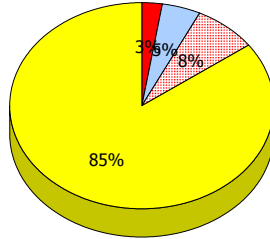
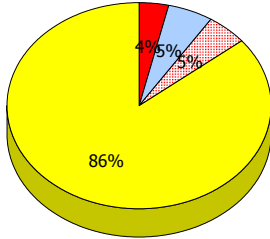
School

District

Province

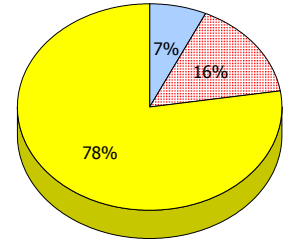
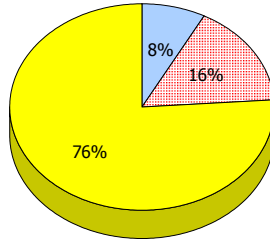
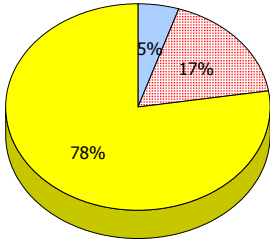
2012

Apr 30,
2012
(164)



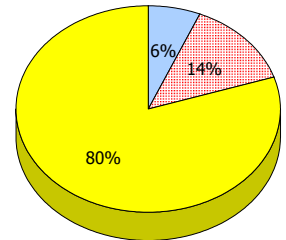
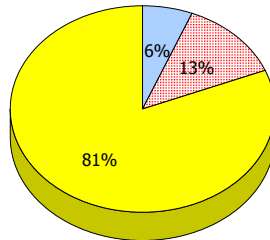
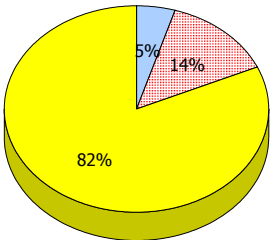
2011

AGR (138)



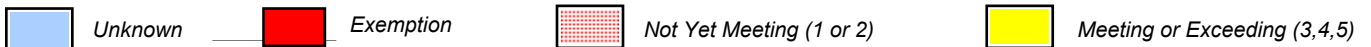
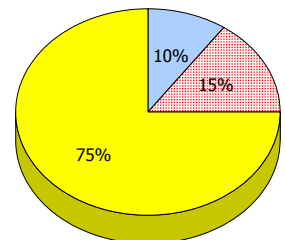
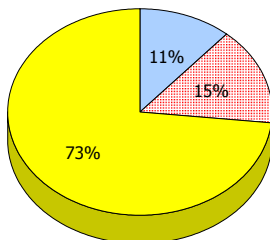
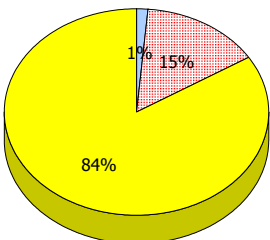
2010

AGR (147)



2009

AGR (148)



* In some cases, CRT numbers may exceed AGR numbers based on late enrolments. Pie chart is based on the number of students who wrote the CRT.

* Reading score is composite of Non Fiction and Poetry.

Mushuau Innu Natuashish School and Sheshatshiu Innu School are excluded from district and provincial results.

District 4 - Eastern

School #: 248 Amalgamated Academy

Reading

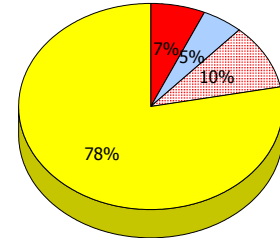
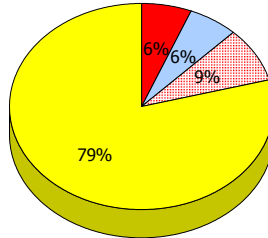
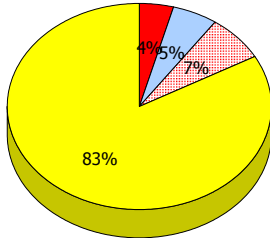
School

District

Province

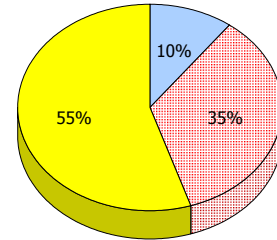
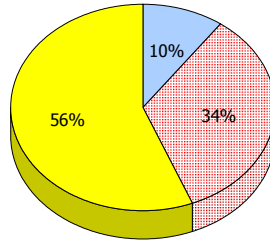
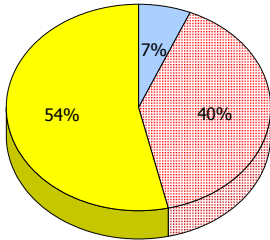
2012

Apr 30,
2012
(164)



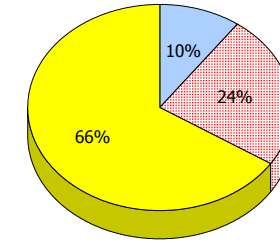
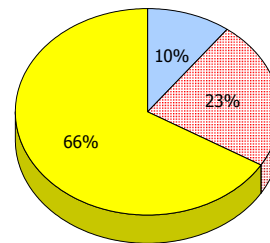
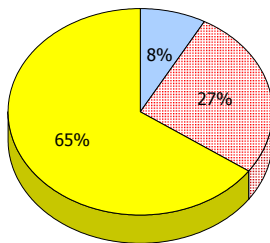
2011

AGR (138)



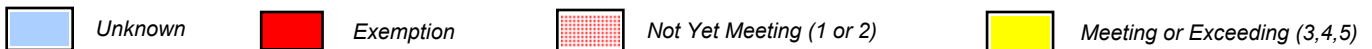
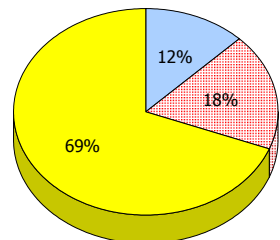
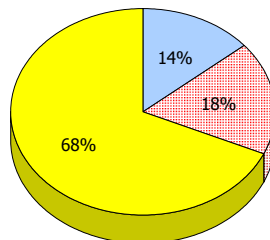
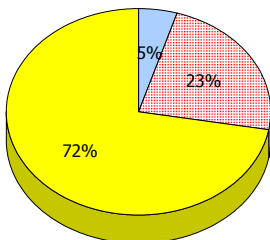
2010

AGR (147)



2009

AGR (148)



* In some cases, CRT numbers may exceed AGR numbers based on late enrolments. Pie chart is based on the number of students who wrote the CRT.

* Reading score is composite of Non Fiction and Poetry.

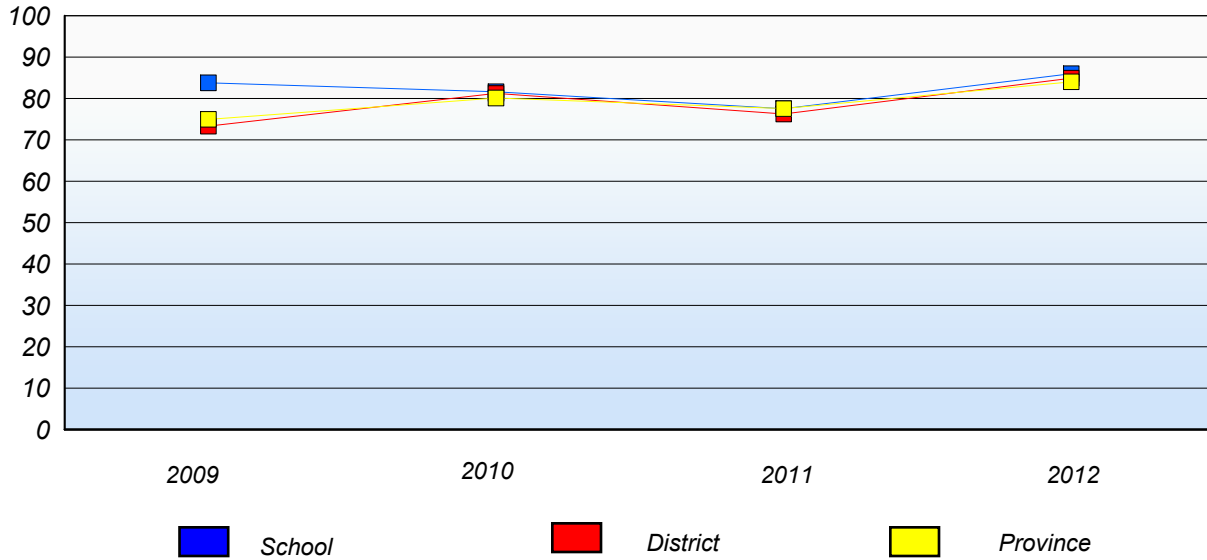
Mushuau Innu Natuashish School and Sheshatshiu Innu School are excluded from district and provincial results.

Source: Division of Evaluation and Research, Department of Education

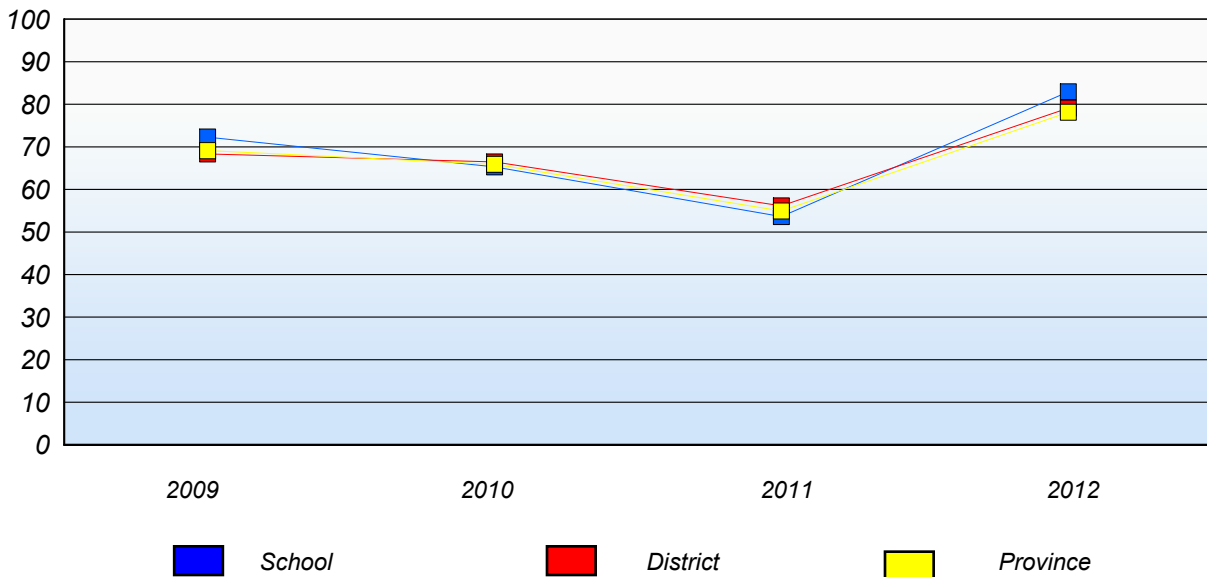
District 4 - Eastern

School #: 248 Amalgamated Academy

Demand Writing
Percentage of students at level 3 or above (2009 - 2012)



Reading
Percentage of students at level 3 or above (2009 - 2012)



* In some cases, CRT numbers may exceed AGR numbers based on late enrolments. Pie chart is based on the number of students who wrote the CRT.

* Reading score is composite of Non Fiction and Poetry.

Mushuau Innu Natuashish School and Sheshatshiu Innu School are excluded from district and provincial results.

District 4 - Eastern

School #: 269 St. Francis School

Demand Writing

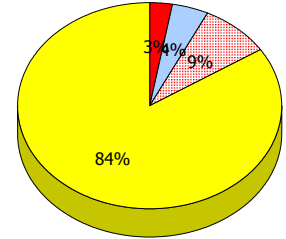
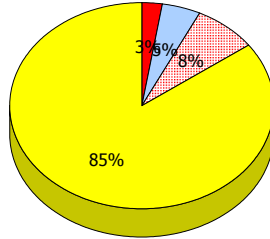
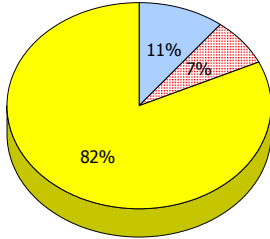
School

District

Province

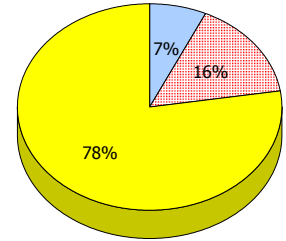
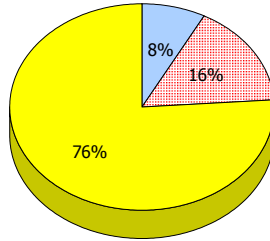
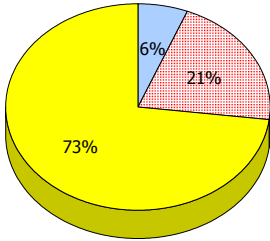
2012

Apr 30,
2012 (94)



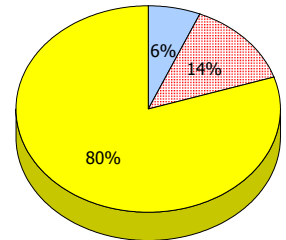
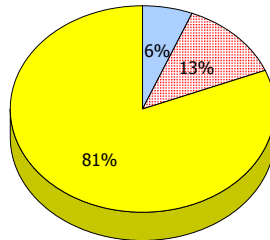
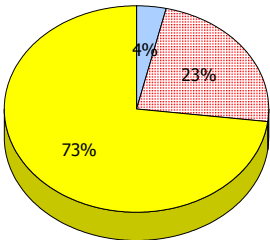
2011

AGR (96)



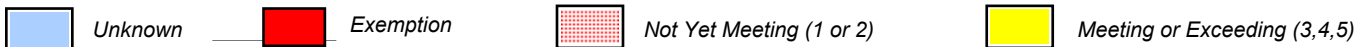
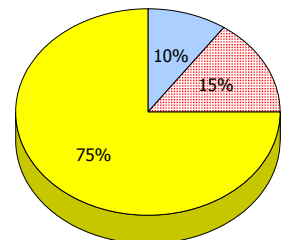
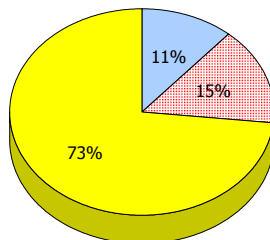
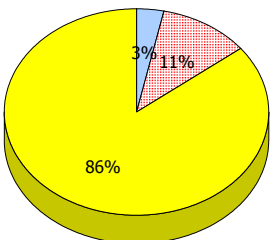
2010

AGR (82)



2009

AGR (90)



* In some cases, CRT numbers may exceed AGR numbers based on late enrolments. Pie chart is based on the number of students who wrote the CRT.

* Reading score is composite of Non Fiction and Poetry.

Mushuau Innu Natuashish School and Sheshatshiu Innu School are excluded from district and provincial results.

Source: Division of Evaluation and Research, Department of Education

District 4 - Eastern

School #: 269 St. Francis School

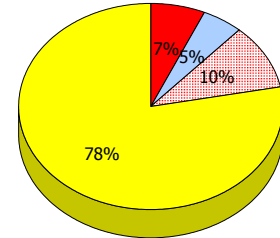
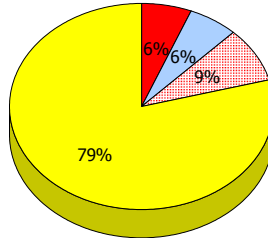
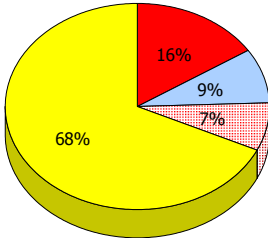
Reading

School

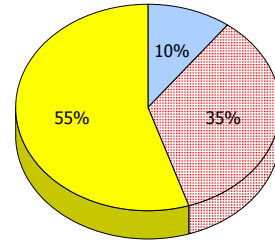
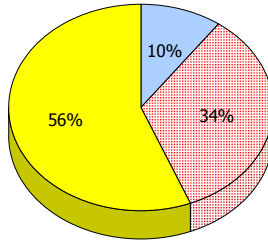
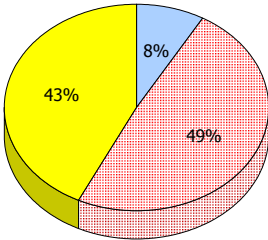
District

Province

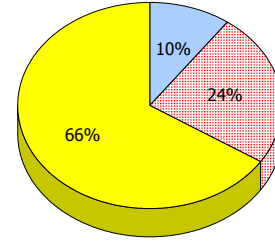
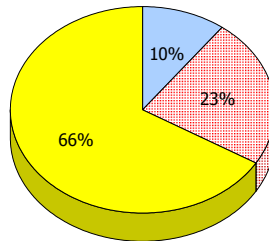
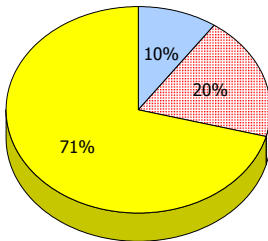
2012
Apr 30,
2012 (94)



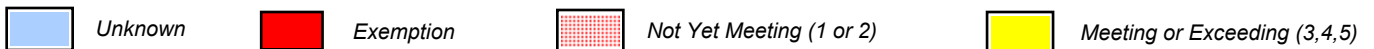
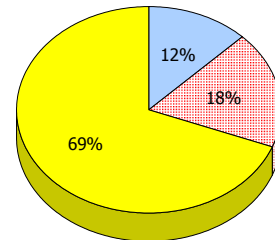
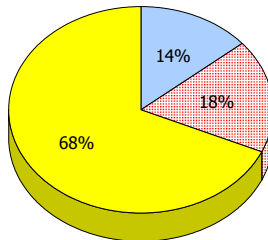
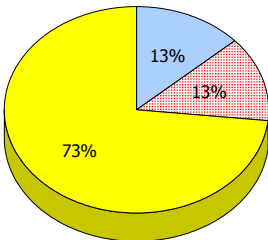
2011
AGR (96)



2010
AGR (82)



2009
AGR (90)



* In some cases, CRT numbers may exceed AGR numbers based on late enrolments. Pie chart is based on the number of students who wrote the CRT.

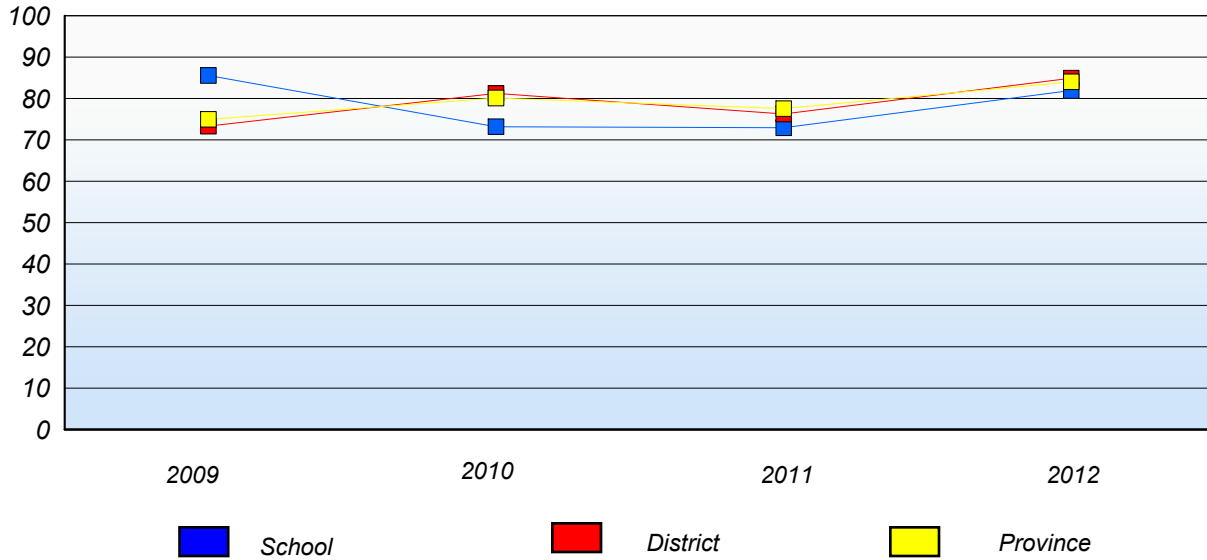
* Reading score is composite of Non Fiction and Poetry.

Mushuau Innu Natuashish School and Sheshatshiu Innu School are excluded from district and provincial results.

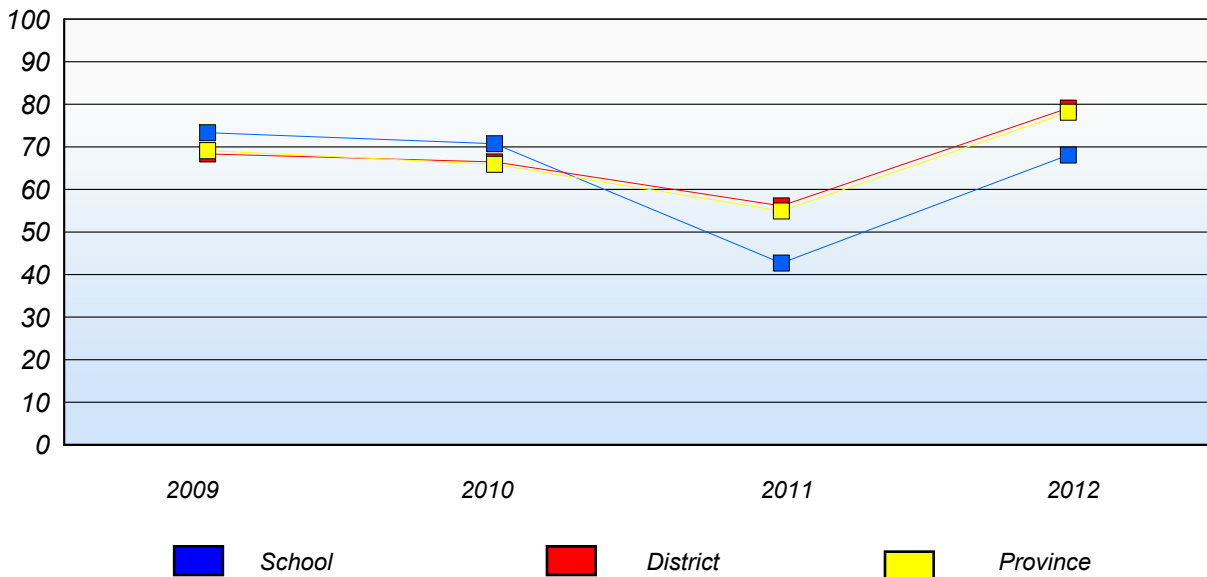
District 4 - Eastern

School #: 269 St. Francis School

Demand Writing
Percentage of students at level 3 or above (2009 - 2012)



Reading
Percentage of students at level 3 or above (2009 - 2012)



* In some cases, CRT numbers may exceed AGR numbers based on late enrolments. Pie chart is based on the number of students who wrote the CRT.

* Reading score is composite of Non Fiction and Poetry.

Mushuau Innu Natuashish School and Sheshatshiu Innu School are excluded from district and provincial results.

District 4 - Eastern

School #: 274 St. Catherine's Academy

Demand Writing

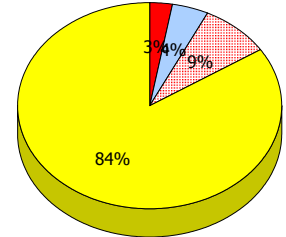
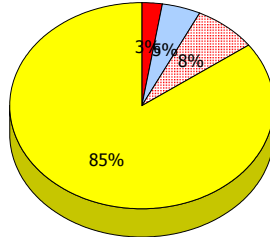
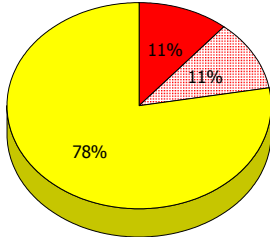
School

District

Province

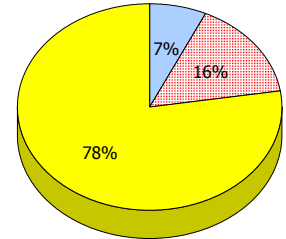
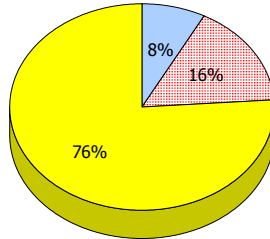
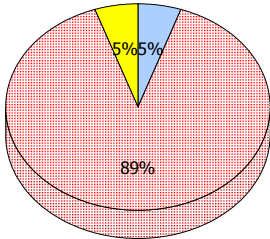
2012

Apr 30,
2012 (9)



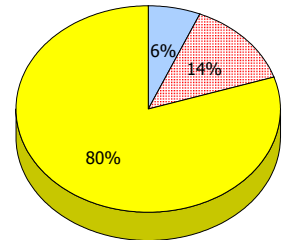
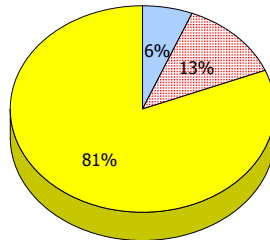
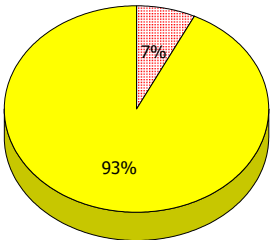
2011

AGR (19)



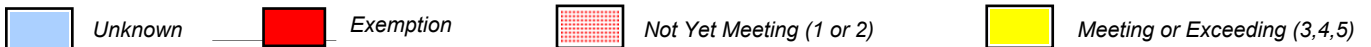
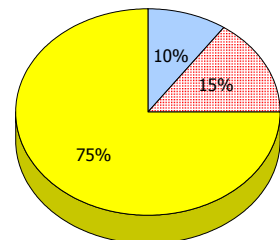
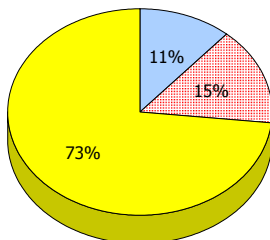
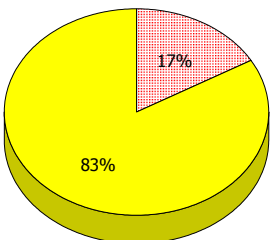
2010

AGR (14)



2009

AGR (6)



* In some cases, CRT numbers may exceed AGR numbers based on late enrolments. Pie chart is based on the number of students who wrote the CRT.

* Reading score is composite of Non Fiction and Poetry.

Mushuau Innu Natuashish School and Sheshatshiu Innu School are excluded from district and provincial results.

District 4 - Eastern

School #: 274 St. Catherine's Academy

Reading

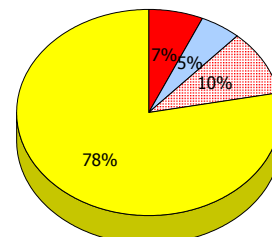
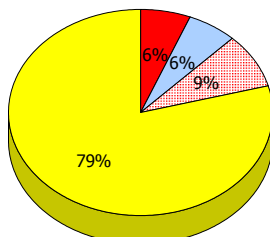
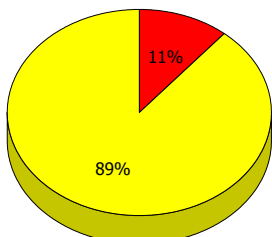
School

District

Province

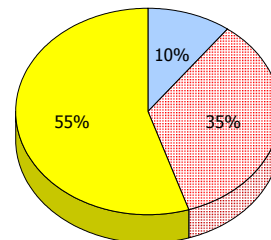
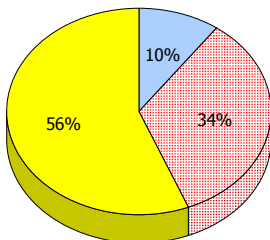
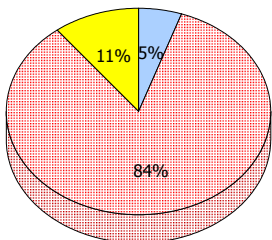
2012

Apr 30,
2012 (9)



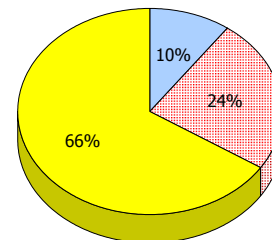
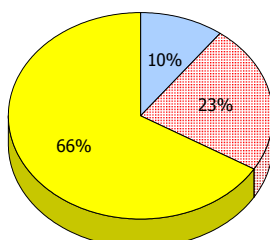
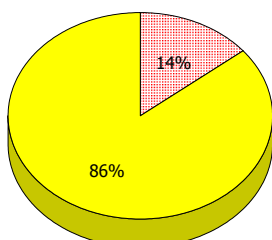
2011

AGR (19)



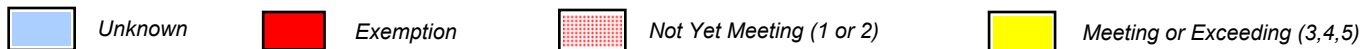
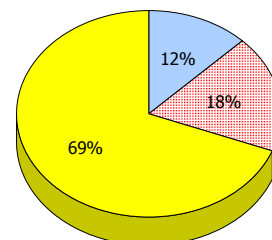
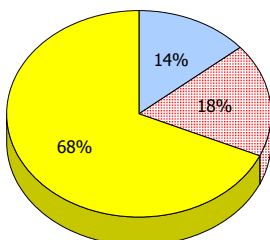
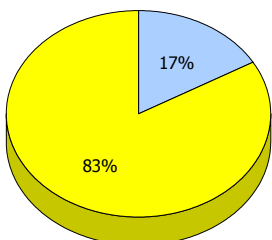
2010

AGR (14)



2009

AGR (6)



* In some cases, CRT numbers may exceed AGR numbers based on late enrolments. Pie chart is based on the number of students who wrote the CRT.

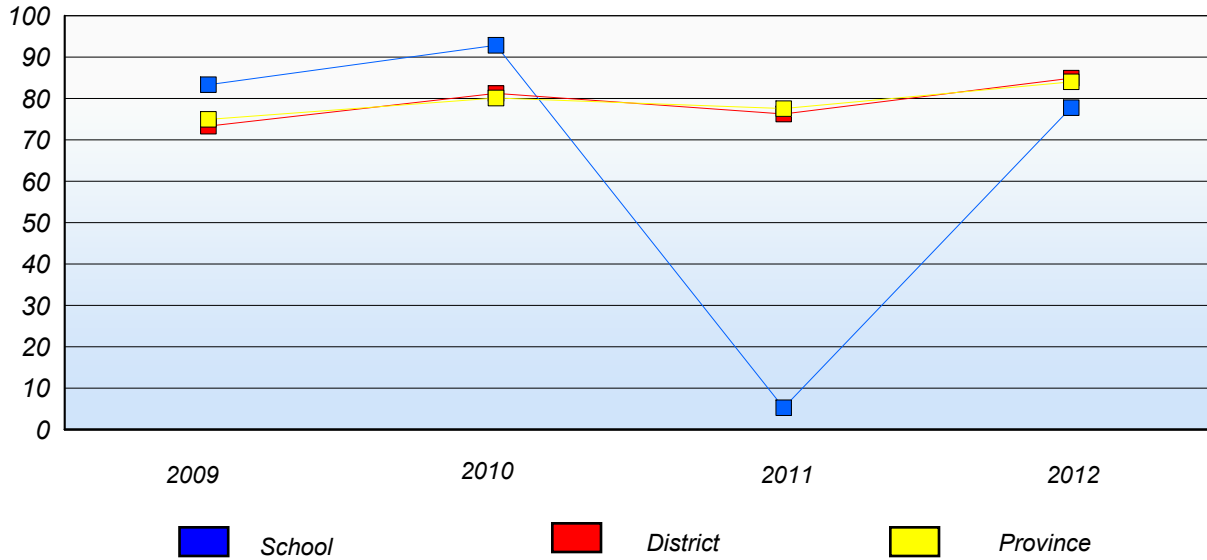
* Reading score is composite of Non Fiction and Poetry.

Mushuau Innu Natuashish School and Sheshatshiu Innu School are excluded from district and provincial results.

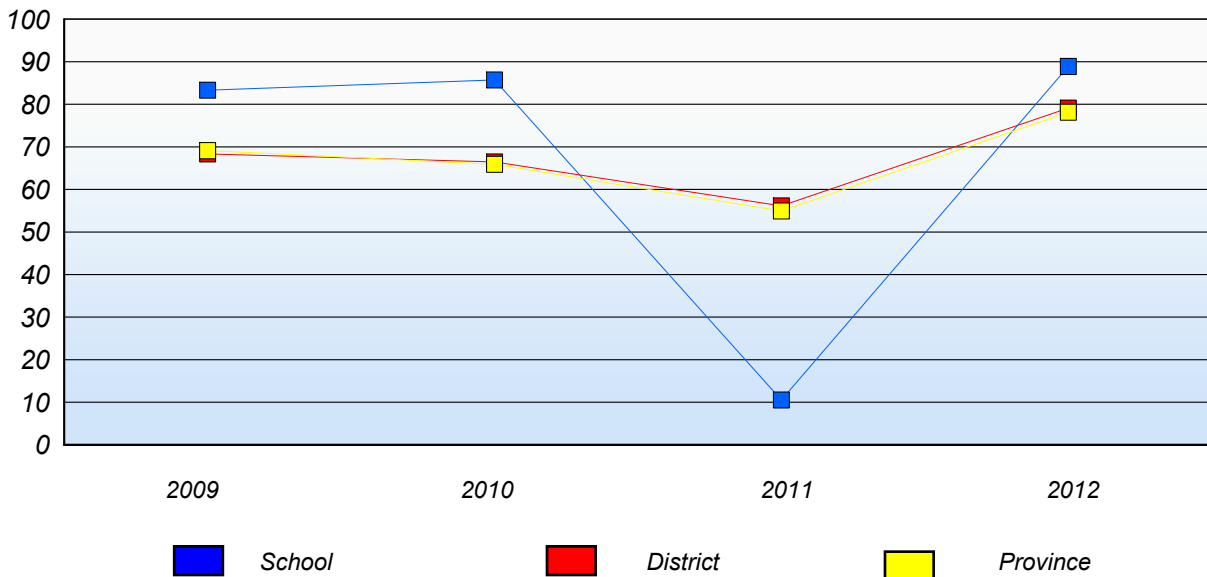
District 4 - Eastern

School #: 274 St. Catherine's Academy

Demand Writing
Percentage of students at level 3 or above (2009 - 2012)



Reading
Percentage of students at level 3 or above (2009 - 2012)



* In some cases, CRT numbers may exceed AGR numbers based on late enrolments. Pie chart is based on the number of students who wrote the CRT.

* Reading score is composite of Non Fiction and Poetry.

Mushuau Innu Natuashish School and Sheshatshiu Innu School are excluded from district and provincial results.

District 4 - Eastern

School #: 280 Laval High School

Demand Writing

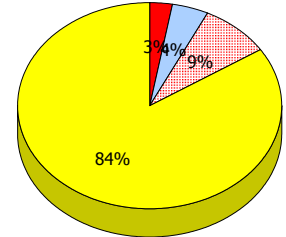
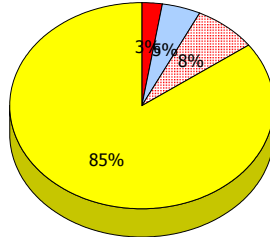
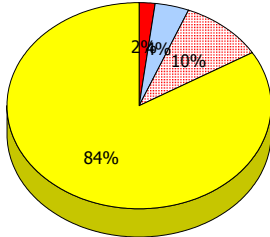
School

District

Province

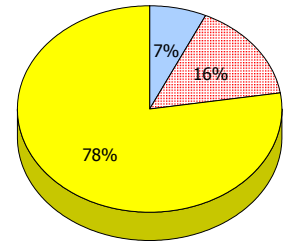
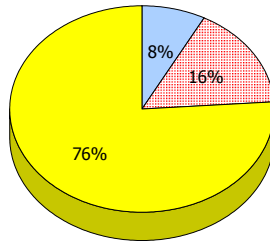
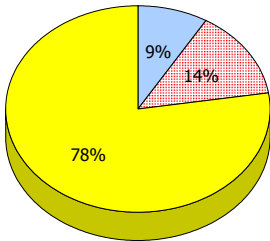
2012

Apr 30,
2012 (49)



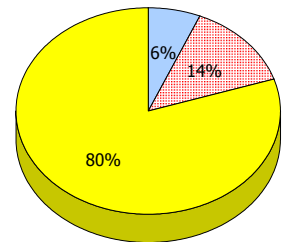
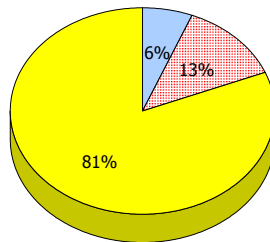
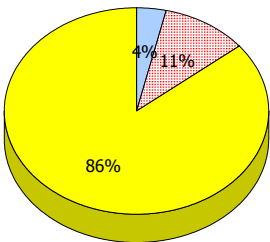
2011

AGR (58)



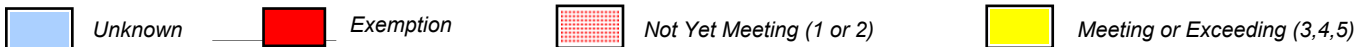
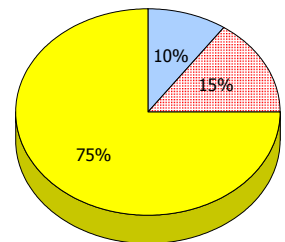
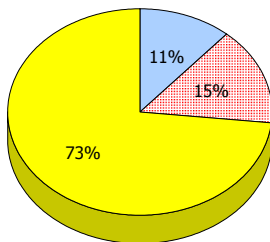
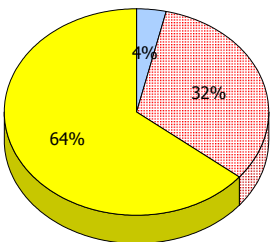
2010

AGR (28)



2009

AGR (28)



* In some cases, CRT numbers may exceed AGR numbers based on late enrolments. Pie chart is based on the number of students who wrote the CRT.

* Reading score is composite of Non Fiction and Poetry.

Mushuau Innu Natuashish School and Sheshatshiu Innu School are excluded from district and provincial results.

Source: Division of Evaluation and Research, Department of Education

District 4 - Eastern

School #: 280 Laval High School

Reading

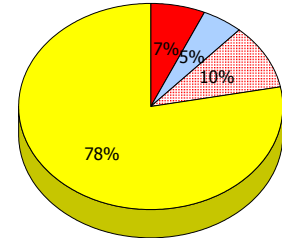
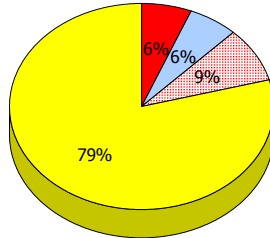
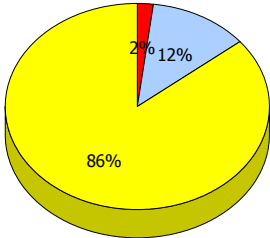
School

District

Province

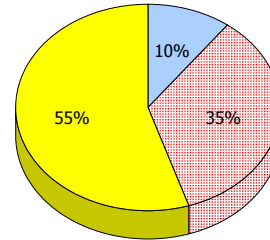
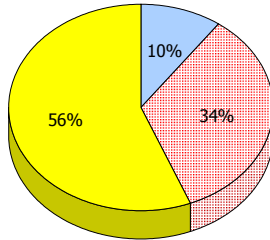
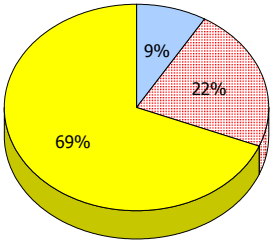
2012

Apr 30,
2012 (49)



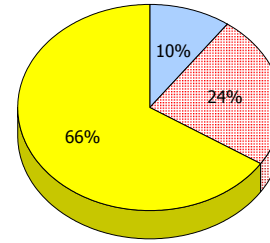
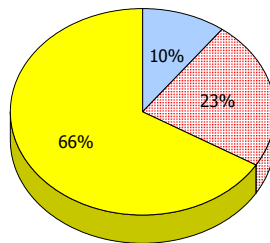
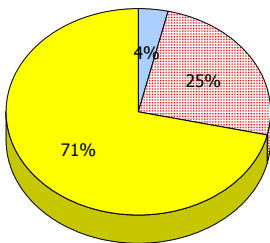
2011

AGR (58)



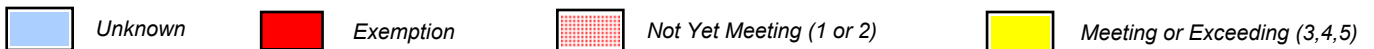
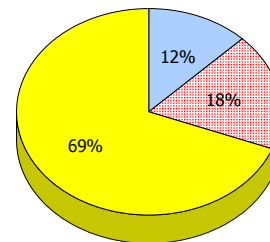
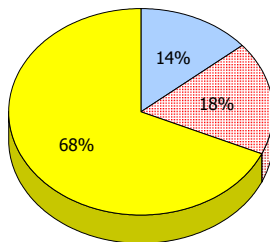
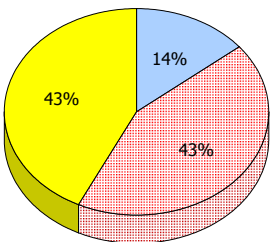
2010

AGR (28)



2009

AGR (28)



* In some cases, CRT numbers may exceed AGR numbers based on late enrolments. Pie chart is based on the number of students who wrote the CRT.

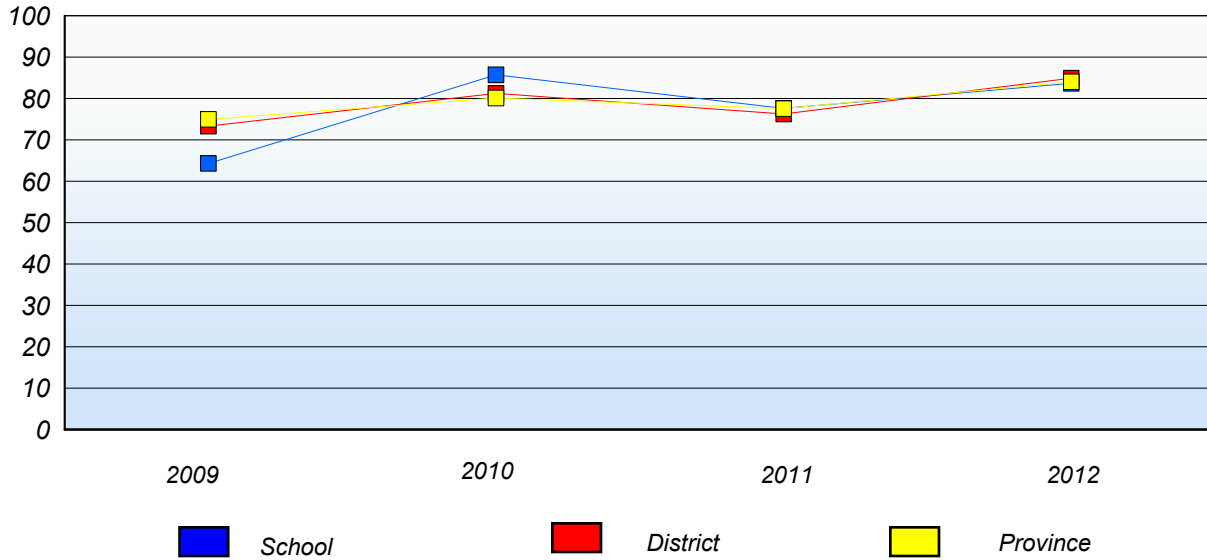
* Reading score is composite of Non Fiction and Poetry.

Mushuau Innu Natuashish School and Sheshatshiu Innu School are excluded from district and provincial results.

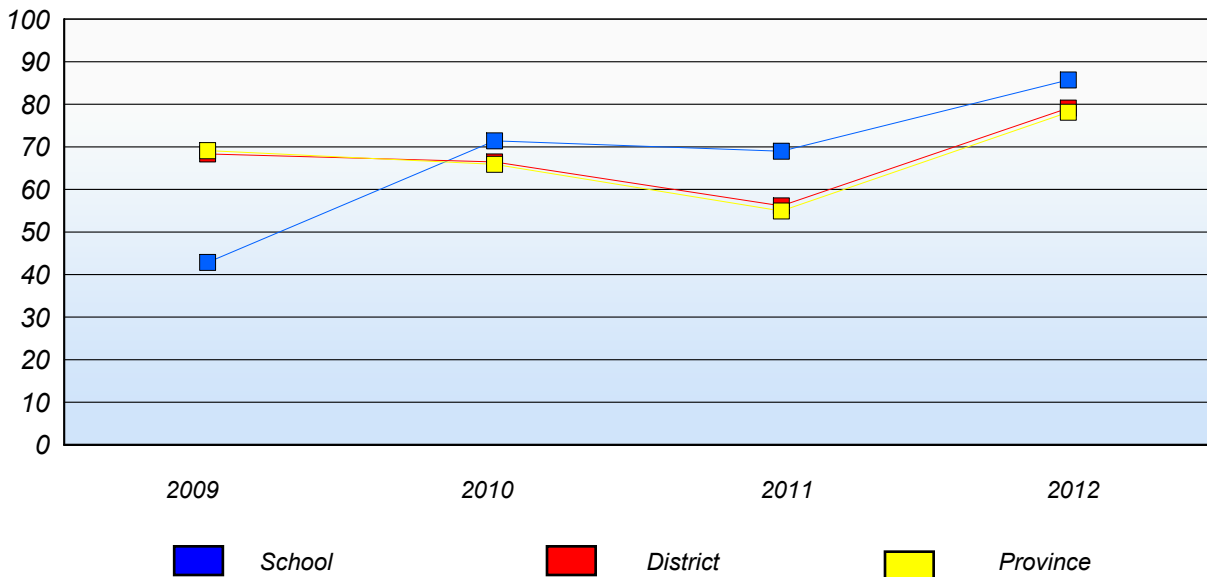
District 4 - Eastern

School #: 280 Laval High School

Demand Writing
Percentage of students at level 3 or above (2009 - 2012)



Reading
Percentage of students at level 3 or above (2009 - 2012)



* In some cases, CRT numbers may exceed AGR numbers based on late enrolments. Pie chart is based on the number of students who wrote the CRT.

* Reading score is composite of Non Fiction and Poetry.

Mushuau Innu Natuashish School and Sheshatshiu Innu School are excluded from district and provincial results.

District 4 - Eastern

School #: 285 Holy Redeemer Elementary

Demand Writing

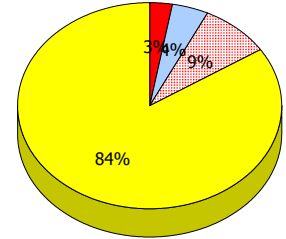
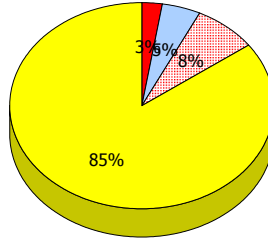
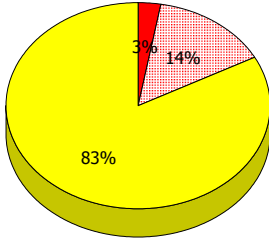
School

District

Province

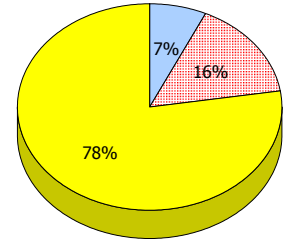
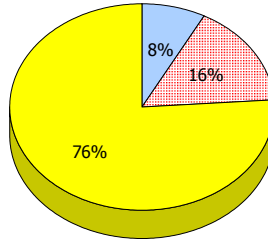
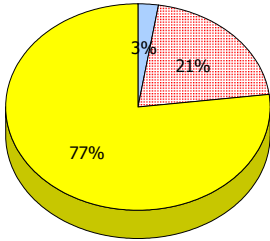
2012

Apr 30,
2012 (35)



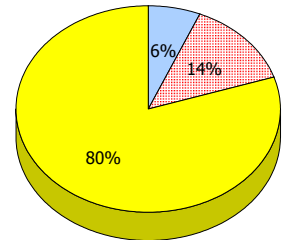
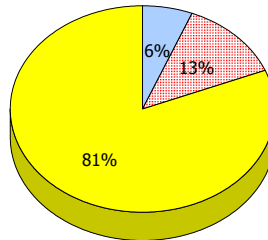
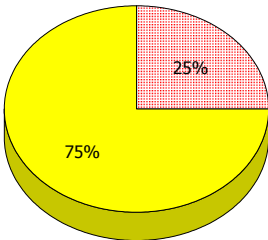
2011

AGR (39)



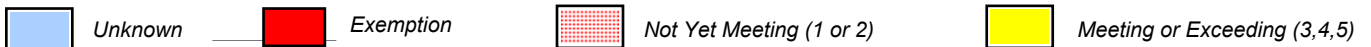
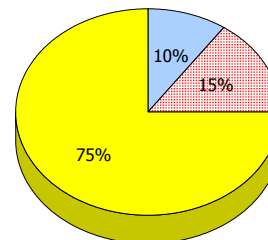
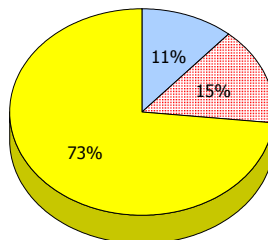
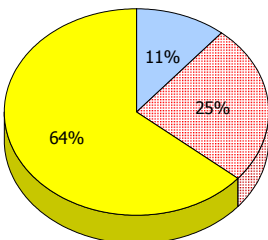
2010

AGR (36)



2009

AGR (36)



* In some cases, CRT numbers may exceed AGR numbers based on late enrolments. Pie chart is based on the number of students who wrote the CRT.

* Reading score is composite of Non Fiction and Poetry.

Mushuau Innu Natuashish School and Sheshatshiu Innu School are excluded from district and provincial results.

District 4 - Eastern

School #: 285 Holy Redeemer Elementary

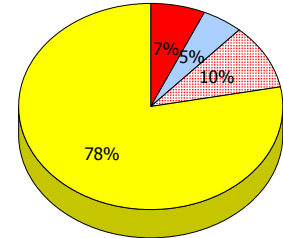
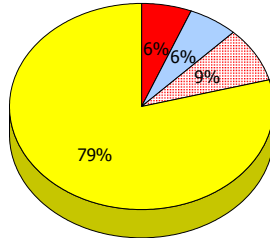
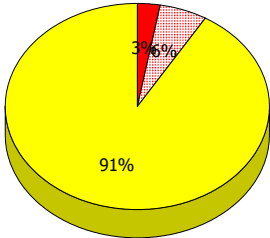
Reading

School

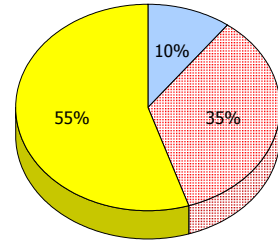
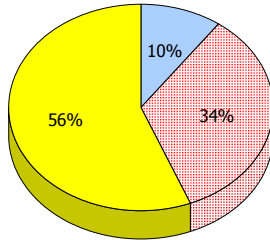
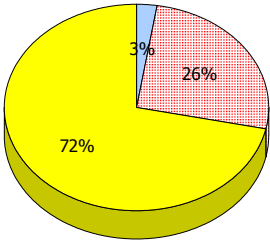
District

Province

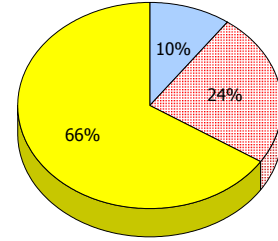
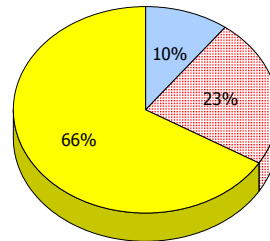
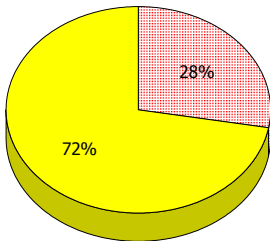
2012
Apr 30,
2012 (35)



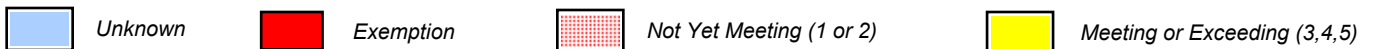
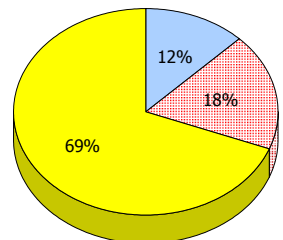
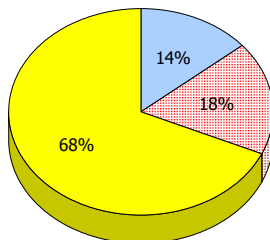
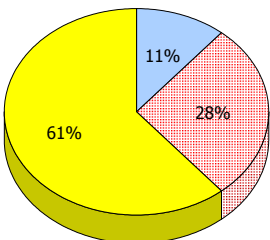
2011
AGR (39)



2010
AGR (36)



2009
AGR (36)



* In some cases, CRT numbers may exceed AGR numbers based on late enrolments. Pie chart is based on the number of students who wrote the CRT.

* Reading score is composite of Non Fiction and Poetry.

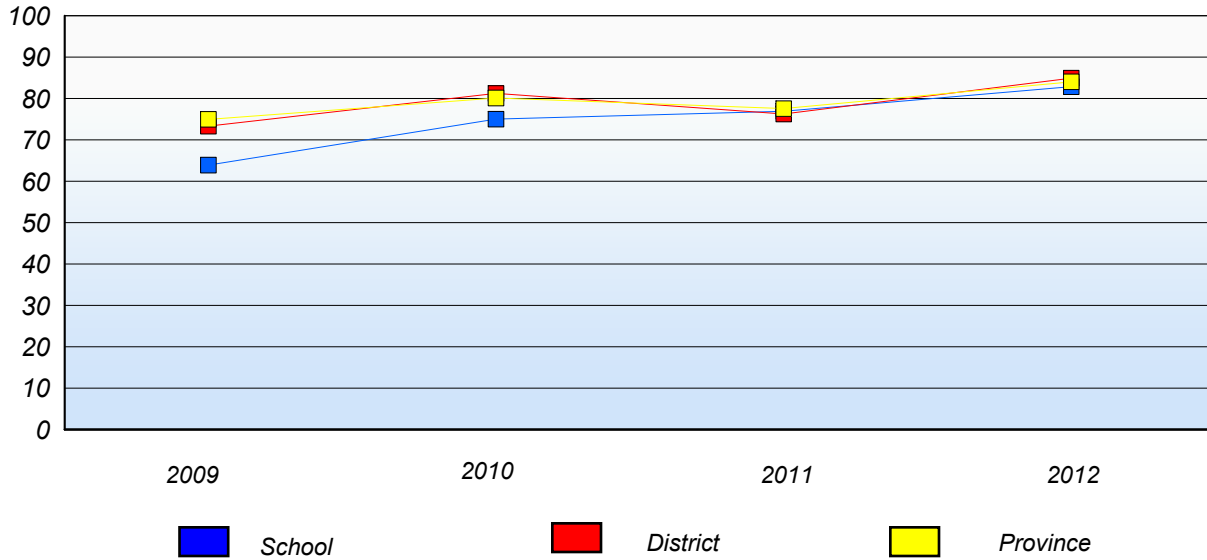
Mushuau Innu Natuashish School and Sheshatshiu Innu School are excluded from district and provincial results.

Source: Division of Evaluation and Research, Department of Education

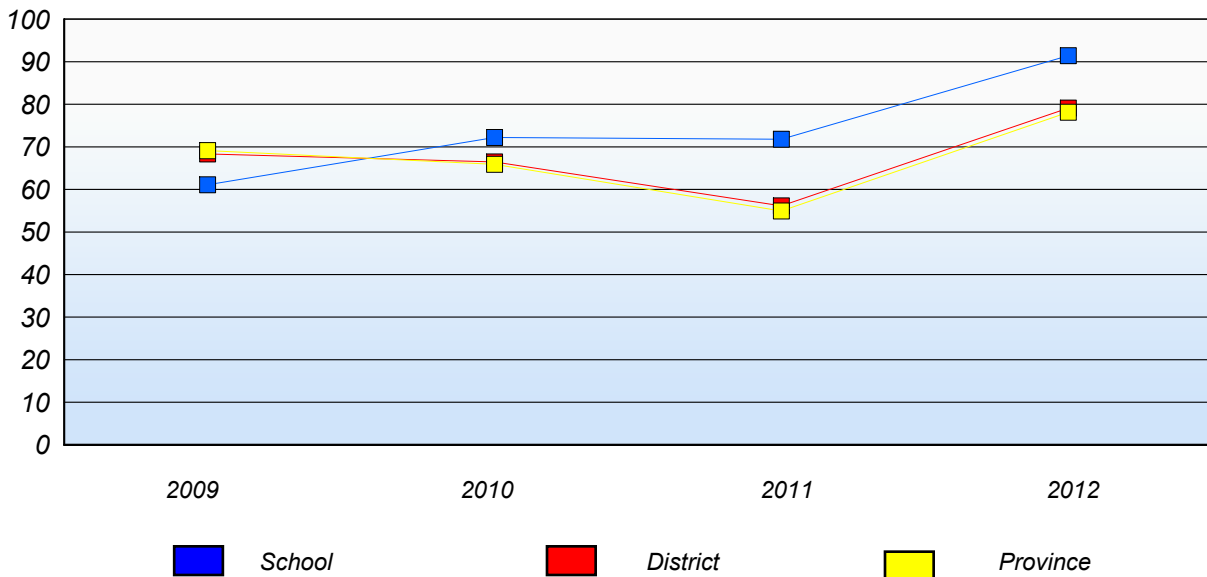
District 4 - Eastern

School #: 285 Holy Redeemer Elementary

Demand Writing
Percentage of students at level 3 or above (2009 - 2012)



Reading
Percentage of students at level 3 or above (2009 - 2012)



* In some cases, CRT numbers may exceed AGR numbers based on late enrolments. Pie chart is based on the number of students who wrote the CRT.

* Reading score is composite of Non Fiction and Poetry.

Mushuau Innu Natuashish School and Sheshatshiu Innu School are excluded from district and provincial results.

District 4 - Eastern

School #: 286 Fatima Academy

Demand Writing

School

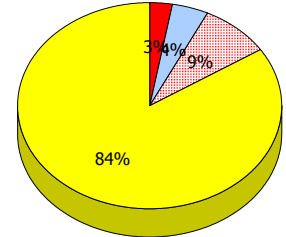
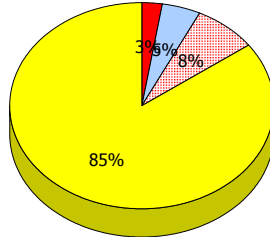
School data with 5 or fewer students withheld for reasons of confidentiality.

District

Province

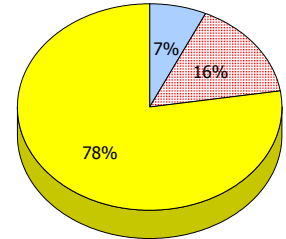
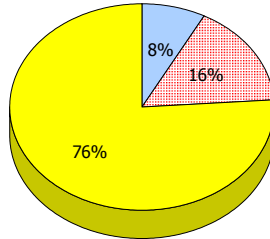
2012

Apr 30,
2012 (3)



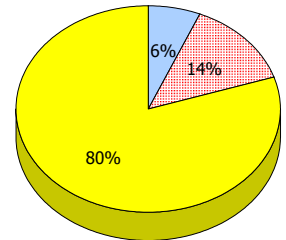
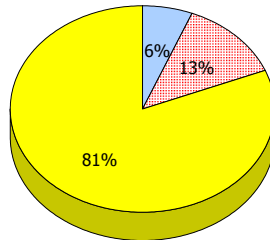
2011

AGR (12)



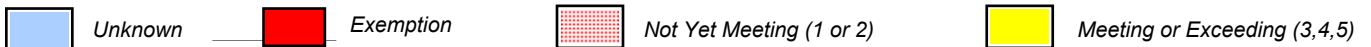
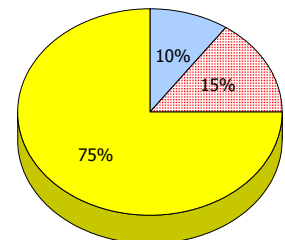
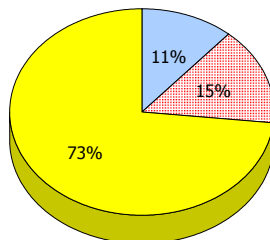
2010

AGR (9)



2009

AGR (14)



* In some cases, CRT numbers may exceed AGR numbers based on late enrolments. Pie chart is based on the number of students who wrote the CRT.

* Reading score is composite of Non Fiction and Poetry.

Mushuau Innu Natuashish School and Sheshatshiu Innu School are excluded from district and provincial results.

Source: Division of Evaluation and Research, Department of Education

District 4 - Eastern

School #: 286 Fatima Academy

Reading

School

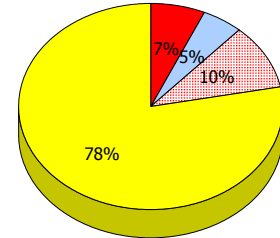
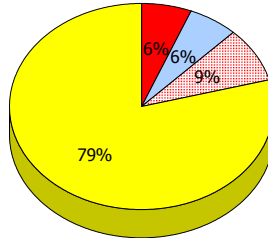
*School data with 5 or fewer students
withheld for reasons of confidentiality.*

District

Province

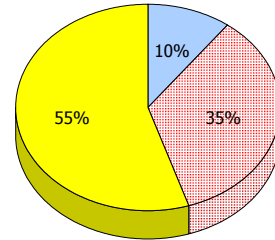
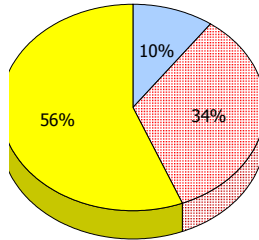
2012

Apr 30,
2012 (3)



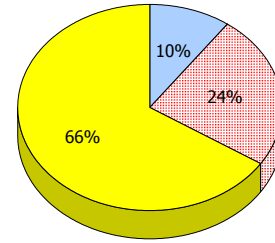
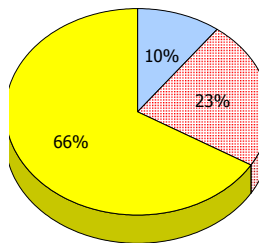
2011

AGR (12)



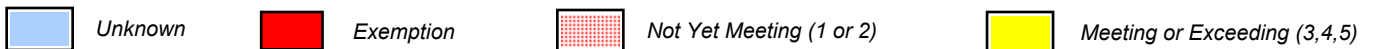
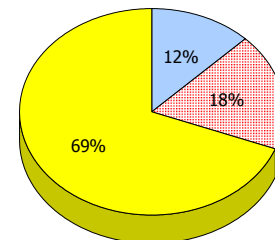
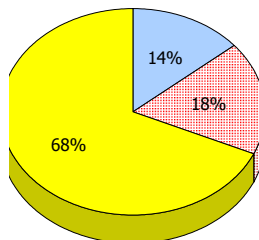
2010

AGR (9)



2009

AGR (14)



* In some cases, CRT numbers may exceed AGR numbers based on late enrolments. Pie chart is based on the number of students who wrote the CRT.

* Reading score is composite of Non Fiction and Poetry.

Mushuau Innu Natuashish School and Sheshatshiu Innu School are excluded from district and provincial results.

District 4 - Eastern

School #: 286 Fatima Academy

Demand Writing

Percentage of students at level 3 or above (2009 - 2012)

School data with 5 or fewer students withheld for reasons of confidentiality.



Reading

Percentage of students at level 3 or above (2009 - 2012)

School data with 5 or fewer students withheld for reasons of confidentiality.



* In some cases, CRT numbers may exceed AGR numbers based on late enrolments. Pie chart is based on the number of students who wrote the CRT.

* Reading score is composite of Non Fiction and Poetry.

Mushuau Innu Natuashish School and Sheshatshiu Innu School are excluded from district and provincial results.

District 4 - Eastern

School #: 287 Dunne Memorial Academy

Demand Writing

School

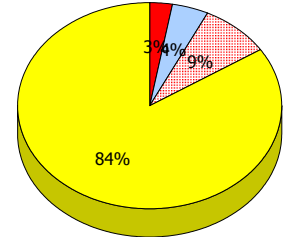
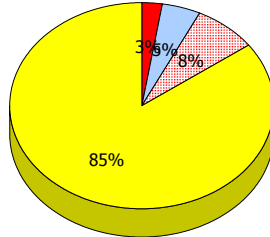
School data with 5 or fewer students withheld for reasons of confidentiality.

District

Province

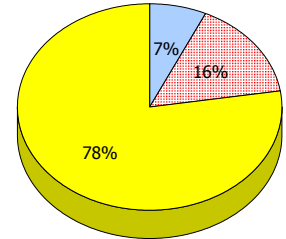
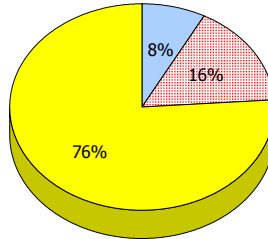
2012

Apr 30,
2012 (4)



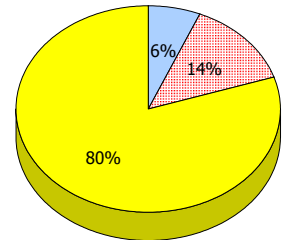
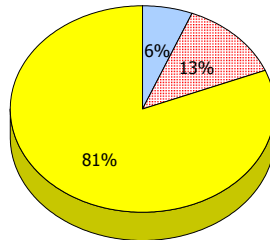
2011

AGR (16)



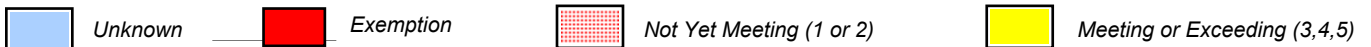
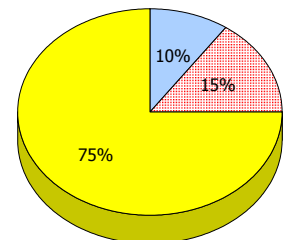
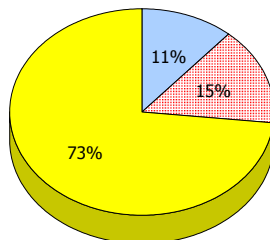
2010

AGR (11)



2009

AGR (10)



* In some cases, CRT numbers may exceed AGR numbers based on late enrolments. Pie chart is based on the number of students who wrote the CRT.

* Reading score is composite of Non Fiction and Poetry.

Mushuau Innu Natuashish School and Sheshatshiu Innu School are excluded from district and provincial results.

District 4 - Eastern

School #: 287 Dunne Memorial Academy

Reading

School

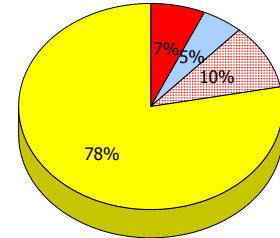
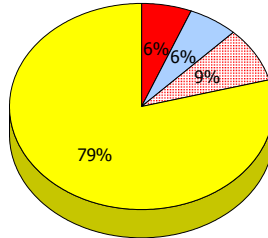
*School data with 5 or fewer students
withheld for reasons of confidentiality.*

District

Province

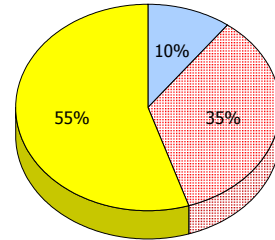
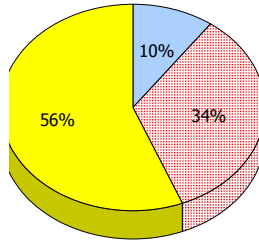
2012

Apr 30,
2012 (4)



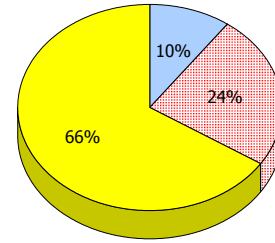
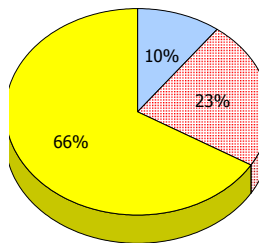
2011

AGR (16)



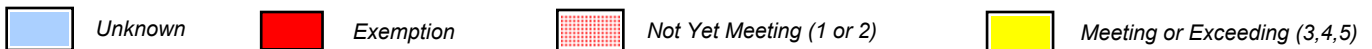
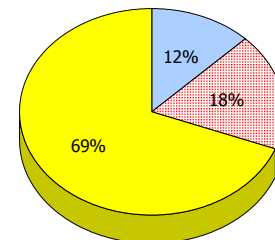
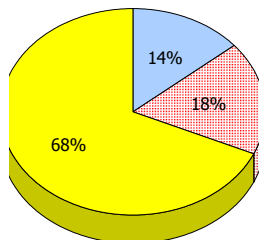
2010

AGR (11)



2009

AGR (10)



* In some cases, CRT numbers may exceed AGR numbers based on late enrolments. Pie chart is based on the number of students who wrote the CRT.

* Reading score is composite of Non Fiction and Poetry.

Mushuau Innu Natuashish School and Sheshatshiu Innu School are excluded from district and provincial results.

District 4 - Eastern

School #: 287 Dunne Memorial Academy

Demand Writing

Percentage of students at level 3 or above (2009 - 2012)

School data with 5 or fewer students withheld for reasons of confidentiality.



Reading

Percentage of students at level 3 or above (2009 - 2012)

School data with 5 or fewer students withheld for reasons of confidentiality.



* In some cases, CRT numbers may exceed AGR numbers based on late enrolments. Pie chart is based on the number of students who wrote the CRT.

* Reading score is composite of Non Fiction and Poetry.

Mushuau Innu Natuashish School and Sheshatshiu Innu School are excluded from district and provincial results.

District 4 - Eastern

School #: 289 St. Peter's Elementary

Demand Writing

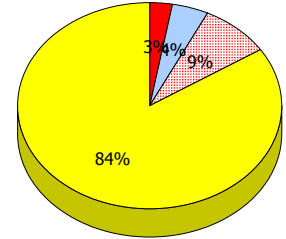
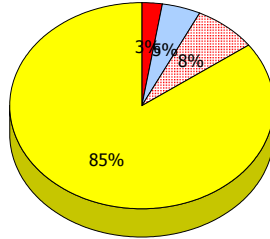
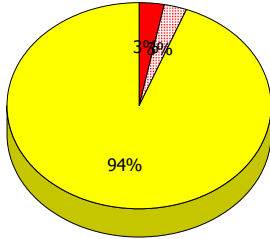
School

District

Province

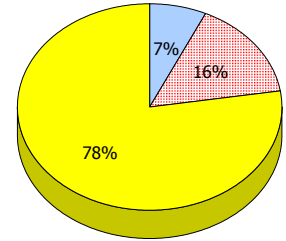
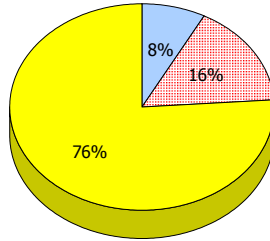
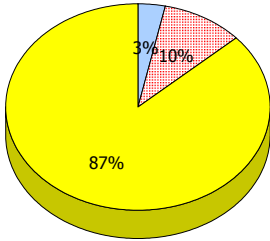
2012

Apr 30,
2012 (34)



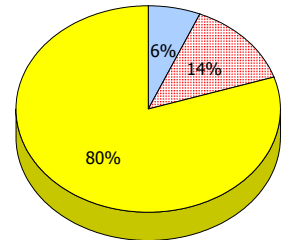
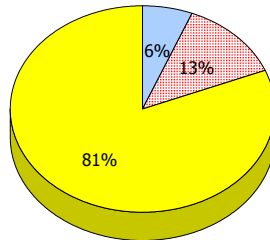
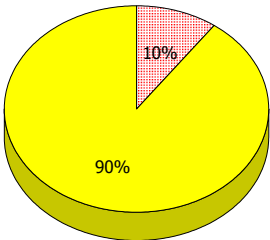
2011

AGR (30)



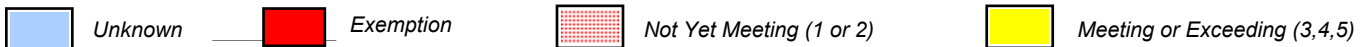
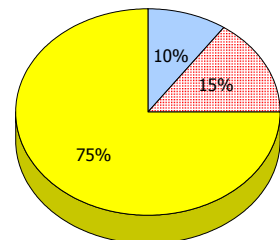
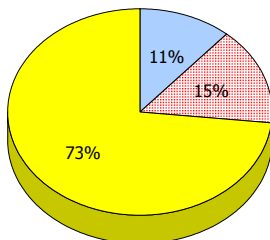
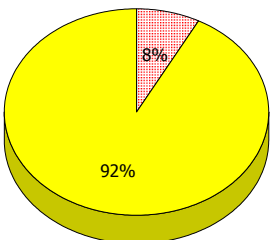
2010

AGR (20)



2009

AGR (26)



* In some cases, CRT numbers may exceed AGR numbers based on late enrolments. Pie chart is based on the number of students who wrote the CRT.

* Reading score is composite of Non Fiction and Poetry.

Mushuau Innu Natuashish School and Sheshatshiu Innu School are excluded from district and provincial results.

Source: Division of Evaluation and Research, Department of Education

District 4 - Eastern

School #: 289 St. Peter's Elementary

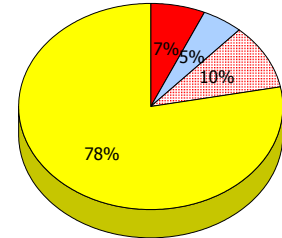
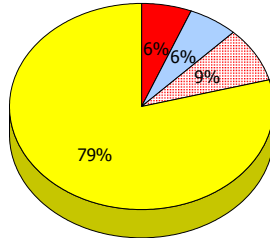
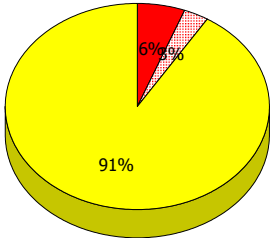
Reading

School

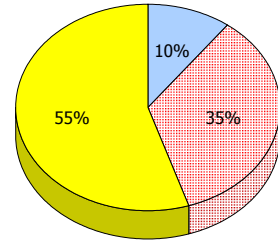
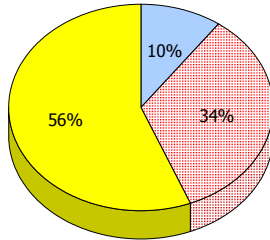
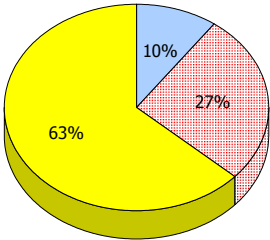
District

Province

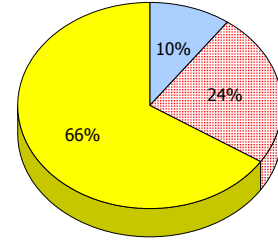
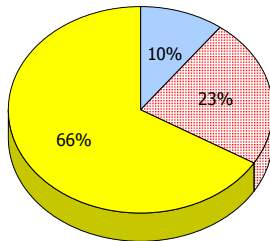
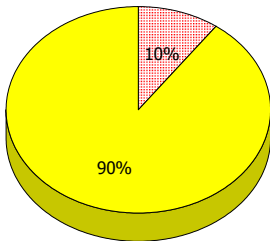
2012
Apr 30,
2012 (34)



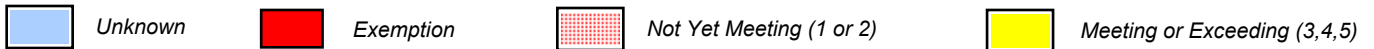
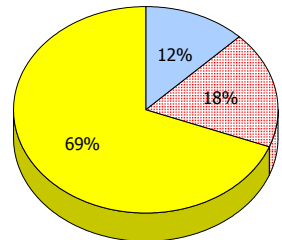
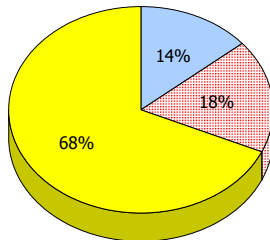
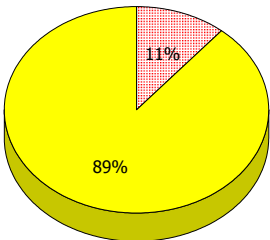
2011
AGR (30)



2010
AGR (20)



2009
AGR (26)



* In some cases, CRT numbers may exceed AGR numbers based on late enrolments. Pie chart is based on the number of students who wrote the CRT.

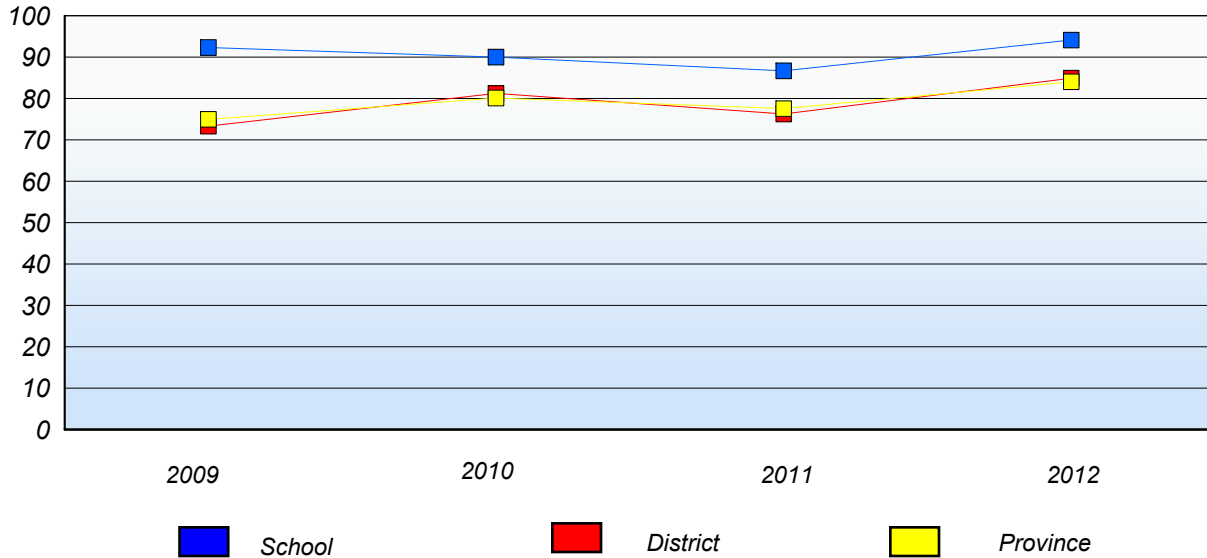
* Reading score is composite of Non Fiction and Poetry.

Mushuau Innu Natuashish School and Sheshatshiu Innu School are excluded from district and provincial results.

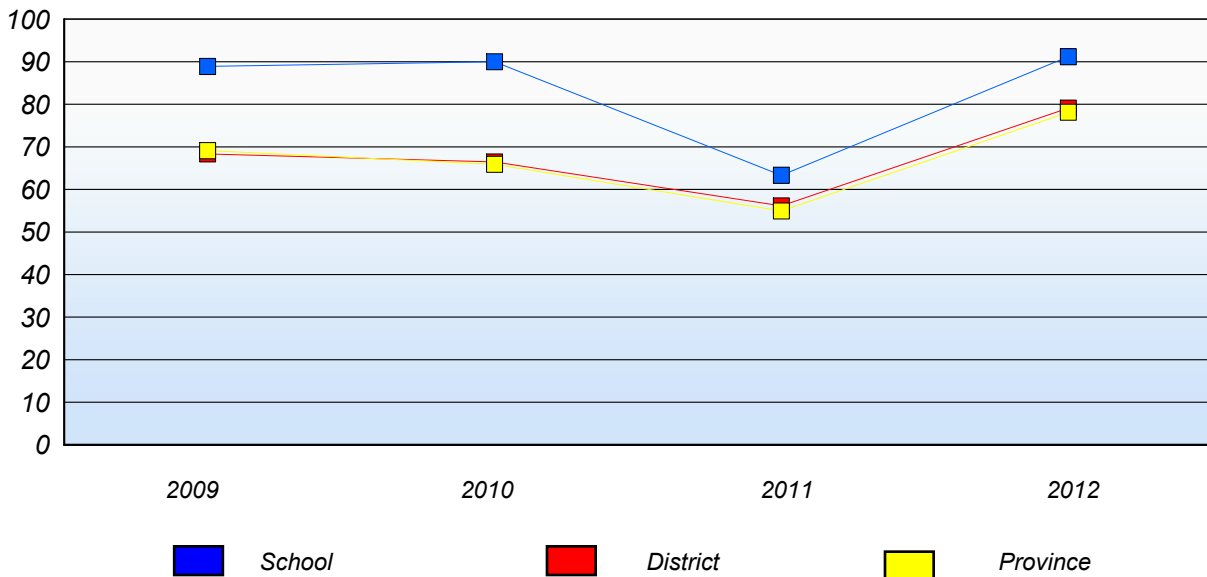
District 4 - Eastern

School #: 289 St. Peter's Elementary

Demand Writing
Percentage of students at level 3 or above (2009 - 2012)



Reading
Percentage of students at level 3 or above (2009 - 2012)



* In some cases, CRT numbers may exceed AGR numbers based on late enrolments. Pie chart is based on the number of students who wrote the CRT.

* Reading score is composite of Non Fiction and Poetry.

Mushuau Innu Natuashish School and Sheshatshiu Innu School are excluded from district and provincial results.

District 4 - Eastern

School #: 296 St. Michael's High

Demand Writing

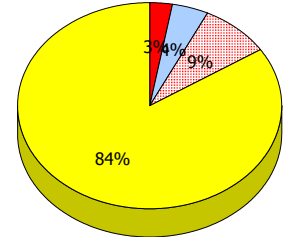
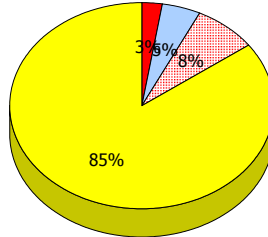
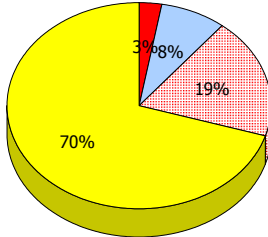
School

District

Province

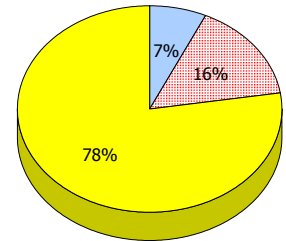
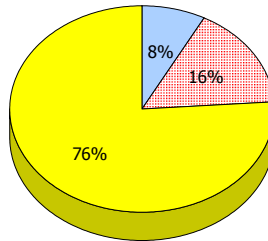
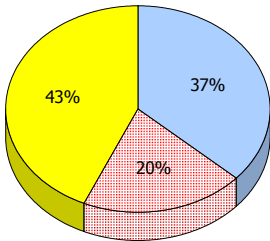
2012

Apr 30,
2012 (39)



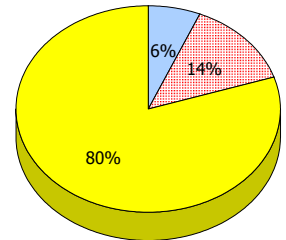
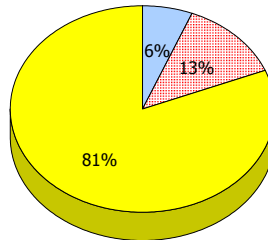
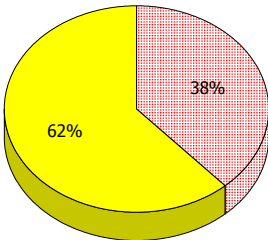
2011

AGR (30)



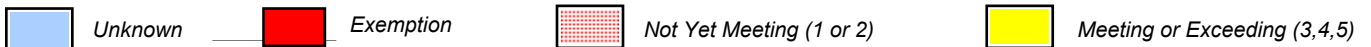
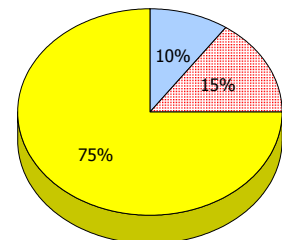
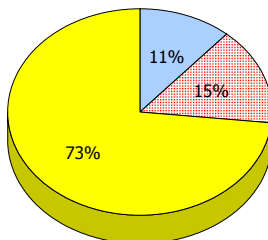
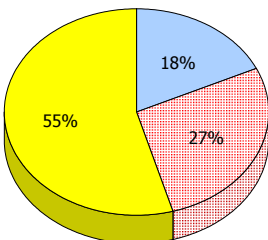
2010

AGR (34)



2009

AGR (33)



* In some cases, CRT numbers may exceed AGR numbers based on late enrolments. Pie chart is based on the number of students who wrote the CRT.

* Reading score is composite of Non Fiction and Poetry.

Mushuau Innu Natuashish School and Sheshatshiu Innu School are excluded from district and provincial results.

Source: Division of Evaluation and Research, Department of Education

District 4 - Eastern

School #: 296 St. Michael's High

Reading

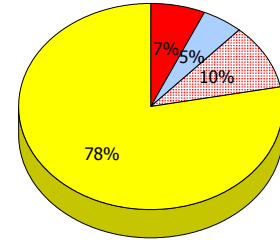
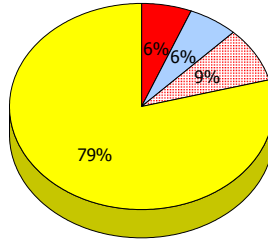
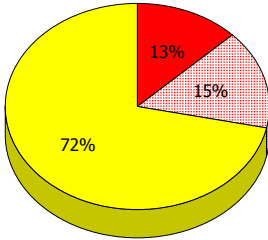
School

District

Province

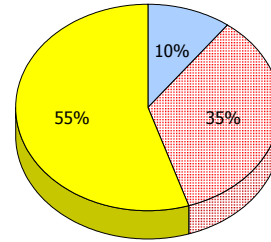
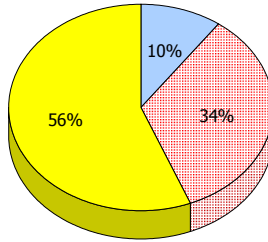
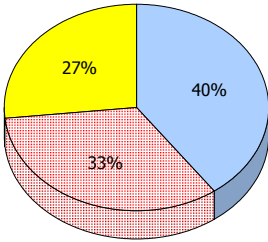
2012

Apr 30,
2012 (39)



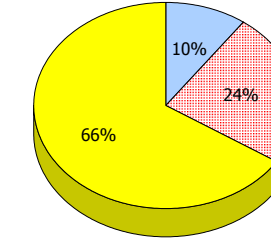
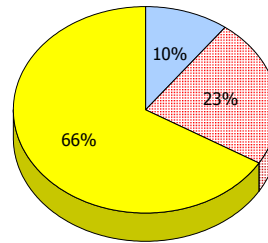
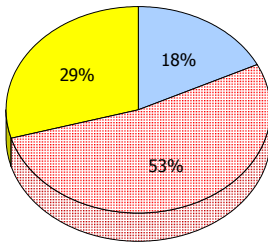
2011

AGR (30)



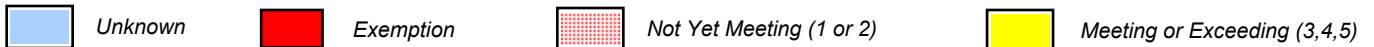
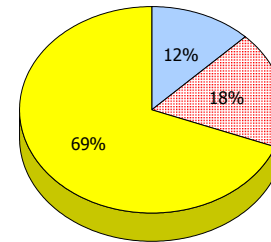
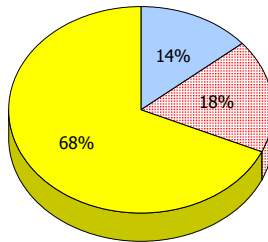
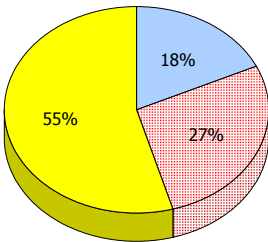
2010

AGR (34)



2009

AGR (33)



* In some cases, CRT numbers may exceed AGR numbers based on late enrolments. Pie chart is based on the number of students who wrote the CRT.

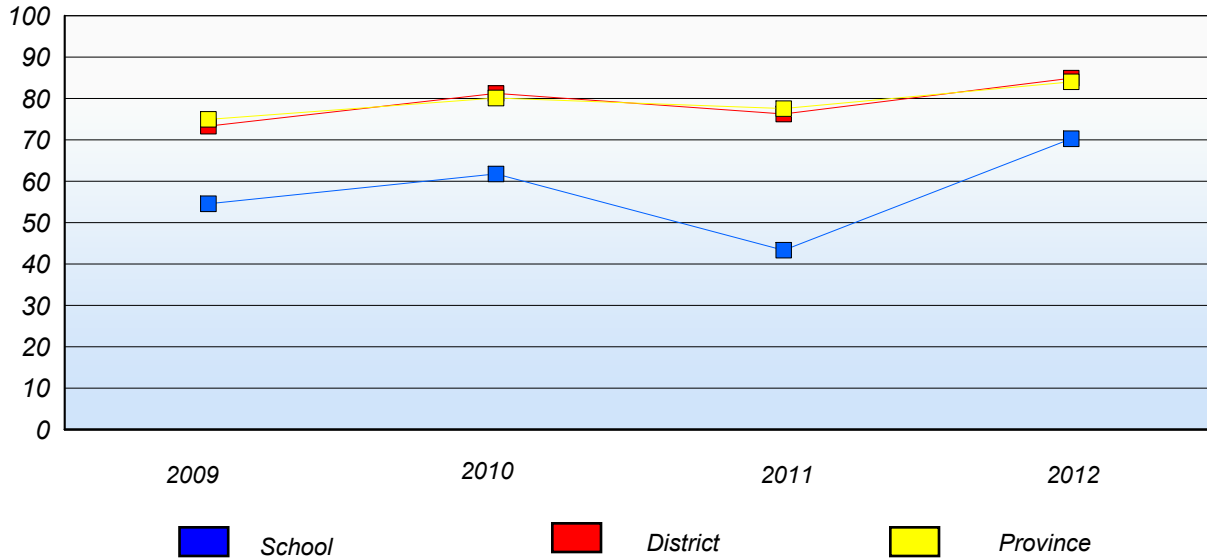
* Reading score is composite of Non Fiction and Poetry.

Mushuau Innu Natuashish School and Sheshatshiu Innu School are excluded from district and provincial results.

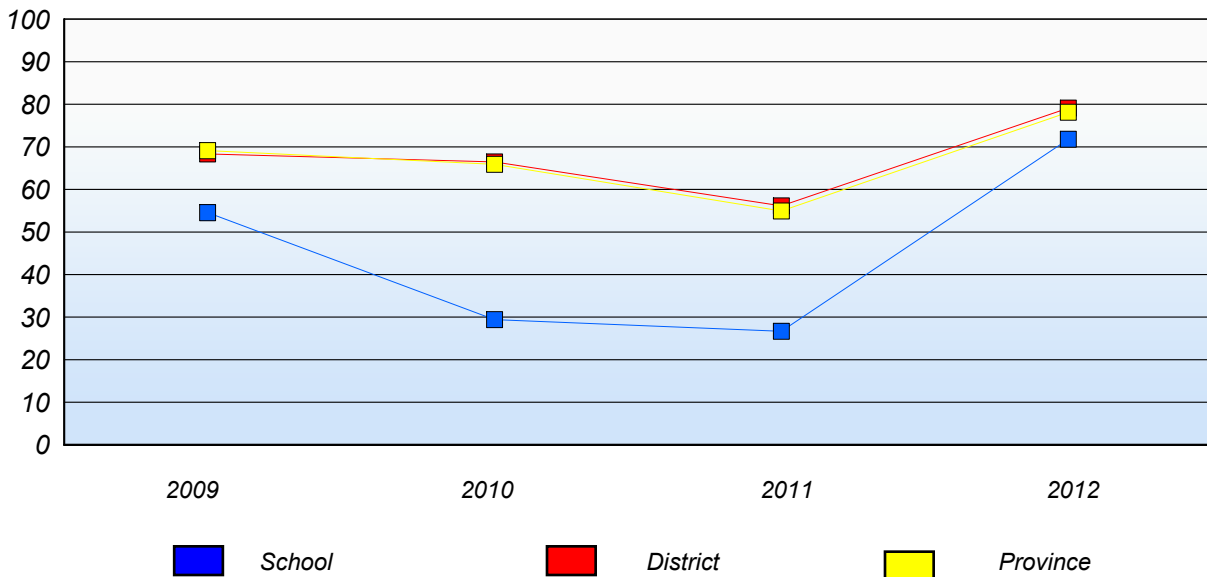
District 4 - Eastern

School #: 296 St. Michael's High

Demand Writing
Percentage of students at level 3 or above (2009 - 2012)



Reading
Percentage of students at level 3 or above (2009 - 2012)



* In some cases, CRT numbers may exceed AGR numbers based on late enrolments. Pie chart is based on the number of students who wrote the CRT.

* Reading score is composite of Non Fiction and Poetry.

Mushuau Innu Natuashish School and Sheshatshiu Innu School are excluded from district and provincial results.

District 4 - Eastern

School #: 300 Frank Roberts Junior High

Demand Writing

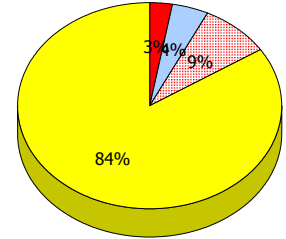
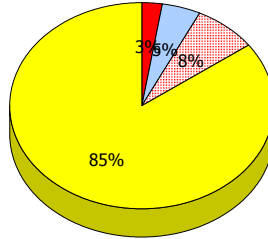
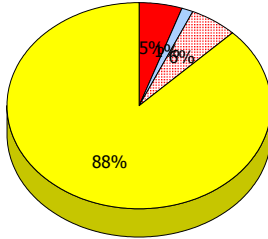
School

District

Province

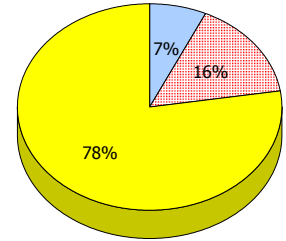
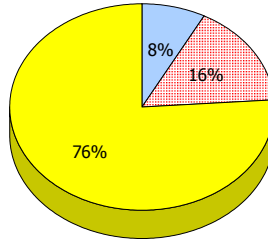
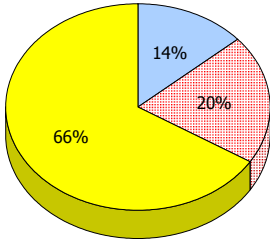
2012

Apr 30,
2012
(168)



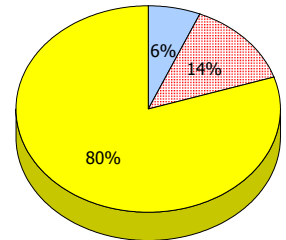
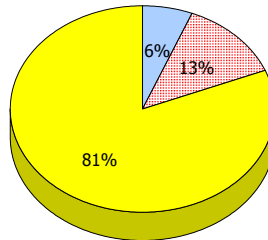
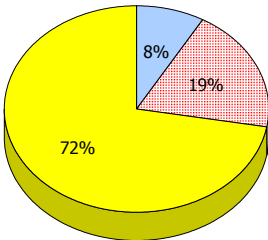
2011

AGR (183)



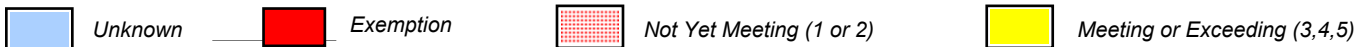
2010

AGR (190)



2009

AGR (0)



* In some cases, CRT numbers may exceed AGR numbers based on late enrolments. Pie chart is based on the number of students who wrote the CRT.

* Reading score is composite of Non Fiction and Poetry.

Mushuau Innu Natuashish School and Sheshatshiu Innu School are excluded from district and provincial results.

Source: Division of Evaluation and Research, Department of Education

District 4 - Eastern

School #: 300 Frank Roberts Junior High

Reading

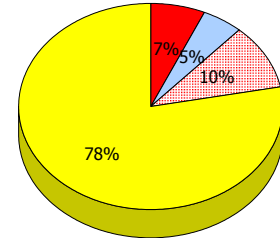
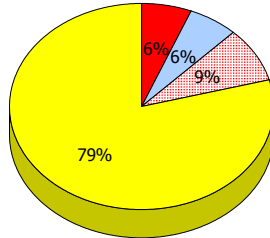
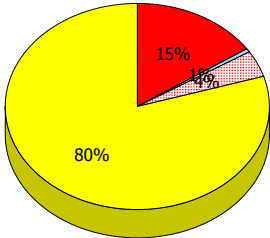
School

District

Province

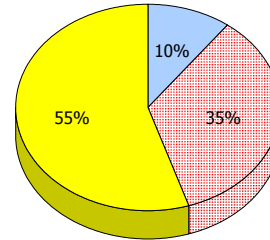
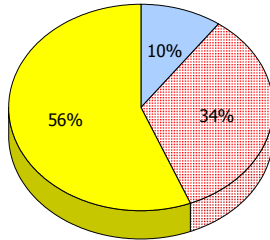
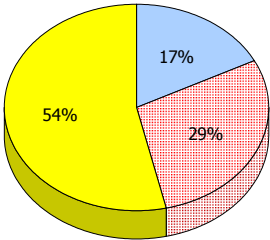
2012

Apr 30,
2012
(168)



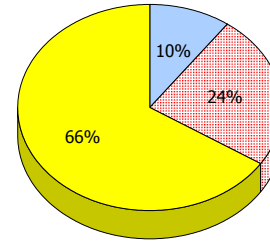
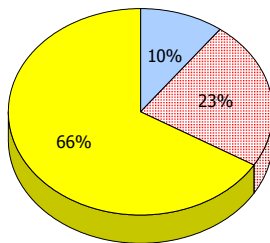
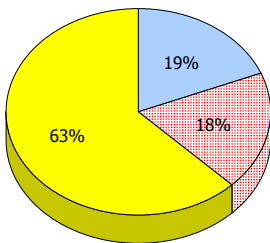
2011

AGR (183)



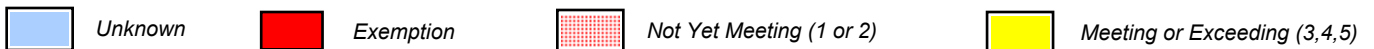
2010

AGR (190)



2009

AGR (0)



* In some cases, CRT numbers may exceed AGR numbers based on late enrolments. Pie chart is based on the number of students who wrote the CRT.

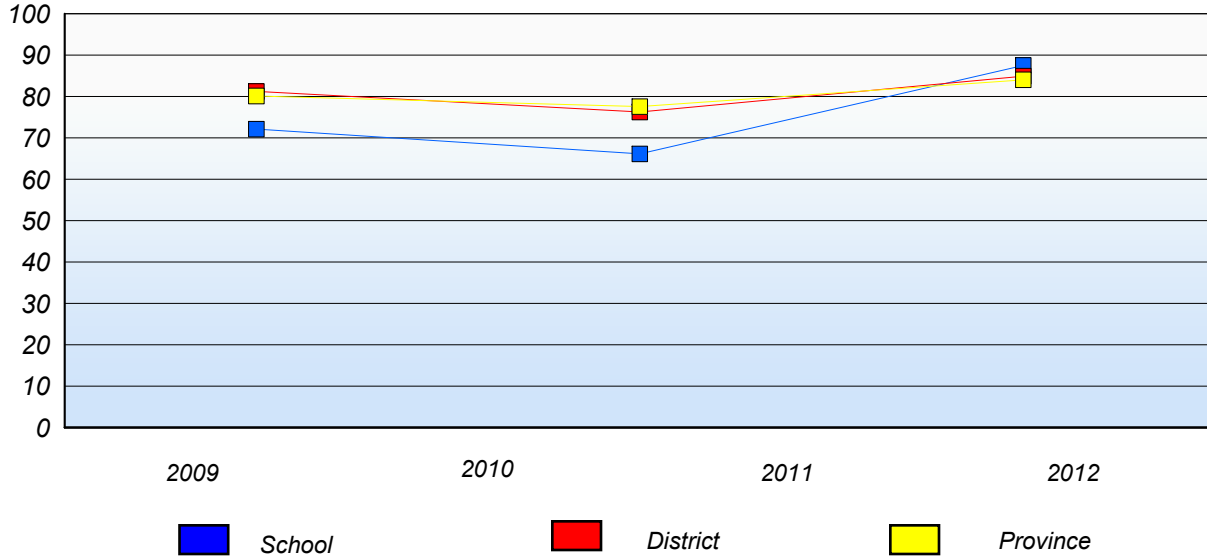
* Reading score is composite of Non Fiction and Poetry.

Mushuau Innu Natuashish School and Sheshatshiu Innu School are excluded from district and provincial results.

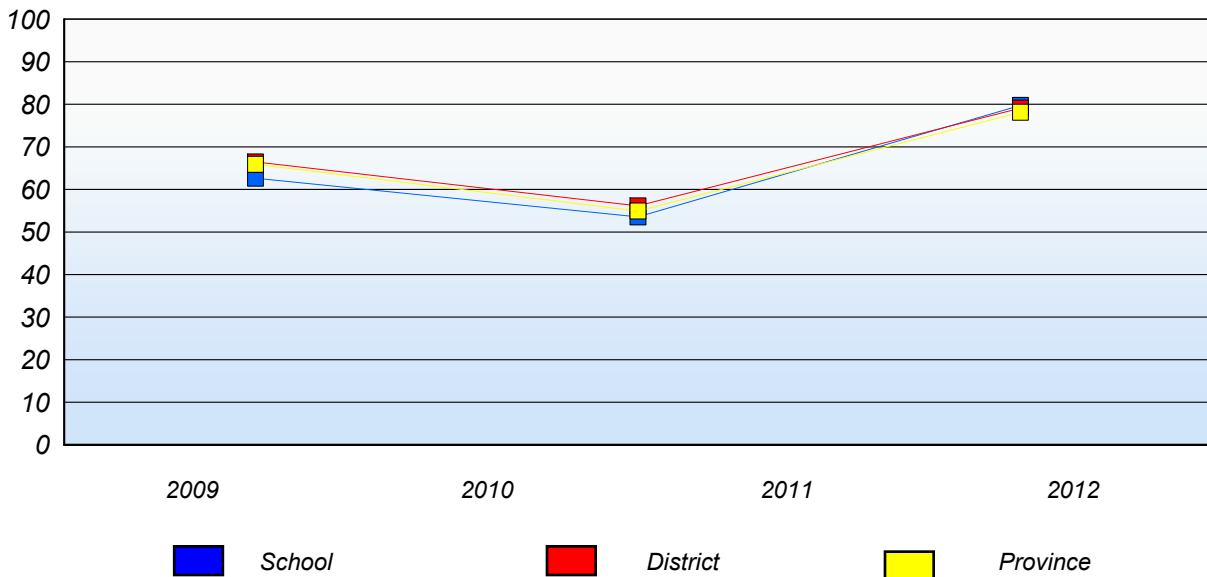
District 4 - Eastern

School #: 300 Frank Roberts Junior High

Demand Writing
 Percentage of students at level 3 or above (2009 - 2012)



Reading
 Percentage of students at level 3 or above (2009 - 2012)



* In some cases, CRT numbers may exceed AGR numbers based on late enrolments. Pie chart is based on the number of students who wrote the CRT.

* Reading score is composite of Non Fiction and Poetry.

Mushuau Innu Natuashish School and Sheshatshiu Innu School are excluded from district and provincial results.

District 4 - Eastern

School #: 304 Holy Spirit High

Demand Writing

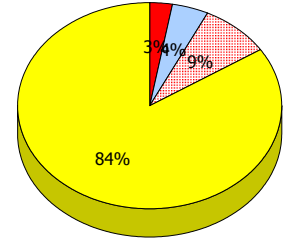
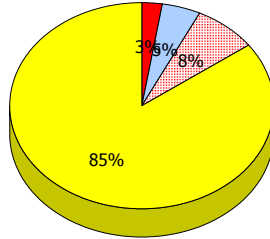
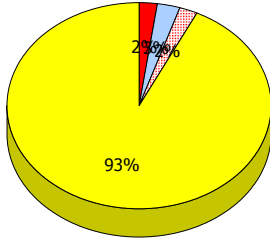
School

District

Province

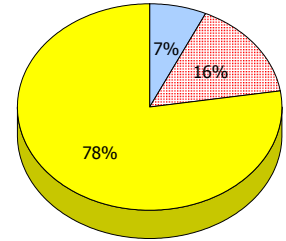
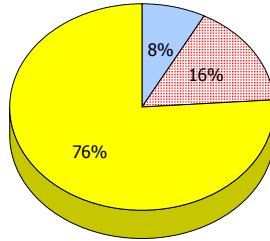
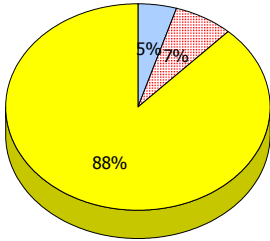
2012

Apr 30,
2012
(183)



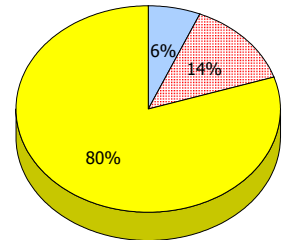
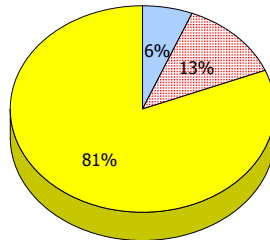
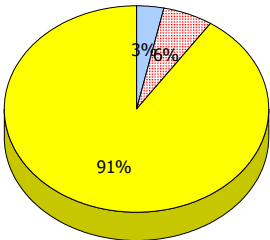
2011

AGR (210)



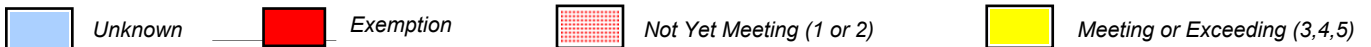
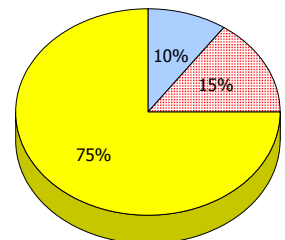
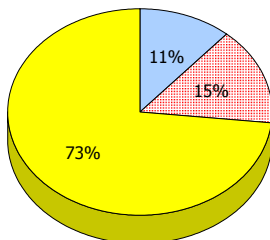
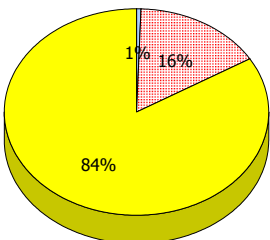
2010

AGR (182)



2009

AGR (177)



* In some cases, CRT numbers may exceed AGR numbers based on late enrolments. Pie chart is based on the number of students who wrote the CRT.

* Reading score is composite of Non Fiction and Poetry.

Mushuau Innu Natuashish School and Sheshatshiu Innu School are excluded from district and provincial results.

Source: Division of Evaluation and Research, Department of Education

District 4 - Eastern

School #: 304 Holy Spirit High

Reading

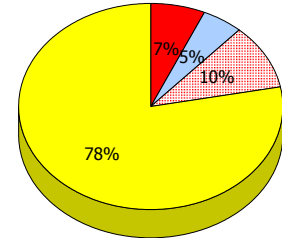
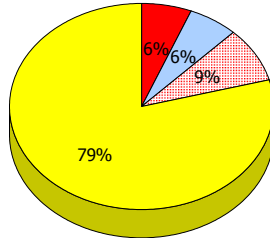
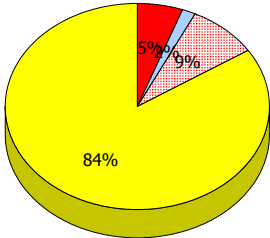
School

District

Province

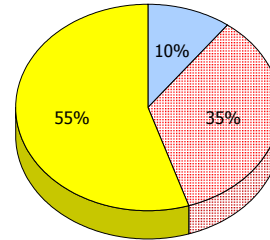
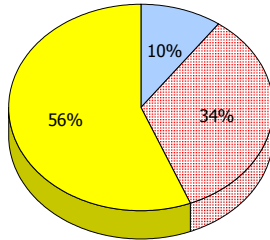
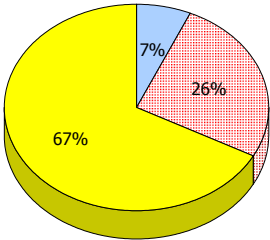
2012

Apr 30,
2012
(183)



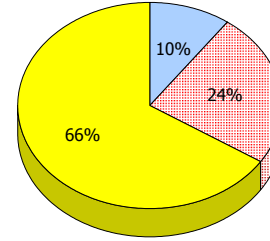
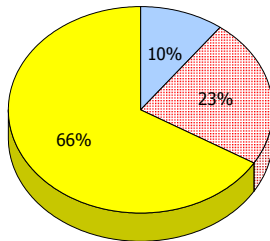
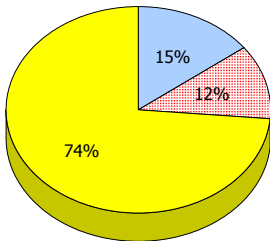
2011

AGR (210)



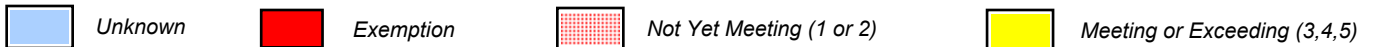
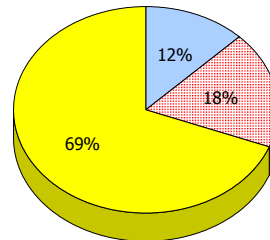
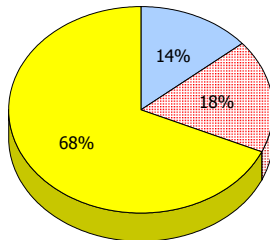
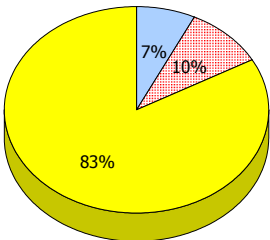
2010

AGR (182)



2009

AGR (177)



* In some cases, CRT numbers may exceed AGR numbers based on late enrolments. Pie chart is based on the number of students who wrote the CRT.

* Reading score is composite of Non Fiction and Poetry.

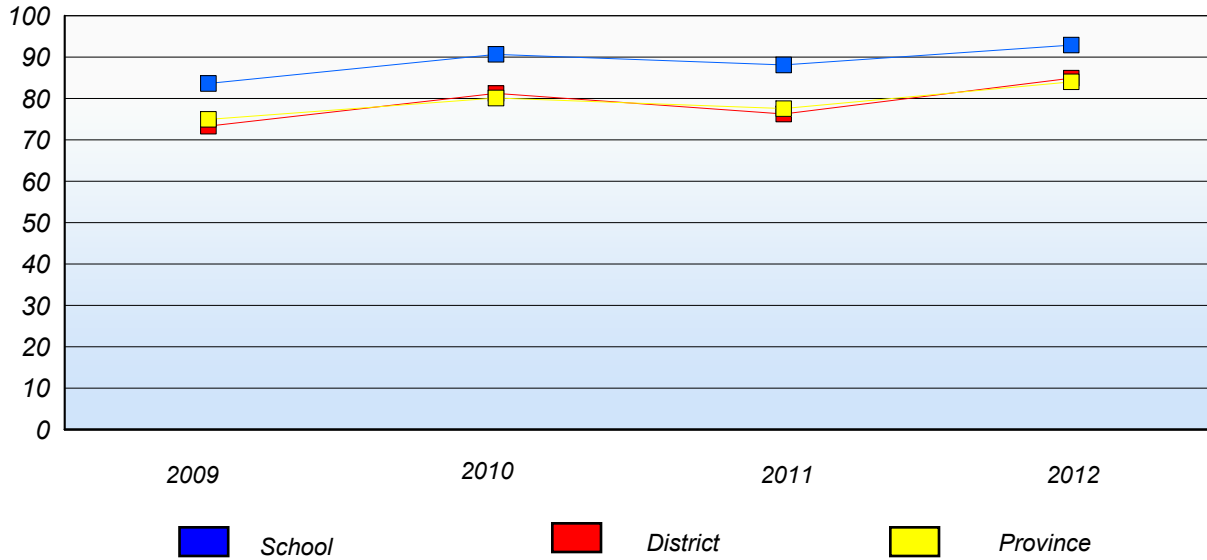
Mushuau Innu Natuashish School and Sheshatshiu Innu School are excluded from district and provincial results.

Source: Division of Evaluation and Research, Department of Education

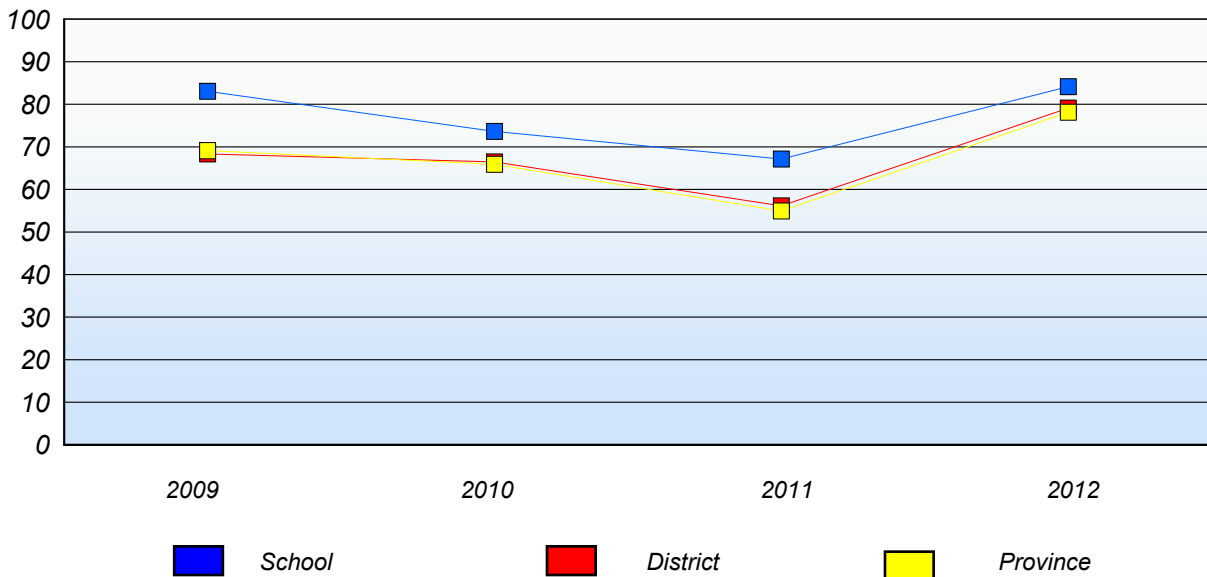
District 4 - Eastern

School #: 304 Holy Spirit High

Demand Writing
Percentage of students at level 3 or above (2009 - 2012)



Reading
Percentage of students at level 3 or above (2009 - 2012)



* In some cases, CRT numbers may exceed AGR numbers based on late enrolments. Pie chart is based on the number of students who wrote the CRT.

* Reading score is composite of Non Fiction and Poetry.

Mushuau Innu Natuashish School and Sheshatshiu Innu School are excluded from district and provincial results.

District 4 - Eastern

School #: 307 Mobile Central High

Demand Writing

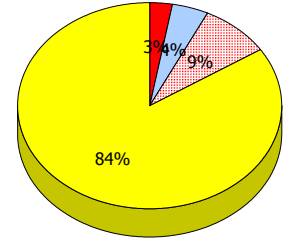
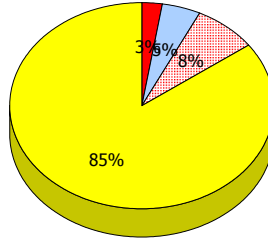
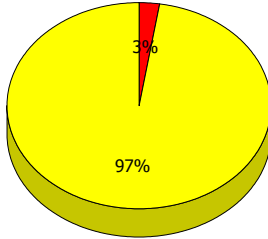
School

District

Province

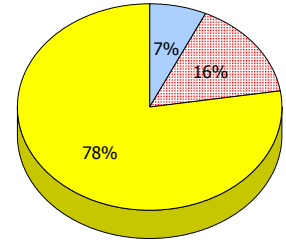
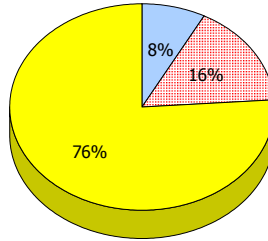
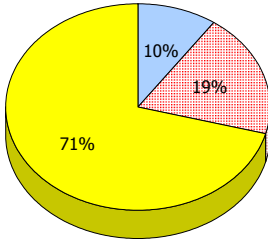
2012

Apr 30,
2012 (38)



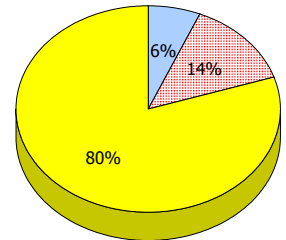
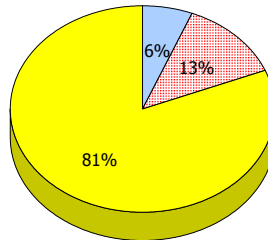
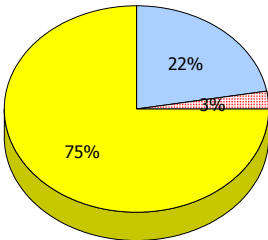
2011

AGR (31)



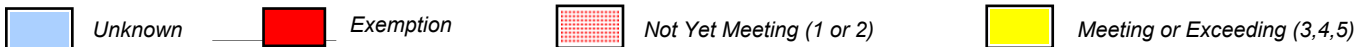
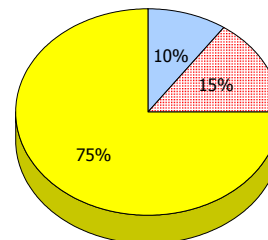
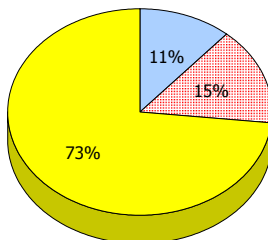
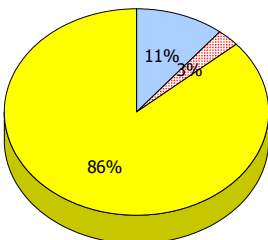
2010

AGR (36)



2009

AGR (37)



* In some cases, CRT numbers may exceed AGR numbers based on late enrolments. Pie chart is based on the number of students who wrote the CRT.

* Reading score is composite of Non Fiction and Poetry.

Mushuau Innu Natuashish School and Sheshatshiu Innu School are excluded from district and provincial results.

Source: Division of Evaluation and Research, Department of Education

District 4 - Eastern

School #: 307 Mobile Central High

Reading

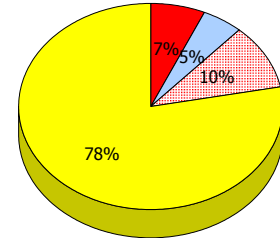
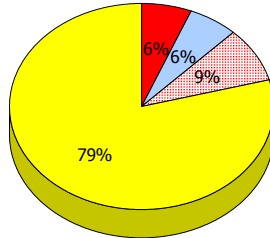
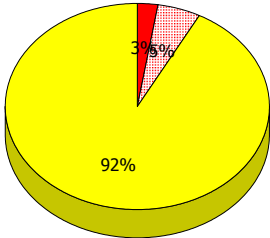
School

District

Province

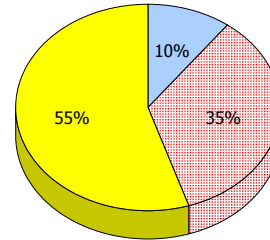
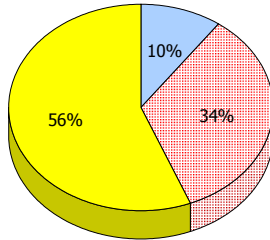
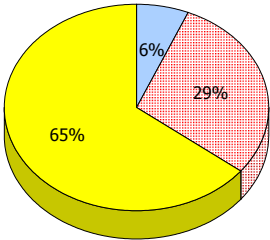
2012

Apr 30,
2012 (38)



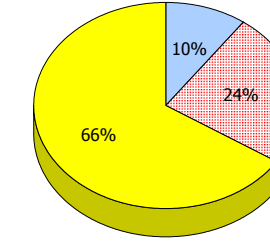
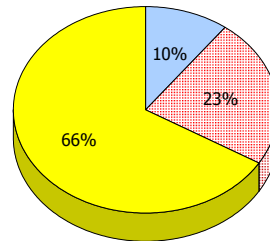
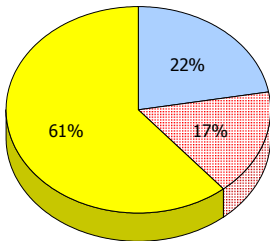
2011

AGR (31)



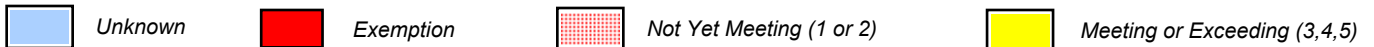
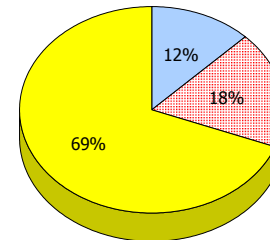
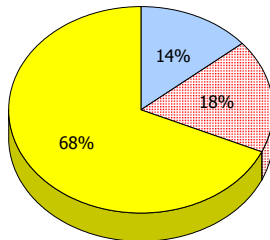
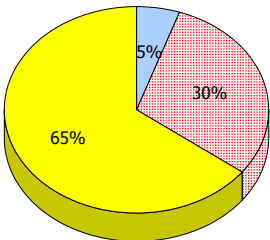
2010

AGR (36)



2009

AGR (37)



* In some cases, CRT numbers may exceed AGR numbers based on late enrolments. Pie chart is based on the number of students who wrote the CRT.

* Reading score is composite of Non Fiction and Poetry.

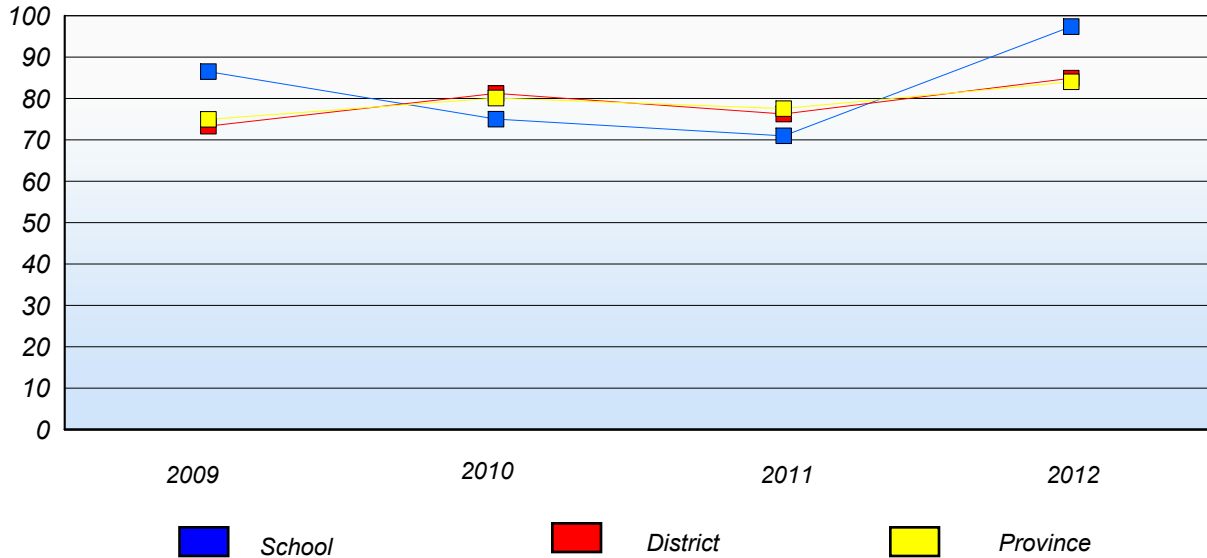
Mushuau Innu Natuashish School and Sheshatshiu Innu School are excluded from district and provincial results.

Source: Division of Evaluation and Research, Department of Education

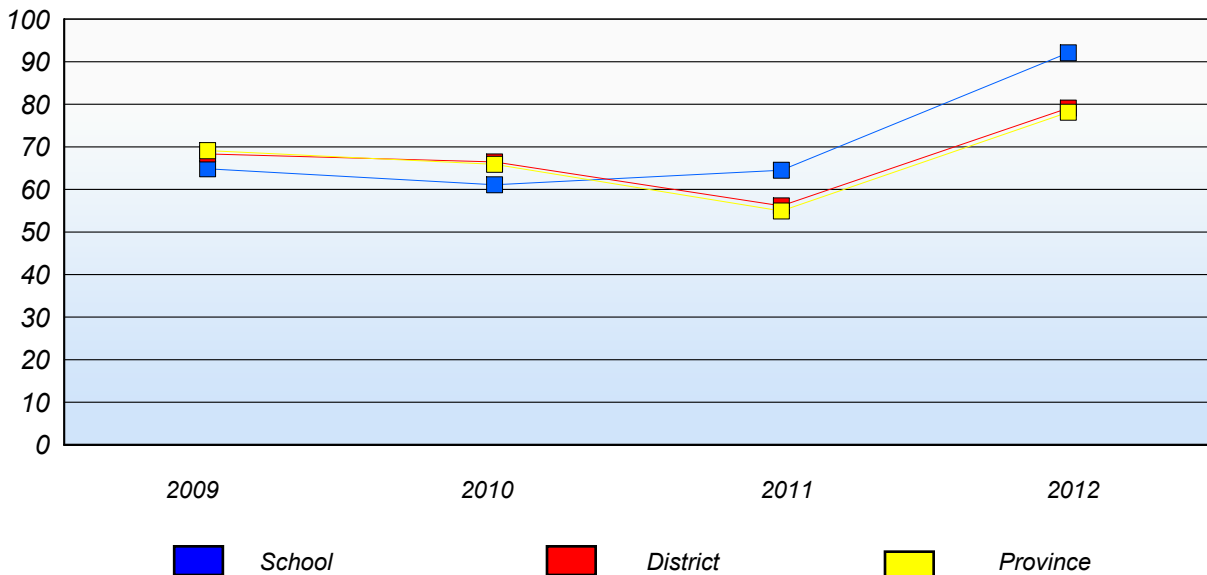
District 4 - Eastern

School #: 307 Mobile Central High

Demand Writing
Percentage of students at level 3 or above (2009 - 2012)



Reading
Percentage of students at level 3 or above (2009 - 2012)



* In some cases, CRT numbers may exceed AGR numbers based on late enrolments. Pie chart is based on the number of students who wrote the CRT.

* Reading score is composite of Non Fiction and Poetry.

Mushuau Innu Natuashish School and Sheshatshiu Innu School are excluded from district and provincial results.

District 4 - Eastern

School #: 310 Mount Pearl Intermediate

Demand Writing

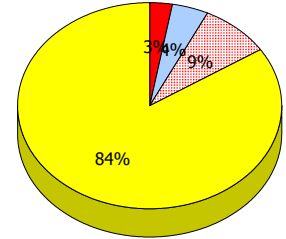
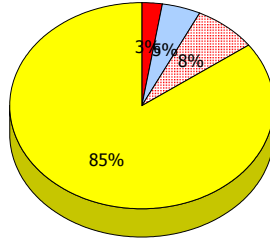
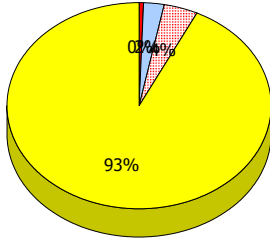
School

District

Province

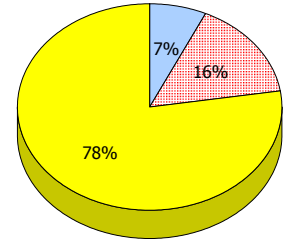
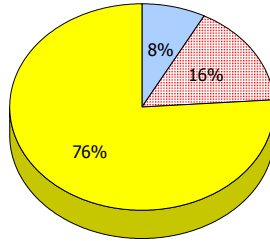
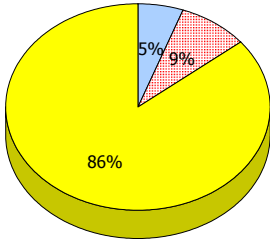
2012

Apr 30,
2012
(206)



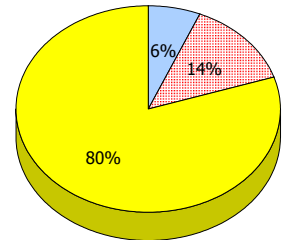
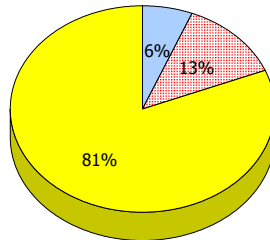
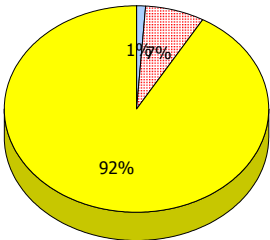
2011

AGR (220)



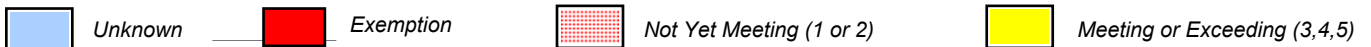
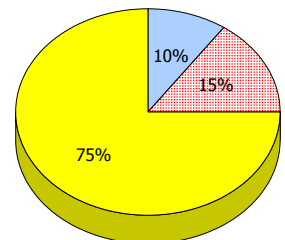
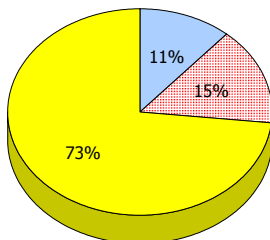
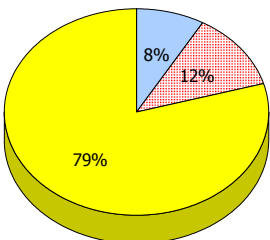
2010

AGR (181)



2009

AGR (213)



* In some cases, CRT numbers may exceed AGR numbers based on late enrolments. Pie chart is based on the number of students who wrote the CRT.

* Reading score is composite of Non Fiction and Poetry.

Mushuau Innu Natuashish School and Sheshatshiu Innu School are excluded from district and provincial results.

District 4 - Eastern

School #: 310 Mount Pearl Intermediate

Reading

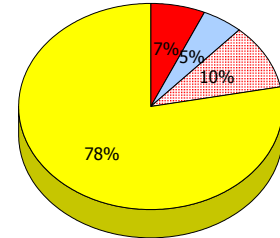
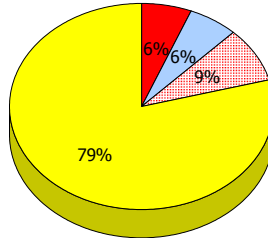
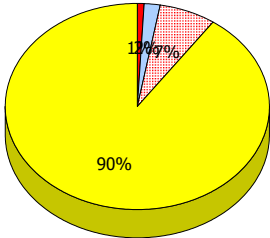
School

District

Province

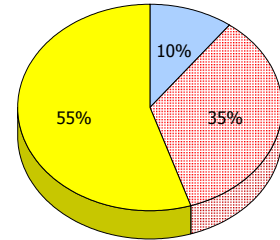
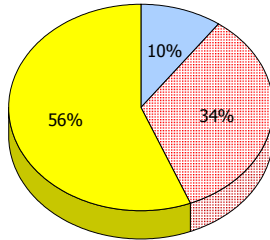
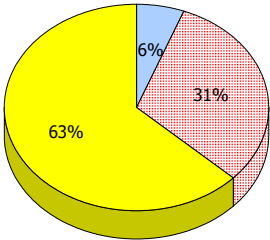
2012

Apr 30,
2012
(206)



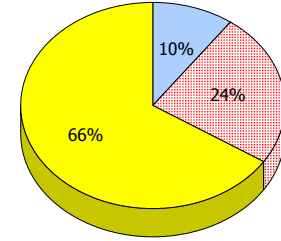
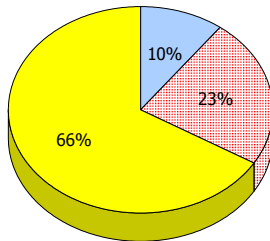
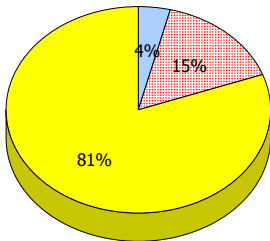
2011

AGR (220)



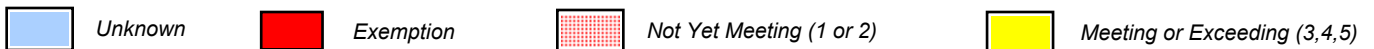
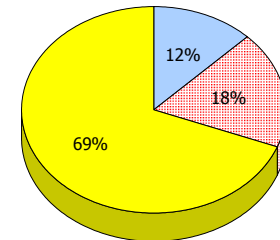
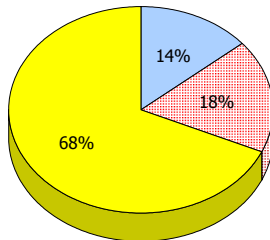
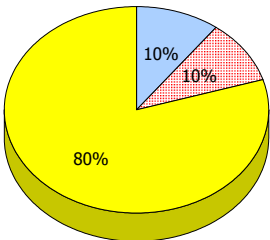
2010

AGR (181)



2009

AGR (213)



* In some cases, CRT numbers may exceed AGR numbers based on late enrolments. Pie chart is based on the number of students who wrote the CRT.

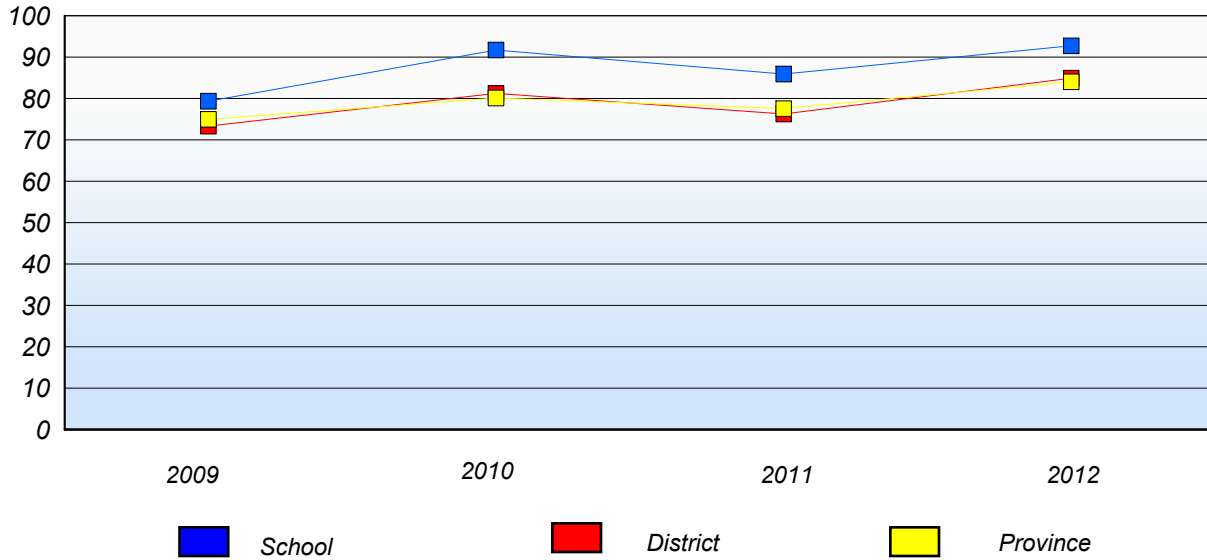
* Reading score is composite of Non Fiction and Poetry.

Mushuau Innu Natuashish School and Sheshatshiu Innu School are excluded from district and provincial results.

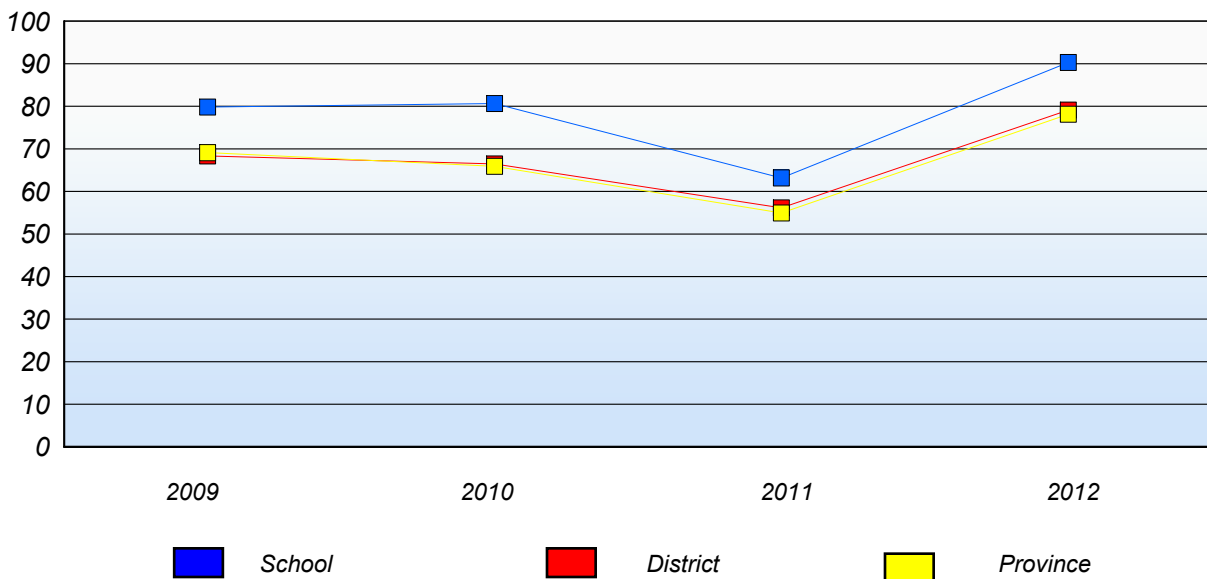
District 4 - Eastern

School #: 310 Mount Pearl Intermediate

Demand Writing
Percentage of students at level 3 or above (2009 - 2012)



Reading
Percentage of students at level 3 or above (2009 - 2012)



* In some cases, CRT numbers may exceed AGR numbers based on late enrolments. Pie chart is based on the number of students who wrote the CRT.

* Reading score is composite of Non Fiction and Poetry.

Mushuau Innu Natuashish School and Sheshatshiu Innu School are excluded from district and provincial results.

District 4 - Eastern

School #: 315 St. Peter's Junior High

Demand Writing

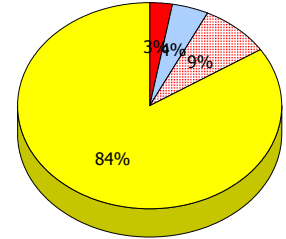
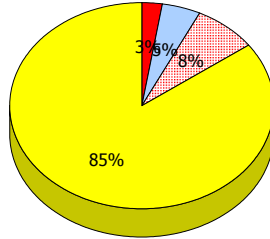
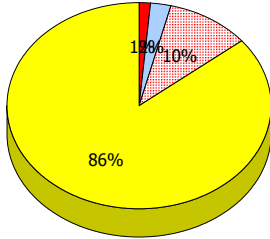
School

District

Province

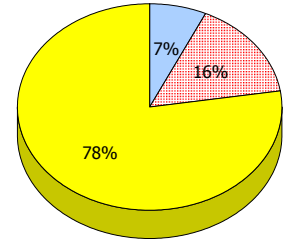
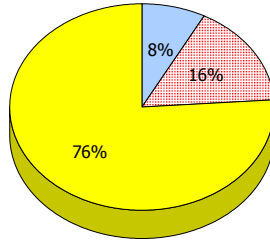
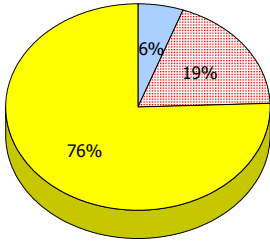
2012

Apr 30,
2012
(212)



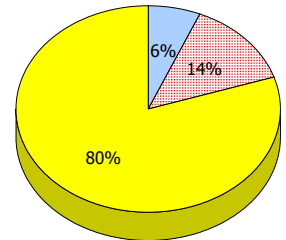
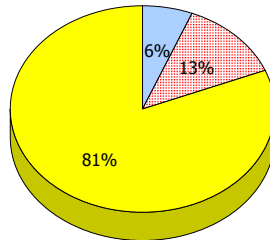
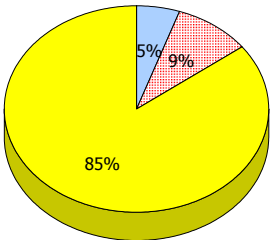
2011

AGR (246)



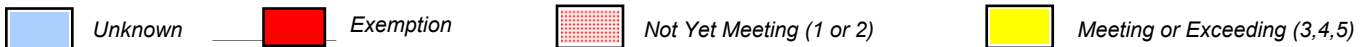
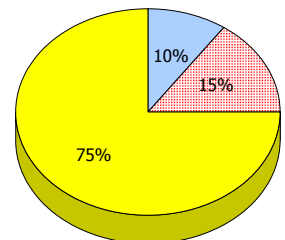
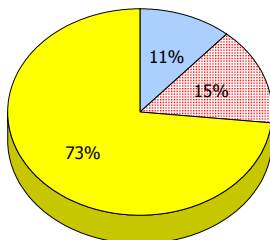
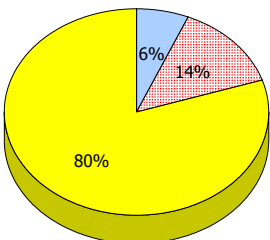
2010

AGR (226)



2009

AGR (206)



* In some cases, CRT numbers may exceed AGR numbers based on late enrolments. Pie chart is based on the number of students who wrote the CRT.

* Reading score is composite of Non Fiction and Poetry.

Mushuau Innu Natuashish School and Sheshatshiu Innu School are excluded from district and provincial results.

Source: Division of Evaluation and Research, Department of Education

District 4 - Eastern

School #: 315 St. Peter's Junior High

Reading

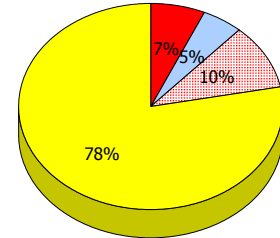
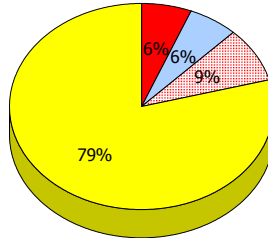
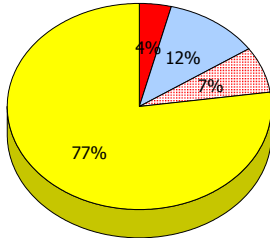
School

District

Province

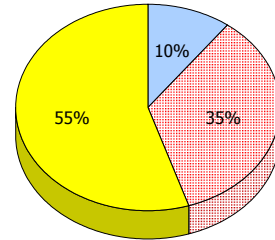
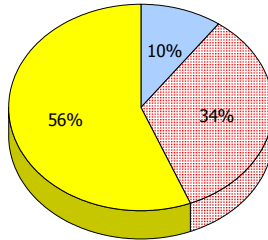
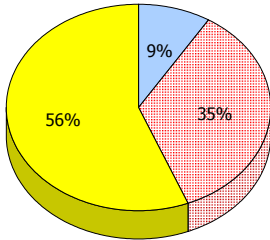
2012

Apr 30,
2012
(212)



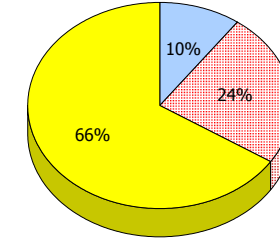
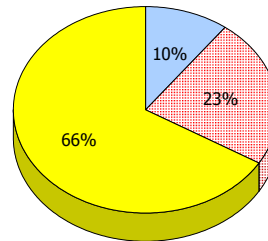
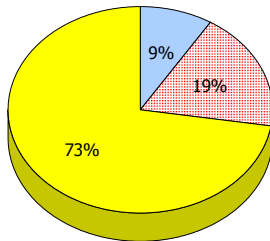
2011

AGR (246)



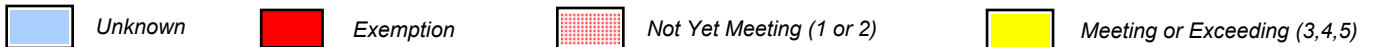
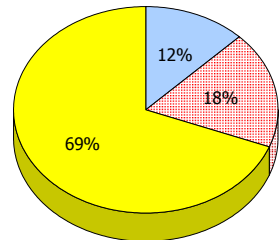
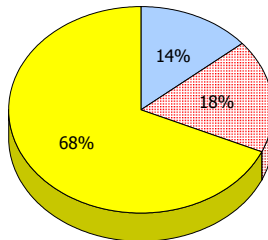
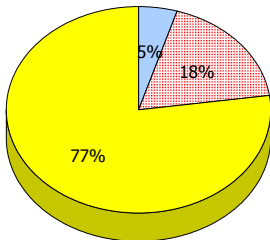
2010

AGR (226)



2009

AGR (206)



* In some cases, CRT numbers may exceed AGR numbers based on late enrolments. Pie chart is based on the number of students who wrote the CRT.

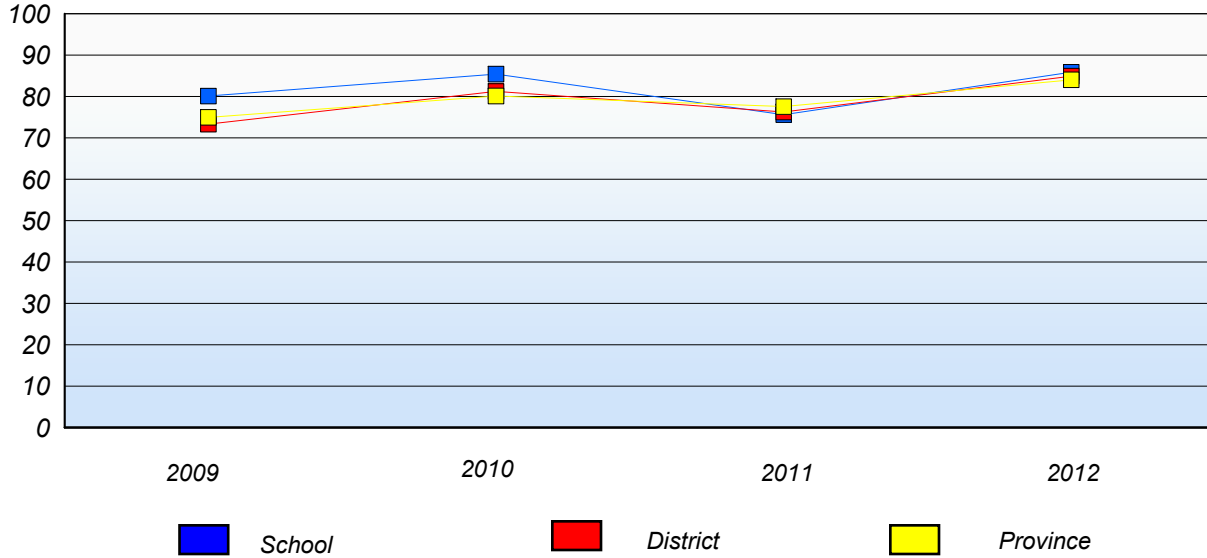
* Reading score is composite of Non Fiction and Poetry.

Mushuau Innu Natuashish School and Sheshatshiu Innu School are excluded from district and provincial results.

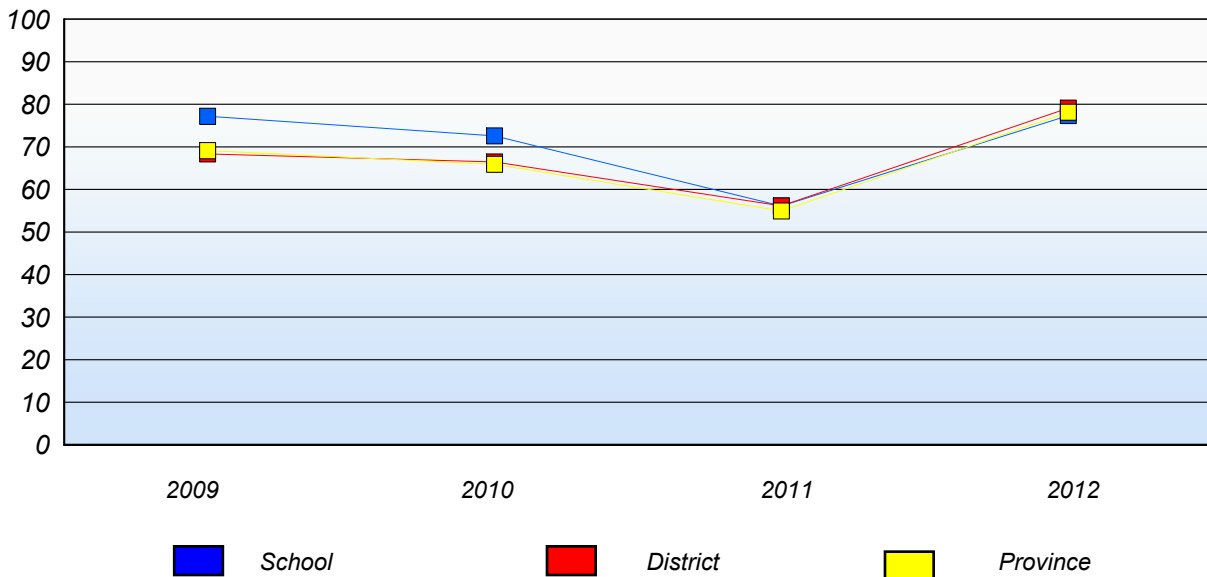
District 4 - Eastern

School #: 315 St. Peter's Junior High

Demand Writing
Percentage of students at level 3 or above (2009 - 2012)



Reading
Percentage of students at level 3 or above (2009 - 2012)



* In some cases, CRT numbers may exceed AGR numbers based on late enrolments. Pie chart is based on the number of students who wrote the CRT.

* Reading score is composite of Non Fiction and Poetry.

Mushuau Innu Natuashish School and Sheshatshiu Innu School are excluded from district and provincial results.

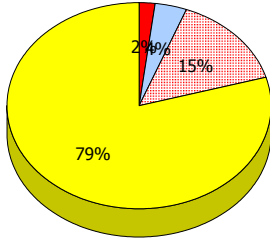
District 4 - Eastern

School #: 324 Beaconsfield Junior High

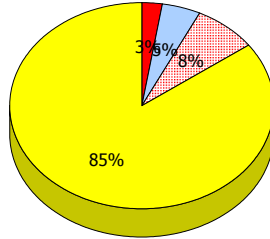
Demand Writing

2012
Apr 30,
2012
(151)

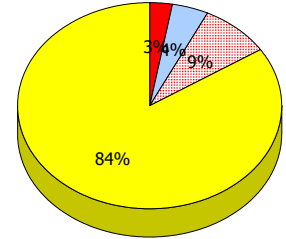
School



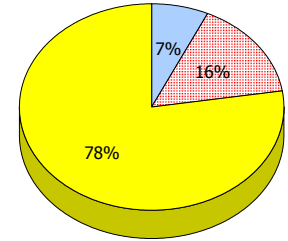
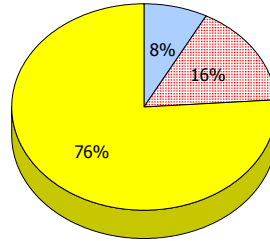
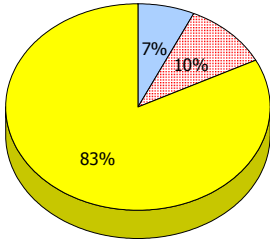
District



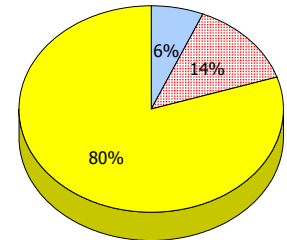
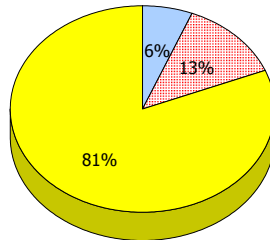
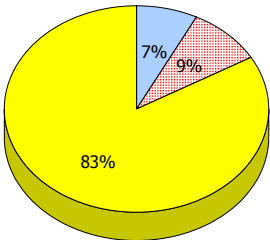
Province



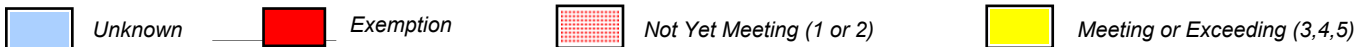
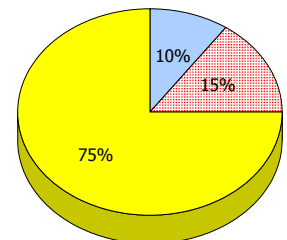
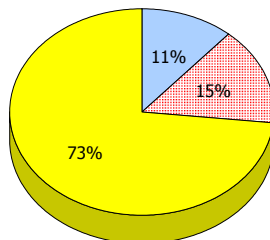
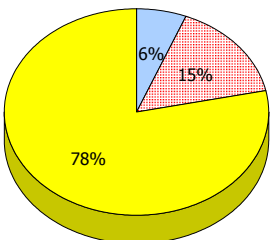
2011
AGR (143)



2010
AGR (174)



2009
AGR (176)



* In some cases, CRT numbers may exceed AGR numbers based on late enrolments. Pie chart is based on the number of students who wrote the CRT.

* Reading score is composite of Non Fiction and Poetry.

Mushuau Innu Natuashish School and Sheshatshiu Innu School are excluded from district and provincial results.

Source: Division of Evaluation and Research, Department of Education

District 4 - Eastern

School #: 324 Beaconsfield Junior High

Reading

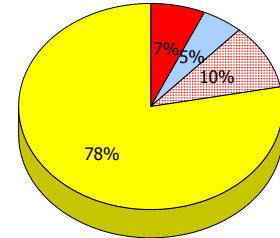
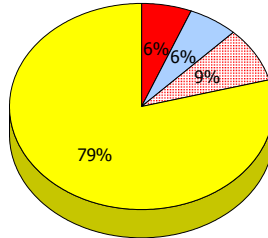
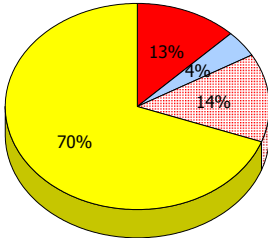
School

District

Province

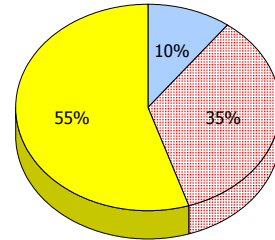
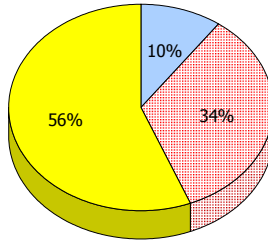
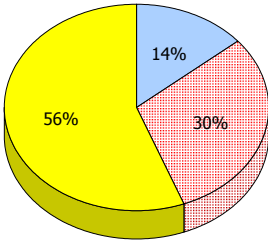
2012

Apr 30,
2012
(151)



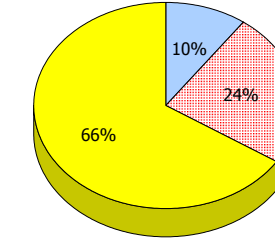
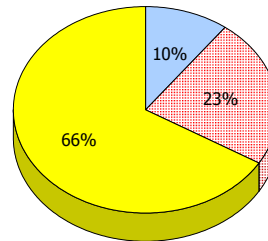
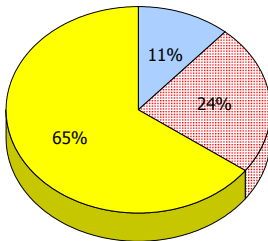
2011

AGR (143)



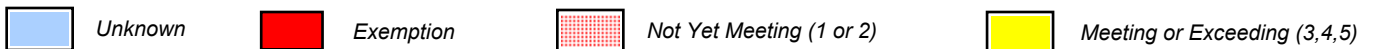
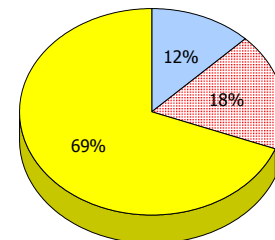
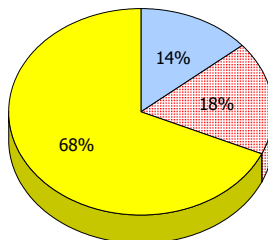
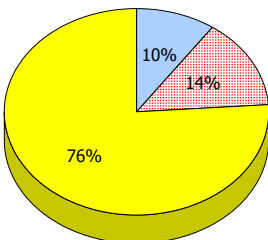
2010

AGR (174)



2009

AGR (176)



* In some cases, CRT numbers may exceed AGR numbers based on late enrolments. Pie chart is based on the number of students who wrote the CRT.

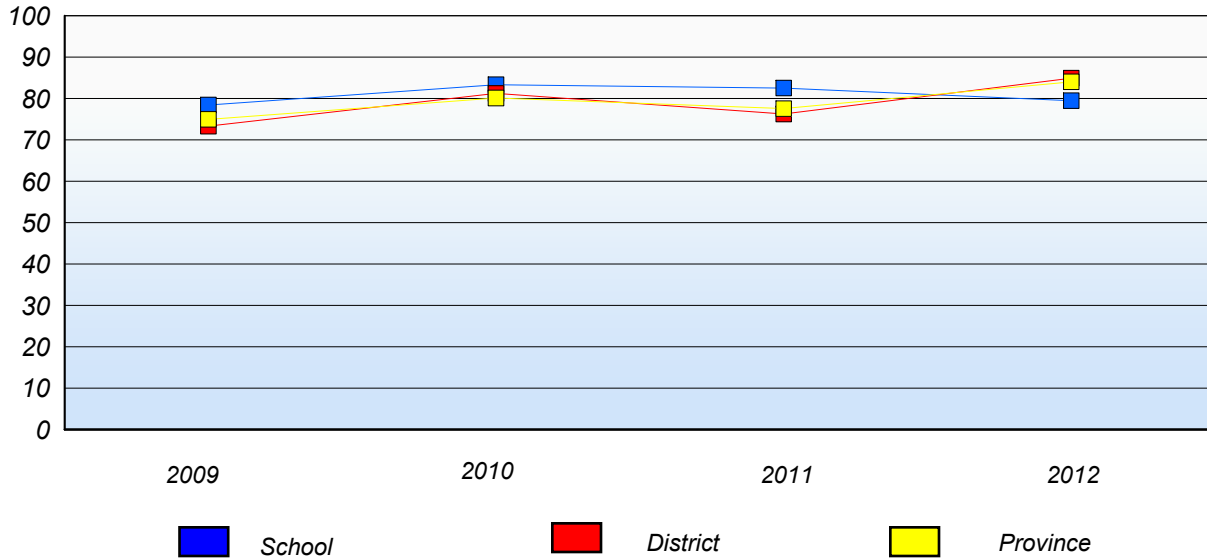
* Reading score is composite of Non Fiction and Poetry.

Mushuau Innu Natuashish School and Sheshatshiu Innu School are excluded from district and provincial results.

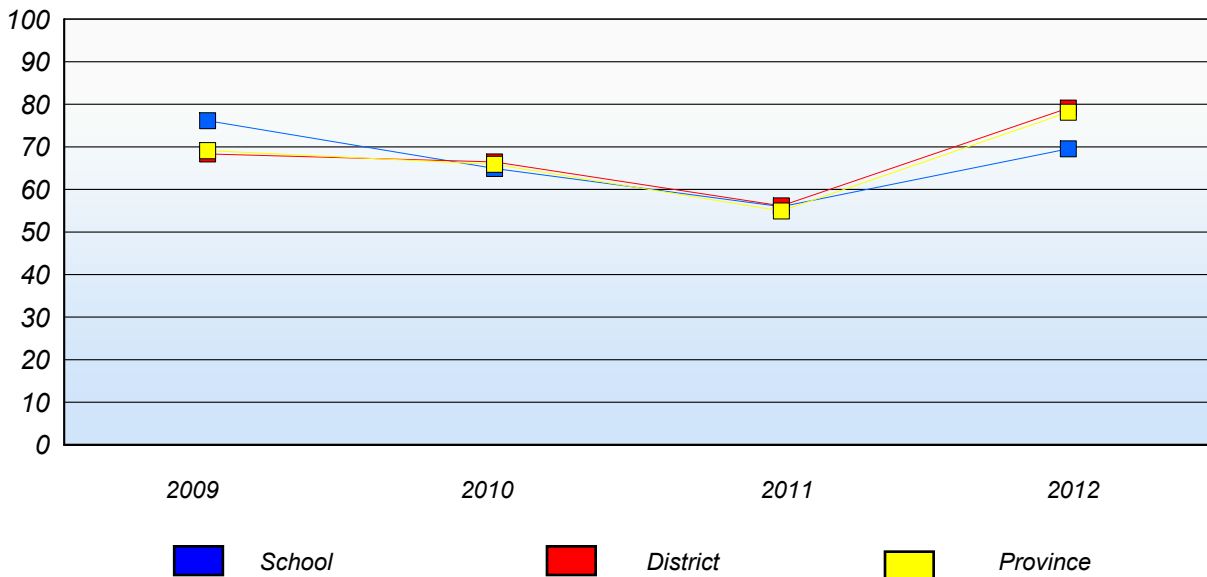
District 4 - Eastern

School #: 324 Beaconsfield Junior High

Demand Writing
Percentage of students at level 3 or above (2009 - 2012)



Reading
Percentage of students at level 3 or above (2009 - 2012)



* In some cases, CRT numbers may exceed AGR numbers based on late enrolments. Pie chart is based on the number of students who wrote the CRT.

* Reading score is composite of Non Fiction and Poetry.

Mushuau Innu Natuashish School and Sheshatshiu Innu School are excluded from district and provincial results.

District 4 - Eastern

School #: 328 Booth Memorial High School

Demand Writing

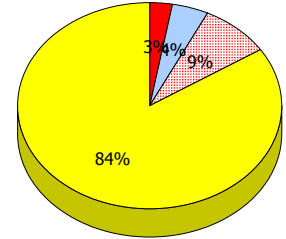
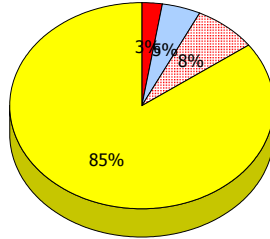
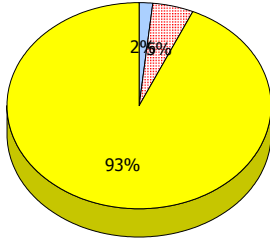
School

District

Province

2012

Apr 30,
2012
(118)



2011

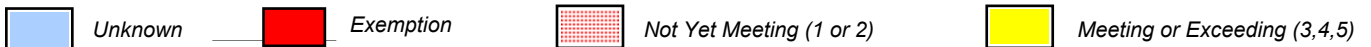
AGR (0)

2010

AGR (0)

2009

AGR (0)



* In some cases, CRT numbers may exceed AGR numbers based on late enrolments. Pie chart is based on the number of students who wrote the CRT.

* Reading score is composite of Non Fiction and Poetry.

Mushuau Innu Natuashish School and Sheshatshiu Innu School are excluded from district and provincial results.

Source: Division of Evaluation and Research, Department of Education

District 4 - Eastern

School #: 328 Booth Memorial High School

Reading

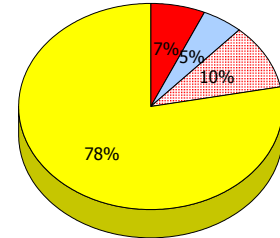
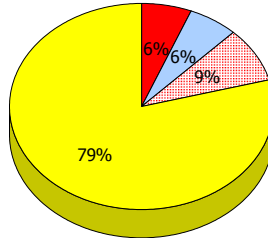
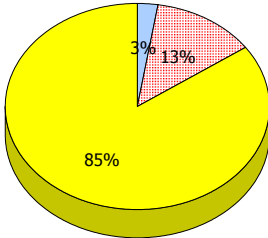
School

District

Province

2012

Apr 30,
2012
(118)



2011

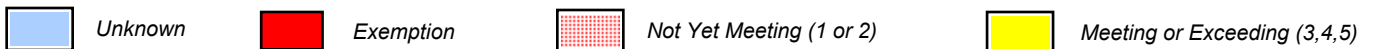
AGR (0)

2010

AGR (0)

2009

AGR (0)



* In some cases, CRT numbers may exceed AGR numbers based on late enrolments. Pie chart is based on the number of students who wrote the CRT.

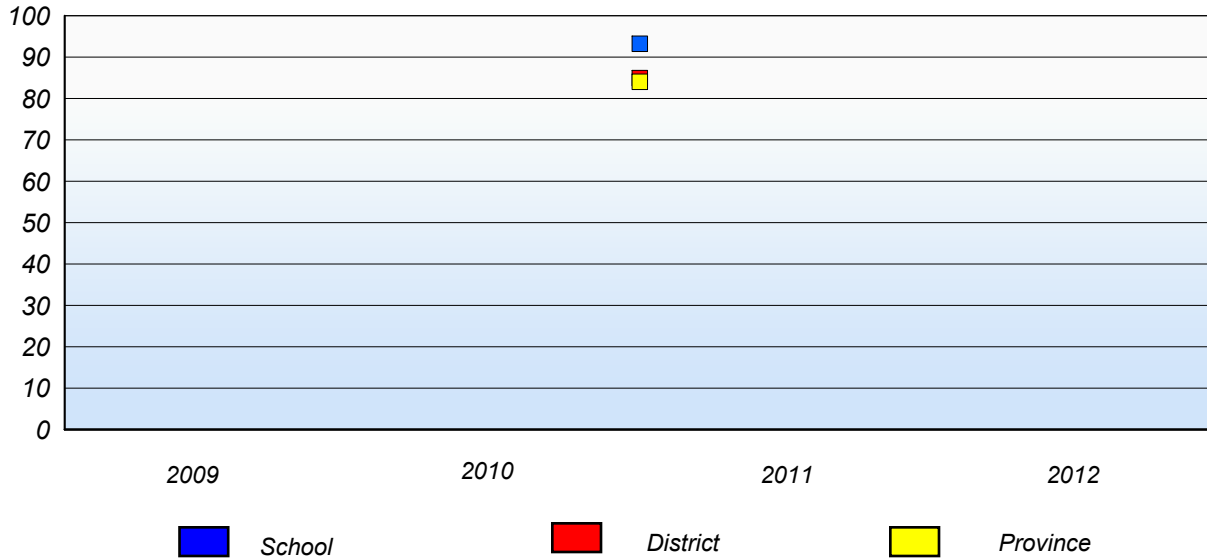
* Reading score is composite of Non Fiction and Poetry.

Mushuau Innu Natuashish School and Sheshatshiu Innu School are excluded from district and provincial results.

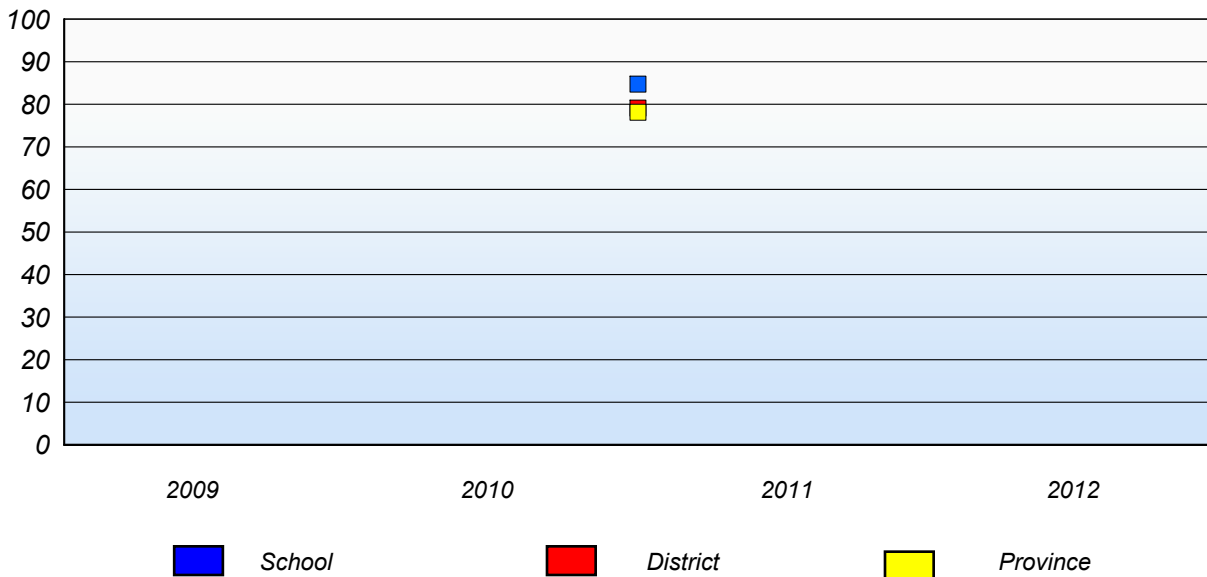
District 4 - Eastern

School #: 328 Booth Memorial High School

Demand Writing
Percentage of students at level 3 or above (2009 - 2012)



Reading
Percentage of students at level 3 or above (2009 - 2012)



* In some cases, CRT numbers may exceed AGR numbers based on late enrolments. Pie chart is based on the number of students who wrote the CRT.

* Reading score is composite of Non Fiction and Poetry.

Mushuau Innu Natuashish School and Sheshatshiu Innu School are excluded from district and provincial results.

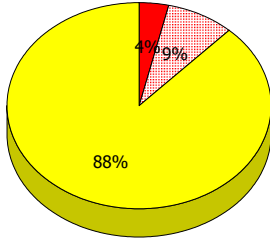
District 4 - Eastern

School #: 330 Brother Rice Junior High

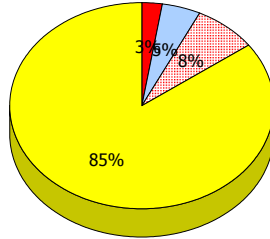
Demand Writing

2012
Apr 30,
2012
(199)

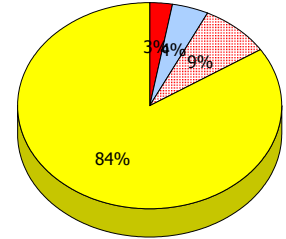
School



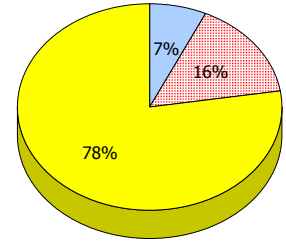
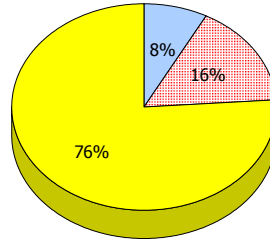
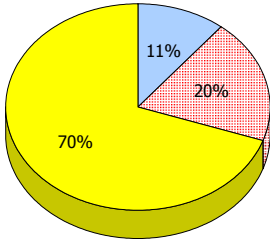
District



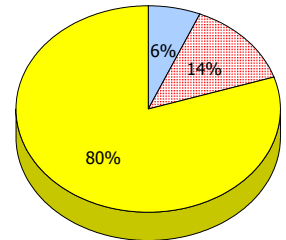
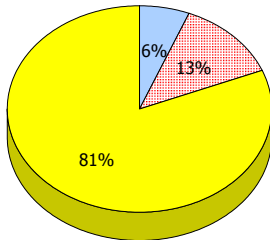
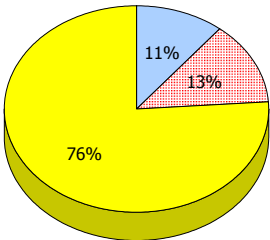
Province



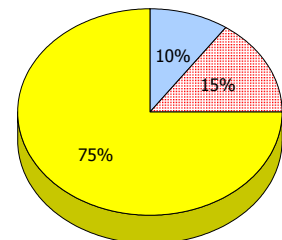
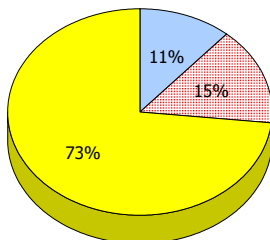
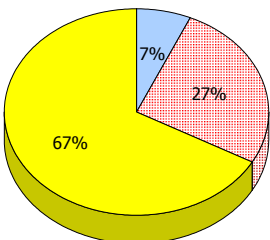
2011
AGR (102)



2010
AGR (130)



2009
AGR (166)



Unknown
 Exemption
 Not Yet Meeting (1 or 2)
 Meeting or Exceeding (3,4,5)

* In some cases, CRT numbers may exceed AGR numbers based on late enrolments. Pie chart is based on the number of students who wrote the CRT.

* Reading score is composite of Non Fiction and Poetry.

Mushuau Innu Natuashish School and Sheshatshiu Innu School are excluded from district and provincial results.

Source: Division of Evaluation and Research, Department of Education

District 4 - Eastern

School #: 330 Brother Rice Junior High

Reading

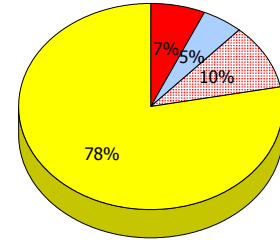
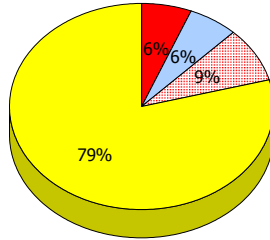
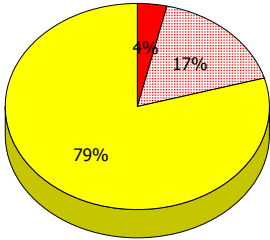
School

District

Province

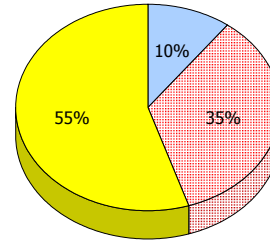
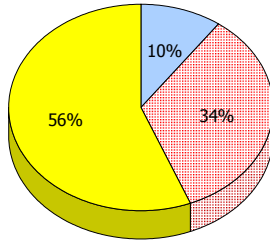
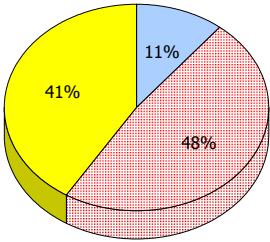
2012

Apr 30,
2012
(199)



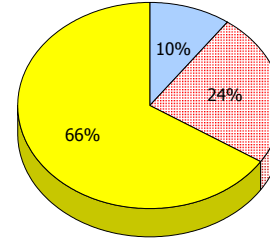
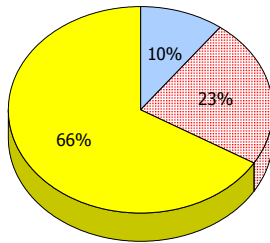
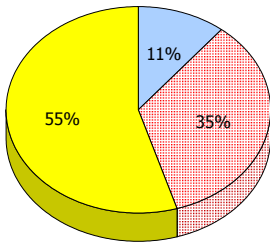
2011

AGR (102)



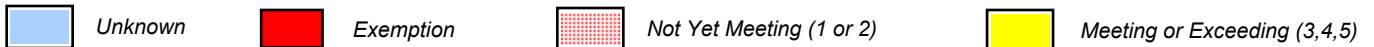
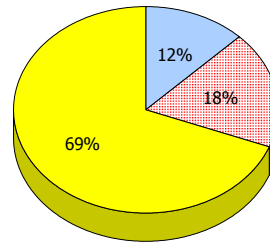
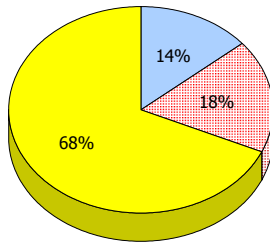
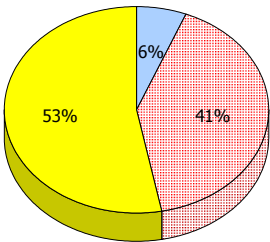
2010

AGR (130)



2009

AGR (166)



* In some cases, CRT numbers may exceed AGR numbers based on late enrolments. Pie chart is based on the number of students who wrote the CRT.

* Reading score is composite of Non Fiction and Poetry.

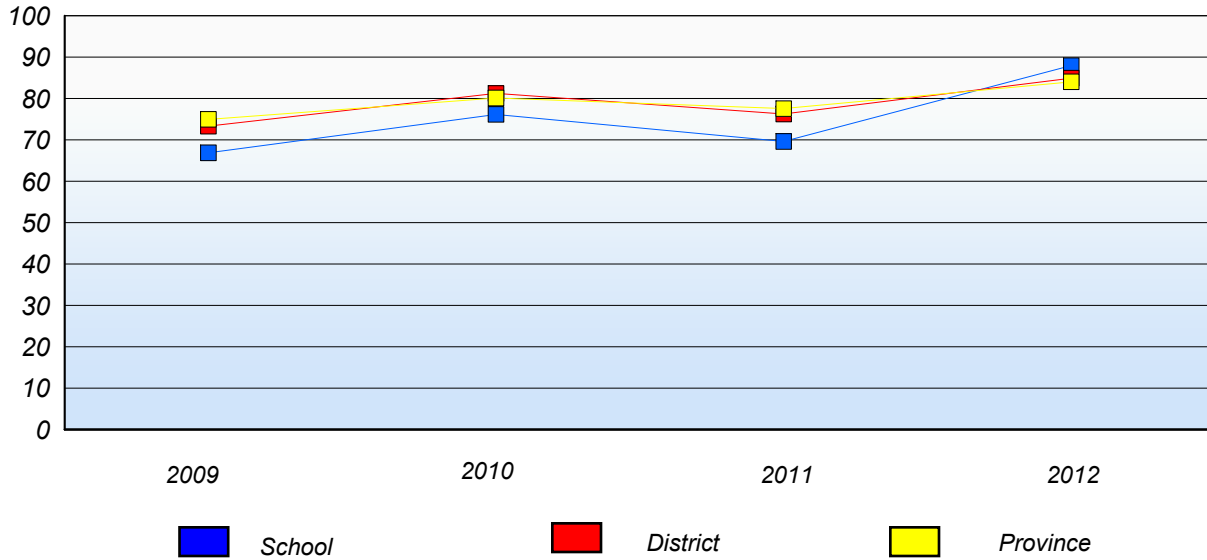
Mushuau Innu Natuashish School and Sheshatshiu Innu School are excluded from district and provincial results.

Source: Division of Evaluation and Research, Department of Education

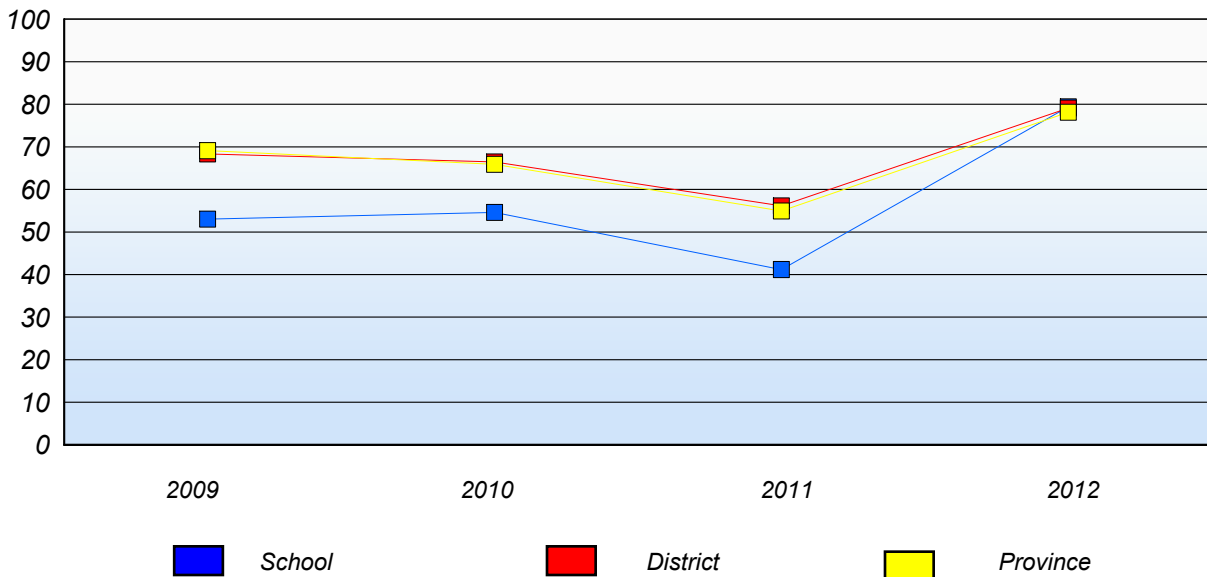
District 4 - Eastern

School #: 330 Brother Rice Junior High

Demand Writing
Percentage of students at level 3 or above (2009 - 2012)



Reading
Percentage of students at level 3 or above (2009 - 2012)



* In some cases, CRT numbers may exceed AGR numbers based on late enrolments. Pie chart is based on the number of students who wrote the CRT.

* Reading score is composite of Non Fiction and Poetry.

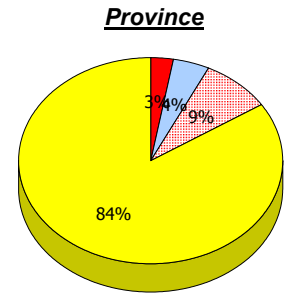
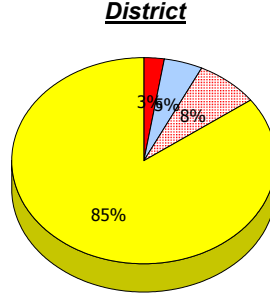
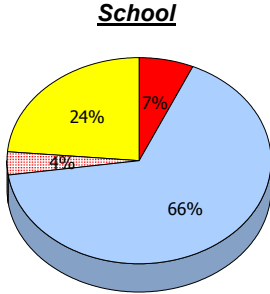
Mushuau Innu Natuashish School and Sheshatshiu Innu School are excluded from district and provincial results.

District 4 - Eastern

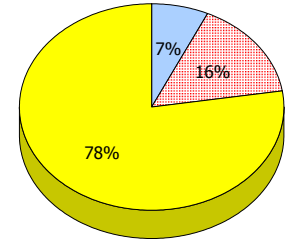
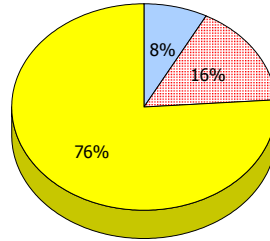
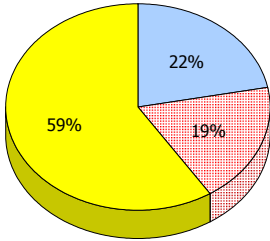
School #: 335 Leary's Brook Junior High

Demand Writing

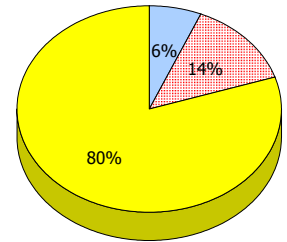
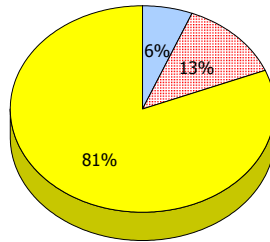
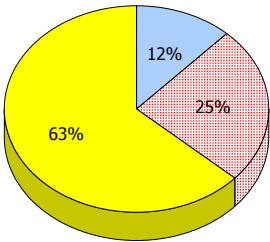
2012
Apr 30,
2012
(165)



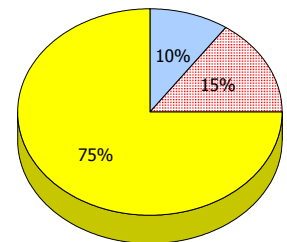
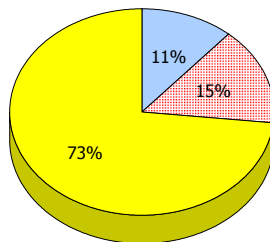
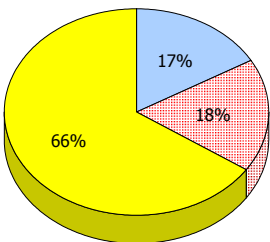
2011
AGR (201)



2010
AGR (175)



2009
AGR (137)



Unknown
 Exemption
 Not Yet Meeting (1 or 2)
 Meeting or Exceeding (3,4,5)

* In some cases, CRT numbers may exceed AGR numbers based on late enrolments. Pie chart is based on the number of students who wrote the CRT.

* Reading score is composite of Non Fiction and Poetry.

Mushuau Innu Natuashish School and Sheshatshiu Innu School are excluded from district and provincial results.

Source: Division of Evaluation and Research, Department of Education

District 4 - Eastern

School #: 335 Leary's Brook Junior High

Reading

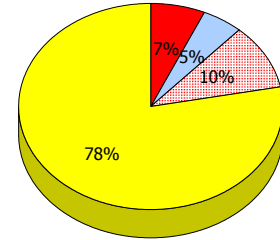
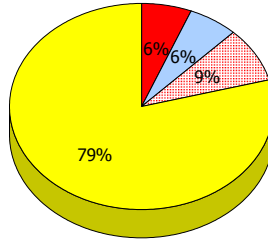
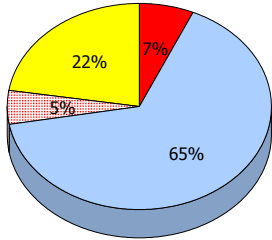
School

District

Province

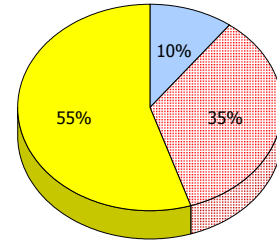
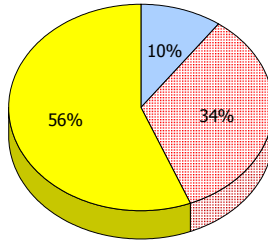
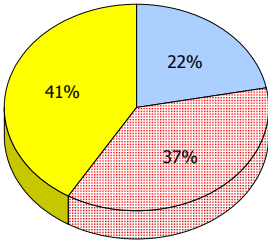
2012

Apr 30,
2012
(165)



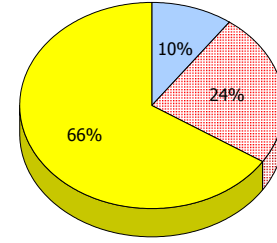
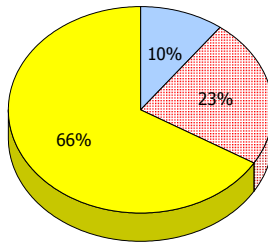
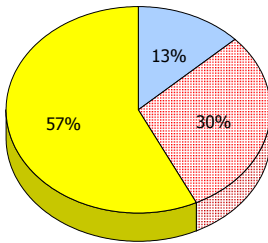
2011

AGR (201)



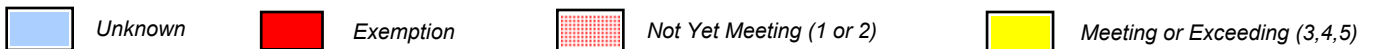
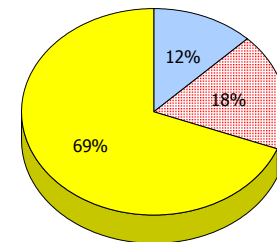
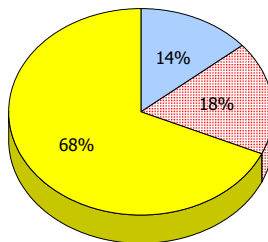
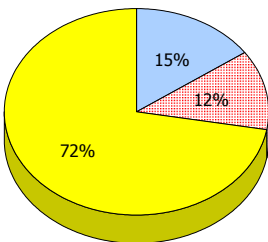
2010

AGR (175)



2009

AGR (137)



* In some cases, CRT numbers may exceed AGR numbers based on late enrolments. Pie chart is based on the number of students who wrote the CRT.

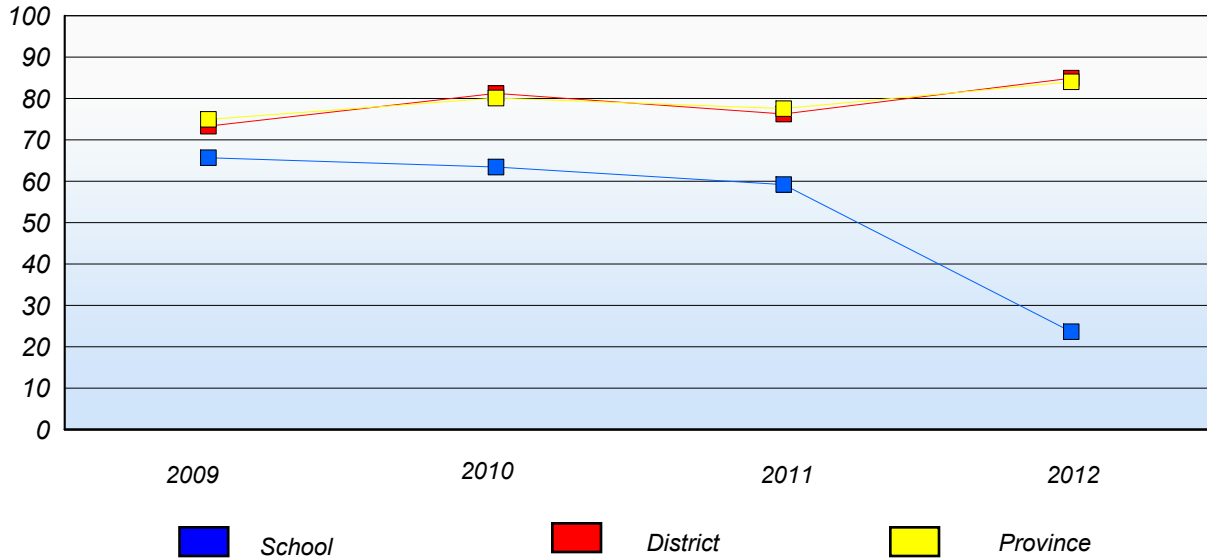
* Reading score is composite of Non Fiction and Poetry.

Mushuau Innu Natuashish School and Sheshatshiu Innu School are excluded from district and provincial results.

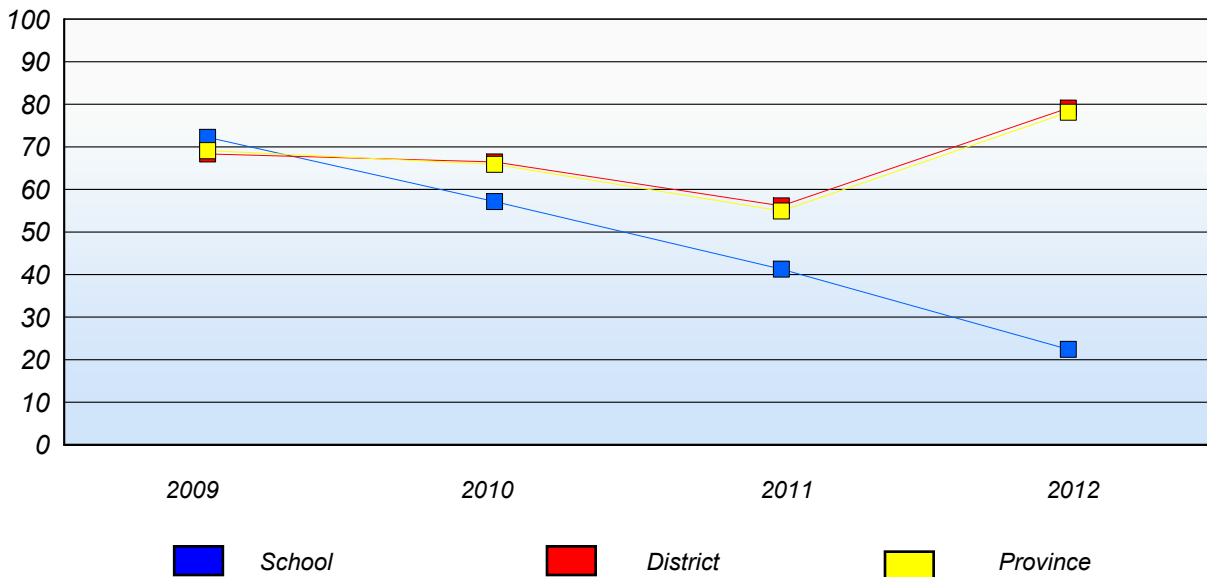
District 4 - Eastern

School #: 335 Leary's Brook Junior High

Demand Writing
Percentage of students at level 3 or above (2009 - 2012)



Reading
Percentage of students at level 3 or above (2009 - 2012)



* In some cases, CRT numbers may exceed AGR numbers based on late enrolments. Pie chart is based on the number of students who wrote the CRT.

* Reading score is composite of Non Fiction and Poetry.

Mushuau Innu Natuashish School and Sheshatshiu Innu School are excluded from district and provincial results.

District 4 - Eastern

School #: 343 MacDonal Drive Junior High

Demand Writing

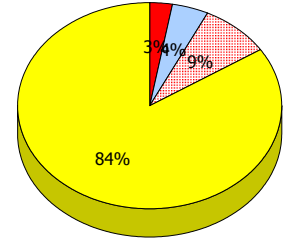
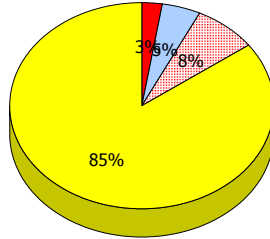
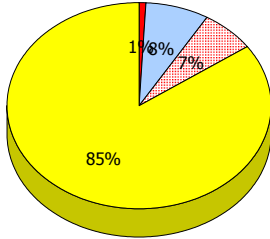
School

District

Province

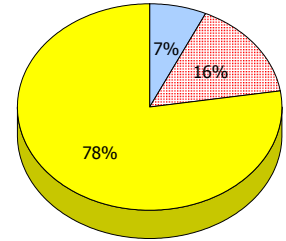
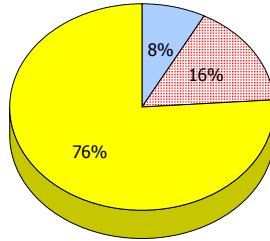
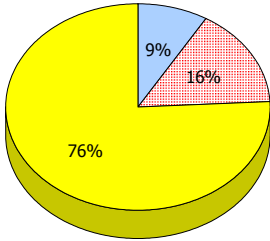
2012

Apr 30,
2012
(235)



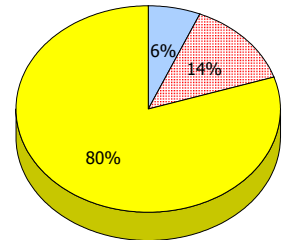
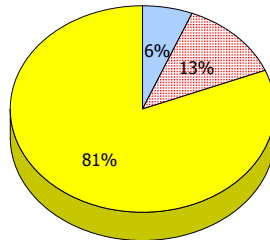
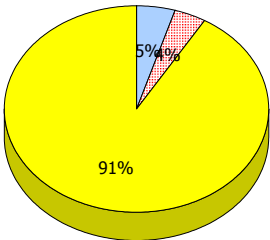
2011

AGR (232)



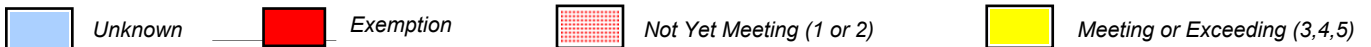
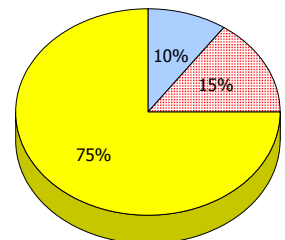
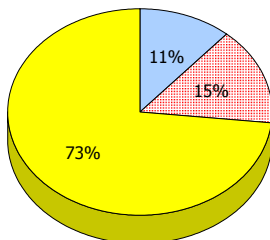
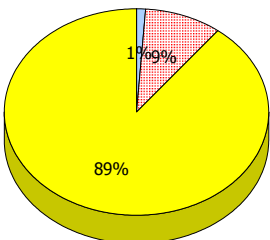
2010

AGR (188)



2009

AGR (180)



* In some cases, CRT numbers may exceed AGR numbers based on late enrolments. Pie chart is based on the number of students who wrote the CRT.

* Reading score is composite of Non Fiction and Poetry.

Mushuau Innu Natuashish School and Sheshatshiu Innu School are excluded from district and provincial results.

District 4 - Eastern

School #: 343 MacDonal Drive Junior High

Reading

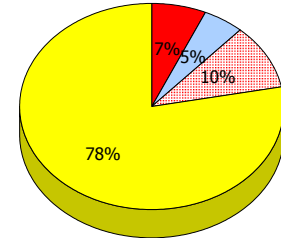
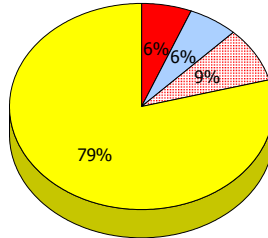
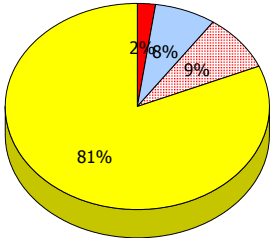
School

District

Province

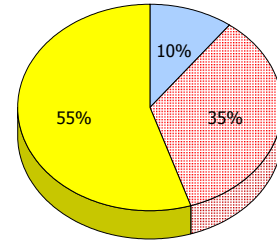
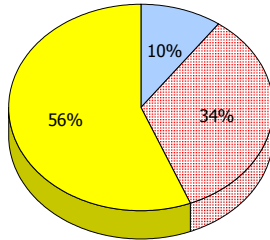
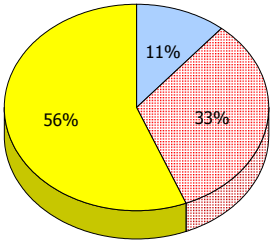
2012

Apr 30,
2012
(235)



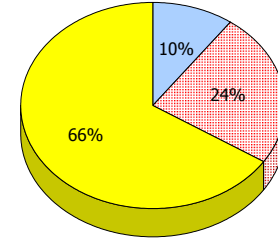
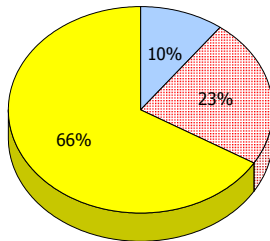
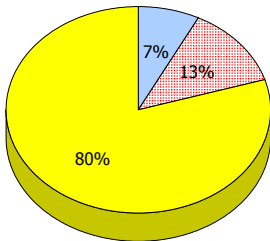
2011

AGR (232)



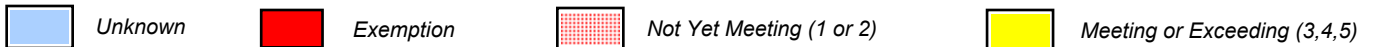
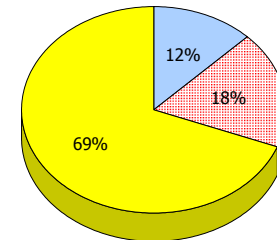
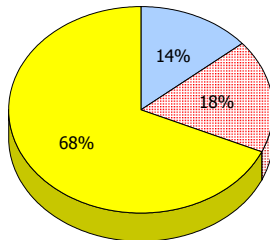
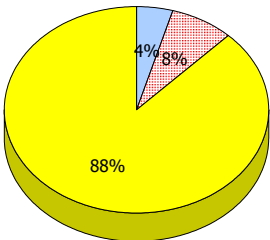
2010

AGR (188)



2009

AGR (180)



* In some cases, CRT numbers may exceed AGR numbers based on late enrolments. Pie chart is based on the number of students who wrote the CRT.

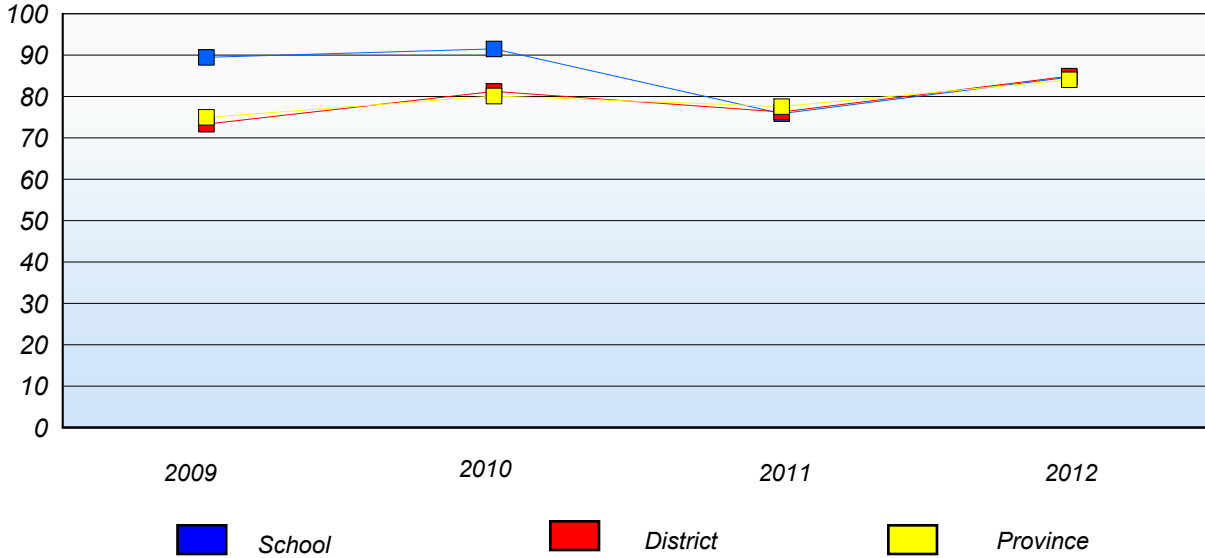
* Reading score is composite of Non Fiction and Poetry.

Mushuau Innu Natuashish School and Sheshatshiu Innu School are excluded from district and provincial results.

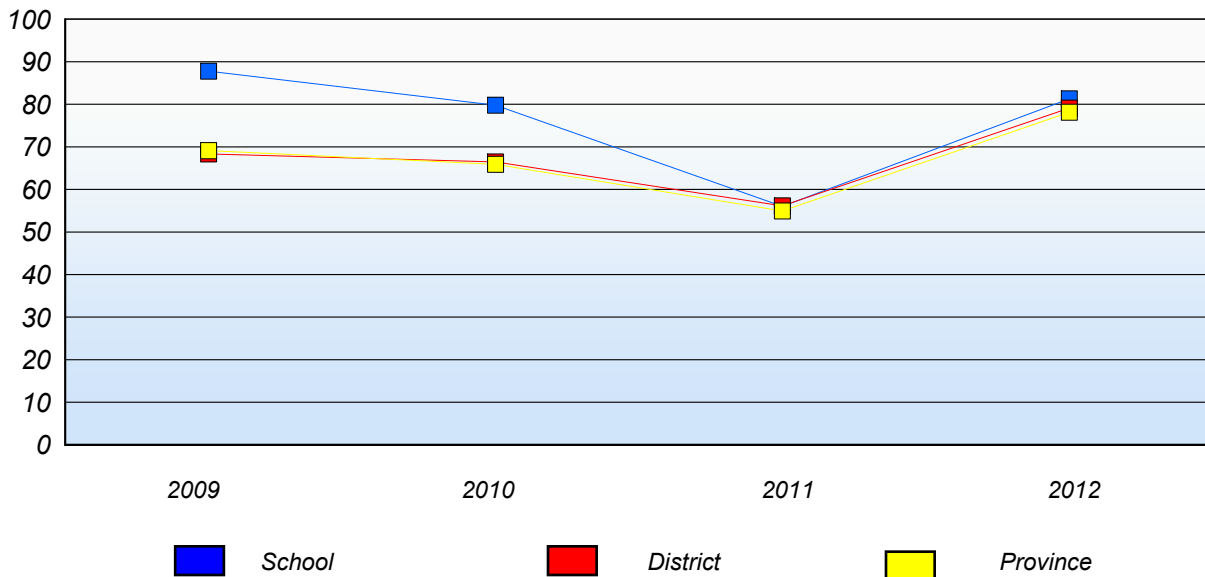
District 4 - Eastern

School #: 343 MacDonal Drive Junior High

Demand Writing
Percentage of students at level 3 or above (2009 - 2012)



Reading
Percentage of students at level 3 or above (2009 - 2012)



* In some cases, CRT numbers may exceed AGR numbers based on late enrolments. Pie chart is based on the number of students who wrote the CRT.

* Reading score is composite of Non Fiction and Poetry.

Mushuau Innu Natuashish School and Sheshatshiu Innu School are excluded from district and provincial results.

District 4 - Eastern

School #: 350 St. John Bosco School

Demand Writing

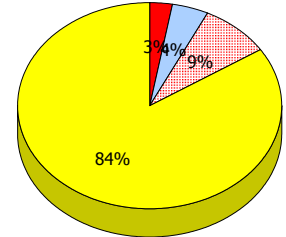
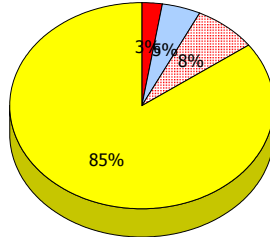
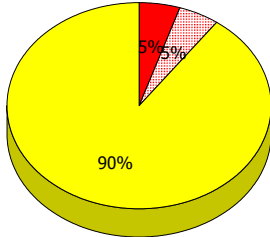
School

District

Province

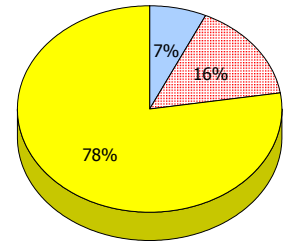
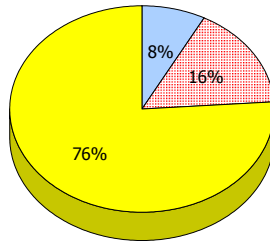
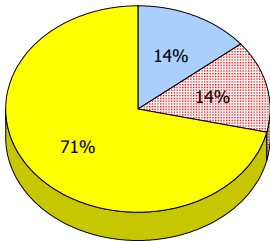
2012

Apr 30,
2012 (20)



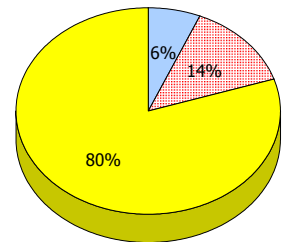
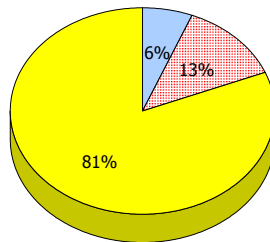
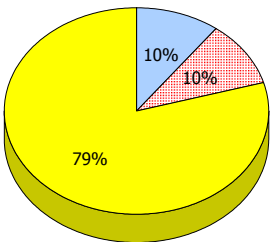
2011

AGR (21)



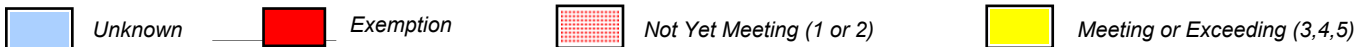
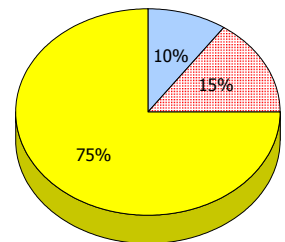
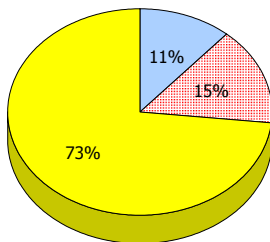
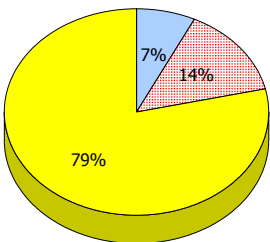
2010

AGR (29)



2009

AGR (28)



* In some cases, CRT numbers may exceed AGR numbers based on late enrolments. Pie chart is based on the number of students who wrote the CRT.

* Reading score is composite of Non Fiction and Poetry.

Mushuau Innu Natuashish School and Sheshatshiu Innu School are excluded from district and provincial results.

Source: Division of Evaluation and Research, Department of Education

District 4 - Eastern

School #: 350 St. John Bosco School

Reading

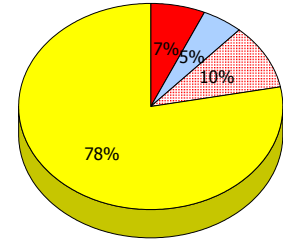
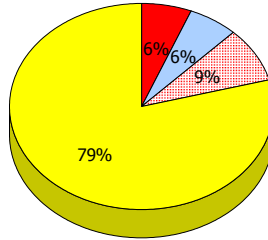
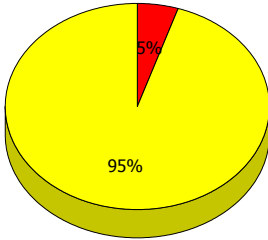
School

District

Province

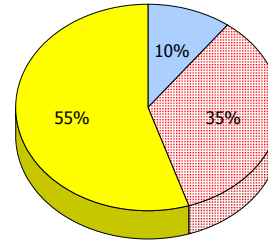
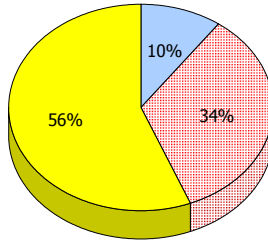
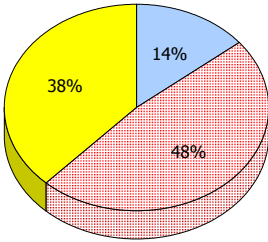
2012

Apr 30,
2012 (20)



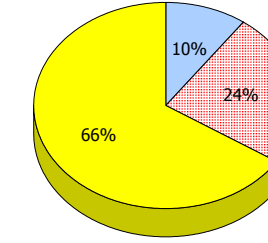
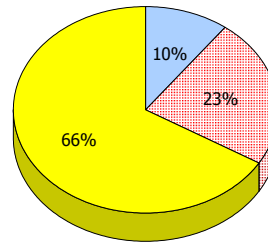
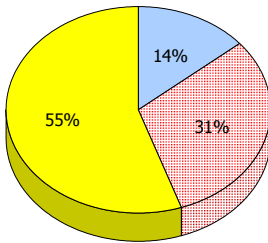
2011

AGR (21)



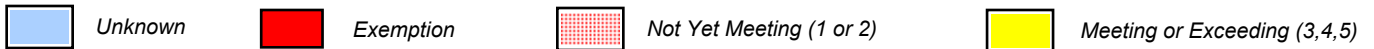
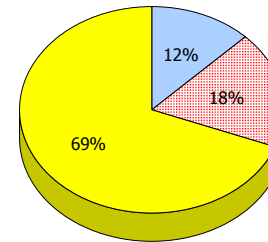
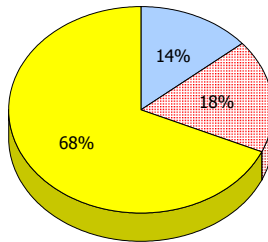
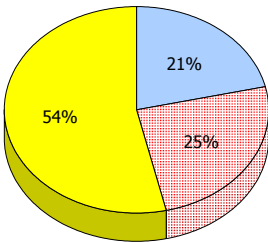
2010

AGR (29)



2009

AGR (28)



* In some cases, CRT numbers may exceed AGR numbers based on late enrolments. Pie chart is based on the number of students who wrote the CRT.

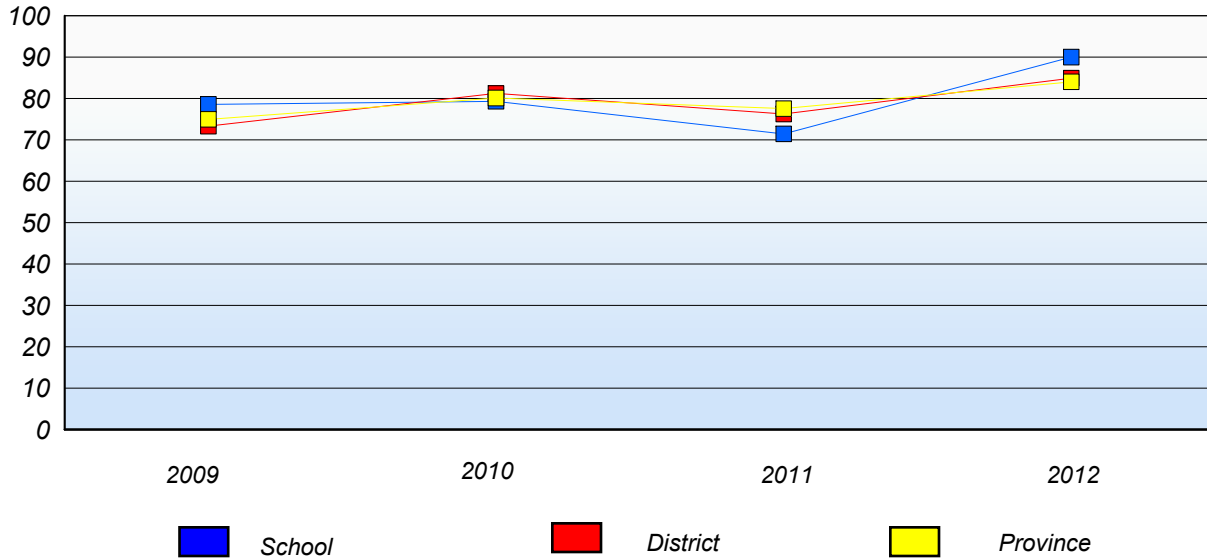
* Reading score is composite of Non Fiction and Poetry.

Mushuau Innu Natuashish School and Sheshatshiu Innu School are excluded from district and provincial results.

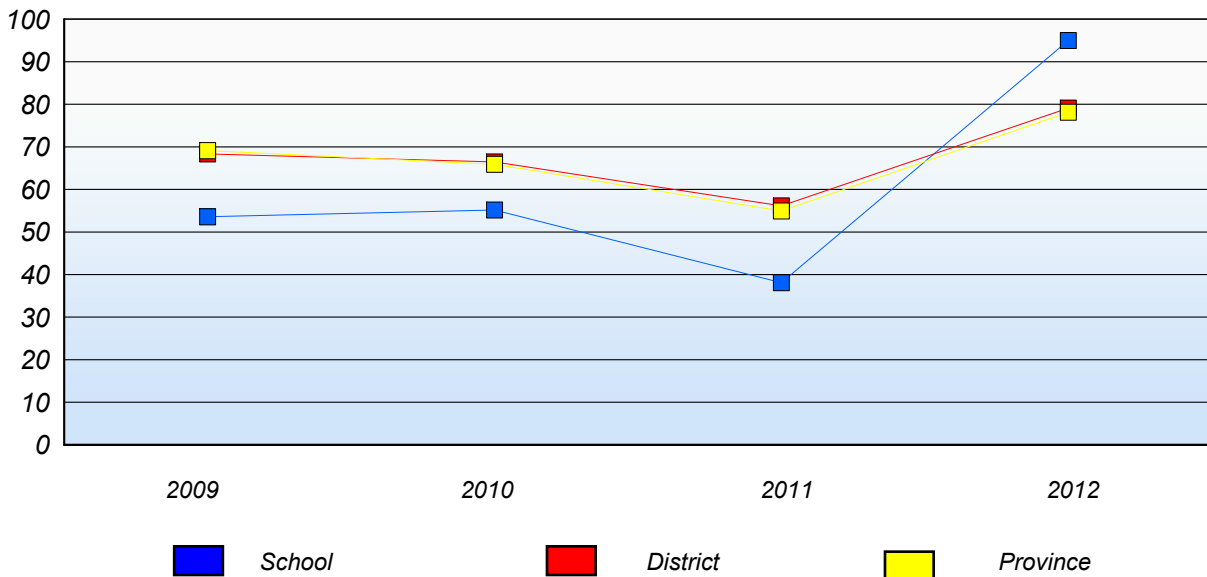
District 4 - Eastern

School #: 350 St. John Bosco School

Demand Writing
Percentage of students at level 3 or above (2009 - 2012)



Reading
Percentage of students at level 3 or above (2009 - 2012)



* In some cases, CRT numbers may exceed AGR numbers based on late enrolments. Pie chart is based on the number of students who wrote the CRT.

* Reading score is composite of Non Fiction and Poetry.

Mushuau Innu Natuashish School and Sheshatshiu Innu School are excluded from district and provincial results.

District 4 - Eastern

School #: 353 St. Kevin's Junior High

Demand Writing

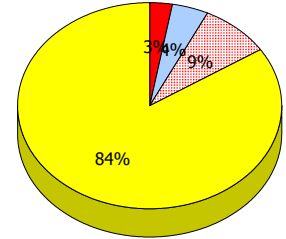
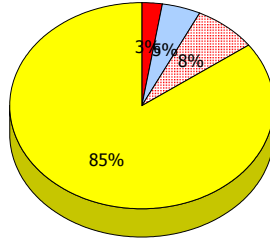
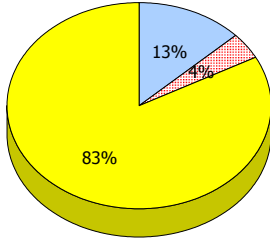
School

District

Province

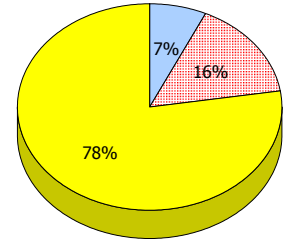
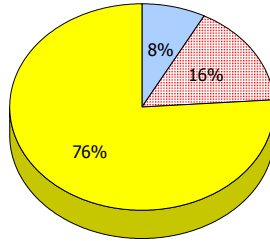
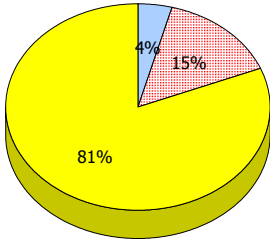
2012

Apr 30,
2012 (99)



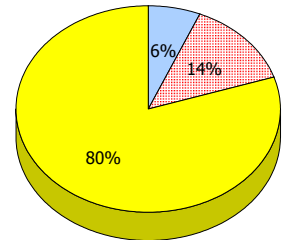
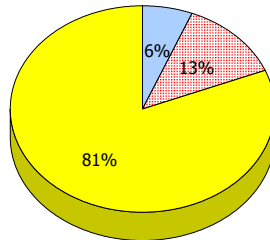
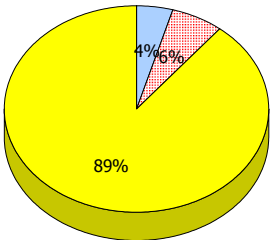
2011

AGR (95)



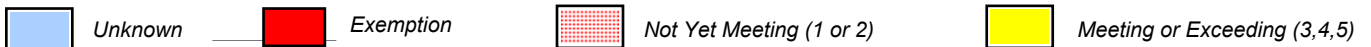
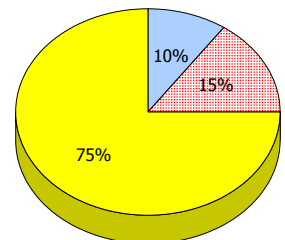
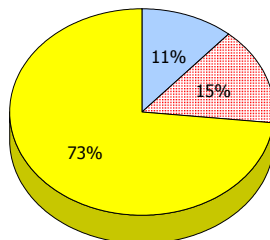
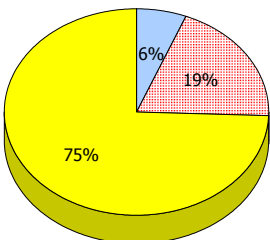
2010

AGR (112)



2009

AGR (114)



* In some cases, CRT numbers may exceed AGR numbers based on late enrolments. Pie chart is based on the number of students who wrote the CRT.

* Reading score is composite of Non Fiction and Poetry.

Mushuau Innu Natuashish School and Sheshatshiu Innu School are excluded from district and provincial results.

Source: Division of Evaluation and Research, Department of Education

District 4 - Eastern

School #: 353 St. Kevin's Junior High

Reading

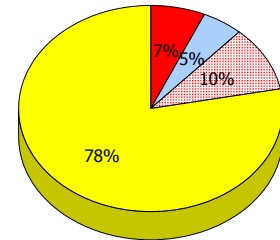
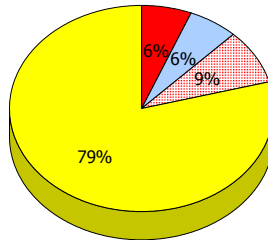
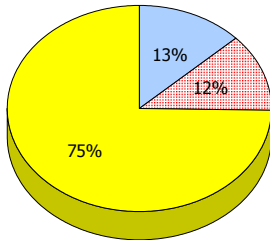
School

District

Province

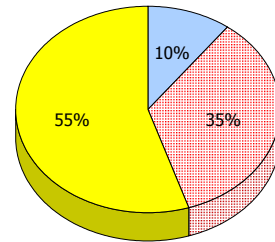
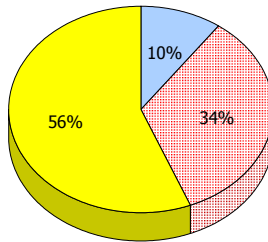
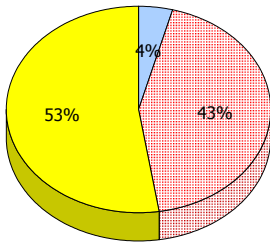
2012

Apr 30,
2012 (99)



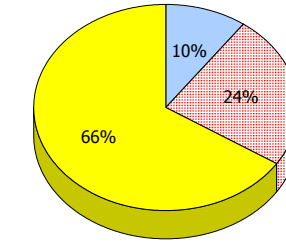
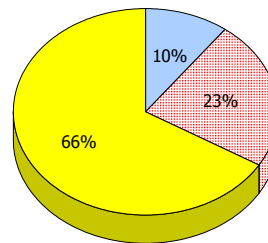
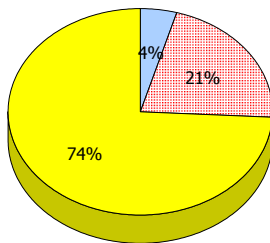
2011

AGR (95)



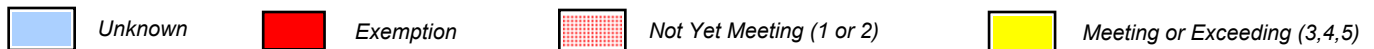
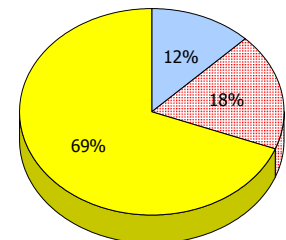
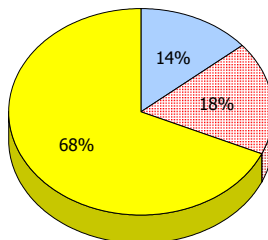
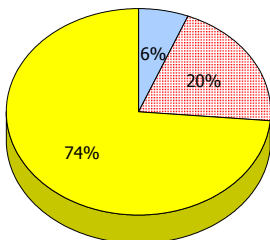
2010

AGR (112)



2009

AGR (114)



* In some cases, CRT numbers may exceed AGR numbers based on late enrolments. Pie chart is based on the number of students who wrote the CRT.

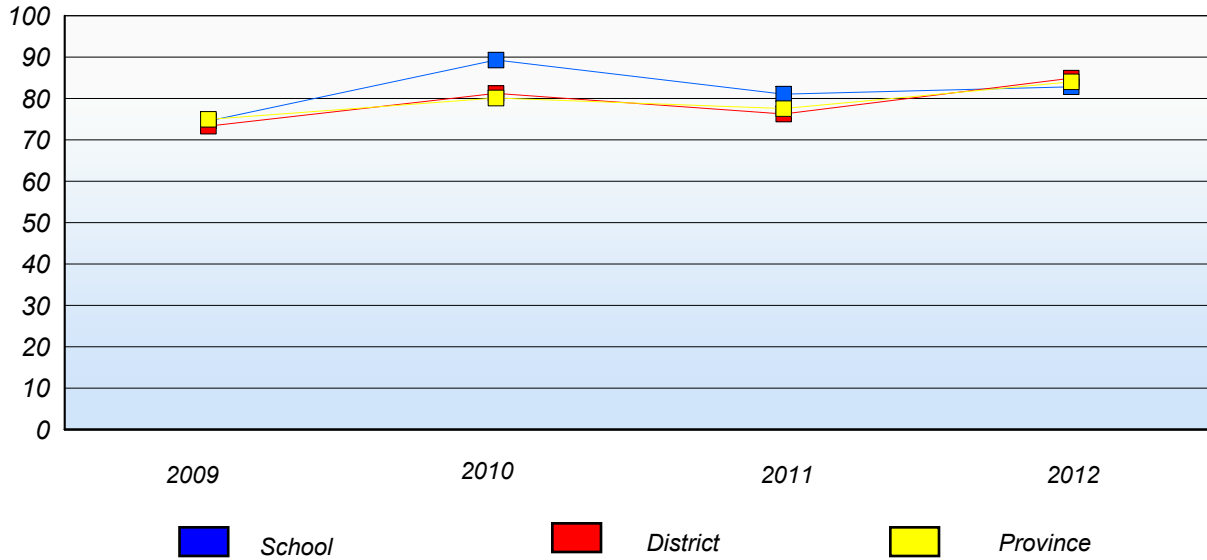
* Reading score is composite of Non Fiction and Poetry.

Mushuau Innu Natuashish School and Sheshatshiu Innu School are excluded from district and provincial results.

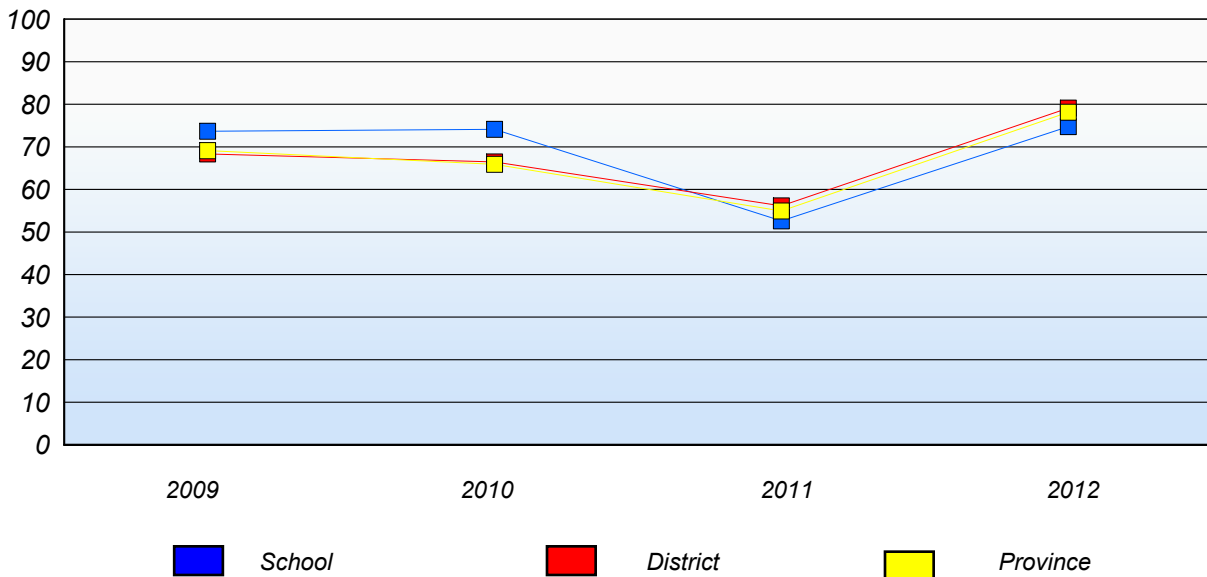
District 4 - Eastern

School #: 353 St. Kevin's Junior High

Demand Writing
Percentage of students at level 3 or above (2009 - 2012)



Reading
Percentage of students at level 3 or above (2009 - 2012)



* In some cases, CRT numbers may exceed AGR numbers based on late enrolments. Pie chart is based on the number of students who wrote the CRT.

* Reading score is composite of Non Fiction and Poetry.

Mushuau Innu Natuashish School and Sheshatshiu Innu School are excluded from district and provincial results.

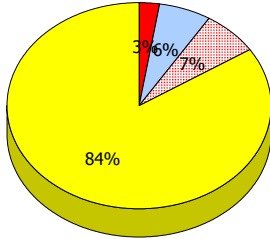
District 4 - Eastern

School #: 359 St. Paul's Junior High

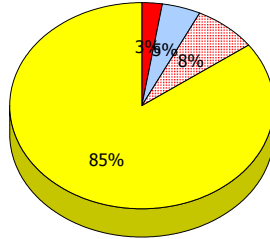
Demand Writing

2012
Apr 30,
2012
(114)

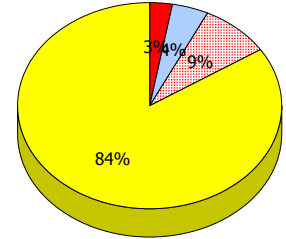
School



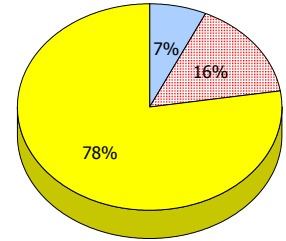
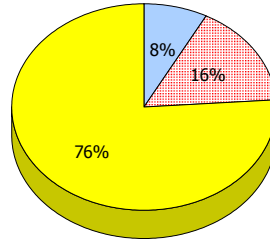
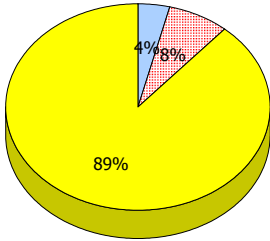
District



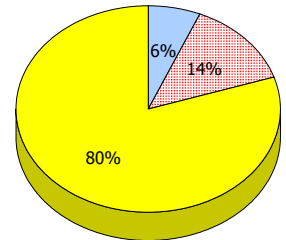
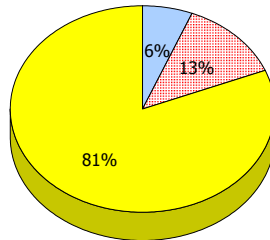
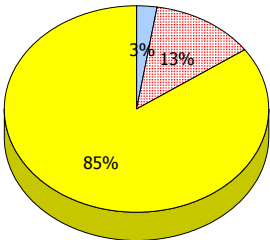
Province



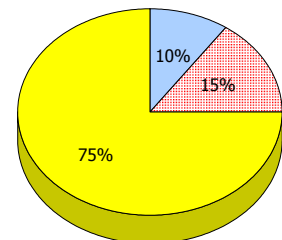
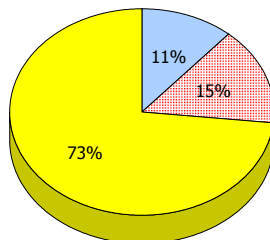
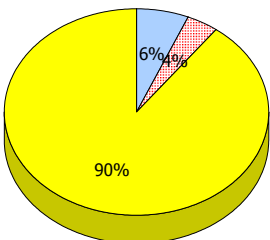
2011
AGR (132)



2010
AGR (157)



2009
AGR (155)



Unknown
 Exemption
 Not Yet Meeting (1 or 2)
 Meeting or Exceeding (3,4,5)

* In some cases, CRT numbers may exceed AGR numbers based on late enrolments. Pie chart is based on the number of students who wrote the CRT.

* Reading score is composite of Non Fiction and Poetry.

Mushuau Innu Natuashish School and Sheshatshiu Innu School are excluded from district and provincial results.

Source: Division of Evaluation and Research, Department of Education

District 4 - Eastern

School #: 359 St. Paul's Junior High

Reading

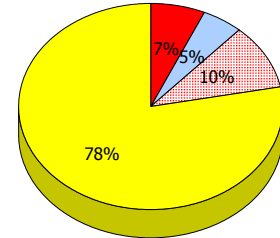
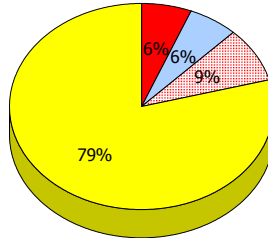
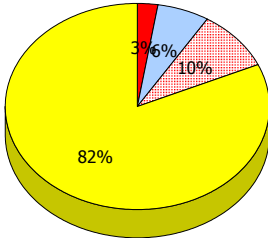
School

District

Province

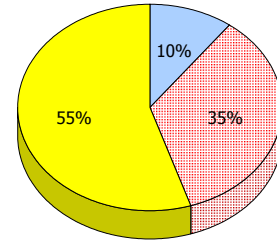
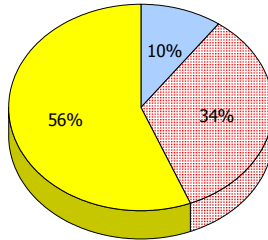
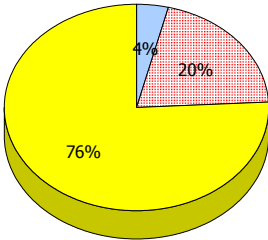
2012

Apr 30,
2012
(114)



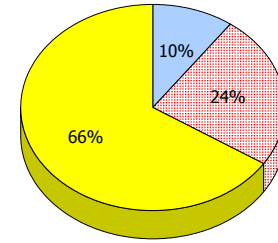
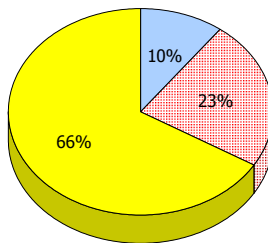
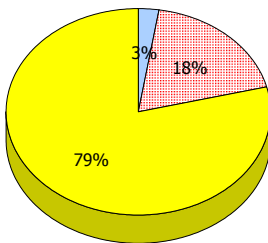
2011

AGR (132)



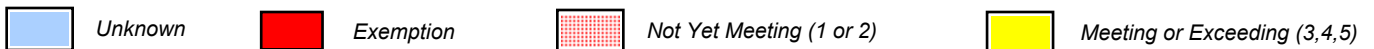
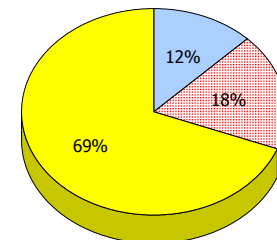
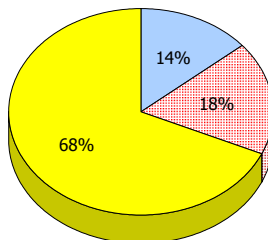
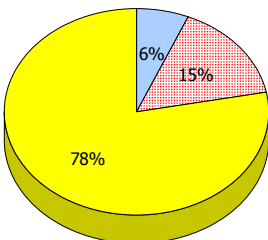
2010

AGR (157)



2009

AGR (155)



* In some cases, CRT numbers may exceed AGR numbers based on late enrolments. Pie chart is based on the number of students who wrote the CRT.

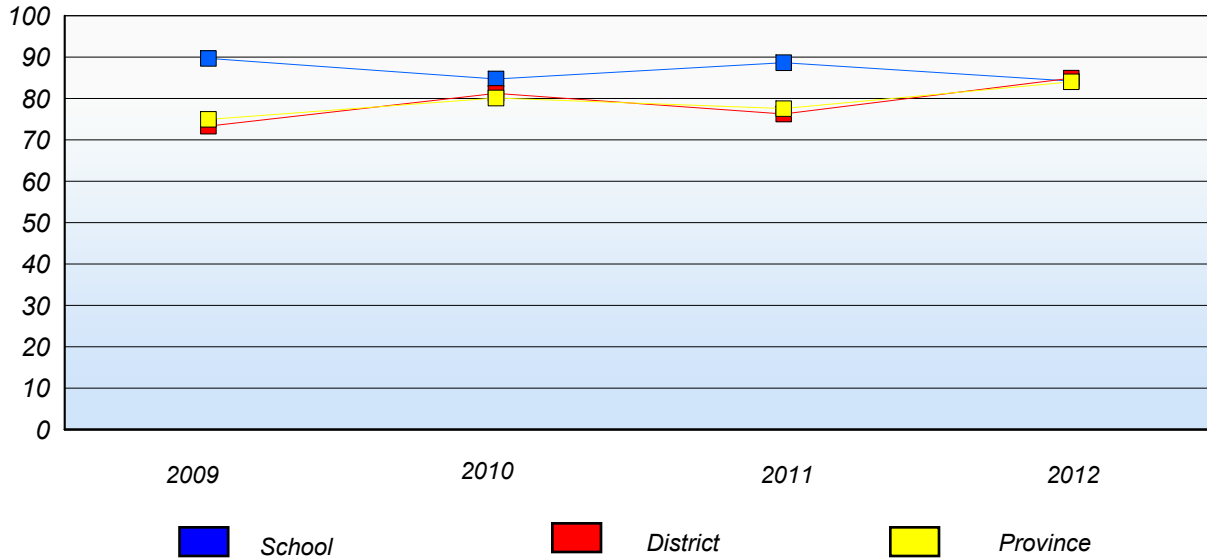
* Reading score is composite of Non Fiction and Poetry.

Mushuau Innu Natuashish School and Sheshatshiu Innu School are excluded from district and provincial results.

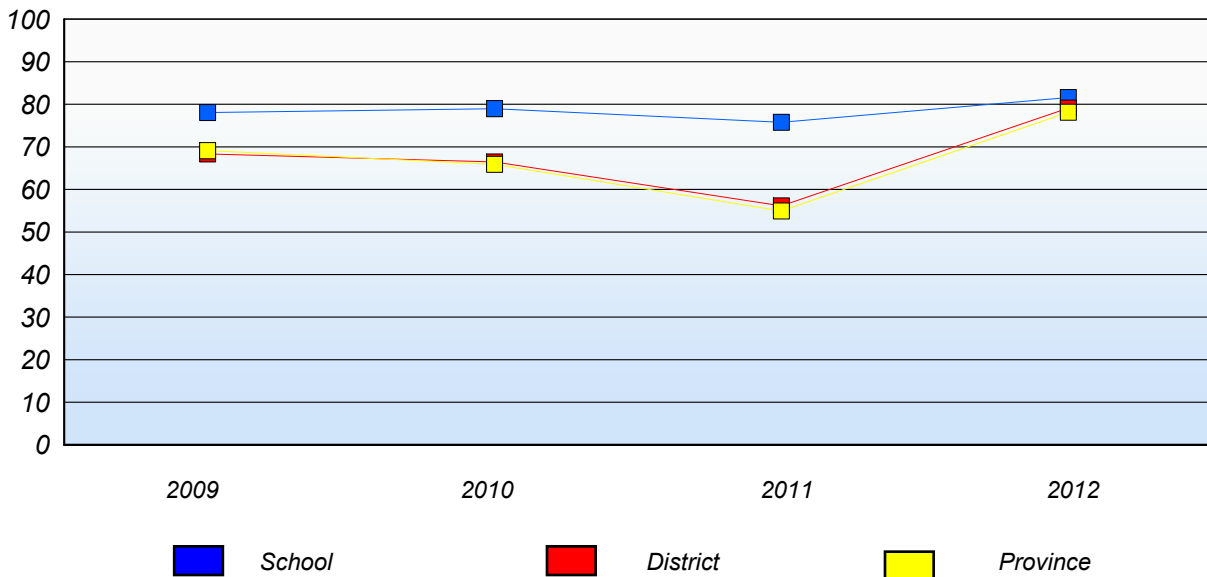
District 4 - Eastern

School #: 359 St. Paul's Junior High

Demand Writing
Percentage of students at level 3 or above (2009 - 2012)



Reading
Percentage of students at level 3 or above (2009 - 2012)



* In some cases, CRT numbers may exceed AGR numbers based on late enrolments. Pie chart is based on the number of students who wrote the CRT.

* Reading score is composite of Non Fiction and Poetry.

Mushuau Innu Natuashish School and Sheshatshiu Innu School are excluded from district and provincial results.

District 4 - Eastern

School #: 368 Holy Trinity High

Demand Writing

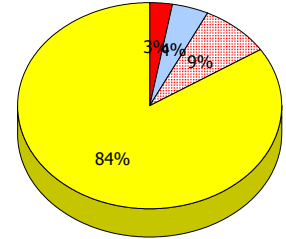
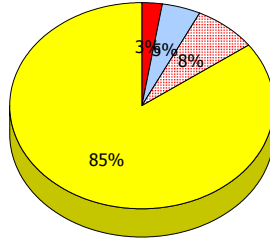
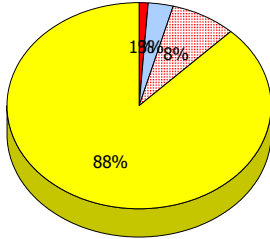
School

District

Province

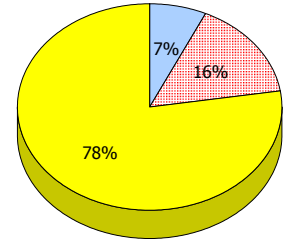
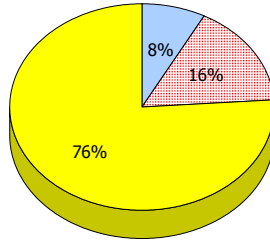
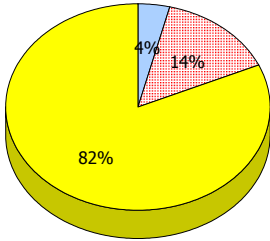
2012

Apr 30,
2012 (99)



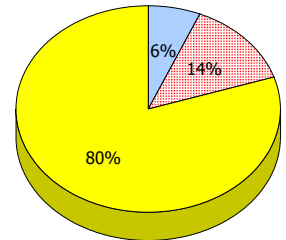
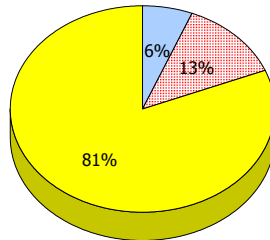
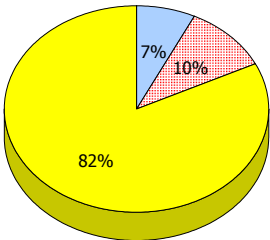
2011

AGR (125)



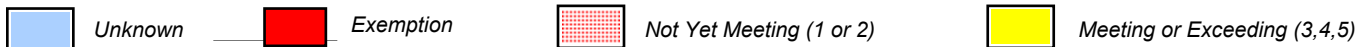
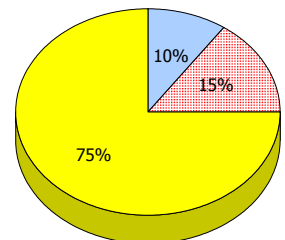
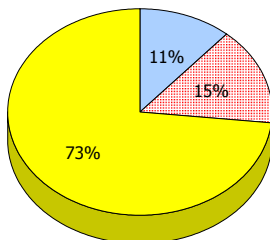
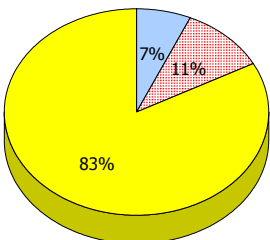
2010

AGR (124)



2009

AGR (122)



* In some cases, CRT numbers may exceed AGR numbers based on late enrolments. Pie chart is based on the number of students who wrote the CRT.

* Reading score is composite of Non Fiction and Poetry.

Mushuau Innu Natuashish School and Sheshatshiu Innu School are excluded from district and provincial results.

Source: Division of Evaluation and Research, Department of Education

District 4 - Eastern

School #: 368 Holy Trinity High

Reading

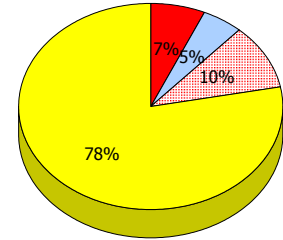
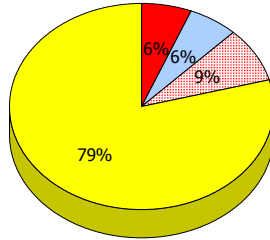
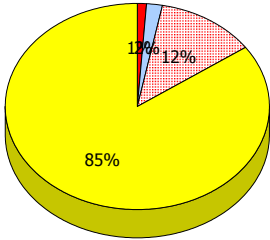
School

District

Province

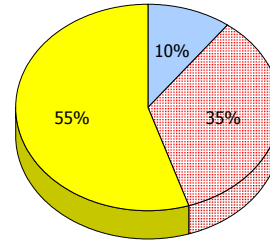
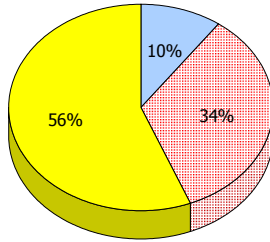
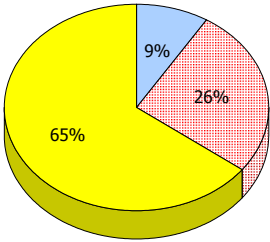
2012

Apr 30,
2012 (99)



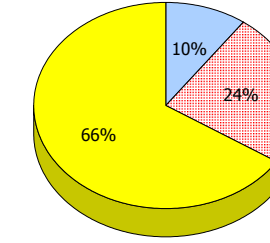
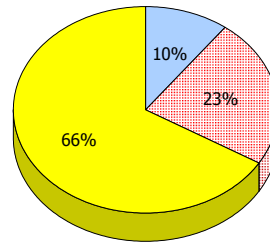
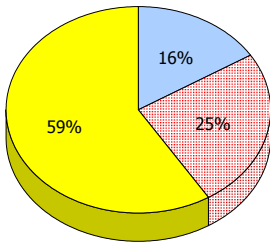
2011

AGR (125)



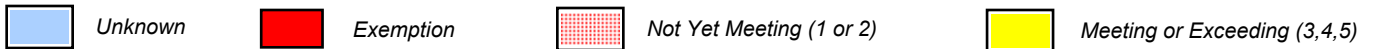
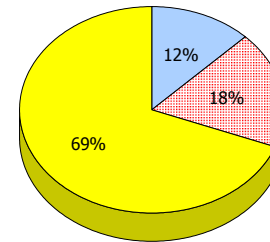
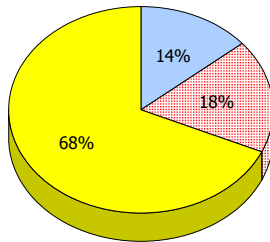
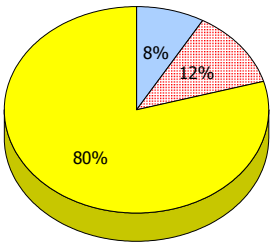
2010

AGR (124)



2009

AGR (122)



* In some cases, CRT numbers may exceed AGR numbers based on late enrolments. Pie chart is based on the number of students who wrote the CRT.

* Reading score is composite of Non Fiction and Poetry.

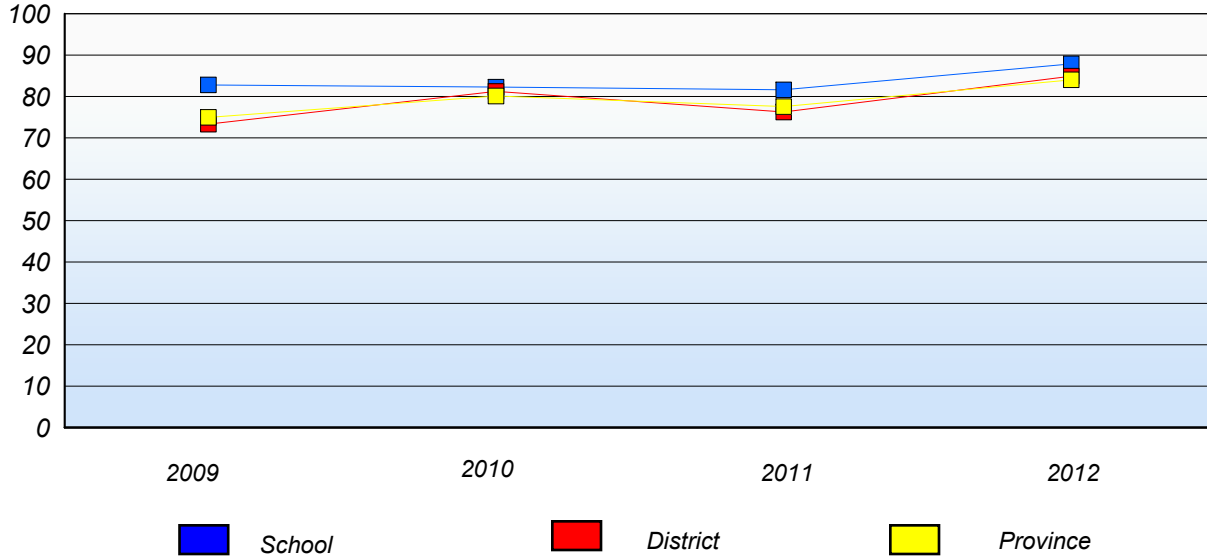
Mushuau Innu Natuashish School and Sheshatshiu Innu School are excluded from district and provincial results.

Source: Division of Evaluation and Research, Department of Education

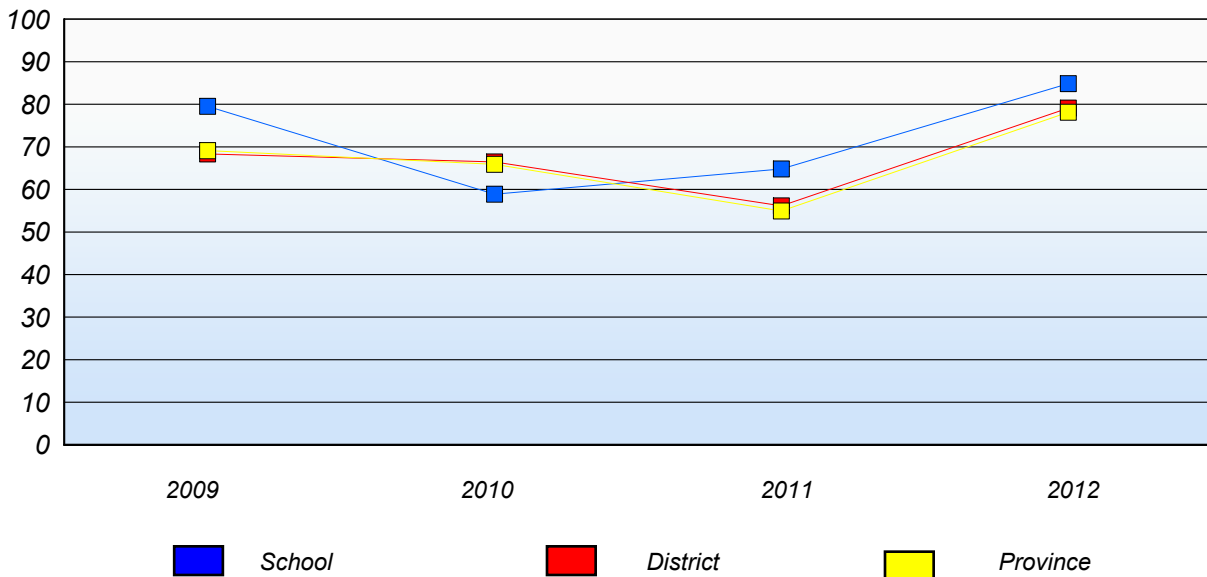
District 4 - Eastern

School #: 368 Holy Trinity High

Demand Writing
Percentage of students at level 3 or above (2009 - 2012)



Reading
Percentage of students at level 3 or above (2009 - 2012)



* In some cases, CRT numbers may exceed AGR numbers based on late enrolments. Pie chart is based on the number of students who wrote the CRT.

* Reading score is composite of Non Fiction and Poetry.

Mushuau Innu Natuashish School and Sheshatshiu Innu School are excluded from district and provincial results.

District 4 - Eastern

School #: 370 Stella Maris Academy

Demand Writing

School

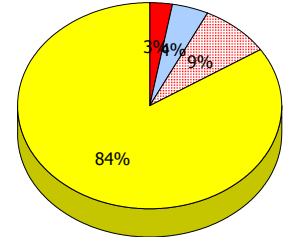
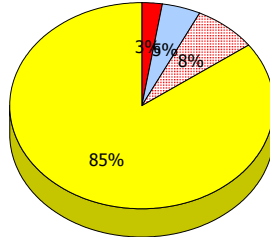
School data with 5 or fewer students withheld for reasons of confidentiality.

District

Province

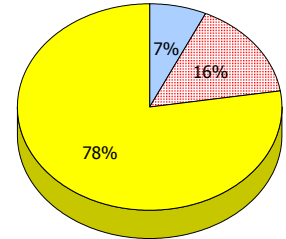
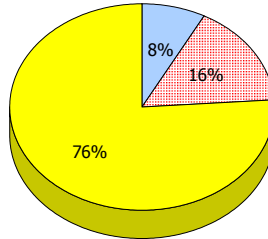
2012

Apr 30,
2012 (5)



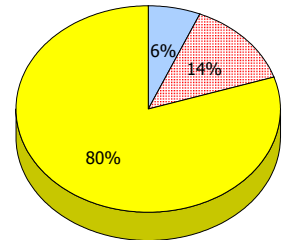
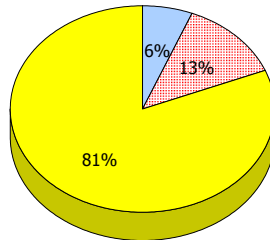
2011

AGR (5)



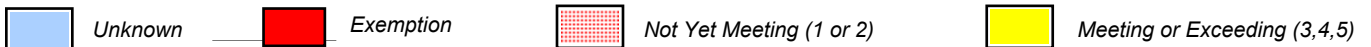
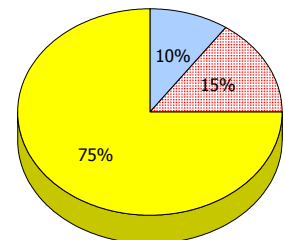
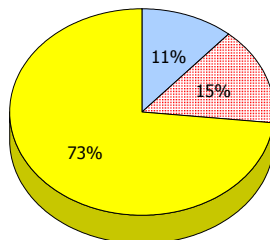
2010

AGR (11)



2009

AGR (16)



* In some cases, CRT numbers may exceed AGR numbers based on late enrolments. Pie chart is based on the number of students who wrote the CRT.

* Reading score is composite of Non Fiction and Poetry.

Mushuau Innu Natuashish School and Sheshatshiu Innu School are excluded from district and provincial results.

District 4 - Eastern

School #: 370 Stella Maris Academy

Reading

School

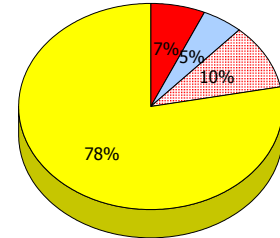
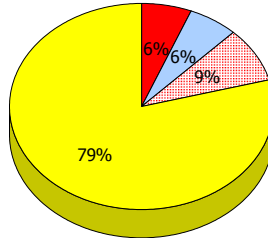
*School data with 5 or fewer students
withheld for reasons of confidentiality.*

District

Province

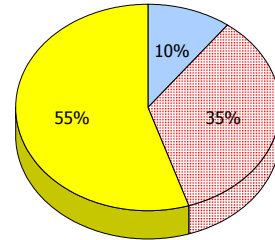
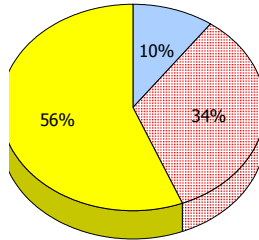
2012

Apr 30,
2012 (5)



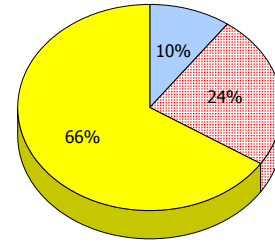
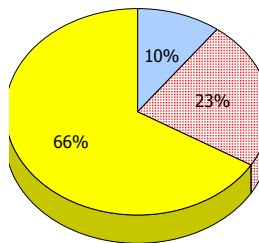
2011

AGR (5)



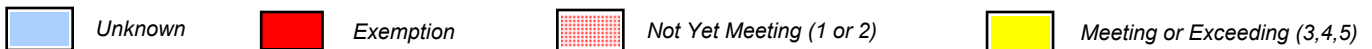
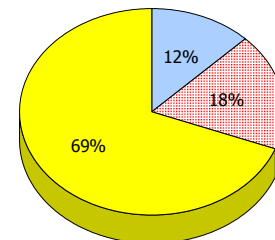
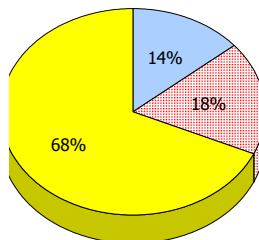
2010

AGR (11)



2009

AGR (16)



* In some cases, CRT numbers may exceed AGR numbers based on late enrolments. Pie chart is based on the number of students who wrote the CRT.

* Reading score is composite of Non Fiction and Poetry.

Mushuau Innu Natuashish School and Sheshatshiu Innu School are excluded from district and provincial results.

District 4 - Eastern

School #: 370 Stella Maris Academy

Demand Writing

Percentage of students at level 3 or above (2009 - 2012)

School data with 5 or fewer students withheld for reasons of confidentiality.



Reading

Percentage of students at level 3 or above (2009 - 2012)

School data with 5 or fewer students withheld for reasons of confidentiality.



* In some cases, CRT numbers may exceed AGR numbers based on late enrolments. Pie chart is based on the number of students who wrote the CRT.

* Reading score is composite of Non Fiction and Poetry.

Mushuau Innu Natuashish School and Sheshatshiu Innu School are excluded from district and provincial results.

Source: Division of Evaluation and Research, Department of Education

District 4 - Eastern

School #: 427 Holy Name of Mary Academy

Demand Writing

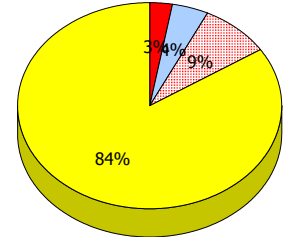
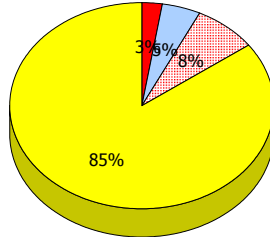
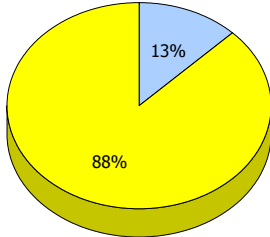
School

District

Province

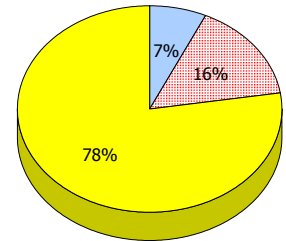
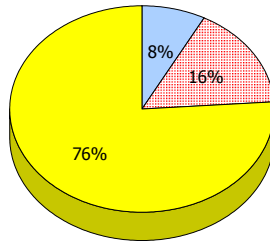
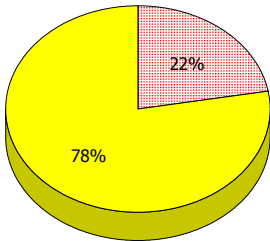
2012

Apr 30,
2012 (8)



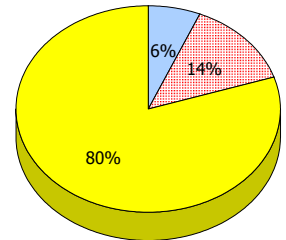
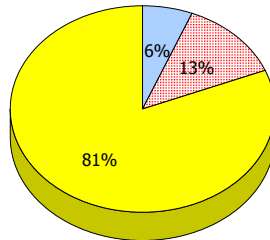
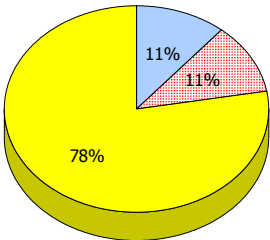
2011

AGR (9)



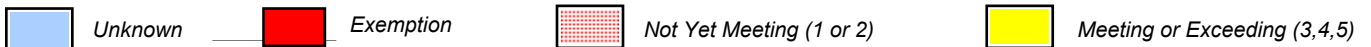
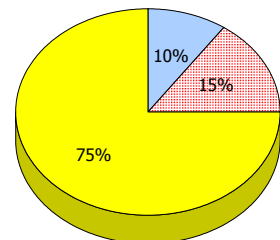
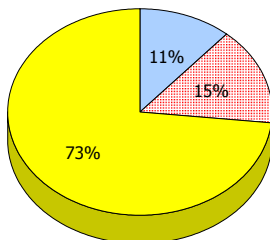
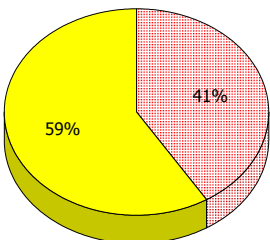
2010

AGR (9)



2009

AGR (16)



* In some cases, CRT numbers may exceed AGR numbers based on late enrolments. Pie chart is based on the number of students who wrote the CRT.

* Reading score is composite of Non Fiction and Poetry.

Mushuau Innu Natuashish School and Sheshatshiu Innu School are excluded from district and provincial results.

Source: Division of Evaluation and Research, Department of Education

District 4 - Eastern

School #: 427 Holy Name of Mary Academy

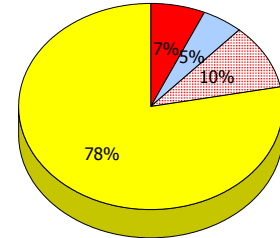
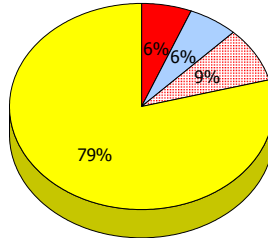
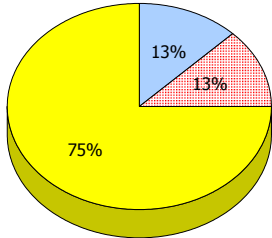
Reading

School

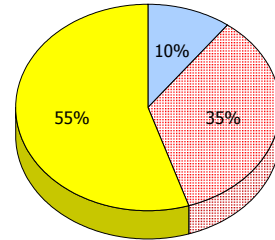
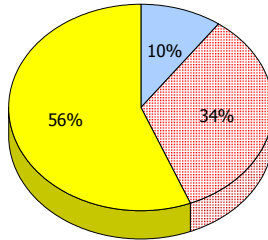
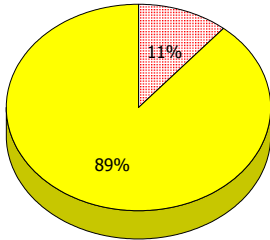
District

Province

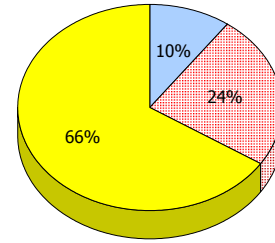
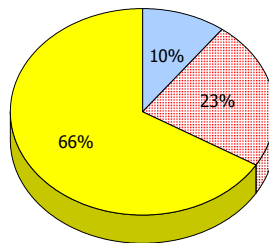
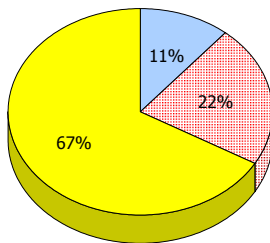
2012
Apr 30,
2012 (8)



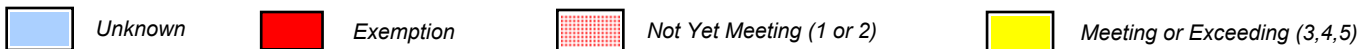
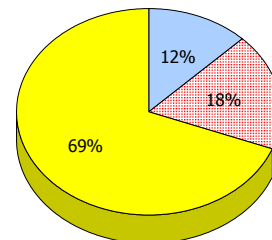
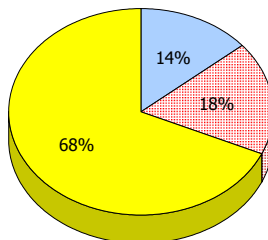
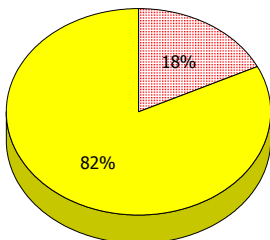
2011
AGR (9)



2010
AGR (9)



2009
AGR (16)



* In some cases, CRT numbers may exceed AGR numbers based on late enrolments. Pie chart is based on the number of students who wrote the CRT.

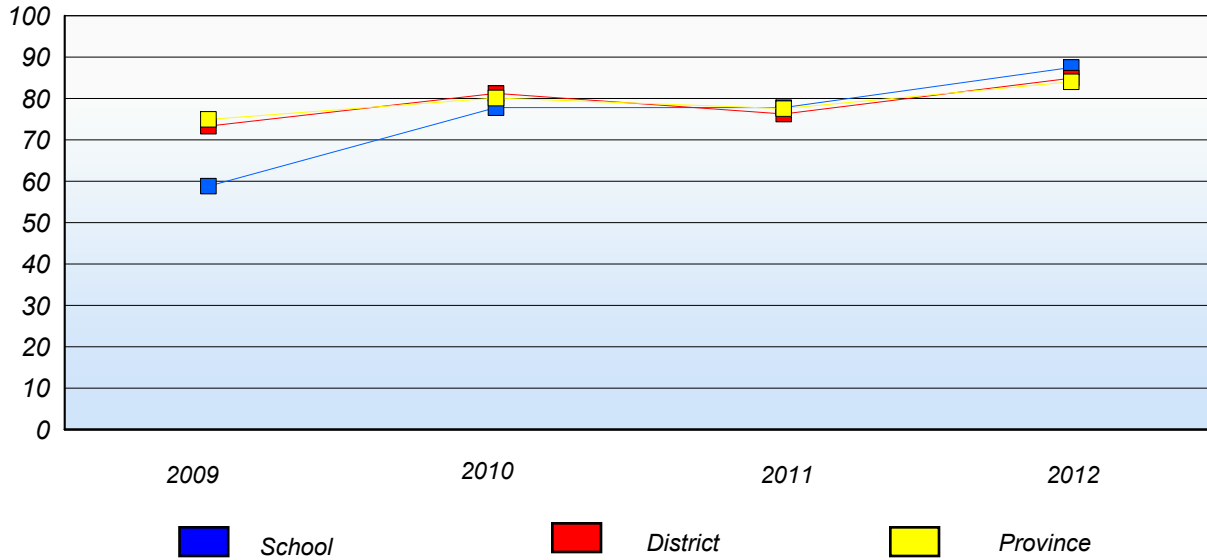
* Reading score is composite of Non Fiction and Poetry.

Mushuau Innu Natuashish School and Sheshatshiu Innu School are excluded from district and provincial results.

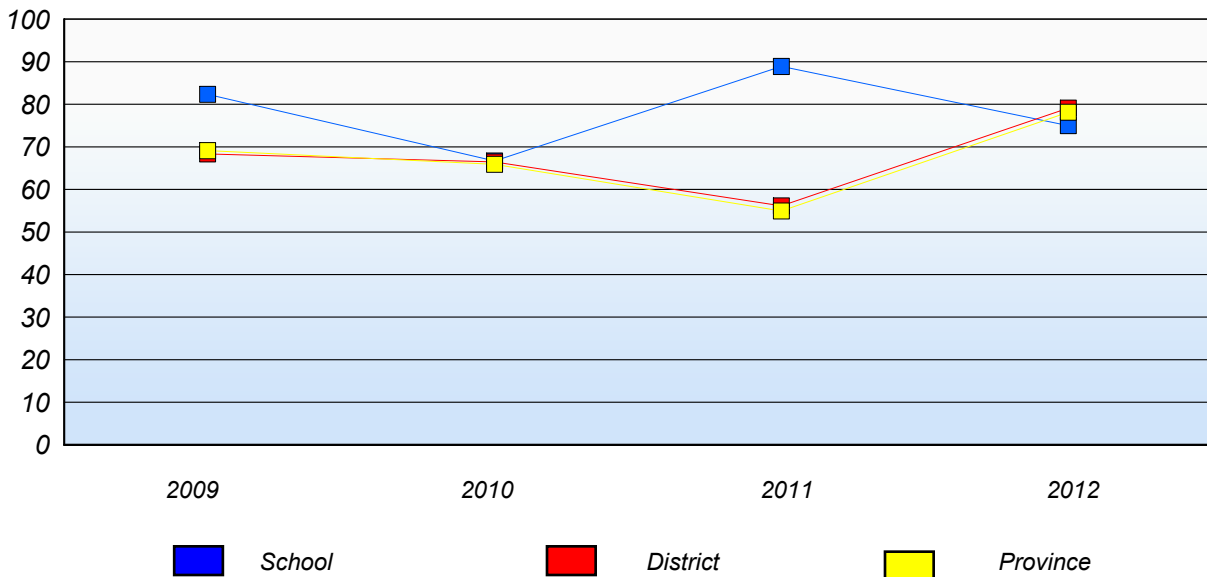
District 4 - Eastern

School #: 427 Holy Name of Mary Academy

Demand Writing
Percentage of students at level 3 or above (2009 - 2012)



Reading
Percentage of students at level 3 or above (2009 - 2012)



* In some cases, CRT numbers may exceed AGR numbers based on late enrolments. Pie chart is based on the number of students who wrote the CRT.

* Reading score is composite of Non Fiction and Poetry.

Mushuau Innu Natuashish School and Sheshatshiu Innu School are excluded from district and provincial results.

District 4 - Eastern

School #: 428 Clarenville Middle School

Demand Writing

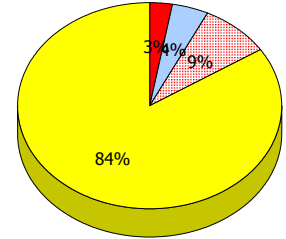
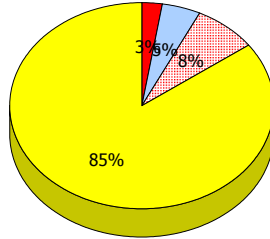
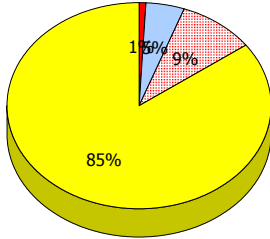
School

District

Province

2012

Apr 30,
2012
(106)



2011

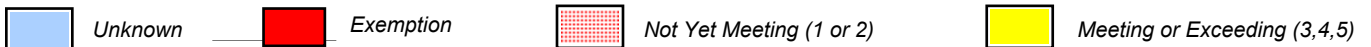
AGR (0)

2010

AGR (0)

2009

AGR (0)



* In some cases, CRT numbers may exceed AGR numbers based on late enrolments. Pie chart is based on the number of students who wrote the CRT.

* Reading score is composite of Non Fiction and Poetry.

Mushuau Innu Natuashish School and Sheshatshiu Innu School are excluded from district and provincial results.

District 4 - Eastern

School #: 428 Clarenville Middle School

Reading

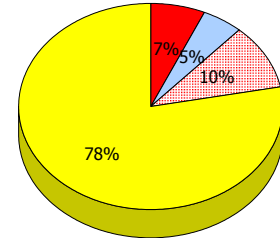
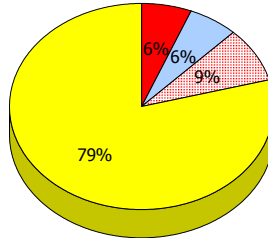
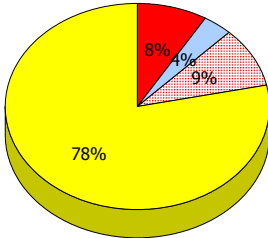
School

District

Province

2012

Apr 30,
2012
(106)



2011

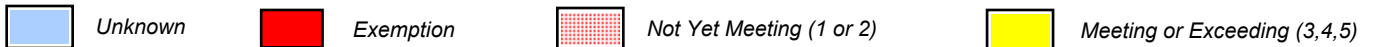
AGR (0)

2010

AGR (0)

2009

AGR (0)



* In some cases, CRT numbers may exceed AGR numbers based on late enrolments. Pie chart is based on the number of students who wrote the CRT.

* Reading score is composite of Non Fiction and Poetry.

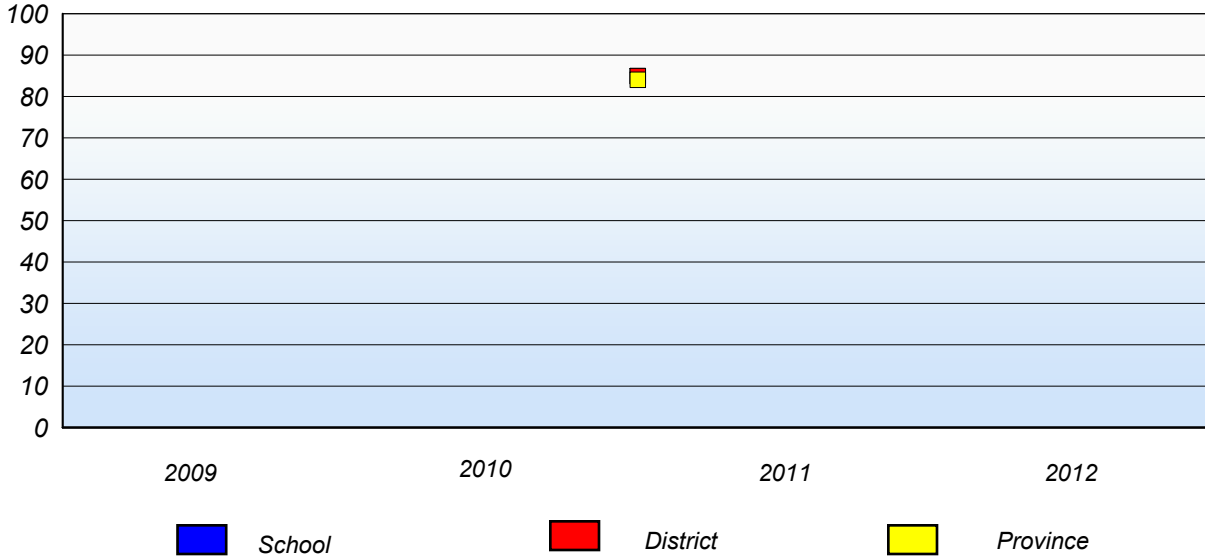
Mushuau Innu Natuashish School and Sheshatshiu Innu School are excluded from district and provincial results.

District 4 - Eastern

School #: 428 Clarenville Middle School

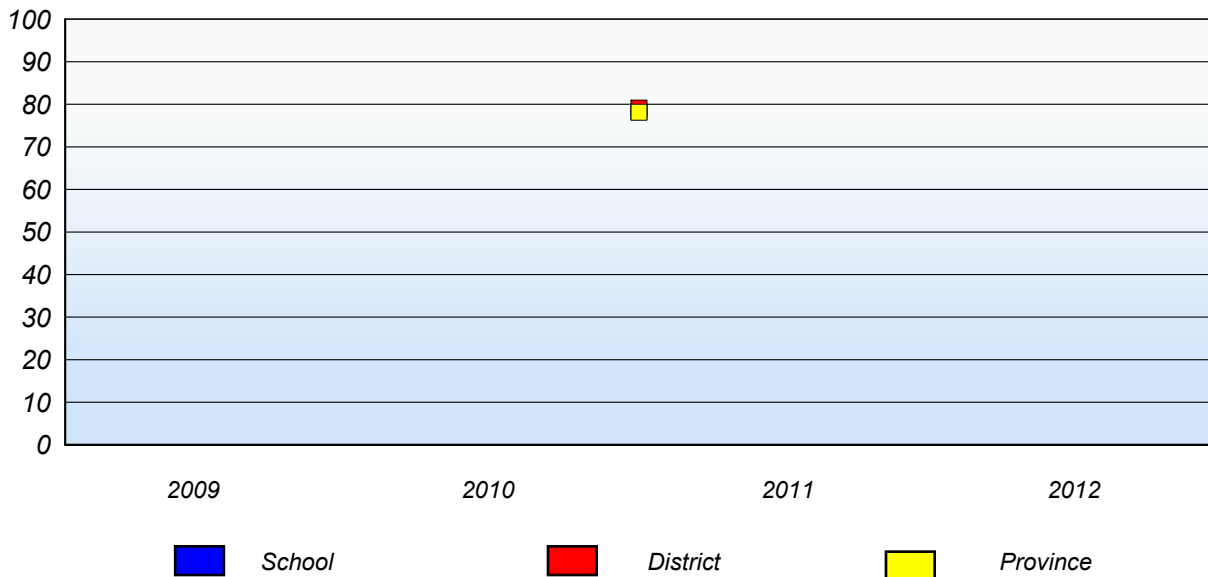
Demand Writing

Percentage of students at level 3 or above (2009 - 2012)



Reading

Percentage of students at level 3 or above (2009 - 2012)



* In some cases, CRT numbers may exceed AGR numbers based on late enrolments. Pie chart is based on the number of students who wrote the CRT.

* Reading score is composite of Non Fiction and Poetry.

Mushuau Innu Natuashish School and Sheshatshiu Innu School are excluded from district and provincial results.

District 4 - Eastern

School #: 430 St. Mark's School

Demand Writing

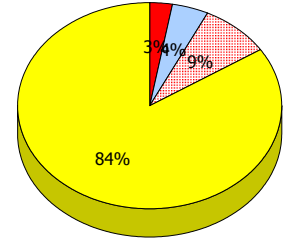
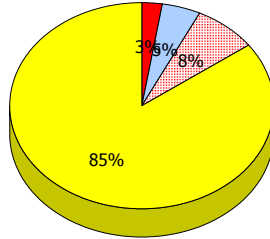
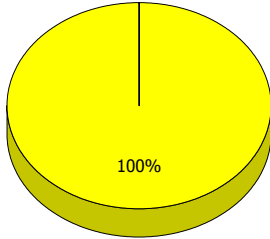
School

District

Province

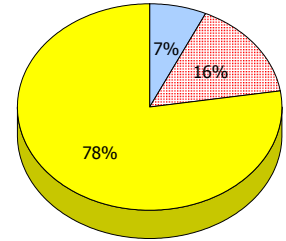
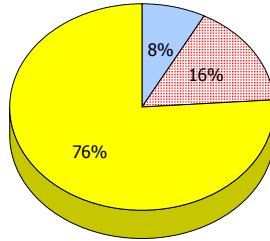
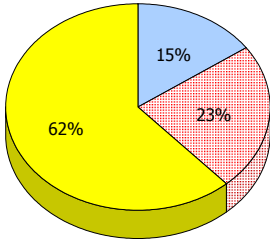
2012

Apr 30,
2012 (9)



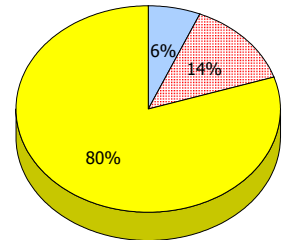
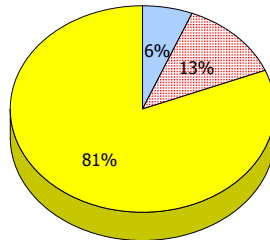
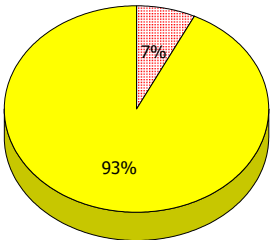
2011

AGR (13)



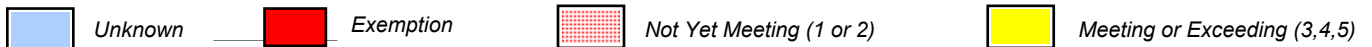
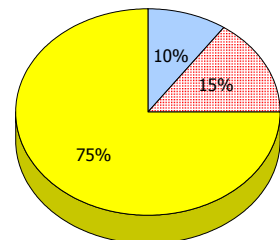
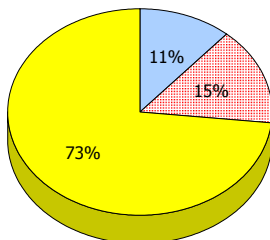
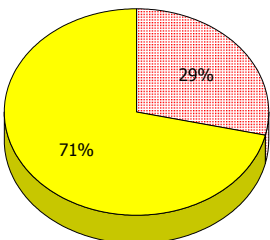
2010

AGR (13)



2009

AGR (7)



* In some cases, CRT numbers may exceed AGR numbers based on late enrolments. Pie chart is based on the number of students who wrote the CRT.

* Reading score is composite of Non Fiction and Poetry.

Mushuau Innu Natuashish School and Sheshatshiu Innu School are excluded from district and provincial results.

Source: Division of Evaluation and Research, Department of Education

District 4 - Eastern

School #: 430 St. Mark's School

Reading

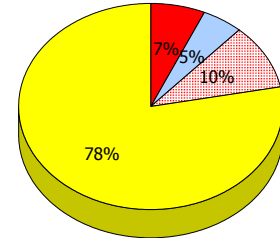
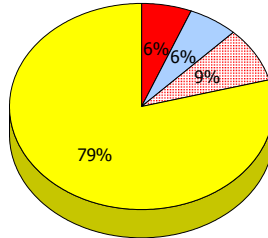
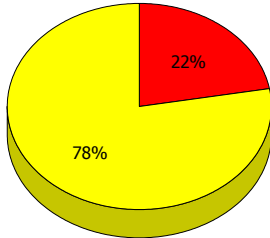
School

District

Province

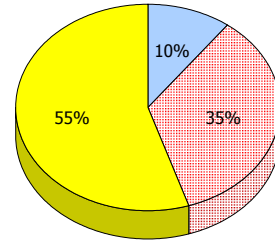
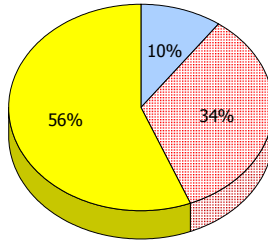
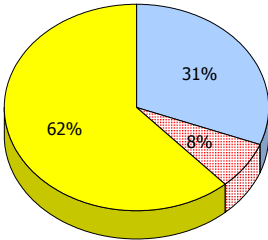
2012

Apr 30,
2012 (9)



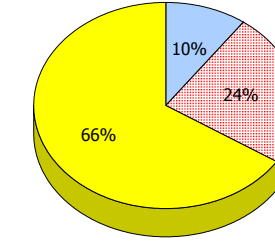
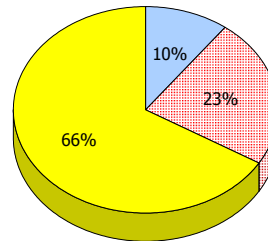
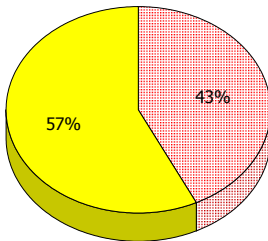
2011

AGR (13)



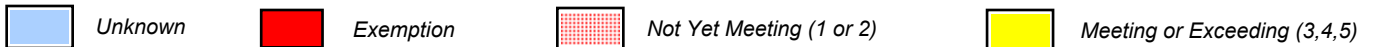
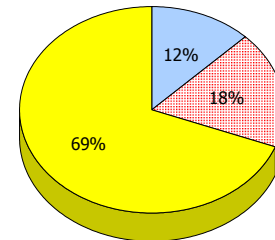
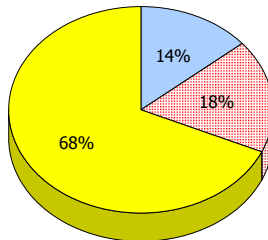
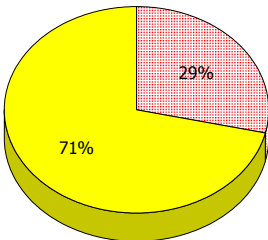
2010

AGR (13)



2009

AGR (7)



* In some cases, CRT numbers may exceed AGR numbers based on late enrolments. Pie chart is based on the number of students who wrote the CRT.

* Reading score is composite of Non Fiction and Poetry.

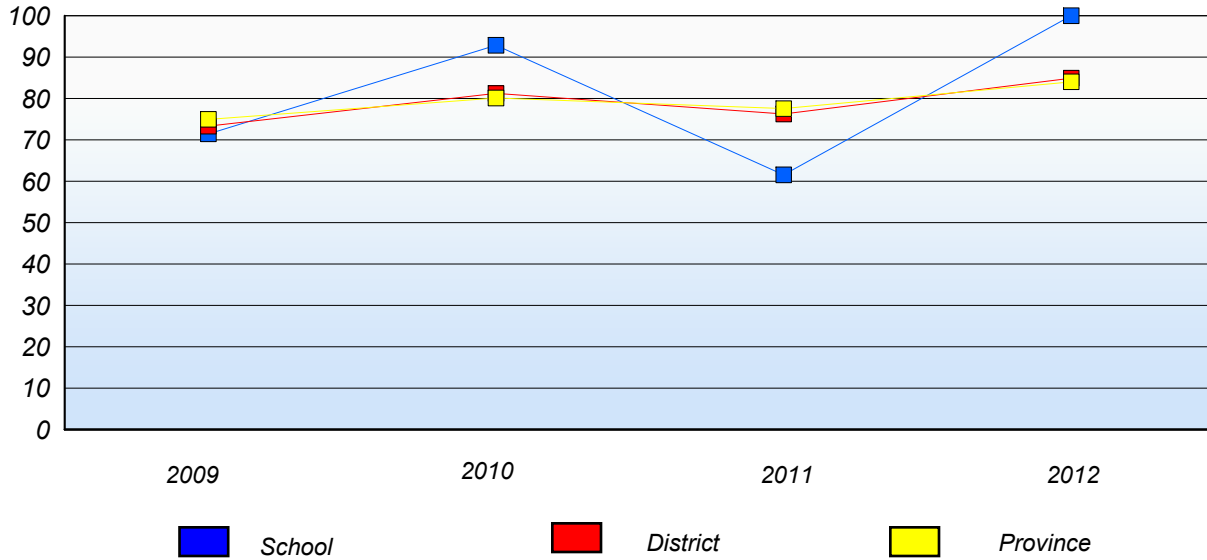
Mushuau Innu Natuashish School and Sheshatshiu Innu School are excluded from district and provincial results.

Source: Division of Evaluation and Research, Department of Education

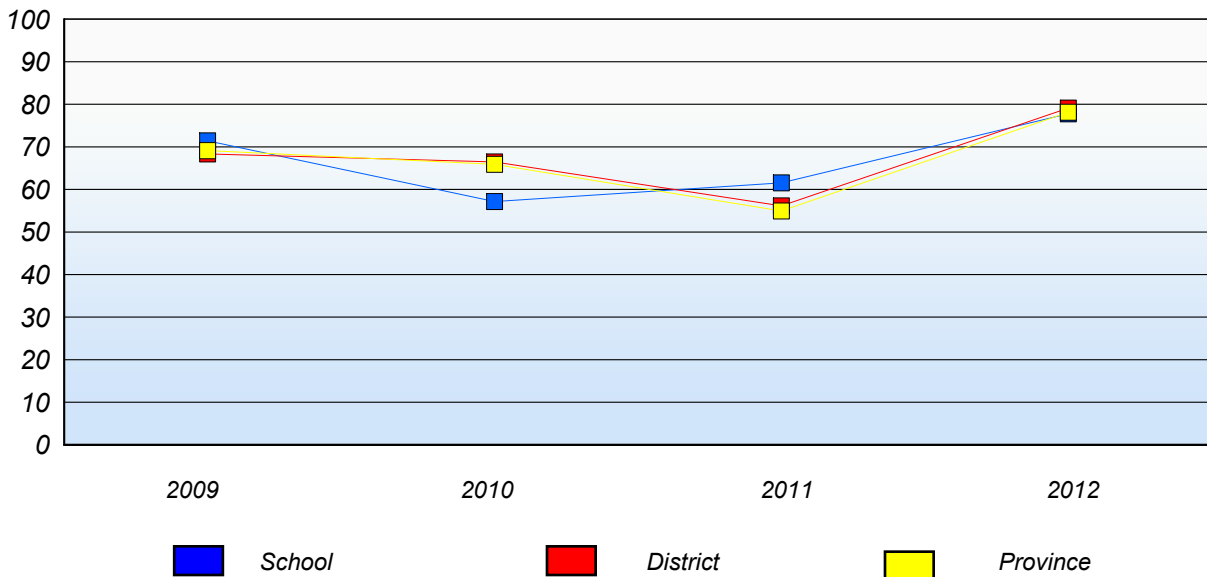
District 4 - Eastern

School #: 430 St. Mark's School

Demand Writing
Percentage of students at level 3 or above (2009 - 2012)



Reading
Percentage of students at level 3 or above (2009 - 2012)



* In some cases, CRT numbers may exceed AGR numbers based on late enrolments. Pie chart is based on the number of students who wrote the CRT.

* Reading score is composite of Non Fiction and Poetry.

Mushuau Innu Natuashish School and Sheshatshiu Innu School are excluded from district and provincial results.

District 4 - Eastern

School #: 431 Southwest Arm Academy

Demand Writing

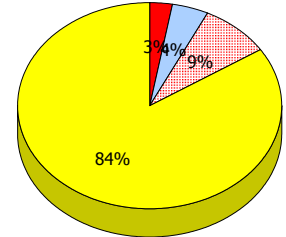
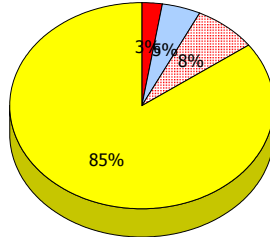
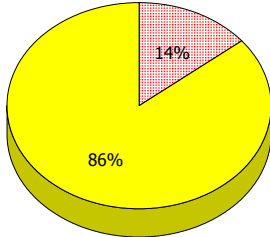
School

District

Province

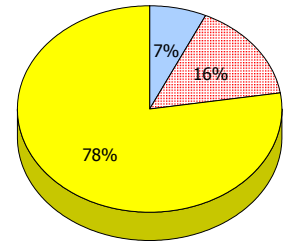
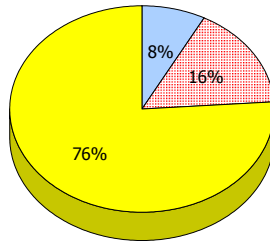
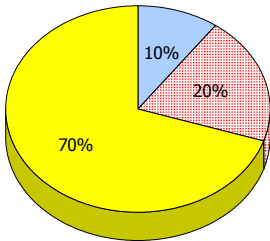
2012

Apr 30,
2012 (7)



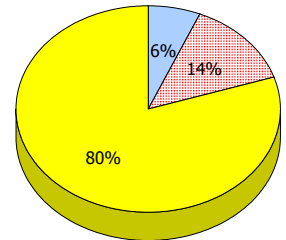
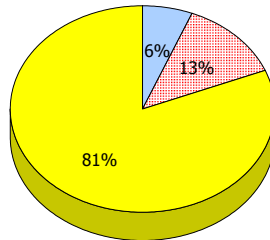
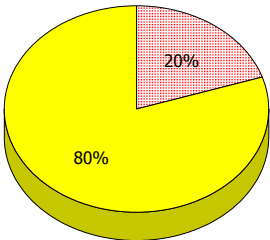
2011

AGR (10)



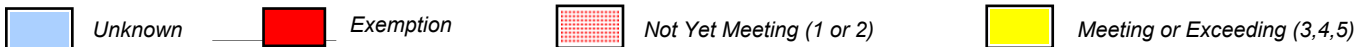
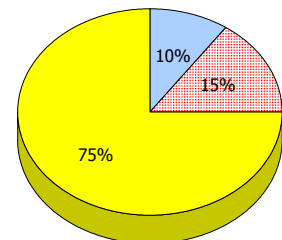
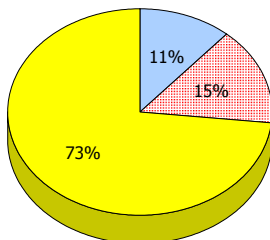
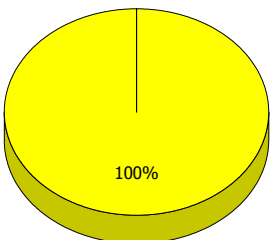
2010

AGR (10)



2009

AGR (7)



* In some cases, CRT numbers may exceed AGR numbers based on late enrolments. Pie chart is based on the number of students who wrote the CRT.

* Reading score is composite of Non Fiction and Poetry.

Mushuau Innu Natuashish School and Sheshatshiu Innu School are excluded from district and provincial results.

Source: Division of Evaluation and Research, Department of Education

District 4 - Eastern

School #: 431 Southwest Arm Academy

Reading

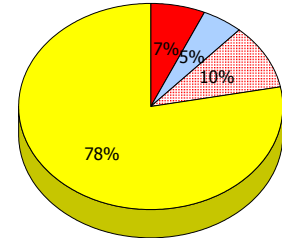
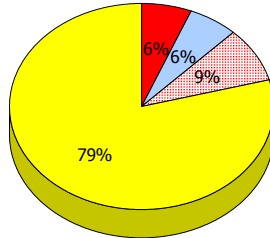
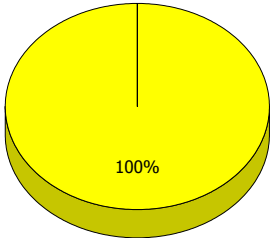
School

District

Province

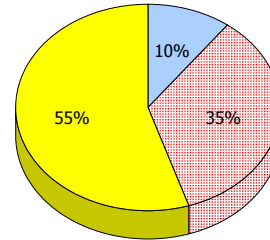
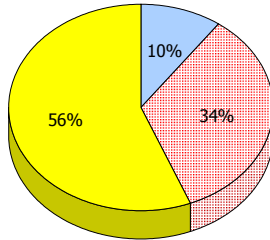
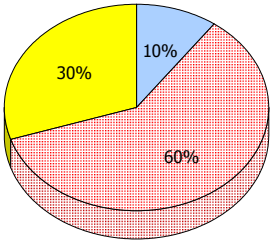
2012

Apr 30,
2012 (7)



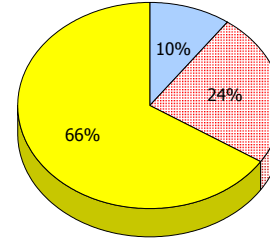
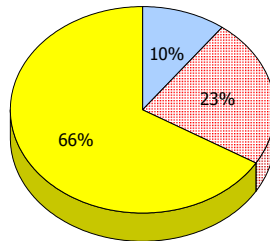
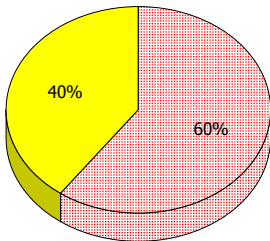
2011

AGR (10)



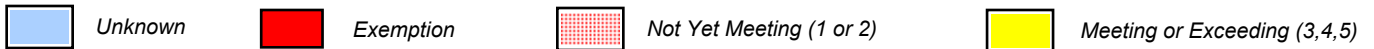
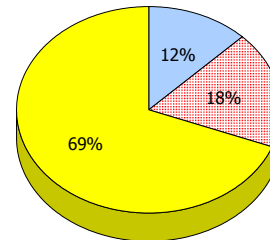
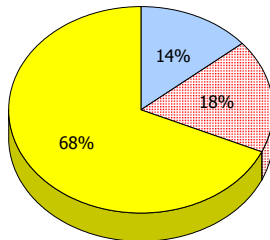
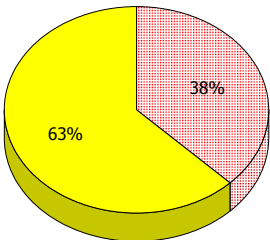
2010

AGR (10)



2009

AGR (7)



* In some cases, CRT numbers may exceed AGR numbers based on late enrolments. Pie chart is based on the number of students who wrote the CRT.

* Reading score is composite of Non Fiction and Poetry.

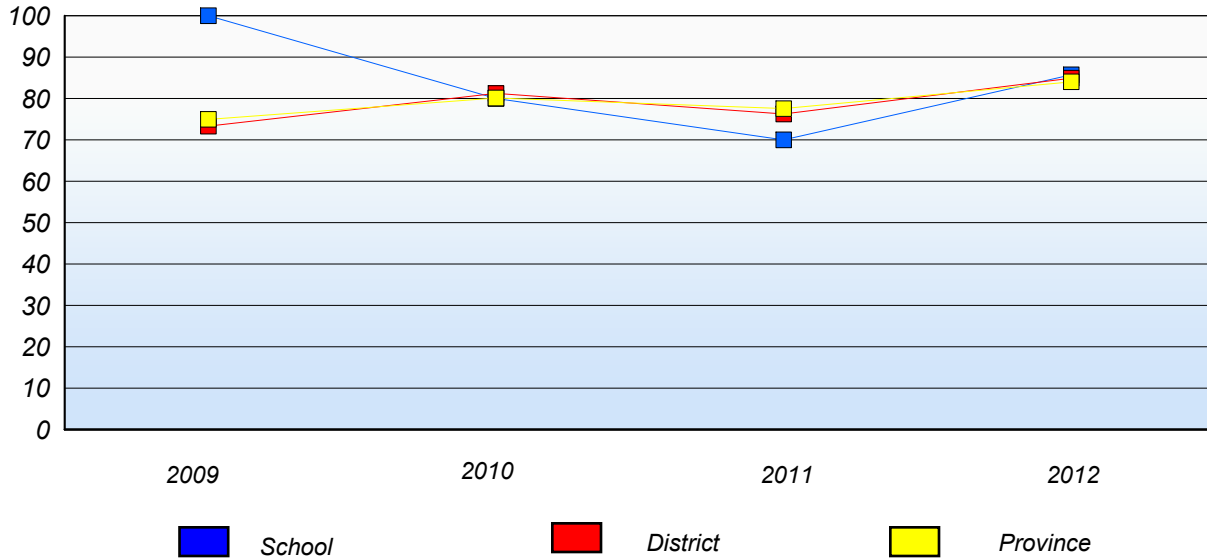
Mushuau Innu Natuashish School and Sheshatshiu Innu School are excluded from district and provincial results.

Source: Division of Evaluation and Research, Department of Education

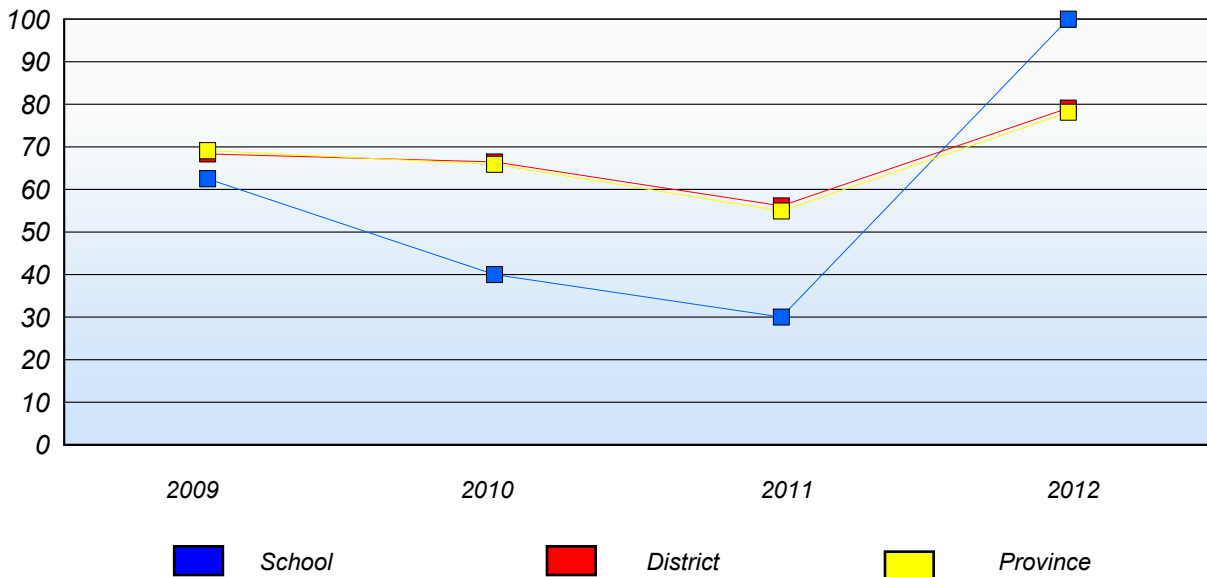
District 4 - Eastern

School #: 431 Southwest Arm Academy

Demand Writing
Percentage of students at level 3 or above (2009 - 2012)



Reading
Percentage of students at level 3 or above (2009 - 2012)



* In some cases, CRT numbers may exceed AGR numbers based on late enrolments. Pie chart is based on the number of students who wrote the CRT.

* Reading score is composite of Non Fiction and Poetry.

Mushuau Innu Natuashish School and Sheshatshiu Innu School are excluded from district and provincial results.

District 4 - Eastern

School #: 442 Persalvic Elementary

Demand Writing

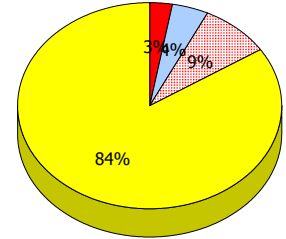
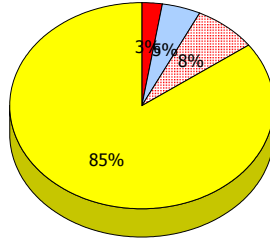
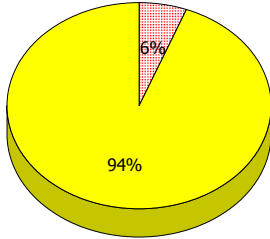
School

District

Province

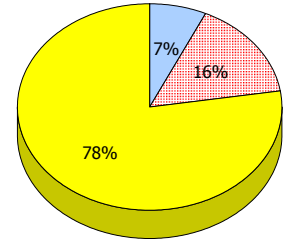
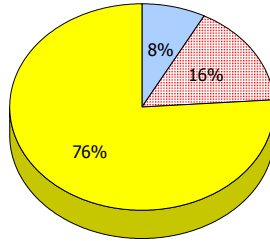
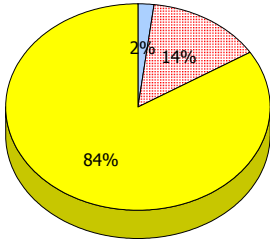
2012

Apr 30,
2012 (34)



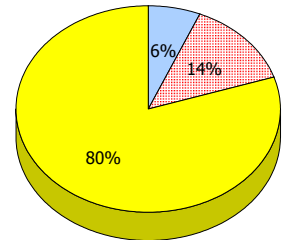
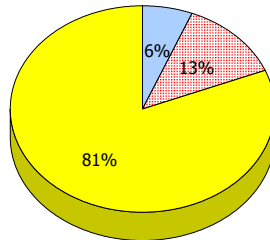
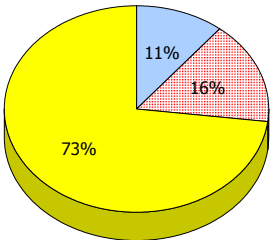
2011

AGR (50)



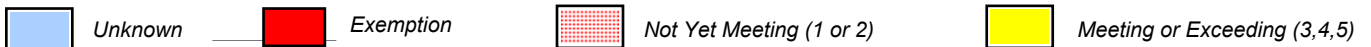
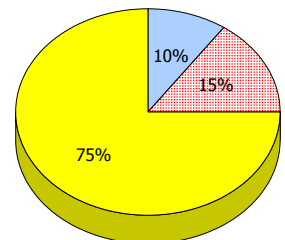
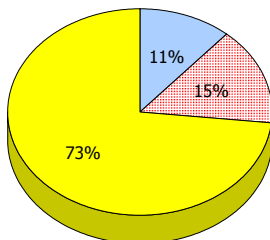
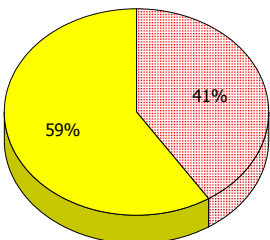
2010

AGR (37)



2009

AGR (44)



* In some cases, CRT numbers may exceed AGR numbers based on late enrolments. Pie chart is based on the number of students who wrote the CRT.

* Reading score is composite of Non Fiction and Poetry.

Mushuau Innu Natuashish School and Sheshatshiu Innu School are excluded from district and provincial results.

Source: Division of Evaluation and Research, Department of Education

District 4 - Eastern

School #: 442 Persalvic Elementary

Reading

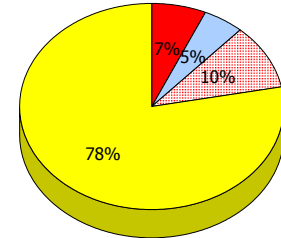
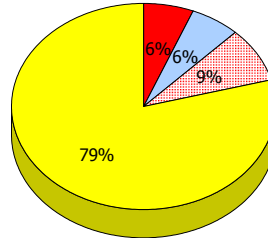
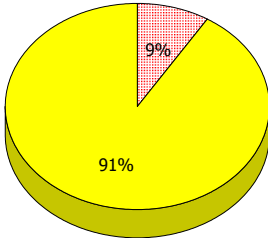
School

District

Province

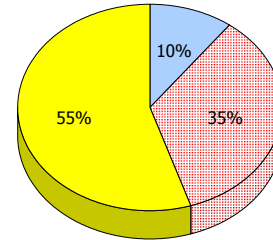
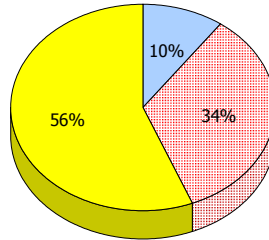
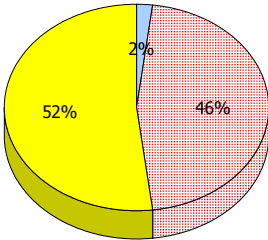
2012

Apr 30,
2012 (34)



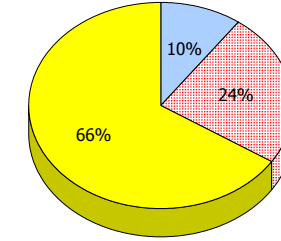
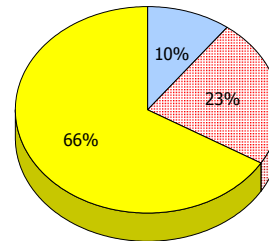
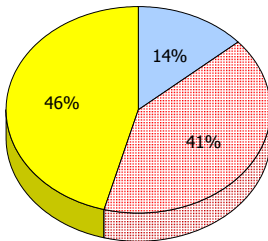
2011

AGR (50)



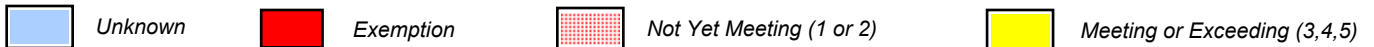
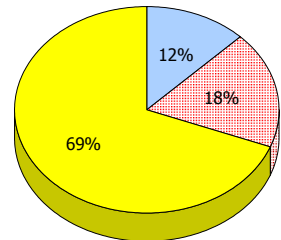
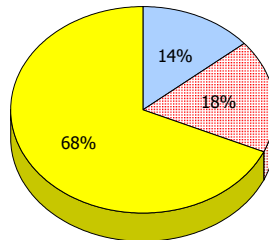
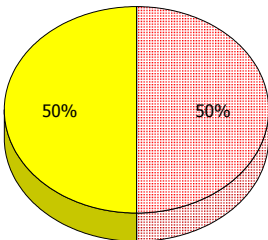
2010

AGR (37)



2009

AGR (44)



* In some cases, CRT numbers may exceed AGR numbers based on late enrolments. Pie chart is based on the number of students who wrote the CRT.

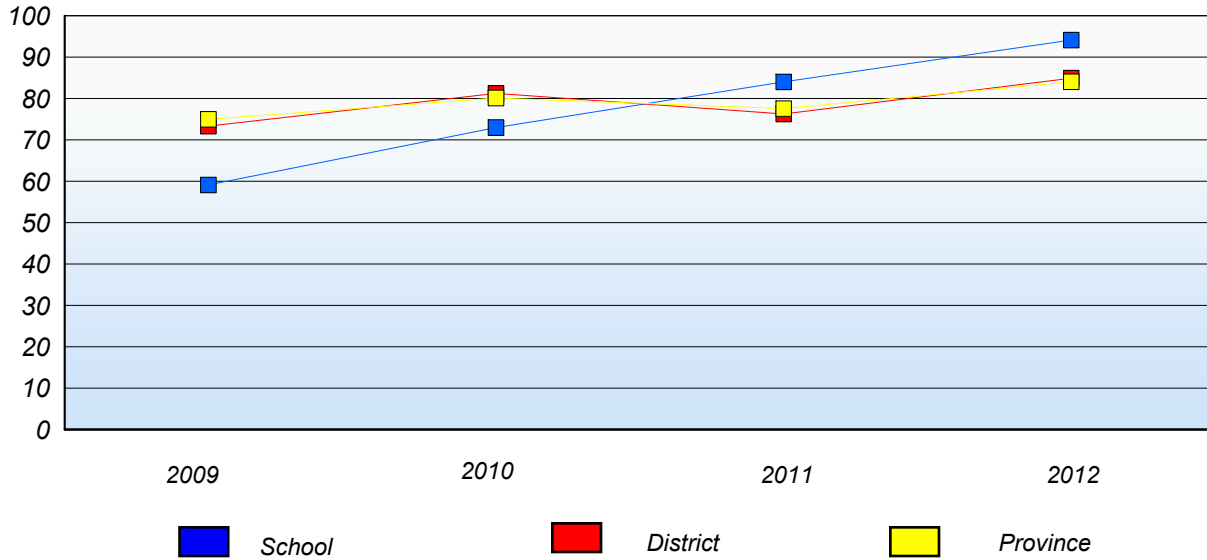
* Reading score is composite of Non Fiction and Poetry.

Mushuau Innu Natuashish School and Sheshatshiu Innu School are excluded from district and provincial results.

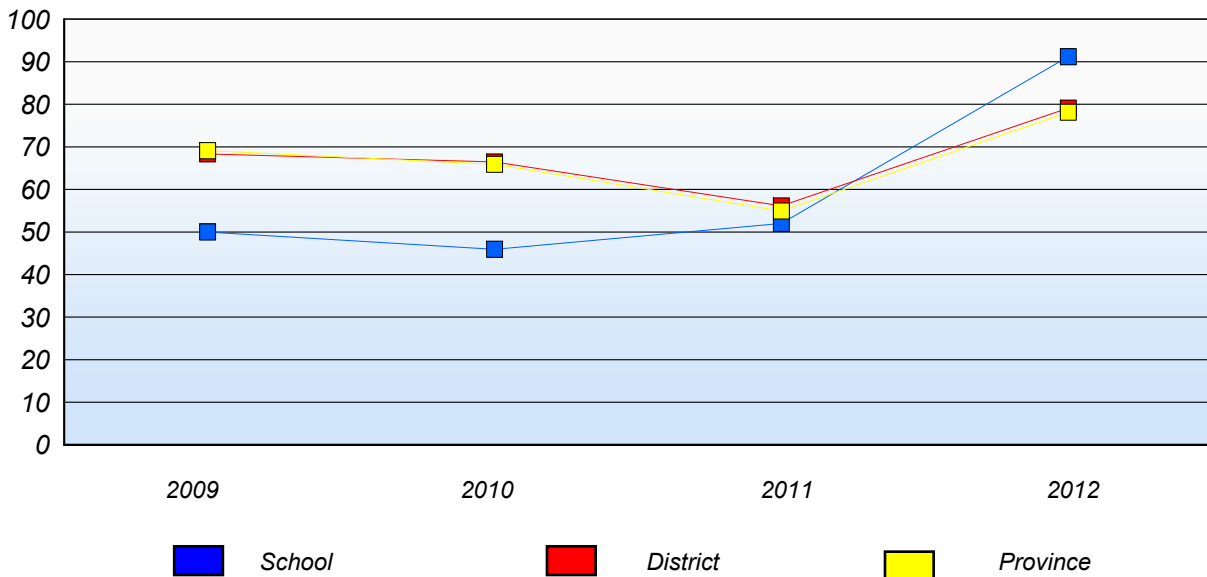
District 4 - Eastern

School #: 442 Persalvic Elementary

Demand Writing
Percentage of students at level 3 or above (2009 - 2012)



Reading
Percentage of students at level 3 or above (2009 - 2012)



* In some cases, CRT numbers may exceed AGR numbers based on late enrolments. Pie chart is based on the number of students who wrote the CRT.

* Reading score is composite of Non Fiction and Poetry.

Mushuau Innu Natuashish School and Sheshatshiu Innu School are excluded from district and provincial results.

District 4 - Eastern

School #: 447 Baltimore School Complex

Demand Writing

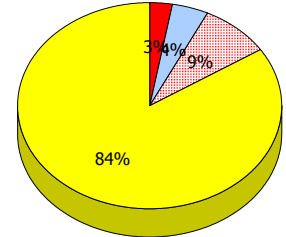
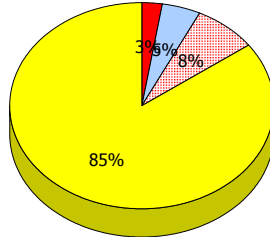
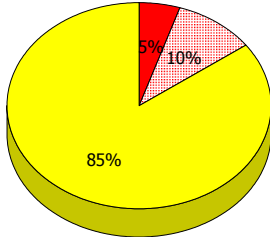
School

District

Province

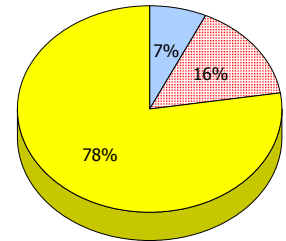
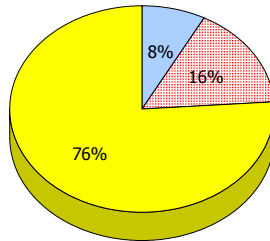
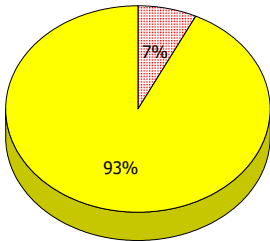
2012

Apr 30,
2012 (20)



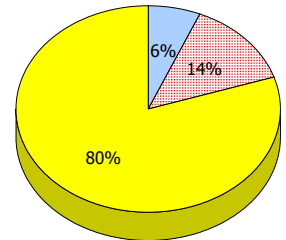
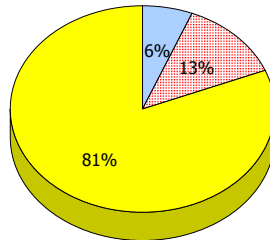
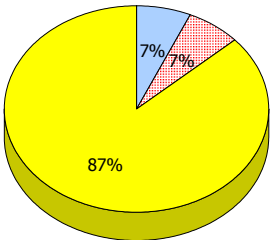
2011

AGR (14)



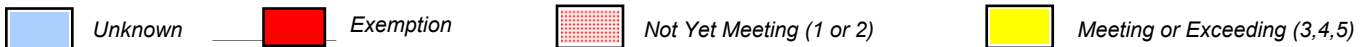
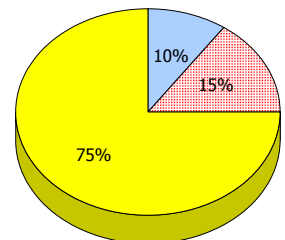
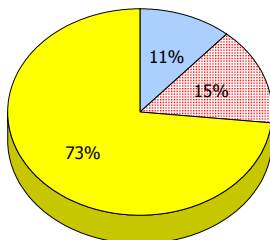
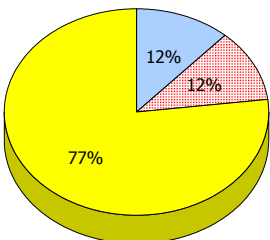
2010

AGR (30)



2009

AGR (26)



* In some cases, CRT numbers may exceed AGR numbers based on late enrolments. Pie chart is based on the number of students who wrote the CRT.

* Reading score is composite of Non Fiction and Poetry.

Mushuau Innu Natuashish School and Sheshatshiu Innu School are excluded from district and provincial results.

District 4 - Eastern

School #: 447 Baltimore School Complex

Reading

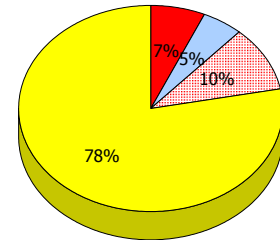
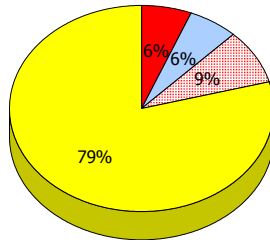
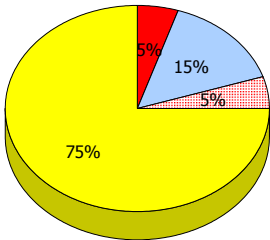
School

District

Province

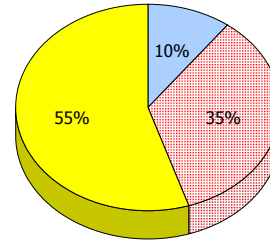
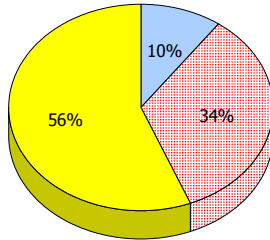
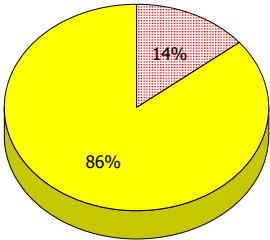
2012

Apr 30,
2012 (20)



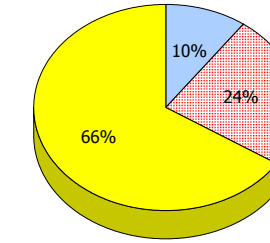
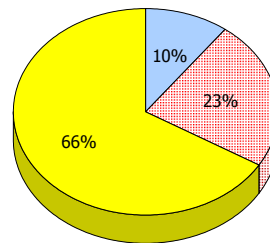
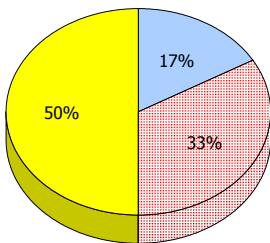
2011

AGR (14)



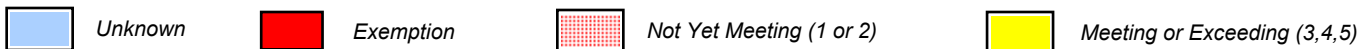
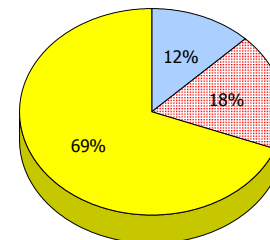
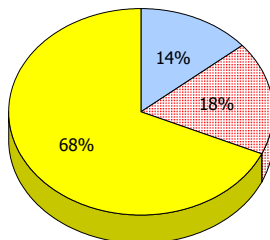
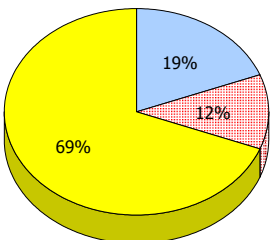
2010

AGR (30)



2009

AGR (26)



* In some cases, CRT numbers may exceed AGR numbers based on late enrolments. Pie chart is based on the number of students who wrote the CRT.

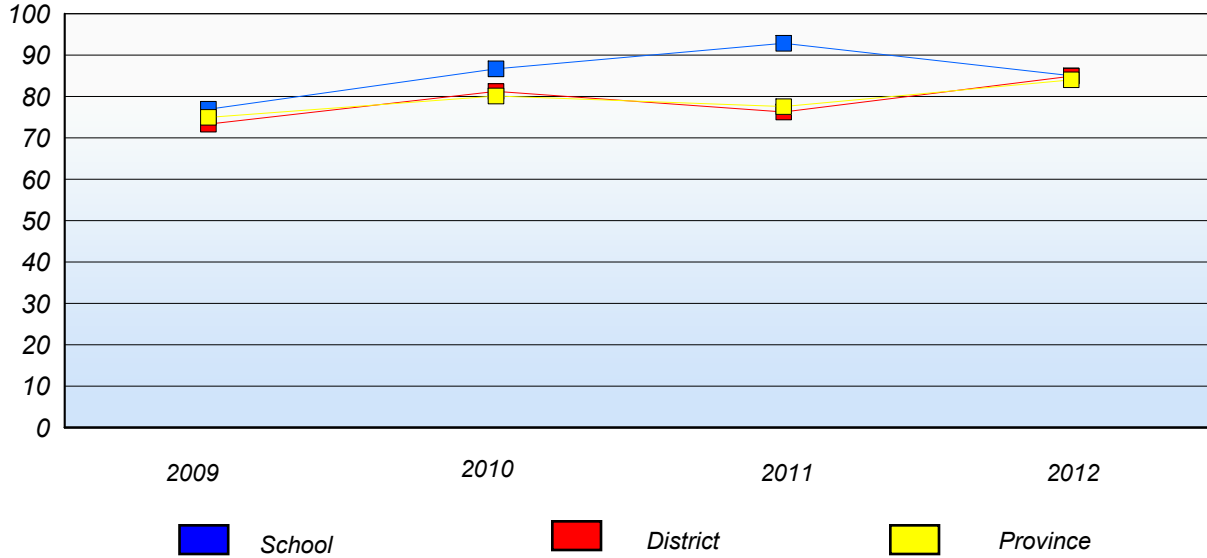
* Reading score is composite of Non Fiction and Poetry.

Mushuau Innu Natuashish School and Sheshatshiu Innu School are excluded from district and provincial results.

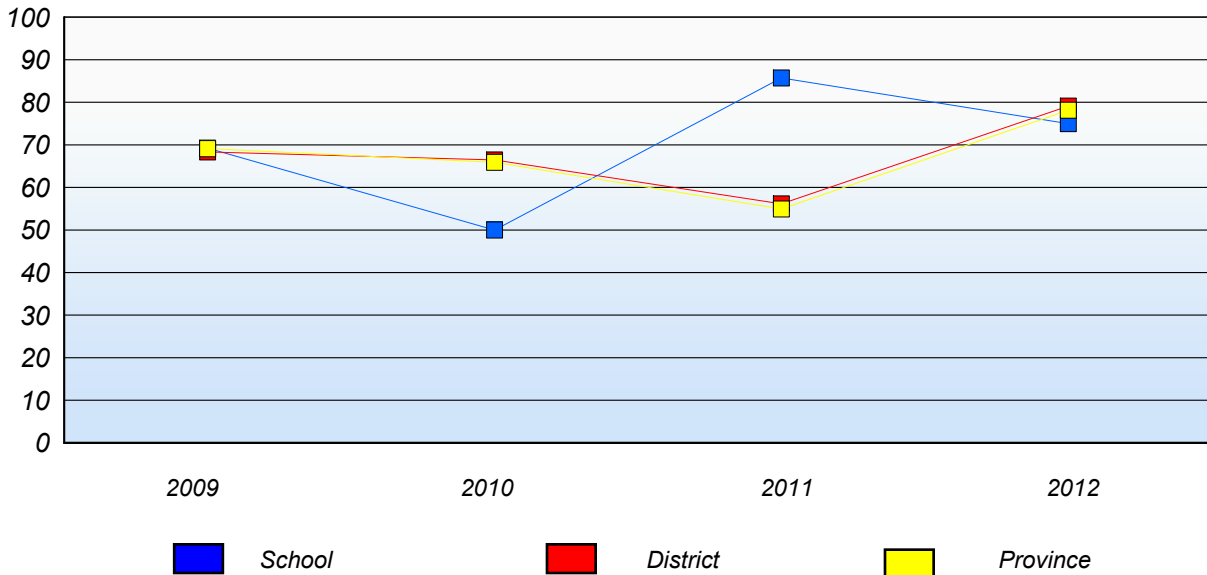
District 4 - Eastern

School #: 447 Baltimore School Complex

Demand Writing
Percentage of students at level 3 or above (2009 - 2012)



Reading
Percentage of students at level 3 or above (2009 - 2012)



* In some cases, CRT numbers may exceed AGR numbers based on late enrolments. Pie chart is based on the number of students who wrote the CRT.

* Reading score is composite of Non Fiction and Poetry.

Mushuau Innu Natuashish School and Sheshatshiu Innu School are excluded from district and provincial results.

District 4 - Eastern

School #: 464 Crescent Collegiate

Demand Writing

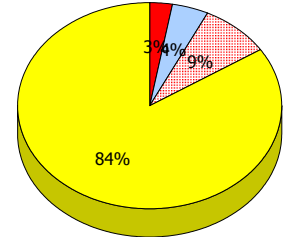
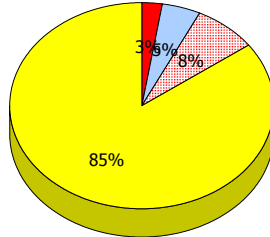
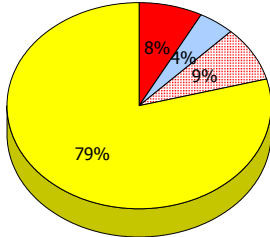
School

District

Province

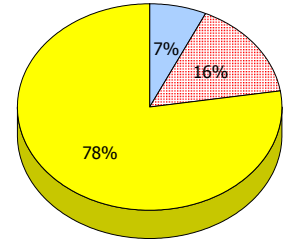
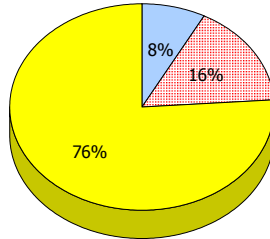
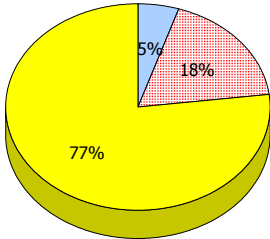
2012

Apr 30,
2012 (91)



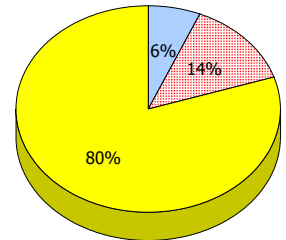
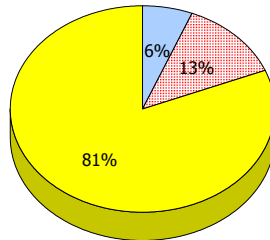
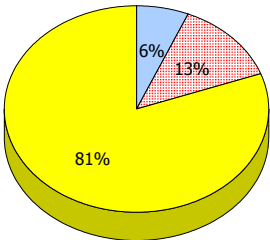
2011

AGR (78)



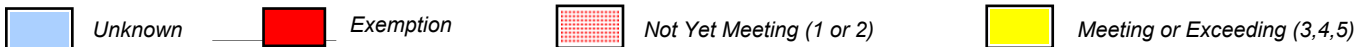
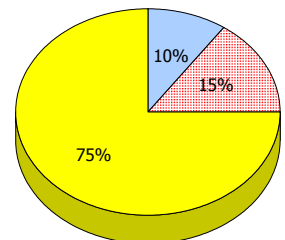
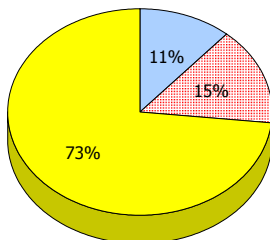
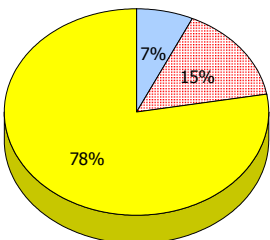
2010

AGR (93)



2009

AGR (99)



* In some cases, CRT numbers may exceed AGR numbers based on late enrolments. Pie chart is based on the number of students who wrote the CRT.

* Reading score is composite of Non Fiction and Poetry.

Mushuau Innu Natuashish School and Sheshatshiu Innu School are excluded from district and provincial results.

District 4 - Eastern

School #: 464 Crescent Collegiate

Reading

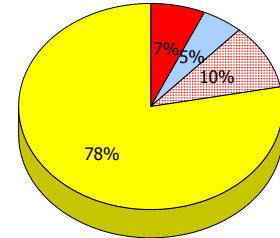
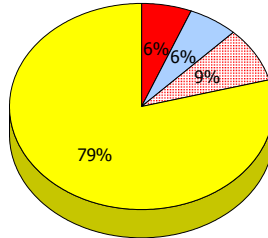
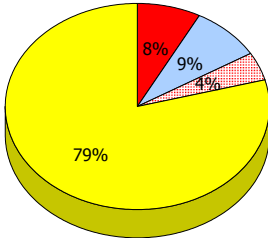
School

District

Province

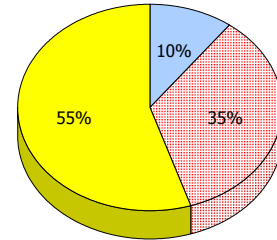
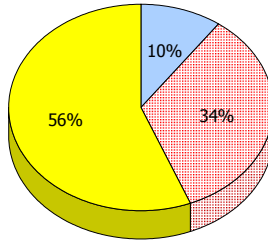
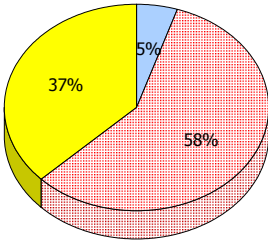
2012

Apr 30,
2012 (91)



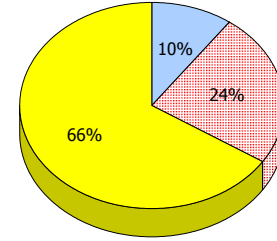
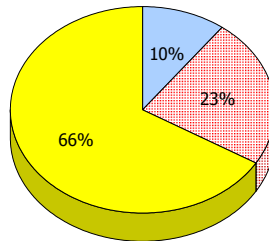
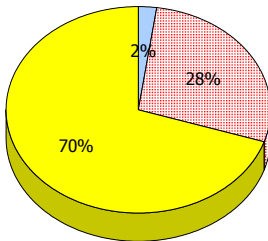
2011

AGR (78)



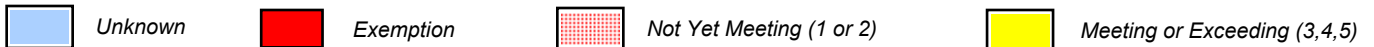
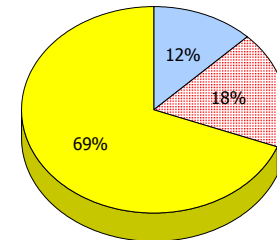
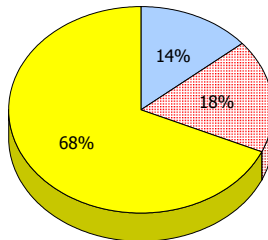
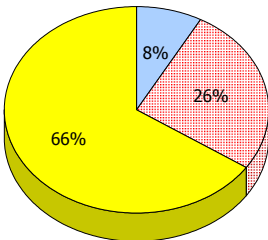
2010

AGR (93)



2009

AGR (99)



* In some cases, CRT numbers may exceed AGR numbers based on late enrolments. Pie chart is based on the number of students who wrote the CRT.

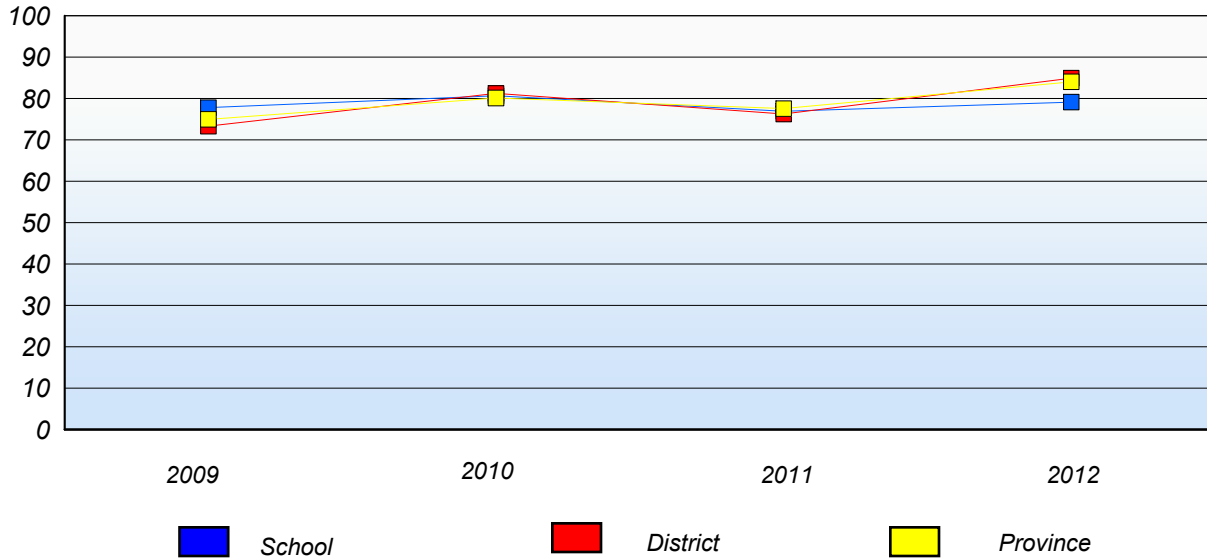
* Reading score is composite of Non Fiction and Poetry.

Mushuau Innu Natuashish School and Sheshatshiu Innu School are excluded from district and provincial results.

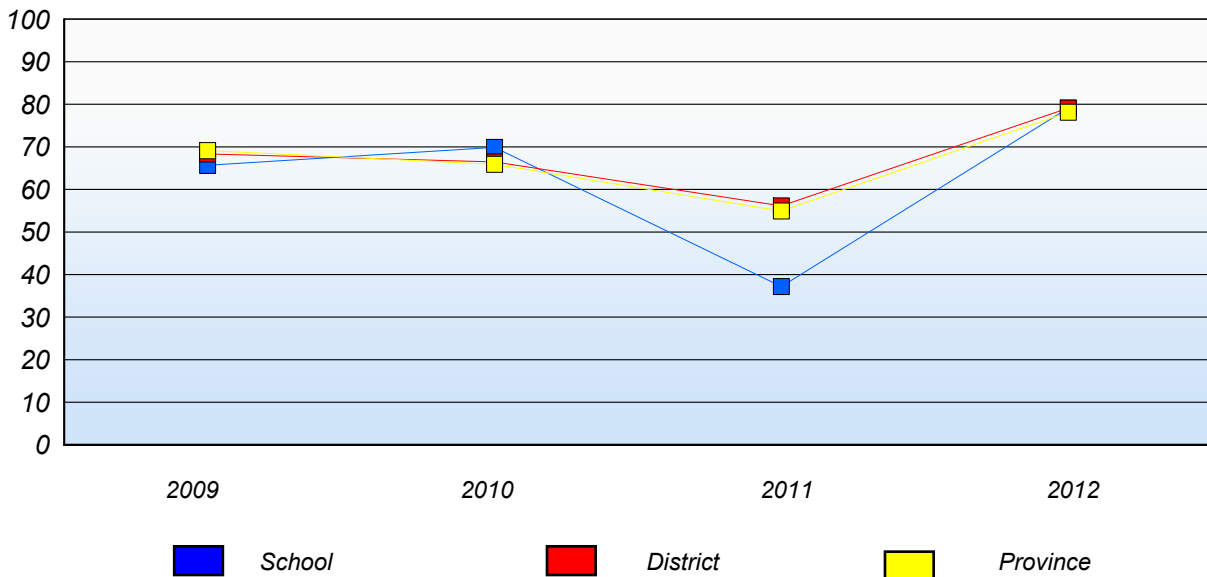
District 4 - Eastern

School #: 464 Crescent Collegiate

Demand Writing
 Percentage of students at level 3 or above (2009 - 2012)



Reading
 Percentage of students at level 3 or above (2009 - 2012)



* In some cases, CRT numbers may exceed AGR numbers based on late enrolments. Pie chart is based on the number of students who wrote the CRT.

* Reading score is composite of Non Fiction and Poetry.

Mushuau Innu Natuashish School and Sheshatshiu Innu School are excluded from district and provincial results.

District 4 - Eastern

School #: 465 Holy Cross Junior High

Demand Writing

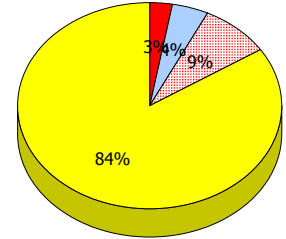
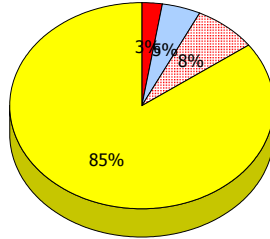
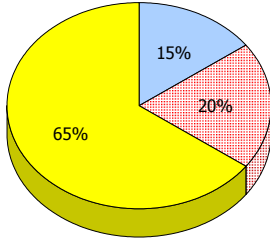
School

District

Province

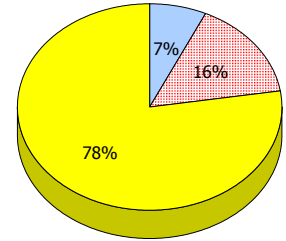
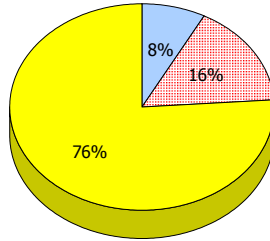
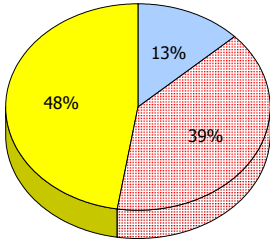
2012

Apr 30,
2012 (60)



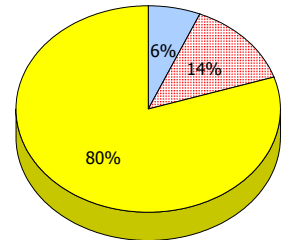
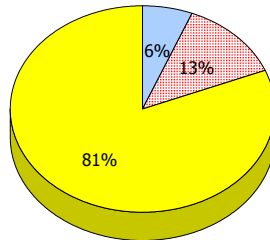
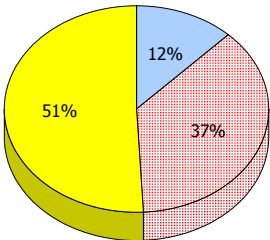
2011

AGR (61)



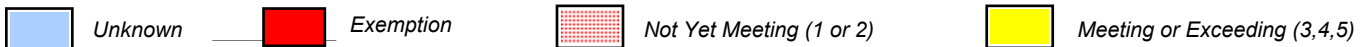
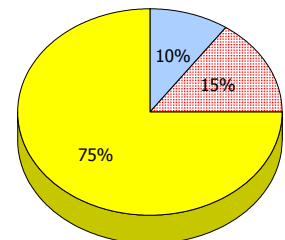
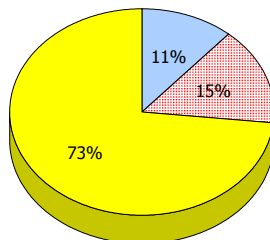
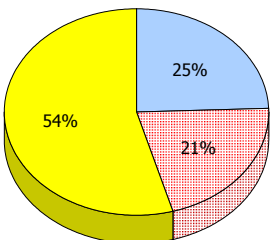
2010

AGR (65)



2009

AGR (57)



* In some cases, CRT numbers may exceed AGR numbers based on late enrolments. Pie chart is based on the number of students who wrote the CRT.

* Reading score is composite of Non Fiction and Poetry.

Mushuau Innu Natuashish School and Sheshatshiu Innu School are excluded from district and provincial results.

Source: Division of Evaluation and Research, Department of Education

District 4 - Eastern

School #: 465 Holy Cross Junior High

Reading

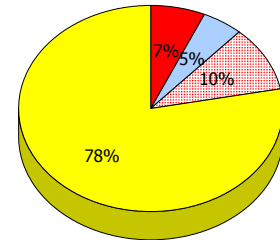
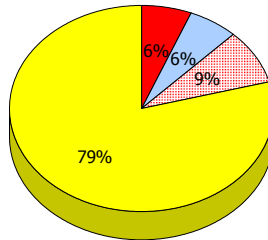
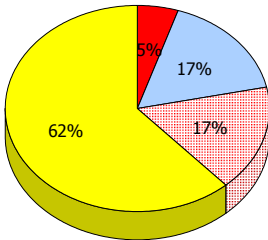
School

District

Province

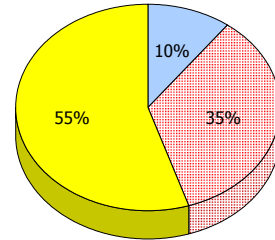
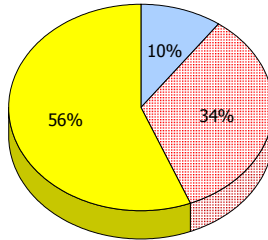
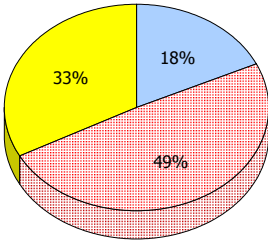
2012

Apr 30,
2012 (60)



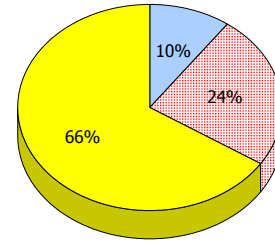
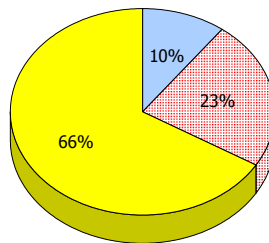
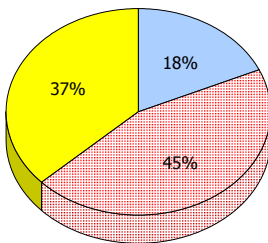
2011

AGR (61)



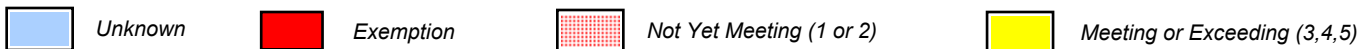
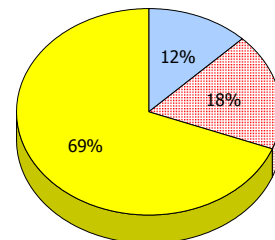
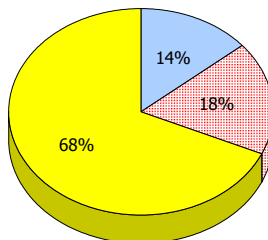
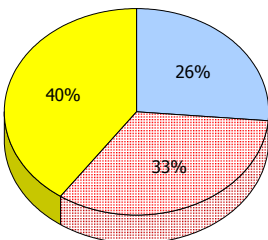
2010

AGR (65)



2009

AGR (57)



* In some cases, CRT numbers may exceed AGR numbers based on late enrolments. Pie chart is based on the number of students who wrote the CRT.

* Reading score is composite of Non Fiction and Poetry.

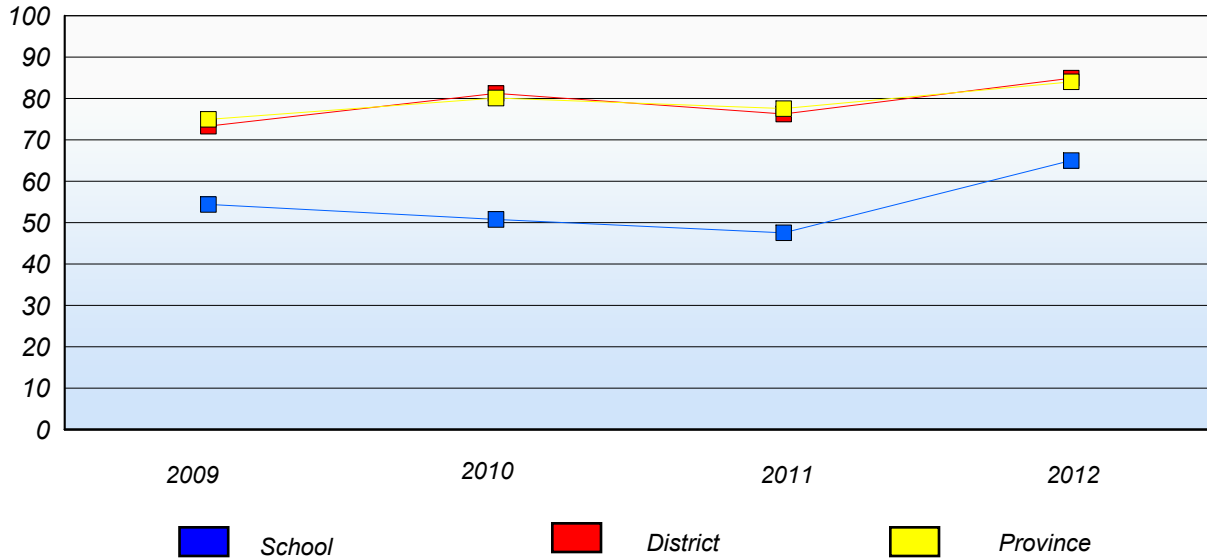
Mushuau Innu Natuashish School and Sheshatshiu Innu School are excluded from district and provincial results.

Source: Division of Evaluation and Research, Department of Education

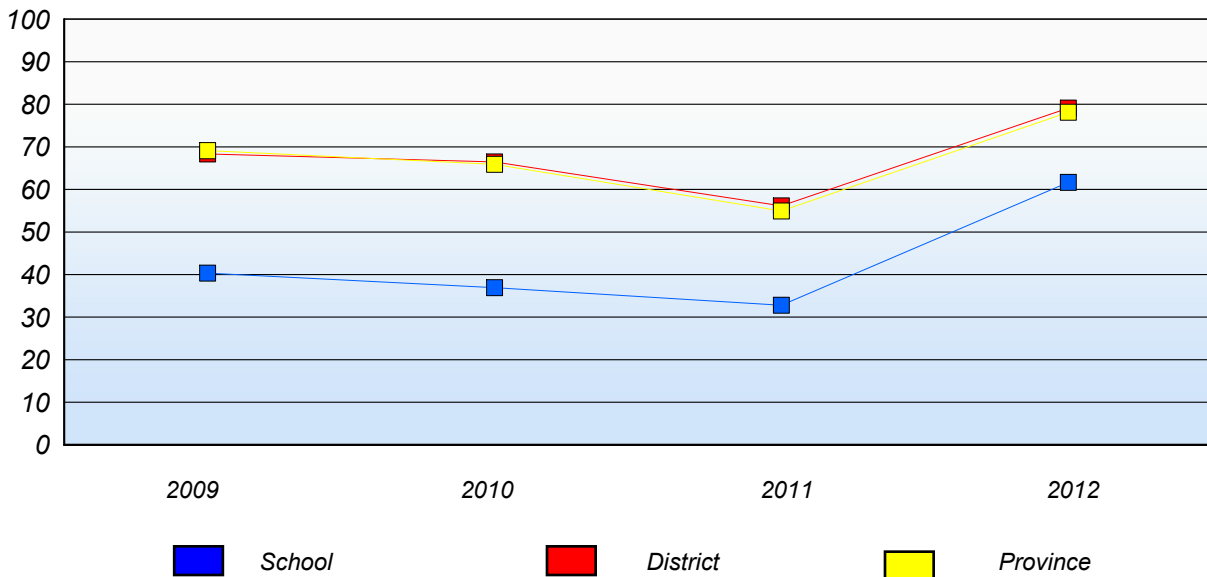
District 4 - Eastern

School #: 465 Holy Cross Junior High

Demand Writing
 Percentage of students at level 3 or above (2009 - 2012)



Reading
 Percentage of students at level 3 or above (2009 - 2012)



* In some cases, CRT numbers may exceed AGR numbers based on late enrolments. Pie chart is based on the number of students who wrote the CRT.

* Reading score is composite of Non Fiction and Poetry.

Mushuau Innu Natuashish School and Sheshatshiu Innu School are excluded from district and provincial results.

District 4 - Eastern

School #: 471 Heritage Collegiate

Demand Writing

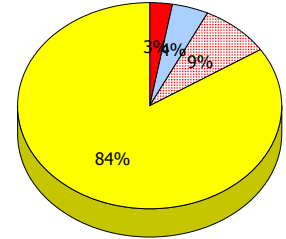
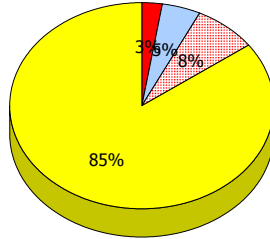
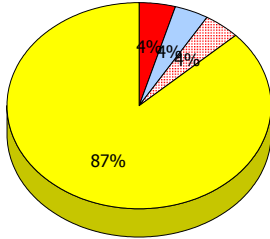
School

District

Province

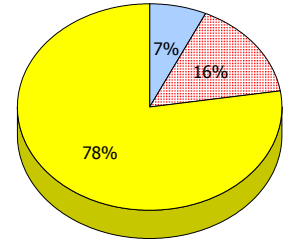
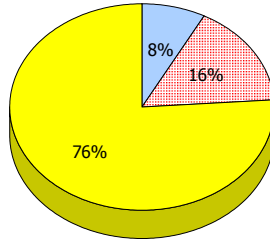
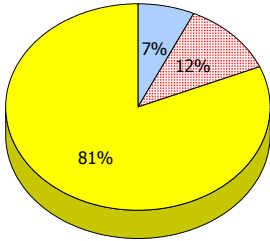
2012

Apr 30,
2012 (23)



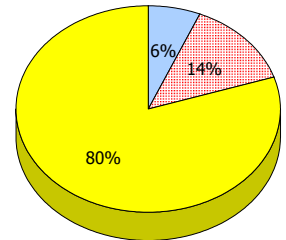
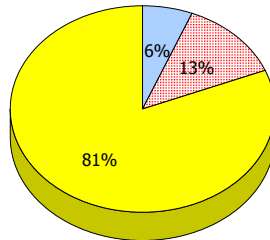
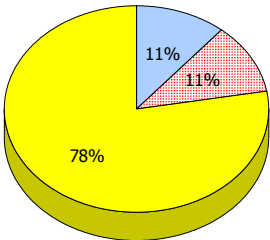
2011

AGR (43)



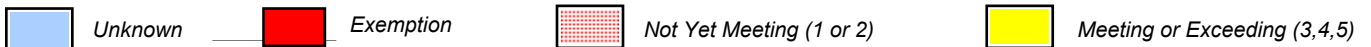
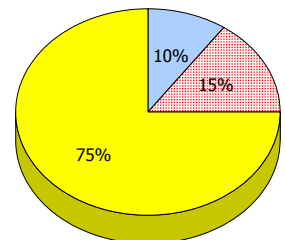
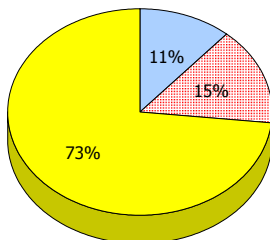
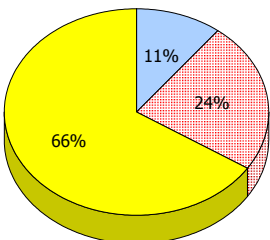
2010

AGR (36)



2009

AGR (38)



* In some cases, CRT numbers may exceed AGR numbers based on late enrolments. Pie chart is based on the number of students who wrote the CRT.

* Reading score is composite of Non Fiction and Poetry.

Mushuau Innu Natuashish School and Sheshatshiu Innu School are excluded from district and provincial results.

Source: Division of Evaluation and Research, Department of Education

District 4 - Eastern

School #: 471 Heritage Collegiate

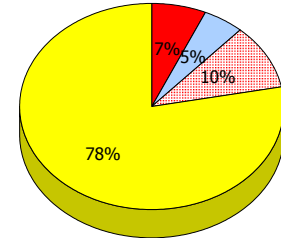
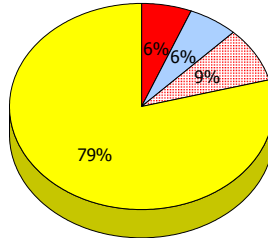
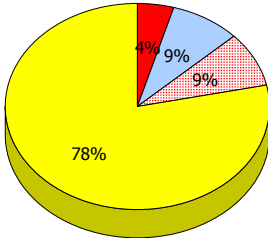
Reading

School

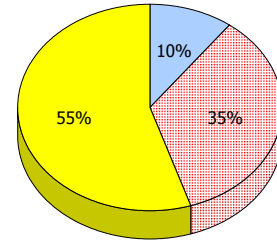
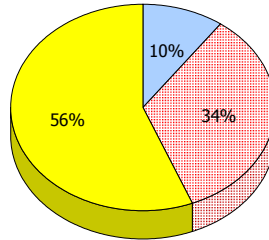
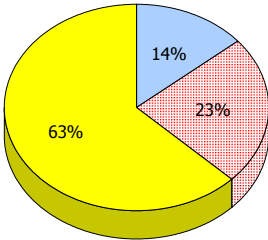
District

Province

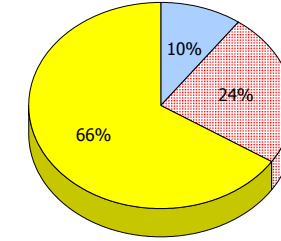
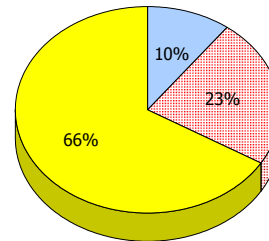
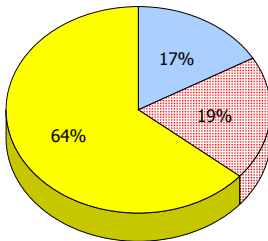
2012
Apr 30,
2012 (23)



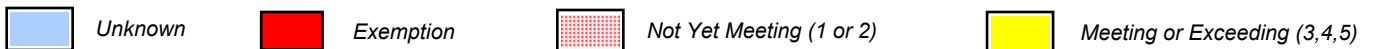
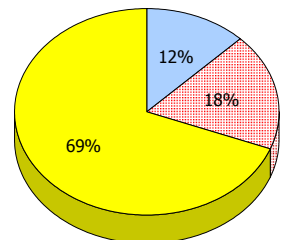
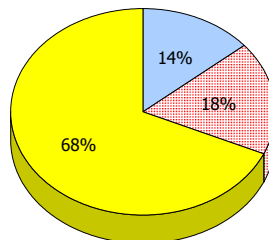
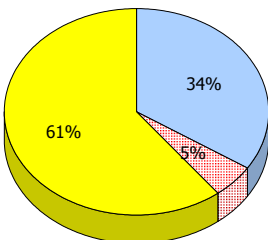
2011
AGR (43)



2010
AGR (36)



2009
AGR (38)



* In some cases, CRT numbers may exceed AGR numbers based on late enrolments. Pie chart is based on the number of students who wrote the CRT.

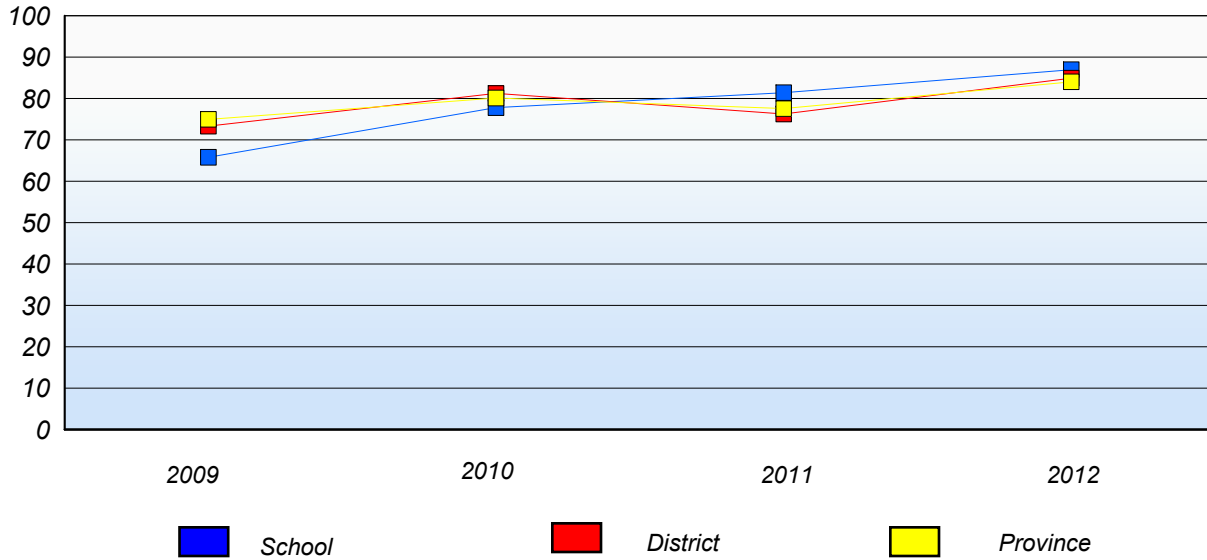
* Reading score is composite of Non Fiction and Poetry.

Mushuau Innu Natuashish School and Sheshatshiu Innu School are excluded from district and provincial results.

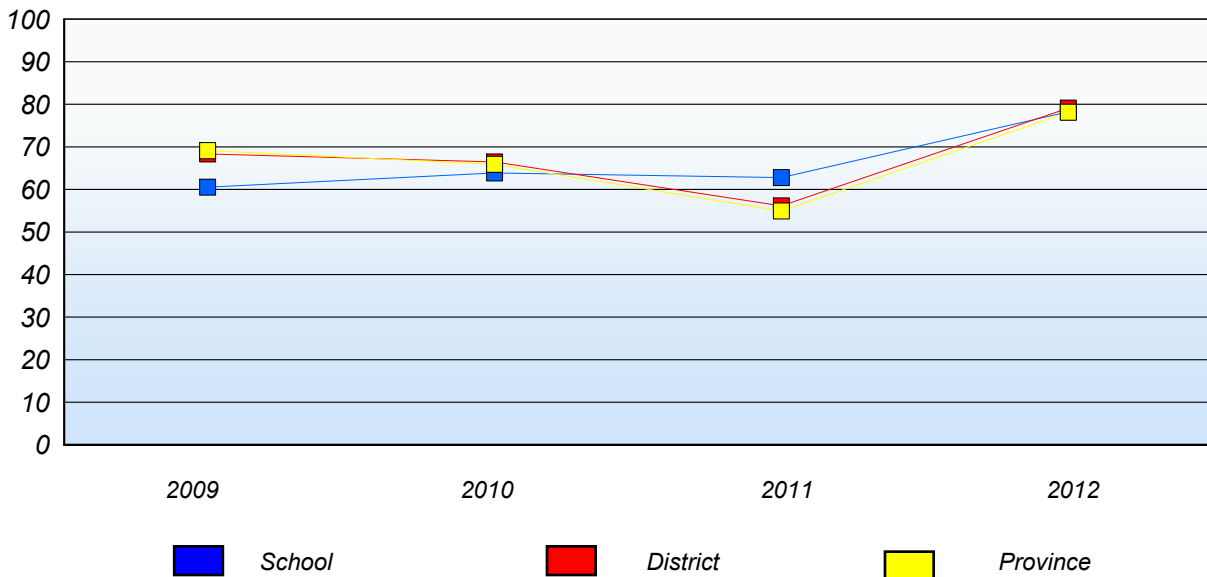
District 4 - Eastern

School #: 471 Heritage Collegiate

Demand Writing
Percentage of students at level 3 or above (2009 - 2012)



Reading
Percentage of students at level 3 or above (2009 - 2012)



* In some cases, CRT numbers may exceed AGR numbers based on late enrolments. Pie chart is based on the number of students who wrote the CRT.

* Reading score is composite of Non Fiction and Poetry.

Mushuau Innu Natuashish School and Sheshatshiu Innu School are excluded from district and provincial results.

District 4 - Eastern

School #: 476 Baccaileu Collegiate

Demand Writing

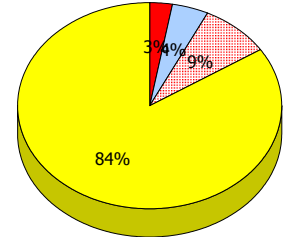
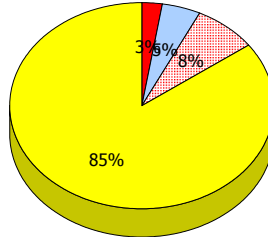
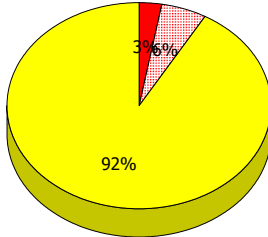
School

District

Province

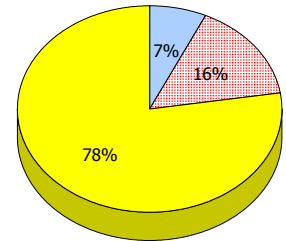
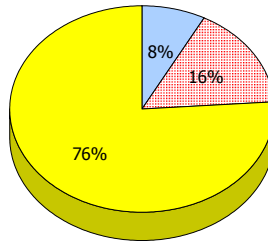
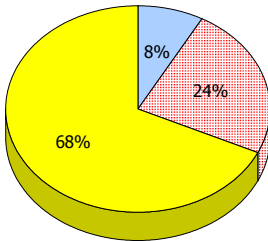
2012

Apr 30,
2012 (36)



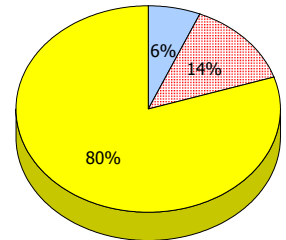
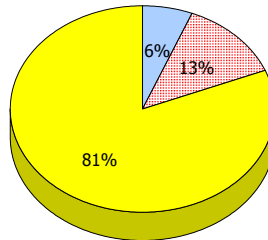
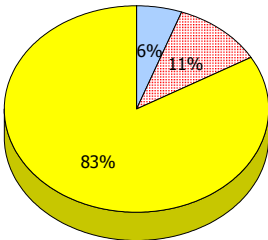
2011

AGR (25)



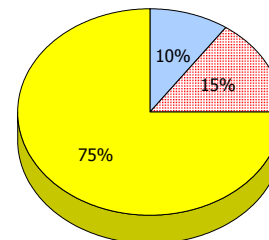
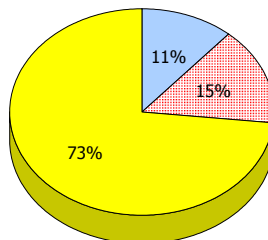
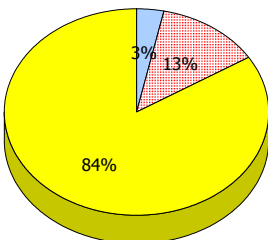
2010

AGR (36)



2009

AGR (31)



Unknown
 Exemption
 Not Yet Meeting (1 or 2)
 Meeting or Exceeding (3,4,5)

* In some cases, CRT numbers may exceed AGR numbers based on late enrolments. Pie chart is based on the number of students who wrote the CRT.

* Reading score is composite of Non Fiction and Poetry.

Mushuau Innu Natuashish School and Sheshatshiu Innu School are excluded from district and provincial results.

Source: Division of Evaluation and Research, Department of Education

District 4 - Eastern

School #: 476 Baccaileu Collegiate

Reading

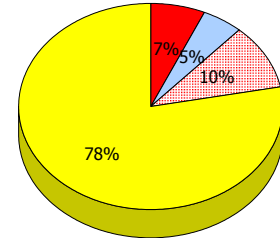
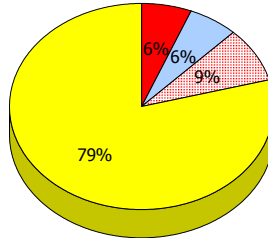
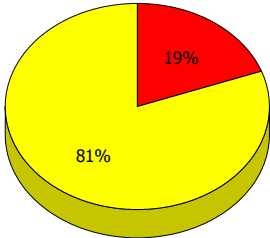
School

District

Province

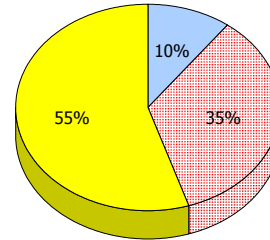
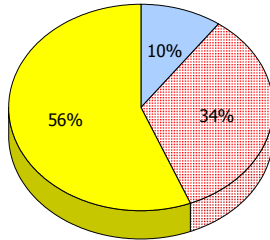
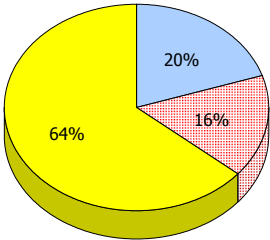
2012

Apr 30,
2012 (36)



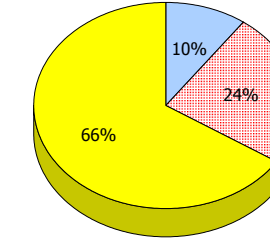
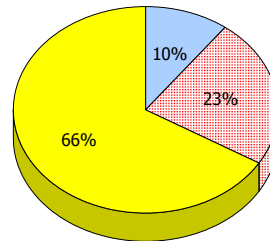
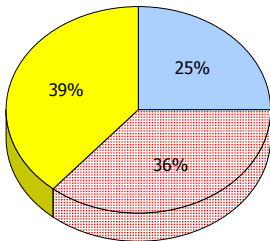
2011

AGR (25)



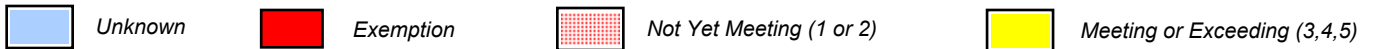
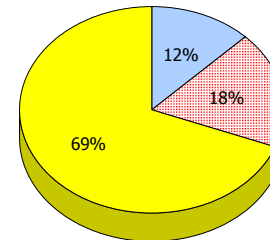
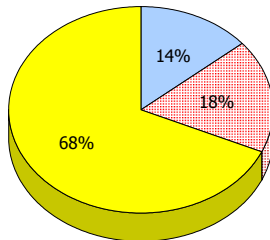
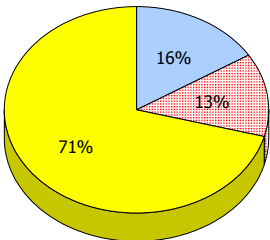
2010

AGR (36)



2009

AGR (31)



* In some cases, CRT numbers may exceed AGR numbers based on late enrolments. Pie chart is based on the number of students who wrote the CRT.

* Reading score is composite of Non Fiction and Poetry.

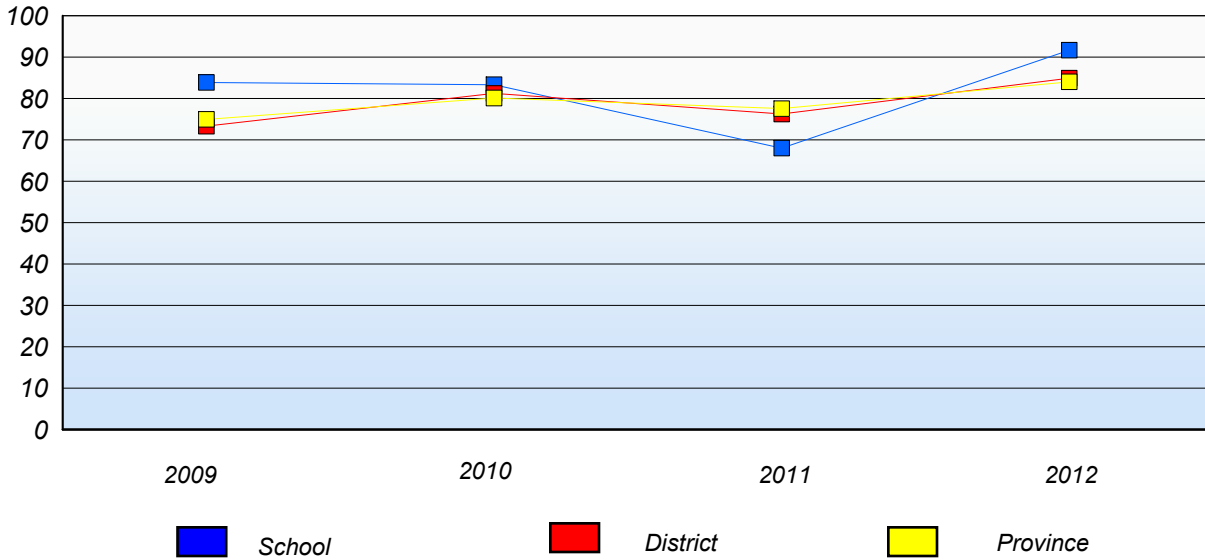
Mushuau Innu Natuashish School and Sheshatshiu Innu School are excluded from district and provincial results.

Source: Division of Evaluation and Research, Department of Education

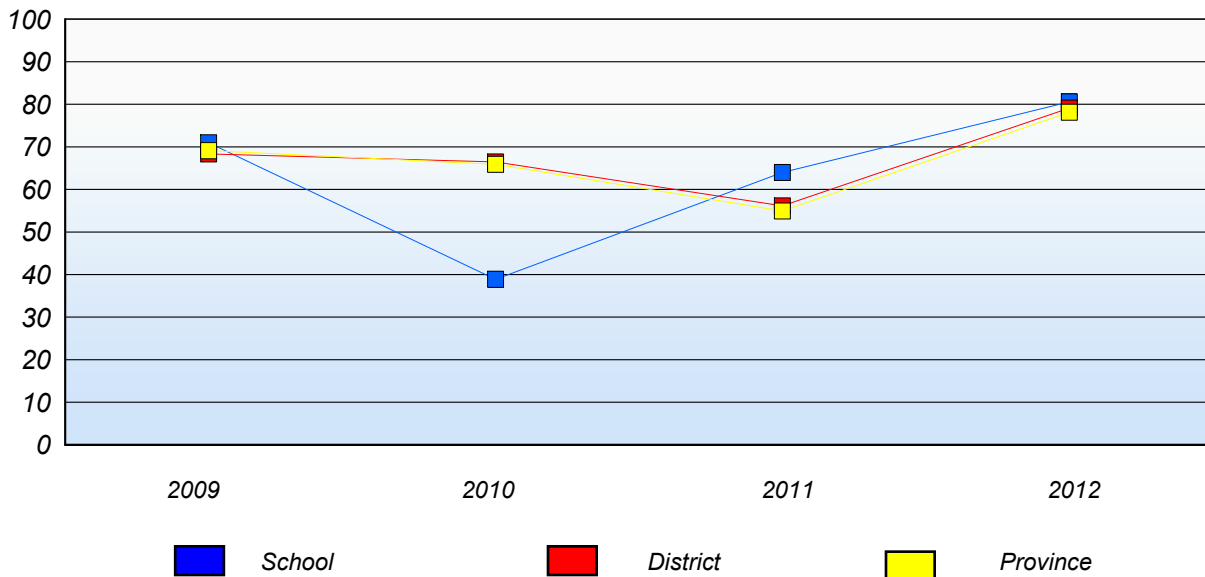
District 4 - Eastern

School #: 476 Baccalieu Collegiate

Demand Writing
Percentage of students at level 3 or above (2009 - 2012)



Reading
Percentage of students at level 3 or above (2009 - 2012)



* In some cases, CRT numbers may exceed AGR numbers based on late enrolments. Pie chart is based on the number of students who wrote the CRT.

* Reading score is composite of Non Fiction and Poetry.

Mushuau Innu Natuashish School and Sheshatshiu Innu School are excluded from district and provincial results.

District 4 - Eastern

School #: 924 Tricentia Academy

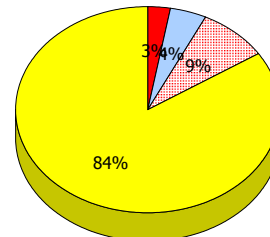
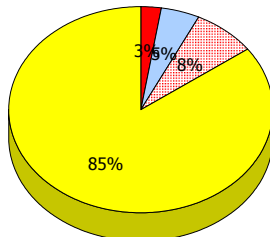
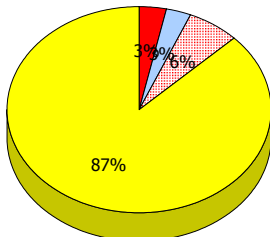
Demand Writing

School

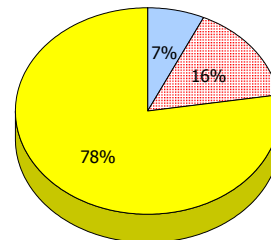
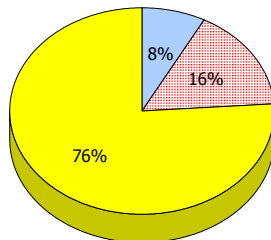
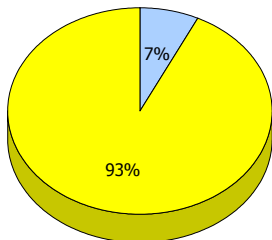
District

Province

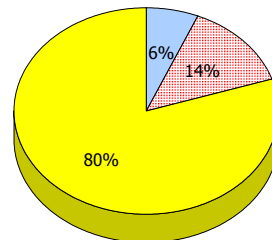
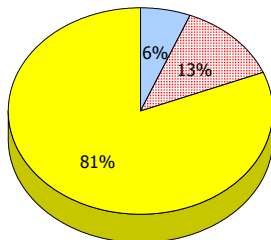
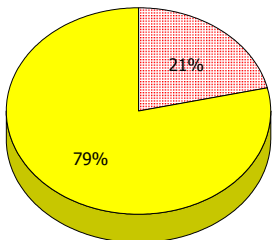
2012
Apr 30,
2012 (31)



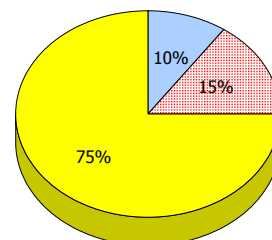
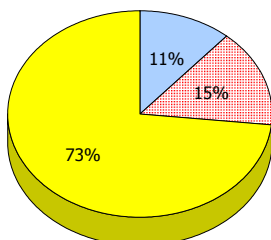
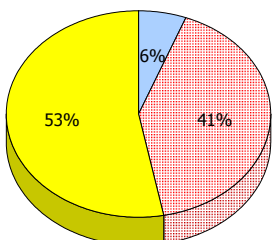
2011
AGR (28)



2010
AGR (28)



2009
AGR (17)



Unknown
 Exemption
 Not Yet Meeting (1 or 2)
 Meeting or Exceeding (3,4,5)

* In some cases, CRT numbers may exceed AGR numbers based on late enrolments. Pie chart is based on the number of students who wrote the CRT.

* Reading score is composite of Non Fiction and Poetry.

Mushuau Innu Natuashish School and Sheshatshiu Innu School are excluded from district and provincial results.

District 4 - Eastern

School #: 924 Tricentia Academy

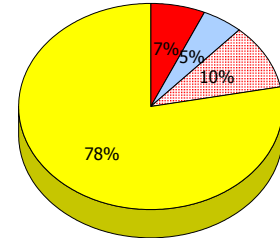
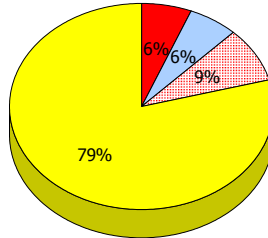
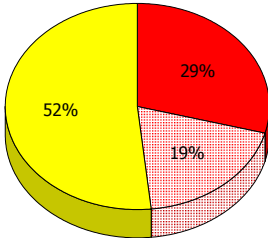
Reading

School

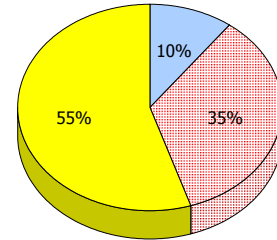
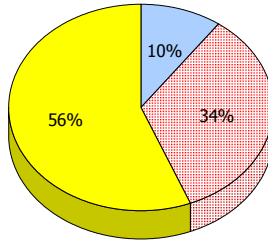
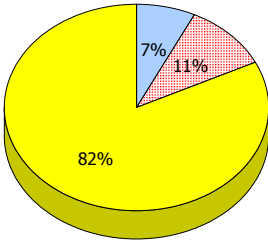
District

Province

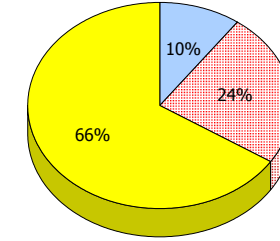
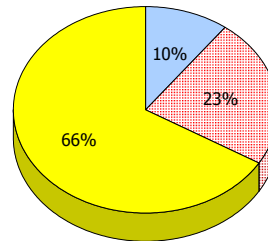
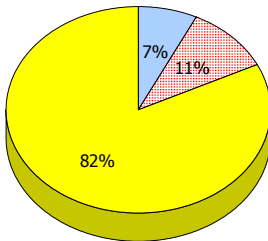
2012
Apr 30,
2012 (31)



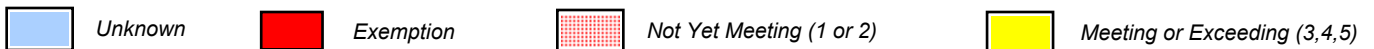
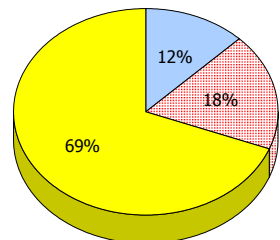
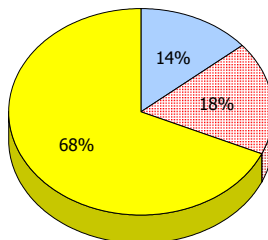
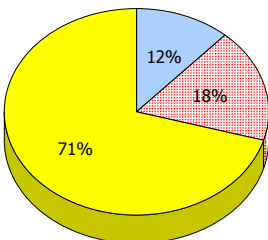
2011
AGR (28)



2010
AGR (28)



2009
AGR (17)



* In some cases, CRT numbers may exceed AGR numbers based on late enrolments. Pie chart is based on the number of students who wrote the CRT.

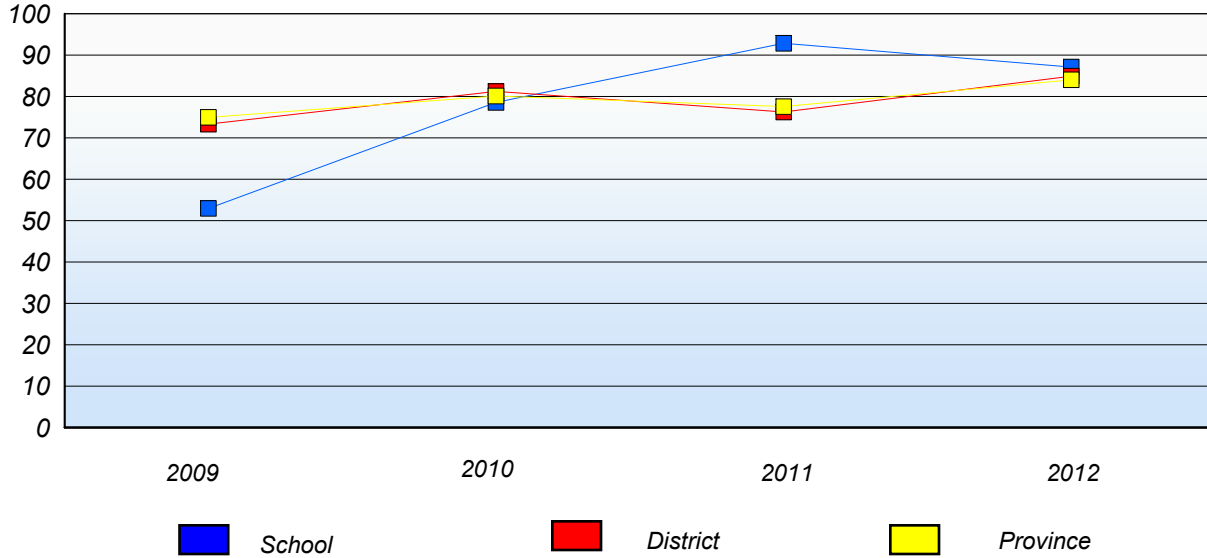
* Reading score is composite of Non Fiction and Poetry.

Mushuau Innu Natuashish School and Sheshatshiu Innu School are excluded from district and provincial results.

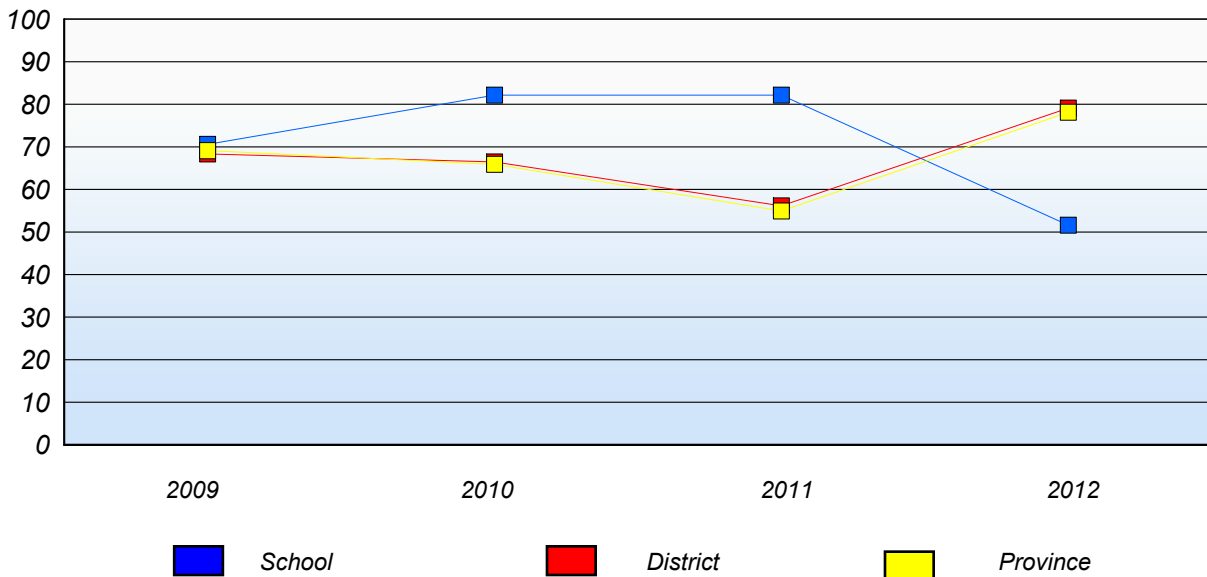
District 4 - Eastern

School #: 924 Tricentia Academy

Demand Writing
Percentage of students at level 3 or above (2009 - 2012)



Reading
Percentage of students at level 3 or above (2009 - 2012)



* In some cases, CRT numbers may exceed AGR numbers based on late enrolments. Pie chart is based on the number of students who wrote the CRT.

* Reading score is composite of Non Fiction and Poetry.

Mushuau Innu Natuashish School and Sheshatshiu Innu School are excluded from district and provincial results.