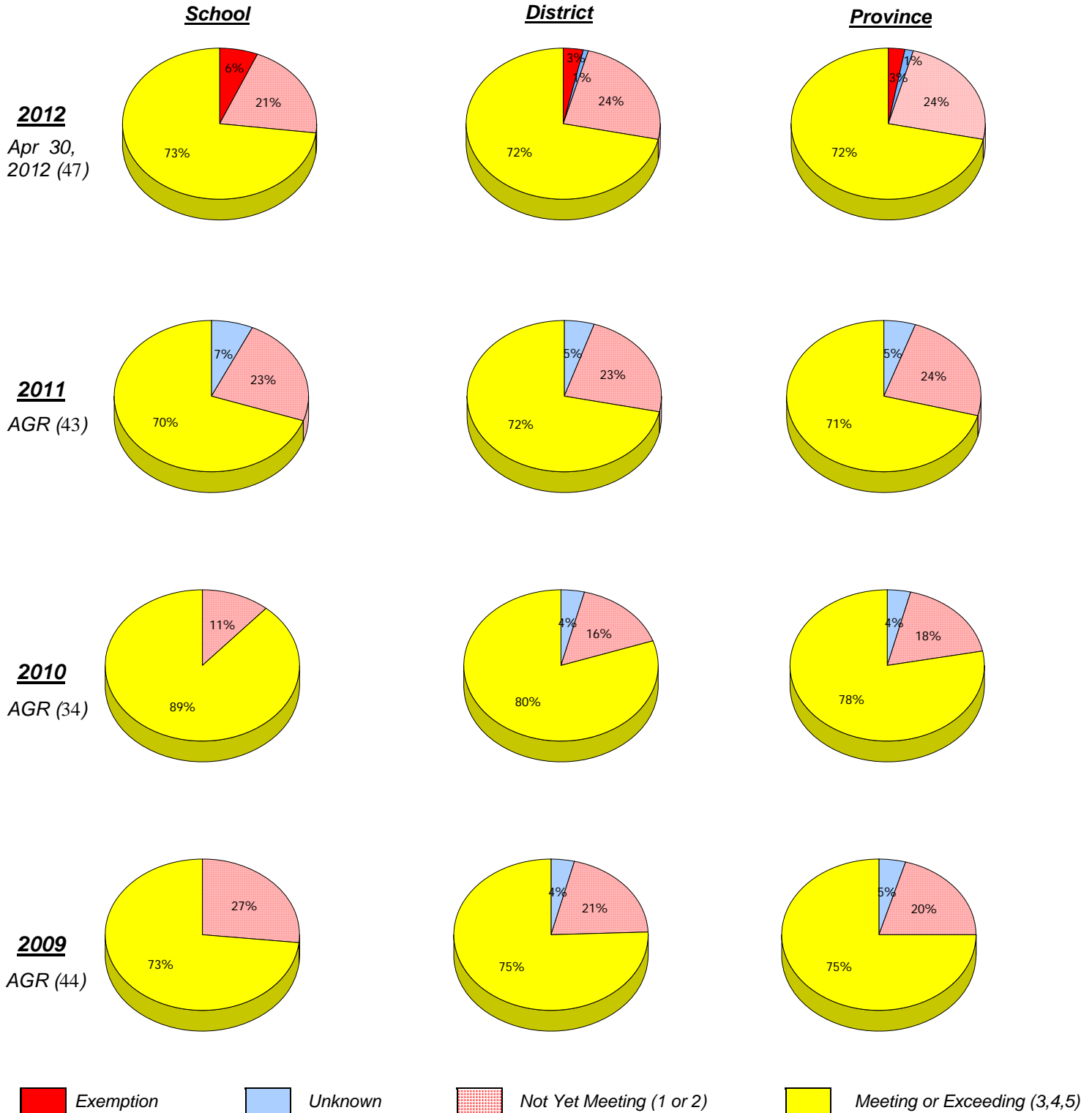


District 4 - Eastern

School #: 213 Lake Academy

***Demand Writing***



\* In some cases, CRT numbers may exceed AGR numbers based on late enrolments. Pie chart is based on the number of students who wrote the CRT.

\* Mushuau Innu Natuashish School and Sheshatshiu Innu School are excluded from district and provincial results.

\* Reading score is composite of Non Fiction and Poet. Source: Division of Evaluation and Research, Department of Education

District 4 - Eastern

School #: 213 Lake Academy

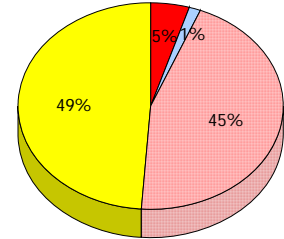
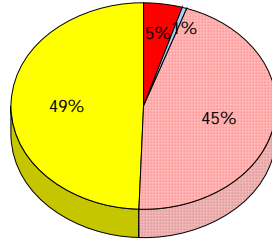
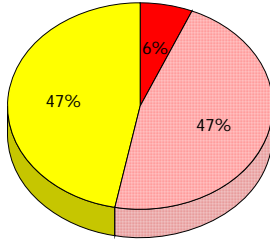
**Reading**

**School**

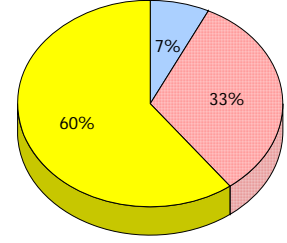
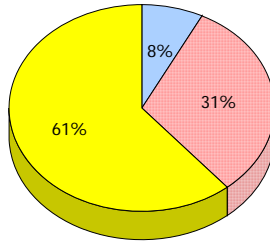
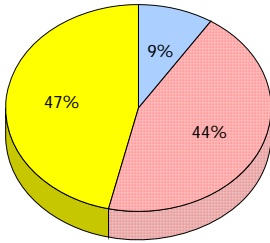
**District**

**Province**

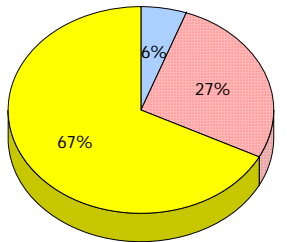
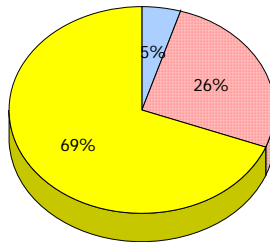
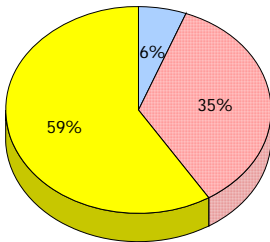
**2012**  
Apr 30,  
2012 (47)



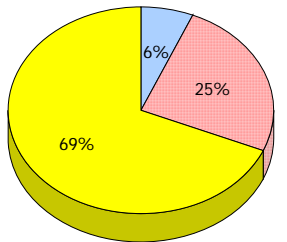
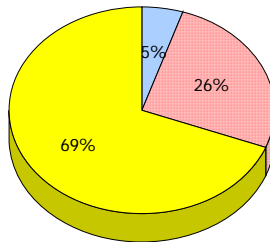
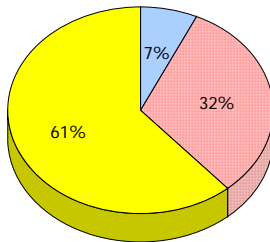
**2011**  
AGR (43)



**2010**  
AGR (34)



**2009**  
AGR (44)



■ Exemption    
 ■ Unknown    
 ■ Not Yet Meeting (1 or 2)    
 ■ Meeting or Exceeding (3,4,5)

\* In some cases, CRT numbers may exceed AGR numbers based on late enrolments. Pie chart is based on the number of students who wrote the CRT.

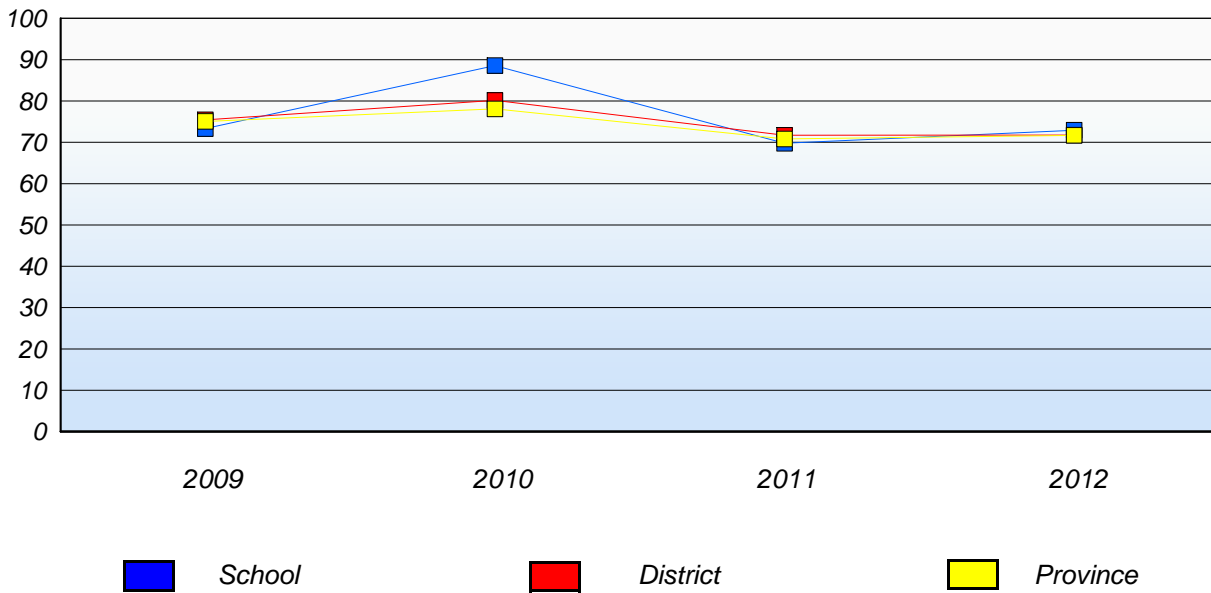
\* Mushuau Innu Natuashish School and Sheshatshiu Innu School are excluded from district and provincial results.

\* Reading score is composite of Non Fiction and Poet. Source: Division of Evaluation and Research, Department of Education

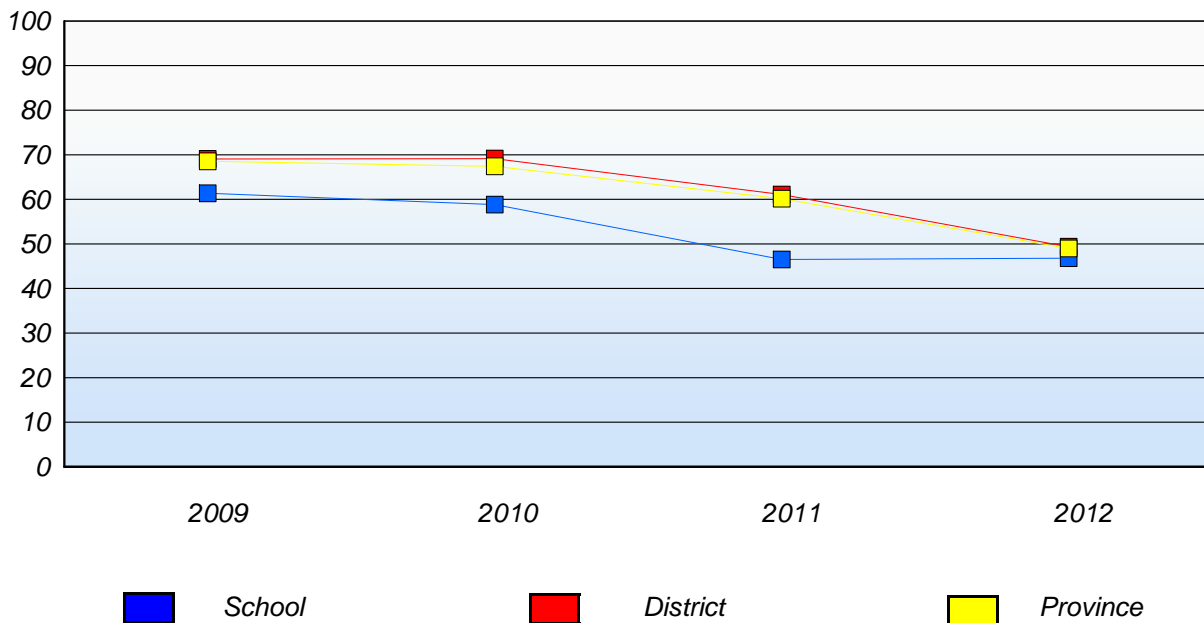
District 4 - Eastern

School #: 213 Lake Academy

**Demand Writing**  
Percentage of students at level 3 or above (2009 - 2012)



**Reading**  
Percentage of students at level 3 or above (2009 - 2012)



\* In some cases, CRT numbers may exceed AGR numbers based on late enrolments. Pie chart is based on the number of students who wrote the CRT.

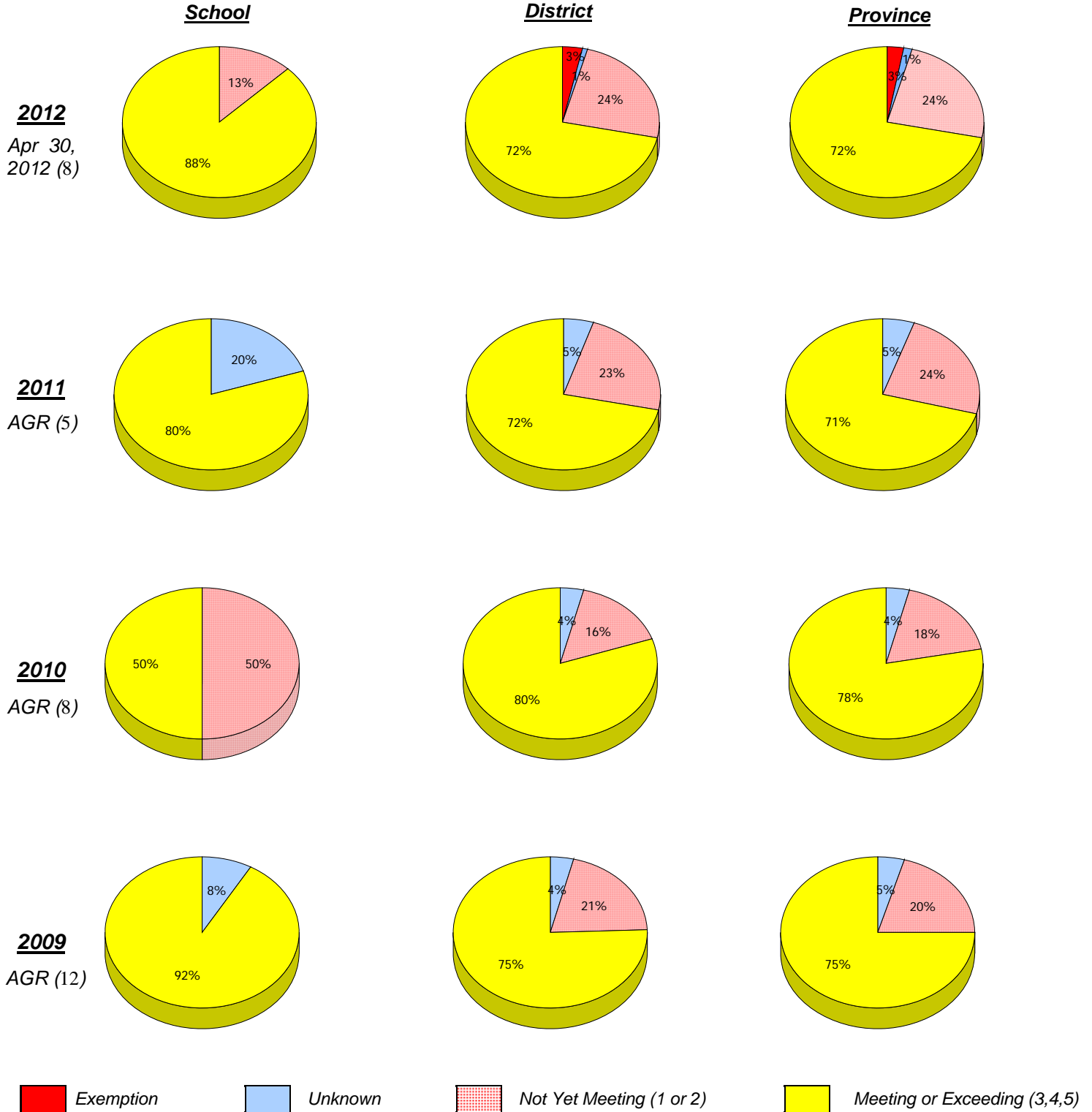
\* Mushuau Innu Natuashish School and Sheshatshiu Innu School are excluded from district and provincial results.

\* Reading score is composite of Non Fiction and Poet. Source: Division of Evaluation and Research, Department of Education

District 4 - Eastern

School #: 218 St. Joseph's Academy

**Demand Writing**



\* In some cases, CRT numbers may exceed AGR numbers based on late enrolments. Pie chart is based on the number of students who wrote the CRT.

\* Mushuau Innu Natuashish School and Sheshatshiu Innu School are excluded from district and provincial results.

\* Reading score is composite of Non Fiction and Poet. Source: Division of Evaluation and Research, Department of Education

District 4 - Eastern

School #: 218 St. Joseph's Academy

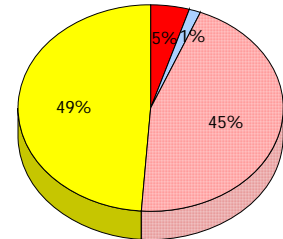
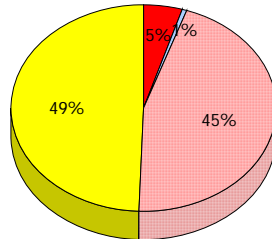
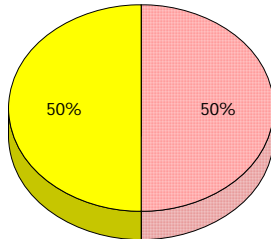
**Reading**

**School**

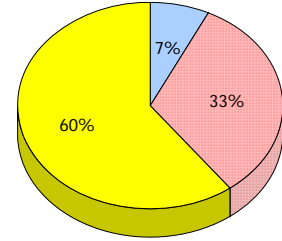
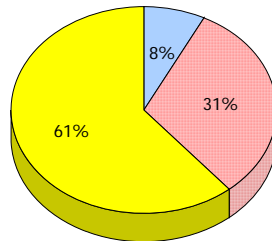
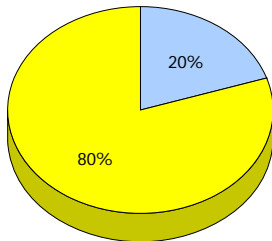
**District**

**Province**

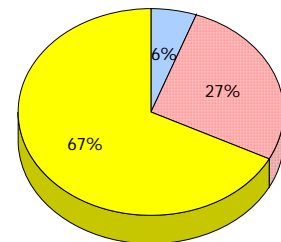
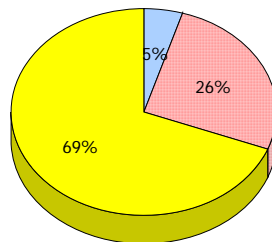
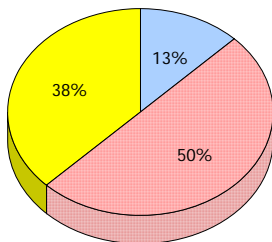
**2012**  
Apr 30,  
2012 (8)



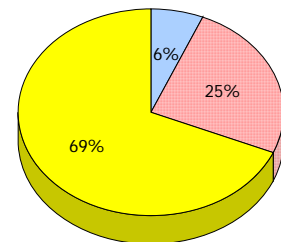
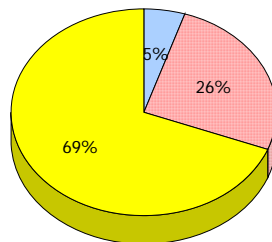
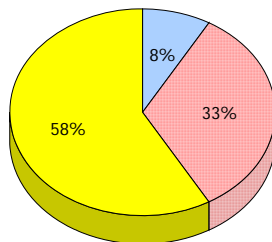
**2011**  
AGR (5)



**2010**  
AGR (8)



**2009**  
AGR (12)



■ Exemption    
 ■ Unknown    
 ■ Not Yet Meeting (1 or 2)    
 ■ Meeting or Exceeding (3,4,5)

\* In some cases, CRT numbers may exceed AGR numbers based on late enrolments. Pie chart is based on the number of students who wrote the CRT.

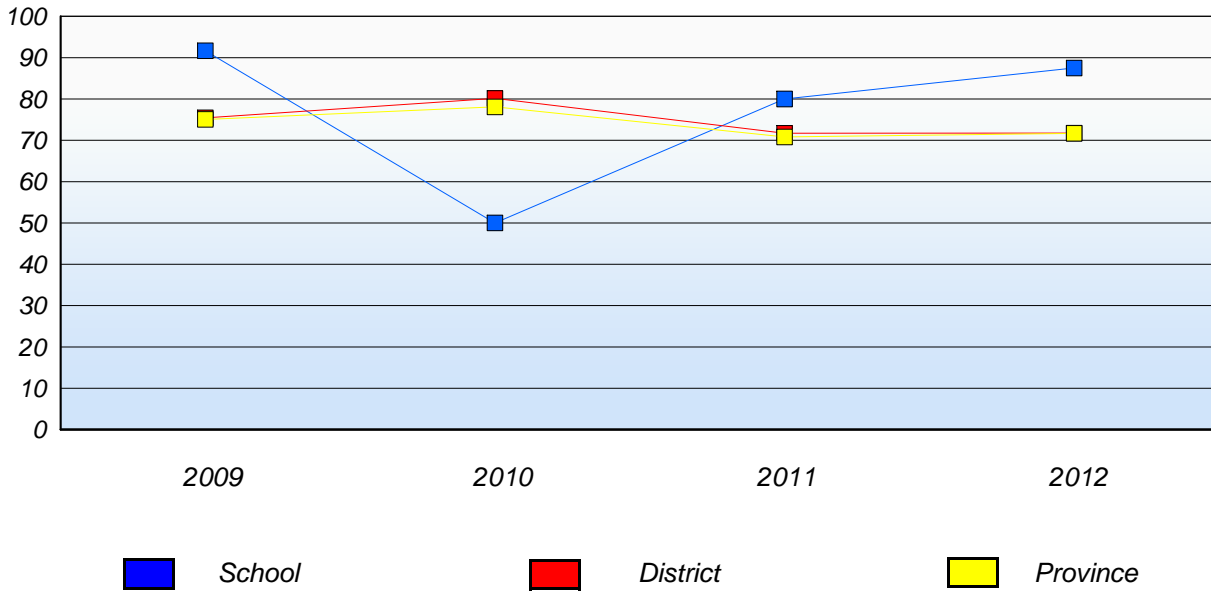
\* Mushuau Innu Natuashish School and Sheshatshiu Innu School are excluded from district and provincial results.

\* Reading score is composite of Non Fiction and Poet. Source: Division of Evaluation and Research, Department of Education

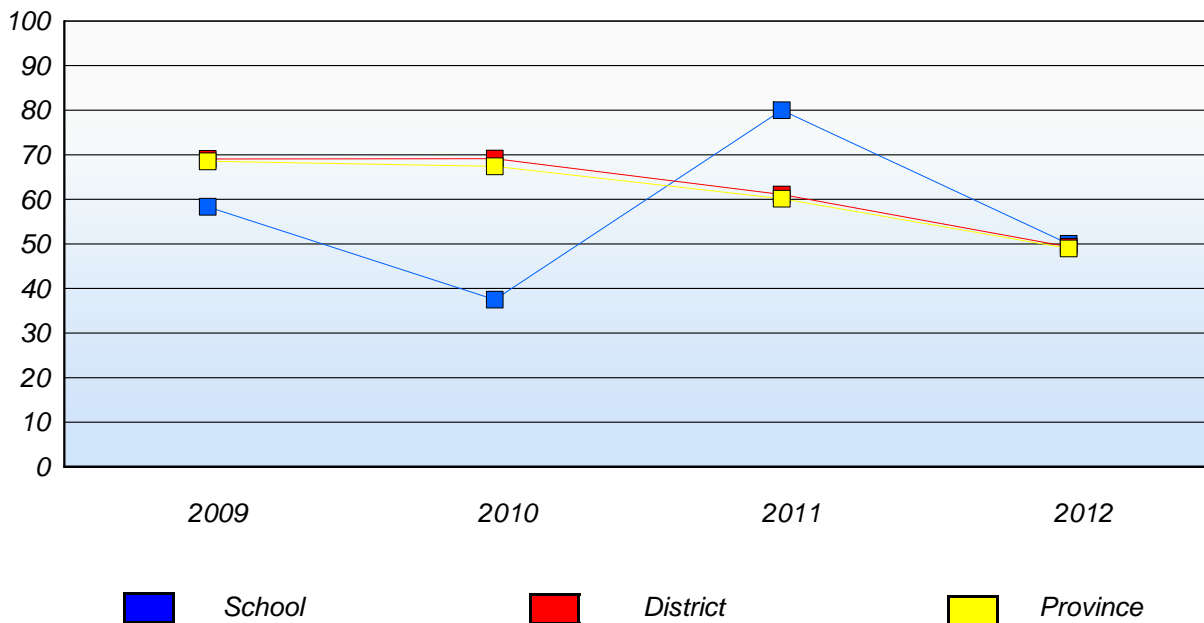
District 4 - Eastern

School #: 218 St. Joseph's Academy

**Demand Writing**  
Percentage of students at level 3 or above (2009 - 2012)



**Reading**  
Percentage of students at level 3 or above (2009 - 2012)



\* In some cases, CRT numbers may exceed AGR numbers based on late enrolments. Pie chart is based on the number of students who wrote the CRT.

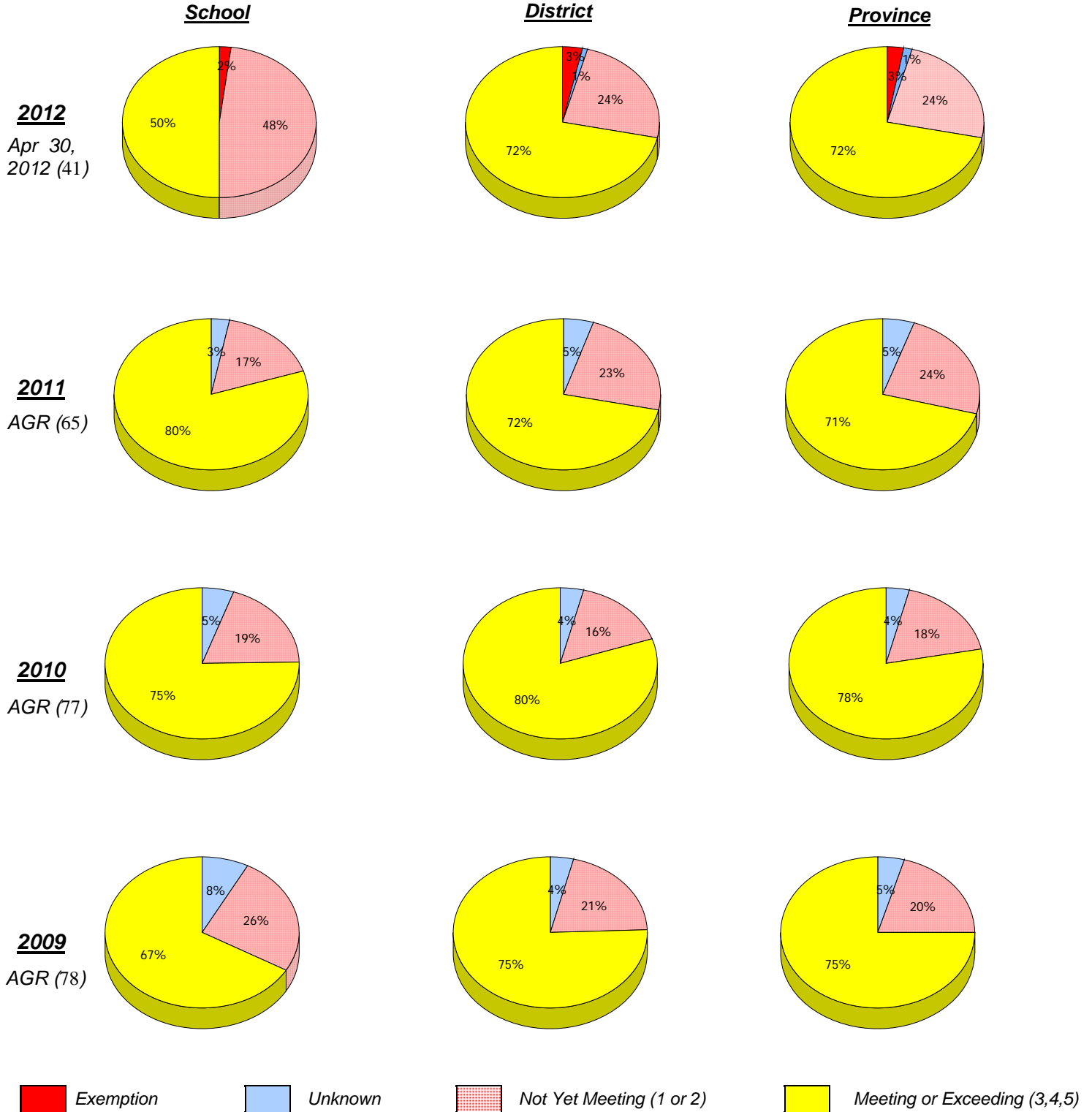
\* Mushuau Innu Natuashish School and Sheshatshiu Innu School are excluded from district and provincial results.

\* Reading score is composite of Non Fiction and Poet. Source: Division of Evaluation and Research, Department of Education

District 4 - Eastern

School #: 220 Sacred Heart Academy

***Demand Writing***



\* In some cases, CRT numbers may exceed AGR numbers based on late enrolments. Pie chart is based on the number of students who wrote the CRT.

\* Mushuau Innu Natuashish School and Sheshatshiu Innu School are excluded from district and provincial results.

\* Reading score is composite of Non Fiction and Poet. Source: Division of Evaluation and Research, Department of Education

District 4 - Eastern

School #: 220 Sacred Heart Academy

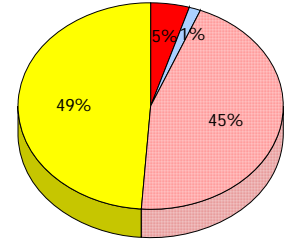
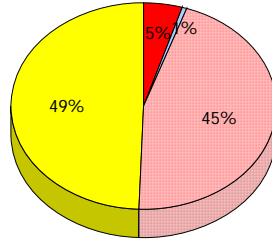
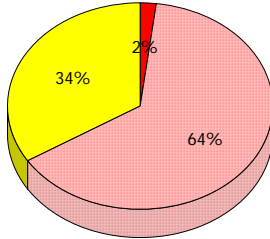
**Reading**

**School**

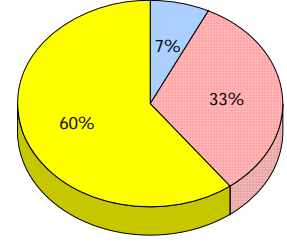
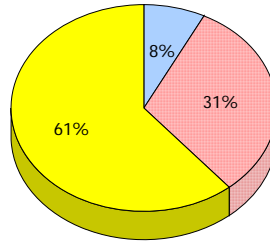
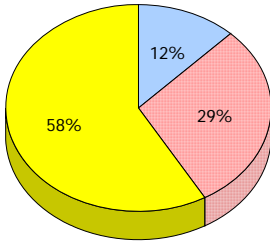
**District**

**Province**

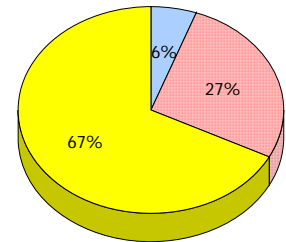
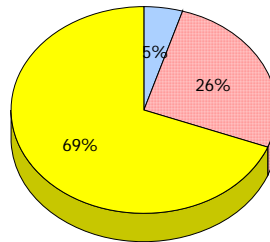
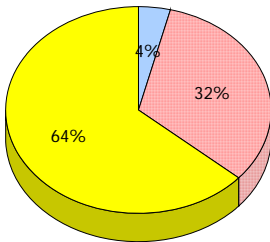
**2012**  
Apr 30,  
2012 (41)



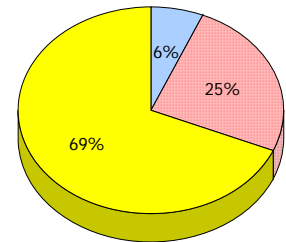
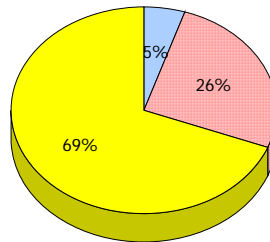
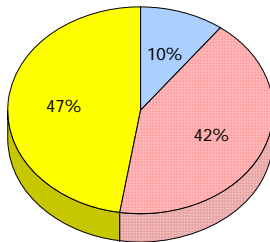
**2011**  
AGR (65)



**2010**  
AGR (77)



**2009**  
AGR (78)



■ Exemption    
 ■ Unknown    
 ■ Not Yet Meeting (1 or 2)    
 ■ Meeting or Exceeding (3,4,5)

\* In some cases, CRT numbers may exceed AGR numbers based on late enrolments. Pie chart is based on the number of students who wrote the CRT.

\* Mushuau Innu Natuashish School and Sheshatshiu Innu School are excluded from district and provincial results.

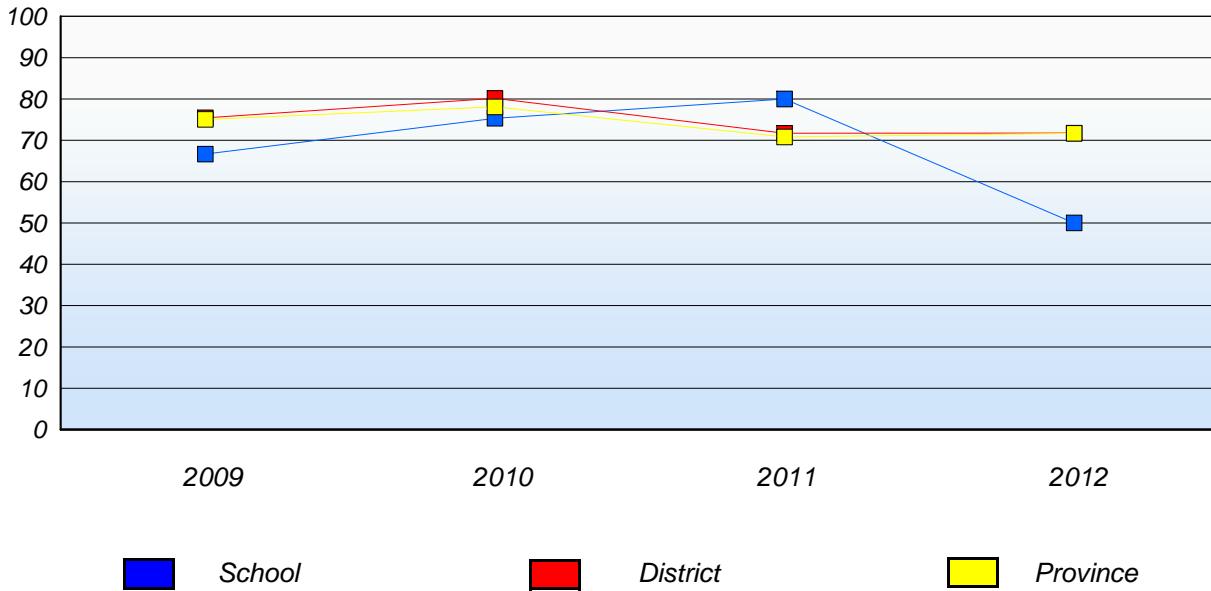
\* Reading score is composite of Non Fiction and Poet. Source: Division of Evaluation and Research, Department of Education



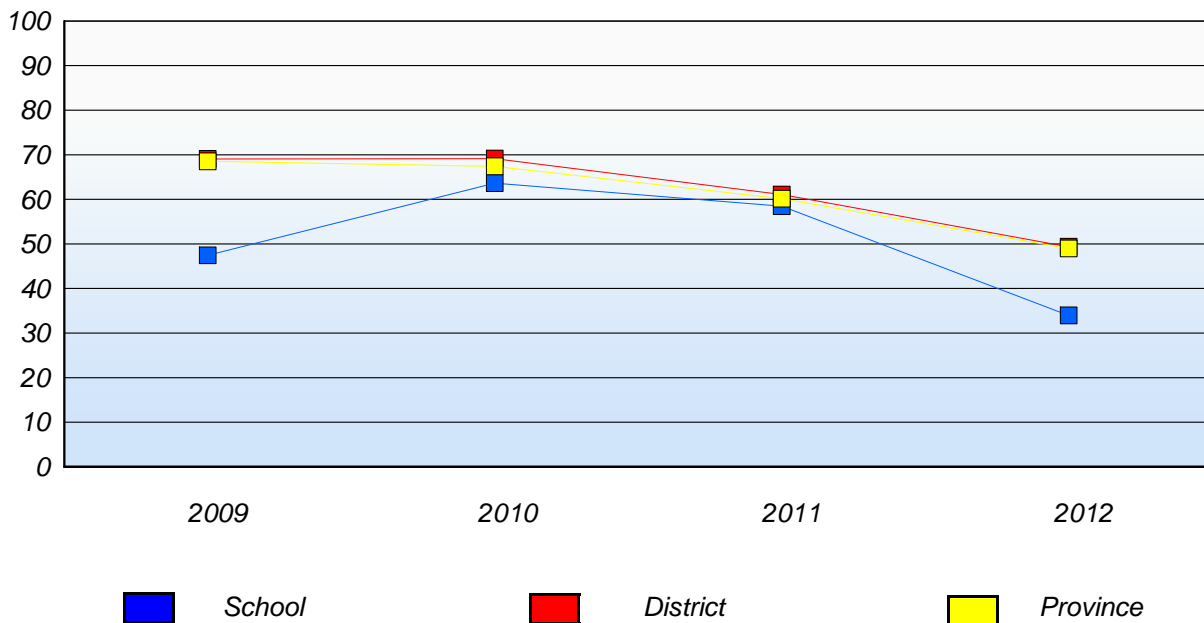
District 4 - Eastern

School #: 220 Sacred Heart Academy

**Demand Writing**  
Percentage of students at level 3 or above (2009 - 2012)



**Reading**  
Percentage of students at level 3 or above (2009 - 2012)



\* In some cases, CRT numbers may exceed AGR numbers based on late enrolments. Pie chart is based on the number of students who wrote the CRT.

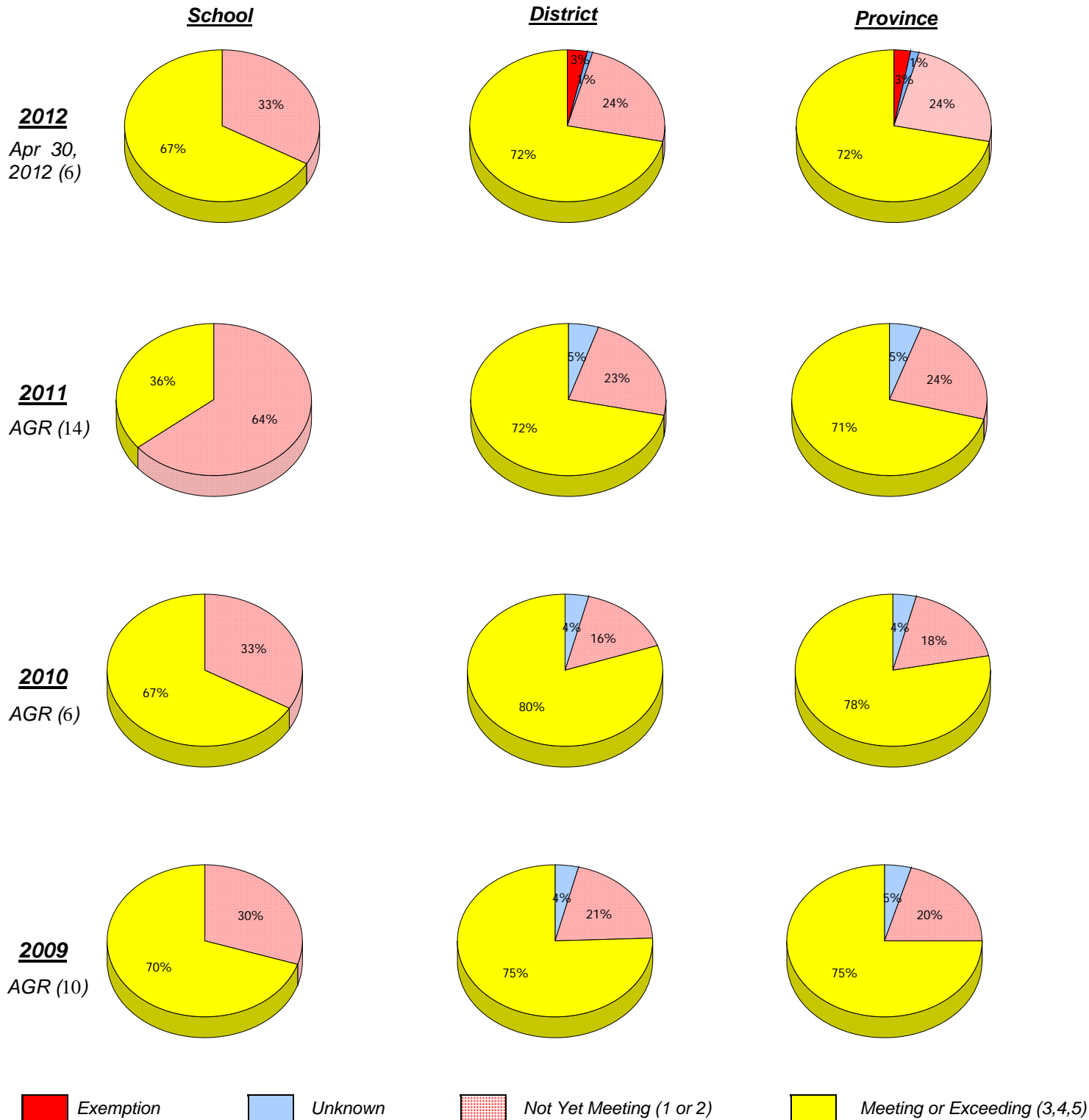
\* Mushuau Innu Natuashish School and Sheshatshiu Innu School are excluded from district and provincial results.

\* Reading score is composite of Non Fiction and Poet. Source: Division of Evaluation and Research, Department of Education

District 4 - Eastern

School #: 223 Christ the King School

***Demand Writing***



\* In some cases, CRT numbers may exceed AGR numbers based on late enrolments. Pie chart is based on the number of students who wrote the CRT.

\* Mushuau Innu Natuashish School and Sheshatshiu Innu School are excluded from district and provincial results.

\* Reading score is composite of Non Fiction and Poet. Source: Division of Evaluation and Research, Department of Education

District 4 - Eastern

School #: 223 Christ the King School

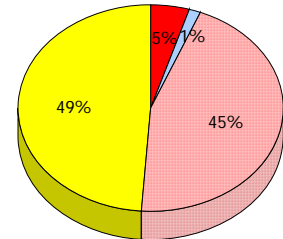
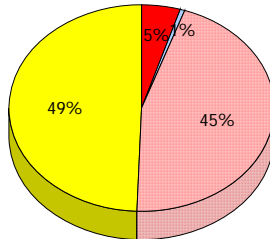
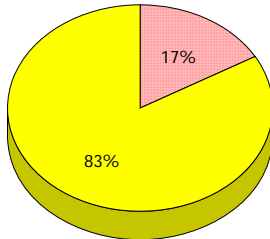
**Reading**

**School**

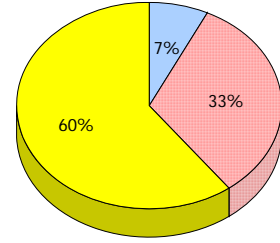
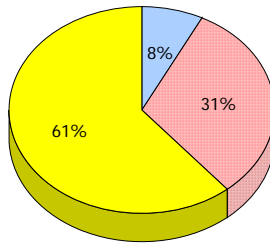
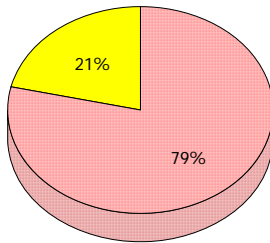
**District**

**Province**

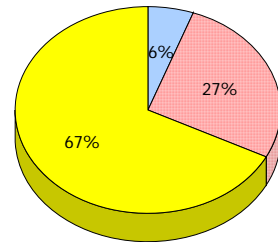
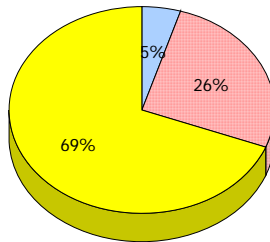
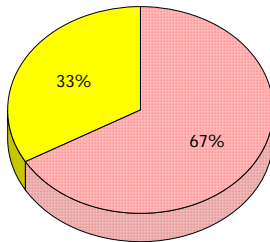
**2012**  
Apr 30,  
2012 (6)



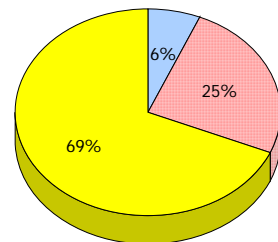
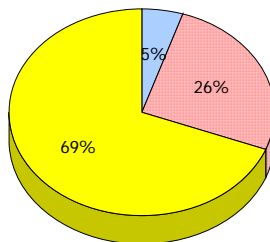
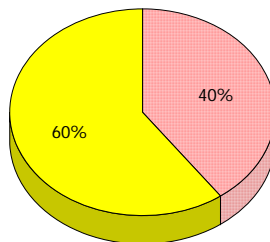
**2011**  
AGR (14)



**2010**  
AGR (6)



**2009**  
AGR (10)



■ Exemption    
 ■ Unknown    
 ■ Not Yet Meeting (1 or 2)    
 ■ Meeting or Exceeding (3,4,5)

\* In some cases, CRT numbers may exceed AGR numbers based on late enrolments. Pie chart is based on the number of students who wrote the CRT.

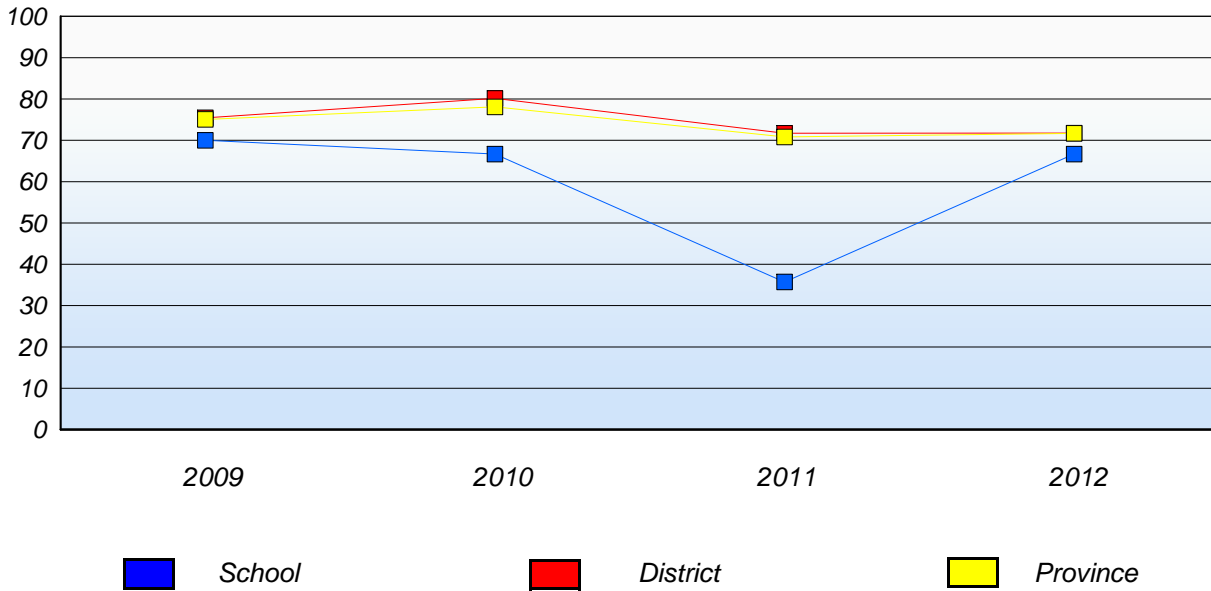
\* Mushuau Innu Natuashish School and Sheshatshiu Innu School are excluded from district and provincial results.

\* Reading score is composite of Non Fiction and Poet. Source: Division of Evaluation and Research, Department of Education

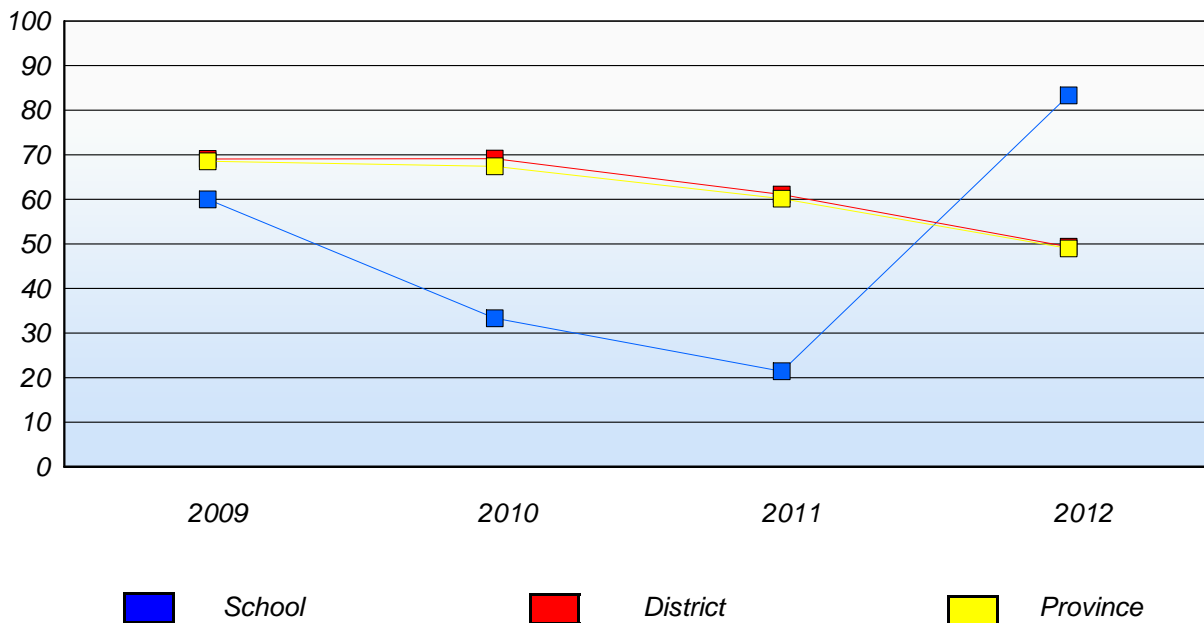
District 4 - Eastern

School #: 223 Christ the King School

**Demand Writing**  
Percentage of students at level 3 or above (2009 - 2012)



**Reading**  
Percentage of students at level 3 or above (2009 - 2012)



\* In some cases, CRT numbers may exceed AGR numbers based on late enrolments. Pie chart is based on the number of students who wrote the CRT.

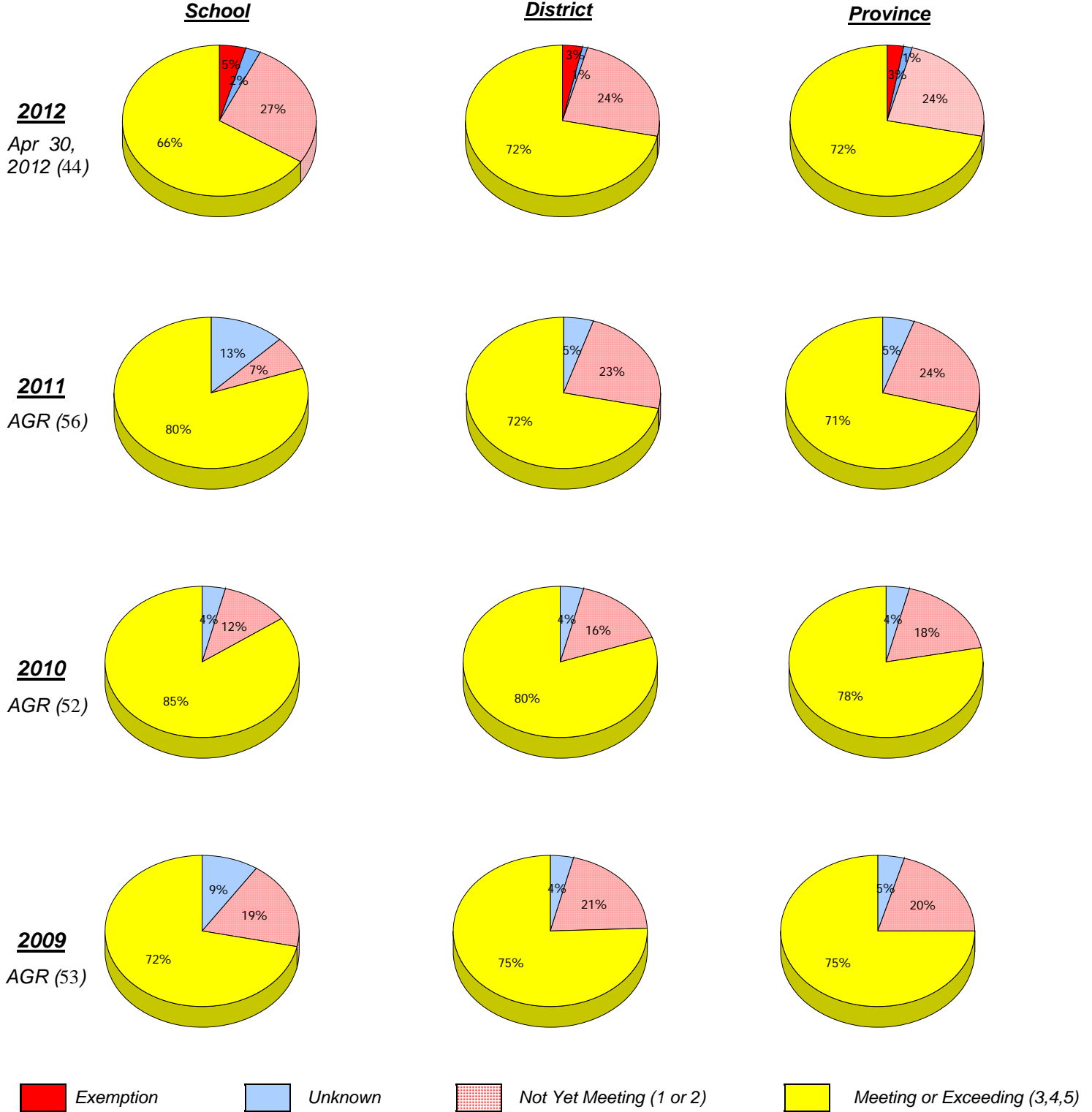
\* Mushuau Innu Natuashish School and Sheshatshiu Innu School are excluded from district and provincial results.

\* Reading score is composite of Non Fiction and Poet. Source: Division of Evaluation and Research, Department of Education

**District 4 - Eastern**

School #: 224 Donald C. Jamieson Academy

***Demand Writing***



\* In some cases, CRT numbers may exceed AGR numbers based on late enrolments. Pie chart is based on the number of students who wrote the CRT.

\* Mushuau Innu Natuashish School and Sheshatshiu Innu School are excluded from district and provincial results.

\* Reading score is composite of Non Fiction and Poet. Source: Division of Evaluation and Research, Department of Education

District 4 - Eastern

School #: 224 Donald C. Jamieson Academy

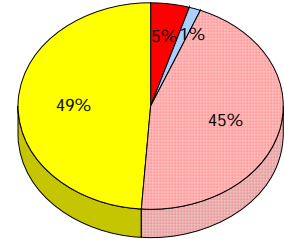
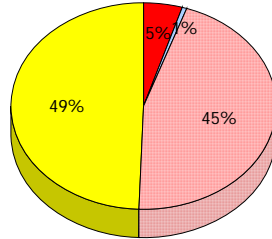
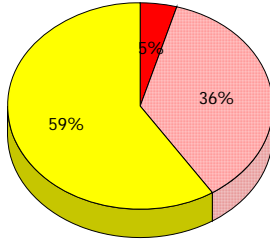
**Reading**

**School**

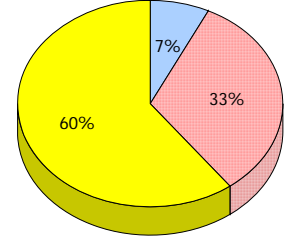
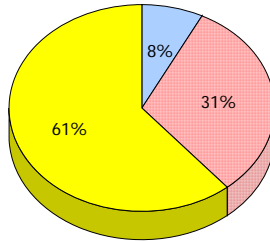
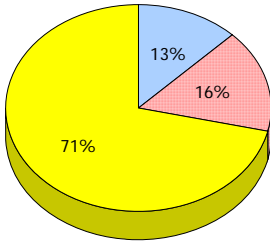
**District**

**Province**

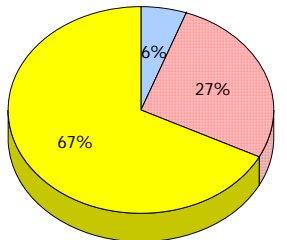
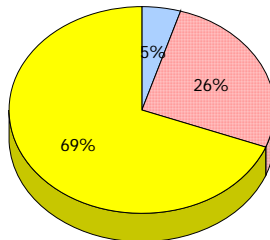
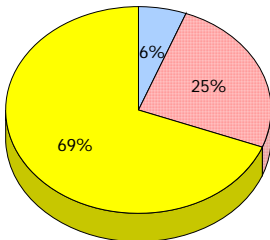
**2012**  
Apr 30,  
2012 (44)



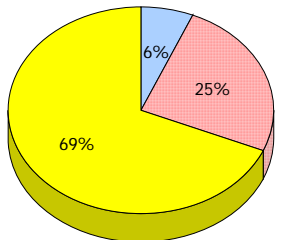
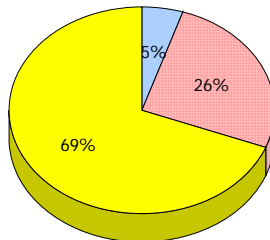
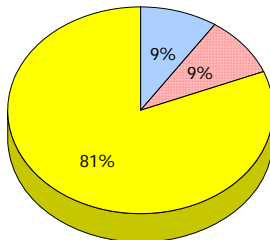
**2011**  
AGR (56)



**2010**  
AGR (52)



**2009**  
AGR (53)



■ Exemption    
 ■ Unknown    
 ■ Not Yet Meeting (1 or 2)    
 ■ Meeting or Exceeding (3,4,5)

\* In some cases, CRT numbers may exceed AGR numbers based on late enrolments. Pie chart is based on the number of students who wrote the CRT.

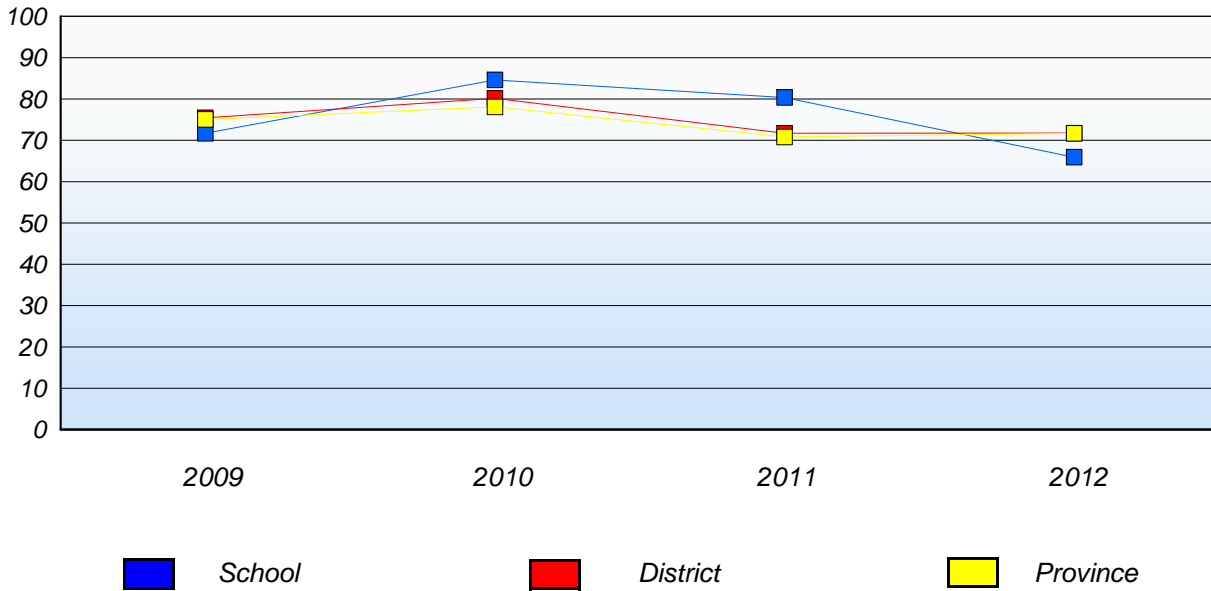
\* Mushuau Innu Natuashish School and Sheshatshiu Innu School are excluded from district and provincial results.

\* Reading score is composite of Non Fiction and Poet. Source: Division of Evaluation and Research, Department of Education

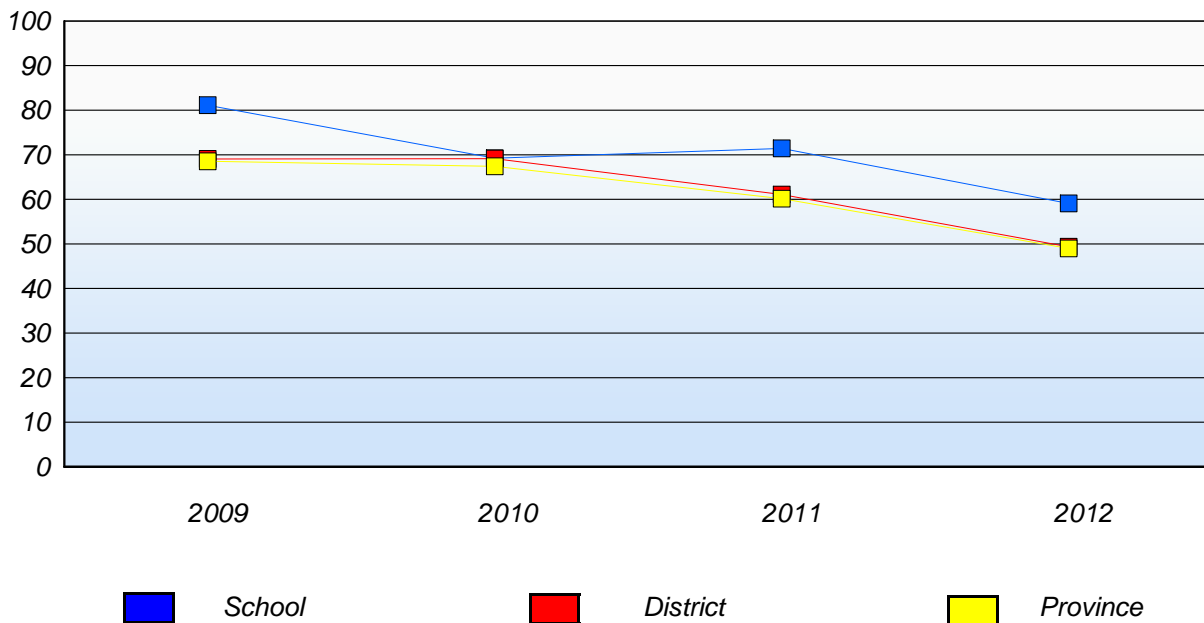
District 4 - Eastern

School #: 224 Donald C. Jamieson Academy

**Demand Writing**  
Percentage of students at level 3 or above (2009 - 2012)



**Reading**  
Percentage of students at level 3 or above (2009 - 2012)



\* In some cases, CRT numbers may exceed AGR numbers based on late enrolments. Pie chart is based on the number of students who wrote the CRT.

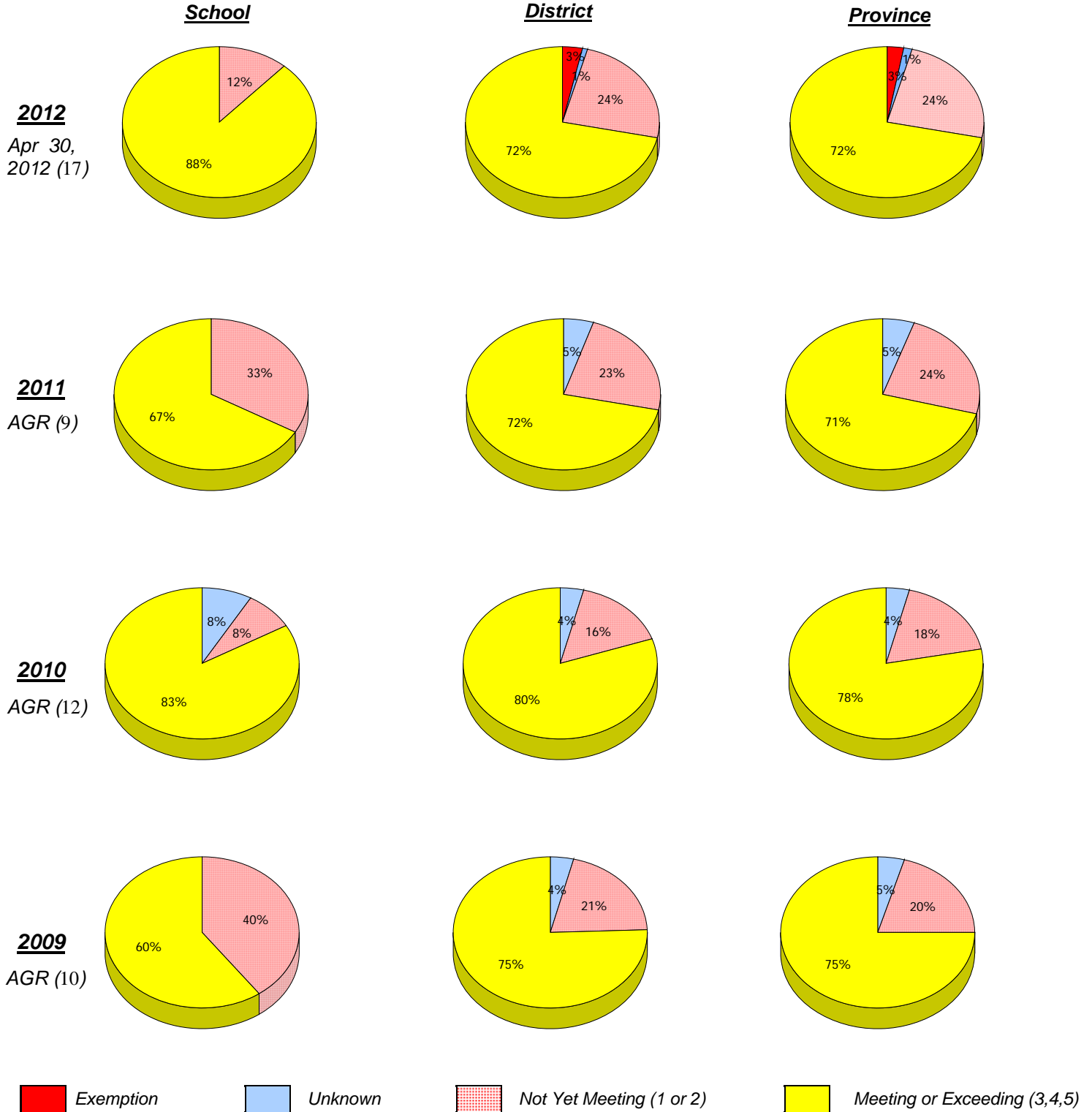
\* Mushuau Innu Natuashish School and Sheshatshiu Innu School are excluded from district and provincial results.

\* Reading score is composite of Non Fiction and Poet. Source: Division of Evaluation and Research, Department of Education

District 4 - Eastern

School #: 226 Fortune Bay Academy

**Demand Writing**



\* In some cases, CRT numbers may exceed AGR numbers based on late enrolments. Pie chart is based on the number of students who wrote the CRT.

\* Mushuau Innu Natuashish School and Sheshatshiu Innu School are excluded from district and provincial results.

\* Reading score is composite of Non Fiction and Poet. Source: Division of Evaluation and Research, Department of Education



District 4 - Eastern

School #: 226 Fortune Bay Academy

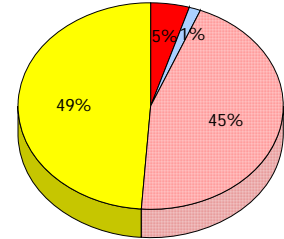
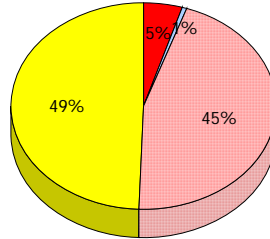
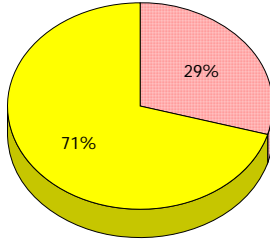
**Reading**

**School**

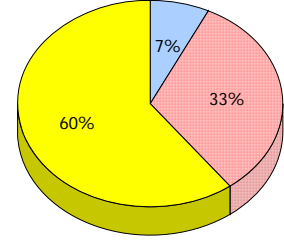
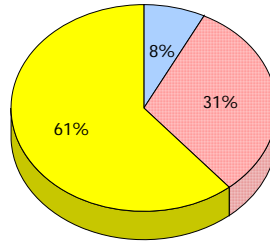
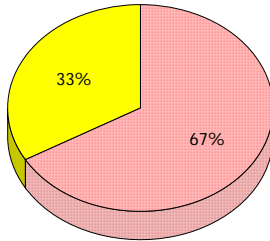
**District**

**Province**

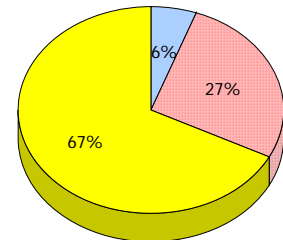
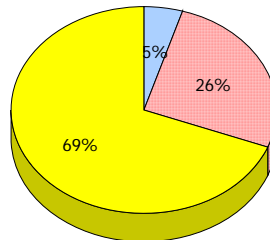
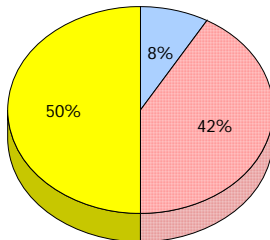
**2012**  
Apr 30,  
2012 (17)



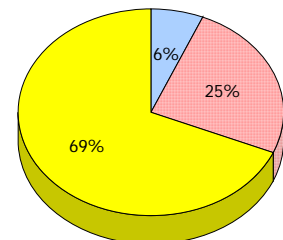
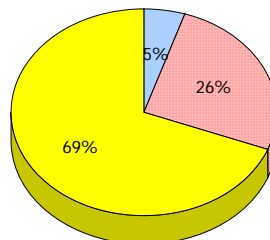
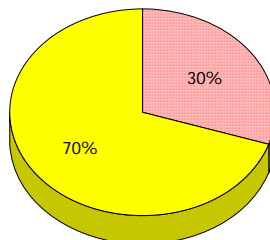
**2011**  
AGR (9)



**2010**  
AGR (12)



**2009**  
AGR (10)



■ Exemption    
 ■ Unknown    
 ■ Not Yet Meeting (1 or 2)    
 ■ Meeting or Exceeding (3,4,5)

\* In some cases, CRT numbers may exceed AGR numbers based on late enrolments. Pie chart is based on the number of students who wrote the CRT.

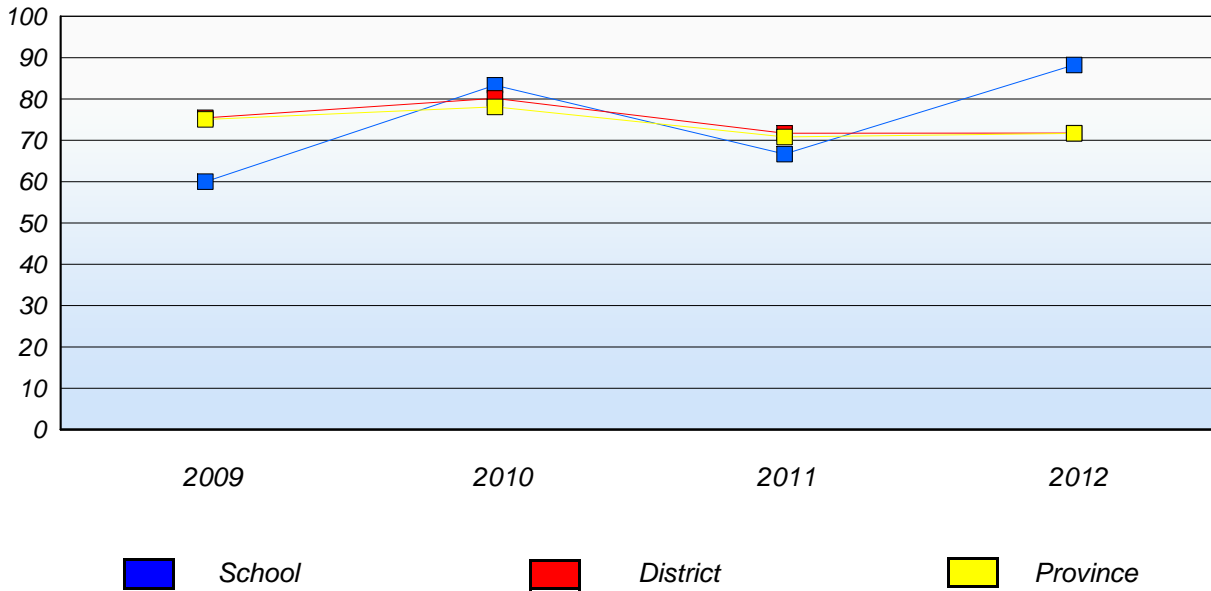
\* Mushuau Innu Natuashish School and Sheshatshiu Innu School are excluded from district and provincial results.

\* Reading score is composite of Non Fiction and Poet. Source: Division of Evaluation and Research, Department of Education

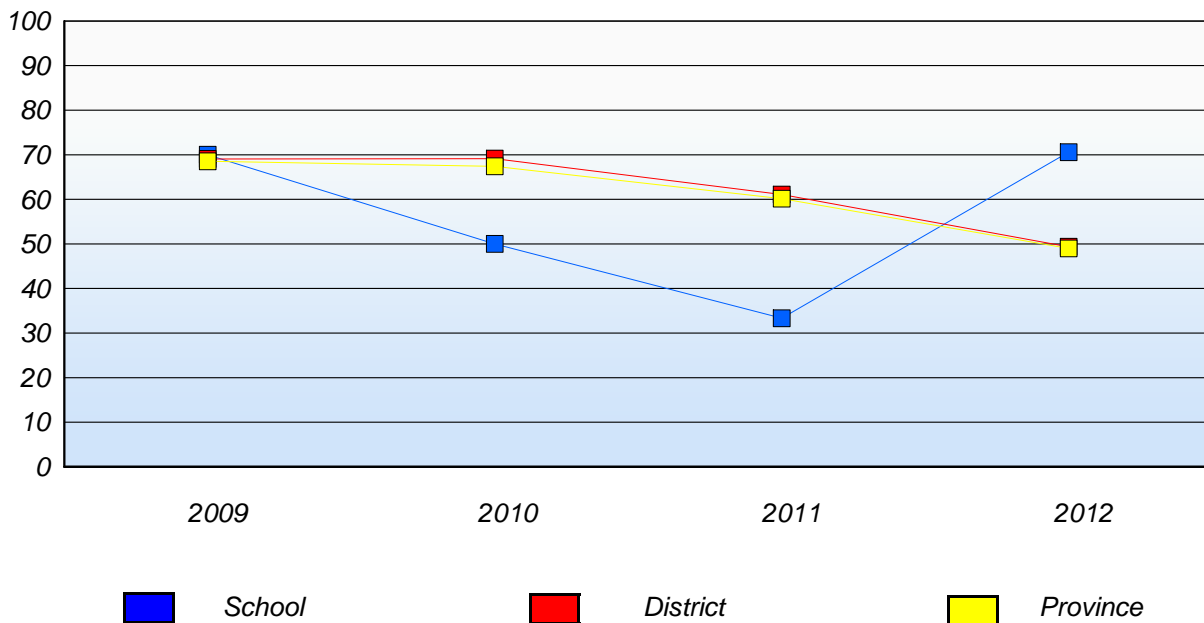
District 4 - Eastern

School #: 226 Fortune Bay Academy

**Demand Writing**  
Percentage of students at level 3 or above (2009 - 2012)



**Reading**  
Percentage of students at level 3 or above (2009 - 2012)



\* In some cases, CRT numbers may exceed AGR numbers based on late enrolments. Pie chart is based on the number of students who wrote the CRT.

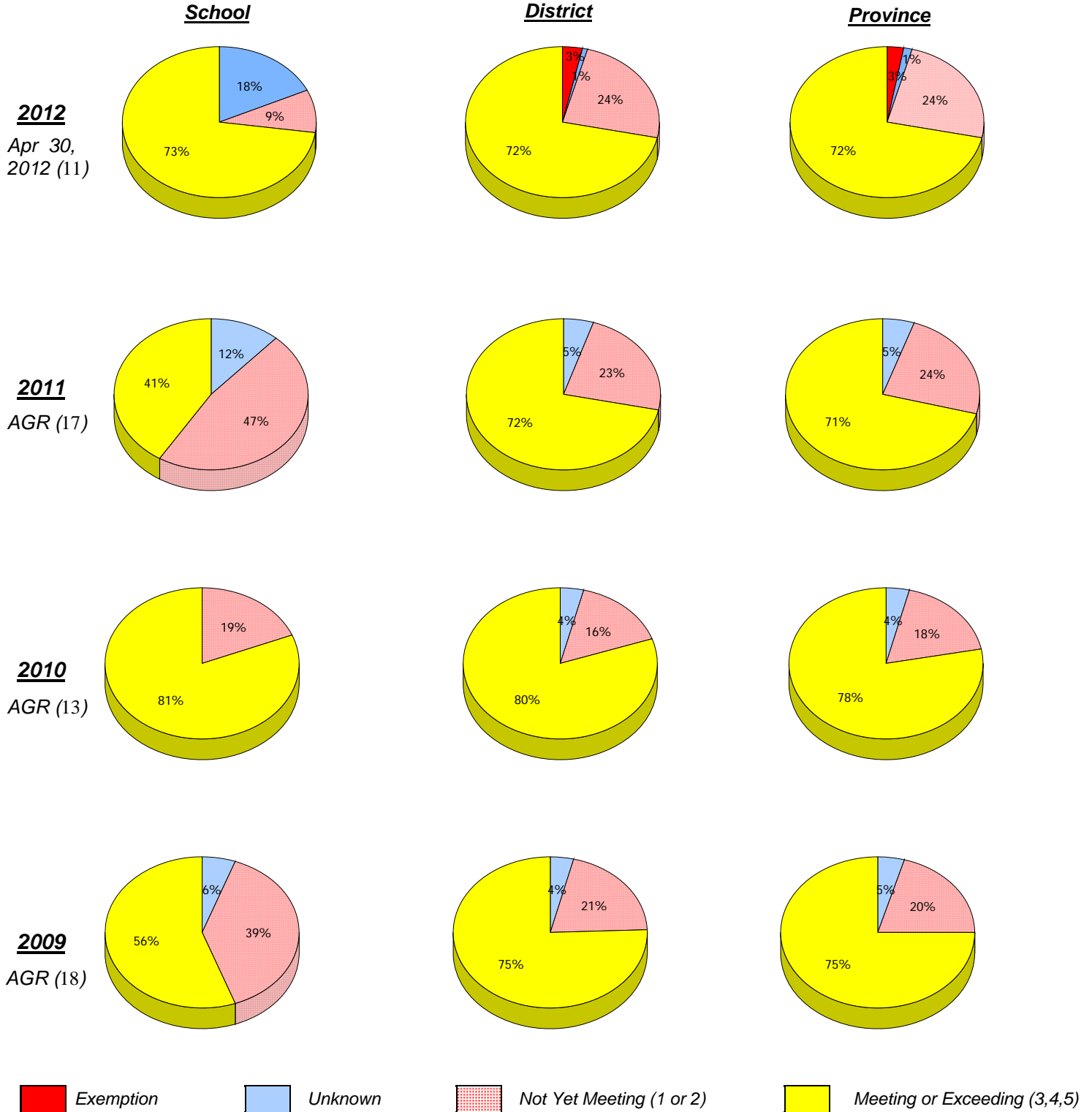
\* Mushuau Innu Natuashish School and Sheshatshiu Innu School are excluded from district and provincial results.

\* Reading score is composite of Non Fiction and Poet. Source: Division of Evaluation and Research, Department of Education

**District 4 - Eastern**

School #: 228 St. Lawrence Academy

***Demand Writing***



\* In some cases, CRT numbers may exceed AGR numbers based on late enrolments. Pie chart is based on the number of students who wrote the CRT.

\* Mushuau Innu Natuashish School and Sheshatshiu Innu School are excluded from district and provincial results.

\* Reading score is composite of Non Fiction and Poet. Source: Division of Evaluation and Research, Department of Education

District 4 - Eastern

School #: 228 St. Lawrence Academy

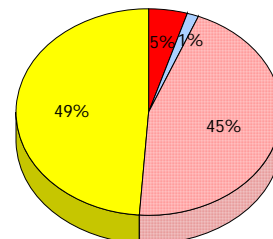
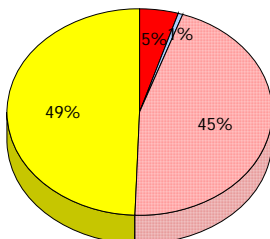
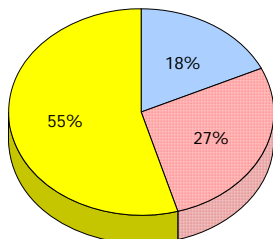
**Reading**

**School**

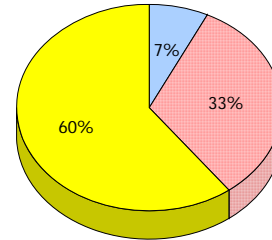
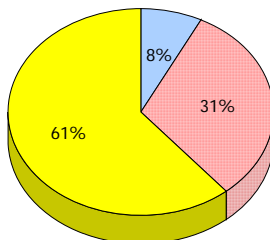
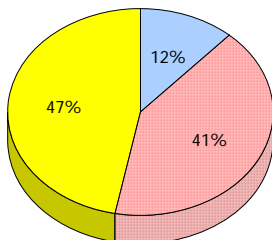
**District**

**Province**

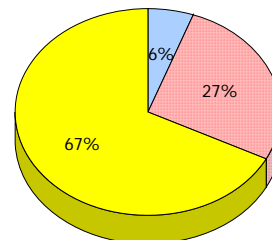
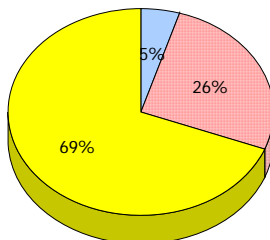
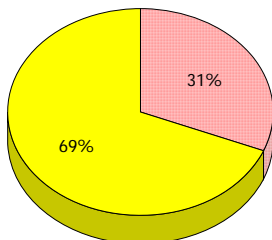
**2012**  
Apr 30,  
2012 (11)



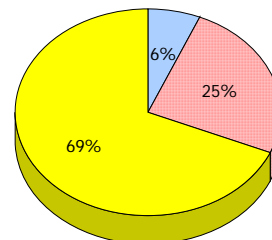
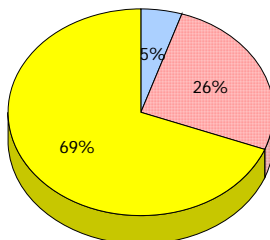
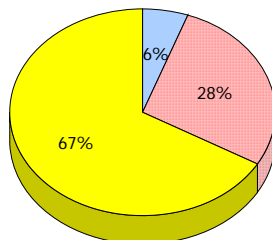
**2011**  
AGR (17)



**2010**  
AGR (13)



**2009**  
AGR (18)



■ Exemption    
 ■ Unknown    
 ■ Not Yet Meeting (1 or 2)    
 ■ Meeting or Exceeding (3,4,5)

\* In some cases, CRT numbers may exceed AGR numbers based on late enrolments. Pie chart is based on the number of students who wrote the CRT.

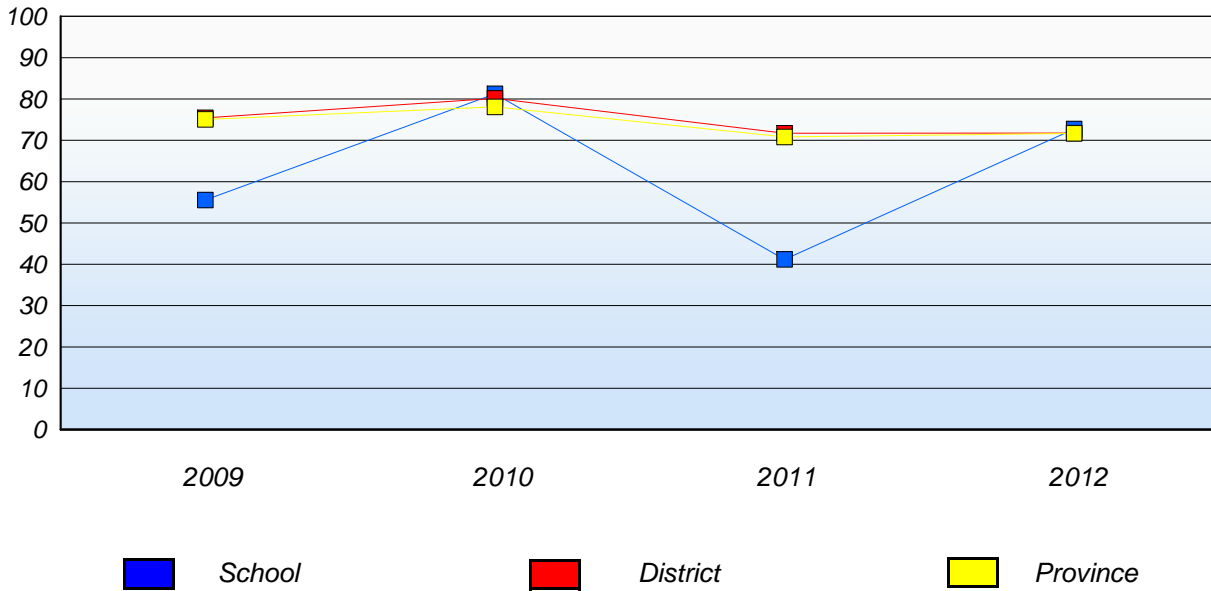
\* Mushuau Innu Natuashish School and Sheshatshiu Innu School are excluded from district and provincial results.

\* Reading score is composite of Non Fiction and Poet. Source: Division of Evaluation and Research, Department of Education

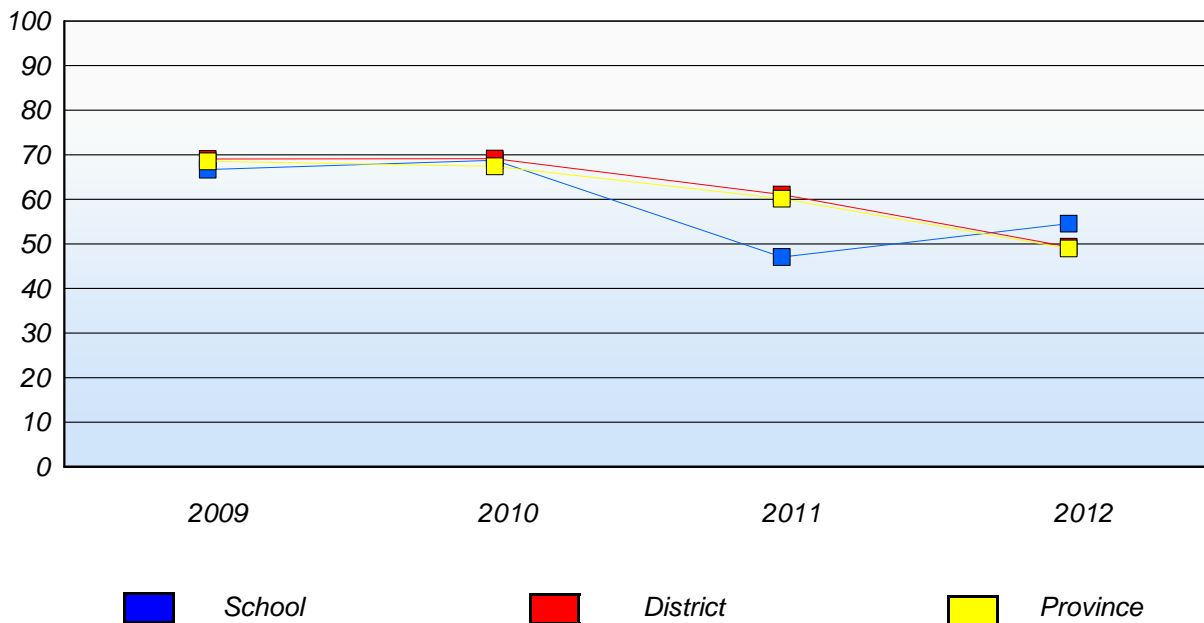
District 4 - Eastern

School #: 228 St. Lawrence Academy

**Demand Writing**  
Percentage of students at level 3 or above (2009 - 2012)



**Reading**  
Percentage of students at level 3 or above (2009 - 2012)



\* In some cases, CRT numbers may exceed AGR numbers based on late enrolments. Pie chart is based on the number of students who wrote the CRT.

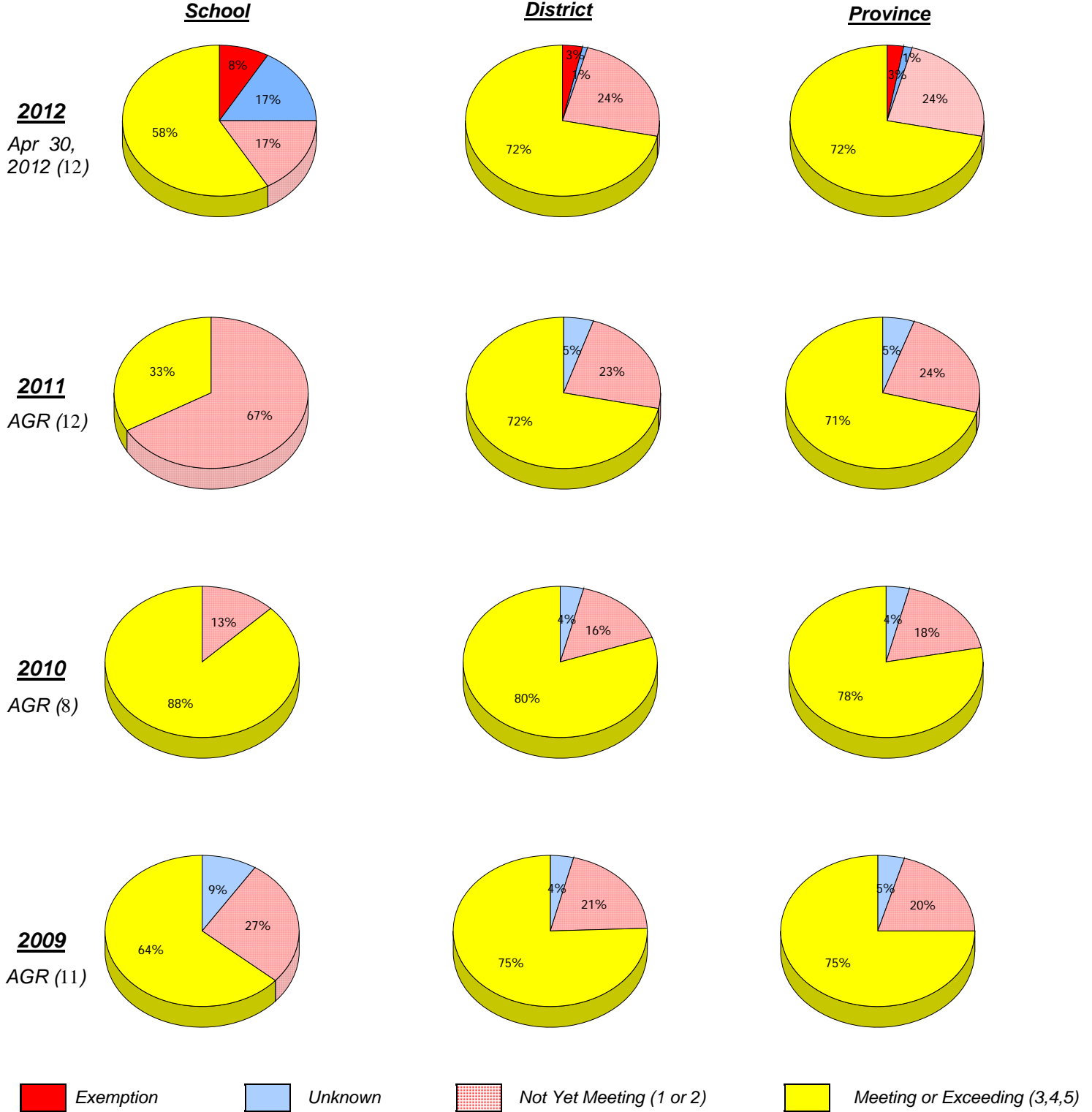
\* Mushuau Innu Natuashish School and Sheshatshiu Innu School are excluded from district and provincial results.

\* Reading score is composite of Non Fiction and Poet. Source: Division of Evaluation and Research, Department of Education

District 4 - Eastern

School #: 229 St. Joseph's All Grade

***Demand Writing***



\* In some cases, CRT numbers may exceed AGR numbers based on late enrolments. Pie chart is based on the number of students who wrote the CRT.

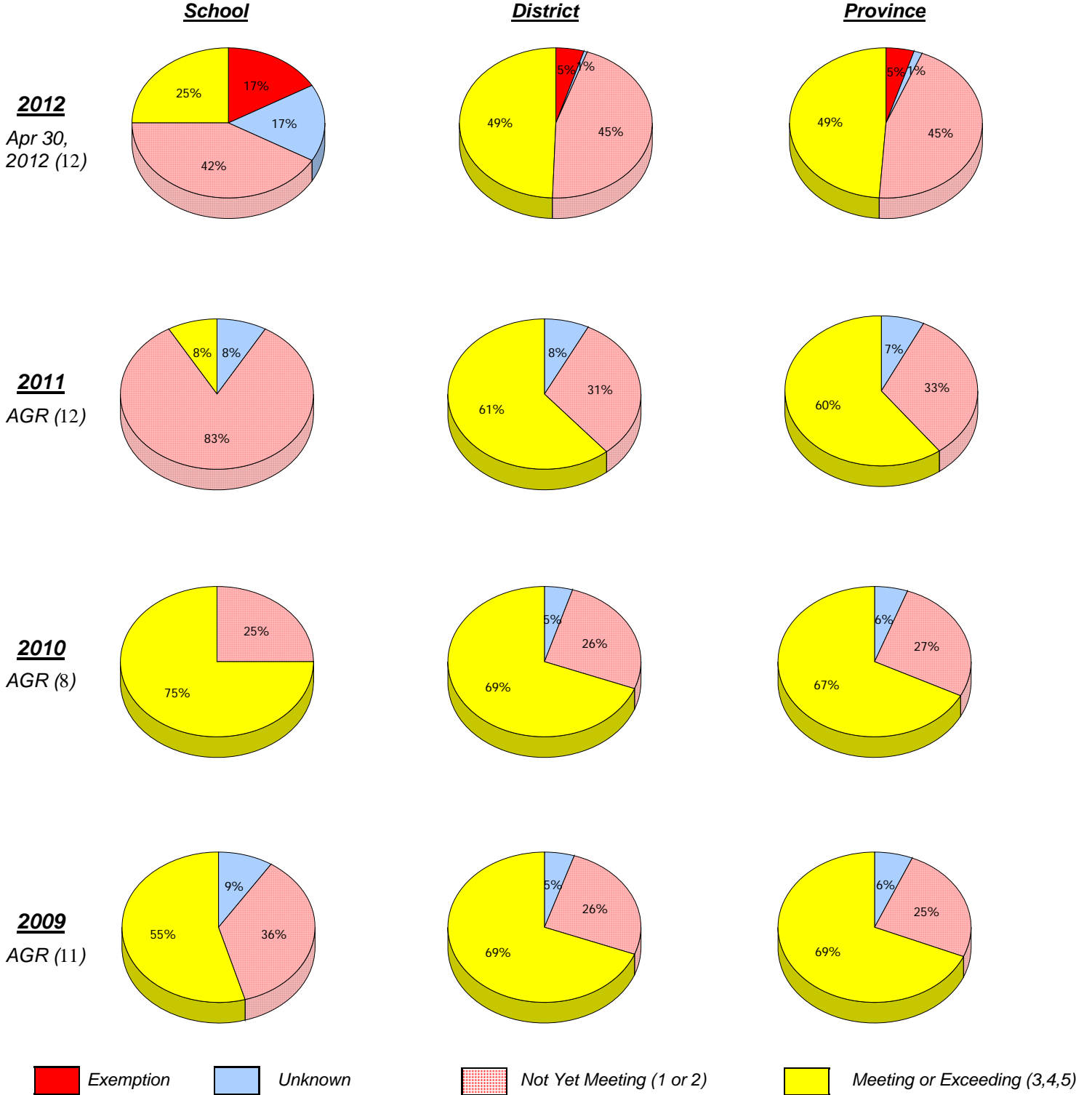
\* Mushuau Innu Natuashish School and Sheshatshiu Innu School are excluded from district and provincial results.

\* Reading score is composite of Non Fiction and Poet. Source: Division of Evaluation and Research, Department of Education

**District 4 - Eastern**

School #: 229 St. Joseph's All Grade

**Reading**



\* In some cases, CRT numbers may exceed AGR numbers based on late enrolments. Pie chart is based on the number of students who wrote the CRT.

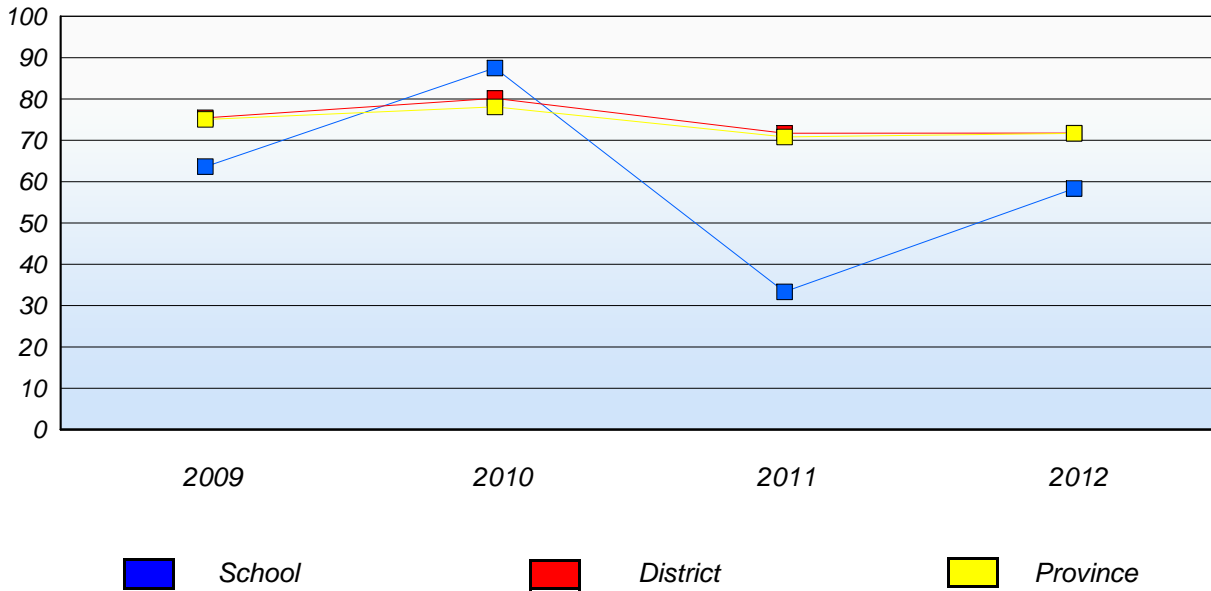
\* Mushuau Innu Natuashish School and Sheshatshiu Innu School are excluded from district and provincial results.

\* Reading score is composite of Non Fiction and Poet. Source: Division of Evaluation and Research, Department of Education

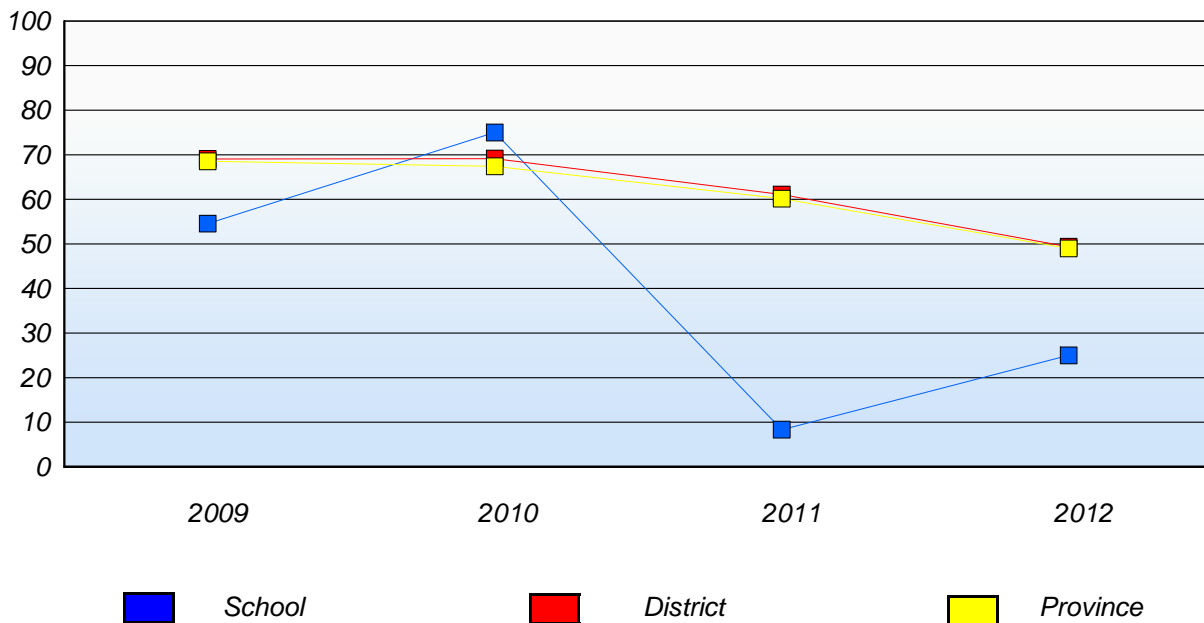
District 4 - Eastern

School #: 229 St. Joseph's All Grade

**Demand Writing**  
Percentage of students at level 3 or above (2009 - 2012)



**Reading**  
Percentage of students at level 3 or above (2009 - 2012)



\* In some cases, CRT numbers may exceed AGR numbers based on late enrolments. Pie chart is based on the number of students who wrote the CRT.

\* Mushuau Innu Natuashish School and Sheshatshiu Innu School are excluded from district and provincial results.

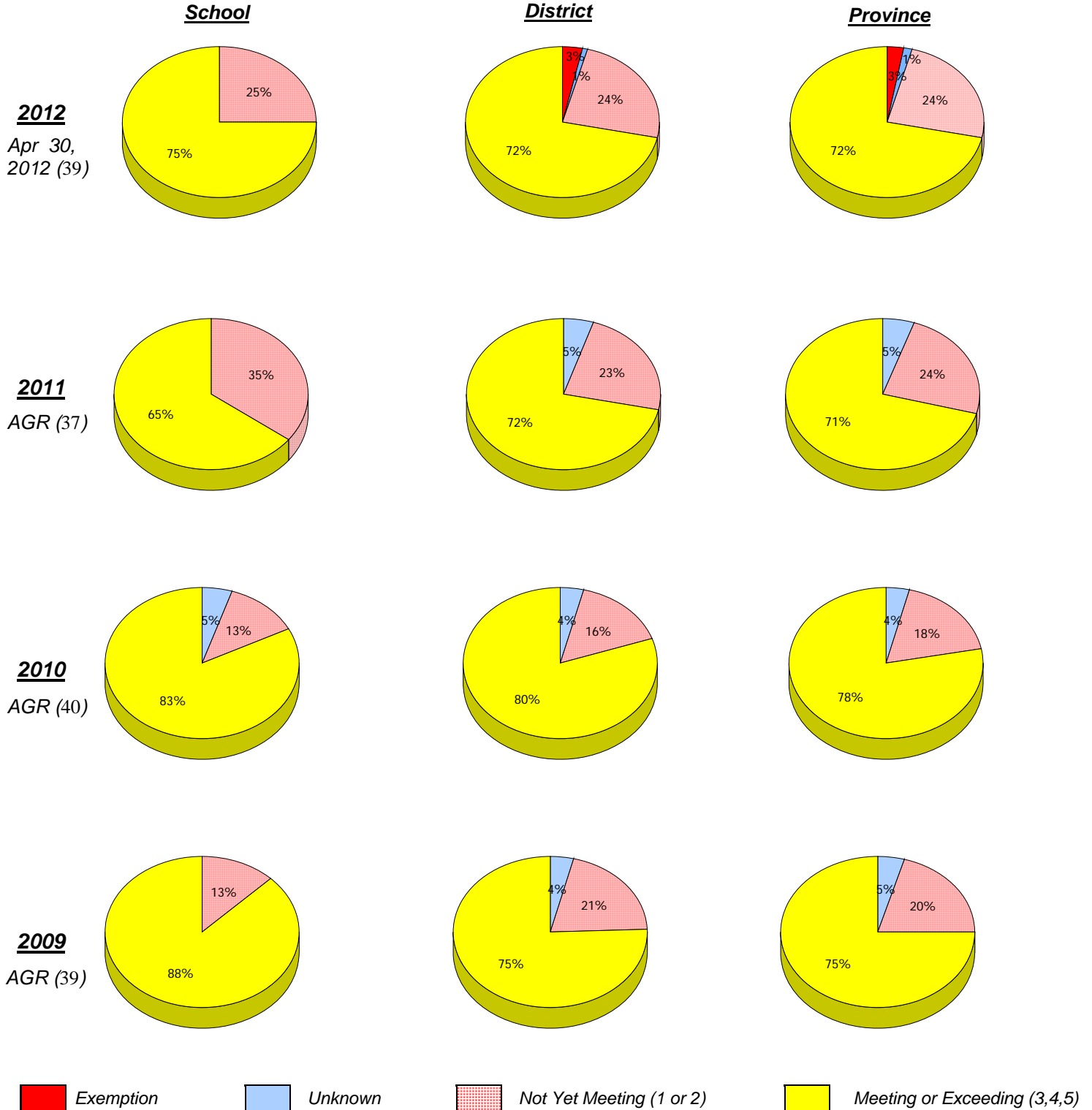
\* Reading score is composite of Non Fiction and Poet. Source: Division of Evaluation and Research, Department of Education



District 4 - Eastern

School #: 232 Matthew Elementary School

**Demand Writing**



\* In some cases, CRT numbers may exceed AGR numbers based on late enrolments. Pie chart is based on the number of students who wrote the CRT.

\* Mushuau Innu Natuashish School and Sheshatshiu Innu School are excluded from district and provincial results.

\* Reading score is composite of Non Fiction and Poet. Source: Division of Evaluation and Research, Department of Education

District 4 - Eastern

School #: 232 Matthew Elementary School

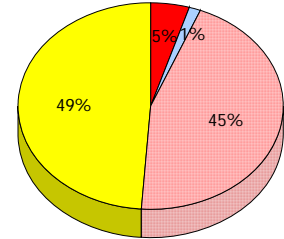
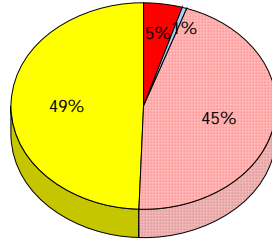
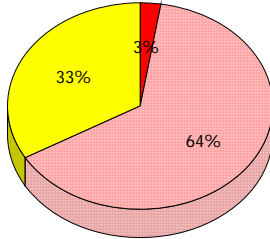
**Reading**

**School**

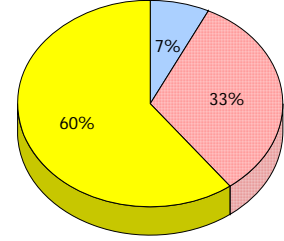
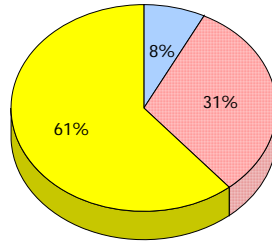
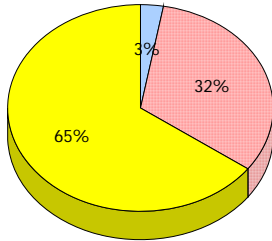
**District**

**Province**

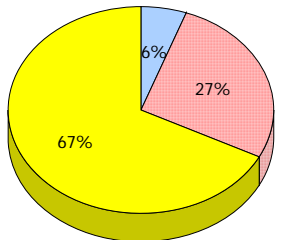
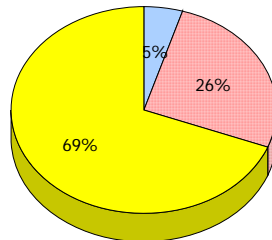
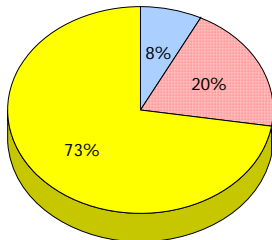
**2012**  
Apr 30,  
2012 (39)



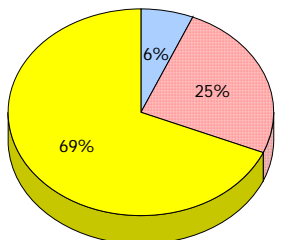
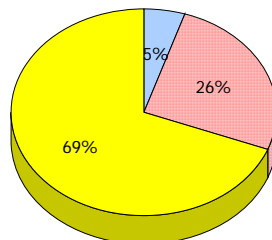
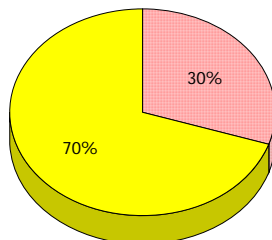
**2011**  
AGR (37)



**2010**  
AGR (40)



**2009**  
AGR (39)



■ Exemption    
 ■ Unknown    
 ■ Not Yet Meeting (1 or 2)    
 ■ Meeting or Exceeding (3,4,5)

\* In some cases, CRT numbers may exceed AGR numbers based on late enrolments. Pie chart is based on the number of students who wrote the CRT.

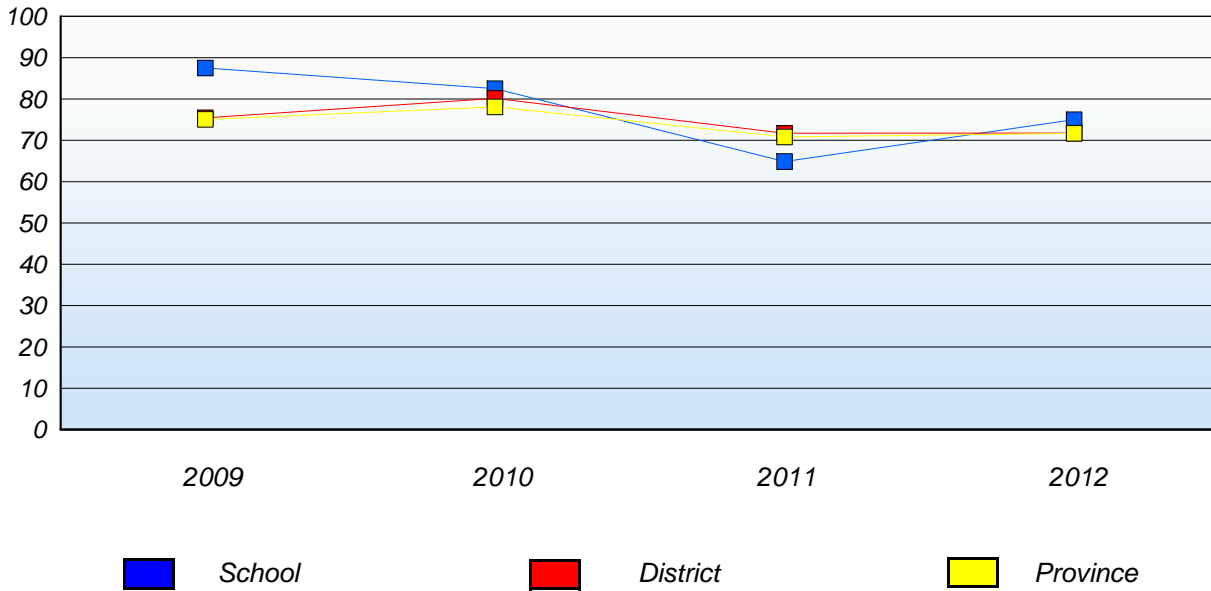
\* Mushuau Innu Natuashish School and Sheshatshiu Innu School are excluded from district and provincial results.

\* Reading score is composite of Non Fiction and Poet. Source: Division of Evaluation and Research, Department of Education

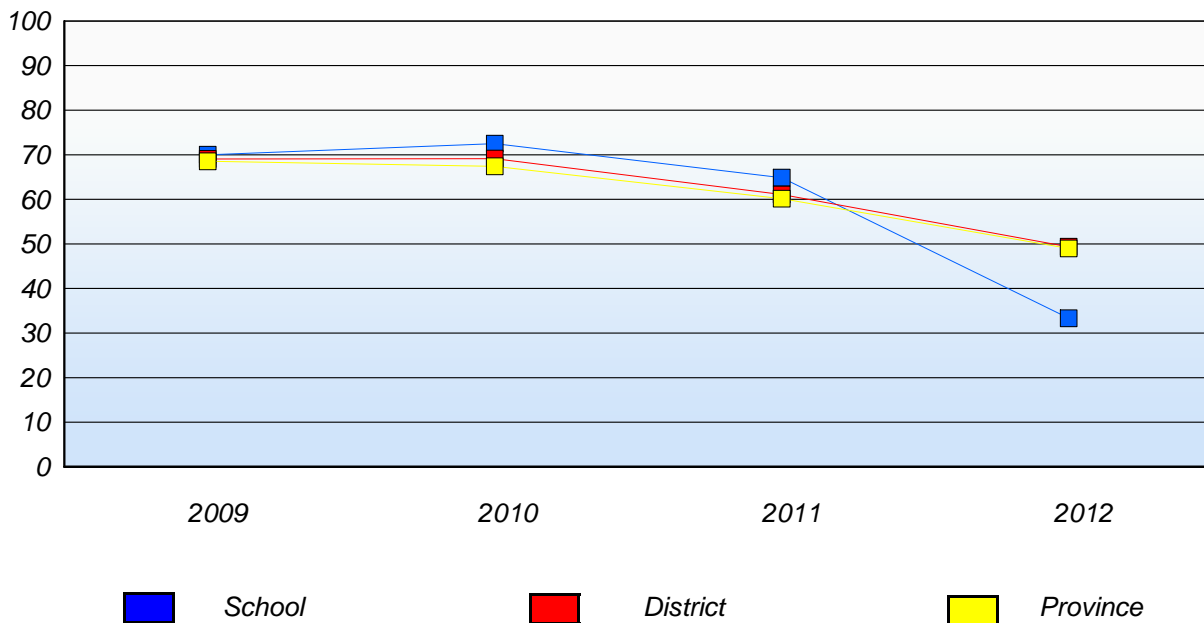
District 4 - Eastern

School #: 232 Matthew Elementary School

**Demand Writing**  
Percentage of students at level 3 or above (2009 - 2012)



**Reading**  
Percentage of students at level 3 or above (2009 - 2012)



\* In some cases, CRT numbers may exceed AGR numbers based on late enrolments. Pie chart is based on the number of students who wrote the CRT.

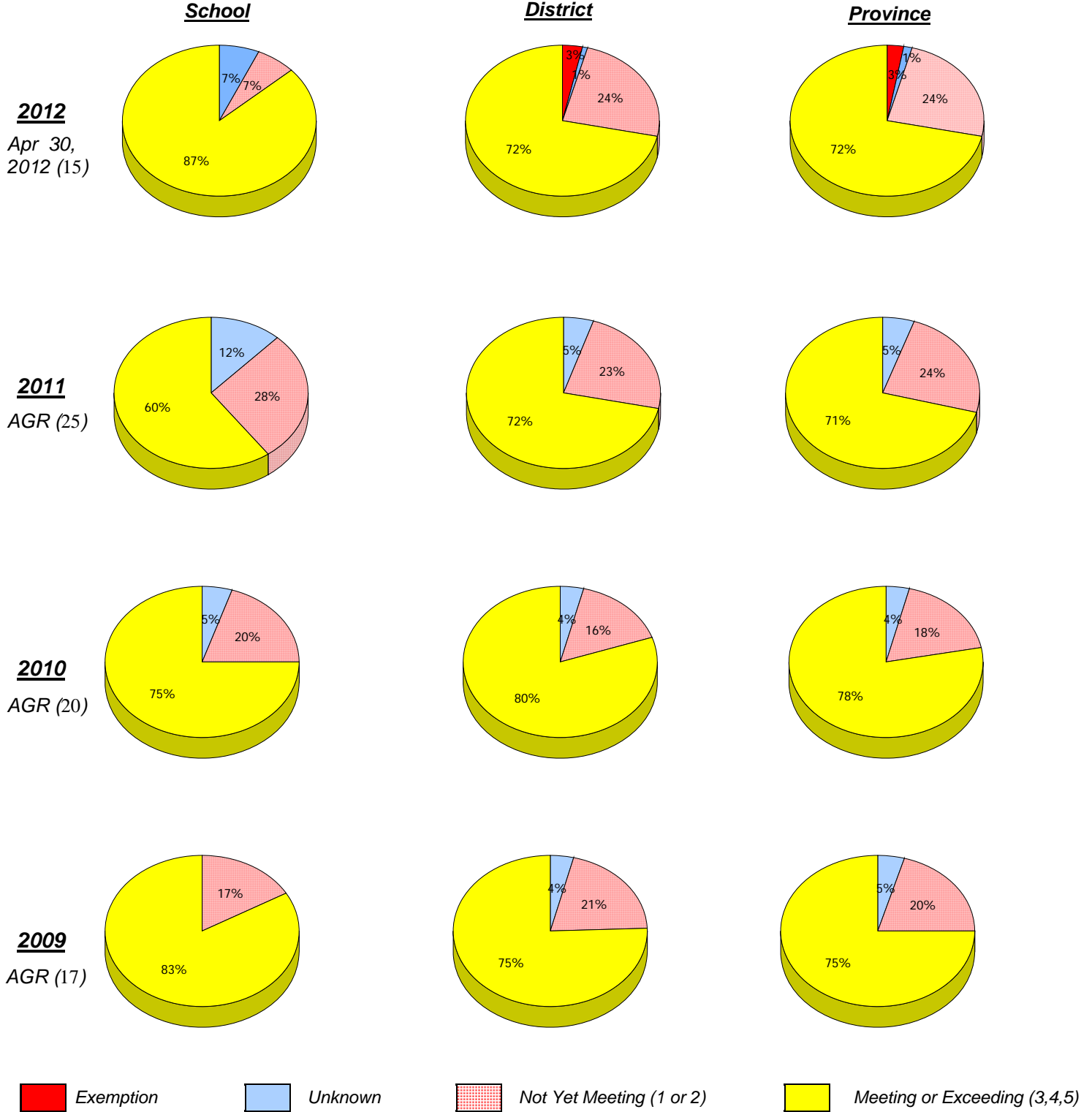
\* Mushuau Innu Natuashish School and Sheshatshiu Innu School are excluded from district and provincial results.

\* Reading score is composite of Non Fiction and Poet. Source: Division of Evaluation and Research, Department of Education

**District 4 - Eastern**

School #: 234    Catalina Elementary School

***Demand Writing***



\* In some cases, CRT numbers may exceed AGR numbers based on late enrolments. Pie chart is based on the number of students who wrote the CRT.

\* Mushuau Innu Natuashish School and Sheshatshiu Innu School are excluded from district and provincial results.

\* Reading score is composite of Non Fiction and Poet. Source: Division of Evaluation and Research, Department of Education

District 4 - Eastern

School #: 234 Catalina Elementary School

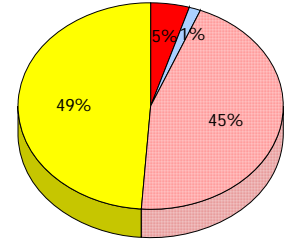
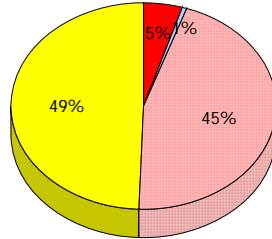
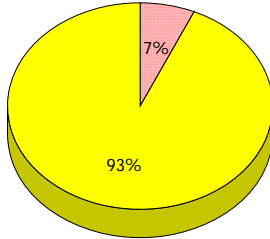
**Reading**

**School**

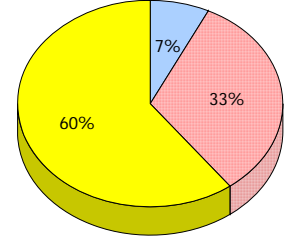
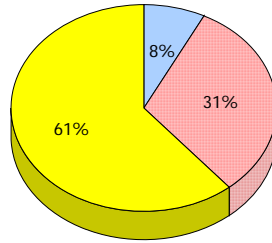
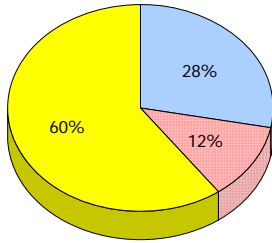
**District**

**Province**

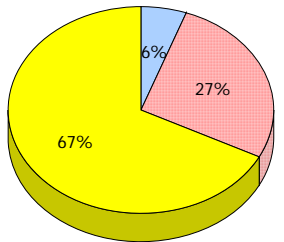
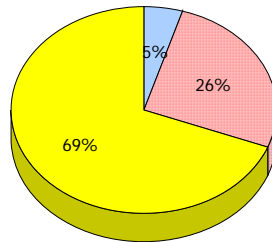
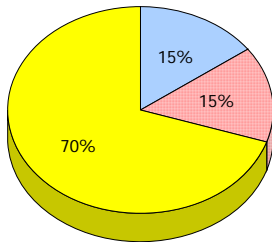
**2012**  
Apr 30,  
2012 (15)



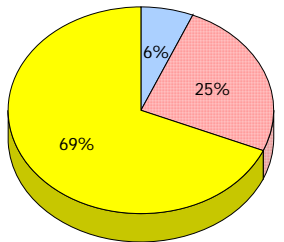
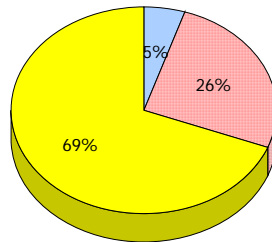
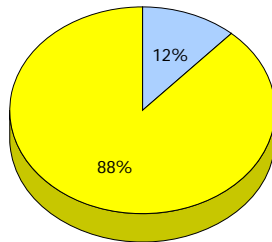
**2011**  
AGR (25)



**2010**  
AGR (20)



**2009**  
AGR (17)



■ Exemption    
 ■ Unknown    
 ■ Not Yet Meeting (1 or 2)    
 ■ Meeting or Exceeding (3,4,5)

\* In some cases, CRT numbers may exceed AGR numbers based on late enrolments. Pie chart is based on the number of students who wrote the CRT.

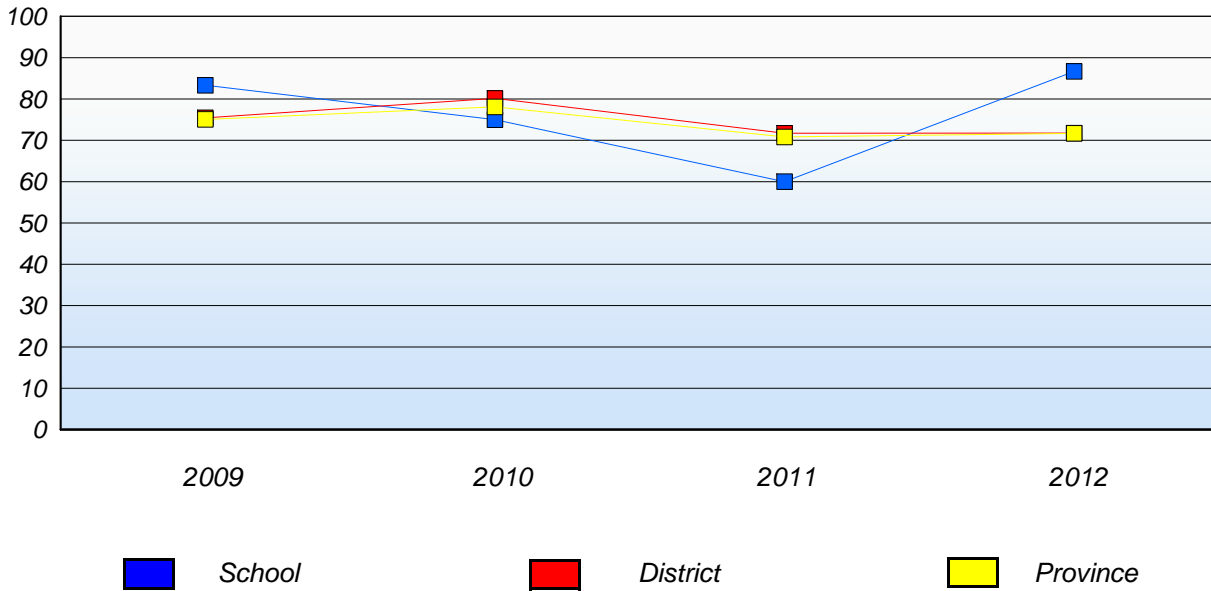
\* Mushuau Innu Natuashish School and Sheshatshiu Innu School are excluded from district and provincial results.

\* Reading score is composite of Non Fiction and Poet. Source: Division of Evaluation and Research, Department of Education

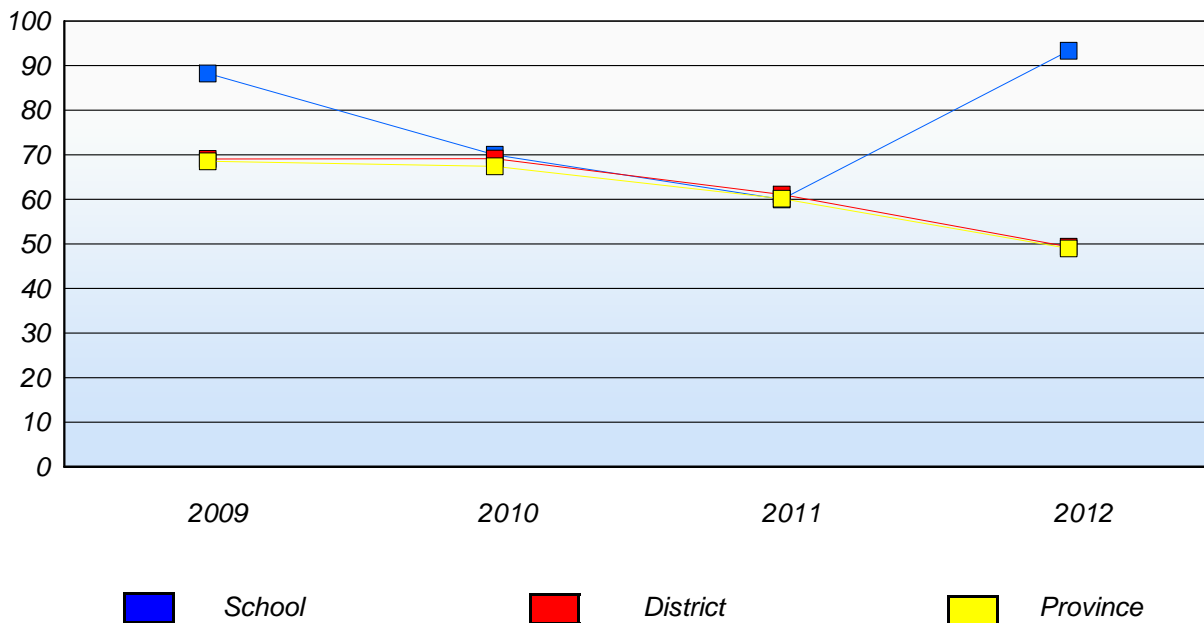
District 4 - Eastern

School #: 234 Catalina Elementary School

**Demand Writing**  
Percentage of students at level 3 or above (2009 - 2012)



**Reading**  
Percentage of students at level 3 or above (2009 - 2012)



\* In some cases, CRT numbers may exceed AGR numbers based on late enrolments. Pie chart is based on the number of students who wrote the CRT.

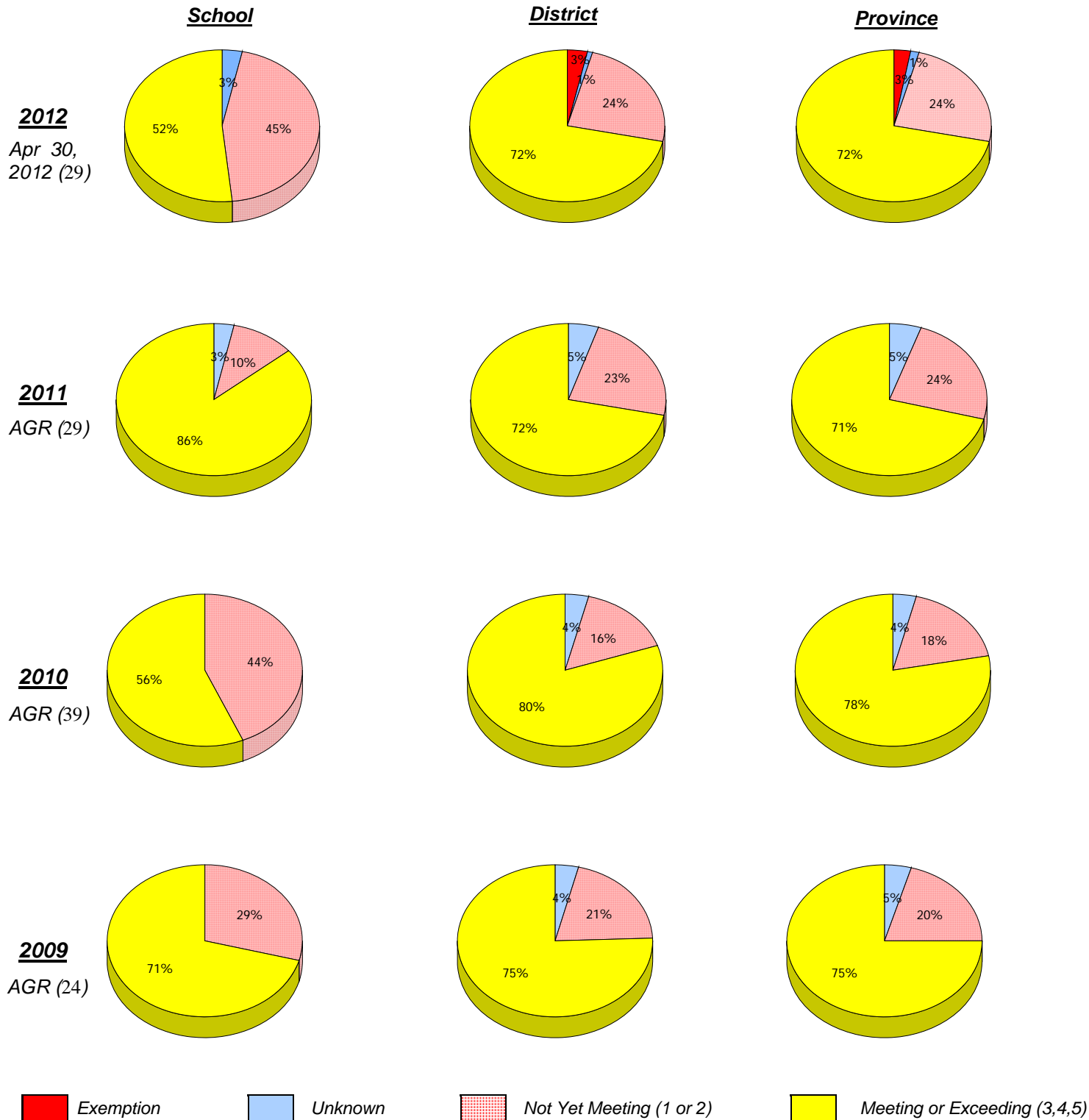
\* Mushuau Innu Natuashish School and Sheshatshiu Innu School are excluded from district and provincial results.

\* Reading score is composite of Non Fiction and Poet. Source: Division of Evaluation and Research, Department of Education

District 4 - Eastern

School #: 237 Anthony Paddon Elementary

**Demand Writing**



\* In some cases, CRT numbers may exceed AGR numbers based on late enrolments. Pie chart is based on the number of students who wrote the CRT.

\* Mushuau Innu Natuashish School and Sheshatshiu Innu School are excluded from district and provincial results.

\* Reading score is composite of Non Fiction and Poet. Source: Division of Evaluation and Research, Department of Education

**District 4 - Eastern**

School #: 237    Anthony Paddon Elementary

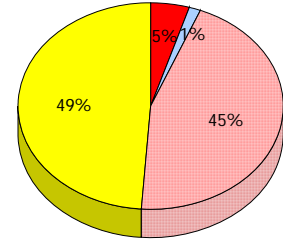
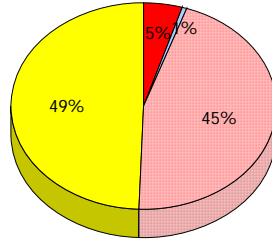
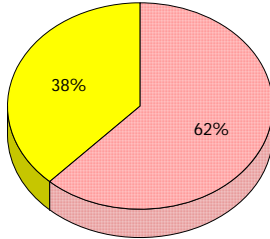
**Reading**

**School**

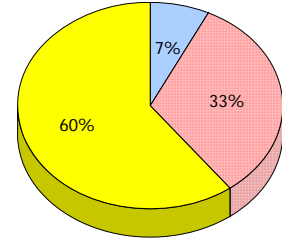
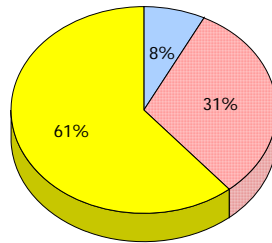
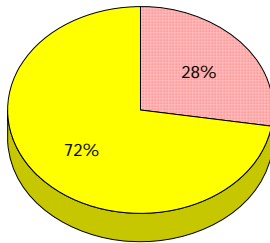
**District**

**Province**

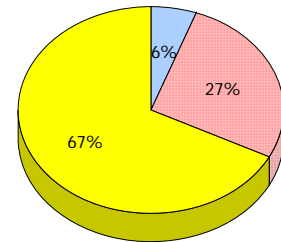
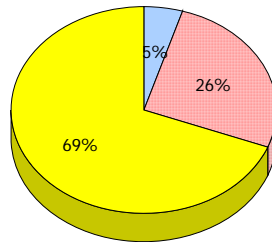
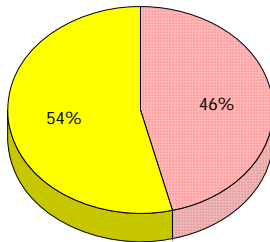
**2012**  
Apr 30,  
2012 (29)



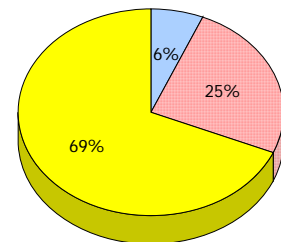
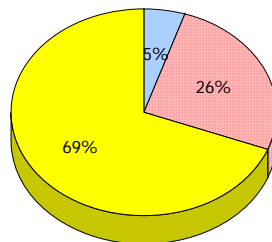
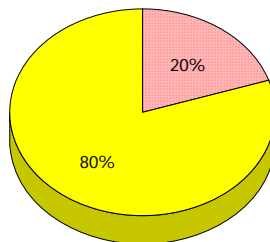
**2011**  
AGR (29)



**2010**  
AGR (39)



**2009**  
AGR (24)



*Exemption*   
  *Unknown*   
  *Not Yet Meeting (1 or 2)*   
  *Meeting or Exceeding (3,4,5)*

\* In some cases, CRT numbers may exceed AGR numbers based on late enrolments. Pie chart is based on the number of students who wrote the CRT.

\* Mushuau Innu Natuashish School and Sheshatshiu Innu School are excluded from district and provincial results.

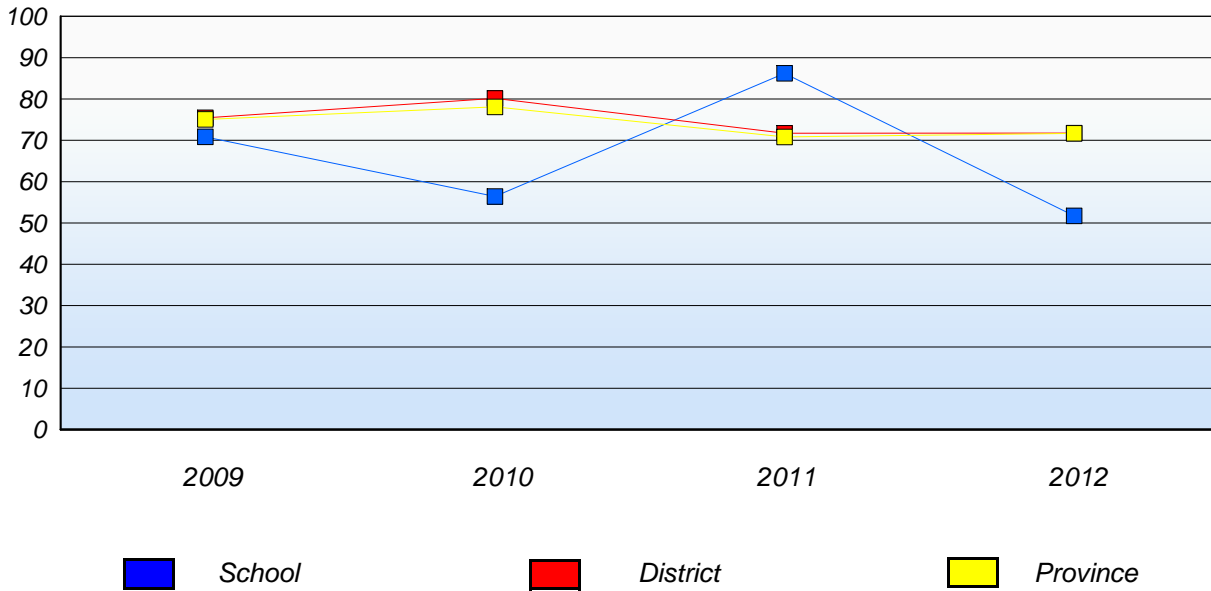
\* Reading score is composite of Non Fiction and Poet. Source: Division of Evaluation and Research, Department of Education



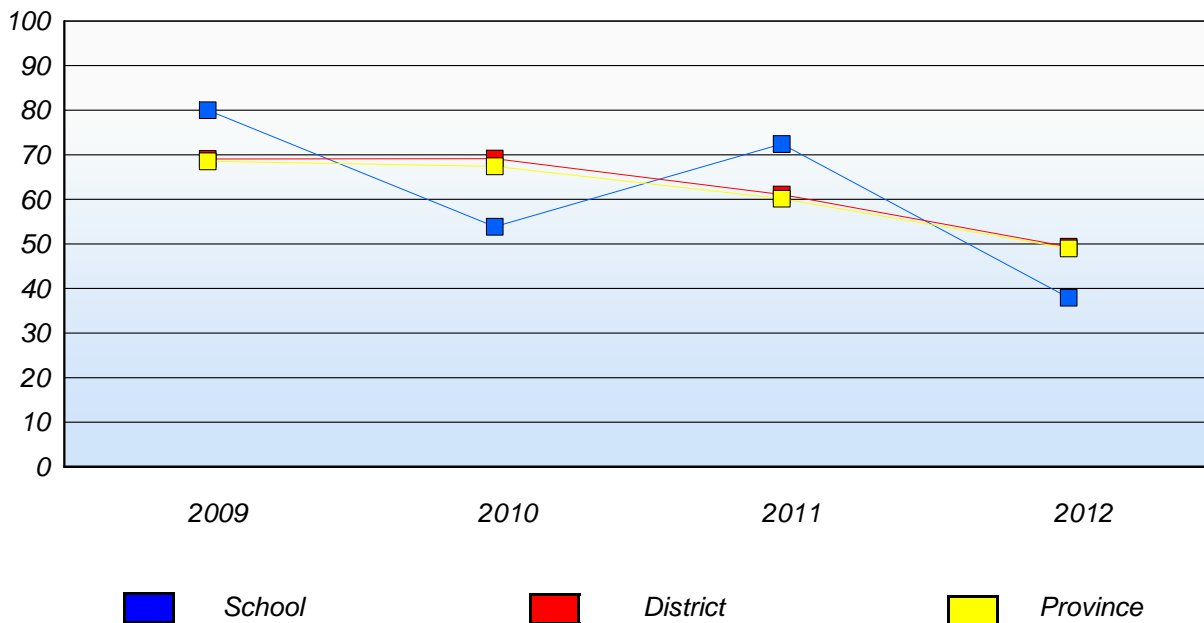
District 4 - Eastern

School #: 237 Anthony Paddon Elementary

**Demand Writing**  
Percentage of students at level 3 or above (2009 - 2012)



**Reading**  
Percentage of students at level 3 or above (2009 - 2012)



\* In some cases, CRT numbers may exceed AGR numbers based on late enrolments. Pie chart is based on the number of students who wrote the CRT.

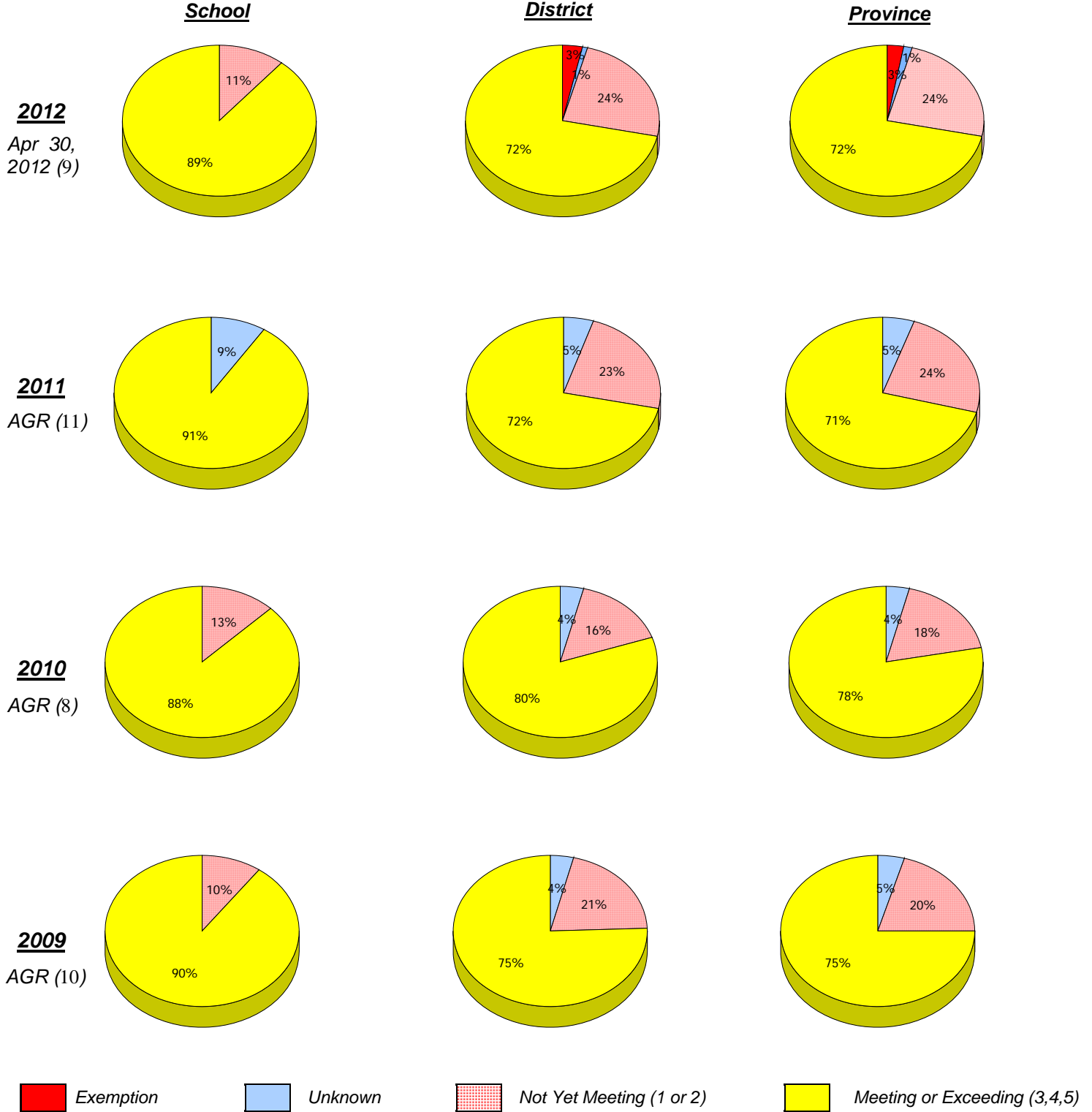
\* Mushuau Innu Natuashish School and Sheshatshiu Innu School are excluded from district and provincial results.

\* Reading score is composite of Non Fiction and Poet. Source: Division of Evaluation and Research, Department of Education

District 4 - Eastern

School #: 240 Bishop White School

**Demand Writing**



\* In some cases, CRT numbers may exceed AGR numbers based on late enrolments. Pie chart is based on the number of students who wrote the CRT.

\* Mushuau Innu Natuashish School and Sheshatshiu Innu School are excluded from district and provincial results.

\* Reading score is composite of Non Fiction and Poet. Source: Division of Evaluation and Research, Department of Education

**District 4 - Eastern**

School #: 240 Bishop White School

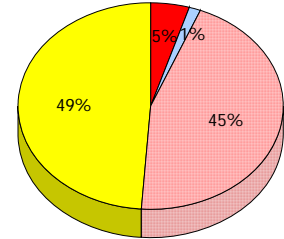
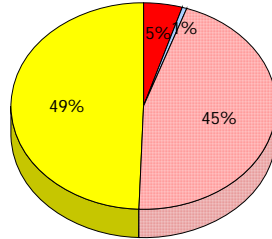
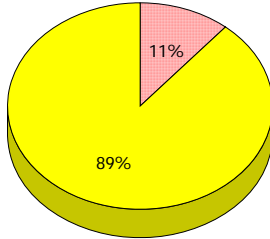
**Reading**

**School**

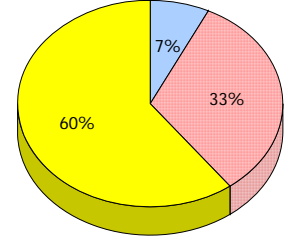
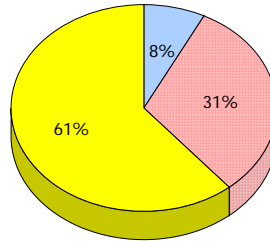
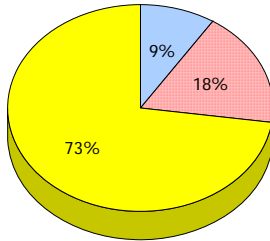
**District**

**Province**

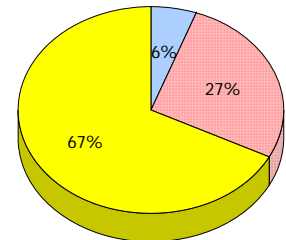
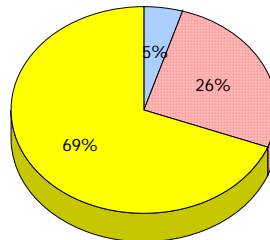
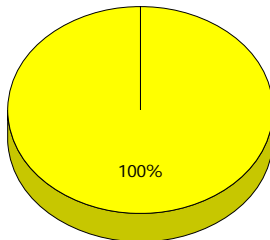
**2012**  
Apr 30,  
2012 (9)



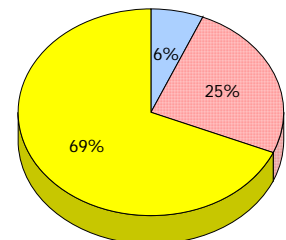
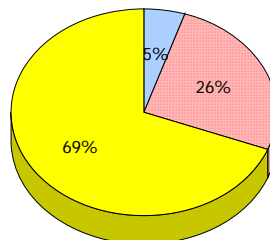
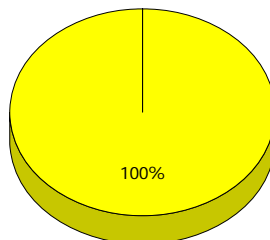
**2011**  
AGR (11)



**2010**  
AGR (8)



**2009**  
AGR (10)



■ Exemption    
 ■ Unknown    
 ■ Not Yet Meeting (1 or 2)    
 ■ Meeting or Exceeding (3,4,5)

\* In some cases, CRT numbers may exceed AGR numbers based on late enrolments. Pie chart is based on the number of students who wrote the CRT.

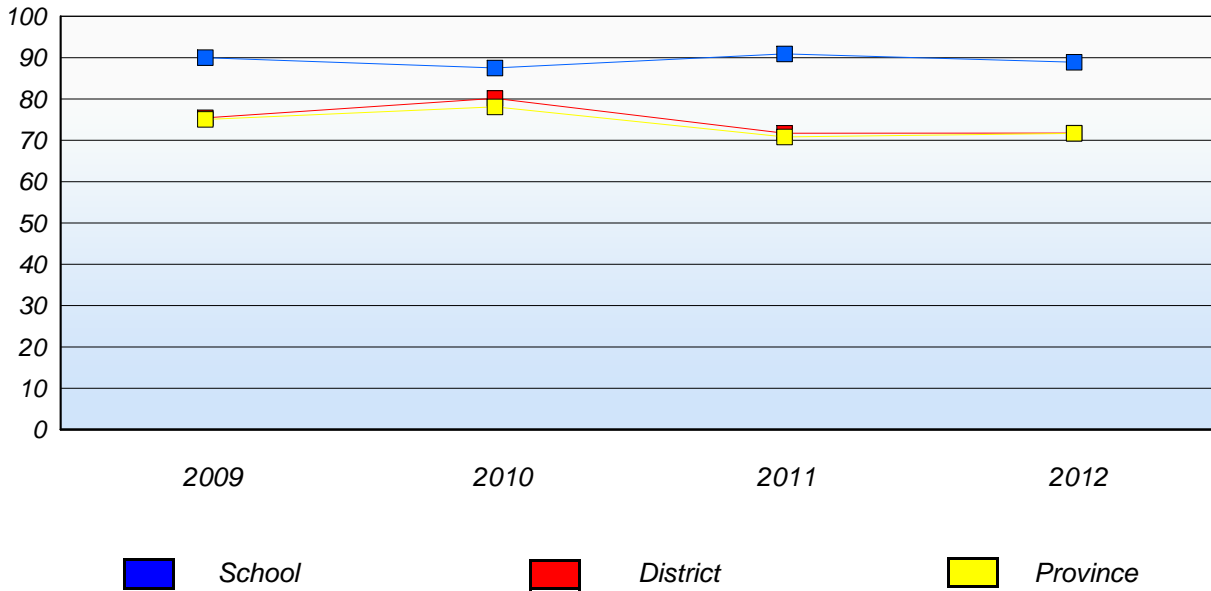
\* Mushuau Innu Natuashish School and Sheshatshiu Innu School are excluded from district and provincial results.

\* Reading score is composite of Non Fiction and Poet. Source: Division of Evaluation and Research, Department of Education

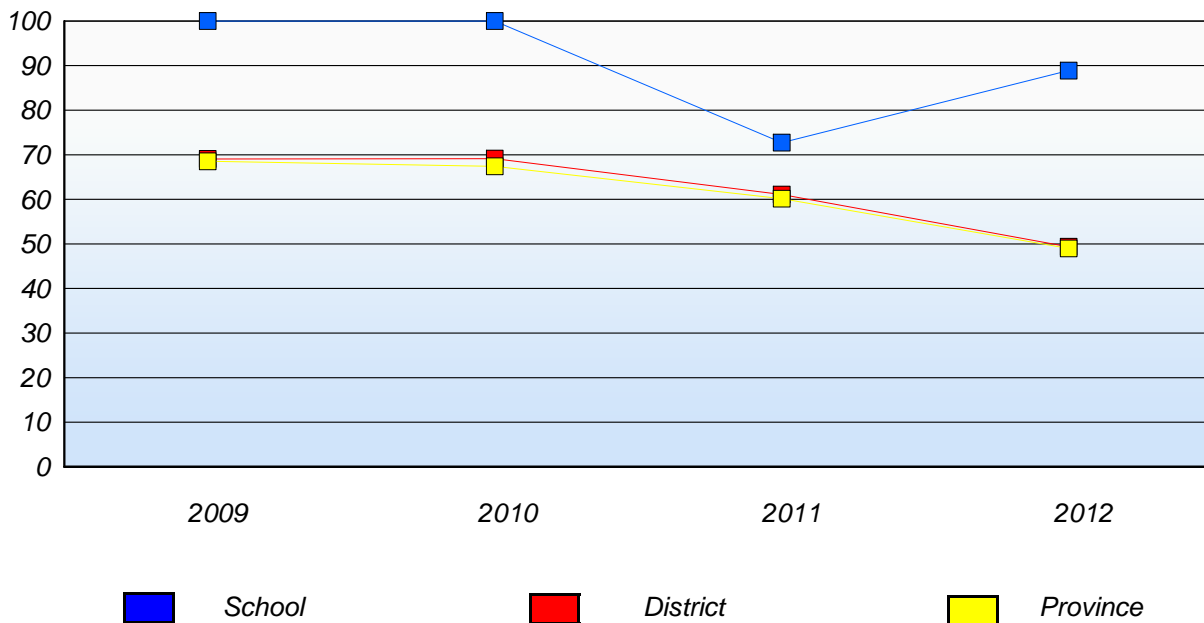
District 4 - Eastern

School #: 240 Bishop White School

**Demand Writing**  
Percentage of students at level 3 or above (2009 - 2012)



**Reading**  
Percentage of students at level 3 or above (2009 - 2012)



\* In some cases, CRT numbers may exceed AGR numbers based on late enrolments. Pie chart is based on the number of students who wrote the CRT.

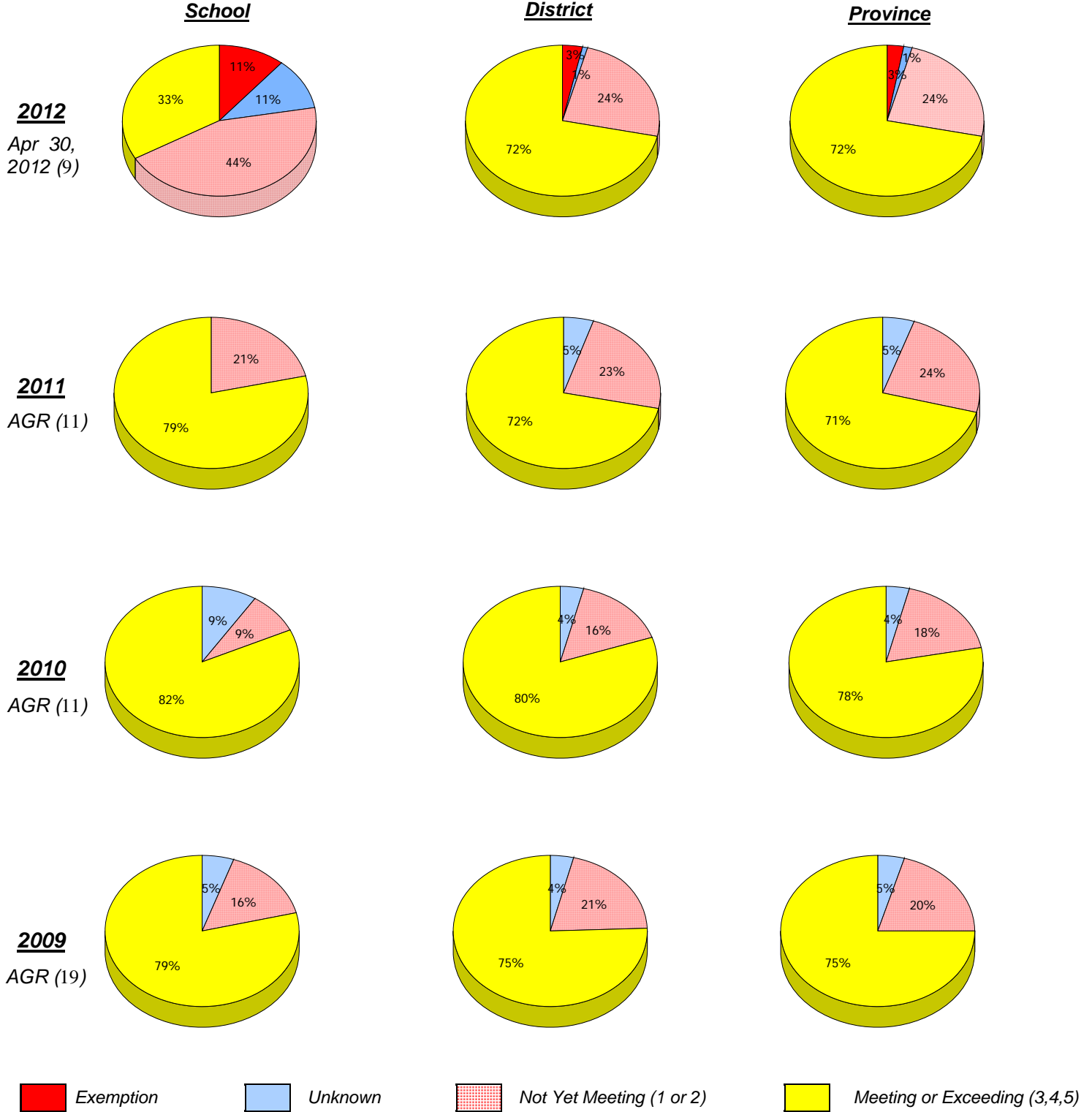
\* Mushuau Innu Natuashish School and Sheshatshiu Innu School are excluded from district and provincial results.

\* Reading score is composite of Non Fiction and Poet. Source: Division of Evaluation and Research, Department of Education

District 4 - Eastern

School #: 242 Random Island Academy

***Demand Writing***



\* In some cases, CRT numbers may exceed AGR numbers based on late enrolments. Pie chart is based on the number of students who wrote the CRT.

\* Mushuau Innu Natuashish School and Sheshatshiu Innu School are excluded from district and provincial results.

\* Reading score is composite of Non Fiction and Poet. Source: Division of Evaluation and Research, Department of Education

District 4 - Eastern

School #: 242 Random Island Academy

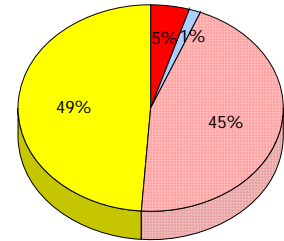
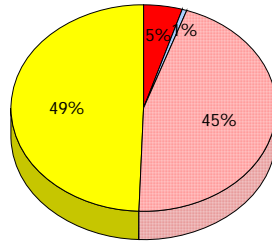
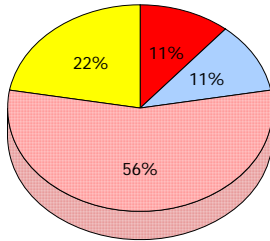
**Reading**

**School**

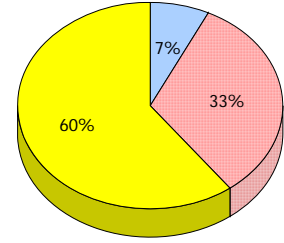
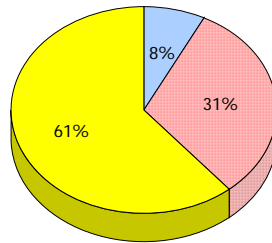
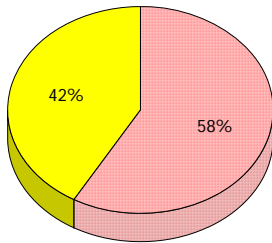
**District**

**Province**

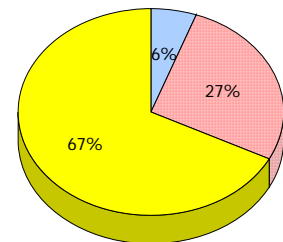
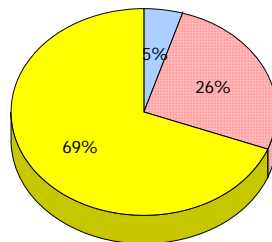
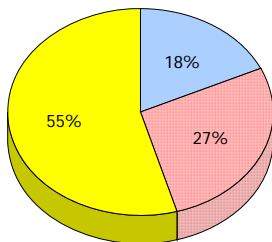
**2012**  
Apr 30,  
2012 (9)



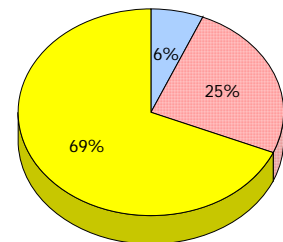
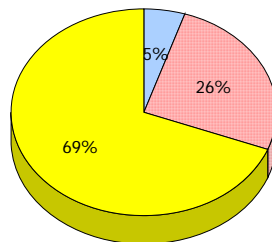
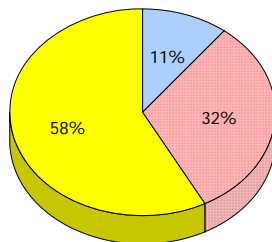
**2011**  
AGR (11)



**2010**  
AGR (11)



**2009**  
AGR (19)



■ Exemption    
 ■ Unknown    
 ■ Not Yet Meeting (1 or 2)    
 ■ Meeting or Exceeding (3,4,5)

\* In some cases, CRT numbers may exceed AGR numbers based on late enrolments. Pie chart is based on the number of students who wrote the CRT.

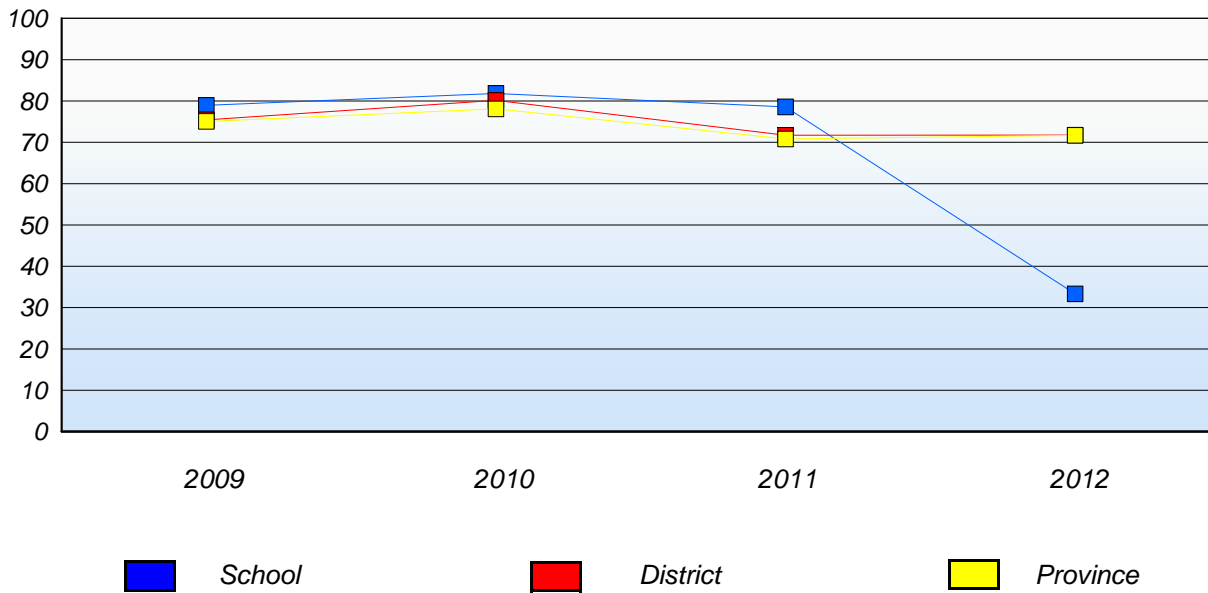
\* Mushuau Innu Natuashish School and Sheshatshiu Innu School are excluded from district and provincial results.

\* Reading score is composite of Non Fiction and Poet. Source: Division of Evaluation and Research, Department of Education

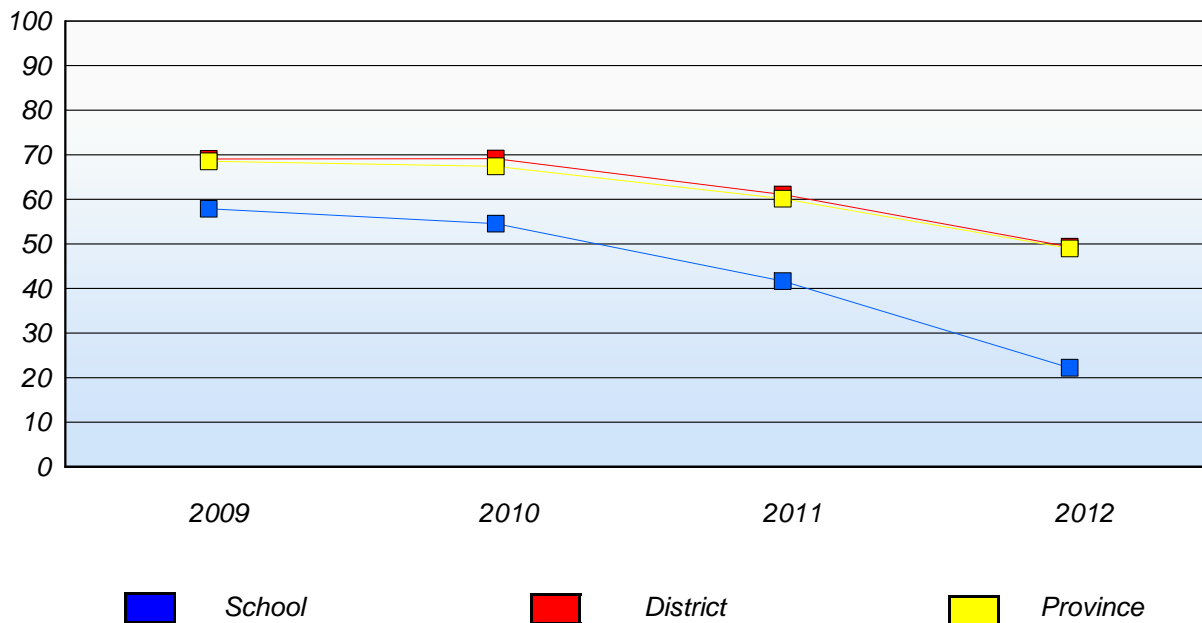
District 4 - Eastern

School #: 242 Random Island Academy

**Demand Writing**  
Percentage of students at level 3 or above (2009 - 2012)



**Reading**  
Percentage of students at level 3 or above (2009 - 2012)



\* In some cases, CRT numbers may exceed AGR numbers based on late enrolments. Pie chart is based on the number of students who wrote the CRT.

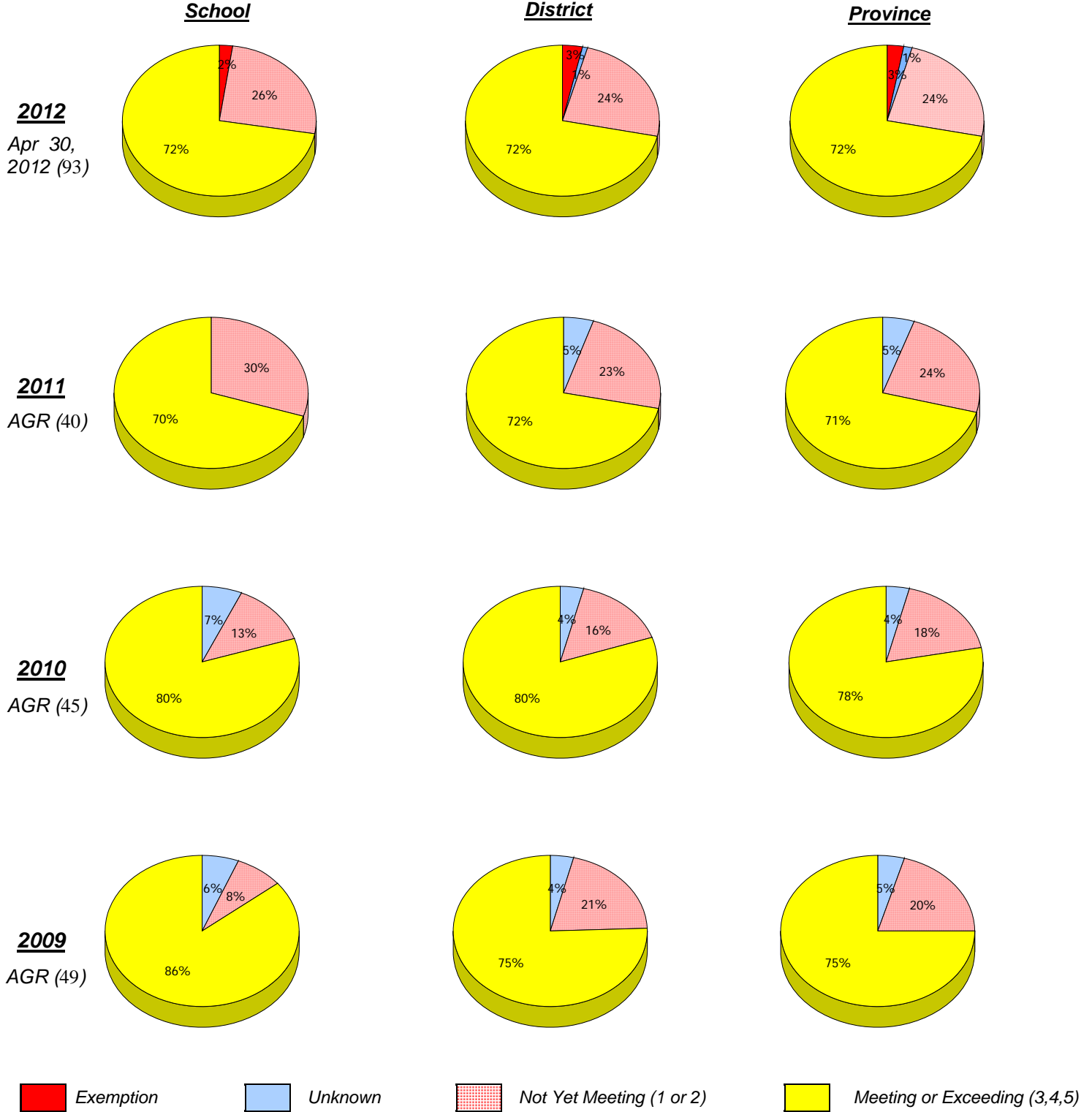
\* Mushuau Innu Natuashish School and Sheshatshiu Innu School are excluded from district and provincial results.

\* Reading score is composite of Non Fiction and Poet. Source: Division of Evaluation and Research, Department of Education

District 4 - Eastern

School #: 243 Riverside Elementary

***Demand Writing***



\* In some cases, CRT numbers may exceed AGR numbers based on late enrolments. Pie chart is based on the number of students who wrote the CRT.

\* Mushuau Innu Natuashish School and Sheshatshiu Innu School are excluded from district and provincial results.

\* Reading score is composite of Non Fiction and Poet. Source: Division of Evaluation and Research, Department of Education



**District 4 - Eastern**

School #: 243 Riverside Elementary

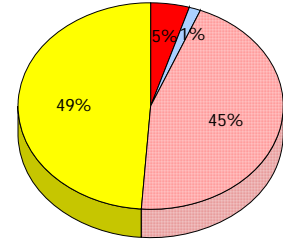
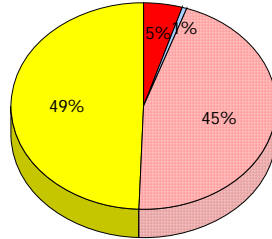
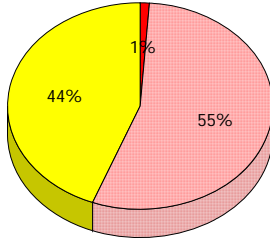
**Reading**

**School**

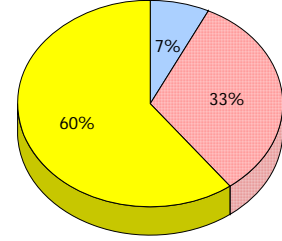
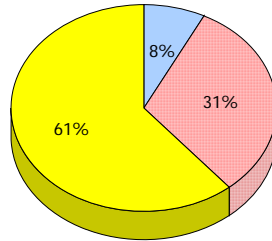
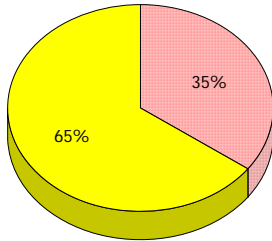
**District**

**Province**

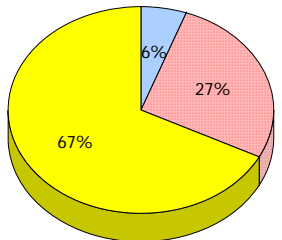
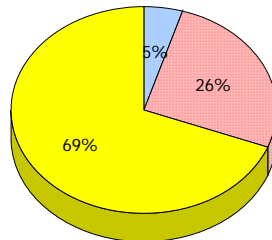
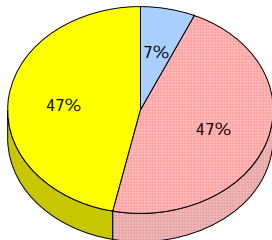
**2012**  
Apr 30,  
2012 (93)



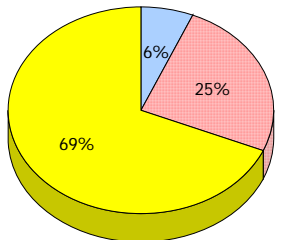
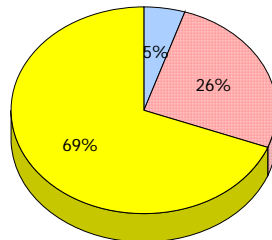
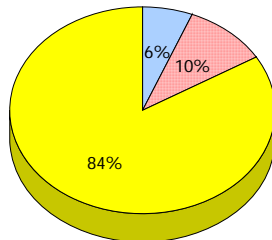
**2011**  
AGR (40)



**2010**  
AGR (45)



**2009**  
AGR (49)



Exemption    
  Unknown    
  Not Yet Meeting (1 or 2)    
  Meeting or Exceeding (3,4,5)

\* In some cases, CRT numbers may exceed AGR numbers based on late enrolments. Pie chart is based on the number of students who wrote the CRT.

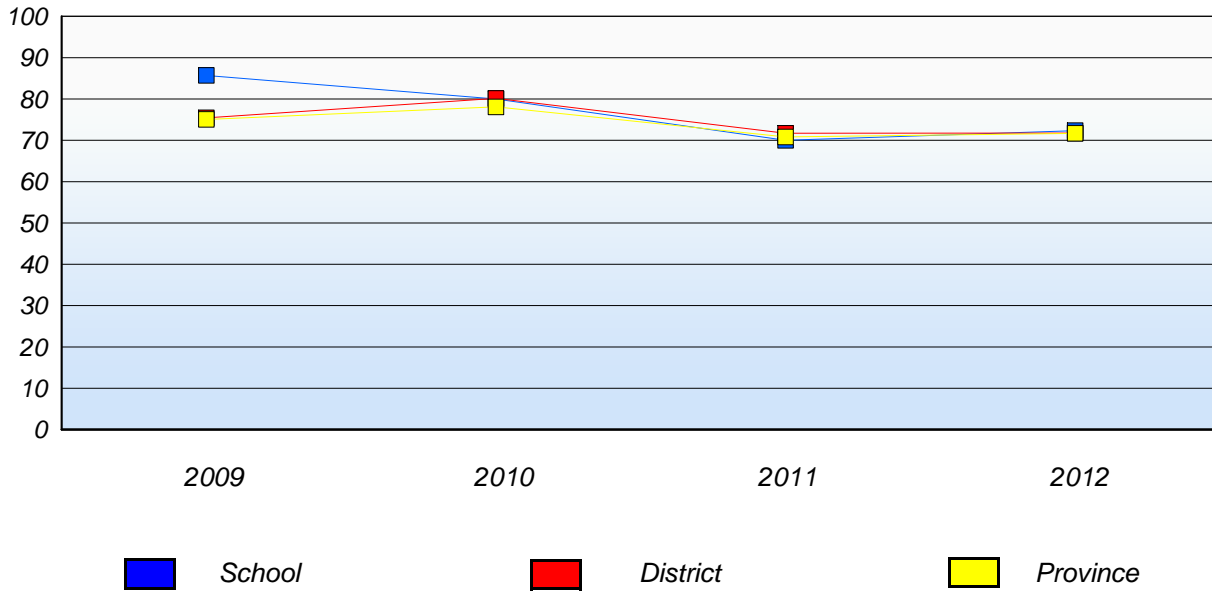
\* Mushuau Innu Natuashish School and Sheshatshiu Innu School are excluded from district and provincial results.

\* Reading score is composite of Non Fiction and Poet. Source: Division of Evaluation and Research, Department of Education

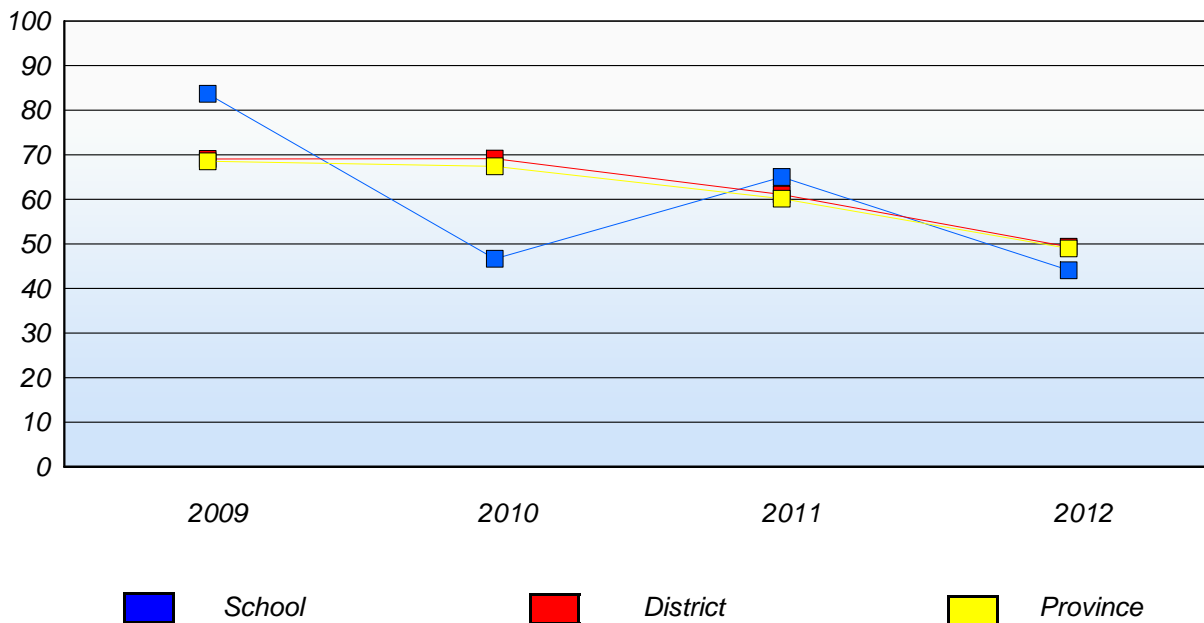
District 4 - Eastern

School #: 243 Riverside Elementary

**Demand Writing**  
Percentage of students at level 3 or above (2009 - 2012)



**Reading**  
Percentage of students at level 3 or above (2009 - 2012)



\* In some cases, CRT numbers may exceed AGR numbers based on late enrolments. Pie chart is based on the number of students who wrote the CRT.

\* Mushuau Innu Natuashish School and Sheshatshiu Innu School are excluded from district and provincial results.

\* Reading score is composite of Non Fiction and Poet. Source: Division of Evaluation and Research, Department of Education

District 4 - Eastern

School #: 246 Swift Current Academy

**Demand Writing**

**School**

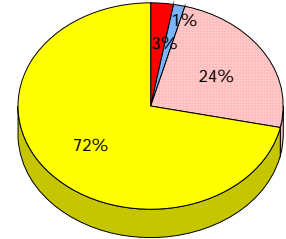
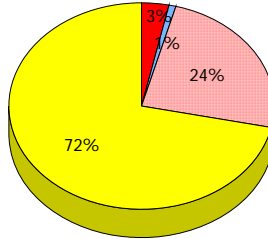
*School data with 5 or fewer students withheld for reasons of confidentiality.*

**District**

**Province**

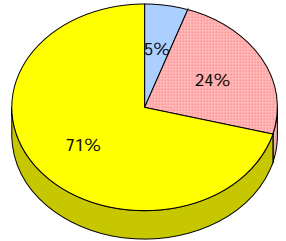
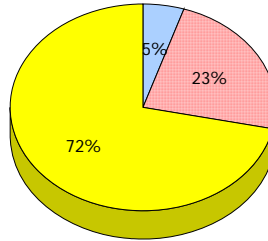
**2012**

Apr 30,  
2012 (5)



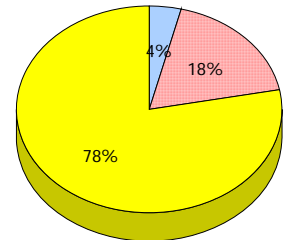
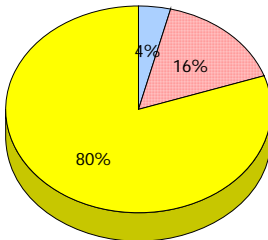
**2011**

AGR (2)



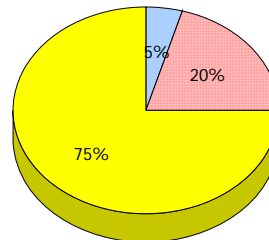
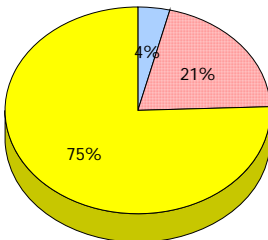
**2010**

AGR (5)



**2009**

AGR (10)



Exemption     
  Unknown     
  Not Yet Meeting (1 or 2)     
  Meeting or Exceeding (3,4,5)

\* In some cases, CRT numbers may exceed AGR numbers based on late enrolments. Pie chart is based on the number of students who wrote the CRT.

\* Mushuau Innu Natuashish School and Sheshatshiu Innu School are excluded from district and provincial results.

\* Reading score is composite of Non Fiction and Poet. Source: Division of Evaluation and Research, Department of Education

District 4 - Eastern

School #: 246 Swift Current Academy

**School**

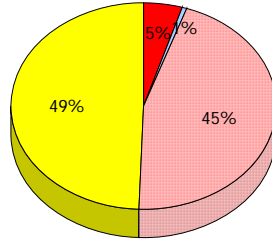
*School data with 5 or fewer students  
withheld for reasons of confidentiality.*

**2012**

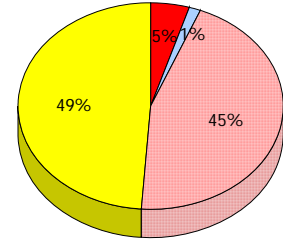
Apr 30,  
2012 (5)

**Reading**

**District**

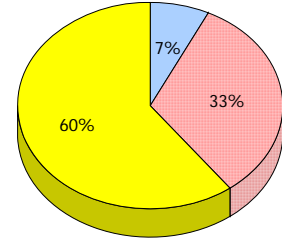
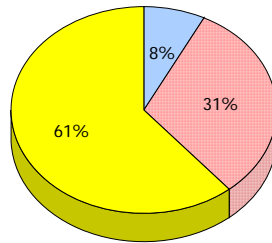


**Province**



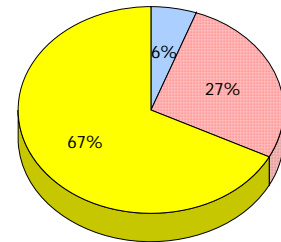
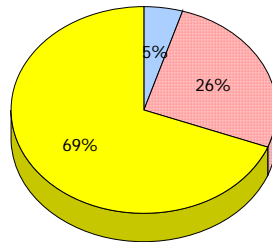
**2011**

AGR (2)



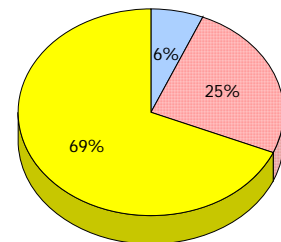
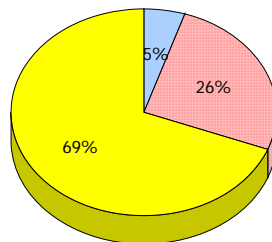
**2010**

AGR (5)



**2009**

AGR (10)



■ Exemption    
 ■ Unknown    
 ■ Not Yet Meeting (1 or 2)    
 ■ Meeting or Exceeding (3,4,5)

\* In some cases, CRT numbers may exceed AGR numbers based on late enrolments. Pie chart is based on the number of students who wrote the CRT.

\* Mushuau Innu Natuashish School and Sheshatshiu Innu School are excluded from district and provincial results.

\* Reading score is composite of Non Fiction and Poet. Source: Division of Evaluation and Research, Department of Education

District 4 - Eastern

School #: 246    Swift Current Academy

***Demand Writing***

*Percentage of students at level 3 or above (2009 - 2012)*

*School data with 5 or fewer students withheld for reasons of confidentiality.*



***Reading***

*Percentage of students at level 3 or above (2009 - 2012)*

*School data with 5 or fewer students withheld for reasons of confidentiality.*



\* In some cases, CRT numbers may exceed AGR numbers based on late enrolments. Pie chart is based on the number of students who wrote the CRT.

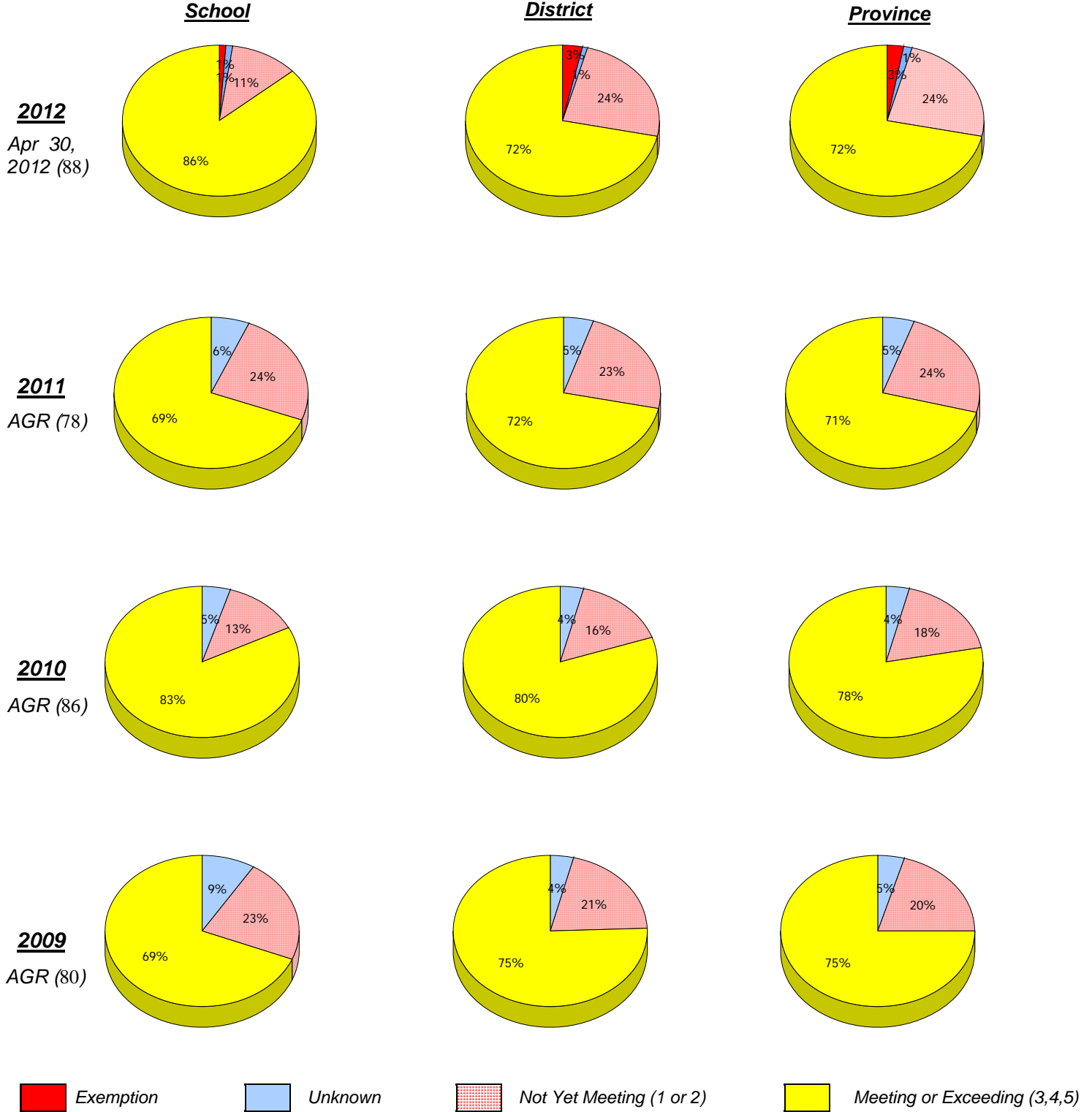
\* Mushuau Innu Natuashish School and Sheshatshiu Innu School are excluded from district and provincial results.

\* Reading score is composite of Non Fiction and Poet. Source: Division of Evaluation and Research, Department of Education

District 4 - Eastern

School #: 248 Amalgamated Academy

***Demand Writing***



\* In some cases, CRT numbers may exceed AGR numbers based on late enrolments. Pie chart is based on the number of students who wrote the CRT.

\* Mushuau Innu Natuashish School and Sheshatshiu Innu School are excluded from district and provincial results.

\* Reading score is composite of Non Fiction and Poet. Source: Division of Evaluation and Research, Department of Education

District 4 - Eastern

School #: 248 Amalgamated Academy

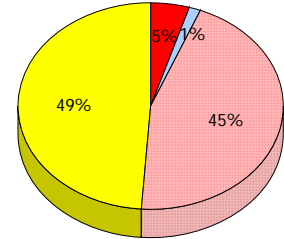
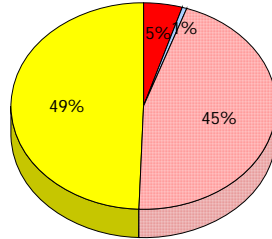
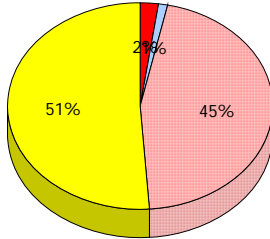
**Reading**

**School**

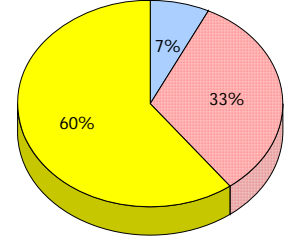
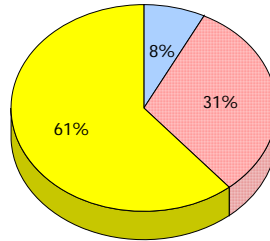
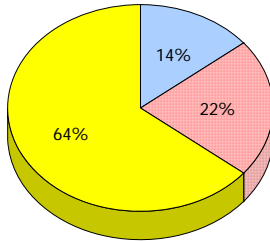
**District**

**Province**

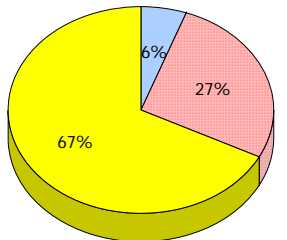
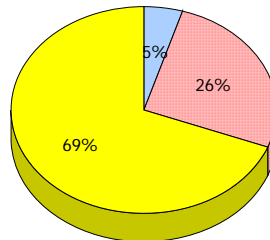
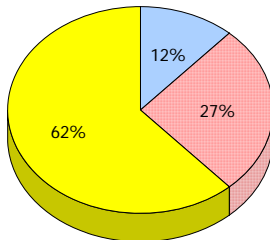
**2012**  
Apr 30,  
2012 (88)



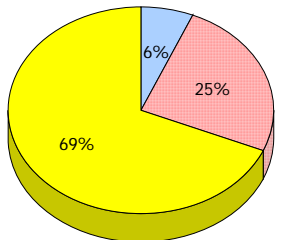
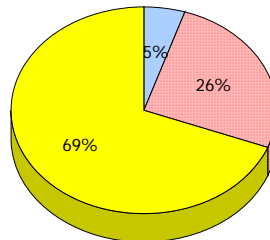
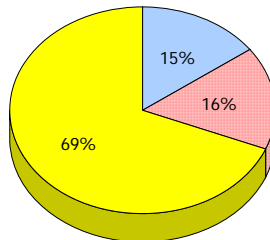
**2011**  
AGR (78)



**2010**  
AGR (86)



**2009**  
AGR (80)



■ Exemption    
 ■ Unknown    
 ■ Not Yet Meeting (1 or 2)    
 ■ Meeting or Exceeding (3,4,5)

\* In some cases, CRT numbers may exceed AGR numbers based on late enrolments. Pie chart is based on the number of students who wrote the CRT.

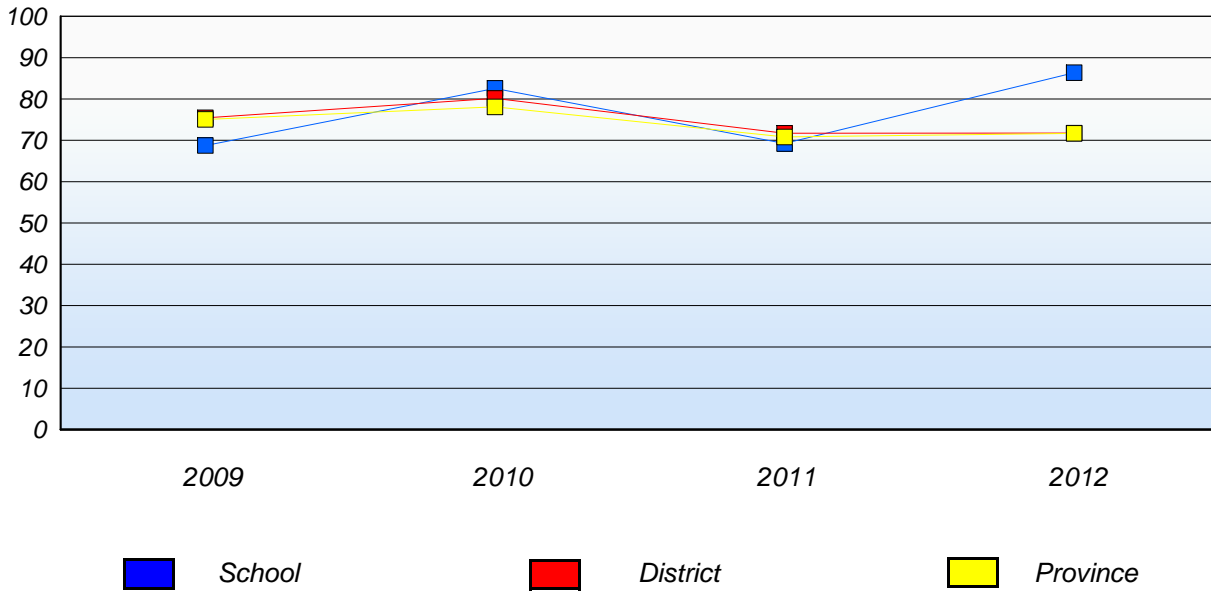
\* Mushuau Innu Natuashish School and Sheshatshiu Innu School are excluded from district and provincial results.

\* Reading score is composite of Non Fiction and Poet. Source: Division of Evaluation and Research, Department of Education

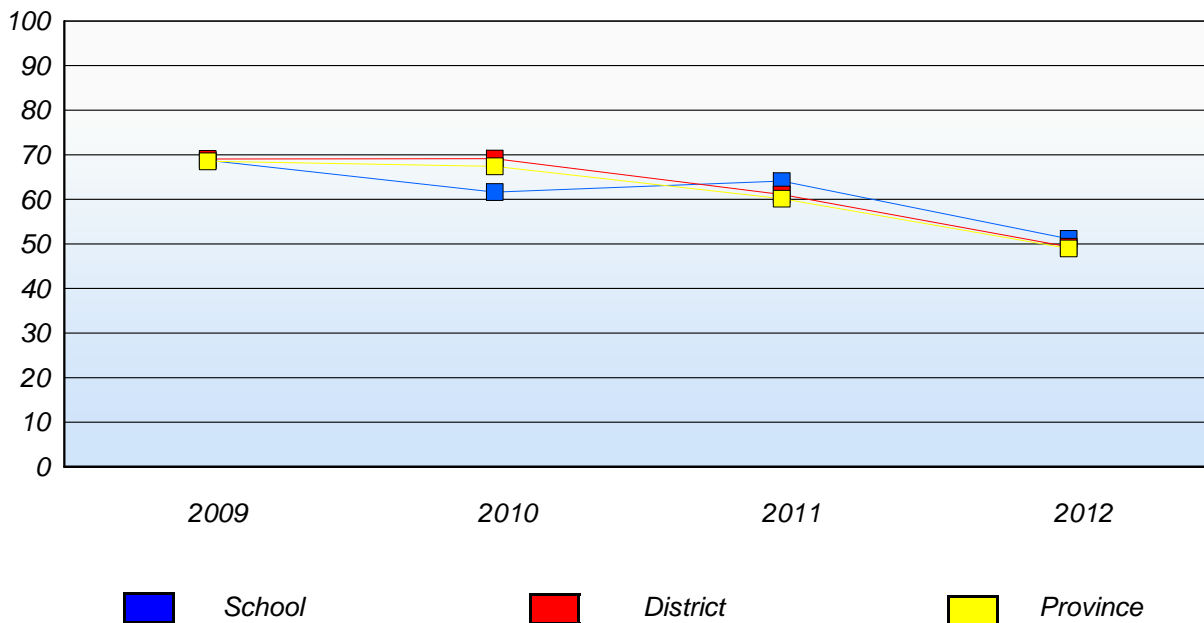
District 4 - Eastern

School #: 248 Amalgamated Academy

**Demand Writing**  
Percentage of students at level 3 or above (2009 - 2012)



**Reading**  
Percentage of students at level 3 or above (2009 - 2012)



\* In some cases, CRT numbers may exceed AGR numbers based on late enrolments. Pie chart is based on the number of students who wrote the CRT.

\* Mushuau Innu Natuashish School and Sheshatshiu Innu School are excluded from district and provincial results.

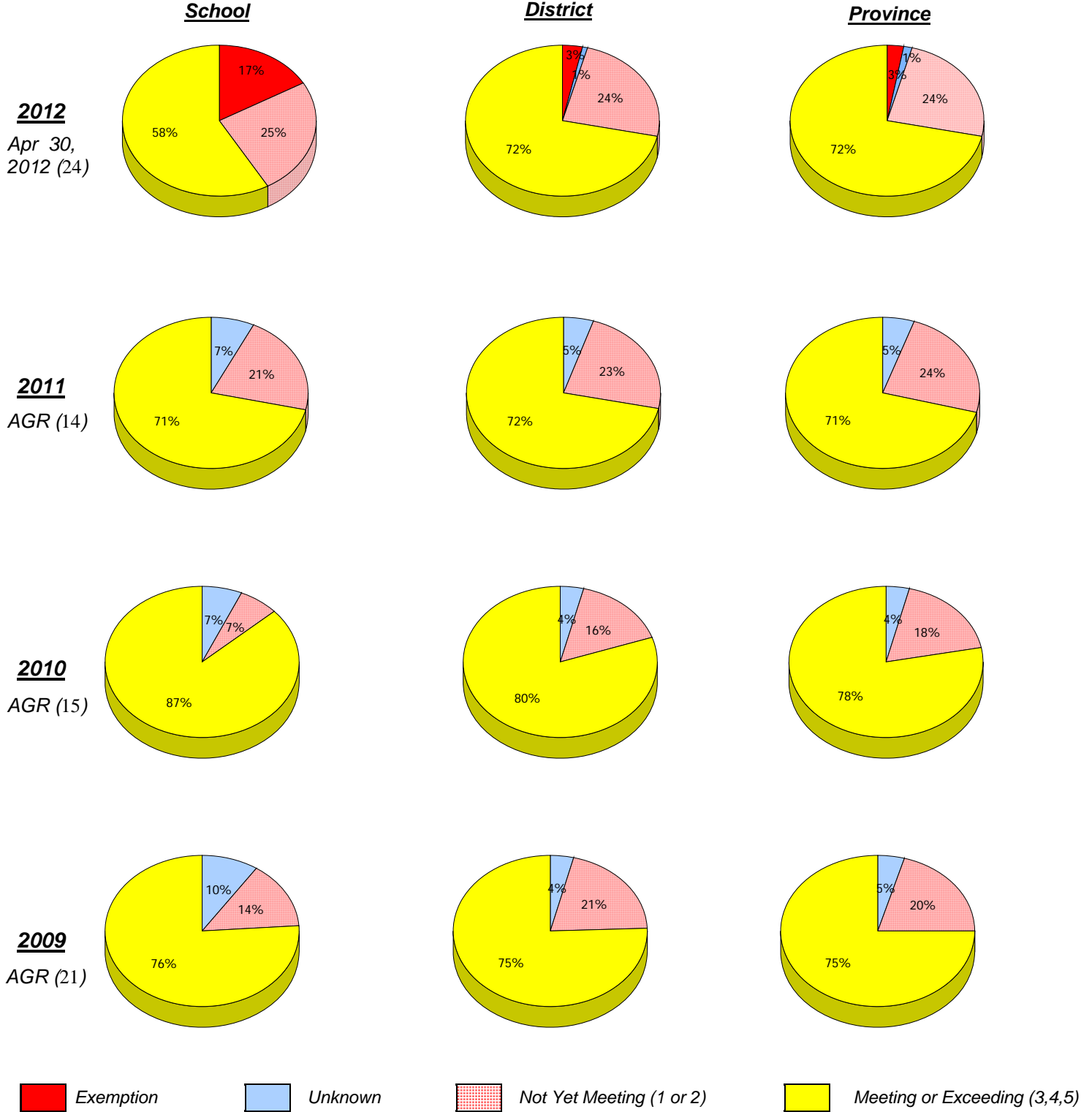
\* Reading score is composite of Non Fiction and Poet. Source: Division of Evaluation and Research, Department of Education



District 4 - Eastern

School #: 258 Holy Family Elementary

***Demand Writing***



\* In some cases, CRT numbers may exceed AGR numbers based on late enrolments. Pie chart is based on the number of students who wrote the CRT.

\* Mushuau Innu Natuashish School and Sheshatshiu Innu School are excluded from district and provincial results.

\* Reading score is composite of Non Fiction and Poet. Source: Division of Evaluation and Research, Department of Education

District 4 - Eastern

School #: 258 Holy Family Elementary

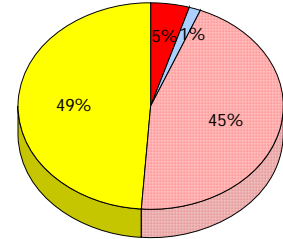
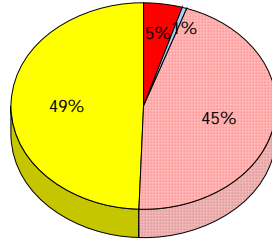
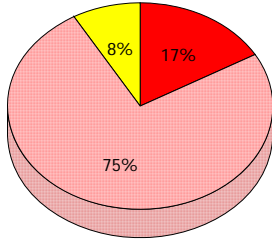
**Reading**

**School**

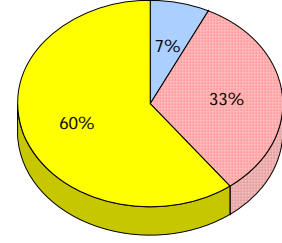
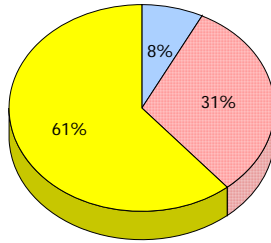
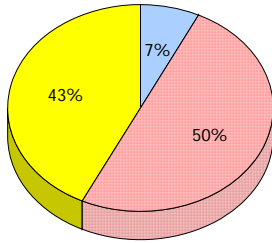
**District**

**Province**

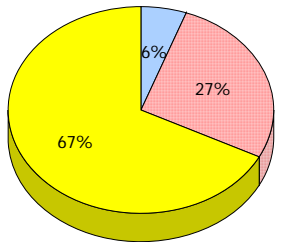
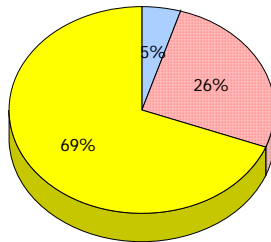
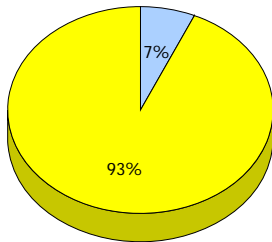
**2012**  
Apr 30,  
2012 (24)



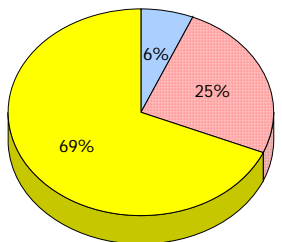
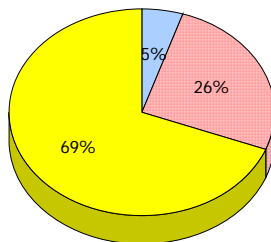
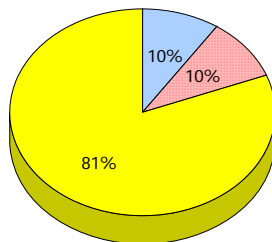
**2011**  
AGR (14)



**2010**  
AGR (15)



**2009**  
AGR (21)



■ Exemption    
 ■ Unknown    
 ■ Not Yet Meeting (1 or 2)    
 ■ Meeting or Exceeding (3,4,5)

\* In some cases, CRT numbers may exceed AGR numbers based on late enrolments. Pie chart is based on the number of students who wrote the CRT.

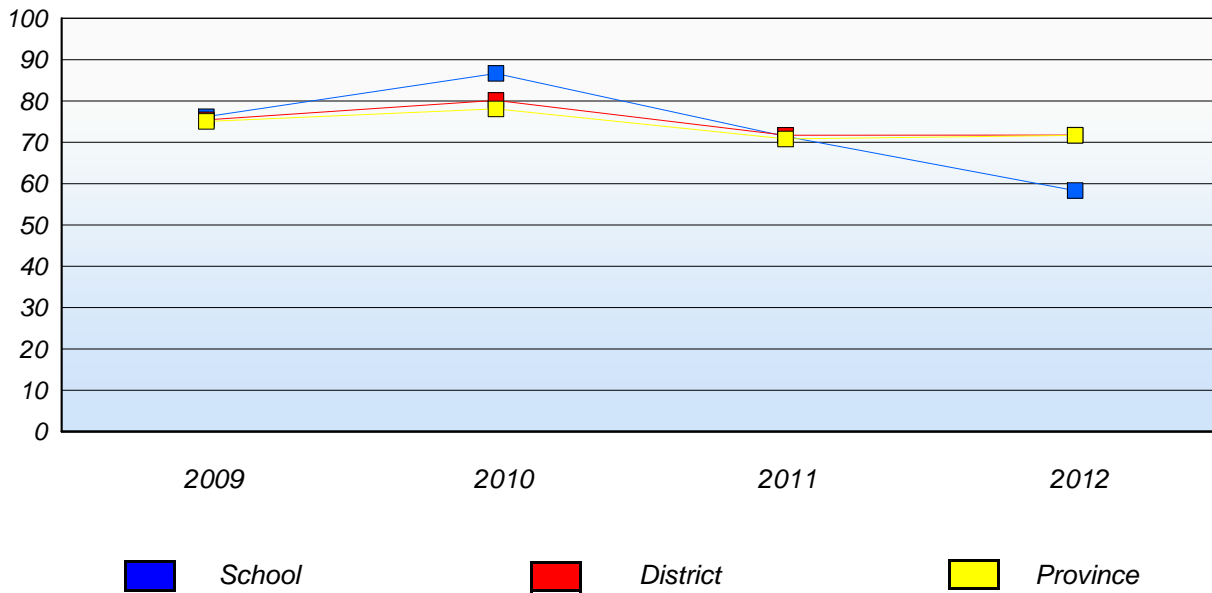
\* Mushuau Innu Natuashish School and Sheshatshiu Innu School are excluded from district and provincial results.

\* Reading score is composite of Non Fiction and Poet. Source: Division of Evaluation and Research, Department of Education

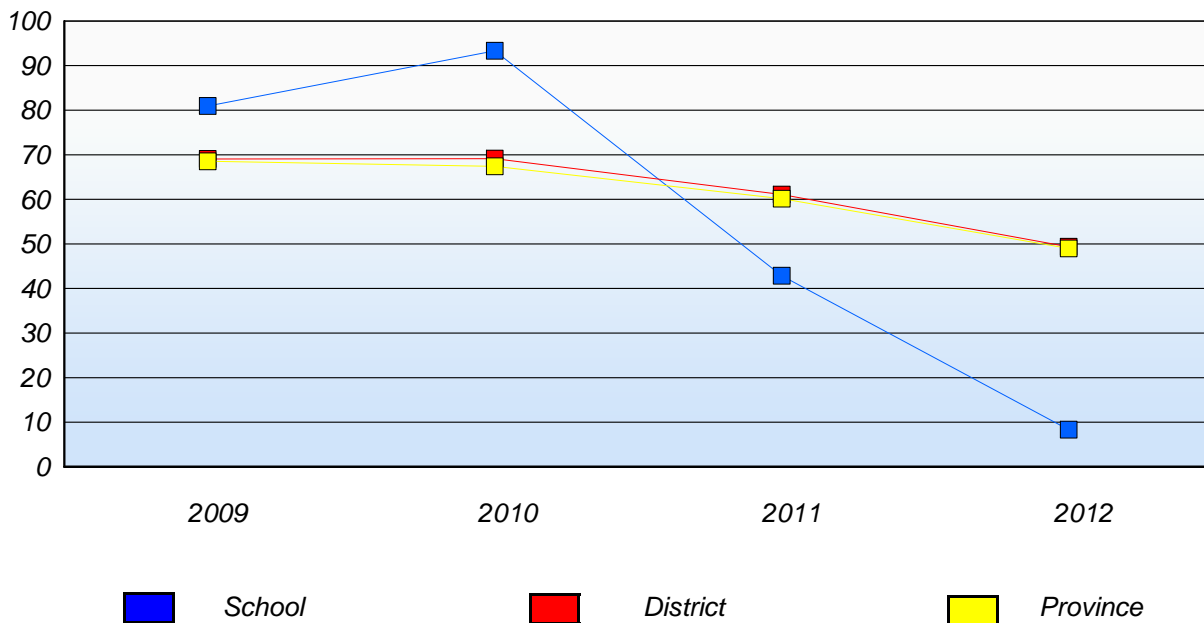
District 4 - Eastern

School #: 258 Holy Family Elementary

**Demand Writing**  
Percentage of students at level 3 or above (2009 - 2012)



**Reading**  
Percentage of students at level 3 or above (2009 - 2012)



\* In some cases, CRT numbers may exceed AGR numbers based on late enrolments. Pie chart is based on the number of students who wrote the CRT.

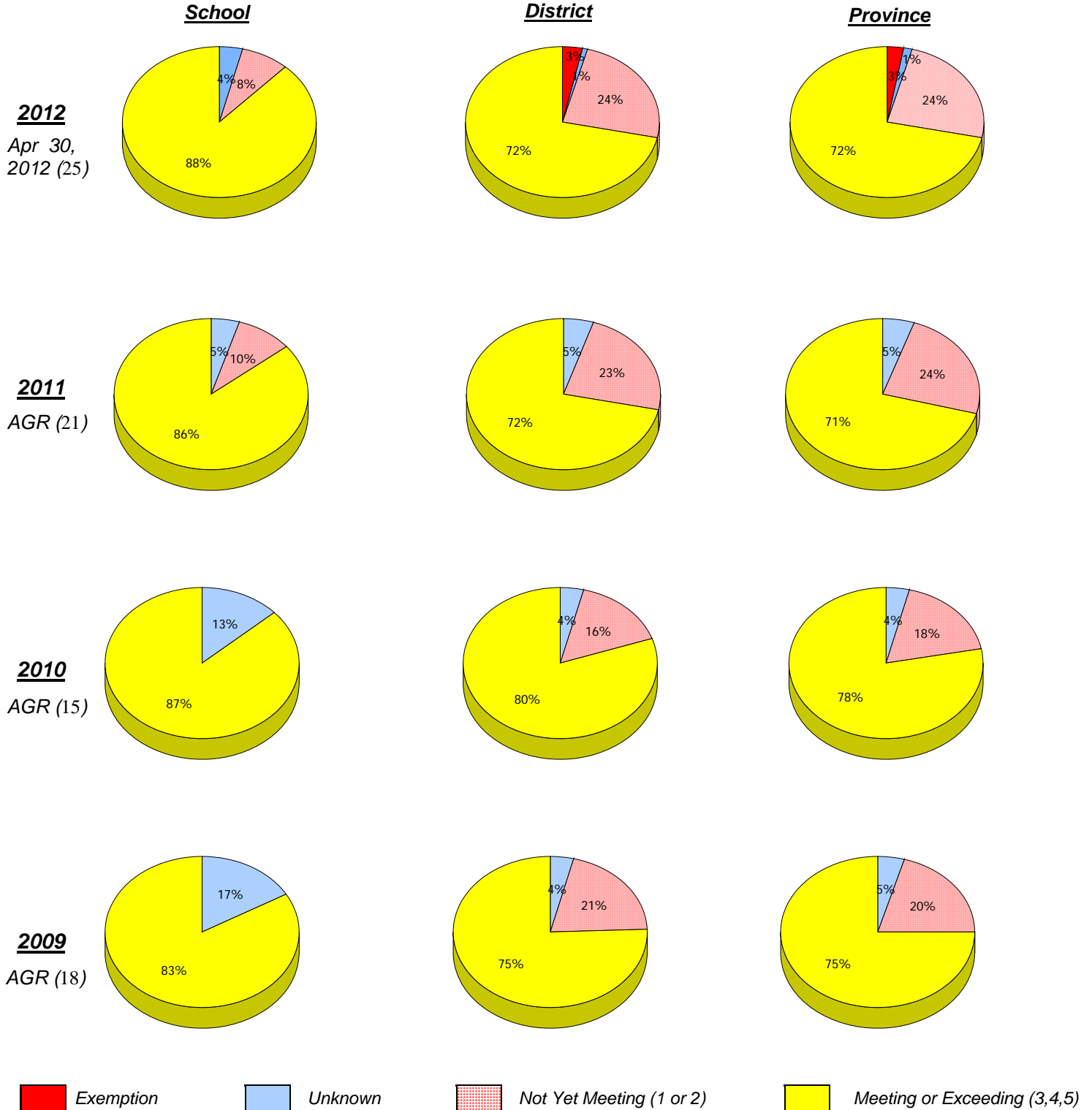
\* Mushuau Innu Natuashish School and Sheshatshiu Innu School are excluded from district and provincial results.

\* Reading score is composite of Non Fiction and Poet. Source: Division of Evaluation and Research, Department of Education

**District 4 - Eastern**

School #: 260 Immaculate Conception Elementary

***Demand Writing***



\* In some cases, CRT numbers may exceed AGR numbers based on late enrolments. Pie chart is based on the number of students who wrote the CRT.

\* Mushuau Innu Natuashish School and Sheshatshiu Innu School are excluded from district and provincial results.

\* Reading score is composite of Non Fiction and Poet. Source: Division of Evaluation and Research, Department of Education

District 4 - Eastern

School #: 260 Immaculate Conception Elementary

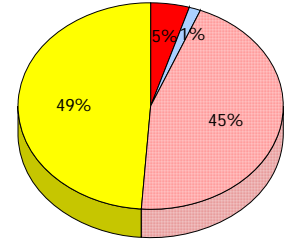
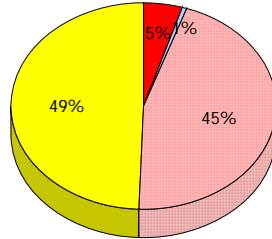
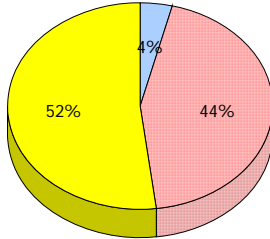
**Reading**

**School**

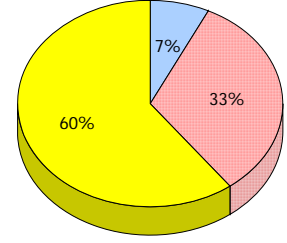
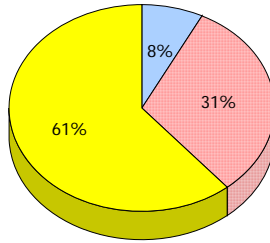
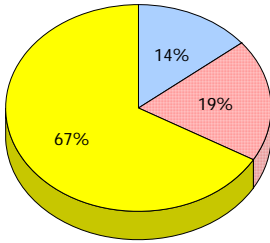
**District**

**Province**

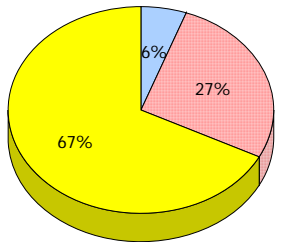
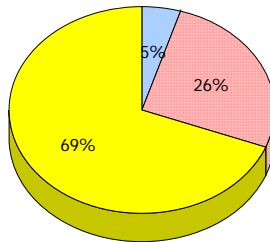
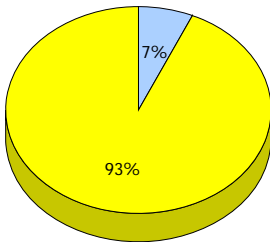
**2012**  
Apr 30,  
2012 (25)



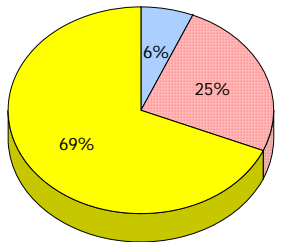
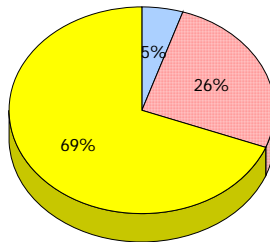
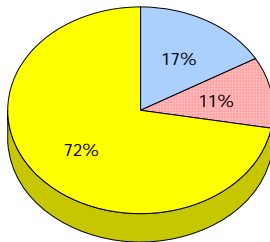
**2011**  
AGR (21)



**2010**  
AGR (15)



**2009**  
AGR (18)



■ Exemption    
 ■ Unknown    
 ■ Not Yet Meeting (1 or 2)    
 ■ Meeting or Exceeding (3,4,5)

\* In some cases, CRT numbers may exceed AGR numbers based on late enrolments. Pie chart is based on the number of students who wrote the CRT.

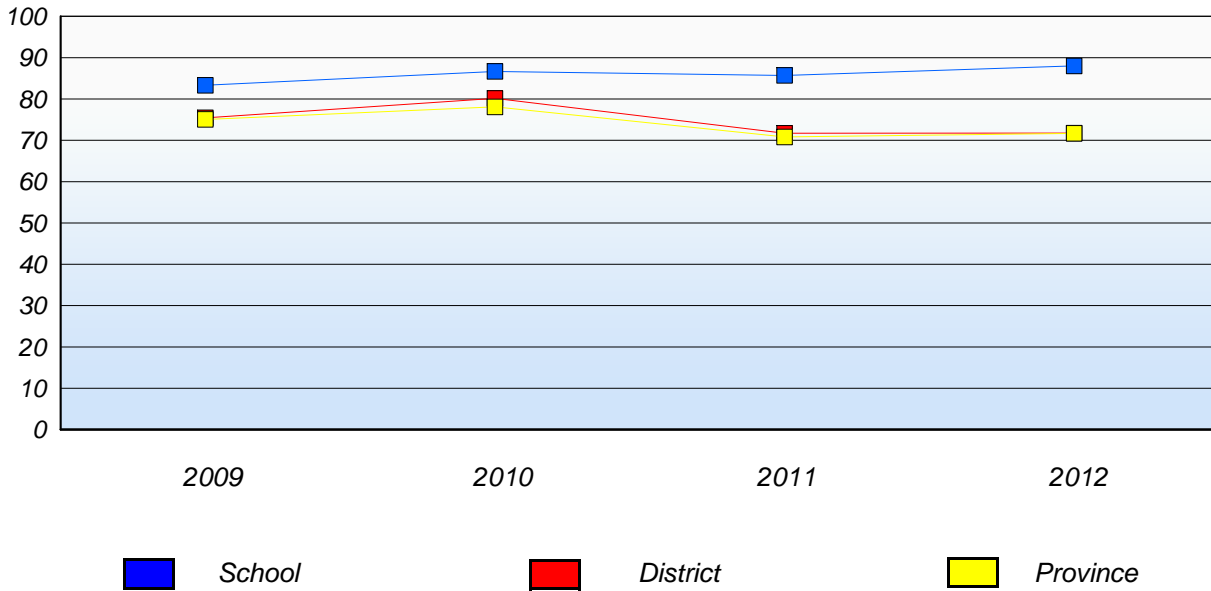
\* Mushuau Innu Natuashish School and Sheshatshiu Innu School are excluded from district and provincial results.

\* Reading score is composite of Non Fiction and Poet. Source: Division of Evaluation and Research, Department of Education

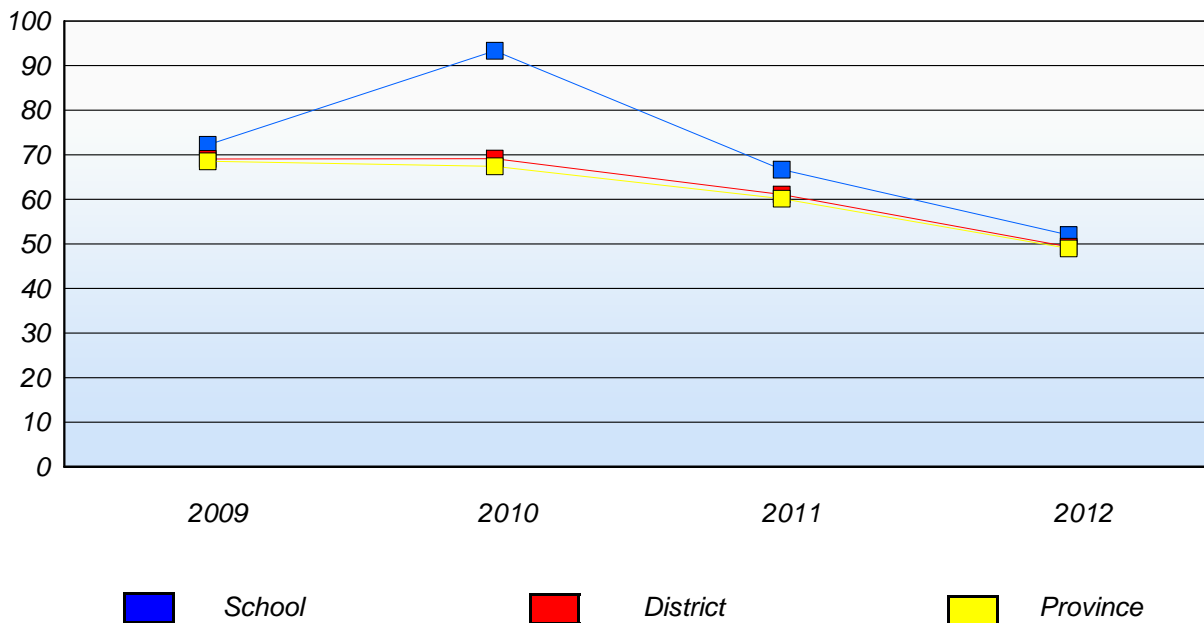
District 4 - Eastern

School #: 260 Immaculate Conception Elementary

**Demand Writing**  
Percentage of students at level 3 or above (2009 - 2012)



**Reading**  
Percentage of students at level 3 or above (2009 - 2012)



\* In some cases, CRT numbers may exceed AGR numbers based on late enrolments. Pie chart is based on the number of students who wrote the CRT.

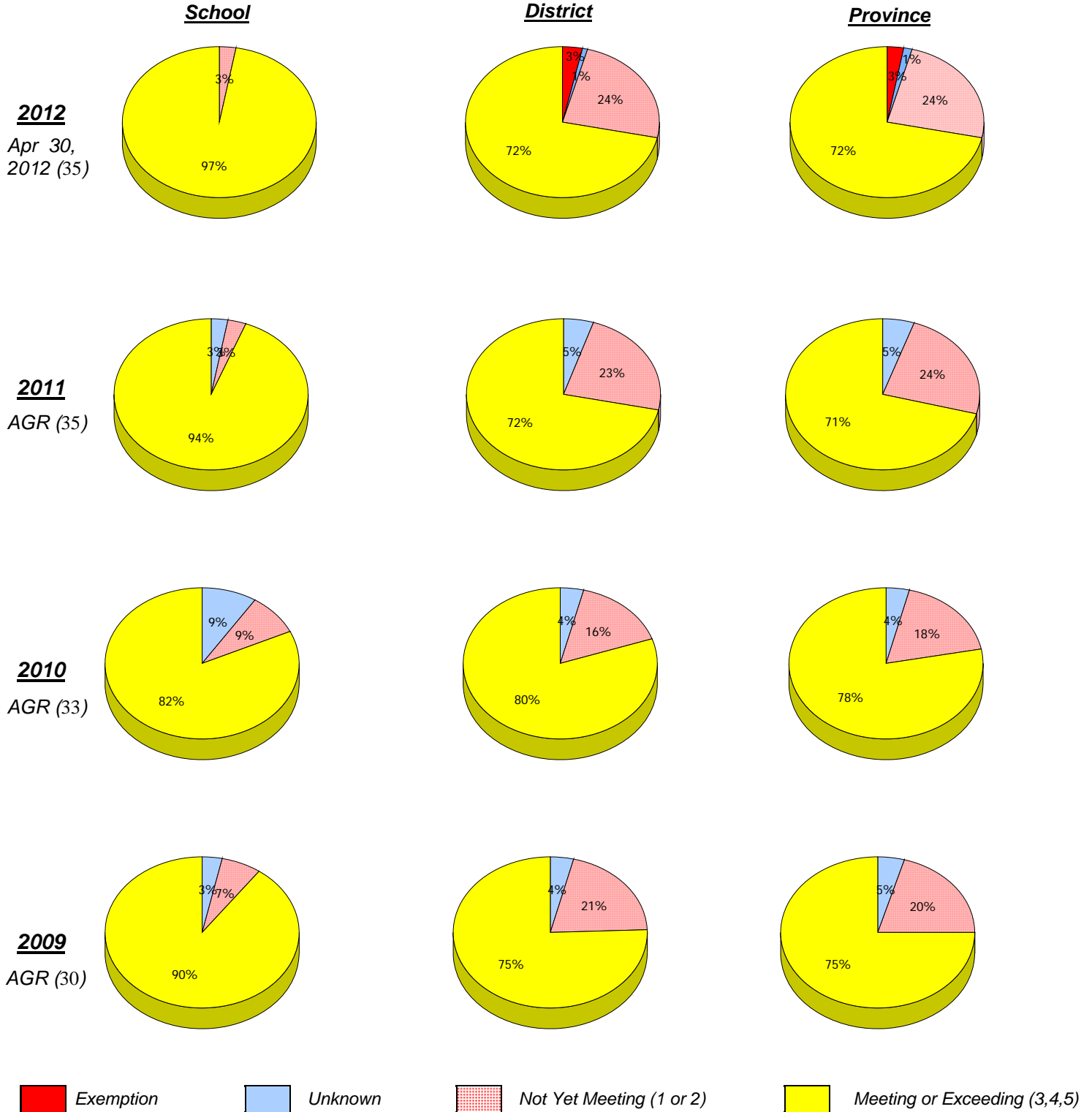
\* Mushuau Innu Natuashish School and Sheshatshiu Innu School are excluded from district and provincial results.

\* Reading score is composite of Non Fiction and Poet. Source: Division of Evaluation and Research, Department of Education

District 4 - Eastern

School #: 262 Woodland Elementary

**Demand Writing**



\* In some cases, CRT numbers may exceed AGR numbers based on late enrolments. Pie chart is based on the number of students who wrote the CRT.

\* Mushuau Innu Natuashish School and Sheshatshiu Innu School are excluded from district and provincial results.

\* Reading score is composite of Non Fiction and Poet. Source: Division of Evaluation and Research, Department of Education

District 4 - Eastern

School #: 262 Woodland Elementary

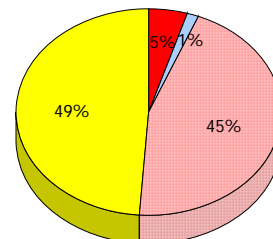
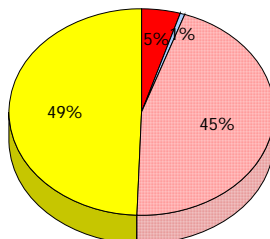
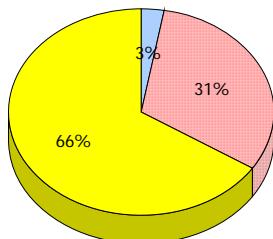
**Reading**

**School**

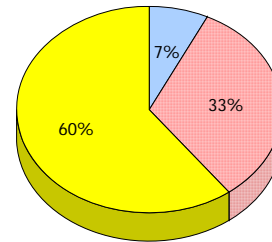
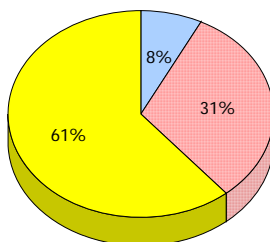
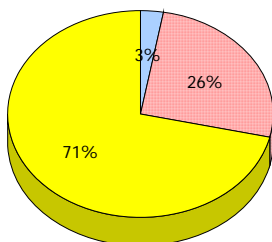
**District**

**Province**

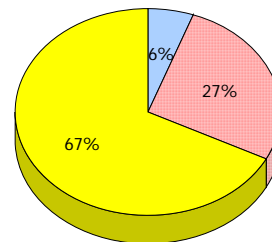
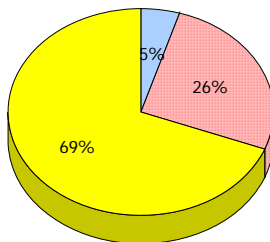
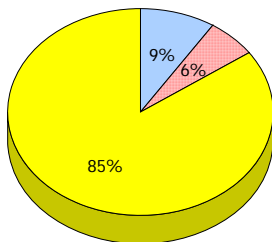
**2012**  
Apr 30,  
2012 (35)



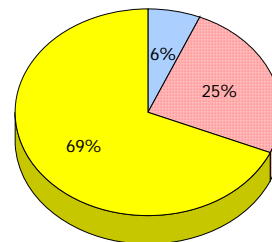
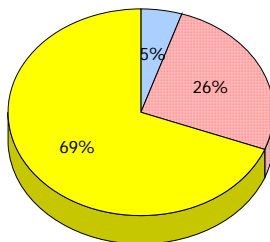
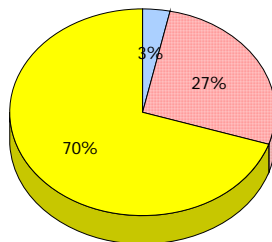
**2011**  
AGR (35)



**2010**  
AGR (33)



**2009**  
AGR (30)



■ Exemption    
 ■ Unknown    
 ■ Not Yet Meeting (1 or 2)    
 ■ Meeting or Exceeding (3,4,5)

\* In some cases, CRT numbers may exceed AGR numbers based on late enrolments. Pie chart is based on the number of students who wrote the CRT.

\* Mushuau Innu Natuashish School and Sheshatshiu Innu School are excluded from district and provincial results.

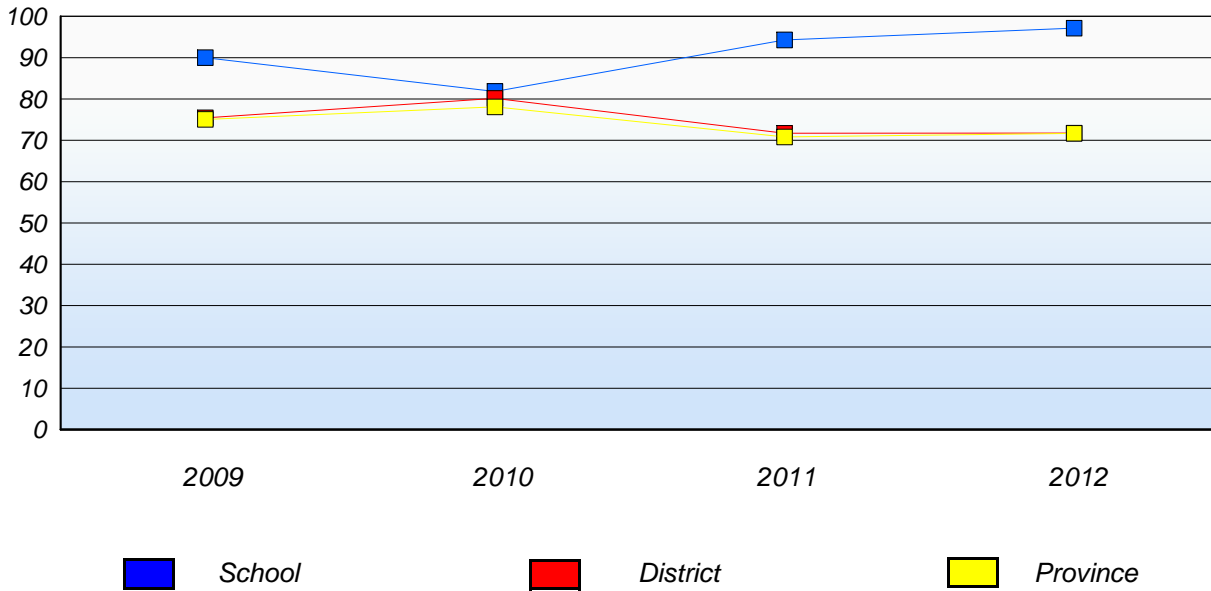
\* Reading score is composite of Non Fiction and Poet. Source: Division of Evaluation and Research, Department of Education



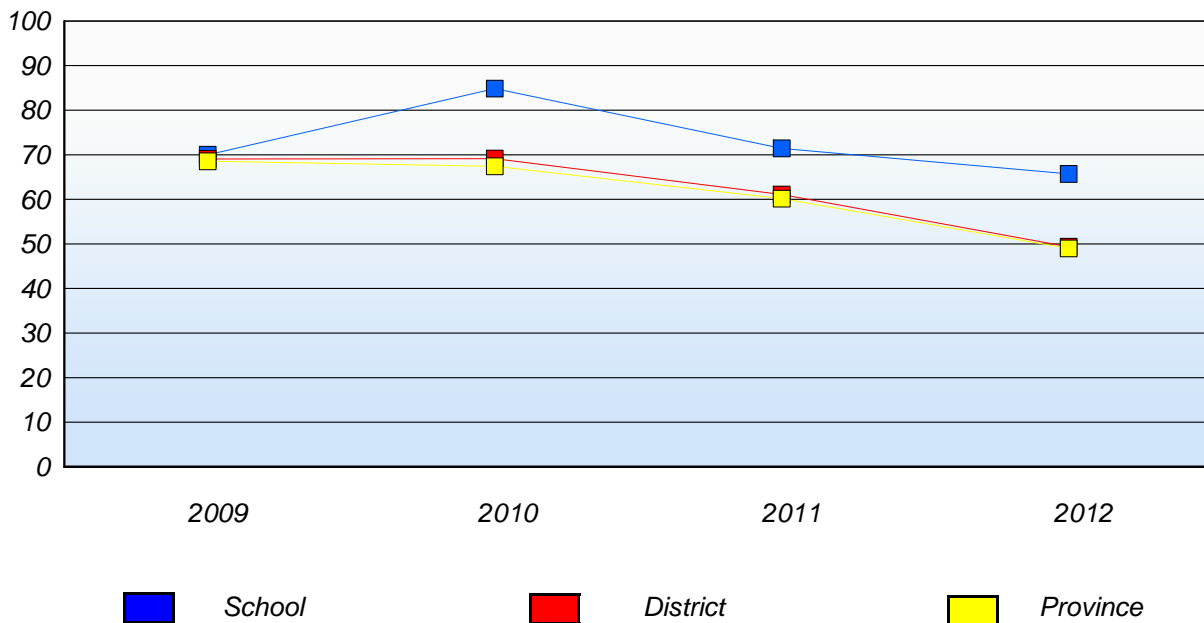
District 4 - Eastern

School #: 262 Woodland Elementary

**Demand Writing**  
Percentage of students at level 3 or above (2009 - 2012)



**Reading**  
Percentage of students at level 3 or above (2009 - 2012)



\* In some cases, CRT numbers may exceed AGR numbers based on late enrolments. Pie chart is based on the number of students who wrote the CRT.

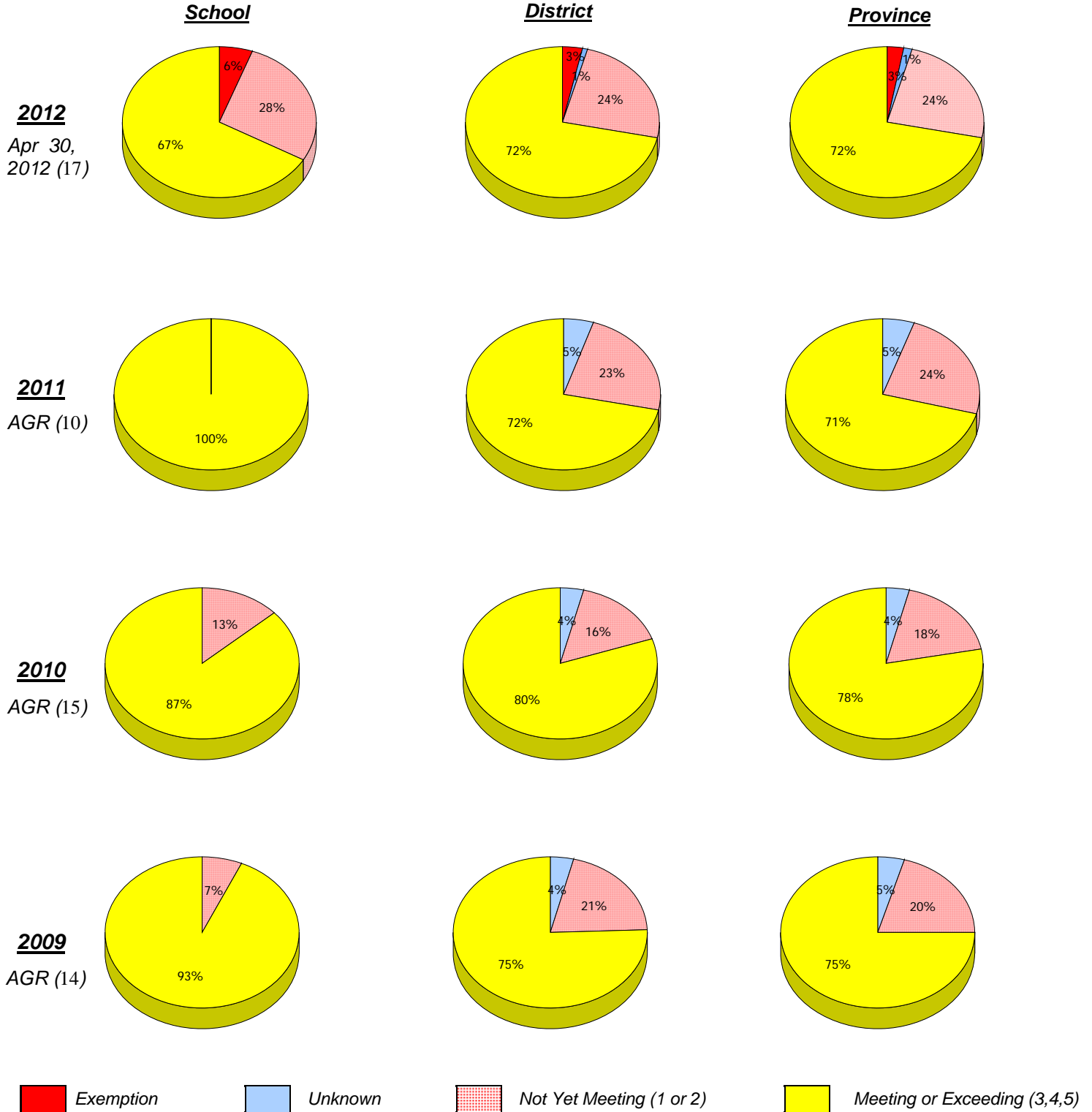
\* Mushuau Innu Natuashish School and Sheshatshiu Innu School are excluded from district and provincial results.

\* Reading score is composite of Non Fiction and Poet. Source: Division of Evaluation and Research, Department of Education

District 4 - Eastern

School #: 265 Acreman Elementary

**Demand Writing**



\* In some cases, CRT numbers may exceed AGR numbers based on late enrolments. Pie chart is based on the number of students who wrote the CRT.

\* Mushuau Innu Natuashish School and Sheshatshiu Innu School are excluded from district and provincial results.

\* Reading score is composite of Non Fiction and Poet. Source: Division of Evaluation and Research, Department of Education

District 4 - Eastern

School #: 265 Acreman Elementary

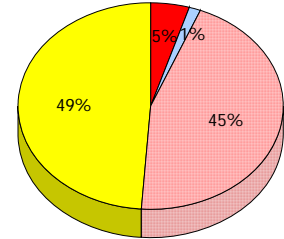
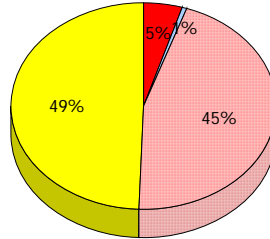
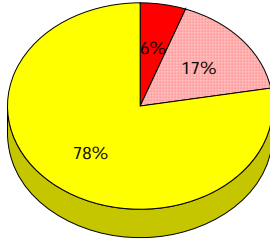
**Reading**

**School**

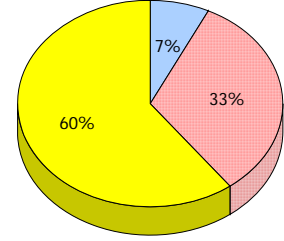
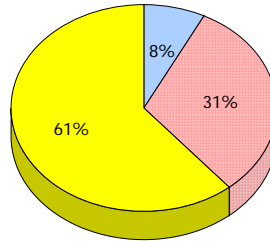
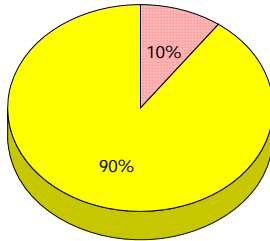
**District**

**Province**

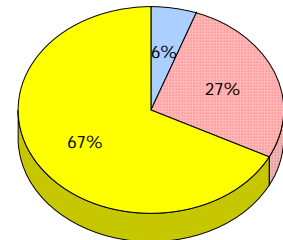
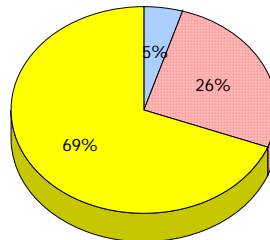
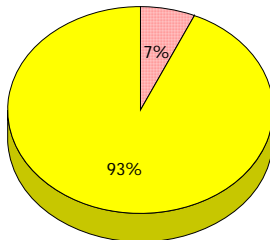
**2012**  
Apr 30,  
2012 (17)



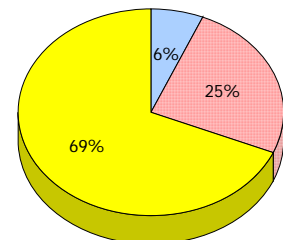
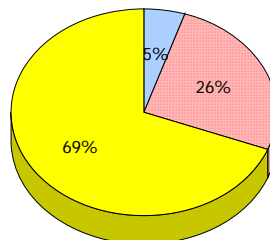
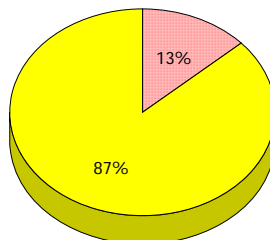
**2011**  
AGR (10)



**2010**  
AGR (15)



**2009**  
AGR (14)



■ Exemption    
 ■ Unknown    
 ■ Not Yet Meeting (1 or 2)    
 ■ Meeting or Exceeding (3,4,5)

\* In some cases, CRT numbers may exceed AGR numbers based on late enrolments. Pie chart is based on the number of students who wrote the CRT.

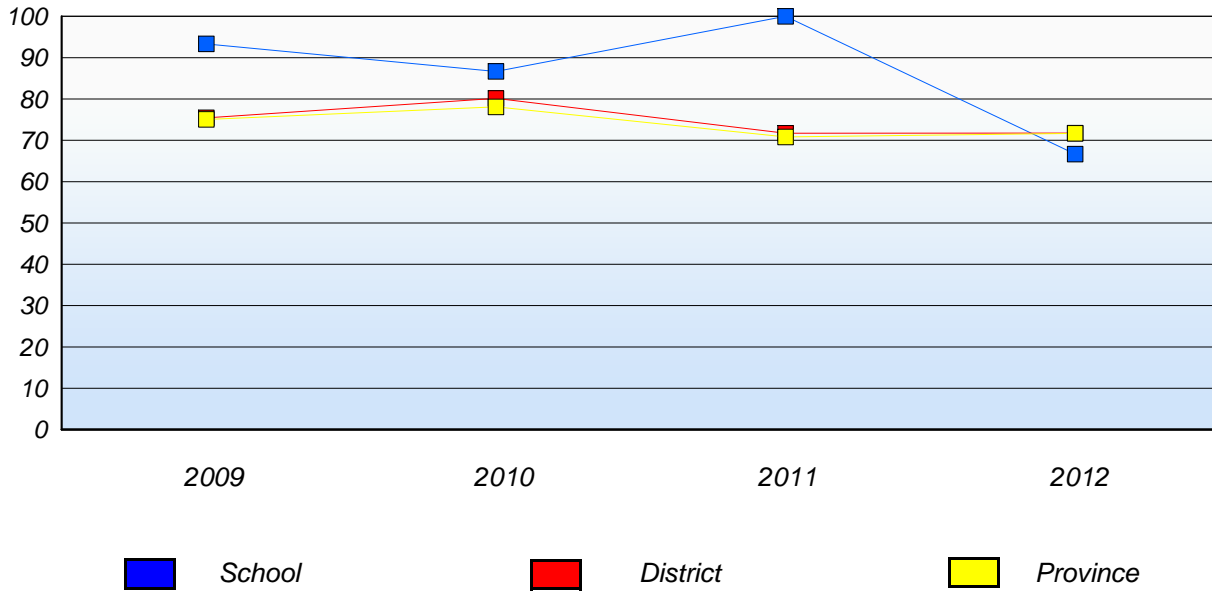
\* Mushuau Innu Natuashish School and Sheshatshiu Innu School are excluded from district and provincial results.

\* Reading score is composite of Non Fiction and Poet. Source: Division of Evaluation and Research, Department of Education

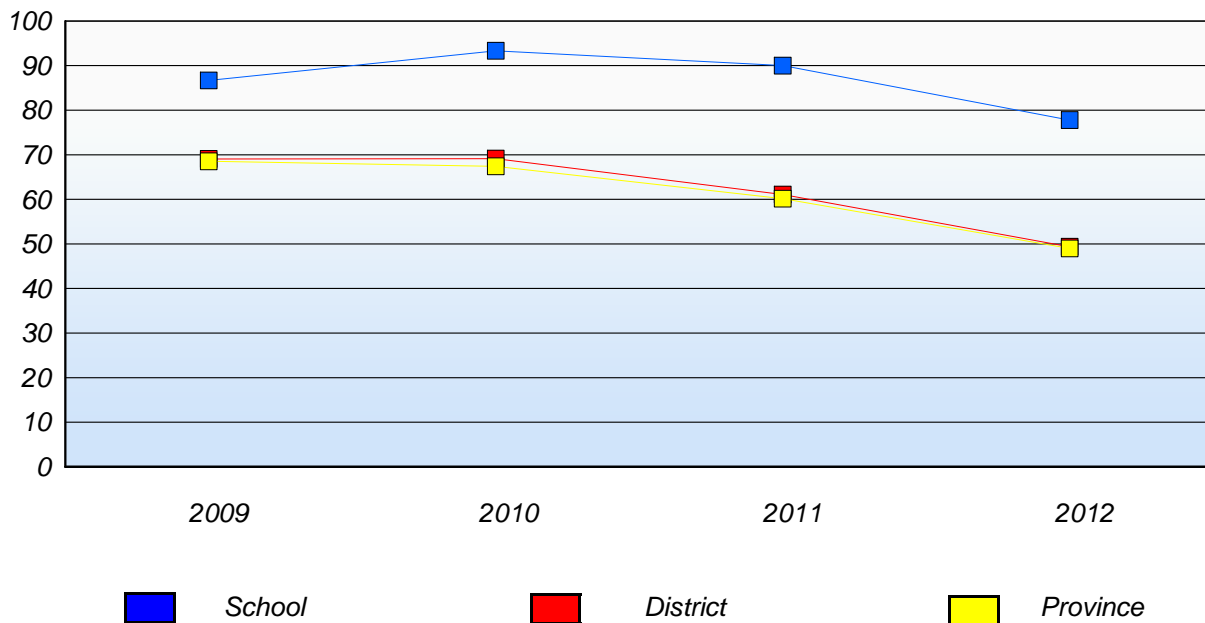
District 4 - Eastern

School #: 265    Acreman Elementary

**Demand Writing**  
Percentage of students at level 3 or above (2009 - 2012)



**Reading**  
Percentage of students at level 3 or above (2009 - 2012)



\* In some cases, CRT numbers may exceed AGR numbers based on late enrolments. Pie chart is based on the number of students who wrote the CRT.

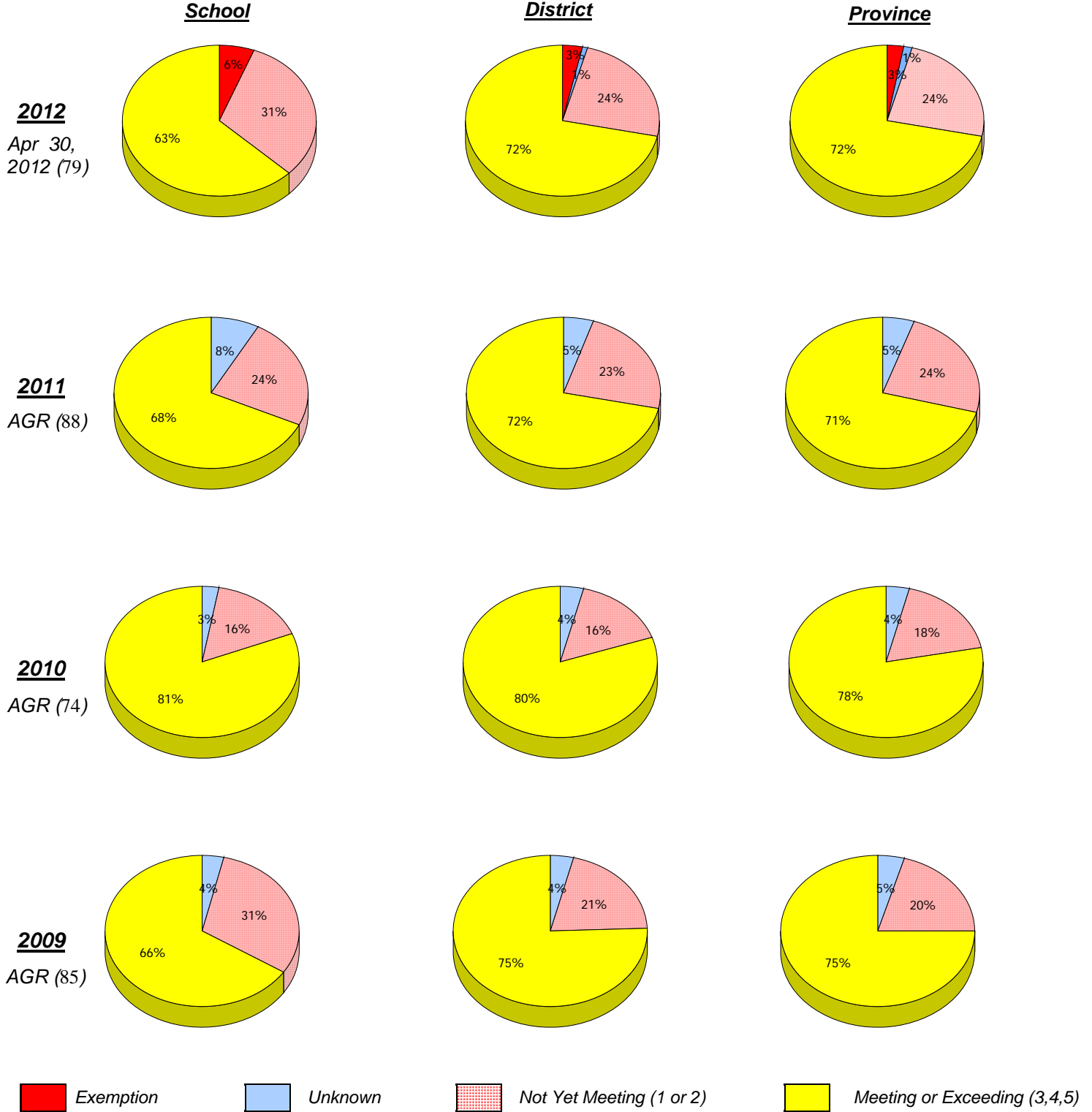
\* Mushuau Innu Natuashish School and Sheshatshiu Innu School are excluded from district and provincial results.

\* Reading score is composite of Non Fiction and Poet. Source: Division of Evaluation and Research, Department of Education

District 4 - Eastern

School #: 269 St. Francis School

***Demand Writing***



\* In some cases, CRT numbers may exceed AGR numbers based on late enrolments. Pie chart is based on the number of students who wrote the CRT.

\* Mushuau Innu Natuashish School and Sheshatshiu Innu School are excluded from district and provincial results.

\* Reading score is composite of Non Fiction and Poet. Source: Division of Evaluation and Research, Department of Education

District 4 - Eastern

School #: 269 St. Francis School

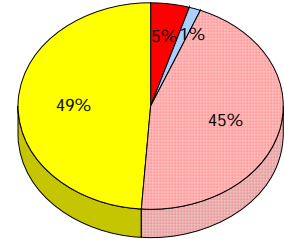
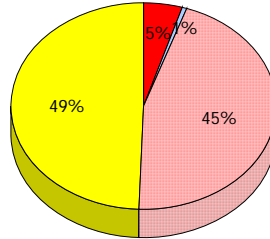
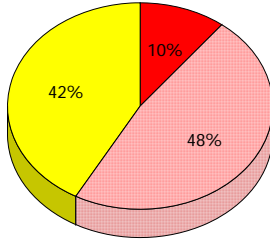
**Reading**

**School**

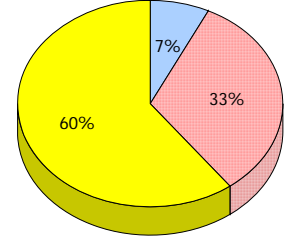
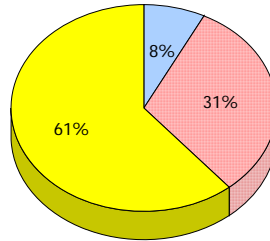
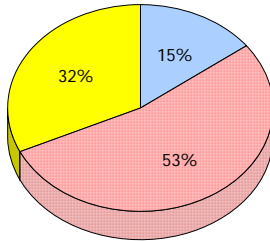
**District**

**Province**

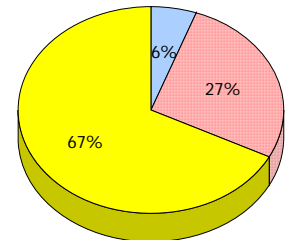
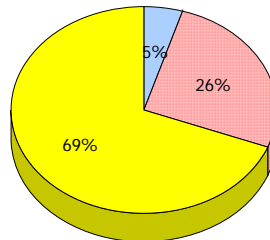
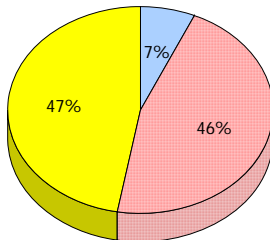
**2012**  
Apr 30,  
2012 (79)



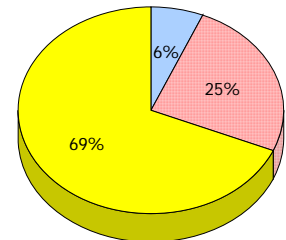
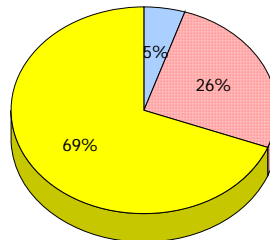
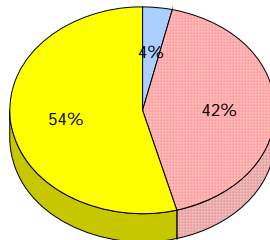
**2011**  
AGR (88)



**2010**  
AGR (74)



**2009**  
AGR (85)



■ Exemption    
 ■ Unknown    
 ■ Not Yet Meeting (1 or 2)    
 ■ Meeting or Exceeding (3,4,5)

\* In some cases, CRT numbers may exceed AGR numbers based on late enrolments. Pie chart is based on the number of students who wrote the CRT.

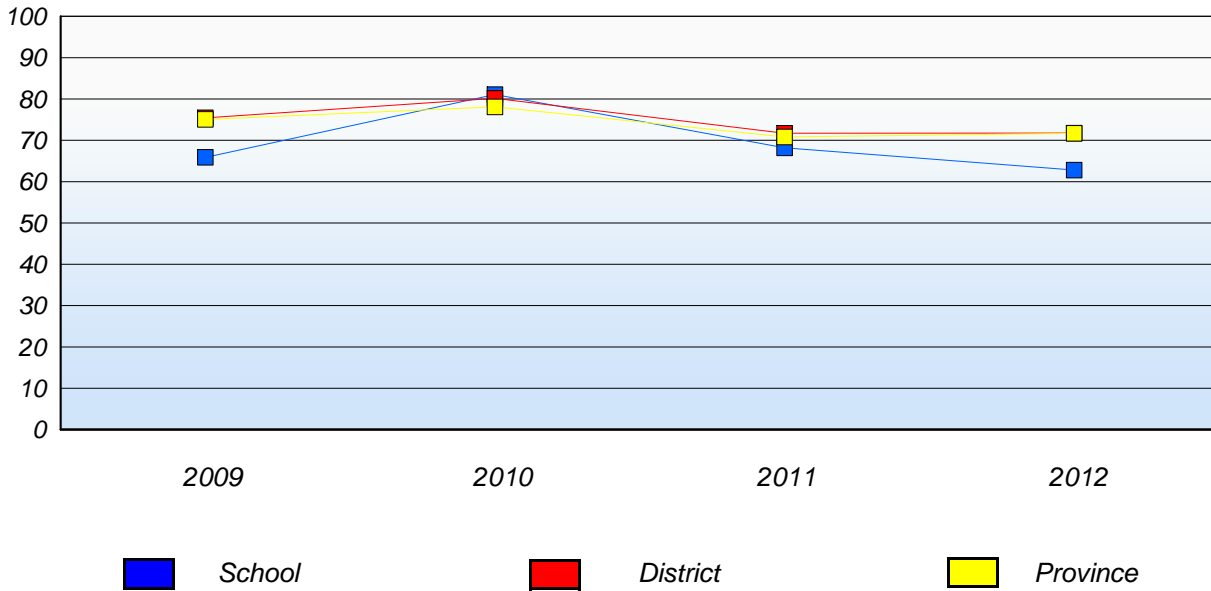
\* Mushuau Innu Natuashish School and Sheshatshiu Innu School are excluded from district and provincial results.

\* Reading score is composite of Non Fiction and Poet. Source: Division of Evaluation and Research, Department of Education

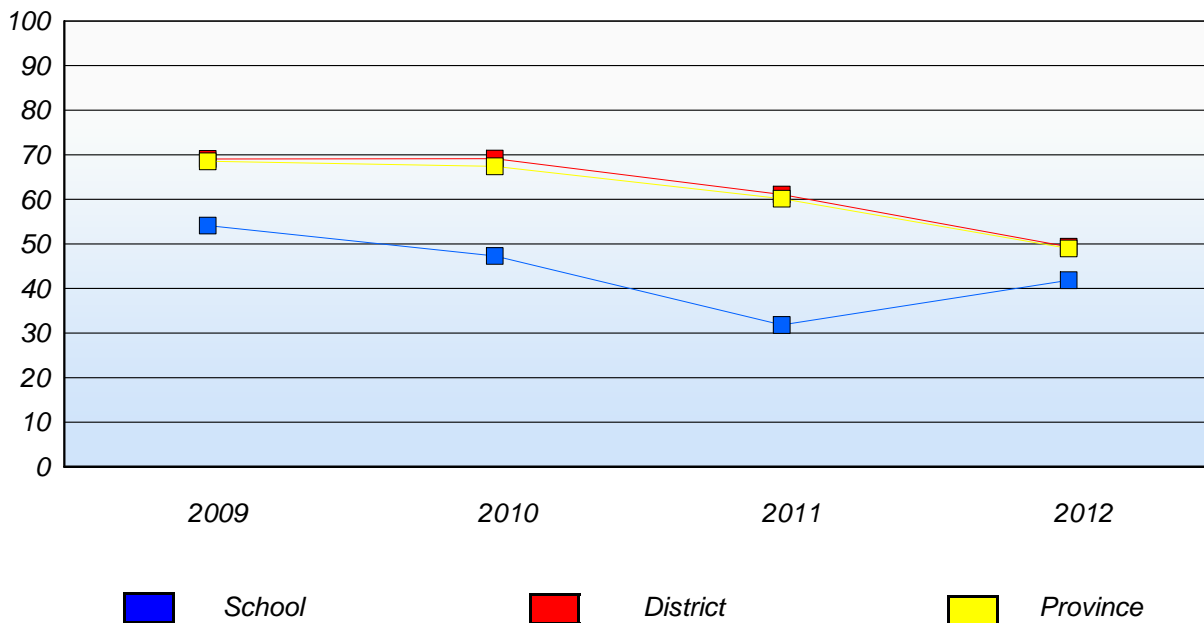
District 4 - Eastern

School #: 269 St. Francis School

**Demand Writing**  
Percentage of students at level 3 or above (2009 - 2012)



**Reading**  
Percentage of students at level 3 or above (2009 - 2012)



\* In some cases, CRT numbers may exceed AGR numbers based on late enrolments. Pie chart is based on the number of students who wrote the CRT.

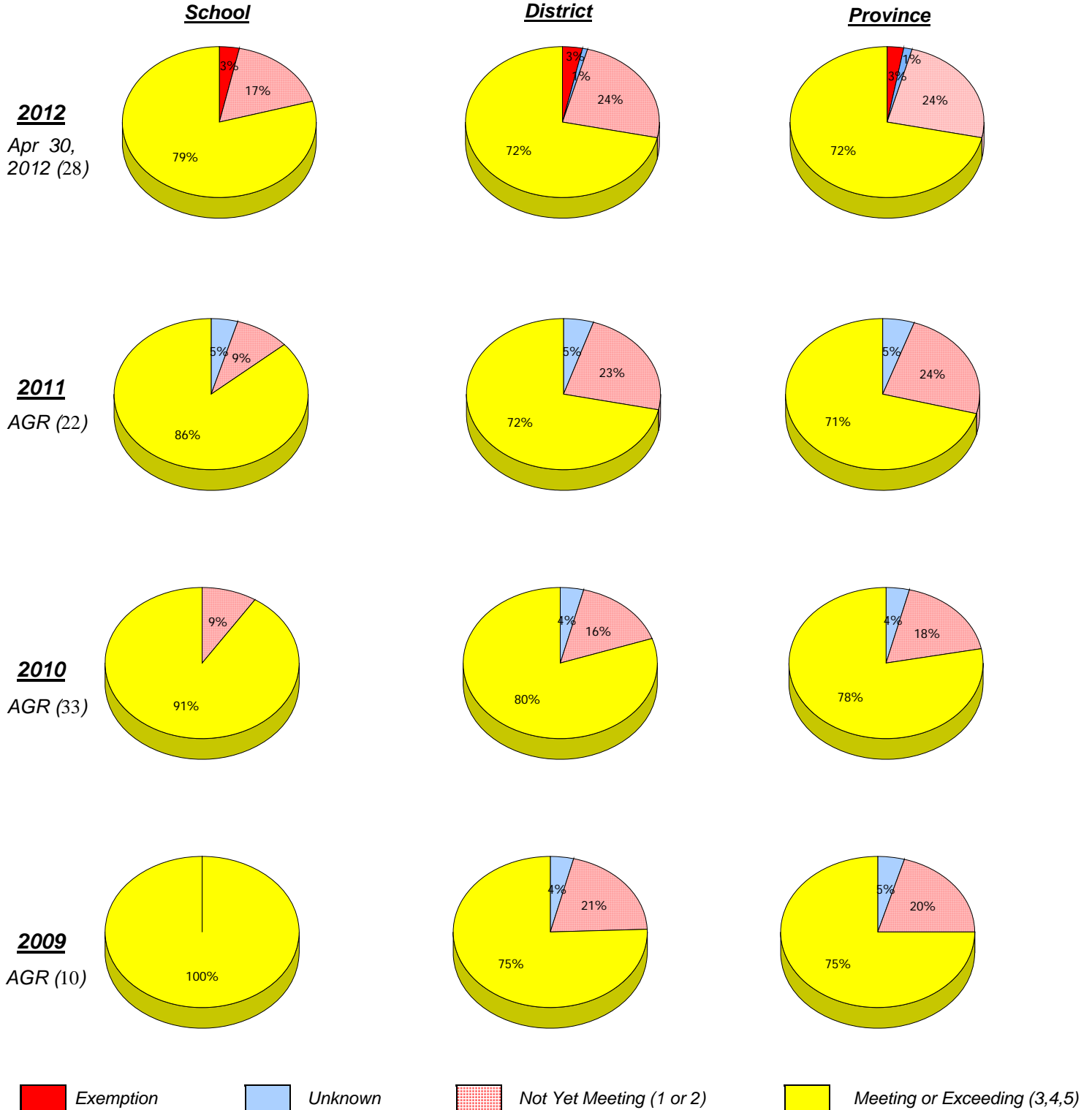
\* Mushuau Innu Natuashish School and Sheshatshiu Innu School are excluded from district and provincial results.

\* Reading score is composite of Non Fiction and Poet. Source: Division of Evaluation and Research, Department of Education

District 4 - Eastern

School #: 272 Holy Cross Elementary

**Demand Writing**



\* In some cases, CRT numbers may exceed AGR numbers based on late enrolments. Pie chart is based on the number of students who wrote the CRT.

\* Mushuau Innu Natuashish School and Sheshatshiu Innu School are excluded from district and provincial results.

\* Reading score is composite of Non Fiction and Poet. Source: Division of Evaluation and Research, Department of Education



**District 4 - Eastern**

School #: 272 Holy Cross Elementary

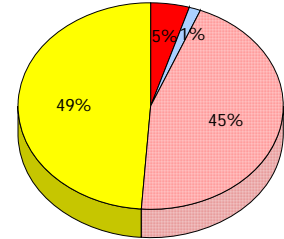
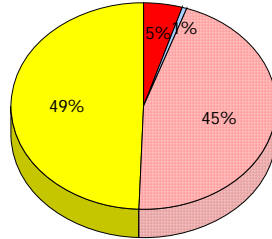
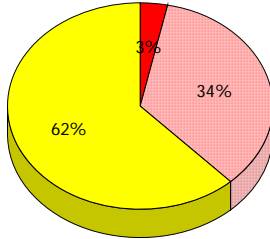
**Reading**

**School**

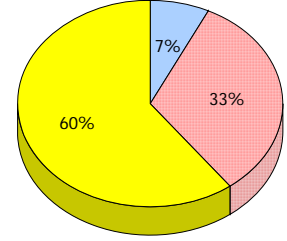
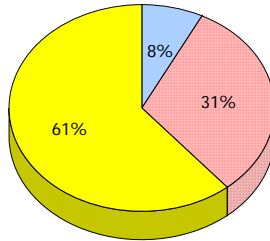
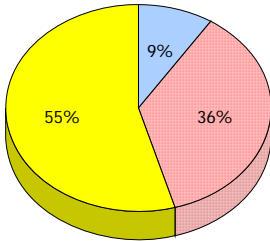
**District**

**Province**

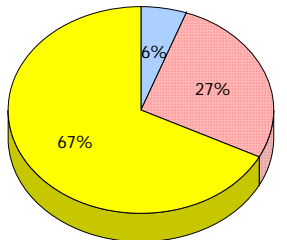
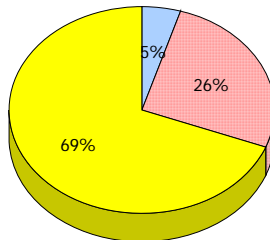
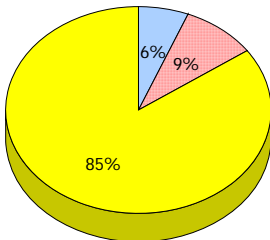
**2012**  
Apr 30,  
2012 (28)



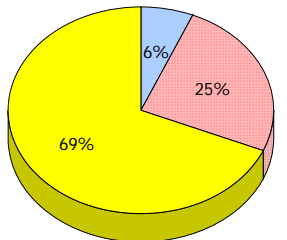
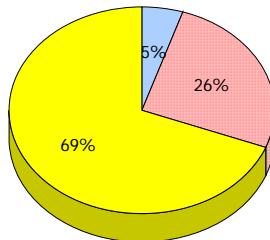
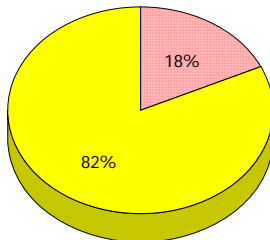
**2011**  
AGR (22)



**2010**  
AGR (33)



**2009**  
AGR (10)



■ Exemption    
 ■ Unknown    
 ■ Not Yet Meeting (1 or 2)    
 ■ Meeting or Exceeding (3,4,5)

\* In some cases, CRT numbers may exceed AGR numbers based on late enrolments. Pie chart is based on the number of students who wrote the CRT.

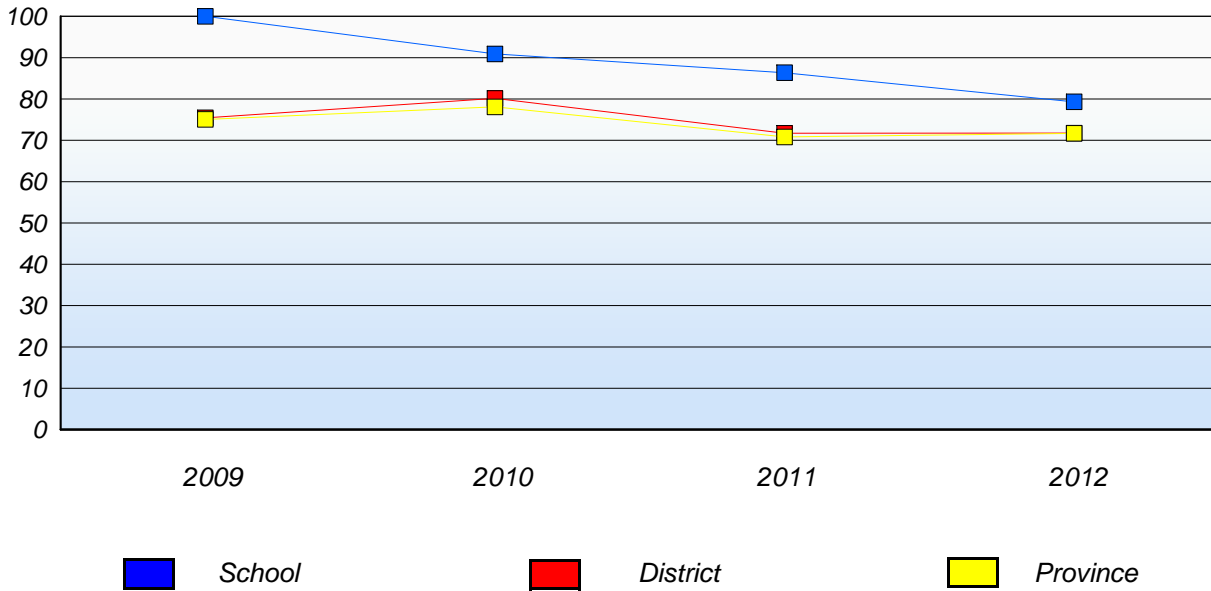
\* Mushuau Innu Natuashish School and Sheshatshiu Innu School are excluded from district and provincial results.

\* Reading score is composite of Non Fiction and Poet. Source: Division of Evaluation and Research, Department of Education

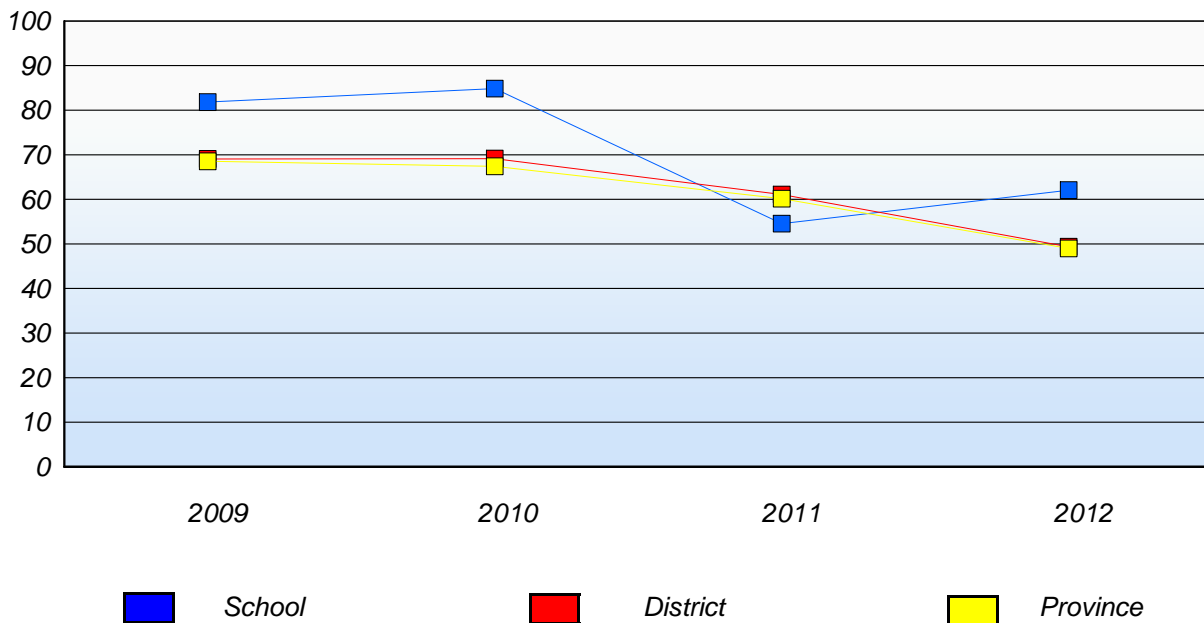
District 4 - Eastern

School #: 272 Holy Cross Elementary

**Demand Writing**  
Percentage of students at level 3 or above (2009 - 2012)



**Reading**  
Percentage of students at level 3 or above (2009 - 2012)



\* In some cases, CRT numbers may exceed AGR numbers based on late enrolments. Pie chart is based on the number of students who wrote the CRT.

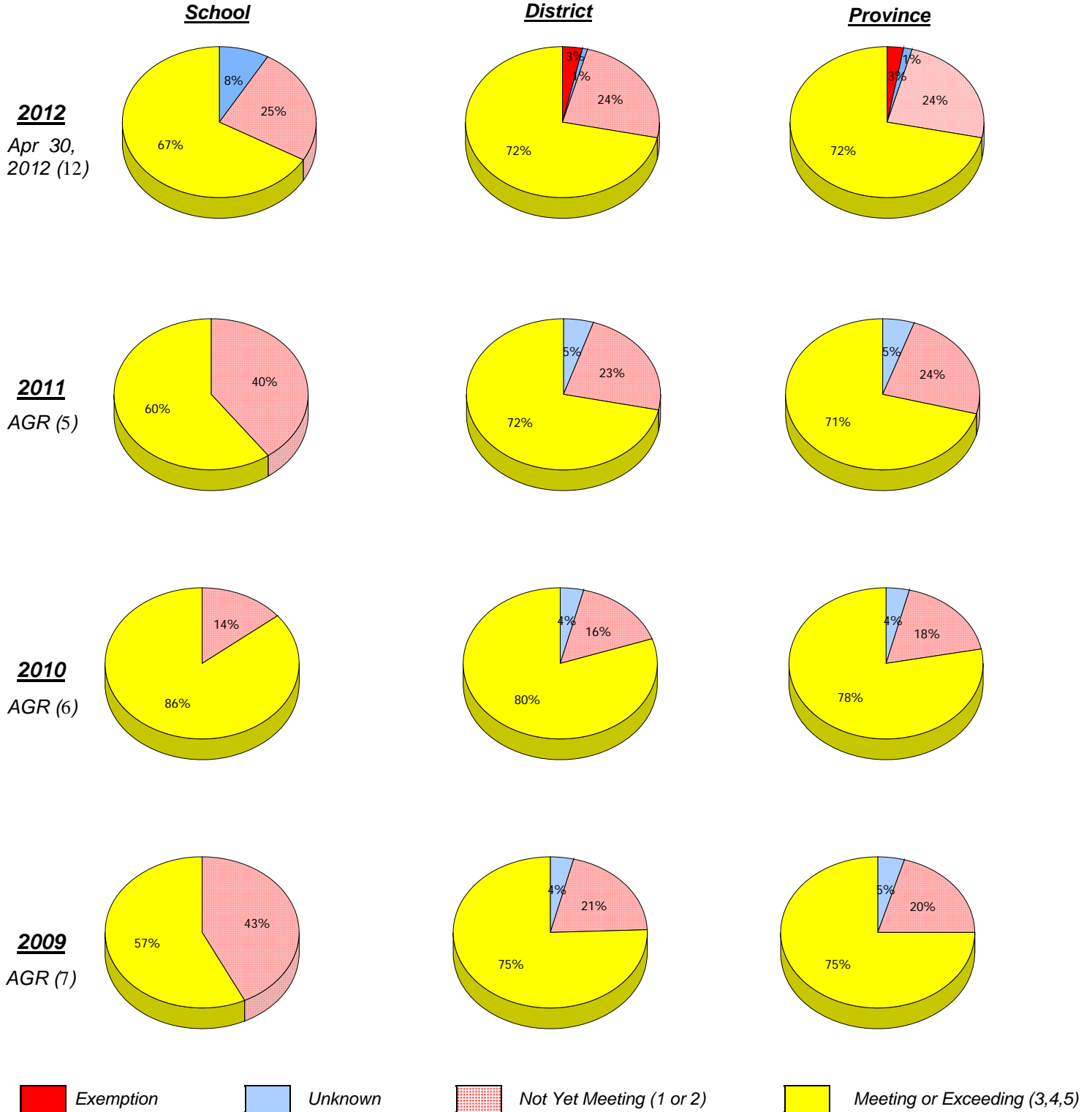
\* Mushuau Innu Natuashish School and Sheshatshiu Innu School are excluded from district and provincial results.

\* Reading score is composite of Non Fiction and Poet. Source: Division of Evaluation and Research, Department of Education

District 4 - Eastern

School #: 274 St. Catherine's Academy

***Demand Writing***



\* In some cases, CRT numbers may exceed AGR numbers based on late enrolments. Pie chart is based on the number of students who wrote the CRT.

\* Mushuau Innu Natuashish School and Sheshatshiu Innu School are excluded from district and provincial results.

\* Reading score is composite of Non Fiction and Poet. Source: Division of Evaluation and Research, Department of Education

District 4 - Eastern

School #: 274 St. Catherine's Academy

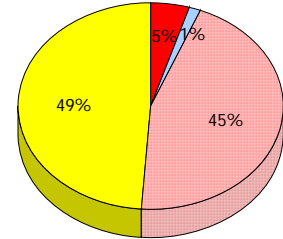
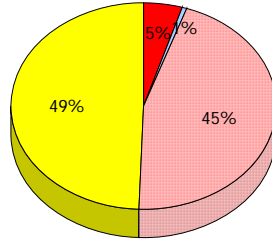
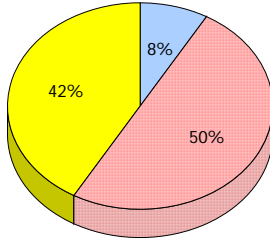
**Reading**

**School**

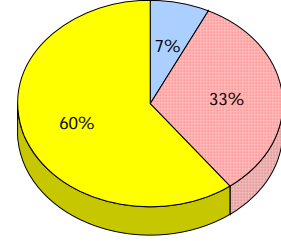
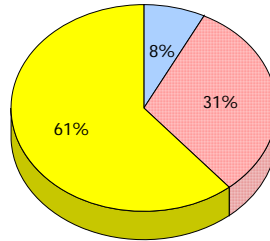
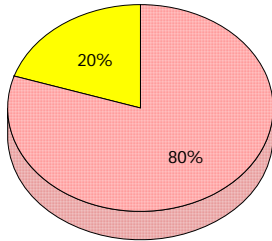
**District**

**Province**

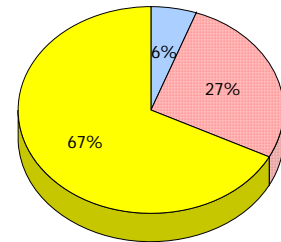
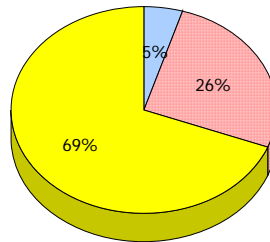
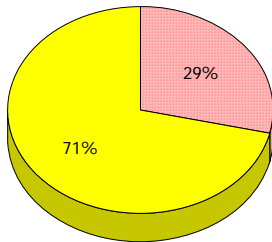
**2012**  
Apr 30,  
2012 (12)



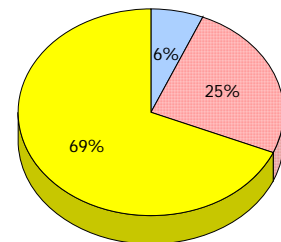
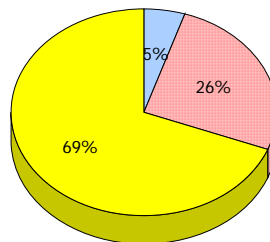
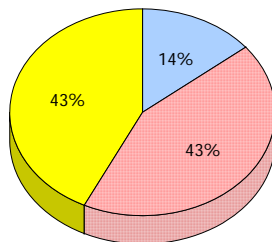
**2011**  
AGR (5)



**2010**  
AGR (6)



**2009**  
AGR (7)



■ Exemption    
 ■ Unknown    
 ■ Not Yet Meeting (1 or 2)    
 ■ Meeting or Exceeding (3,4,5)

\* In some cases, CRT numbers may exceed AGR numbers based on late enrolments. Pie chart is based on the number of students who wrote the CRT.

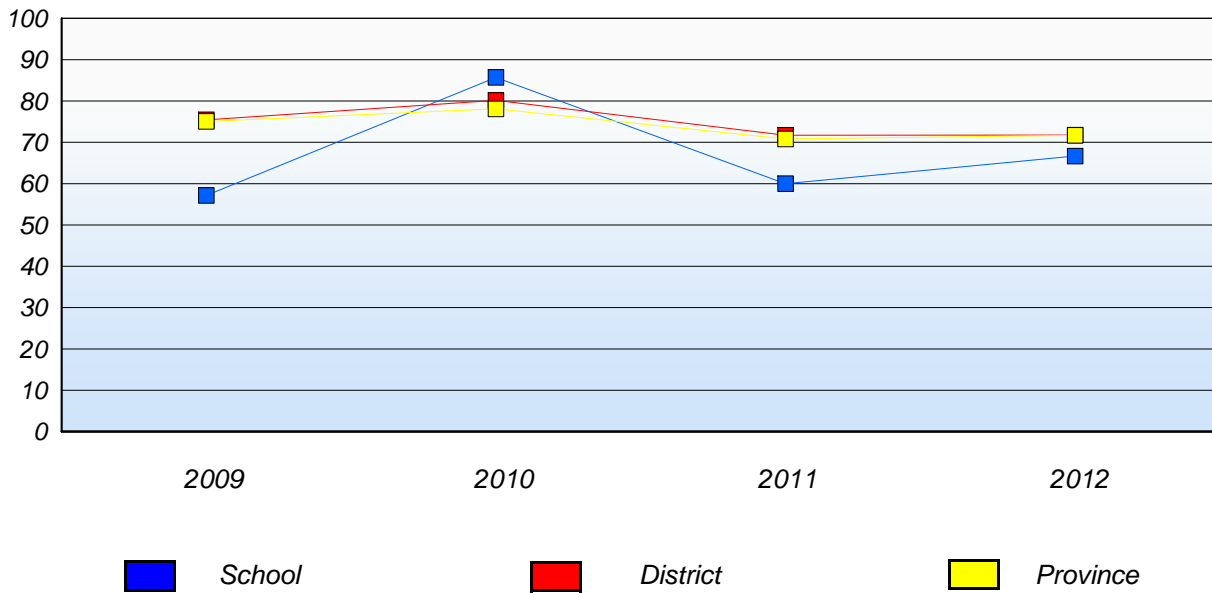
\* Mushuau Innu Natuashish School and Sheshatshiu Innu School are excluded from district and provincial results.

\* Reading score is composite of Non Fiction and Poet. Source: Division of Evaluation and Research, Department of Education

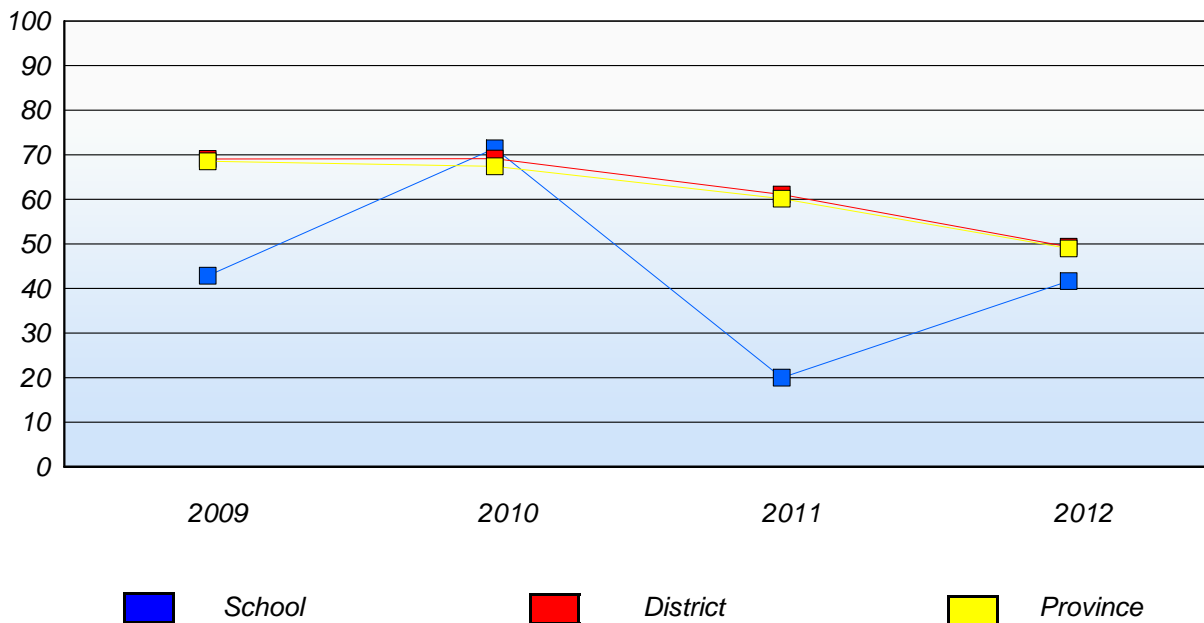
District 4 - Eastern

School #: 274 St. Catherine's Academy

**Demand Writing**  
Percentage of students at level 3 or above (2009 - 2012)



**Reading**  
Percentage of students at level 3 or above (2009 - 2012)



\* In some cases, CRT numbers may exceed AGR numbers based on late enrolments. Pie chart is based on the number of students who wrote the CRT.

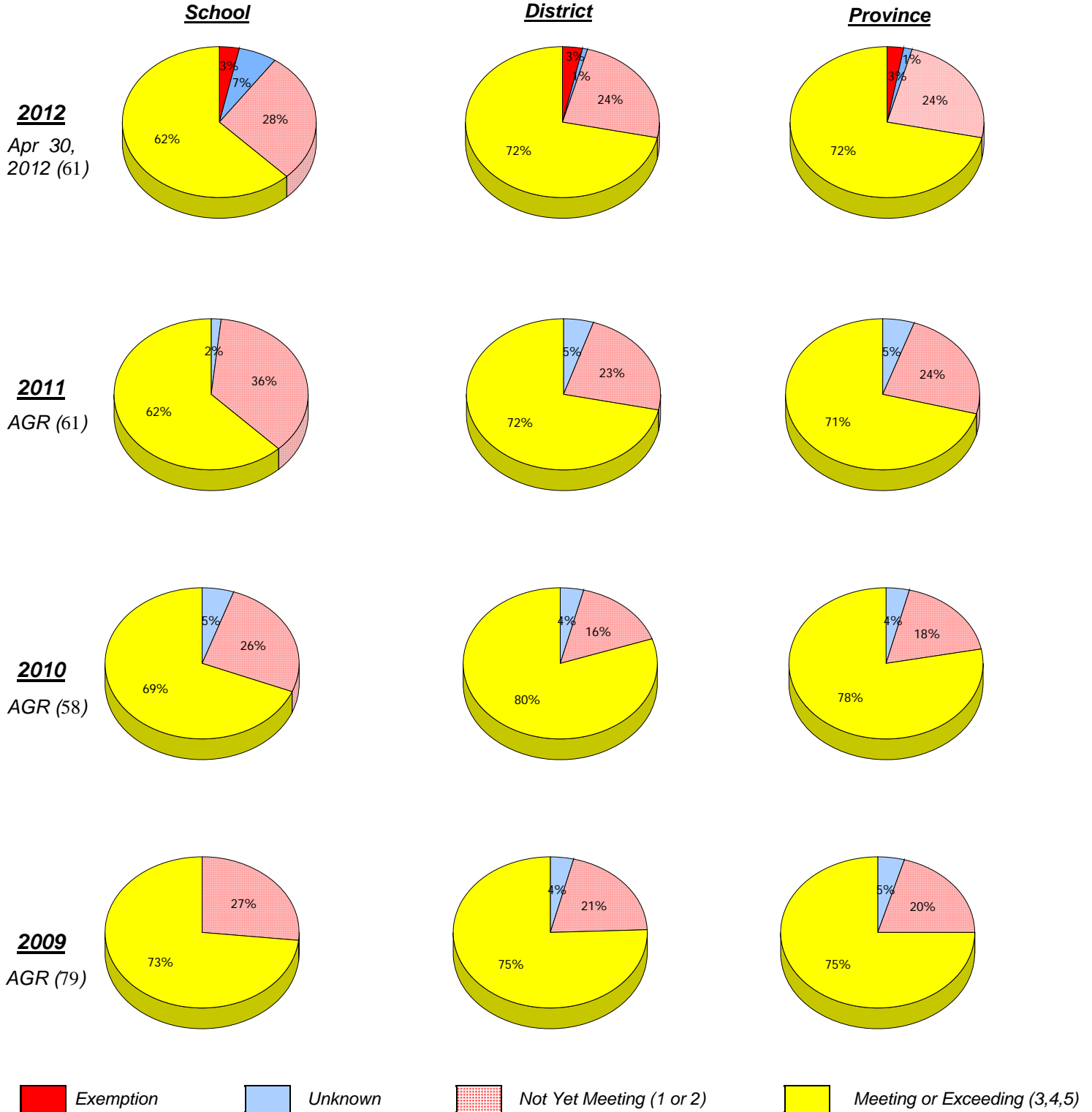
\* Mushuau Innu Natuashish School and Sheshatshiu Innu School are excluded from district and provincial results.

\* Reading score is composite of Non Fiction and Poet. Source: Division of Evaluation and Research, Department of Education

District 4 - Eastern

School #: 278 All Hallows Elementary

***Demand Writing***



\* In some cases, CRT numbers may exceed AGR numbers based on late enrolments. Pie chart is based on the number of students who wrote the CRT.

\* Mushuau Innu Natuashish School and Sheshatshiu Innu School are excluded from district and provincial results.

\* Reading score is composite of Non Fiction and Poet. Source: Division of Evaluation and Research, Department of Education

District 4 - Eastern

School #: 278 All Hallows Elementary

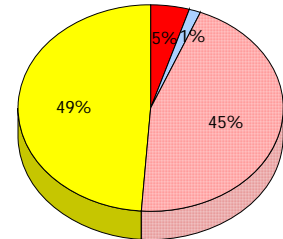
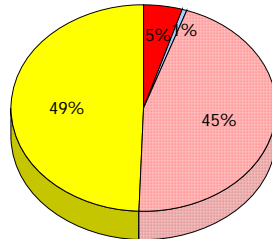
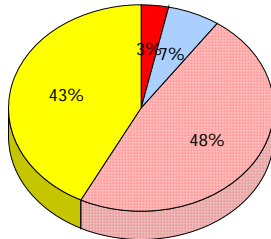
**Reading**

**School**

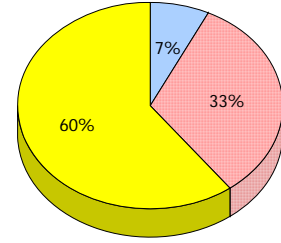
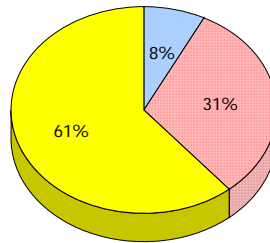
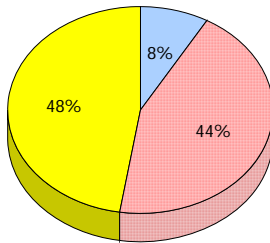
**District**

**Province**

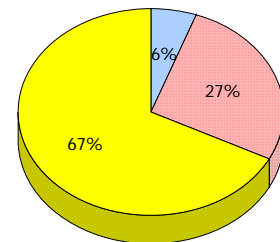
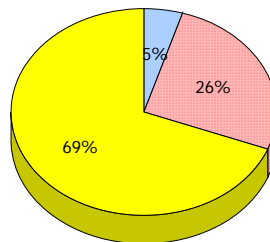
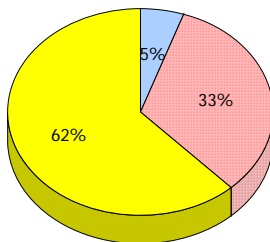
**2012**  
Apr 30,  
2012 (61)



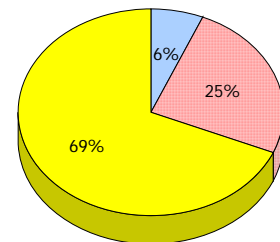
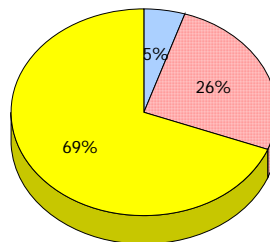
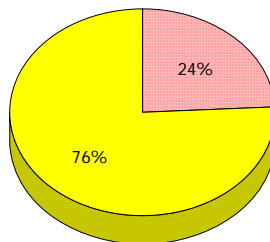
**2011**  
AGR (61)



**2010**  
AGR (58)



**2009**  
AGR (79)



■ Exemption    
 ■ Unknown    
 ■ Not Yet Meeting (1 or 2)    
 ■ Meeting or Exceeding (3,4,5)

\* In some cases, CRT numbers may exceed AGR numbers based on late enrolments. Pie chart is based on the number of students who wrote the CRT.

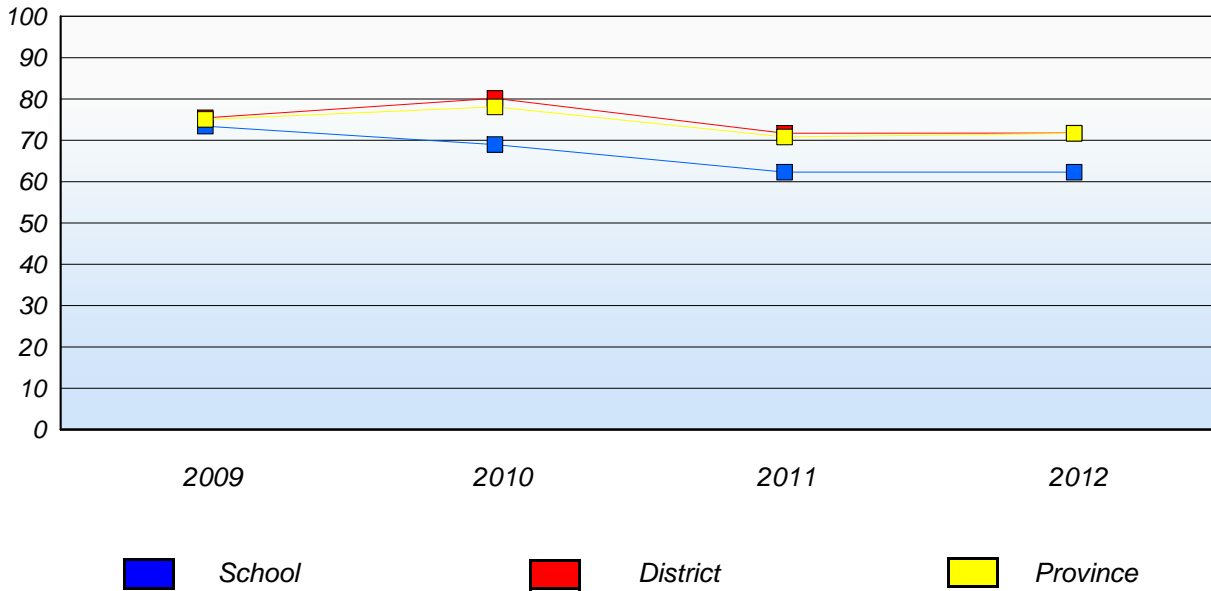
\* Mushuau Innu Natuashish School and Sheshatshiu Innu School are excluded from district and provincial results.

\* Reading score is composite of Non Fiction and Poet. Source: Division of Evaluation and Research, Department of Education

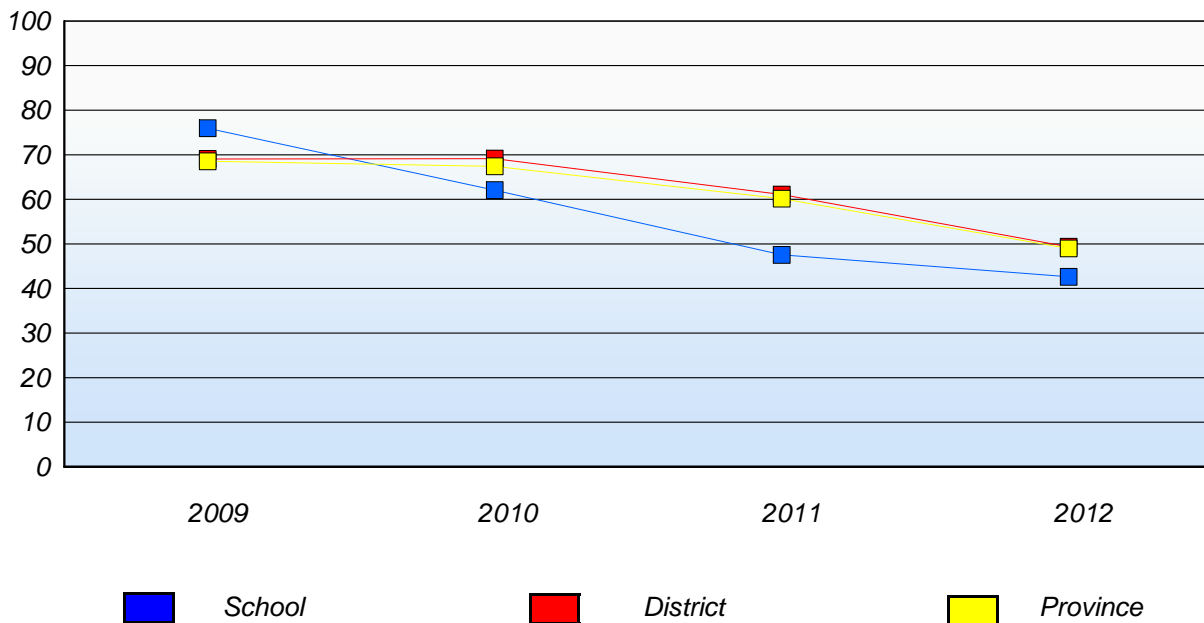
District 4 - Eastern

School #: 278 All Hallows Elementary

**Demand Writing**  
Percentage of students at level 3 or above (2009 - 2012)



**Reading**  
Percentage of students at level 3 or above (2009 - 2012)



\* In some cases, CRT numbers may exceed AGR numbers based on late enrolments. Pie chart is based on the number of students who wrote the CRT.

\* Mushuau Innu Natuashish School and Sheshatshiu Innu School are excluded from district and provincial results.

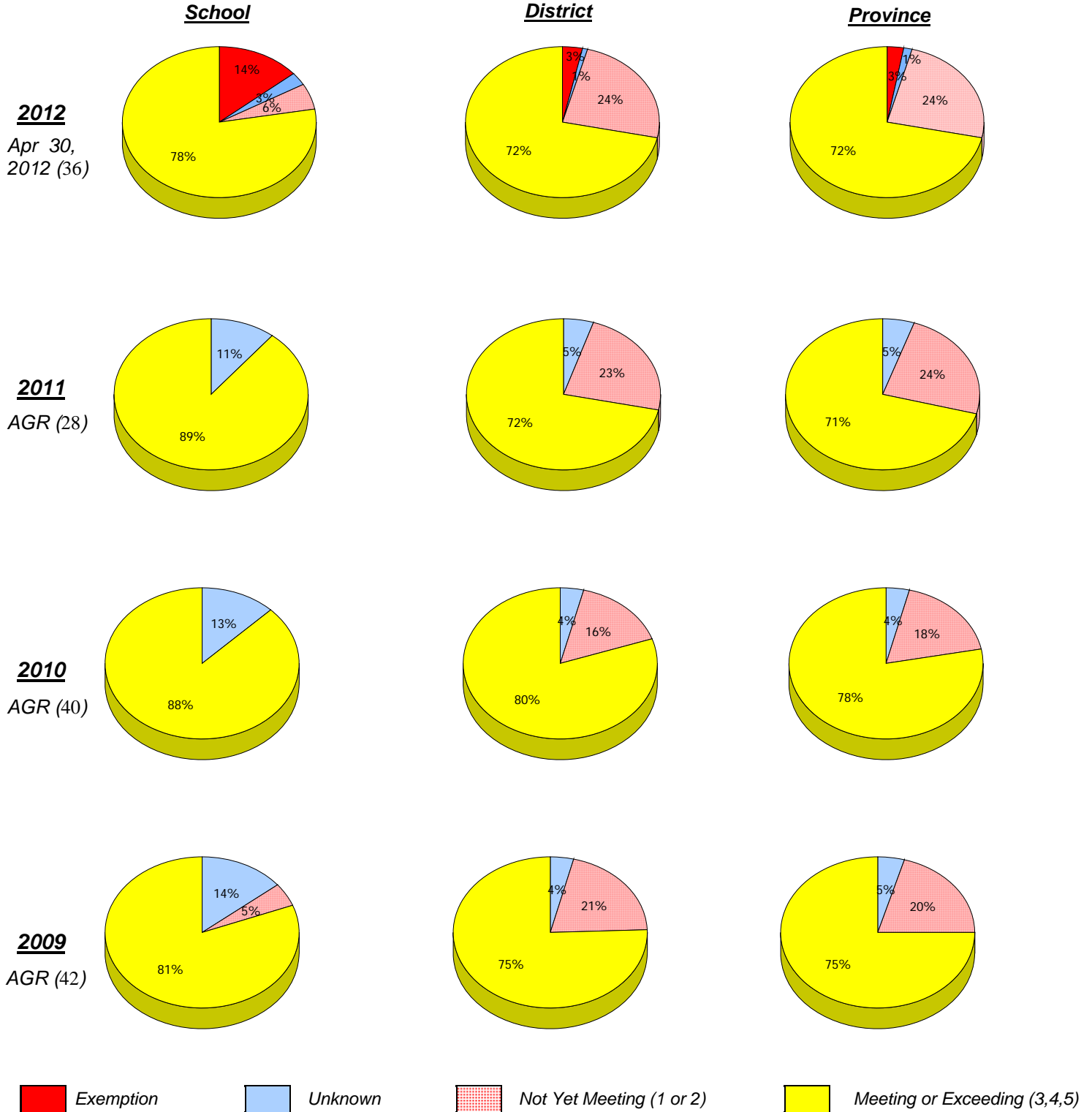
\* Reading score is composite of Non Fiction and Poet. Source: Division of Evaluation and Research, Department of Education



District 4 - Eastern

School #: 285 Holy Redeemer Elementary

***Demand Writing***



\* In some cases, CRT numbers may exceed AGR numbers based on late enrolments. Pie chart is based on the number of students who wrote the CRT.

\* Mushuau Innu Natuashish School and Sheshatshiu Innu School are excluded from district and provincial results.

\* Reading score is composite of Non Fiction and Poet. Source: Division of Evaluation and Research, Department of Education

District 4 - Eastern

School #: 285 Holy Redeemer Elementary

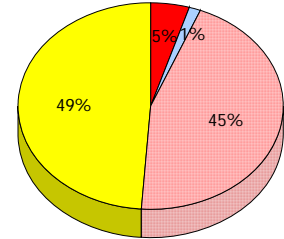
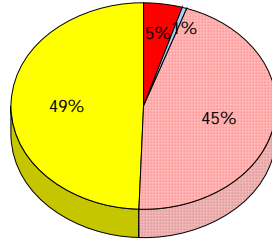
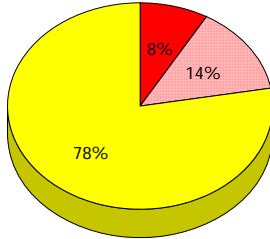
**Reading**

**School**

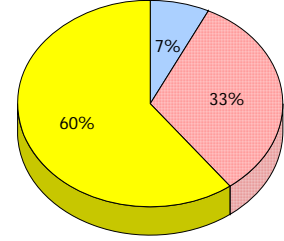
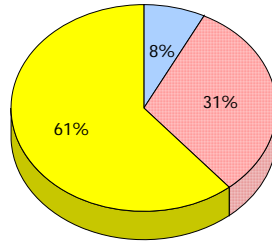
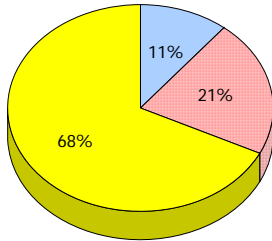
**District**

**Province**

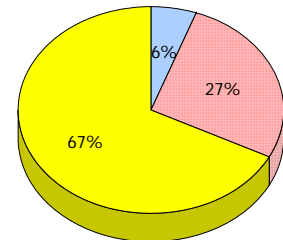
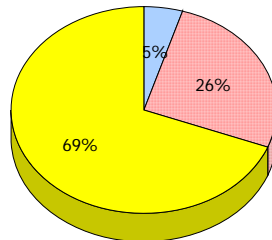
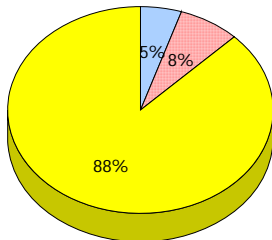
**2012**  
Apr 30,  
2012 (36)



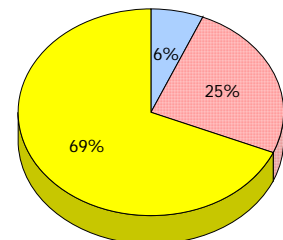
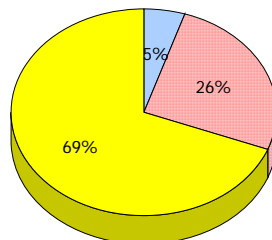
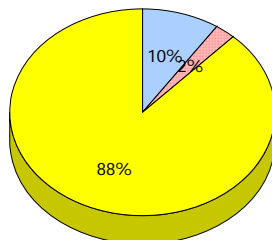
**2011**  
AGR (28)



**2010**  
AGR (40)



**2009**  
AGR (42)



■ Exemption    
 ■ Unknown    
 ■ Not Yet Meeting (1 or 2)    
 ■ Meeting or Exceeding (3,4,5)

\* In some cases, CRT numbers may exceed AGR numbers based on late enrolments. Pie chart is based on the number of students who wrote the CRT.

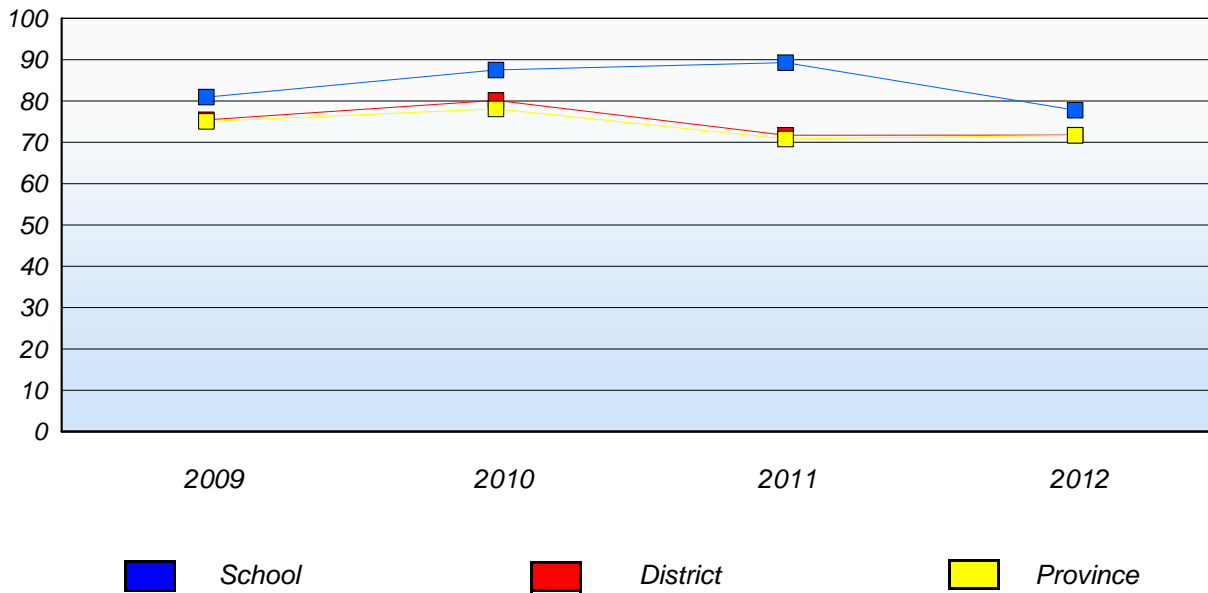
\* Mushuau Innu Natuashish School and Sheshatshiu Innu School are excluded from district and provincial results.

\* Reading score is composite of Non Fiction and Poet. Source: Division of Evaluation and Research, Department of Education

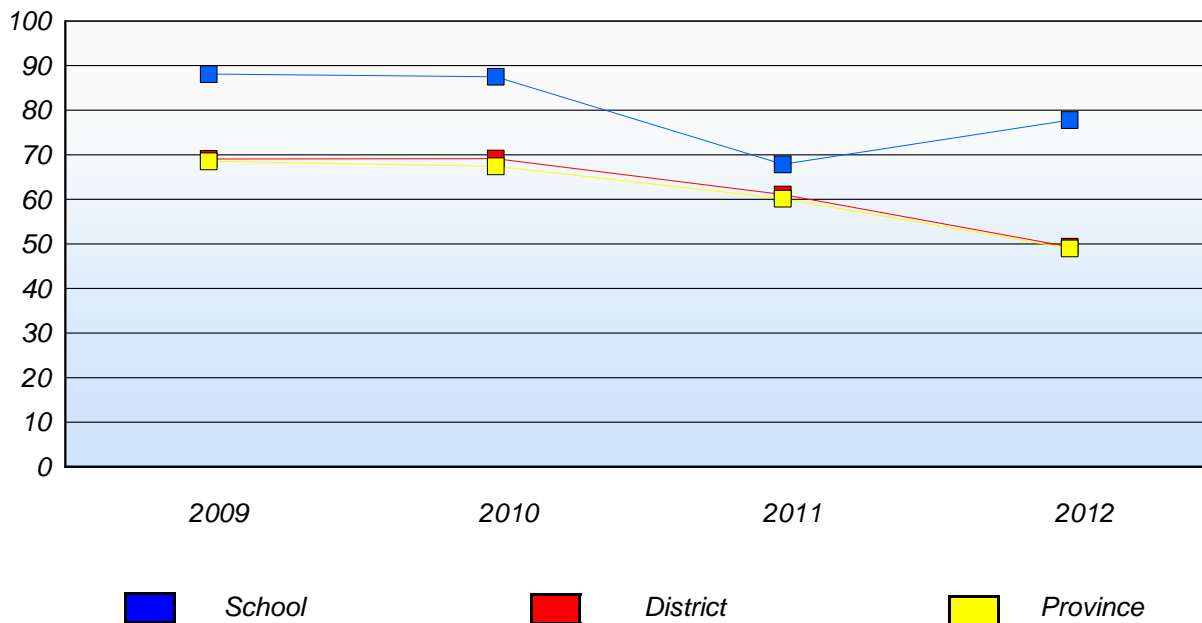
District 4 - Eastern

School #: 285 Holy Redeemer Elementary

**Demand Writing**  
Percentage of students at level 3 or above (2009 - 2012)



**Reading**  
Percentage of students at level 3 or above (2009 - 2012)



\* In some cases, CRT numbers may exceed AGR numbers based on late enrolments. Pie chart is based on the number of students who wrote the CRT.

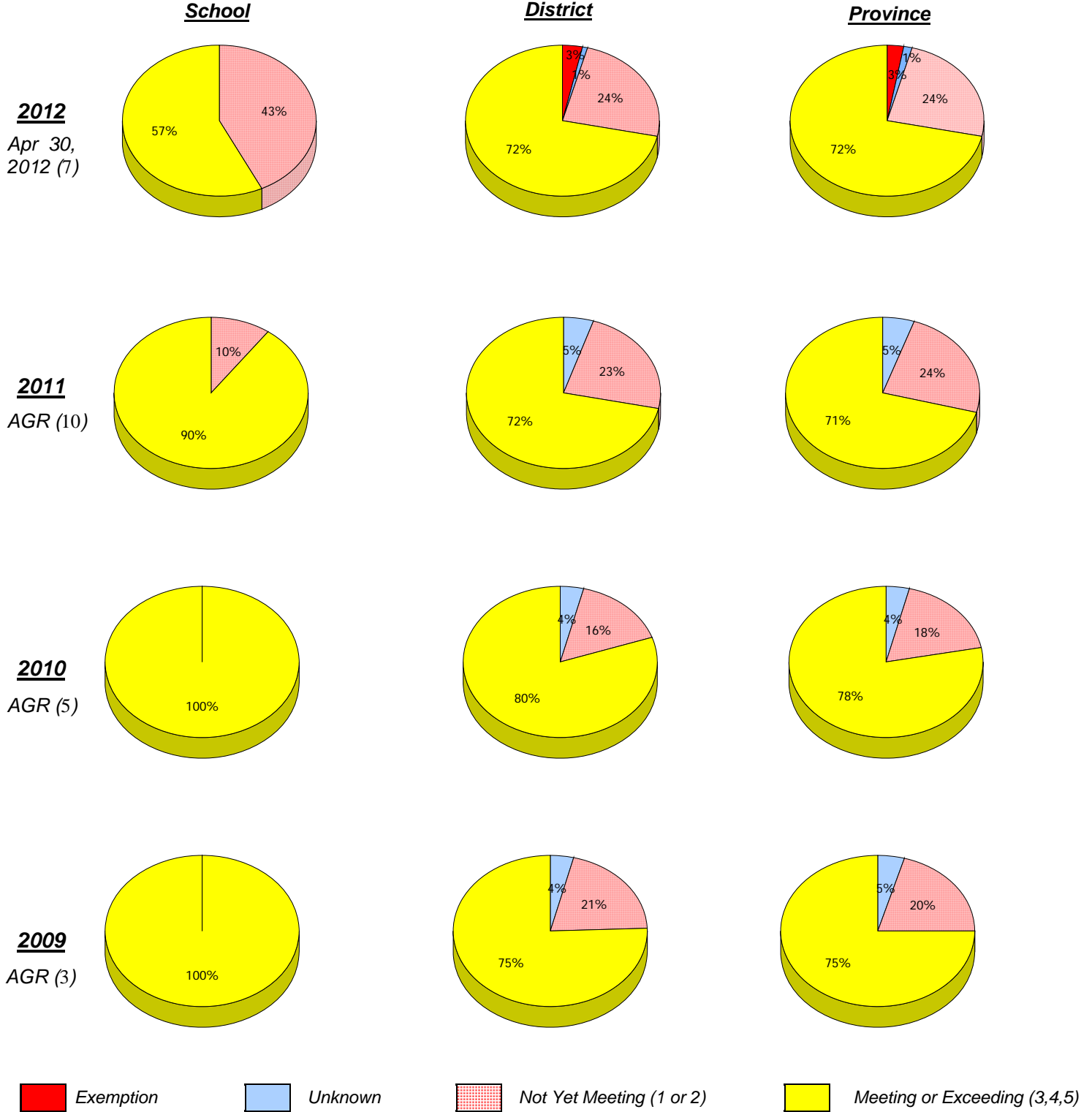
\* Mushuau Innu Natuashish School and Sheshatshiu Innu School are excluded from district and provincial results.

\* Reading score is composite of Non Fiction and Poet. Source: Division of Evaluation and Research, Department of Education

District 4 - Eastern

School #: 286 Fatima Academy

**Demand Writing**



\* In some cases, CRT numbers may exceed AGR numbers based on late enrolments. Pie chart is based on the number of students who wrote the CRT.

\* Mushuau Innu Natuashish School and Sheshatshiu Innu School are excluded from district and provincial results.

\* Reading score is composite of Non Fiction and Poet. Source: Division of Evaluation and Research, Department of Education

District 4 - Eastern

School #: 286 Fatima Academy

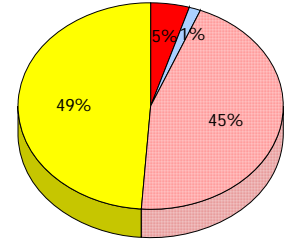
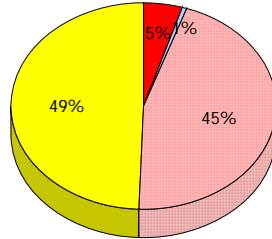
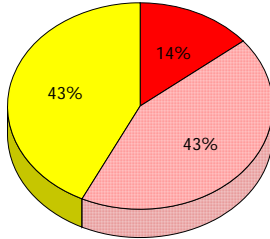
**Reading**

**School**

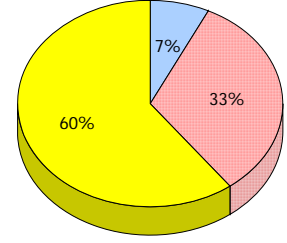
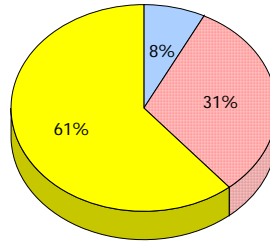
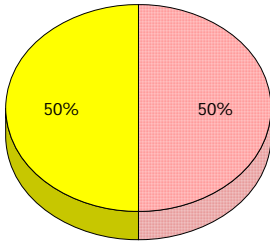
**District**

**Province**

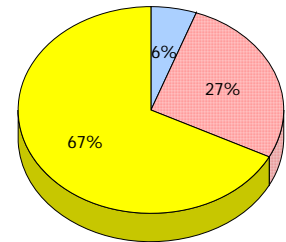
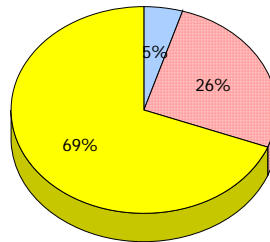
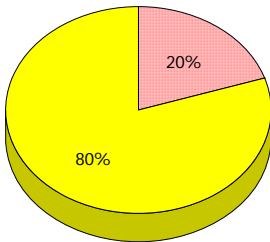
**2012**  
Apr 30,  
2012 (7)



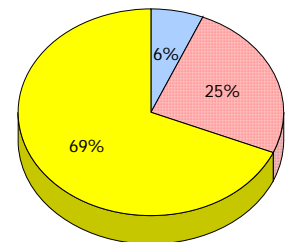
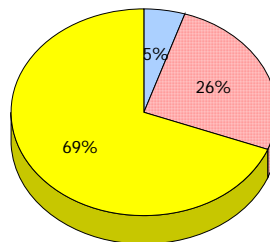
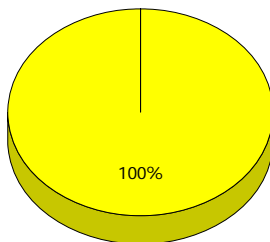
**2011**  
AGR (10)



**2010**  
AGR (5)



**2009**  
AGR (3)



■ Exemption    
 ■ Unknown    
 ■ Not Yet Meeting (1 or 2)    
 ■ Meeting or Exceeding (3,4,5)

\* In some cases, CRT numbers may exceed AGR numbers based on late enrolments. Pie chart is based on the number of students who wrote the CRT.

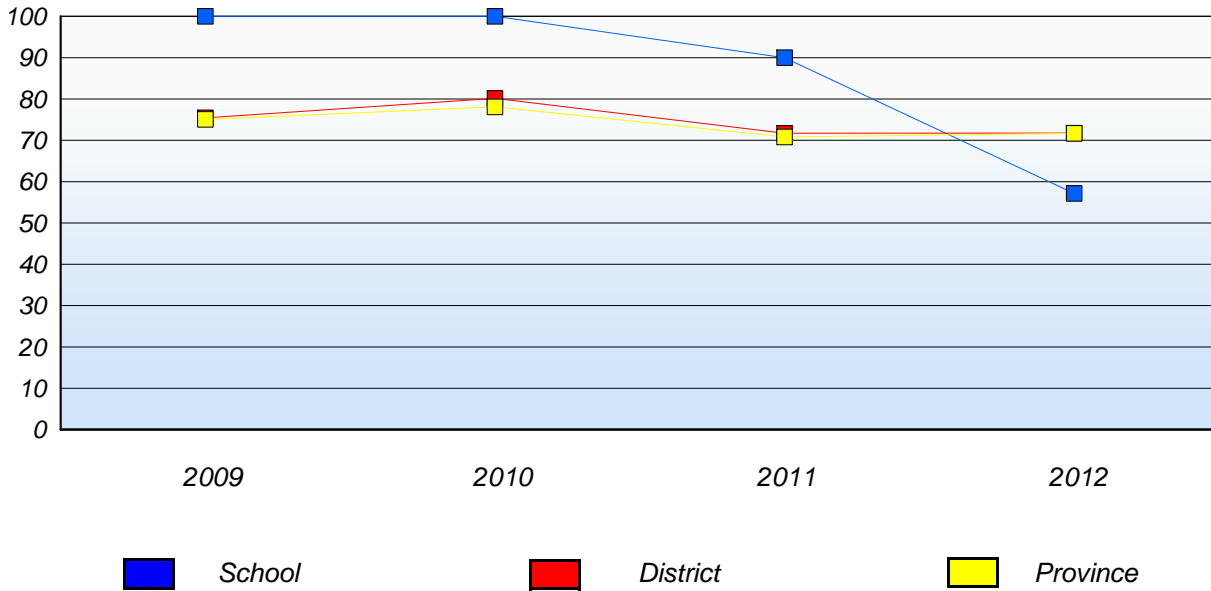
\* Mushuau Innu Natuashish School and Sheshatshiu Innu School are excluded from district and provincial results.

\* Reading score is composite of Non Fiction and Poet. Source: Division of Evaluation and Research, Department of Education

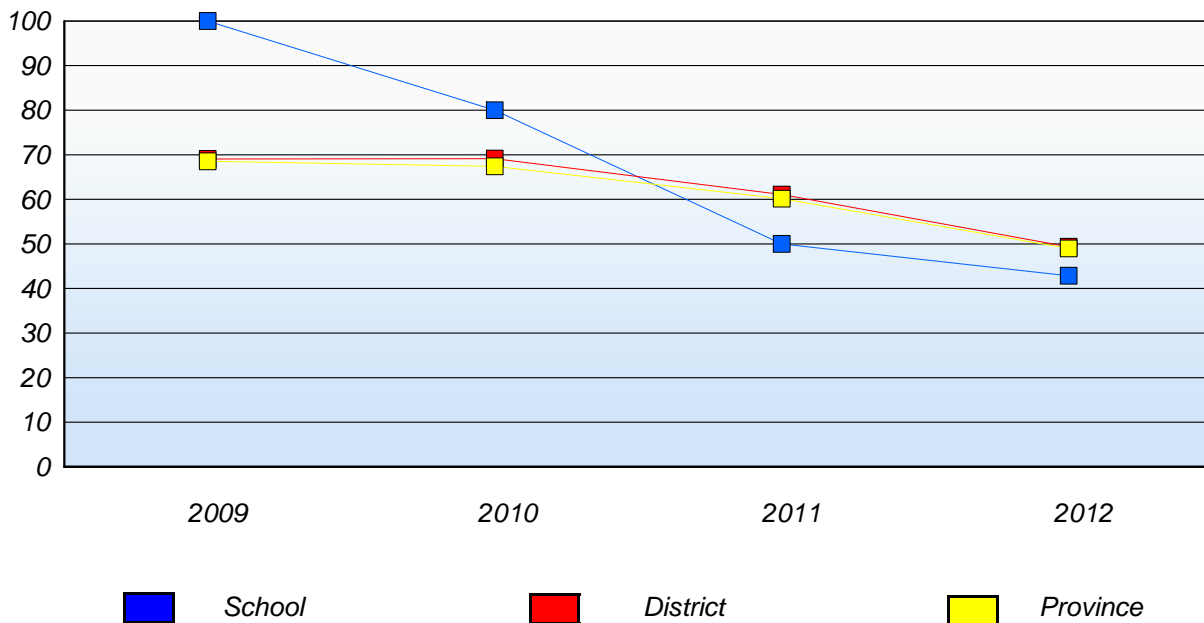
District 4 - Eastern

School #: 286 Fatima Academy

**Demand Writing**  
Percentage of students at level 3 or above (2009 - 2012)



**Reading**  
Percentage of students at level 3 or above (2009 - 2012)



\* In some cases, CRT numbers may exceed AGR numbers based on late enrolments. Pie chart is based on the number of students who wrote the CRT.

\* Mushuau Innu Natuashish School and Sheshatshiu Innu School are excluded from district and provincial results.

\* Reading score is composite of Non Fiction and Poet. Source: Division of Evaluation and Research, Department of Education

District 4 - Eastern

School #: 287 Dunne Memorial Academy

**Demand Writing**

**School**

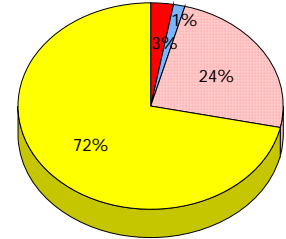
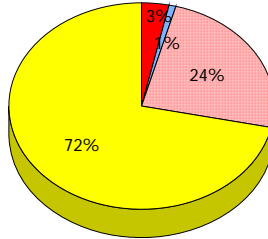
*School data with 5 or fewer students withheld for reasons of confidentiality.*

**District**

**Province**

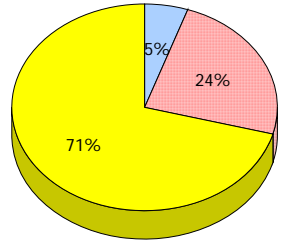
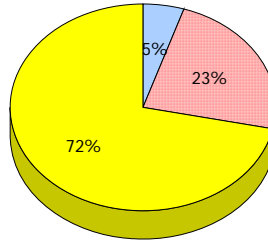
**2012**

Apr 30,  
2012 (6)



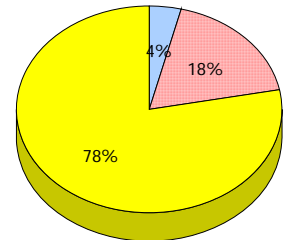
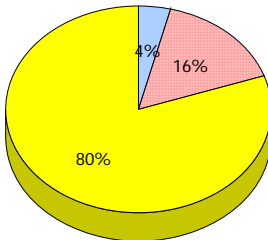
**2011**

AGR (11)



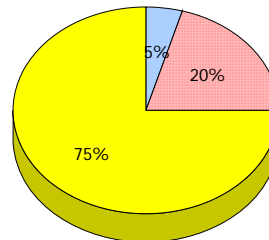
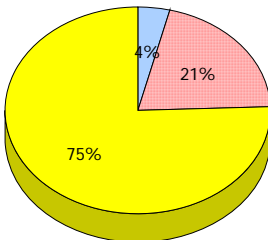
**2010**

AGR (8)



**2009**

AGR (5)



Exemption     
  Unknown     
  Not Yet Meeting (1 or 2)     
  Meeting or Exceeding (3,4,5)

\* In some cases, CRT numbers may exceed AGR numbers based on late enrolments. Pie chart is based on the number of students who wrote the CRT.

\* Mushuau Innu Natuashish School and Sheshatshiu Innu School are excluded from district and provincial results.

\* Reading score is composite of Non Fiction and Poet. Source: Division of Evaluation and Research, Department of Education

District 4 - Eastern

School #: 287 Dunne Memorial Academy

**School**

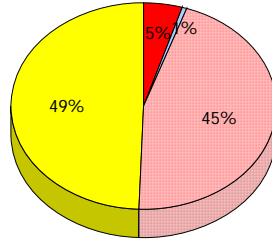
*School data with 5 or fewer students  
withheld for reasons of confidentiality.*

**2012**

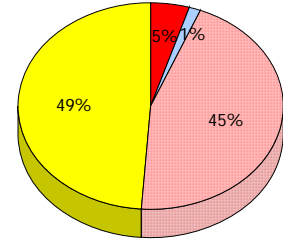
Apr 30,  
2012 (6)

**Reading**

**District**

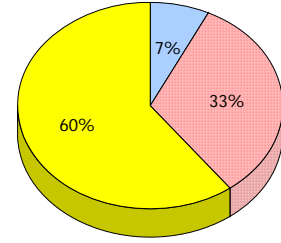
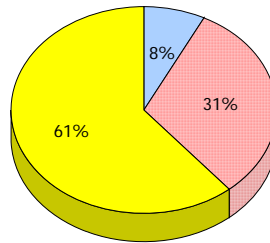


**Province**



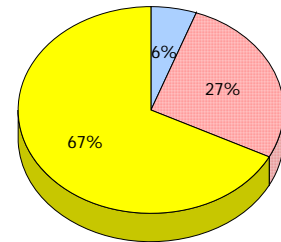
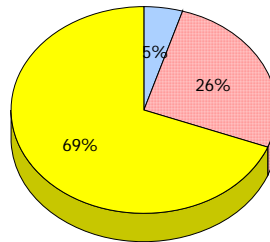
**2011**

AGR (11)



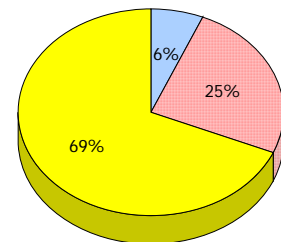
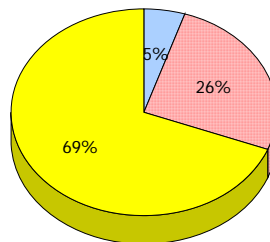
**2010**

AGR (8)



**2009**

AGR (5)



■ Exemption    
 ■ Unknown    
 ■ Not Yet Meeting (1 or 2)    
 ■ Meeting or Exceeding (3,4,5)

\* In some cases, CRT numbers may exceed AGR numbers based on late enrolments. Pie chart is based on the number of students who wrote the CRT.

\* Mushuau Innu Natuashish School and Sheshatshiu Innu School are excluded from district and provincial results.

\* Reading score is composite of Non Fiction and Poet. Source: Division of Evaluation and Research, Department of Education



District 4 - Eastern

School #: 287 Dunne Memorial Academy

***Demand Writing***

*Percentage of students at level 3 or above (2009 - 2012)*

*School data with 5 or fewer students withheld for reasons of confidentiality.*



***Reading***

*Percentage of students at level 3 or above (2009 - 2012)*

*School data with 5 or fewer students withheld for reasons of confidentiality.*



\* In some cases, CRT numbers may exceed AGR numbers based on late enrolments. Pie chart is based on the number of students who wrote the CRT.

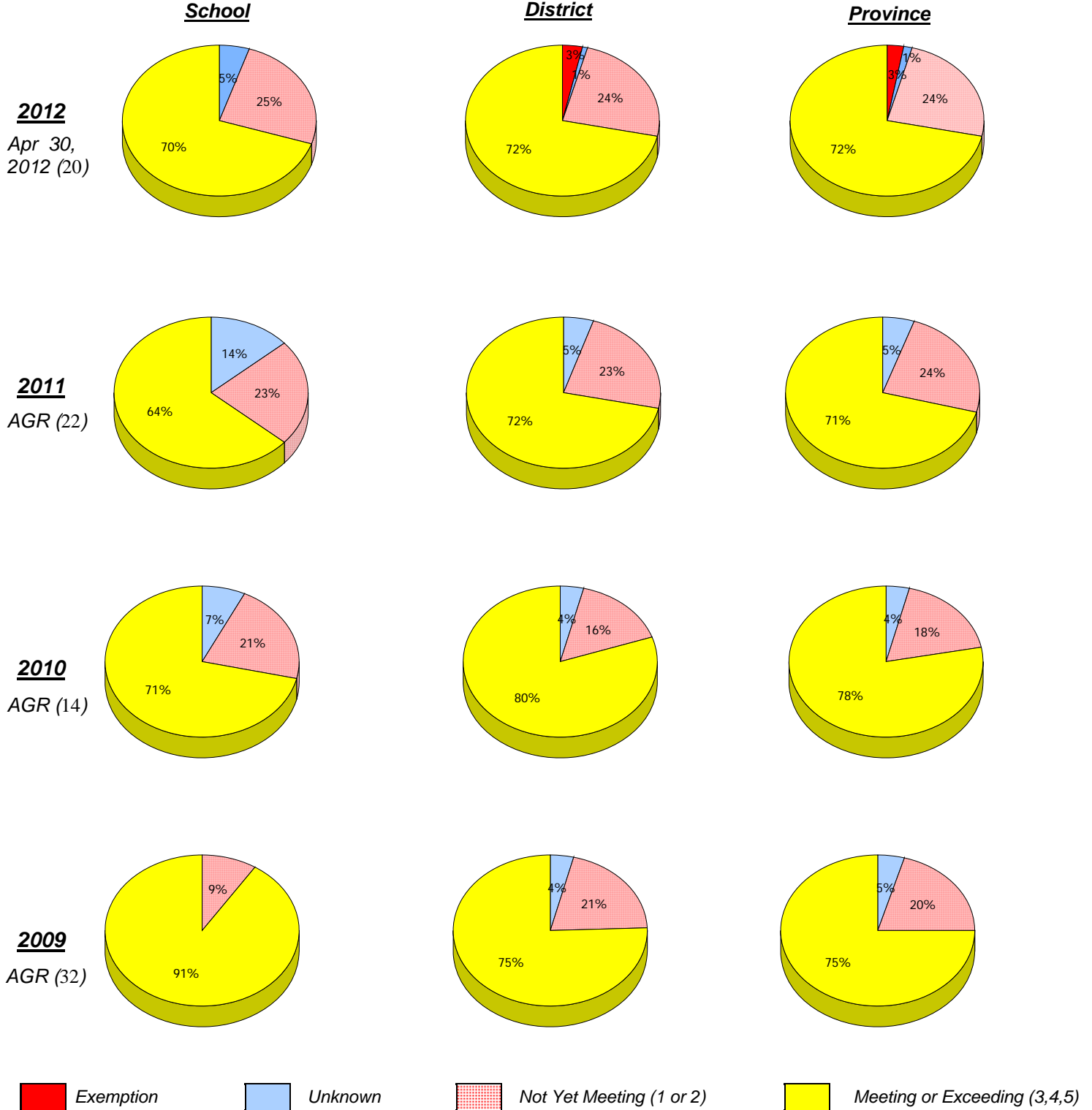
\* Mushuau Innu Natuashish School and Sheshatshiu Innu School are excluded from district and provincial results.

\* Reading score is composite of Non Fiction and Poet. Source: Division of Evaluation and Research, Department of Education

District 4 - Eastern

School #: 289 St. Peter's Elementary

**Demand Writing**



\* In some cases, CRT numbers may exceed AGR numbers based on late enrolments. Pie chart is based on the number of students who wrote the CRT.

\* Mushuau Innu Natuashish School and Sheshatshiu Innu School are excluded from district and provincial results.

\* Reading score is composite of Non Fiction and Poet. Source: Division of Evaluation and Research, Department of Education

District 4 - Eastern

School #: 289 St. Peter's Elementary

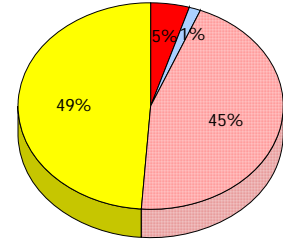
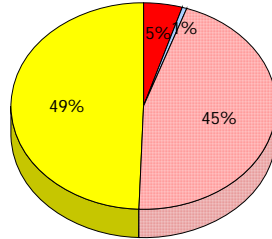
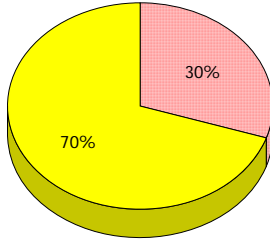
**Reading**

**School**

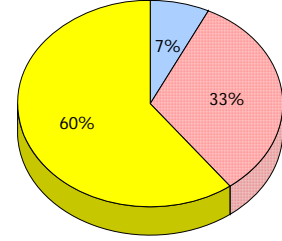
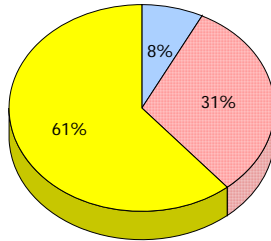
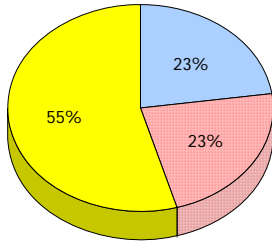
**District**

**Province**

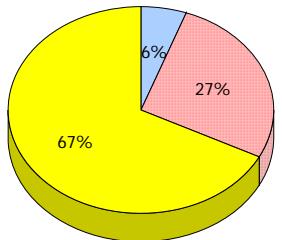
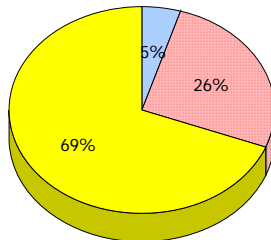
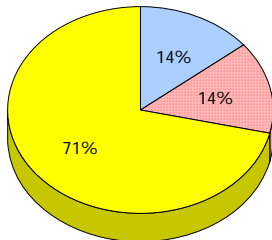
**2012**  
Apr 30,  
2012 (20)



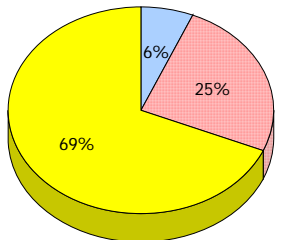
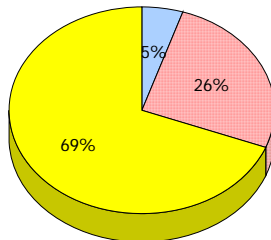
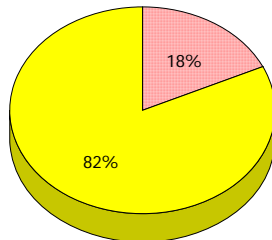
**2011**  
AGR (22)



**2010**  
AGR (14)



**2009**  
AGR (32)



■ Exemption    
 ■ Unknown    
 ■ Not Yet Meeting (1 or 2)    
 ■ Meeting or Exceeding (3,4,5)

\* In some cases, CRT numbers may exceed AGR numbers based on late enrolments. Pie chart is based on the number of students who wrote the CRT.

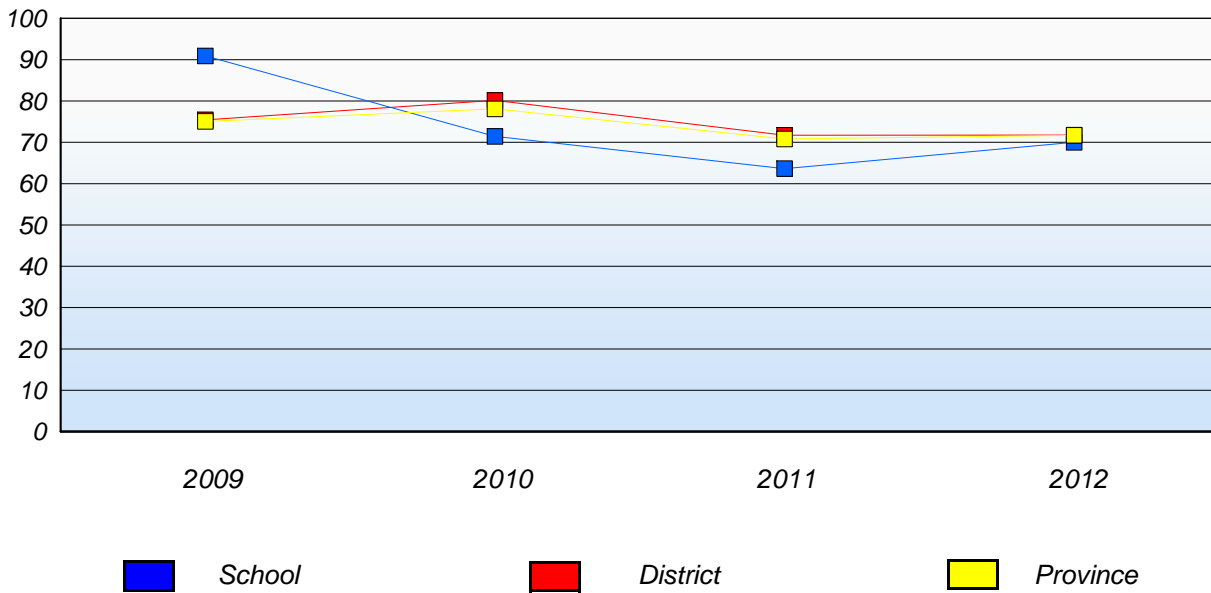
\* Mushuau Innu Natuashish School and Sheshatshiu Innu School are excluded from district and provincial results.

\* Reading score is composite of Non Fiction and Poet. Source: Division of Evaluation and Research, Department of Education

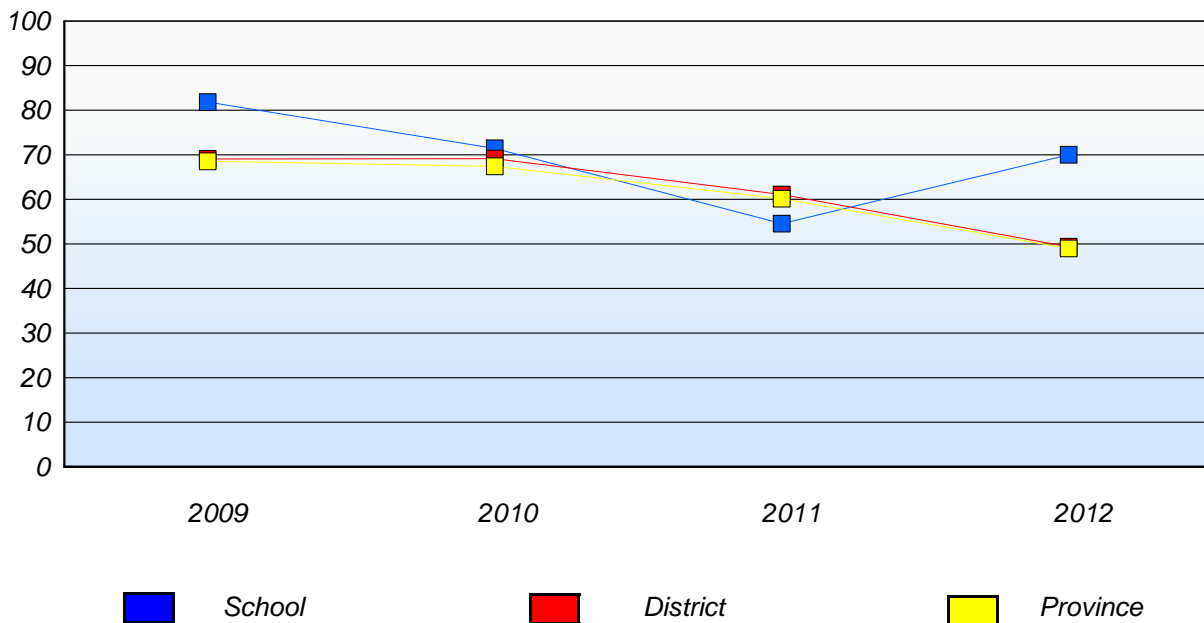
District 4 - Eastern

School #: 289 St. Peter's Elementary

**Demand Writing**  
Percentage of students at level 3 or above (2009 - 2012)



**Reading**  
Percentage of students at level 3 or above (2009 - 2012)



\* In some cases, CRT numbers may exceed AGR numbers based on late enrolments. Pie chart is based on the number of students who wrote the CRT.

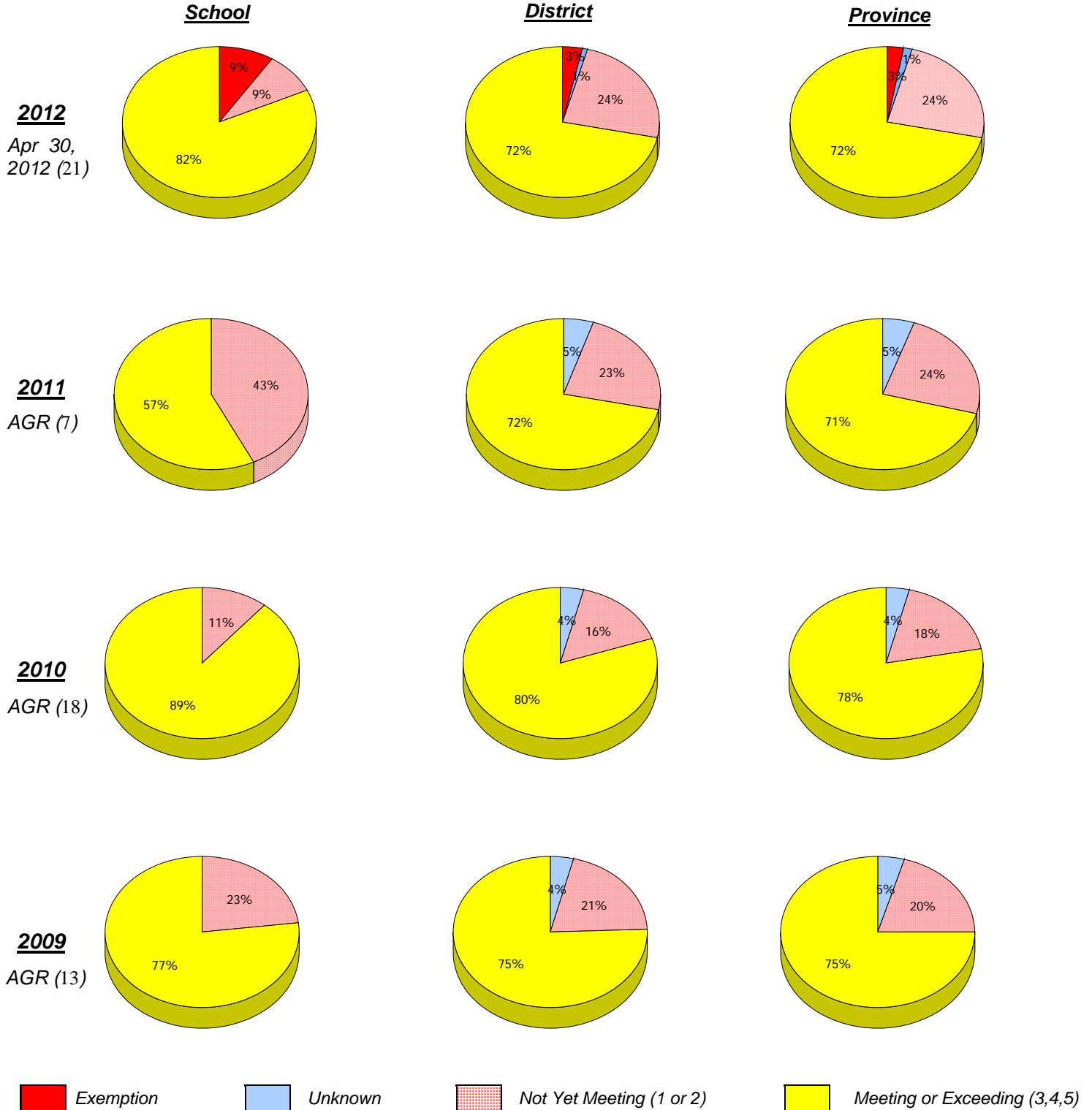
\* Mushuau Innu Natuashish School and Sheshatshiu Innu School are excluded from district and provincial results.

\* Reading score is composite of Non Fiction and Poet. Source: Division of Evaluation and Research, Department of Education

District 4 - Eastern

School #: 291 Perlwin Elementary

**Demand Writing**



\* In some cases, CRT numbers may exceed AGR numbers based on late enrolments. Pie chart is based on the number of students who wrote the CRT.

\* Mushuau Innu Natuashish School and Sheshatshiu Innu School are excluded from district and provincial results.

\* Reading score is composite of Non Fiction and Poet. Source: Division of Evaluation and Research, Department of Education

District 4 - Eastern

School #: 291 Perlwin Elementary

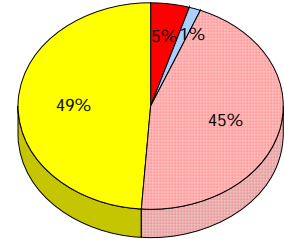
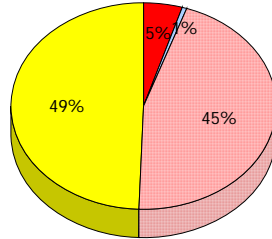
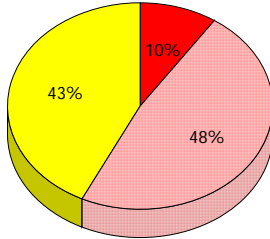
**Reading**

**School**

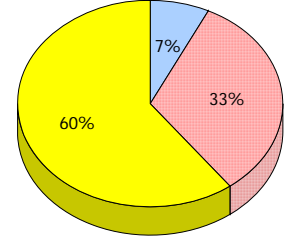
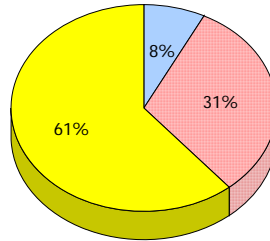
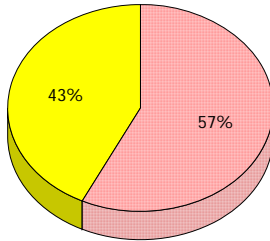
**District**

**Province**

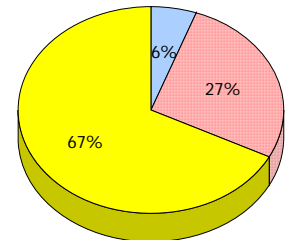
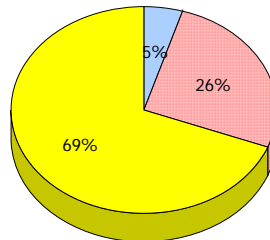
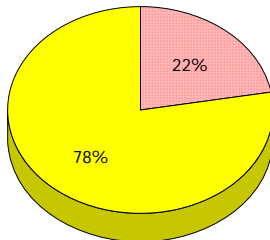
**2012**  
Apr 30,  
2012 (21)



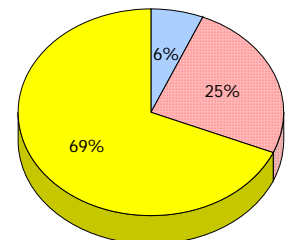
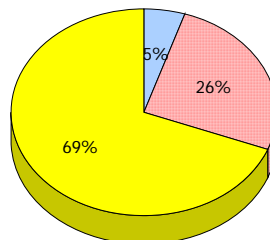
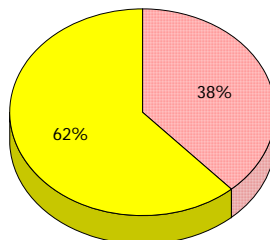
**2011**  
AGR (7)



**2010**  
AGR (18)



**2009**  
AGR (13)



■ Exemption    
 ■ Unknown    
 ■ Not Yet Meeting (1 or 2)    
 ■ Meeting or Exceeding (3,4,5)

\* In some cases, CRT numbers may exceed AGR numbers based on late enrolments. Pie chart is based on the number of students who wrote the CRT.

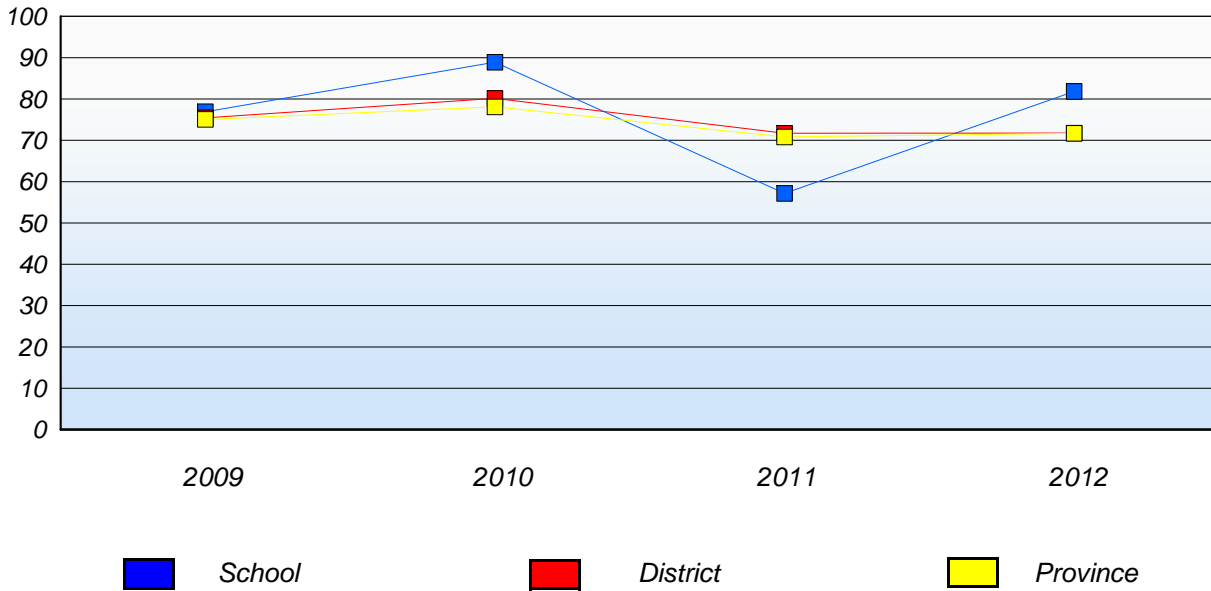
\* Mushuau Innu Natuashish School and Sheshatshiu Innu School are excluded from district and provincial results.

\* Reading score is composite of Non Fiction and Poet. Source: Division of Evaluation and Research, Department of Education

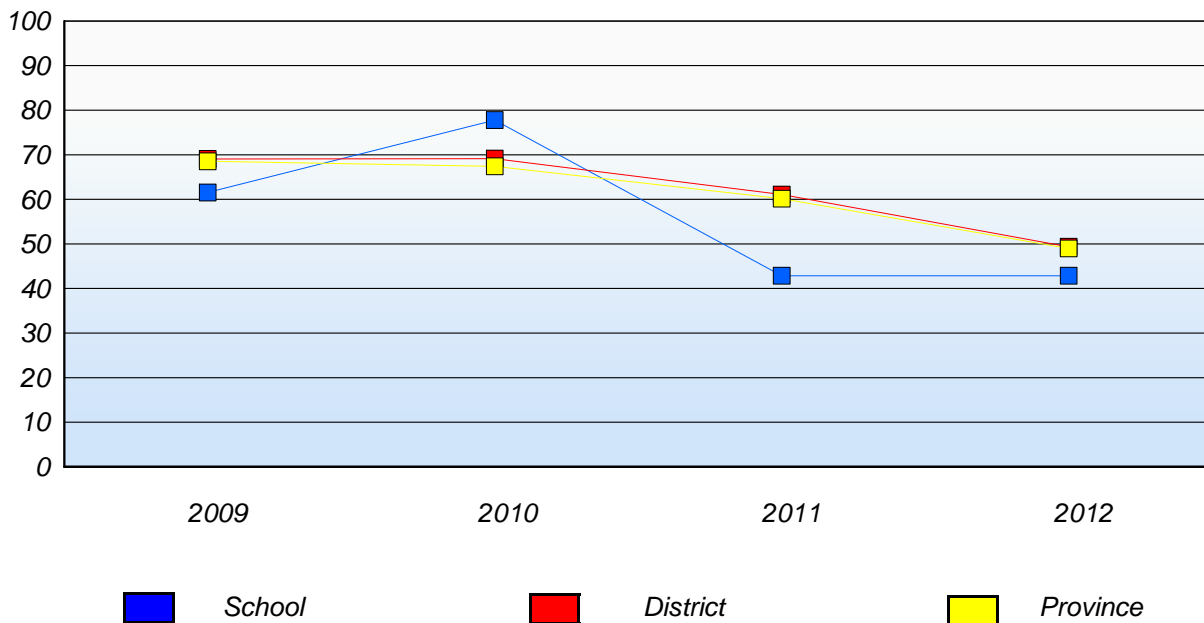
District 4 - Eastern

School #: 291 Perlwin Elementary

**Demand Writing**  
Percentage of students at level 3 or above (2009 - 2012)



**Reading**  
Percentage of students at level 3 or above (2009 - 2012)



\* In some cases, CRT numbers may exceed AGR numbers based on late enrolments. Pie chart is based on the number of students who wrote the CRT.

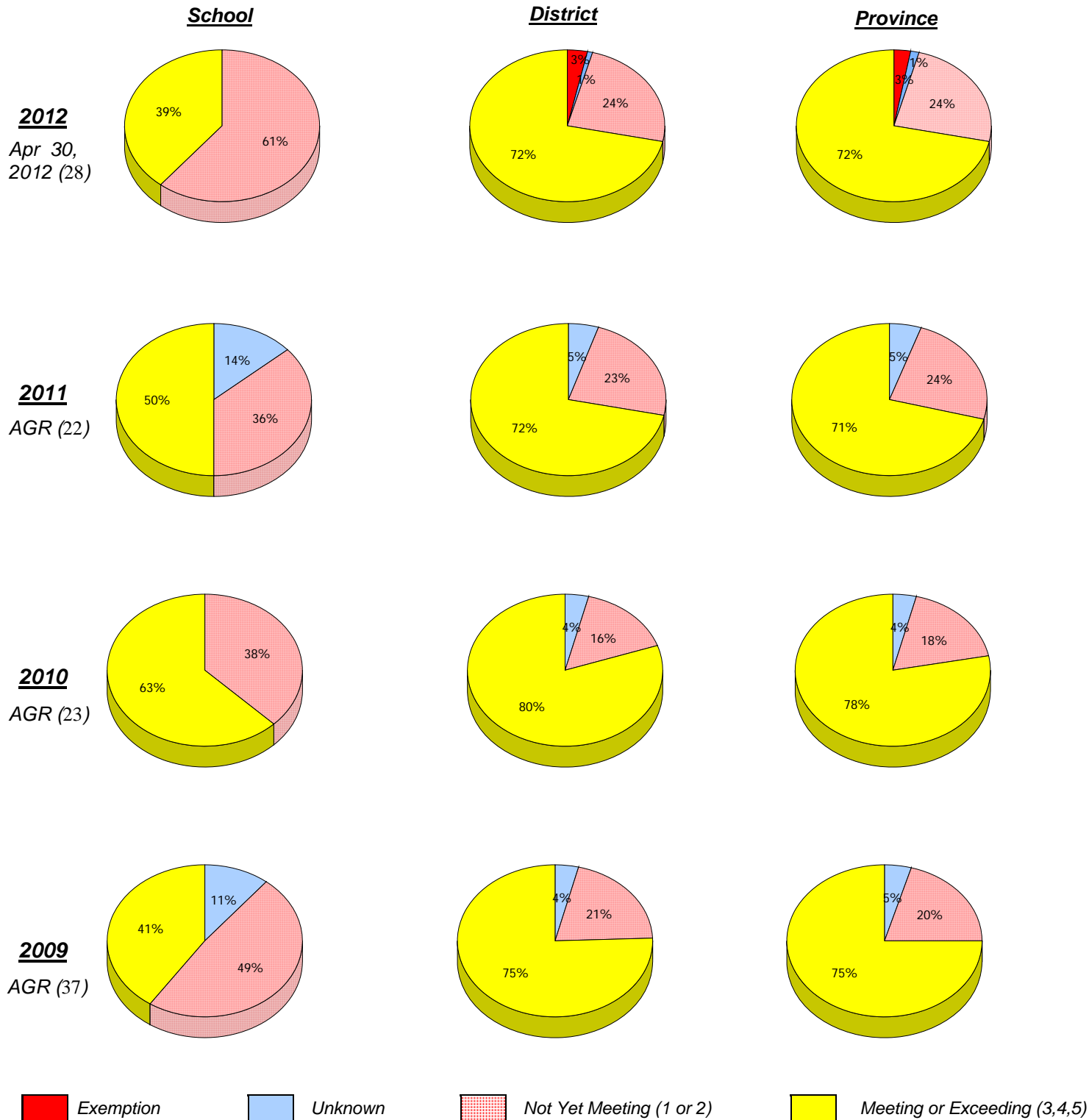
\* Mushuau Innu Natuashish School and Sheshatshiu Innu School are excluded from district and provincial results.

\* Reading score is composite of Non Fiction and Poet. Source: Division of Evaluation and Research, Department of Education

District 4 - Eastern

School #: 294 St. Augustine's Elementary

***Demand Writing***



\* In some cases, CRT numbers may exceed AGR numbers based on late enrolments. Pie chart is based on the number of students who wrote the CRT.

\* Mushuau Innu Natuashish School and Sheshatshiu Innu School are excluded from district and provincial results.

\* Reading score is composite of Non Fiction and Poet. Source: Division of Evaluation and Research, Department of Education



District 4 - Eastern

School #: 294 St. Augustine's Elementary

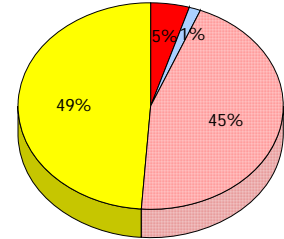
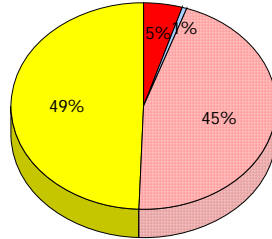
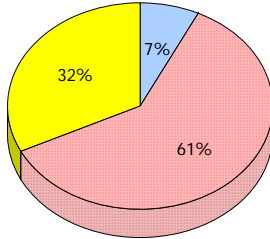
**Reading**

**School**

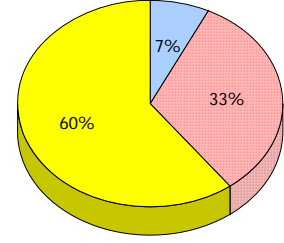
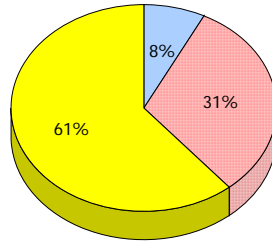
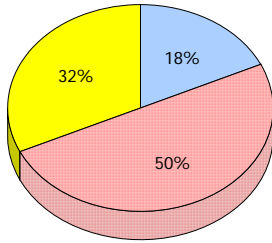
**District**

**Province**

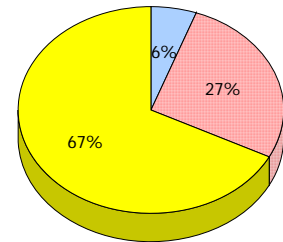
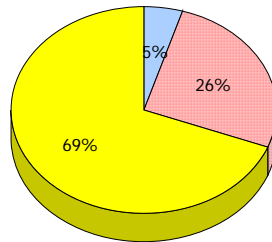
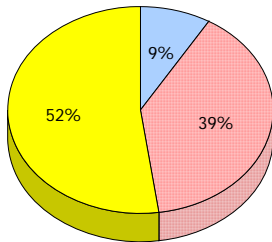
**2012**  
Apr 30,  
2012 (28)



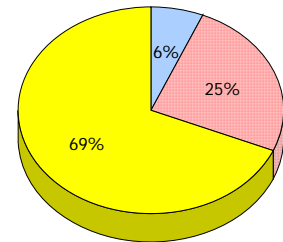
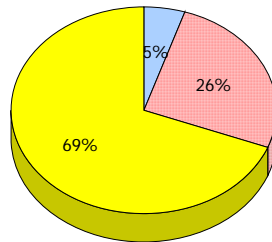
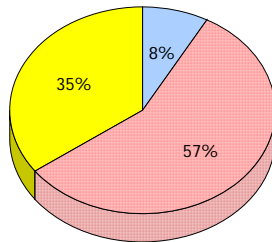
**2011**  
AGR (22)



**2010**  
AGR (23)



**2009**  
AGR (37)



■ Exemption    
 ■ Unknown    
 ■ Not Yet Meeting (1 or 2)    
 ■ Meeting or Exceeding (3,4,5)

\* In some cases, CRT numbers may exceed AGR numbers based on late enrolments. Pie chart is based on the number of students who wrote the CRT.

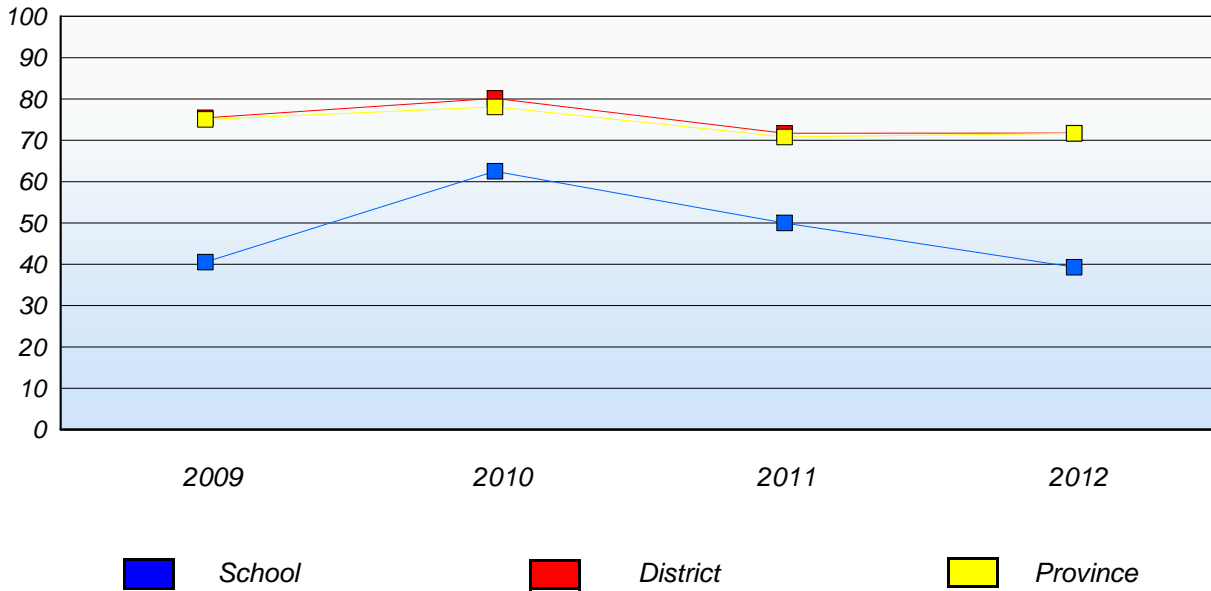
\* Mushuau Innu Natuashish School and Sheshatshiu Innu School are excluded from district and provincial results.

\* Reading score is composite of Non Fiction and Poet. Source: Division of Evaluation and Research, Department of Education

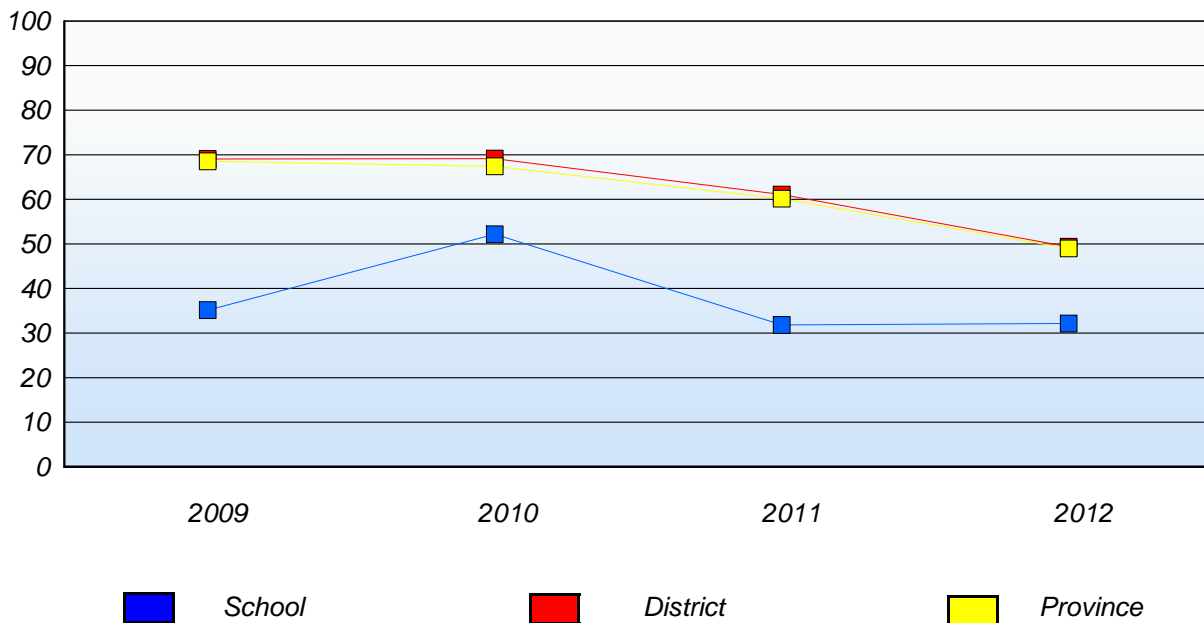
District 4 - Eastern

School #: 294 St. Augustine's Elementary

**Demand Writing**  
Percentage of students at level 3 or above (2009 - 2012)



**Reading**  
Percentage of students at level 3 or above (2009 - 2012)



\* In some cases, CRT numbers may exceed AGR numbers based on late enrolments. Pie chart is based on the number of students who wrote the CRT.

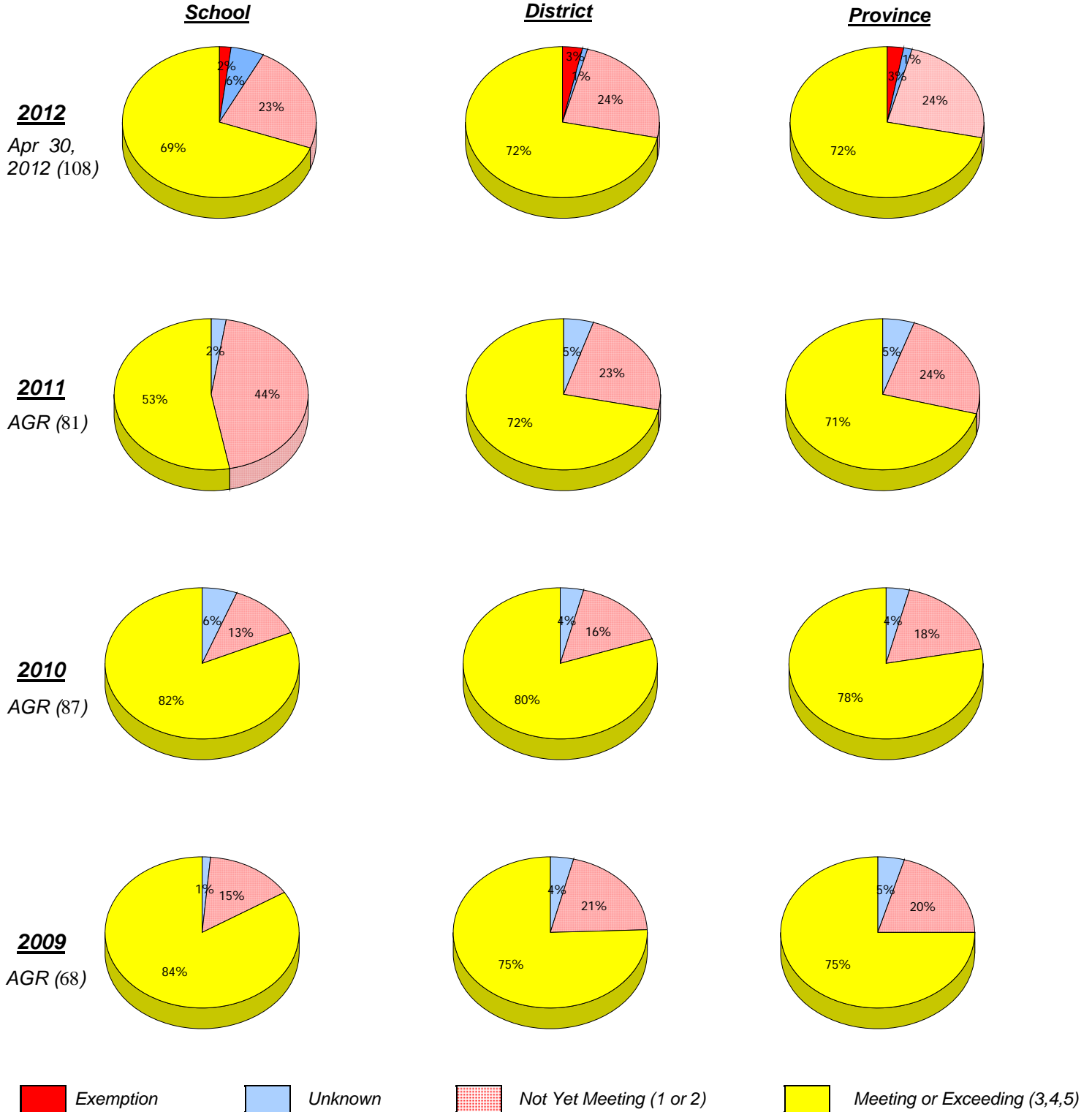
\* Mushuau Innu Natuashish School and Sheshatshiu Innu School are excluded from district and provincial results.

\* Reading score is composite of Non Fiction and Poet. Source: Division of Evaluation and Research, Department of Education

**District 4 - Eastern**

School #: 303 St. Edward's Elementary

***Demand Writing***



\* In some cases, CRT numbers may exceed AGR numbers based on late enrolments. Pie chart is based on the number of students who wrote the CRT.

\* Mushuau Innu Natuashish School and Sheshatshiu Innu School are excluded from district and provincial results.

\* Reading score is composite of Non Fiction and Poet. Source: Division of Evaluation and Research, Department of Education

District 4 - Eastern

School #: 303 St. Edward's Elementary

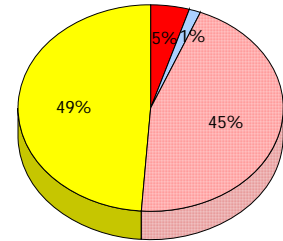
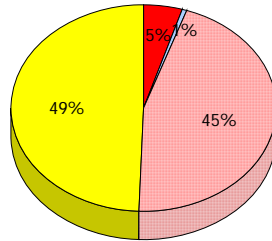
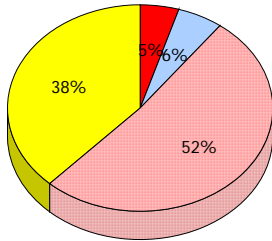
**Reading**

**School**

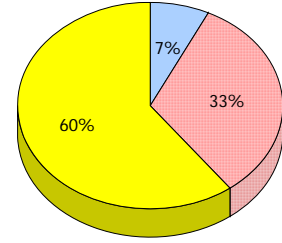
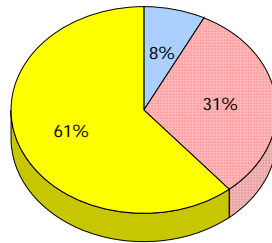
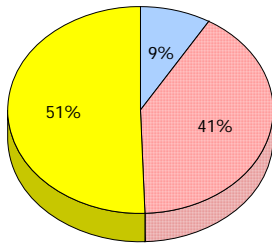
**District**

**Province**

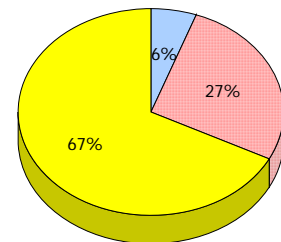
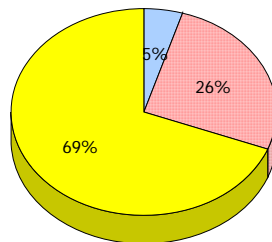
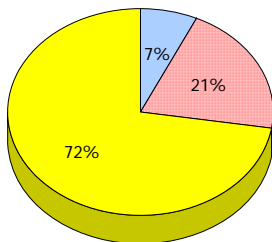
**2012**  
Apr 30,  
2012 (108)



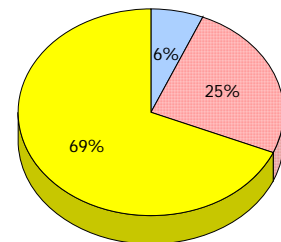
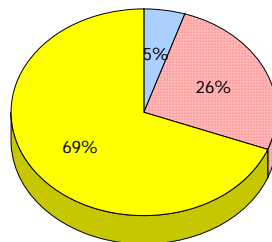
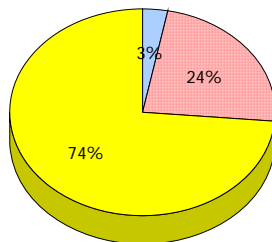
**2011**  
AGR (81)



**2010**  
AGR (87)



**2009**  
AGR (68)



■ Exemption    
 ■ Unknown    
 ■ Not Yet Meeting (1 or 2)    
 ■ Meeting or Exceeding (3,4,5)

\* In some cases, CRT numbers may exceed AGR numbers based on late enrolments. Pie chart is based on the number of students who wrote the CRT.

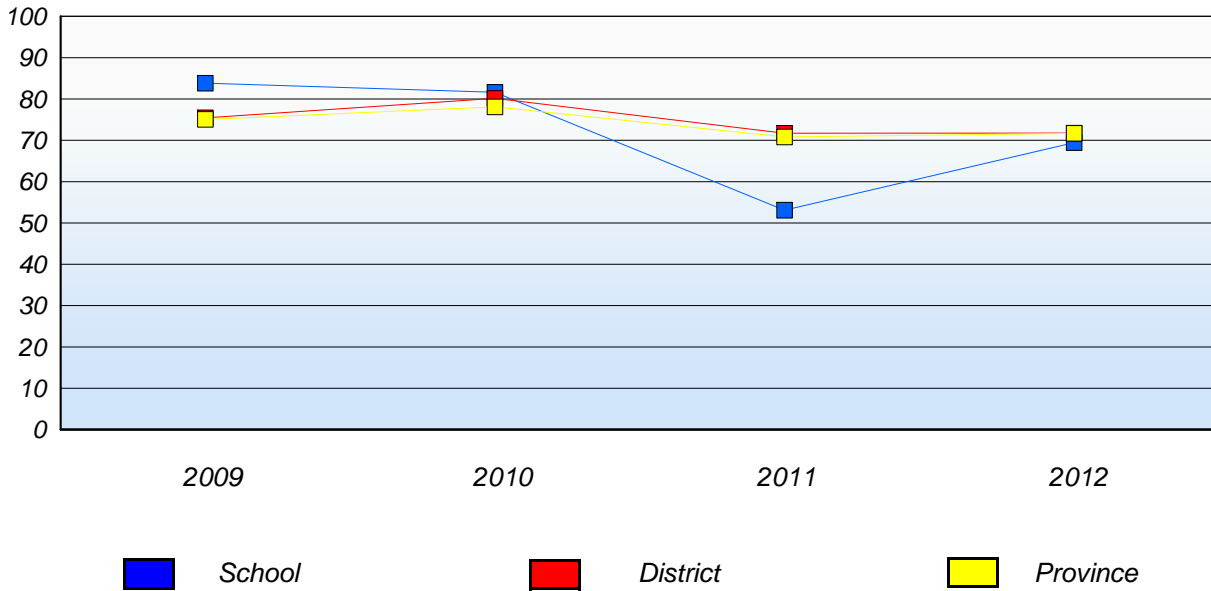
\* Mushuau Innu Natuashish School and Sheshatshiu Innu School are excluded from district and provincial results.

\* Reading score is composite of Non Fiction and Poet. Source: Division of Evaluation and Research, Department of Education

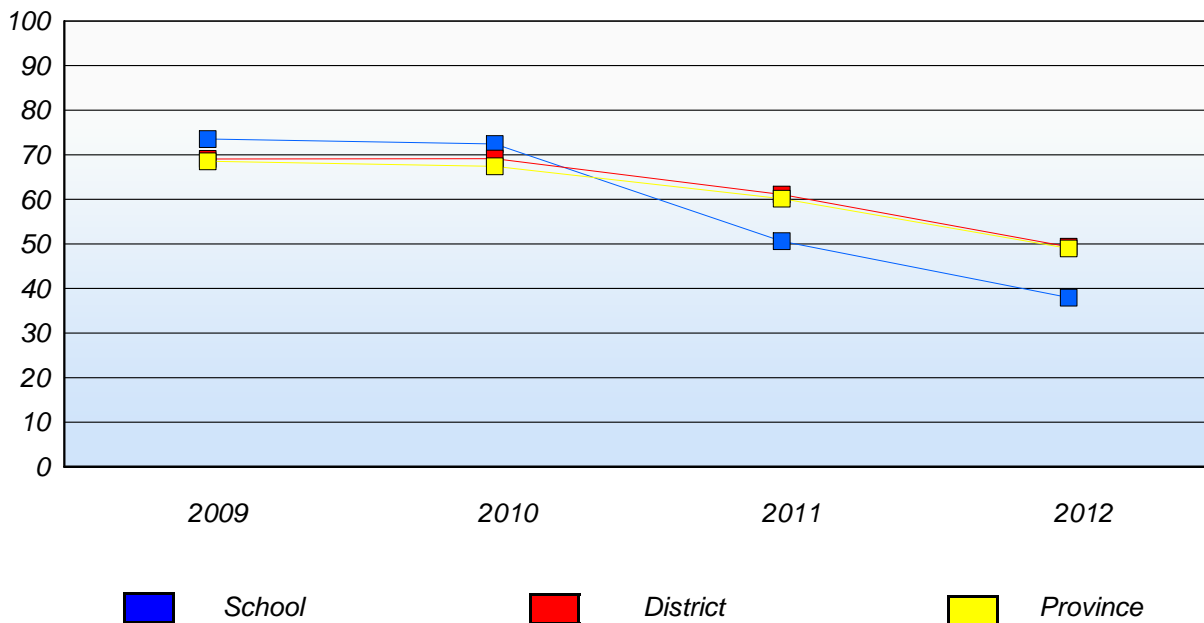
District 4 - Eastern

School #: 303 St. Edward's Elementary

**Demand Writing**  
Percentage of students at level 3 or above (2009 - 2012)



**Reading**  
Percentage of students at level 3 or above (2009 - 2012)



\* In some cases, CRT numbers may exceed AGR numbers based on late enrolments. Pie chart is based on the number of students who wrote the CRT.

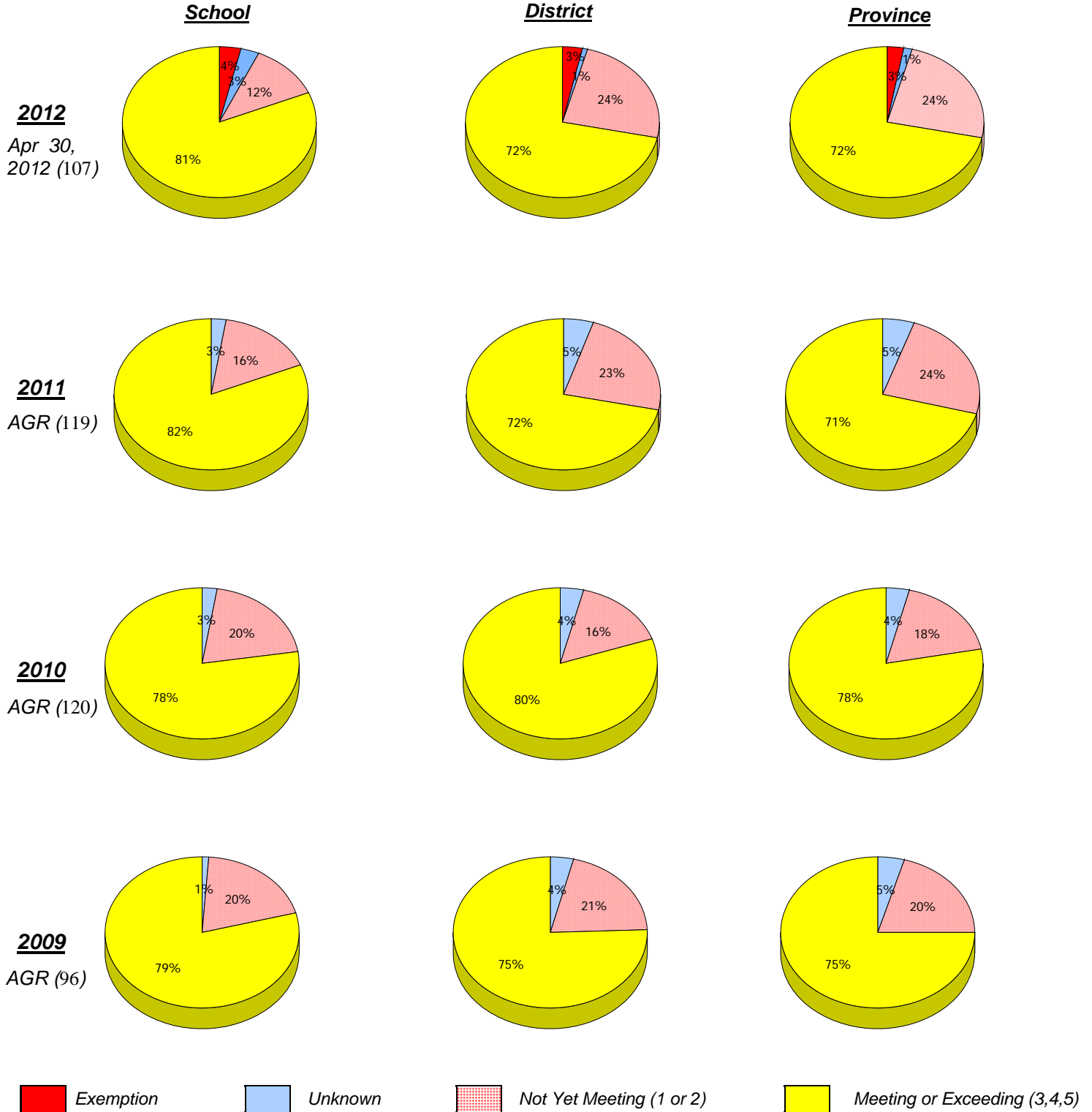
\* Mushuau Innu Natuashish School and Sheshatshiu Innu School are excluded from district and provincial results.

\* Reading score is composite of Non Fiction and Poet. Source: Division of Evaluation and Research, Department of Education

District 4 - Eastern

School #: 305 Villanova Junior High

**Demand Writing**



\* In some cases, CRT numbers may exceed AGR numbers based on late enrolments. Pie chart is based on the number of students who wrote the CRT.

\* Mushuau Innu Natuashish School and Sheshatshiu Innu School are excluded from district and provincial results.

\* Reading score is composite of Non Fiction and Poet. Source: Division of Evaluation and Research, Department of Education

**District 4 - Eastern**

School #: 305 Villanova Junior High

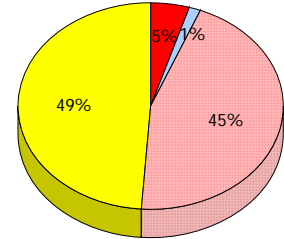
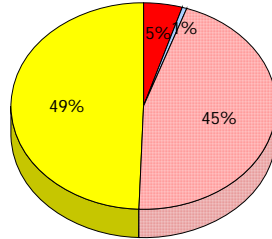
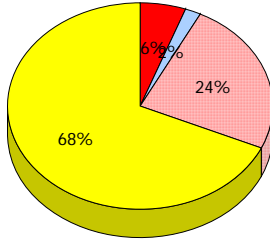
**Reading**

**School**

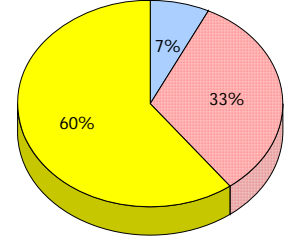
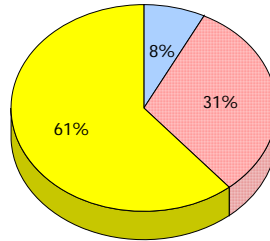
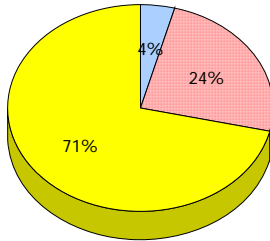
**District**

**Province**

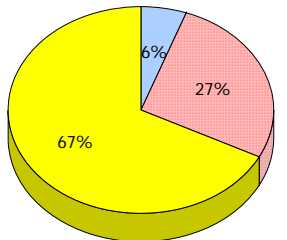
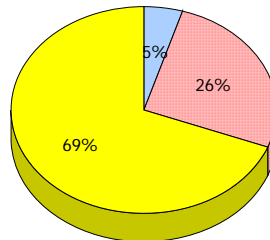
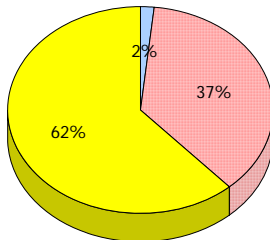
**2012**  
Apr 30,  
2012 (107)



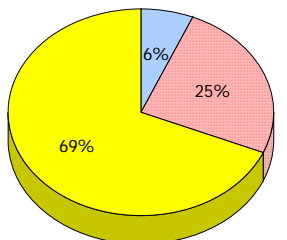
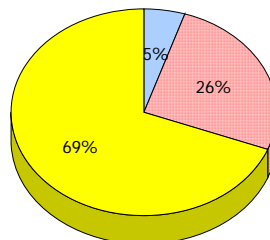
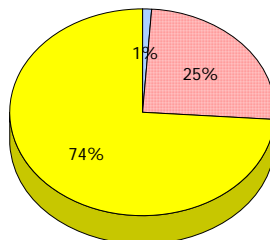
**2011**  
AGR (119)



**2010**  
AGR (120)



**2009**  
AGR (96)



■ Exemption    
 ■ Unknown    
  Not Yet Meeting (1 or 2)    
 ■ Meeting or Exceeding (3,4,5)

\* In some cases, CRT numbers may exceed AGR numbers based on late enrolments. Pie chart is based on the number of students who wrote the CRT.

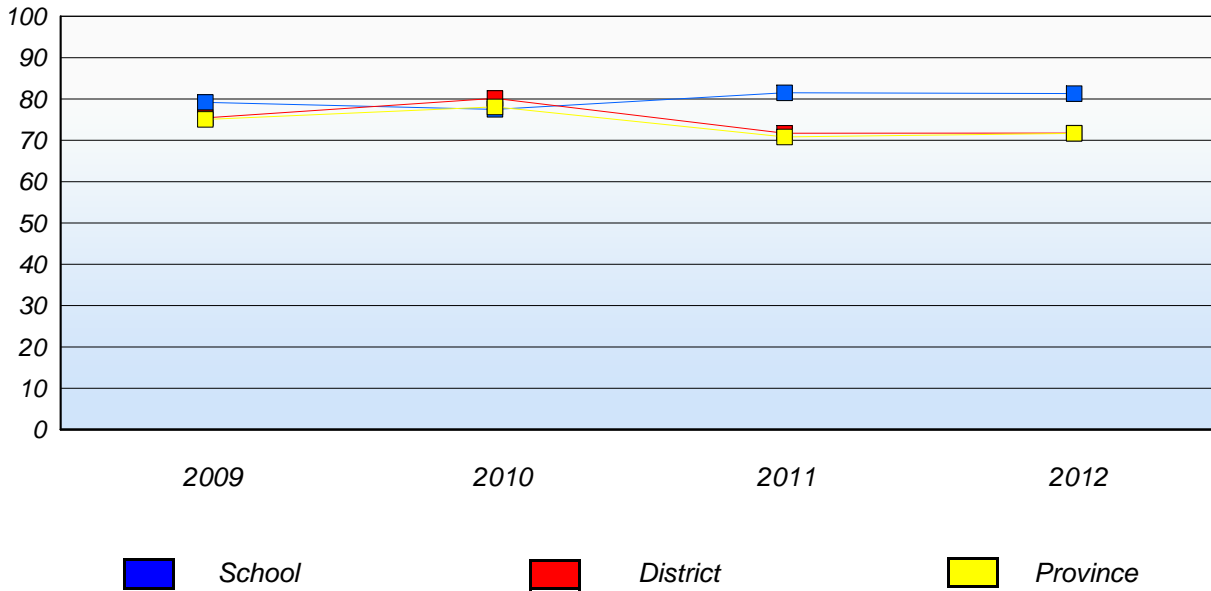
\* Mushuau Innu Natuashish School and Sheshatshiu Innu School are excluded from district and provincial results.

\* Reading score is composite of Non Fiction and Poet. Source: Division of Evaluation and Research, Department of Education

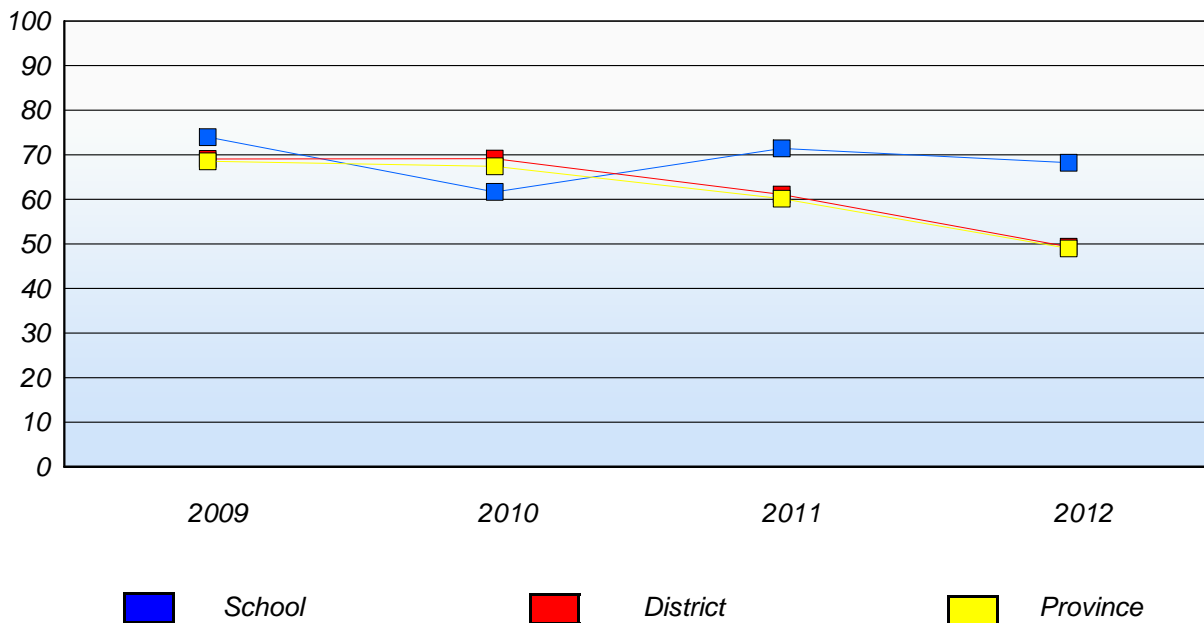
District 4 - Eastern

School #: 305 Villanova Junior High

**Demand Writing**  
Percentage of students at level 3 or above (2009 - 2012)



**Reading**  
Percentage of students at level 3 or above (2009 - 2012)



\* In some cases, CRT numbers may exceed AGR numbers based on late enrolments. Pie chart is based on the number of students who wrote the CRT.

\* Mushuau Innu Natuashish School and Sheshatshiu Innu School are excluded from district and provincial results.

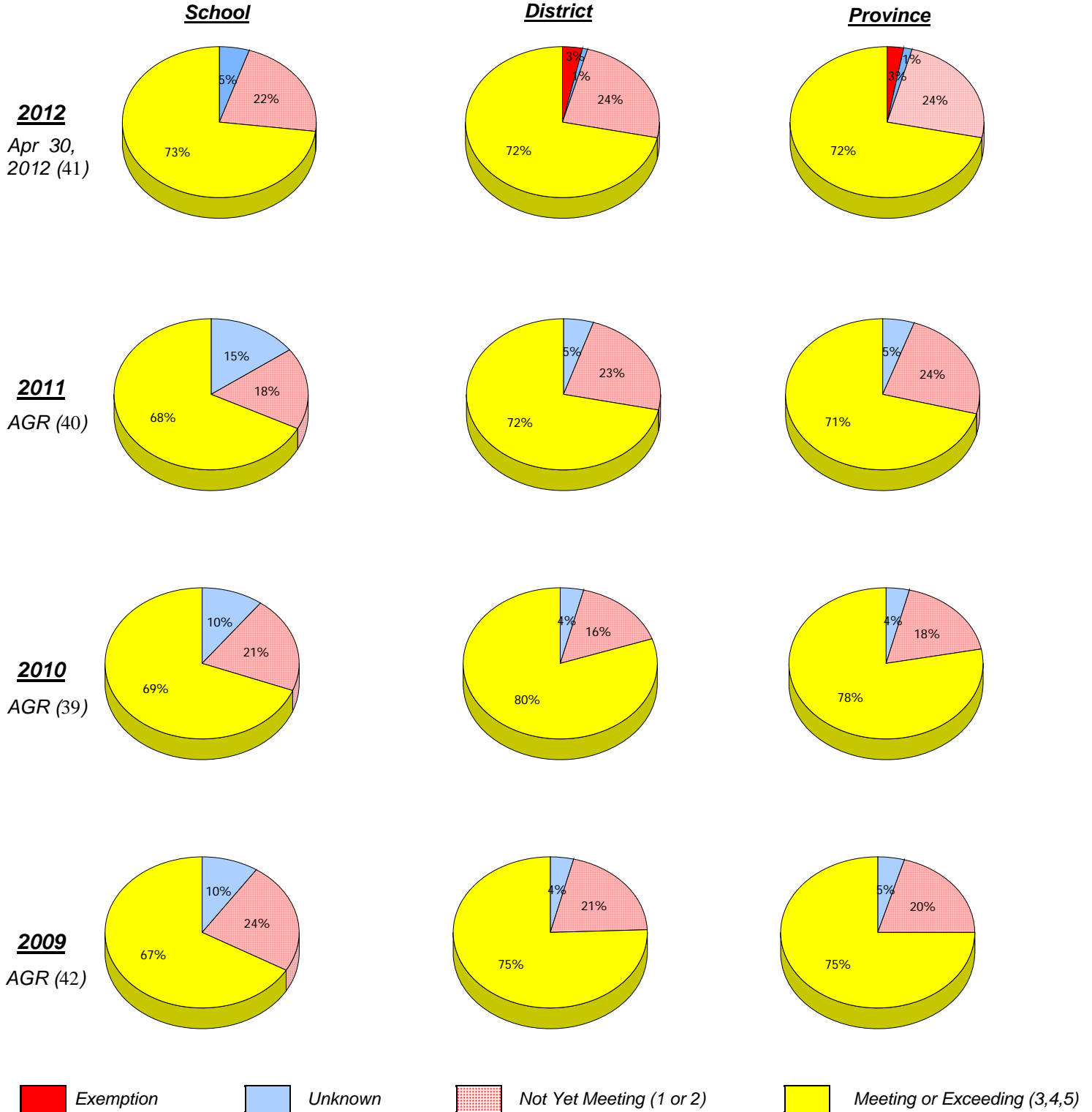
\* Reading score is composite of Non Fiction and Poet. Source: Division of Evaluation and Research, Department of Education



District 4 - Eastern

School #: 306 St. George's Elementary

**Demand Writing**



\* In some cases, CRT numbers may exceed AGR numbers based on late enrolments. Pie chart is based on the number of students who wrote the CRT.

\* Mushuau Innu Natuashish School and Sheshatshiu Innu School are excluded from district and provincial results.

\* Reading score is composite of Non Fiction and Poet. Source: Division of Evaluation and Research, Department of Education

**District 4 - Eastern**

School #: 306 St. George's Elementary

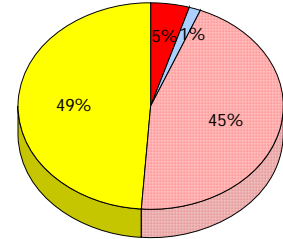
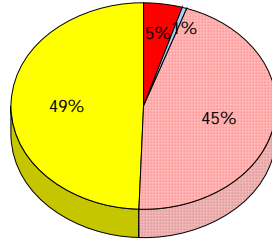
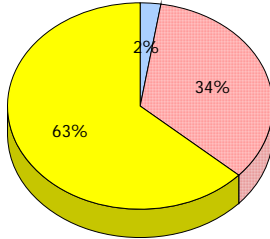
**Reading**

**School**

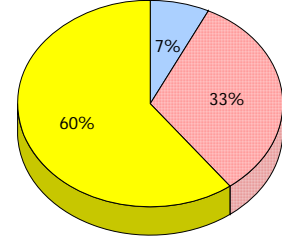
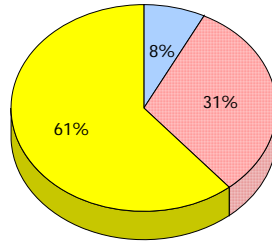
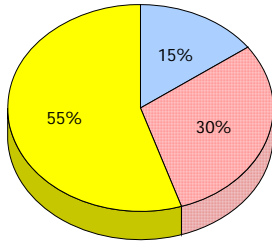
**District**

**Province**

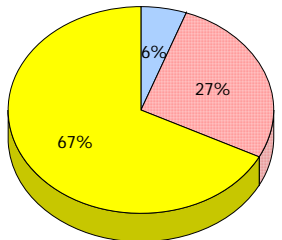
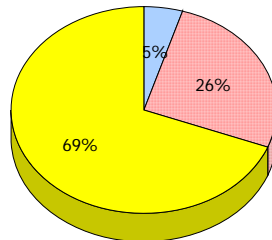
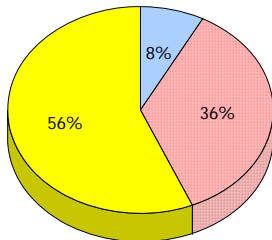
**2012**  
Apr 30,  
2012 (41)



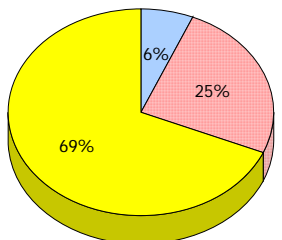
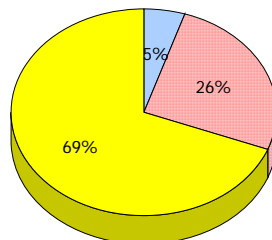
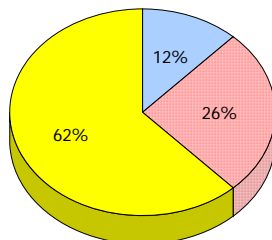
**2011**  
AGR (40)



**2010**  
AGR (39)



**2009**  
AGR (42)



■ Exemption    
 ■ Unknown    
 ■ Not Yet Meeting (1 or 2)    
 ■ Meeting or Exceeding (3,4,5)

\* In some cases, CRT numbers may exceed AGR numbers based on late enrolments. Pie chart is based on the number of students who wrote the CRT.

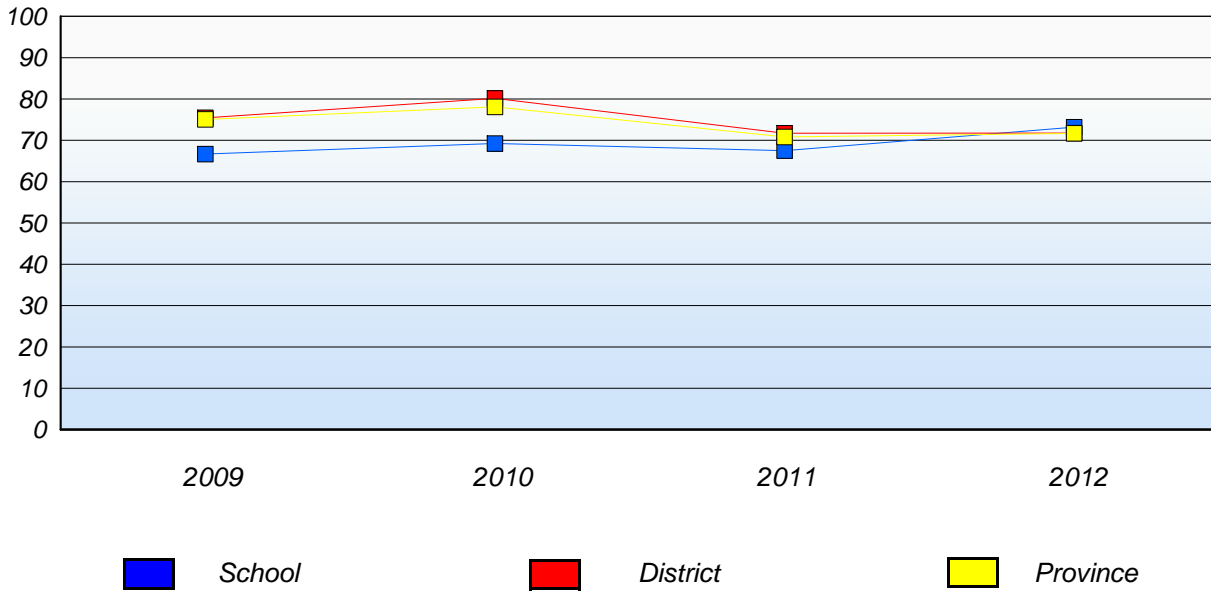
\* Mushuau Innu Natuashish School and Sheshatshiu Innu School are excluded from district and provincial results.

\* Reading score is composite of Non Fiction and Poet. Source: Division of Evaluation and Research, Department of Education

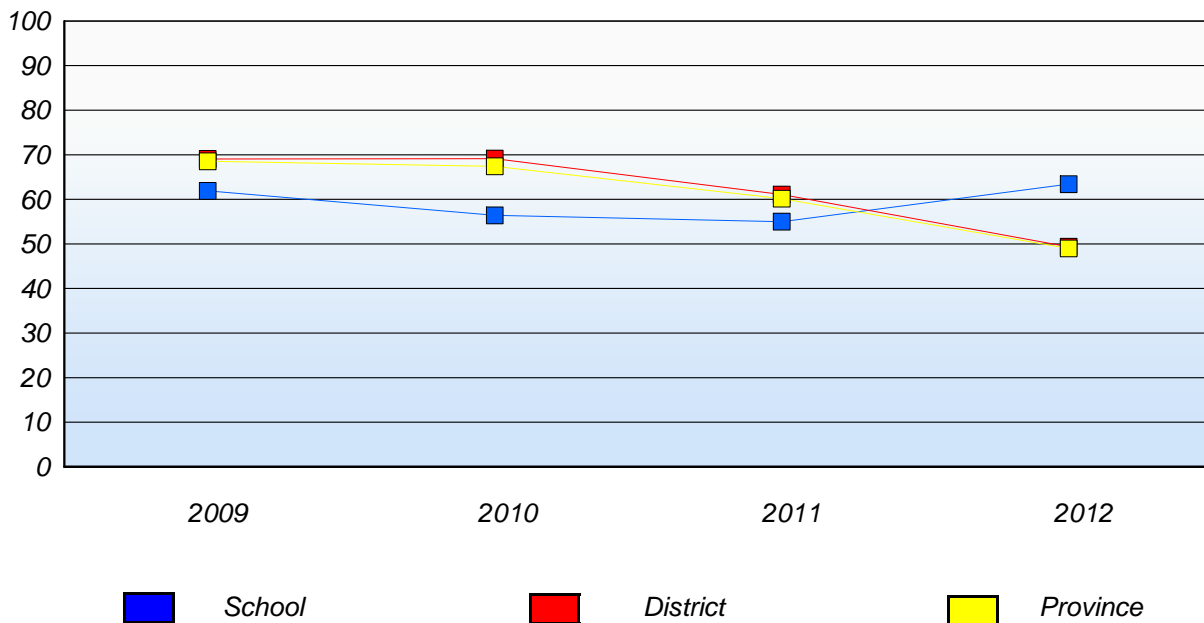
District 4 - Eastern

School #: 306 St. George's Elementary

**Demand Writing**  
Percentage of students at level 3 or above (2009 - 2012)



**Reading**  
Percentage of students at level 3 or above (2009 - 2012)



\* In some cases, CRT numbers may exceed AGR numbers based on late enrolments. Pie chart is based on the number of students who wrote the CRT.

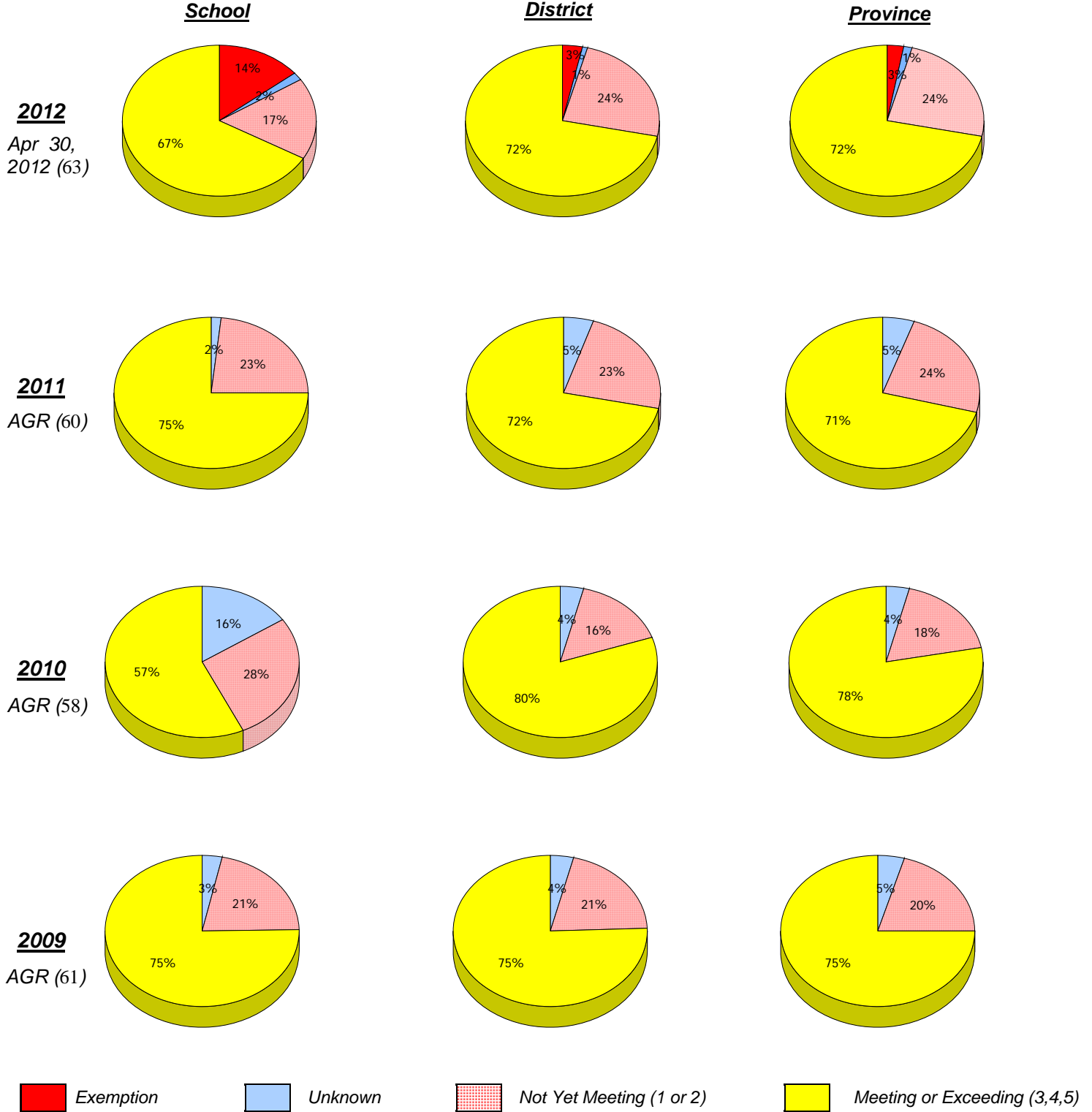
\* Mushuau Innu Natuashish School and Sheshatshiu Innu School are excluded from district and provincial results.

\* Reading score is composite of Non Fiction and Poet. Source: Division of Evaluation and Research, Department of Education

District 4 - Eastern

School #: 308 Mary Queen of the World Elementary

***Demand Writing***



\* In some cases, CRT numbers may exceed AGR numbers based on late enrolments. Pie chart is based on the number of students who wrote the CRT.

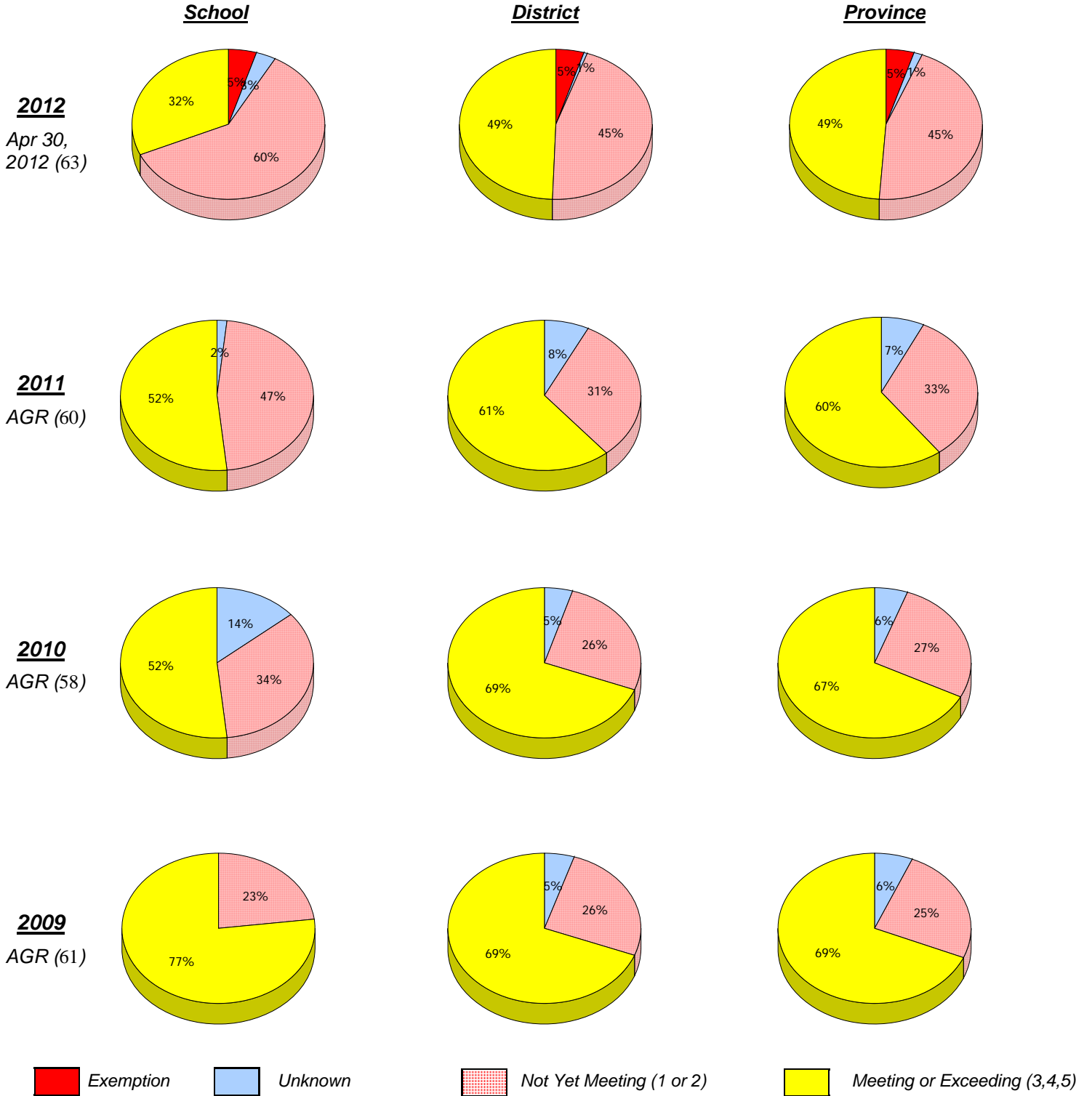
\* Mushuau Innu Natuashish School and Sheshatshiu Innu School are excluded from district and provincial results.

\* Reading score is composite of Non Fiction and Poet. Source: Division of Evaluation and Research, Department of Education

**District 4 - Eastern**

School #: 308 Mary Queen of the World Elementary

**Reading**



\* In some cases, CRT numbers may exceed AGR numbers based on late enrolments. Pie chart is based on the number of students who wrote the CRT.

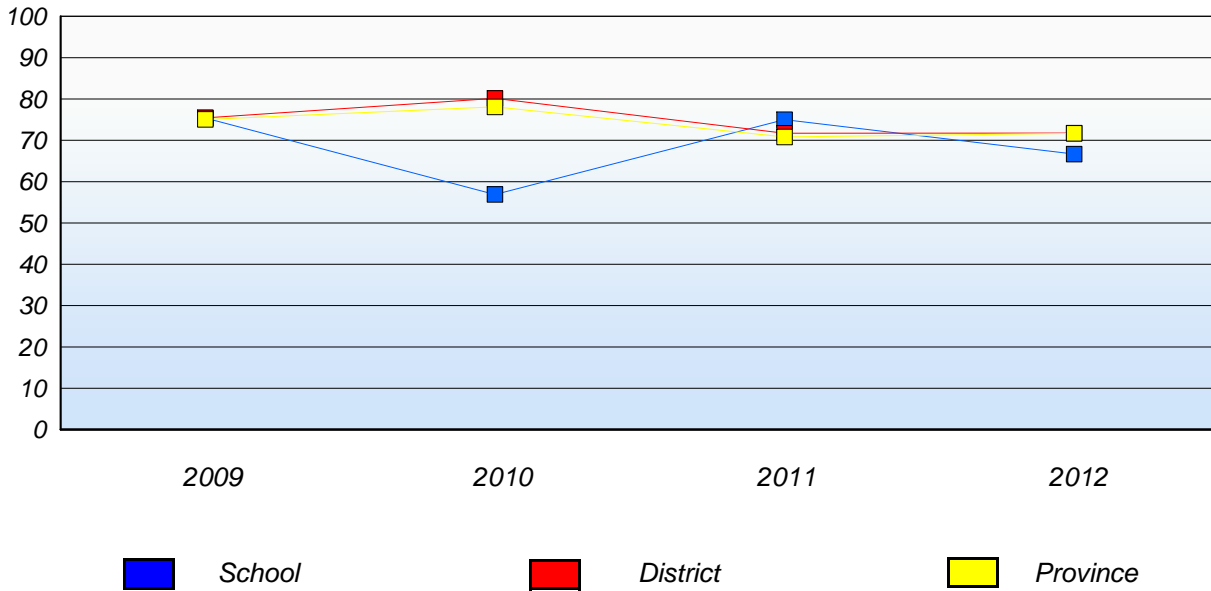
\* Mushuau Innu Natuashish School and Sheshatshiu Innu School are excluded from district and provincial results.

\* Reading score is composite of Non Fiction and Poet. Source: Division of Evaluation and Research, Department of Education

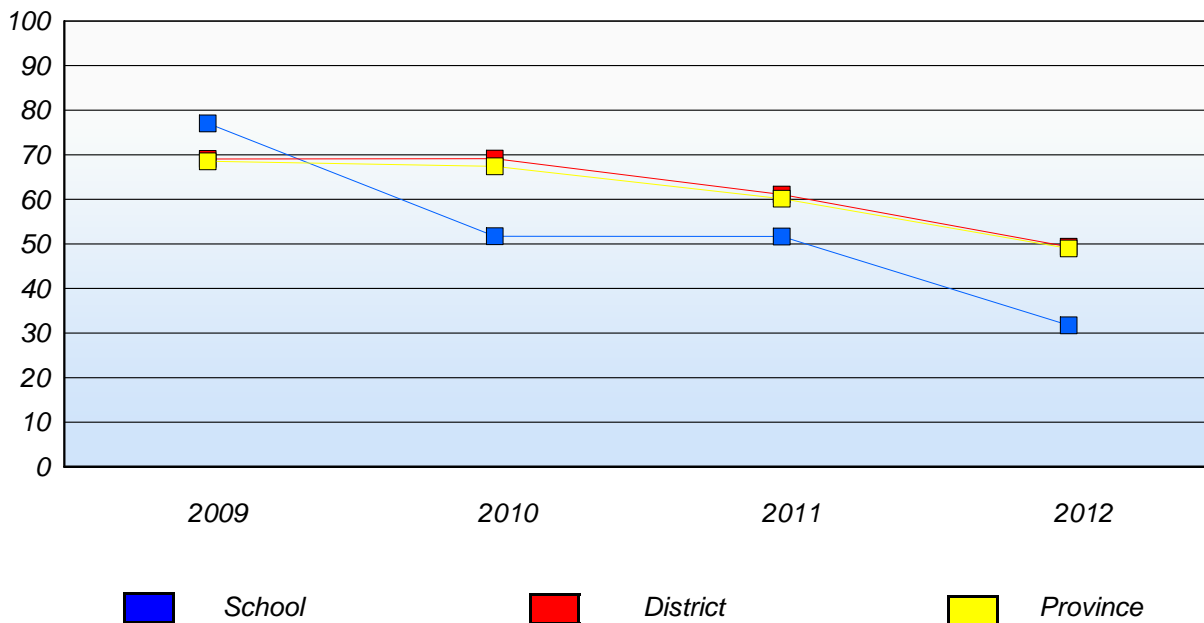
District 4 - Eastern

School #: 308 Mary Queen of the World Elementary

**Demand Writing**  
Percentage of students at level 3 or above (2009 - 2012)



**Reading**  
Percentage of students at level 3 or above (2009 - 2012)



\* In some cases, CRT numbers may exceed AGR numbers based on late enrolments. Pie chart is based on the number of students who wrote the CRT.

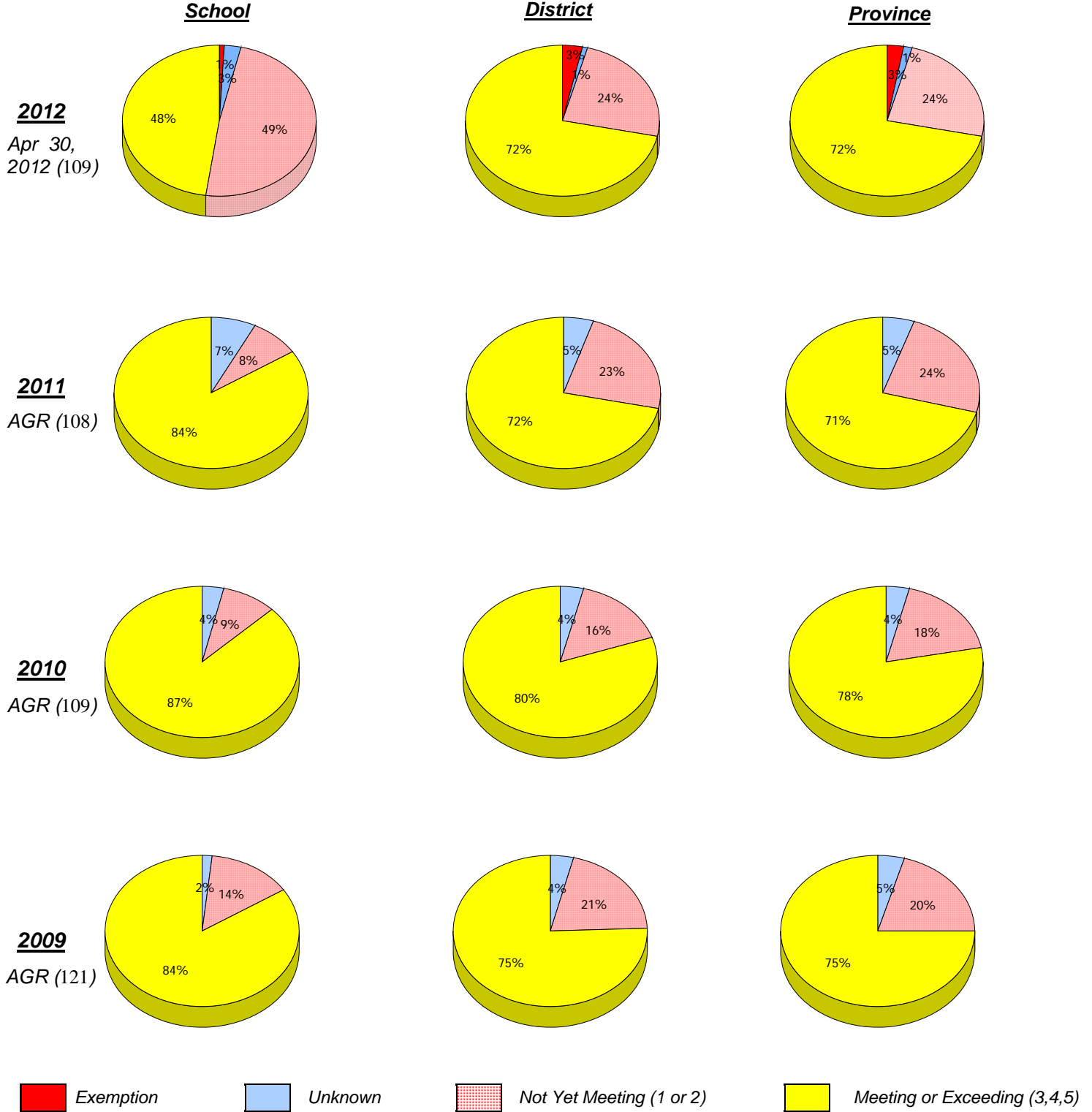
\* Mushuau Innu Natuashish School and Sheshatshiu Innu School are excluded from district and provincial results.

\* Reading score is composite of Non Fiction and Poet. Source: Division of Evaluation and Research, Department of Education

District 4 - Eastern

School #: 310 Mount Pearl Intermediate

**Demand Writing**



\* In some cases, CRT numbers may exceed AGR numbers based on late enrolments. Pie chart is based on the number of students who wrote the CRT.

\* Mushuau Innu Natuashish School and Sheshatshiu Innu School are excluded from district and provincial results.

\* Reading score is composite of Non Fiction and Poet. Source: Division of Evaluation and Research, Department of Education

District 4 - Eastern

School #: 310 Mount Pearl Intermediate

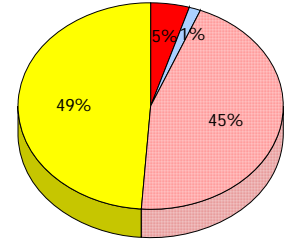
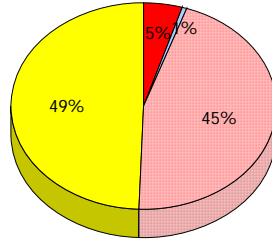
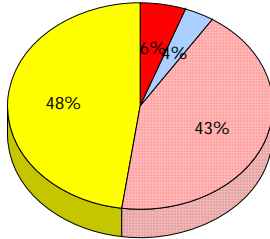
**Reading**

**School**

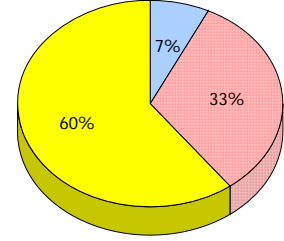
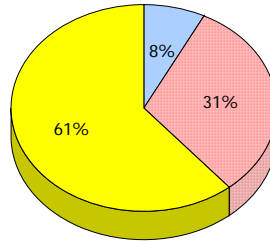
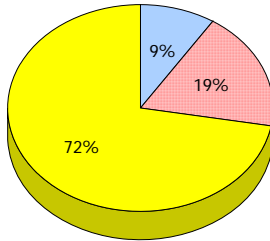
**District**

**Province**

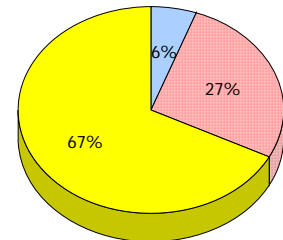
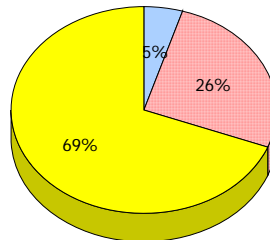
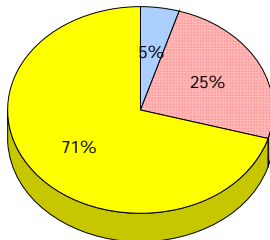
**2012**  
Apr 30,  
2012 (109)



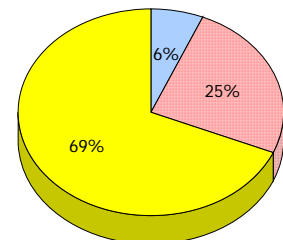
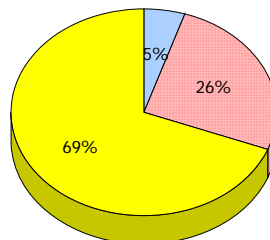
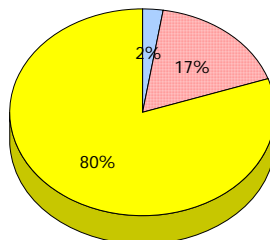
**2011**  
AGR (108)



**2010**  
AGR (109)



**2009**  
AGR (121)



■ Exemption    
 ■ Unknown    
 ■ Not Yet Meeting (1 or 2)    
 ■ Meeting or Exceeding (3,4,5)

\* In some cases, CRT numbers may exceed AGR numbers based on late enrolments. Pie chart is based on the number of students who wrote the CRT.

\* Mushuau Innu Natuashish School and Sheshatshiu Innu School are excluded from district and provincial results.

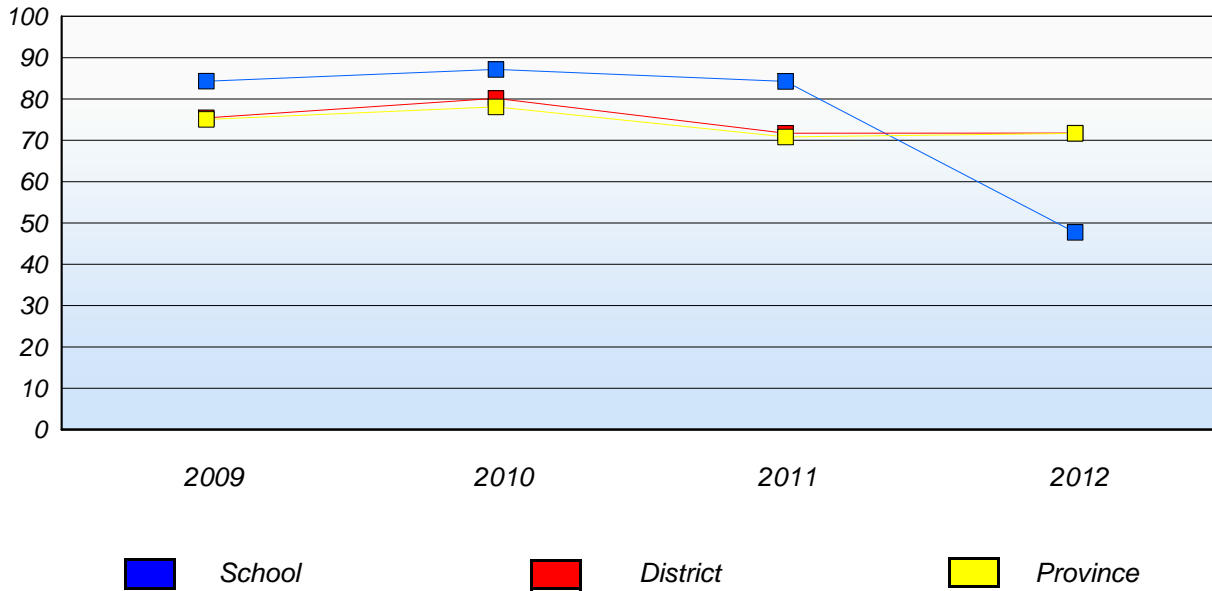
\* Reading score is composite of Non Fiction and Poet. Source: Division of Evaluation and Research, Department of Education



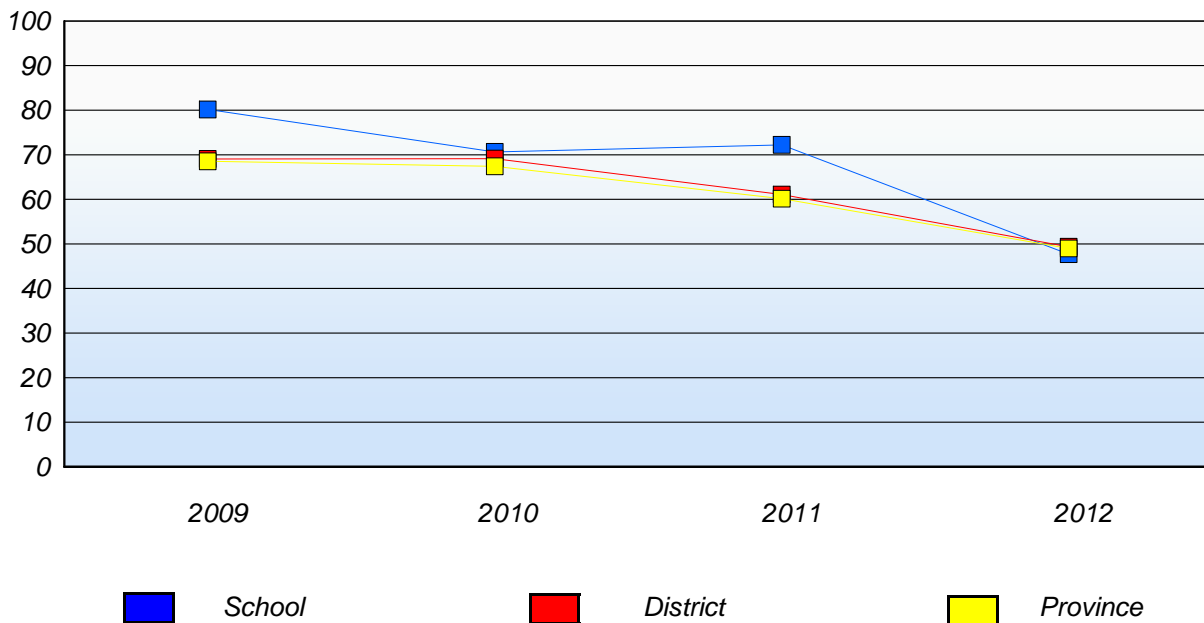
District 4 - Eastern

School #: 310 Mount Pearl Intermediate

**Demand Writing**  
Percentage of students at level 3 or above (2009 - 2012)



**Reading**  
Percentage of students at level 3 or above (2009 - 2012)



\* In some cases, CRT numbers may exceed AGR numbers based on late enrolments. Pie chart is based on the number of students who wrote the CRT.

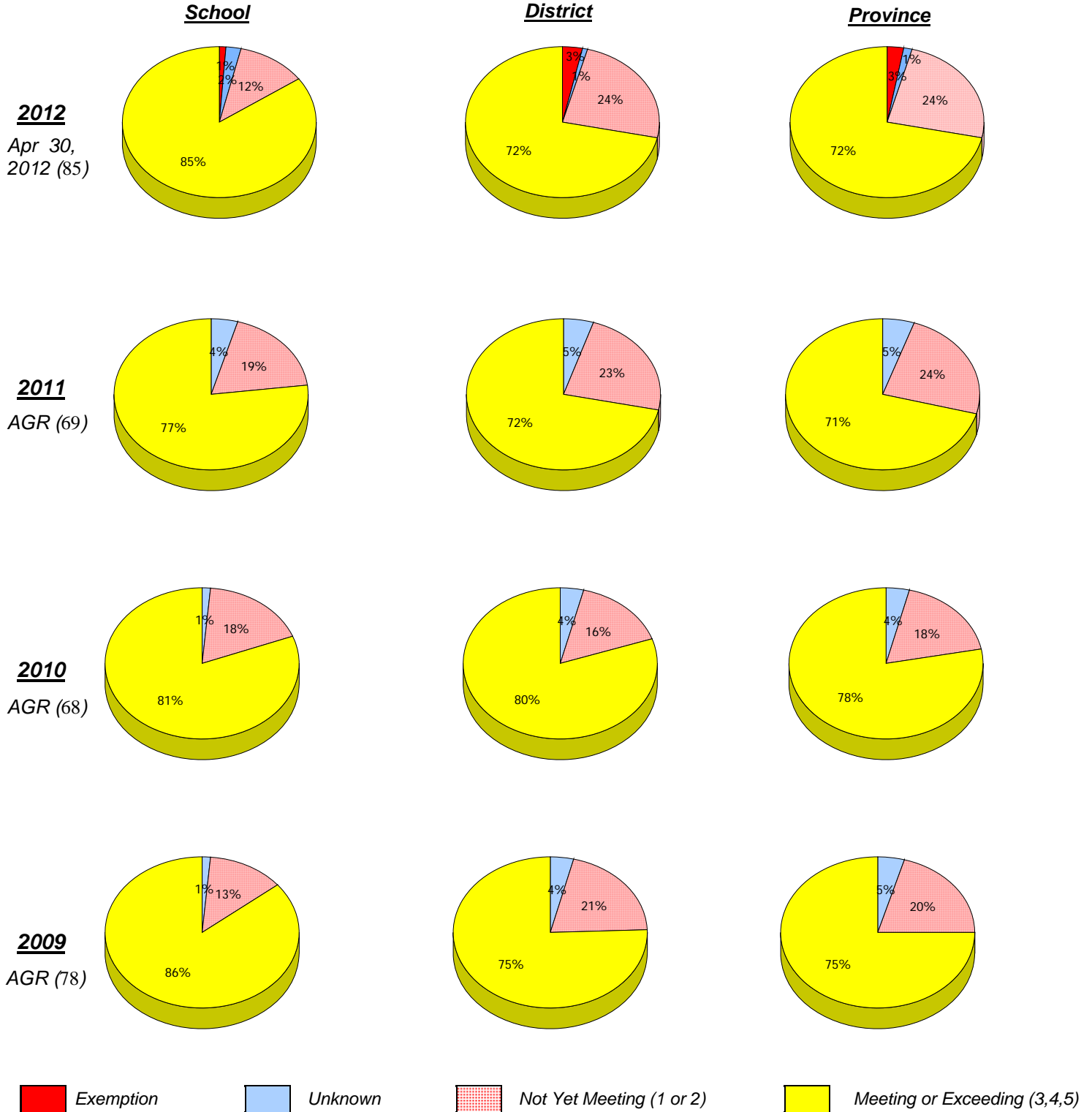
\* Mushuau Innu Natuashish School and Sheshatshiu Innu School are excluded from district and provincial results.

\* Reading score is composite of Non Fiction and Poet. Source: Division of Evaluation and Research, Department of Education

**District 4 - Eastern**

School #: 312 Newtown Elementary

***Demand Writing***



\* In some cases, CRT numbers may exceed AGR numbers based on late enrolments. Pie chart is based on the number of students who wrote the CRT.

\* Mushuau Innu Natuashish School and Sheshatshiu Innu School are excluded from district and provincial results.

\* Reading score is composite of Non Fiction and Poet. Source: Division of Evaluation and Research, Department of Education

District 4 - Eastern

School #: 312 Newtown Elementary

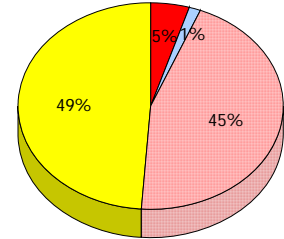
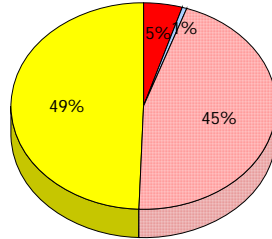
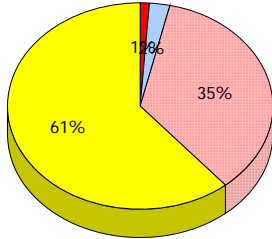
**Reading**

**School**

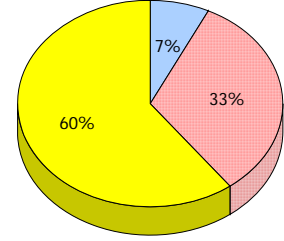
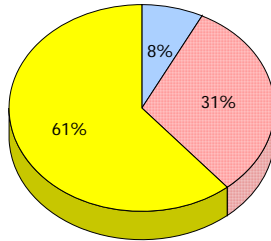
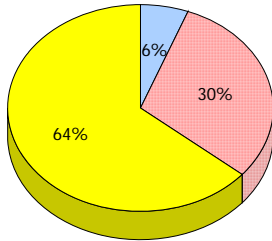
**District**

**Province**

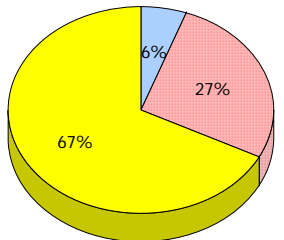
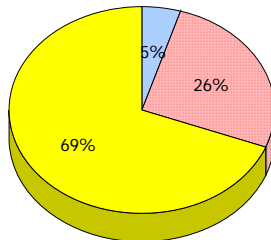
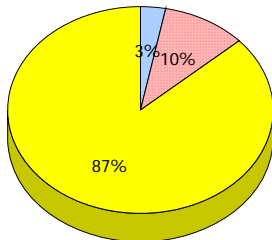
**2012**  
Apr 30,  
2012 (85)



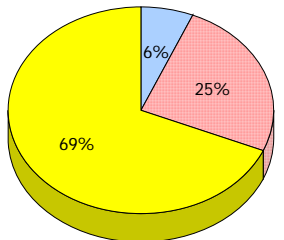
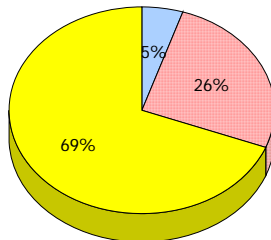
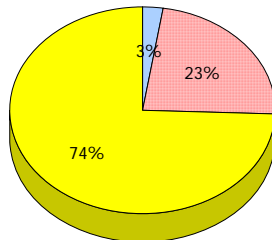
**2011**  
AGR (69)



**2010**  
AGR (68)



**2009**  
AGR (78)



■ Exemption    
 ■ Unknown    
 ■ Not Yet Meeting (1 or 2)    
 ■ Meeting or Exceeding (3,4,5)

\* In some cases, CRT numbers may exceed AGR numbers based on late enrolments. Pie chart is based on the number of students who wrote the CRT.

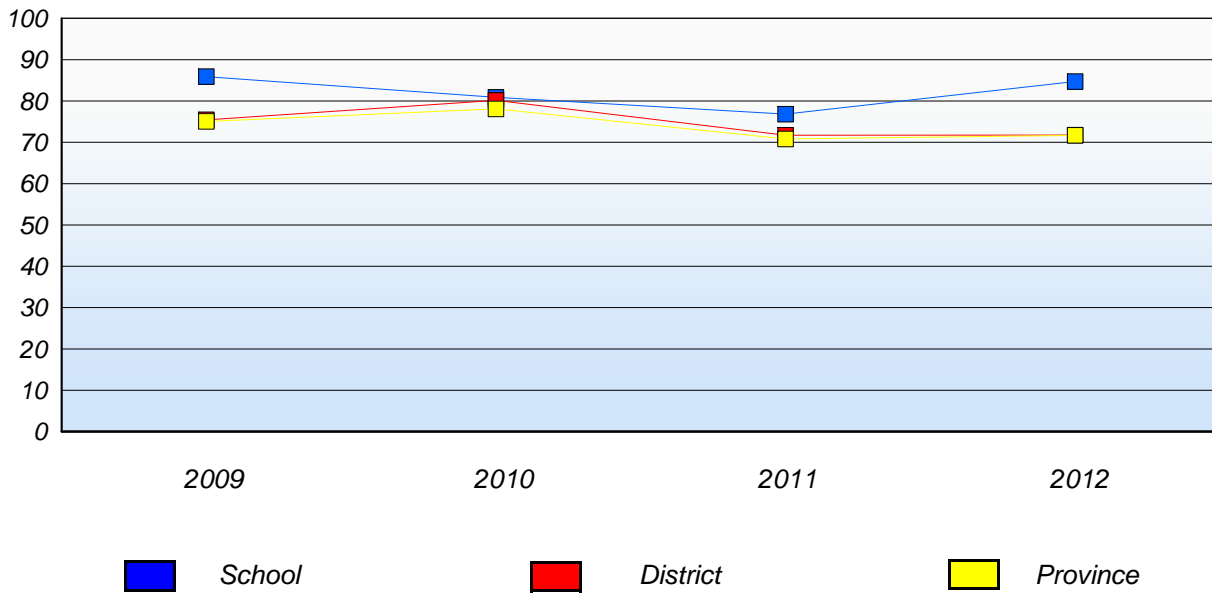
\* Mushuau Innu Natuashish School and Sheshatshiu Innu School are excluded from district and provincial results.

\* Reading score is composite of Non Fiction and Poet. Source: Division of Evaluation and Research, Department of Education

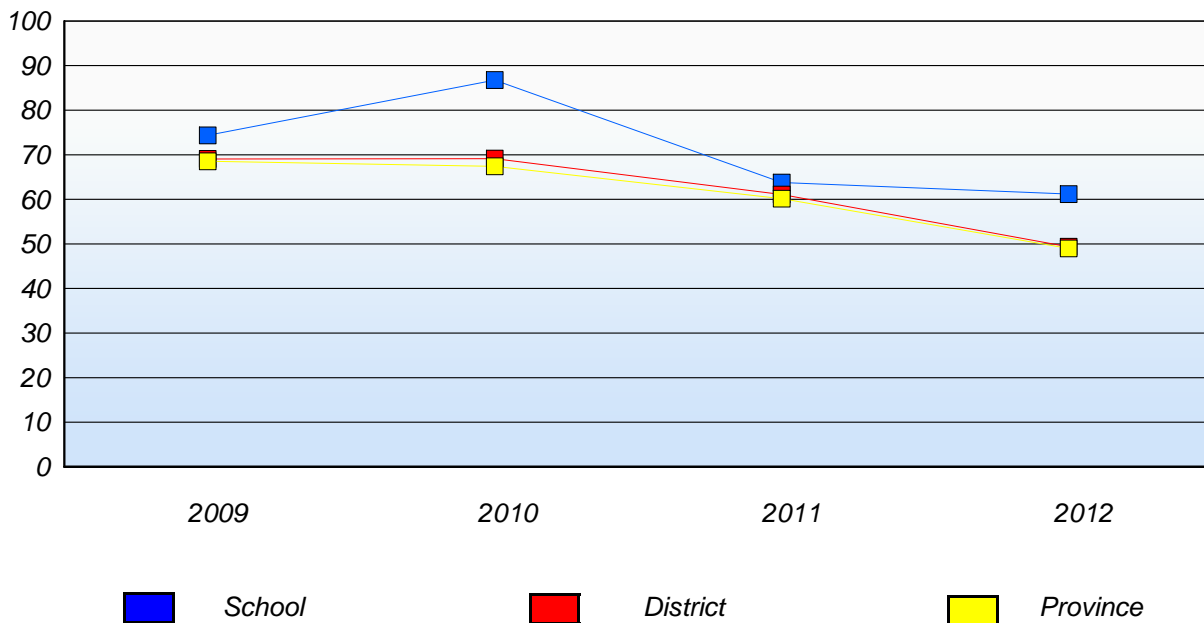
District 4 - Eastern

School #: 312 Newtown Elementary

**Demand Writing**  
Percentage of students at level 3 or above (2009 - 2012)



**Reading**  
Percentage of students at level 3 or above (2009 - 2012)



\* In some cases, CRT numbers may exceed AGR numbers based on late enrolments. Pie chart is based on the number of students who wrote the CRT.

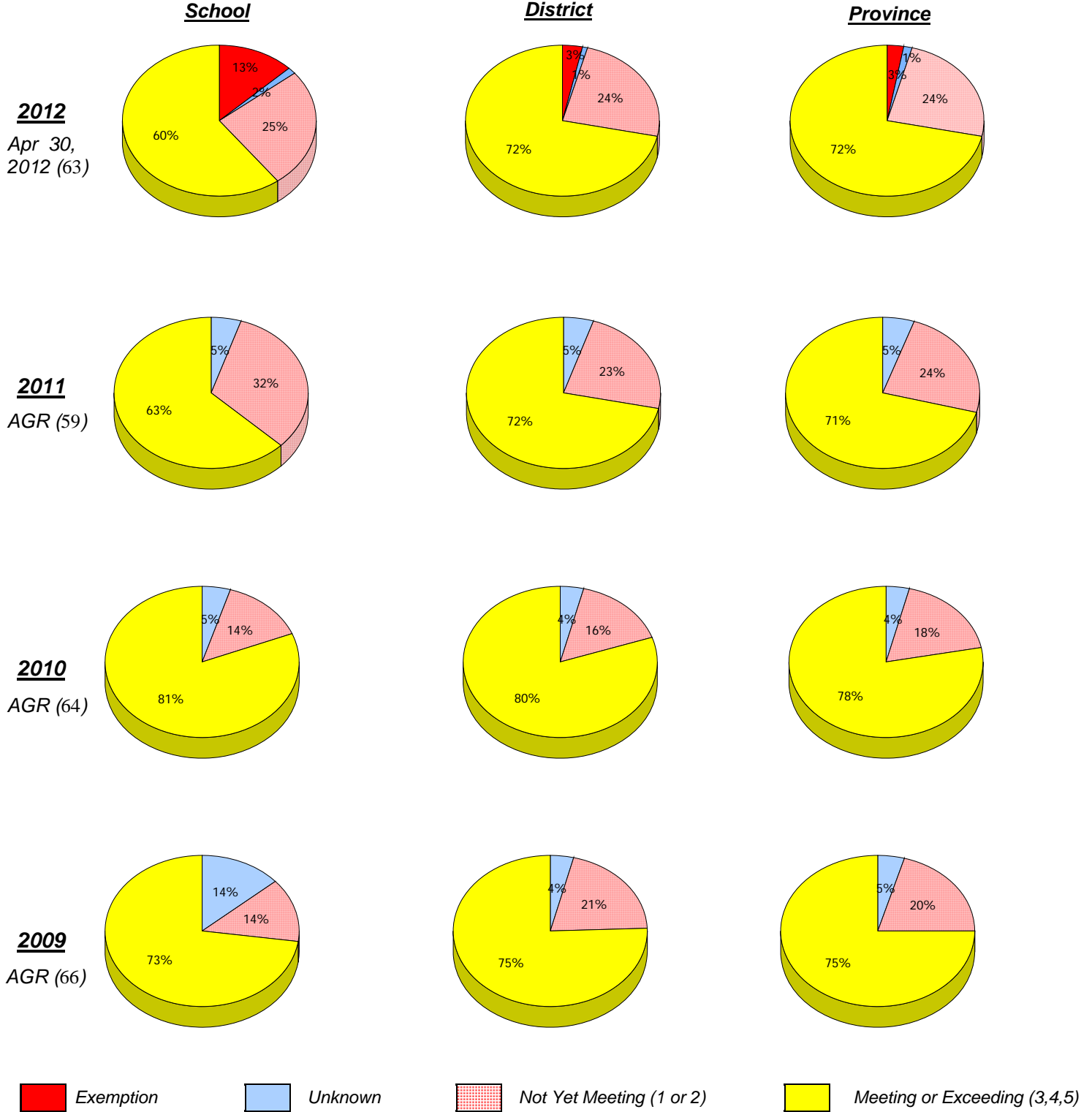
\* Mushuau Innu Natuashish School and Sheshatshiu Innu School are excluded from district and provincial results.

\* Reading score is composite of Non Fiction and Poet. Source: Division of Evaluation and Research, Department of Education

District 4 - Eastern

School #: 316 St. Peter's Elementary

***Demand Writing***



\* In some cases, CRT numbers may exceed AGR numbers based on late enrolments. Pie chart is based on the number of students who wrote the CRT.

\* Mushuau Innu Natuashish School and Sheshatshiu Innu School are excluded from district and provincial results.

\* Reading score is composite of Non Fiction and Poet. Source: Division of Evaluation and Research, Department of Education

**District 4 - Eastern**

School #: 316 St. Peter's Elementary

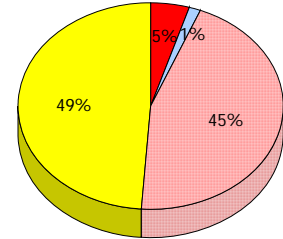
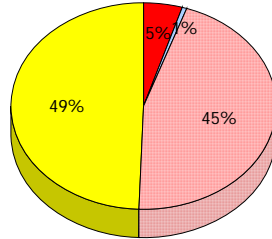
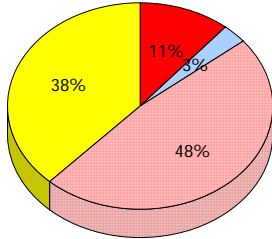
**Reading**

**School**

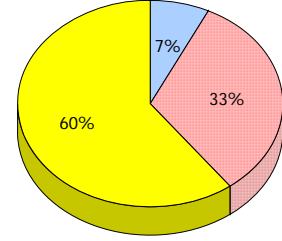
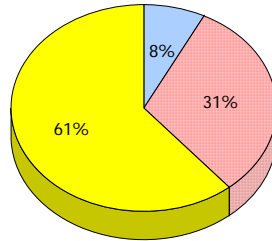
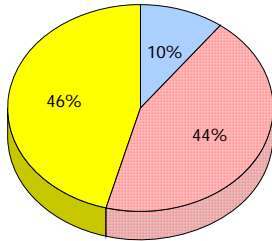
**District**

**Province**

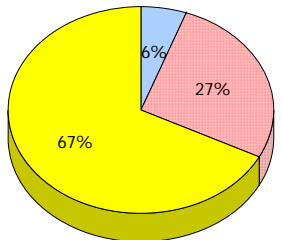
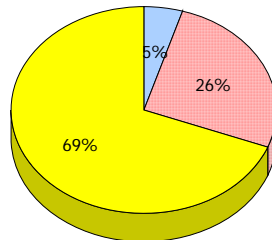
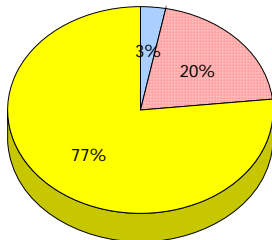
**2012**  
Apr 30,  
2012 (63)



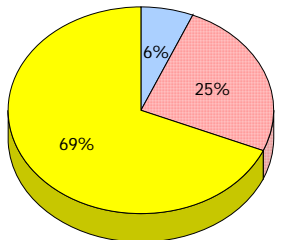
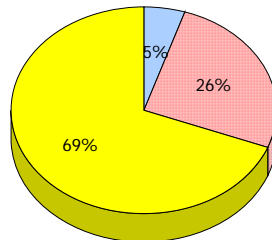
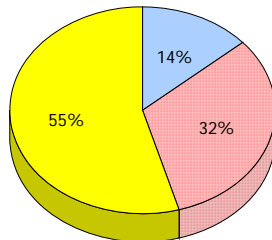
**2011**  
AGR (59)



**2010**  
AGR (64)



**2009**  
AGR (66)



■ Exemption    
 ■ Unknown    
  Not Yet Meeting (1 or 2)    
 ■ Meeting or Exceeding (3,4,5)

\* In some cases, CRT numbers may exceed AGR numbers based on late enrolments. Pie chart is based on the number of students who wrote the CRT.

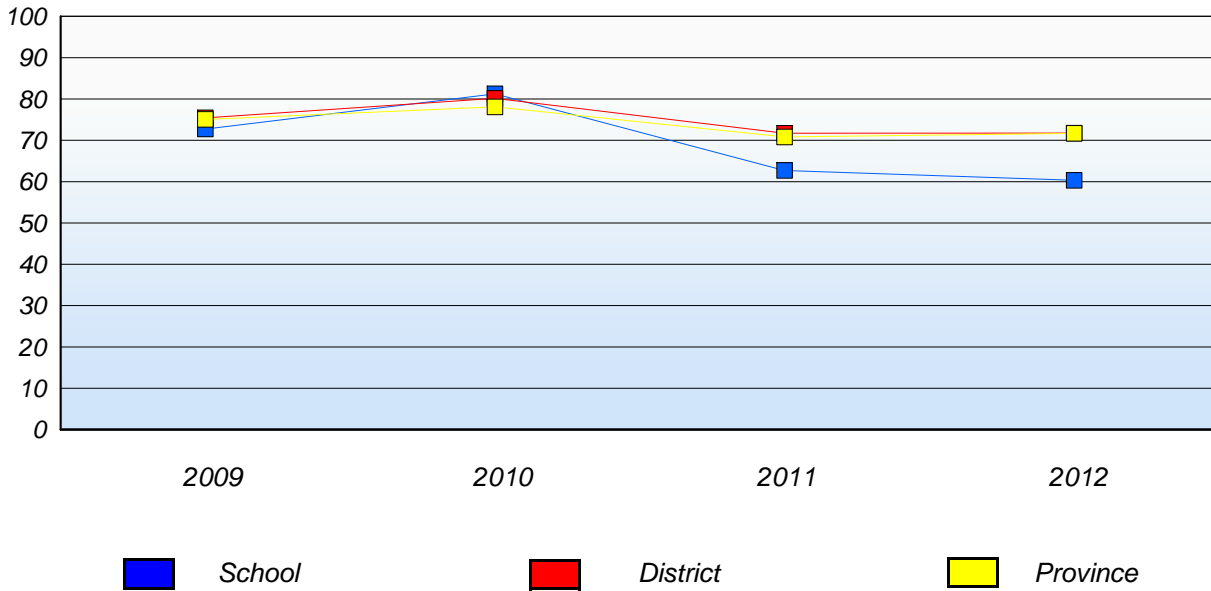
\* Mushuau Innu Natuashish School and Sheshatshiu Innu School are excluded from district and provincial results.

\* Reading score is composite of Non Fiction and Poet. Source: Division of Evaluation and Research, Department of Education

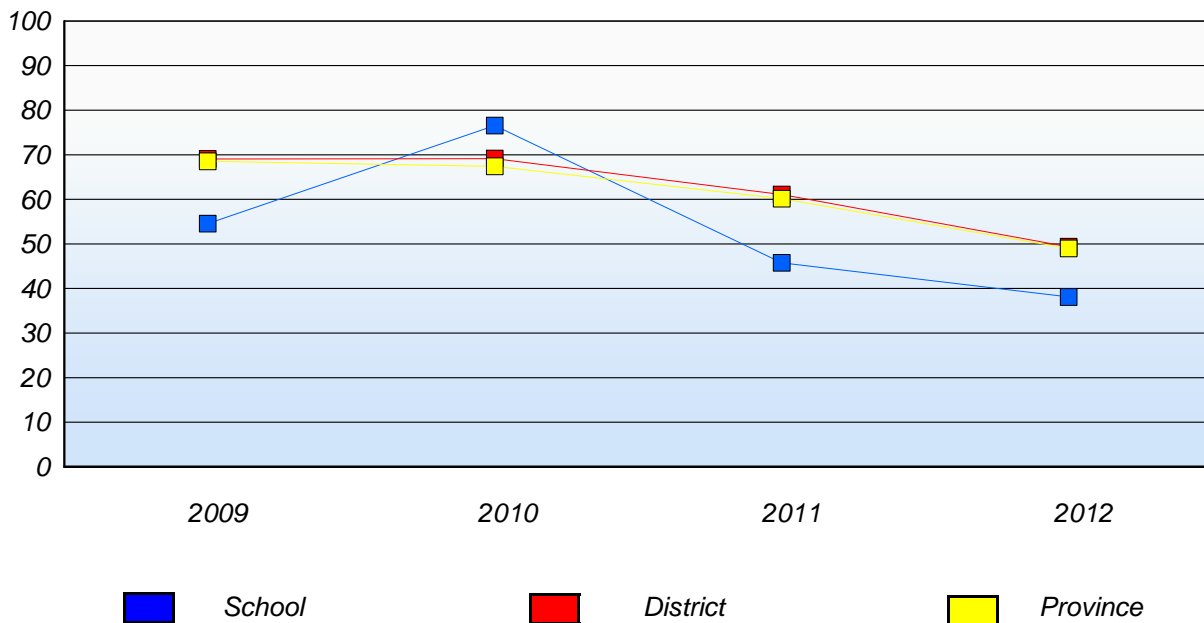
**District 4 - Eastern**

School #: 316 St. Peter's Elementary

**Demand Writing**  
Percentage of students at level 3 or above (2009 - 2012)



**Reading**  
Percentage of students at level 3 or above (2009 - 2012)



\* In some cases, CRT numbers may exceed AGR numbers based on late enrolments. Pie chart is based on the number of students who wrote the CRT.

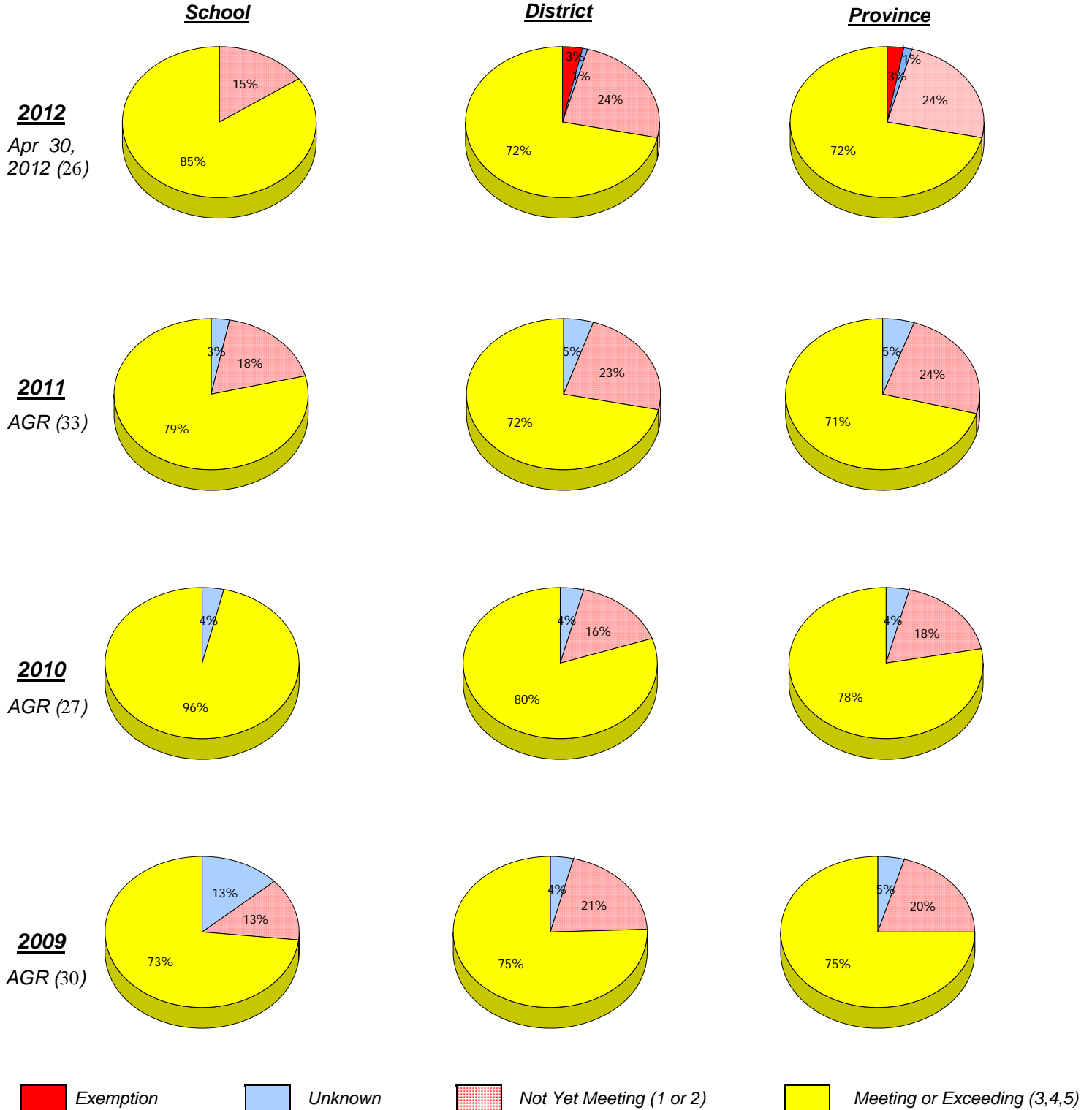
\* Mushuau Innu Natuashish School and Sheshatshiu Innu School are excluded from district and provincial results.

\* Reading score is composite of Non Fiction and Poet. Source: Division of Evaluation and Research, Department of Education

District 4 - Eastern

School #: 317 St. Francis of Assisi Elementary

**Demand Writing**



\* In some cases, CRT numbers may exceed AGR numbers based on late enrolments. Pie chart is based on the number of students who wrote the CRT.

\* Mushuau Innu Natuashish School and Sheshatshiu Innu School are excluded from district and provincial results.

\* Reading score is composite of Non Fiction and Poet. Source: Division of Evaluation and Research, Department of Education



**District 4 - Eastern**

School #: 317 St. Francis of Assisi Elementary

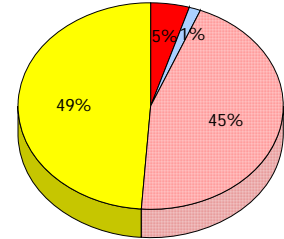
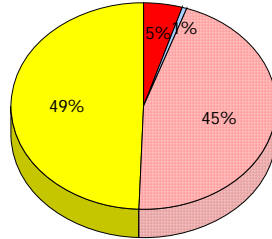
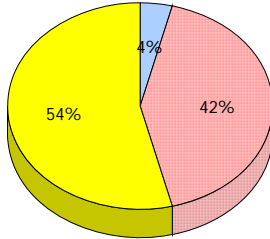
**Reading**

**School**

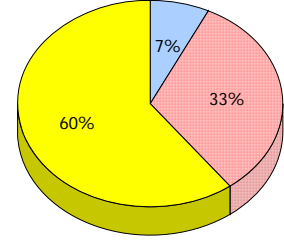
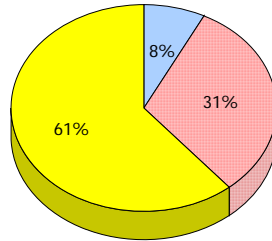
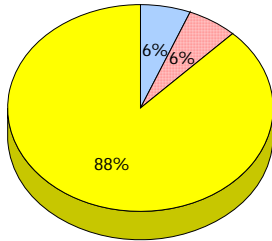
**District**

**Province**

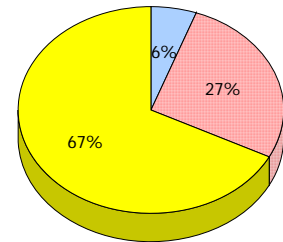
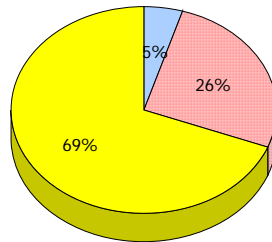
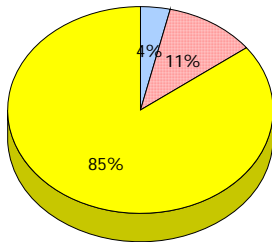
**2012**  
Apr 30,  
2012 (26)



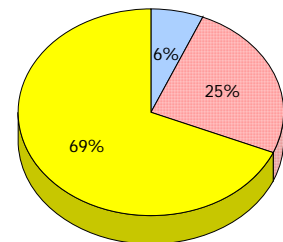
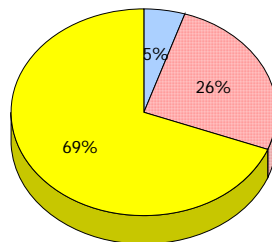
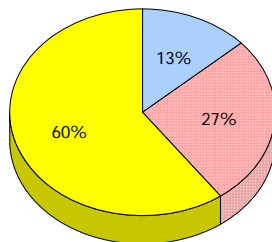
**2011**  
AGR (33)



**2010**  
AGR (27)



**2009**  
AGR (30)



■ Exemption    
 ■ Unknown    
 ■ Not Yet Meeting (1 or 2)    
 ■ Meeting or Exceeding (3,4,5)

\* In some cases, CRT numbers may exceed AGR numbers based on late enrolments. Pie chart is based on the number of students who wrote the CRT.

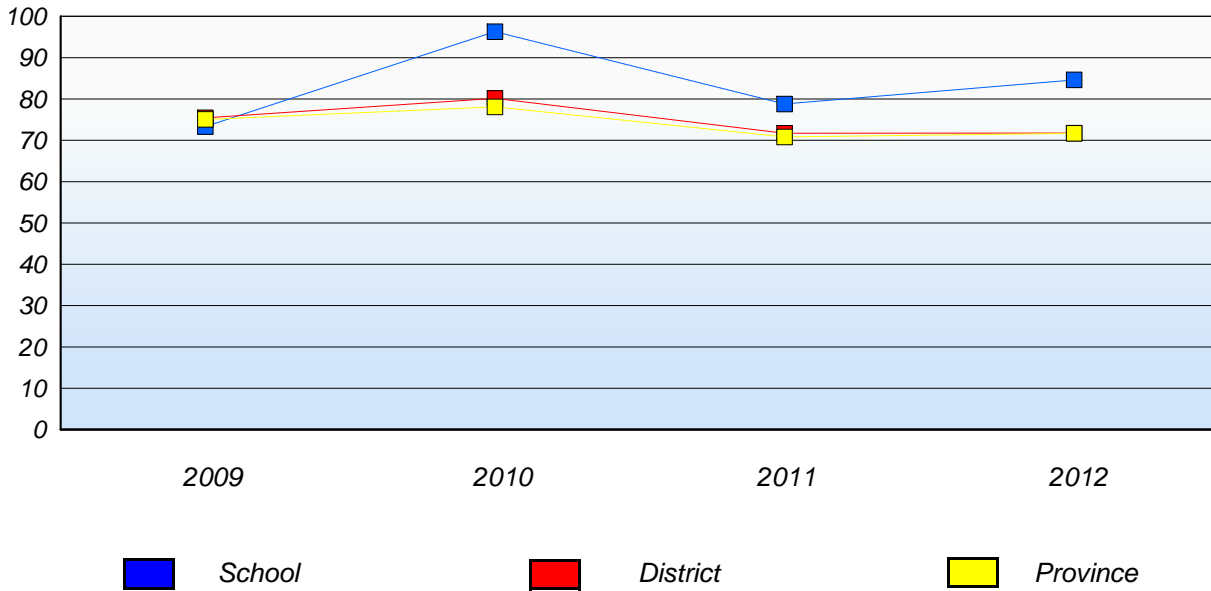
\* Mushuau Innu Natuashish School and Sheshatshiu Innu School are excluded from district and provincial results.

\* Reading score is composite of Non Fiction and Poet. Source: Division of Evaluation and Research, Department of Education

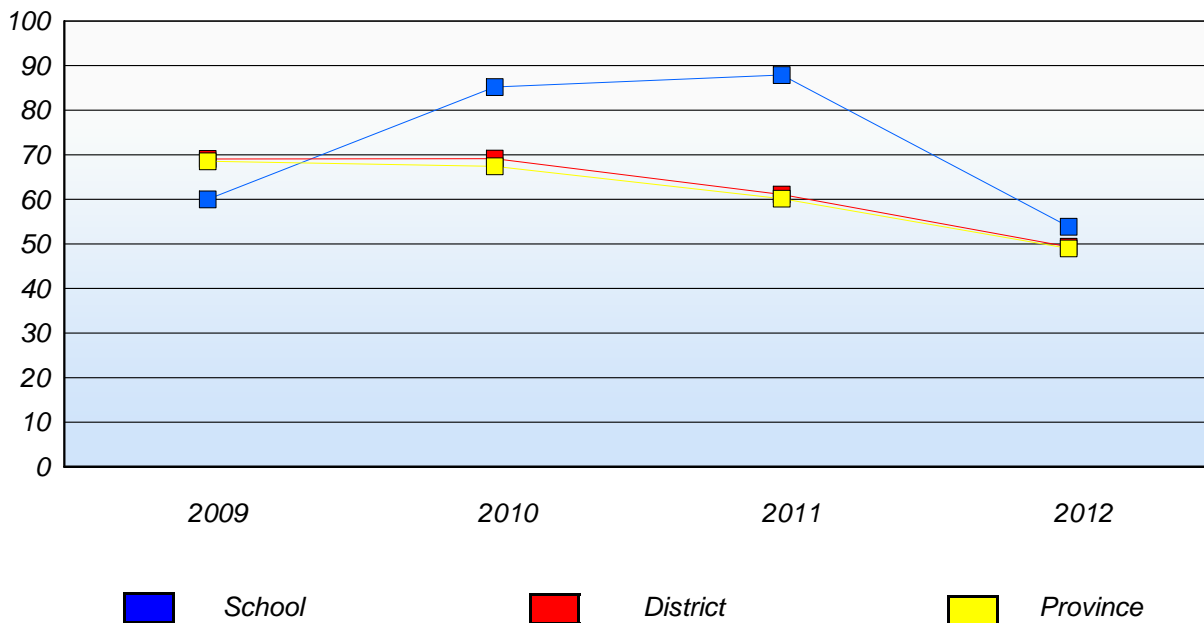
District 4 - Eastern

School #: 317 St. Francis of Assisi Elementary

**Demand Writing**  
Percentage of students at level 3 or above (2009 - 2012)



**Reading**  
Percentage of students at level 3 or above (2009 - 2012)



\* In some cases, CRT numbers may exceed AGR numbers based on late enrolments. Pie chart is based on the number of students who wrote the CRT.

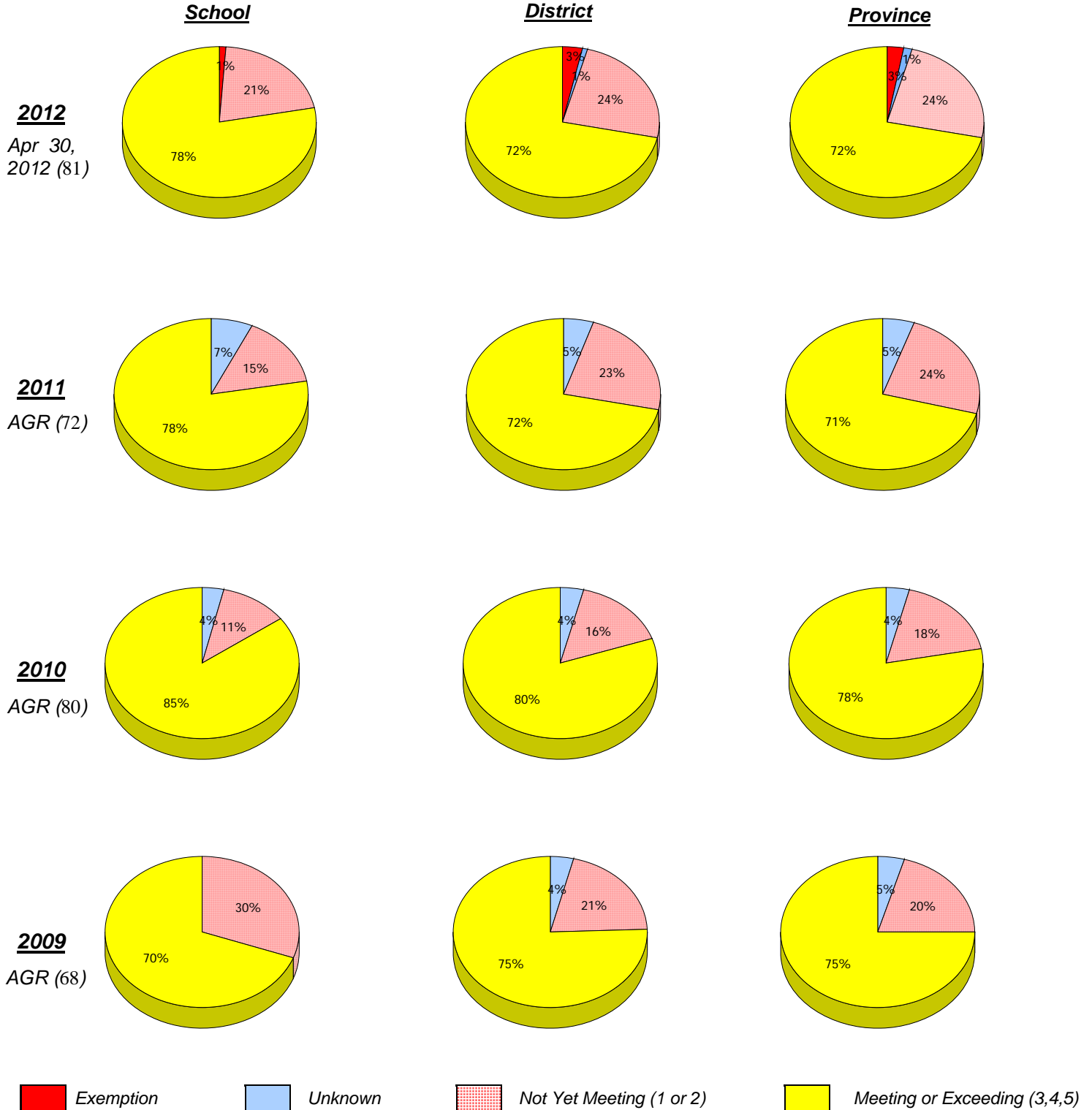
\* Mushuau Innu Natuashish School and Sheshatshiu Innu School are excluded from district and provincial results.

\* Reading score is composite of Non Fiction and Poet. Source: Division of Evaluation and Research, Department of Education

**District 4 - Eastern**

School #: 318 Holy Family Elementary

***Demand Writing***



\* In some cases, CRT numbers may exceed AGR numbers based on late enrolments. Pie chart is based on the number of students who wrote the CRT.

\* Mushuau Innu Natuashish School and Sheshatshiu Innu School are excluded from district and provincial results.

\* Reading score is composite of Non Fiction and Poet. Source: Division of Evaluation and Research, Department of Education

District 4 - Eastern

School #: 318 Holy Family Elementary

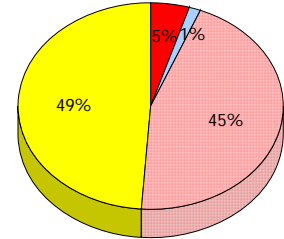
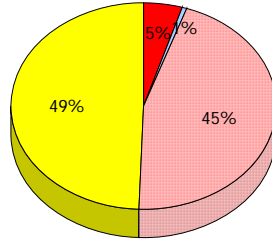
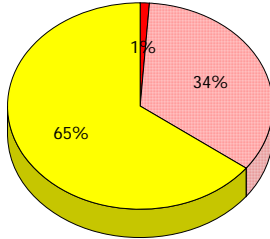
**Reading**

**School**

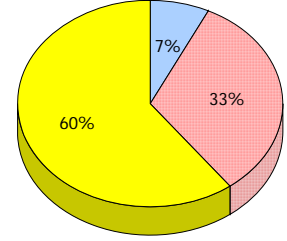
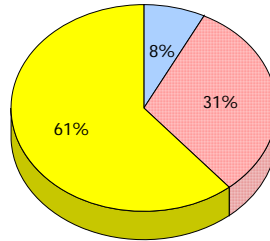
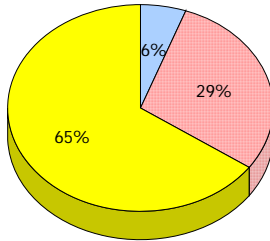
**District**

**Province**

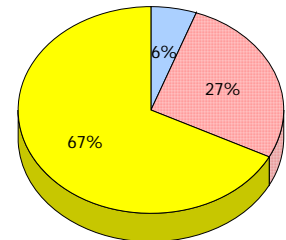
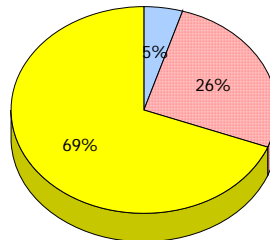
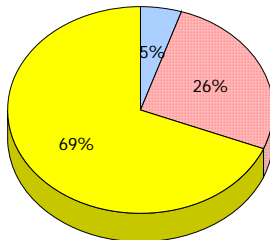
**2012**  
Apr 30,  
2012 (81)



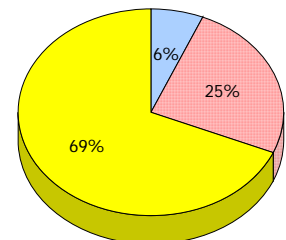
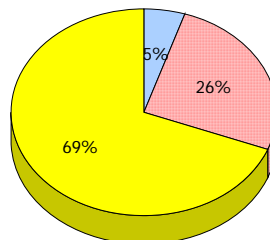
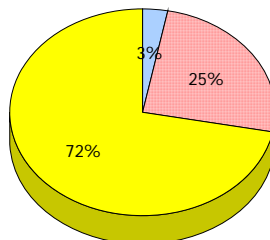
**2011**  
AGR (72)



**2010**  
AGR (80)



**2009**  
AGR (68)



■ Exemption    
 ■ Unknown    
 ■ Not Yet Meeting (1 or 2)    
 ■ Meeting or Exceeding (3,4,5)

\* In some cases, CRT numbers may exceed AGR numbers based on late enrolments. Pie chart is based on the number of students who wrote the CRT.

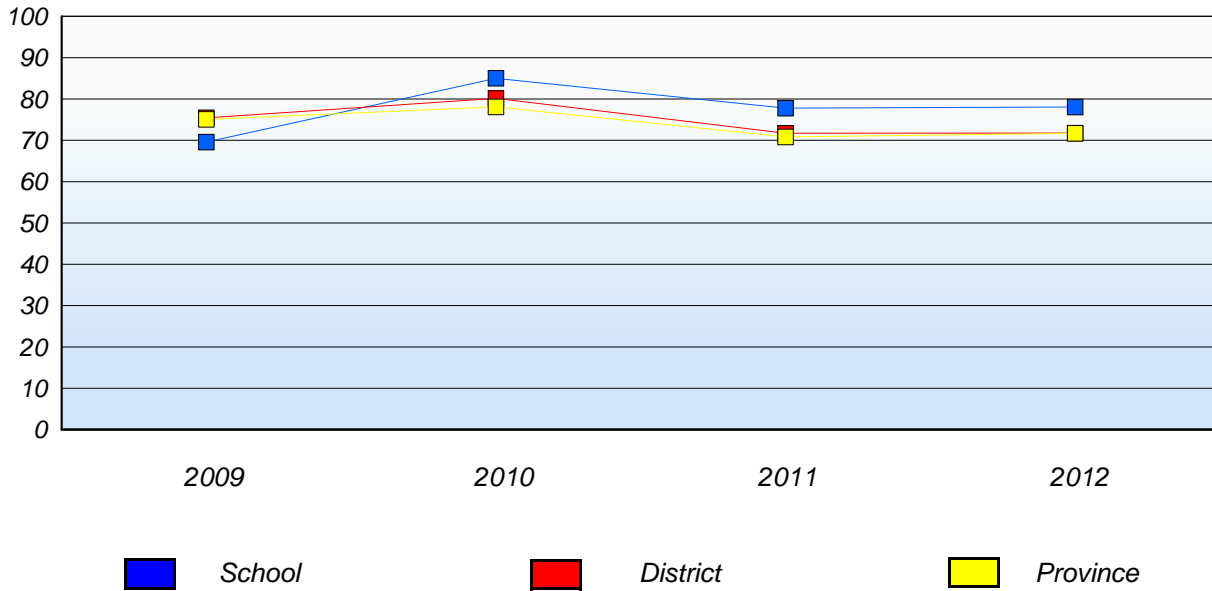
\* Mushuau Innu Natuashish School and Sheshatshiu Innu School are excluded from district and provincial results.

\* Reading score is composite of Non Fiction and Poet. Source: Division of Evaluation and Research, Department of Education

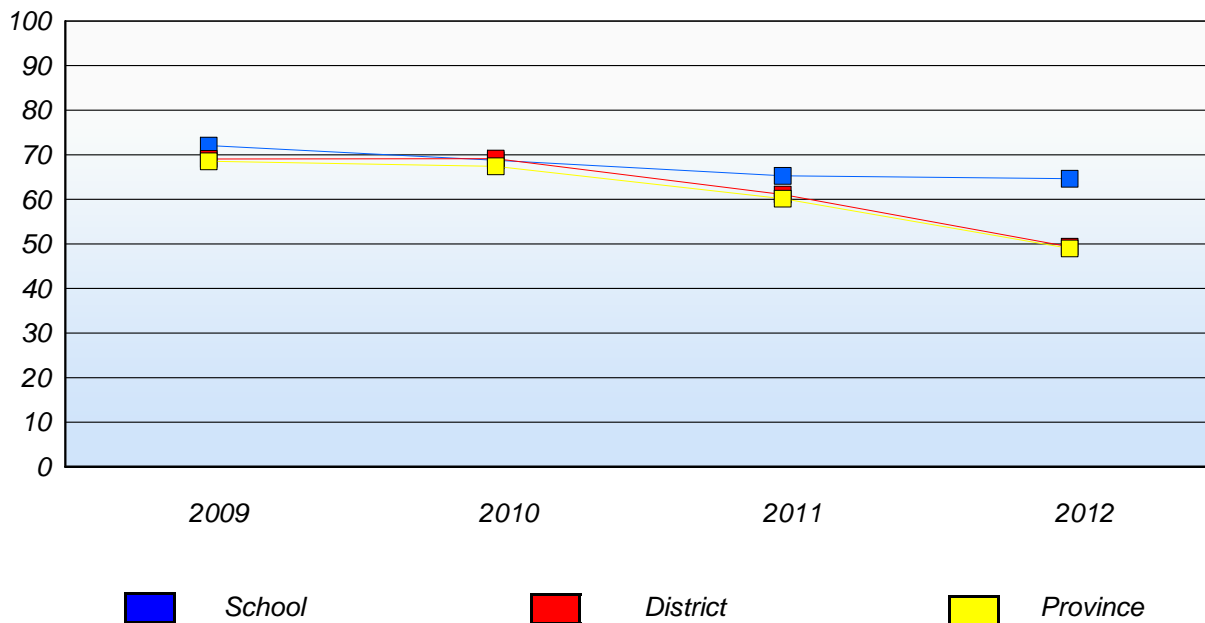
District 4 - Eastern

School #: 318 Holy Family Elementary

**Demand Writing**  
Percentage of students at level 3 or above (2009 - 2012)



**Reading**  
Percentage of students at level 3 or above (2009 - 2012)



\* In some cases, CRT numbers may exceed AGR numbers based on late enrolments. Pie chart is based on the number of students who wrote the CRT.

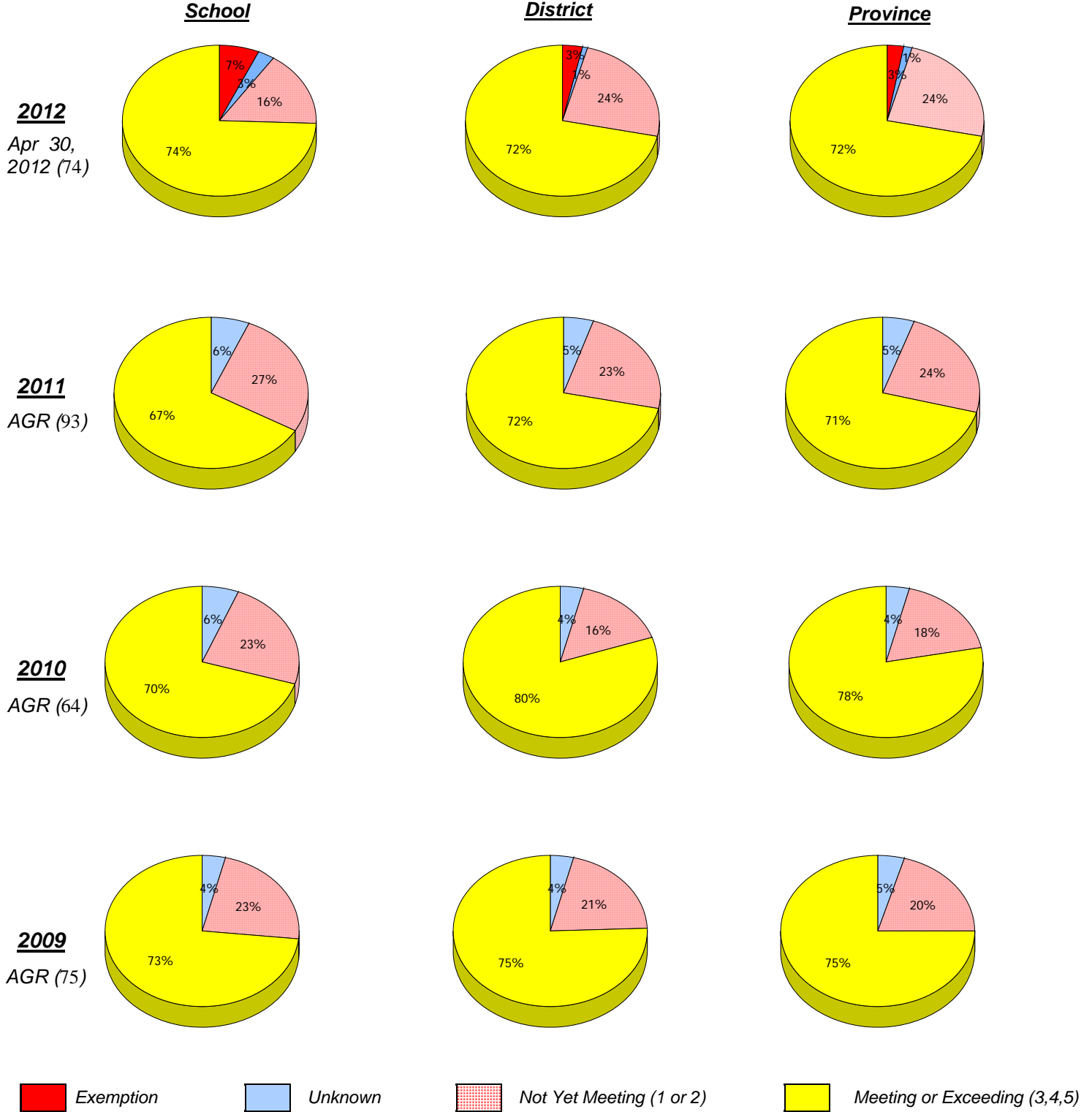
\* Mushuau Innu Natuashish School and Sheshatshiu Innu School are excluded from district and provincial results.

\* Reading score is composite of Non Fiction and Poet. Source: Division of Evaluation and Research, Department of Education

District 4 - Eastern

School #: 320 Beachy Cove Elementary

**Demand Writing**



\* In some cases, CRT numbers may exceed AGR numbers based on late enrolments. Pie chart is based on the number of students who wrote the CRT.

\* Mushuau Innu Natuashish School and Sheshatshiu Innu School are excluded from district and provincial results.

\* Reading score is composite of Non Fiction and Poet. Source: Division of Evaluation and Research, Department of Education

District 4 - Eastern

School #: 320 Beachy Cove Elementary

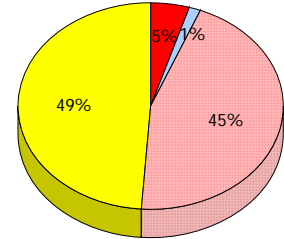
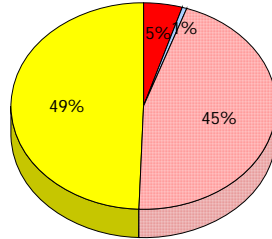
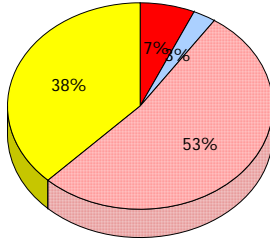
**Reading**

**School**

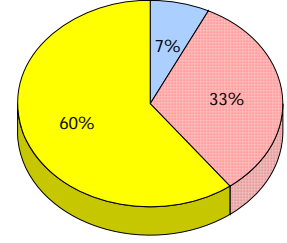
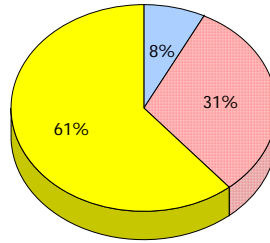
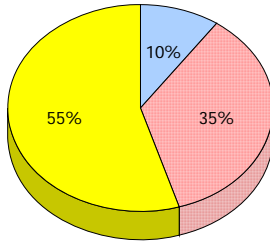
**District**

**Province**

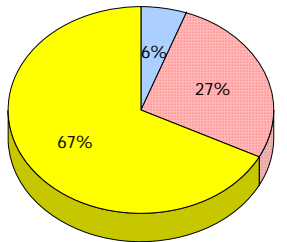
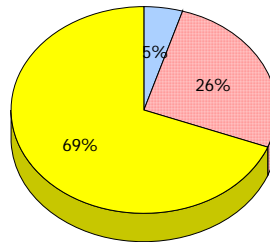
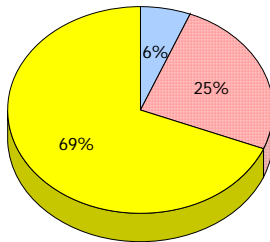
**2012**  
Apr 30,  
2012 (74)



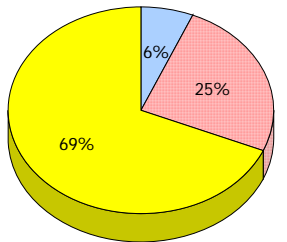
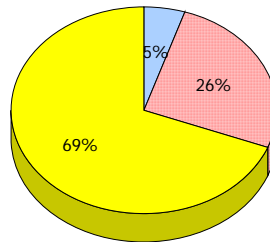
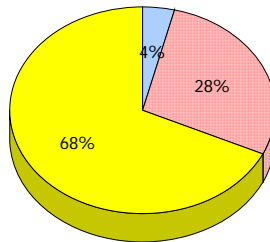
**2011**  
AGR (93)



**2010**  
AGR (64)



**2009**  
AGR (75)



■ Exemption    
 ■ Unknown    
 ■ Not Yet Meeting (1 or 2)    
 ■ Meeting or Exceeding (3,4,5)

\* In some cases, CRT numbers may exceed AGR numbers based on late enrolments. Pie chart is based on the number of students who wrote the CRT.

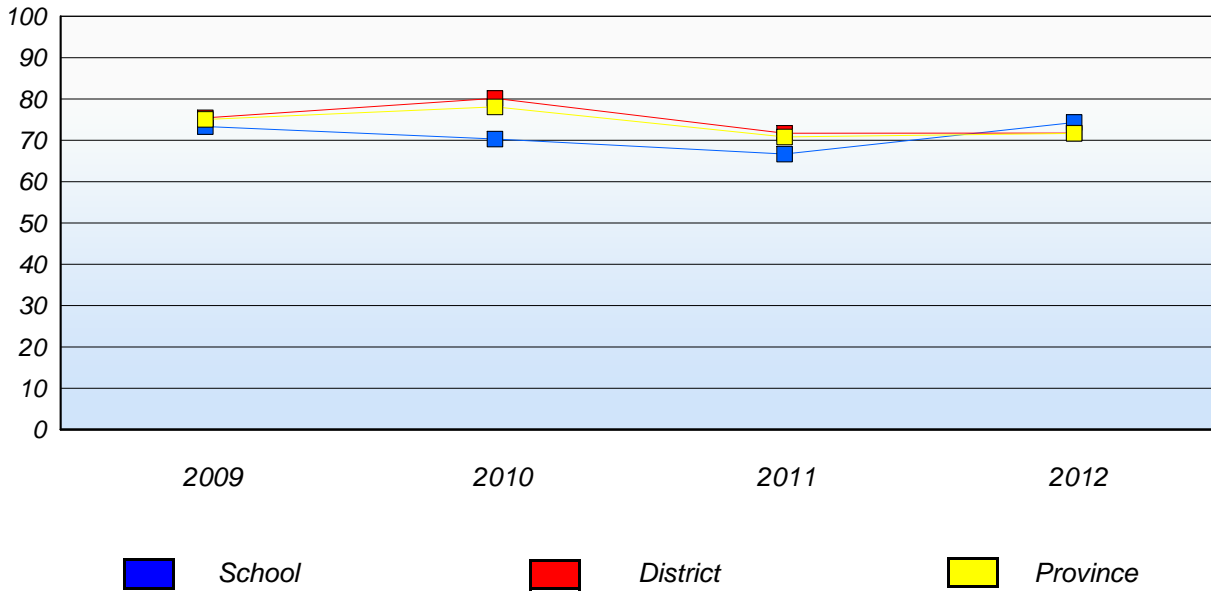
\* Mushuau Innu Natuashish School and Sheshatshiu Innu School are excluded from district and provincial results.

\* Reading score is composite of Non Fiction and Poet. Source: Division of Evaluation and Research, Department of Education

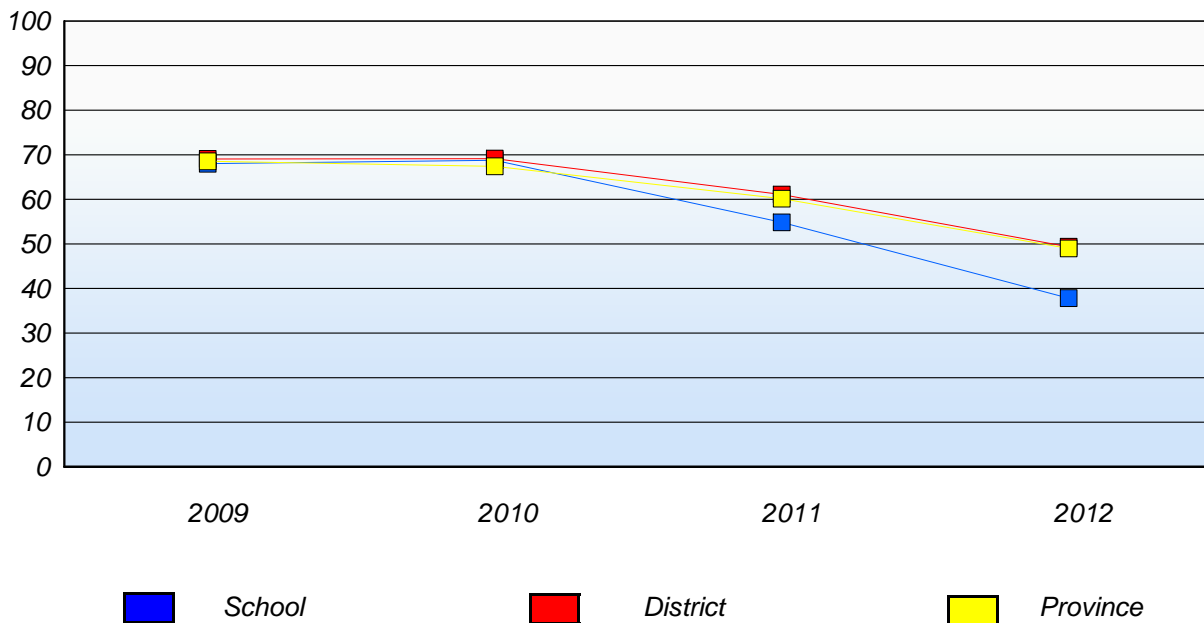
District 4 - Eastern

School #: 320 Beachy Cove Elementary

**Demand Writing**  
Percentage of students at level 3 or above (2009 - 2012)



**Reading**  
Percentage of students at level 3 or above (2009 - 2012)



\* In some cases, CRT numbers may exceed AGR numbers based on late enrolments. Pie chart is based on the number of students who wrote the CRT.

\* Mushuau Innu Natuashish School and Sheshatshiu Innu School are excluded from district and provincial results.

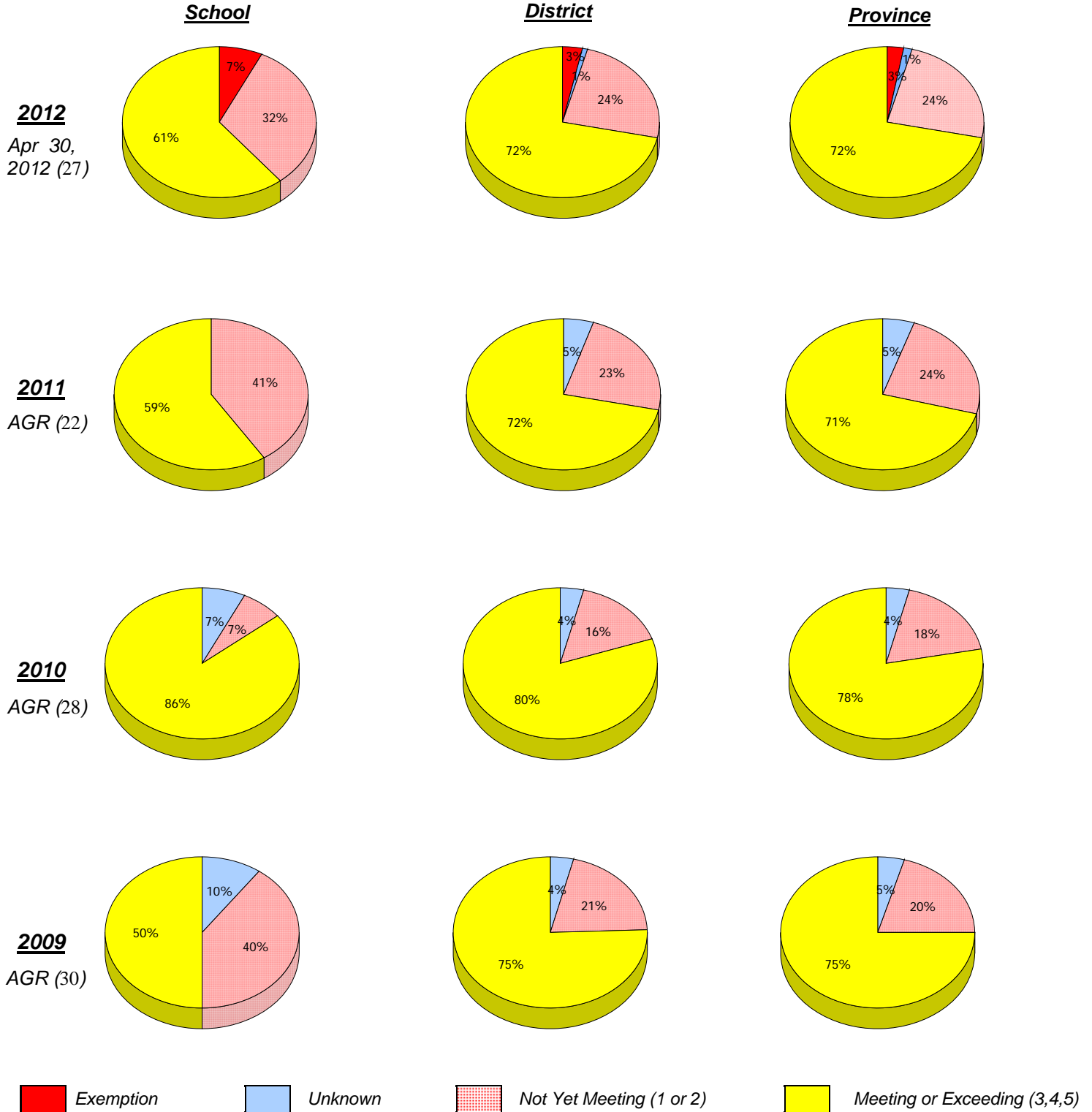
\* Reading score is composite of Non Fiction and Poet. Source: Division of Evaluation and Research, Department of Education



**District 4 - Eastern**

School #: 325 Bishop Abraham Elementary

***Demand Writing***



\* In some cases, CRT numbers may exceed AGR numbers based on late enrolments. Pie chart is based on the number of students who wrote the CRT.

\* Mushuau Innu Natuashish School and Sheshatshiu Innu School are excluded from district and provincial results.

\* Reading score is composite of Non Fiction and Poet. Source: Division of Evaluation and Research, Department of Education

District 4 - Eastern

School #: 325 Bishop Abraham Elementary

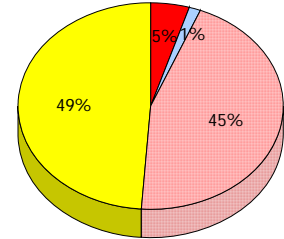
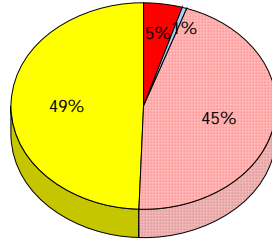
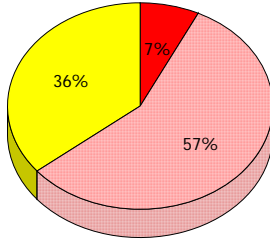
**Reading**

**School**

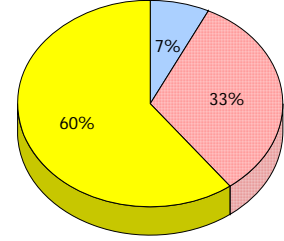
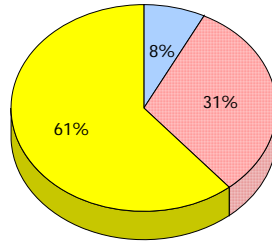
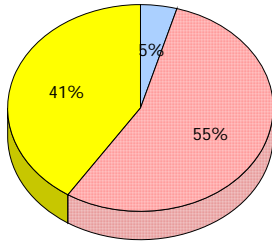
**District**

**Province**

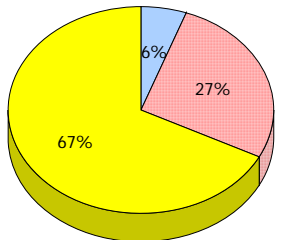
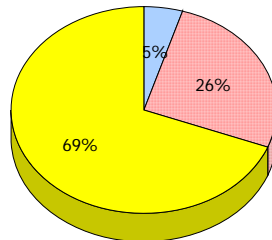
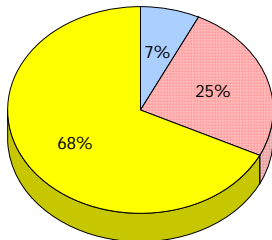
**2012**  
Apr 30,  
2012 (27)



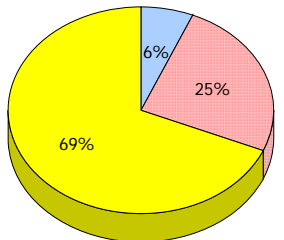
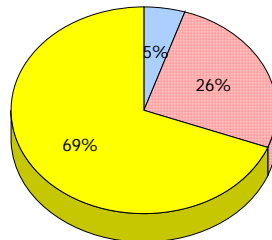
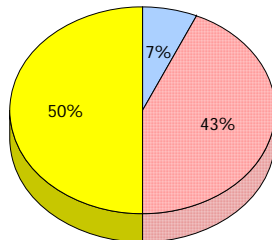
**2011**  
AGR (22)



**2010**  
AGR (28)



**2009**  
AGR (30)



■ Exemption    
 ■ Unknown    
 ■ Not Yet Meeting (1 or 2)    
 ■ Meeting or Exceeding (3,4,5)

\* In some cases, CRT numbers may exceed AGR numbers based on late enrolments. Pie chart is based on the number of students who wrote the CRT.

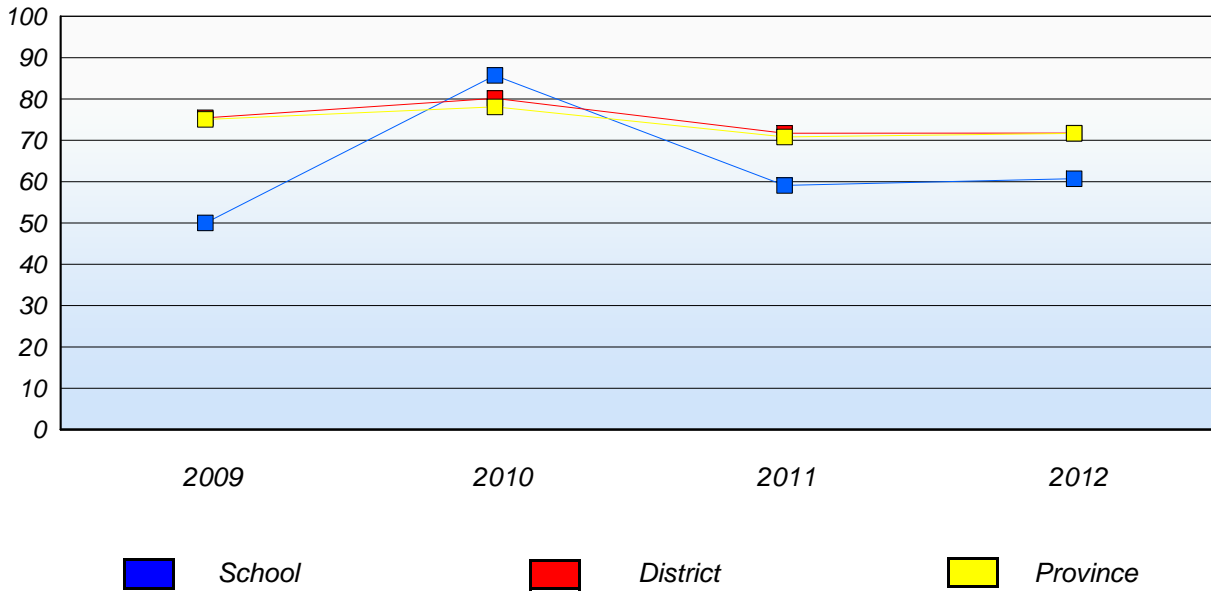
\* Mushuau Innu Natuashish School and Sheshatshiu Innu School are excluded from district and provincial results.

\* Reading score is composite of Non Fiction and Poet. Source: Division of Evaluation and Research, Department of Education

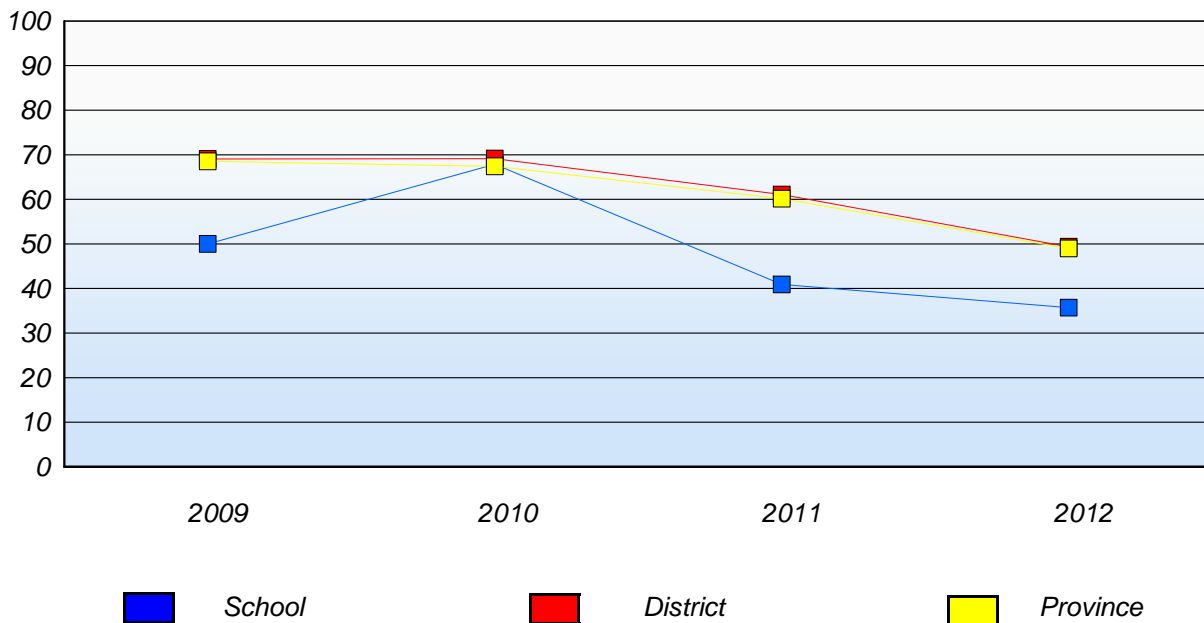
District 4 - Eastern

School #: 325 Bishop Abraham Elementary

**Demand Writing**  
Percentage of students at level 3 or above (2009 - 2012)



**Reading**  
Percentage of students at level 3 or above (2009 - 2012)



\* In some cases, CRT numbers may exceed AGR numbers based on late enrolments. Pie chart is based on the number of students who wrote the CRT.

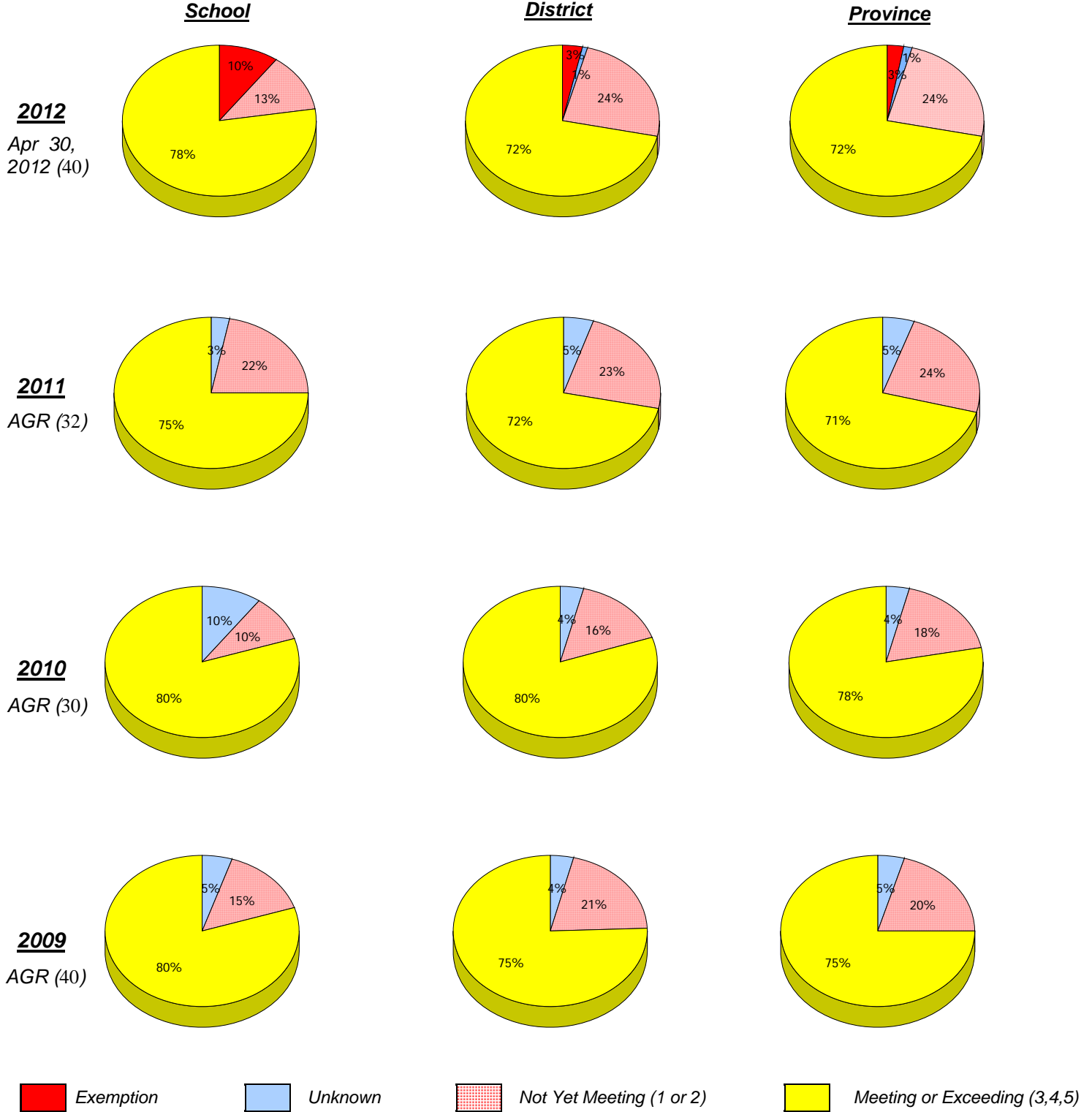
\* Mushuau Innu Natuashish School and Sheshatshiu Innu School are excluded from district and provincial results.

\* Reading score is composite of Non Fiction and Poet. Source: Division of Evaluation and Research, Department of Education

District 4 - Eastern

School #: 326 Bishop Feild Elementary

***Demand Writing***



\* In some cases, CRT numbers may exceed AGR numbers based on late enrolments. Pie chart is based on the number of students who wrote the CRT.

\* Mushuau Innu Natuashish School and Sheshatshiu Innu School are excluded from district and provincial results.

\* Reading score is composite of Non Fiction and Poet. Source: Division of Evaluation and Research, Department of Education

District 4 - Eastern

School #: 326 Bishop Feild Elementary

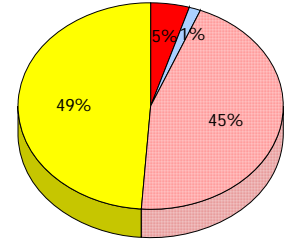
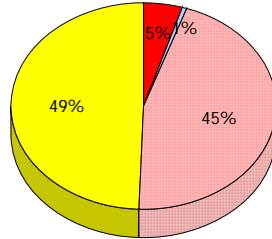
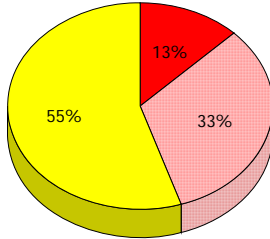
**Reading**

**School**

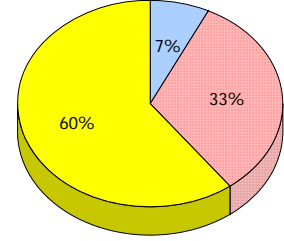
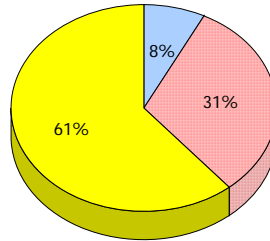
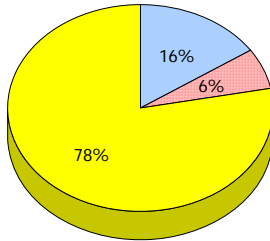
**District**

**Province**

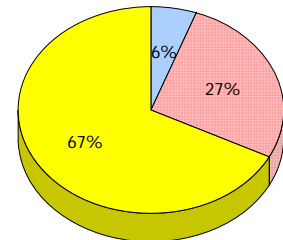
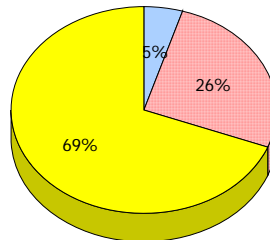
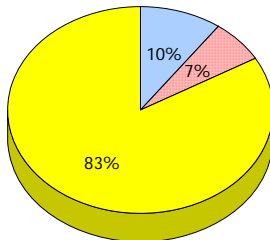
**2012**  
Apr 30,  
2012 (40)



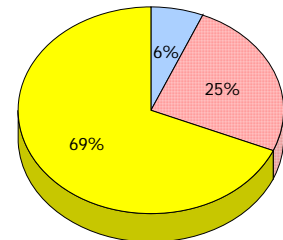
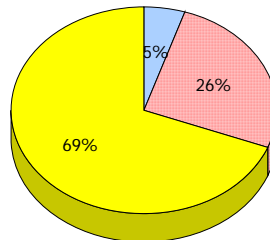
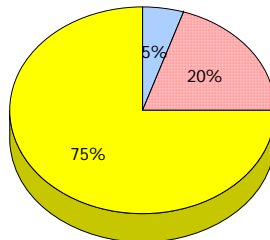
**2011**  
AGR (32)



**2010**  
AGR (30)



**2009**  
AGR (40)



■ Exemption    
 ■ Unknown    
 ■ Not Yet Meeting (1 or 2)    
 ■ Meeting or Exceeding (3,4,5)

\* In some cases, CRT numbers may exceed AGR numbers based on late enrolments. Pie chart is based on the number of students who wrote the CRT.

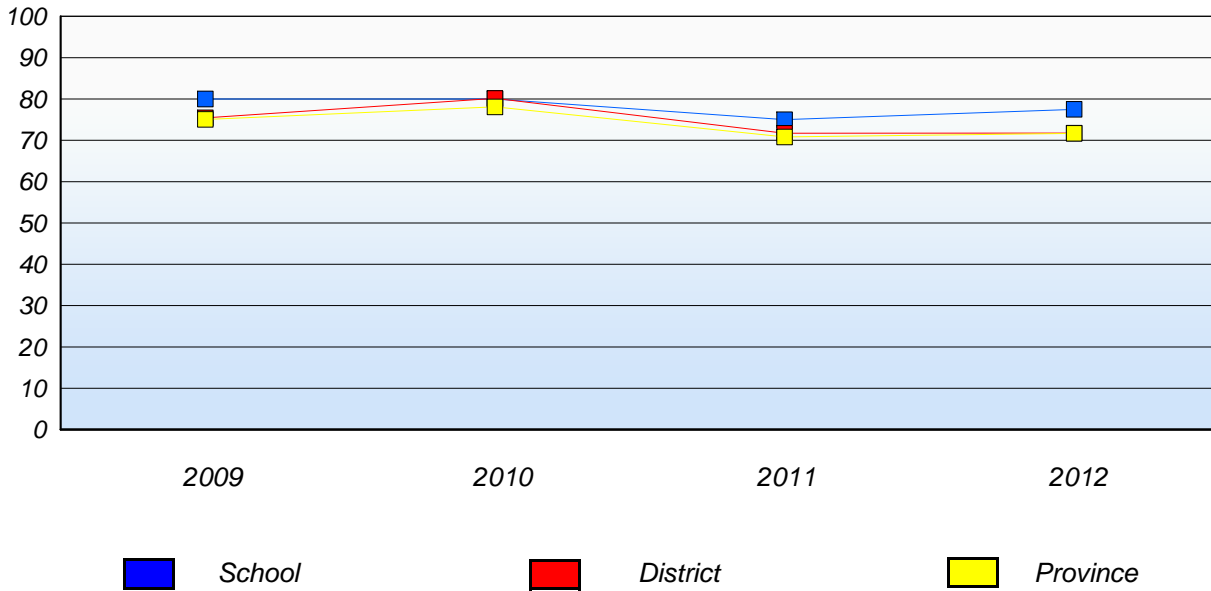
\* Mushuau Innu Natuashish School and Sheshatshiu Innu School are excluded from district and provincial results.

\* Reading score is composite of Non Fiction and Poet. Source: Division of Evaluation and Research, Department of Education

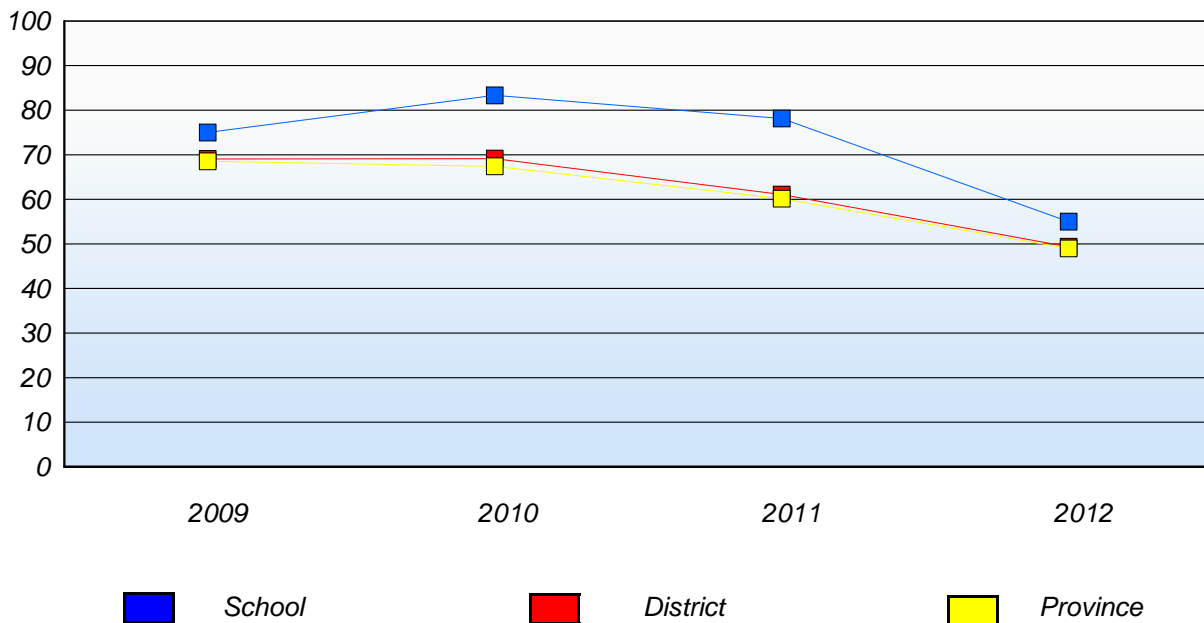
District 4 - Eastern

School #: 326 Bishop Feild Elementary

**Demand Writing**  
Percentage of students at level 3 or above (2009 - 2012)



**Reading**  
Percentage of students at level 3 or above (2009 - 2012)



\* In some cases, CRT numbers may exceed AGR numbers based on late enrolments. Pie chart is based on the number of students who wrote the CRT.

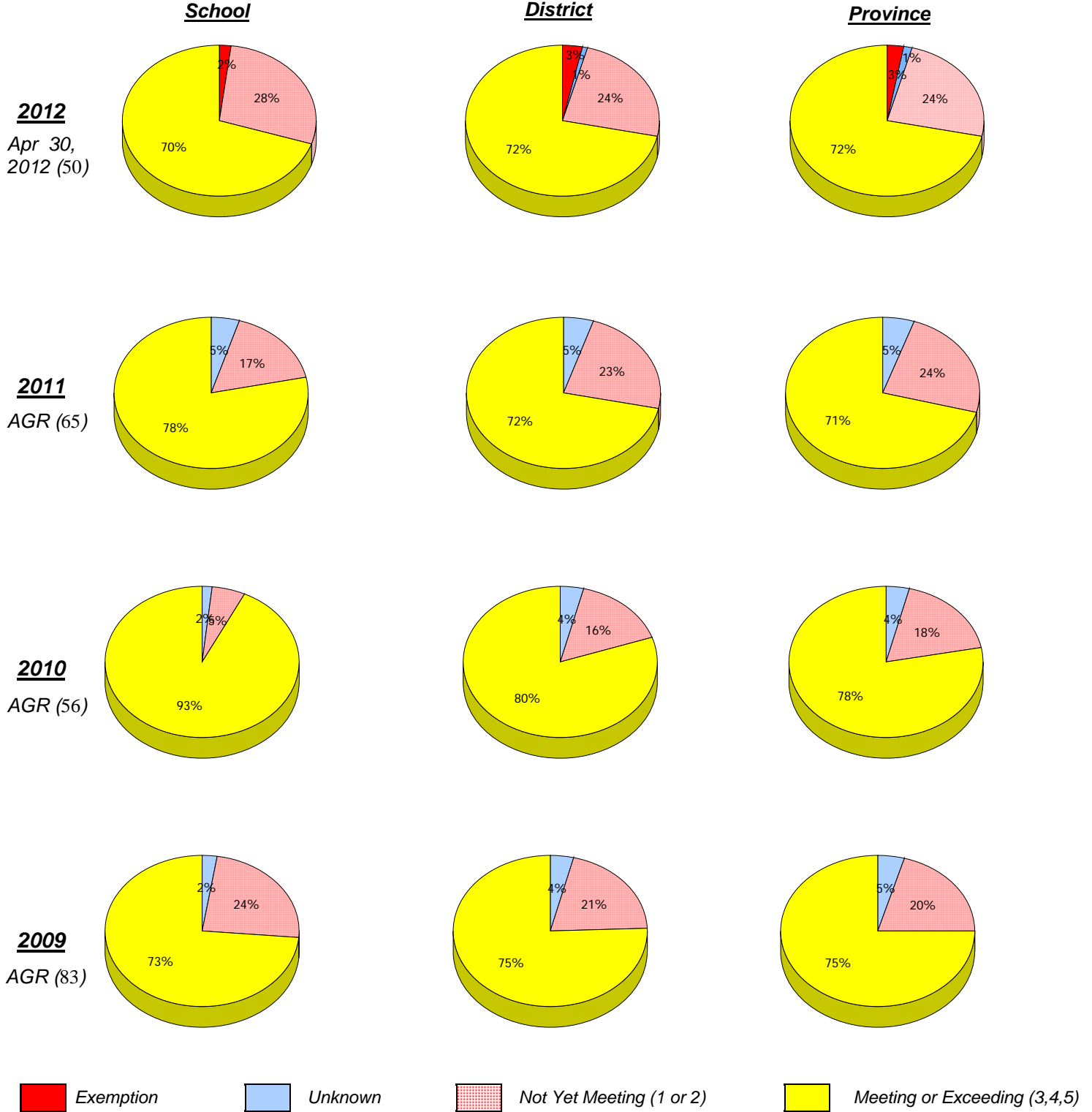
\* Mushuau Innu Natuashish School and Sheshatshiu Innu School are excluded from district and provincial results.

\* Reading score is composite of Non Fiction and Poet. Source: Division of Evaluation and Research, Department of Education

District 4 - Eastern

School #: 331 Cowan Heights Elementary

**Demand Writing**



\* In some cases, CRT numbers may exceed AGR numbers based on late enrolments. Pie chart is based on the number of students who wrote the CRT.

\* Mushuau Innu Natuashish School and Sheshatshiu Innu School are excluded from district and provincial results.

\* Reading score is composite of Non Fiction and Poet. Source: Division of Evaluation and Research, Department of Education

District 4 - Eastern

School #: 331 Cowan Heights Elementary

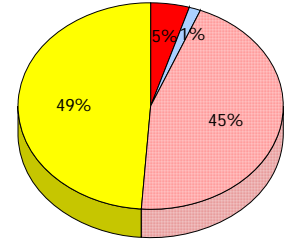
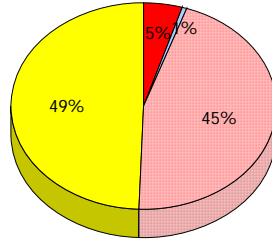
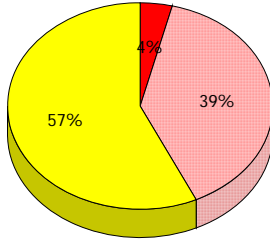
**Reading**

**School**

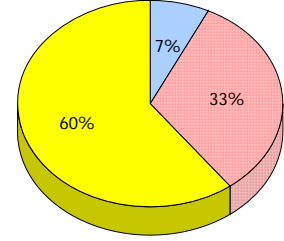
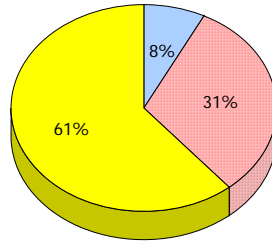
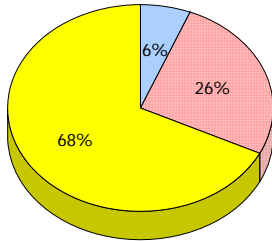
**District**

**Province**

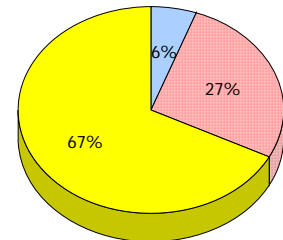
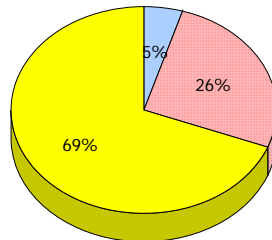
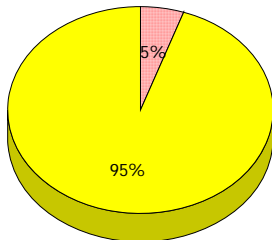
**2012**  
Apr 30,  
2012 (50)



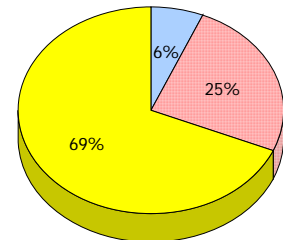
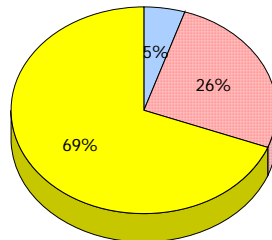
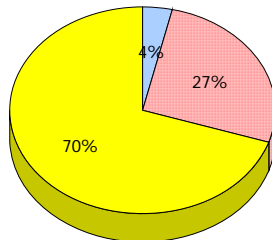
**2011**  
AGR (65)



**2010**  
AGR (56)



**2009**  
AGR (83)



■ Exemption    
 ■ Unknown    
 ■ Not Yet Meeting (1 or 2)    
 ■ Meeting or Exceeding (3,4,5)

\* In some cases, CRT numbers may exceed AGR numbers based on late enrolments. Pie chart is based on the number of students who wrote the CRT.

\* Mushuau Innu Natuashish School and Sheshatshiu Innu School are excluded from district and provincial results.

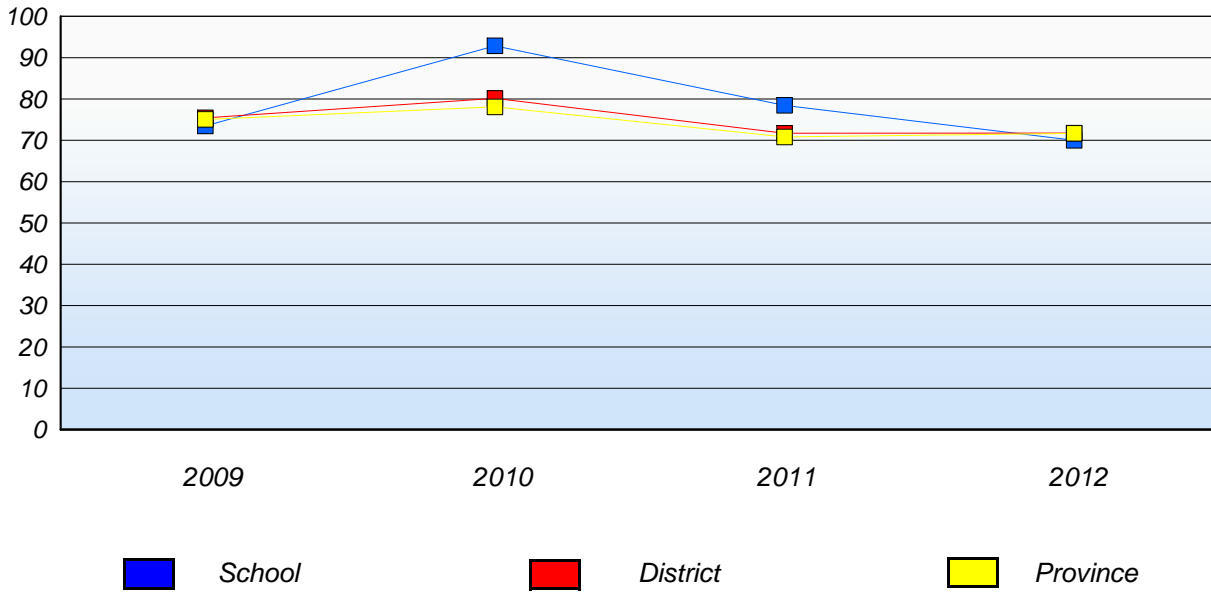
\* Reading score is composite of Non Fiction and Poet. Source: Division of Evaluation and Research, Department of Education



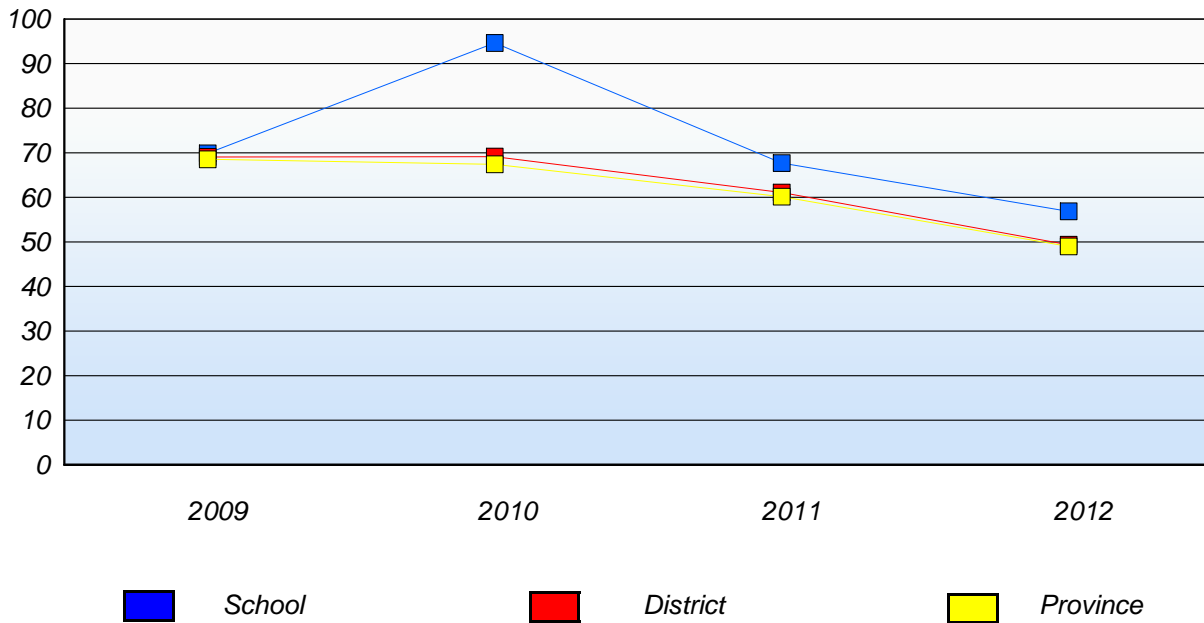
District 4 - Eastern

School #: 331 Cowan Heights Elementary

**Demand Writing**  
Percentage of students at level 3 or above (2009 - 2012)



**Reading**  
Percentage of students at level 3 or above (2009 - 2012)



\* In some cases, CRT numbers may exceed AGR numbers based on late enrolments. Pie chart is based on the number of students who wrote the CRT.

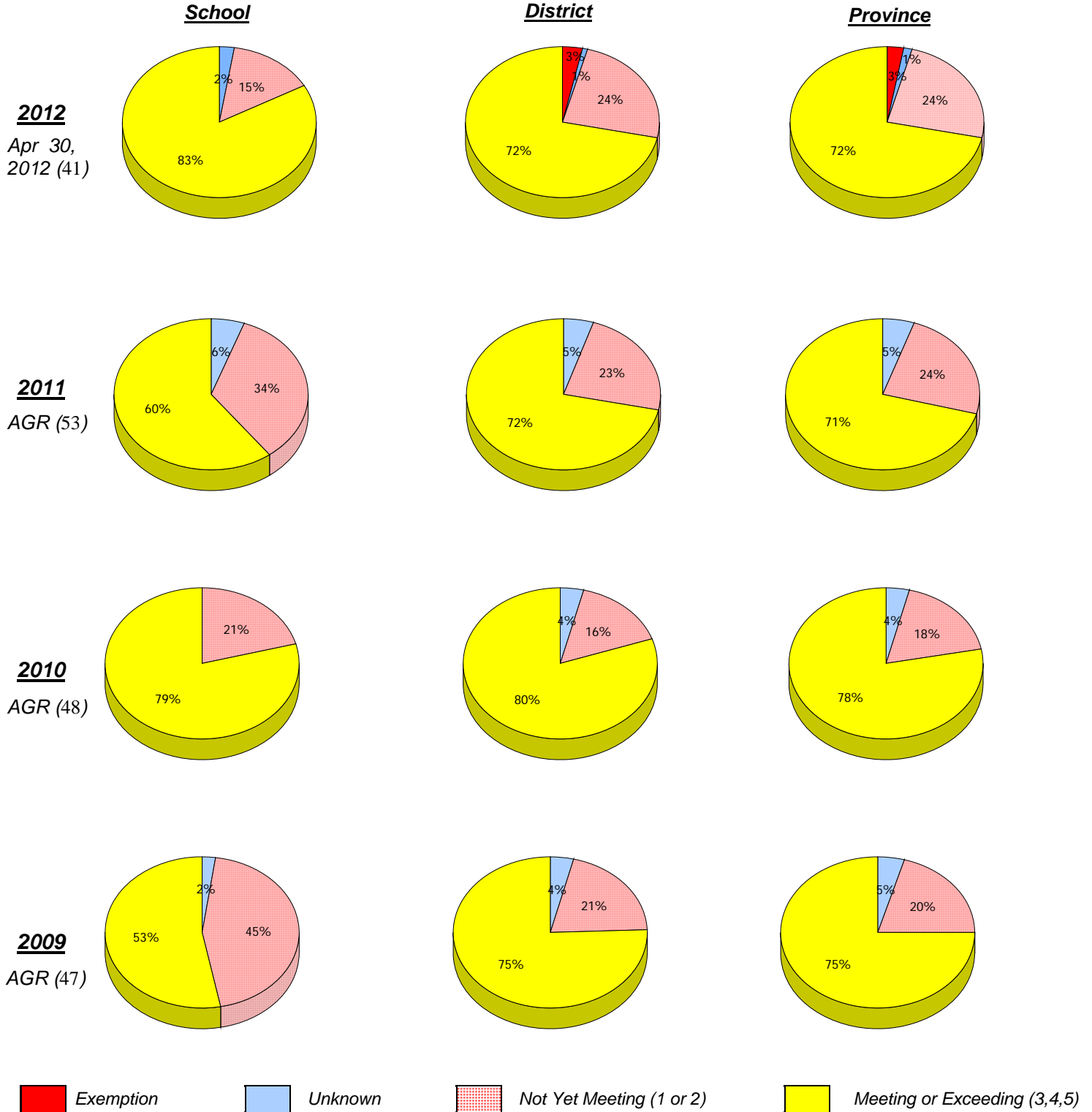
\* Mushuau Innu Natuashish School and Sheshatshiu Innu School are excluded from district and provincial results.

\* Reading score is composite of Non Fiction and Poet. Source: Division of Evaluation and Research, Department of Education

District 4 - Eastern

School #: 334 Larkhall Academy

**Demand Writing**



\* In some cases, CRT numbers may exceed AGR numbers based on late enrolments. Pie chart is based on the number of students who wrote the CRT.

\* Mushuau Innu Natuashish School and Sheshatshiu Innu School are excluded from district and provincial results.

\* Reading score is composite of Non Fiction and Poet. Source: Division of Evaluation and Research, Department of Education

District 4 - Eastern

School #: 334 Larkhall Academy

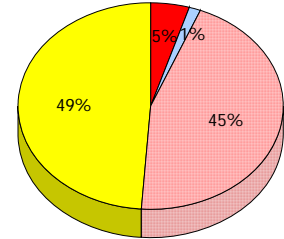
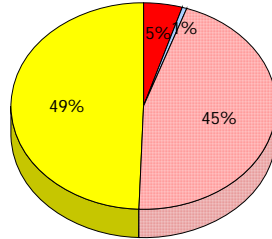
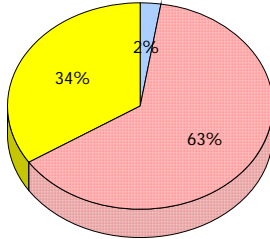
**Reading**

**School**

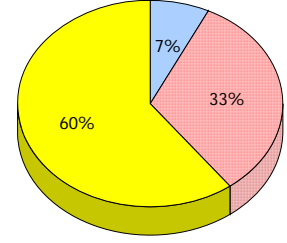
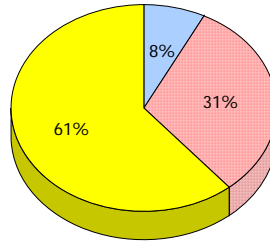
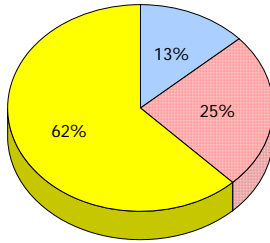
**District**

**Province**

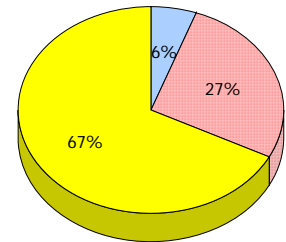
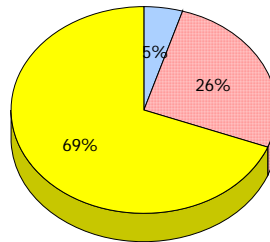
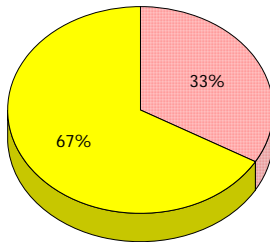
**2012**  
Apr 30,  
2012 (41)



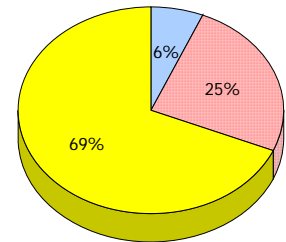
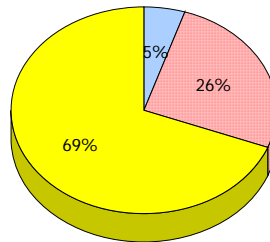
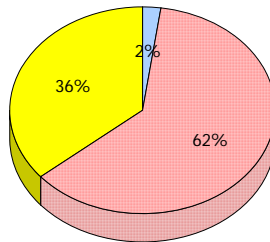
**2011**  
AGR (53)



**2010**  
AGR (48)



**2009**  
AGR (47)



■ Exemption    
 ■ Unknown    
 ■ Not Yet Meeting (1 or 2)    
 ■ Meeting or Exceeding (3,4,5)

\* In some cases, CRT numbers may exceed AGR numbers based on late enrolments. Pie chart is based on the number of students who wrote the CRT.

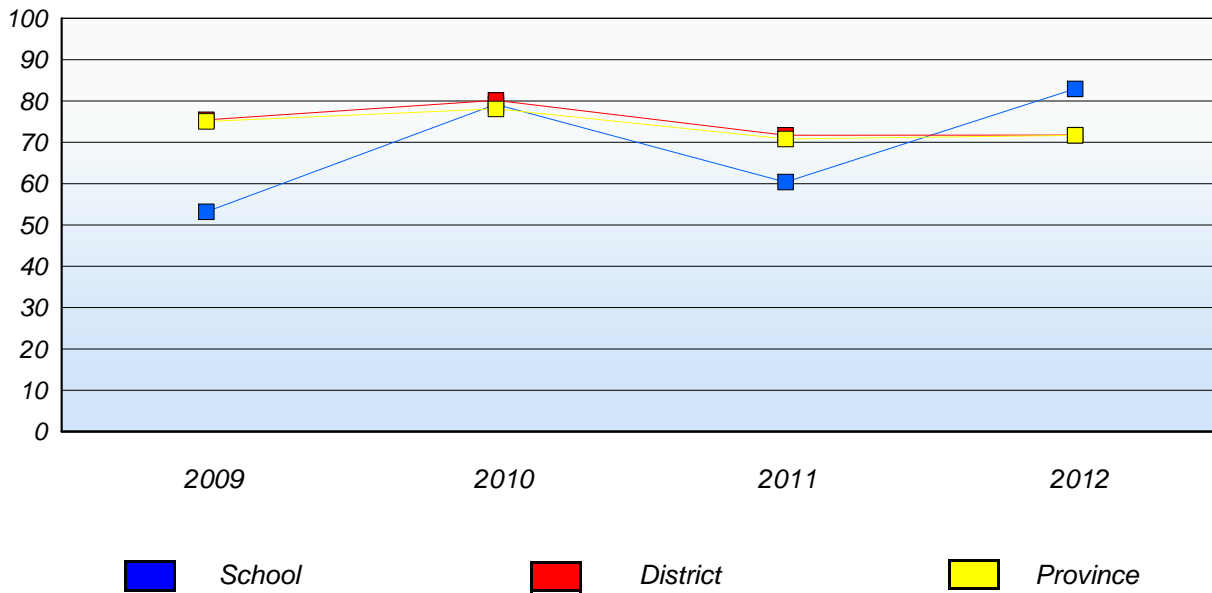
\* Mushuau Innu Natuashish School and Sheshatshiu Innu School are excluded from district and provincial results.

\* Reading score is composite of Non Fiction and Poet. Source: Division of Evaluation and Research, Department of Education

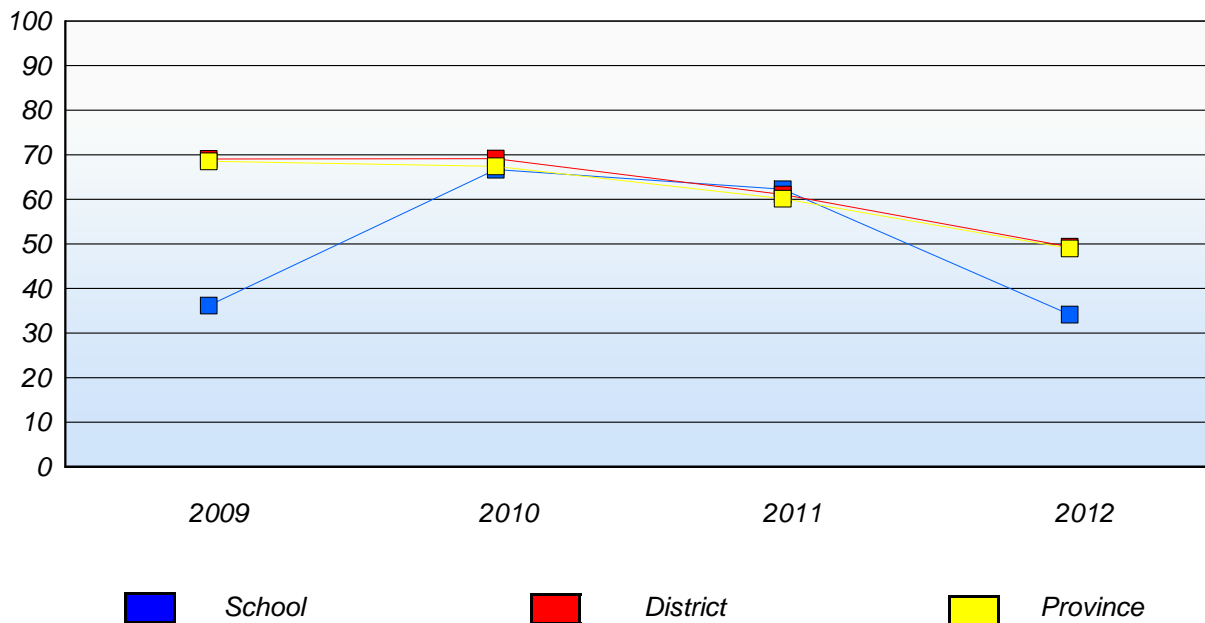
District 4 - Eastern

School #: 334 Larkhall Academy

**Demand Writing**  
Percentage of students at level 3 or above (2009 - 2012)



**Reading**  
Percentage of students at level 3 or above (2009 - 2012)



\* In some cases, CRT numbers may exceed AGR numbers based on late enrolments. Pie chart is based on the number of students who wrote the CRT.

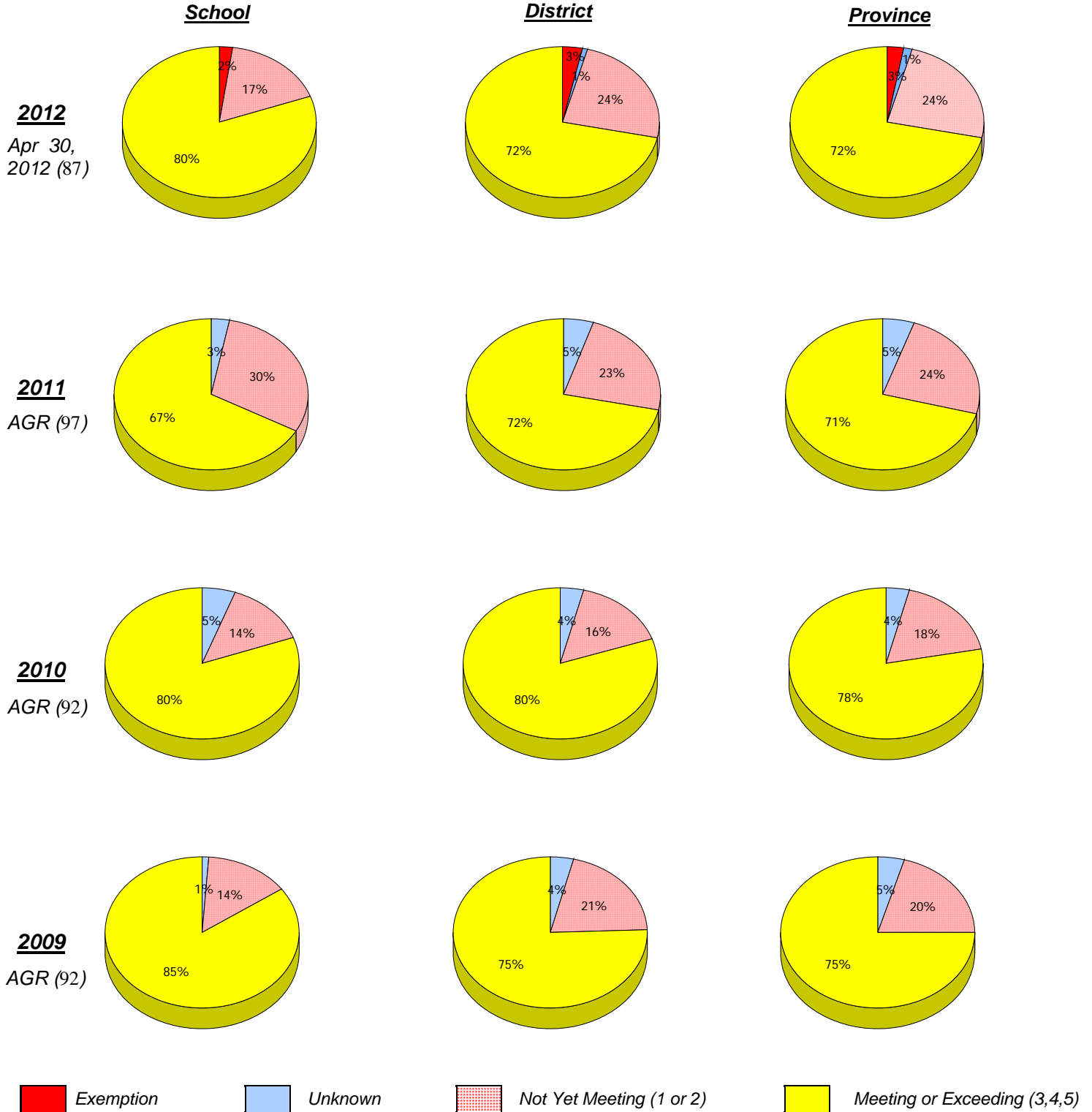
\* Mushuau Innu Natuashish School and Sheshatshiu Innu School are excluded from district and provincial results.

\* Reading score is composite of Non Fiction and Poet. Source: Division of Evaluation and Research, Department of Education

District 4 - Eastern

School #: 337    Goulds Elementary

***Demand Writing***



\* In some cases, CRT numbers may exceed AGR numbers based on late enrolments. Pie chart is based on the number of students who wrote the CRT.

\* Mushuau Innu Natuashish School and Sheshatshiu Innu School are excluded from district and provincial results.

\* Reading score is composite of Non Fiction and Poet. Source: Division of Evaluation and Research, Department of Education

**District 4 - Eastern**

School #: 337    Goulds Elementary

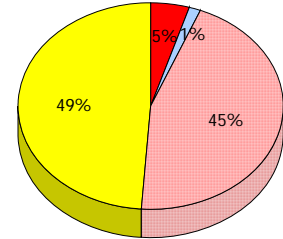
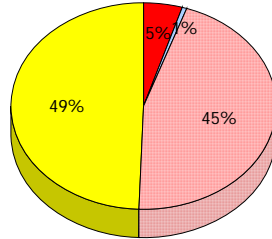
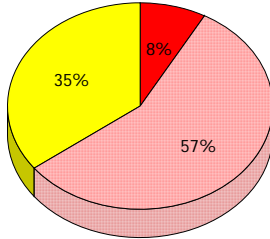
**Reading**

**School**

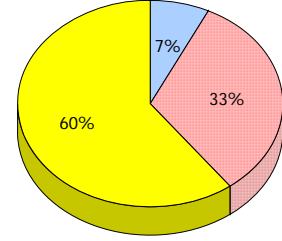
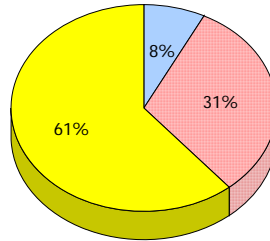
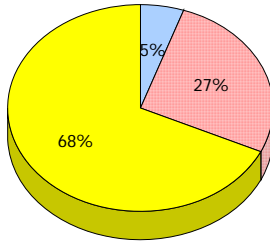
**District**

**Province**

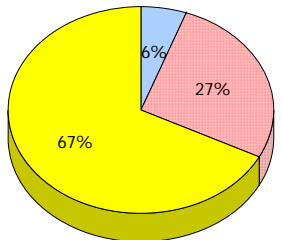
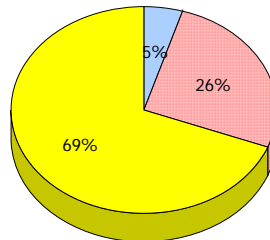
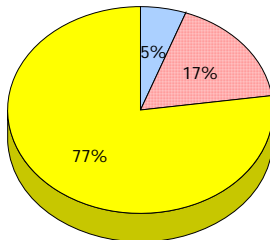
**2012**  
Apr 30,  
2012 (87)



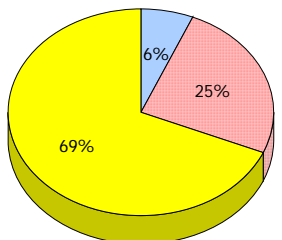
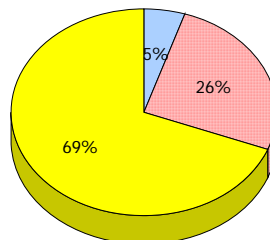
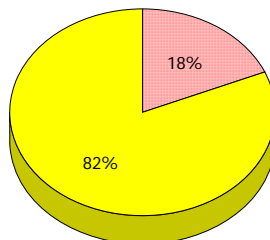
**2011**  
AGR (97)



**2010**  
AGR (92)



**2009**  
AGR (92)



*Exemption*   
  *Unknown*   
  *Not Yet Meeting (1 or 2)*   
  *Meeting or Exceeding (3,4,5)*

\* In some cases, CRT numbers may exceed AGR numbers based on late enrolments. Pie chart is based on the number of students who wrote the CRT.

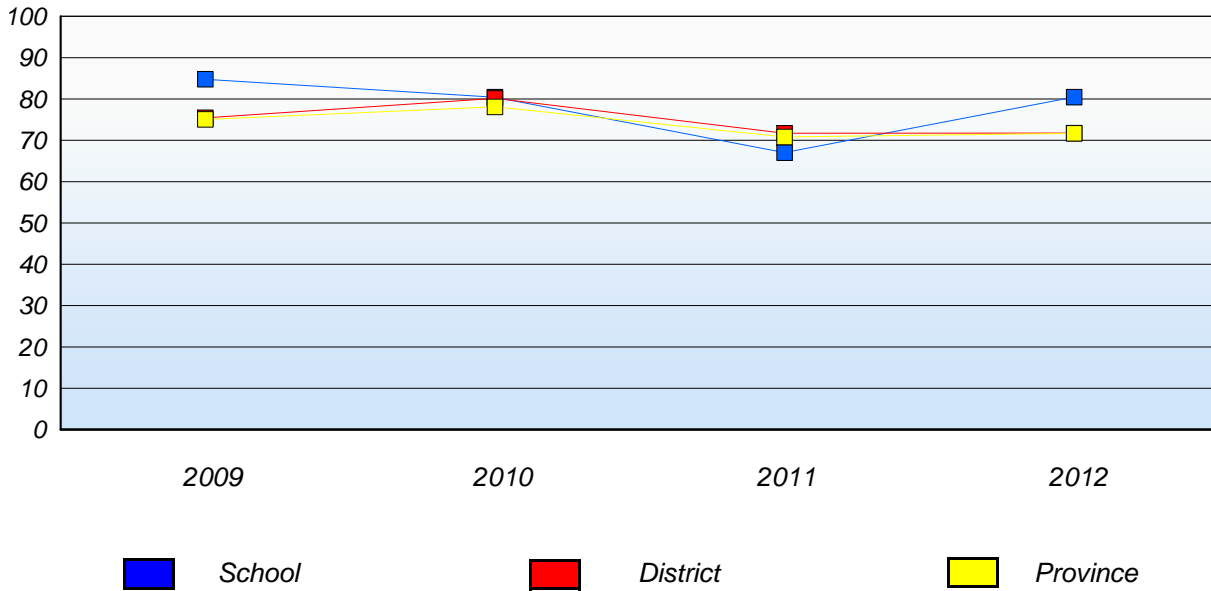
\* Mushuau Innu Natuashish School and Sheshatshiu Innu School are excluded from district and provincial results.

\* Reading score is composite of Non Fiction and Poet. Source: Division of Evaluation and Research, Department of Education

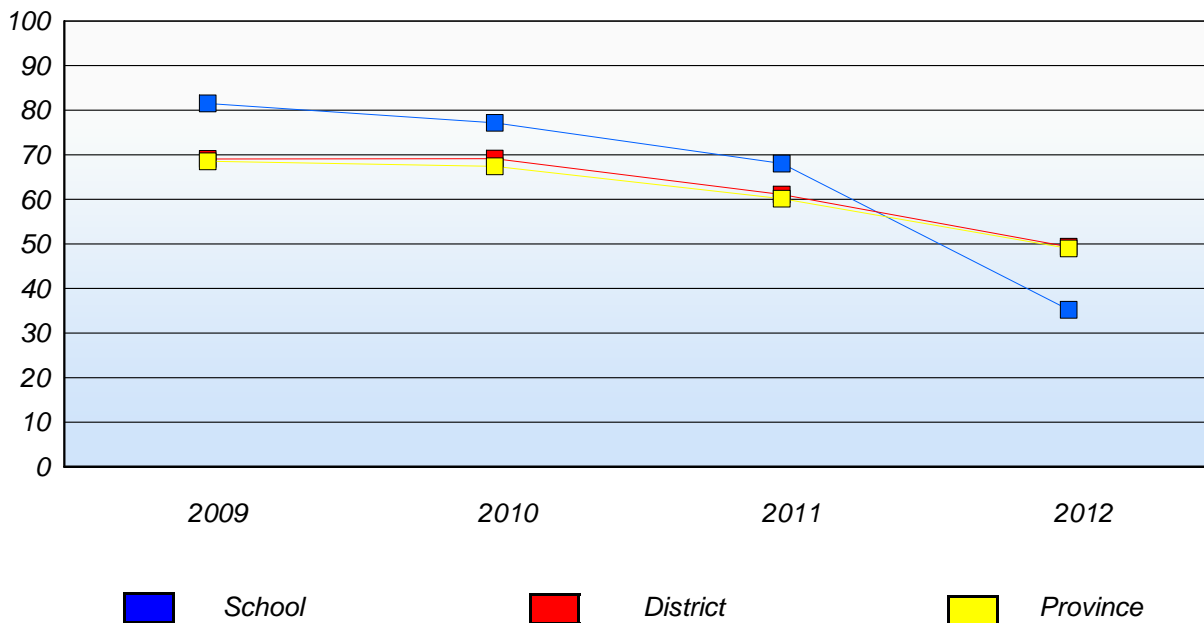
District 4 - Eastern

School #: 337    Goulds Elementary

**Demand Writing**  
Percentage of students at level 3 or above (2009 - 2012)



**Reading**  
Percentage of students at level 3 or above (2009 - 2012)



\* In some cases, CRT numbers may exceed AGR numbers based on late enrolments. Pie chart is based on the number of students who wrote the CRT.

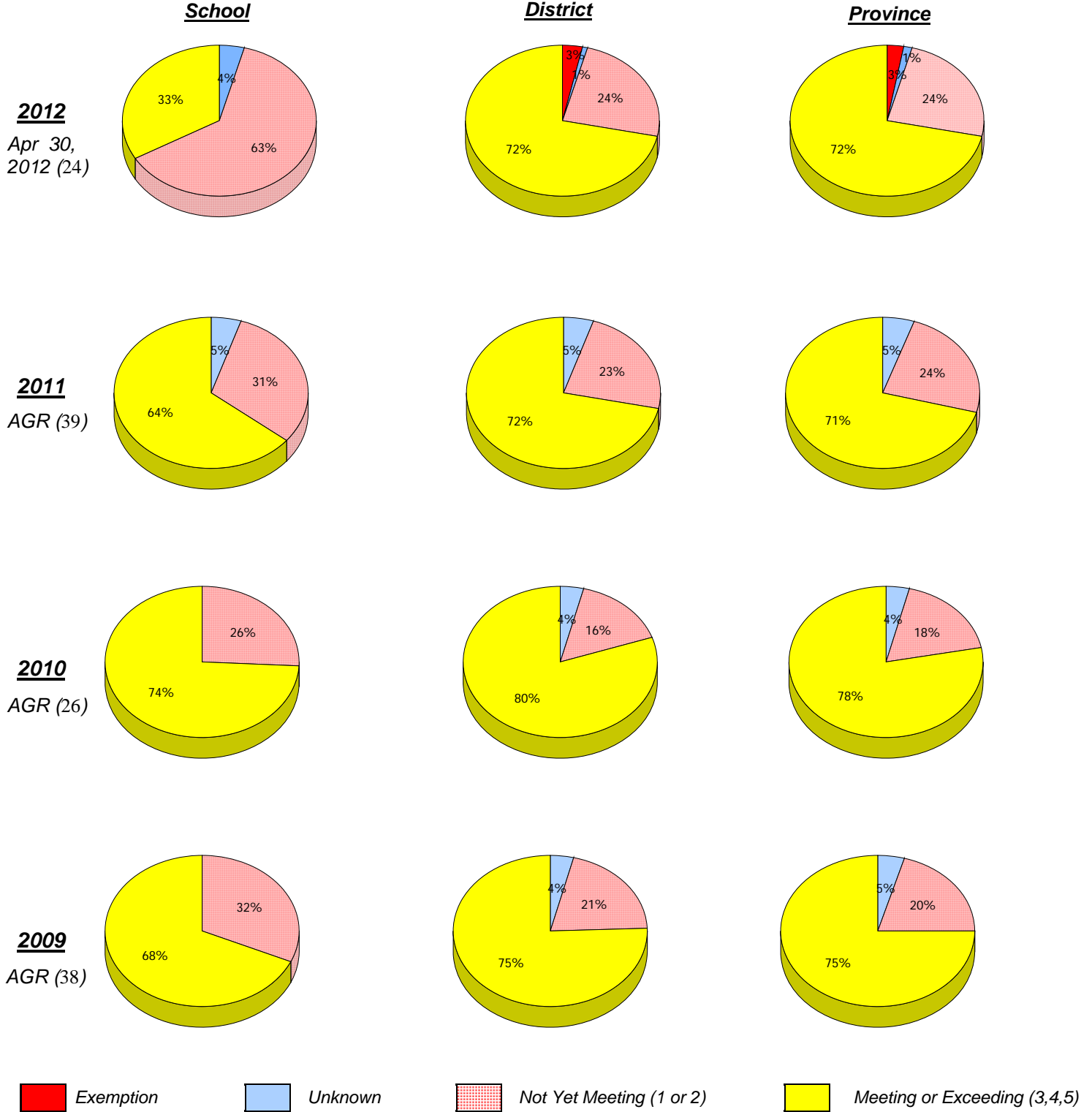
\* Mushuau Innu Natuashish School and Sheshatshiu Innu School are excluded from district and provincial results.

\* Reading score is composite of Non Fiction and Poet. Source: Division of Evaluation and Research, Department of Education

District 4 - Eastern

School #: 339 Holy Cross Elementary

***Demand Writing***



\* In some cases, CRT numbers may exceed AGR numbers based on late enrolments. Pie chart is based on the number of students who wrote the CRT.

\* Mushuau Innu Natuashish School and Sheshatshiu Innu School are excluded from district and provincial results.

\* Reading score is composite of Non Fiction and Poet. Source: Division of Evaluation and Research, Department of Education



District 4 - Eastern

School #: 339 Holy Cross Elementary

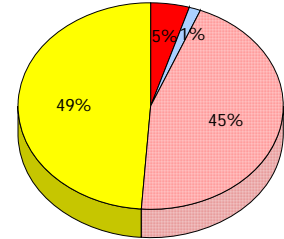
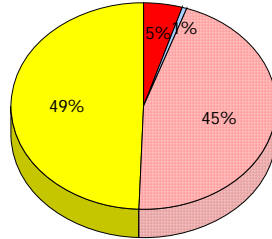
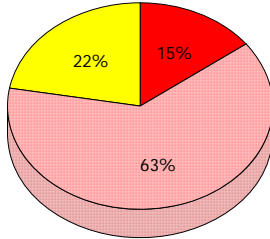
**Reading**

**School**

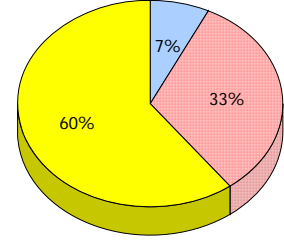
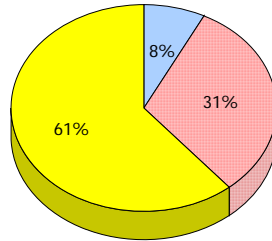
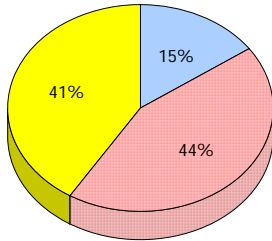
**District**

**Province**

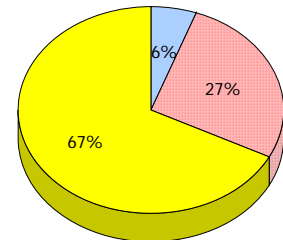
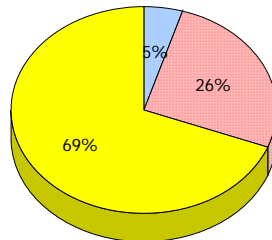
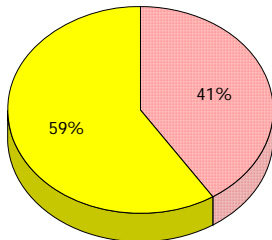
**2012**  
Apr 30,  
2012 (24)



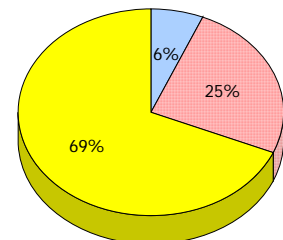
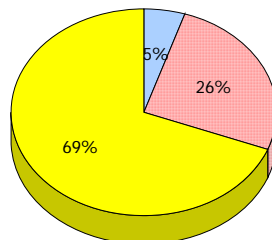
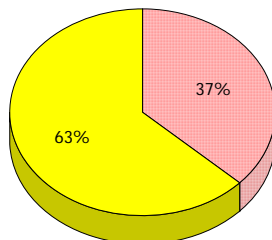
**2011**  
AGR (39)



**2010**  
AGR (26)



**2009**  
AGR (38)



■ Exemption    
 ■ Unknown    
 ■ Not Yet Meeting (1 or 2)    
 ■ Meeting or Exceeding (3,4,5)

\* In some cases, CRT numbers may exceed AGR numbers based on late enrolments. Pie chart is based on the number of students who wrote the CRT.

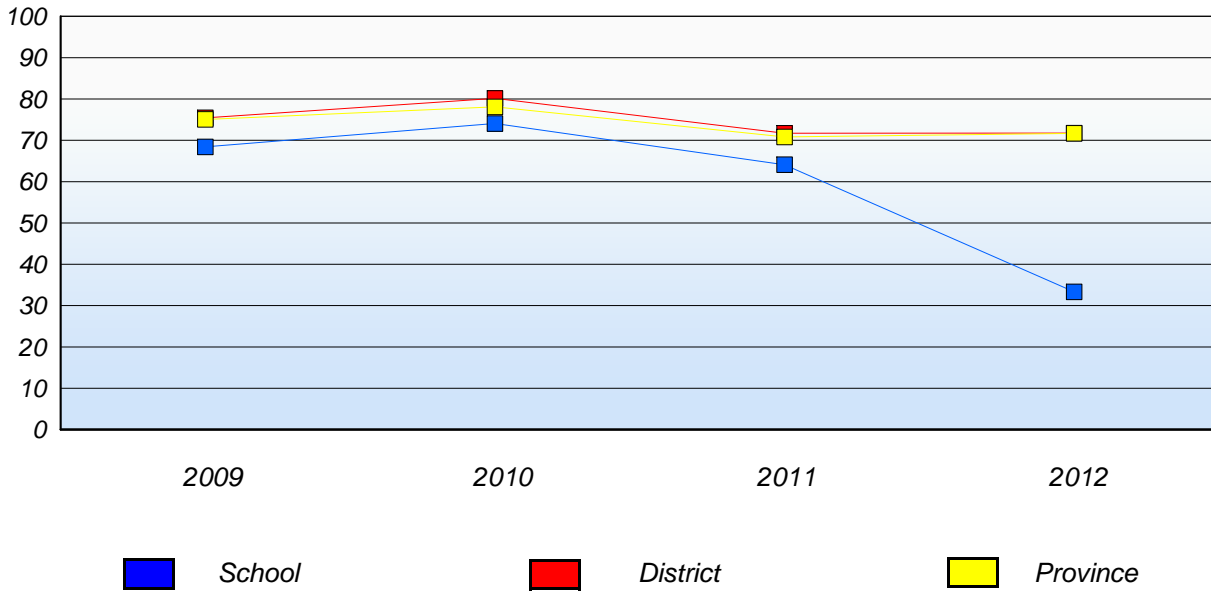
\* Mushuau Innu Natuashish School and Sheshatshiu Innu School are excluded from district and provincial results.

\* Reading score is composite of Non Fiction and Poet. Source: Division of Evaluation and Research, Department of Education

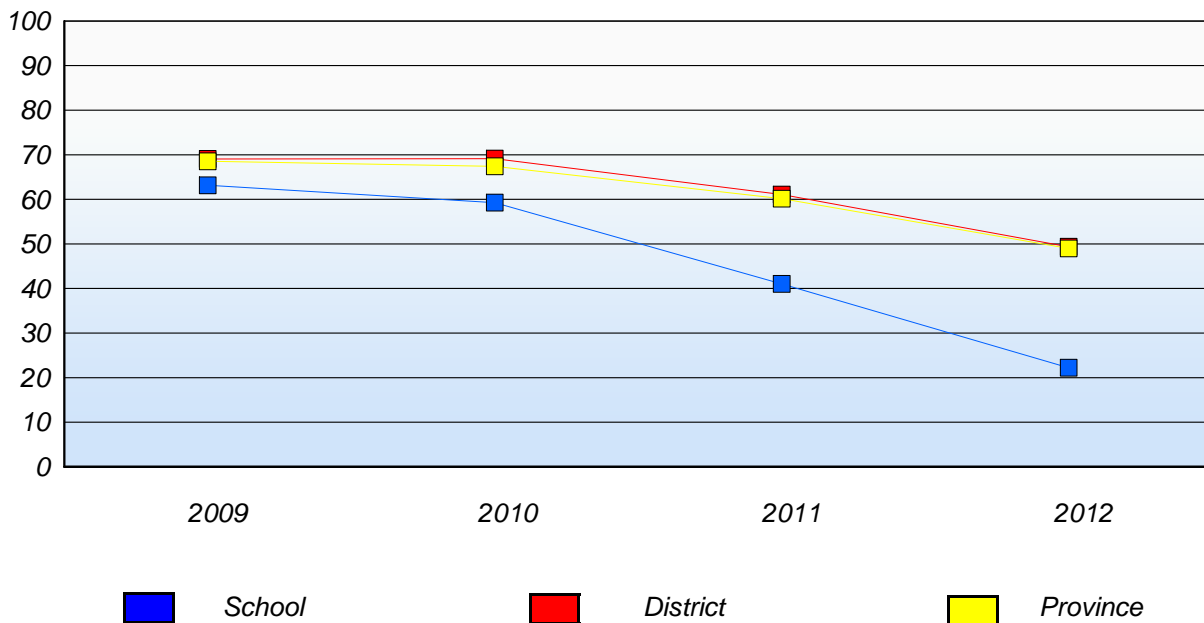
**District 4 - Eastern**

School #: 339 Holy Cross Elementary

**Demand Writing**  
Percentage of students at level 3 or above (2009 - 2012)



**Reading**  
Percentage of students at level 3 or above (2009 - 2012)



\* In some cases, CRT numbers may exceed AGR numbers based on late enrolments. Pie chart is based on the number of students who wrote the CRT.

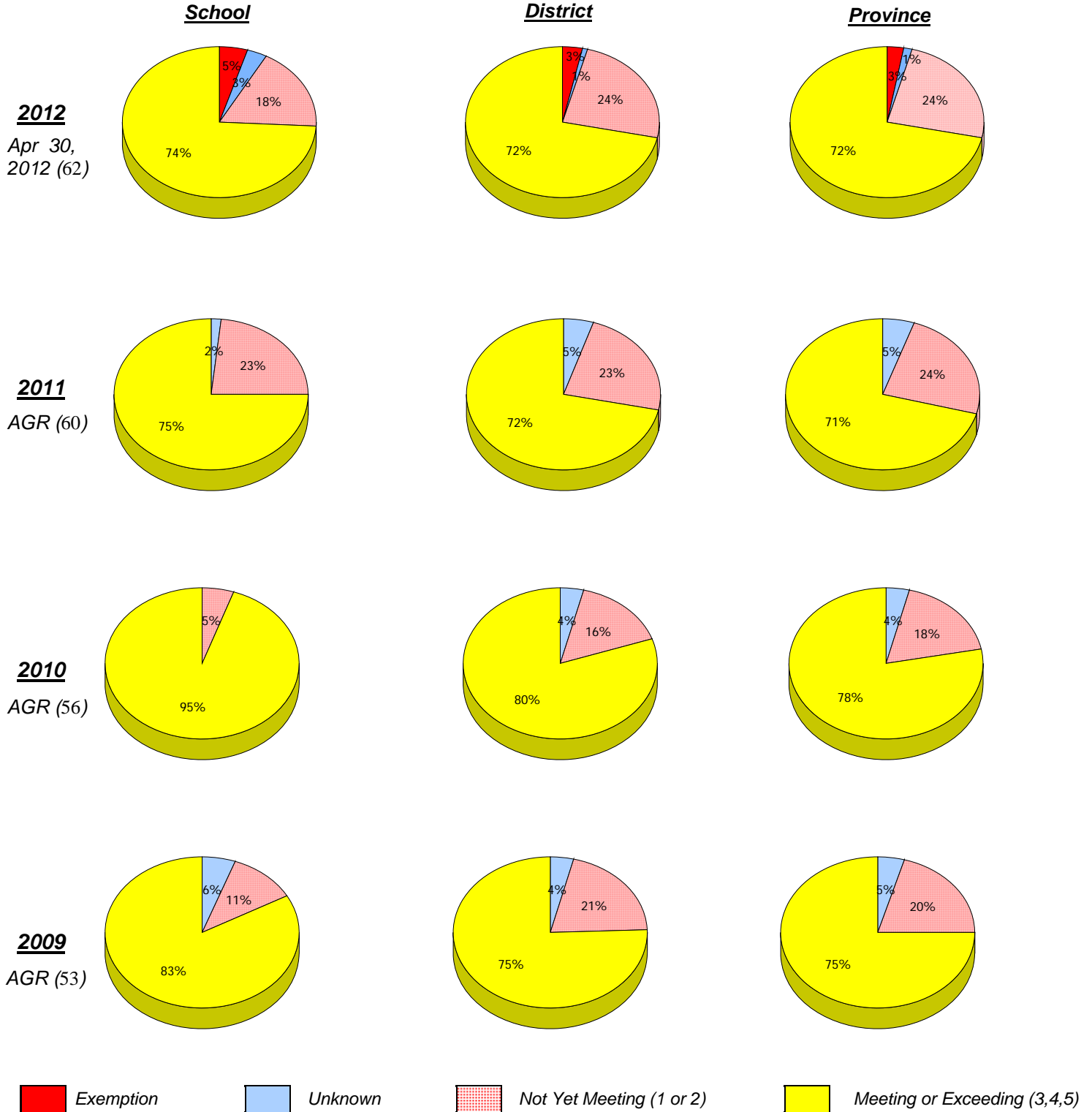
\* Mushuau Innu Natuashish School and Sheshatshiu Innu School are excluded from district and provincial results.

\* Reading score is composite of Non Fiction and Poet. Source: Division of Evaluation and Research, Department of Education

District 4 - Eastern

School #: 342 MacDonald Drive Elementary

**Demand Writing**



\* In some cases, CRT numbers may exceed AGR numbers based on late enrolments. Pie chart is based on the number of students who wrote the CRT.

\* Mushuau Innu Natuashish School and Sheshatshiu Innu School are excluded from district and provincial results.

\* Reading score is composite of Non Fiction and Poet. Source: Division of Evaluation and Research, Department of Education

District 4 - Eastern

School #: 342 MacDonald Drive Elementary

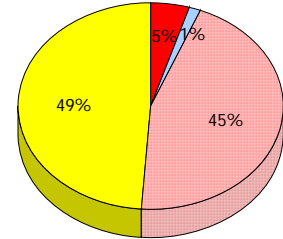
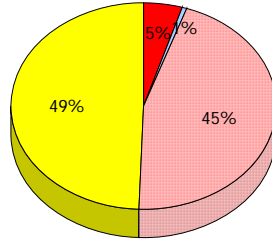
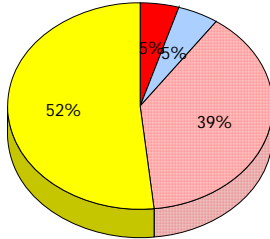
**Reading**

**School**

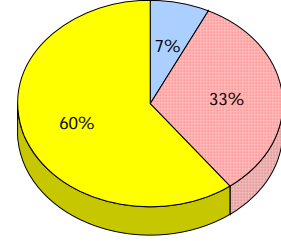
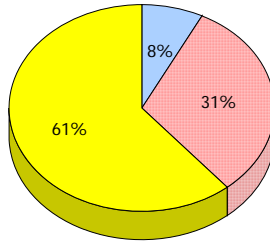
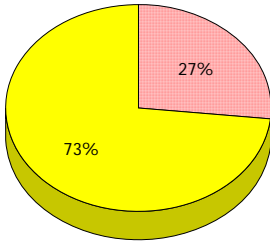
**District**

**Province**

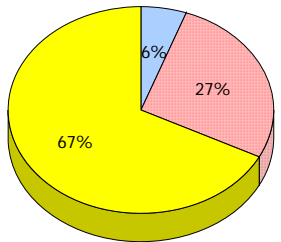
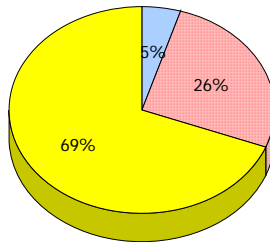
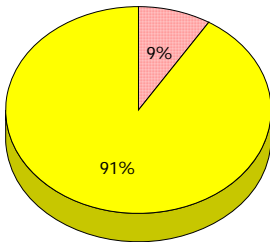
**2012**  
Apr 30,  
2012 (62)



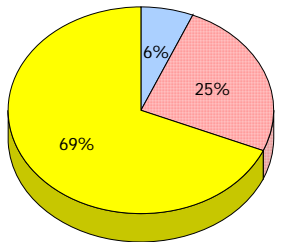
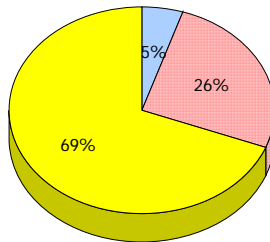
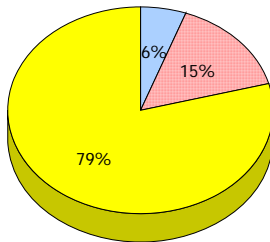
**2011**  
AGR (60)



**2010**  
AGR (56)



**2009**  
AGR (53)



■ Exemption    
 ■ Unknown    
 ■ Not Yet Meeting (1 or 2)    
 ■ Meeting or Exceeding (3,4,5)

\* In some cases, CRT numbers may exceed AGR numbers based on late enrolments. Pie chart is based on the number of students who wrote the CRT.

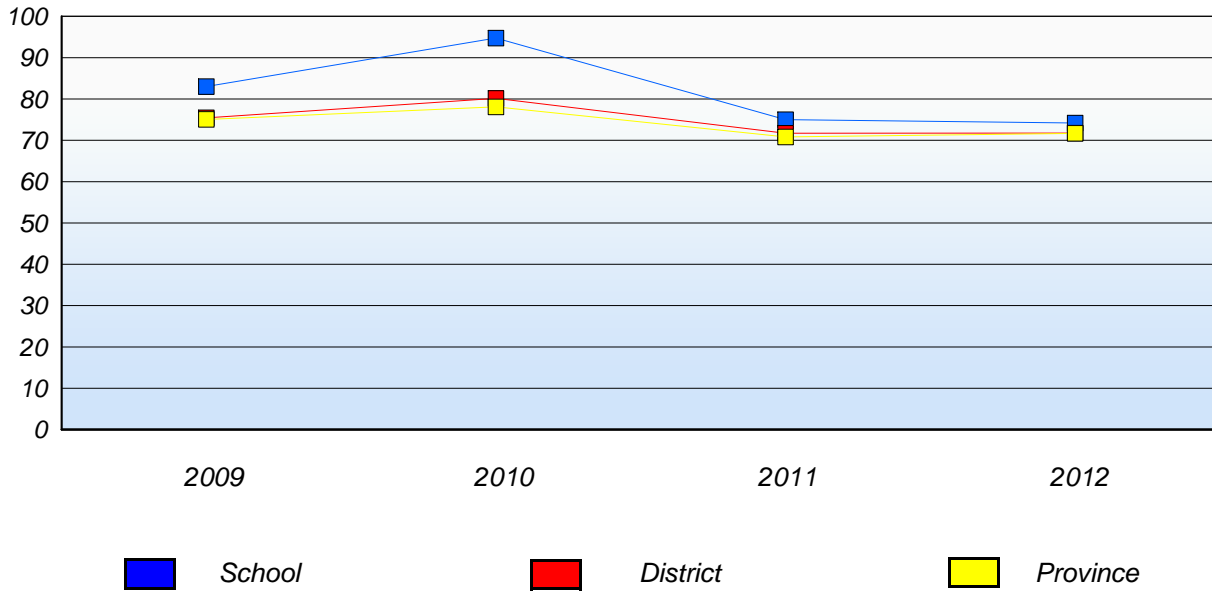
\* Mushuau Innu Natuashish School and Sheshatshiu Innu School are excluded from district and provincial results.

\* Reading score is composite of Non Fiction and Poet. Source: Division of Evaluation and Research, Department of Education

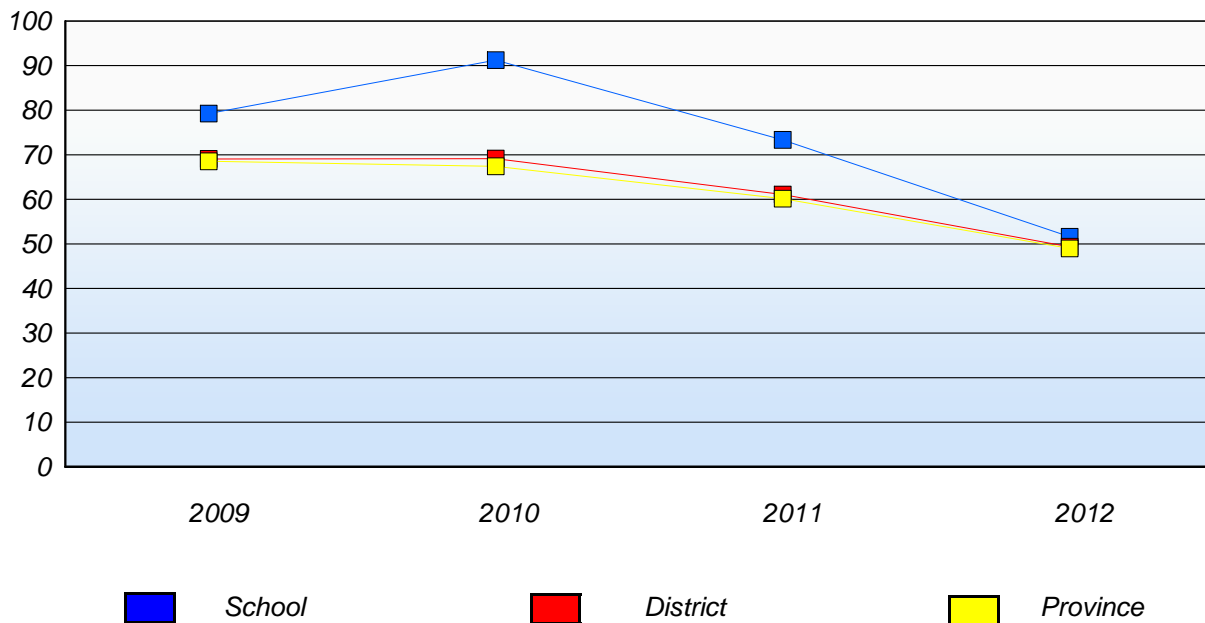
District 4 - Eastern

School #: 342 MacDonal Drive Elementary

**Demand Writing**  
Percentage of students at level 3 or above (2009 - 2012)



**Reading**  
Percentage of students at level 3 or above (2009 - 2012)



\* In some cases, CRT numbers may exceed AGR numbers based on late enrolments. Pie chart is based on the number of students who wrote the CRT.

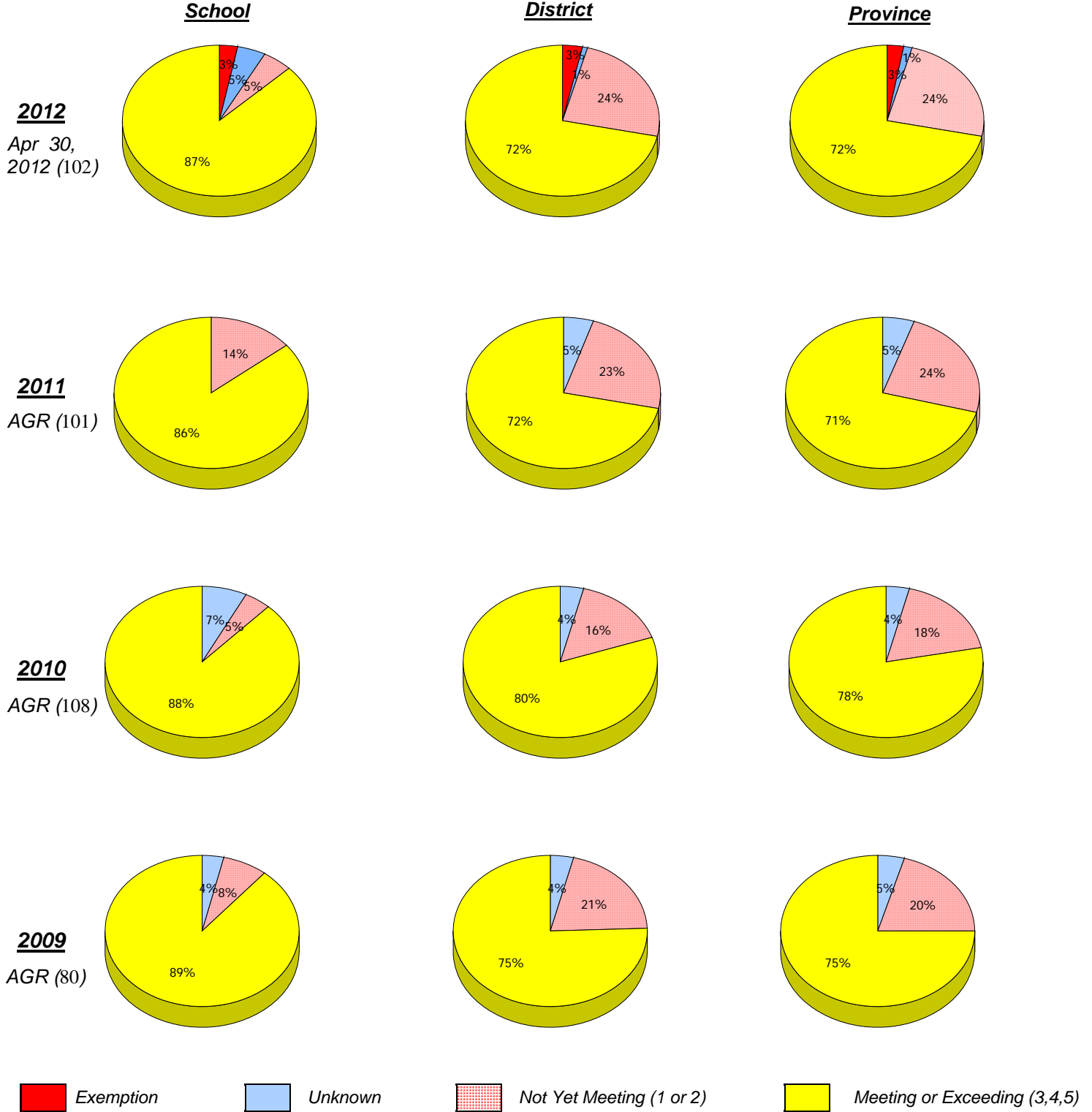
\* Mushuau Innu Natuashish School and Sheshatshiu Innu School are excluded from district and provincial results.

\* Reading score is composite of Non Fiction and Poet. Source: Division of Evaluation and Research, Department of Education

**District 4 - Eastern**

School #: 345 Mary Queen of Peace Elementary

***Demand Writing***



\* In some cases, CRT numbers may exceed AGR numbers based on late enrolments. Pie chart is based on the number of students who wrote the CRT.

\* Mushuau Innu Natuashish School and Sheshatshiu Innu School are excluded from district and provincial results.

\* Reading score is composite of Non Fiction and Poet. Source: Division of Evaluation and Research, Department of Education

District 4 - Eastern

School #: 345 Mary Queen of Peace Elementary

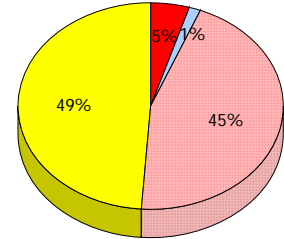
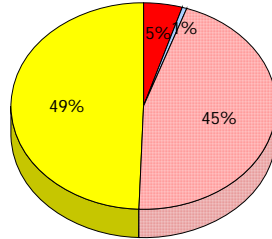
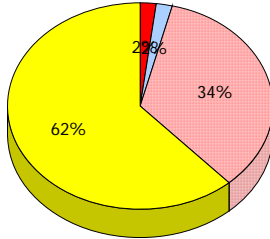
**Reading**

**School**

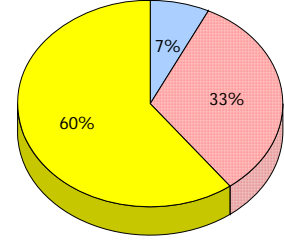
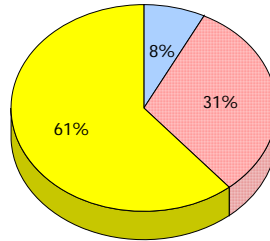
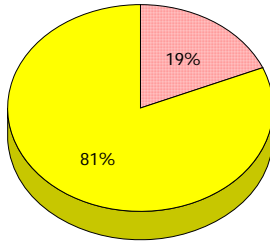
**District**

**Province**

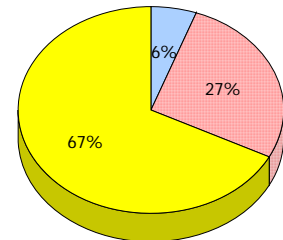
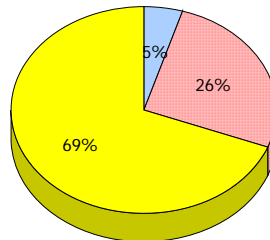
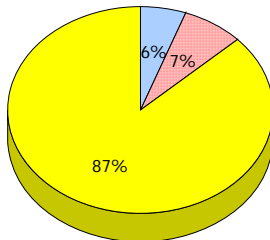
**2012**  
Apr 30,  
2012 (102)



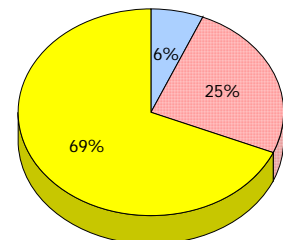
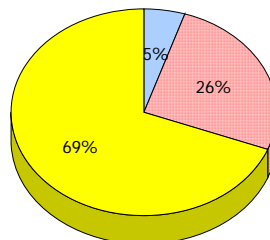
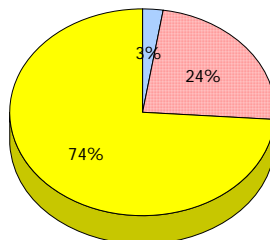
**2011**  
AGR (101)



**2010**  
AGR (108)



**2009**  
AGR (80)



■ Exemption    
 ■ Unknown    
 ■ Not Yet Meeting (1 or 2)    
 ■ Meeting or Exceeding (3,4,5)

\* In some cases, CRT numbers may exceed AGR numbers based on late enrolments. Pie chart is based on the number of students who wrote the CRT.

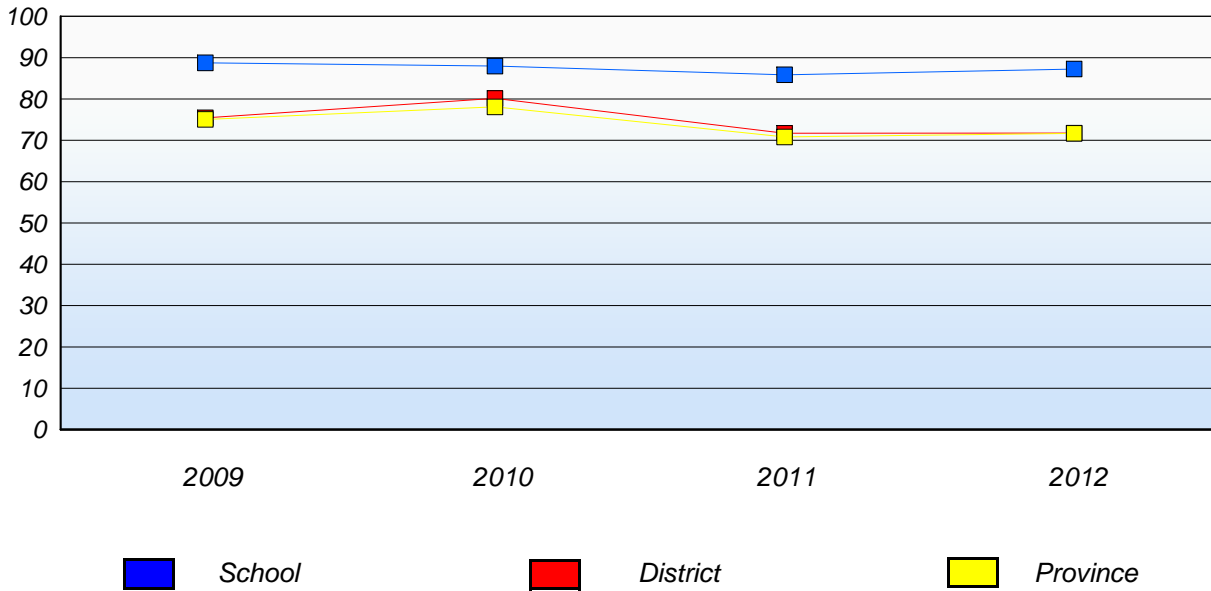
\* Mushuau Innu Natuashish School and Sheshatshiu Innu School are excluded from district and provincial results.

\* Reading score is composite of Non Fiction and Poet. Source: Division of Evaluation and Research, Department of Education

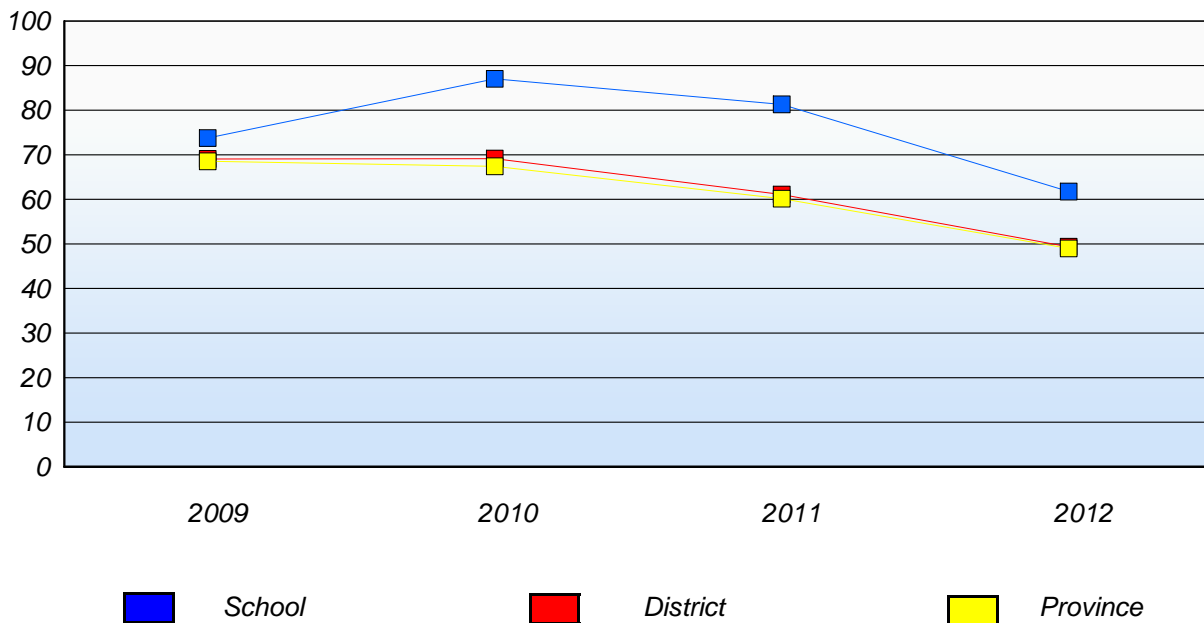
District 4 - Eastern

School #: 345 Mary Queen of Peace Elementary

**Demand Writing**  
Percentage of students at level 3 or above (2009 - 2012)



**Reading**  
Percentage of students at level 3 or above (2009 - 2012)



\* In some cases, CRT numbers may exceed AGR numbers based on late enrolments. Pie chart is based on the number of students who wrote the CRT.

\* Mushuau Innu Natuashish School and Sheshatshiu Innu School are excluded from district and provincial results.

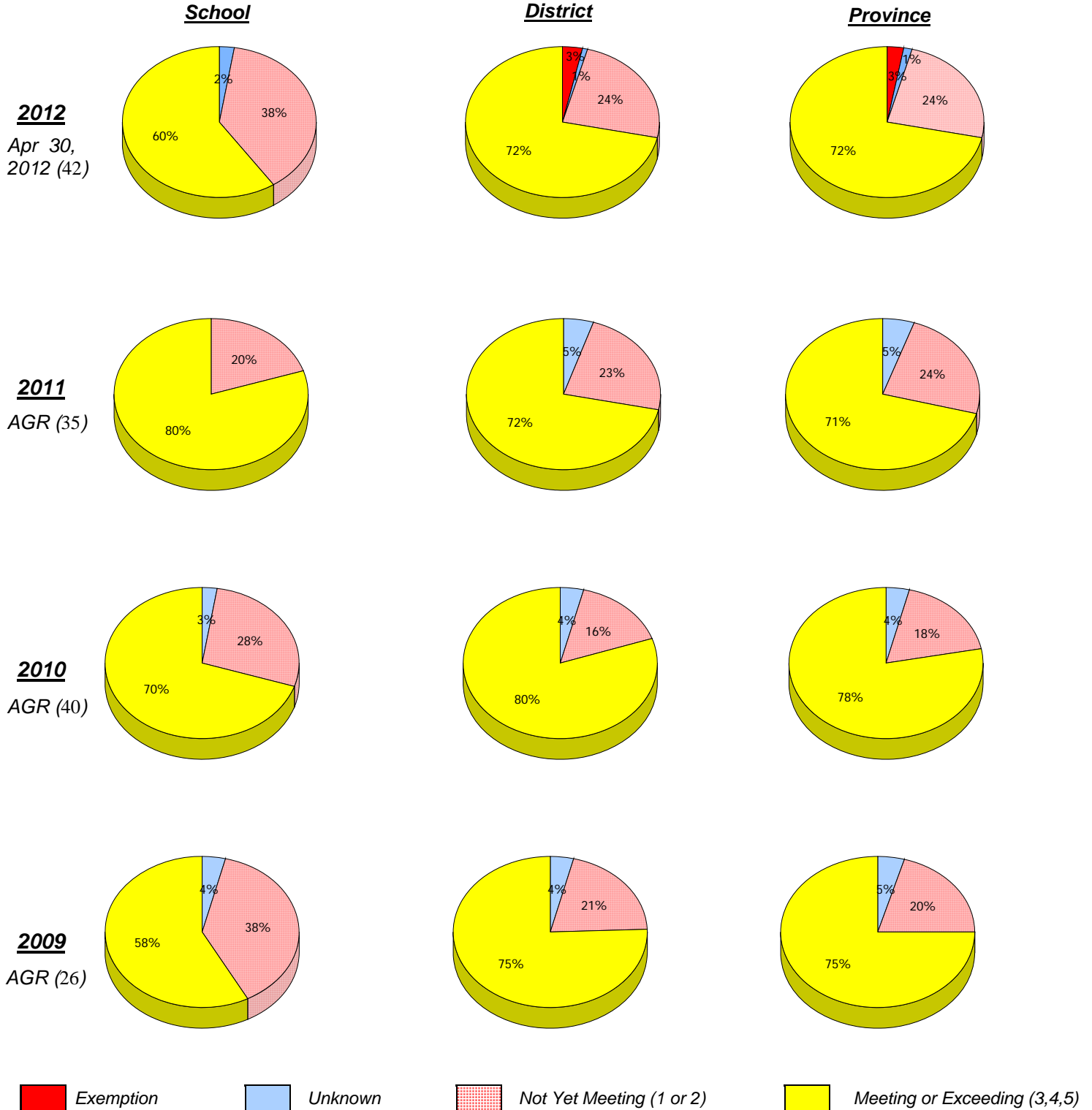
\* Reading score is composite of Non Fiction and Poet. Source: Division of Evaluation and Research, Department of Education



District 4 - Eastern

School #: 348 Roncalli Elementary

***Demand Writing***



\* In some cases, CRT numbers may exceed AGR numbers based on late enrolments. Pie chart is based on the number of students who wrote the CRT.

\* Mushuau Innu Natuashish School and Sheshatshiu Innu School are excluded from district and provincial results.

\* Reading score is composite of Non Fiction and Poet. Source: Division of Evaluation and Research, Department of Education

District 4 - Eastern

School #: 348 Roncalli Elementary

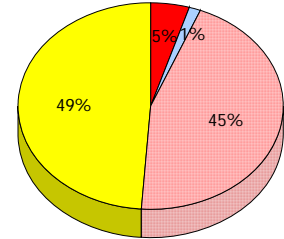
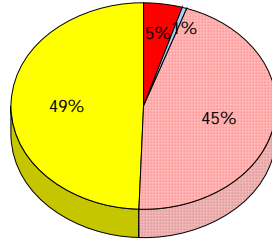
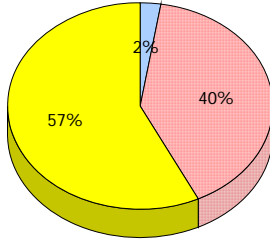
**Reading**

**School**

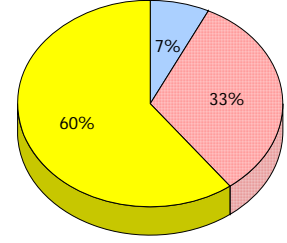
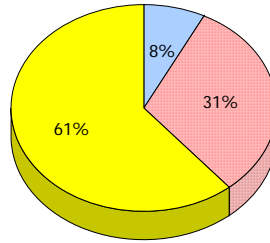
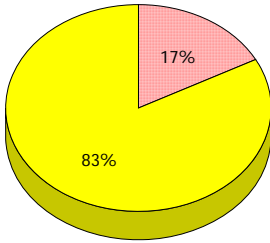
**District**

**Province**

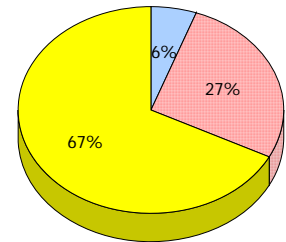
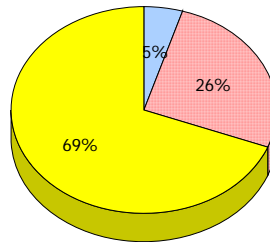
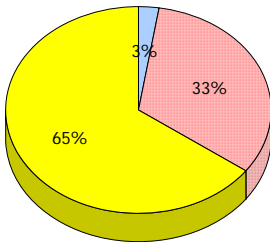
**2012**  
Apr 30,  
2012 (42)



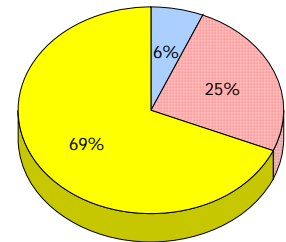
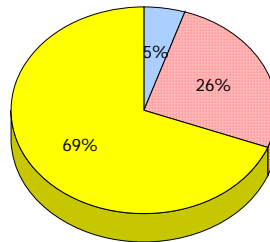
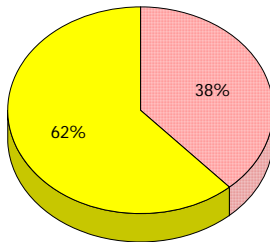
**2011**  
AGR (35)



**2010**  
AGR (40)



**2009**  
AGR (26)



■ Exemption    
 ■ Unknown    
 ■ Not Yet Meeting (1 or 2)    
 ■ Meeting or Exceeding (3,4,5)

\* In some cases, CRT numbers may exceed AGR numbers based on late enrolments. Pie chart is based on the number of students who wrote the CRT.

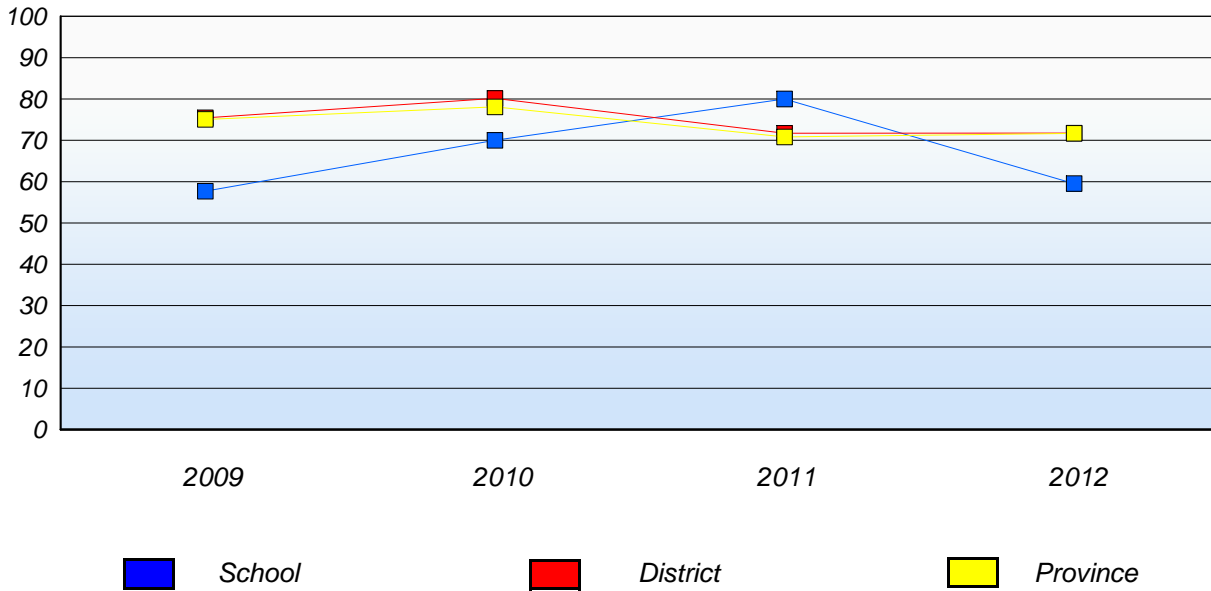
\* Mushuau Innu Natuashish School and Sheshatshiu Innu School are excluded from district and provincial results.

\* Reading score is composite of Non Fiction and Poet. Source: Division of Evaluation and Research, Department of Education

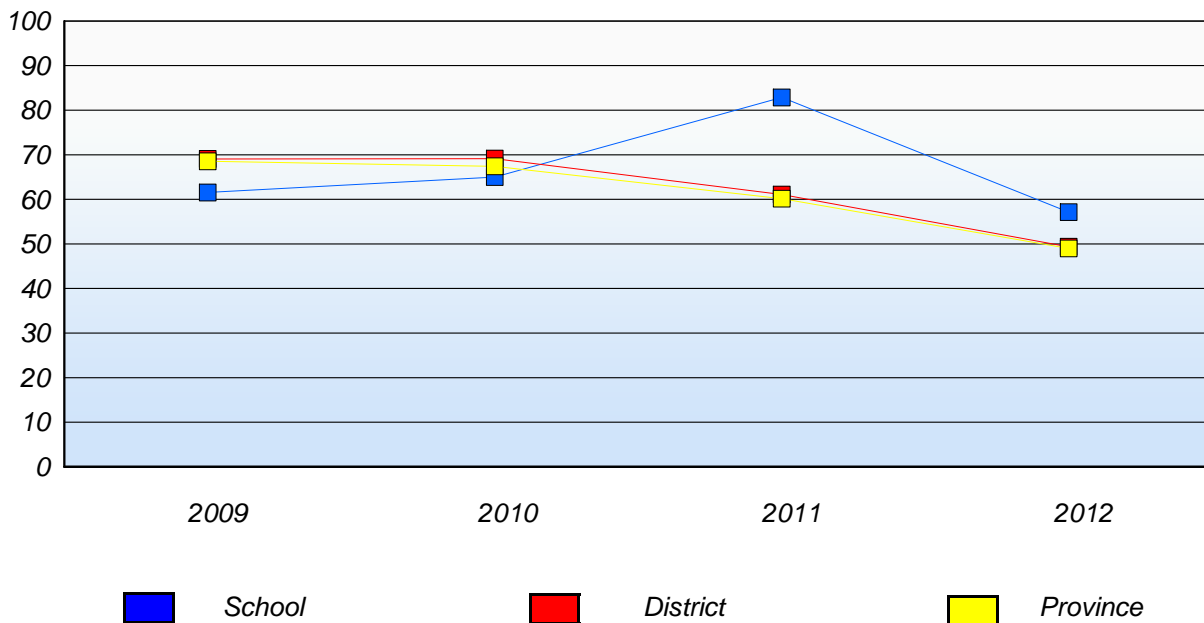
District 4 - Eastern

School #: 348 Roncalli Elementary

**Demand Writing**  
Percentage of students at level 3 or above (2009 - 2012)



**Reading**  
Percentage of students at level 3 or above (2009 - 2012)



\* In some cases, CRT numbers may exceed AGR numbers based on late enrolments. Pie chart is based on the number of students who wrote the CRT.

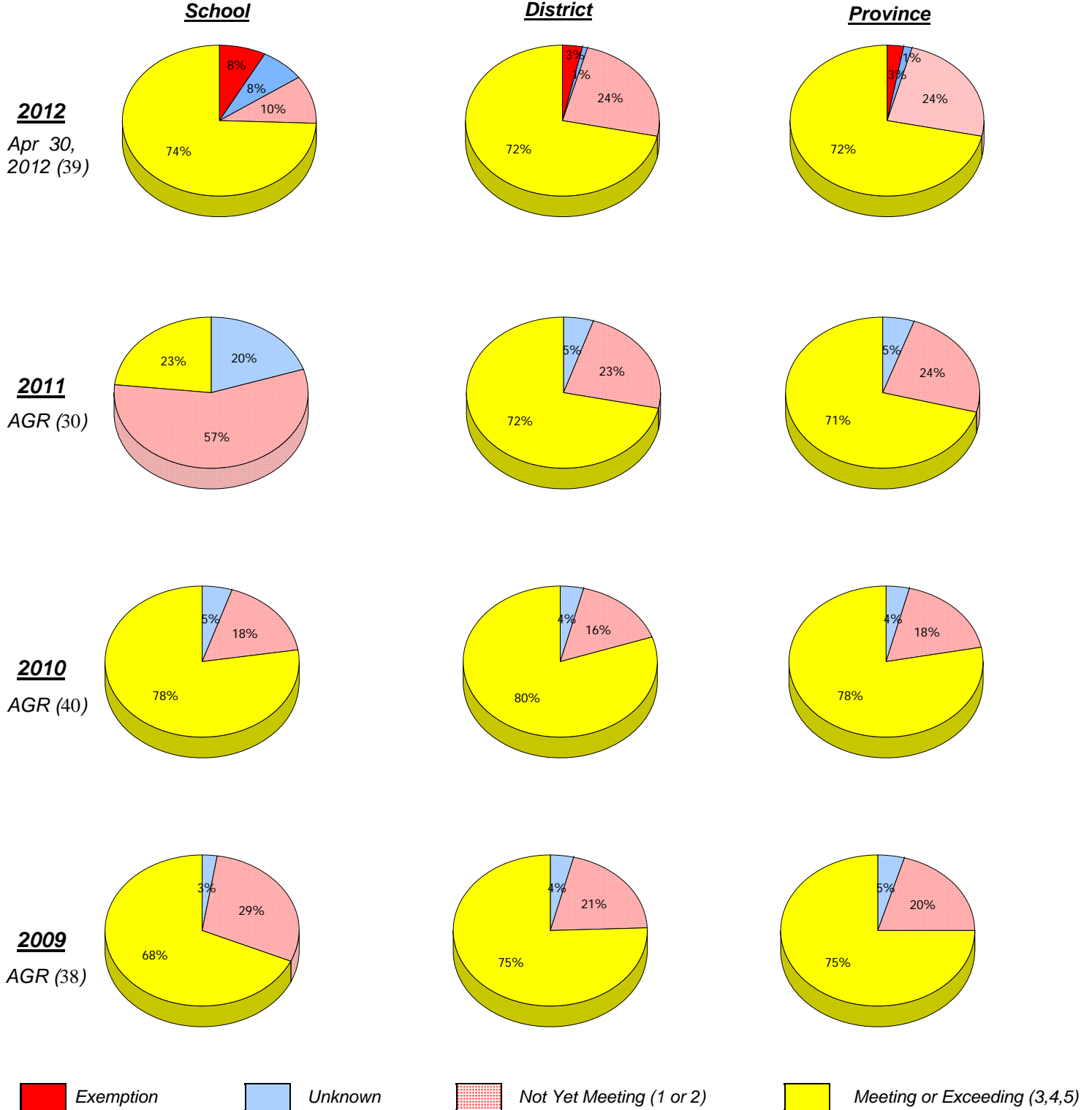
\* Mushuau Innu Natuashish School and Sheshatshiu Innu School are excluded from district and provincial results.

\* Reading score is composite of Non Fiction and Poet. Source: Division of Evaluation and Research, Department of Education

District 4 - Eastern

School #: 349 St. Andrew's Elementary

**Demand Writing**



\* In some cases, CRT numbers may exceed AGR numbers based on late enrolments. Pie chart is based on the number of students who wrote the CRT.

\* Mushuau Innu Natuashish School and Sheshatshiu Innu School are excluded from district and provincial results.

\* Reading score is composite of Non Fiction and Poet. Source: Division of Evaluation and Research, Department of Education

**District 4 - Eastern**

School #: 349 St. Andrew's Elementary

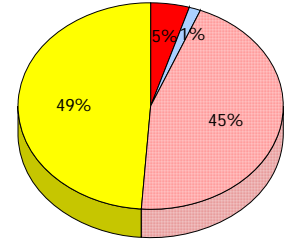
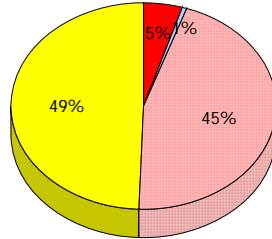
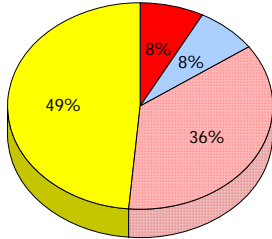
**Reading**

**School**

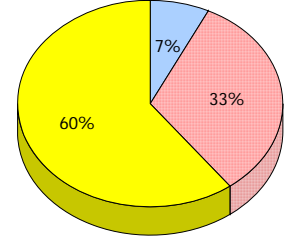
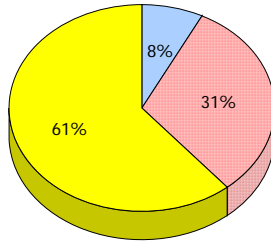
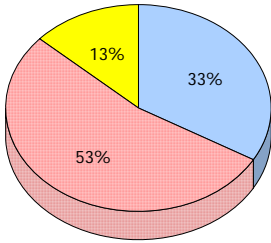
**District**

**Province**

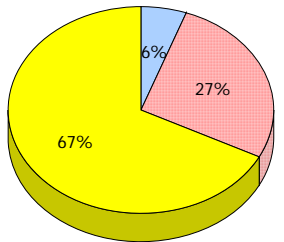
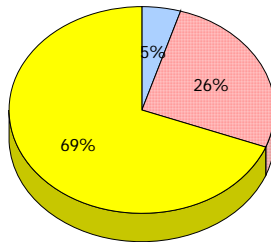
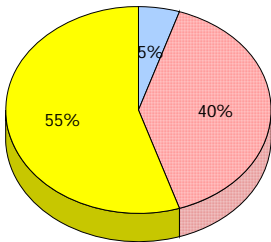
**2012**  
Apr 30,  
2012 (39)



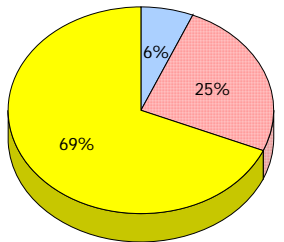
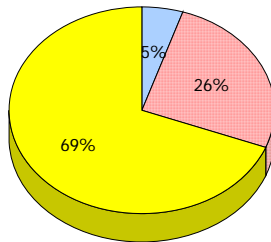
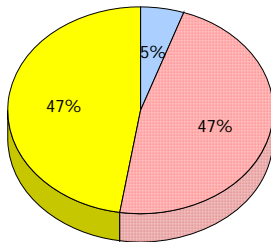
**2011**  
AGR (30)



**2010**  
AGR (40)



**2009**  
AGR (38)



■ Exemption    
 ■ Unknown    
 ■ Not Yet Meeting (1 or 2)    
 ■ Meeting or Exceeding (3,4,5)

\* In some cases, CRT numbers may exceed AGR numbers based on late enrolments. Pie chart is based on the number of students who wrote the CRT.

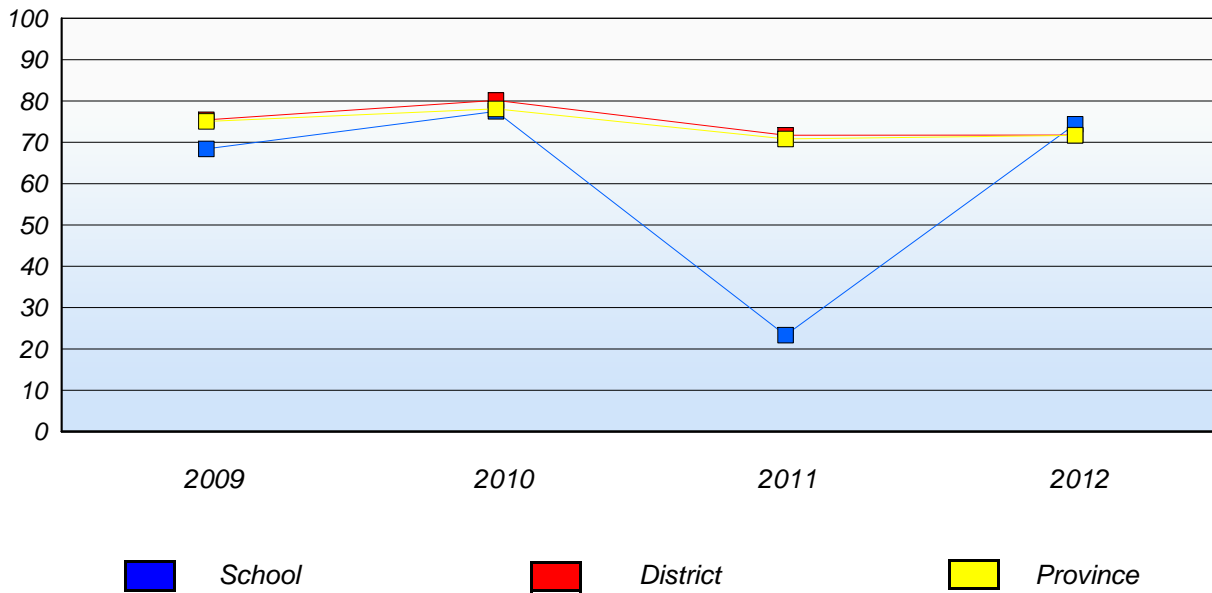
\* Mushuau Innu Natuashish School and Sheshatshiu Innu School are excluded from district and provincial results.

\* Reading score is composite of Non Fiction and Poet. Source: Division of Evaluation and Research, Department of Education

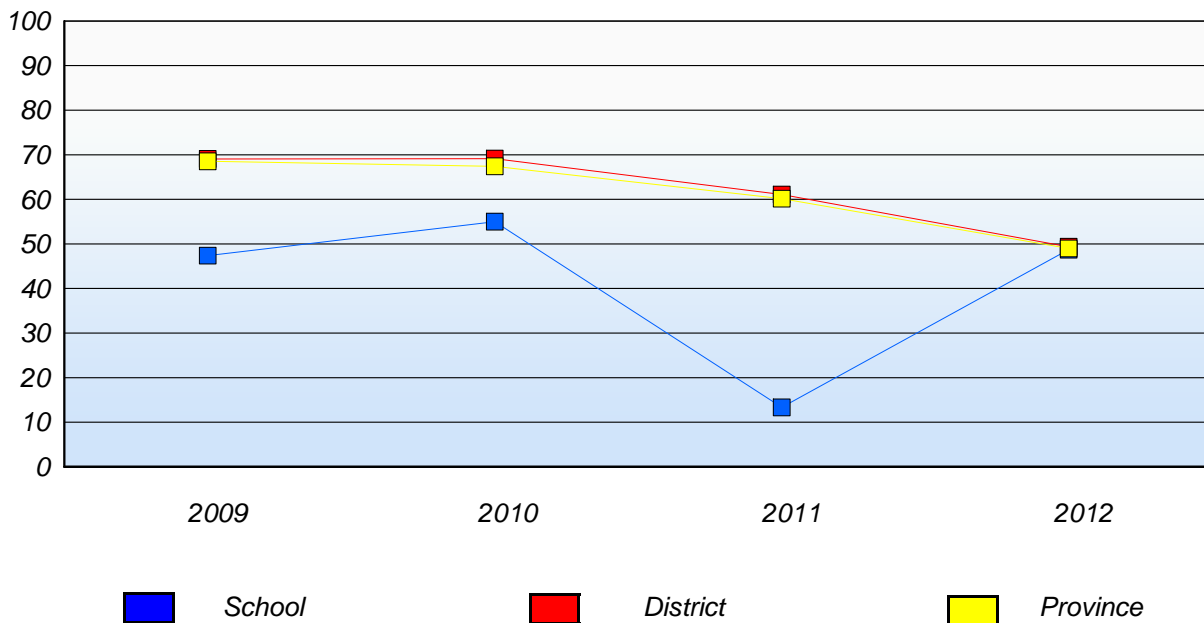
District 4 - Eastern

School #: 349 St. Andrew's Elementary

**Demand Writing**  
Percentage of students at level 3 or above (2009 - 2012)



**Reading**  
Percentage of students at level 3 or above (2009 - 2012)



\* In some cases, CRT numbers may exceed AGR numbers based on late enrolments. Pie chart is based on the number of students who wrote the CRT.

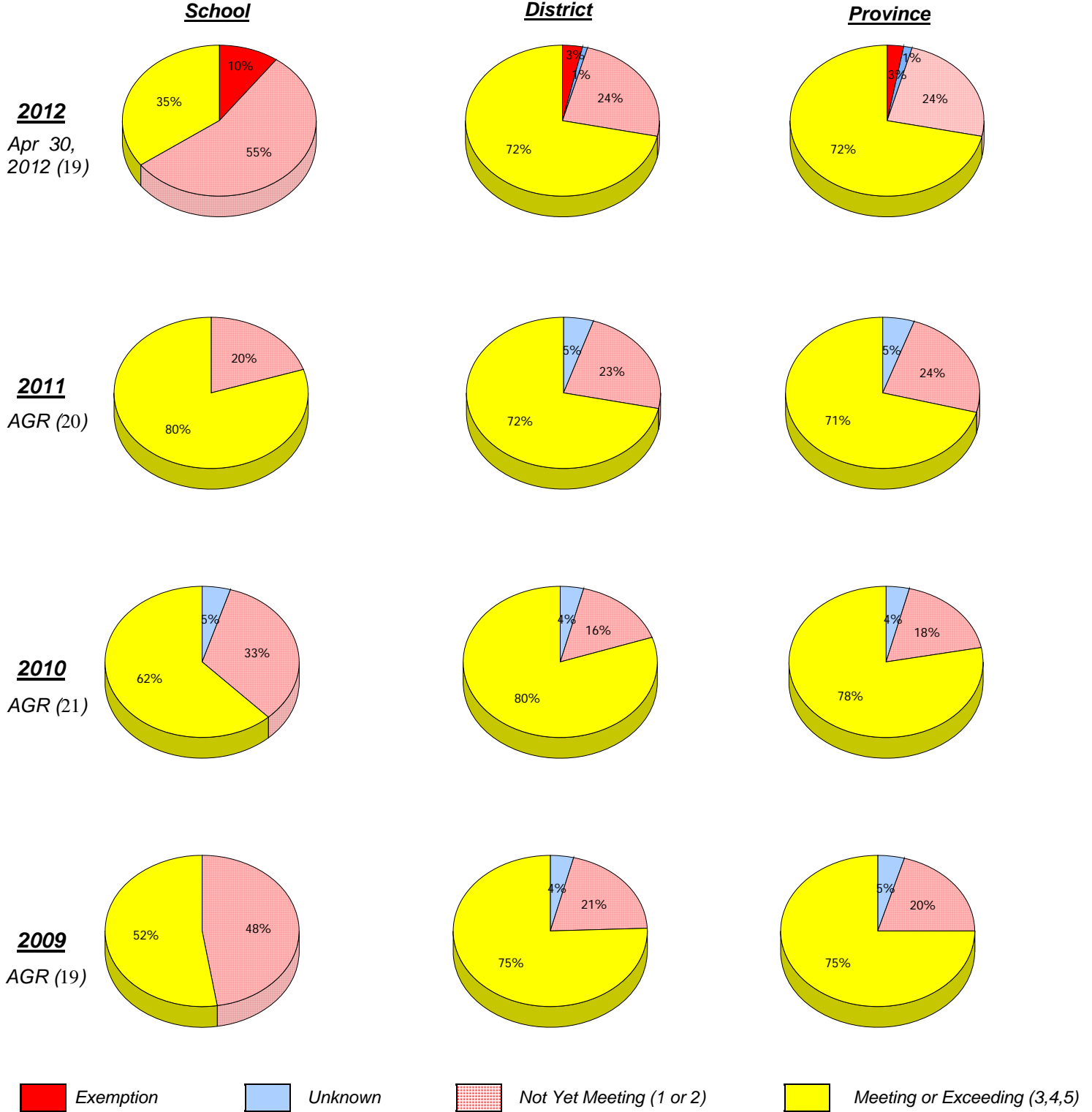
\* Mushuau Innu Natuashish School and Sheshatshiu Innu School are excluded from district and provincial results.

\* Reading score is composite of Non Fiction and Poet. Source: Division of Evaluation and Research, Department of Education

District 4 - Eastern

School #: 350 St. John Bosco School

**Demand Writing**



\* In some cases, CRT numbers may exceed AGR numbers based on late enrolments. Pie chart is based on the number of students who wrote the CRT.

\* Mushuau Innu Natuashish School and Sheshatshiu Innu School are excluded from district and provincial results.

\* Reading score is composite of Non Fiction and Poet. Source: Division of Evaluation and Research, Department of Education

District 4 - Eastern

School #: 350 St. John Bosco School

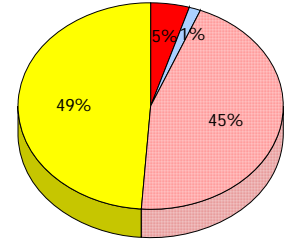
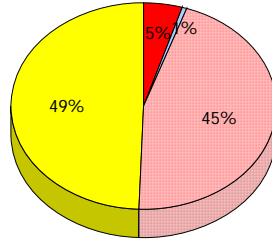
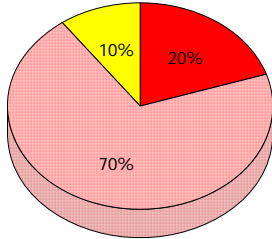
**Reading**

**School**

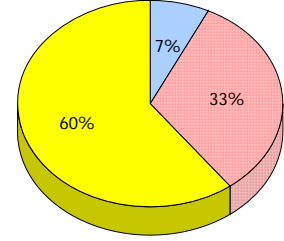
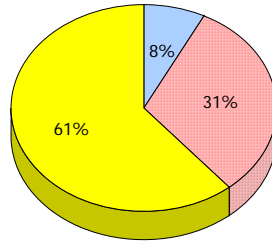
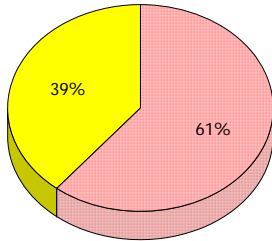
**District**

**Province**

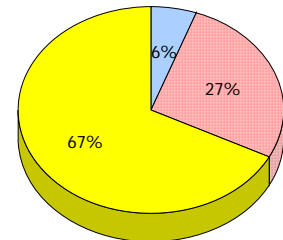
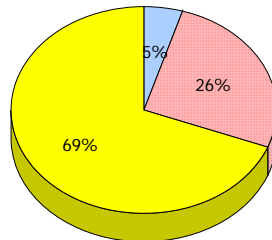
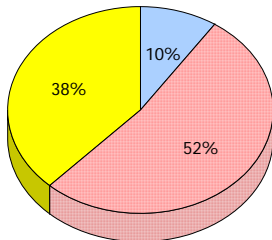
**2012**  
Apr 30,  
2012 (19)



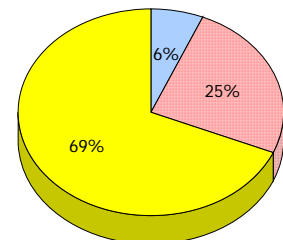
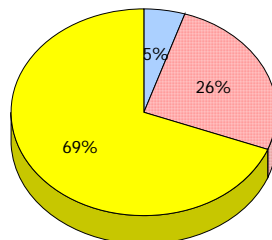
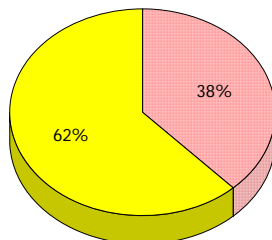
**2011**  
AGR (20)



**2010**  
AGR (21)



**2009**  
AGR (19)



■ Exemption    
 ■ Unknown    
 ■ Not Yet Meeting (1 or 2)    
 ■ Meeting or Exceeding (3,4,5)

\* In some cases, CRT numbers may exceed AGR numbers based on late enrolments. Pie chart is based on the number of students who wrote the CRT.

\* Mushuau Innu Natuashish School and Sheshatshiu Innu School are excluded from district and provincial results.

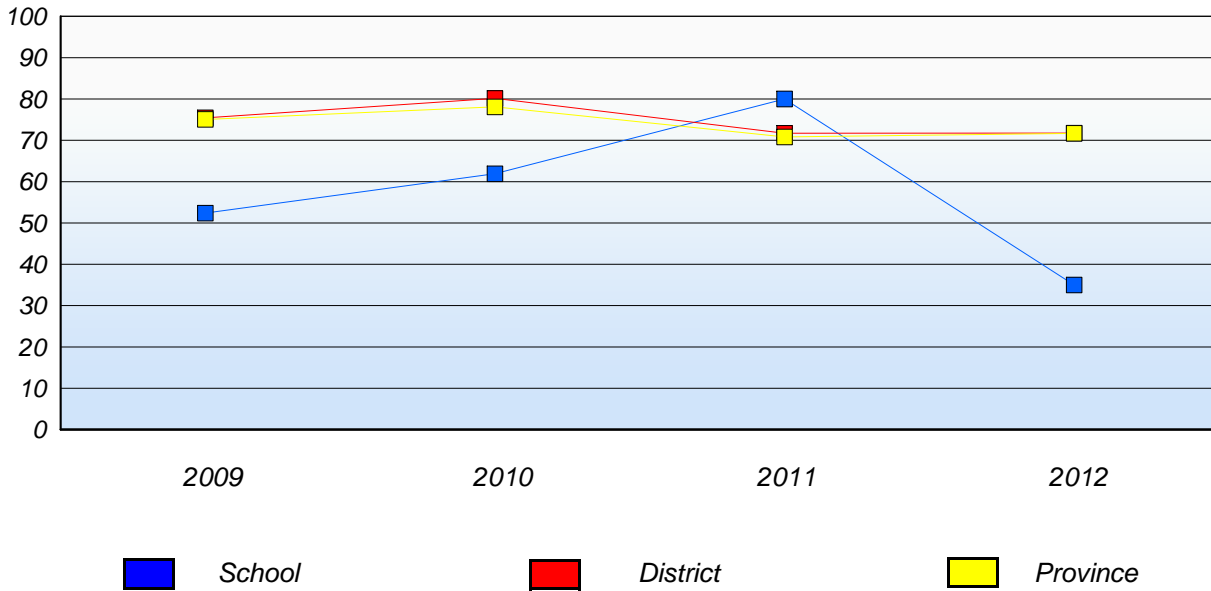
\* Reading score is composite of Non Fiction and Poet. Source: Division of Evaluation and Research, Department of Education



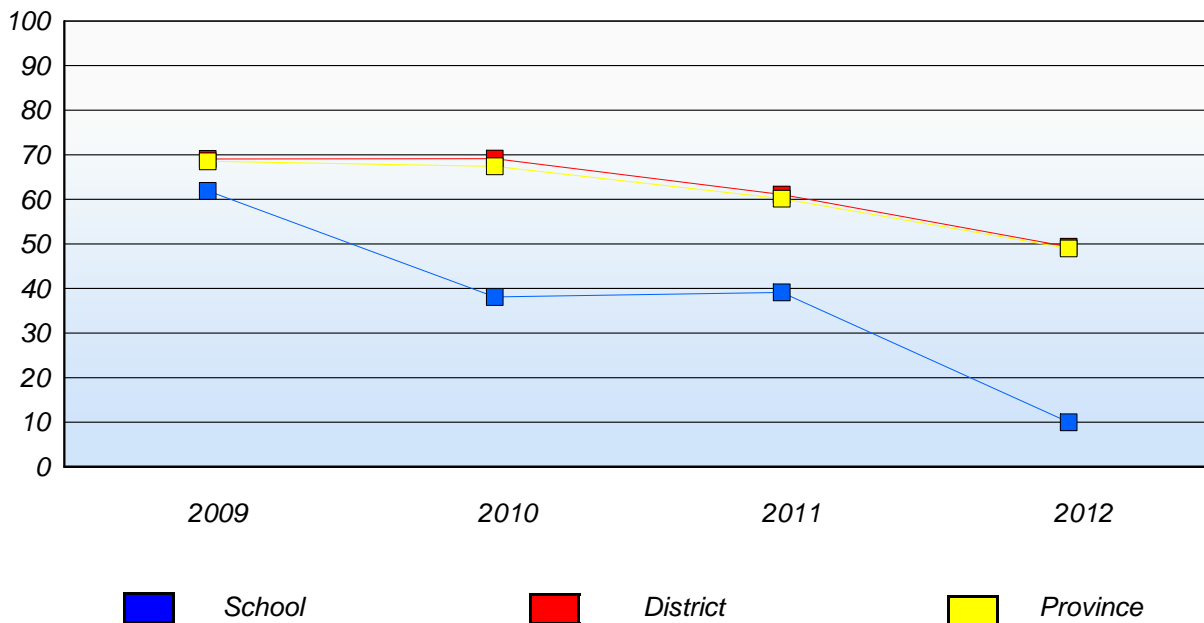
District 4 - Eastern

School #: 350 St. John Bosco School

**Demand Writing**  
Percentage of students at level 3 or above (2009 - 2012)



**Reading**  
Percentage of students at level 3 or above (2009 - 2012)



\* In some cases, CRT numbers may exceed AGR numbers based on late enrolments. Pie chart is based on the number of students who wrote the CRT.

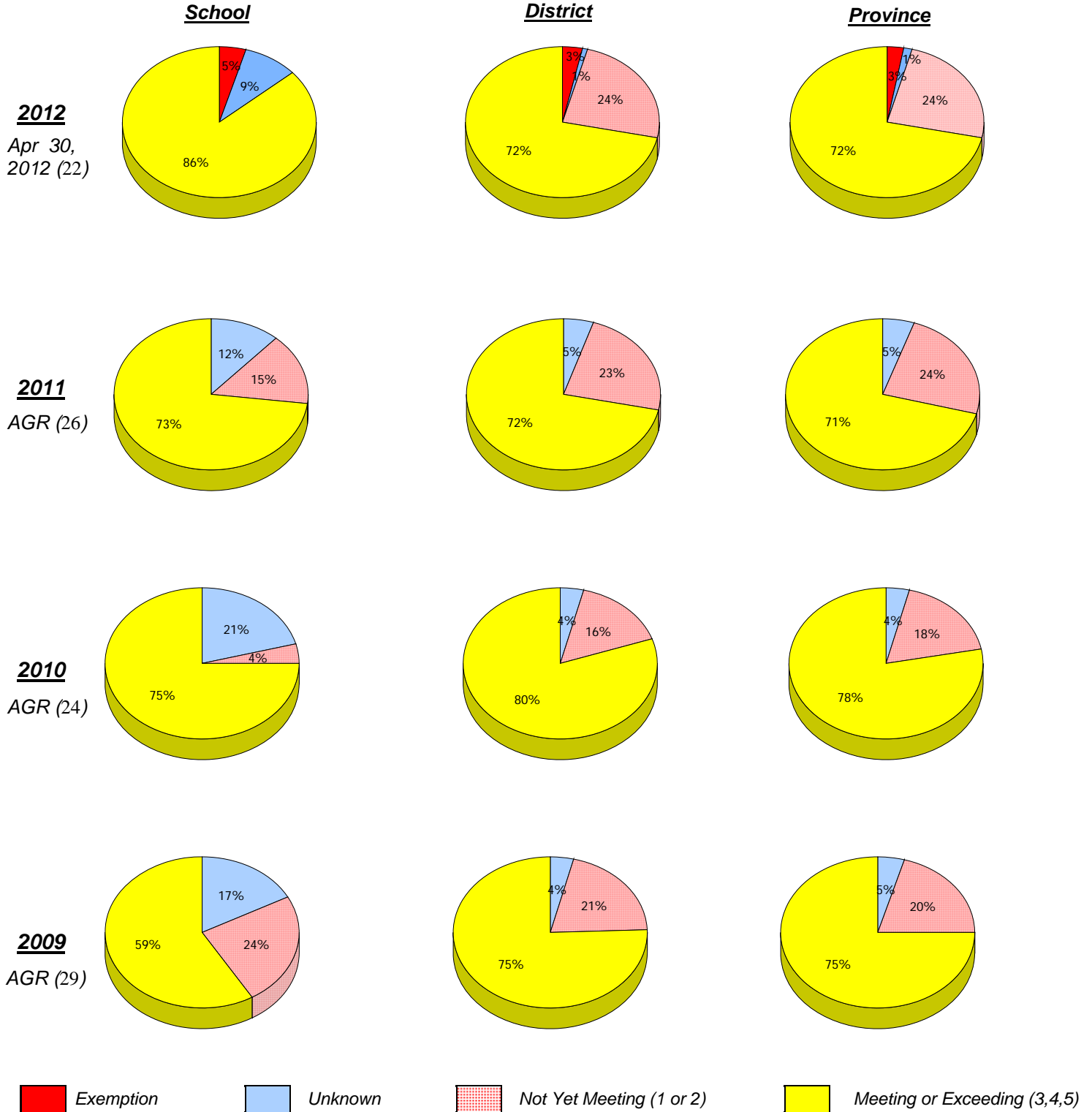
\* Mushuau Innu Natuashish School and Sheshatshiu Innu School are excluded from district and provincial results.

\* Reading score is composite of Non Fiction and Poet. Source: Division of Evaluation and Research, Department of Education

District 4 - Eastern

School #: 355 St. Mary's Elementary

**Demand Writing**



\* In some cases, CRT numbers may exceed AGR numbers based on late enrolments. Pie chart is based on the number of students who wrote the CRT.

\* Mushuau Innu Natuashish School and Sheshatshiu Innu School are excluded from district and provincial results.

\* Reading score is composite of Non Fiction and Poet. Source: Division of Evaluation and Research, Department of Education

District 4 - Eastern

School #: 355 St. Mary's Elementary

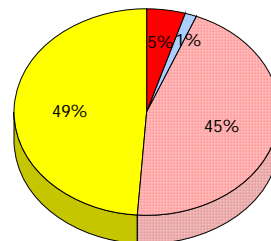
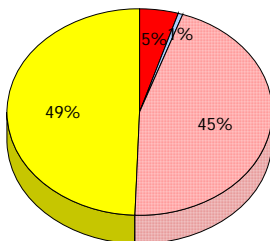
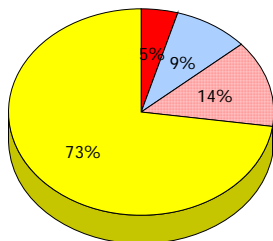
**Reading**

**School**

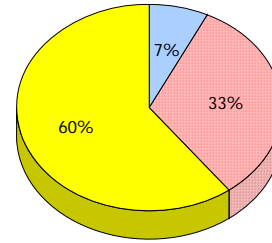
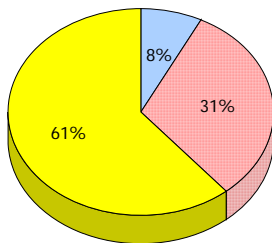
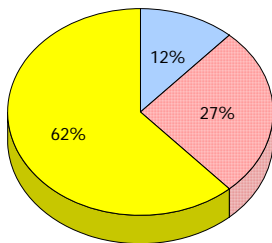
**District**

**Province**

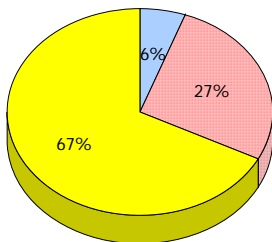
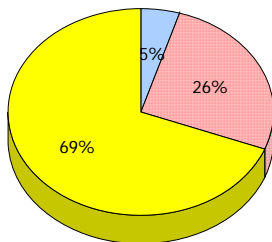
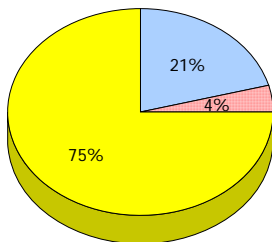
**2012**  
Apr 30,  
2012 (22)



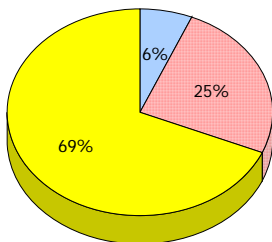
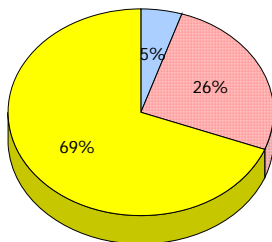
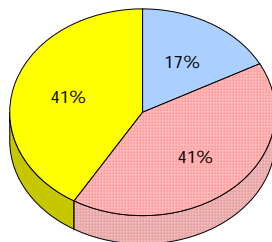
**2011**  
AGR (26)



**2010**  
AGR (24)



**2009**  
AGR (29)



Exemption    
  Unknown    
  Not Yet Meeting (1 or 2)    
  Meeting or Exceeding (3,4,5)

\* In some cases, CRT numbers may exceed AGR numbers based on late enrolments. Pie chart is based on the number of students who wrote the CRT.

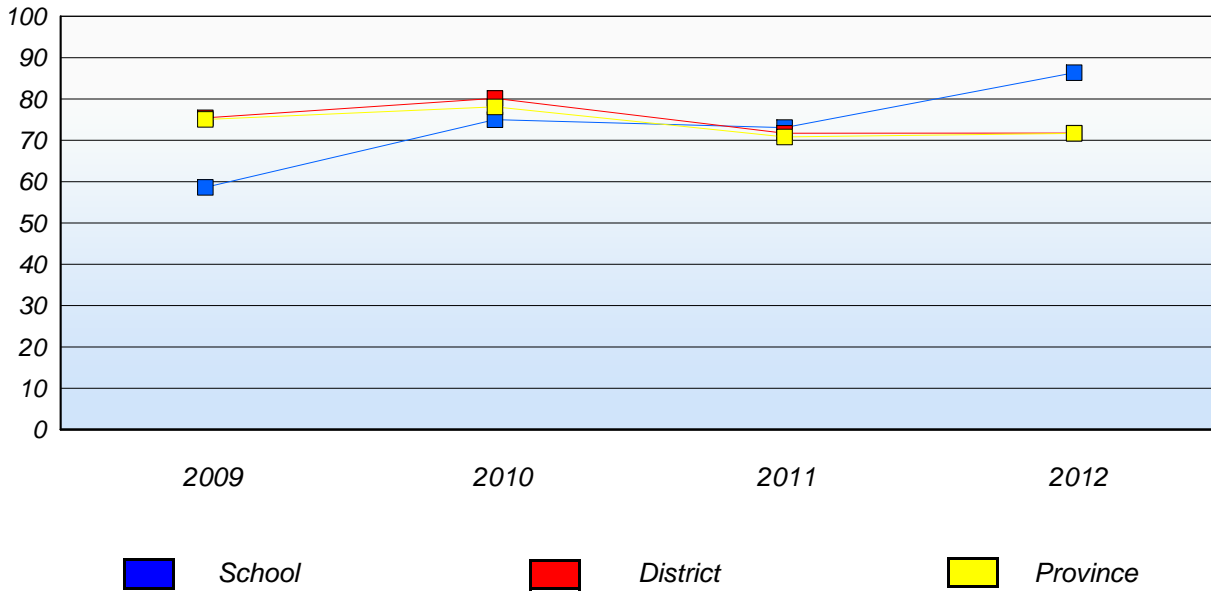
\* Mushuau Innu Natuashish School and Sheshatshiu Innu School are excluded from district and provincial results.

\* Reading score is composite of Non Fiction and Poet. Source: Division of Evaluation and Research, Department of Education

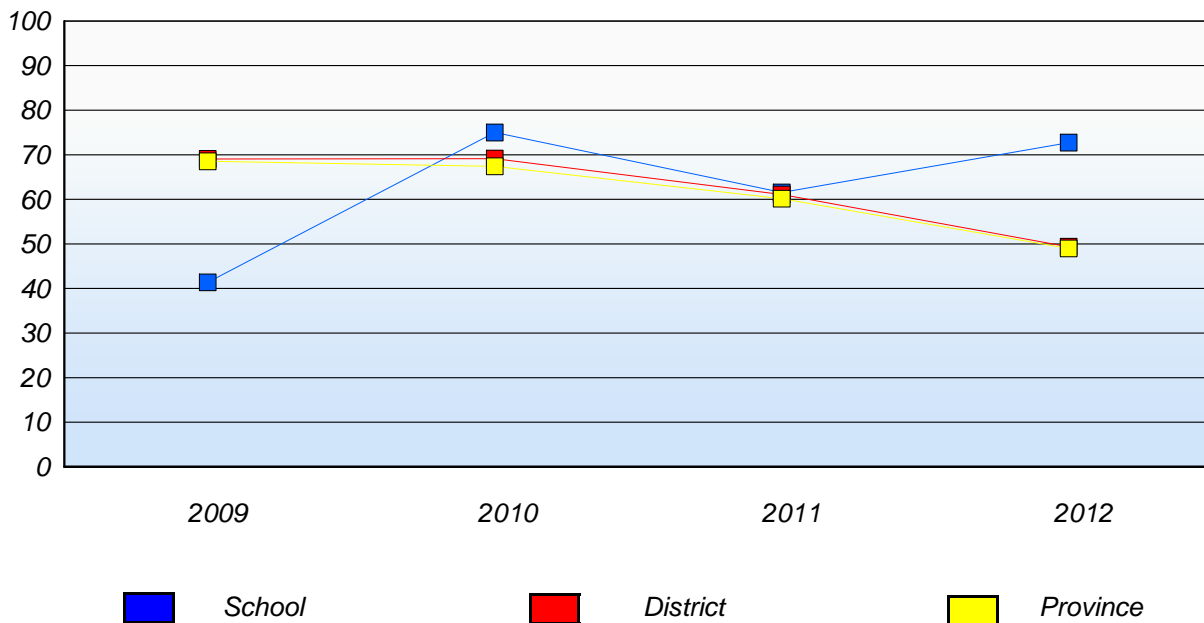
District 4 - Eastern

School #: 355 St. Mary's Elementary

**Demand Writing**  
Percentage of students at level 3 or above (2009 - 2012)



**Reading**  
Percentage of students at level 3 or above (2009 - 2012)



\* In some cases, CRT numbers may exceed AGR numbers based on late enrolments. Pie chart is based on the number of students who wrote the CRT.

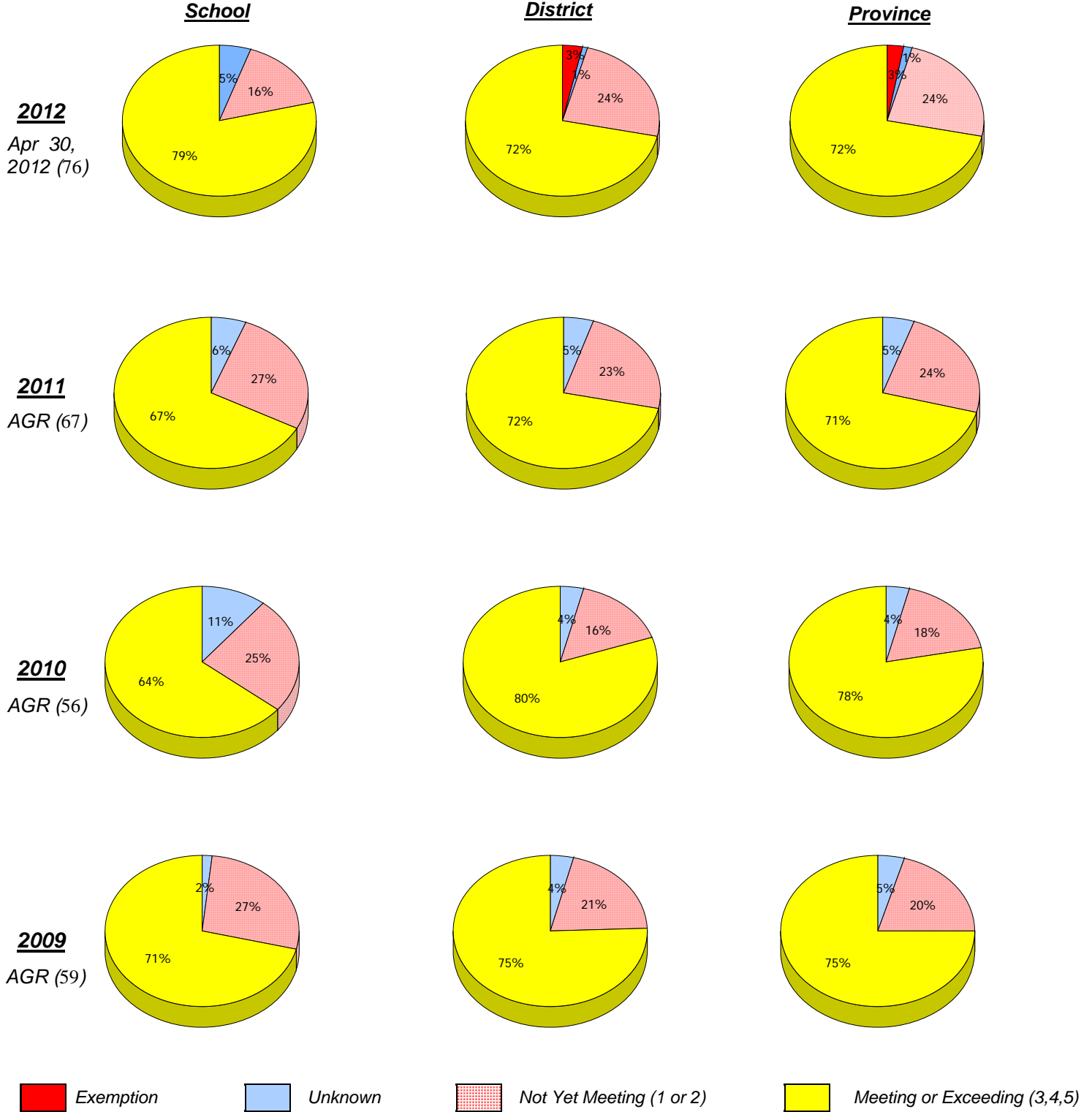
\* Mushuau Innu Natuashish School and Sheshatshiu Innu School are excluded from district and provincial results.

\* Reading score is composite of Non Fiction and Poet. Source: Division of Evaluation and Research, Department of Education

District 4 - Eastern

School #: 356 St. Matthews Elementary

**Demand Writing**



\* In some cases, CRT numbers may exceed AGR numbers based on late enrolments. Pie chart is based on the number of students who wrote the CRT.

\* Mushuau Innu Natuashish School and Sheshatshiu Innu School are excluded from district and provincial results.

\* Reading score is composite of Non Fiction and Poet. Source: Division of Evaluation and Research, Department of Education

District 4 - Eastern

School #: 356 St. Matthews Elementary

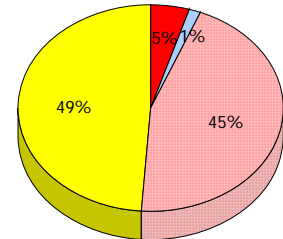
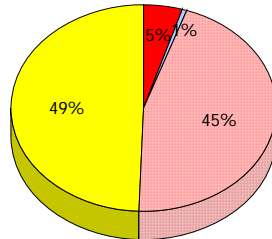
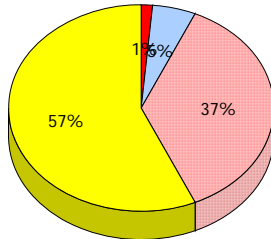
**Reading**

**School**

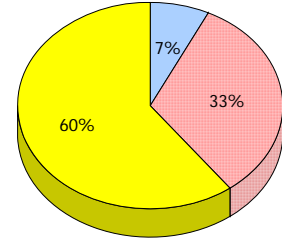
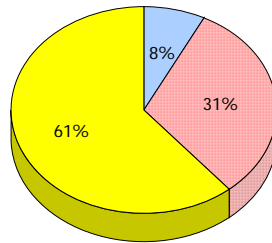
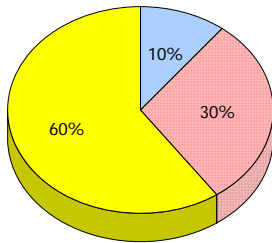
**District**

**Province**

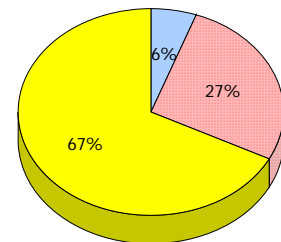
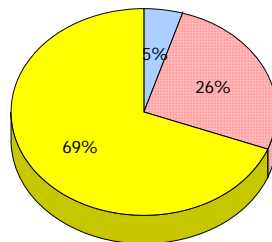
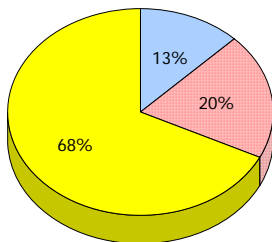
**2012**  
Apr 30,  
2012 (76)



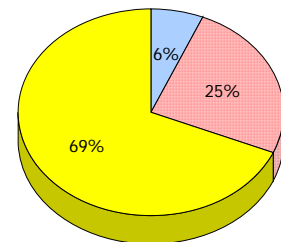
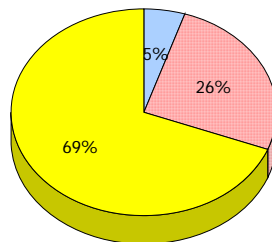
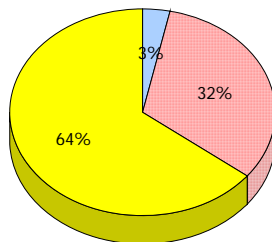
**2011**  
AGR (67)



**2010**  
AGR (56)



**2009**  
AGR (59)



■ Exemption    
 ■ Unknown    
 ■ Not Yet Meeting (1 or 2)    
 ■ Meeting or Exceeding (3,4,5)

\* In some cases, CRT numbers may exceed AGR numbers based on late enrolments. Pie chart is based on the number of students who wrote the CRT.

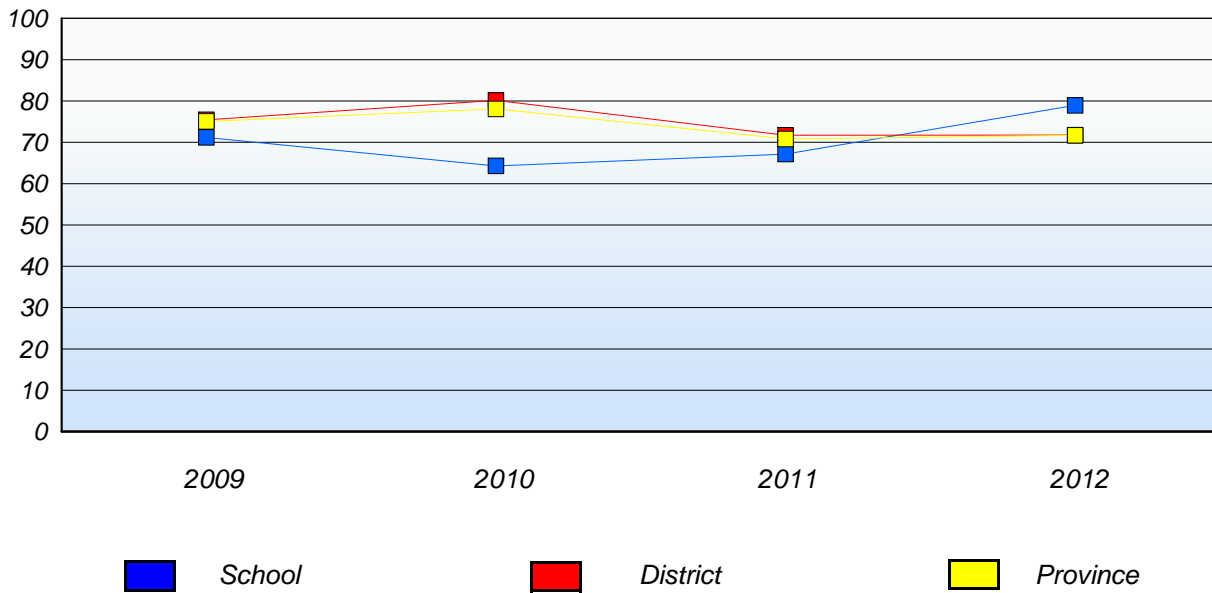
\* Mushuau Innu Natuashish School and Sheshatshiu Innu School are excluded from district and provincial results.

\* Reading score is composite of Non Fiction and Poet. Source: Division of Evaluation and Research, Department of Education

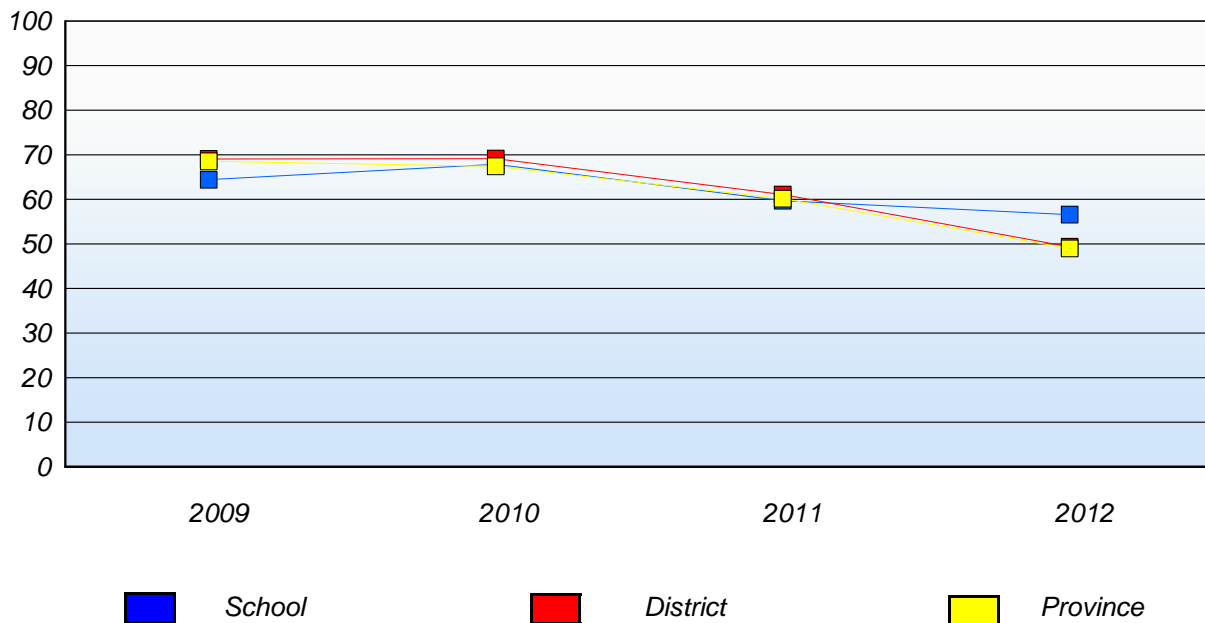
District 4 - Eastern

School #: 356 St. Matthews Elementary

**Demand Writing**  
Percentage of students at level 3 or above (2009 - 2012)



**Reading**  
Percentage of students at level 3 or above (2009 - 2012)



\* In some cases, CRT numbers may exceed AGR numbers based on late enrolments. Pie chart is based on the number of students who wrote the CRT.

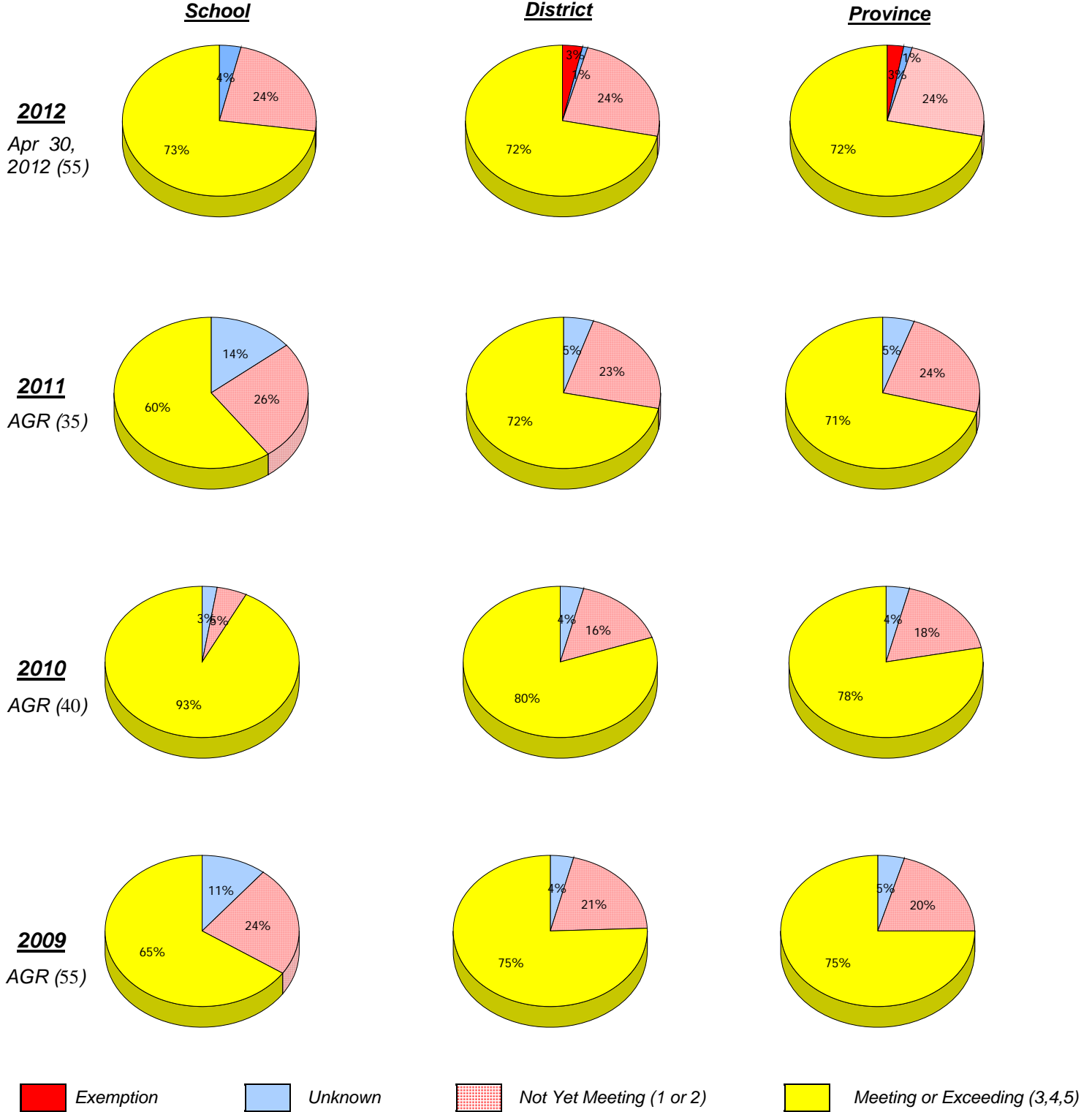
\* Mushuau Innu Natuashish School and Sheshatshiu Innu School are excluded from district and provincial results.

\* Reading score is composite of Non Fiction and Poet. Source: Division of Evaluation and Research, Department of Education

**District 4 - Eastern**

School #: 360 Rennie's River Elementary School

***Demand Writing***



\* In some cases, CRT numbers may exceed AGR numbers based on late enrolments. Pie chart is based on the number of students who wrote the CRT.

\* Mushuau Innu Natuashish School and Sheshatshiu Innu School are excluded from district and provincial results.

\* Reading score is composite of Non Fiction and Poet. Source: Division of Evaluation and Research, Department of Education



District 4 - Eastern

School #: 360 Rennie's River Elementary School

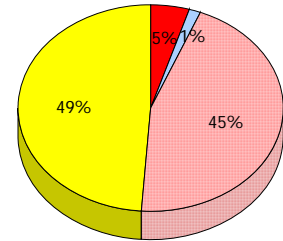
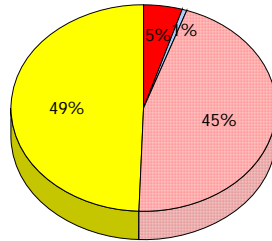
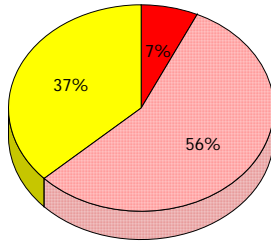
**Reading**

**School**

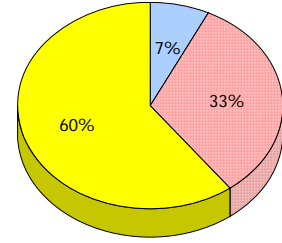
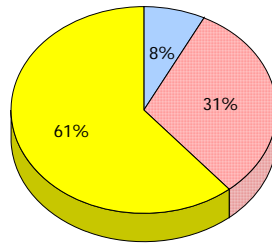
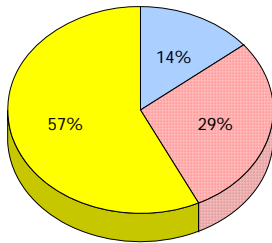
**District**

**Province**

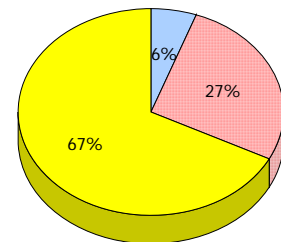
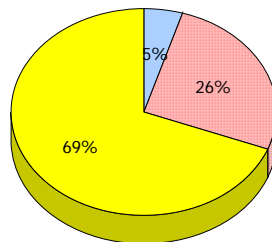
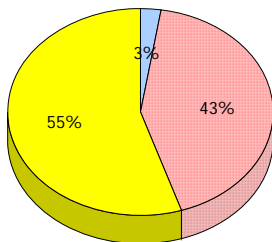
**2012**  
Apr 30,  
2012 (55)



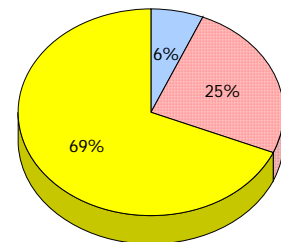
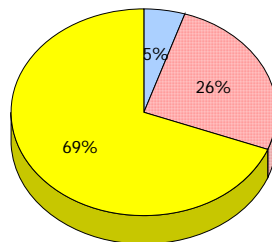
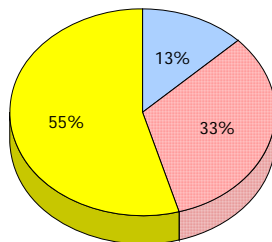
**2011**  
AGR (35)



**2010**  
AGR (40)



**2009**  
AGR (55)



■ Exemption    
 ■ Unknown    
 ■ Not Yet Meeting (1 or 2)    
 ■ Meeting or Exceeding (3,4,5)

\* In some cases, CRT numbers may exceed AGR numbers based on late enrolments. Pie chart is based on the number of students who wrote the CRT.

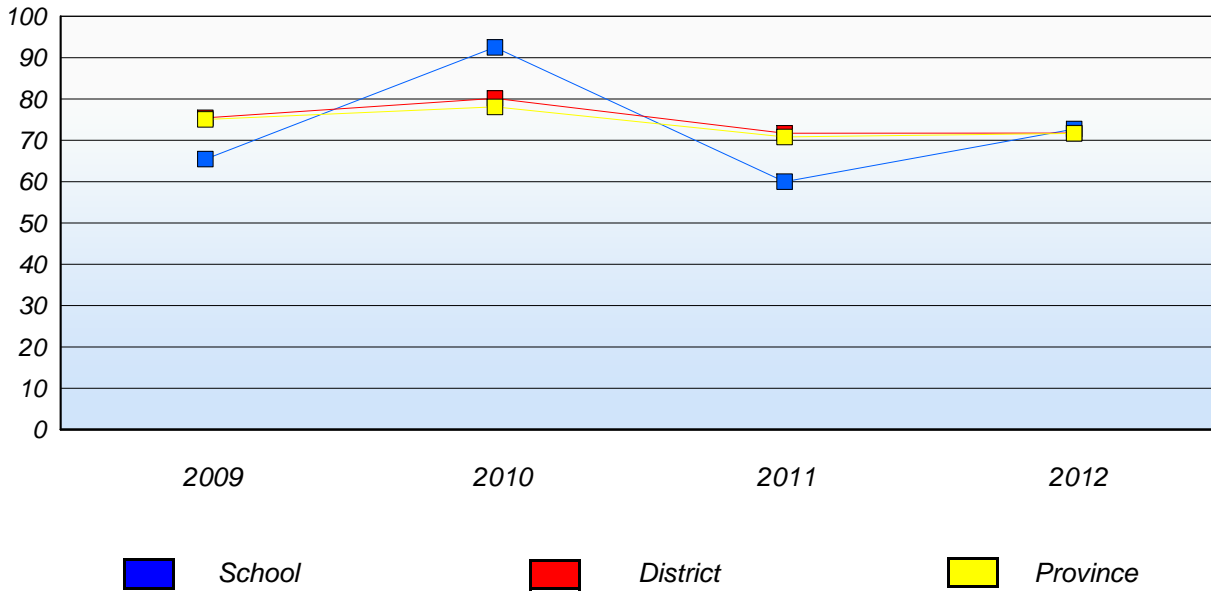
\* Mushuau Innu Natuashish School and Sheshatshiu Innu School are excluded from district and provincial results.

\* Reading score is composite of Non Fiction and Poet. Source: Division of Evaluation and Research, Department of Education

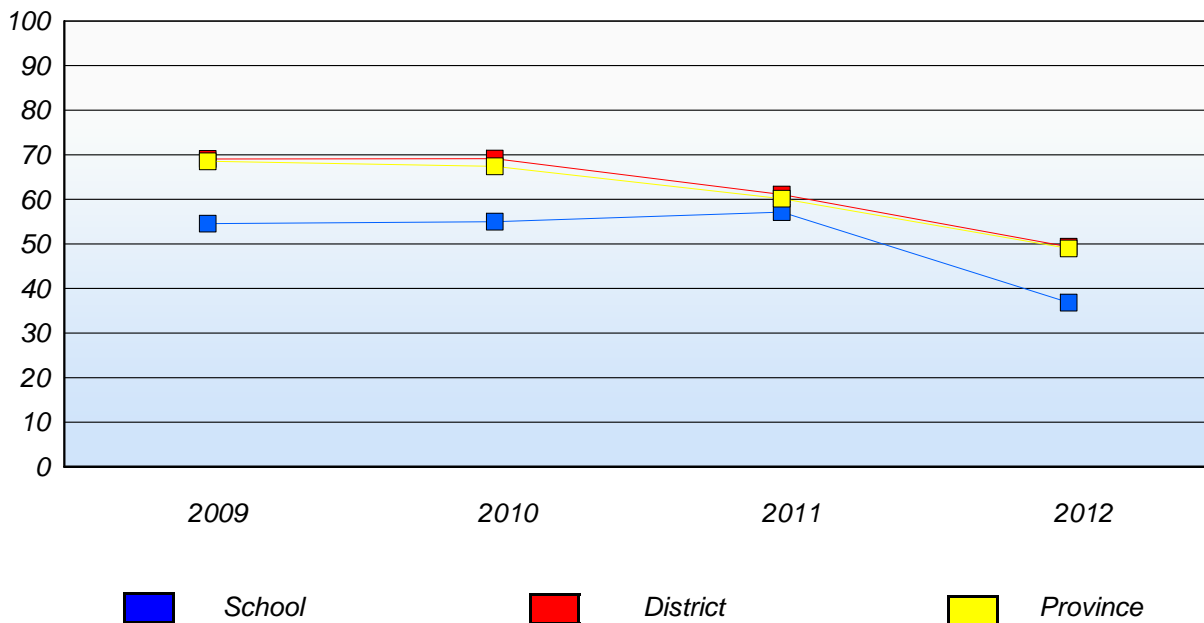
District 4 - Eastern

School #: 360 Rennie's River Elementary School

**Demand Writing**  
Percentage of students at level 3 or above (2009 - 2012)



**Reading**  
Percentage of students at level 3 or above (2009 - 2012)



\* In some cases, CRT numbers may exceed AGR numbers based on late enrolments. Pie chart is based on the number of students who wrote the CRT.

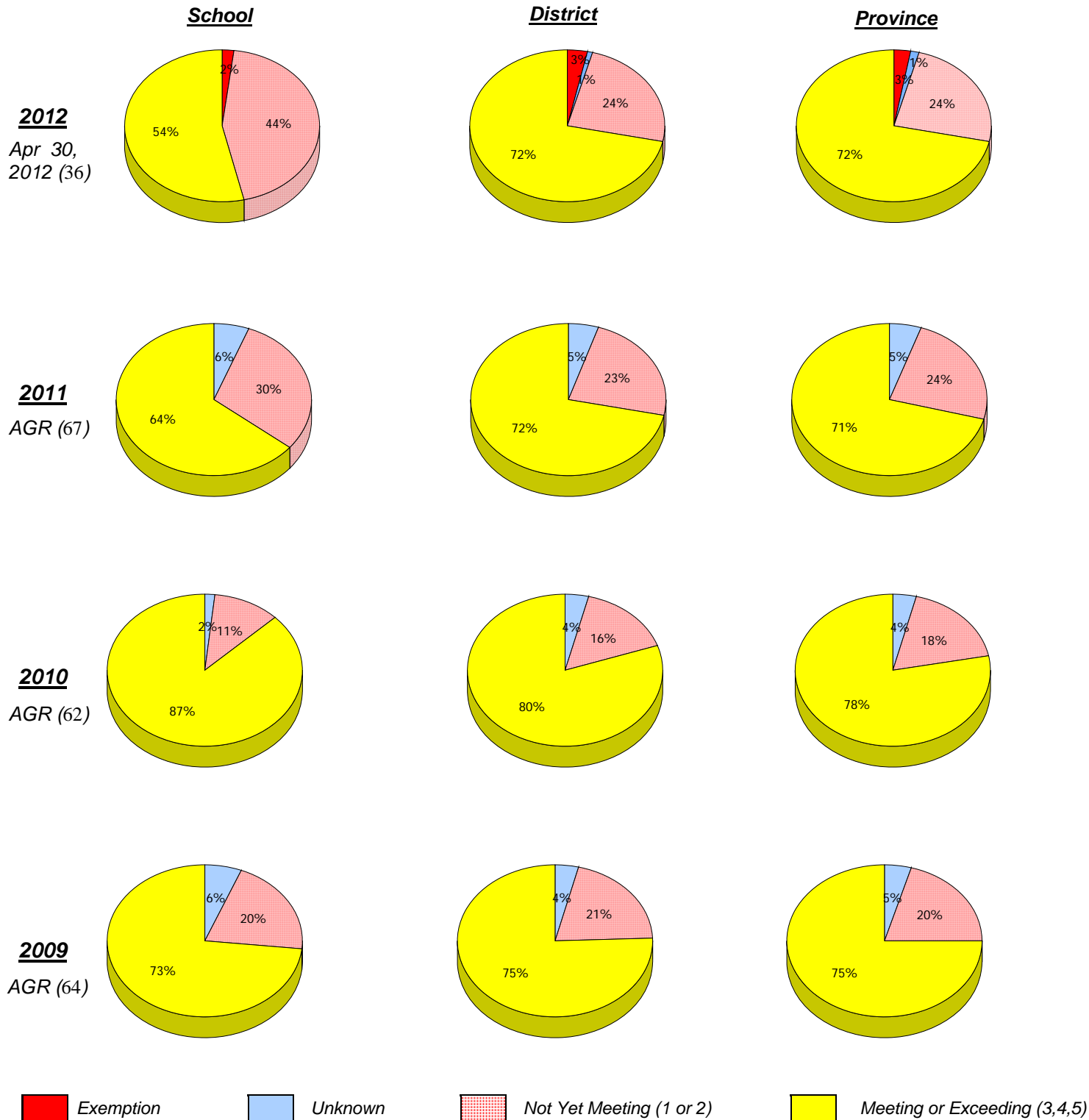
\* Mushuau Innu Natuashish School and Sheshatshiu Innu School are excluded from district and provincial results.

\* Reading score is composite of Non Fiction and Poet. Source: Division of Evaluation and Research, Department of Education

District 4 - Eastern

School #: 362 St. Teresa's School/Ecole Ste-Thérèse

***Demand Writing***



\* In some cases, CRT numbers may exceed AGR numbers based on late enrolments. Pie chart is based on the number of students who wrote the CRT.

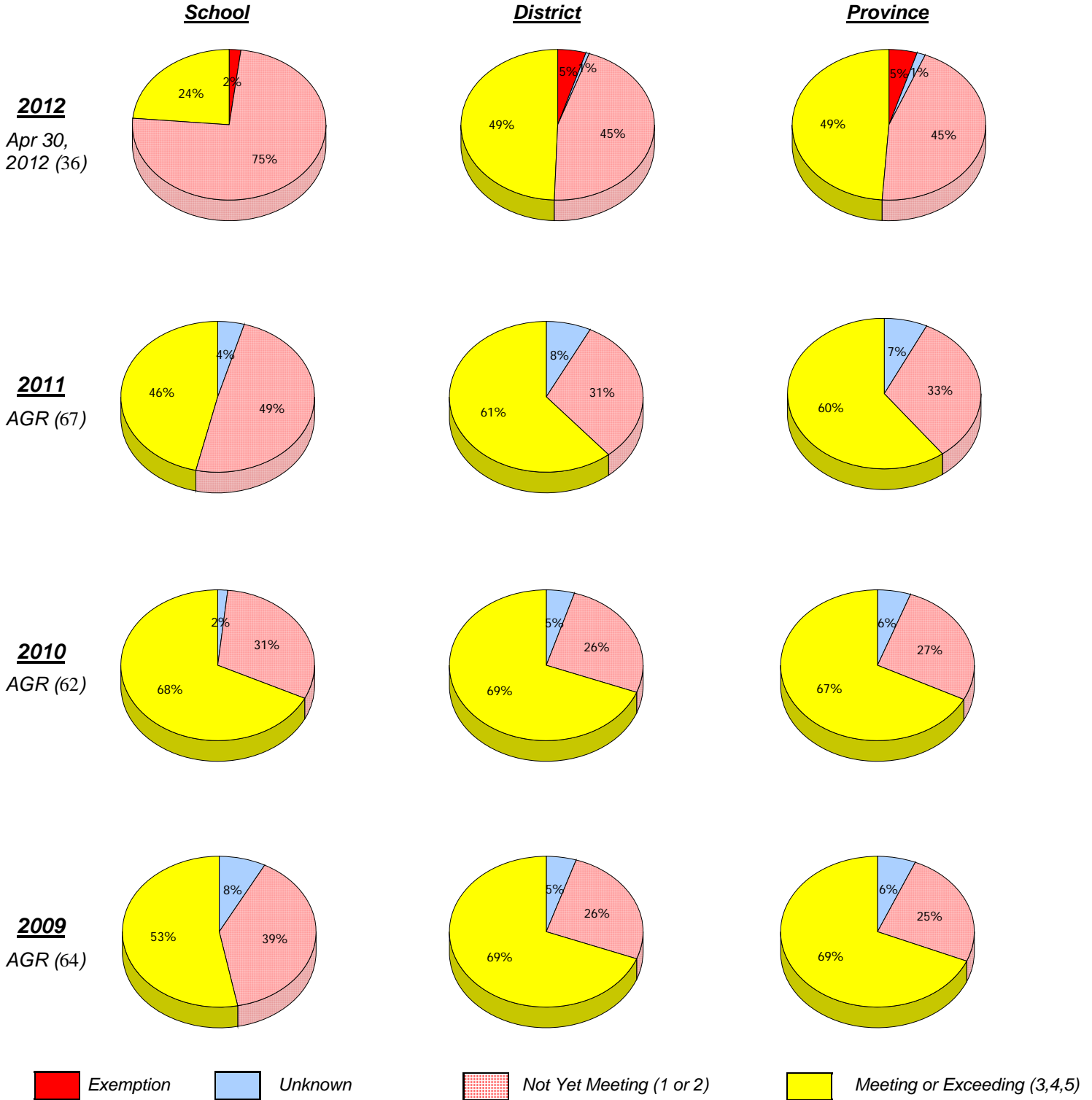
\* Mushuau Innu Natuashish School and Sheshatshiu Innu School are excluded from district and provincial results.

\* Reading score is composite of Non Fiction and Poet. Source: Division of Evaluation and Research, Department of Education

District 4 - Eastern

School #: 362 St. Teresa's School/Ecole Ste-Thérèse

**Reading**



\* In some cases, CRT numbers may exceed AGR numbers based on late enrolments. Pie chart is based on the number of students who wrote the CRT.

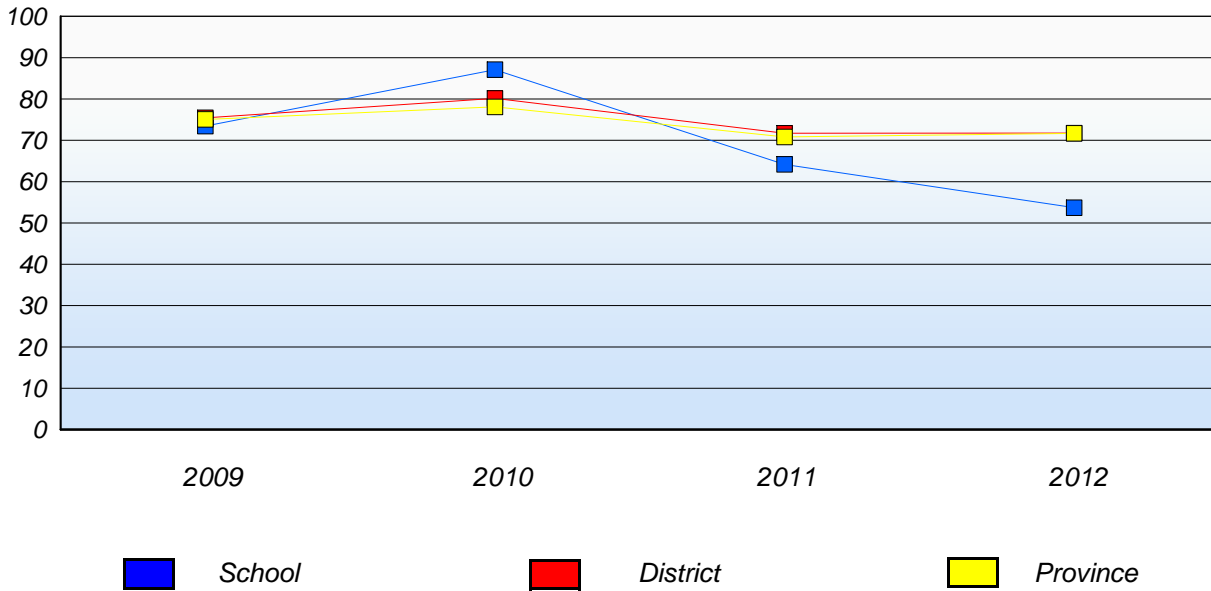
\* Mushuau Innu Natuashish School and Sheshatshiu Innu School are excluded from district and provincial results.

\* Reading score is composite of Non Fiction and Poet. Source: Division of Evaluation and Research, Department of Education

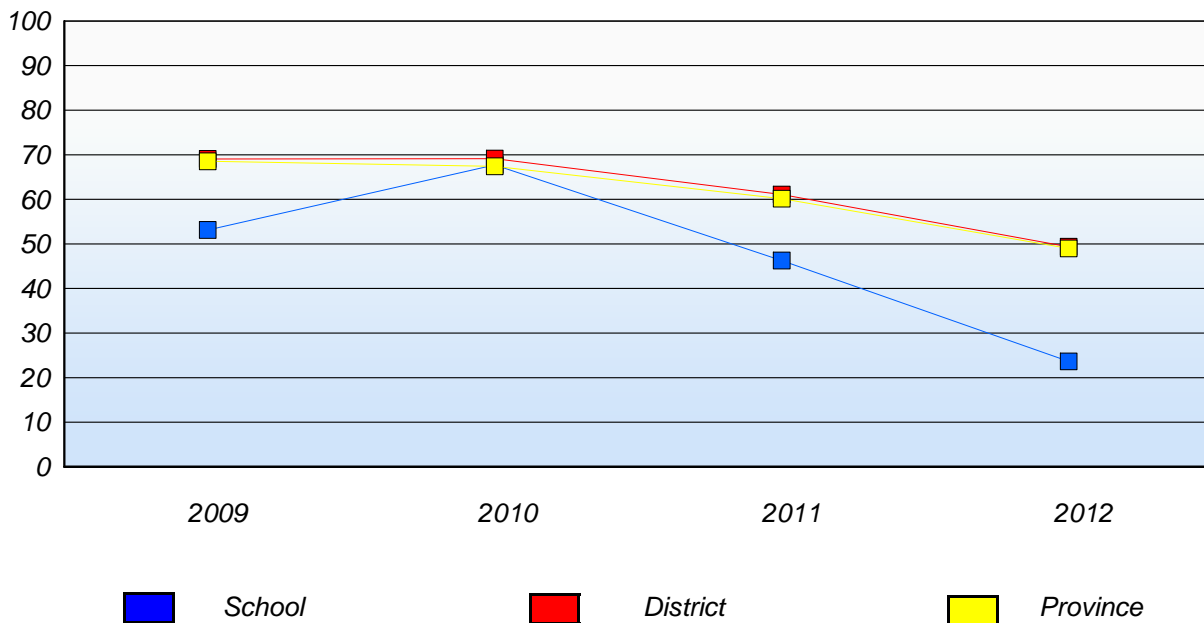
District 4 - Eastern

School #: 362 St. Teresa's School/Ecole Ste-Thérèse

**Demand Writing**  
Percentage of students at level 3 or above (2009 - 2012)



**Reading**  
Percentage of students at level 3 or above (2009 - 2012)



\* In some cases, CRT numbers may exceed AGR numbers based on late enrolments. Pie chart is based on the number of students who wrote the CRT.

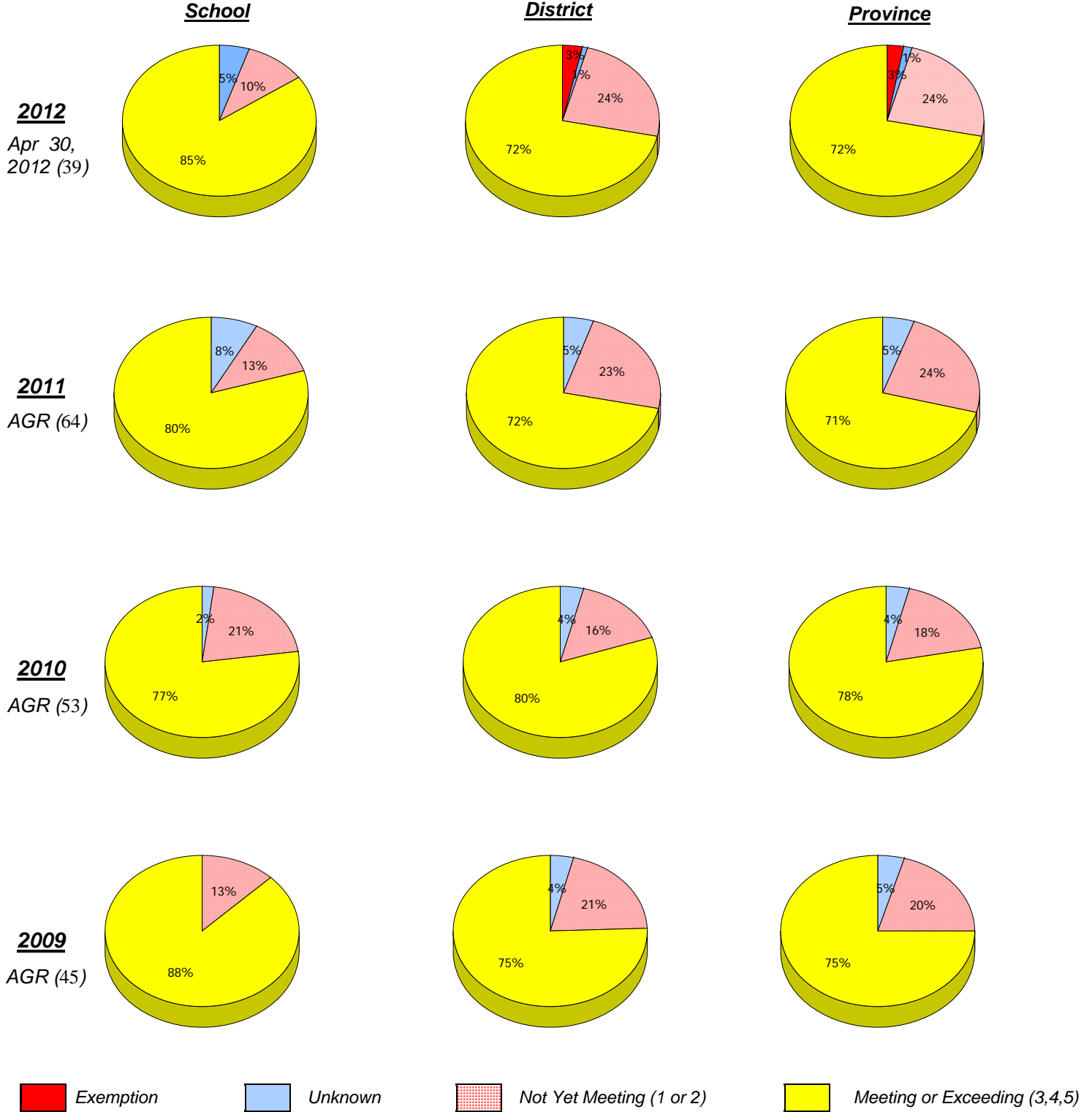
\* Mushuau Innu Natuashish School and Sheshatshiu Innu School are excluded from district and provincial results.

\* Reading score is composite of Non Fiction and Poet. Source: Division of Evaluation and Research, Department of Education

**District 4 - Eastern**

School #: 363 Vanier Elementary

***Demand Writing***



\* In some cases, CRT numbers may exceed AGR numbers based on late enrolments. Pie chart is based on the number of students who wrote the CRT.

\* Mushuau Innu Natuashish School and Sheshatshiu Innu School are excluded from district and provincial results.

\* Reading score is composite of Non Fiction and Poet. Source: Division of Evaluation and Research, Department of Education

District 4 - Eastern

School #: 363 Vanier Elementary

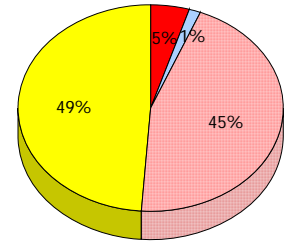
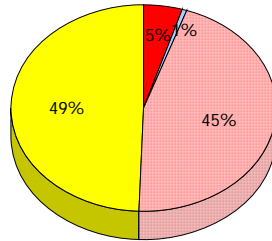
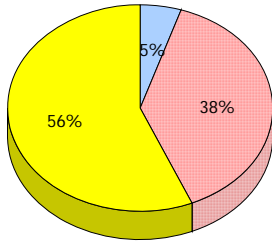
**Reading**

**School**

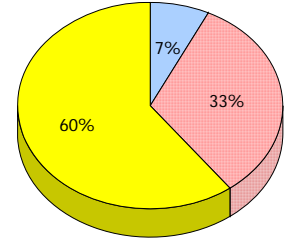
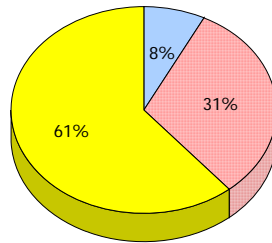
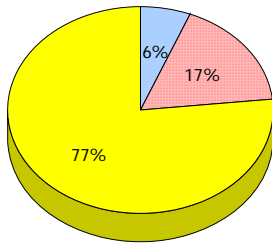
**District**

**Province**

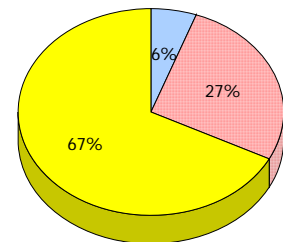
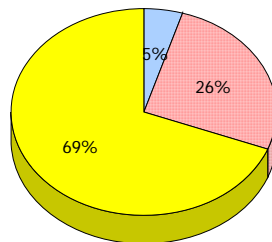
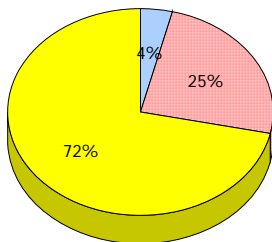
**2012**  
Apr 30,  
2012 (39)



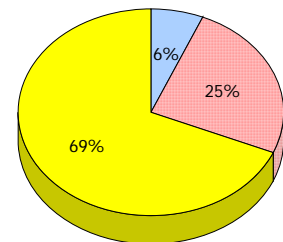
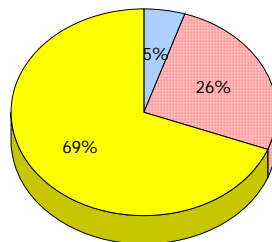
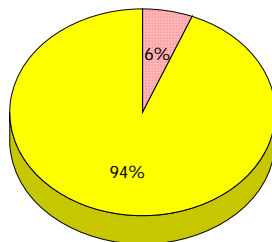
**2011**  
AGR (64)



**2010**  
AGR (53)



**2009**  
AGR (45)



■ Exemption    
 ■ Unknown    
 ■ Not Yet Meeting (1 or 2)    
 ■ Meeting or Exceeding (3,4,5)

\* In some cases, CRT numbers may exceed AGR numbers based on late enrolments. Pie chart is based on the number of students who wrote the CRT.

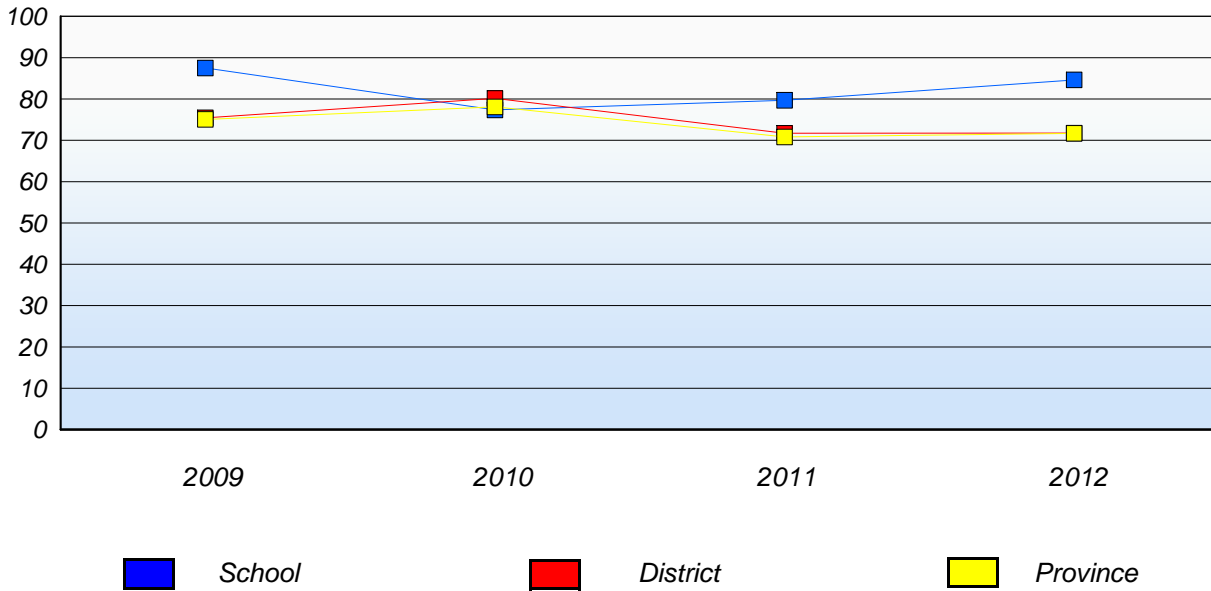
\* Mushuau Innu Natuashish School and Sheshatshiu Innu School are excluded from district and provincial results.

\* Reading score is composite of Non Fiction and Poet. Source: Division of Evaluation and Research, Department of Education

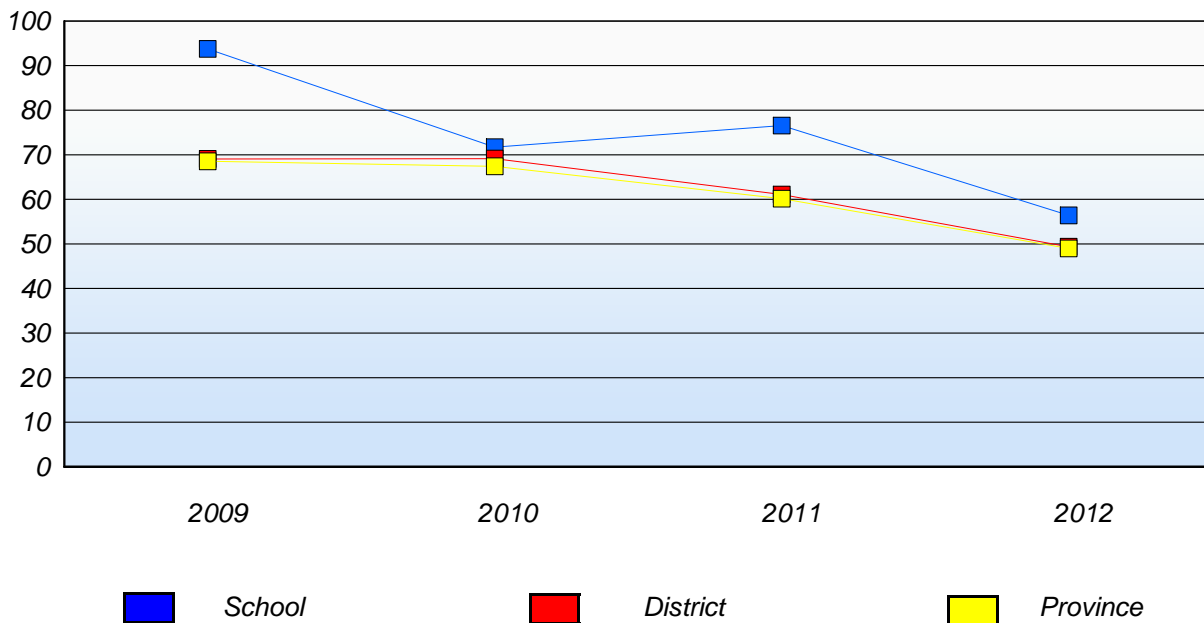
District 4 - Eastern

School #: 363 Vanier Elementary

**Demand Writing**  
Percentage of students at level 3 or above (2009 - 2012)



**Reading**  
Percentage of students at level 3 or above (2009 - 2012)



\* In some cases, CRT numbers may exceed AGR numbers based on late enrolments. Pie chart is based on the number of students who wrote the CRT.

\* Mushuau Innu Natuashish School and Sheshatshiu Innu School are excluded from district and provincial results.

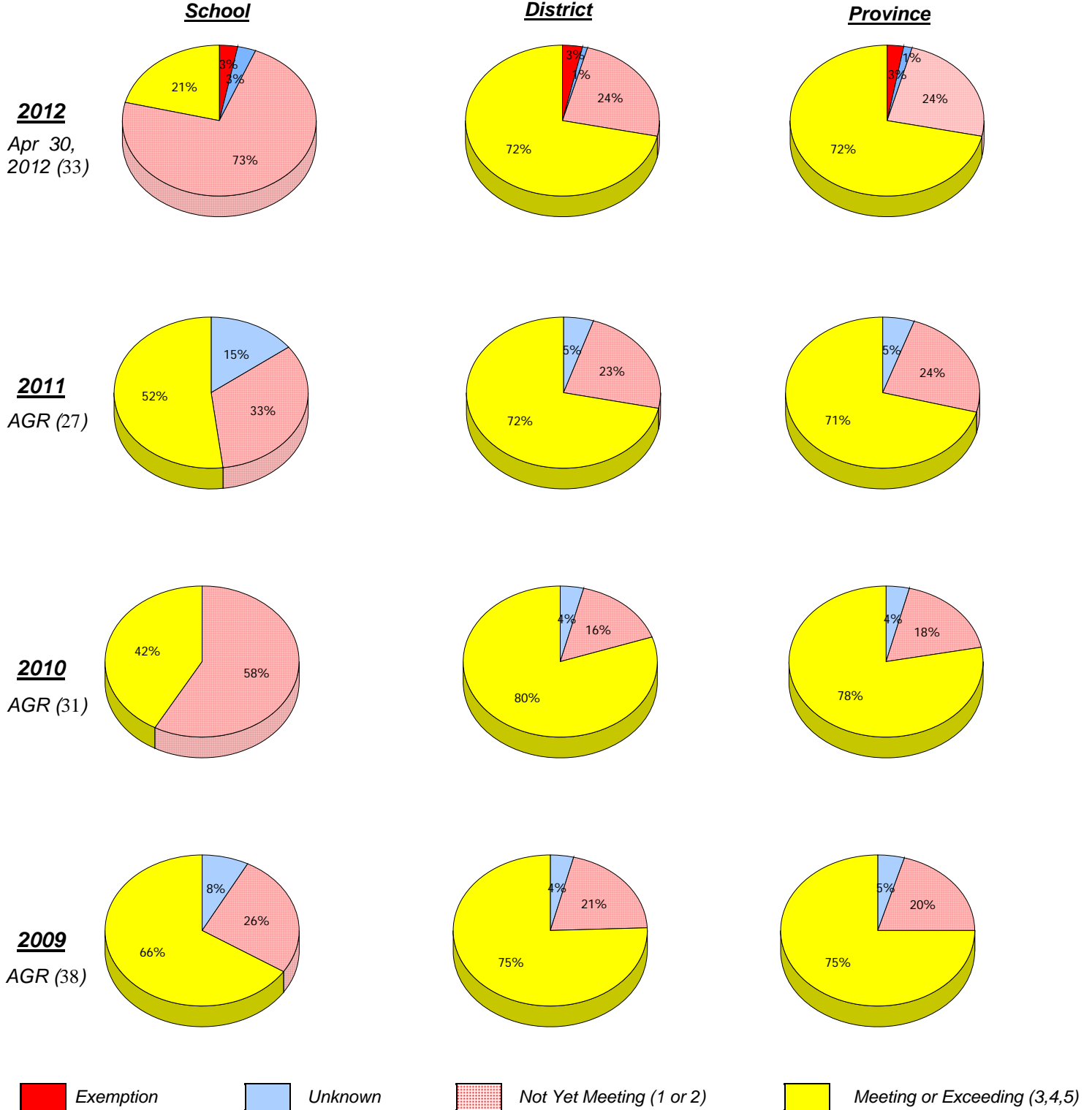
\* Reading score is composite of Non Fiction and Poet. Source: Division of Evaluation and Research, Department of Education



District 4 - Eastern

School #: 364 Virginia Park Elementary

***Demand Writing***



\* In some cases, CRT numbers may exceed AGR numbers based on late enrolments. Pie chart is based on the number of students who wrote the CRT.

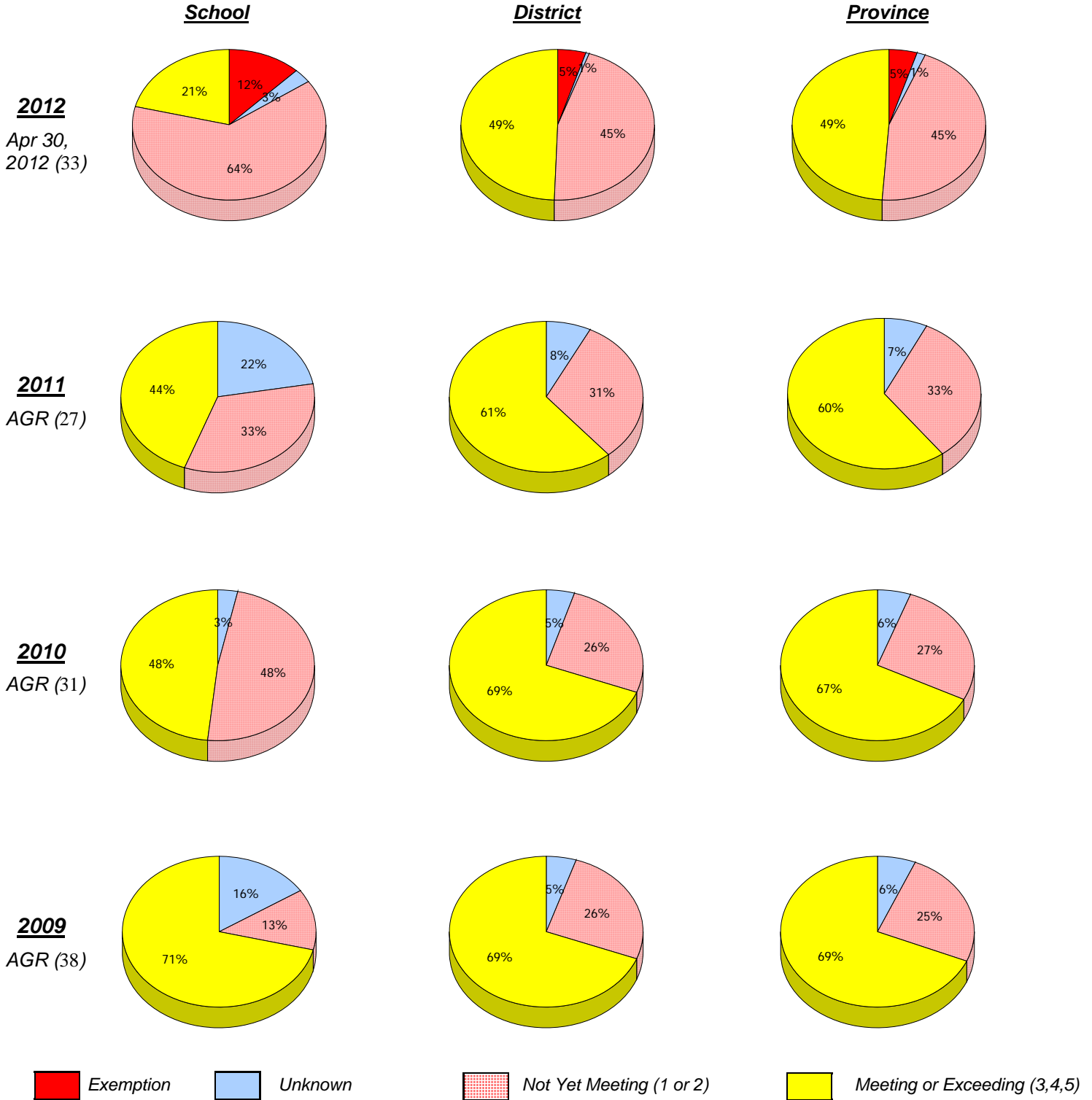
\* Mushuau Innu Natuashish School and Sheshatshiu Innu School are excluded from district and provincial results.

\* Reading score is composite of Non Fiction and Poet. Source: Division of Evaluation and Research, Department of Education

**District 4 - Eastern**

School #: 364 Virginia Park Elementary

**Reading**



\* In some cases, CRT numbers may exceed AGR numbers based on late enrolments. Pie chart is based on the number of students who wrote the CRT.

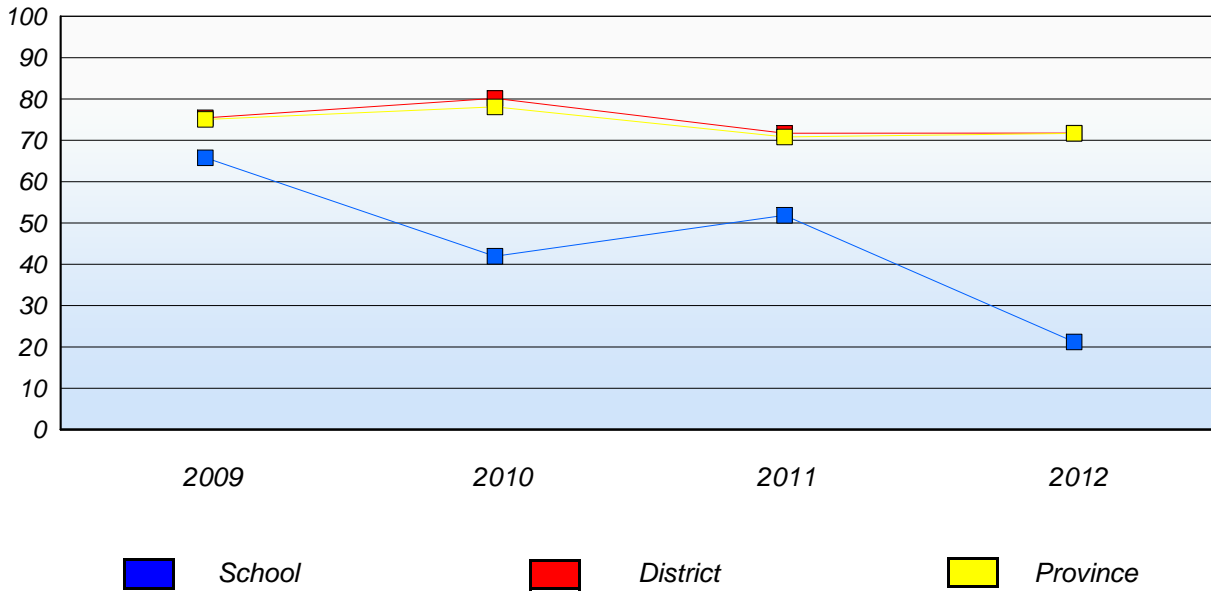
\* Mushuau Innu Natuashish School and Sheshatshiu Innu School are excluded from district and provincial results.

\* Reading score is composite of Non Fiction and Poet. Source: Division of Evaluation and Research, Department of Education

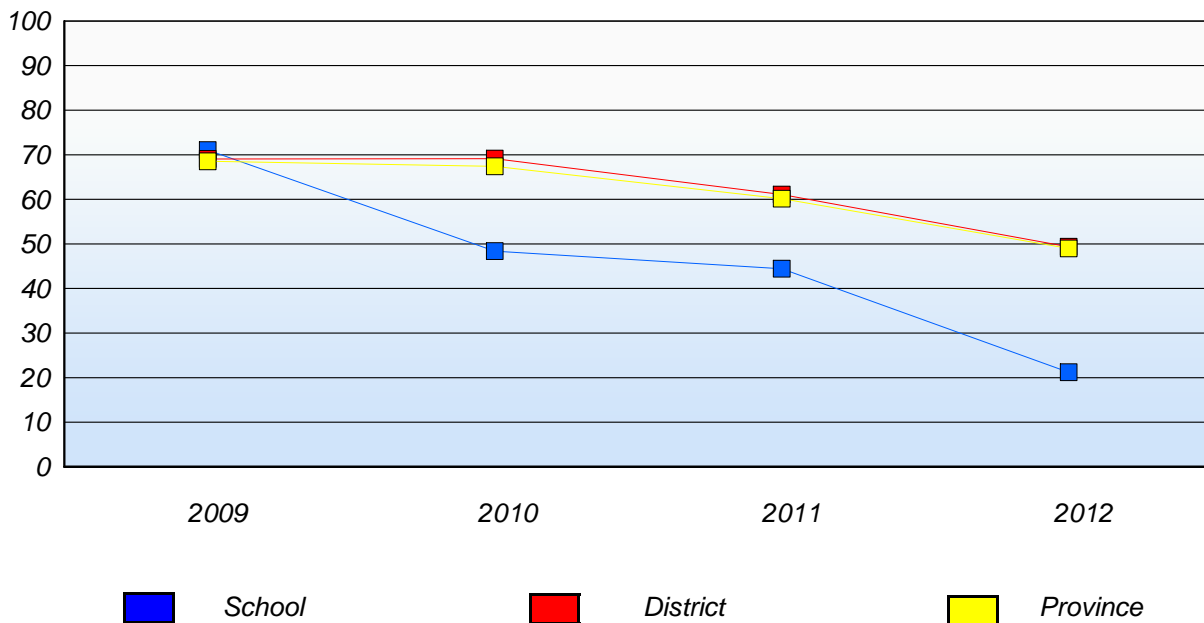
District 4 - Eastern

School #: 364 Virginia Park Elementary

**Demand Writing**  
Percentage of students at level 3 or above (2009 - 2012)



**Reading**  
Percentage of students at level 3 or above (2009 - 2012)



\* In some cases, CRT numbers may exceed AGR numbers based on late enrolments. Pie chart is based on the number of students who wrote the CRT.

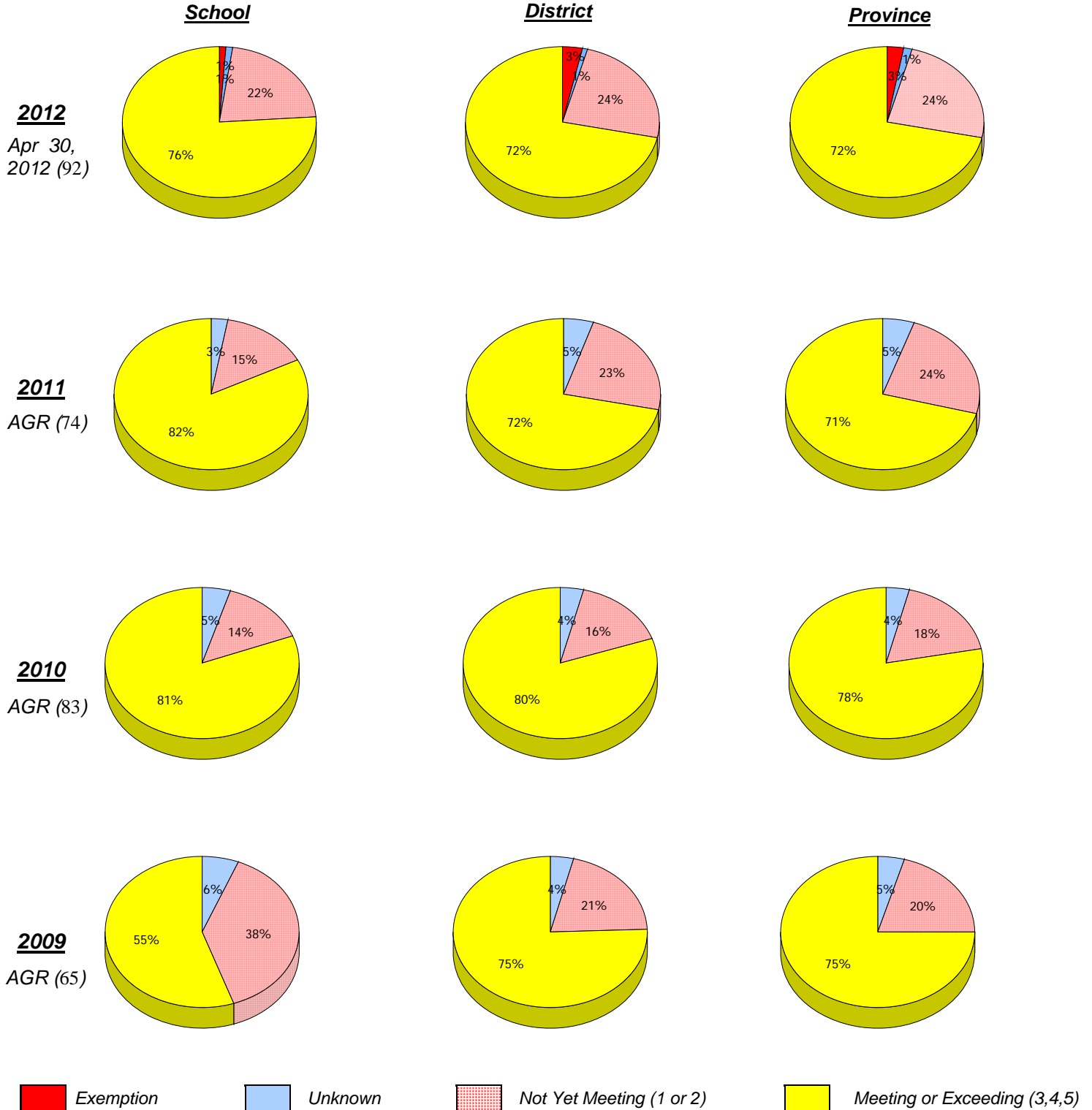
\* Mushuau Innu Natuashish School and Sheshatshiu Innu School are excluded from district and provincial results.

\* Reading score is composite of Non Fiction and Poet. Source: Division of Evaluation and Research, Department of Education

District 4 - Eastern

School #: 367 Holy Trinity Elementary

***Demand Writing***



\* In some cases, CRT numbers may exceed AGR numbers based on late enrolments. Pie chart is based on the number of students who wrote the CRT.

\* Mushuau Innu Natuashish School and Sheshatshiu Innu School are excluded from district and provincial results.

\* Reading score is composite of Non Fiction and Poet. Source: Division of Evaluation and Research, Department of Education

District 4 - Eastern

School #: 367 Holy Trinity Elementary

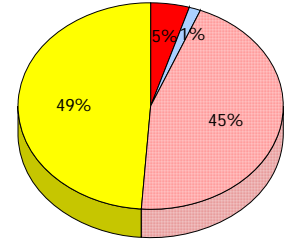
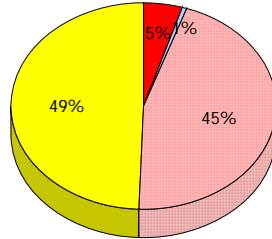
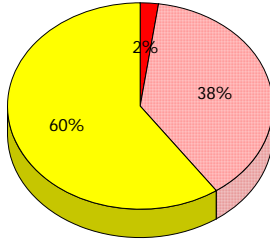
**Reading**

**School**

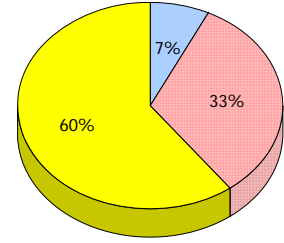
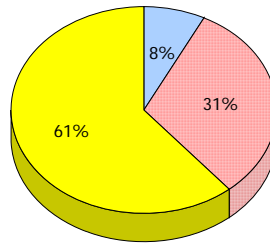
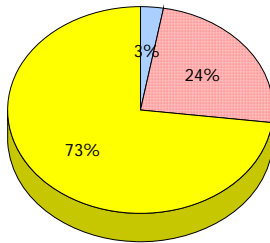
**District**

**Province**

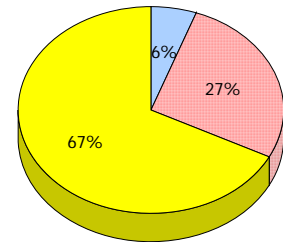
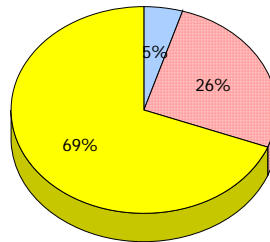
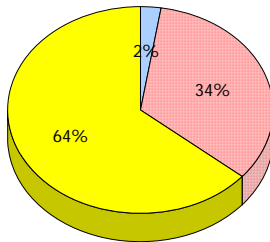
**2012**  
Apr 30,  
2012 (92)



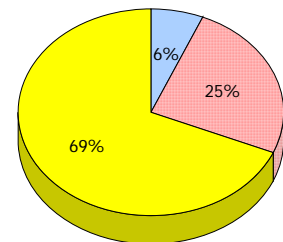
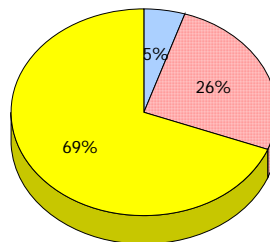
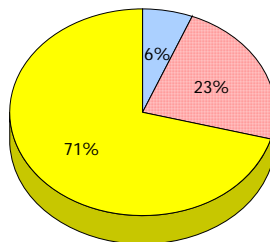
**2011**  
AGR (74)



**2010**  
AGR (83)



**2009**  
AGR (65)



■ Exemption    
 ■ Unknown    
 ■ Not Yet Meeting (1 or 2)    
 ■ Meeting or Exceeding (3,4,5)

\* In some cases, CRT numbers may exceed AGR numbers based on late enrolments. Pie chart is based on the number of students who wrote the CRT.

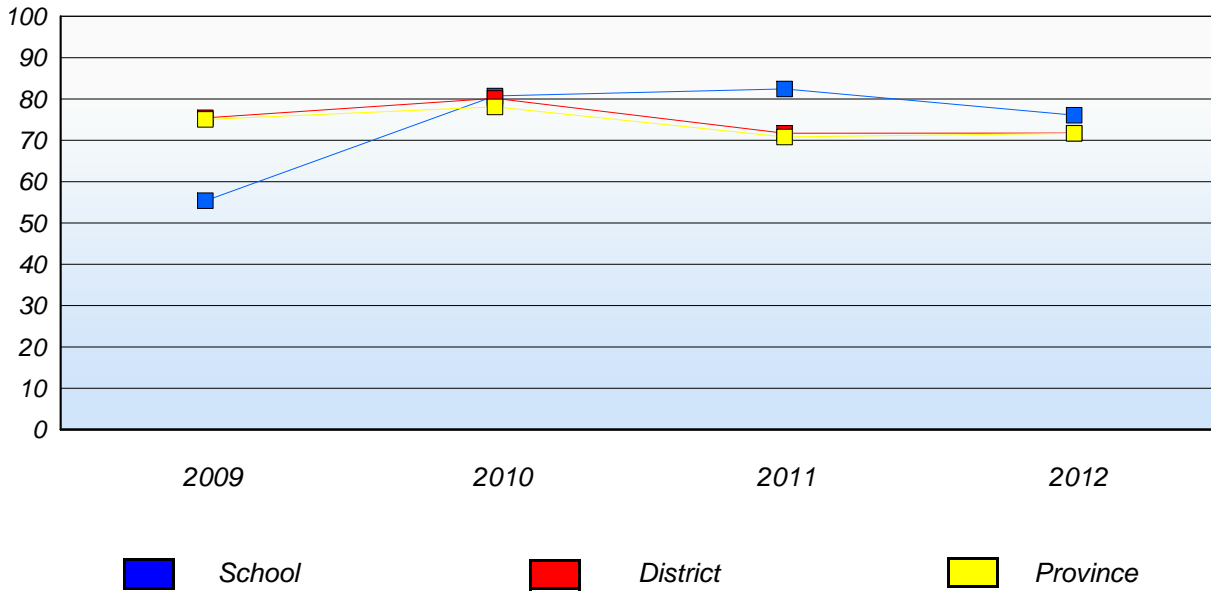
\* Mushuau Innu Natuashish School and Sheshatshiu Innu School are excluded from district and provincial results.

\* Reading score is composite of Non Fiction and Poet. Source: Division of Evaluation and Research, Department of Education

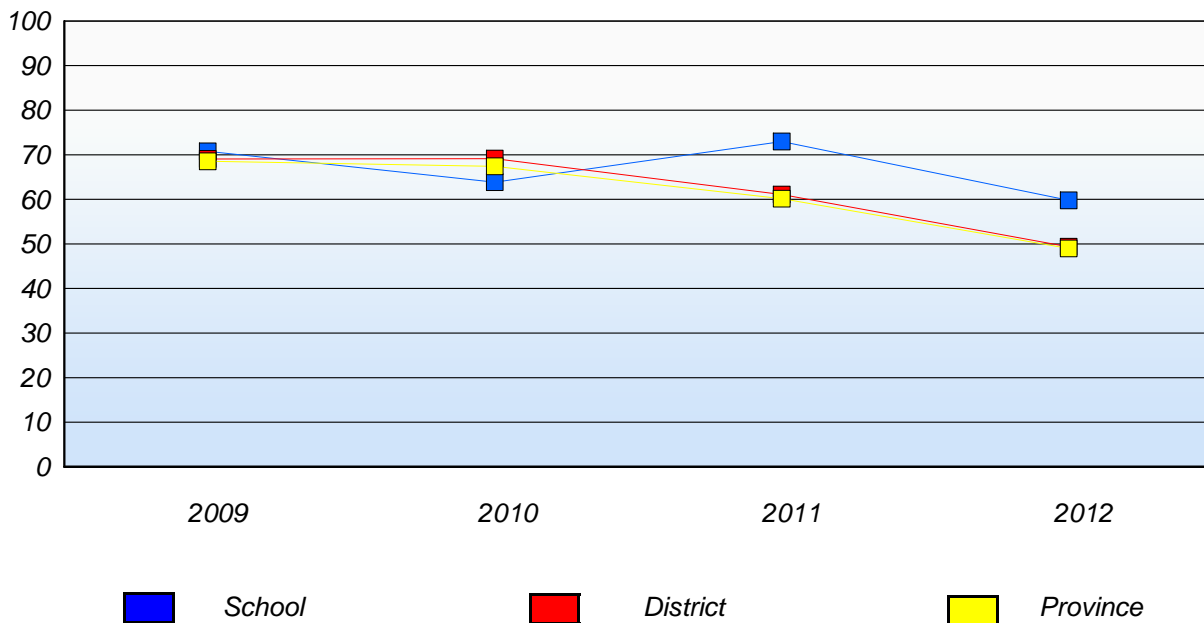
District 4 - Eastern

School #: 367 Holy Trinity Elementary

**Demand Writing**  
Percentage of students at level 3 or above (2009 - 2012)



**Reading**  
Percentage of students at level 3 or above (2009 - 2012)



\* In some cases, CRT numbers may exceed AGR numbers based on late enrolments. Pie chart is based on the number of students who wrote the CRT.

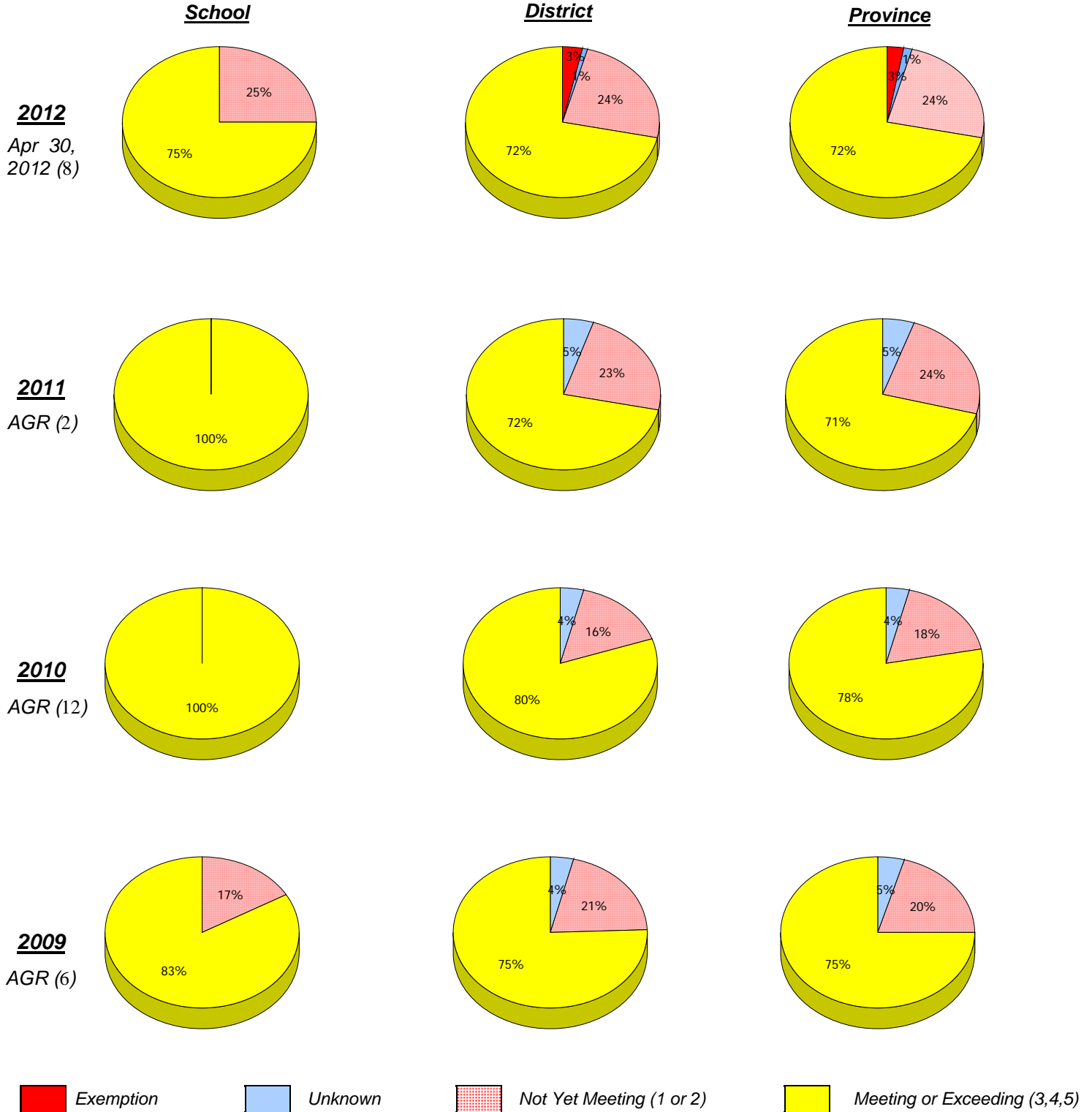
\* Mushuau Innu Natuashish School and Sheshatshiu Innu School are excluded from district and provincial results.

\* Reading score is composite of Non Fiction and Poet. Source: Division of Evaluation and Research, Department of Education

District 4 - Eastern

School #: 370 Stella Maris Academy

**Demand Writing**



\* In some cases, CRT numbers may exceed AGR numbers based on late enrolments. Pie chart is based on the number of students who wrote the CRT.

\* Mushuau Innu Natuashish School and Sheshatshiu Innu School are excluded from district and provincial results.

\* Reading score is composite of Non Fiction and Poet. Source: Division of Evaluation and Research, Department of Education

District 4 - Eastern

School #: 370 Stella Maris Academy

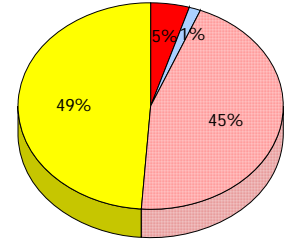
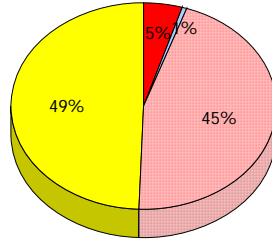
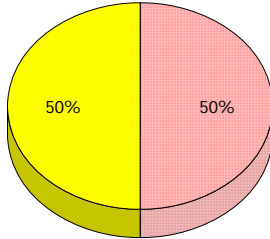
**Reading**

**School**

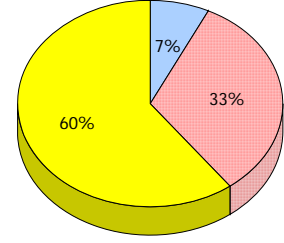
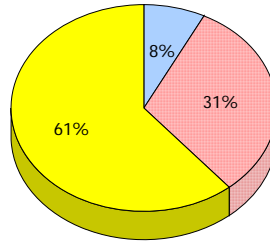
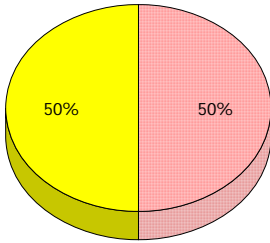
**District**

**Province**

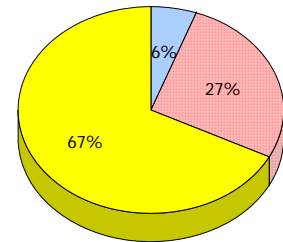
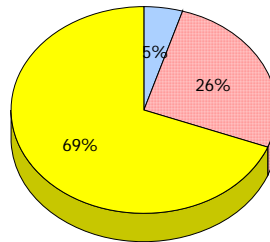
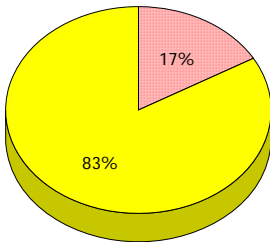
**2012**  
Apr 30,  
2012 (8)



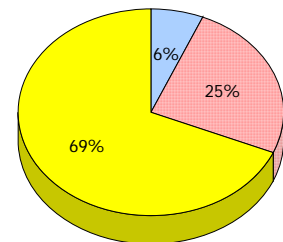
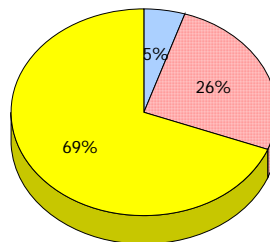
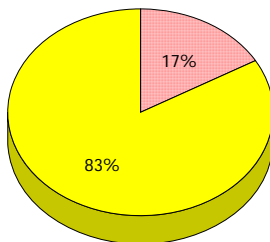
**2011**  
AGR (2)



**2010**  
AGR (12)



**2009**  
AGR (6)



Exemption    
  Unknown    
  Not Yet Meeting (1 or 2)    
  Meeting or Exceeding (3,4,5)

\* In some cases, CRT numbers may exceed AGR numbers based on late enrolments. Pie chart is based on the number of students who wrote the CRT.

\* Mushuau Innu Natuashish School and Sheshatshiu Innu School are excluded from district and provincial results.

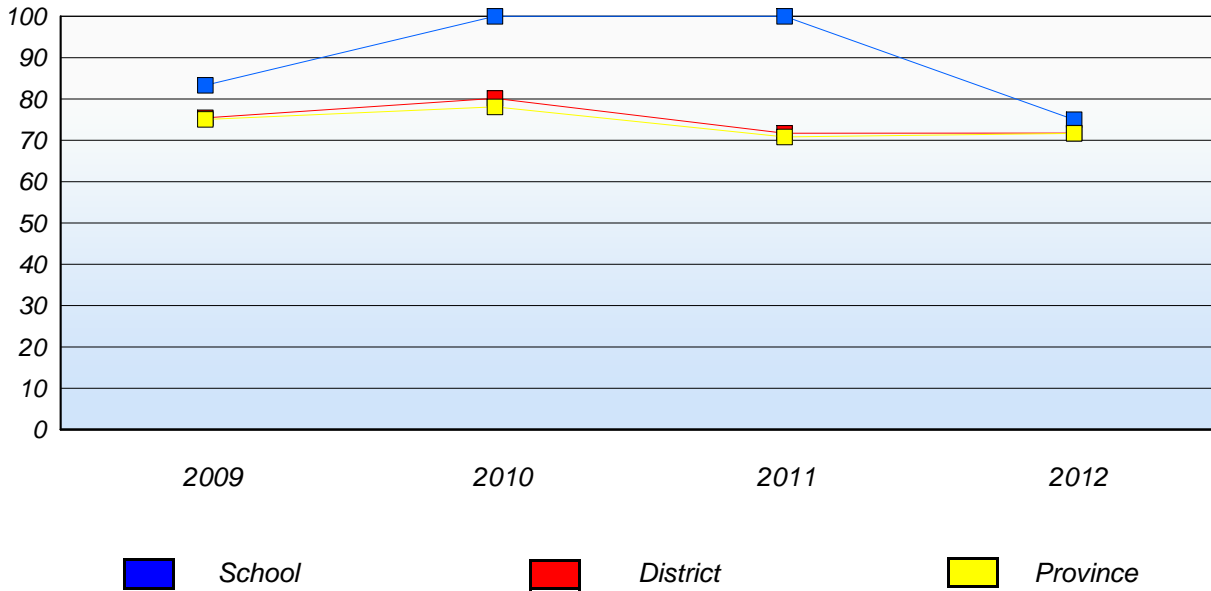
\* Reading score is composite of Non Fiction and Poet. Source: Division of Evaluation and Research, Department of Education



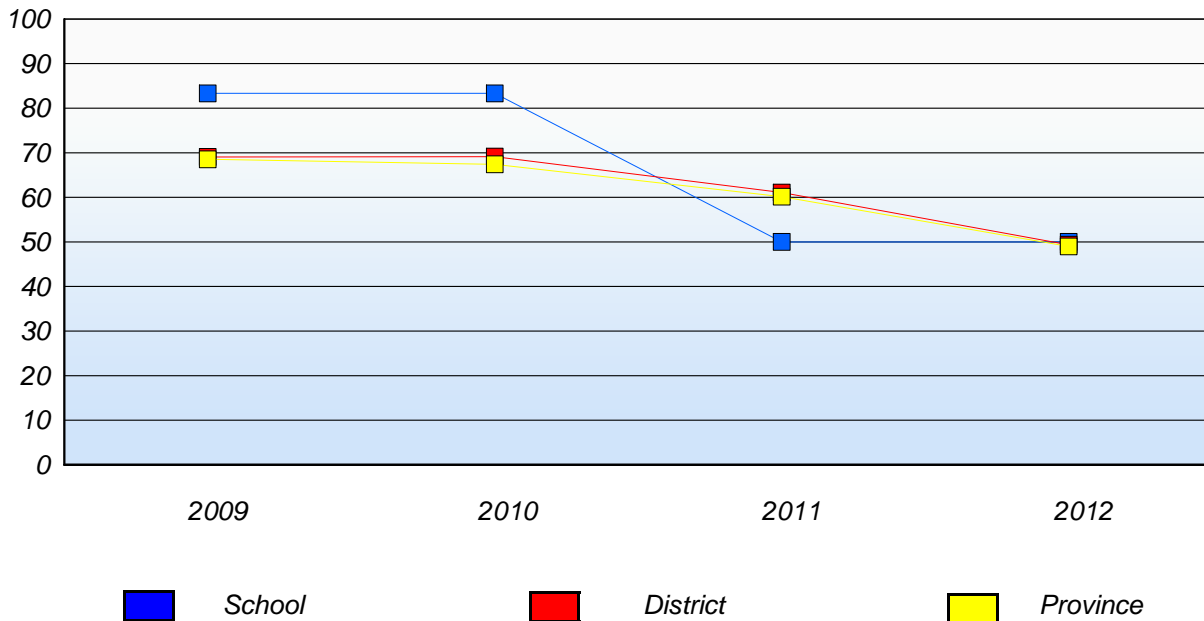
District 4 - Eastern

School #: 370 Stella Maris Academy

**Demand Writing**  
Percentage of students at level 3 or above (2009 - 2012)



**Reading**  
Percentage of students at level 3 or above (2009 - 2012)



\* In some cases, CRT numbers may exceed AGR numbers based on late enrolments. Pie chart is based on the number of students who wrote the CRT.

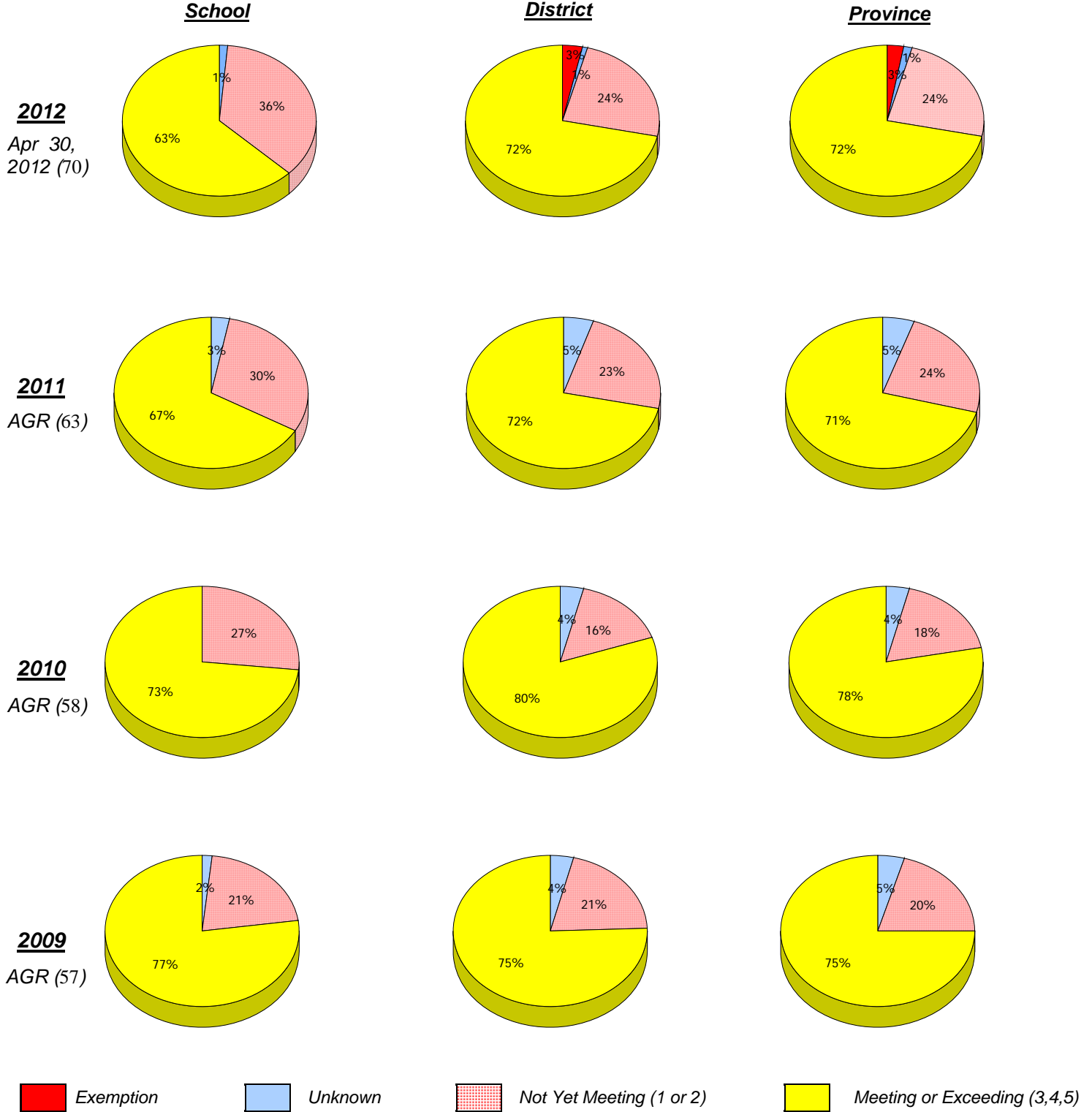
\* Mushuau Innu Natuashish School and Sheshatshiu Innu School are excluded from district and provincial results.

\* Reading score is composite of Non Fiction and Poet. Source: Division of Evaluation and Research, Department of Education

District 4 - Eastern

School #: 371 Upper Gullies Elementary

***Demand Writing***



\* In some cases, CRT numbers may exceed AGR numbers based on late enrolments. Pie chart is based on the number of students who wrote the CRT.

\* Mushuau Innu Natuashish School and Sheshatshiu Innu School are excluded from district and provincial results.

\* Reading score is composite of Non Fiction and Poet. Source: Division of Evaluation and Research, Department of Education

District 4 - Eastern

School #: 371 Upper Gullies Elementary

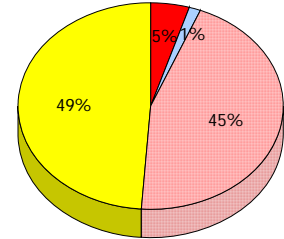
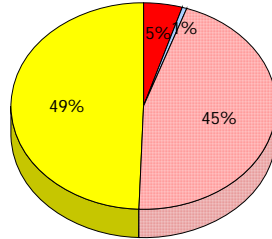
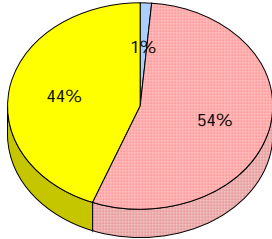
**Reading**

**School**

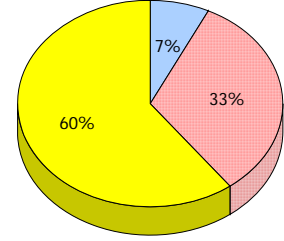
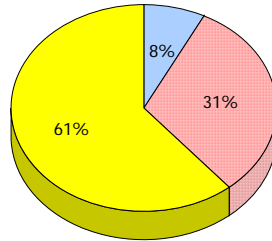
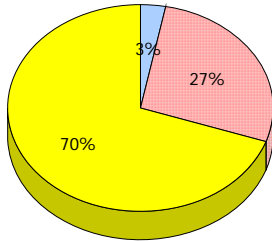
**District**

**Province**

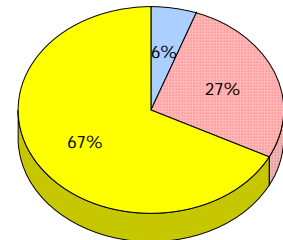
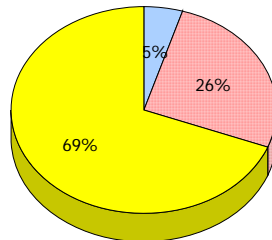
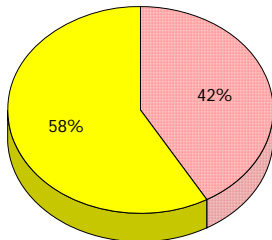
**2012**  
Apr 30,  
2012 (70)



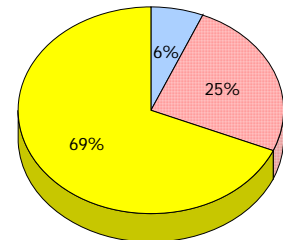
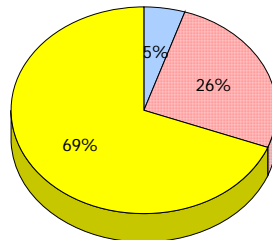
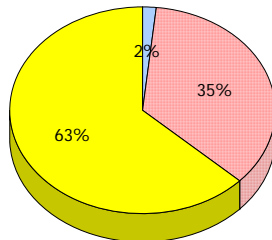
**2011**  
AGR (63)



**2010**  
AGR (58)



**2009**  
AGR (57)



■ Exemption    
 ■ Unknown    
 ■ Not Yet Meeting (1 or 2)    
 ■ Meeting or Exceeding (3,4,5)

\* In some cases, CRT numbers may exceed AGR numbers based on late enrolments. Pie chart is based on the number of students who wrote the CRT.

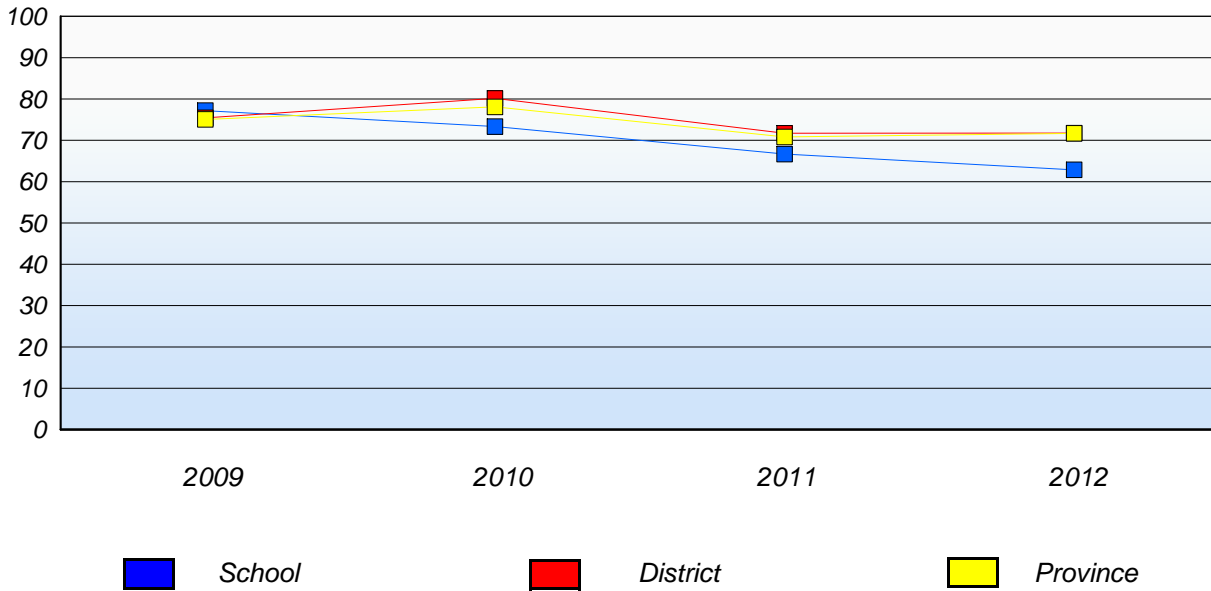
\* Mushuau Innu Natuashish School and Sheshatshiu Innu School are excluded from district and provincial results.

\* Reading score is composite of Non Fiction and Poet. Source: Division of Evaluation and Research, Department of Education

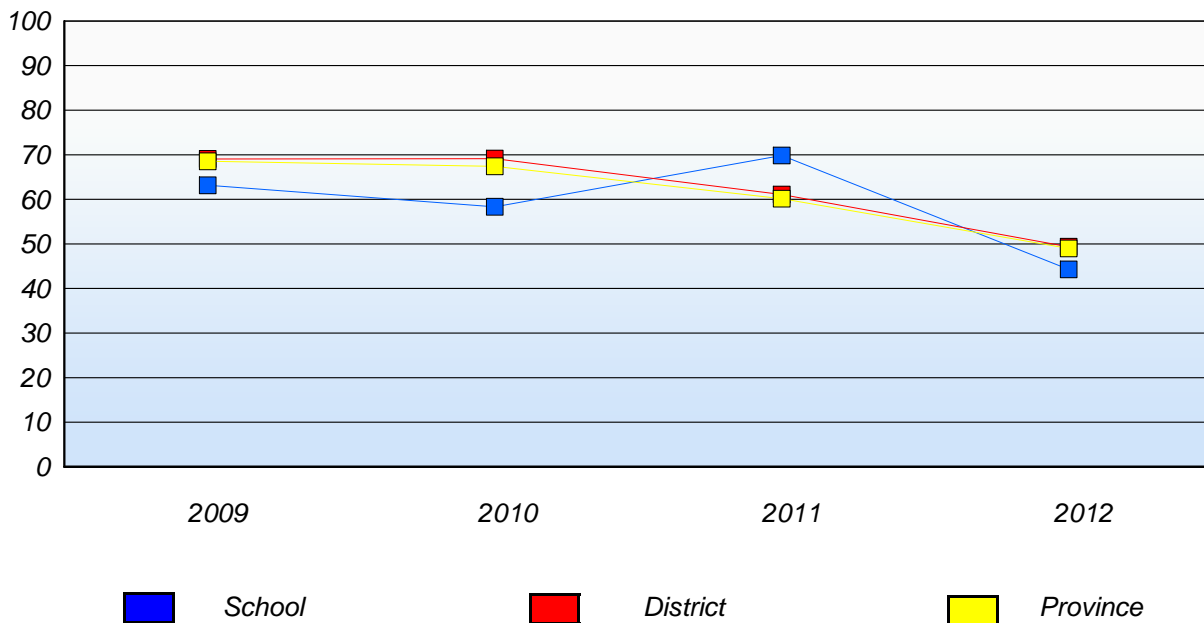
District 4 - Eastern

School #: 371 Upper Gullies Elementary

**Demand Writing**  
Percentage of students at level 3 or above (2009 - 2012)



**Reading**  
Percentage of students at level 3 or above (2009 - 2012)



\* In some cases, CRT numbers may exceed AGR numbers based on late enrolments. Pie chart is based on the number of students who wrote the CRT.

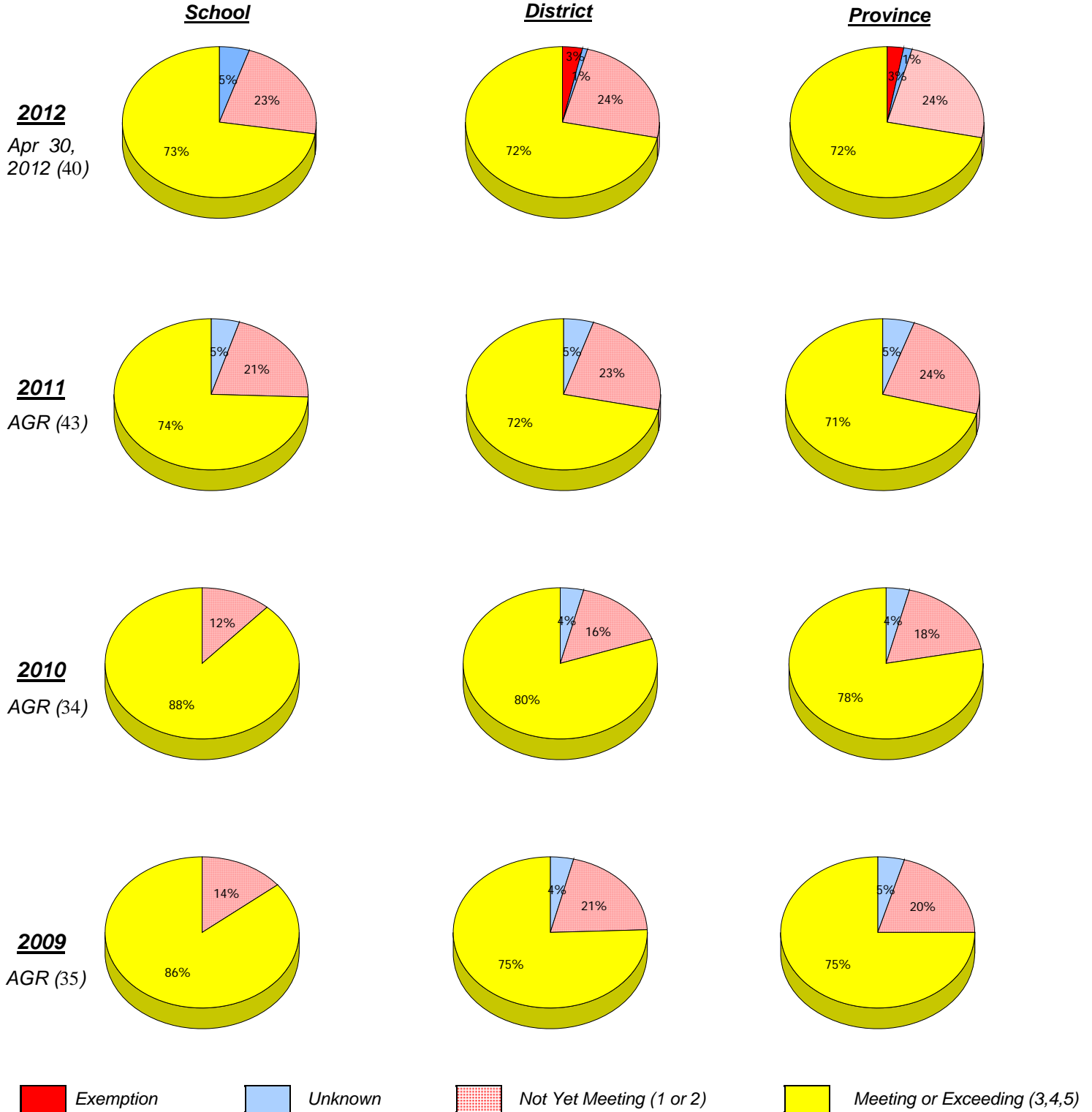
\* Mushuau Innu Natuashish School and Sheshatshiu Innu School are excluded from district and provincial results.

\* Reading score is composite of Non Fiction and Poet. Source: Division of Evaluation and Research, Department of Education

District 4 - Eastern

School #: 372 St. Bernard's Elementary

***Demand Writing***



\* In some cases, CRT numbers may exceed AGR numbers based on late enrolments. Pie chart is based on the number of students who wrote the CRT.

\* Mushuau Innu Natuashish School and Sheshatshiu Innu School are excluded from district and provincial results.

\* Reading score is composite of Non Fiction and Poet. Source: Division of Evaluation and Research, Department of Education

District 4 - Eastern

School #: 372 St. Bernard's Elementary

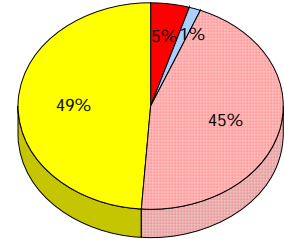
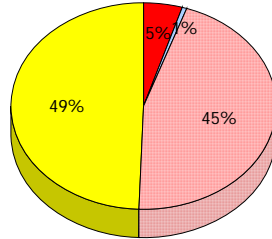
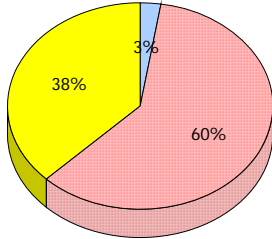
**Reading**

**School**

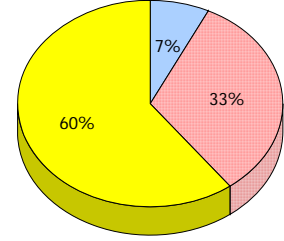
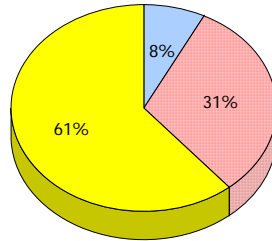
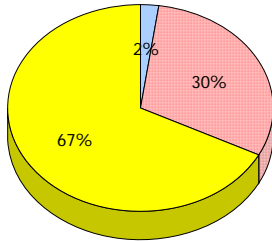
**District**

**Province**

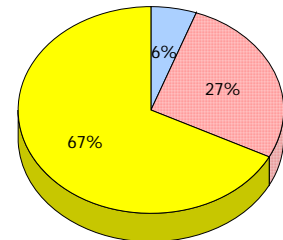
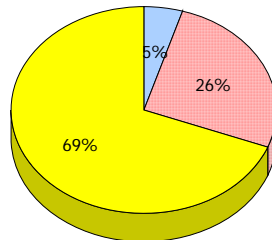
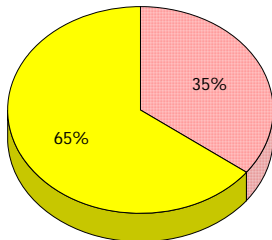
**2012**  
Apr 30,  
2012 (40)



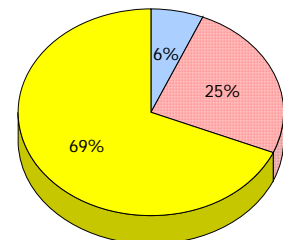
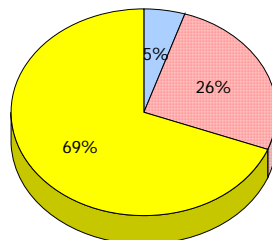
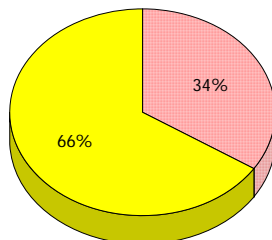
**2011**  
AGR (43)



**2010**  
AGR (34)



**2009**  
AGR (35)



■ Exemption    
 ■ Unknown    
 ■ Not Yet Meeting (1 or 2)    
 ■ Meeting or Exceeding (3,4,5)

\* In some cases, CRT numbers may exceed AGR numbers based on late enrolments. Pie chart is based on the number of students who wrote the CRT.

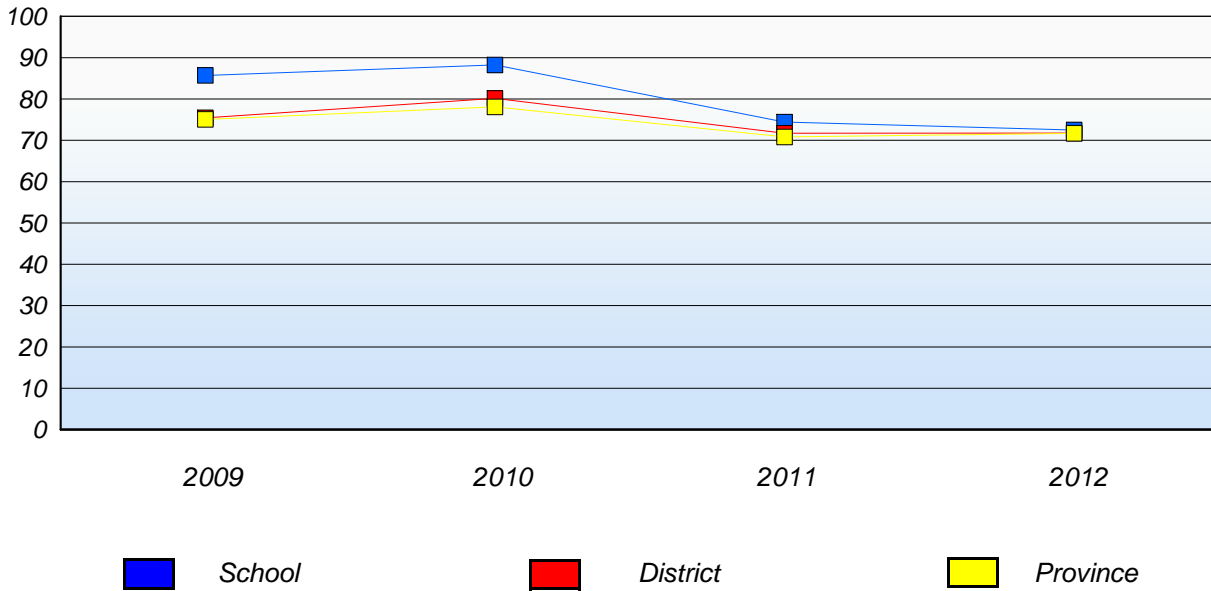
\* Mushuau Innu Natuashish School and Sheshatshiu Innu School are excluded from district and provincial results.

\* Reading score is composite of Non Fiction and Poet. Source: Division of Evaluation and Research, Department of Education

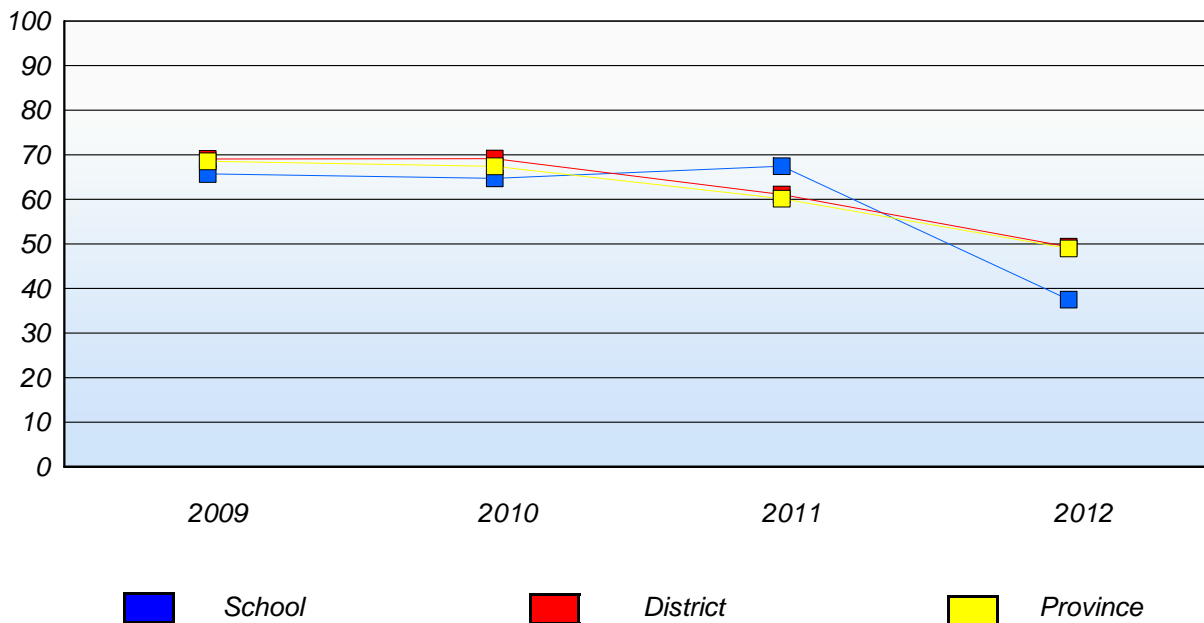
District 4 - Eastern

School #: 372 St. Bernard's Elementary

**Demand Writing**  
Percentage of students at level 3 or above (2009 - 2012)



**Reading**  
Percentage of students at level 3 or above (2009 - 2012)



\* In some cases, CRT numbers may exceed AGR numbers based on late enrolments. Pie chart is based on the number of students who wrote the CRT.

\* Mushuau Innu Natuashish School and Sheshatshiu Innu School are excluded from district and provincial results.

\* Reading score is composite of Non Fiction and Poet. Source: Division of Evaluation and Research, Department of Education

District 4 - Eastern

School #: 427 Holy Name of Mary Academy

**Demand Writing**

**School**

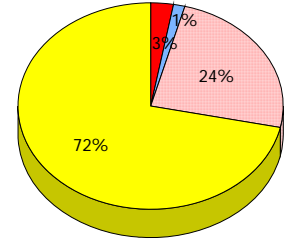
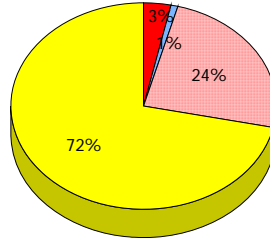
*School data with 5 or fewer students withheld for reasons of confidentiality.*

**District**

**Province**

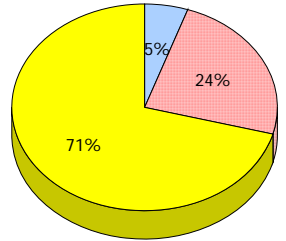
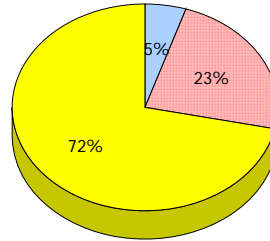
**2012**

Apr 30,  
2012 (4)



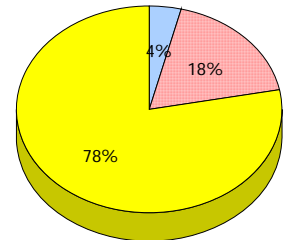
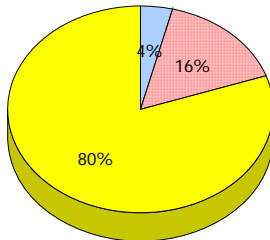
**2011**

AGR (4)



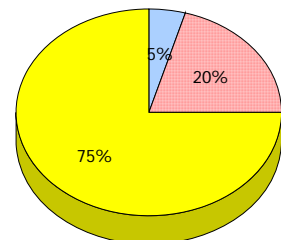
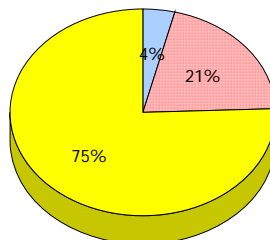
**2010**

AGR (11)



**2009**

AGR (10)



Exemption     
  Unknown     
  Not Yet Meeting (1 or 2)     
  Meeting or Exceeding (3,4,5)

\* In some cases, CRT numbers may exceed AGR numbers based on late enrolments. Pie chart is based on the number of students who wrote the CRT.

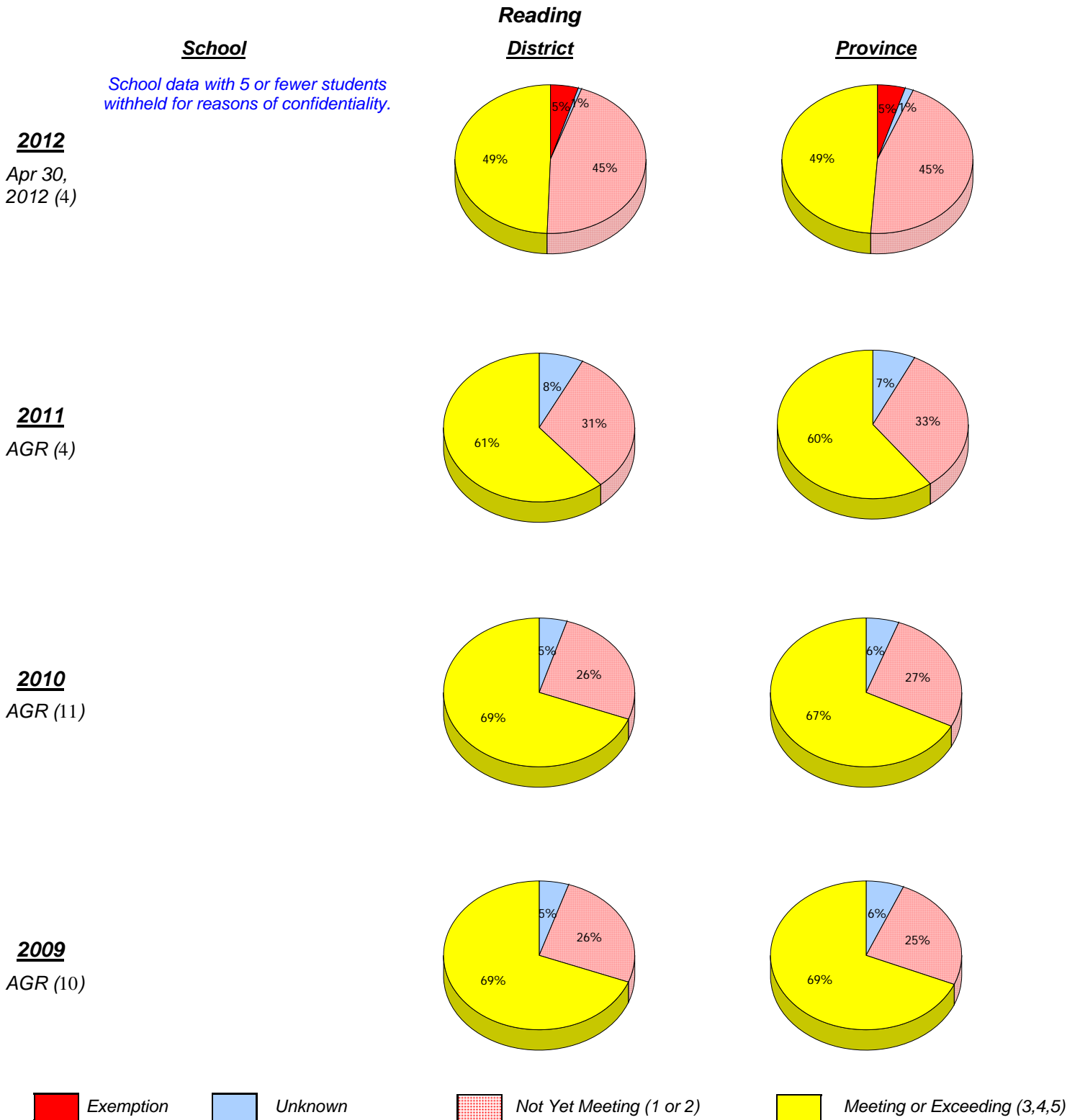
\* Mushuau Innu Natuashish School and Sheshatshiu Innu School are excluded from district and provincial results.

\* Reading score is composite of Non Fiction and Poet. Source: Division of Evaluation and Research, Department of Education



District 4 - Eastern

School #: 427 Holy Name of Mary Academy



\* In some cases, CRT numbers may exceed AGR numbers based on late enrolments. Pie chart is based on the number of students who wrote the CRT.

\* Mushuau Innu Natuashish School and Sheshatshiu Innu School are excluded from district and provincial results.

\* Reading score is composite of Non Fiction and Poet. Source: Division of Evaluation and Research, Department of Education

District 4 - Eastern

School #: 427    Holy Name of Mary Academy

---

***Demand Writing***

*Percentage of students at level 3 or above (2009 - 2012)*

*School data with 5 or fewer students withheld for reasons of confidentiality.*



***Reading***

*Percentage of students at level 3 or above (2009 - 2012)*

*School data with 5 or fewer students withheld for reasons of confidentiality.*




---

\* In some cases, CRT numbers may exceed AGR numbers based on late enrolments. Pie chart is based on the number of students who wrote the CRT.

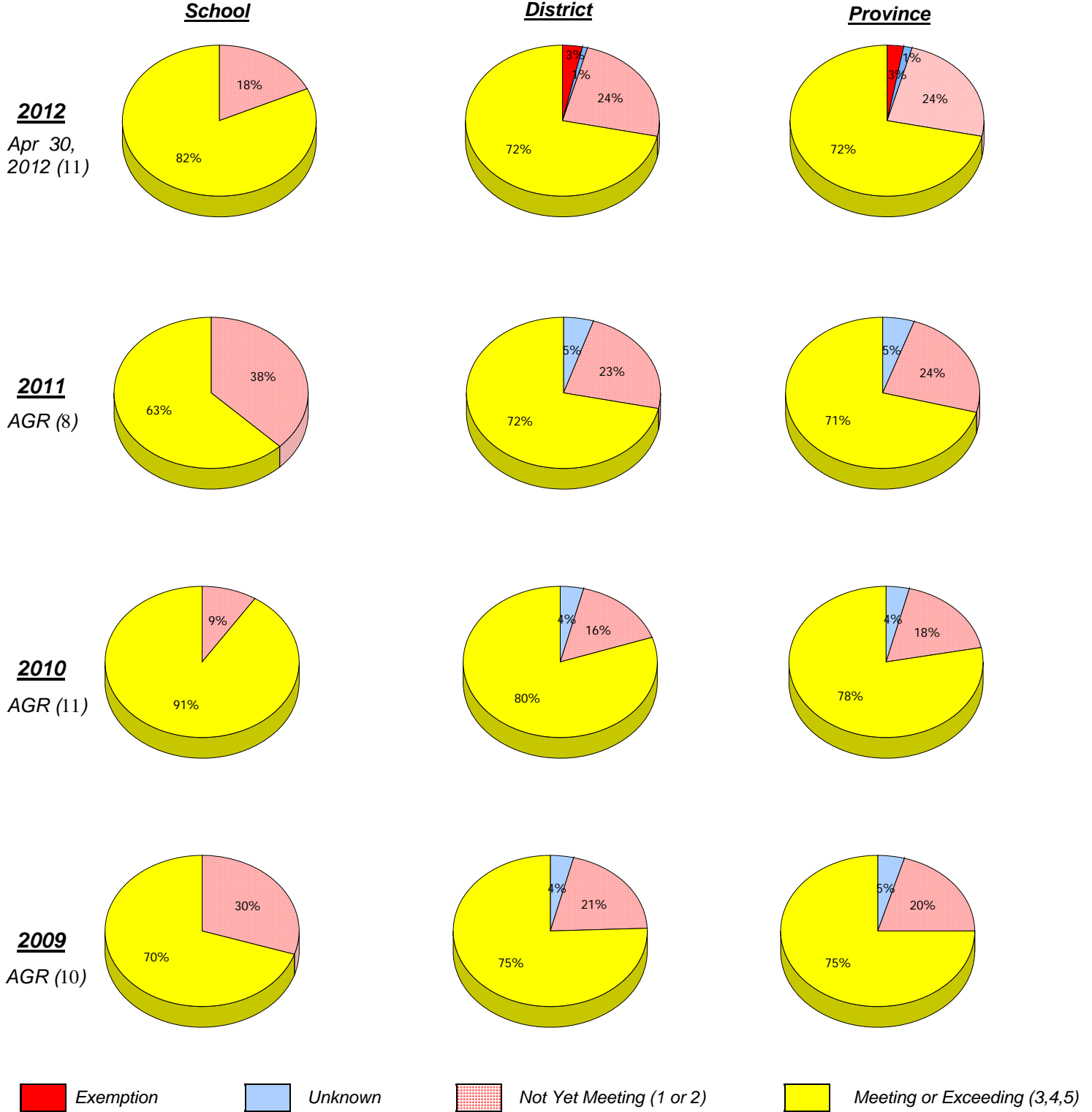
\* Mushuau Innu Natuashish School and Sheshatshiu Innu School are excluded from district and provincial results.

\* Reading score is composite of Non Fiction and Poet. Source: Division of Evaluation and Research, Department of Education

District 4 - Eastern

School #: 430 St. Mark's School

**Demand Writing**



\* In some cases, CRT numbers may exceed AGR numbers based on late enrolments. Pie chart is based on the number of students who wrote the CRT.

\* Mushuau Innu Natuashish School and Sheshatshiu Innu School are excluded from district and provincial results.

\* Reading score is composite of Non Fiction and Poet. Source: Division of Evaluation and Research, Department of Education

District 4 - Eastern

School #: 430 St. Mark's School

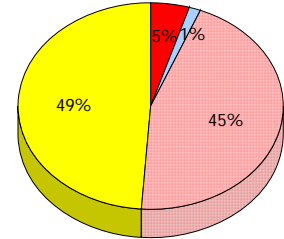
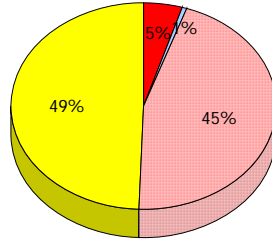
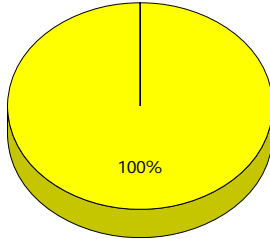
**Reading**

**School**

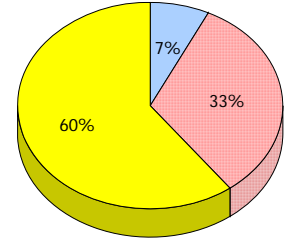
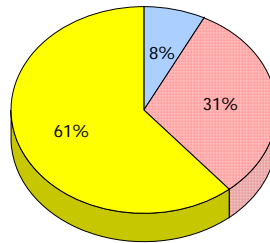
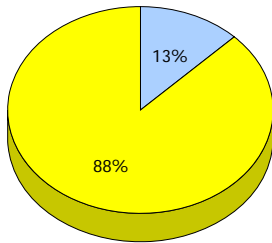
**District**

**Province**

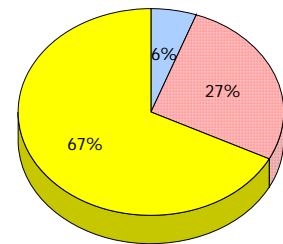
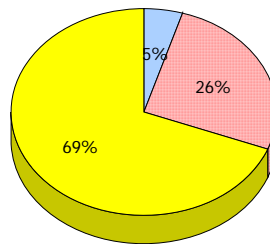
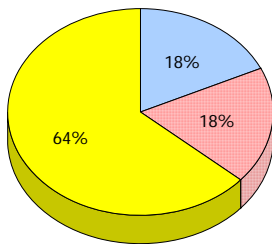
**2012**  
Apr 30,  
2012 (11)



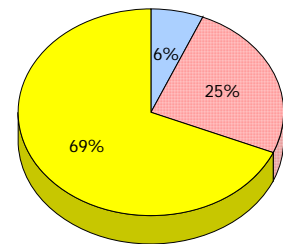
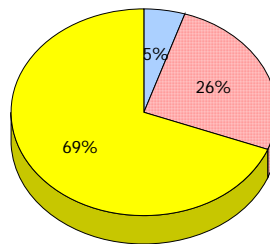
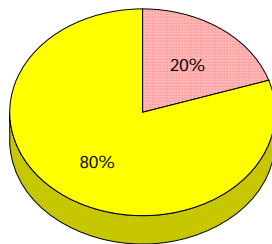
**2011**  
AGR (8)



**2010**  
AGR (11)



**2009**  
AGR (10)



■ Exemption    
 ■ Unknown    
 ■ Not Yet Meeting (1 or 2)    
 ■ Meeting or Exceeding (3,4,5)

\* In some cases, CRT numbers may exceed AGR numbers based on late enrolments. Pie chart is based on the number of students who wrote the CRT.

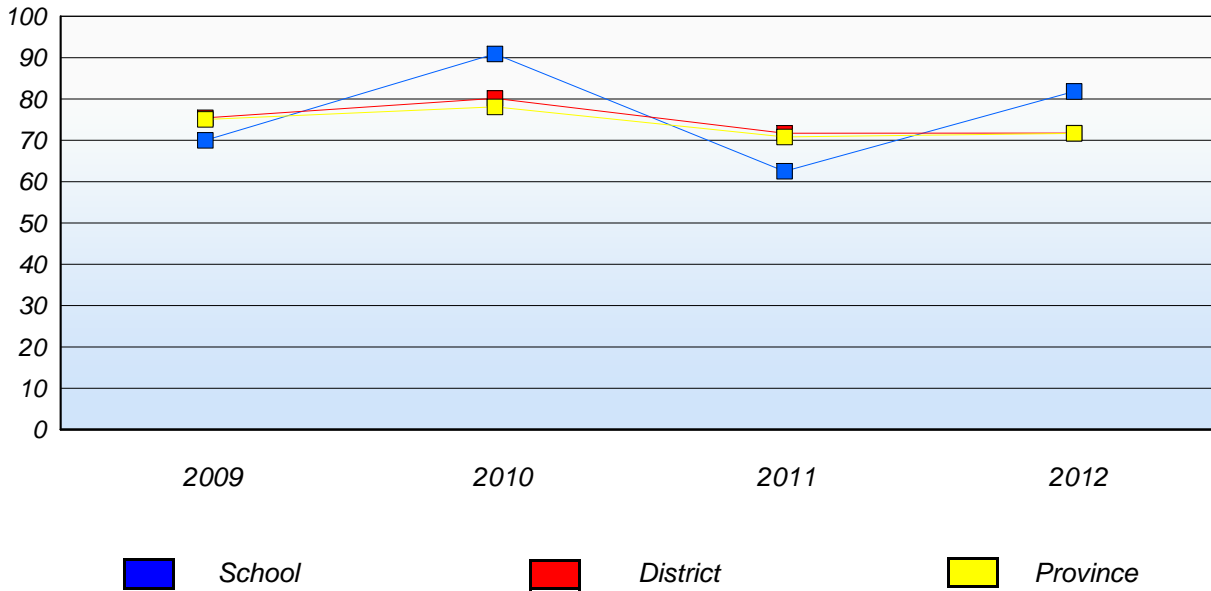
\* Mushuau Innu Natuashish School and Sheshatshiu Innu School are excluded from district and provincial results.

\* Reading score is composite of Non Fiction and Poet. Source: Division of Evaluation and Research, Department of Education

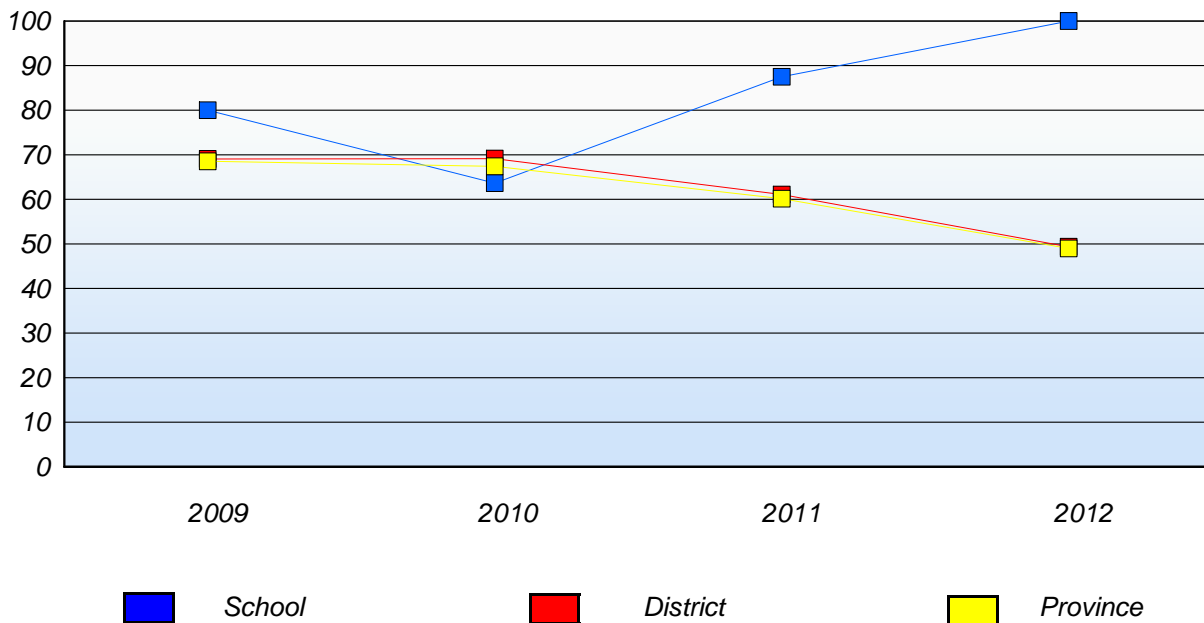
District 4 - Eastern

School #: 430 St. Mark's School

**Demand Writing**  
Percentage of students at level 3 or above (2009 - 2012)



**Reading**  
Percentage of students at level 3 or above (2009 - 2012)



\* In some cases, CRT numbers may exceed AGR numbers based on late enrolments. Pie chart is based on the number of students who wrote the CRT.

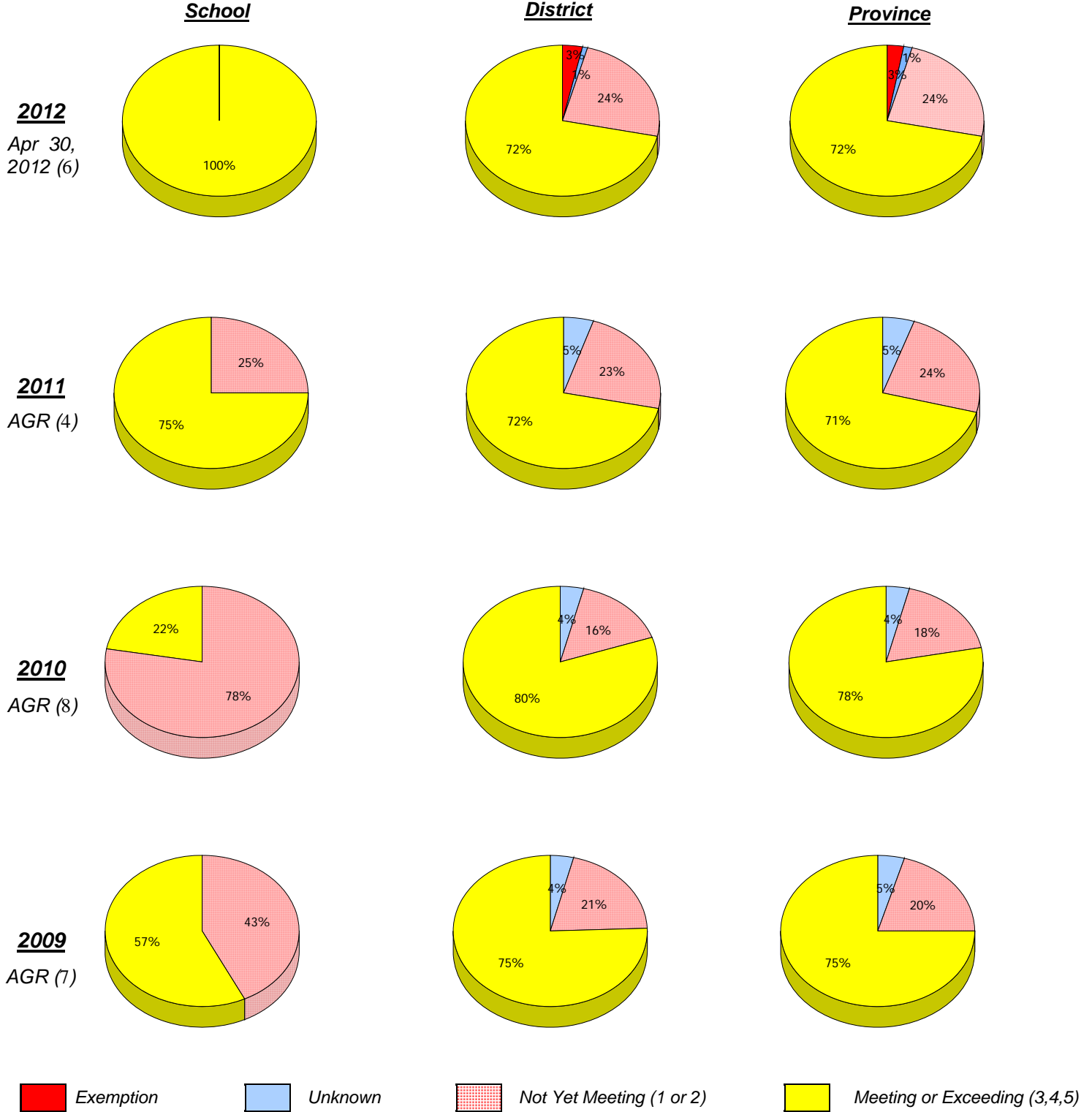
\* Mushuau Innu Natuashish School and Sheshatshiu Innu School are excluded from district and provincial results.

\* Reading score is composite of Non Fiction and Poet. Source: Division of Evaluation and Research, Department of Education

District 4 - Eastern

School #: 431 Southwest Arm Academy

**Demand Writing**



\* In some cases, CRT numbers may exceed AGR numbers based on late enrolments. Pie chart is based on the number of students who wrote the CRT.

\* Mushuau Innu Natuashish School and Sheshatshiu Innu School are excluded from district and provincial results.

\* Reading score is composite of Non Fiction and Poet. Source: Division of Evaluation and Research, Department of Education

**District 4 - Eastern**

School #: 431 Southwest Arm Academy

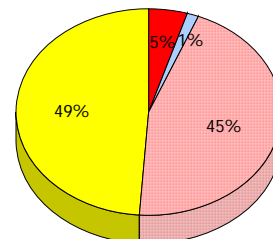
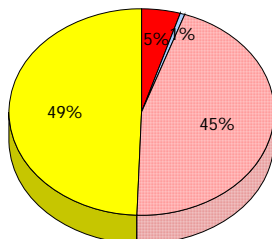
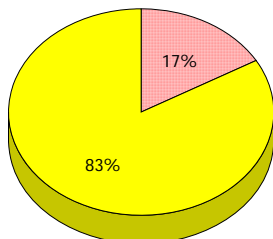
**Reading**

**School**

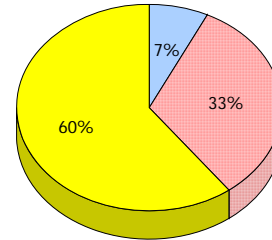
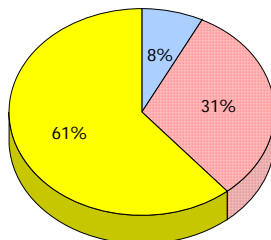
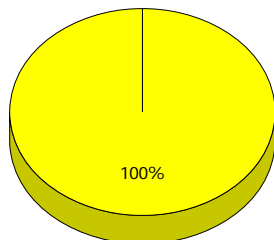
**District**

**Province**

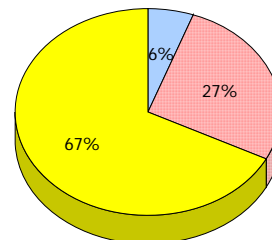
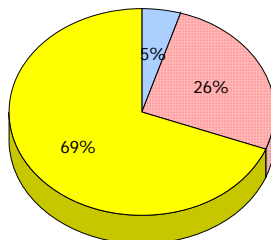
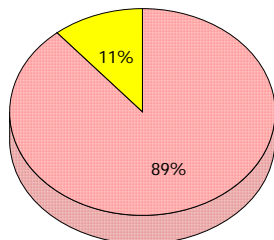
**2012**  
Apr 30,  
2012 (6)



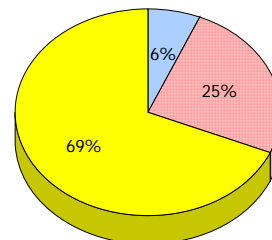
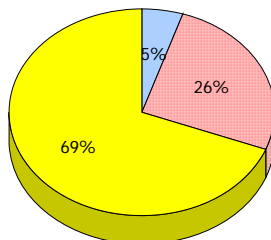
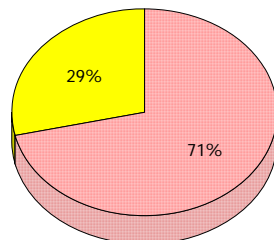
**2011**  
AGR (4)



**2010**  
AGR (8)



**2009**  
AGR (7)



Exemption    
  Unknown    
  Not Yet Meeting (1 or 2)    
  Meeting or Exceeding (3,4,5)

\* In some cases, CRT numbers may exceed AGR numbers based on late enrolments. Pie chart is based on the number of students who wrote the CRT.

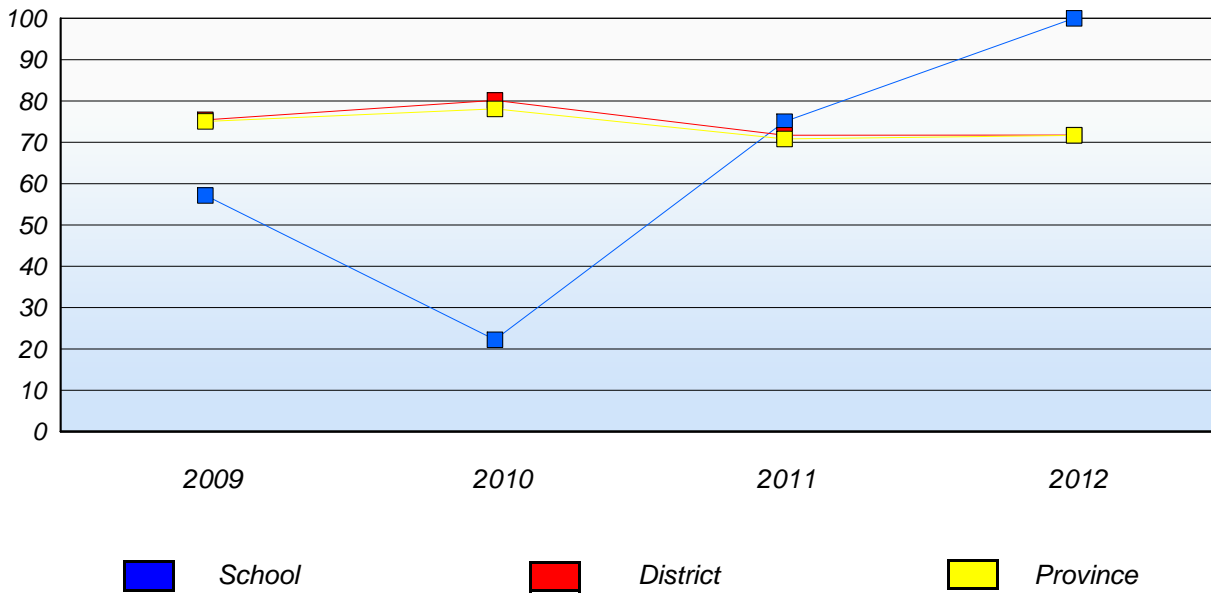
\* Mushuau Innu Natuashish School and Sheshatshiu Innu School are excluded from district and provincial results.

\* Reading score is composite of Non Fiction and Poet. Source: Division of Evaluation and Research, Department of Education

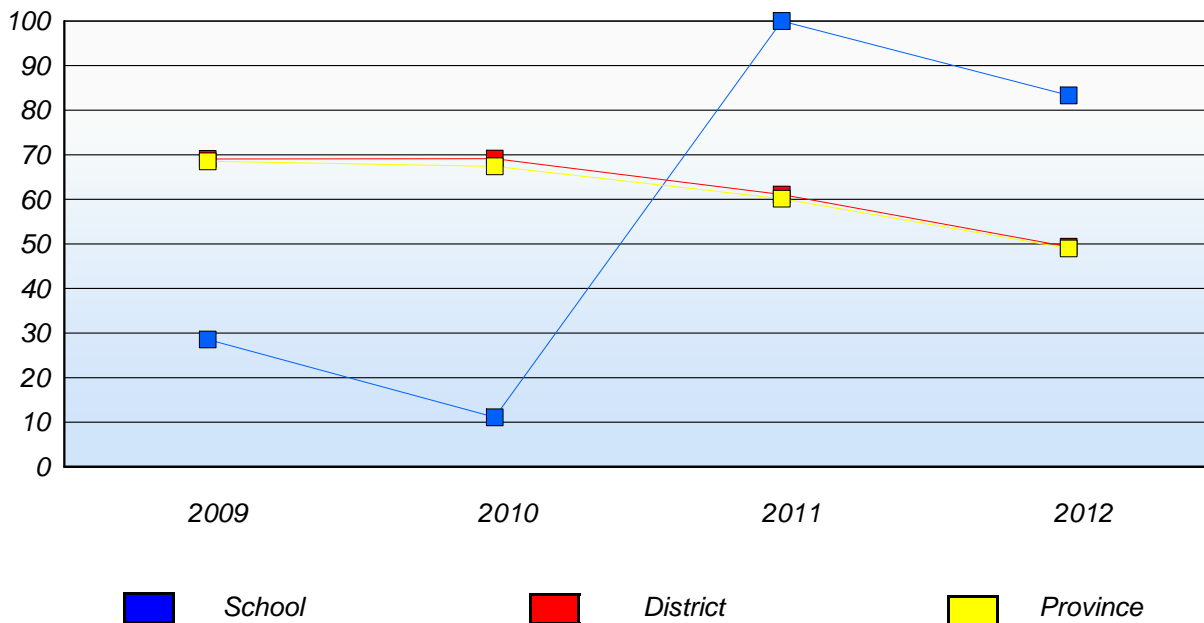
District 4 - Eastern

School #: 431 Southwest Arm Academy

**Demand Writing**  
Percentage of students at level 3 or above (2009 - 2012)



**Reading**  
Percentage of students at level 3 or above (2009 - 2012)



\* In some cases, CRT numbers may exceed AGR numbers based on late enrolments. Pie chart is based on the number of students who wrote the CRT.

\* Mushuau Innu Natuashish School and Sheshatshiu Innu School are excluded from district and provincial results.

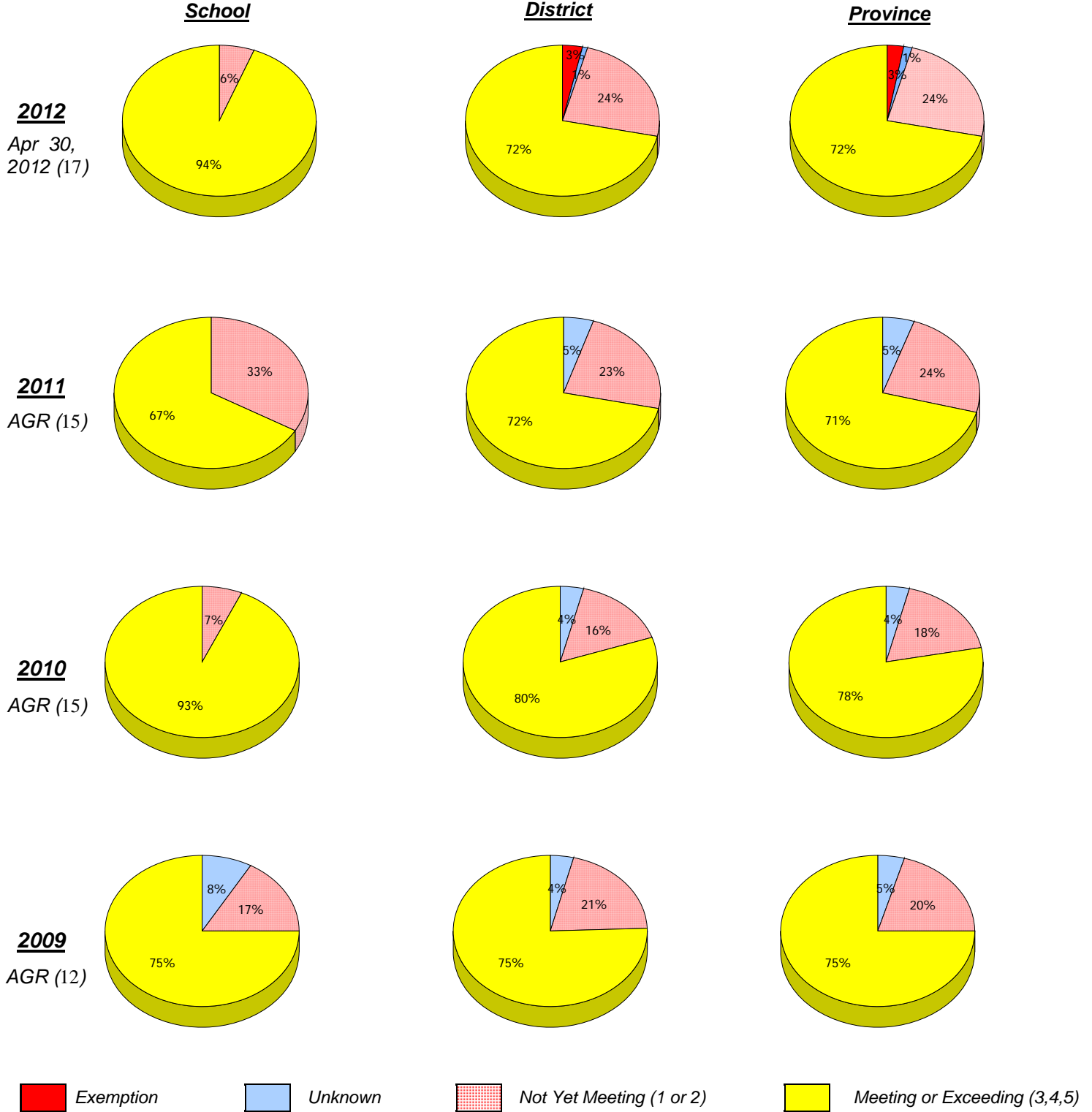
\* Reading score is composite of Non Fiction and Poet. Source: Division of Evaluation and Research, Department of Education



District 4 - Eastern

School #: 433 Tricon Elementary

**Demand Writing**



\* In some cases, CRT numbers may exceed AGR numbers based on late enrolments. Pie chart is based on the number of students who wrote the CRT.

\* Mushuau Innu Natuashish School and Sheshatshiu Innu School are excluded from district and provincial results.

\* Reading score is composite of Non Fiction and Poet. Source: Division of Evaluation and Research, Department of Education

District 4 - Eastern

School #: 433 Tricon Elementary

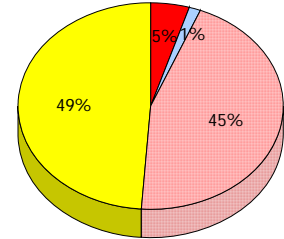
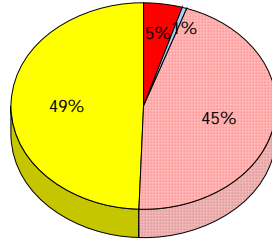
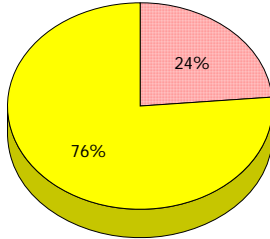
**Reading**

**School**

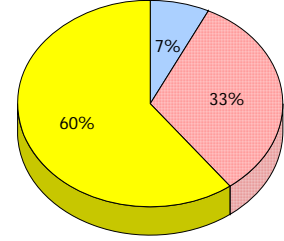
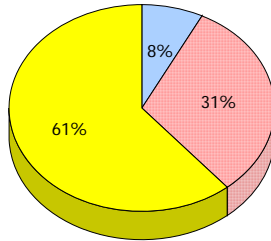
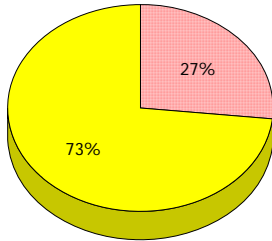
**District**

**Province**

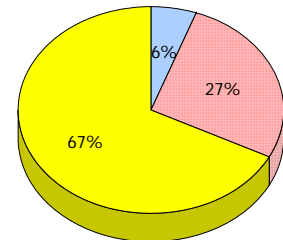
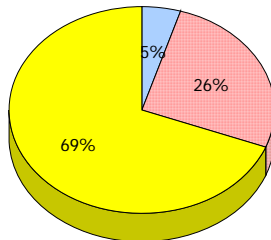
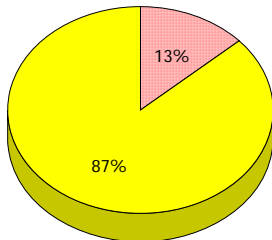
**2012**  
Apr 30,  
2012 (17)



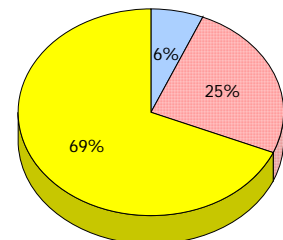
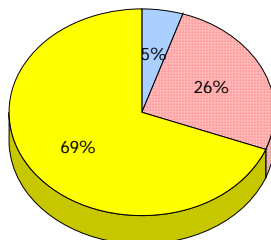
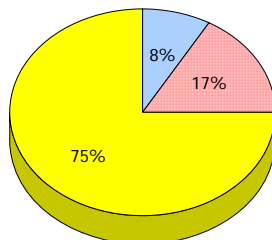
**2011**  
AGR (15)



**2010**  
AGR (15)



**2009**  
AGR (12)



■ Exemption    
 ■ Unknown    
 ■ Not Yet Meeting (1 or 2)    
 ■ Meeting or Exceeding (3,4,5)

\* In some cases, CRT numbers may exceed AGR numbers based on late enrolments. Pie chart is based on the number of students who wrote the CRT.

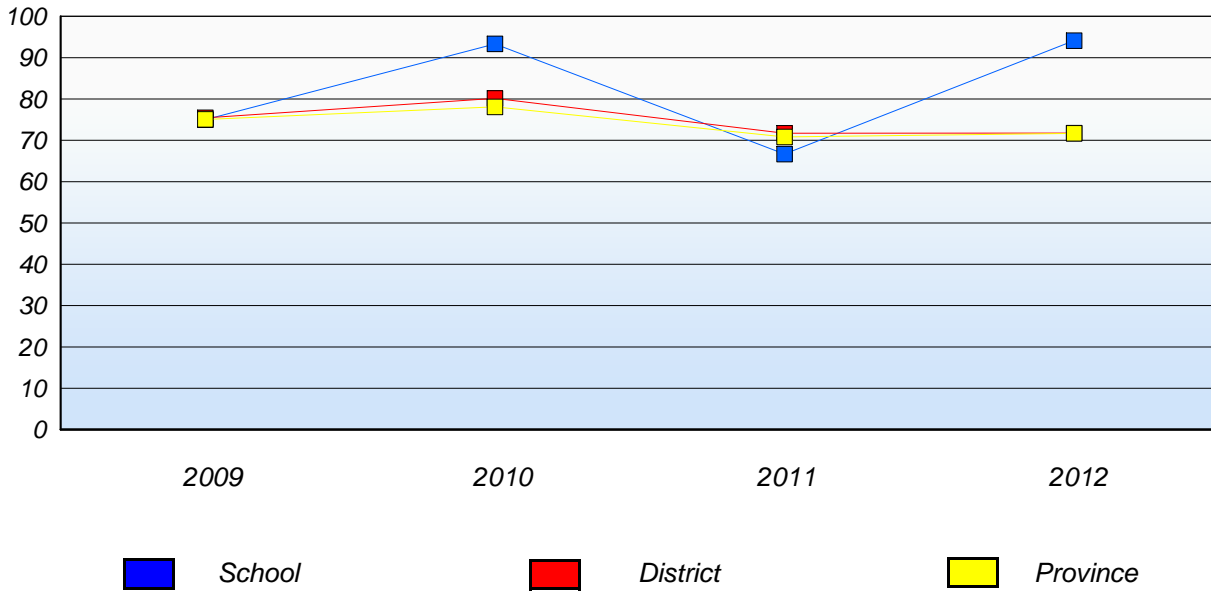
\* Mushuau Innu Natuashish School and Sheshatshiu Innu School are excluded from district and provincial results.

\* Reading score is composite of Non Fiction and Poet. Source: Division of Evaluation and Research, Department of Education

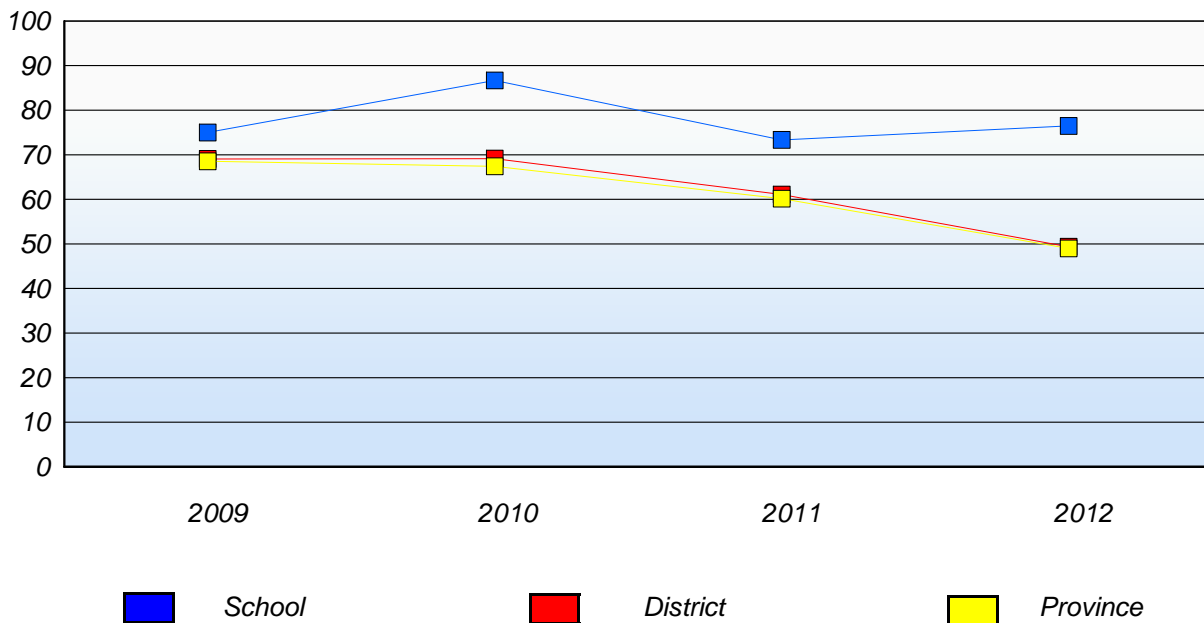
District 4 - Eastern

School #: 433 Tricon Elementary

**Demand Writing**  
Percentage of students at level 3 or above (2009 - 2012)



**Reading**  
Percentage of students at level 3 or above (2009 - 2012)



\* In some cases, CRT numbers may exceed AGR numbers based on late enrolments. Pie chart is based on the number of students who wrote the CRT.

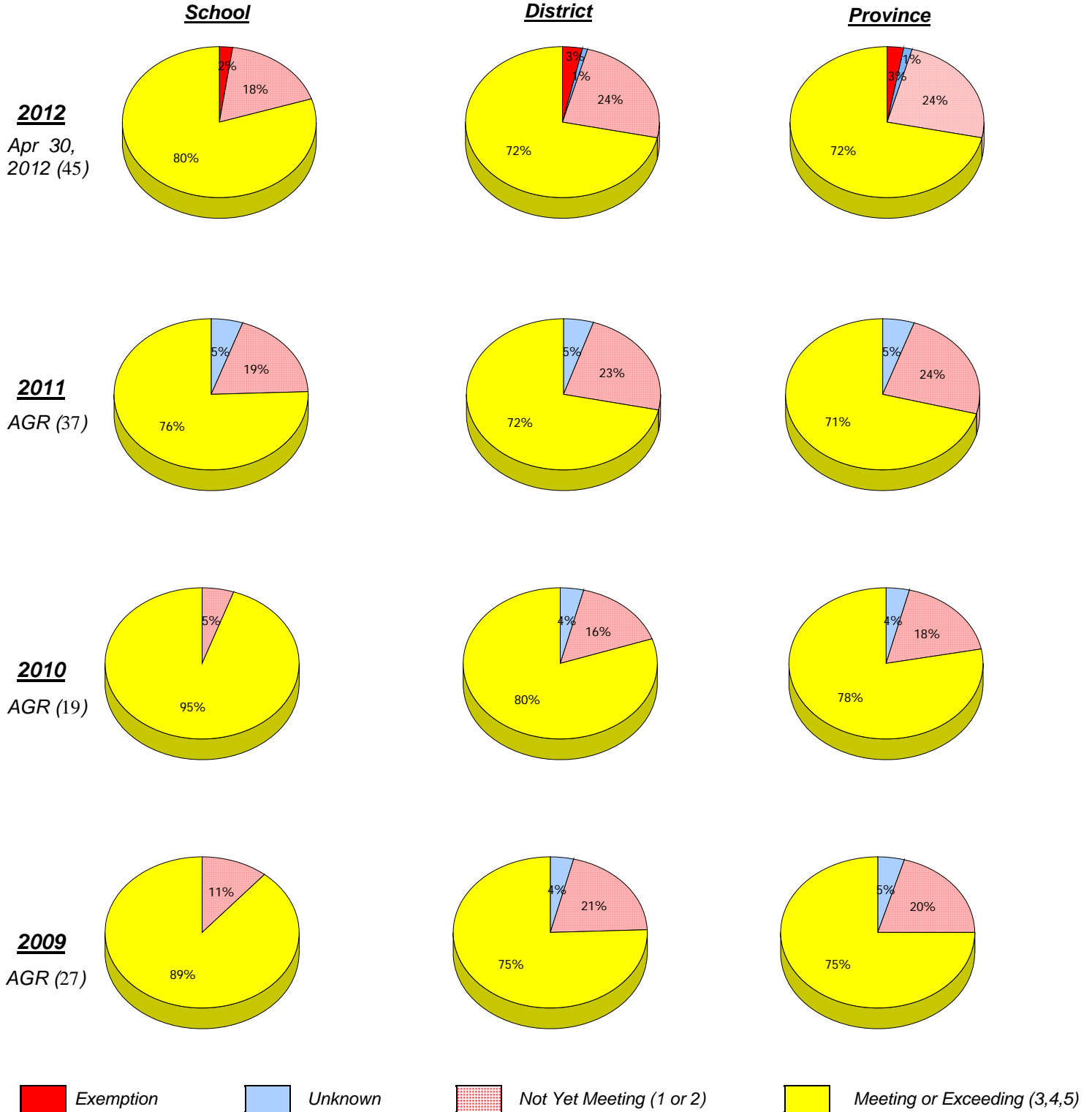
\* Mushuau Innu Natuashish School and Sheshatshiu Innu School are excluded from district and provincial results.

\* Reading score is composite of Non Fiction and Poet. Source: Division of Evaluation and Research, Department of Education

District 4 - Eastern

School #: 435 St. Anne's Academy

**Demand Writing**



\* In some cases, CRT numbers may exceed AGR numbers based on late enrolments. Pie chart is based on the number of students who wrote the CRT.

\* Mushuau Innu Natuashish School and Sheshatshiu Innu School are excluded from district and provincial results.

\* Reading score is composite of Non Fiction and Poet. Source: Division of Evaluation and Research, Department of Education

District 4 - Eastern

School #: 435 St. Anne's Academy

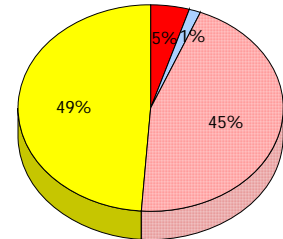
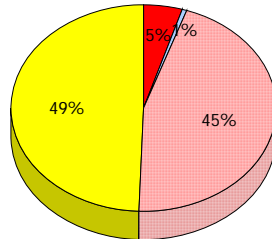
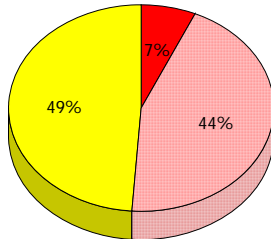
**Reading**

**School**

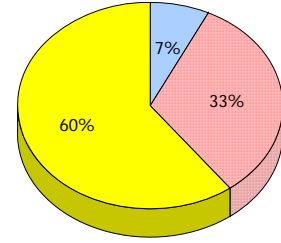
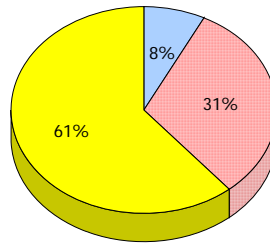
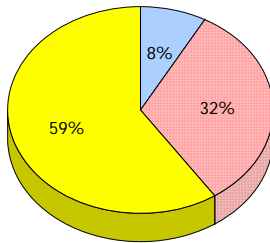
**District**

**Province**

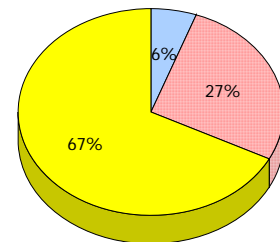
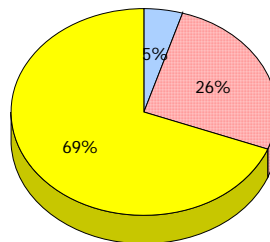
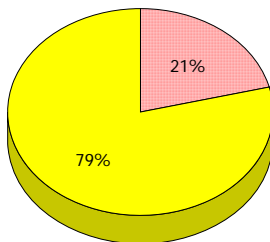
**2012**  
Apr 30,  
2012 (45)



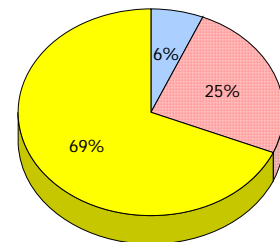
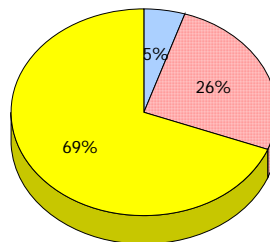
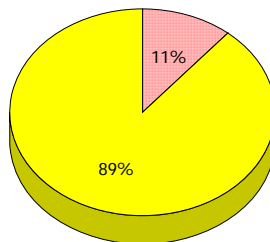
**2011**  
AGR (37)



**2010**  
AGR (19)



**2009**  
AGR (27)



■ Exemption    
 ■ Unknown    
 ■ Not Yet Meeting (1 or 2)    
 ■ Meeting or Exceeding (3,4,5)

\* In some cases, CRT numbers may exceed AGR numbers based on late enrolments. Pie chart is based on the number of students who wrote the CRT.

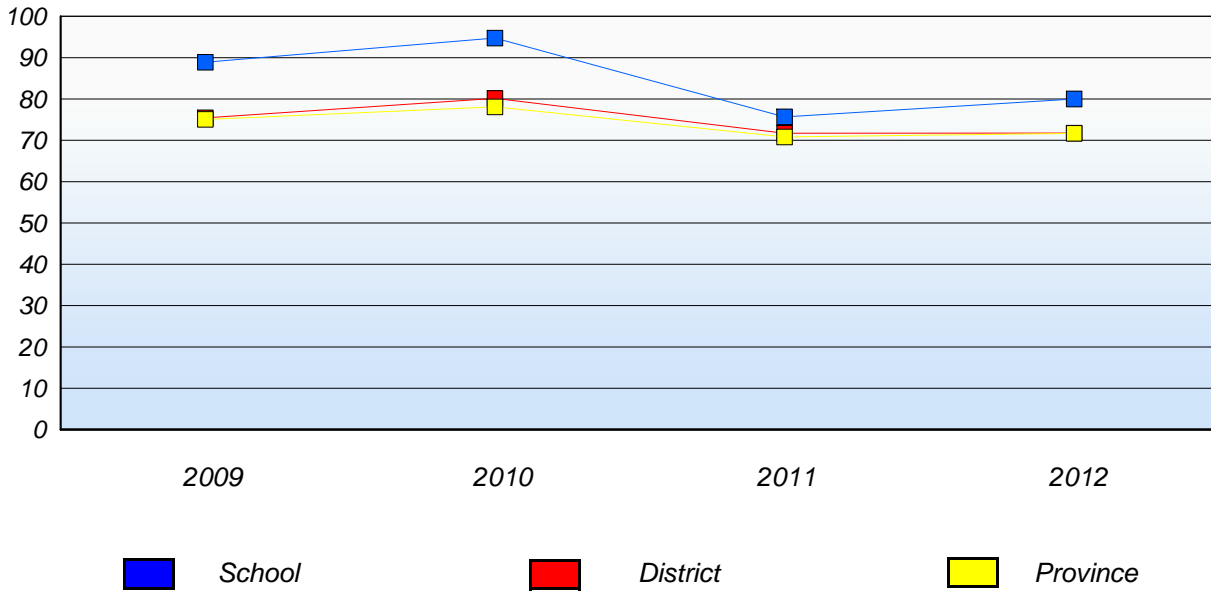
\* Mushuau Innu Natuashish School and Sheshatshiu Innu School are excluded from district and provincial results.

\* Reading score is composite of Non Fiction and Poet. Source: Division of Evaluation and Research, Department of Education

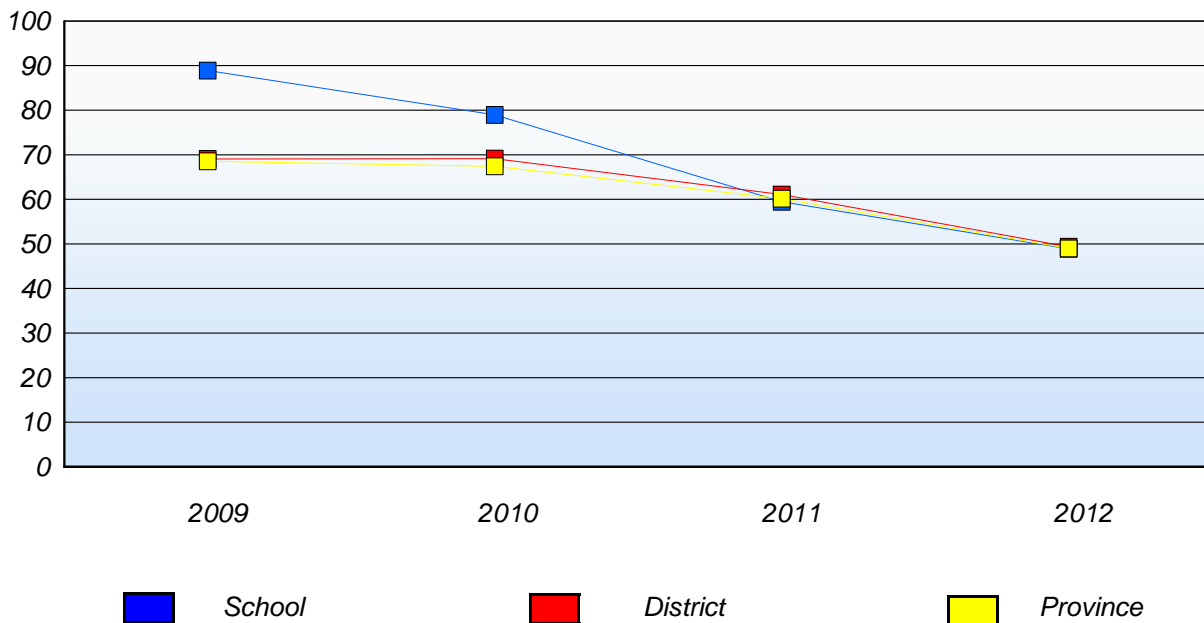
District 4 - Eastern

School #: 435 St. Anne's Academy

**Demand Writing**  
Percentage of students at level 3 or above (2009 - 2012)



**Reading**  
Percentage of students at level 3 or above (2009 - 2012)



\* In some cases, CRT numbers may exceed AGR numbers based on late enrolments. Pie chart is based on the number of students who wrote the CRT.

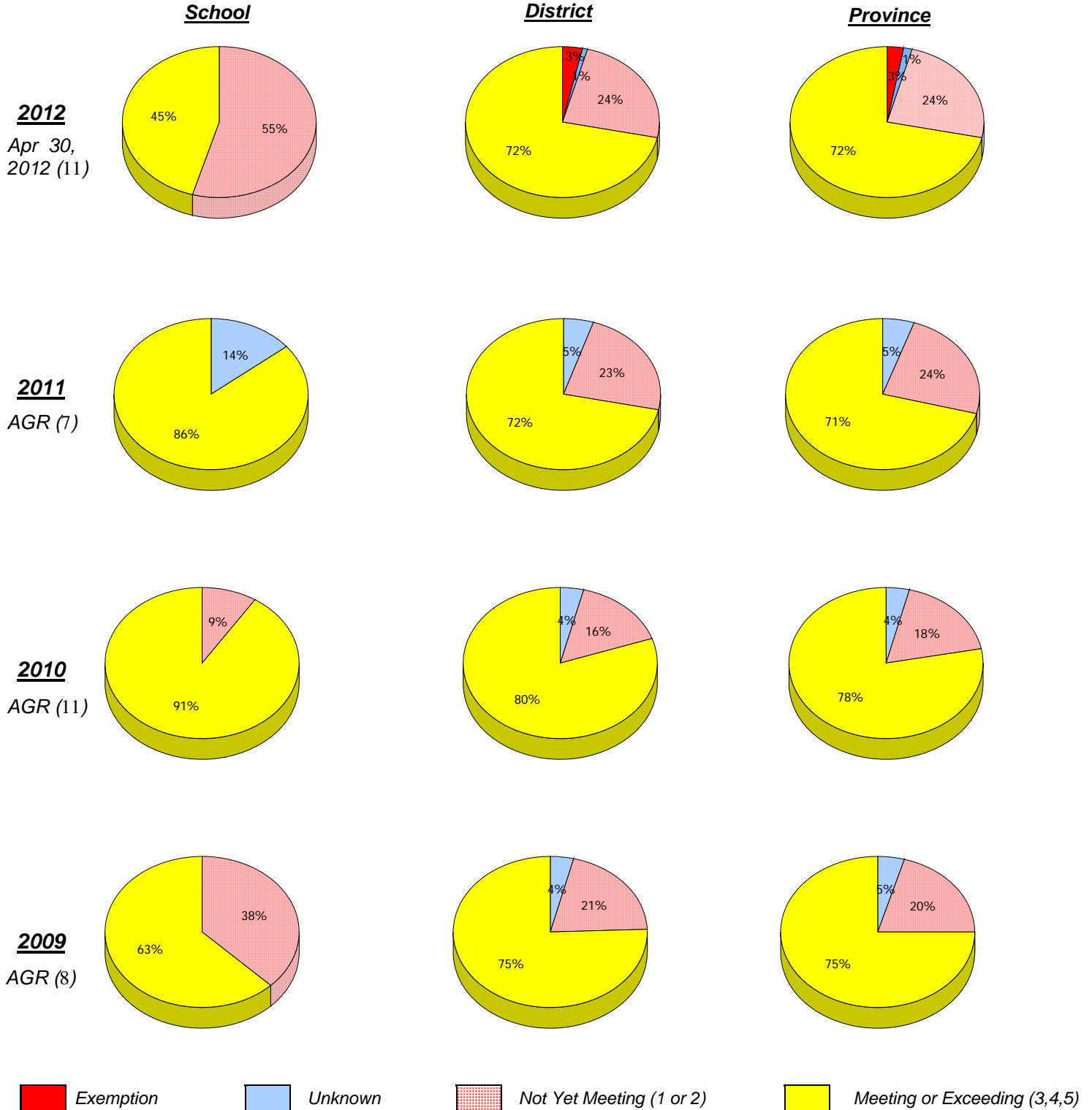
\* Mushuau Innu Natuashish School and Sheshatshiu Innu School are excluded from district and provincial results.

\* Reading score is composite of Non Fiction and Poet. Source: Division of Evaluation and Research, Department of Education

District 4 - Eastern

School #: 438 Epiphany Elementary

**Demand Writing**



\* In some cases, CRT numbers may exceed AGR numbers based on late enrolments. Pie chart is based on the number of students who wrote the CRT.

\* Mushuau Innu Natuashish School and Sheshatshiu Innu School are excluded from district and provincial results.

\* Reading score is composite of Non Fiction and Poet. Source: Division of Evaluation and Research, Department of Education

District 4 - Eastern

School #: 438 Epiphany Elementary

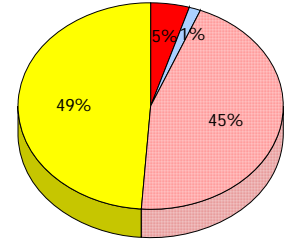
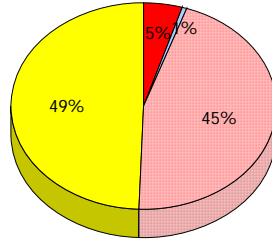
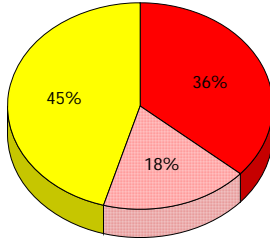
**Reading**

**School**

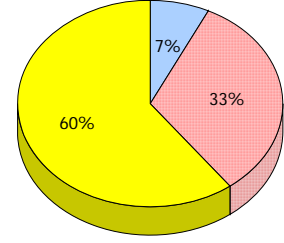
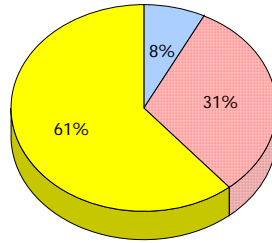
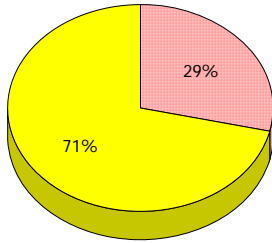
**District**

**Province**

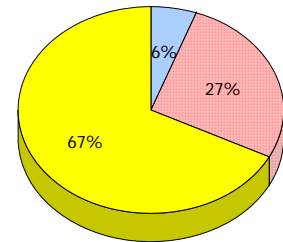
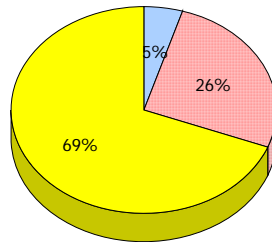
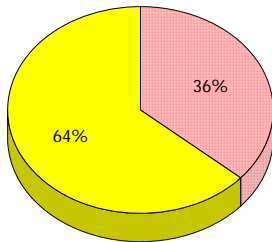
**2012**  
Apr 30,  
2012 (11)



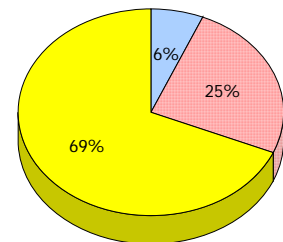
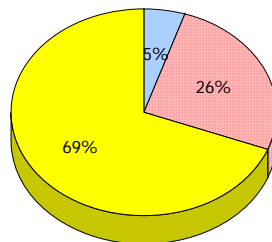
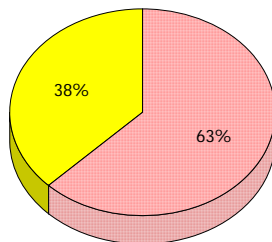
**2011**  
AGR (7)



**2010**  
AGR (11)



**2009**  
AGR (8)



■ Exemption    
 ■ Unknown    
 ■ Not Yet Meeting (1 or 2)    
 ■ Meeting or Exceeding (3,4,5)

\* In some cases, CRT numbers may exceed AGR numbers based on late enrolments. Pie chart is based on the number of students who wrote the CRT.

\* Mushuau Innu Natuashish School and Sheshatshiu Innu School are excluded from district and provincial results.

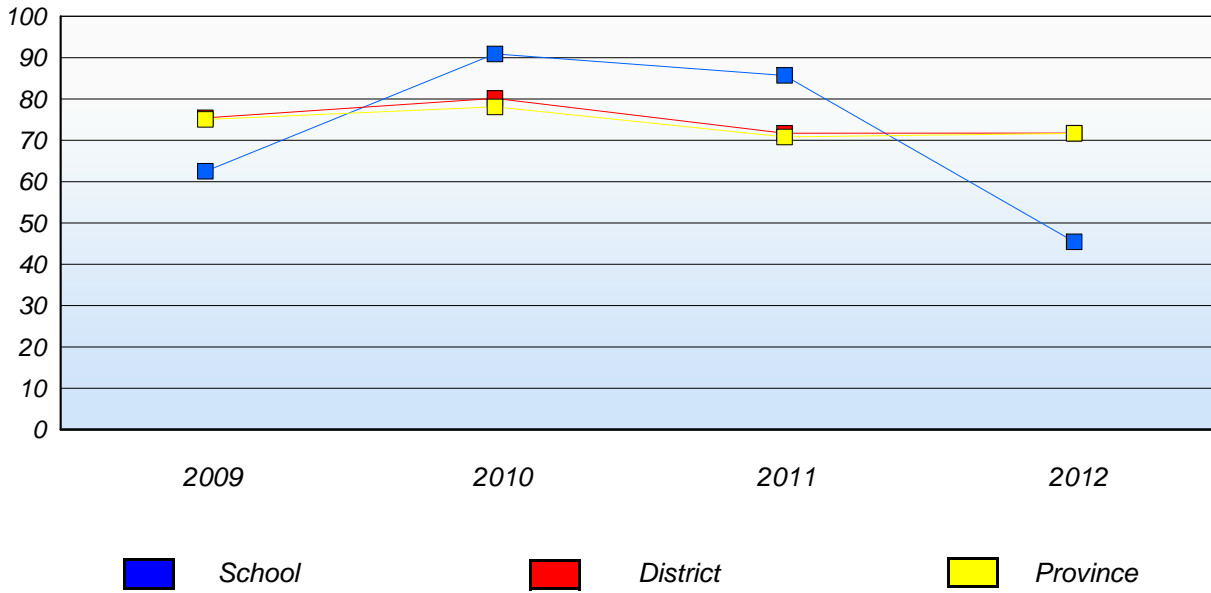
\* Reading score is composite of Non Fiction and Poet. Source: Division of Evaluation and Research, Department of Education



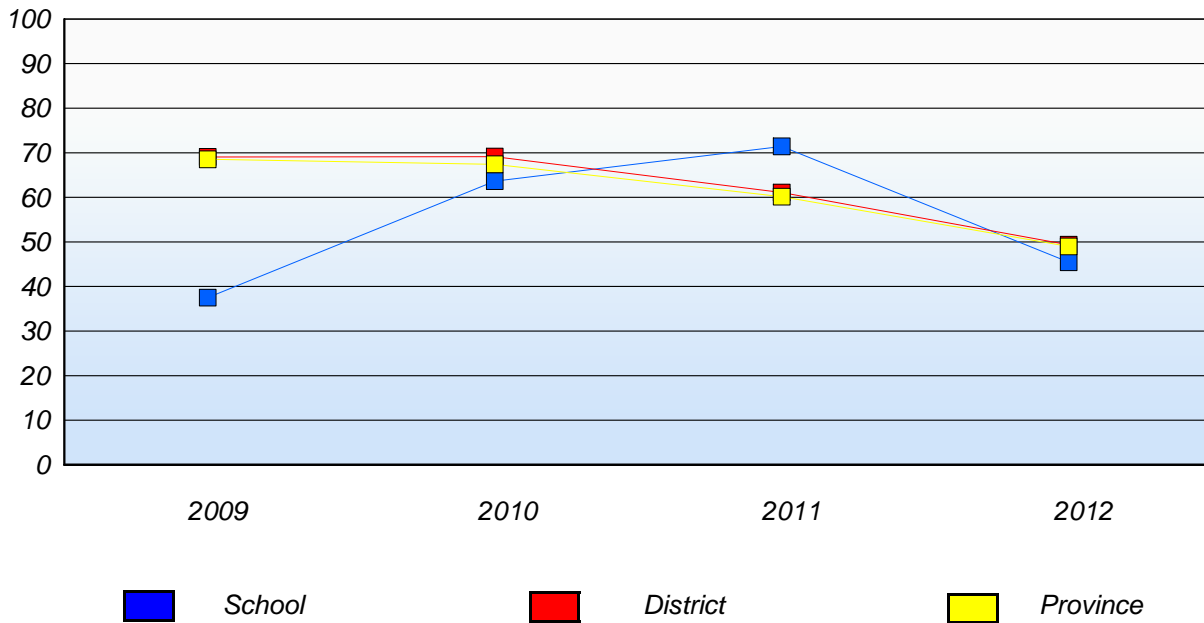
District 4 - Eastern

School #: 438 Epiphany Elementary

**Demand Writing**  
Percentage of students at level 3 or above (2009 - 2012)



**Reading**  
Percentage of students at level 3 or above (2009 - 2012)



\* In some cases, CRT numbers may exceed AGR numbers based on late enrolments. Pie chart is based on the number of students who wrote the CRT.

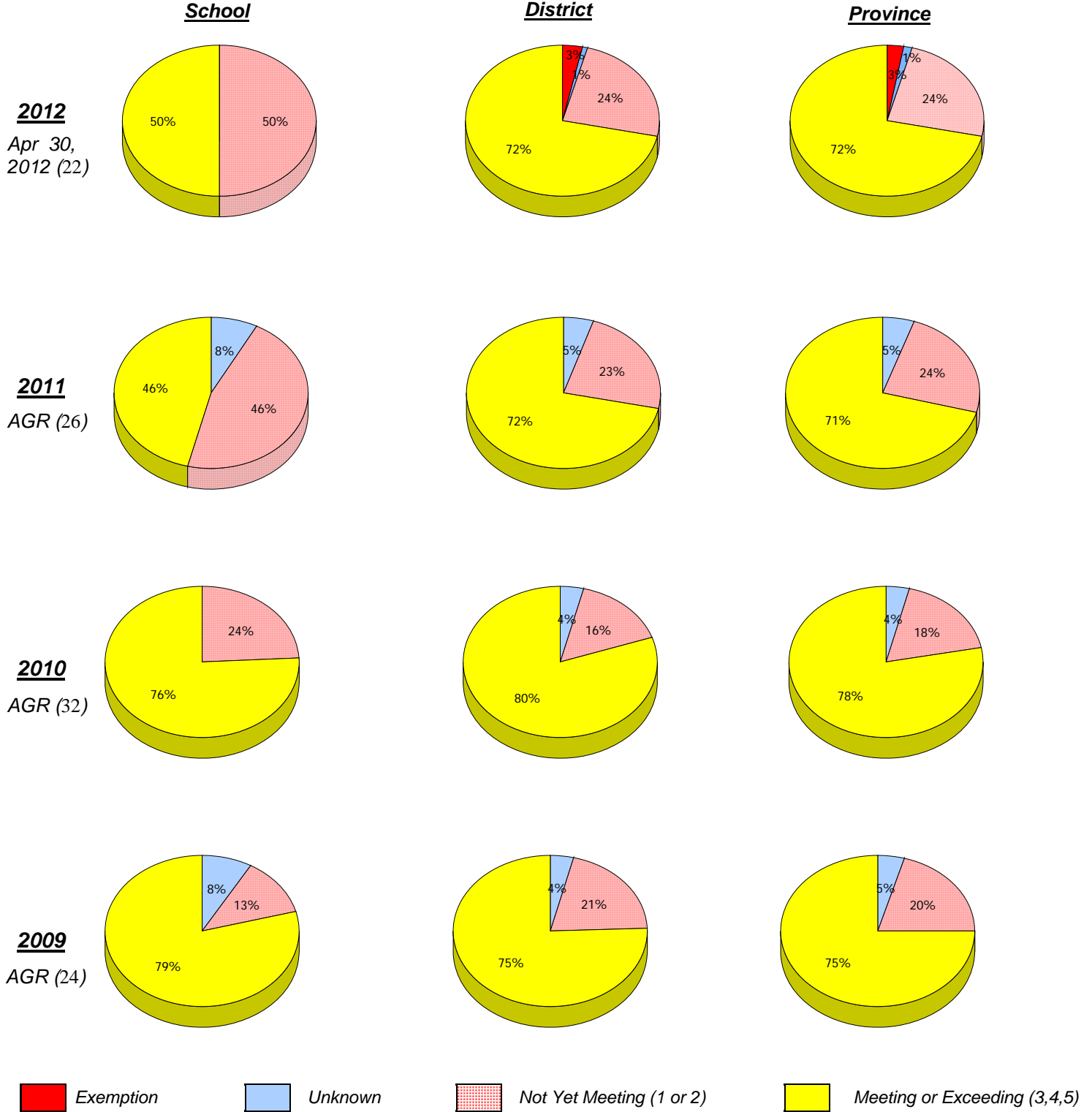
\* Mushuau Innu Natuashish School and Sheshatshiu Innu School are excluded from district and provincial results.

\* Reading score is composite of Non Fiction and Poet. Source: Division of Evaluation and Research, Department of Education

District 4 - Eastern

School #: 442 Persalvic Elementary

**Demand Writing**



\* In some cases, CRT numbers may exceed AGR numbers based on late enrolments. Pie chart is based on the number of students who wrote the CRT.

\* Mushuau Innu Natuashish School and Sheshatshiu Innu School are excluded from district and provincial results.

\* Reading score is composite of Non Fiction and Poet. Source: Division of Evaluation and Research, Department of Education

District 4 - Eastern

School #: 442 Persalvic Elementary

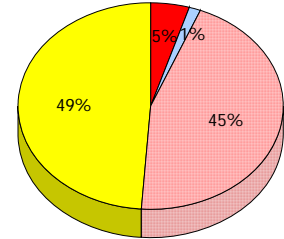
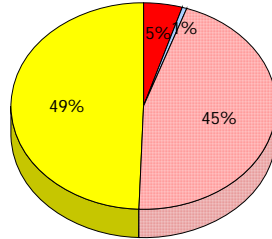
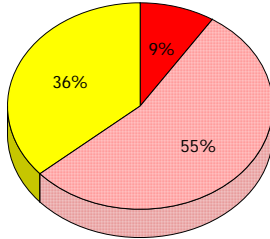
**Reading**

**School**

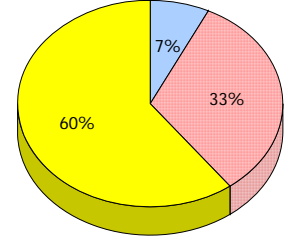
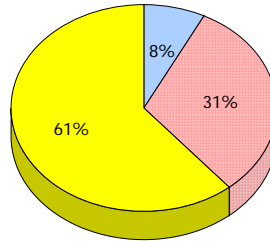
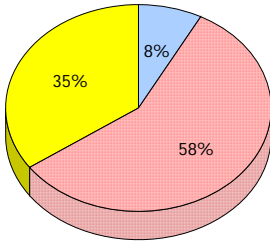
**District**

**Province**

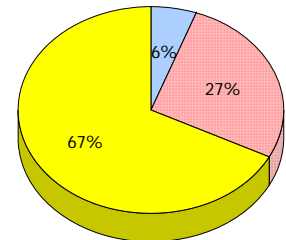
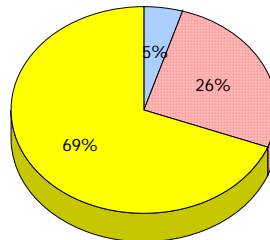
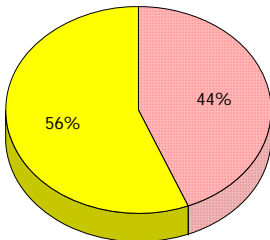
**2012**  
Apr 30,  
2012 (22)



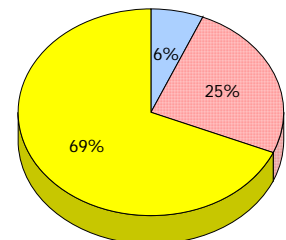
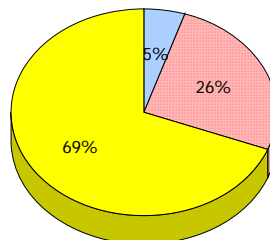
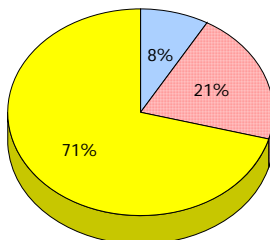
**2011**  
AGR (26)



**2010**  
AGR (32)



**2009**  
AGR (24)



■ Exemption    
 ■ Unknown    
 ■ Not Yet Meeting (1 or 2)    
 ■ Meeting or Exceeding (3,4,5)

\* In some cases, CRT numbers may exceed AGR numbers based on late enrolments. Pie chart is based on the number of students who wrote the CRT.

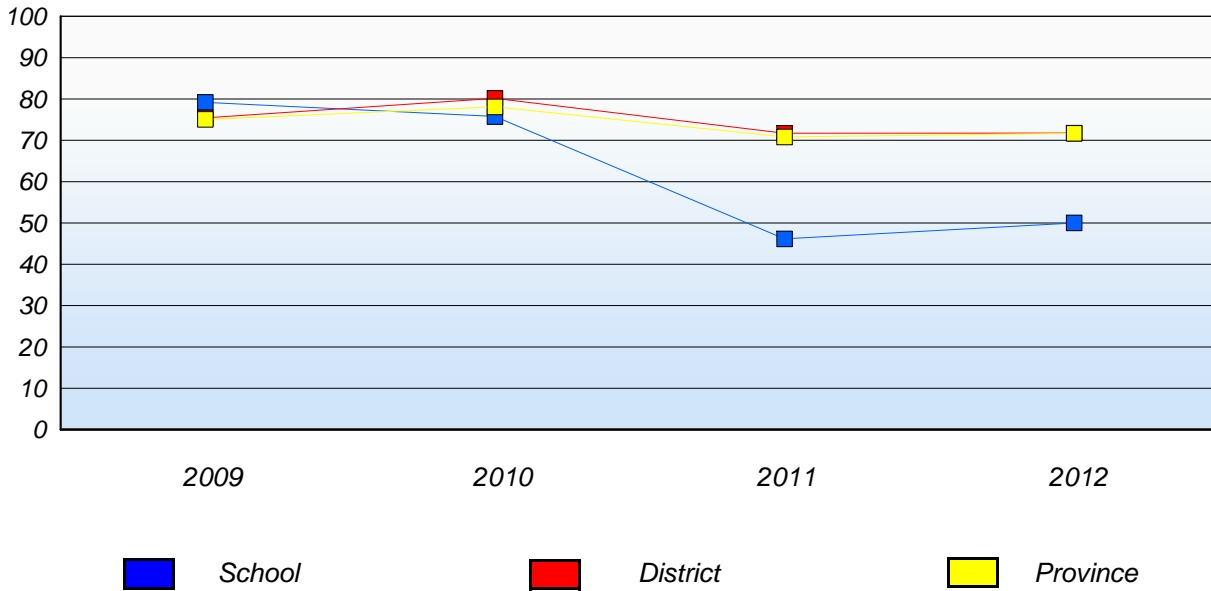
\* Mushuau Innu Natuashish School and Sheshatshiu Innu School are excluded from district and provincial results.

\* Reading score is composite of Non Fiction and Poet. Source: Division of Evaluation and Research, Department of Education

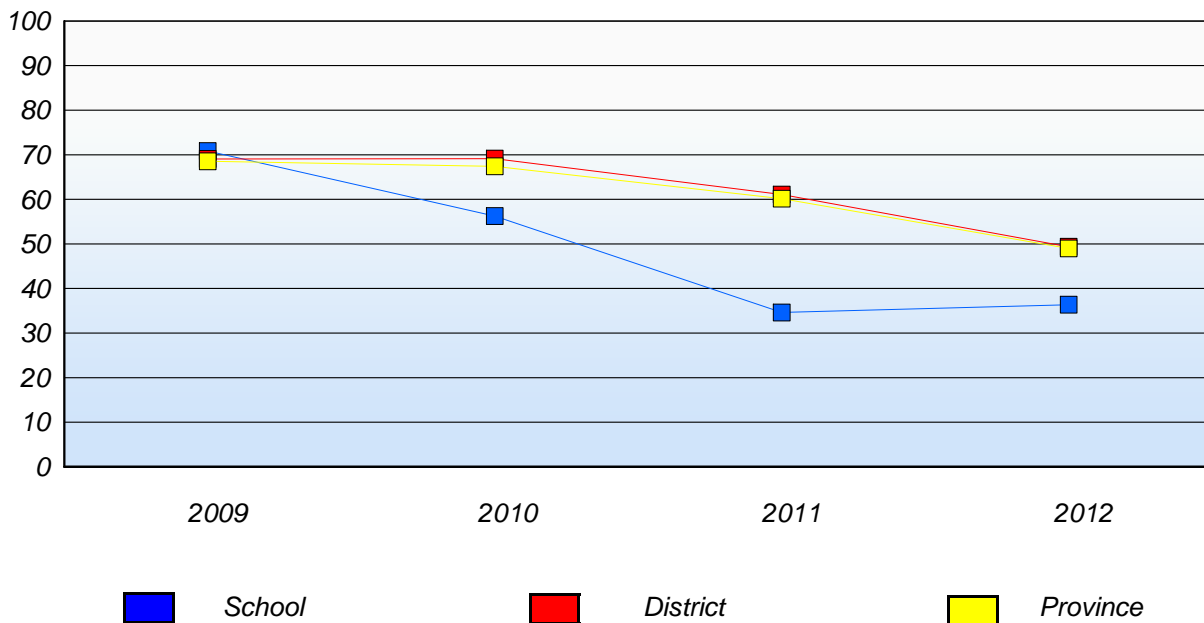
District 4 - Eastern

School #: 442    Persalvic Elementary

**Demand Writing**  
Percentage of students at level 3 or above (2009 - 2012)



**Reading**  
Percentage of students at level 3 or above (2009 - 2012)



\* In some cases, CRT numbers may exceed AGR numbers based on late enrolments. Pie chart is based on the number of students who wrote the CRT.

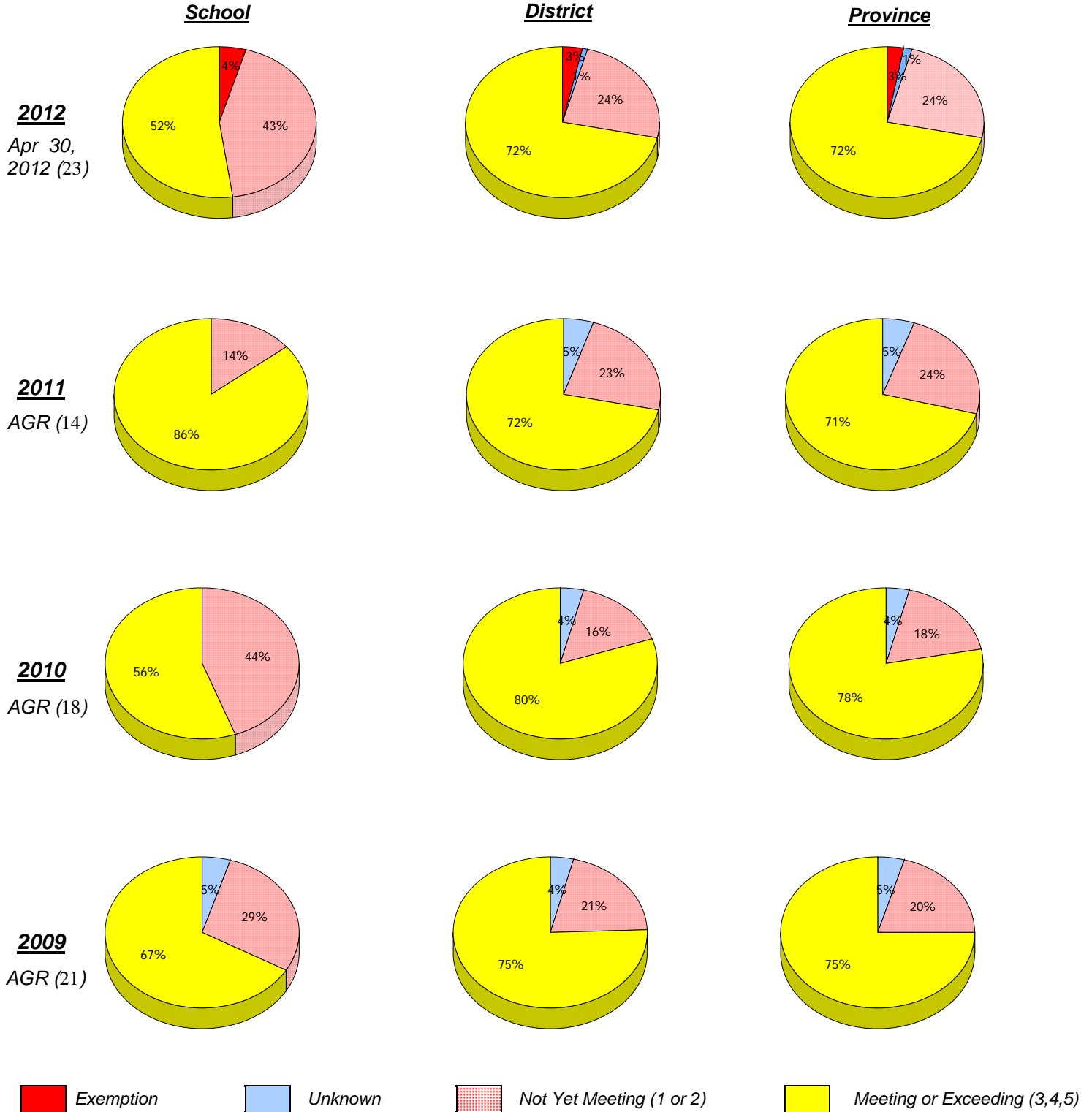
\* Mushuau Innu Natuashish School and Sheshatshiu Innu School are excluded from district and provincial results.

\* Reading score is composite of Non Fiction and Poet. Source: Division of Evaluation and Research, Department of Education

District 4 - Eastern

School #: 444 Cabot Academy

**Demand Writing**



\* In some cases, CRT numbers may exceed AGR numbers based on late enrolments. Pie chart is based on the number of students who wrote the CRT.

\* Mushuau Innu Natuashish School and Sheshatshiu Innu School are excluded from district and provincial results.

\* Reading score is composite of Non Fiction and Poet. Source: Division of Evaluation and Research, Department of Education

District 4 - Eastern

School #: 444 Cabot Academy

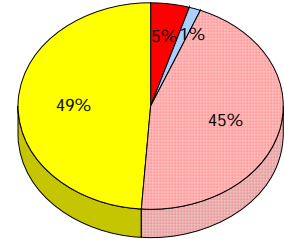
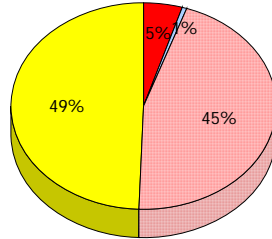
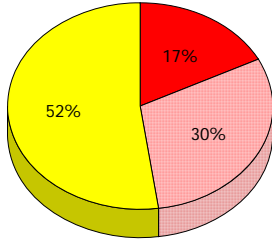
**Reading**

**School**

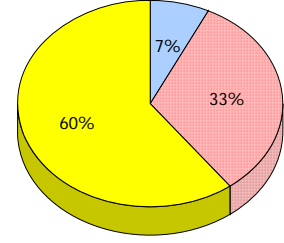
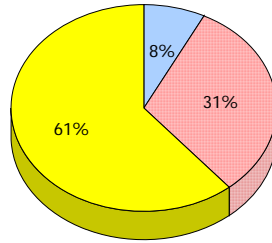
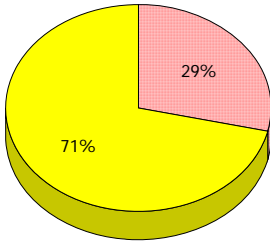
**District**

**Province**

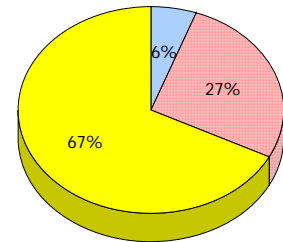
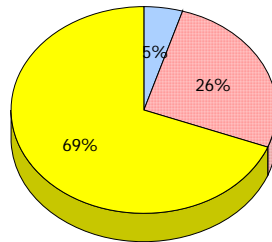
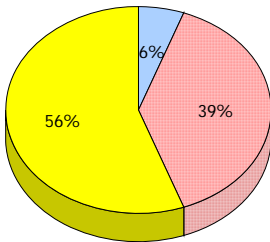
**2012**  
Apr 30,  
2012 (23)



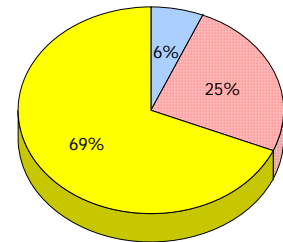
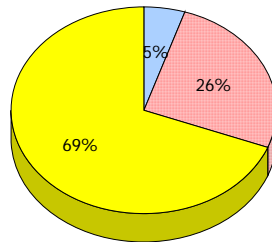
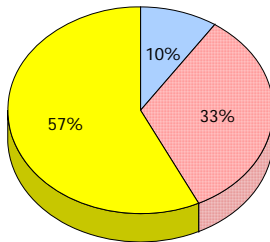
**2011**  
AGR (14)



**2010**  
AGR (18)



**2009**  
AGR (21)



■ Exemption    
 ■ Unknown    
 ■ Not Yet Meeting (1 or 2)    
 ■ Meeting or Exceeding (3,4,5)

\* In some cases, CRT numbers may exceed AGR numbers based on late enrolments. Pie chart is based on the number of students who wrote the CRT.

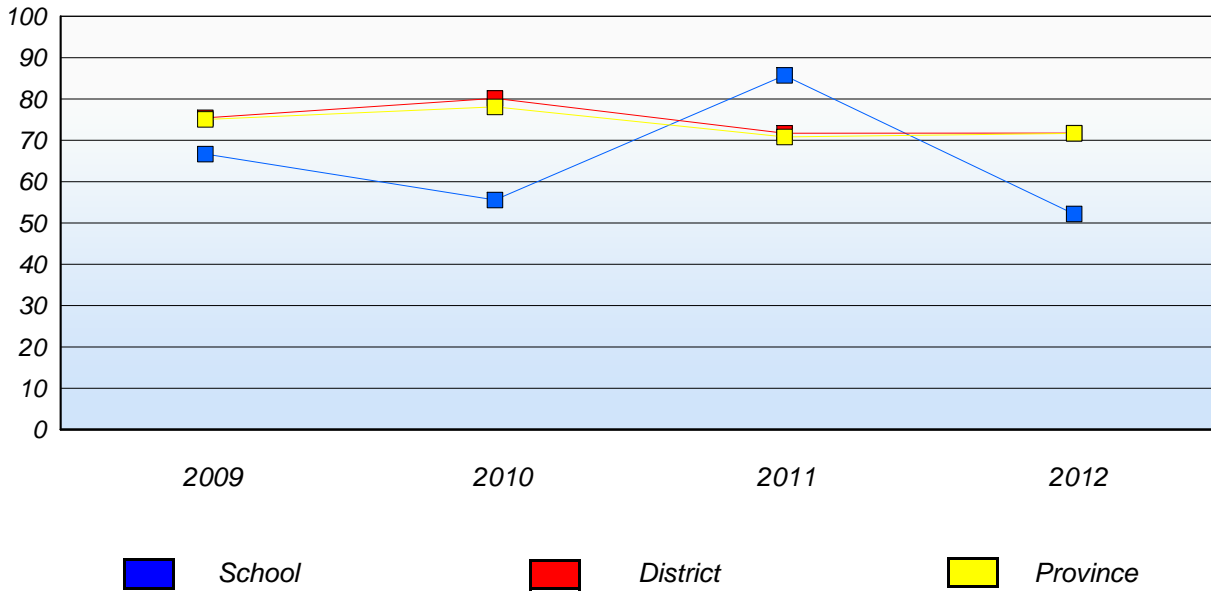
\* Mushuau Innu Natuashish School and Sheshatshiu Innu School are excluded from district and provincial results.

\* Reading score is composite of Non Fiction and Poet. Source: Division of Evaluation and Research, Department of Education

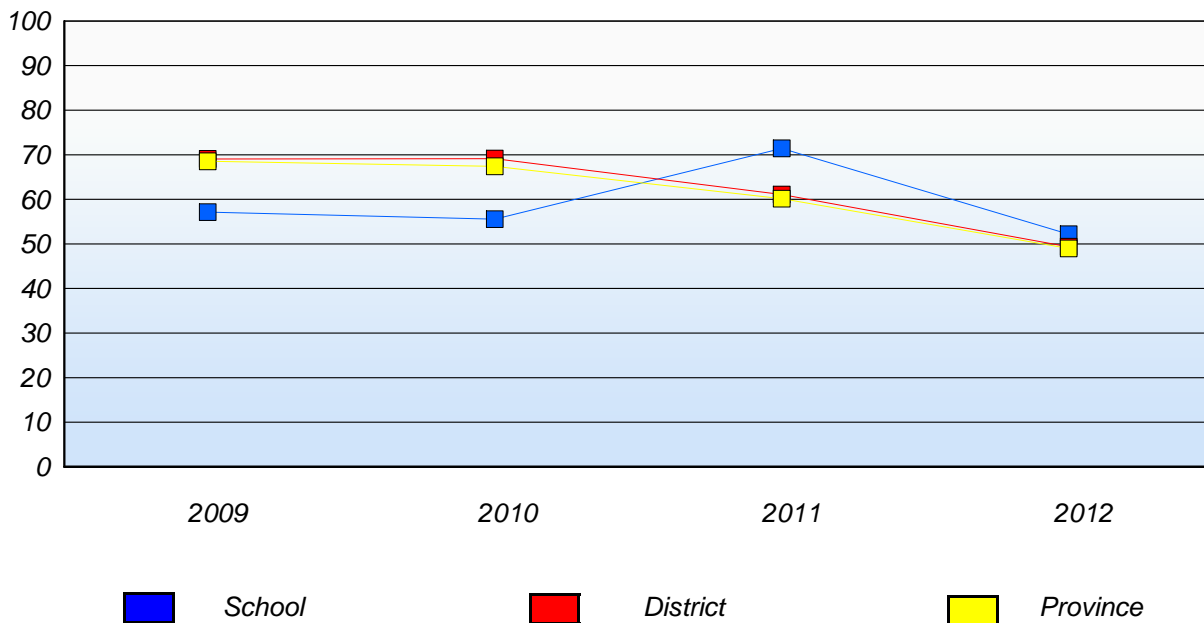
District 4 - Eastern

School #: 444 Cabot Academy

**Demand Writing**  
Percentage of students at level 3 or above (2009 - 2012)



**Reading**  
Percentage of students at level 3 or above (2009 - 2012)



\* In some cases, CRT numbers may exceed AGR numbers based on late enrolments. Pie chart is based on the number of students who wrote the CRT.

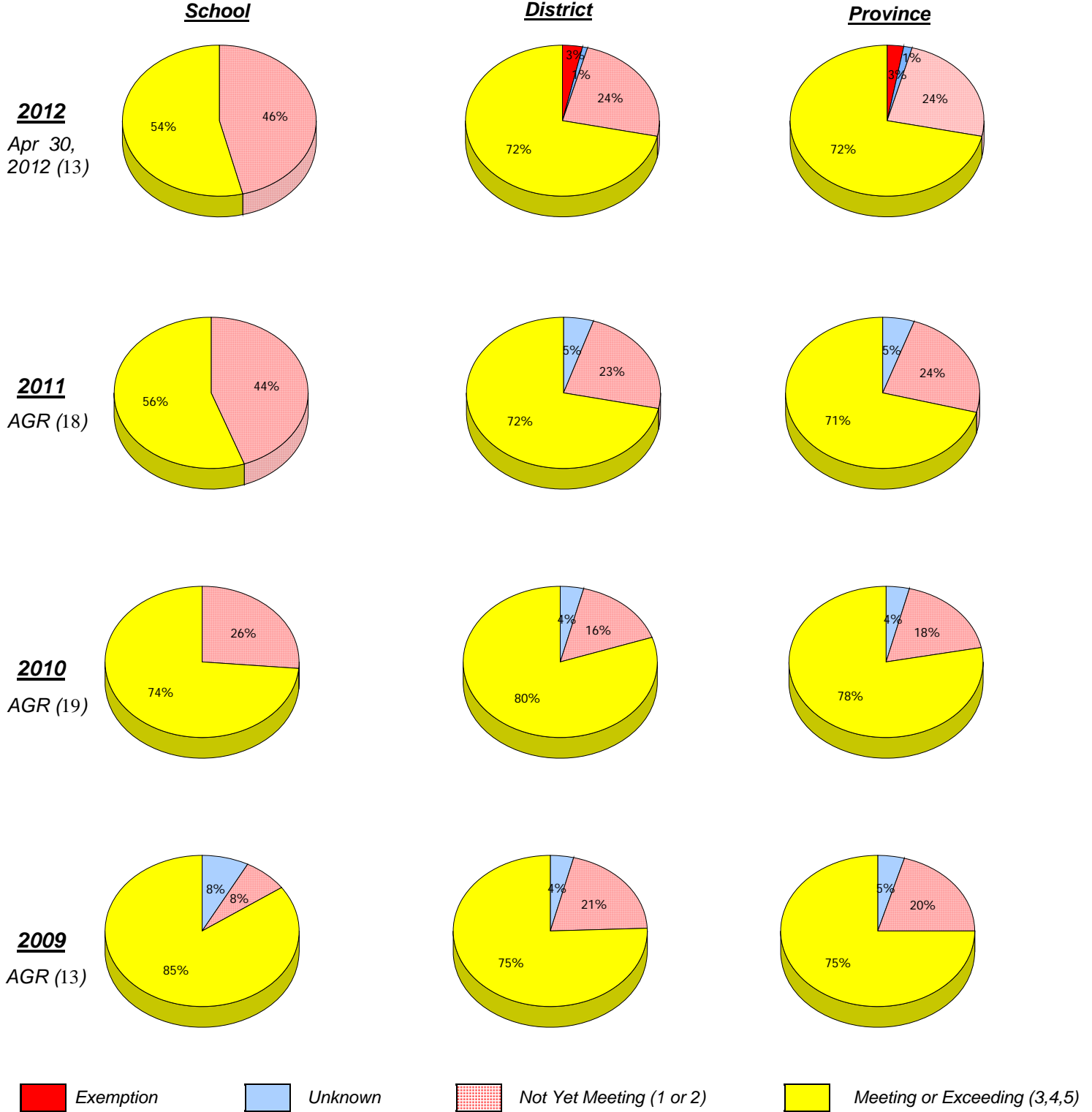
\* Mushuau Innu Natuashish School and Sheshatshiu Innu School are excluded from district and provincial results.

\* Reading score is composite of Non Fiction and Poet. Source: Division of Evaluation and Research, Department of Education

District 4 - Eastern

School #: 446 Whitbourne Elementary

***Demand Writing***



\* In some cases, CRT numbers may exceed AGR numbers based on late enrolments. Pie chart is based on the number of students who wrote the CRT.

\* Mushuau Innu Natuashish School and Sheshatshiu Innu School are excluded from district and provincial results.

\* Reading score is composite of Non Fiction and Poet. Source: Division of Evaluation and Research, Department of Education



District 4 - Eastern

School #: 446 Whitbourne Elementary

**Reading**

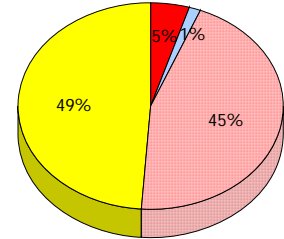
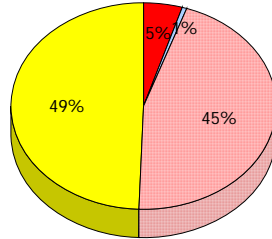
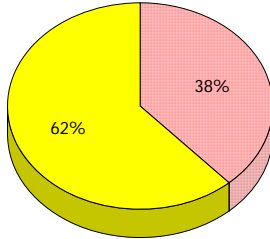
**School**

**District**

**Province**

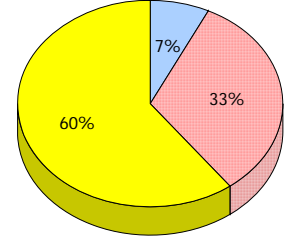
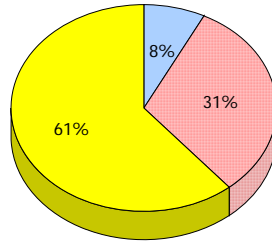
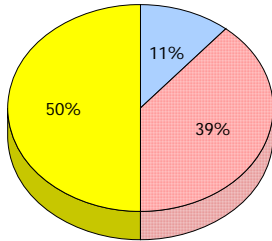
**2012**

Apr 30,  
2012 (13)



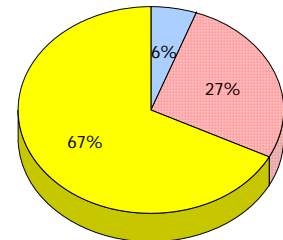
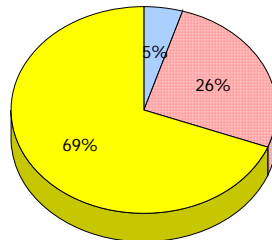
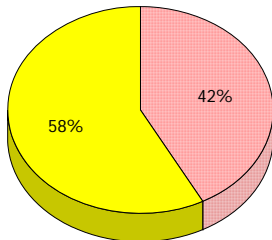
**2011**

AGR (18)



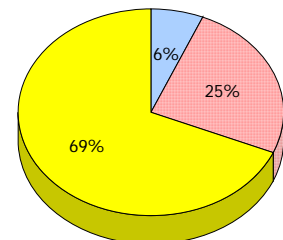
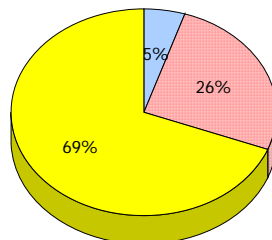
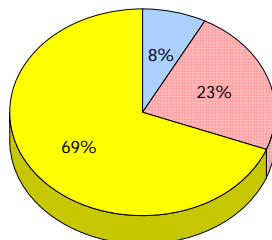
**2010**

AGR (19)



**2009**

AGR (13)



■ Exemption    
 ■ Unknown    
 ■ Not Yet Meeting (1 or 2)    
 ■ Meeting or Exceeding (3,4,5)

\* In some cases, CRT numbers may exceed AGR numbers based on late enrolments. Pie chart is based on the number of students who wrote the CRT.

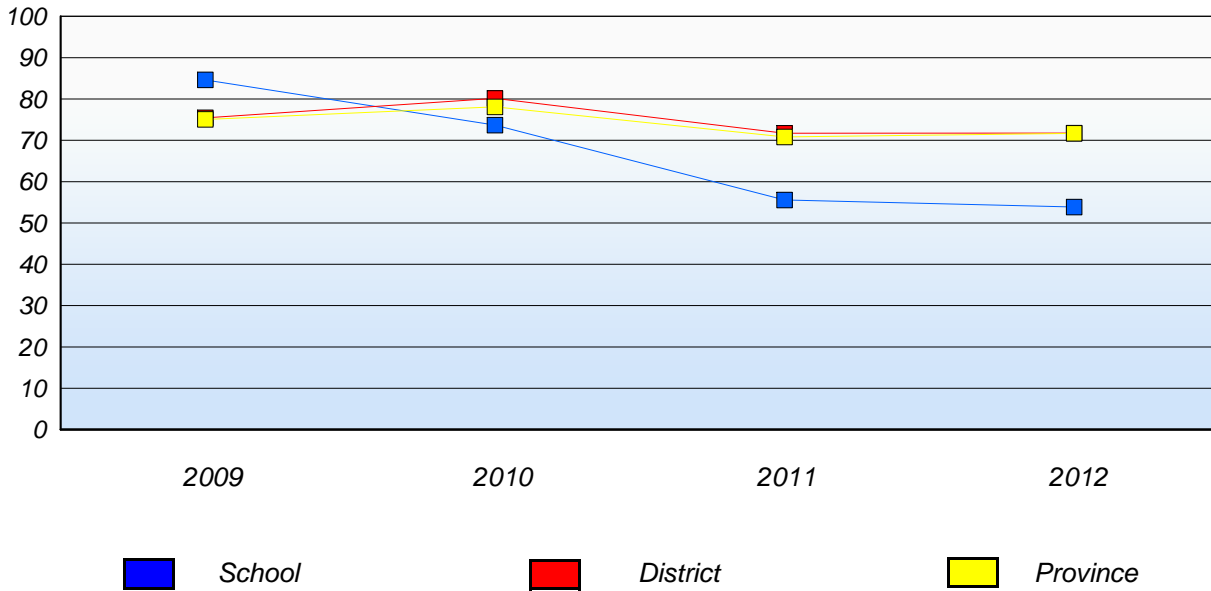
\* Mushuau Innu Natuashish School and Sheshatshiu Innu School are excluded from district and provincial results.

\* Reading score is composite of Non Fiction and Poet. Source: Division of Evaluation and Research, Department of Education

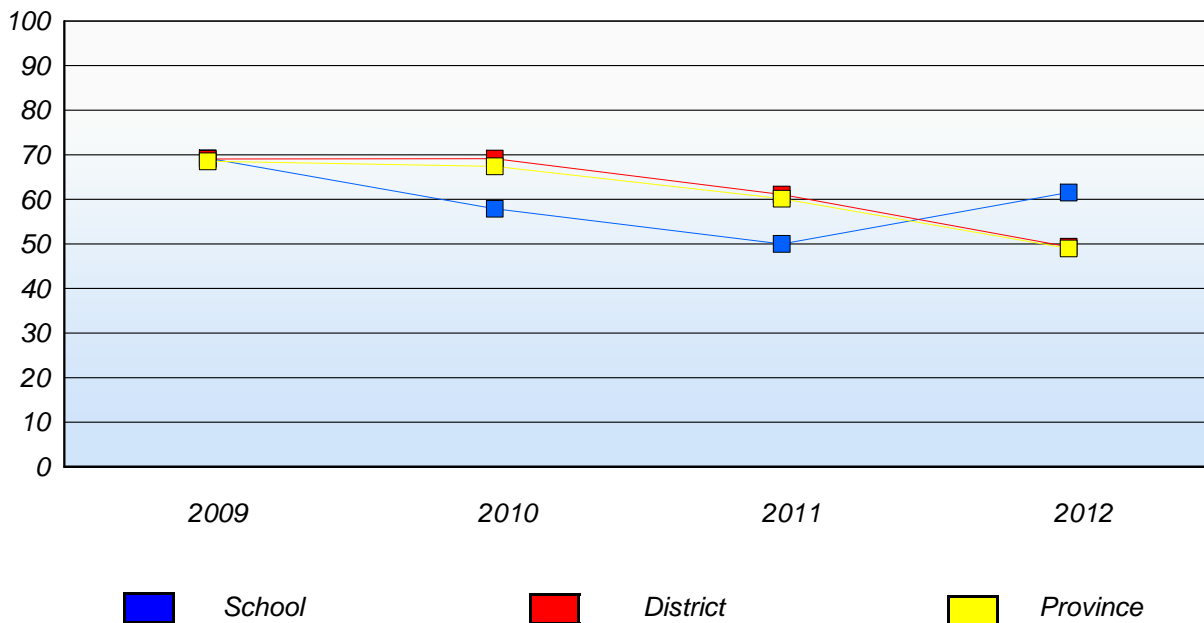
District 4 - Eastern

School #: 446 Whitbourne Elementary

**Demand Writing**  
Percentage of students at level 3 or above (2009 - 2012)



**Reading**  
Percentage of students at level 3 or above (2009 - 2012)



\* In some cases, CRT numbers may exceed AGR numbers based on late enrolments. Pie chart is based on the number of students who wrote the CRT.

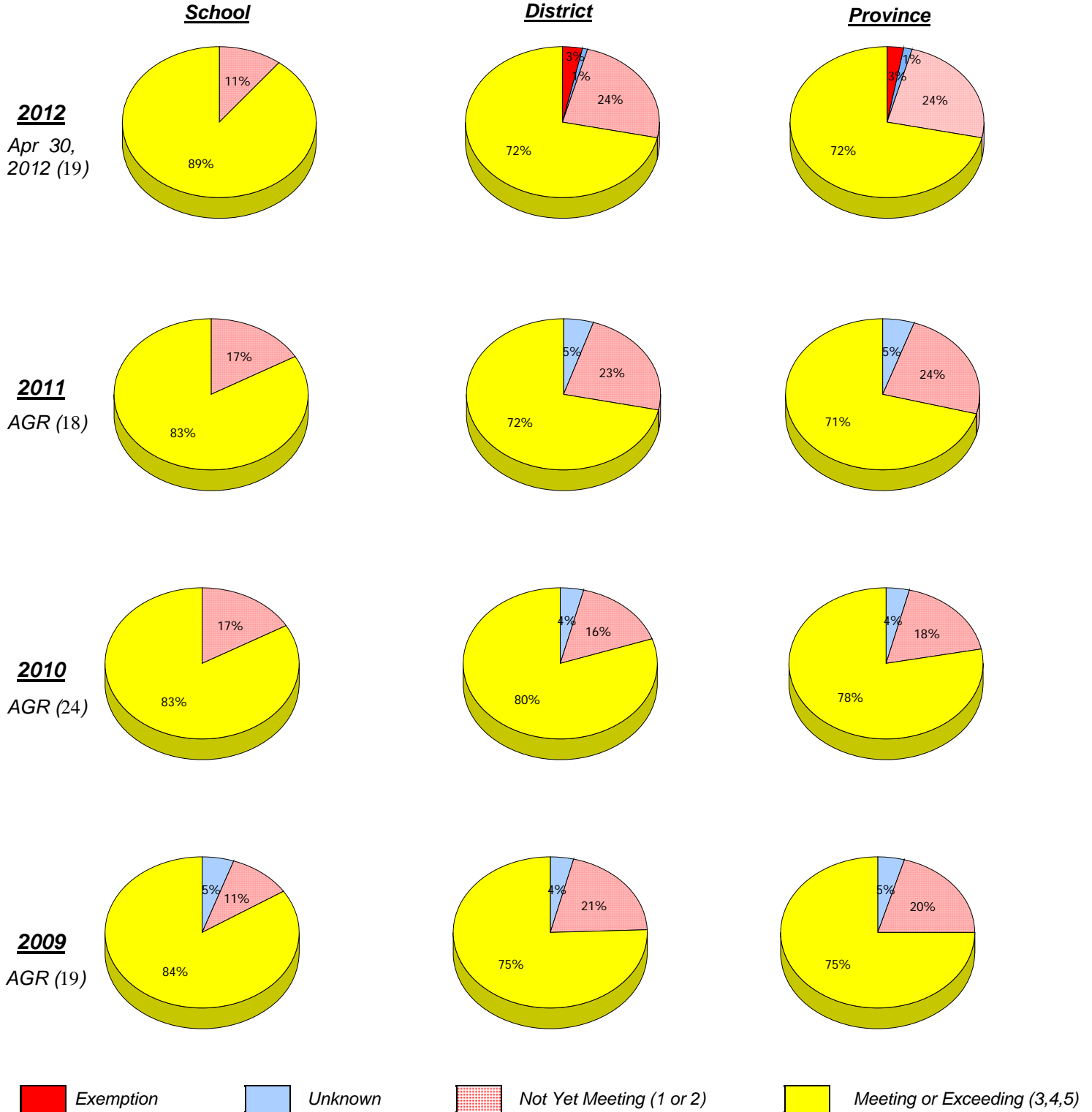
\* Mushuau Innu Natuashish School and Sheshatshiu Innu School are excluded from district and provincial results.

\* Reading score is composite of Non Fiction and Poet. Source: Division of Evaluation and Research, Department of Education

District 4 - Eastern

School #: 447 Baltimore School Complex

**Demand Writing**



\* In some cases, CRT numbers may exceed AGR numbers based on late enrolments. Pie chart is based on the number of students who wrote the CRT.

\* Mushuau Innu Natuashish School and Sheshatshiu Innu School are excluded from district and provincial results.

\* Reading score is composite of Non Fiction and Poet. Source: Division of Evaluation and Research, Department of Education

District 4 - Eastern

School #: 447 Baltimore School Complex

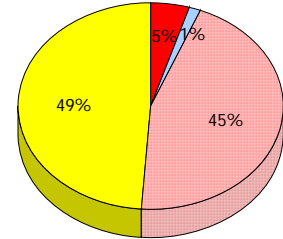
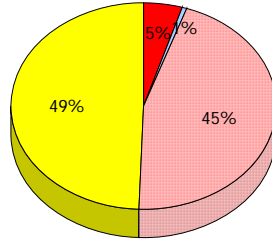
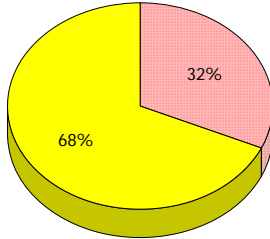
**Reading**

**School**

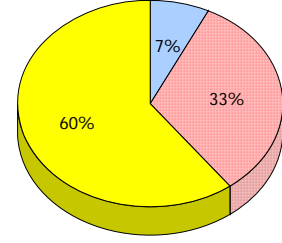
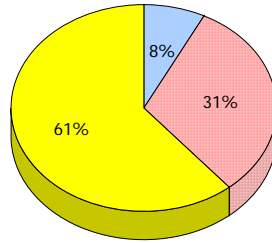
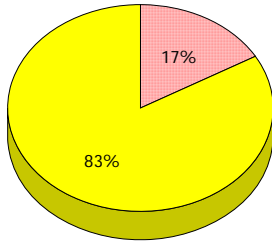
**District**

**Province**

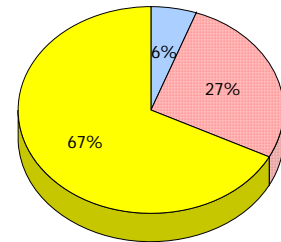
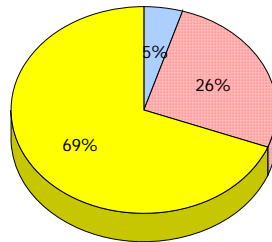
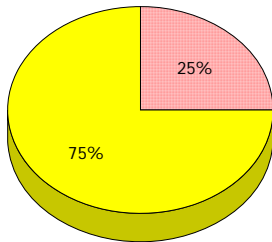
**2012**  
Apr 30,  
2012 (19)



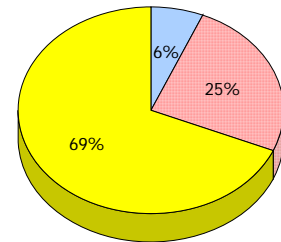
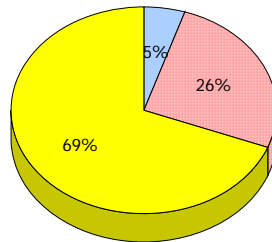
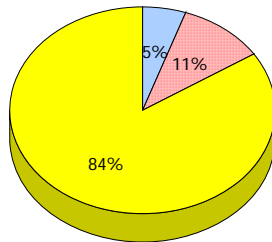
**2011**  
AGR (18)



**2010**  
AGR (24)



**2009**  
AGR (19)



■ Exemption    
 ■ Unknown    
 ■ Not Yet Meeting (1 or 2)    
 ■ Meeting or Exceeding (3,4,5)

\* In some cases, CRT numbers may exceed AGR numbers based on late enrolments. Pie chart is based on the number of students who wrote the CRT.

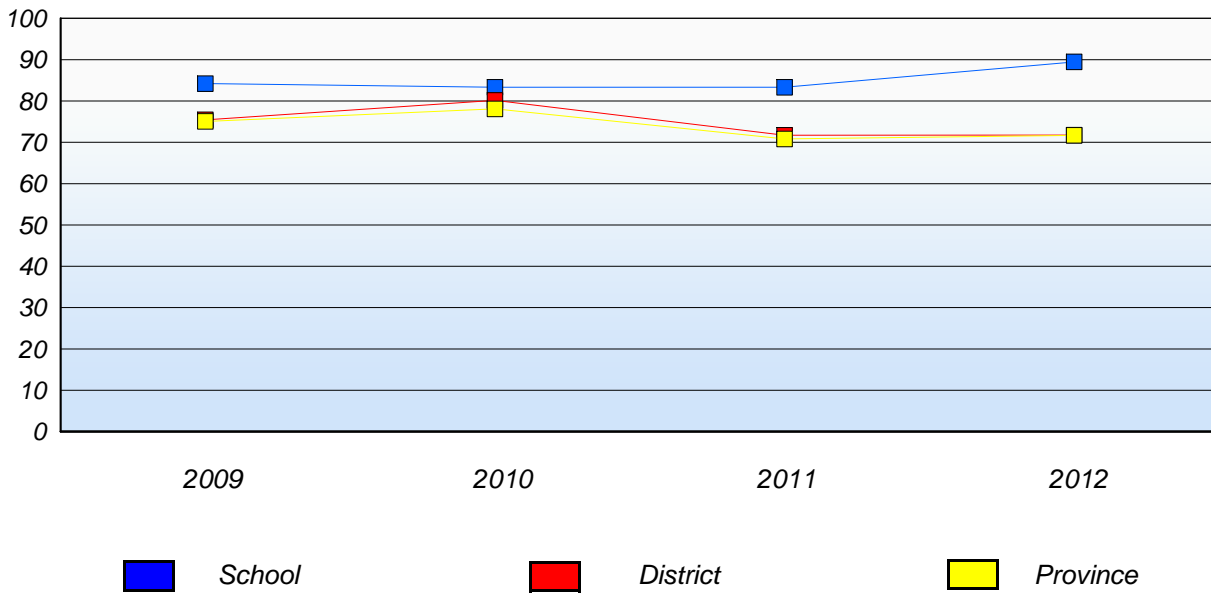
\* Mushuau Innu Natuashish School and Sheshatshiu Innu School are excluded from district and provincial results.

\* Reading score is composite of Non Fiction and Poet. Source: Division of Evaluation and Research, Department of Education

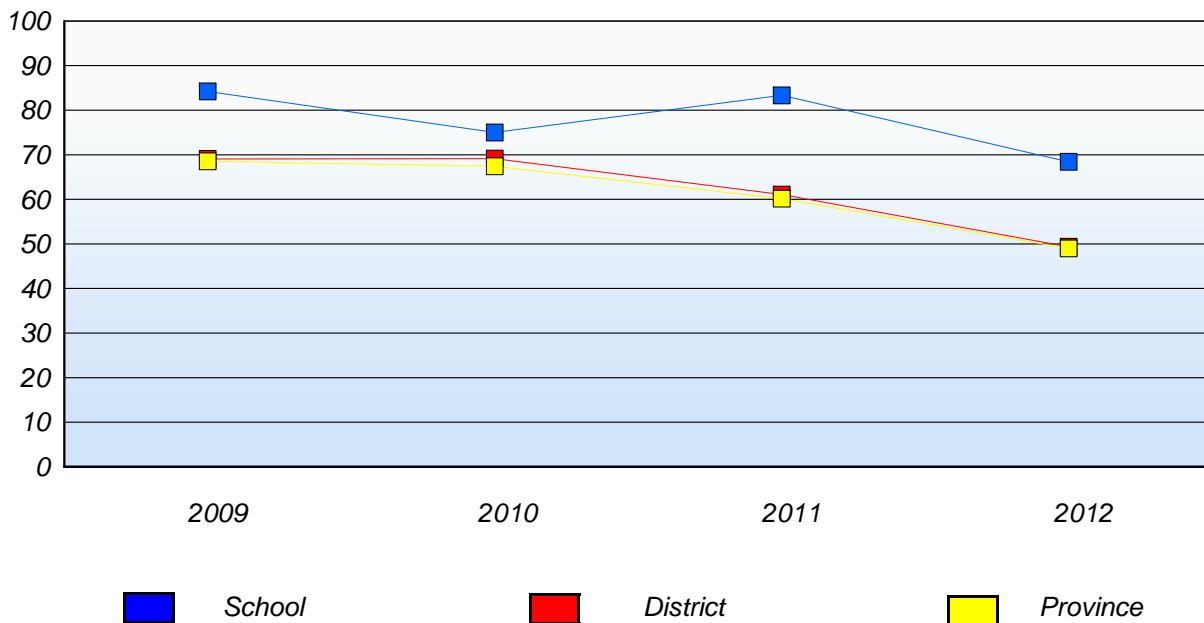
**District 4 - Eastern**

School #: 447    Baltimore School Complex

**Demand Writing**  
Percentage of students at level 3 or above (2009 - 2012)



**Reading**  
Percentage of students at level 3 or above (2009 - 2012)



\* In some cases, CRT numbers may exceed AGR numbers based on late enrolments. Pie chart is based on the number of students who wrote the CRT.

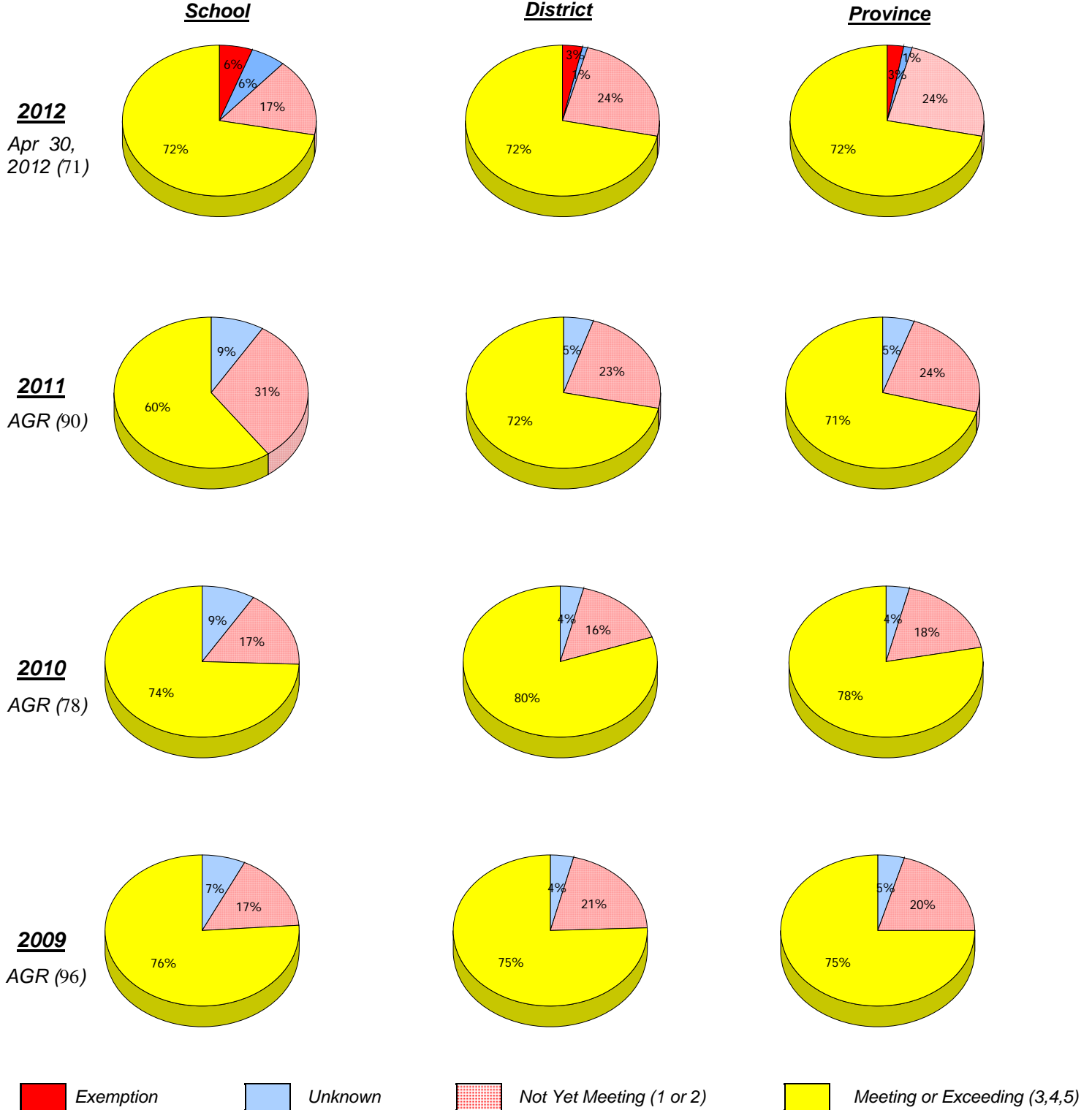
\* Mushuau Innu Natuashish School and Sheshatshiu Innu School are excluded from district and provincial results.

\* Reading score is composite of Non Fiction and Poet. Source: Division of Evaluation and Research, Department of Education

District 4 - Eastern

School #: 468 Hazelwood Elementary

**Demand Writing**



\* In some cases, CRT numbers may exceed AGR numbers based on late enrolments. Pie chart is based on the number of students who wrote the CRT.

\* Mushuau Innu Natuashish School and Sheshatshiu Innu School are excluded from district and provincial results.

\* Reading score is composite of Non Fiction and Poet. Source: Division of Evaluation and Research, Department of Education

District 4 - Eastern

School #: 468 Hazelwood Elementary

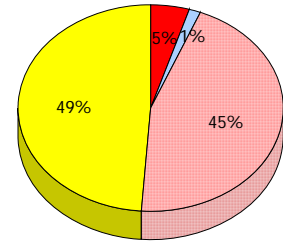
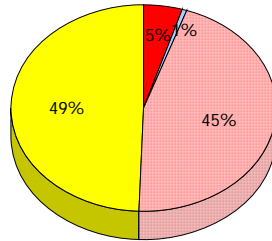
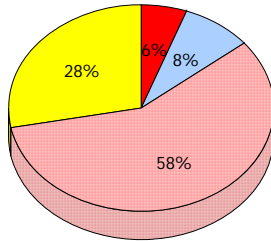
**Reading**

**School**

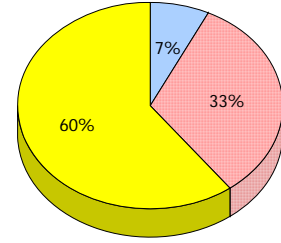
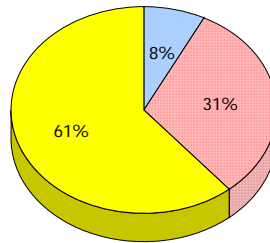
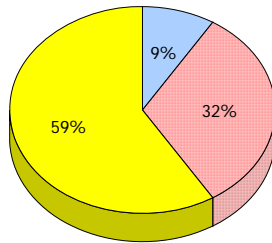
**District**

**Province**

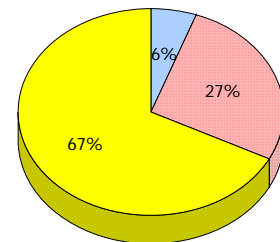
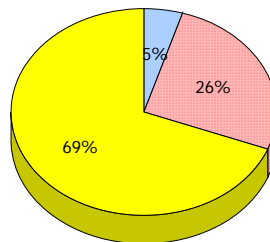
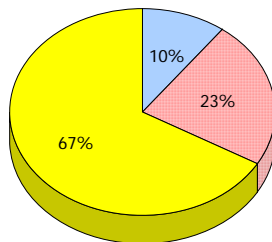
**2012**  
Apr 30,  
2012 (71)



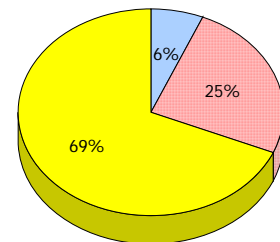
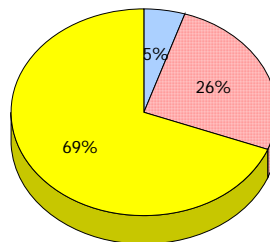
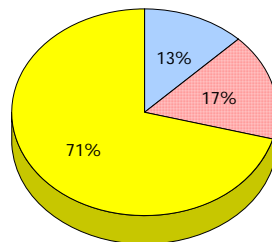
**2011**  
AGR (90)



**2010**  
AGR (78)



**2009**  
AGR (96)



■ Exemption    
 ■ Unknown    
 ■ Not Yet Meeting (1 or 2)    
 ■ Meeting or Exceeding (3,4,5)

\* In some cases, CRT numbers may exceed AGR numbers based on late enrolments. Pie chart is based on the number of students who wrote the CRT.

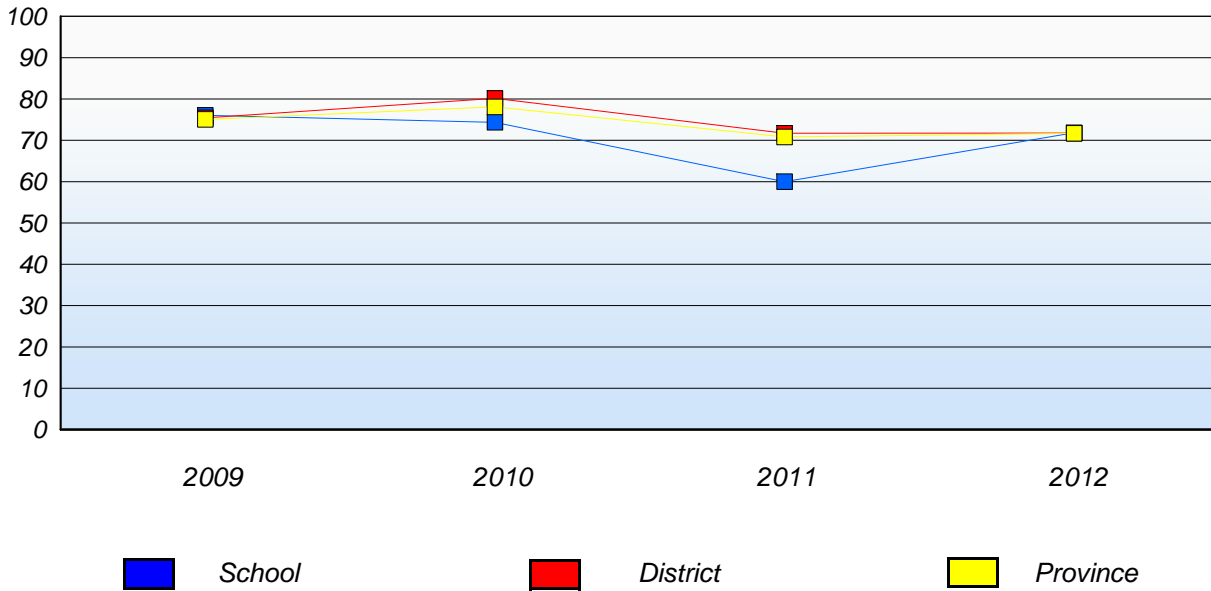
\* Mushuau Innu Natuashish School and Sheshatshiu Innu School are excluded from district and provincial results.

\* Reading score is composite of Non Fiction and Poet. Source: Division of Evaluation and Research, Department of Education

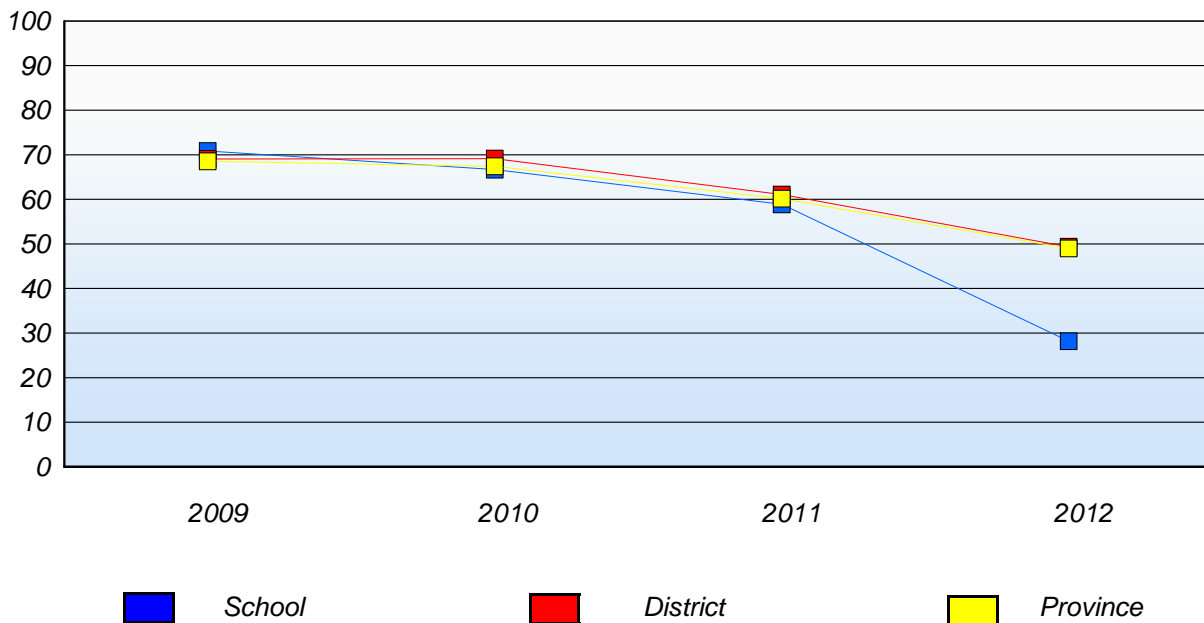
District 4 - Eastern

School #: 468 Hazelwood Elementary

**Demand Writing**  
Percentage of students at level 3 or above (2009 - 2012)



**Reading**  
Percentage of students at level 3 or above (2009 - 2012)



\* In some cases, CRT numbers may exceed AGR numbers based on late enrolments. Pie chart is based on the number of students who wrote the CRT.

\* Mushuau Innu Natuashish School and Sheshatshiu Innu School are excluded from district and provincial results.

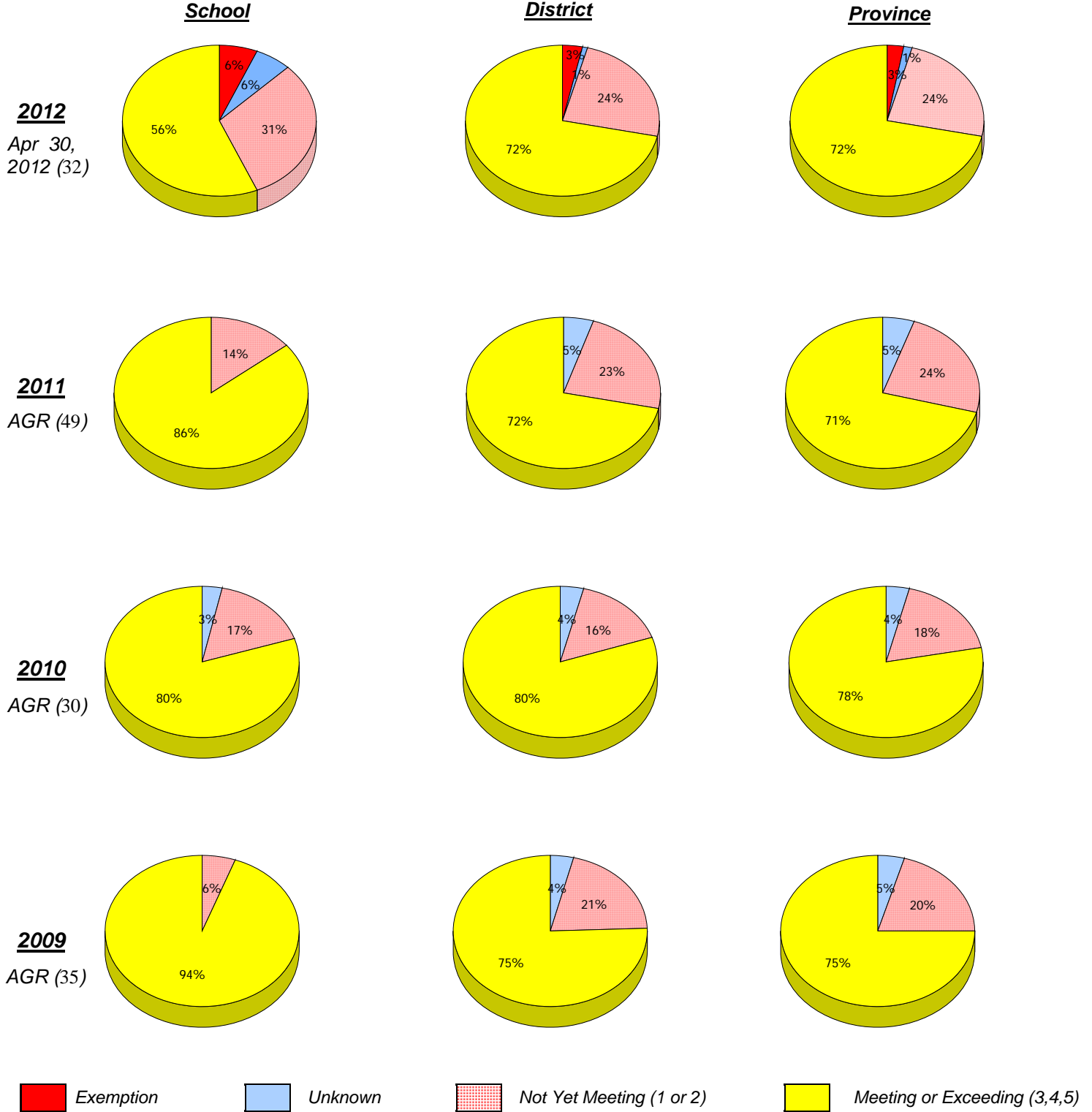
\* Reading score is composite of Non Fiction and Poet. Source: Division of Evaluation and Research, Department of Education



District 4 - Eastern

School #: 473 Cape St. Francis Elementary

**Demand Writing**



\* In some cases, CRT numbers may exceed AGR numbers based on late enrolments. Pie chart is based on the number of students who wrote the CRT.

\* Mushuau Innu Natuashish School and Sheshatshiu Innu School are excluded from district and provincial results.

\* Reading score is composite of Non Fiction and Poet. Source: Division of Evaluation and Research, Department of Education

District 4 - Eastern

School #: 473 Cape St. Francis Elementary

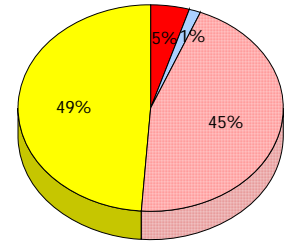
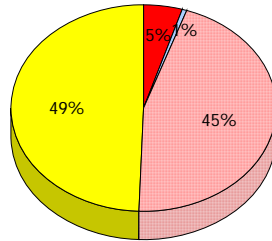
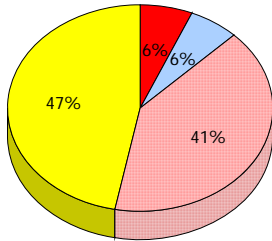
**Reading**

**School**

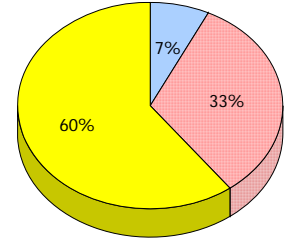
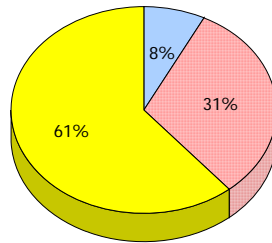
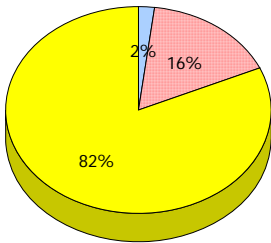
**District**

**Province**

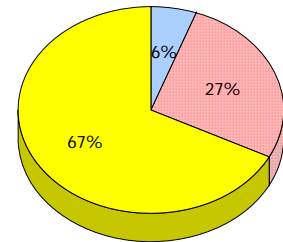
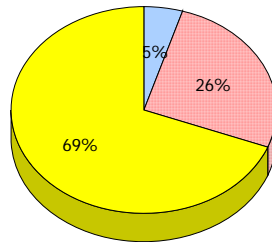
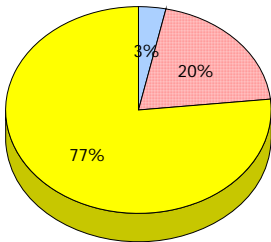
**2012**  
Apr 30,  
2012 (32)



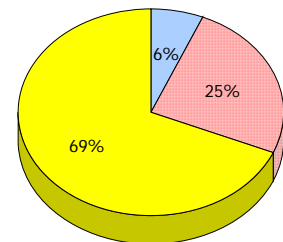
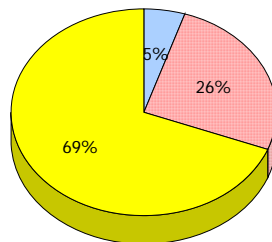
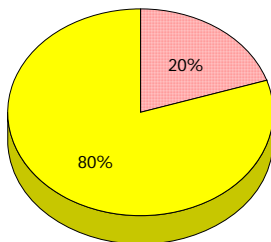
**2011**  
AGR (49)



**2010**  
AGR (30)



**2009**  
AGR (35)



■ Exemption    
 ■ Unknown    
 ■ Not Yet Meeting (1 or 2)    
 ■ Meeting or Exceeding (3,4,5)

\* In some cases, CRT numbers may exceed AGR numbers based on late enrolments. Pie chart is based on the number of students who wrote the CRT.

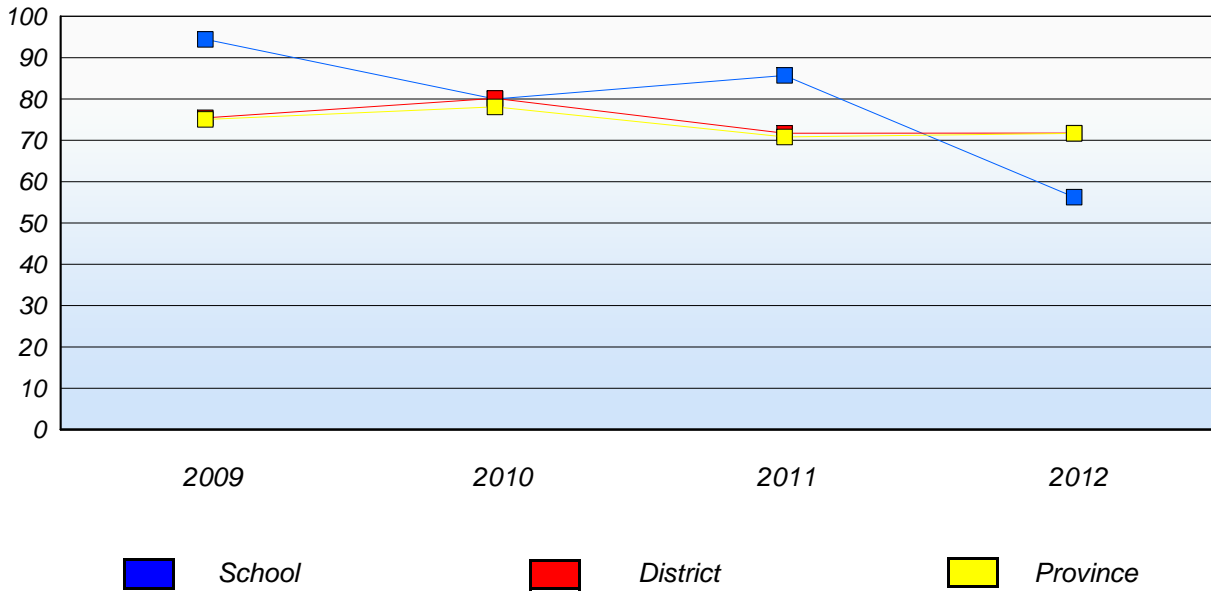
\* Mushuau Innu Natuashish School and Sheshatshiu Innu School are excluded from district and provincial results.

\* Reading score is composite of Non Fiction and Poet. Source: Division of Evaluation and Research, Department of Education

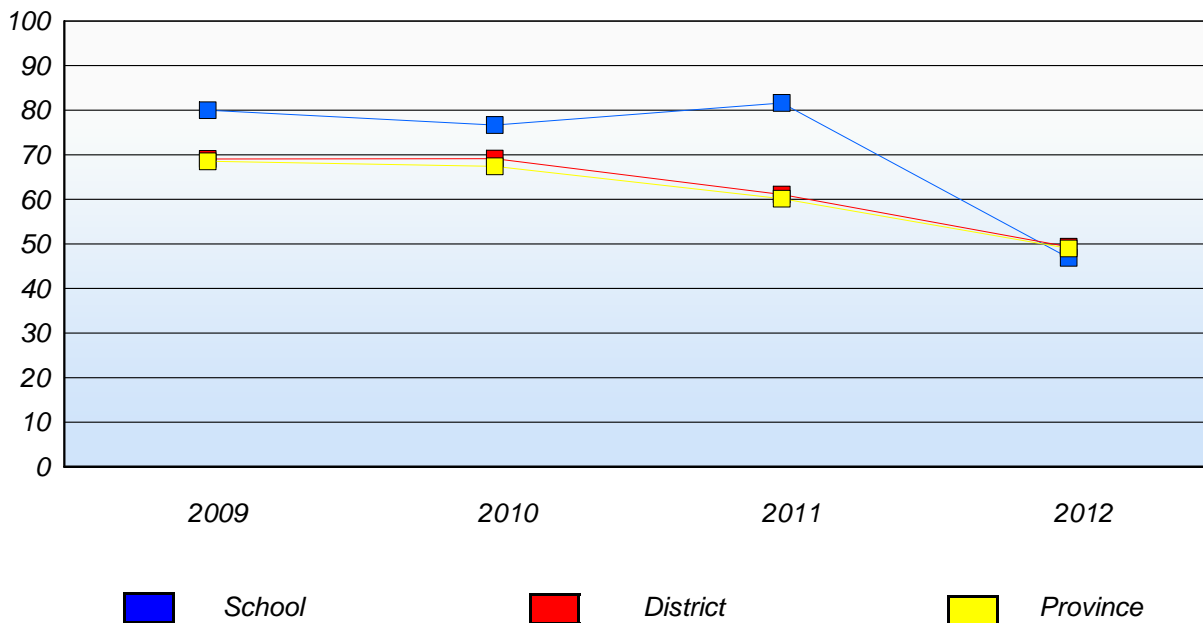
District 4 - Eastern

School #: 473 Cape St. Francis Elementary

**Demand Writing**  
Percentage of students at level 3 or above (2009 - 2012)



**Reading**  
Percentage of students at level 3 or above (2009 - 2012)



\* In some cases, CRT numbers may exceed AGR numbers based on late enrolments. Pie chart is based on the number of students who wrote the CRT.

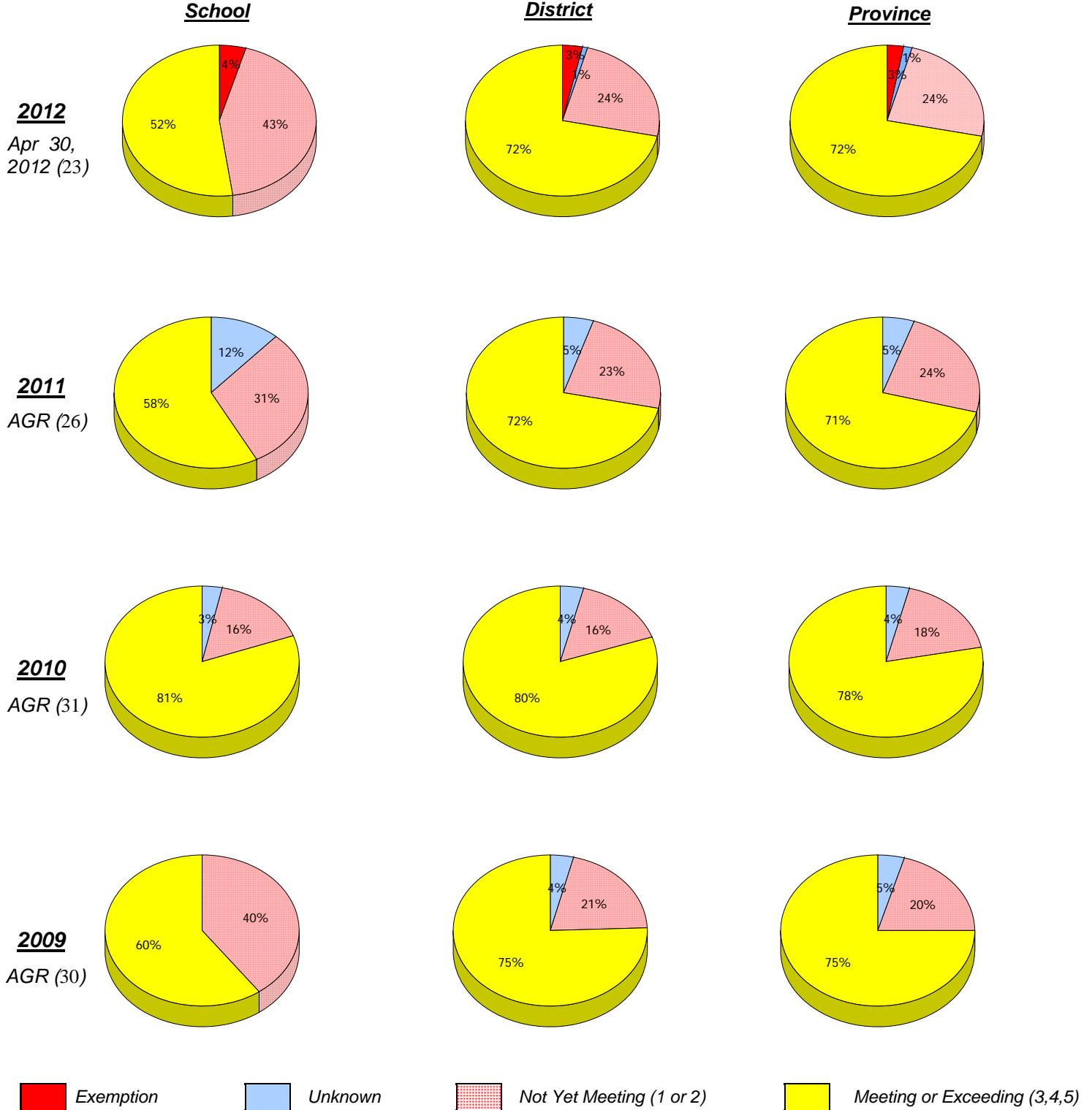
\* Mushuau Innu Natuashish School and Sheshatshiu Innu School are excluded from district and provincial results.

\* Reading score is composite of Non Fiction and Poet. Source: Division of Evaluation and Research, Department of Education

District 4 - Eastern

School #: 924 Tricentia Academy

**Demand Writing**



\* In some cases, CRT numbers may exceed AGR numbers based on late enrolments. Pie chart is based on the number of students who wrote the CRT.

\* Mushuau Innu Natuashish School and Sheshatshiu Innu School are excluded from district and provincial results.

\* Reading score is composite of Non Fiction and Poet. Source: Division of Evaluation and Research, Department of Education

District 4 - Eastern

School #: 924 Tricentia Academy

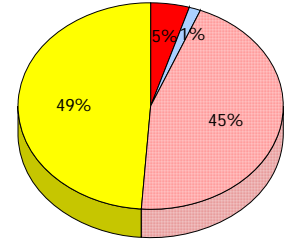
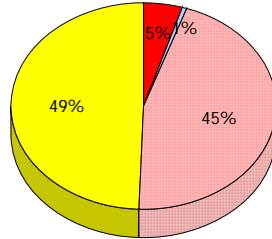
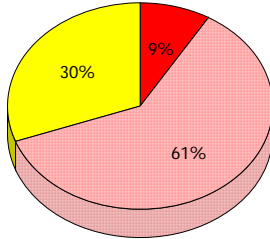
**Reading**

**School**

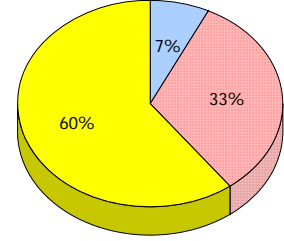
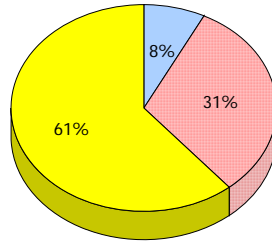
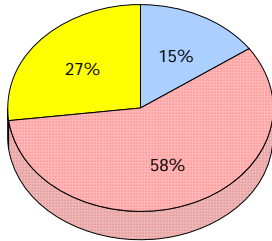
**District**

**Province**

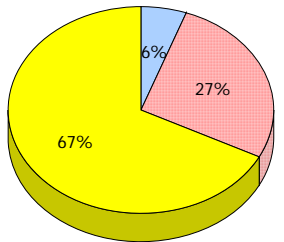
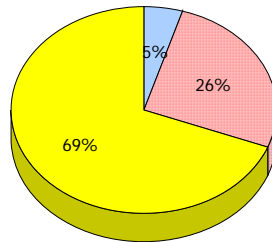
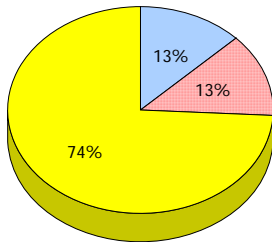
**2012**  
Apr 30,  
2012 (23)



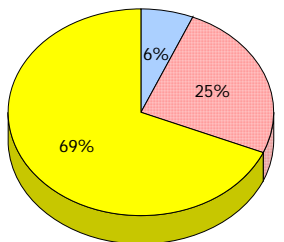
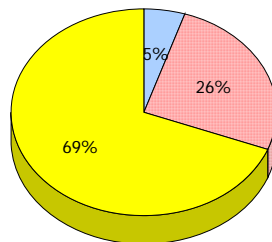
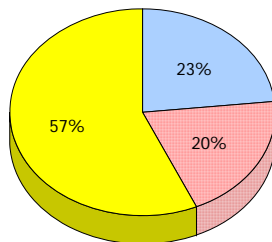
**2011**  
AGR (26)



**2010**  
AGR (31)



**2009**  
AGR (30)



■ Exemption    
 ■ Unknown    
 ■ Not Yet Meeting (1 or 2)    
 ■ Meeting or Exceeding (3,4,5)

\* In some cases, CRT numbers may exceed AGR numbers based on late enrolments. Pie chart is based on the number of students who wrote the CRT.

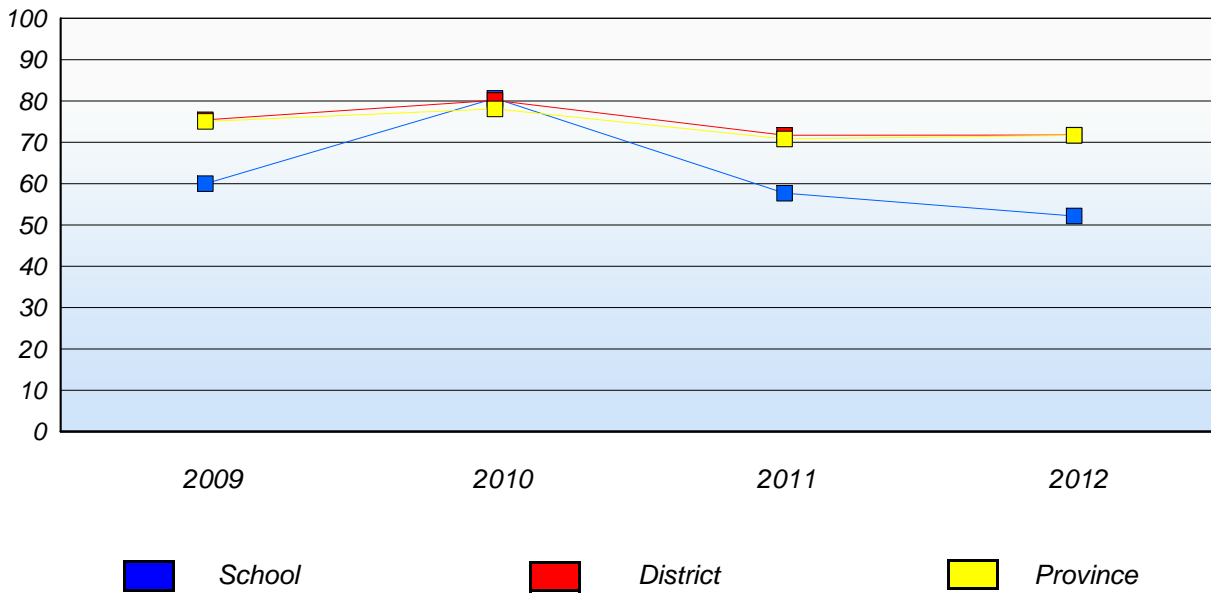
\* Mushuau Innu Natuashish School and Sheshatshiu Innu School are excluded from district and provincial results.

\* Reading score is composite of Non Fiction and Poet. Source: Division of Evaluation and Research, Department of Education

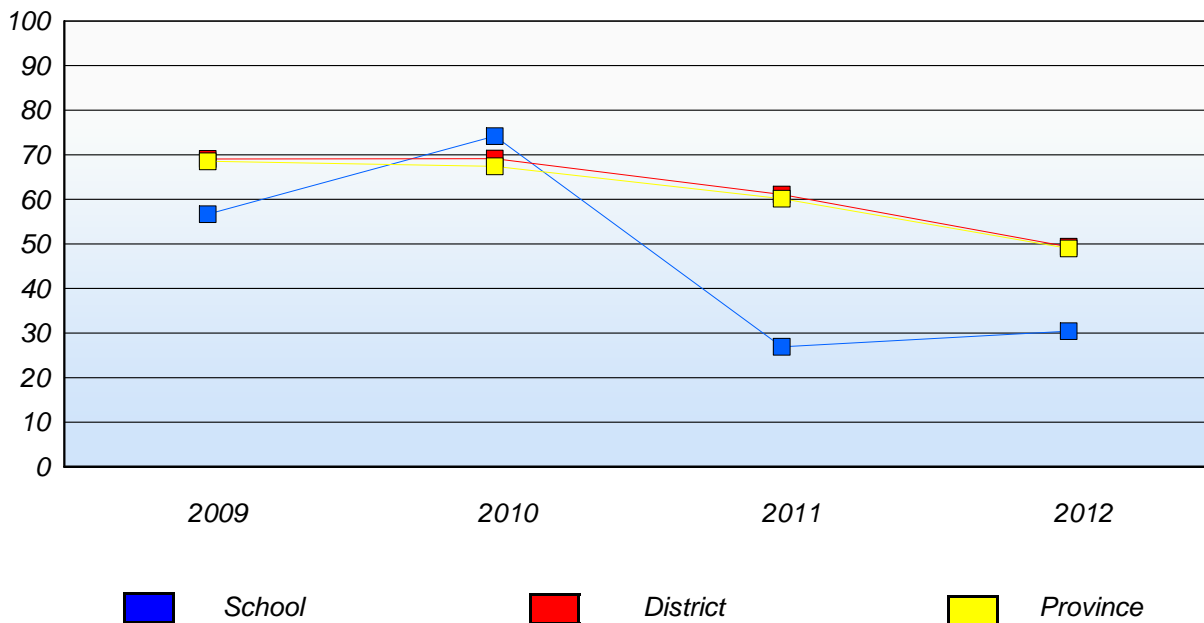
District 4 - Eastern

School #: 924 Tricentia Academy

**Demand Writing**  
Percentage of students at level 3 or above (2009 - 2012)



**Reading**  
Percentage of students at level 3 or above (2009 - 2012)



\* In some cases, CRT numbers may exceed AGR numbers based on late enrolments. Pie chart is based on the number of students who wrote the CRT.

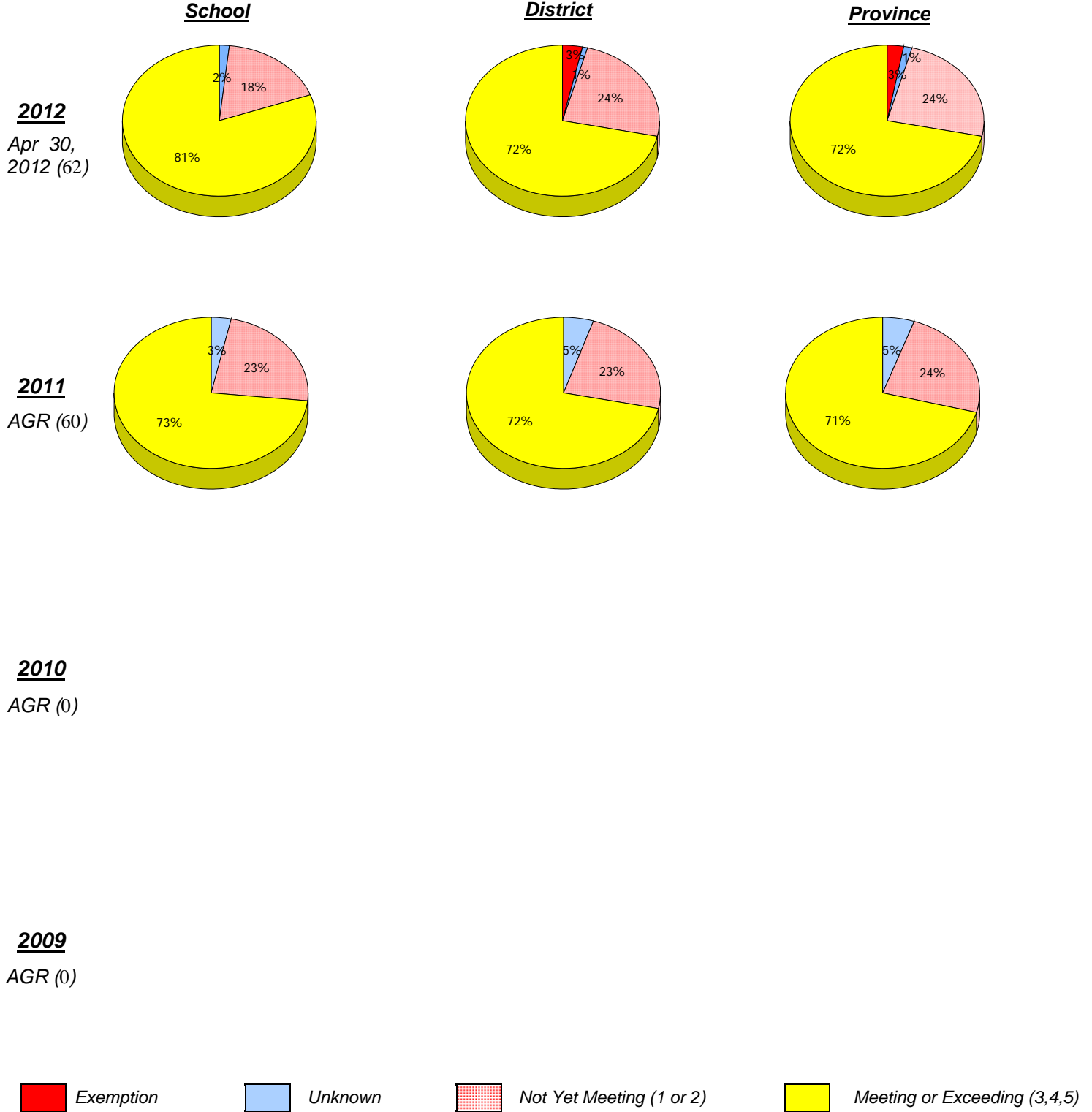
\* Mushuau Innu Natuashish School and Sheshatshiu Innu School are excluded from district and provincial results.

\* Reading score is composite of Non Fiction and Poet. Source: Division of Evaluation and Research, Department of Education

**District 4 - Eastern**

School #: 951 Paradise Elementary

***Demand Writing***



\* In some cases, CRT numbers may exceed AGR numbers based on late enrolments. Pie chart is based on the number of students who wrote the CRT.

\* Mushuau Innu Natuashish School and Sheshatshiu Innu School are excluded from district and provincial results.

\* Reading score is composite of Non Fiction and Poet. Source: Division of Evaluation and Research, Department of Education

**District 4 - Eastern**

School #: 951 Paradise Elementary

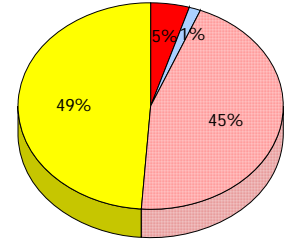
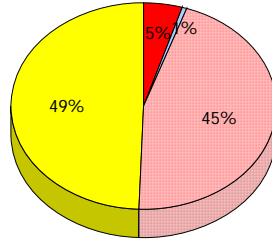
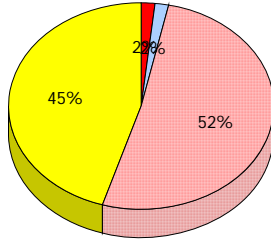
**Reading**

**School**

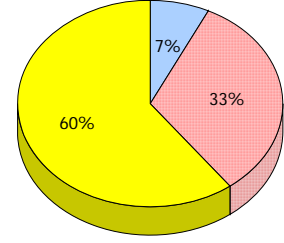
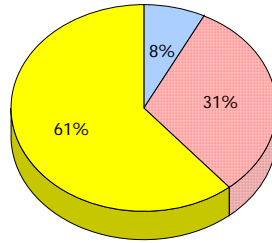
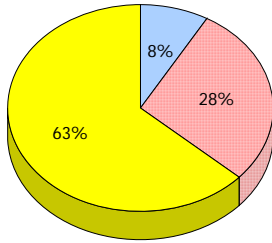
**District**

**Province**

**2012**  
Apr 30,  
2012 (62)

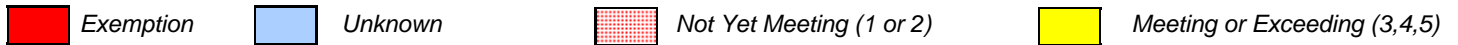


**2011**  
AGR (60)



**2010**  
AGR (0)

**2009**  
AGR (0)



\* In some cases, CRT numbers may exceed AGR numbers based on late enrolments. Pie chart is based on the number of students who wrote the CRT.

\* Mushuau Innu Natuashish School and Sheshatshiu Innu School are excluded from district and provincial results.

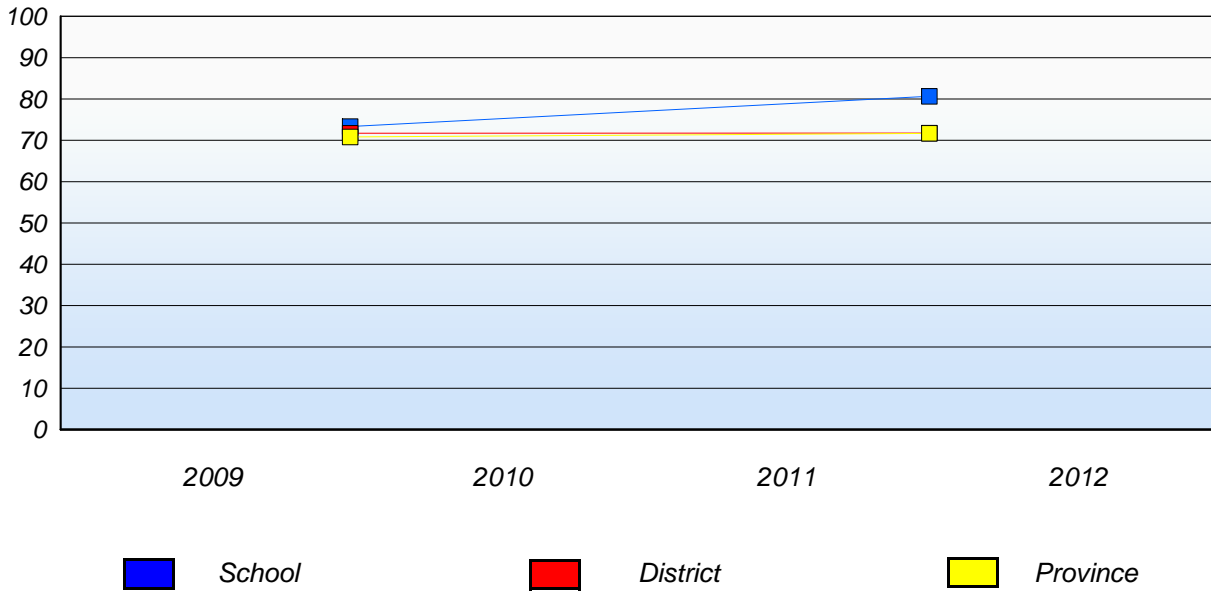
\* Reading score is composite of Non Fiction and Poet. Source: Division of Evaluation and Research, Department of Education



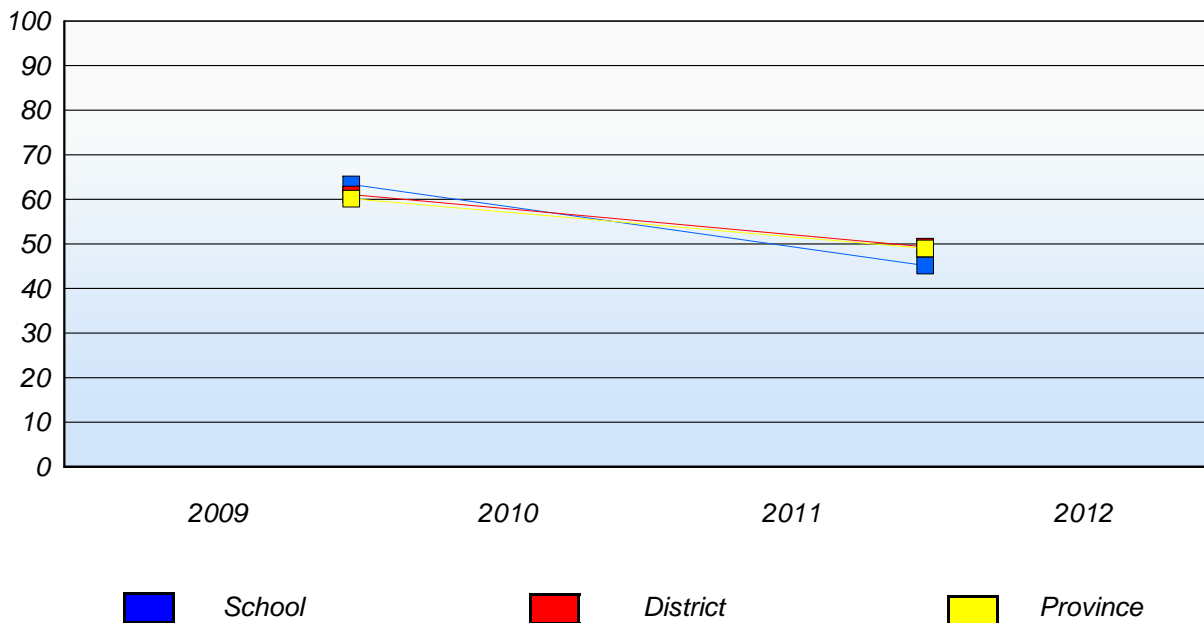
District 4 - Eastern

School #: 951 Paradise Elementary

**Demand Writing**  
Percentage of students at level 3 or above (2009 - 2012)



**Reading**  
Percentage of students at level 3 or above (2009 - 2012)



\* In some cases, CRT numbers may exceed AGR numbers based on late enrolments. Pie chart is based on the number of students who wrote the CRT.

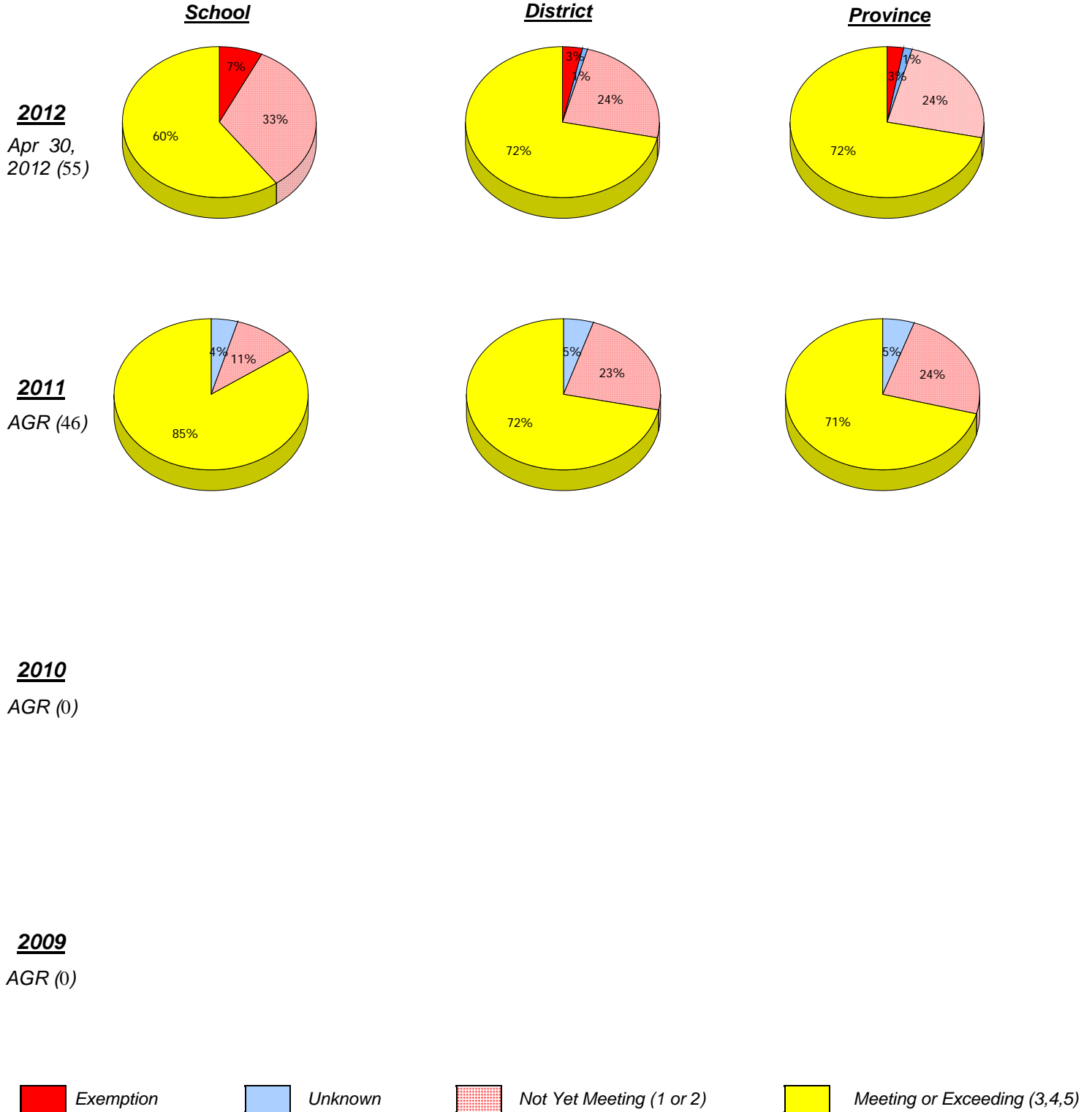
\* Mushuau Innu Natuashish School and Sheshatshiu Innu School are excluded from district and provincial results.

\* Reading score is composite of Non Fiction and Poet. Source: Division of Evaluation and Research, Department of Education

**District 4 - Eastern**

School #: 952 Elizabeth Park Elementary School

***Demand Writing***



\* In some cases, CRT numbers may exceed AGR numbers based on late enrolments. Pie chart is based on the number of students who wrote the CRT.

\* Mushuau Innu Natuashish School and Sheshatshiu Innu School are excluded from district and provincial results.

\* Reading score is composite of Non Fiction and Poet. Source: Division of Evaluation and Research, Department of Education

**District 4 - Eastern**

School #: 952 Elizabeth Park Elementary School

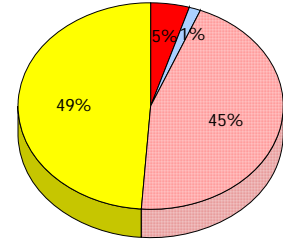
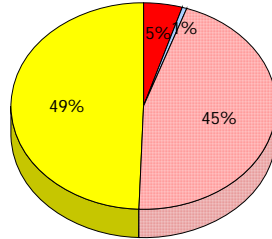
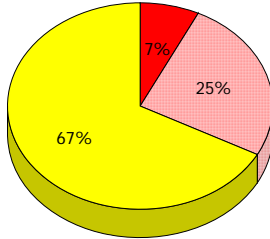
**Reading**

**School**

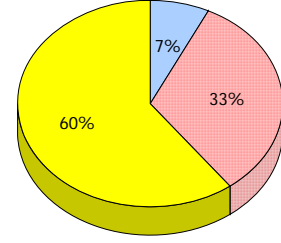
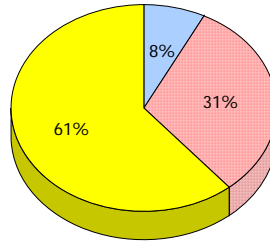
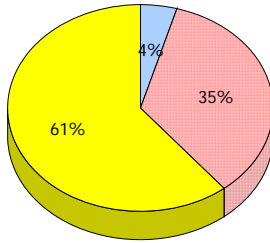
**District**

**Province**

**2012**  
Apr 30,  
2012 (55)

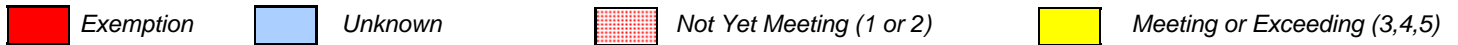


**2011**  
AGR (46)



**2010**  
AGR (0)

**2009**  
AGR (0)



\* In some cases, CRT numbers may exceed AGR numbers based on late enrolments. Pie chart is based on the number of students who wrote the CRT.

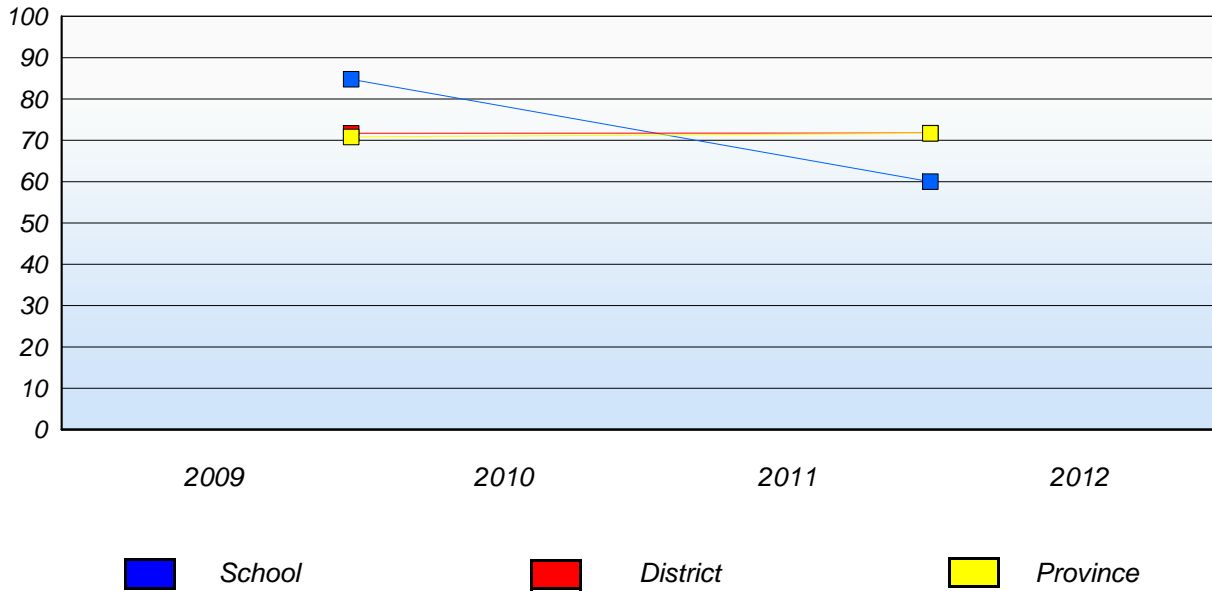
\* Mushuau Innu Natuashish School and Sheshatshiu Innu School are excluded from district and provincial results.

\* Reading score is composite of Non Fiction and Poet. Source: Division of Evaluation and Research, Department of Education

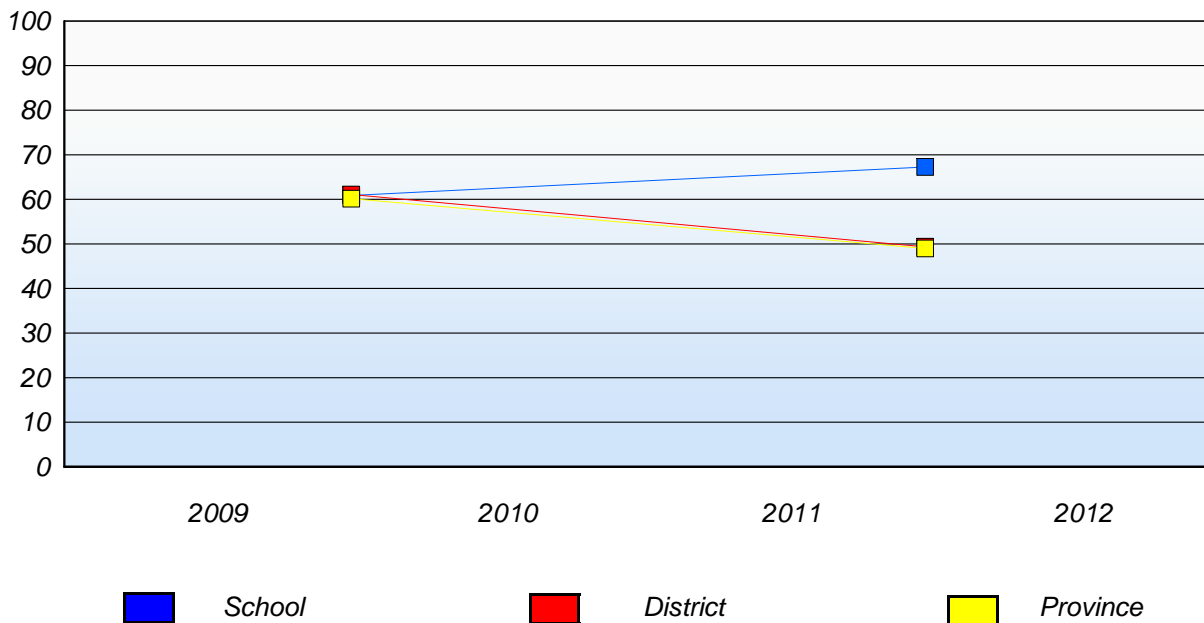
**District 4 - Eastern**

School #: 952 Elizabeth Park Elementary School

**Demand Writing**  
Percentage of students at level 3 or above (2009 - 2012)



**Reading**  
Percentage of students at level 3 or above (2009 - 2012)



\* In some cases, CRT numbers may exceed AGR numbers based on late enrolments. Pie chart is based on the number of students who wrote the CRT.

\* Mushuau Innu Natuashish School and Sheshatshiu Innu School are excluded from district and provincial results.

\* Reading score is composite of Non Fiction and Poet. Source: Division of Evaluation and Research, Department of Education