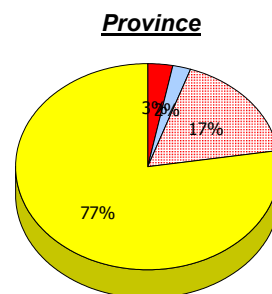
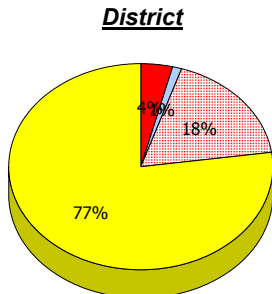
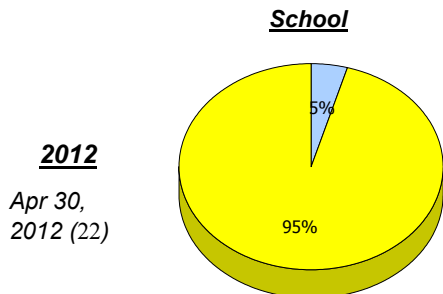


District 3 - Nova Central

School #: 125 Copper Ridge Academy

Demand Writing



2011
AGR (0)

2010
AGR (0)

2009
AGR (0)



* In some cases, CRT numbers may exceed AGR numbers based on late enrolments. Pie chart is based on the number of students who wrote the CRT.

* French Immersion students not included

* Reading score is composite of Non-Fiction and Poet.

Mushuau Innu Natuashish School and Sheshatshiu Innu School are excluded from district and provincial results.

Source: Division of Evaluation and Research, Department of Education.

District 3 - Nova Central

School #: 125 Copper Ridge Academy

Reading

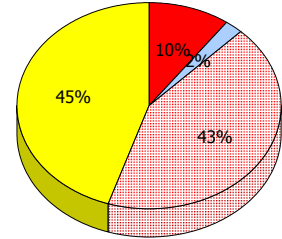
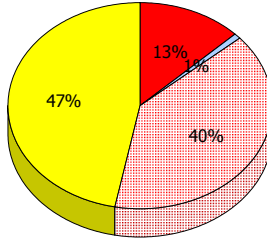
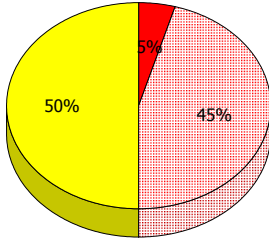
School

District

Province

2012

Apr 30,
2012 (22)



2011

AGR (0)

2010

AGR (0)

2009

AGR (0)



* In some cases, CRT numbers may exceed AGR numbers based on late enrolments. Pie chart is based on the number of students who wrote the CRT.

* French Immersion students not included

* Reading score is composite of Non-Fiction and Poet.

Mushuau Innu Natuashish School and Sheshatshiu Innu School are excluded from district and provincial results.

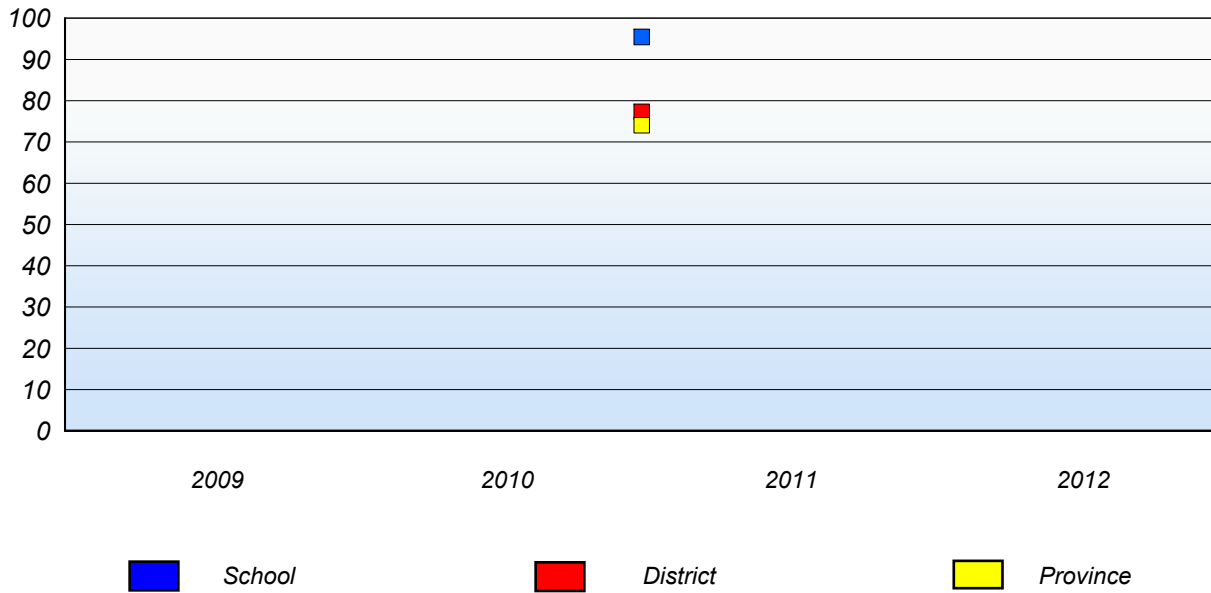
Source: Division of Evaluation and Research, Department of Education.

District 3 - Nova Central

School #: 125 Copper Ridge Academy

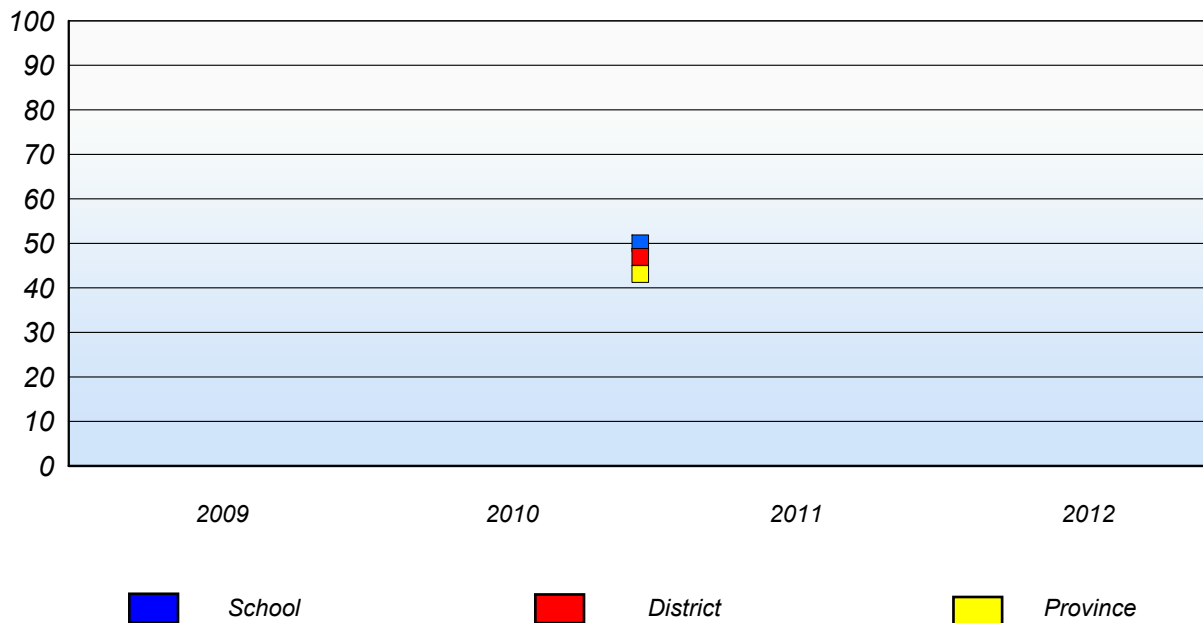
Demand Writing

Percentage of students at level 3 or above (2009 - 2012)



Reading

Percentage of students at level 3 or above (2009 - 2012)



* In some cases, CRT numbers may exceed AGR numbers based on late enrolments. Pie chart is based on the number of students who wrote the CRT.

* French Immersion students not included

* Reading score is composite of Non-Fiction and Poet.

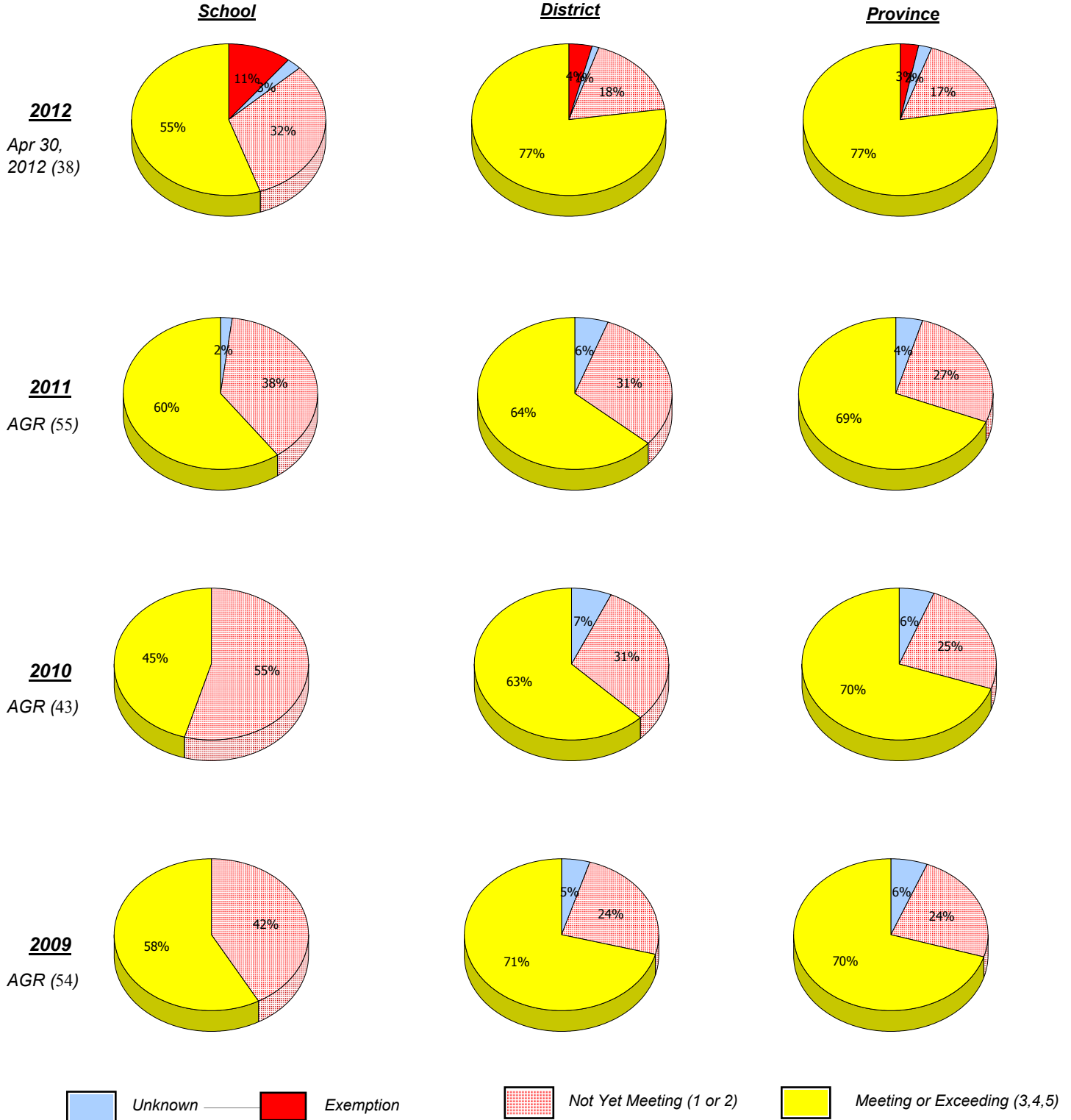
Mushuau Innu Natuashish School and Sheshatshiu Innu School are excluded from district and provincial results.

Source: Division of Evaluation and Research, Department of Education.

District 3 - Nova Central

School #: 133 Memorial Academy

Demand Writing



* In some cases, CRT numbers may exceed AGR numbers based on late enrolments. Pie chart is based on the number of students who wrote the CRT.

* French Immersion students not included

* Reading score is composite of Non-Fiction and Poet.

Mushuau Innu Natuashish School and Sheshatshiu Innu School are excluded from district and provincial results.

Source: Division of Evaluation and Research, Department of Education.

District 3 - Nova Central

School #: 133 Memorial Academy

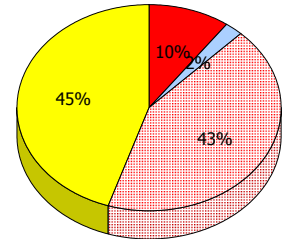
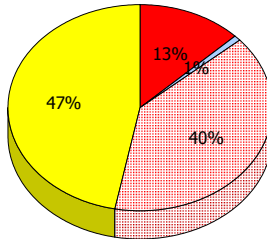
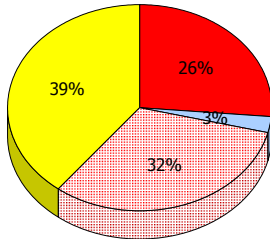
Reading

School

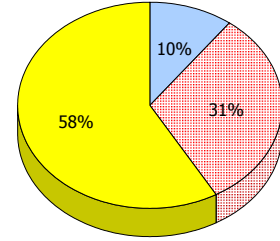
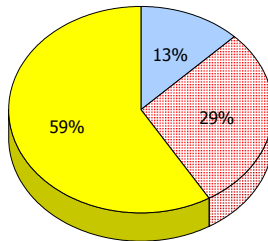
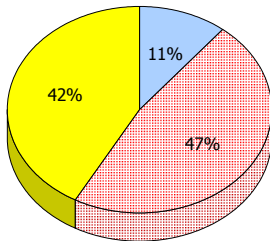
District

Province

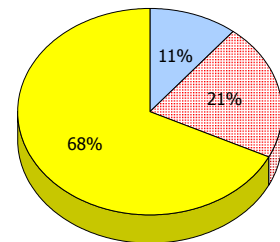
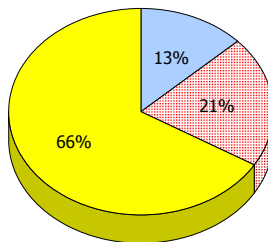
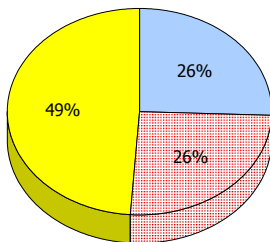
2012
Apr 30,
2012 (38)



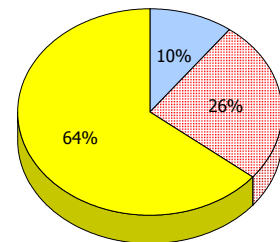
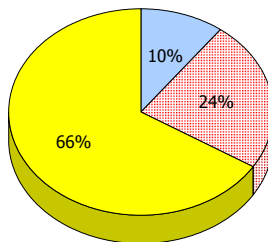
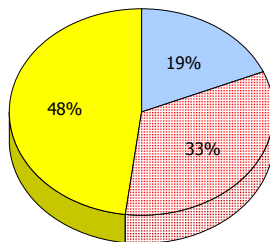
2011
AGR (55)



2010
AGR (43)



2009
AGR (54)



Unknown
 Exemption
 Not Yet Meeting (1 or 2)
 Meeting or Exceeding (3,4,5)

* In some cases, CRT numbers may exceed AGR numbers based on late enrolments. Pie chart is based on the number of students who wrote the CRT.

* French Immersion students not included

* Reading score is composite of Non-Fiction and Poet.

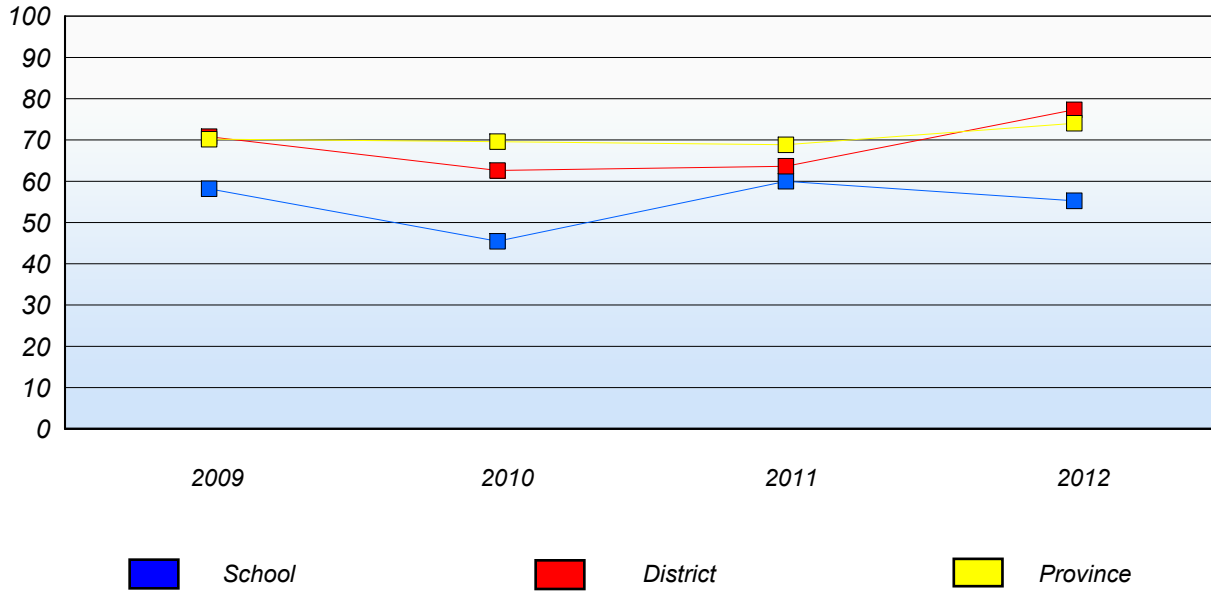
Mushuau Innu Natuashish School and Sheshatshiu Innu School are excluded from district and provincial results.

Source: Division of Evaluation and Research, Department of Education.

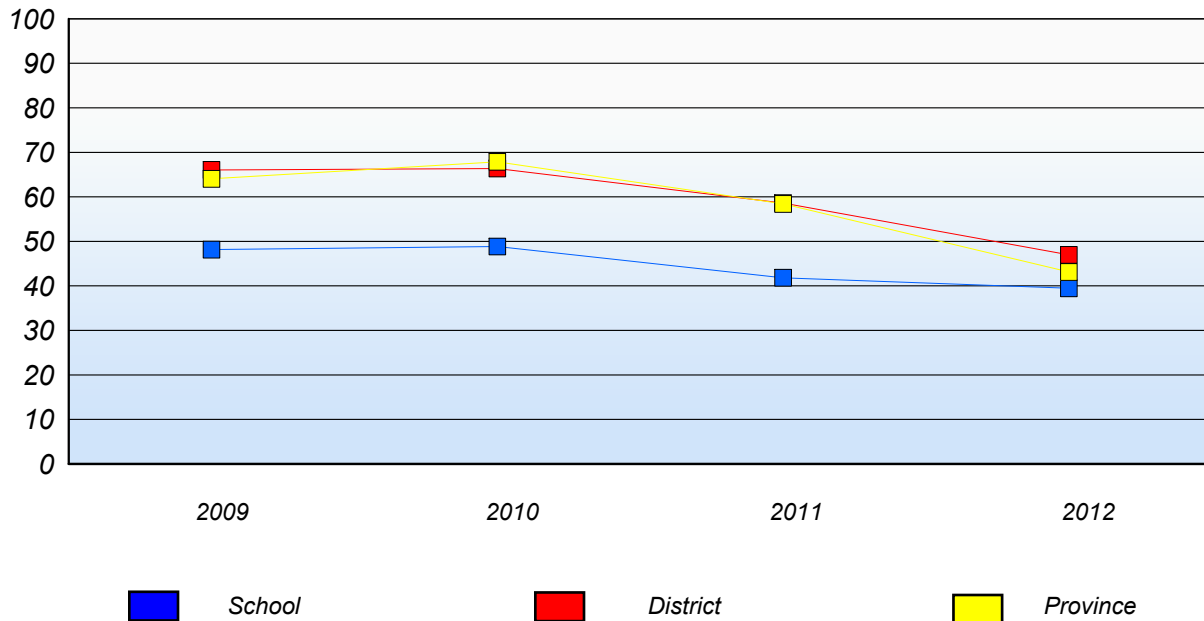
District 3 - Nova Central

School #: 133 Memorial Academy

Demand Writing
 Percentage of students at level 3 or above (2009 - 2012)



Reading
 Percentage of students at level 3 or above (2009 - 2012)



* In some cases, CRT numbers may exceed AGR numbers based on late enrolments. Pie chart is based on the number of students who wrote the CRT.
 * French Immersion students not included * Reading score is composite of Non-Fiction and Poet.
 Mushuau Innu Natuashish School and Sheshatshiu Innu School are excluded from district and provincial results.
 Source: Division of Evaluation and Research, Department of Education.

District 3 - Nova Central

School #: 138 Victoria Academy

Demand Writing

School

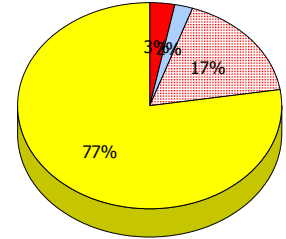
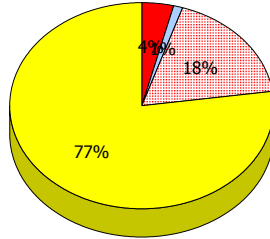
*School data with 5 or fewer students
withheld for reasons of confidentiality.*

District

Province

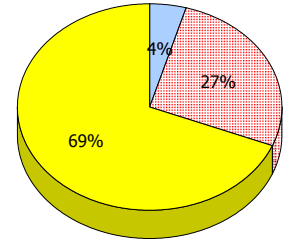
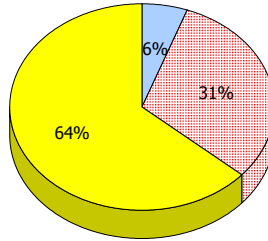
2012

Apr 30,
2012 (3)



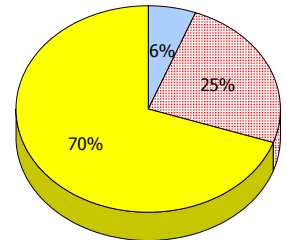
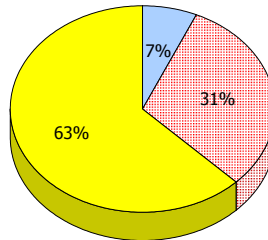
2011

AGR (4)



2010

AGR (4)



2009

AGR (0)



* In some cases, CRT numbers may exceed AGR numbers based on late enrolments. Pie chart is based on the number of students who wrote the CRT.

* French Immersion students not included

* Reading score is composite of Non-Fiction and Poet.

Mushuau Innu Natuashish School and Sheshatshiu Innu School are excluded from district and provincial results.

Source: Division of Evaluation and Research, Department of Education.

District 3 - Nova Central

School #: 138 Victoria Academy

Reading

School

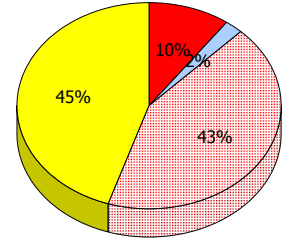
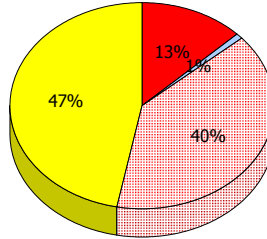
*School data with 5 or fewer students
withheld for reasons of confidentiality.*

District

Province

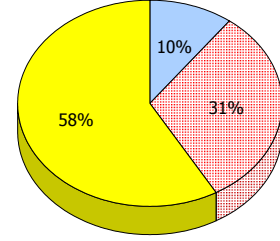
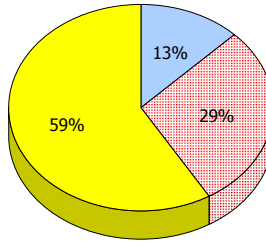
2012

Apr 30,
2012 (3)



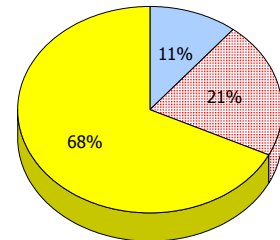
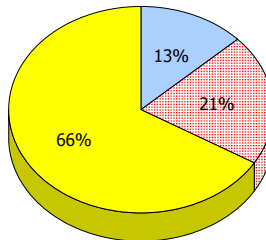
2011

AGR (4)



2010

AGR (4)



2009

AGR (0)



* In some cases, CRT numbers may exceed AGR numbers based on late enrolments. Pie chart is based on the number of students who wrote the CRT.

* French Immersion students not included

* Reading score is composite of Non-Fiction and Poet.

Mushuau Innu Natuashish School and Sheshatshiu Innu School are excluded from district and provincial results.

Source: Division of Evaluation and Research, Department of Education.

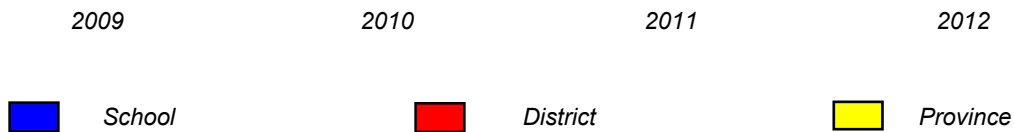
District 3 - Nova Central

School #: 138 Victoria Academy

Demand Writing

Percentage of students at level 3 or above (2009 - 2012)

School data with 5 or fewer students withheld for reasons of confidentiality.



Reading

Percentage of students at level 3 or above (2009 - 2012)

School data with 5 or fewer students withheld for reasons of confidentiality.



* In some cases, CRT numbers may exceed AGR numbers based on late enrolments. Pie chart is based on the number of students who wrote the CRT.

* French Immersion students not included

* Reading score is composite of Non-Fiction and Poet.

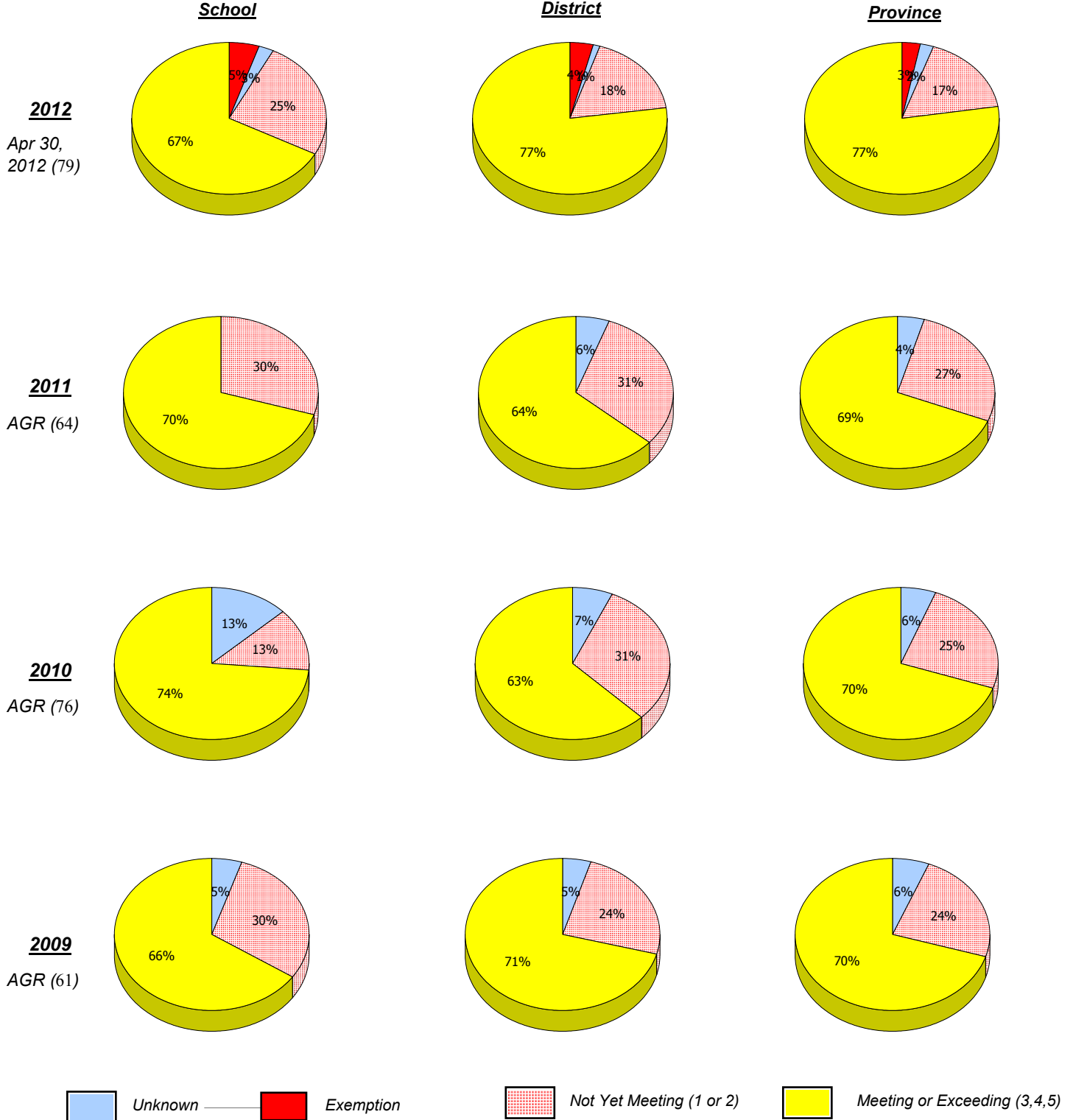
Mushuau Innu Natuashish School and Sheshatshiu Innu School are excluded from district and provincial results.

Source: Division of Evaluation and Research, Department of Education.

District 3 - Nova Central

School #: 142 Woodland Primary

Demand Writing



* In some cases, CRT numbers may exceed AGR numbers based on late enrolments. Pie chart is based on the number of students who wrote the CRT.

* French Immersion students not included

* Reading score is composite of Non-Fiction and Poet.

Mushuau Innu Natuashish School and Sheshatshiu Innu School are excluded from district and provincial results.

Source: Division of Evaluation and Research, Department of Education.

District 3 - Nova Central

School #: 142 Woodland Primary

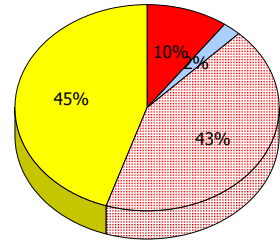
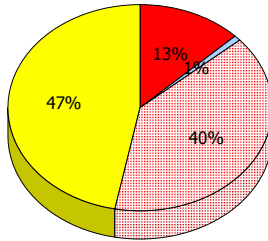
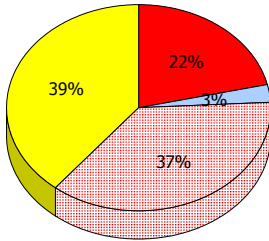
Reading

School

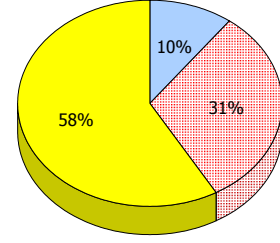
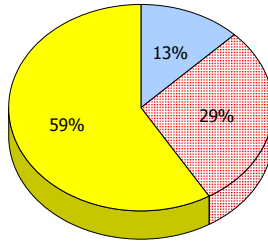
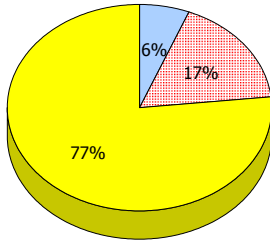
District

Province

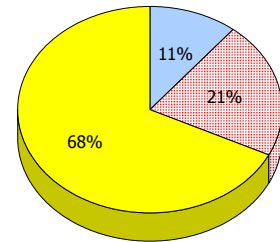
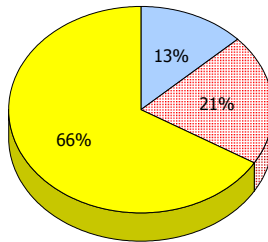
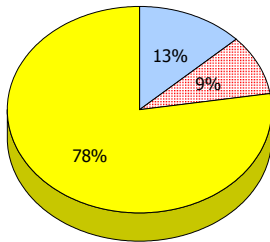
2012
Apr 30,
2012 (79)



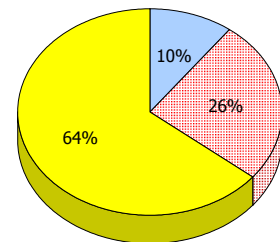
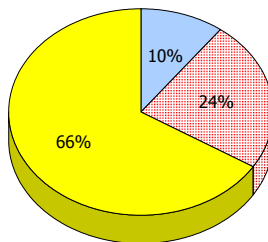
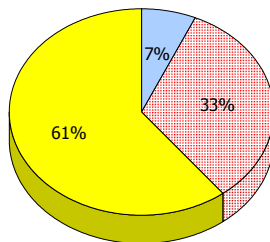
2011
AGR (64)



2010
AGR (76)



2009
AGR (61)



Unknown
 Exemption
 Not Yet Meeting (1 or 2)
 Meeting or Exceeding (3,4,5)

* In some cases, CRT numbers may exceed AGR numbers based on late enrolments. Pie chart is based on the number of students who wrote the CRT.

* French Immersion students not included

* Reading score is composite of Non-Fiction and Poet.

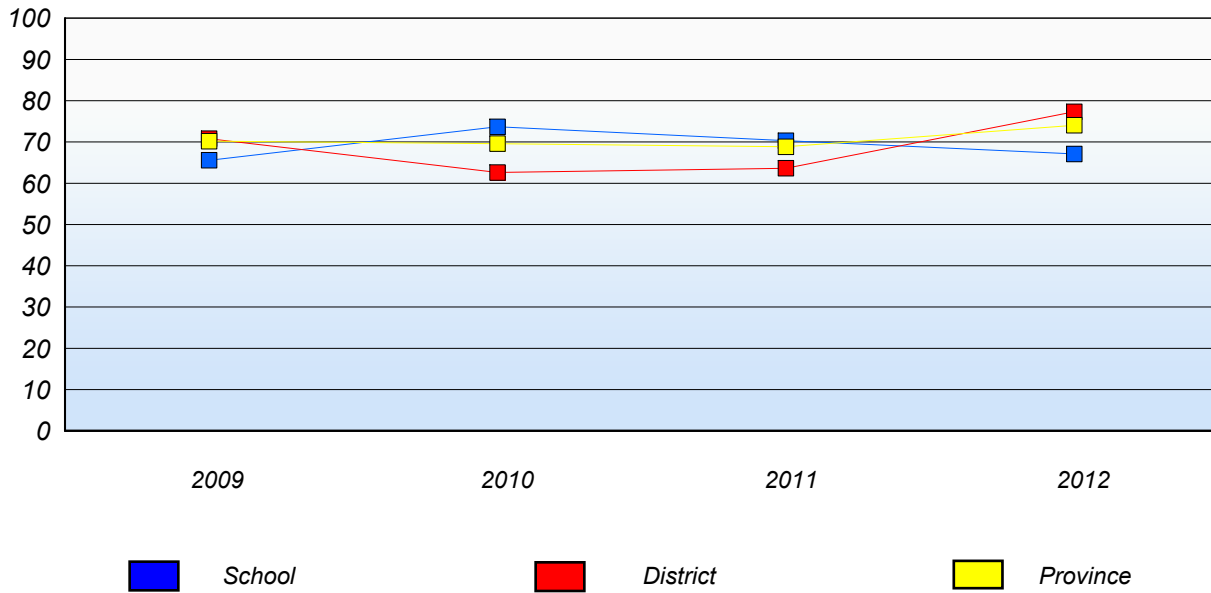
Mushuau Innu Natuashish School and Sheshatshiu Innu School are excluded from district and provincial results.

Source: Division of Evaluation and Research, Department of Education.

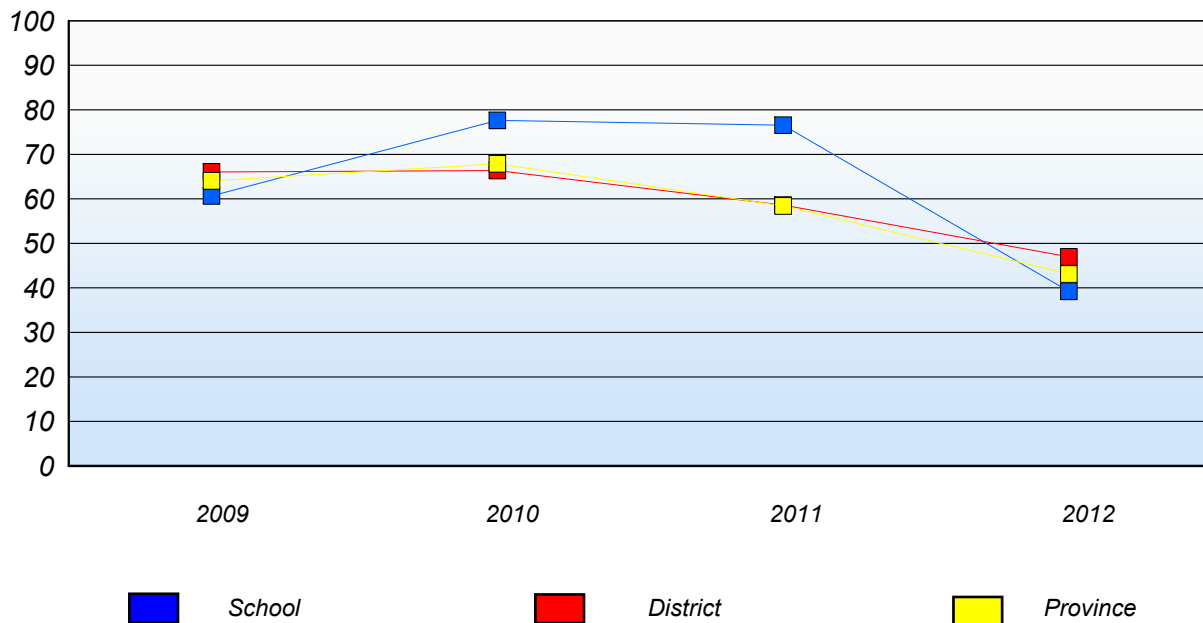
District 3 - Nova Central

School #: 142 Woodland Primary

Demand Writing
 Percentage of students at level 3 or above (2009 - 2012)



Reading
 Percentage of students at level 3 or above (2009 - 2012)



* In some cases, CRT numbers may exceed AGR numbers based on late enrolments. Pie chart is based on the number of students who wrote the CRT.

* French Immersion students not included

* Reading score is composite of Non-Fiction and Poet.

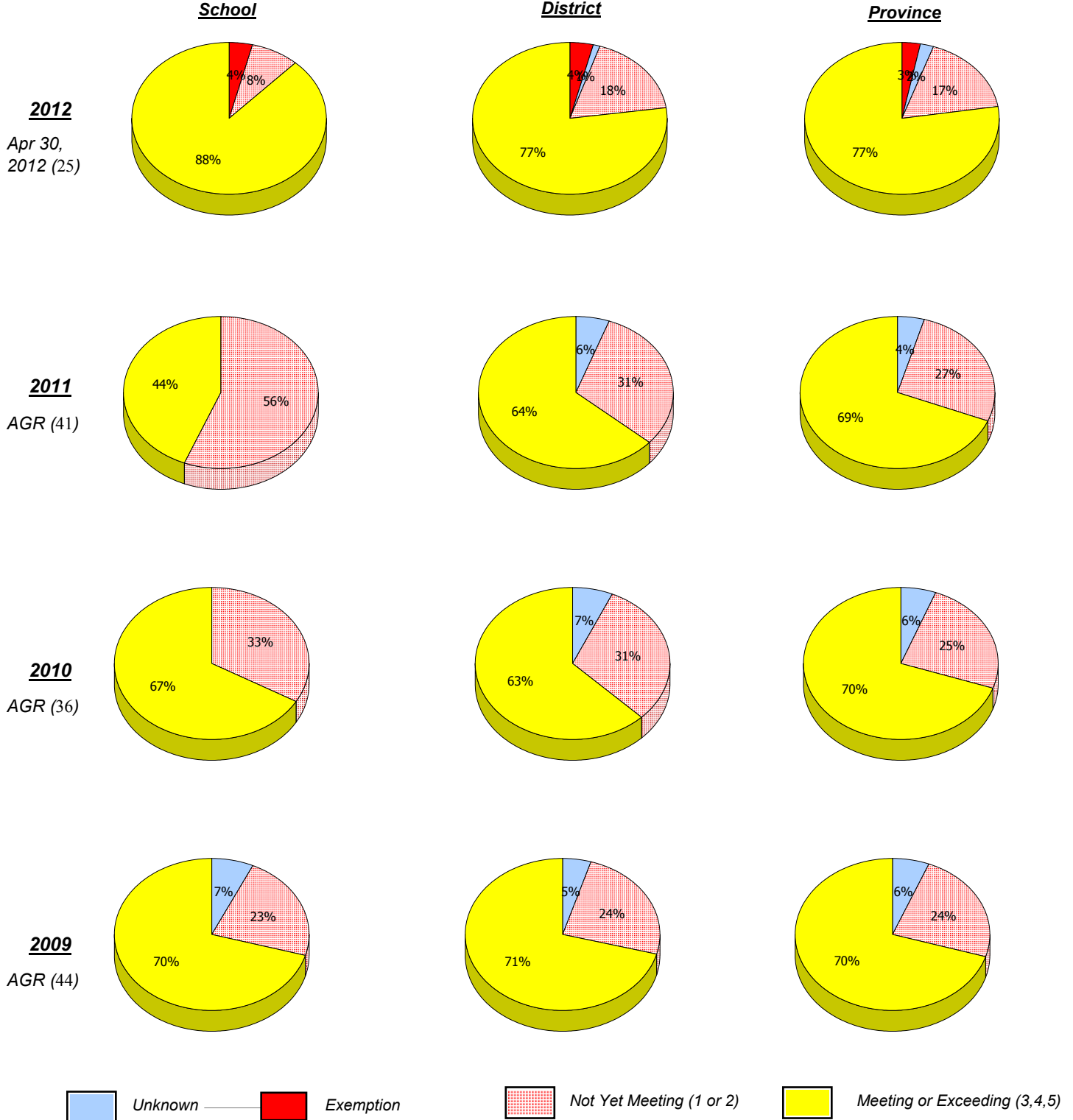
Mushuau Innu Natuashish School and Sheshatshiu Innu School are excluded from district and provincial results.

Source: Division of Evaluation and Research, Department of Education.

District 3 - Nova Central

School #: 144 Sprucewood Academy

Demand Writing



* In some cases, CRT numbers may exceed AGR numbers based on late enrolments. Pie chart is based on the number of students who wrote the CRT.

* French Immersion students not included

* Reading score is composite of Non-Fiction and Poet.

Mushuau Innu Natuashish School and Sheshatshiu Innu School are excluded from district and provincial results.

Source: Division of Evaluation and Research, Department of Education.

District 3 - Nova Central

School #: 144 Sprucewood Academy

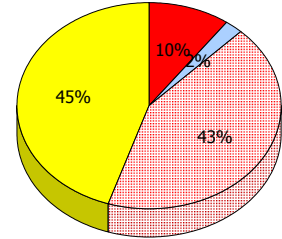
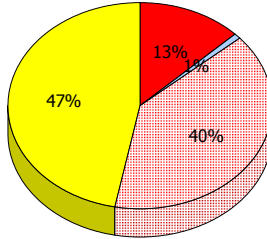
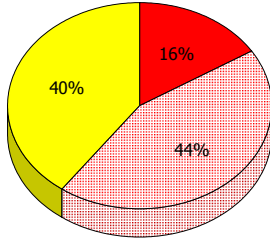
Reading

School

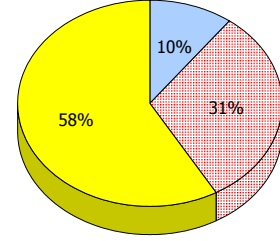
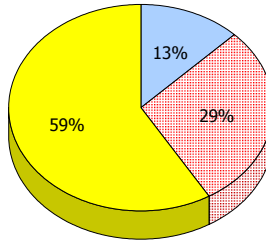
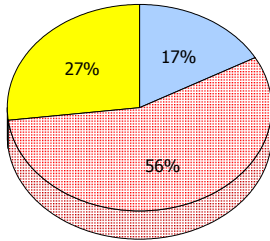
District

Province

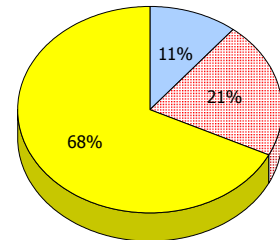
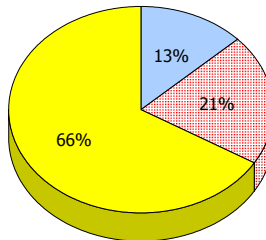
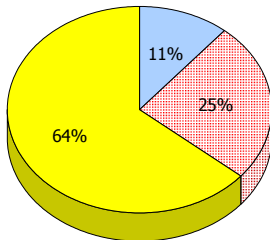
2012
Apr 30,
2012 (25)



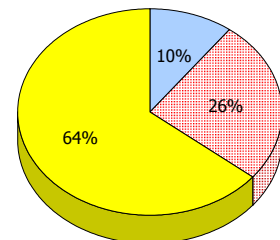
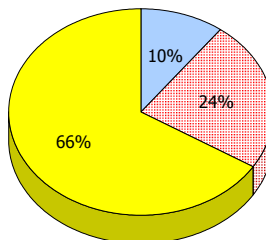
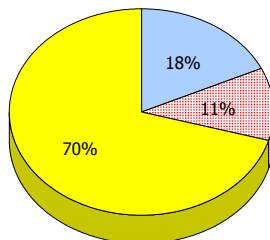
2011
AGR (41)



2010
AGR (36)



2009
AGR (44)



Unknown
 Exemption
 Not Yet Meeting (1 or 2)
 Meeting or Exceeding (3,4,5)

* In some cases, CRT numbers may exceed AGR numbers based on late enrolments. Pie chart is based on the number of students who wrote the CRT.

* French Immersion students not included

* Reading score is composite of Non-Fiction and Poet.

Mushuau Innu Natuashish School and Sheshatshiu Innu School are excluded from district and provincial results.

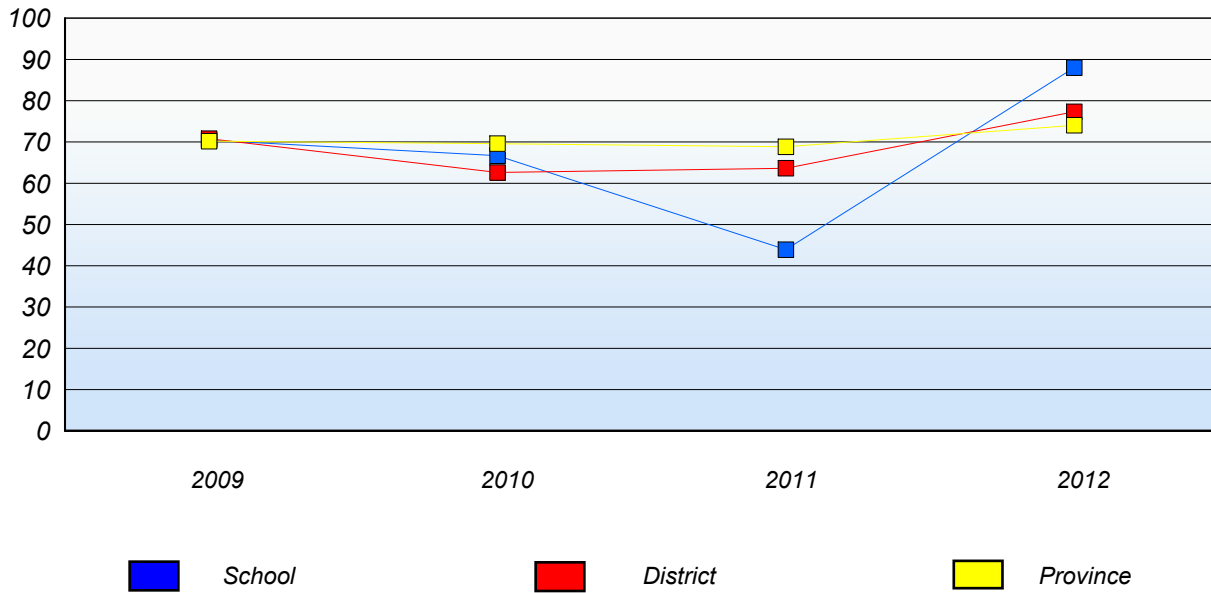
Source: Division of Evaluation and Research, Department of Education.

District 3 - Nova Central

School #: 144 Sprucewood Academy

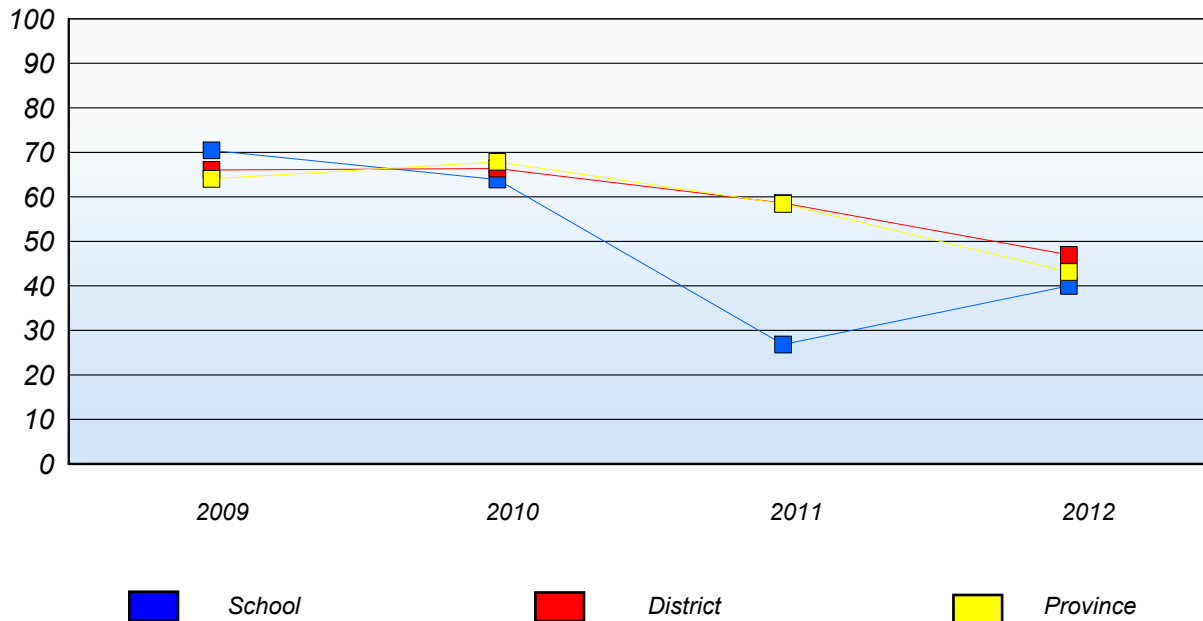
Demand Writing

Percentage of students at level 3 or above (2009 - 2012)



Reading

Percentage of students at level 3 or above (2009 - 2012)



* In some cases, CRT numbers may exceed AGR numbers based on late enrolments. Pie chart is based on the number of students who wrote the CRT.

* French Immersion students not included

* Reading score is composite of Non-Fiction and Poet.

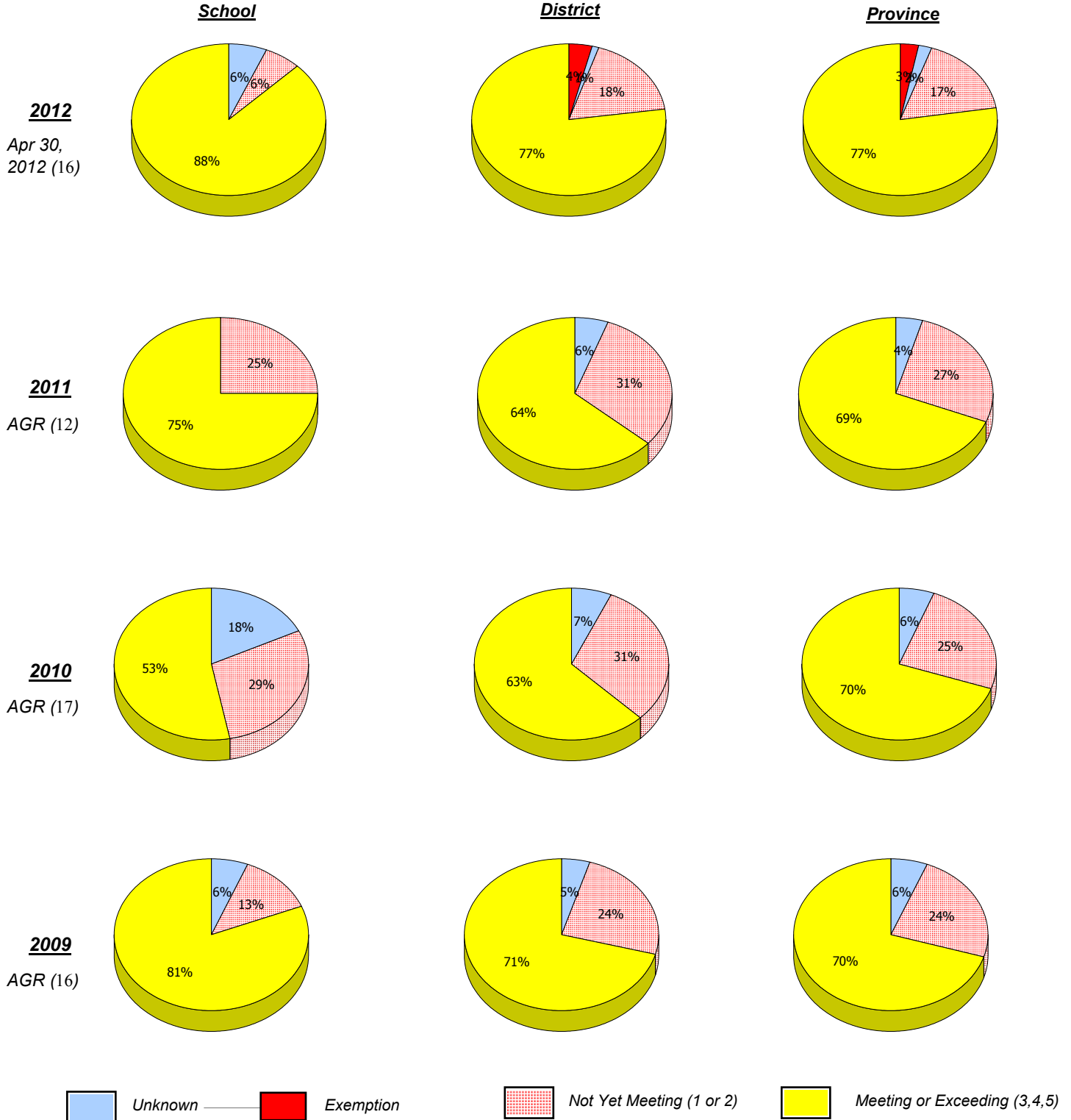
Mushuau Innu Natuashish School and Sheshatshiu Innu School are excluded from district and provincial results.

Source: Division of Evaluation and Research, Department of Education.

District 3 - Nova Central

School #: 150 St. Joseph's Elementary

Demand Writing



* In some cases, CRT numbers may exceed AGR numbers based on late enrolments. Pie chart is based on the number of students who wrote the CRT.

* French Immersion students not included

* Reading score is composite of Non-Fiction and Poet.

Mushuau Innu Natuashish School and Sheshatshiu Innu School are excluded from district and provincial results.

Source: Division of Evaluation and Research, Department of Education.

District 3 - Nova Central

School #: 150 St. Joseph's Elementary

Reading

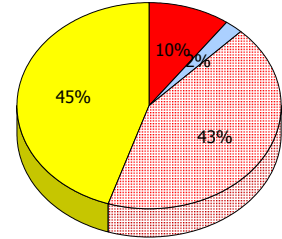
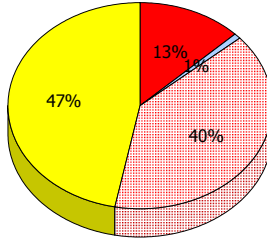
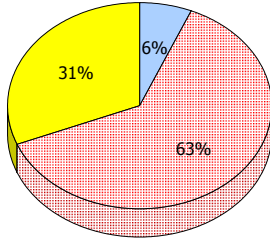
School

District

Province

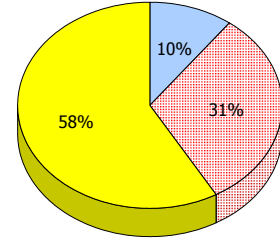
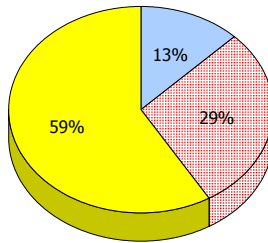
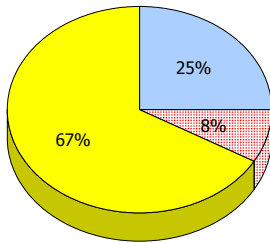
2012

Apr 30,
2012 (16)



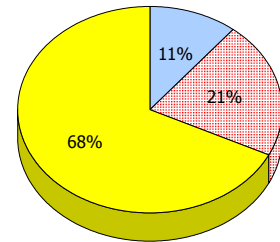
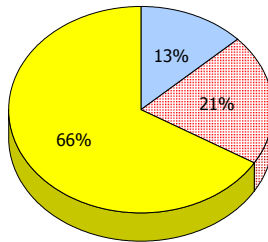
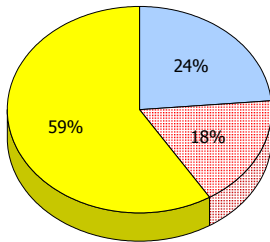
2011

AGR (12)



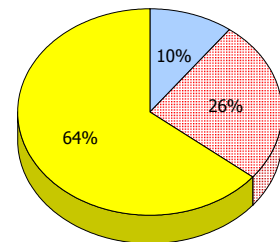
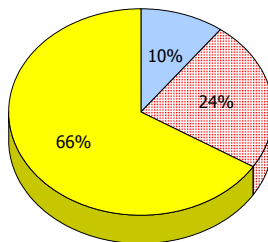
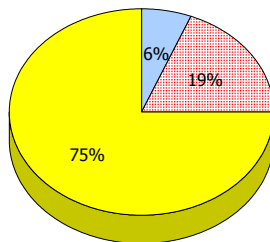
2010

AGR (17)



2009

AGR (16)



Unknown
 Exemption
 Not Yet Meeting (1 or 2)
 Meeting or Exceeding (3,4,5)

* In some cases, CRT numbers may exceed AGR numbers based on late enrolments. Pie chart is based on the number of students who wrote the CRT.

* French Immersion students not included

* Reading score is composite of Non-Fiction and Poet.

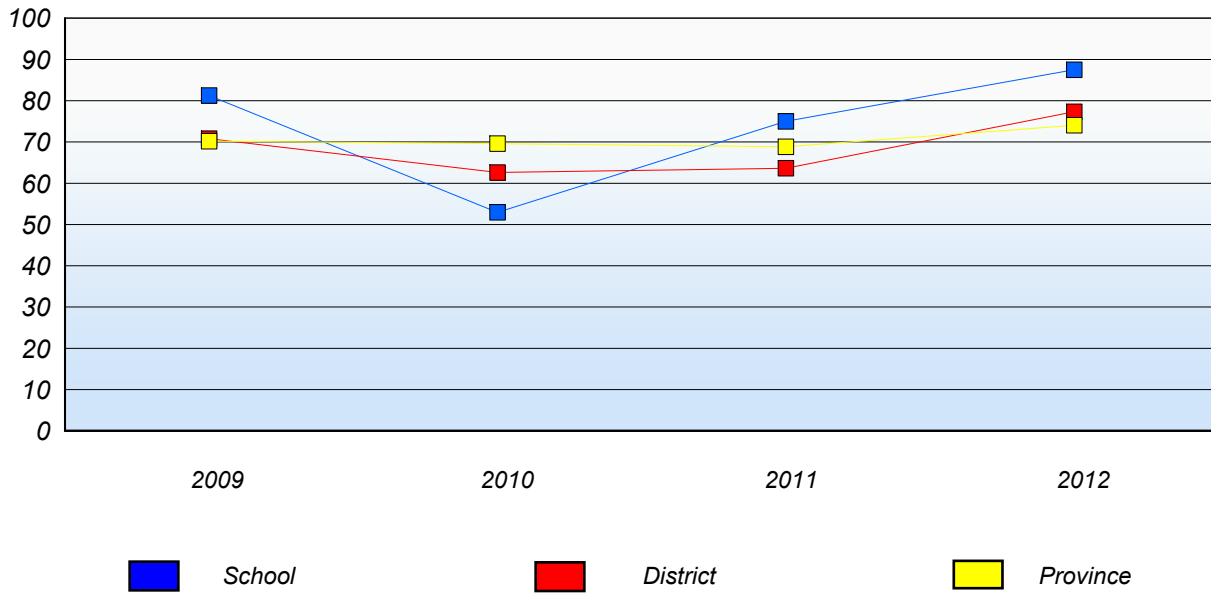
Mushuau Innu Natuashish School and Sheshatshiu Innu School are excluded from district and provincial results.

Source: Division of Evaluation and Research, Department of Education.

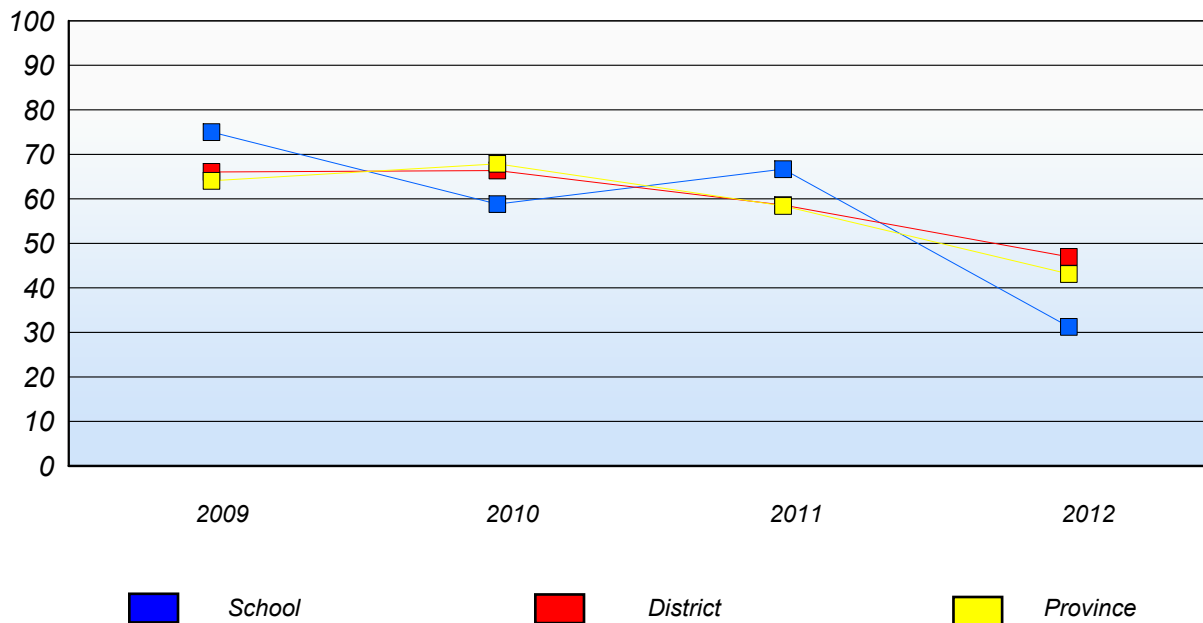
District 3 - Nova Central

School #: 150 St. Joseph's Elementary

Demand Writing
 Percentage of students at level 3 or above (2009 - 2012)



Reading
 Percentage of students at level 3 or above (2009 - 2012)



* In some cases, CRT numbers may exceed AGR numbers based on late enrolments. Pie chart is based on the number of students who wrote the CRT.

* French Immersion students not included

* Reading score is composite of Non-Fiction and Poet.

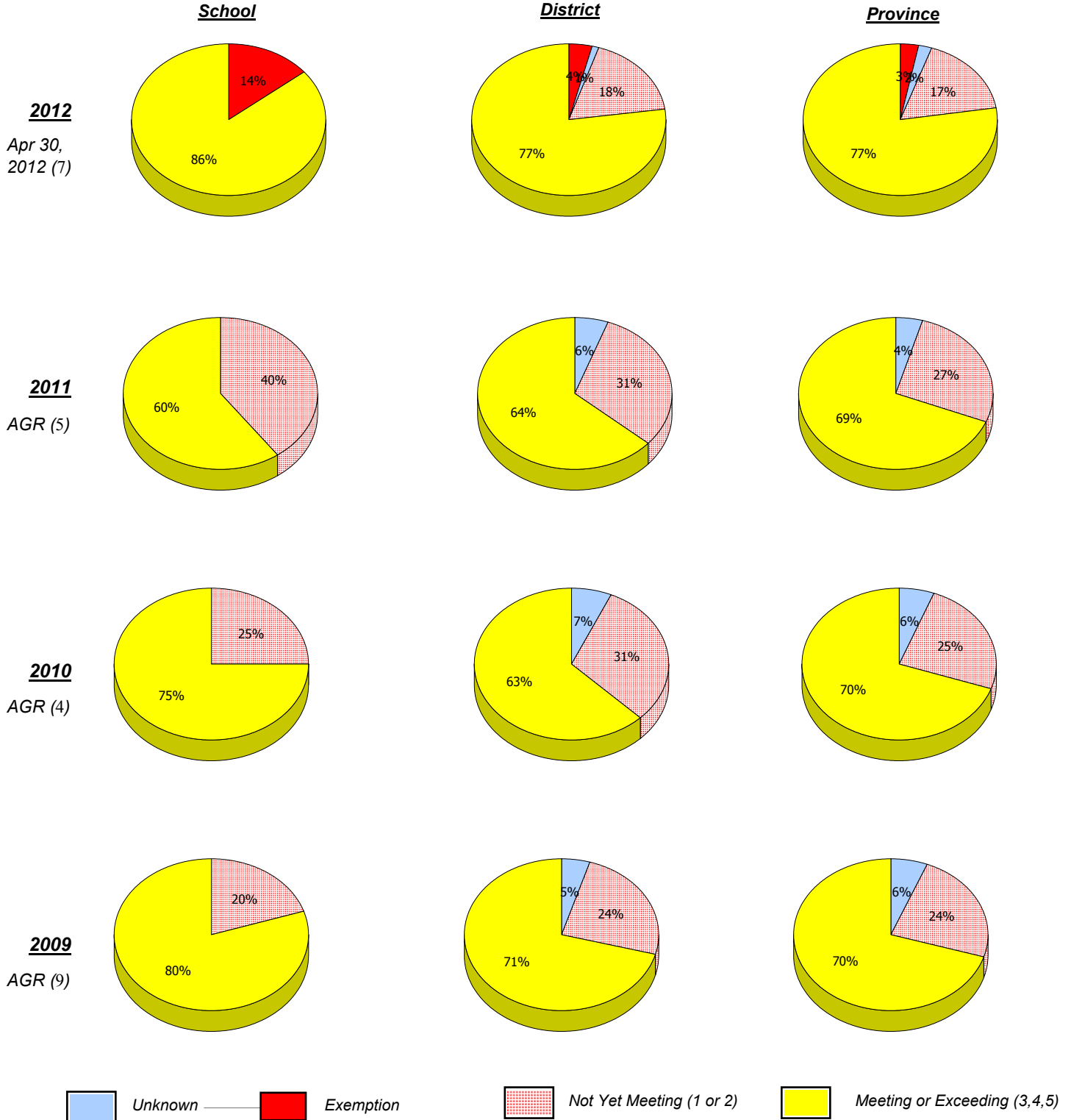
Mushuau Innu Natuashish School and Sheshatshiu Innu School are excluded from district and provincial results.

Source: Division of Evaluation and Research, Department of Education.

District 3 - Nova Central

School #: 151 John Watkins Academy

Demand Writing



* In some cases, CRT numbers may exceed AGR numbers based on late enrolments. Pie chart is based on the number of students who wrote the CRT.

* French Immersion students not included

* Reading score is composite of Non-Fiction and Poet.

Mushuau Innu Natuashish School and Sheshatshiu Innu School are excluded from district and provincial results.

Source: Division of Evaluation and Research, Department of Education.

District 3 - Nova Central

School #: 151 John Watkins Academy

Reading

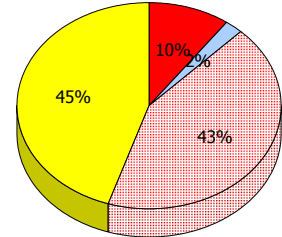
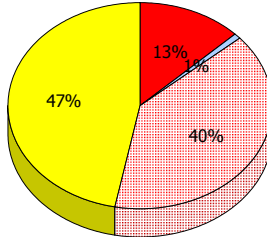
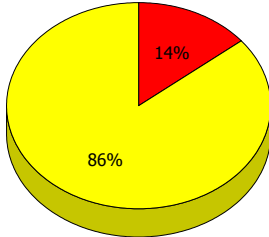
School

District

Province

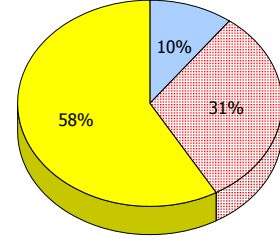
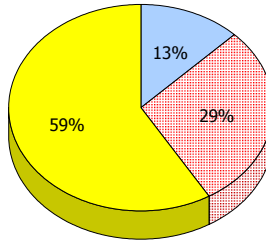
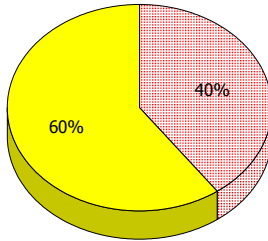
2012

Apr 30,
2012 (7)



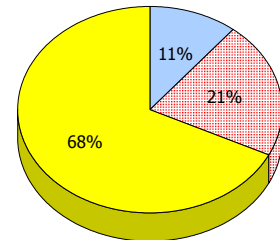
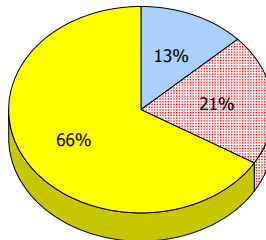
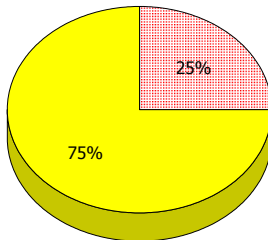
2011

AGR (5)



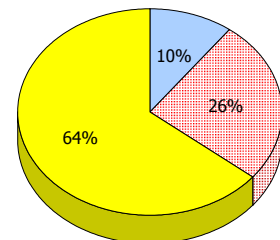
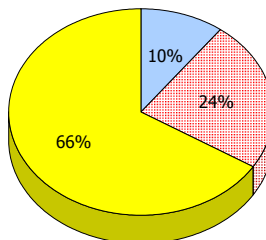
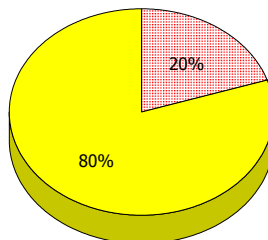
2010

AGR (4)



2009

AGR (9)



Unknown
 Exemption
 Not Yet Meeting (1 or 2)
 Meeting or Exceeding (3,4,5)

* In some cases, CRT numbers may exceed AGR numbers based on late enrolments. Pie chart is based on the number of students who wrote the CRT.

* French Immersion students not included

* Reading score is composite of Non-Fiction and Poet.

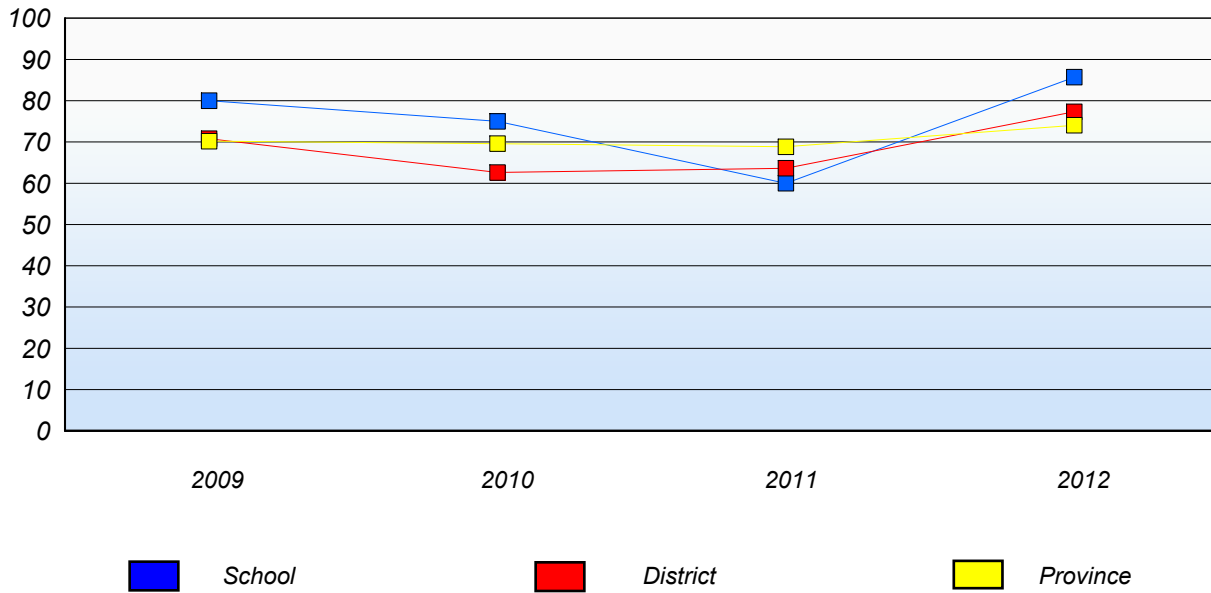
Mushuau Innu Natuashish School and Sheshatshiu Innu School are excluded from district and provincial results.

Source: Division of Evaluation and Research, Department of Education.

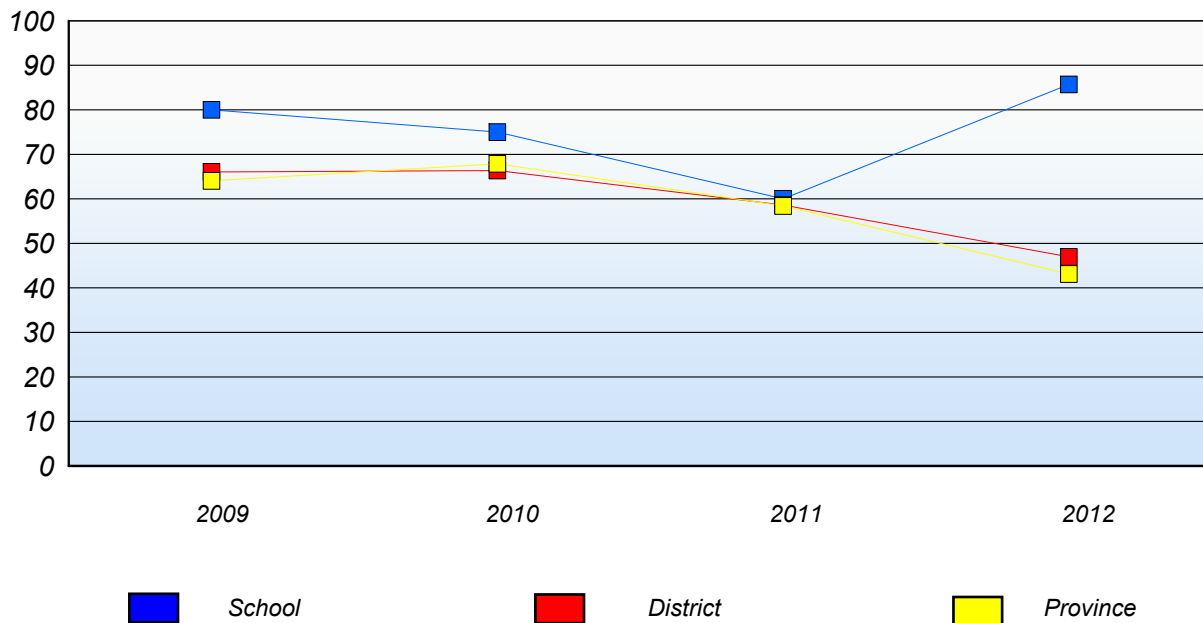
District 3 - Nova Central

School #: 151 John Watkins Academy

Demand Writing
 Percentage of students at level 3 or above (2009 - 2012)



Reading
 Percentage of students at level 3 or above (2009 - 2012)



* In some cases, CRT numbers may exceed AGR numbers based on late enrolments. Pie chart is based on the number of students who wrote the CRT.

* French Immersion students not included

* Reading score is composite of Non-Fiction and Poet.

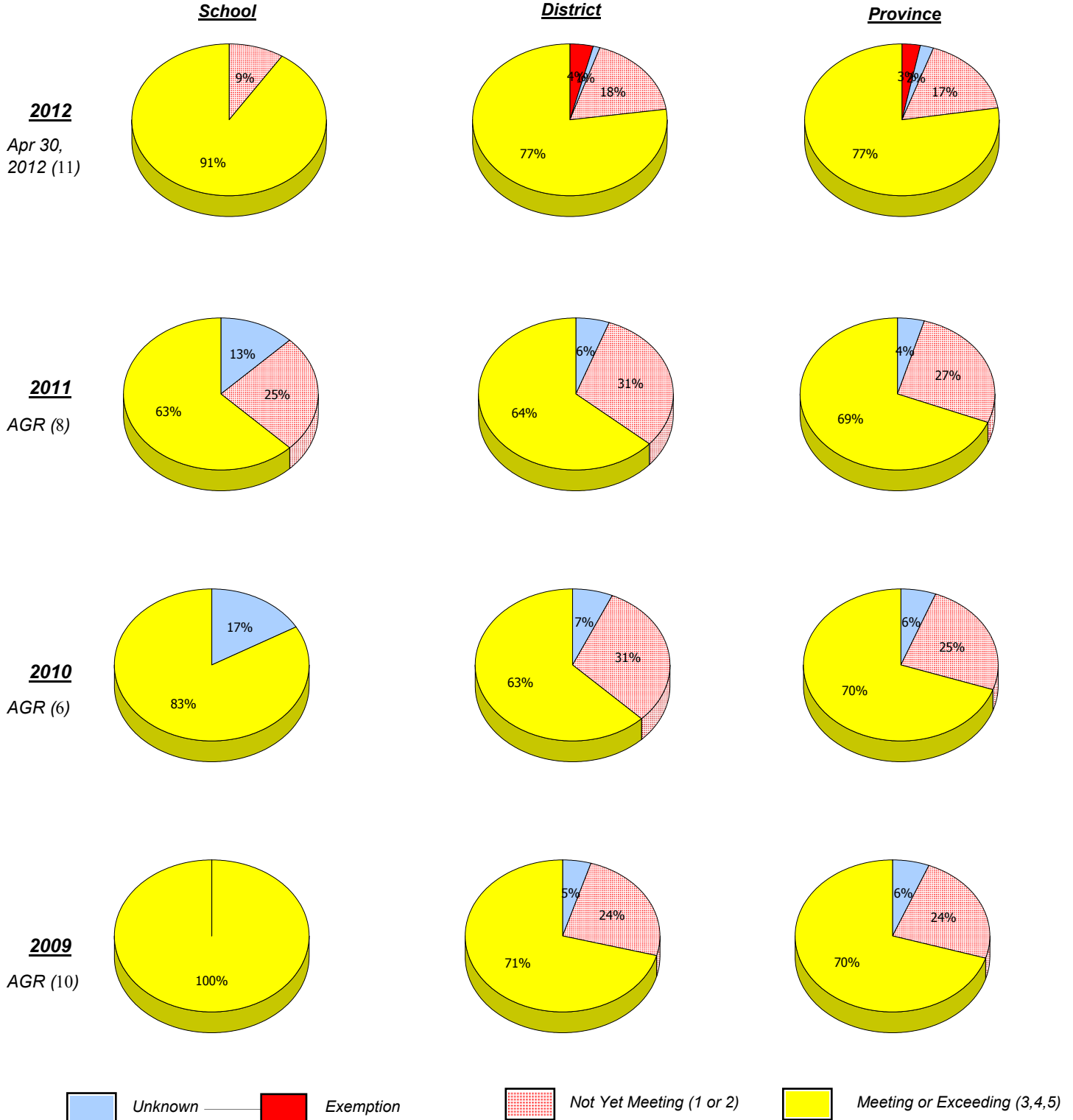
Mushuau Innu Natuashish School and Sheshatshiu Innu School are excluded from district and provincial results.

Source: Division of Evaluation and Research, Department of Education.

District 3 - Nova Central

School #: 152 Valmont Academy

Demand Writing



* In some cases, CRT numbers may exceed AGR numbers based on late enrolments. Pie chart is based on the number of students who wrote the CRT.

* French Immersion students not included

* Reading score is composite of Non-Fiction and Poet.

Mushuau Innu Natuashish School and Sheshatshiu Innu School are excluded from district and provincial results.

Source: Division of Evaluation and Research, Department of Education.

District 3 - Nova Central

School #: 152 Valmont Academy

Reading

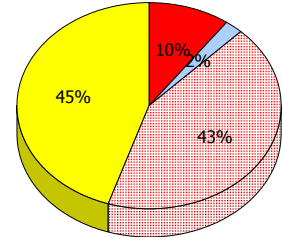
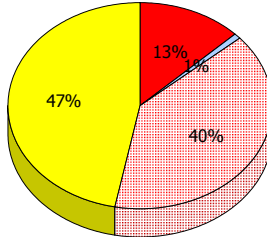
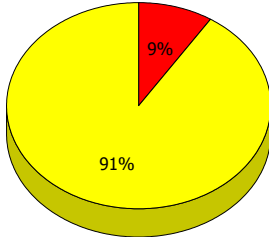
School

District

Province

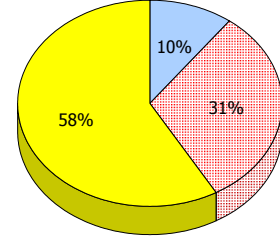
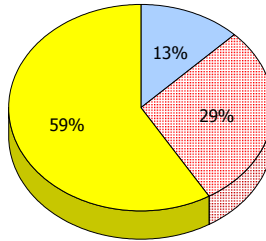
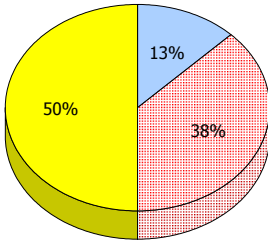
2012

Apr 30,
2012 (11)



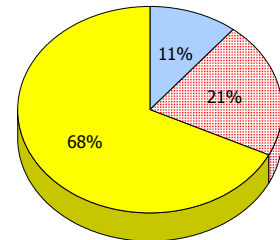
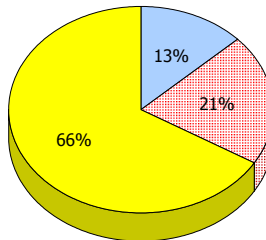
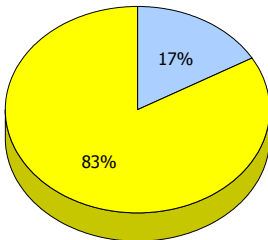
2011

AGR (8)



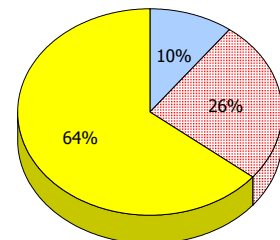
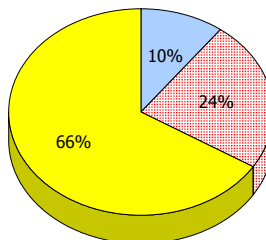
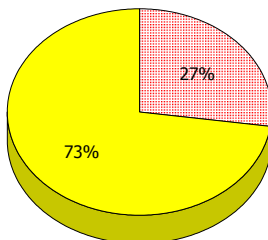
2010

AGR (6)



2009

AGR (10)



Unknown
 Exemption
 Not Yet Meeting (1 or 2)
 Meeting or Exceeding (3,4,5)

* In some cases, CRT numbers may exceed AGR numbers based on late enrolments. Pie chart is based on the number of students who wrote the CRT.

* French Immersion students not included

* Reading score is composite of Non-Fiction and Poet.

Mushuau Innu Natuashish School and Sheshatshiu Innu School are excluded from district and provincial results.

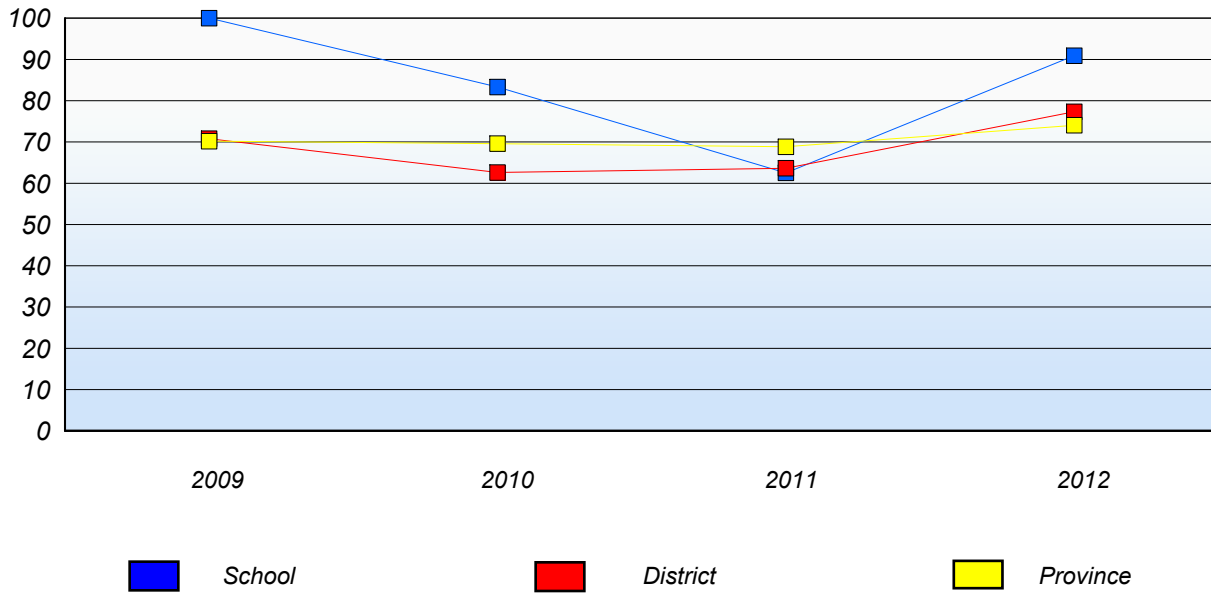
Source: Division of Evaluation and Research, Department of Education.

District 3 - Nova Central

School #: 152 Valmont Academy

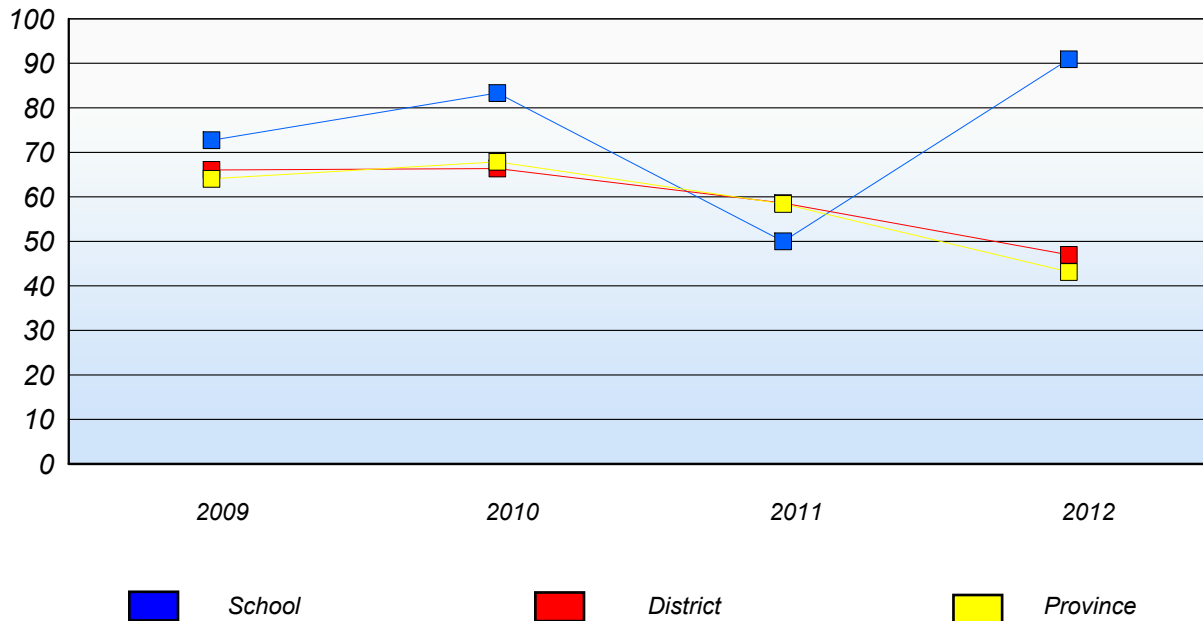
Demand Writing

Percentage of students at level 3 or above (2009 - 2012)



Reading

Percentage of students at level 3 or above (2009 - 2012)



* In some cases, CRT numbers may exceed AGR numbers based on late enrolments. Pie chart is based on the number of students who wrote the CRT.

* French Immersion students not included

* Reading score is composite of Non-Fiction and Poet.

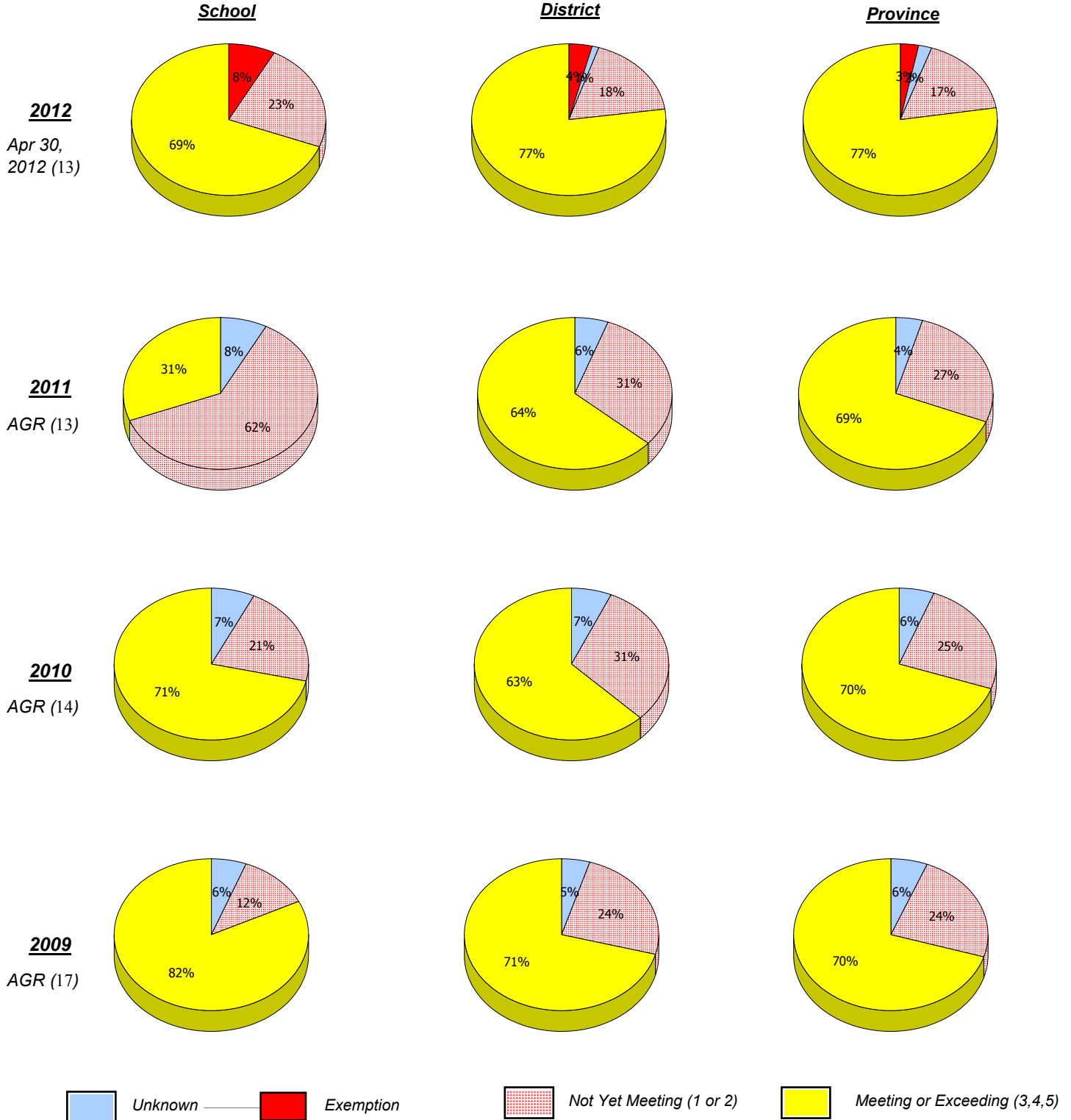
Mushuau Innu Natuashish School and Sheshatshiu Innu School are excluded from district and provincial results.

Source: Division of Evaluation and Research, Department of Education.

District 3 - Nova Central

School #: 154 Hillside Elementary

Demand Writing



* In some cases, CRT numbers may exceed AGR numbers based on late enrolments. Pie chart is based on the number of students who wrote the CRT.

* French Immersion students not included

* Reading score is composite of Non-Fiction and Poet.

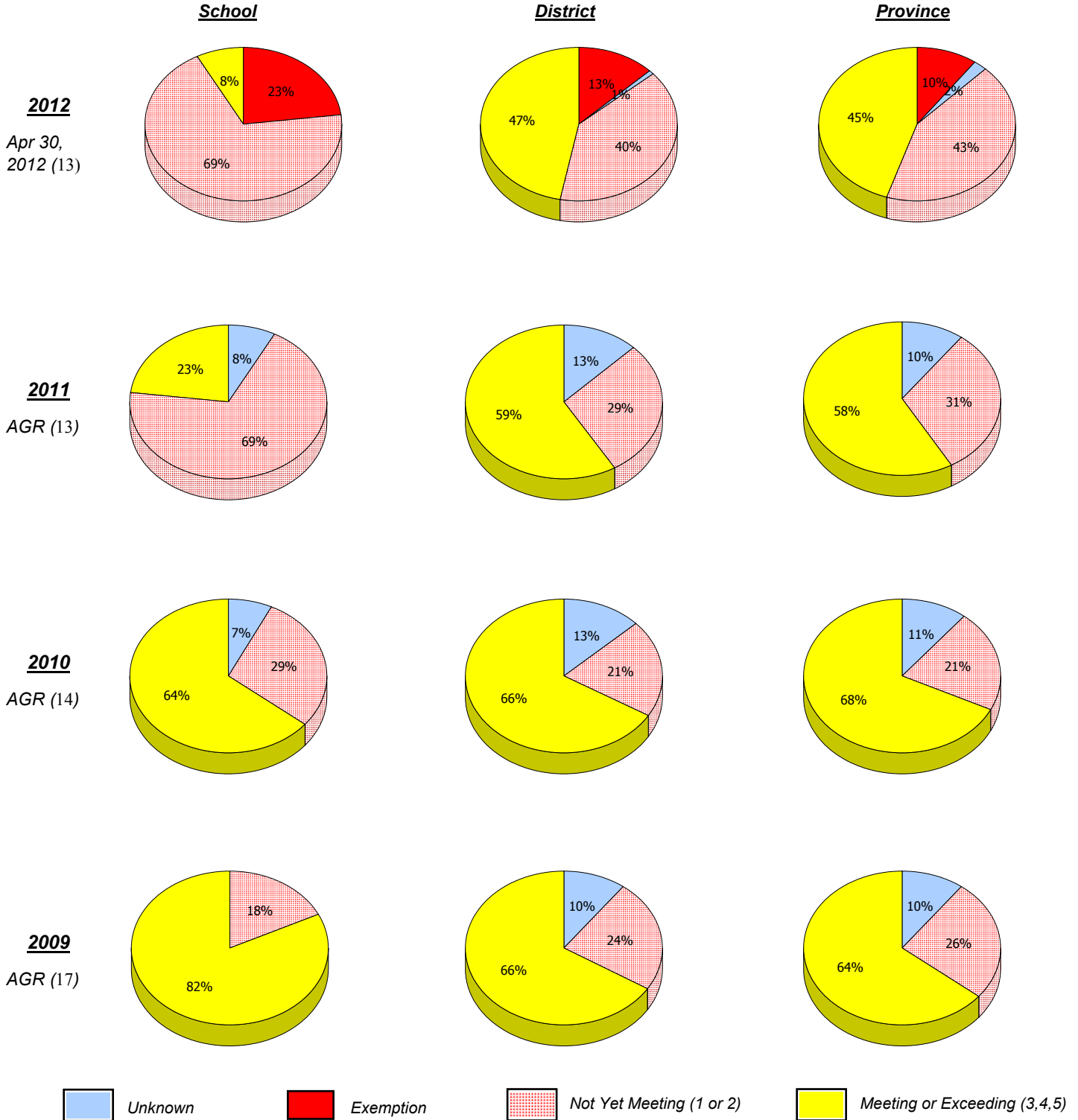
Mushuau Innu Natuashish School and Sheshatshiu Innu School are excluded from district and provincial results.

Source: Division of Evaluation and Research, Department of Education.

District 3 - Nova Central

School #: 154 Hillside Elementary

Reading



* In some cases, CRT numbers may exceed AGR numbers based on late enrolments. Pie chart is based on the number of students who wrote the CRT.

* French Immersion students not included

* Reading score is composite of Non-Fiction and Poet.

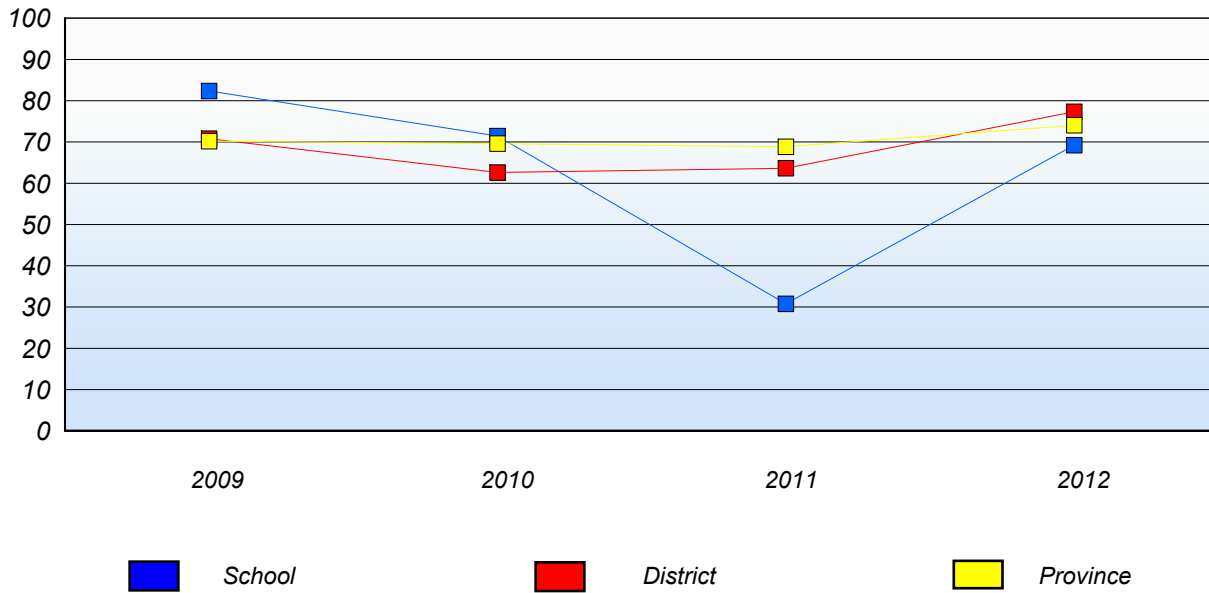
Mushuau Innu Natuashish School and Sheshatshiu Innu School are excluded from district and provincial results.

Source: Division of Evaluation and Research, Department of Education.

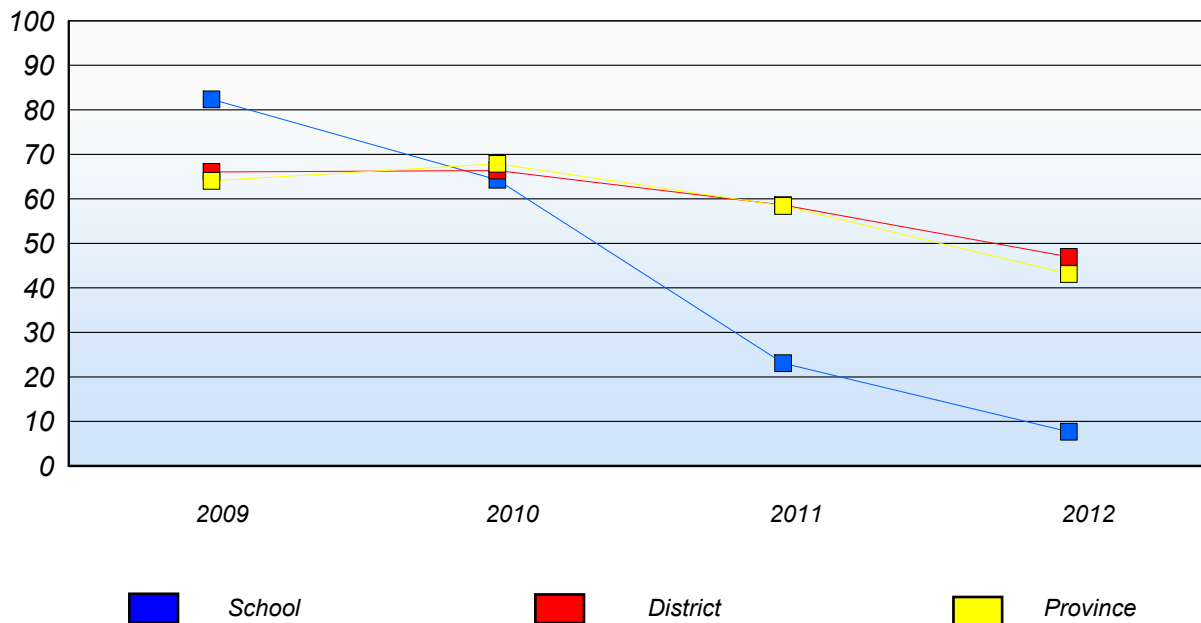
District 3 - Nova Central

School #: 154 Hillside Elementary

Demand Writing
Percentage of students at level 3 or above (2009 - 2012)



Reading
Percentage of students at level 3 or above (2009 - 2012)



* In some cases, CRT numbers may exceed AGR numbers based on late enrolments. Pie chart is based on the number of students who wrote the CRT.

* French Immersion students not included

* Reading score is composite of Non-Fiction and Poet.

Mushuau Innu Natuashish School and Sheshatshiu Innu School are excluded from district and provincial results.

Source: Division of Evaluation and Research, Department of Education.

District 3 - Nova Central

School #: 155 Leading Ticks Primary

Demand Writing

School

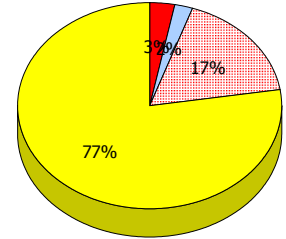
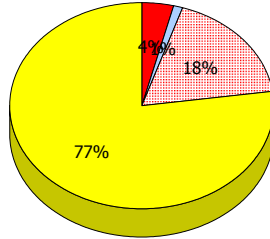
*School data with 5 or fewer students
withheld for reasons of confidentiality.*

District

Province

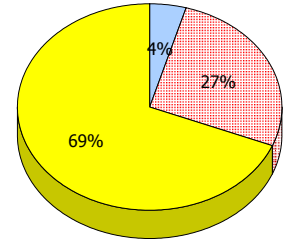
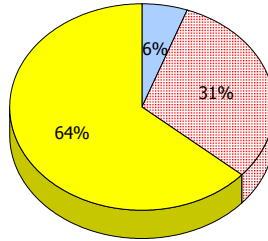
2012

Apr 30,
2012 (3)



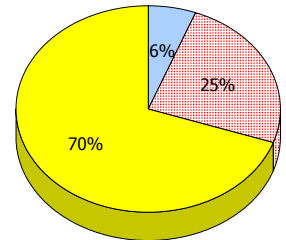
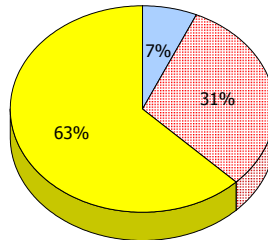
2011

AGR (2)



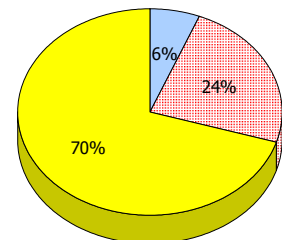
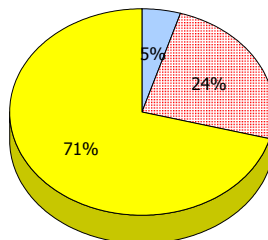
2010

AGR (3)



2009

AGR (4)



* In some cases, CRT numbers may exceed AGR numbers based on late enrolments. Pie chart is based on the number of students who wrote the CRT.

* French Immersion students not included

* Reading score is composite of Non-Fiction and Poet.

Mushuau Innu Natuashish School and Sheshatshiu Innu School are excluded from district and provincial results.

Source: Division of Evaluation and Research, Department of Education.

District 3 - Nova Central

School #: 155 Leading Ticks Primary

Reading

School

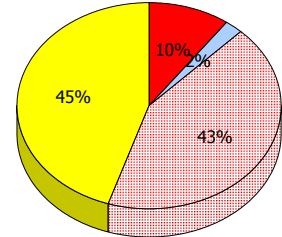
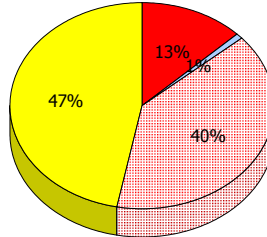
*School data with 5 or fewer students
withheld for reasons of confidentiality.*

District

Province

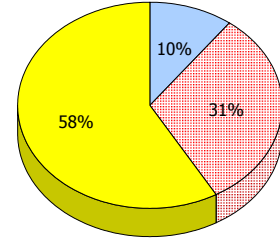
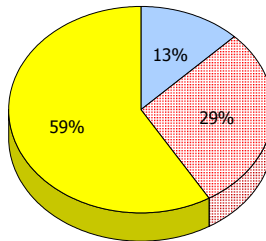
2012

Apr 30,
2012 (3)



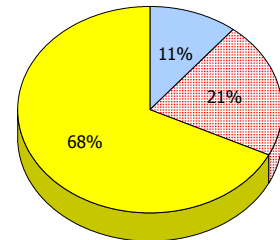
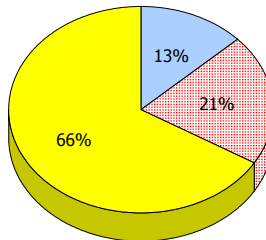
2011

AGR (2)



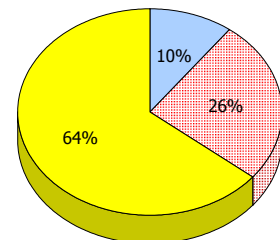
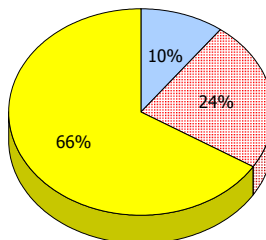
2010

AGR (3)



2009

AGR (4)



Unknown
 Exemption
 Not Yet Meeting (1 or 2)
 Meeting or Exceeding (3,4,5)

* In some cases, CRT numbers may exceed AGR numbers based on late enrolments. Pie chart is based on the number of students who wrote the CRT.

* French Immersion students not included

* Reading score is composite of Non-Fiction and Poet.

Mushuau Innu Natuashish School and Sheshatshiu Innu School are excluded from district and provincial results.

Source: Division of Evaluation and Research, Department of Education.

Primary English Language Arts
4 Year Provincial Assessment, June 2012
School Report Rubrics
 (average scores)

District 3 - Nova Central

School #: 155 Leading Ticks Primary

Demand Writing

Percentage of students at level 3 or above (2009 - 2012)

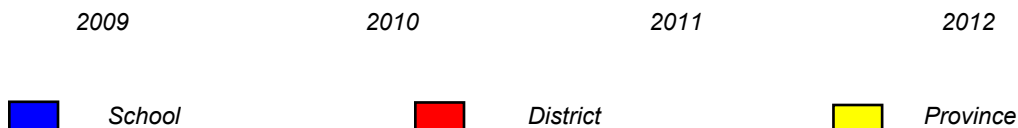
School data with 5 or fewer students withheld for reasons of confidentiality.



Reading

Percentage of students at level 3 or above (2009 - 2012)

School data with 5 or fewer students withheld for reasons of confidentiality.



* In some cases, CRT numbers may exceed AGR numbers based on late enrolments. Pie chart is based on the number of students who wrote the CRT.

* French Immersion students not included

* Reading score is composite of Non-Fiction and Poet.

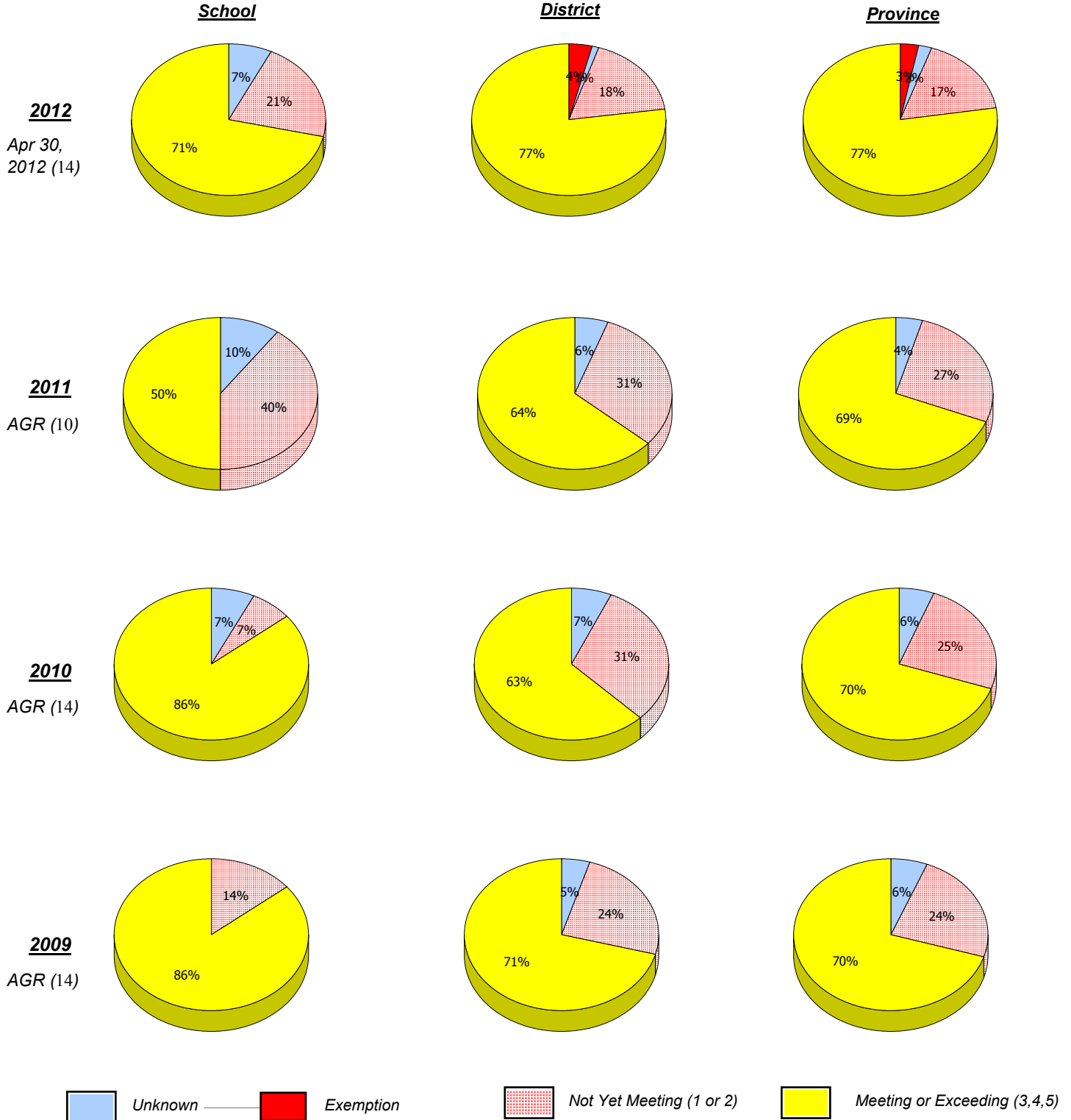
Mushuau Innu Natuashish School and Sheshatshiu Innu School are excluded from district and provincial results.

Source: Division of Evaluation and Research, Department of Education.

District 3 - Nova Central

School #: 158 MSB Regional Academy

Demand Writing



* In some cases, CRT numbers may exceed AGR numbers based on late enrolments. Pie chart is based on the number of students who wrote the CRT.

* French Immersion students not included

* Reading score is composite of Non-Fiction and Poet.

Mushuau Innu Natuashish School and Sheshatshiu Innu School are excluded from district and provincial results.

Source: Division of Evaluation and Research, Department of Education.

District 3 - Nova Central

School #: 158 MSB Regional Academy

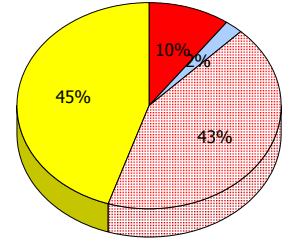
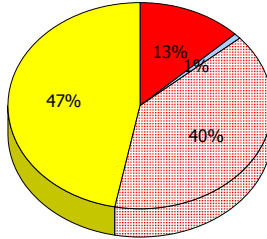
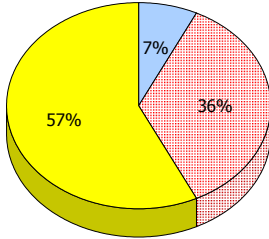
Reading

School

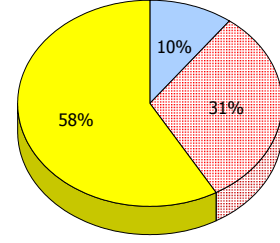
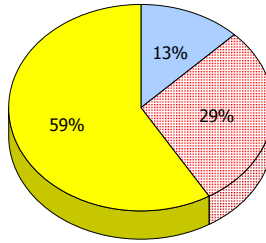
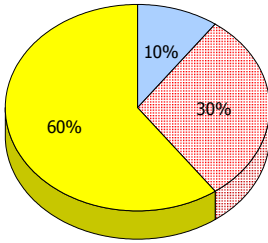
District

Province

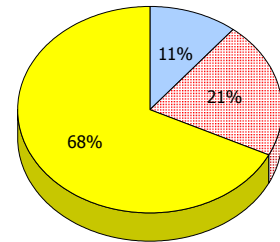
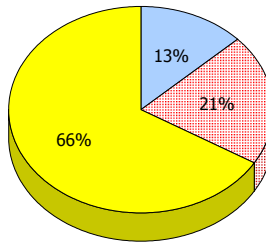
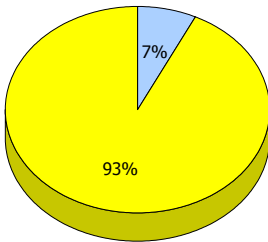
2012
Apr 30,
2012 (14)



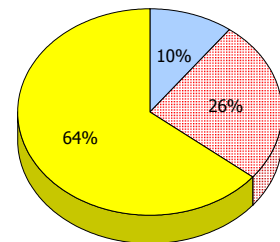
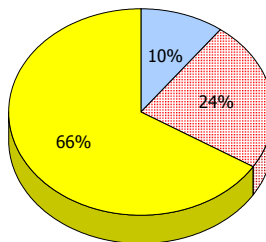
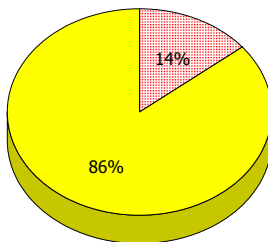
2011
AGR (10)



2010
AGR (14)



2009
AGR (14)



Unknown
 Exemption
 Not Yet Meeting (1 or 2)
 Meeting or Exceeding (3,4,5)

* In some cases, CRT numbers may exceed AGR numbers based on late enrolments. Pie chart is based on the number of students who wrote the CRT.

* French Immersion students not included

* Reading score is composite of Non-Fiction and Poet.

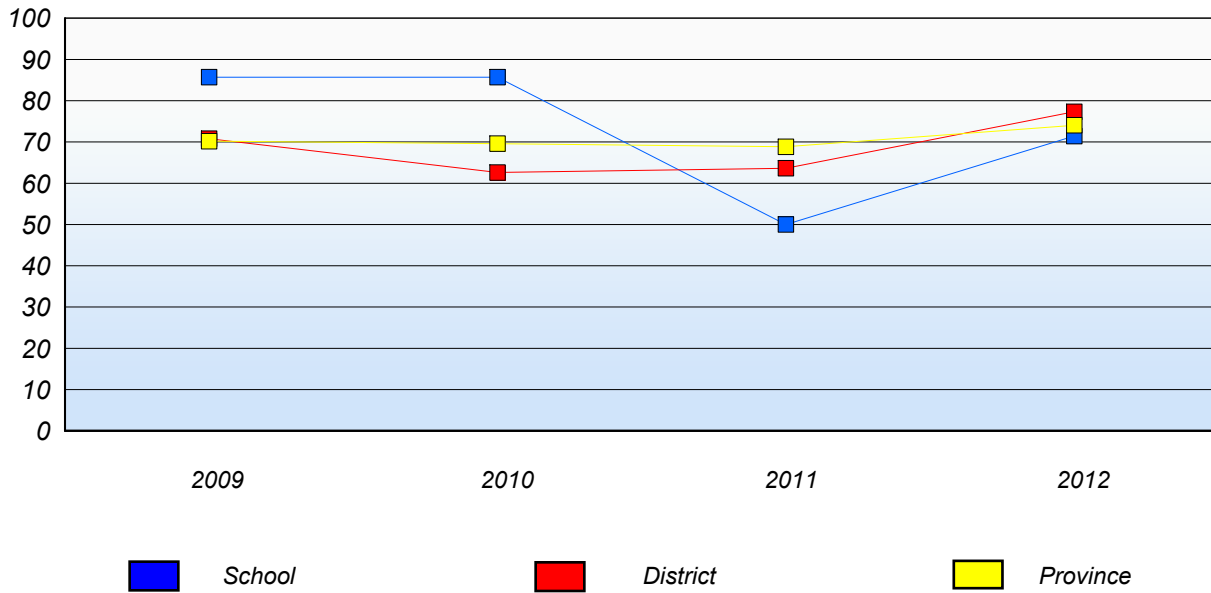
Mushuau Innu Natuashish School and Sheshatshiu Innu School are excluded from district and provincial results.

Source: Division of Evaluation and Research, Department of Education.

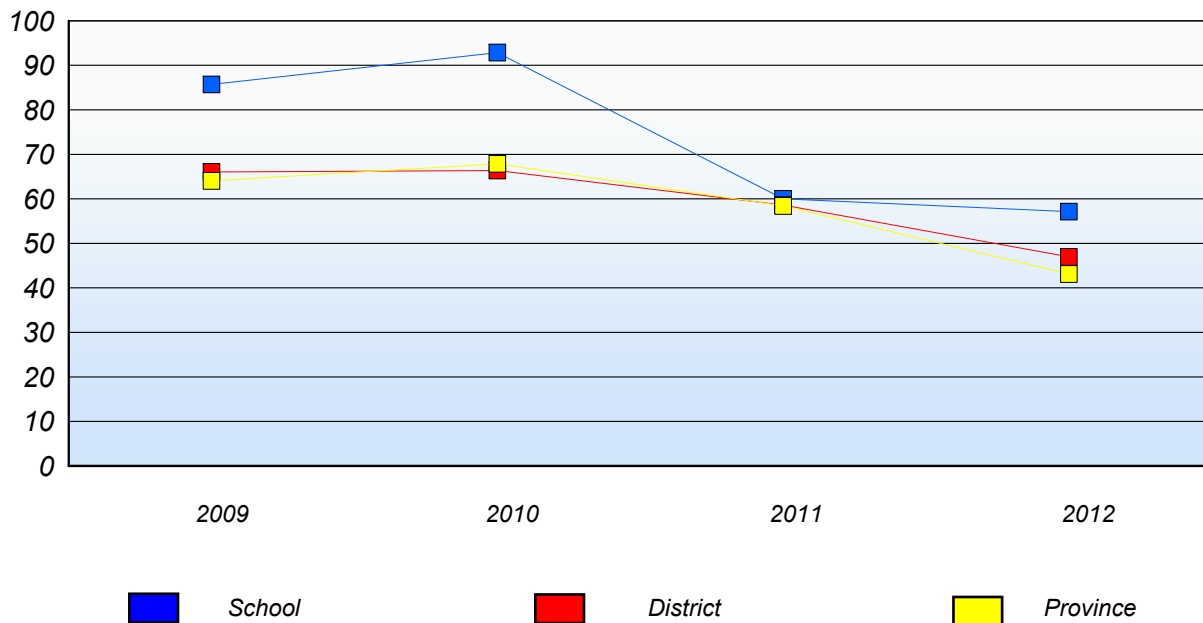
District 3 - Nova Central

School #: 158 MSB Regional Academy

Demand Writing
 Percentage of students at level 3 or above (2009 - 2012)



Reading
 Percentage of students at level 3 or above (2009 - 2012)



* In some cases, CRT numbers may exceed AGR numbers based on late enrolments. Pie chart is based on the number of students who wrote the CRT.

* French Immersion students not included

* Reading score is composite of Non-Fiction and Poet.

Mushuau Innu Natuashish School and Sheshatshiu Innu School are excluded from district and provincial results.

Source: Division of Evaluation and Research, Department of Education.

District 3 - Nova Central

School #: 163 Point Leamington Academy

Demand Writing

School

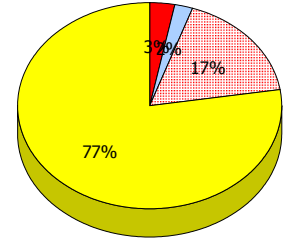
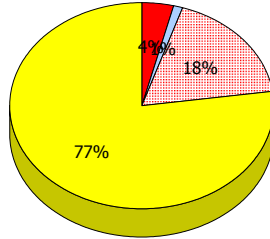
*School data with 5 or fewer students
withheld for reasons of confidentiality.*

District

Province

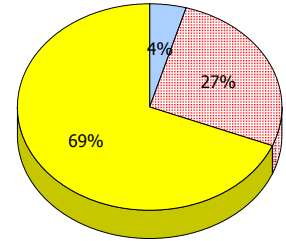
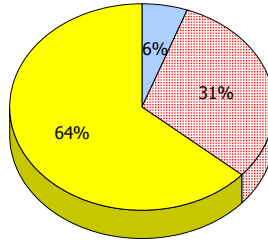
2012

Apr 30,
2012 (4)



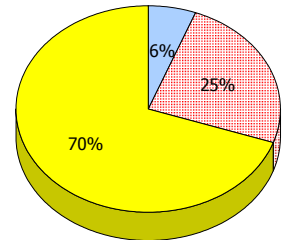
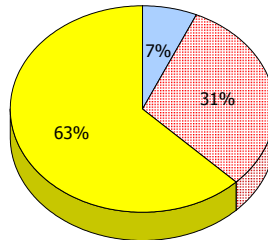
2011

AGR (6)



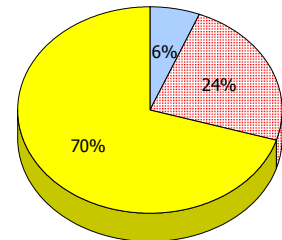
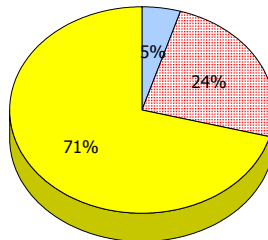
2010

AGR (4)



2009

AGR (4)



* In some cases, CRT numbers may exceed AGR numbers based on late enrolments. Pie chart is based on the number of students who wrote the CRT.

* French Immersion students not included

* Reading score is composite of Non-Fiction and Poet.

Mushuau Innu Natuashish School and Sheshatshiu Innu School are excluded from district and provincial results.

Source: Division of Evaluation and Research, Department of Education.

District 3 - Nova Central

School #: 163 Point Leamington Academy

School

*School data with 5 or fewer students
withheld for reasons of confidentiality.*

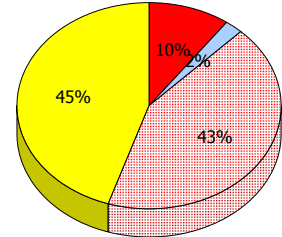
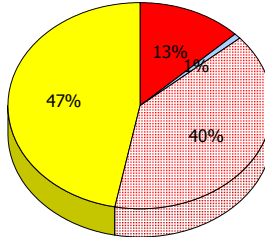
Reading

District

Province

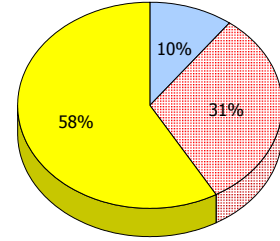
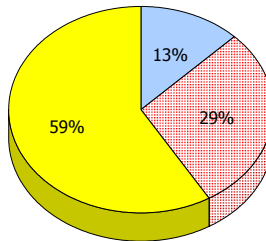
2012

Apr 30,
2012 (4)



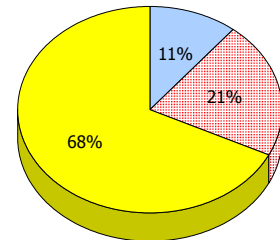
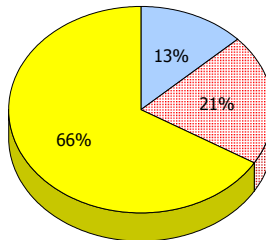
2011

AGR (6)



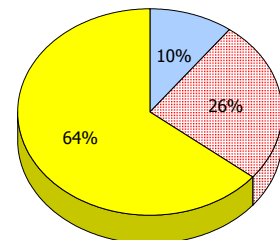
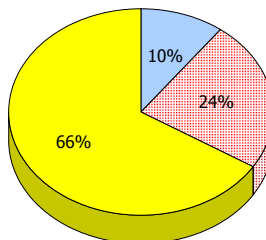
2010

AGR (4)



2009

AGR (4)



Unknown
 Exemption
 Not Yet Meeting (1 or 2)
 Meeting or Exceeding (3,4,5)

* In some cases, CRT numbers may exceed AGR numbers based on late enrolments. Pie chart is based on the number of students who wrote the CRT.

* French Immersion students not included

* Reading score is composite of Non-Fiction and Poet.

Mushuau Innu Natuashish School and Sheshatshiu Innu School are excluded from district and provincial results.

Source: Division of Evaluation and Research, Department of Education.

District 3 - Nova Central

School #: 163 Point Leamington Academy

Demand Writing

Percentage of students at level 3 or above (2009 - 2012)

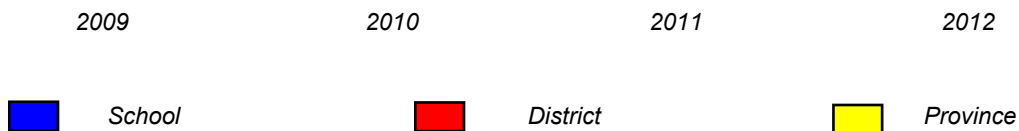
School data with 5 or fewer students withheld for reasons of confidentiality.



Reading

Percentage of students at level 3 or above (2009 - 2012)

School data with 5 or fewer students withheld for reasons of confidentiality.



* In some cases, CRT numbers may exceed AGR numbers based on late enrolments. Pie chart is based on the number of students who wrote the CRT.

* French Immersion students not included

* Reading score is composite of Non-Fiction and Poet.

Mushuau Innu Natuashish School and Sheshatshiu Innu School are excluded from district and provincial results.

Source: Division of Evaluation and Research, Department of Education.

District 3 - Nova Central

School #: 165 St. Stephen's AG

Demand Writing

School

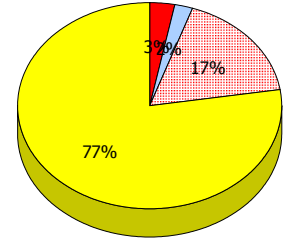
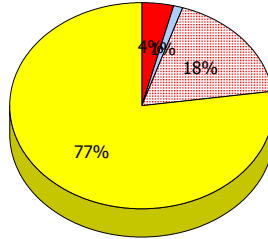
*School data with 5 or fewer students
withheld for reasons of confidentiality.*

District

Province

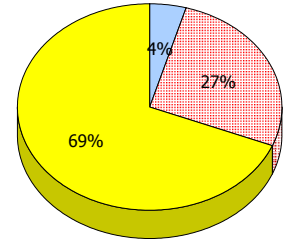
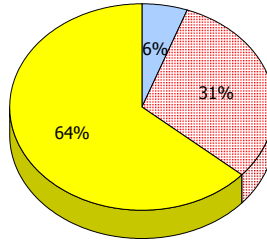
2012

Apr 30,
2012 (1)



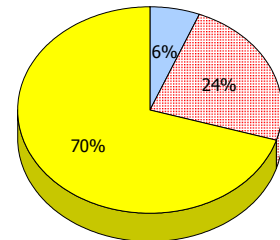
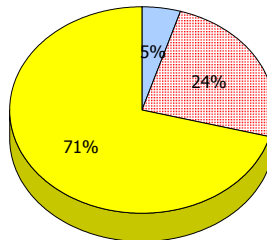
2011

AGR (1)



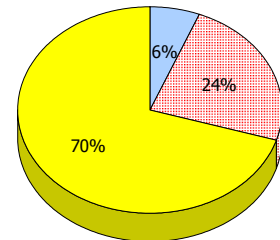
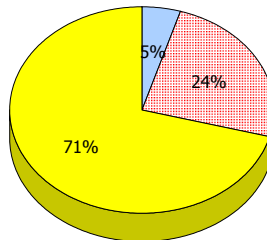
2010

AGR (0)



2009

AGR (1)



* In some cases, CRT numbers may exceed AGR numbers based on late enrolments. Pie chart is based on the number of students who wrote the CRT.

* French Immersion students not included

* Reading score is composite of Non-Fiction and Poet.

Mushuau Innu Natuashish School and Sheshatshiu Innu School are excluded from district and provincial results.

Source: Division of Evaluation and Research, Department of Education.

District 3 - Nova Central

School #: 165 St. Stephen's AG

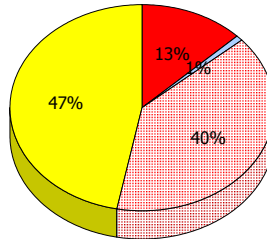
Reading

School

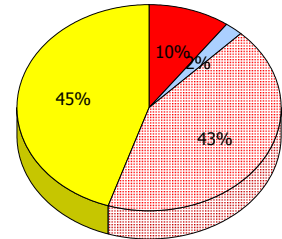
*School data with 5 or fewer students
withheld for reasons of confidentiality.*

2012
Apr 30,
2012 (1)

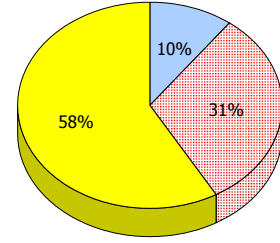
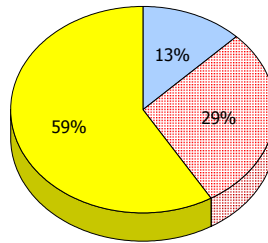
District



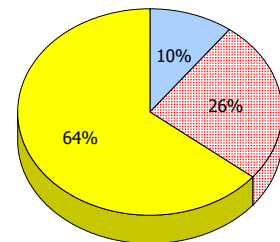
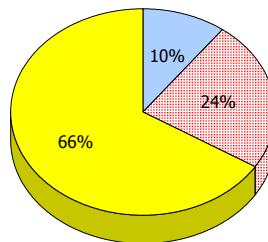
Province



2011
AGR (1)



2010
AGR (0)



2009
AGR (1)

Unknown
 Exemption
 Not Yet Meeting (1 or 2)
 Meeting or Exceeding (3,4,5)

* In some cases, CRT numbers may exceed AGR numbers based on late enrolments. Pie chart is based on the number of students who wrote the CRT.

* French Immersion students not included

* Reading score is composite of Non-Fiction and Poet.

Mushuau Innu Natuashish School and Sheshatshiu Innu School are excluded from district and provincial results.

Source: Division of Evaluation and Research, Department of Education.

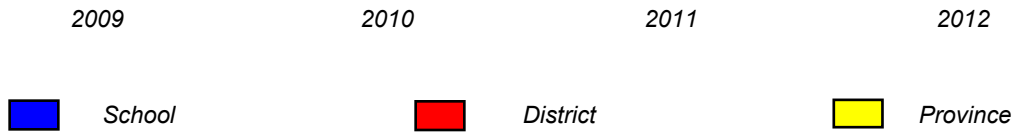
District 3 - Nova Central

School #: 165 St. Stephen's AG

Demand Writing

Percentage of students at level 3 or above (2009 - 2012)

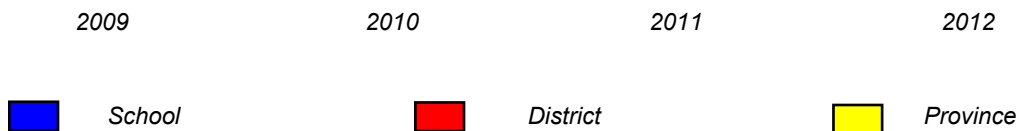
School data with 5 or fewer students withheld for reasons of confidentiality.



Reading

Percentage of students at level 3 or above (2009 - 2012)

School data with 5 or fewer students withheld for reasons of confidentiality.



* In some cases, CRT numbers may exceed AGR numbers based on late enrolments. Pie chart is based on the number of students who wrote the CRT.

* French Immersion students not included

* Reading score is composite of Non-Fiction and Poet.

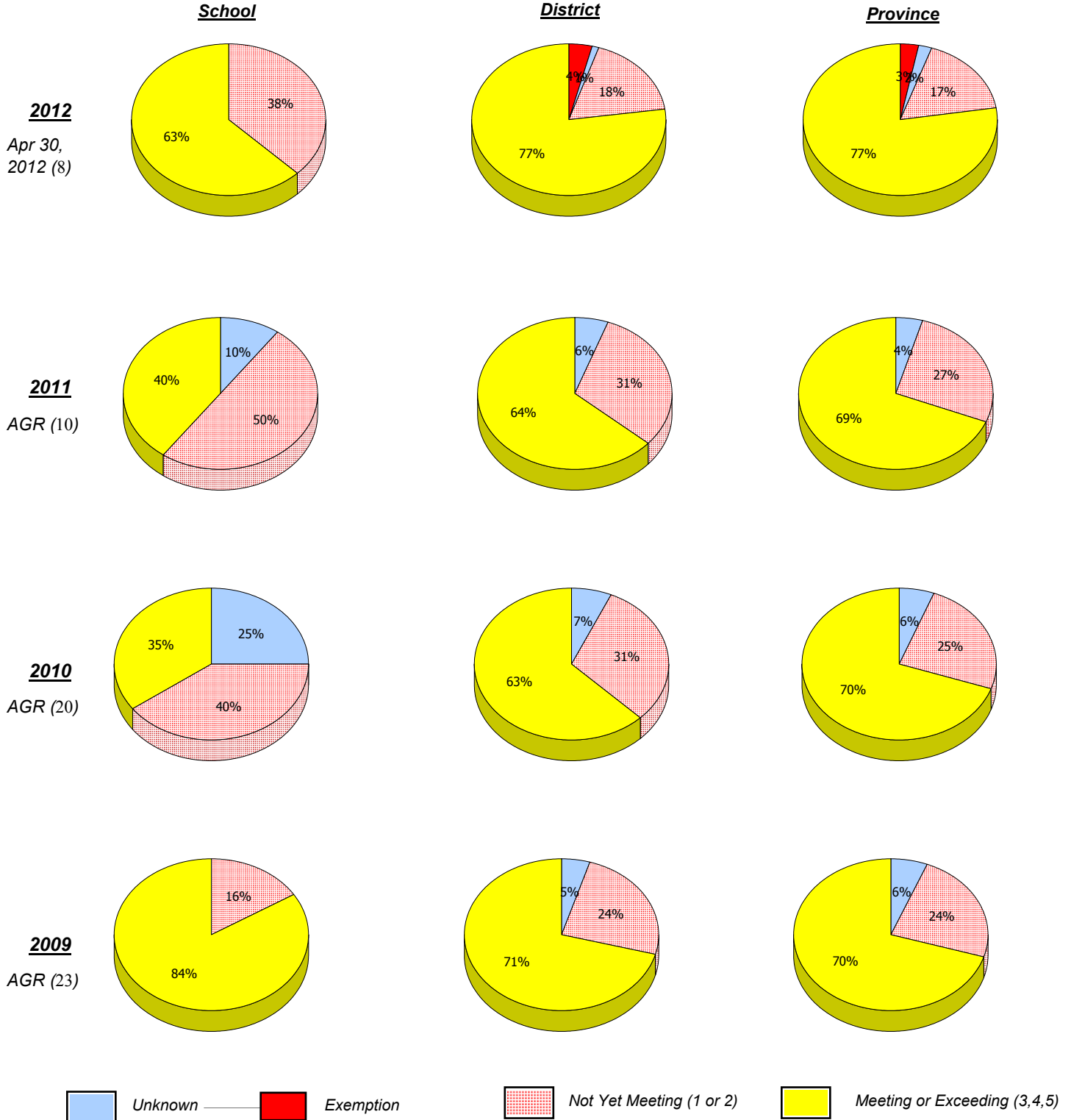
Mushuau Innu Natuashish School and Sheshatshiu Innu School are excluded from district and provincial results.

Source: Division of Evaluation and Research, Department of Education.

District 3 - Nova Central

School #: 167 Green Bay South Academy

Demand Writing



* In some cases, CRT numbers may exceed AGR numbers based on late enrolments. Pie chart is based on the number of students who wrote the CRT.

* French Immersion students not included

* Reading score is composite of Non-Fiction and Poet.

Mushuau Innu Natuashish School and Sheshatshiu Innu School are excluded from district and provincial results.

Source: Division of Evaluation and Research, Department of Education.

District 3 - Nova Central

School #: 167 Green Bay South Academy

Reading

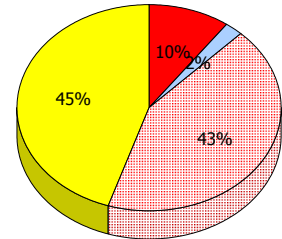
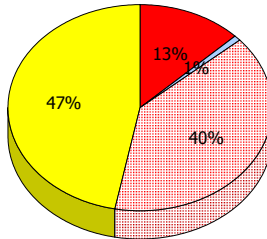
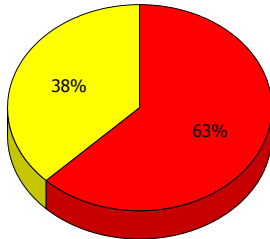
School

District

Province

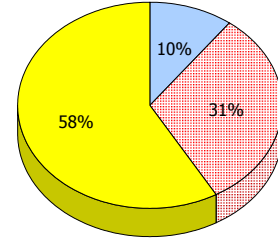
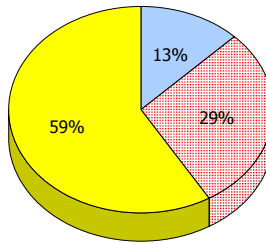
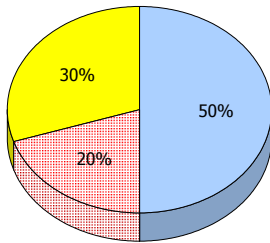
2012

Apr 30,
2012 (8)



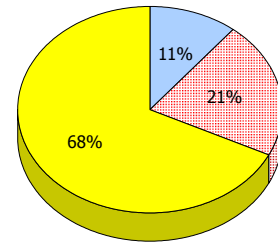
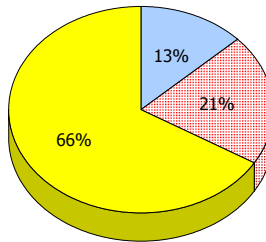
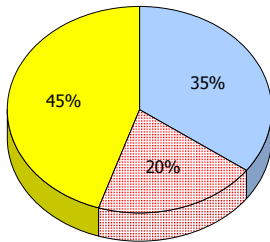
2011

AGR (10)



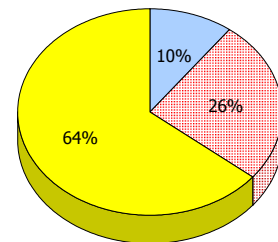
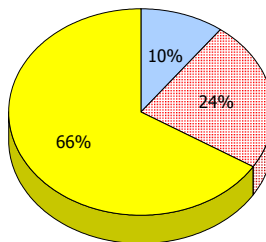
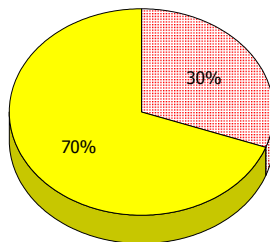
2010

AGR (20)



2009

AGR (23)



Unknown
 Exemption
 Not Yet Meeting (1 or 2)
 Meeting or Exceeding (3,4,5)

* In some cases, CRT numbers may exceed AGR numbers based on late enrolments. Pie chart is based on the number of students who wrote the CRT.

* French Immersion students not included

* Reading score is composite of Non-Fiction and Poet.

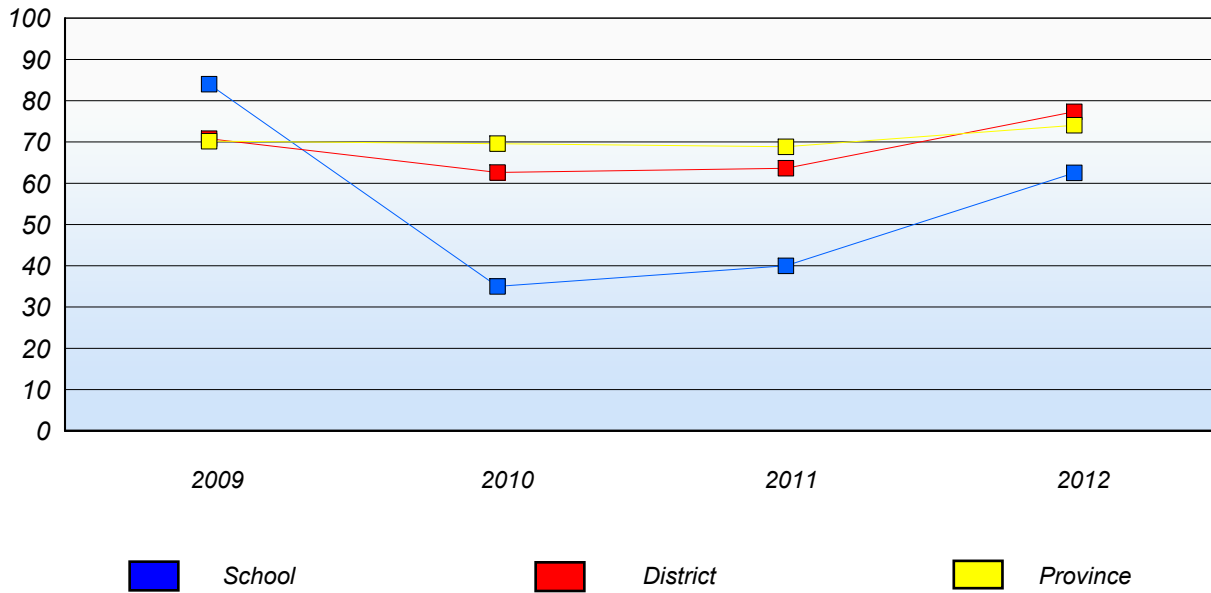
Mushuau Innu Natuashish School and Sheshatshiu Innu School are excluded from district and provincial results.

Source: Division of Evaluation and Research, Department of Education.

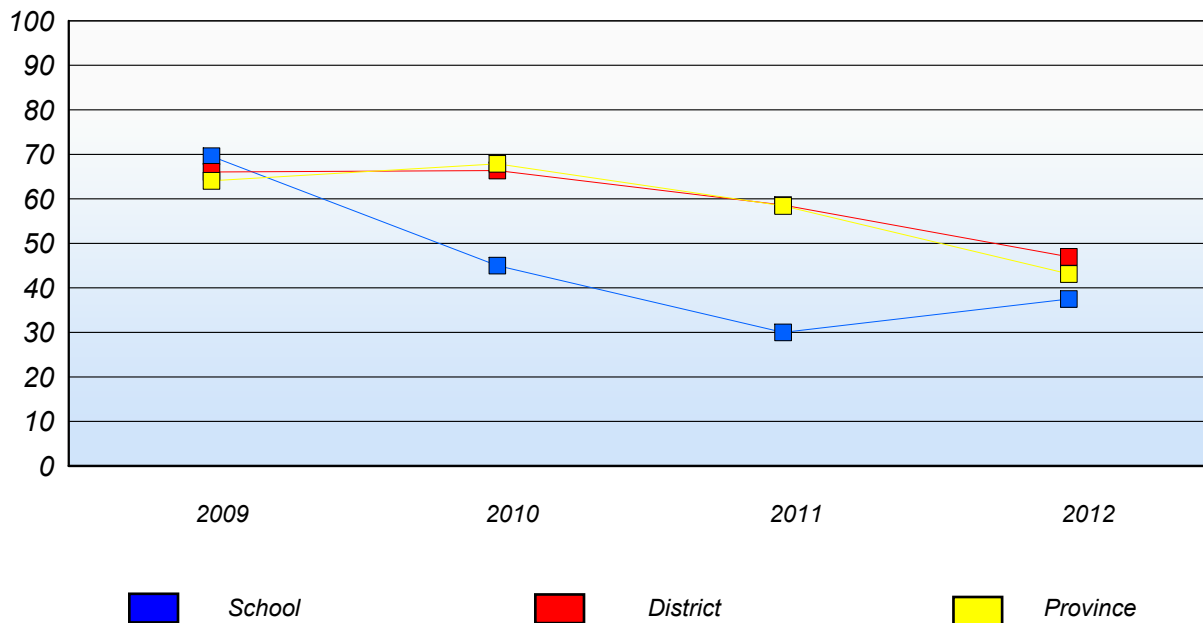
District 3 - Nova Central

School #: 167 Green Bay South Academy

Demand Writing
Percentage of students at level 3 or above (2009 - 2012)



Reading
Percentage of students at level 3 or above (2009 - 2012)



* In some cases, CRT numbers may exceed AGR numbers based on late enrolments. Pie chart is based on the number of students who wrote the CRT.

* French Immersion students not included

* Reading score is composite of Non-Fiction and Poet.

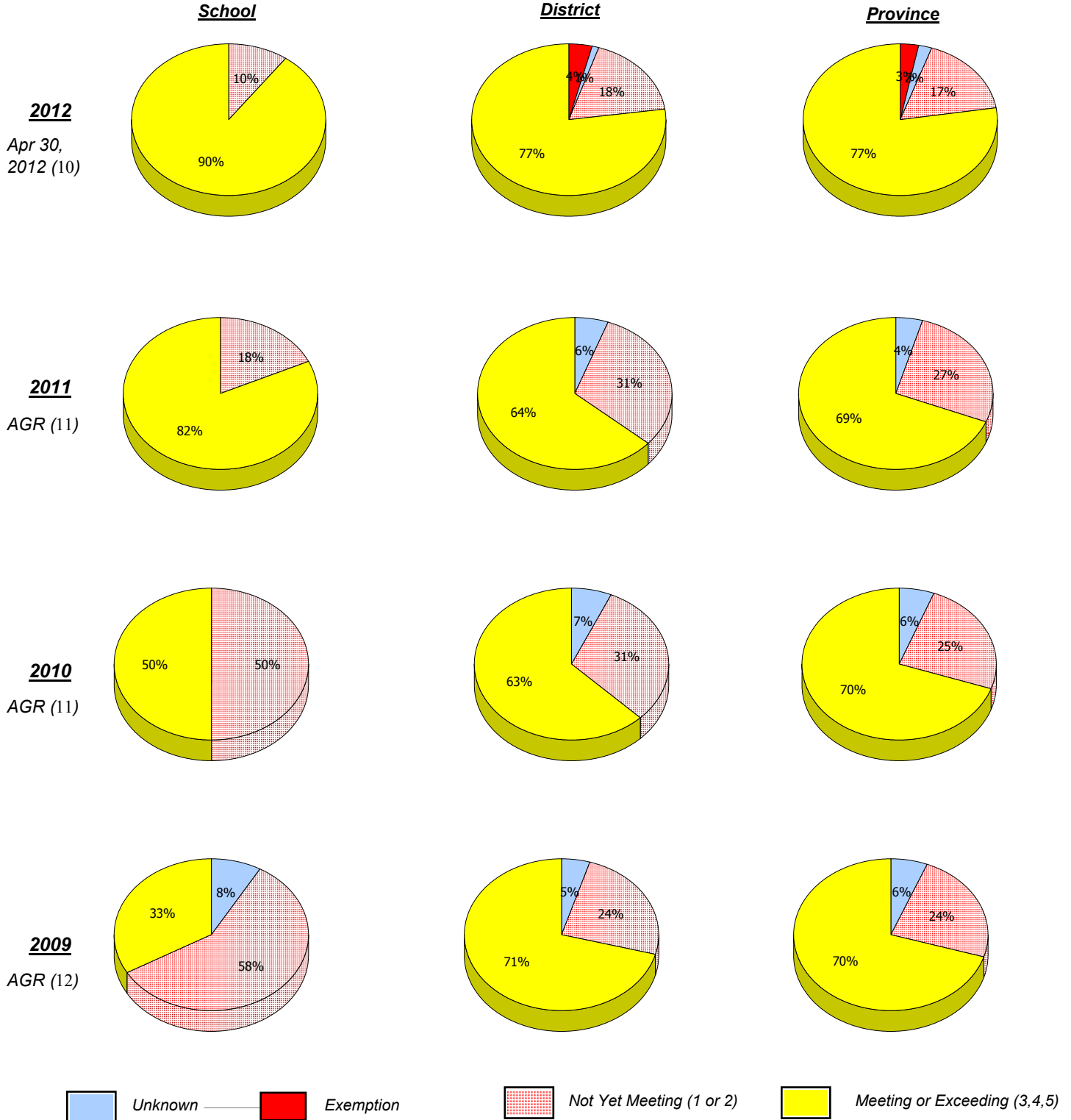
Mushuau Innu Natuashish School and Sheshatshiu Innu School are excluded from district and provincial results.

Source: Division of Evaluation and Research, Department of Education.

District 3 - Nova Central

School #: 172 Brian Peckford Primary

Demand Writing



* In some cases, CRT numbers may exceed AGR numbers based on late enrolments. Pie chart is based on the number of students who wrote the CRT.

* French Immersion students not included

* Reading score is composite of Non-Fiction and Poet.

Mushuau Innu Natuashish School and Sheshatshiu Innu School are excluded from district and provincial results.

Source: Division of Evaluation and Research, Department of Education.

District 3 - Nova Central

School #: 172 Brian Peckford Primary

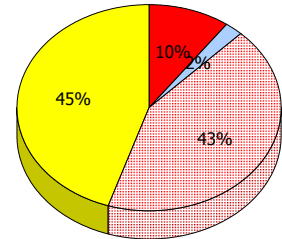
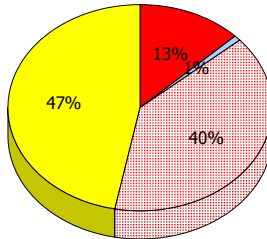
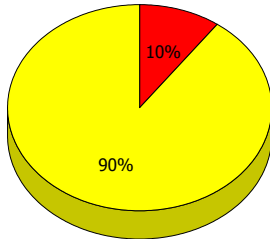
Reading

School

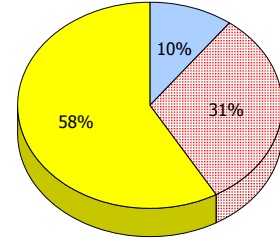
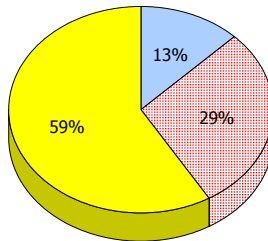
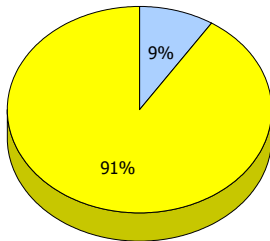
District

Province

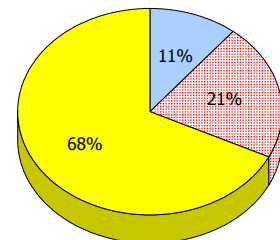
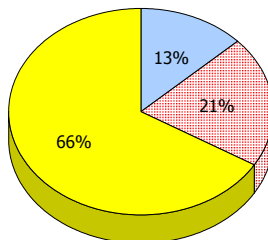
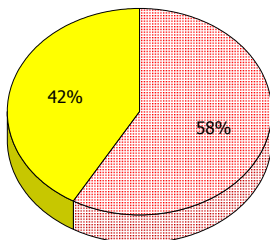
2012
Apr 30,
2012 (10)



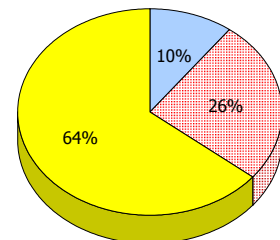
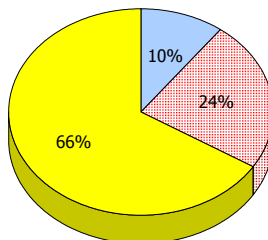
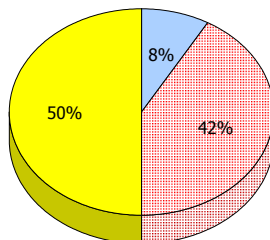
2011
AGR (11)



2010
AGR (11)



2009
AGR (12)



Unknown
 Exemption
 Not Yet Meeting (1 or 2)
 Meeting or Exceeding (3,4,5)

* In some cases, CRT numbers may exceed AGR numbers based on late enrolments. Pie chart is based on the number of students who wrote the CRT.

* French Immersion students not included

* Reading score is composite of Non-Fiction and Poet.

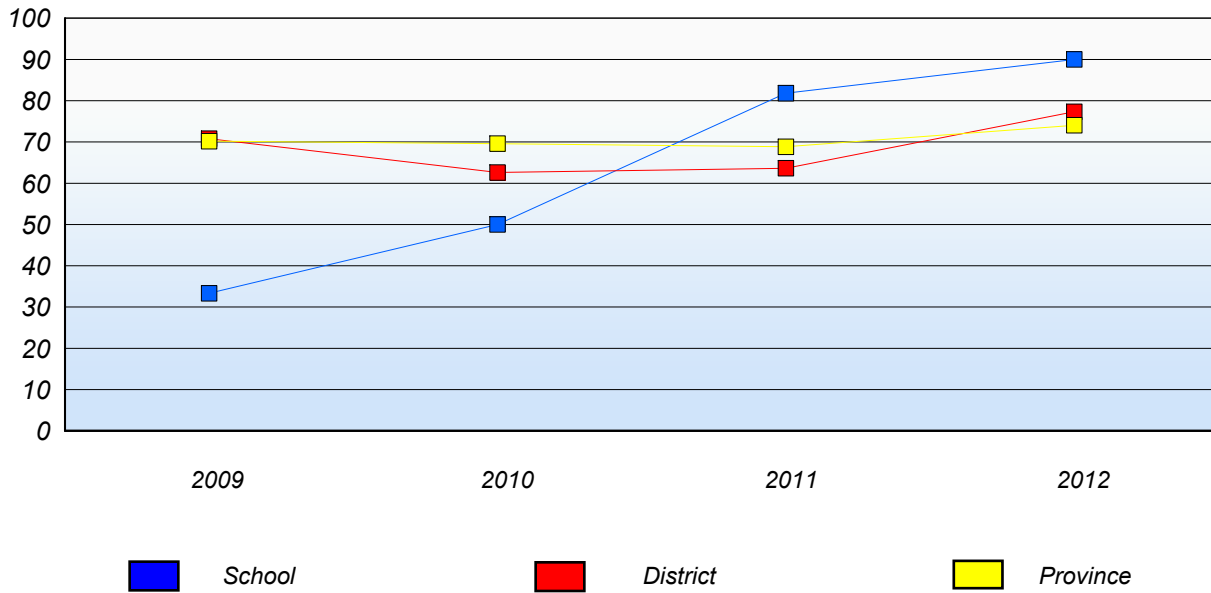
Mushuau Innu Natuashish School and Sheshatshiu Innu School are excluded from district and provincial results.

Source: Division of Evaluation and Research, Department of Education.

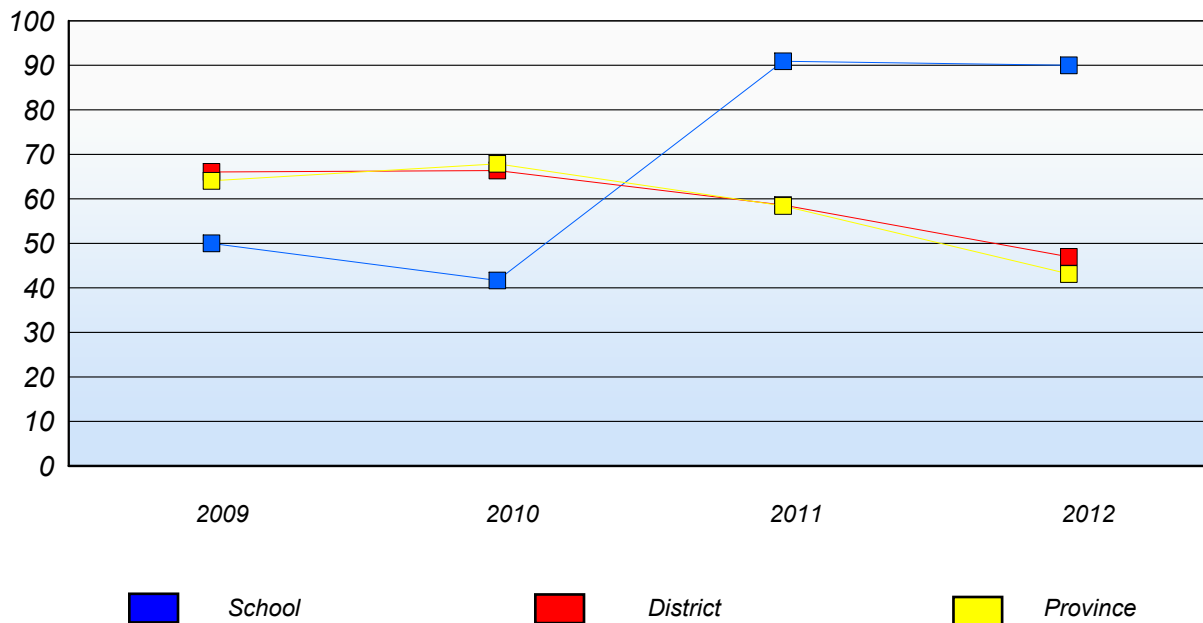
District 3 - Nova Central

School #: 172 Brian Peckford Primary

Demand Writing
 Percentage of students at level 3 or above (2009 - 2012)



Reading
 Percentage of students at level 3 or above (2009 - 2012)



* In some cases, CRT numbers may exceed AGR numbers based on late enrolments. Pie chart is based on the number of students who wrote the CRT.

* French Immersion students not included

* Reading score is composite of Non-Fiction and Poet.

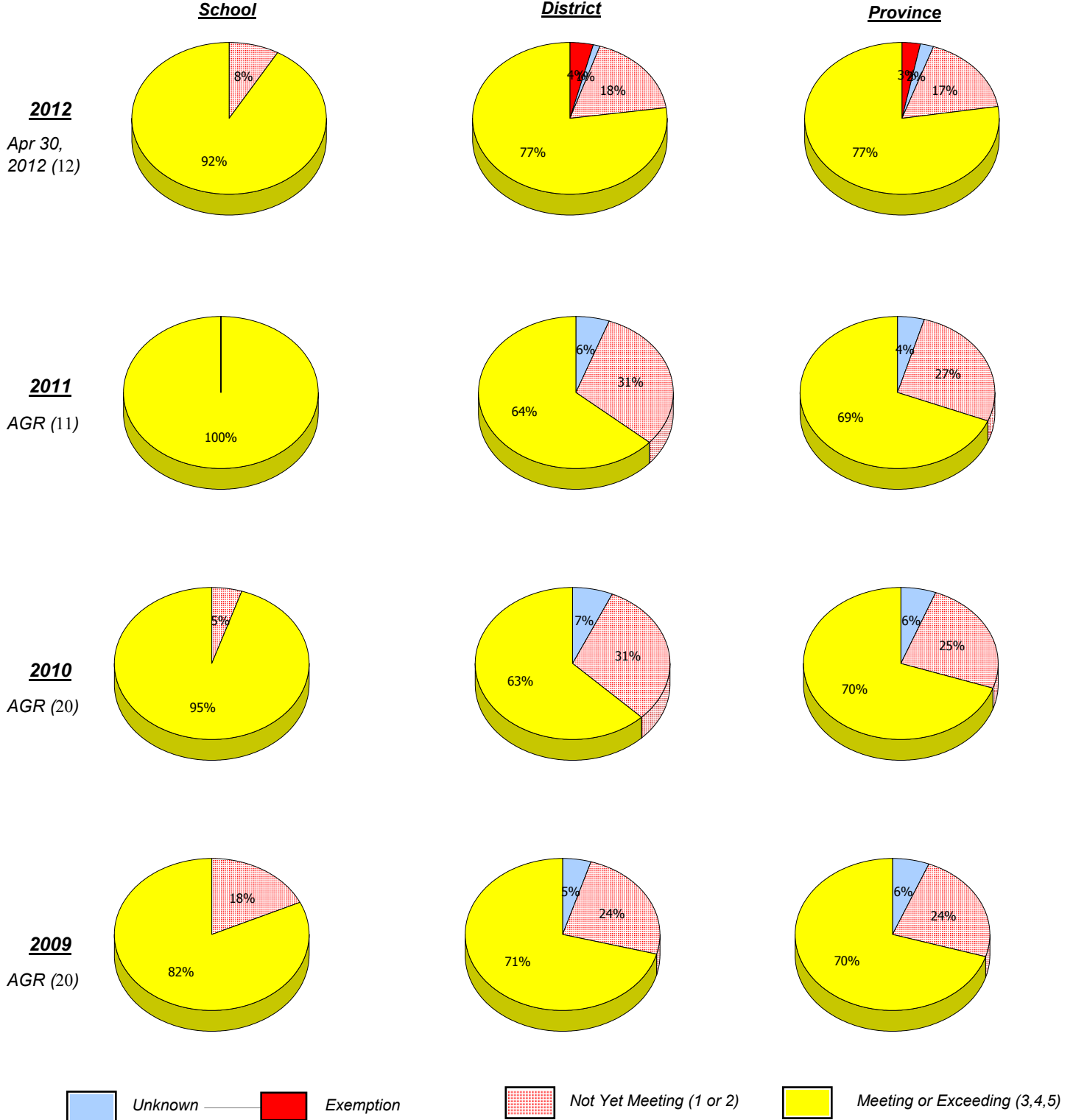
Mushuau Innu Natuashish School and Sheshatshiu Innu School are excluded from district and provincial results.

Source: Division of Evaluation and Research, Department of Education.

District 3 - Nova Central

School #: 177 Greenwood Academy

Demand Writing



* In some cases, CRT numbers may exceed AGR numbers based on late enrolments. Pie chart is based on the number of students who wrote the CRT.

* French Immersion students not included

* Reading score is composite of Non-Fiction and Poet.

Mushuau Innu Natuashish School and Sheshatshiu Innu School are excluded from district and provincial results.

Source: Division of Evaluation and Research, Department of Education.

District 3 - Nova Central

School #: 177 Greenwood Academy

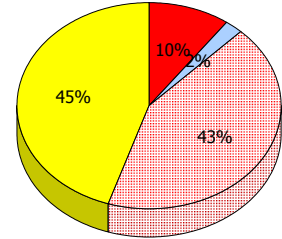
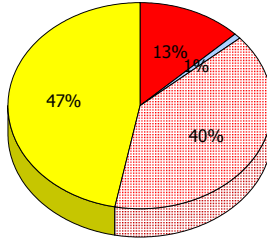
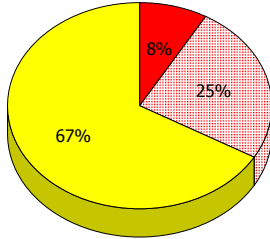
Reading

School

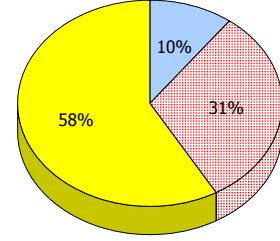
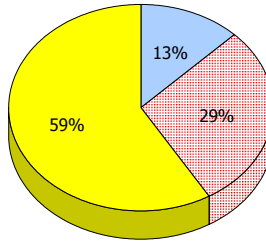
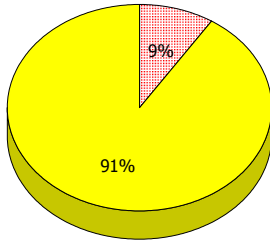
District

Province

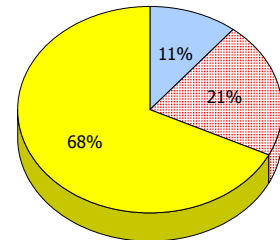
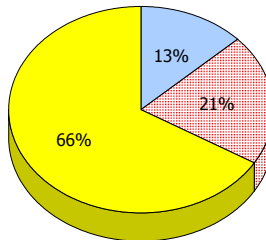
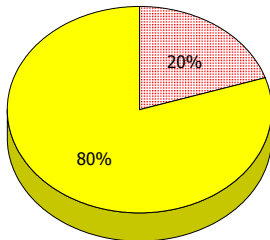
2012
Apr 30,
2012 (12)



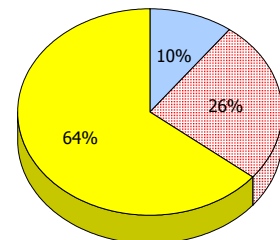
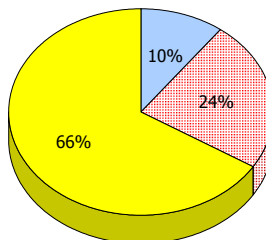
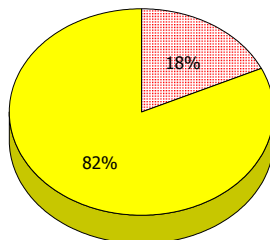
2011
AGR (11)



2010
AGR (20)



2009
AGR (20)



Unknown
 Exemption
 Not Yet Meeting (1 or 2)
 Meeting or Exceeding (3,4,5)

* In some cases, CRT numbers may exceed AGR numbers based on late enrolments. Pie chart is based on the number of students who wrote the CRT.

* French Immersion students not included

* Reading score is composite of Non-Fiction and Poet.

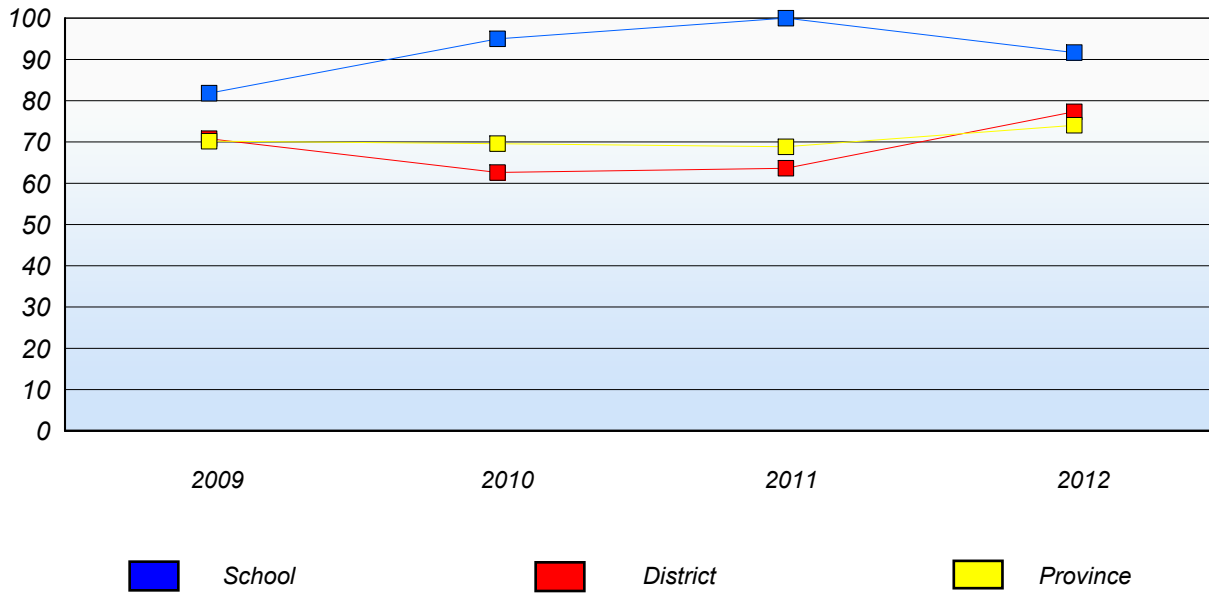
Mushuau Innu Natuashish School and Sheshatshiu Innu School are excluded from district and provincial results.

Source: Division of Evaluation and Research, Department of Education.

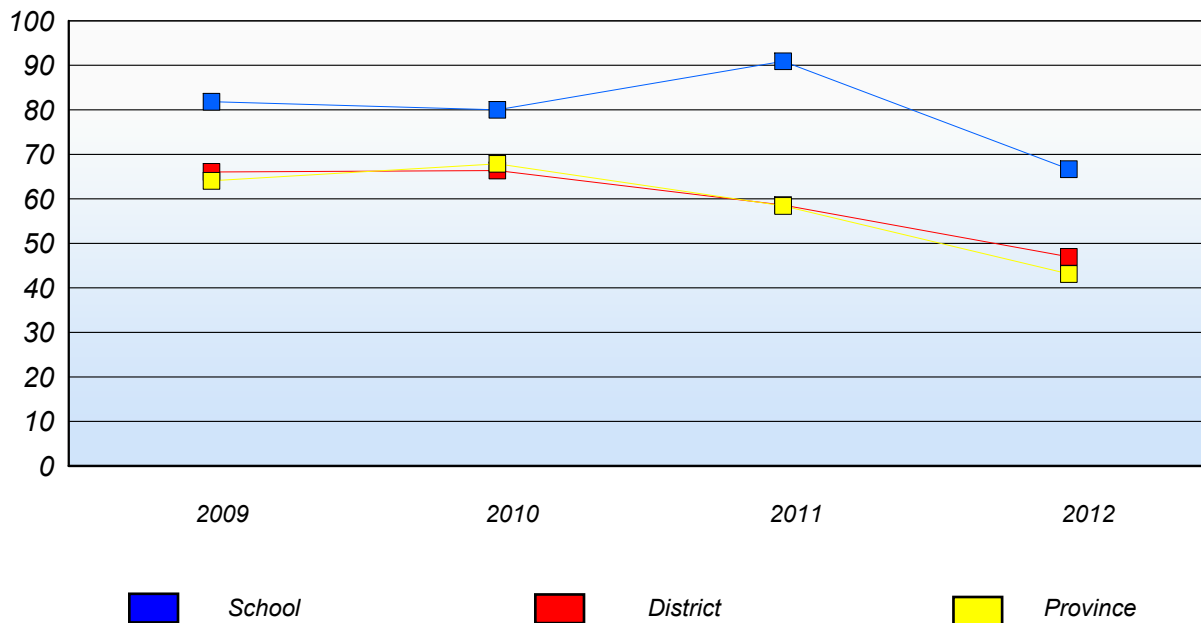
District 3 - Nova Central

School #: 177 Greenwood Academy

Demand Writing
 Percentage of students at level 3 or above (2009 - 2012)



Reading
 Percentage of students at level 3 or above (2009 - 2012)



* In some cases, CRT numbers may exceed AGR numbers based on late enrolments. Pie chart is based on the number of students who wrote the CRT.

* French Immersion students not included

* Reading score is composite of Non-Fiction and Poet.

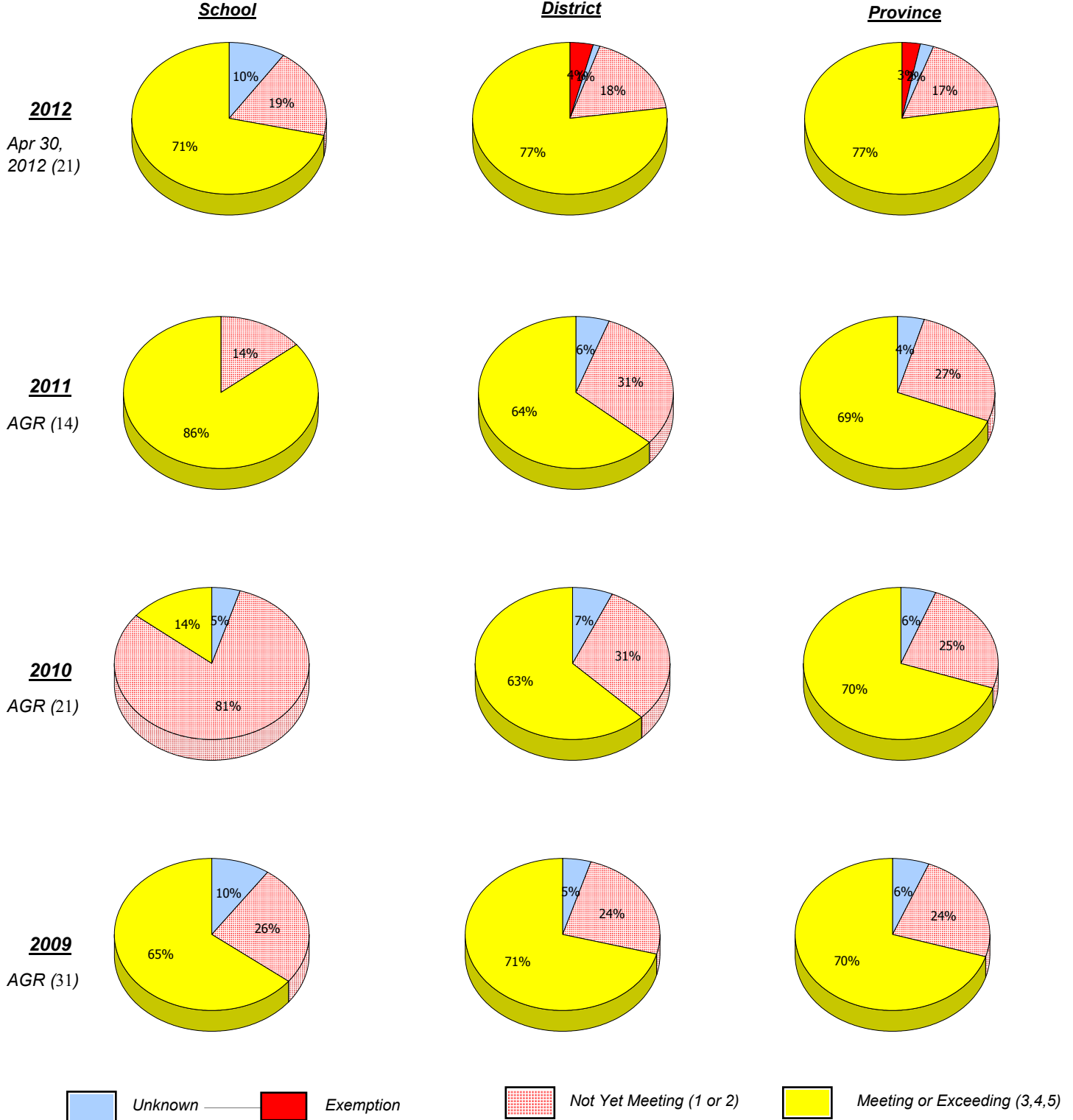
Mushuau Innu Natuashish School and Sheshatshiu Innu School are excluded from district and provincial results.

Source: Division of Evaluation and Research, Department of Education.

District 3 - Nova Central

School #: 178 Phoenix Academy

Demand Writing



* In some cases, CRT numbers may exceed AGR numbers based on late enrolments. Pie chart is based on the number of students who wrote the CRT.

* French Immersion students not included

* Reading score is composite of Non-Fiction and Poet.

Mushuau Innu Natuashish School and Sheshatshiu Innu School are excluded from district and provincial results.

Source: Division of Evaluation and Research, Department of Education.

District 3 - Nova Central

School #: 178 Phoenix Academy

Reading

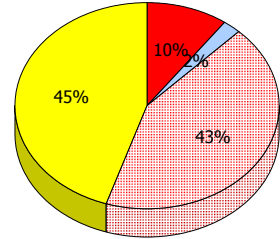
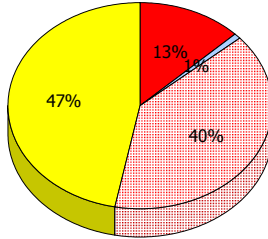
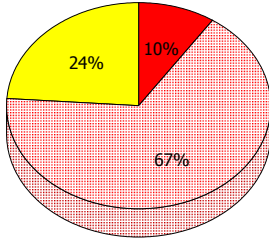
School

District

Province

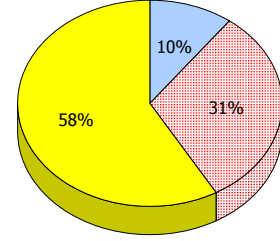
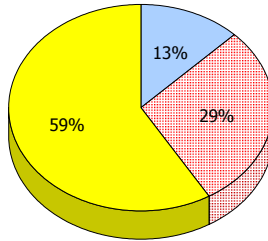
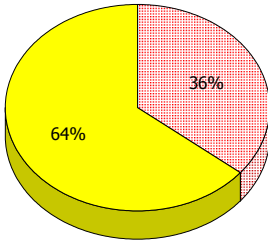
2012

Apr 30,
2012 (21)



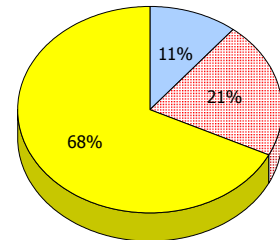
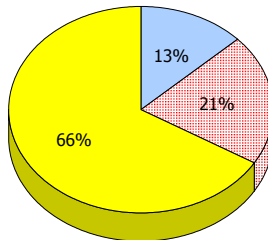
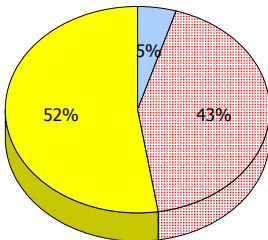
2011

AGR (14)



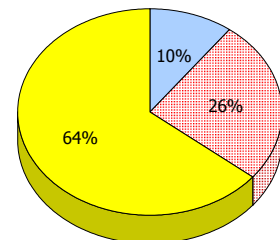
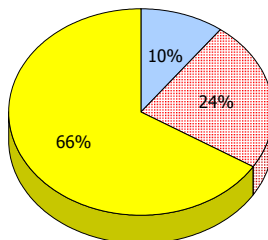
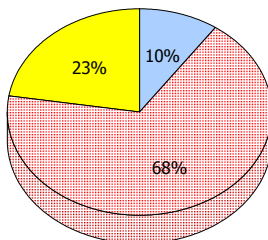
2010

AGR (21)



2009

AGR (31)



Unknown
 Exemption
 Not Yet Meeting (1 or 2)
 Meeting or Exceeding (3,4,5)

* In some cases, CRT numbers may exceed AGR numbers based on late enrolments. Pie chart is based on the number of students who wrote the CRT.

* French Immersion students not included

* Reading score is composite of Non-Fiction and Poet.

Mushuau Innu Natuashish School and Sheshatshiu Innu School are excluded from district and provincial results.

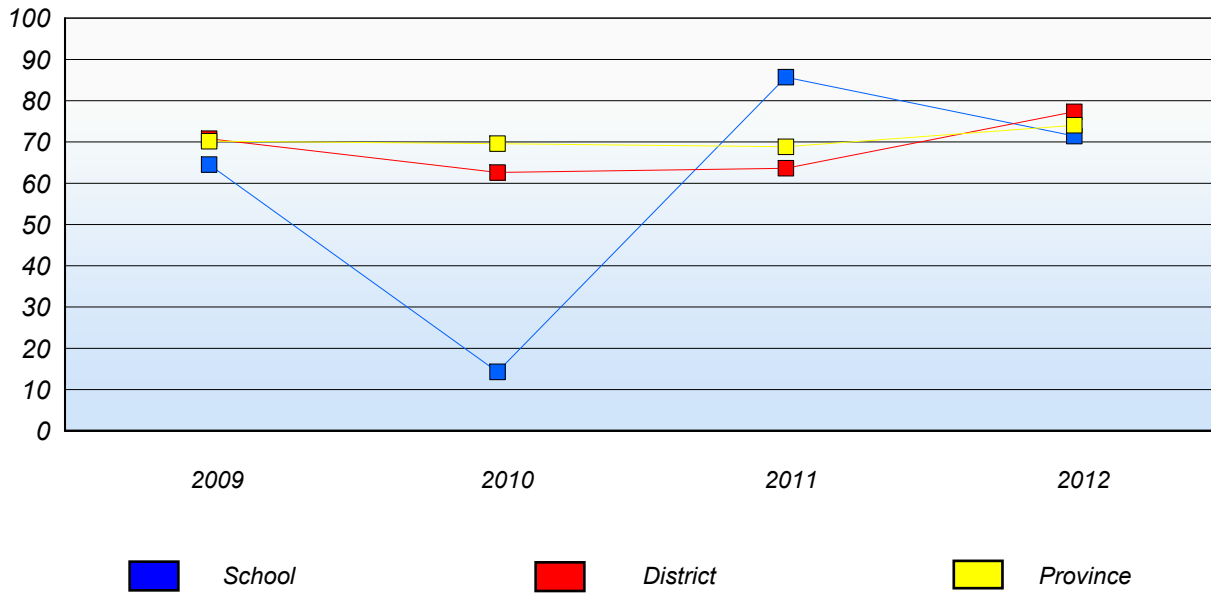
Source: Division of Evaluation and Research, Department of Education.

District 3 - Nova Central

School #: 178 Phoenix Academy

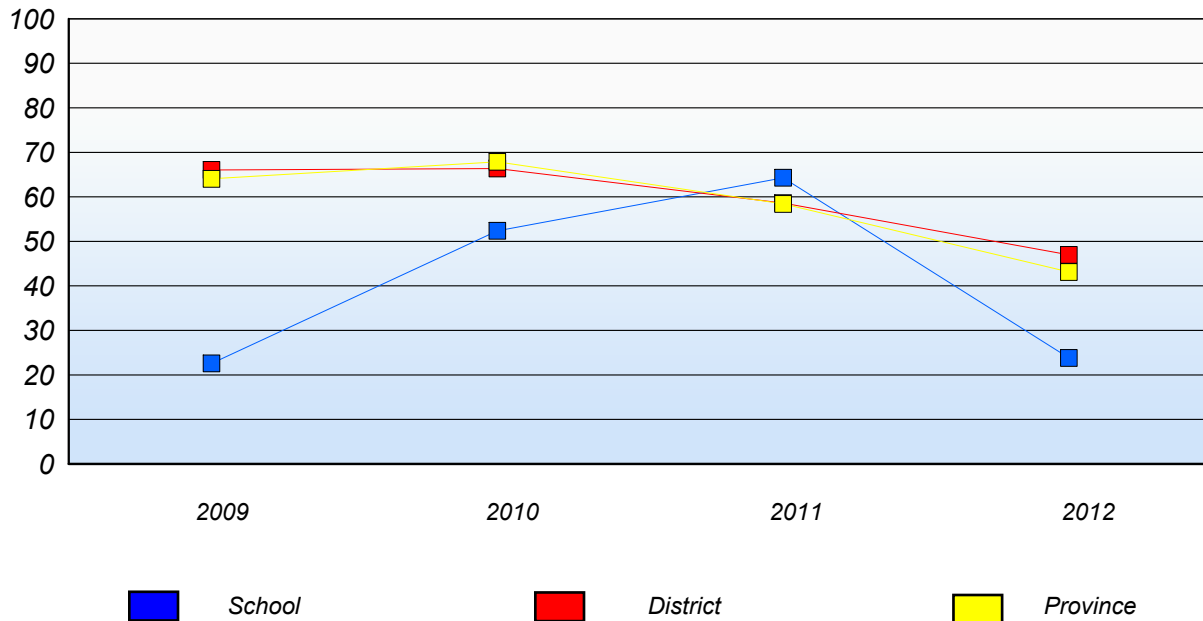
Demand Writing

Percentage of students at level 3 or above (2009 - 2012)



Reading

Percentage of students at level 3 or above (2009 - 2012)



* In some cases, CRT numbers may exceed AGR numbers based on late enrolments. Pie chart is based on the number of students who wrote the CRT.

* French Immersion students not included

* Reading score is composite of Non-Fiction and Poet.

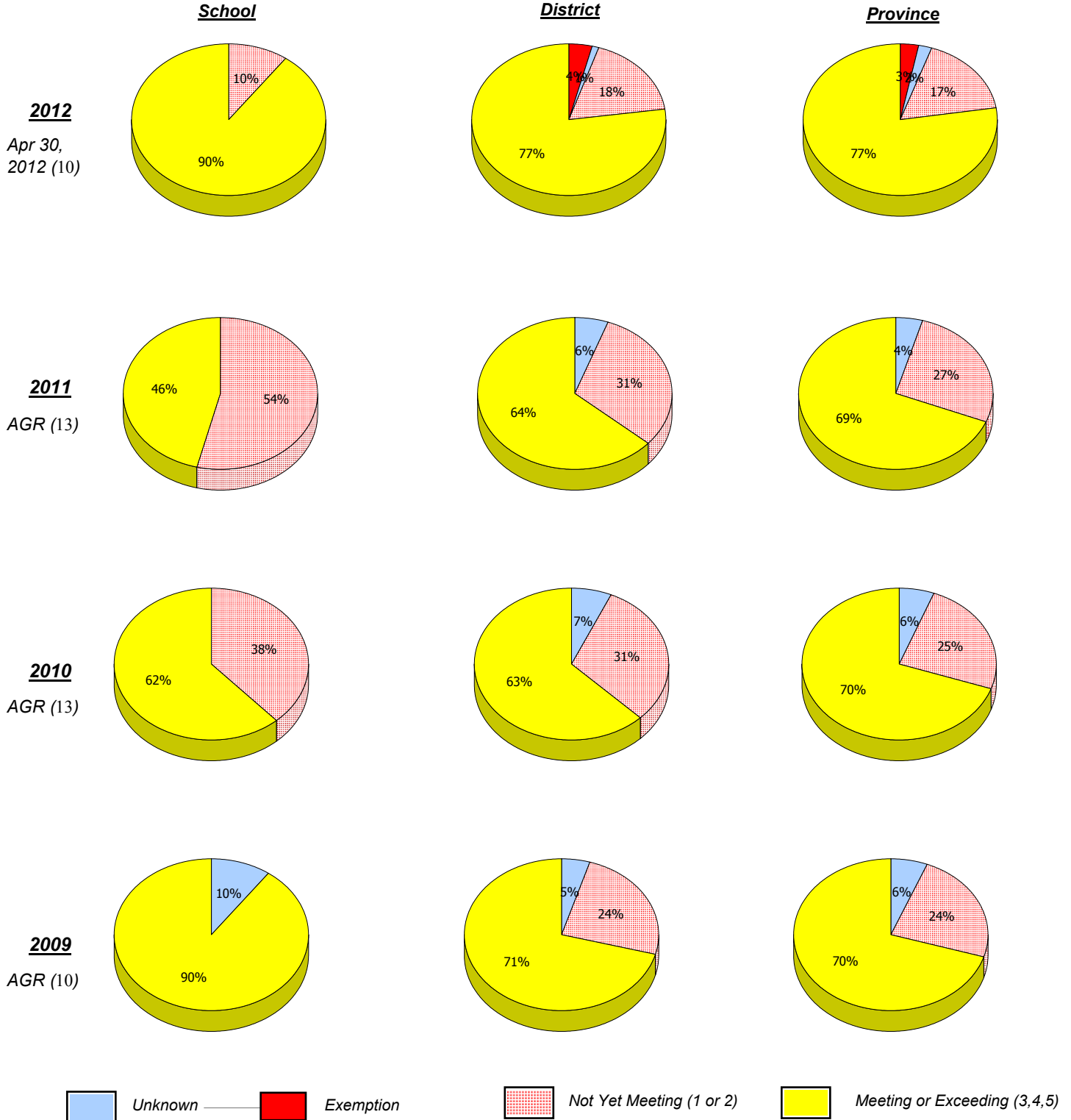
Mushuau Innu Natuashish School and Sheshatshiu Innu School are excluded from district and provincial results.

Source: Division of Evaluation and Research, Department of Education.

District 3 - Nova Central

School #: 179 Centreville Academy

Demand Writing



* In some cases, CRT numbers may exceed AGR numbers based on late enrolments. Pie chart is based on the number of students who wrote the CRT.

* French Immersion students not included

* Reading score is composite of Non-Fiction and Poet.

Mushuau Innu Natuashish School and Sheshatshiu Innu School are excluded from district and provincial results.

Source: Division of Evaluation and Research, Department of Education.

District 3 - Nova Central

School #: 179 Centreville Academy

Reading

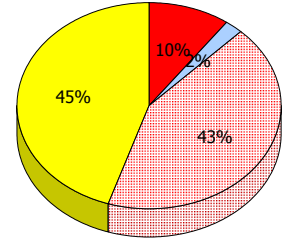
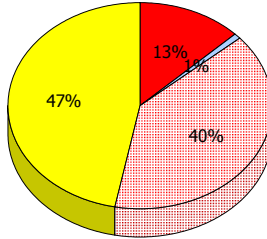
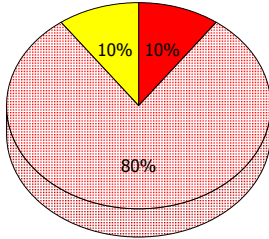
School

District

Province

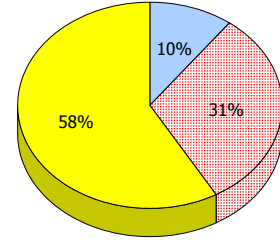
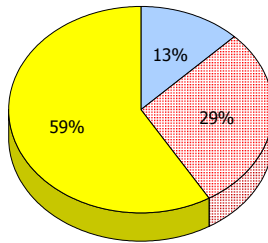
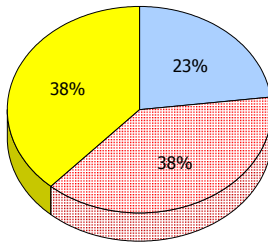
2012

Apr 30,
2012 (10)



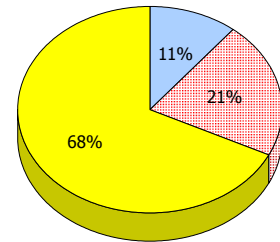
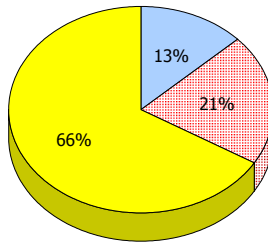
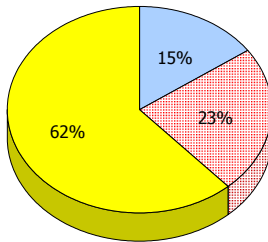
2011

AGR (13)



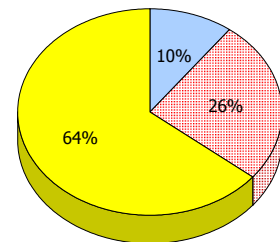
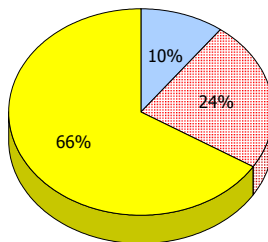
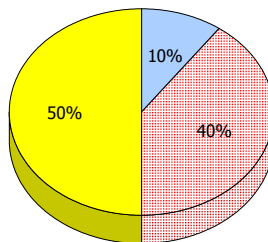
2010

AGR (13)



2009

AGR (10)



Unknown
 Exemption
 Not Yet Meeting (1 or 2)
 Meeting or Exceeding (3,4,5)

* In some cases, CRT numbers may exceed AGR numbers based on late enrolments. Pie chart is based on the number of students who wrote the CRT.

* French Immersion students not included

* Reading score is composite of Non-Fiction and Poet.

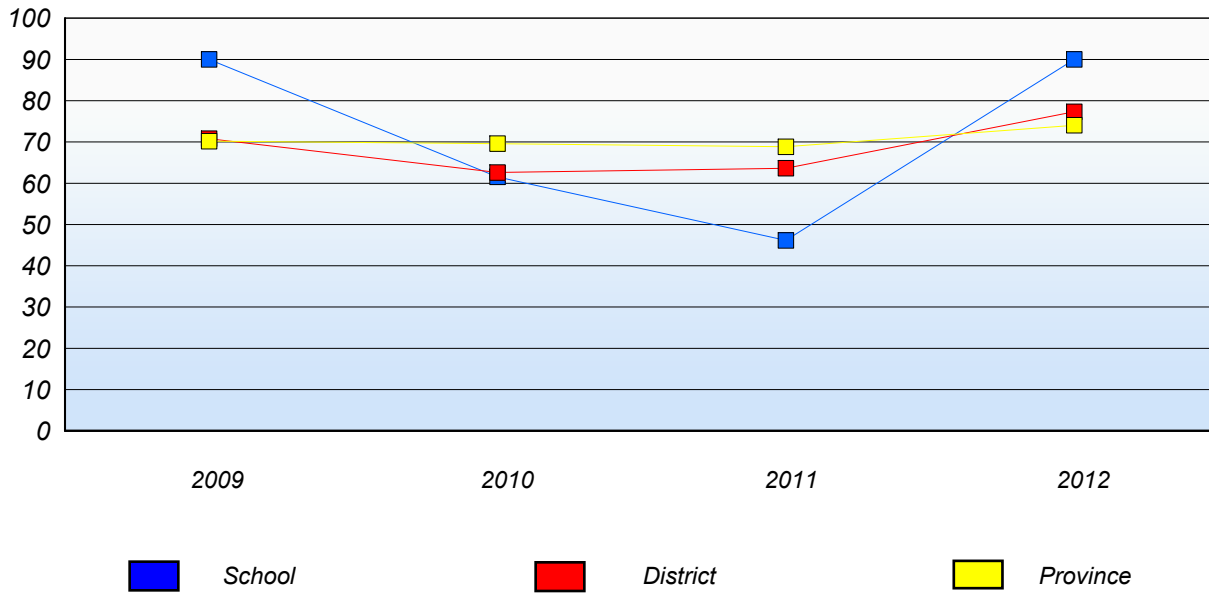
Mushuau Innu Natuashish School and Sheshatshiu Innu School are excluded from district and provincial results.

Source: Division of Evaluation and Research, Department of Education.

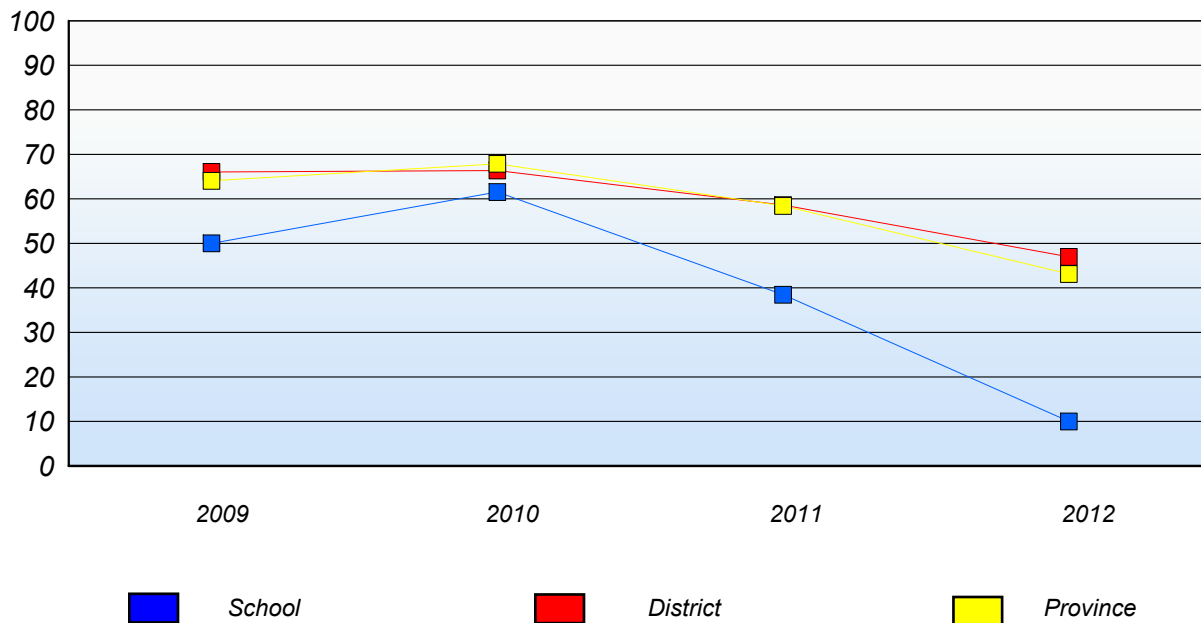
District 3 - Nova Central

School #: 179 Centreville Academy

Demand Writing
 Percentage of students at level 3 or above (2009 - 2012)



Reading
 Percentage of students at level 3 or above (2009 - 2012)



* In some cases, CRT numbers may exceed AGR numbers based on late enrolments. Pie chart is based on the number of students who wrote the CRT.

* French Immersion students not included

* Reading score is composite of Non-Fiction and Poet.

Mushuau Innu Natuashish School and Sheshatshiu Innu School are excluded from district and provincial results.

Source: Division of Evaluation and Research, Department of Education.

District 3 - Nova Central

School #: 180 A. R. Scammell Academy

Demand Writing

School

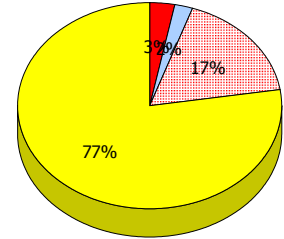
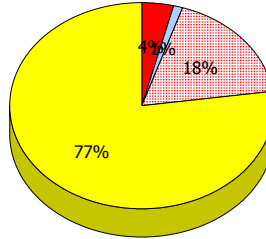
*School data with 5 or fewer students
withheld for reasons of confidentiality.*

District

Province

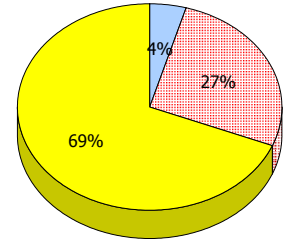
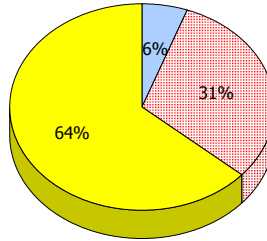
2012

Apr 30,
2012 (1)



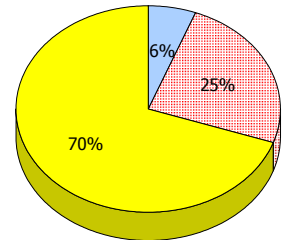
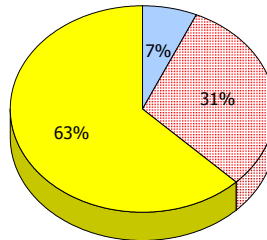
2011

AGR (2)



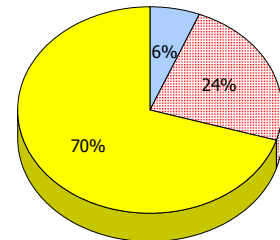
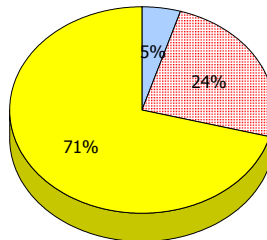
2010

AGR (1)



2009

AGR (2)



* In some cases, CRT numbers may exceed AGR numbers based on late enrolments. Pie chart is based on the number of students who wrote the CRT.

* French Immersion students not included

* Reading score is composite of Non-Fiction and Poet.

Mushuau Innu Natuashish School and Sheshatshiu Innu School are excluded from district and provincial results.

Source: Division of Evaluation and Research, Department of Education.

District 3 - Nova Central

School #: 180 A. R. Scammell Academy

Reading

School

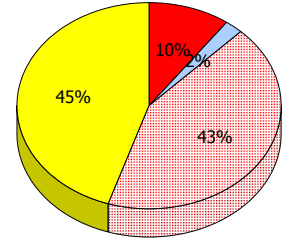
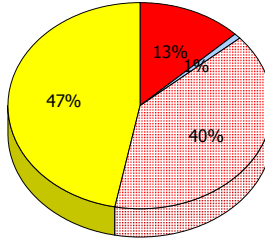
*School data with 5 or fewer students
withheld for reasons of confidentiality.*

District

Province

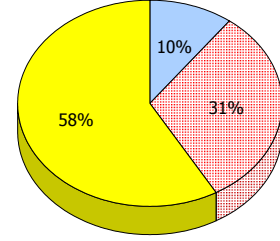
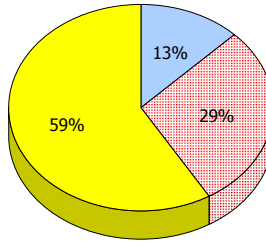
2012

Apr 30,
2012 (1)



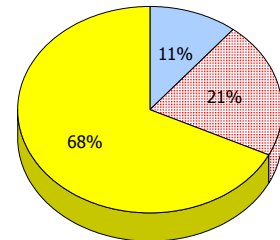
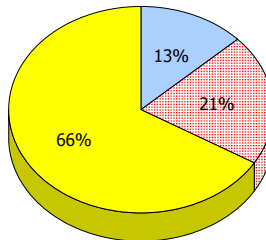
2011

AGR (2)



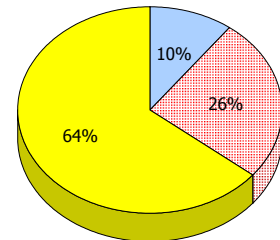
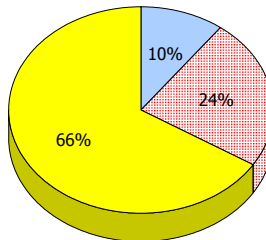
2010

AGR (1)



2009

AGR (2)



Unknown
 Exemption
 Not Yet Meeting (1 or 2)
 Meeting or Exceeding (3,4,5)

* In some cases, CRT numbers may exceed AGR numbers based on late enrolments. Pie chart is based on the number of students who wrote the CRT.

* French Immersion students not included

* Reading score is composite of Non-Fiction and Poet.

Mushuau Innu Natuashish School and Sheshatshiu Innu School are excluded from district and provincial results.

Source: Division of Evaluation and Research, Department of Education.

District 3 - Nova Central

School #: 180 A. R. Scammell Academy

Demand Writing

Percentage of students at level 3 or above (2009 - 2012)

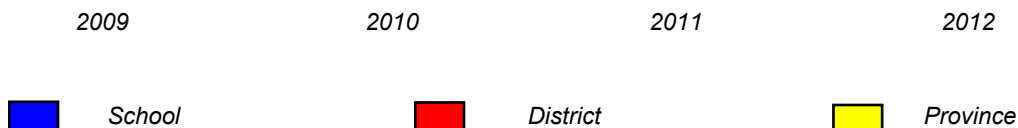
School data with 5 or fewer students withheld for reasons of confidentiality.



Reading

Percentage of students at level 3 or above (2009 - 2012)

School data with 5 or fewer students withheld for reasons of confidentiality.



* In some cases, CRT numbers may exceed AGR numbers based on late enrolments. Pie chart is based on the number of students who wrote the CRT.

* French Immersion students not included

* Reading score is composite of Non-Fiction and Poet.

Mushuau Innu Natuashish School and Sheshatshiu Innu School are excluded from district and provincial results.

Source: Division of Evaluation and Research, Department of Education.

District 3 - Nova Central

School #: 182 Charlottetown Primary

Demand Writing

School

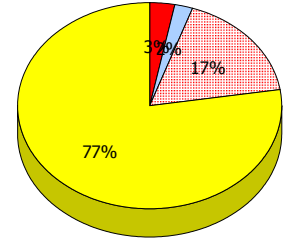
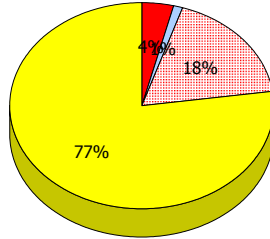
*School data with 5 or fewer students
withheld for reasons of confidentiality.*

District

Province

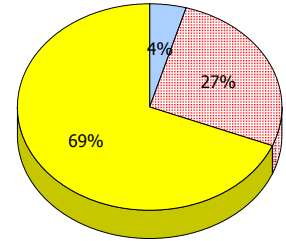
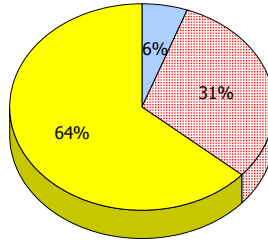
2012

Apr 30,
2012 (2)



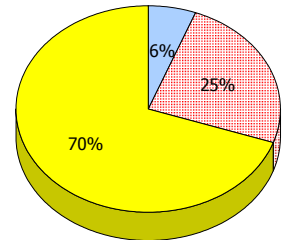
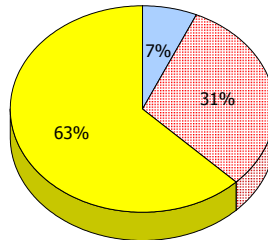
2011

AGR (7)



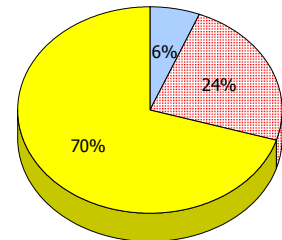
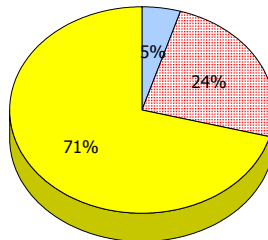
2010

AGR (3)



2009

AGR (2)



* In some cases, CRT numbers may exceed AGR numbers based on late enrolments. Pie chart is based on the number of students who wrote the CRT.

* French Immersion students not included

* Reading score is composite of Non-Fiction and Poet.

Mushuau Innu Natuashish School and Sheshatshiu Innu School are excluded from district and provincial results.

Source: Division of Evaluation and Research, Department of Education.

District 3 - Nova Central

School #: 182 Charlottetown Primary

Reading

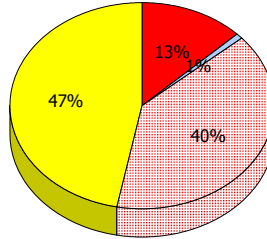
School

*School data with 5 or fewer students
withheld for reasons of confidentiality.*

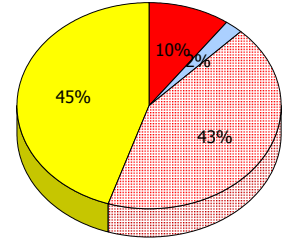
2012

Apr 30,
2012 (2)

District

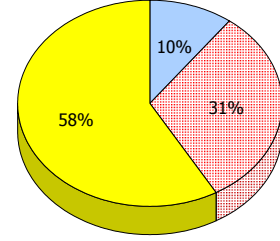
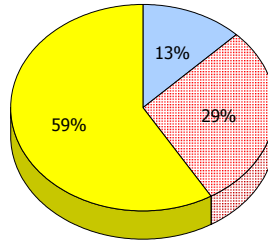


Province



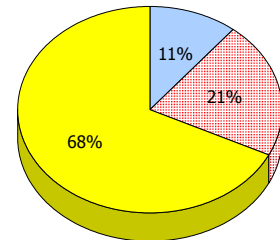
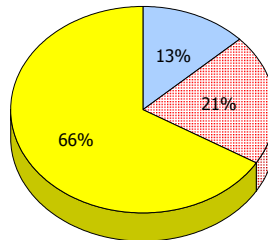
2011

AGR (7)



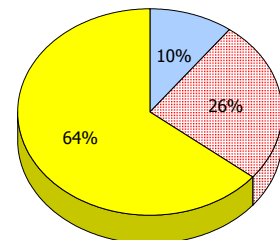
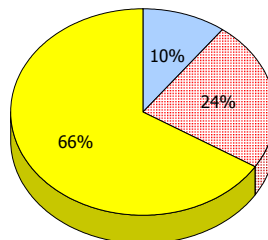
2010

AGR (3)



2009

AGR (2)



Unknown
 Exemption
 Not Yet Meeting (1 or 2)
 Meeting or Exceeding (3,4,5)

* In some cases, CRT numbers may exceed AGR numbers based on late enrolments. Pie chart is based on the number of students who wrote the CRT.

* French Immersion students not included

* Reading score is composite of Non-Fiction and Poet.

Mushuau Innu Natuashish School and Sheshatshiu Innu School are excluded from district and provincial results.

Source: Division of Evaluation and Research, Department of Education.

District 3 - Nova Central

School #: 182 Charlottetown Primary

Demand Writing

Percentage of students at level 3 or above (2009 - 2012)

School data with 5 or fewer students withheld for reasons of confidentiality.



Reading

Percentage of students at level 3 or above (2009 - 2012)

School data with 5 or fewer students withheld for reasons of confidentiality.



* In some cases, CRT numbers may exceed AGR numbers based on late enrolments. Pie chart is based on the number of students who wrote the CRT.

* French Immersion students not included

* Reading score is composite of Non-Fiction and Poet.

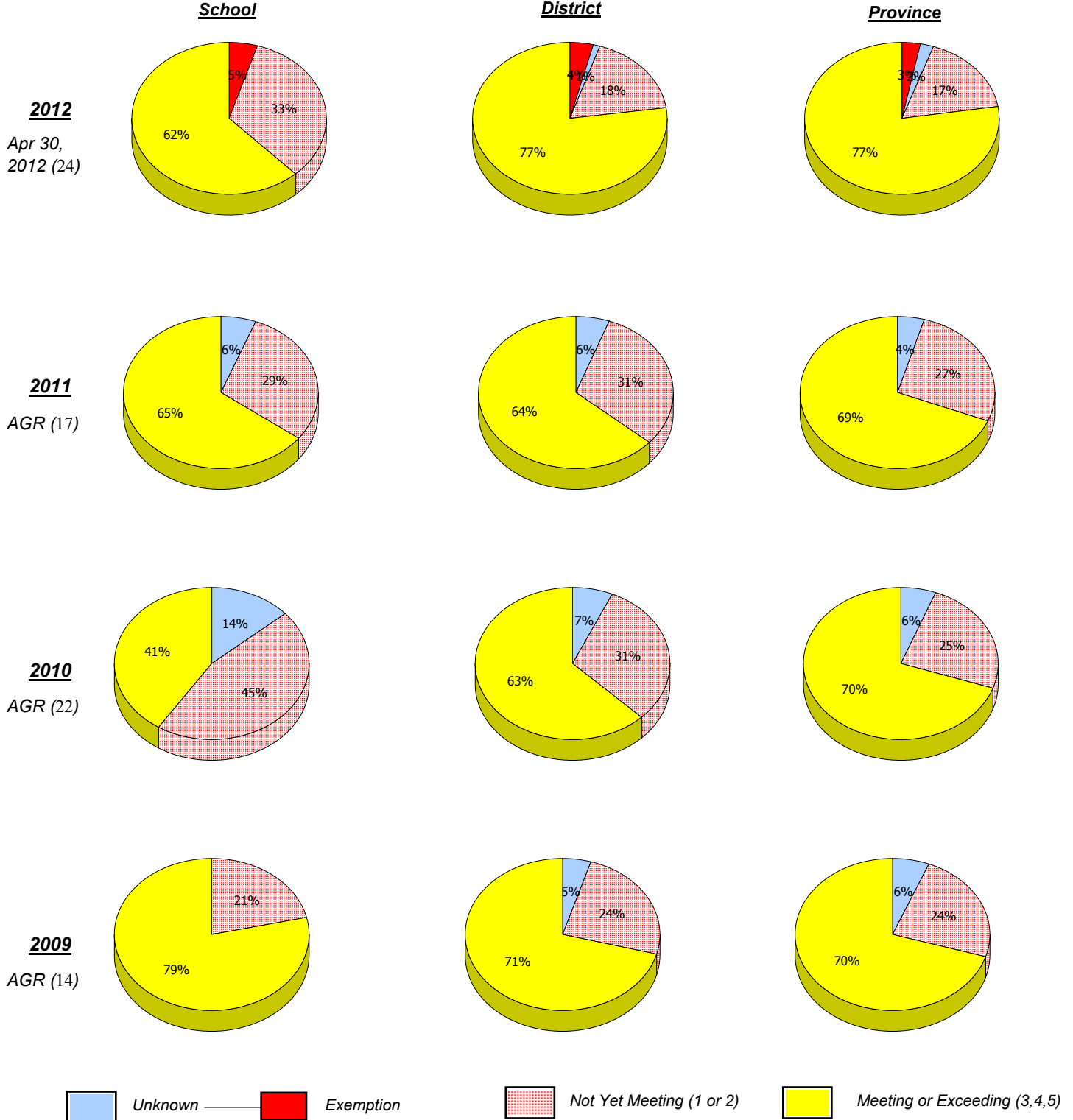
Mushuau Innu Natuashish School and Sheshatshiu Innu School are excluded from district and provincial results.

Source: Division of Evaluation and Research, Department of Education.

District 3 - Nova Central

School #: 183 William Mercer Academy

Demand Writing



* In some cases, CRT numbers may exceed AGR numbers based on late enrolments. Pie chart is based on the number of students who wrote the CRT.

* French Immersion students not included

* Reading score is composite of Non-Fiction and Poet.

Mushuau Innu Natuashish School and Sheshatshiu Innu School are excluded from district and provincial results.

Source: Division of Evaluation and Research, Department of Education.

District 3 - Nova Central

School #: 183 William Mercer Academy

Reading

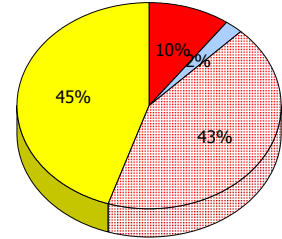
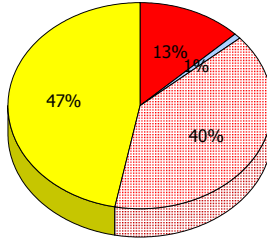
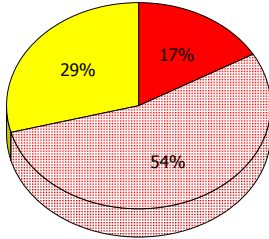
School

District

Province

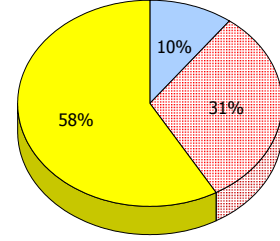
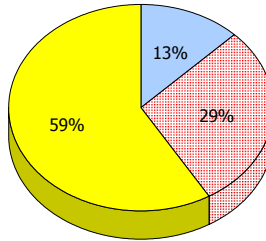
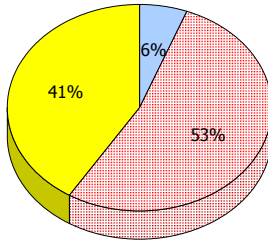
2012

Apr 30,
2012 (24)



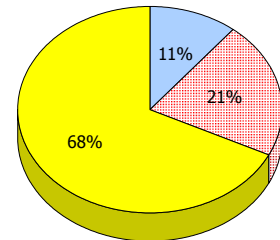
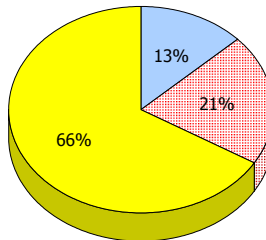
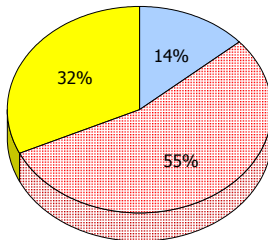
2011

AGR (17)



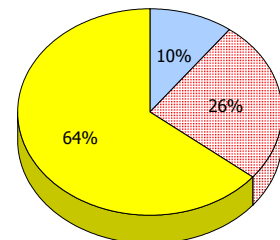
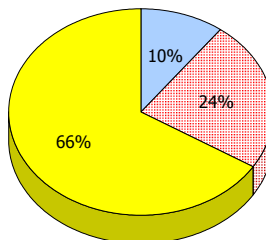
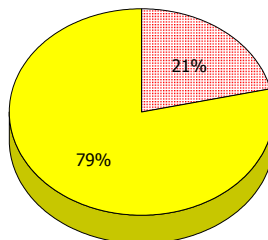
2010

AGR (22)



2009

AGR (14)



Unknown
 Exemption
 Not Yet Meeting (1 or 2)
 Meeting or Exceeding (3,4,5)

* In some cases, CRT numbers may exceed AGR numbers based on late enrolments. Pie chart is based on the number of students who wrote the CRT.

* French Immersion students not included

* Reading score is composite of Non-Fiction and Poet.

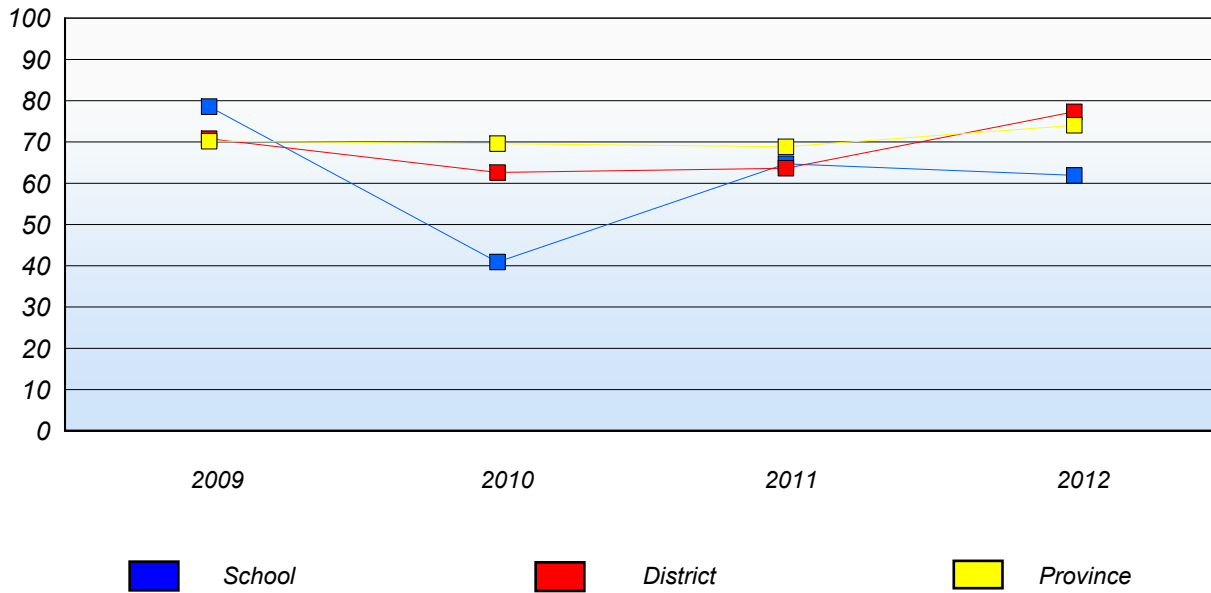
Mushuau Innu Natuashish School and Sheshatshiu Innu School are excluded from district and provincial results.

Source: Division of Evaluation and Research, Department of Education.

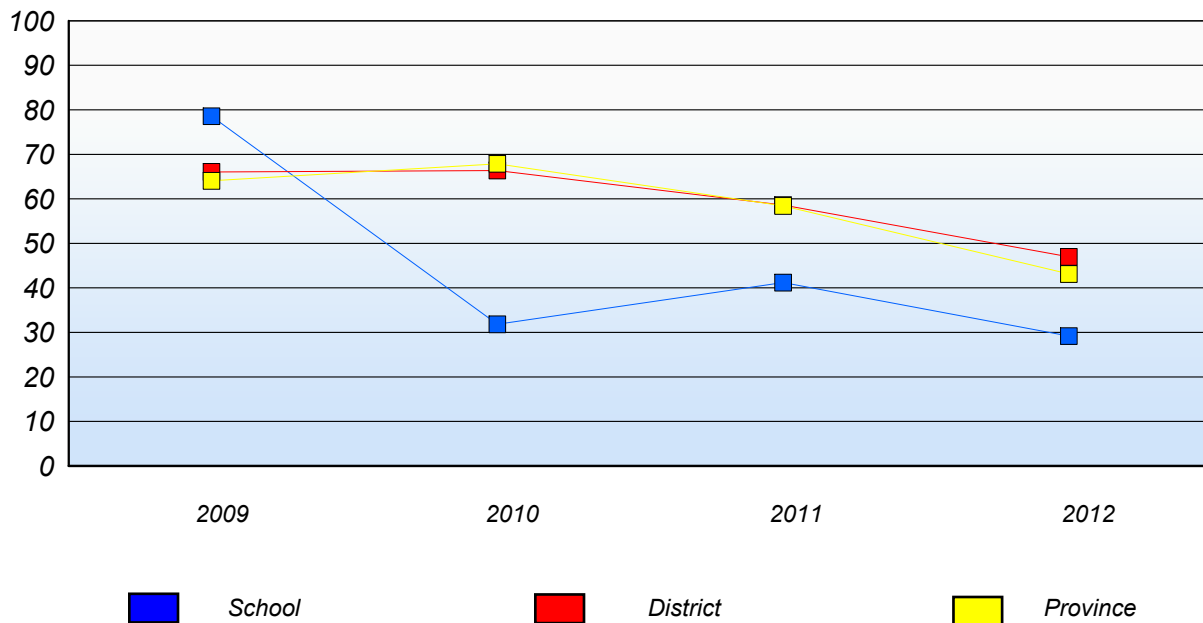
District 3 - Nova Central

School #: 183 William Mercer Academy

Demand Writing
 Percentage of students at level 3 or above (2009 - 2012)



Reading
 Percentage of students at level 3 or above (2009 - 2012)



* In some cases, CRT numbers may exceed AGR numbers based on late enrolments. Pie chart is based on the number of students who wrote the CRT.

* French Immersion students not included

* Reading score is composite of Non-Fiction and Poet.

Mushuau Innu Natuashish School and Sheshatshiu Innu School are excluded from district and provincial results.

Source: Division of Evaluation and Research, Department of Education.

District 3 - Nova Central

School #: 186 Heritage Academy

Demand Writing

School

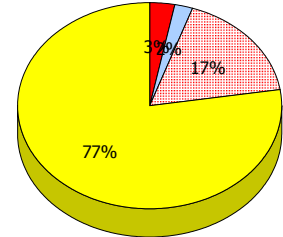
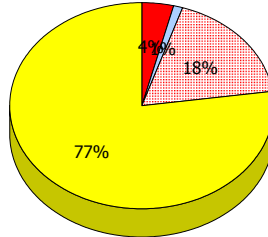
*School data with 5 or fewer students
withheld for reasons of confidentiality.*

District

Province

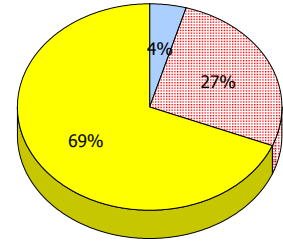
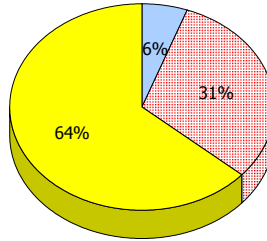
2012

Apr 30,
2012 (2)



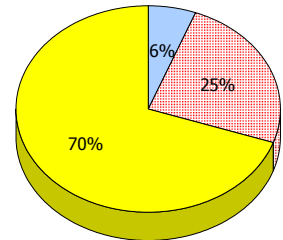
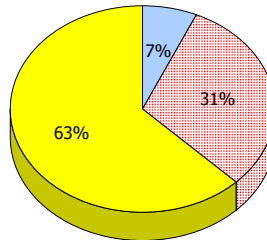
2011

AGR (1)



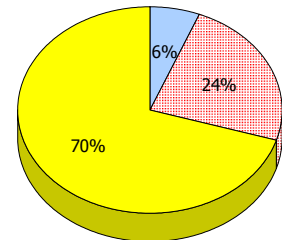
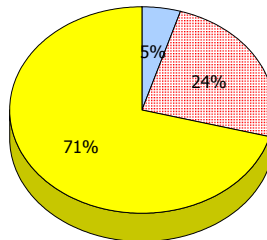
2010

AGR (3)



2009

AGR (4)



* In some cases, CRT numbers may exceed AGR numbers based on late enrolments. Pie chart is based on the number of students who wrote the CRT.

* French Immersion students not included

* Reading score is composite of Non-Fiction and Poet.

Mushuau Innu Natuashish School and Sheshatshiu Innu School are excluded from district and provincial results.

Source: Division of Evaluation and Research, Department of Education.

District 3 - Nova Central

School #: 186 Heritage Academy

Reading

School

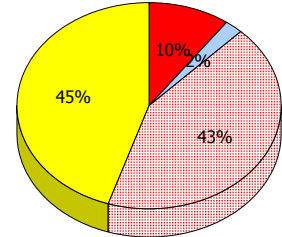
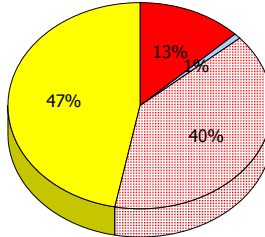
*School data with 5 or fewer students
withheld for reasons of confidentiality.*

District

Province

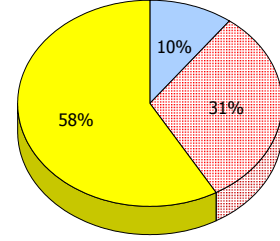
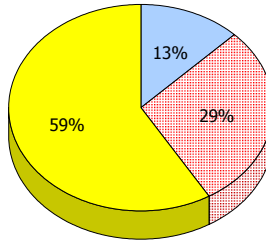
2012

Apr 30,
2012 (2)



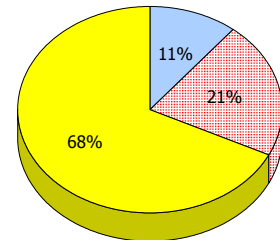
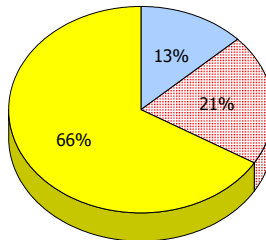
2011

AGR (1)



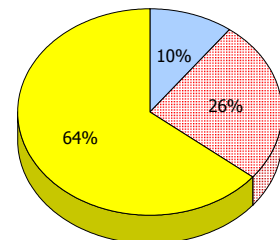
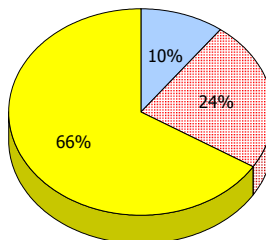
2010

AGR (3)



2009

AGR (4)



Unknown
 Exemption
 Not Yet Meeting (1 or 2)
 Meeting or Exceeding (3,4,5)

* In some cases, CRT numbers may exceed AGR numbers based on late enrolments. Pie chart is based on the number of students who wrote the CRT.

* French Immersion students not included

* Reading score is composite of Non-Fiction and Poet.

Mushuau Innu Natuashish School and Sheshatshiu Innu School are excluded from district and provincial results.

Source: Division of Evaluation and Research, Department of Education.

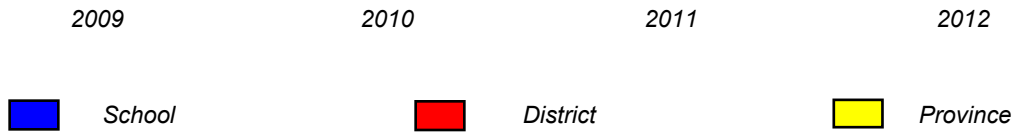
District 3 - Nova Central

School #: 186 Heritage Academy

Demand Writing

Percentage of students at level 3 or above (2009 - 2012)

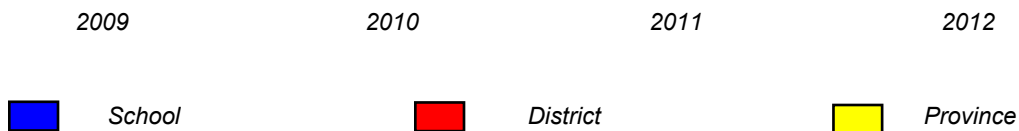
School data with 5 or fewer students withheld for reasons of confidentiality.



Reading

Percentage of students at level 3 or above (2009 - 2012)

School data with 5 or fewer students withheld for reasons of confidentiality.



* In some cases, CRT numbers may exceed AGR numbers based on late enrolments. Pie chart is based on the number of students who wrote the CRT.

* French Immersion students not included

* Reading score is composite of Non-Fiction and Poet.

Mushuau Innu Natuashish School and Sheshatshiu Innu School are excluded from district and provincial results.

Source: Division of Evaluation and Research, Department of Education.

District 3 - Nova Central

School #: 188 Sandstone Academy

Demand Writing

School

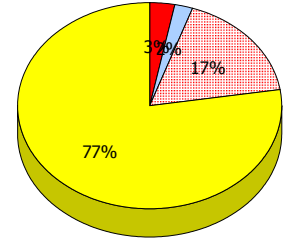
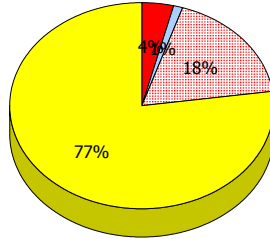
*School data with 5 or fewer students
withheld for reasons of confidentiality.*

District

Province

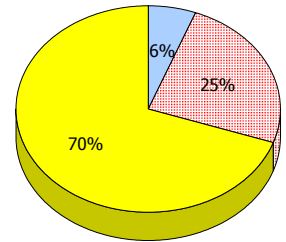
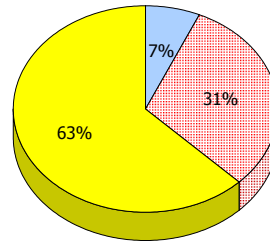
2012

Apr 30,
2012 (4)



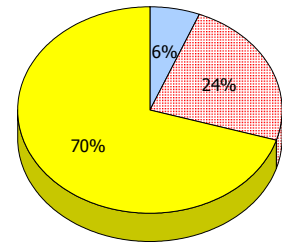
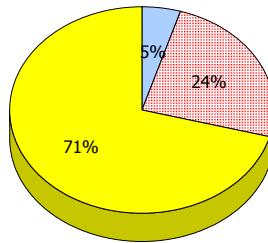
2011

AGR (0)



2010

AGR (4)



2009

AGR (4)



* In some cases, CRT numbers may exceed AGR numbers based on late enrolments. Pie chart is based on the number of students who wrote the CRT.

* French Immersion students not included

* Reading score is composite of Non-Fiction and Poet.

Mushuau Innu Natuashish School and Sheshatshiu Innu School are excluded from district and provincial results.

Source: Division of Evaluation and Research, Department of Education.

District 3 - Nova Central

School #: 188 Sandstone Academy

Reading

School

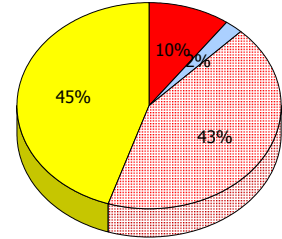
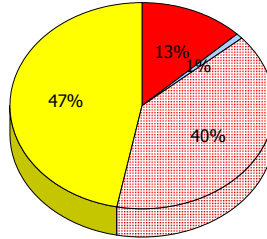
*School data with 5 or fewer students
withheld for reasons of confidentiality.*

District

Province

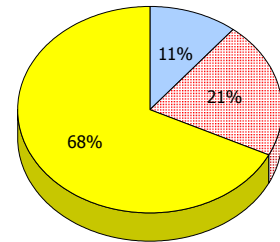
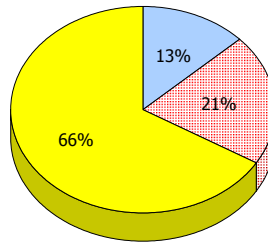
2012

Apr 30,
2012 (4)



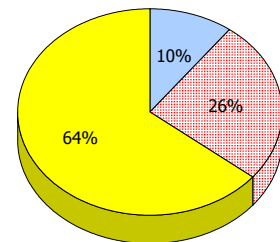
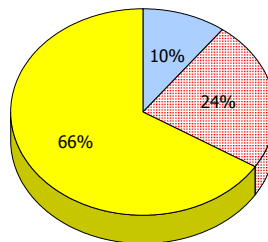
2011

AGR (0)



2010

AGR (4)



2009

AGR (4)

Unknown
 Exemption
 Not Yet Meeting (1 or 2)
 Meeting or Exceeding (3,4,5)

* In some cases, CRT numbers may exceed AGR numbers based on late enrolments. Pie chart is based on the number of students who wrote the CRT.

* French Immersion students not included

* Reading score is composite of Non-Fiction and Poet.

Mushuau Innu Natuashish School and Sheshatshiu Innu School are excluded from district and provincial results.

Source: Division of Evaluation and Research, Department of Education.

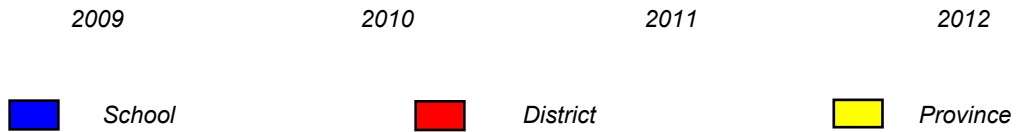
District 3 - Nova Central

School #: 188 Sandstone Academy

Demand Writing

Percentage of students at level 3 or above (2009 - 2012)

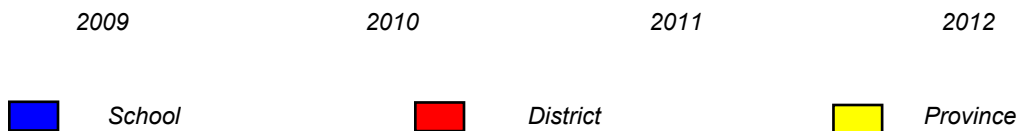
School data with 5 or fewer students withheld for reasons of confidentiality.



Reading

Percentage of students at level 3 or above (2009 - 2012)

School data with 5 or fewer students withheld for reasons of confidentiality.



* In some cases, CRT numbers may exceed AGR numbers based on late enrolments. Pie chart is based on the number of students who wrote the CRT.

* French Immersion students not included

* Reading score is composite of Non-Fiction and Poet.

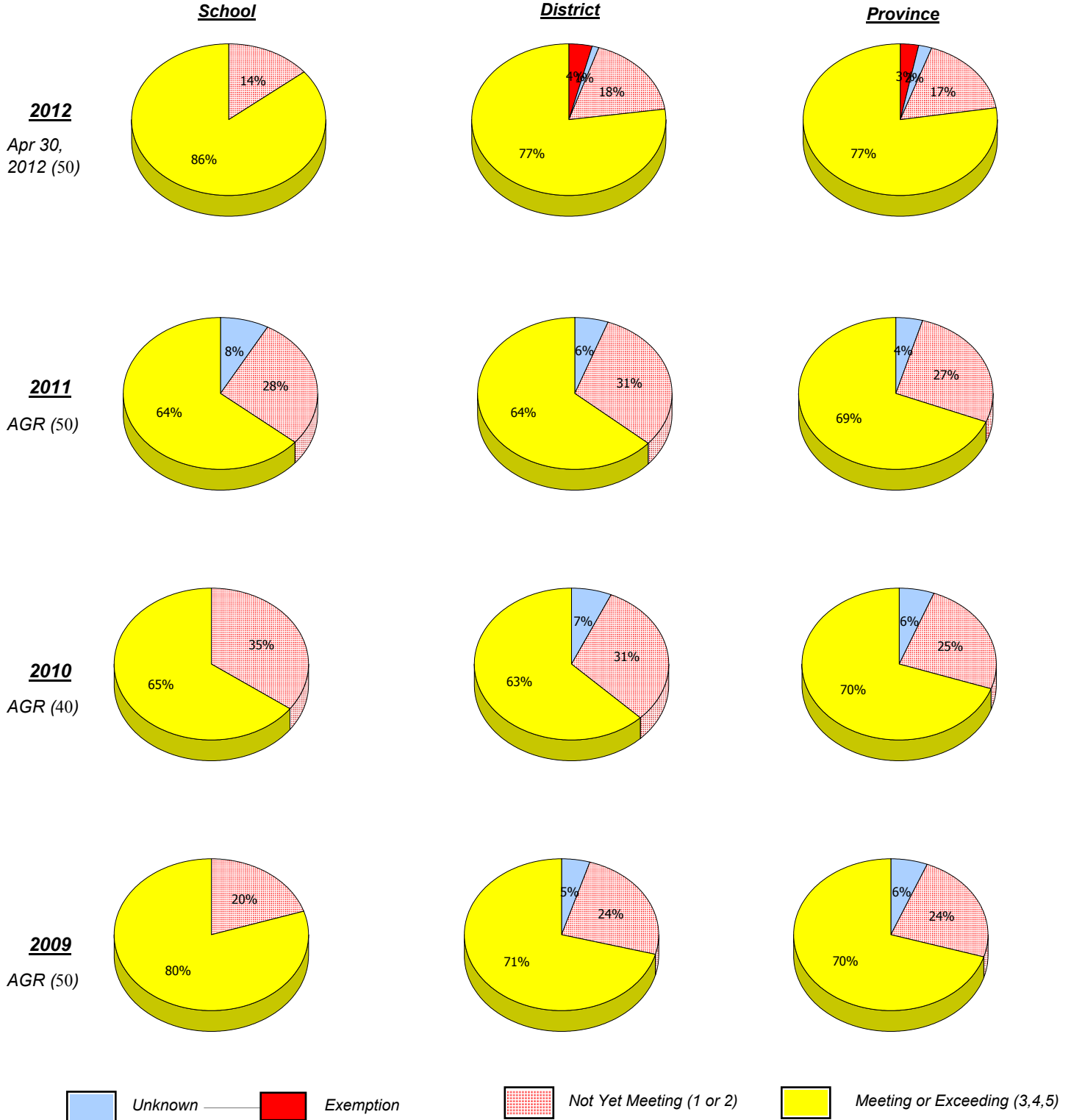
Mushuau Innu Natuashish School and Sheshatshiu Innu School are excluded from district and provincial results.

Source: Division of Evaluation and Research, Department of Education.

District 3 - Nova Central

School #: 189 Lewisporte Academy

Demand Writing



* In some cases, CRT numbers may exceed AGR numbers based on late enrolments. Pie chart is based on the number of students who wrote the CRT.

* French Immersion students not included

* Reading score is composite of Non-Fiction and Poet.

Mushuau Innu Natuashish School and Sheshatshiu Innu School are excluded from district and provincial results.

Source: Division of Evaluation and Research, Department of Education.

District 3 - Nova Central

School #: 189 Lewisporte Academy

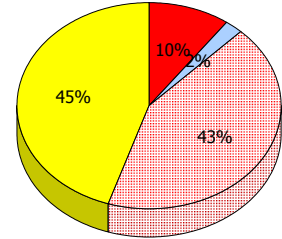
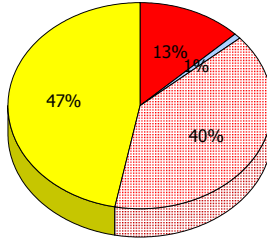
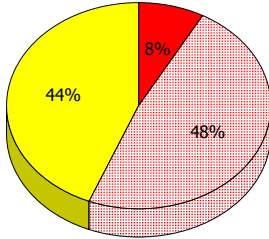
Reading

School

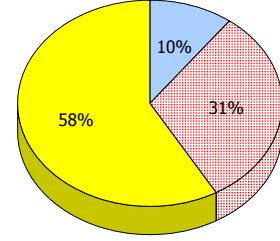
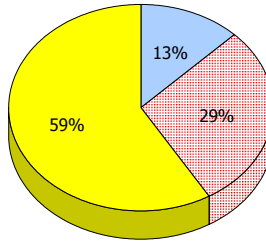
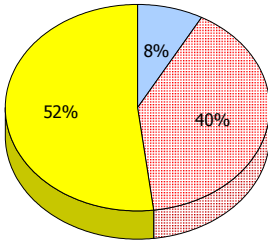
District

Province

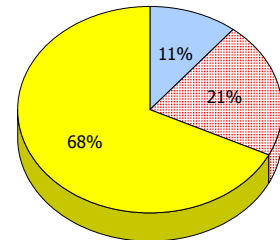
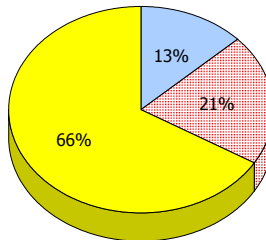
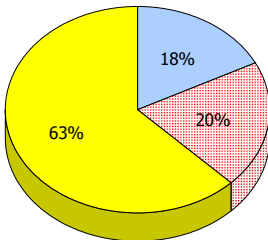
2012
Apr 30,
2012 (50)



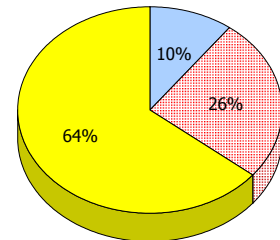
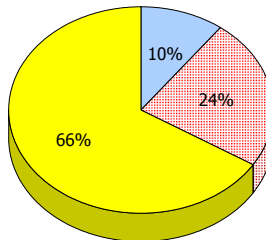
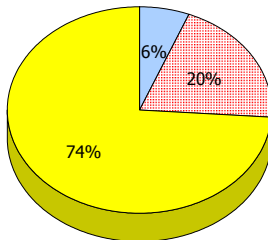
2011
AGR (50)



2010
AGR (40)



2009
AGR (50)



Unknown
 Exemption
 Not Yet Meeting (1 or 2)
 Meeting or Exceeding (3,4,5)

* In some cases, CRT numbers may exceed AGR numbers based on late enrolments. Pie chart is based on the number of students who wrote the CRT.

* French Immersion students not included

* Reading score is composite of Non-Fiction and Poet.

Mushuau Innu Natuashish School and Sheshatshiu Innu School are excluded from district and provincial results.

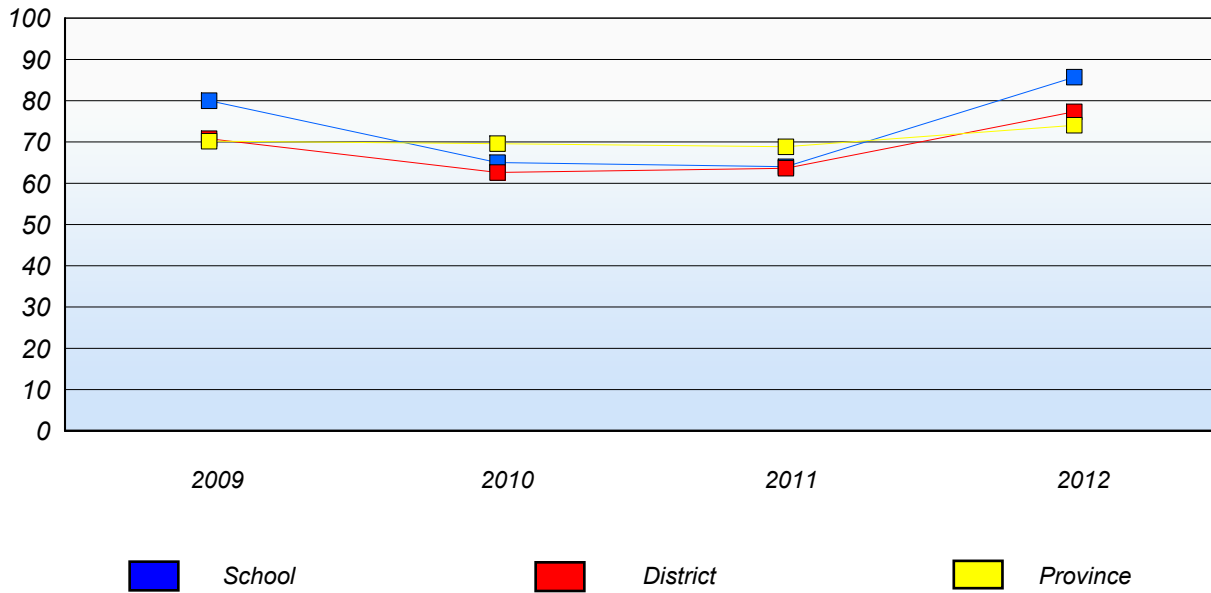
Source: Division of Evaluation and Research, Department of Education.

District 3 - Nova Central

School #: 189 Lewisporte Academy

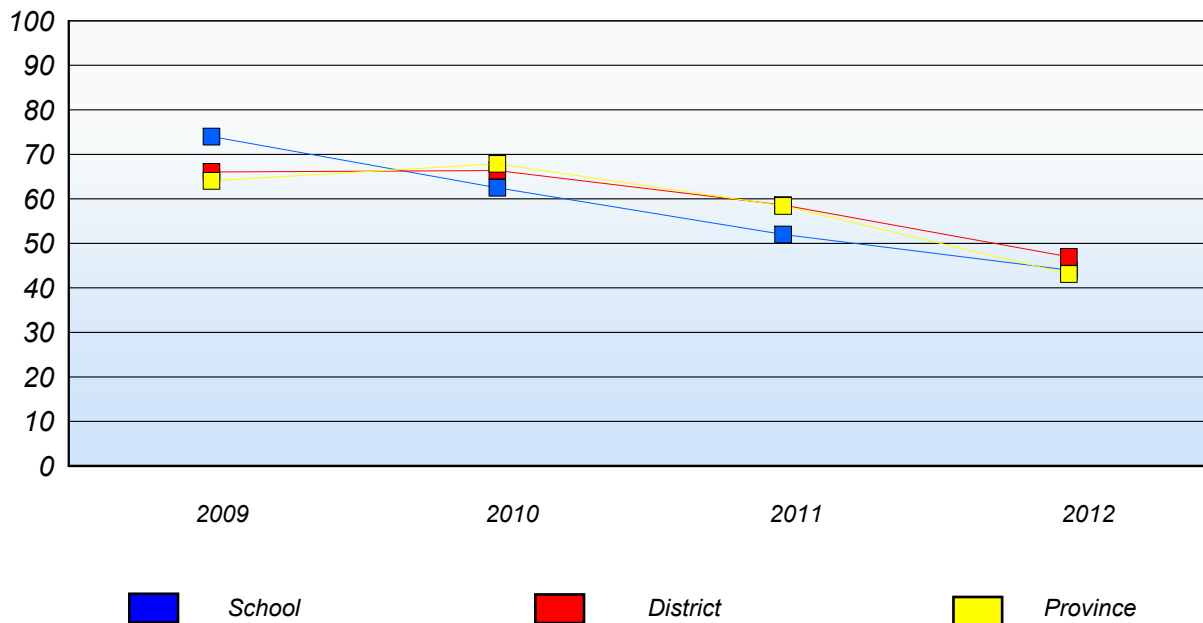
Demand Writing

Percentage of students at level 3 or above (2009 - 2012)



Reading

Percentage of students at level 3 or above (2009 - 2012)



* In some cases, CRT numbers may exceed AGR numbers based on late enrolments. Pie chart is based on the number of students who wrote the CRT.

* French Immersion students not included

* Reading score is composite of Non-Fiction and Poet.

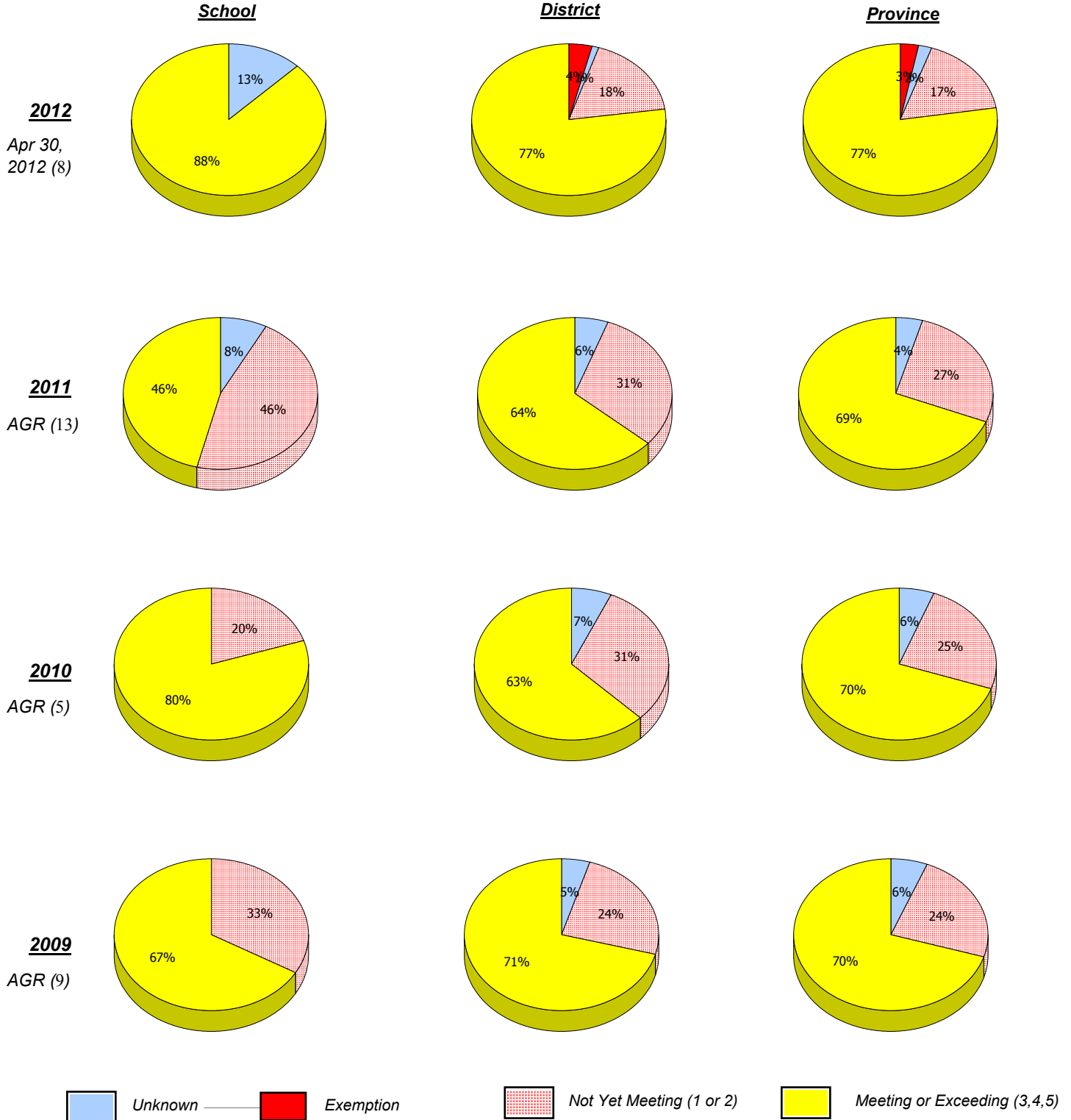
Mushuau Innu Natuashish School and Sheshatshiu Innu School are excluded from district and provincial results.

Source: Division of Evaluation and Research, Department of Education.

District 3 - Nova Central

School #: 192 Lumsden Academy

Demand Writing



* In some cases, CRT numbers may exceed AGR numbers based on late enrolments. Pie chart is based on the number of students who wrote the CRT.

* French Immersion students not included

* Reading score is composite of Non-Fiction and Poet.

Mushuau Innu Natuashish School and Sheshatshiu Innu School are excluded from district and provincial results.

Source: Division of Evaluation and Research, Department of Education.

District 3 - Nova Central

School #: 192 Lumsden Academy

Reading

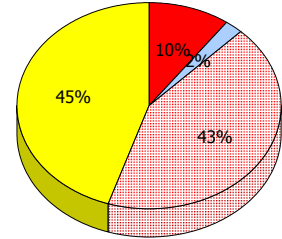
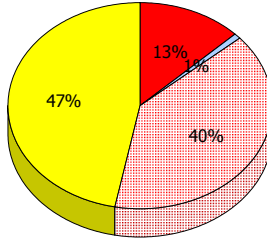
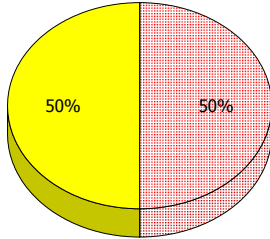
School

District

Province

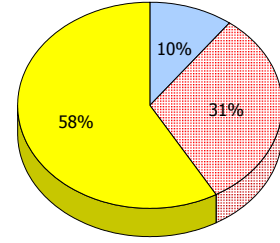
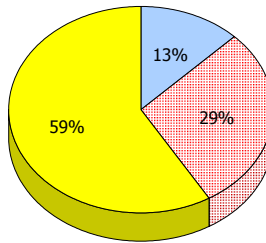
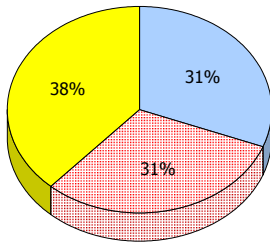
2012

Apr 30,
2012 (8)



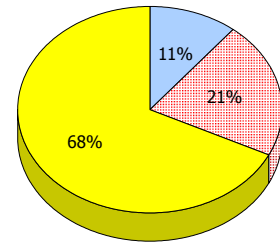
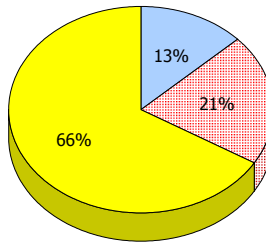
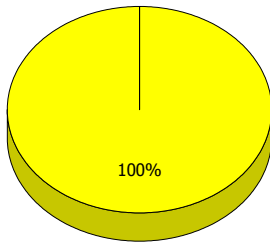
2011

AGR (13)



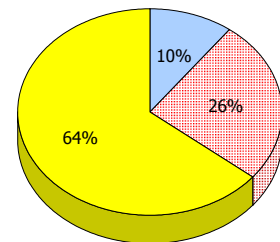
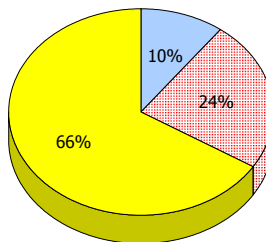
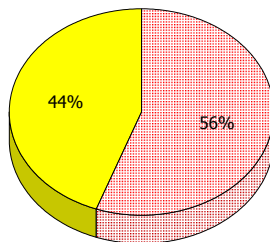
2010

AGR (5)



2009

AGR (9)



Unknown
 Exemption
 Not Yet Meeting (1 or 2)
 Meeting or Exceeding (3,4,5)

* In some cases, CRT numbers may exceed AGR numbers based on late enrolments. Pie chart is based on the number of students who wrote the CRT.

* French Immersion students not included

* Reading score is composite of Non-Fiction and Poet.

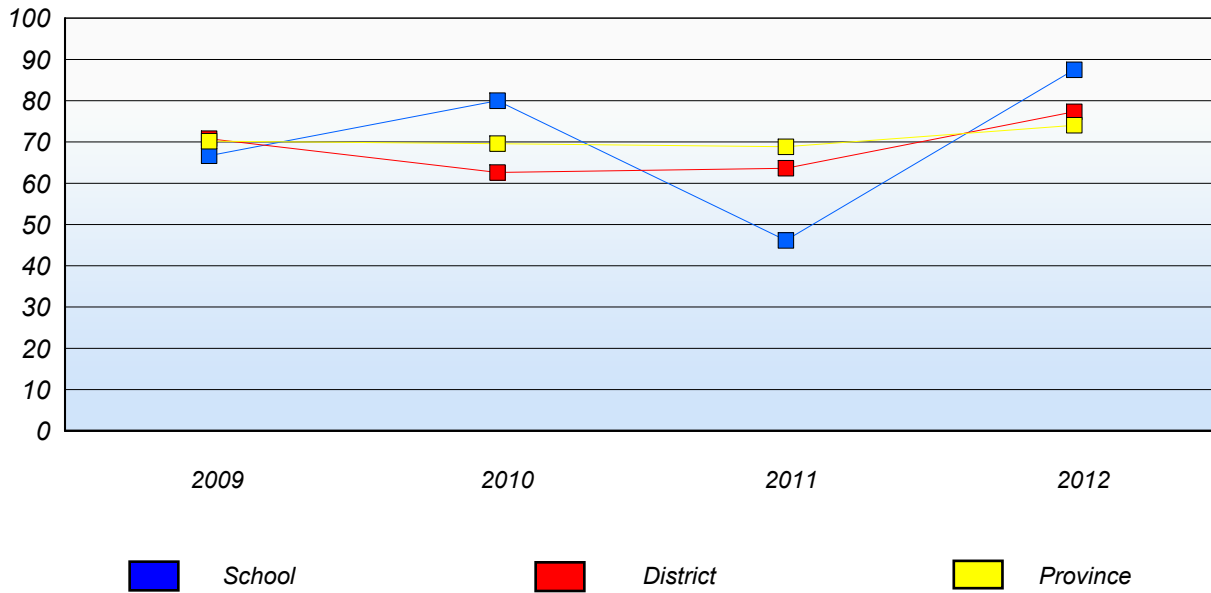
Mushuau Innu Natuashish School and Sheshatshiu Innu School are excluded from district and provincial results.

Source: Division of Evaluation and Research, Department of Education.

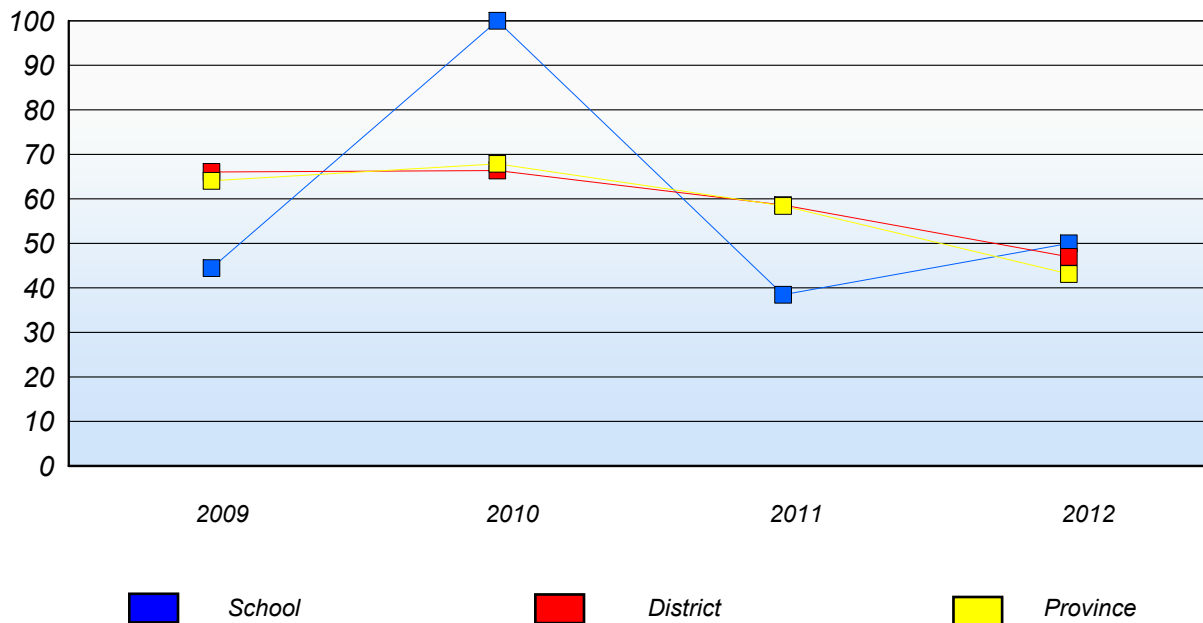
District 3 - Nova Central

School #: 192 Lumsden Academy

Demand Writing
Percentage of students at level 3 or above (2009 - 2012)



Reading
Percentage of students at level 3 or above (2009 - 2012)



* In some cases, CRT numbers may exceed AGR numbers based on late enrolments. Pie chart is based on the number of students who wrote the CRT.

* French Immersion students not included

* Reading score is composite of Non-Fiction and Poet.

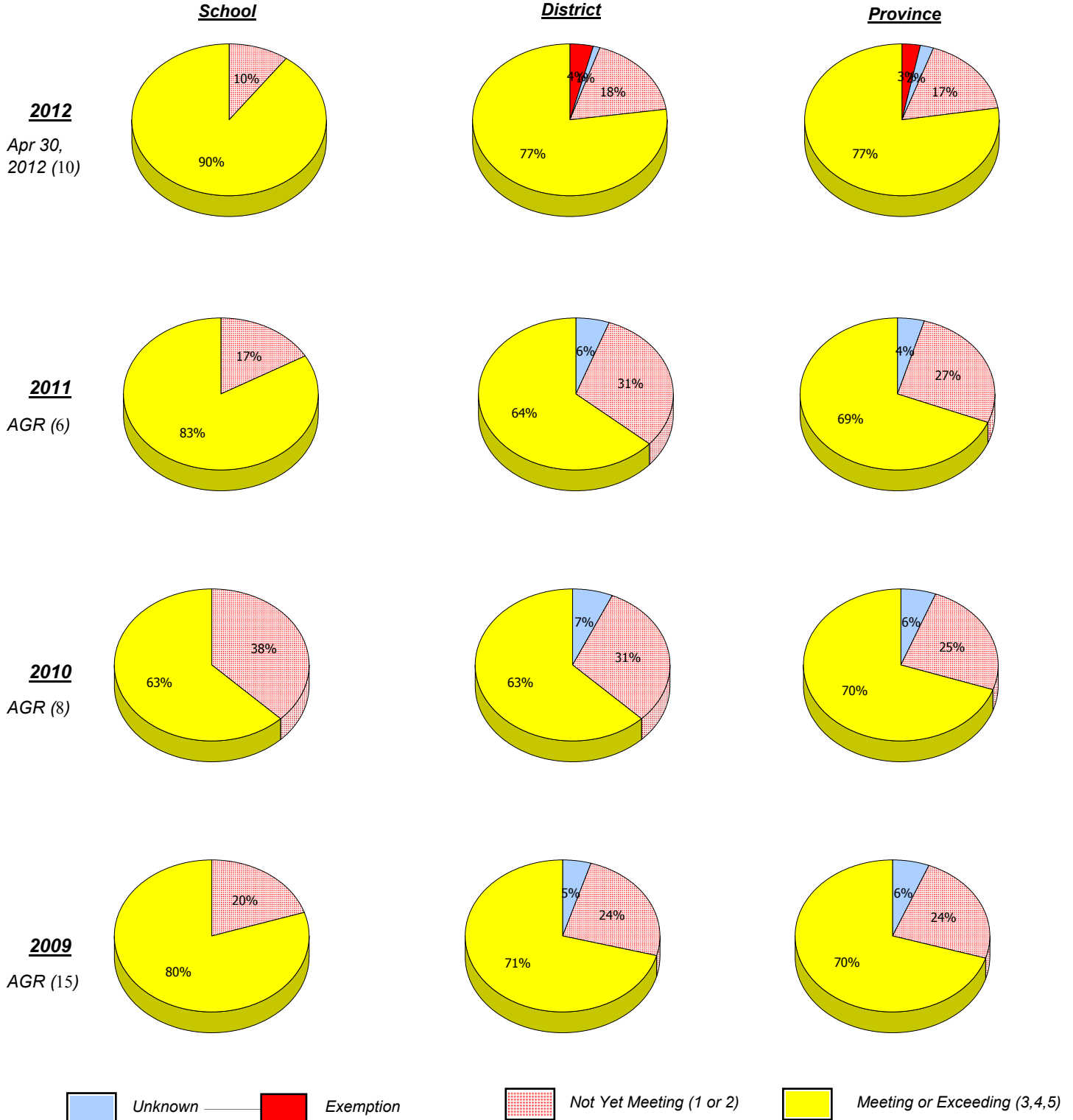
Mushuau Innu Natuashish School and Sheshatshiu Innu School are excluded from district and provincial results.

Source: Division of Evaluation and Research, Department of Education.

District 3 - Nova Central

School #: 194 Gill Memorial Academy

Demand Writing



* In some cases, CRT numbers may exceed AGR numbers based on late enrolments. Pie chart is based on the number of students who wrote the CRT.

* French Immersion students not included

* Reading score is composite of Non-Fiction and Poet.

Mushuau Innu Natuashish School and Sheshatshiu Innu School are excluded from district and provincial results.

Source: Division of Evaluation and Research, Department of Education.

District 3 - Nova Central

School #: 194 Gill Memorial Academy

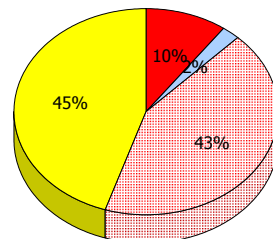
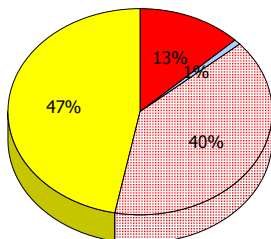
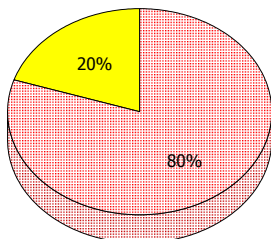
Reading

School

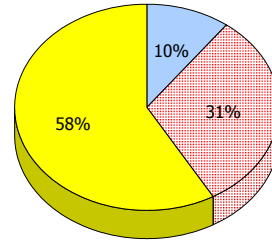
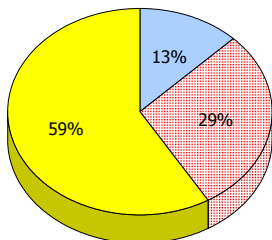
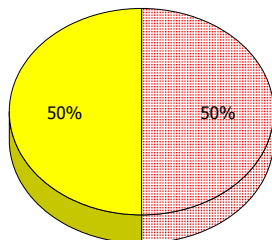
District

Province

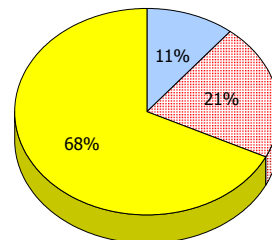
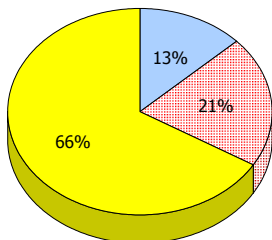
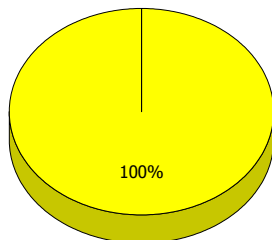
2012
Apr 30,
2012 (10)



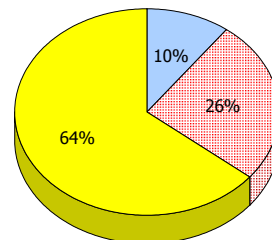
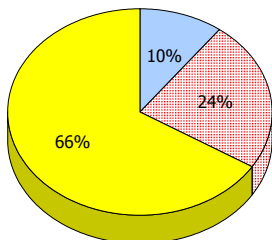
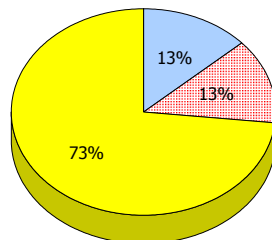
2011
AGR (6)



2010
AGR (8)



2009
AGR (15)



Unknown
 Exemption
 Not Yet Meeting (1 or 2)
 Meeting or Exceeding (3,4,5)

* In some cases, CRT numbers may exceed AGR numbers based on late enrolments. Pie chart is based on the number of students who wrote the CRT.

* French Immersion students not included

* Reading score is composite of Non-Fiction and Poet.

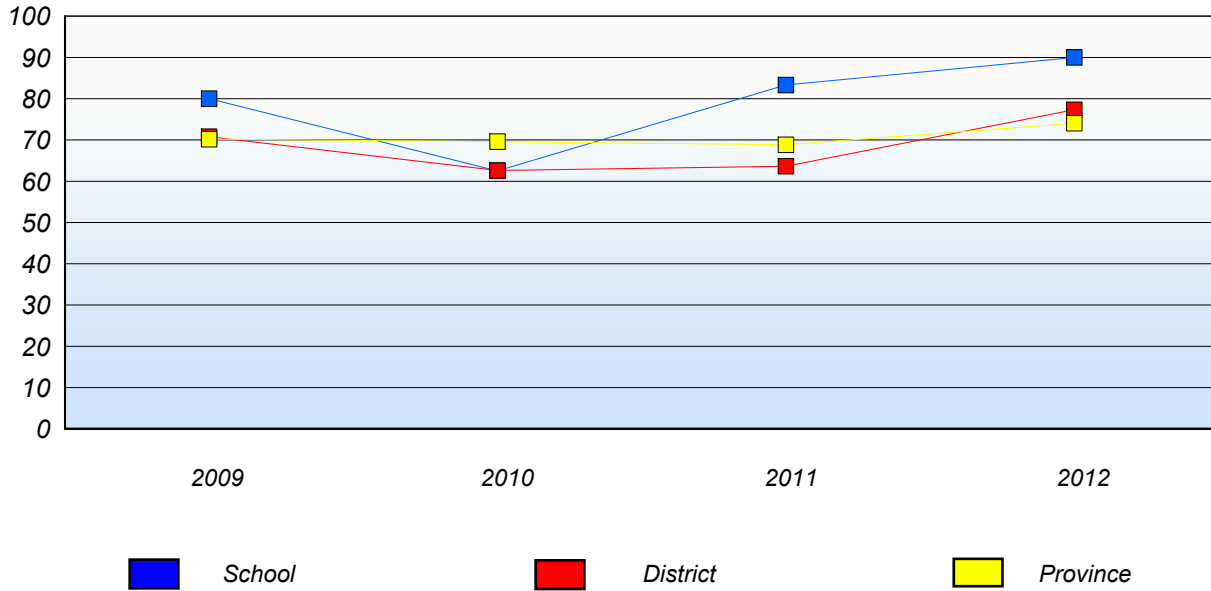
Mushuau Innu Natuashish School and Sheshatshiu Innu School are excluded from district and provincial results.

Source: Division of Evaluation and Research, Department of Education.

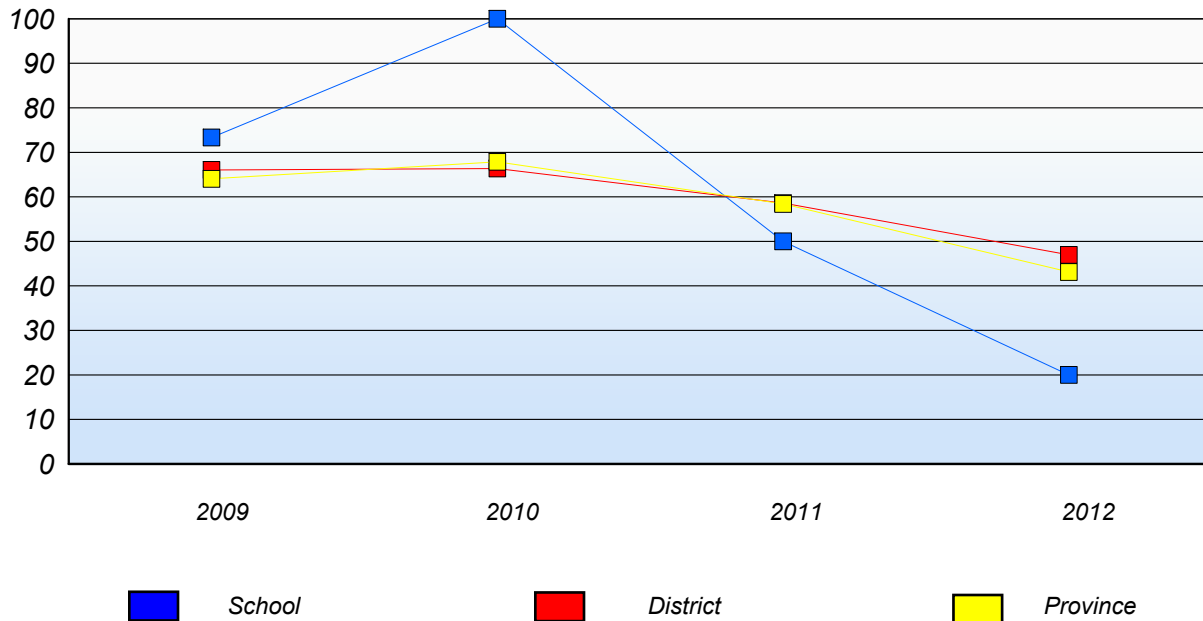
District 3 - Nova Central

School #: 194 Gill Memorial Academy

Demand Writing
Percentage of students at level 3 or above (2009 - 2012)



Reading
Percentage of students at level 3 or above (2009 - 2012)



* In some cases, CRT numbers may exceed AGR numbers based on late enrolments. Pie chart is based on the number of students who wrote the CRT.

* French Immersion students not included

* Reading score is composite of Non-Fiction and Poet.

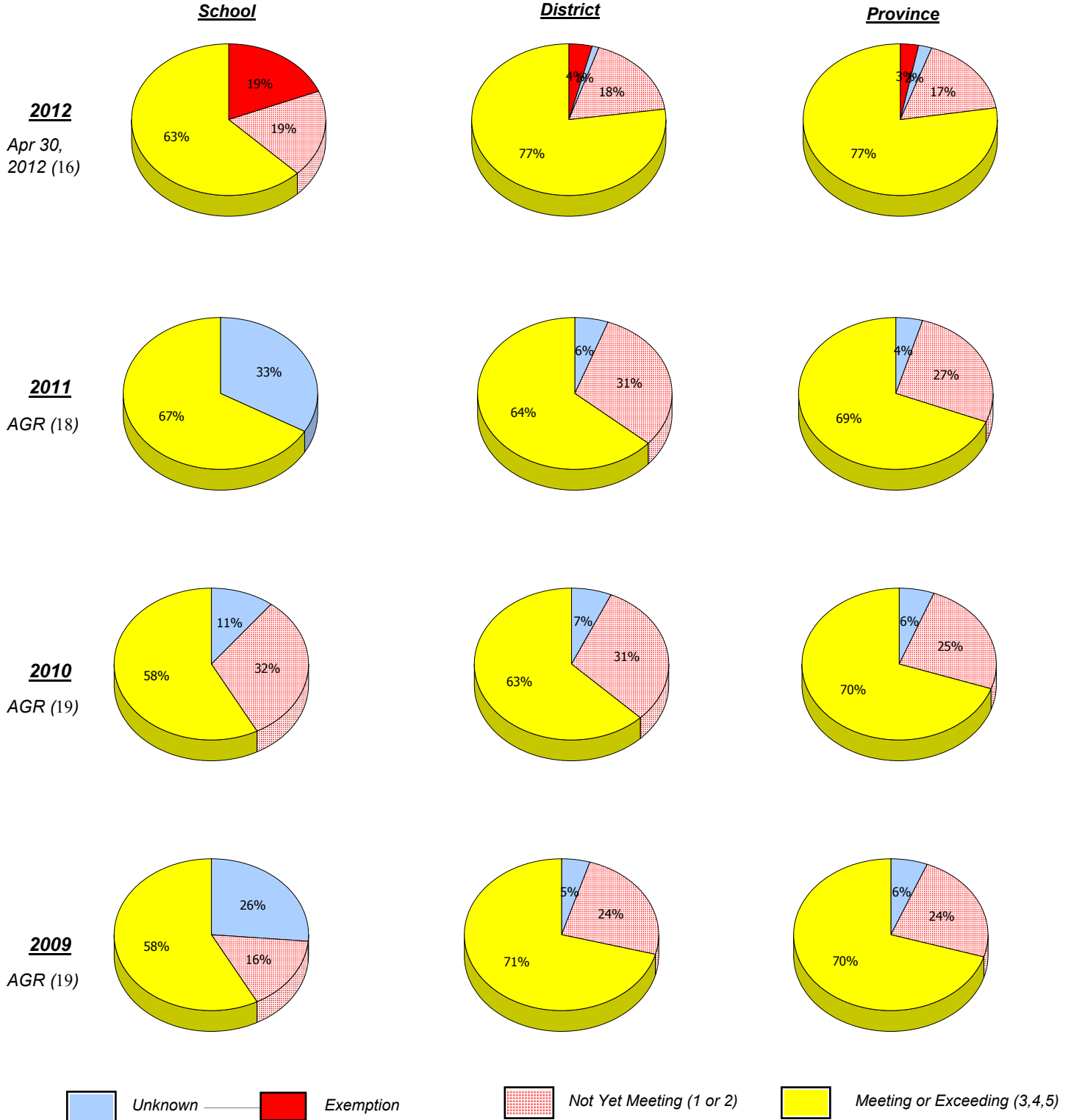
Mushuau Innu Natuashish School and Sheshatshiu Innu School are excluded from district and provincial results.

Source: Division of Evaluation and Research, Department of Education.

District 3 - Nova Central

School #: 202 Twillingate Island Elementary

Demand Writing



* In some cases, CRT numbers may exceed AGR numbers based on late enrolments. Pie chart is based on the number of students who wrote the CRT.

* French Immersion students not included

* Reading score is composite of Non-Fiction and Poet.

Mushuau Innu Natuashish School and Sheshatshiu Innu School are excluded from district and provincial results.

Source: Division of Evaluation and Research, Department of Education.

District 3 - Nova Central

School #: 202 Twillingate Island Elementary

Reading

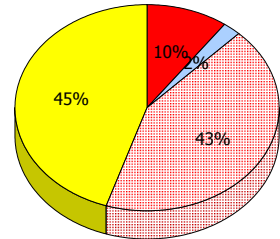
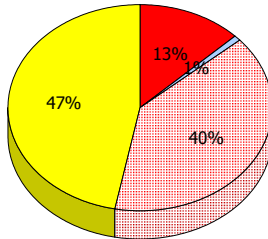
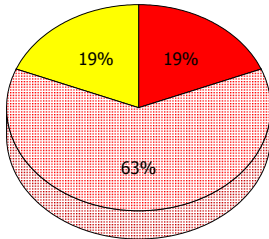
School

District

Province

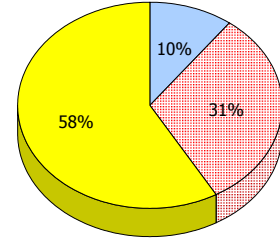
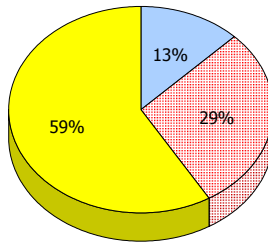
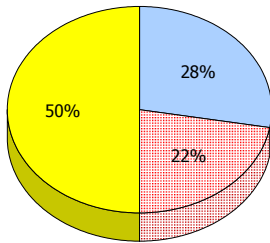
2012

Apr 30,
2012 (16)



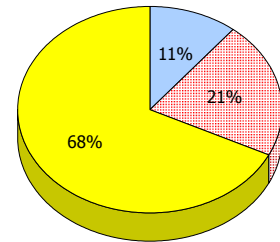
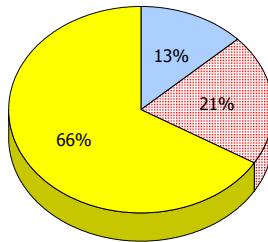
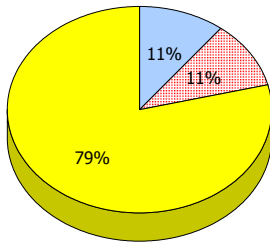
2011

AGR (18)



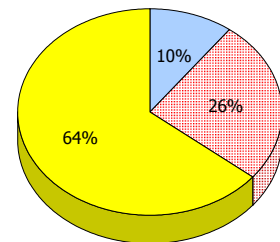
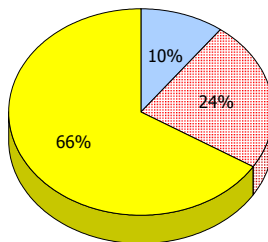
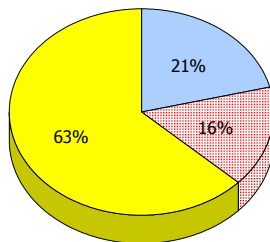
2010

AGR (19)



2009

AGR (19)



Unknown
 Exemption
 Not Yet Meeting (1 or 2)
 Meeting or Exceeding (3,4,5)

* In some cases, CRT numbers may exceed AGR numbers based on late enrolments. Pie chart is based on the number of students who wrote the CRT.

* French Immersion students not included

* Reading score is composite of Non-Fiction and Poet.

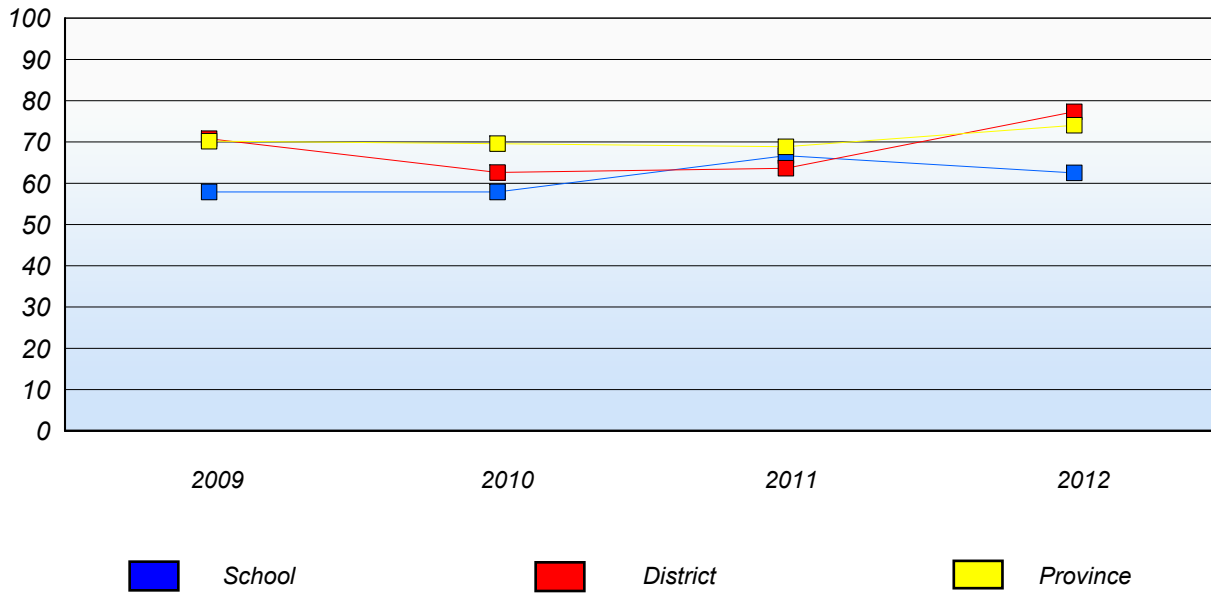
Mushuau Innu Natuashish School and Sheshatshiu Innu School are excluded from district and provincial results.

Source: Division of Evaluation and Research, Department of Education.

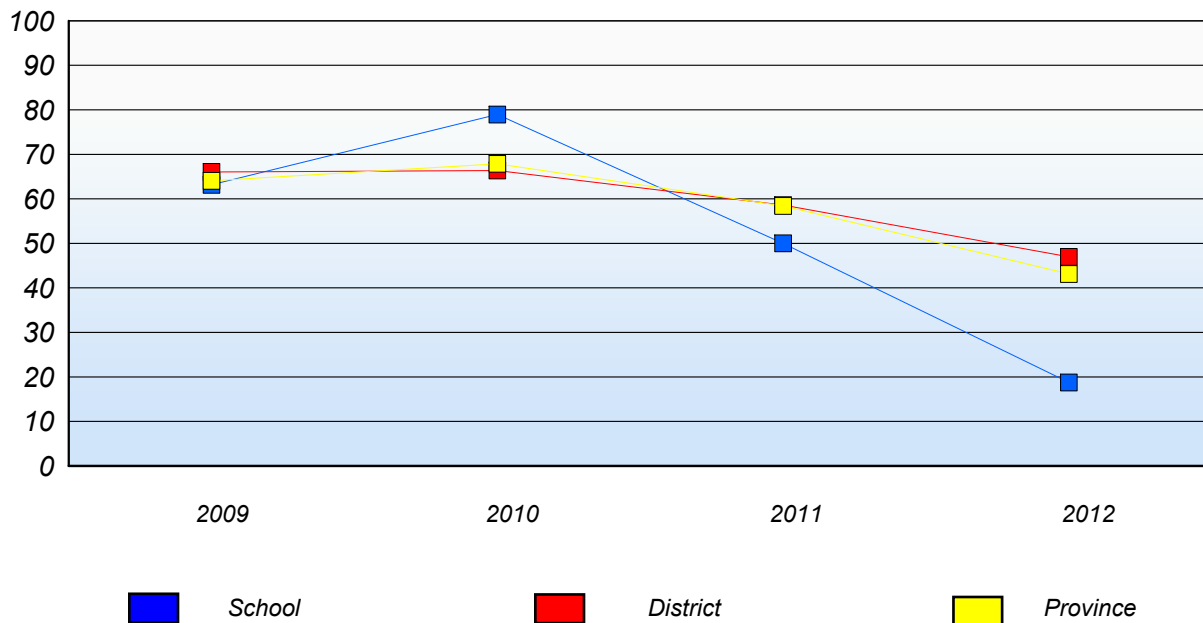
District 3 - Nova Central

School #: 202 Twillingate Island Elementary

Demand Writing
Percentage of students at level 3 or above (2009 - 2012)



Reading
Percentage of students at level 3 or above (2009 - 2012)



* In some cases, CRT numbers may exceed AGR numbers based on late enrolments. Pie chart is based on the number of students who wrote the CRT.

* French Immersion students not included

* Reading score is composite of Non-Fiction and Poet.

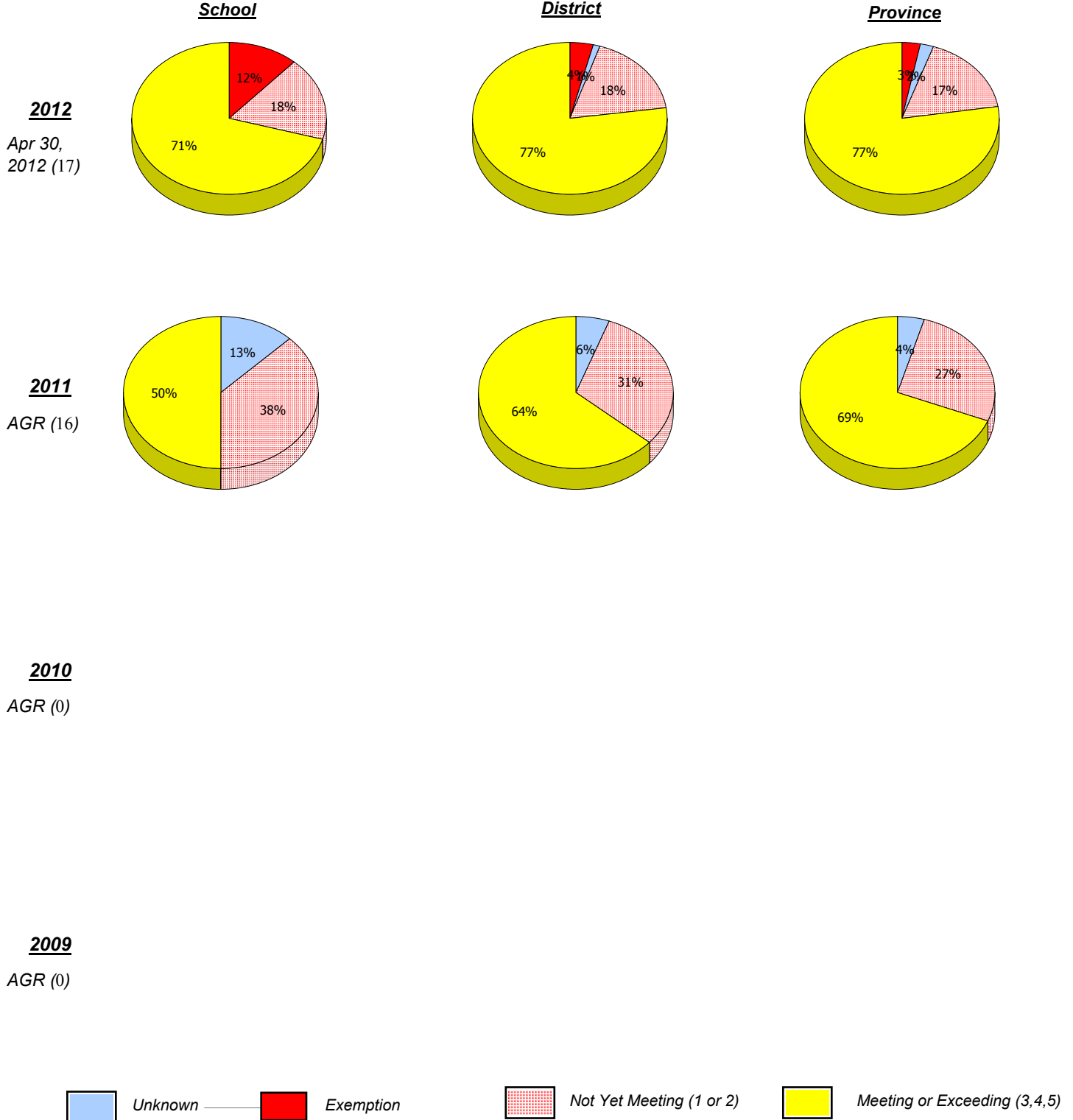
Mushuau Innu Natuashish School and Sheshatshiu Innu School are excluded from district and provincial results.

Source: Division of Evaluation and Research, Department of Education.

District 3 - Nova Central

School #: 204 Pearson Academy

Demand Writing



* In some cases, CRT numbers may exceed AGR numbers based on late enrolments. Pie chart is based on the number of students who wrote the CRT.

* French Immersion students not included

* Reading score is composite of Non-Fiction and Poet.

Mushuau Innu Natuashish School and Sheshatshiu Innu School are excluded from district and provincial results.

Source: Division of Evaluation and Research, Department of Education.

District 3 - Nova Central

School #: 204 Pearson Academy

Reading

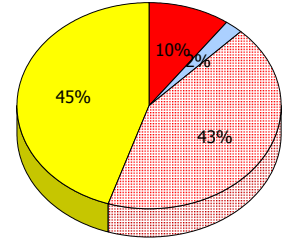
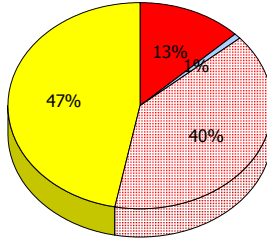
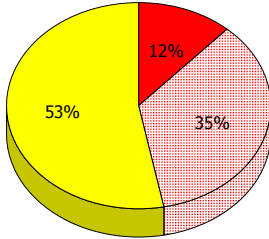
School

District

Province

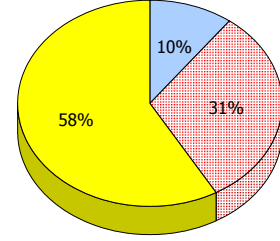
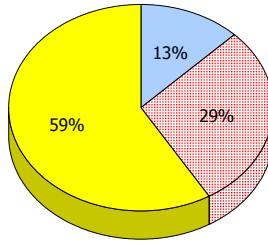
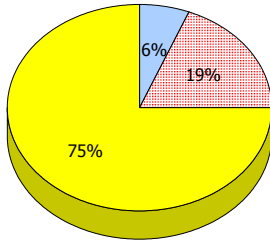
2012

Apr 30,
2012 (17)



2011

AGR (16)



2010

AGR (0)

2009

AGR (0)



* In some cases, CRT numbers may exceed AGR numbers based on late enrolments. Pie chart is based on the number of students who wrote the CRT.

* French Immersion students not included

* Reading score is composite of Non-Fiction and Poet.

Mushuau Innu Natuashish School and Sheshatshiu Innu School are excluded from district and provincial results.

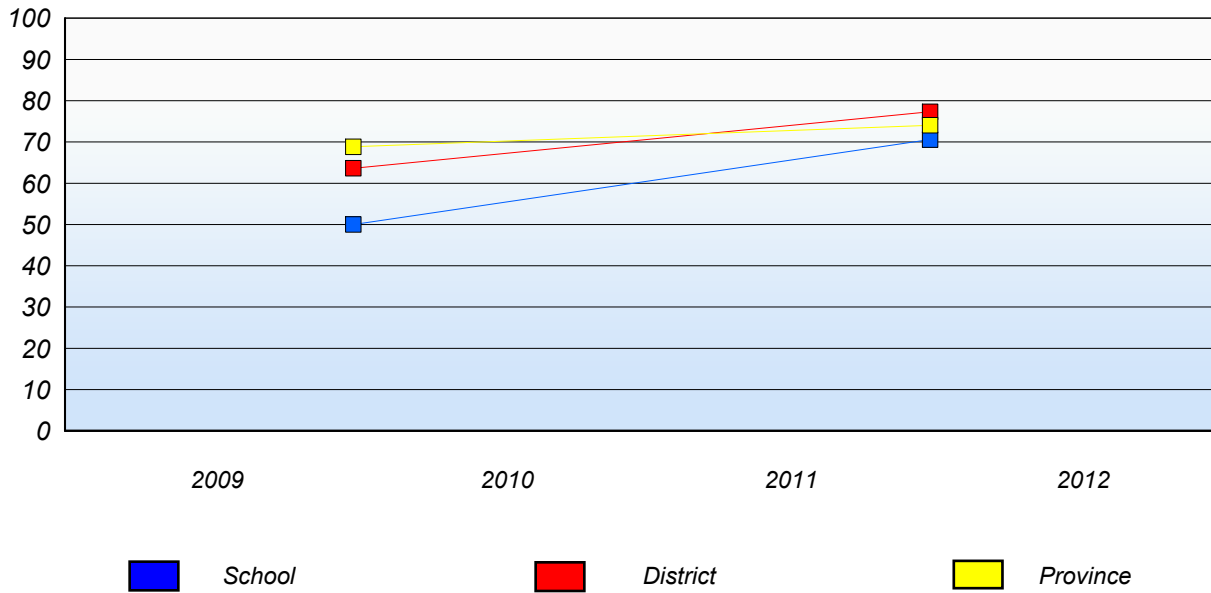
Source: Division of Evaluation and Research, Department of Education.

District 3 - Nova Central

School #: 204 Pearson Academy

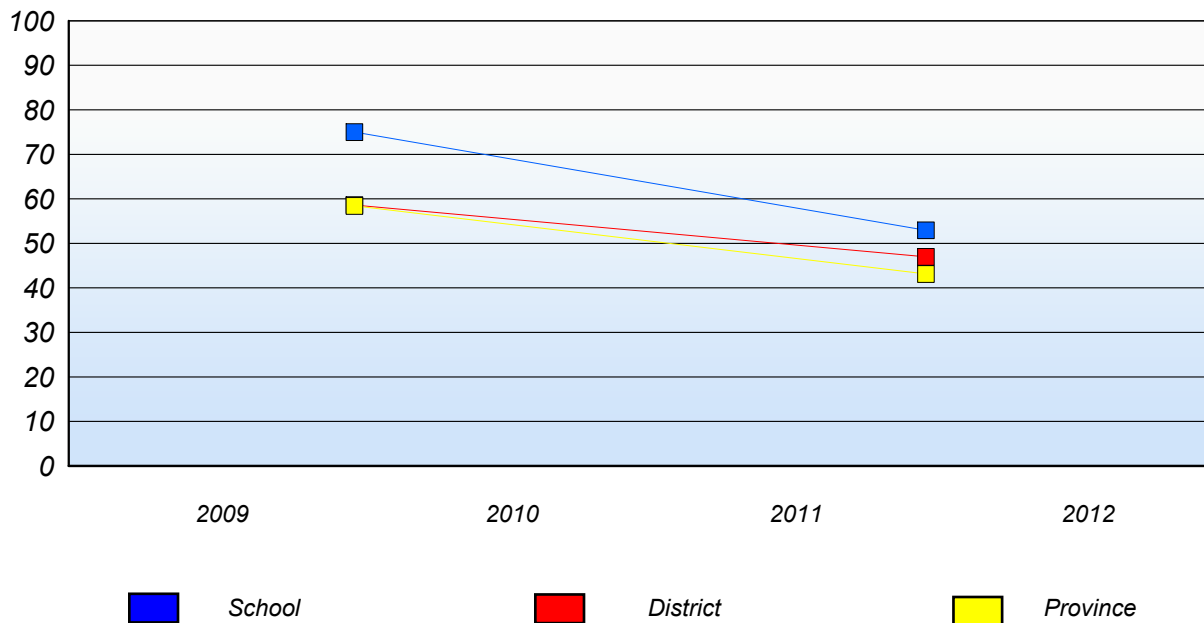
Demand Writing

Percentage of students at level 3 or above (2009 - 2012)



Reading

Percentage of students at level 3 or above (2009 - 2012)



* In some cases, CRT numbers may exceed AGR numbers based on late enrolments. Pie chart is based on the number of students who wrote the CRT.

* French Immersion students not included

* Reading score is composite of Non-Fiction and Poet.

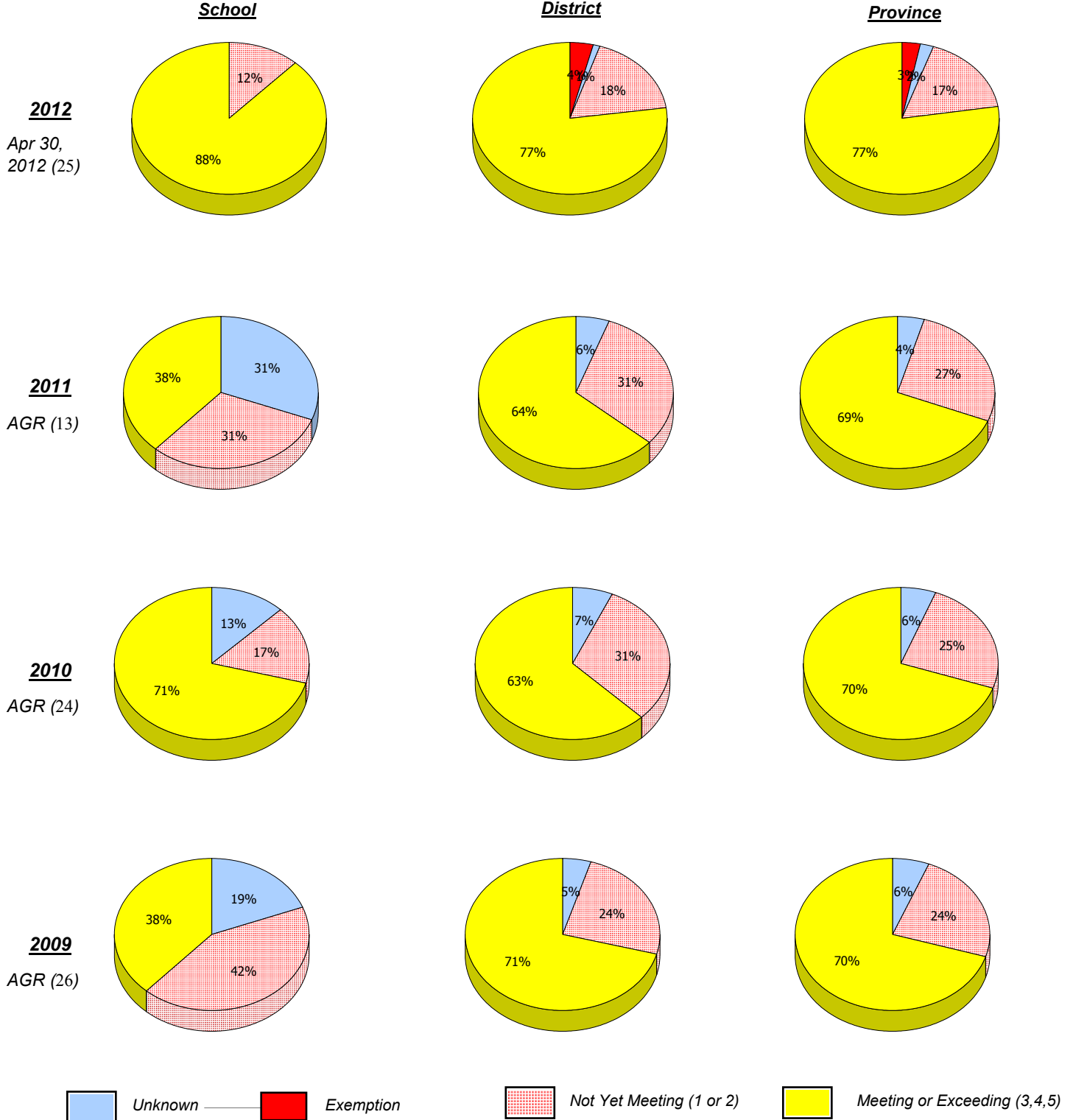
Mushuau Innu Natuashish School and Sheshatshiu Innu School are excluded from district and provincial results.

Source: Division of Evaluation and Research, Department of Education.

District 3 - Nova Central

School #: 206 Riverwood Academy

Demand Writing



* In some cases, CRT numbers may exceed AGR numbers based on late enrolments. Pie chart is based on the number of students who wrote the CRT.

* French Immersion students not included

* Reading score is composite of Non-Fiction and Poet.

Mushuau Innu Natuashish School and Sheshatshiu Innu School are excluded from district and provincial results.

Source: Division of Evaluation and Research, Department of Education.

District 3 - Nova Central

School #: 206 Riverwood Academy

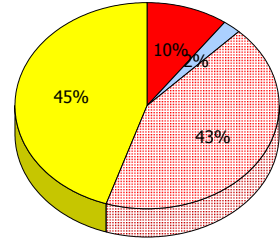
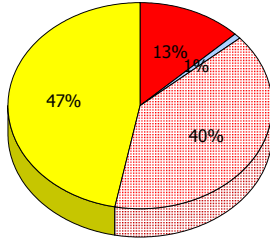
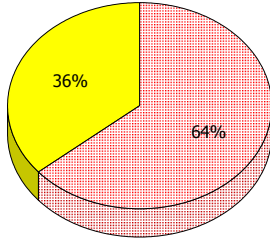
Reading

School

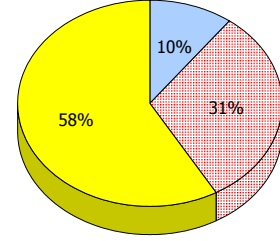
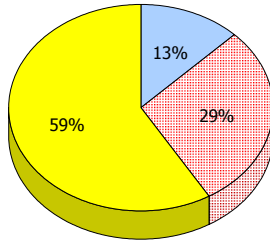
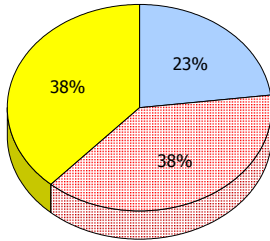
District

Province

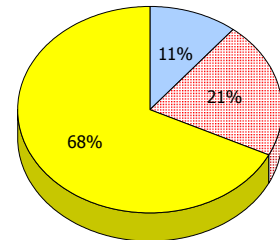
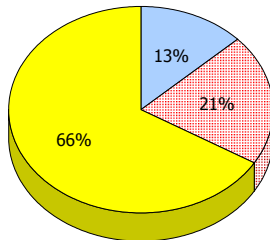
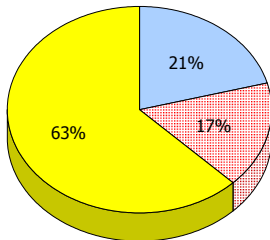
2012
Apr 30,
2012 (25)



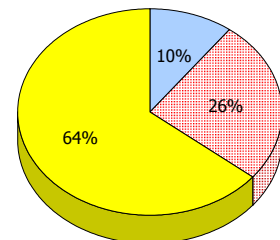
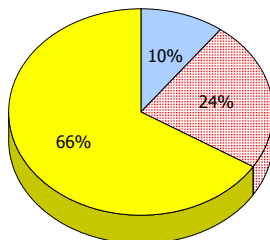
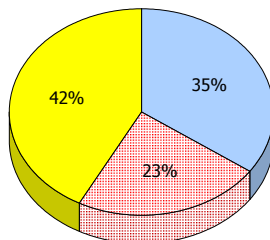
2011
AGR (13)



2010
AGR (24)



2009
AGR (26)



Unknown
 Exemption
 Not Yet Meeting (1 or 2)
 Meeting or Exceeding (3,4,5)

* In some cases, CRT numbers may exceed AGR numbers based on late enrolments. Pie chart is based on the number of students who wrote the CRT.

* French Immersion students not included

* Reading score is composite of Non-Fiction and Poet.

Mushuau Innu Natuashish School and Sheshatshiu Innu School are excluded from district and provincial results.

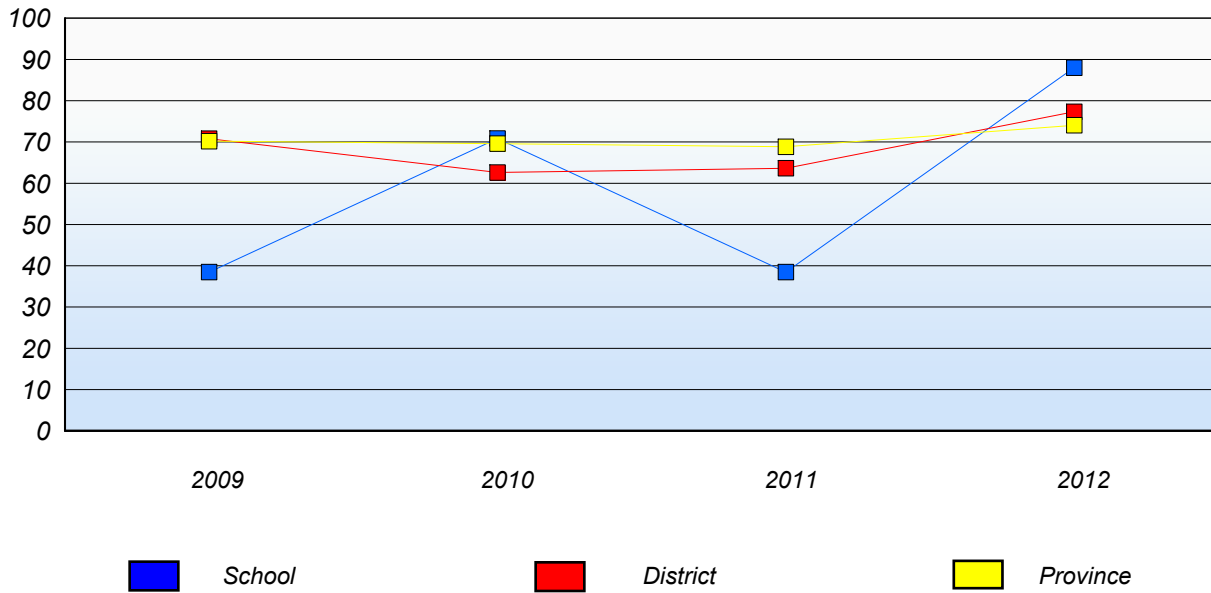
Source: Division of Evaluation and Research, Department of Education.

District 3 - Nova Central

School #: 206 Riverwood Academy

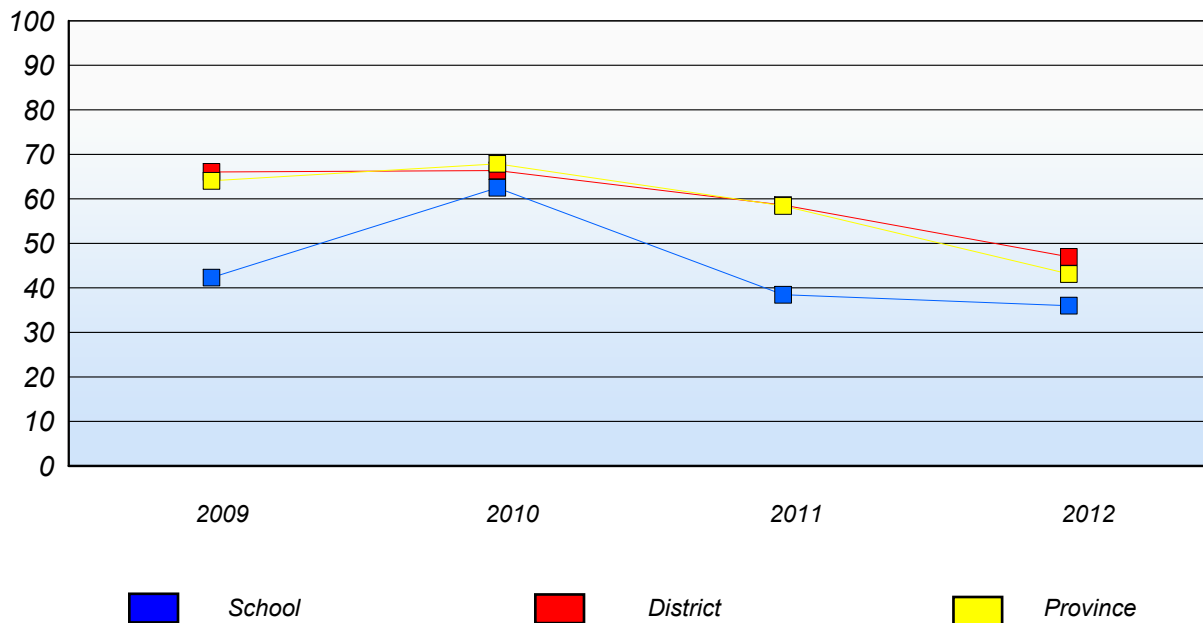
Demand Writing

Percentage of students at level 3 or above (2009 - 2012)



Reading

Percentage of students at level 3 or above (2009 - 2012)



* In some cases, CRT numbers may exceed AGR numbers based on late enrolments. Pie chart is based on the number of students who wrote the CRT.

* French Immersion students not included

* Reading score is composite of Non-Fiction and Poet.

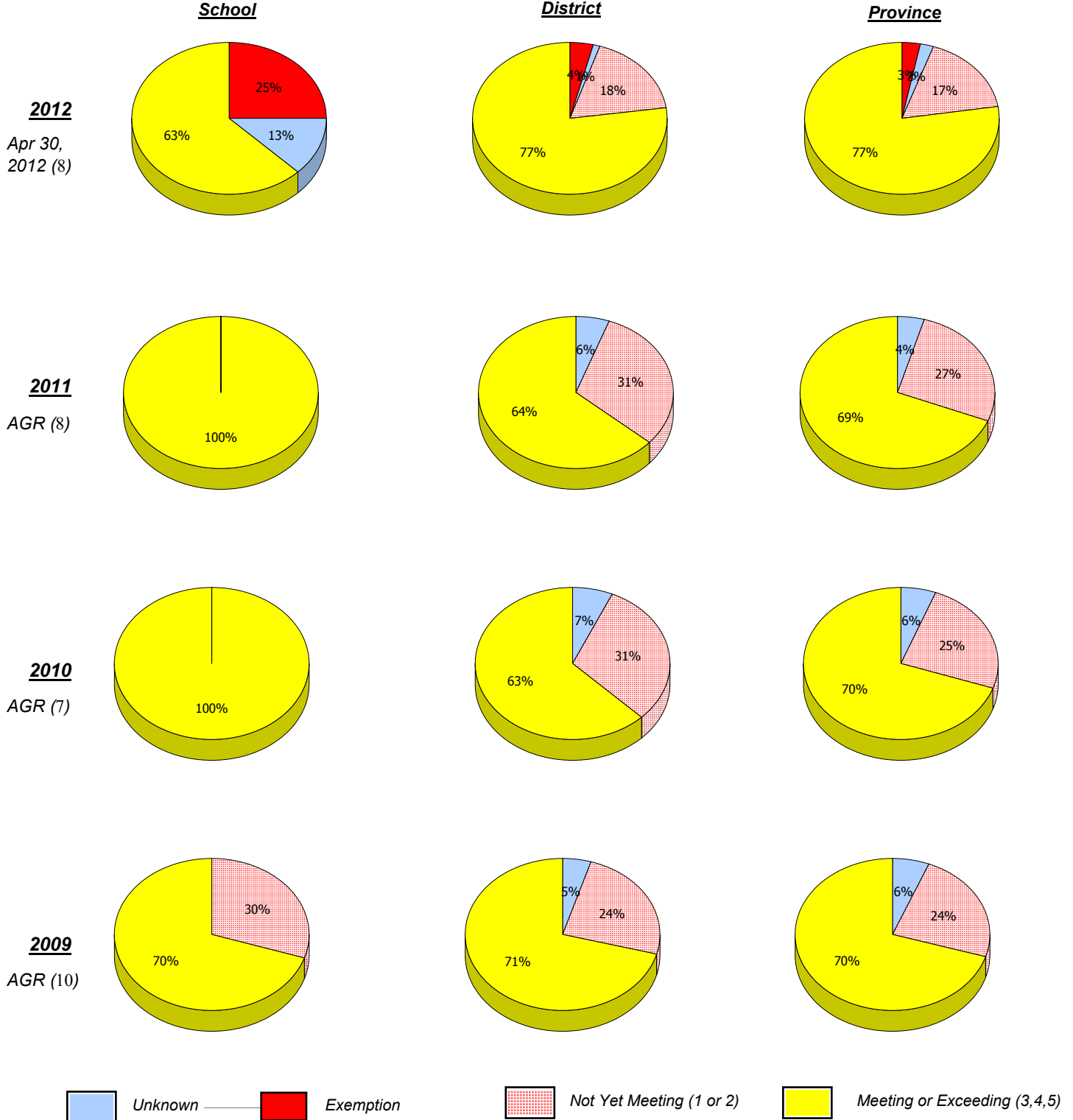
Mushuau Innu Natuashish School and Sheshatshiu Innu School are excluded from district and provincial results.

Source: Division of Evaluation and Research, Department of Education.

District 3 - Nova Central

School #: 398 Avoca Collegiate

Demand Writing



* In some cases, CRT numbers may exceed AGR numbers based on late enrolments. Pie chart is based on the number of students who wrote the CRT.

* French Immersion students not included

* Reading score is composite of Non-Fiction and Poet.

Mushuau Innu Natuashish School and Sheshatshiu Innu School are excluded from district and provincial results.

Source: Division of Evaluation and Research, Department of Education.

District 3 - Nova Central

School #: 398 Avoca Collegiate

Reading

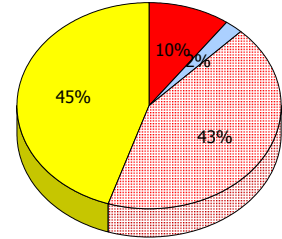
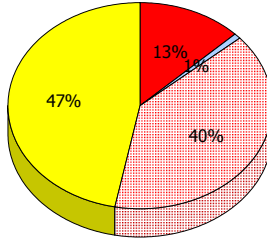
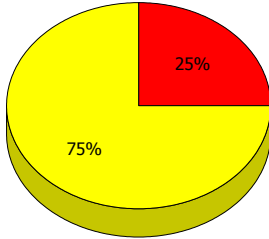
School

District

Province

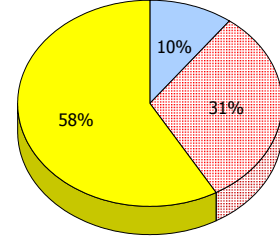
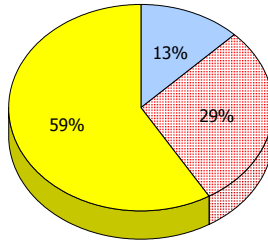
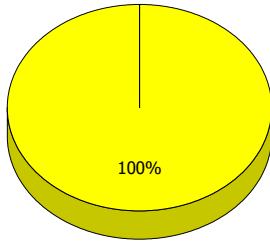
2012

Apr 30,
2012 (8)



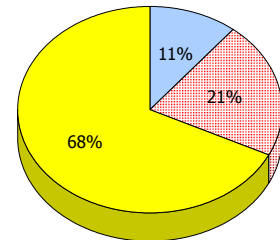
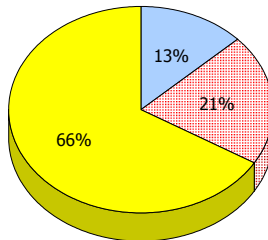
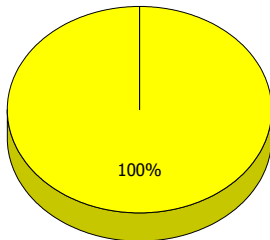
2011

AGR (8)



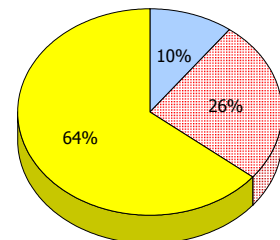
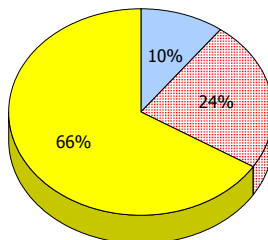
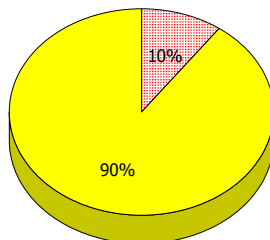
2010

AGR (7)



2009

AGR (10)



Unknown
 Exemption
 Not Yet Meeting (1 or 2)
 Meeting or Exceeding (3,4,5)

* In some cases, CRT numbers may exceed AGR numbers based on late enrolments. Pie chart is based on the number of students who wrote the CRT.

* French Immersion students not included

* Reading score is composite of Non-Fiction and Poet.

Mushuau Innu Natuashish School and Sheshatshiu Innu School are excluded from district and provincial results.

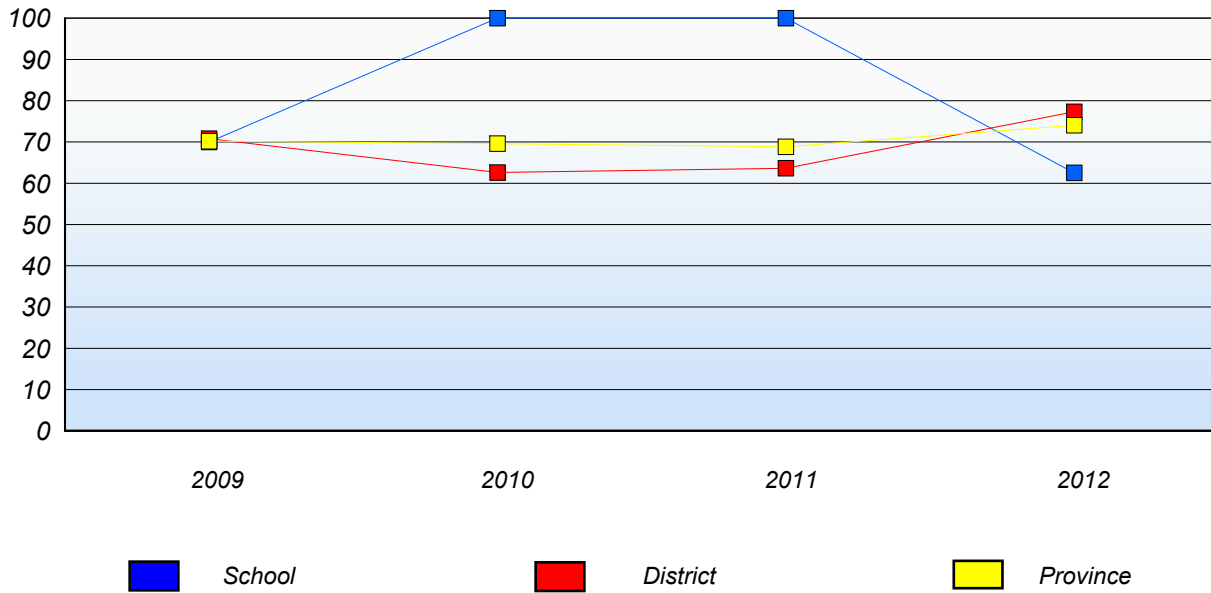
Source: Division of Evaluation and Research, Department of Education.

District 3 - Nova Central

School #: 398 Avoca Collegiate

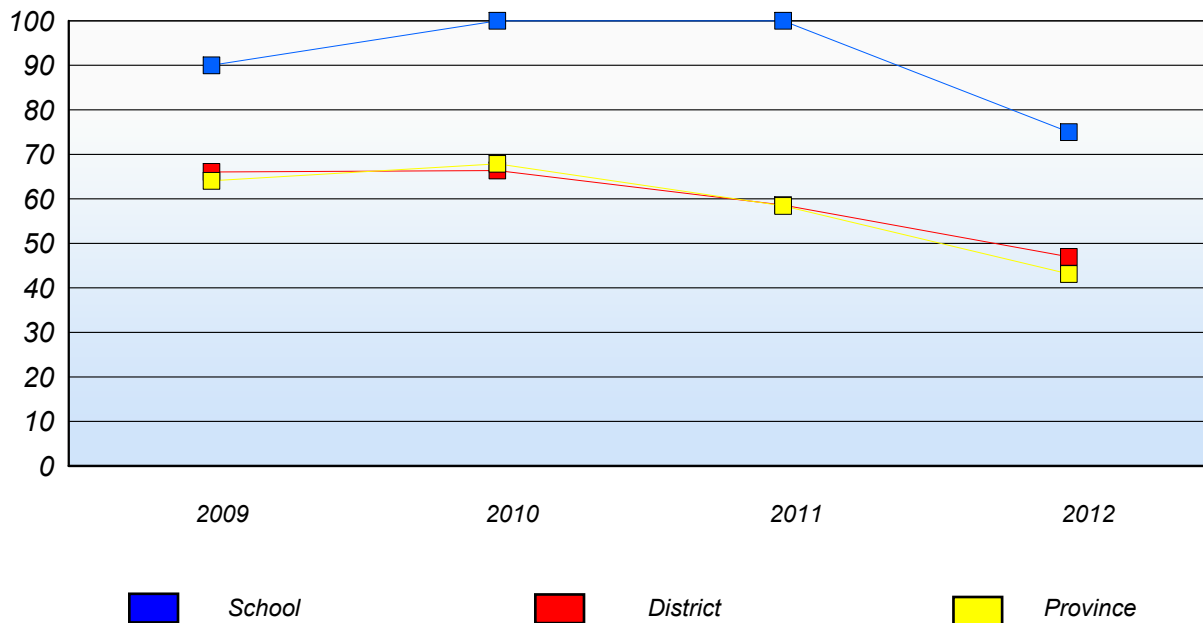
Demand Writing

Percentage of students at level 3 or above (2009 - 2012)



Reading

Percentage of students at level 3 or above (2009 - 2012)



* In some cases, CRT numbers may exceed AGR numbers based on late enrolments. Pie chart is based on the number of students who wrote the CRT.

* French Immersion students not included

* Reading score is composite of Non-Fiction and Poet.

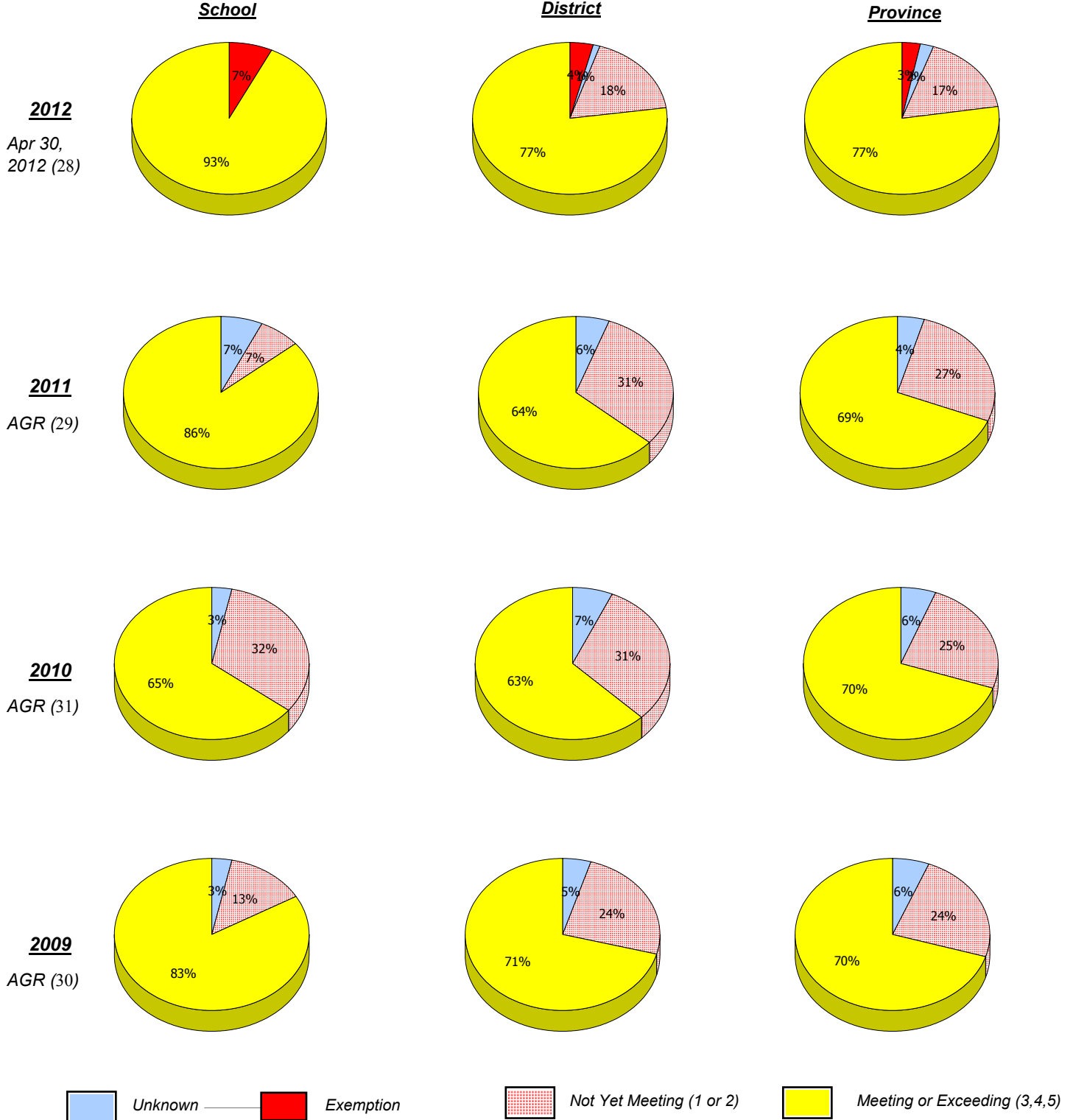
Mushuau Innu Natuashish School and Sheshatshiu Innu School are excluded from district and provincial results.

Source: Division of Evaluation and Research, Department of Education.

District 3 - Nova Central

School #: 400 Helen Tulk Elementary

Demand Writing



* In some cases, CRT numbers may exceed AGR numbers based on late enrolments. Pie chart is based on the number of students who wrote the CRT.

* French Immersion students not included

* Reading score is composite of Non-Fiction and Poet.

Mushuau Innu Natuashish School and Sheshatshiu Innu School are excluded from district and provincial results.

Source: Division of Evaluation and Research, Department of Education.

District 3 - Nova Central

School #: 400 Helen Tulk Elementary

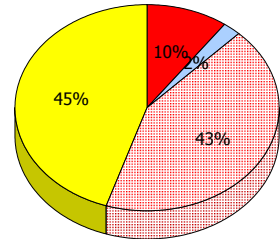
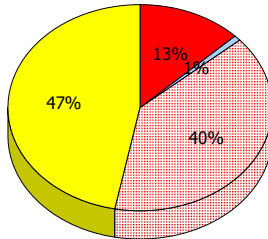
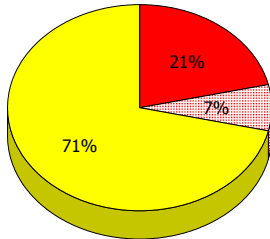
Reading

School

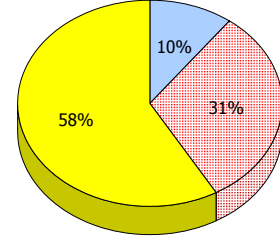
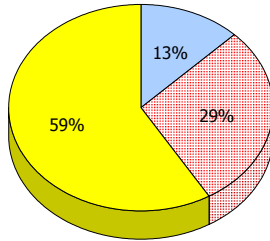
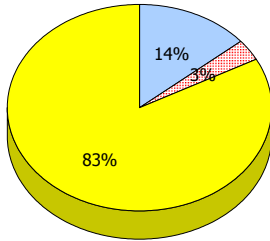
District

Province

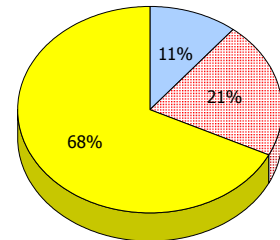
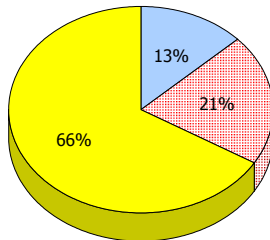
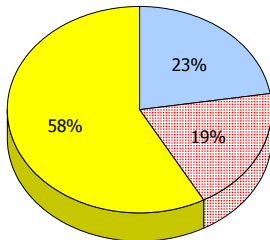
2012
Apr 30,
2012 (28)



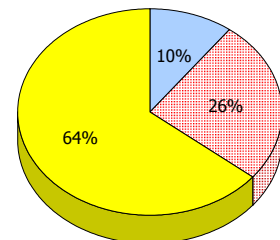
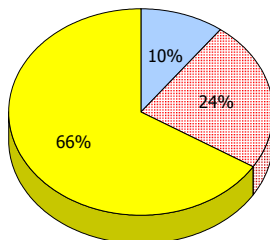
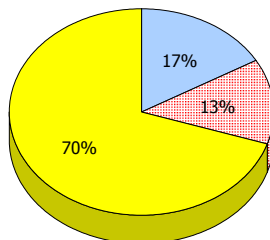
2011
AGR (29)



2010
AGR (31)



2009
AGR (30)



Unknown
 Exemption
 Not Yet Meeting (1 or 2)
 Meeting or Exceeding (3,4,5)

* In some cases, CRT numbers may exceed AGR numbers based on late enrolments. Pie chart is based on the number of students who wrote the CRT.

* French Immersion students not included

* Reading score is composite of Non-Fiction and Poet.

Mushuau Innu Natuashish School and Sheshatshiu Innu School are excluded from district and provincial results.

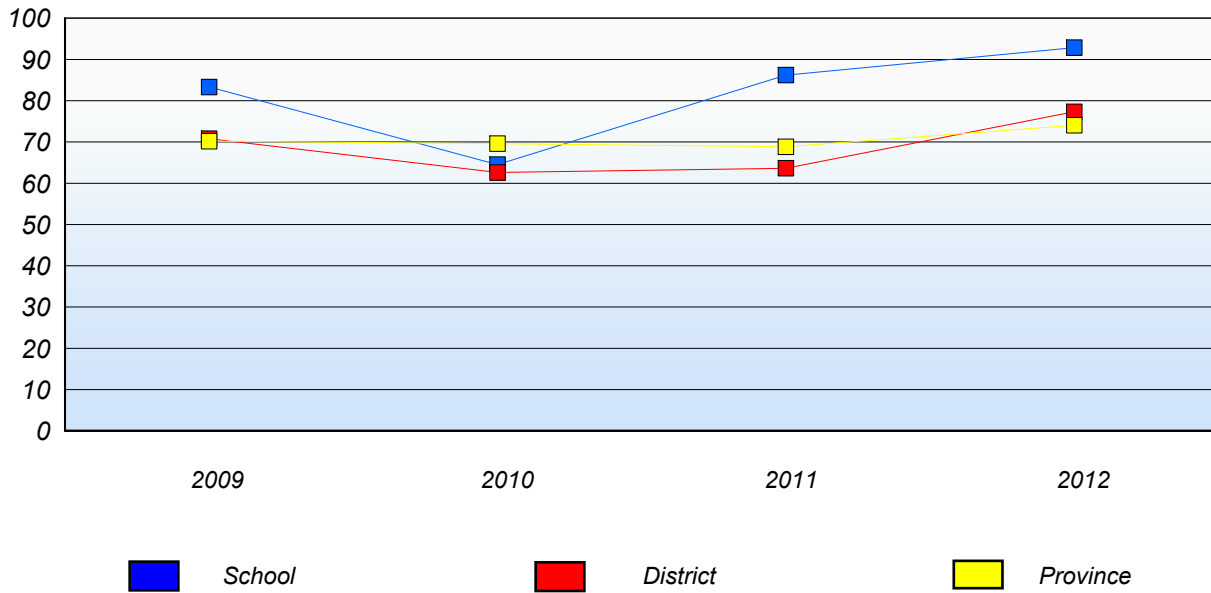
Source: Division of Evaluation and Research, Department of Education.

District 3 - Nova Central

School #: 400 Helen Tulk Elementary

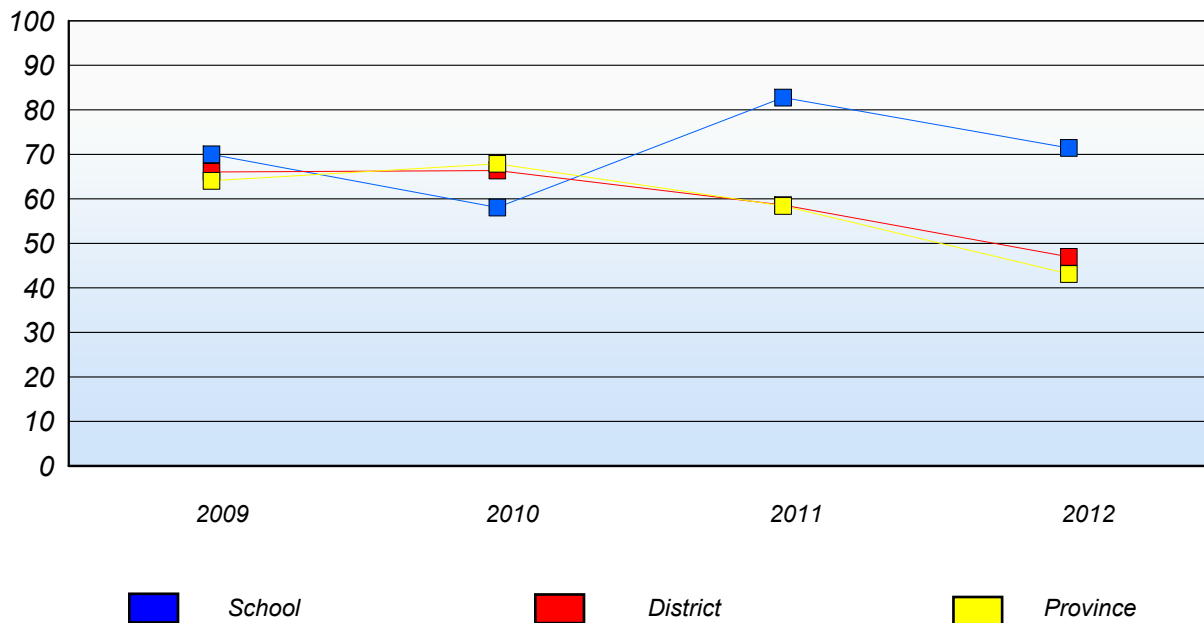
Demand Writing

Percentage of students at level 3 or above (2009 - 2012)



Reading

Percentage of students at level 3 or above (2009 - 2012)



* In some cases, CRT numbers may exceed AGR numbers based on late enrolments. Pie chart is based on the number of students who wrote the CRT.

* French Immersion students not included

* Reading score is composite of Non-Fiction and Poet.

Mushuau Innu Natuashish School and Sheshatshiu Innu School are excluded from district and provincial results.

Source: Division of Evaluation and Research, Department of Education.

District 3 - Nova Central

School #: 403 Lakeside Academy

Demand Writing

School

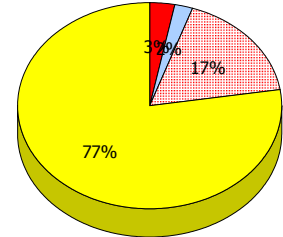
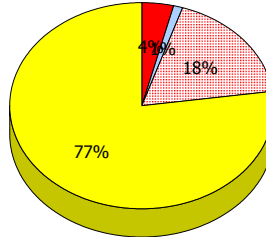
*School data with 5 or fewer students
withheld for reasons of confidentiality.*

District

Province

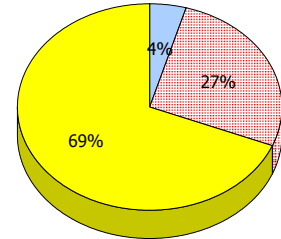
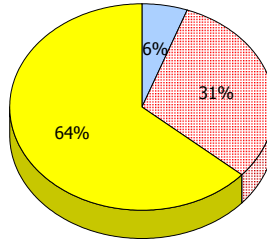
2012

Apr 30,
2012 (5)



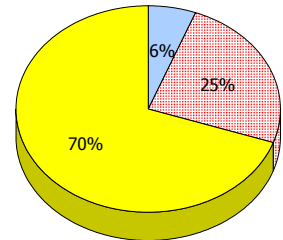
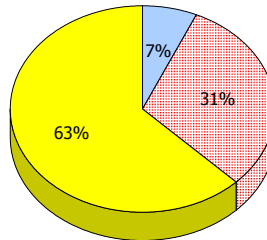
2011

AGR (5)



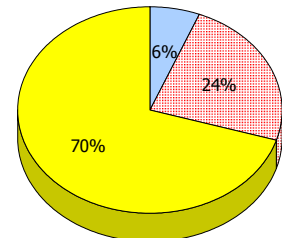
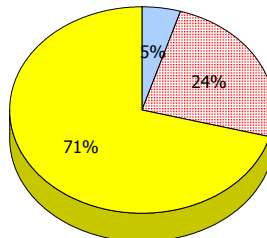
2010

AGR (8)



2009

AGR (8)



* In some cases, CRT numbers may exceed AGR numbers based on late enrolments. Pie chart is based on the number of students who wrote the CRT.

* French Immersion students not included

* Reading score is composite of Non-Fiction and Poet.

Mushuau Innu Natuashish School and Sheshatshiu Innu School are excluded from district and provincial results.

Source: Division of Evaluation and Research, Department of Education.

District 3 - Nova Central

School #: 403 Lakeside Academy

School

*School data with 5 or fewer students
withheld for reasons of confidentiality.*

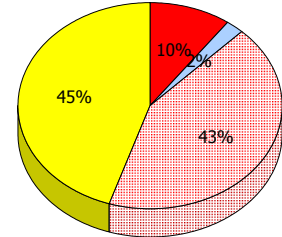
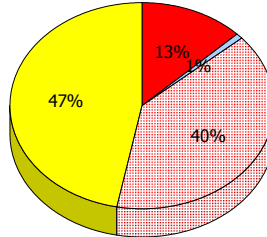
Reading

District

Province

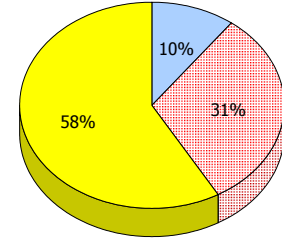
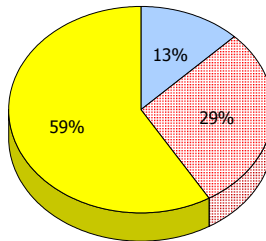
2012

Apr 30,
2012 (5)



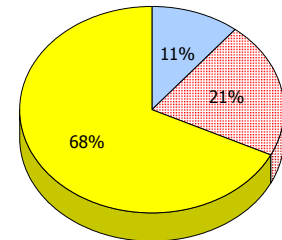
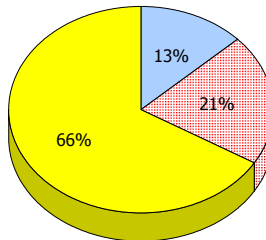
2011

AGR (5)



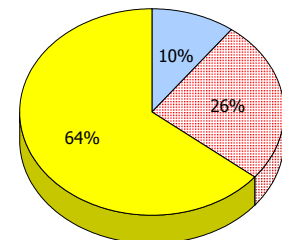
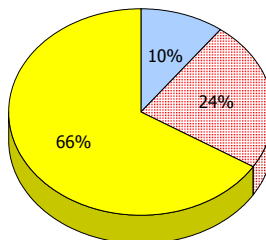
2010

AGR (8)



2009

AGR (8)



Unknown
 Exemption
 Not Yet Meeting (1 or 2)
 Meeting or Exceeding (3,4,5)

* In some cases, CRT numbers may exceed AGR numbers based on late enrolments. Pie chart is based on the number of students who wrote the CRT.

* French Immersion students not included

* Reading score is composite of Non-Fiction and Poet.

Mushuau Innu Natuashish School and Sheshatshiu Innu School are excluded from district and provincial results.

Source: Division of Evaluation and Research, Department of Education.

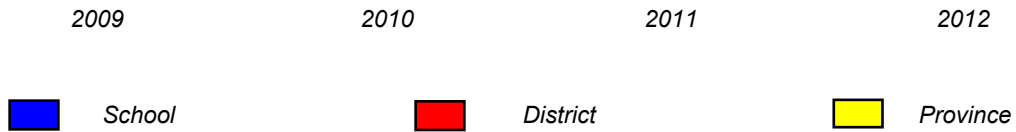
District 3 - Nova Central

School #: 403 Lakeside Academy

Demand Writing

Percentage of students at level 3 or above (2009 - 2012)

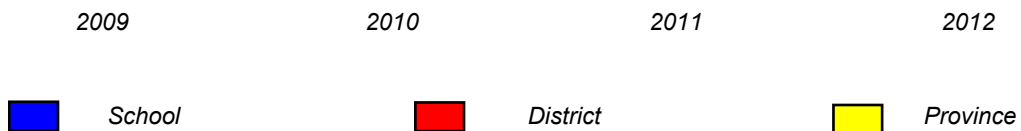
School data with 5 or fewer students withheld for reasons of confidentiality.



Reading

Percentage of students at level 3 or above (2009 - 2012)

School data with 5 or fewer students withheld for reasons of confidentiality.



* In some cases, CRT numbers may exceed AGR numbers based on late enrolments. Pie chart is based on the number of students who wrote the CRT.

* French Immersion students not included

* Reading score is composite of Non-Fiction and Poet.

Mushuau Innu Natuashish School and Sheshatshiu Innu School are excluded from district and provincial results.

Source: Division of Evaluation and Research, Department of Education.

District 3 - Nova Central

School #: 405 Cottrell's Cove Academy

Demand Writing

School

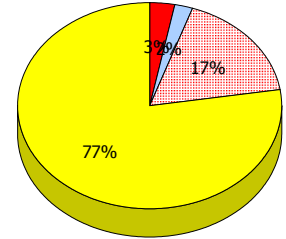
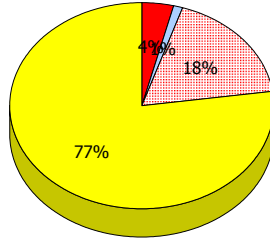
School data with 5 or fewer students withheld for reasons of confidentiality.

District

Province

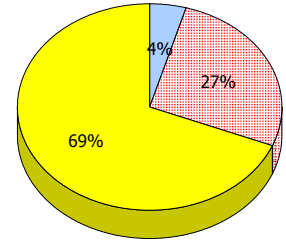
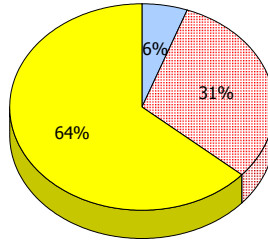
2012

Apr 30,
2012 (2)



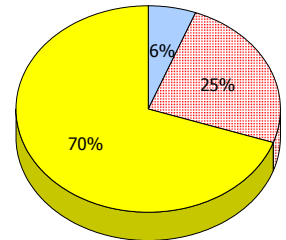
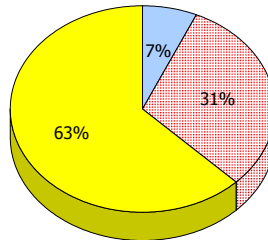
2011

AGR (1)



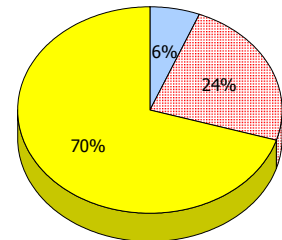
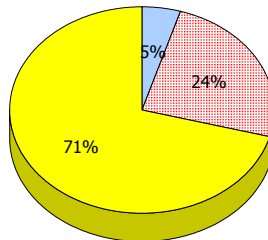
2010

AGR (2)



2009

AGR (1)



* In some cases, CRT numbers may exceed AGR numbers based on late enrolments. Pie chart is based on the number of students who wrote the CRT.

* French Immersion students not included

* Reading score is composite of Non-Fiction and Poet.

Mushuau Innu Natuashish School and Sheshatshiu Innu School are excluded from district and provincial results.

Source: Division of Evaluation and Research, Department of Education.

District 3 - Nova Central

School #: 405 Cottrell's Cove Academy

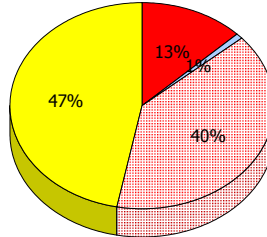
Reading

School

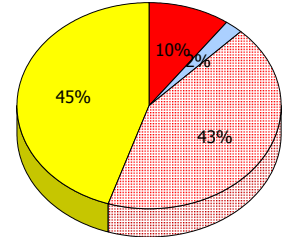
*School data with 5 or fewer students
withheld for reasons of confidentiality.*

2012
Apr 30,
2012 (2)

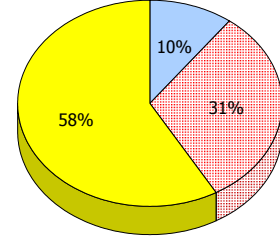
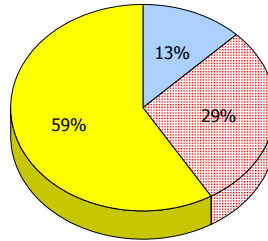
District



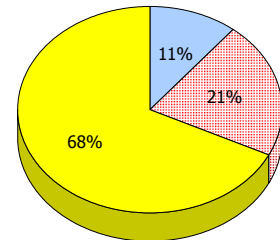
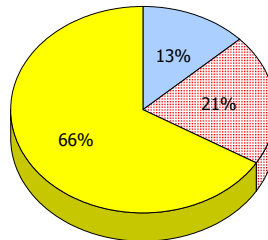
Province



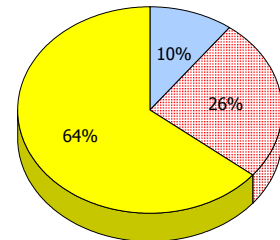
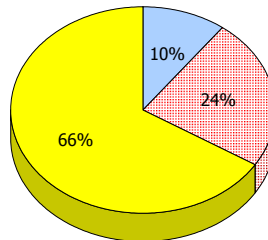
2011
AGR (1)



2010
AGR (2)



2009
AGR (1)



Unknown
 Exemption
 Not Yet Meeting (1 or 2)
 Meeting or Exceeding (3,4,5)

* In some cases, CRT numbers may exceed AGR numbers based on late enrolments. Pie chart is based on the number of students who wrote the CRT.

* French Immersion students not included

* Reading score is composite of Non-Fiction and Poet.

Mushuau Innu Natuashish School and Sheshatshiu Innu School are excluded from district and provincial results.

Source: Division of Evaluation and Research, Department of Education.

Primary English Language Arts
4 Year Provincial Assessment, June 2012
School Report Rubrics
 (average scores)

District 3 - Nova Central

School #: 405 Cottrell's Cove Academy

Demand Writing

Percentage of students at level 3 or above (2009 - 2012)

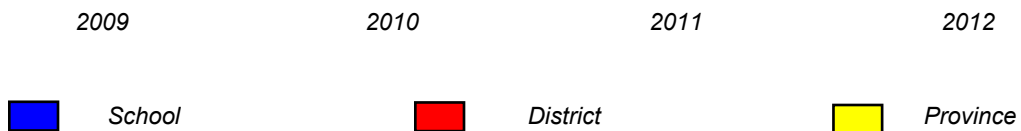
School data with 5 or fewer students withheld for reasons of confidentiality.



Reading

Percentage of students at level 3 or above (2009 - 2012)

School data with 5 or fewer students withheld for reasons of confidentiality.



* In some cases, CRT numbers may exceed AGR numbers based on late enrolments. Pie chart is based on the number of students who wrote the CRT.

* French Immersion students not included

* Reading score is composite of Non-Fiction and Poet.

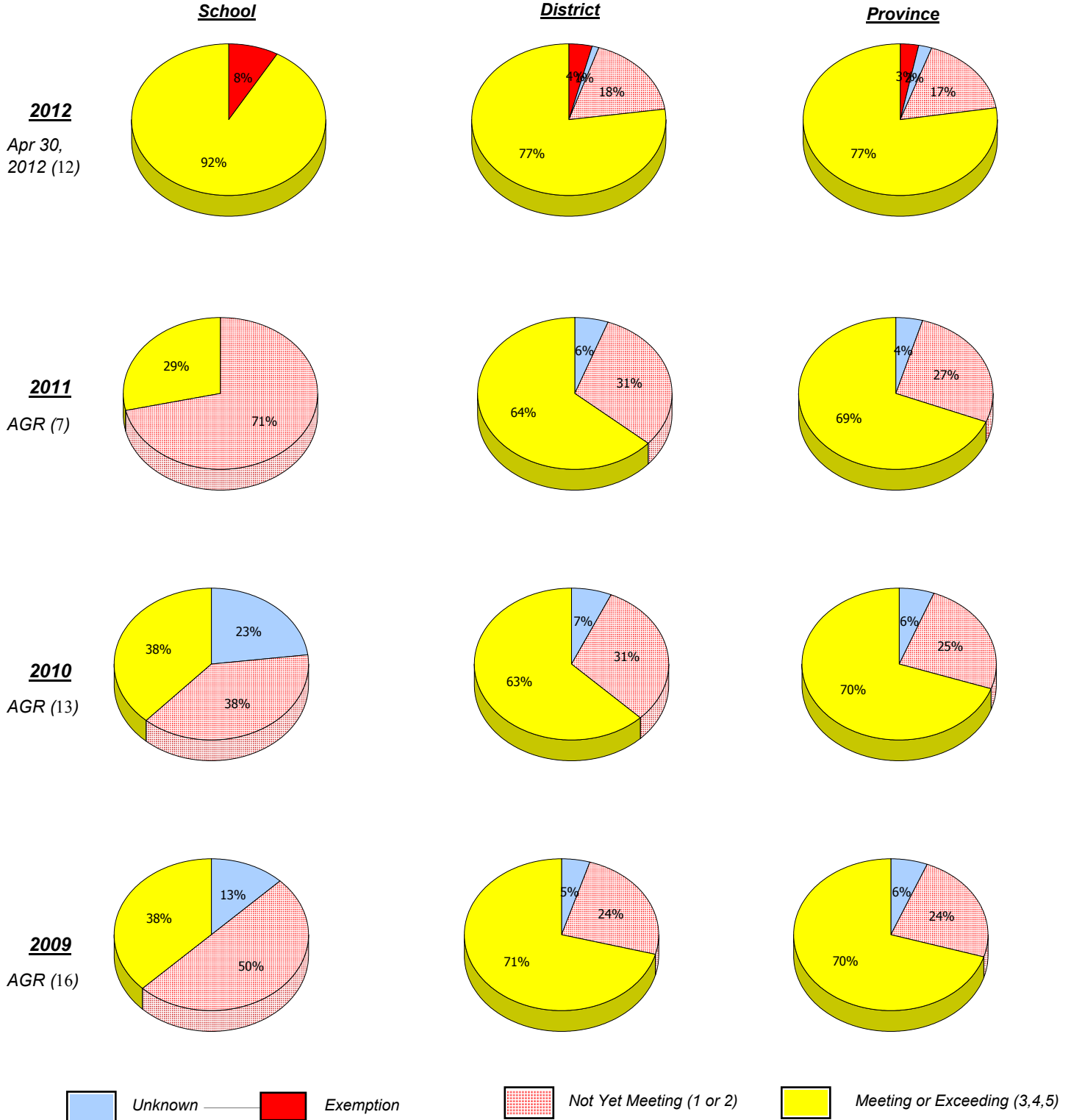
Mushuau Innu Natuashish School and Sheshatshiu Innu School are excluded from district and provincial results.

Source: Division of Evaluation and Research, Department of Education.

District 3 - Nova Central

School #: 406 Fitzgerald Academy

Demand Writing



* In some cases, CRT numbers may exceed AGR numbers based on late enrolments. Pie chart is based on the number of students who wrote the CRT.

* French Immersion students not included

* Reading score is composite of Non-Fiction and Poet.

Mushuau Innu Natuashish School and Sheshatshiu Innu School are excluded from district and provincial results.

Source: Division of Evaluation and Research, Department of Education.

District 3 - Nova Central

School #: 406 Fitzgerald Academy

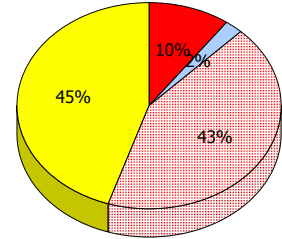
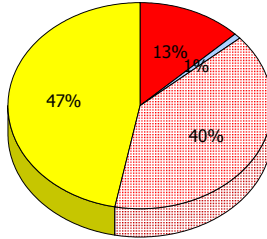
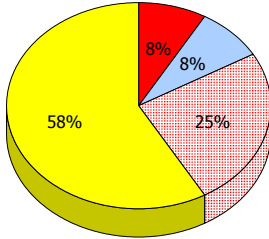
Reading

School

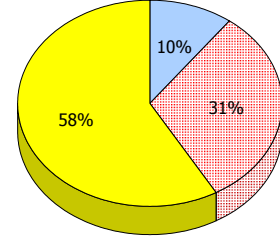
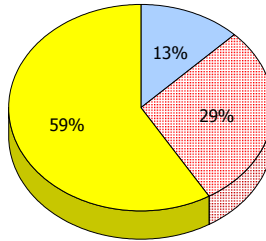
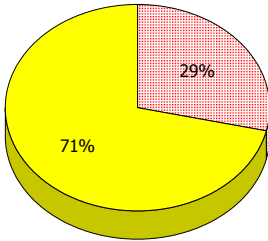
District

Province

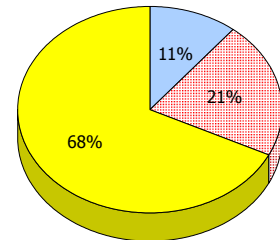
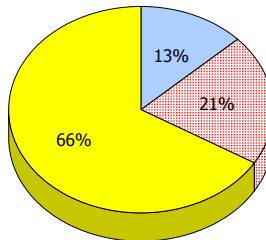
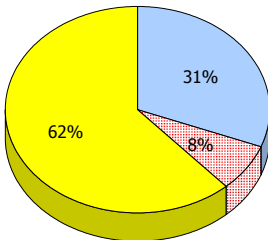
2012
Apr 30,
2012 (12)



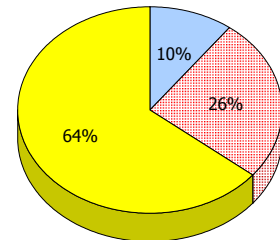
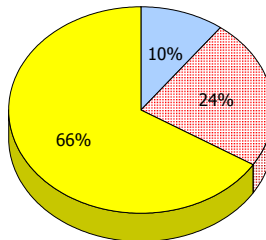
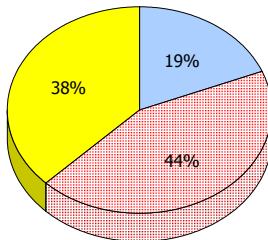
2011
AGR (7)



2010
AGR (13)



2009
AGR (16)



Unknown
 Exemption
 Not Yet Meeting (1 or 2)
 Meeting or Exceeding (3,4,5)

* In some cases, CRT numbers may exceed AGR numbers based on late enrolments. Pie chart is based on the number of students who wrote the CRT.

* French Immersion students not included

* Reading score is composite of Non-Fiction and Poet.

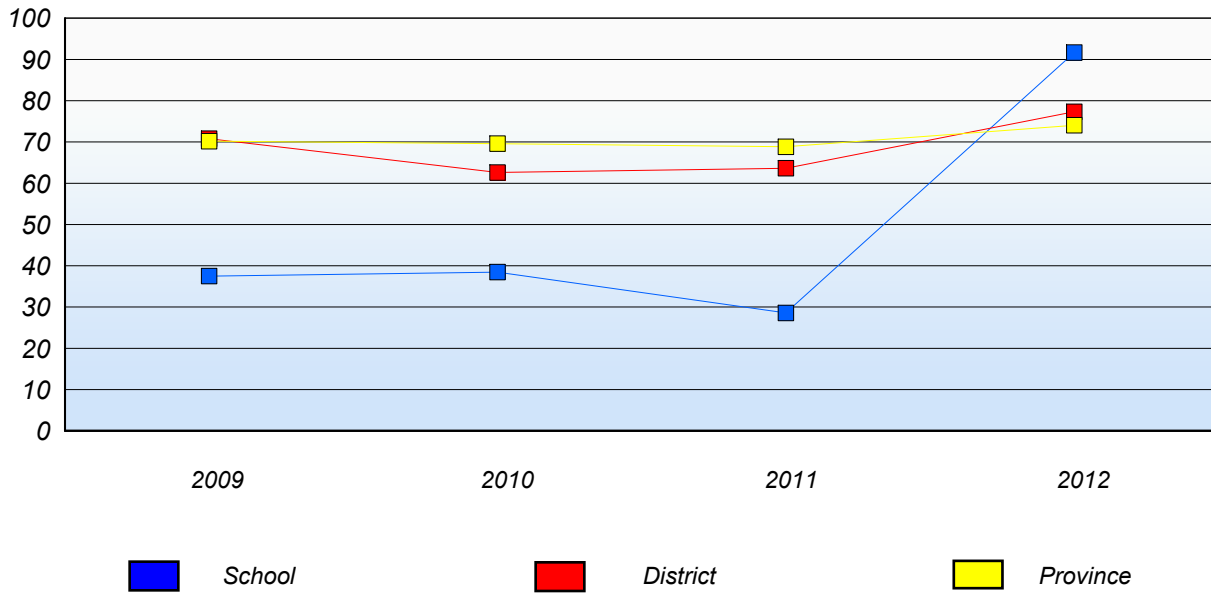
Mushuau Innu Natuashish School and Sheshatshiu Innu School are excluded from district and provincial results.

Source: Division of Evaluation and Research, Department of Education.

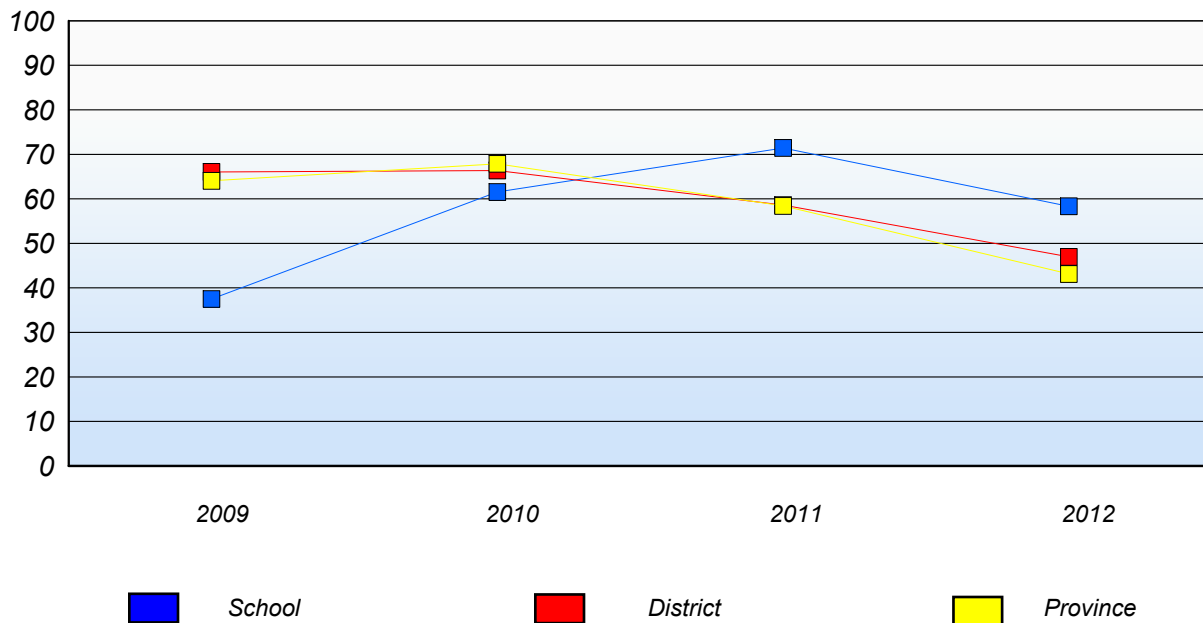
District 3 - Nova Central

School #: 406 Fitzgerald Academy

Demand Writing
Percentage of students at level 3 or above (2009 - 2012)



Reading
Percentage of students at level 3 or above (2009 - 2012)



* In some cases, CRT numbers may exceed AGR numbers based on late enrolments. Pie chart is based on the number of students who wrote the CRT.

* French Immersion students not included

* Reading score is composite of Non-Fiction and Poet.

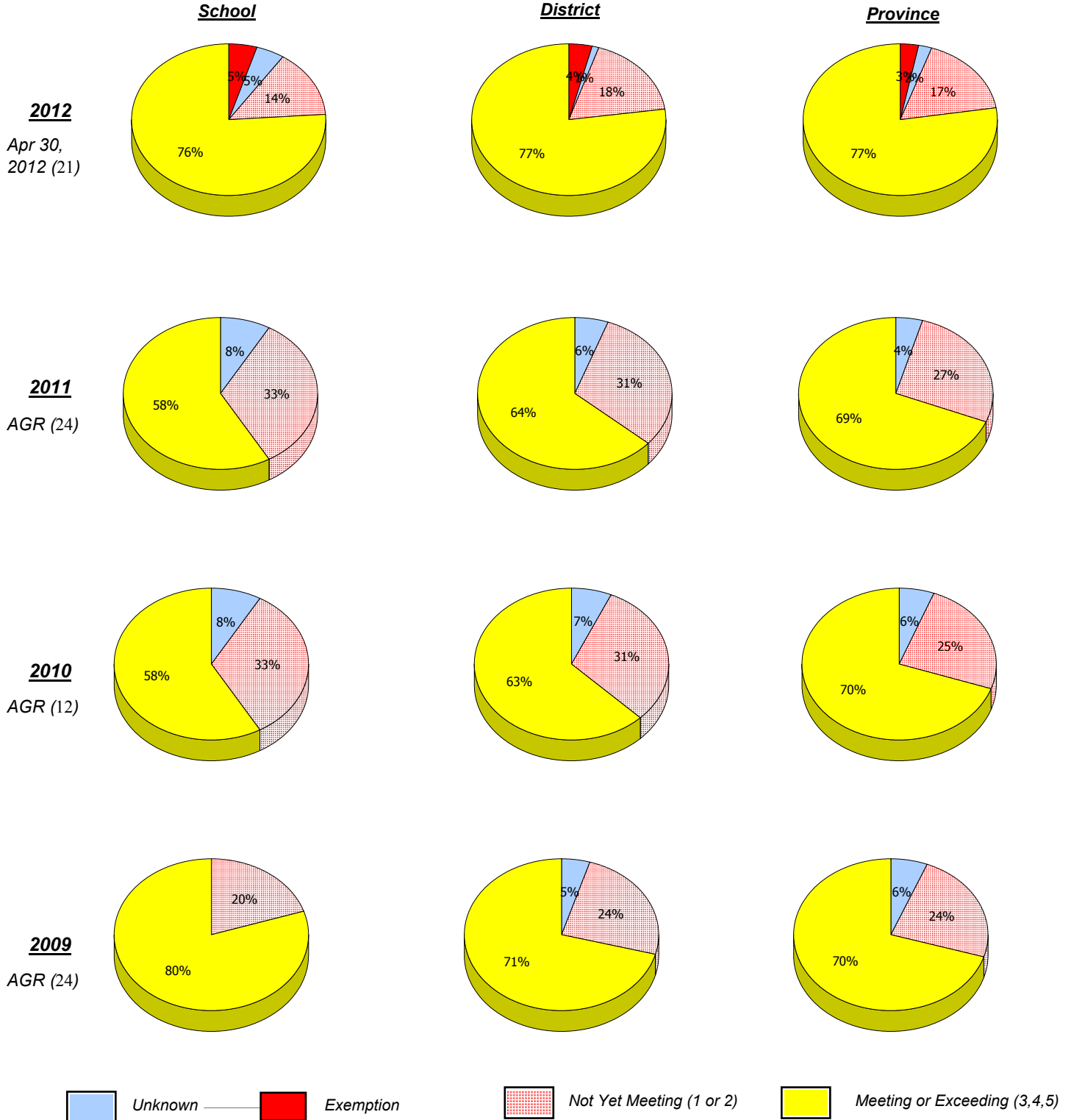
Mushuau Innu Natuashish School and Sheshatshiu Innu School are excluded from district and provincial results.

Source: Division of Evaluation and Research, Department of Education.

District 3 - Nova Central

School #: 407 Bay d'Espoir Academy

Demand Writing



* In some cases, CRT numbers may exceed AGR numbers based on late enrolments. Pie chart is based on the number of students who wrote the CRT.

* French Immersion students not included

* Reading score is composite of Non-Fiction and Poet.

Mushuau Innu Natuashish School and Sheshatshiu Innu School are excluded from district and provincial results.

Source: Division of Evaluation and Research, Department of Education.

District 3 - Nova Central

School #: 407 Bay d'Espoir Academy

Reading

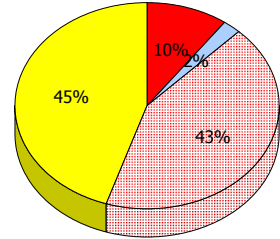
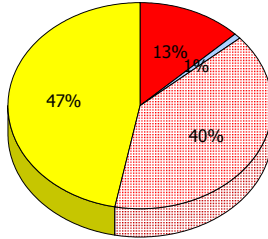
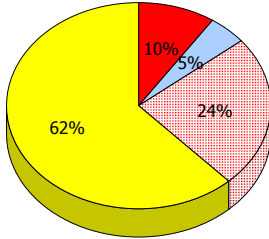
School

District

Province

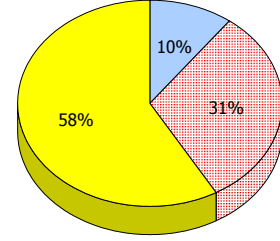
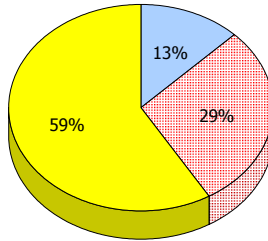
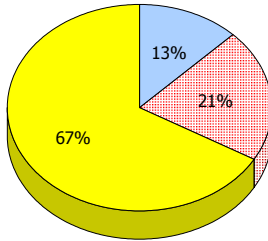
2012

Apr 30,
2012 (21)



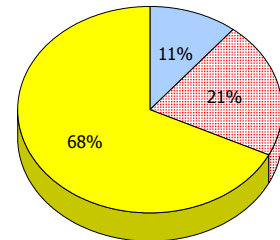
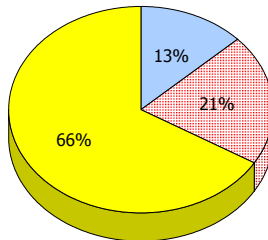
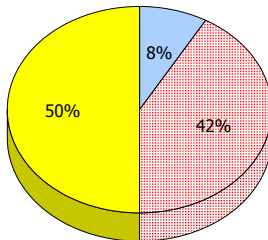
2011

AGR (24)



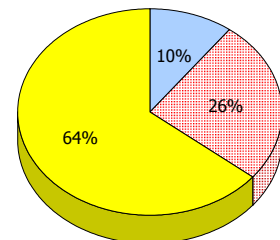
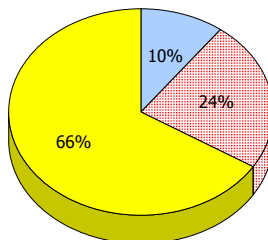
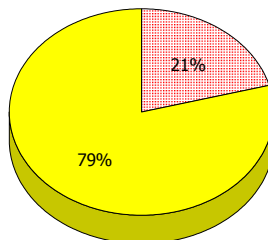
2010

AGR (12)



2009

AGR (24)



Unknown
 Exemption
 Not Yet Meeting (1 or 2)
 Meeting or Exceeding (3,4,5)

* In some cases, CRT numbers may exceed AGR numbers based on late enrolments. Pie chart is based on the number of students who wrote the CRT.

* French Immersion students not included

* Reading score is composite of Non-Fiction and Poet.

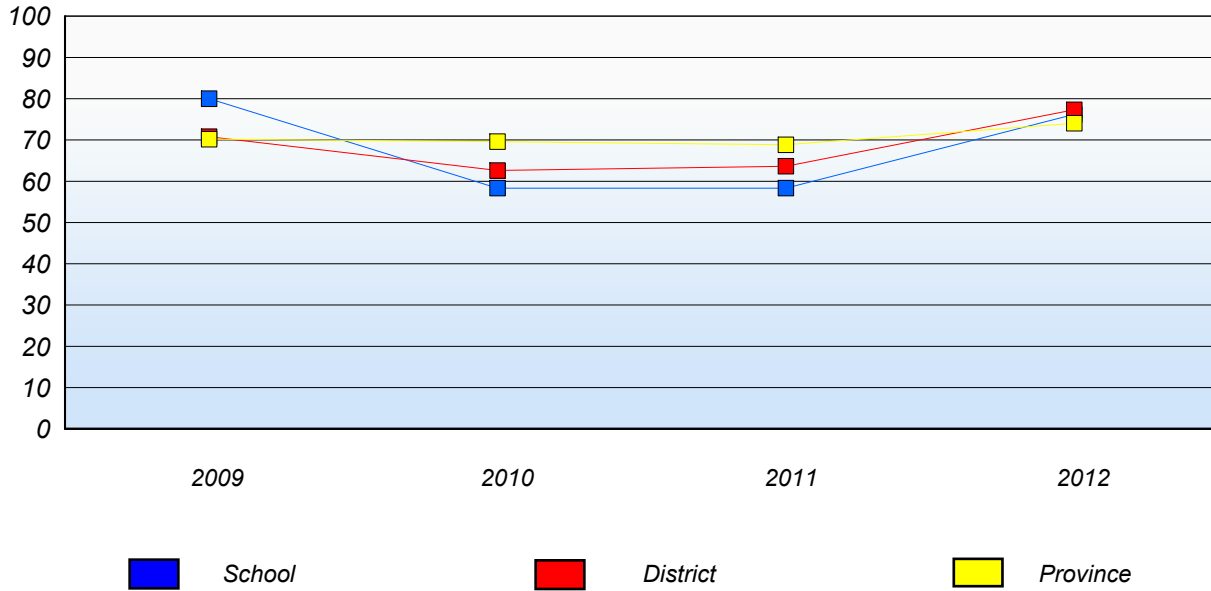
Mushuau Innu Natuashish School and Sheshatshiu Innu School are excluded from district and provincial results.

Source: Division of Evaluation and Research, Department of Education.

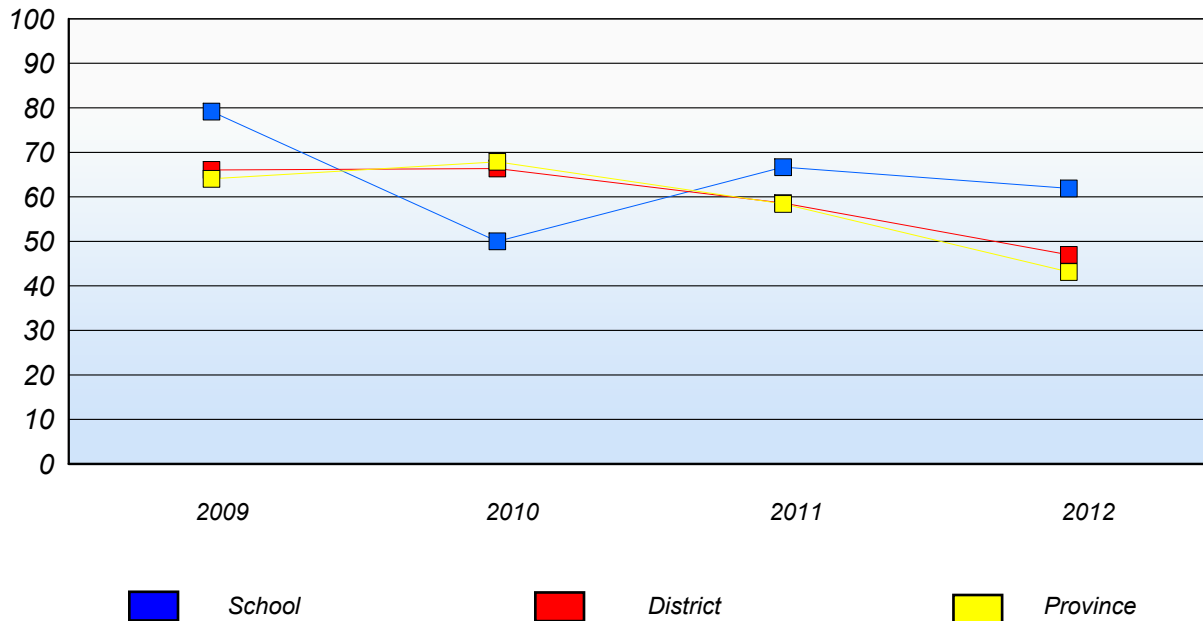
District 3 - Nova Central

School #: 407 Bay d'Espoir Academy

Demand Writing
 Percentage of students at level 3 or above (2009 - 2012)



Reading
 Percentage of students at level 3 or above (2009 - 2012)



* In some cases, CRT numbers may exceed AGR numbers based on late enrolments. Pie chart is based on the number of students who wrote the CRT.

* French Immersion students not included

* Reading score is composite of Non-Fiction and Poet.

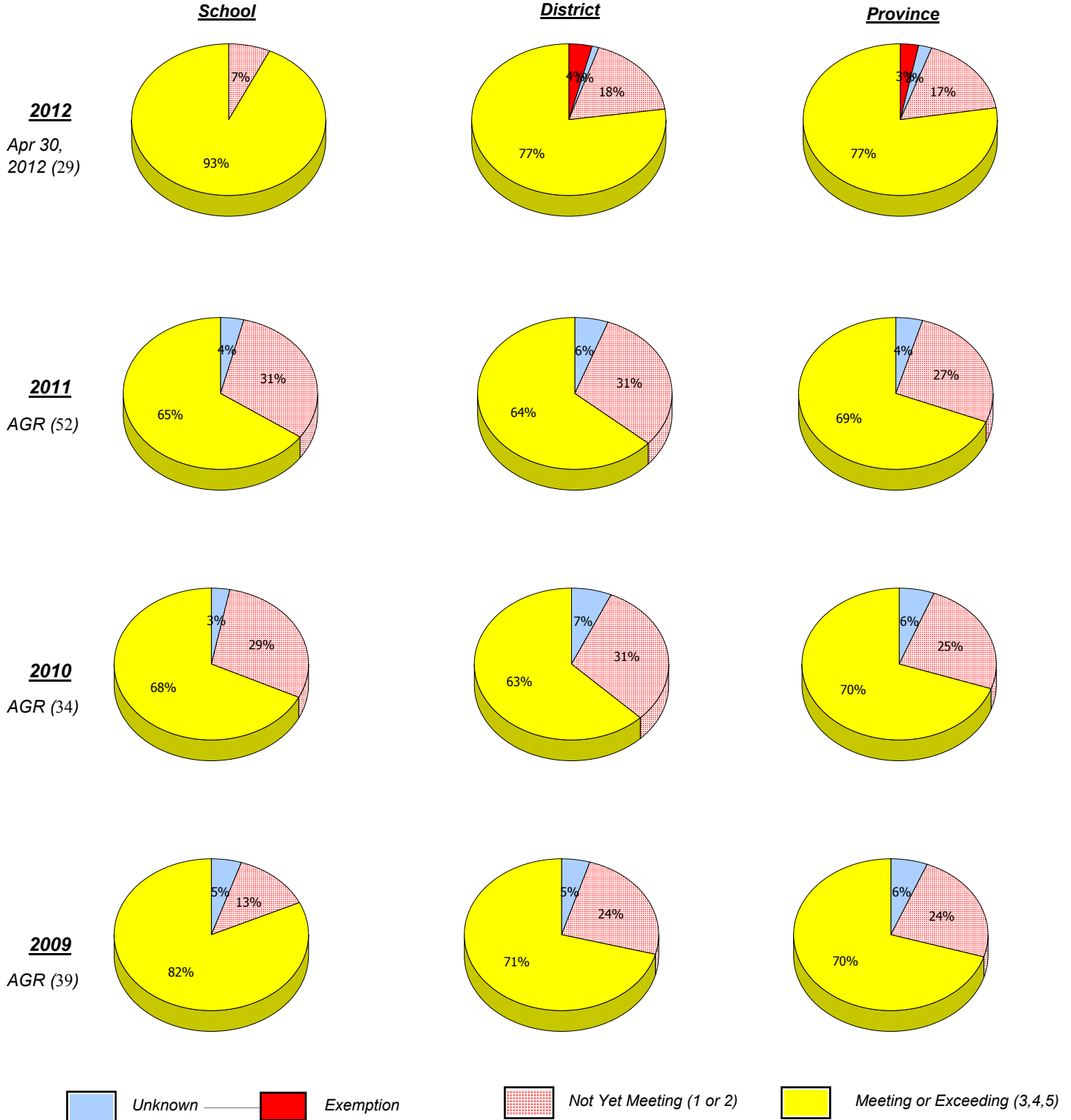
Mushuau Innu Natuashish School and Sheshatshiu Innu School are excluded from district and provincial results.

Source: Division of Evaluation and Research, Department of Education.

District 3 - Nova Central

School #: 409 Indian River Academy

Demand Writing



* In some cases, CRT numbers may exceed AGR numbers based on late enrolments. Pie chart is based on the number of students who wrote the CRT.

* French Immersion students not included

* Reading score is composite of Non-Fiction and Poet.

Mushuau Innu Natuashish School and Sheshatshiu Innu School are excluded from district and provincial results.

Source: Division of Evaluation and Research, Department of Education.

District 3 - Nova Central

School #: 409 Indian River Academy

Reading

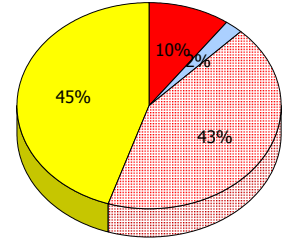
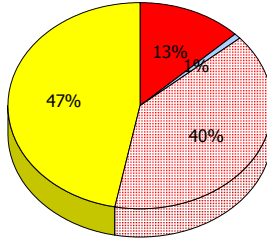
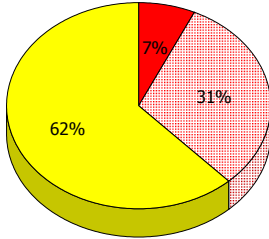
School

District

Province

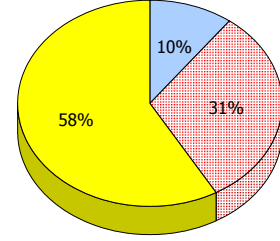
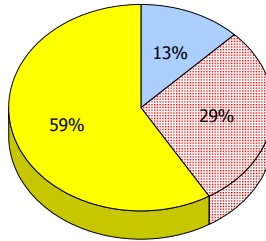
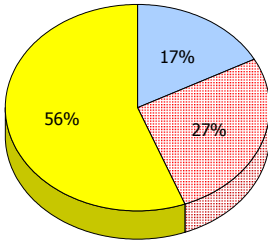
2012

Apr 30,
2012 (29)



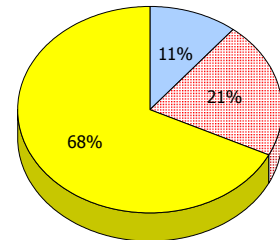
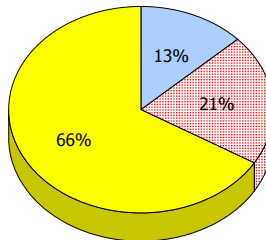
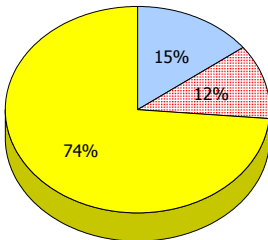
2011

AGR (52)



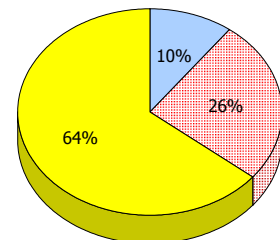
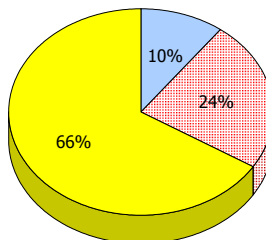
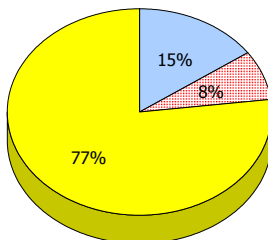
2010

AGR (34)



2009

AGR (39)



Unknown
 Exemption
 Not Yet Meeting (1 or 2)
 Meeting or Exceeding (3,4,5)

* In some cases, CRT numbers may exceed AGR numbers based on late enrolments. Pie chart is based on the number of students who wrote the CRT.

* French Immersion students not included

* Reading score is composite of Non-Fiction and Poet.

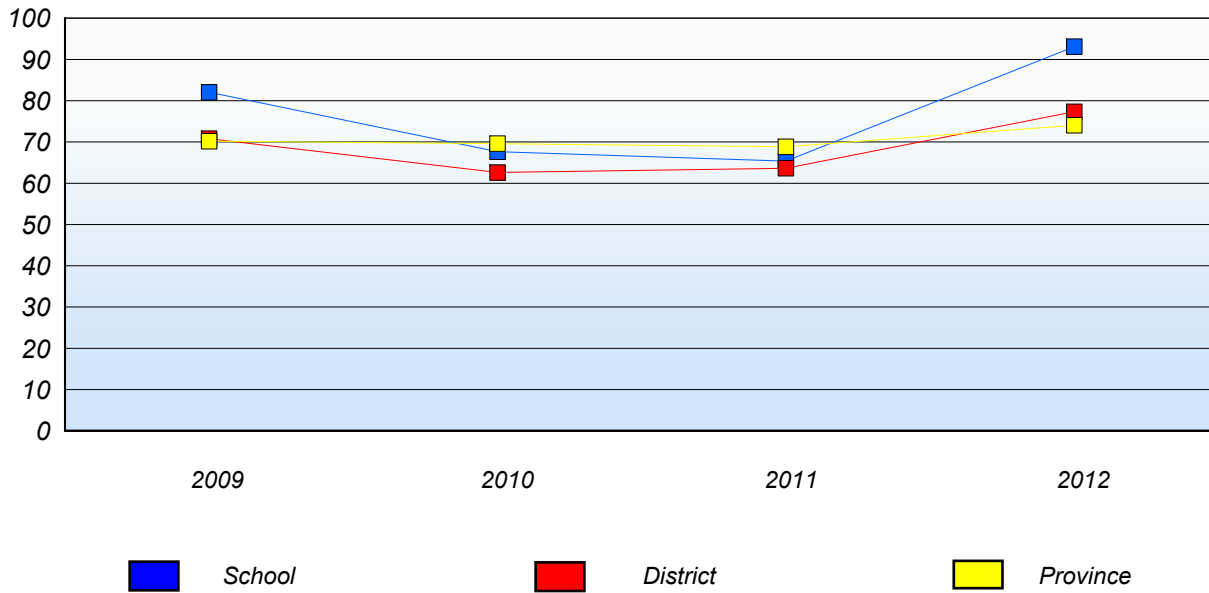
Mushuau Innu Natuashish School and Sheshatshiu Innu School are excluded from district and provincial results.

Source: Division of Evaluation and Research, Department of Education.

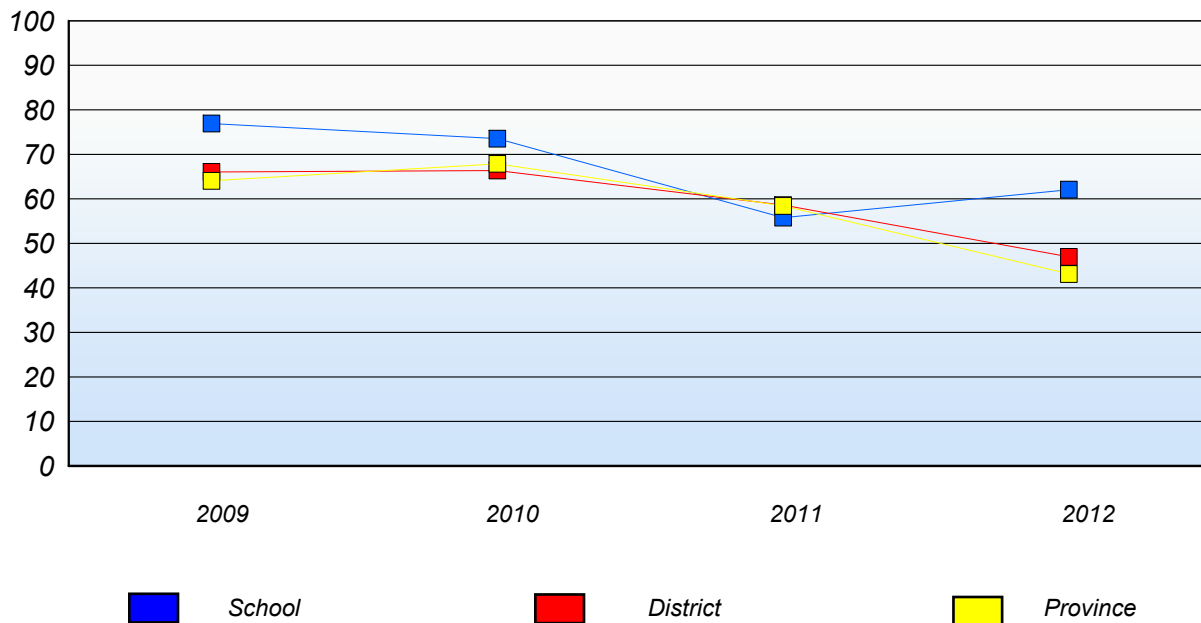
District 3 - Nova Central

School #: 409 Indian River Academy

Demand Writing
 Percentage of students at level 3 or above (2009 - 2012)



Reading
 Percentage of students at level 3 or above (2009 - 2012)



* In some cases, CRT numbers may exceed AGR numbers based on late enrolments. Pie chart is based on the number of students who wrote the CRT.

* French Immersion students not included

* Reading score is composite of Non-Fiction and Poet.

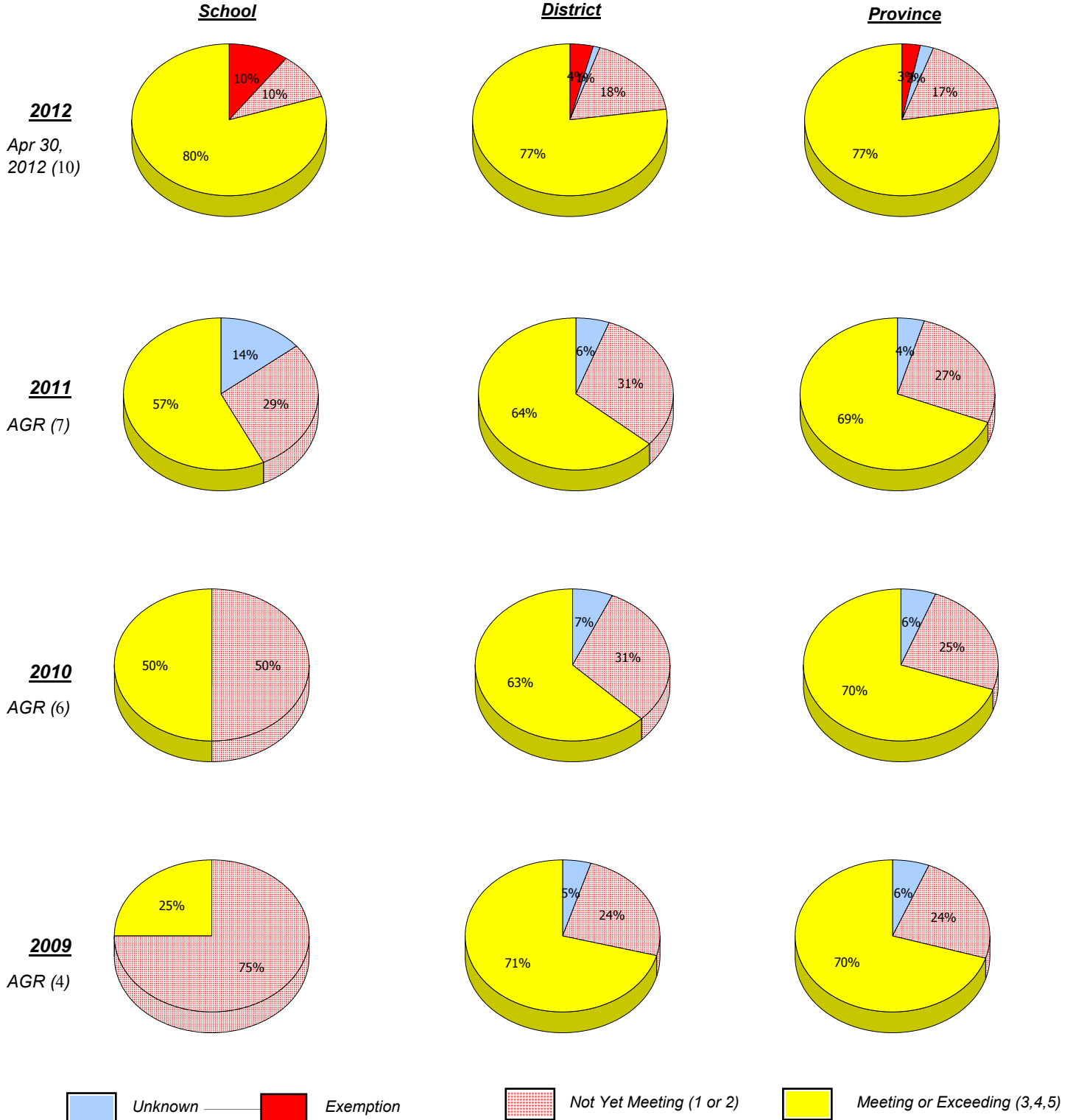
Mushuau Innu Natuashish School and Sheshatshiu Innu School are excluded from district and provincial results.

Source: Division of Evaluation and Research, Department of Education.

District 3 - Nova Central

School #: 413 Holy Cross School Complex

Demand Writing



* In some cases, CRT numbers may exceed AGR numbers based on late enrolments. Pie chart is based on the number of students who wrote the CRT.

* French Immersion students not included

* Reading score is composite of Non-Fiction and Poet.

Mushuau Innu Natuashish School and Sheshatshiu Innu School are excluded from district and provincial results.

Source: Division of Evaluation and Research, Department of Education.

District 3 - Nova Central

School #: 413 Holy Cross School Complex

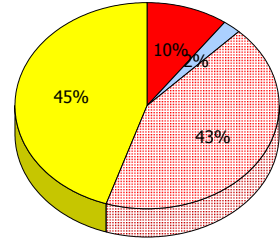
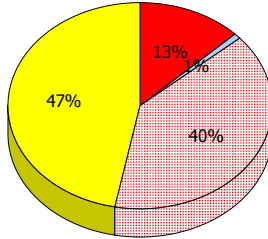
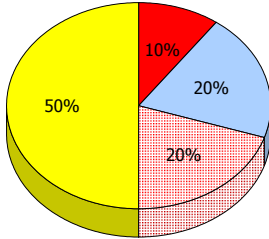
Reading

School

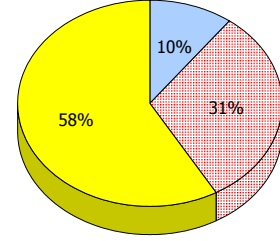
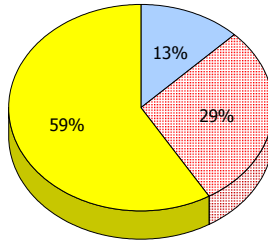
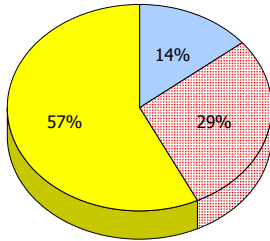
District

Province

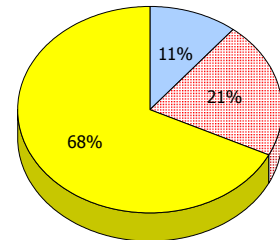
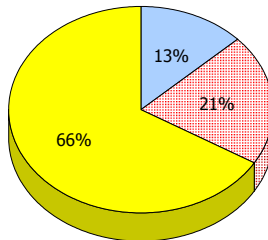
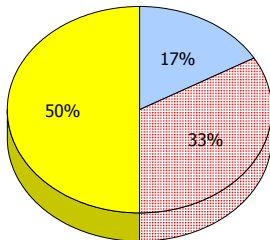
2012
Apr 30,
2012 (10)



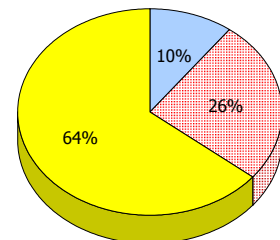
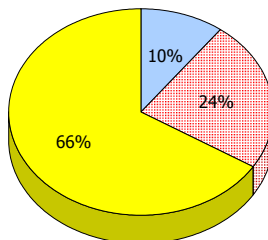
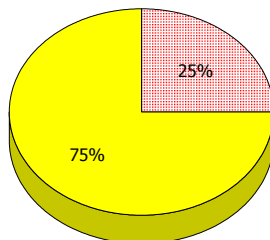
2011
AGR (7)



2010
AGR (6)



2009
AGR (4)



Unknown
 Exemption
 Not Yet Meeting (1 or 2)
 Meeting or Exceeding (3,4,5)

* In some cases, CRT numbers may exceed AGR numbers based on late enrolments. Pie chart is based on the number of students who wrote the CRT.

* French Immersion students not included

* Reading score is composite of Non-Fiction and Poet.

Mushuau Innu Natuashish School and Sheshatshiu Innu School are excluded from district and provincial results.

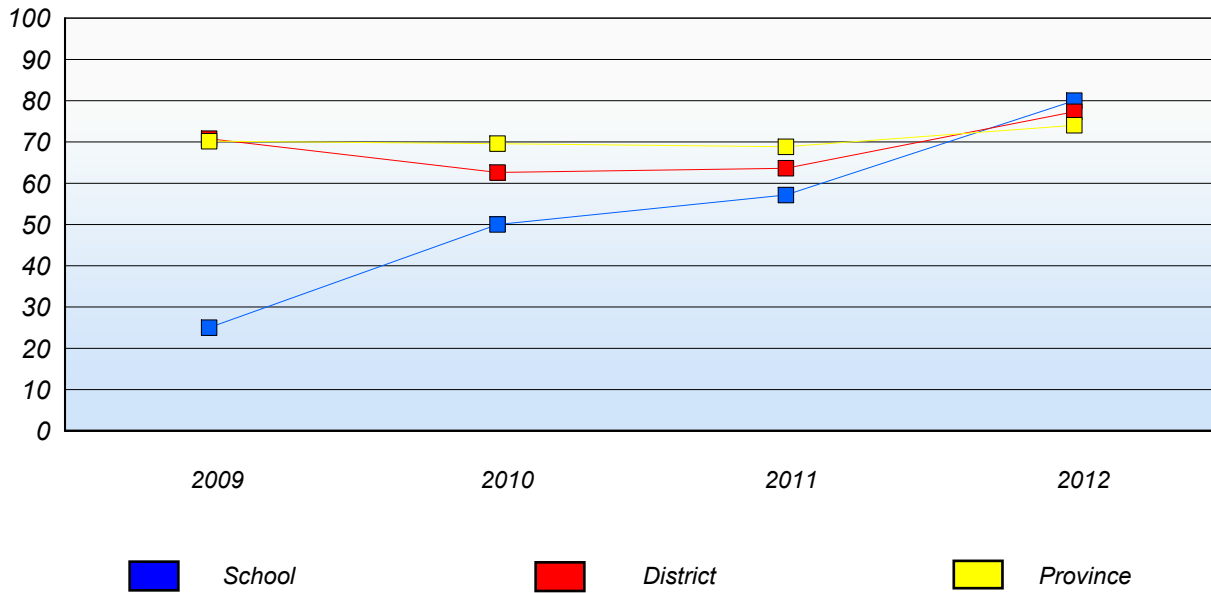
Source: Division of Evaluation and Research, Department of Education.

District 3 - Nova Central

School #: 413 Holy Cross School Complex

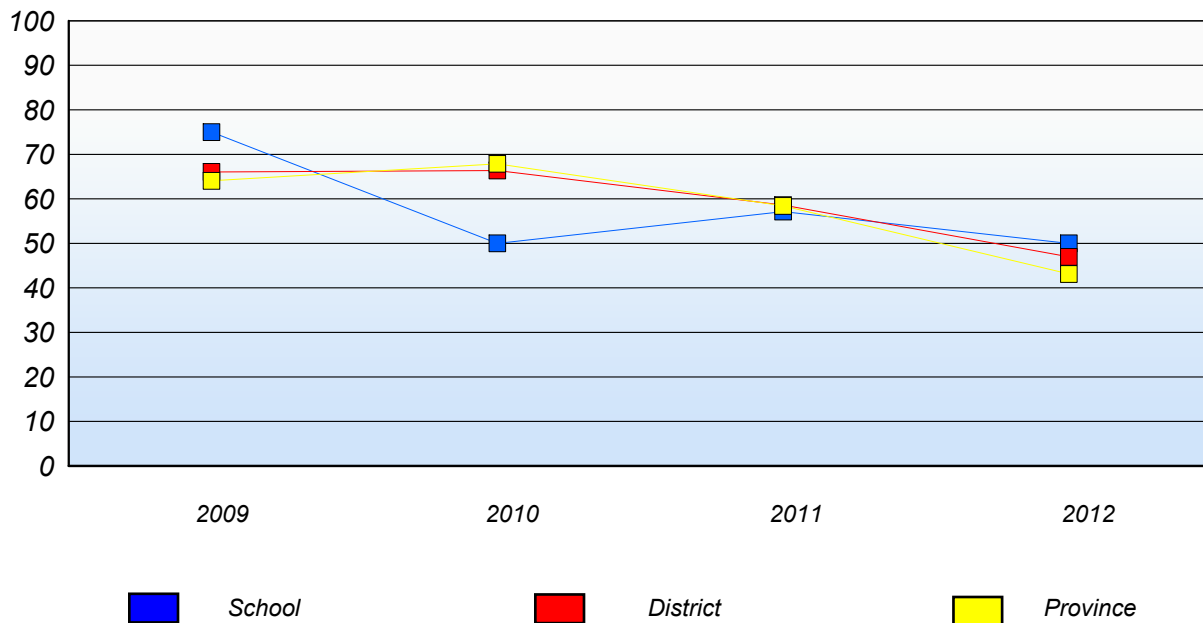
Demand Writing

Percentage of students at level 3 or above (2009 - 2012)



Reading

Percentage of students at level 3 or above (2009 - 2012)



* In some cases, CRT numbers may exceed AGR numbers based on late enrolments. Pie chart is based on the number of students who wrote the CRT.

* French Immersion students not included

* Reading score is composite of Non-Fiction and Poet.

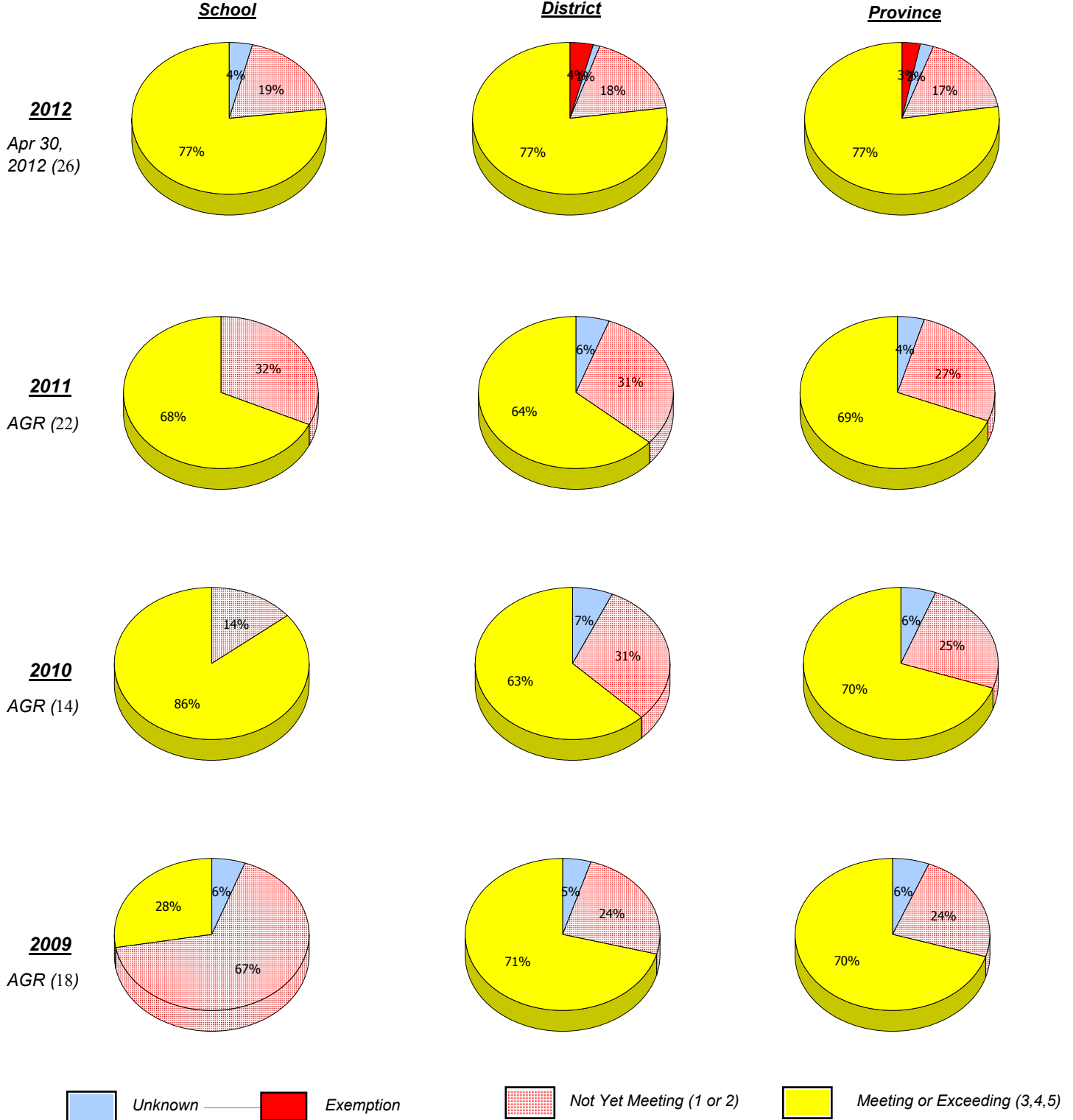
Mushuau Innu Natuashish School and Sheshatshiu Innu School are excluded from district and provincial results.

Source: Division of Evaluation and Research, Department of Education.

District 3 - Nova Central

School #: 414 Fogo Island Central Academy

Demand Writing



* In some cases, CRT numbers may exceed AGR numbers based on late enrolments. Pie chart is based on the number of students who wrote the CRT.

* French Immersion students not included

* Reading score is composite of Non-Fiction and Poet.

Mushuau Innu Natuashish School and Sheshatshiu Innu School are excluded from district and provincial results.

Source: Division of Evaluation and Research, Department of Education.

District 3 - Nova Central

School #: 414 Fogo Island Central Academy

Reading

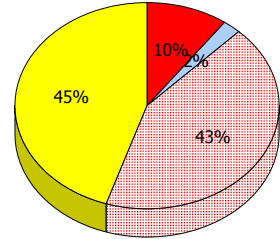
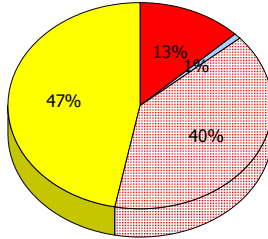
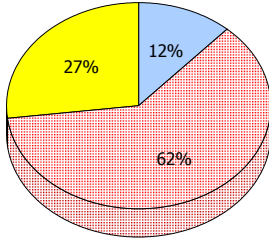
School

District

Province

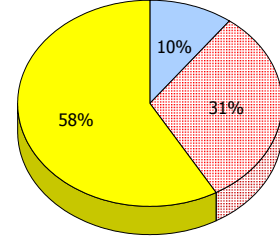
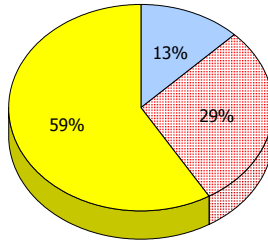
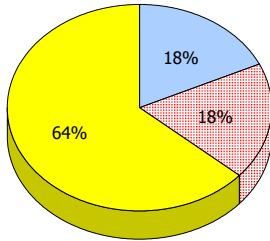
2012

Apr 30,
2012 (26)



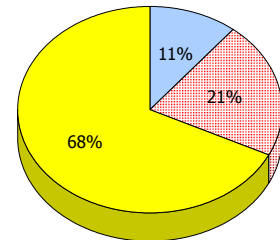
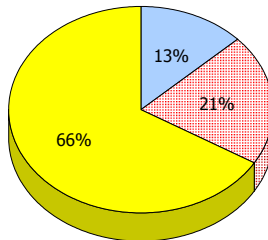
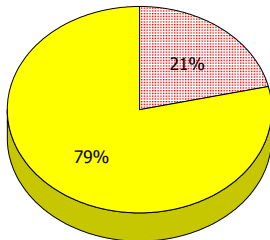
2011

AGR (22)



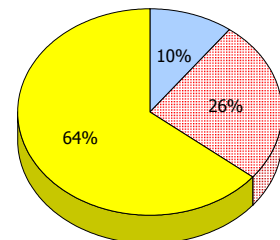
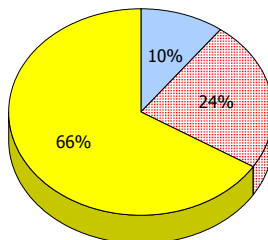
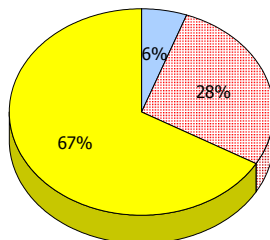
2010

AGR (14)



2009

AGR (18)



Unknown
 Exemption
 Not Yet Meeting (1 or 2)
 Meeting or Exceeding (3,4,5)

* In some cases, CRT numbers may exceed AGR numbers based on late enrolments. Pie chart is based on the number of students who wrote the CRT.

* French Immersion students not included

* Reading score is composite of Non-Fiction and Poet.

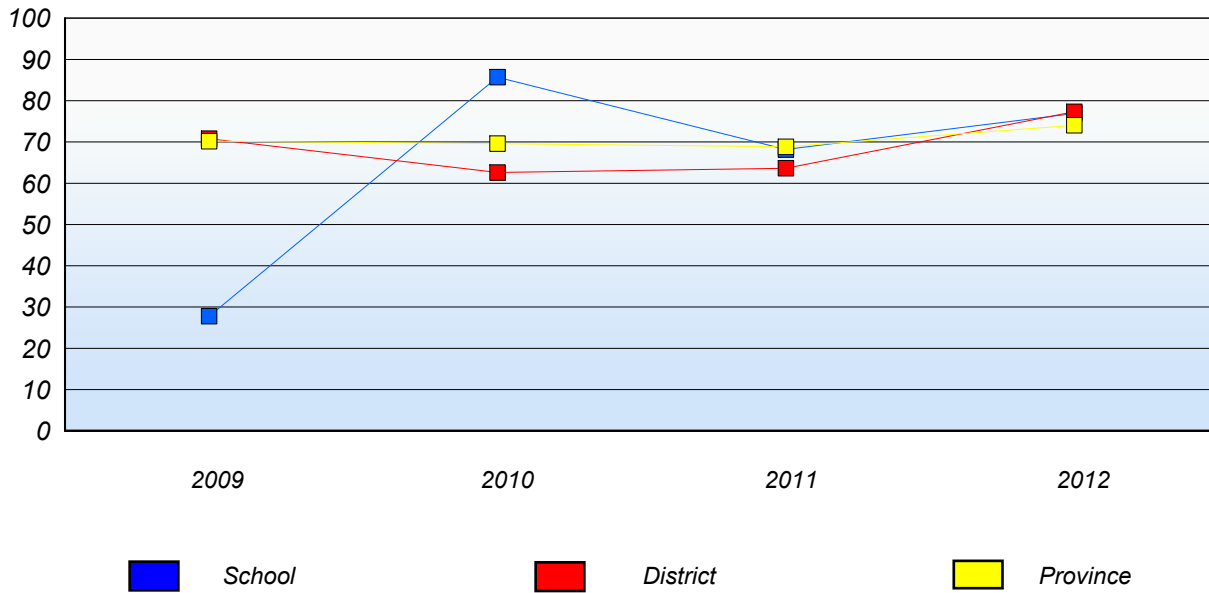
Mushuau Innu Natuashish School and Sheshatshiu Innu School are excluded from district and provincial results.

Source: Division of Evaluation and Research, Department of Education.

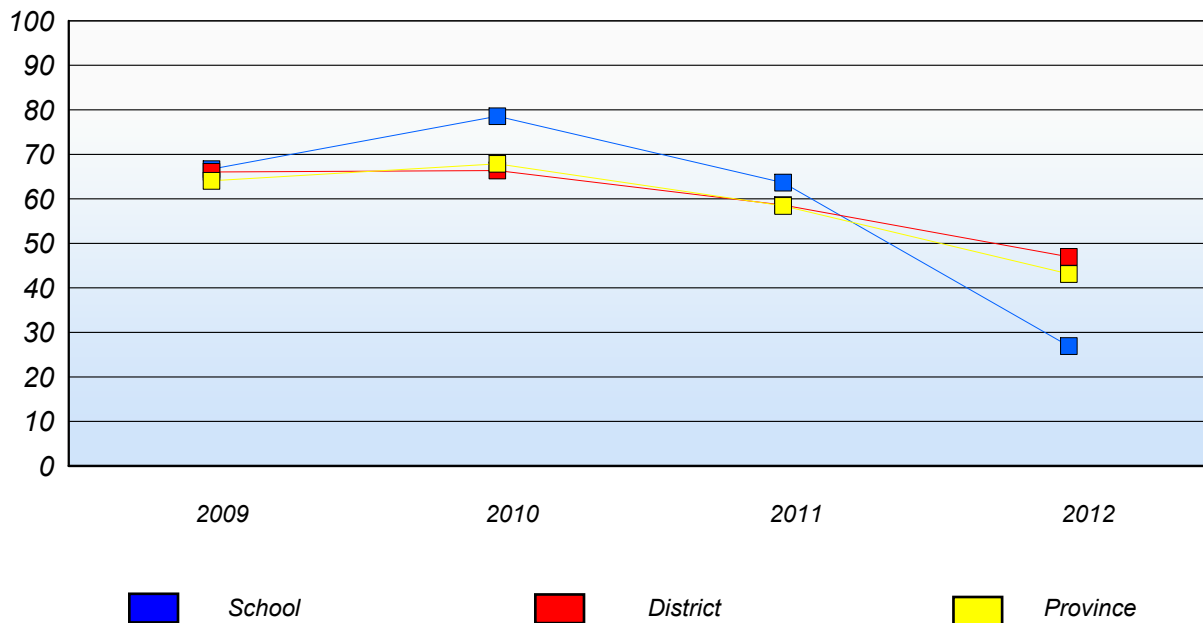
District 3 - Nova Central

School #: 414 Fogo Island Central Academy

Demand Writing
 Percentage of students at level 3 or above (2009 - 2012)



Reading
 Percentage of students at level 3 or above (2009 - 2012)



* In some cases, CRT numbers may exceed AGR numbers based on late enrolments. Pie chart is based on the number of students who wrote the CRT.

* French Immersion students not included

* Reading score is composite of Non-Fiction and Poet.

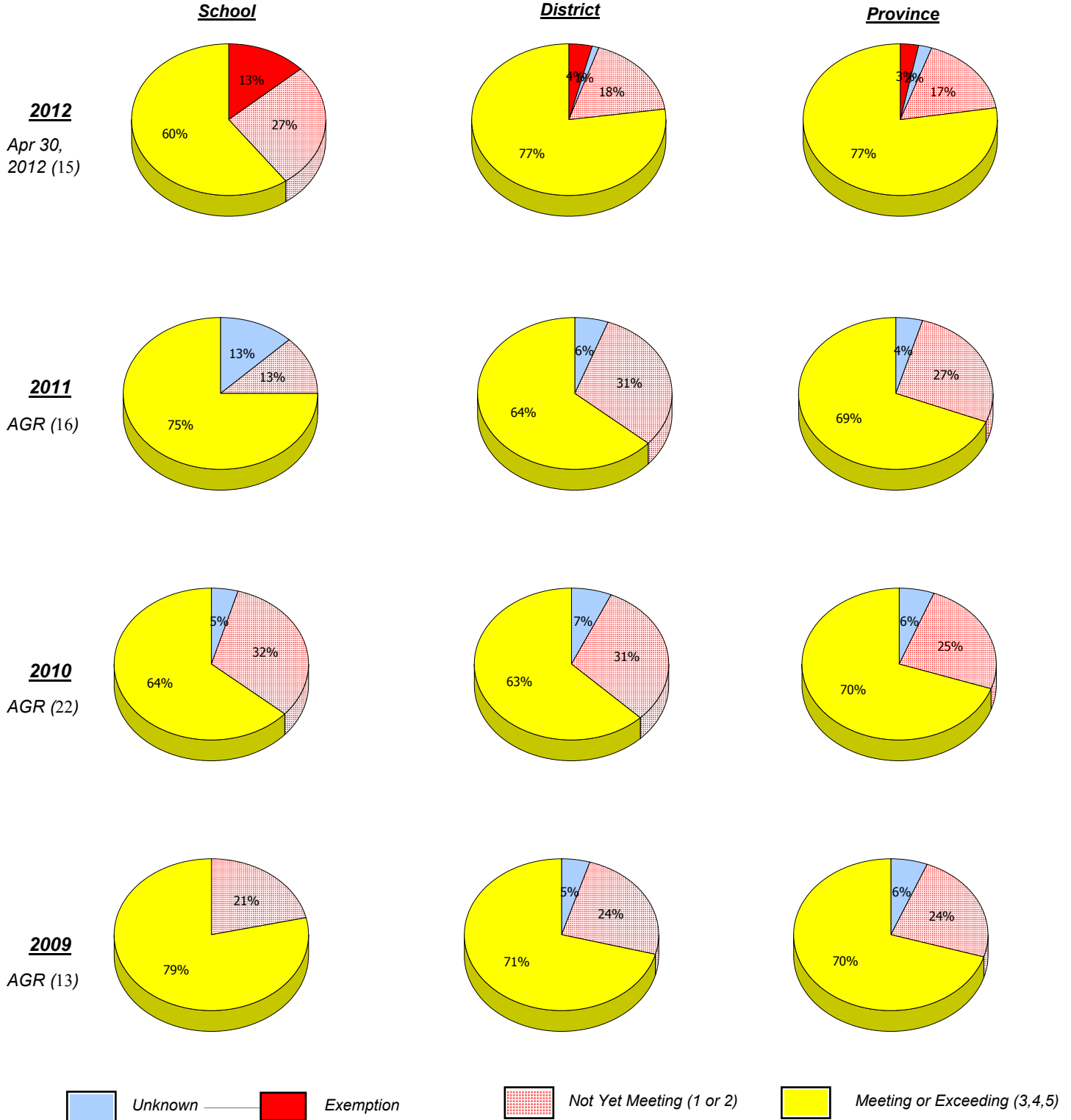
Mushuau Innu Natuashish School and Sheshatshiu Innu School are excluded from district and provincial results.

Source: Division of Evaluation and Research, Department of Education.

District 3 - Nova Central

School #: 416 Smallwood Academy

Demand Writing



* In some cases, CRT numbers may exceed AGR numbers based on late enrolments. Pie chart is based on the number of students who wrote the CRT.

* French Immersion students not included

* Reading score is composite of Non-Fiction and Poet.

Mushuau Innu Natuashish School and Sheshatshiu Innu School are excluded from district and provincial results.

Source: Division of Evaluation and Research, Department of Education.

District 3 - Nova Central

School #: 416 Smallwood Academy

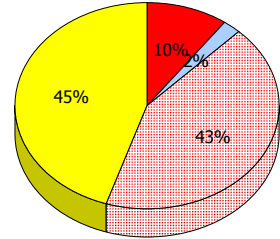
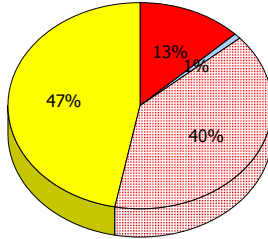
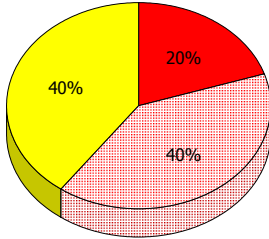
Reading

School

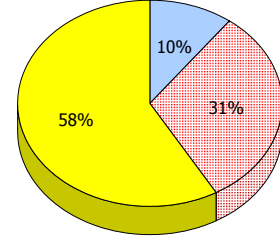
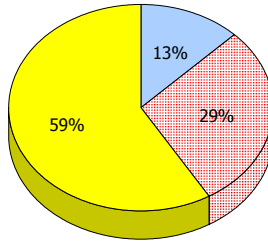
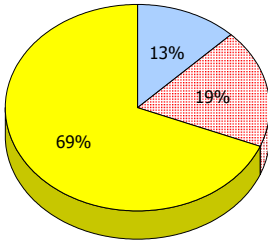
District

Province

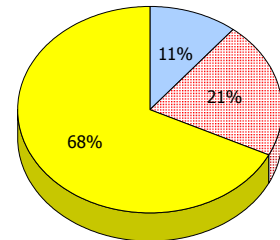
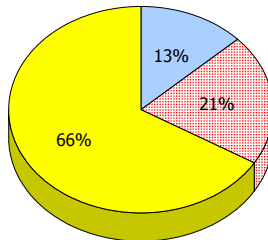
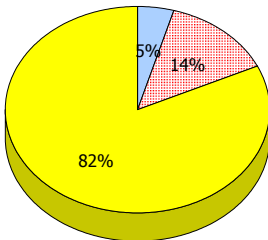
2012
Apr 30,
2012 (15)



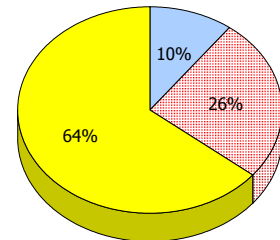
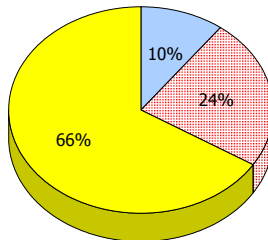
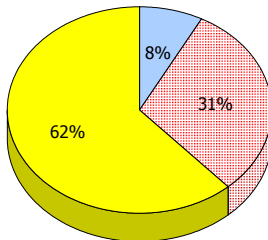
2011
AGR (16)



2010
AGR (22)



2009
AGR (13)



Unknown
 Exemption
 Not Yet Meeting (1 or 2)
 Meeting or Exceeding (3,4,5)

* In some cases, CRT numbers may exceed AGR numbers based on late enrolments. Pie chart is based on the number of students who wrote the CRT.

* French Immersion students not included

* Reading score is composite of Non-Fiction and Poet.

Mushuau Innu Natuashish School and Sheshatshiu Innu School are excluded from district and provincial results.

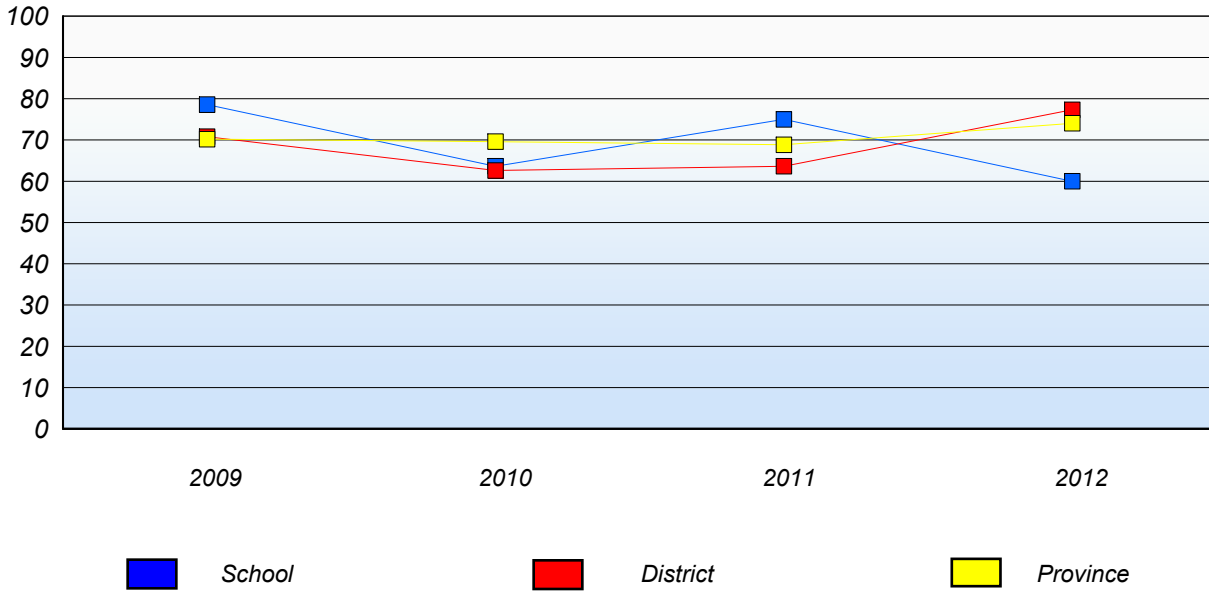
Source: Division of Evaluation and Research, Department of Education.

District 3 - Nova Central

School #: 416 Smallwood Academy

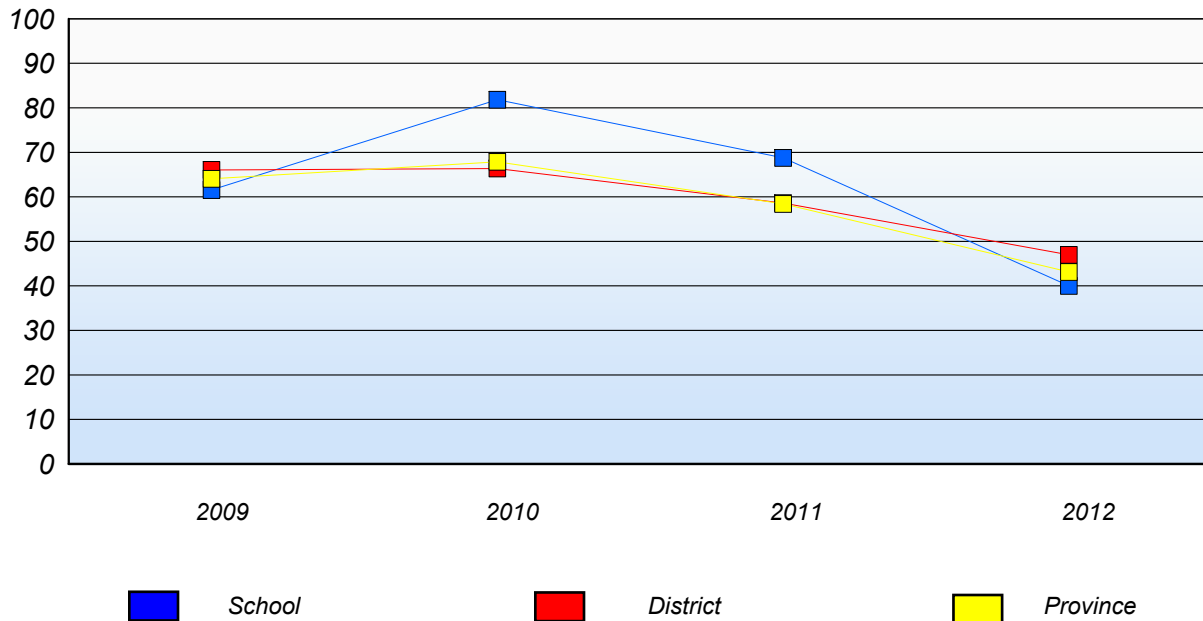
Demand Writing

Percentage of students at level 3 or above (2009 - 2012)



Reading

Percentage of students at level 3 or above (2009 - 2012)



* In some cases, CRT numbers may exceed AGR numbers based on late enrolments. Pie chart is based on the number of students who wrote the CRT.

* French Immersion students not included

* Reading score is composite of Non-Fiction and Poet.

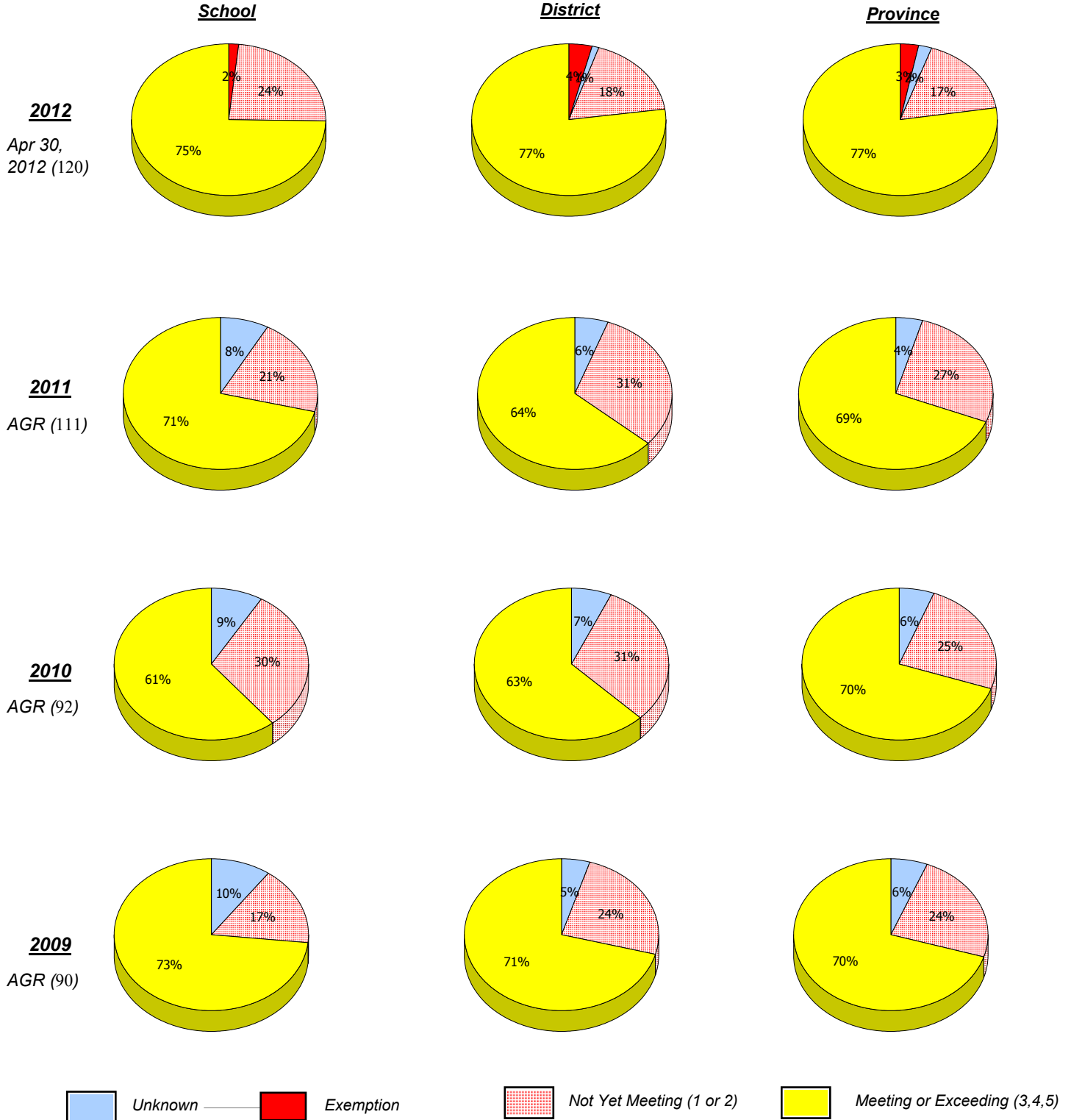
Mushuau Innu Natuashish School and Sheshatshiu Innu School are excluded from district and provincial results.

Source: Division of Evaluation and Research, Department of Education.

District 3 - Nova Central

School #: 417 Gander Academy

Demand Writing



* In some cases, CRT numbers may exceed AGR numbers based on late enrolments. Pie chart is based on the number of students who wrote the CRT.

* French Immersion students not included

* Reading score is composite of Non-Fiction and Poet.

Mushuau Innu Natuashish School and Sheshatshiu Innu School are excluded from district and provincial results.

Source: Division of Evaluation and Research, Department of Education.

District 3 - Nova Central

School #: 417 Gander Academy

Reading

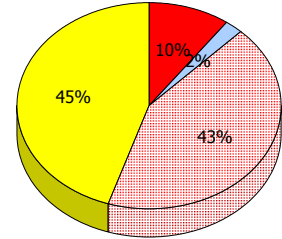
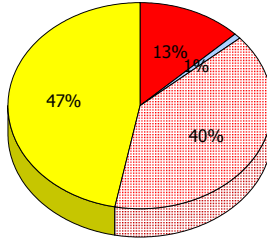
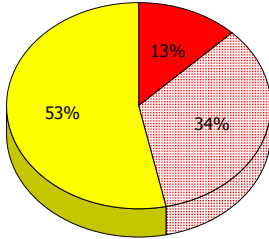
School

District

Province

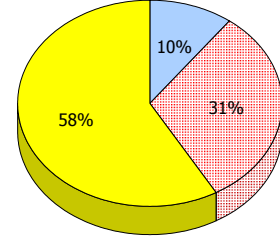
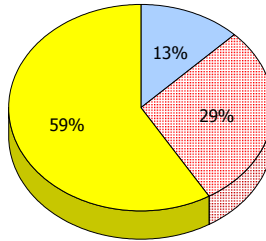
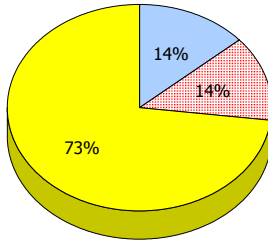
2012

Apr 30,
2012 (120)



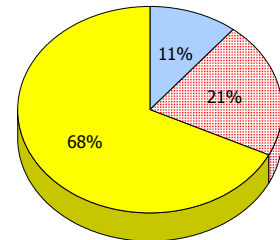
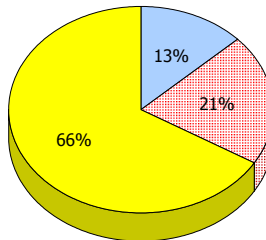
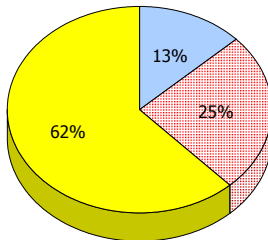
2011

AGR (111)



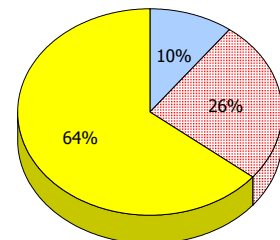
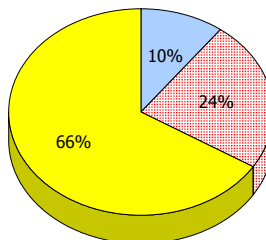
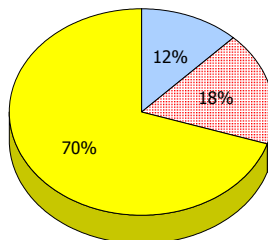
2010

AGR (92)



2009

AGR (90)



Unknown
 Exemption
 Not Yet Meeting (1 or 2)
 Meeting or Exceeding (3,4,5)

* In some cases, CRT numbers may exceed AGR numbers based on late enrolments. Pie chart is based on the number of students who wrote the CRT.

* French Immersion students not included

* Reading score is composite of Non-Fiction and Poet.

Mushuau Innu Natuashish School and Sheshatshiu Innu School are excluded from district and provincial results.

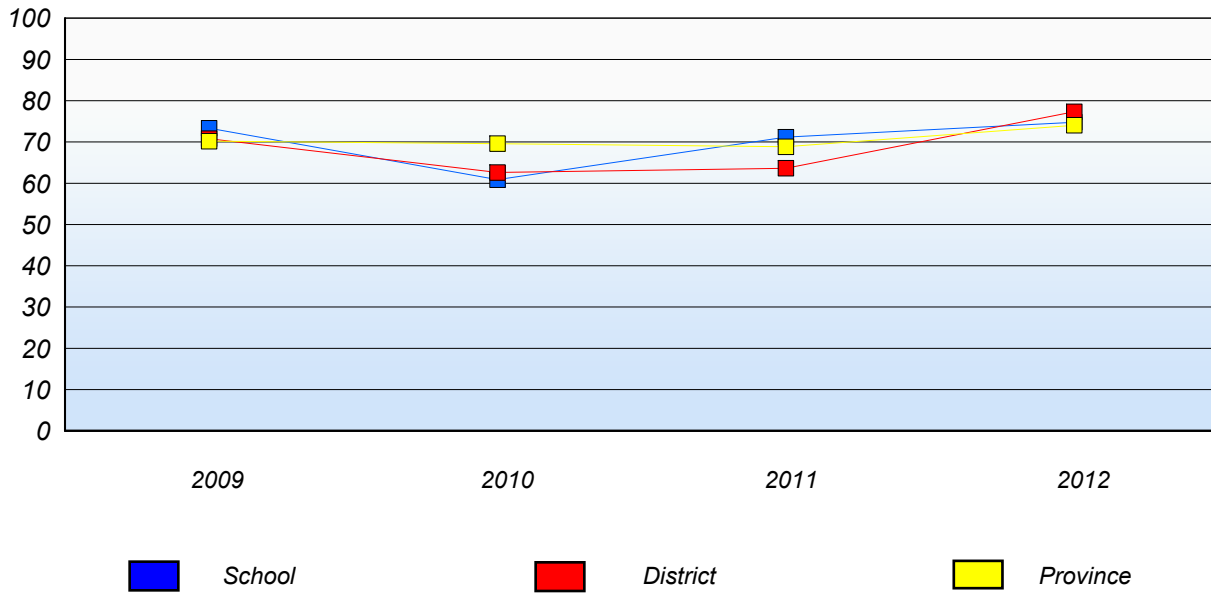
Source: Division of Evaluation and Research, Department of Education.

District 3 - Nova Central

School #: 417 Gander Academy

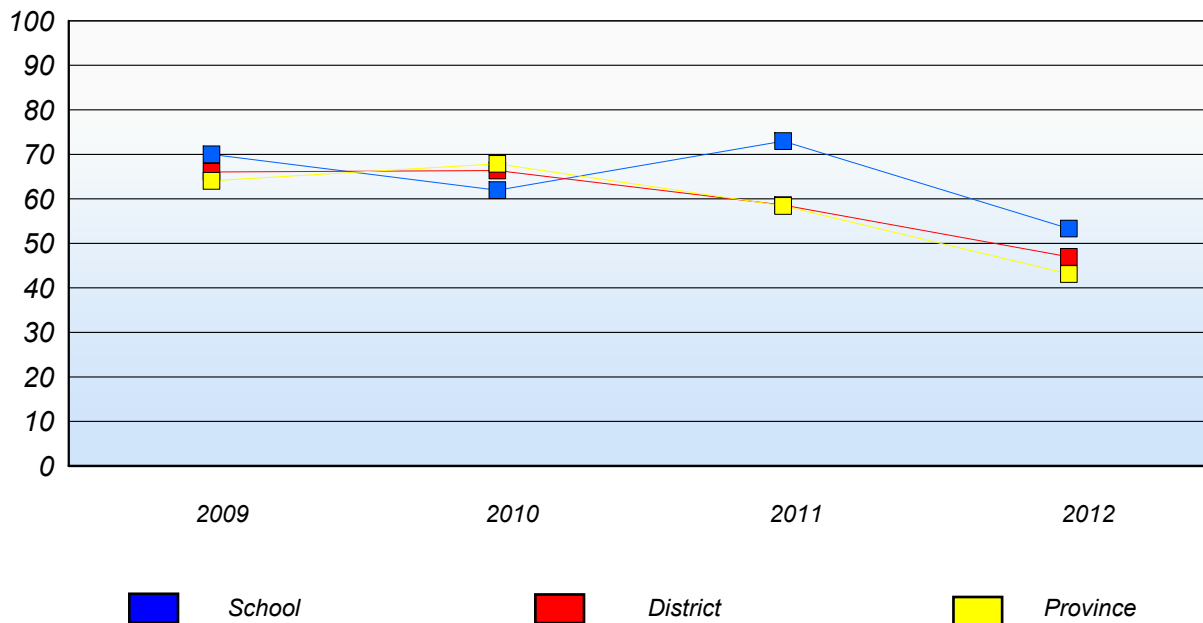
Demand Writing

Percentage of students at level 3 or above (2009 - 2012)



Reading

Percentage of students at level 3 or above (2009 - 2012)



* In some cases, CRT numbers may exceed AGR numbers based on late enrolments. Pie chart is based on the number of students who wrote the CRT.

* French Immersion students not included

* Reading score is composite of Non-Fiction and Poet.

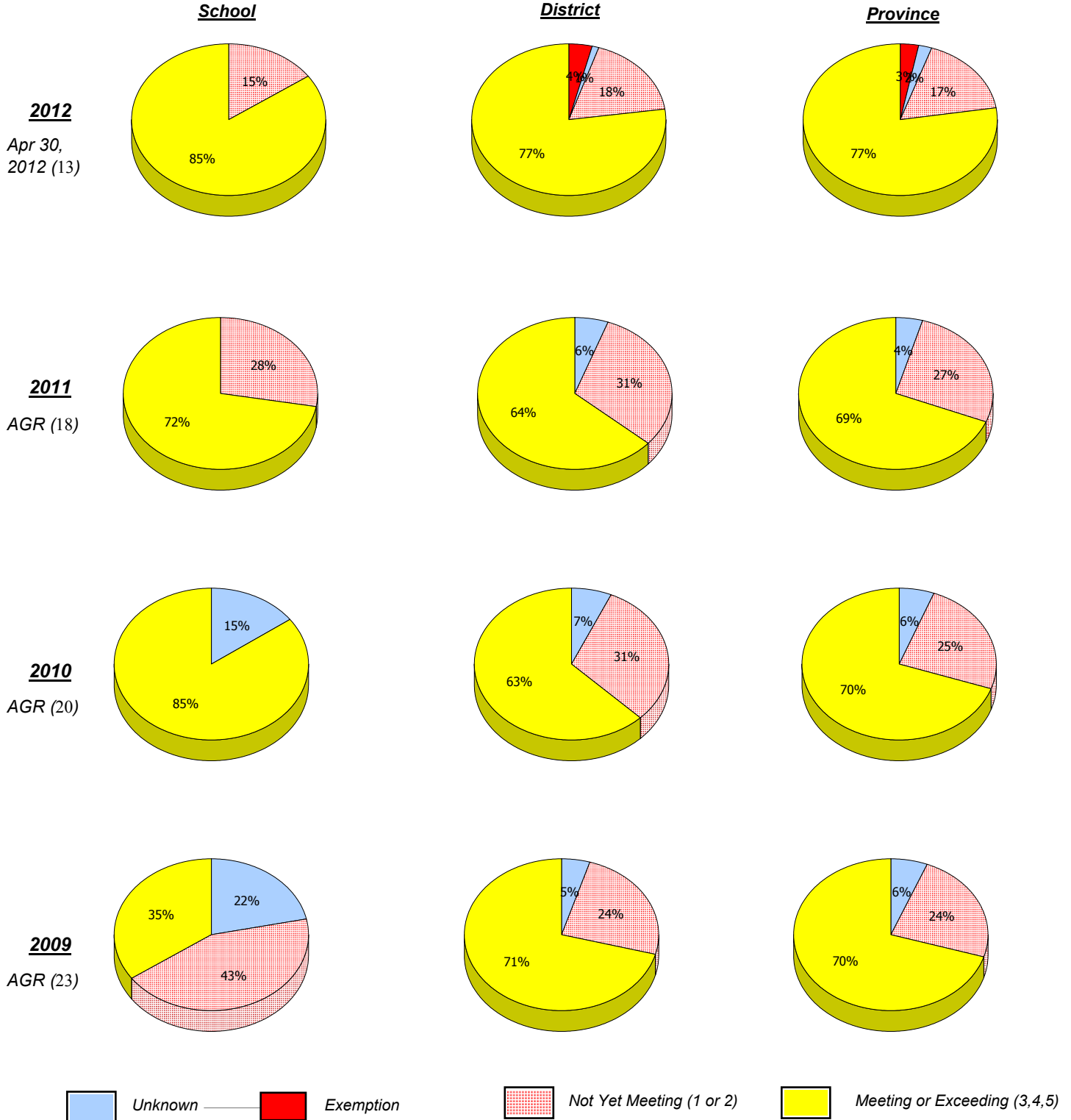
Mushuau Innu Natuashish School and Sheshatshiu Innu School are excluded from district and provincial results.

Source: Division of Evaluation and Research, Department of Education.

District 3 - Nova Central

School #: 421 Lakewood Academy

Demand Writing



* In some cases, CRT numbers may exceed AGR numbers based on late enrolments. Pie chart is based on the number of students who wrote the CRT.

* French Immersion students not included

* Reading score is composite of Non-Fiction and Poet.

Mushuau Innu Natuashish School and Sheshatshiu Innu School are excluded from district and provincial results.

Source: Division of Evaluation and Research, Department of Education.

District 3 - Nova Central

School #: 421 Lakewood Academy

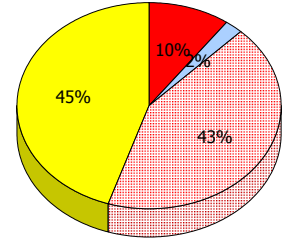
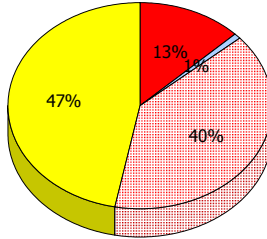
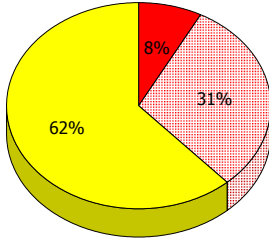
Reading

School

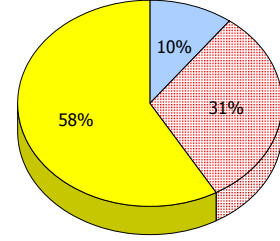
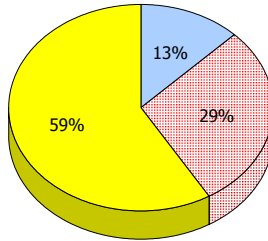
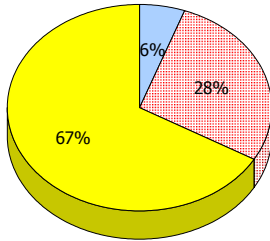
District

Province

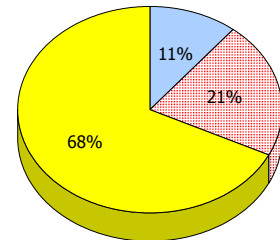
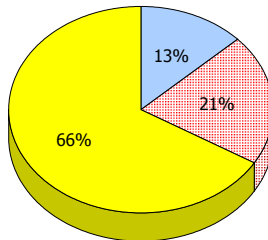
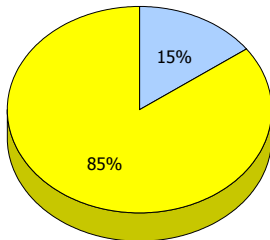
2012
Apr 30,
2012 (13)



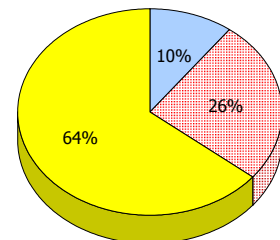
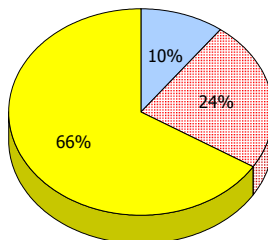
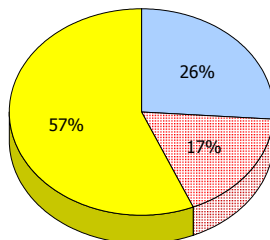
2011
AGR (18)



2010
AGR (20)



2009
AGR (23)



Unknown
 Exemption
 Not Yet Meeting (1 or 2)
 Meeting or Exceeding (3,4,5)

* In some cases, CRT numbers may exceed AGR numbers based on late enrolments. Pie chart is based on the number of students who wrote the CRT.

* French Immersion students not included

* Reading score is composite of Non-Fiction and Poet.

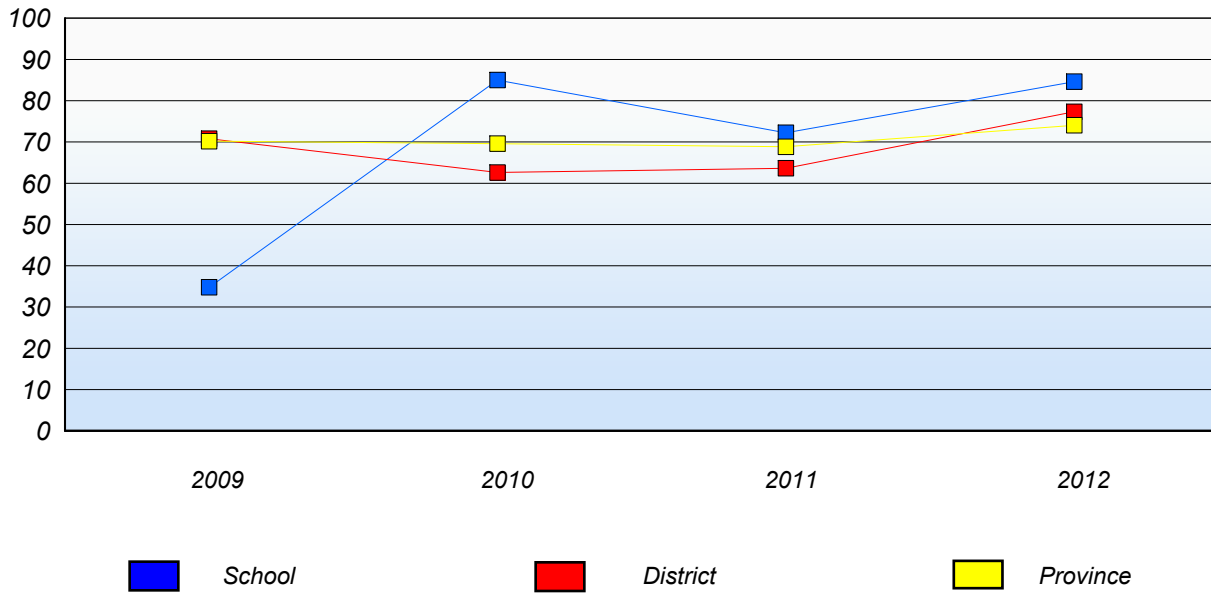
Mushuau Innu Natuashish School and Sheshatshiu Innu School are excluded from district and provincial results.

Source: Division of Evaluation and Research, Department of Education.

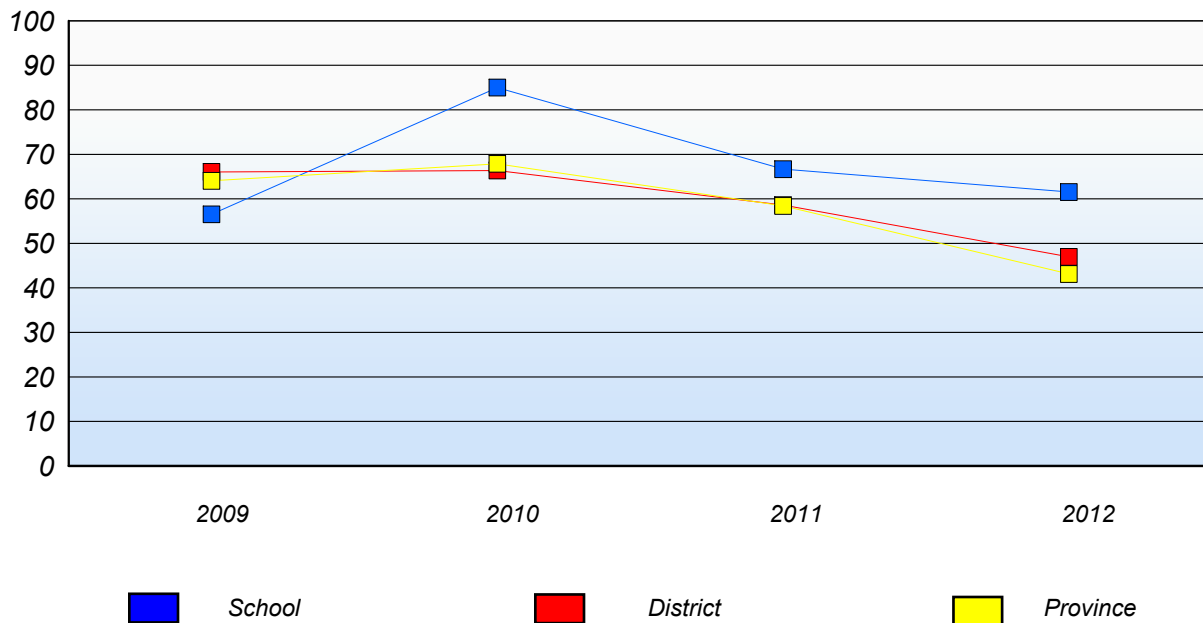
District 3 - Nova Central

School #: 421 Lakewood Academy

Demand Writing
Percentage of students at level 3 or above (2009 - 2012)



Reading
Percentage of students at level 3 or above (2009 - 2012)



* In some cases, CRT numbers may exceed AGR numbers based on late enrolments. Pie chart is based on the number of students who wrote the CRT.

* French Immersion students not included

* Reading score is composite of Non-Fiction and Poet.

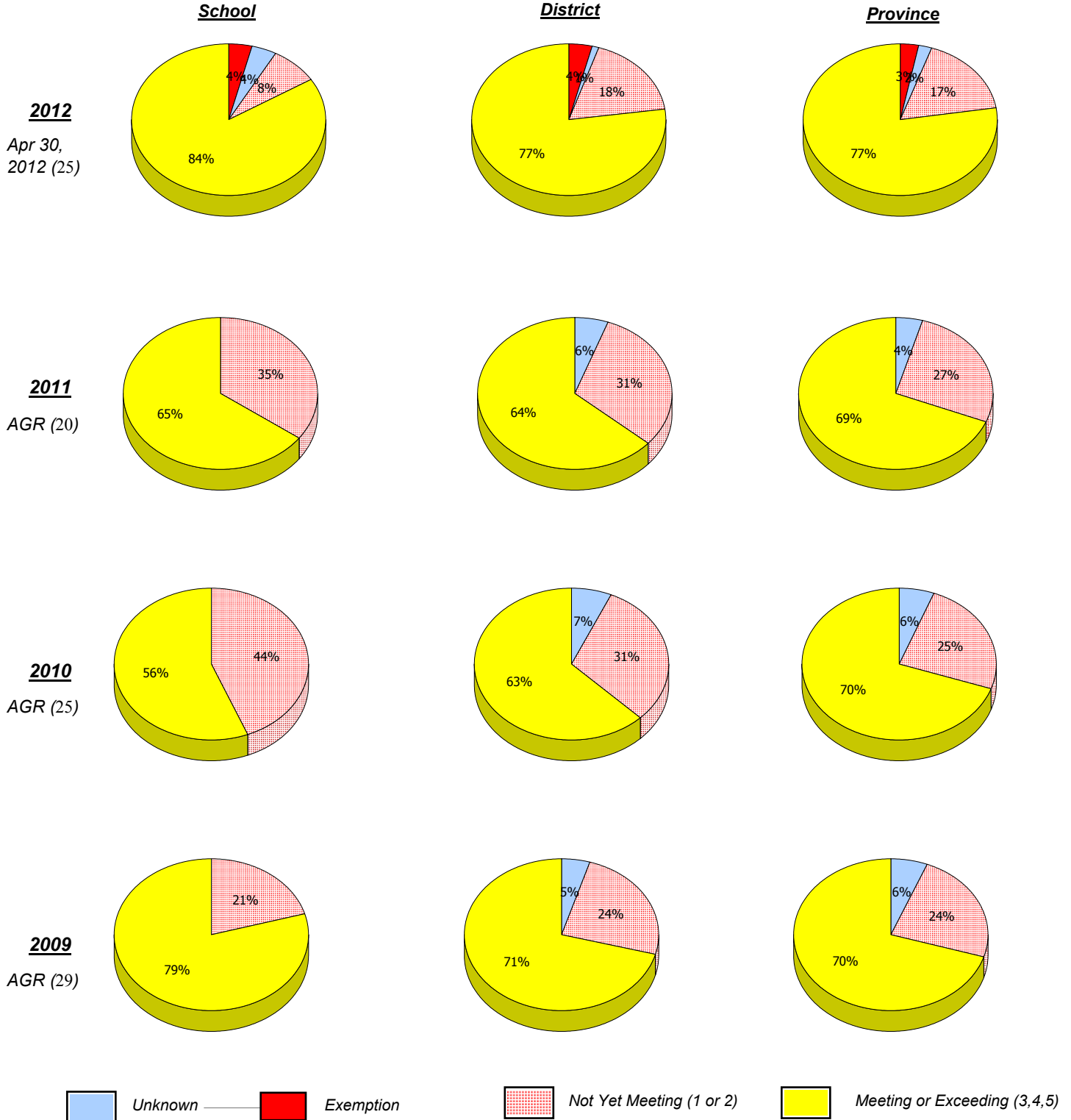
Mushuau Innu Natuashish School and Sheshatshiu Innu School are excluded from district and provincial results.

Source: Division of Evaluation and Research, Department of Education.

District 3 - Nova Central

School #: 422 Glovertown Academy

Demand Writing



* In some cases, CRT numbers may exceed AGR numbers based on late enrolments. Pie chart is based on the number of students who wrote the CRT.

* French Immersion students not included

* Reading score is composite of Non-Fiction and Poet.

Mushuau Innu Natuashish School and Sheshatshiu Innu School are excluded from district and provincial results.

Source: Division of Evaluation and Research, Department of Education.

District 3 - Nova Central

School #: 422 Glovertown Academy

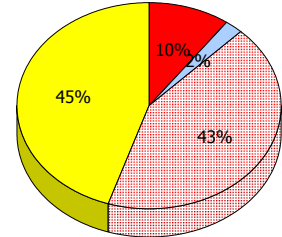
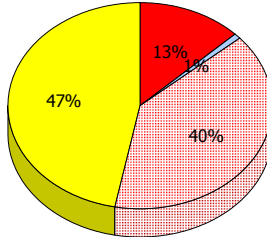
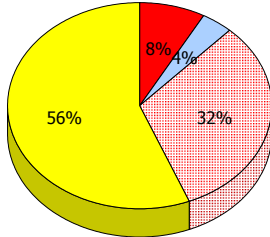
Reading

School

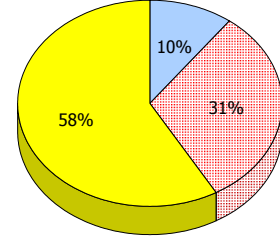
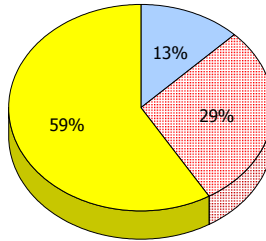
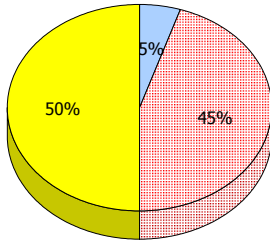
District

Province

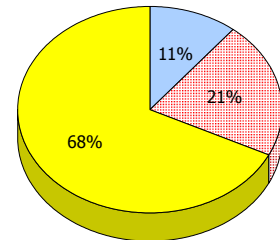
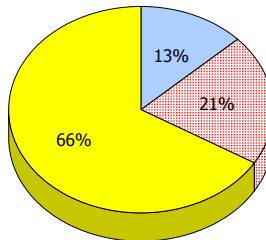
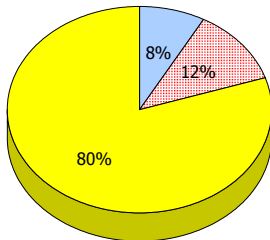
2012
Apr 30,
2012 (25)



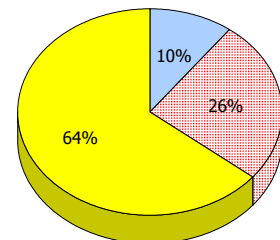
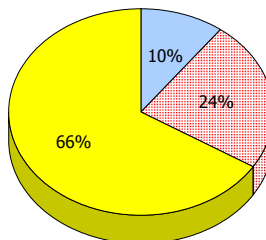
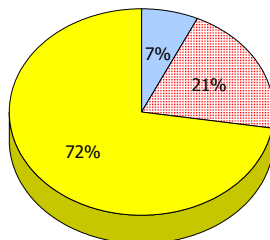
2011
AGR (20)



2010
AGR (25)



2009
AGR (29)



Unknown
 Exemption
 Not Yet Meeting (1 or 2)
 Meeting or Exceeding (3,4,5)

* In some cases, CRT numbers may exceed AGR numbers based on late enrolments. Pie chart is based on the number of students who wrote the CRT.

* French Immersion students not included

* Reading score is composite of Non-Fiction and Poet.

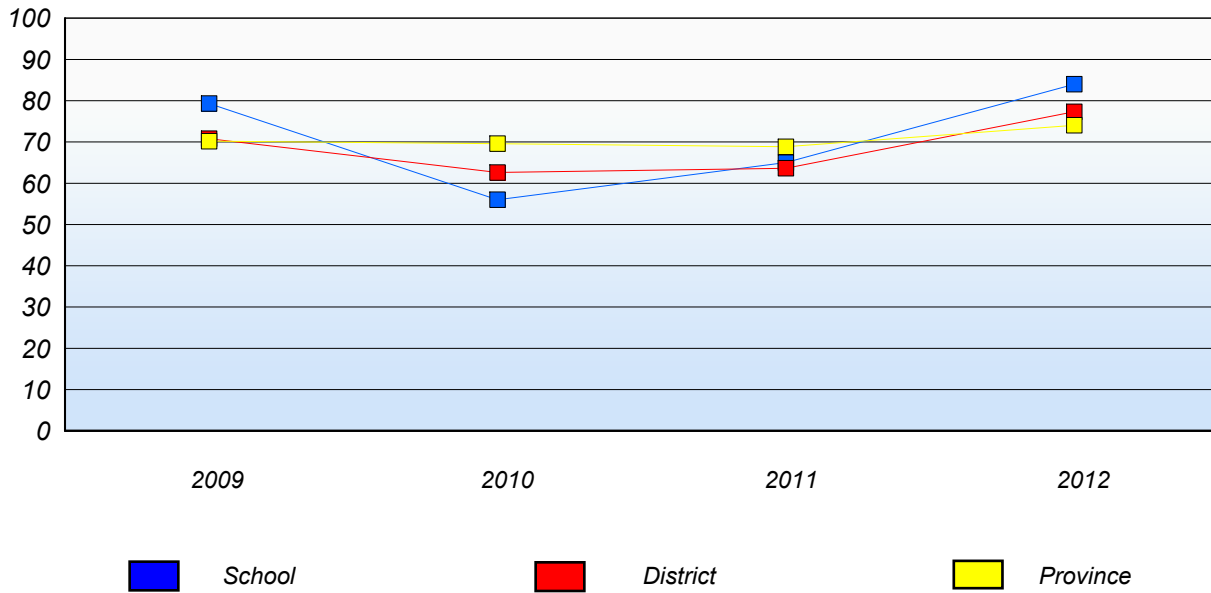
Mushuau Innu Natuashish School and Sheshatshiu Innu School are excluded from district and provincial results.

Source: Division of Evaluation and Research, Department of Education.

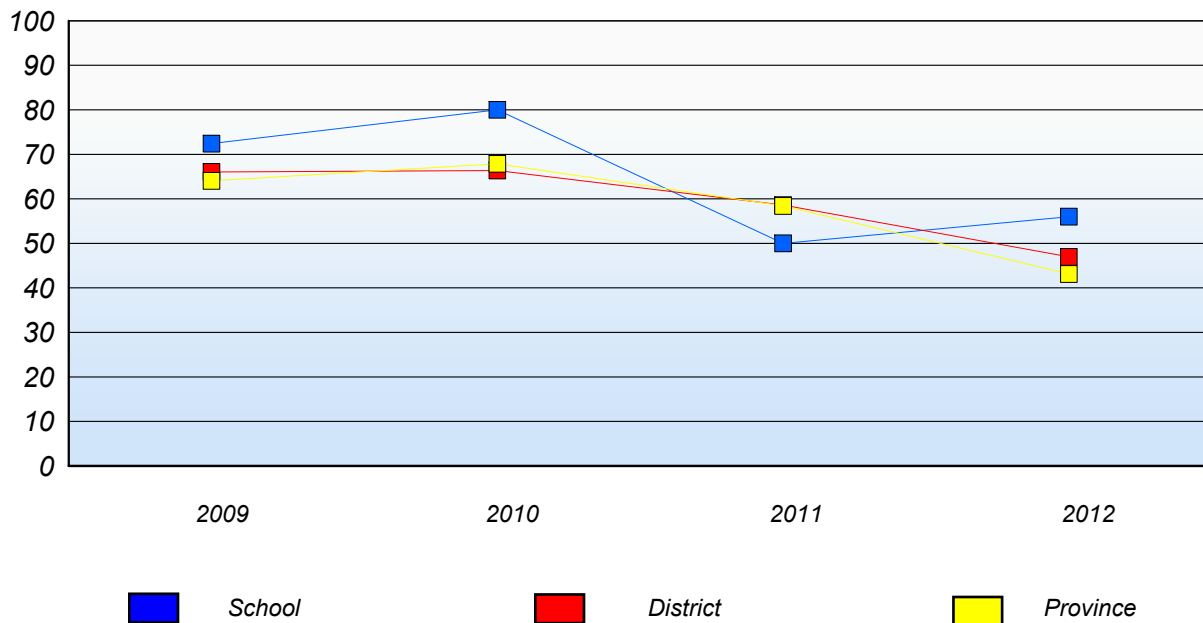
District 3 - Nova Central

School #: 422 Glovertown Academy

Demand Writing
 Percentage of students at level 3 or above (2009 - 2012)



Reading
 Percentage of students at level 3 or above (2009 - 2012)



* In some cases, CRT numbers may exceed AGR numbers based on late enrolments. Pie chart is based on the number of students who wrote the CRT.

* French Immersion students not included

* Reading score is composite of Non-Fiction and Poet.

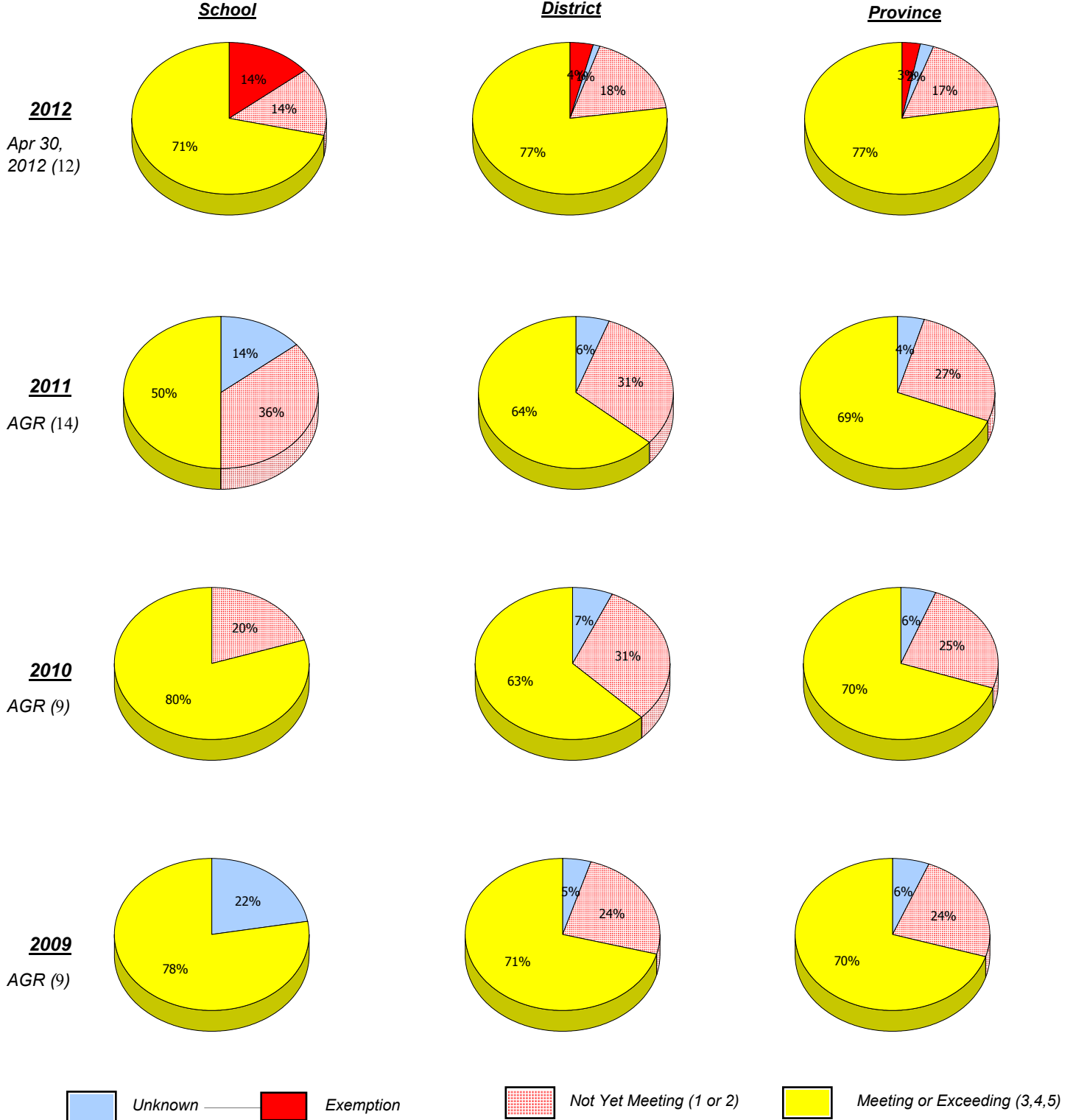
Mushuau Innu Natuashish School and Sheshatshiu Innu School are excluded from district and provincial results.

Source: Division of Evaluation and Research, Department of Education.

District 3 - Nova Central

School #: 426 Hillview Academy

Demand Writing



* In some cases, CRT numbers may exceed AGR numbers based on late enrolments. Pie chart is based on the number of students who wrote the CRT.

* French Immersion students not included

* Reading score is composite of Non-Fiction and Poet.

Mushuau Innu Natuashish School and Sheshatshiu Innu School are excluded from district and provincial results.

Source: Division of Evaluation and Research, Department of Education.

District 3 - Nova Central

School #: 426 Hillview Academy

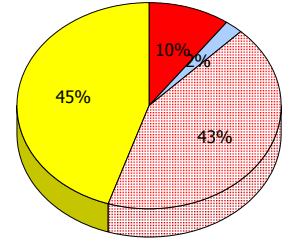
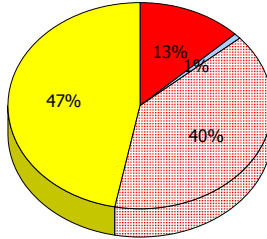
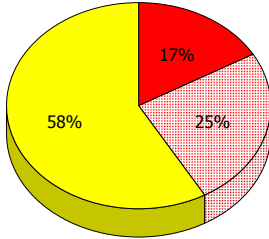
Reading

School

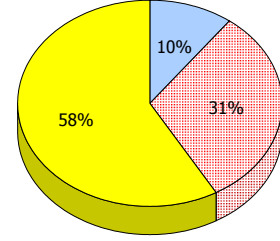
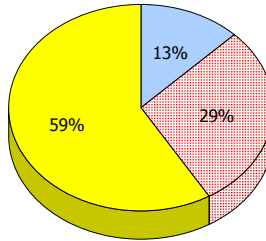
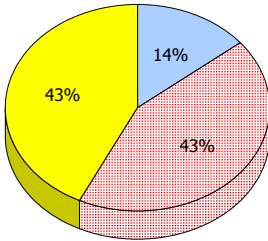
District

Province

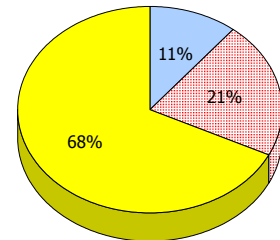
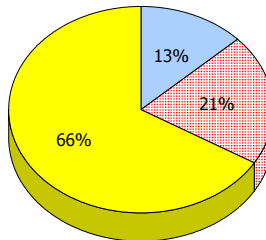
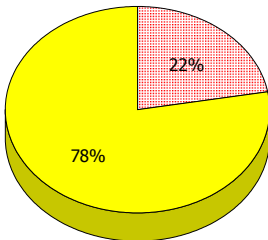
2012
Apr 30,
2012 (12)



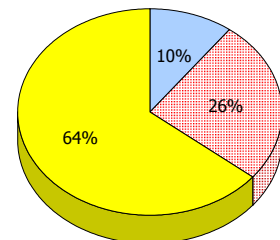
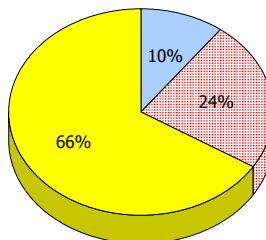
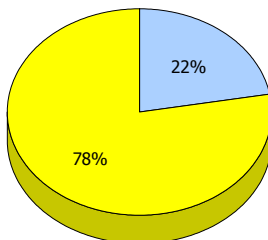
2011
AGR (14)



2010
AGR (9)



2009
AGR (9)



Unknown
 Exemption
 Not Yet Meeting (1 or 2)
 Meeting or Exceeding (3,4,5)

* In some cases, CRT numbers may exceed AGR numbers based on late enrolments. Pie chart is based on the number of students who wrote the CRT.

* French Immersion students not included

* Reading score is composite of Non-Fiction and Poet.

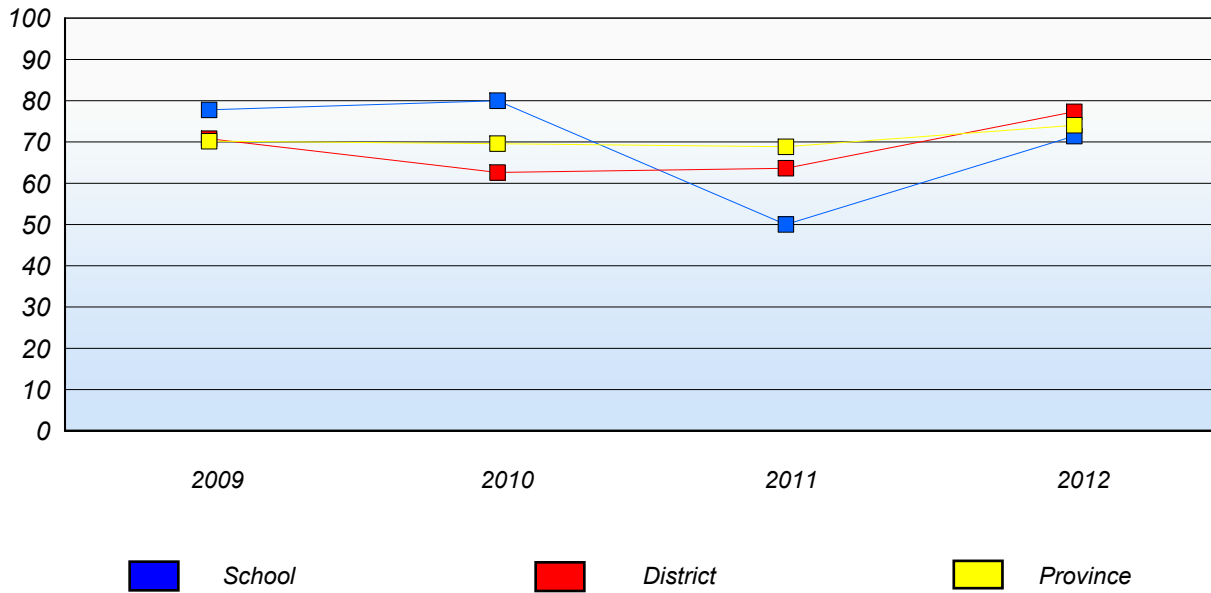
Mushuau Innu Natuashish School and Sheshatshiu Innu School are excluded from district and provincial results.

Source: Division of Evaluation and Research, Department of Education.

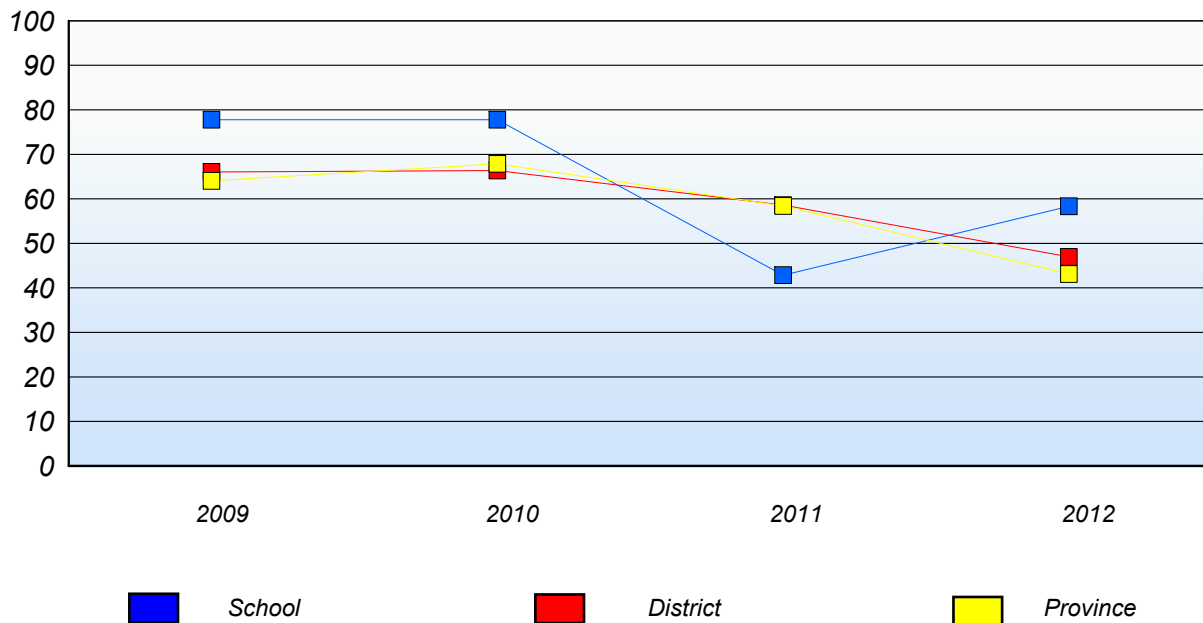
District 3 - Nova Central

School #: 426 Hillview Academy

Demand Writing
 Percentage of students at level 3 or above (2009 - 2012)



Reading
 Percentage of students at level 3 or above (2009 - 2012)



* In some cases, CRT numbers may exceed AGR numbers based on late enrolments. Pie chart is based on the number of students who wrote the CRT.

* French Immersion students not included

* Reading score is composite of Non-Fiction and Poet.

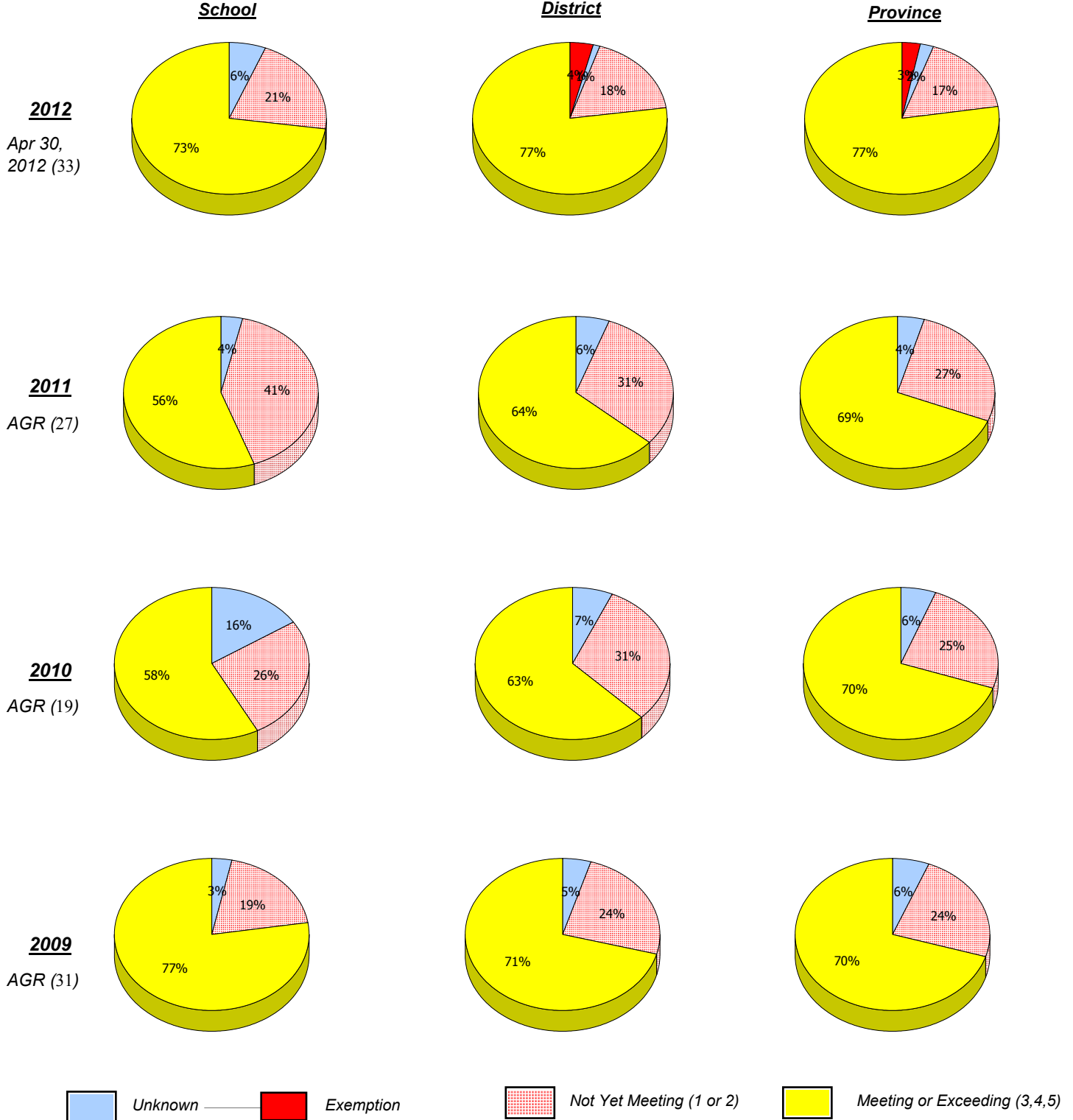
Mushuau Innu Natuashish School and Sheshatshiu Innu School are excluded from district and provincial results.

Source: Division of Evaluation and Research, Department of Education.

District 3 - Nova Central

School #: 478 New World Island Academy

Demand Writing



* In some cases, CRT numbers may exceed AGR numbers based on late enrolments. Pie chart is based on the number of students who wrote the CRT.

* French Immersion students not included

* Reading score is composite of Non-Fiction and Poet.

Mushuau Innu Natuashish School and Sheshatshiu Innu School are excluded from district and provincial results.

Source: Division of Evaluation and Research, Department of Education.

District 3 - Nova Central

School #: 478 New World Island Academy

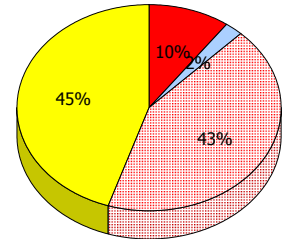
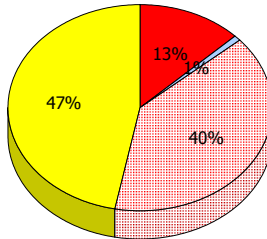
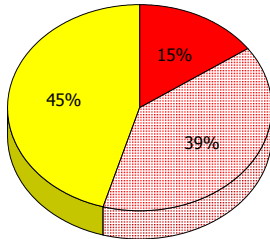
Reading

School

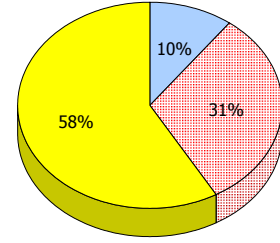
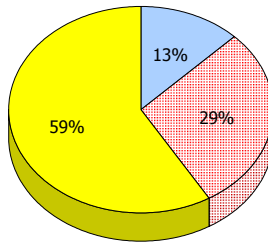
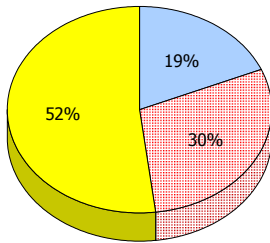
District

Province

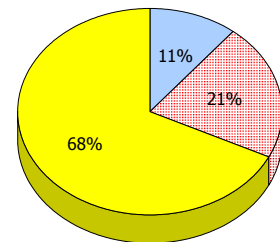
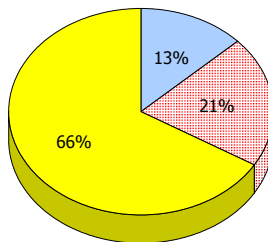
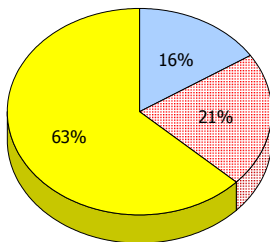
2012
Apr 30,
2012 (33)



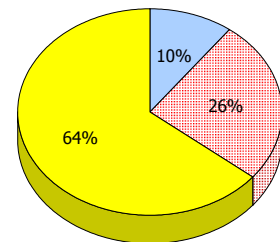
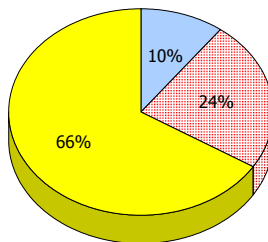
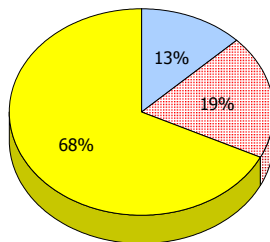
2011
AGR (27)



2010
AGR (19)



2009
AGR (31)



Unknown
 Exemption
 Not Yet Meeting (1 or 2)
 Meeting or Exceeding (3,4,5)

* In some cases, CRT numbers may exceed AGR numbers based on late enrolments. Pie chart is based on the number of students who wrote the CRT.

* French Immersion students not included

* Reading score is composite of Non-Fiction and Poet.

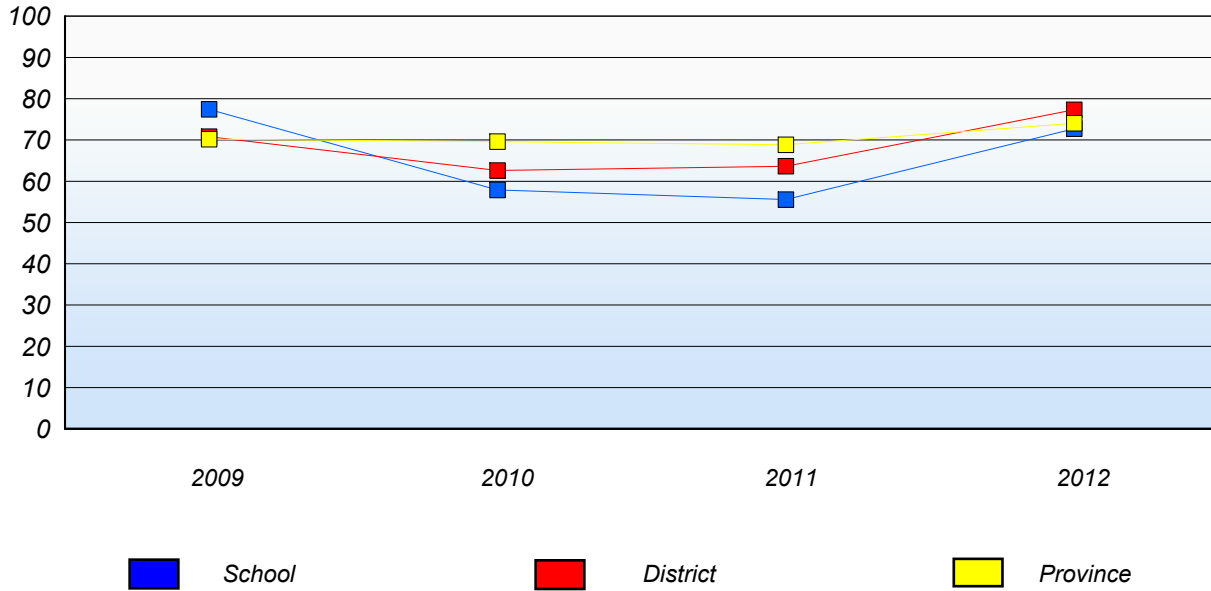
Mushuau Innu Natuashish School and Sheshatshiu Innu School are excluded from district and provincial results.

Source: Division of Evaluation and Research, Department of Education.

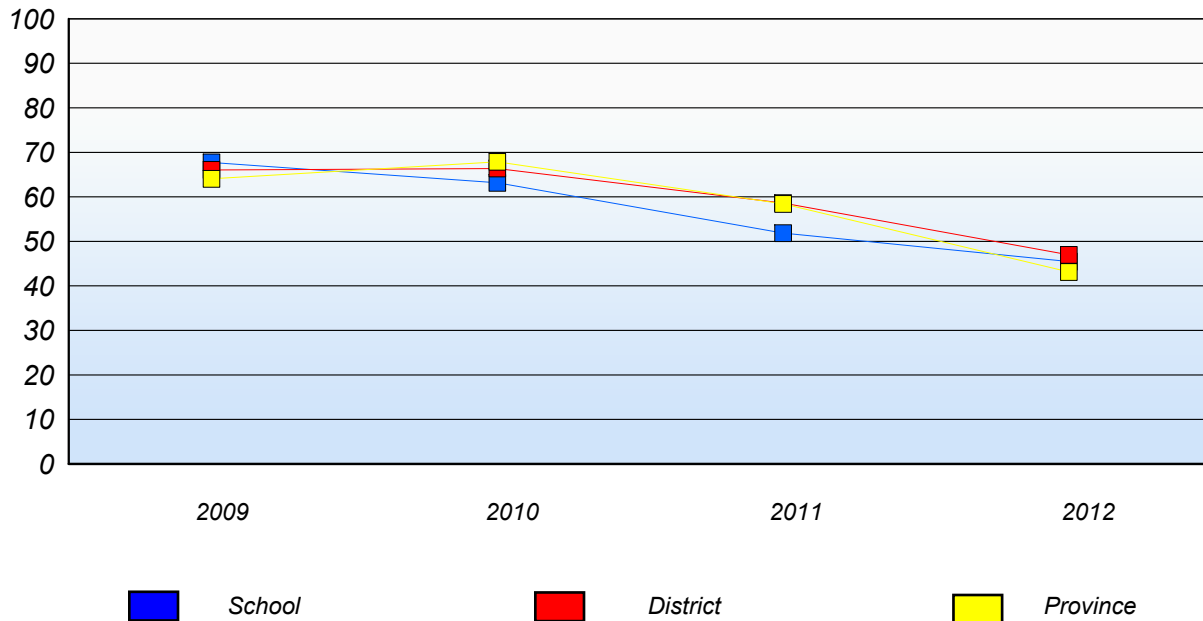
District 3 - Nova Central

School #: 478 New World Island Academy

Demand Writing
 Percentage of students at level 3 or above (2009 - 2012)



Reading
 Percentage of students at level 3 or above (2009 - 2012)



* In some cases, CRT numbers may exceed AGR numbers based on late enrolments. Pie chart is based on the number of students who wrote the CRT.

* French Immersion students not included

* Reading score is composite of Non-Fiction and Poet.

Mushuau Innu Natuashish School and Sheshatshiu Innu School are excluded from district and provincial results.

Source: Division of Evaluation and Research, Department of Education.