

District 1 - Labrador

#002 - Henry Gordon Academy, Cartwright

Grades: K-12

Number of Students 2

Physics 3204 School
 District
 Province

Subtest

**Force,
 Motion, and
 Energy** School
 District
 Province

Fields School
 District
 Province

**Matter-Energy
 Interface** School
 District
 Province

Public Exam Mark	School vs District	School vs Province
<i>School data with 5 or fewer students withheld for reasons of confidentiality.</i>		

Final Mark	School vs District	School vs Province
<i>School data with 5 or fewer students withheld for reasons of confidentiality.</i>		

Average Mark, 2008-2011

School data with 5 or fewer students withheld for reasons of confidentiality.

Exam Mark

Final Mark



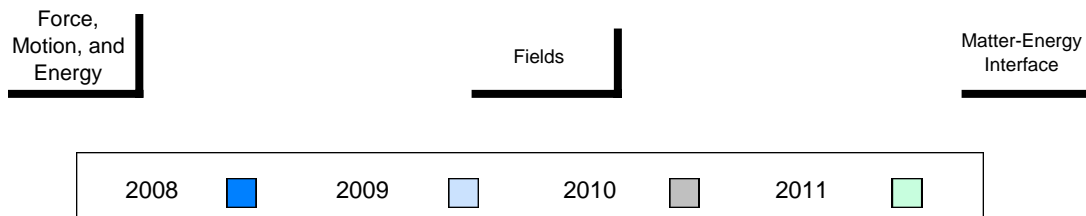
Difference from Provincial Mean, 2008-2011

School data with 5 or fewer students withheld for reasons of confidentiality.



4 Year Public Exam (Subtest) Mark Trend 2008-2011

School data with 5 or fewer students withheld for reasons of confidentiality.



District 1 - Labrador

#010 - Menihek High School, Labrador City

Grades: 8-12

Number of Students 20

Physics 3204

School
 District
 Province

Public Exam Mark	School vs District	School vs Province
-------------------------	--------------------	--------------------

78.6	P	P
76.3		
70.8		

Final Mark

School vs District	School vs Province
--------------------	--------------------

79.7	P
77.8	
74.0	

Subtest

Force, Motion, and Energy

School
 District
 Province

84.2	P	P
80.3		
73.5		

Fields

School
 District
 Province

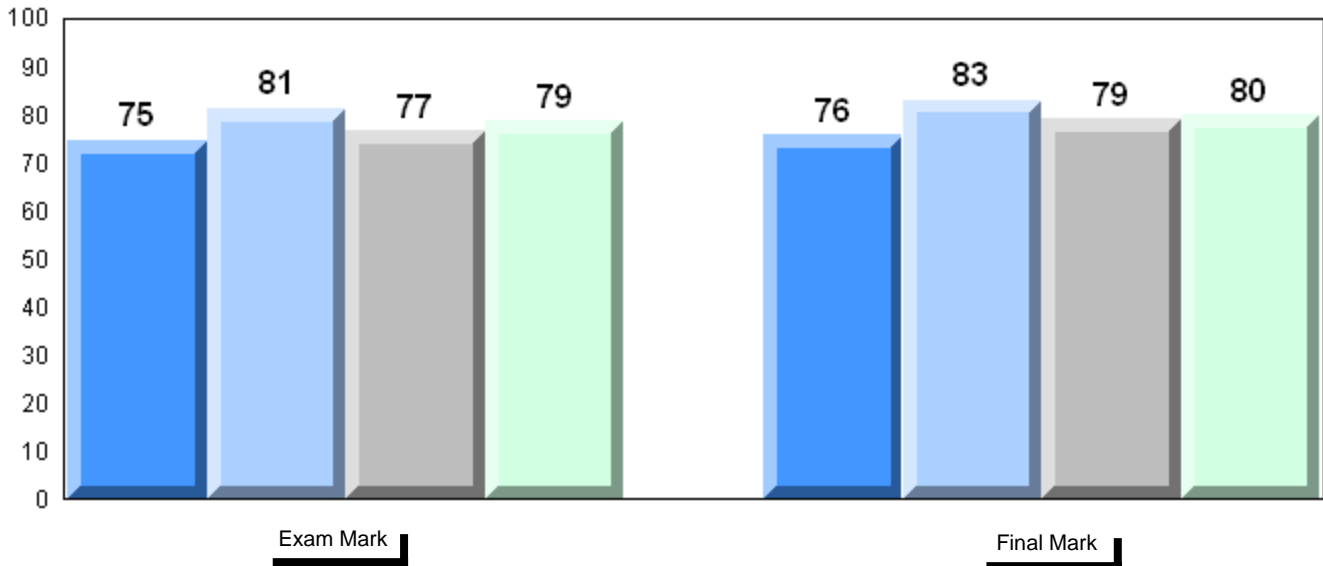
75.4	P	P
75.1		
70.8		

Matter-Energy Interface

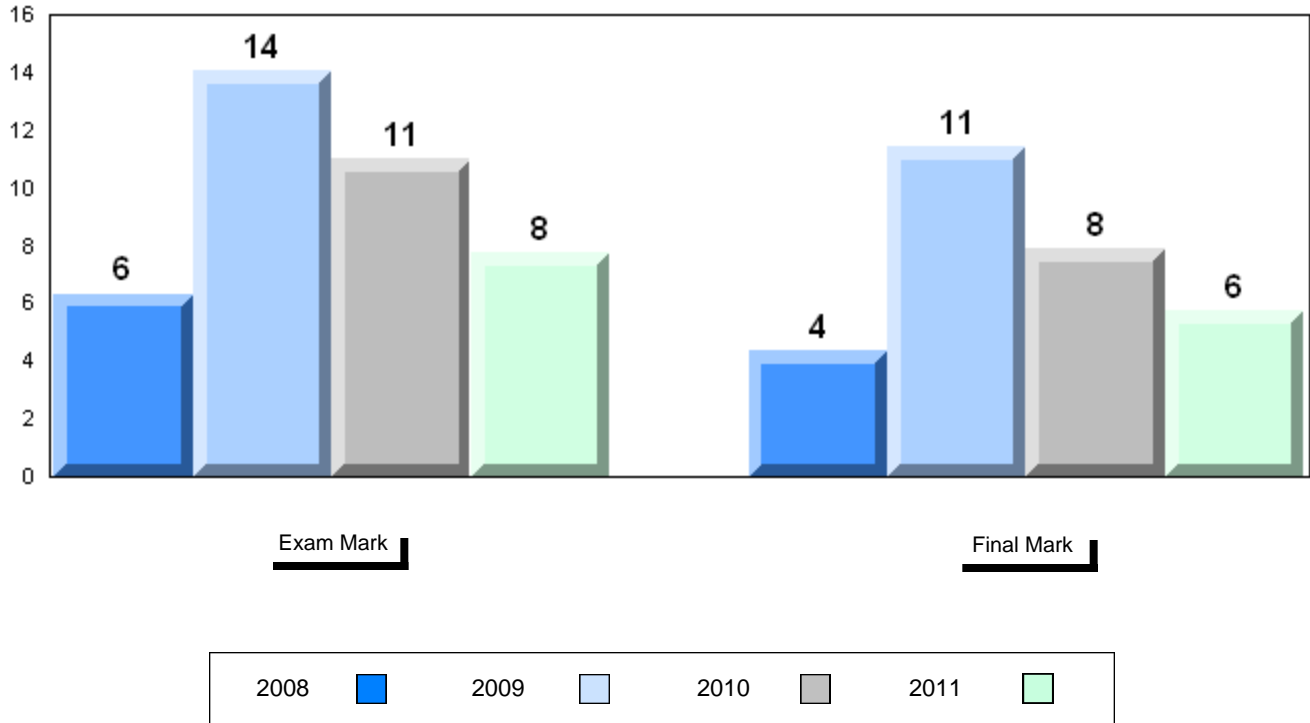
School
 District
 Province

72.5	P	P
69.6		
64.3		

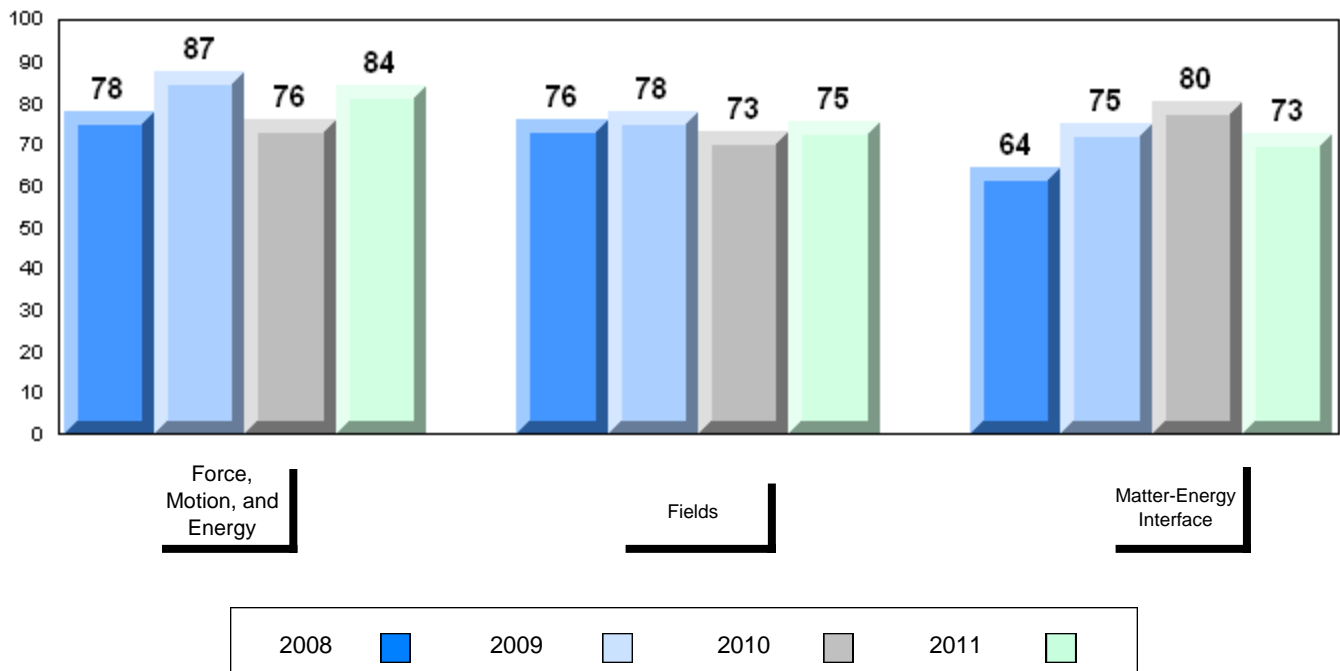
Average Mark, 2008-2011



Difference from Provincial Mean, 2008-2011



4 Year Public Exam (Subtest) Mark Trend 2008-2011



District 1 - Labrador

#477 - Mealy Mountain Collegiate, Happy Valley-Goose Bay

Grades: 8-12

Number of Students 11

Physics 3204

School
 District
 Province

Public Exam Mark

School vs District School vs Province

75.5 q P
 76.3
 70.8

Final Mark

School vs District School vs Province

78.3 P P
 77.8
 74.0

Subtest

Force, Motion, and Energy

School
 District
 Province

79.1 q P
 80.3
 73.5

Fields

School
 District
 Province

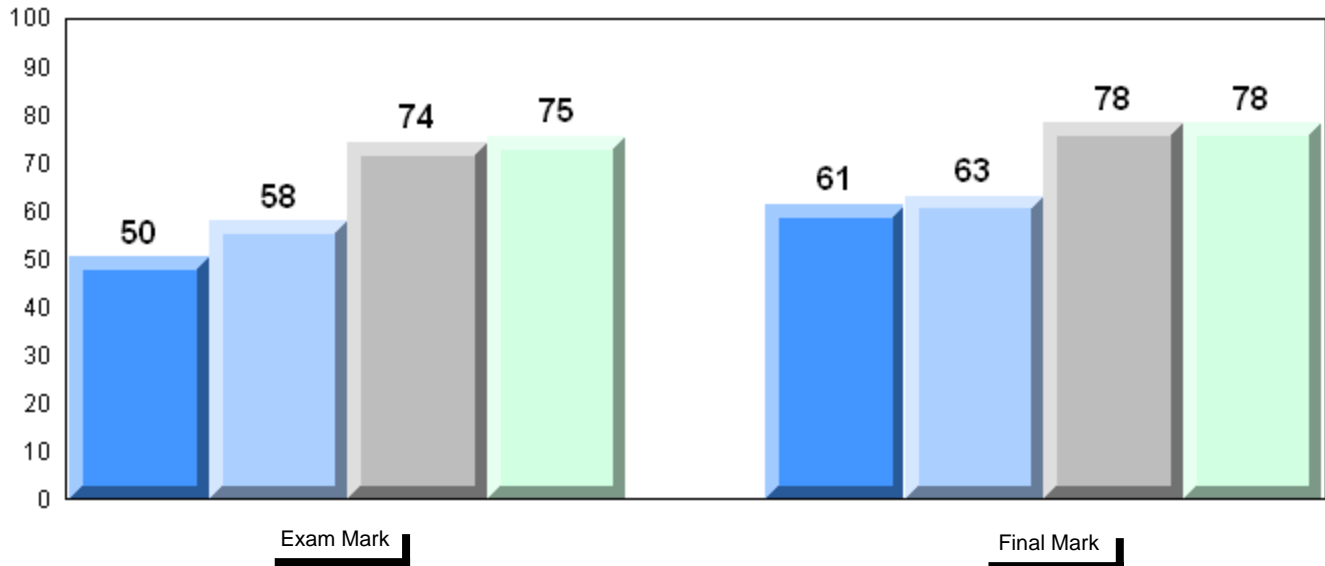
76.1 P P
 75.1
 70.8

Matter-Energy Interface

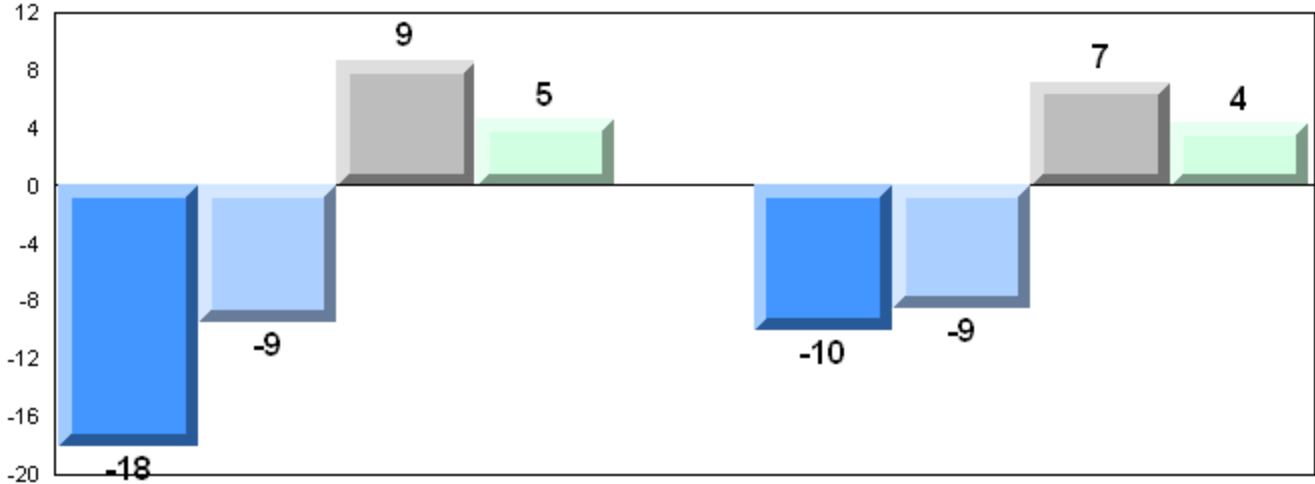
School
 District
 Province

65.7 q P
 69.6
 64.3

Average Mark, 2008-2011




Difference from Provincial Mean, 2008-2011

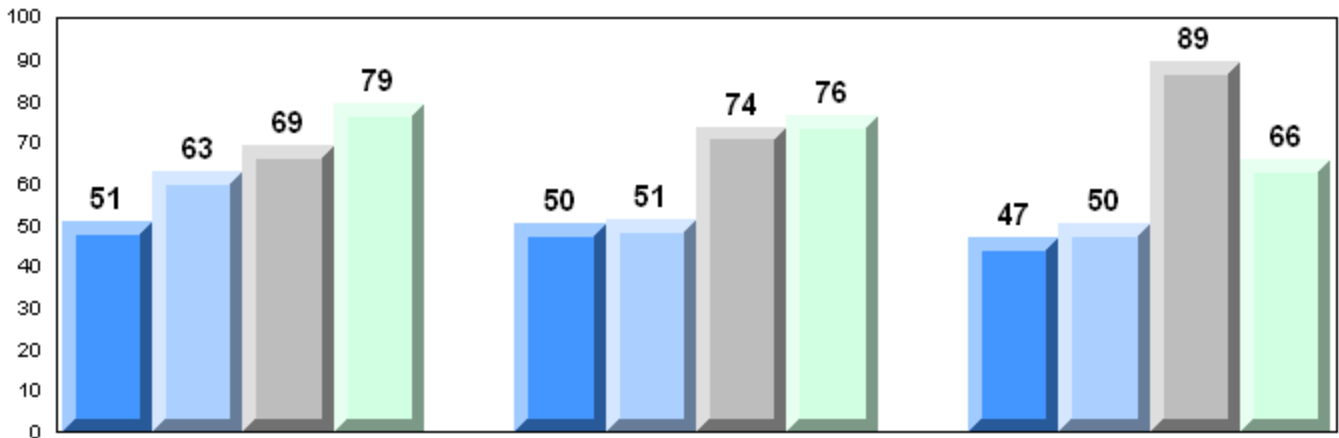


Exam Mark

Final Mark



4 Year Public Exam (Subtest) Mark Trend 2008-2011



Force,
 Motion, and
 Energy

Fields

Matter-Energy
 Interface



District 2 - Western

#023 - Sacred Heart AG, Conche

Grades: K,2-4,6-9,11-12

Number of Students 1

Physics 3204 School
 District
 Province

Subtest

**Force,
 Motion, and
 Energy** School
 District
 Province

Fields School
 District
 Province

**Matter-Energy
 Interface** School
 District
 Province

Public Exam Mark	School vs District	School vs Province
<i>School data with 5 or fewer students withheld for reasons of confidentiality.</i>		

Final Mark	School vs District	School vs Province
<i>School data with 5 or fewer students withheld for reasons of confidentiality.</i>		

Average Mark, 2008-2011

School data with 5 or fewer students withheld for reasons of confidentiality.

Exam Mark

Final Mark



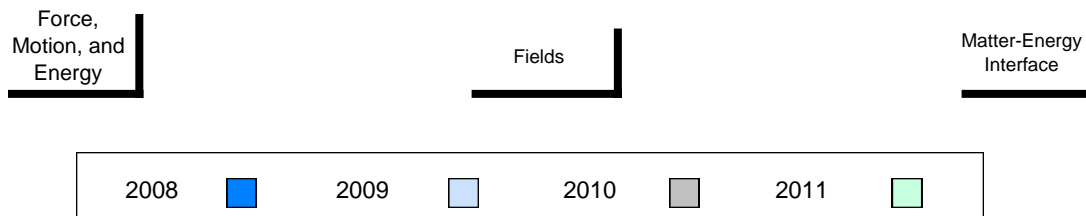
Difference from Provincial Mean, 2008-2011

School data with 5 or fewer students withheld for reasons of confidentiality.



4 Year Public Exam (Subtest) Mark Trend 2008-2011

School data with 5 or fewer students withheld for reasons of confidentiality.



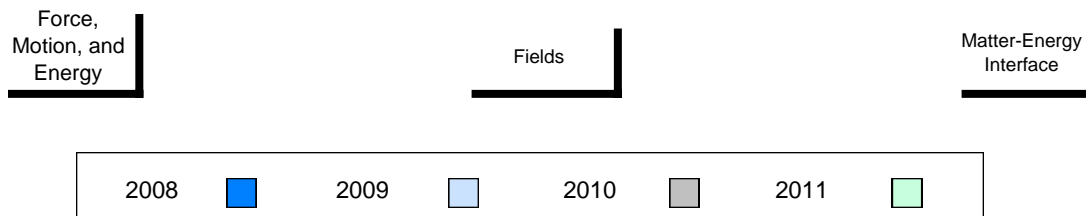
Difference from Provincial Mean, 2008-2011

School data with 5 or fewer students withheld for reasons of confidentiality.



4 Year Public Exam (Subtest) Mark Trend 2008-2011

School data with 5 or fewer students withheld for reasons of confidentiality.



District 2 - Western

#040 - St. Mary's AG, Mary's Harbour

Grades: K-12

Number of Students 1

Physics 3204 School
 District
 Province

Subtest

Force, Motion, and Energy School
 District
 Province

Fields School
 District
 Province

Matter-Energy Interface School
 District
 Province

Public Exam Mark	School vs District	School vs Province
<i>School data with 5 or fewer students withheld for reasons of confidentiality.</i>		

Final Mark	School vs District	School vs Province
<i>School data with 5 or fewer students withheld for reasons of confidentiality.</i>		

Average Mark, 2008-2011

School data with 5 or fewer students withheld for reasons of confidentiality.

Exam Mark

Final Mark



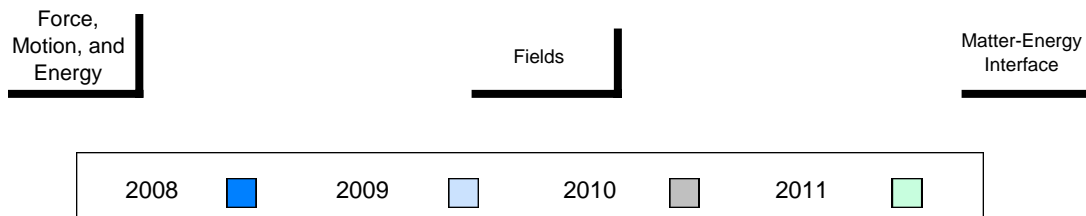
Difference from Provincial Mean, 2008-2011

School data with 5 or fewer students withheld for reasons of confidentiality.



4 Year Public Exam (Subtest) Mark Trend 2008-2011

School data with 5 or fewer students withheld for reasons of confidentiality.



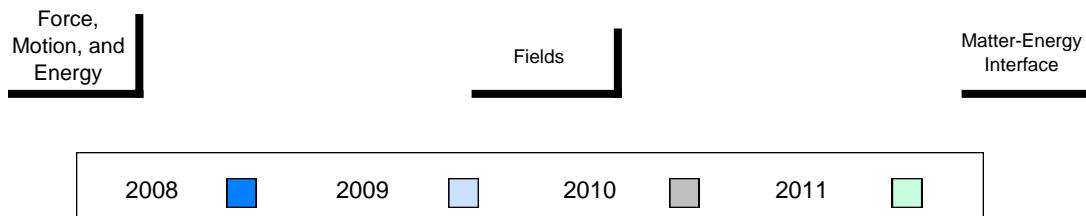
Difference from Provincial Mean, 2008-2011

School data with 5 or fewer students withheld for reasons of confidentiality.



4 Year Public Exam (Subtest) Mark Trend 2008-2011

School data with 5 or fewer students withheld for reasons of confidentiality.



District 2 - Western

#054 - St. Lewis Academy, St. Lewis

Grades: K-1,3-6,8-12

Number of Students 1

Physics 3204 School
 District
 Province

Subtest

**Force,
 Motion, and
 Energy** School
 District
 Province

Fields School
 District
 Province

**Matter-Energy
 Interface** School
 District
 Province

Public Exam Mark	School vs District	School vs Province
<i>School data with 5 or fewer students withheld for reasons of confidentiality.</i>		

Final Mark	School vs District	School vs Province
<i>School data with 5 or fewer students withheld for reasons of confidentiality.</i>		

Average Mark, 2008-2011

School data with 5 or fewer students withheld for reasons of confidentiality.

Exam Mark

Final Mark



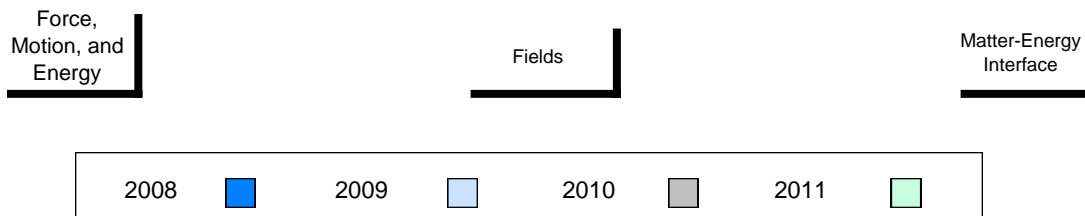
Difference from Provincial Mean, 2008-2011

School data with 5 or fewer students withheld for reasons of confidentiality.



4 Year Public Exam (Subtest) Mark Trend 2008-2011

School data with 5 or fewer students withheld for reasons of confidentiality.



District 2 - Western

#075 - Hampden Academy, Hampden

Grades: K-12

Number of Students 1

Physics 3204 School
 District
 Province

Subtest

**Force,
 Motion, and
 Energy** School
 District
 Province

Fields School
 District
 Province

**Matter-Energy
 Interface** School
 District
 Province

Public Exam Mark	School vs District	School vs Province
<i>School data with 5 or fewer students withheld for reasons of confidentiality.</i>		


Final Mark	School vs District	School vs Province
<i>School data with 5 or fewer students withheld for reasons of confidentiality.</i>		

Average Mark, 2008-2011

School data with 5 or fewer students withheld for reasons of confidentiality.

Exam Mark

Final Mark



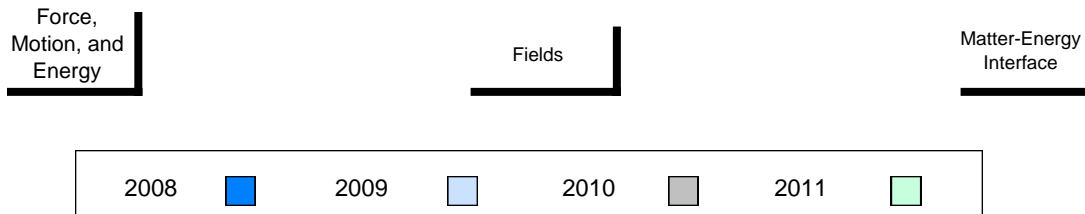
Difference from Provincial Mean, 2008-2011

School data with 5 or fewer students withheld for reasons of confidentiality.



4 Year Public Exam (Subtest) Mark Trend 2008-2011

School data with 5 or fewer students withheld for reasons of confidentiality.



District 2 - Western

#080 - Templeton Academy, Meadows

Grades: K-12

Number of Students 4

Physics 3204 School
 District
 Province

Subtest

**Force,
 Motion, and
 Energy** School
 District
 Province

Fields School
 District
 Province

**Matter-Energy
 Interface** School
 District
 Province

Public Exam Mark	School vs District	School vs Province
<i>School data with 5 or fewer students withheld for reasons of confidentiality.</i>		


Final Mark	School vs District	School vs Province
<i>School data with 5 or fewer students withheld for reasons of confidentiality.</i>		

Average Mark, 2008-2011

School data with 5 or fewer students withheld for reasons of confidentiality.

Exam Mark

Final Mark



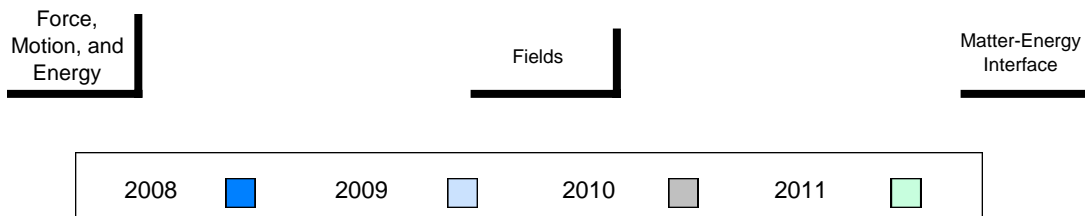
Difference from Provincial Mean, 2008-2011

School data with 5 or fewer students withheld for reasons of confidentiality.



4 Year Public Exam (Subtest) Mark Trend 2008-2011

School data with 5 or fewer students withheld for reasons of confidentiality.



District 2 - Western

#083 - Pasadena Academy, Pasadena

Grades: 7-12

Number of Students 12

Physics 3204

School
 District
 Province

Public Exam Mark School vs District School vs Province

74.9 P P
 67.2
 70.8

Final Mark School vs District School vs Province

78.8 P P
 71.8
 74.0

Subtest

Force, Motion, and Energy

School
 District
 Province

73.4 P P
 68.9
 73.5

Fields

School
 District
 Province

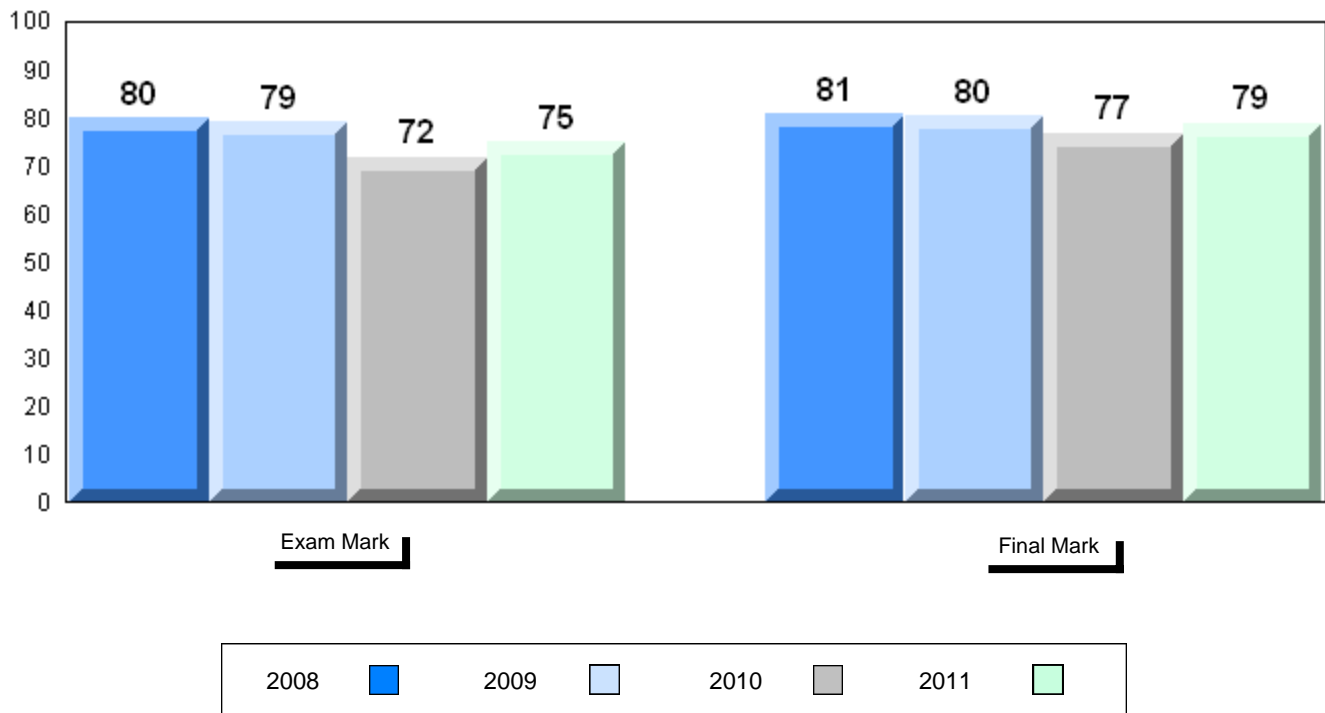
75.5 P P
 66.7
 70.8

Matter-Energy Interface

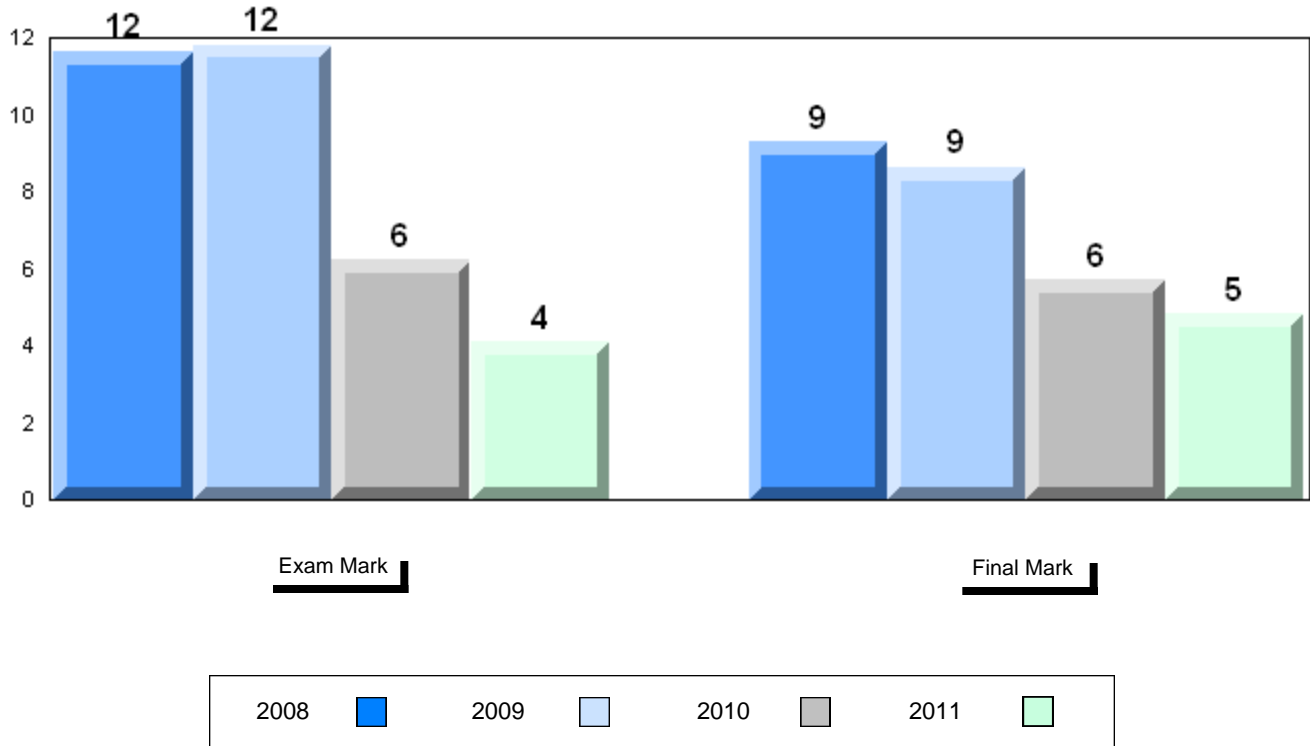
School
 District
 Province

75.2 P P
 63.7
 64.3

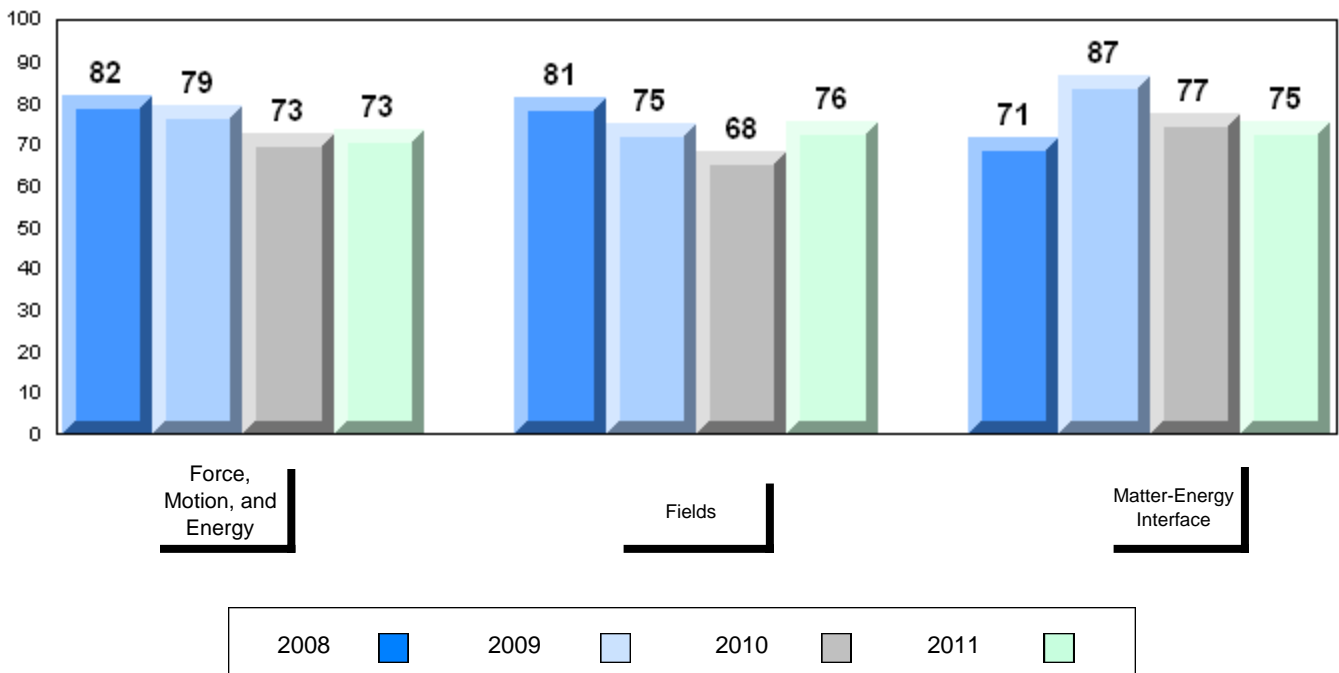
Average Mark, 2008-2011



Difference from Provincial Mean, 2008-2011



4 Year Public Exam (Subtest) Mark Trend 2008-2011



District 2 - Western

#086 - Gros Morne Academy, Rocky Harbour

Grades: K-12

Number of Students 1

Physics 3204 School
 District
 Province

Subtest

**Force,
 Motion, and
 Energy** School
 District
 Province

Fields School
 District
 Province

**Matter-Energy
 Interface** School
 District
 Province

Public Exam Mark	School vs District	School vs Province
<i>School data with 5 or fewer students withheld for reasons of confidentiality.</i>		

Final Mark	School vs District	School vs Province
<i>School data with 5 or fewer students withheld for reasons of confidentiality.</i>		

Average Mark, 2008-2011

School data with 5 or fewer students withheld for reasons of confidentiality.

Exam Mark

Final Mark



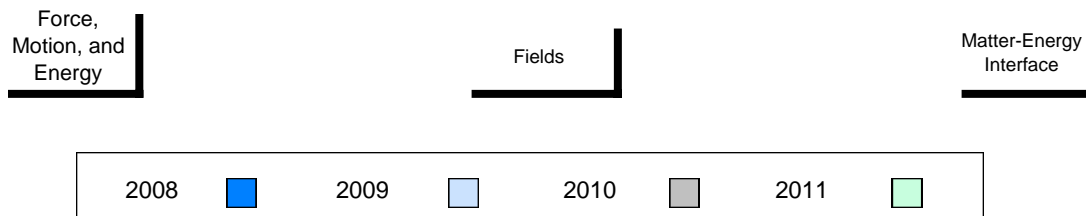
Difference from Provincial Mean, 2008-2011

School data with 5 or fewer students withheld for reasons of confidentiality.



4 Year Public Exam (Subtest) Mark Trend 2008-2011

School data with 5 or fewer students withheld for reasons of confidentiality.



District 2 - Western

#088 - Main River Academy, Pollard's Point

Grades: K,2-12

Number of Students

8

Physics 3204

School
 District
 Province

Public Exam Mark

School vs District

School vs Province

59.0
 67.2
 70.8

q

q

Final Mark

School vs District

School vs Province

64.5
 71.8
 74.0

q

q

Subtest

Force, Motion, and Energy

School
 District
 Province

60.0
 68.9
 73.5

q

q

Fields

School
 District
 Province

63.1
 66.7
 70.8

q

q

Matter-Energy Interface

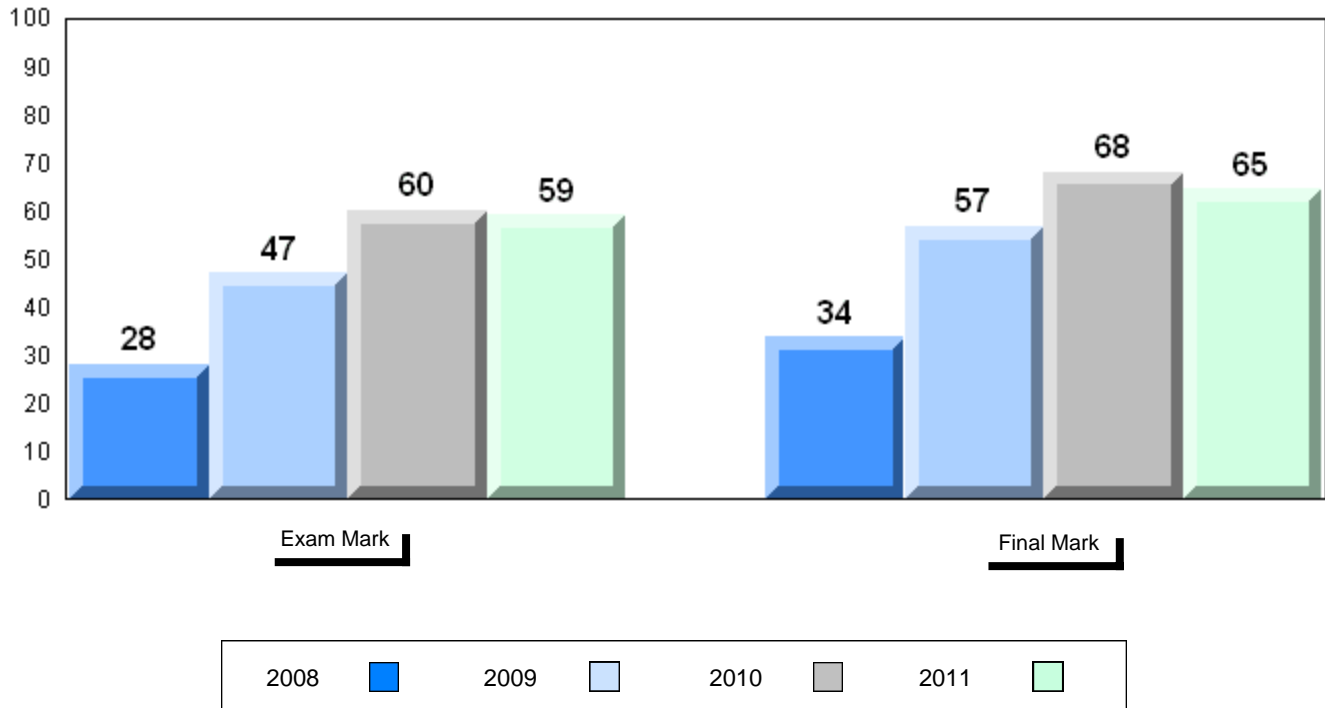
School
 District
 Province

47.8
 63.7
 64.3

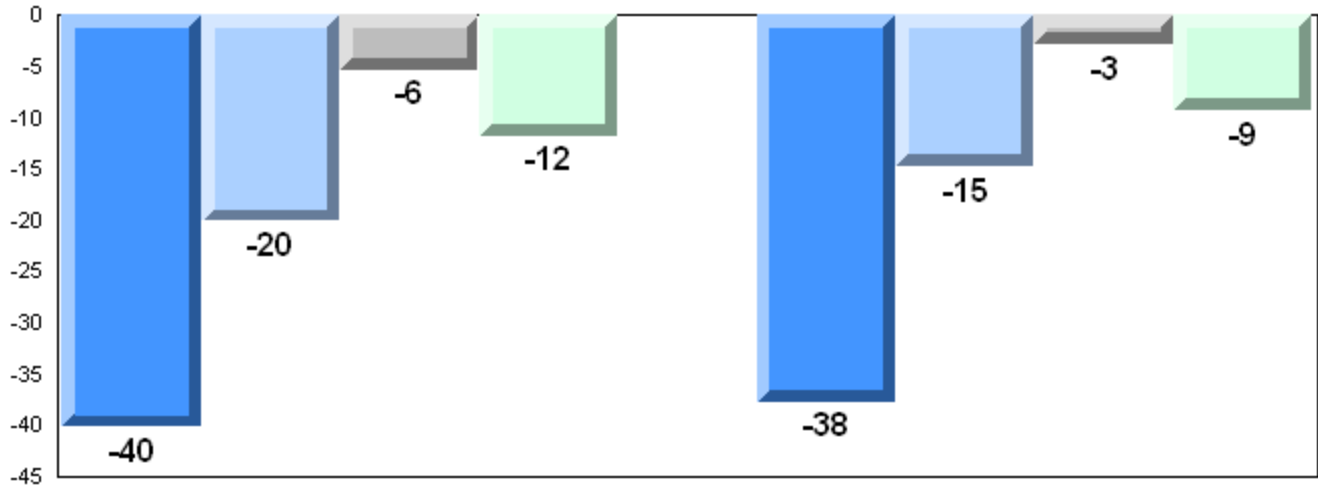
q

q

Average Mark, 2008-2011



Difference from Provincial Mean, 2008-2011

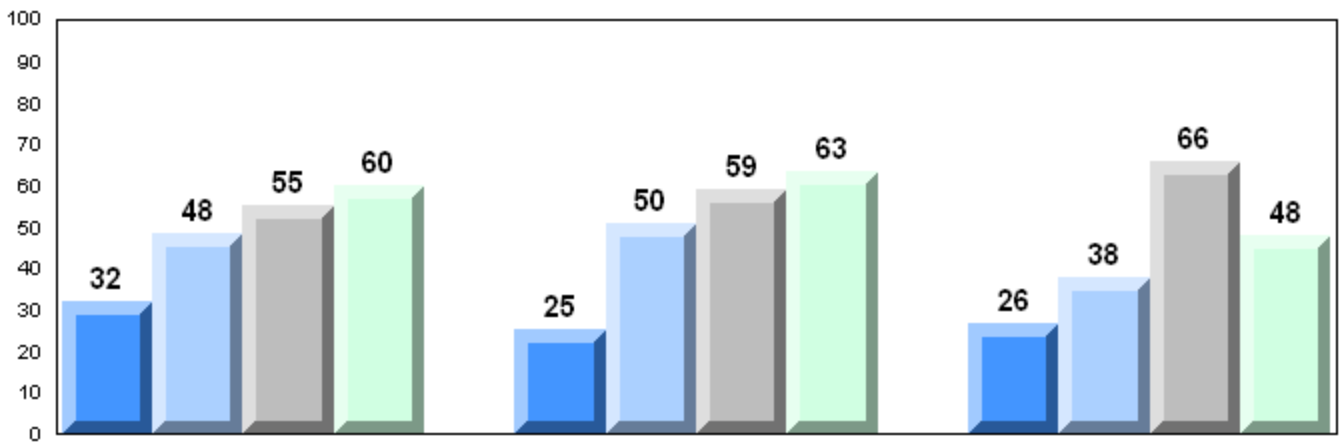


Exam Mark

Final Mark



4 Year Public Exam (Subtest) Mark Trend 2008-2011



Force,
Motion, and
Energy

Fields

Matter-Energy
Interface



Number of Students 4

Physics 3204 School
 District
 Province

Subtest

**Force,
 Motion, and
 Energy** School
 District
 Province

Fields School
 District
 Province

**Matter-Energy
 Interface** School
 District
 Province

Public Exam Mark	School vs District	School vs Province
<i>School data with 5 or fewer students withheld for reasons of confidentiality.</i>		

Final Mark	School vs District	School vs Province
<i>School data with 5 or fewer students withheld for reasons of confidentiality.</i>		

Average Mark, 2008-2011

School data with 5 or fewer students withheld for reasons of confidentiality.

Exam Mark

Final Mark



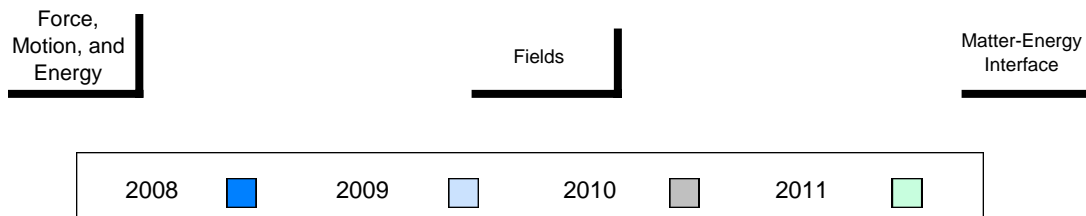
Difference from Provincial Mean, 2008-2011

School data with 5 or fewer students withheld for reasons of confidentiality.



4 Year Public Exam (Subtest) Mark Trend 2008-2011

School data with 5 or fewer students withheld for reasons of confidentiality.



Number of Students 14

Physics 3204

School
 District
 Province

Public Exam Mark

School vs District School vs Province

64.1 q q
 67.2
 70.8

Final Mark

School vs District School vs Province

69.2 q q
 71.8
 74.0

Subtest

Force, Motion, and Energy

School
 District
 Province

67.6 q q
 68.9
 73.5

Fields

School
 District
 Province

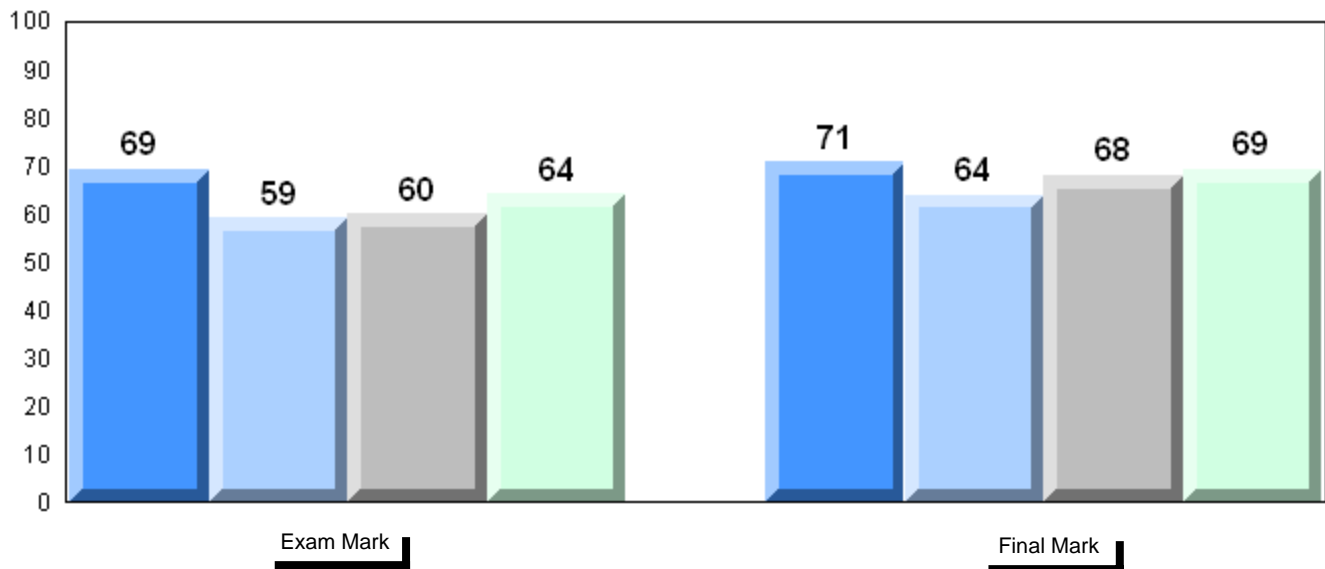
64.2 q q
 66.7
 70.8

Matter-Energy Interface

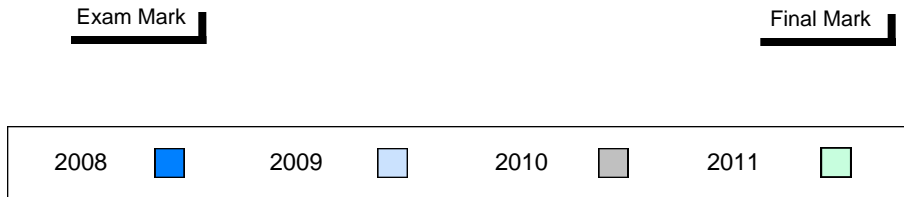
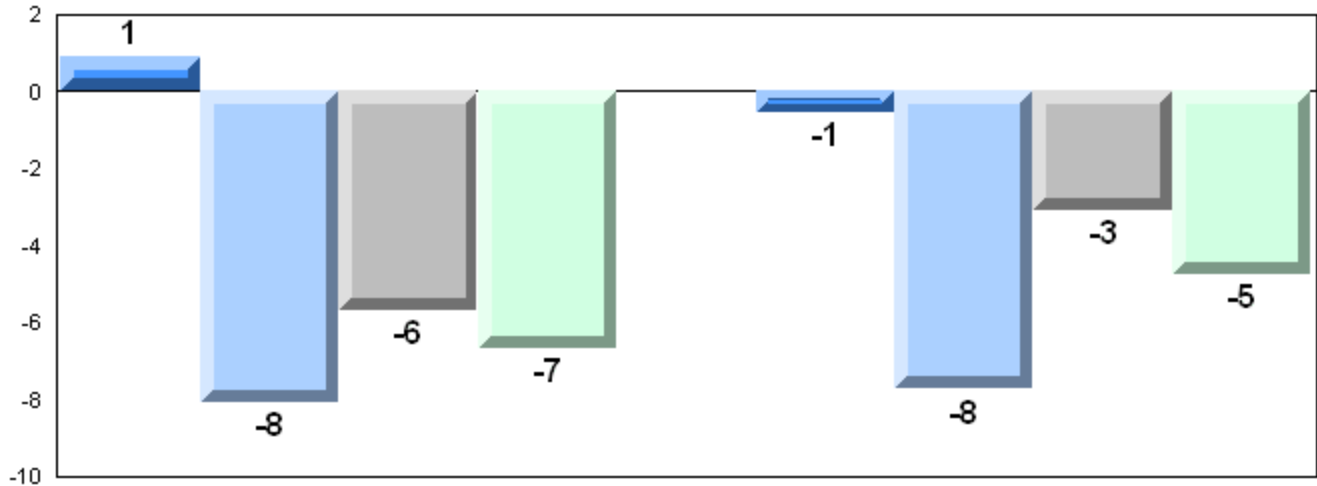
School
 District
 Province

55.9 q q
 63.7
 64.3


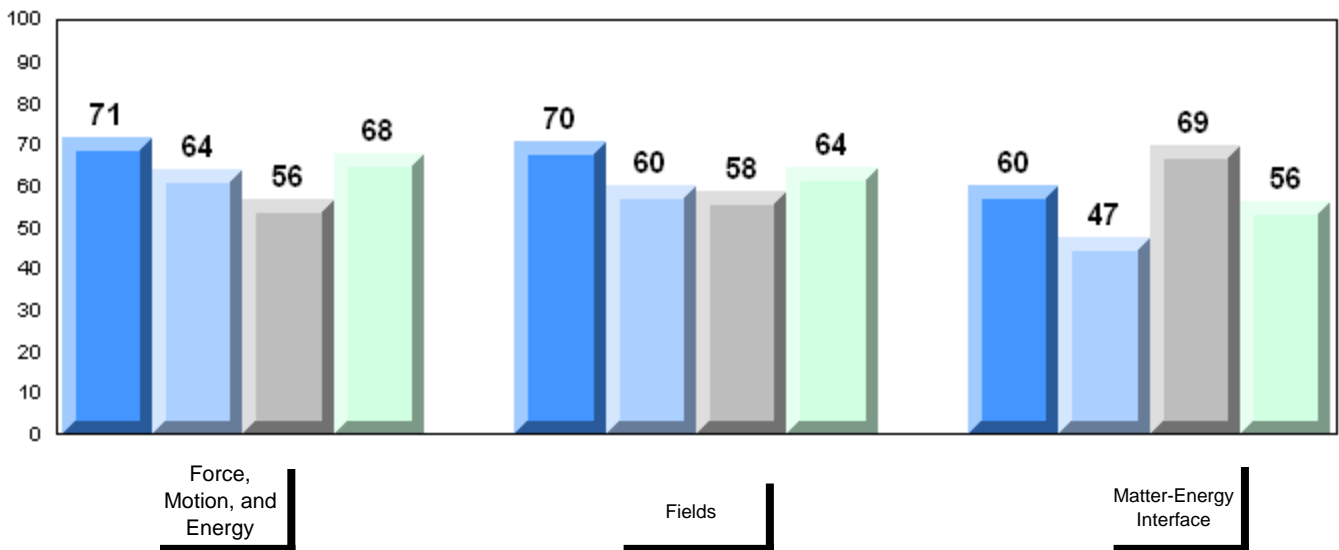
Average Mark, 2008-2011



Difference from Provincial Mean, 2008-2011



4 Year Public Exam (Subtest) Mark Trend 2008-2011



District 2 - Western

#116 - Appalachia High School, St. George's

Grades: 9-12

Number of Students 7

Physics 3204

School
 District
 Province

Public Exam Mark School vs District School vs Province

57.1 q q
 67.2
 70.8

Final Mark

School vs District School vs Province

63.1 q q
 71.8
 74.0

Subtest

Force, Motion, and Energy

School
 District
 Province

62.0 q q
 68.9
 73.5

Fields

School
 District
 Province

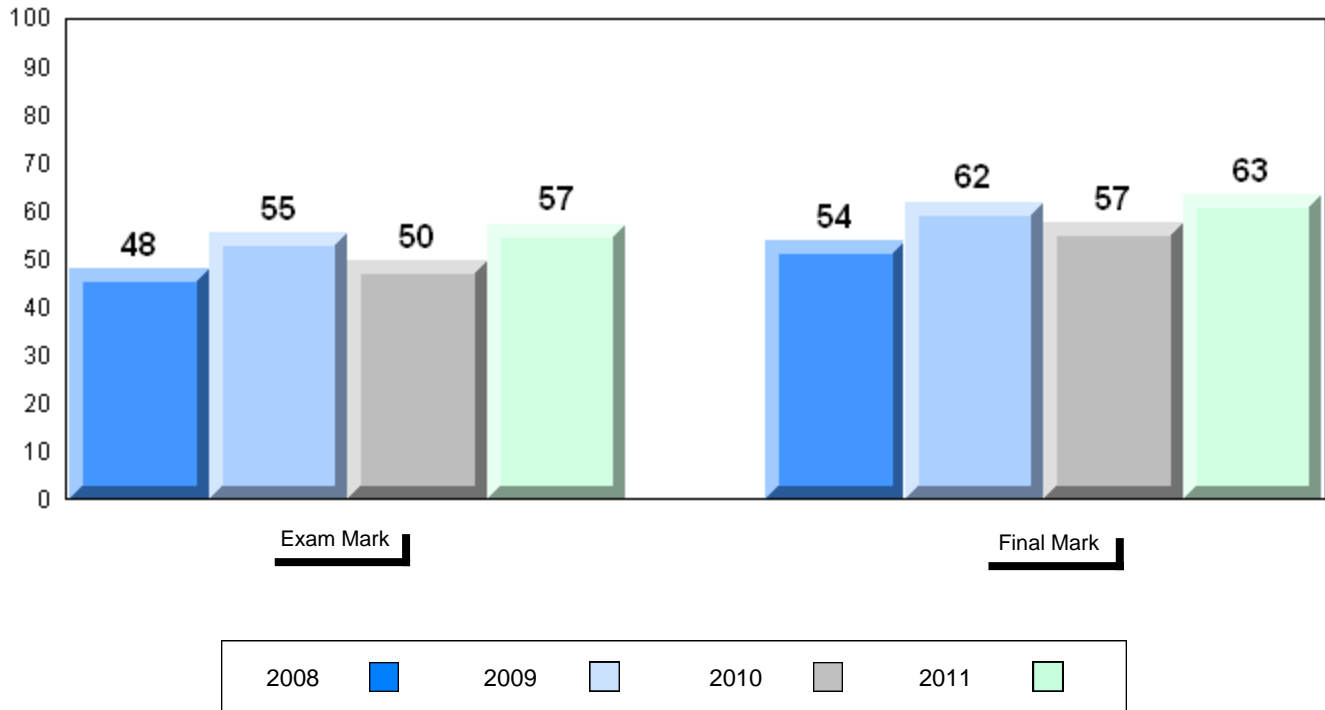
54.5 q q
 66.7
 70.8

Matter-Energy Interface

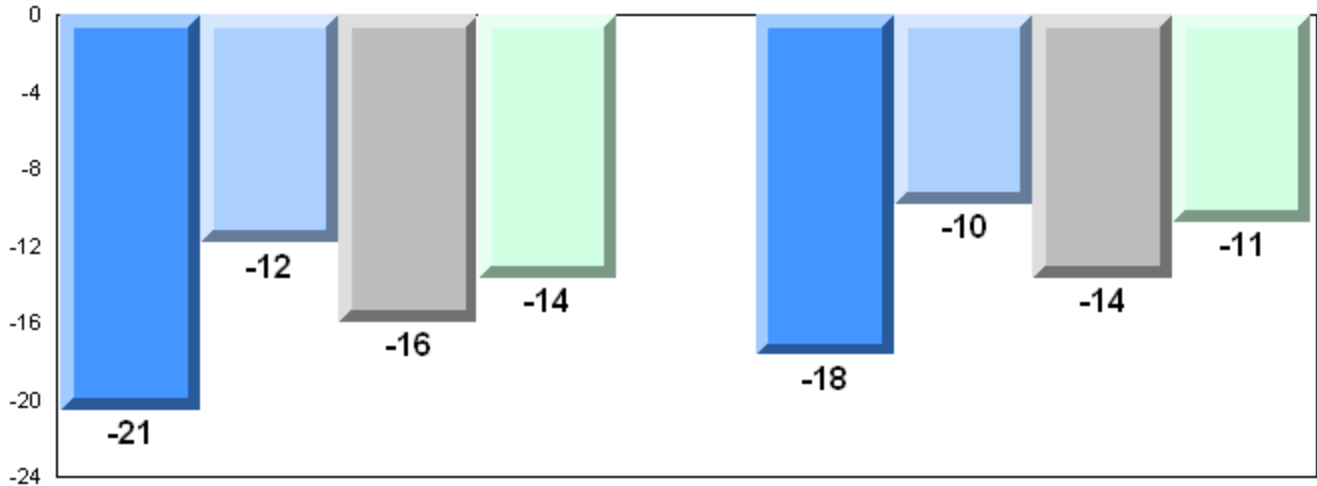
School
 District
 Province

51.1 q q
 63.7
 64.3

Average Mark, 2008-2011



Difference from Provincial Mean, 2008-2011

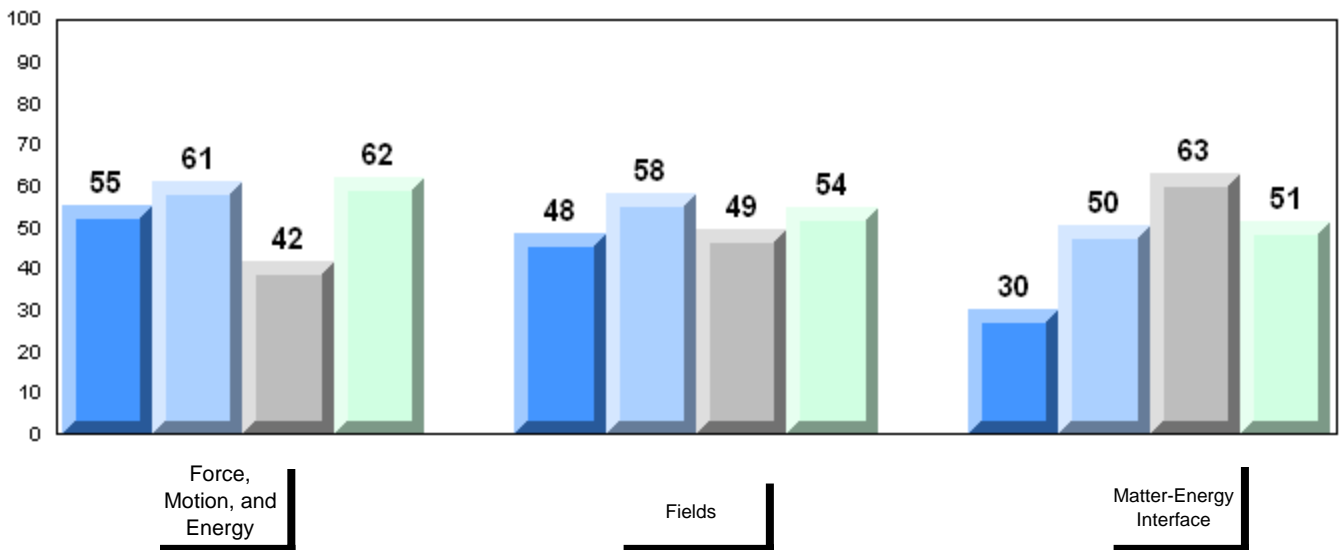


Exam Mark

Final Mark




4 Year Public Exam (Subtest) Mark Trend 2008-2011



Force,
Motion, and
Energy

Fields

Matter-Energy
Interface



Number of Students 16

Physics 3204

School
 District
 Province

Public Exam Mark

School vs District School vs Province

71.5 P P
 67.2
 70.8

Final Mark

School vs District School vs Province

76.6 P P
 71.8
 74.0

Subtest

Force, Motion, and Energy

School
 District
 Province

73.5 P P
 68.9
 73.5

Fields

School
 District
 Province

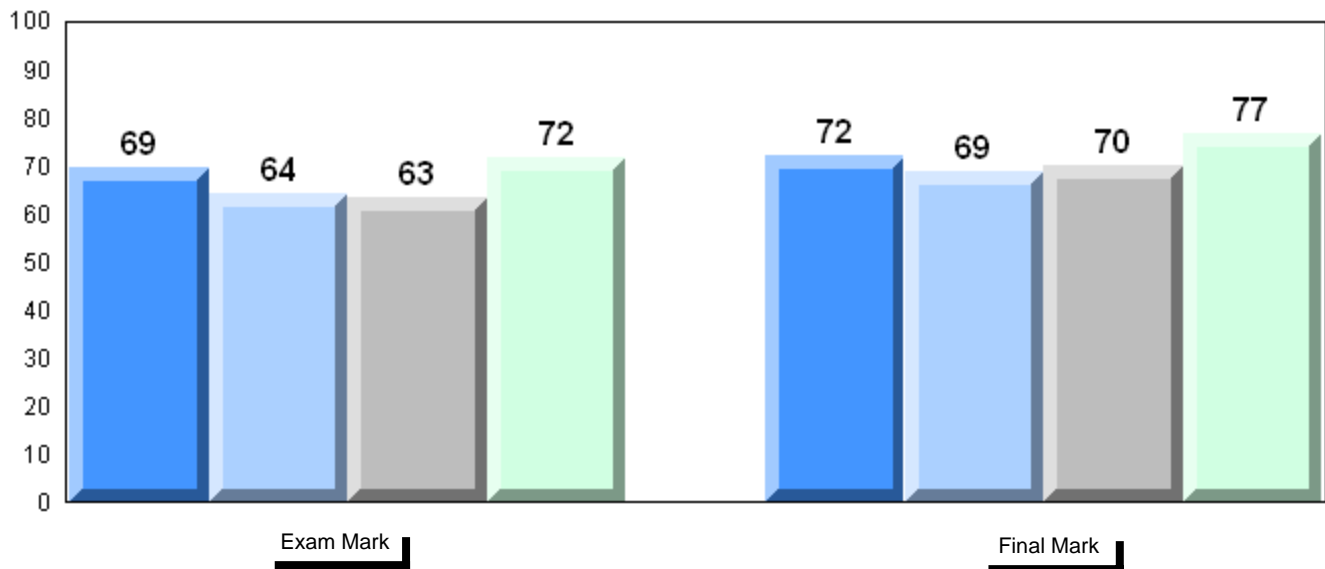
74.2 P P
 66.7
 70.8

Matter-Energy Interface

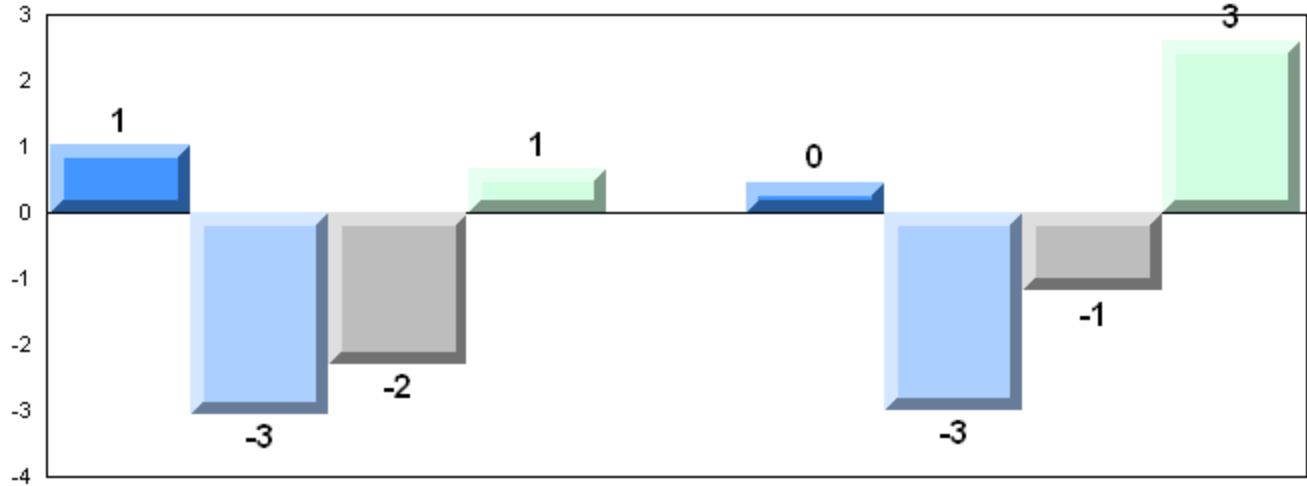
School
 District
 Province

61.3 q q
 63.7
 64.3

Average Mark, 2008-2011




Difference from Provincial Mean, 2008-2011

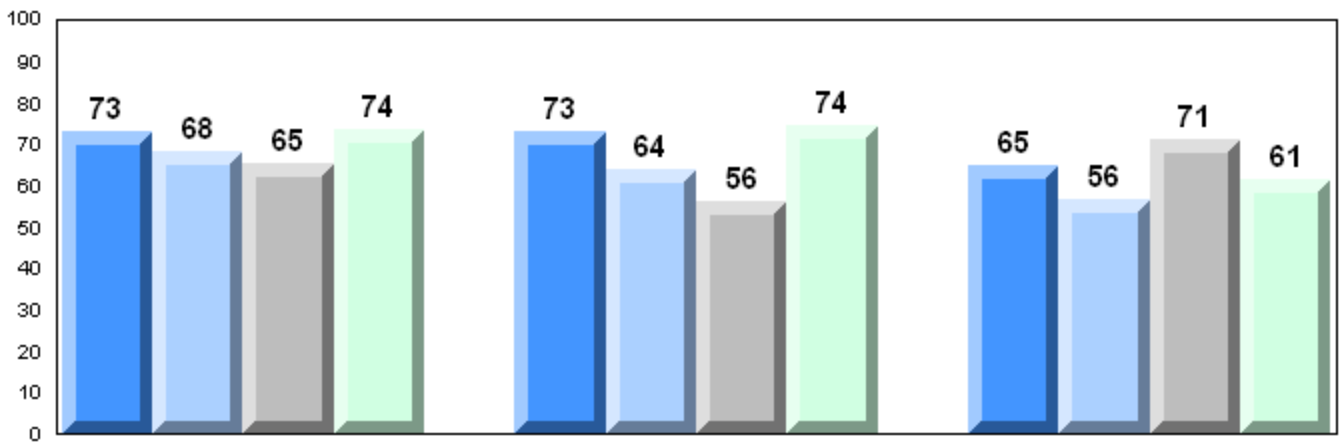


Exam Mark

Final Mark




4 Year Public Exam (Subtest) Mark Trend 2008-2011



Force,
 Motion, and
 Energy

Fields

Matter-Energy
 Interface



Number of Students 1

Physics 3204 School
 District
 Province

Subtest

**Force,
 Motion, and
 Energy** School
 District
 Province

Fields School
 District
 Province

**Matter-Energy
 Interface** School
 District
 Province

Public Exam Mark	School vs District	School vs Province
<i>School data with 5 or fewer students withheld for reasons of confidentiality.</i>		


Final Mark	School vs District	School vs Province
<i>School data with 5 or fewer students withheld for reasons of confidentiality.</i>		

Average Mark, 2008-2011

School data with 5 or fewer students withheld for reasons of confidentiality.

Exam Mark

Final Mark



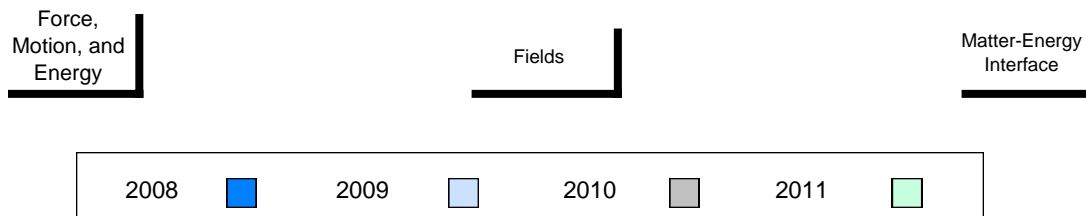
Difference from Provincial Mean, 2008-2011

School data with 5 or fewer students withheld for reasons of confidentiality.



4 Year Public Exam (Subtest) Mark Trend 2008-2011

School data with 5 or fewer students withheld for reasons of confidentiality.



District 2 - Western

#388 - Long Range Academy, Cow Head

Grades: K-12

Number of Students 1

Physics 3204 School
 District
 Province

Subtest

**Force,
 Motion, and
 Energy** School
 District
 Province

Fields School
 District
 Province

**Matter-Energy
 Interface** School
 District
 Province

Public Exam Mark	School vs District	School vs Province
<i>School data with 5 or fewer students withheld for reasons of confidentiality.</i>		


Final Mark	School vs District	School vs Province
<i>School data with 5 or fewer students withheld for reasons of confidentiality.</i>		

Average Mark, 2008-2011

School data with 5 or fewer students withheld for reasons of confidentiality.

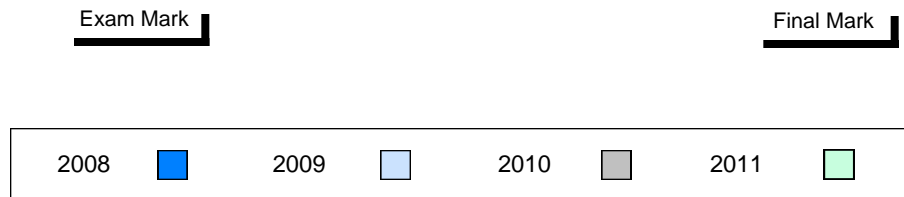
Exam Mark

Final Mark



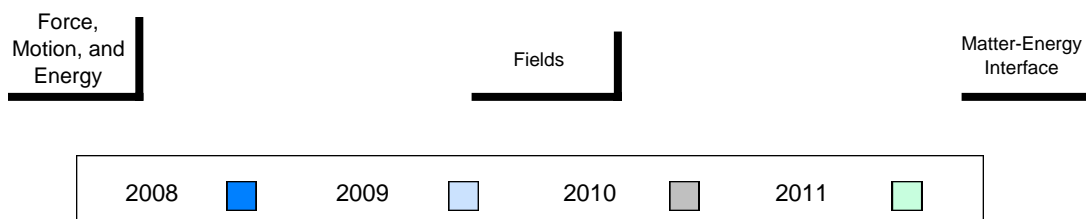
Difference from Provincial Mean, 2008-2011

School data with 5 or fewer students withheld for reasons of confidentiality.



4 Year Public Exam (Subtest) Mark Trend 2008-2011

School data with 5 or fewer students withheld for reasons of confidentiality.



District 2 - Western

#390 - Elwood High School, Deer Lake

Grades: 10-12

Number of Students 15

Physics 3204

School
 District
 Province

Public Exam Mark

School vs District School vs Province

60.2 q q
 67.2
 70.8

Final Mark

School vs District School vs Province

66.2 q q
 71.8
 74.0

Subtest

Force, Motion, and Energy

School
 District
 Province

65.5 q q
 68.9
 73.5

Fields

School
 District
 Province

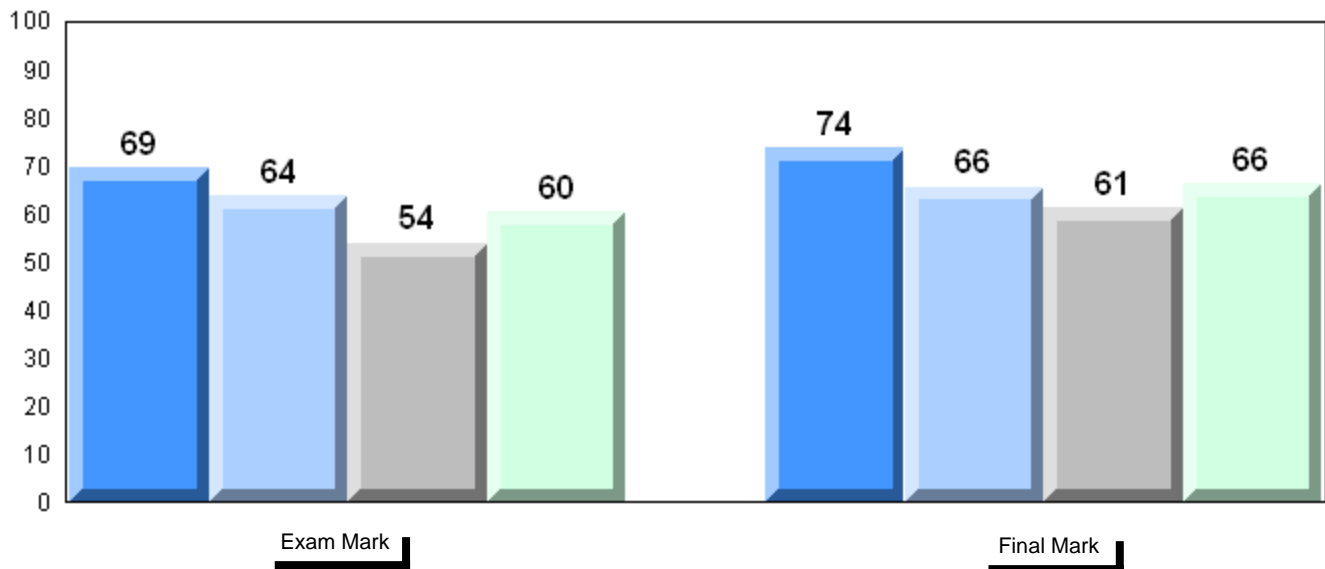
58.9 q q
 66.7
 70.8

Matter-Energy Interface

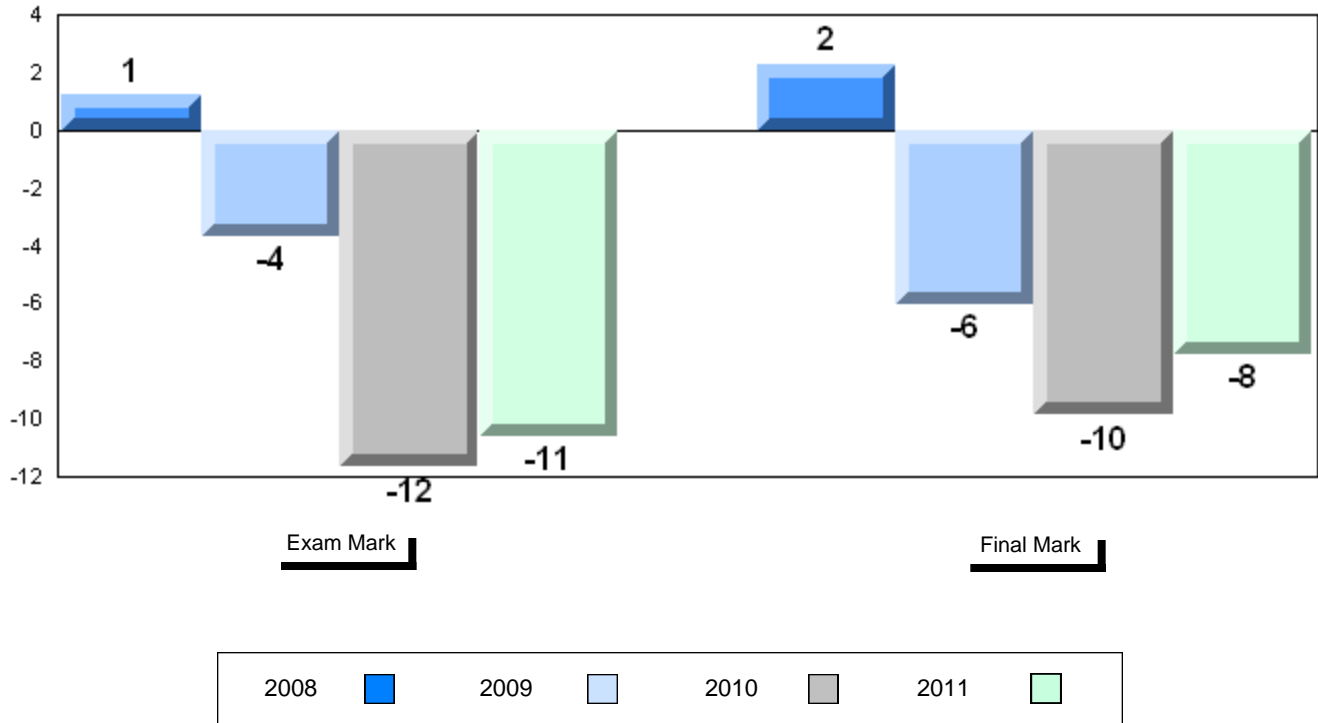
School
 District
 Province

53.7 q q
 63.7
 64.3

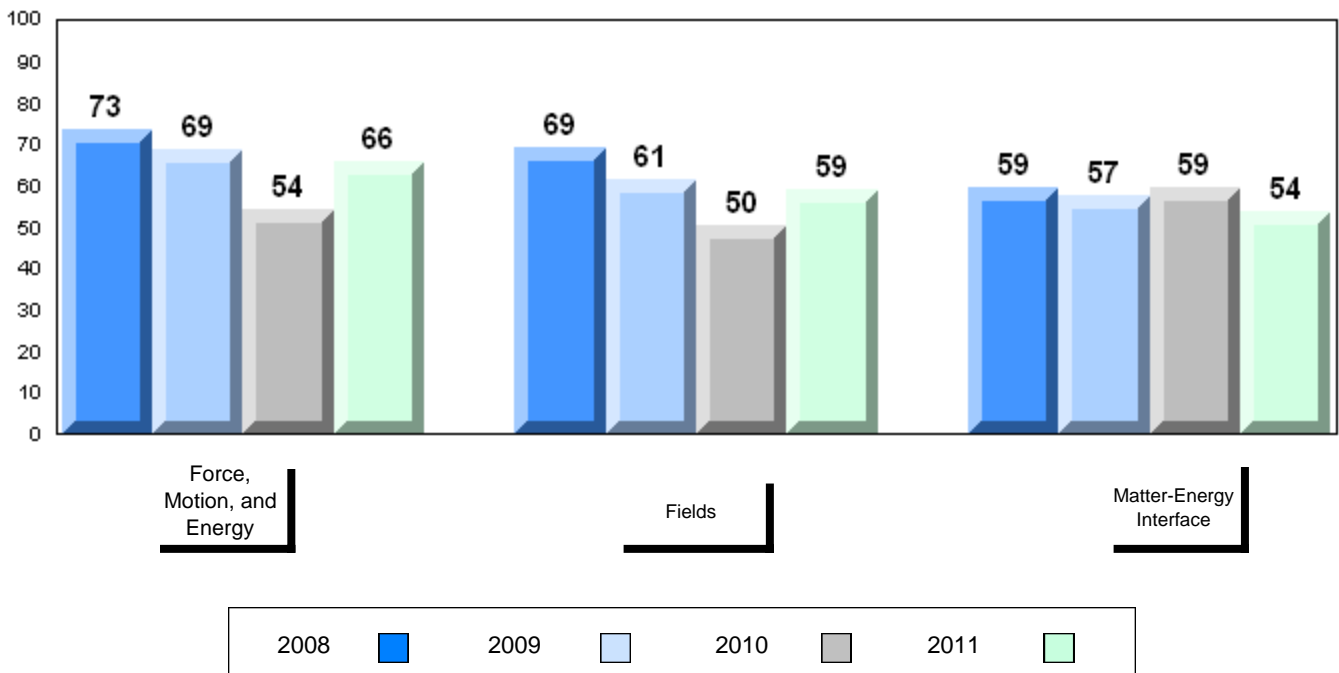
Average Mark, 2008-2011



Difference from Provincial Mean, 2008-2011



4 Year Public Exam (Subtest) Mark Trend 2008-2011



District 2 - Western

#393 - Bonne Bay Academy, Woody Point

Grades: K-12

Number of Students 1

Physics 3204 School
 District
 Province

Subtest

**Force,
 Motion, and
 Energy** School
 District
 Province

Fields School
 District
 Province

**Matter-Energy
 Interface** School
 District
 Province

Public Exam Mark	School vs District	School vs Province
<i>School data with 5 or fewer students withheld for reasons of confidentiality.</i>		

Final Mark	School vs District	School vs Province
<i>School data with 5 or fewer students withheld for reasons of confidentiality.</i>		

Average Mark, 2008-2011

School data with 5 or fewer students withheld for reasons of confidentiality.

Exam Mark

Final Mark



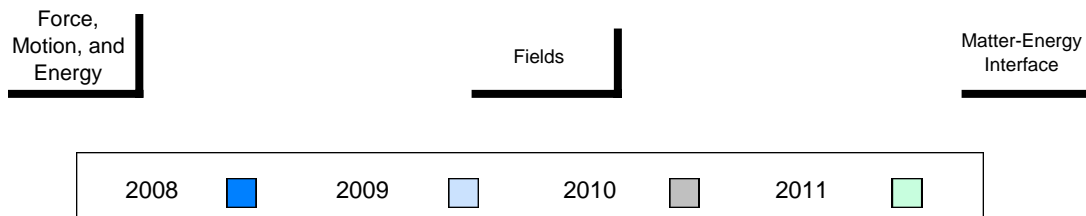
Difference from Provincial Mean, 2008-2011

School data with 5 or fewer students withheld for reasons of confidentiality.



4 Year Public Exam (Subtest) Mark Trend 2008-2011

School data with 5 or fewer students withheld for reasons of confidentiality.



District 2 - Western

#394 - E.A. Butler All Grade, McKay's

Grades: K-12

Number of Students 1

Physics 3204 School
 District
 Province

Subtest

**Force,
 Motion, and
 Energy** School
 District
 Province

Fields School
 District
 Province

**Matter-Energy
 Interface** School
 District
 Province

Public Exam Mark	School vs District	School vs Province
<i>School data with 5 or fewer students withheld for reasons of confidentiality.</i>		


Final Mark	School vs District	School vs Province
<i>School data with 5 or fewer students withheld for reasons of confidentiality.</i>		

Average Mark, 2008-2011

School data with 5 or fewer students withheld for reasons of confidentiality.

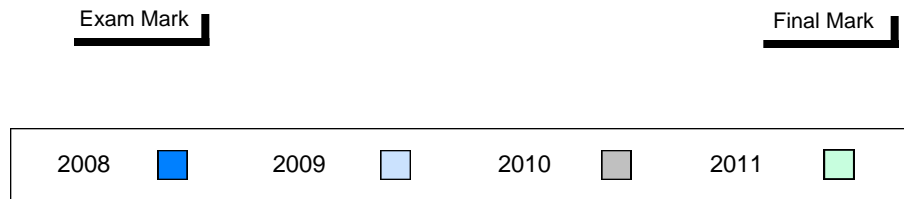
Exam Mark

Final Mark



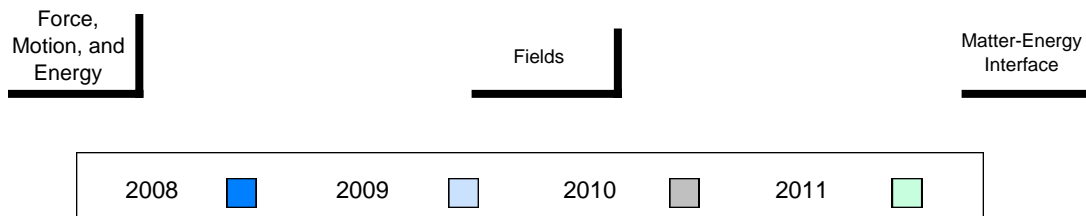
Difference from Provincial Mean, 2008-2011

School data with 5 or fewer students withheld for reasons of confidentiality.



4 Year Public Exam (Subtest) Mark Trend 2008-2011

School data with 5 or fewer students withheld for reasons of confidentiality.



District 2 - Western

#474 - Cloud River Academy, Roddickton

Grades: K-12

Number of Students 2

Physics 3204 School
 District
 Province

Subtest

**Force,
 Motion, and
 Energy** School
 District
 Province

Fields School
 District
 Province

**Matter-Energy
 Interface** School
 District
 Province

Public Exam Mark	School vs District	School vs Province
<i>School data with 5 or fewer students withheld for reasons of confidentiality.</i>		

Final Mark	School vs District	School vs Province
<i>School data with 5 or fewer students withheld for reasons of confidentiality.</i>		

Average Mark, 2008-2011

School data with 5 or fewer students withheld for reasons of confidentiality.

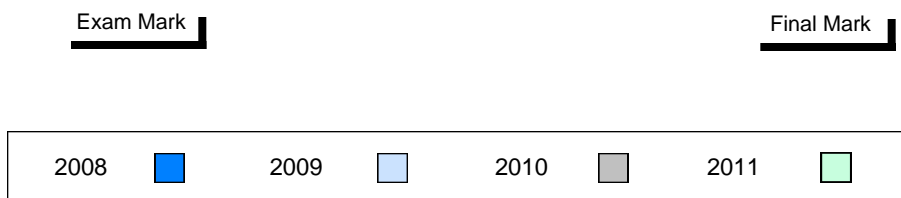
Exam Mark

Final Mark



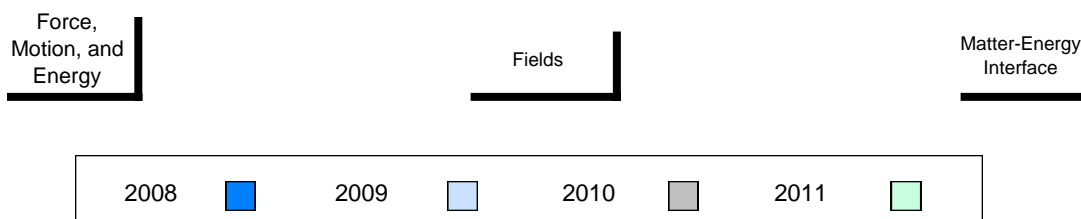
Difference from Provincial Mean, 2008-2011

School data with 5 or fewer students withheld for reasons of confidentiality.



4 Year Public Exam (Subtest) Mark Trend 2008-2011

School data with 5 or fewer students withheld for reasons of confidentiality.



District 2 - Western

#485 - Corner Brook High School, Corner Brook

Grades: 10-12

Number of Students 48

Physics 3204

School
 District
 Province

Public Exam Mark	School vs District	School vs Province
-------------------------	--------------------	--------------------

66.3	q	q
67.2		
70.8		

Final Mark

School vs District	School vs Province
--------------------	--------------------

71.8	p	q
71.8		
74.0		

Subtest

Force, Motion, and Energy

School
 District
 Province

67.0	q	q
68.9		
73.5		

Fields

School
 District
 Province

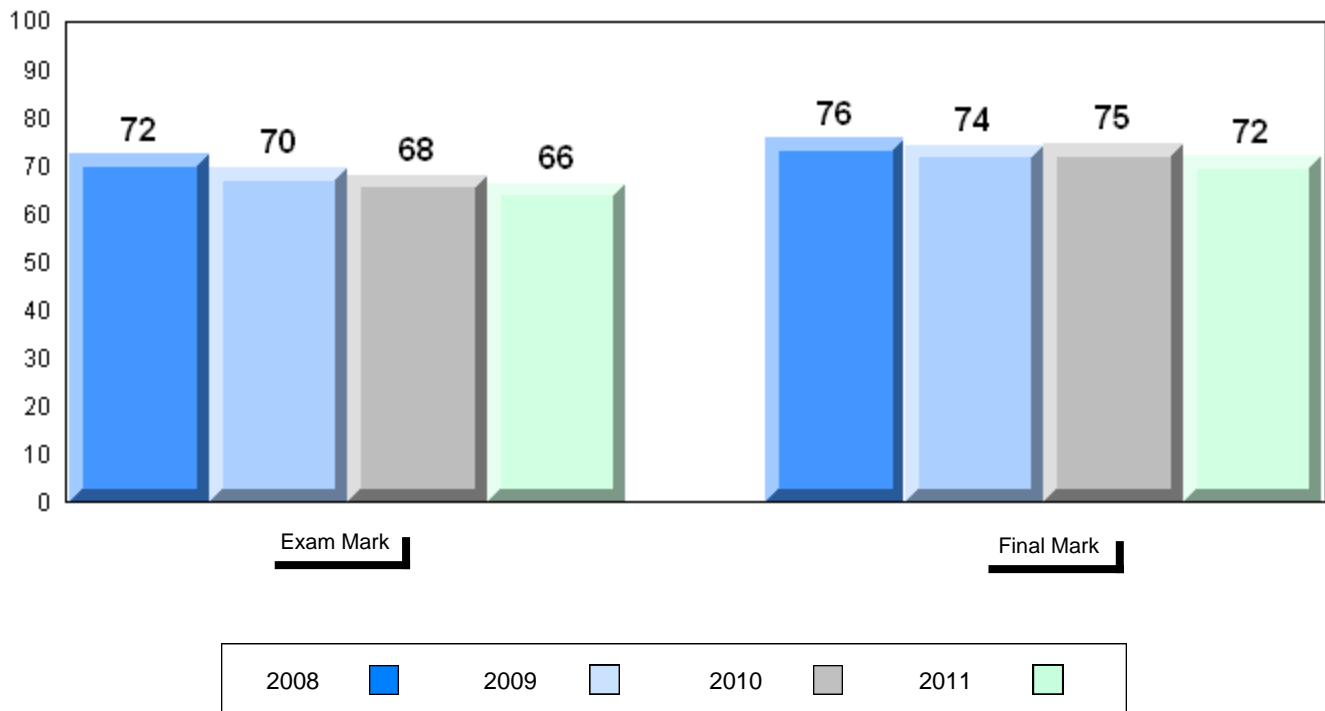
65.4	q	q
66.7		
70.8		

Matter-Energy Interface

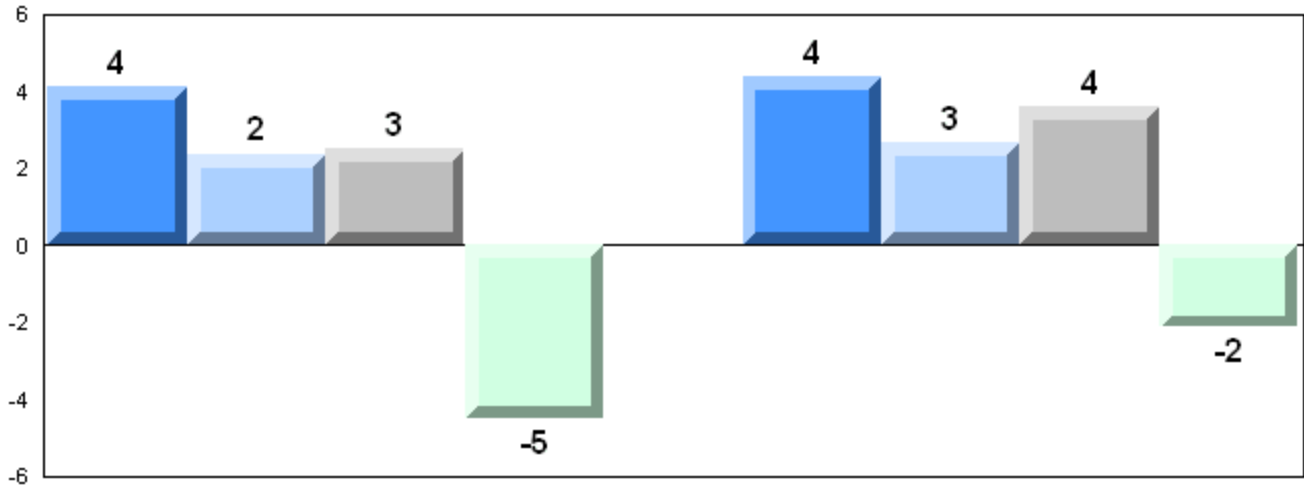
School
 District
 Province

65.4	p	p
63.7		
64.3		

Average Mark, 2008-2011



Difference from Provincial Mean, 2008-2011

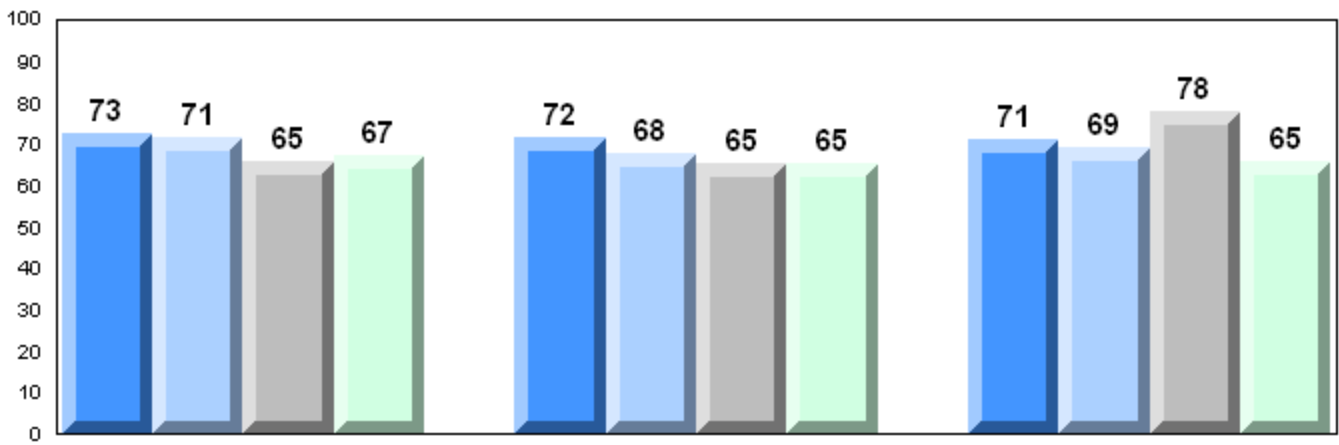


Exam Mark

Final Mark




4 Year Public Exam (Subtest) Mark Trend 2008-2011



Force,
 Motion, and
 Energy

Fields

Matter-Energy
 Interface



District 2 - Western

#488 - French Shore Academy, Port Saunders

Grades: K-12

Number of Students 2

Physics 3204 School
 District
 Province

Subtest

Force, Motion, and Energy School
 District
 Province

Fields School
 District
 Province

Matter-Energy Interface School
 District
 Province

Public Exam Mark	School vs District	School vs Province
<i>School data with 5 or fewer students withheld for reasons of confidentiality.</i>		

Final Mark	School vs District	School vs Province
<i>School data with 5 or fewer students withheld for reasons of confidentiality.</i>		

Average Mark, 2008-2011

School data with 5 or fewer students withheld for reasons of confidentiality.

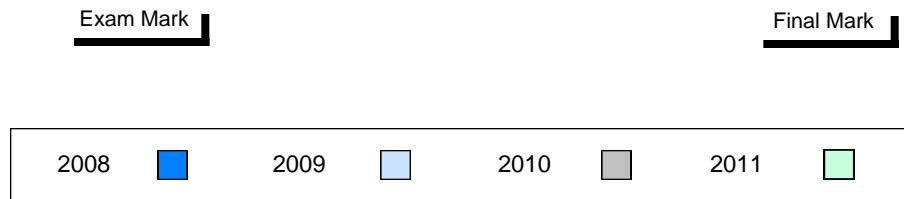
Exam Mark

Final Mark



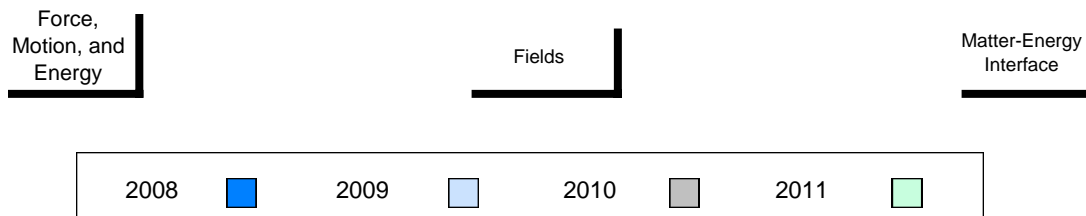
Difference from Provincial Mean, 2008-2011

School data with 5 or fewer students withheld for reasons of confidentiality.



4 Year Public Exam (Subtest) Mark Trend 2008-2011

School data with 5 or fewer students withheld for reasons of confidentiality.



District 3 - Nova Central

#125 - Baie Verte Collegiate, Baie Verte

Grades: 7-12

Number of Students 3

Physics 3204 School
 District
 Province

Subtest

**Force,
 Motion, and
 Energy** School
 District
 Province

Fields School
 District
 Province

**Matter-Energy
 Interface** School
 District
 Province

Public Exam Mark	School vs District	School vs Province
<i>School data with 5 or fewer students withheld for reasons of confidentiality.</i>		

Final Mark	School vs District	School vs Province
<i>School data with 5 or fewer students withheld for reasons of confidentiality.</i>		

Average Mark, 2008-2011

School data with 5 or fewer students withheld for reasons of confidentiality.

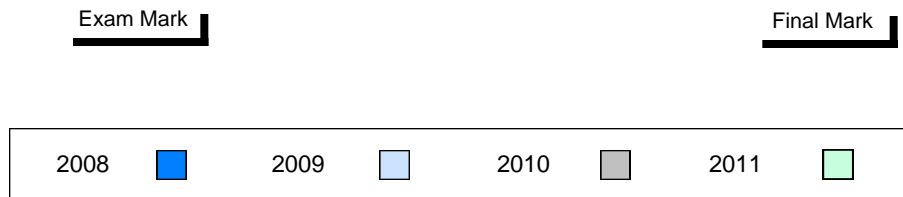
Exam Mark

Final Mark



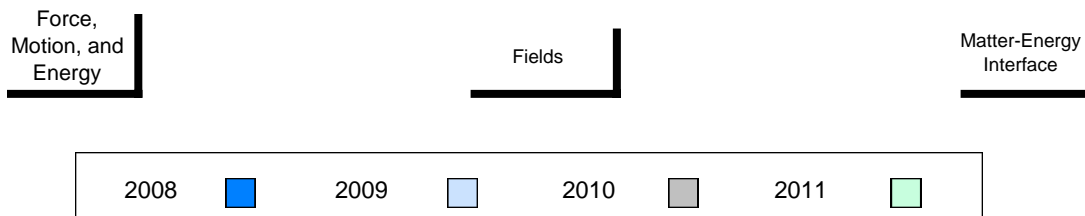
Difference from Provincial Mean, 2008-2011

School data with 5 or fewer students withheld for reasons of confidentiality.



4 Year Public Exam (Subtest) Mark Trend 2008-2011

School data with 5 or fewer students withheld for reasons of confidentiality.



District 3 - Nova Central

#132 - Botwood Collegiate, Botwood

Grades: 7-12

Number of Students 3

Physics 3204 School
 District
 Province

Subtest

Force, Motion, and Energy School
 District
 Province

Fields School
 District
 Province

Matter-Energy Interface School
 District
 Province

Public Exam Mark	School vs District	School vs Province
<i>School data with 5 or fewer students withheld for reasons of confidentiality.</i>		

Final Mark	School vs District	School vs Province
<i>School data with 5 or fewer students withheld for reasons of confidentiality.</i>		

Average Mark, 2008-2011

School data with 5 or fewer students withheld for reasons of confidentiality.

Exam Mark

Final Mark



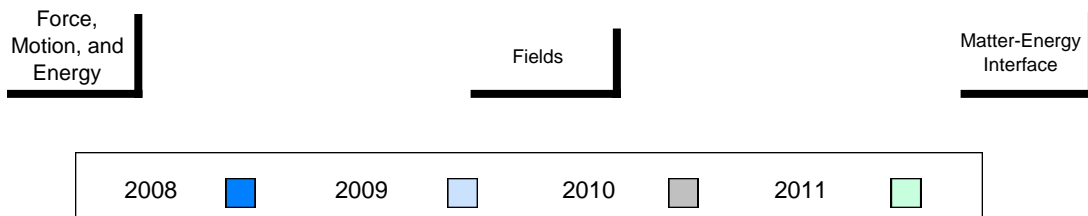
Difference from Provincial Mean, 2008-2011

School data with 5 or fewer students withheld for reasons of confidentiality.



4 Year Public Exam (Subtest) Mark Trend 2008-2011

School data with 5 or fewer students withheld for reasons of confidentiality.



District 3 - Nova Central

#149 - King Academy, Harbour Breton

Grades: 7-12

Number of Students 9

Physics 3204

School
 District
 Province

Public Exam Mark

School vs District

School vs Province

75.4
 71.5
 70.8

P

P

Final Mark

School vs District

School vs Province

80.2
 74.2
 74.0

P

P

Subtest

Force, Motion, and Energy

School
 District
 Province

79.9
 73.4
 73.5

P

P

Fields

School
 District
 Province

75.4
 70.8
 70.8

P

P

Matter-Energy Interface

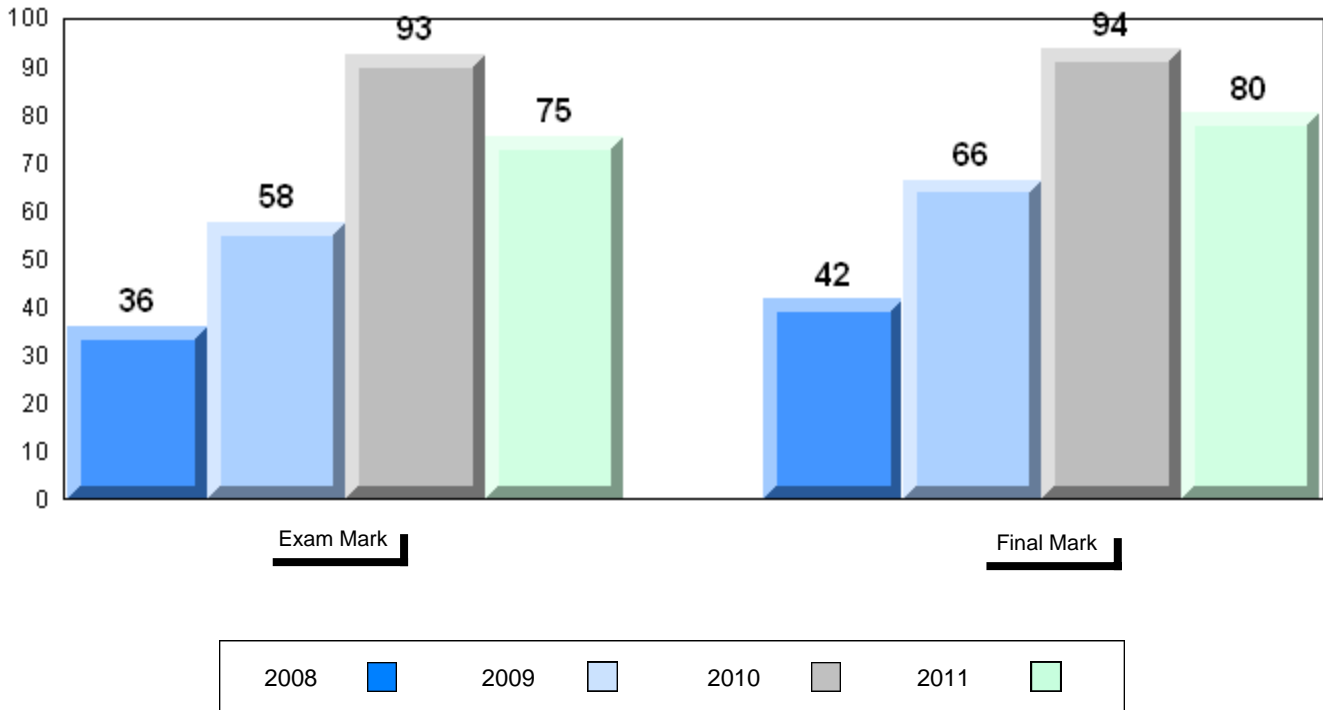
School
 District
 Province

65.3
 67.8
 64.3

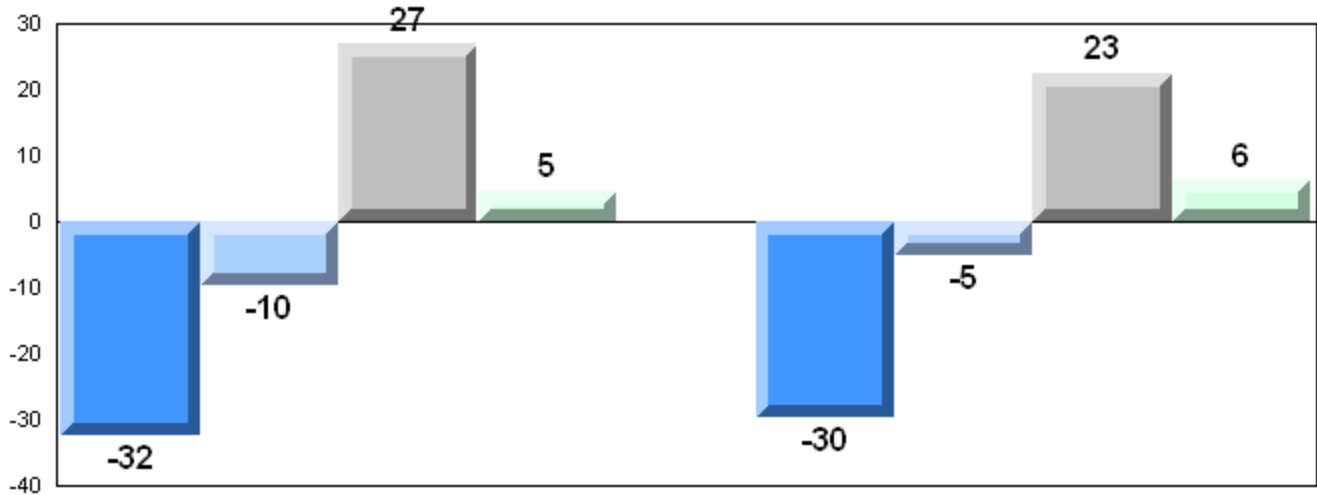
P

P

Average Mark, 2008-2011



Difference from Provincial Mean, 2008-2011

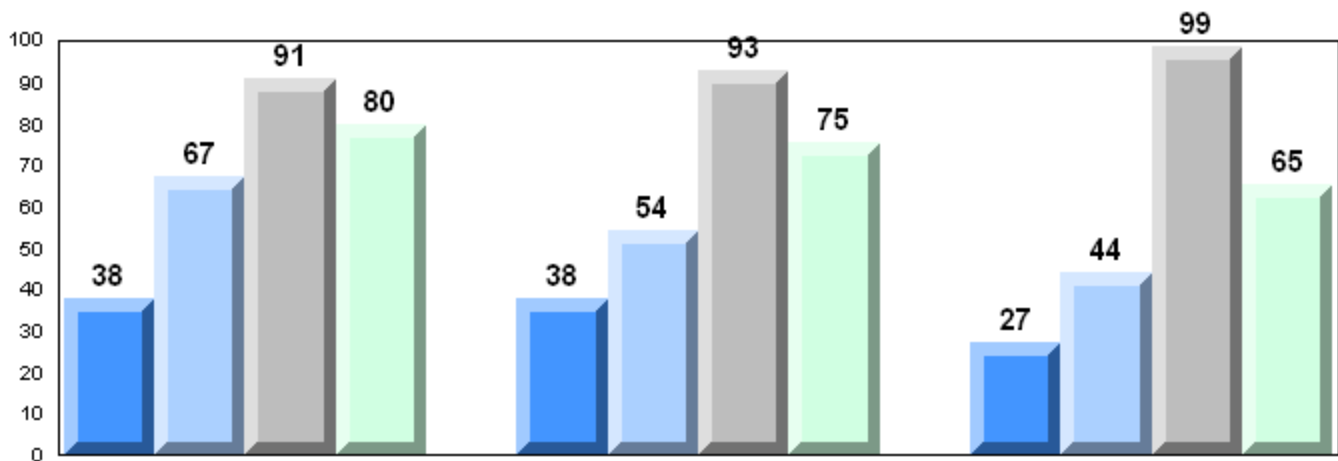


Exam Mark

Final Mark




4 Year Public Exam (Subtest) Mark Trend 2008-2011



Force,
Motion, and
Energy

Fields

Matter-Energy
Interface



District 3 - Nova Central

#151 - John Watkins Academy, Hermitage

Grades: K-12

Number of Students 1

Physics 3204 School
 District
 Province

Subtest

**Force,
 Motion, and
 Energy** School
 District
 Province

Fields School
 District
 Province

**Matter-Energy
 Interface** School
 District
 Province

Public Exam Mark	School vs District	School vs Province
<i>School data with 5 or fewer students withheld for reasons of confidentiality.</i>		

Final Mark	School vs District	School vs Province
<i>School data with 5 or fewer students withheld for reasons of confidentiality.</i>		

Average Mark, 2008-2011

School data with 5 or fewer students withheld for reasons of confidentiality.

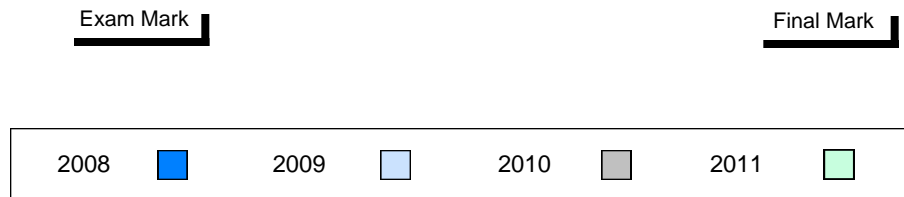
Exam Mark

Final Mark



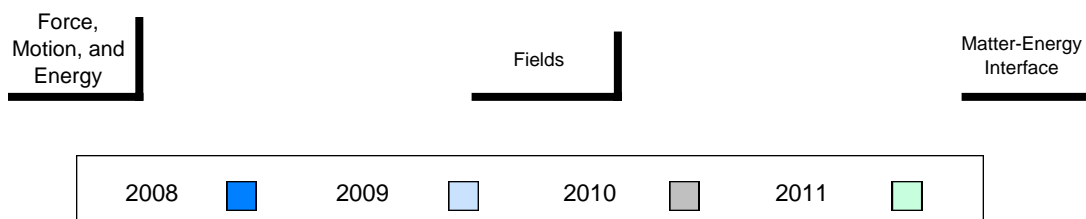
Difference from Provincial Mean, 2008-2011

School data with 5 or fewer students withheld for reasons of confidentiality.



4 Year Public Exam (Subtest) Mark Trend 2008-2011

School data with 5 or fewer students withheld for reasons of confidentiality.



District 3 - Nova Central

#153 - Cape John Collegiate, La Scie

Grades: 7-12

Number of Students 2

Physics 3204 School
 District
 Province

Subtest

**Force,
 Motion, and
 Energy** School
 District
 Province

Fields School
 District
 Province

**Matter-Energy
 Interface** School
 District
 Province

Public Exam Mark	School vs District	School vs Province
<i>School data with 5 or fewer students withheld for reasons of confidentiality.</i>		


Final Mark	School vs District	School vs Province
<i>School data with 5 or fewer students withheld for reasons of confidentiality.</i>		

Average Mark, 2008-2011

School data with 5 or fewer students withheld for reasons of confidentiality.

Exam Mark

Final Mark



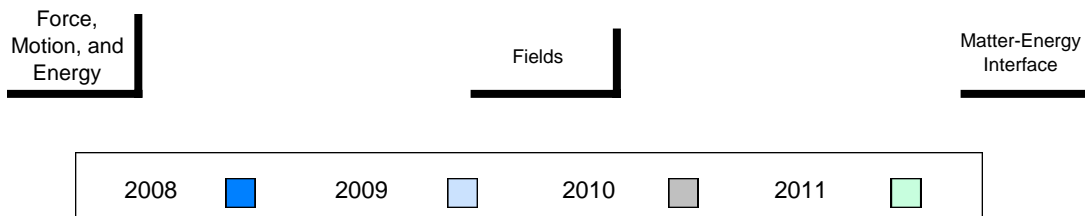
Difference from Provincial Mean, 2008-2011

School data with 5 or fewer students withheld for reasons of confidentiality.



4 Year Public Exam (Subtest) Mark Trend 2008-2011

School data with 5 or fewer students withheld for reasons of confidentiality.



District 3 - Nova Central

#156 - H.L. Strong Academy, Little Bay Islands

Grades: 5,8,12

Number of Students 2

Physics 3204 School
 District
 Province

Subtest

**Force,
 Motion, and
 Energy** School
 District
 Province

Fields School
 District
 Province

**Matter-Energy
 Interface** School
 District
 Province

Public Exam Mark	School vs District	School vs Province
<p><i>School data with 5 or fewer students withheld for reasons of confidentiality.</i></p>		


Final Mark	School vs District	School vs Province
<p><i>School data with 5 or fewer students withheld for reasons of confidentiality.</i></p>		

Average Mark, 2008-2011

School data with 5 or fewer students withheld for reasons of confidentiality.

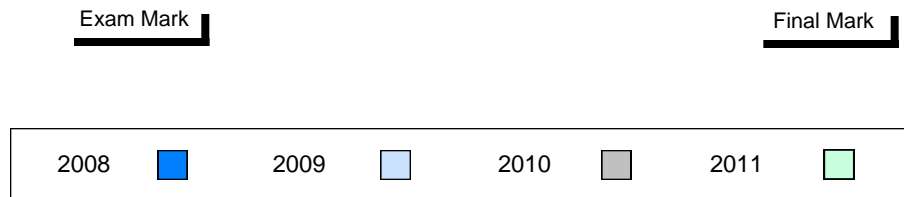
Exam Mark

Final Mark



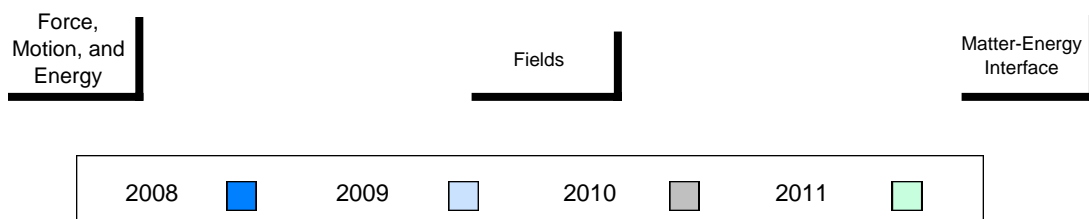
Difference from Provincial Mean, 2008-2011

School data with 5 or fewer students withheld for reasons of confidentiality.



4 Year Public Exam (Subtest) Mark Trend 2008-2011

School data with 5 or fewer students withheld for reasons of confidentiality.



District 3 - Nova Central

#158 - MSB Regional Academy, Middle Arm

Grades: K-12

Number of Students 1

Physics 3204 School
 District
 Province

Subtest

**Force,
 Motion, and
 Energy** School
 District
 Province

Fields School
 District
 Province

**Matter-Energy
 Interface** School
 District
 Province

Public Exam Mark	School vs District	School vs Province
<i>School data with 5 or fewer students withheld for reasons of confidentiality.</i>		

Final Mark	School vs District	School vs Province
<i>School data with 5 or fewer students withheld for reasons of confidentiality.</i>		

Average Mark, 2008-2011

School data with 5 or fewer students withheld for reasons of confidentiality.

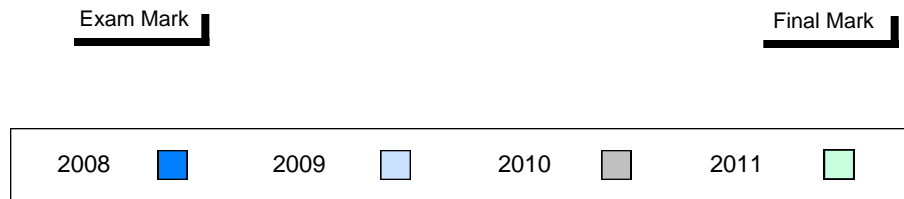
Exam Mark

Final Mark



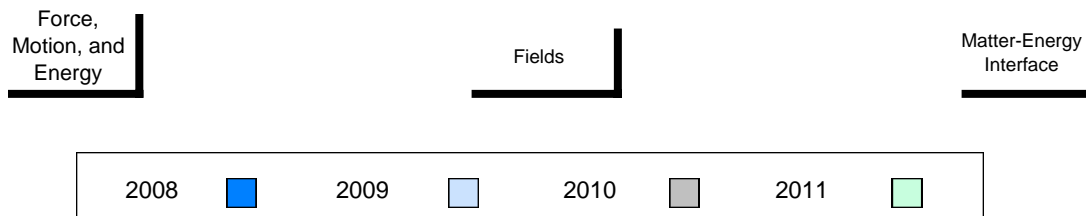
Difference from Provincial Mean, 2008-2011

School data with 5 or fewer students withheld for reasons of confidentiality.



4 Year Public Exam (Subtest) Mark Trend 2008-2011

School data with 5 or fewer students withheld for reasons of confidentiality.



District 3 - Nova Central

#163 - Point Leamington Academy, Point Leamington

Grades: K-12

Number of Students 3

Physics 3204 School
 District
 Province

Subtest

**Force,
 Motion, and
 Energy** School
 District
 Province

Fields School
 District
 Province

**Matter-Energy
 Interface** School
 District
 Province

Public Exam Mark	School vs District	School vs Province
<i>School data with 5 or fewer students withheld for reasons of confidentiality.</i>		

Final Mark	School vs District	School vs Province
<i>School data with 5 or fewer students withheld for reasons of confidentiality.</i>		

Average Mark, 2008-2011

School data with 5 or fewer students withheld for reasons of confidentiality.

Exam Mark

Final Mark



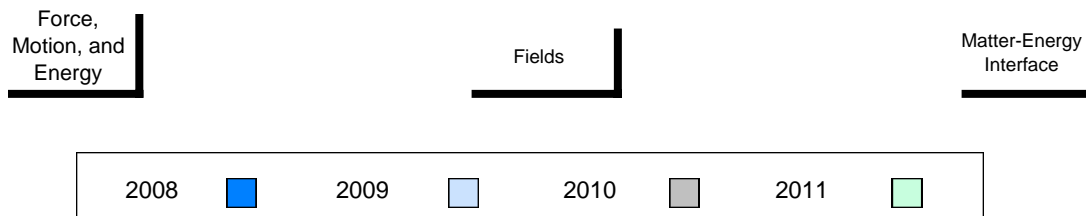
Difference from Provincial Mean, 2008-2011

School data with 5 or fewer students withheld for reasons of confidentiality.



4 Year Public Exam (Subtest) Mark Trend 2008-2011

School data with 5 or fewer students withheld for reasons of confidentiality.



District 3 - Nova Central

#171 - Indian River High School, Springdale

Grades: 7-12

Number of Students 5

Physics 3204 School
 District
 Province

Subtest

**Force,
 Motion, and
 Energy** School
 District
 Province

Fields School
 District
 Province

**Matter-Energy
 Interface** School
 District
 Province

Public Exam Mark	School vs District	School vs Province
<i>School data with 5 or fewer students withheld for reasons of confidentiality.</i>		

Final Mark	School vs District	School vs Province
<i>School data with 5 or fewer students withheld for reasons of confidentiality.</i>		

Average Mark, 2008-2011

School data with 5 or fewer students withheld for reasons of confidentiality.

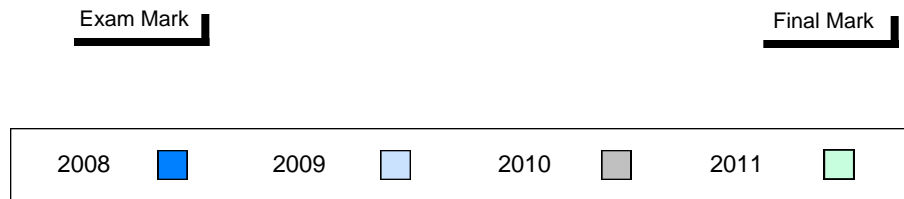
Exam Mark

Final Mark



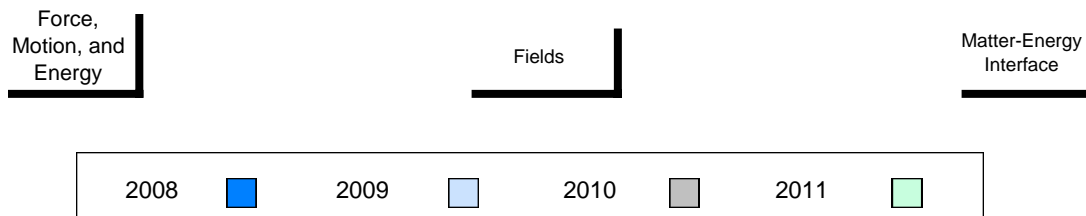
Difference from Provincial Mean, 2008-2011

School data with 5 or fewer students withheld for reasons of confidentiality.



4 Year Public Exam (Subtest) Mark Trend 2008-2011

School data with 5 or fewer students withheld for reasons of confidentiality.



District 3 - Nova Central

#174 - St. Peter's Academy, Westport

Grades: K,3-12

Number of Students 1

Physics 3204 School
 District
 Province

Subtest

**Force,
 Motion, and
 Energy** School
 District
 Province

Fields School
 District
 Province

**Matter-Energy
 Interface** School
 District
 Province

Public Exam Mark	School vs District	School vs Province
<i>School data with 5 or fewer students withheld for reasons of confidentiality.</i>		

Final Mark	School vs District	School vs Province
<i>School data with 5 or fewer students withheld for reasons of confidentiality.</i>		

Average Mark, 2008-2011

School data with 5 or fewer students withheld for reasons of confidentiality.

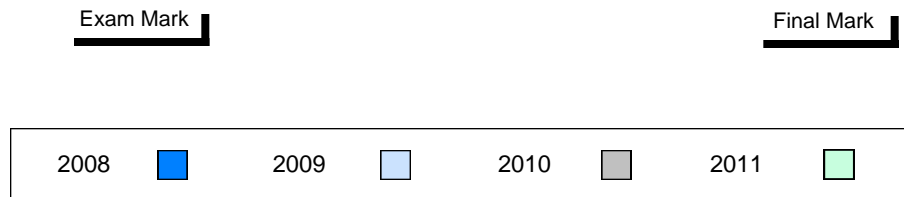
Exam Mark

Final Mark



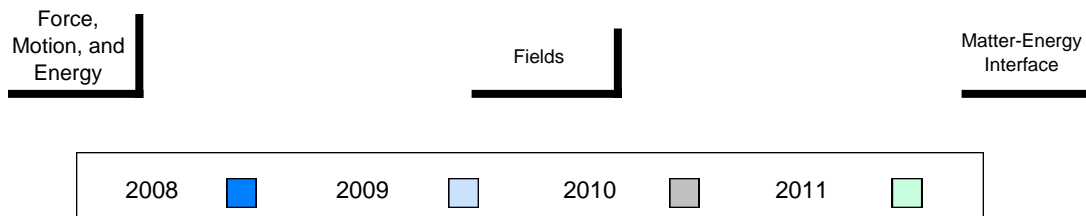
Difference from Provincial Mean, 2008-2011

School data with 5 or fewer students withheld for reasons of confidentiality.



4 Year Public Exam (Subtest) Mark Trend 2008-2011

School data with 5 or fewer students withheld for reasons of confidentiality.



District 3 - Nova Central

#178 - Phoenix Academy, Carmanville

Grades: K-12

Number of Students 1

Physics 3204 School
 District
 Province

Subtest

**Force,
 Motion, and
 Energy** School
 District
 Province

Fields School
 District
 Province

**Matter-Energy
 Interface** School
 District
 Province

Public Exam Mark	School vs District	School vs Province
<i>School data with 5 or fewer students withheld for reasons of confidentiality.</i>		

Final Mark	School vs District	School vs Province
<i>School data with 5 or fewer students withheld for reasons of confidentiality.</i>		

Average Mark, 2008-2011

School data with 5 or fewer students withheld for reasons of confidentiality.

Exam Mark

Final Mark



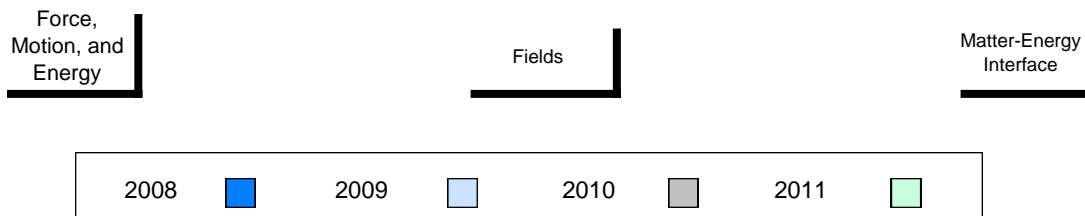
Difference from Provincial Mean, 2008-2011

School data with 5 or fewer students withheld for reasons of confidentiality.



4 Year Public Exam (Subtest) Mark Trend 2008-2011

School data with 5 or fewer students withheld for reasons of confidentiality.



District 3 - Nova Central

#187 - Jane Collins Academy, Hare Bay

Grades: 10-12

Number of Students 5

Physics 3204 School
 District
 Province

Subtest

**Force,
 Motion, and
 Energy** School
 District
 Province

Fields School
 District
 Province

**Matter-Energy
 Interface** School
 District
 Province

Public Exam Mark	School vs District	School vs Province
<i>School data with 5 or fewer students withheld for reasons of confidentiality.</i>		

Final Mark	School vs District	School vs Province
<i>School data with 5 or fewer students withheld for reasons of confidentiality.</i>		

Average Mark, 2008-2011

School data with 5 or fewer students withheld for reasons of confidentiality.

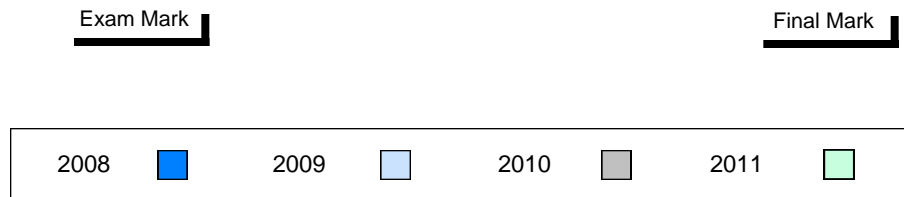
Exam Mark

Final Mark



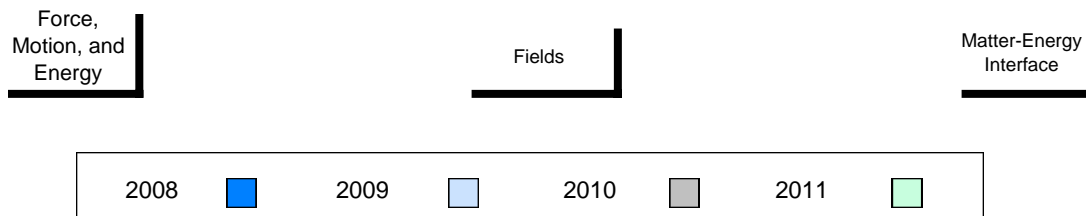
Difference from Provincial Mean, 2008-2011

School data with 5 or fewer students withheld for reasons of confidentiality.



4 Year Public Exam (Subtest) Mark Trend 2008-2011

School data with 5 or fewer students withheld for reasons of confidentiality.



Number of Students 20

Physics 3204

School
 District
 Province

Public Exam Mark	School vs District	School vs Province
-------------------------	--------------------	--------------------

78.7	P	P
71.5		
70.8		

Final Mark	School vs District	School vs Province
-------------------	--------------------	--------------------

78.9	P	P
74.2		
74.0		

Subtest

Force, Motion, and Energy

School
 District
 Province

79.4	P	P
73.4		
73.5		

Fields

School
 District
 Province

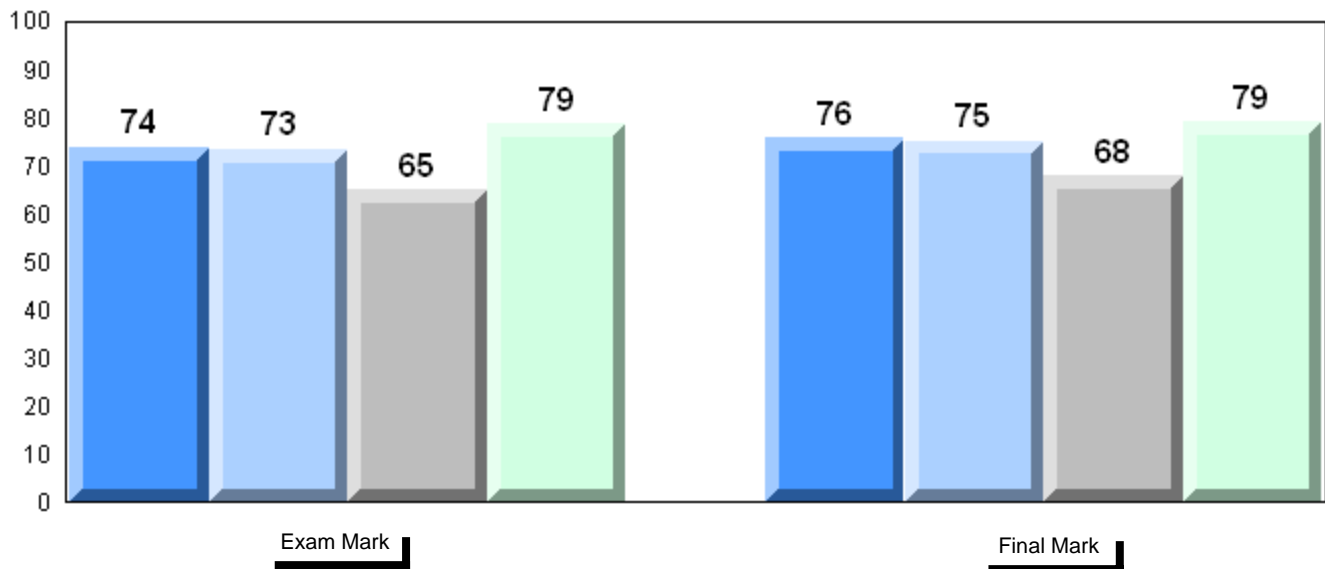
78.3	P	P
70.8		
70.8		

Matter-Energy Interface


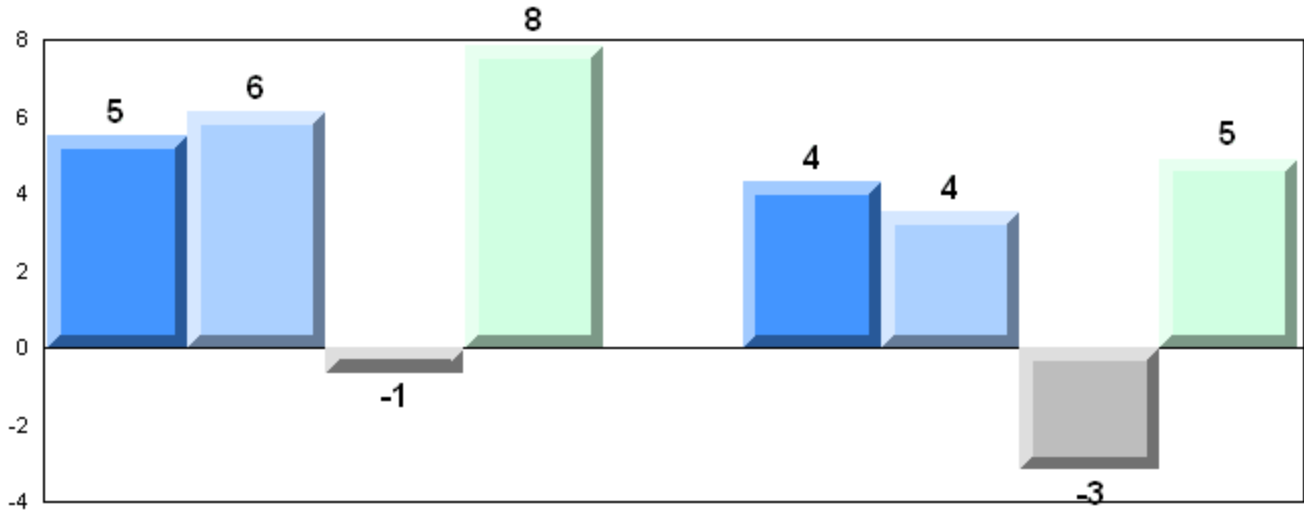
School
 District
 Province

77.1	P	P
67.8		
64.3		


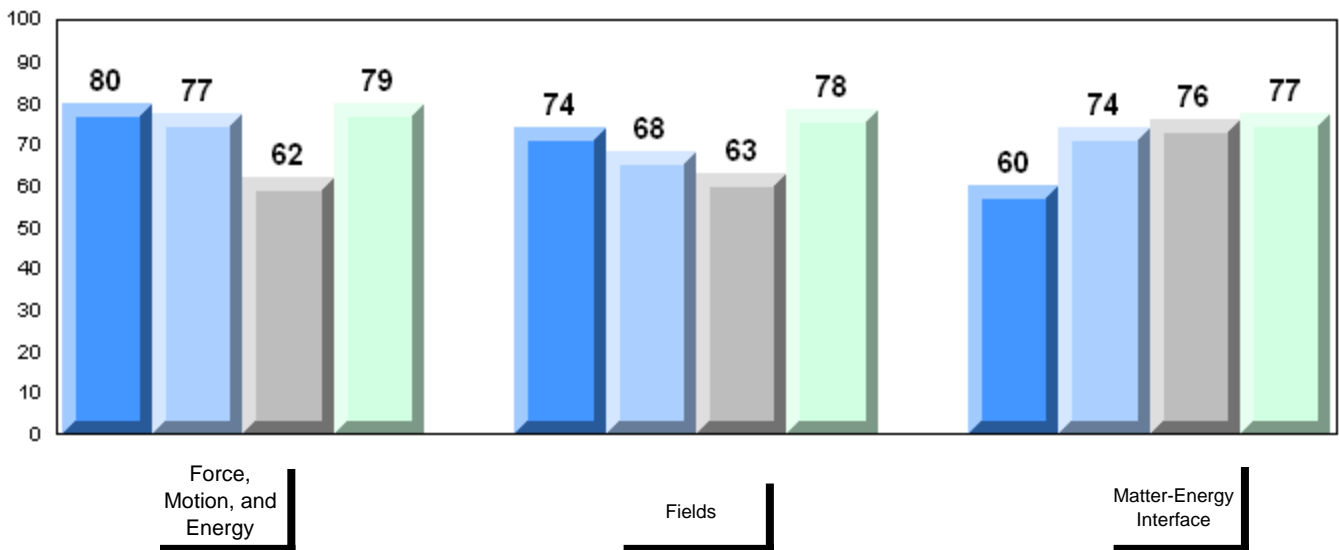
Average Mark, 2008-2011



Difference from Provincial Mean, 2008-2011



4 Year Public Exam (Subtest) Mark Trend 2008-2011



District 3 - Nova Central

#194 - Gill Memorial Academy, Musgrave Harbour

Grades: K-12

Number of Students 4

Physics 3204 School
 District
 Province

Subtest

**Force,
 Motion, and
 Energy** School
 District
 Province

Fields School
 District
 Province

**Matter-Energy
 Interface** School
 District
 Province

Public Exam Mark	School vs District	School vs Province
<i>School data with 5 or fewer students withheld for reasons of confidentiality.</i>		

Final Mark	School vs District	School vs Province
<i>School data with 5 or fewer students withheld for reasons of confidentiality.</i>		

Average Mark, 2008-2011

School data with 5 or fewer students withheld for reasons of confidentiality.

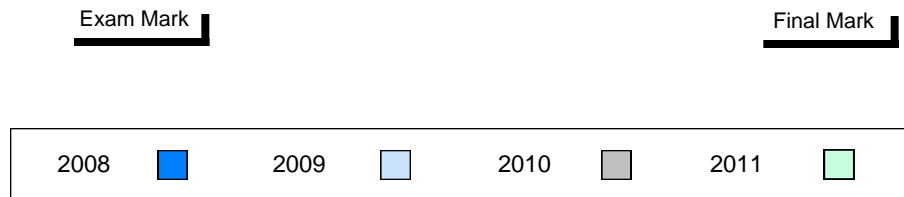
Exam Mark

Final Mark



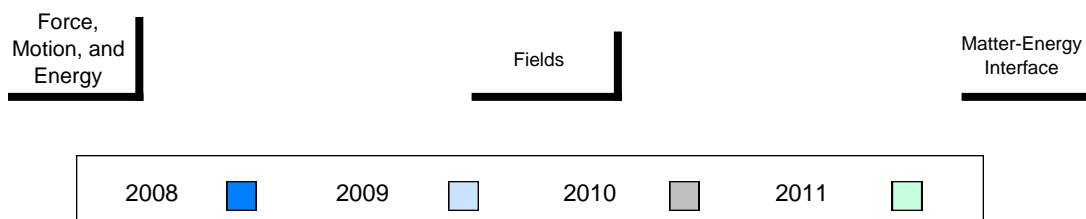
Difference from Provincial Mean, 2008-2011

School data with 5 or fewer students withheld for reasons of confidentiality.



4 Year Public Exam (Subtest) Mark Trend 2008-2011

School data with 5 or fewer students withheld for reasons of confidentiality.



District 3 - Nova Central

#196 - St. Gabriel's AG, St. Brendan's

Grades: K,3-6,8-12

Number of Students 1

Physics 3204 School
 District
 Province

Subtest

**Force,
 Motion, and
 Energy** School
 District
 Province

Fields School
 District
 Province

**Matter-Energy
 Interface** School
 District
 Province

Public Exam Mark	School vs District	School vs Province
<i>School data with 5 or fewer students withheld for reasons of confidentiality.</i>		

Final Mark	School vs District	School vs Province
<i>School data with 5 or fewer students withheld for reasons of confidentiality.</i>		

Average Mark, 2008-2011

School data with 5 or fewer students withheld for reasons of confidentiality.

Exam Mark

Final Mark



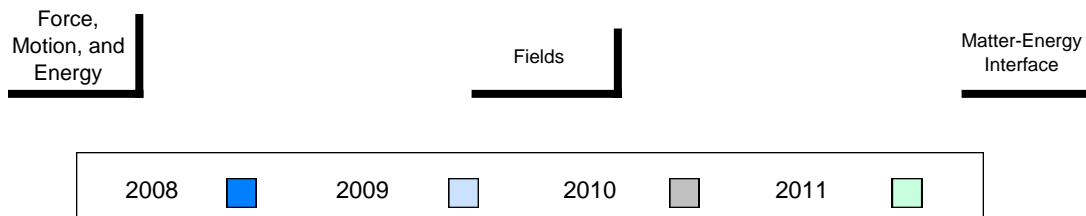
Difference from Provincial Mean, 2008-2011

School data with 5 or fewer students withheld for reasons of confidentiality.



4 Year Public Exam (Subtest) Mark Trend 2008-2011

School data with 5 or fewer students withheld for reasons of confidentiality.



District 3 - Nova Central

#201 - J.M. Olds Collegiate, Twillingate

Grades: 7-12

Number of Students 3

Physics 3204 School
 District
 Province

Subtest

**Force,
 Motion, and
 Energy** School
 District
 Province

Fields School
 District
 Province

**Matter-Energy
 Interface** School
 District
 Province

Public Exam Mark	School vs District	School vs Province
<i>School data with 5 or fewer students withheld for reasons of confidentiality.</i>		

Final Mark	School vs District	School vs Province
<i>School data with 5 or fewer students withheld for reasons of confidentiality.</i>		

Average Mark, 2008-2011

School data with 5 or fewer students withheld for reasons of confidentiality.

Exam Mark

Final Mark



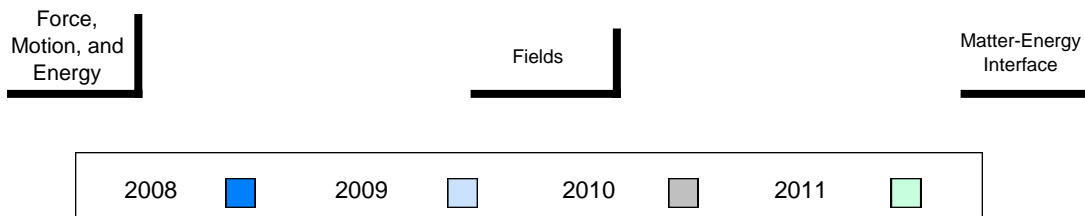
Difference from Provincial Mean, 2008-2011

School data with 5 or fewer students withheld for reasons of confidentiality.



4 Year Public Exam (Subtest) Mark Trend 2008-2011

School data with 5 or fewer students withheld for reasons of confidentiality.



District 3 - Nova Central

#402 - Leo Burke Academy, Bishop's Falls

Grades: 7-12

Number of Students 3

Physics 3204 School
 District
 Province

Subtest

**Force,
 Motion, and
 Energy** School
 District
 Province

Fields School
 District
 Province

**Matter-Energy
 Interface** School
 District
 Province

Public Exam Mark	School vs District	School vs Province
<i>School data with 5 or fewer students withheld for reasons of confidentiality.</i>		

Final Mark	School vs District	School vs Province
<i>School data with 5 or fewer students withheld for reasons of confidentiality.</i>		

Average Mark, 2008-2011

School data with 5 or fewer students withheld for reasons of confidentiality.

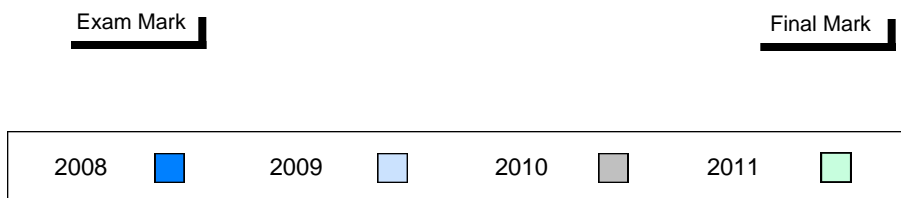
Exam Mark

Final Mark



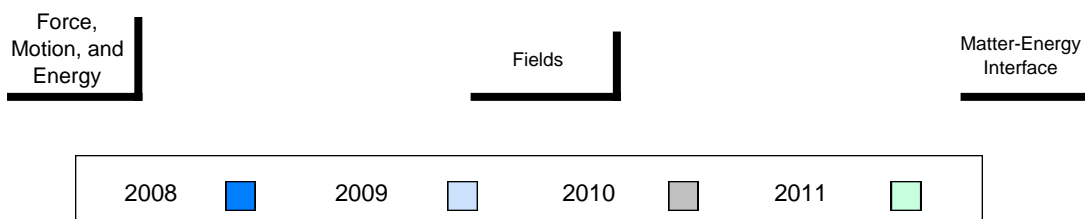
Difference from Provincial Mean, 2008-2011

School data with 5 or fewer students withheld for reasons of confidentiality.



4 Year Public Exam (Subtest) Mark Trend 2008-2011

School data with 5 or fewer students withheld for reasons of confidentiality.



District 3 - Nova Central

#403 - Lakeside Academy, Buchans

Grades: K-12

Number of Students 1

Physics 3204 School
 District
 Province

Subtest

**Force,
 Motion, and
 Energy** School
 District
 Province

Fields School
 District
 Province

**Matter-Energy
 Interface** School
 District
 Province

Public Exam Mark	School vs District	School vs Province
<i>School data with 5 or fewer students withheld for reasons of confidentiality.</i>		

Final Mark	School vs District	School vs Province
<i>School data with 5 or fewer students withheld for reasons of confidentiality.</i>		

Average Mark, 2008-2011

School data with 5 or fewer students withheld for reasons of confidentiality.

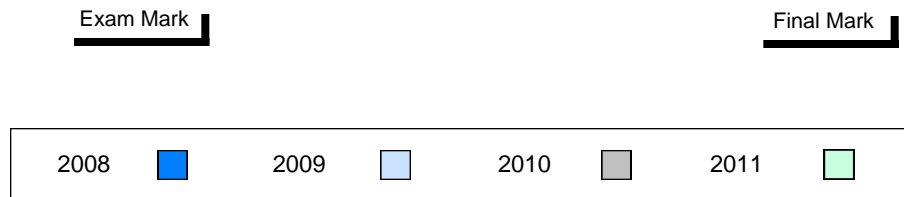
Exam Mark

Final Mark



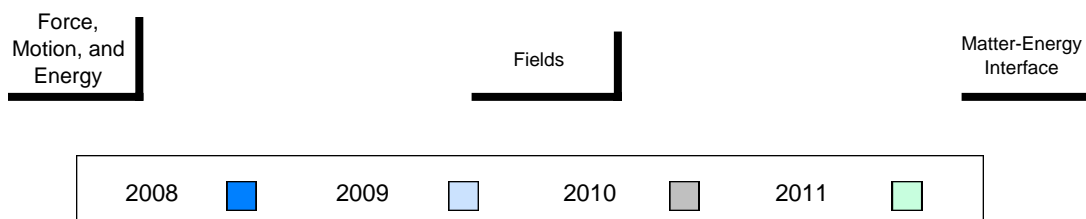
Difference from Provincial Mean, 2008-2011

School data with 5 or fewer students withheld for reasons of confidentiality.



4 Year Public Exam (Subtest) Mark Trend 2008-2011

School data with 5 or fewer students withheld for reasons of confidentiality.



District 3 - Nova Central

#407 - Bay d'Espoir Academy, Milltown

Grades: K-12

Number of Students 12

Physics 3204

School
District
Province

Public Exam Mark	School vs District	School vs Province
------------------	--------------------	--------------------

74.2	P	P
71.5		
70.8		

Final Mark	School vs District	School vs Province
------------	--------------------	--------------------

75.8	P	P
74.2		
74.0		

Subtest

Force, Motion, and Energy

School
District
Province

77.9	P	P
73.4		
73.5		

Fields

School
District
Province

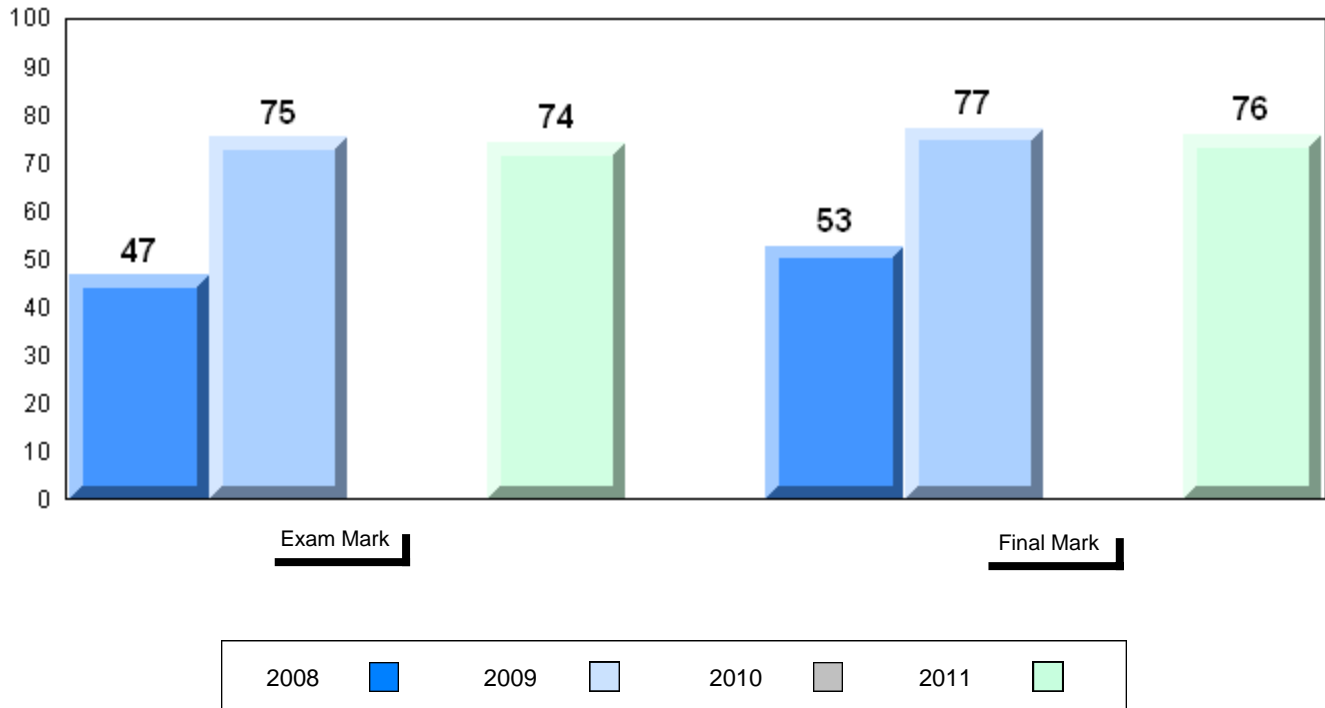
72.6	P	P
70.8		
70.8		

Matter-Energy Interface

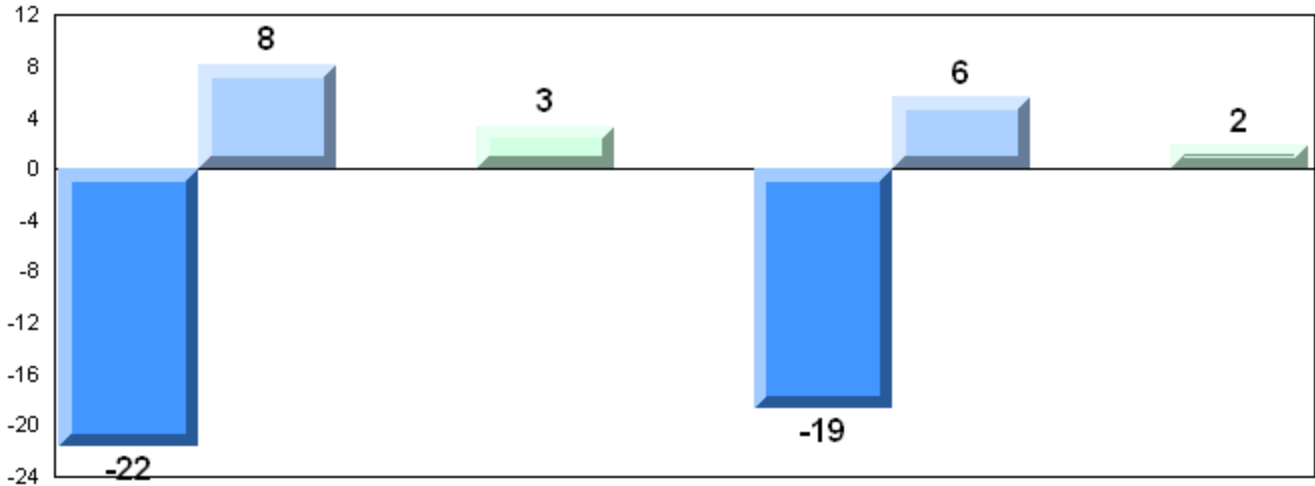
School
District
Province

68.8	P	P
67.8		
64.3		

Average Mark, 2008-2011



Difference from Provincial Mean, 2008-2011

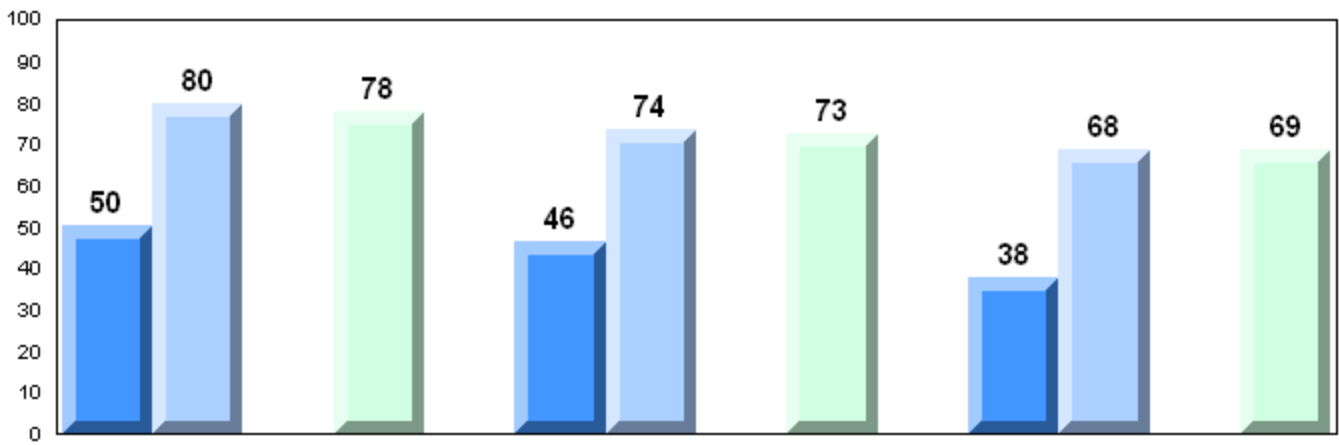


Exam Mark

Final Mark




4 Year Public Exam (Subtest) Mark Trend 2008-2011



Force,
 Motion, and
 Energy

Fields

Matter-Energy
 Interface



District 3 - Nova Central

#413 - Holy Cross School Complex, Eastport

Grades: K-12

Number of Students 4

Physics 3204 School
 District
 Province

Subtest

**Force,
 Motion, and
 Energy** School
 District
 Province

Fields School
 District
 Province

**Matter-Energy
 Interface** School
 District
 Province

Public Exam Mark	School vs District	School vs Province
<i>School data with 5 or fewer students withheld for reasons of confidentiality.</i>		

Final Mark	School vs District	School vs Province
<i>School data with 5 or fewer students withheld for reasons of confidentiality.</i>		

Average Mark, 2008-2011

School data with 5 or fewer students withheld for reasons of confidentiality.

Exam Mark

Final Mark



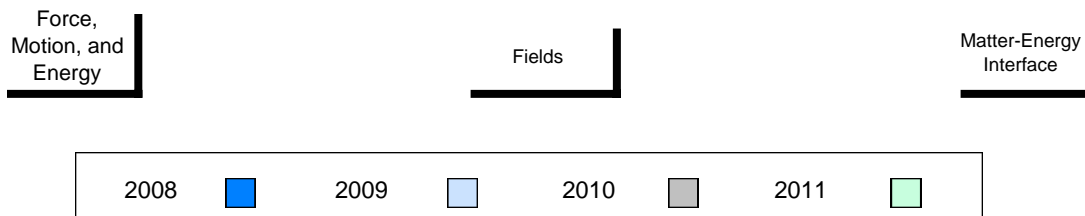
Difference from Provincial Mean, 2008-2011

School data with 5 or fewer students withheld for reasons of confidentiality.



4 Year Public Exam (Subtest) Mark Trend 2008-2011

School data with 5 or fewer students withheld for reasons of confidentiality.



District 3 - Nova Central

#414 - Fogo Island Central Academy, Fogo Island

Grades: K-12

Number of Students 3

Physics 3204 School
 District
 Province

Subtest

**Force,
 Motion, and
 Energy** School
 District
 Province

Fields School
 District
 Province

**Matter-Energy
 Interface** School
 District
 Province

Public Exam Mark	School vs District	School vs Province
<i>School data with 5 or fewer students withheld for reasons of confidentiality.</i>		


Final Mark	School vs District	School vs Province
<i>School data with 5 or fewer students withheld for reasons of confidentiality.</i>		

Average Mark, 2008-2011

School data with 5 or fewer students withheld for reasons of confidentiality.

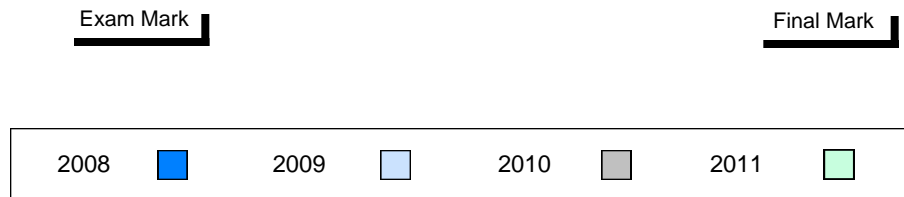
Exam Mark

Final Mark



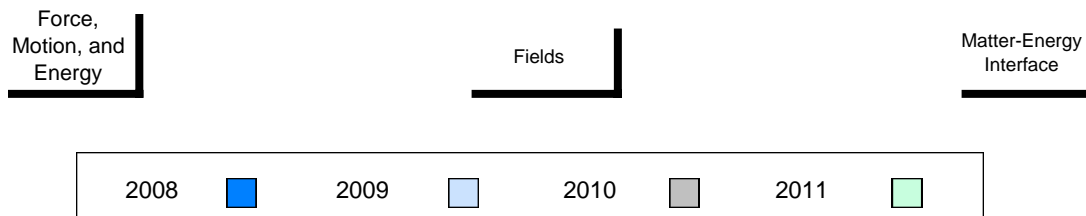
Difference from Provincial Mean, 2008-2011

School data with 5 or fewer students withheld for reasons of confidentiality.



4 Year Public Exam (Subtest) Mark Trend 2008-2011

School data with 5 or fewer students withheld for reasons of confidentiality.



District 3 - Nova Central

#416 - Smallwood Academy, Gambo

Grades: K-12

Number of Students 2

Physics 3204 School
 District
 Province

Subtest

**Force,
 Motion, and
 Energy** School
 District
 Province

Fields School
 District
 Province

**Matter-Energy
 Interface** School
 District
 Province

Public Exam Mark	School vs District	School vs Province
<i>School data with 5 or fewer students withheld for reasons of confidentiality.</i>		


Final Mark	School vs District	School vs Province
<i>School data with 5 or fewer students withheld for reasons of confidentiality.</i>		

Average Mark, 2008-2011

School data with 5 or fewer students withheld for reasons of confidentiality.

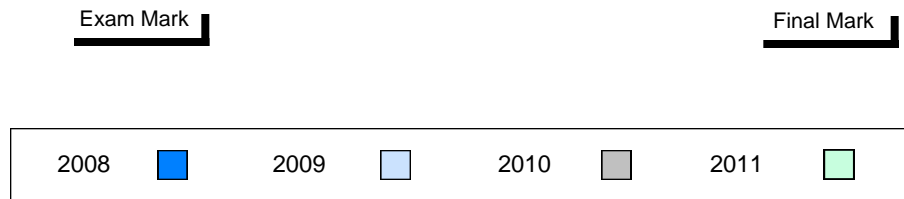
Exam Mark

Final Mark



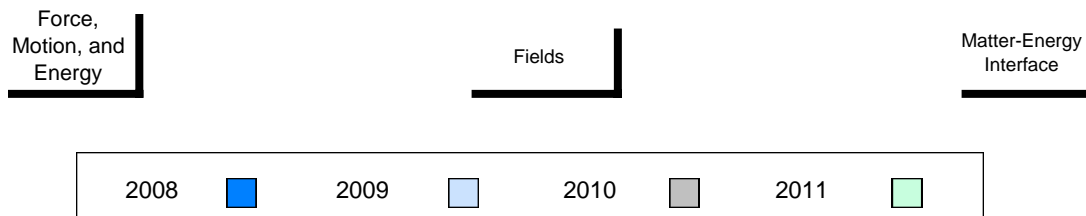
Difference from Provincial Mean, 2008-2011

School data with 5 or fewer students withheld for reasons of confidentiality.



4 Year Public Exam (Subtest) Mark Trend 2008-2011

School data with 5 or fewer students withheld for reasons of confidentiality.



District 3 - Nova Central

#418 - Gander Collegiate, Gander

Grades: 10-12

Number of Students 30

Physics 3204

School
 District
 Province

Public Exam Mark

School vs District

School vs Province

73.2
 71.5
 70.8

P

P

Subtest

Force, Motion, and Energy

School
 District
 Province

74.5
 73.4
 73.5

P

P

Fields

School
 District
 Province

73.8
 70.8
 70.8

P

P

Matter-Energy Interface

School
 District
 Province

68.6
 67.8
 64.3

P

P

Final Mark

School vs District

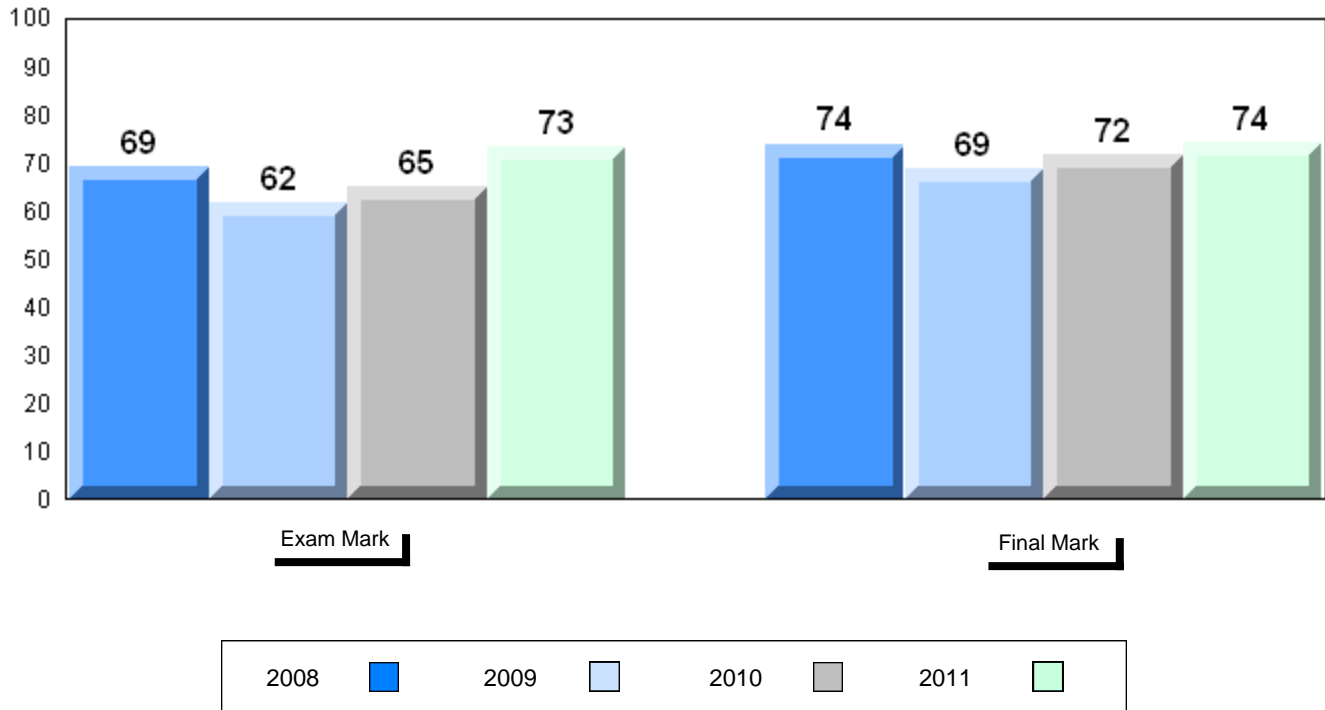
School vs Province

73.9
 74.2
 74.0


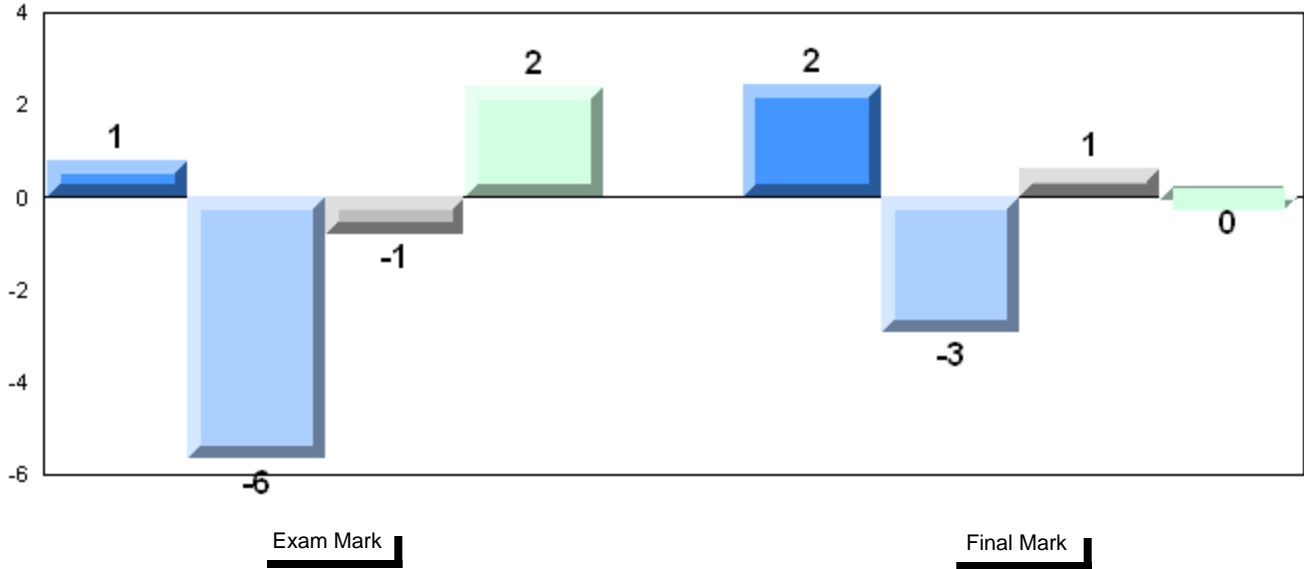
q

q


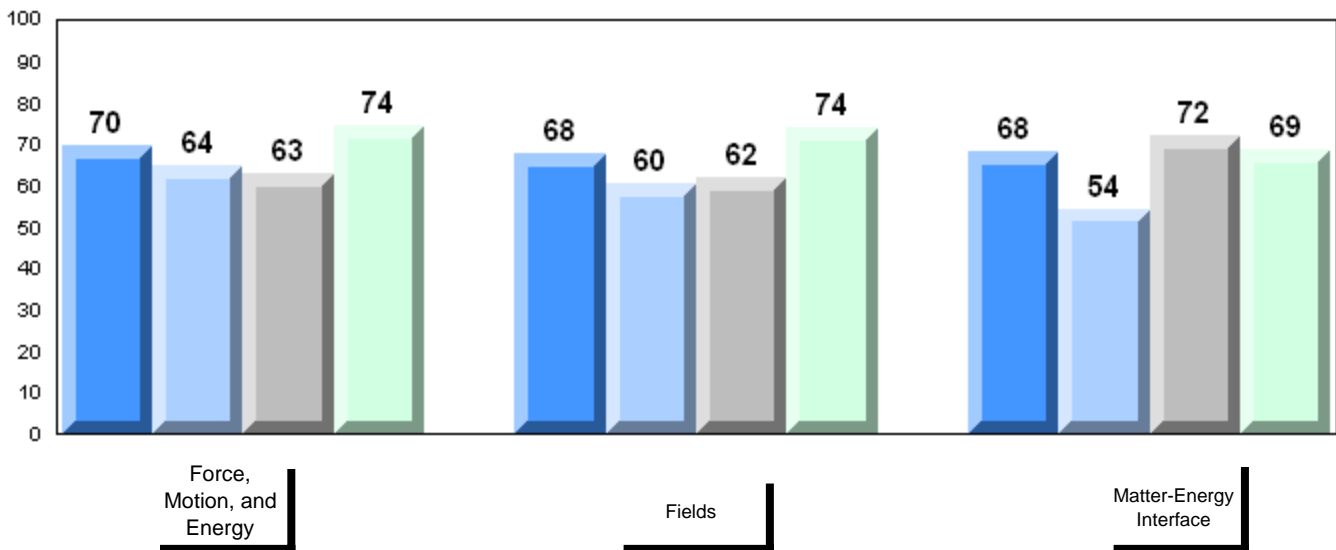
Average Mark, 2008-2011



Difference from Provincial Mean, 2008-2011



4 Year Public Exam (Subtest) Mark Trend 2008-2011



District 3 - Nova Central

#421 - Lakewood Academy, Glenwood

Grades: K-12

Number of Students 2

Physics 3204 School
 District
 Province

Subtest

**Force,
 Motion, and
 Energy** School
 District
 Province

Fields School
 District
 Province

**Matter-Energy
 Interface** School
 District
 Province

Public Exam Mark	School vs District	School vs Province
<i>School data with 5 or fewer students withheld for reasons of confidentiality.</i>		

Final Mark	School vs District	School vs Province
<i>School data with 5 or fewer students withheld for reasons of confidentiality.</i>		

Average Mark, 2008-2011

School data with 5 or fewer students withheld for reasons of confidentiality.

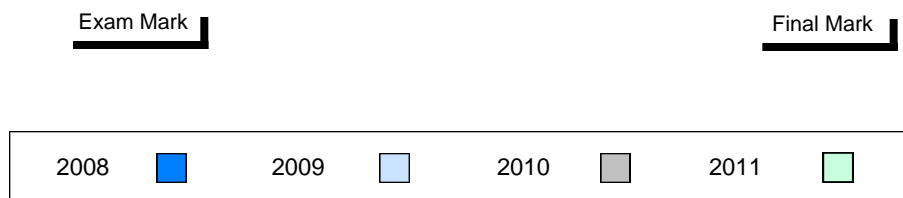
Exam Mark

Final Mark



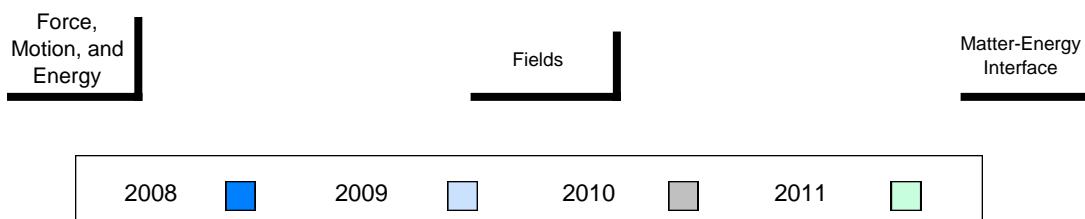
Difference from Provincial Mean, 2008-2011

School data with 5 or fewer students withheld for reasons of confidentiality.



4 Year Public Exam (Subtest) Mark Trend 2008-2011

School data with 5 or fewer students withheld for reasons of confidentiality.



District 3 - Nova Central

#422 - Glovertown Academy, Glovertown

Grades: K-12

Number of Students 2

Physics 3204 School
 District
 Province

Subtest

Force, Motion, and Energy School
 District
 Province

Fields School
 District
 Province

Matter-Energy Interface School
 District
 Province

Public Exam Mark	School vs District	School vs Province
<i>School data with 5 or fewer students withheld for reasons of confidentiality.</i>		


Final Mark	School vs District	School vs Province
<i>School data with 5 or fewer students withheld for reasons of confidentiality.</i>		

Average Mark, 2008-2011

School data with 5 or fewer students withheld for reasons of confidentiality.

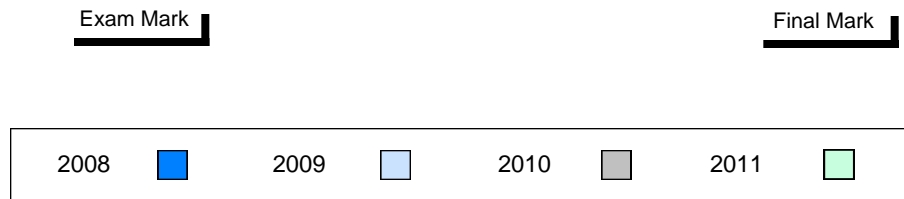
Exam Mark

Final Mark



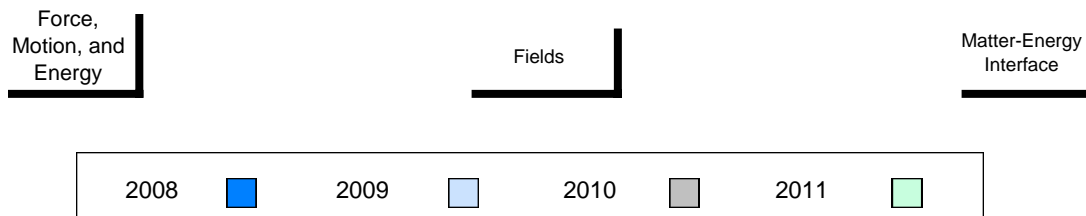
Difference from Provincial Mean, 2008-2011

School data with 5 or fewer students withheld for reasons of confidentiality.



4 Year Public Exam (Subtest) Mark Trend 2008-2011

School data with 5 or fewer students withheld for reasons of confidentiality.



District 3 - Nova Central

#478 - New World Island Academy, Summerford

Grades: K-12

Number of Students 4

Physics 3204 School
 District
 Province

Subtest

**Force,
 Motion, and
 Energy** School
 District
 Province

Fields School
 District
 Province

**Matter-Energy
 Interface** School
 District
 Province

Public Exam Mark	School vs District	School vs Province
<i>School data with 5 or fewer students withheld for reasons of confidentiality.</i>		

Final Mark	School vs District	School vs Province
<i>School data with 5 or fewer students withheld for reasons of confidentiality.</i>		

Average Mark, 2008-2011

School data with 5 or fewer students withheld for reasons of confidentiality.

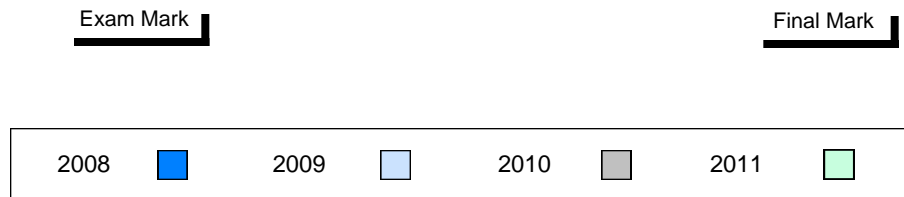
Exam Mark

Final Mark



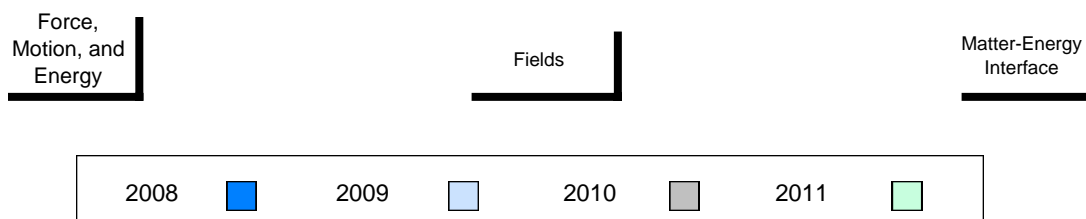
Difference from Provincial Mean, 2008-2011

School data with 5 or fewer students withheld for reasons of confidentiality.



4 Year Public Exam (Subtest) Mark Trend 2008-2011

School data with 5 or fewer students withheld for reasons of confidentiality.



District 3 - Nova Central

#480 - Exploits Valley High, Grand Falls-Windsor

Grades: 10-12

Number of Students 24

Physics 3204

School
District
Province

Public Exam Mark	School vs District	School vs Province
64.7	q	q
71.5		
70.8		

Final Mark

School vs District School vs Province

69.4	q	q
74.2		
74.0		

Subtest

Force, Motion, and Energy

School
District
Province

68.0	q	q
73.4		
73.5		

Fields

School
District
Province

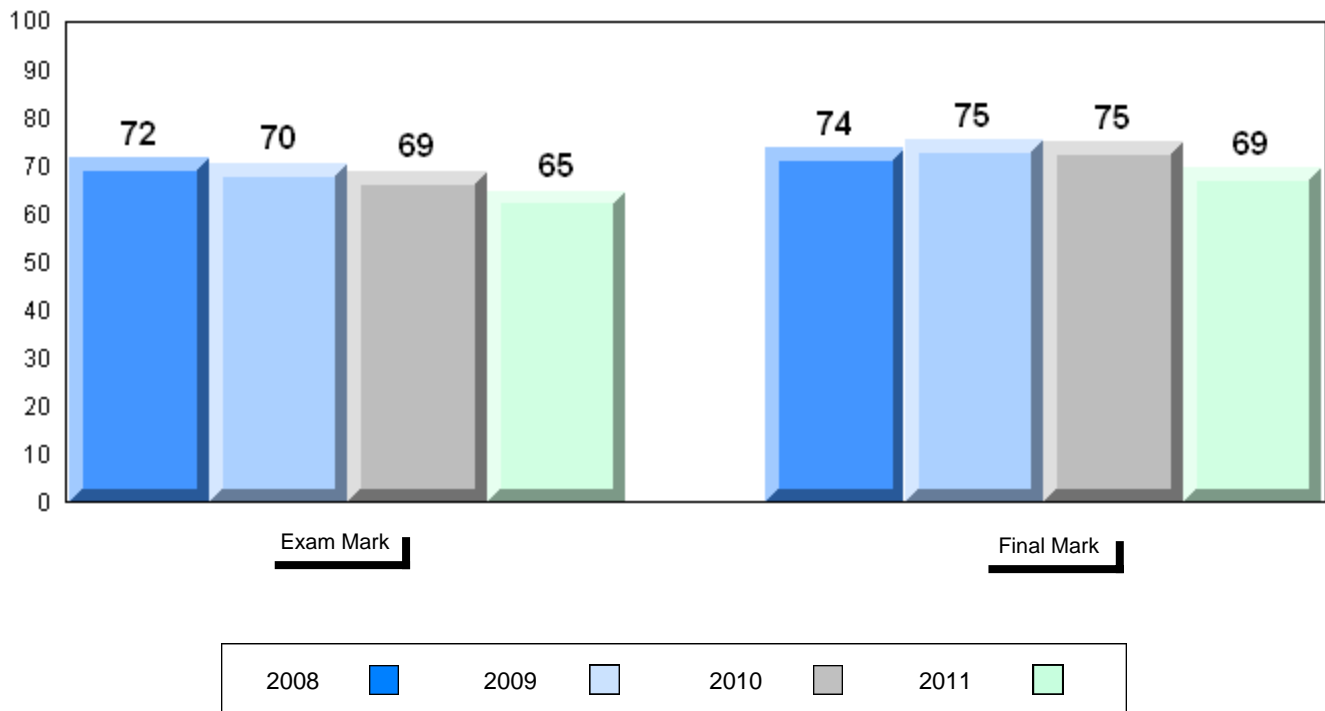
62.4	q	q
70.8		
70.8		

Matter-Energy Interface

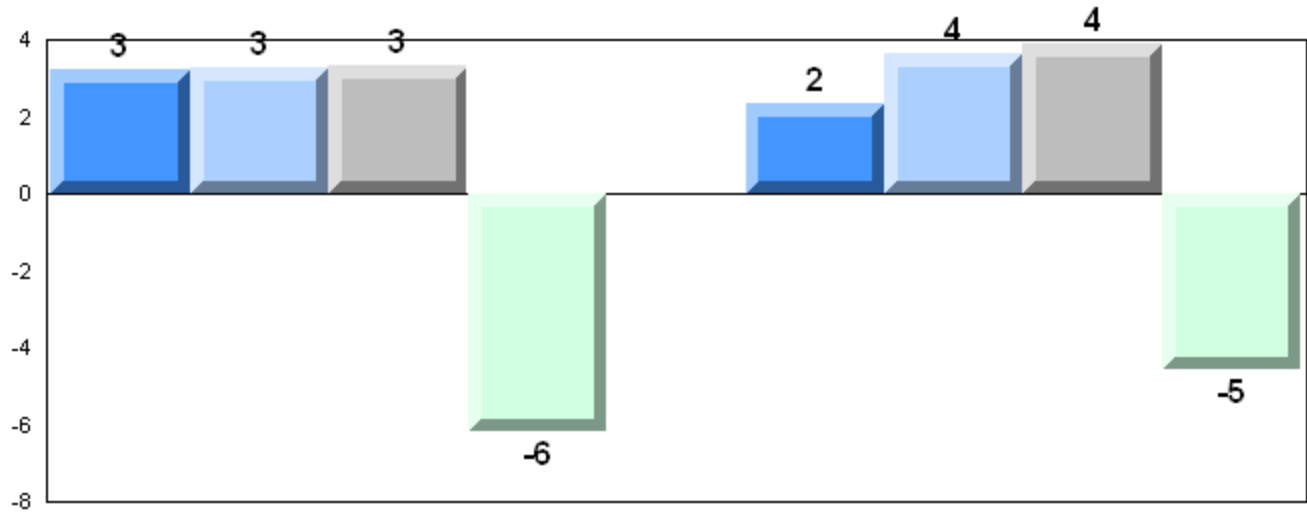
School
District
Province

60.8	q	q
67.8		
64.3		

Average Mark, 2008-2011




Difference from Provincial Mean, 2008-2011

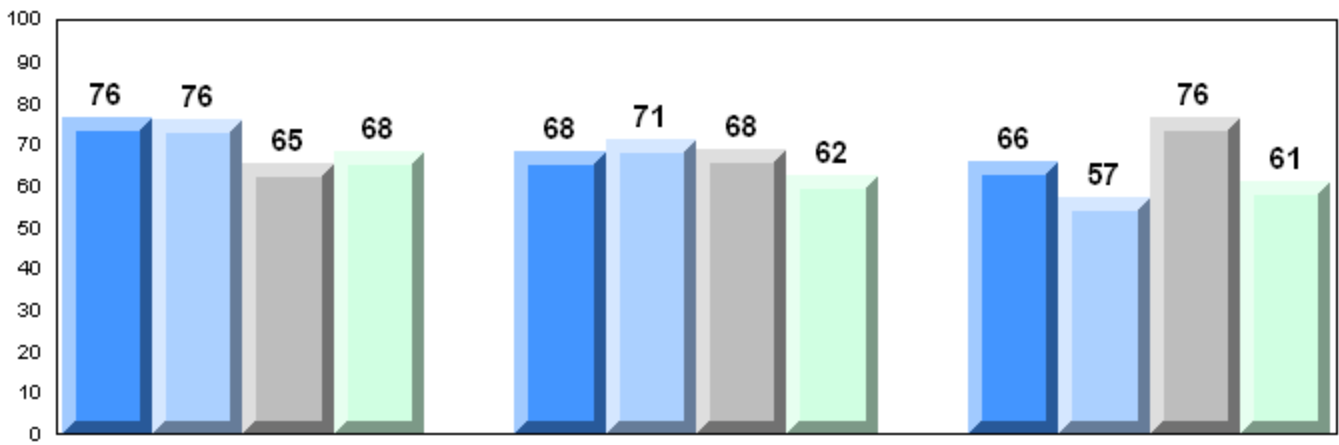


Exam Mark

Final Mark




4 Year Public Exam (Subtest) Mark Trend 2008-2011



Force, Motion, and Energy

Fields

Matter-Energy Interface



District 4 - Eastern

#214 - John Burke High School, Grand Bank

Grades: 8-12

Number of Students 2

Physics 3204 School
 District
 Province

Subtest

**Force,
 Motion, and
 Energy** School
 District
 Province

Fields School
 District
 Province

**Matter-Energy
 Interface** School
 District
 Province

Public Exam Mark	School vs District	School vs Province
<i>School data with 5 or fewer students withheld for reasons of confidentiality.</i>		

Final Mark	School vs District	School vs Province
<i>School data with 5 or fewer students withheld for reasons of confidentiality.</i>		

Average Mark, 2008-2011

School data with 5 or fewer students withheld for reasons of confidentiality.

Exam Mark

Final Mark



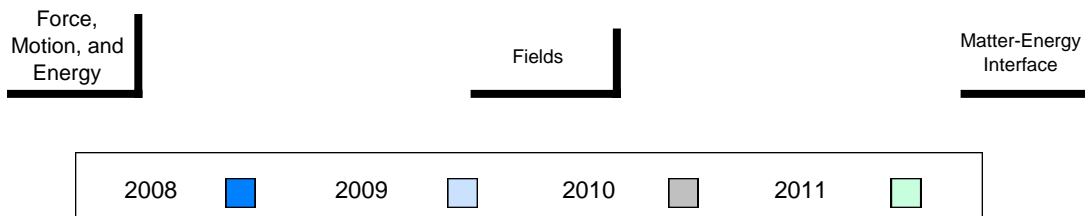
Difference from Provincial Mean, 2008-2011

School data with 5 or fewer students withheld for reasons of confidentiality.



4 Year Public Exam (Subtest) Mark Trend 2008-2011

School data with 5 or fewer students withheld for reasons of confidentiality.



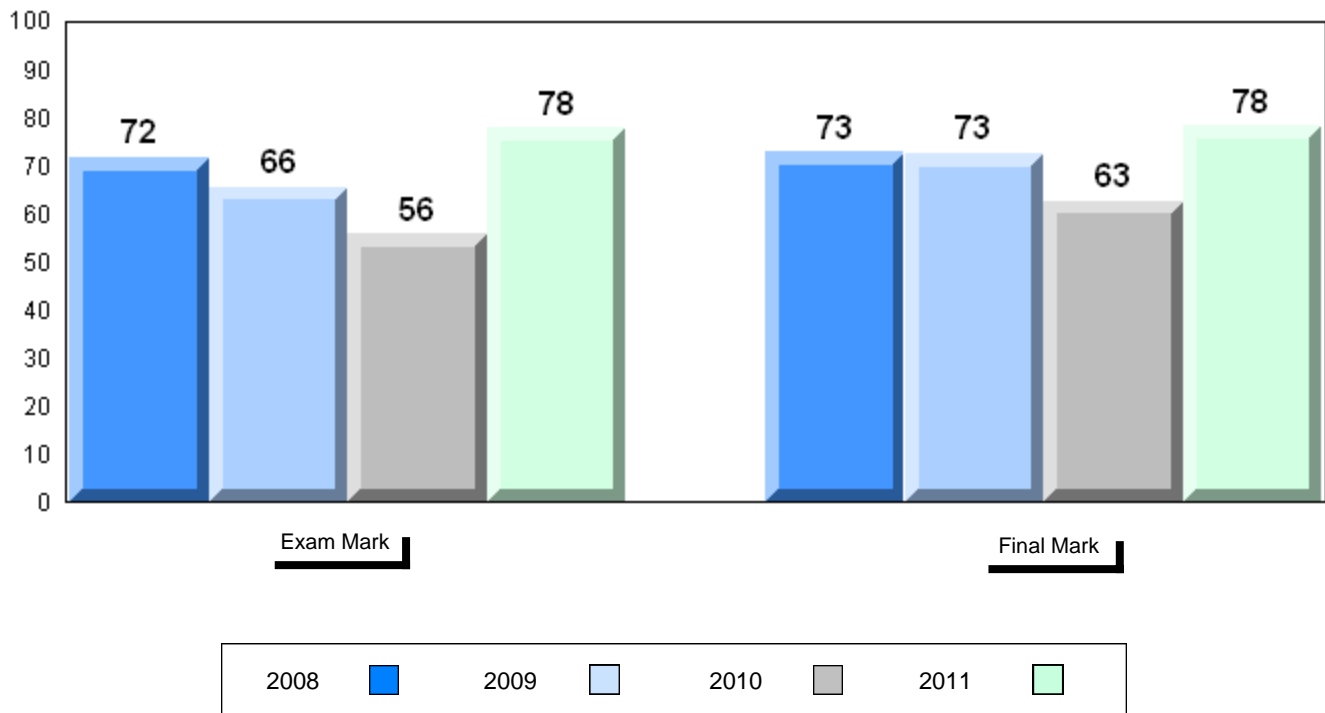
District 4 - Eastern

#219 - Marystown Central High School, Marystown

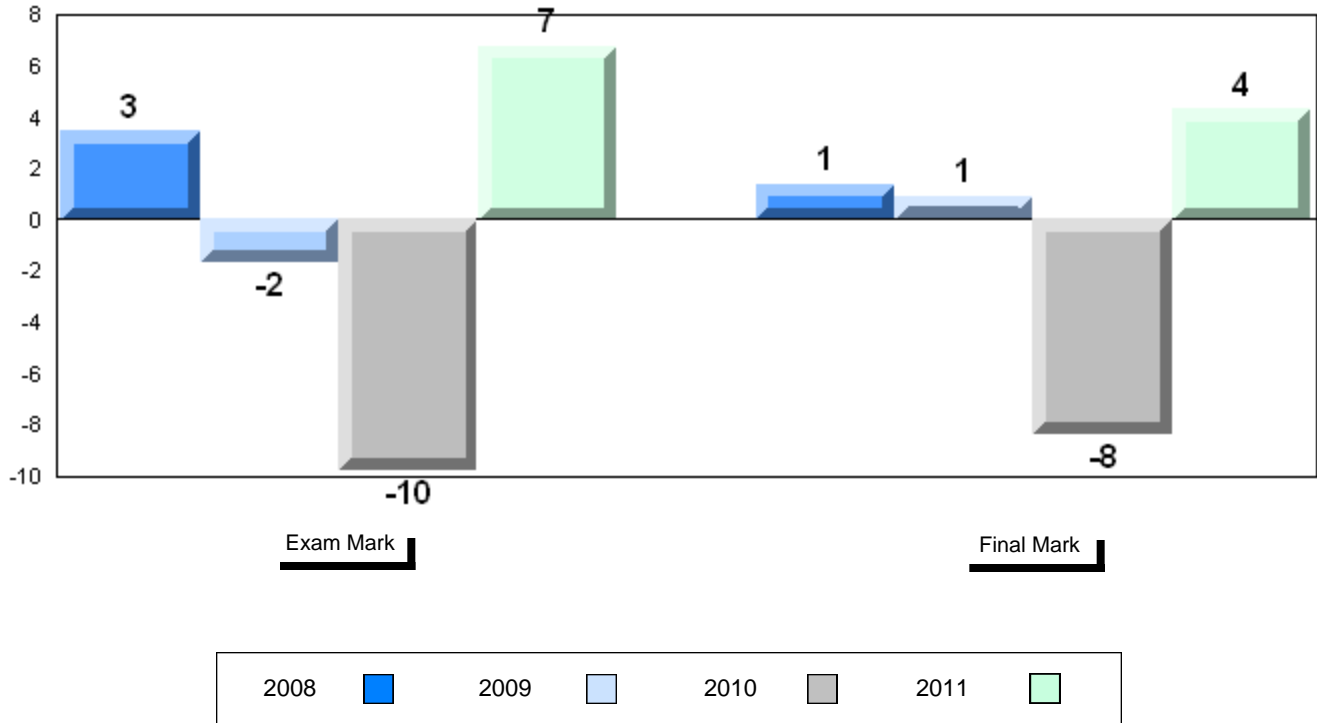
Grades: 10-12

Number of Students	8						
Physics 3204		Public Exam Mark	School vs District	School vs Province	Final Mark	School vs District	School vs Province
	School	77.6	P	P	78.3	P	P
	District	71.5			74.4		
	Province	70.8			74.0		
Subtest							
Force, Motion, and Energy	School	78.6	P	P			
	District	74.4					
	Province	73.5					
Fields	School	78.6	P	P			
	District	71.8					
	Province	70.8					
Matter-Energy Interface	School	72.8	P	P			
	District	63.4					
	Province	64.3					

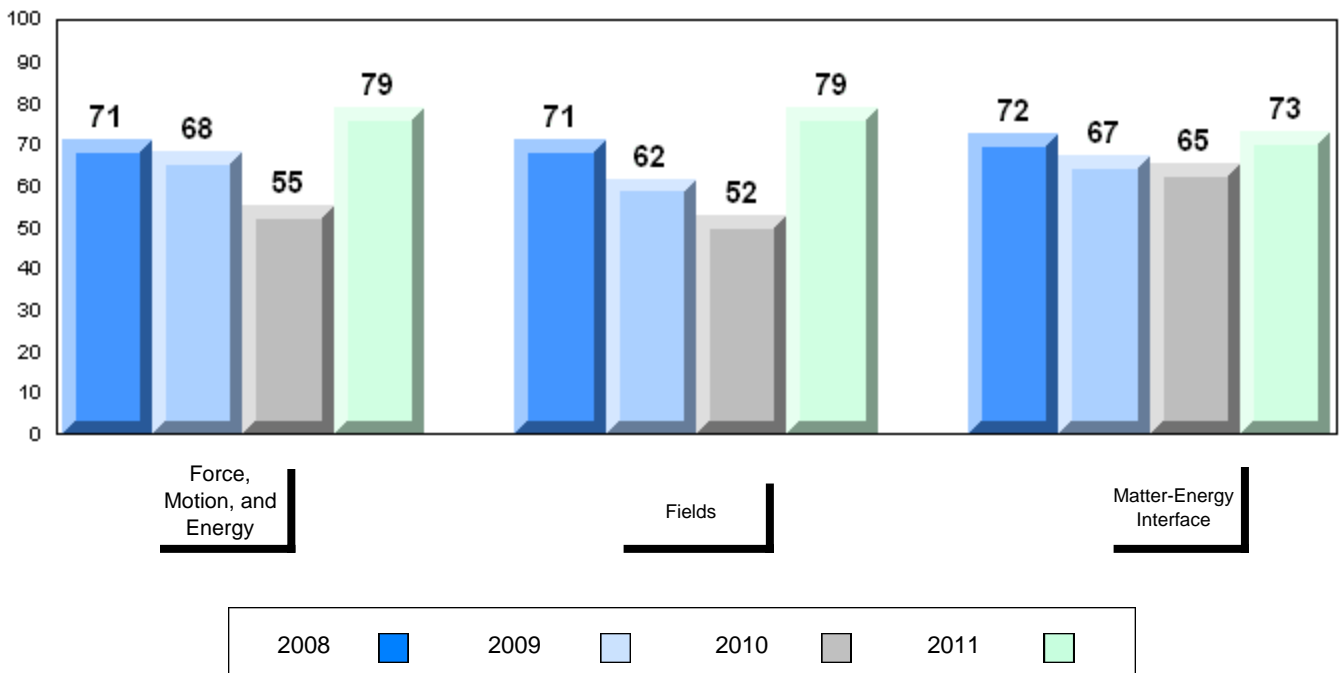
Average Mark, 2008-2011



Difference from Provincial Mean, 2008-2011



4 Year Public Exam (Subtest) Mark Trend 2008-2011



District 4 - Eastern

#226 - Fortune Bay Academy, St. Bernard's - Jacques Fontaine

Grades: K-12

Number of Students

15

Physics 3204

School
 District
 Province

Public Exam Mark

51.9
 71.5
 70.8

School vs District

q

School vs Province

q

Final Mark

57.7
 74.4
 74.0

School vs District

q

School vs Province

q

Subtest

Force, Motion, and Energy

School
 District
 Province

55.2
 74.4
 73.5

q

q

Fields

School
 District
 Province

53.3
 71.8
 70.8

q

q

Matter-Energy Interface

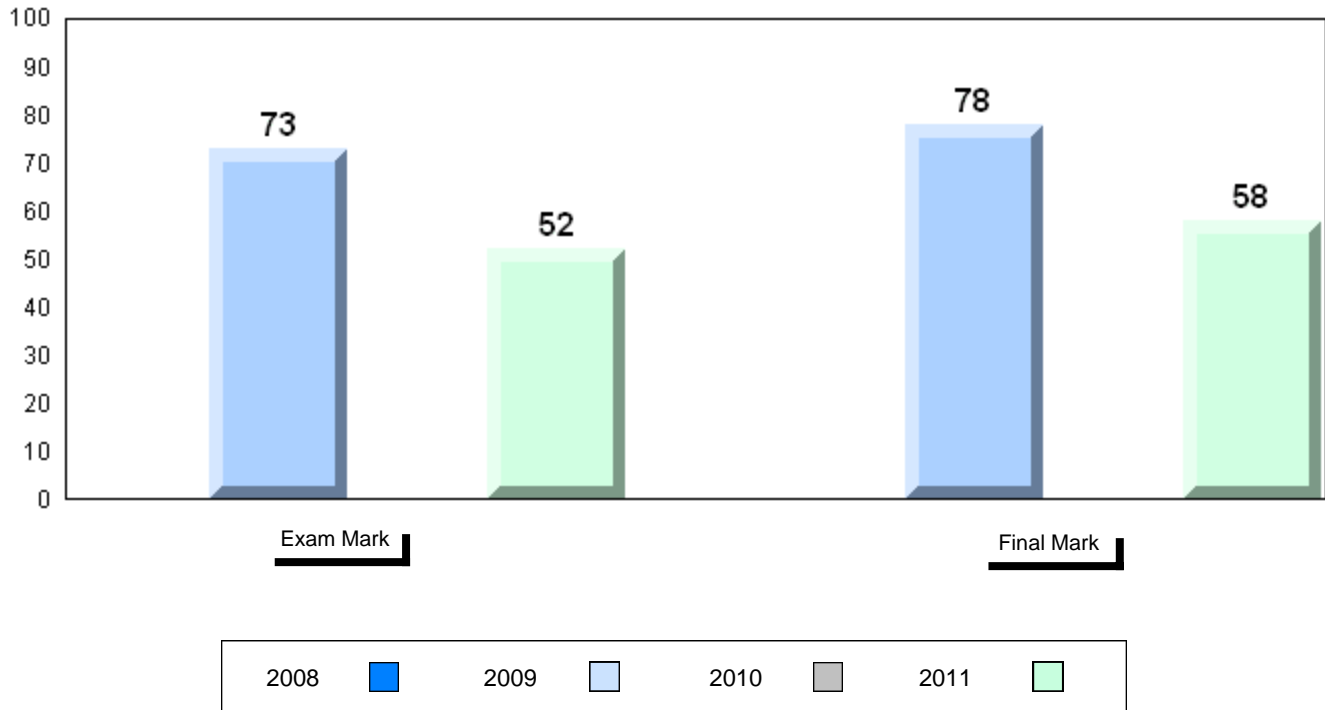
School
 District
 Province

41.2
 63.4
 64.3

q

q

Average Mark, 2008-2011

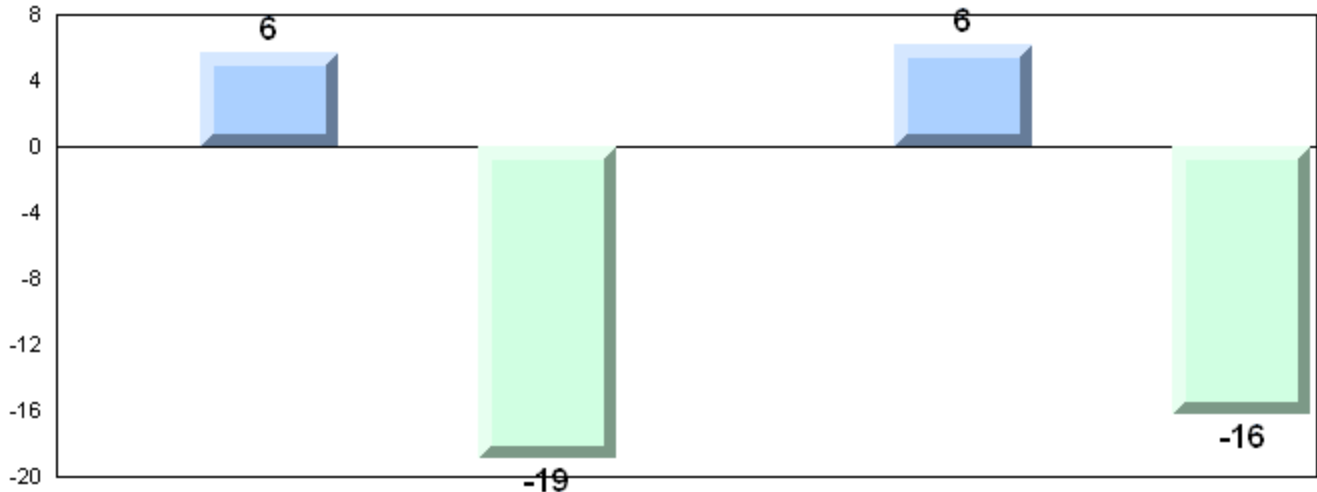


District 4 - Eastern

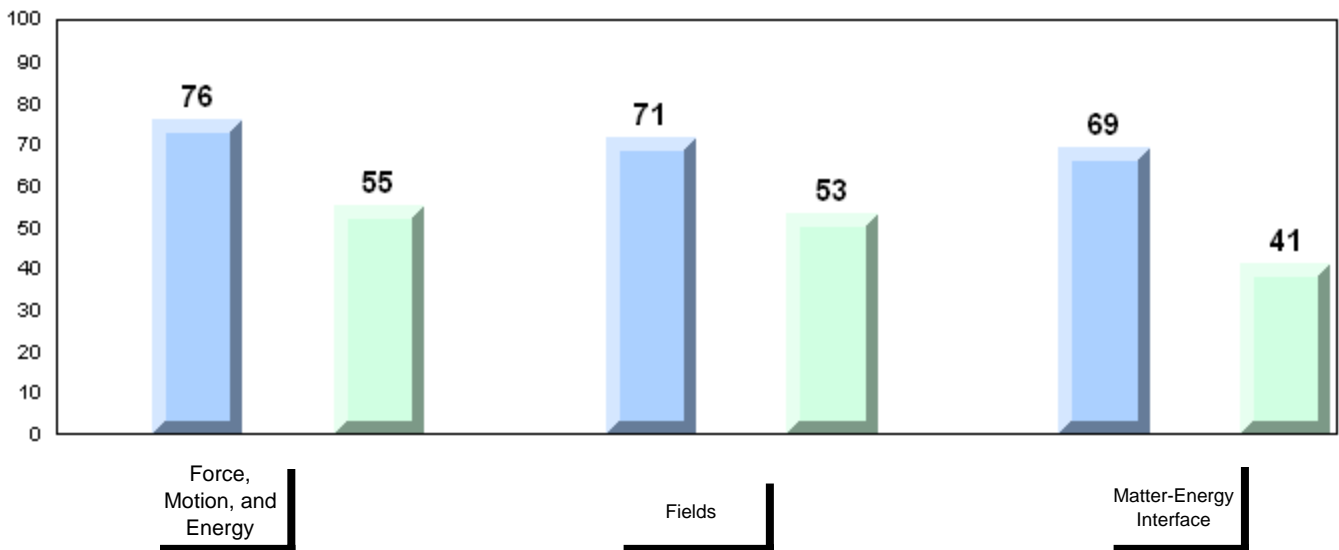
#226 - Fortune Bay Academy, St. Bernard's - Jacques Fontaine

Grades: K-12

Difference from Provincial Mean, 2008-2011



4 Year Public Exam (Subtest) Mark Trend 2008-2011



District 4 - Eastern

#228 - St. Lawrence Academy, St. Lawrence

Grades: K-12

Number of Students 3

Physics 3204 School
 District
 Province

Subtest

**Force,
 Motion, and
 Energy** School
 District
 Province

Fields School
 District
 Province

**Matter-Energy
 Interface** School
 District
 Province

Public Exam Mark	School vs District	School vs Province
<i>School data with 5 or fewer students withheld for reasons of confidentiality.</i>		

Final Mark	School vs District	School vs Province
<i>School data with 5 or fewer students withheld for reasons of confidentiality.</i>		

Average Mark, 2008-2011

School data with 5 or fewer students withheld for reasons of confidentiality.

Exam Mark

Final Mark



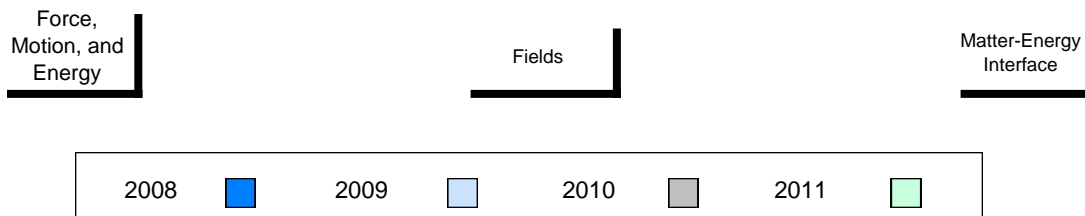
Difference from Provincial Mean, 2008-2011

School data with 5 or fewer students withheld for reasons of confidentiality.



4 Year Public Exam (Subtest) Mark Trend 2008-2011

School data with 5 or fewer students withheld for reasons of confidentiality.



District 4 - Eastern

#231 - Discovery Collegiate, Bonavista

Grades: 9-12

Number of Students 8

Physics 3204

School
 District
 Province

Public Exam Mark

School vs District School vs Province

84.3 P P
 71.5
 70.8

Final Mark

School vs District School vs Province

85.0 P P
 74.4
 74.0

Subtest

Force, Motion, and Energy

School
 District
 Province

87.2 P P
 74.4
 73.5

Fields

School
 District
 Province

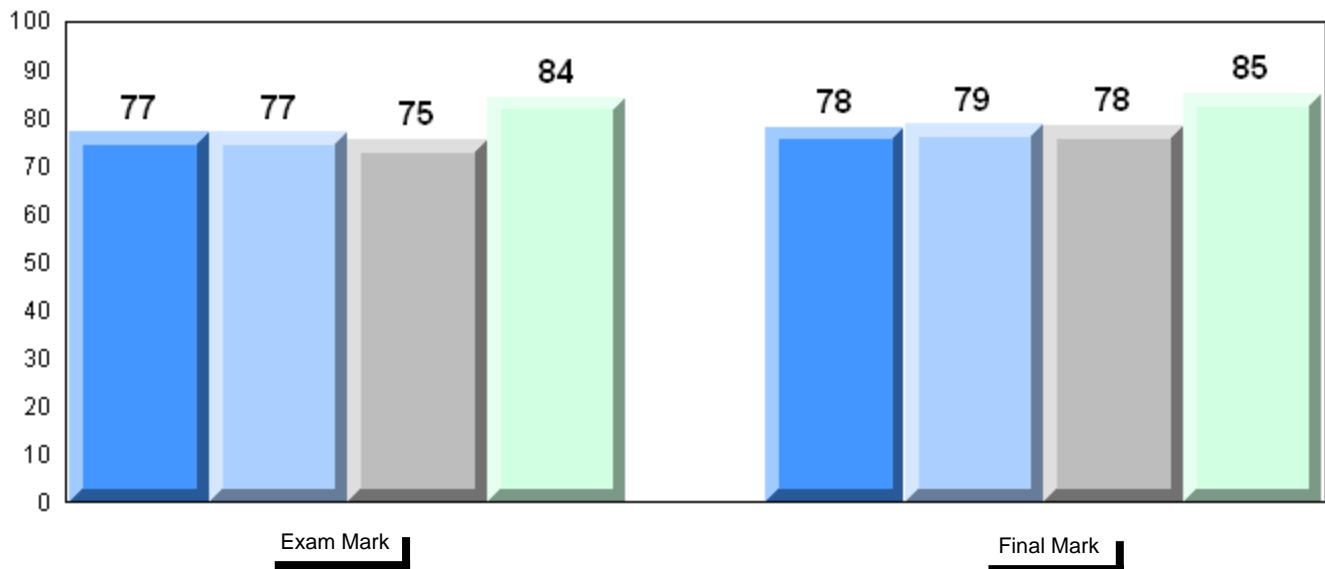
82.2 P P
 71.8
 70.8

Matter-Energy Interface

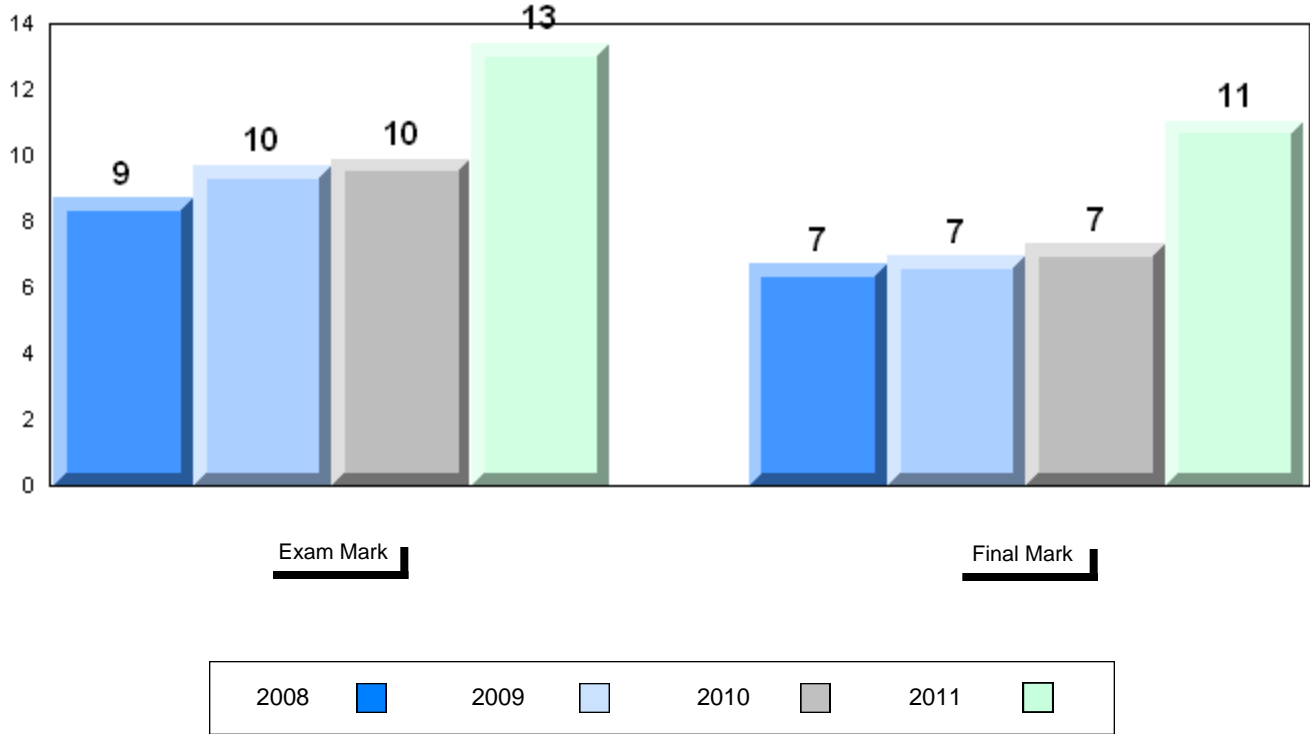
School
 District
 Province

80.6 P P
 63.4
 64.3

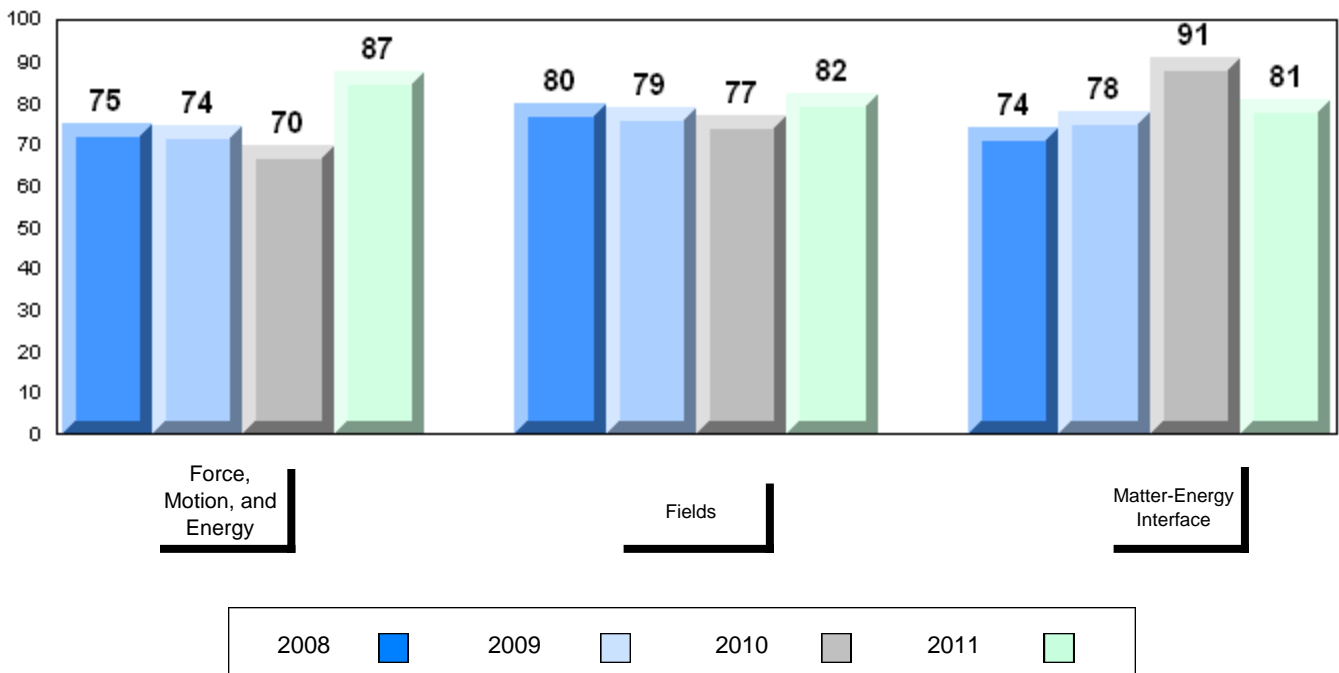
Average Mark, 2008-2011



Difference from Provincial Mean, 2008-2011



4 Year Public Exam (Subtest) Mark Trend 2008-2011



District 4 - Eastern

#235 - Clarenville High School, Clarenville

Grades: 9-12

Number of Students 14

Physics 3204

School
 District
 Province

Public Exam Mark	School vs District	School vs Province
------------------	--------------------	--------------------

76.9	P	P
71.5		
70.8		

Final Mark	School vs District	School vs Province
------------	--------------------	--------------------

77.9	P	P
74.4		
74.0		

Subtest

Force, Motion, and Energy

School
 District
 Province

79.8	P	P
74.4		
73.5		

Fields

School
 District
 Province

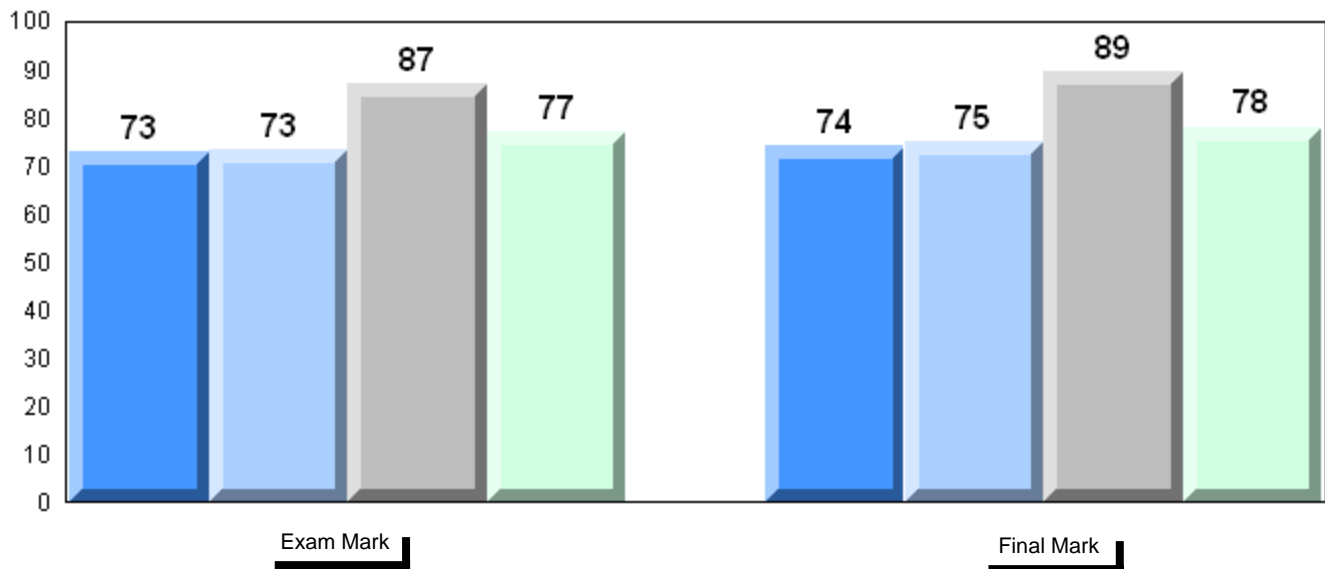
77.1	P	P
71.8		
70.8		

Matter-Energy Interface

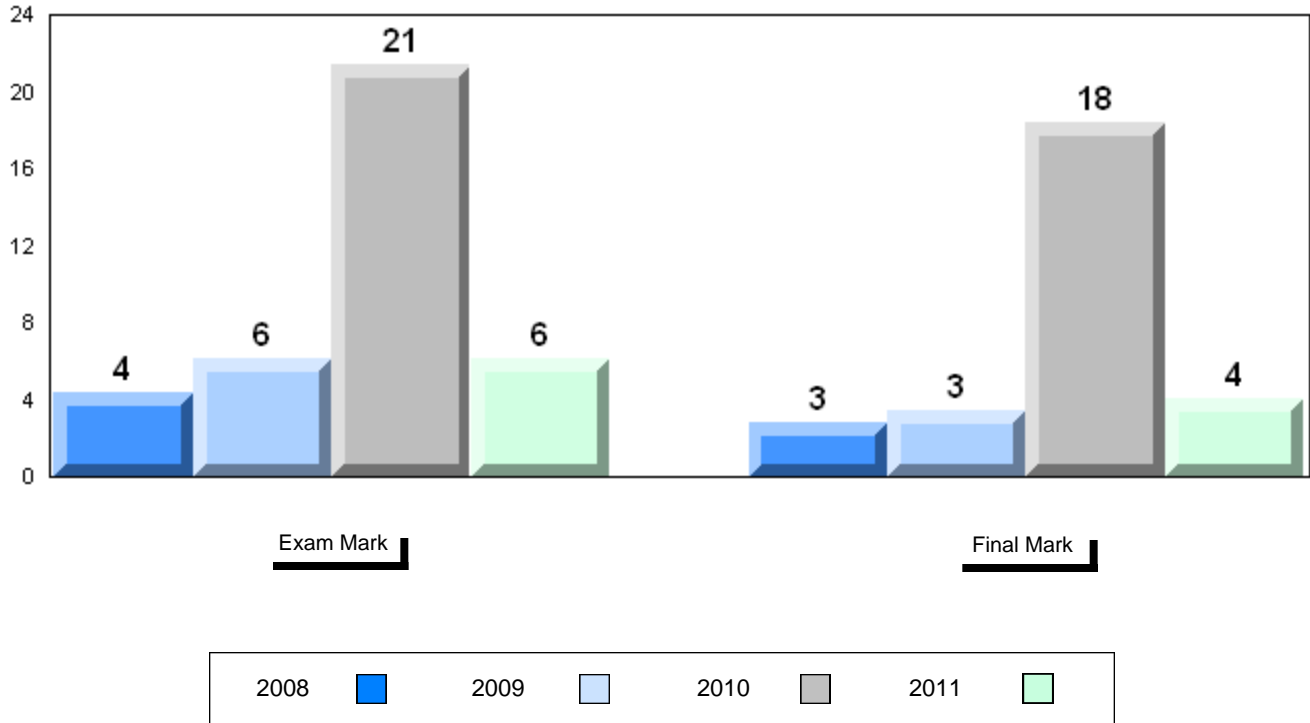
School
 District
 Province

69.1	P	P
63.4		
64.3		

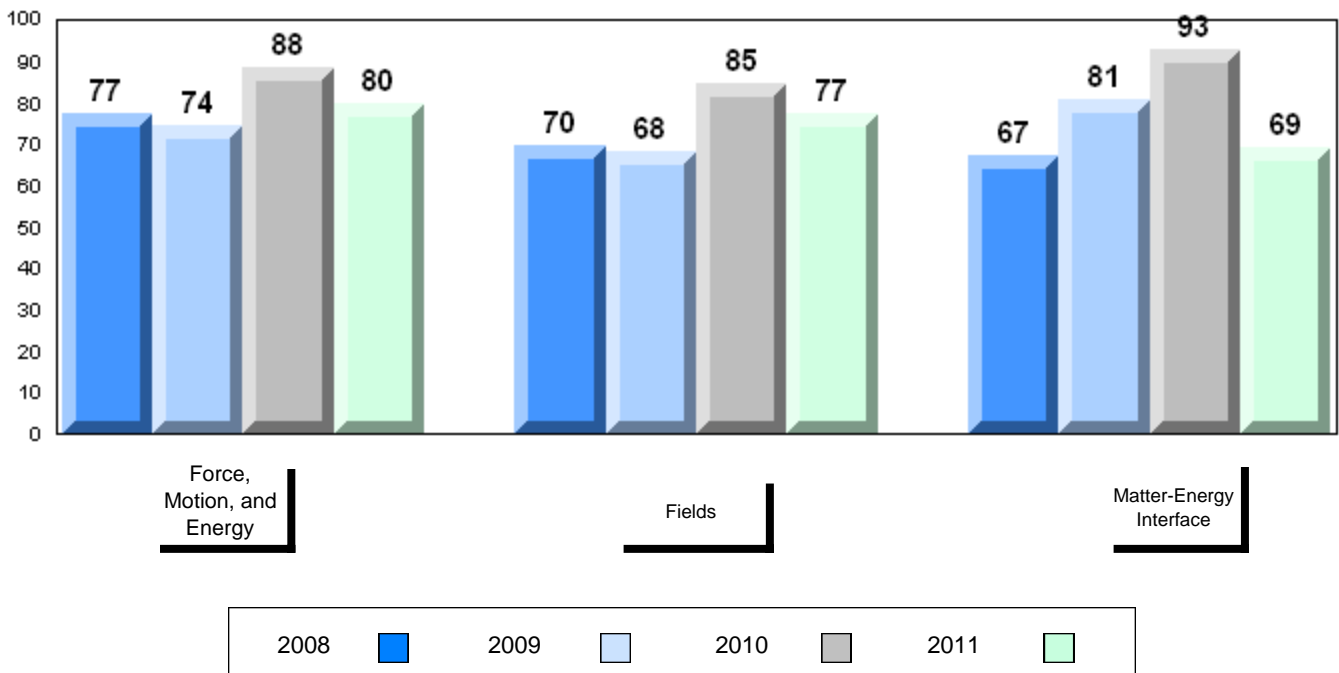
Average Mark, 2008-2011



Difference from Provincial Mean, 2008-2011



4 Year Public Exam (Subtest) Mark Trend 2008-2011



District 4 - Eastern

#242 - Random Island Academy, Hickman's Harbour

Grades: K-12

Number of Students 2

Physics 3204 School
 District
 Province

Subtest

**Force,
 Motion, and
 Energy** School
 District
 Province

Fields School
 District
 Province

**Matter-Energy
 Interface** School
 District
 Province

Public Exam Mark	School vs District	School vs Province
<i>School data with 5 or fewer students withheld for reasons of confidentiality.</i>		

Final Mark	School vs District	School vs Province
<i>School data with 5 or fewer students withheld for reasons of confidentiality.</i>		

Average Mark, 2008-2011

School data with 5 or fewer students withheld for reasons of confidentiality.

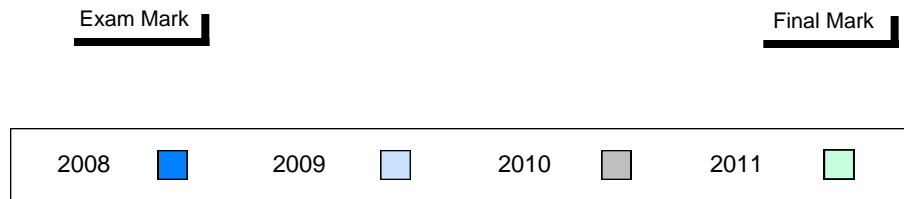
Exam Mark

Final Mark



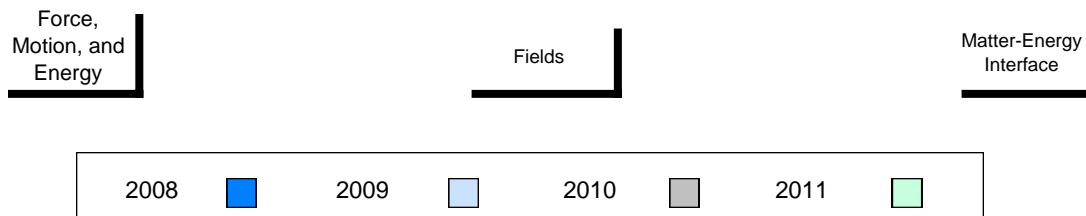
Difference from Provincial Mean, 2008-2011

School data with 5 or fewer students withheld for reasons of confidentiality.



4 Year Public Exam (Subtest) Mark Trend 2008-2011

School data with 5 or fewer students withheld for reasons of confidentiality.



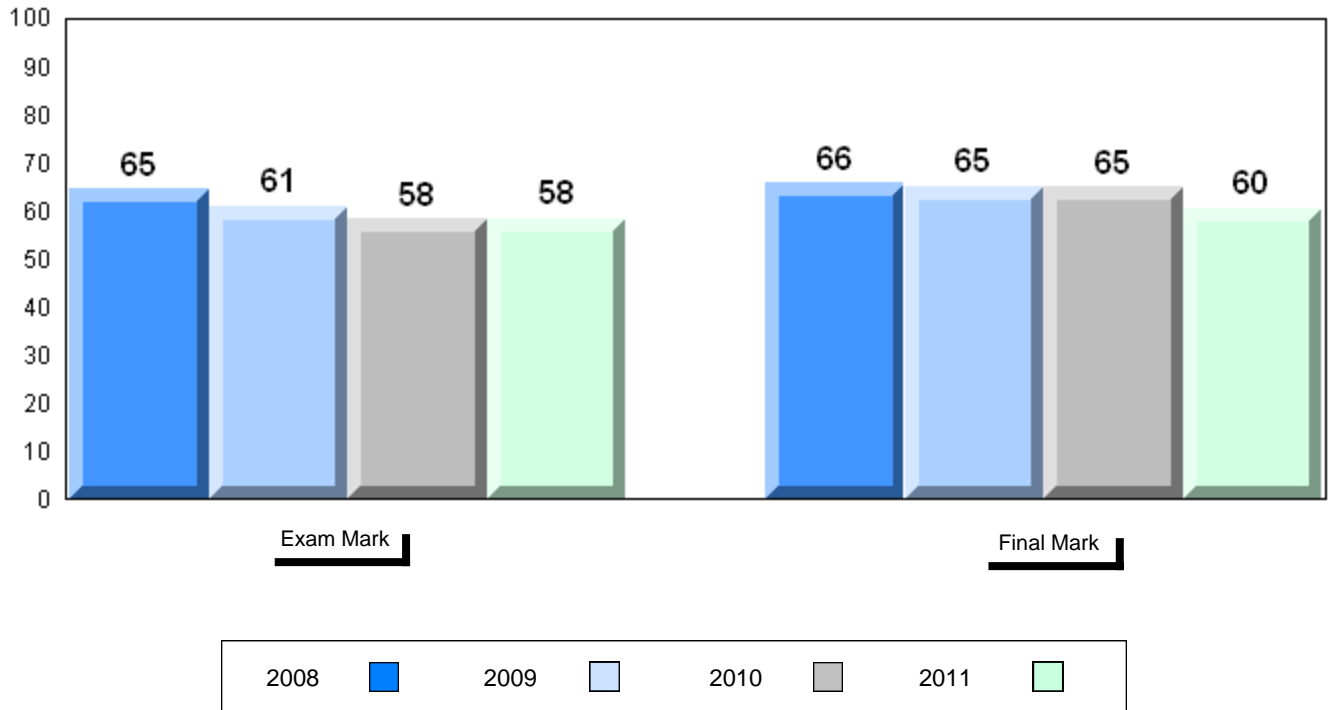
District 4 - Eastern

#247 - Roncalli Central High, Avondale

Grades: 7-12

Number of Students	9						
		Public Exam Mark	School vs District	School vs Province	Final Mark	School vs District	School vs Province
Physics 3204	School	58.3	q	q	60.4	q	q
	District	71.5			74.4		
	Province	70.8			74.0		
Subtest							
Force, Motion, and Energy	School	58.1	q	q			
	District	74.4					
	Province	73.5					
Fields	School	63.1	q	q			
	District	71.8					
	Province	70.8					
Matter-Energy Interface	School	48.3	q	q			
	District	63.4					
	Province	64.3					

Average Mark, 2008-2011

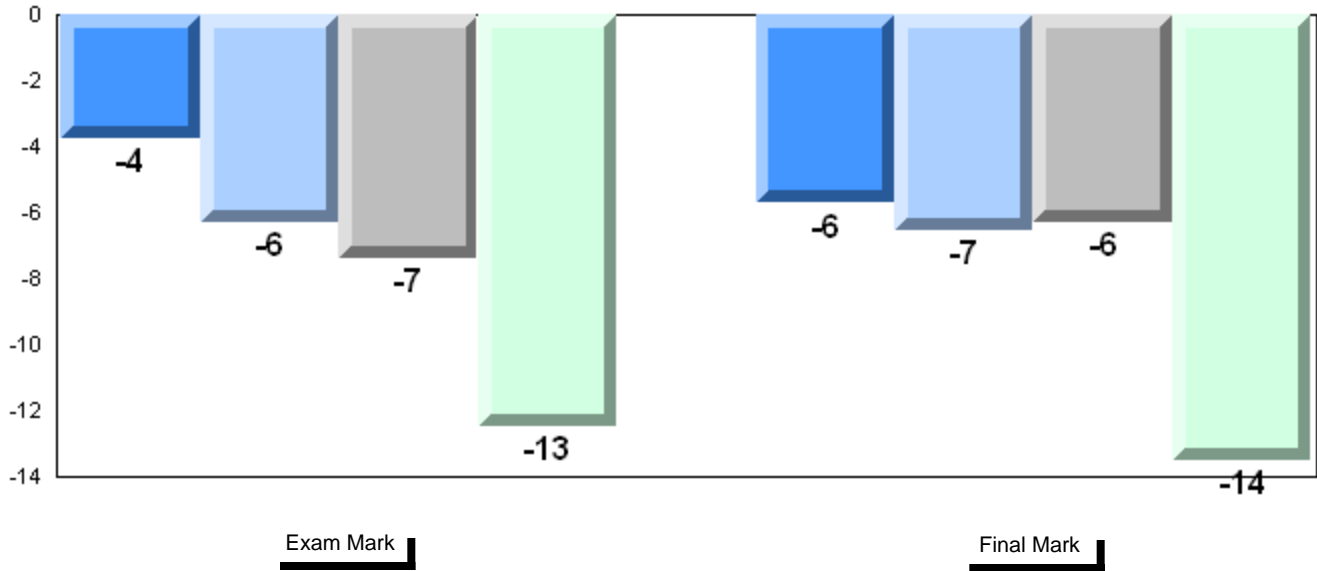


District 4 - Eastern

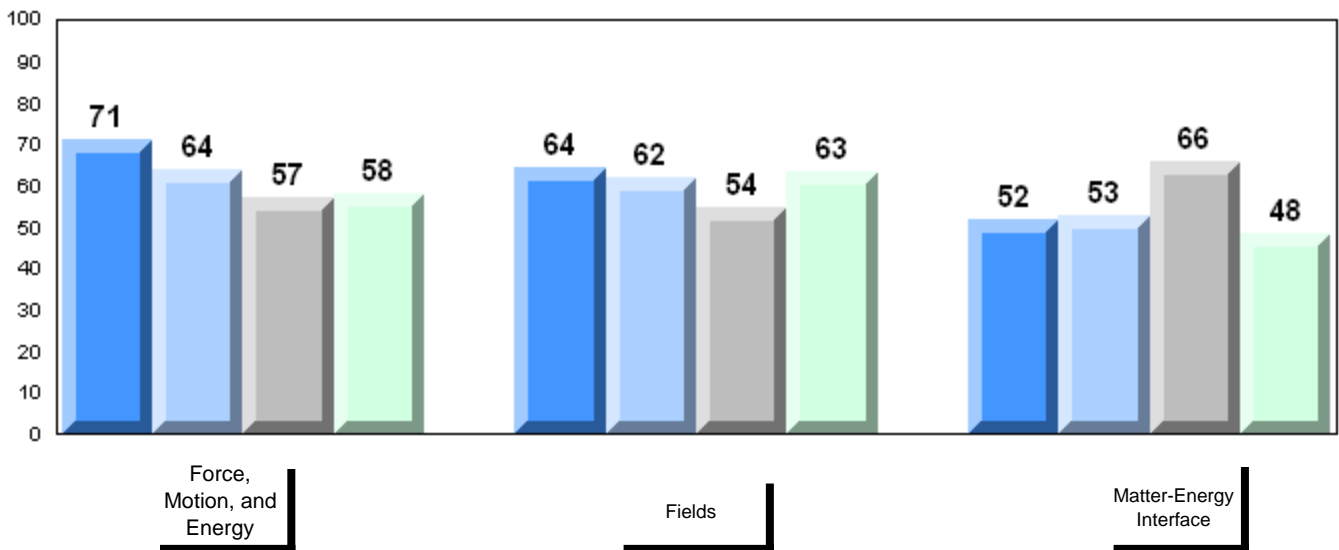
#247 - Roncalli Central High, Avondale

Grades: 7-12

Difference from Provincial Mean, 2008-2011



4 Year Public Exam (Subtest) Mark Trend 2008-2011



District 4 - Eastern

#249 - Ascension Collegiate, Bay Roberts

Grades: 10-12

Number of Students

31

Physics 3204

School
 District
 Province

Public Exam Mark

69.0
 71.5
 70.8

School vs District

q

School vs Province

q

Final Mark

73.6
 74.4
 74.0

School vs District

q

School vs Province

q

Subtest

Force, Motion, and Energy

School
 District
 Province

67.6
 74.4
 73.5

q

q

Fields

School
 District
 Province

71.8
 71.8
 70.8

p

p

Matter-Energy Interface

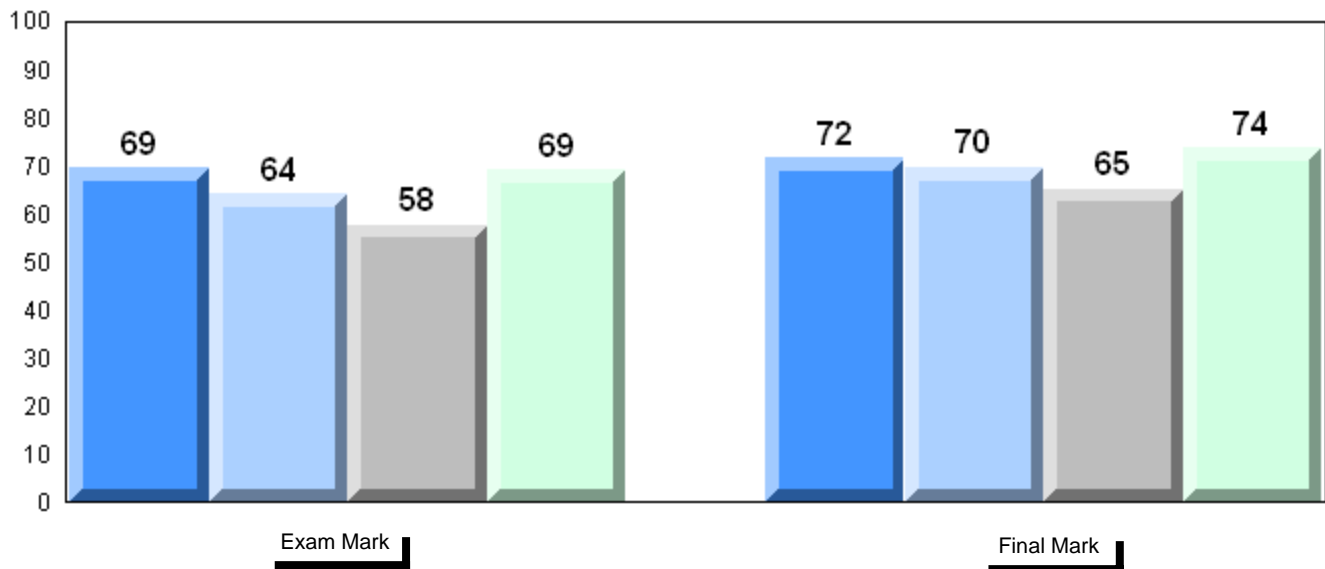
School
 District
 Province

64.8
 63.4
 64.3


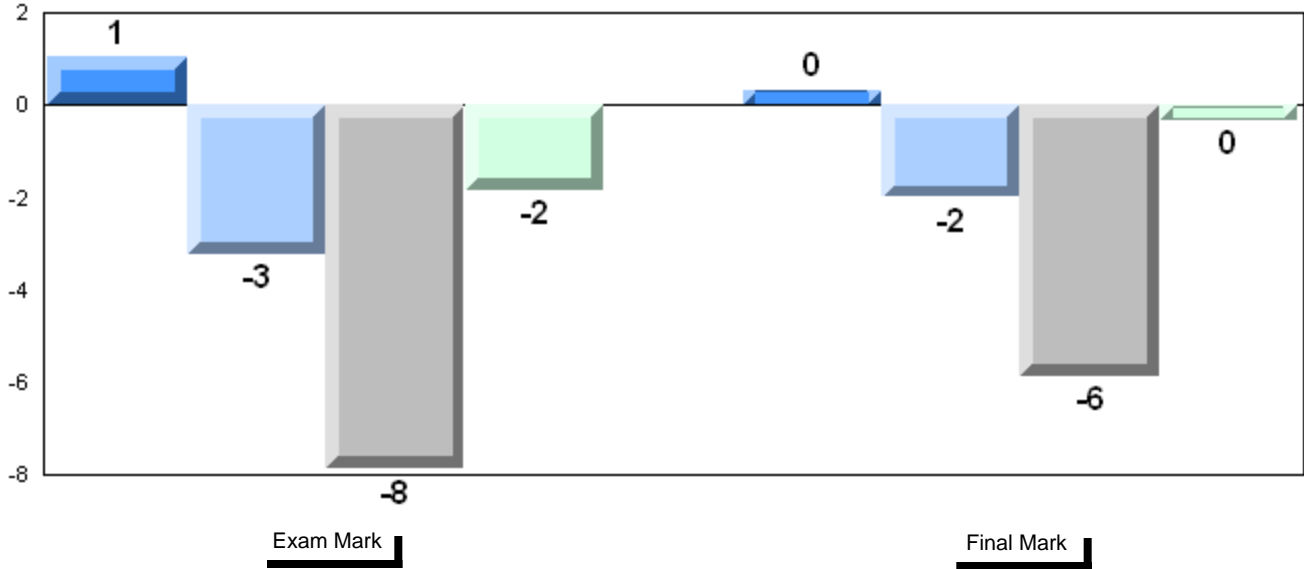
p

p

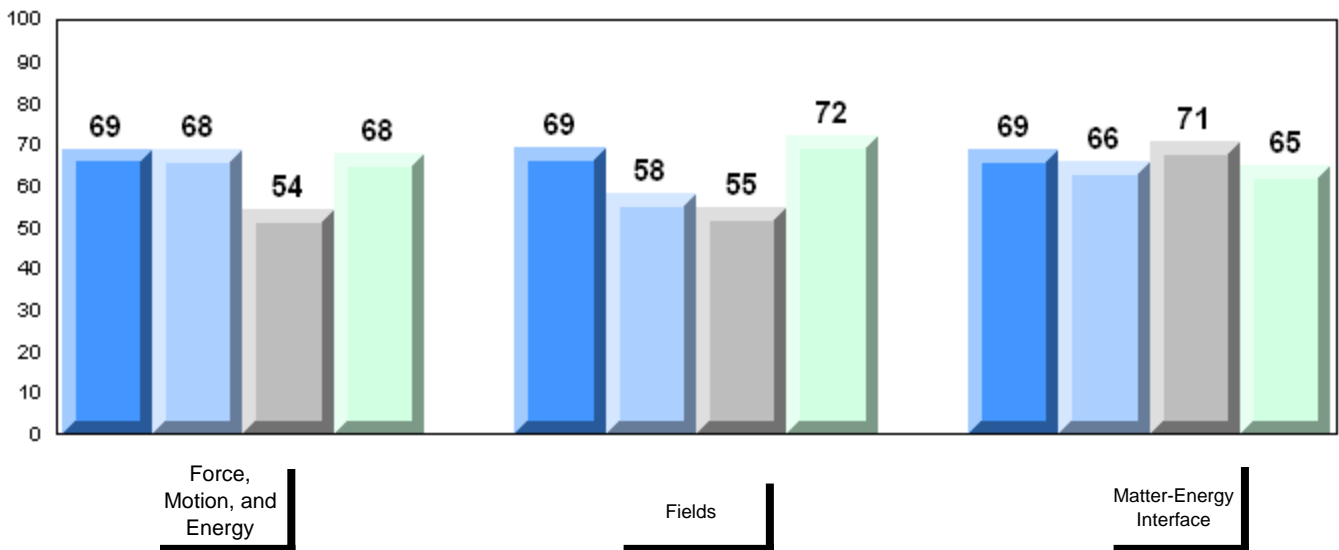
Average Mark, 2008-2011



Difference from Provincial Mean, 2008-2011



4 Year Public Exam (Subtest) Mark Trend 2008-2011



District 4 - Eastern

#253 - Carbonear Collegiate, Carbonear

Grades: 10-12

Number of Students

41

Physics 3204

School
 District
 Province

Public Exam Mark

64.2
 71.5
 70.8

School vs District

q

School vs Province

q

Final Mark

71.0
 74.4
 74.0

School vs District

q

School vs Province

q

Subtest

Force, Motion, and Energy

School
 District
 Province

67.0
 74.4
 73.5

q

q

Fields

School
 District
 Province

66.2
 71.8
 70.8

q

q

Matter-Energy Interface

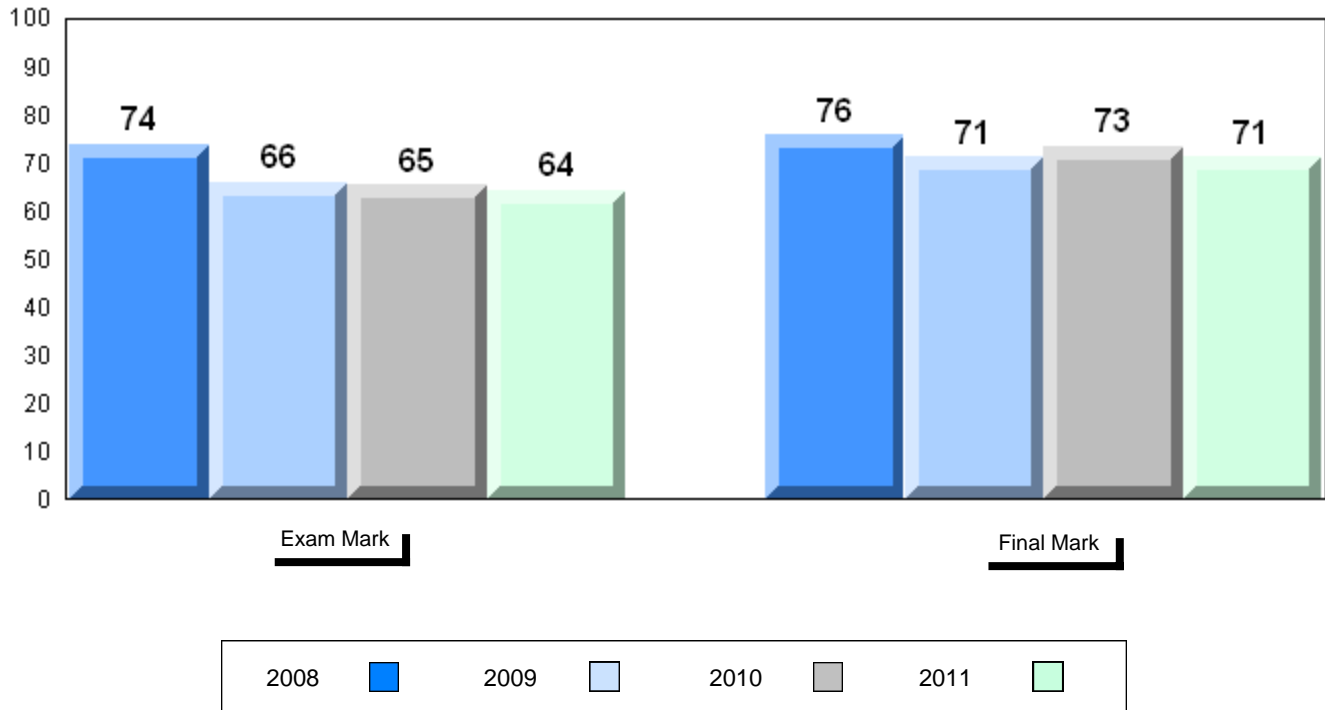
School
 District
 Province

53.5
 63.4
 64.3

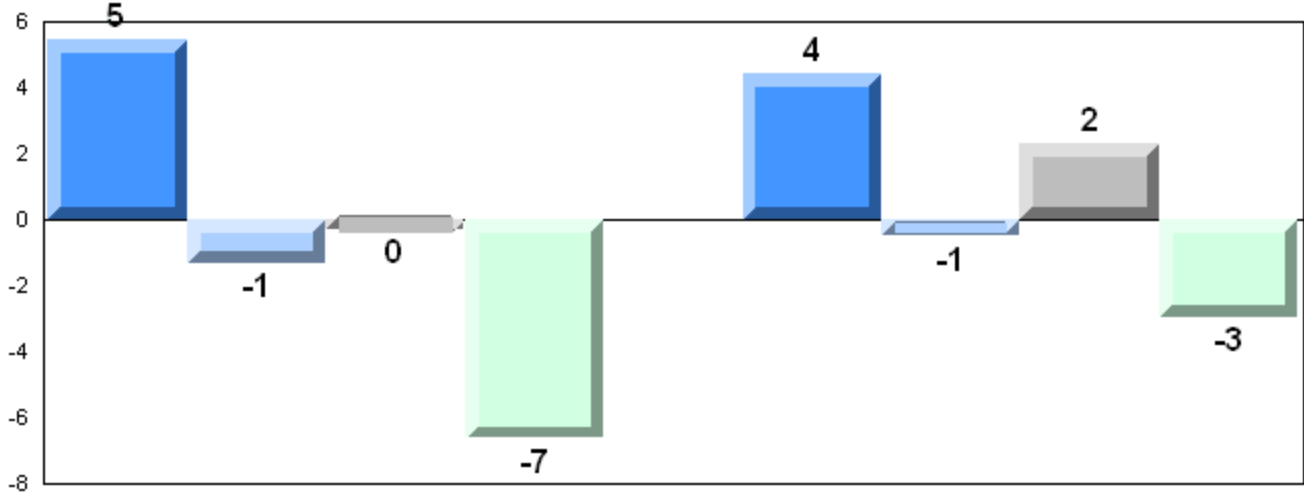
q

q


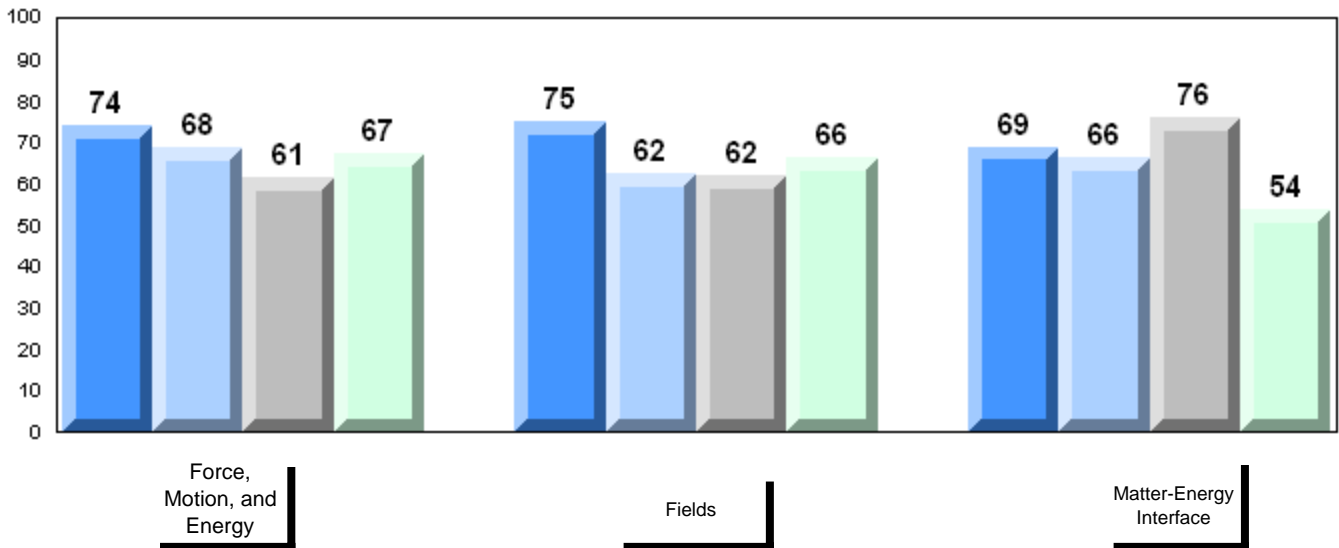
Average Mark, 2008-2011



Difference from Provincial Mean, 2008-2011



4 Year Public Exam (Subtest) Mark Trend 2008-2011



District 4 - Eastern

#274 - St. Catherine's Academy, Mount Carmel

Grades: K-12

Number of Students 3

Physics 3204 School
 District
 Province

Subtest

**Force,
 Motion, and
 Energy** School
 District
 Province

Fields School
 District
 Province

**Matter-Energy
 Interface** School
 District
 Province

Public Exam Mark	School vs District	School vs Province
<i>School data with 5 or fewer students withheld for reasons of confidentiality.</i>		

Final Mark	School vs District	School vs Province
<i>School data with 5 or fewer students withheld for reasons of confidentiality.</i>		

Average Mark, 2008-2011

School data with 5 or fewer students withheld for reasons of confidentiality.

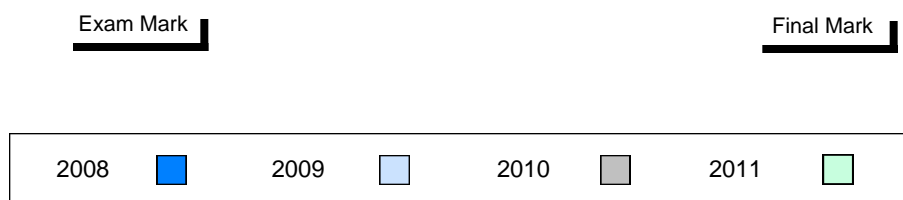
Exam Mark

Final Mark



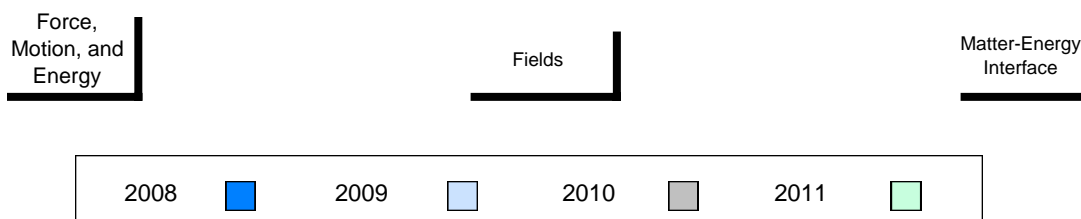
Difference from Provincial Mean, 2008-2011

School data with 5 or fewer students withheld for reasons of confidentiality.



4 Year Public Exam (Subtest) Mark Trend 2008-2011

School data with 5 or fewer students withheld for reasons of confidentiality.



District 4 - Eastern

#280 - Laval High School, Placentia

Grades: 7-12

Number of Students 21

Physics 3204

School
 District
 Province

Public Exam Mark	School vs District	School vs Province
-------------------------	--------------------	--------------------

70.1	q	q
71.5		
70.8		

Final Mark

School vs District	School vs Province
--------------------	--------------------

74.9	p	p
74.4		
74.0		

Subtest

Force, Motion, and Energy

School
 District
 Province

77.1	p	p
74.4		
73.5		

Fields

School
 District
 Province

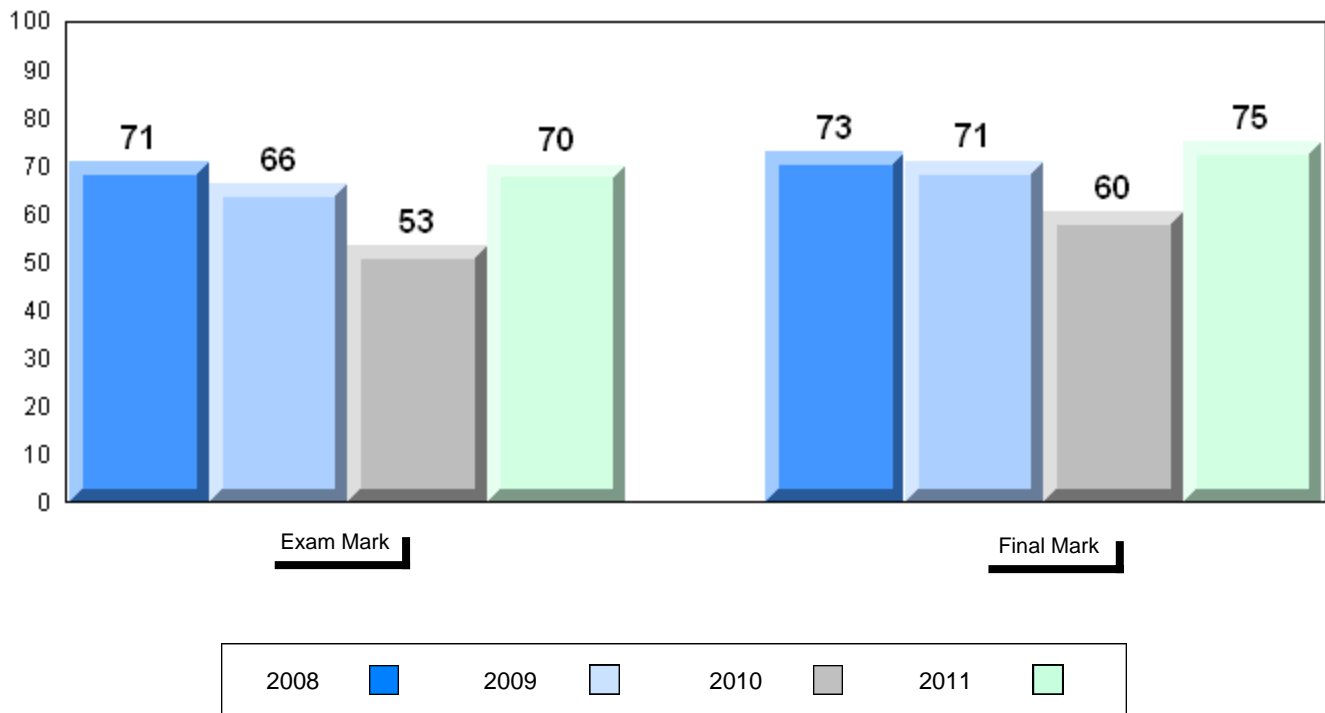
69.1	q	q
71.8		
70.8		

Matter-Energy Interface

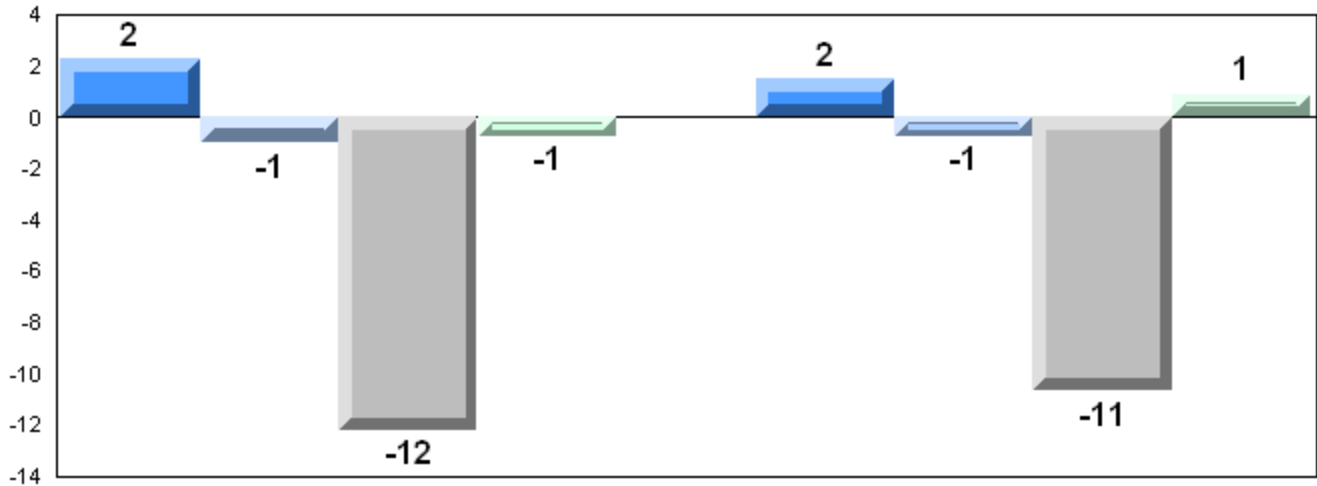
School
 District
 Province

56.6	q	q
63.4		
64.3		

Average Mark, 2008-2011



Difference from Provincial Mean, 2008-2011

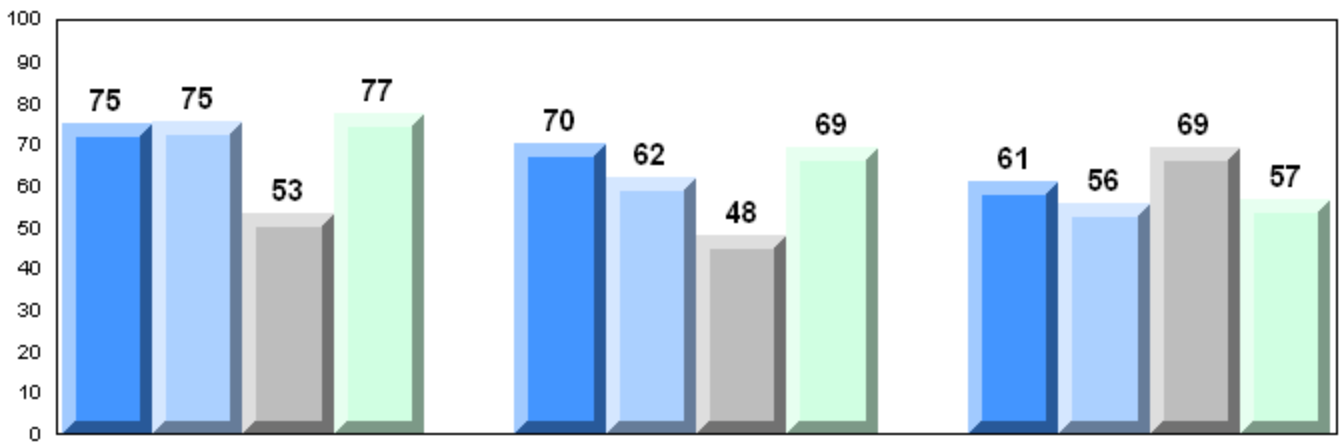


Exam Mark

Final Mark



4 Year Public Exam (Subtest) Mark Trend 2008-2011



Force,
 Motion, and
 Energy

Fields

Matter-Energy
 Interface



District 4 - Eastern

#296 - St. Michael's High, Bell Island

Grades: 7-12

Number of Students 4

Physics 3204 School
 District
 Province

Subtest

**Force,
 Motion, and
 Energy** School
 District
 Province

Fields School
 District
 Province

**Matter-Energy
 Interface** School
 District
 Province

Public Exam Mark	School vs District	School vs Province
<i>School data with 5 or fewer students withheld for reasons of confidentiality.</i>		

Final Mark	School vs District	School vs Province
<i>School data with 5 or fewer students withheld for reasons of confidentiality.</i>		

Average Mark, 2008-2011

School data with 5 or fewer students withheld for reasons of confidentiality.

Exam Mark

Final Mark



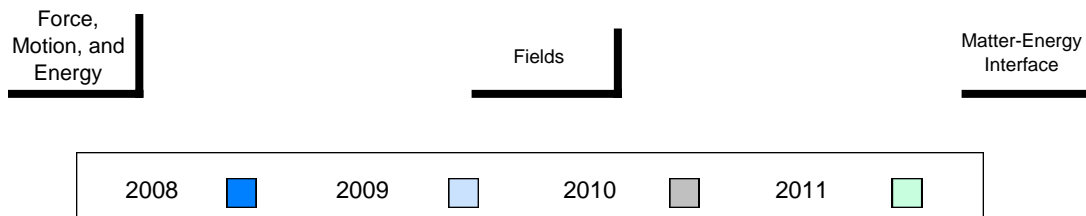
Difference from Provincial Mean, 2008-2011

School data with 5 or fewer students withheld for reasons of confidentiality.



4 Year Public Exam (Subtest) Mark Trend 2008-2011

School data with 5 or fewer students withheld for reasons of confidentiality.



District 4 - Eastern

#304 - Holy Spirit High, Conception Bay South (Manuels)

Grades: 9-12

Number of Students 34

Physics 3204

School
 District
 Province

Public Exam Mark

School vs District School vs Province

70.9 q P
 71.5
 70.8

Final Mark

School vs District School vs Province

72.3 q q
 74.4
 74.0

Subtest

Force, Motion, and Energy

School
 District
 Province

71.5 q q
 74.4
 73.5

Fields

School
 District
 Province

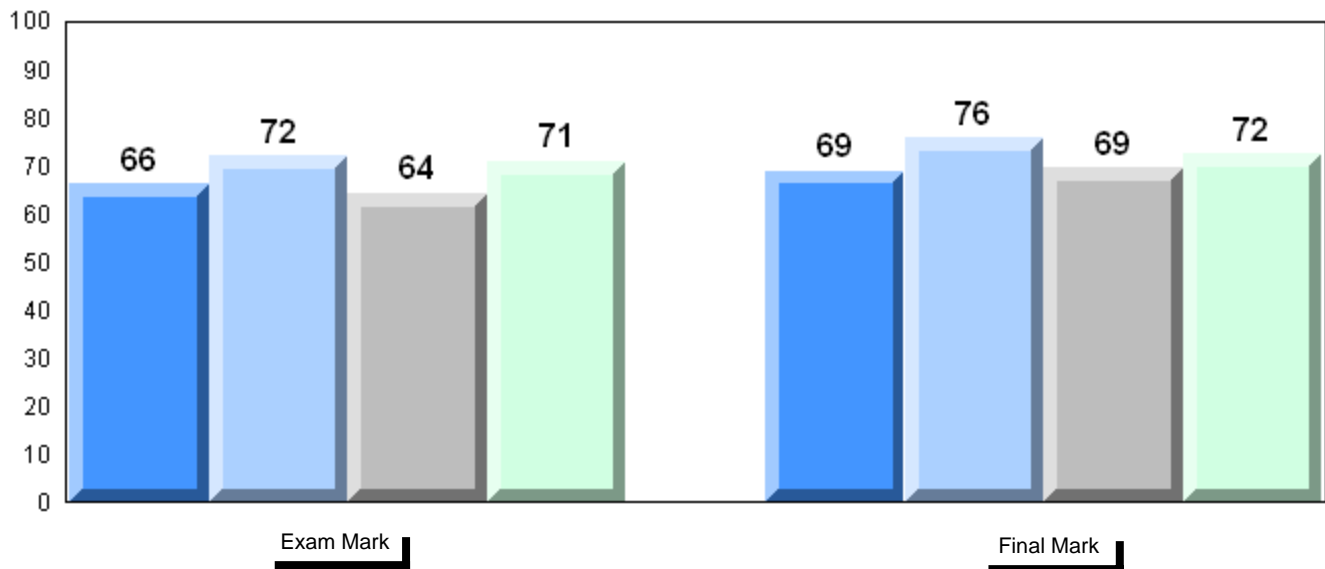
69.4 q q
 71.8
 70.8

Matter-Energy Interface

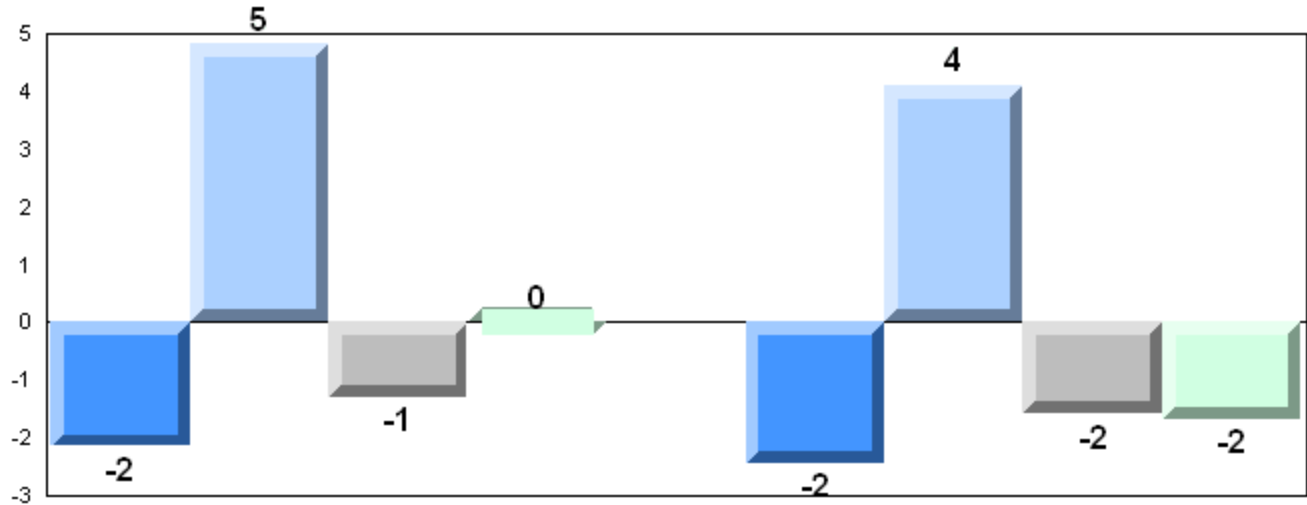
School
 District
 Province

71.0 P P
 63.4
 64.3

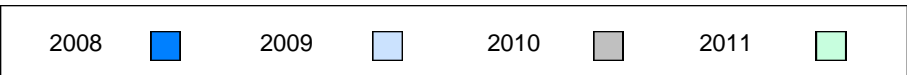
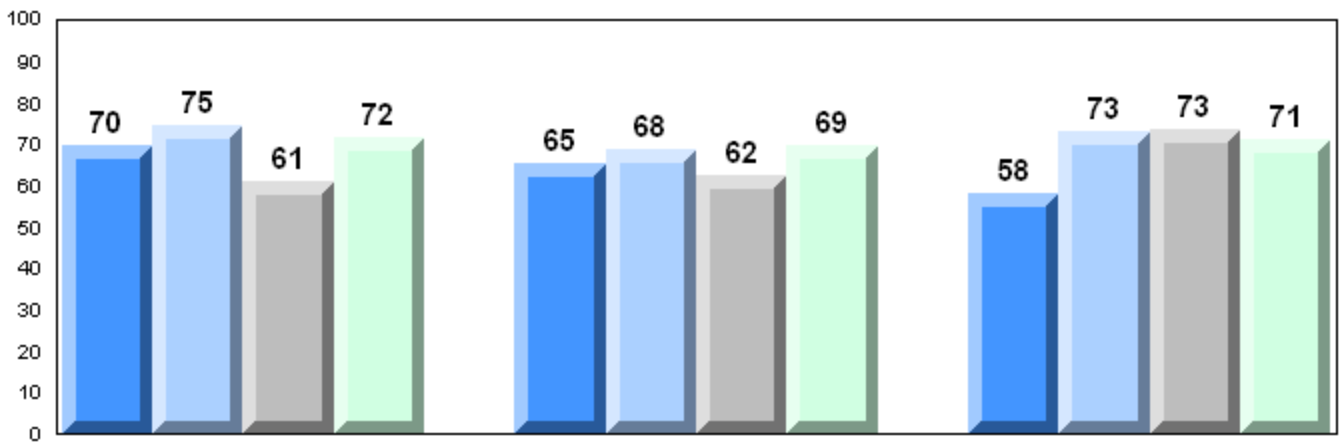
Average Mark, 2008-2011



Difference from Provincial Mean, 2008-2011



4 Year Public Exam (Subtest) Mark Trend 2008-2011



District 4 - Eastern

#307 - Mobile Central High, Mobile

Grades: 7-12

Number of Students 9

Physics 3204

School
 District
 Province

Public Exam Mark

School vs District School vs Province

80.9 P P
 71.5
 70.8

Final Mark

School vs District School vs Province

82.3 P P
 74.4
 74.0

Subtest

Force, Motion, and Energy

School
 District
 Province

81.0 P P
 74.4
 73.5

Fields

School
 District
 Province

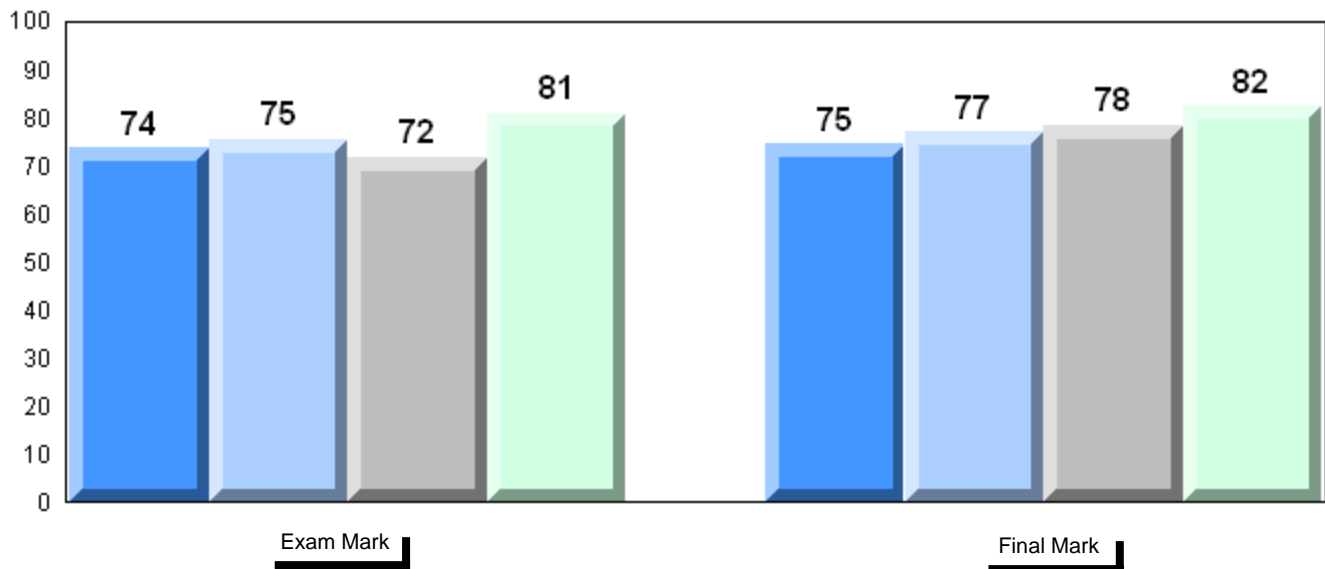
82.4 P P
 71.8
 70.8

Matter-Energy Interface

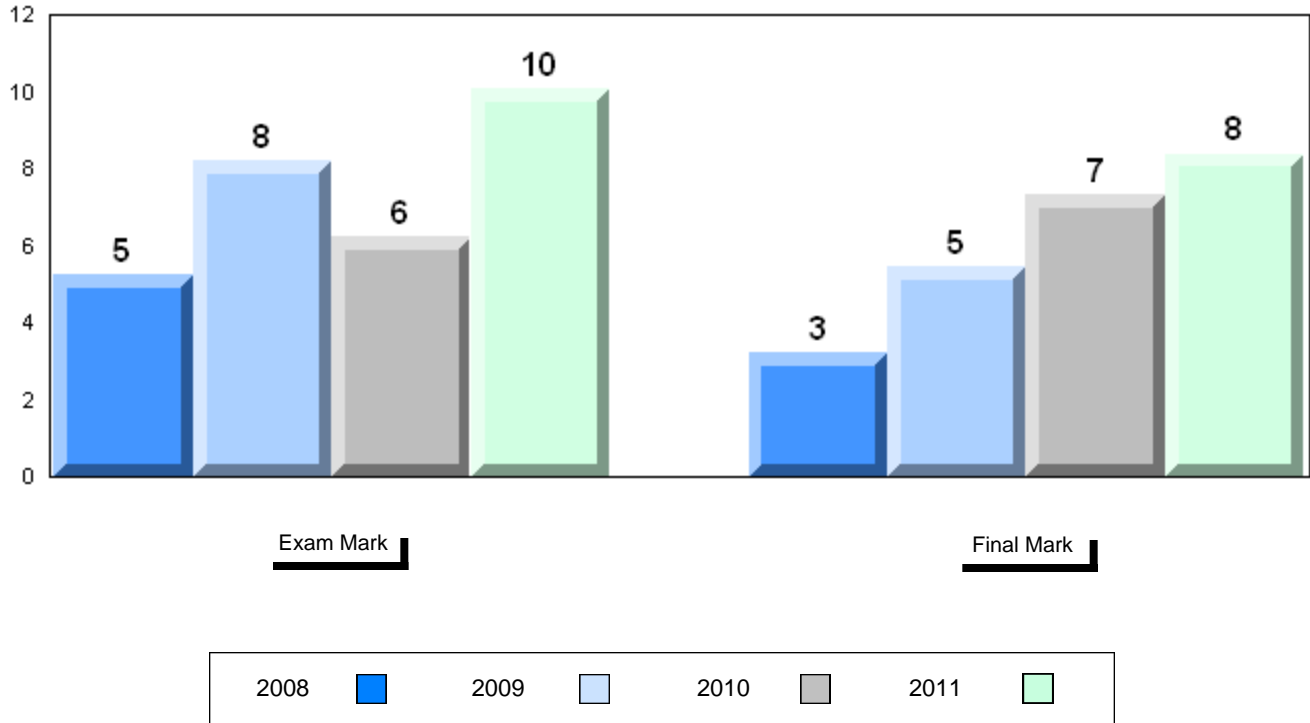
School
 District
 Province

76.4 P P
 63.4
 64.3

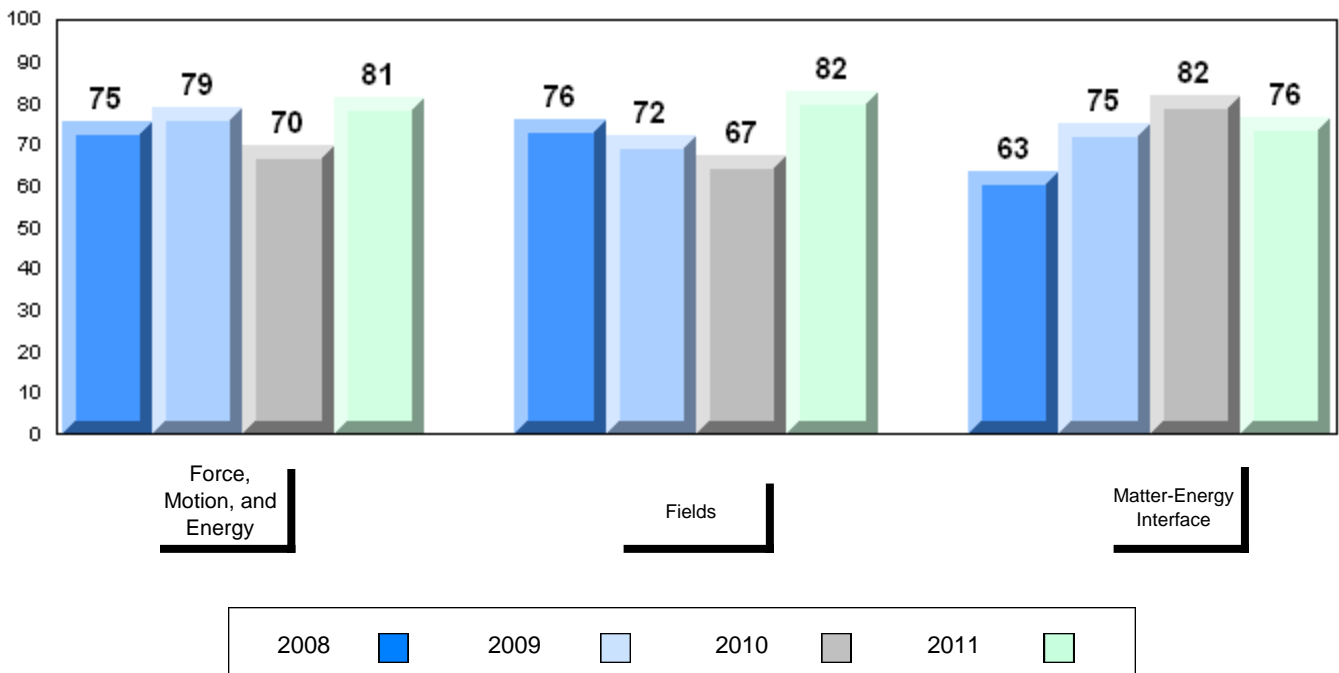
Average Mark, 2008-2011



Difference from Provincial Mean, 2008-2011



4 Year Public Exam (Subtest) Mark Trend 2008-2011



District 4 - Eastern

#311 - Mount Pearl Senior High, Mount Pearl

Grades: 10-12

Number of Students 39

Physics 3204

School
 District
 Province

Public Exam Mark

School vs District

School vs Province

70.0
 71.5
 70.8

q

q

Subtest

Force, Motion, and Energy

School
 District
 Province

72.7
 74.4
 73.5

q

q

Fields

School
 District
 Province

69.7
 71.8
 70.8

q

q

Matter-Energy Interface

School
 District
 Province

61.5
 63.4
 64.3

q

q

Final Mark

School vs District

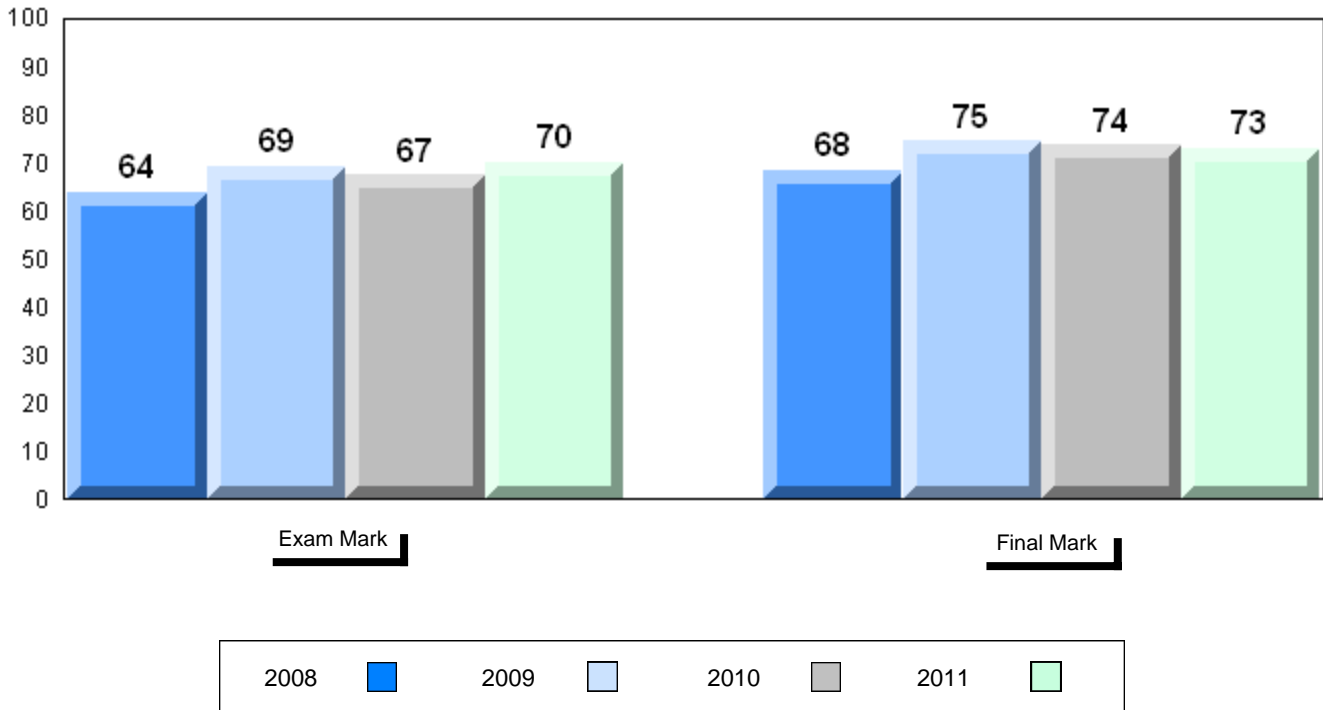
School vs Province

72.9
 74.4
 74.0

q

q

Average Mark, 2008-2011

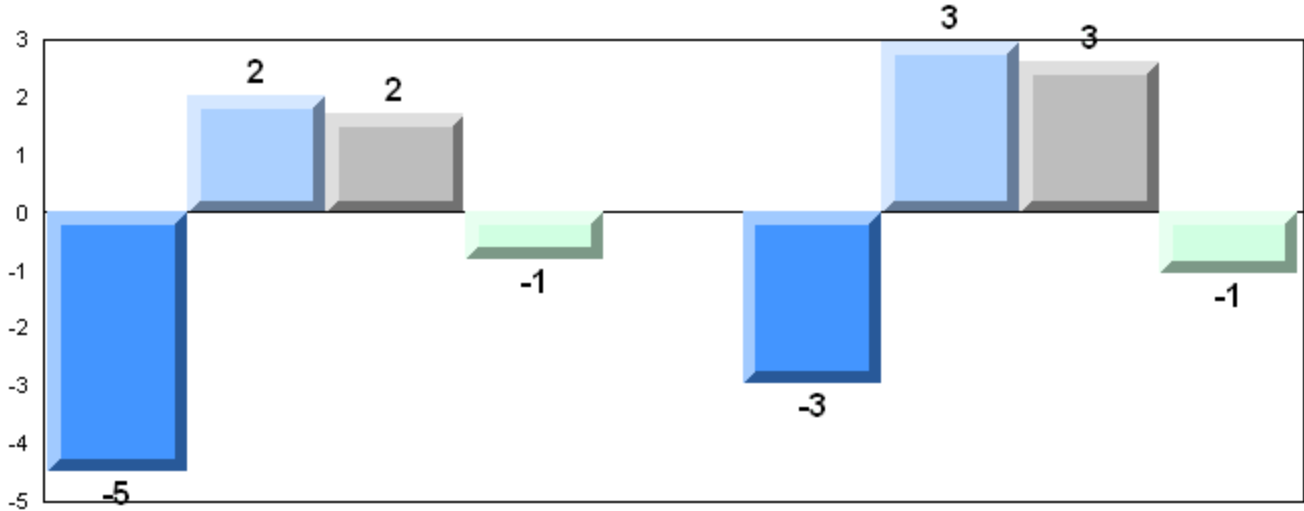


District 4 - Eastern

#311 - Mount Pearl Senior High, Mount Pearl

Grades: 10-12

Difference from Provincial Mean, 2008-2011

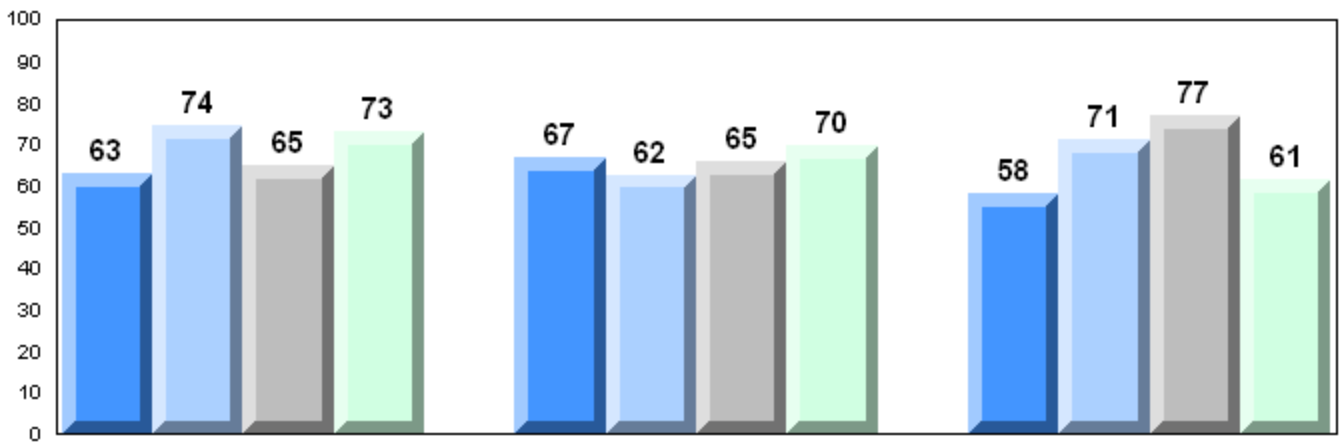


Exam Mark

Final Mark



4 Year Public Exam (Subtest) Mark Trend 2008-2011



Force,
 Motion, and
 Energy

Fields

Matter-Energy
 Interface



District 4 - Eastern

#313 - O'Donel High School, Mount Pearl

Grades: 10-12

Number of Students 56

Physics 3204

School
 District
 Province

Public Exam Mark

School vs District

School vs Province

81.8
 71.5
 70.8

P

P

Final Mark

School vs District

School vs Province

82.8
 74.4
 74.0

P

P

Subtest

Force, Motion, and Energy

School
 District
 Province

85.2
 74.4
 73.5

P

P

Fields

School
 District
 Province

83.6
 71.8
 70.8

P

P

Matter-Energy Interface

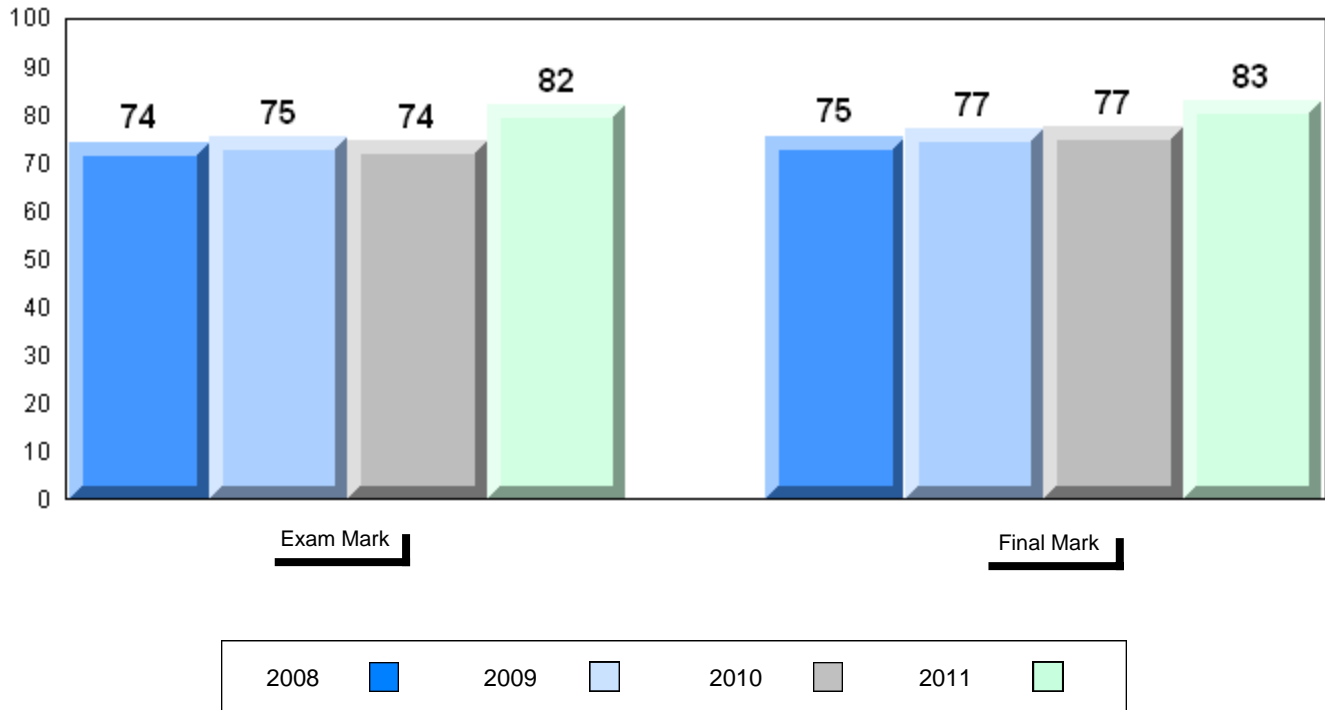
School
 District
 Province

70.9
 63.4
 64.3

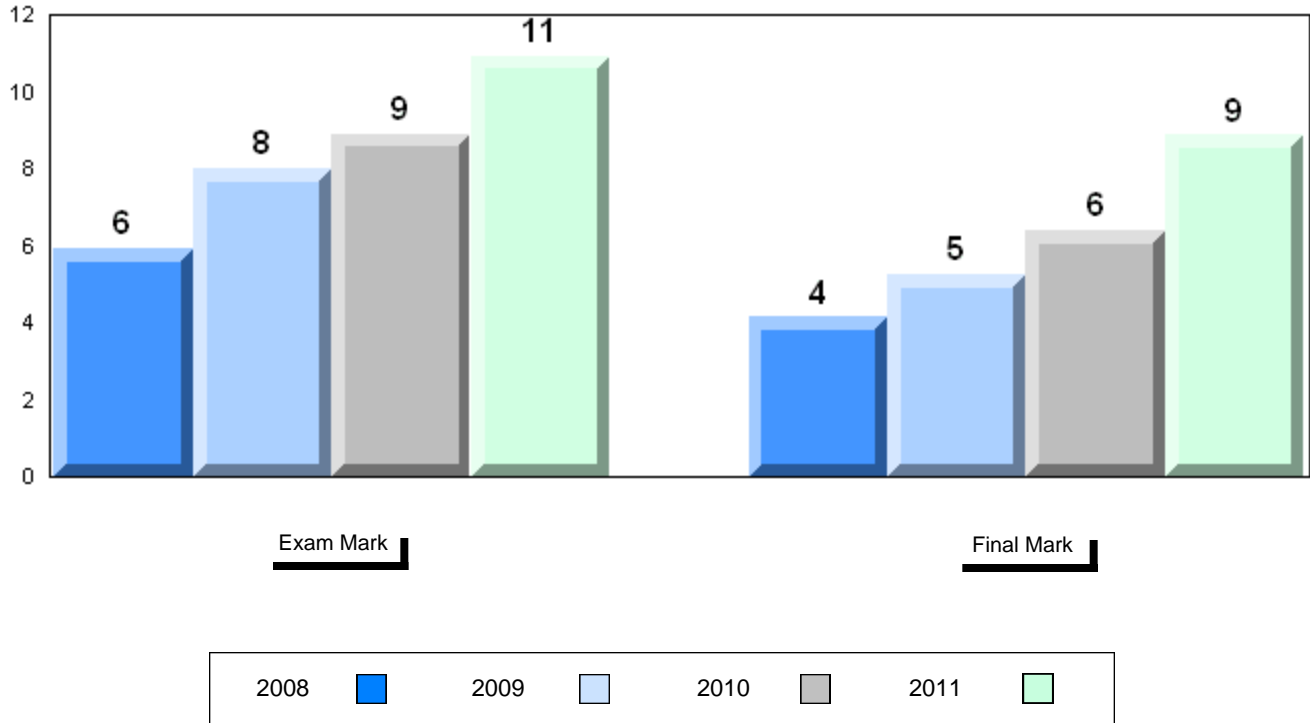
P

P

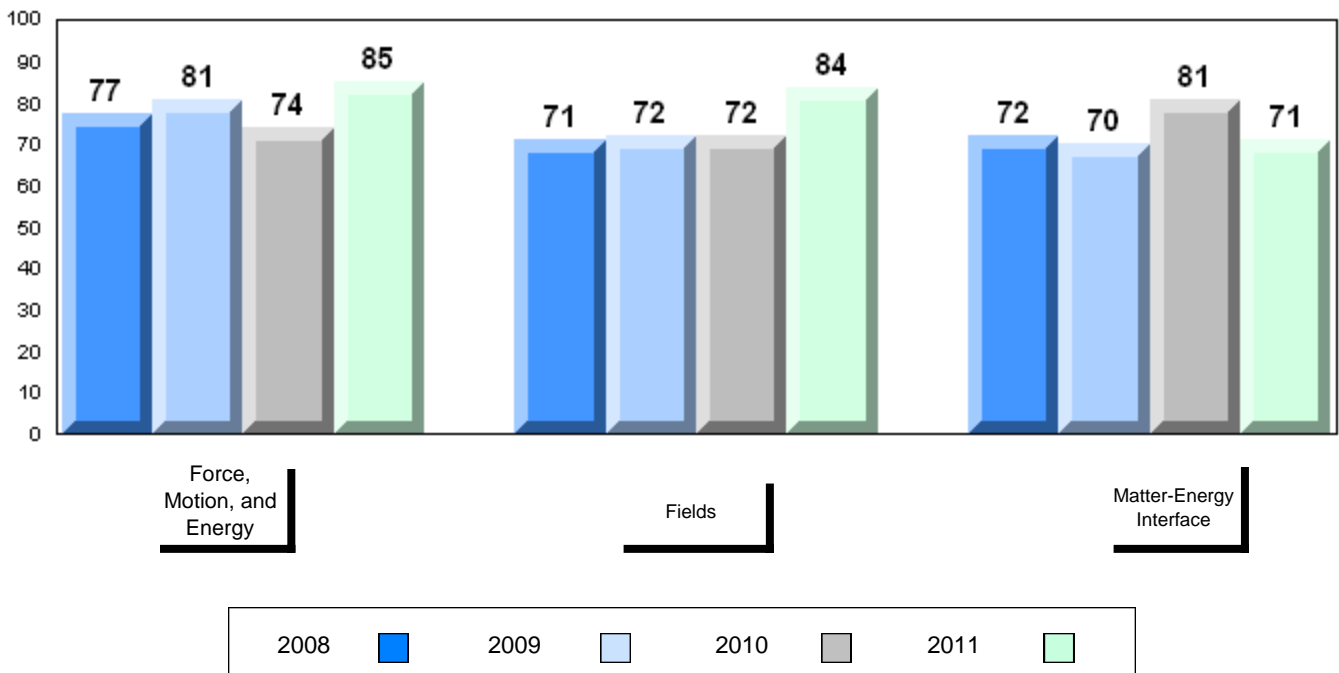
Average Mark, 2008-2011



Difference from Provincial Mean, 2008-2011



4 Year Public Exam (Subtest) Mark Trend 2008-2011



District 4 - Eastern

#327 - Bishops College High, St. John's

Grades: 10-12

Number of Students 45

Physics 3204

School
 District
 Province

Public Exam Mark	School vs District	School vs Province
-------------------------	--------------------	--------------------

68.9	q	q
71.5		
70.8		

Final Mark

School vs District	School vs Province
--------------------	--------------------

70.5	q	q
74.4		
74.0		

Subtest

Force, Motion, and Energy

School
 District
 Province

73.0	q	q
74.4		
73.5		

Fields

School
 District
 Province

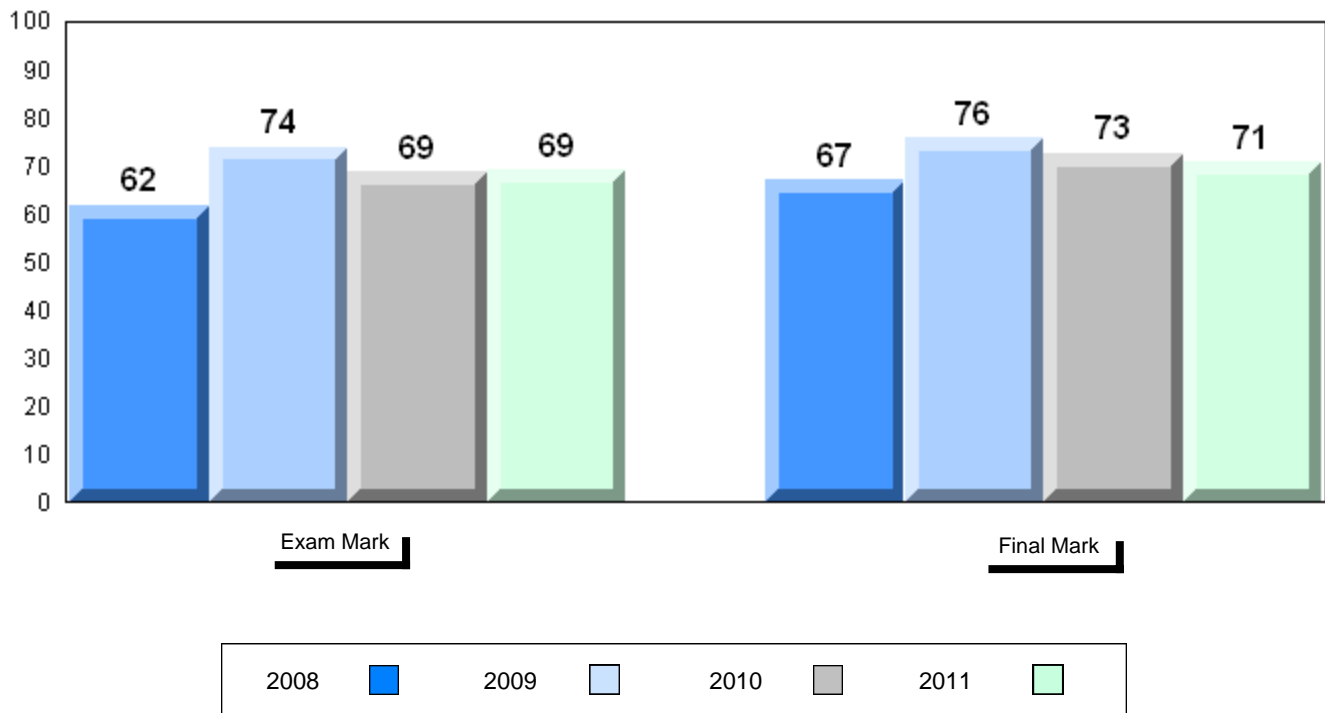
67.7	q	q
71.8		
70.8		

Matter-Energy Interface

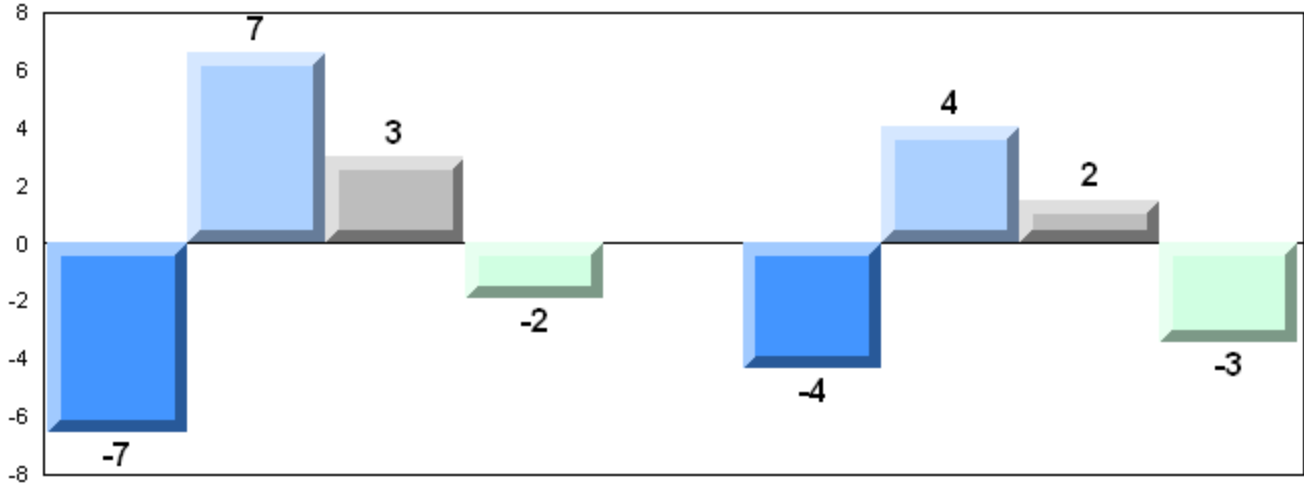
School
 District
 Province

61.9	q	q
63.4		
64.3		

Average Mark, 2008-2011




Difference from Provincial Mean, 2008-2011

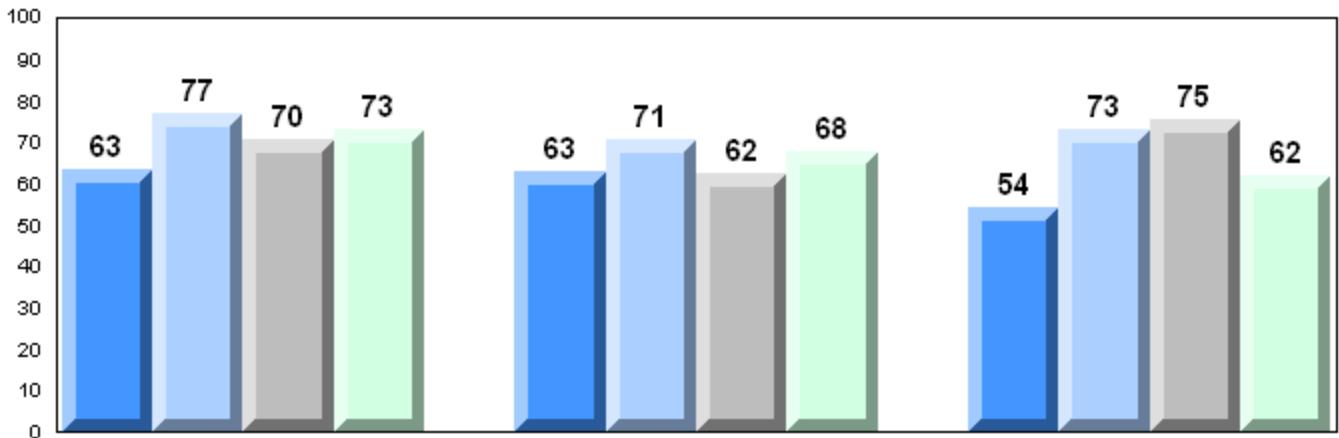


Exam Mark

Final Mark



4 Year Public Exam (Subtest) Mark Trend 2008-2011



Force,
Motion, and
Energy

Fields

Matter-Energy
Interface



District 4 - Eastern

#328 - Booth Memorial High School, St. John's

Grades: 10-12

Number of Students 27

Physics 3204

School
 District
 Province

Public Exam Mark

School vs District School vs Province

78.3
 71.5
 70.8

P

P

Final Mark

School vs District School vs Province

81.8
 74.4
 74.0

P

P

Subtest

Force, Motion, and Energy

School
 District
 Province

80.3
 74.4
 73.5

P

P

Fields

School
 District
 Province

79.1
 71.8
 70.8

P

P

Matter-Energy Interface

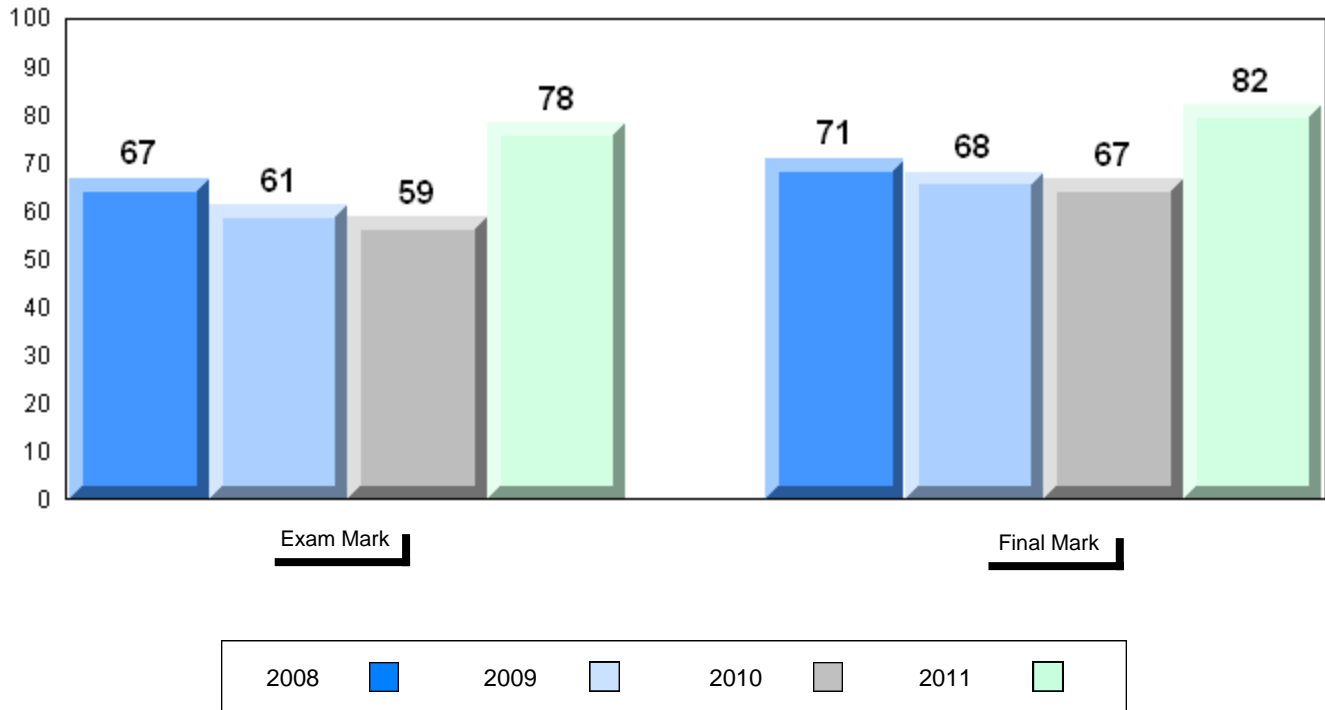
School
 District
 Province

71.0
 63.4
 64.3

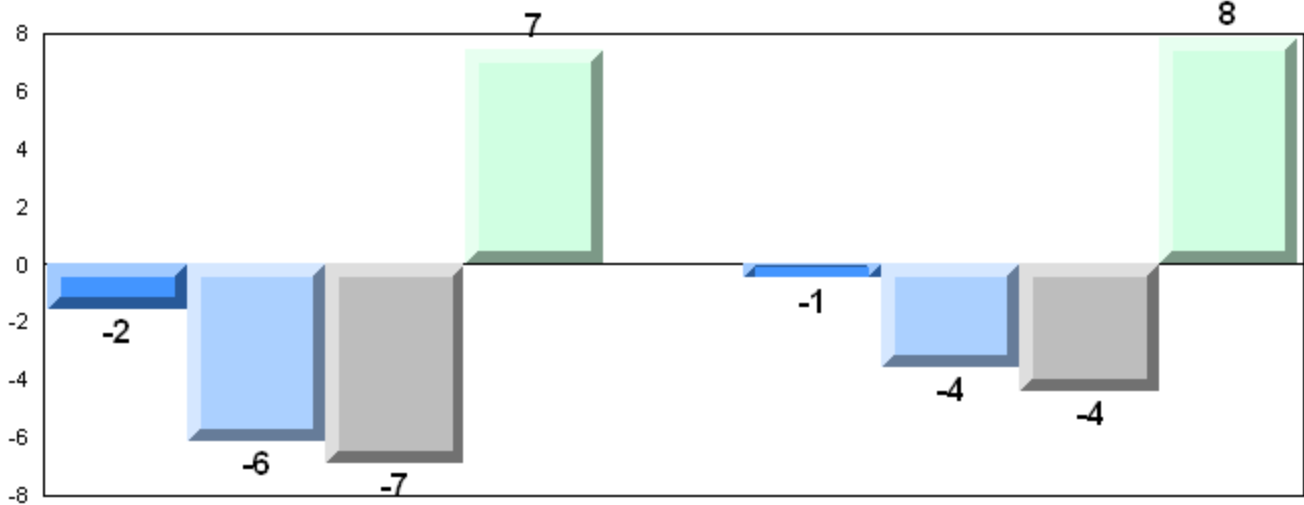
P

P

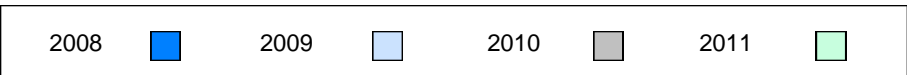
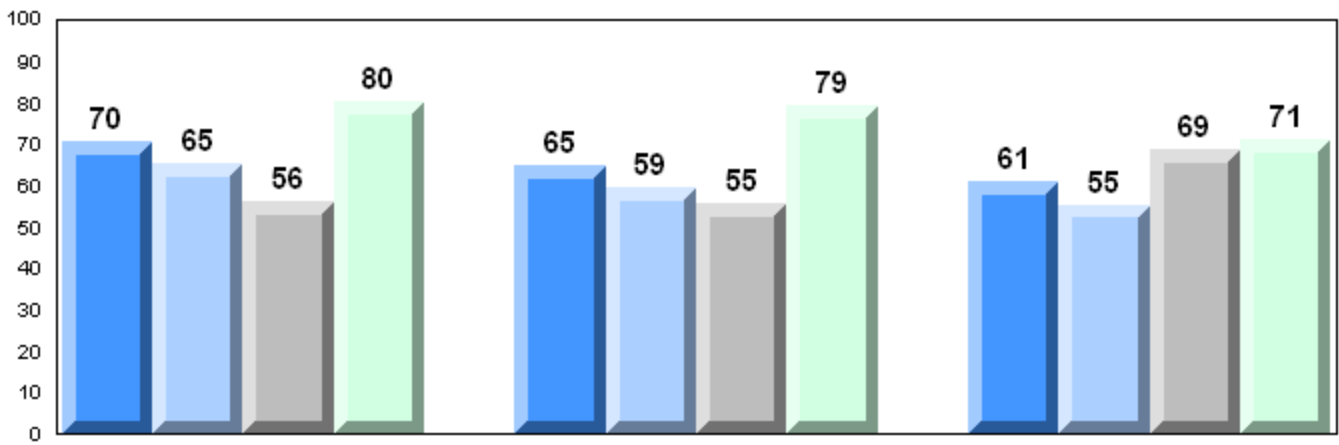
Average Mark, 2008-2011



Difference from Provincial Mean, 2008-2011



4 Year Public Exam (Subtest) Mark Trend 2008-2011



District 4 - Eastern

#336 - Gonzaga Regional High, St. John's

Grades: 10-12

Number of Students 54

Physics 3204

School
 District
 Province

Public Exam Mark	School vs District	School vs Province
-------------------------	--------------------	--------------------

73.7	P	P
71.5		
70.8		

Final Mark

School vs District	School vs Province
--------------------	--------------------

76.3	P	P
74.4		
74.0		

Subtest

Force, Motion, and Energy

School
 District
 Province

79.2	P	P
74.4		
73.5		

Fields

School
 District
 Province

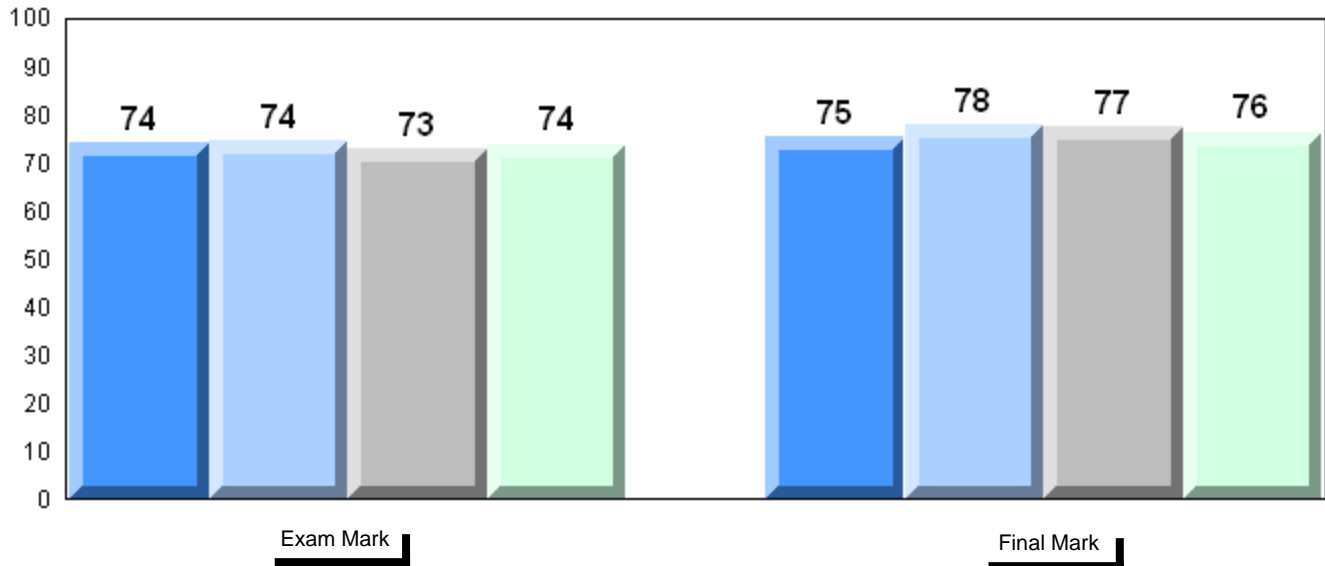
74.0	P	P
71.8		
70.8		

Matter-Energy Interface

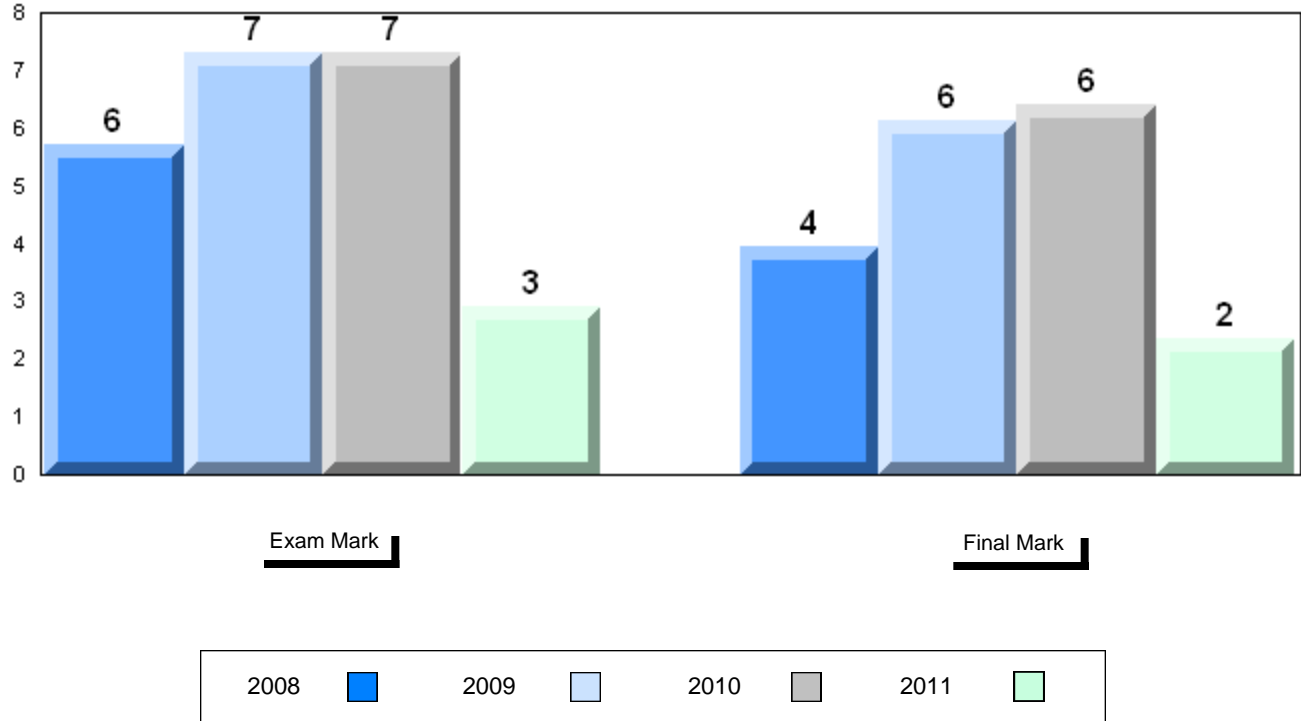
School
 District
 Province

60.6	q	q
63.4		
64.3		

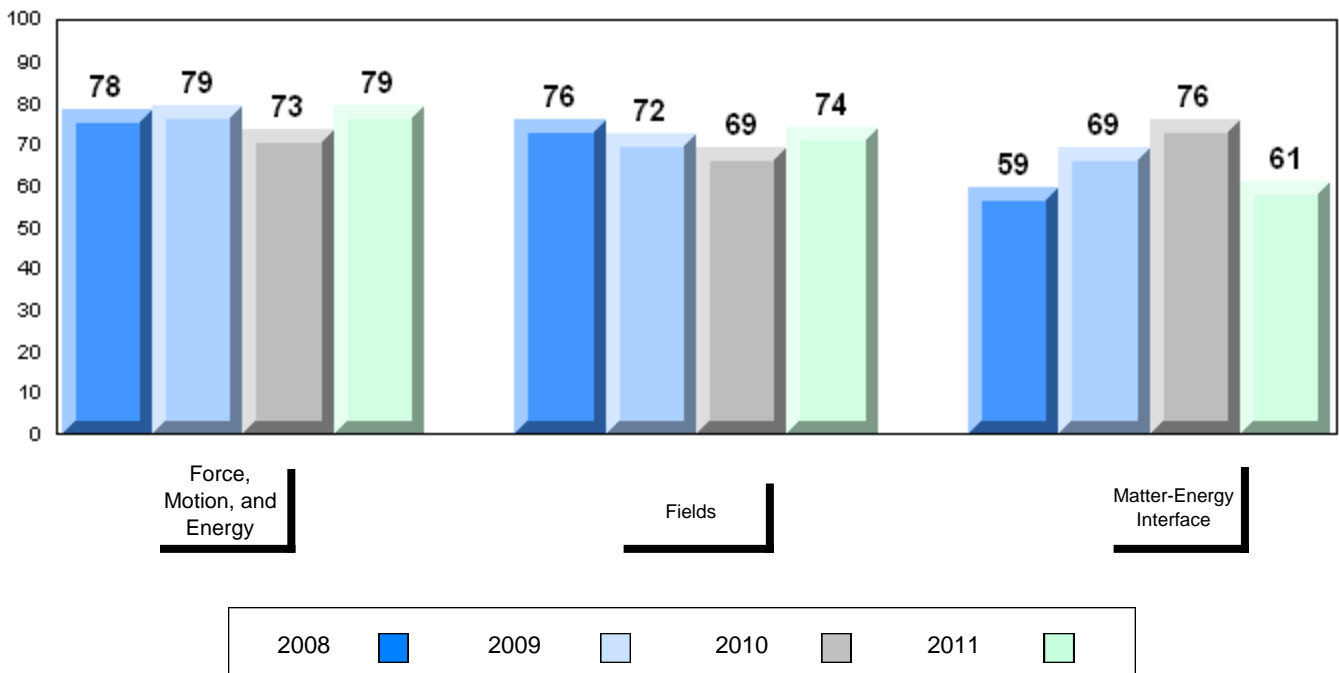
Average Mark, 2008-2011



Difference from Provincial Mean, 2008-2011



4 Year Public Exam (Subtest) Mark Trend 2008-2011



District 4 - Eastern

#340 - Holy Heart of Mary Regional High, St. John's

Grades: 10-12

Number of Students 43

Physics 3204

School
 District
 Province

Public Exam Mark	School vs District	School vs Province
------------------	--------------------	--------------------

75.9	P	P
71.5		
70.8		

Final Mark	School vs District	School vs Province
------------	--------------------	--------------------

76.9	P	P
74.4		
74.0		

Subtest

Force, Motion, and Energy

School
 District
 Province

78.8	P	P
74.4		
73.5		

Fields

School
 District
 Province

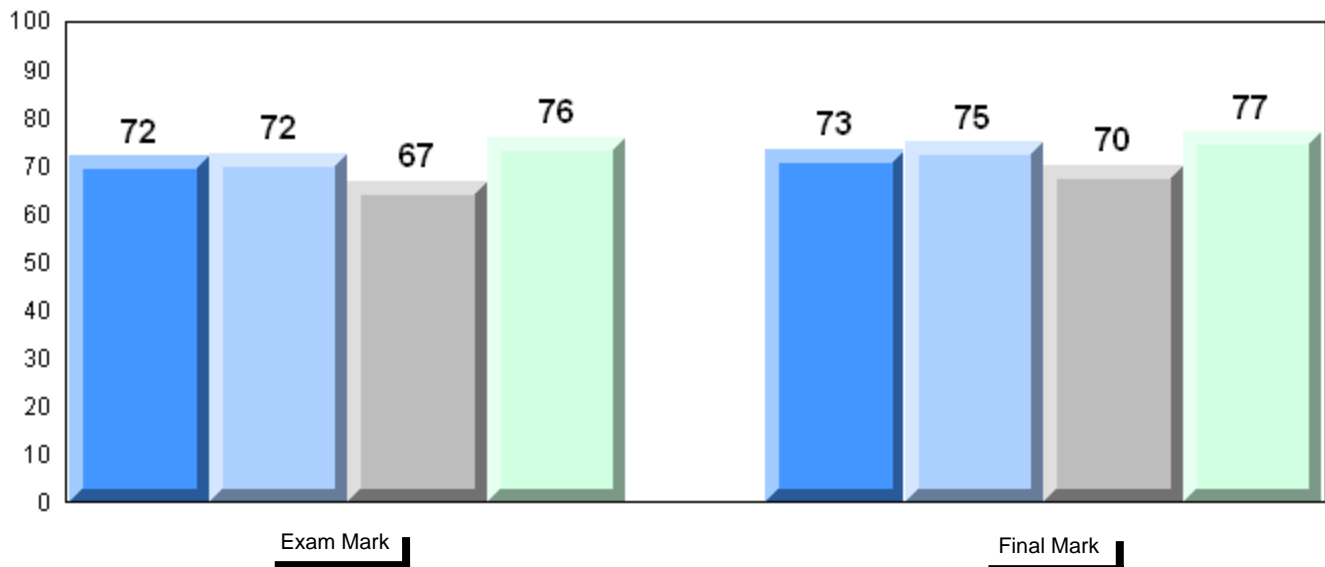
75.0	P	P
71.8		
70.8		

Matter-Energy Interface

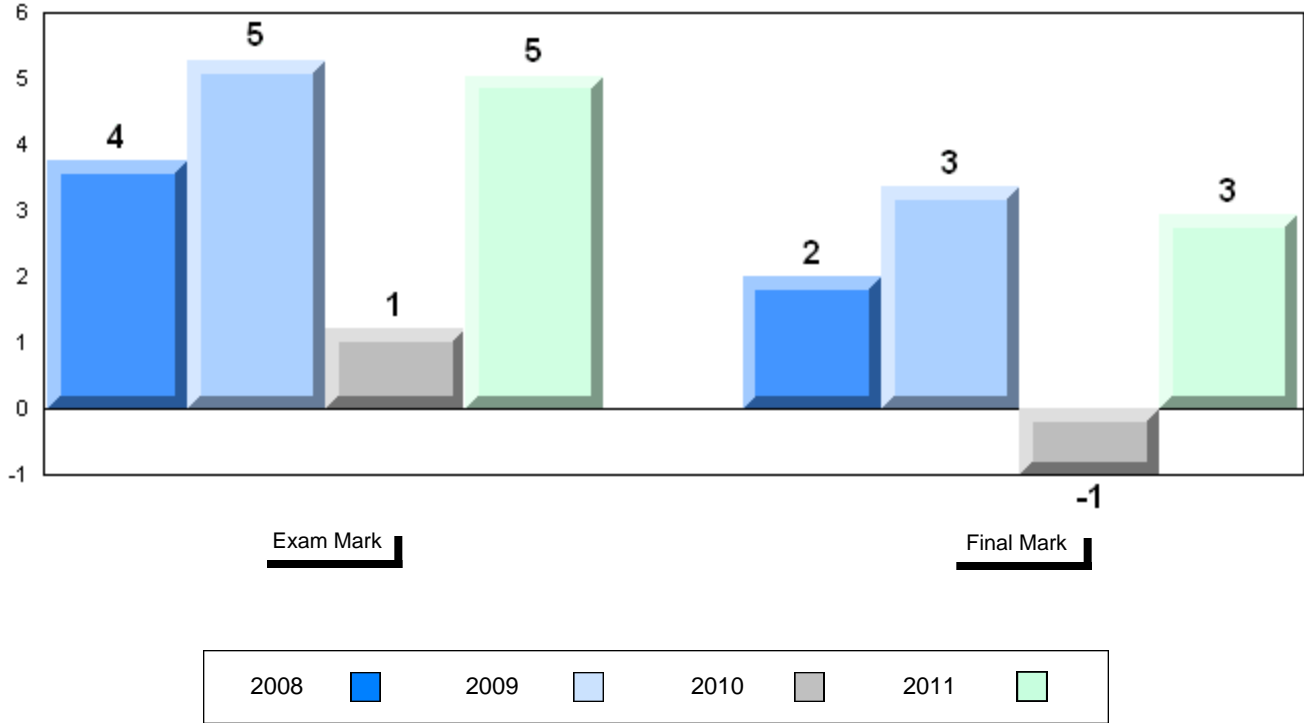
School
 District
 Province

70.4	P	P
63.4		
64.3		

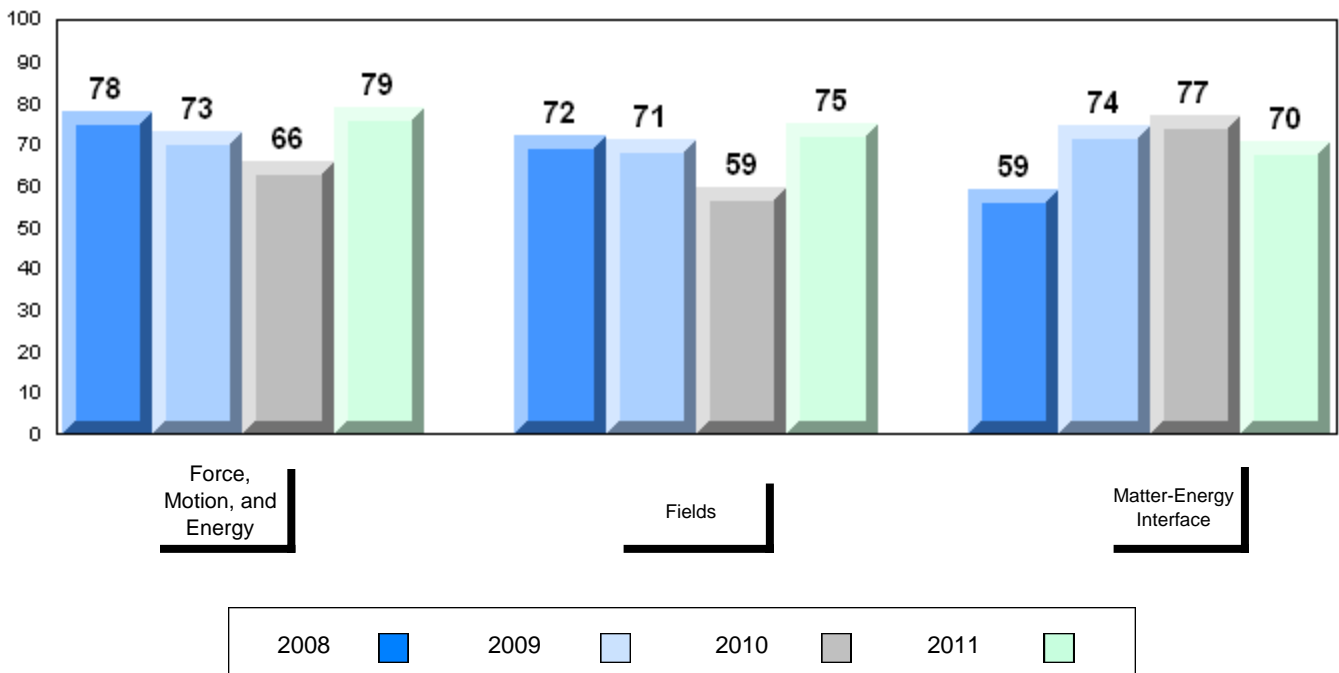
Average Mark, 2008-2011



Difference from Provincial Mean, 2008-2011



4 Year Public Exam (Subtest) Mark Trend 2008-2011



District 4 - Eastern

#347 - Prince of Wales Collegiate, St. John's

Grades: 10-12

Number of Students 45

Physics 3204

School
 District
 Province

Public Exam Mark	School vs District	School vs Province
-------------------------	--------------------	--------------------

69.8	q	q
71.5		
70.8		

Final Mark

School vs District	School vs Province
--------------------	--------------------

73.0	q	q
74.4		
74.0		

Subtest

Force, Motion, and Energy

School
 District
 Province

73.5	q	p
74.4		
73.5		

Fields

School
 District
 Province

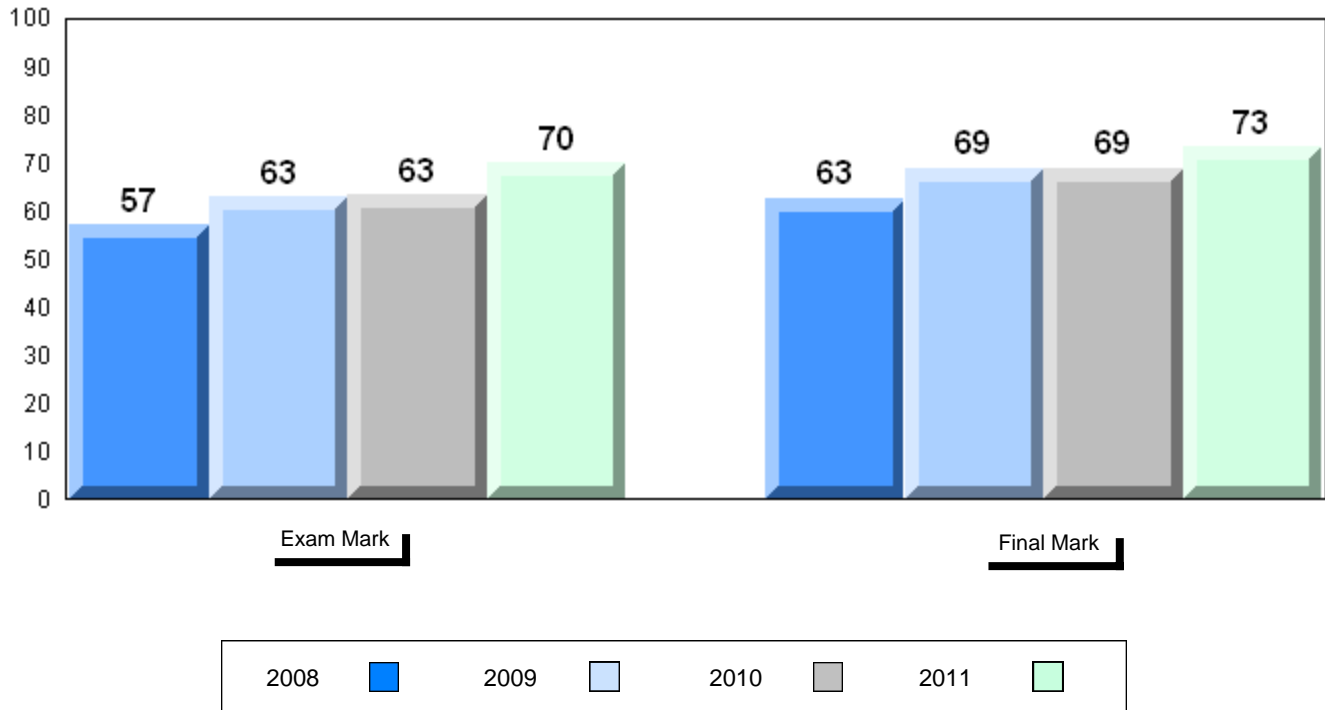
72.2	p	p
71.8		
70.8		

Matter-Energy Interface

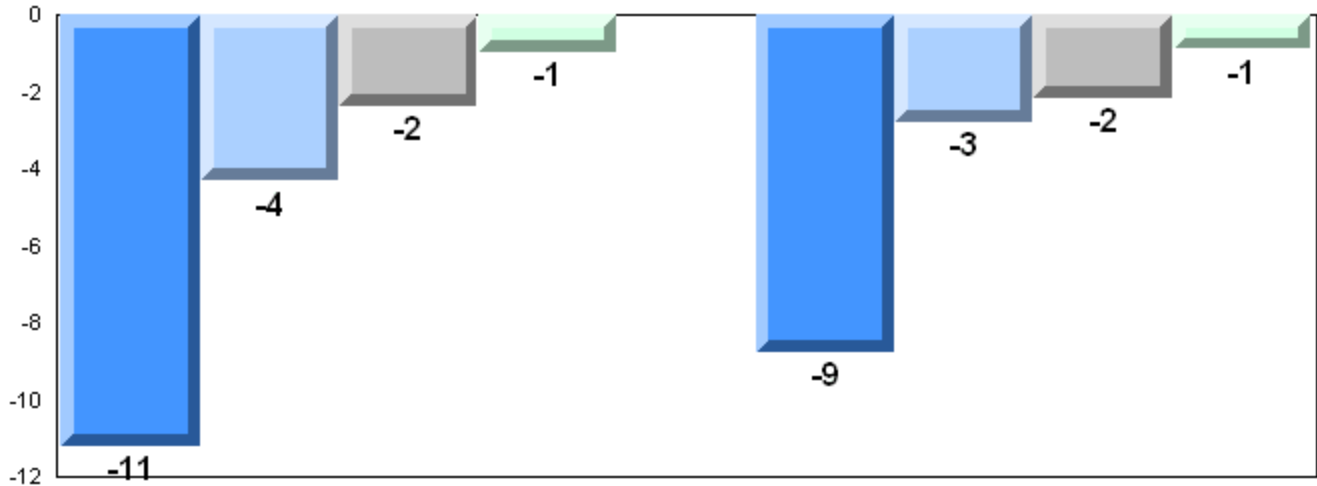
School
 District
 Province

56.7	q	q
63.4		
64.3		

Average Mark, 2008-2011




Difference from Provincial Mean, 2008-2011

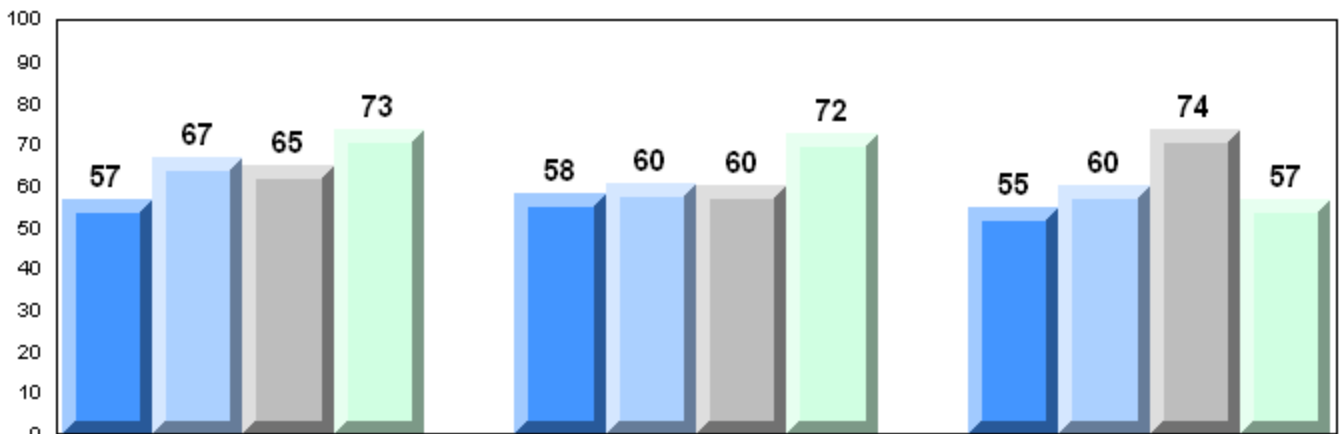


Exam Mark

Final Mark




4 Year Public Exam (Subtest) Mark Trend 2008-2011



Force,
Motion, and
Energy

Fields

Matter-Energy
Interface



District 4 - Eastern

#354 - St. Kevin's High, St. John's (Goulds)

Grades: 10-12

Number of Students 15

Physics 3204

School
 District
 Province

Public Exam Mark	School vs District	School vs Province
-------------------------	--------------------	--------------------

68.2	q	q
71.5		
70.8		

Final Mark

School vs District	School vs Province
--------------------	--------------------

69.9	q	q
74.4		
74.0		

Subtest

Force, Motion, and Energy

School
 District
 Province

70.1	q	q
74.4		
73.5		

Fields

School
 District
 Province

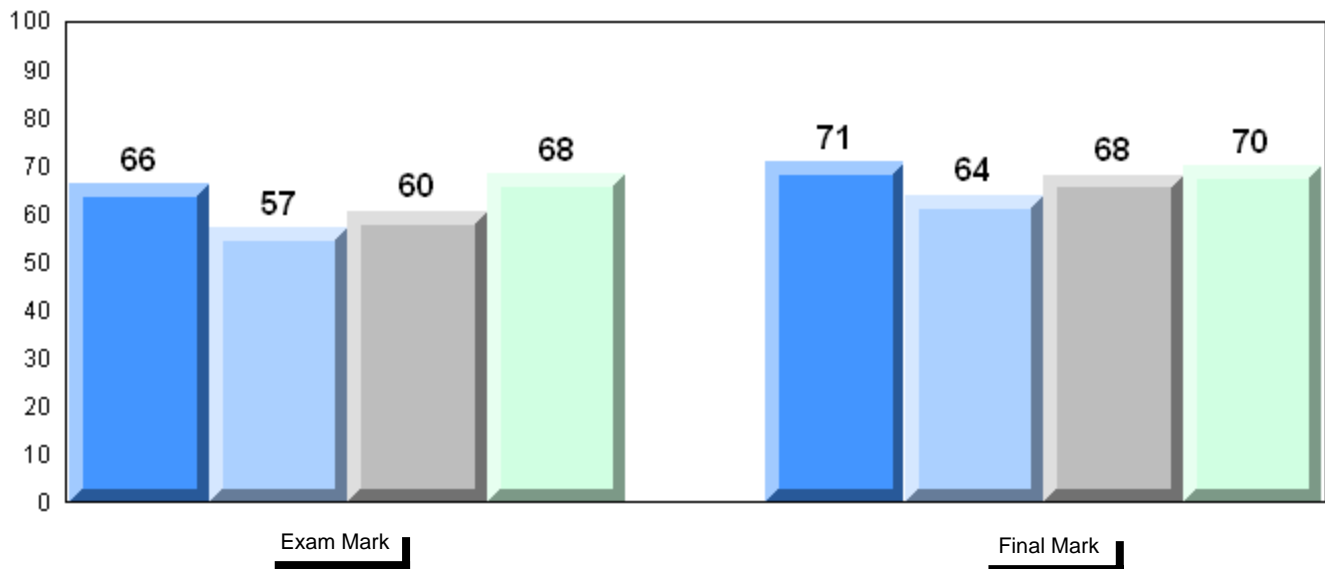
65.0	q	q
71.8		
70.8		

Matter-Energy Interface

School
 District
 Province

68.8	p	p
63.4		
64.3		

Average Mark, 2008-2011

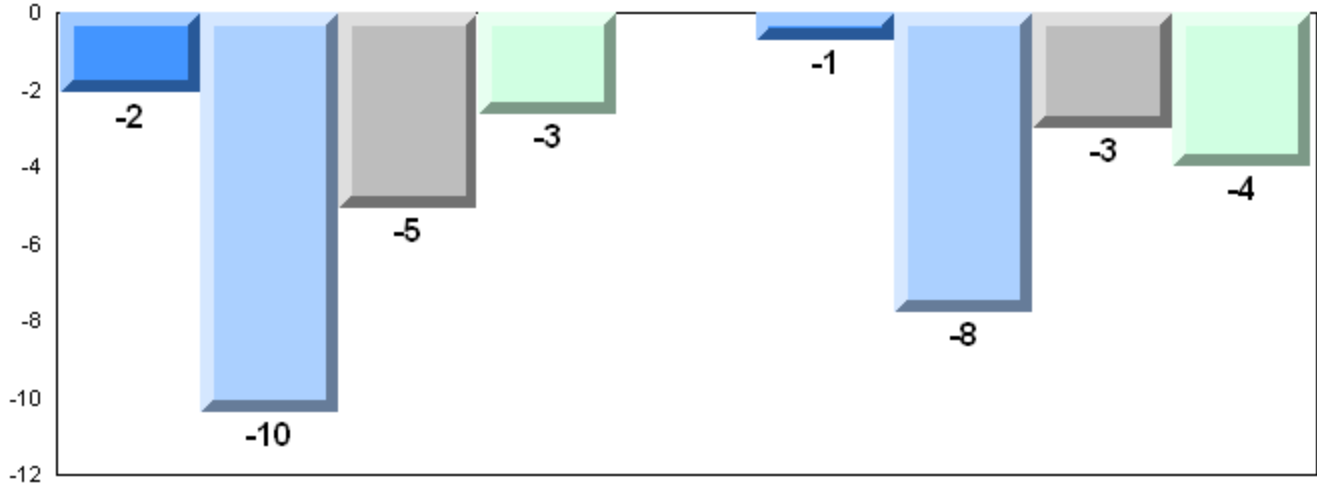


District 4 - Eastern

#354 - St. Kevin's High, St. John's (Goulds)


Grades: 10-12

Difference from Provincial Mean, 2008-2011

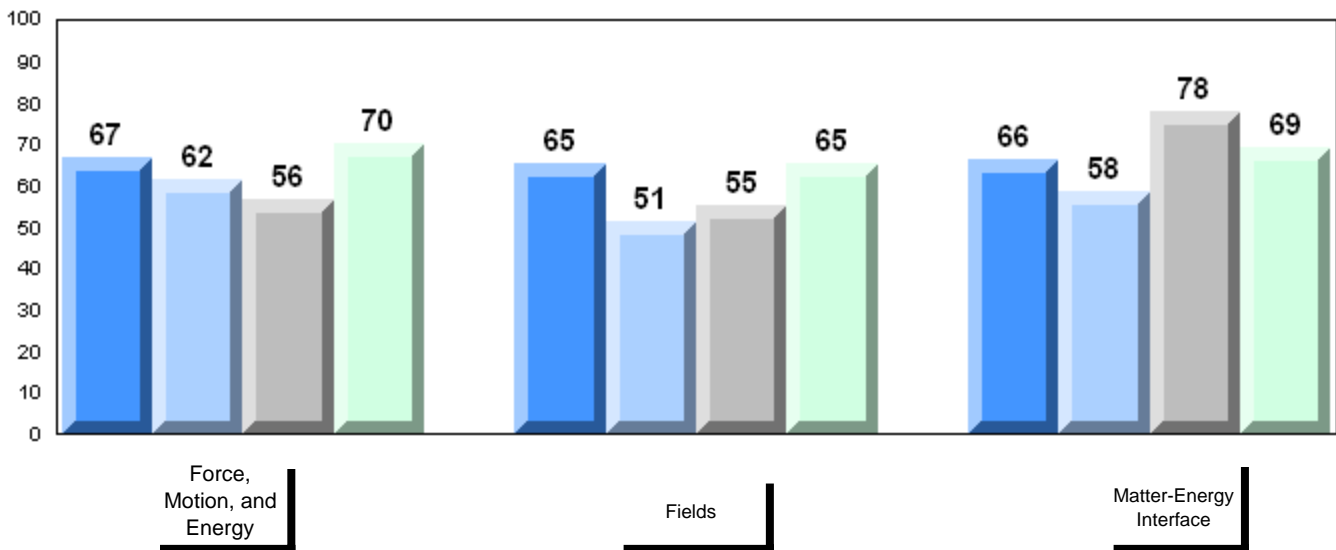


Exam Mark

Final Mark




4 Year Public Exam (Subtest) Mark Trend 2008-2011



Force,
 Motion, and
 Energy

Fields

Matter-Energy
 Interface



District 4 - Eastern

#368 - Holy Trinity High, Torbay

Grades: 7-12

Number of Students 29

Physics 3204

School
 District
 Province

Public Exam Mark

School vs District School vs Province

64.2 q q
 71.5
 70.8

Final Mark

School vs District School vs Province

70.1 q q
 74.4
 74.0

Subtest

Force, Motion, and Energy

School
 District
 Province

71.9 q q
 74.4
 73.5

Fields

School
 District
 Province

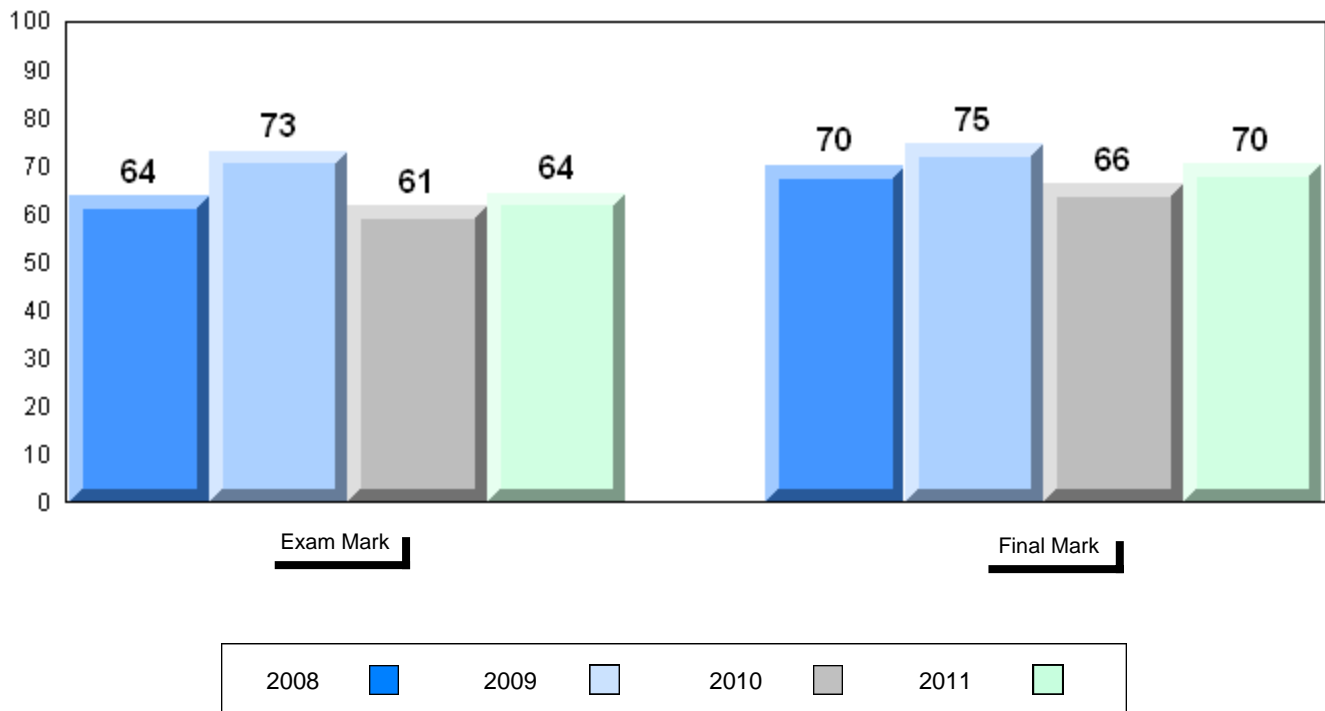
59.6 q q
 71.8
 70.8

Matter-Energy Interface

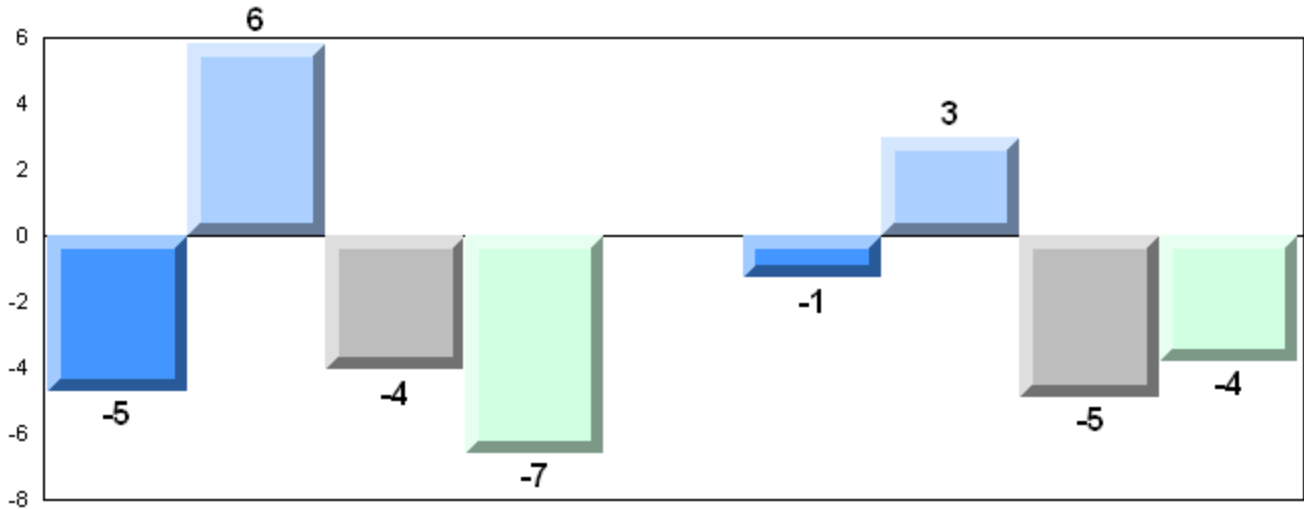
School
 District
 Province

57.3 q q
 63.4
 64.3

Average Mark, 2008-2011



Difference from Provincial Mean, 2008-2011

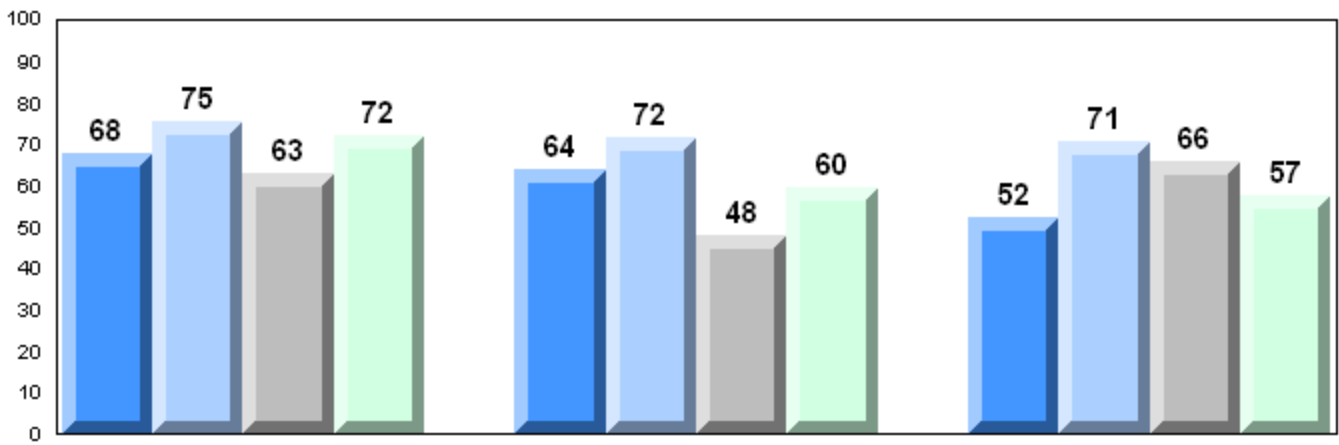


Exam Mark

Final Mark



4 Year Public Exam (Subtest) Mark Trend 2008-2011



Force,
Motion, and
Energy

Fields

Matter-Energy
Interface



District 4 - Eastern

#370 - Stella Maris Academy, Trepassey

Grades: K-12

Number of Students 4

Physics 3204 School
 District
 Province

Subtest

Force, Motion, and Energy School
 District
 Province

Fields School
 District
 Province

Matter-Energy Interface School
 District
 Province

Public Exam Mark	School vs District	School vs Province
<i>School data with 5 or fewer students withheld for reasons of confidentiality.</i>		

Final Mark	School vs District	School vs Province
<i>School data with 5 or fewer students withheld for reasons of confidentiality.</i>		

Average Mark, 2008-2011

School data with 5 or fewer students withheld for reasons of confidentiality.

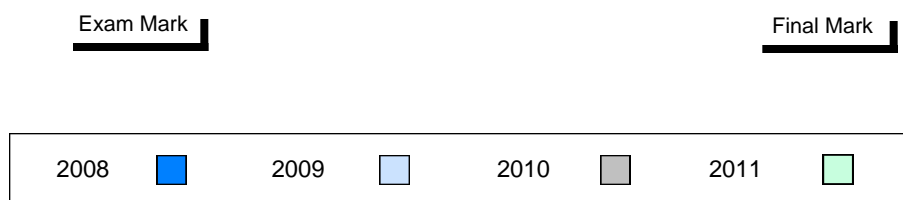
Exam Mark

Final Mark



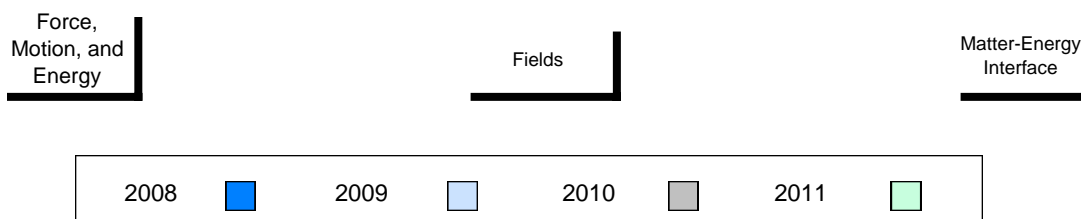
Difference from Provincial Mean, 2008-2011

School data with 5 or fewer students withheld for reasons of confidentiality.



4 Year Public Exam (Subtest) Mark Trend 2008-2011

School data with 5 or fewer students withheld for reasons of confidentiality.



District 4 - Eastern

#447 - Baltimore School Complex, Ferryland

Grades: K-12

Number of Students 4

Physics 3204 School
 District
 Province

Subtest

**Force,
 Motion, and
 Energy** School
 District
 Province

Fields School
 District
 Province

**Matter-Energy
 Interface** School
 District
 Province

Public Exam Mark	School vs District	School vs Province
<i>School data with 5 or fewer students withheld for reasons of confidentiality.</i>		

Final Mark	School vs District	School vs Province
<i>School data with 5 or fewer students withheld for reasons of confidentiality.</i>		

Average Mark, 2008-2011

School data with 5 or fewer students withheld for reasons of confidentiality.

Exam Mark

Final Mark



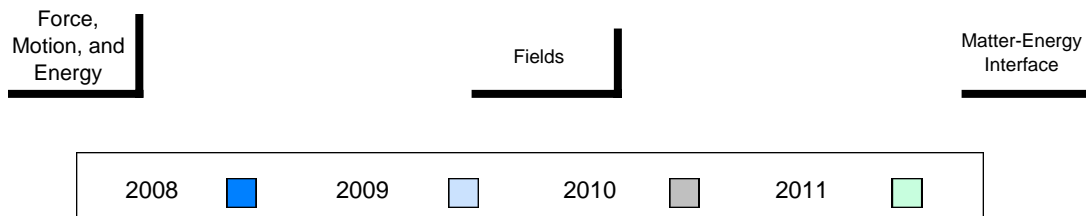
Difference from Provincial Mean, 2008-2011

School data with 5 or fewer students withheld for reasons of confidentiality.



4 Year Public Exam (Subtest) Mark Trend 2008-2011

School data with 5 or fewer students withheld for reasons of confidentiality.



District 4 - Eastern

#464 - Crescent Collegiate, Blaketown

Grades: 7-12

Number of Students 28

Physics 3204

School
 District
 Province

Public Exam Mark	School vs District	School vs Province
------------------	--------------------	--------------------

80.6	P	P
71.5		
70.8		

Final Mark	School vs District	School vs Province
------------	--------------------	--------------------

81.6	P	P
74.4		
74.0		

Subtest

Force, Motion, and Energy

School
 District
 Province

81.3	P	P
74.4		
73.5		

Fields

School
 District
 Province

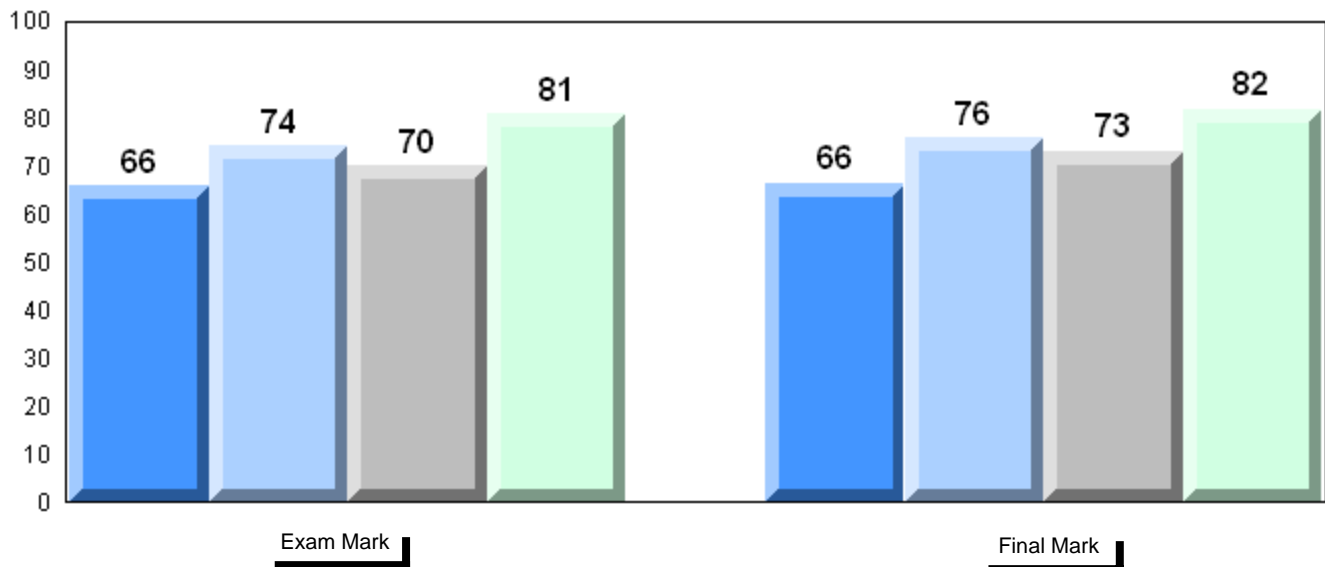
83.9	P	P
71.8		
70.8		

Matter-Energy Interface

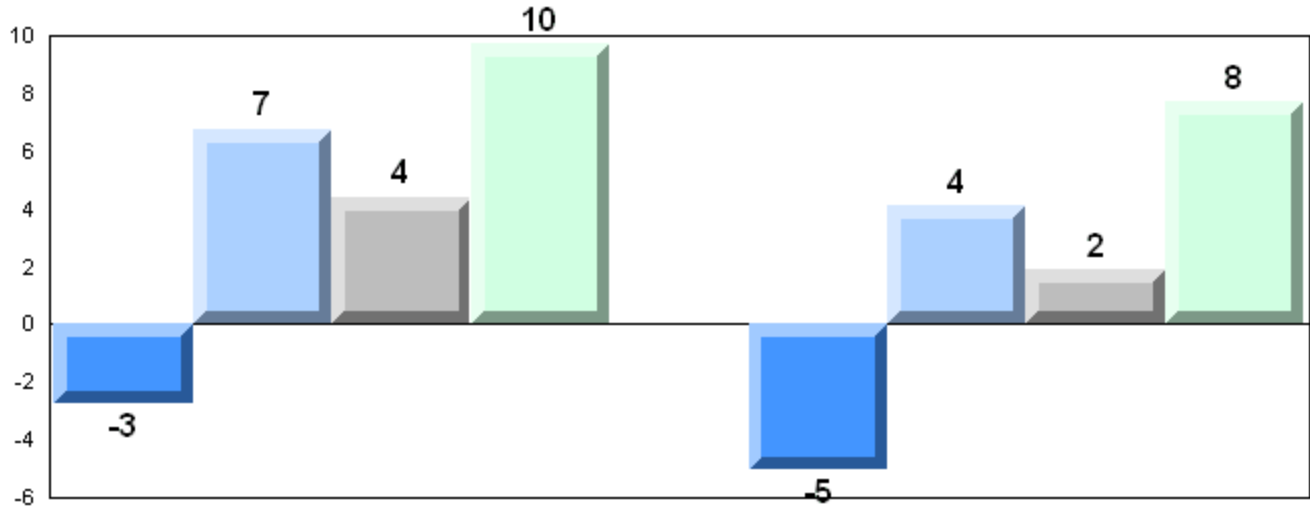
School
 District
 Province

71.0	P	P
63.4		
64.3		

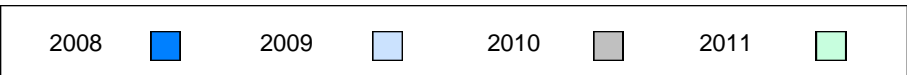
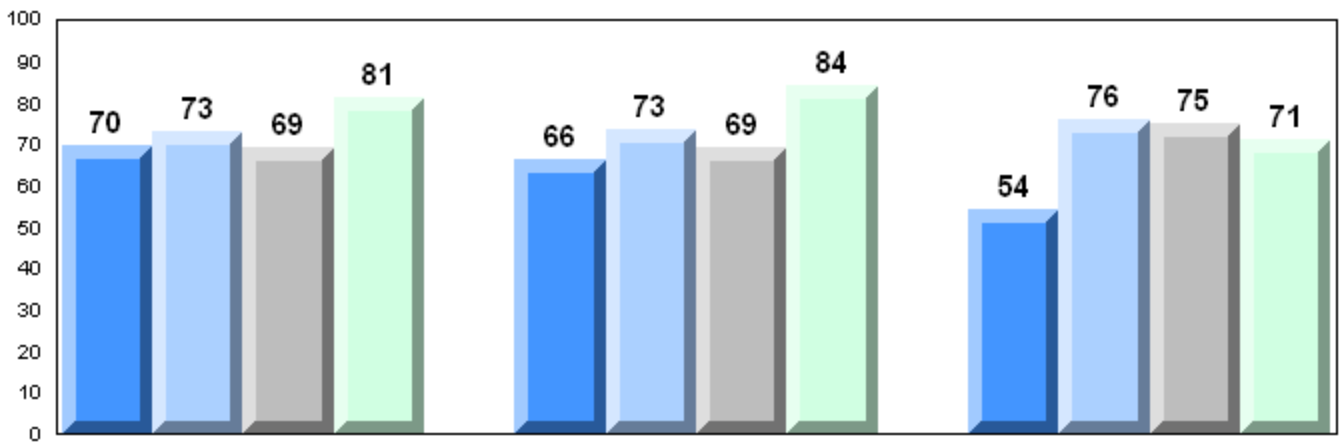
Average Mark, 2008-2011



Difference from Provincial Mean, 2008-2011



4 Year Public Exam (Subtest) Mark Trend 2008-2011



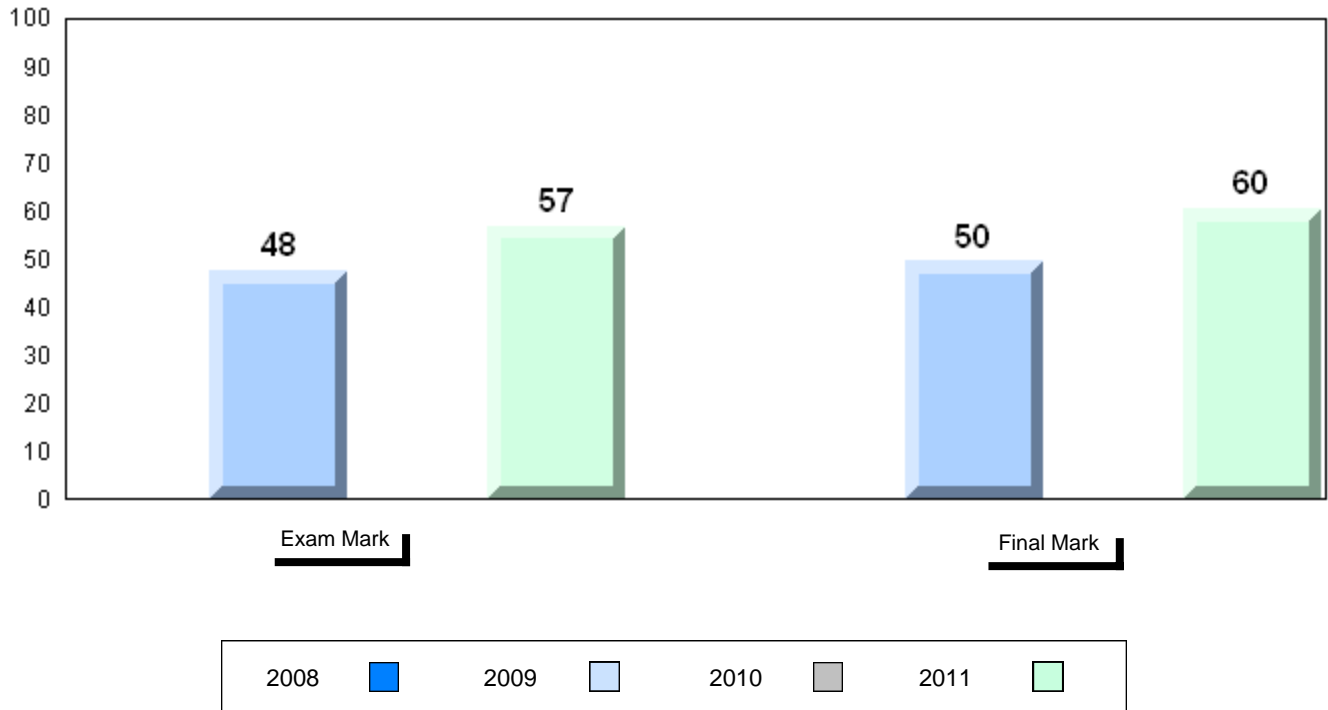
District 4 - Eastern

#471 - Heritage Collegiate, Lethbridge

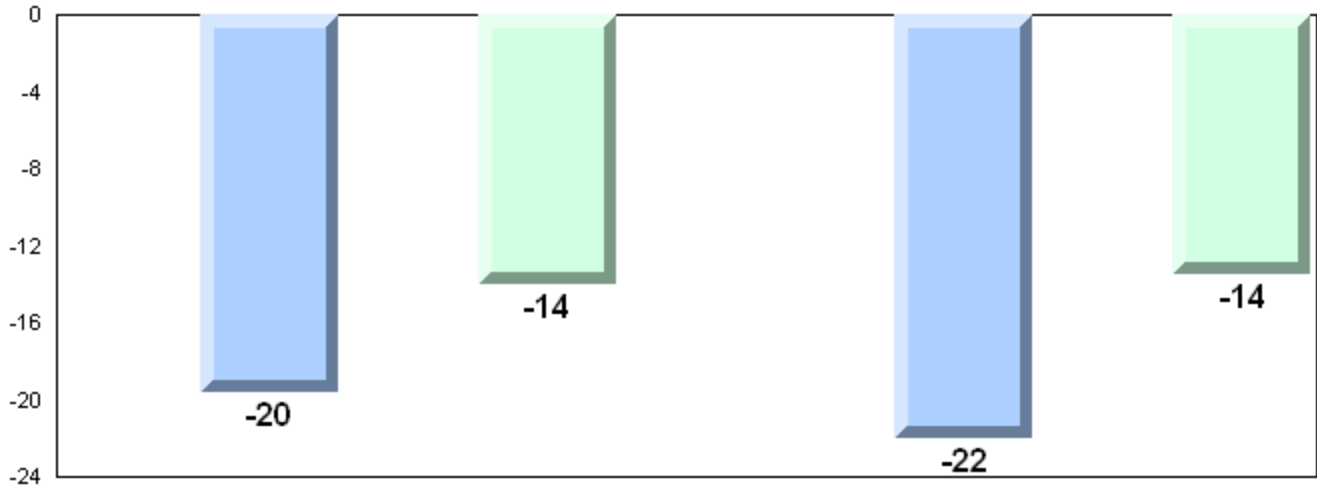
Grades: 7-12

Number of Students	9						
Physics 3204		Public Exam Mark	School vs District	School vs Province	Final Mark	School vs District	School vs Province
	School	56.8	q	q	60.4	q	q
	District	71.5			74.4		
	Province	70.8			74.0		
Subtest							
Force, Motion, and Energy	School	57.4	q	q			
	District	74.4					
	Province	73.5					
Fields	School	58.6	q	q			
	District	71.8					
	Province	70.8					
Matter-Energy Interface	School	50.6	q	q			
	District	63.4					
	Province	64.3					

Average Mark, 2008-2011




Difference from Provincial Mean, 2008-2011

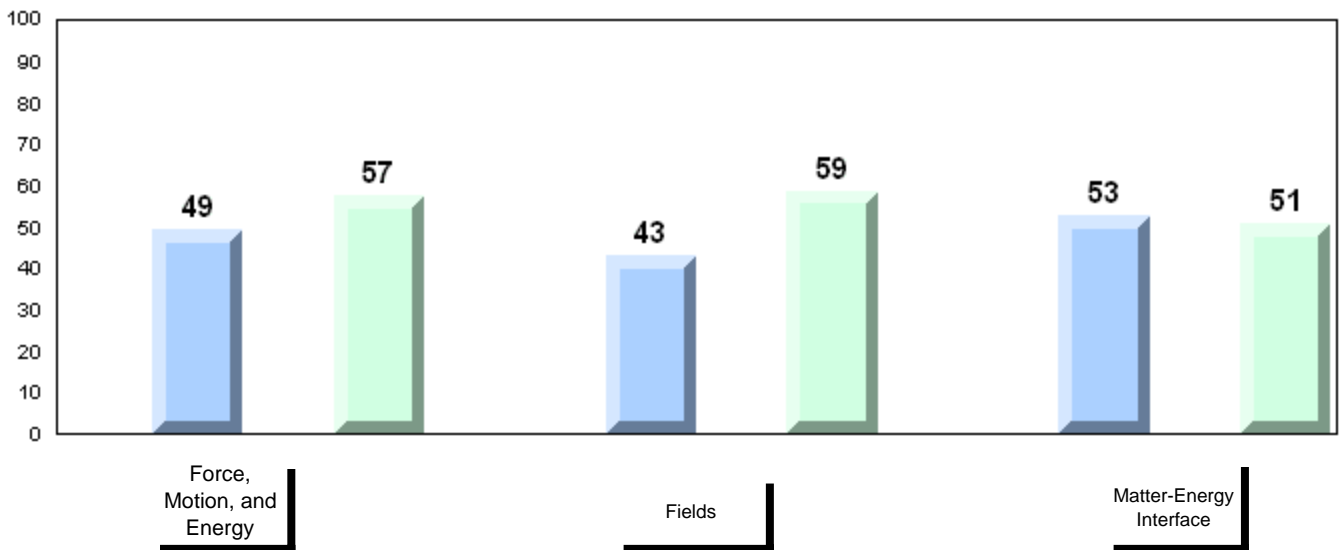


Exam Mark

Final Mark



4 Year Public Exam (Subtest) Mark Trend 2008-2011



Force,
Motion, and
Energy

Fields

Matter-Energy
Interface



District 4 - Eastern

#476 - Baccalieu Collegiate, Old Perlican

Grades: 7-12

Number of Students 6

Physics 3204

School
 District
 Province

Public Exam Mark	School vs District	School vs Province
-------------------------	--------------------	--------------------

76.0	P	P
71.5		
70.8		

Final Mark	School vs District	School vs Province
-------------------	--------------------	--------------------

81.2	P	P
74.4		
74.0		

Subtest

Force, Motion, and Energy

School
 District
 Province

75.4	P	P
74.4		
73.5		

Fields

School
 District
 Province

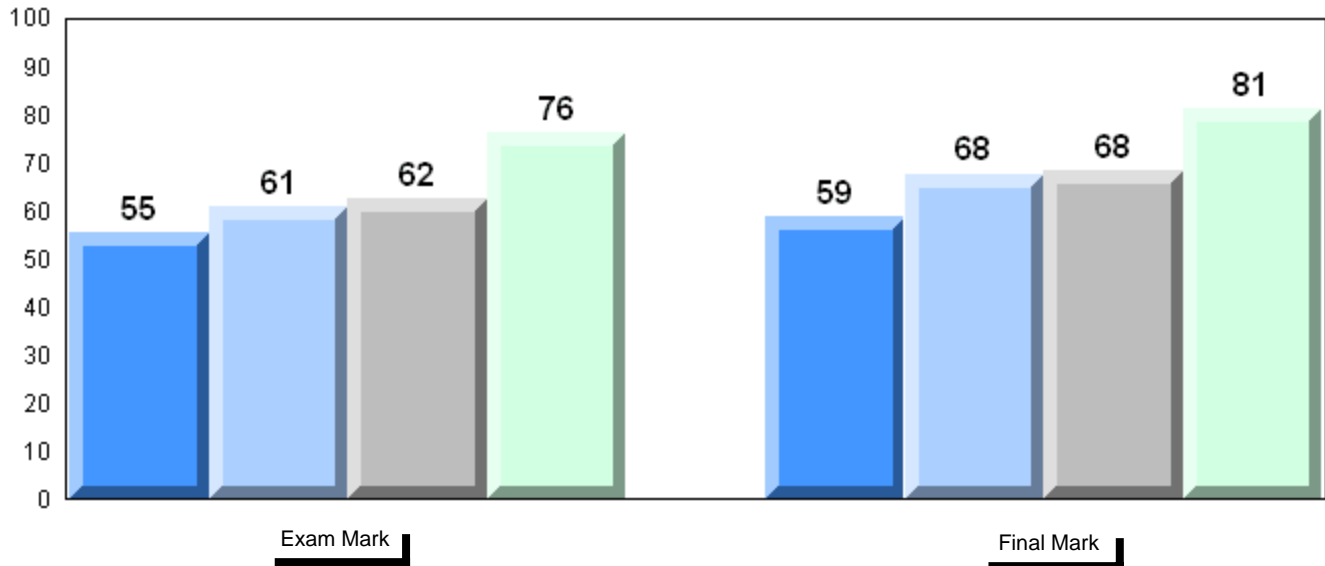
75.2	P	P
71.8		
70.8		

Matter-Energy Interface

School
 District
 Province

77.9	P	P
63.4		
64.3		

Average Mark, 2008-2011

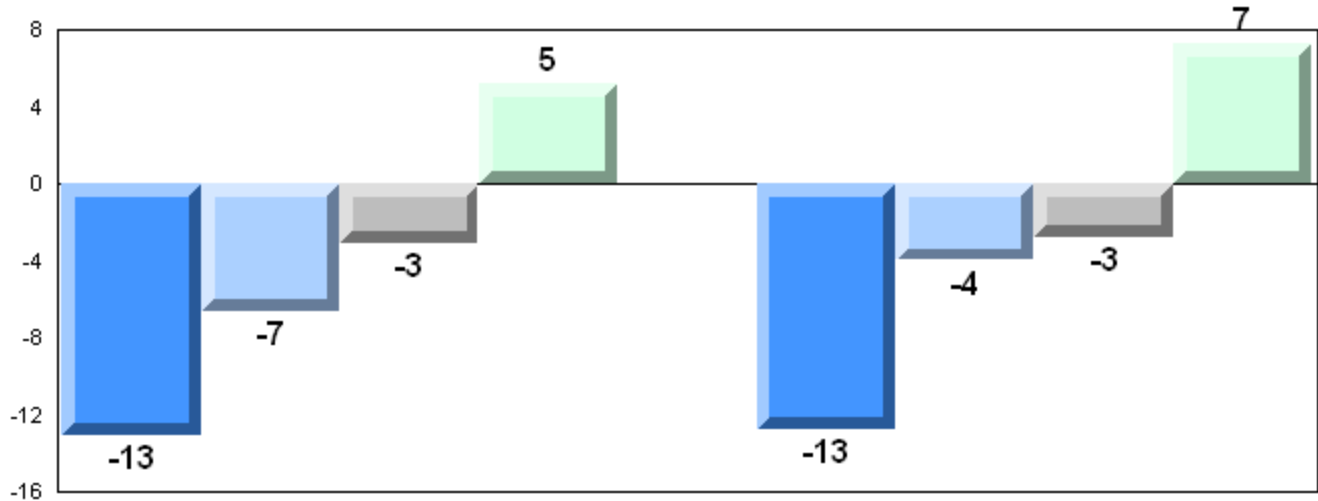


District 4 - Eastern

#476 - Baccalieu Collegiate, Old Perlican


Grades: 7-12

Difference from Provincial Mean, 2008-2011

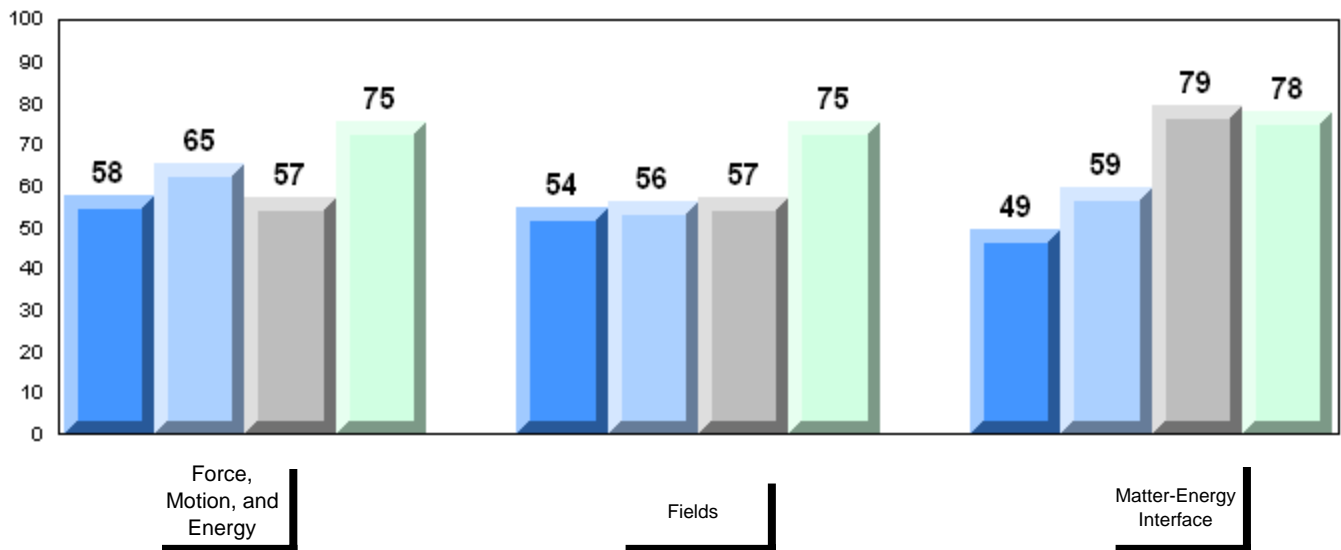


Exam Mark

Final Mark




4 Year Public Exam (Subtest) Mark Trend 2008-2011



Force,
Motion, and
Energy

Fields

Matter-Energy
Interface



District 4 - Eastern

#924 - Tricentia Academy, Arnold's Cove

Grades: K-12

Number of Students 5

Physics 3204 School
 District
 Province

Subtest

**Force,
 Motion, and
 Energy** School
 District
 Province

Fields School
 District
 Province

**Matter-Energy
 Interface** School
 District
 Province

Public Exam Mark	School vs District	School vs Province
<i>School data with 5 or fewer students withheld for reasons of confidentiality.</i>		

Final Mark	School vs District	School vs Province
<i>School data with 5 or fewer students withheld for reasons of confidentiality.</i>		

Average Mark, 2008-2011

School data with 5 or fewer students withheld for reasons of confidentiality.

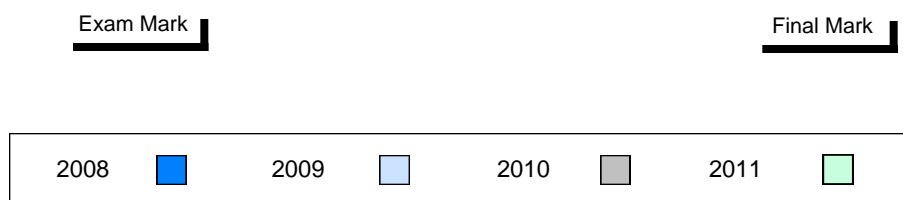
Exam Mark

Final Mark



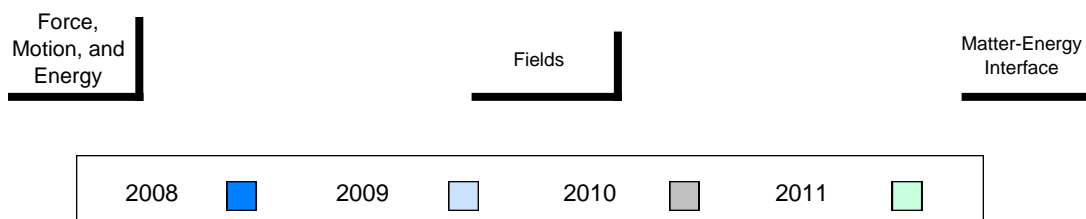
Difference from Provincial Mean, 2008-2011

School data with 5 or fewer students withheld for reasons of confidentiality.



4 Year Public Exam (Subtest) Mark Trend 2008-2011

School data with 5 or fewer students withheld for reasons of confidentiality.



District 803 - Private

#450 - St. Bonaventure's College, St. John's

Grades: K-12

Number of Students 2

Physics 3204 School
 District
 Province

Subtest

**Force,
 Motion, and
 Energy** School
 District
 Province

Fields School
 District
 Province

**Matter-Energy
 Interface** School
 District
 Province

Public Exam Mark	School vs District	School vs Province
<i>School data with 5 or fewer students withheld for reasons of confidentiality.</i>		

Final Mark	School vs District	School vs Province
<i>School data with 5 or fewer students withheld for reasons of confidentiality.</i>		

Average Mark, 2008-2011

School data with 5 or fewer students withheld for reasons of confidentiality.

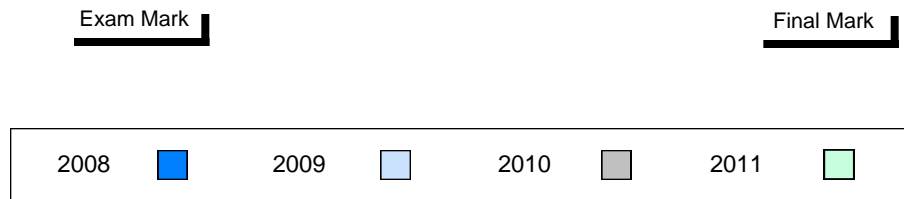
Exam Mark

Final Mark



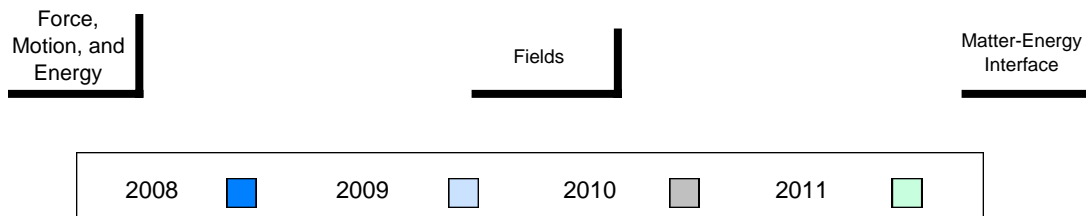
Difference from Provincial Mean, 2008-2011

School data with 5 or fewer students withheld for reasons of confidentiality.



4 Year Public Exam (Subtest) Mark Trend 2008-2011

School data with 5 or fewer students withheld for reasons of confidentiality.



District 803 - Private

#453 - Eric G. Lambert All-Grade, Churchill Falls

Grades: K-12

Number of Students

6

Physics 3204

School
 District
 Province

Public Exam Mark

School vs District

School vs Province

47.7
 56.5
 70.8

q

q

Final Mark

School vs District

School vs Province

53.3
 61.0
 74.0

q

q

Subtest

Force, Motion, and Energy

School
 District
 Province

48.3
 56.4
 73.5

q

q

Fields

School
 District
 Province

47.1
 56.9
 70.8

q

q

Matter-Energy Interface

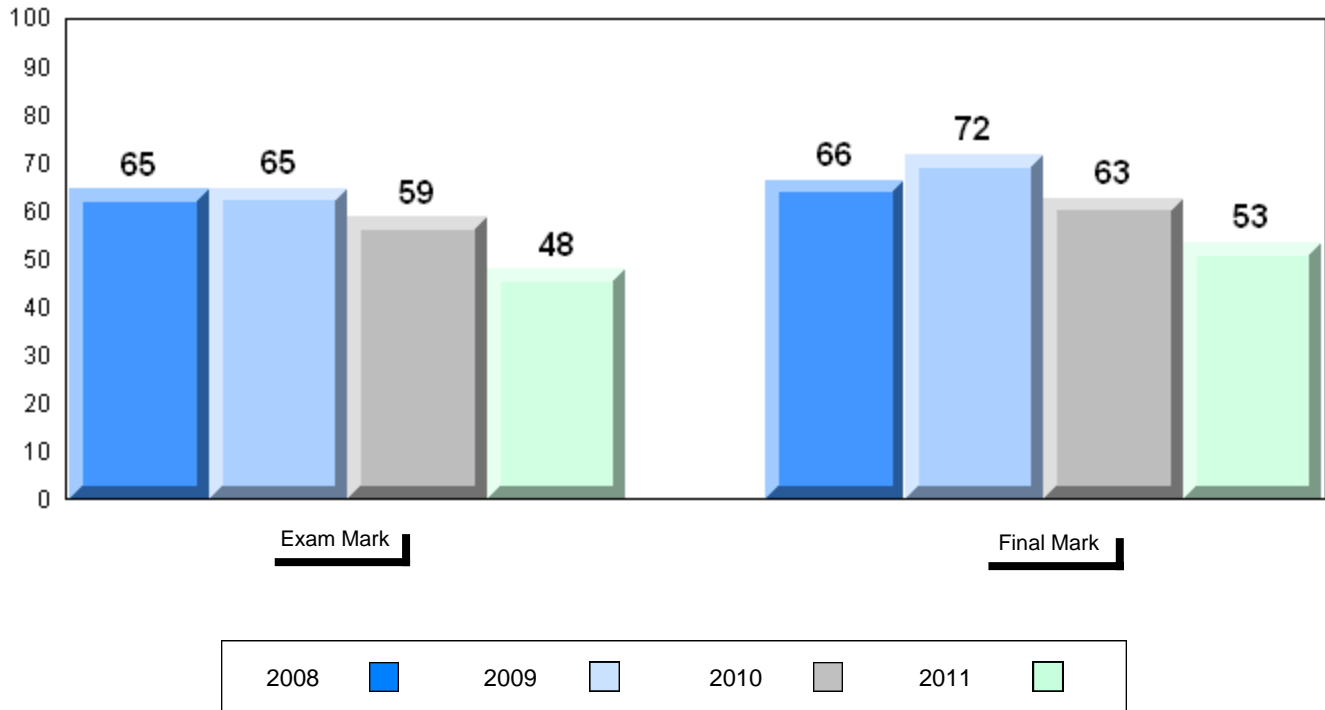
School
 District
 Province

46.7
 54.7
 64.3


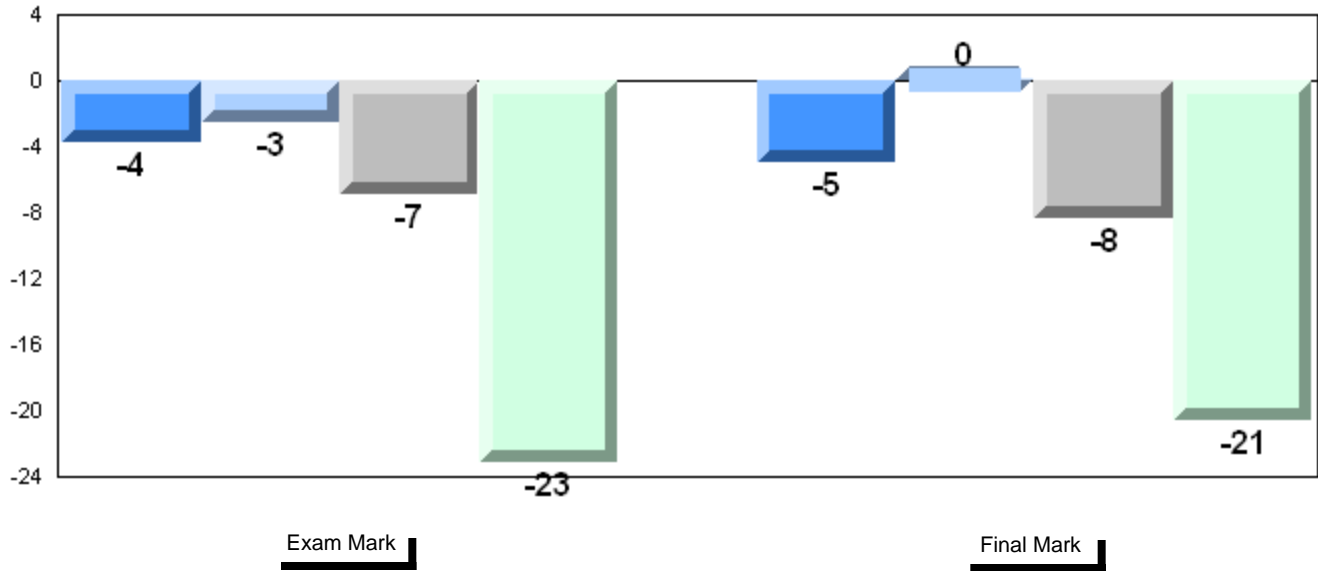
q

q

Average Mark, 2008-2011



Difference from Provincial Mean, 2008-2011



4 Year Public Exam (Subtest) Mark Trend 2008-2011

