

District 1 - Labrador

#002 - Henry Gordon Academy, Cartwright

Grades: K-12

Number of Students 1

Chemistry 3202 School
 District
 Province

Subtest

**Kinetics/
 Equilibrium** School
 District
 Province

Acids/Bases School
 District
 Province

Thermochem School
 District
 Province

Electrochem School
 District
 Province

Public Exam Mark	School vs District	School vs Province
<i>School data with 5 or fewer students withheld for reasons of confidentiality.</i>		

Final Mark	School vs District	School vs Province
<i>School data with 5 or fewer students withheld for reasons of confidentiality.</i>		

Average Mark, 2008-2011

School data with 5 or fewer students withheld for reasons of confidentiality.

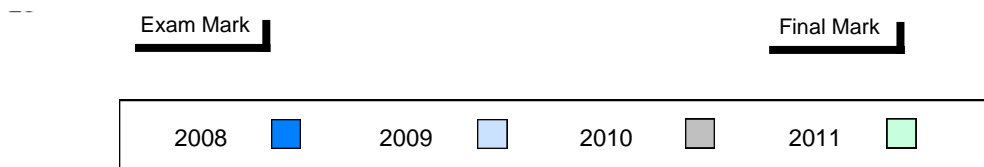
Exam Mark

Final Mark



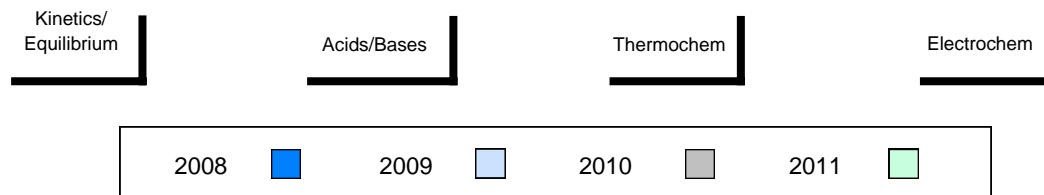
Difference from Provincial Mean, 2008-2011

School data with 5 or fewer students withheld for reasons of confidentiality.



4 Year Public Exam (Subtest) Mark Trend 2008-2011

School data with 5 or fewer students withheld for reasons of confidentiality.



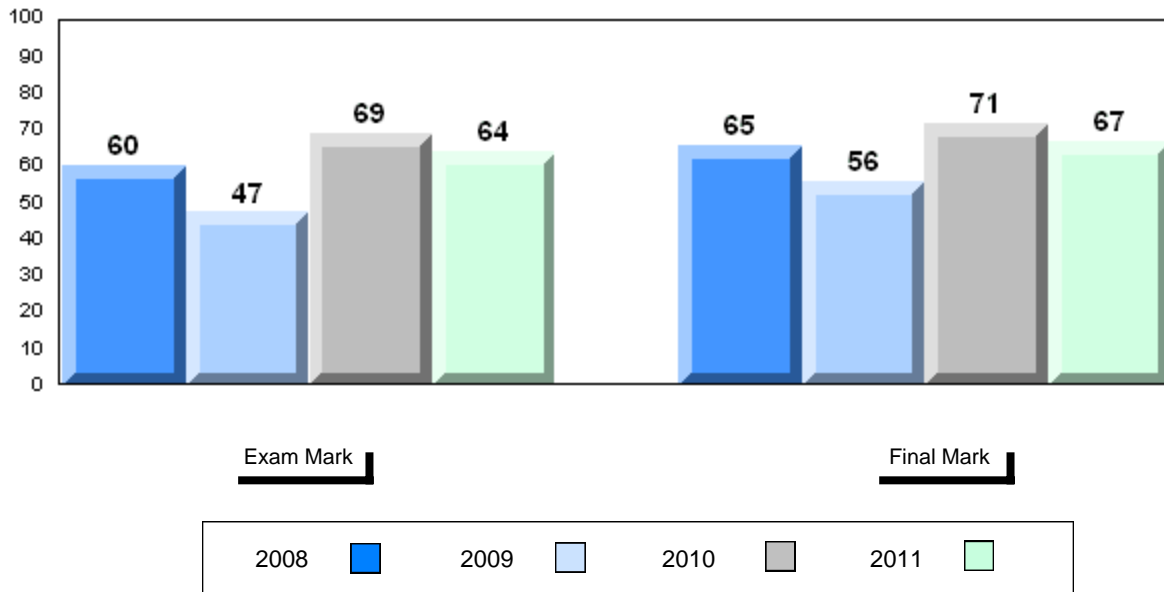
District 1 - Labrador

#010 - Menihek High School, Labrador City

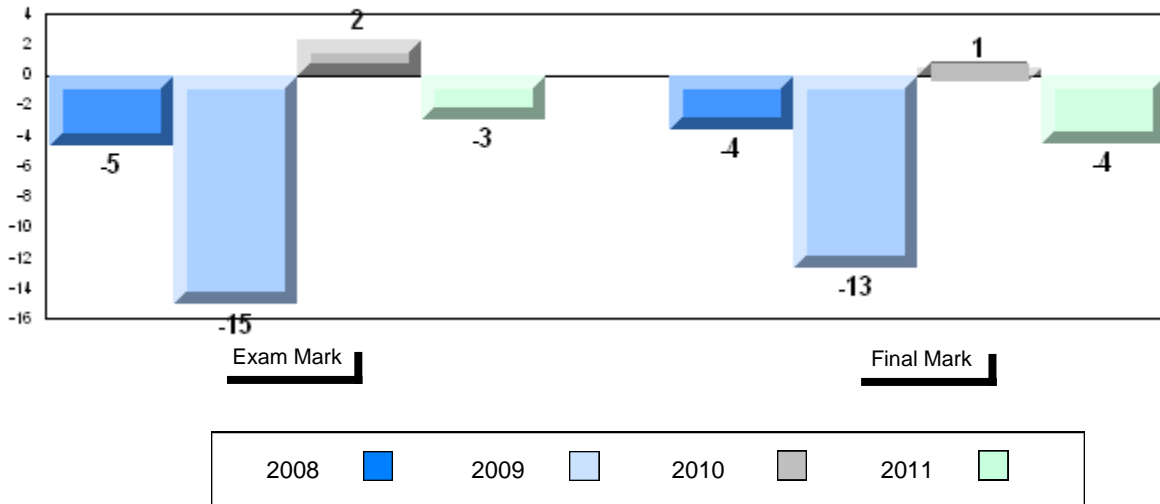
Grades: 8-12

Number of Students	30					
Chemistry 3202		Public Exam Mark	School vs District	School vs Province	Final Mark	School vs District, School vs Province
	School	63.9	q	q	66.6	q, q
	District	69.1			72.6	
	Province	66.9			71.1	
<u>Subtest</u>						
Kinetics/Equilibrium	School	68.1	q	P		
	District	69.2				
	Province	67.0				
Acids/Bases	School	64.3	q	q		
	District	71.1				
	Province	69.7				
Thermochem	School	69.1	q	q		
	District	75.4				
	Province	70.0				
Electrochem	School	50.2	q	q		
	District	56.5				
	Province	57.3				

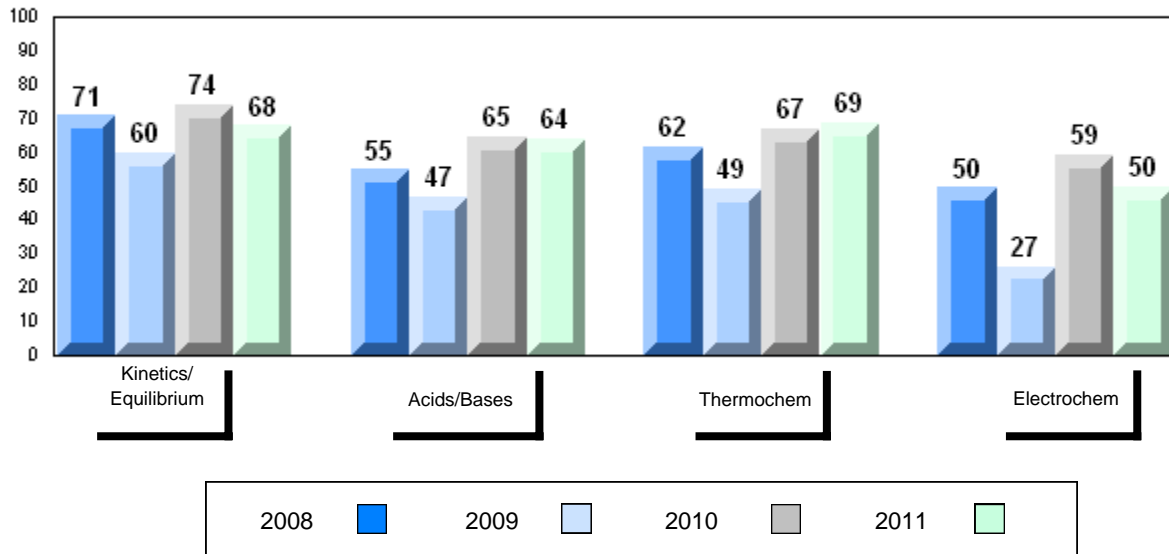
Average Mark, 2008-2011



Difference from Provincial Mean, 2008-2011



4 Year Public Exam (Subtest) Mark Trend 2008-2011



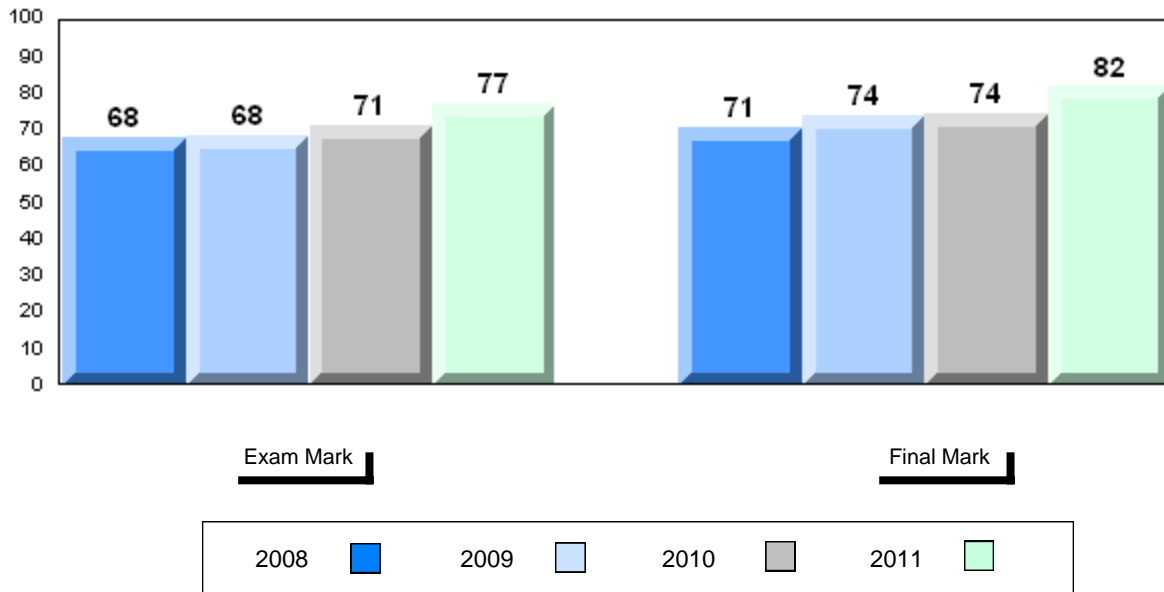
District 1 - Labrador

#477 - Mealy Mountain Collegiate, Happy Valley-Goose Bay

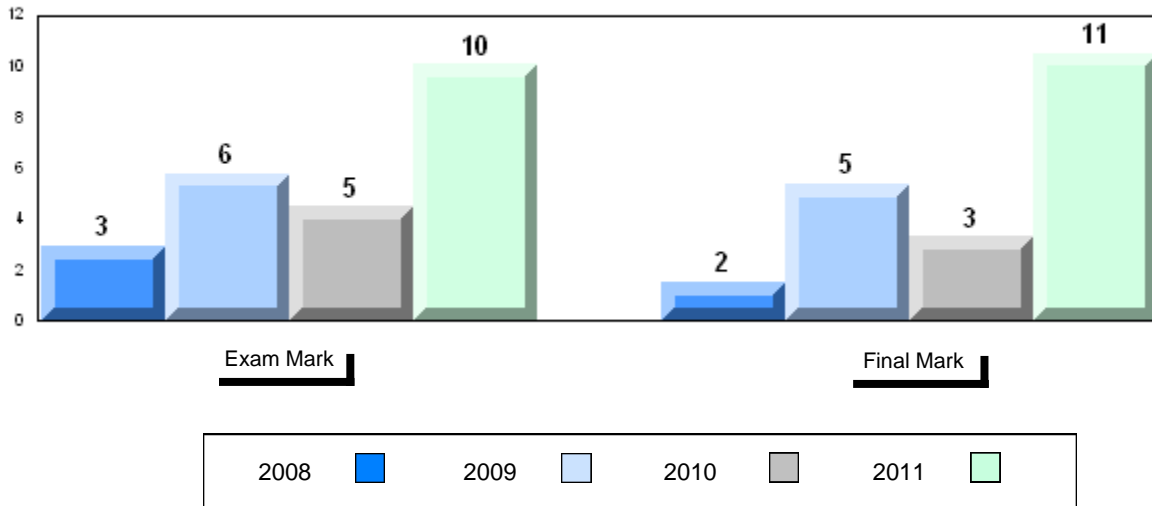
Grades: 8-12

Number of Students	19						
Chemistry 3202		Public Exam Mark	School vs District	School vs Province	Final Mark	School vs District	School vs Province
	School	77.0	P	P	81.6	P	P
	District	69.1			72.6		
	Province	66.9			71.1		
<u>Subtest</u>							
Kinetics/Equilibrium	School	70.7	P	P			
	District	69.2					
	Province	67.0					
Acids/Bases	School	81.3	P	P			
	District	71.1					
	Province	69.7					
Thermochem	School	85.5	P	P			
	District	75.4					
	Province	70.0					
Electrochem	School	66.2	P	P			
	District	56.5					
	Province	57.3					

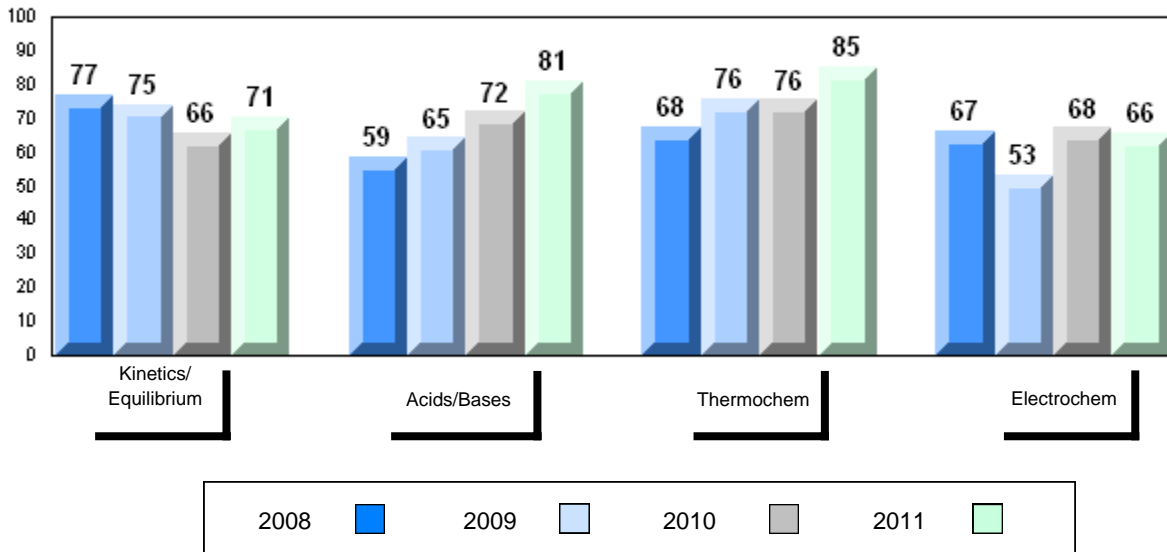
Average Mark, 2008-2011



Difference from Provincial Mean, 2008-2011



4 Year Public Exam (Subtest) Mark Trend 2008-2011



Number of Students 3

Chemistry 3202 School
 District
 Province

Subtest

**Kinetics/
 Equilibrium** School
 District
 Province

Acids/Bases School
 District
 Province

Thermochem School
 District
 Province

Electrochem School
 District
 Province

Public Exam Mark	School vs District	School vs Province
<i>School data with 5 or fewer students withheld for reasons of confidentiality.</i>		

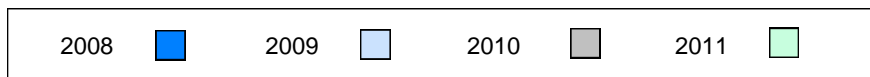
Final Mark	School vs District	School vs Province
<i>School data with 5 or fewer students withheld for reasons of confidentiality.</i>		

Average Mark, 2008-2011

School data with 5 or fewer students withheld for reasons of confidentiality.

Exam Mark

Final Mark



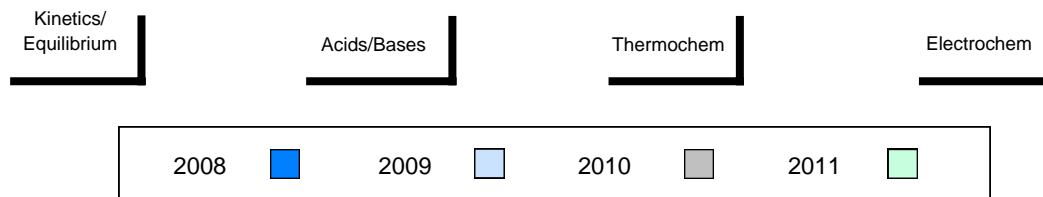
Difference from Provincial Mean, 2008-2011

School data with 5 or fewer students withheld for reasons of confidentiality.



4 Year Public Exam (Subtest) Mark Trend 2008-2011

School data with 5 or fewer students withheld for reasons of confidentiality.



Number of Students 3

Chemistry 3202 School
 District
 Province

Subtest

**Kinetics/
 Equilibrium** School
 District
 Province

Acids/Bases School
 District
 Province

Thermochem School
 District
 Province

Electrochem School
 District
 Province

Public Exam Mark	School vs District	School vs Province
<i>School data with 5 or fewer students withheld for reasons of confidentiality.</i>		

Final Mark	School vs District	School vs Province
<i>School data with 5 or fewer students withheld for reasons of confidentiality.</i>		

Average Mark, 2008-2011

School data with 5 or fewer students withheld for reasons of confidentiality.

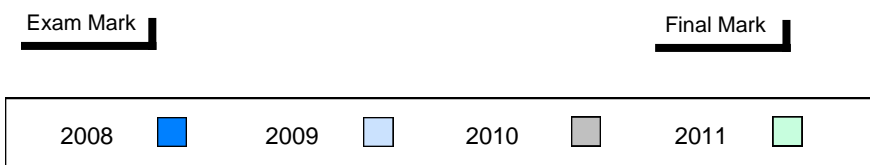
Exam Mark

Final Mark



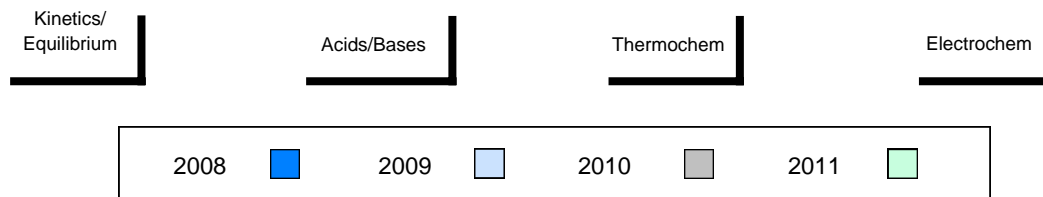
Difference from Provincial Mean, 2008-2011

School data with 5 or fewer students withheld for reasons of confidentiality.



4 Year Public Exam (Subtest) Mark Trend 2008-2011

School data with 5 or fewer students withheld for reasons of confidentiality.



Number of Students 1

Chemistry 3202 School
 District
 Province

Subtest

**Kinetics/
Equilibrium** School
 District
 Province

Acids/Bases School
 District
 Province

Thermochem School
 District
 Province

Electrochem School
 District
 Province

Public Exam Mark	School vs District	School vs Province
<i>School data with 5 or fewer students withheld for reasons of confidentiality.</i>		

Final Mark	School vs District	School vs Province
<i>School data with 5 or fewer students withheld for reasons of confidentiality.</i>		

Average Mark, 2008-2011

School data with 5 or fewer students withheld for reasons of confidentiality.

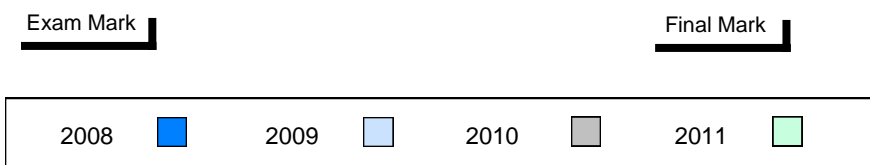
Exam Mark

Final Mark



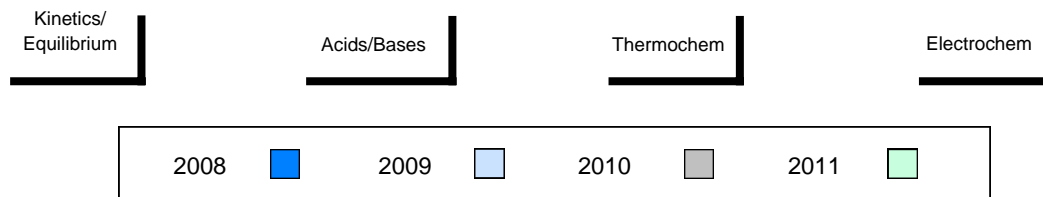
Difference from Provincial Mean, 2008-2011

School data with 5 or fewer students withheld for reasons of confidentiality.



4 Year Public Exam (Subtest) Mark Trend 2008-2011

School data with 5 or fewer students withheld for reasons of confidentiality.



Number of Students 18

Chemistry 3202

School
District
Province

Public Exam Mark

School vs District School vs Province

66.3 P Q
64.2
66.9

Final Mark

School vs District School vs Province

72.2 P P
69.8
71.1

Subtest

**Kinetics/
Equilibrium**

School
District
Province

67.9 P P
66.9
67.0

Acids/Bases

School
District
Province

64.0 Q Q
67.0
69.7

Thermochem

School
District
Province

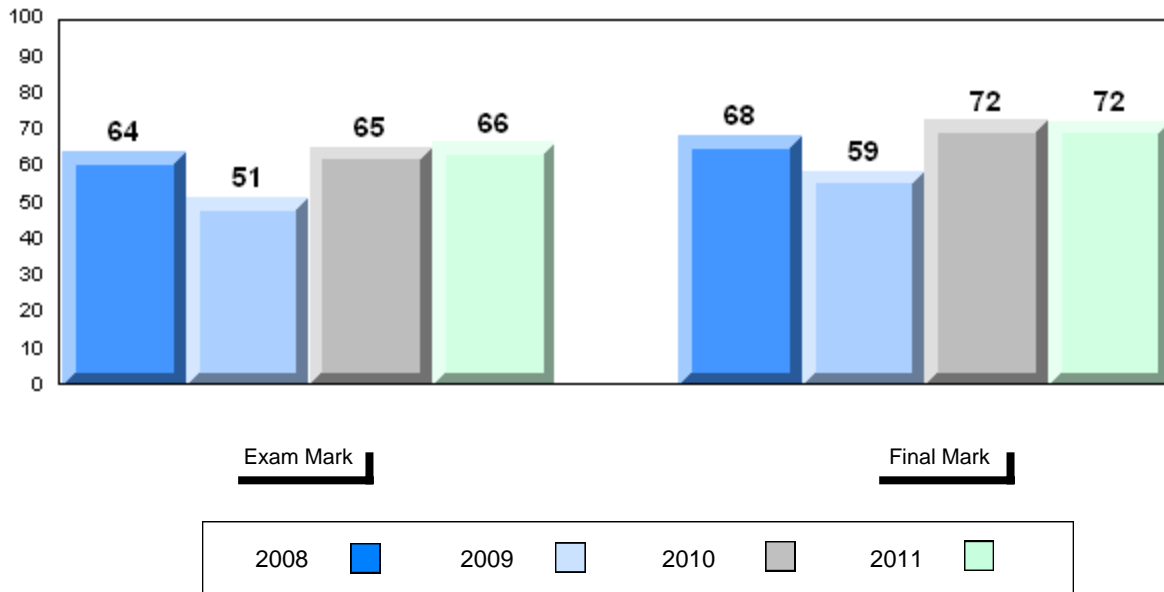
69.6 P Q
65.2
70.0

Electrochem

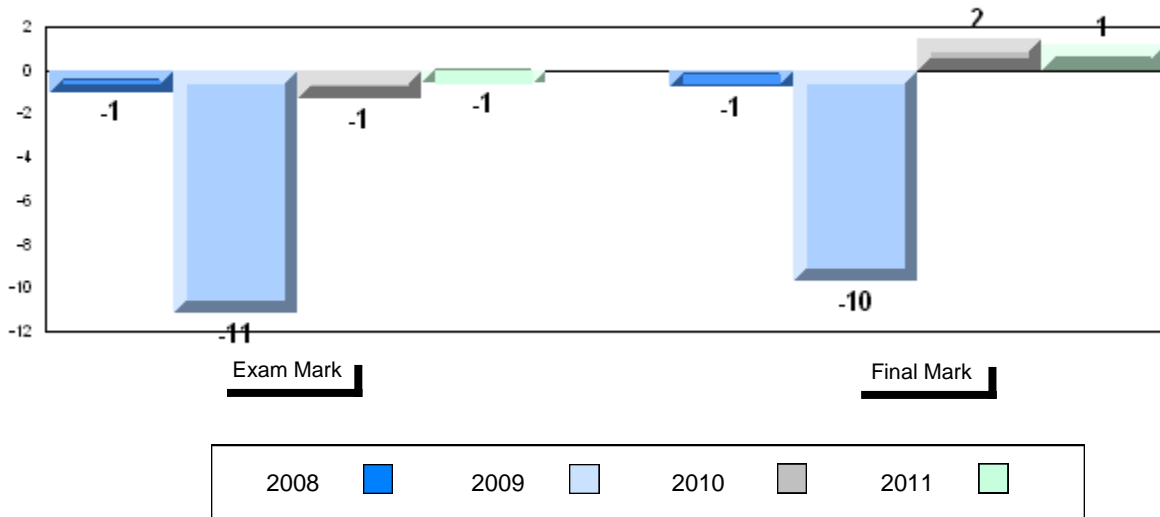
School
District
Province

62.4 P P
54.5
57.3

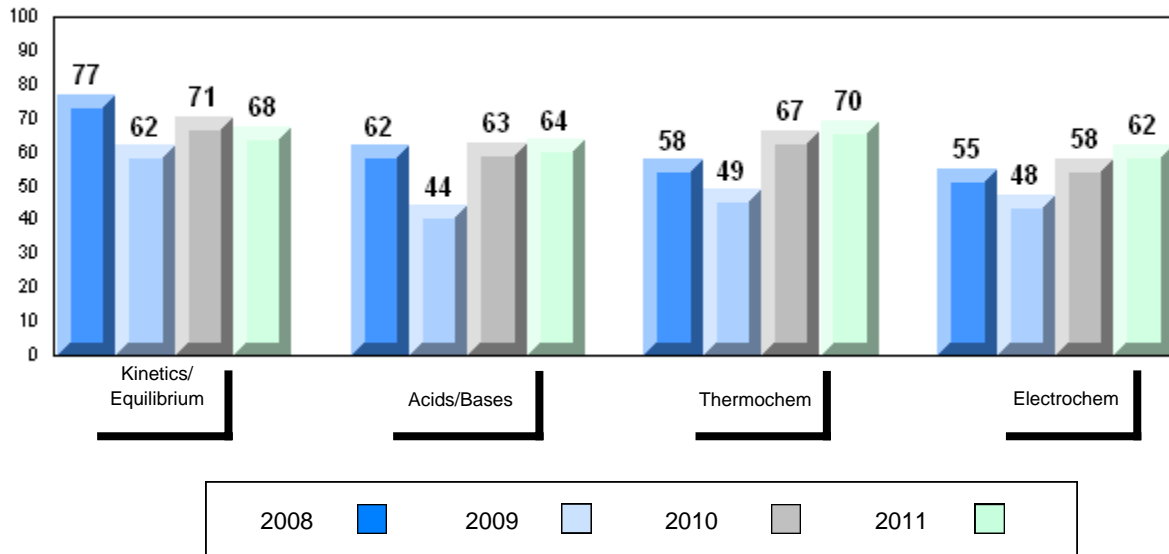
Average Mark, 2008-2011



Difference from Provincial Mean, 2008-2011



4 Year Public Exam (Subtest) Mark Trend 2008-2011



Number of Students 1

Chemistry 3202 School
 District
 Province

Subtest

**Kinetics/
 Equilibrium** School
 District
 Province

Acids/Bases School
 District
 Province

Thermochem School
 District
 Province

Electrochem School
 District
 Province

Public Exam Mark	School vs District	School vs Province
<i>School data with 5 or fewer students withheld for reasons of confidentiality.</i>		

Final Mark	School vs District	School vs Province
<i>School data with 5 or fewer students withheld for reasons of confidentiality.</i>		

Average Mark, 2008-2011

School data with 5 or fewer students withheld for reasons of confidentiality.

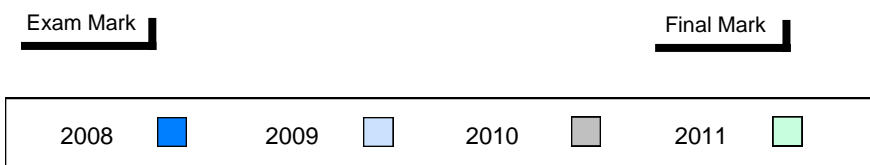
Exam Mark

Final Mark



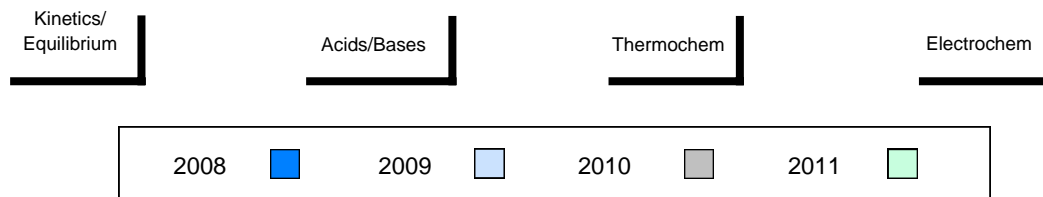
Difference from Provincial Mean, 2008-2011

School data with 5 or fewer students withheld for reasons of confidentiality.



4 Year Public Exam (Subtest) Mark Trend 2008-2011

School data with 5 or fewer students withheld for reasons of confidentiality.



Number of Students 2

Chemistry 3202 School
 District
 Province

Subtest

**Kinetics/
 Equilibrium** School
 District
 Province

Acids/Bases School
 District
 Province

Thermochem School
 District
 Province

Electrochem School
 District
 Province

Public Exam Mark	School vs District	School vs Province
<i>School data with 5 or fewer students withheld for reasons of confidentiality.</i>		

Final Mark	School vs District	School vs Province
<i>School data with 5 or fewer students withheld for reasons of confidentiality.</i>		

Average Mark, 2008-2011

School data with 5 or fewer students withheld for reasons of confidentiality.

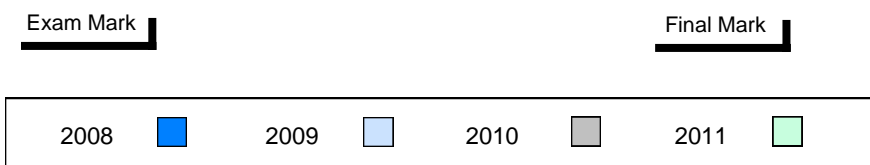
Exam Mark

Final Mark



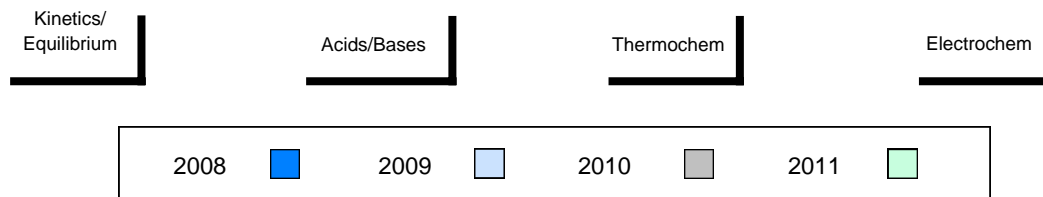
Difference from Provincial Mean, 2008-2011

School data with 5 or fewer students withheld for reasons of confidentiality.



4 Year Public Exam (Subtest) Mark Trend 2008-2011

School data with 5 or fewer students withheld for reasons of confidentiality.



Number of Students 1

Chemistry 3202 School
 District
 Province

Subtest

**Kinetics/
 Equilibrium** School
 District
 Province

Acids/Bases School
 District
 Province

Thermochem School
 District
 Province

Electrochem School
 District
 Province

Public Exam Mark	School vs District	School vs Province
<i>School data with 5 or fewer students withheld for reasons of confidentiality.</i>		

Final Mark	School vs District	School vs Province
<i>School data with 5 or fewer students withheld for reasons of confidentiality.</i>		

Average Mark, 2008-2011

School data with 5 or fewer students withheld for reasons of confidentiality.

Exam Mark

Final Mark



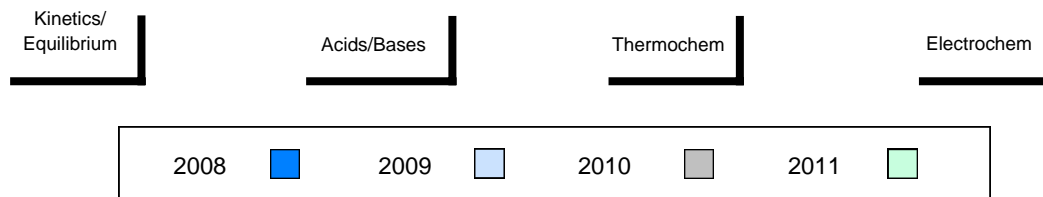
Difference from Provincial Mean, 2008-2011

School data with 5 or fewer students withheld for reasons of confidentiality.



4 Year Public Exam (Subtest) Mark Trend 2008-2011

School data with 5 or fewer students withheld for reasons of confidentiality.



Number of Students 19

Chemistry 3202

School
District
Province

Public Exam Mark School vs District School vs Province

62.7 q q
64.2
66.9

Final Mark School vs District School vs Province

69.3 q q
69.8
71.1

Subtest

**Kinetics/
Equilibrium**

School
District
Province

60.1 q q
66.9
67.0

Acids/Bases

School
District
Province

66.9 q q
67.0
69.7

Thermochem

School
District
Province

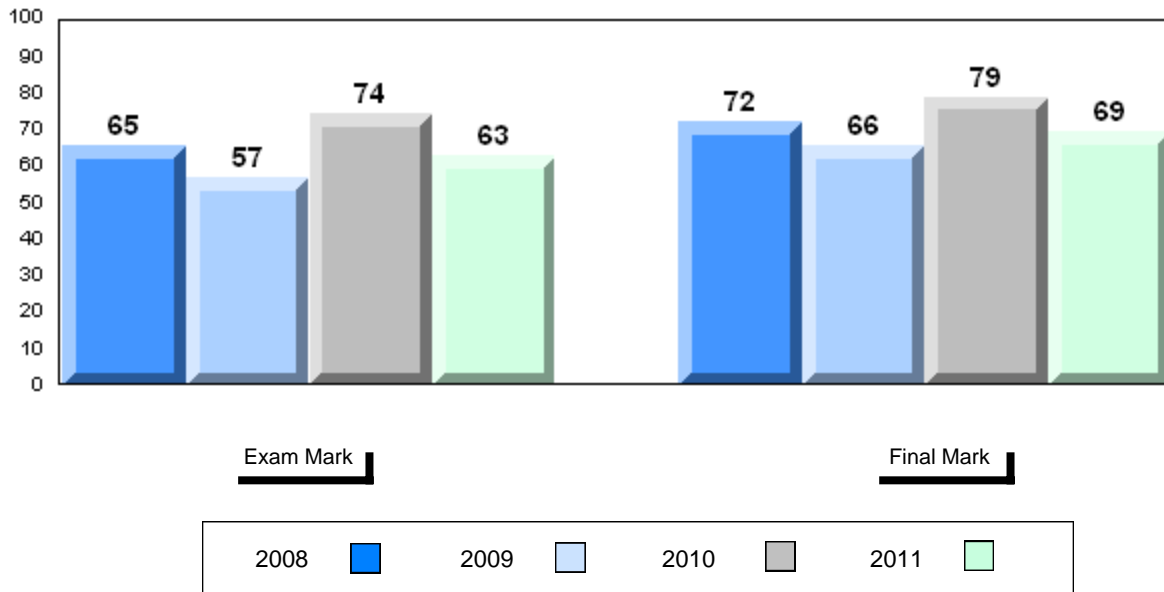
63.9 q q
65.2
70.0

Electrochem

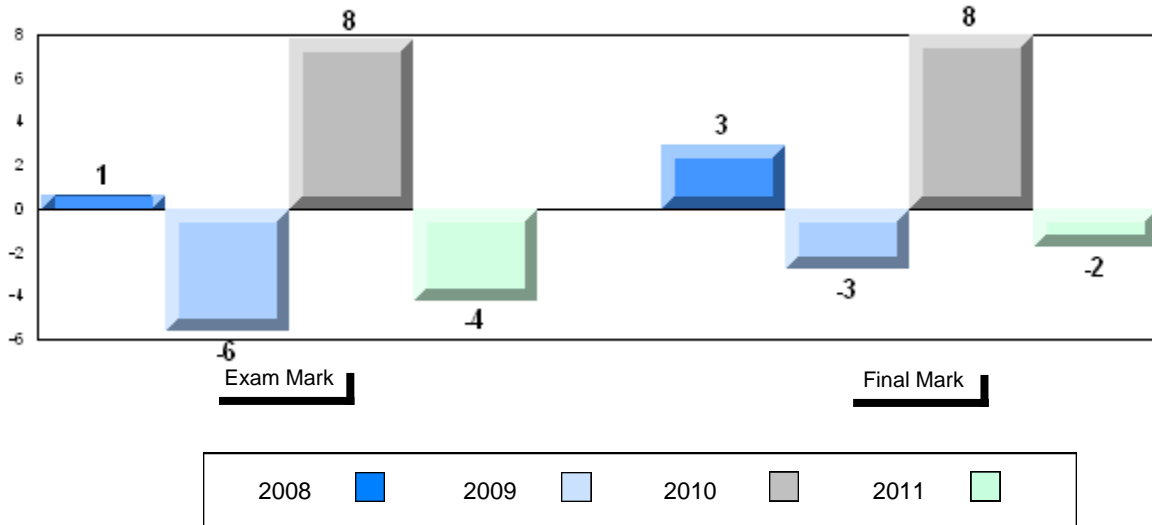
School
District
Province

56.8 p q
54.5
57.3

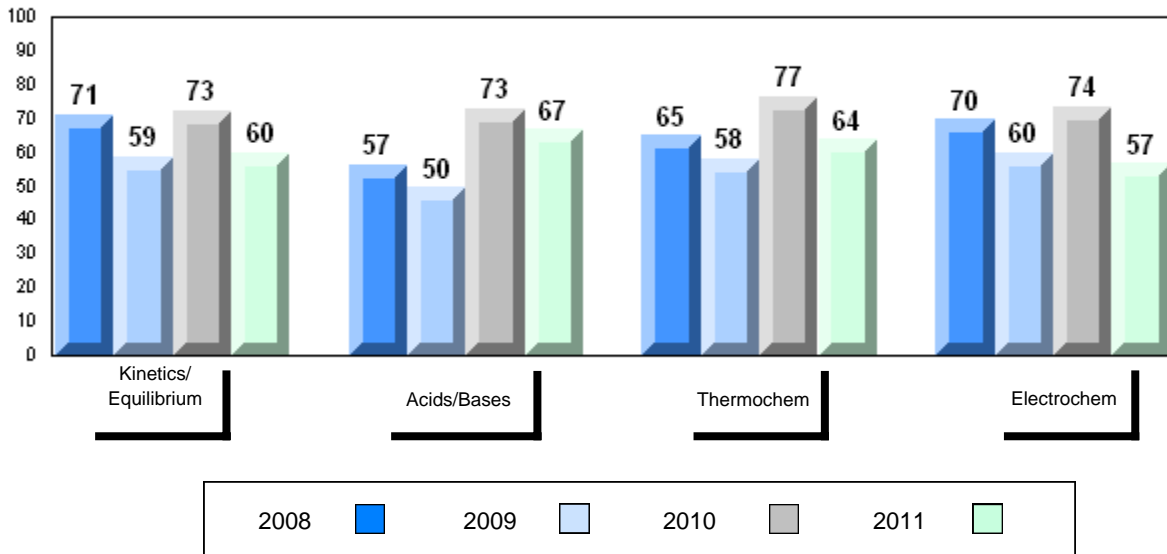
Average Mark, 2008-2011



Difference from Provincial Mean, 2008-2011



4 Year Public Exam (Subtest) Mark Trend 2008-2011



Number of Students 16

Chemistry 3202

School
District
Province

Public Exam Mark School vs District School vs Province

72.3 P P
64.2
66.9

Final Mark School vs District School vs Province

75.3 P P
69.8
71.1

Subtest

**Kinetics/
Equilibrium**

School
District
Province

66.9 P Q
66.9
67.0

Acids/Bases

School
District
Province

74.9 P P
67.0
69.7

Thermochem

School
District
Province

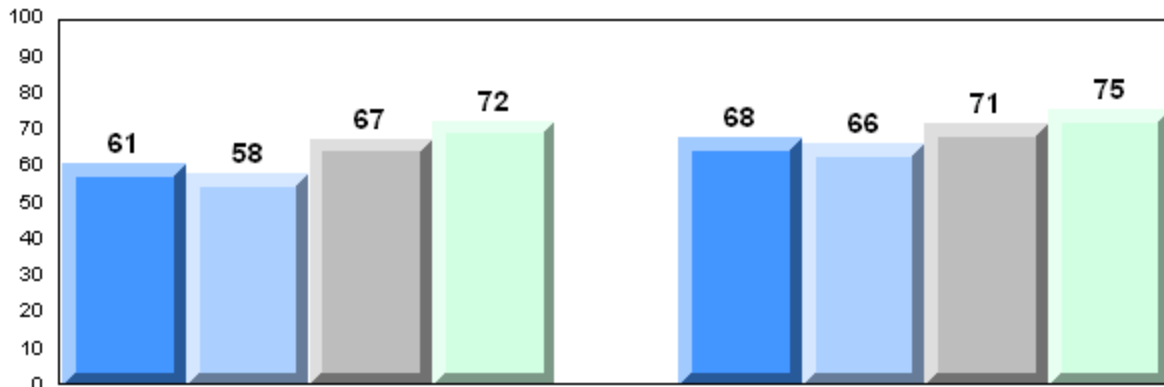
75.4 P P
65.2
70.0

Electrochem

School
District
Province

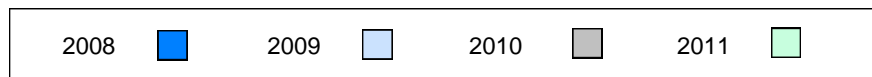
70.2 P P
54.5
57.3

Average Mark, 2008-2011

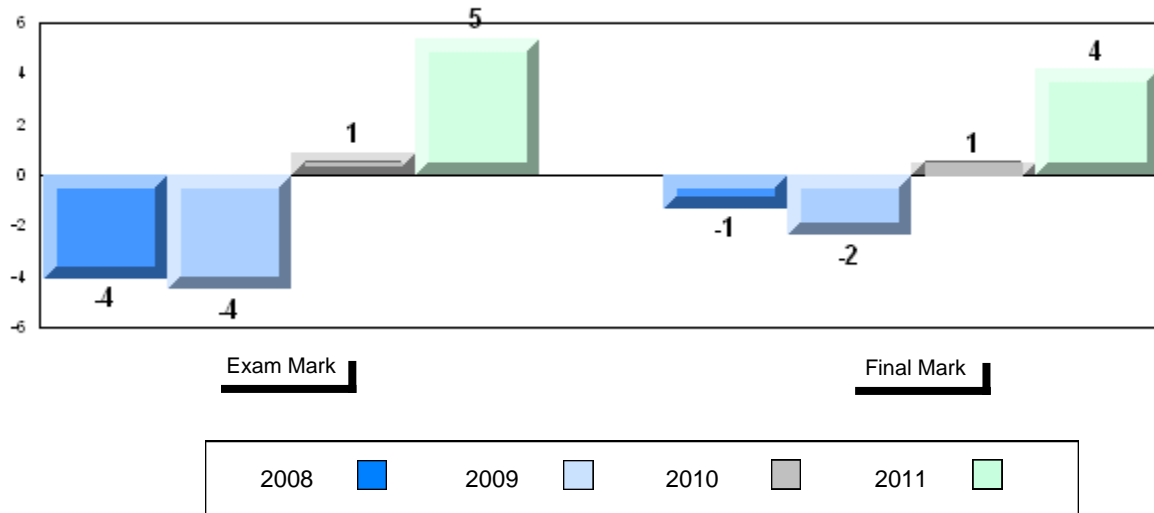


Exam Mark

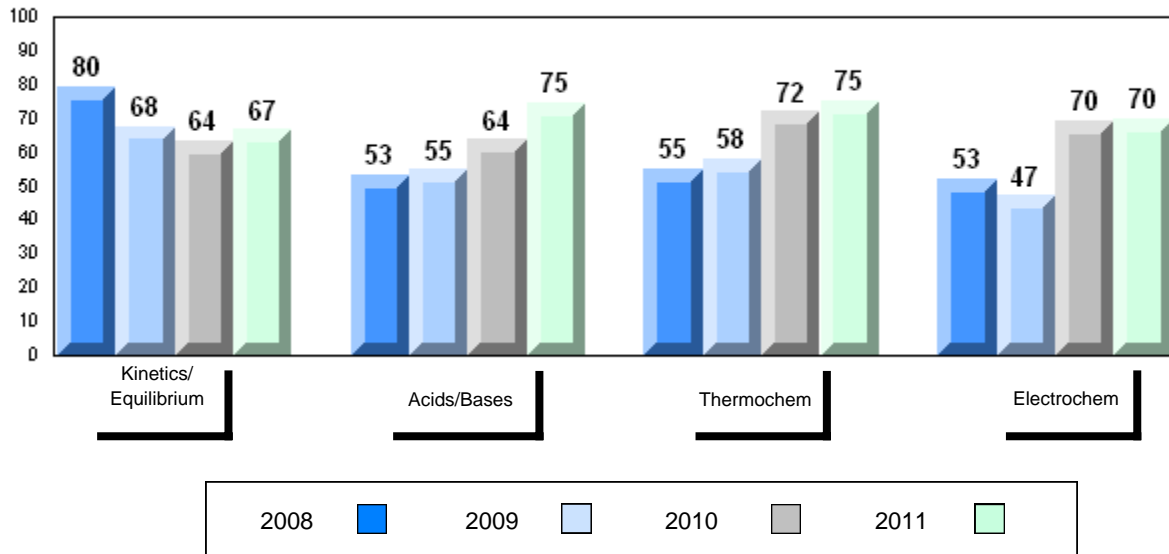
Final Mark



Difference from Provincial Mean, 2008-2011



4 Year Public Exam (Subtest) Mark Trend 2008-2011



Number of Students 5

Chemistry 3202 School
 District
 Province

Subtest

**Kinetics/
 Equilibrium** School
 District
 Province

Acids/Bases School
 District
 Province

Thermochem School
 District
 Province

Electrochem School
 District
 Province

Public Exam Mark	School vs District	School vs Province
<i>School data with 5 or fewer students withheld for reasons of confidentiality.</i>		

Final Mark	School vs District	School vs Province
<i>School data with 5 or fewer students withheld for reasons of confidentiality.</i>		

Average Mark, 2008-2011

School data with 5 or fewer students withheld for reasons of confidentiality.

Exam Mark

Final Mark



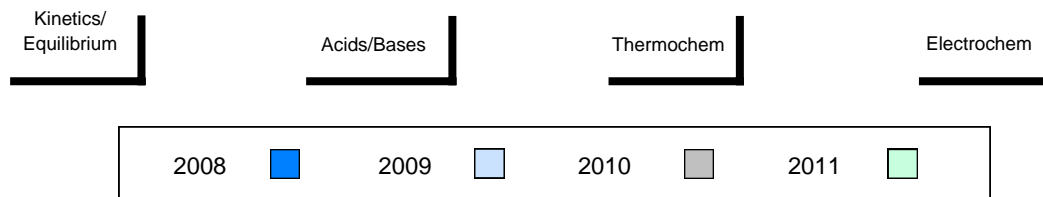
Difference from Provincial Mean, 2008-2011

School data with 5 or fewer students withheld for reasons of confidentiality.



4 Year Public Exam (Subtest) Mark Trend 2008-2011

School data with 5 or fewer students withheld for reasons of confidentiality.



District 2 - Western

#088 - Main River Academy, Pollard's Point

Grades: K,2-12

Number of Students 5

Chemistry 3202 School
 District
 Province

Subtest

**Kinetics/
 Equilibrium** School
 District
 Province

Acids/Bases School
 District
 Province

Thermochem School
 District
 Province

Electrochem School
 District
 Province

Public Exam Mark	School vs District	School vs Province
<i>School data with 5 or fewer students withheld for reasons of confidentiality.</i>		

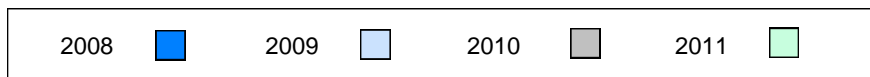
Final Mark	School vs District	School vs Province
<i>School data with 5 or fewer students withheld for reasons of confidentiality.</i>		

Average Mark, 2008-2011

School data with 5 or fewer students withheld for reasons of confidentiality.

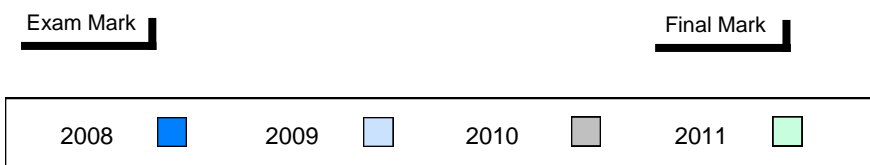
Exam Mark

Final Mark



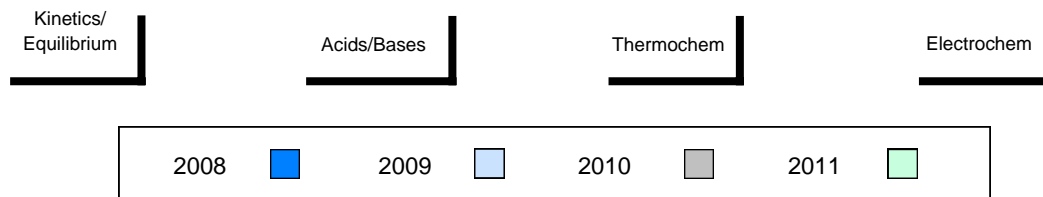
Difference from Provincial Mean, 2008-2011

School data with 5 or fewer students withheld for reasons of confidentiality.



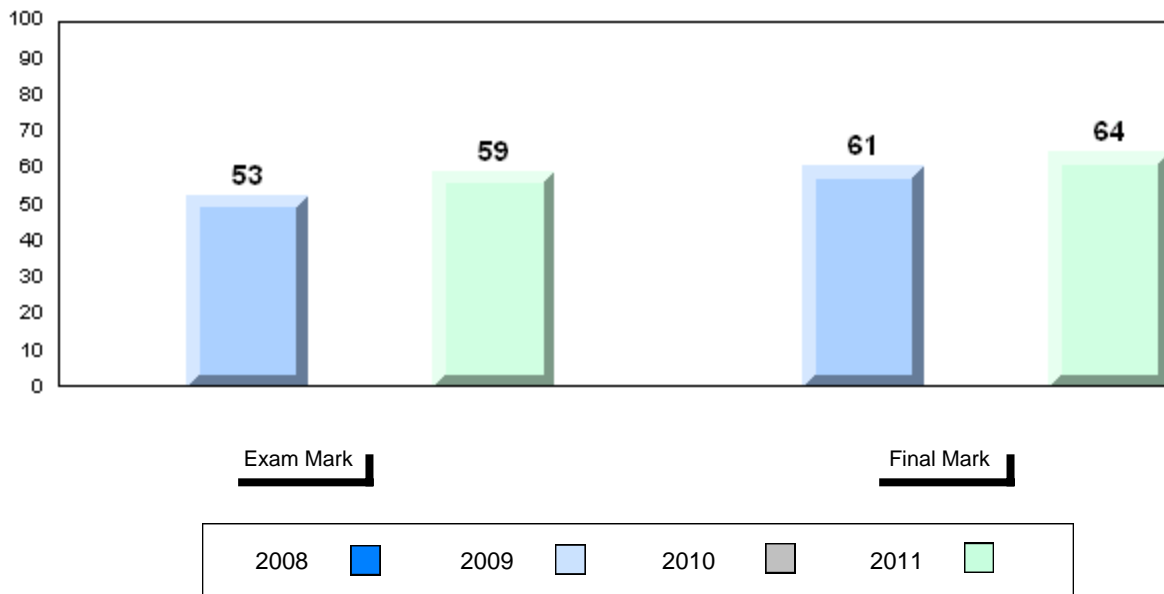
4 Year Public Exam (Subtest) Mark Trend 2008-2011

School data with 5 or fewer students withheld for reasons of confidentiality.

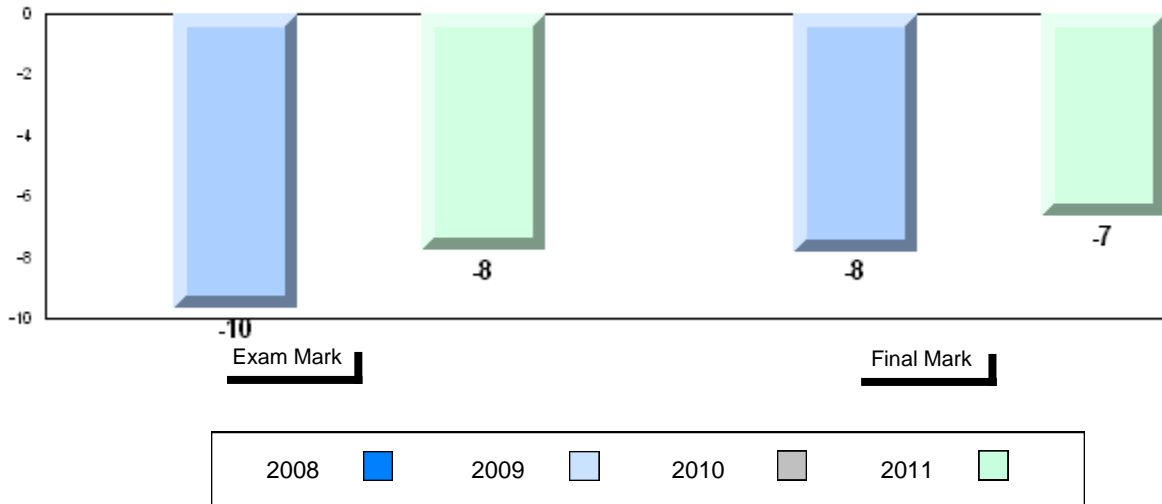


Number of Students	9					
Chemistry 3202		Public Exam Mark	School vs District	School vs Province	Final Mark	School vs District, School vs Province
	School	59.1	q	q	64.4	q, q
	District	64.2			69.8	
	Province	66.9			71.1	
Subtest						
Kinetics/Equilibrium	School	58.2	q	q		
	District	66.9				
	Province	67.0				
Acids/Bases	School	60.7	q	q		
	District	67.0				
	Province	69.7				
Thermochem	School	68.9	p	q		
	District	65.2				
	Province	70.0				
Electrochem	School	44.7	q	q		
	District	54.5				
	Province	57.3				

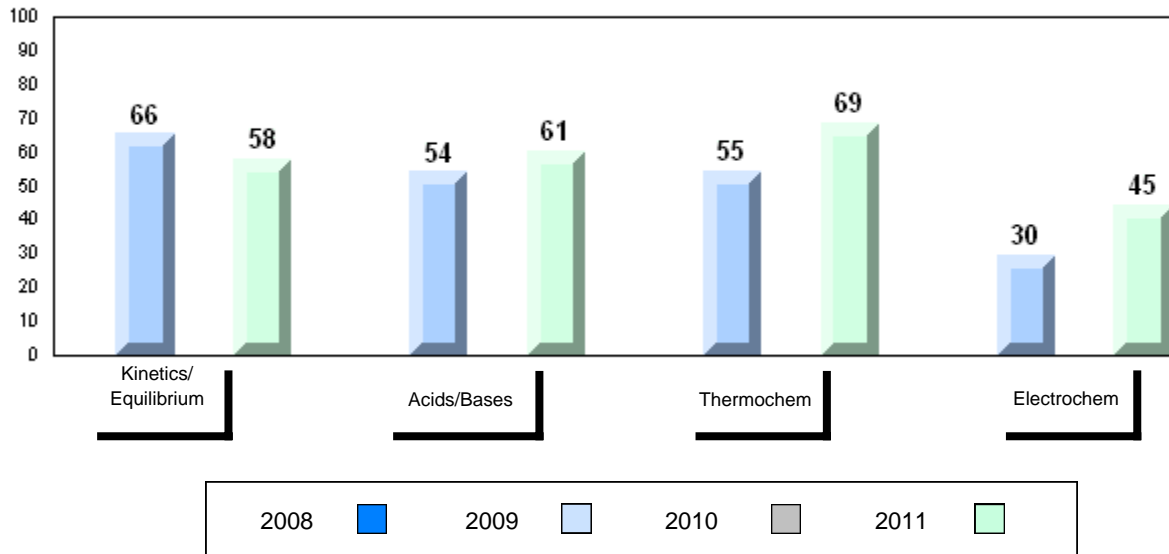
Average Mark, 2008-2011



Difference from Provincial Mean, 2008-2011



4 Year Public Exam (Subtest) Mark Trend 2008-2011



Number of Students 2

Chemistry 3202 School
 District
 Province

Subtest

**Kinetics/
 Equilibrium** School
 District
 Province

Acids/Bases School
 District
 Province

Thermochem School
 District
 Province

Electrochem School
 District
 Province

Public Exam Mark	School vs District	School vs Province
<i>School data with 5 or fewer students withheld for reasons of confidentiality.</i>		

Final Mark	School vs District	School vs Province
<i>School data with 5 or fewer students withheld for reasons of confidentiality.</i>		

Average Mark, 2008-2011

School data with 5 or fewer students withheld for reasons of confidentiality.

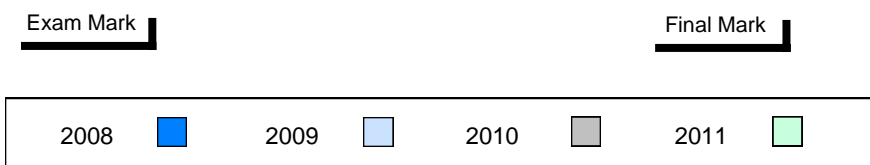
Exam Mark

Final Mark



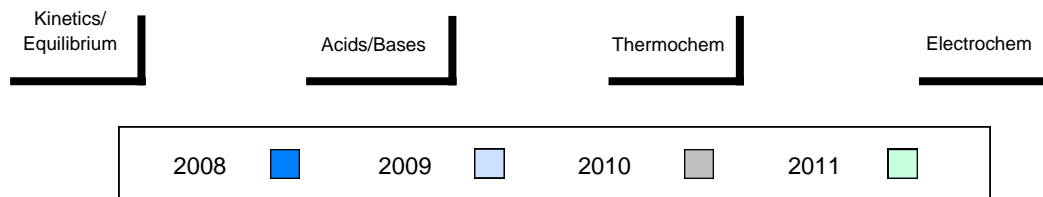
Difference from Provincial Mean, 2008-2011

School data with 5 or fewer students withheld for reasons of confidentiality.



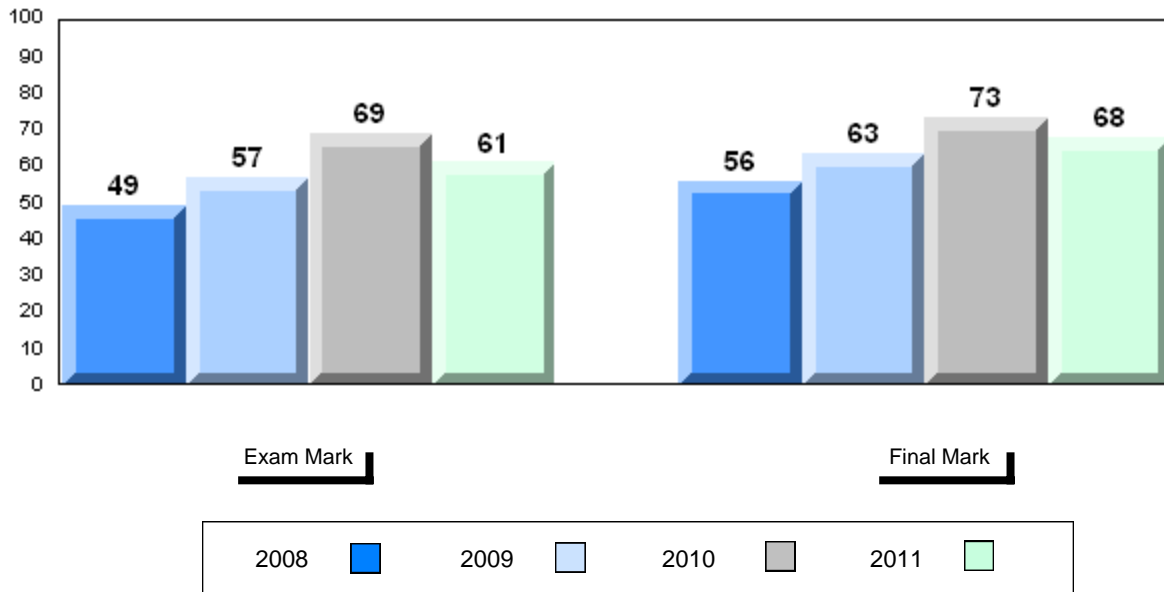
4 Year Public Exam (Subtest) Mark Trend 2008-2011

School data with 5 or fewer students withheld for reasons of confidentiality.

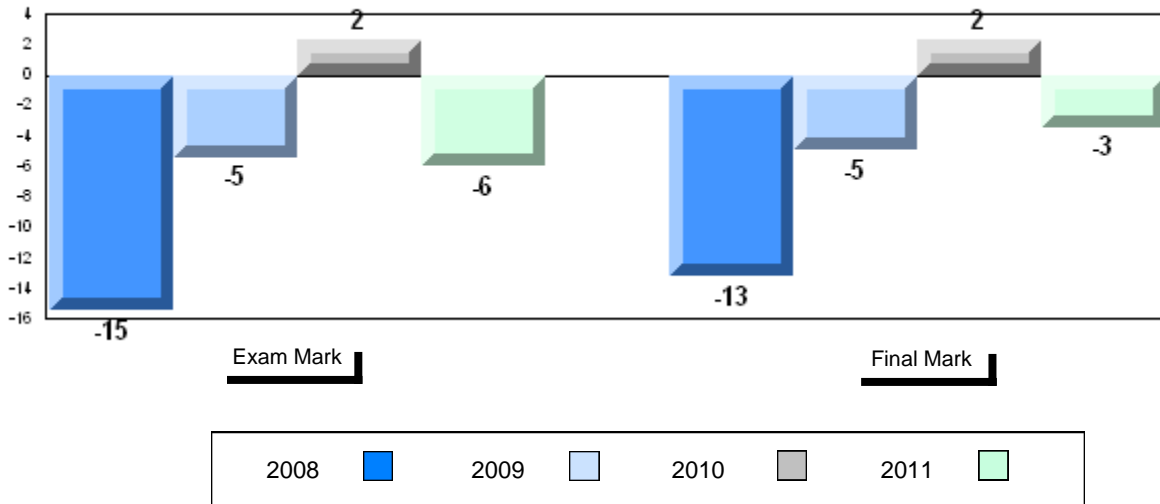


Number of Students	12						
Chemistry 3202		Public Exam Mark	School vs District	School vs Province	Final Mark	School vs District	School vs Province
	School	60.8	q	q	67.7	q	q
	District	64.2			69.8		
	Province	66.9			71.1		
<u>Subtest</u>							
Kinetics/Equilibrium	School	60.3	q	q			
	District	66.9					
	Province	67.0					
Acids/Bases	School	66.5	q	q			
	District	67.0					
	Province	69.7					
Thermochem	School	60.8	q	q			
	District	65.2					
	Province	70.0					
Electrochem	School	52.3	q	q			
	District	54.5					
	Province	57.3					

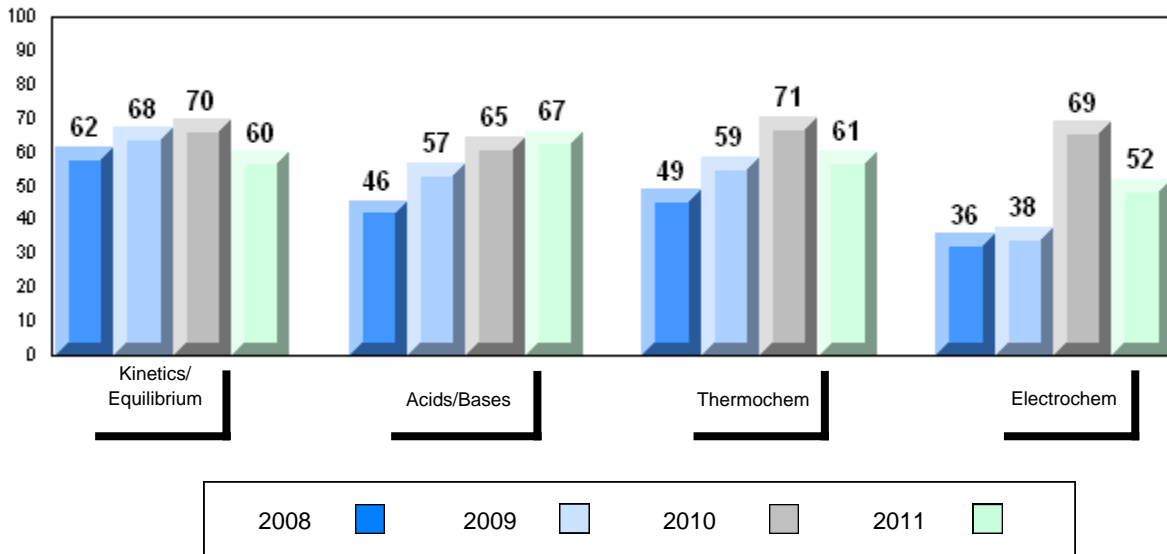
Average Mark, 2008-2011



Difference from Provincial Mean, 2008-2011



4 Year Public Exam (Subtest) Mark Trend 2008-2011



Number of Students 8

Chemistry 3202

School
District
Province

Public Exam Mark School vs District School vs Province

60.5 q q
64.2
66.9

Final Mark

School vs District School vs Province

67.4 q q
69.8
71.1

Subtest

**Kinetics/
Equilibrium**

School
District
Province

58.5 q q
66.9
67.0

Acids/Bases

School
District
Province

67.5 p q
67.0
69.7

Thermochem

School
District
Province

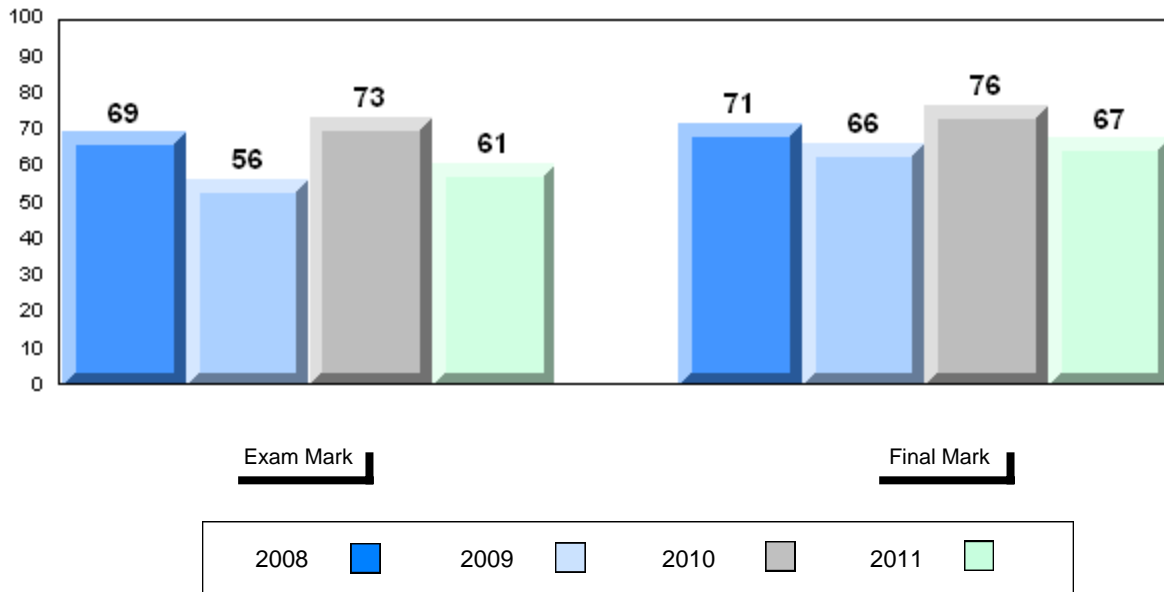
59.0 q q
65.2
70.0

Electrochem

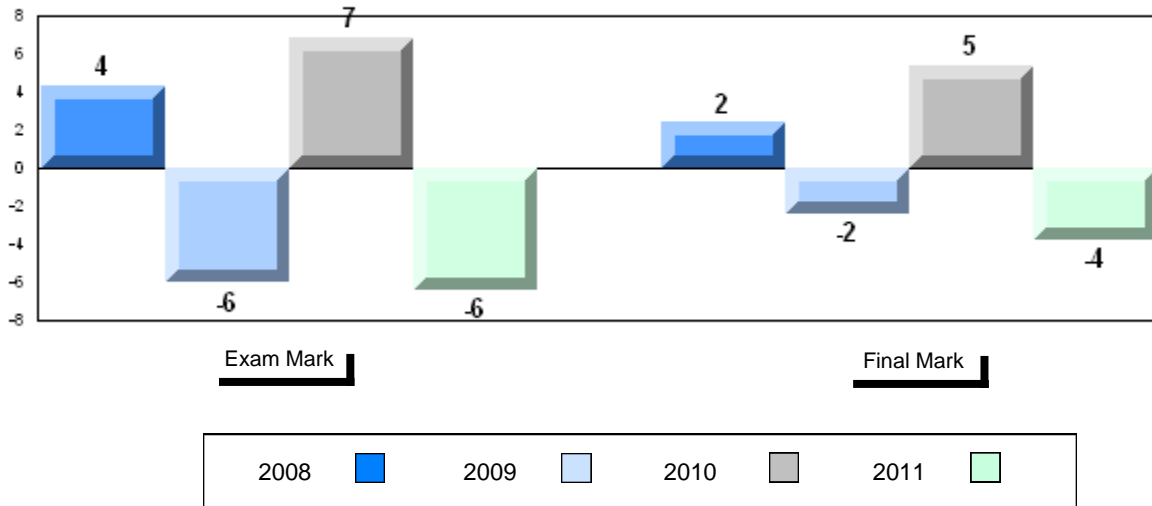
School
District
Province

53.8 q q
54.5
57.3

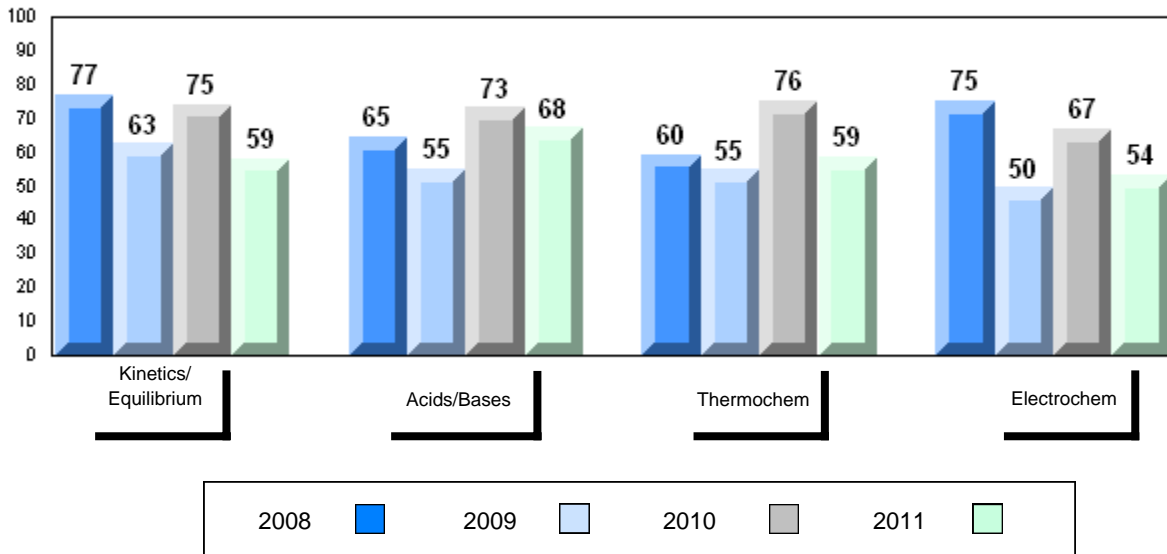
Average Mark, 2008-2011



Difference from Provincial Mean, 2008-2011



4 Year Public Exam (Subtest) Mark Trend 2008-2011



Number of Students 3

Chemistry 3202 School
 District
 Province

Subtest

**Kinetics/
 Equilibrium** School
 District
 Province

Acids/Bases School
 District
 Province

Thermochem School
 District
 Province

Electrochem School
 District
 Province

Public Exam Mark	School vs District	School vs Province
<i>School data with 5 or fewer students withheld for reasons of confidentiality.</i>		

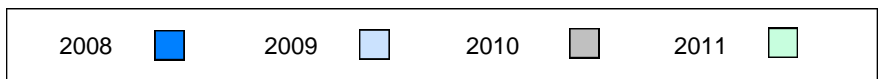
Final Mark	School vs District	School vs Province
<i>School data with 5 or fewer students withheld for reasons of confidentiality.</i>		

Average Mark, 2008-2011

School data with 5 or fewer students withheld for reasons of confidentiality.

Exam Mark

Final Mark



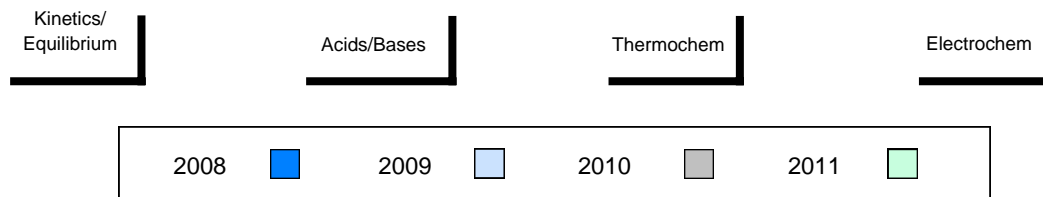
Difference from Provincial Mean, 2008-2011

School data with 5 or fewer students withheld for reasons of confidentiality.



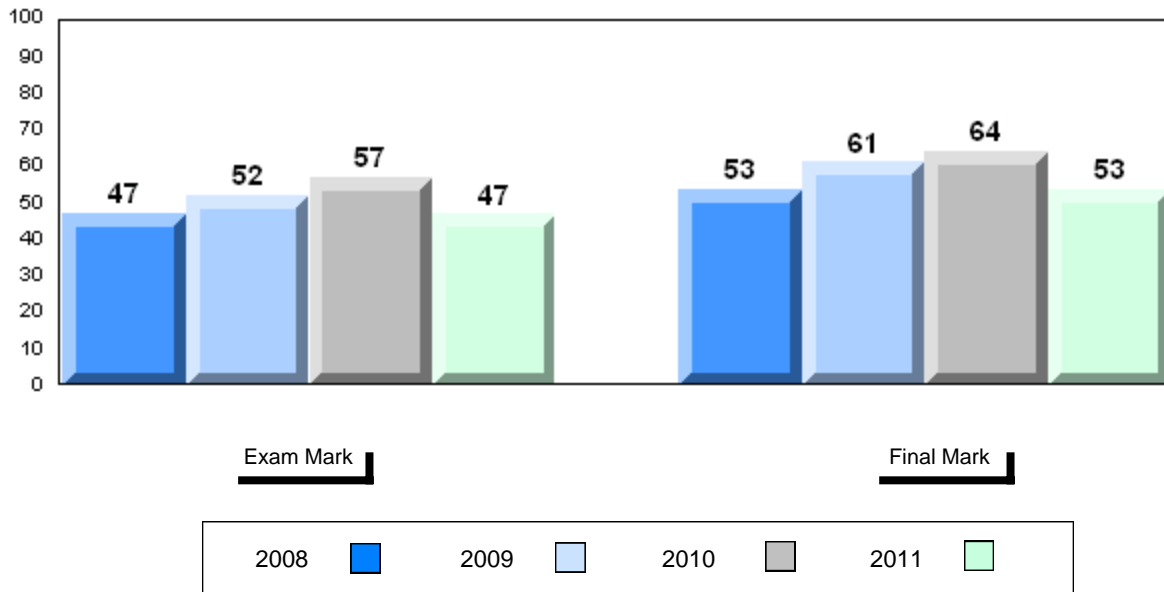
4 Year Public Exam (Subtest) Mark Trend 2008-2011

School data with 5 or fewer students withheld for reasons of confidentiality.

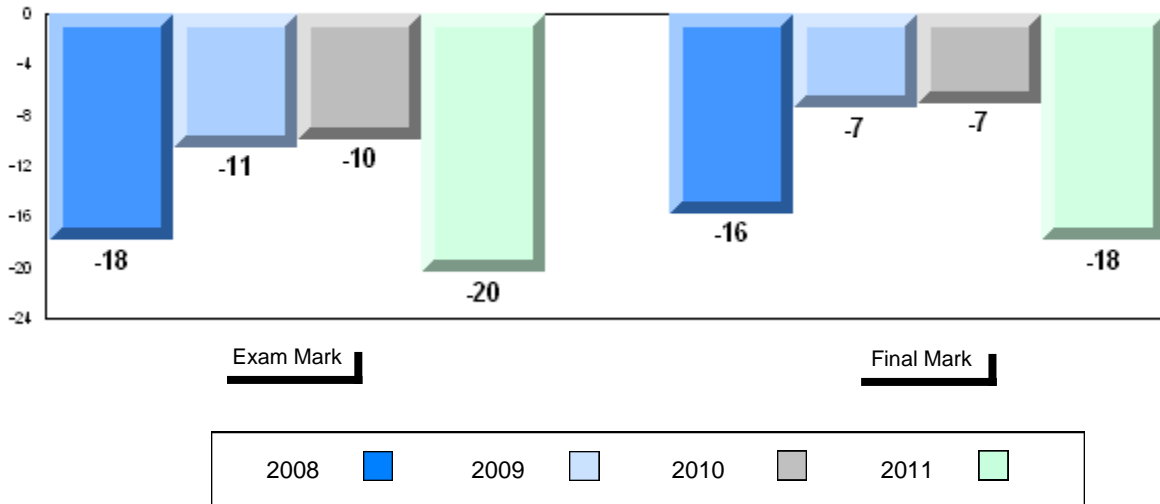


Number of Students	11						
		Public Exam Mark	School vs District	School vs Province	Final Mark	School vs District	School vs Province
Chemistry 3202	School	46.6	q	q	53.3	q	q
	District	64.2			69.8		
	Province	66.9			71.1		
<u>Subtest</u>							
Kinetics/Equilibrium	School	49.3	q	q			
	District	66.9					
	Province	67.0					
Acids/Bases	School	45.3	q	q			
	District	67.0					
	Province	69.7					
Thermochem	School	50.6	q	q			
	District	65.2					
	Province	70.0					
Electrochem	School	38.2	q	q			
	District	54.5					
	Province	57.3					

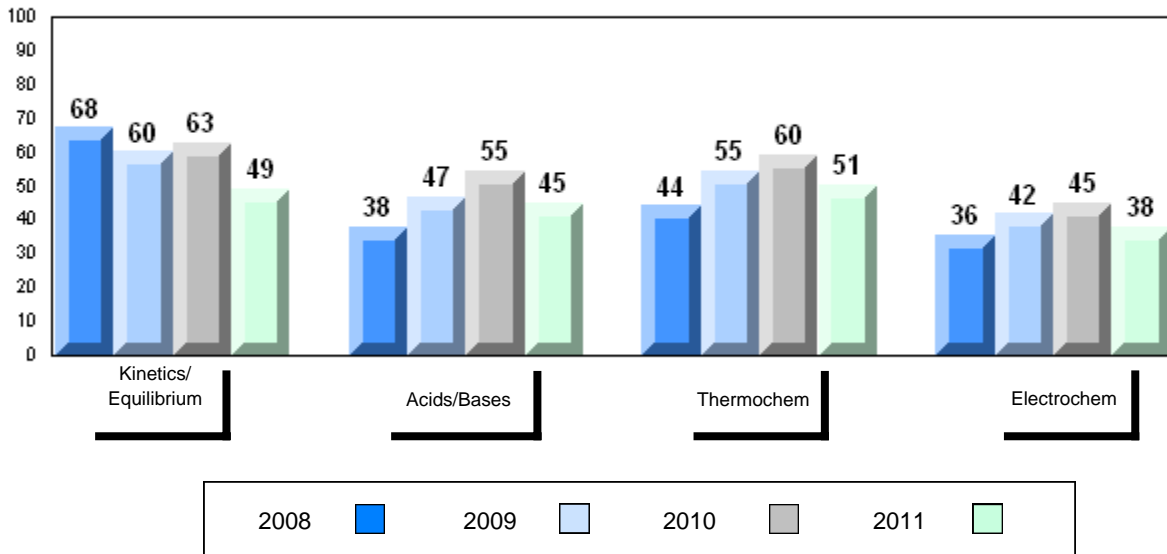
Average Mark, 2008-2011



Difference from Provincial Mean, 2008-2011



4 Year Public Exam (Subtest) Mark Trend 2008-2011



Number of Students 40

Chemistry 3202

School
District
Province

Public Exam Mark	School vs District	School vs Province
------------------	--------------------	--------------------

67.7	P	P
64.2		
66.9		

Final Mark	School vs District	School vs Province
------------	--------------------	--------------------

73.4	P	P
69.8		
71.1		

Subtest

**Kinetics/
Equilibrium**

School
District
Province

70.1	P	P
66.9		
67.0		

Acids/Bases

School
District
Province

74.7	P	P
67.0		
69.7		

Thermochem

School
District
Province

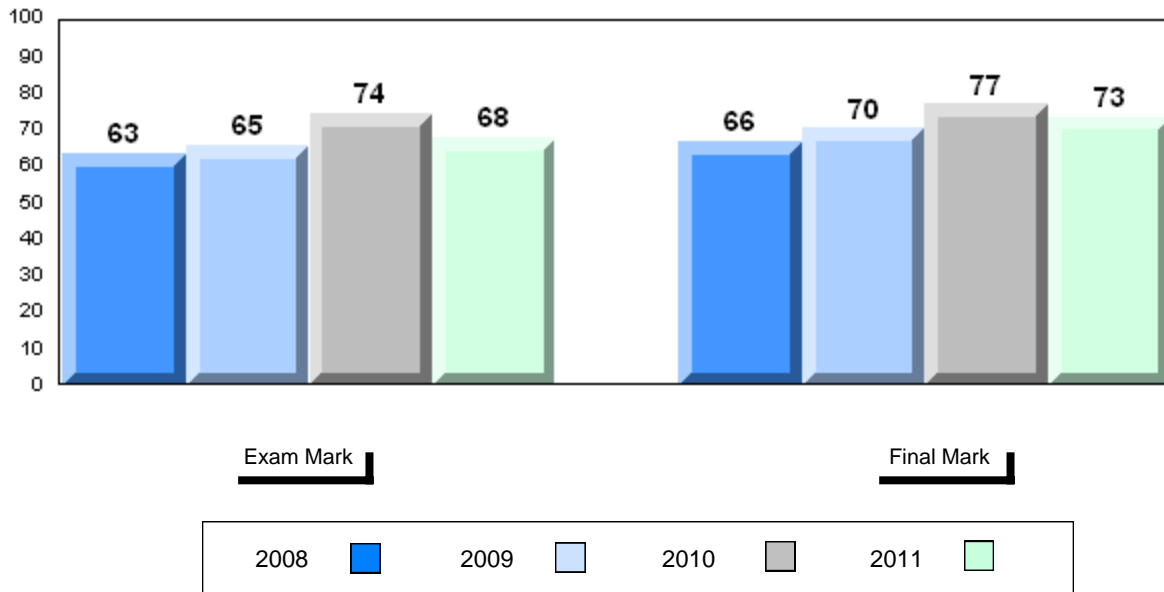
69.9	P	q
65.2		
70.0		

Electrochem

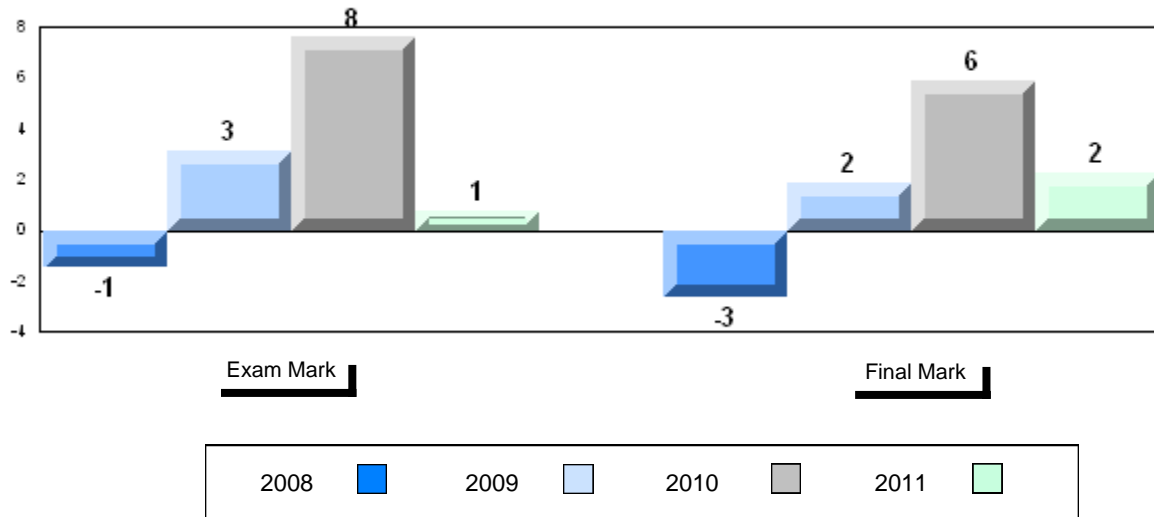
School
District
Province

49.8	q	q
54.5		
57.3		

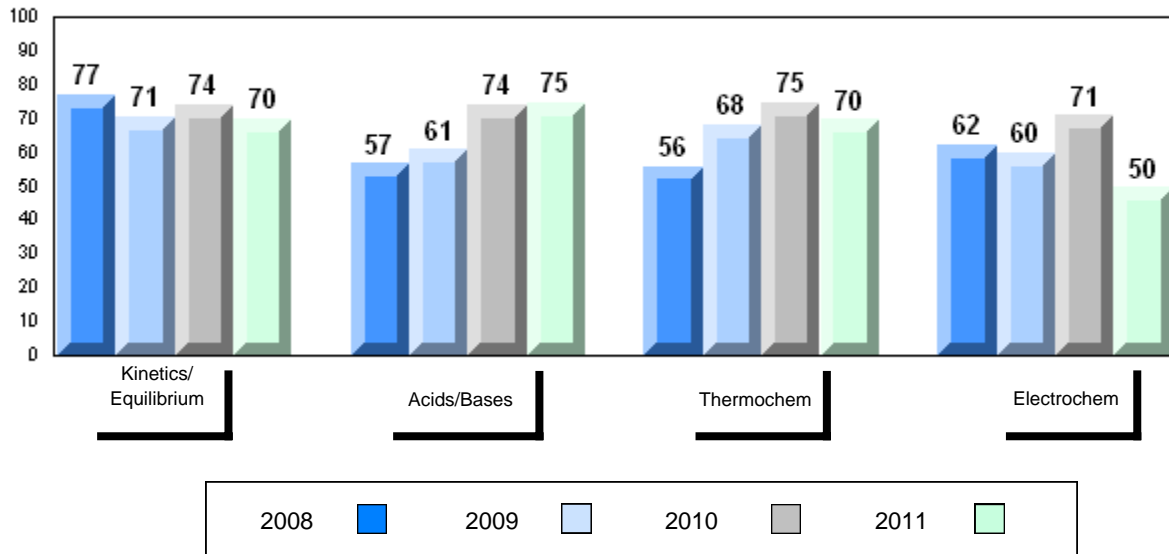
Average Mark, 2008-2011



Difference from Provincial Mean, 2008-2011



4 Year Public Exam (Subtest) Mark Trend 2008-2011



Number of Students 5

Chemistry 3202 School
 District
 Province

Subtest

**Kinetics/
 Equilibrium** School
 District
 Province

Acids/Bases School
 District
 Province

Thermochem School
 District
 Province

Electrochem School
 District
 Province

Public Exam Mark	School vs District	School vs Province
<i>School data with 5 or fewer students withheld for reasons of confidentiality.</i>		

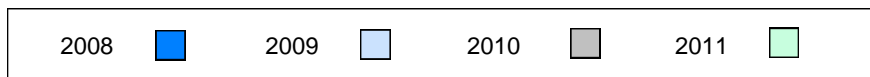
Final Mark	School vs District	School vs Province
<i>School data with 5 or fewer students withheld for reasons of confidentiality.</i>		

Average Mark, 2008-2011

School data with 5 or fewer students withheld for reasons of confidentiality.

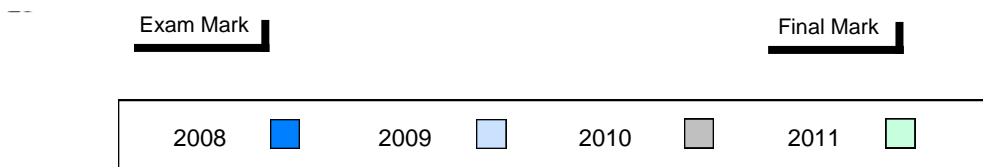
Exam Mark

Final Mark



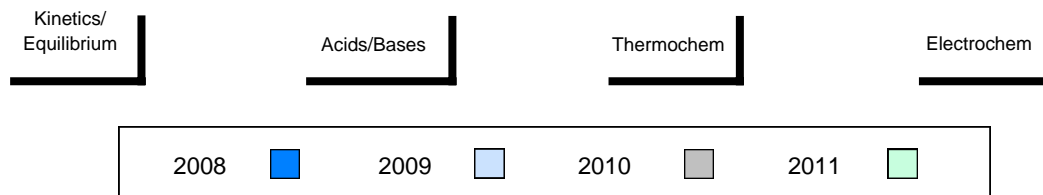
Difference from Provincial Mean, 2008-2011

School data with 5 or fewer students withheld for reasons of confidentiality.



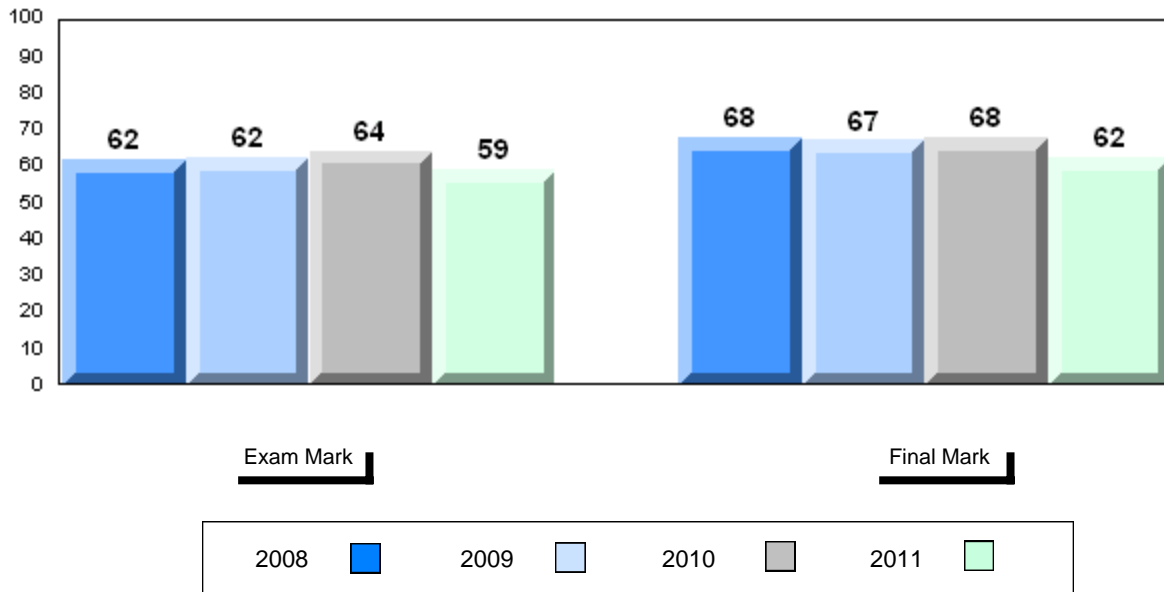
4 Year Public Exam (Subtest) Mark Trend 2008-2011

School data with 5 or fewer students withheld for reasons of confidentiality.

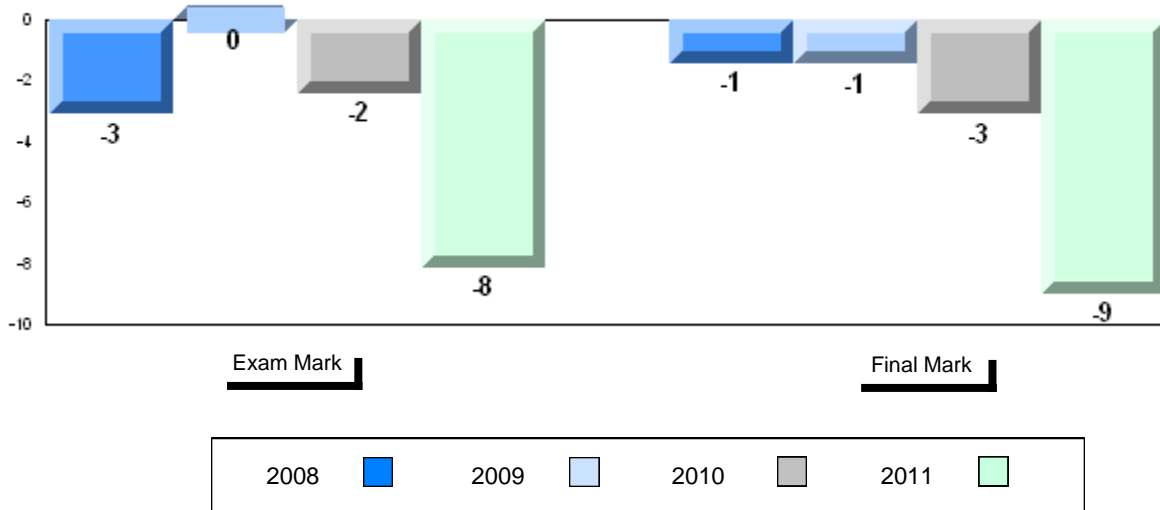


Number of Students	34						
Chemistry 3202		Public Exam Mark	School vs District	School vs Province	Final Mark	School vs District	School vs Province
	School	58.7	q	q	62.1	q	q
	District	64.2			69.8		
	Province	66.9			71.1		
<u>Subtest</u>							
Kinetics/Equilibrium	School	61.8	q	q			
	District	66.9					
	Province	67.0					
Acids/Bases	School	59.0	q	q			
	District	67.0					
	Province	69.7					
Thermochem	School	60.7	q	q			
	District	65.2					
	Province	70.0					
Electrochem	School	52.0	q	q			
	District	54.5					
	Province	57.3					

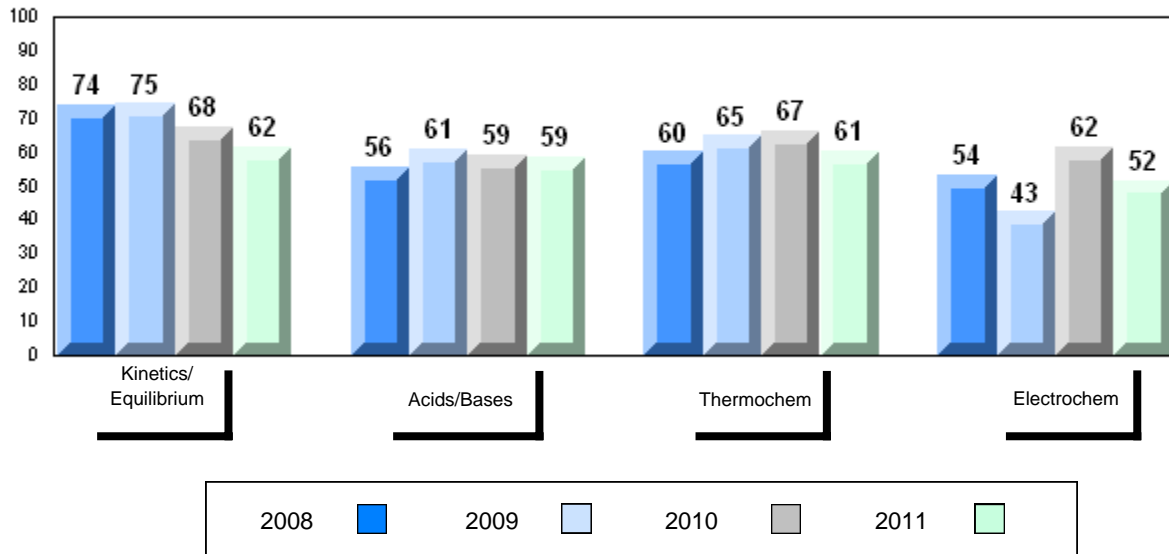
Average Mark, 2008-2011



Difference from Provincial Mean, 2008-2011



4 Year Public Exam (Subtest) Mark Trend 2008-2011



District 2 - Western

#393 - Bonne Bay Academy, Woody Point

Grades: K-12

Number of Students 3

Chemistry 3202 School
 District
 Province

Subtest

**Kinetics/
 Equilibrium** School
 District
 Province

Acids/Bases School
 District
 Province

Thermochem School
 District
 Province

Electrochem School
 District
 Province

Public Exam Mark	School vs District	School vs Province
<i>School data with 5 or fewer students withheld for reasons of confidentiality.</i>		

Final Mark	School vs District	School vs Province
<i>School data with 5 or fewer students withheld for reasons of confidentiality.</i>		

Average Mark, 2008-2011

School data with 5 or fewer students withheld for reasons of confidentiality.

Exam Mark

Final Mark



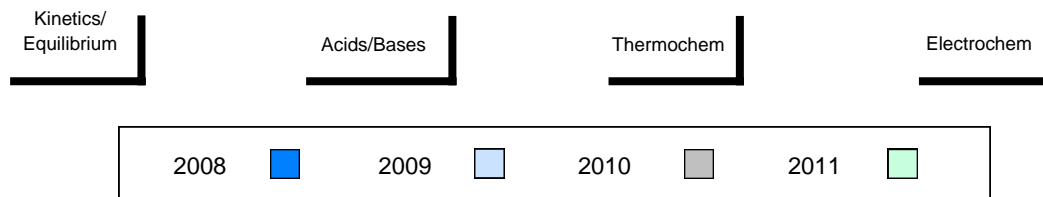
Difference from Provincial Mean, 2008-2011

School data with 5 or fewer students withheld for reasons of confidentiality.



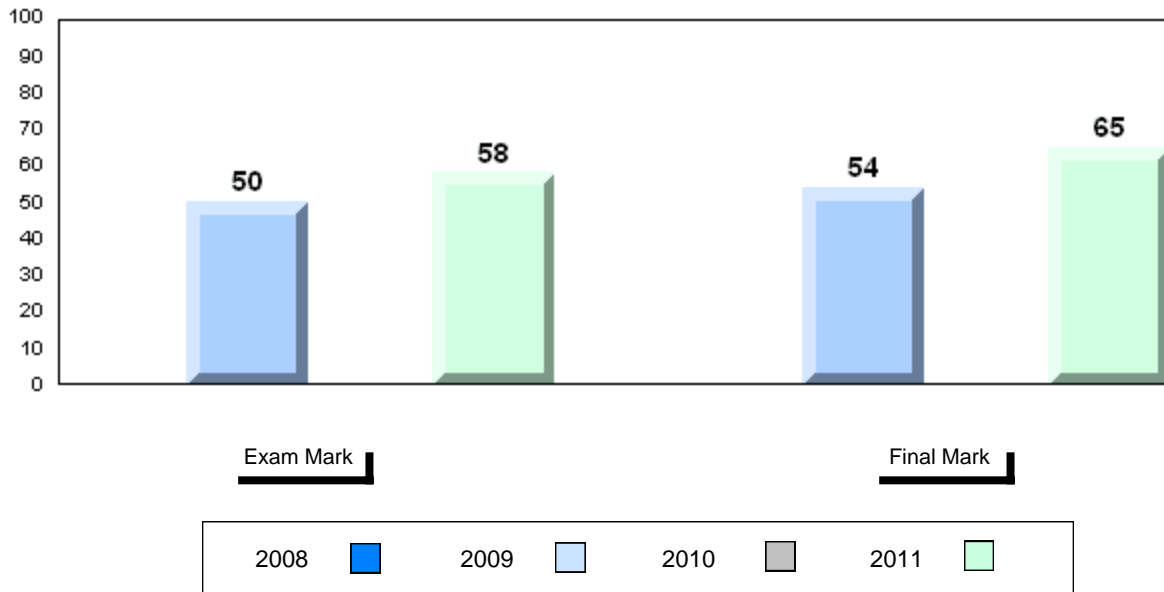
4 Year Public Exam (Subtest) Mark Trend 2008-2011

School data with 5 or fewer students withheld for reasons of confidentiality.

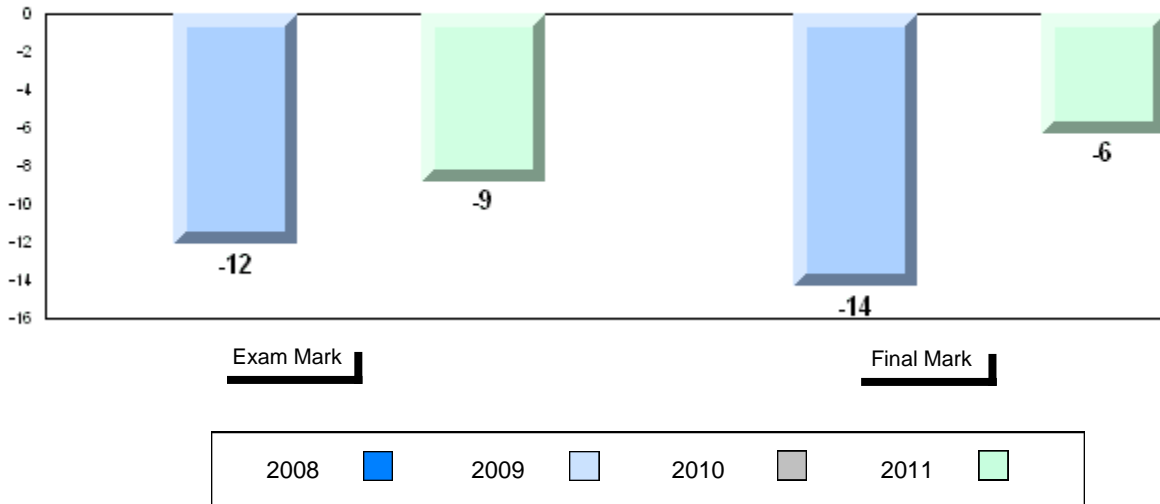


Number of Students	12						
Chemistry 3202		Public Exam Mark	School vs District	School vs Province	Final Mark	School vs District	School vs Province
	School	58.1	q	q	64.8	q	q
	District	64.2			69.8		
	Province	66.9			71.1		
<u>Subtest</u>							
Kinetics/Equilibrium	School	63.2	q	q			
	District	66.9					
	Province	67.0					
Acids/Bases	School	60.8	q	q			
	District	67.0					
	Province	69.7					
Thermochem	School	62.8	q	q			
	District	65.2					
	Province	70.0					
Electrochem	School	40.2	q	q			
	District	54.5					
	Province	57.3					

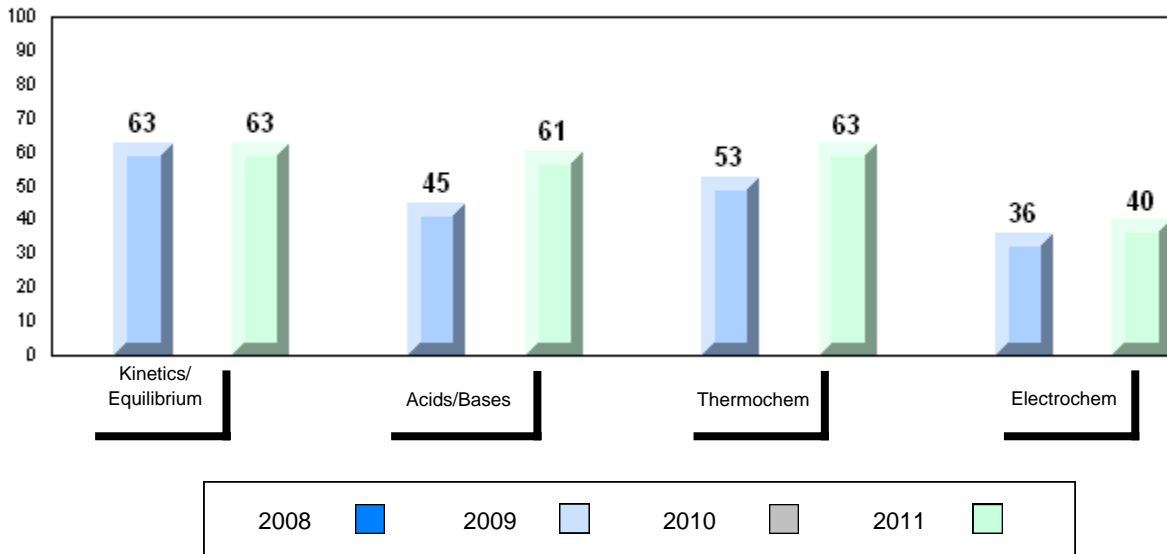
Average Mark, 2008-2011



Difference from Provincial Mean, 2008-2011

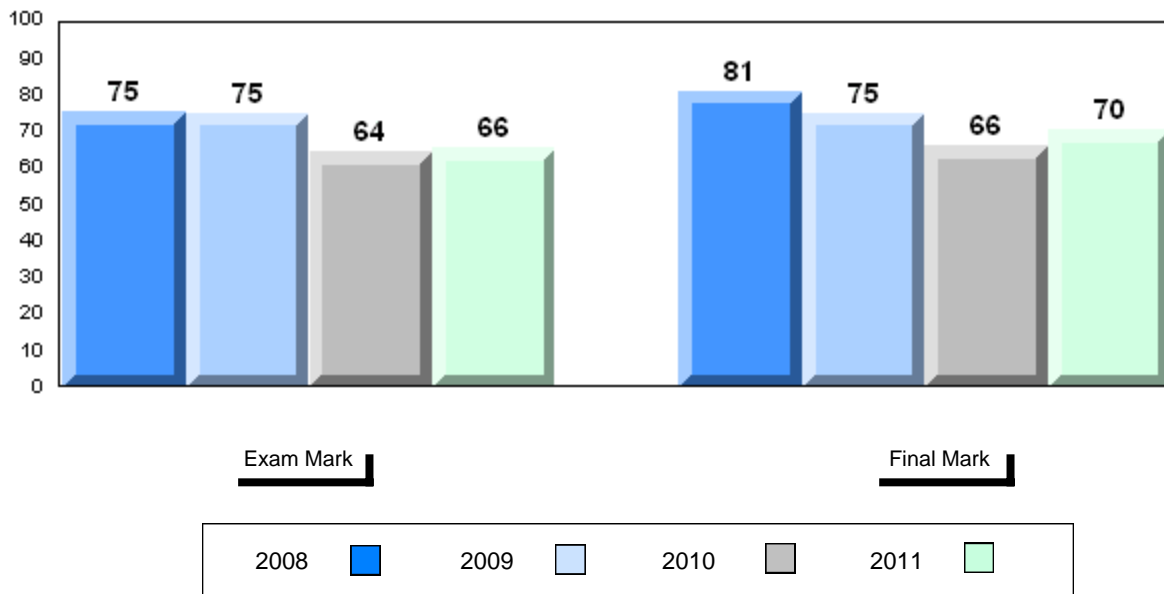


4 Year Public Exam (Subtest) Mark Trend 2008-2011

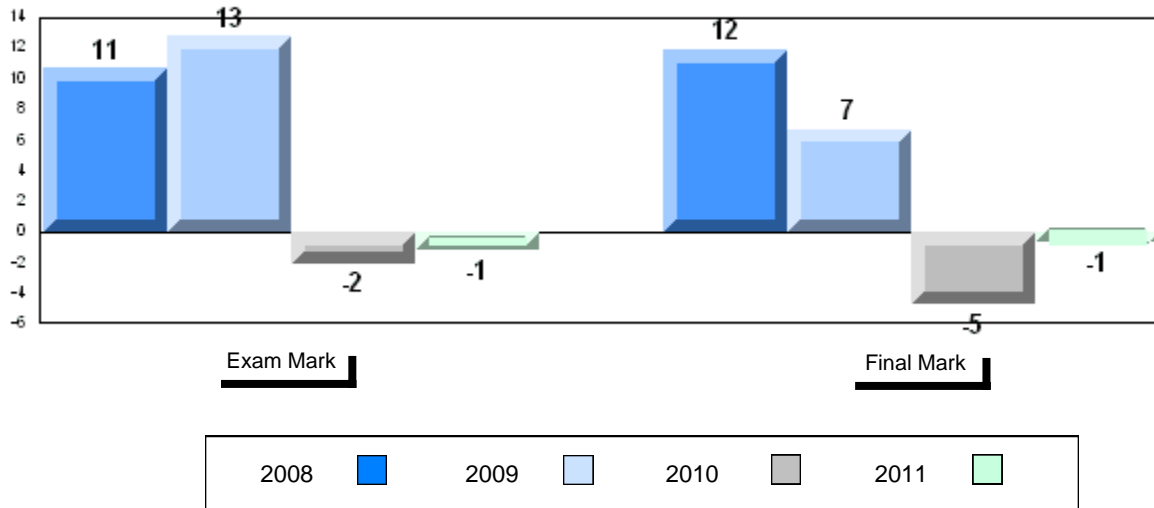


Number of Students	13					
Chemistry 3202		Public Exam Mark	School vs District	School vs Province	Final Mark	School vs District, School vs Province
	School	65.6	P	Q	70.4	P, Q
	District	64.2			69.8	
	Province	66.9			71.1	
Subtest						
Kinetics/Equilibrium	School	61.2	Q	Q		
	District	66.9				
	Province	67.0				
Acids/Bases	School	69.1	P	Q		
	District	67.0				
	Province	69.7				
Thermochem	School	71.1	P	P		
	District	65.2				
	Province	70.0				
Electrochem	School	57.9	P	P		
	District	54.5				
	Province	57.3				

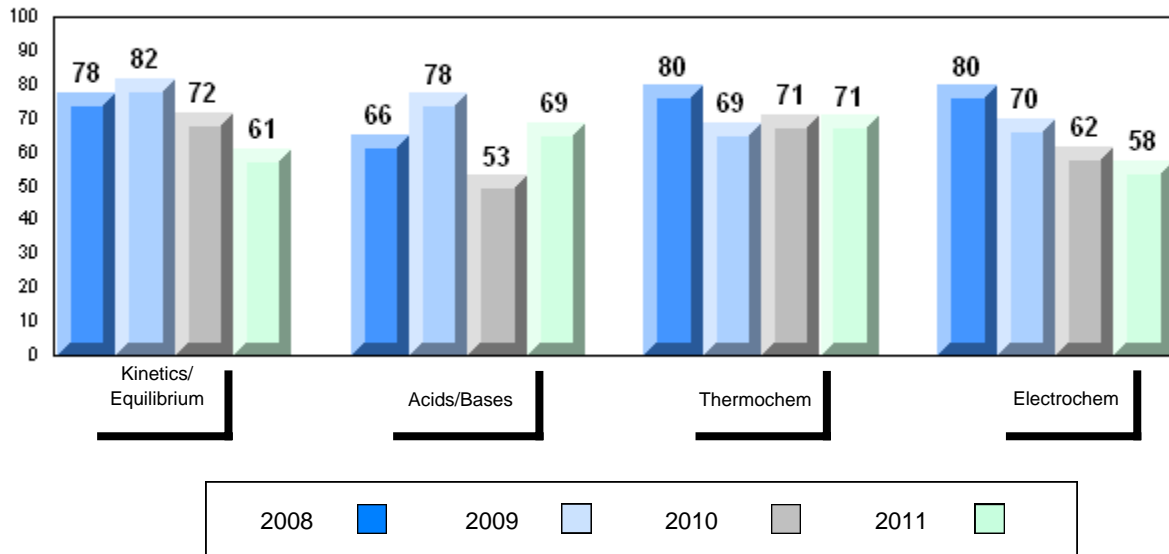
Average Mark, 2008-2011



Difference from Provincial Mean, 2008-2011



4 Year Public Exam (Subtest) Mark Trend 2008-2011



Number of Students 1

Chemistry 3202 School
 District
 Province

Subtest

**Kinetics/
 Equilibrium** School
 District
 Province

Acids/Bases School
 District
 Province

Thermochem School
 District
 Province

Electrochem School
 District
 Province

Public Exam Mark	School vs District	School vs Province
<i>School data with 5 or fewer students withheld for reasons of confidentiality.</i>		

Final Mark	School vs District	School vs Province
<i>School data with 5 or fewer students withheld for reasons of confidentiality.</i>		

Average Mark, 2008-2011

School data with 5 or fewer students withheld for reasons of confidentiality.

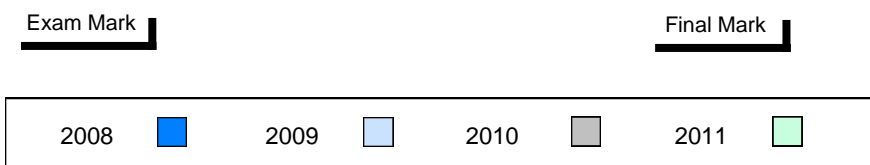
Exam Mark

Final Mark



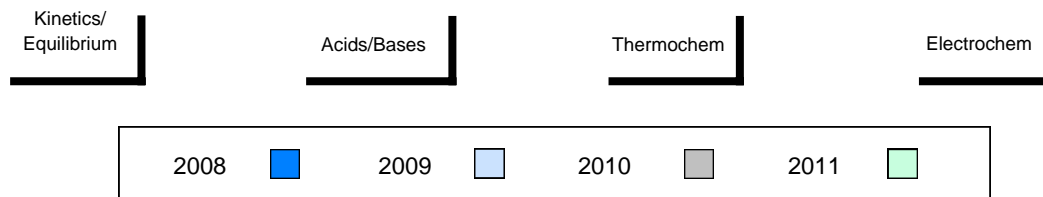
Difference from Provincial Mean, 2008-2011

School data with 5 or fewer students withheld for reasons of confidentiality.



4 Year Public Exam (Subtest) Mark Trend 2008-2011

School data with 5 or fewer students withheld for reasons of confidentiality.



Number of Students 106

Chemistry 3202

School
District
Province

Public Exam Mark	School vs District	School vs Province
66.0	P	Q
64.2		
66.9		

Final Mark

72.5
69.8
71.1

School vs District	School vs Province
P	P

Subtest

**Kinetics/
Equilibrium**

School
District
Province

73.5	P	P
66.9		
67.0		

Acids/Bases

School
District
Province

68.0	P	Q
67.0		
69.7		

Thermochem

School
District
Province

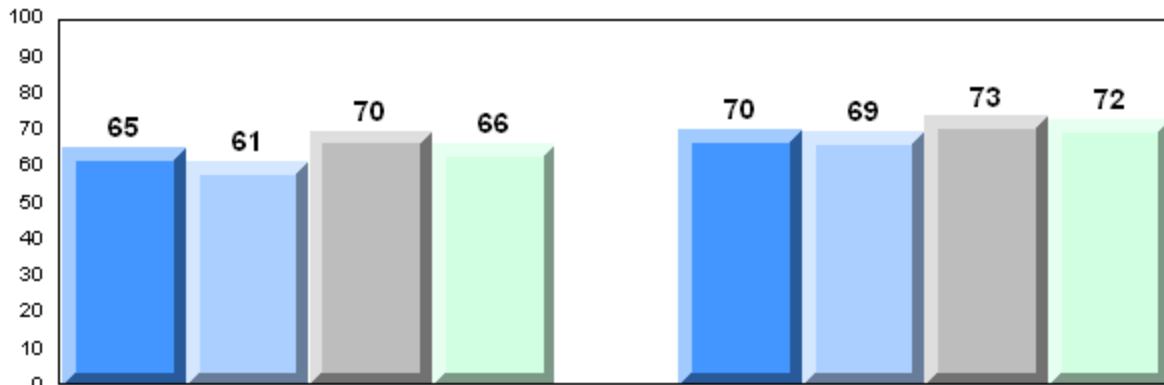
62.1	Q	Q
65.2		
70.0		

Electrochem

School
District
Province

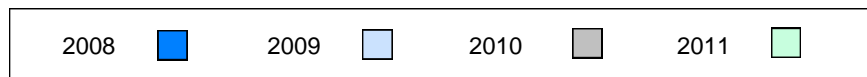
57.1	P	Q
54.5		
57.3		

Average Mark, 2008-2011

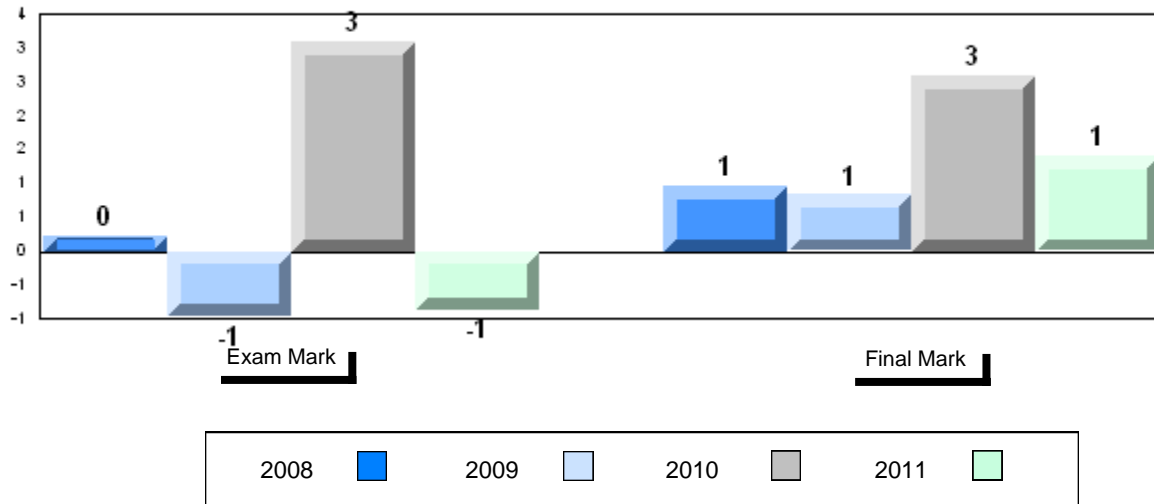


Exam Mark

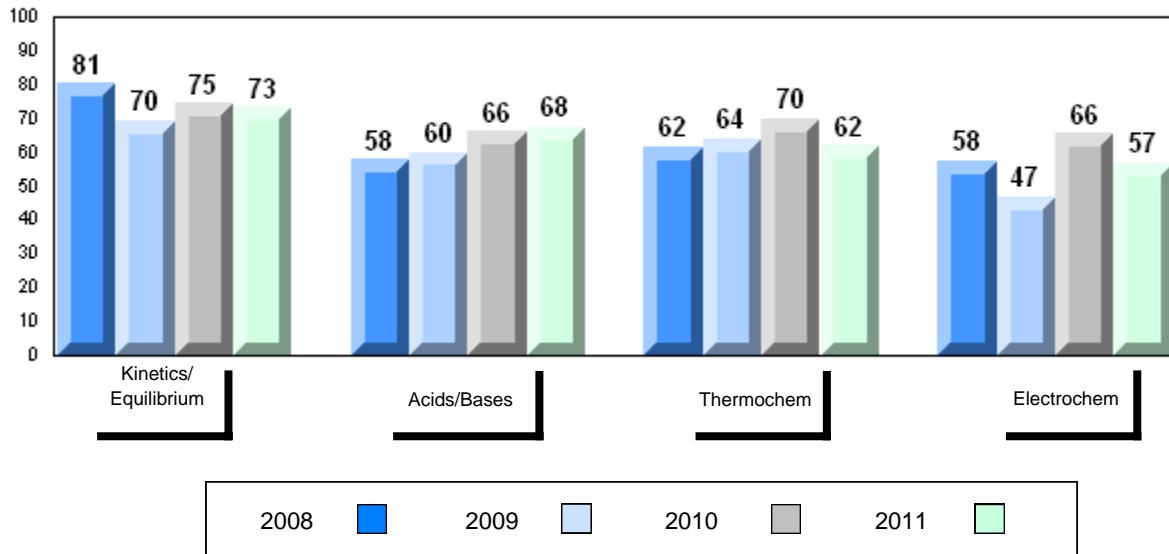
Final Mark



Difference from Provincial Mean, 2008-2011

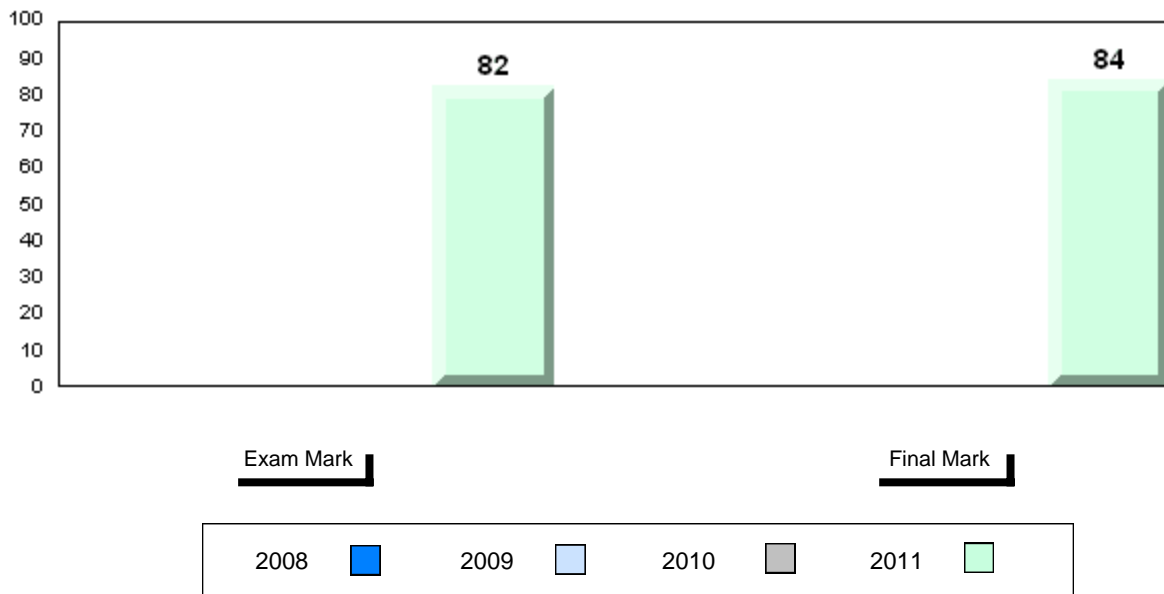


4 Year Public Exam (Subtest) Mark Trend 2008-2011

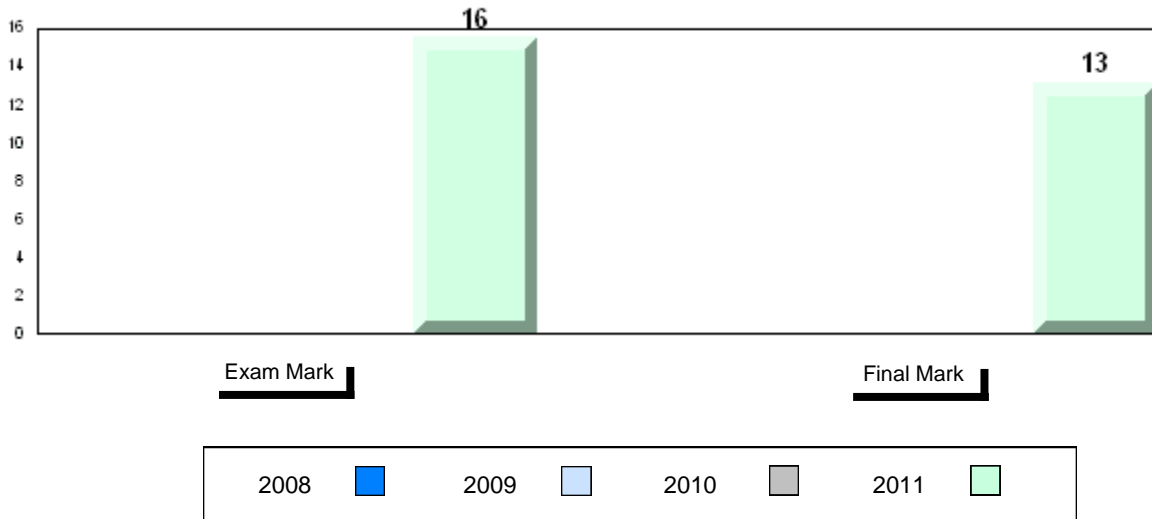


Number of Students		7	Public Exam Mark			Final Mark		
			School vs District	School vs Province	School vs District	School vs Province		
Chemistry 3202	School	82.4	P	P	84.3	P	P	
	District	64.2			69.8			
	Province	66.9			71.1			
<u>Subtest</u>								
Kinetics/ Equilibrium	School	78.6	P	P				
	District	66.9						
	Province	67.0						
Acids/Bases	School	87.1	P	P				
	District	67.0						
	Province	69.7						
Thermochem	School	86.6	P	P				
	District	65.2						
	Province	70.0						
Electrochem	School	73.2	P	P				
	District	54.5						
	Province	57.3						

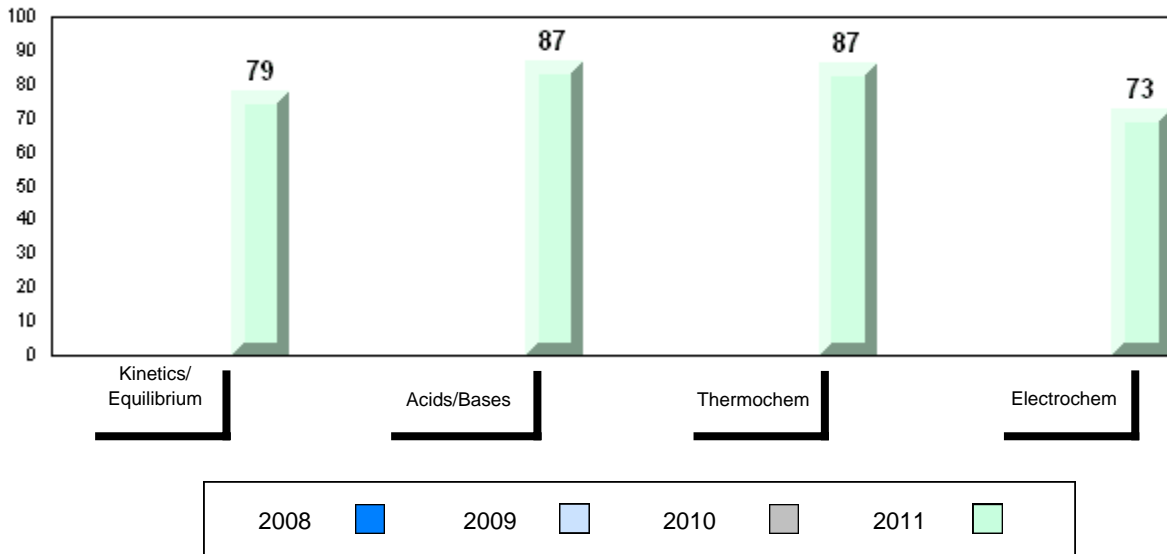
Average Mark, 2008-2011



Difference from Provincial Mean, 2008-2011

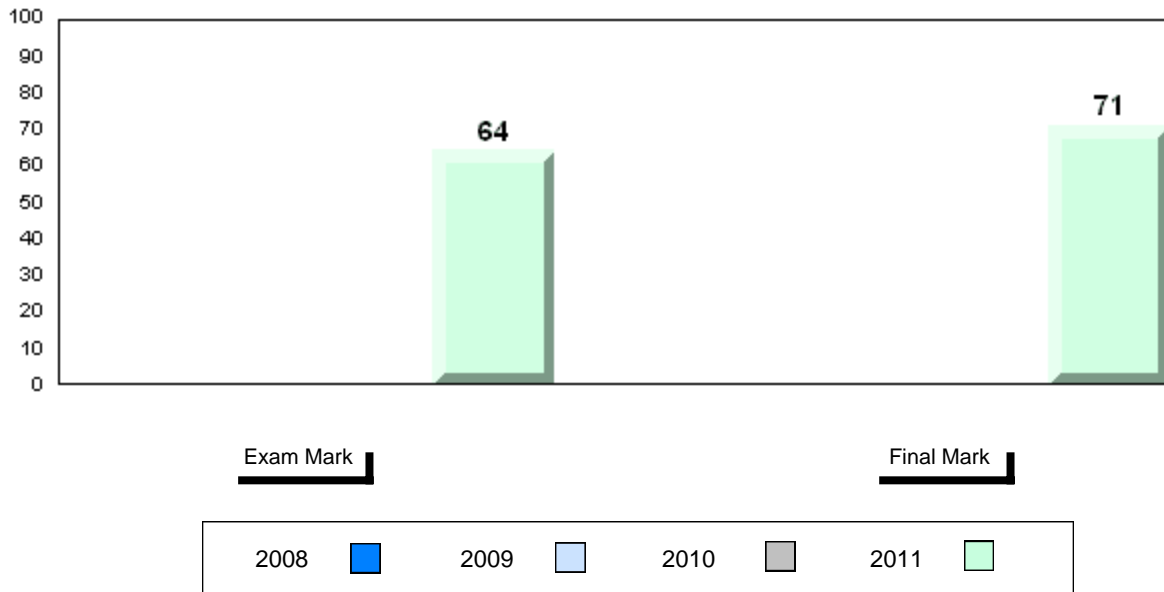


4 Year Public Exam (Subtest) Mark Trend 2008-2011

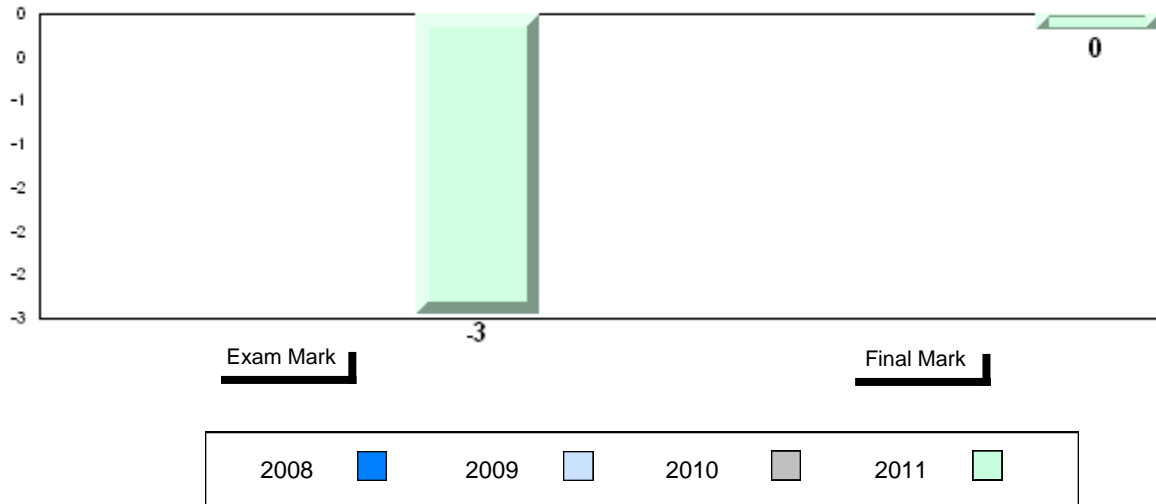


Number of Students	17						
Chemistry 3202		Public Exam Mark	School vs District	School vs Province	Final Mark	School vs District	School vs Province
	School	64.1	q	q	70.9	p	q
	District	64.2			69.8		
	Province	66.9			71.1		
<u>Subtest</u>							
Kinetics/Equilibrium	School	66.2	q	q			
	District	66.9					
	Province	67.0					
Acids/Bases	School	67.5	p	q			
	District	67.0					
	Province	69.7					
Thermochem	School	68.2	p	q			
	District	65.2					
	Province	70.0					
Electrochem	School	49.7	q	q			
	District	54.5					
	Province	57.3					

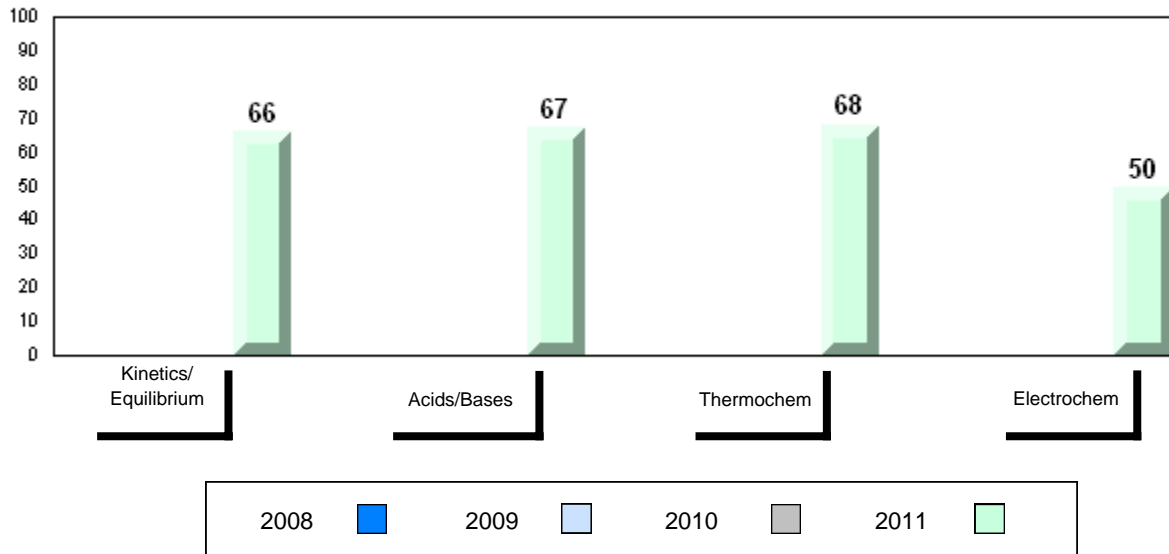
Average Mark, 2008-2011



Difference from Provincial Mean, 2008-2011



4 Year Public Exam (Subtest) Mark Trend 2008-2011



Number of Students 10

Chemistry 3202

School
District
Province

Public Exam Mark	School vs District	School vs Province
60.6	q	q
66.0		
66.9		

Final Mark

School vs District	School vs Province
q	q
70.0	
71.1	

Subtest

**Kinetics/
Equilibrium**

School
District
Province

62.4	q	q
65.4		
67.0		

Acids/Bases

School
District
Province

69.0	p	q
68.9		
69.7		

Thermochem

School
District
Province

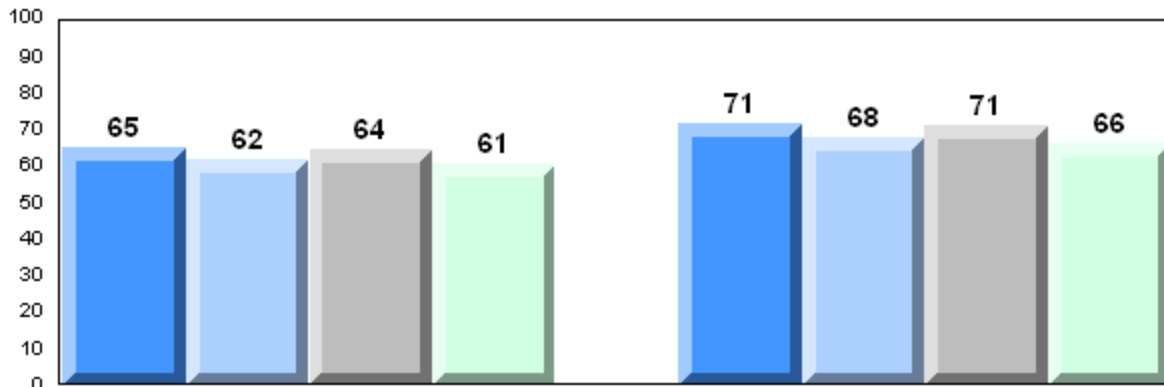
61.0	q	q
69.8		
70.0		

Electrochem

School
District
Province

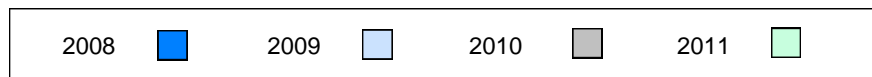
45.5	q	q
56.4		
57.3		

Average Mark, 2008-2011

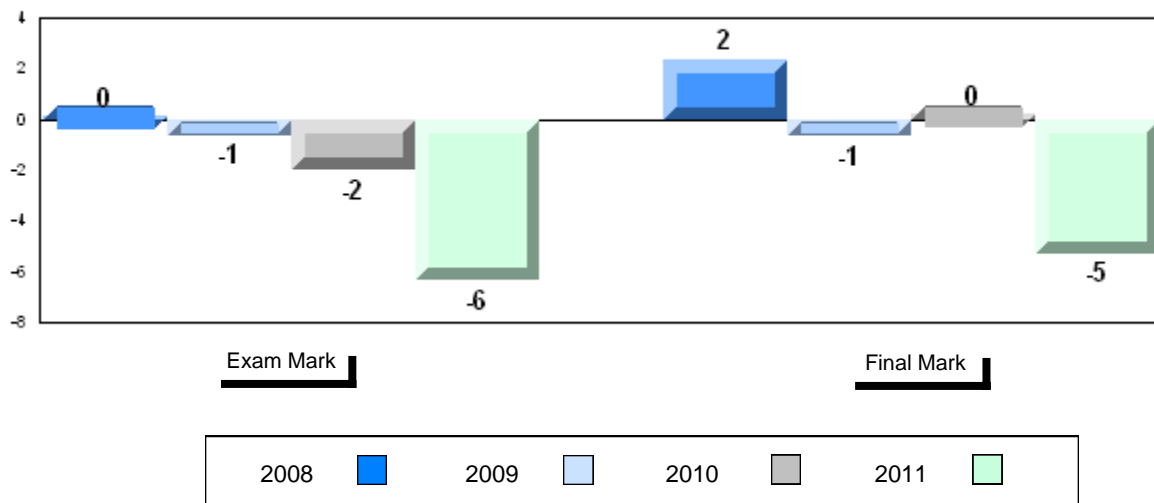


Exam Mark

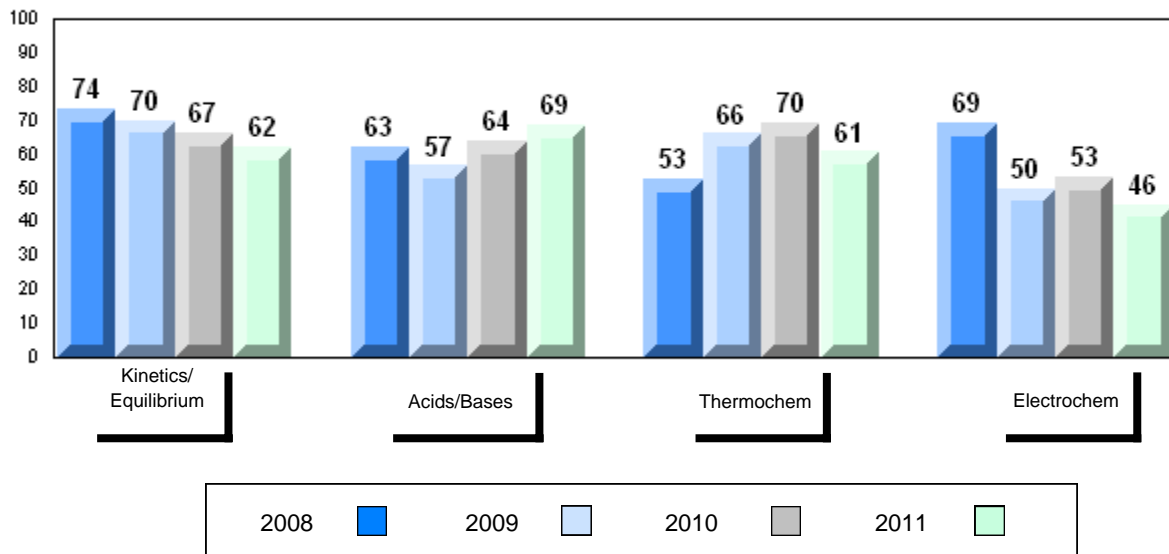
Final Mark



Difference from Provincial Mean, 2008-2011



4 Year Public Exam (Subtest) Mark Trend 2008-2011



Number of Students 7

Chemistry 3202

School
District
Province

Public Exam Mark School vs District School vs Province

67.4 P P
66.0
66.9

Final Mark

School vs District School vs Province

70.4 P Q
70.0
71.1

Subtest

**Kinetics/
Equilibrium**

School
District
Province

66.0 P Q
65.4
67.0

Acids/Bases

School
District
Province

64.3 Q Q
68.9
69.7

Thermochem

School
District
Province

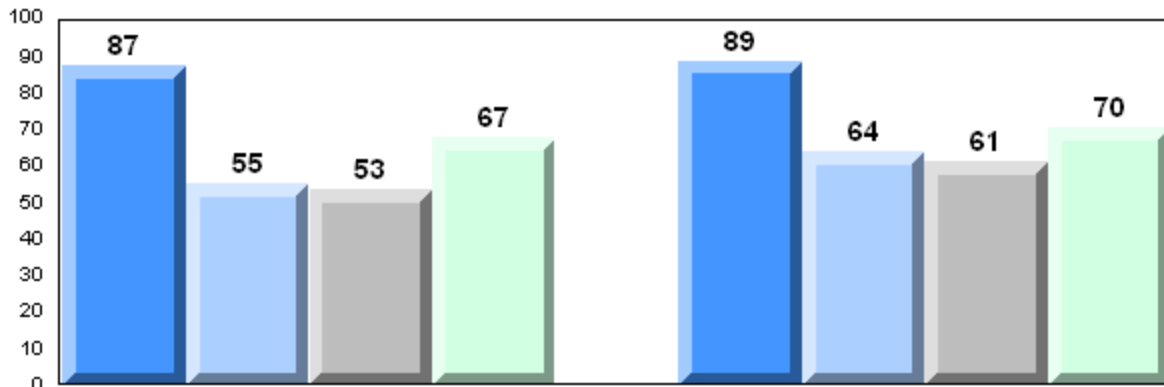
72.9 P P
69.8
70.0

Electrochem

School
District
Province

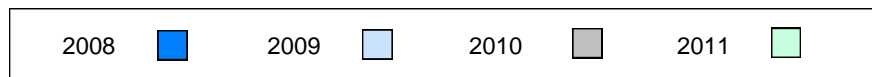
66.4 P P
56.4
57.3

Average Mark, 2008-2011

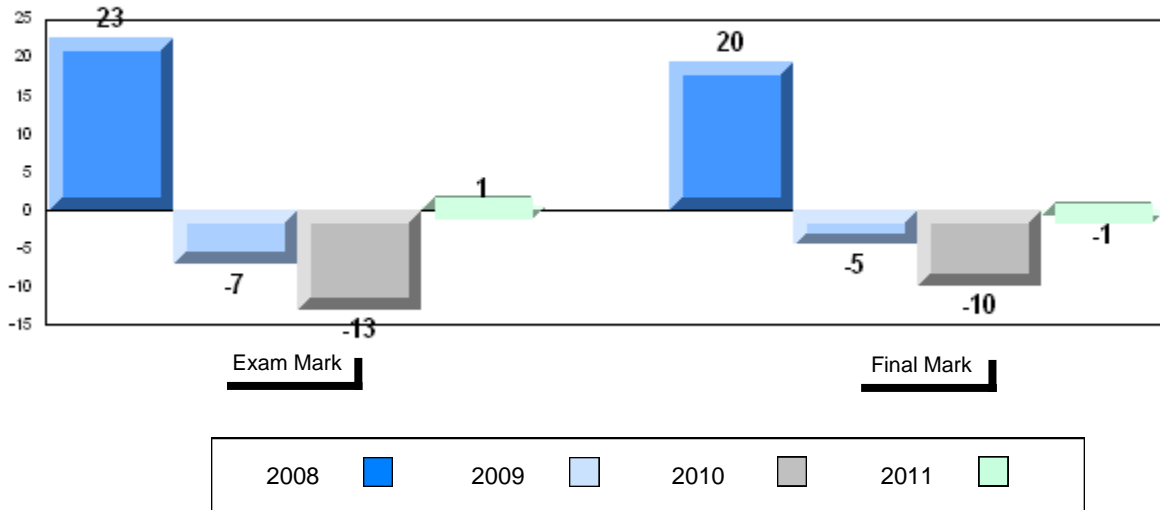


Exam Mark

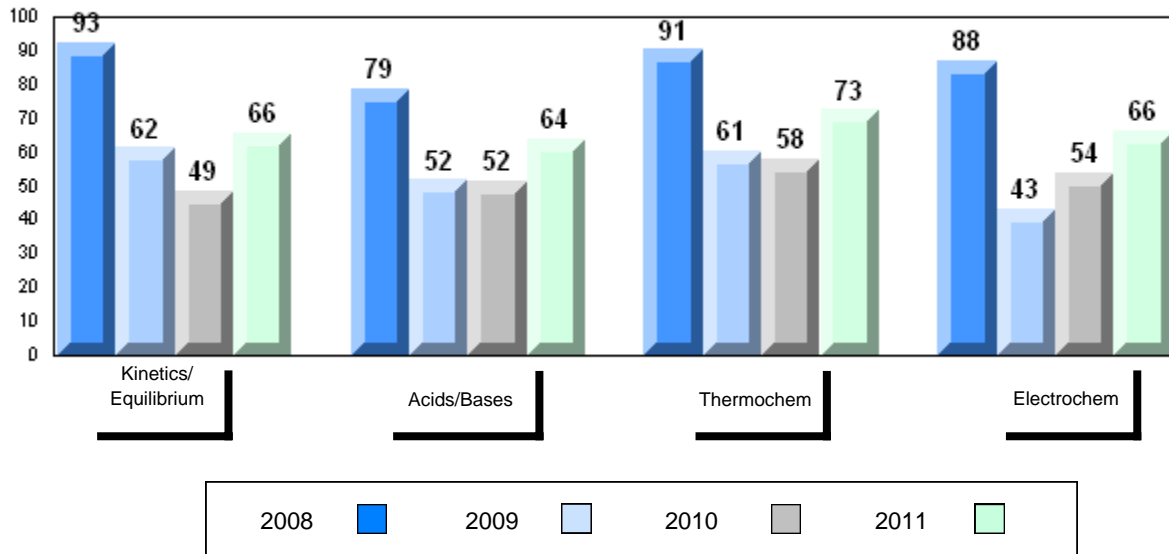
Final Mark



Difference from Provincial Mean, 2008-2011



4 Year Public Exam (Subtest) Mark Trend 2008-2011



Number of Students 15

Chemistry 3202

Subtest

**Kinetics/
Equilibrium**

Acids/Bases

Thermochem

Electrochem

School
District
Province

School
District
Province

School
District
Province

School
District
Province

School
District
Province

**Public
Exam
Mark**

School
vs
District

School
vs
Province

71.7
66.0
66.9

P

P

67.3
65.4
67.0

P

P

75.0
68.9
69.7

P

P

76.0
69.8
70.0

P

P

65.7
56.4
57.3

P

P

**Final
Mark**

School
vs
District

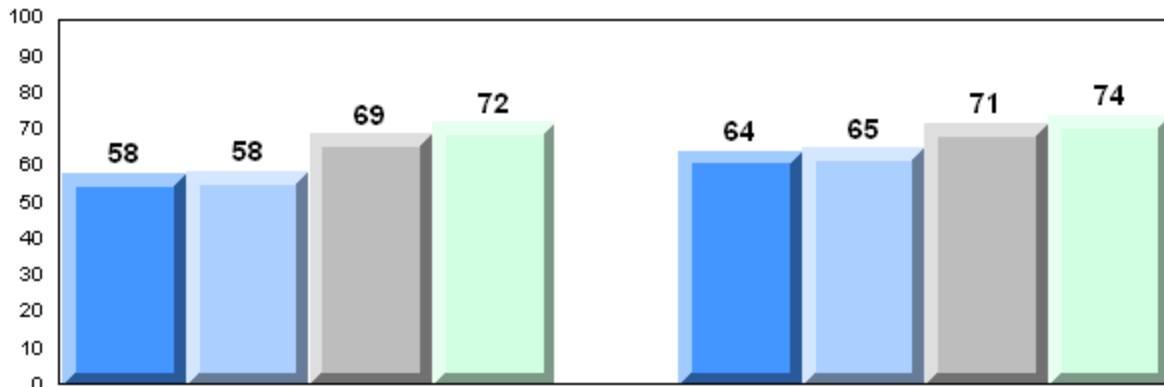
School
vs
Province

73.6
70.0
71.1

P

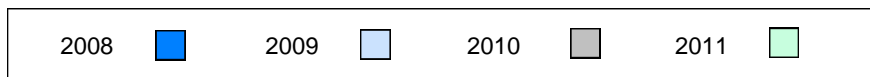
P

Average Mark, 2008-2011

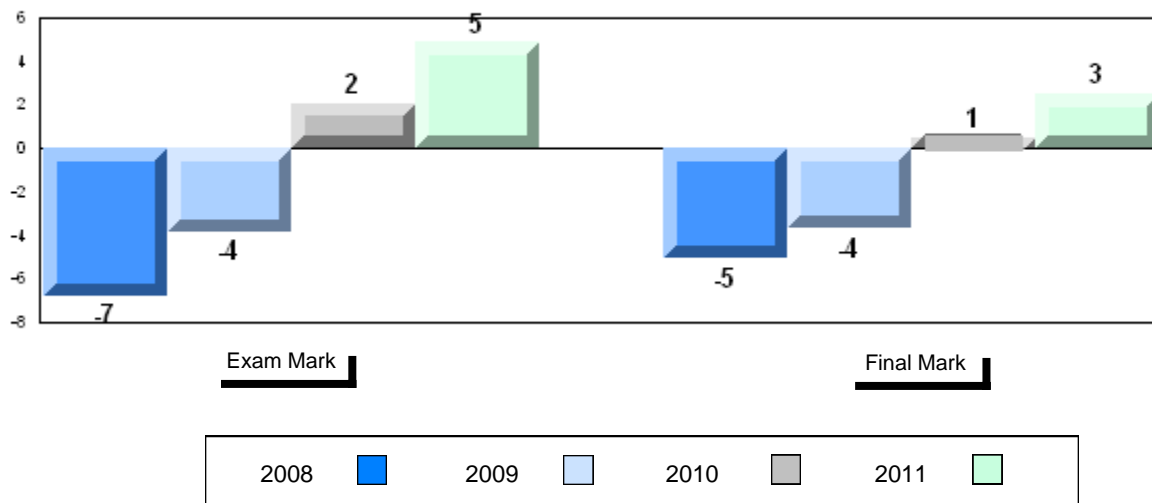


Exam Mark

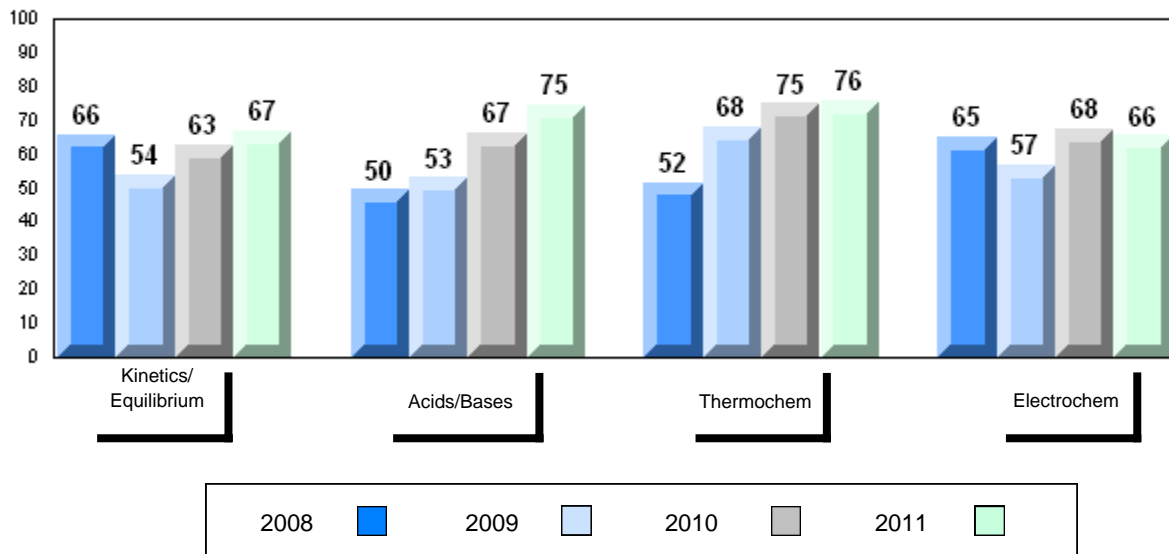
Final Mark



Difference from Provincial Mean, 2008-2011



4 Year Public Exam (Subtest) Mark Trend 2008-2011



Number of Students 9

Chemistry 3202

School
District
Province

Public Exam Mark School vs District School vs Province

62.0 q q
66.0
66.9

Final Mark

School vs District School vs Province

71.8 p p
70.0
71.1

Subtest

**Kinetics/
Equilibrium**

School
District
Province

60.7 q q
65.4
67.0

Acids/Bases

School
District
Province

65.2 q q
68.9
69.7

Thermochem

School
District
Province

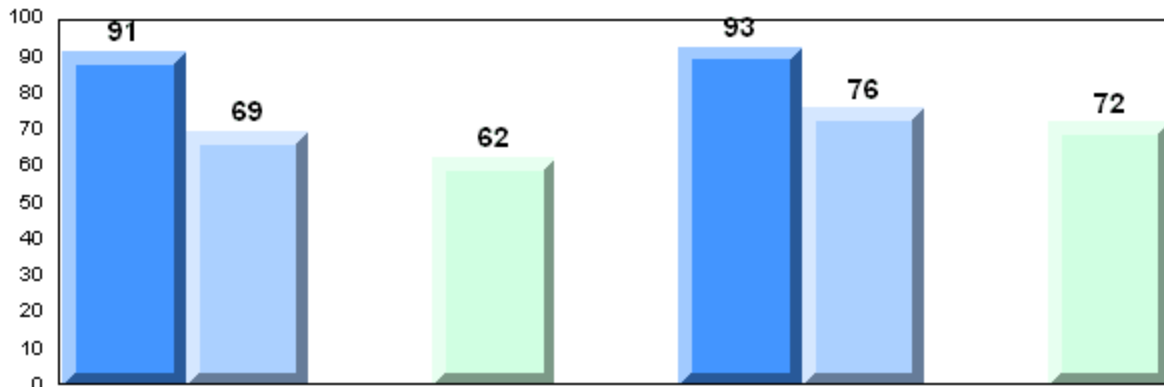
69.3 q q
69.8
70.0

Electrochem

School
District
Province

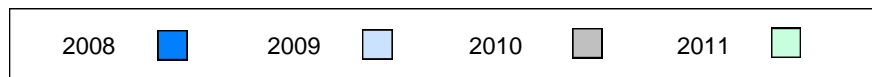
48.6 q q
56.4
57.3

Average Mark, 2008-2011

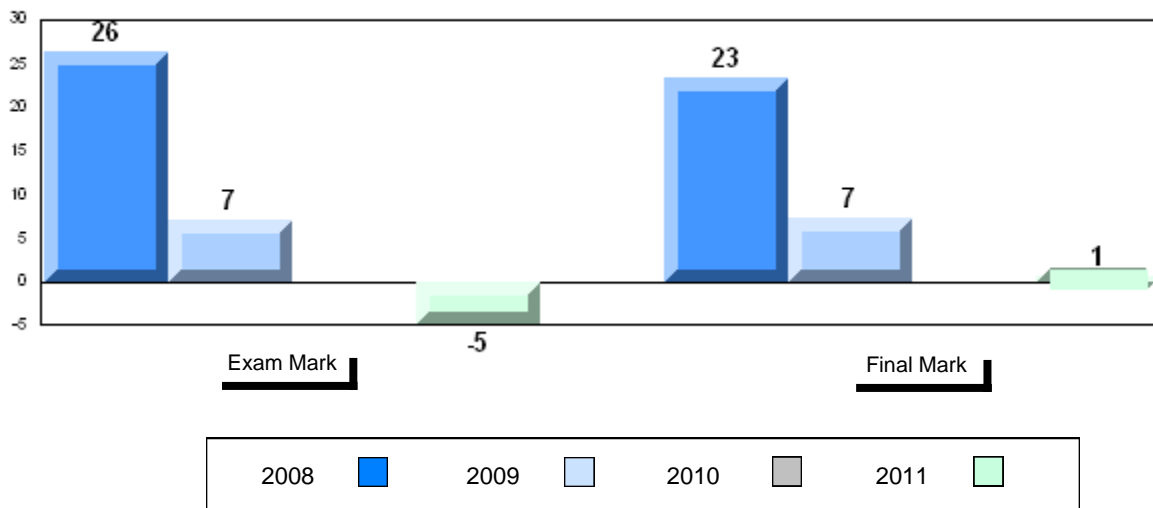


Exam Mark

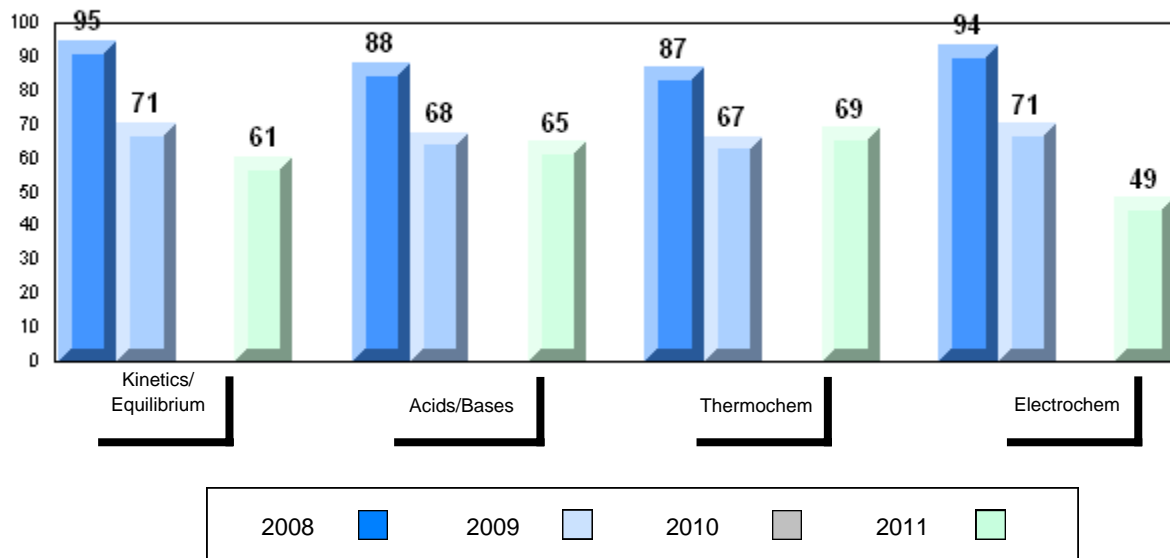
Final Mark



Difference from Provincial Mean, 2008-2011



4 Year Public Exam (Subtest) Mark Trend 2008-2011



Number of Students 7

Chemistry 3202

School
District
Province

Public Exam Mark	School vs District	School vs Province
55.4	q	q
66.0		
66.9		

Final Mark

School vs District	School vs Province
q	q
62.3	
70.0	
71.1	

Subtest

**Kinetics/
Equilibrium**

School
District
Province

48.9	q	q
65.4		
67.0		

Acids/Bases

School
District
Province

63.1	q	q
68.9		
69.7		

Thermochem

School
District
Province

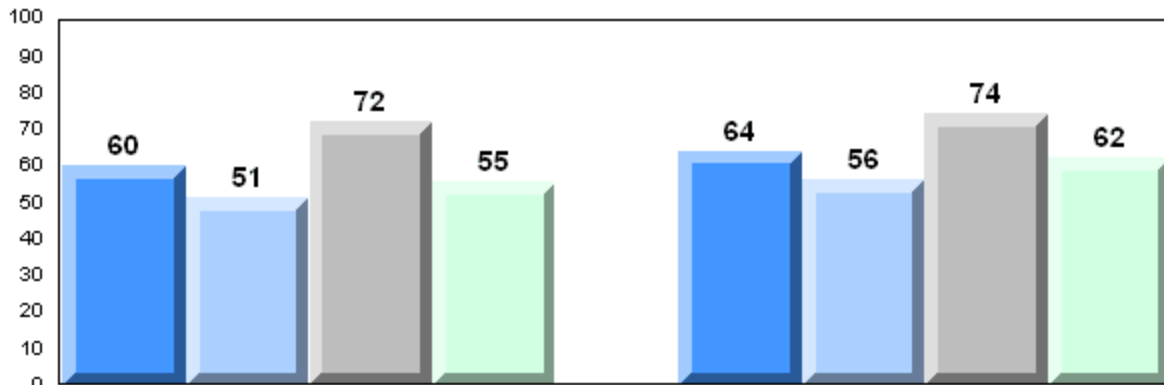
60.3	q	q
69.8		
70.0		

Electrochem

School
District
Province

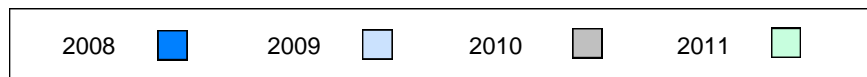
45.4	q	q
56.4		
57.3		

Average Mark, 2008-2011

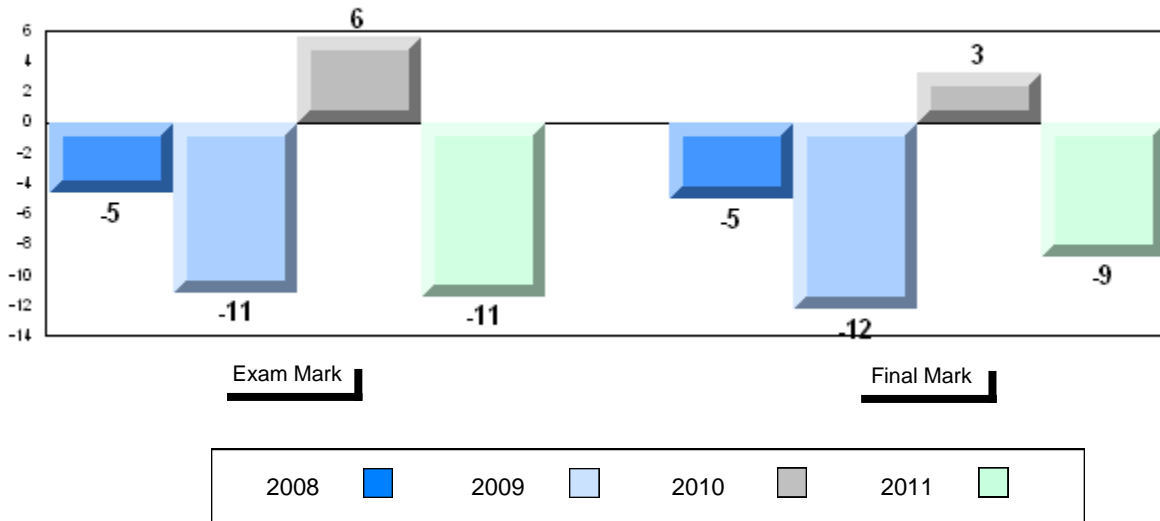


Exam Mark

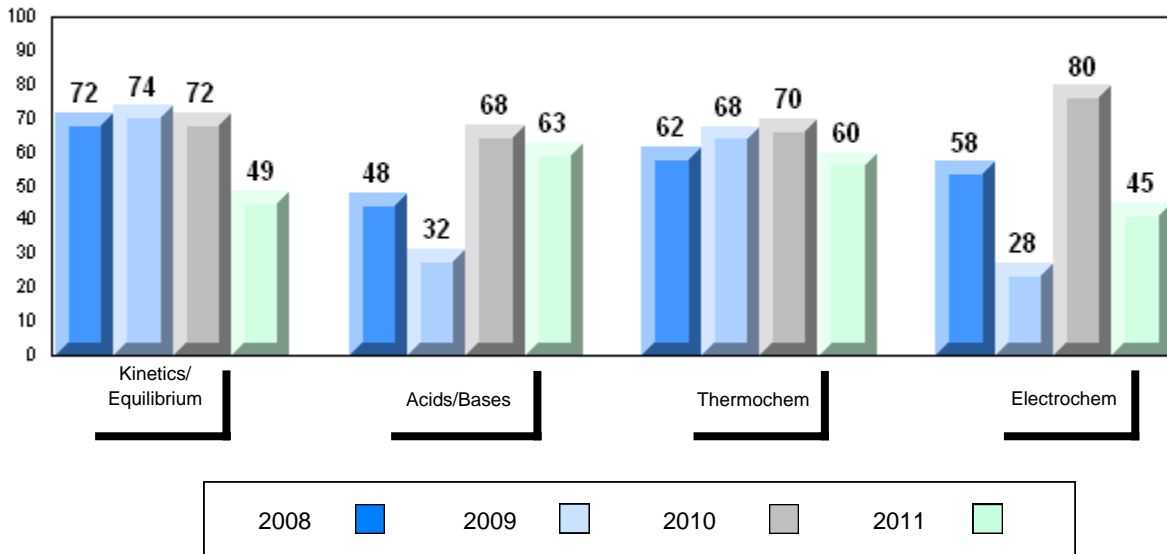
Final Mark



Difference from Provincial Mean, 2008-2011



4 Year Public Exam (Subtest) Mark Trend 2008-2011



Number of Students 1

Chemistry 3202 School
 District
 Province

Subtest

**Kinetics/
 Equilibrium** School
 District
 Province

Acids/Bases School
 District
 Province

Thermochem School
 District
 Province

Electrochem School
 District
 Province

Public Exam Mark	School vs District	School vs Province
<i>School data with 5 or fewer students withheld for reasons of confidentiality.</i>		

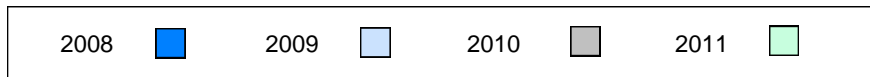
Final Mark	School vs District	School vs Province
<i>School data with 5 or fewer students withheld for reasons of confidentiality.</i>		

Average Mark, 2008-2011

School data with 5 or fewer students withheld for reasons of confidentiality.

Exam Mark

Final Mark



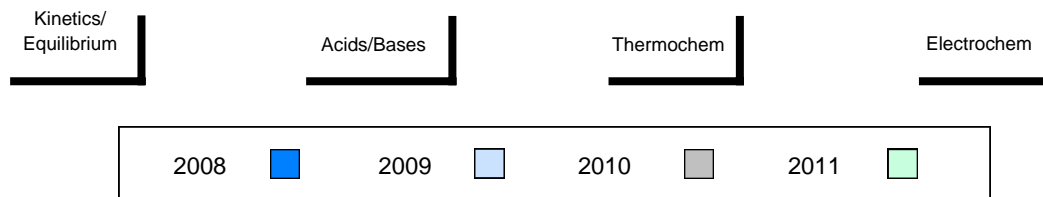
Difference from Provincial Mean, 2008-2011

School data with 5 or fewer students withheld for reasons of confidentiality.



4 Year Public Exam (Subtest) Mark Trend 2008-2011

School data with 5 or fewer students withheld for reasons of confidentiality.



District 3 - Nova Central

#156 - H.L. Strong Academy, Little Bay Islands

Grades: 5,8,12

Number of Students 1

Chemistry 3202 School
 District
 Province

Subtest

**Kinetics/
 Equilibrium** School
 District
 Province

Acids/Bases School
 District
 Province

Thermochem School
 District
 Province

Electrochem School
 District
 Province

Public Exam Mark	School vs District	School vs Province
<i>School data with 5 or fewer students withheld for reasons of confidentiality.</i>		

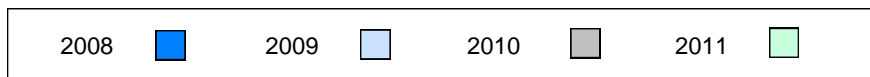
Final Mark	School vs District	School vs Province
<i>School data with 5 or fewer students withheld for reasons of confidentiality.</i>		

Average Mark, 2008-2011

School data with 5 or fewer students withheld for reasons of confidentiality.

Exam Mark

Final Mark



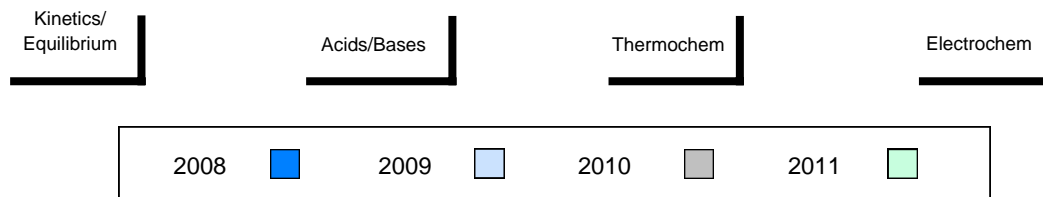
Difference from Provincial Mean, 2008-2011

School data with 5 or fewer students withheld for reasons of confidentiality.



4 Year Public Exam (Subtest) Mark Trend 2008-2011

School data with 5 or fewer students withheld for reasons of confidentiality.



Number of Students 6

Chemistry 3202

School
District
Province

Public Exam Mark
School vs District
School vs Province

57.7 q q
66.0
66.9

Final Mark

School vs District
School vs Province

63.8 q q
70.0
71.1

Subtest

**Kinetics/
Equilibrium**

School
District
Province

68.0 p p
65.4
67.0

Acids/Bases

School
District
Province

59.2 q q
68.9
69.7

Thermochem

School
District
Province

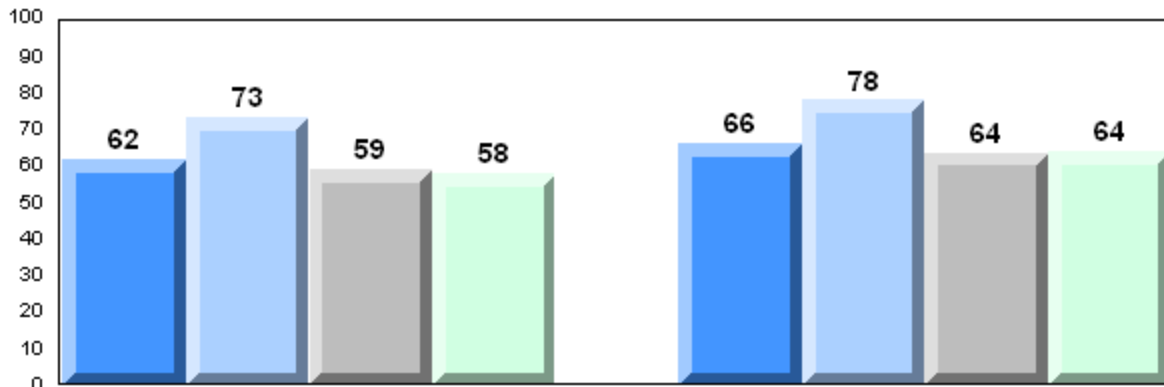
55.3 q q
69.8
70.0

Electrochem

School
District
Province

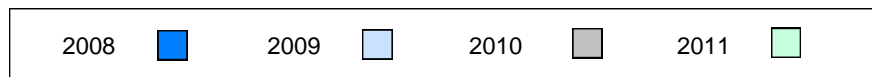
45.0 q q
56.4
57.3

Average Mark, 2008-2011

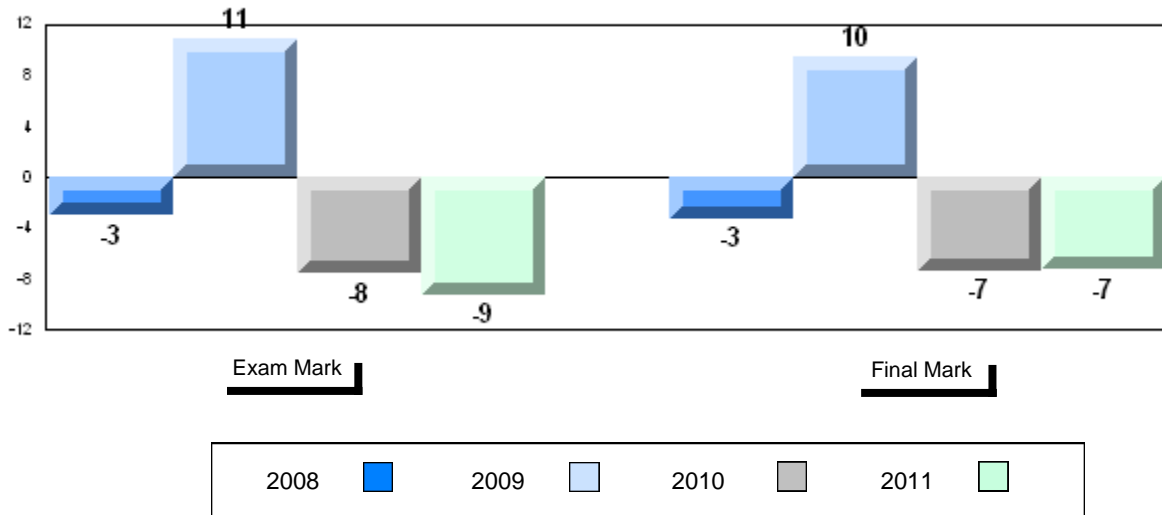


Exam Mark

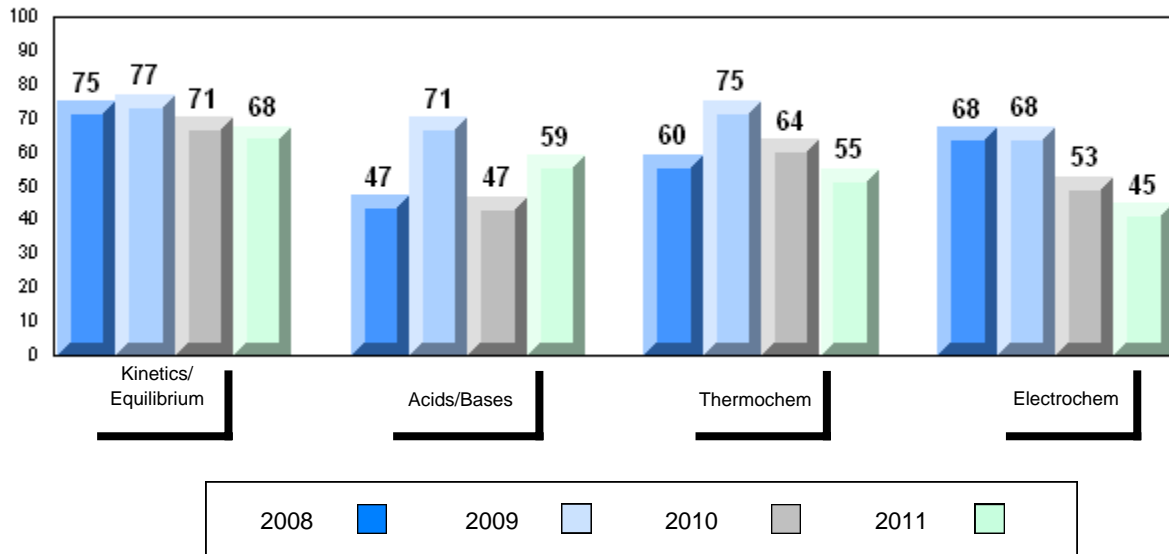
Final Mark



Difference from Provincial Mean, 2008-2011



4 Year Public Exam (Subtest) Mark Trend 2008-2011



Number of Students 8

Chemistry 3202

School
District
Province

Public Exam Mark School vs District School vs Province

53.8 q q
66.0
66.9

Final Mark

School vs District School vs Province

59.4 q q
70.0
71.1

Subtest

**Kinetics/
Equilibrium**

School
District
Province

52.3 q q
65.4
67.0

Acids/Bases

School
District
Province

55.6 q q
68.9
69.7

Thermochem

School
District
Province

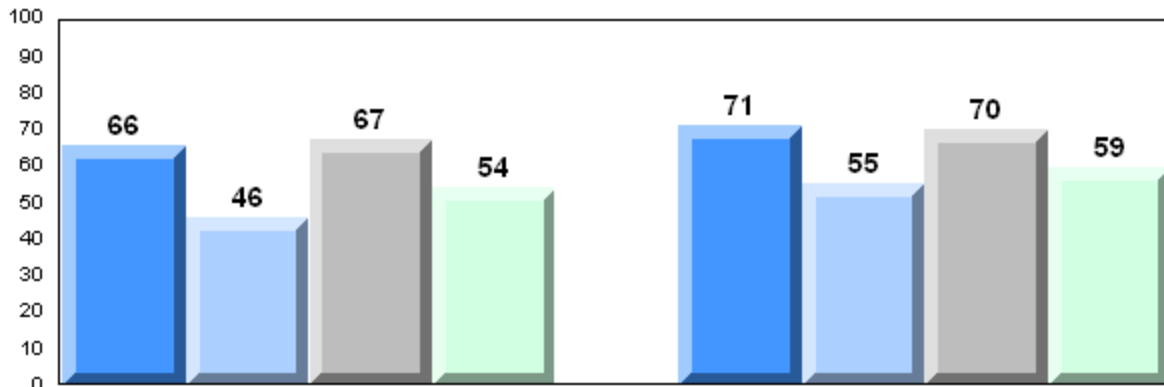
56.3 q q
69.8
70.0

Electrochem

School
District
Province

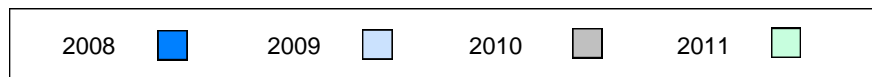
47.5 q q
56.4
57.3

Average Mark, 2008-2011

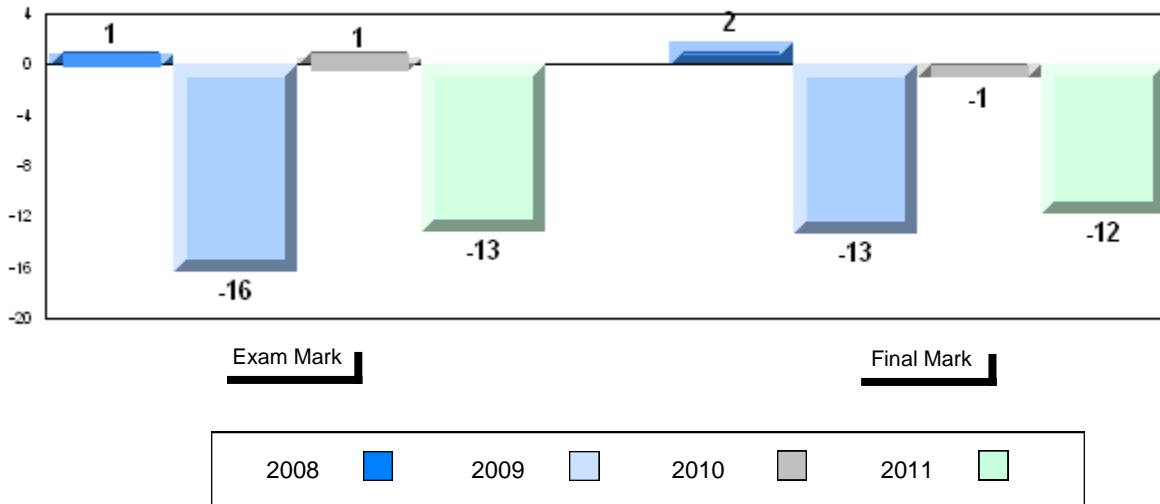


Exam Mark

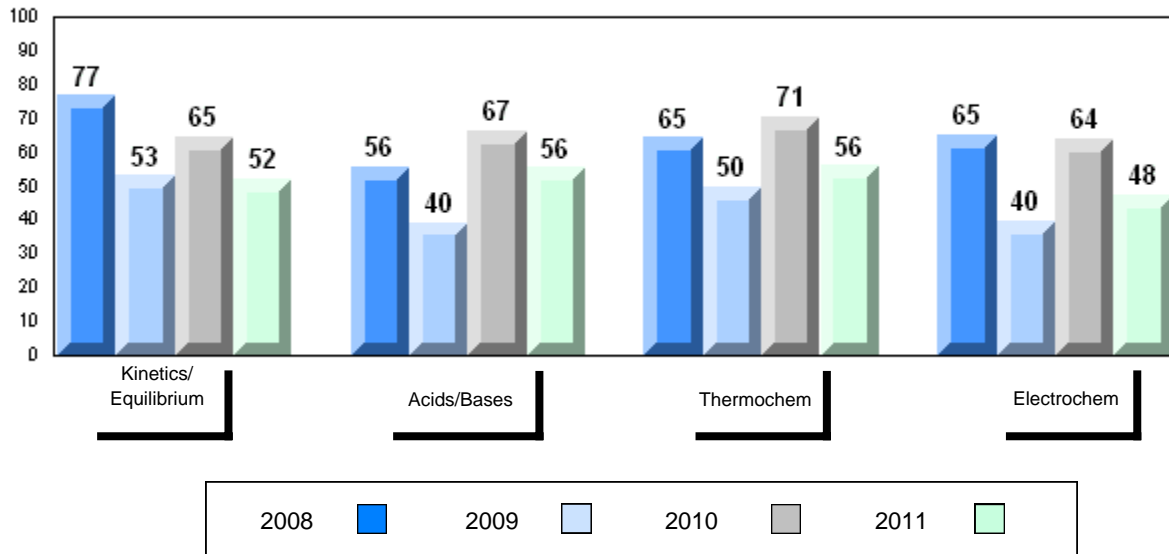
Final Mark



Difference from Provincial Mean, 2008-2011

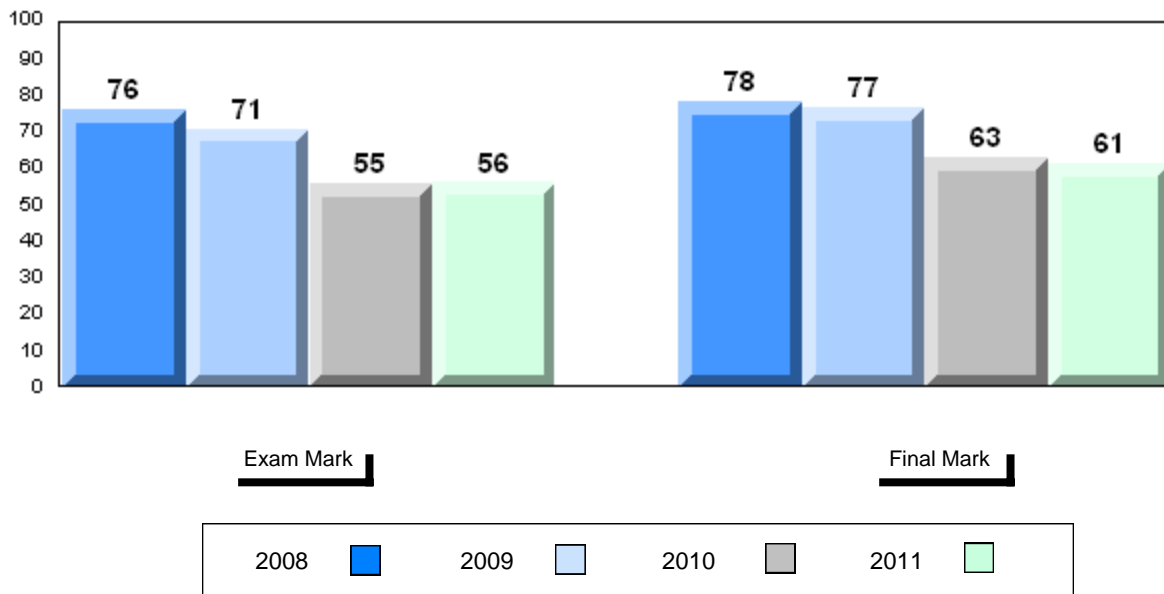


4 Year Public Exam (Subtest) Mark Trend 2008-2011

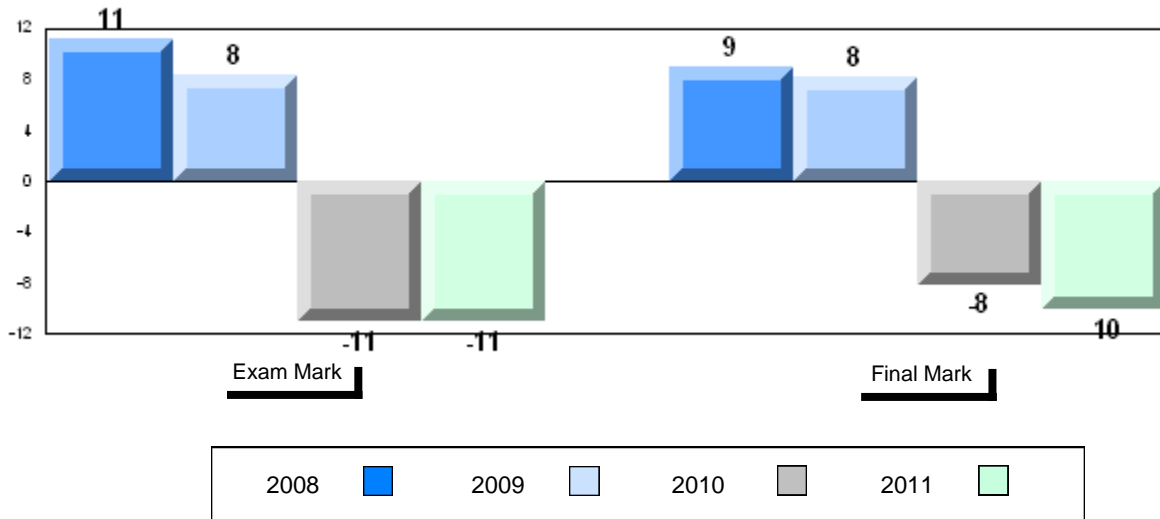


Number of Students	13						
Chemistry 3202		Public Exam Mark	School vs District	School vs Province	Final Mark	School vs District	School vs Province
	School	55.9	q	q	61.0	q	q
	District	66.0			70.0		
	Province	66.9			71.1		
<u>Subtest</u>							
Kinetics/Equilibrium	School	56.9	q	q			
	District	65.4					
	Province	67.0					
Acids/Bases	School	58.9	q	q			
	District	68.9					
	Province	69.7					
Thermochem	School	62.9	q	q			
	District	69.8					
	Province	70.0					
Electrochem	School	40.0	q	q			
	District	56.4					
	Province	57.3					

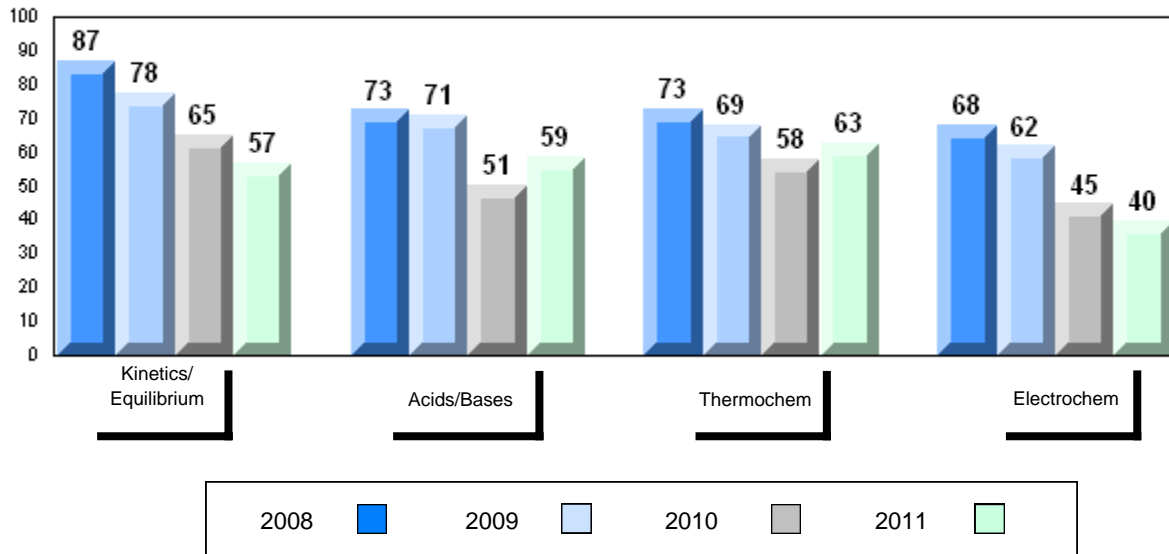
Average Mark, 2008-2011



Difference from Provincial Mean, 2008-2011



4 Year Public Exam (Subtest) Mark Trend 2008-2011



Number of Students 3

Chemistry 3202 School
 District
 Province

Subtest

**Kinetics/
 Equilibrium** School
 District
 Province

Acids/Bases School
 District
 Province

Thermochem School
 District
 Province

Electrochem School
 District
 Province

Public Exam Mark	School vs District	School vs Province
<i>School data with 5 or fewer students withheld for reasons of confidentiality.</i>		

Final Mark	School vs District	School vs Province
<i>School data with 5 or fewer students withheld for reasons of confidentiality.</i>		

Average Mark, 2008-2011

School data with 5 or fewer students withheld for reasons of confidentiality.

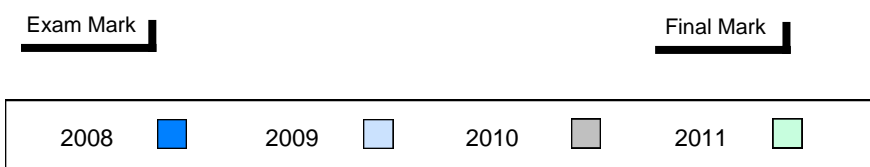
Exam Mark

Final Mark



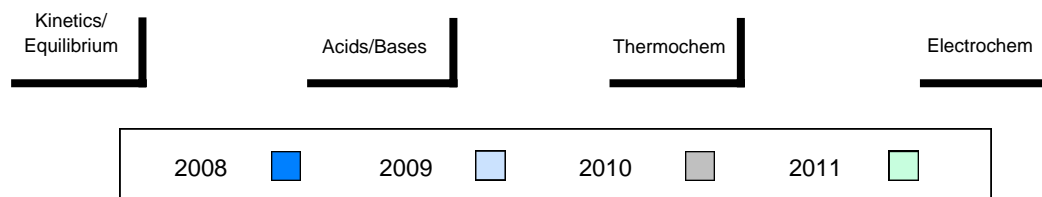
Difference from Provincial Mean, 2008-2011

School data with 5 or fewer students withheld for reasons of confidentiality.



4 Year Public Exam (Subtest) Mark Trend 2008-2011

School data with 5 or fewer students withheld for reasons of confidentiality.



Number of Students 9

Chemistry 3202

School
District
Province

Public Exam Mark

School vs District School vs Province

77.6 P P
66.0
66.9

Final Mark

School vs District School vs Province

79.9 P P
70.0
71.1

Subtest

**Kinetics/
Equilibrium**

School
District
Province

75.8 P P
65.4
67.0

Acids/Bases

School
District
Province

78.0 P P
68.9
69.7

Thermochem

School
District
Province

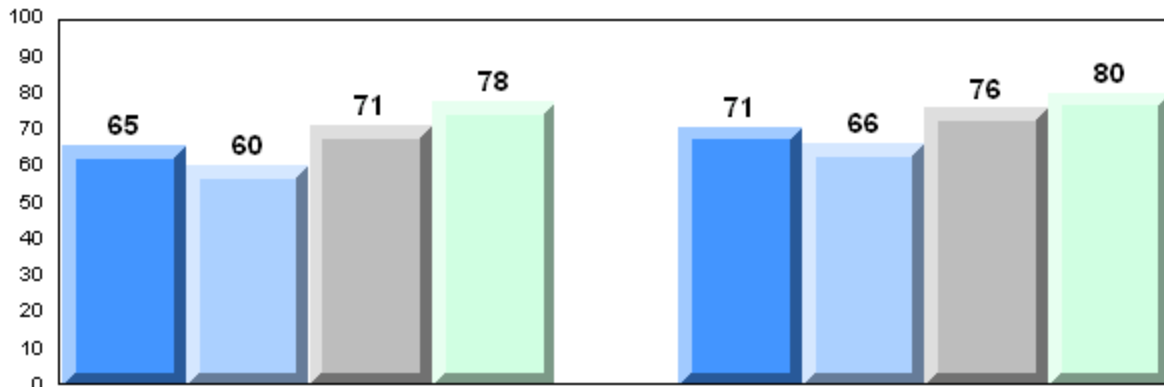
87.1 P P
69.8
70.0

Electrochem

School
District
Province

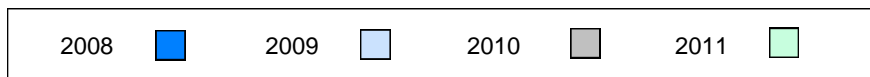
65.6 P P
56.4
57.3

Average Mark, 2008-2011

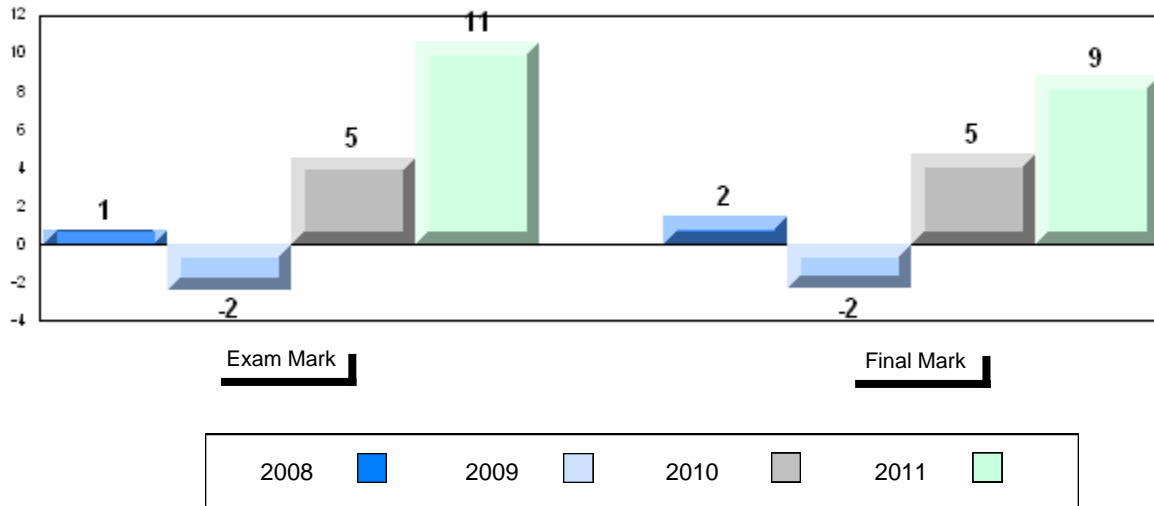


Exam Mark

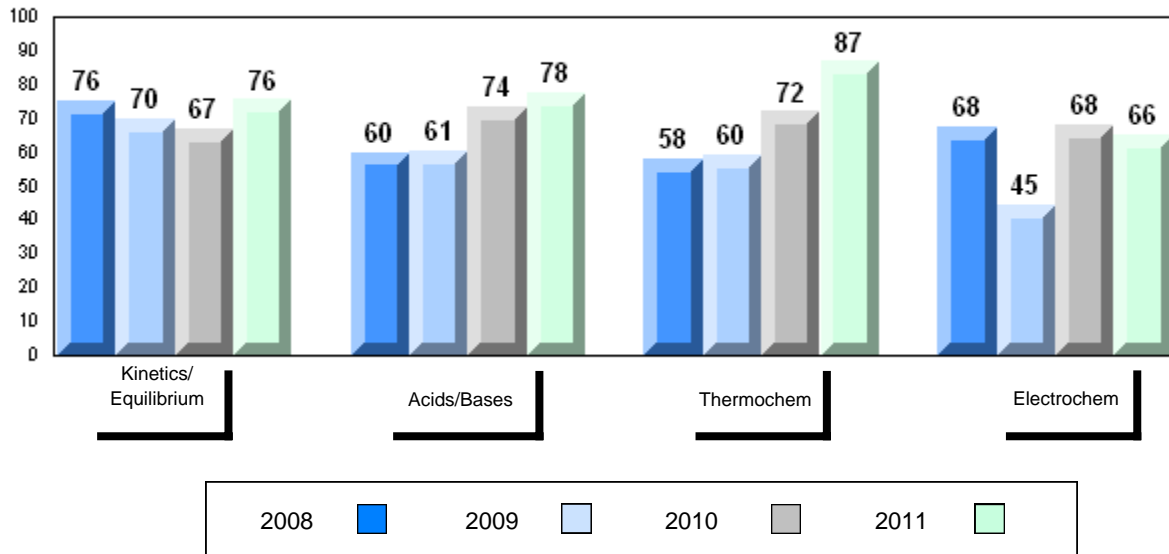
Final Mark



Difference from Provincial Mean, 2008-2011

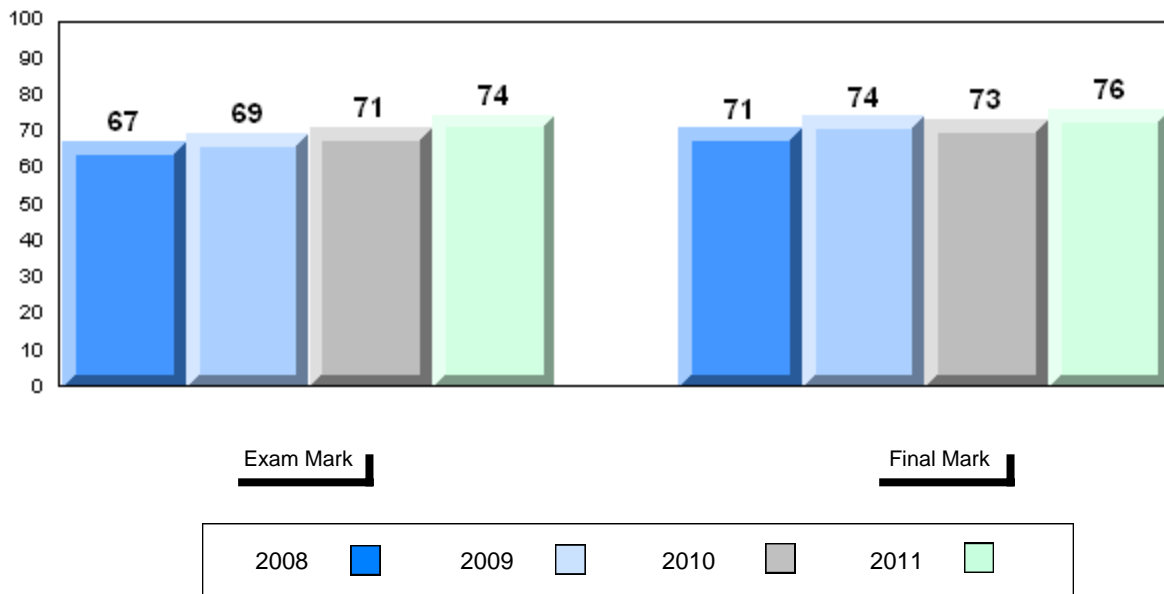


4 Year Public Exam (Subtest) Mark Trend 2008-2011

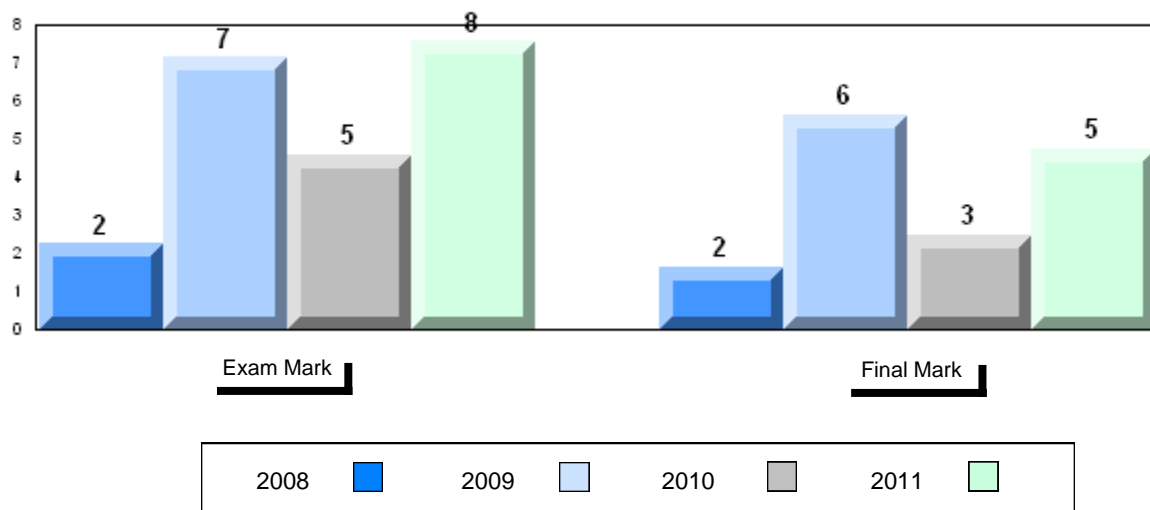


Number of Students	35						
Chemistry 3202		Public Exam Mark	School vs District	School vs Province	Final Mark	School vs District	School vs Province
	School	74.4	P	P	75.8	P	P
	District	66.0			70.0		
	Province	66.9			71.1		
<u>Subtest</u>							
Kinetics/Equilibrium	School	69.8	P	P			
	District	65.4					
	Province	67.0					
Acids/Bases	School	78.6	P	P			
	District	68.9					
	Province	69.7					
Thermochem	School	79.1	P	P			
	District	69.8					
	Province	70.0					
Electrochem	School	67.1	P	P			
	District	56.4					
	Province	57.3					

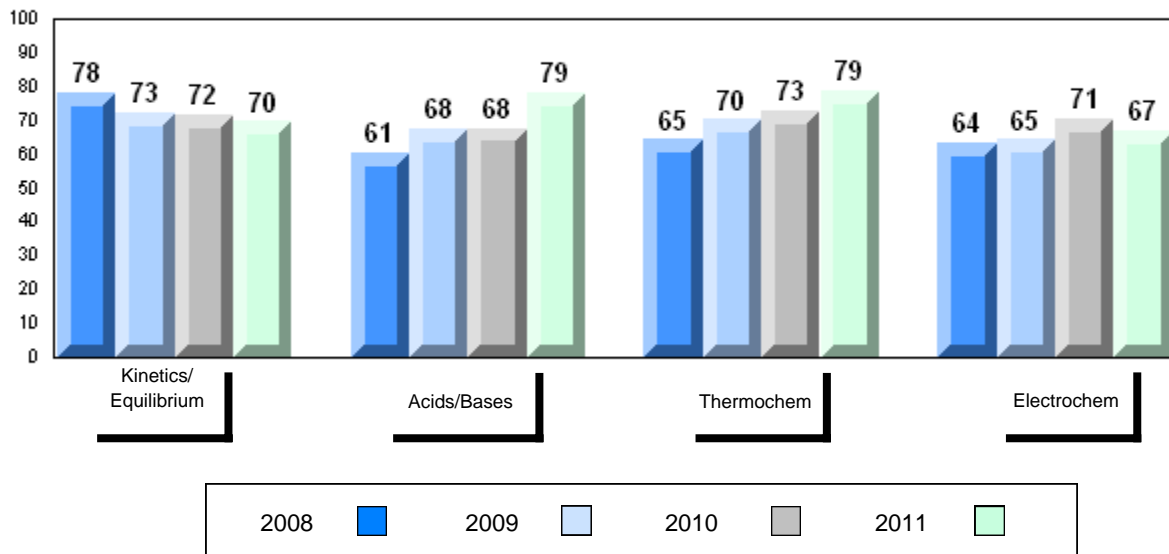
Average Mark, 2008-2011



Difference from Provincial Mean, 2008-2011



4 Year Public Exam (Subtest) Mark Trend 2008-2011



Number of Students 7

Chemistry 3202

School
District
Province

Public Exam Mark School vs District School vs Province

36.0 q q
66.0
66.9

Final Mark

School vs District School vs Province

42.4 q q
70.0
71.1

Subtest

**Kinetics/
Equilibrium**

School
District
Province

40.0 q q
65.4
67.0

Acids/Bases

School
District
Province

39.1 q q
68.9
69.7

Thermochem

School
District
Province

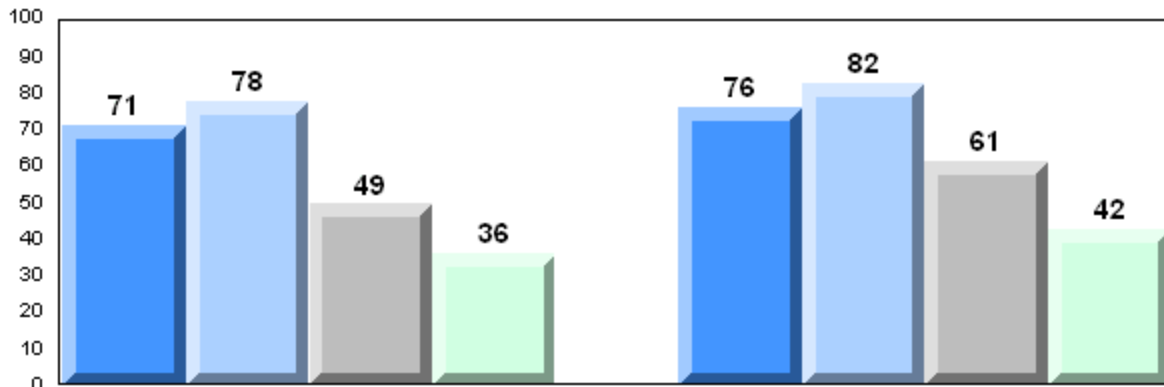
34.9 q q
69.8
70.0

Electrochem

School
District
Province

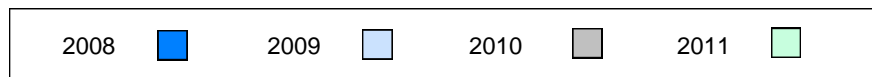
27.1 q q
56.4
57.3

Average Mark, 2008-2011

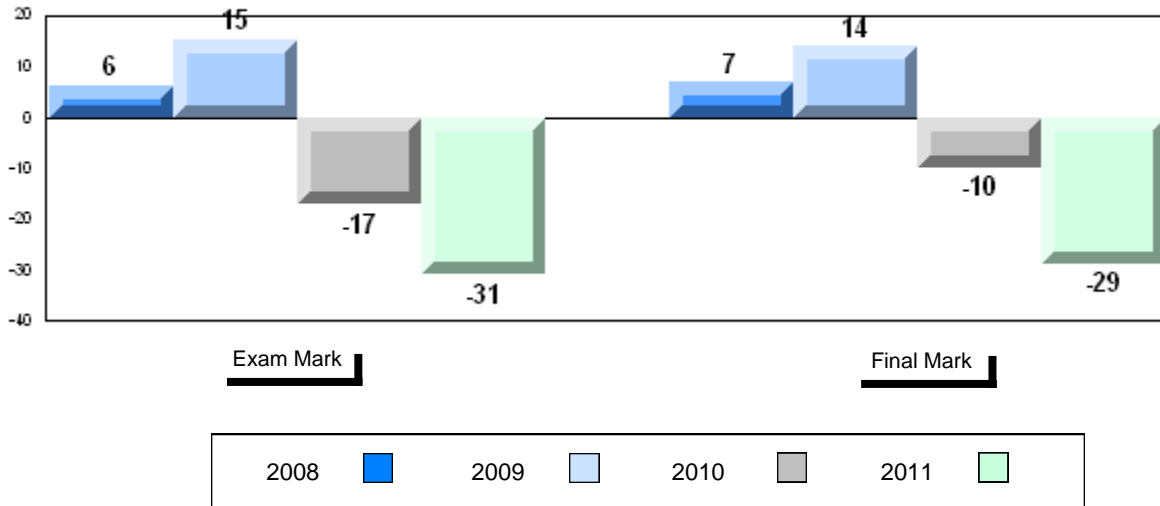


Exam Mark

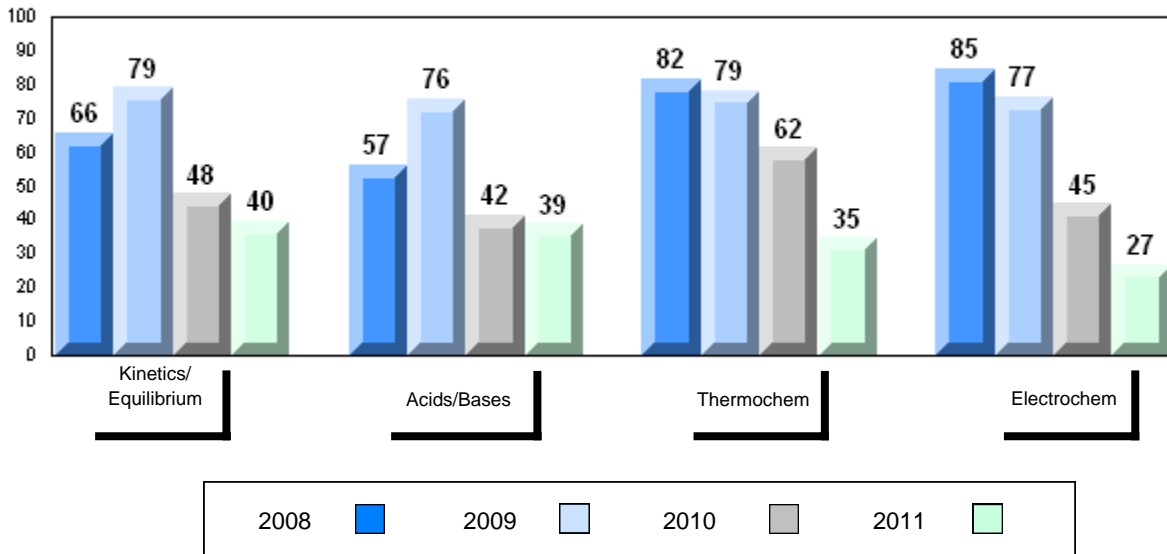
Final Mark



Difference from Provincial Mean, 2008-2011

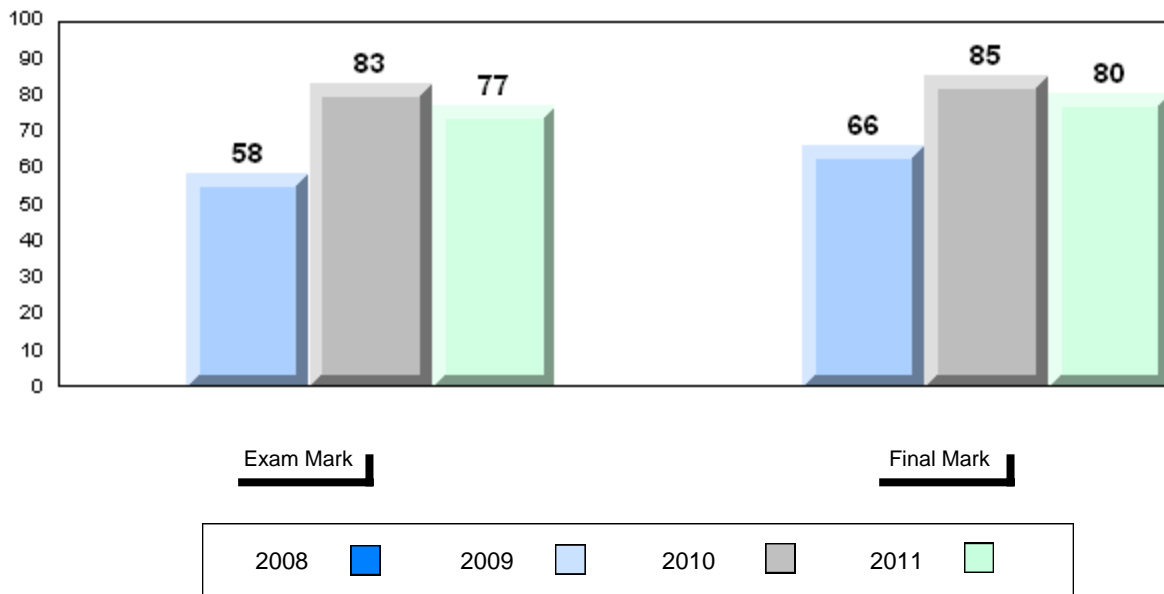


4 Year Public Exam (Subtest) Mark Trend 2008-2011

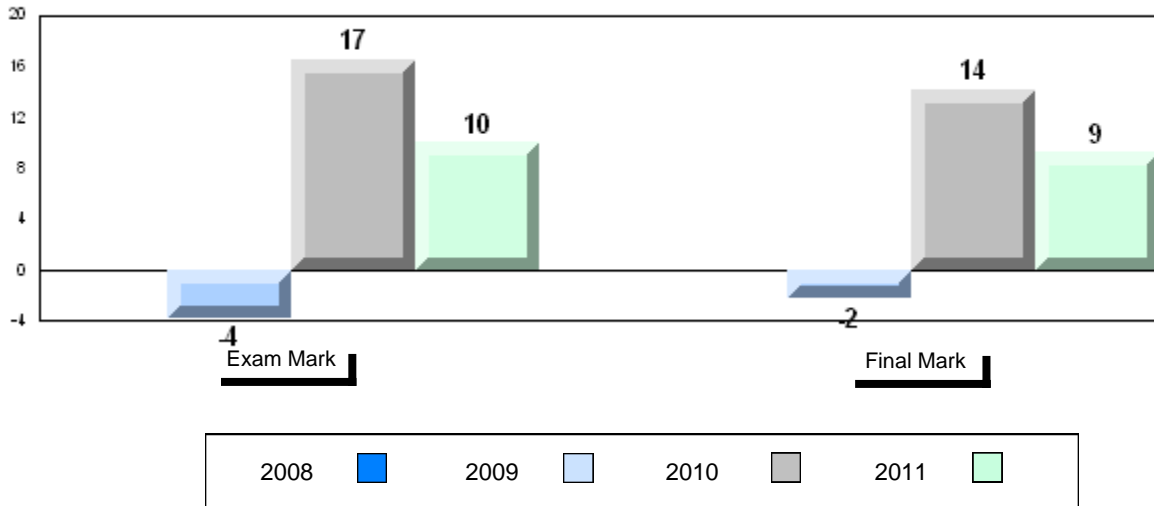


Number of Students	12					
Chemistry 3202		Public Exam Mark	School vs District	School vs Province	Final Mark	School vs District, School vs Province
	School	76.9	P	P	80.3	P, P
	District	66.0			70.0	
	Province	66.9			71.1	
<u>Subtest</u>						
Kinetics/Equilibrium	School	81.0	P	P		
	District	65.4				
	Province	67.0				
Acids/Bases	School	74.4	P	P		
	District	68.9				
	Province	69.7				
Thermochem	School	81.2	P	P		
	District	69.8				
	Province	70.0				
Electrochem	School	69.2	P	P		
	District	56.4				
	Province	57.3				

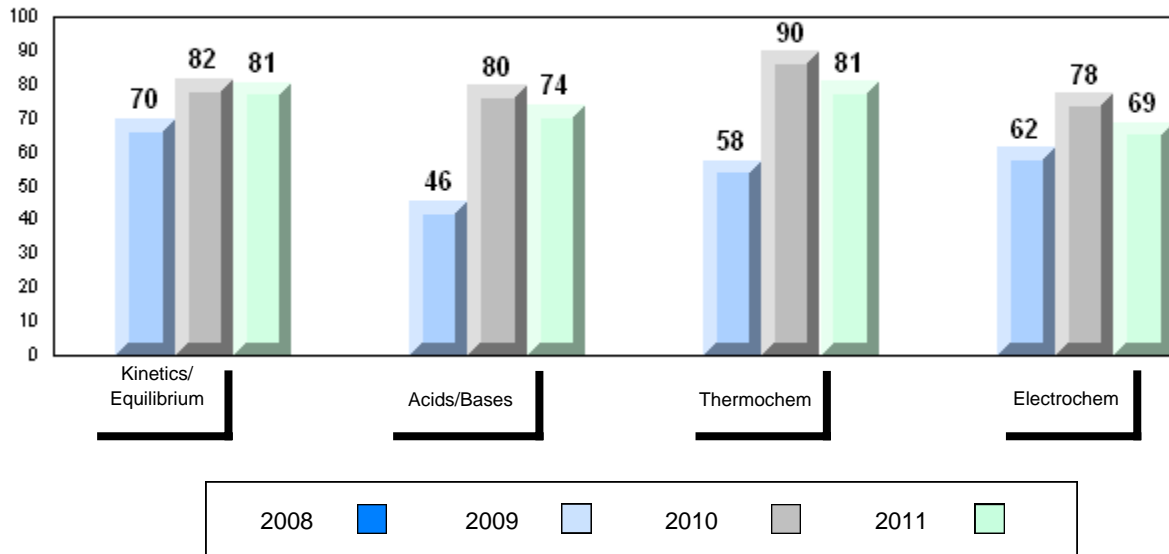
Average Mark, 2008-2011



Difference from Provincial Mean, 2008-2011



4 Year Public Exam (Subtest) Mark Trend 2008-2011



Number of Students 10

Chemistry 3202

School
District
Province

Public Exam Mark School vs District School vs Province

59.1 q q
66.0
66.9

Final Mark

School vs District School vs Province

64.9 q q
70.0
71.1

Subtest

**Kinetics/
Equilibrium**

School
District
Province

59.6 q q
65.4
67.0

Acids/Bases

School
District
Province

60.3 q q
68.9
69.7

Thermochem

School
District
Province

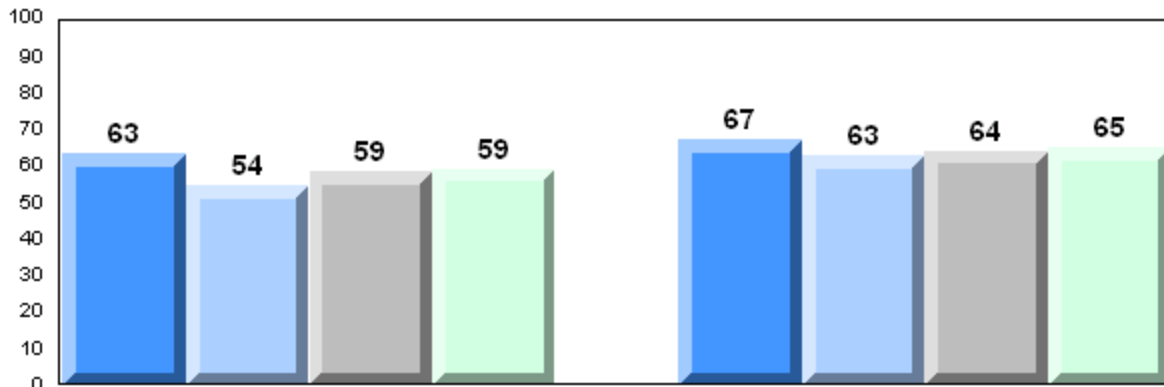
65.0 q q
69.8
70.0

Electrochem

School
District
Province

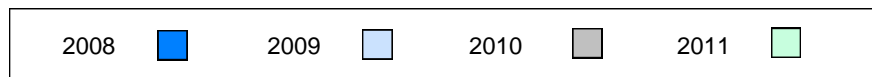
48.0 q q
56.4
57.3

Average Mark, 2008-2011

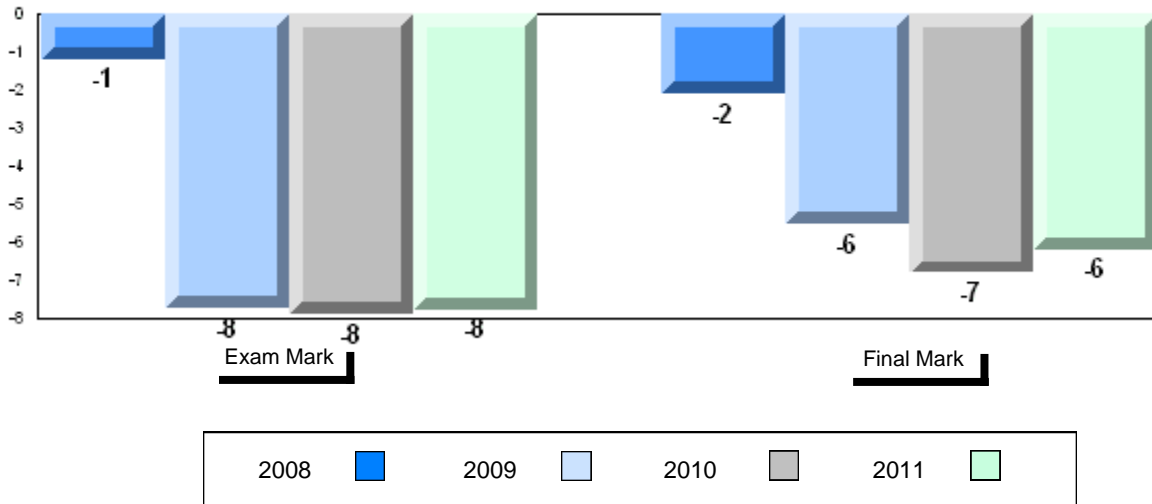


Exam Mark

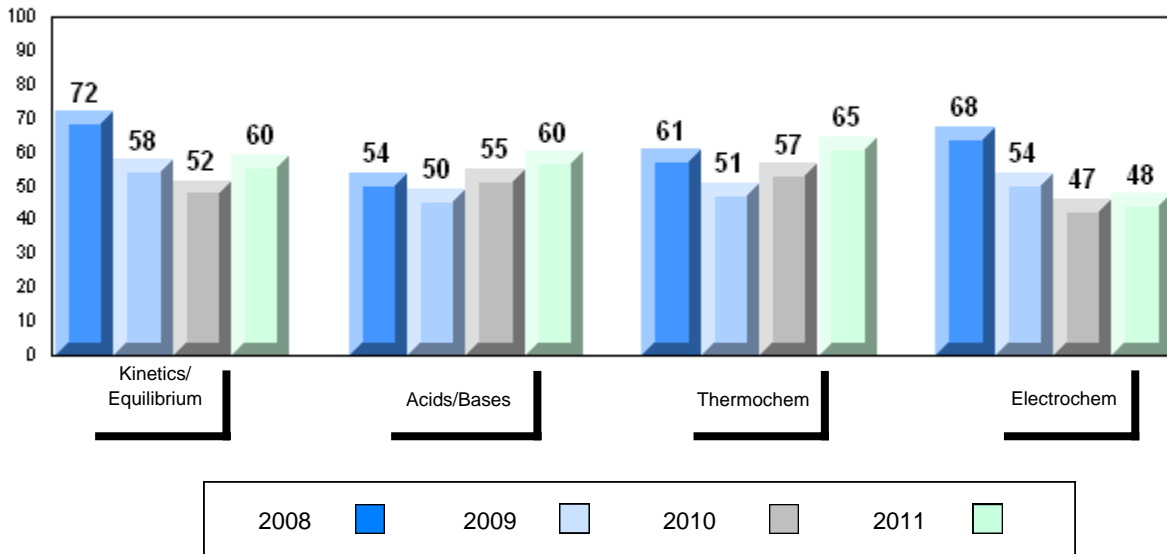
Final Mark



Difference from Provincial Mean, 2008-2011



4 Year Public Exam (Subtest) Mark Trend 2008-2011



Number of Students 1

Chemistry 3202 School
 District
 Province

Subtest

**Kinetics/
Equilibrium** School
 District
 Province

Acids/Bases School
 District
 Province

Thermochem School
 District
 Province

Electrochem School
 District
 Province

Public Exam Mark	School vs District	School vs Province
<i>School data with 5 or fewer students withheld for reasons of confidentiality.</i>		

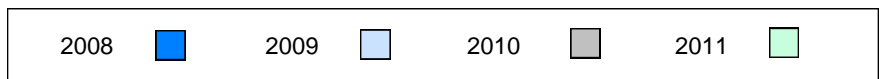
Final Mark	School vs District	School vs Province
<i>School data with 5 or fewer students withheld for reasons of confidentiality.</i>		

Average Mark, 2008-2011

School data with 5 or fewer students withheld for reasons of confidentiality.

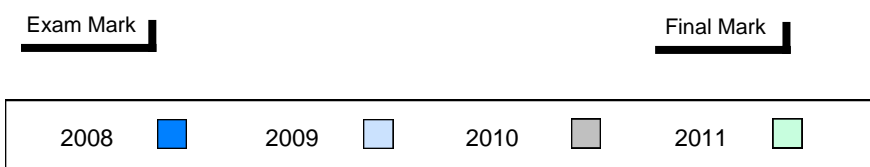
Exam Mark

Final Mark



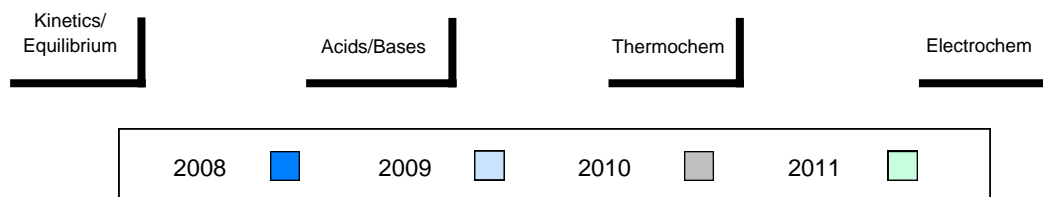
Difference from Provincial Mean, 2008-2011

School data with 5 or fewer students withheld for reasons of confidentiality.



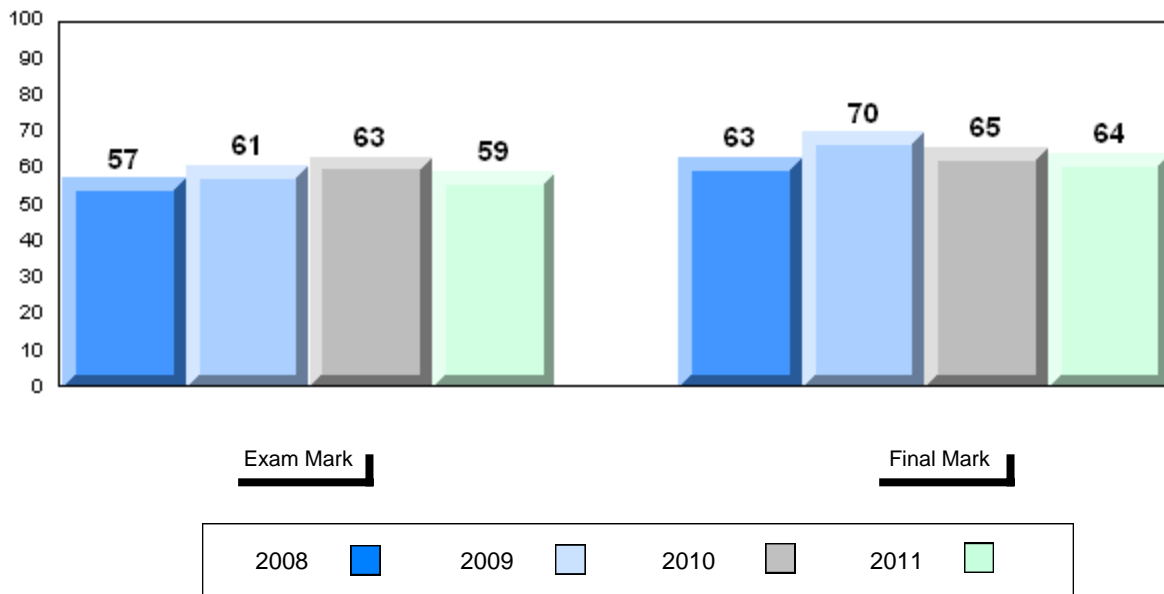
4 Year Public Exam (Subtest) Mark Trend 2008-2011

School data with 5 or fewer students withheld for reasons of confidentiality.

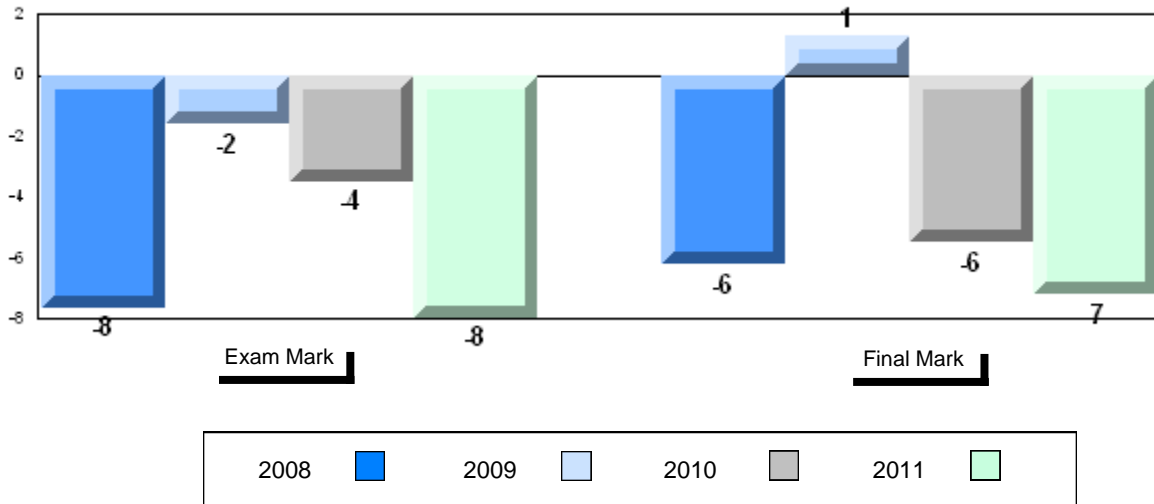


Number of Students	9						
		Public Exam Mark	School vs District	School vs Province	Final Mark	School vs District	School vs Province
Chemistry 3202	School	58.9	q	q			
	District	66.0			63.9	q	q
	Province	66.9			70.0		
					71.1		
<u>Subtest</u>							
Kinetics/Equilibrium	School	69.6	p	P			
	District	65.4					
	Province	67.0					
Acids/Bases	School	63.3	q	q			
	District	68.9					
	Province	69.7					
Thermochem	School	58.0	q	q			
	District	69.8					
	Province	70.0					
Electrochem	School	39.2	q	q			
	District	56.4					
	Province	57.3					

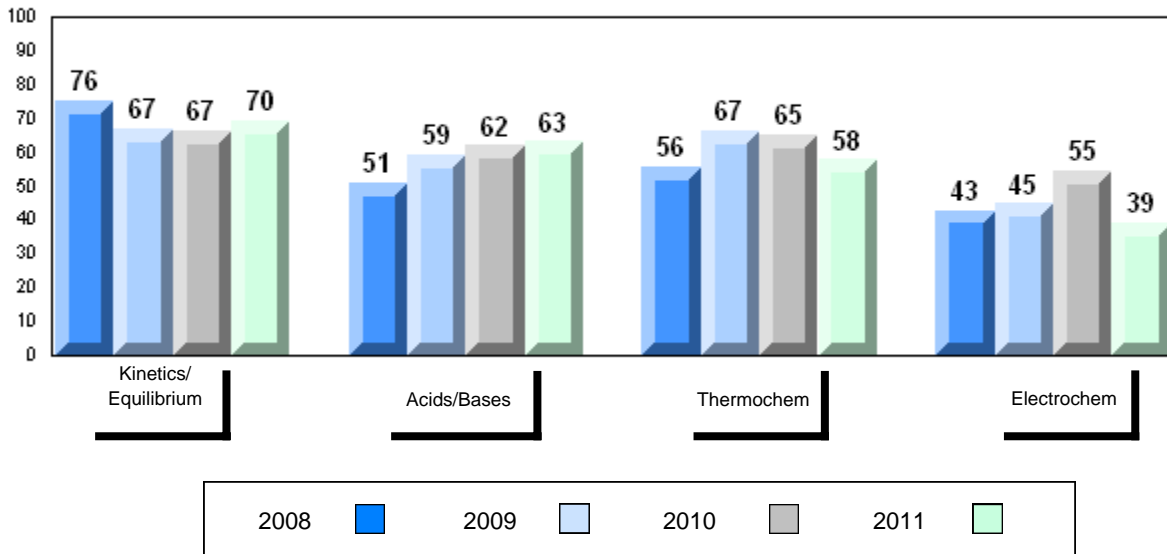
Average Mark, 2008-2011



Difference from Provincial Mean, 2008-2011



4 Year Public Exam (Subtest) Mark Trend 2008-2011



Number of Students 4

Chemistry 3202 School
 District
 Province

Subtest

**Kinetics/
 Equilibrium** School
 District
 Province

Acids/Bases School
 District
 Province

Thermochem School
 District
 Province

Electrochem School
 District
 Province

Public Exam Mark	School vs District	School vs Province
<i>School data with 5 or fewer students withheld for reasons of confidentiality.</i>		

Final Mark	School vs District	School vs Province
<i>School data with 5 or fewer students withheld for reasons of confidentiality.</i>		

Average Mark, 2008-2011

School data with 5 or fewer students withheld for reasons of confidentiality.

Exam Mark

Final Mark



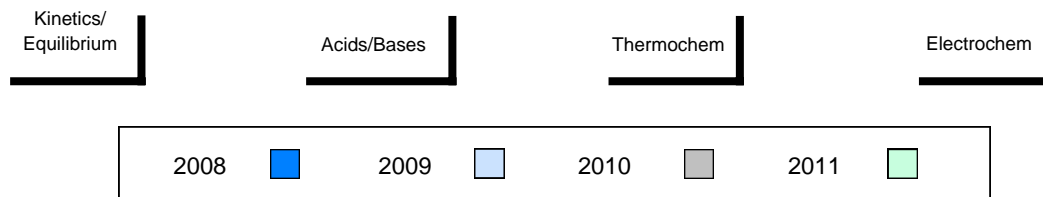
Difference from Provincial Mean, 2008-2011

School data with 5 or fewer students withheld for reasons of confidentiality.



4 Year Public Exam (Subtest) Mark Trend 2008-2011

School data with 5 or fewer students withheld for reasons of confidentiality.



Number of Students 17

Chemistry 3202

School
District
Province

Public Exam Mark	School vs District	School vs Province
65.8	q	q
66.0		
66.9		

Final Mark

School vs District	School vs Province
p	p
72.3	
70.0	
71.1	

Subtest

**Kinetics/
Equilibrium**

School
District
Province

70.0	p	p
65.4		
67.0		

Acids/Bases

School
District
Province

65.5	q	q
68.9		
69.7		

Thermochem

School
District
Province

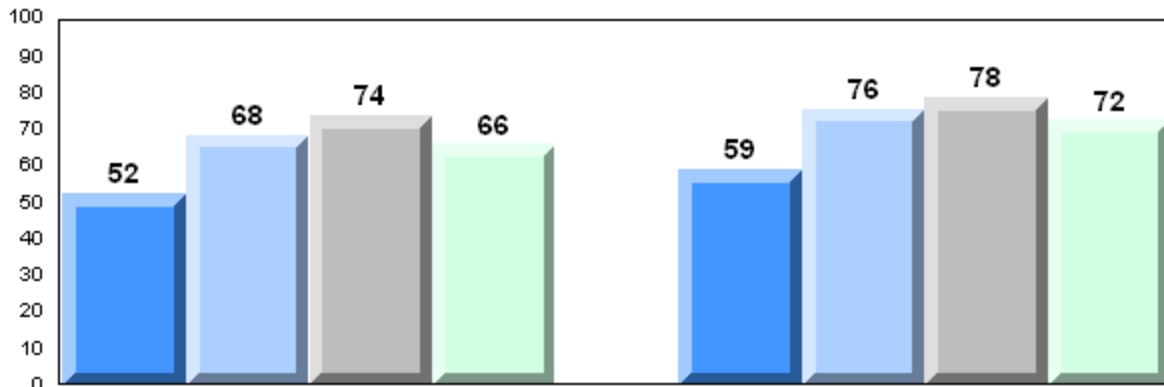
72.6	p	p
69.8		
70.0		

Electrochem

School
District
Province

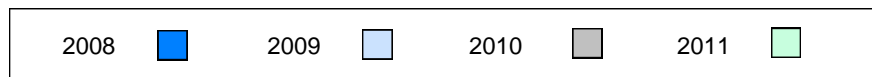
51.6	q	q
56.4		
57.3		

Average Mark, 2008-2011

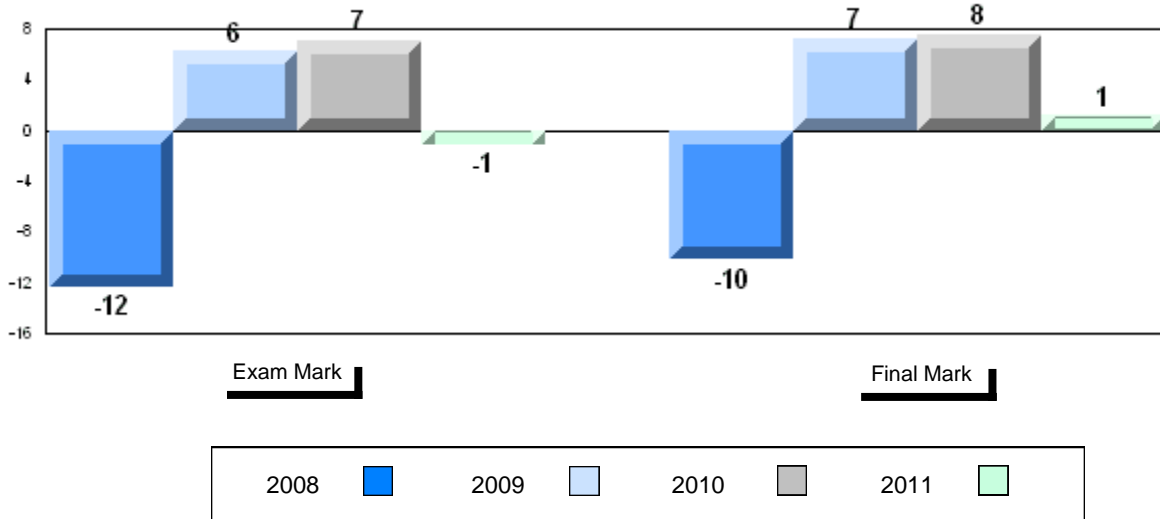


Exam Mark

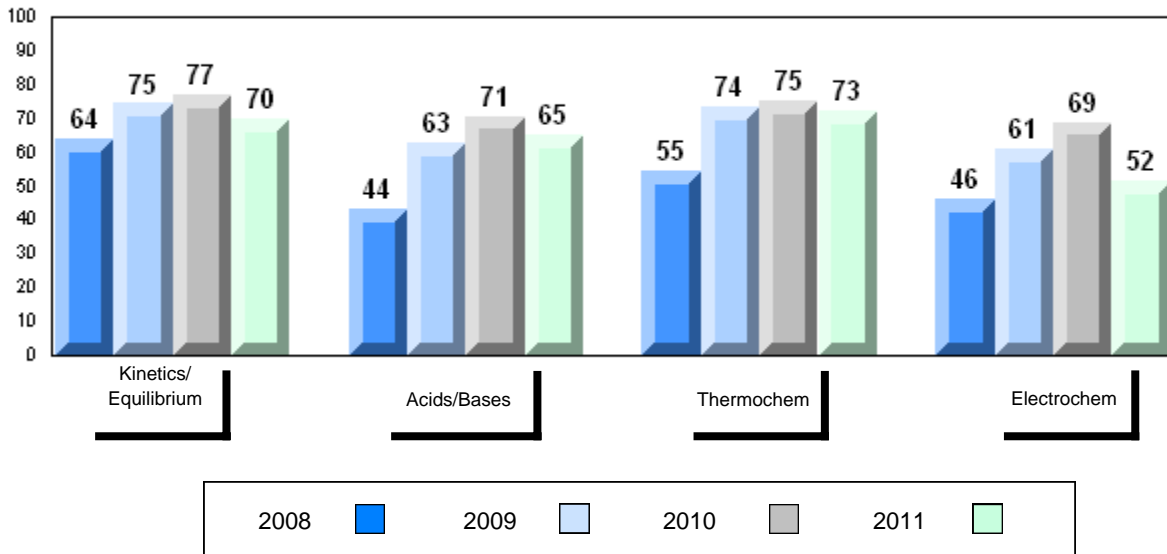
Final Mark



Difference from Provincial Mean, 2008-2011



4 Year Public Exam (Subtest) Mark Trend 2008-2011



District 3 - Nova Central

#413 - Holy Cross School Complex, Eastport

Grades: K-12

Number of Students 3

Chemistry 3202 School
 District
 Province

Subtest

**Kinetics/
 Equilibrium** School
 District
 Province

Acids/Bases School
 District
 Province

Thermochem School
 District
 Province

Electrochem School
 District
 Province

Public Exam Mark	School vs District	School vs Province
<i>School data with 5 or fewer students withheld for reasons of confidentiality.</i>		

Final Mark	School vs District	School vs Province
<i>School data with 5 or fewer students withheld for reasons of confidentiality.</i>		

Average Mark, 2008-2011

School data with 5 or fewer students withheld for reasons of confidentiality.

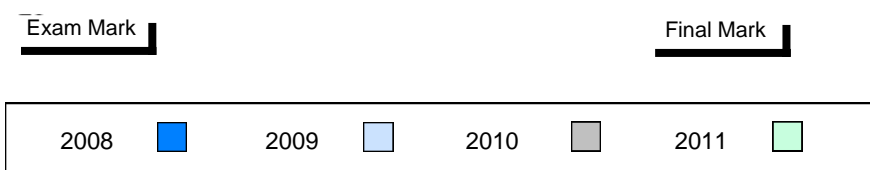
Exam Mark

Final Mark



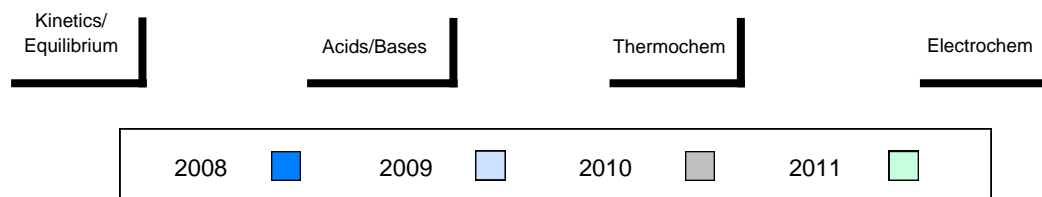
Difference from Provincial Mean, 2008-2011

School data with 5 or fewer students withheld for reasons of confidentiality.



4 Year Public Exam (Subtest) Mark Trend 2008-2011

School data with 5 or fewer students withheld for reasons of confidentiality.



Number of Students 15

Chemistry 3202

School
 District
 Province

Public Exam Mark

School vs District School vs Province

64.1 q q
 66.0
 66.9

Final Mark

School vs District School vs Province

70.2 p q
 70.0
 71.1

Subtest

**Kinetics/
 Equilibrium**

School
 District
 Province

63.1 q q
 65.4
 67.0

Acids/Bases

School
 District
 Province

65.0 q q
 68.9
 69.7

Thermochem

School
 District
 Province

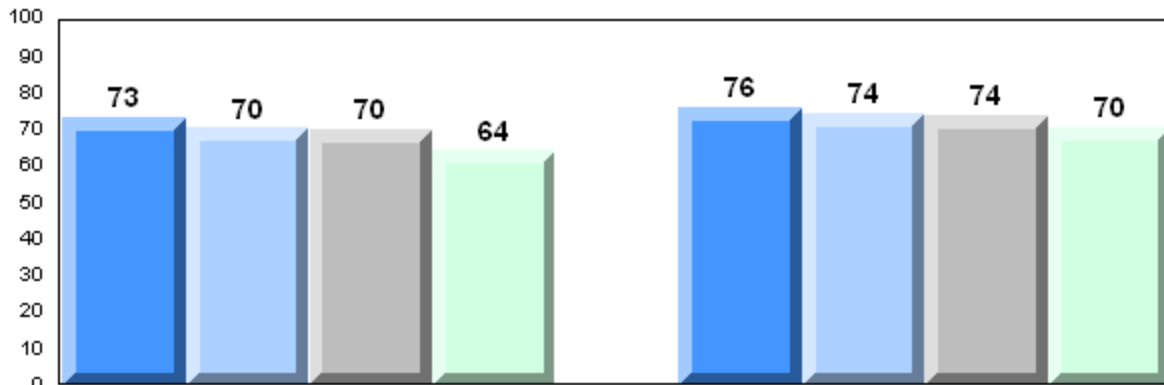
66.7 q q
 69.8
 70.0

Electrochem

School
 District
 Province

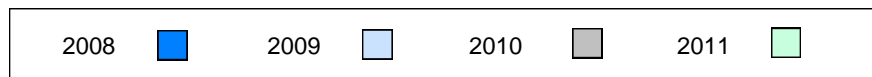
59.5 p p
 56.4
 57.3

Average Mark, 2008-2011

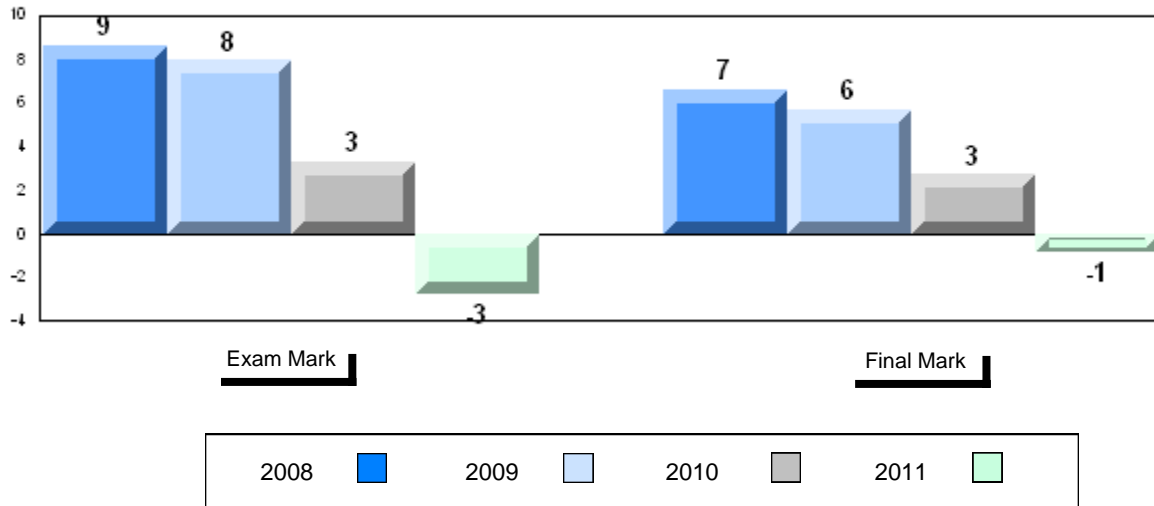


Exam Mark

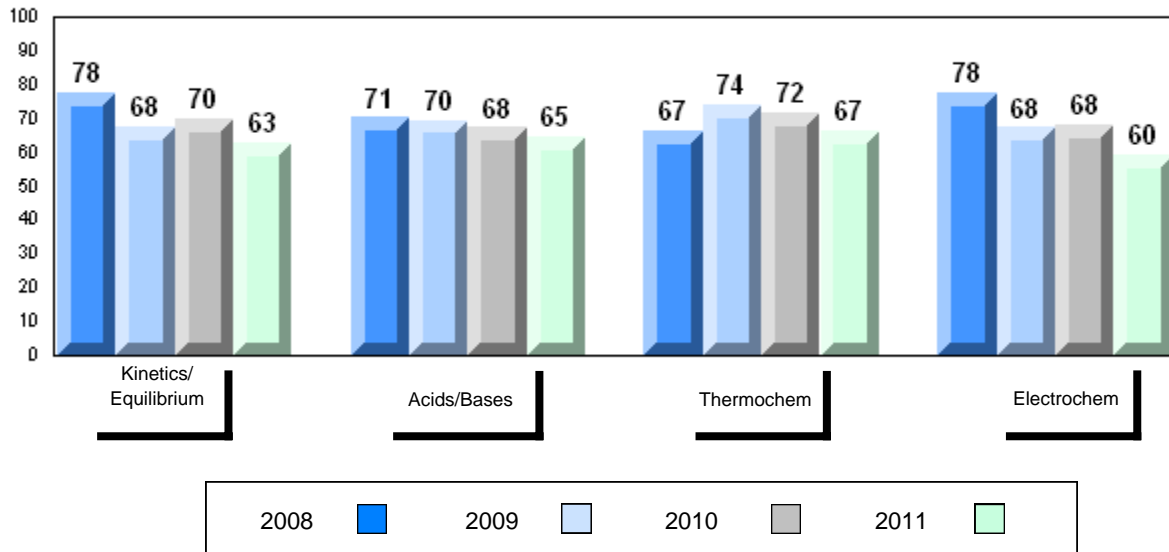
Final Mark



Difference from Provincial Mean, 2008-2011



4 Year Public Exam (Subtest) Mark Trend 2008-2011



Number of Students 5

Chemistry 3202 School
 District
 Province

Subtest

**Kinetics/
 Equilibrium** School
 District
 Province

Acids/Bases School
 District
 Province

Thermochem School
 District
 Province

Electrochem School
 District
 Province

Public Exam Mark	School vs District	School vs Province
<i>School data with 5 or fewer students withheld for reasons of confidentiality.</i>		

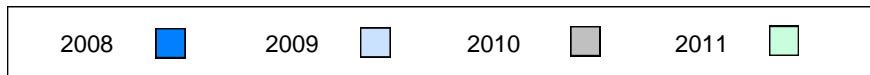
Final Mark	School vs District	School vs Province
<i>School data with 5 or fewer students withheld for reasons of confidentiality.</i>		

Average Mark, 2008-2011

School data with 5 or fewer students withheld for reasons of confidentiality.

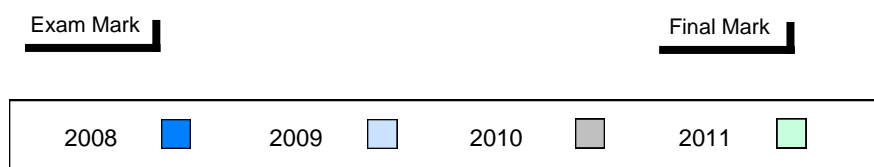
Exam Mark

Final Mark



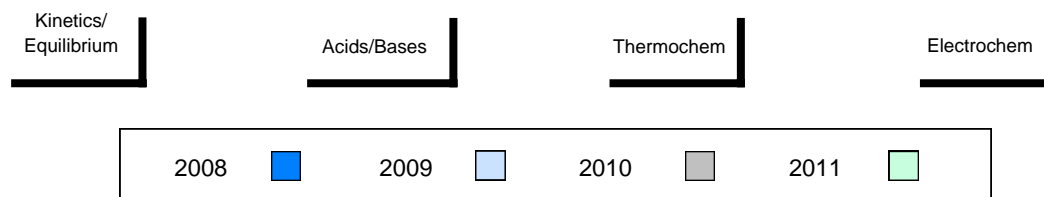
Difference from Provincial Mean, 2008-2011

School data with 5 or fewer students withheld for reasons of confidentiality.



4 Year Public Exam (Subtest) Mark Trend 2008-2011

School data with 5 or fewer students withheld for reasons of confidentiality.



Number of Students 40

Chemistry 3202

Subtest

**Kinetics/
Equilibrium**

Acids/Bases

Thermochem

Electrochem

School
District
Province

School
District
Province

School
District
Province

School
District
Province

School
District
Province

**Public
Exam
Mark**

School
vs
District

School
vs
Province

69.5
66.0
66.9

P

P

68.3
65.4
67.0

P

P

76.1
68.9
69.7

P

P

69.7
69.8
70.0

Q

Q

58.9
56.4
57.3

P

P

**Final
Mark**

School
vs
District

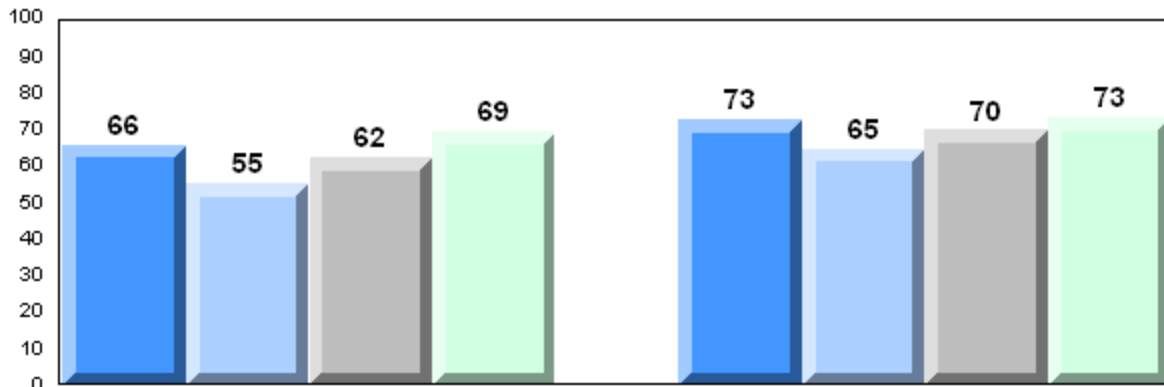
School
vs
Province

73.2
70.0
71.1

P

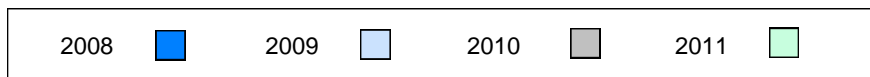
P

Average Mark, 2008-2011

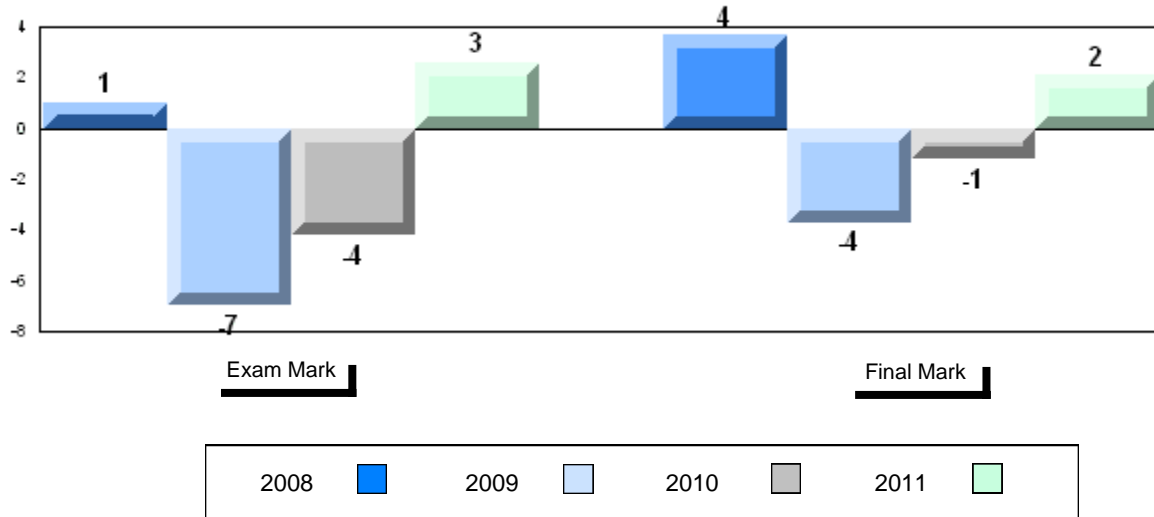


Exam Mark

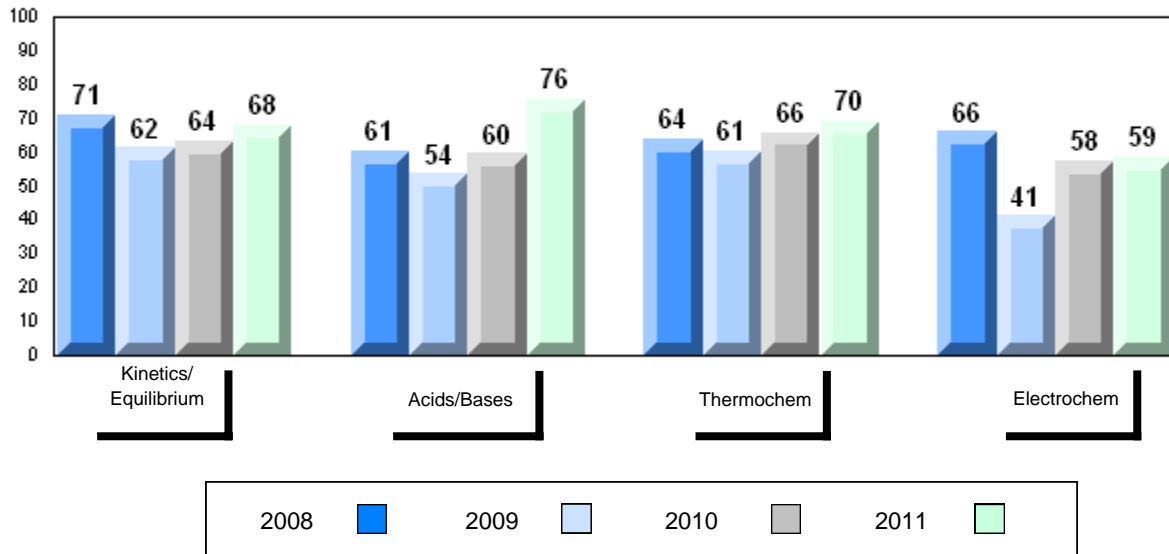
Final Mark



Difference from Provincial Mean, 2008-2011



4 Year Public Exam (Subtest) Mark Trend 2008-2011



Number of Students 5

Chemistry 3202 School
 District
 Province

Subtest

**Kinetics/
 Equilibrium** School
 District
 Province

Acids/Bases School
 District
 Province

Thermochem School
 District
 Province

Electrochem School
 District
 Province

Public Exam Mark	School vs District	School vs Province
<i>School data with 5 or fewer students withheld for reasons of confidentiality.</i>		

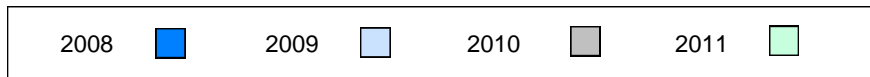
Final Mark	School vs District	School vs Province
<i>School data with 5 or fewer students withheld for reasons of confidentiality.</i>		

Average Mark, 2008-2011

School data with 5 or fewer students withheld for reasons of confidentiality.

Exam Mark

Final Mark



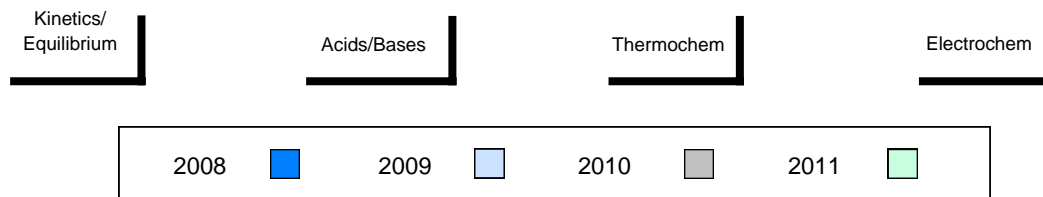
Difference from Provincial Mean, 2008-2011

School data with 5 or fewer students withheld for reasons of confidentiality.



4 Year Public Exam (Subtest) Mark Trend 2008-2011

School data with 5 or fewer students withheld for reasons of confidentiality.



Number of Students 7

Chemistry 3202

School
District
Province

Public Exam Mark	School vs District	School vs Province
------------------	--------------------	--------------------

68.0	P	P
66.0		
66.9		

Final Mark	School vs District	School vs Province
------------	--------------------	--------------------

70.7	P	Q
70.0		
71.1		

Subtest

**Kinetics/
Equilibrium**

School
District
Province

65.4	P	Q
65.4		
67.0		

Acids/Bases

School
District
Province

68.6	Q	Q
68.9		
69.7		

Thermochem

School
District
Province

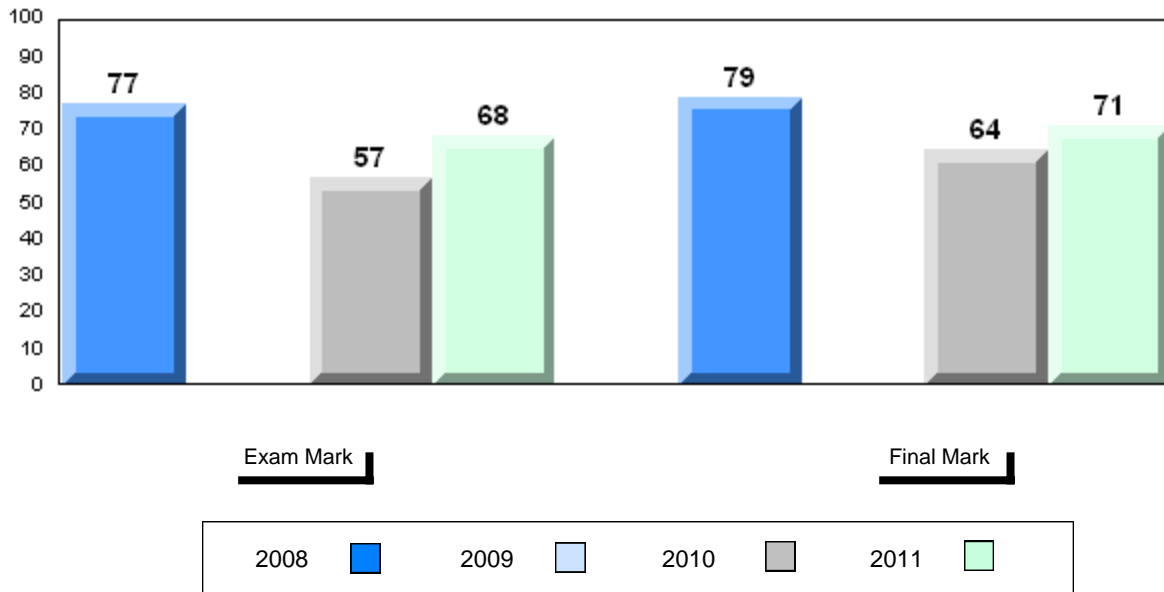
73.4	P	P
69.8		
70.0		

Electrochem

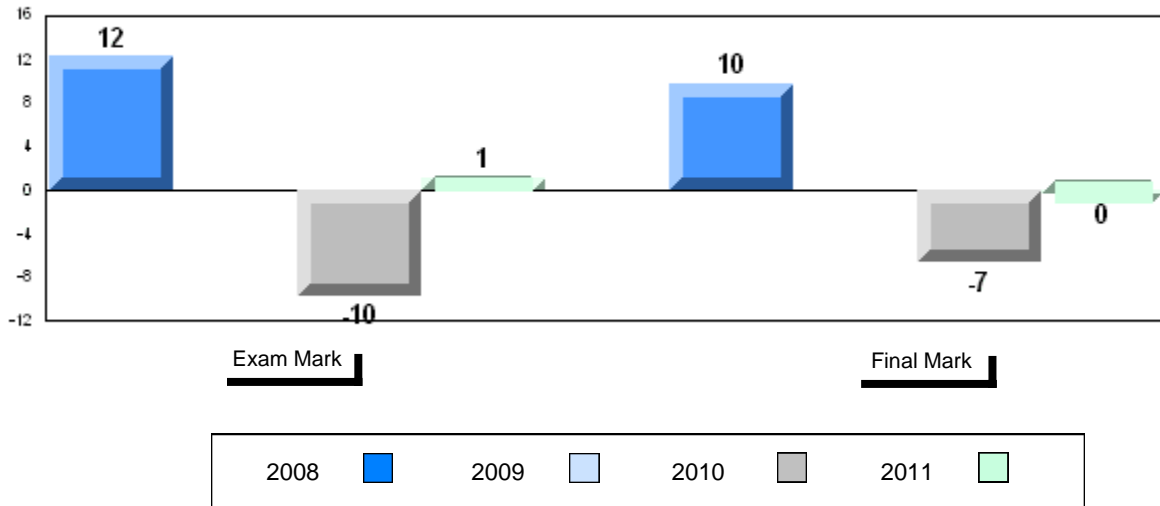
School
District
Province

62.9	P	P
56.4		
57.3		

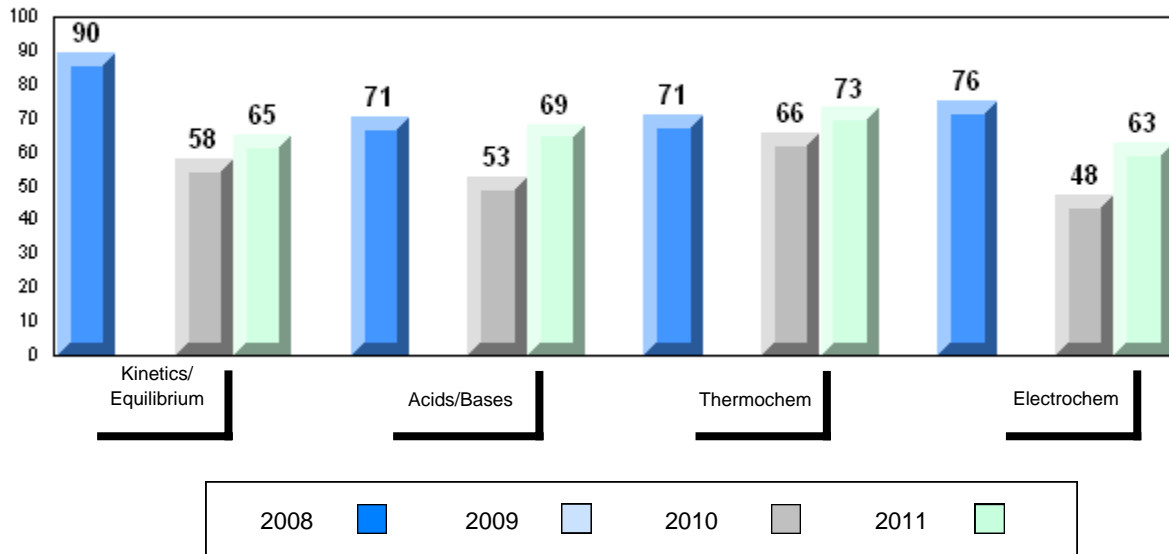
Average Mark, 2008-2011



Difference from Provincial Mean, 2008-2011



4 Year Public Exam (Subtest) Mark Trend 2008-2011



Number of Students 14

Chemistry 3202

Subtest

**Kinetics/
Equilibrium**

Acids/Bases

Thermochem

Electrochem

School
District
Province

School
District
Province

School
District
Province

School
District
Province

School
District
Province

**Public
Exam
Mark**

School
vs
District

School
vs
Province

70.4
66.0
66.9

P

P

63.6
65.4
67.0

q

q

76.2
68.9
69.7

P

P

77.3
69.8
70.0

P

P

60.2
56.4
57.3

P

P

**Final
Mark**

School
vs
District

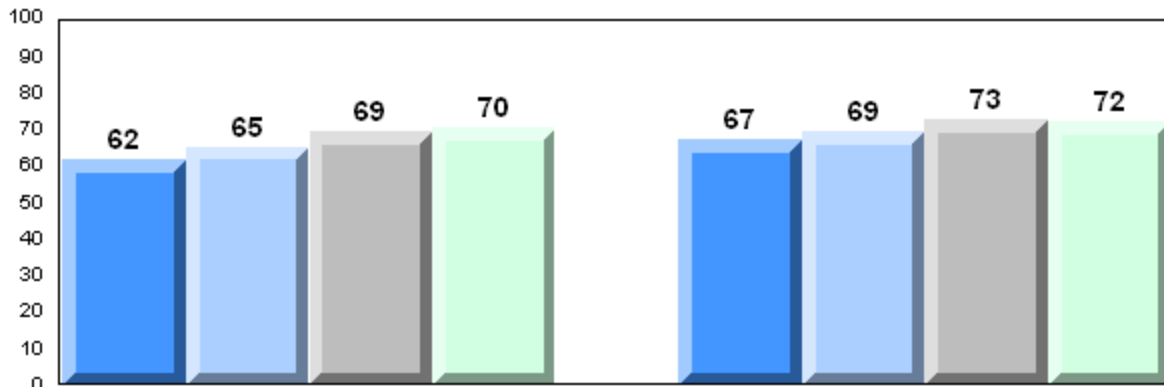
School
vs
Province

71.9
70.0
71.1

P

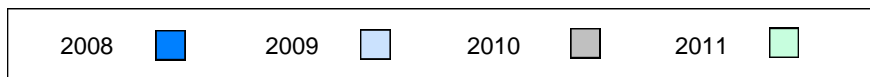
P

Average Mark, 2008-2011

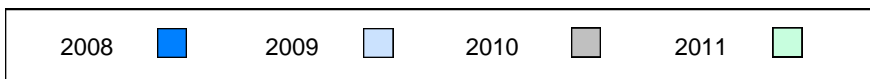
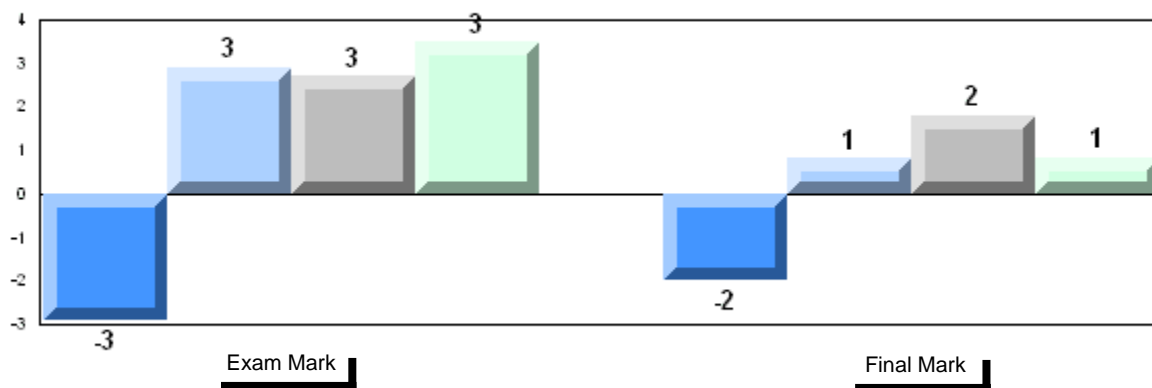


Exam Mark

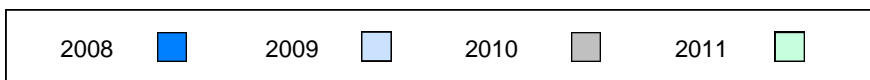
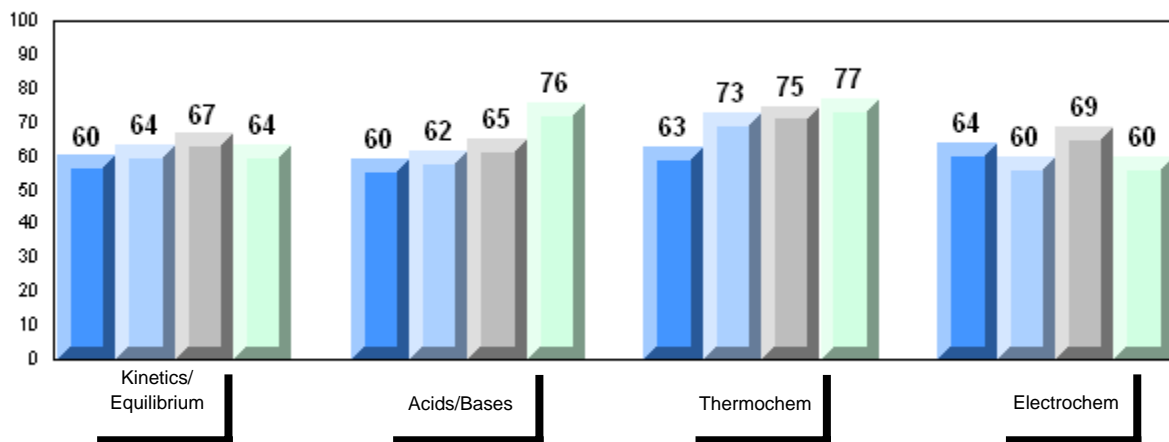
Final Mark



Difference from Provincial Mean, 2008-2011



4 Year Public Exam (Subtest) Mark Trend 2008-2011



District 3 - Nova Central

#480 - Exploits Valley High, Grand Falls-Windsor

Grades: 10-12

Number of Students 72

Chemistry 3202

School
District
Province

Public Exam Mark	School vs District	School vs Province
-------------------------	--------------------	--------------------

67.2	P	P
66.0		
66.9		

Final Mark	School vs District	School vs Province
-------------------	--------------------	--------------------

70.4	P	Q
70.0		
71.1		

Subtest

**Kinetics/
Equilibrium**

School
District
Province

65.4	P	Q
65.4		
67.0		

Acids/Bases

School
District
Province

68.8	Q	Q
68.9		
69.7		

Thermochem

School
District
Province

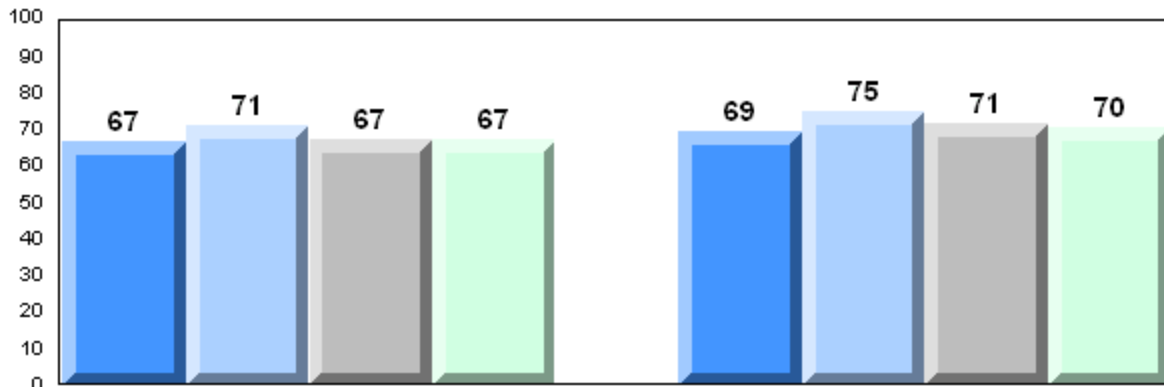
72.0	P	P
69.8		
70.0		

Electrochem

School
District
Province

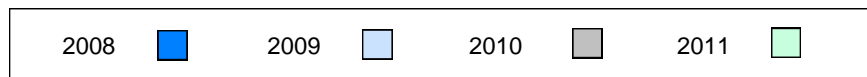
59.6	P	P
56.4		
57.3		

Average Mark, 2008-2011

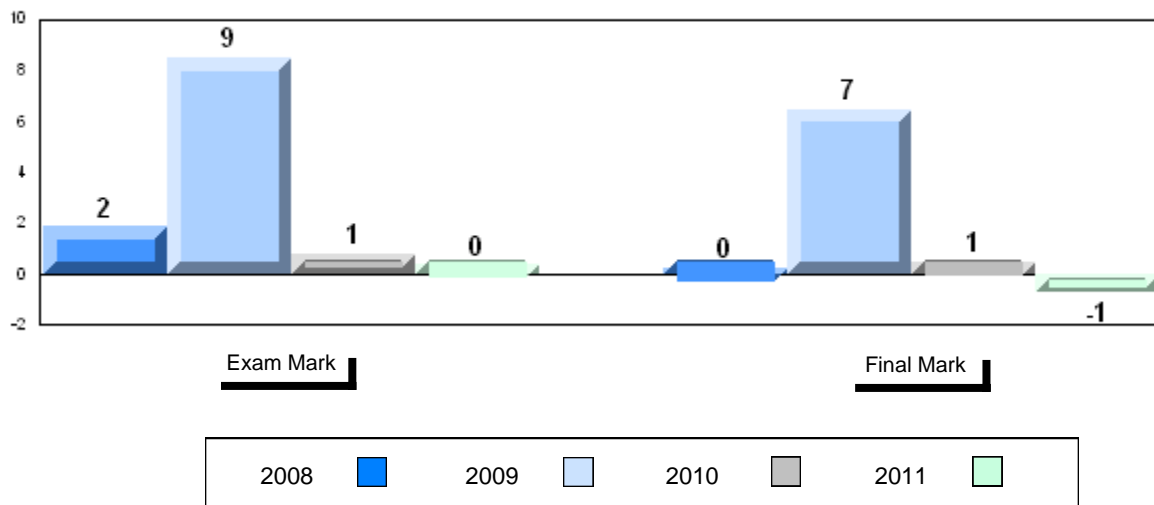


Exam Mark

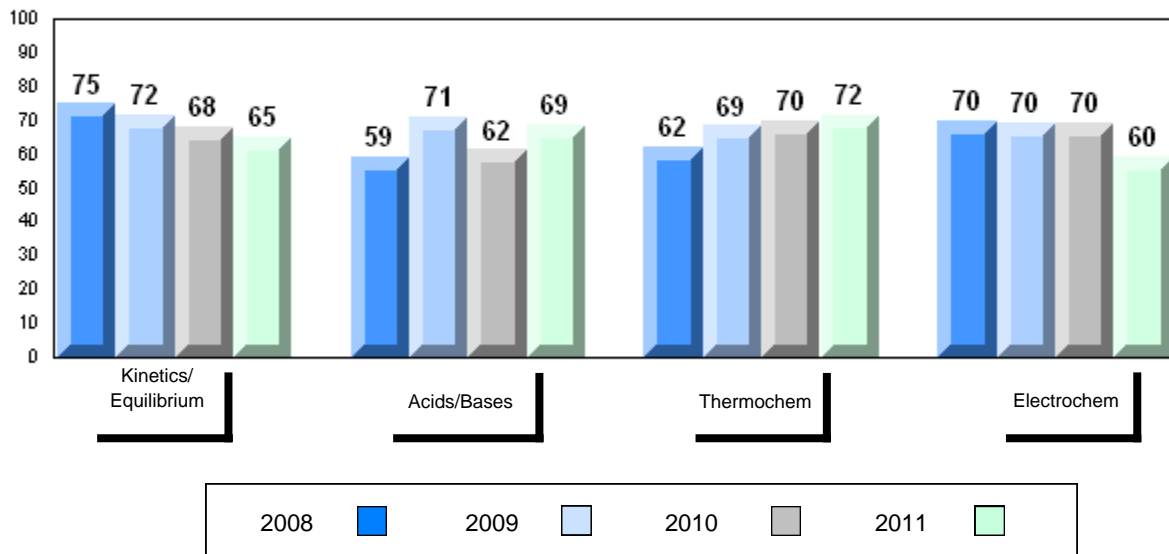
Final Mark



Difference from Provincial Mean, 2008-2011

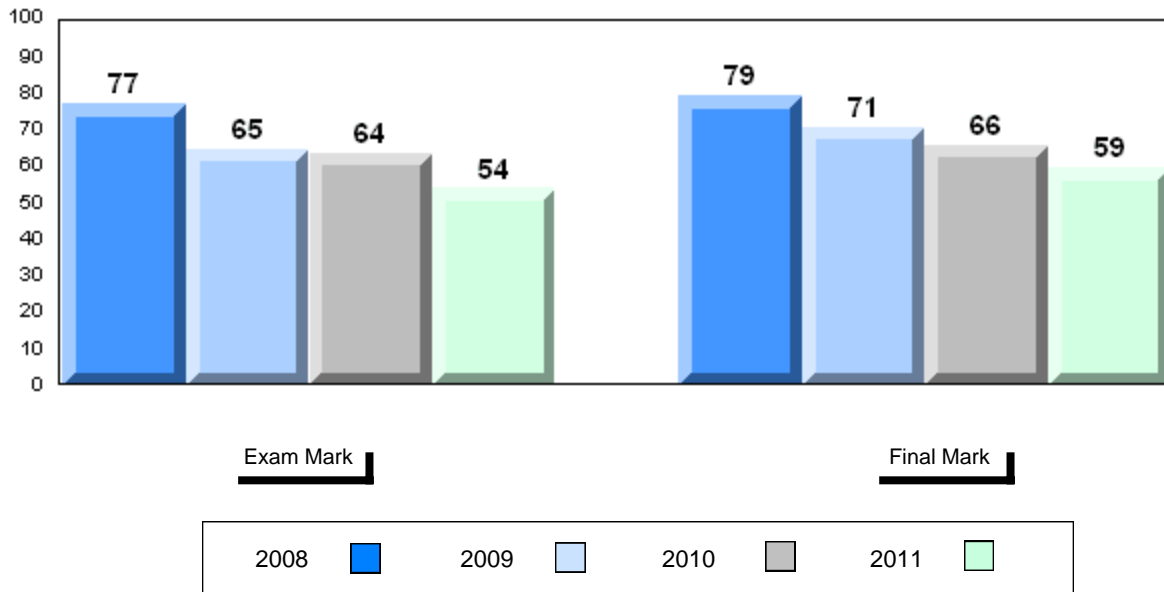


4 Year Public Exam (Subtest) Mark Trend 2008-2011

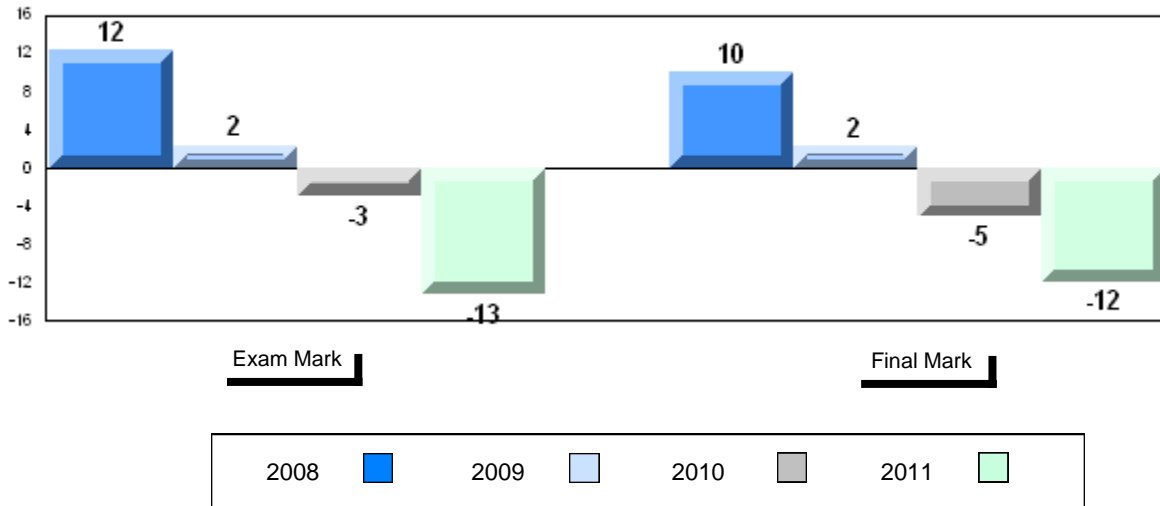


Number of Students		15						
			Public Exam Mark	School vs District	School vs Province	Final Mark	School vs District	School vs Province
Chemistry 3202	School		53.7	q	q	59.2	q	q
	District		67.8			71.7		
	Province		66.9			71.1		
<u>Subtest</u>								
Kinetics/Equilibrium	School		52.1	q	q			
	District		67.5					
	Province		67.0					
Acids/Bases	School		59.8	q	q			
	District		70.8					
	Province		69.7					
Thermochem	School		51.7	q	q			
	District		71.3					
	Province		70.0					
Electrochem	School		48.0	q	q			
	District		58.4					
	Province		57.3					

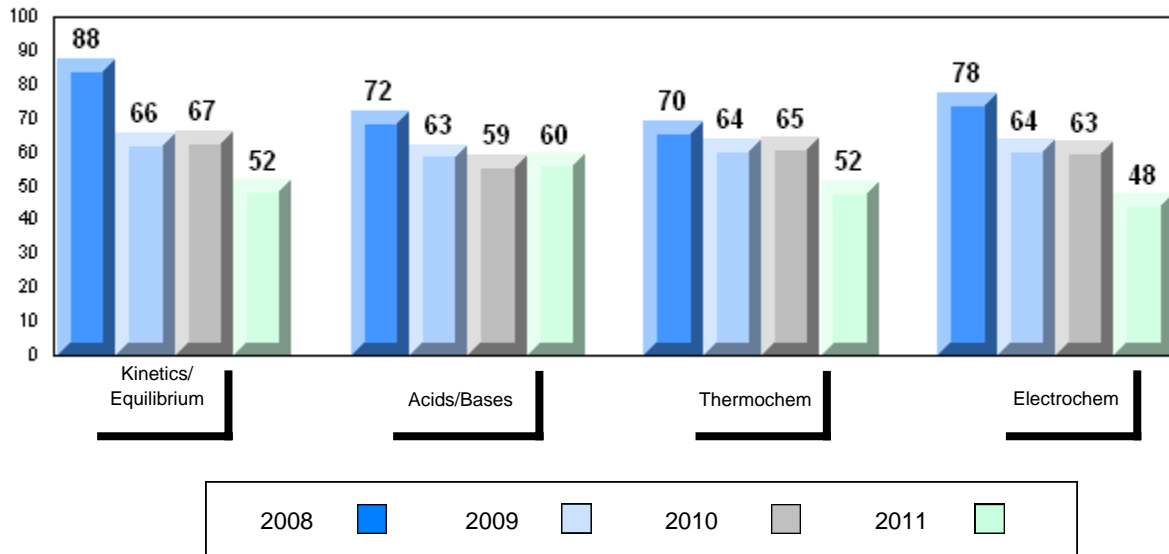
Average Mark, 2008-2011



Difference from Provincial Mean, 2008-2011

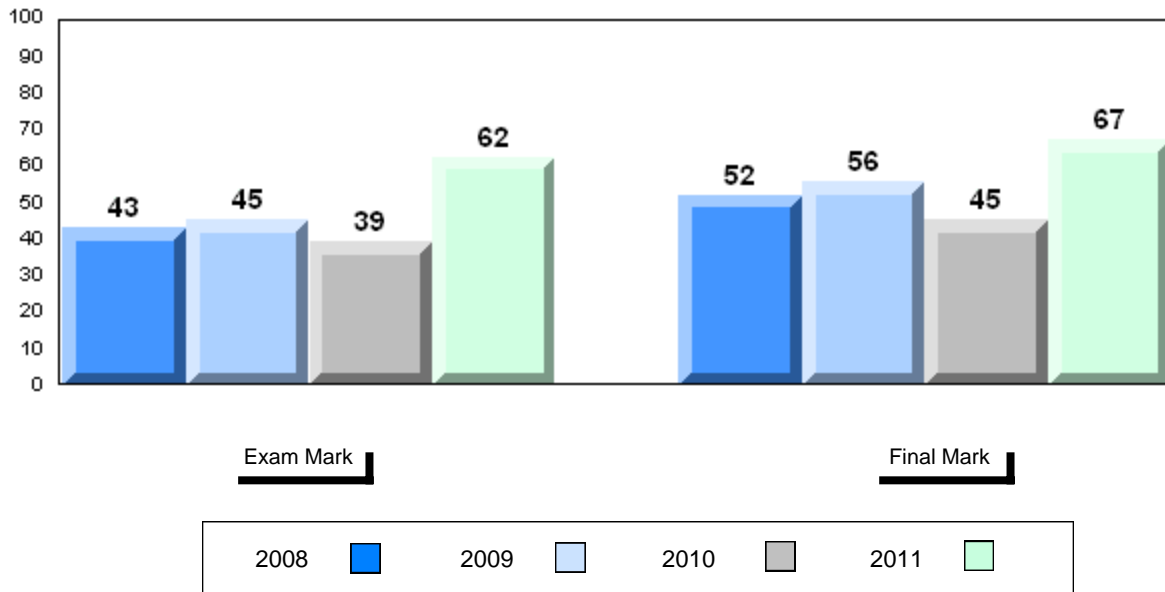


4 Year Public Exam (Subtest) Mark Trend 2008-2011

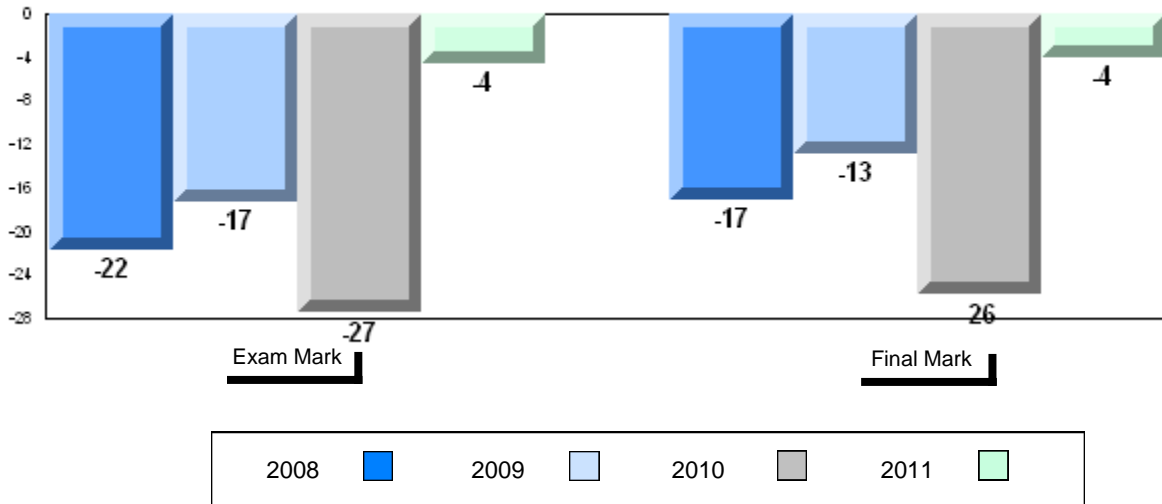


Number of Students	8						
Chemistry 3202		Public Exam Mark	School vs District	School vs Province	Final Mark	School vs District	School vs Province
	School	62.4	q	q	67.1	q	q
	District	67.8			71.7		
	Province	66.9			71.1		
<u>Subtest</u>							
Kinetics/Equilibrium	School	63.5	q	q			
	District	67.5					
	Province	67.0					
Acids/Bases	School	67.3	q	q			
	District	70.8					
	Province	69.7					
Thermochem	School	64.3	q	q			
	District	71.3					
	Province	70.0					
Electrochem	School	49.7	q	q			
	District	58.4					
	Province	57.3					

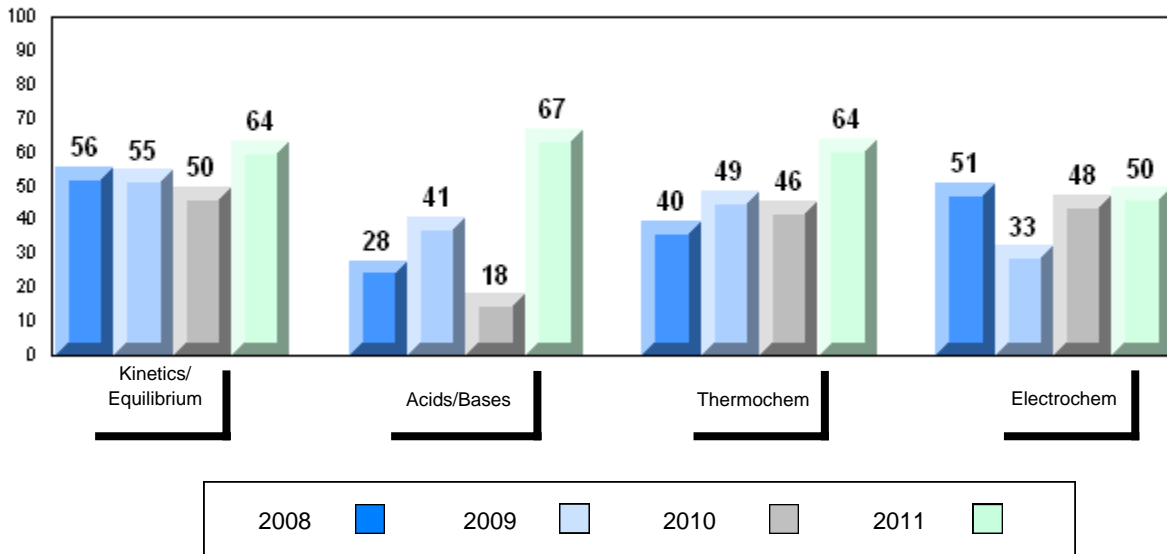
Average Mark, 2008-2011



Difference from Provincial Mean, 2008-2011

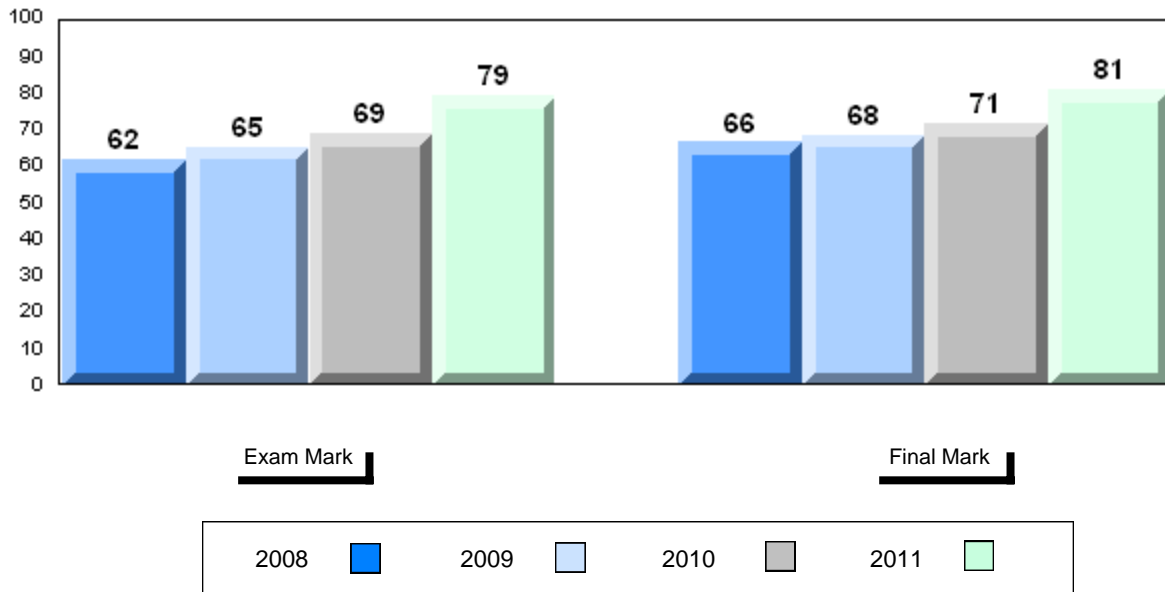


4 Year Public Exam (Subtest) Mark Trend 2008-2011

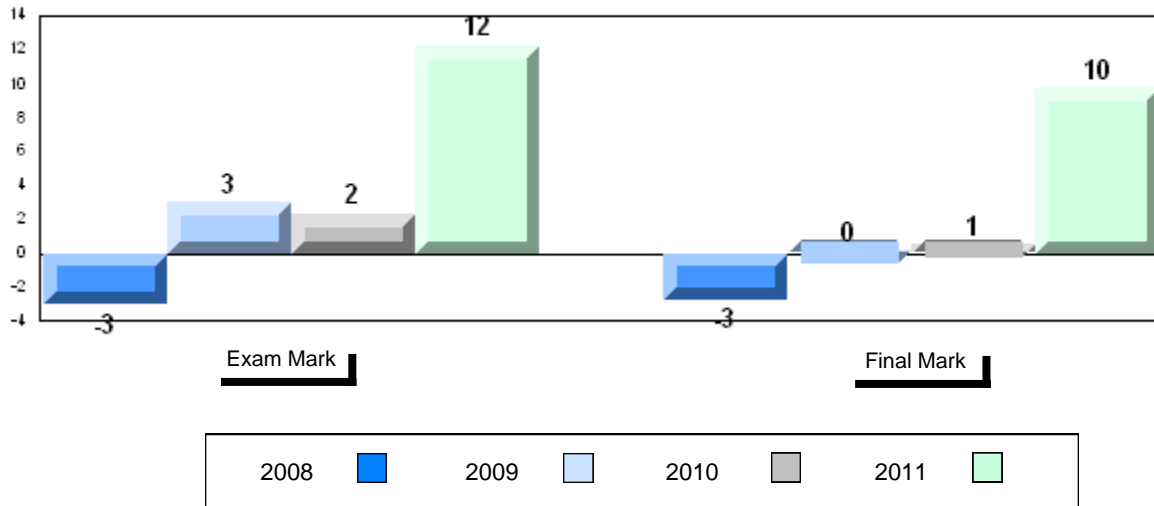


Number of Students	46						
Chemistry 3202		Public Exam Mark	School vs District	School vs Province	Final Mark	School vs District	School vs Province
	School	79.1	P	P	80.8	P	P
	District	67.8			71.7		
	Province	66.9			71.1		
<u>Subtest</u>							
Kinetics/Equilibrium	School	79.4	P	P			
	District	67.5					
	Province	67.0					
Acids/Bases	School	79.1	P	P			
	District	70.8					
	Province	69.7					
Thermochem	School	83.0	P	P			
	District	71.3					
	Province	70.0					
Electrochem	School	72.9	P	P			
	District	58.4					
	Province	57.3					

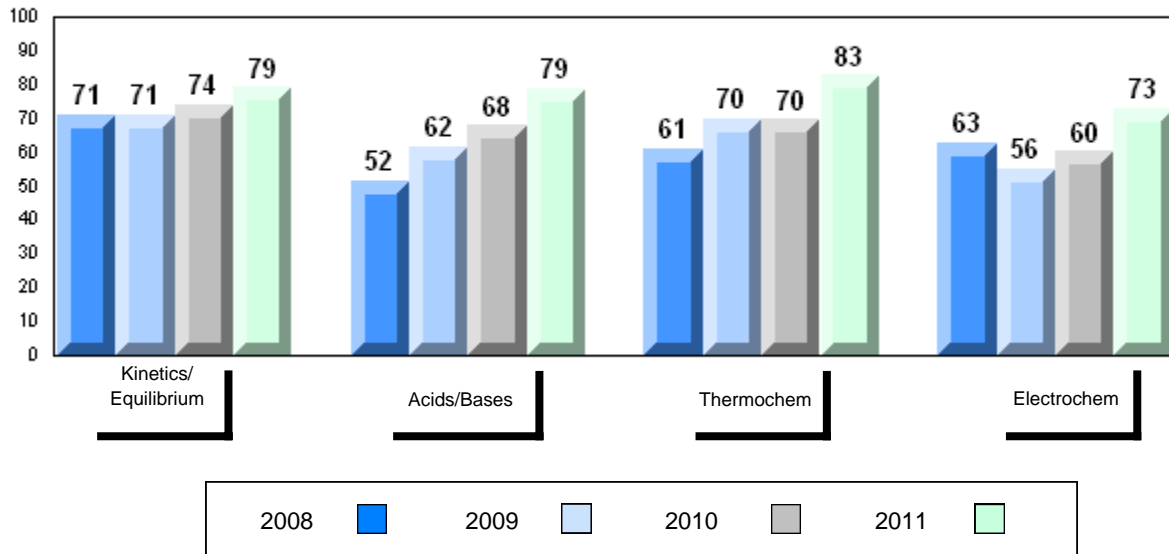
Average Mark, 2008-2011



Difference from Provincial Mean, 2008-2011



4 Year Public Exam (Subtest) Mark Trend 2008-2011



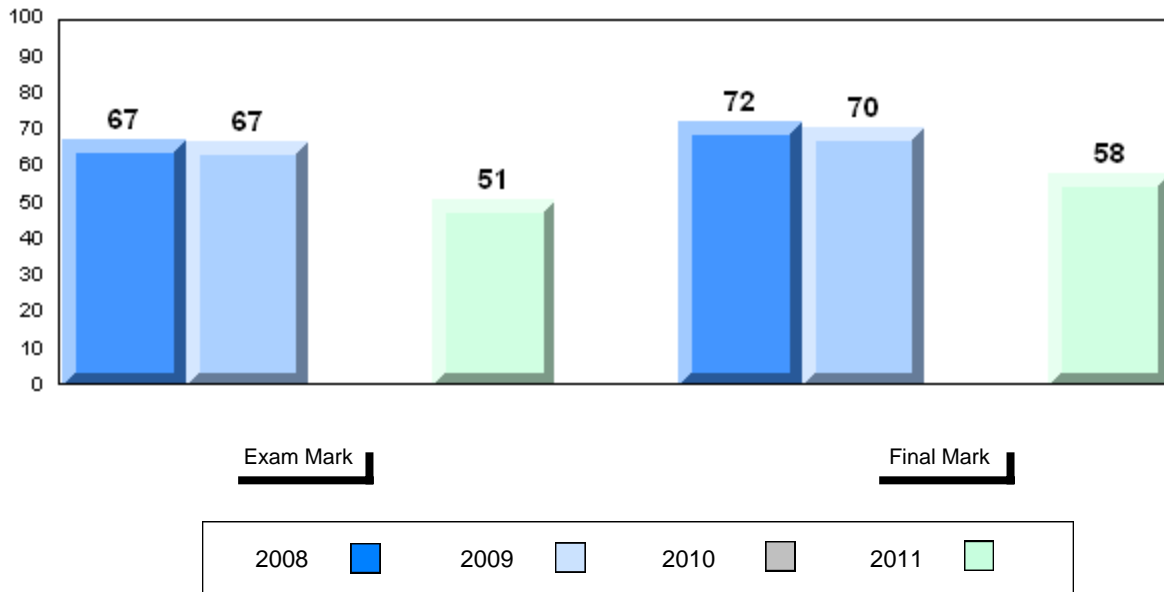
District 4 - Eastern

#223 - Christ the King School, Rushoon

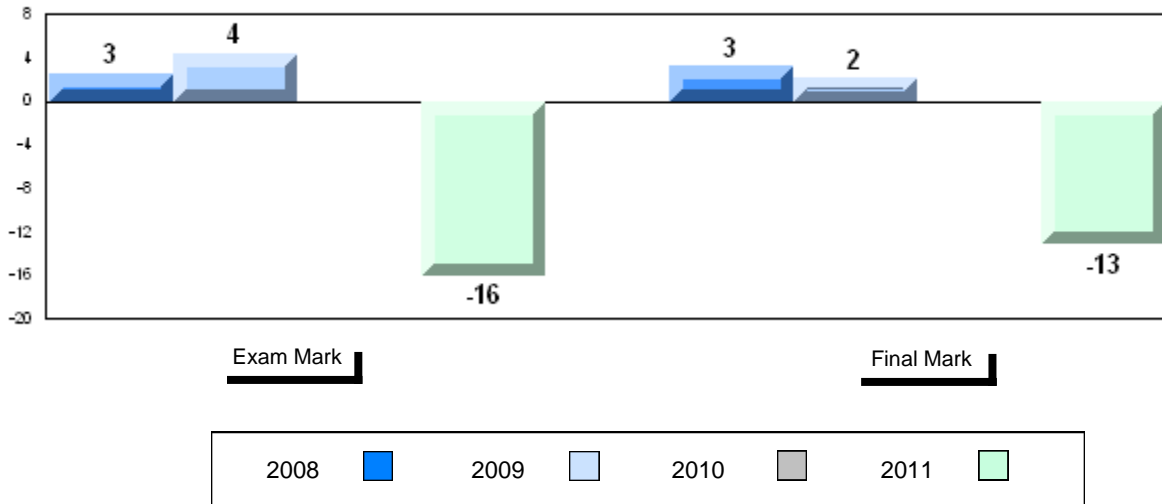
Grades: K-12

Number of Students	10					
Chemistry 3202		Public Exam Mark	School vs District	School vs Province	Final Mark	School vs District, School vs Province
	School	50.8	q	q	57.9	q, q
	District	67.8			71.7	
	Province	66.9			71.1	
<u>Subtest</u>						
Kinetics/Equilibrium	School	49.6	q	q		
	District	67.5				
	Province	67.0				
Acids/Bases	School	54.7	q	q		
	District	70.8				
	Province	69.7				
Thermochem	School	56.0	q	q		
	District	71.3				
	Province	70.0				
Electrochem	School	38.5	q	q		
	District	58.4				
	Province	57.3				

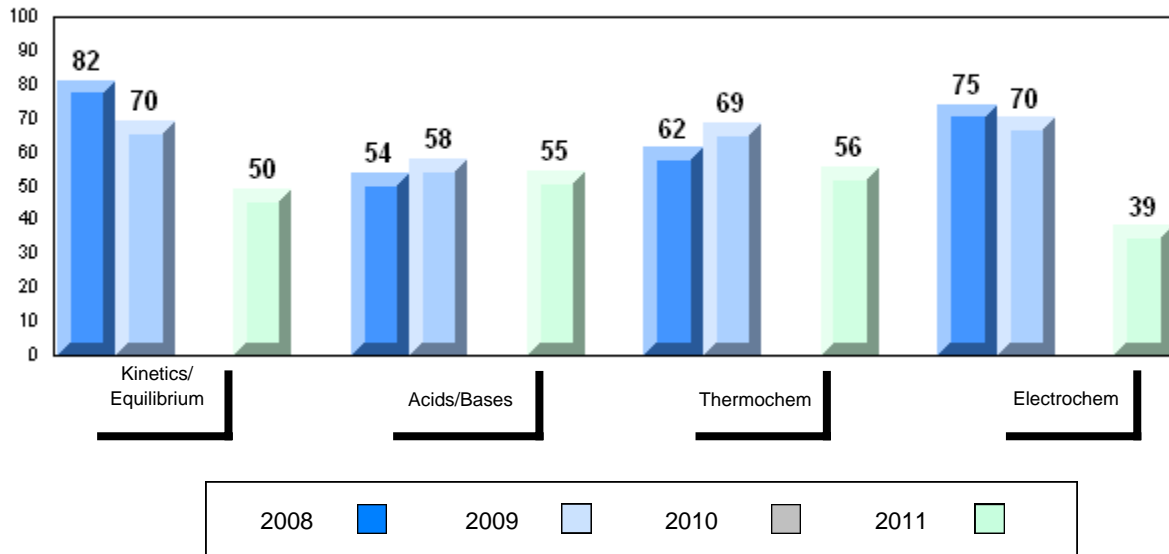
Average Mark, 2008-2011



Difference from Provincial Mean, 2008-2011

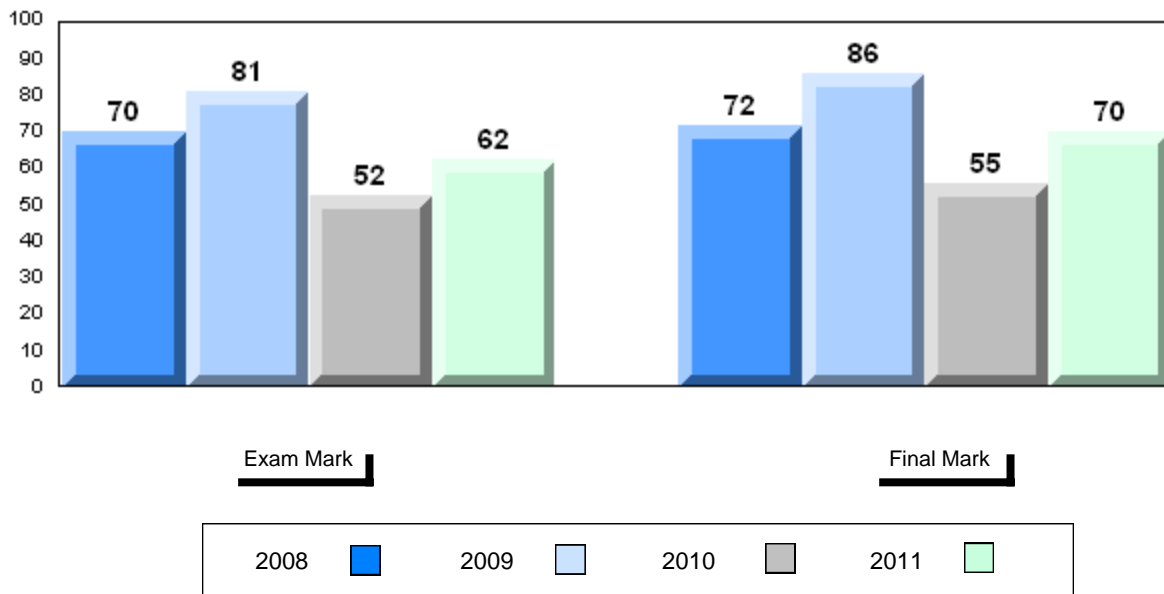


4 Year Public Exam (Subtest) Mark Trend 2008-2011

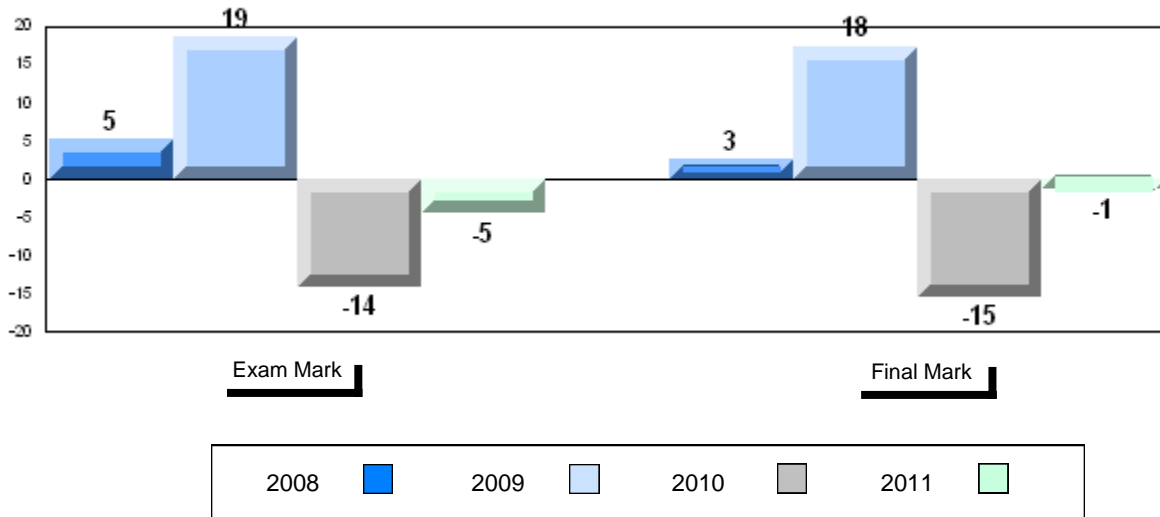


Number of Students	9						
Chemistry 3202		Public Exam Mark	School vs District	School vs Province	Final Mark	School vs District	School vs Province
	School	62.3	q	q	69.8	q	q
	District	67.8			71.7		
	Province	66.9			71.1		
Subtest							
Kinetics/Equilibrium	School	61.6	q	q			
	District	67.5					
	Province	67.0					
Acids/Bases	School	61.9	q	q			
	District	70.8					
	Province	69.7					
Thermochem	School	69.3	q	q			
	District	71.3					
	Province	70.0					
Electrochem	School	54.2	q	q			
	District	58.4					
	Province	57.3					

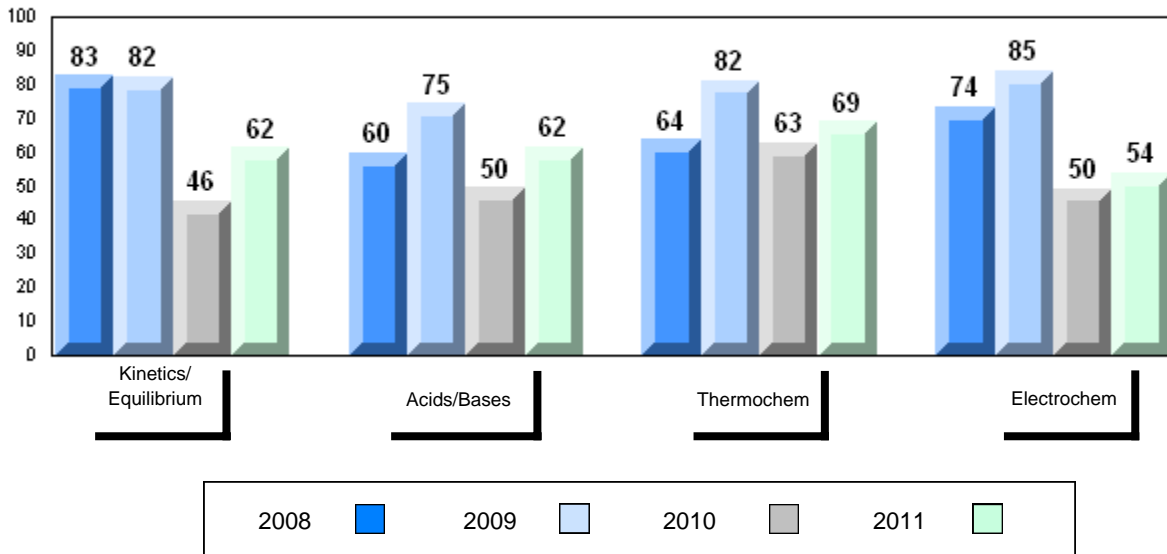
Average Mark, 2008-2011



Difference from Provincial Mean, 2008-2011



4 Year Public Exam (Subtest) Mark Trend 2008-2011



District 4 - Eastern

#229 - St. Joseph's All Grade, Terrenceville

Grades: K-12

Number of Students 4

Chemistry 3202 School
 District
 Province

Subtest

**Kinetics/
 Equilibrium** School
 District
 Province

Acids/Bases School
 District
 Province

Thermochem School
 District
 Province

Electrochem School
 District
 Province

Public Exam Mark	School vs District	School vs Province
<i>School data with 5 or fewer students withheld for reasons of confidentiality.</i>		

Final Mark	School vs District	School vs Province
<i>School data with 5 or fewer students withheld for reasons of confidentiality.</i>		

Average Mark, 2008-2011

School data with 5 or fewer students withheld for reasons of confidentiality.

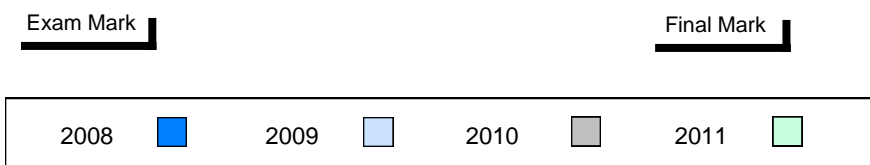
Exam Mark

Final Mark



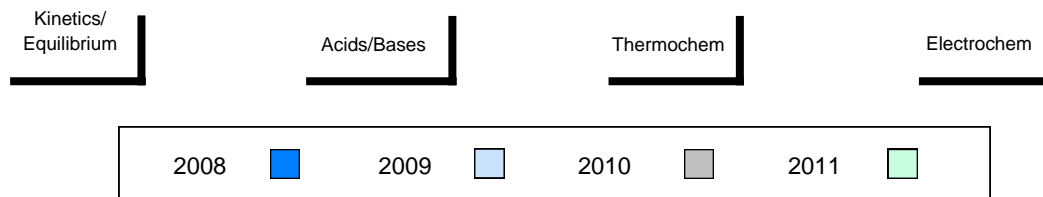
Difference from Provincial Mean, 2008-2011

School data with 5 or fewer students withheld for reasons of confidentiality.



4 Year Public Exam (Subtest) Mark Trend 2008-2011

School data with 5 or fewer students withheld for reasons of confidentiality.



Number of Students 16

Chemistry 3202

School
District
Province

Public Exam Mark

School vs District School vs Province

76.8 P P
67.8
66.9

Final Mark

School vs District School vs Province

79.0 P P
71.7
71.1

Subtest

**Kinetics/
Equilibrium**

School
District
Province

81.6 P P
67.5
67.0

Acids/Bases

School
District
Province

81.5 P P
70.8
69.7

Thermochem

School
District
Province

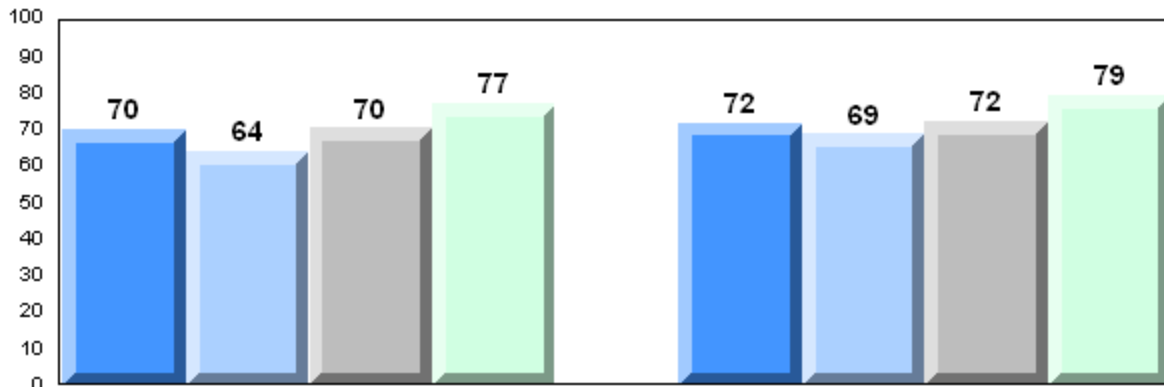
77.3 P P
71.3
70.0

Electrochem

School
District
Province

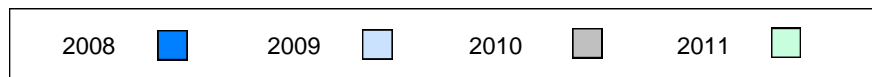
61.9 P P
58.4
57.3

Average Mark, 2008-2011

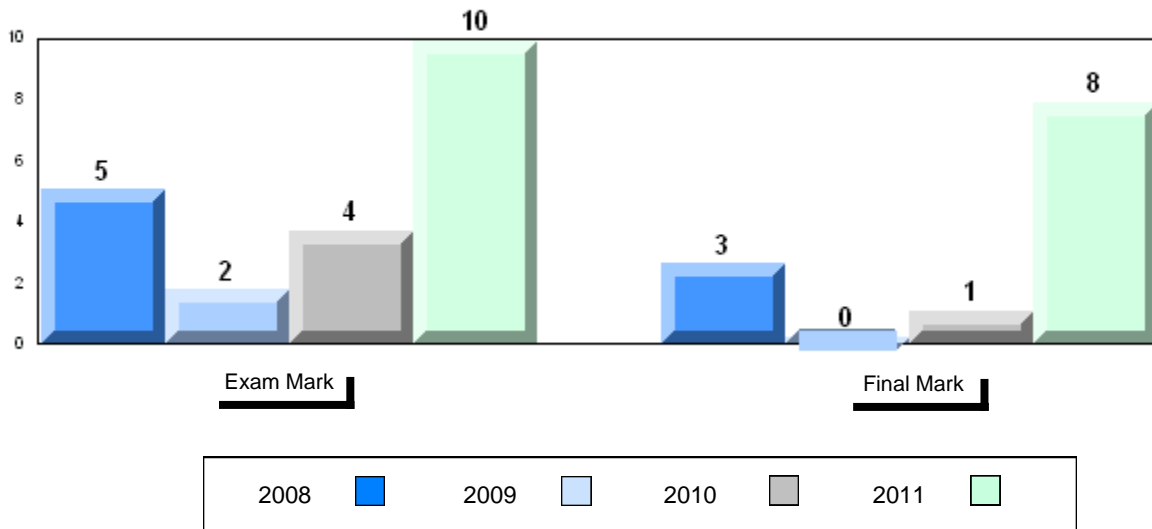


Exam Mark

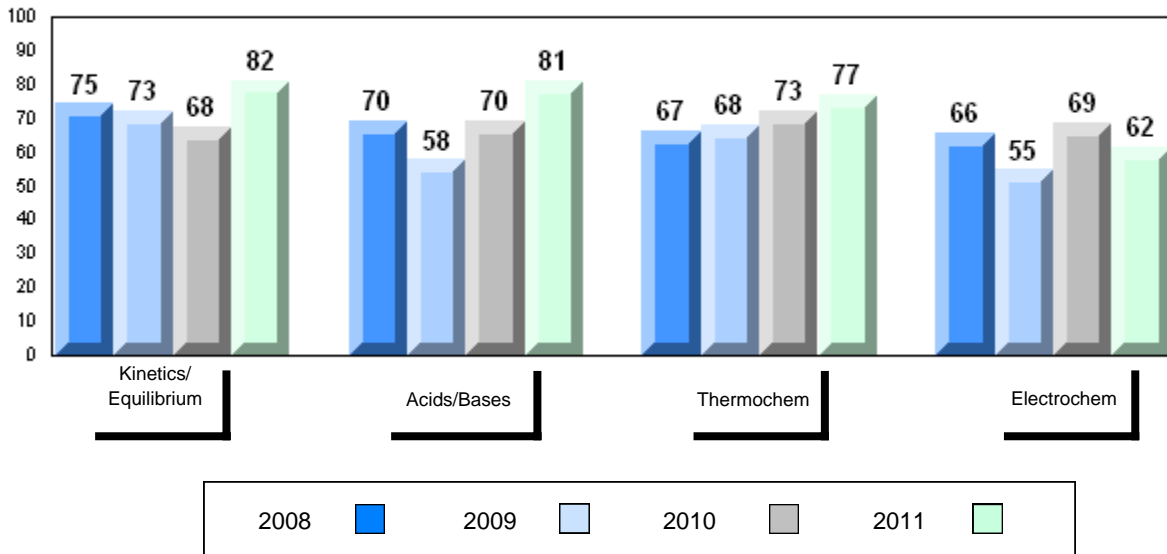
Final Mark



Difference from Provincial Mean, 2008-2011



4 Year Public Exam (Subtest) Mark Trend 2008-2011



District 4 - Eastern

#235 - Clarenville High School, Clarenville

Grades: 9-12

Number of Students 18

Chemistry 3202

School
District
Province

Public Exam Mark	School vs District	School vs Province
75.2	P	P
67.8		
66.9		

Final Mark

School vs District	School vs Province
P	P

Subtest

**Kinetics/
Equilibrium**

School
District
Province

Public Exam Mark	School vs District	School vs Province
76.1	P	P
67.5		
67.0		

Acids/Bases

School
District
Province

Public Exam Mark	School vs District	School vs Province
79.8	P	P
70.8		
69.7		

Thermochem

School
District
Province

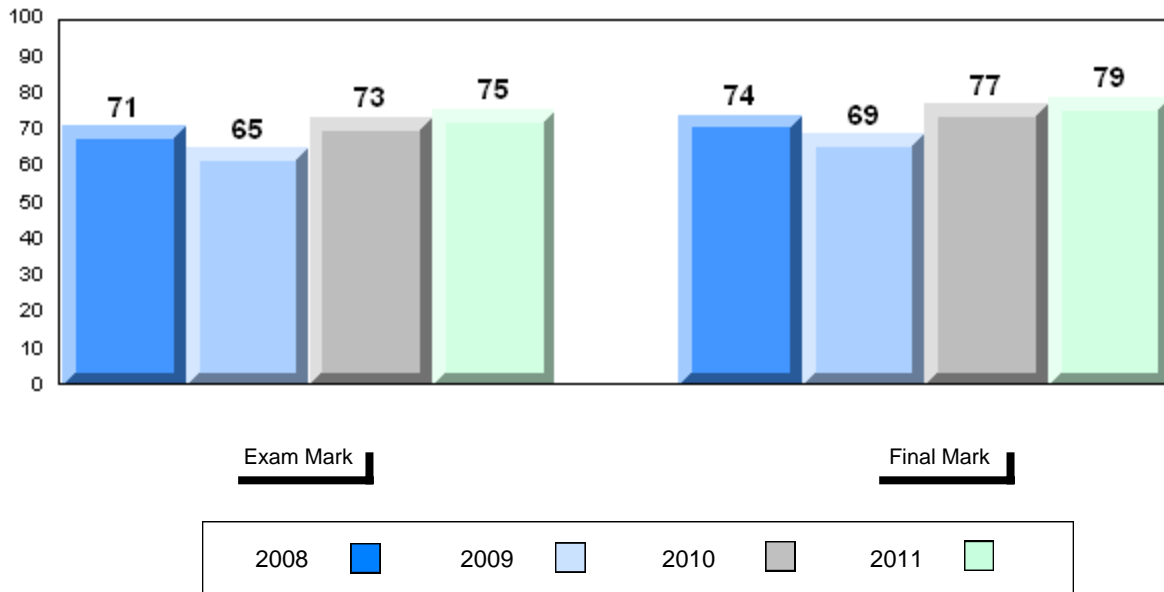
Public Exam Mark	School vs District	School vs Province
79.7	P	P
71.3		
70.0		

Electrochem

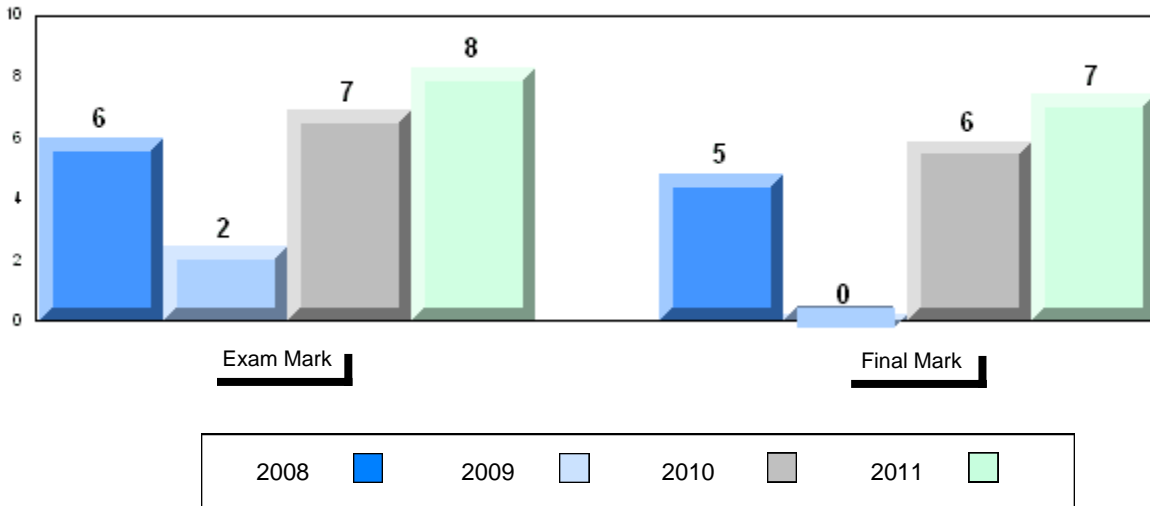
School
District
Province

Public Exam Mark	School vs District	School vs Province
59.9	P	P
58.4		
57.3		

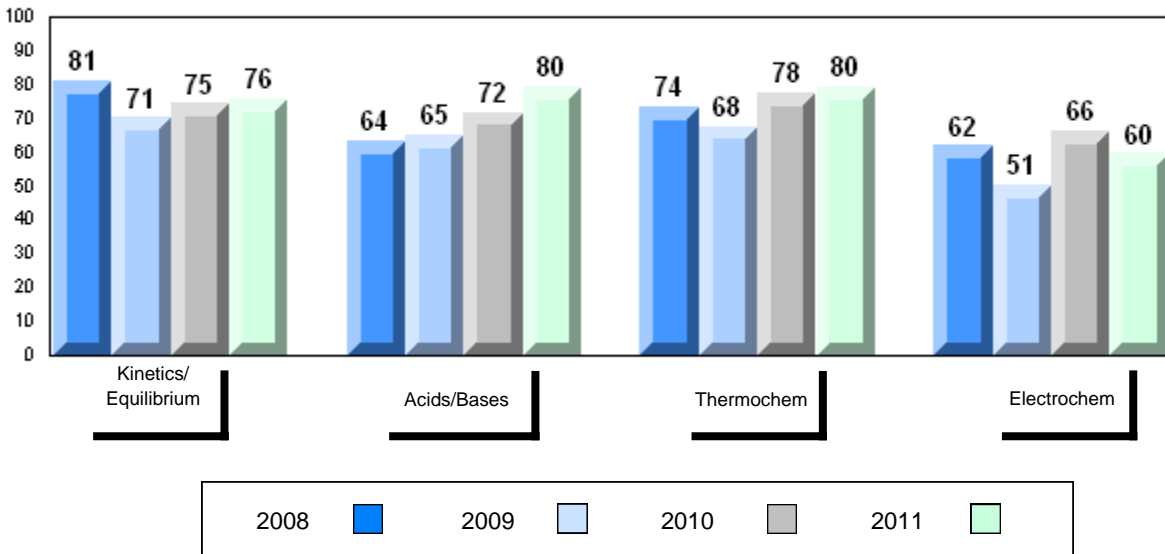
Average Mark, 2008-2011



Difference from Provincial Mean, 2008-2011



4 Year Public Exam (Subtest) Mark Trend 2008-2011



District 4 - Eastern

#240 - Bishop White School, Port Rexton

Grades: K-12

Number of Students 5

Chemistry 3202
 School
 District
 Province

Subtest

**Kinetics/
 Equilibrium**
 School
 District
 Province

Acids/Bases
 School
 District
 Province

Thermochem
 School
 District
 Province

Electrochem
 School
 District
 Province

Public Exam Mark	School vs District	School vs Province
<i>School data with 5 or fewer students withheld for reasons of confidentiality.</i>		

Final Mark	School vs District	School vs Province
<i>School data with 5 or fewer students withheld for reasons of confidentiality.</i>		

Average Mark, 2008-2011

School data with 5 or fewer students withheld for reasons of confidentiality.

Exam Mark

Final Mark



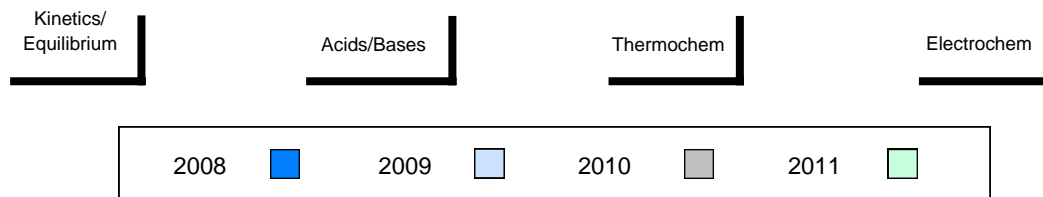
Difference from Provincial Mean, 2008-2011

School data with 5 or fewer students withheld for reasons of confidentiality.



4 Year Public Exam (Subtest) Mark Trend 2008-2011

School data with 5 or fewer students withheld for reasons of confidentiality.



Number of Students 5

Chemistry 3202 School
 District
 Province

Subtest

**Kinetics/
 Equilibrium** School
 District
 Province

Acids/Bases School
 District
 Province

Thermochem School
 District
 Province

Electrochem School
 District
 Province

Public Exam Mark	School vs District	School vs Province
<i>School data with 5 or fewer students withheld for reasons of confidentiality.</i>		

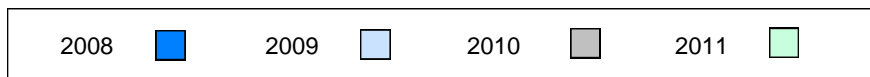
Final Mark	School vs District	School vs Province
<i>School data with 5 or fewer students withheld for reasons of confidentiality.</i>		

Average Mark, 2008-2011

School data with 5 or fewer students withheld for reasons of confidentiality.

Exam Mark

Final Mark



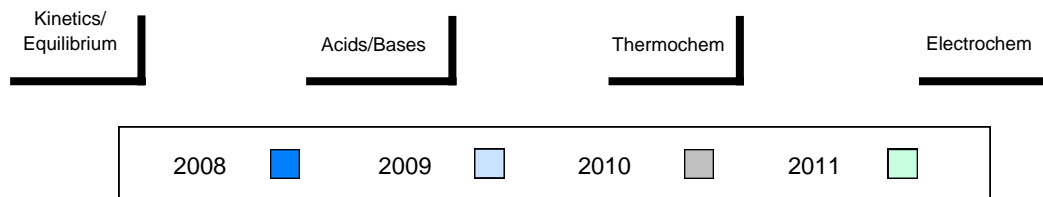
Difference from Provincial Mean, 2008-2011

School data with 5 or fewer students withheld for reasons of confidentiality.



4 Year Public Exam (Subtest) Mark Trend 2008-2011

School data with 5 or fewer students withheld for reasons of confidentiality.



District 4 - Eastern

#247 - Roncalli Central High, Avondale

Grades: 7-12

Number of Students 15

Chemistry 3202

School
District
Province

Public Exam Mark	School vs District	School vs Province
66.1	q	q
67.8		
66.9		

Final Mark

School vs District	School vs Province
q	q
68.7	
71.7	
71.1	

Subtest

**Kinetics/
Equilibrium**

School
District
Province

Public Exam Mark	School vs District	School vs Province
69.5	p	P
67.5		
67.0		

Acids/Bases

School
District
Province

Public Exam Mark	School vs District	School vs Province
71.6	p	P
70.8		
69.7		

Thermochem

School
District
Province

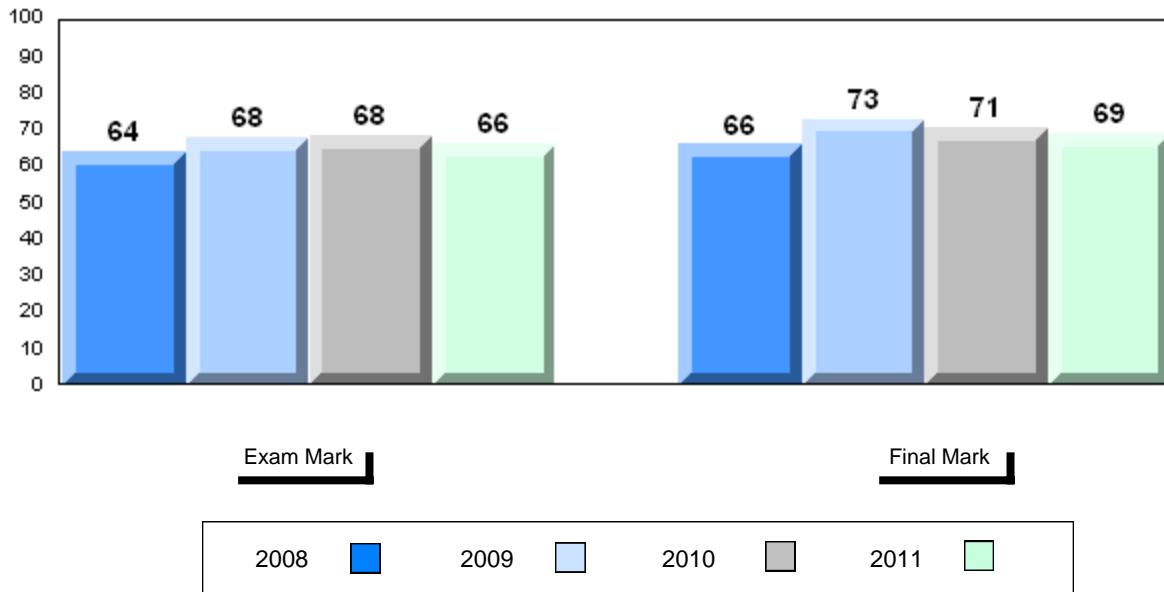
Public Exam Mark	School vs District	School vs Province
63.9	q	q
71.3		
70.0		

Electrochem

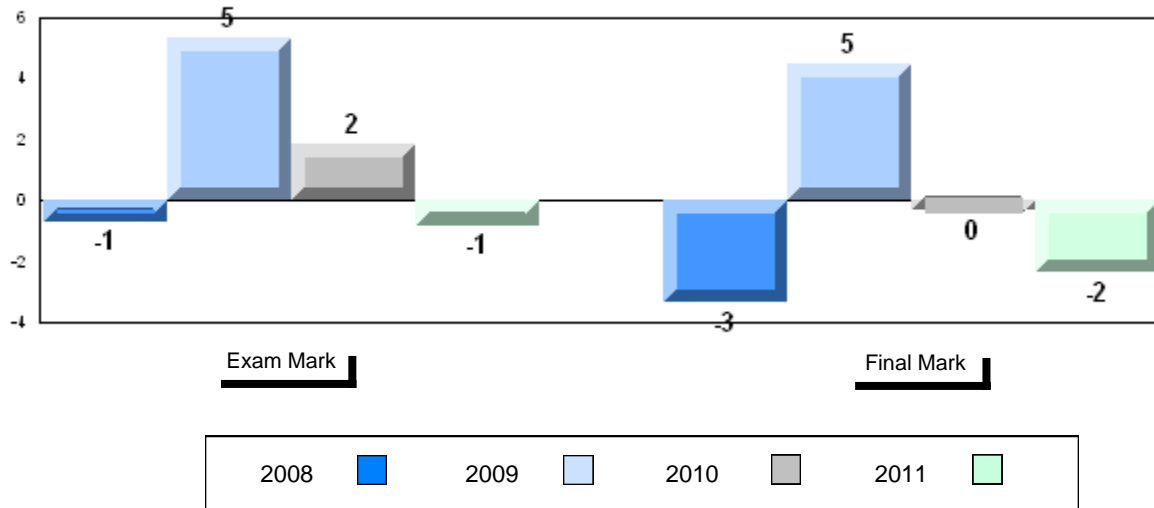
School
District
Province

Public Exam Mark	School vs District	School vs Province
55.0	q	q
58.4		
57.3		

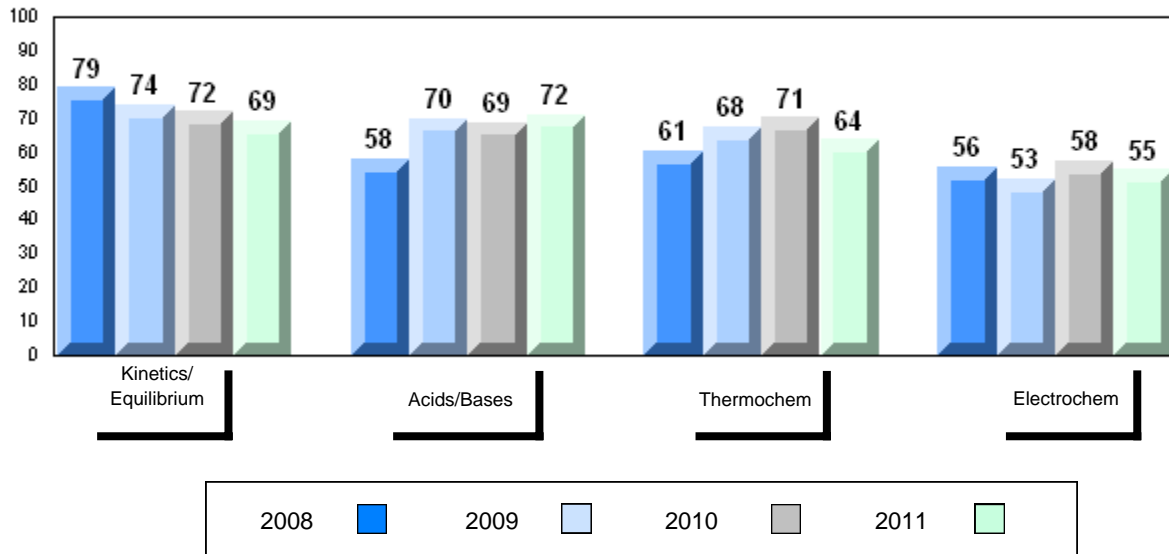
Average Mark, 2008-2011



Difference from Provincial Mean, 2008-2011

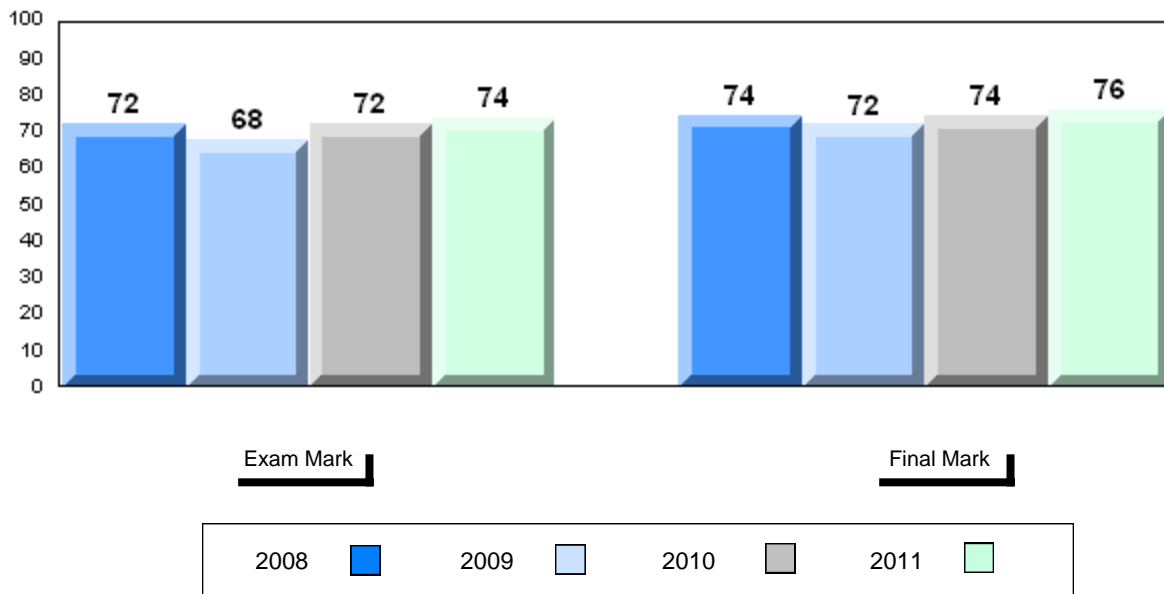


4 Year Public Exam (Subtest) Mark Trend 2008-2011

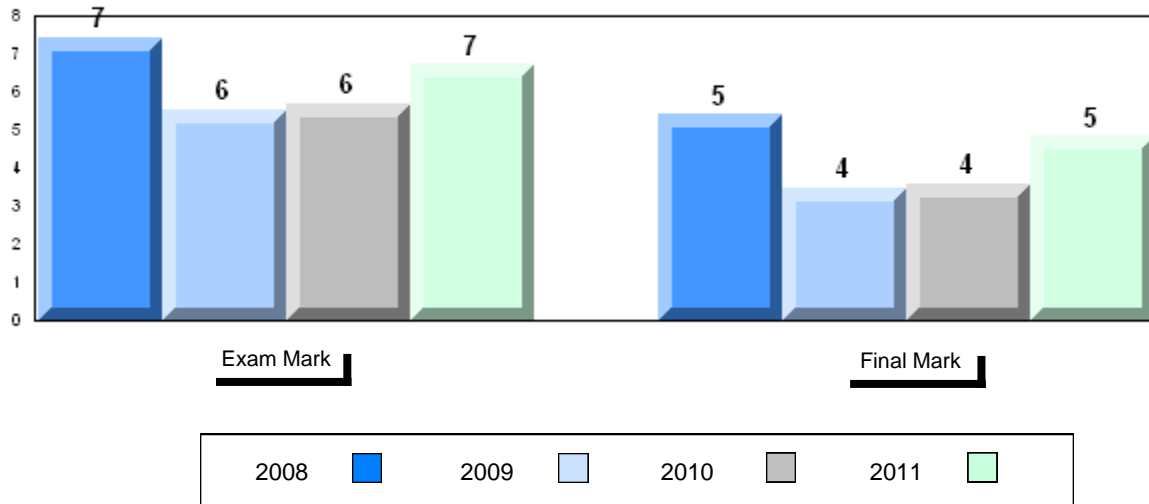


Number of Students	75						
Chemistry 3202		Public Exam Mark	School vs District	School vs Province	Final Mark	School vs District	School vs Province
	School	73.6	P	P	75.9	P	P
	District	67.8			71.7		
	Province	66.9			71.1		
Subtest							
Kinetics/Equilibrium	School	70.9	P	P			
	District	67.5					
	Province	67.0					
Acids/Bases	School	78.7	P	P			
	District	70.8					
	Province	69.7					
Thermochem	School	77.2	P	P			
	District	71.3					
	Province	70.0					
Electrochem	School	63.6	P	P			
	District	58.4					
	Province	57.3					

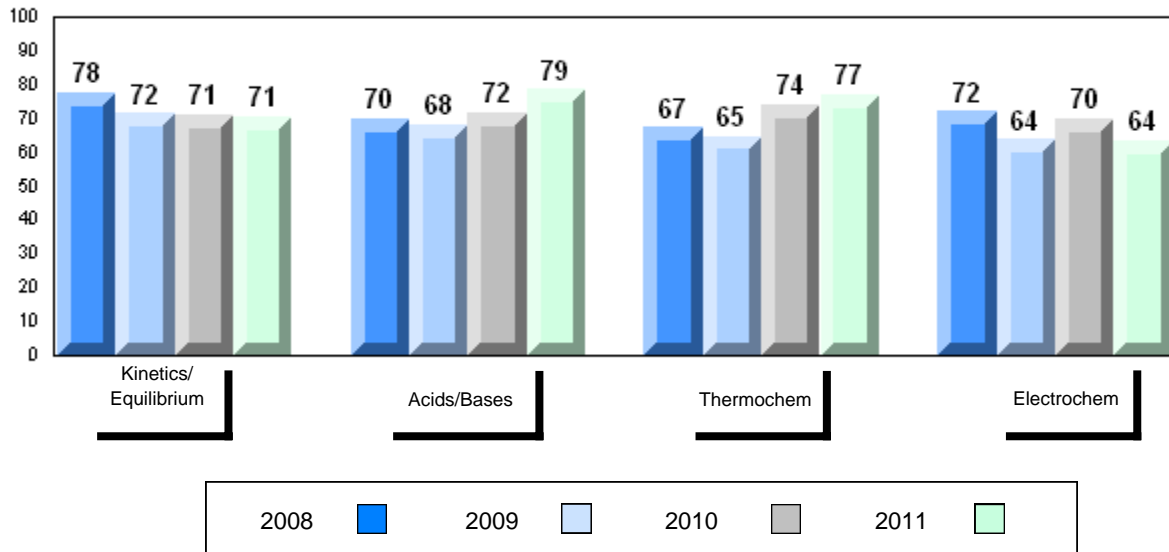
Average Mark, 2008-2011



Difference from Provincial Mean, 2008-2011

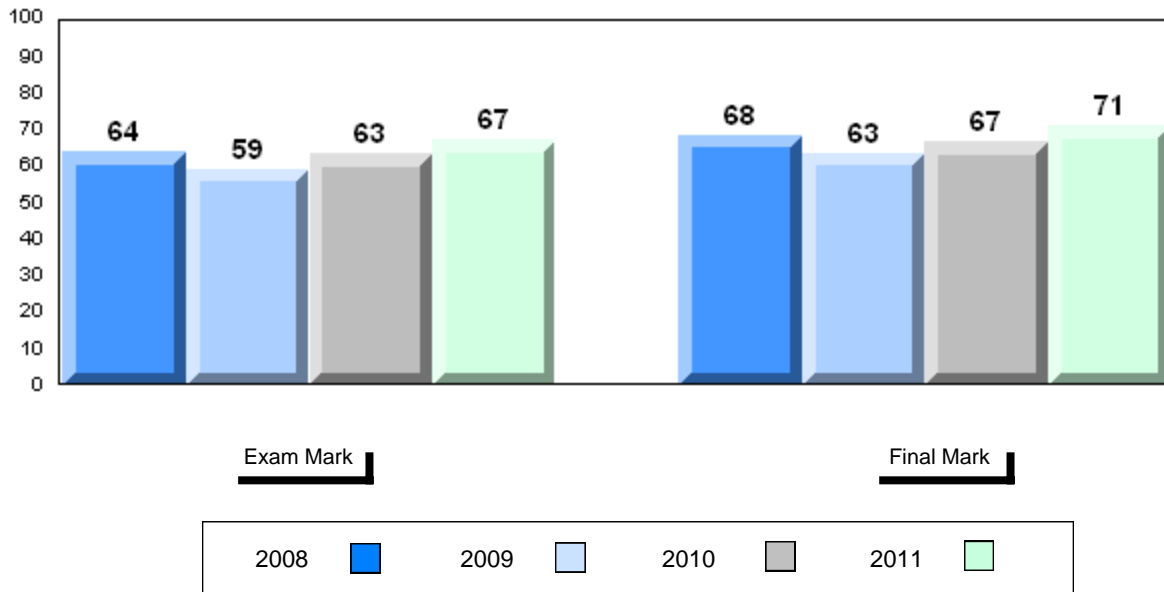


4 Year Public Exam (Subtest) Mark Trend 2008-2011

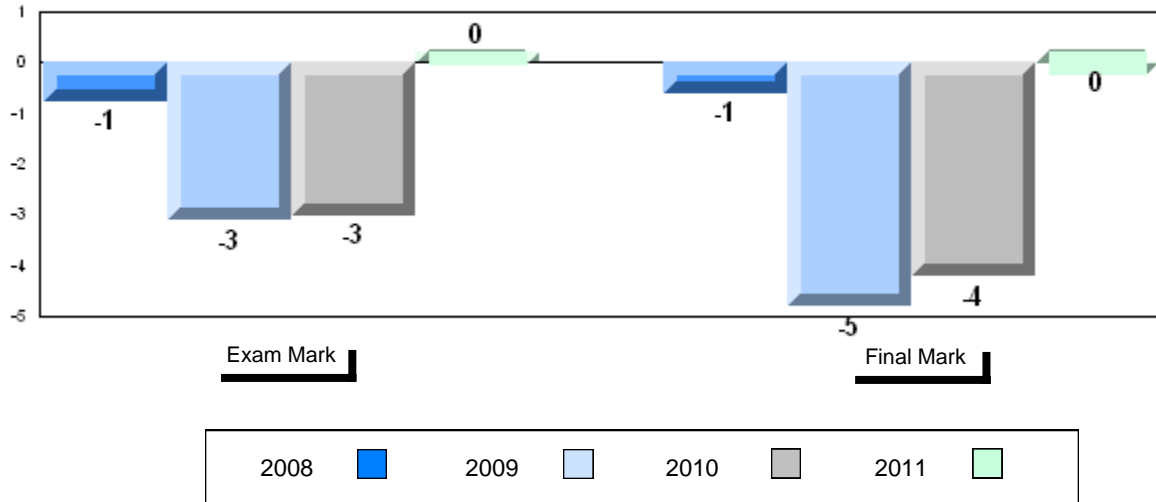


Number of Students	30						
Chemistry 3202		Public Exam Mark	School vs District	School vs Province	Final Mark	School vs District	School vs Province
	School	67.1	q	P	71.1	q	q
	District	67.8			71.7		
	Province	66.9			71.1		
<u>Subtest</u>							
Kinetics/Equilibrium	School	70.7	P	P			
	District	67.5					
	Province	67.0					
Acids/Bases	School	69.7	q	q			
	District	70.8					
	Province	69.7					
Thermochem	School	69.7	q	q			
	District	71.3					
	Province	70.0					
Electrochem	School	54.1	q	q			
	District	58.4					
	Province	57.3					

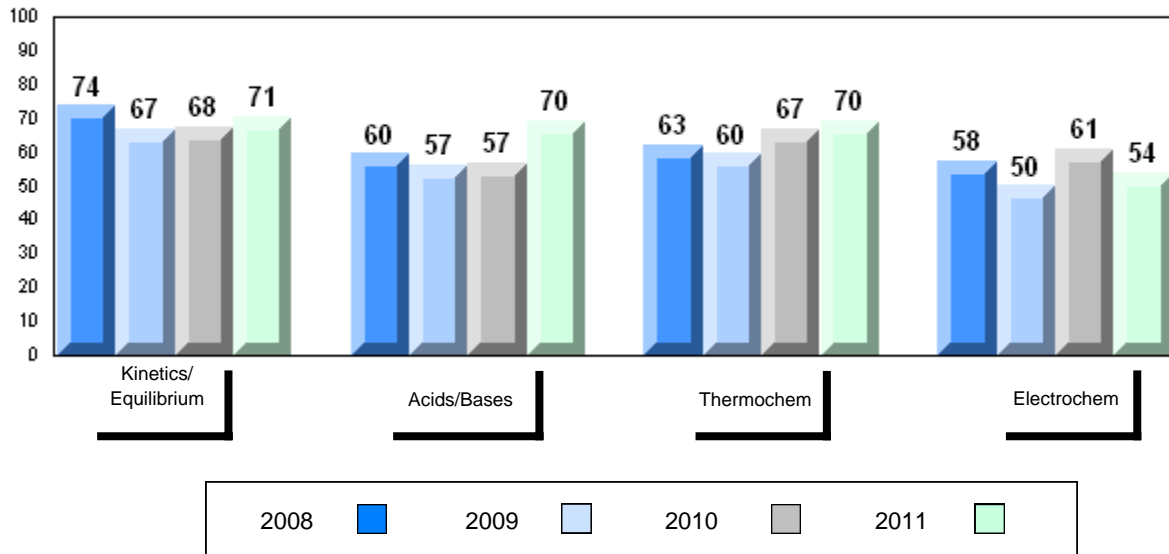
Average Mark, 2008-2011



Difference from Provincial Mean, 2008-2011



4 Year Public Exam (Subtest) Mark Trend 2008-2011



District 4 - Eastern

#274 - St. Catherine's Academy, Mount Carmel

Grades: K-12

Number of Students 3

Chemistry 3202 School
 District
 Province

Subtest

**Kinetics/
 Equilibrium** School
 District
 Province

Acids/Bases School
 District
 Province

Thermochem School
 District
 Province

Electrochem School
 District
 Province

Public Exam Mark	School vs District	School vs Province
<i>School data with 5 or fewer students withheld for reasons of confidentiality.</i>		

Final Mark	School vs District	School vs Province
<i>School data with 5 or fewer students withheld for reasons of confidentiality.</i>		

Average Mark, 2008-2011

School data with 5 or fewer students withheld for reasons of confidentiality.

Exam Mark

Final Mark



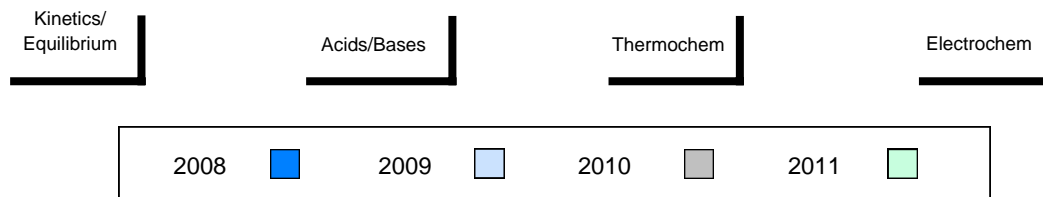
Difference from Provincial Mean, 2008-2011

School data with 5 or fewer students withheld for reasons of confidentiality.



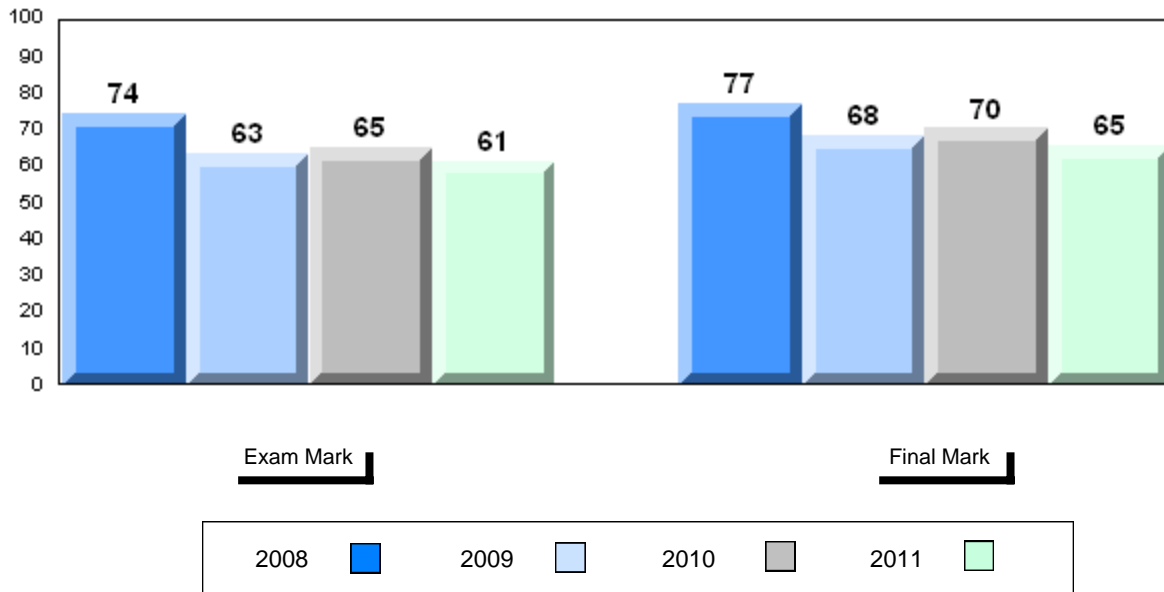
4 Year Public Exam (Subtest) Mark Trend 2008-2011

School data with 5 or fewer students withheld for reasons of confidentiality.

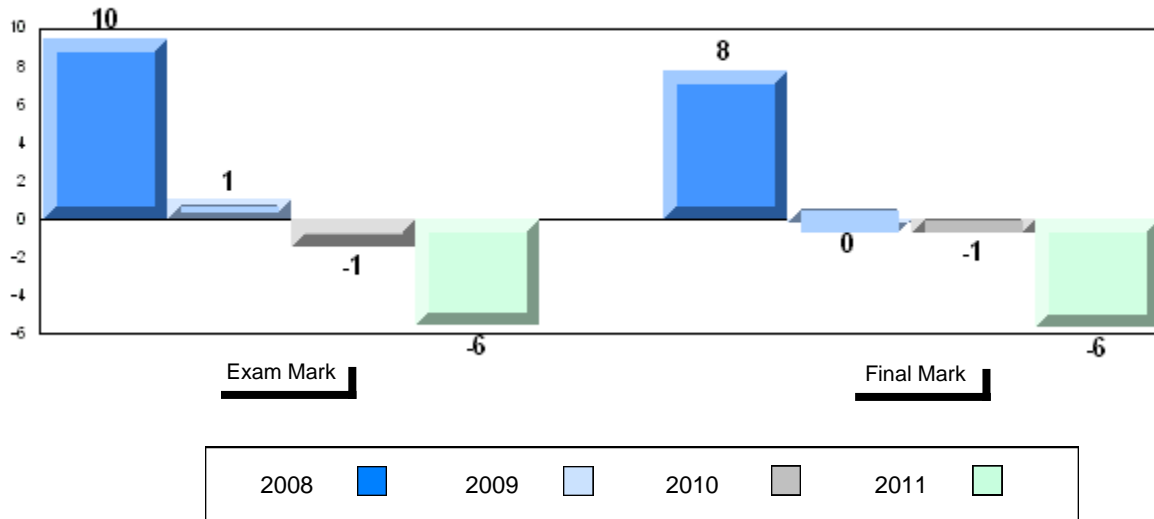


Number of Students	29						
Chemistry 3202		Public Exam Mark	School vs District	School vs Province	Final Mark	School vs District	School vs Province
	School	61.3	q	q	65.4	q	q
	District	67.8			71.7		
	Province	66.9			71.1		
<u>Subtest</u>							
Kinetics/Equilibrium	School	63.2	q	q			
	District	67.5					
	Province	67.0					
Acids/Bases	School	61.6	q	q			
	District	70.8					
	Province	69.7					
Thermochem	School	64.3	q	q			
	District	71.3					
	Province	70.0					
Electrochem	School	53.2	q	q			
	District	58.4					
	Province	57.3					

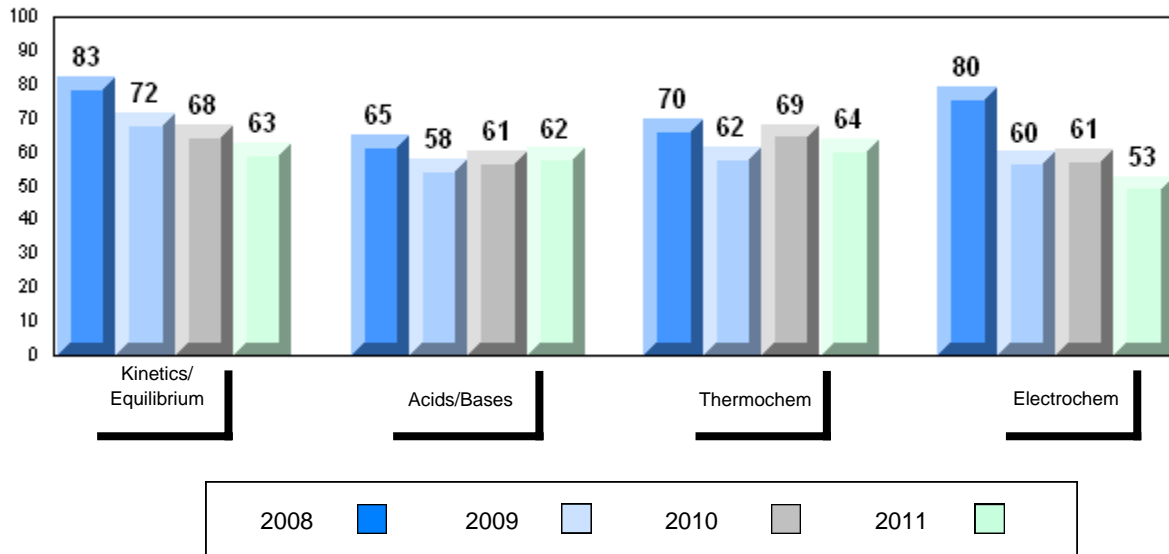
Average Mark, 2008-2011



Difference from Provincial Mean, 2008-2011

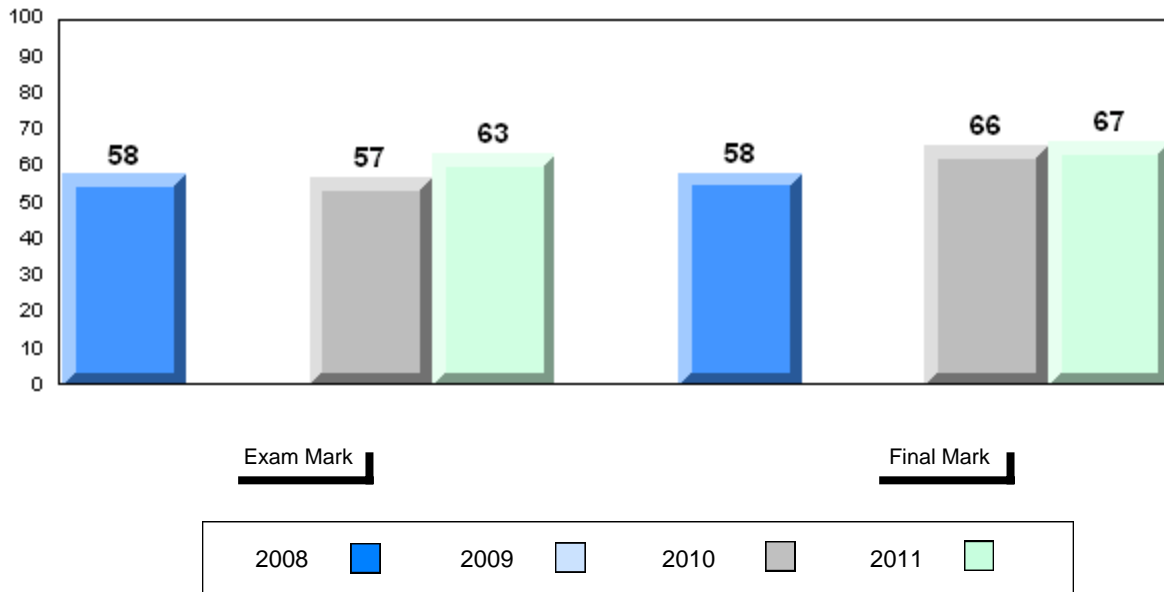


4 Year Public Exam (Subtest) Mark Trend 2008-2011

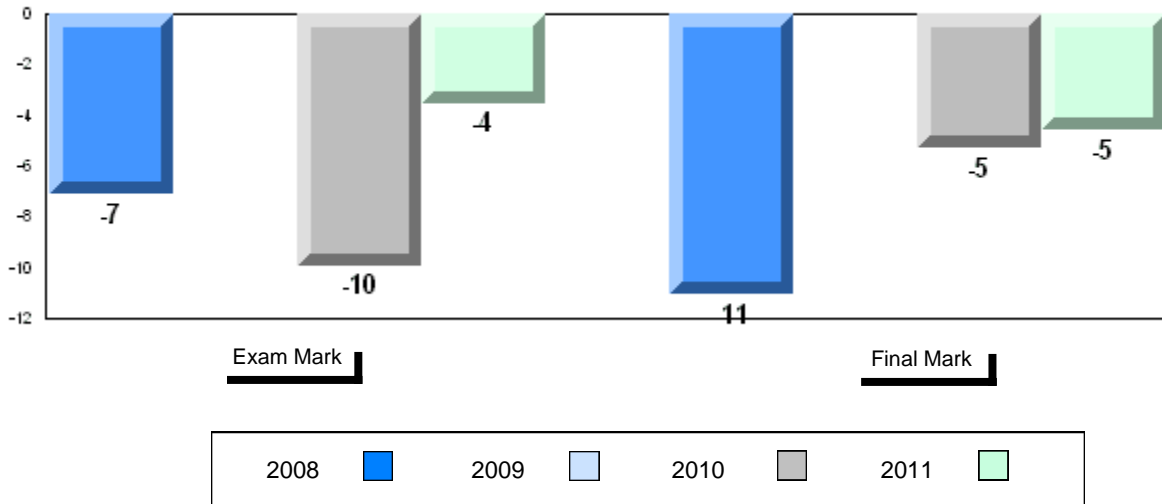


Number of Students	6					
Chemistry 3202		Public Exam Mark	School vs District	School vs Province	Final Mark	School vs District, School vs Province
	School	63.3	q	q	66.5	q, q
	District	67.8			71.7	
	Province	66.9			71.1	
Subtest						
Kinetics/Equilibrium	School	60.3	q	q		
	District	67.5				
	Province	67.0				
Acids/Bases	School	69.2	q	q		
	District	70.8				
	Province	69.7				
Thermochem	School	67.3	q	q		
	District	71.3				
	Province	70.0				
Electrochem	School	52.5	q	q		
	District	58.4				
	Province	57.3				

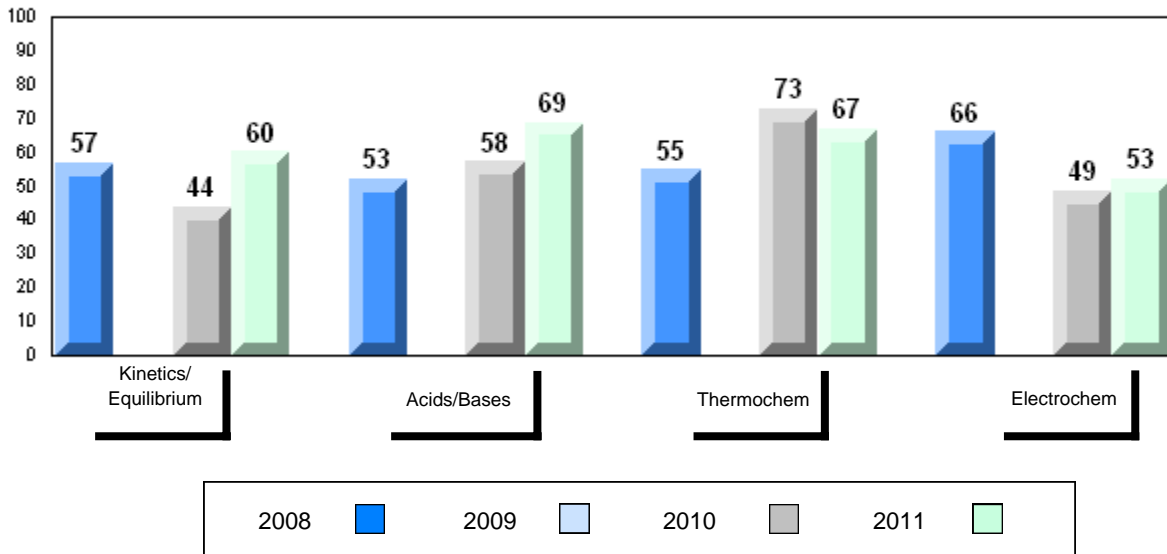
Average Mark, 2008-2011



Difference from Provincial Mean, 2008-2011



4 Year Public Exam (Subtest) Mark Trend 2008-2011



Number of Students 13

Chemistry 3202

School
 District
 Province

Public Exam Mark School vs District School vs Province

70.1 P P
 67.8
 66.9

Final Mark

School vs District School vs Province

72.0 P P
 71.7
 71.1

Subtest

Kinetics/Equilibrium

School
 District
 Province

70.3 P P
 67.5
 67.0

Acids/Bases

School
 District
 Province

76.3 P P
 70.8
 69.7

Thermochem

School
 District
 Province

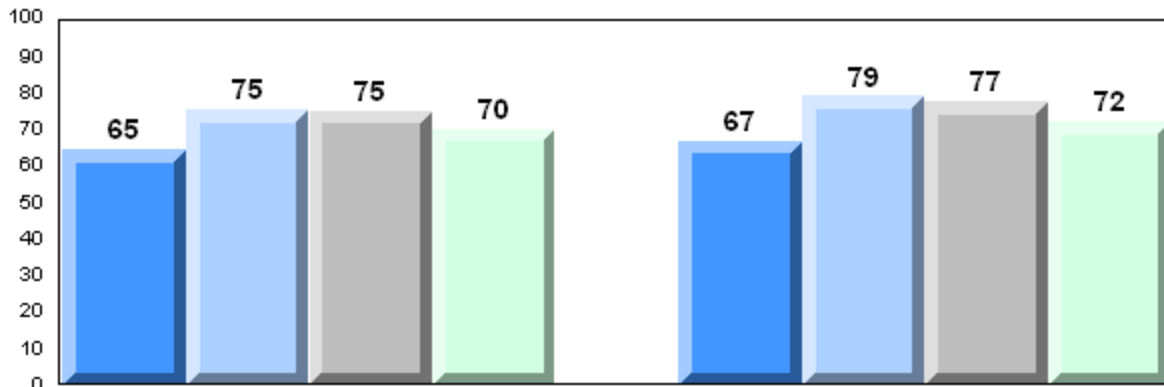
72.8 P P
 71.3
 70.0

Electrochem

School
 District
 Province

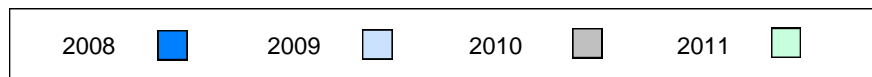
56.2 q q
 58.4
 57.3

Average Mark, 2008-2011

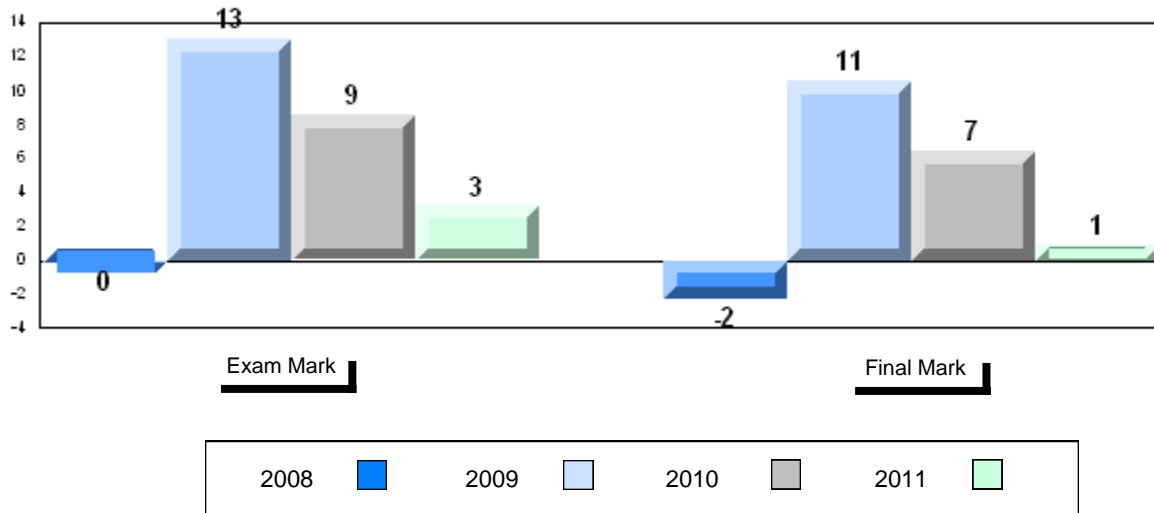


Exam Mark

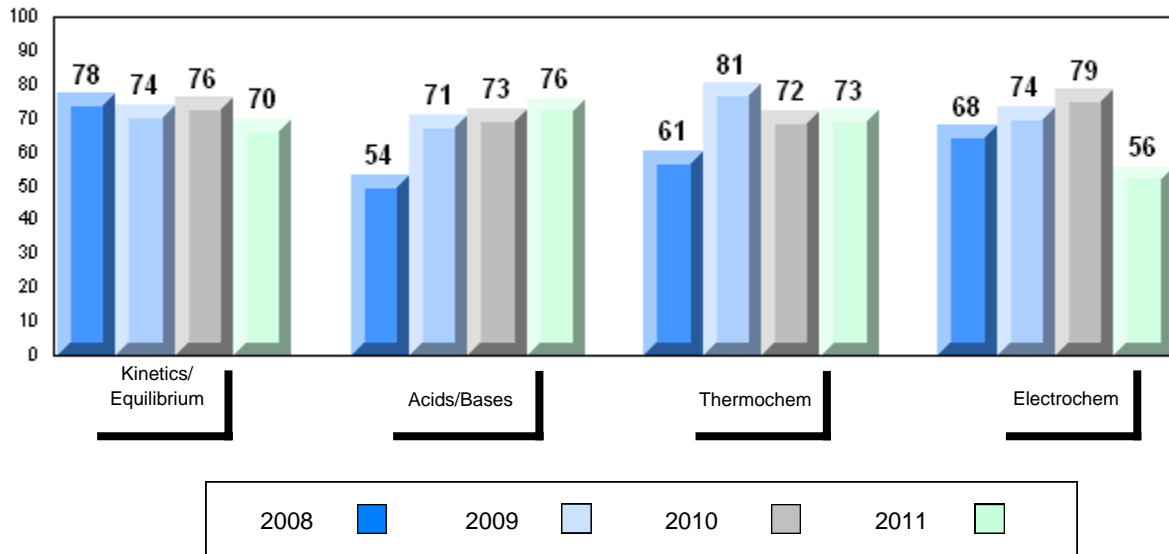
Final Mark



Difference from Provincial Mean, 2008-2011



4 Year Public Exam (Subtest) Mark Trend 2008-2011



District 4 - Eastern

#296 - St. Michael's High, Bell Island

Grades: 7-12

Number of Students 4

Chemistry 3202 School
 District
 Province

Subtest

**Kinetics/
 Equilibrium** School
 District
 Province

Acids/Bases School
 District
 Province

Thermochem School
 District
 Province

Electrochem School
 District
 Province

Public Exam Mark	School vs District	School vs Province
<i>School data with 5 or fewer students withheld for reasons of confidentiality.</i>		


Final Mark	School vs District	School vs Province
<i>School data with 5 or fewer students withheld for reasons of confidentiality.</i>		

Average Mark, 2008-2011

School data with 5 or fewer students withheld for reasons of confidentiality.

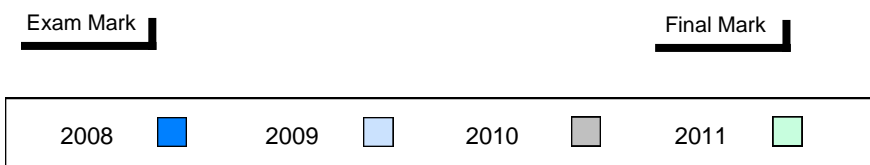
Exam Mark

Final Mark



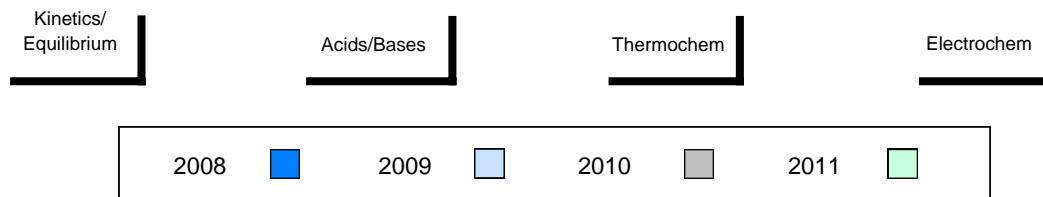
Difference from Provincial Mean, 2008-2011

School data with 5 or fewer students withheld for reasons of confidentiality.



4 Year Public Exam (Subtest) Mark Trend 2008-2011

School data with 5 or fewer students withheld for reasons of confidentiality.



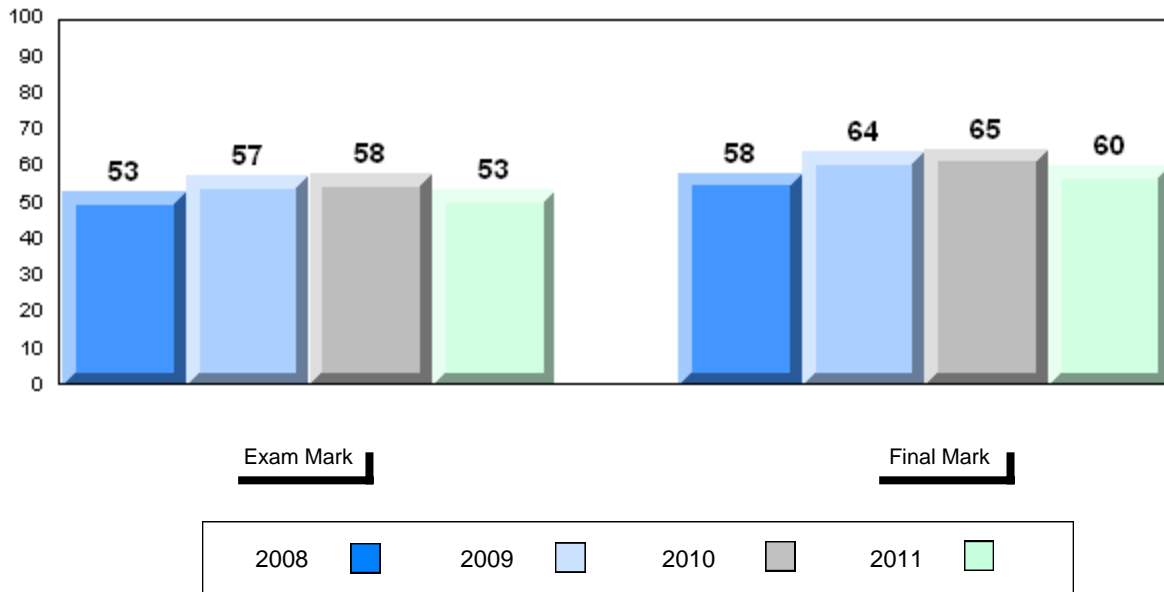
District 4 - Eastern

#302 - Queen Elizabeth Regional High, Conception Bay South (

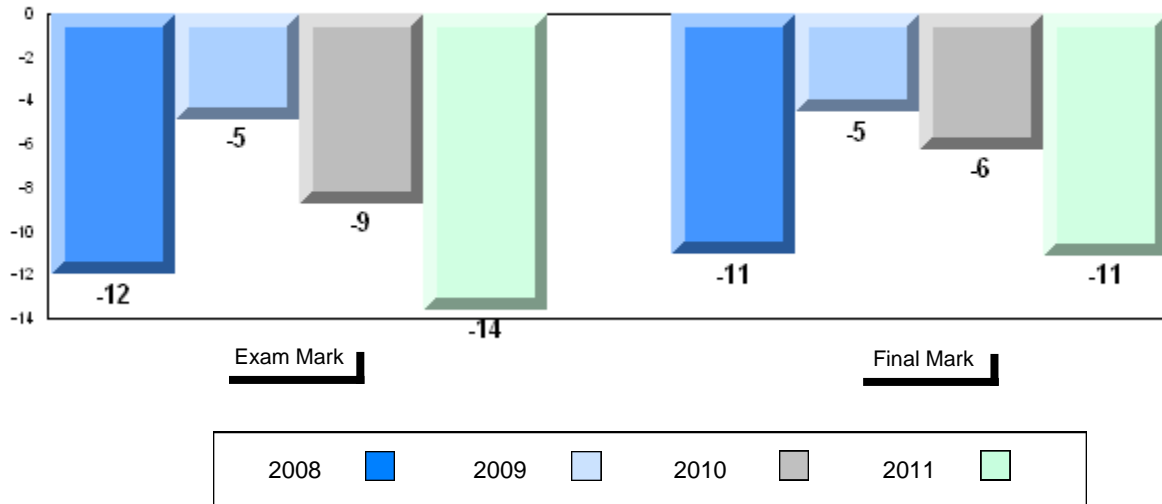
Grades: 10-12

Number of Students	47						
		Public Exam Mark	School vs District	School vs Province	Final Mark	School vs District	School vs Province
Chemistry 3202	School	53.3	q	q	60.0	q	q
	District	67.8			71.7		
	Province	66.9			71.1		
<u>Subtest</u>							
Kinetics/Equilibrium	School	54.9	q	q			
	District	67.5					
	Province	67.0					
Acids/Bases	School	52.8	q	q			
	District	70.8					
	Province	69.7					
Thermochem	School	57.2	q	q			
	District	71.3					
	Province	70.0					
Electrochem	School	45.4	q	q			
	District	58.4					
	Province	57.3					

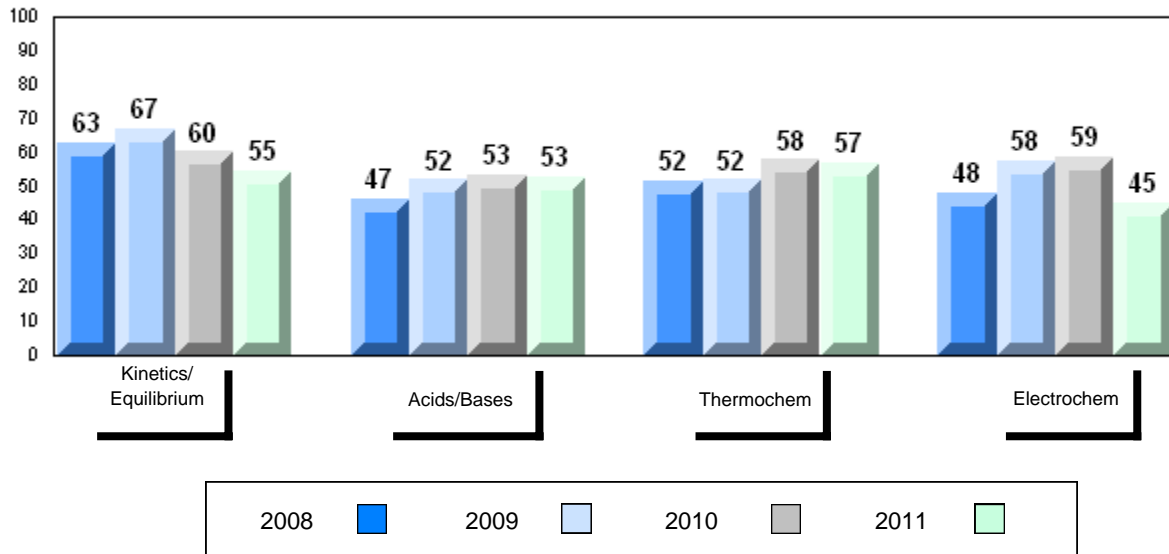
Average Mark, 2008-2011



Difference from Provincial Mean, 2008-2011



4 Year Public Exam (Subtest) Mark Trend 2008-2011



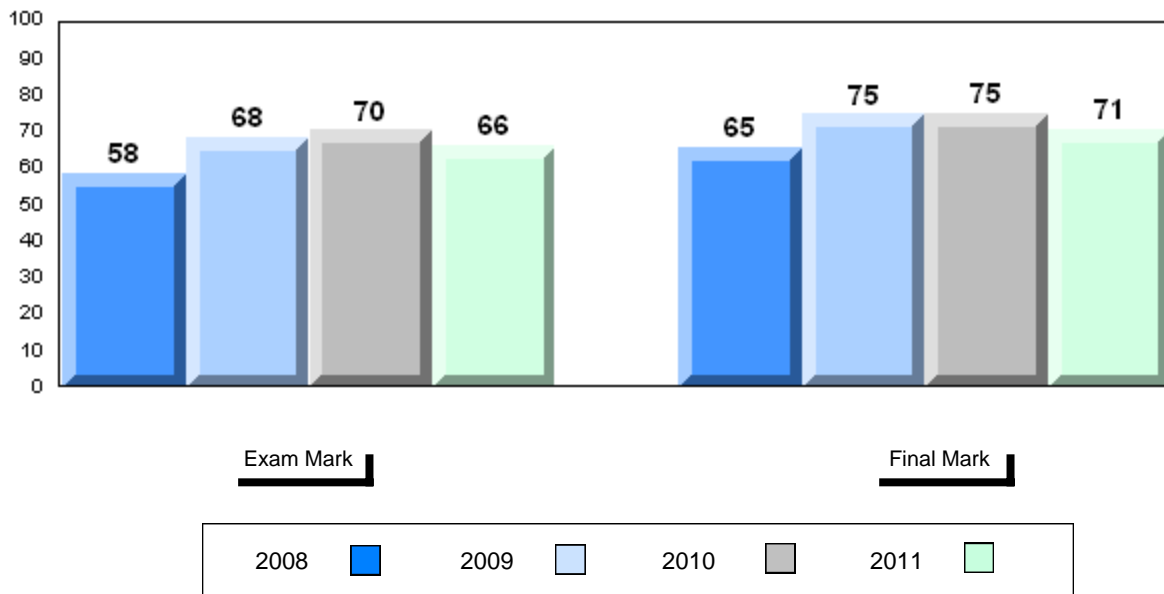
District 4 - Eastern

#304 - Holy Spirit High, Conception Bay South (Manuels)

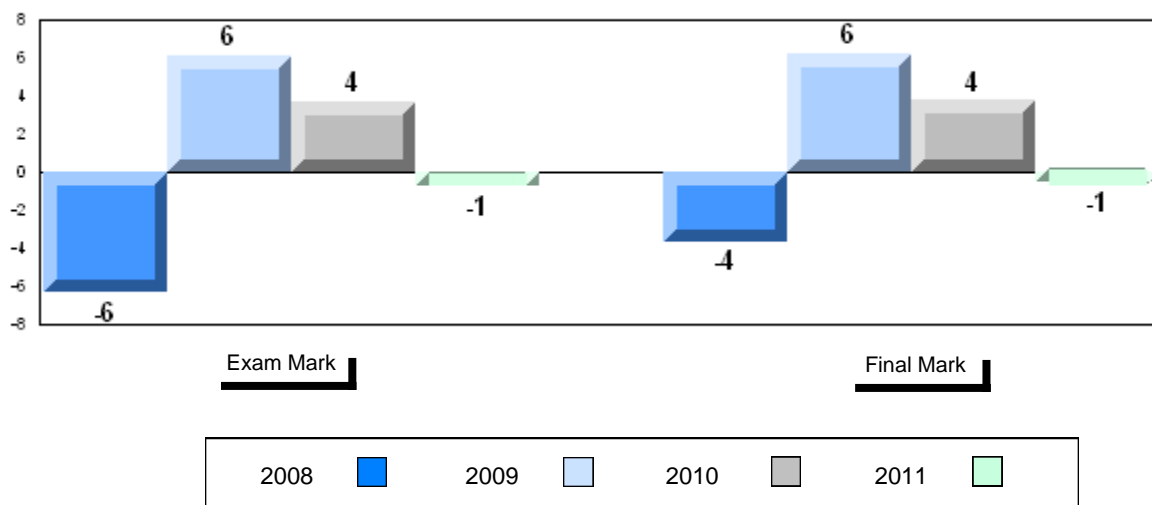
Grades: 9-12

Number of Students		41						
			Public Exam Mark	School vs District	School vs Province	Final Mark	School vs District	School vs Province
Chemistry 3202	School		66.2	q	q	70.5	q	q
	District		67.8			71.7		
	Province		66.9			71.1		
Subtest								
Kinetics/Equilibrium	School		66.2	q	q			
	District		67.5					
	Province		67.0					
Acids/Bases	School		71.9	p	p			
	District		70.8					
	Province		69.7					
Thermochem	School		65.6	q	q			
	District		71.3					
	Province		70.0					
Electrochem	School		57.3	q	p			
	District		58.4					
	Province		57.3					

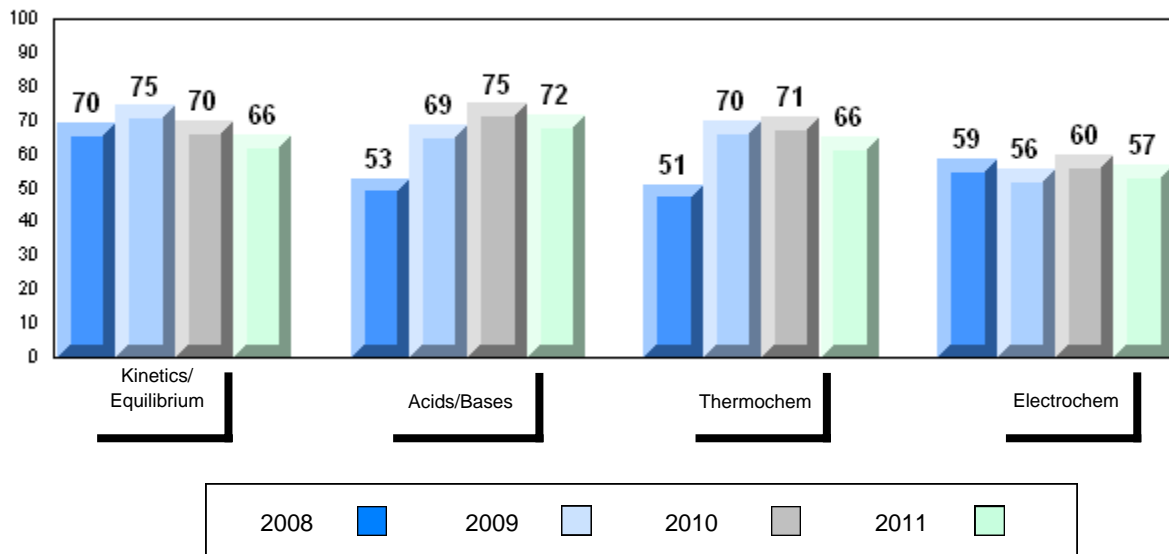
Average Mark, 2008-2011



Difference from Provincial Mean, 2008-2011



4 Year Public Exam (Subtest) Mark Trend 2008-2011



District 4 - Eastern

#307 - Mobile Central High, Mobile

Grades: 7-12

Number of Students 11

Chemistry 3202

School
District
Province

Public Exam Mark School vs District School vs Province

66.3 q q
67.8
66.9

Final Mark

School vs District School vs Province

67.9 q q
71.7
71.1

Subtest

**Kinetics/
Equilibrium**

School
District
Province

66.2 q q
67.5
67.0

Acids/Bases

School
District
Province

68.2 q q
70.8
69.7

Thermochem

School
District
Province

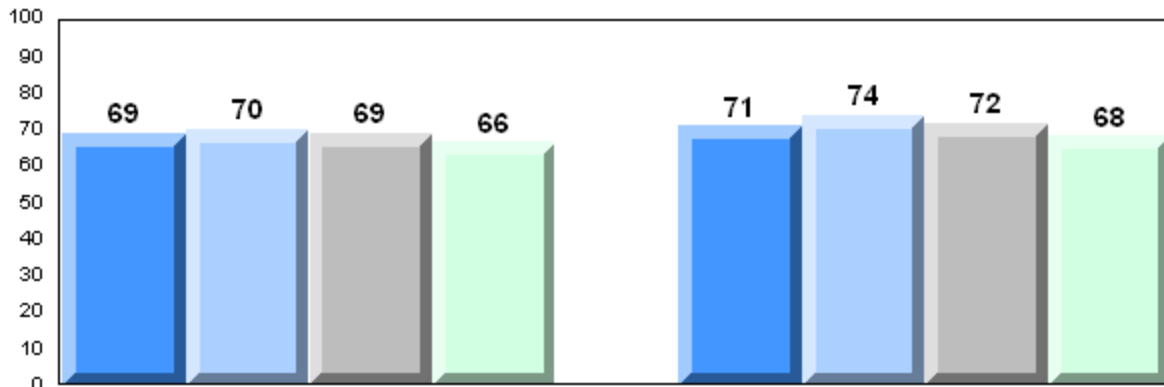
63.1 q q
71.3
70.0

Electrochem

School
District
Province

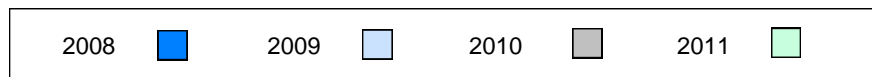
66.1 p p
58.4
57.3

Average Mark, 2008-2011

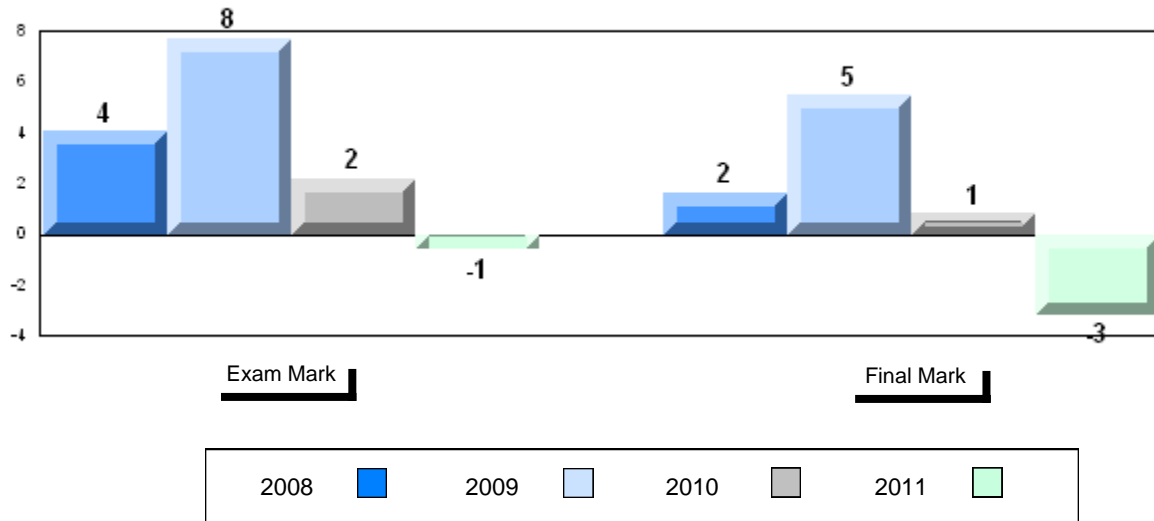


Exam Mark

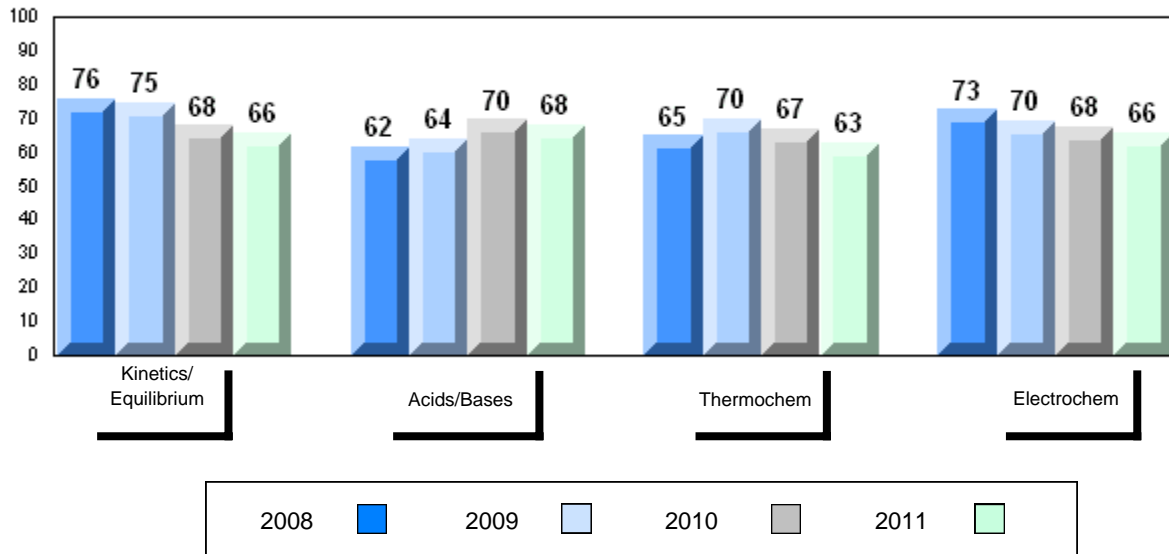
Final Mark



Difference from Provincial Mean, 2008-2011



4 Year Public Exam (Subtest) Mark Trend 2008-2011



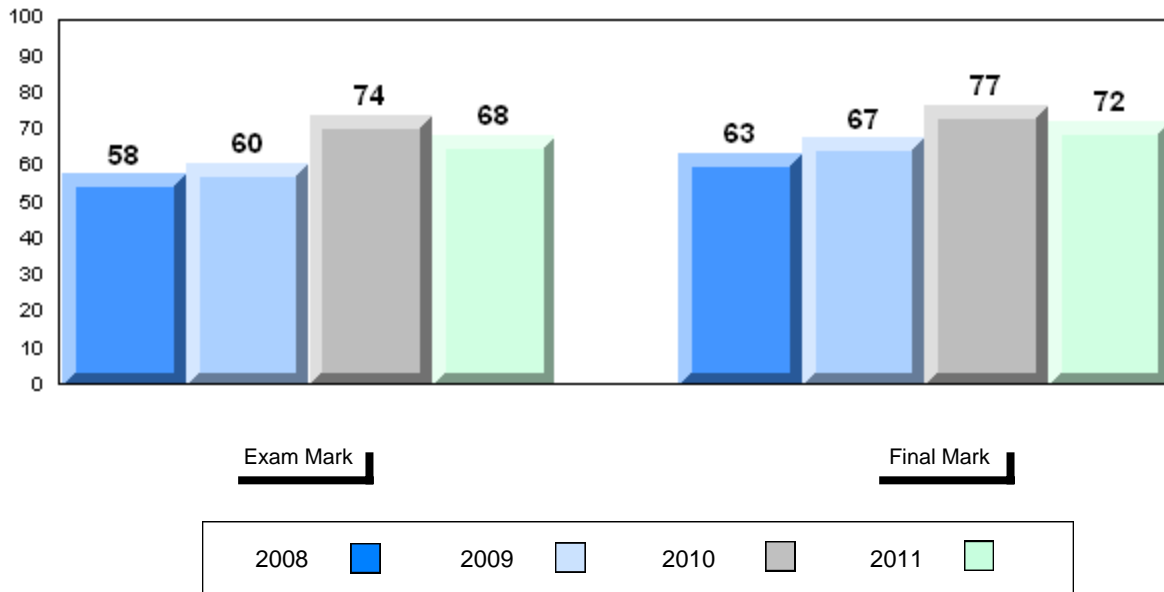
District 4 - Eastern

#311 - Mount Pearl Senior High, Mount Pearl

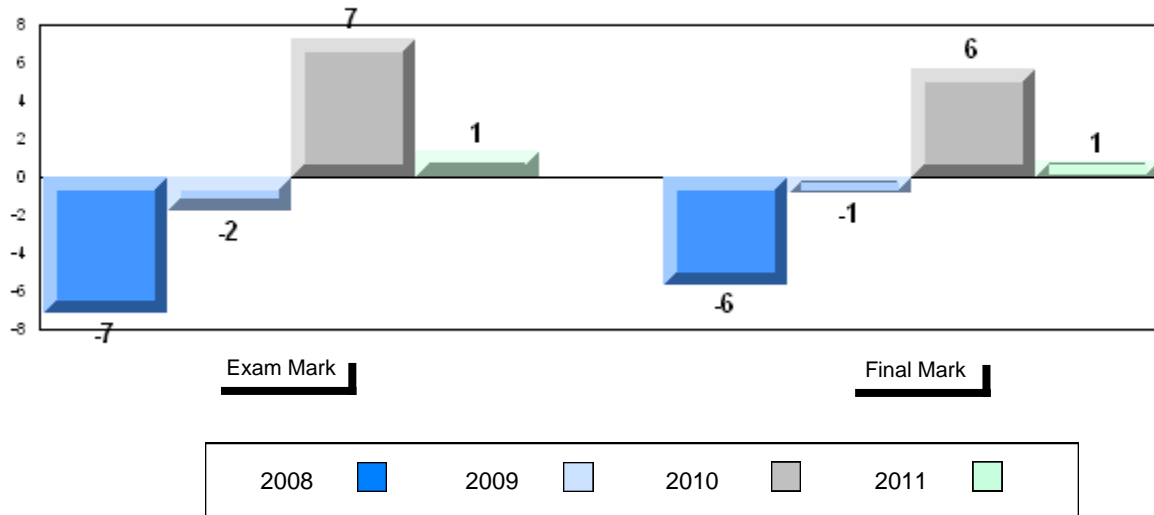
Grades: 10-12

Number of Students	55						
Chemistry 3202		Public Exam Mark	School vs District	School vs Province	Final Mark	School vs District	School vs Province
	School	68.2	P	P	71.9	P	P
	District	67.8			71.7		
	Province	66.9			71.1		
<u>Subtest</u>							
Kinetics/Equilibrium	School	68.3	P	P			
	District	67.5					
	Province	67.0					
Acids/Bases	School	66.6	q	q			
	District	70.8					
	Province	69.7					
Thermochem	School	74.5	P	P			
	District	71.3					
	Province	70.0					
Electrochem	School	60.5	P	P			
	District	58.4					
	Province	57.3					

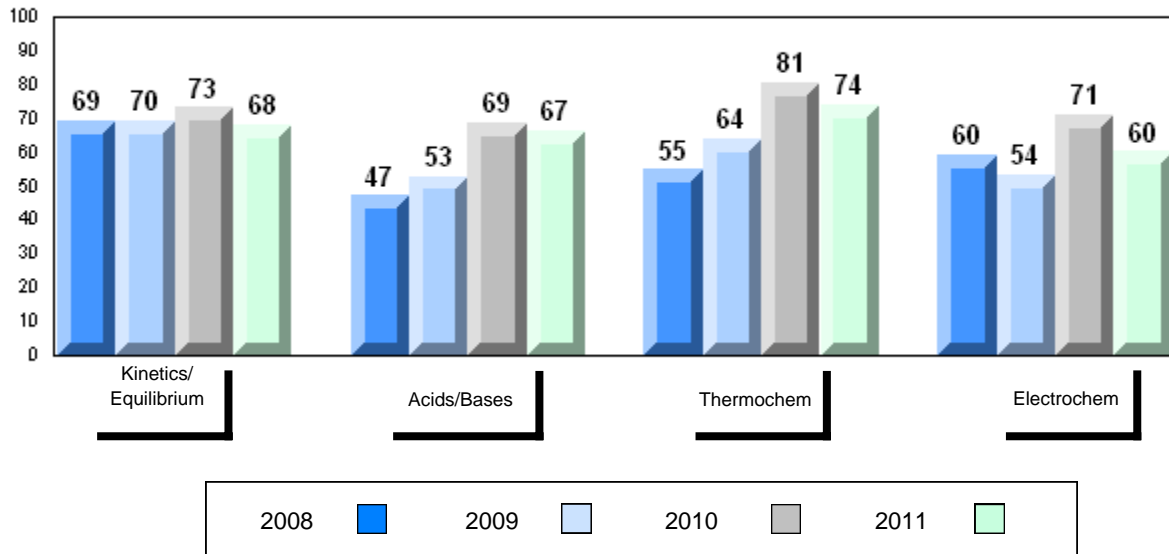
Average Mark, 2008-2011



Difference from Provincial Mean, 2008-2011



4 Year Public Exam (Subtest) Mark Trend 2008-2011



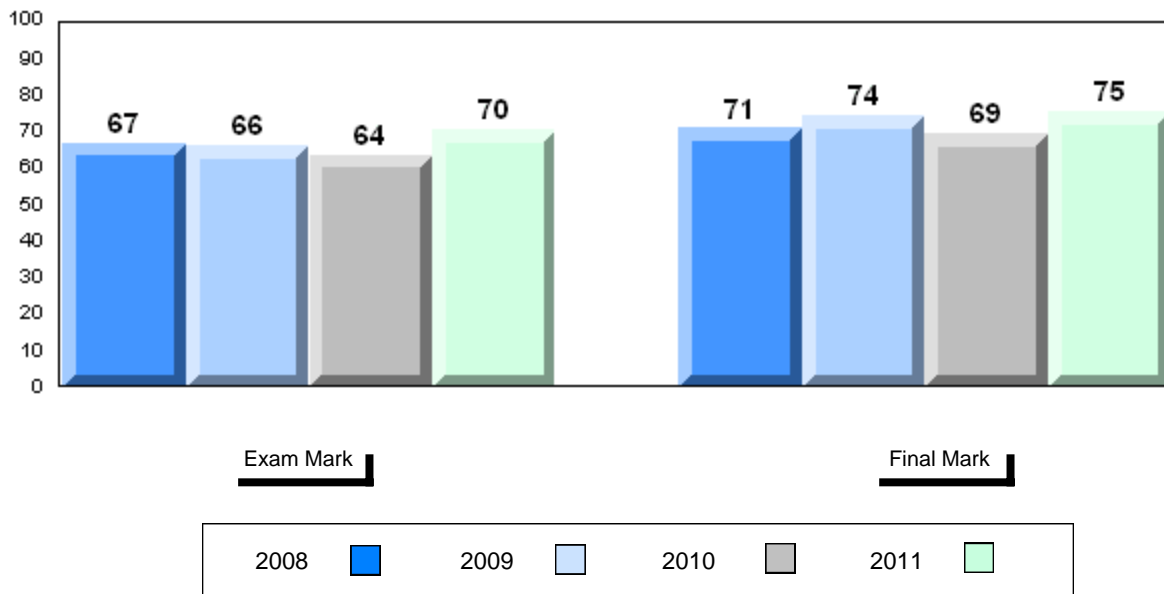
District 4 - Eastern

#313 - O'Donel High School, Mount Pearl

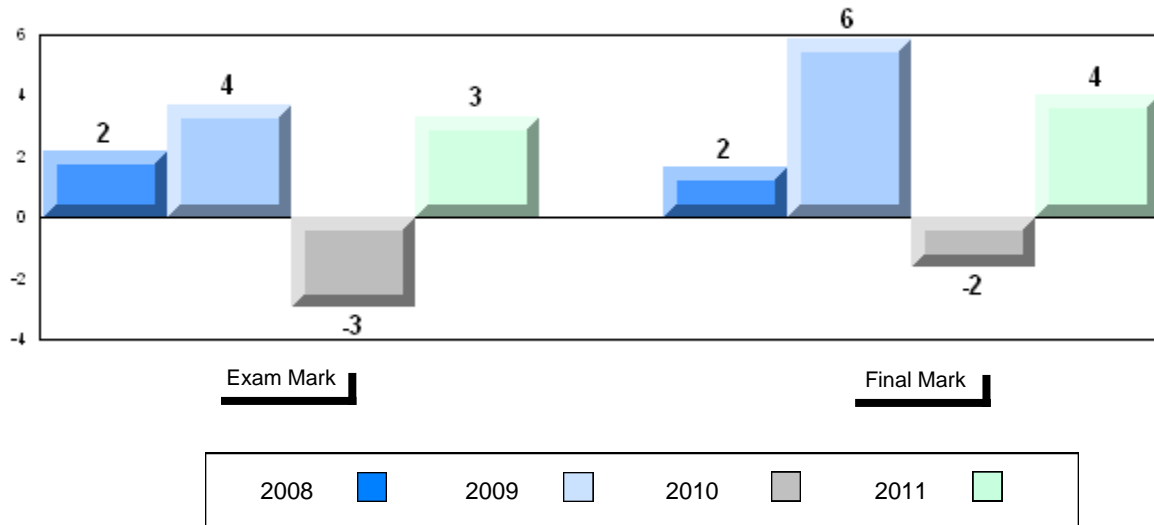
Grades: 10-12

Number of Students	77						
Chemistry 3202		Public Exam Mark	School vs District	School vs Province	Final Mark	School vs District	School vs Province
	School	70.2	P	P	75.1	P	P
	District	67.8			71.7		
	Province	66.9			71.1		
Subtest							
Kinetics/Equilibrium	School	70.8	P	P			
	District	67.5					
	Province	67.0					
Acids/Bases	School	74.2	P	P			
	District	70.8					
	Province	69.7					
Thermochem	School	73.2	P	P			
	District	71.3					
	Province	70.0					
Electrochem	School	59.7	P	P			
	District	58.4					
	Province	57.3					

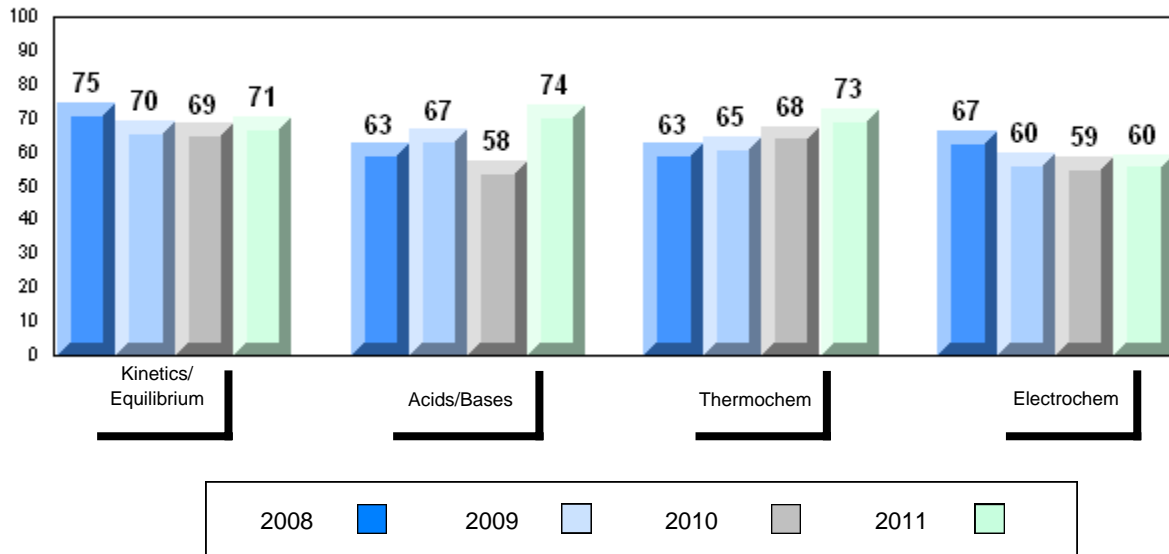
Average Mark, 2008-2011



Difference from Provincial Mean, 2008-2011

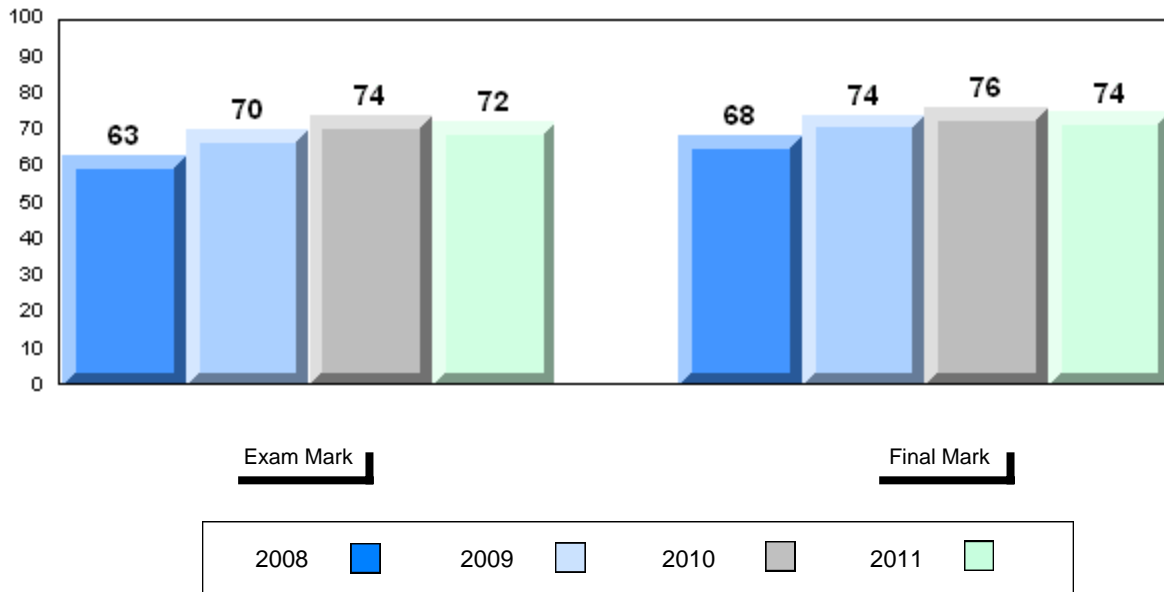


4 Year Public Exam (Subtest) Mark Trend 2008-2011

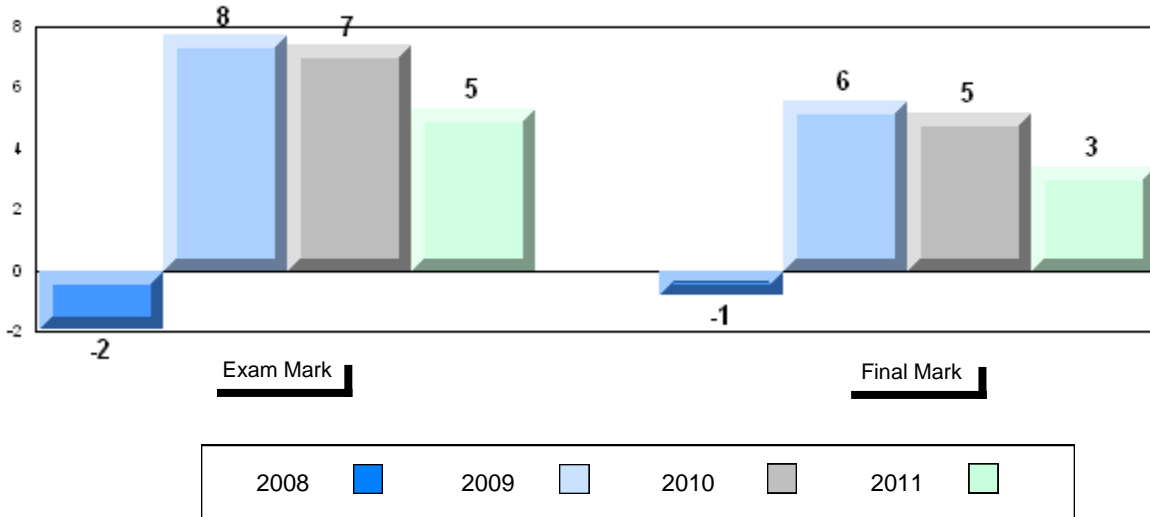


Number of Students	59						
Chemistry 3202		Public Exam Mark	School vs District	School vs Province	Final Mark	School vs District	School vs Province
	School	72.2	P	P	74.5	P	P
	District	67.8			71.7		
	Province	66.9			71.1		
<u>Subtest</u>							
Kinetics/Equilibrium	School	68.1	P	P			
	District	67.5					
	Province	67.0					
Acids/Bases	School	75.0	P	P			
	District	70.8					
	Province	69.7					
Thermochem	School	76.5	P	P			
	District	71.3					
	Province	70.0					
Electrochem	School	66.4	P	P			
	District	58.4					
	Province	57.3					

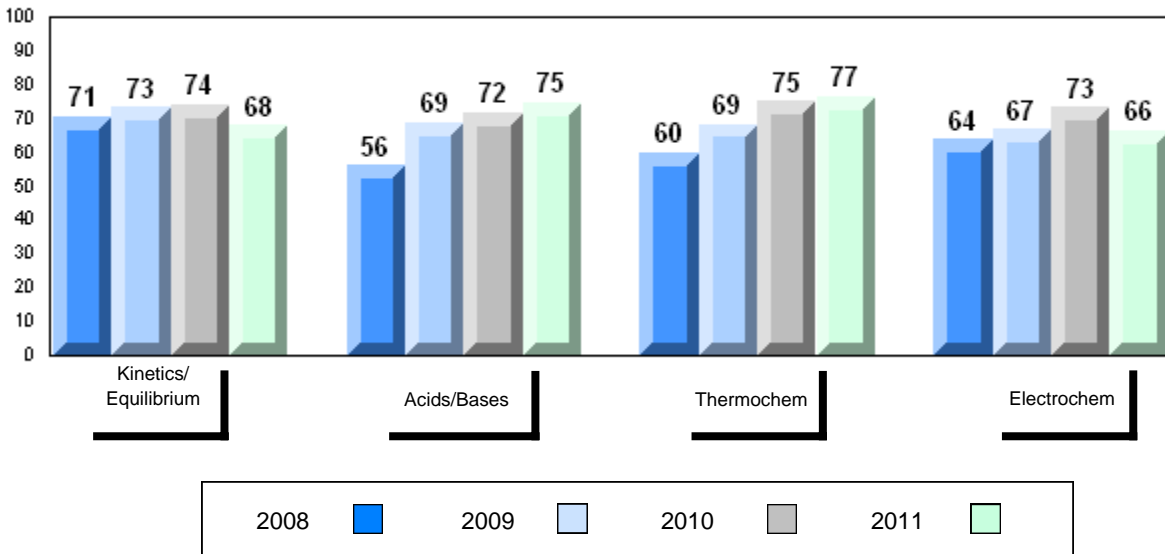
Average Mark, 2008-2011



Difference from Provincial Mean, 2008-2011



4 Year Public Exam (Subtest) Mark Trend 2008-2011



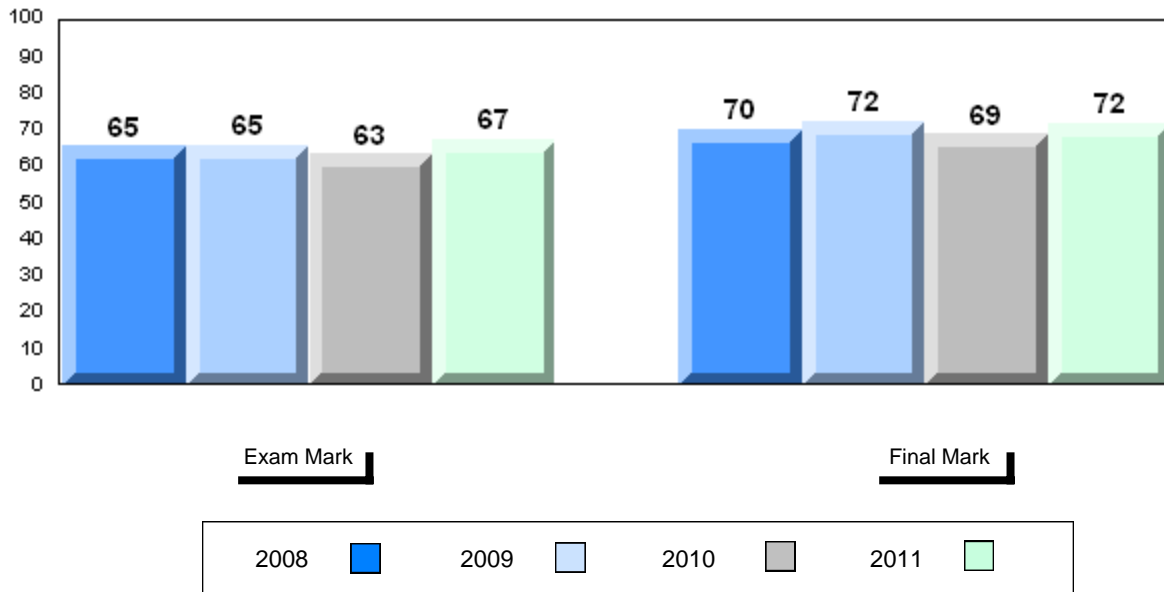
District 4 - Eastern

#328 - Booth Memorial High School, St. John's

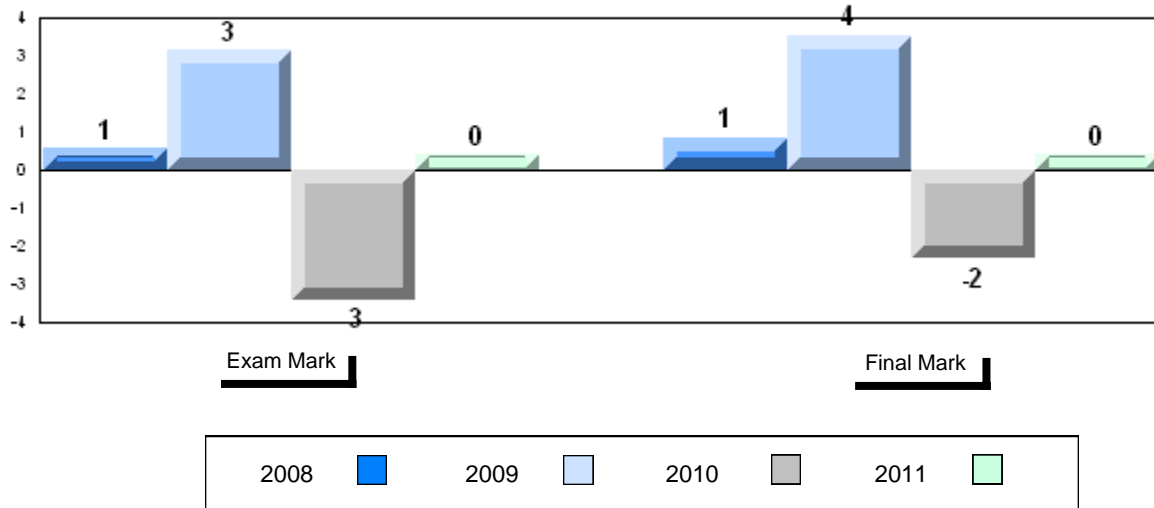
Grades: 10-12

Number of Students	44						
Chemistry 3202		Public Exam Mark	School vs District	School vs Province	Final Mark	School vs District	School vs Province
	School	67.3	q	P	71.5	q	P
	District	67.8			71.7		
	Province	66.9			71.1		
<u>Subtest</u>							
Kinetics/Equilibrium	School	65.6	q	q			
	District	67.5					
	Province	67.0					
Acids/Bases	School	68.1	q	q			
	District	70.8					
	Province	69.7					
Thermochem	School	72.7	P	P			
	District	71.3					
	Province	70.0					
Electrochem	School	60.2	P	P			
	District	58.4					
	Province	57.3					

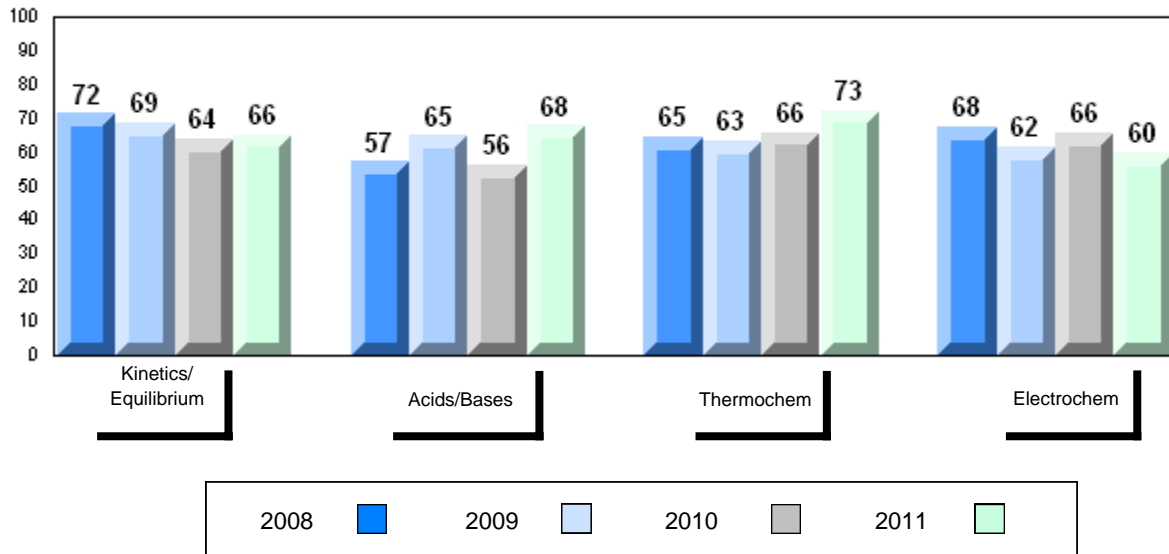
Average Mark, 2008-2011



Difference from Provincial Mean, 2008-2011

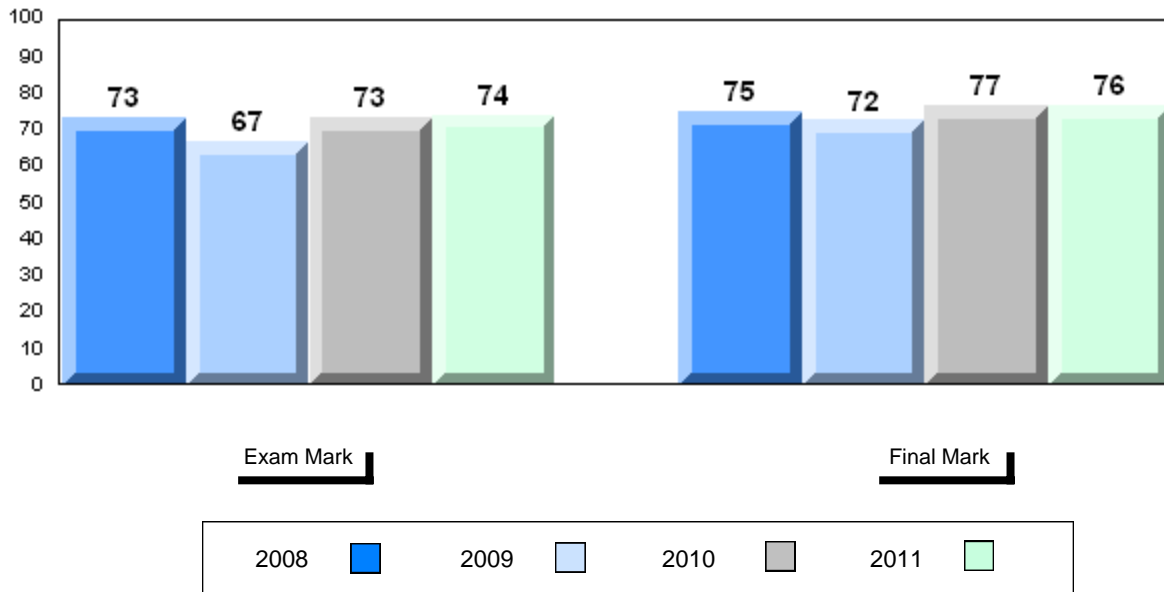


4 Year Public Exam (Subtest) Mark Trend 2008-2011

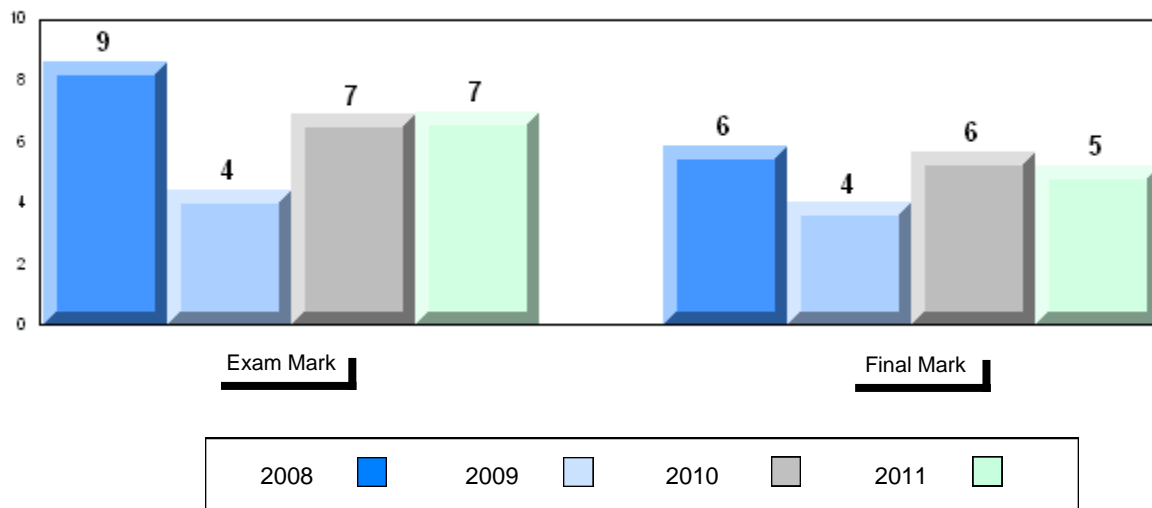


Number of Students	121	Public Exam Mark	School vs District	School vs Province	Final Mark	School vs District	School vs Province
Chemistry 3202	School	73.9	P	P	76.3	P	P
	District	67.8			71.7		
	Province	66.9			71.1		
<u>Subtest</u>							
Kinetics/Equilibrium	School	72.1	P	P			
	District	67.5					
	Province	67.0					
Acids/Bases	School	78.6	P	P			
	District	70.8					
	Province	69.7					
Thermochem	School	76.9	P	P			
	District	71.3					
	Province	70.0					
Electrochem	School	63.9	P	P			
	District	58.4					
	Province	57.3					

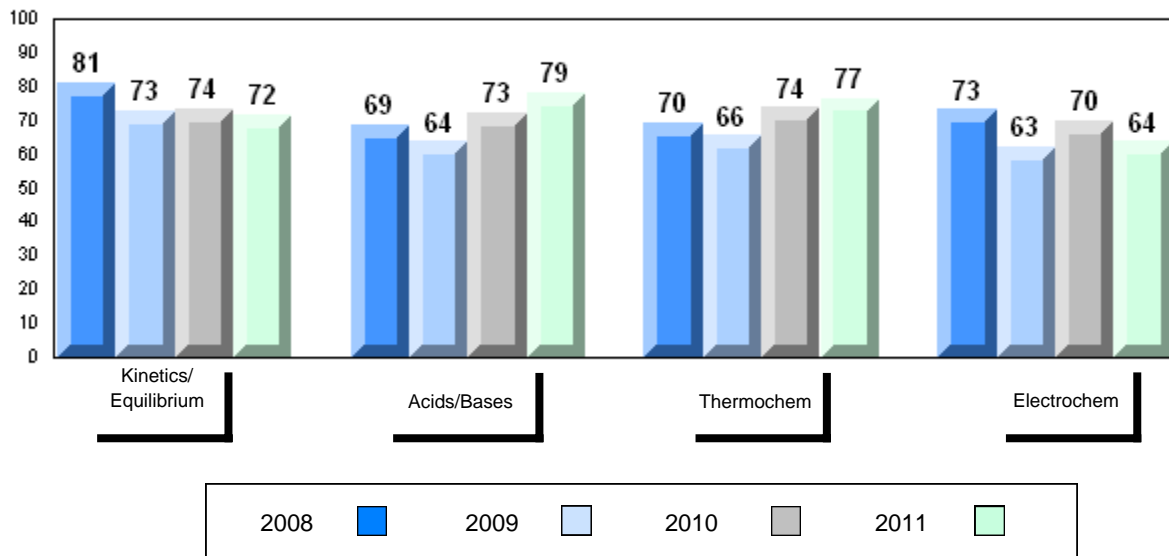
Average Mark, 2008-2011



Difference from Provincial Mean, 2008-2011

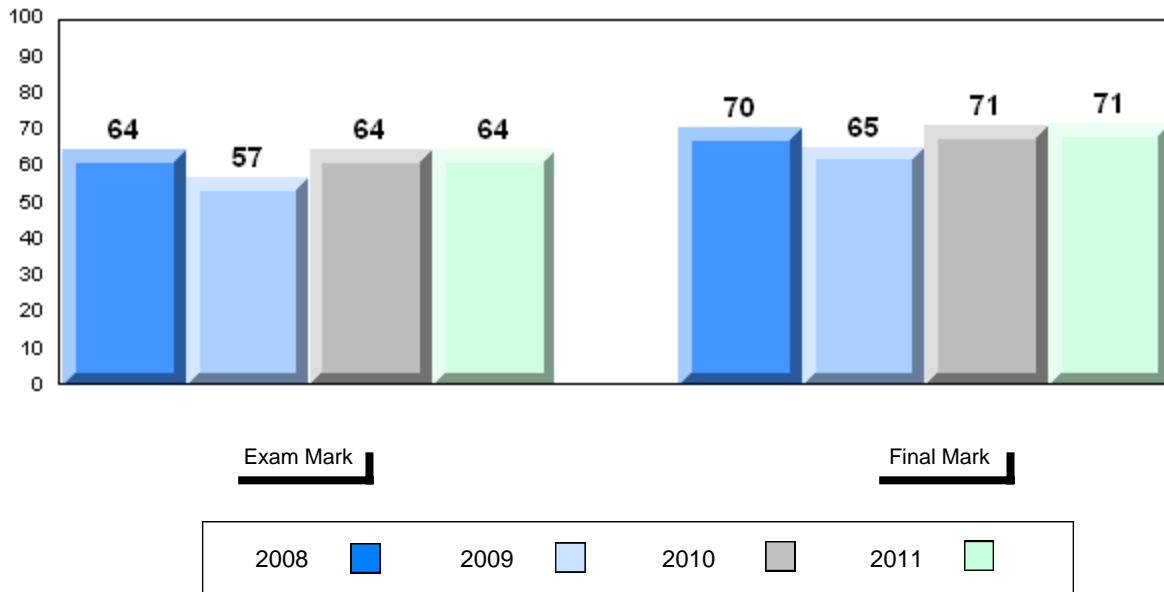


4 Year Public Exam (Subtest) Mark Trend 2008-2011

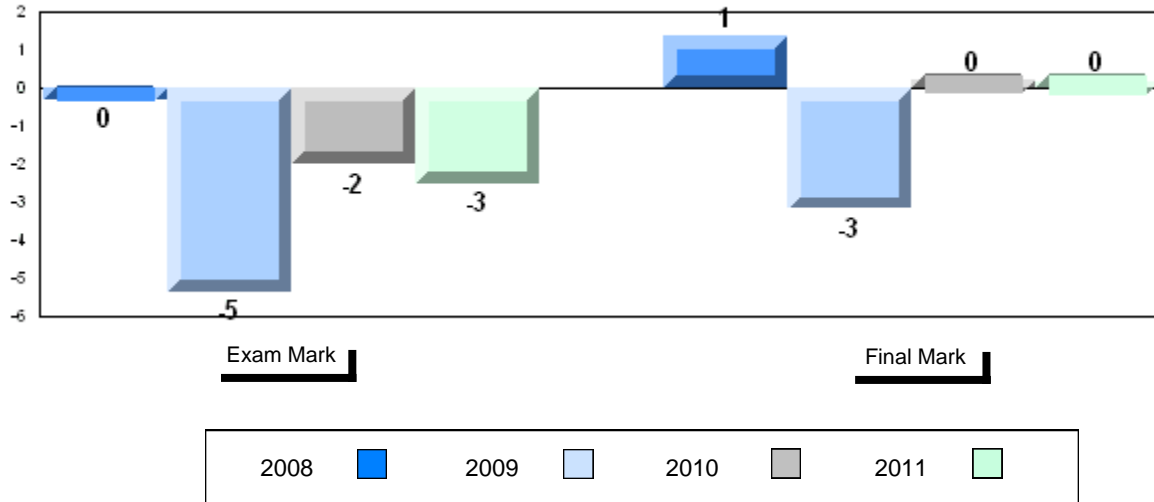


Number of Students		65						
			Public Exam Mark	School vs District	School vs Province	Final Mark	School vs District	School vs Province
Chemistry 3202	School	64.4		q	q	71.3	q	p
	District	67.8				71.7		
	Province	66.9				71.1		
<u>Subtest</u>								
Kinetics/Equilibrium	School	63.0		q	q			
	District	67.5						
	Province	67.0						
Acids/Bases	School	63.2		q	q			
	District	70.8						
	Province	69.7						
Thermochem	School	69.9		q	q			
	District	71.3						
	Province	70.0						
Electrochem	School	59.6		p	p			
	District	58.4						
	Province	57.3						

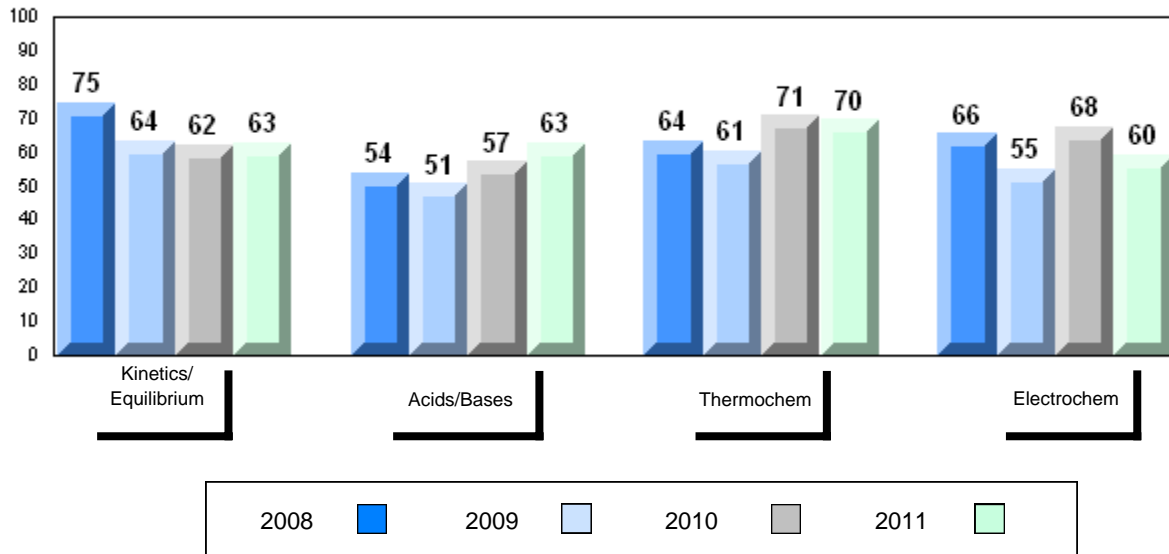
Average Mark, 2008-2011



Difference from Provincial Mean, 2008-2011

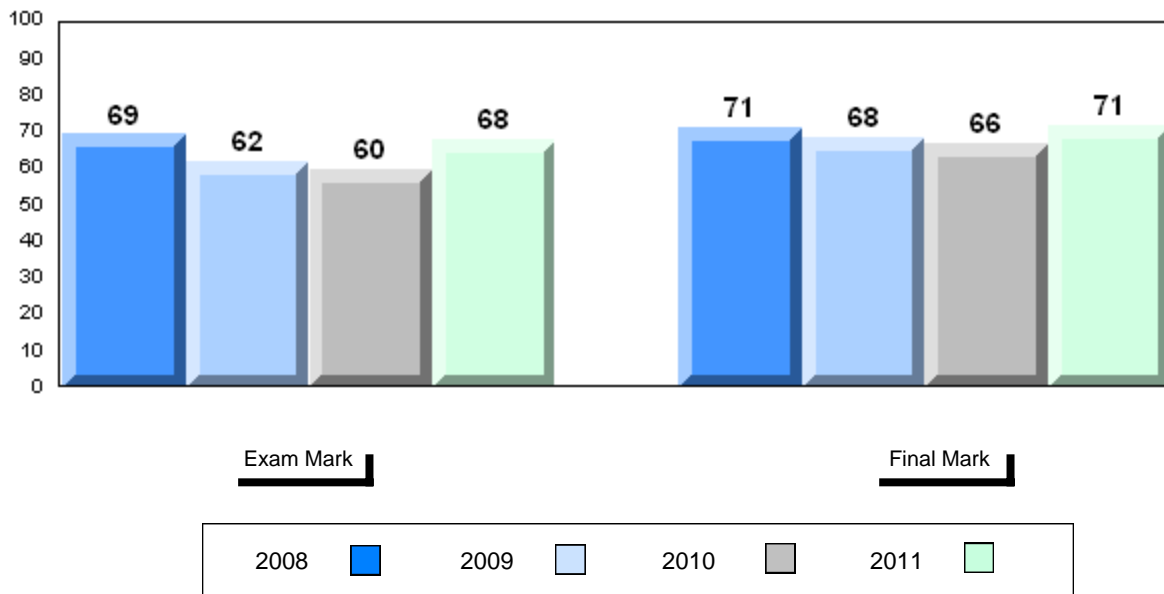


4 Year Public Exam (Subtest) Mark Trend 2008-2011

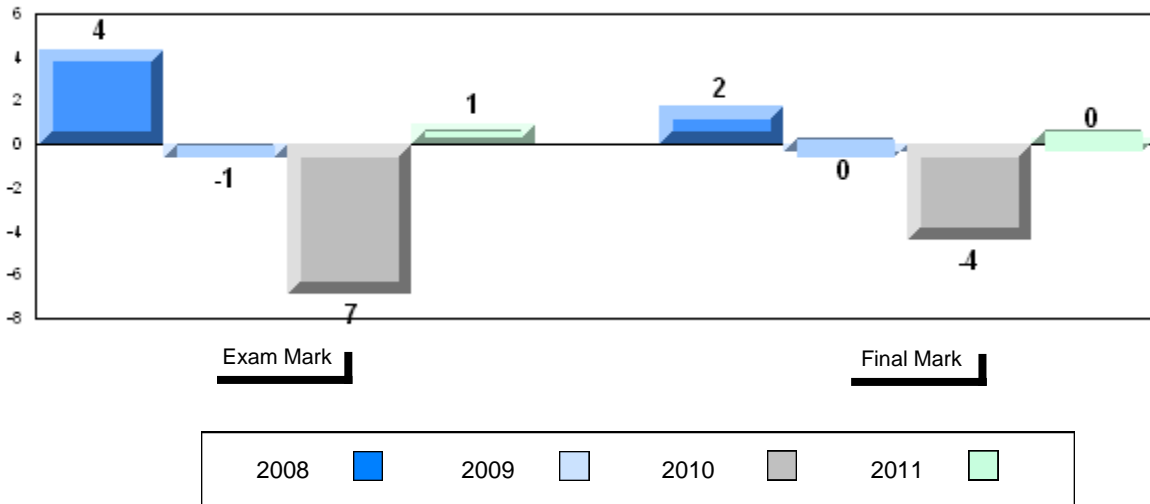


Number of Students	83						
Chemistry 3202		Public Exam Mark	School vs District	School vs Province	Final Mark	School vs District	School vs Province
	School	67.8	q	P	71.4	q	P
	District	67.8			71.7		
	Province	66.9			71.1		
<u>Subtest</u>							
Kinetics/ Equilibrium	School	67.2	q	P			
	District	67.5					
	Province	67.0					
Acids/Bases	School	73.4	P	P			
	District	70.8					
	Province	69.7					
Thermochem	School	71.6	P	P			
	District	71.3					
	Province	70.0					
Electrochem	School	54.3	q	q			
	District	58.4					
	Province	57.3					

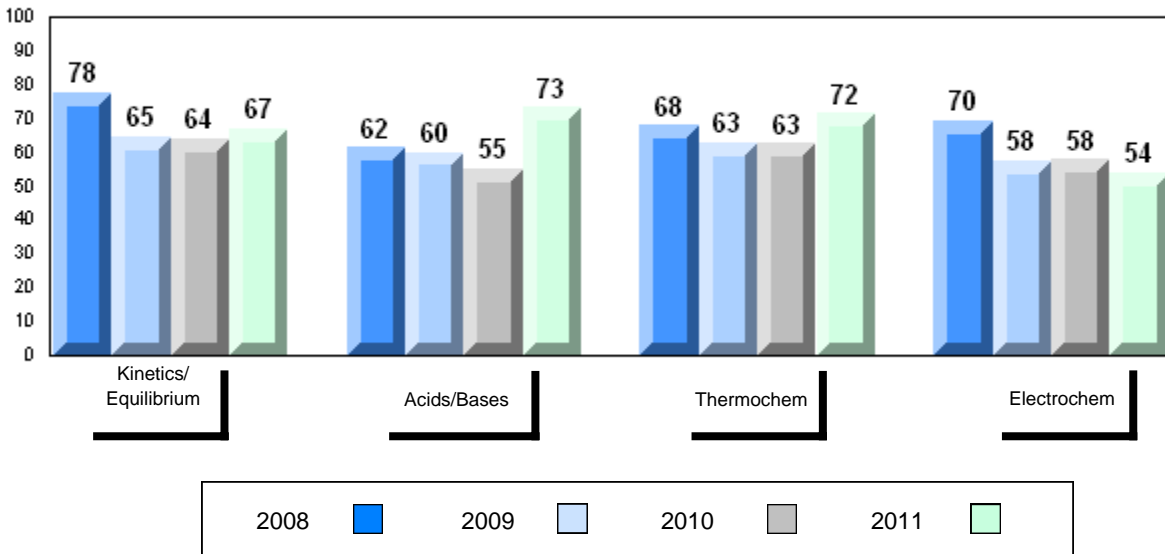
Average Mark, 2008-2011



Difference from Provincial Mean, 2008-2011



4 Year Public Exam (Subtest) Mark Trend 2008-2011



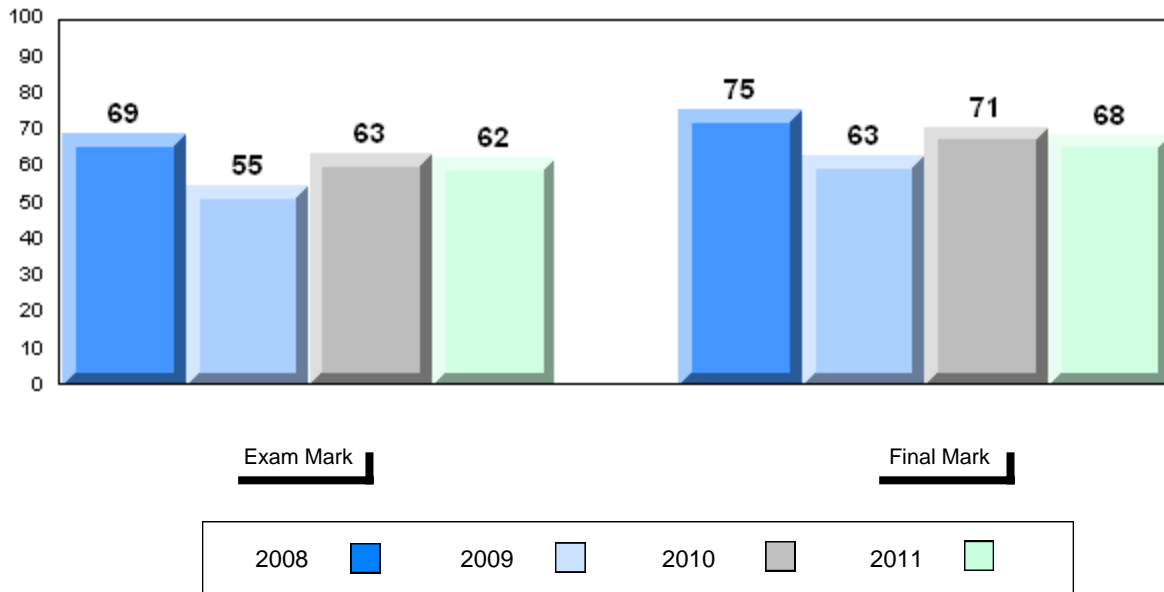
District 4 - Eastern

#354 - St. Kevin's High, St. John's (Goulds)

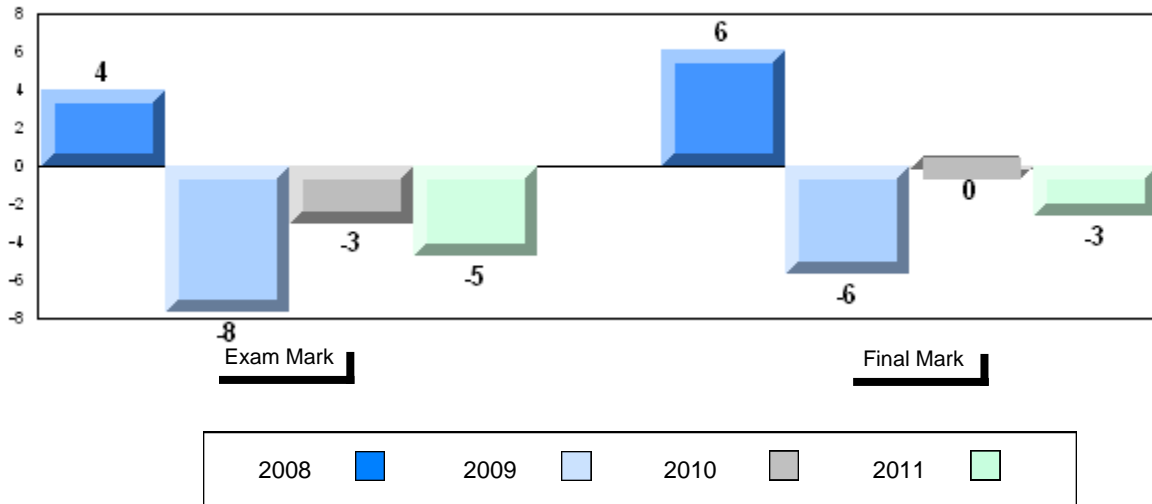
Grades: 10-12

Number of Students	9						
Chemistry 3202		Public Exam Mark	School vs District	School vs Province	Final Mark	School vs District	School vs Province
	School	62.1	q	q	68.4	q	q
	District	67.8			71.7		
	Province	66.9			71.1		
<u>Subtest</u>							
Kinetics/Equilibrium	School	67.8	p	p			
	District	67.5					
	Province	67.0					
Acids/Bases	School	62.6	q	q			
	District	70.8					
	Province	69.7					
Thermochem	School	56.2	q	q			
	District	71.3					
	Province	70.0					
Electrochem	School	60.6	p	p			
	District	58.4					
	Province	57.3					

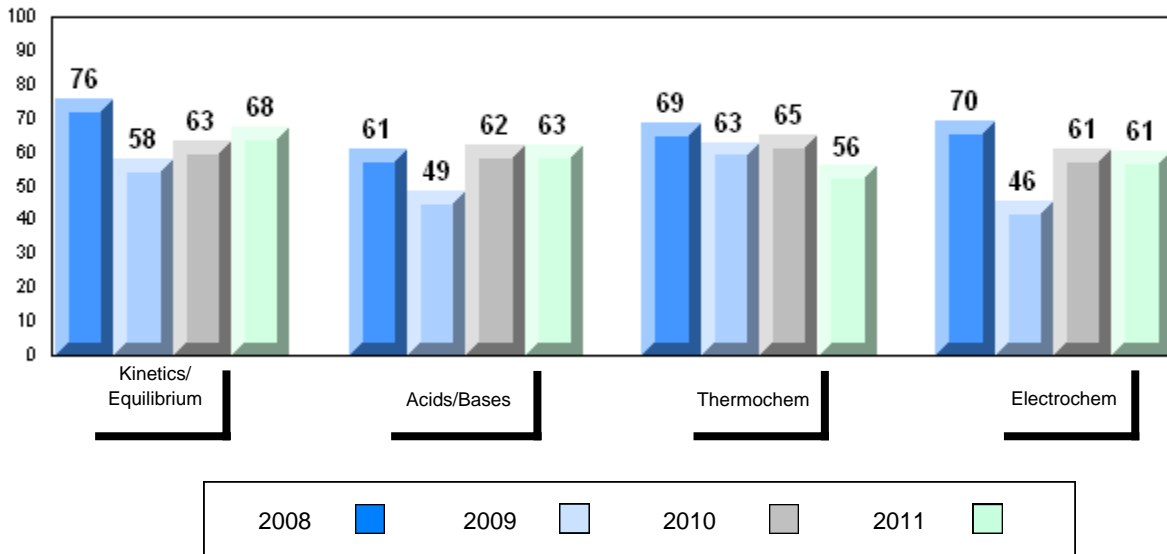
Average Mark, 2008-2011



Difference from Provincial Mean, 2008-2011

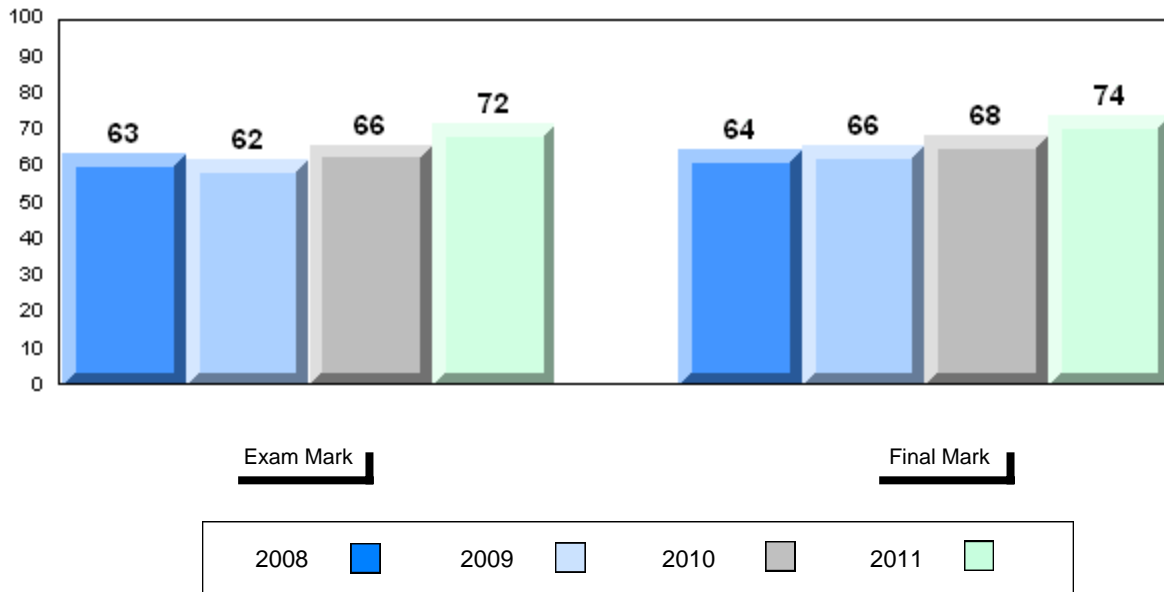


4 Year Public Exam (Subtest) Mark Trend 2008-2011

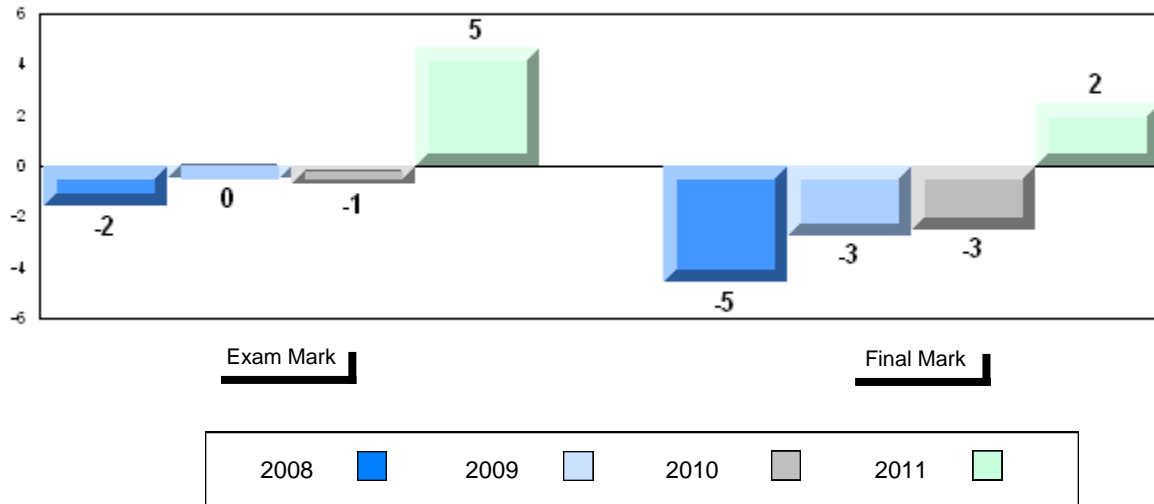


Number of Students		48						
			Public Exam Mark	School vs District	School vs Province	Final Mark	School vs District	School vs Province
Chemistry 3202	School		71.5	P	P	73.6	P	P
	District		67.8			71.7		
	Province		66.9			71.1		
<u>Subtest</u>								
Kinetics/Equilibrium	School		71.9	P	P			
	District		67.5					
	Province		67.0					
Acids/Bases	School		74.2	P	P			
	District		70.8					
	Province		69.7					
Thermochem	School		73.7	P	P			
	District		71.3					
	Province		70.0					
Electrochem	School		63.2	P	P			
	District		58.4					
	Province		57.3					

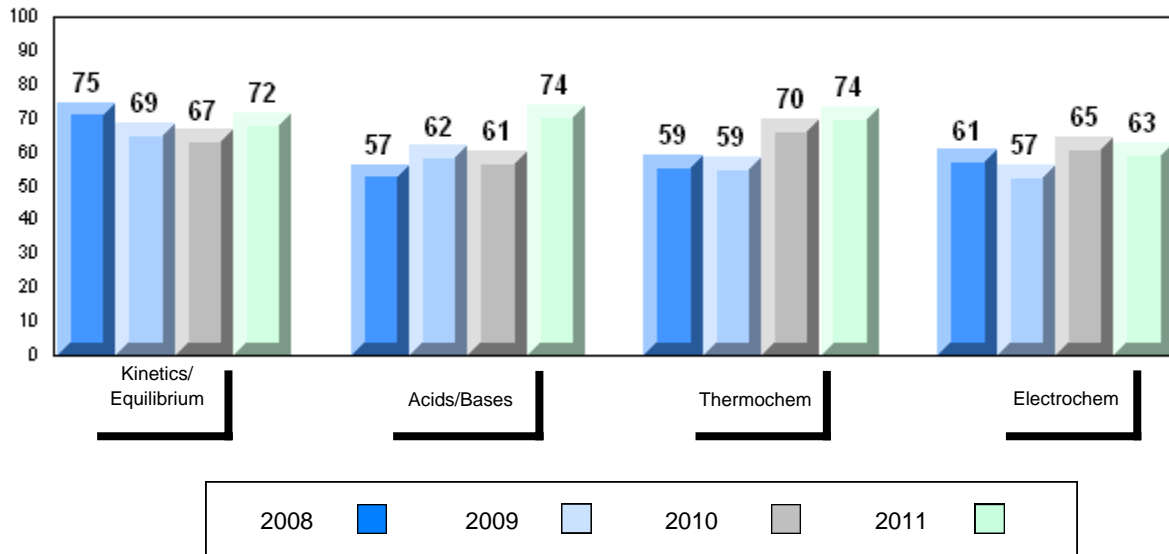
Average Mark, 2008-2011



Difference from Provincial Mean, 2008-2011



4 Year Public Exam (Subtest) Mark Trend 2008-2011



District 4 - Eastern

#370 - Stella Maris Academy, Trepassey

Grades: K-12

Number of Students 4

Chemistry 3202 School
 District
 Province

Subtest

**Kinetics/
 Equilibrium** School
 District
 Province

Acids/Bases School
 District
 Province

Thermochem School
 District
 Province

Electrochem School
 District
 Province

Public Exam Mark	School vs District	School vs Province
<i>School data with 5 or fewer students withheld for reasons of confidentiality.</i>		

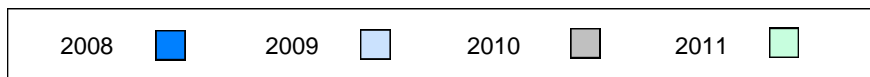
Final Mark	School vs District	School vs Province
<i>School data with 5 or fewer students withheld for reasons of confidentiality.</i>		

Average Mark, 2008-2011

School data with 5 or fewer students withheld for reasons of confidentiality.

Exam Mark

Final Mark



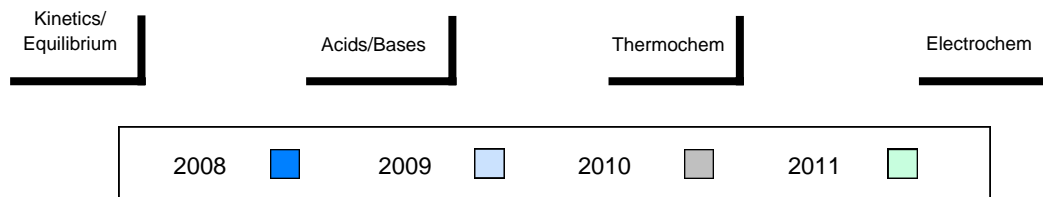
Difference from Provincial Mean, 2008-2011

School data with 5 or fewer students withheld for reasons of confidentiality.



4 Year Public Exam (Subtest) Mark Trend 2008-2011

School data with 5 or fewer students withheld for reasons of confidentiality.



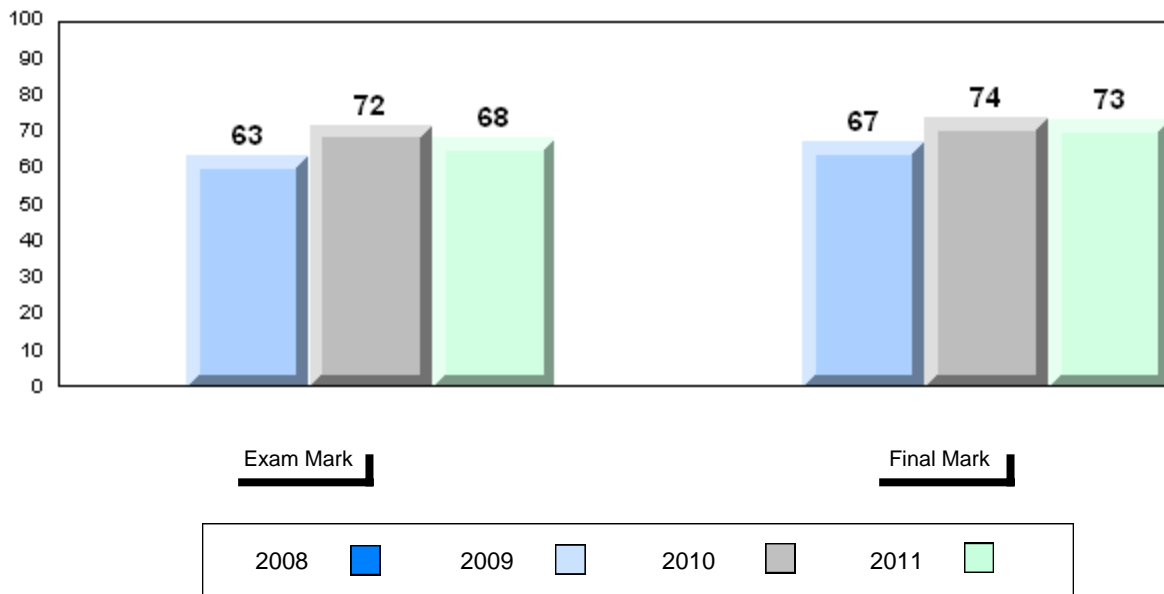
District 4 - Eastern

#427 - Holy Name of Mary Academy, Lawn

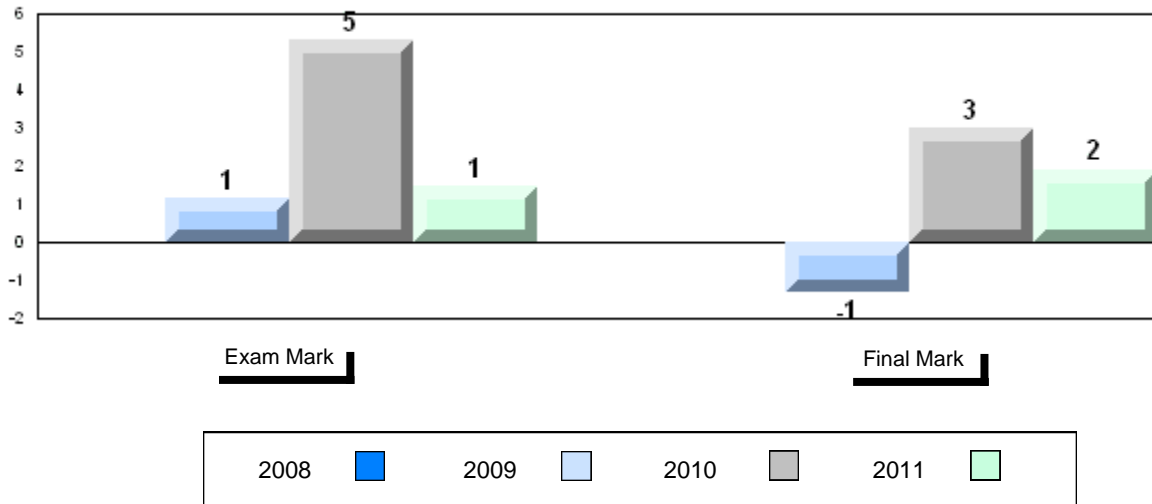
Grades: K-12

Number of Students	6					
Chemistry 3202		Public Exam Mark	School vs District	School vs Province	Final Mark	School vs District, School vs Province
	School	68.3	P	P	73.0	P, P
	District	67.8			71.7	
	Province	66.9			71.1	
Subtest						
Kinetics/Equilibrium	School	67.3	q	P		
	District	67.5				
	Province	67.0				
Acids/Bases	School	79.2	P	P		
	District	70.8				
	Province	69.7				
Thermochem	School	69.0	q	q		
	District	71.3				
	Province	70.0				
Electrochem	School	51.7	q	q		
	District	58.4				
	Province	57.3				

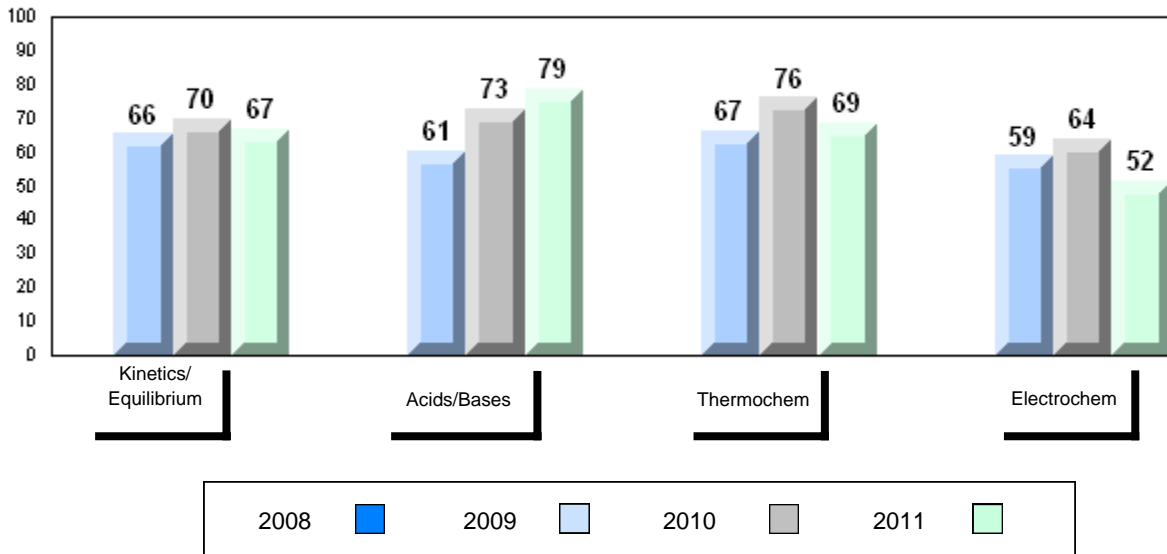
Average Mark, 2008-2011



Difference from Provincial Mean, 2008-2011



4 Year Public Exam (Subtest) Mark Trend 2008-2011



District 4 - Eastern

#430 - St. Mark's School, King's Cove

Grades: K-12

Number of Students 13

Chemistry 3202

School
District
Province

Public Exam Mark School vs District School vs Province

68.9 P P
67.8
66.9

Final Mark School vs District School vs Province

72.0 P P
71.7
71.1

Subtest

**Kinetics/
Equilibrium**

School
District
Province

68.2 P P
67.5
67.0

Acids/Bases

School
District
Province

71.4 P P
70.8
69.7

Thermochem

School
District
Province

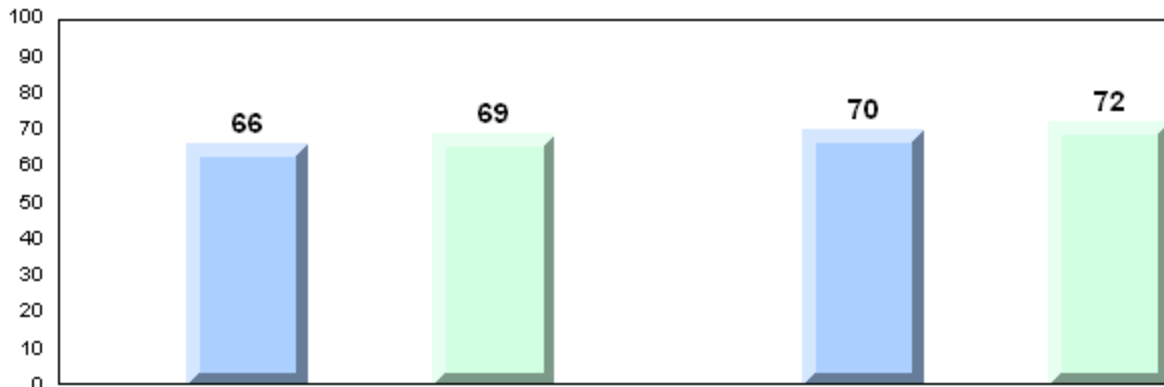
69.1 Q Q
71.3
70.0

Electrochem

School
District
Province

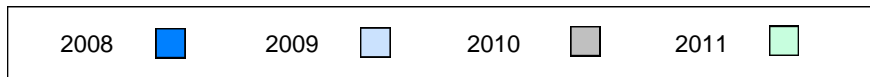
64.0 P P
58.4
57.3

Average Mark, 2008-2011

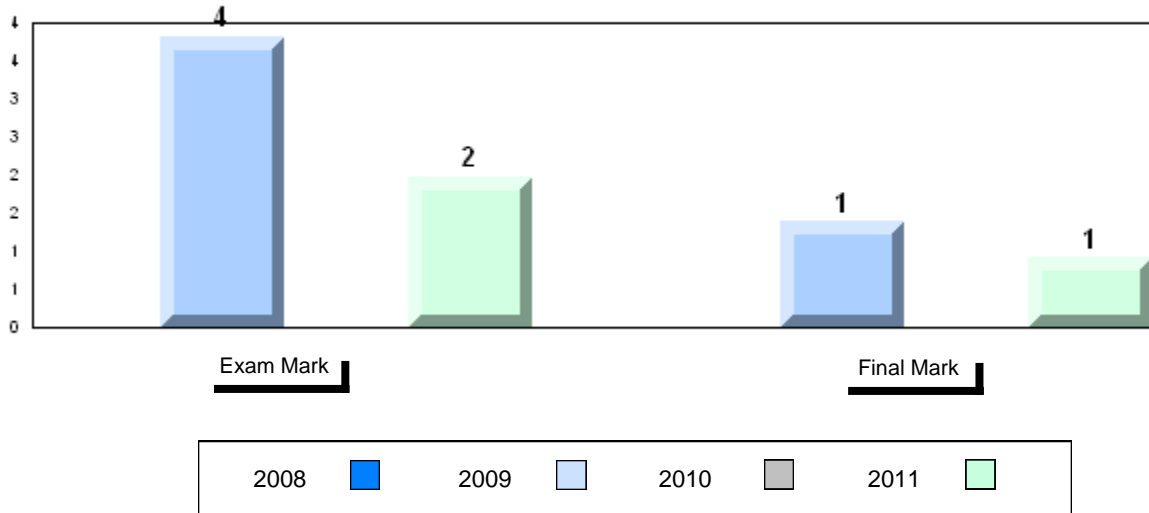


Exam Mark

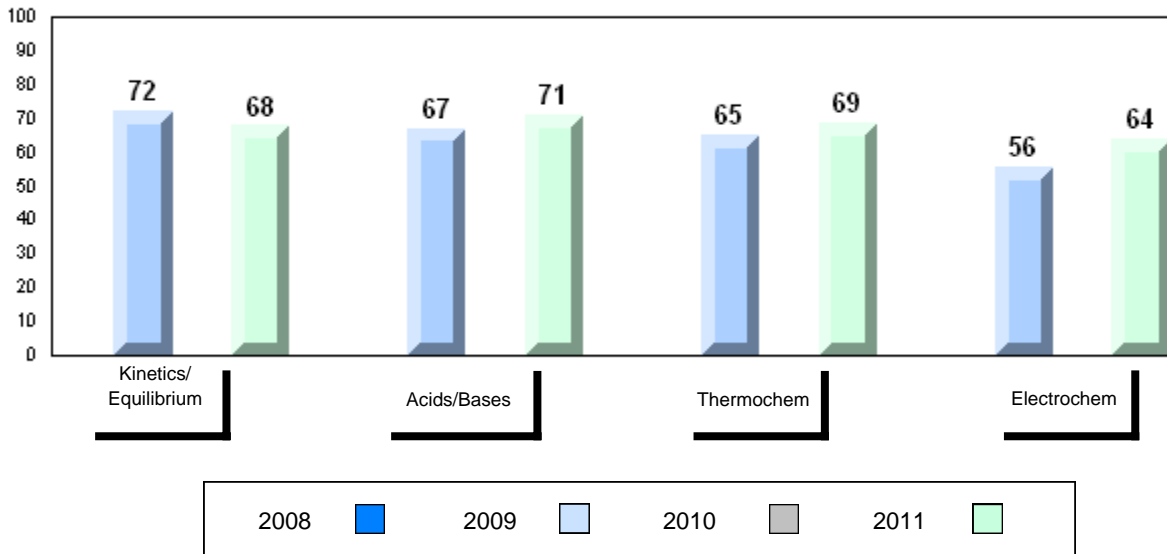
Final Mark



Difference from Provincial Mean, 2008-2011



4 Year Public Exam (Subtest) Mark Trend 2008-2011



District 4 - Eastern

#431 - Southwest Arm Academy, Little Heart's Ease

Grades: K-12

Number of Students 5

Chemistry 3202 School
 District
 Province

Subtest

**Kinetics/
 Equilibrium** School
 District
 Province

Acids/Bases School
 District
 Province

Thermochem School
 District
 Province

Electrochem School
 District
 Province

Public Exam Mark	School vs District	School vs Province
<i>School data with 5 or fewer students withheld for reasons of confidentiality.</i>		

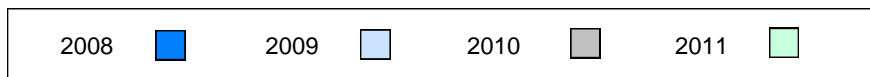
Final Mark	School vs District	School vs Province
<i>School data with 5 or fewer students withheld for reasons of confidentiality.</i>		

Average Mark, 2008-2011

School data with 5 or fewer students withheld for reasons of confidentiality.

Exam Mark

Final Mark



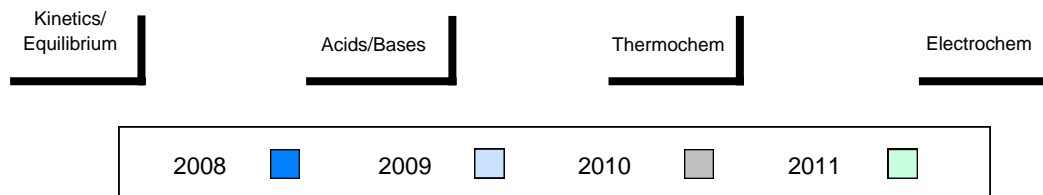
Difference from Provincial Mean, 2008-2011

School data with 5 or fewer students withheld for reasons of confidentiality.



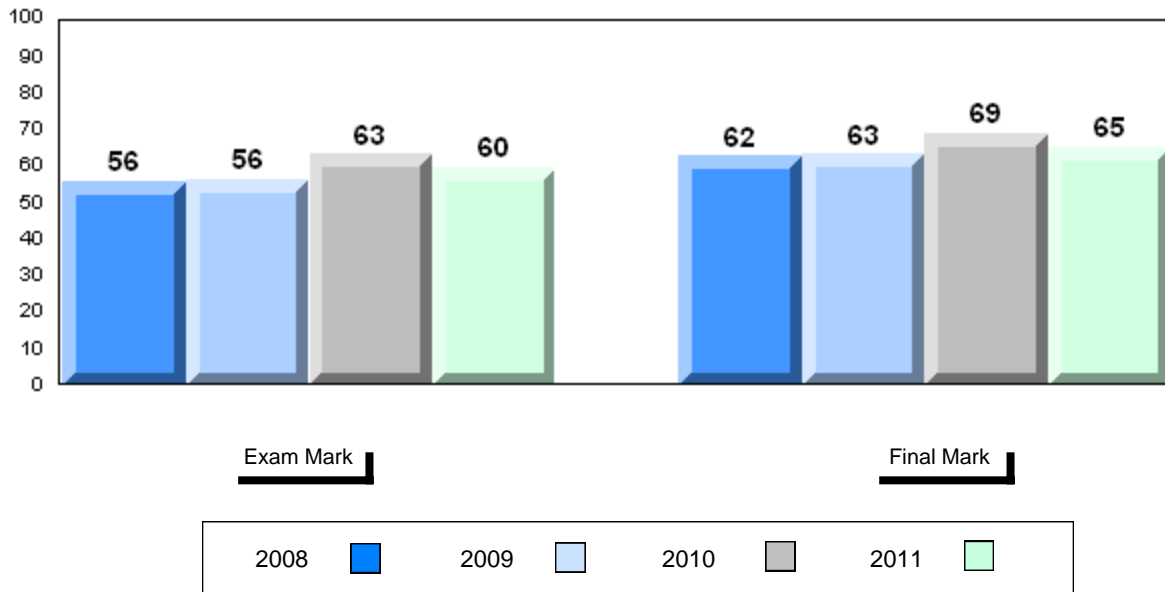
4 Year Public Exam (Subtest) Mark Trend 2008-2011

School data with 5 or fewer students withheld for reasons of confidentiality.

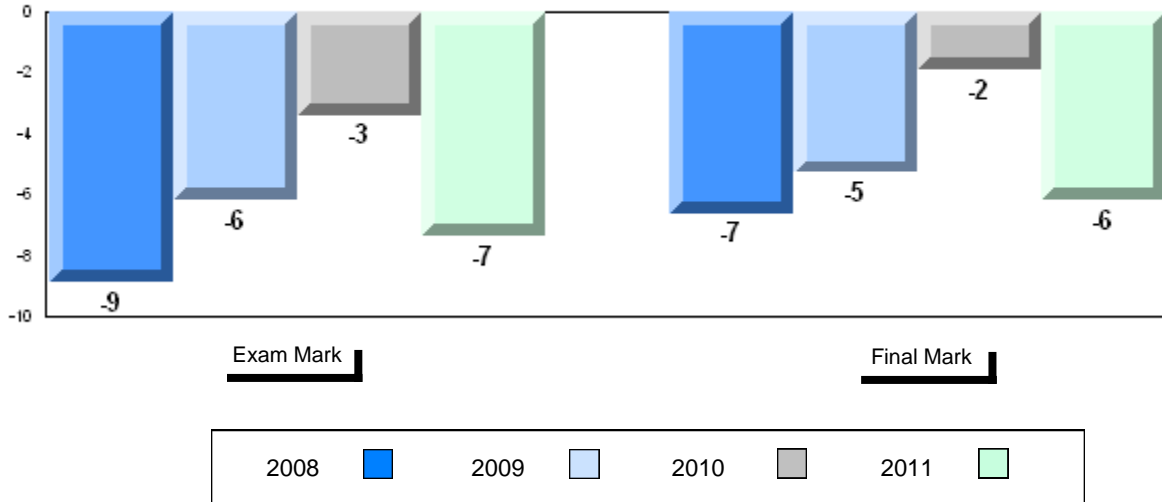


Number of Students		10	Public Exam Mark			Final Mark		
			School vs District	School vs Province	School vs District	School vs Province		
Chemistry 3202	School	59.5	q	q	64.9	q	q	
	District	67.8			71.7			
	Province	66.9			71.1			
Subtest								
Kinetics/Equilibrium	School	59.8	q	q				
	District	67.5						
	Province	67.0						
Acids/Bases	School	59.8	q	q				
	District	70.8						
	Province	69.7						
Thermochem	School	73.2	p	p				
	District	71.3						
	Province	70.0						
Electrochem	School	40.8	q	q				
	District	58.4						
	Province	57.3						

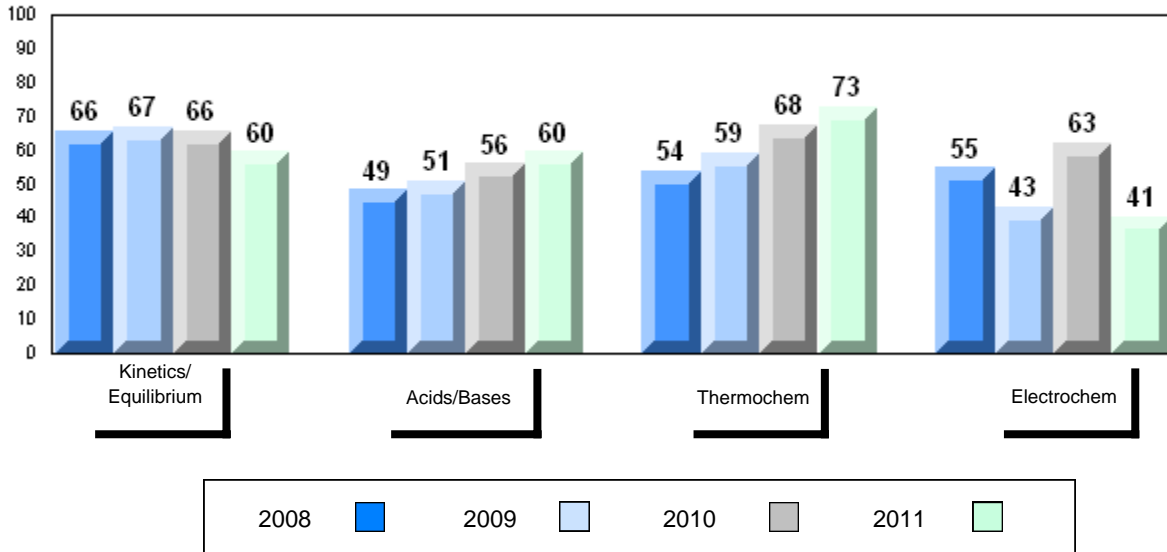
Average Mark, 2008-2011



Difference from Provincial Mean, 2008-2011

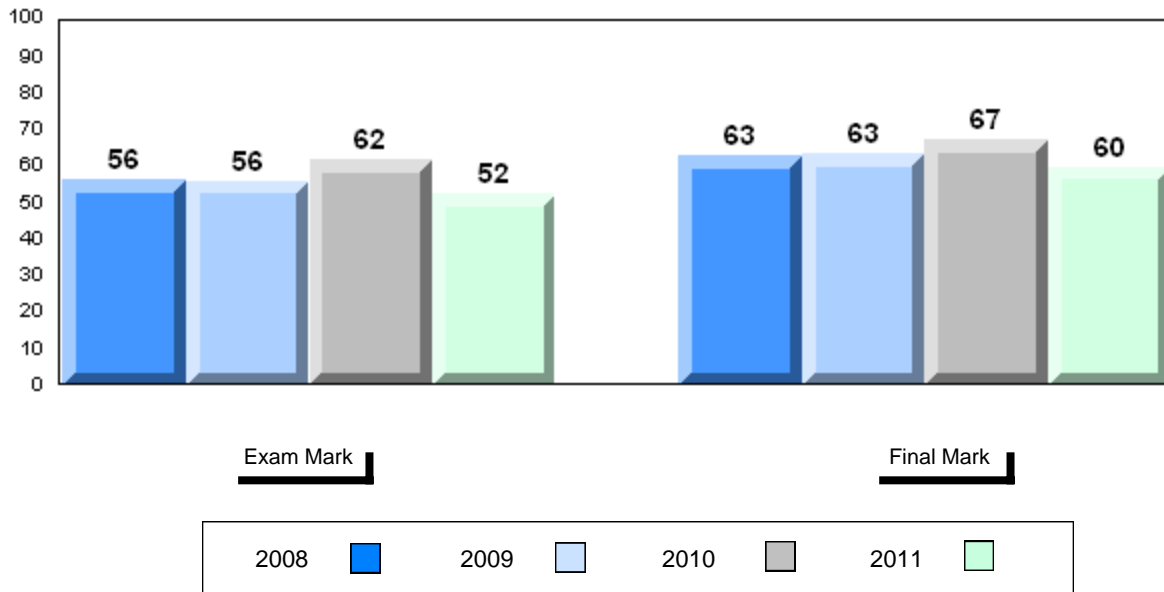


4 Year Public Exam (Subtest) Mark Trend 2008-2011

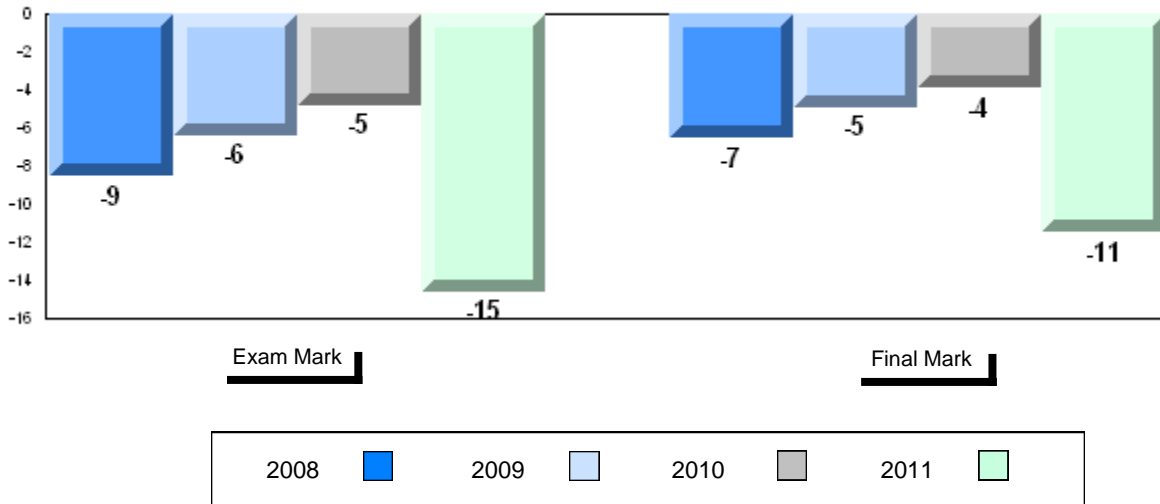


Number of Students	32						
Chemistry 3202		Public Exam Mark	School vs District	School vs Province	Final Mark	School vs District	School vs Province
	School	52.3	q	q	59.6	q	q
	District	67.8			71.7		
	Province	66.9			71.1		
<u>Subtest</u>							
Kinetics/Equilibrium	School	53.1	q	q			
	District	67.5					
	Province	67.0					
Acids/Bases	School	55.8	q	q			
	District	70.8					
	Province	69.7					
Thermochem	School	55.9	q	q			
	District	71.3					
	Province	70.0					
Electrochem	School	40.1	q	q			
	District	58.4					
	Province	57.3					

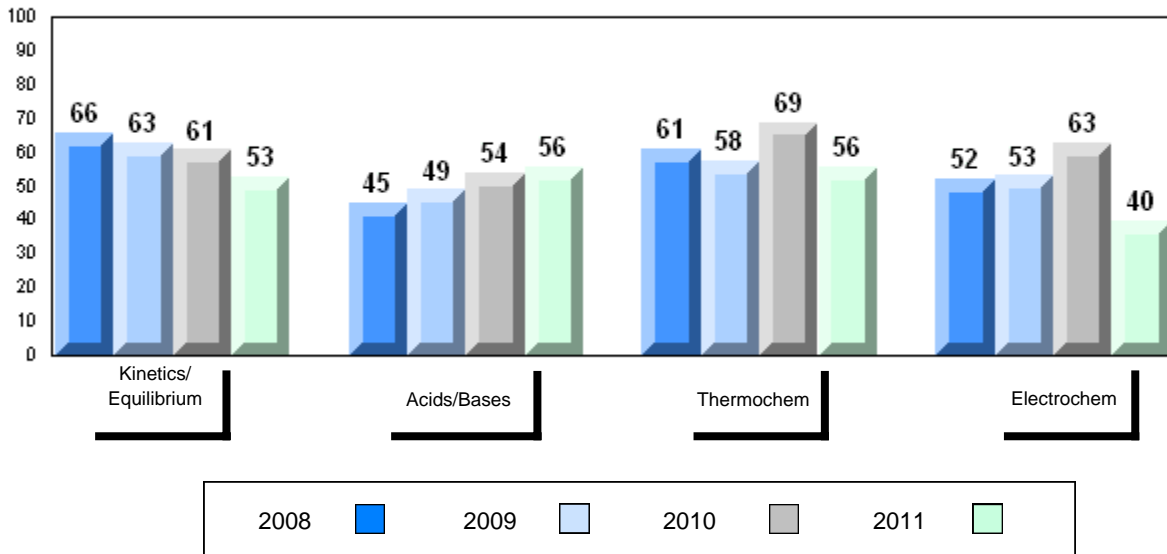
Average Mark, 2008-2011



Difference from Provincial Mean, 2008-2011

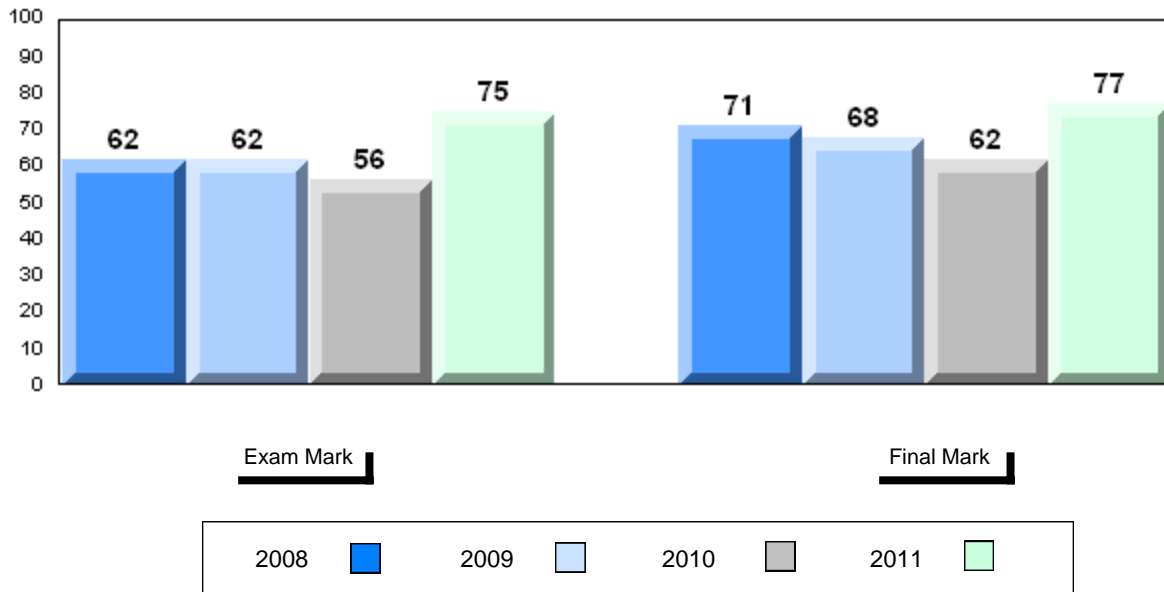


4 Year Public Exam (Subtest) Mark Trend 2008-2011

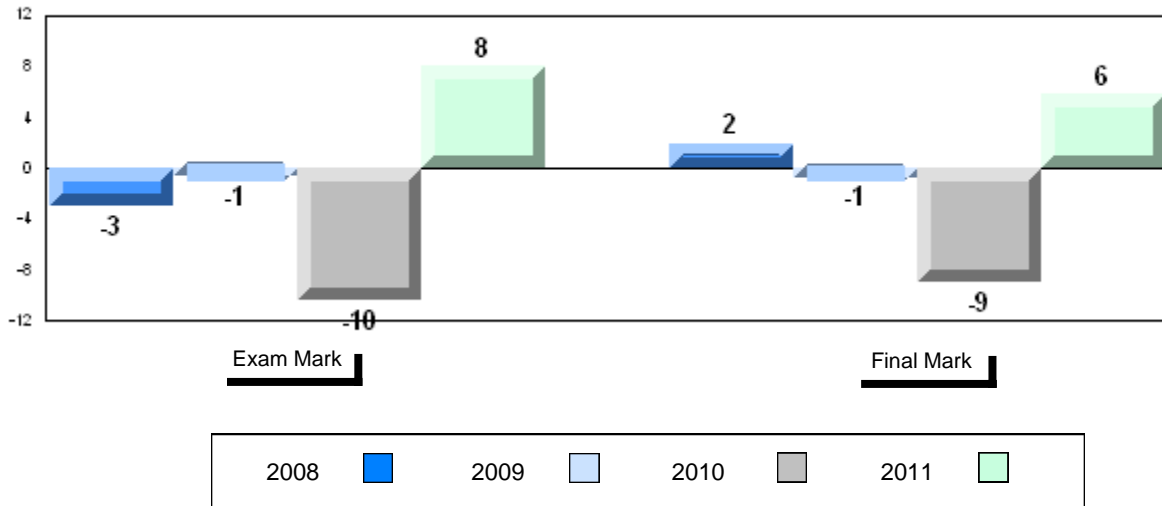


Number of Students	9						
Chemistry 3202		Public Exam Mark	School vs District	School vs Province	Final Mark	School vs District	School vs Province
	School	74.9	P	P	76.9	P	P
	District	67.8			71.7		
	Province	66.9			71.1		
Subtest							
Kinetics/Equilibrium	School	73.3	P	P			
	District	67.5					
	Province	67.0					
Acids/Bases	School	81.9	P	P			
	District	70.8					
	Province	69.7					
Thermochem	School	74.4	P	P			
	District	71.3					
	Province	70.0					
Electrochem	School	65.0	P	P			
	District	58.4					
	Province	57.3					

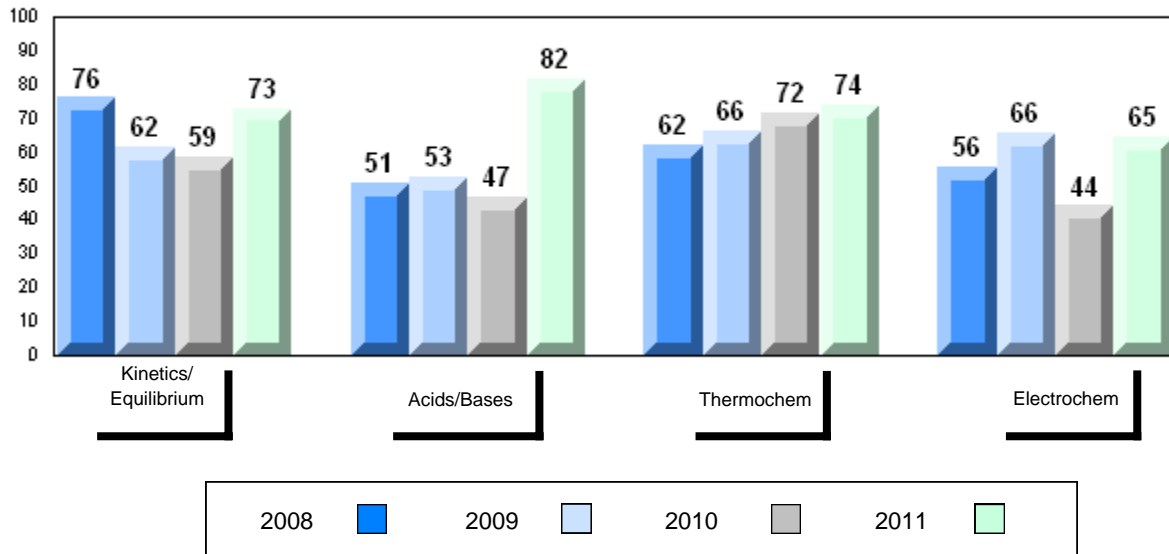
Average Mark, 2008-2011



Difference from Provincial Mean, 2008-2011



4 Year Public Exam (Subtest) Mark Trend 2008-2011



Number of Students 6

Chemistry 3202

School
District
Province

Public Exam Mark School vs District School vs Province

60.7 q q
67.8
66.9

Final Mark

School vs District School vs Province

67.7 q q
71.7
71.1

Subtest

**Kinetics/
Equilibrium**

School
District
Province

61.7 q q
67.5
67.0

Acids/Bases

School
District
Province

55.0 q q
70.8
69.7

Thermochem

School
District
Province

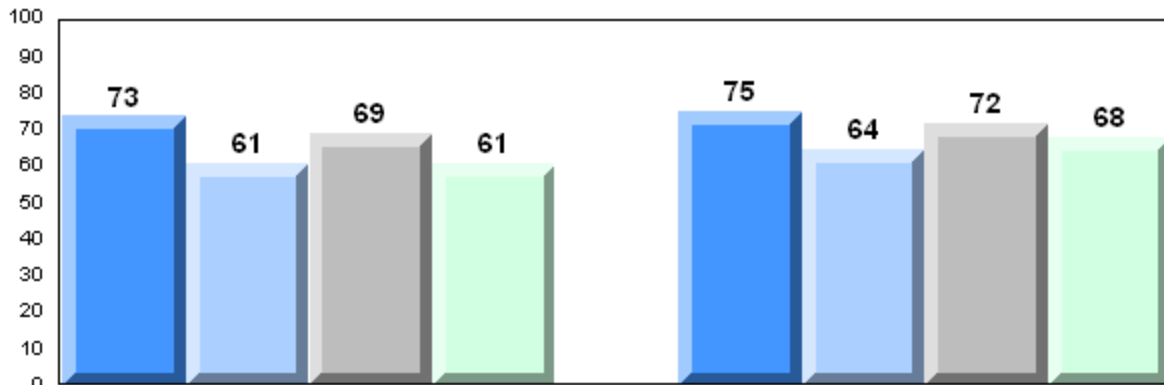
67.7 q q
71.3
70.0

Electrochem

School
District
Province

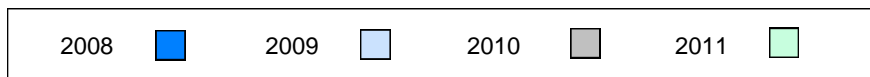
57.5 q p
58.4
57.3

Average Mark, 2008-2011

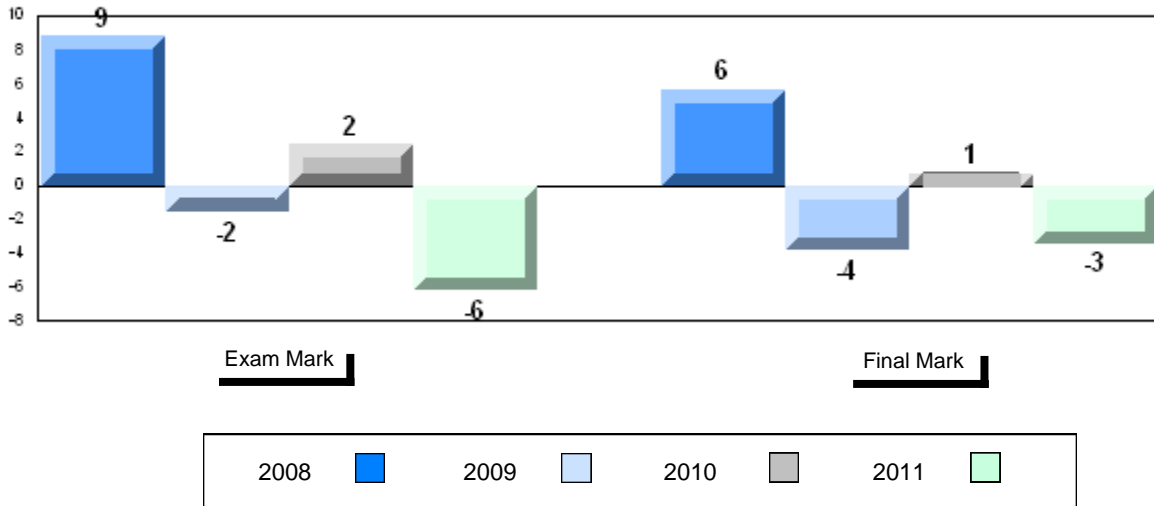


Exam Mark

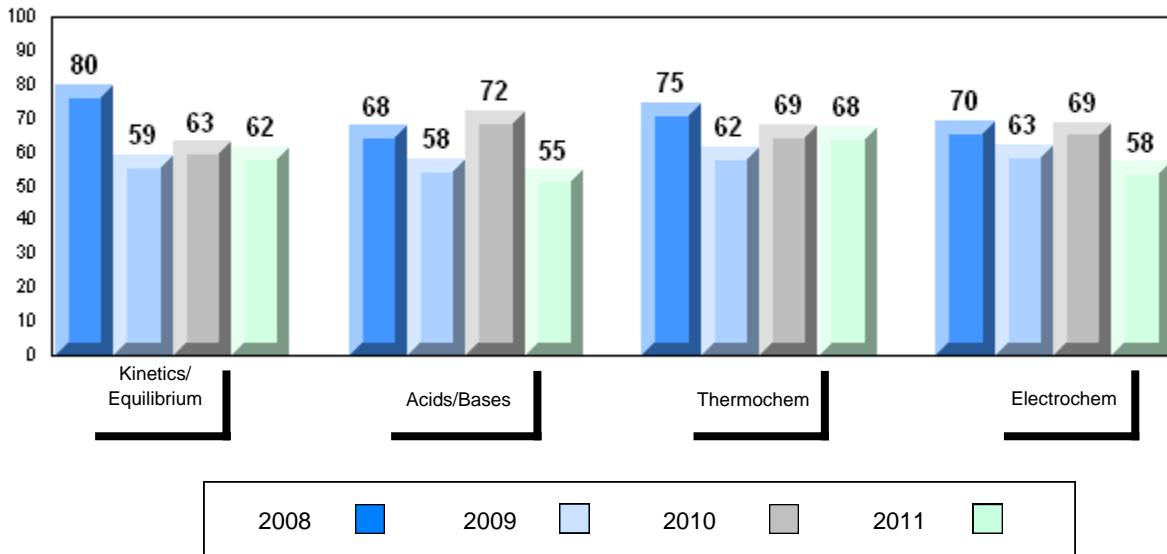
Final Mark



Difference from Provincial Mean, 2008-2011

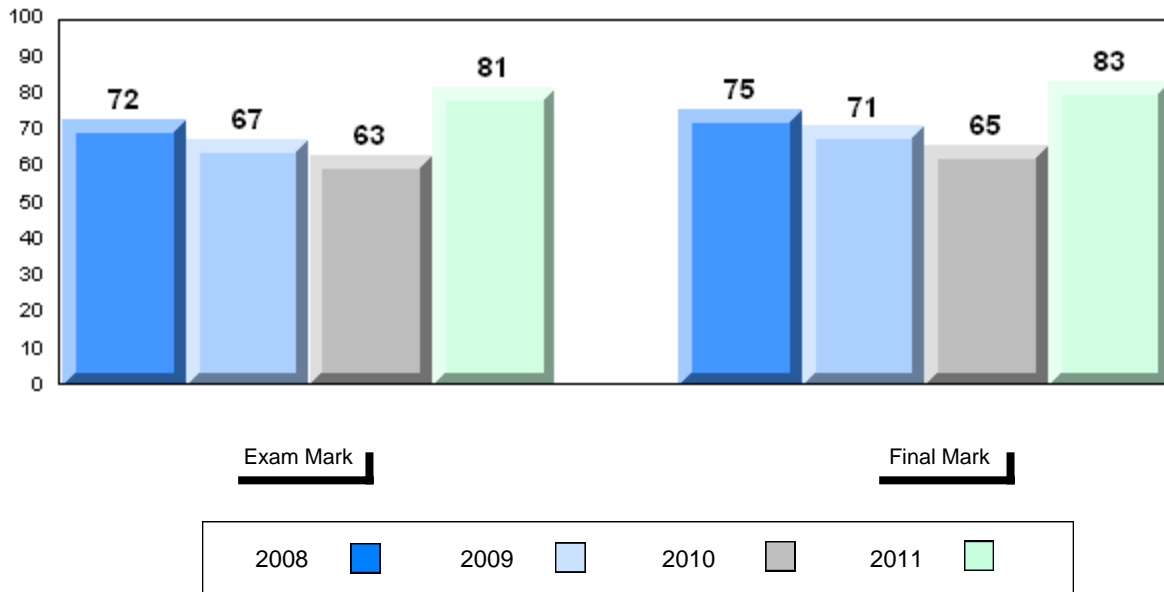


4 Year Public Exam (Subtest) Mark Trend 2008-2011

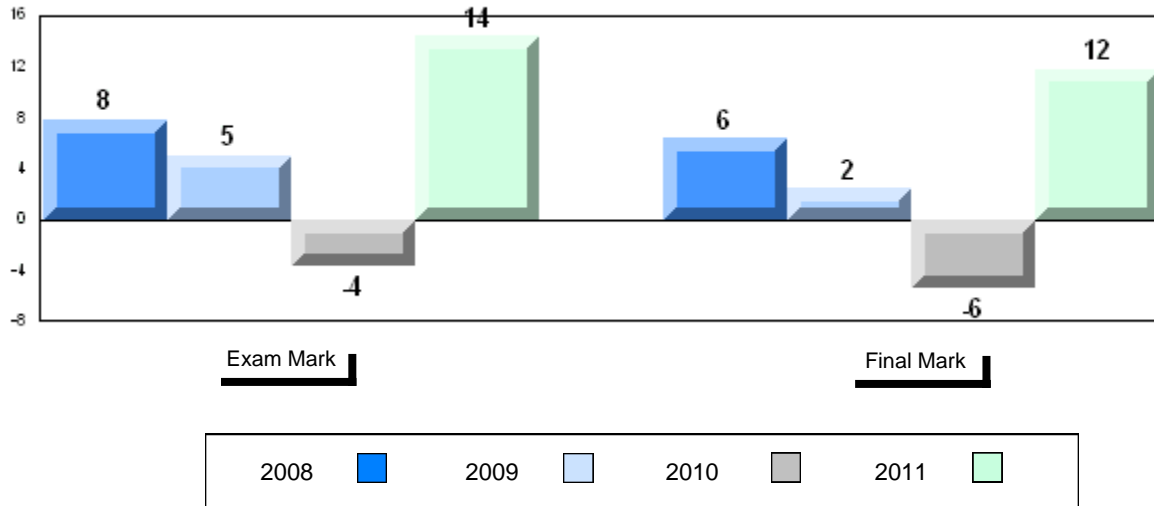


Number of Students	12						
Chemistry 3202		Public Exam Mark	School vs District	School vs Province	Final Mark	School vs District	School vs Province
	School	81.3	P	P	82.9	P	P
	District	73.7			76.7		
	Province	66.9			71.1		
<u>Subtest</u>							
Kinetics/Equilibrium	School	78.3	P	P			
	District	72.4					
	Province	67.0					
Acids/Bases	School	85.1	P	P			
	District	76.9					
	Province	69.7					
Thermochem	School	87.2	P	P			
	District	77.8					
	Province	70.0					
Electrochem	School	70.4	P	P			
	District	63.8					
	Province	57.3					

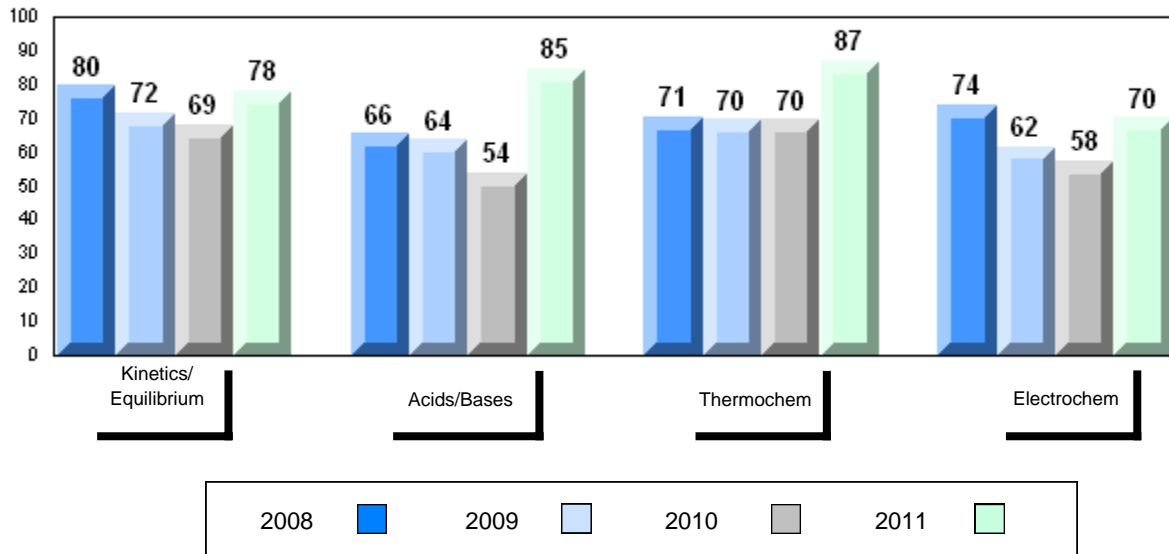
Average Mark, 2008-2011



Difference from Provincial Mean, 2008-2011



4 Year Public Exam (Subtest) Mark Trend 2008-2011



Number of Students 5

Chemistry 3202 School
 District
 Province

Subtest

**Kinetics/
 Equilibrium** School
 District
 Province

Acids/Bases School
 District
 Province

Thermochem School
 District
 Province

Electrochem School
 District
 Province

Public Exam Mark	School vs District	School vs Province
<i>School data with 5 or fewer students withheld for reasons of confidentiality.</i>		

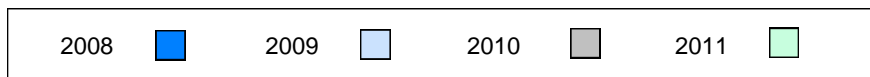
Final Mark	School vs District	School vs Province
<i>School data with 5 or fewer students withheld for reasons of confidentiality.</i>		

Average Mark, 2008-2011

School data with 5 or fewer students withheld for reasons of confidentiality.

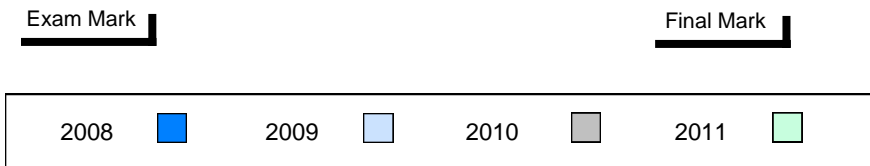
Exam Mark

Final Mark



Difference from Provincial Mean, 2008-2011

School data with 5 or fewer students withheld for reasons of confidentiality.



4 Year Public Exam (Subtest) Mark Trend 2008-2011

School data with 5 or fewer students withheld for reasons of confidentiality.

