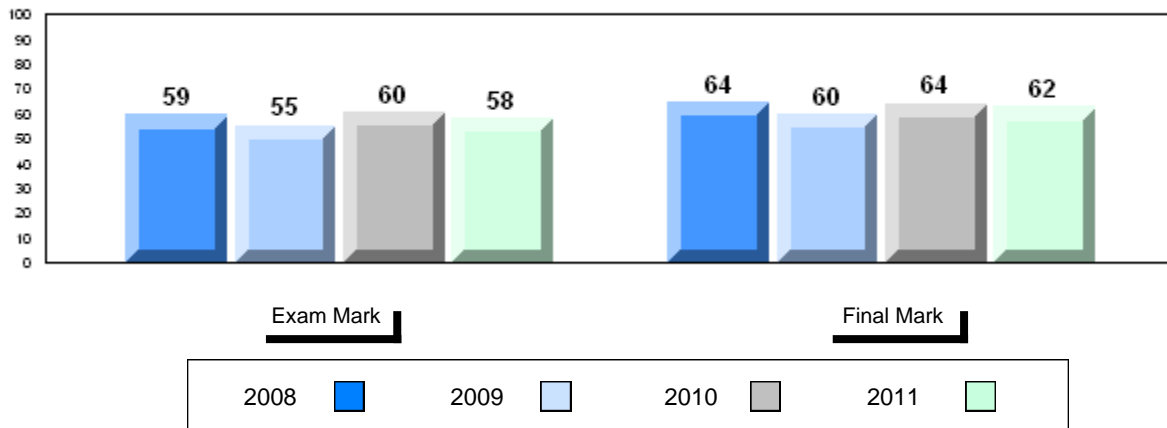
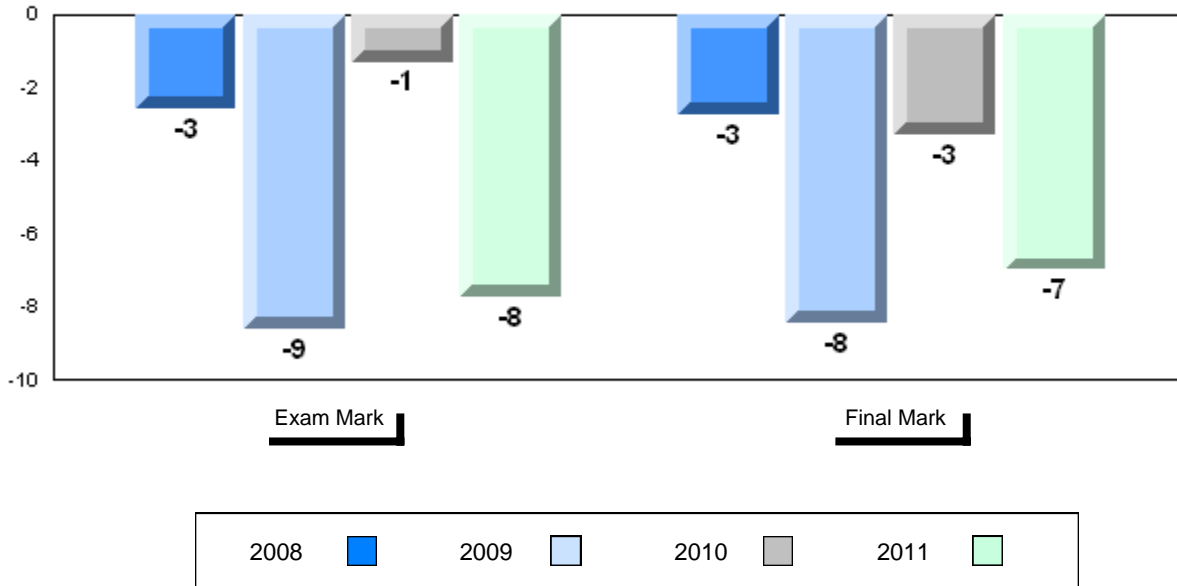


Number of Students	12						
		<b>Public Exam Mark</b>	School vs District	School vs Province	<b>Final Mark</b>	School vs District	School vs Province
<b>World History 3201</b>	School	57.8	q	q	62.3	q	q
	District	66.2			69.1		
	Province	65.6			69.3		
<b>Subtest</b>							
<b>WWI</b>	School	72.3	q	q			
	District	76.7					
	Province	73.4					
<b>Challenges and Changes</b>	School	53.8	q	q			
	District	66.0					
	Province	65.7					
<b>International Tensions (1930's and WWII)</b>	School	63.5	q	q			
	District	68.5					
	Province	67.3					
<b>Cold War</b>	School	36.3	q	q			
	District	49.0					
	Province	50.2					
<b>Regional Developments in Post WWII (5.1)</b>	School	38.7	q	q			
	District	57.1					
	Province	52.6					
<b>Regional Developments in Post WWII (5.2)</b>	School						
	District						
	Province	42.6					
<b>Challenges of the Modern Era</b>	School	37.5	q	q			
	District	41.4					
	Province	46.7					

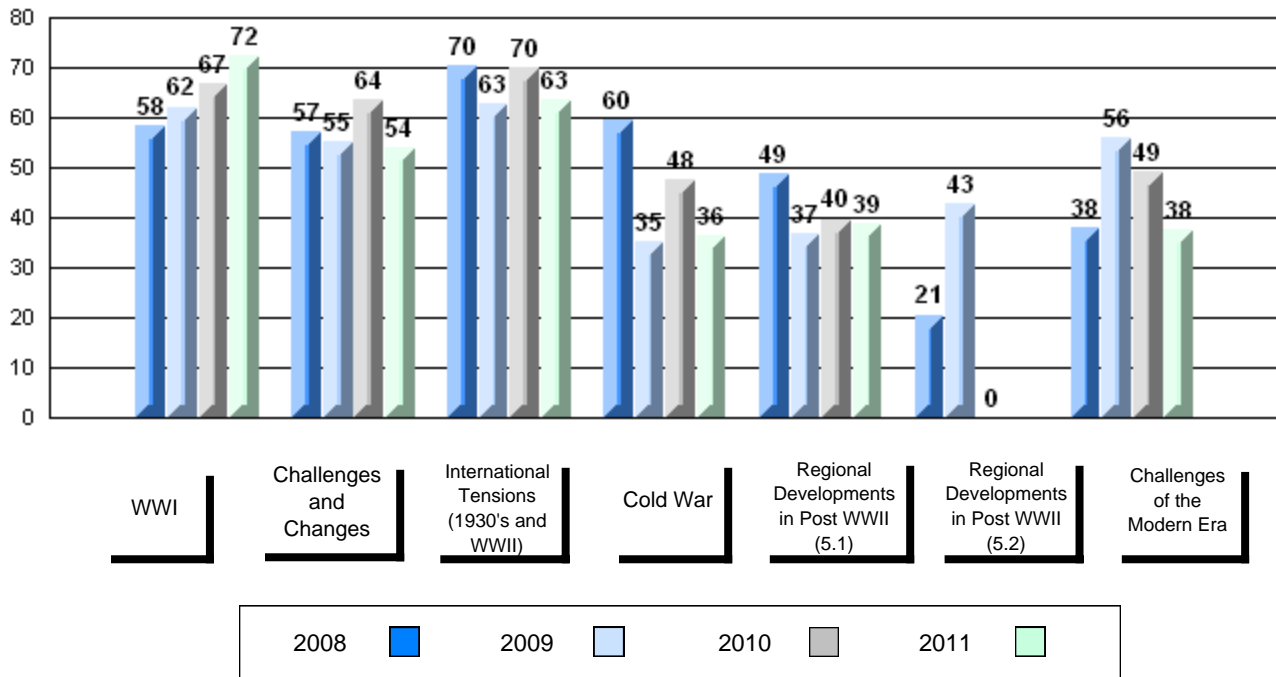
**Average Score, 2008-2011**



Difference from Provincial Mean, 2008-2011

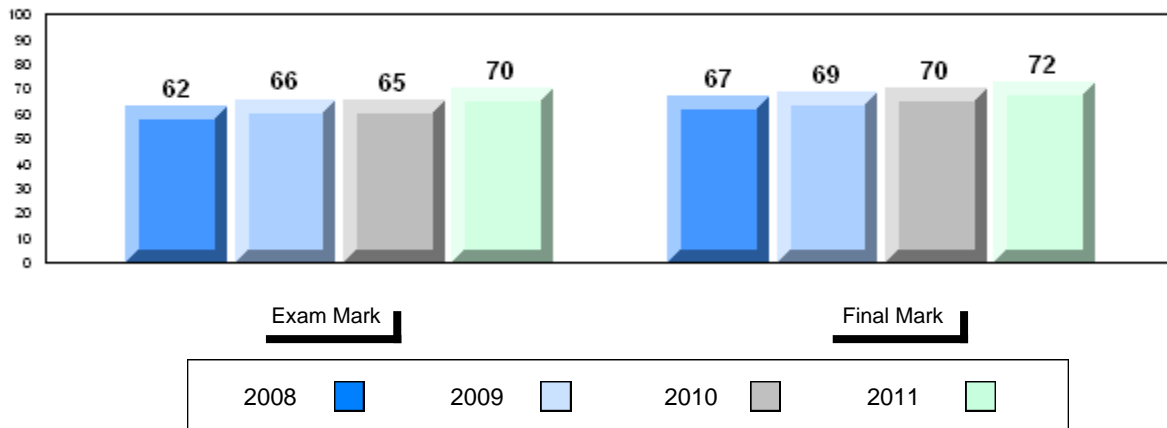


4 Year Public Exam (Subtest) Mark Trend 2008-2011

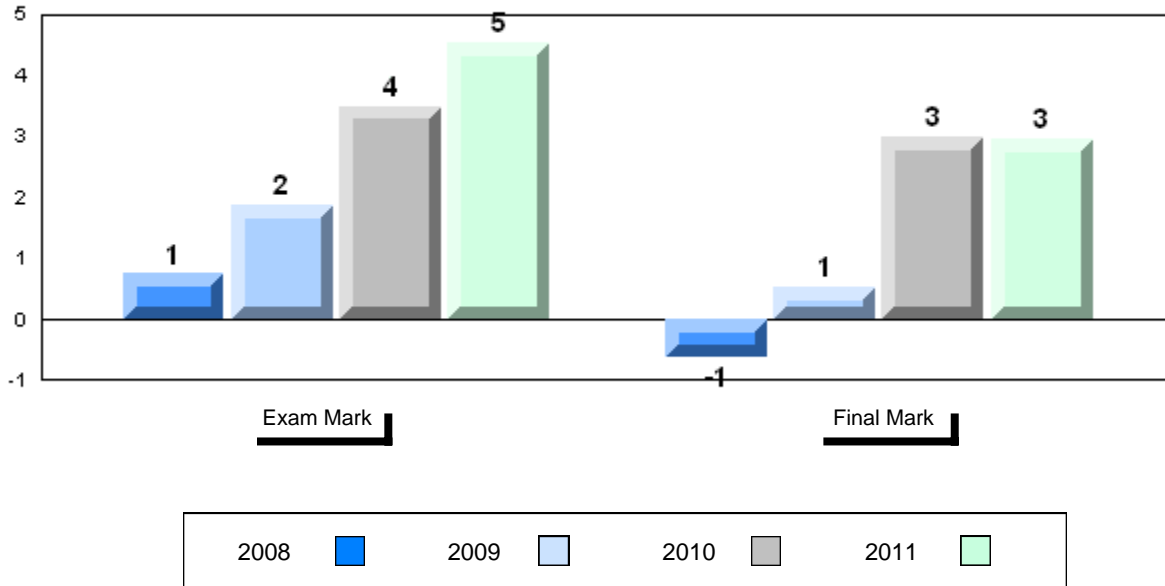


Number of Students	26						
		<b>Public Exam Mark</b>	School vs District	School vs Province	<b>Final Mark</b>	School vs District	School vs Province
<b>World History 3201</b>	School	70.1	P	P	72.3	P	P
	District	66.2			69.1		
	Province	65.6			69.3		
<u>Subtest</u>							
<b>WWI</b>	School	78.8	P	P			
	District	76.7					
	Province	73.4					
<b>Challenges and Changes</b>	School	71.7	P	P			
	District	66.0					
	Province	65.7					
<b>International Tensions (1930's and WWII)</b>	School	70.9	P	P			
	District	68.5					
	Province	67.3					
<b>Cold War</b>	School	54.8	P	P			
	District	49.0					
	Province	50.2					
<b>Regional Developments in Post WWII (5.1)</b>	School	65.7	P	P			
	District	57.1					
	Province	52.6					
<b>Regional Developments in Post WWII (5.2)</b>	School						
	District						
	Province	42.6					
<b>Challenges of the Modern Era</b>	School	43.1	P	F			
	District	41.4					
	Province	46.7					

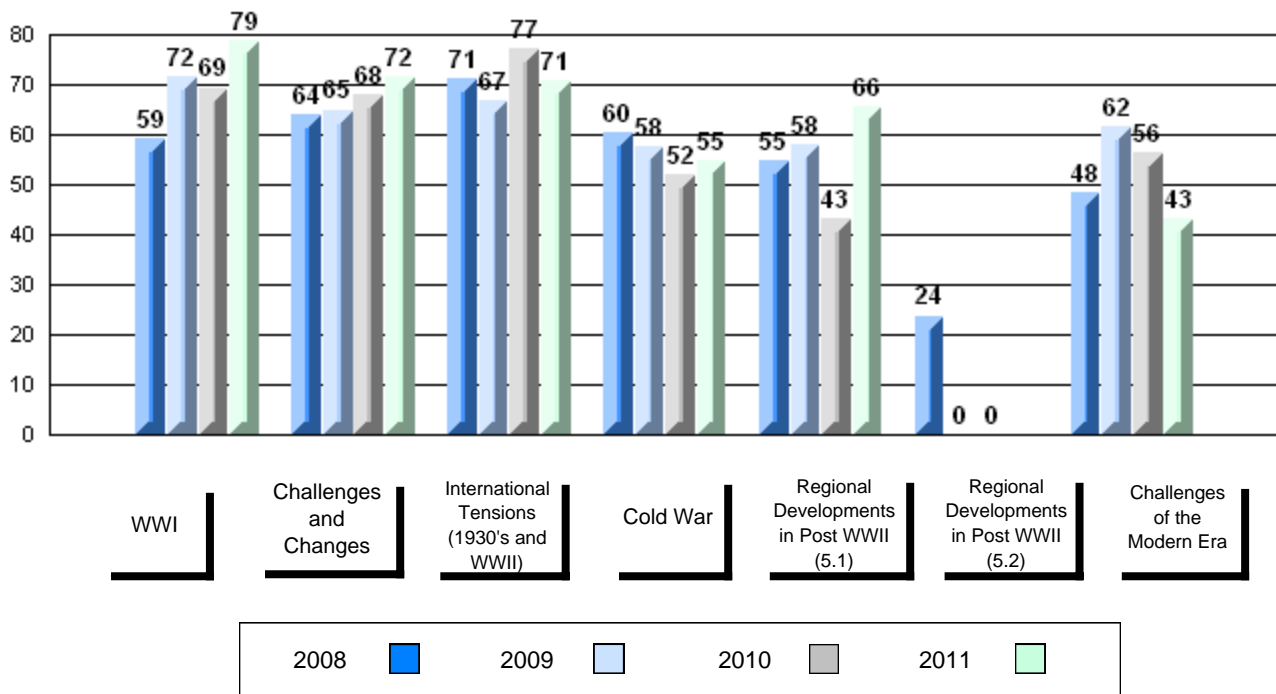
**Average Score, 2008-2011**



Difference from Provincial Mean, 2008-2011



4 Year Public Exam (Subtest) Mark Trend 2008-2011



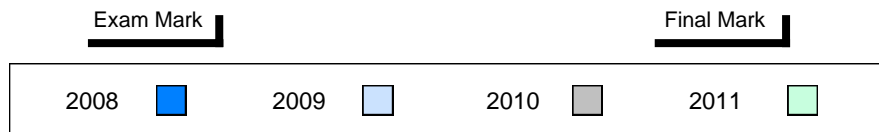
Number of Students	3
<b>World History 3201</b>	School District Province
<u>Subtest</u>	
<b>WWI</b>	School District Province
<b>Challenges and Changes</b>	School District Province
<b>International Tensions (1930's and WWII)</b>	School District Province
<b>Cold War</b>	School District Province
<b>Regional Developments in Post WWII (5.1)</b>	School District Province
<b>Regional Developments in Post WWII (5.2)</b>	School District Province
<b>Challenges of the Modern Era</b>	School District Province

<b>Public Exam Mark</b>	School vs District	School vs Province
<i>School data with 5 or fewer students withheld for reasons of confidentiality.</i>		

<b>Final Mark</b>	School vs District	School vs Province
<i>School data with 5 or fewer students withheld for reasons of confidentiality.</i>		

**Average Score, 2008-2011**

*School data with 5 or fewer students withheld for reasons of confidentiality.*



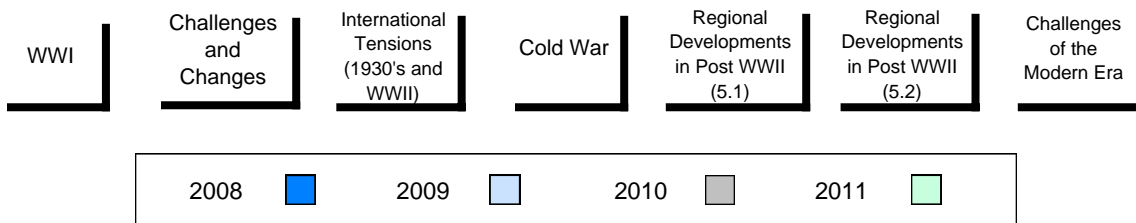
**Difference from Provincial Mean, 2008-2011**

*School data with 5 or fewer students withheld for reasons of confidentiality.*



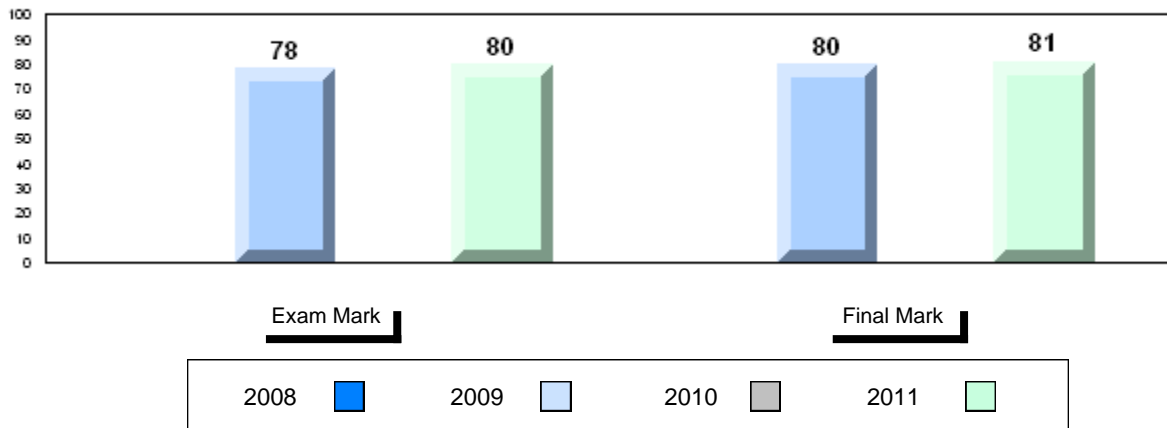
**4 Year Public Exam (Subtest) Mark Trend 2008-2011**

*School data with 5 or fewer students withheld for reasons of confidentiality.*

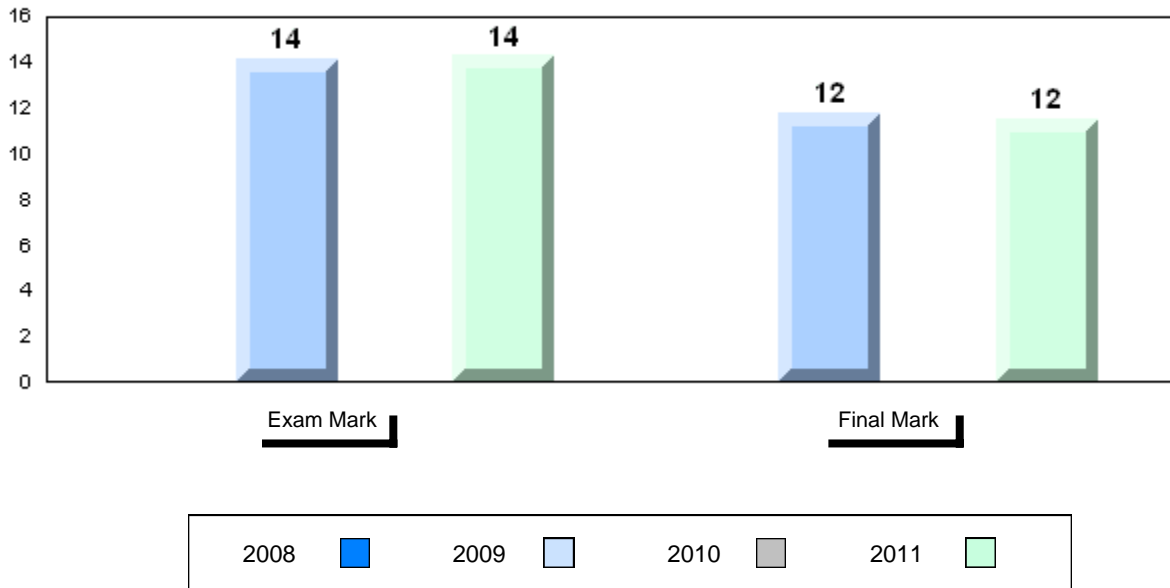


Number of Students		6						
		<b>Public Exam Mark</b>	School vs District	School vs Province	<b>Final Mark</b>	School vs District	School vs Province	
<b>World History 3201</b>	School	79.8	P	P	80.8	P	P	
	District	65.1						
	Province	65.6						
<u>Subtest</u>								
<b>WWI</b>	School	87.3	P	P	69.3			
	District	69.8						
	Province	73.4						
<b>Challenges and Changes</b>	School	85.5	P	P				
	District	65.4						
	Province	65.7						
<b>International Tensions (1930's and WWII)</b>	School	82.1	P	P				
	District	66.5						
	Province	67.3						
<b>Cold War</b>	School	72.6	P	P				
	District	46.9						
	Province	50.2						
<b>Regional Developments in Post WWII (5.1)</b>	School	73.8	P	P				
	District	56.4						
	Province	52.6						
<b>Regional Developments in Post WWII (5.2)</b>	School							
	District	33.2						
	Province	42.6						
<b>Challenges of the Modern Era</b>	School	46.4	P	P				
	District	42.0						
	Province	46.7						

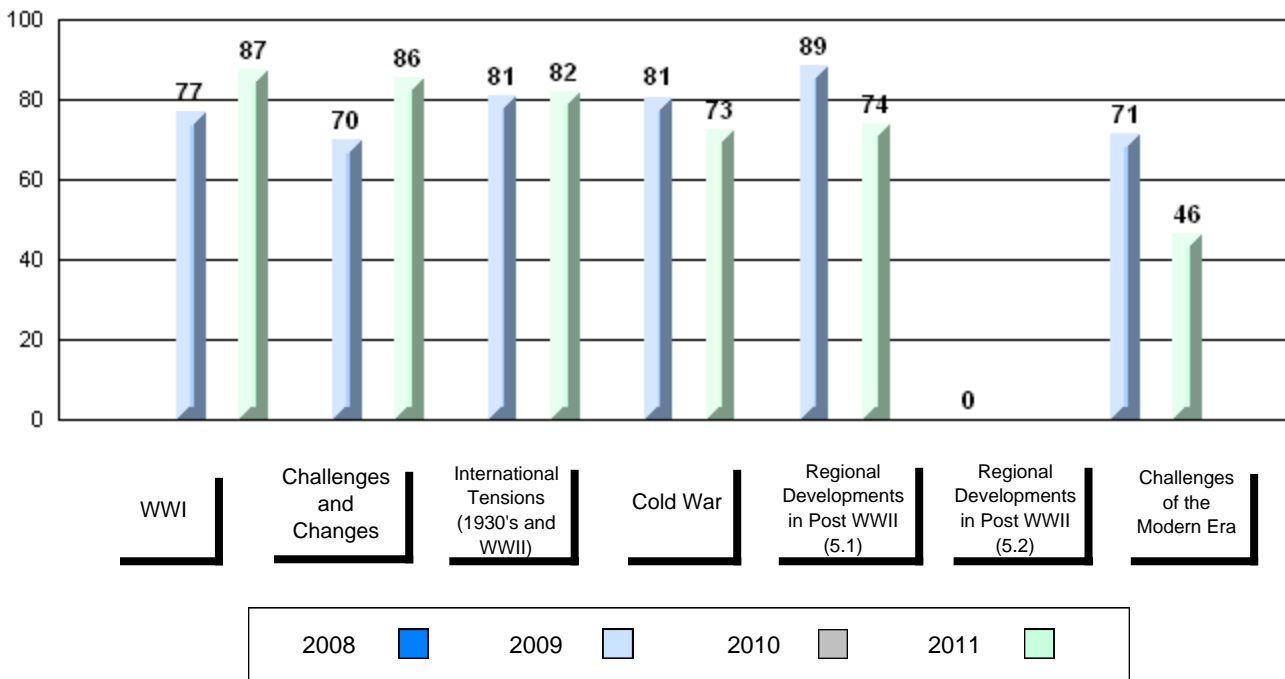
**Average Score, 2008-2011**



Difference from Provincial Mean, 2008-2011



4 Year Public Exam (Subtest) Mark Trend 2008-2011



Number of Students

1

**Public Exam Mark**

School	School
vs	vs
District	Province

**Final Mark**

School	School
vs	vs
District	Province

*School data with 5 or fewer students withheld for reasons of confidentiality.*

*School data with 5 or fewer students withheld for reasons of confidentiality.*

**World History 3201**

School  
District  
Province

Subtest

**WWI**

School  
District  
Province

**Challenges and Changes**

School  
District  
Province

**International Tensions (1930's and WWII)**

School  
District  
Province

**Cold War**

School  
District  
Province

**Regional Developments in Post WWII (5.1)**

School  
District  
Province

**Regional Developments in Post WWII (5.2)**

School  
District  
Province

**Challenges of the Modern Era**

School  
District  
Province

**Average Score, 2008-2011**

*School data with 5 or fewer students withheld for reasons of confidentiality.*

Exam Mark

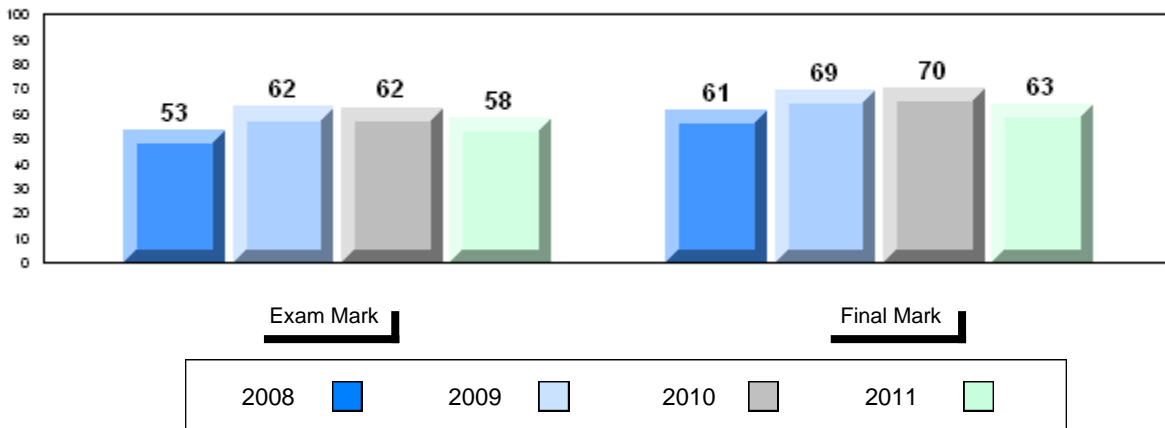
Final Mark



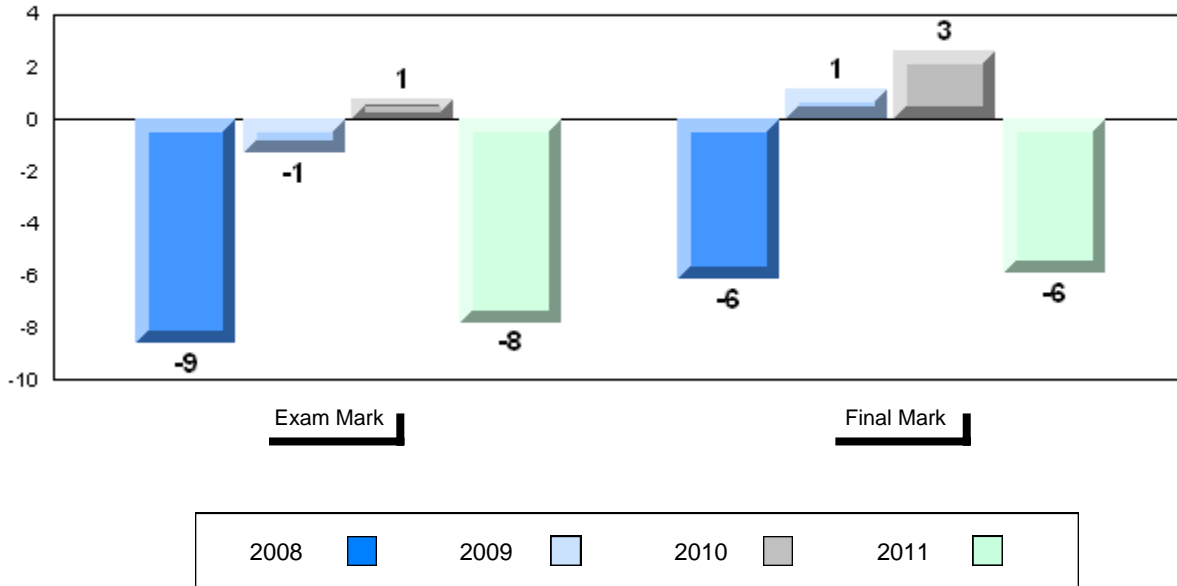


Number of Students	25						
		<b>Public Exam Mark</b>	School vs District	School vs Province	<b>Final Mark</b>	School vs District	School vs Province
<b>World History 3201</b>	School	57.8	q	q	63.4	q	q
	District	65.1			69.0		
	Province	65.6			69.3		
<b>Subtest</b>							
<b>WWI</b>	School	56.3	q	q			
	District	69.8					
	Province	73.4					
<b>Challenges and Changes</b>	School	54.9	q	q			
	District	65.4					
	Province	65.7					
<b>International Tensions (1930's and WWII)</b>	School	62.2	q	q			
	District	66.5					
	Province	67.3					
<b>Cold War</b>	School	34.1	q	q			
	District	46.9					
	Province	50.2					
<b>Regional Developments in Post WWII (5.1)</b>	School	46.3	q	q			
	District	56.4					
	Province	52.6					
<b>Regional Developments in Post WWII (5.2)</b>	School						
	District	33.2					
	Province	42.6					
<b>Challenges of the Modern Era</b>	School	29.7	q	q			
	District	42.0					
	Province	46.7					

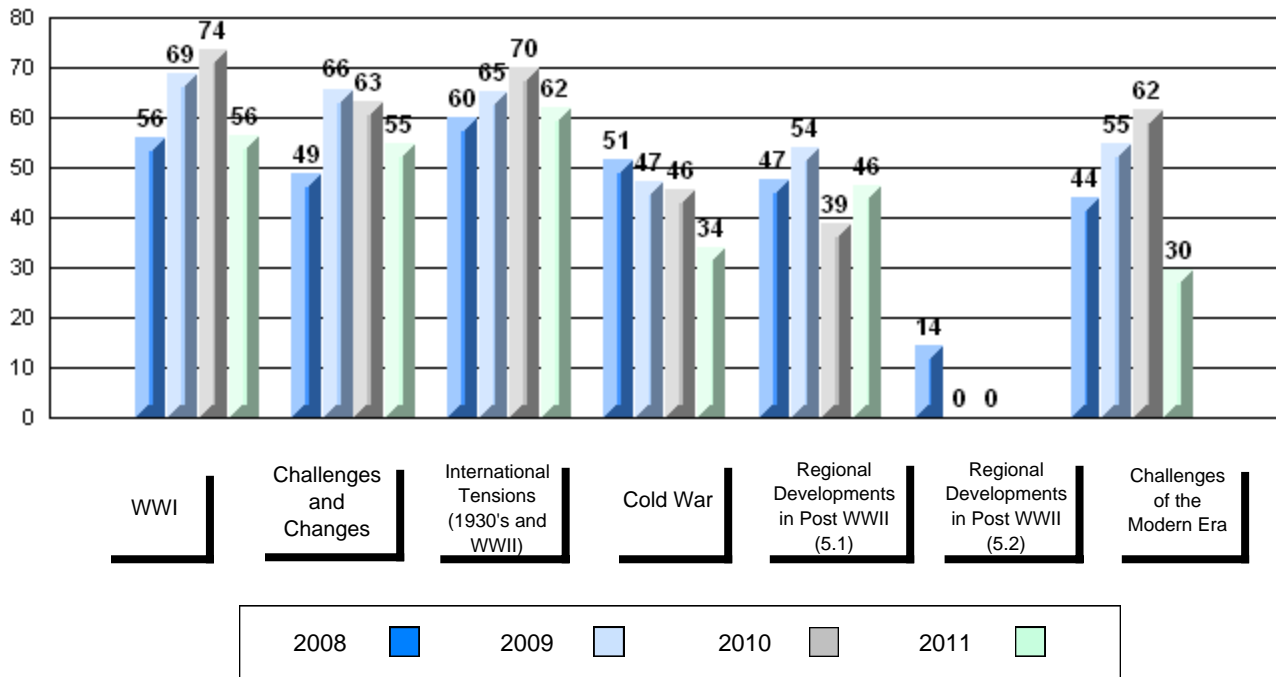
**Average Score, 2008-2011**



Difference from Provincial Mean, 2008-2011

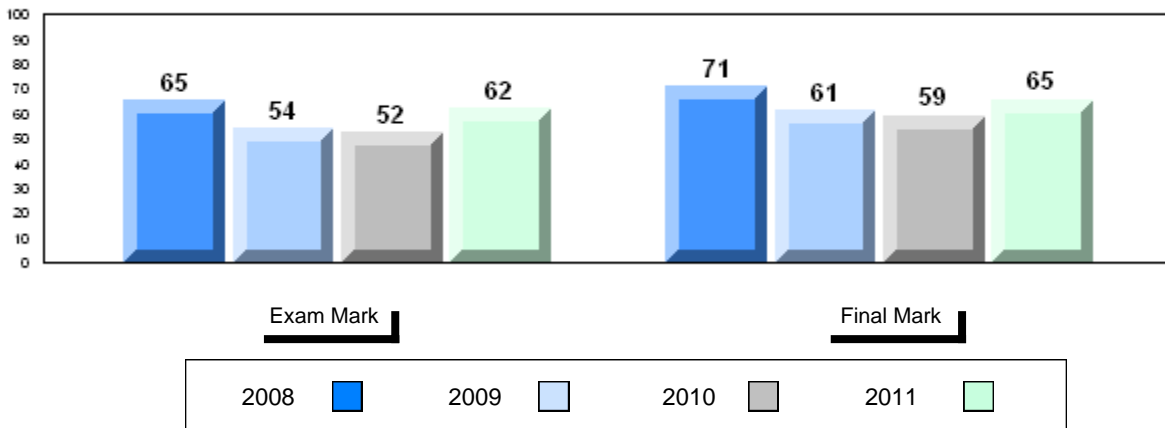


4 Year Public Exam (Subtest) Mark Trend 2008-2011

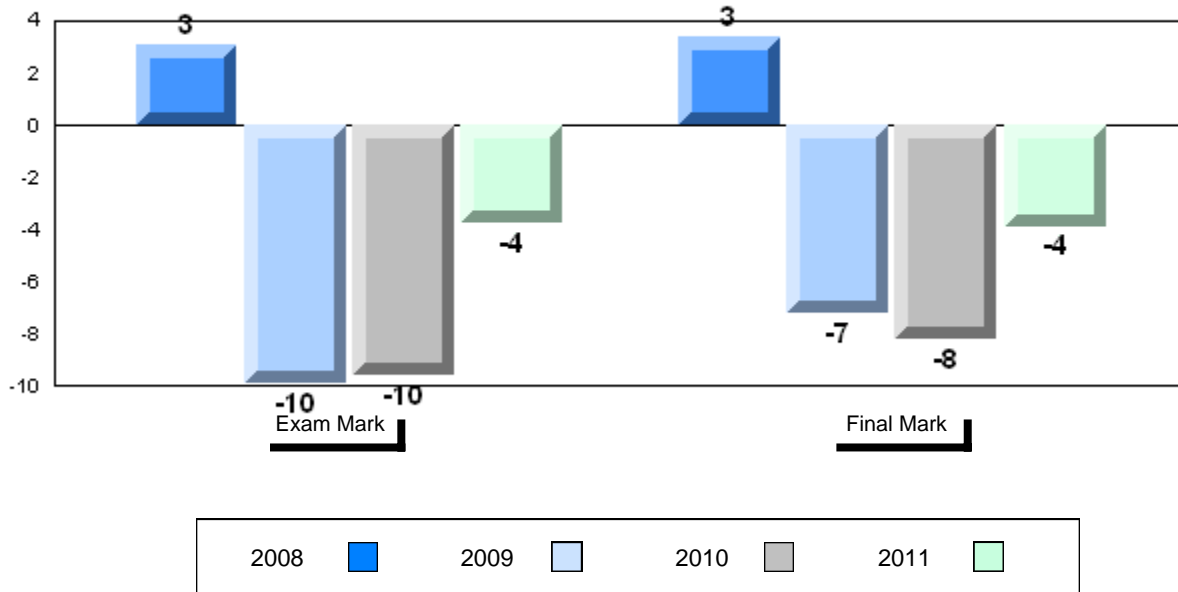


Number of Students	18						
		<b>Public Exam Mark</b>	School vs District	School vs Province	<b>Final Mark</b>	School vs District	School vs Province
<b>World History 3201</b>	School	61.8	q	q	65.4	q	q
	District	65.1			69.0		
	Province	65.6			69.3		
<u>Subtest</u>							
<b>WWI</b>	School	78.1	P	P			
	District	69.8					
	Province	73.4					
<b>Challenges and Changes</b>	School	65.6	P	q			
	District	65.4					
	Province	65.7					
<b>International Tensions (1930's and WWII)</b>	School	60.7	q	q			
	District	66.5					
	Province	67.3					
<b>Cold War</b>	School	36.5	q	q			
	District	46.9					
	Province	50.2					
<b>Regional Developments in Post WWII (5.1)</b>	School	9.5	q	q			
	District	56.4					
	Province	52.6					
<b>Regional Developments in Post WWII (5.2)</b>	School	52.1	P	P			
	District	33.2					
	Province	42.6					
<b>Challenges of the Modern Era</b>	School	36.9	q	q			
	District	42.0					
	Province	46.7					

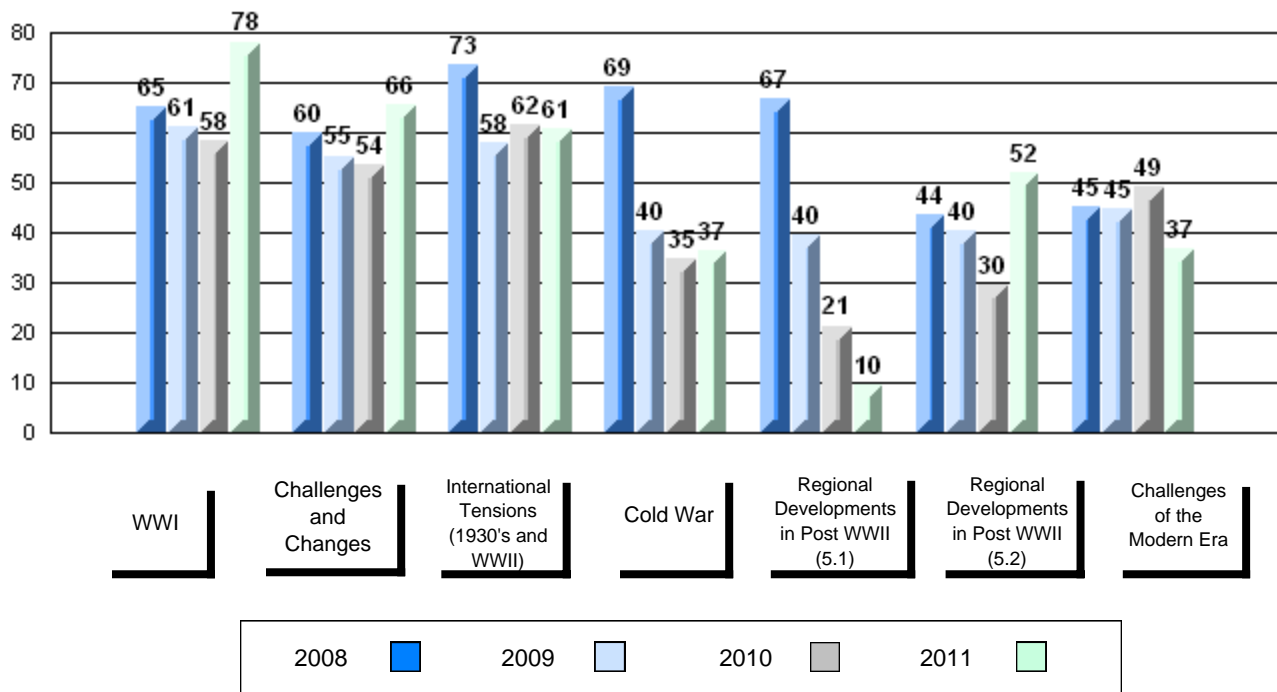
**Average Score, 2008-2011**



Difference from Provincial Mean, 2008-2011

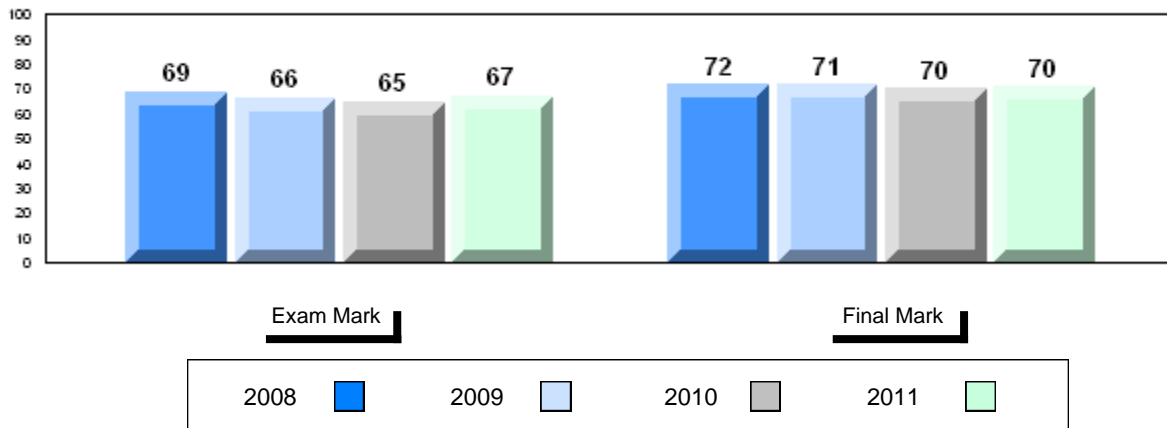


4 Year Public Exam (Subtest) Mark Trend 2008-2011

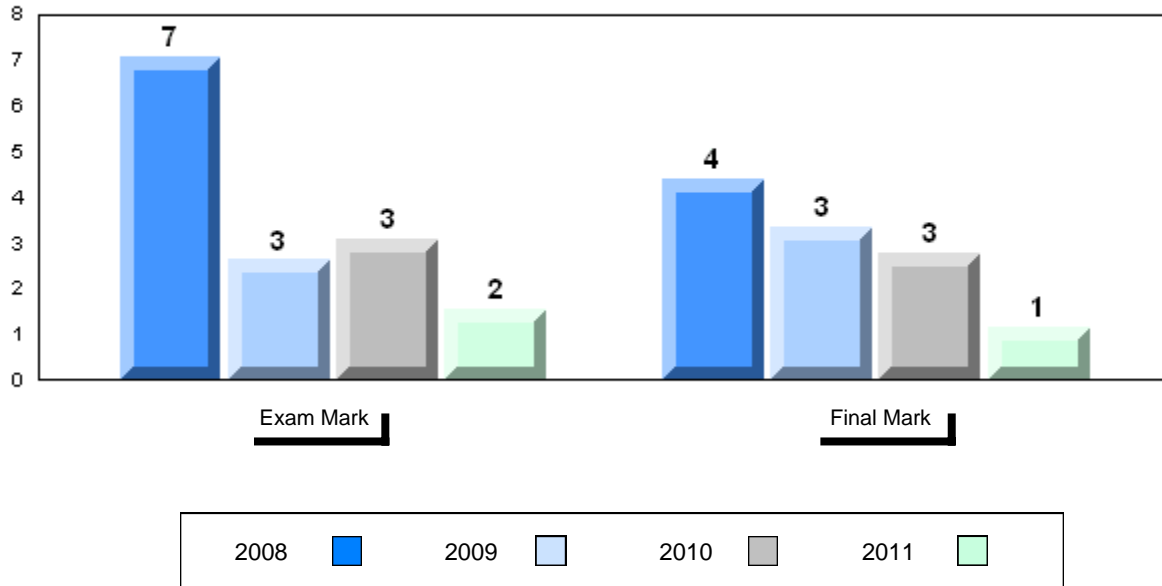


Number of Students	57						
		<b>Public Exam Mark</b>	School vs District	School vs Province	<b>Final Mark</b>	School vs District	School vs Province
<b>World History 3201</b>	School	67.1	P	P	70.5	P	P
	District	65.1			69.0		
	Province	65.6			69.3		
<b>Subtest</b>							
<b>WWI</b>	School	70.2	P	Q			
	District	69.8					
	Province	73.4					
<b>Challenges and Changes</b>	School	66.8	P	P			
	District	65.4					
	Province	65.7					
<b>International Tensions (1930's and WWII)</b>	School	68.1	P	P			
	District	66.5					
	Province	67.3					
<b>Cold War</b>	School	51.8	P	P			
	District	46.9					
	Province	50.2					
<b>Regional Developments in Post WWII (5.1)</b>	School	60.2	P	P			
	District	56.4					
	Province	52.6					
<b>Regional Developments in Post WWII (5.2)</b>	School	7.1	Q	Q			
	District	33.2					
	Province	42.6					
<b>Challenges of the Modern Era</b>	School	46.7	P	P			
	District	42.0					
	Province	46.7					

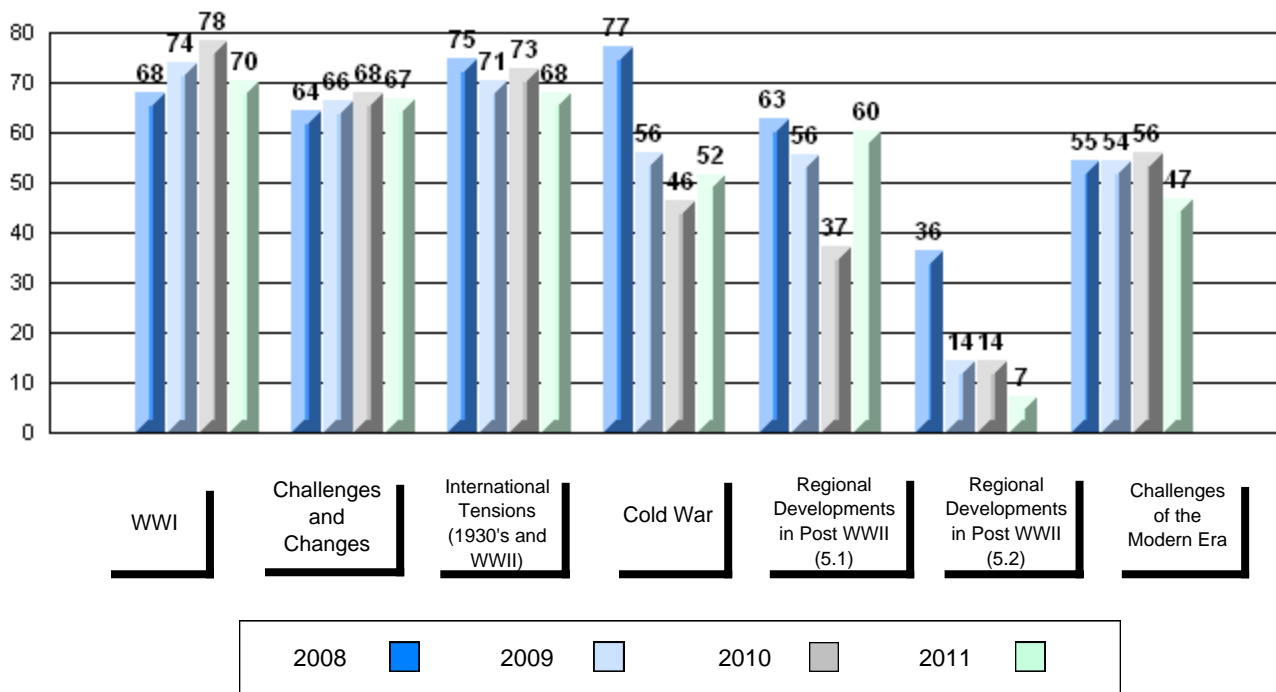
**Average Score, 2008-2011**



Difference from Provincial Mean, 2008-2011



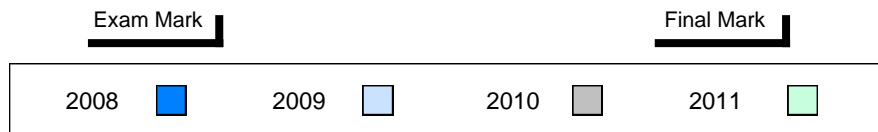
4 Year Public Exam (Subtest) Mark Trend 2008-2011



		<b>Public Exam Mark</b>	School vs District	School vs Province	<b>Final Mark</b>	School vs District	School vs Province
Number of Students	1						
<b>World History 3201</b>	School District Province	<i>School data with 5 or fewer students withheld for reasons of confidentiality.</i>		<i>School data with 5 or fewer students withheld for reasons of confidentiality.</i>			
<u>Subtest</u>	School District Province						
<b>WWI</b>	School District Province						
<b>Challenges and Changes</b>	School District Province						
<b>International Tensions (1930's and WWII)</b>	School District Province						
<b>Cold War</b>	School District Province						
<b>Regional Developments in Post WWII (5.1)</b>	School District Province						
<b>Regional Developments in Post WWII (5.2)</b>	School District Province						
<b>Challenges of the Modern Era</b>	School District Province						

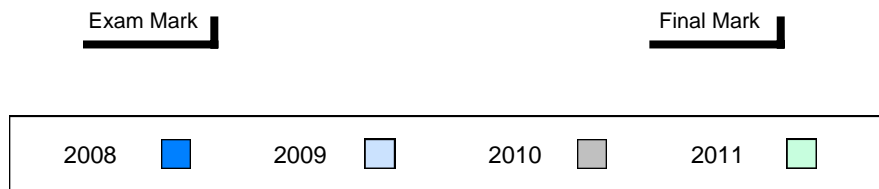
**Average Score, 2008-2011**

*School data with 5 or fewer students withheld for reasons of confidentiality.*



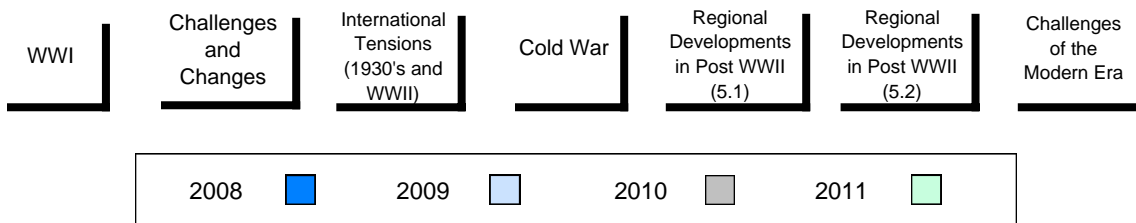
**Difference from Provincial Mean, 2008-2011**

*School data with 5 or fewer students withheld for reasons of confidentiality.*



**4 Year Public Exam (Subtest) Mark Trend 2008-2011**

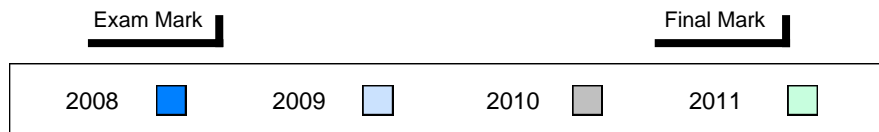
*School data with 5 or fewer students withheld for reasons of confidentiality.*



Number of Students		3	<b>Public Exam Mark</b>	School vs District	School vs Province	<b>Final Mark</b>	School vs District	School vs Province
<b>World History 3201</b>		School District Province	<i>School data with 5 or fewer students withheld for reasons of confidentiality.</i>			<i>School data with 5 or fewer students withheld for reasons of confidentiality.</i>		
<u>Subtest</u>		School District Province						
<b>WWI</b>		School District Province						
<b>Challenges and Changes</b>		School District Province						
<b>International Tensions (1930's and WWII)</b>		School District Province						
<b>Cold War</b>		School District Province						
<b>Regional Developments in Post WWII (5.1)</b>		School District Province						
<b>Regional Developments in Post WWII (5.2)</b>		School District Province						
<b>Challenges of the Modern Era</b>		School District Province						

**Average Score, 2008-2011**

*School data with 5 or fewer students withheld for reasons of confidentiality.*





Number of Students

1

**Public Exam Mark**

School vs District      School vs Province

**Final Mark**

School vs District      School vs Province

*School data with 5 or fewer students withheld for reasons of confidentiality.*

*School data with 5 or fewer students withheld for reasons of confidentiality.*

**World History 3201**

School  
District  
Province

Subtest

**WWI**

School  
District  
Province

**Challenges and Changes**

School  
District  
Province

**International Tensions (1930's and WWII)**

School  
District  
Province

**Cold War**

School  
District  
Province

**Regional Developments in Post WWII (5.1)**

School  
District  
Province

**Regional Developments in Post WWII (5.2)**

School  
District  
Province

**Challenges of the Modern Era**

School  
District  
Province

**Average Score, 2008-2011**

*School data with 5 or fewer students withheld for reasons of confidentiality.*

Exam Mark

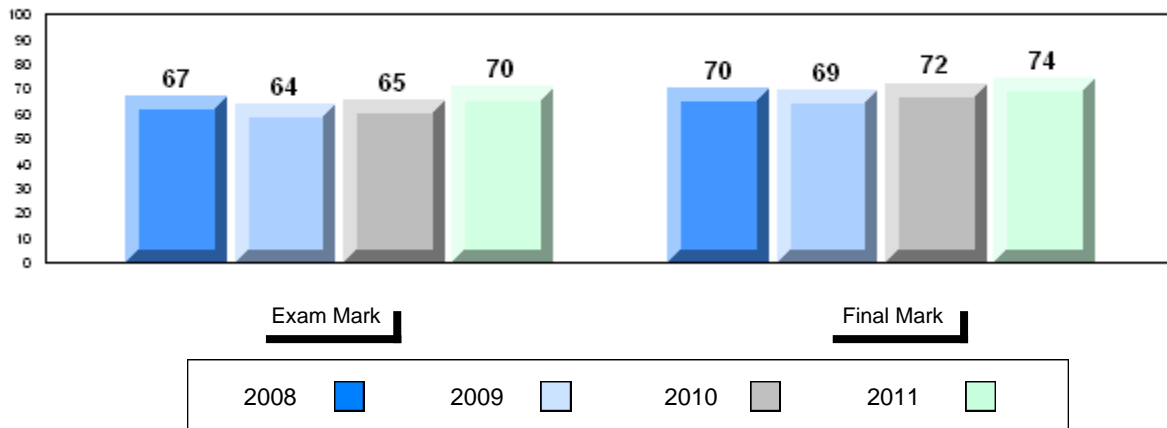
Final Mark



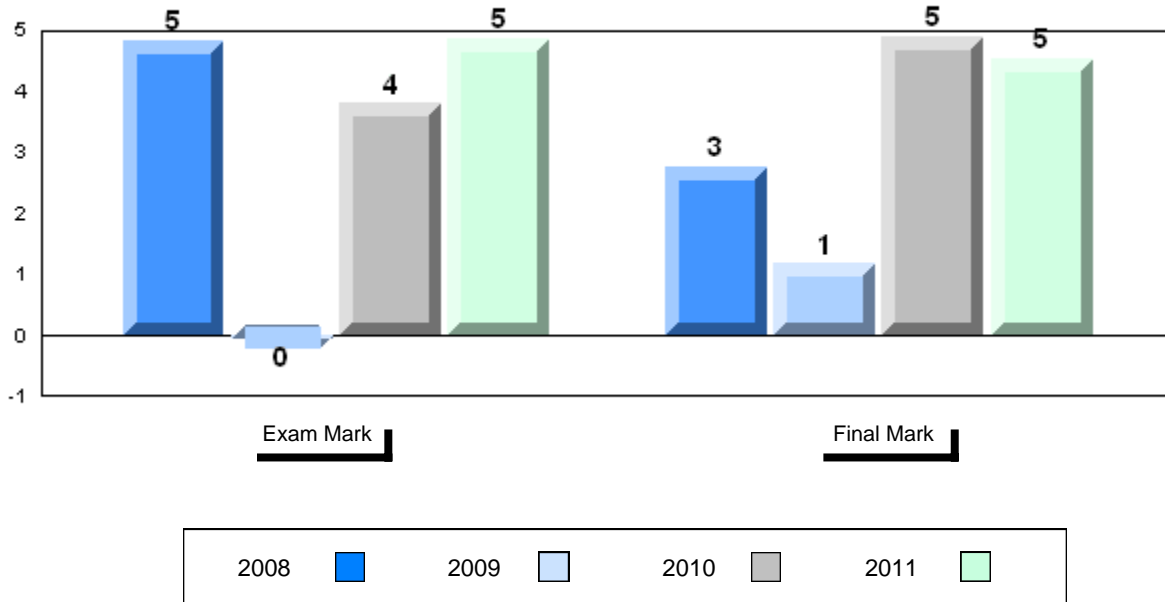


Number of Students		39						
		<b>Public Exam Mark</b>	School vs District	School vs Province	<b>Final Mark</b>	School vs District	School vs Province	
<b>World History 3201</b>	School	70.4	P	P	73.9	P	P	
	District	69.3						
	Province	65.6						
<b>Subtest</b>	School	78.9	P	P				
<b>WWI</b>	District	76.0						
	Province	73.4						
<b>Challenges and Changes</b>	School	72.0	P	P				
	District	71.7						
	Province	65.7						
<b>International Tensions (1930's and WWII)</b>	School	72.8	P	P				
	District	72.4						
	Province	67.3						
<b>Cold War</b>	School	58.2	P	P				
	District	53.5						
	Province	50.2						
<b>Regional Developments in Post WWII (5.1)</b>	School	63.0	P	P				
	District	57.6						
	Province	52.6						
<b>Regional Developments in Post WWII (5.2)</b>	School	28.6	Q	Q				
	District	53.3						
	Province	42.6						
<b>Challenges of the Modern Era</b>	School	58.8	P	P				
	District	52.6						
	Province	46.7						

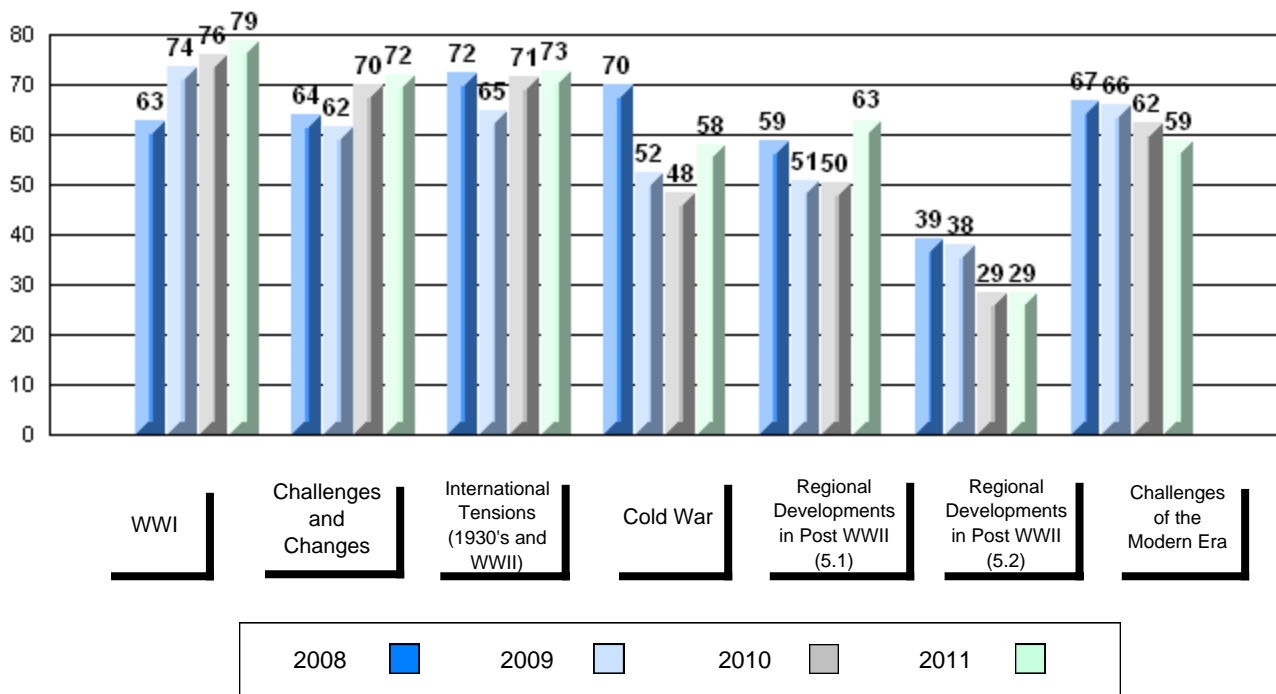
**Average Score, 2008-2011**



Difference from Provincial Mean, 2008-2011

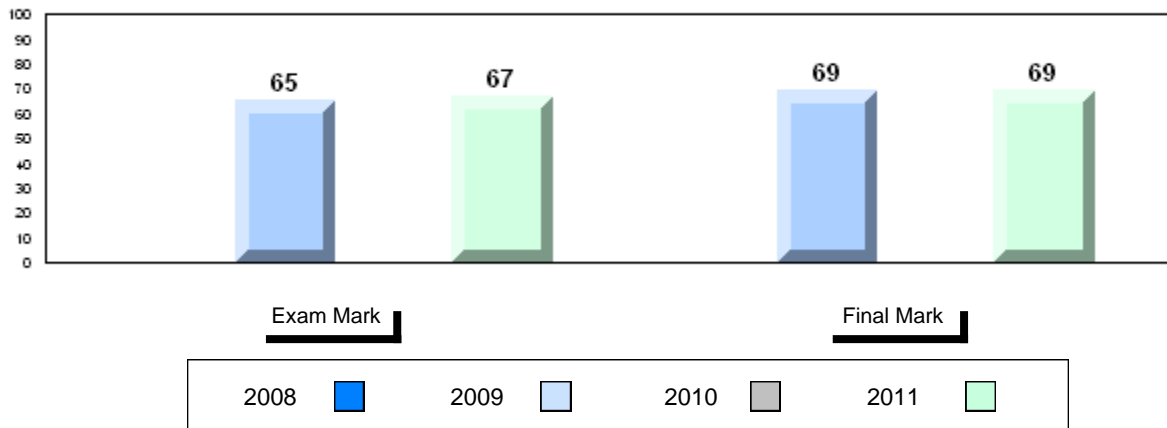


4 Year Public Exam (Subtest) Mark Trend 2008-2011

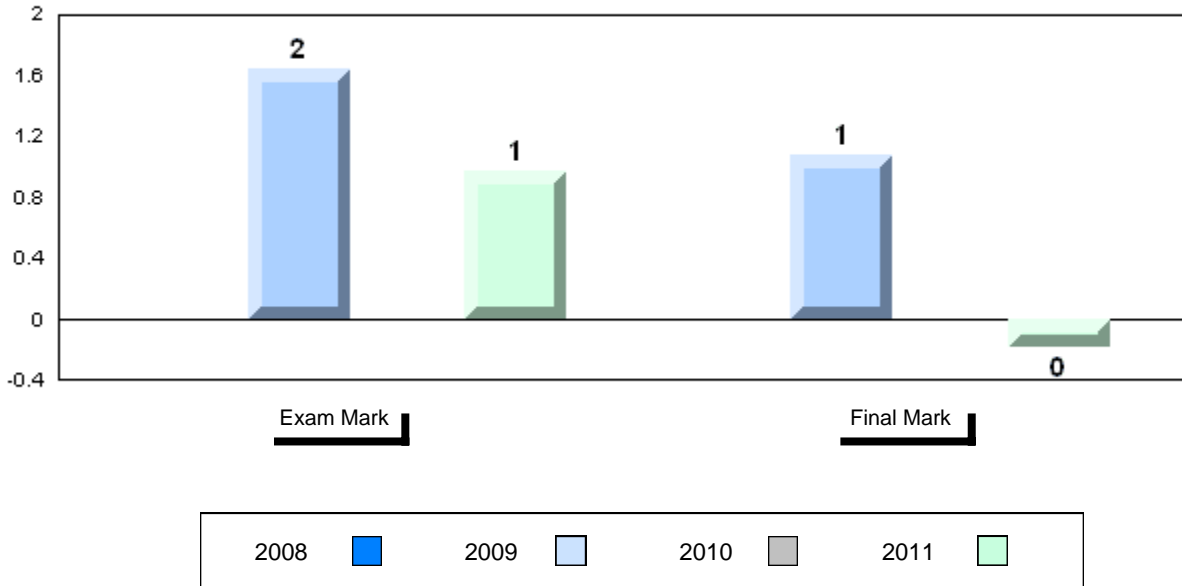


Number of Students		23						
		<b>Public Exam Mark</b>	School vs District	School vs Province	<b>Final Mark</b>	School vs District	School vs Province	
<b>World History 3201</b>	School	66.5	q	P	69.1	q	q	
	District	69.3						
	Province	65.6						
<u>Subtest</u>								
<b>WWI</b>	School	66.3	q	q	69.3			
	District	76.0						
	Province	73.4						
<b>Challenges and Changes</b>	School	71.4	q	P				
	District	71.7						
	Province	65.7						
<b>International Tensions (1930's and WWII)</b>	School	72.4	P	P				
	District	72.4						
	Province	67.3						
<b>Cold War</b>	School	45.7	q	q				
	District	53.5						
	Province	50.2						
<b>Regional Developments in Post WWII (5.1)</b>	School	51.2	q	q				
	District	57.6						
	Province	52.6						
<b>Regional Developments in Post WWII (5.2)</b>	School							
	District	53.3						
	Province	42.6						
<b>Challenges of the Modern Era</b>	School	52.5	q	P				
	District	52.6						
	Province	46.7						

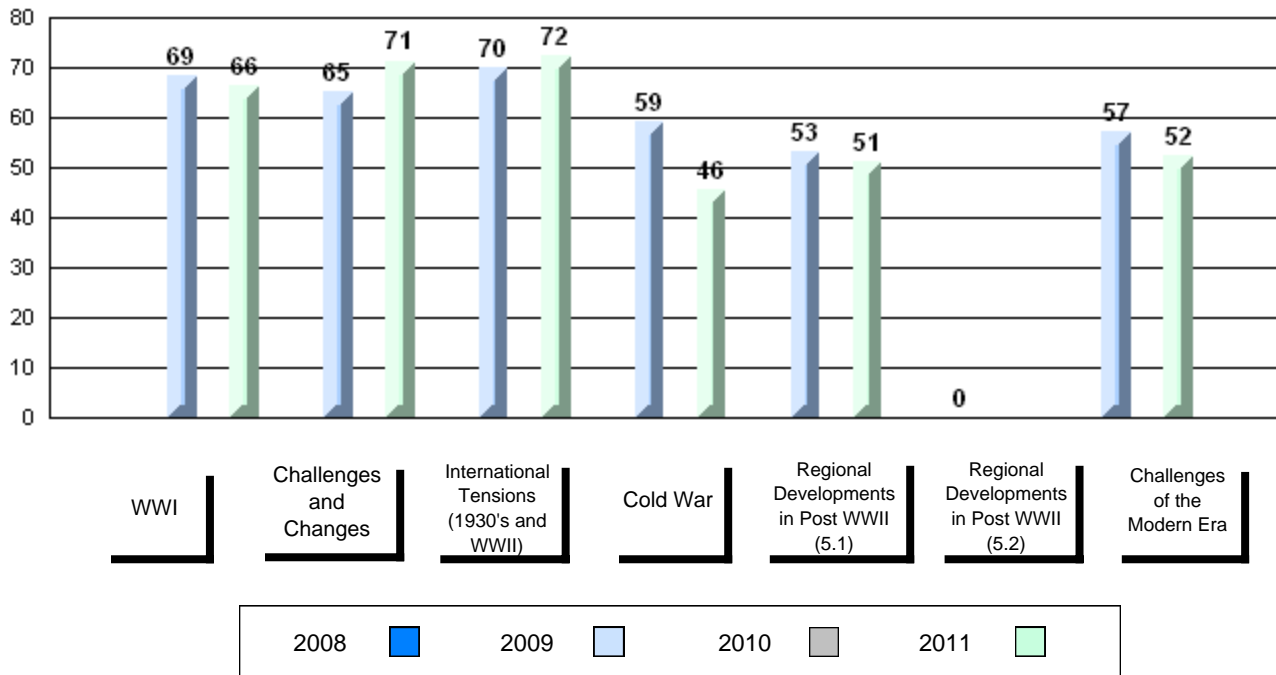
**Average Score, 2008-2011**



Difference from Provincial Mean, 2008-2011

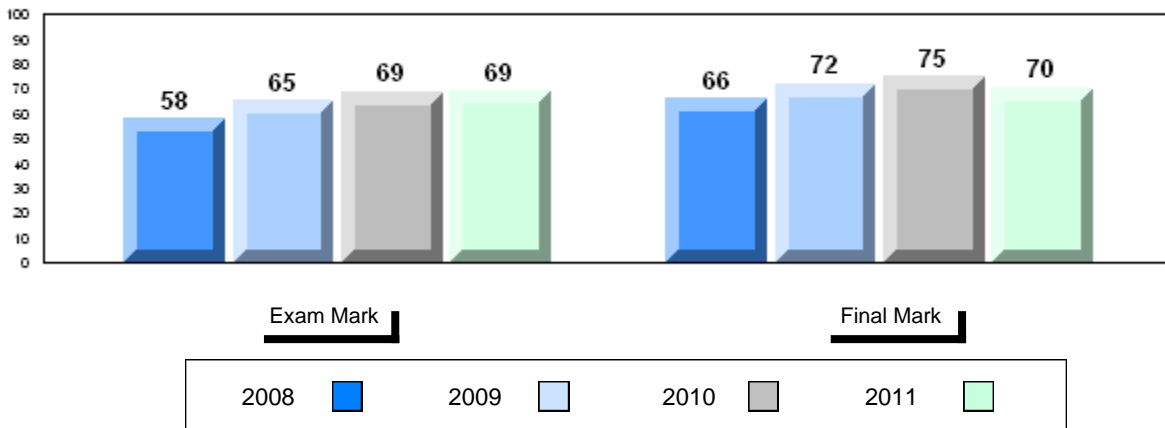


4 Year Public Exam (Subtest) Mark Trend 2008-2011

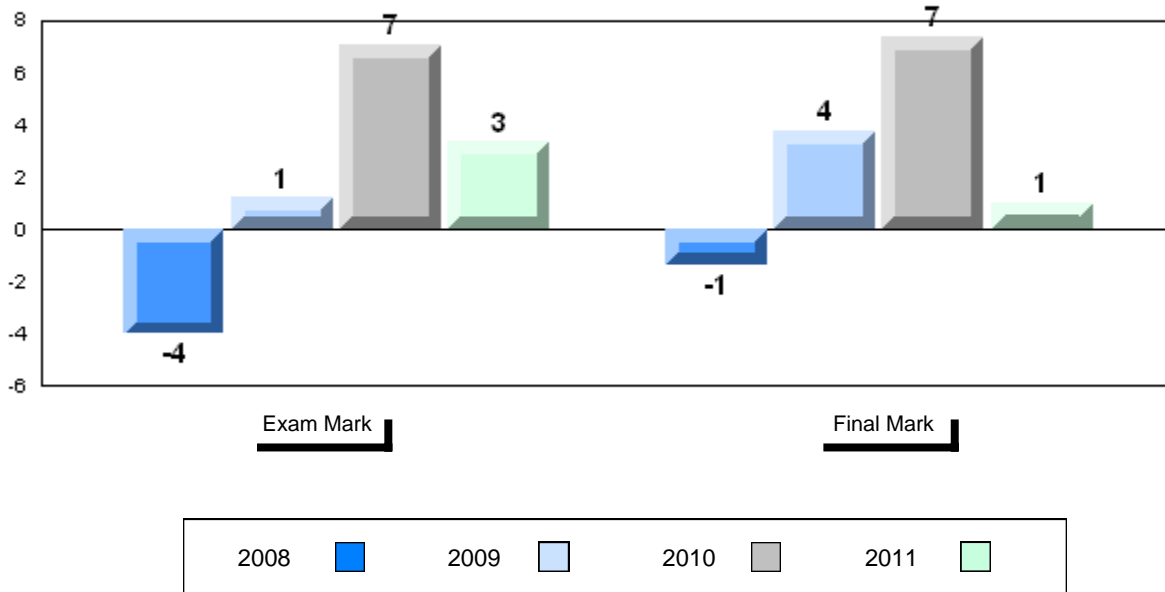


Number of Students		32						
		<b>Public Exam Mark</b>	School vs District	School vs Province	<b>Final Mark</b>	School vs District	School vs Province	
<b>World History 3201</b>	School	68.9	q	P	70.3	q	P	
	District	69.3				71.8		
	Province	65.6				69.3		
<b>Subtest</b>								
<b>WWI</b>	School	78.7	P	P				
	District	76.0						
	Province	73.4						
<b>Challenges and Changes</b>	School	70.3	q	P				
	District	71.7						
	Province	65.7						
<b>International Tensions (1930's and WWII)</b>	School	70.8	q	P				
	District	72.4						
	Province	67.3						
<b>Cold War</b>	School	51.6	q	P				
	District	53.5						
	Province	50.2						
<b>Regional Developments in Post WWII (5.1)</b>	School	38.1	q	q				
	District	57.6						
	Province	52.6						
<b>Regional Developments in Post WWII (5.2)</b>	School	58.6	P	P				
	District	53.3						
	Province	42.6						
<b>Challenges of the Modern Era</b>	School	43.8	q	q				
	District	52.6						
	Province	46.7						

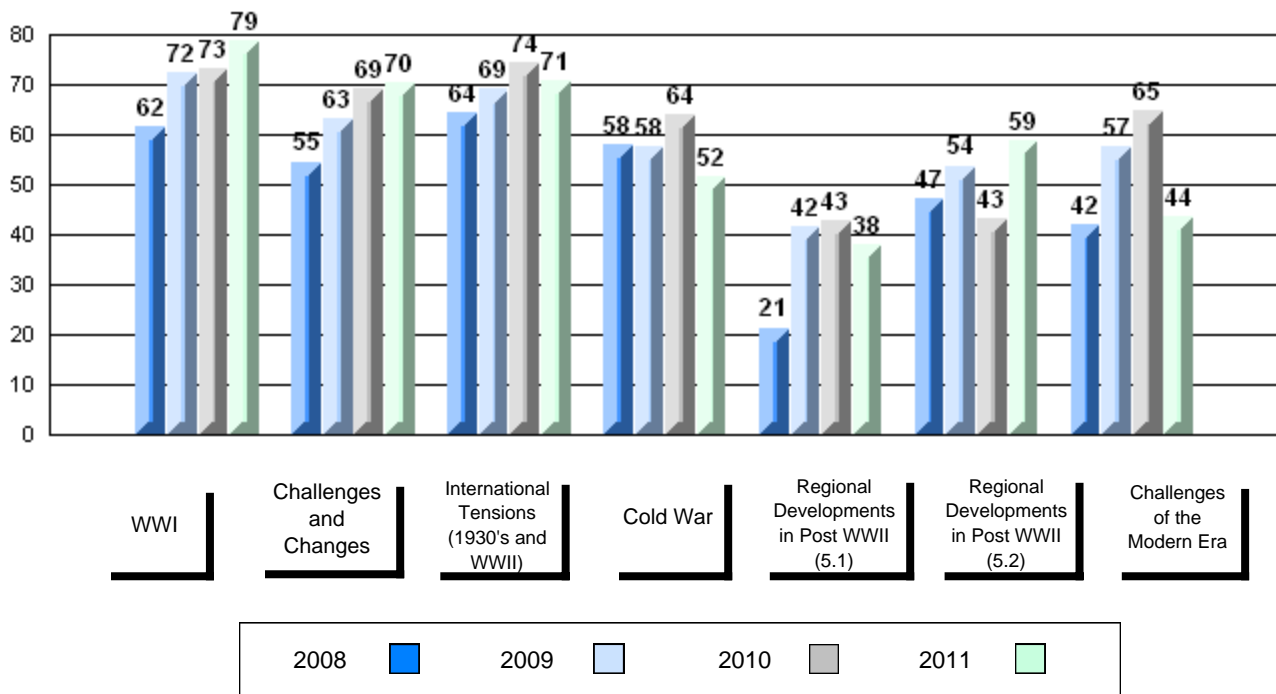
**Average Score, 2008-2011**



Difference from Provincial Mean, 2008-2011

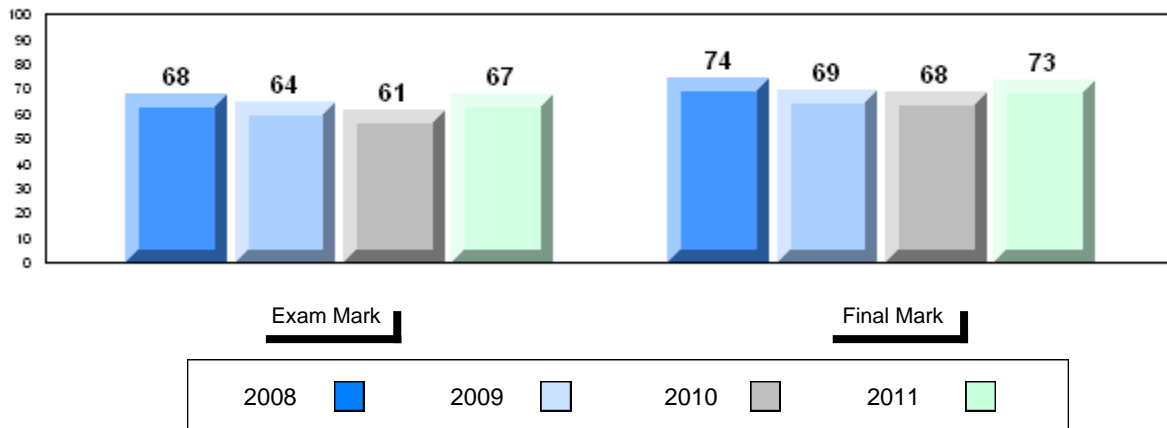


4 Year Public Exam (Subtest) Mark Trend 2008-2011

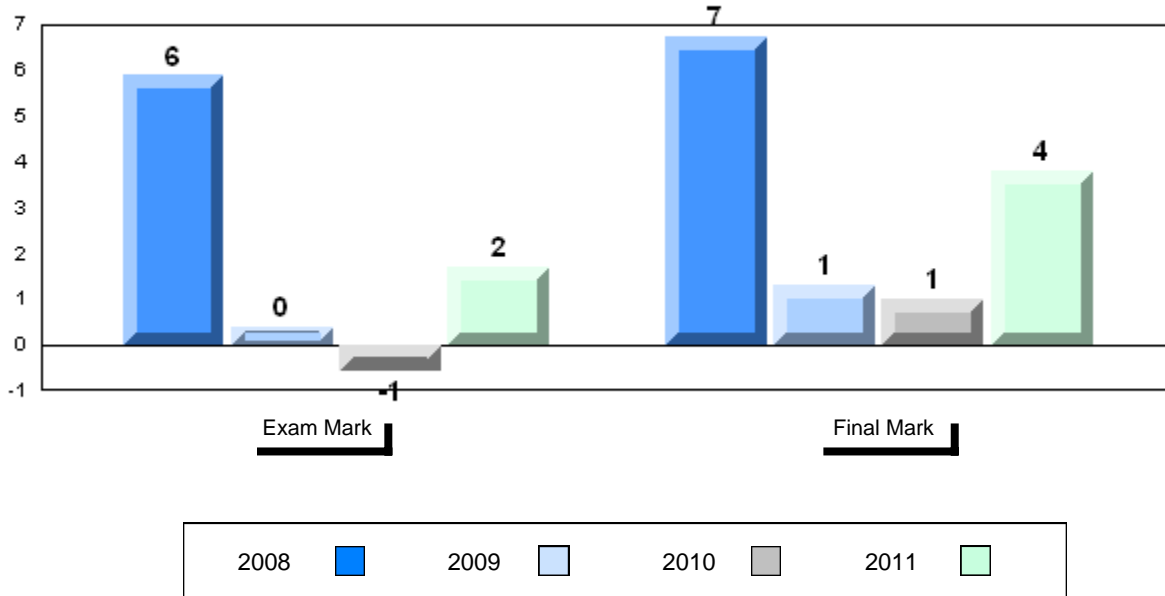


Number of Students	65							
		<b>Public Exam Mark</b>	School vs District	School vs Province		<b>Final Mark</b>	School vs District	School vs Province
<b>World History 3201</b>	School	67.3	P	P		73.1	P	P
	District	64.8				68.8		
	Province	65.6				69.3		
<u>Subtest</u>								
<b>WWI</b>	School	74.6	P	P				
	District	73.2						
	Province	73.4						
<b>Challenges and Changes</b>	School	69.3	P	P				
	District	64.6						
	Province	65.7						
<b>International Tensions (1930's and WWII)</b>	School	68.8	P	P				
	District	66.2						
	Province	67.3						
<b>Cold War</b>	School	55.5	P	P				
	District	49.8						
	Province	50.2						
<b>Regional Developments in Post WWII (5.1)</b>	School	25.7	Q	Q				
	District	51.2						
	Province	52.6						
<b>Regional Developments in Post WWII (5.2)</b>	School	59.7	P	P				
	District	39.6						
	Province	42.6						
<b>Challenges of the Modern Era</b>	School	48.0	P	P				
	District	46.7						
	Province	46.7						

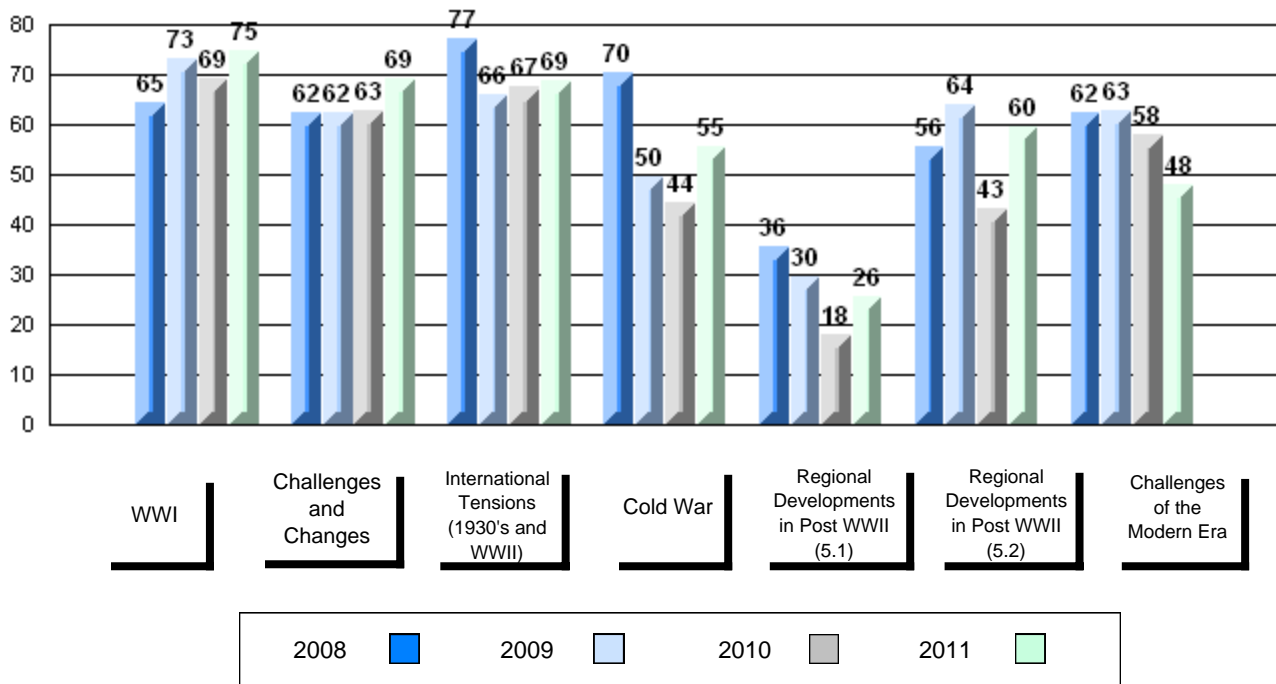
**Average Score, 2008-2011**



Difference from Provincial Mean, 2008-2011



4 Year Public Exam (Subtest) Mark Trend 2008-2011



District 4 - Eastern

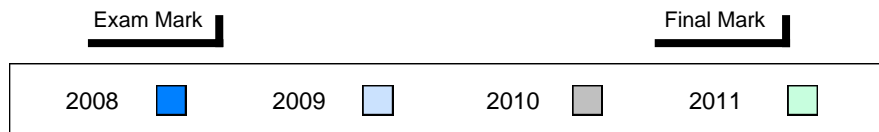
#223 - Christ the King School, Rushoon

Grades: K-12

		<b>Public Exam Mark</b>	School vs District	School vs Province	<b>Final Mark</b>	School vs District	School vs Province
Number of Students	4						
<b>World History 3201</b>	School District Province	<i>School data with 5 or fewer students withheld for reasons of confidentiality.</i>		<i>School data with 5 or fewer students withheld for reasons of confidentiality.</i>			
<u>Subtest</u>	School District Province						
<b>WWI</b>	School District Province						
<b>Challenges and Changes</b>	School District Province						
<b>International Tensions (1930's and WWII)</b>	School District Province						
<b>Cold War</b>	School District Province						
<b>Regional Developments in Post WWII (5.1)</b>	School District Province						
<b>Regional Developments in Post WWII (5.2)</b>	School District Province						
<b>Challenges of the Modern Era</b>	School District Province						

**Average Score, 2008-2011**

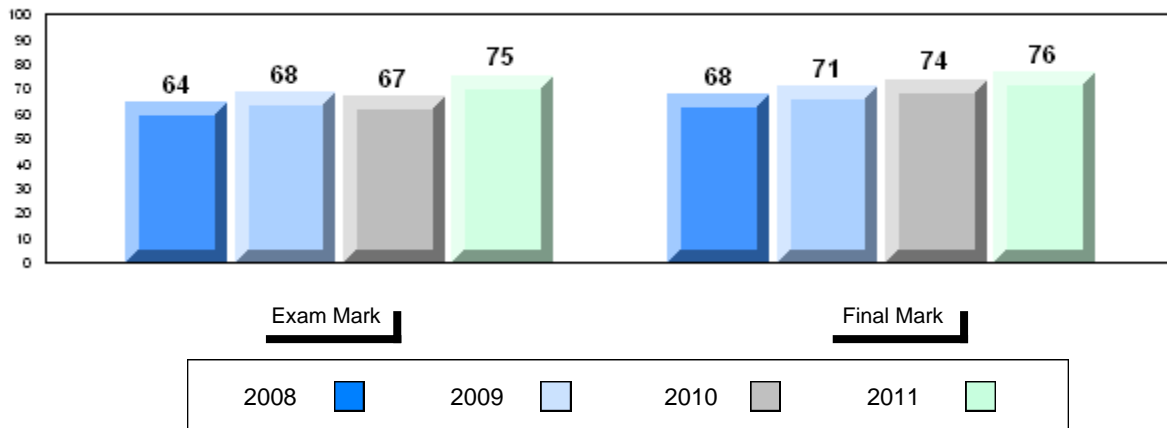
*School data with 5 or fewer students withheld for reasons of confidentiality.*



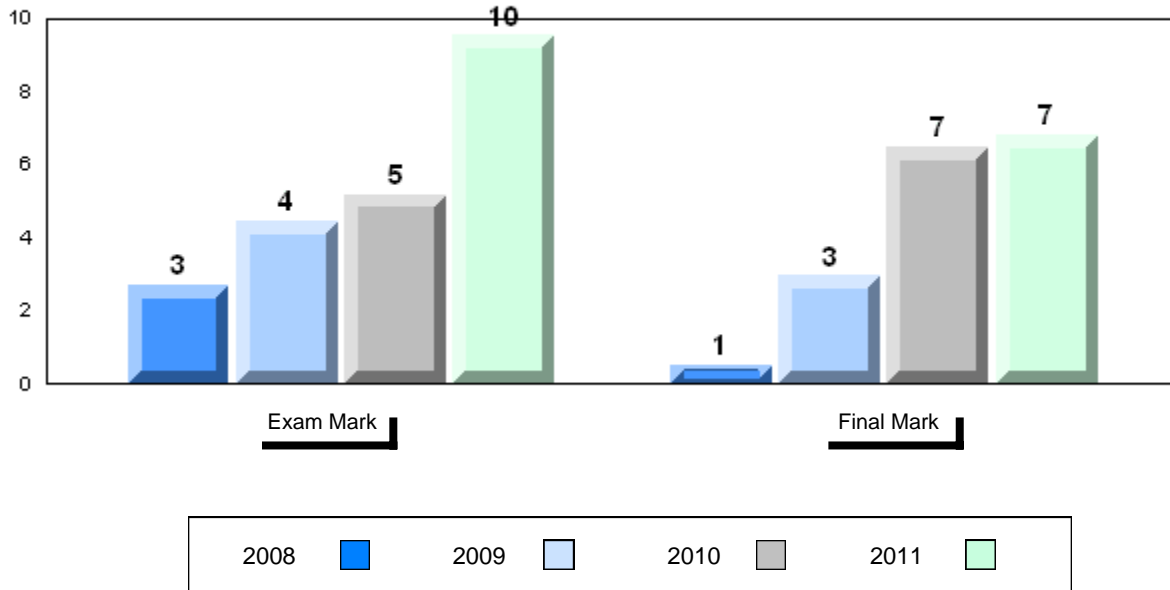


Number of Students	26						
		<b>Public Exam Mark</b>	School vs District	School vs Province	<b>Final Mark</b>	School vs District	School vs Province
<b>World History 3201</b>	School	75.1	P	P	76.2	P	P
	District	64.8			68.8		
	Province	65.6			69.3		
<b>Subtest</b>							
<b>WWI</b>	School	78.9	P	P			
	District	73.2					
	Province	73.4					
<b>Challenges and Changes</b>	School	81.1	P	P			
	District	64.6					
	Province	65.7					
<b>International Tensions (1930's and WWII)</b>	School	76.2	P	P			
	District	66.2					
	Province	67.3					
<b>Cold War</b>	School	66.1	P	P			
	District	49.8					
	Province	50.2					
<b>Regional Developments in Post WWII (5.1)</b>	School	66.2	P	P			
	District	51.2					
	Province	52.6					
<b>Regional Developments in Post WWII (5.2)</b>	School						
	District	39.6					
	Province	42.6					
<b>Challenges of the Modern Era</b>	School	62.6	P	P			
	District	46.7					
	Province	46.7					

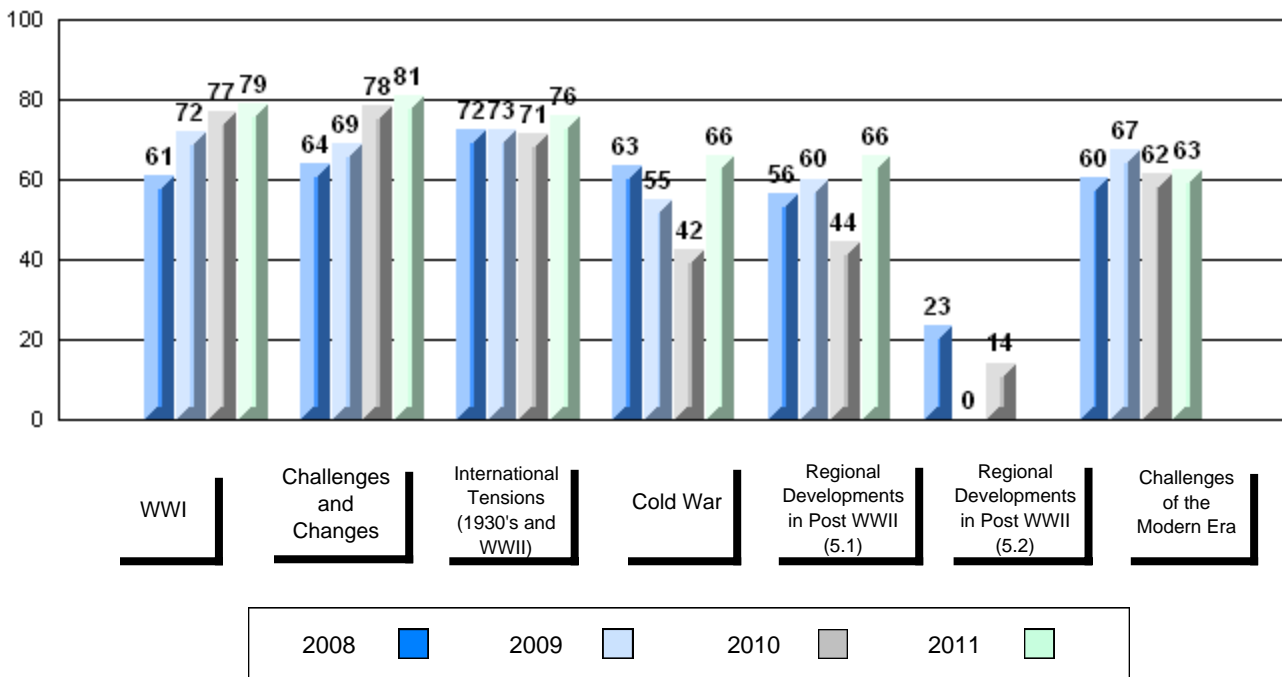
**Average Score, 2008-2011**



Difference from Provincial Mean, 2008-2011



4 Year Public Exam (Subtest) Mark Trend 2008-2011



District 4 - Eastern

#242 - Random Island Academy, Hickman's Harbour

Grades: K-12

Number of Students

2

**Public Exam Mark**

School vs District	School vs Province
--------------------	--------------------

**Final Mark**

School vs District	School vs Province
--------------------	--------------------

*School data with 5 or fewer students withheld for reasons of confidentiality.*

*School data with 5 or fewer students withheld for reasons of confidentiality.*

**World History 3201**

School  
District  
Province

Subtest

**WWI**

School  
District  
Province

**Challenges and Changes**

School  
District  
Province

**International Tensions (1930's and WWII)**

School  
District  
Province

**Cold War**

School  
District  
Province

**Regional Developments in Post WWII (5.1)**

School  
District  
Province

**Regional Developments in Post WWII (5.2)**

School  
District  
Province

**Challenges of the Modern Era**

School  
District  
Province

**Average Score, 2008-2011**

*School data with 5 or fewer students withheld for reasons of confidentiality.*

Exam Mark

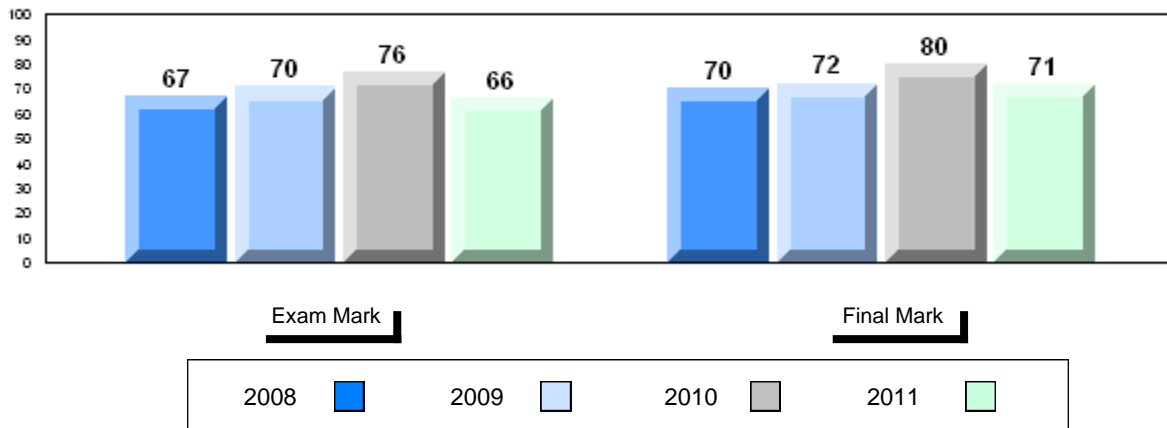
Final Mark



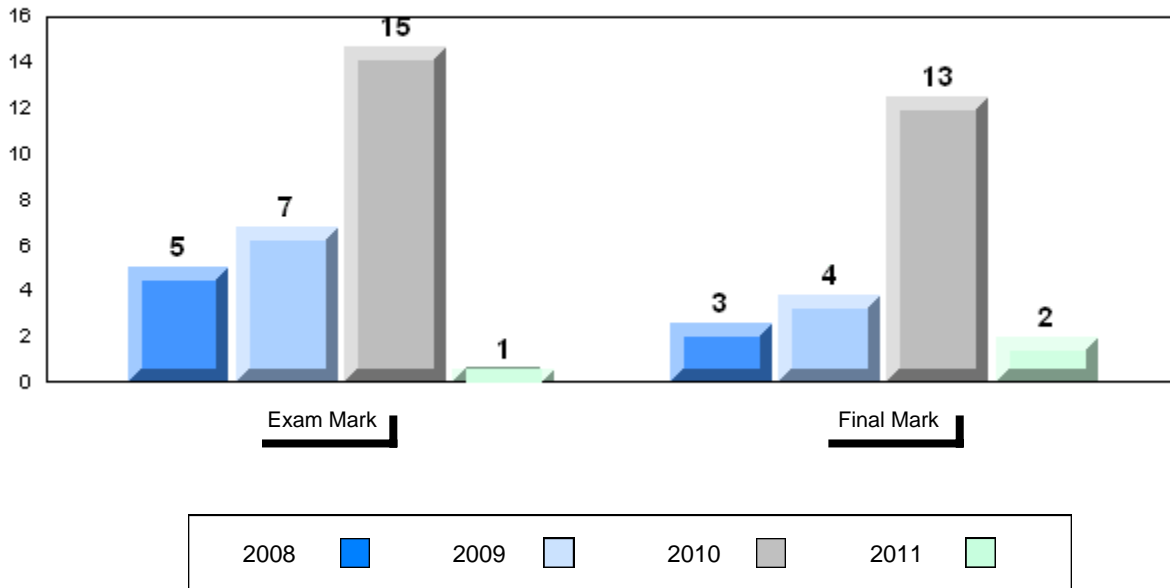


Number of Students		31						
		<b>Public Exam Mark</b>	School vs District	School vs Province	<b>Final Mark</b>	School vs District	School vs Province	
<b>World History 3201</b>	School	66.1	P	P	71.3	P	P	
	District	64.8			68.8			
	Province	65.6			69.3			
<u>Subtest</u>								
<b>WWI</b>	School	77.8	P	P				
	District	73.2						
	Province	73.4						
<b>Challenges and Changes</b>	School	66.8	P	P				
	District	64.6						
	Province	65.7						
<b>International Tensions (1930's and WWII)</b>	School	69.0	P	P				
	District	66.2						
	Province	67.3						
<b>Cold War</b>	School	50.7	P	P				
	District	49.8						
	Province	50.2						
<b>Regional Developments in Post WWII (5.1)</b>	School	52.5	P	Q				
	District	51.2						
	Province	52.6						
<b>Regional Developments in Post WWII (5.2)</b>	School							
	District	39.6						
	Province	42.6						
<b>Challenges of the Modern Era</b>	School	50.5	P	P				
	District	46.7						
	Province	46.7						

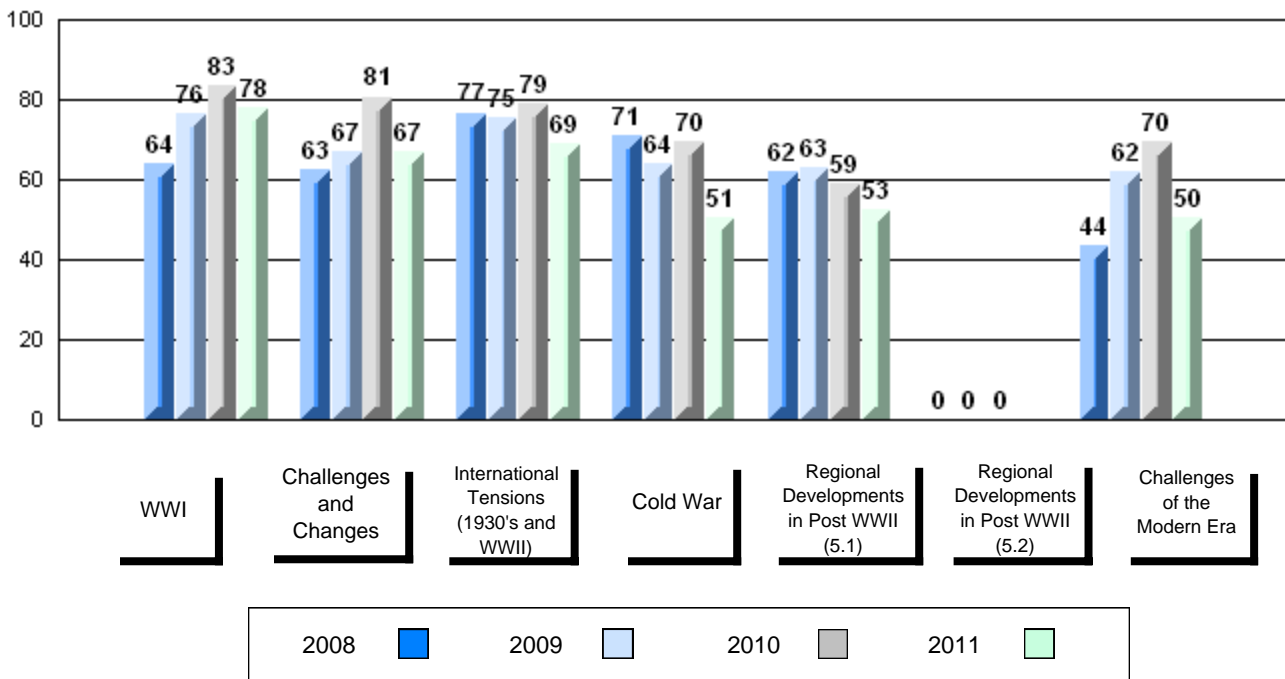
**Average Score, 2008-2011**



Difference from Provincial Mean, 2008-2011

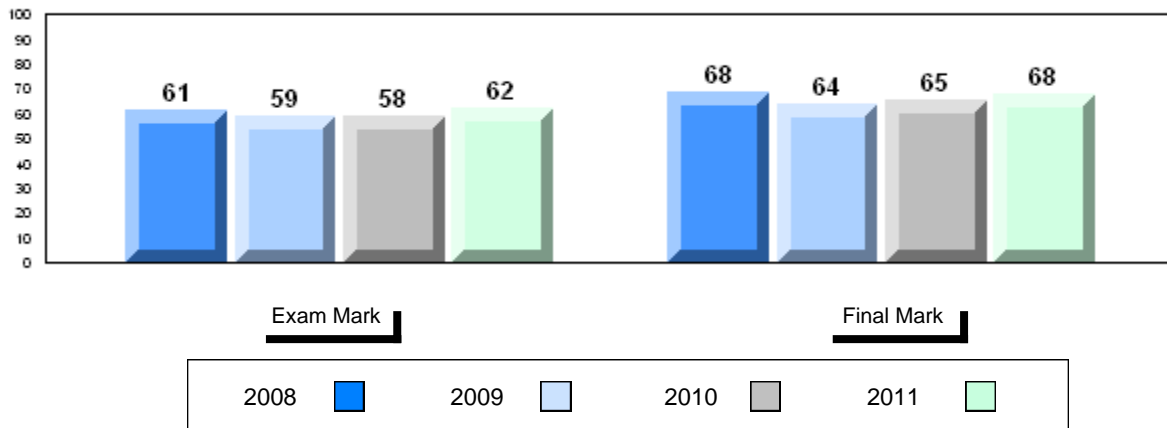


4 Year Public Exam (Subtest) Mark Trend 2008-2011

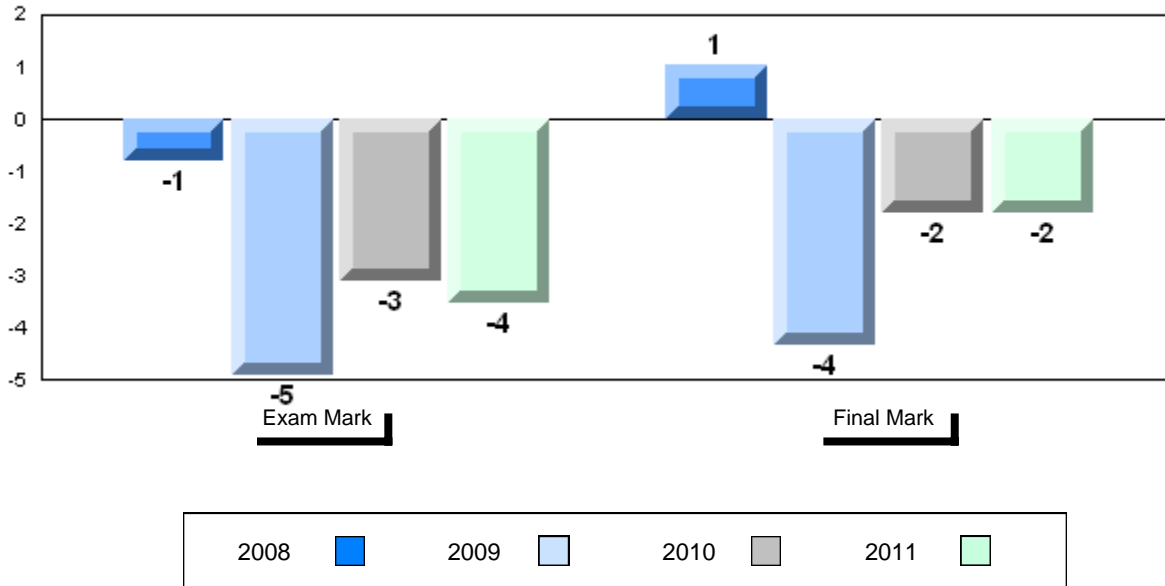


Number of Students	83						
		<b>Public Exam Mark</b>	School vs District	School vs Province	<b>Final Mark</b>	School vs District	School vs Province
<b>World History 3201</b>	School	62.0	q	q	67.5	q	q
	District	64.8			68.8		
	Province	65.6			69.3		
<u>Subtest</u>							
<b>WWI</b>	School	70.6	q	q			
	District	73.2					
	Province	73.4					
<b>Challenges and Changes</b>	School	63.8	q	q			
	District	64.6					
	Province	65.7					
<b>International Tensions (1930's and WWII)</b>	School	61.7	q	q			
	District	66.2					
	Province	67.3					
<b>Cold War</b>	School	48.8	q	q			
	District	49.8					
	Province	50.2					
<b>Regional Developments in Post WWII (5.1)</b>	School	46.7	q	q			
	District	51.2					
	Province	52.6					
<b>Regional Developments in Post WWII (5.2)</b>	School	4.9	q	q			
	District	39.6					
	Province	42.6					
<b>Challenges of the Modern Era</b>	School	39.3	q	q			
	District	46.7					
	Province	46.7					

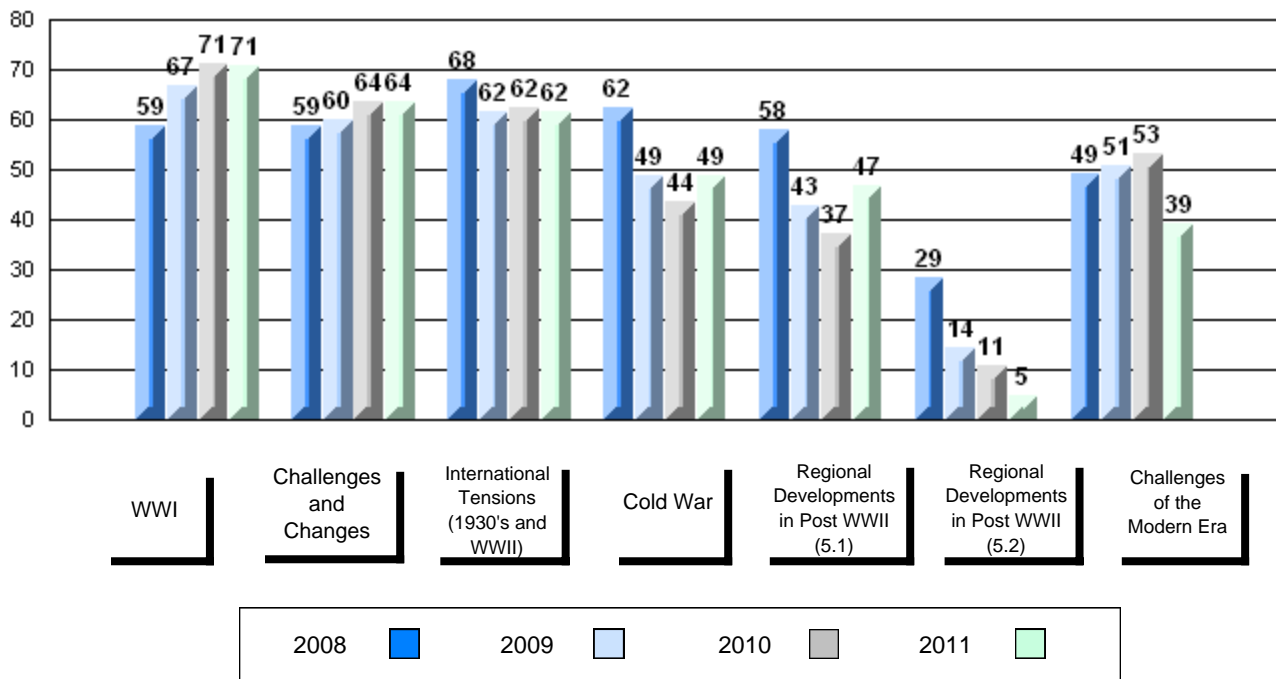
**Average Score, 2008-2011**



Difference from Provincial Mean, 2008-2011

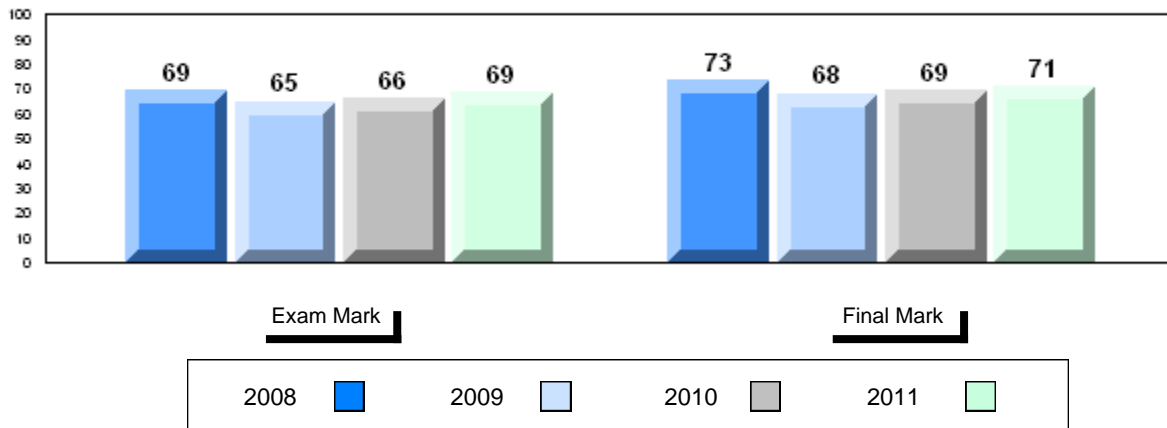


4 Year Public Exam (Subtest) Mark Trend 2008-2011

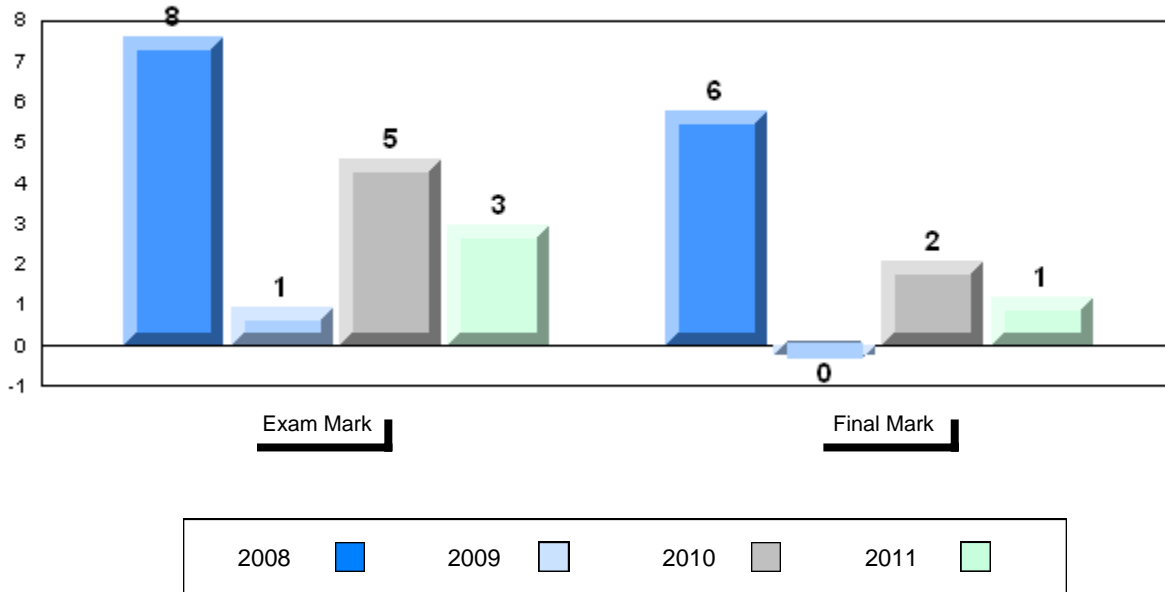


Number of Students		49						
		<b>Public Exam Mark</b>	School vs District	School vs Province	<b>Final Mark</b>	School vs District	School vs Province	
<b>World History 3201</b>	School	68.5	P	P	70.5	P	P	
	District	64.8						
	Province	65.6						
<u>Subtest</u>								
<b>WWI</b>	School	75.5	P	P				
	District	73.2						
	Province	73.4						
<b>Challenges and Changes</b>	School	67.8	P	P				
	District	64.6						
	Province	65.7						
<b>International Tensions (1930's and WWII)</b>	School	71.2	P	P				
	District	66.2						
	Province	67.3						
<b>Cold War</b>	School	50.1	P	Q				
	District	49.8						
	Province	50.2						
<b>Regional Developments in Post WWII (5.1)</b>	School	49.9	Q	Q				
	District	51.2						
	Province	52.6						
<b>Regional Developments in Post WWII (5.2)</b>	School							
	District	39.6						
	Province	42.6						
<b>Challenges of the Modern Era</b>	School	45.0	Q	Q				
	District	46.7						
	Province	46.7						

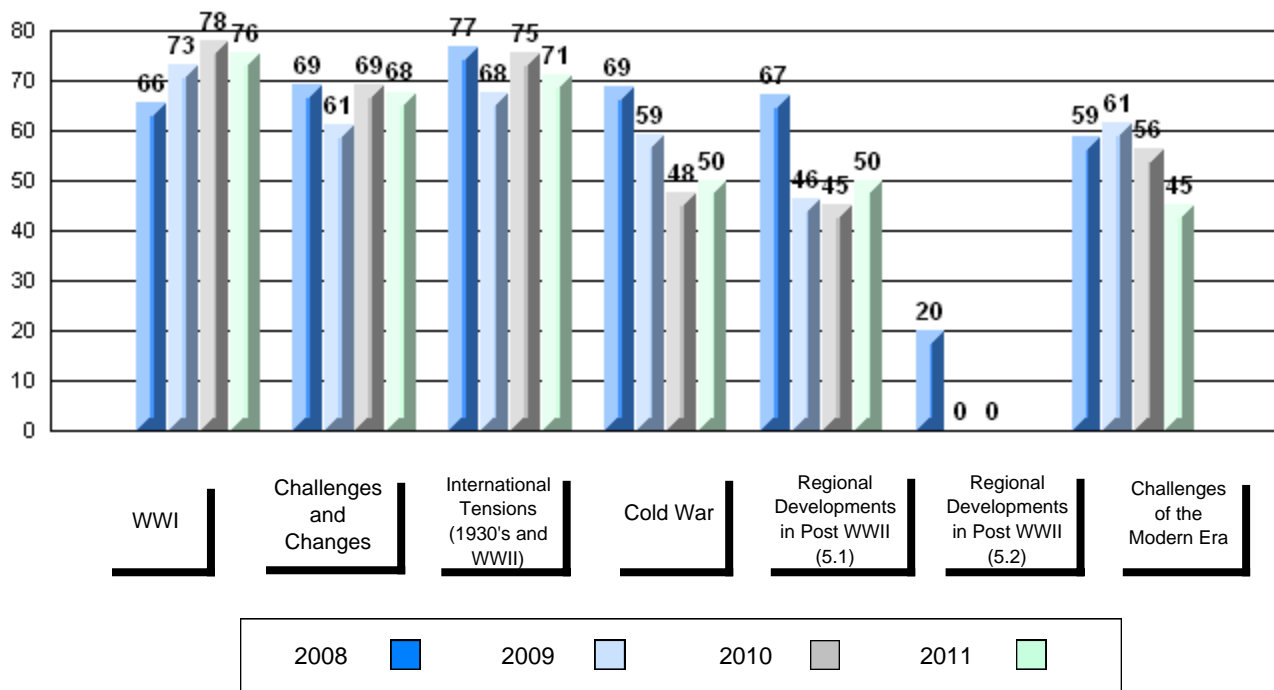
**Average Score, 2008-2011**



Difference from Provincial Mean, 2008-2011



4 Year Public Exam (Subtest) Mark Trend 2008-2011



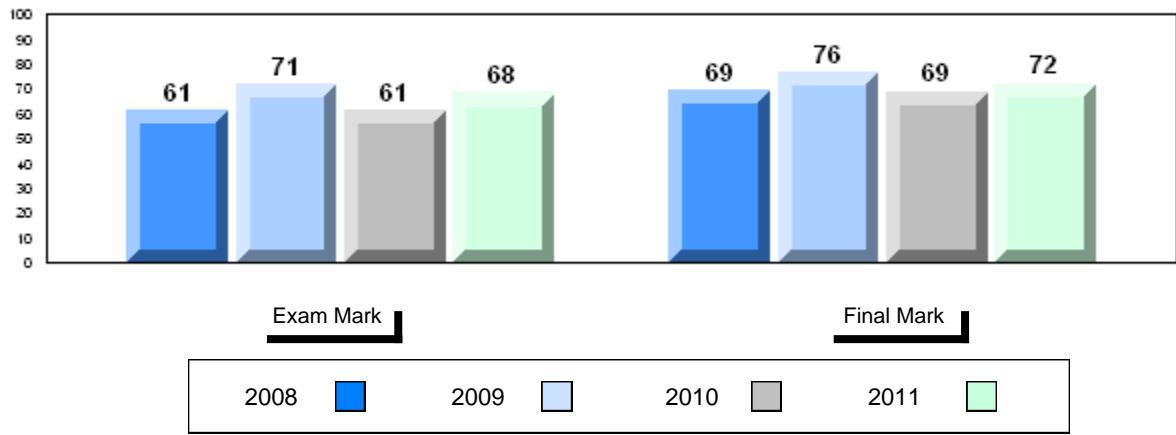
District 4 - Eastern

#280 - Laval High School, Placentia

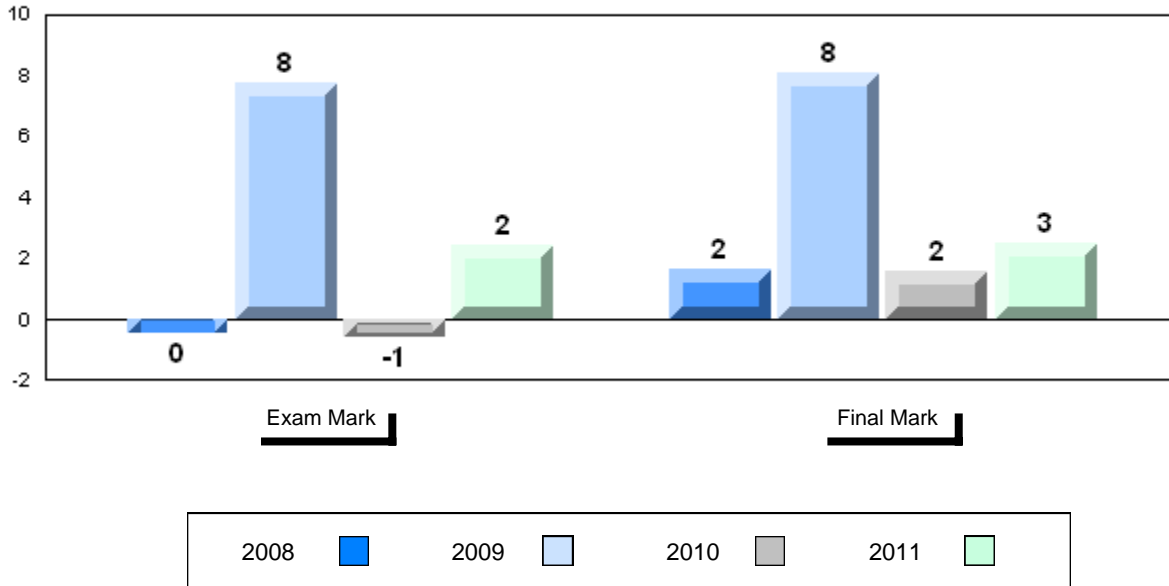
Grades: 7-12

Number of Students	19						
		<b>Public Exam Mark</b>	School vs District	School vs Province	<b>Final Mark</b>	School vs District	School vs Province
<b>World History 3201</b>	School	68.0	P	P	71.8	P	P
	District	64.8			68.8		
	Province	65.6			69.3		
<u>Subtest</u>							
<b>WWI</b>	School	76.2	P	P			
	District	73.2					
	Province	73.4					
<b>Challenges and Changes</b>	School	71.9	P	P			
	District	64.6					
	Province	65.7					
<b>International Tensions (1930's and WWII)</b>	School	66.6	P	Q			
	District	66.2					
	Province	67.3					
<b>Cold War</b>	School	53.8	P	P			
	District	49.8					
	Province	50.2					
<b>Regional Developments in Post WWII (5.1)</b>	School	61.7	P	P			
	District	51.2					
	Province	52.6					
<b>Regional Developments in Post WWII (5.2)</b>	School						
	District	39.6					
	Province	42.6					
<b>Challenges of the Modern Era</b>	School	48.1	P	P			
	District	46.7					
	Province	46.7					

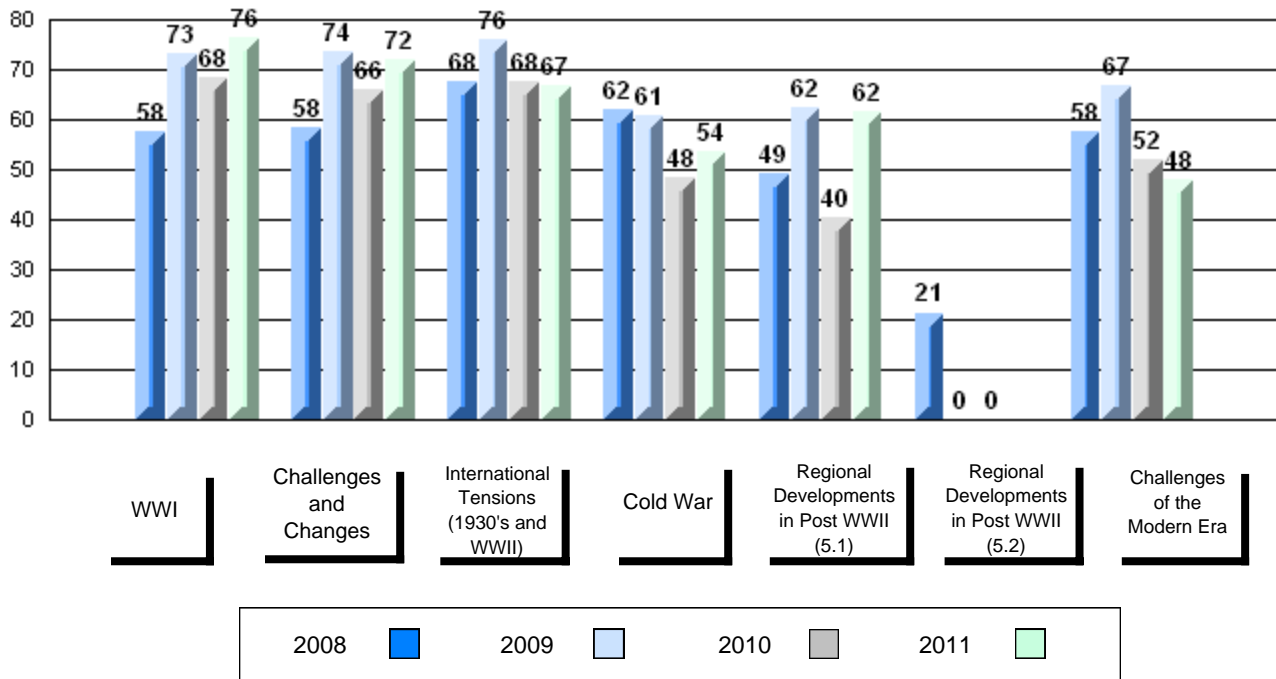
**Average Score, 2008-2011**



Difference from Provincial Mean, 2008-2011



4 Year Public Exam (Subtest) Mark Trend 2008-2011



Number of Students

2

**Public Exam Mark**

School vs District	School vs Province
--------------------	--------------------

**Final Mark**

School vs District	School vs Province
--------------------	--------------------

*School data with 5 or fewer students withheld for reasons of confidentiality.*

*School data with 5 or fewer students withheld for reasons of confidentiality.*

**World History 3201**

School  
District  
Province

Subtest

**WWI**

School  
District  
Province

**Challenges and Changes**

School  
District  
Province

**International Tensions (1930's and WWII)**

School  
District  
Province

**Cold War**

School  
District  
Province

**Regional Developments in Post WWII (5.1)**

School  
District  
Province

**Regional Developments in Post WWII (5.2)**

School  
District  
Province

**Challenges of the Modern Era**

School  
District  
Province

**Average Score, 2008-2011**

*School data with 5 or fewer students withheld for reasons of confidentiality.*

Exam Mark

Final Mark



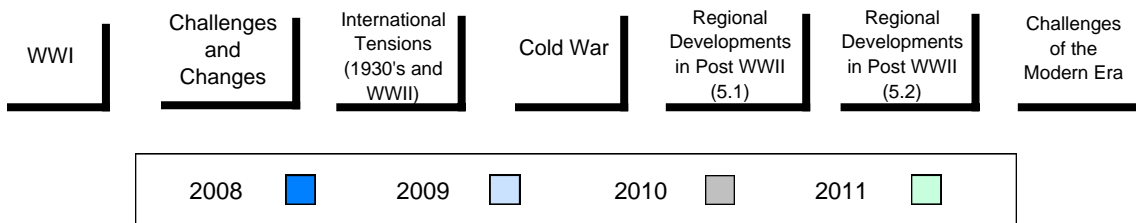
**Difference from Provincial Mean, 2008-2011**

*School data with 5 or fewer students withheld for reasons of confidentiality.*



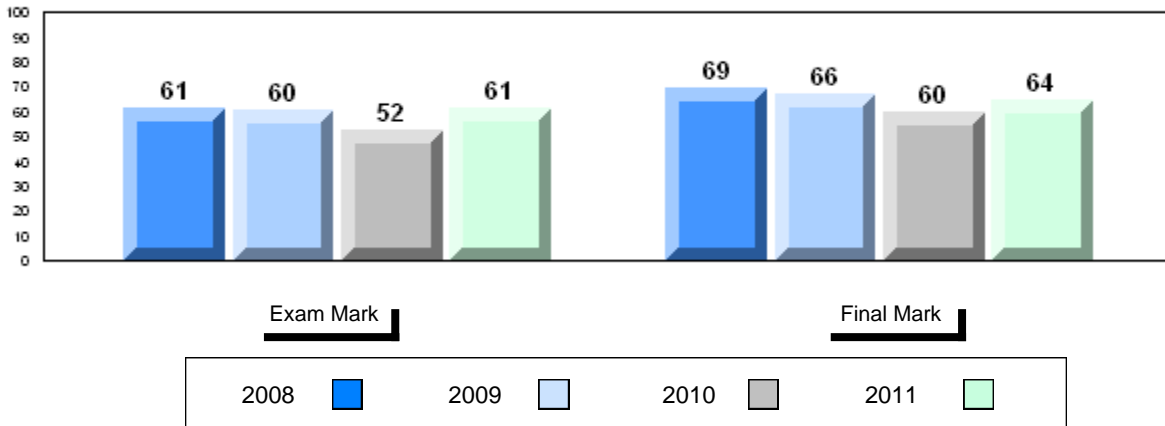
**4 Year Public Exam (Subtest) Mark Trend 2008-2011**

*School data with 5 or fewer students withheld for reasons of confidentiality.*

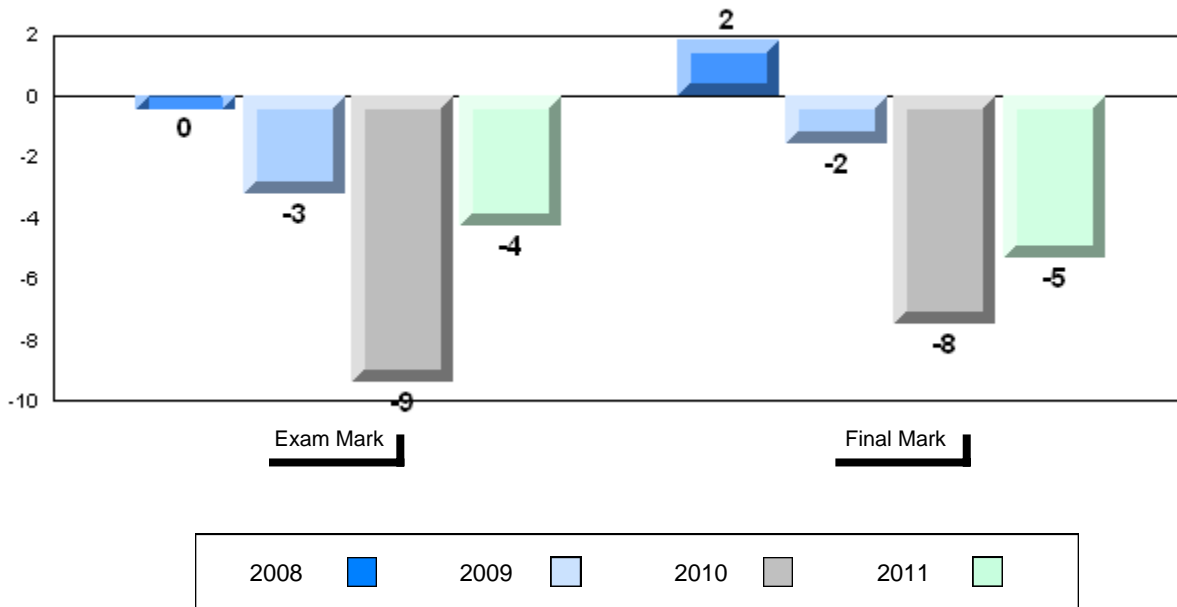


Number of Students		Public Exam Mark			Final Mark		
		School vs District	School vs Province		School vs District	School vs Province	
<b>World History 3201</b>	School	61.3	q	q	64.0	q	
	District	64.8			68.8		
	Province	65.6			69.3		
<b>Subtest</b>							
<b>WWI</b>	School	72.1	q	q			
	District	73.2					
	Province	73.4					
<b>Challenges and Changes</b>	School	55.8	q	q			
	District	64.6					
	Province	65.7					
<b>International Tensions (1930's and WWII)</b>	School	62.8	q	q			
	District	66.2					
	Province	67.3					
<b>Cold War</b>	School	47.6	q	q			
	District	49.8					
	Province	50.2					
<b>Regional Developments in Post WWII (5.1)</b>	School	56.0	p	p			
	District	51.2					
	Province	52.6					
<b>Regional Developments in Post WWII (5.2)</b>	School						
	District	39.6					
	Province	42.6					
<b>Challenges of the Modern Era</b>	School	40.5	q	q			
	District	46.7					
	Province	46.7					

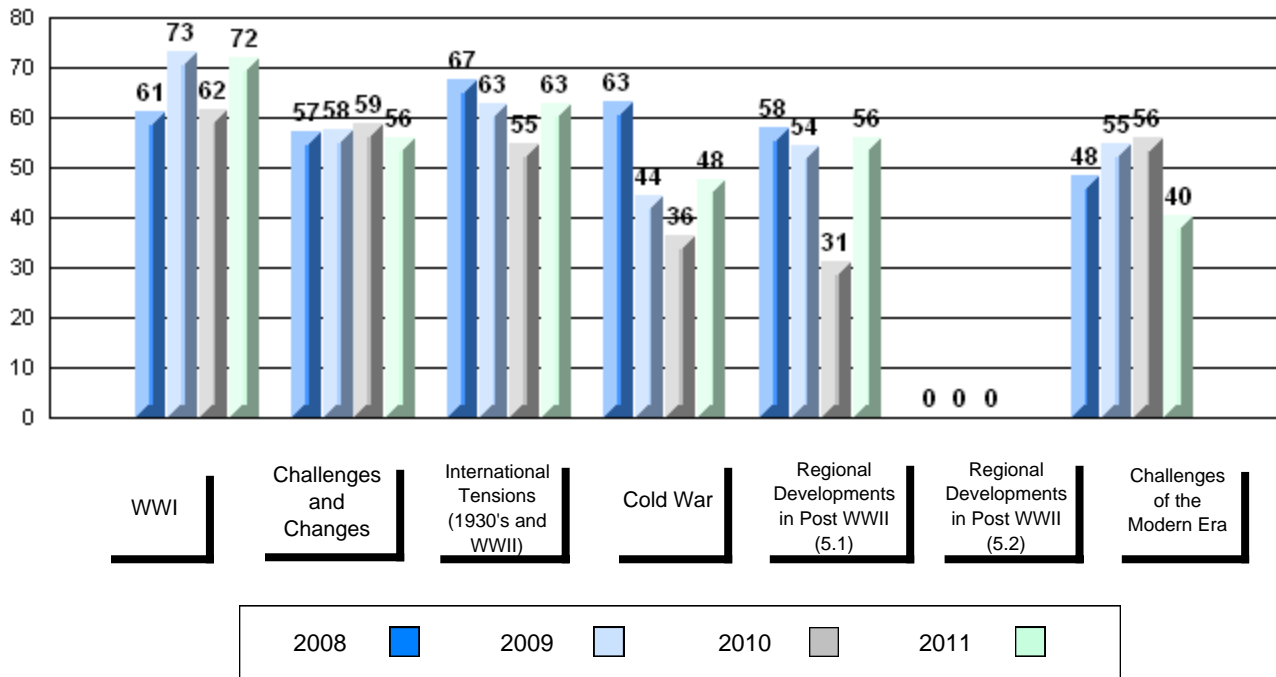
**Average Score, 2008-2011**



Difference from Provincial Mean, 2008-2011



4 Year Public Exam (Subtest) Mark Trend 2008-2011



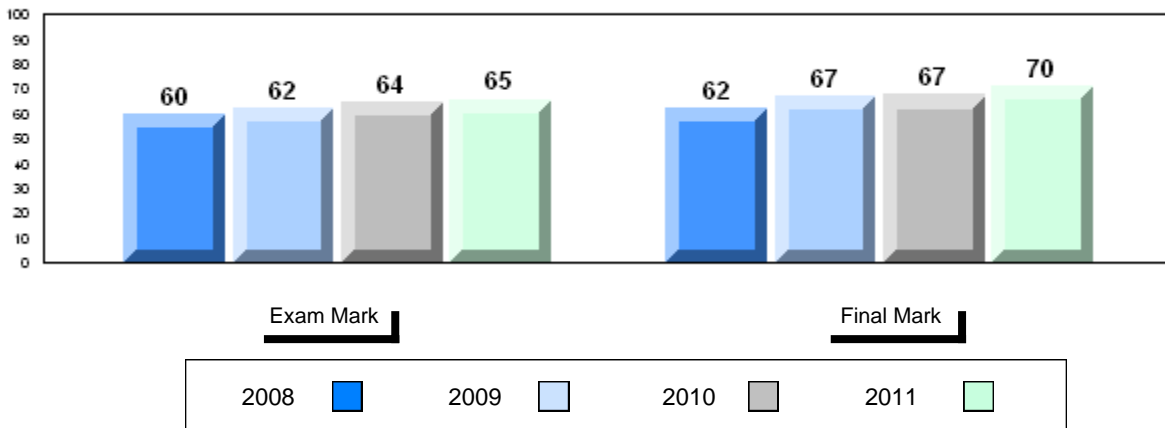
District 4 - Eastern

#302 - Queen Elizabeth Regional High, Conception Bay South (Foxtrap)

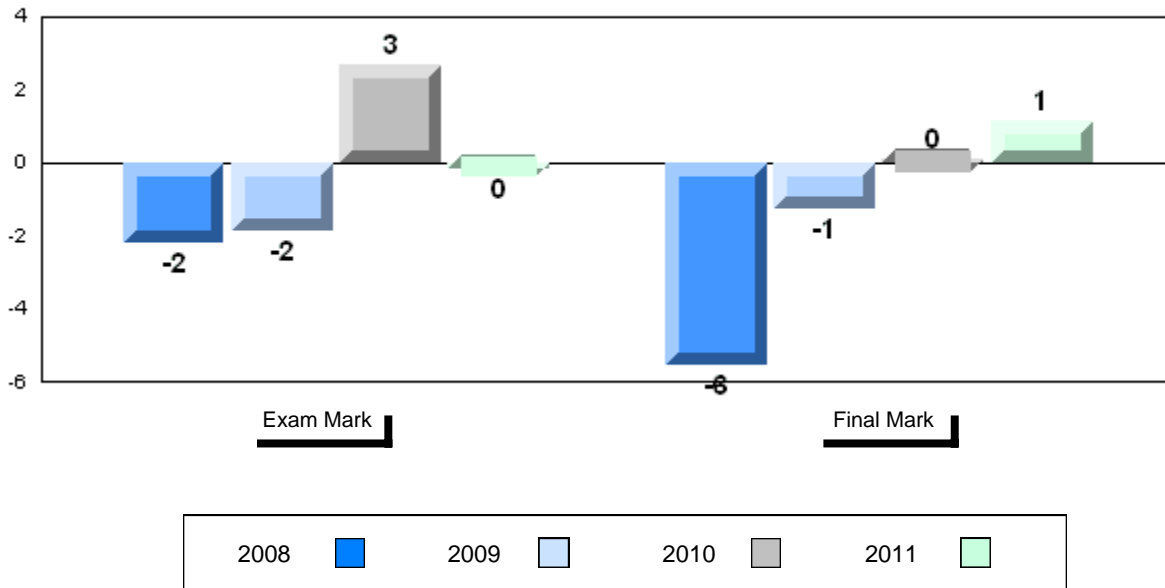
Grades: 10-12

Number of Students	20							
		<b>Public Exam Mark</b>	School vs District	School vs Province		<b>Final Mark</b>	School vs District	School vs Province
<b>World History 3201</b>	School	65.4	P	Q		70.5	P	P
	District	64.8				68.8		
	Province	65.6				69.3		
<u>Subtest</u>								
<b>WWI</b>	School	66.2	Q	Q				
	District	73.2						
	Province	73.4						
<b>Challenges and Changes</b>	School	71.1	P	P				
	District	64.6						
	Province	65.7						
<b>International Tensions (1930's and WWII)</b>	School	68.3	P	P				
	District	66.2						
	Province	67.3						
<b>Cold War</b>	School	45.4	Q	Q				
	District	49.8						
	Province	50.2						
<b>Regional Developments in Post WWII (5.1)</b>	School	42.5	Q	Q				
	District	51.2						
	Province	52.6						
<b>Regional Developments in Post WWII (5.2)</b>	School	12.2	Q	Q				
	District	39.6						
	Province	42.6						
<b>Challenges of the Modern Era</b>	School	40.7	Q	Q				
	District	46.7						
	Province	46.7						

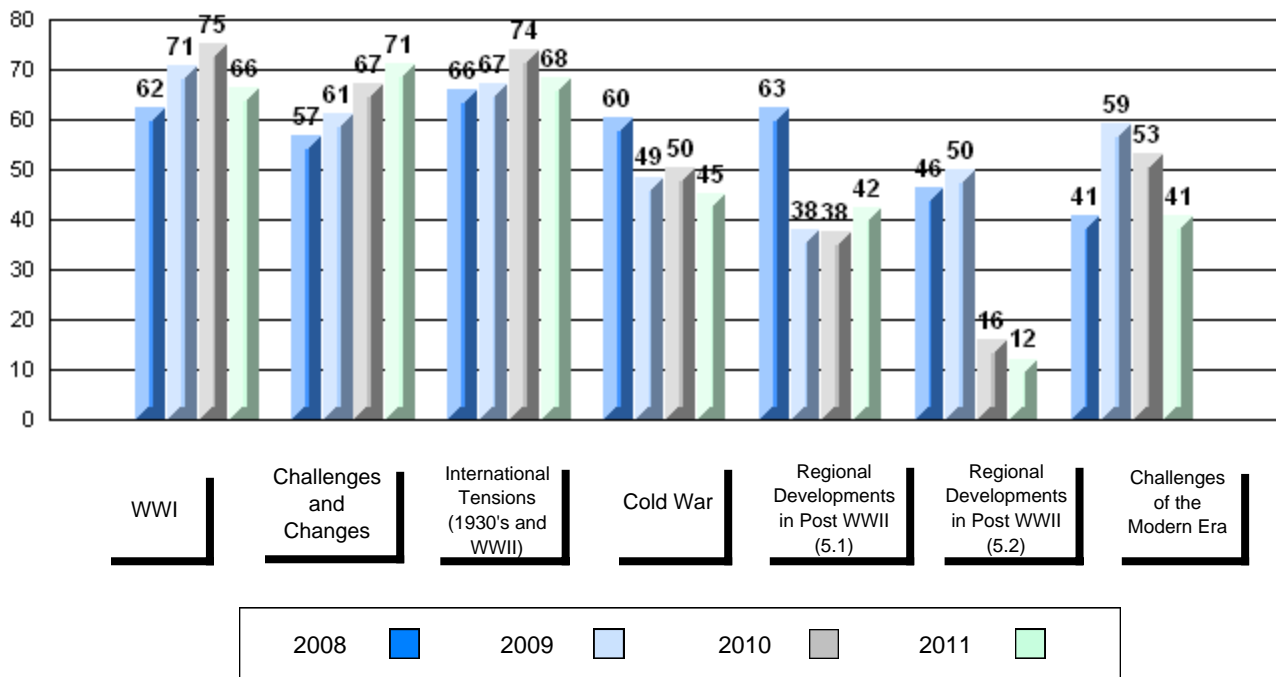
**Average Score, 2008-2011**



Difference from Provincial Mean, 2008-2011

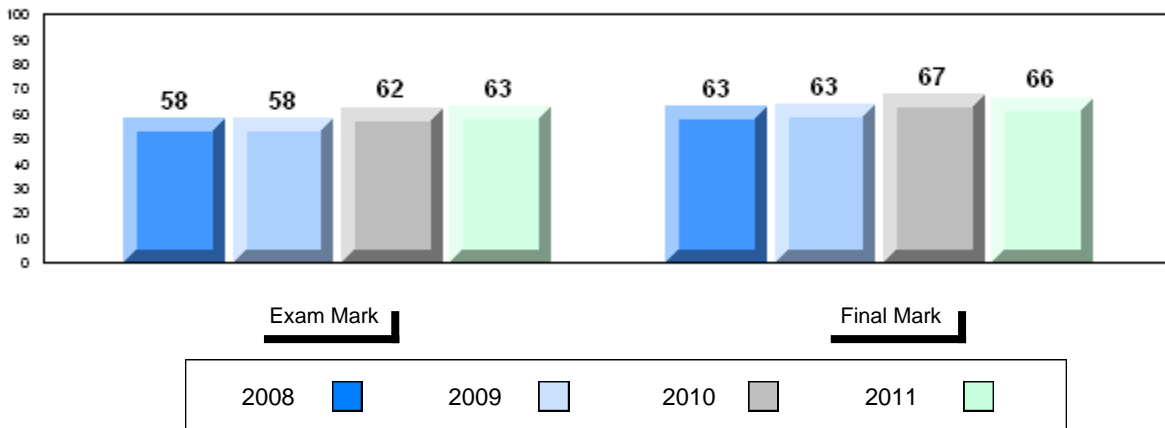


4 Year Public Exam (Subtest) Mark Trend 2008-2011

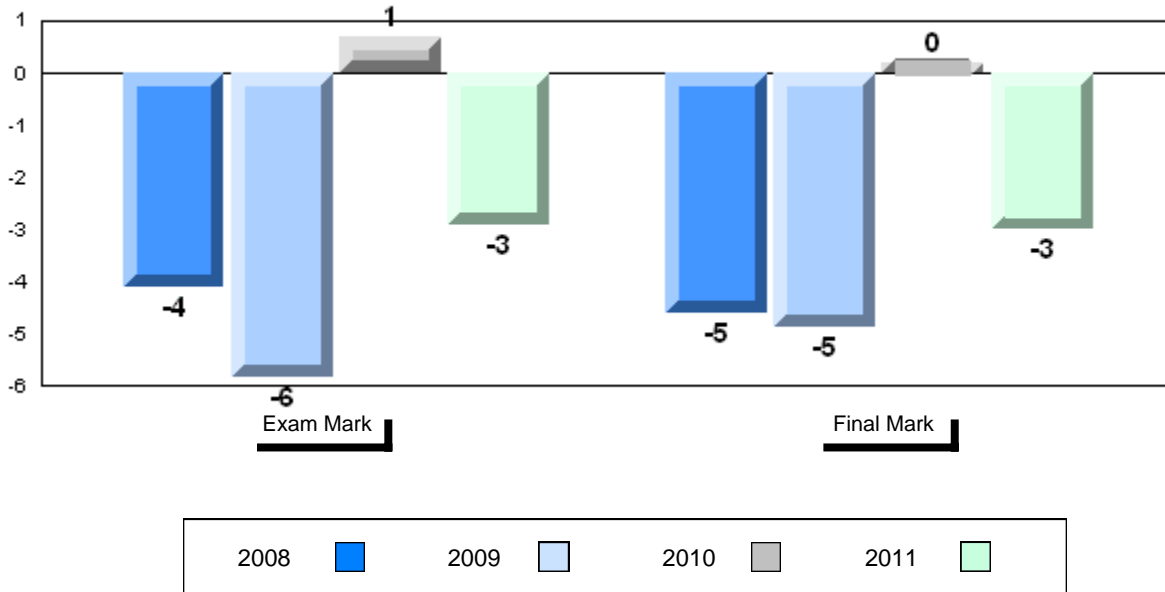


Number of Students	62						
		<b>Public Exam Mark</b>	School vs District	School vs Province	<b>Final Mark</b>	School vs District	School vs Province
<b>World History 3201</b>	School	62.6	q	q	66.3	q	q
	District	64.8			68.8		
	Province	65.6			69.3		
<u>Subtest</u>							
<b>WWI</b>	School	69.3	q	q			
	District	73.2					
	Province	73.4					
<b>Challenges and Changes</b>	School	58.8	q	q			
	District	64.6					
	Province	65.7					
<b>International Tensions (1930's and WWII)</b>	School	61.8	q	q			
	District	66.2					
	Province	67.3					
<b>Cold War</b>	School	47.7	q	q			
	District	49.8					
	Province	50.2					
<b>Regional Developments in Post WWII (5.1)</b>	School	56.6	p	p			
	District	51.2					
	Province	52.6					
<b>Regional Developments in Post WWII (5.2)</b>	School	12.9	q	q			
	District	39.6					
	Province	42.6					
<b>Challenges of the Modern Era</b>	School	55.9	p	p			
	District	46.7					
	Province	46.7					

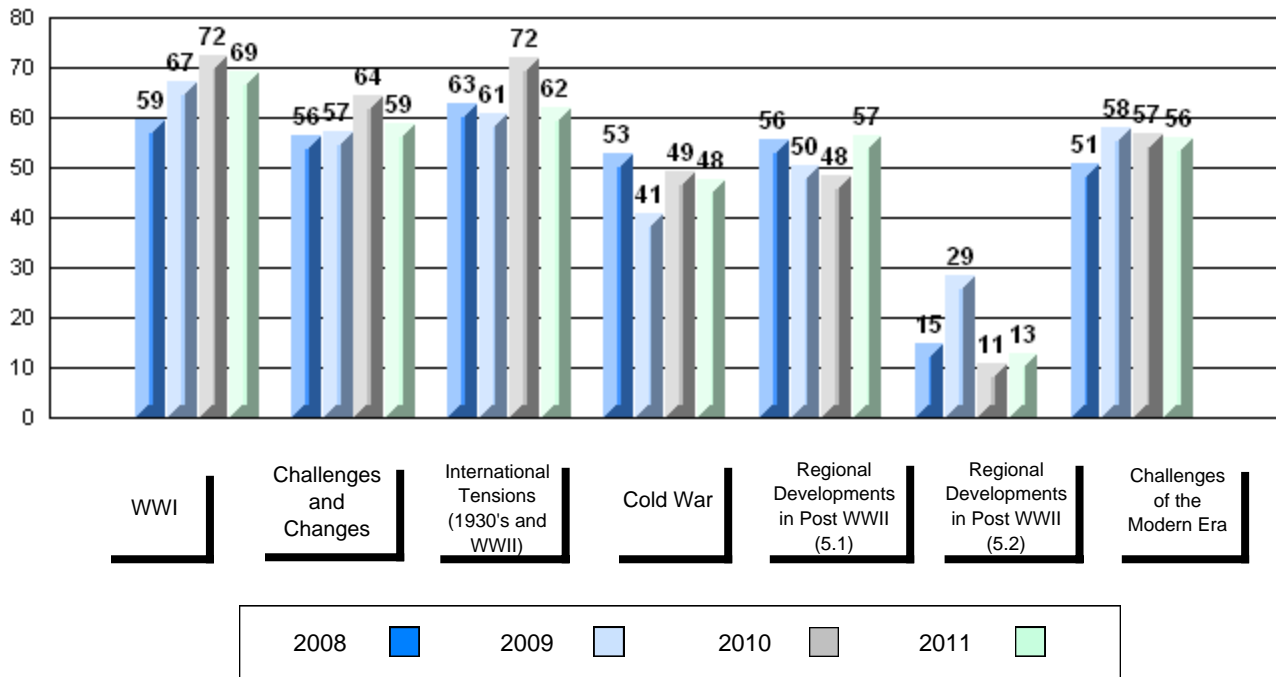
**Average Score, 2008-2011**



Difference from Provincial Mean, 2008-2011



4 Year Public Exam (Subtest) Mark Trend 2008-2011



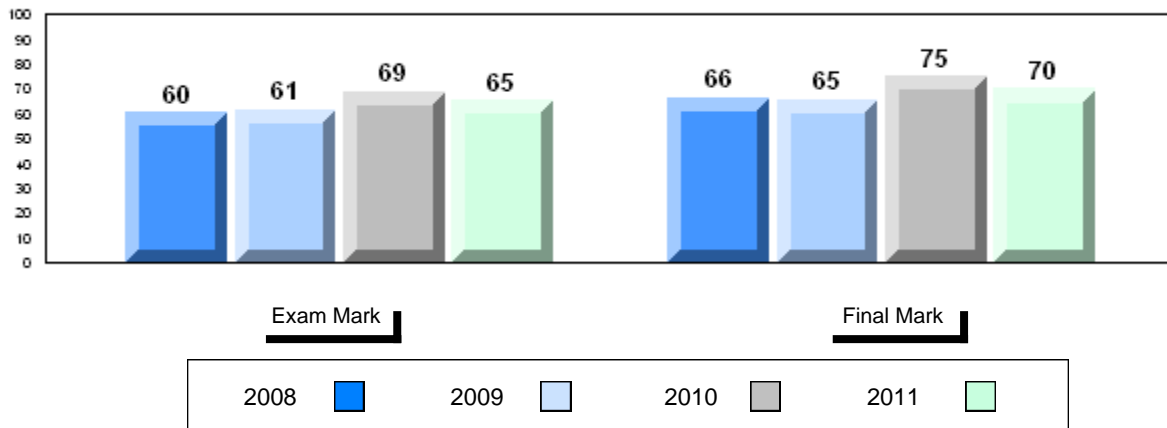
District 4 - Eastern

#307 - Mobile Central High, Mobile

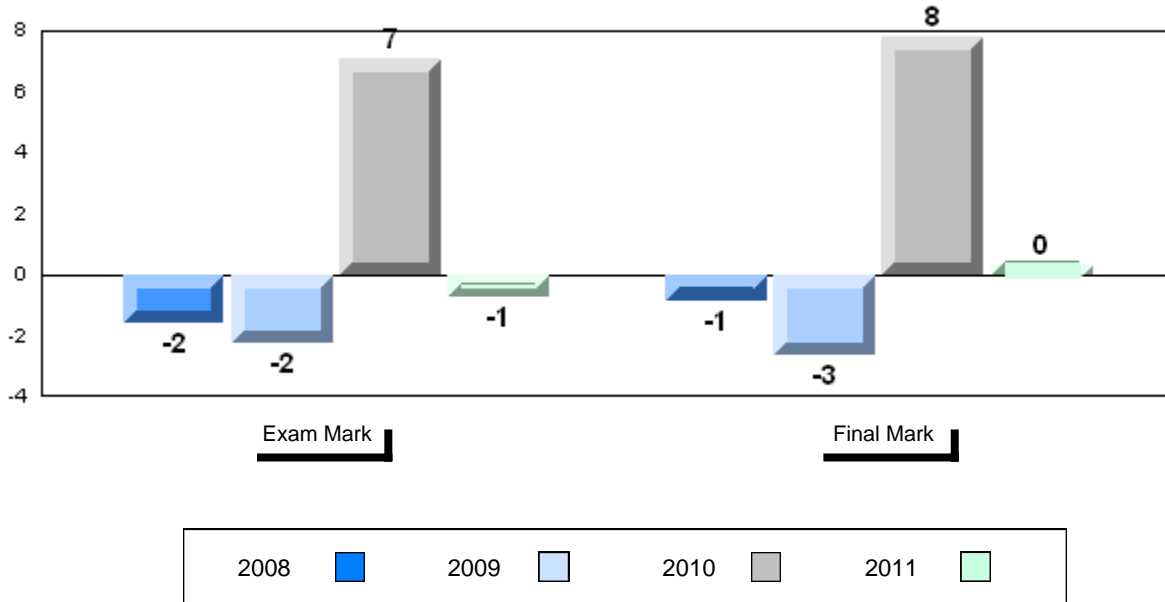
Grades: 7-12

Number of Students		10	<b>Public Exam Mark</b>			<b>Final Mark</b>		
			School vs District	School vs Province		School vs District	School vs Province	
<b>World History 3201</b>		School	64.8	P	Q	69.6	P	P
		District	64.8			68.8		
		Province	65.6			69.3		
<u><b>Subtest</b></u>								
<b>WWI</b>		School	75.7	P	P			
		District	73.2					
		Province	73.4					
<b>Challenges and Changes</b>		School	61.7	Q	Q			
		District	64.6					
		Province	65.7					
<b>International Tensions (1930's and WWII)</b>		School	70.0	P	P			
		District	66.2					
		Province	67.3					
<b>Cold War</b>		School	54.6	P	P			
		District	49.8					
		Province	50.2					
<b>Regional Developments in Post WWII (5.1)</b>		School	32.9	Q	Q			
		District	51.2					
		Province	52.6					
<b>Regional Developments in Post WWII (5.2)</b>		School						
		District	39.6					
		Province	42.6					
<b>Challenges of the Modern Era</b>		School	52.1	P	P			
		District	46.7					
		Province	46.7					

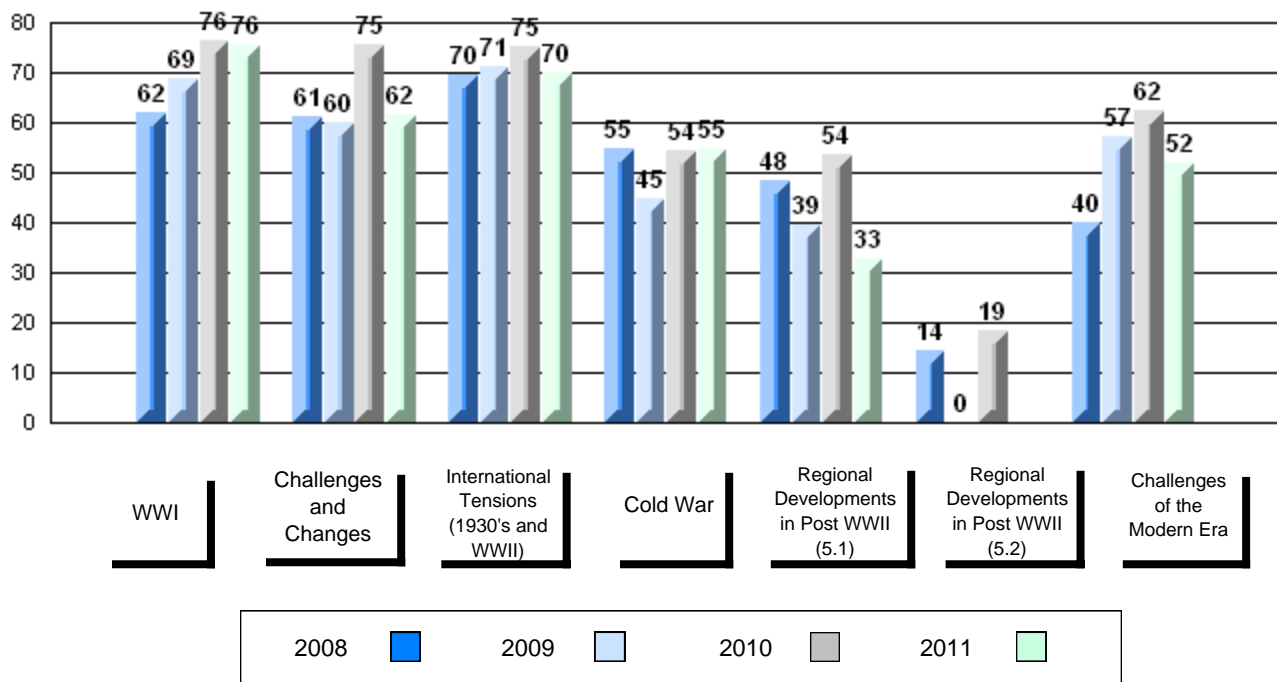
**Average Score, 2008-2011**



Difference from Provincial Mean, 2008-2011



4 Year Public Exam (Subtest) Mark Trend 2008-2011



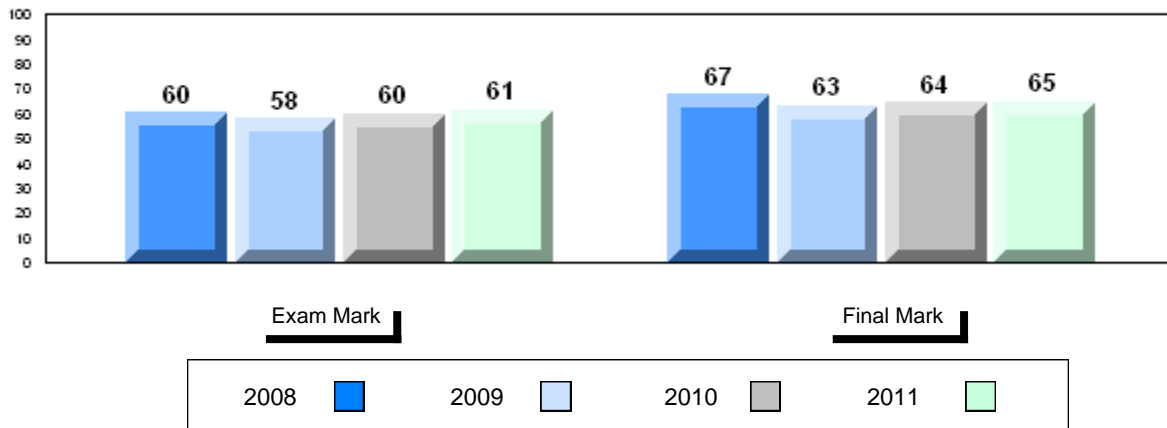
District 4 - Eastern

#311 - Mount Pearl Senior High, Mount Pearl

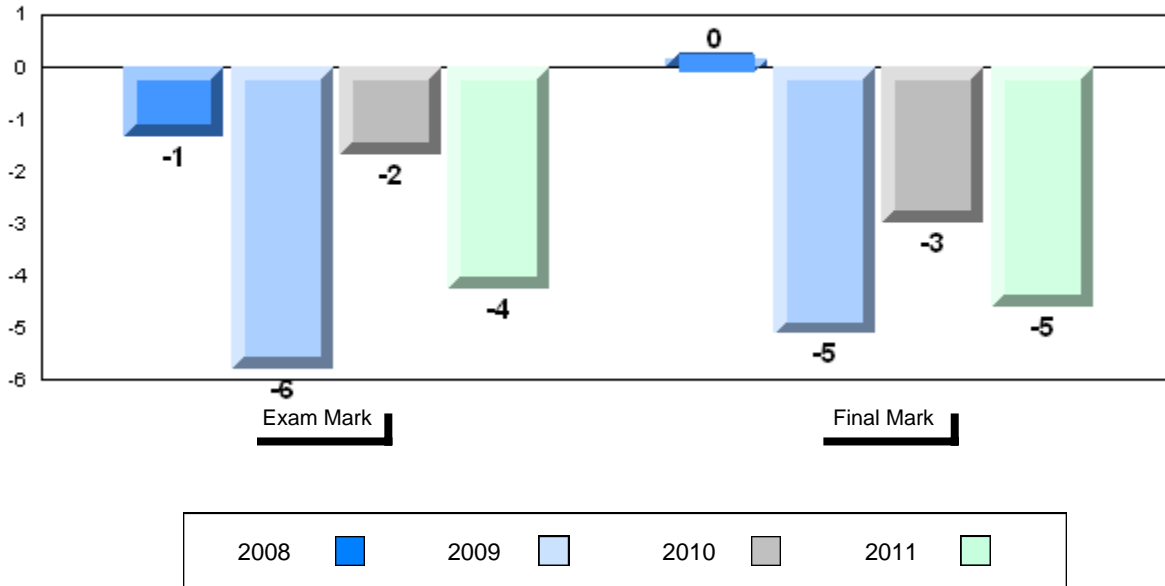
Grades: 10-12

Number of Students	63						
		<b>Public Exam Mark</b>	School vs District	School vs Province	<b>Final Mark</b>	School vs District	School vs Province
<b>World History 3201</b>	School	61.3	q	q	64.7	q	q
	District	64.8			68.8		
	Province	65.6			69.3		
<u>Subtest</u>							
<b>WWI</b>	School	75.1	P	P			
	District	73.2					
	Province	73.4					
<b>Challenges and Changes</b>	School	61.3	q	q			
	District	64.6					
	Province	65.7					
<b>International Tensions (1930's and WWII)</b>	School	62.1	q	q			
	District	66.2					
	Province	67.3					
<b>Cold War</b>	School	42.0	q	q			
	District	49.8					
	Province	50.2					
<b>Regional Developments in Post WWII (5.1)</b>	School	34.9	q	q			
	District	51.2					
	Province	52.6					
<b>Regional Developments in Post WWII (5.2)</b>	School	50.3	P	P			
	District	39.6					
	Province	42.6					
<b>Challenges of the Modern Era</b>	School	38.2	q	q			
	District	46.7					
	Province	46.7					

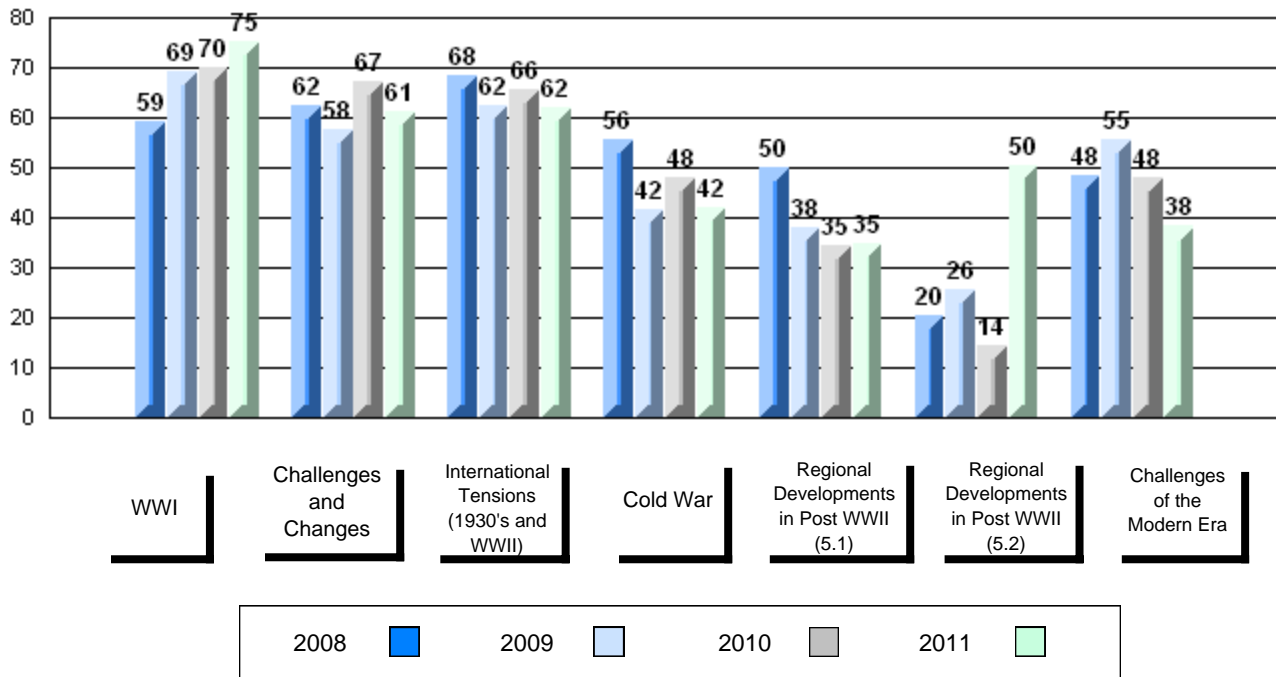
**Average Score, 2008-2011**



Difference from Provincial Mean, 2008-2011

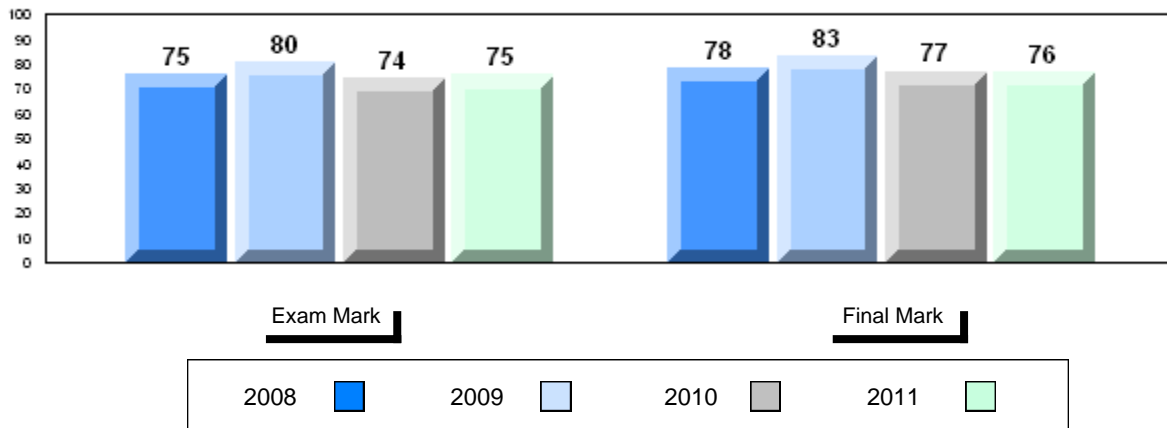


4 Year Public Exam (Subtest) Mark Trend 2008-2011

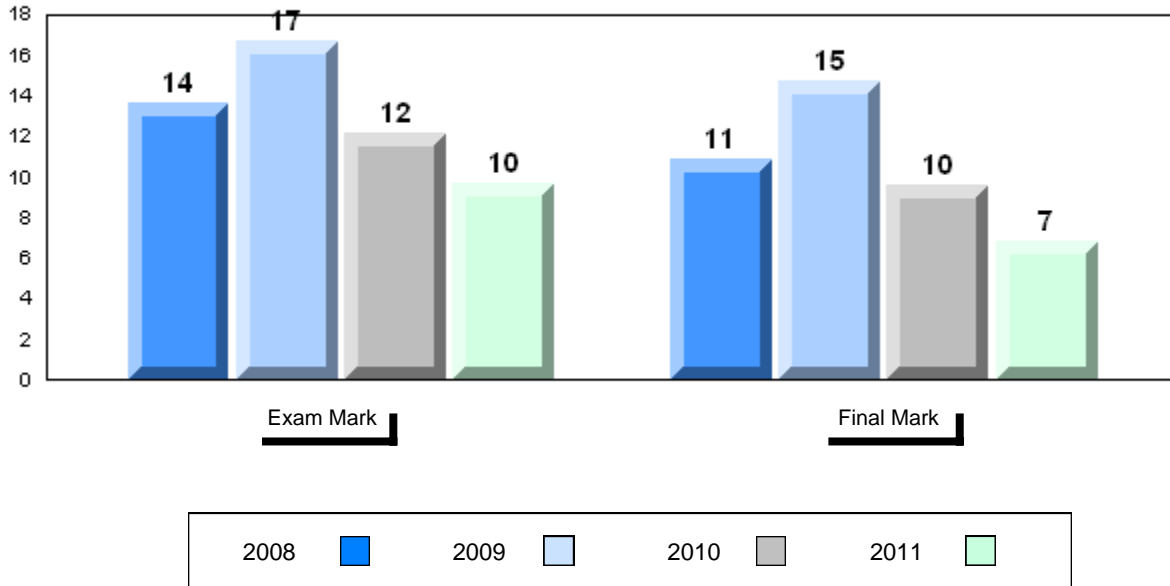


Number of Students	26							
		<b>Public Exam Mark</b>	School vs District	School vs Province		<b>Final Mark</b>	School vs District	School vs Province
<b>World History 3201</b>	School	75.3	P	P		76.2	P	P
	District	64.8				68.8		
	Province	65.6				69.3		
<b>Subtest</b>								
<b>WWI</b>	School	84.8	P	P				
	District	73.2						
	Province	73.4						
<b>Challenges and Changes</b>	School	75.5	P	P				
	District	64.6						
	Province	65.7						
<b>International Tensions (1930's and WWII)</b>	School	74.4	P	P				
	District	66.2						
	Province	67.3						
<b>Cold War</b>	School	62.1	P	P				
	District	49.8						
	Province	50.2						
<b>Regional Developments in Post WWII (5.1)</b>	School	42.9	Q	Q				
	District	51.2						
	Province	52.6						
<b>Regional Developments in Post WWII (5.2)</b>	School	67.3	P	P				
	District	39.6						
	Province	42.6						
<b>Challenges of the Modern Era</b>	School	59.1	P	P				
	District	46.7						
	Province	46.7						

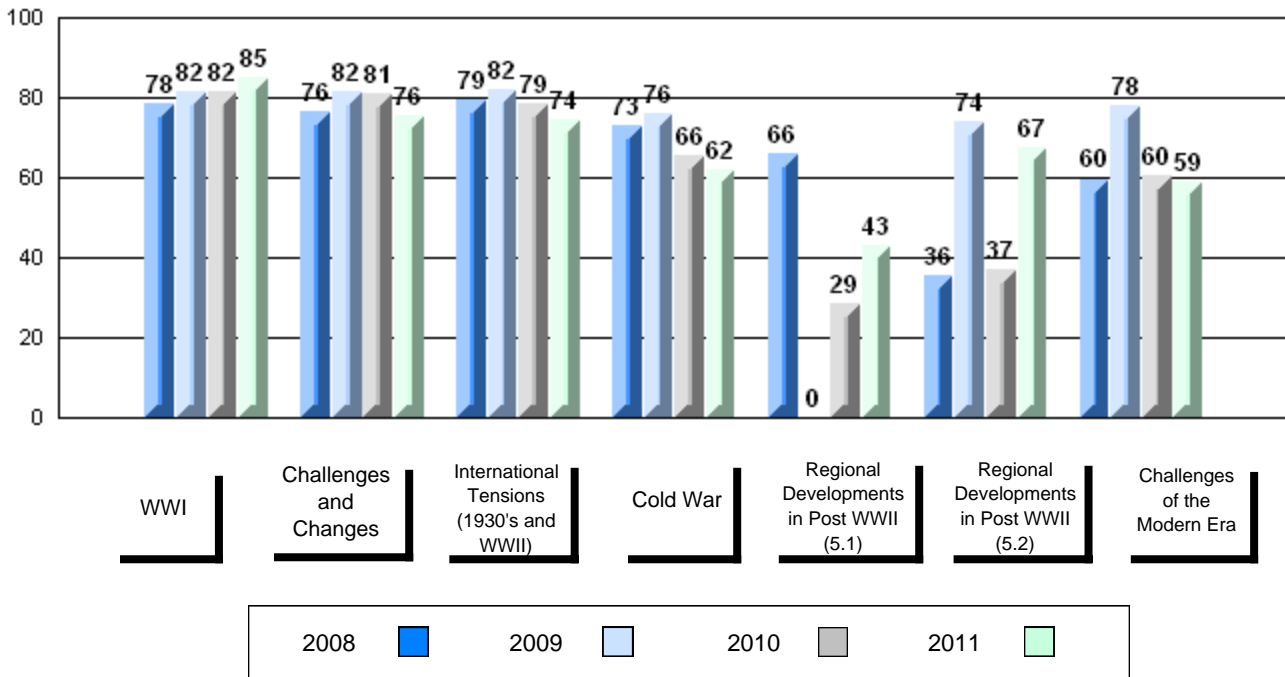
**Average Score, 2008-2011**



Difference from Provincial Mean, 2008-2011



4 Year Public Exam (Subtest) Mark Trend 2008-2011



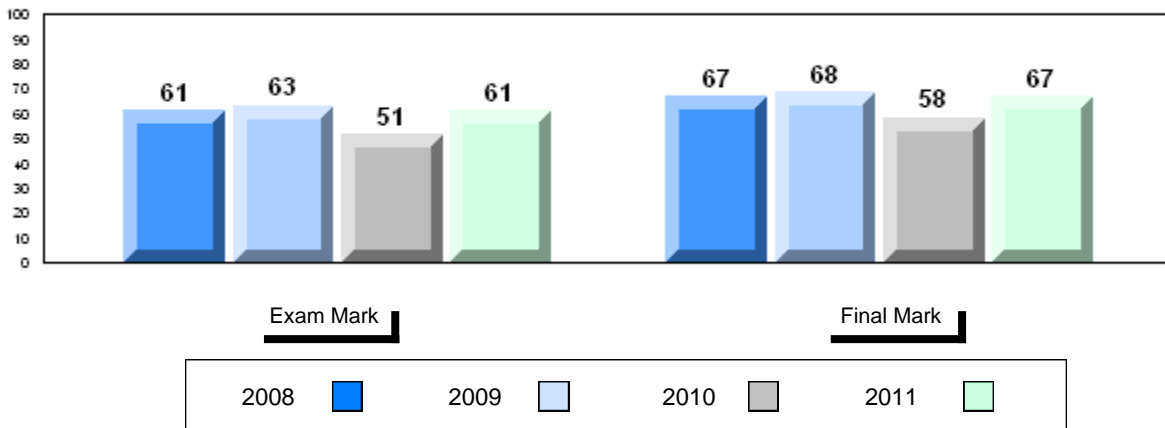
District 4 - Eastern

#327 - Bishops College High, St. John's

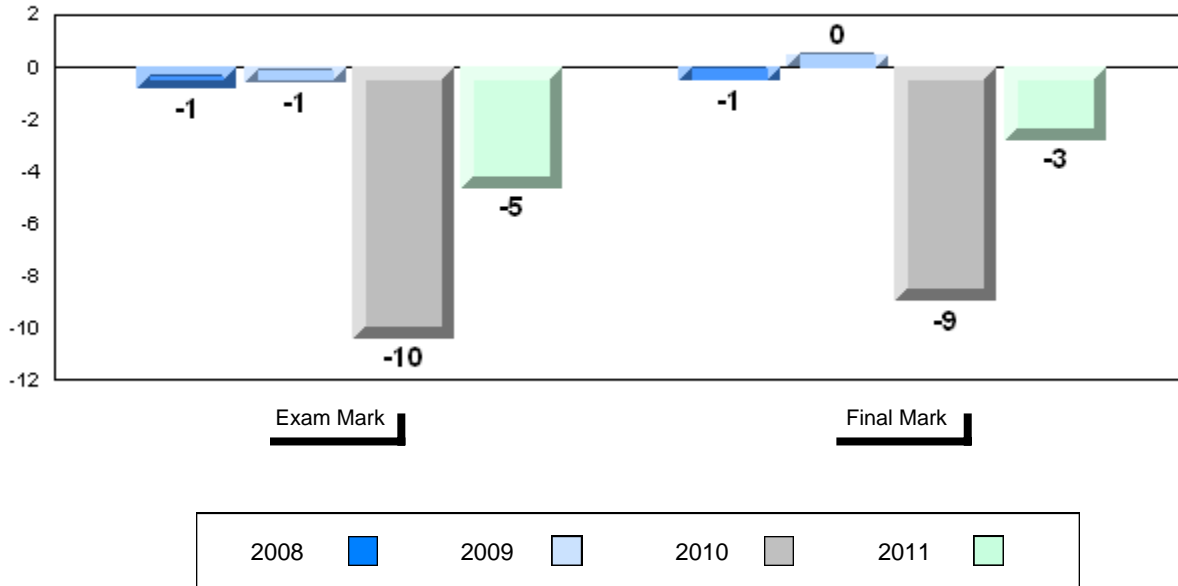
Grades: 10-12

Number of Students	81						
		<b>Public Exam Mark</b>	School vs District	School vs Province	<b>Final Mark</b>	School vs District	School vs Province
<b>World History 3201</b>	School	60.9	q	q	66.5	q	q
	District	64.8			68.8		
	Province	65.6			69.3		
<u>Subtest</u>							
<b>WWI</b>	School	68.8	q	q			
	District	73.2					
	Province	73.4					
<b>Challenges and Changes</b>	School	61.5	q	q			
	District	64.6					
	Province	65.7					
<b>International Tensions (1930's and WWII)</b>	School	61.9	q	q			
	District	66.2					
	Province	67.3					
<b>Cold War</b>	School	41.8	q	q			
	District	49.8					
	Province	50.2					
<b>Regional Developments in Post WWII (5.1)</b>	School	51.4	P	q			
	District	51.2					
	Province	52.6					
<b>Regional Developments in Post WWII (5.2)</b>	School	7.9	q	q			
	District	39.6					
	Province	42.6					
<b>Challenges of the Modern Era</b>	School	47.9	P	P			
	District	46.7					
	Province	46.7					

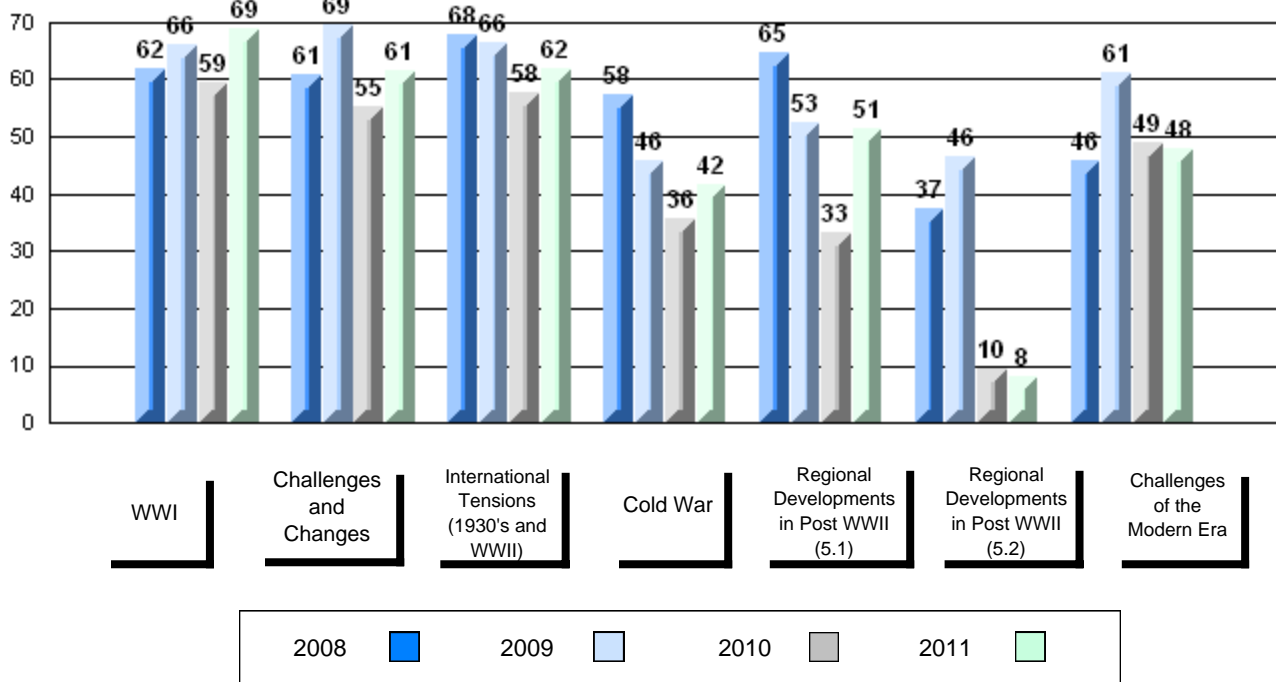
**Average Score, 2008-2011**



Difference from Provincial Mean, 2008-2011

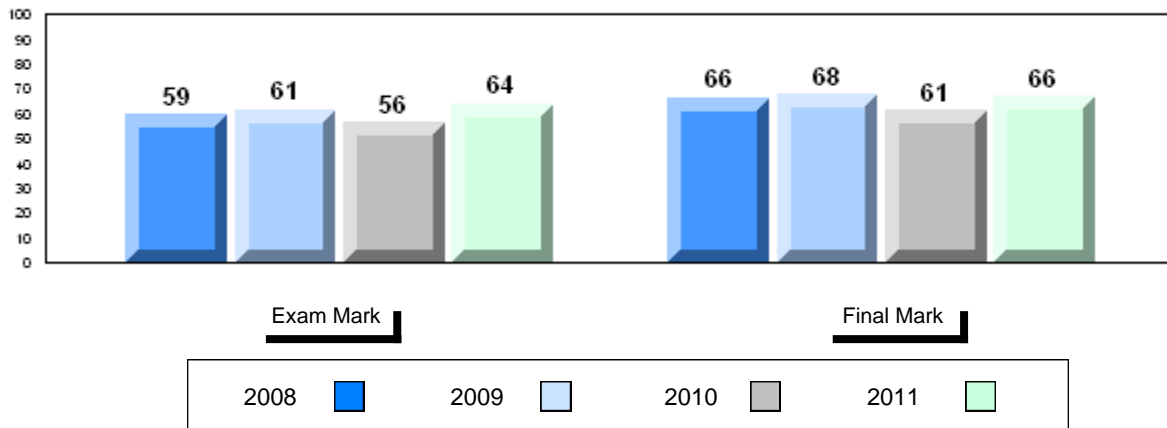


4 Year Public Exam (Subtest) Mark Trend 2008-2011

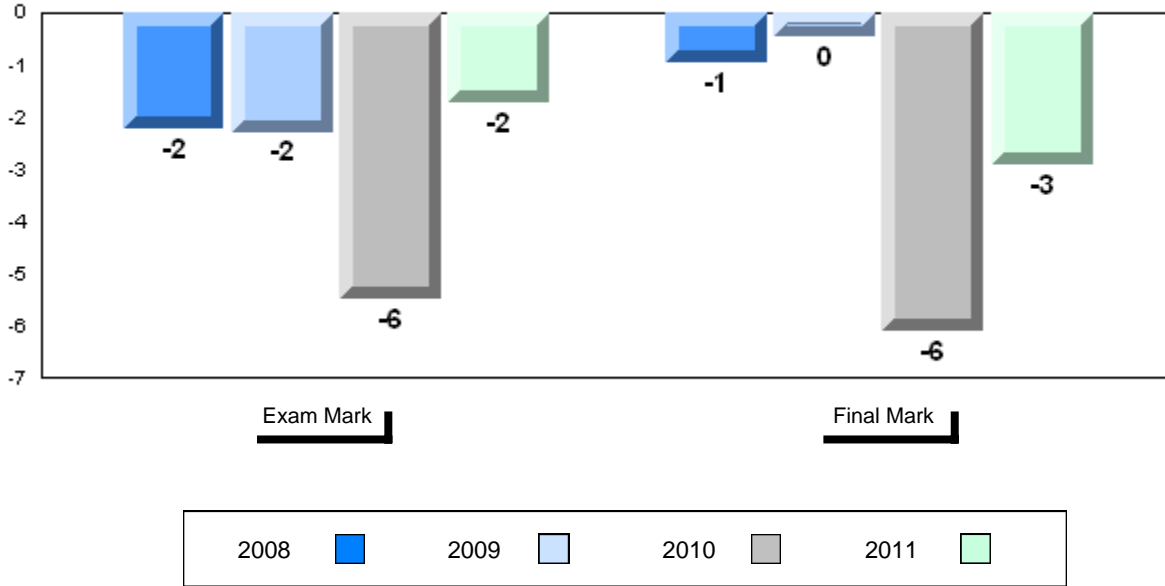


Number of Students	35							
		<b>Public Exam Mark</b>	School vs District	School vs Province		<b>Final Mark</b>	School vs District	School vs Province
<b>World History 3201</b>	School	63.8	q	q		66.4	q	q
	District	64.8				68.8		
	Province	65.6				69.3		
<b>Subtest</b>								
<b>WWI</b>	School	69.1	q	q				
	District	73.2						
	Province	73.4						
<b>Challenges and Changes</b>	School	64.7	P	q				
	District	64.6						
	Province	65.7						
<b>International Tensions (1930's and WWII)</b>	School	67.4	P	P				
	District	66.2						
	Province	67.3						
<b>Cold War</b>	School	46.2	q	q				
	District	49.8						
	Province	50.2						
<b>Regional Developments in Post WWII (5.1)</b>	School	54.6	P	P				
	District	51.2						
	Province	52.6						
<b>Regional Developments in Post WWII (5.2)</b>	School	0.0	q	q				
	District	39.6						
	Province	42.6						
<b>Challenges of the Modern Era</b>	School	50.6	P	P				
	District	46.7						
	Province	46.7						

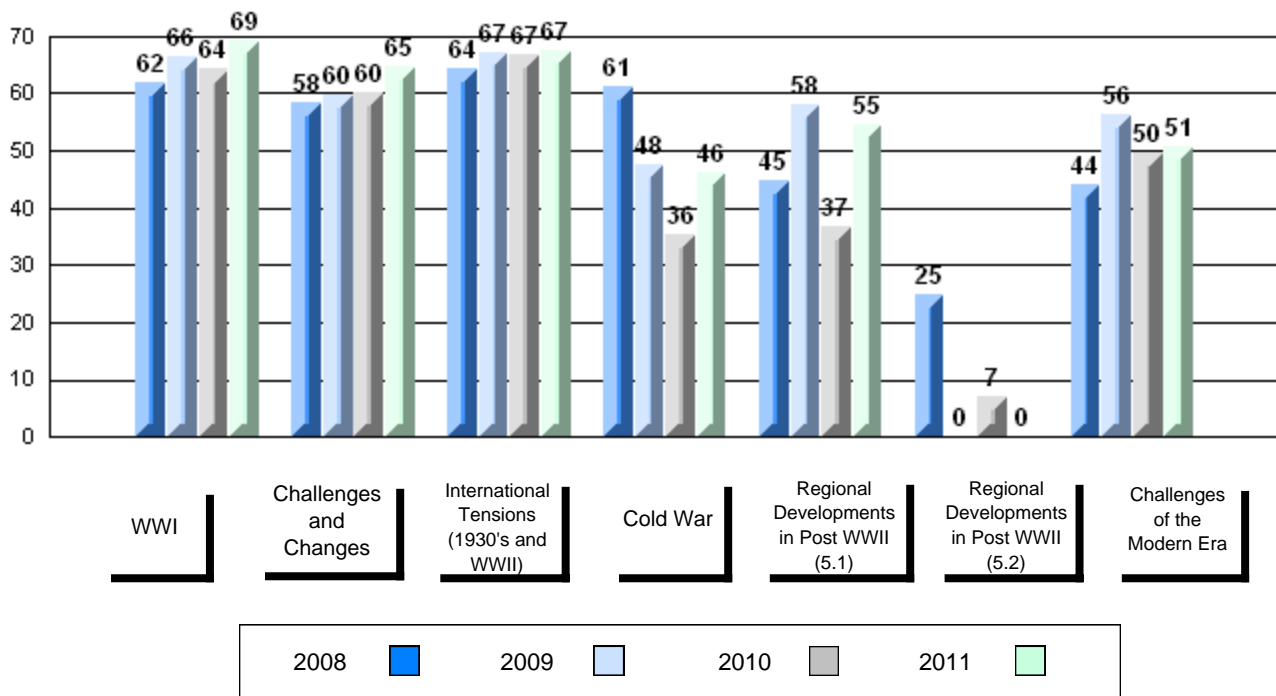
**Average Score, 2008-2011**



Difference from Provincial Mean, 2008-2011

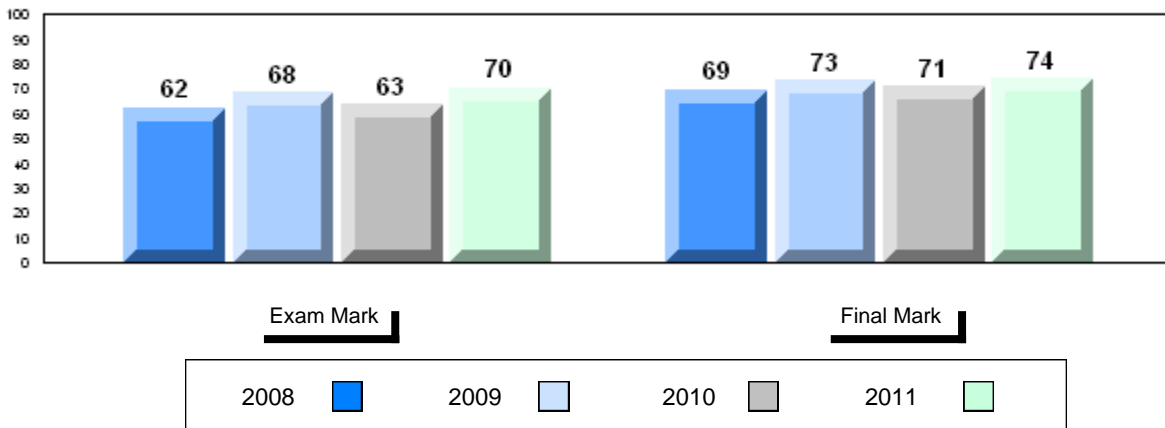


4 Year Public Exam (Subtest) Mark Trend 2008-2011

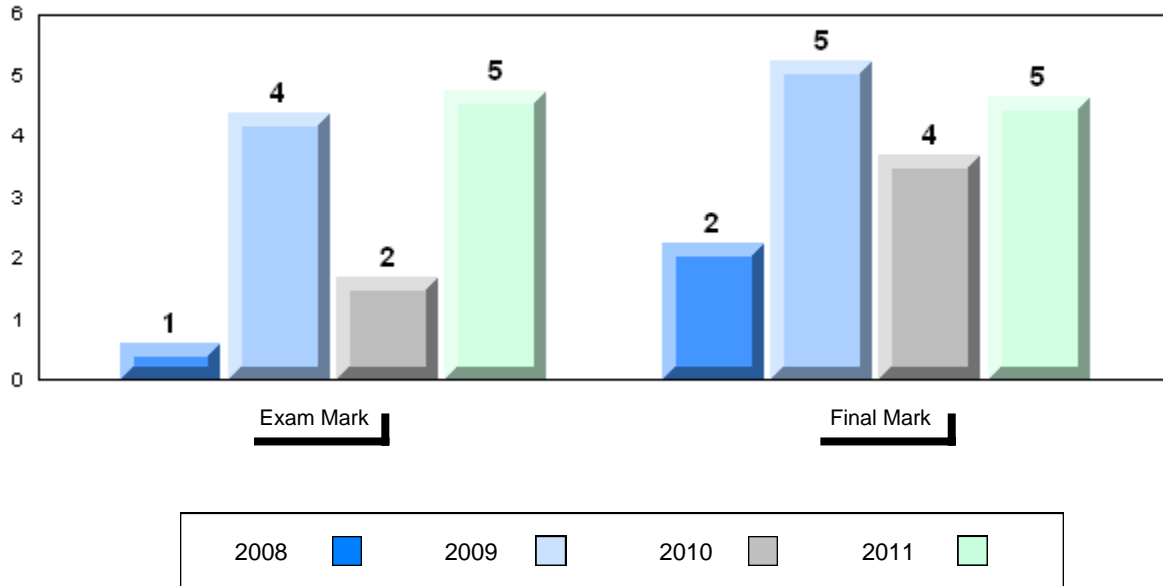


Number of Students	55						
		<b>Public Exam Mark</b>	School vs District	School vs Province	<b>Final Mark</b>	School vs District	School vs Province
<b>World History 3201</b>	School	70.3	P	P	74.0	P	P
	District	64.8			68.8		
	Province	65.6			69.3		
<u>Subtest</u>							
<b>WWI</b>	School	80.2	P	P			
	District	73.2					
	Province	73.4					
<b>Challenges and Changes</b>	School	70.6	P	P			
	District	64.6					
	Province	65.7					
<b>International Tensions (1930's and WWII)</b>	School	73.2	P	P			
	District	66.2					
	Province	67.3					
<b>Cold War</b>	School	57.5	P	P			
	District	49.8					
	Province	50.2					
<b>Regional Developments in Post WWII (5.1)</b>	School	50.4	Q	Q			
	District	51.2					
	Province	52.6					
<b>Regional Developments in Post WWII (5.2)</b>	School	13.4	Q	Q			
	District	39.6					
	Province	42.6					
<b>Challenges of the Modern Era</b>	School	51.2	P	P			
	District	46.7					
	Province	46.7					

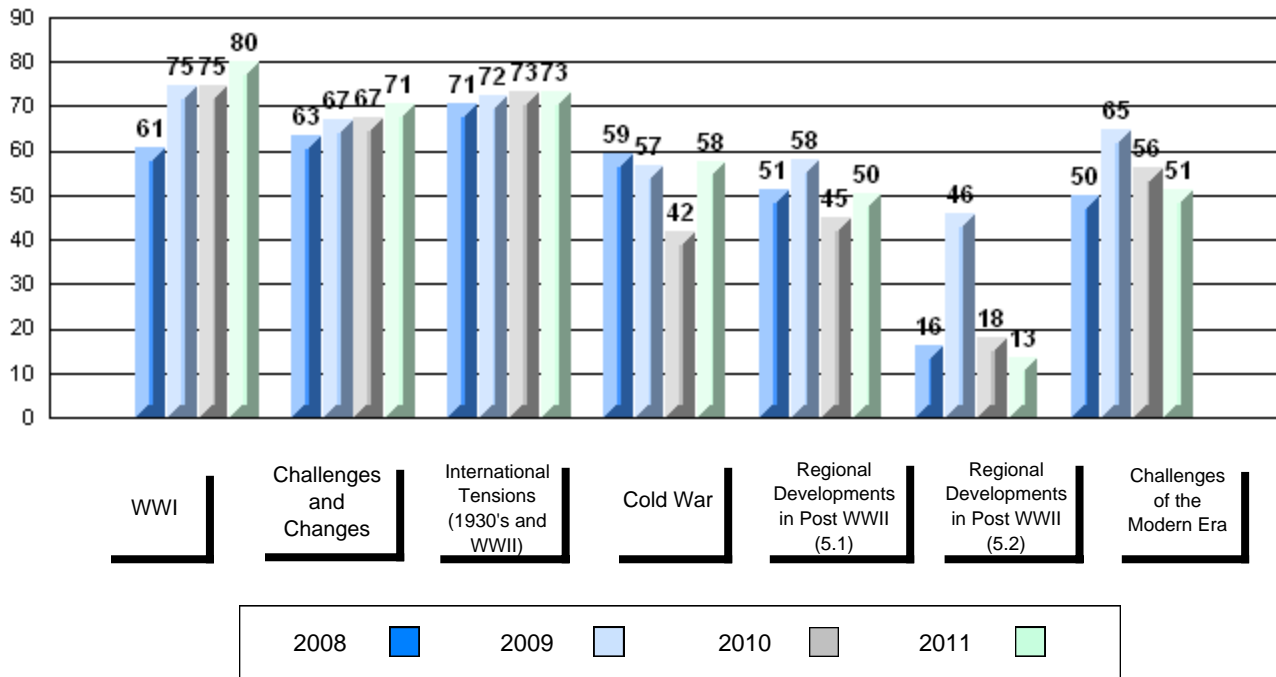
**Average Score, 2008-2011**



Difference from Provincial Mean, 2008-2011



4 Year Public Exam (Subtest) Mark Trend 2008-2011



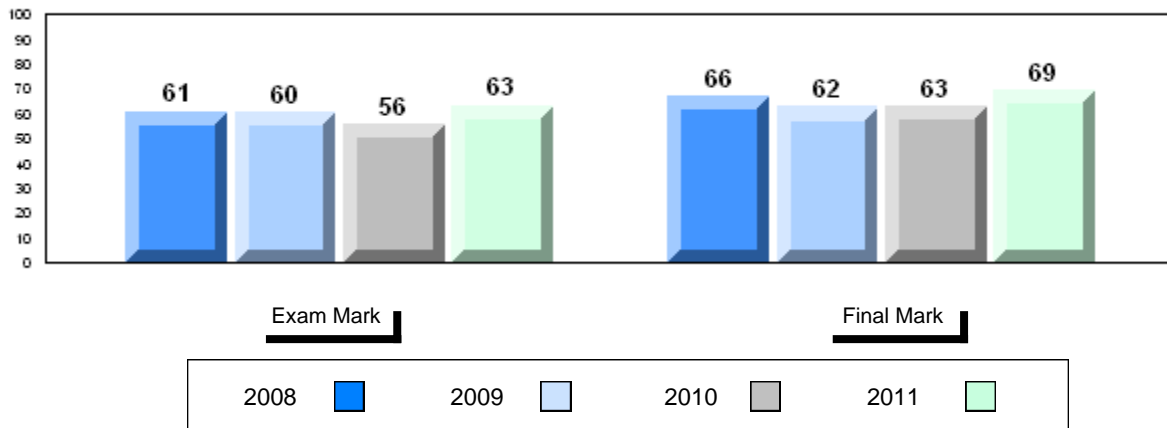
District 4 - Eastern

#340 - Holy Heart of Mary Regional High, St. John's

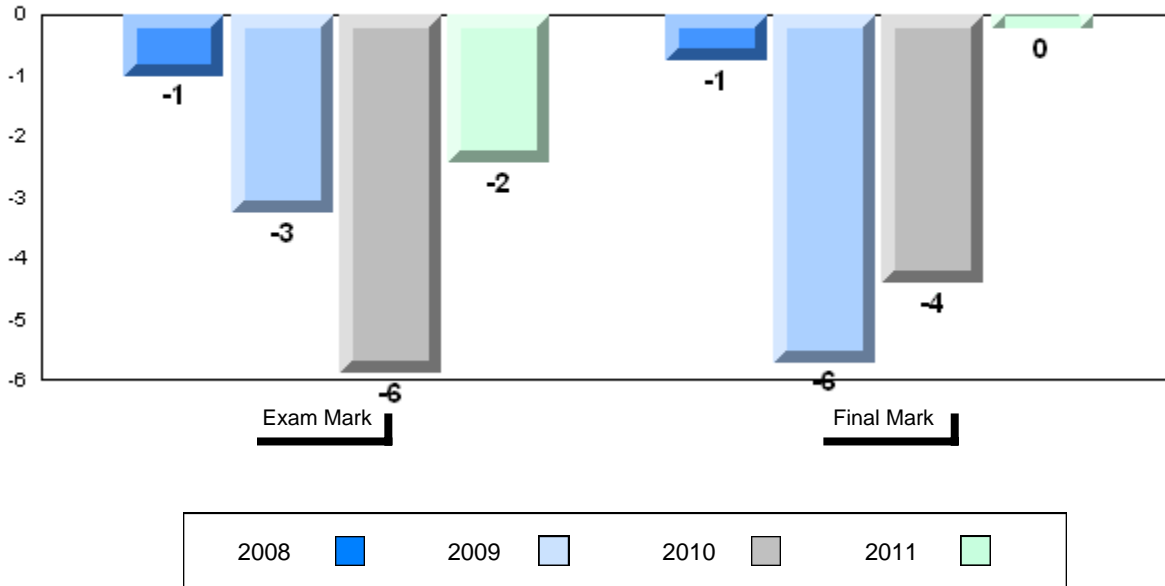
Grades: 10-12

Number of Students	42						
		<b>Public Exam Mark</b>	School vs District	School vs Province	<b>Final Mark</b>	School vs District	School vs Province
<b>World History 3201</b>	School	63.1	q	q	69.1	p	q
	District	64.8			68.8		
	Province	65.6			69.3		
<b>Subtest</b>							
<b>WWI</b>	School	70.9	q	q			
	District	73.2					
	Province	73.4					
<b>Challenges and Changes</b>	School	57.8	q	q			
	District	64.6					
	Province	65.7					
<b>International Tensions (1930's and WWII)</b>	School	65.4	q	q			
	District	66.2					
	Province	67.3					
<b>Cold War</b>	School	44.5	q	q			
	District	49.8					
	Province	50.2					
<b>Regional Developments in Post WWII (5.1)</b>	School	21.4	q	q			
	District	51.2					
	Province	52.6					
<b>Regional Developments in Post WWII (5.2)</b>	School	57.1	p	p			
	District	39.6					
	Province	42.6					
<b>Challenges of the Modern Era</b>	School	40.0	q	q			
	District	46.7					
	Province	46.7					

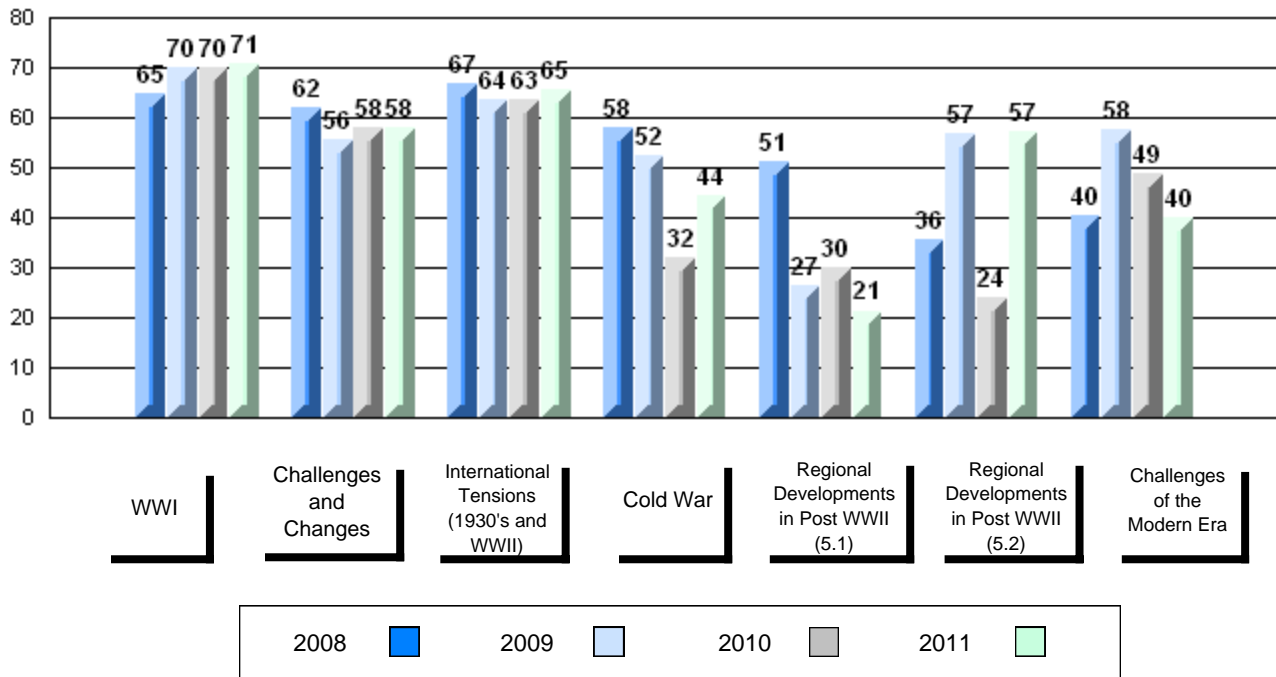
**Average Score, 2008-2011**



Difference from Provincial Mean, 2008-2011

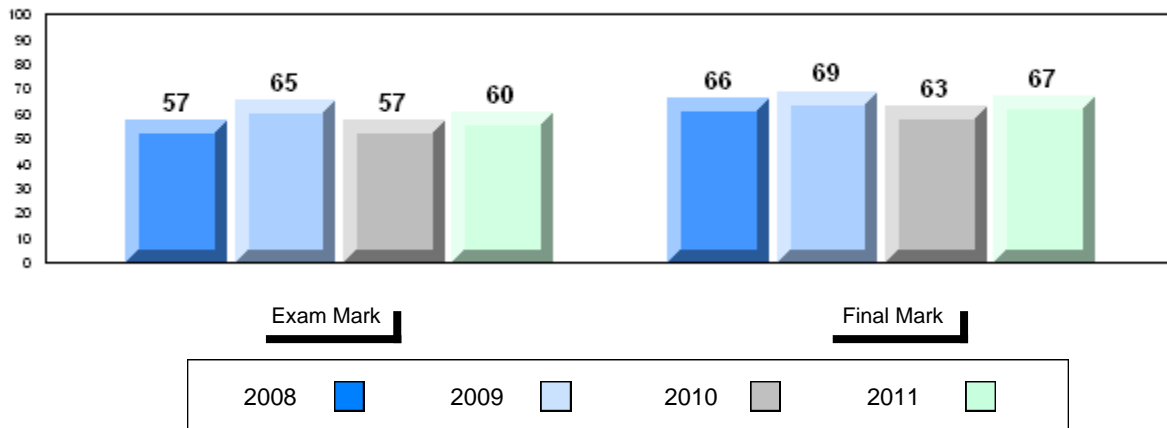


4 Year Public Exam (Subtest) Mark Trend 2008-2011

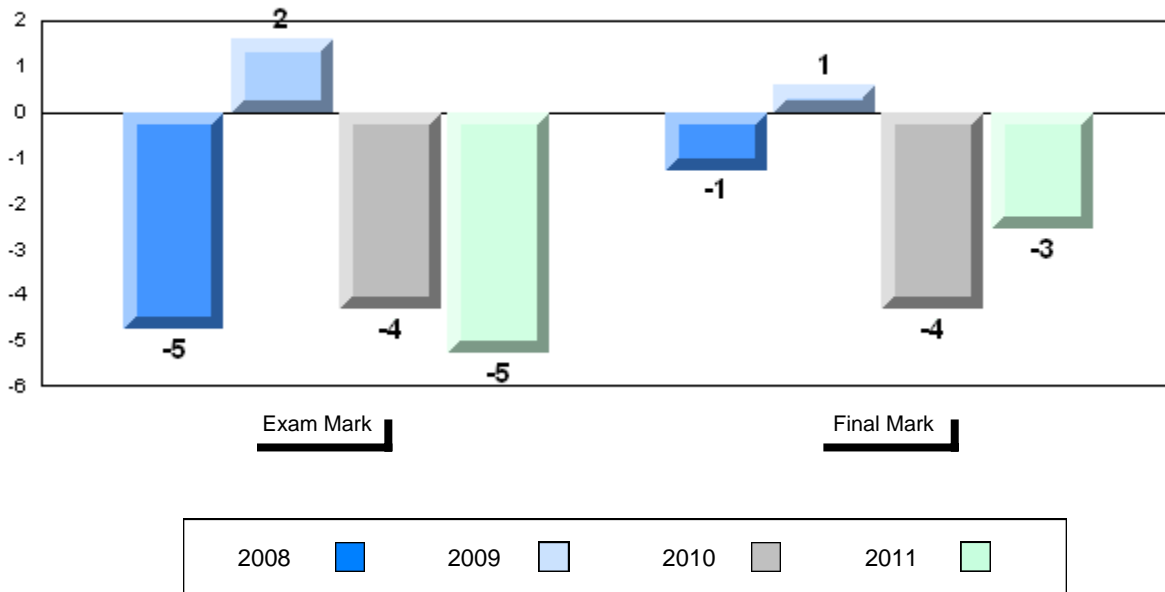


Number of Students	19							
		<b>Public Exam Mark</b>	School vs District	School vs Province		<b>Final Mark</b>	School vs District	School vs Province
<b>World History 3201</b>	School	60.3	q	q		66.7	q	q
	District	64.8				68.8		
	Province	65.6				69.3		
<b>Subtest</b>								
<b>WWI</b>	School	69.9	q	q				
	District	73.2						
	Province	73.4						
<b>Challenges and Changes</b>	School	58.9	q	q				
	District	64.6						
	Province	65.7						
<b>International Tensions (1930's and WWII)</b>	School	64.4	q	q				
	District	66.2						
	Province	67.3						
<b>Cold War</b>	School	43.1	q	q				
	District	49.8						
	Province	50.2						
<b>Regional Developments in Post WWII (5.1)</b>	School	24.3	q	q				
	District	51.2						
	Province	52.6						
<b>Regional Developments in Post WWII (5.2)</b>	School	43.7	P	P				
	District	39.6						
	Province	42.6						
<b>Challenges of the Modern Era</b>	School	45.5	q	q				
	District	46.7						
	Province	46.7						

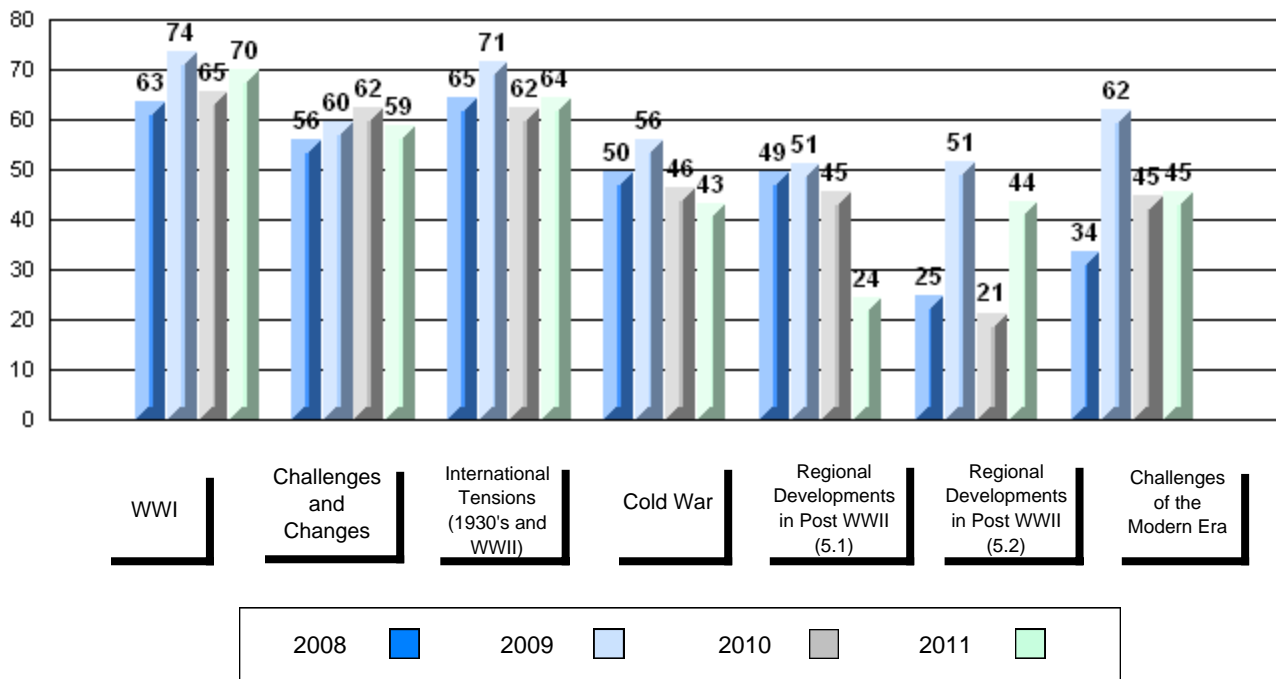
**Average Score, 2008-2011**



Difference from Provincial Mean, 2008-2011



4 Year Public Exam (Subtest) Mark Trend 2008-2011



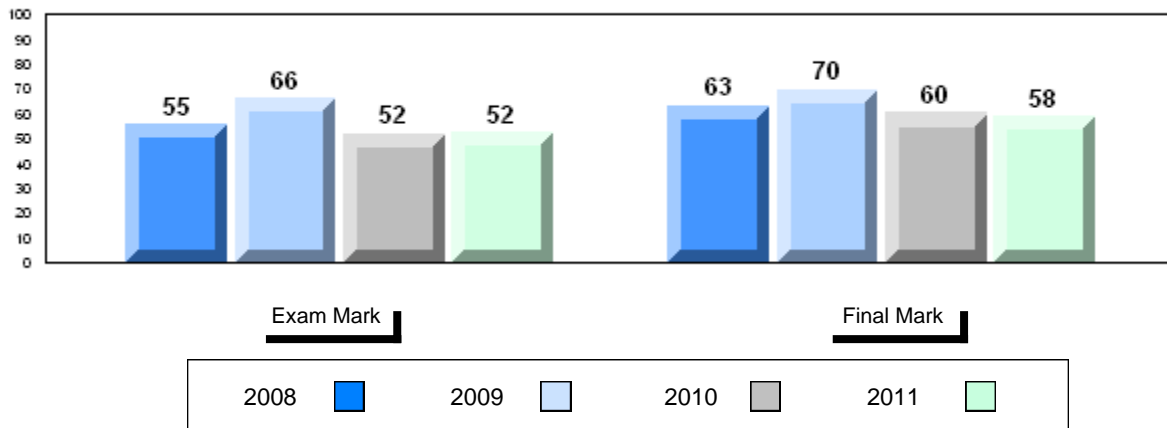
District 4 - Eastern

#354 - St. Kevin's High, St. John's (Goulds)

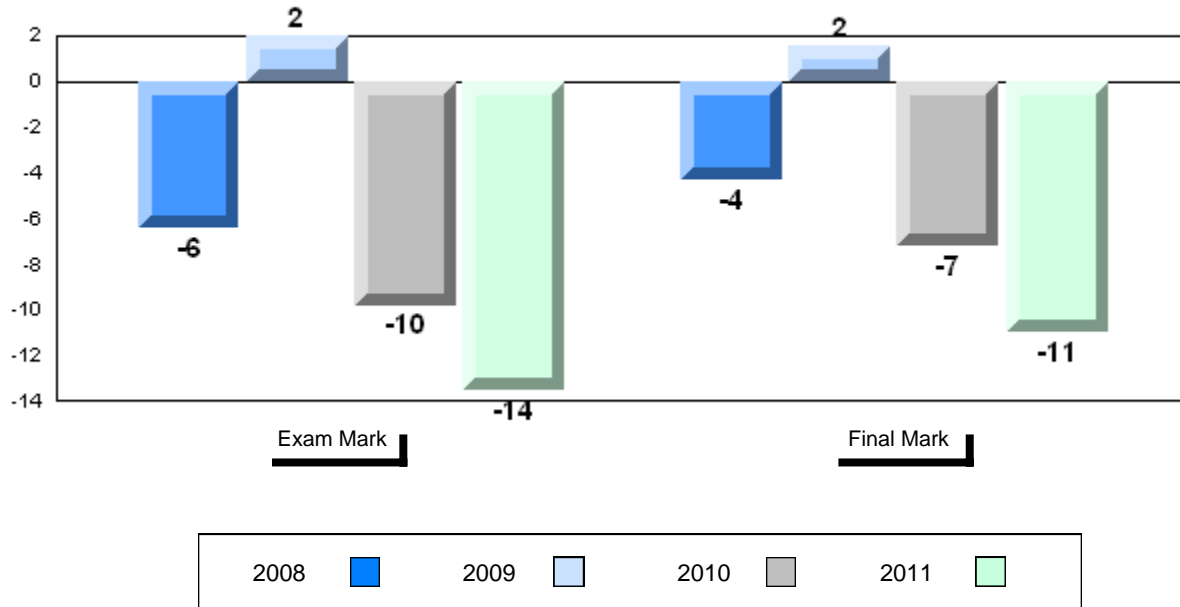
Grades: 10-12

Number of Students	26							
		<b>Public Exam Mark</b>	School vs District	School vs Province		<b>Final Mark</b>	School vs District	School vs Province
<b>World History 3201</b>	School	52.0	q	q		58.4	q	q
	District	64.8				68.8		
	Province	65.6				69.3		
<b>Subtest</b>								
<b>WWI</b>	School	64.1	q	q				
	District	73.2						
	Province	73.4						
<b>Challenges and Changes</b>	School	47.1	q	q				
	District	64.6						
	Province	65.7						
<b>International Tensions (1930's and WWII)</b>	School	47.8	q	q				
	District	66.2						
	Province	67.3						
<b>Cold War</b>	School	43.0	q	q				
	District	49.8						
	Province	50.2						
<b>Regional Developments in Post WWII (5.1)</b>	School	39.4	q	q				
	District	51.2						
	Province	52.6						
<b>Regional Developments in Post WWII (5.2)</b>	School	5.4	q	q				
	District	39.6						
	Province	42.6						
<b>Challenges of the Modern Era</b>	School	28.3	q	q				
	District	46.7						
	Province	46.7						

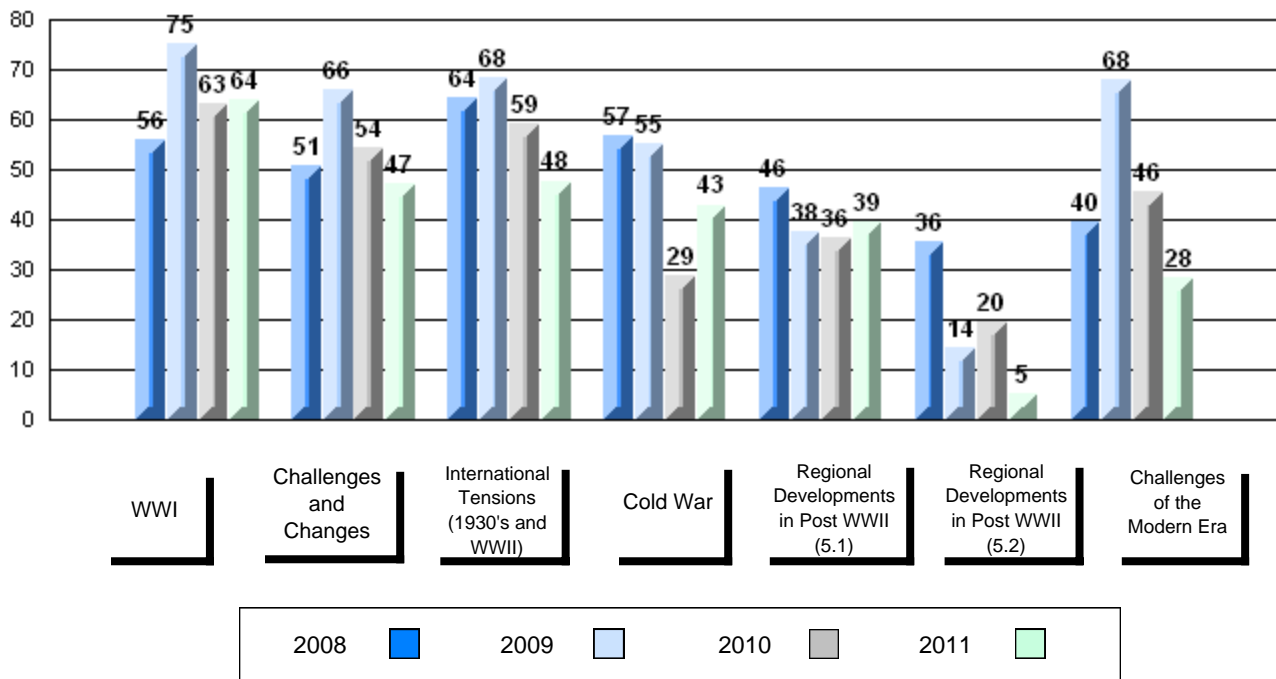
**Average Score, 2008-2011**



Difference from Provincial Mean, 2008-2011

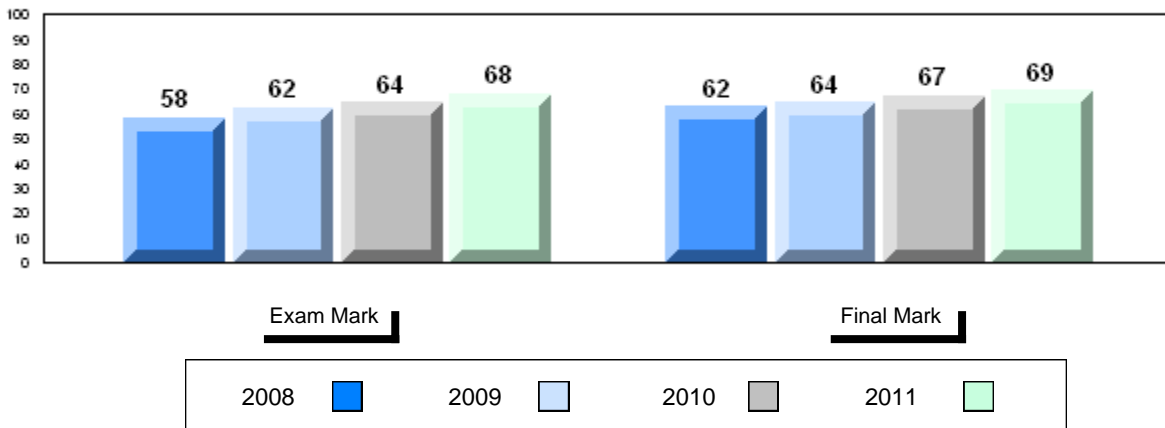


4 Year Public Exam (Subtest) Mark Trend 2008-2011

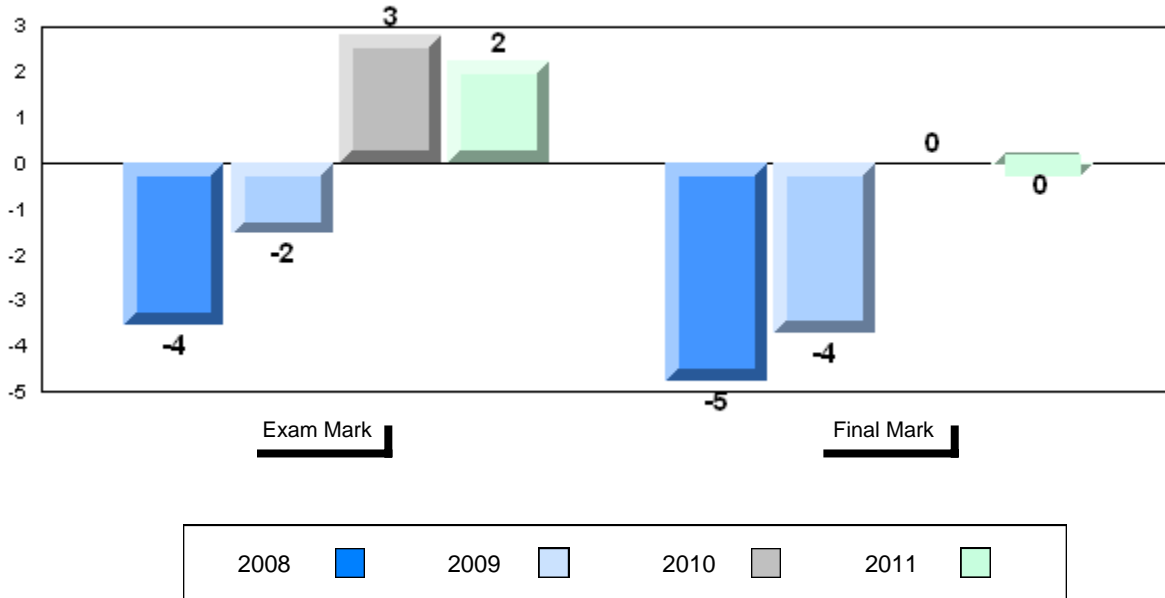


Number of Students	55						
		<b>Public Exam Mark</b>	School vs District	School vs Province	<b>Final Mark</b>	School vs District	School vs Province
<b>World History 3201</b>	School	67.8	P	P	69.3	P	Q
	District	64.8			68.8		
	Province	65.6			69.3		
<u>Subtest</u>							
<b>WWI</b>	School	76.3	P	P			
	District	73.2					
	Province	73.4					
<b>Challenges and Changes</b>	School	67.0	P	P			
	District	64.6					
	Province	65.7					
<b>International Tensions (1930's and WWII)</b>	School	65.4	Q	Q			
	District	66.2					
	Province	67.3					
<b>Cold War</b>	School	57.1	P	P			
	District	49.8					
	Province	50.2					
<b>Regional Developments in Post WWII (5.1)</b>	School	62.1	P	P			
	District	51.2					
	Province	52.6					
<b>Regional Developments in Post WWII (5.2)</b>	School	10.7	Q	Q			
	District	39.6					
	Province	42.6					
<b>Challenges of the Modern Era</b>	School	46.1	Q	Q			
	District	46.7					
	Province	46.7					

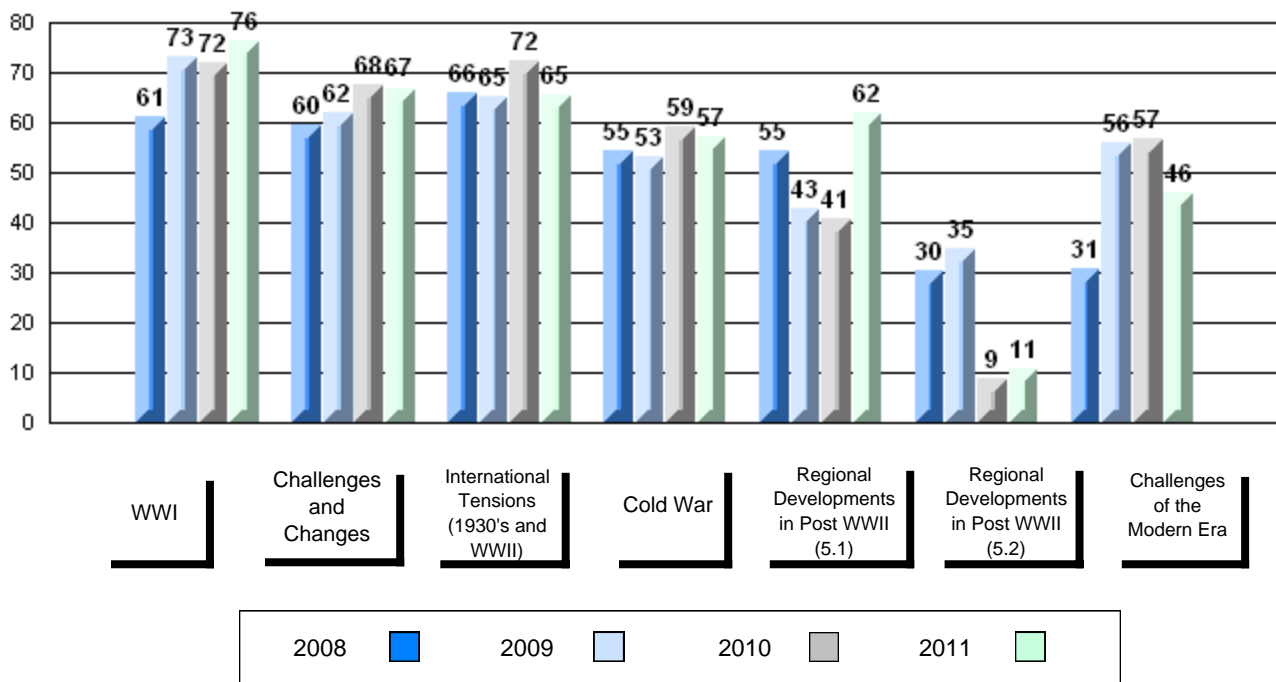
**Average Score, 2008-2011**



Difference from Provincial Mean, 2008-2011



4 Year Public Exam (Subtest) Mark Trend 2008-2011



Number of Students

1

**Public Exam Mark**

School vs District	School vs Province
--------------------	--------------------

**Final Mark**

School vs District	School vs Province
--------------------	--------------------

*School data with 5 or fewer students withheld for reasons of confidentiality.*

*School data with 5 or fewer students withheld for reasons of confidentiality.*

**World History 3201**

School  
District  
Province

Subtest

**WWI**

School  
District  
Province

**Challenges and Changes**

School  
District  
Province

**International Tensions (1930's and WWII)**

School  
District  
Province

**Cold War**

School  
District  
Province

**Regional Developments in Post WWII (5.1)**

School  
District  
Province

**Regional Developments in Post WWII (5.2)**

School  
District  
Province

**Challenges of the Modern Era**

School  
District  
Province

**Average Score, 2008-2011**

*School data with 5 or fewer students withheld for reasons of confidentiality.*

Exam Mark

Final Mark





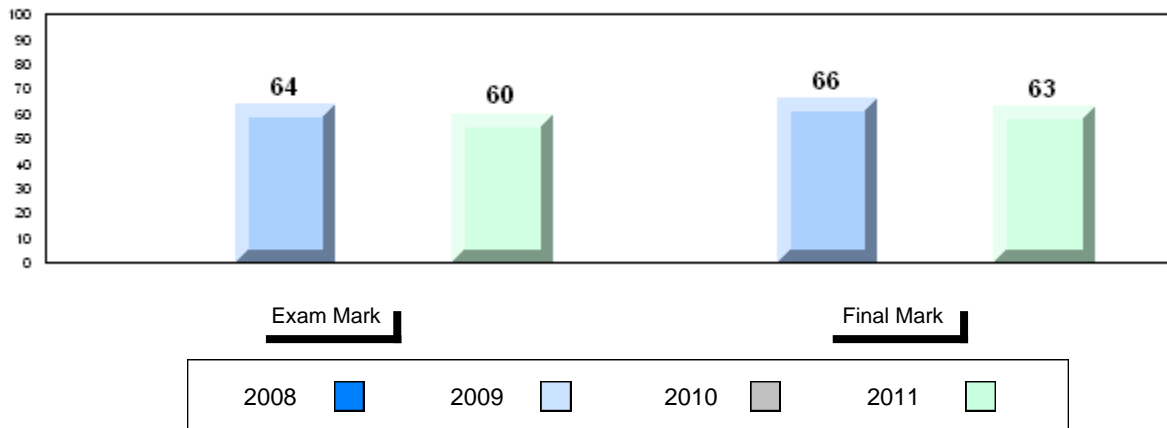
District 4 - Eastern

#427 - Holy Name of Mary Academy, Lawn

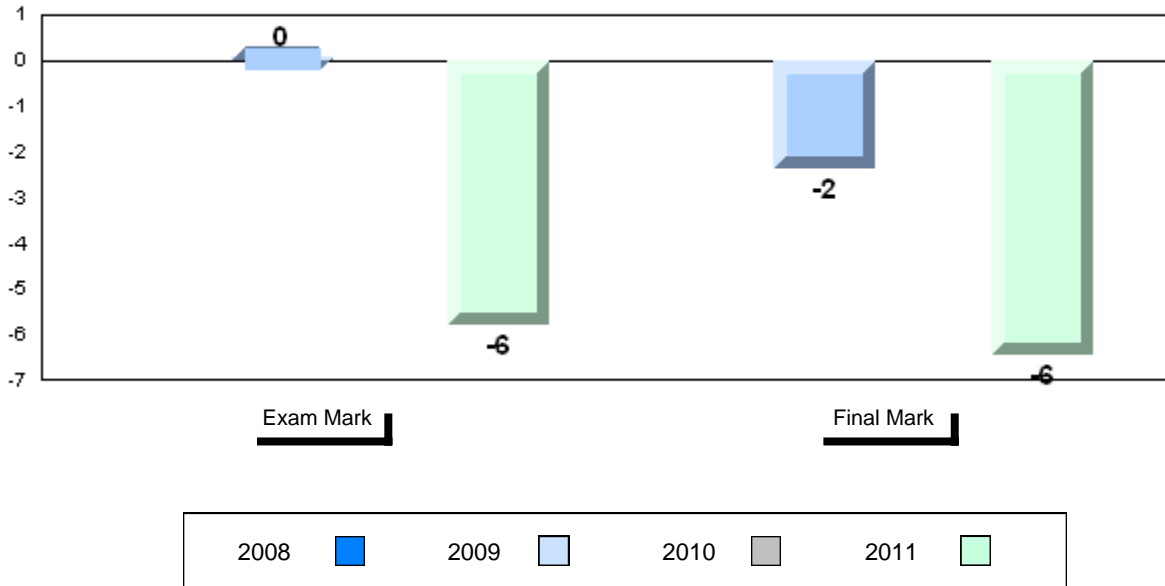
Grades: K-12

Number of Students	25						
		<b>Public Exam Mark</b>	School vs District	School vs Province	<b>Final Mark</b>	School vs District	School vs Province
<b>World History 3201</b>	School	59.8	q	q	62.9	q	q
	District	64.8			68.8		
	Province	65.6			69.3		
<u>Subtest</u>							
<b>WWI</b>	School	72.3	q	q			
	District	73.2					
	Province	73.4					
<b>Challenges and Changes</b>	School	56.1	q	q			
	District	64.6					
	Province	65.7					
<b>International Tensions (1930's and WWII)</b>	School	66.5	p	q			
	District	66.2					
	Province	67.3					
<b>Cold War</b>	School	41.7	q	q			
	District	49.8					
	Province	50.2					
<b>Regional Developments in Post WWII (5.1)</b>	School	39.1	q	q			
	District	51.2					
	Province	52.6					
<b>Regional Developments in Post WWII (5.2)</b>	School	21.4	q	q			
	District	39.6					
	Province	42.6					
<b>Challenges of the Modern Era</b>	School	38.0	q	q			
	District	46.7					
	Province	46.7					

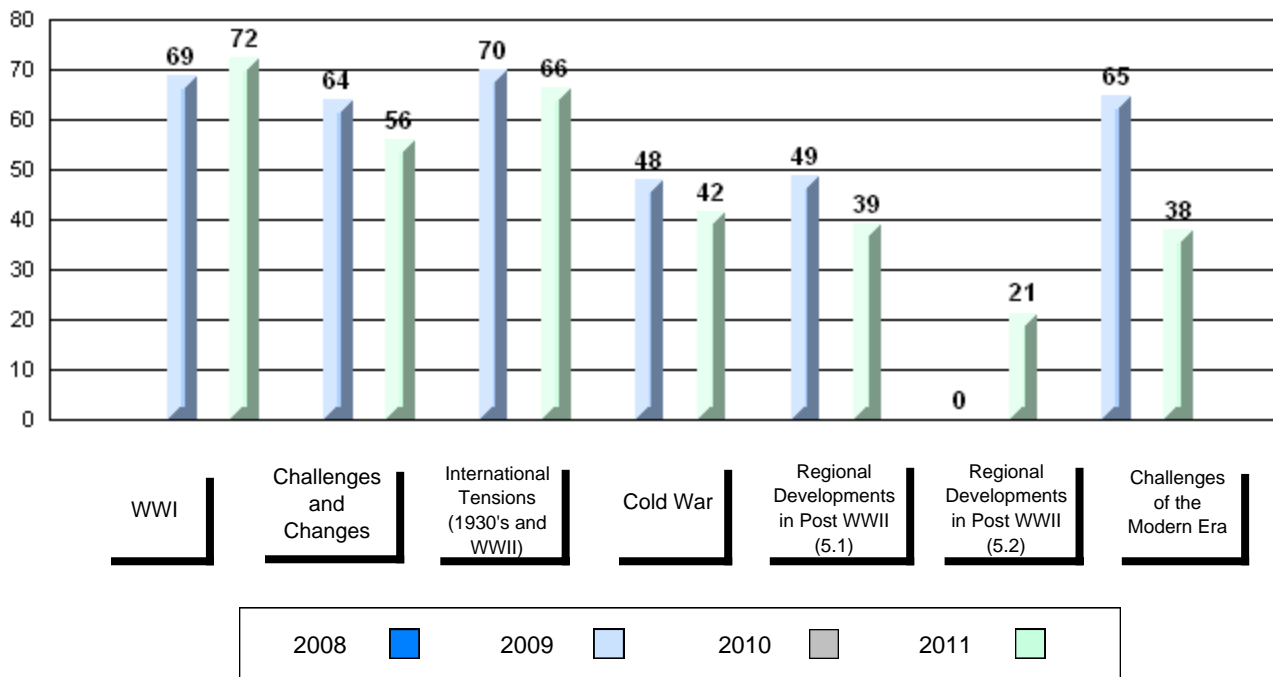
**Average Score, 2008-2011**



Difference from Provincial Mean, 2008-2011



4 Year Public Exam (Subtest) Mark Trend 2008-2011



District 4 - Eastern

#430 - St. Mark's School, King's Cove

Grades: K-12

Number of Students

4

**Public Exam Mark**

School vs District	School vs Province
--------------------	--------------------

**Final Mark**

School vs District	School vs Province
--------------------	--------------------

*School data with 5 or fewer students withheld for reasons of confidentiality.*

*School data with 5 or fewer students withheld for reasons of confidentiality.*

**World History 3201**

School  
District  
Province

Subtest

**WWI**

School  
District  
Province

**Challenges and Changes**

School  
District  
Province

**International Tensions (1930's and WWII)**

School  
District  
Province

**Cold War**

School  
District  
Province

**Regional Developments in Post WWII (5.1)**

School  
District  
Province

**Regional Developments in Post WWII (5.2)**

School  
District  
Province

**Challenges of the Modern Era**

School  
District  
Province

**Average Score, 2008-2011**

*School data with 5 or fewer students withheld for reasons of confidentiality.*

Exam Mark

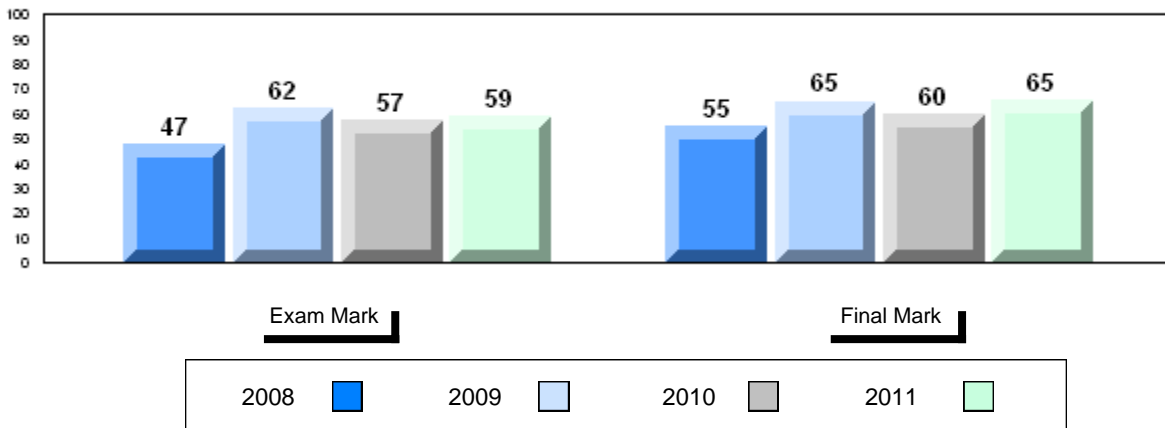
Final Mark



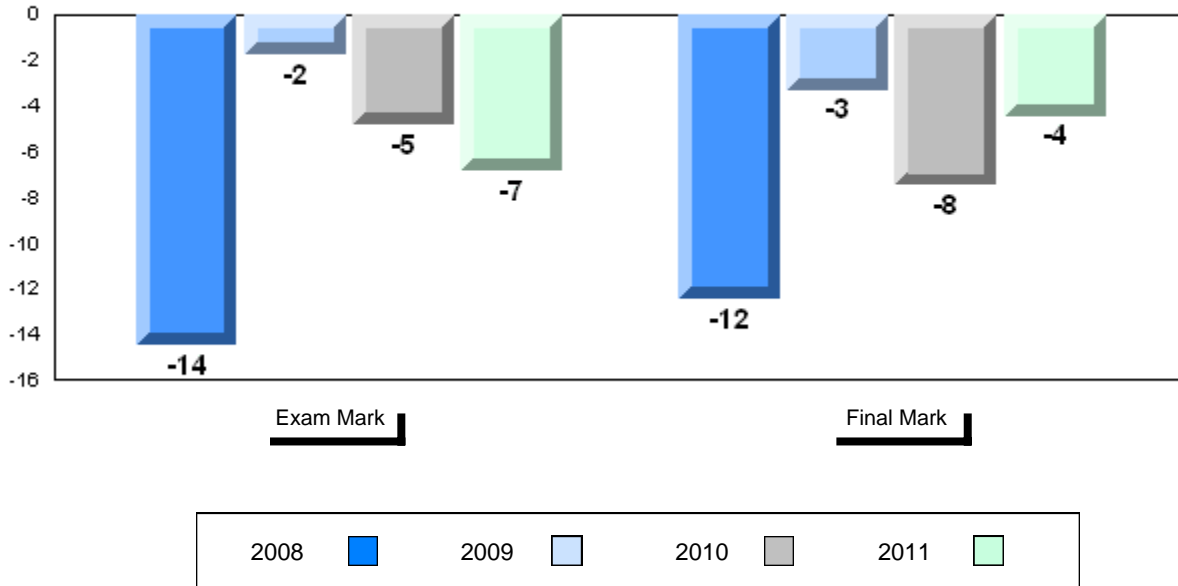


Number of Students		17	<b>Public Exam Mark</b>			<b>Final Mark</b>		
			School vs District	School vs Province	School vs District	School vs Province		
<b>World History 3201</b>		School	58.7	q	q	64.9	q	q
		District	64.8			68.8		
		Province	65.6			69.3		
<b>Subtest</b>								
<b>WWI</b>		School	67.1	q	q			
		District	73.2					
		Province	73.4					
<b>Challenges and Changes</b>		School	57.8	q	q			
		District	64.6					
		Province	65.7					
<b>International Tensions (1930's and WWII)</b>		School	58.8	q	q			
		District	66.2					
		Province	67.3					
<b>Cold War</b>		School	38.9	q	q			
		District	49.8					
		Province	50.2					
<b>Regional Developments in Post WWII (5.1)</b>		School	47.8	q	q			
		District	51.2					
		Province	52.6					
<b>Regional Developments in Post WWII (5.2)</b>		School	7.1	q	q			
		District	39.6					
		Province	42.6					
<b>Challenges of the Modern Era</b>		School	44.1	q	q			
		District	46.7					
		Province	46.7					

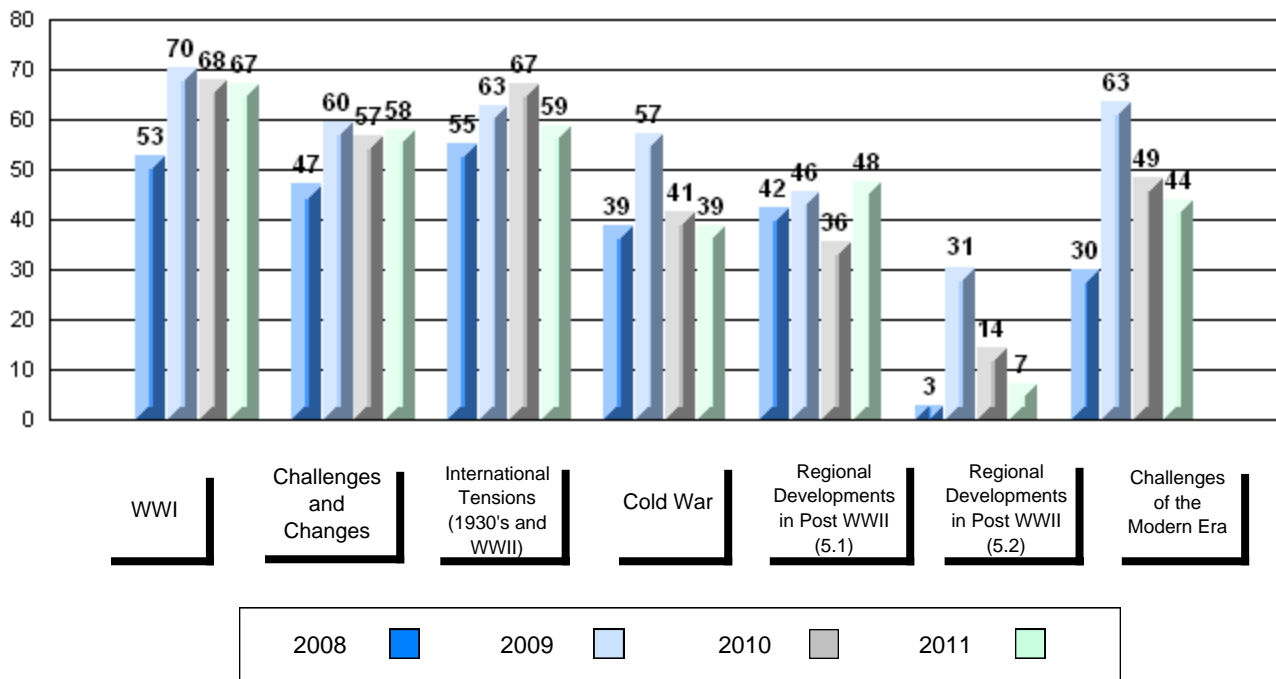
**Average Score, 2008-2011**



Difference from Provincial Mean, 2008-2011

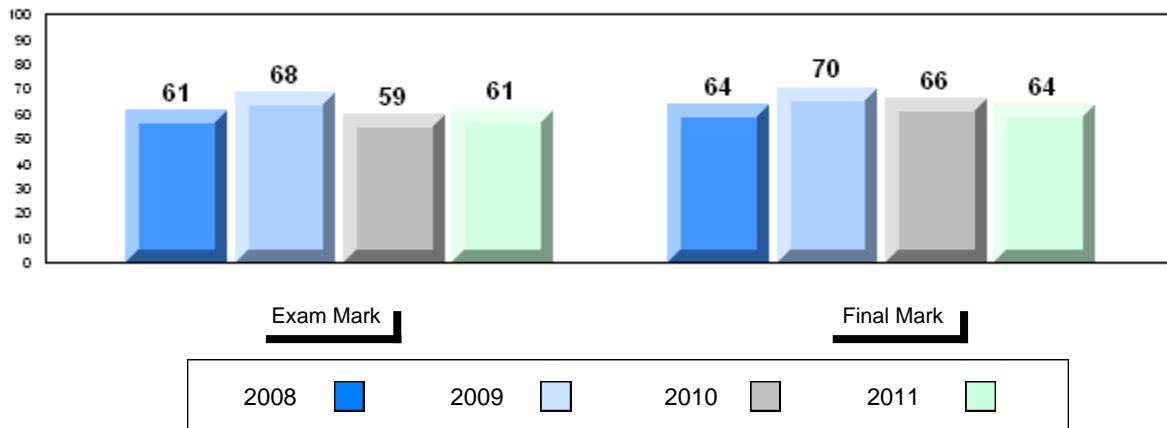


4 Year Public Exam (Subtest) Mark Trend 2008-2011

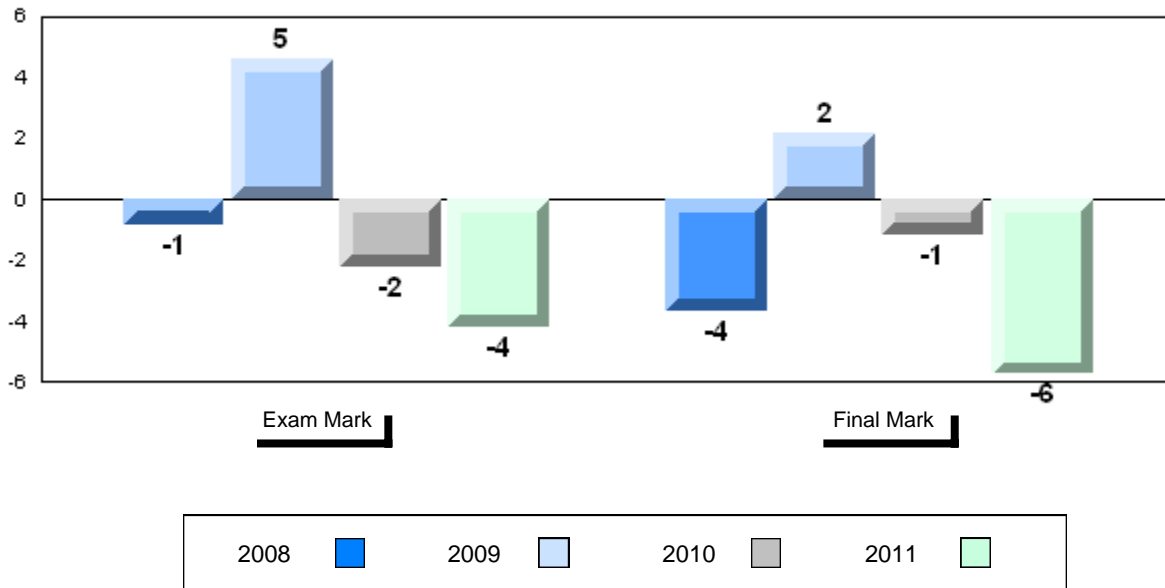


Number of Students		19	<b>Public Exam Mark</b>			<b>Final Mark</b>		
			School vs District	School vs Province		School vs District	School vs Province	
<b>World History 3201</b>	School	61.4	q	q	63.6	q	q	
	District	64.8			68.8			
	Province	65.6			69.3			
<b>Subtest</b>								
<b>WWI</b>	School	64.2	q	q				
	District	73.2						
	Province	73.4						
<b>Challenges and Changes</b>	School	57.8	q	q				
	District	64.6						
	Province	65.7						
<b>International Tensions (1930's and WWII)</b>	School	74.1	P	P				
	District	66.2						
	Province	67.3						
<b>Cold War</b>	School	45.5	q	q				
	District	49.8						
	Province	50.2						
<b>Regional Developments in Post WWII (5.1)</b>	School	49.3	q	q				
	District	51.2						
	Province	52.6						
<b>Regional Developments in Post WWII (5.2)</b>	School							
	District	39.6						
	Province	42.6						
<b>Challenges of the Modern Era</b>	School	47.4	P	P				
	District	46.7						
	Province	46.7						

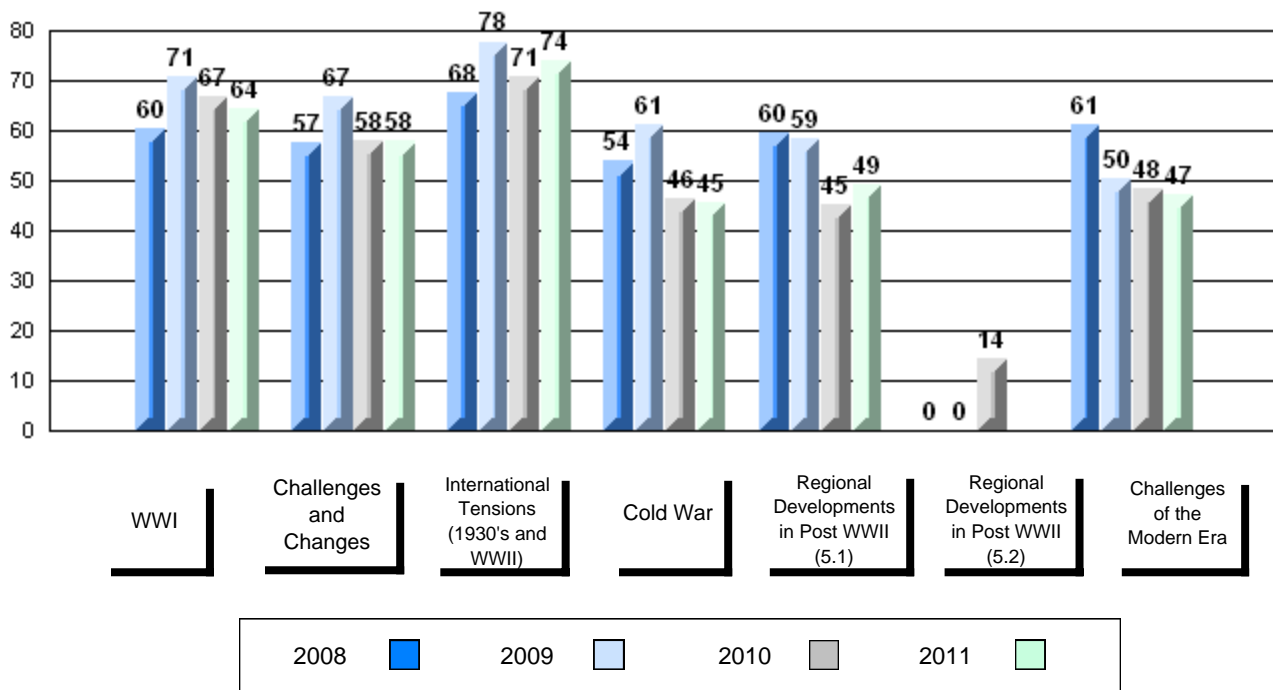
**Average Score, 2008-2011**



Difference from Provincial Mean, 2008-2011

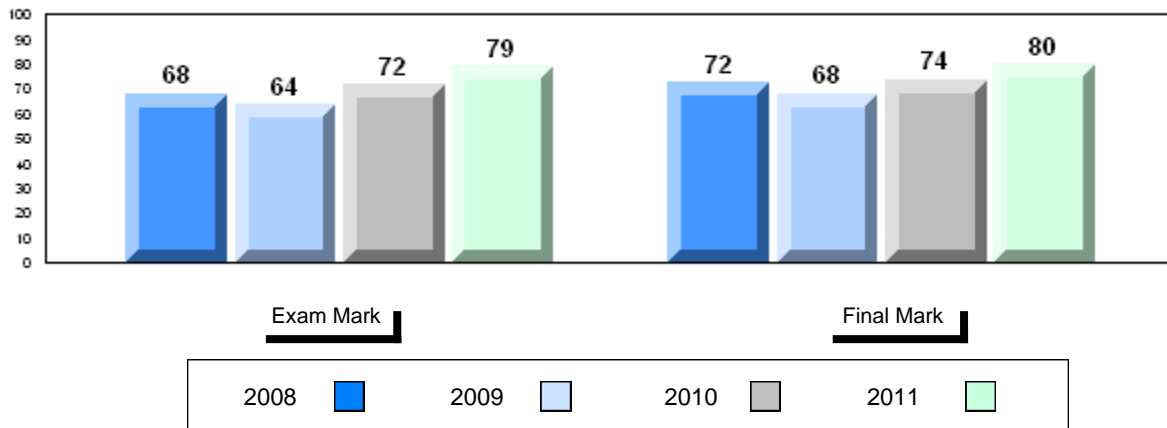


4 Year Public Exam (Subtest) Mark Trend 2008-2011

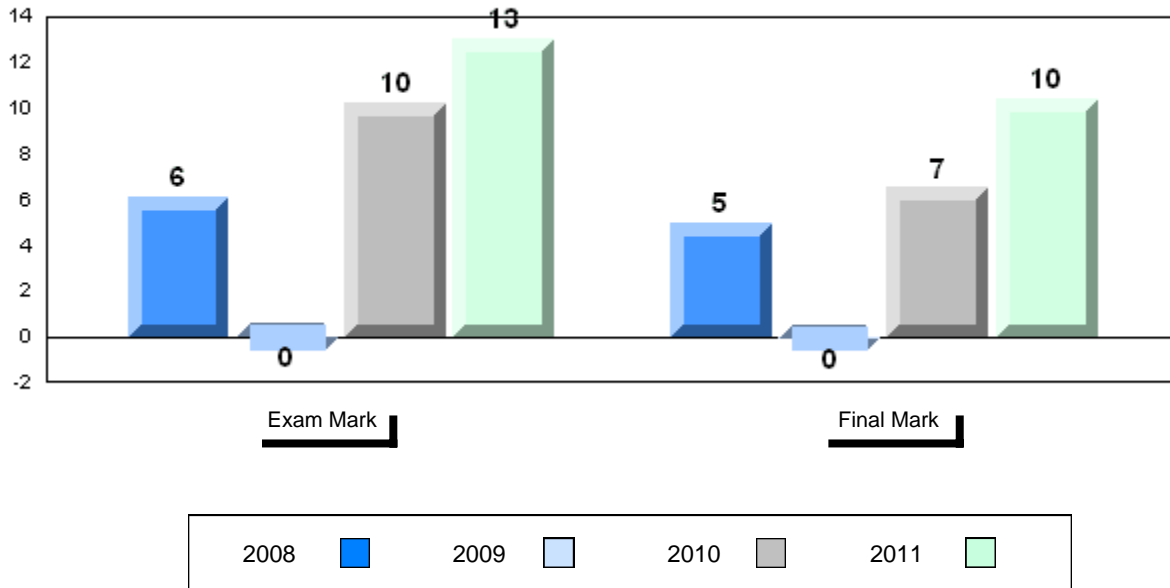


Number of Students		14	<b>Public Exam Mark</b>			<b>Final Mark</b>		
			School vs District	School vs Province		School vs District	School vs Province	
<b>World History 3201</b>		School	78.6	P	P	79.7	P	P
		District	64.8			68.8		
		Province	65.6			69.3		
<u><b>Subtest</b></u>								
<b>WWI</b>		School	82.8	P	P			
		District	73.2					
		Province	73.4					
<b>Challenges and Changes</b>		School	78.3	P	P			
		District	64.6					
		Province	65.7					
<b>International Tensions (1930's and WWII)</b>		School	82.4	P	P			
		District	66.2					
		Province	67.3					
<b>Cold War</b>		School	73.2	P	P			
		District	49.8					
		Province	50.2					
<b>Regional Developments in Post WWII (5.1)</b>		School	69.4	P	P			
		District	51.2					
		Province	52.6					
<b>Regional Developments in Post WWII (5.2)</b>		School						
		District	39.6					
		Province	42.6					
<b>Challenges of the Modern Era</b>		School	67.9	P	P			
		District	46.7					
		Province	46.7					

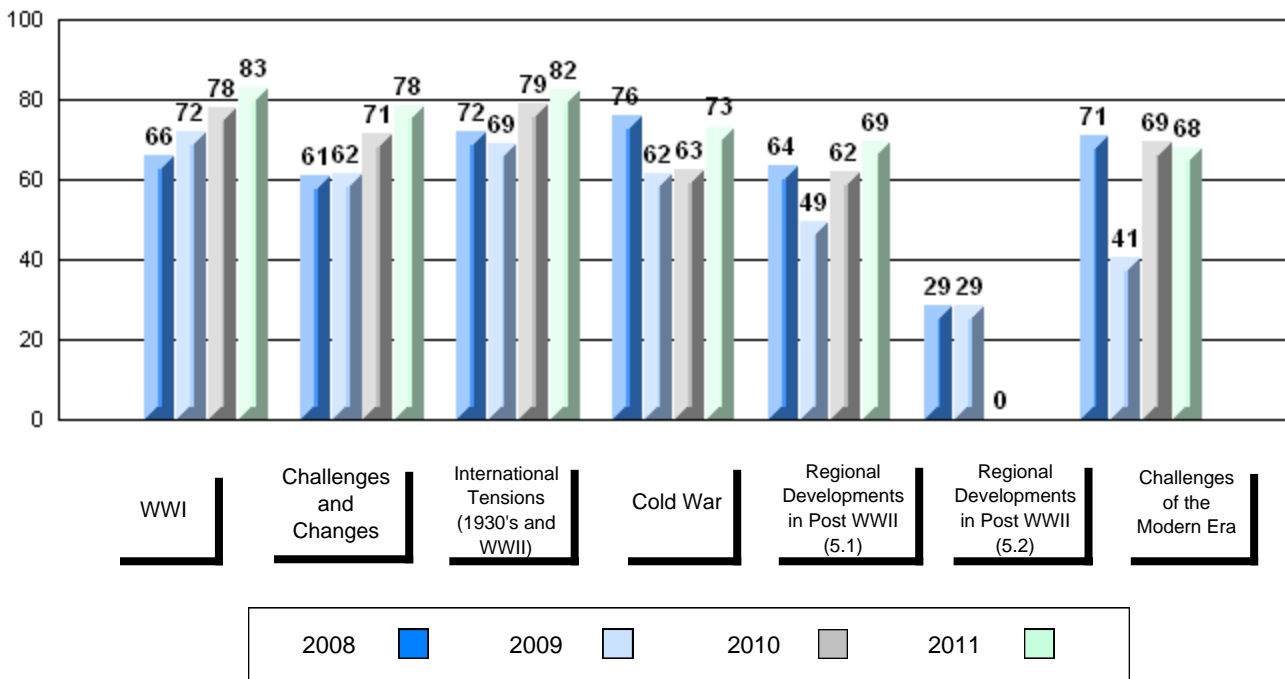
**Average Score, 2008-2011**



Difference from Provincial Mean, 2008-2011



4 Year Public Exam (Subtest) Mark Trend 2008-2011



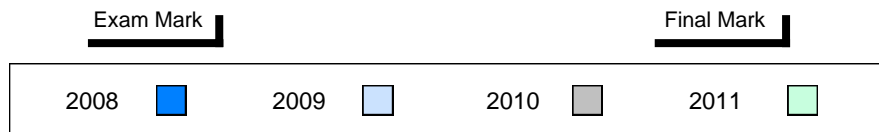
Number of Students	1
<b>World History 3201</b>	School District Province
<u>Subtest</u>	
<b>WWI</b>	School District Province
<b>Challenges and Changes</b>	School District Province
<b>International Tensions (1930's and WWII)</b>	School District Province
<b>Cold War</b>	School District Province
<b>Regional Developments in Post WWII (5.1)</b>	School District Province
<b>Regional Developments in Post WWII (5.2)</b>	School District Province
<b>Challenges of the Modern Era</b>	School District Province

<b>Public Exam Mark</b>	School vs District	School vs Province
<i>School data with 5 or fewer students withheld for reasons of confidentiality.</i>		

<b>Final Mark</b>	School vs District	School vs Province
<i>School data with 5 or fewer students withheld for reasons of confidentiality.</i>		

**Average Score, 2008-2011**

*School data with 5 or fewer students withheld for reasons of confidentiality.*





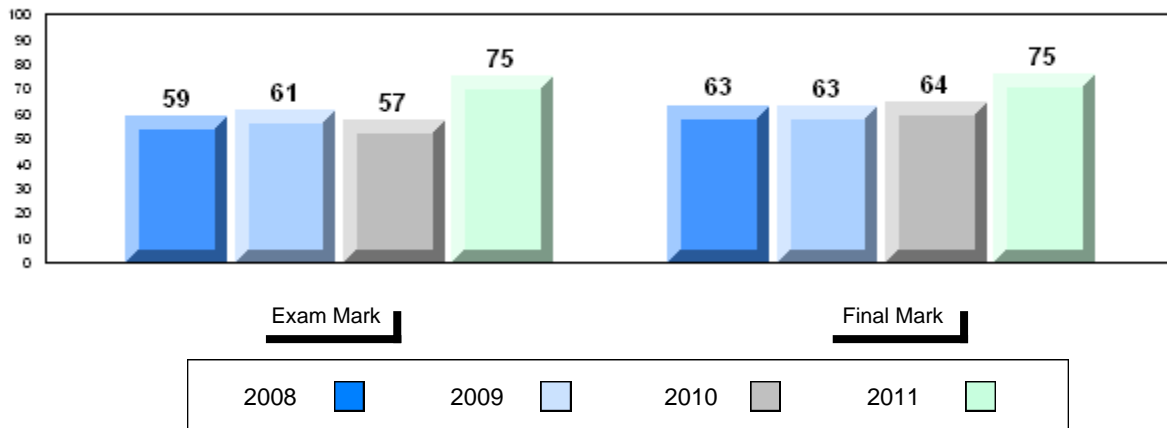
District 803 - Private

#374 - Brother T. I. Murphy, St. John's

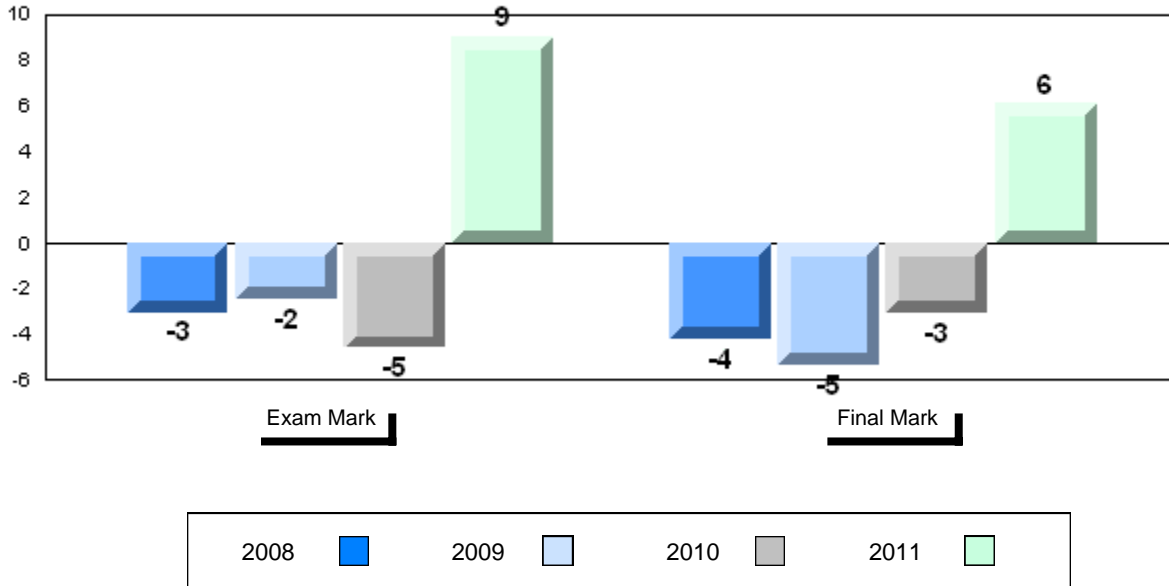
Grades: 10-12

Number of Students	12						
		<b>Public Exam Mark</b>	School vs District	School vs Province	<b>Final Mark</b>	School vs District	School vs Province
<b>World History 3201</b>	School	74.6	P	P	75.4	P	P
	District	72.0			75.2		
	Province	65.6			69.3		
<u>Subtest</u>							
<b>WWI</b>	School	82.1	P	P			
	District	77.4					
	Province	73.4					
<b>Challenges and Changes</b>	School	77.7	P	P			
	District	74.3					
	Province	65.7					
<b>International Tensions (1930's and WWII)</b>	School	79.2	P	P			
	District	79.0					
	Province	67.3					
<b>Cold War</b>	School	65.8	P	P			
	District	60.3					
	Province	50.2					
<b>Regional Developments in Post WWII (5.1)</b>	School	57.1	P	P			
	District	57.1					
	Province	52.6					
<b>Regional Developments in Post WWII (5.2)</b>	School	66.7	P	P			
	District	65.9					
	Province	42.6					
<b>Challenges of the Modern Era</b>	School	48.2	F	P			
	District	49.4					
	Province	46.7					

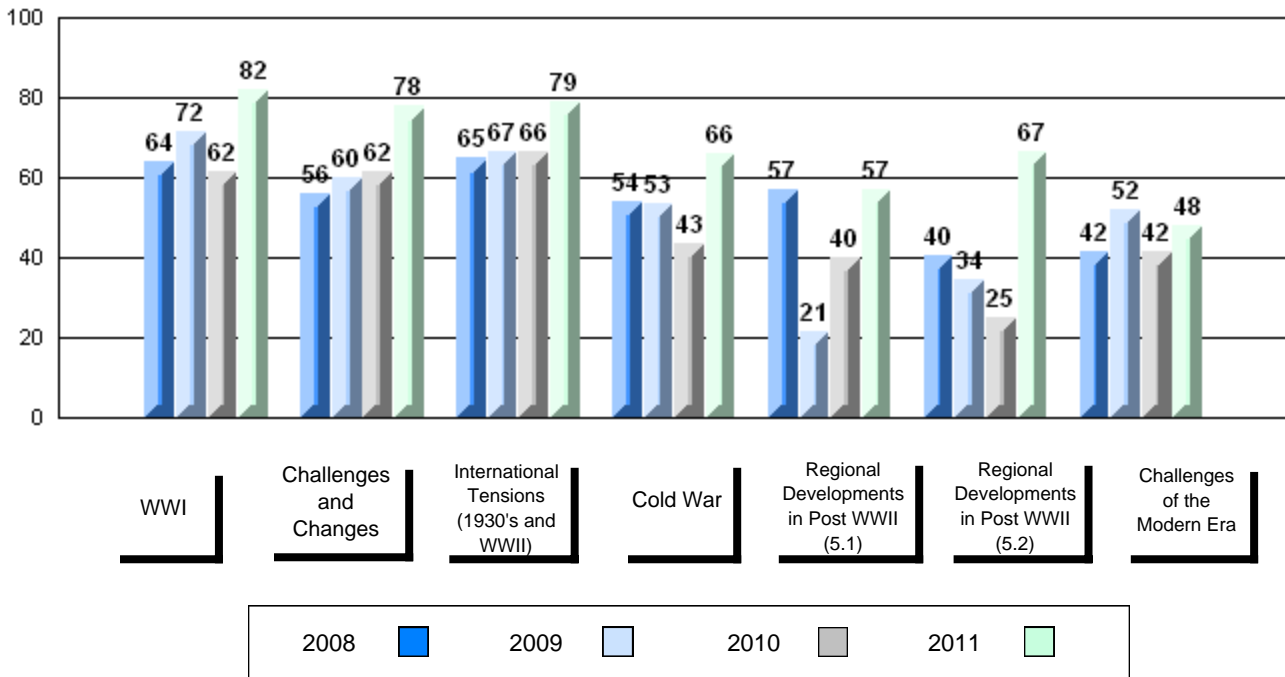
**Average Score, 2008-2011**



Difference from Provincial Mean, 2008-2011



4 Year Public Exam (Subtest) Mark Trend 2008-2011



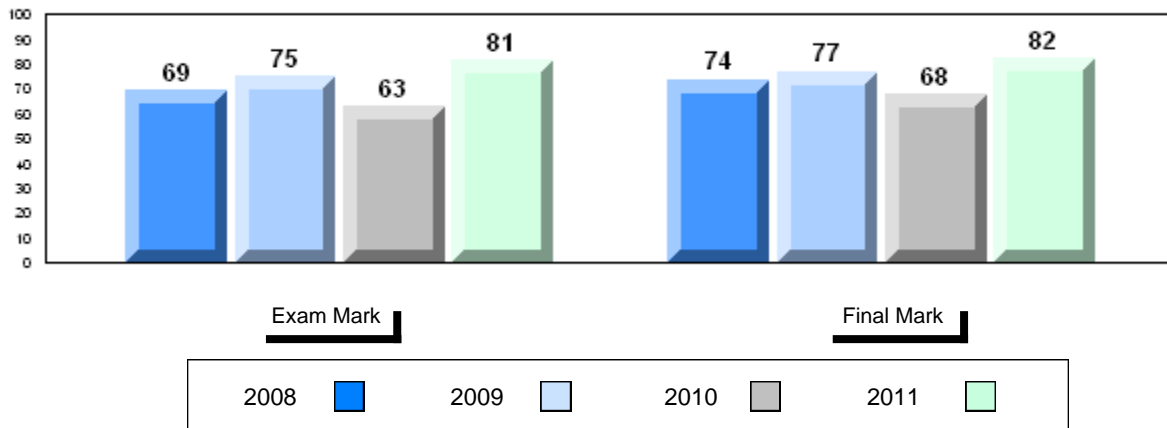
District 803 - Private

#450 - St. Bonaventure's College, St. John's

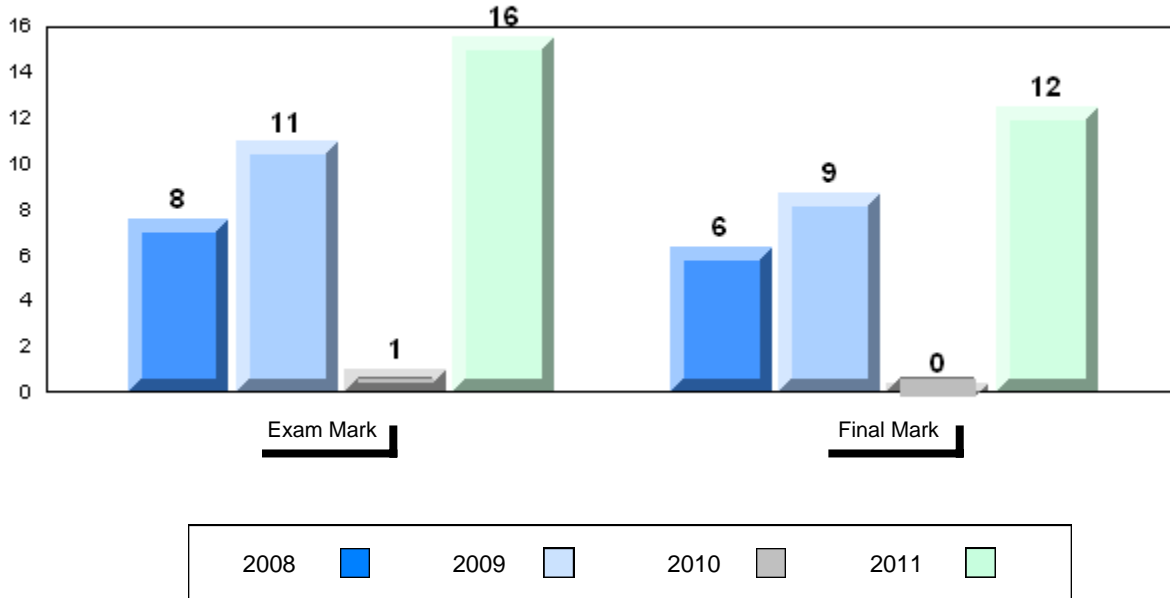
Grades: K-12

Number of Students		9	<b>Public Exam Mark</b>			<b>Final Mark</b>		
			School vs District	School vs Province		School vs District	School vs Province	
<b>World History 3201</b>	School		81.1	P	P	81.8	P	P
	District		72.0			75.2		
	Province		65.6			69.3		
<b>Subtest</b>								
<b>WWI</b>	School		84.5	P	P			
	District		77.4					
	Province		73.4					
<b>Challenges and Changes</b>	School		77.3	P	P			
	District		74.3					
	Province		65.7					
<b>International Tensions (1930's and WWII)</b>	School		84.2	P	P			
	District		79.0					
	Province		67.3					
<b>Cold War</b>	School		78.2	P	P			
	District		60.3					
	Province		50.2					
<b>Regional Developments in Post WWII (5.1)</b>	School							
	District		57.1					
	Province		52.6					
<b>Regional Developments in Post WWII (5.2)</b>	School		81.8	P	P			
	District		65.9					
	Province		42.6					
<b>Challenges of the Modern Era</b>	School		73.8	P	P			
	District		49.4					
	Province		46.7					

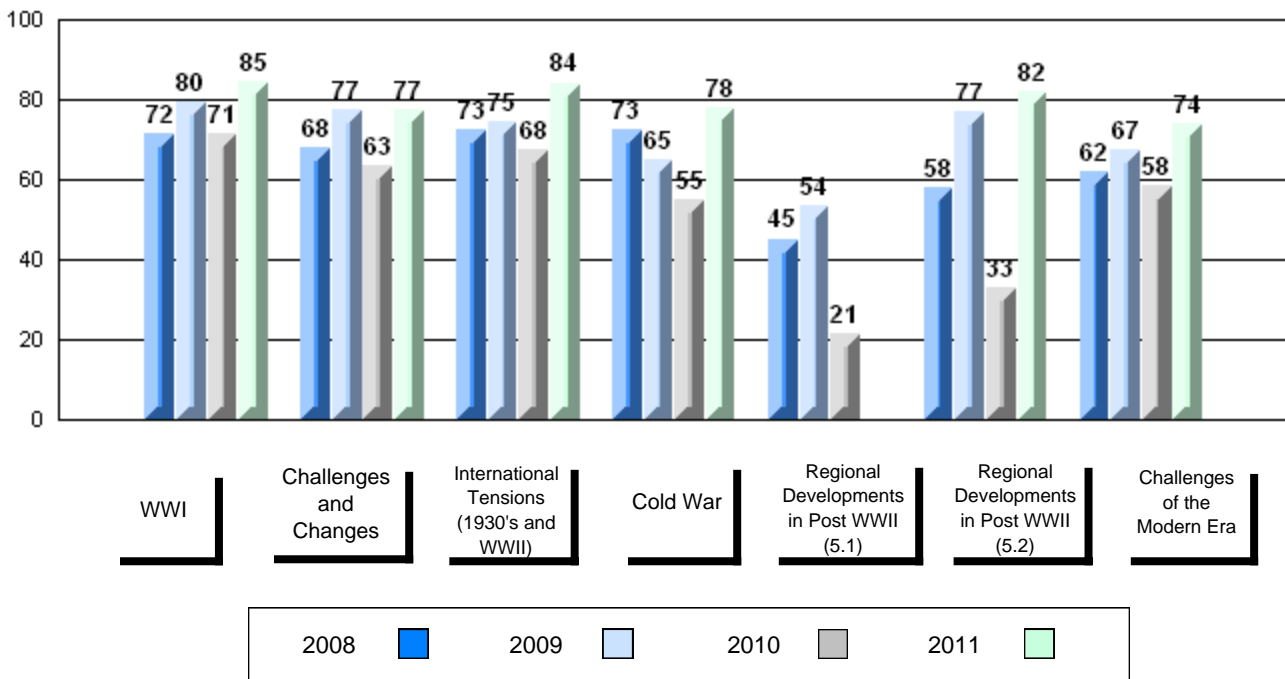
**Average Score, 2008-2011**



Difference from Provincial Mean, 2008-2011



4 Year Public Exam (Subtest) Mark Trend 2008-2011



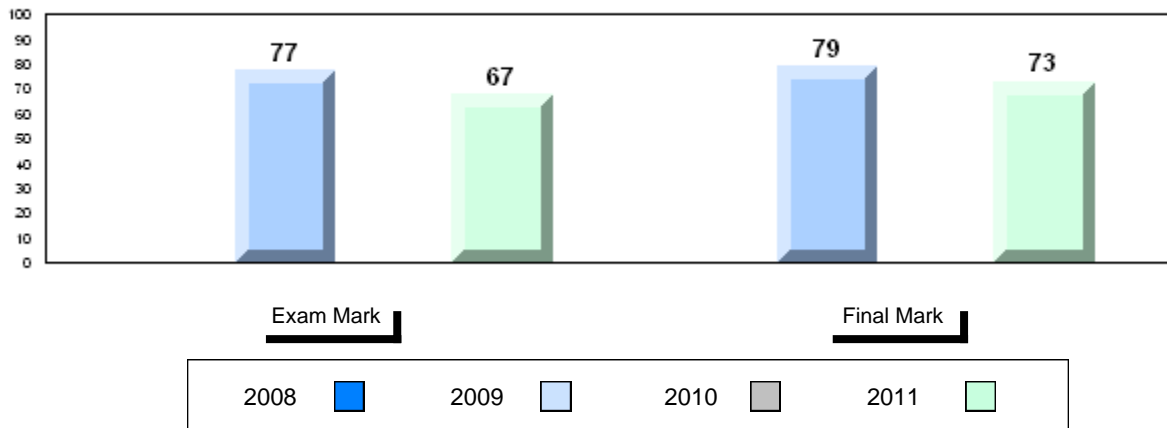
District 803 - Private

#453 - Eric G. Lambert All-Grade, Churchill Falls

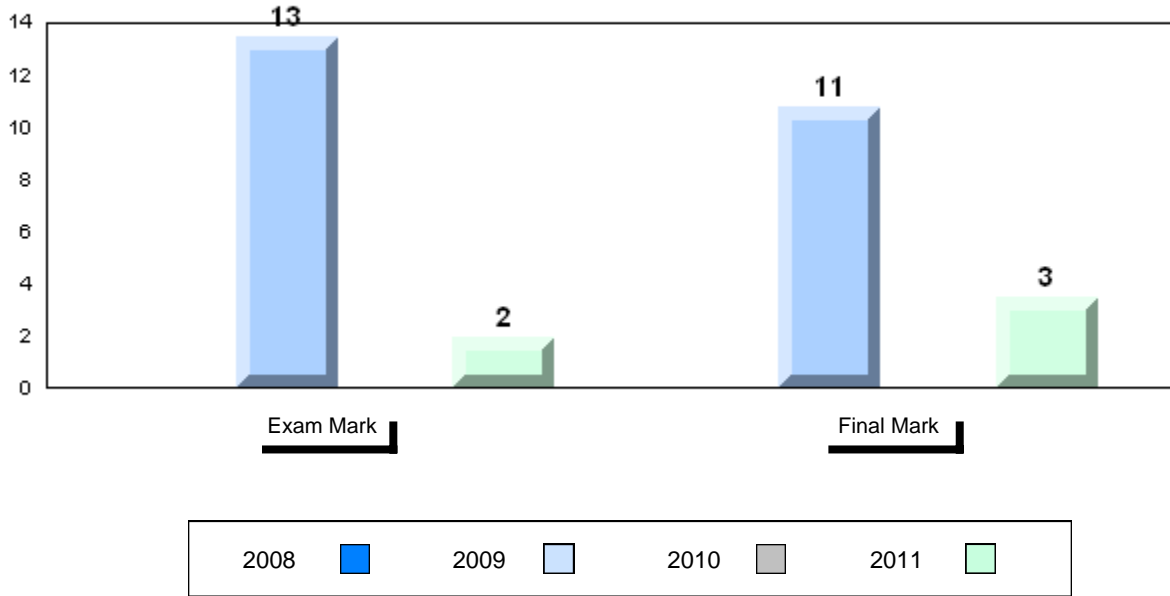
Grades: K-12

Number of Students	25						
		<b>Public Exam Mark</b>	School vs District	School vs Province	<b>Final Mark</b>	School vs District	School vs Province
<b>World History 3201</b>	School	67.5	q	P	72.8	q	P
	District	72.0			75.2		
	Province	65.6			69.3		
<u>Subtest</u>							
<b>WWI</b>	School	72.6	q	q			
	District	77.4					
	Province	73.4					
<b>Challenges and Changes</b>	School	71.7	q	P			
	District	74.3					
	Province	65.7					
<b>International Tensions (1930's and WWII)</b>	School	77.1	q	P			
	District	79.0					
	Province	67.3					
<b>Cold War</b>	School	51.1	q	P			
	District	60.3					
	Province	50.2					
<b>Regional Developments in Post WWII (5.1)</b>	School						
	District	57.1					
	Province	52.6					
<b>Regional Developments in Post WWII (5.2)</b>	School	60.0	q	P			
	District	65.9					
	Province	42.6					
<b>Challenges of the Modern Era</b>	School	41.1	q	q			
	District	49.4					
	Province	46.7					

**Average Score, 2008-2011**



Difference from Provincial Mean, 2008-2011



4 Year Public Exam (Subtest) Mark Trend 2008-2011

