

District 2 - Western

#022 - William Gillett Academy, Charlottetown, LAB

Grades: K-12

Number of Students 2

French 3200 School
 District
 Province

Subtest

Listening School
 District
 Province

Tache 3 School
 District
 Province

Reading School
 District
 Province

Writing School
 District
 Province

Public Exam Mark	School vs District	School vs Province
<i>School data with 5 or fewer students withheld for reasons of confidentiality.</i>		

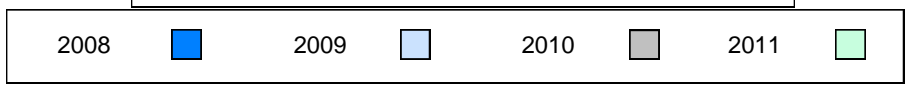
Final Mark	School vs District	School vs Province
<i>School data with 5 or fewer students withheld for reasons of confidentiality.</i>		

Average Mark, 2008-2011

School data with 5 or fewer students withheld for reasons of confidentiality.

Exam Mark

Final Mark



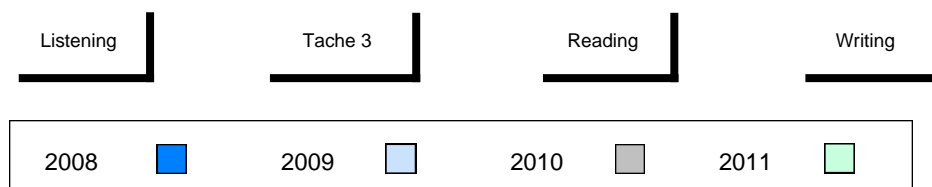
Difference from Provincial Mean, 2008-2011

School data with 5 or fewer students withheld for reasons of confidentiality.



4 Year Public Exam (Subtest) Mark Trend 2008-2011

School data with 5 or fewer students withheld for reasons of confidentiality.



Number of Students 1

French 3200 School
 District
 Province

Subtest

Listening School
 District
 Province

Tache 3 School
 District
 Province

Reading School
 District
 Province

Writing School
 District
 Province

Public Exam Mark	School vs District	School vs Province
<i>School data with 5 or fewer students withheld for reasons of confidentiality.</i>		

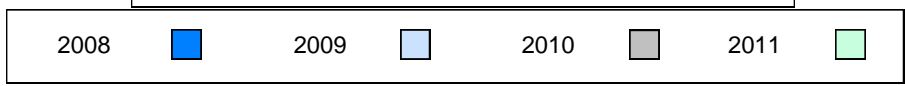
Final Mark	School vs District	School vs Province
<i>School data with 5 or fewer students withheld for reasons of confidentiality.</i>		

Average Mark, 2008-2011

School data with 5 or fewer students withheld for reasons of confidentiality.

Exam Mark

Final Mark



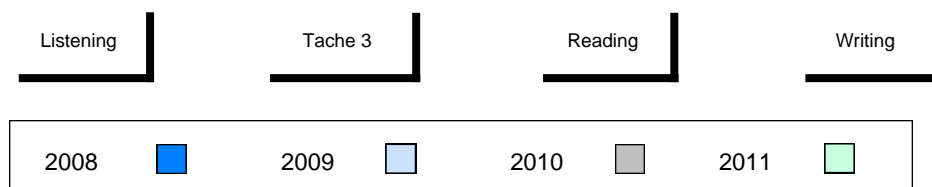
Difference from Provincial Mean, 2008-2011

School data with 5 or fewer students withheld for reasons of confidentiality.



4 Year Public Exam (Subtest) Mark Trend 2008-2011

School data with 5 or fewer students withheld for reasons of confidentiality.



District 2 - Western

#027 - Canon Richards Memorial Academy, Flower's Cove

Grades: K-12

Number of Students 1

French 3200 School
 District
 Province

Subtest

Listening School
 District
 Province

Tache 3 School
 District
 Province

Reading School
 District
 Province

Writing School
 District
 Province

Public Exam Mark	School vs District	School vs Province
<i>School data with 5 or fewer students withheld for reasons of confidentiality.</i>		

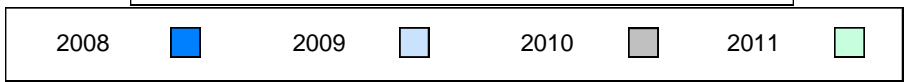
Final Mark	School vs District	School vs Province
<i>School data with 5 or fewer students withheld for reasons of confidentiality.</i>		

Average Mark, 2008-2011

School data with 5 or fewer students withheld for reasons of confidentiality.

Exam Mark

Final Mark



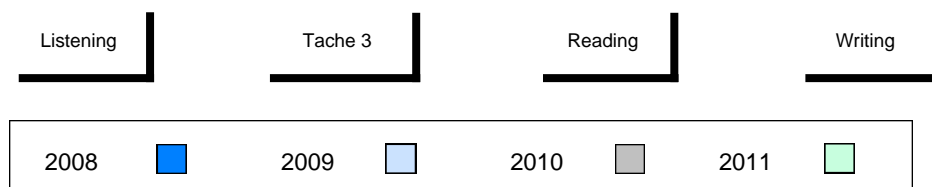
Difference from Provincial Mean, 2008-2011

School data with 5 or fewer students withheld for reasons of confidentiality.



4 Year Public Exam (Subtest) Mark Trend 2008-2011

School data with 5 or fewer students withheld for reasons of confidentiality.



District 2 - Western

#040 - St. Mary's AG, Mary's Harbour

Grades: K-12

Number of Students 2

French 3200 School
 District
 Province

Subtest

Listening School
 District
 Province

Tache 3 School
 District
 Province

Reading School
 District
 Province

Writing School
 District
 Province

Public Exam Mark	School vs District	School vs Province
<i>School data with 5 or fewer students withheld for reasons of confidentiality.</i>		

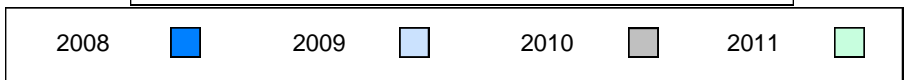
Final Mark	School vs District	School vs Province
<i>School data with 5 or fewer students withheld for reasons of confidentiality.</i>		

Average Mark, 2008-2011

School data with 5 or fewer students withheld for reasons of confidentiality.

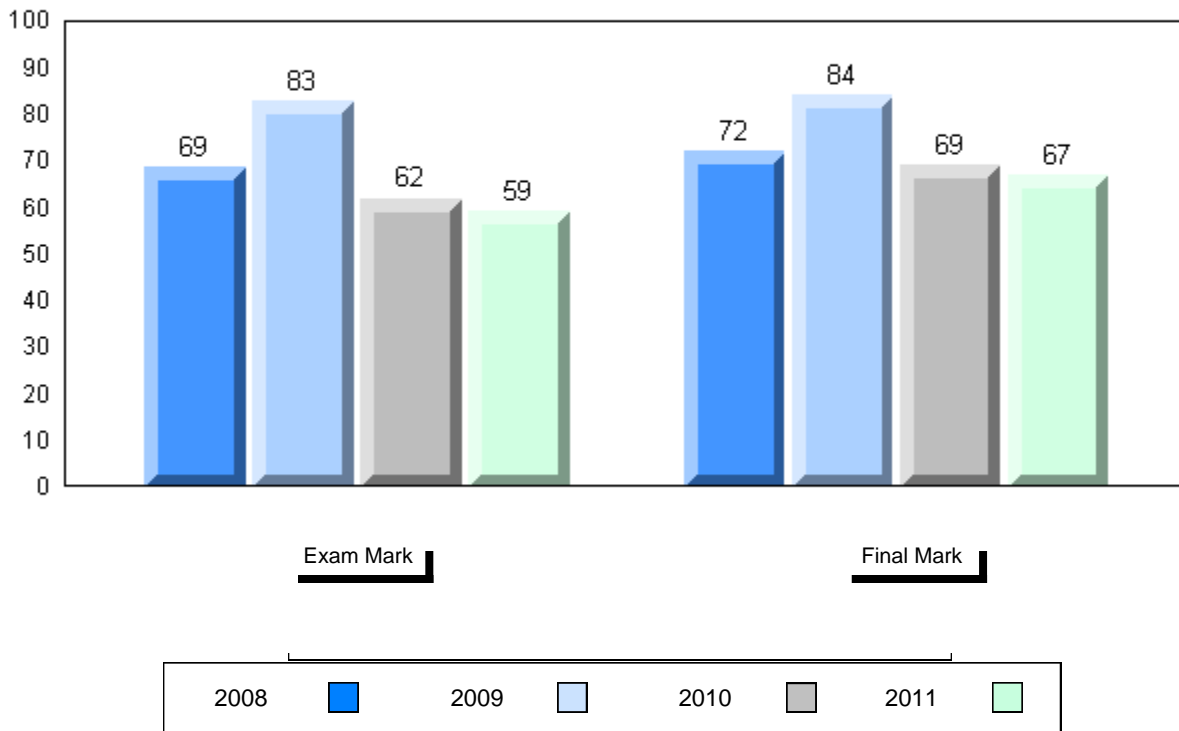
Exam Mark

Final Mark

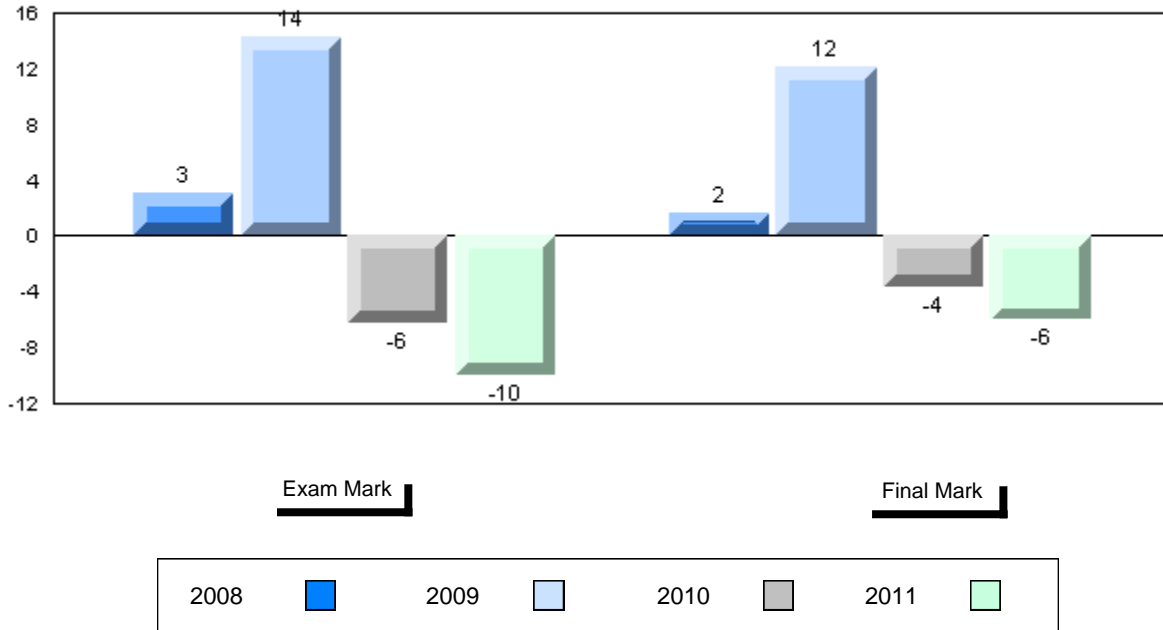


Number of Students	6						
French 3200		Public Exam Mark	School vs District	School vs Province	Final Mark	School vs District	School vs Province
	School	59.0	q	q	66.7	q	q
	District	69.6			73.9		
	Province	69.1			72.7		
Subtest							
Listening	School	54.4	q	q			
	District	71.9					
	Province	69.5					
Tache 3	School	71.7	q	q			
	District	83.7					
	Province	82.7					
Reading	School	54.2	q	q			
	District	63.5					
	Province	62.0					
Writing	School	43.1	q	q			
	District	58.5					
	Province	61.1					

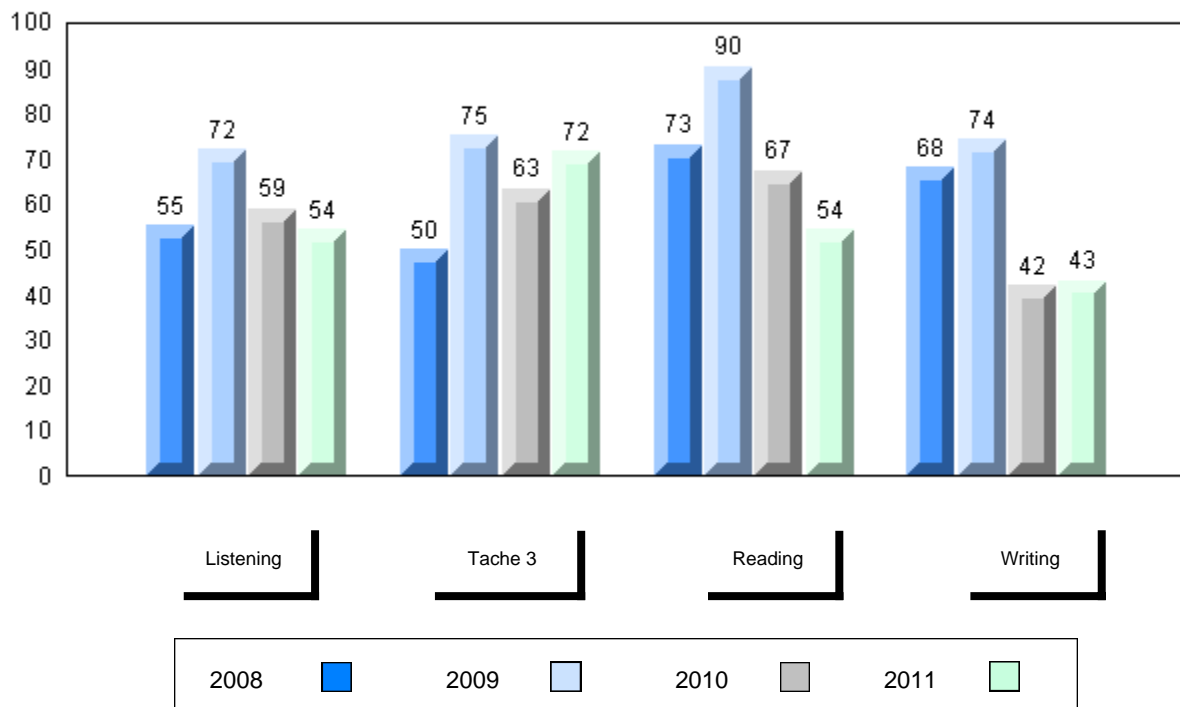
Average Mark, 2008-2011



Difference from Provincial Mean, 2008-2011



4 Year Public Exam (Subtest) Mark Trend 2008-2011



District 2 - Western

#075 - Hampden Academy, Hampden

Grades: K-12

Number of Students 4

French 3200 School
 District
 Province

Subtest

Listening School
 District
 Province

Tache 3 School
 District
 Province

Reading School
 District
 Province

Writing School
 District
 Province

Public Exam Mark	School vs District	School vs Province
<i>School data with 5 or fewer students withheld for reasons of confidentiality.</i>		

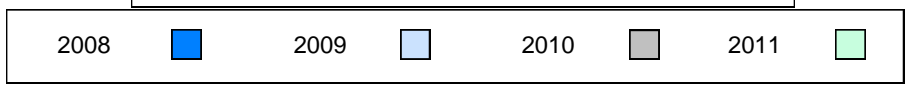
Final Mark	School vs District	School vs Province
<i>School data with 5 or fewer students withheld for reasons of confidentiality.</i>		

Average Mark, 2008-2011

School data with 5 or fewer students withheld for reasons of confidentiality.

Exam Mark

Final Mark



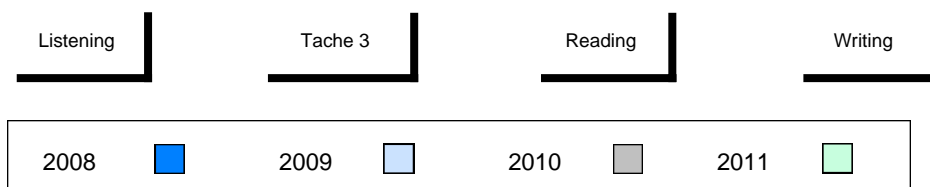
Difference from Provincial Mean, 2008-2011

School data with 5 or fewer students withheld for reasons of confidentiality.



4 Year Public Exam (Subtest) Mark Trend 2008-2011

School data with 5 or fewer students withheld for reasons of confidentiality.



District 2 - Western

#079 - St. James All Grade, Lark Harbour

Grades: K-12

Number of Students 1

French 3200 School
 District
 Province

Subtest

Listening School
 District
 Province

Tache 3 School
 District
 Province

Reading School
 District
 Province

Writing School
 District
 Province

Public Exam Mark	School vs District	School vs Province
<i>School data with 5 or fewer students withheld for reasons of confidentiality.</i>		

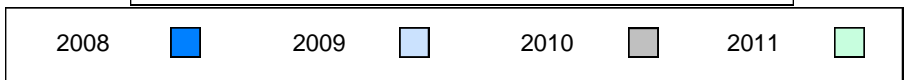
Final Mark	School vs District	School vs Province
<i>School data with 5 or fewer students withheld for reasons of confidentiality.</i>		

Average Mark, 2008-2011

School data with 5 or fewer students withheld for reasons of confidentiality.

Exam Mark

Final Mark



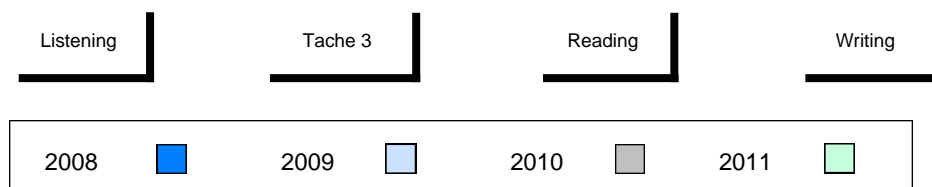
Difference from Provincial Mean, 2008-2011

School data with 5 or fewer students withheld for reasons of confidentiality.



4 Year Public Exam (Subtest) Mark Trend 2008-2011

School data with 5 or fewer students withheld for reasons of confidentiality.



District 2 - Western

#083 - Pasadena Academy, Pasadena

Grades: 7-12

Number of Students 7

French 3200

School
 District
 Province

Public Exam Mark

School vs District School vs Province

84.3 P P
 69.6
 69.1

Final Mark

School vs District School vs Province

84.9 P P
 73.9
 72.7

Subtest

Listening

School
 District
 Province

88.1 P P
 71.9
 69.5

Tache 3

School
 District
 Province

91.4 P P
 83.7
 82.7

Reading

School
 District
 Province

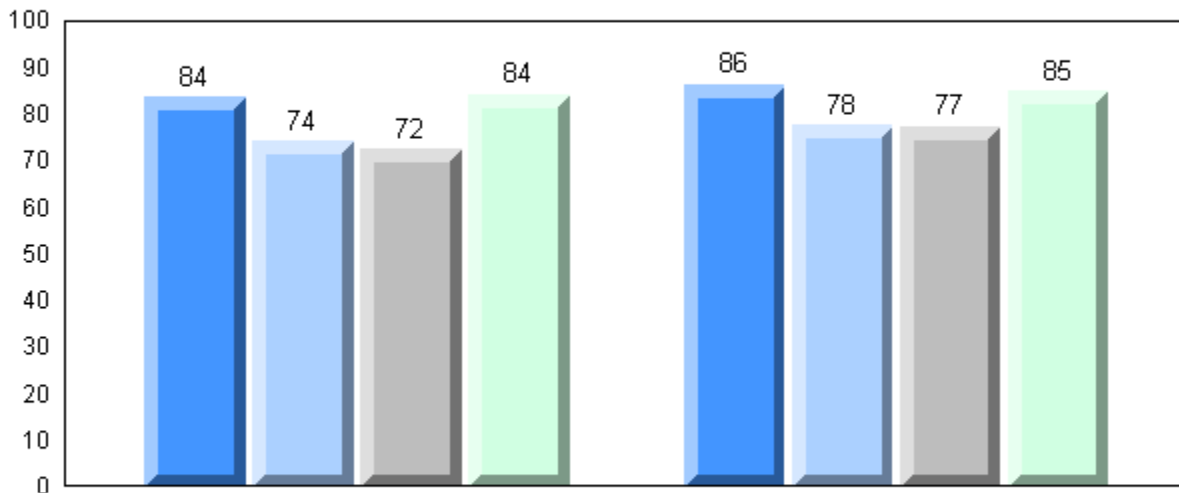
75.3 P P
 63.5
 62.0

Writing

School
 District
 Province

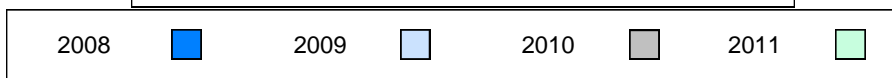
80.4 P P
 58.5
 61.1

Average Mark, 2008-2011

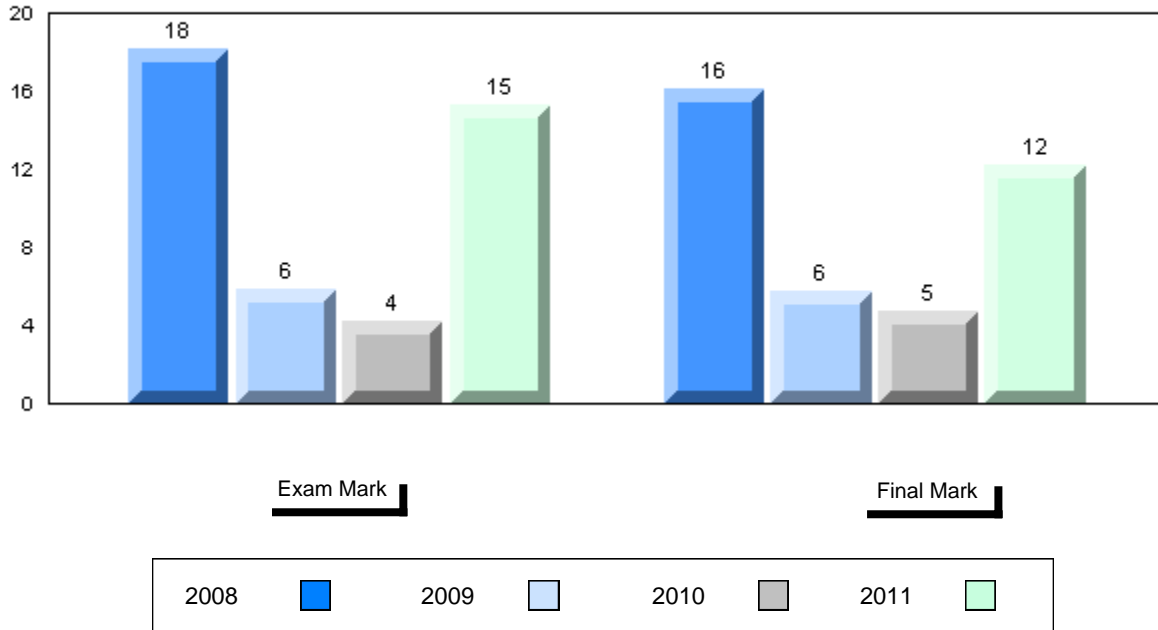


Exam Mark

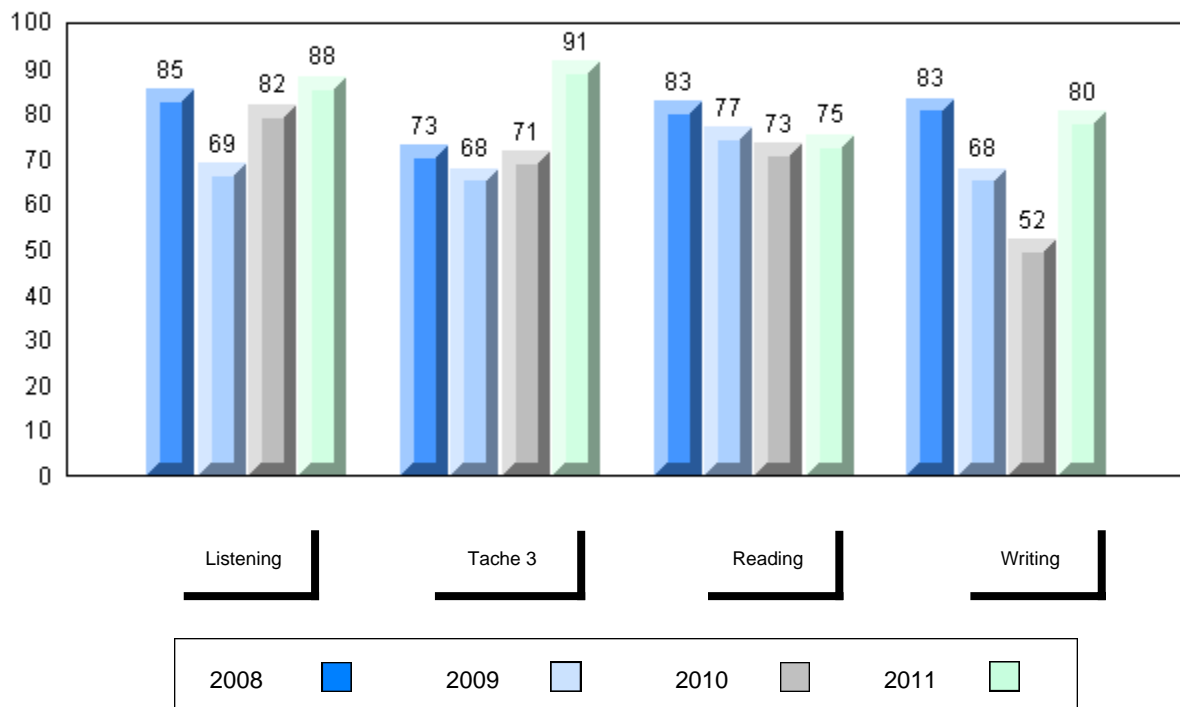
Final Mark



Difference from Provincial Mean, 2008-2011



4 Year Public Exam (Subtest) Mark Trend 2008-2011



Number of Students 7

French 3200

School
 District
 Province

Public Exam Mark School vs District School vs Province

71.3 P P
 69.6
 69.1

Final Mark

School vs District School vs Province

76.1 P P
 73.9
 72.7

Subtest

Listening

School
 District
 Province

74.8 P P
 71.9
 69.5

Tache 3

School
 District
 Province

85.7 P P
 83.7
 82.7

Reading

School
 District
 Province

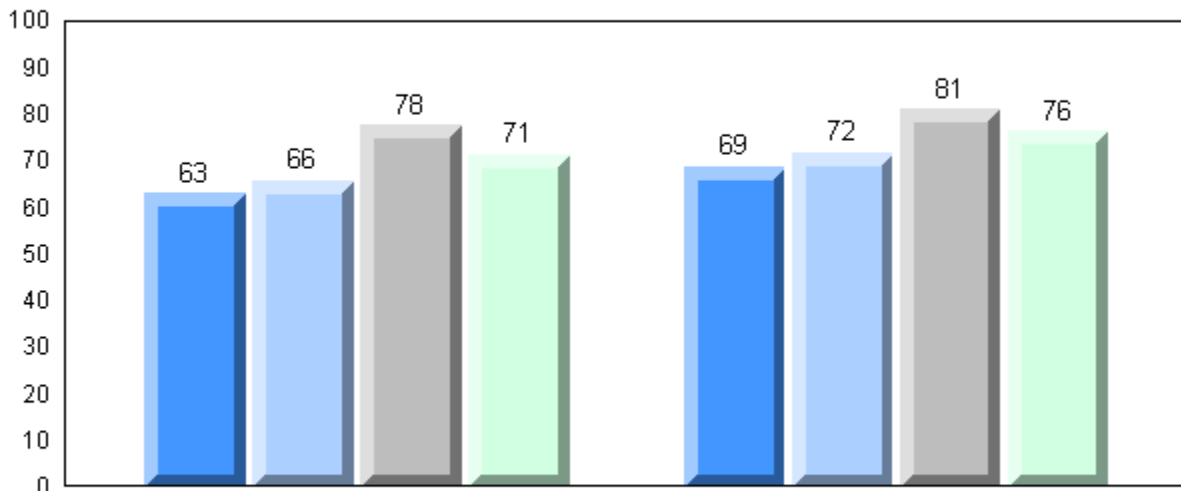
66.8 P P
 63.5
 62.0

Writing

School
 District
 Province

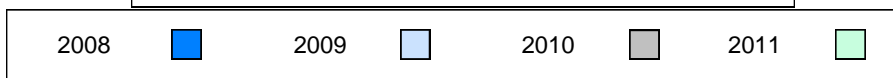
58.9 P Q
 58.5
 61.1

Average Mark, 2008-2011

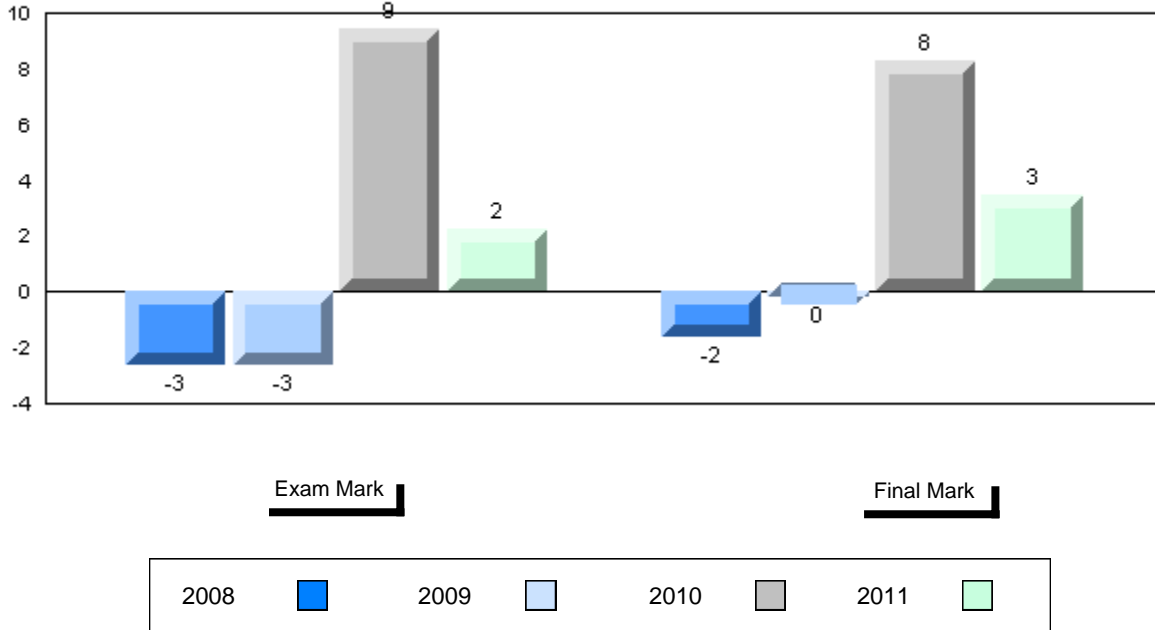


Exam Mark

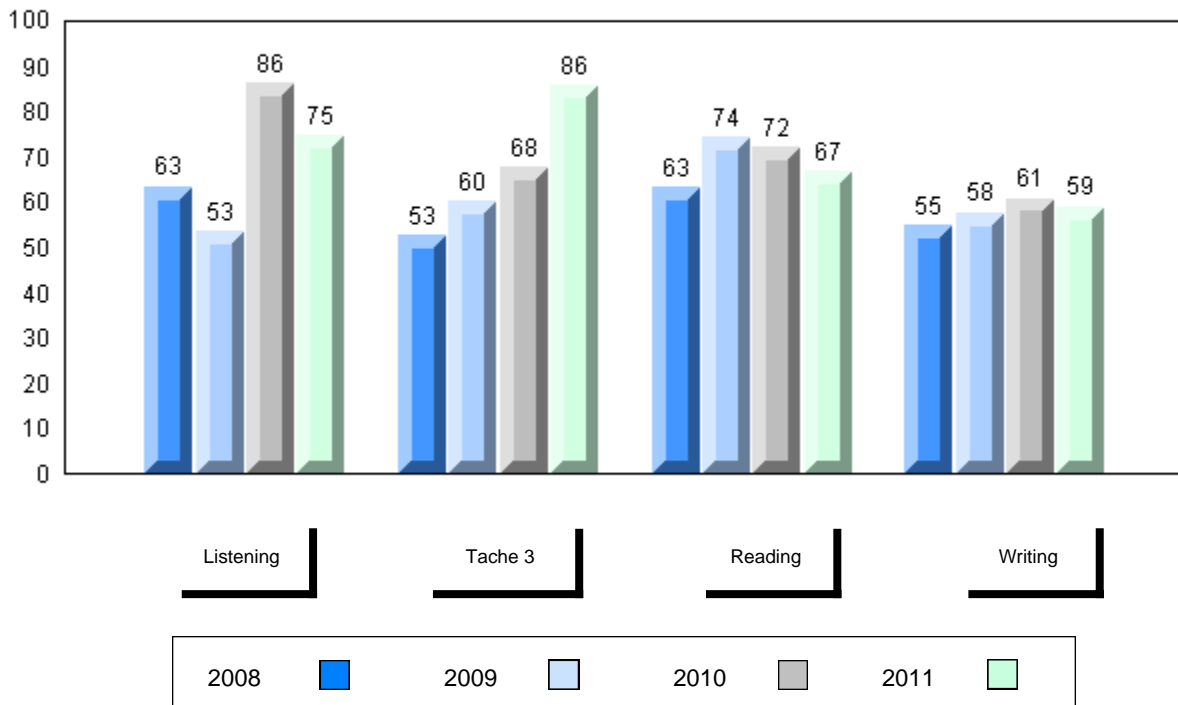
Final Mark



Difference from Provincial Mean, 2008-2011



4 Year Public Exam (Subtest) Mark Trend 2008-2011



Number of Students 3

French 3200 School
 District
 Province

Subtest

Listening School
 District
 Province

Tache 3 School
 District
 Province

Reading School
 District
 Province

Writing School
 District
 Province

Public Exam Mark	School vs District	School vs Province
<i>School data with 5 or fewer students withheld for reasons of confidentiality.</i>		

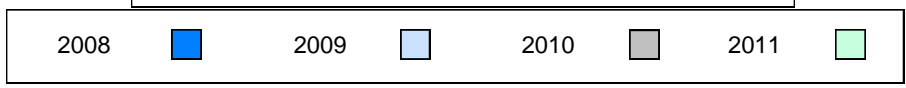
Final Mark	School vs District	School vs Province
<i>School data with 5 or fewer students withheld for reasons of confidentiality.</i>		

Average Mark, 2008-2011

School data with 5 or fewer students withheld for reasons of confidentiality.

Exam Mark

Final Mark



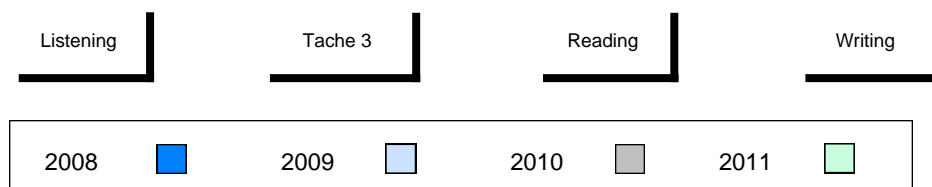
Difference from Provincial Mean, 2008-2011

School data with 5 or fewer students withheld for reasons of confidentiality.



4 Year Public Exam (Subtest) Mark Trend 2008-2011

School data with 5 or fewer students withheld for reasons of confidentiality.



District 2 - Western

#089 - Jakeman All Grade, Trout River

Grades: K-12

Number of Students 3

French 3200 School
 District
 Province

Subtest

Listening School
 District
 Province

Tache 3 School
 District
 Province

Reading School
 District
 Province

Writing School
 District
 Province

Public Exam Mark	School vs District	School vs Province
<i>School data with 5 or fewer students withheld for reasons of confidentiality.</i>		

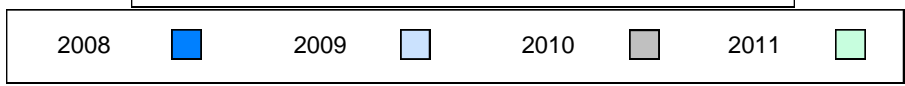
Final Mark	School vs District	School vs Province
<i>School data with 5 or fewer students withheld for reasons of confidentiality.</i>		

Average Mark, 2008-2011

School data with 5 or fewer students withheld for reasons of confidentiality.

Exam Mark

Final Mark



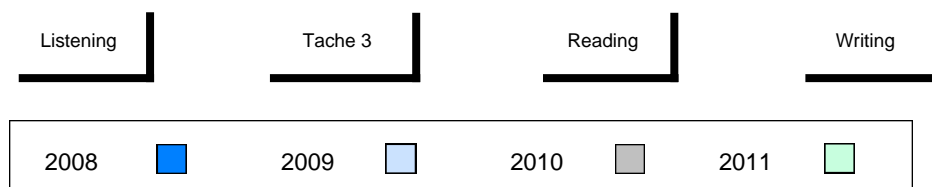
Difference from Provincial Mean, 2008-2011

School data with 5 or fewer students withheld for reasons of confidentiality.



4 Year Public Exam (Subtest) Mark Trend 2008-2011

School data with 5 or fewer students withheld for reasons of confidentiality.



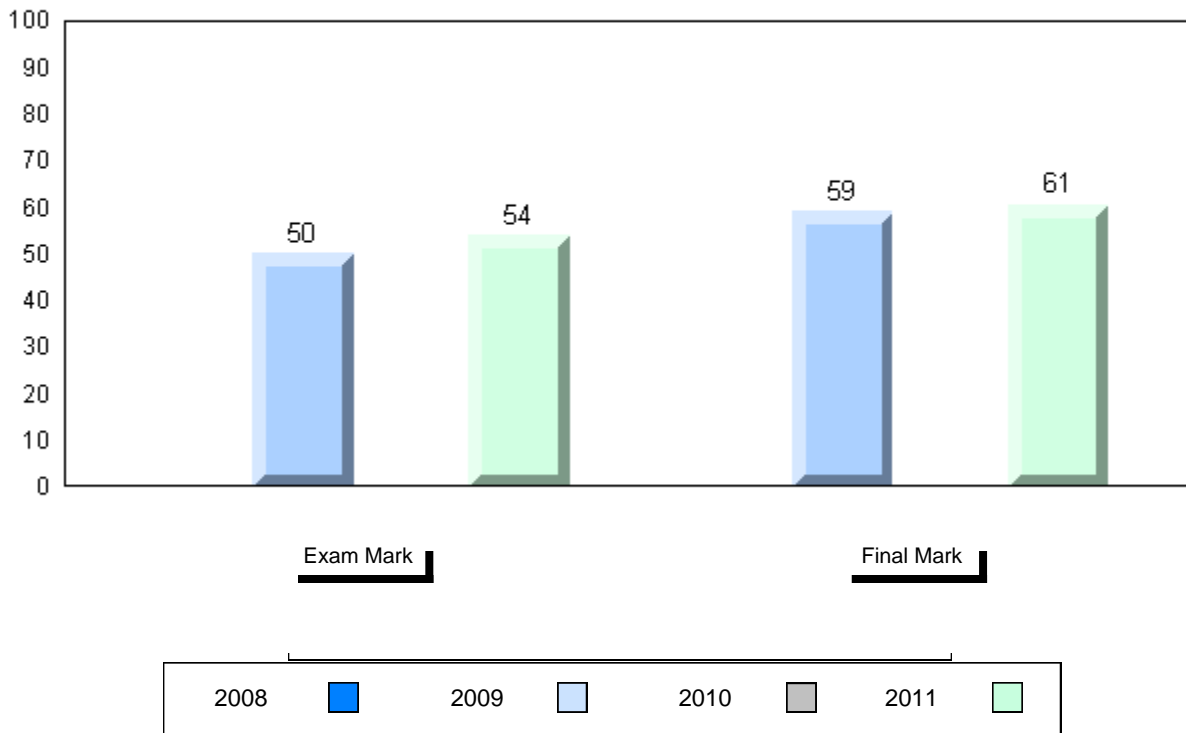
District 2 - Western

#091 - Burgeo Academy, Burgeo

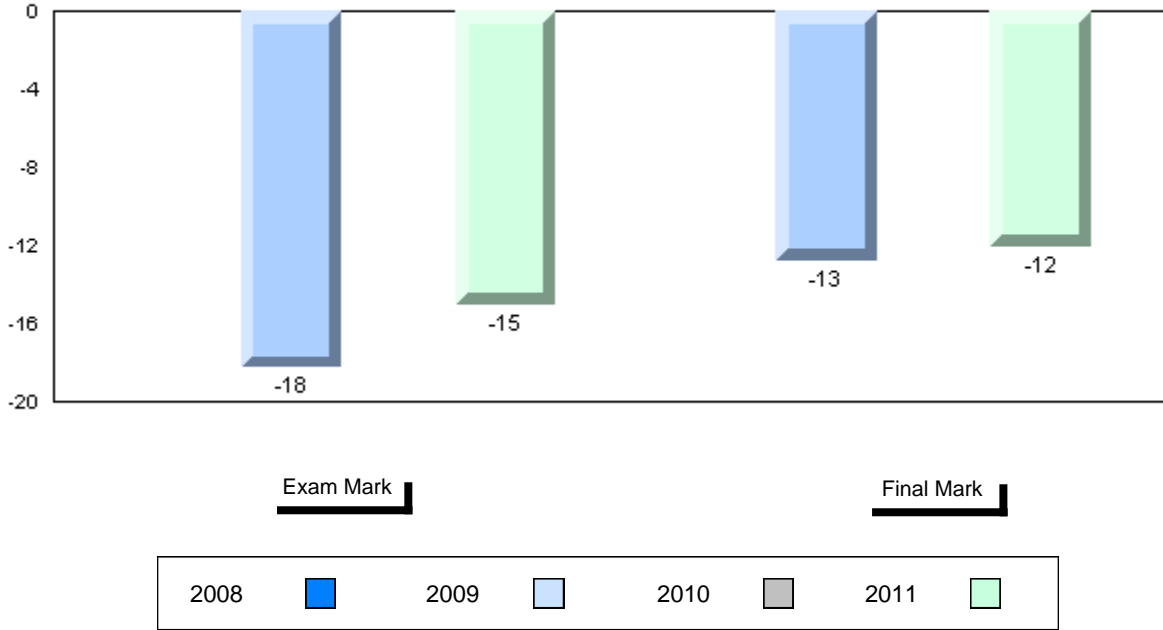
Grades: K-12

Number of Students	9						
French 3200		Public Exam Mark	School vs District	School vs Province	Final Mark	School vs District	School vs Province
	School	54.0	q	q	60.6	q	q
	District	69.6			73.9		
	Province	69.1			72.7		
Subtest							
Listening	School	41.5	q	q			
	District	71.9					
	Province	69.5					
Tache 3	School	55.0	q	q			
	District	83.7					
	Province	82.7					
Reading	School	56.2	q	q			
	District	63.5					
	Province	62.0					
Writing	School	43.8	q	q			
	District	58.5					
	Province	61.1					

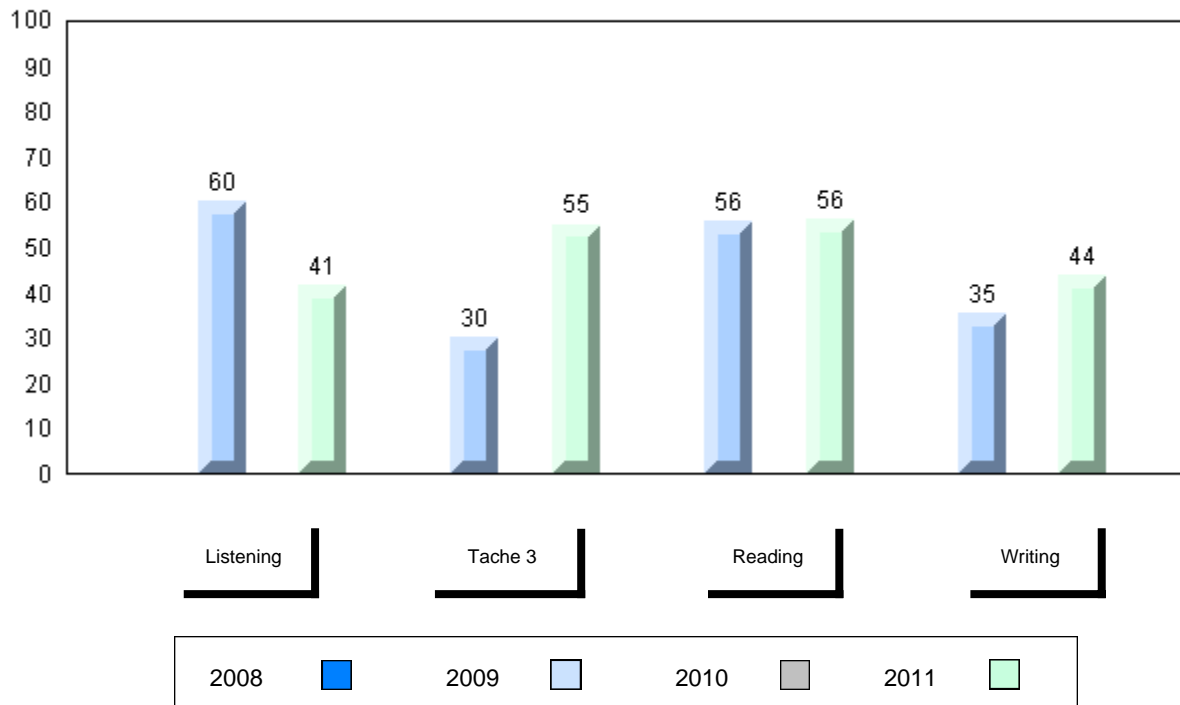
Average Mark, 2008-2011



Difference from Provincial Mean, 2008-2011



4 Year Public Exam (Subtest) Mark Trend 2008-2011



Number of Students 19

French 3200

School
 District
 Province

Public Exam Mark	School vs District	School vs Province
57.4	q	q
69.6		
69.1		

Final Mark

School vs District
 School vs Province

63.3	q	q
73.9		
72.7		

Subtest

Listening

School
 District
 Province

63.0	q	q
71.9		
69.5		

Tache 3

School
 District
 Province

81.6	q	q
83.7		
82.7		

Reading

School
 District
 Province

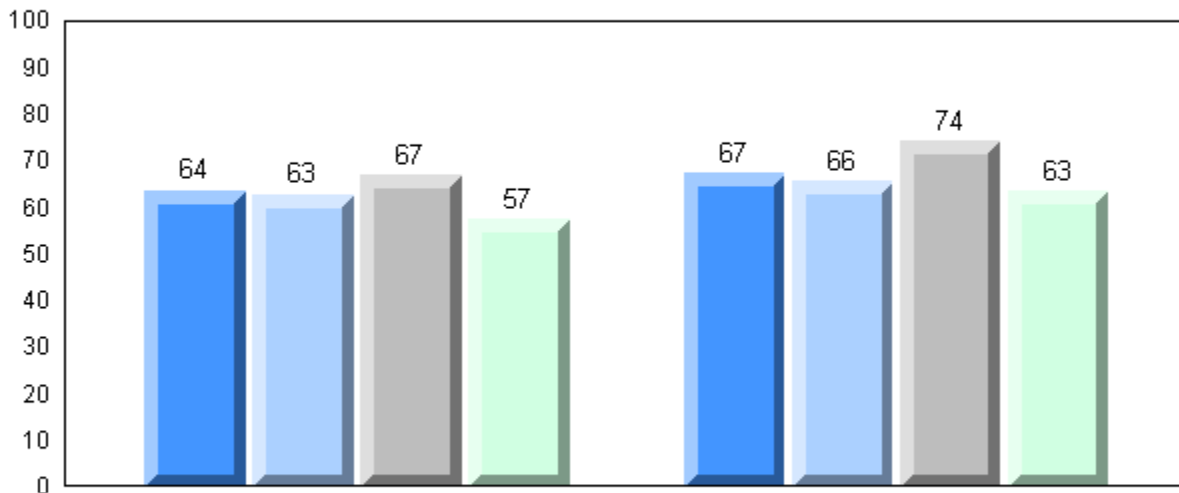
51.5	q	q
63.5		
62.0		

Writing

School
 District
 Province

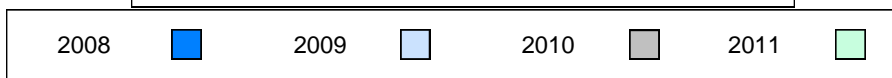
41.1	q	q
58.5		
61.1		

Average Mark, 2008-2011

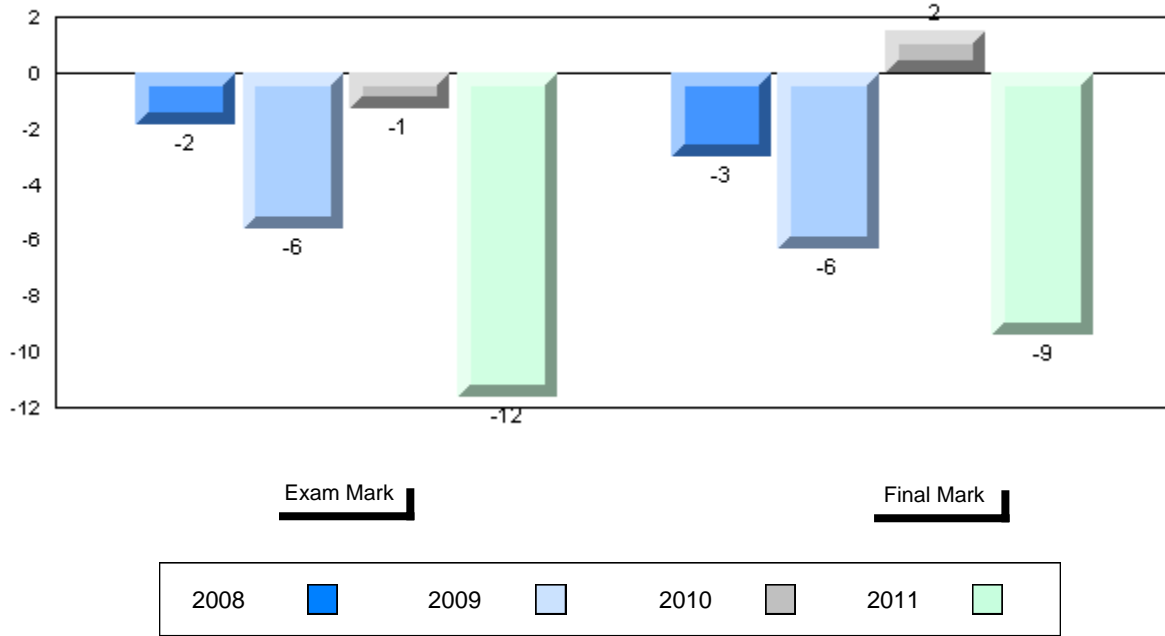


Exam Mark

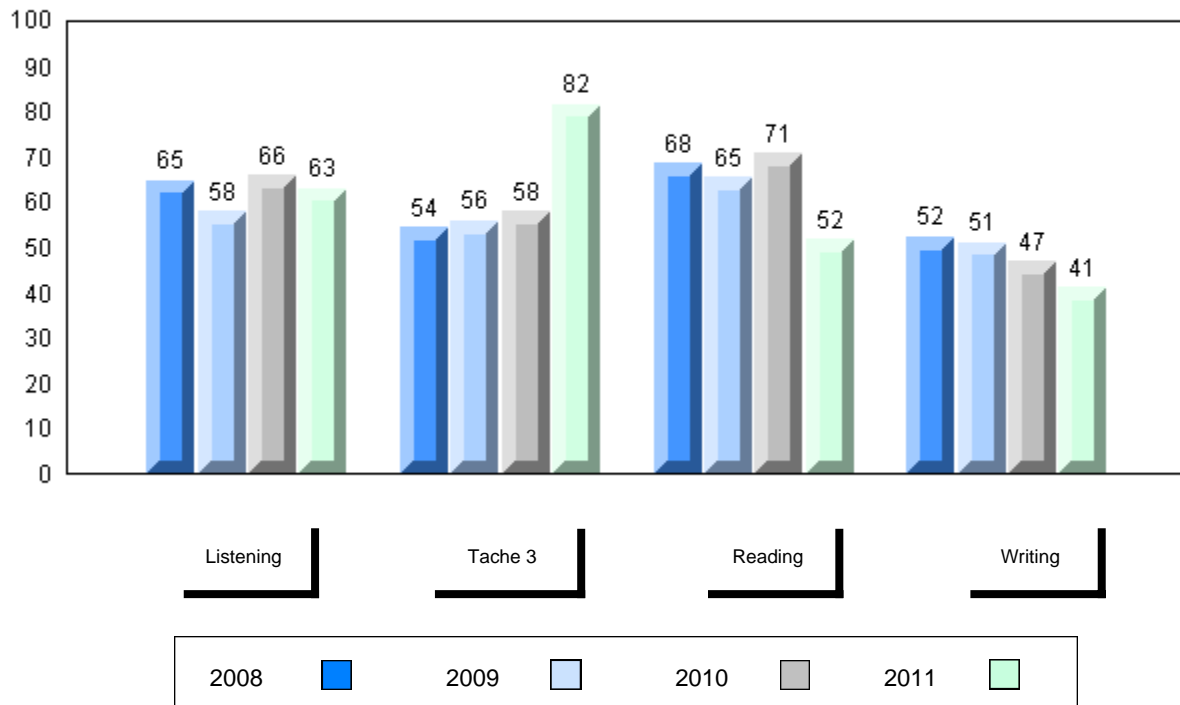
Final Mark



Difference from Provincial Mean, 2008-2011



4 Year Public Exam (Subtest) Mark Trend 2008-2011



Number of Students 6

French 3200

School
 District
 Province

Public Exam Mark

School vs District School vs Province

86.5 P P
 69.6
 69.1

Final Mark

School vs District School vs Province

88.8 P P
 73.9
 72.7

Subtest

Listening

School
 District
 Province

91.1 P P
 71.9
 69.5

Tache 3

School
 District
 Province

92.5 P P
 83.7
 82.7

Reading

School
 District
 Province

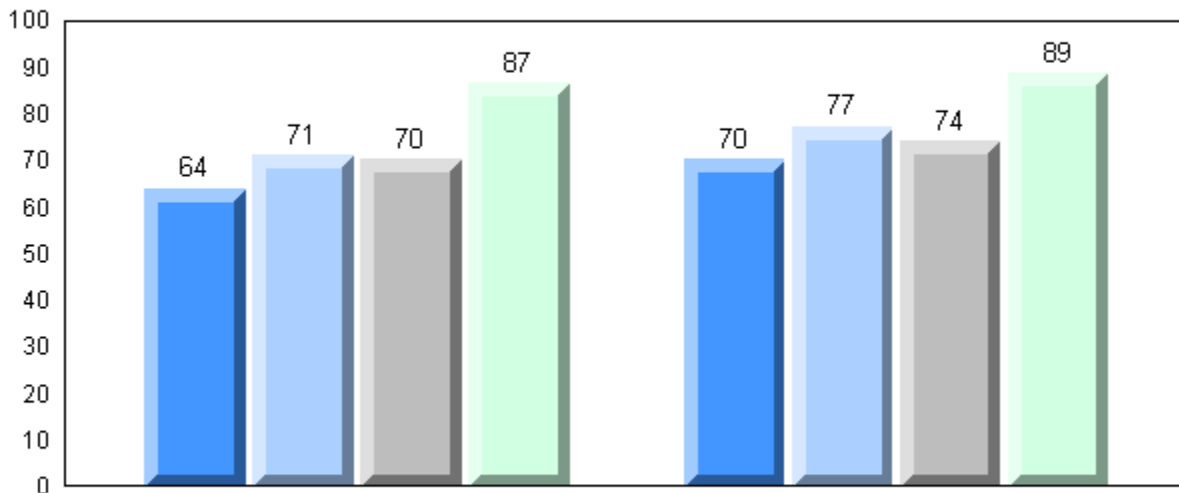
82.7 P P
 63.5
 62.0

Writing

School
 District
 Province

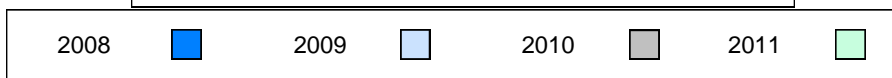
83.7 P P
 58.5
 61.1

Average Mark, 2008-2011

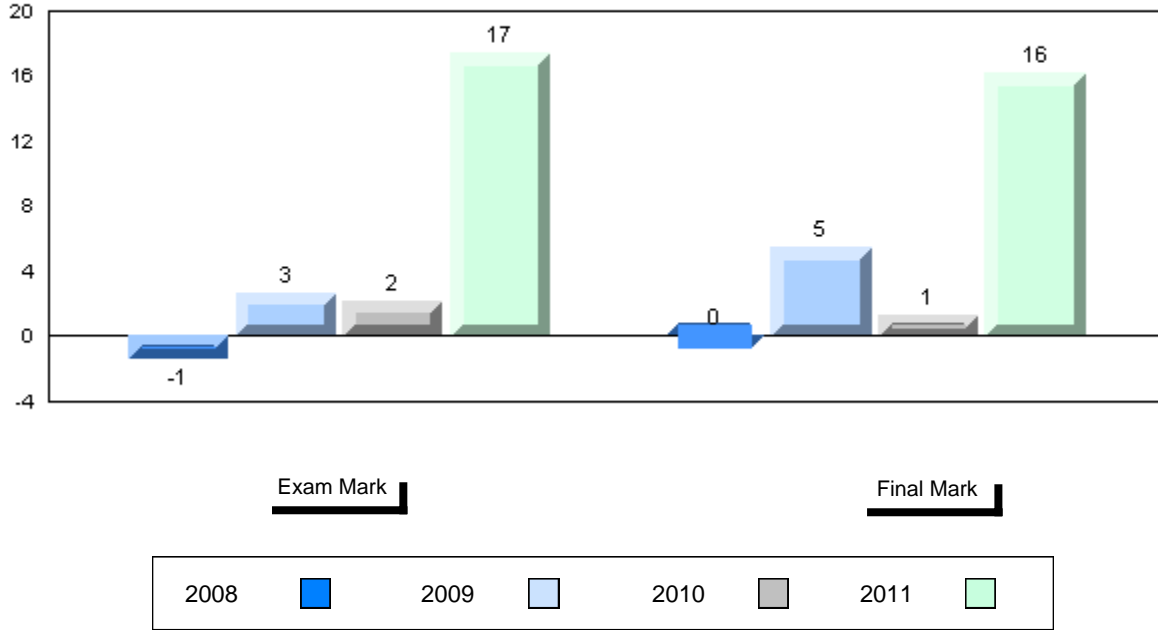


Exam Mark

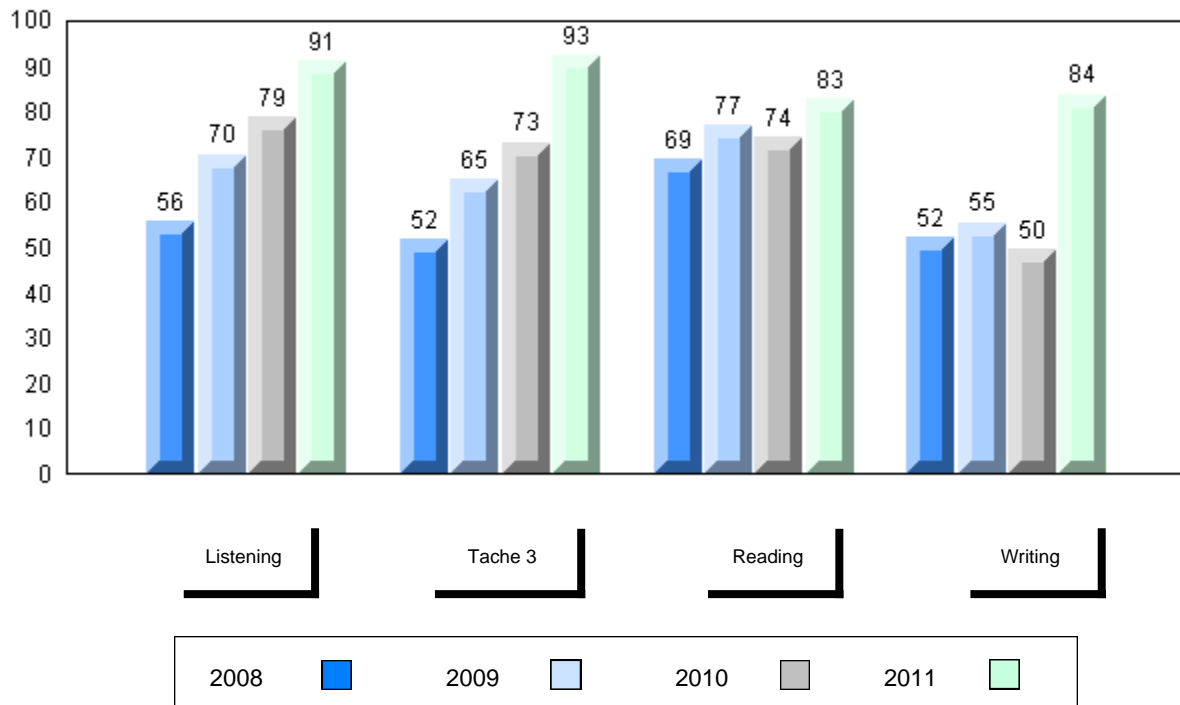
Final Mark



Difference from Provincial Mean, 2008-2011



4 Year Public Exam (Subtest) Mark Trend 2008-2011



District 2 - Western

#113 - St. Boniface All Grade, Ramea

Grades: K-11

Number of Students 1

French 3200 School
 District
 Province

Subtest

Listening School
 District
 Province

Tache 3 School
 District
 Province

Reading School
 District
 Province

Writing School
 District
 Province

Public Exam Mark	School vs District	School vs Province
<i>School data with 5 or fewer students withheld for reasons of confidentiality.</i>		

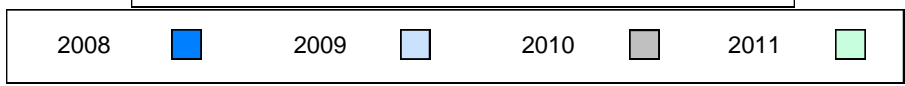
Final Mark	School vs District	School vs Province
<i>School data with 5 or fewer students withheld for reasons of confidentiality.</i>		

Average Mark, 2008-2011

School data with 5 or fewer students withheld for reasons of confidentiality.

Exam Mark

Final Mark



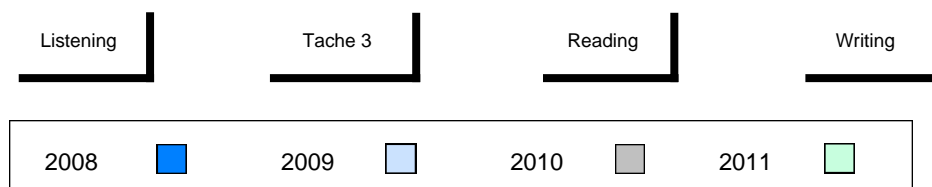
Difference from Provincial Mean, 2008-2011

School data with 5 or fewer students withheld for reasons of confidentiality.



4 Year Public Exam (Subtest) Mark Trend 2008-2011

School data with 5 or fewer students withheld for reasons of confidentiality.



Number of Students 6

French 3200

School
 District
 Province

Public Exam Mark School vs District School vs Province

52.8 q q
 69.6
 69.1

Final Mark

School vs District School vs Province

59.0 q q
 73.9
 72.7

Subtest

Listening

School
 District
 Province

48.3 q q
 71.9
 69.5

Tache 3

School
 District
 Province

68.3 q q
 83.7
 82.7

Reading

School
 District
 Province

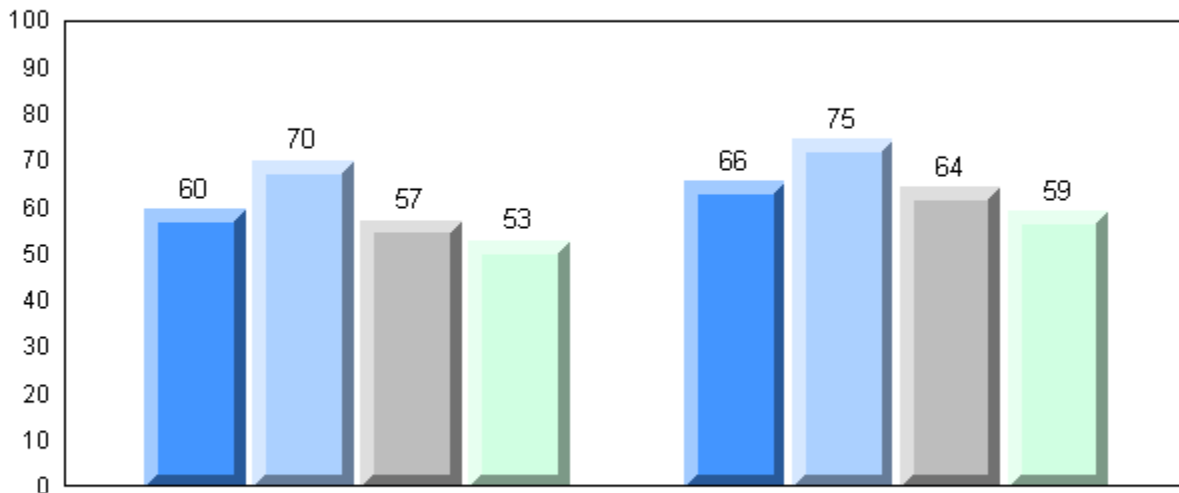
50.3 q q
 63.5
 62.0

Writing

School
 District
 Province

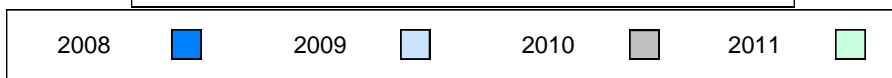
39.9 q q
 58.5
 61.1

Average Mark, 2008-2011

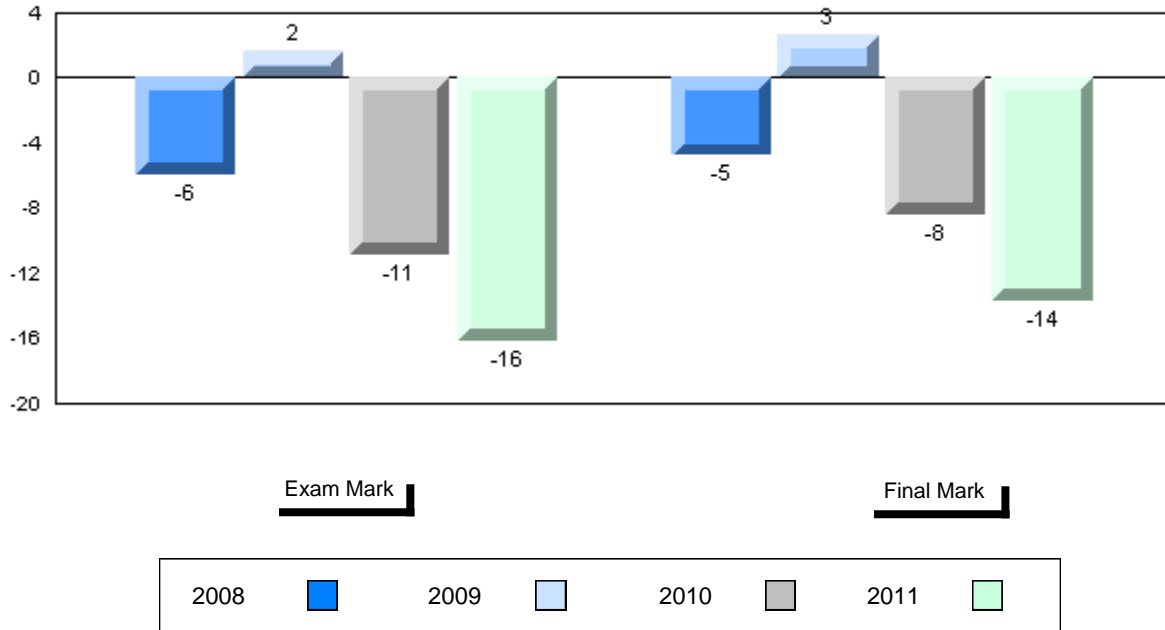


Exam Mark

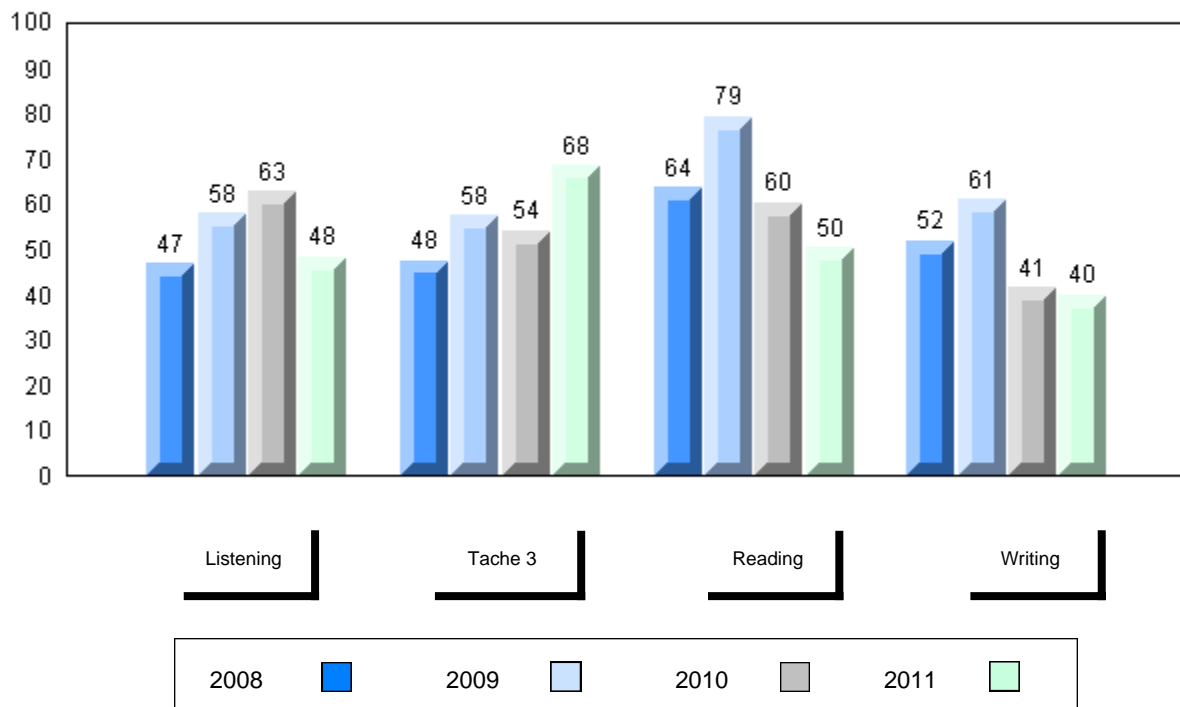
Final Mark



Difference from Provincial Mean, 2008-2011



4 Year Public Exam (Subtest) Mark Trend 2008-2011



District 2 - Western

#119 - Stephenville High, Stephenville

Grades: 9-12

Number of Students 9

French 3200

School
 District
 Province

Public Exam Mark

School vs District School vs Province

79.3 P P
 69.6
 69.1

Final Mark

School vs District School vs Province

83.1 P P
 73.9
 72.7

Subtest

Listening

School
 District
 Province

91.9 P P
 71.9
 69.5

Tache 3

School
 District
 Province

97.2 P P
 83.7
 82.7

Reading

School
 District
 Province

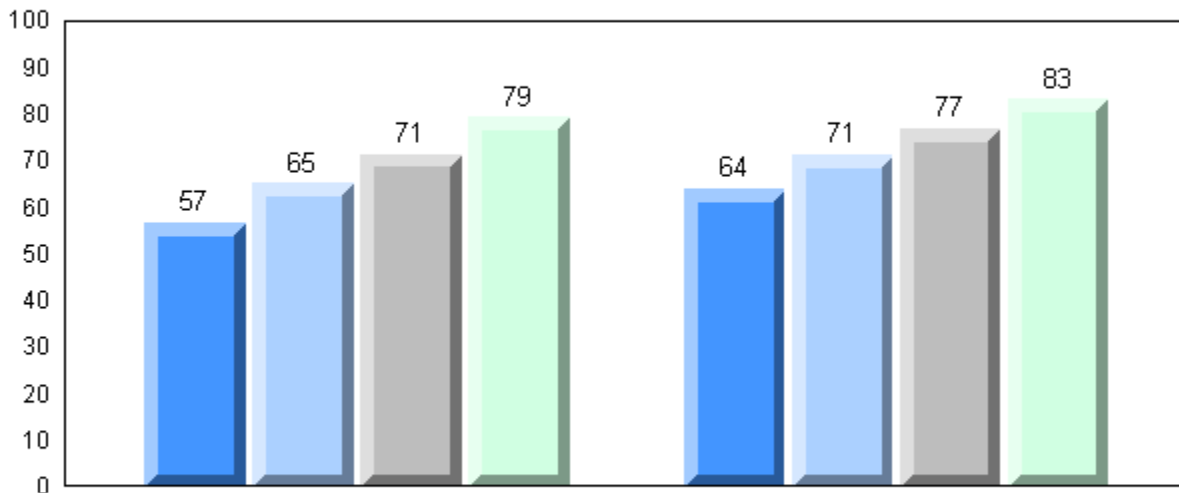
71.2 P P
 63.5
 62.0

Writing

School
 District
 Province

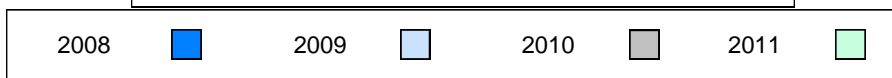
62.5 P P
 58.5
 61.1

Average Mark, 2008-2011

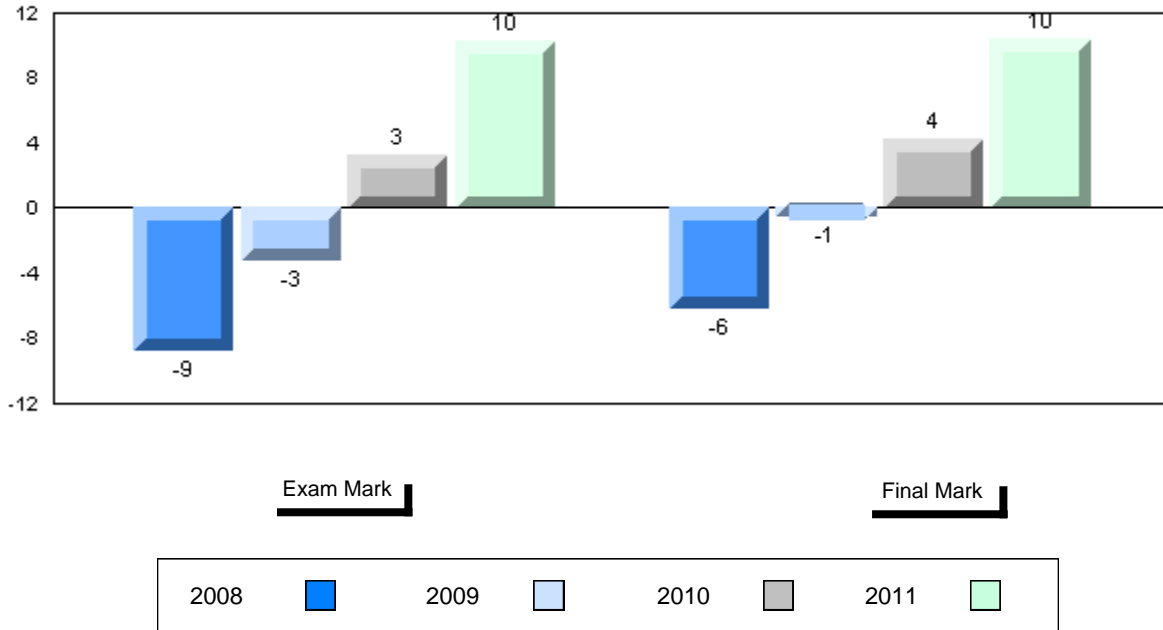


Exam Mark

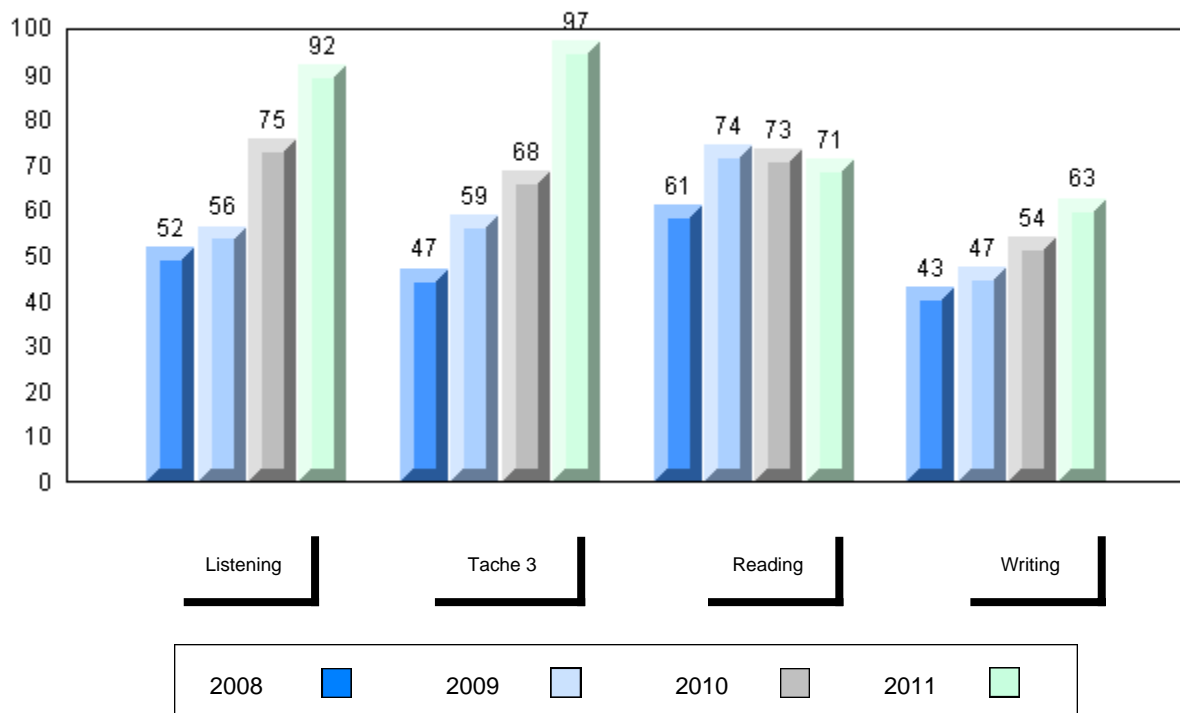
Final Mark



Difference from Provincial Mean, 2008-2011



4 Year Public Exam (Subtest) Mark Trend 2008-2011



Number of Students 4

French 3200 School
 District
 Province

Subtest

Listening School
 District
 Province

Tache 3 School
 District
 Province

Reading School
 District
 Province

Writing School
 District
 Province

Public Exam Mark	School vs District	School vs Province
<i>School data with 5 or fewer students withheld for reasons of confidentiality.</i>		

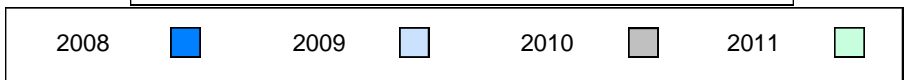
Final Mark	School vs District	School vs Province
<i>School data with 5 or fewer students withheld for reasons of confidentiality.</i>		

Average Mark, 2008-2011

School data with 5 or fewer students withheld for reasons of confidentiality.

Exam Mark

Final Mark



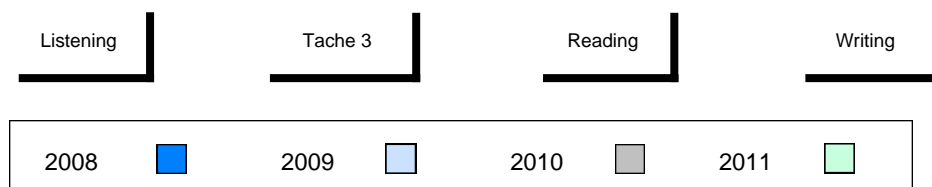
Difference from Provincial Mean, 2008-2011

School data with 5 or fewer students withheld for reasons of confidentiality.



4 Year Public Exam (Subtest) Mark Trend 2008-2011

School data with 5 or fewer students withheld for reasons of confidentiality.



District 2 - Western

#388 - Long Range Academy, Cow Head

Grades: K-12

Number of Students 1

French 3200 School
 District
 Province

Subtest

Listening School
 District
 Province

Tache 3 School
 District
 Province

Reading School
 District
 Province

Writing School
 District
 Province

Public Exam Mark	School vs District	School vs Province
<i>School data with 5 or fewer students withheld for reasons of confidentiality.</i>		

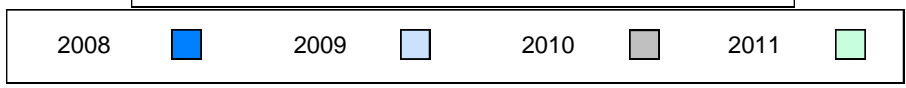
Final Mark	School vs District	School vs Province
<i>School data with 5 or fewer students withheld for reasons of confidentiality.</i>		

Average Mark, 2008-2011

School data with 5 or fewer students withheld for reasons of confidentiality.

Exam Mark

Final Mark



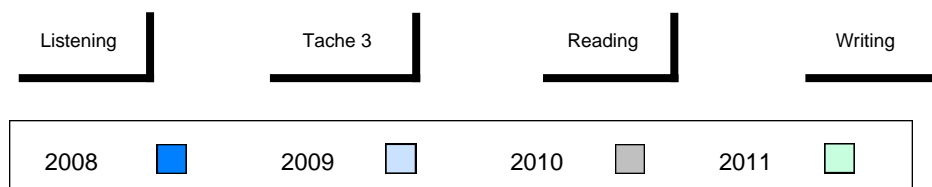
Difference from Provincial Mean, 2008-2011

School data with 5 or fewer students withheld for reasons of confidentiality.



4 Year Public Exam (Subtest) Mark Trend 2008-2011

School data with 5 or fewer students withheld for reasons of confidentiality.



Number of Students 12

French 3200

School
 District
 Province

Public Exam Mark

School vs District

School vs Province

73.2
 69.6
 69.1

P

P

Final Mark

School vs District

School vs Province

74.6
 73.9
 72.7

P

P

Subtest

Listening

School
 District
 Province

82.5
 71.9
 69.5

P

P

Tache 3

School
 District
 Province

87.5
 83.7
 82.7

P

P

Reading

School
 District
 Province

62.5
 63.5
 62.0

q

P

Writing

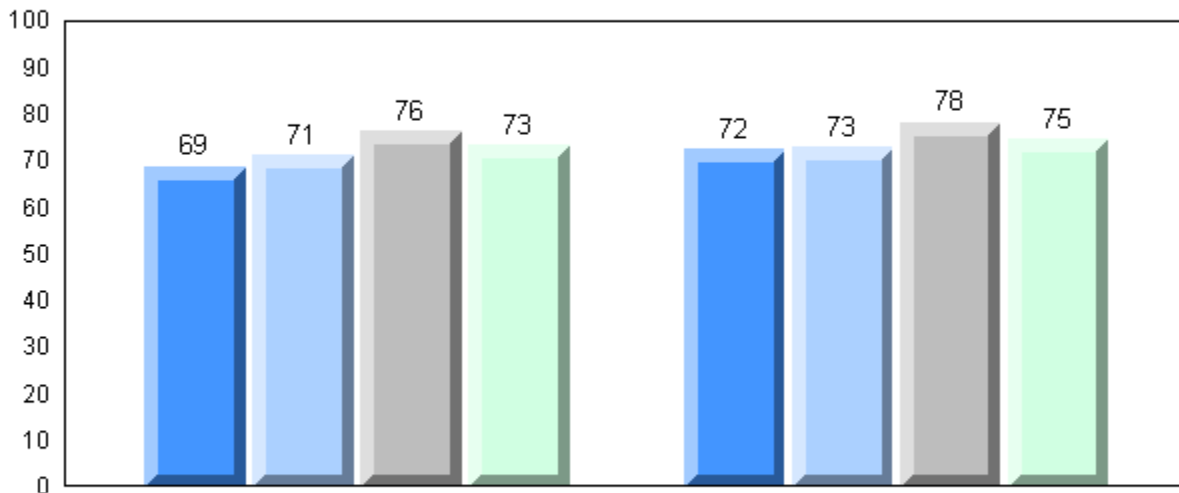
School
 District
 Province

60.1
 58.5
 61.1

P

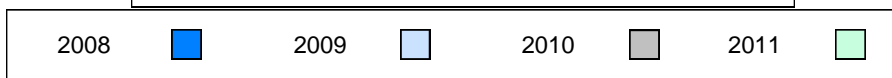
q

Average Mark, 2008-2011

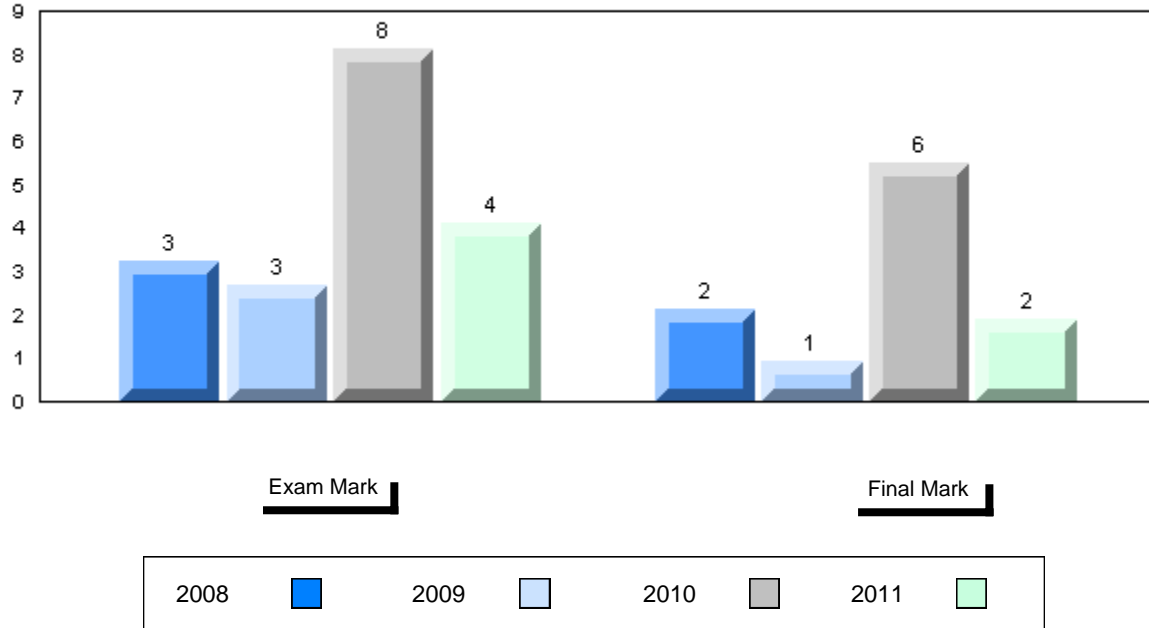


Exam Mark

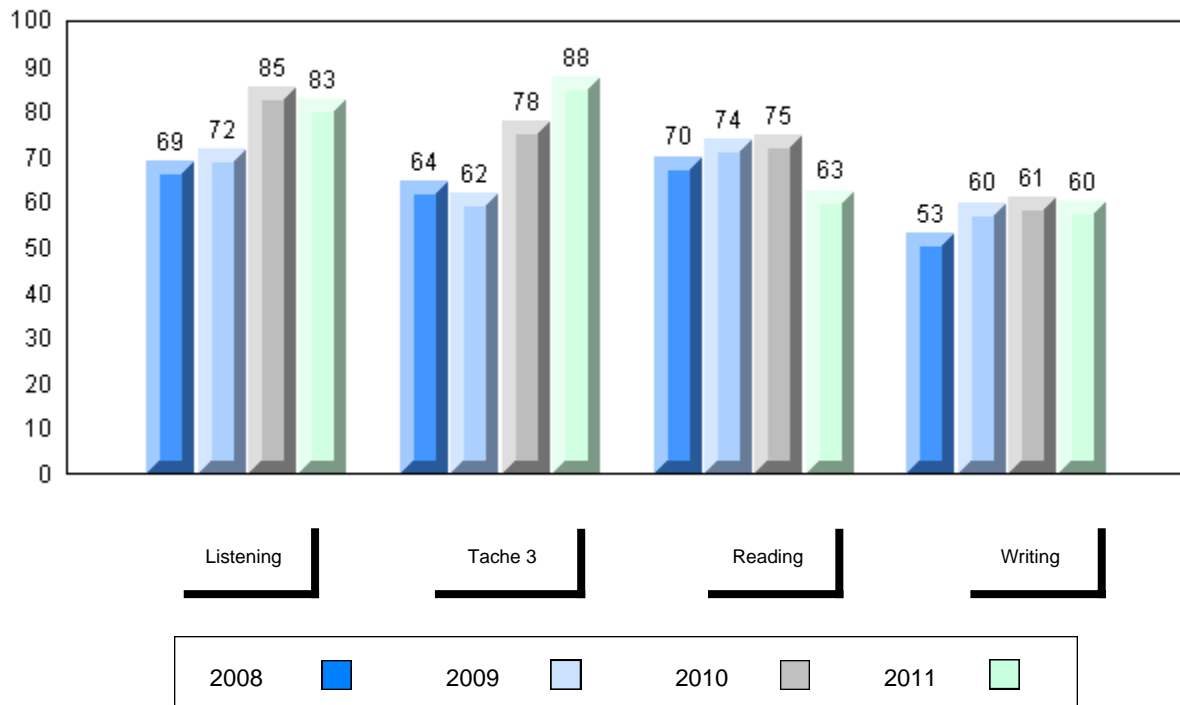
Final Mark



Difference from Provincial Mean, 2008-2011



4 Year Public Exam (Subtest) Mark Trend 2008-2011



District 2 - Western

#394 - E.A. Butler All Grade, McKay's

Grades: K-12

Number of Students 4

French 3200 School
 District
 Province

Subtest

Listening School
 District
 Province

Tache 3 School
 District
 Province

Reading School
 District
 Province

Writing School
 District
 Province

Public Exam Mark	School vs District	School vs Province
<i>School data with 5 or fewer students withheld for reasons of confidentiality.</i>		

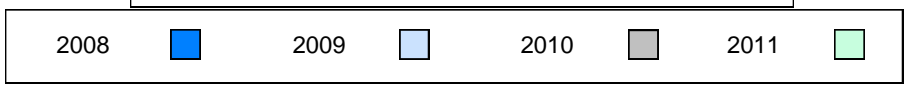
Final Mark	School vs District	School vs Province
<i>School data with 5 or fewer students withheld for reasons of confidentiality.</i>		

Average Mark, 2008-2011

School data with 5 or fewer students withheld for reasons of confidentiality.

Exam Mark

Final Mark



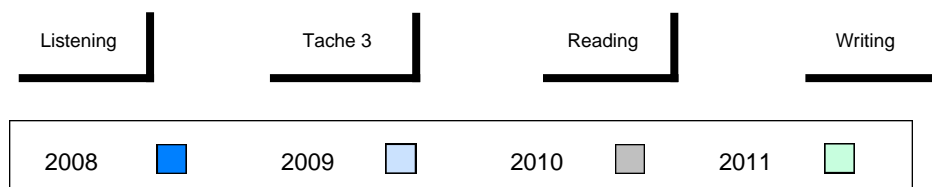
Difference from Provincial Mean, 2008-2011

School data with 5 or fewer students withheld for reasons of confidentiality.



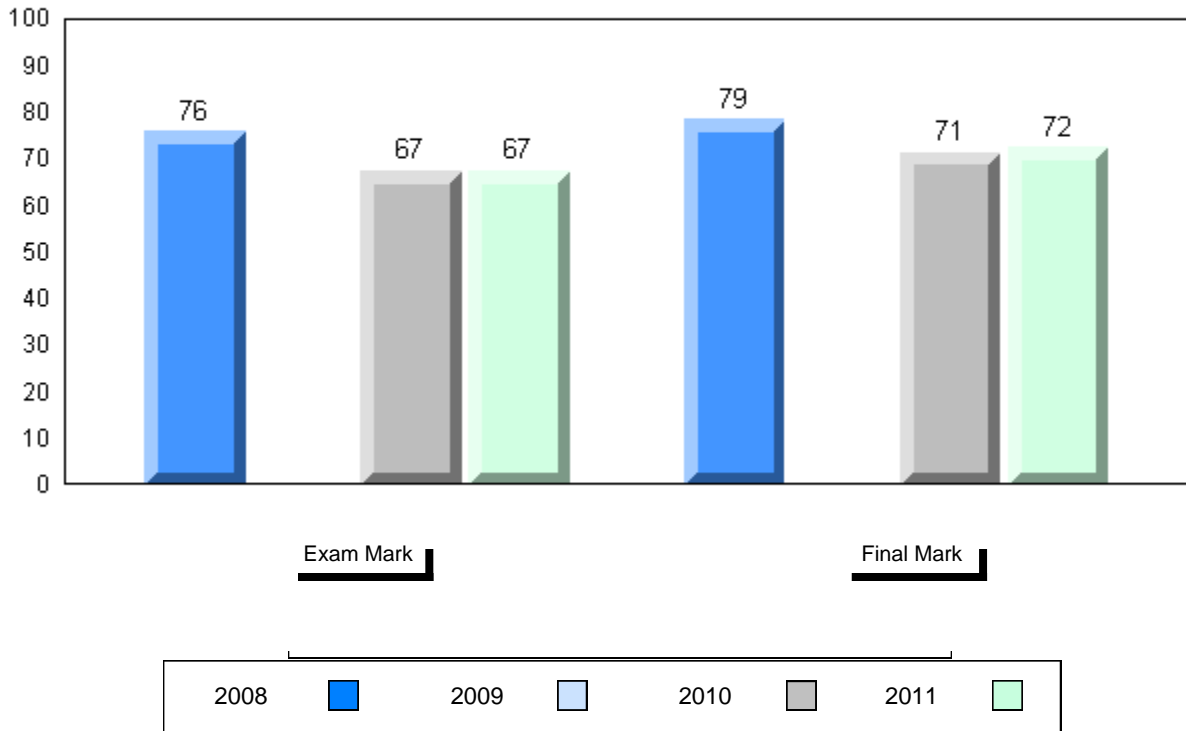
4 Year Public Exam (Subtest) Mark Trend 2008-2011

School data with 5 or fewer students withheld for reasons of confidentiality.

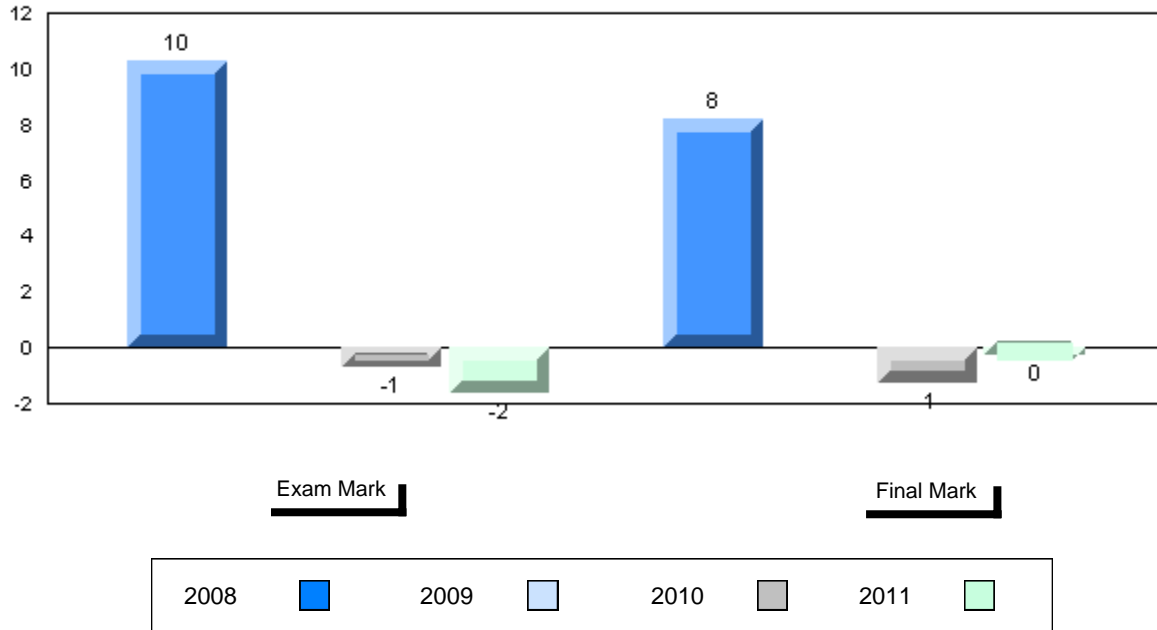


Number of Students		Public Exam Mark			Final Mark		
			School vs District	School vs Province		School vs District	School vs Province
French 3200	School	67.4	q	q	72.4 73.9 72.7	q	q
	District	69.6					
	Province	69.1					
Subtest							
Listening	School	56.7	q	q			
	District	71.9					
	Province	69.5					
Tache 3	School	79.3	q	q			
	District	83.7					
	Province	82.7					
Reading	School	65.7	p	p			
	District	63.5					
	Province	62.0					
Writing	School	58.3	q	q			
	District	58.5					
	Province	61.1					

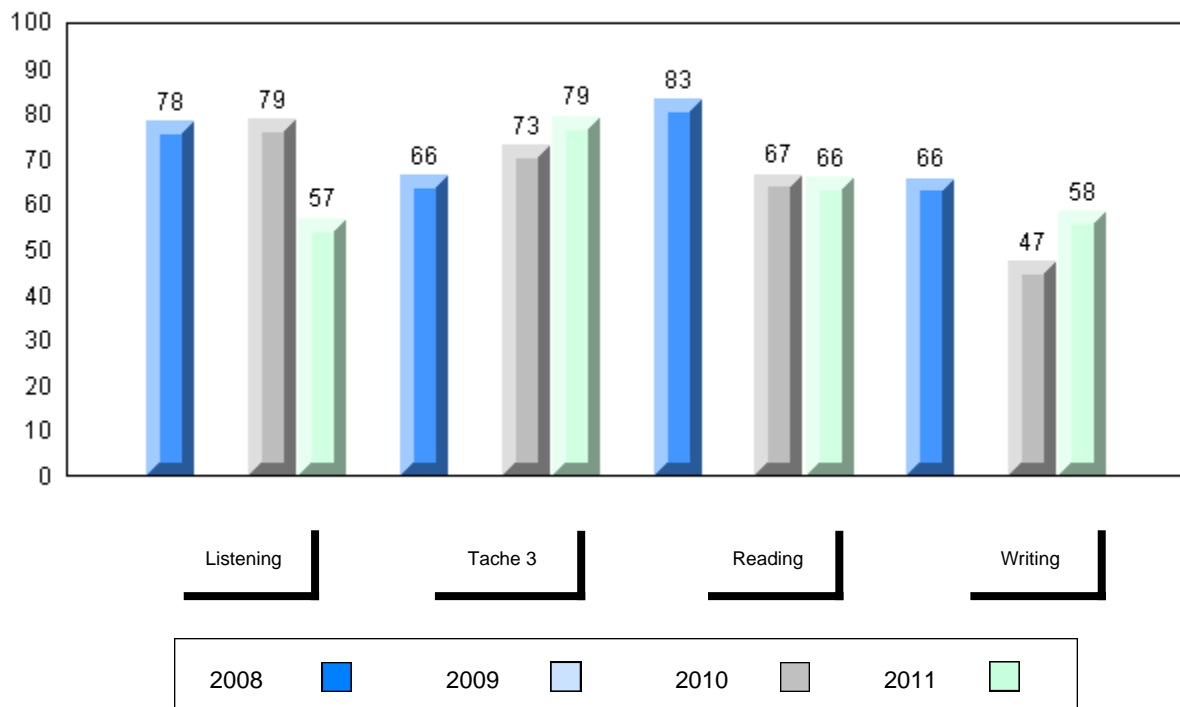
Average Mark, 2008-2011



Difference from Provincial Mean, 2008-2011



4 Year Public Exam (Subtest) Mark Trend 2008-2011



District 2 - Western

#474 - Cloud River Academy, Roddickton

Grades: K-12

Number of Students 2

French 3200 School
 District
 Province

Subtest

Listening School
 District
 Province

Tache 3 School
 District
 Province

Reading School
 District
 Province

Writing School
 District
 Province

Public Exam Mark	School vs District	School vs Province
<i>School data with 5 or fewer students withheld for reasons of confidentiality.</i>		

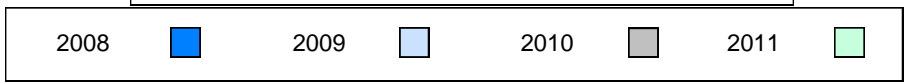
Final Mark	School vs District	School vs Province
<i>School data with 5 or fewer students withheld for reasons of confidentiality.</i>		

Average Mark, 2008-2011

School data with 5 or fewer students withheld for reasons of confidentiality.

Exam Mark

Final Mark



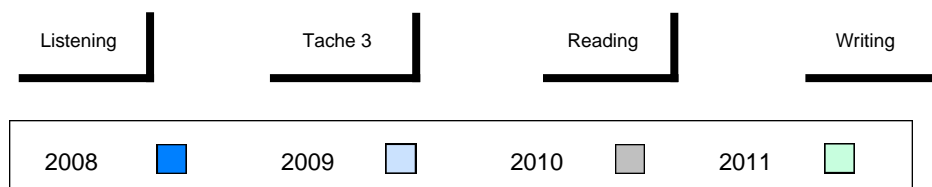
Difference from Provincial Mean, 2008-2011

School data with 5 or fewer students withheld for reasons of confidentiality.



4 Year Public Exam (Subtest) Mark Trend 2008-2011

School data with 5 or fewer students withheld for reasons of confidentiality.



District 2 - Western

#485 - Corner Brook High School, Corner Brook

Grades: 10-12

Number of Students 11

French 3200

School
 District
 Province

Public Exam Mark School vs District School vs Province

84.5 P P
 69.6
 69.1

Final Mark

School vs District School vs Province

86.2 P P
 73.9
 72.7

Subtest

Listening

School
 District
 Province

91.5 P P
 71.9
 69.5

Tache 3

School
 District
 Province

95.9 P P
 83.7
 82.7

Reading

School
 District
 Province

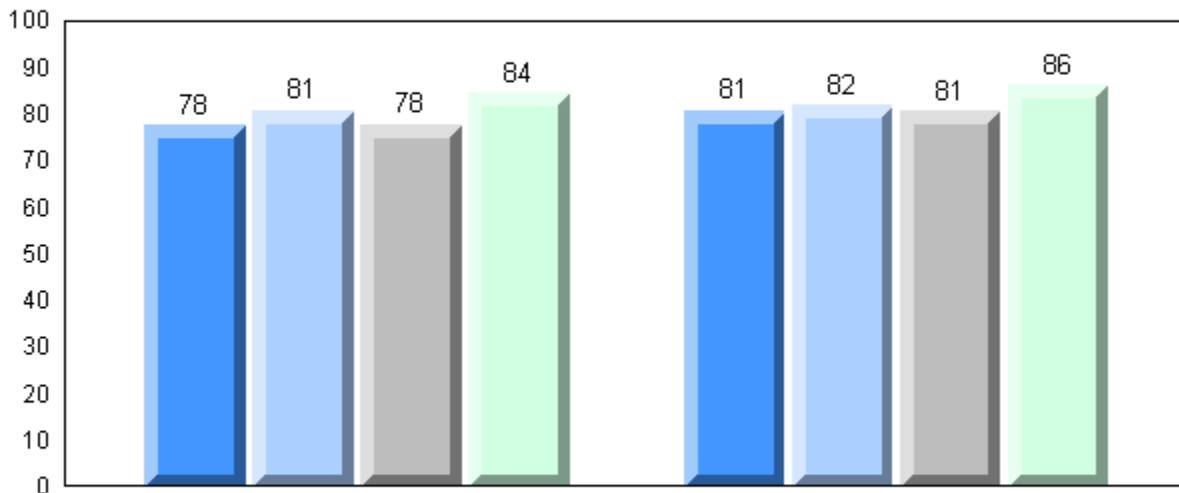
75.5 P P
 63.5
 62.0

Writing

School
 District
 Province

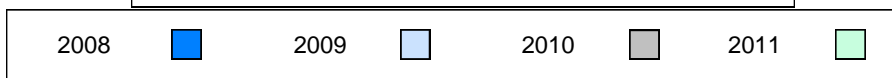
77.1 P P
 58.5
 61.1

Average Mark, 2008-2011

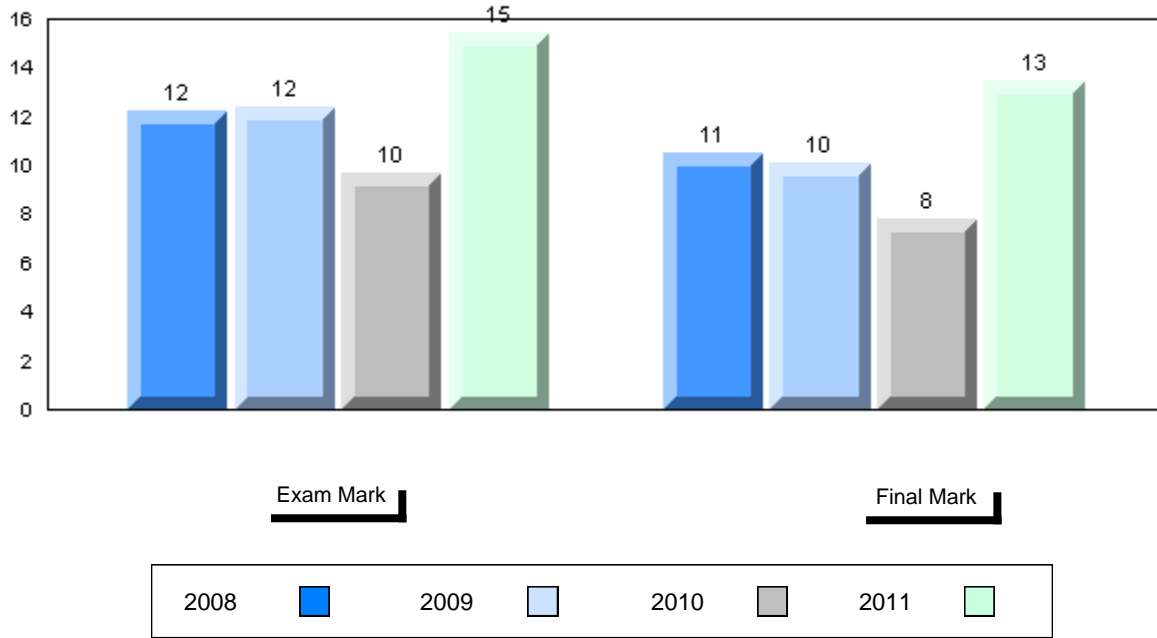


Exam Mark

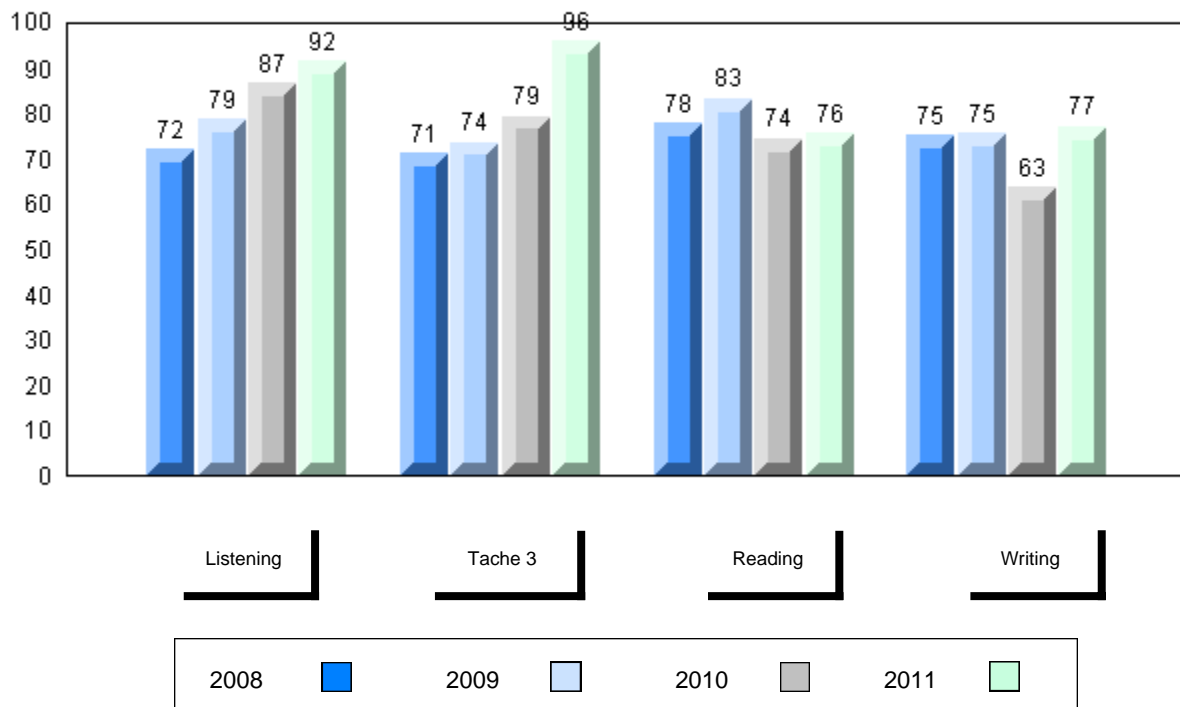
Final Mark



Difference from Provincial Mean, 2008-2011



4 Year Public Exam (Subtest) Mark Trend 2008-2011



Number of Students 3

French 3200 School
 District
 Province

Subtest

Listening School
 District
 Province

Tache 3 School
 District
 Province

Reading School
 District
 Province

Writing School
 District
 Province

Public Exam Mark	School vs District	School vs Province
<i>School data with 5 or fewer students withheld for reasons of confidentiality.</i>		

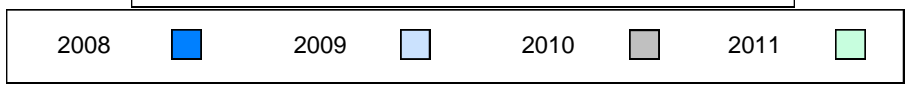
Final Mark	School vs District	School vs Province
<i>School data with 5 or fewer students withheld for reasons of confidentiality.</i>		

Average Mark, 2008-2011

School data with 5 or fewer students withheld for reasons of confidentiality.

Exam Mark

Final Mark



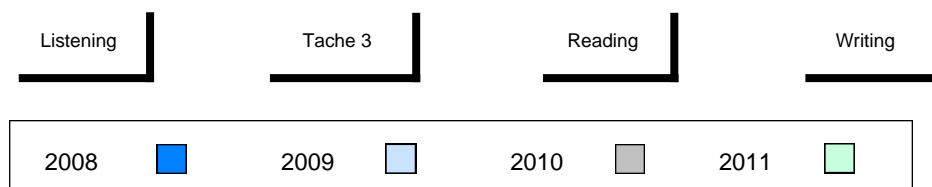
Difference from Provincial Mean, 2008-2011

School data with 5 or fewer students withheld for reasons of confidentiality.



4 Year Public Exam (Subtest) Mark Trend 2008-2011

School data with 5 or fewer students withheld for reasons of confidentiality.



District 3 - Nova Central

#125 - Baie Verte Collegiate, Baie Verte

Grades: 7-12

Number of Students 1

French 3200 School
 District
 Province

Subtest

Listening School
 District
 Province

Tache 3 School
 District
 Province

Reading School
 District
 Province

Writing School
 District
 Province

Public Exam Mark	School vs District	School vs Province
<i>School data with 5 or fewer students withheld for reasons of confidentiality.</i>		

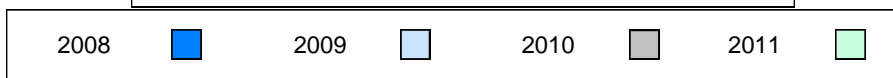
Final Mark	School vs District	School vs Province
<i>School data with 5 or fewer students withheld for reasons of confidentiality.</i>		

Average Mark, 2008-2011

School data with 5 or fewer students withheld for reasons of confidentiality.

Exam Mark

Final Mark



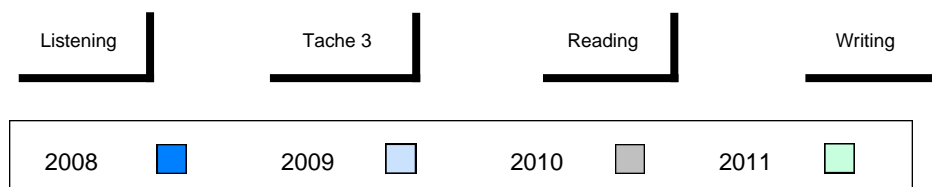
Difference from Provincial Mean, 2008-2011

School data with 5 or fewer students withheld for reasons of confidentiality.



4 Year Public Exam (Subtest) Mark Trend 2008-2011

School data with 5 or fewer students withheld for reasons of confidentiality.



District 3 - Nova Central

#132 - Botwood Collegiate, Botwood

Grades: 7-12

Number of Students 6

French 3200

School
 District
 Province

Public Exam Mark

School vs District School vs Province

76.0 P P
 65.8
 69.1

Final Mark

School vs District School vs Province

79.3 P P
 70.0
 72.7

Subtest

Listening

School
 District
 Province

79.4 P P
 63.4
 69.5

Tache 3

School
 District
 Province

91.7 P P
 80.0
 82.7

Reading

School
 District
 Province

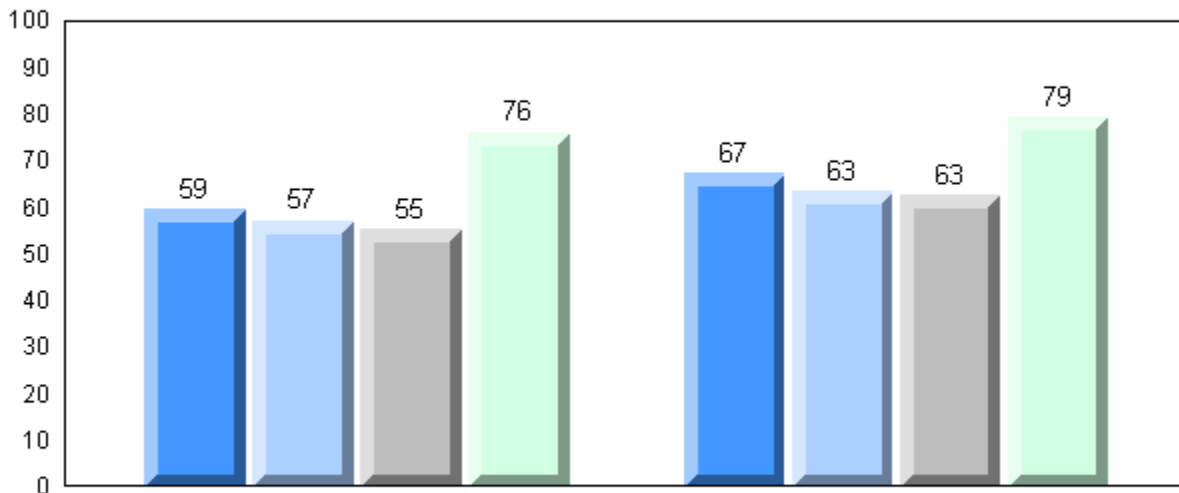
70.5 P P
 57.7
 62.0

Writing

School
 District
 Province

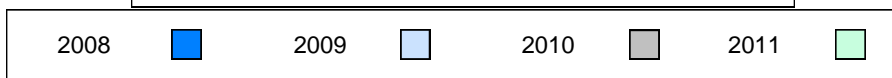
67.4 P P
 56.9
 61.1

Average Mark, 2008-2011

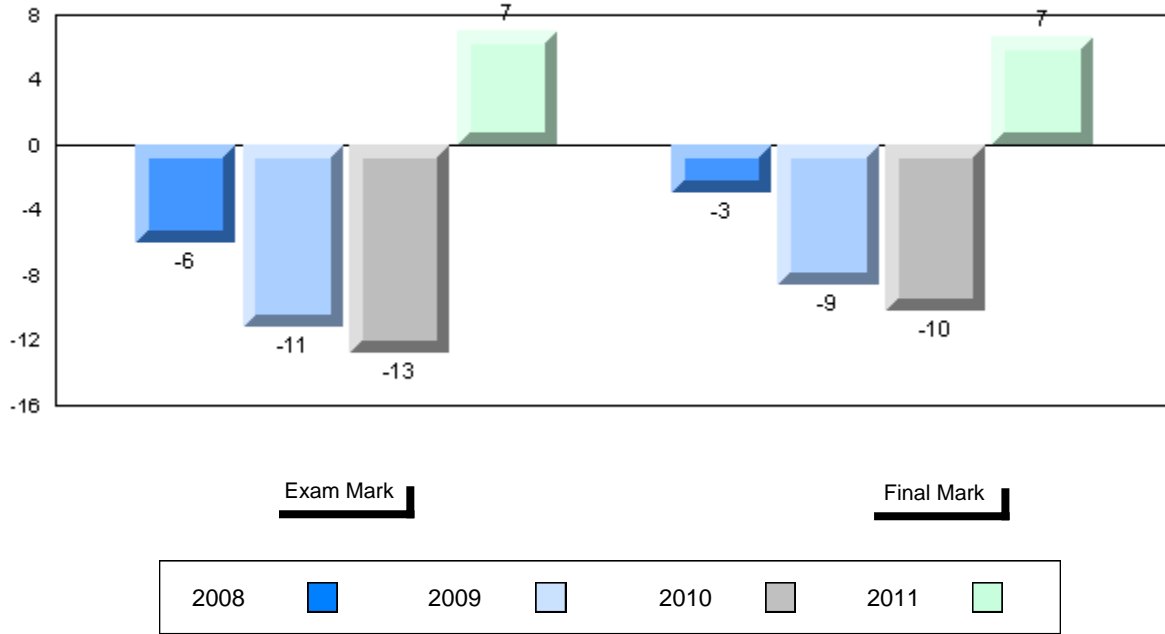


Exam Mark

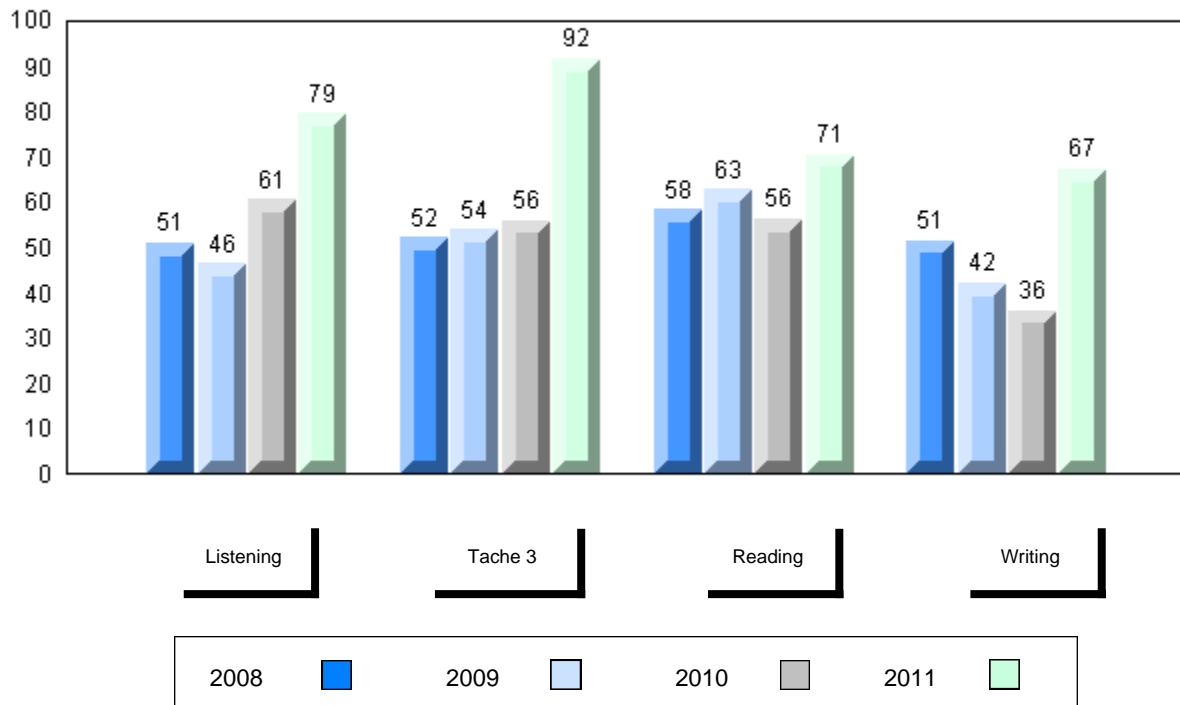
Final Mark



Difference from Provincial Mean, 2008-2011



4 Year Public Exam (Subtest) Mark Trend 2008-2011



District 3 - Nova Central

#149 - King Academy, Harbour Breton

Grades: 7-12

Number of Students 7

French 3200

School
 District
 Province

Public Exam Mark

School vs District School vs Province

68.9 P Q
 65.8
 69.1

Final Mark

School vs District School vs Province

72.3 P Q
 70.0
 72.7

Subtest

Listening

School
 District
 Province

68.1 P Q
 63.4
 69.5

Tache 3

School
 District
 Province

82.9 P P
 80.0
 82.7

Reading

School
 District
 Province

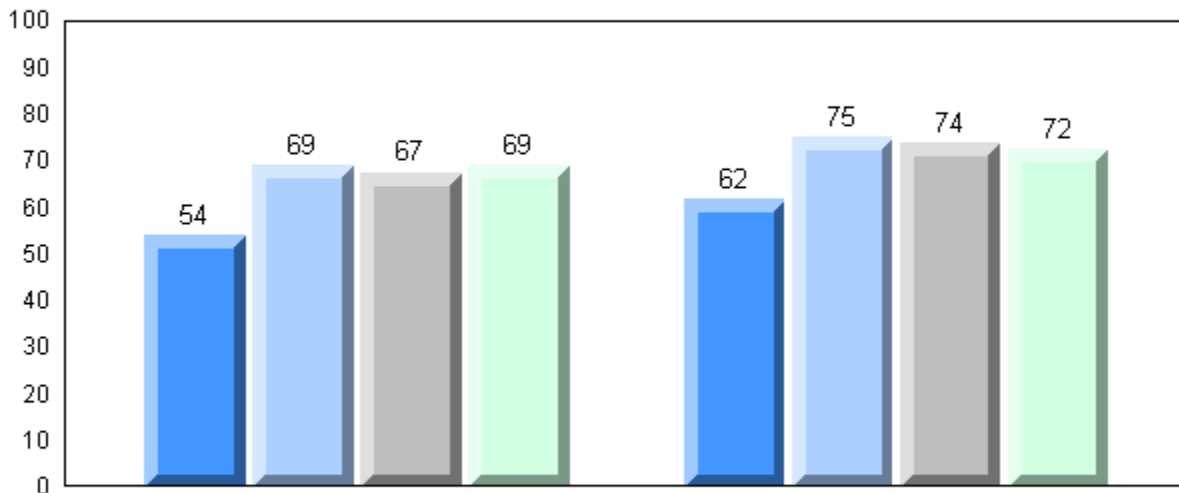
62.4 P P
 57.7
 62.0

Writing

School
 District
 Province

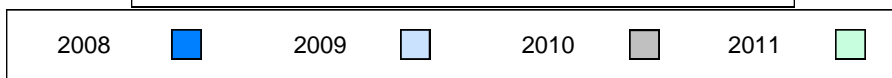
55.7 Q Q
 56.9
 61.1

Average Mark, 2008-2011

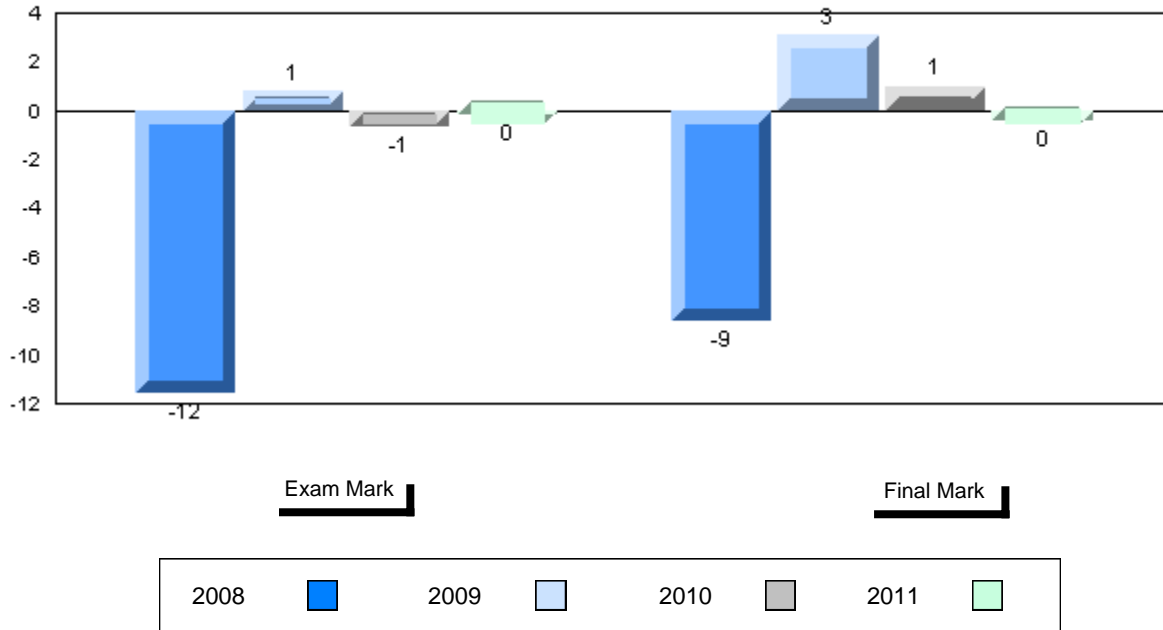


Exam Mark

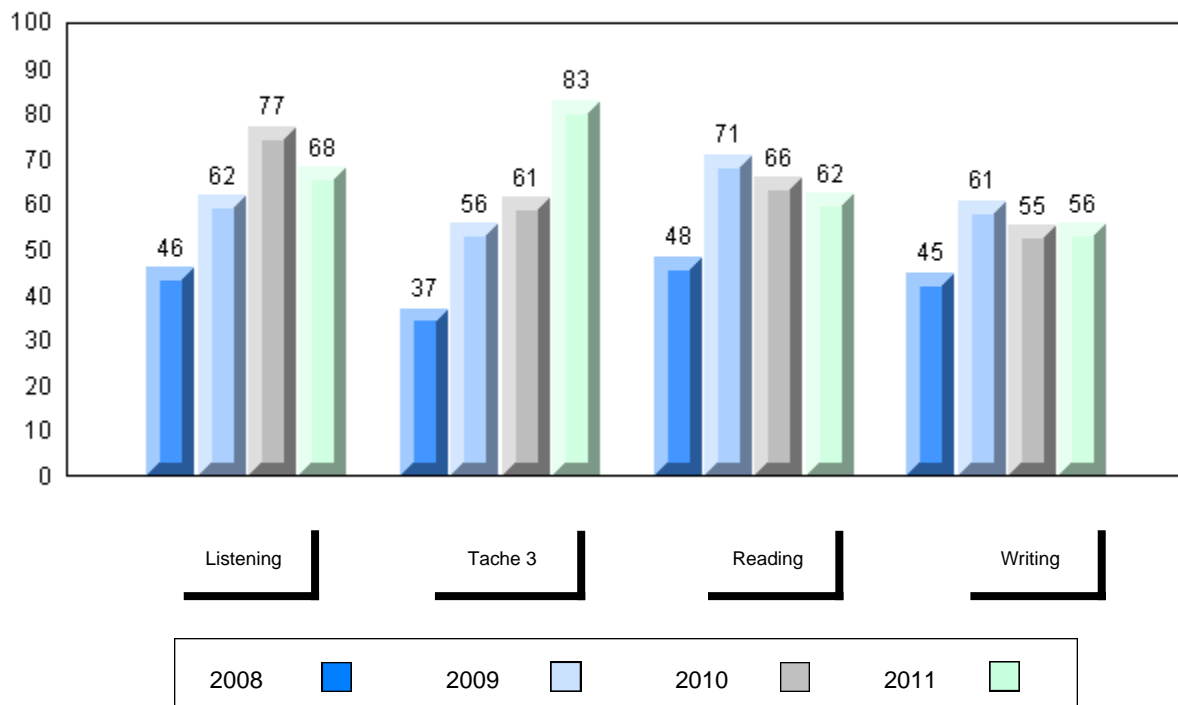
Final Mark



Difference from Provincial Mean, 2008-2011



4 Year Public Exam (Subtest) Mark Trend 2008-2011



District 3 - Nova Central

#151 - John Watkins Academy, Hermitage

Grades: K-12

Number of Students 4

French 3200 School
 District
 Province

Subtest

Listening School
 District
 Province

Tache 3 School
 District
 Province

Reading School
 District
 Province

Writing School
 District
 Province

Public Exam Mark	School vs District	School vs Province
<i>School data with 5 or fewer students withheld for reasons of confidentiality.</i>		

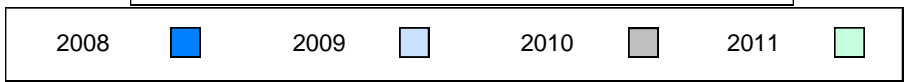
Final Mark	School vs District	School vs Province
<i>School data with 5 or fewer students withheld for reasons of confidentiality.</i>		

Average Mark, 2008-2011

School data with 5 or fewer students withheld for reasons of confidentiality.

Exam Mark

Final Mark



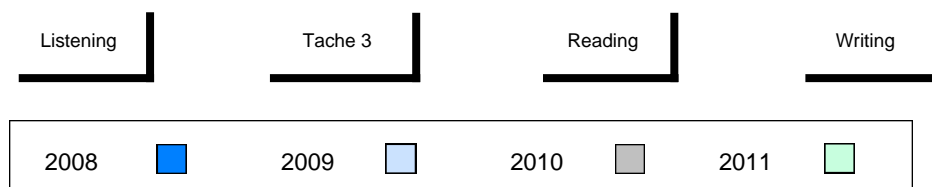
Difference from Provincial Mean, 2008-2011

School data with 5 or fewer students withheld for reasons of confidentiality.



4 Year Public Exam (Subtest) Mark Trend 2008-2011

School data with 5 or fewer students withheld for reasons of confidentiality.



District 3 - Nova Central

#152 - Valmont Academy, King's Point

Grades: K-12

Number of Students 3

French 3200 School
 District
 Province

Subtest

Listening School
 District
 Province

Tache 3 School
 District
 Province

Reading School
 District
 Province

Writing School
 District
 Province

Public Exam Mark	School vs District	School vs Province
<i>School data with 5 or fewer students withheld for reasons of confidentiality.</i>		

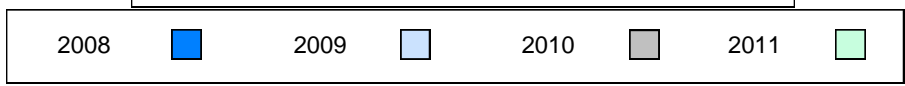
Final Mark	School vs District	School vs Province
<i>School data with 5 or fewer students withheld for reasons of confidentiality.</i>		

Average Mark, 2008-2011

School data with 5 or fewer students withheld for reasons of confidentiality.

Exam Mark

Final Mark



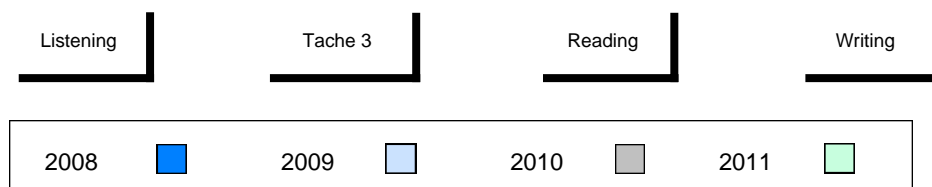
Difference from Provincial Mean, 2008-2011

School data with 5 or fewer students withheld for reasons of confidentiality.



4 Year Public Exam (Subtest) Mark Trend 2008-2011

School data with 5 or fewer students withheld for reasons of confidentiality.



District 3 - Nova Central

#153 - Cape John Collegiate, La Scie

Grades: 7-12

Number of Students 1

French 3200 School
 District
 Province

Subtest

Listening School
 District
 Province

Tache 3 School
 District
 Province

Reading School
 District
 Province

Writing School
 District
 Province

Public Exam Mark	School vs District	School vs Province
<i>School data with 5 or fewer students withheld for reasons of confidentiality.</i>		

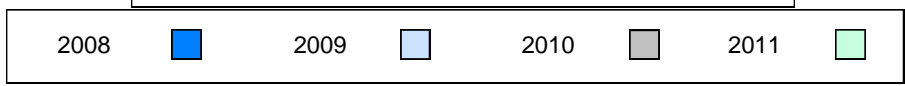
Final Mark	School vs District	School vs Province
<i>School data with 5 or fewer students withheld for reasons of confidentiality.</i>		

Average Mark, 2008-2011

School data with 5 or fewer students withheld for reasons of confidentiality.

Exam Mark

Final Mark



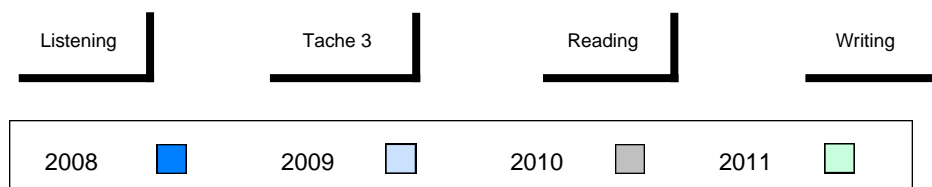
Difference from Provincial Mean, 2008-2011

School data with 5 or fewer students withheld for reasons of confidentiality.



4 Year Public Exam (Subtest) Mark Trend 2008-2011

School data with 5 or fewer students withheld for reasons of confidentiality.



District 3 - Nova Central

#157 - St. Peter's AG, McCallum

Grades: 1,4-5,7-11

Number of Students 1

French 3200 School
 District
 Province

Subtest

Listening School
 District
 Province

Tache 3 School
 District
 Province

Reading School
 District
 Province

Writing School
 District
 Province

Public Exam Mark	School vs District	School vs Province
<i>School data with 5 or fewer students withheld for reasons of confidentiality.</i>		

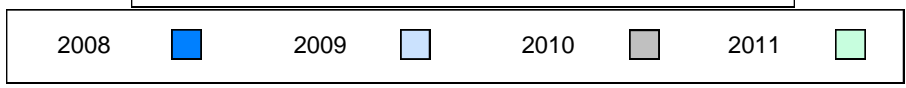
Final Mark	School vs District	School vs Province
<i>School data with 5 or fewer students withheld for reasons of confidentiality.</i>		

Average Mark, 2008-2011

School data with 5 or fewer students withheld for reasons of confidentiality.

Exam Mark

Final Mark



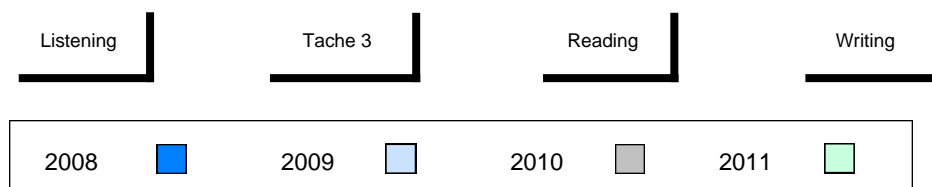
Difference from Provincial Mean, 2008-2011

School data with 5 or fewer students withheld for reasons of confidentiality.



4 Year Public Exam (Subtest) Mark Trend 2008-2011

School data with 5 or fewer students withheld for reasons of confidentiality.



District 3 - Nova Central

#162 - Dorset Collegiate, Pilley's Island

Grades: 7-12

Number of Students 3

French 3200 School
 District
 Province

Subtest

Listening School
 District
 Province

Tache 3 School
 District
 Province

Reading School
 District
 Province

Writing School
 District
 Province

Public Exam Mark	School vs District	School vs Province
<i>School data with 5 or fewer students withheld for reasons of confidentiality.</i>		

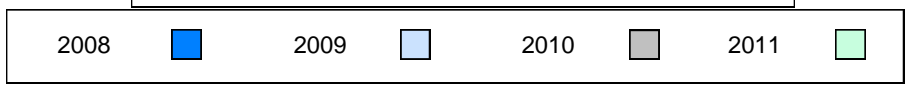
Final Mark	School vs District	School vs Province
<i>School data with 5 or fewer students withheld for reasons of confidentiality.</i>		

Average Mark, 2008-2011

School data with 5 or fewer students withheld for reasons of confidentiality.

Exam Mark

Final Mark



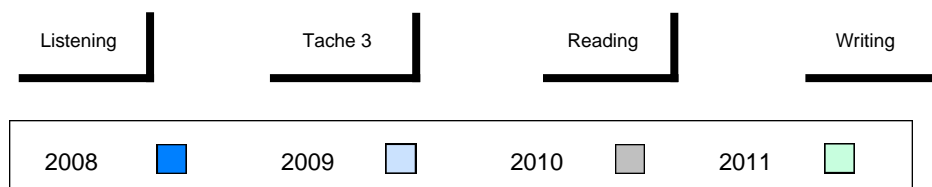
Difference from Provincial Mean, 2008-2011

School data with 5 or fewer students withheld for reasons of confidentiality.



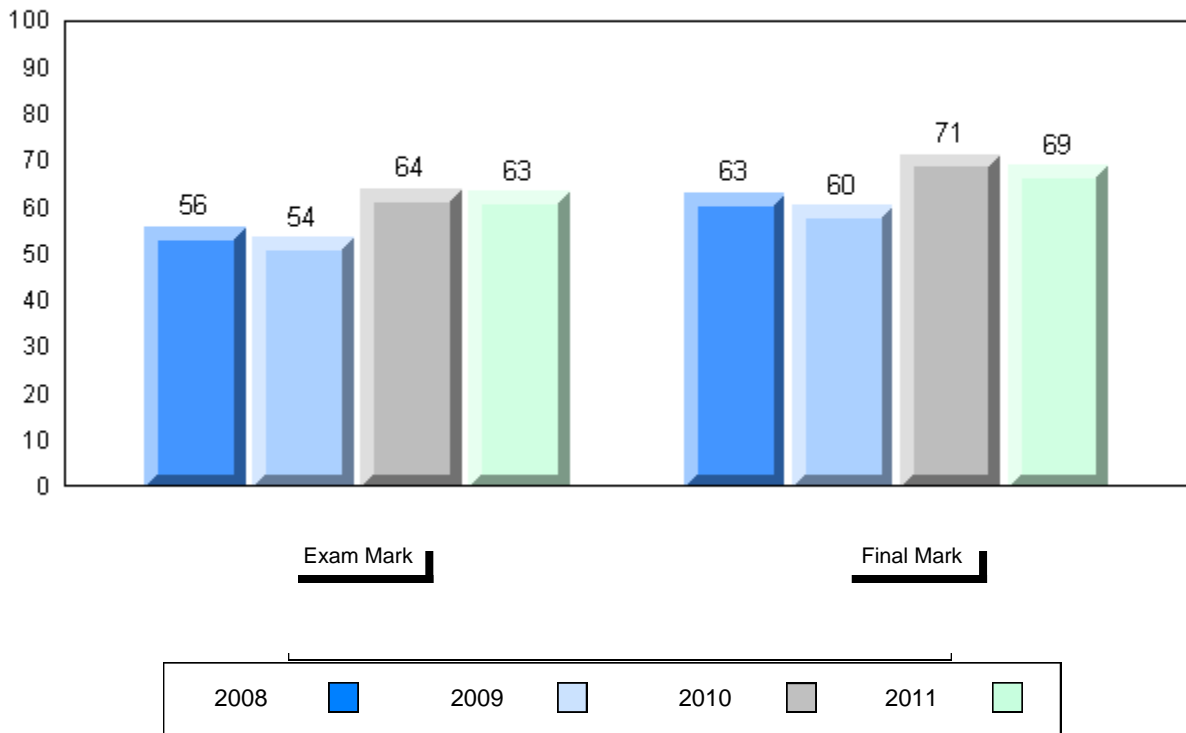
4 Year Public Exam (Subtest) Mark Trend 2008-2011

School data with 5 or fewer students withheld for reasons of confidentiality.

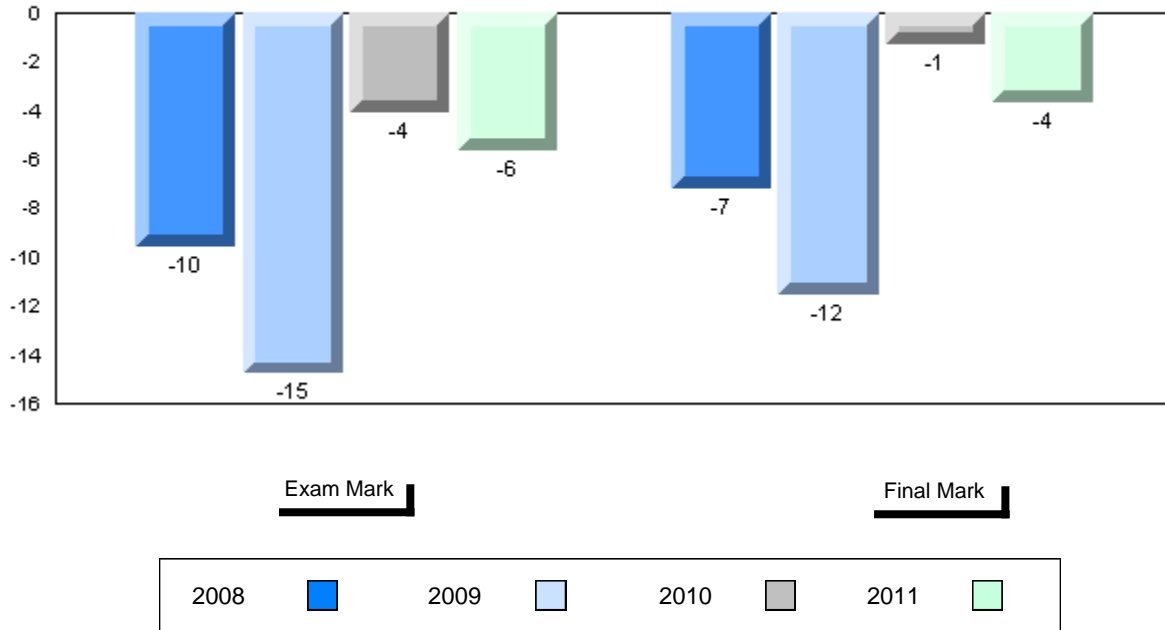


Number of Students	8							
French 3200			Public Exam Mark	School vs District	School vs Province	Final Mark	School vs District	School vs Province
	School		63.4	q	q	69.0	q	q
	District		65.8			70.0		
	Province		69.1			72.7		
Subtest								
Listening	School		58.8	q	q			
	District		63.4					
	Province		69.5					
Tache 3	School		70.0	q	q			
	District		80.0					
	Province		82.7					
Reading	School		58.7	p	q			
	District		57.7					
	Province		62.0					
Writing	School		50.0	q	q			
	District		56.9					
	Province		61.1					

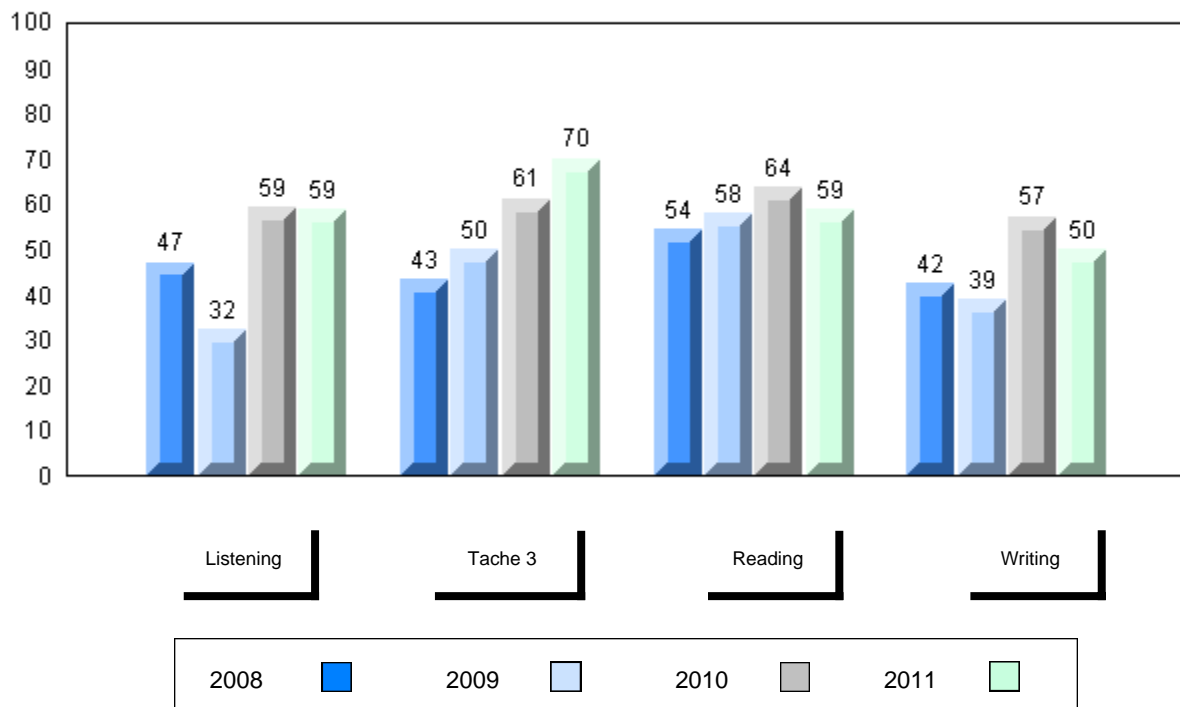
Average Mark, 2008-2011



Difference from Provincial Mean, 2008-2011



4 Year Public Exam (Subtest) Mark Trend 2008-2011



District 3 - Nova Central

#171 - Indian River High School, Springdale

Grades: 7-12

Number of Students 18

French 3200

School
 District
 Province

Public Exam Mark School vs District School vs Province

67.5 p q
 65.8
 69.1

Final Mark

School vs District School vs Province

72.1 p q
 70.0
 72.7

Subtest

Listening

School
 District
 Province

63.2 q q
 63.4
 69.5

Tache 3

School
 District
 Province

85.6 p p
 80.0
 82.7

Reading

School
 District
 Province

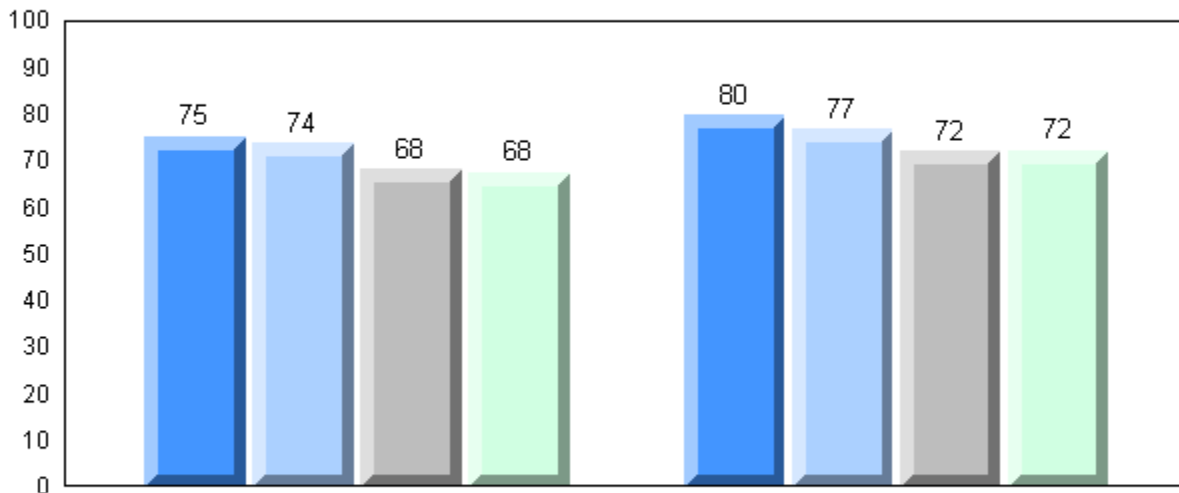
56.1 q q
 57.7
 62.0

Writing

School
 District
 Province

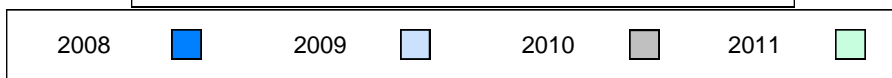
60.3 p q
 56.9
 61.1

Average Mark, 2008-2011

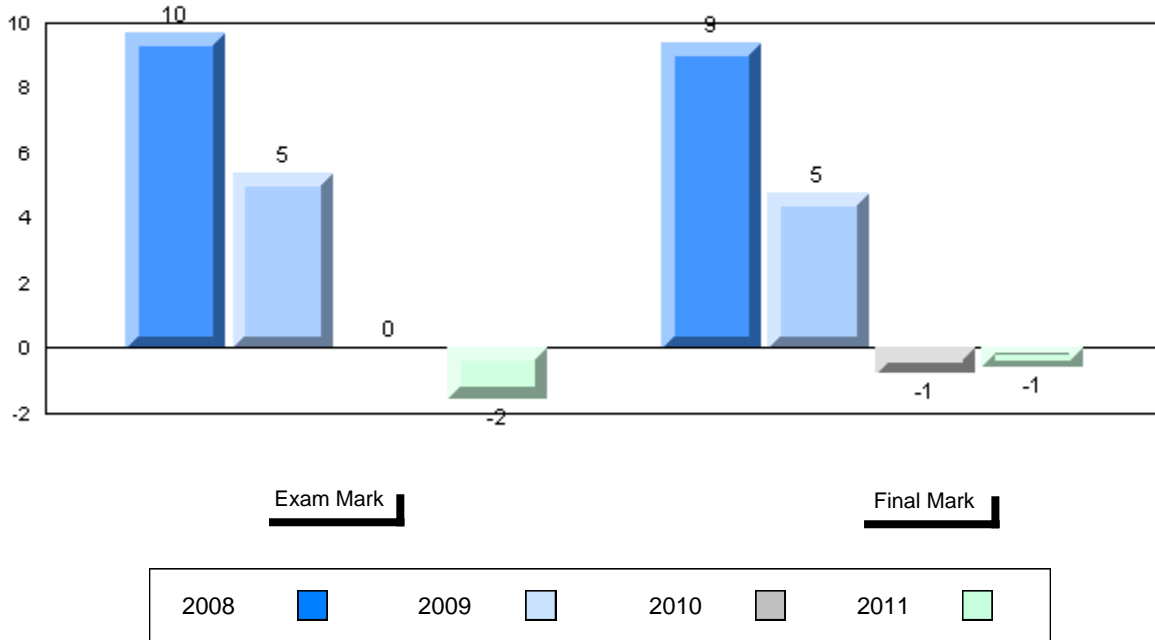


Exam Mark

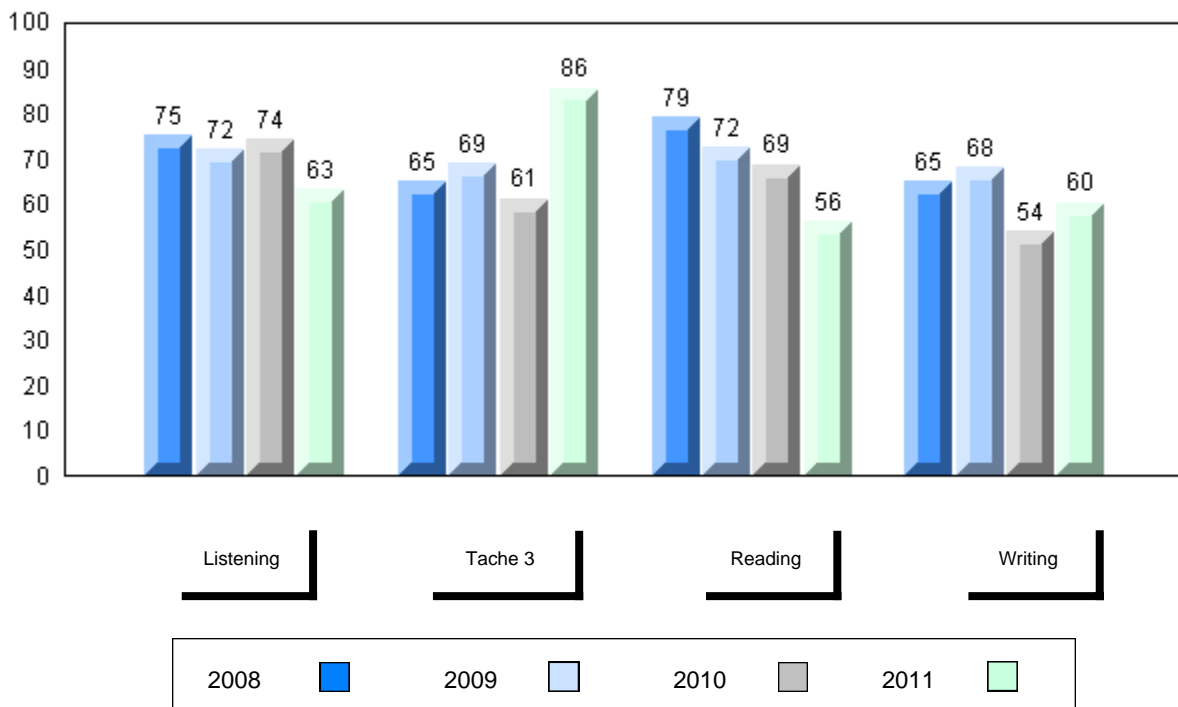
Final Mark



Difference from Provincial Mean, 2008-2011



4 Year Public Exam (Subtest) Mark Trend 2008-2011



District 3 - Nova Central

#174 - St. Peter's Academy, Westport

Grades: K,3-12

Number of Students 1

French 3200 School
 District
 Province

Subtest

Listening School
 District
 Province

Tache 3 School
 District
 Province

Reading School
 District
 Province

Writing School
 District
 Province

Public Exam Mark	School vs District	School vs Province
<i>School data with 5 or fewer students withheld for reasons of confidentiality.</i>		

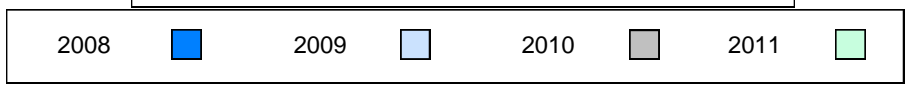
Final Mark	School vs District	School vs Province
<i>School data with 5 or fewer students withheld for reasons of confidentiality.</i>		

Average Mark, 2008-2011

School data with 5 or fewer students withheld for reasons of confidentiality.

Exam Mark

Final Mark



District 3 - Nova Central

#178 - Phoenix Academy, Carmanville

Grades: K-12

Number of Students 9

French 3200

School
 District
 Province

Public Exam Mark

School vs District School vs Province

48.4 q q
 65.8
 69.1

Final Mark

School vs District School vs Province

54.8 q q
 70.0
 72.7

Subtest

Listening

School
 District
 Province

31.5 q q
 63.4
 69.5

Tache 3

School
 District
 Province

61.1 q q
 80.0
 82.7

Reading

School
 District
 Province

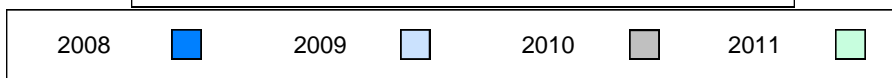
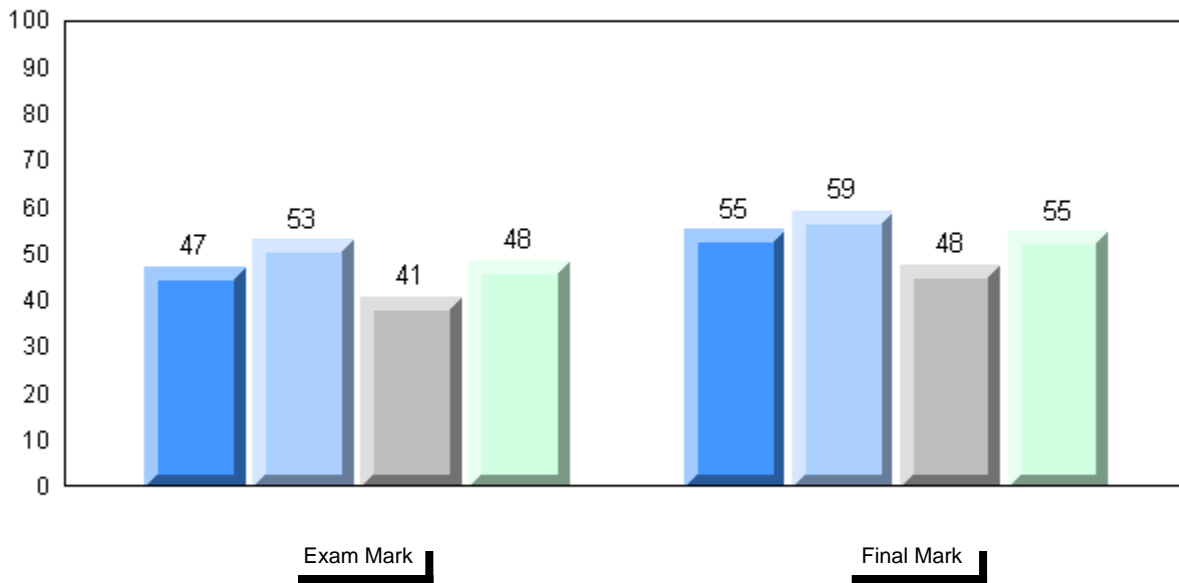
40.2 q q
 57.7
 62.0

Writing

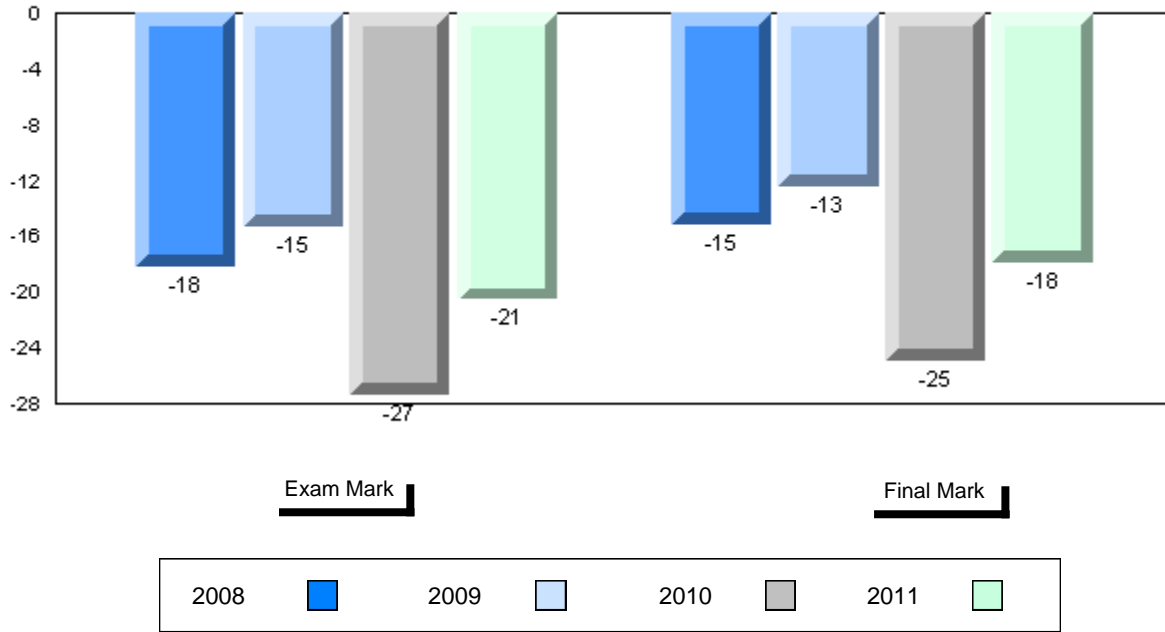
School
 District
 Province

41.4 q q
 56.9
 61.1

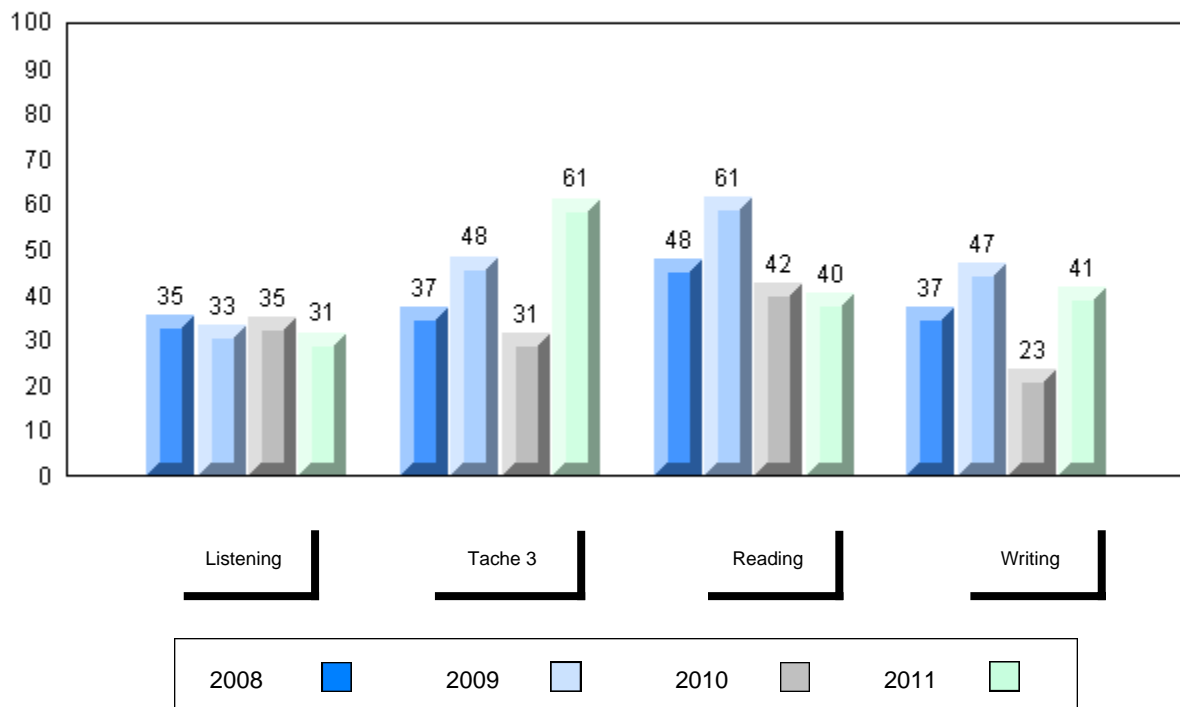
Average Mark, 2008-2011



Difference from Provincial Mean, 2008-2011



4 Year Public Exam (Subtest) Mark Trend 2008-2011



District 3 - Nova Central

#187 - Jane Collins Academy, Hare Bay

Grades: 10-12

Number of Students 10

French 3200

School
 District
 Province

Public Exam Mark School vs District School vs Province

59.0 q q
 65.8
 69.1

Final Mark

School vs District School vs Province

63.6 q q
 70.0
 72.7

Subtest

Listening

School
 District
 Province

70.0 p p
 63.4
 69.5

Tache 3

School
 District
 Province

80.5 p q
 80.0
 82.7

Reading

School
 District
 Province

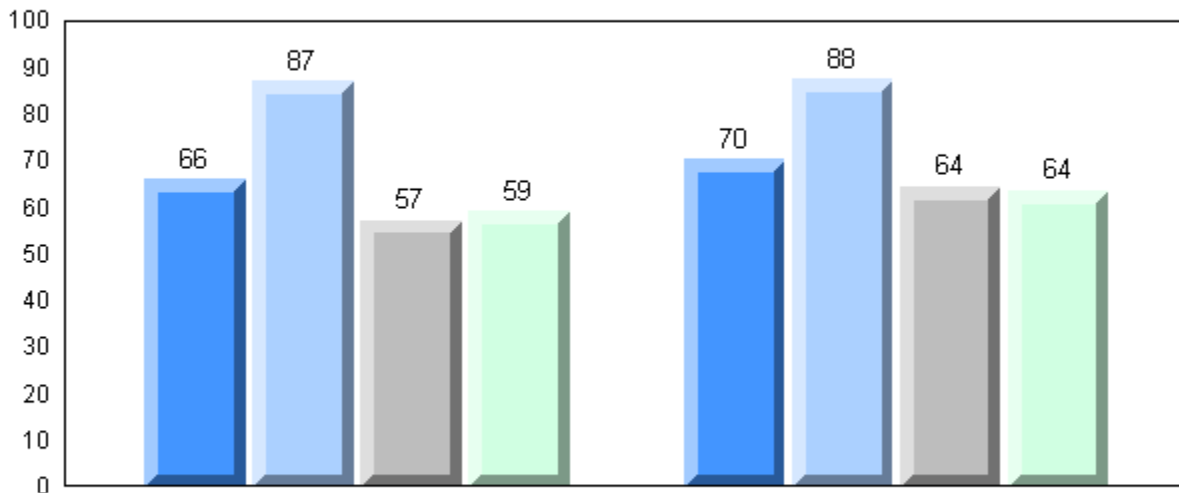
49.8 q q
 57.7
 62.0

Writing

School
 District
 Province

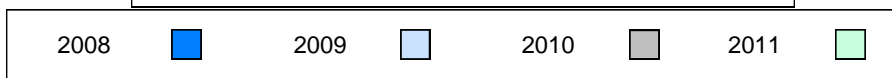
44.4 q q
 56.9
 61.1

Average Mark, 2008-2011

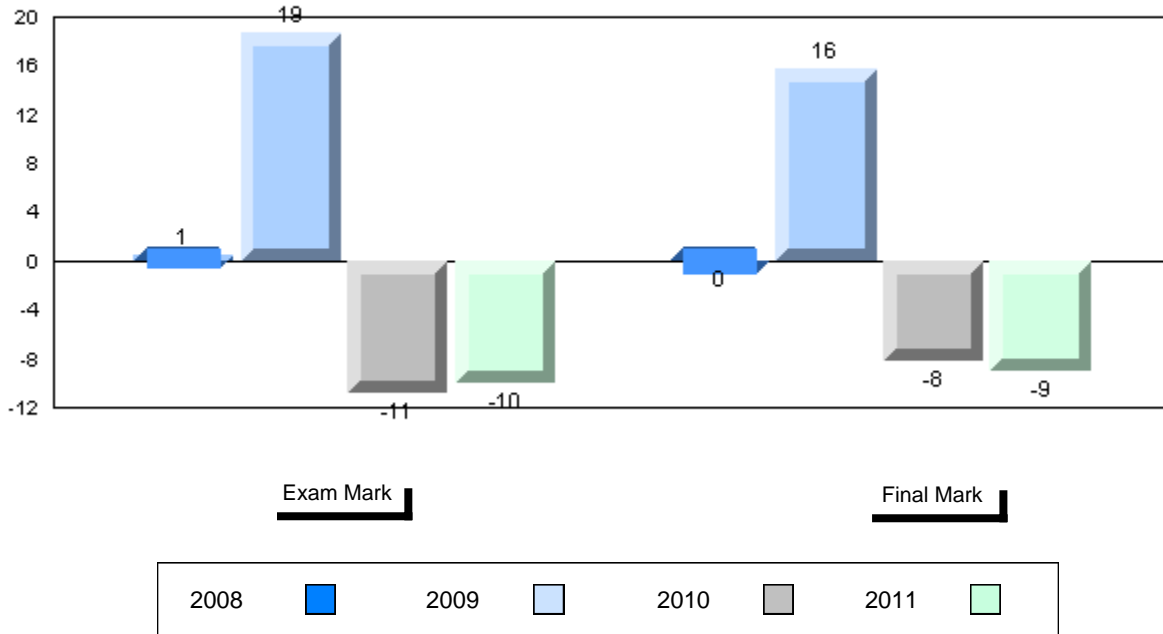


Exam Mark

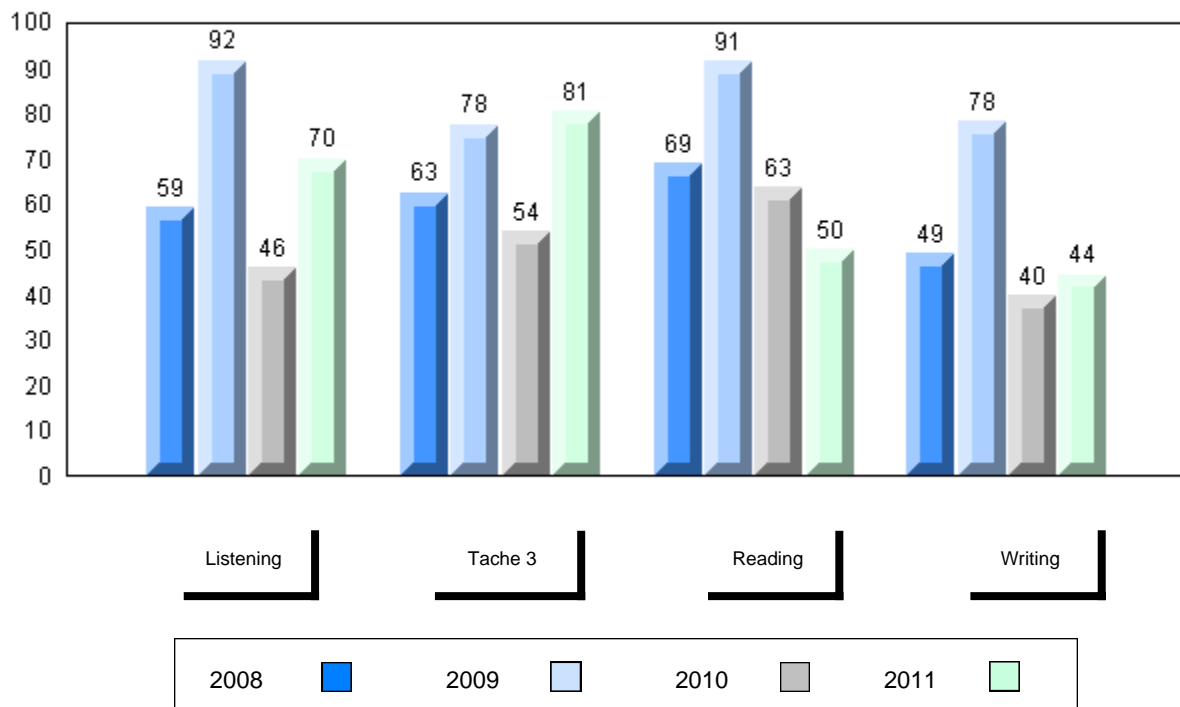
Final Mark



Difference from Provincial Mean, 2008-2011



4 Year Public Exam (Subtest) Mark Trend 2008-2011



Number of Students 17

French 3200

School
 District
 Province

Public Exam Mark

School vs District School vs Province

60.2 q q
 65.8
 69.1

Final Mark

School vs District School vs Province

61.9 q q
 70.0
 72.7

Subtest

Listening

School
 District
 Province

56.3 q q
 63.4
 69.5

Tache 3

School
 District
 Province

81.8 p q
 80.0
 82.7

Reading

School
 District
 Province

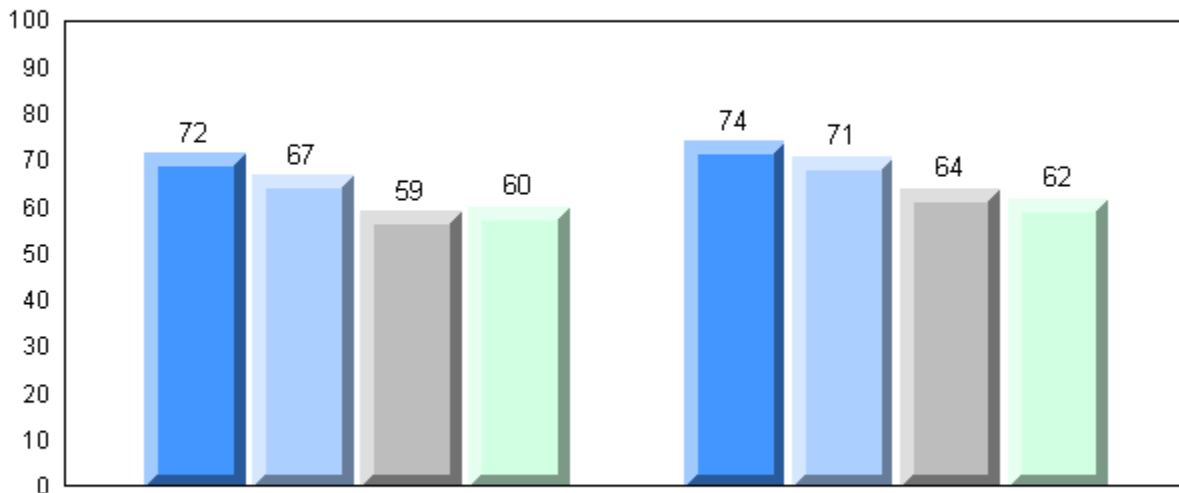
53.1 q q
 57.7
 62.0

Writing

School
 District
 Province

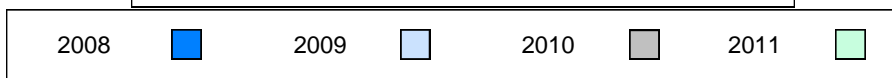
50.4 q q
 56.9
 61.1

Average Mark, 2008-2011

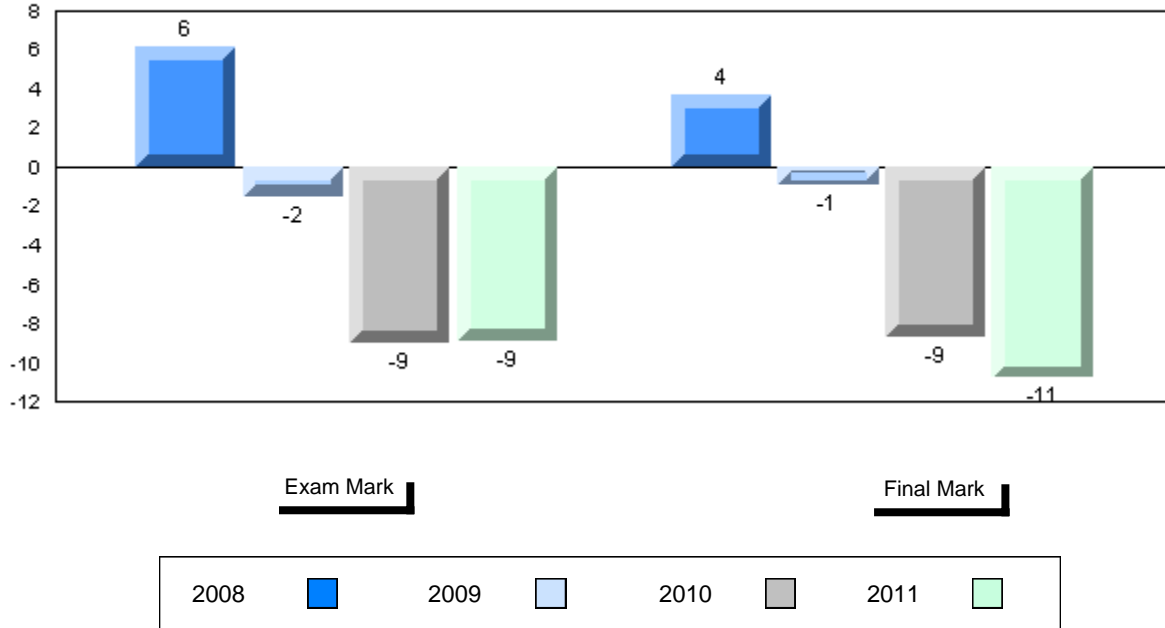


Exam Mark

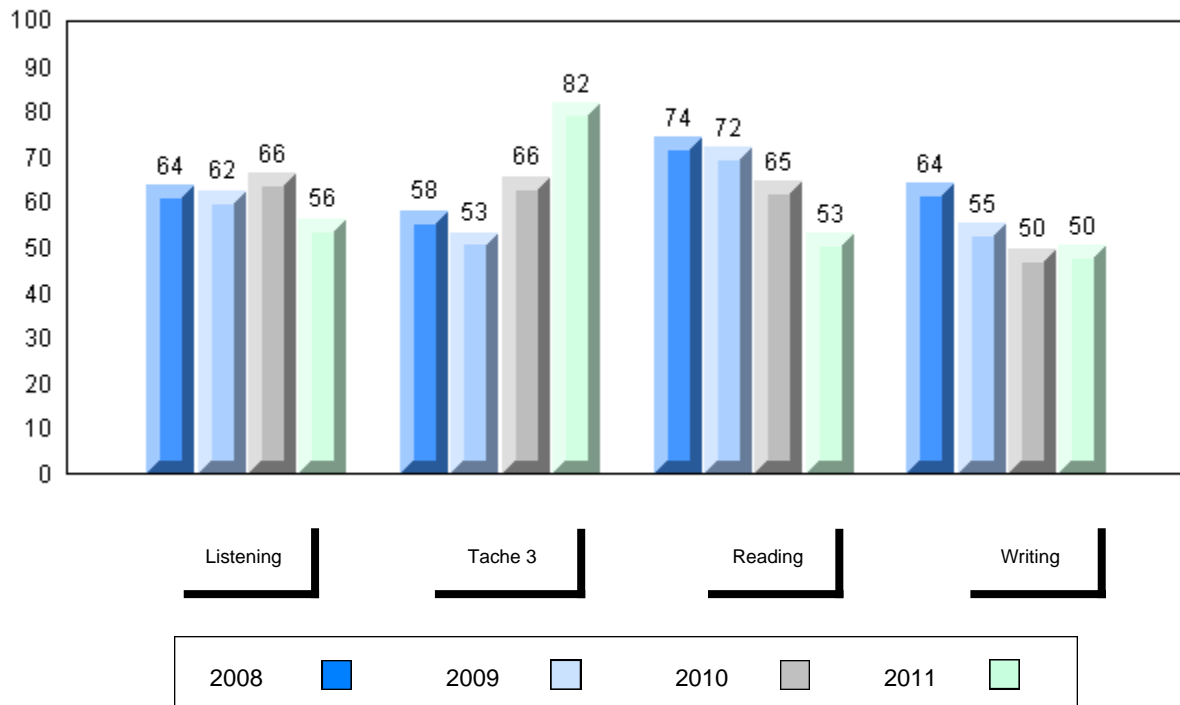
Final Mark



Difference from Provincial Mean, 2008-2011



4 Year Public Exam (Subtest) Mark Trend 2008-2011



Number of Students 17

French 3200

School
 District
 Province

Public Exam Mark School vs District School vs Province

67.9 P Q
 65.8
 69.1

Final Mark

School vs District School vs Province

72.8 P P
 70.0
 72.7

Subtest

Listening

School
 District
 Province

62.4 Q Q
 63.4
 69.5

Tache 3

School
 District
 Province

82.1 P Q
 80.0
 82.7

Reading

School
 District
 Province

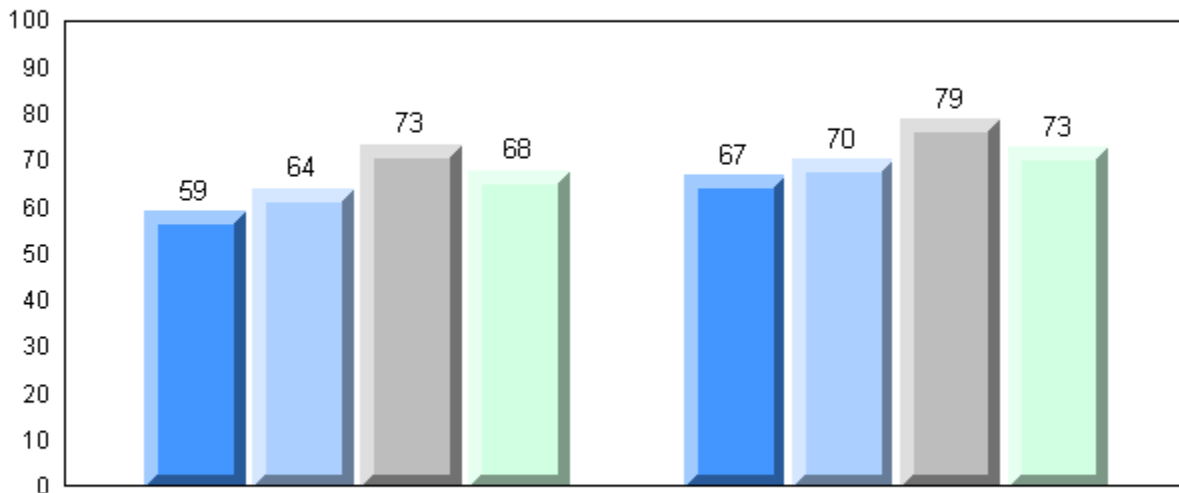
62.3 P P
 57.7
 62.0

Writing

School
 District
 Province

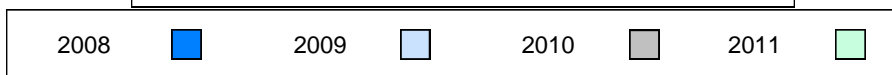
57.8 P Q
 56.9
 61.1

Average Mark, 2008-2011

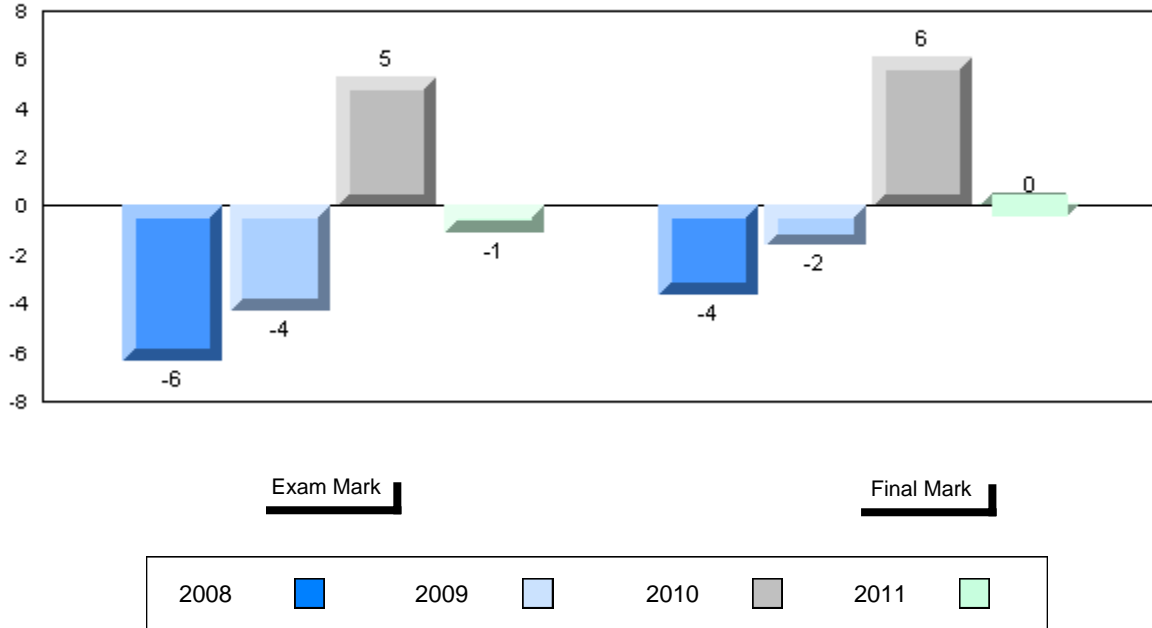


Exam Mark

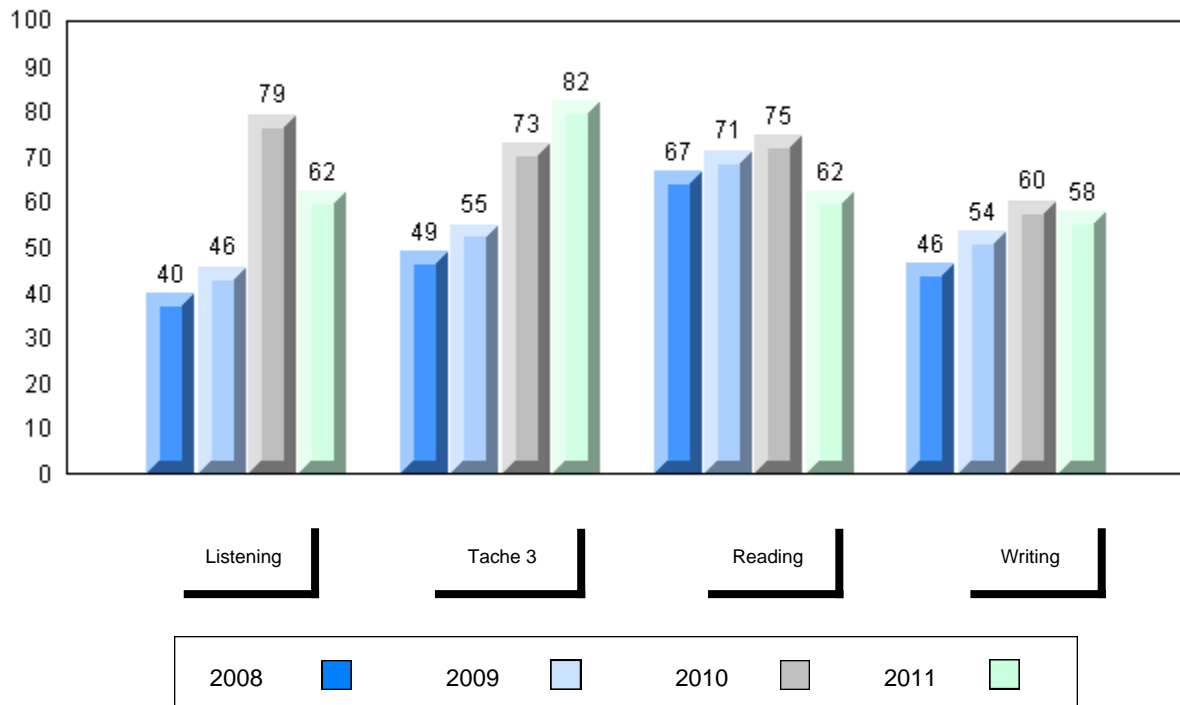
Final Mark



Difference from Provincial Mean, 2008-2011



4 Year Public Exam (Subtest) Mark Trend 2008-2011



District 3 - Nova Central

#204 - Pearson Academy, Wesleyville

Grades: K-12

Number of Students 4

French 3200 School
 District
 Province

Subtest

Listening School
 District
 Province

Tache 3 School
 District
 Province

Reading School
 District
 Province

Writing School
 District
 Province

Public Exam Mark	School vs District	School vs Province
<i>School data with 5 or fewer students withheld for reasons of confidentiality.</i>		

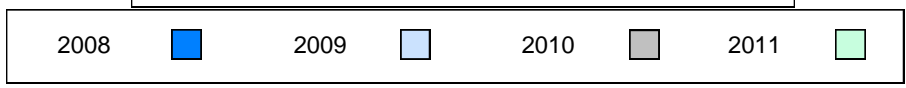
Final Mark	School vs District	School vs Province
<i>School data with 5 or fewer students withheld for reasons of confidentiality.</i>		

Average Mark, 2008-2011

School data with 5 or fewer students withheld for reasons of confidentiality.

Exam Mark

Final Mark



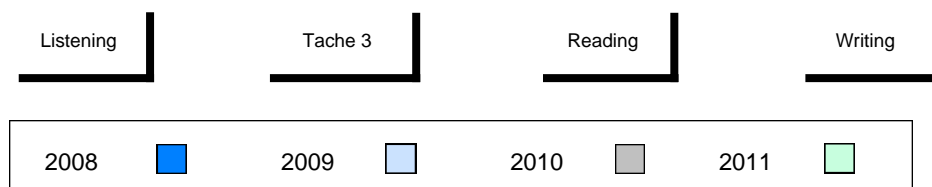
Difference from Provincial Mean, 2008-2011

School data with 5 or fewer students withheld for reasons of confidentiality.



4 Year Public Exam (Subtest) Mark Trend 2008-2011

School data with 5 or fewer students withheld for reasons of confidentiality.



District 3 - Nova Central

#206 - Riverwood Academy, Wing's Point

Grades: K-12

Number of Students 9

French 3200

School
 District
 Province

Public Exam Mark

School vs District School vs Province

48.7 q q
 65.8
 69.1

Final Mark

School vs District School vs Province

55.1 q q
 70.0
 72.7

Subtest

Listening

School
 District
 Province

44.8 q q
 63.4
 69.5

Tache 3

School
 District
 Province

63.9 q q
 80.0
 82.7

Reading

School
 District
 Province

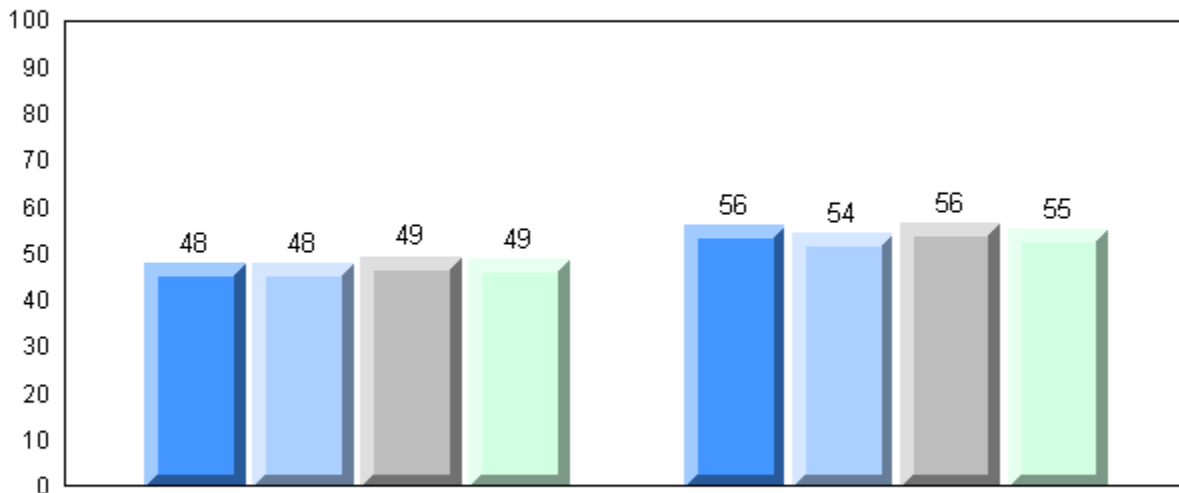
45.5 q q
 57.7
 62.0

Writing

School
 District
 Province

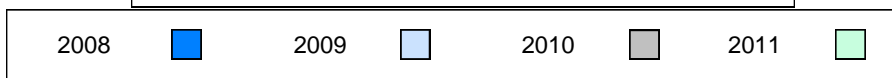
41.4 q q
 56.9
 61.1

Average Mark, 2008-2011

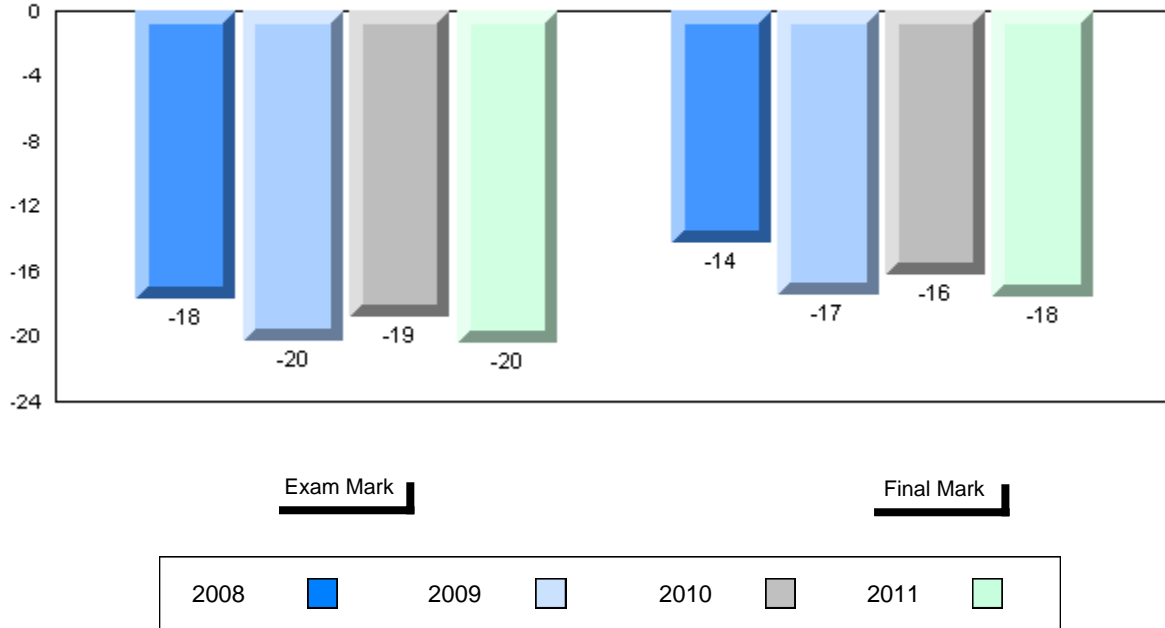


Exam Mark

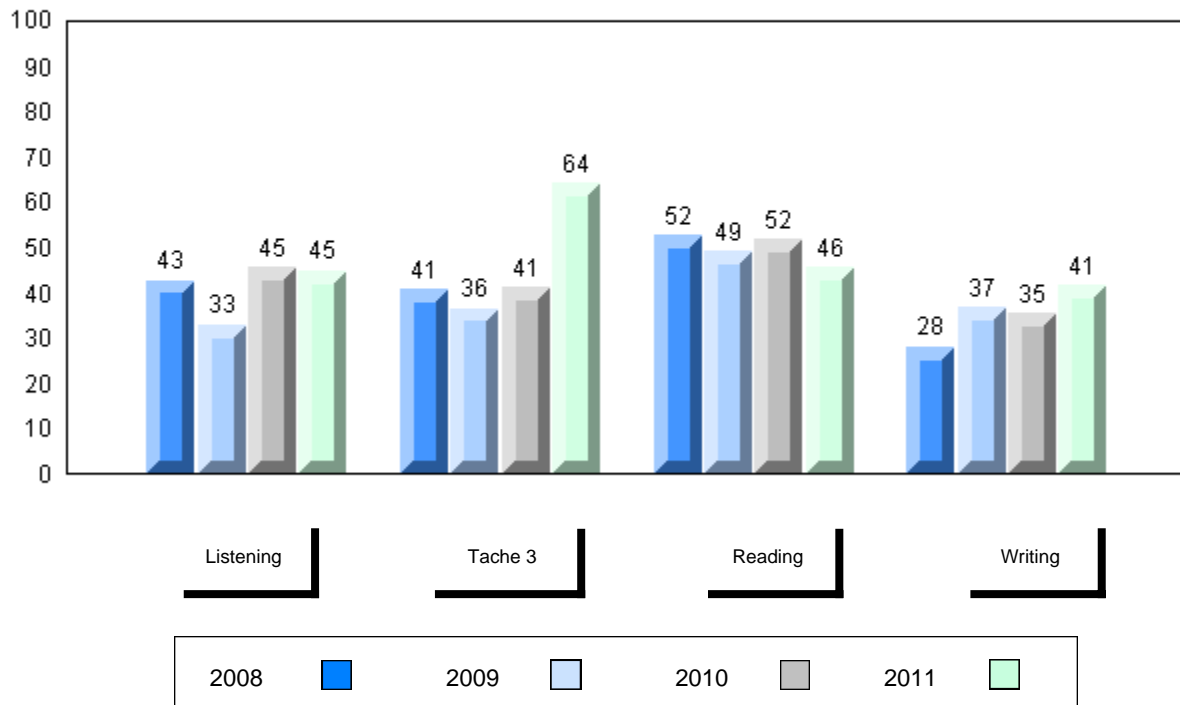
Final Mark



Difference from Provincial Mean, 2008-2011



4 Year Public Exam (Subtest) Mark Trend 2008-2011



Number of Students 9

French 3200

School
 District
 Province

Public Exam Mark

School vs District School vs Province

58.7 q q
 65.8
 69.1

Final Mark

School vs District School vs Province

64.8 q q
 70.0
 72.7

Subtest

Listening

School
 District
 Province

52.2 q q
 63.4
 69.5

Tache 3

School
 District
 Province

70.0 q q
 80.0
 82.7

Reading

School
 District
 Province

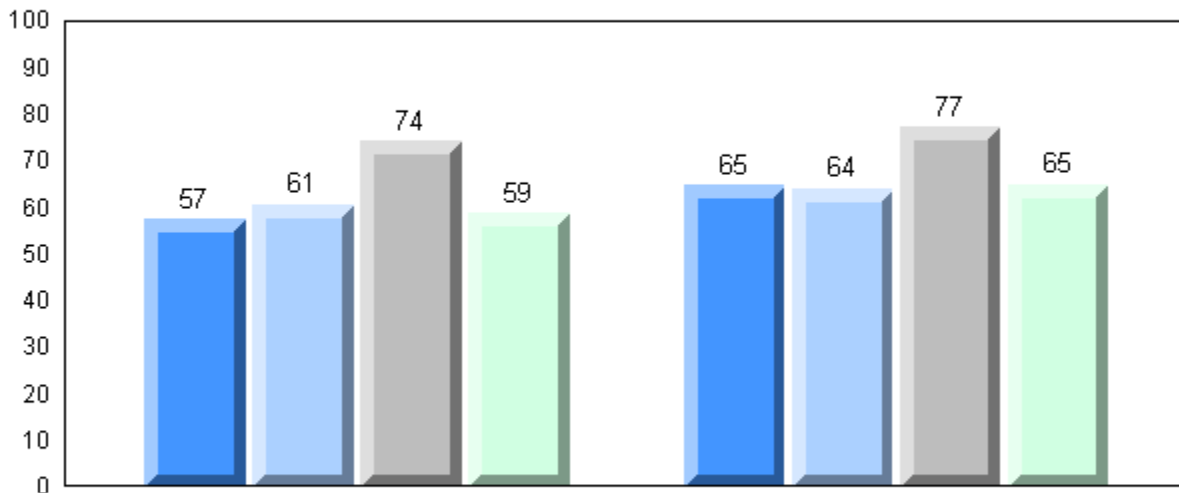
50.9 q q
 57.7
 62.0

Writing

School
 District
 Province

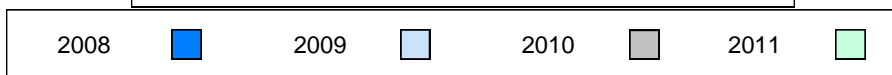
45.1 q q
 56.9
 61.1

Average Mark, 2008-2011

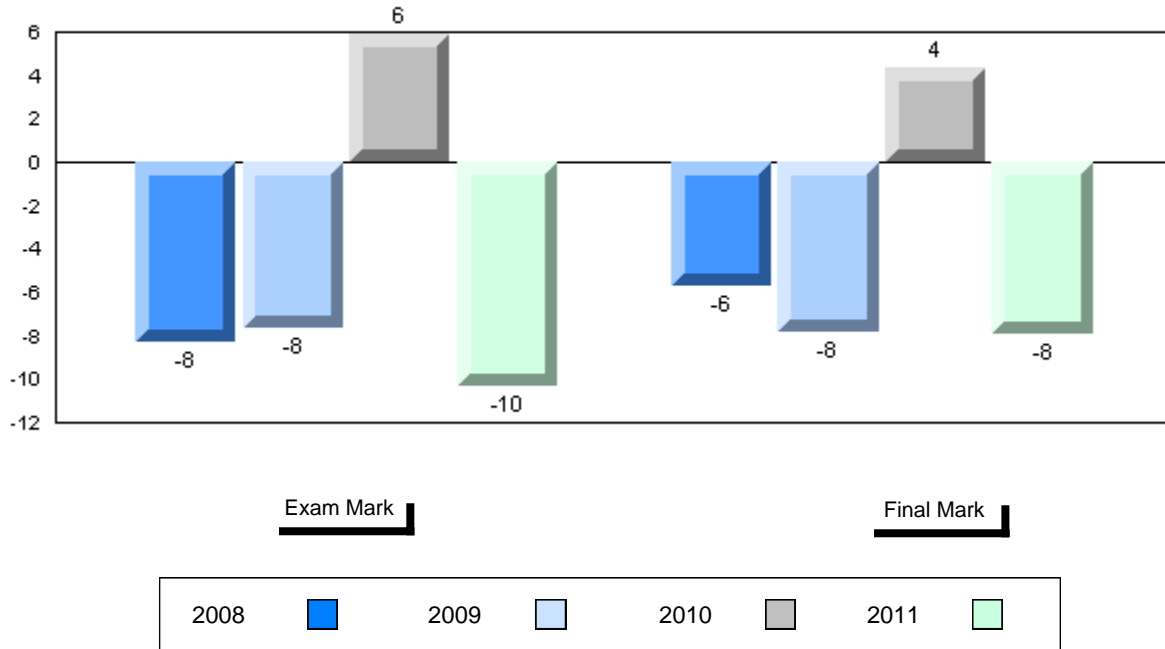


Exam Mark

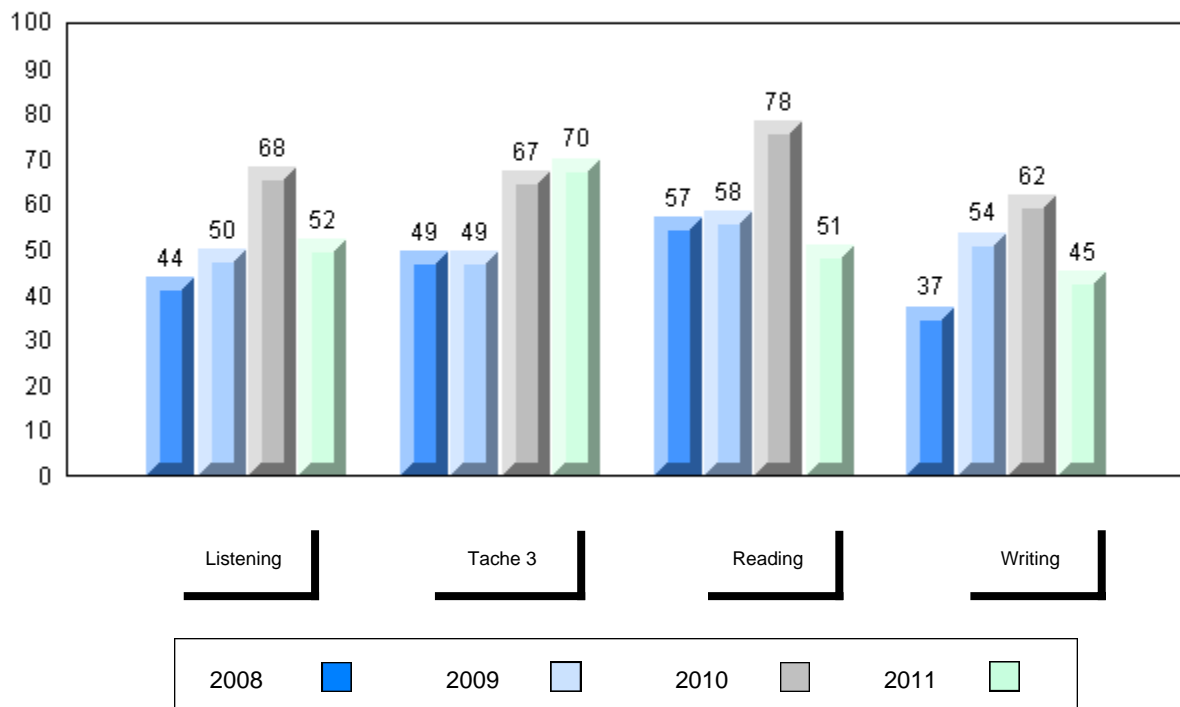
Final Mark



Difference from Provincial Mean, 2008-2011



4 Year Public Exam (Subtest) Mark Trend 2008-2011



District 3 - Nova Central

#403 - Lakeside Academy, Buchans

Grades: K-12

Number of Students 4

French 3200 School
 District
 Province

Subtest

Listening School
 District
 Province

Tache 3 School
 District
 Province

Reading School
 District
 Province

Writing School
 District
 Province

Public Exam Mark	School vs District	School vs Province
<i>School data with 5 or fewer students withheld for reasons of confidentiality.</i>		

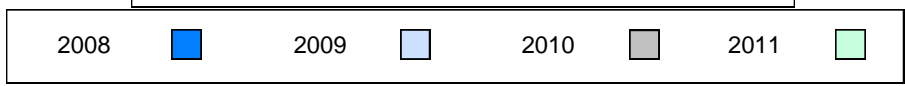
Final Mark	School vs District	School vs Province
<i>School data with 5 or fewer students withheld for reasons of confidentiality.</i>		

Average Mark, 2008-2011

School data with 5 or fewer students withheld for reasons of confidentiality.

Exam Mark

Final Mark



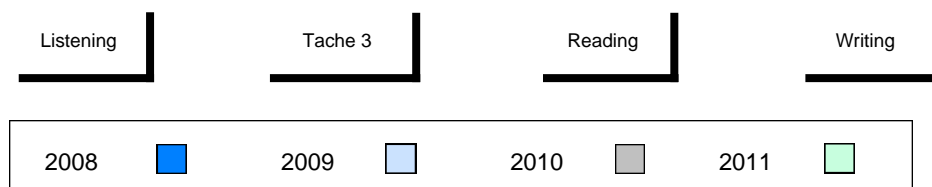
Difference from Provincial Mean, 2008-2011

School data with 5 or fewer students withheld for reasons of confidentiality.



4 Year Public Exam (Subtest) Mark Trend 2008-2011

School data with 5 or fewer students withheld for reasons of confidentiality.



District 3 - Nova Central

#405 - Cottrell's Cove Academy, Cottrell's Cove

Grades: K-2,4-5,7-12

Number of Students 1

French 3200 School
 District
 Province

Subtest

Listening School
 District
 Province

Tache 3 School
 District
 Province

Reading School
 District
 Province

Writing School
 District
 Province

Public Exam Mark	School vs District	School vs Province
<i>School data with 5 or fewer students withheld for reasons of confidentiality.</i>		

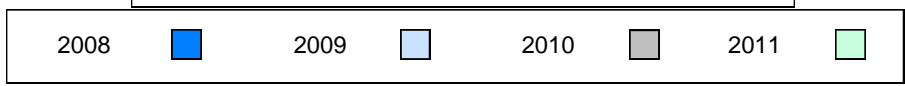
Final Mark	School vs District	School vs Province
<i>School data with 5 or fewer students withheld for reasons of confidentiality.</i>		

Average Mark, 2008-2011

School data with 5 or fewer students withheld for reasons of confidentiality.

Exam Mark

Final Mark



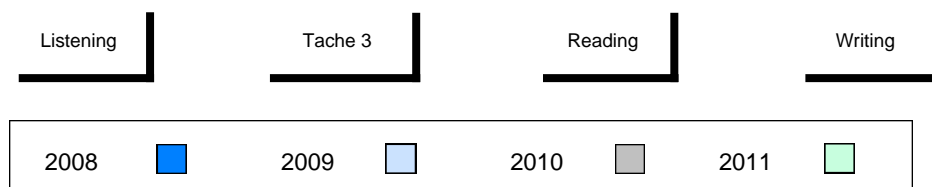
Difference from Provincial Mean, 2008-2011

School data with 5 or fewer students withheld for reasons of confidentiality.



4 Year Public Exam (Subtest) Mark Trend 2008-2011

School data with 5 or fewer students withheld for reasons of confidentiality.



District 3 - Nova Central

#407 - Bay d'Espoir Academy, Milltown

Grades: K-12

Number of Students 13

French 3200

School
 District
 Province

Public Exam Mark School vs District School vs Province

59.9 q q
 65.8
 69.1

Final Mark

School vs District School vs Province

65.4 q q
 70.0
 72.7

Subtest

Listening

School
 District
 Province

65.4 p q
 63.4
 69.5

Tache 3

School
 District
 Province

71.9 q q
 80.0
 82.7

Reading

School
 District
 Province

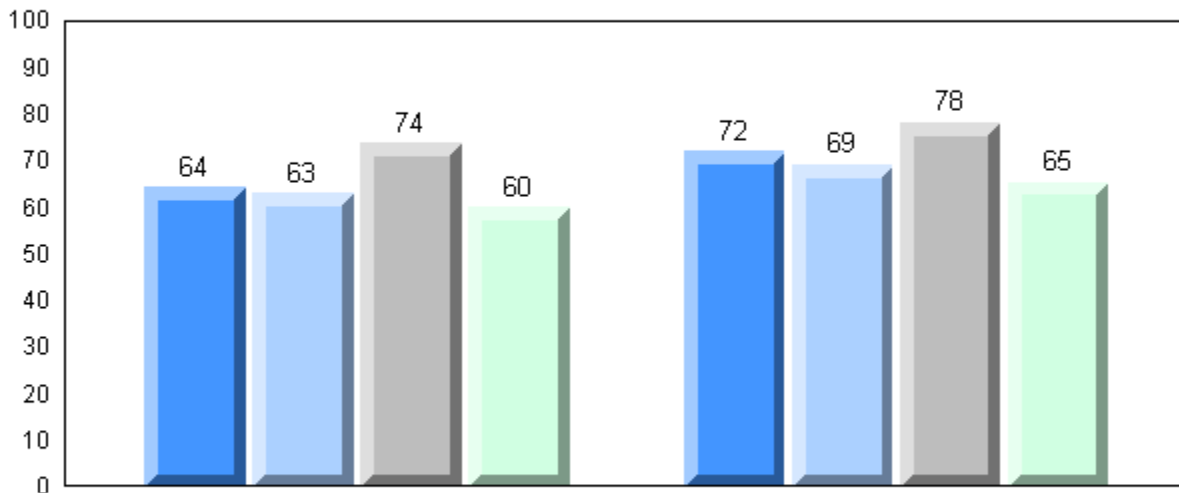
49.3 q q
 57.7
 62.0

Writing

School
 District
 Province

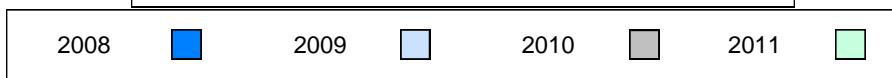
51.3 q q
 56.9
 61.1

Average Mark, 2008-2011

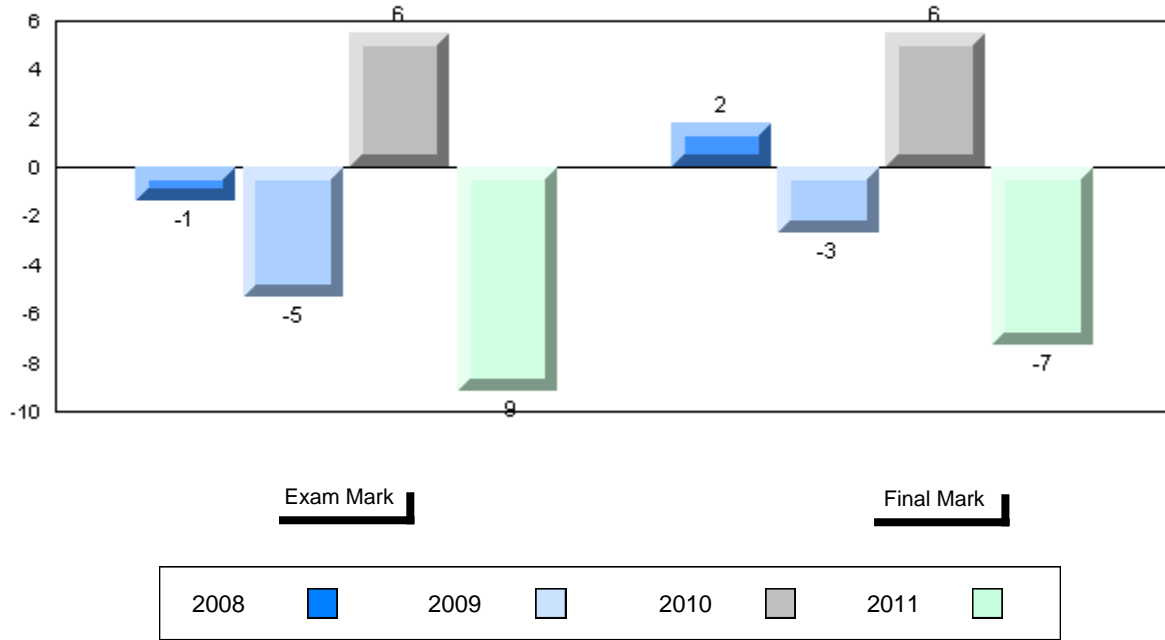


Exam Mark

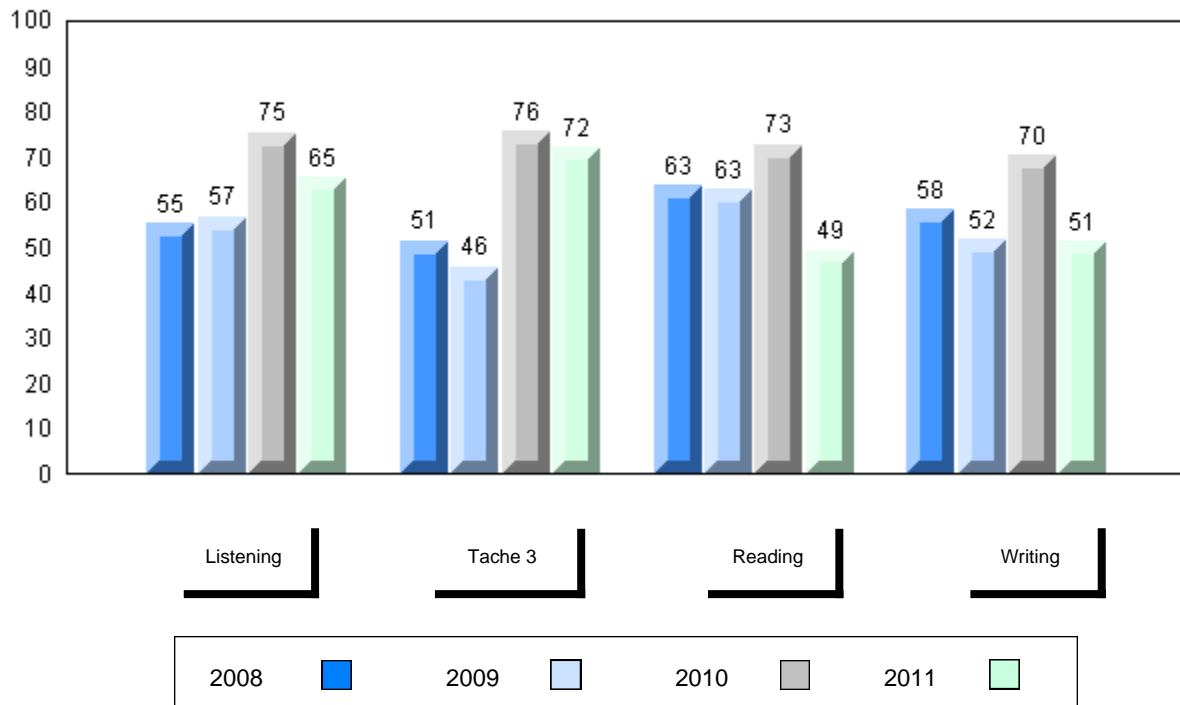
Final Mark



Difference from Provincial Mean, 2008-2011



4 Year Public Exam (Subtest) Mark Trend 2008-2011



District 3 - Nova Central

#414 - Fogo Island Central Academy, Fogo Island

Grades: K-12

Number of Students 11

French 3200

School
 District
 Province

Public Exam Mark

School vs District School vs Province

60.8 q q
 65.8
 69.1

Final Mark

School vs District School vs Province

66.3 q q
 70.0
 72.7

Subtest

Listening

School
 District
 Province

56.7 q q
 63.4
 69.5

Tache 3

School
 District
 Province

77.7 q q
 80.0
 82.7

Reading

School
 District
 Province

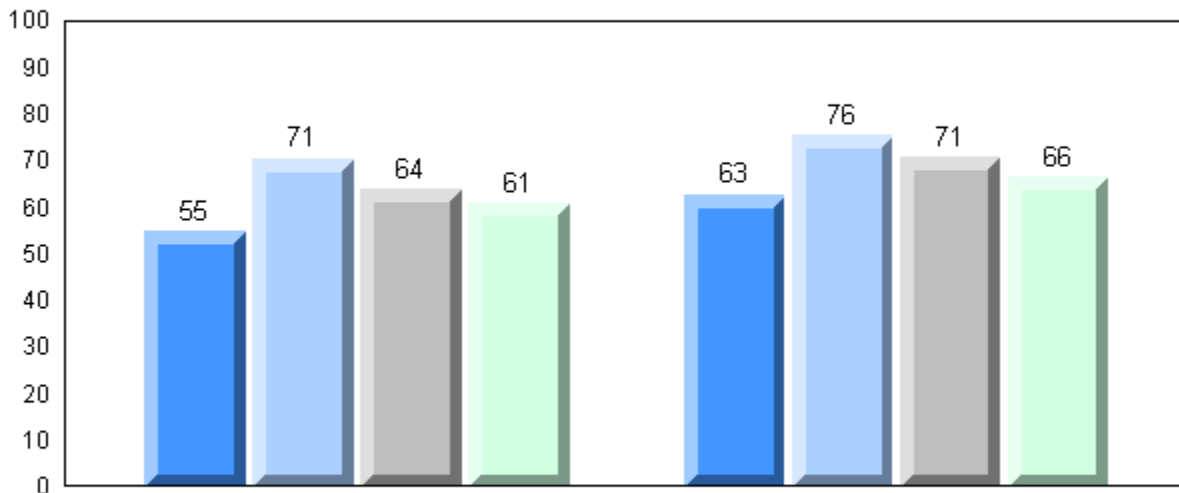
54.4 q q
 57.7
 62.0

Writing

School
 District
 Province

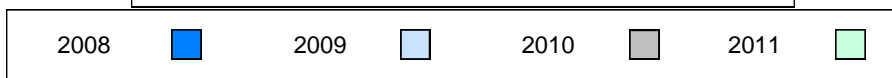
49.8 q q
 56.9
 61.1

Average Mark, 2008-2011

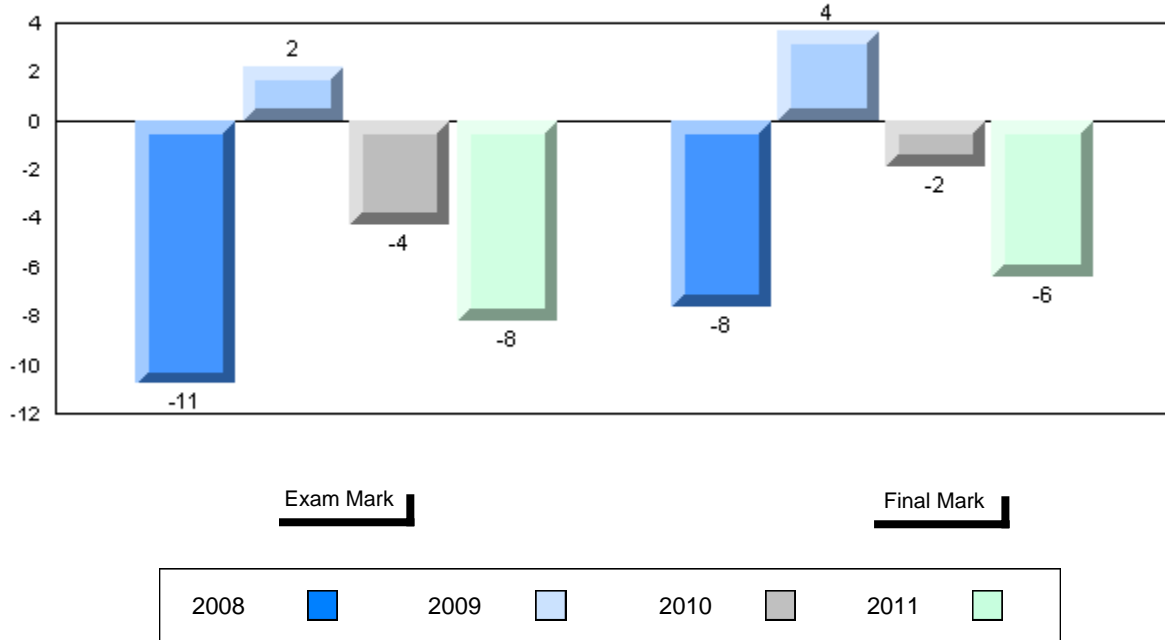


Exam Mark

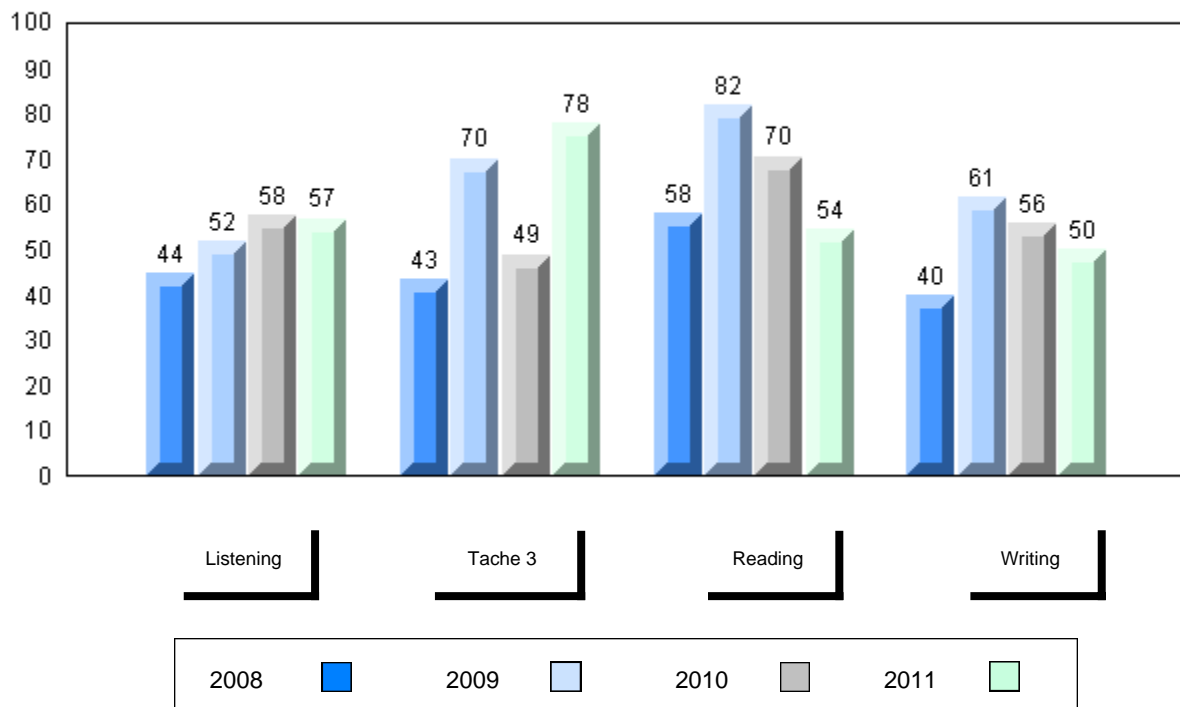
Final Mark



Difference from Provincial Mean, 2008-2011



4 Year Public Exam (Subtest) Mark Trend 2008-2011



District 3 - Nova Central

#416 - Smallwood Academy, Gambo

Grades: K-12

Number of Students 2

French 3200 School
 District
 Province

Subtest

Listening School
 District
 Province

Tache 3 School
 District
 Province

Reading School
 District
 Province

Writing School
 District
 Province

Public Exam Mark	School vs District	School vs Province
<i>School data with 5 or fewer students withheld for reasons of confidentiality.</i>		

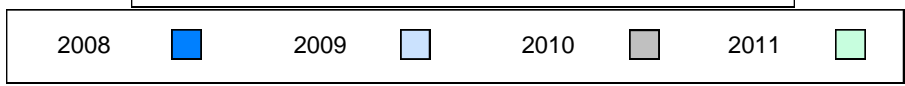
Final Mark	School vs District	School vs Province
<i>School data with 5 or fewer students withheld for reasons of confidentiality.</i>		

Average Mark, 2008-2011

School data with 5 or fewer students withheld for reasons of confidentiality.

Exam Mark

Final Mark



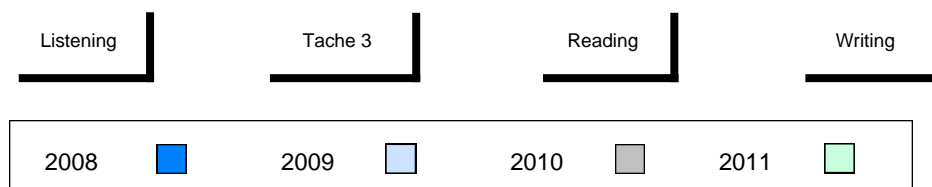
Difference from Provincial Mean, 2008-2011

School data with 5 or fewer students withheld for reasons of confidentiality.



4 Year Public Exam (Subtest) Mark Trend 2008-2011

School data with 5 or fewer students withheld for reasons of confidentiality.



District 3 - Nova Central

#418 - Gander Collegiate, Gander

Grades: 10-12

Number of Students 14

French 3200

School
 District
 Province

Public Exam Mark School vs District School vs Province

81.6 P P
 65.8
 69.1

Final Mark School vs District School vs Province

82.9 P P
 70.0
 72.7

Subtest

Listening

School
 District
 Province

78.8 P P
 63.4
 69.5

Tache 3

School
 District
 Province

92.1 P P
 80.0
 82.7

Reading

School
 District
 Province

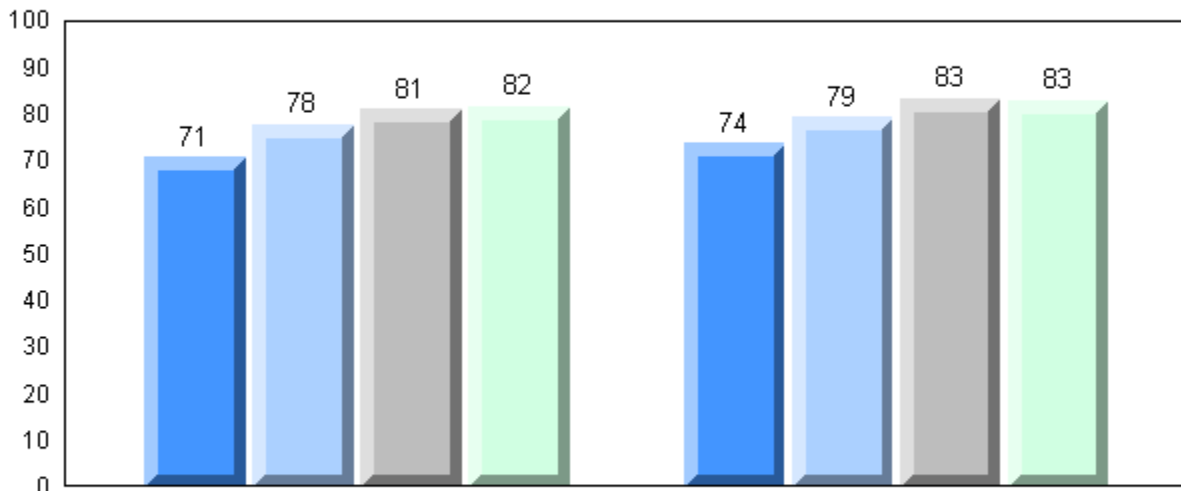
79.7 P P
 57.7
 62.0

Writing

School
 District
 Province

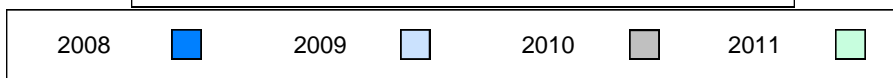
80.2 P P
 56.9
 61.1

Average Mark, 2008-2011

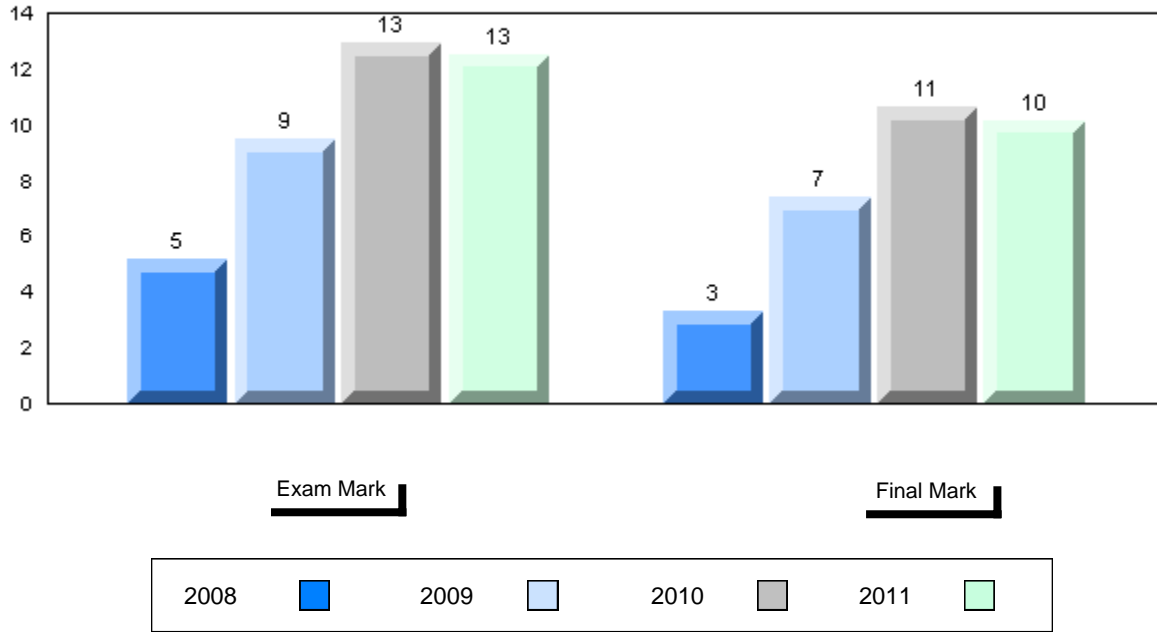


Exam Mark

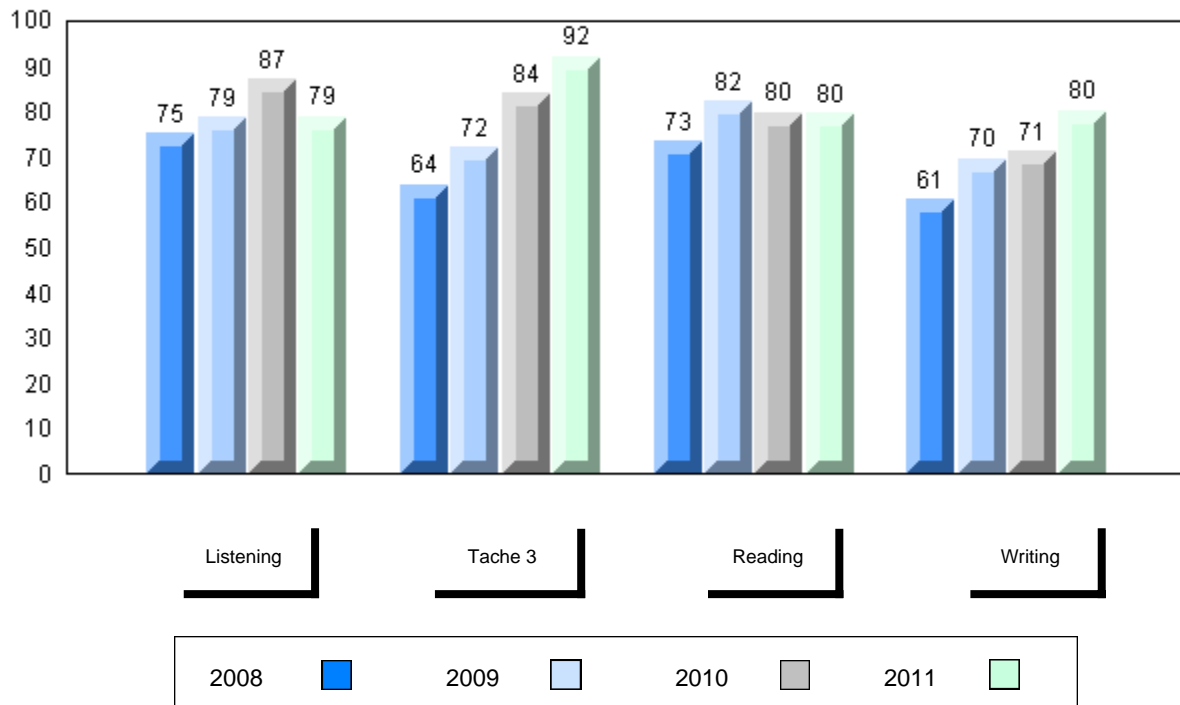
Final Mark



Difference from Provincial Mean, 2008-2011



4 Year Public Exam (Subtest) Mark Trend 2008-2011



Number of Students 11

French 3200

School
 District
 Province

Public Exam Mark

School vs District

School vs Province

70.6
 65.8
 69.1

P

P

Final Mark

School vs District

School vs Province

71.6
 70.0
 72.7

P

q

Subtest

Listening

School
 District
 Province

73.3
 63.4
 69.5

P

P

Tache 3

School
 District
 Province

85.9
 80.0
 82.7

P

P

Reading

School
 District
 Province

55.6
 57.7
 62.0

q

q

Writing

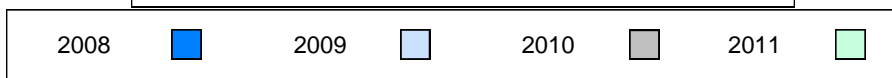
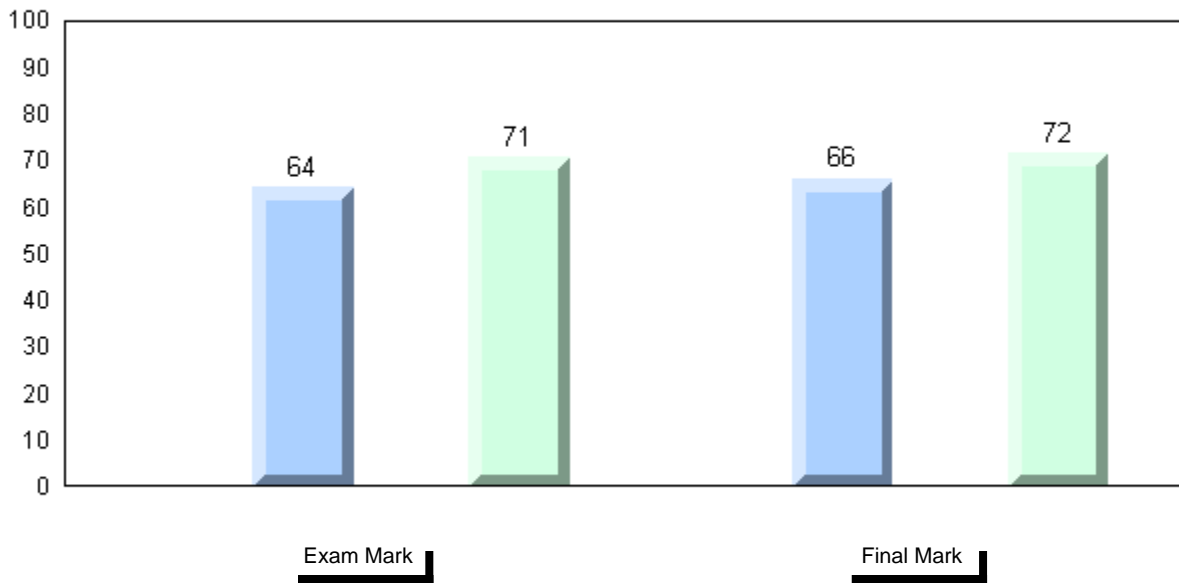
School
 District
 Province

57.4
 56.9
 61.1

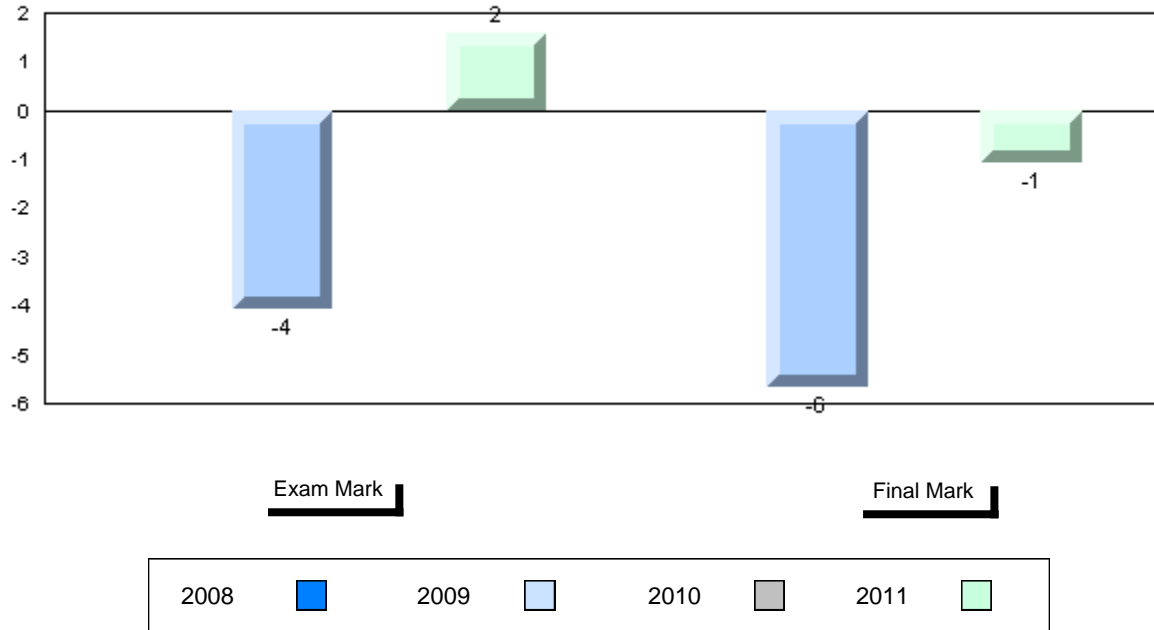
P

q

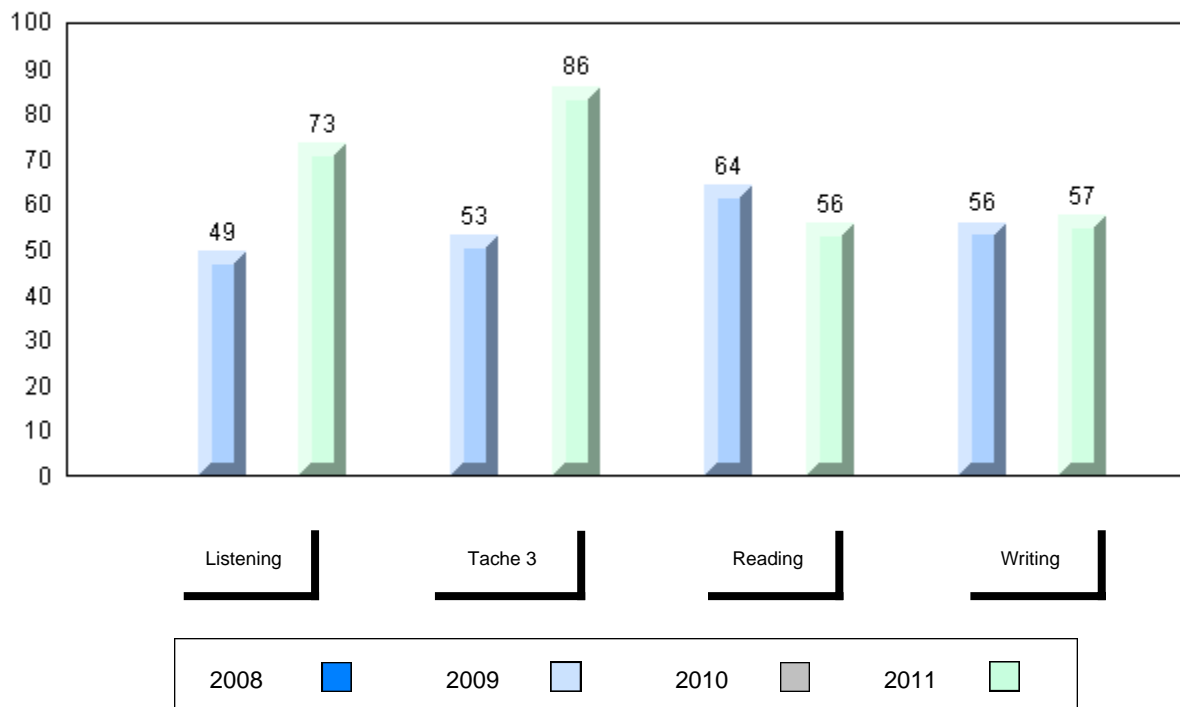
Average Mark, 2008-2011



Difference from Provincial Mean, 2008-2011



4 Year Public Exam (Subtest) Mark Trend 2008-2011



District 3 - Nova Central

#422 - Glovertown Academy, Glovertown

Grades: K-12

Number of Students 2

French 3200 School
 District
 Province

Subtest

Listening School
 District
 Province

Tache 3 School
 District
 Province

Reading School
 District
 Province

Writing School
 District
 Province

Public Exam Mark	School vs District	School vs Province
<i>School data with 5 or fewer students withheld for reasons of confidentiality.</i>		

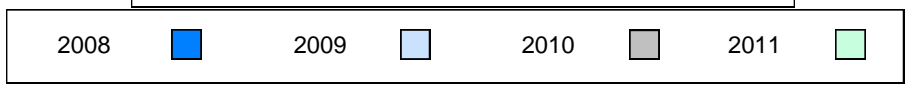
Final Mark	School vs District	School vs Province
<i>School data with 5 or fewer students withheld for reasons of confidentiality.</i>		

Average Mark, 2008-2011

School data with 5 or fewer students withheld for reasons of confidentiality.

Exam Mark

Final Mark



District 3 - Nova Central

#480 - Exploits Valley High, Grand Falls-Windsor

Grades: 10-12

Number of Students 29

French 3200

School
 District
 Province

Public Exam Mark School vs District School vs Province

74.3 P P
 65.8
 69.1

Final Mark

School vs District School vs Province

77.8 P P
 70.0
 72.7

Subtest

Listening

School
 District
 Province

70.0 P P
 63.4
 69.5

Tache 3

School
 District
 Province

82.6 P Q
 80.0
 82.7

Reading

School
 District
 Province

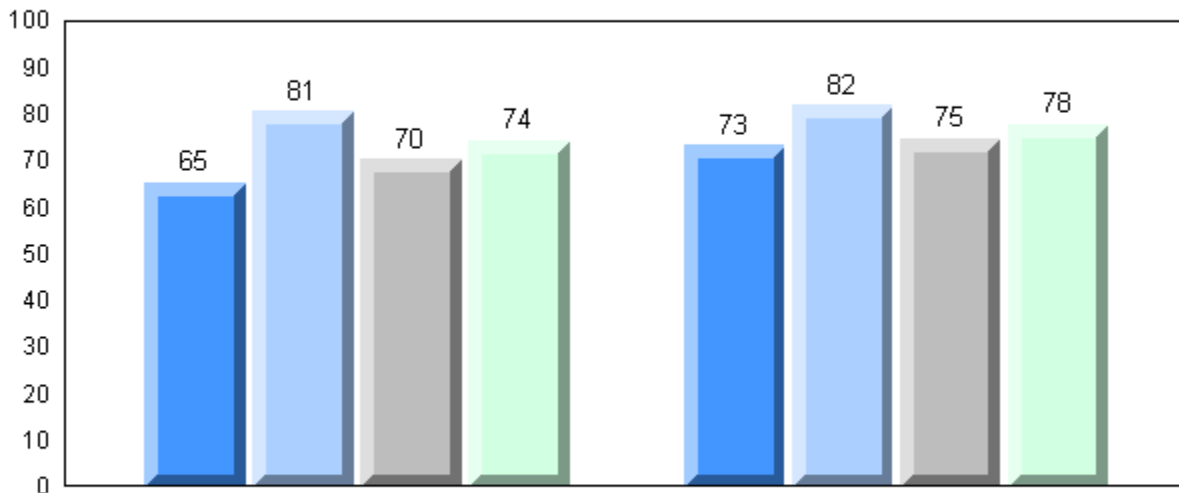
63.1 P P
 57.7
 62.0

Writing

School
 District
 Province

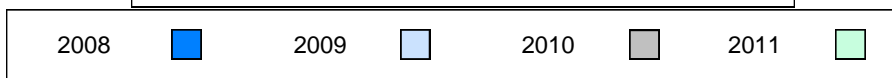
70.9 P P
 56.9
 61.1

Average Mark, 2008-2011

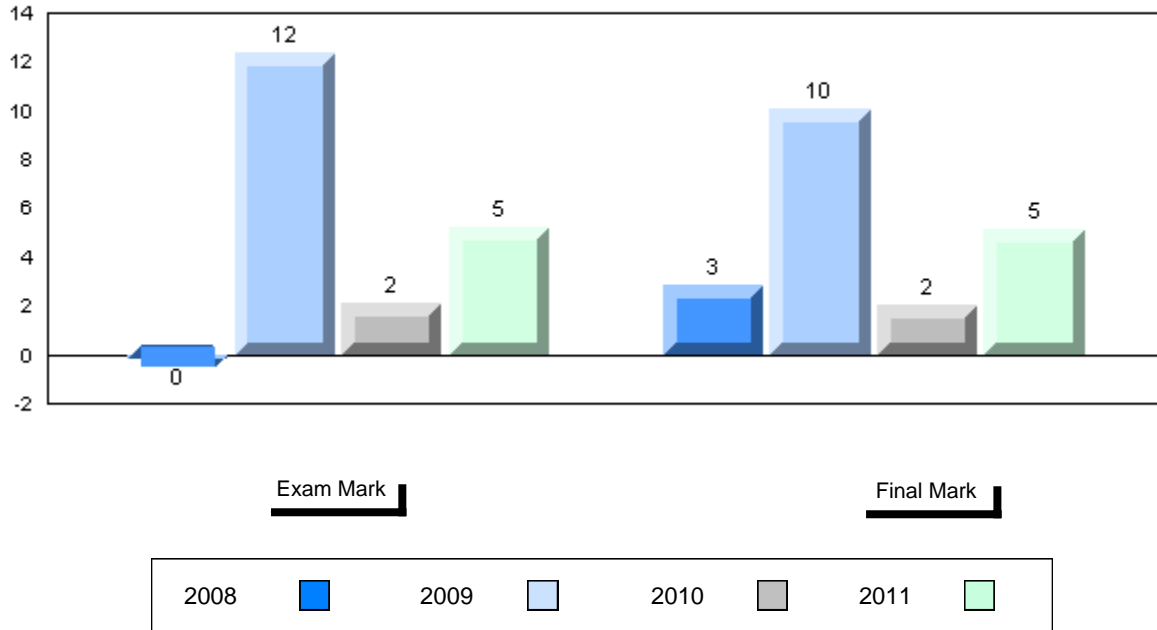


Exam Mark

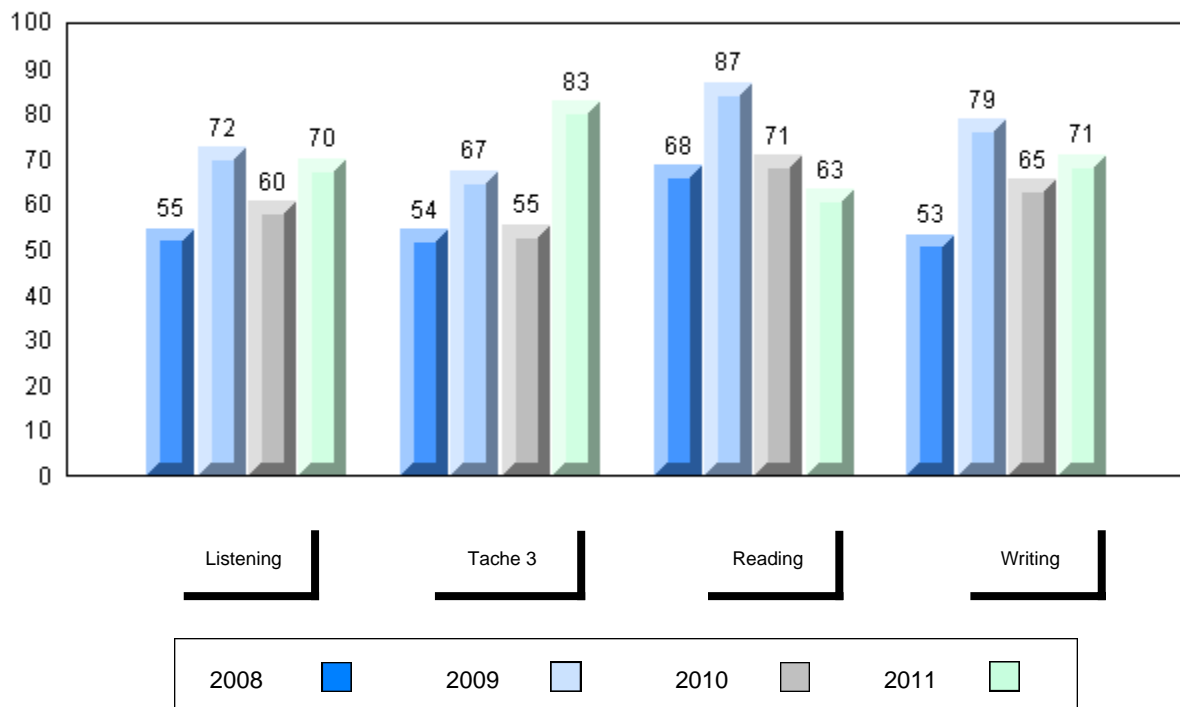
Final Mark



Difference from Provincial Mean, 2008-2011



4 Year Public Exam (Subtest) Mark Trend 2008-2011



District 4 - Eastern

#214 - John Burke High School, Grand Bank

Grades: 8-12

Number of Students 5

French 3200 School
 District
 Province

Subtest

Listening School
 District
 Province

Tache 3 School
 District
 Province

Reading School
 District
 Province

Writing School
 District
 Province

Public Exam Mark	School vs District	School vs Province
<i>School data with 5 or fewer students withheld for reasons of confidentiality.</i>		

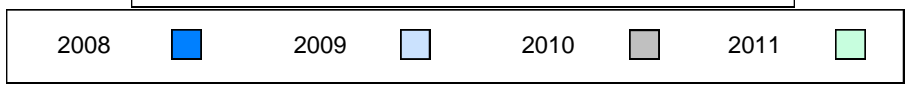
Final Mark	School vs District	School vs Province
<i>School data with 5 or fewer students withheld for reasons of confidentiality.</i>		

Average Mark, 2008-2011

School data with 5 or fewer students withheld for reasons of confidentiality.

Exam Mark

Final Mark



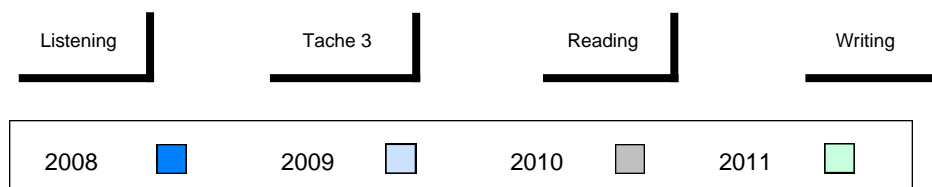
Difference from Provincial Mean, 2008-2011

School data with 5 or fewer students withheld for reasons of confidentiality.



4 Year Public Exam (Subtest) Mark Trend 2008-2011

School data with 5 or fewer students withheld for reasons of confidentiality.



District 4 - Eastern

#218 - St. Joseph's Academy, Lamaline

Grades: K-12

Number of Students 2

French 3200 School
 District
 Province

Subtest

Listening School
 District
 Province

Tache 3 School
 District
 Province

Reading School
 District
 Province

Writing School
 District
 Province

Public Exam Mark	School vs District	School vs Province
<i>School data with 5 or fewer students withheld for reasons of confidentiality.</i>		

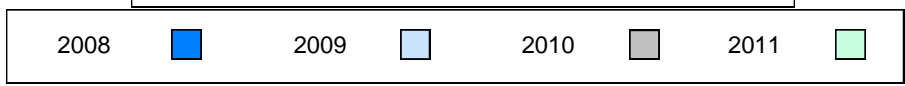
Final Mark	School vs District	School vs Province
<i>School data with 5 or fewer students withheld for reasons of confidentiality.</i>		

Average Mark, 2008-2011

School data with 5 or fewer students withheld for reasons of confidentiality.

Exam Mark

Final Mark



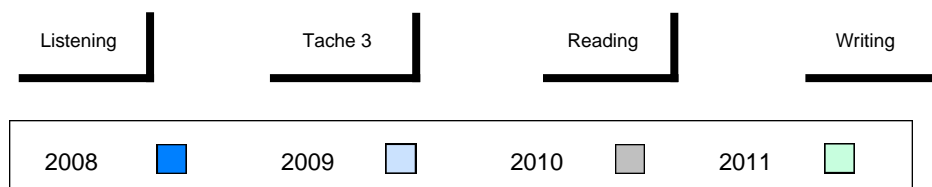
Difference from Provincial Mean, 2008-2011

School data with 5 or fewer students withheld for reasons of confidentiality.



4 Year Public Exam (Subtest) Mark Trend 2008-2011

School data with 5 or fewer students withheld for reasons of confidentiality.



District 4 - Eastern

#226 - Fortune Bay Academy, St. Bernard's - Jacques Fontaine

Grades: K-12

Number of Students 2

French 3200 School
 District
 Province

Subtest

Listening School
 District
 Province

Tache 3 School
 District
 Province

Reading School
 District
 Province

Writing School
 District
 Province

Public Exam Mark	School vs District	School vs Province
<i>School data with 5 or fewer students withheld for reasons of confidentiality.</i>		

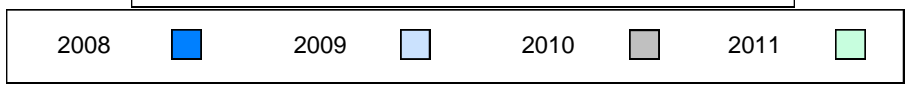
Final Mark	School vs District	School vs Province
<i>School data with 5 or fewer students withheld for reasons of confidentiality.</i>		

Average Mark, 2008-2011

School data with 5 or fewer students withheld for reasons of confidentiality.

Exam Mark

Final Mark



Number of Students 6

French 3200

School
 District
 Province

Public Exam Mark

School vs District School vs Province

70.7 q P
 71.1
 69.1

Final Mark

School vs District School vs Province

73.5 q P
 73.9
 72.7

Subtest

Listening

School
 District
 Province

75.6 P P
 72.9
 69.5

Tache 3

School
 District
 Province

83.3 q P
 84.2
 82.7

Reading

School
 District
 Province

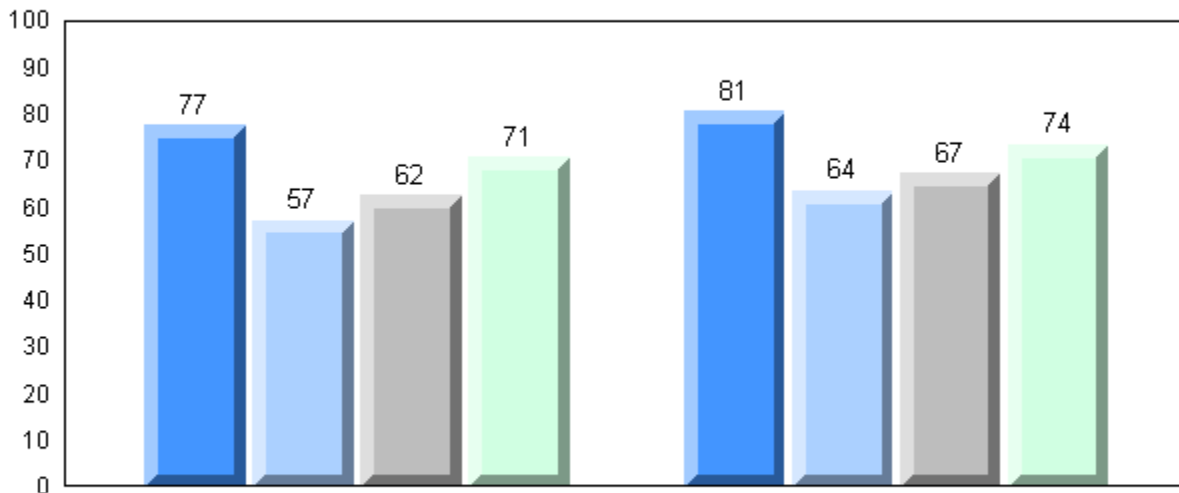
58.7 q q
 64.3
 62.0

Writing

School
 District
 Province

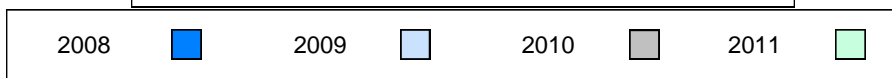
64.6 q P
 65.2
 61.1

Average Mark, 2008-2011

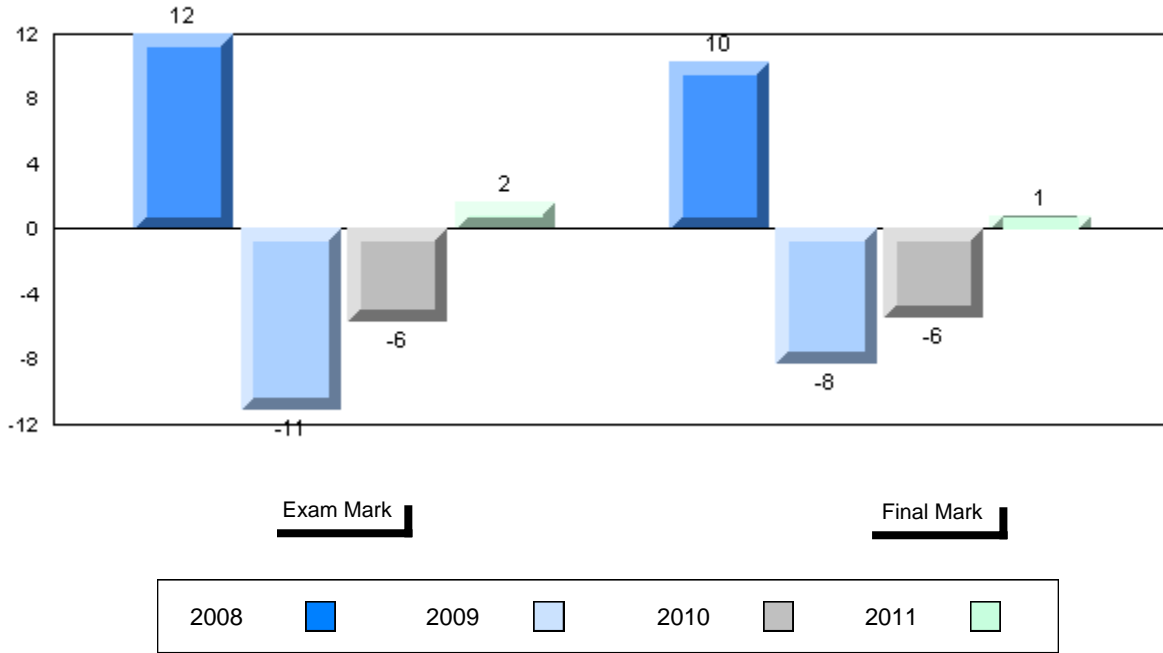


Exam Mark

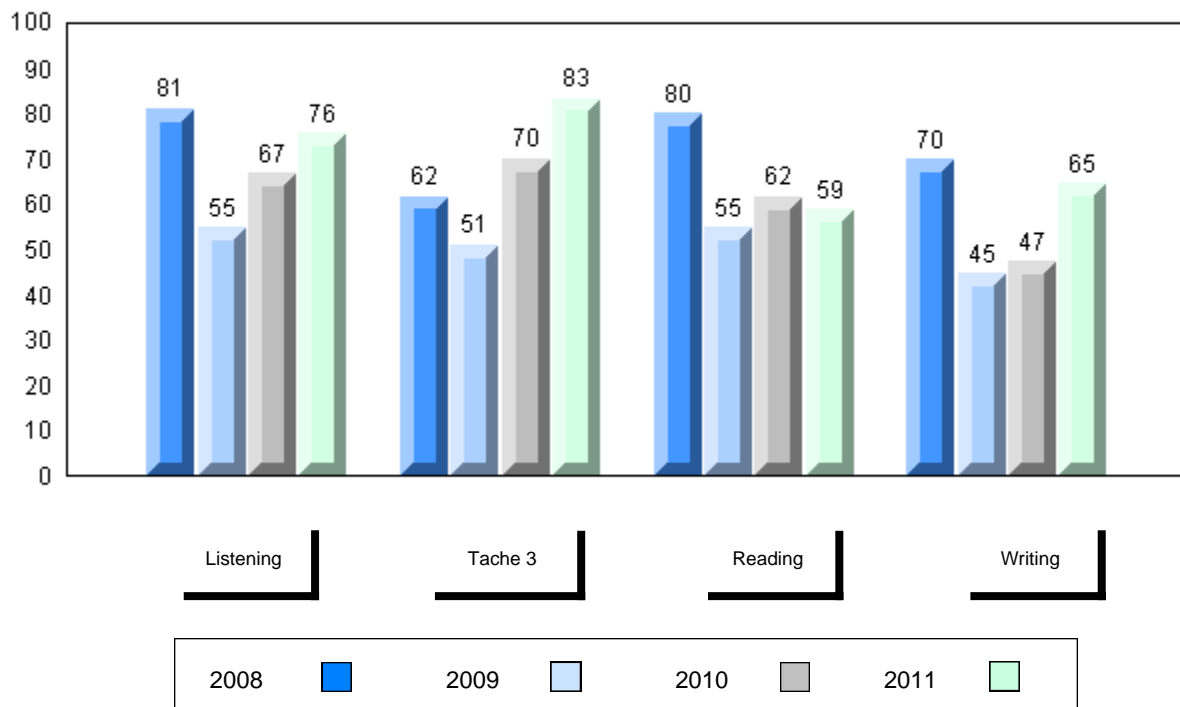
Final Mark



Difference from Provincial Mean, 2008-2011



4 Year Public Exam (Subtest) Mark Trend 2008-2011



District 4 - Eastern

#229 - St. Joseph's All Grade, Terrenceville

Grades: K-12

Number of Students 3

French 3200 School
 District
 Province

Subtest

Listening School
 District
 Province

Tache 3 School
 District
 Province

Reading School
 District
 Province

Writing School
 District
 Province

Public Exam Mark	School vs District	School vs Province
<i>School data with 5 or fewer students withheld for reasons of confidentiality.</i>		

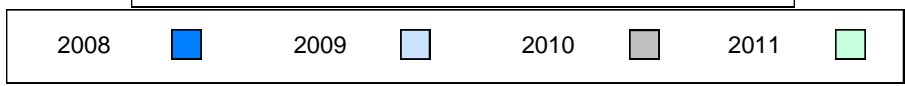
Final Mark	School vs District	School vs Province
<i>School data with 5 or fewer students withheld for reasons of confidentiality.</i>		

Average Mark, 2008-2011

School data with 5 or fewer students withheld for reasons of confidentiality.

Exam Mark

Final Mark



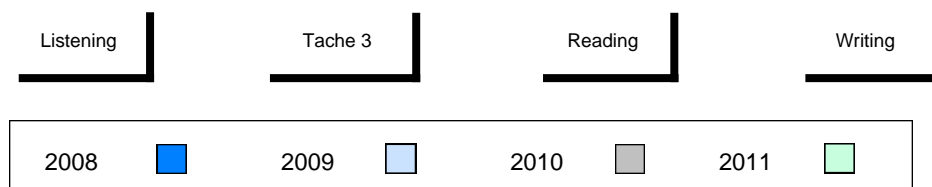
Difference from Provincial Mean, 2008-2011

School data with 5 or fewer students withheld for reasons of confidentiality.



4 Year Public Exam (Subtest) Mark Trend 2008-2011

School data with 5 or fewer students withheld for reasons of confidentiality.



Number of Students 20

French 3200

School
 District
 Province

Public Exam Mark

School vs District

School vs Province

81.1
 71.1
 69.1

P

P

Final Mark

School vs District

School vs Province

82.4
 73.9
 72.7

P

P

Subtest

Listening

School
 District
 Province

82.8
 72.9
 69.5

P

P

Tache 3

School
 District
 Province

88.5
 84.2
 82.7

P

P

Reading

School
 District
 Province

78.9
 64.3
 62.0

P

P

Writing

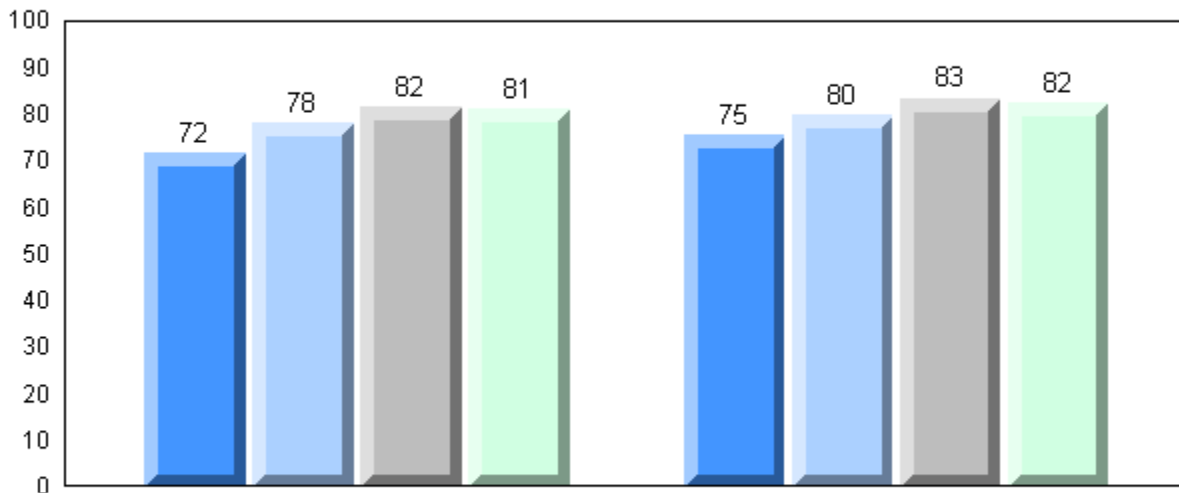
School
 District
 Province

80.2
 65.2
 61.1

P

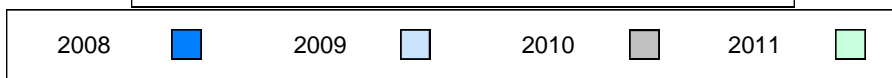
P

Average Mark, 2008-2011

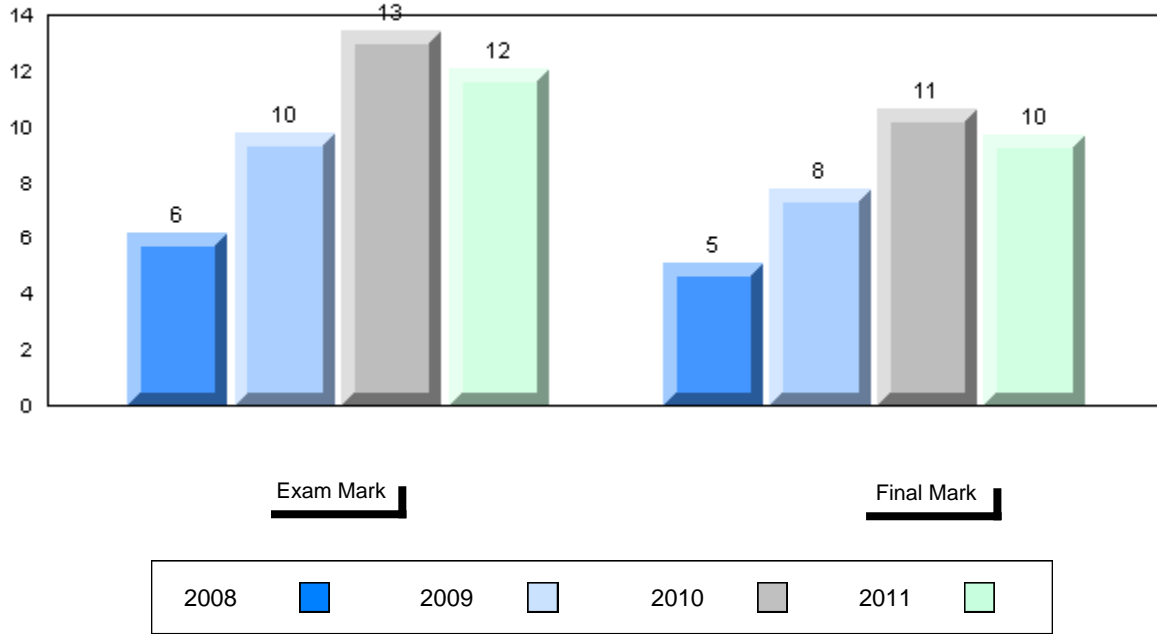


Exam Mark

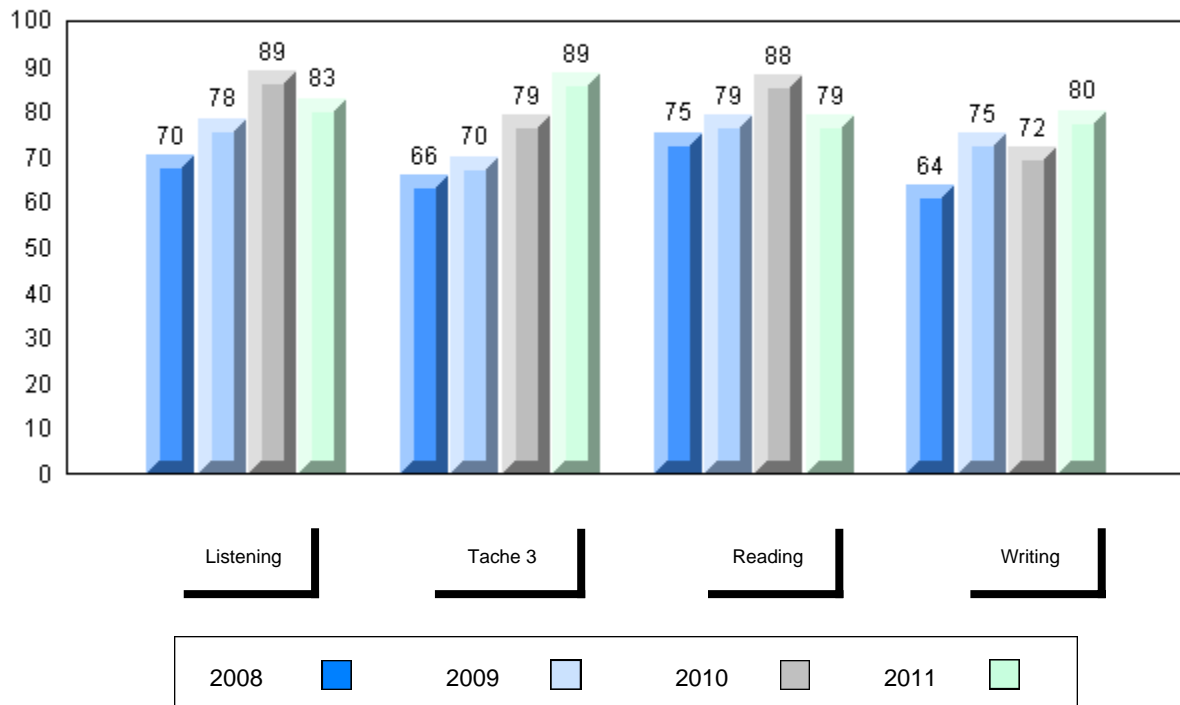
Final Mark



Difference from Provincial Mean, 2008-2011



4 Year Public Exam (Subtest) Mark Trend 2008-2011



District 4 - Eastern

#235 - Clarenville High School, Clarenville

Grades: 9-12

Number of Students 14

French 3200

School
 District
 Province

Public Exam Mark

School vs District School vs Province

67.4 q q
 71.1
 69.1

Final Mark

School vs District School vs Province

69.4 q q
 73.9
 72.7

Subtest

Listening

School
 District
 Province

81.9 p p
 72.9
 69.5

Tache 3

School
 District
 Province

85.0 p p
 84.2
 82.7

Reading

School
 District
 Province

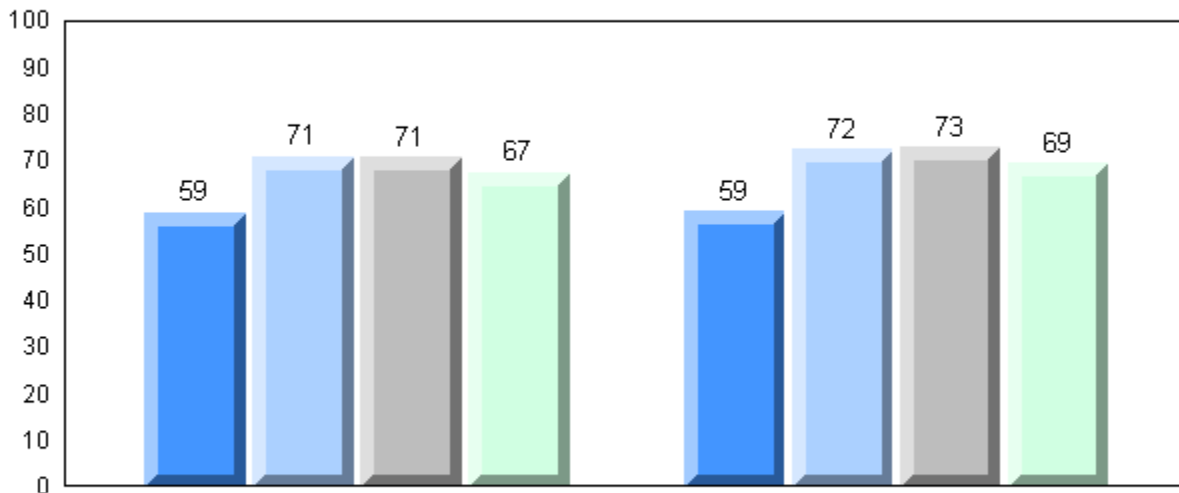
58.0 q q
 64.3
 62.0

Writing

School
 District
 Province

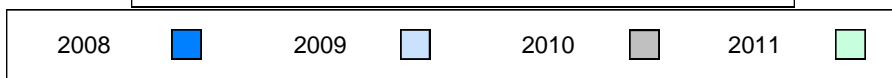
64.6 q p
 65.2
 61.1

Average Mark, 2008-2011

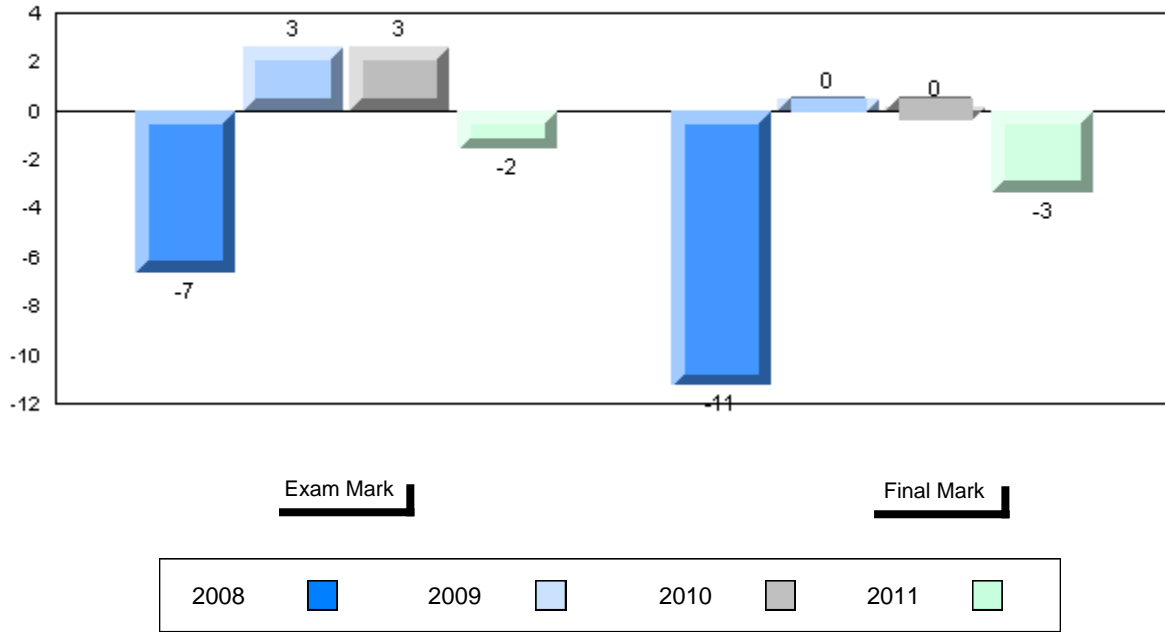


Exam Mark

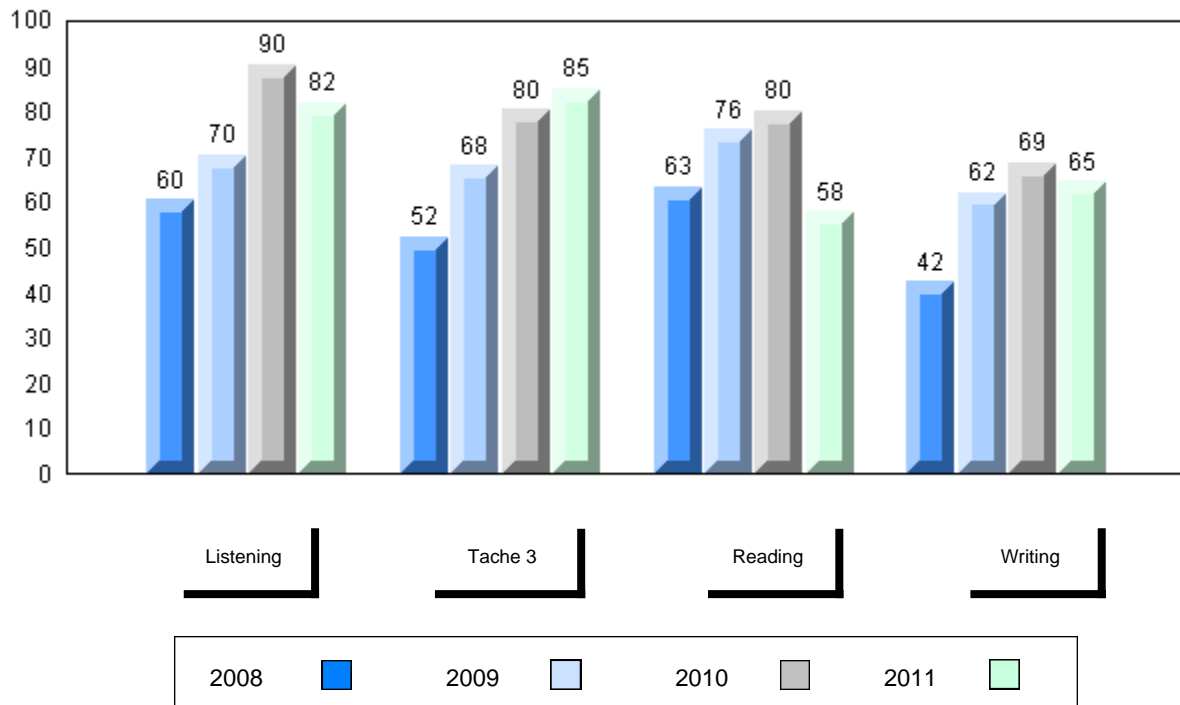
Final Mark



Difference from Provincial Mean, 2008-2011



4 Year Public Exam (Subtest) Mark Trend 2008-2011



District 4 - Eastern

#240 - Bishop White School, Port Rexton

Grades: K-12

Number of Students 2

French 3200 School
 District
 Province

Subtest

Listening School
 District
 Province

Tache 3 School
 District
 Province

Reading School
 District
 Province

Writing School
 District
 Province

Public Exam Mark	School vs District	School vs Province
<i>School data with 5 or fewer students withheld for reasons of confidentiality.</i>		

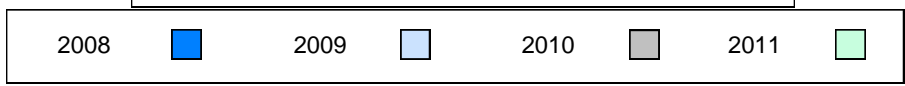
Final Mark	School vs District	School vs Province
<i>School data with 5 or fewer students withheld for reasons of confidentiality.</i>		

Average Mark, 2008-2011

School data with 5 or fewer students withheld for reasons of confidentiality.

Exam Mark

Final Mark



Number of Students 13

French 3200

School
 District
 Province

Public Exam Mark

School vs District School vs Province

61.5 q q
 71.1
 69.1

Final Mark

School vs District School vs Province

68.2 q q
 73.9
 72.7

Subtest

Listening

School
 District
 Province

52.1 q q
 72.9
 69.5

Tache 3

School
 District
 Province

71.5 q q
 84.2
 82.7

Reading

School
 District
 Province

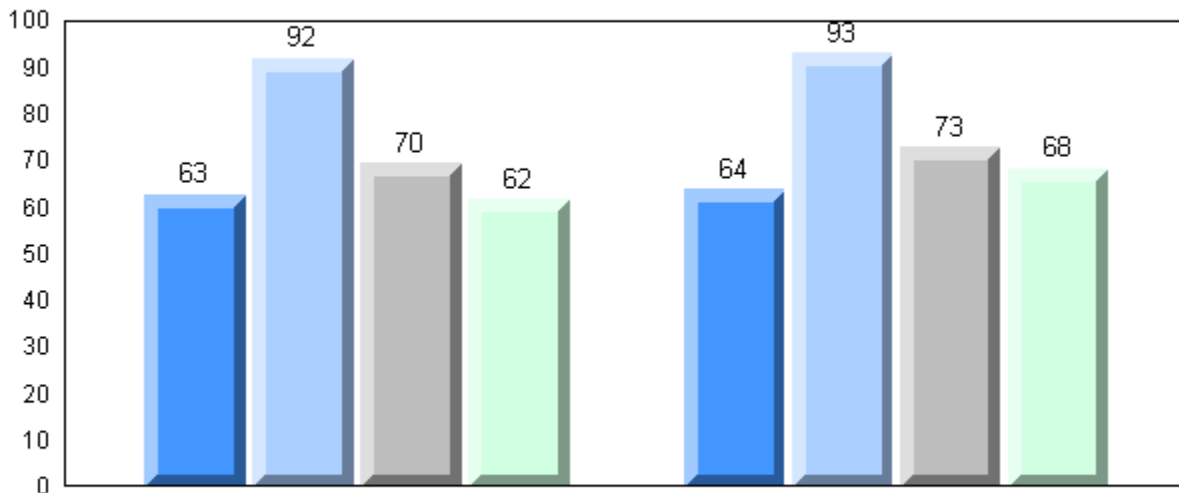
57.1 q q
 64.3
 62.0

Writing

School
 District
 Province

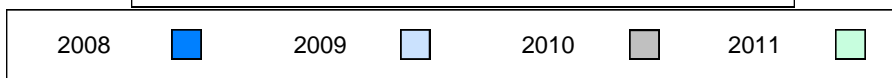
52.7 q q
 65.2
 61.1

Average Mark, 2008-2011

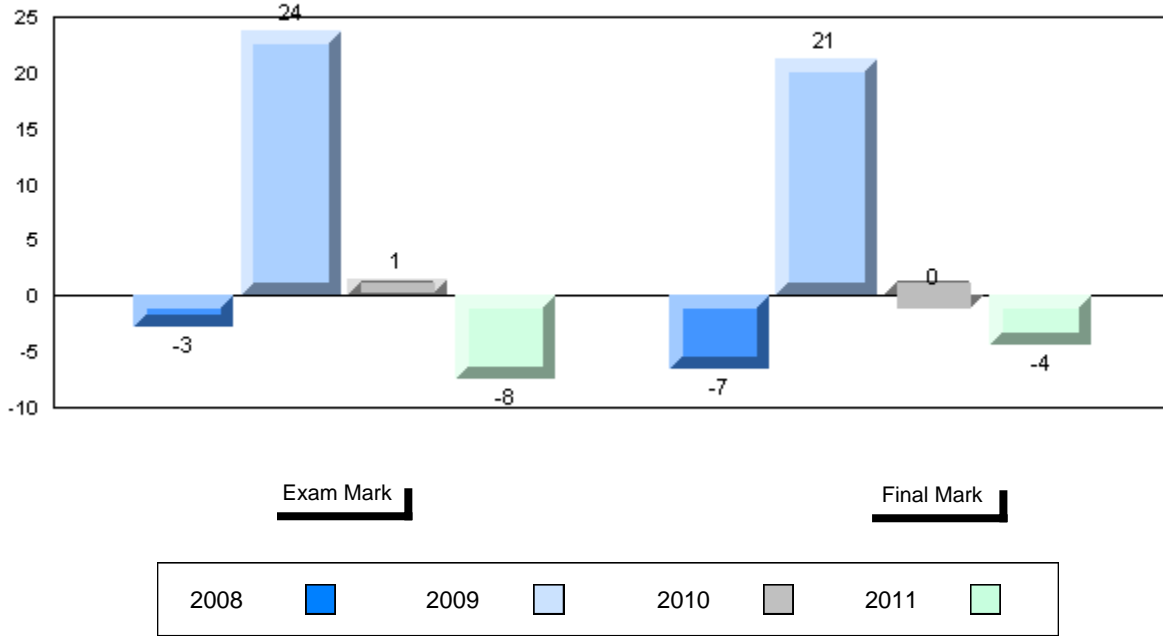


Exam Mark

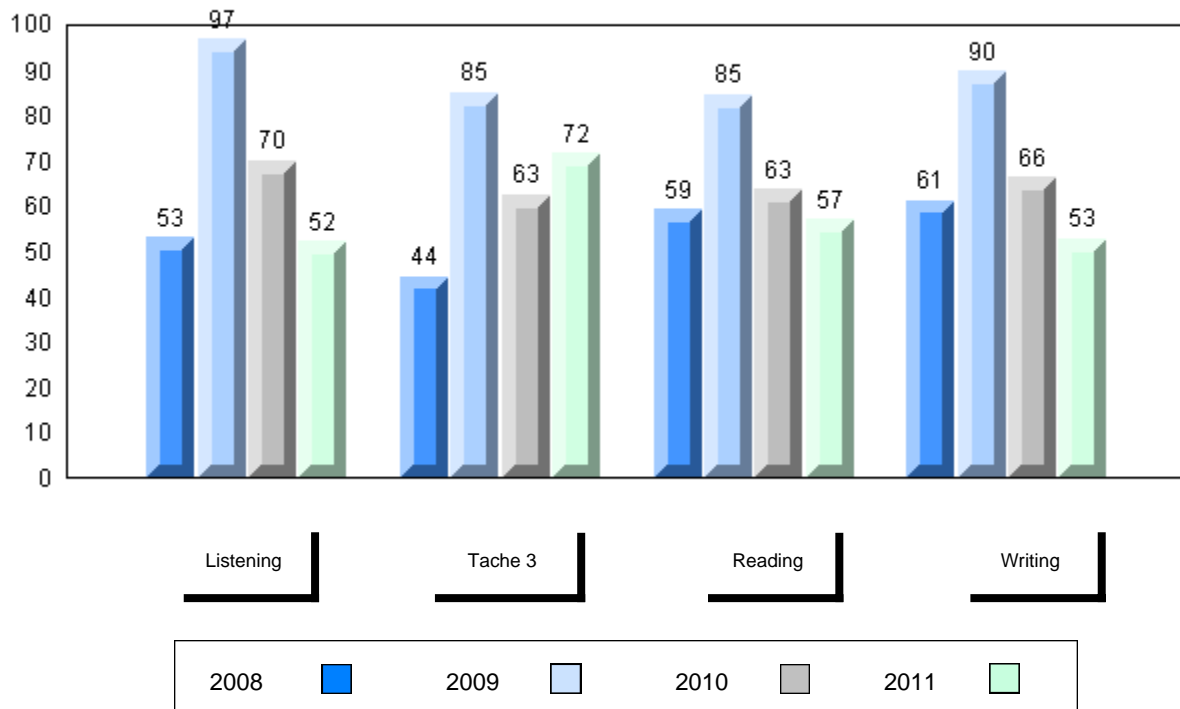
Final Mark



Difference from Provincial Mean, 2008-2011



4 Year Public Exam (Subtest) Mark Trend 2008-2011



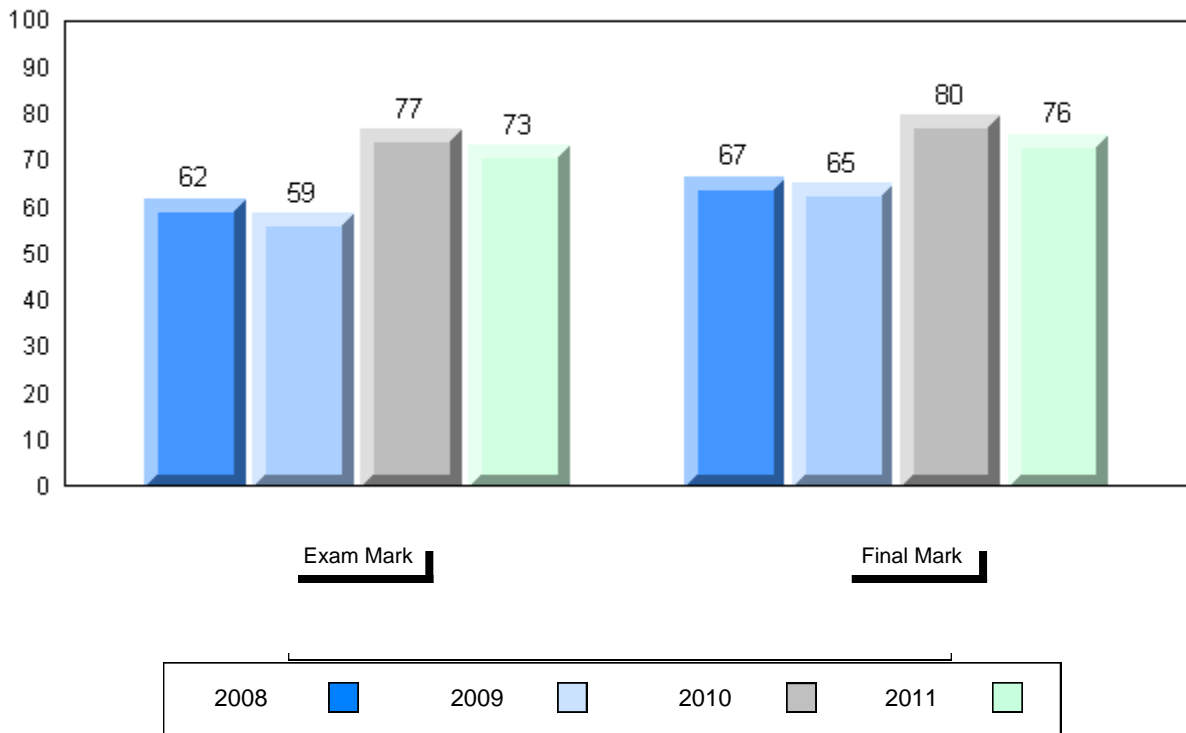
District 4 - Eastern

#247 - Roncalli Central High, Avondale

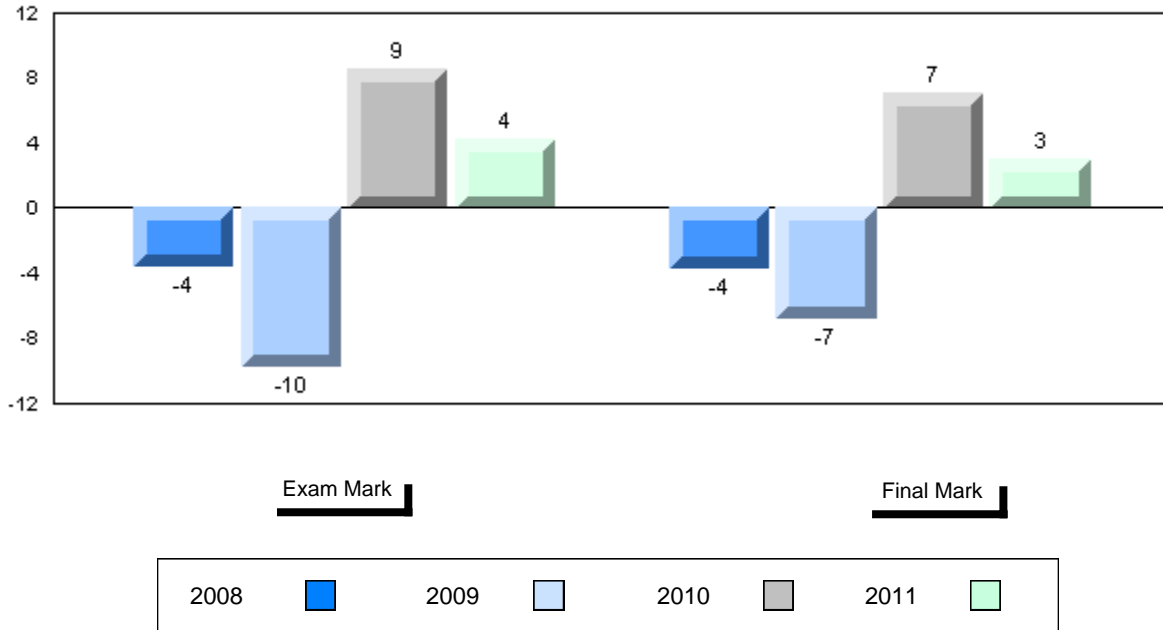
Grades: 7-12

Number of Students	9						
French 3200		Public Exam Mark	School vs District	School vs Province	Final Mark	School vs District	School vs Province
	School	73.3	P	P	75.7	P	P
	District	71.1			73.9		
	Province	69.1			72.7		
Subtest							
Listening	School	77.4	P	P			
	District	72.9					
	Province	69.5					
Tache 3	School	82.2	Q	Q			
	District	84.2					
	Province	82.7					
Reading	School	71.8	P	P			
	District	64.3					
	Province	62.0					
Writing	School	65.7	P	P			
	District	65.2					
	Province	61.1					

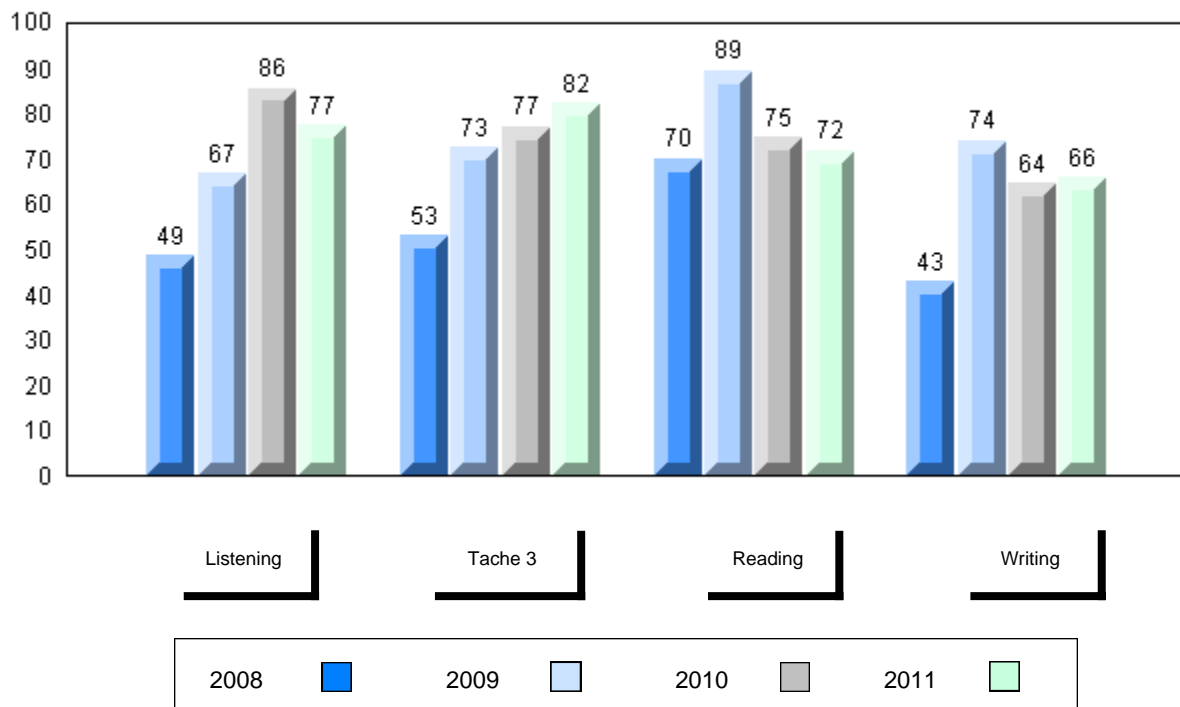
Average Mark, 2008-2011



Difference from Provincial Mean, 2008-2011



4 Year Public Exam (Subtest) Mark Trend 2008-2011



District 4 - Eastern

#249 - Ascension Collegiate, Bay Roberts

Grades: 10-12

Number of Students 44

French 3200

School
 District
 Province

Public Exam Mark

School vs District School vs Province

69.7 q P
 71.1
 69.1

Final Mark

School vs District School vs Province

73.9 q P
 73.9
 72.7

Subtest

Listening

School
 District
 Province

69.6 q P
 72.9
 69.5

Tache 3

School
 District
 Province

82.7 q P
 84.2
 82.7

Reading

School
 District
 Province

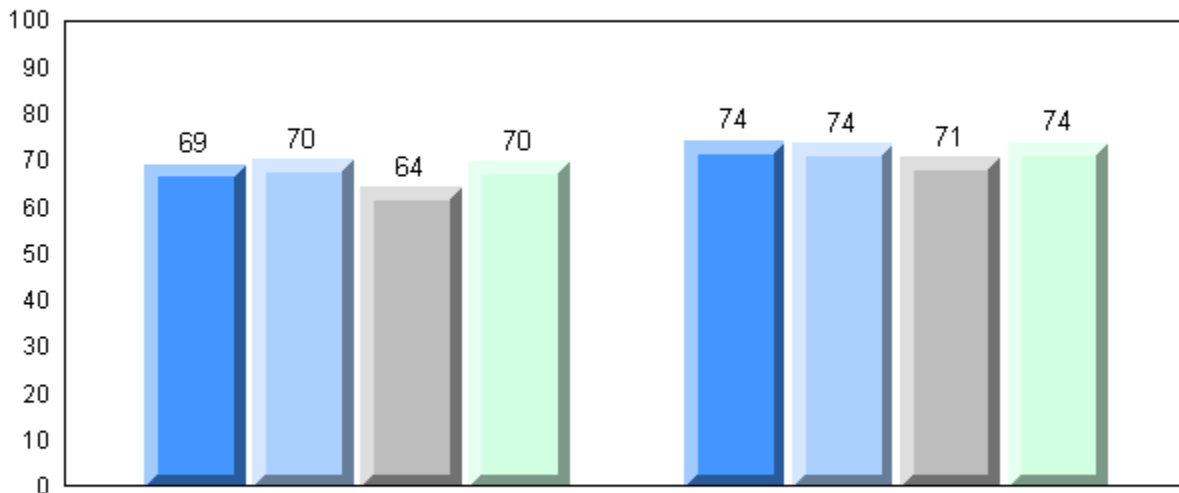
59.8 q q
 64.3
 62.0

Writing

School
 District
 Province

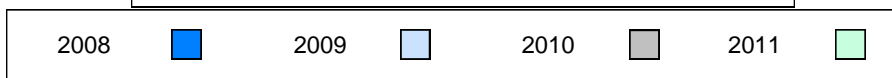
66.1 P P
 65.2
 61.1

Average Mark, 2008-2011

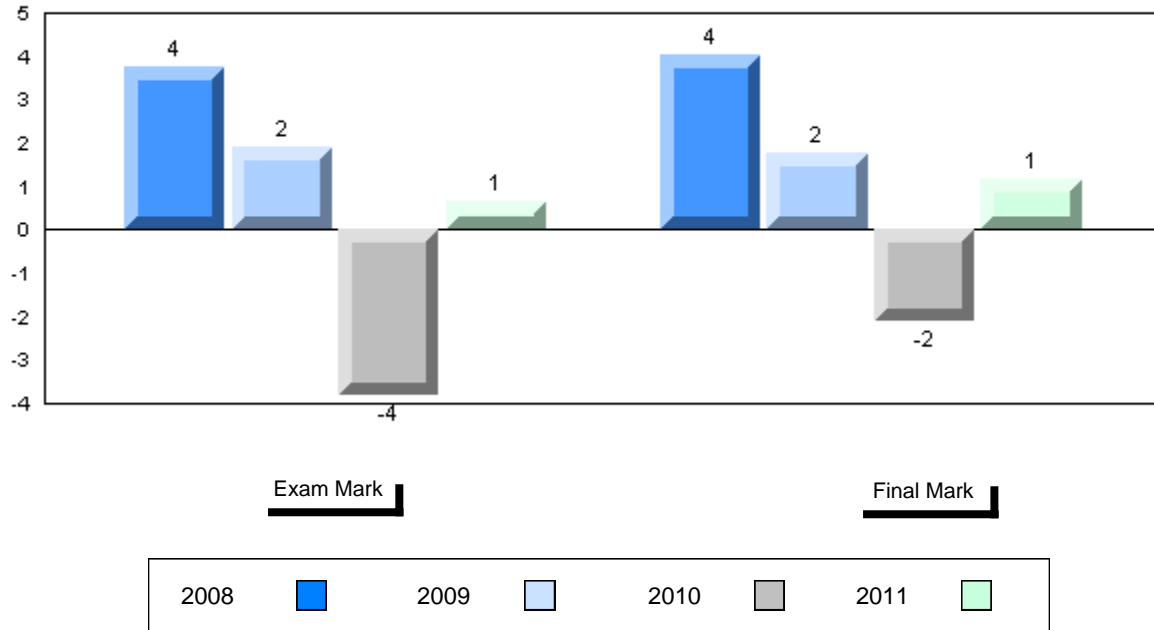


Exam Mark

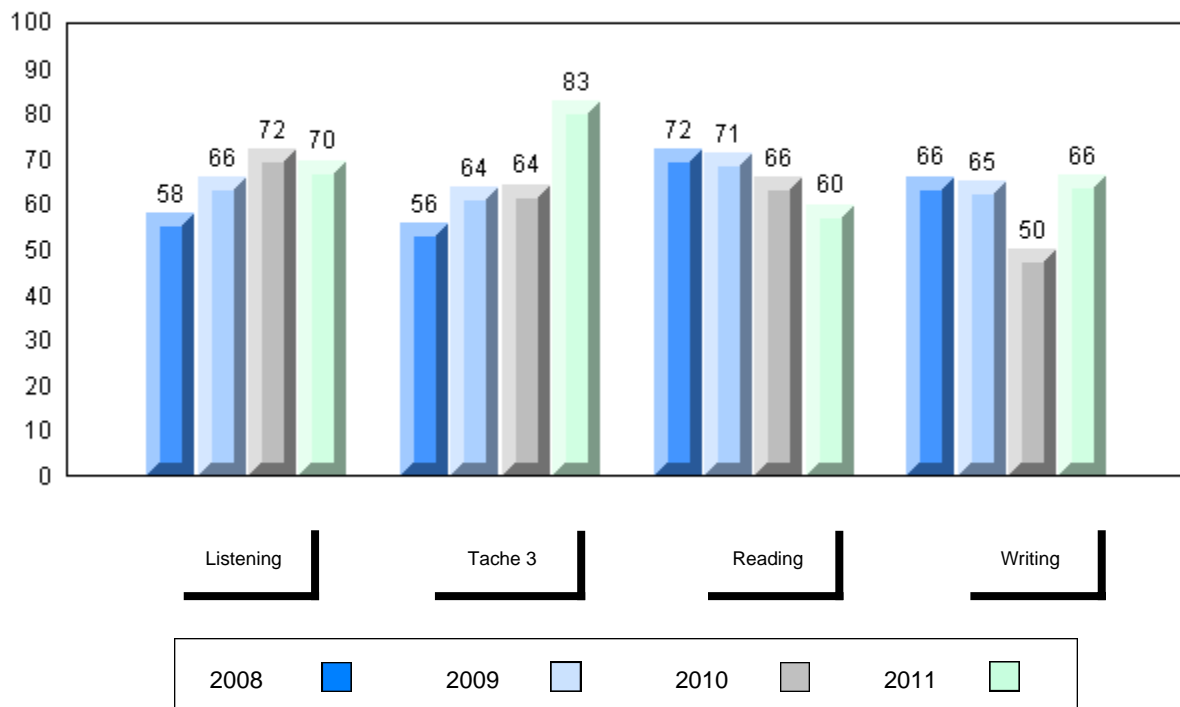
Final Mark



Difference from Provincial Mean, 2008-2011



4 Year Public Exam (Subtest) Mark Trend 2008-2011



District 4 - Eastern

#253 - Carbonear Collegiate, Carbonear

Grades: 10-12

Number of Students 7

French 3200

School
 District
 Province

Public Exam Mark

School vs District School vs Province

72.4 P P
 71.1
 69.1

Final Mark

School vs District School vs Province

73.6 q P
 73.9
 72.7

Subtest

Listening

School
 District
 Province

72.9 P P
 72.9
 69.5

Tache 3

School
 District
 Province

90.7 P P
 84.2
 82.7

Reading

School
 District
 Province

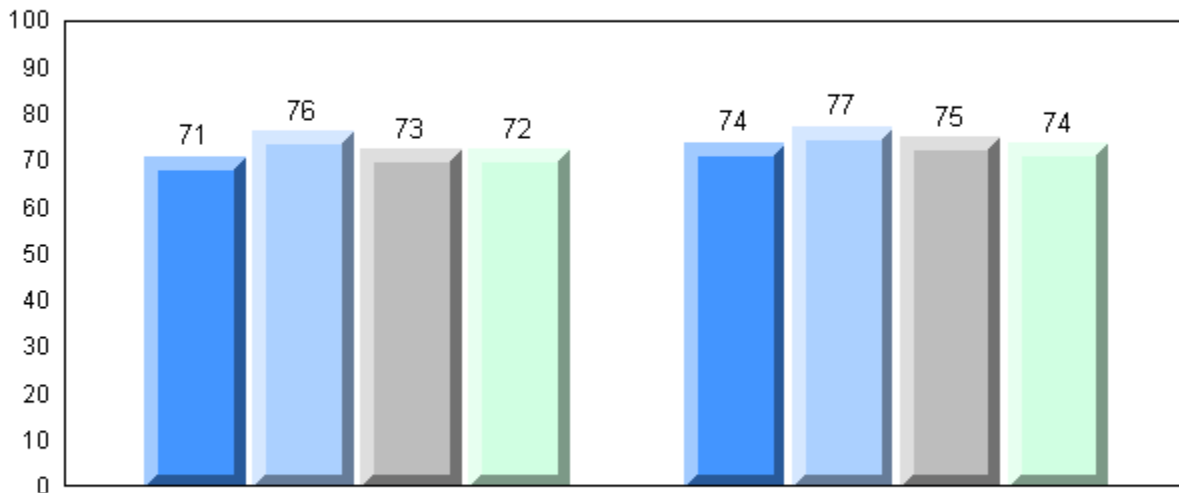
69.2 P P
 64.3
 62.0

Writing

School
 District
 Province

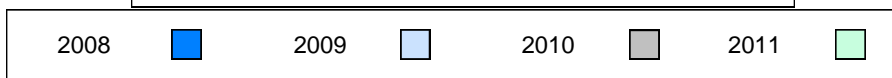
64.0 q P
 65.2
 61.1

Average Mark, 2008-2011

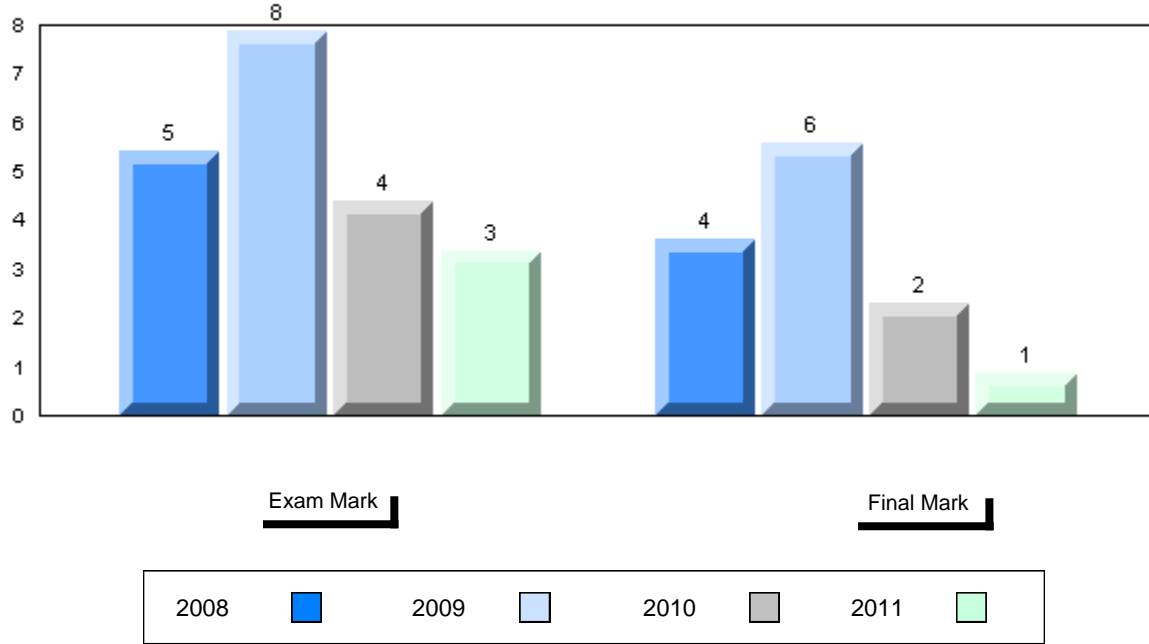


Exam Mark

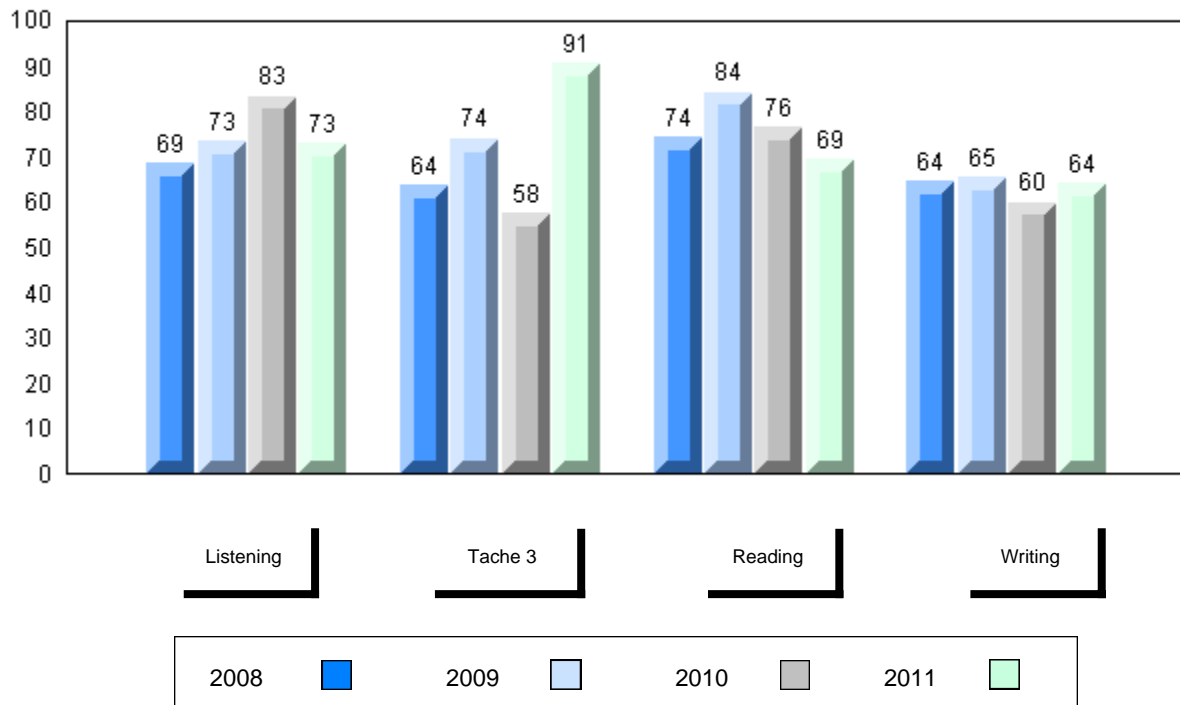
Final Mark



Difference from Provincial Mean, 2008-2011



4 Year Public Exam (Subtest) Mark Trend 2008-2011



District 4 - Eastern

#274 - St. Catherine's Academy, Mount Carmel

Grades: K-12

Number of Students 3

French 3200 School
 District
 Province

Subtest

Listening School
 District
 Province

Tache 3 School
 District
 Province

Reading School
 District
 Province

Writing School
 District
 Province

Public Exam Mark	School vs District	School vs Province
<i>School data with 5 or fewer students withheld for reasons of confidentiality.</i>		

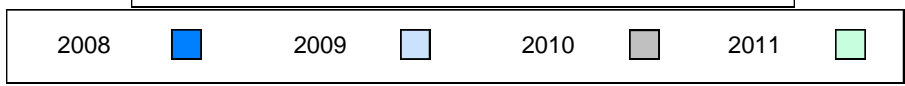
Final Mark	School vs District	School vs Province
<i>School data with 5 or fewer students withheld for reasons of confidentiality.</i>		

Average Mark, 2008-2011

School data with 5 or fewer students withheld for reasons of confidentiality.

Exam Mark

Final Mark



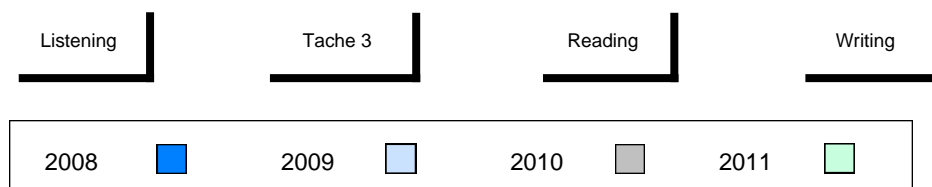
Difference from Provincial Mean, 2008-2011

School data with 5 or fewer students withheld for reasons of confidentiality.



4 Year Public Exam (Subtest) Mark Trend 2008-2011

School data with 5 or fewer students withheld for reasons of confidentiality.



District 4 - Eastern

#280 - Laval High School, Placentia

Grades: 7-12

Number of Students 1

French 3200 School
 District
 Province

Subtest

Listening School
 District
 Province

Tache 3 School
 District
 Province

Reading School
 District
 Province

Writing School
 District
 Province

Public Exam Mark	School vs District	School vs Province
<i>School data with 5 or fewer students withheld for reasons of confidentiality.</i>		

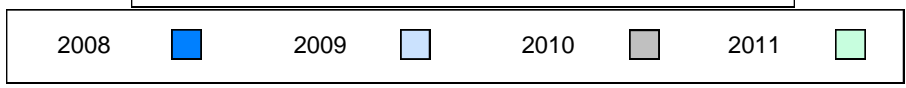
Final Mark	School vs District	School vs Province
<i>School data with 5 or fewer students withheld for reasons of confidentiality.</i>		

Average Mark, 2008-2011

School data with 5 or fewer students withheld for reasons of confidentiality.

Exam Mark

Final Mark



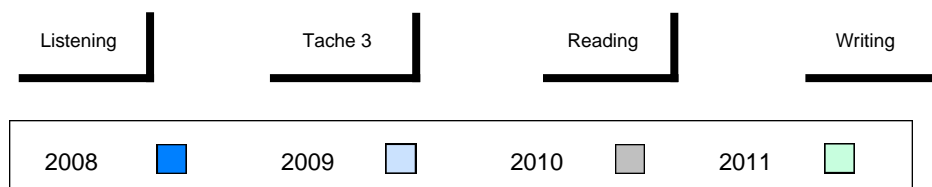
Difference from Provincial Mean, 2008-2011

School data with 5 or fewer students withheld for reasons of confidentiality.



4 Year Public Exam (Subtest) Mark Trend 2008-2011

School data with 5 or fewer students withheld for reasons of confidentiality.



District 4 - Eastern

#296 - St. Michael's High, Bell Island

Grades: 7-12

Number of Students 1

French 3200 School
 District
 Province

Subtest

Listening School
 District
 Province

Tache 3 School
 District
 Province

Reading School
 District
 Province

Writing School
 District
 Province

Public Exam Mark	School vs District	School vs Province
<i>School data with 5 or fewer students withheld for reasons of confidentiality.</i>		

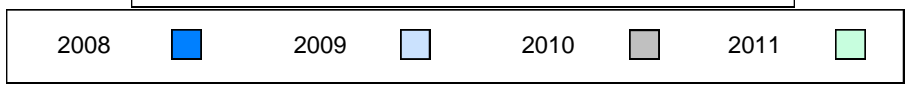
Final Mark	School vs District	School vs Province
<i>School data with 5 or fewer students withheld for reasons of confidentiality.</i>		

Average Mark, 2008-2011

School data with 5 or fewer students withheld for reasons of confidentiality.

Exam Mark

Final Mark



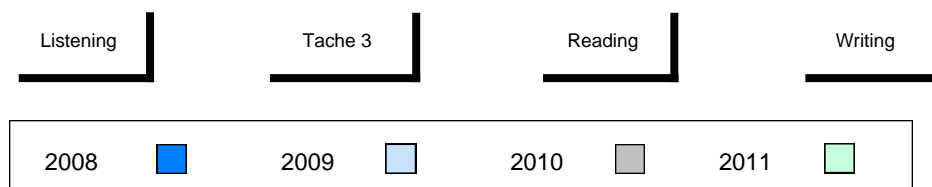
Difference from Provincial Mean, 2008-2011

School data with 5 or fewer students withheld for reasons of confidentiality.



4 Year Public Exam (Subtest) Mark Trend 2008-2011

School data with 5 or fewer students withheld for reasons of confidentiality.



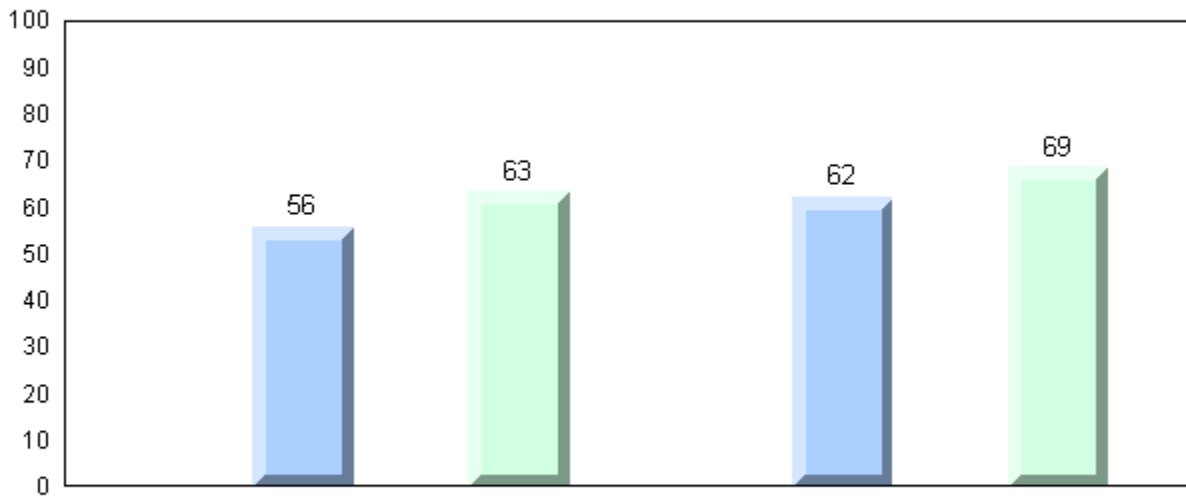
District 4 - Eastern

#302 - Queen Elizabeth Regional High, Conception Bay South (

Grades: 10-12

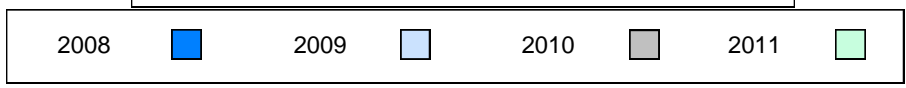
Number of Students		Public Exam Mark			Final Mark			
			School vs District	School vs Province		School vs District	School vs Province	
French 3200	School	8	63.3	q	q	68.5	q	q
	District		71.1			73.9		
	Province		69.1			72.7		
Subtest								
Listening	School		71.7	q	p			
	District		72.9					
	Province		69.5					
Tache 3	School		76.3	q	q			
	District		84.2					
	Province		82.7					
Reading	School		58.2	q	q			
	District		64.3					
	Province		62.0					
Writing	School		50.0	q	q			
	District		65.2					
	Province		61.1					

Average Mark, 2008-2011

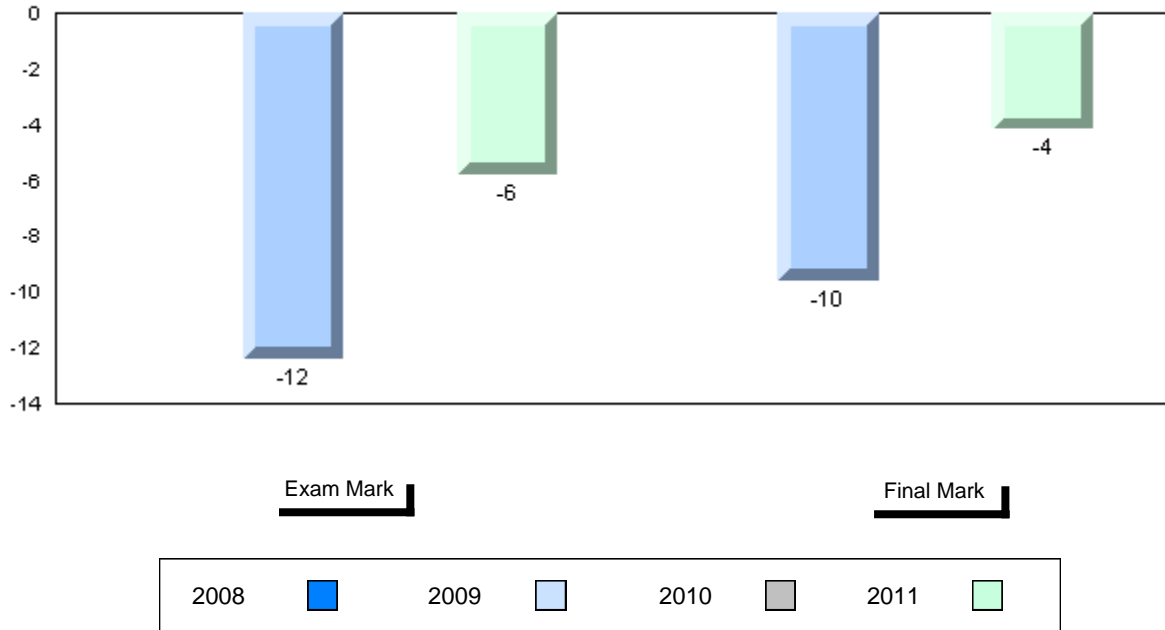


Exam Mark

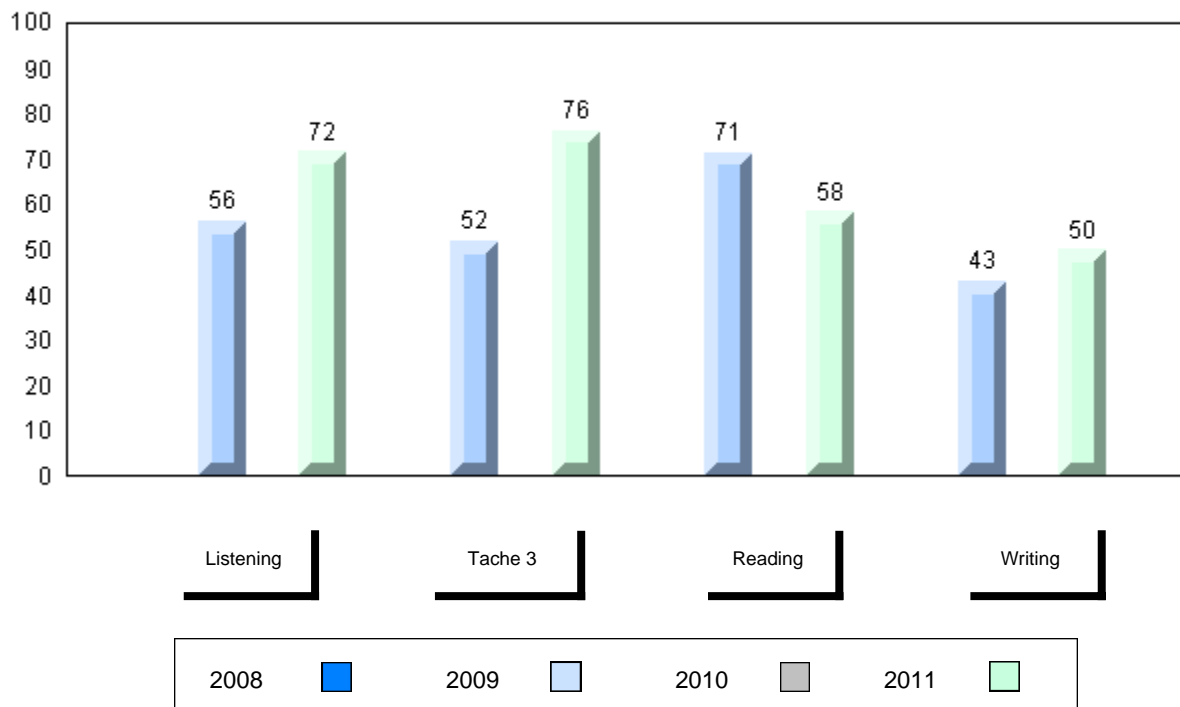
Final Mark



Difference from Provincial Mean, 2008-2011



4 Year Public Exam (Subtest) Mark Trend 2008-2011



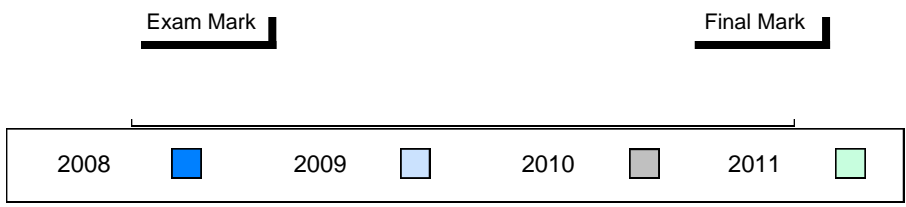
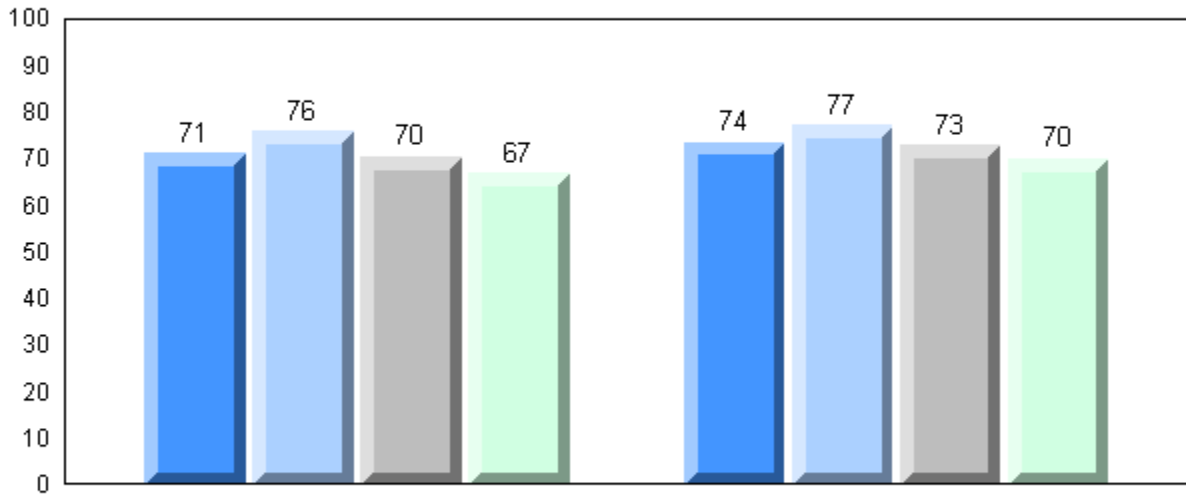
District 4 - Eastern

#304 - Holy Spirit High, Conception Bay South (Manuels)

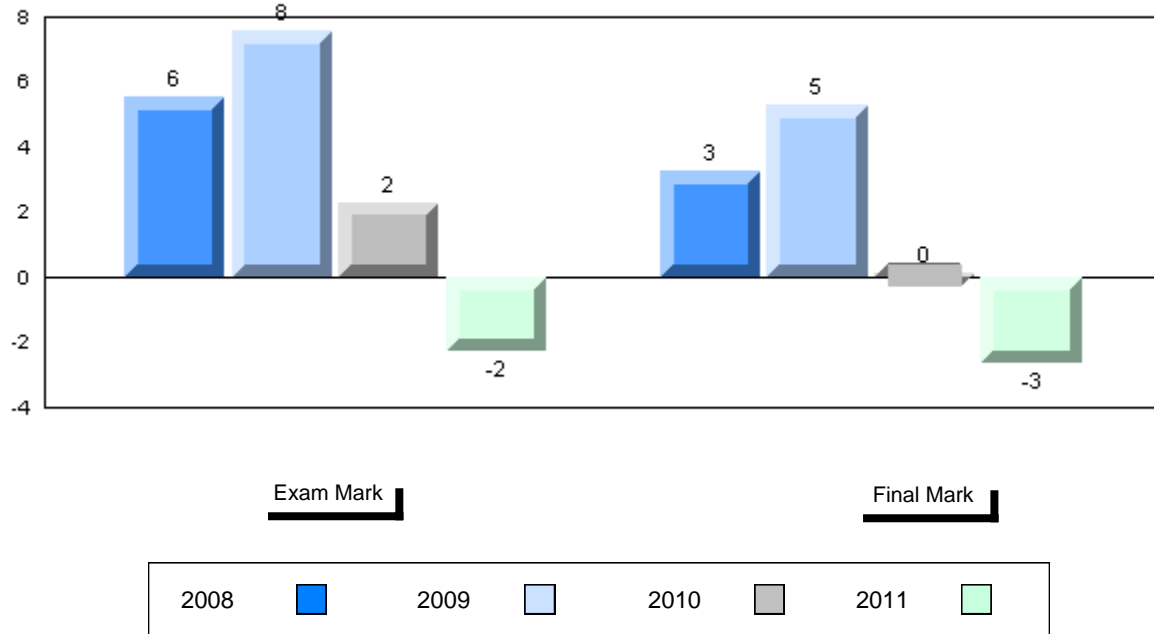
Grades: 9-12

Number of Students	20						
French 3200	School	Public Exam Mark	School vs District	School vs Province	Final Mark	School vs District	School vs Province
	District	66.8	q	q	70.1	q	q
	Province	71.1			73.9		
		69.1			72.7		
Subtest							
Listening	School	71.7	q	P			
	District	72.9					
	Province	69.5					
Tache 3	School	83.8	q	P			
	District	84.2					
	Province	82.7					
Reading	School	61.6	q	q			
	District	64.3					
	Province	62.0					
Writing	School	57.8	q	q			
	District	65.2					
	Province	61.1					

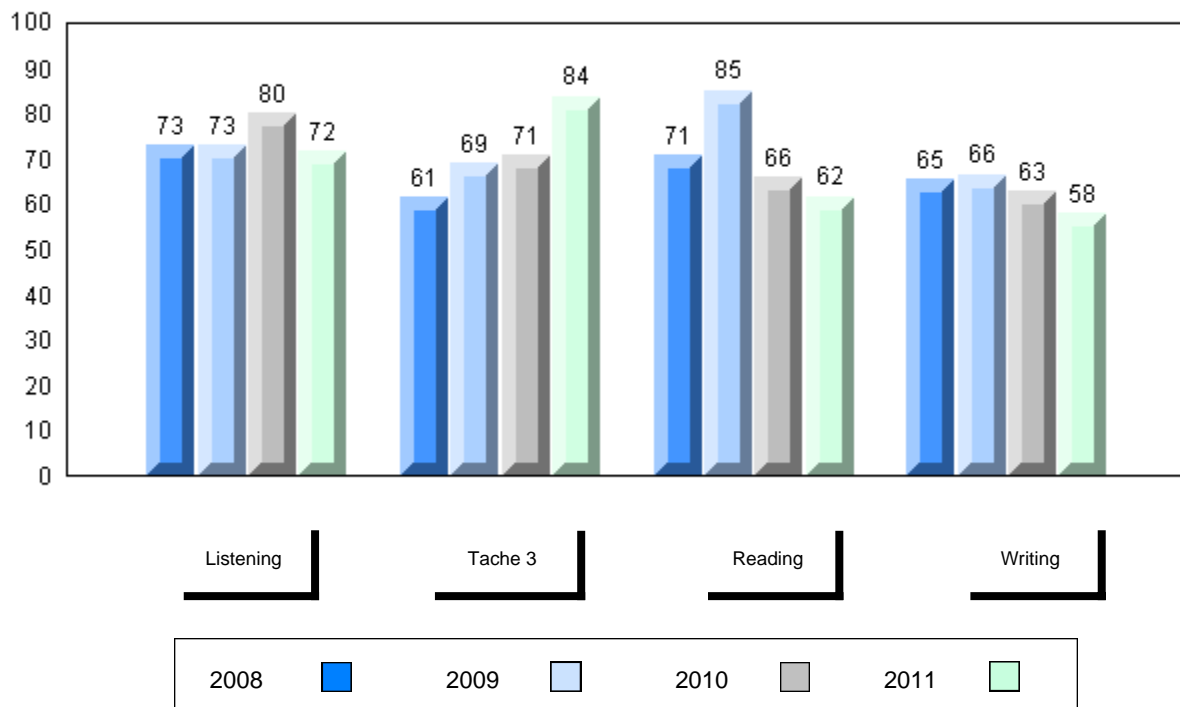
Average Mark, 2008-2011



Difference from Provincial Mean, 2008-2011



4 Year Public Exam (Subtest) Mark Trend 2008-2011



Number of Students 14

French 3200

School
 District
 Province

Public Exam Mark

School vs District School vs Province

70.1 q p
 71.1
 69.1

Final Mark

School vs District School vs Province

71.1 q q
 73.9
 72.7

Subtest

Listening

School
 District
 Province

71.7 q p
 72.9
 69.5

Tache 3

School
 District
 Province

87.5 p p
 84.2
 82.7

Reading

School
 District
 Province

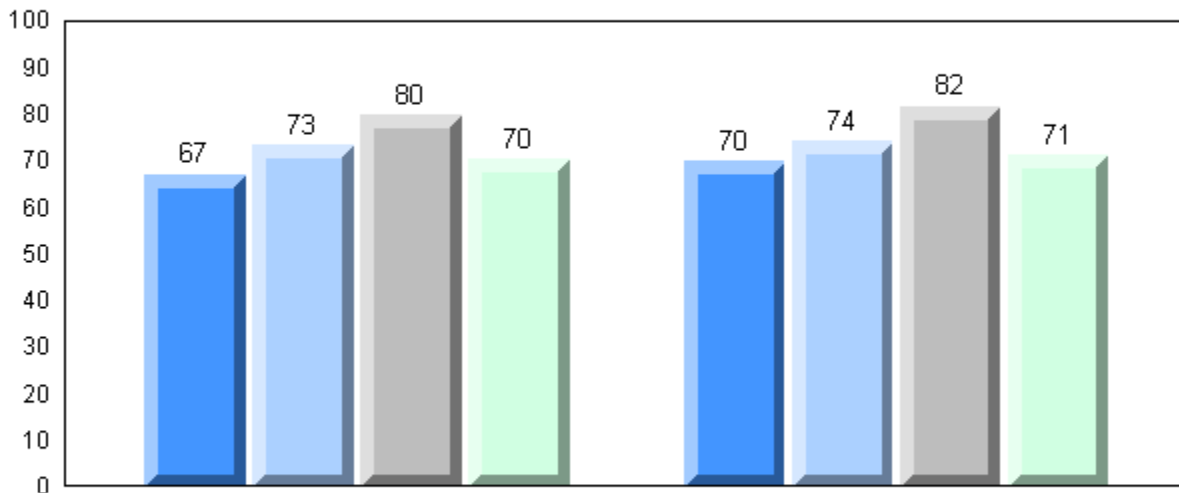
62.8 q p
 64.3
 62.0

Writing

School
 District
 Province

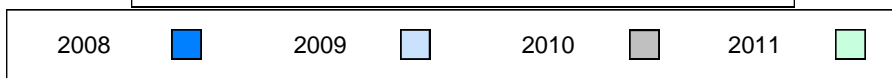
65.8 p p
 65.2
 61.1

Average Mark, 2008-2011

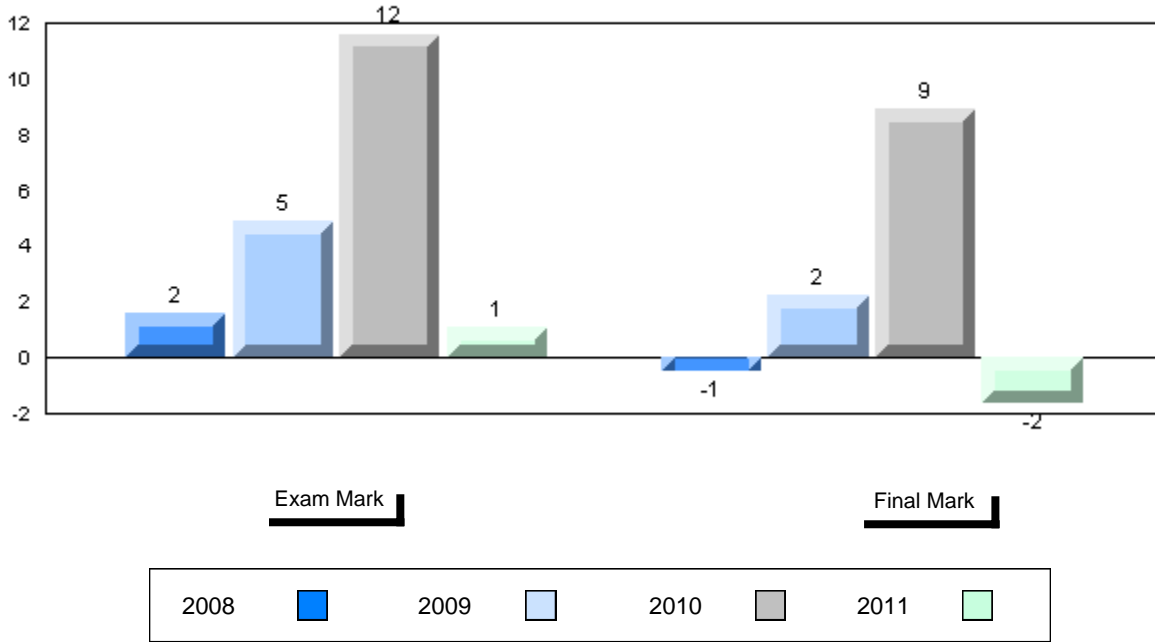


Exam Mark

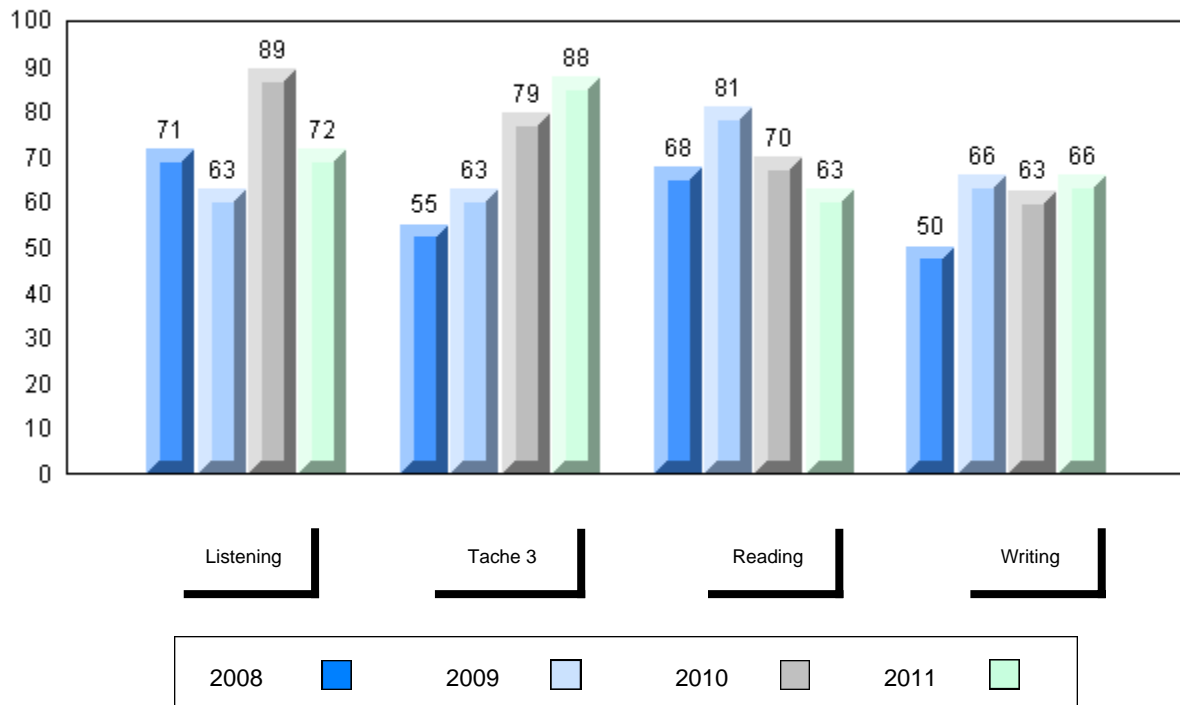
Final Mark



Difference from Provincial Mean, 2008-2011

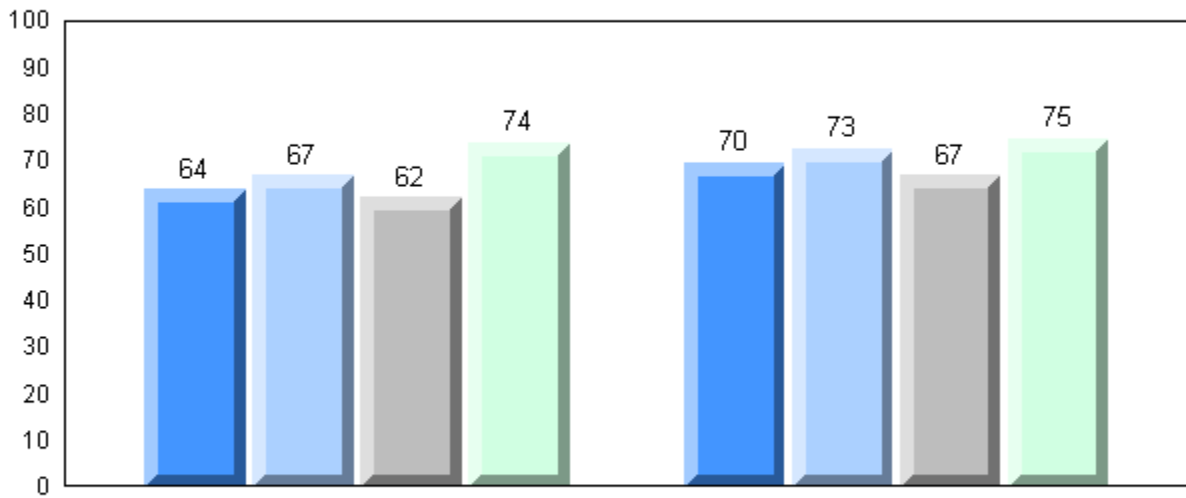


4 Year Public Exam (Subtest) Mark Trend 2008-2011



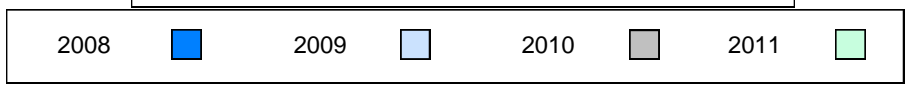
Number of Students	11						
French 3200		Public Exam Mark	School vs District	School vs Province	Final Mark	School vs District	School vs Province
	School	73.8	P	P	74.7	P	P
	District	71.1			73.9		
	Province	69.1			72.7		
Subtest							
Listening	School	80.0	P	P			
	District	72.9					
	Province	69.5					
Tache 3	School	90.9	P	P			
	District	84.2					
	Province	82.7					
Reading	School	69.1	P	P			
	District	64.3					
	Province	62.0					
Writing	School	62.5	Q	P			
	District	65.2					
	Province	61.1					

Average Mark, 2008-2011

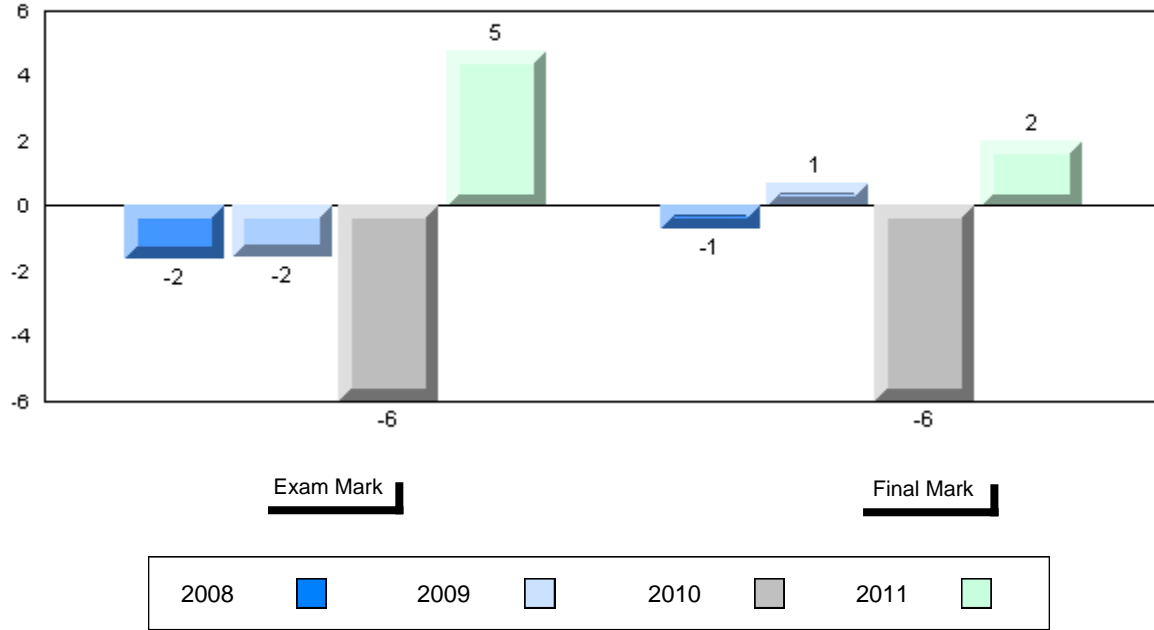


Exam Mark

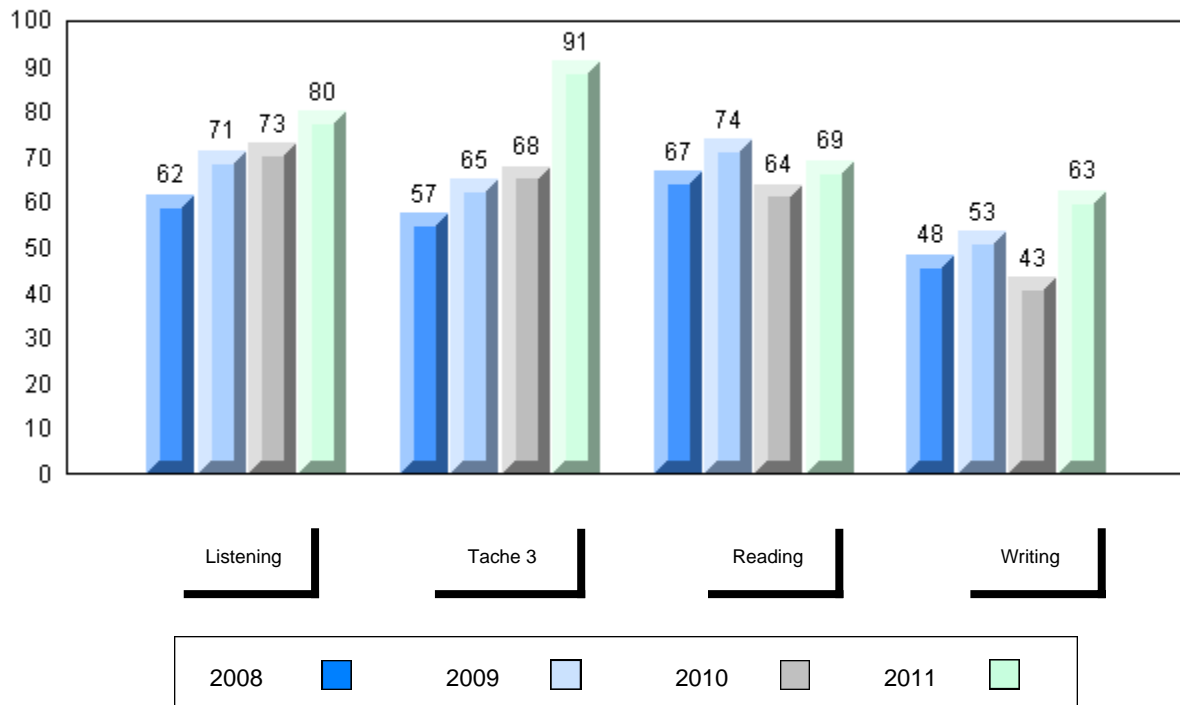
Final Mark



Difference from Provincial Mean, 2008-2011



4 Year Public Exam (Subtest) Mark Trend 2008-2011



District 4 - Eastern

#313 - O'Donel High School, Mount Pearl

Grades: 10-12

Number of Students 12

French 3200

School
 District
 Province

Public Exam Mark	School vs District	School vs Province
------------------	--------------------	--------------------

71.8	P	P
71.1		
69.1		

Final Mark	School vs District	School vs Province
------------	--------------------	--------------------

74.7	P	P
73.9		
72.7		

Subtest

Listening

School
 District
 Province

76.9	P	P
72.9		
69.5		

Tache 3

School
 District
 Province

89.6	P	P
84.2		
82.7		

Reading

School
 District
 Province

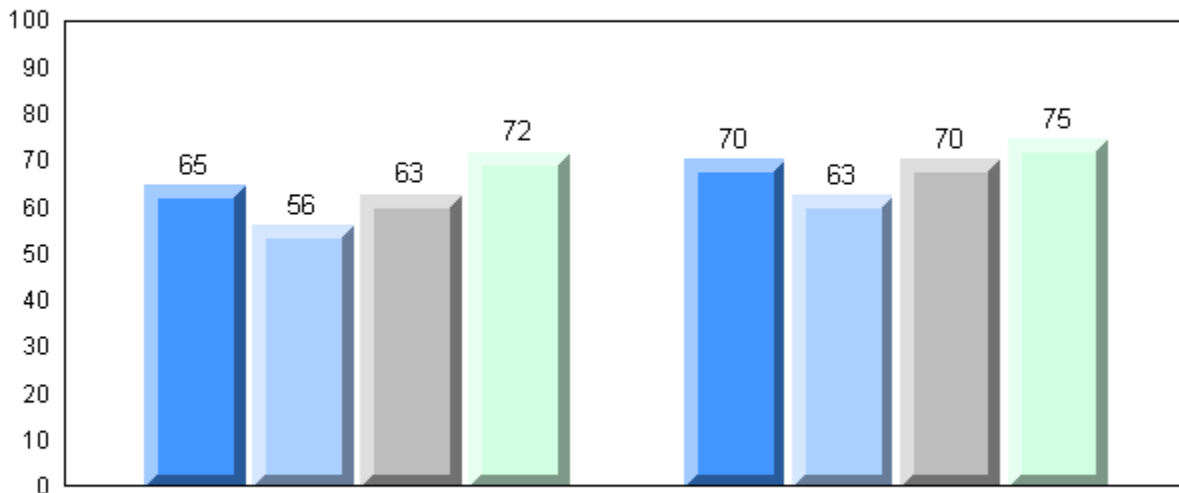
67.5	P	P
64.3		
62.0		

Writing

School
 District
 Province

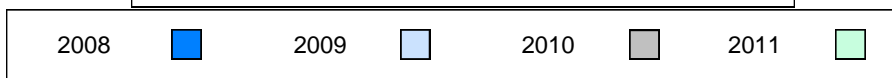
66.3	P	P
65.2		
61.1		

Average Mark, 2008-2011

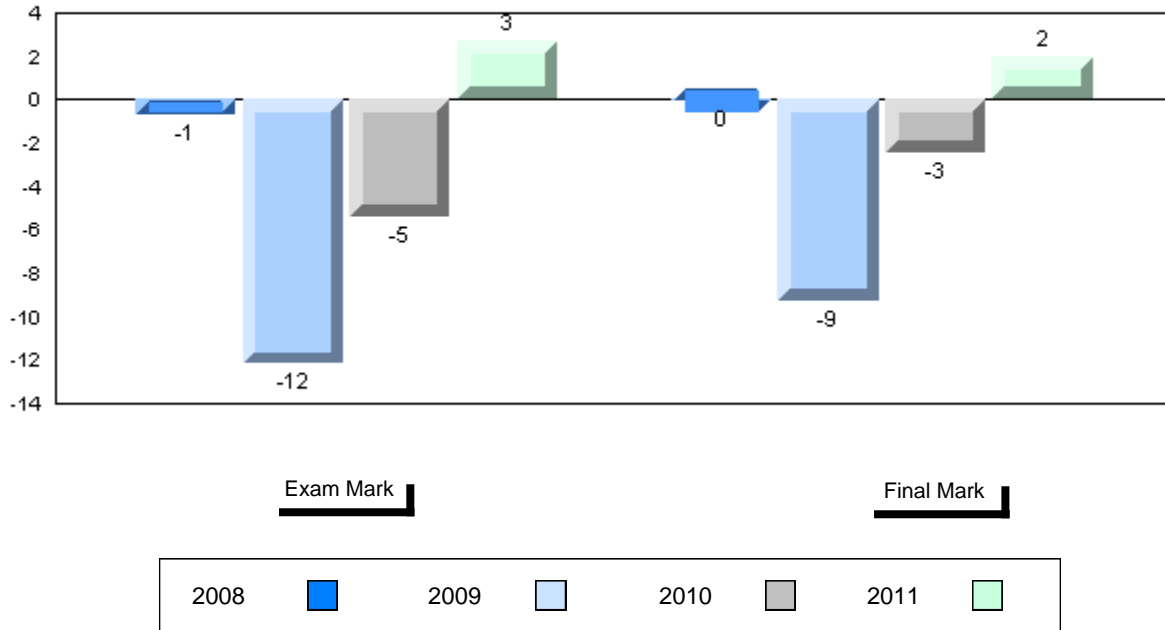


Exam Mark

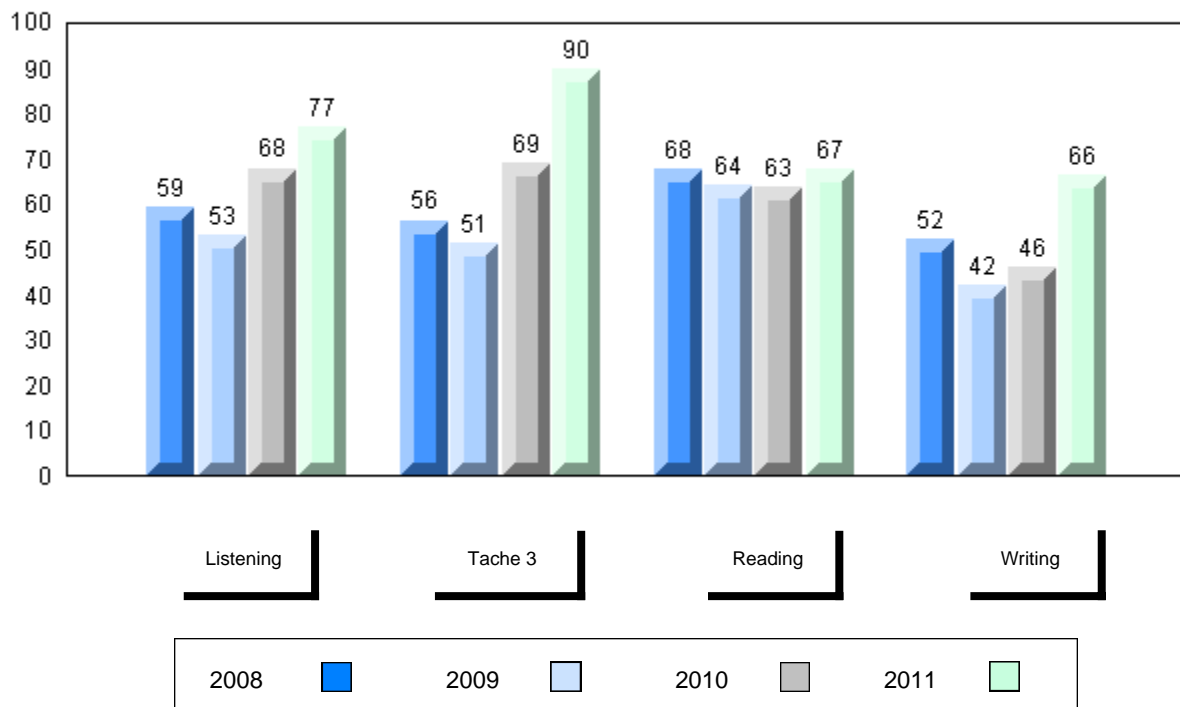
Final Mark



Difference from Provincial Mean, 2008-2011



4 Year Public Exam (Subtest) Mark Trend 2008-2011



District 4 - Eastern

#336 - Gonzaga Regional High, St. John's

Grades: 10-12

Number of Students 18

French 3200

School
 District
 Province

Public Exam Mark

School vs District

School vs Province

79.8
 71.1
 69.1

P

P

Final Mark

School vs District

School vs Province

81.4
 73.9
 72.7

P

P

Subtest

Listening

School
 District
 Province

88.0
 72.9
 69.5

P

P

Tache 3

School
 District
 Province

93.1
 84.2
 82.7

P

P

Reading

School
 District
 Province

78.2
 64.3
 62.0

P

P

Writing

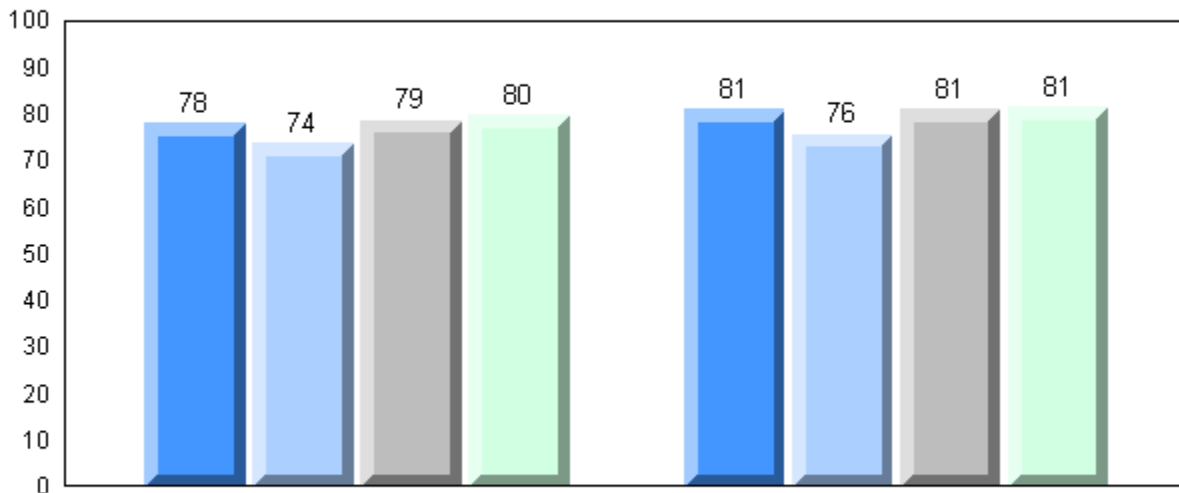
School
 District
 Province

74.0
 65.2
 61.1

P

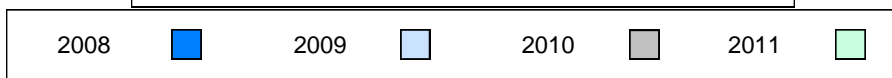
P

Average Mark, 2008-2011

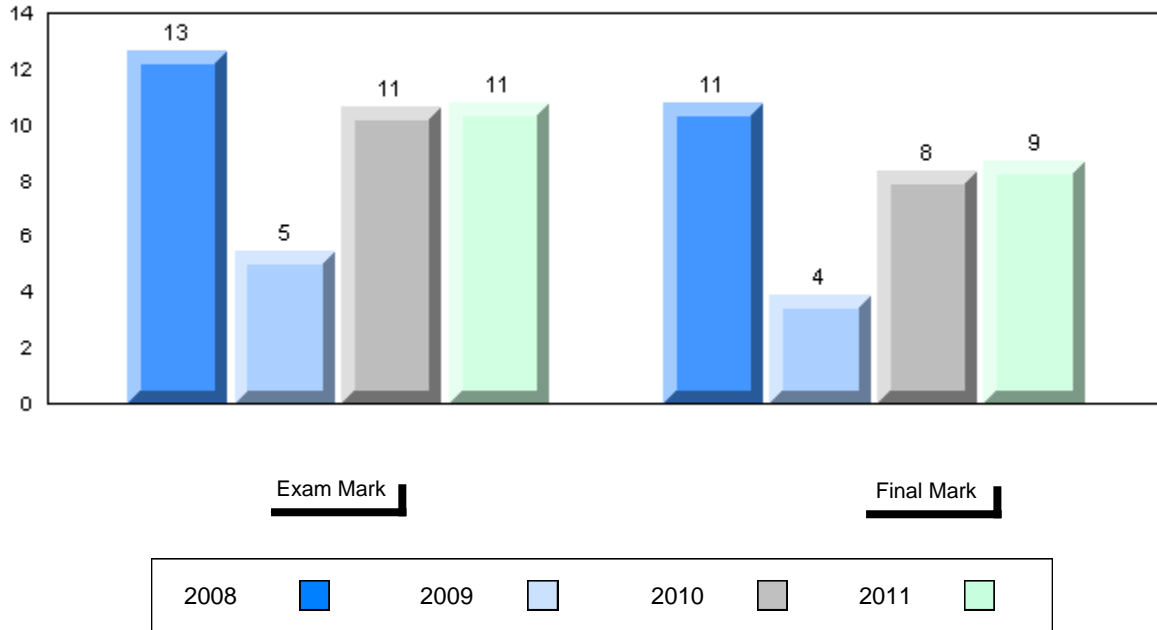


Exam Mark

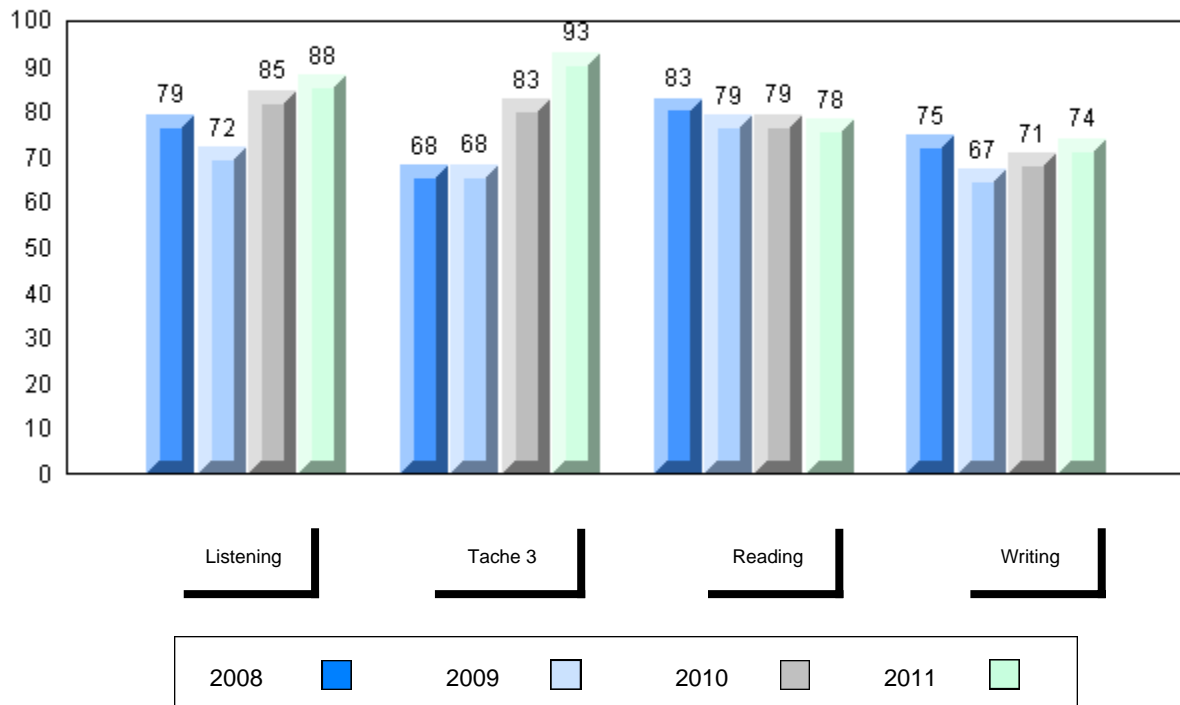
Final Mark



Difference from Provincial Mean, 2008-2011



4 Year Public Exam (Subtest) Mark Trend 2008-2011



District 4 - Eastern

#347 - Prince of Wales Collegiate, St. John's

Grades: 10-12

Number of Students 3

French 3200 School
 District
 Province

Subtest

Listening School
 District
 Province

Tache 3 School
 District
 Province

Reading School
 District
 Province

Writing School
 District
 Province

Public Exam Mark	School vs District	School vs Province
<i>School data with 5 or fewer students withheld for reasons of confidentiality.</i>		

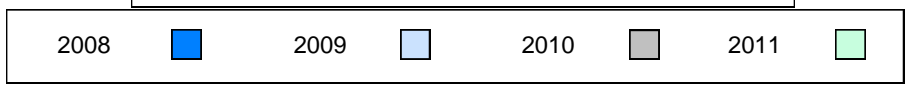
Final Mark	School vs District	School vs Province
<i>School data with 5 or fewer students withheld for reasons of confidentiality.</i>		

Average Mark, 2008-2011

School data with 5 or fewer students withheld for reasons of confidentiality.

Exam Mark

Final Mark



District 4 - Eastern

#354 - St. Kevin's High, St. John's (Goulds)

Grades: 10-12

Number of Students 13

French 3200

School
 District
 Province

Public Exam Mark

School vs District

School vs Province

71.6
 71.1
 69.1

P

P

Final Mark

School vs District

School vs Province

75.4
 73.9
 72.7

P

P

Subtest

Listening

School
 District
 Province

81.5
 72.9
 69.5

P

P

Tache 3

School
 District
 Province

80.0
 84.2
 82.7

q

q

Reading

School
 District
 Province

63.0
 64.3
 62.0

q

P

Writing

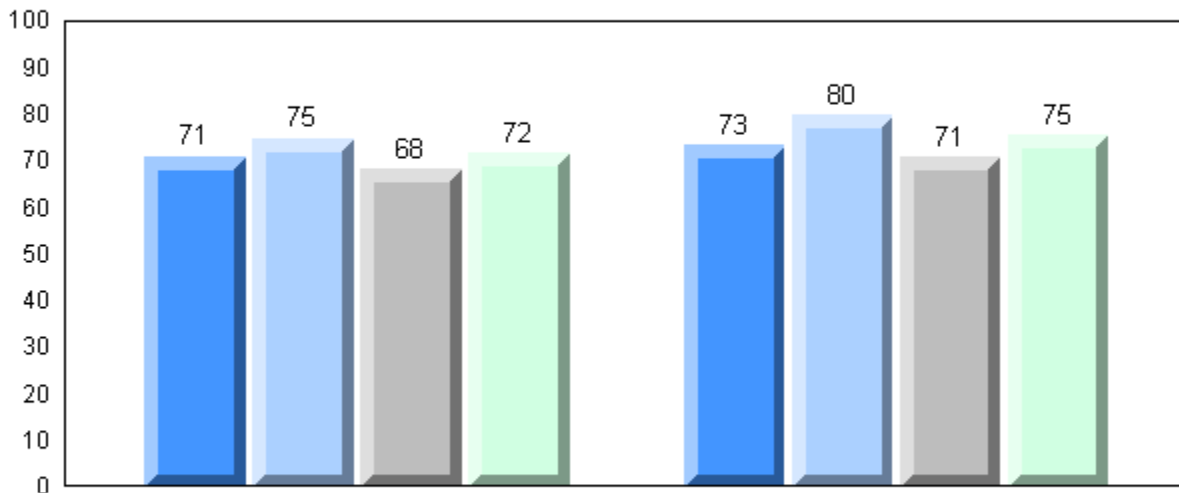
School
 District
 Province

69.7
 65.2
 61.1

P

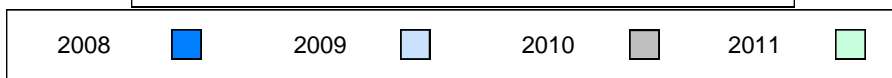
P

Average Mark, 2008-2011

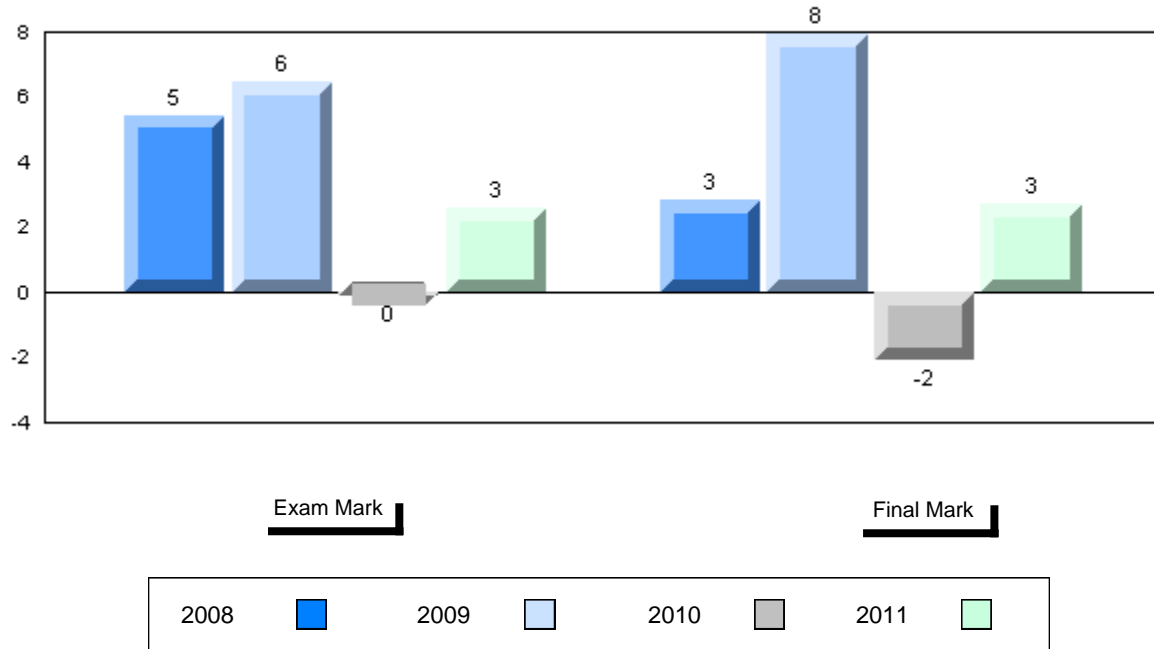


Exam Mark

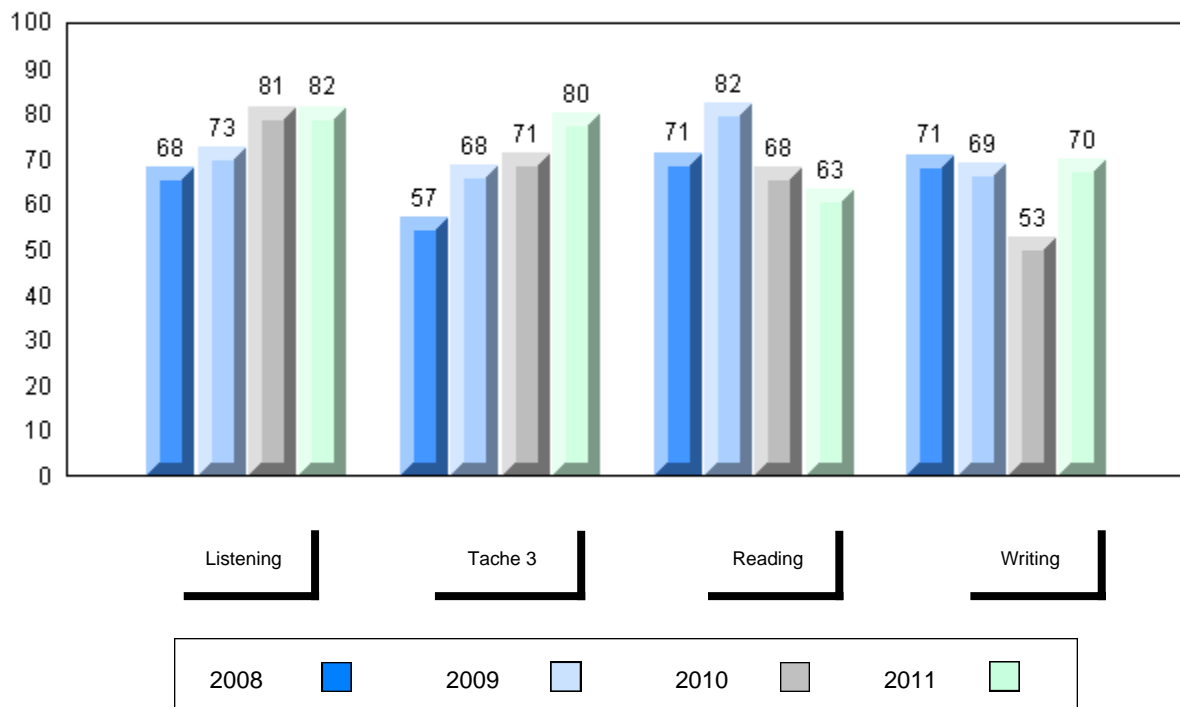
Final Mark



Difference from Provincial Mean, 2008-2011



4 Year Public Exam (Subtest) Mark Trend 2008-2011



District 4 - Eastern

#368 - Holy Trinity High, Torbay

Grades: 7-12

Number of Students 14

French 3200

School
 District
 Province

Public Exam Mark

School vs District

School vs Province

74.1
 71.1
 69.1

P

P

Subtest

Listening

School
 District
 Province

72.9
 72.9
 69.5

P

P

Tache 3

School
 District
 Province

87.9
 84.2
 82.7

P

P

Reading

School
 District
 Province

66.1
 64.3
 62.0

P

P

Writing

School
 District
 Province

64.0
 65.2
 61.1

P

P

Final Mark

School vs District

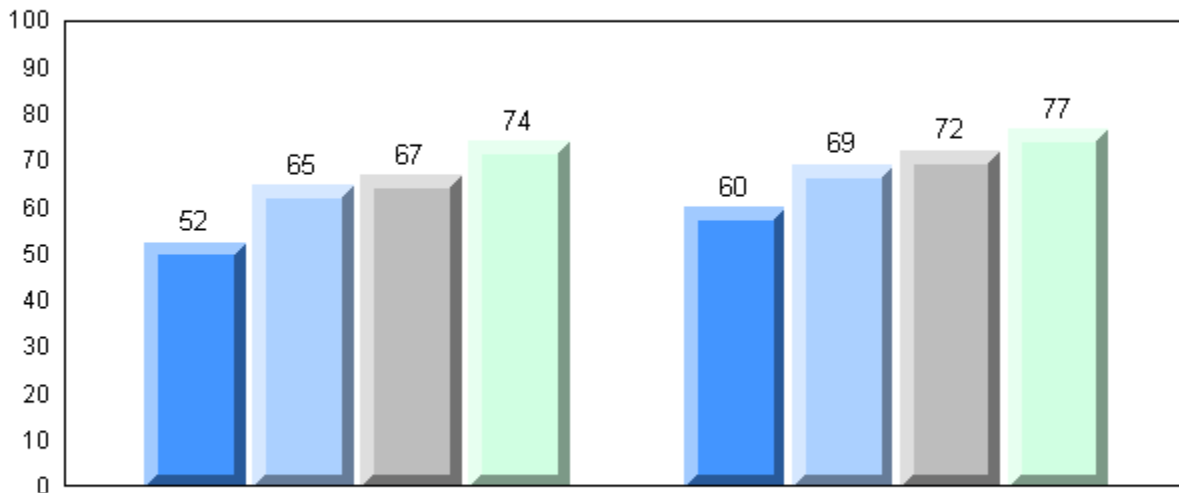
School vs Province

76.7
 73.9
 72.7

P

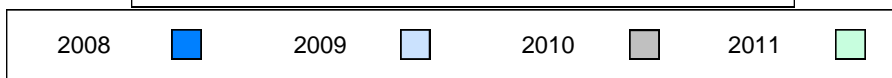
P

Average Mark, 2008-2011

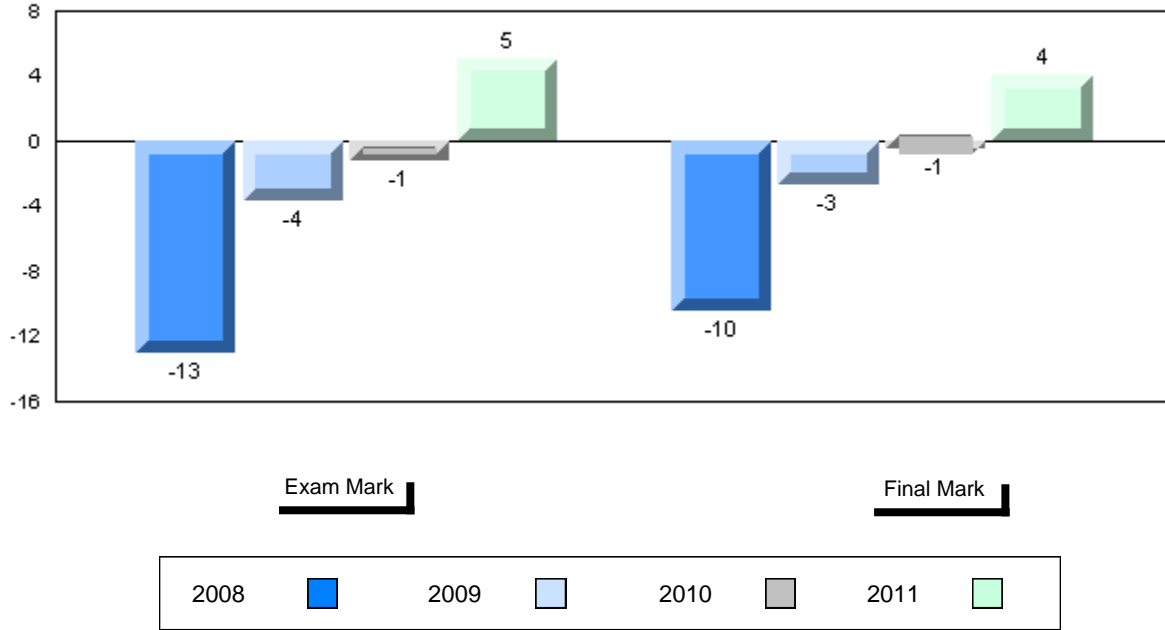


Exam Mark

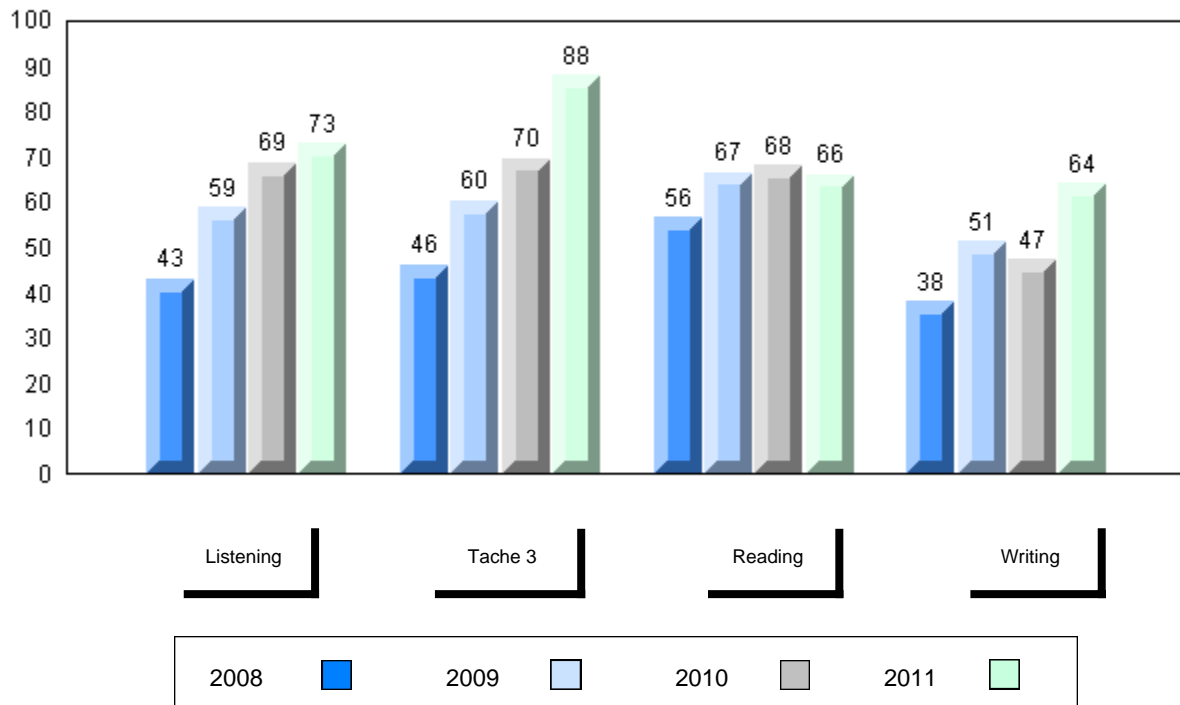
Final Mark



Difference from Provincial Mean, 2008-2011



4 Year Public Exam (Subtest) Mark Trend 2008-2011



District 4 - Eastern

#430 - St. Mark's School, King's Cove

Grades: K-12

Number of Students 2

French 3200 School
 District
 Province

Subtest

Listening School
 District
 Province

Tache 3 School
 District
 Province

Reading School
 District
 Province

Writing School
 District
 Province

Public Exam Mark	School vs District	School vs Province
<i>School data with 5 or fewer students withheld for reasons of confidentiality.</i>		

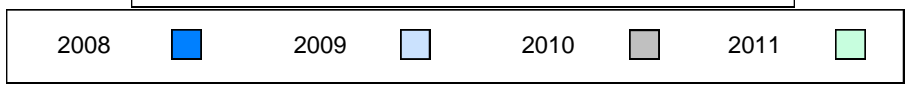
Final Mark	School vs District	School vs Province
<i>School data with 5 or fewer students withheld for reasons of confidentiality.</i>		

Average Mark, 2008-2011

School data with 5 or fewer students withheld for reasons of confidentiality.

Exam Mark

Final Mark



District 4 - Eastern

#431 - Southwest Arm Academy, Little Heart's Ease

Grades: K-12

Number of Students 2

French 3200 School
 District
 Province

Subtest

Listening School
 District
 Province

Tache 3 School
 District
 Province

Reading School
 District
 Province

Writing School
 District
 Province

Public Exam Mark	School vs District	School vs Province
<i>School data with 5 or fewer students withheld for reasons of confidentiality.</i>		

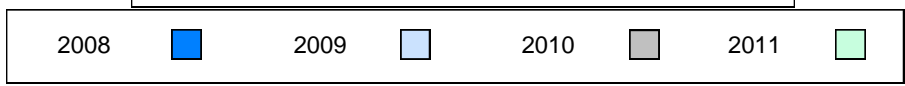
Final Mark	School vs District	School vs Province
<i>School data with 5 or fewer students withheld for reasons of confidentiality.</i>		

Average Mark, 2008-2011

School data with 5 or fewer students withheld for reasons of confidentiality.

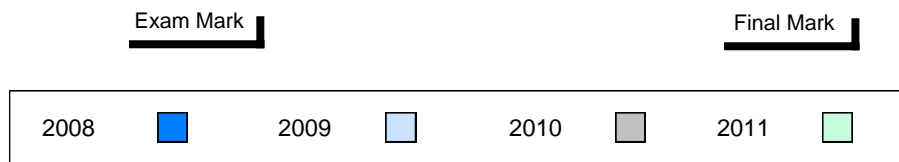
Exam Mark

Final Mark



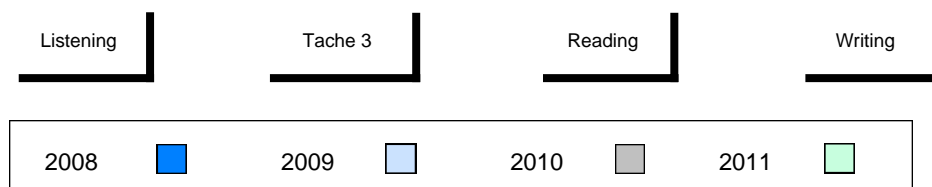
Difference from Provincial Mean, 2008-2011

School data with 5 or fewer students withheld for reasons of confidentiality.



4 Year Public Exam (Subtest) Mark Trend 2008-2011

School data with 5 or fewer students withheld for reasons of confidentiality.



District 4 - Eastern

#447 - Baltimore School Complex, Ferryland

Grades: K-12

Number of Students 4

French 3200 School
 District
 Province

Subtest

Listening School
 District
 Province

Tache 3 School
 District
 Province

Reading School
 District
 Province

Writing School
 District
 Province

Public Exam Mark	School vs District	School vs Province
<i>School data with 5 or fewer students withheld for reasons of confidentiality.</i>		

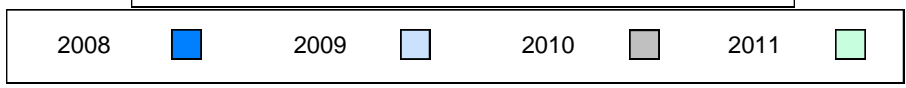
Final Mark	School vs District	School vs Province
<i>School data with 5 or fewer students withheld for reasons of confidentiality.</i>		

Average Mark, 2008-2011

School data with 5 or fewer students withheld for reasons of confidentiality.

Exam Mark

Final Mark



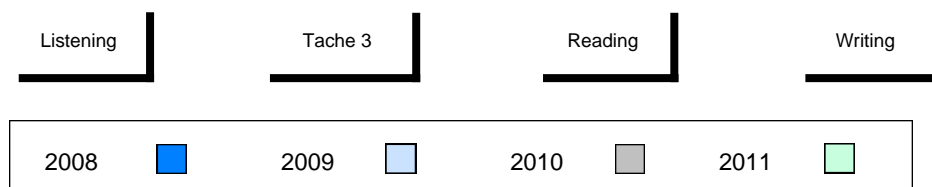
Difference from Provincial Mean, 2008-2011

School data with 5 or fewer students withheld for reasons of confidentiality.



4 Year Public Exam (Subtest) Mark Trend 2008-2011

School data with 5 or fewer students withheld for reasons of confidentiality.



Number of Students 12

French 3200

School
 District
 Province

Public Exam Mark

School vs District School vs Province

60.1 q q
 71.1
 69.1

Final Mark

School vs District School vs Province

64.5 q q
 73.9
 72.7

Subtest

Listening

School
 District
 Province

51.9 q q
 72.9
 69.5

Tache 3

School
 District
 Province

75.0 q q
 84.2
 82.7

Reading

School
 District
 Province

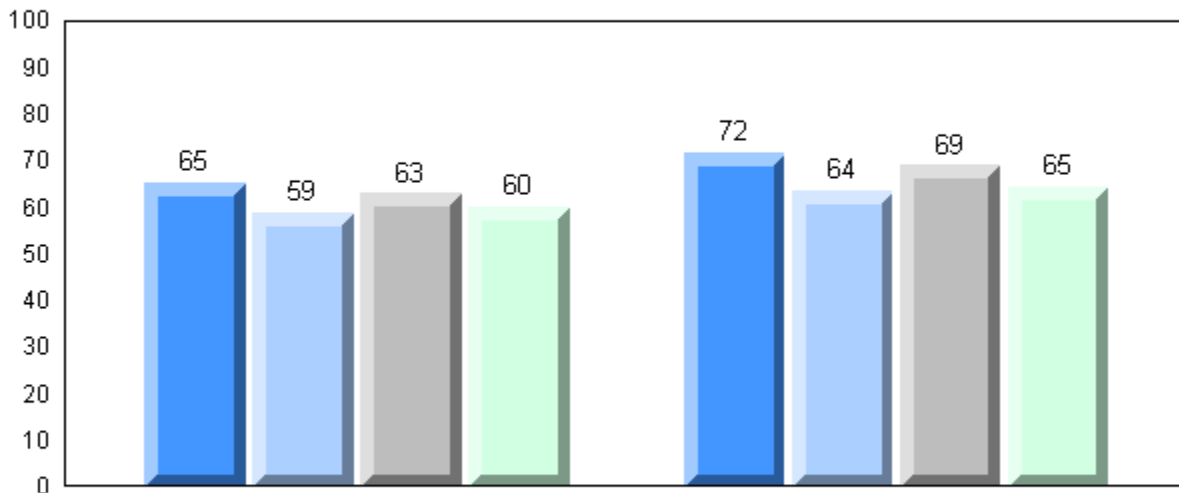
49.5 q q
 64.3
 62.0

Writing

School
 District
 Province

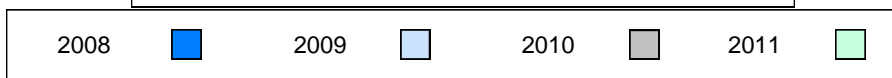
56.6 q q
 65.2
 61.1

Average Mark, 2008-2011

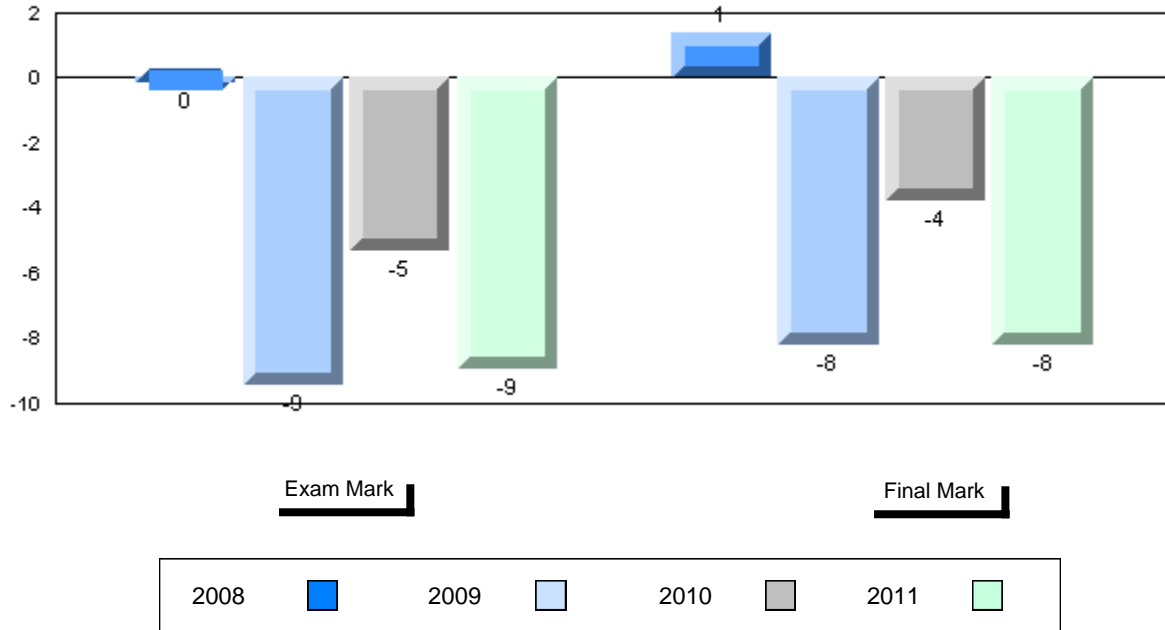


Exam Mark

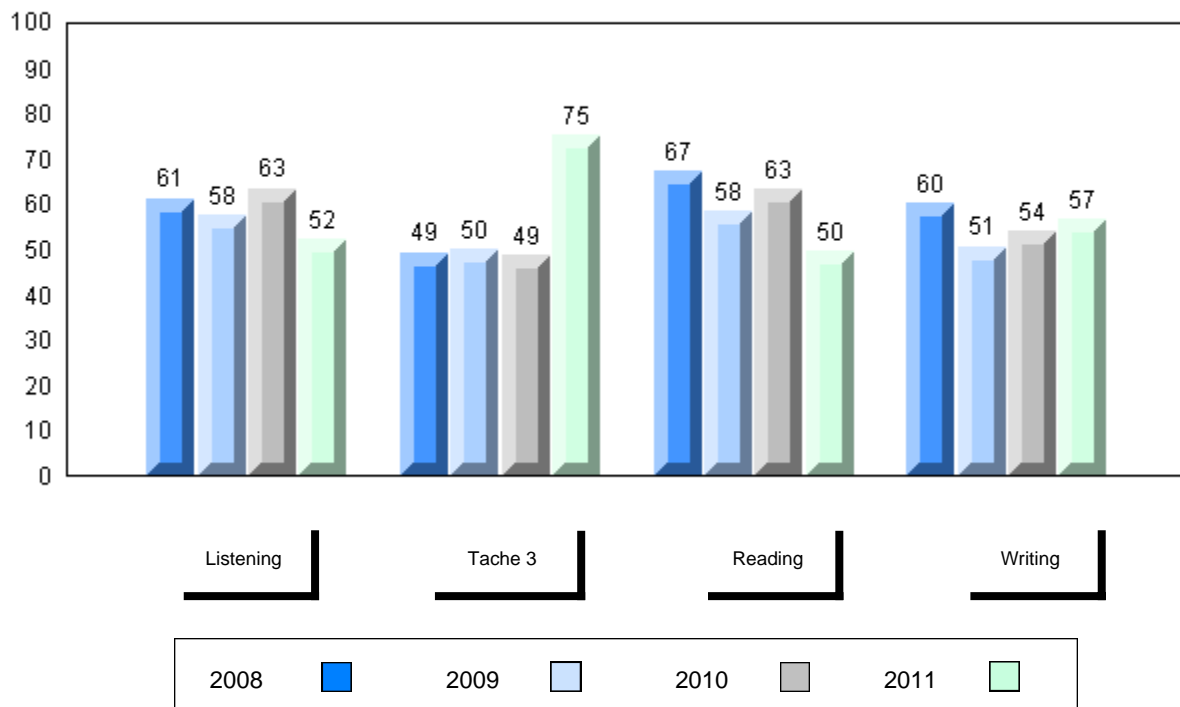
Final Mark



Difference from Provincial Mean, 2008-2011

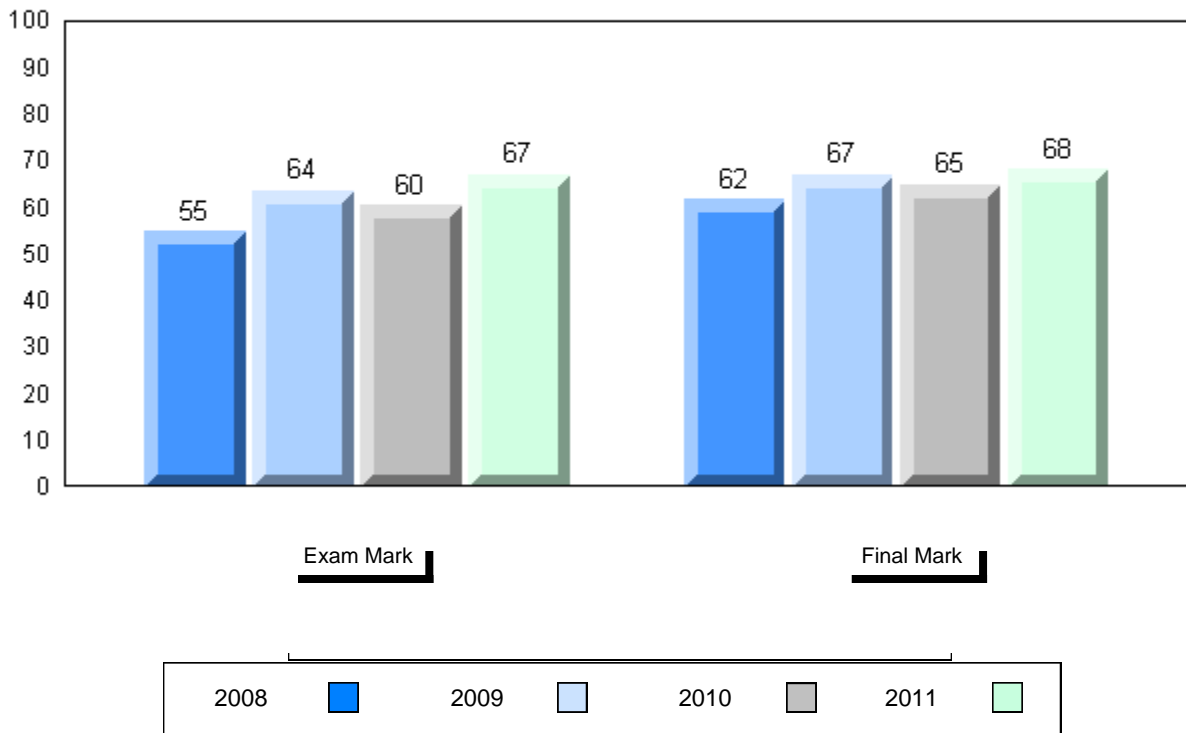


4 Year Public Exam (Subtest) Mark Trend 2008-2011

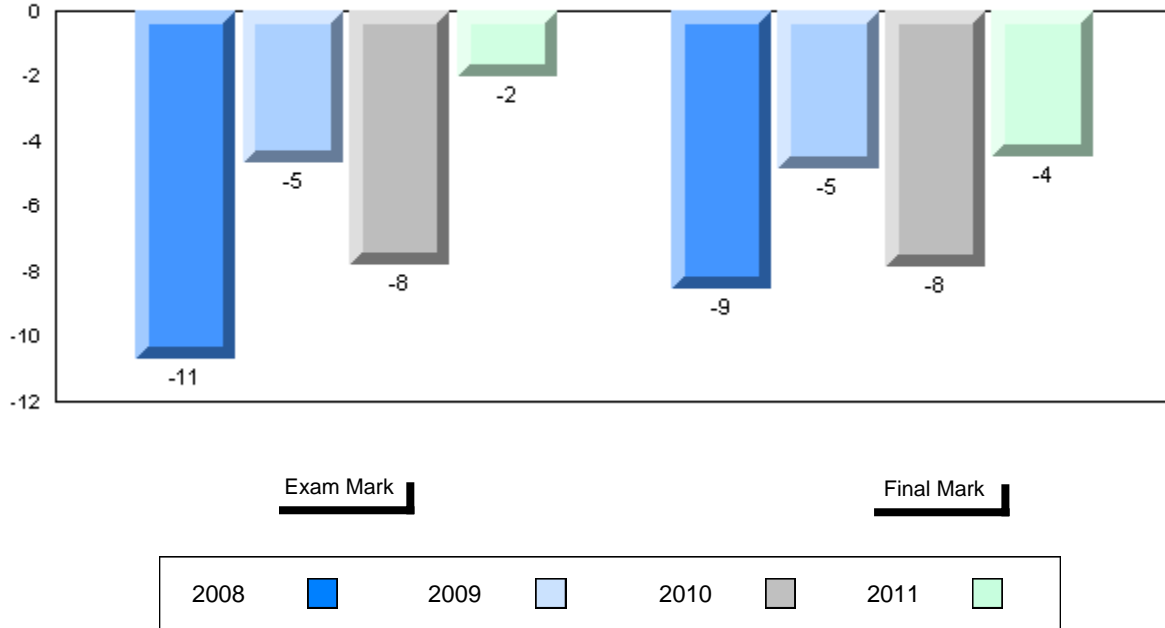


Number of Students	19						
French 3200		Public Exam Mark	School vs District	School vs Province	Final Mark	School vs District	School vs Province
	School	67.0	q	q	68.2	q	q
	District	71.1			73.9		
	Province	69.1			72.7		
Subtest							
Listening	School	59.1	q	q			
	District	72.9					
	Province	69.5					
Tache 3	School	79.2	q	q			
	District	84.2					
	Province	82.7					
Reading	School	56.0	q	q			
	District	64.3					
	Province	62.0					
Writing	School	60.1	q	q			
	District	65.2					
	Province	61.1					

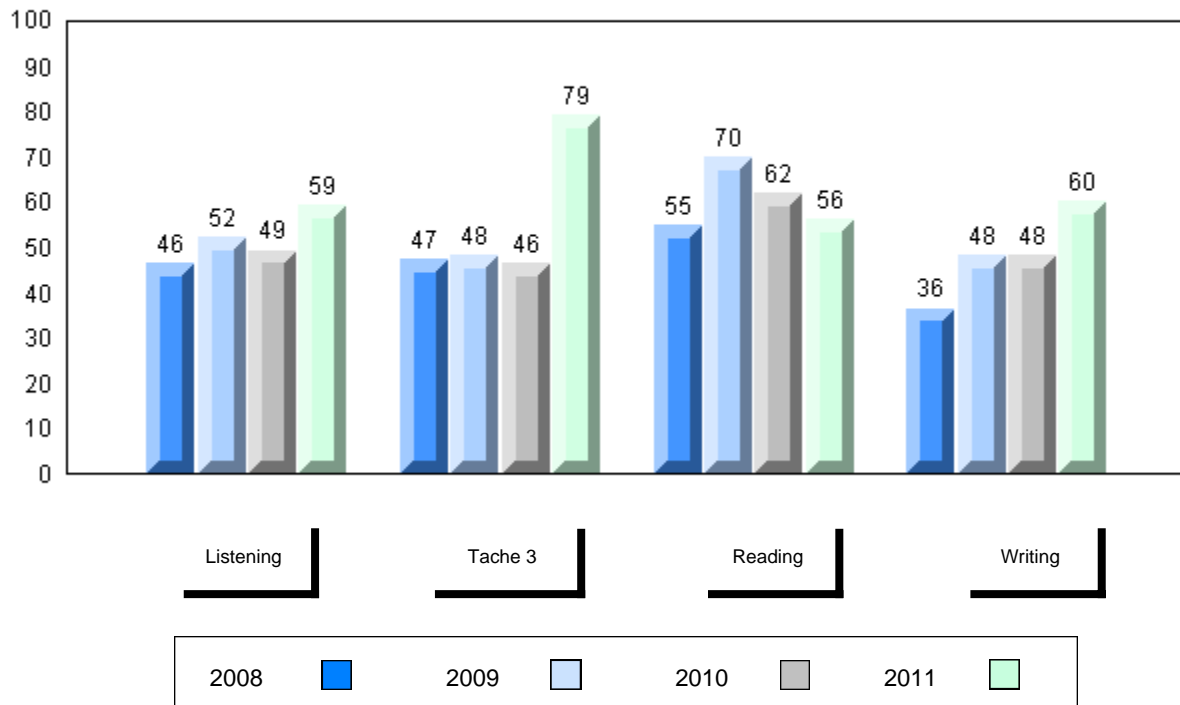
Average Mark, 2008-2011



Difference from Provincial Mean, 2008-2011



4 Year Public Exam (Subtest) Mark Trend 2008-2011



District 4 - Eastern

#476 - Baccalieu Collegiate, Old Perlican

Grades: 7-12

Number of Students 1

French 3200 School
 District
 Province

Subtest

Listening School
 District
 Province

Tache 3 School
 District
 Province

Reading School
 District
 Province

Writing School
 District
 Province

Public Exam Mark	School vs District	School vs Province
<i>School data with 5 or fewer students withheld for reasons of confidentiality.</i>		

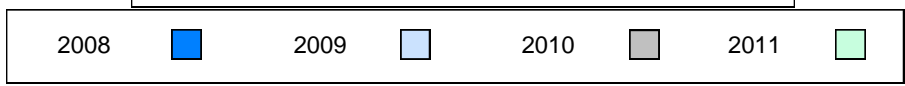
Final Mark	School vs District	School vs Province
<i>School data with 5 or fewer students withheld for reasons of confidentiality.</i>		

Average Mark, 2008-2011

School data with 5 or fewer students withheld for reasons of confidentiality.

Exam Mark

Final Mark



District 4 - Eastern

#924 - Tricentia Academy, Arnold's Cove

Grades: K-12

Number of Students 1

French 3200 School
 District
 Province

Subtest

Listening School
 District
 Province

Tache 3 School
 District
 Province

Reading School
 District
 Province

Writing School
 District
 Province

Public Exam Mark	School vs District	School vs Province
<i>School data with 5 or fewer students withheld for reasons of confidentiality.</i>		

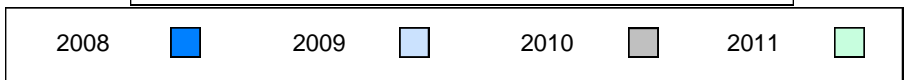
Final Mark	School vs District	School vs Province
<i>School data with 5 or fewer students withheld for reasons of confidentiality.</i>		

Average Mark, 2008-2011

School data with 5 or fewer students withheld for reasons of confidentiality.

Exam Mark

Final Mark



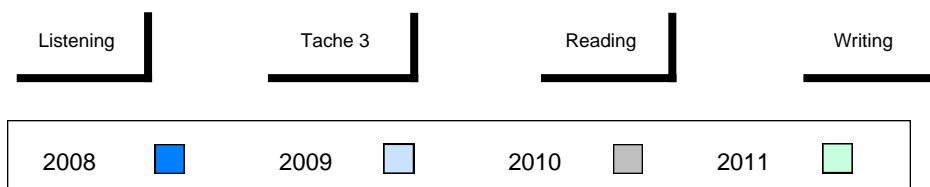
Difference from Provincial Mean, 2008-2011

School data with 5 or fewer students withheld for reasons of confidentiality.



4 Year Public Exam (Subtest) Mark Trend 2008-2011

School data with 5 or fewer students withheld for reasons of confidentiality.



Number of Students 15

French 3200

School
District
Province

Public Exam Mark
School vs District
School vs Province

71.5 q P
72.2
69.1

Final Mark
School vs District
School vs Province

76.5 q P
77.0
72.7

Subtest

Listening

School
District
Province

69.3 q q
71.6
69.5

Tache 3

School
District
Province

83.0 q P
84.1
82.7

Reading

School
District
Province

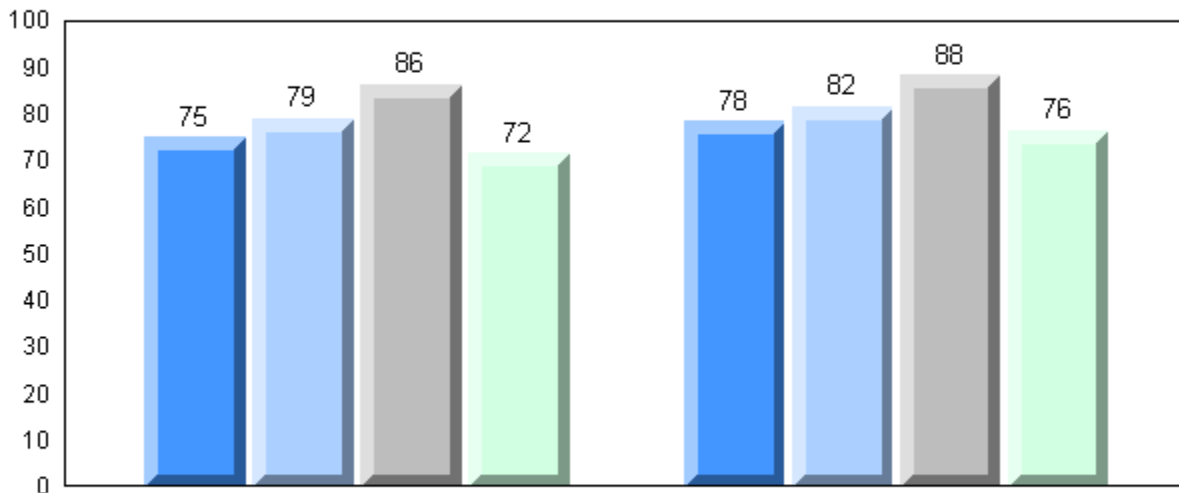
65.5 q P
66.6
62.0

Writing

School
District
Province

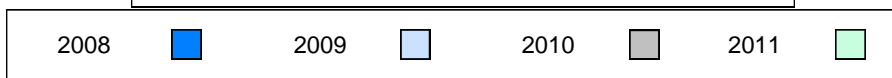
66.8 P P
65.1
61.1

Average Mark, 2008-2011

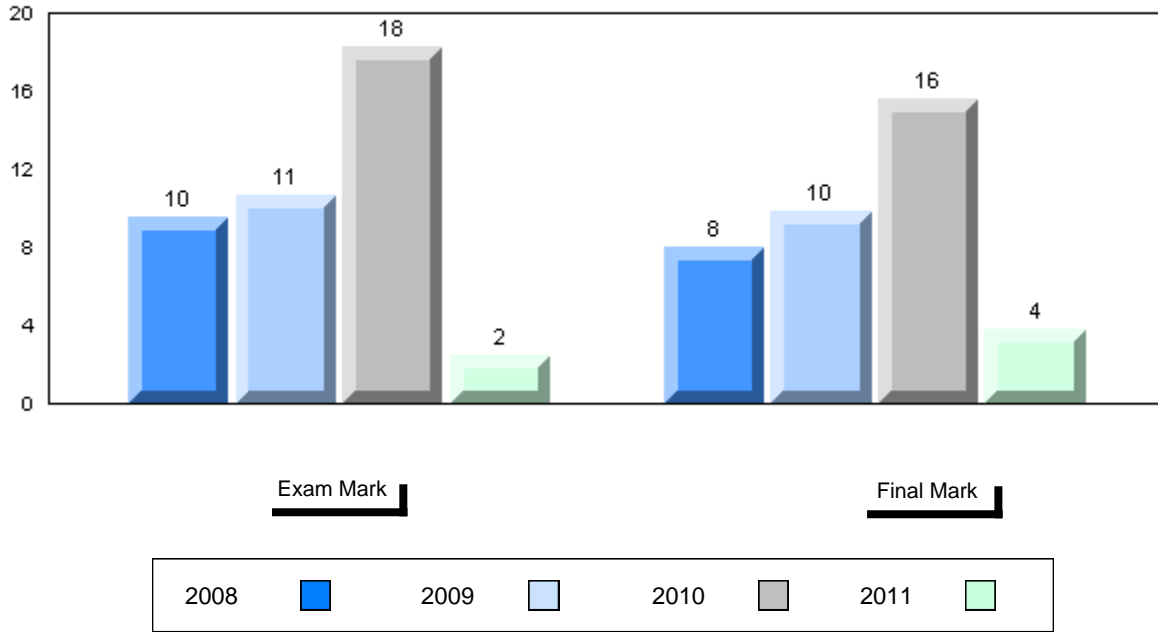


Exam Mark

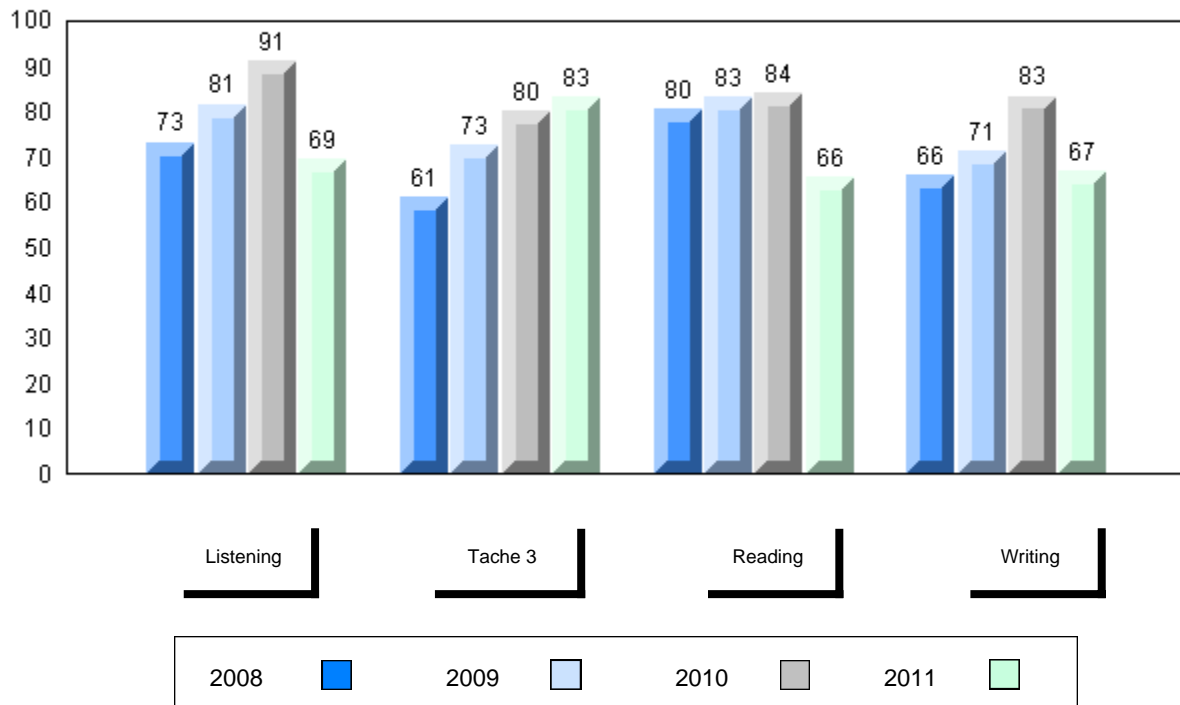
Final Mark



Difference from Provincial Mean, 2008-2011



4 Year Public Exam (Subtest) Mark Trend 2008-2011



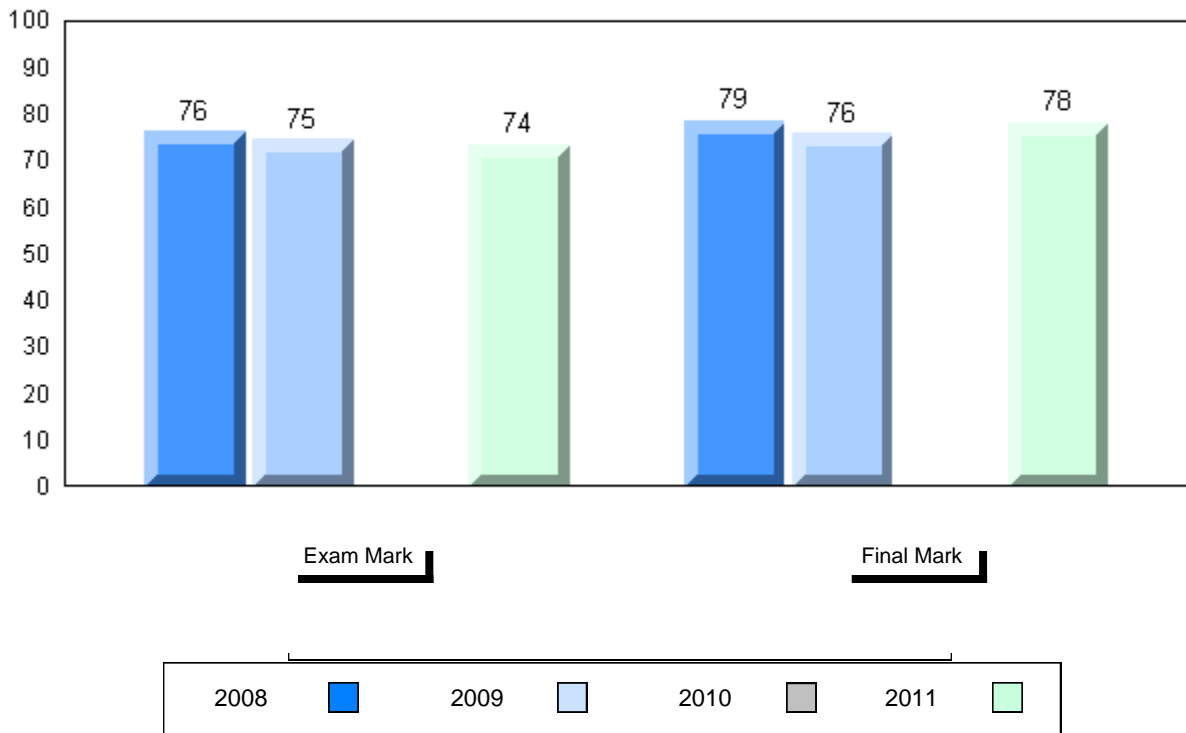
District 803 - Private

#453 - Eric G. Lambert All-Grade, Churchill Falls

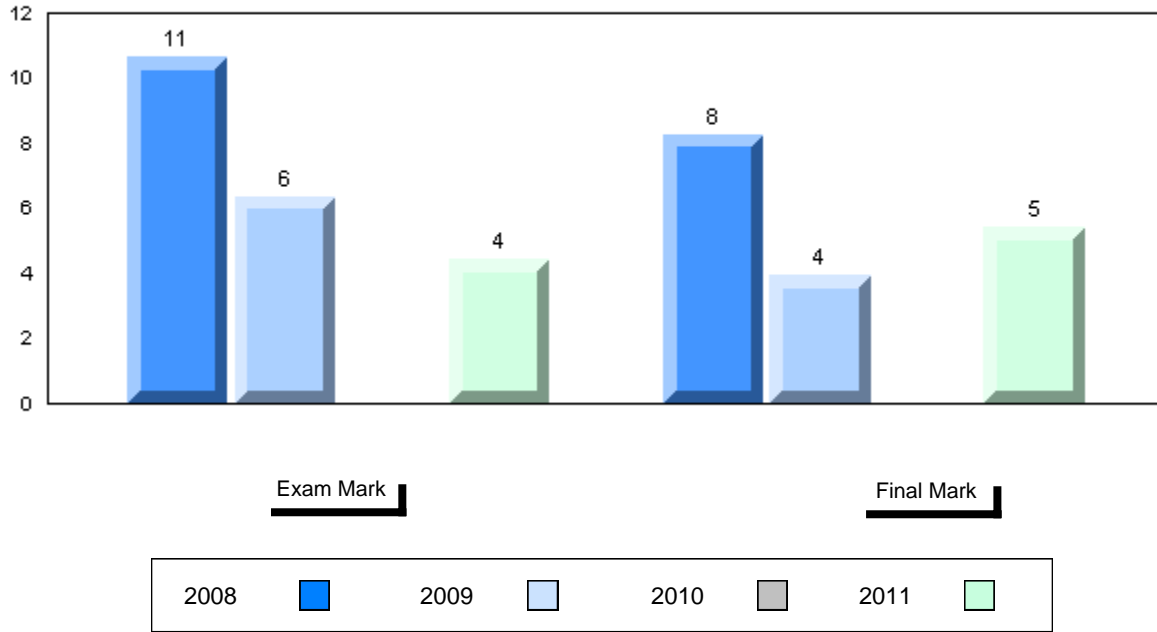
Grades: K-12

Number of Students	8						
French 3200		Public Exam Mark	School vs District	School vs Province	Final Mark	School vs District	School vs Province
	School	73.5	P	P	78.1	P	P
	District	72.2			77.0		
	Province	69.1			72.7		
Subtest							
Listening	School	75.8	P	P			
	District	71.6					
	Province	69.5					
Tache 3	School	86.3	P	P			
	District	84.1					
	Province	82.7					
Reading	School	68.8	P	P			
	District	66.6					
	Province	62.0					
Writing	School	62.0	Q	P			
	District	65.1					
	Province	61.1					

Average Mark, 2008-2011



Difference from Provincial Mean, 2008-2011



4 Year Public Exam (Subtest) Mark Trend 2008-2011

