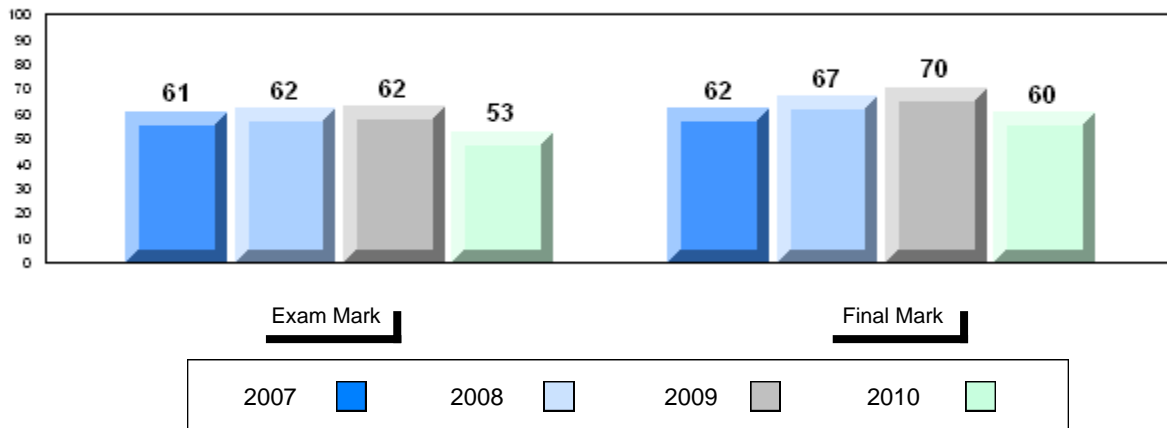
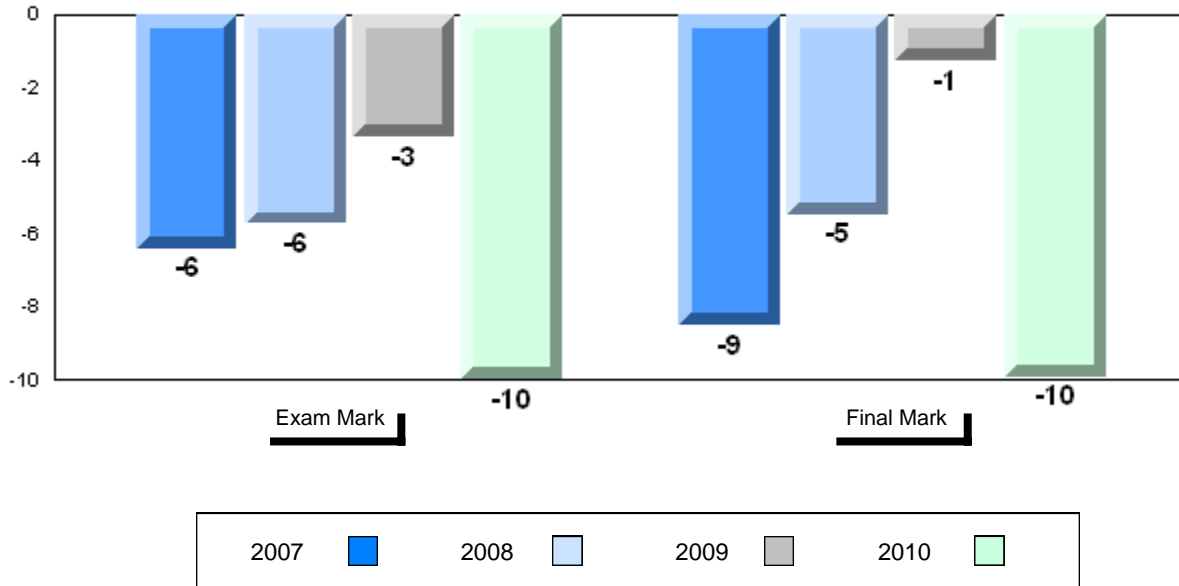


Number of Students		6	<b>Public Exam Mark</b>			<b>Final Mark</b>		
			School vs District	School vs Province		School vs District	School vs Province	
<b>Histoire Mondiale 3231</b>	School		52.5	P	Q	60.0	P	Q
	District		52.5			60.0		
	Province		62.5			69.9		
<b>Subtest</b>								
<b>WWI</b>	School		63.4	P	Q			
	District		63.4					
	Province		69.6					
<b>Challenges and Changes</b>	School		53.3	P	Q			
	District		53.3					
	Province		64.9					
<b>International Tensions (1930's and WWII)</b>	School		58.0	P	Q			
	District		58.0					
	Province		66.6					
<b>Cold War</b>	School		38.7	P	Q			
	District		38.7					
	Province		51.0					
<b>Regional Developments in Post WWII (5.1)</b>	School		17.1	P	Q			
	District		17.1					
	Province		33.8					
<b>Regional Developments in Post WWII (5.2)</b>	School		21.4	P	Q			
	District		21.4					
	Province		47.2					
<b>Challenges of the Modern Era</b>	School		40.5	P	Q			
	District		40.5					
	Province		52.7					

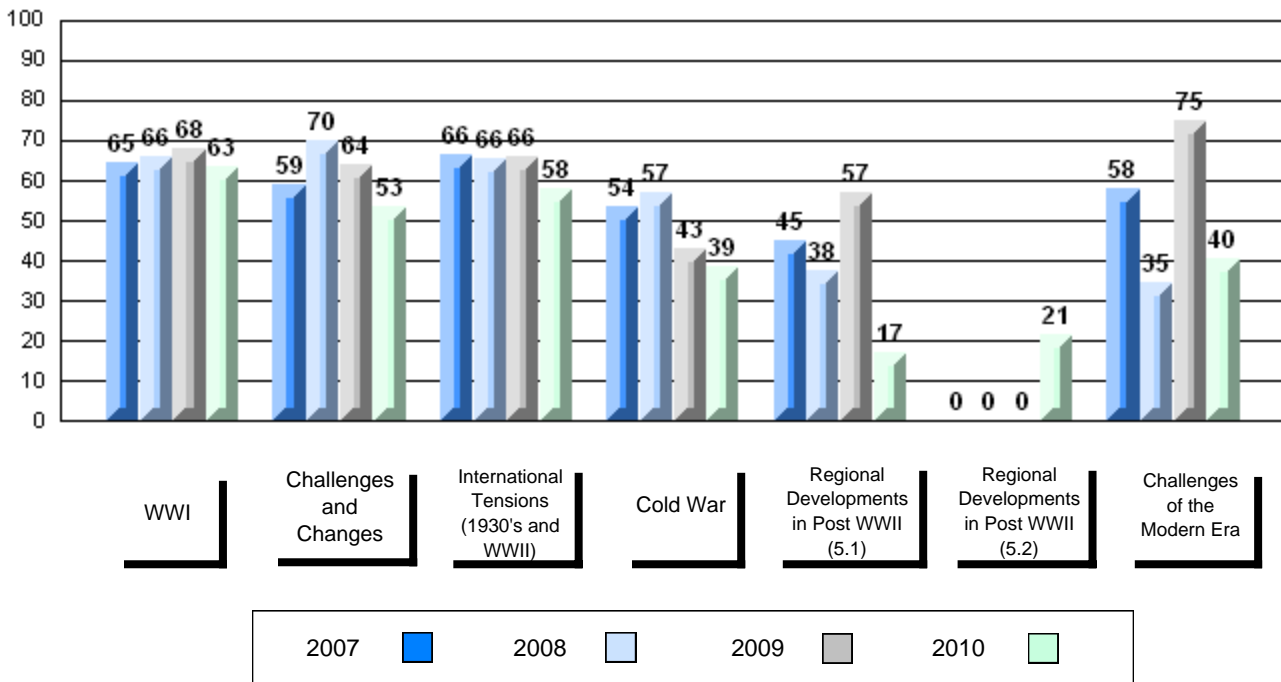
**Average Score, 2007-2010**



Difference from Provincial Mean, 2007-2010

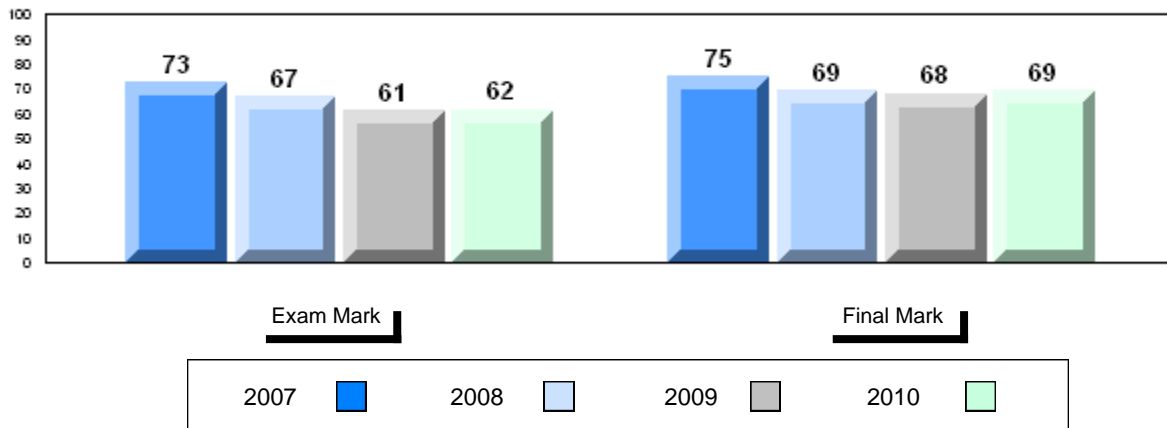


4 Year Public Exam (Subtest) Mark Trend 2007-2010

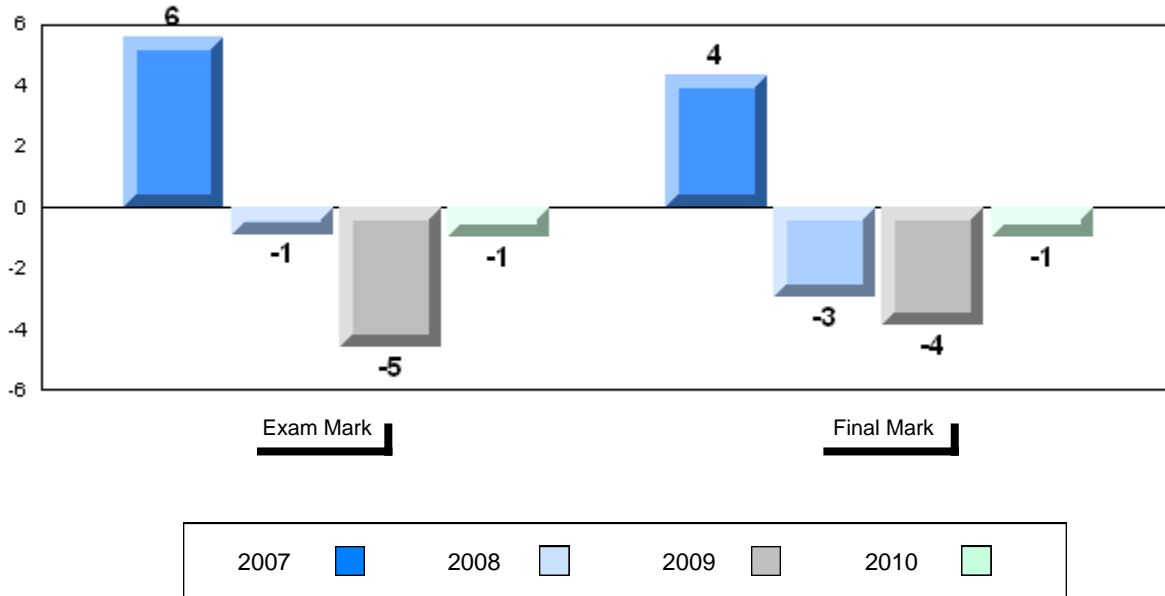


Number of Students		20						
		<b>Public Exam Mark</b>	School vs District	School vs Province	<b>Final Mark</b>	School vs District	School vs Province	
<b>Histoire Mondiale 3231</b>	School	61.5	P	Q	68.9	P	Q	
	District	61.5						
	Province	62.5						
<b>Subtest</b>								
<b>WWI</b>	School	71.5	P	P				
	District	71.5						
	Province	69.6						
<b>Challenges and Changes</b>	School	62.6	P	Q				
	District	62.6						
	Province	64.9						
<b>International Tensions (1930's and WWII)</b>	School	66.4	P	Q				
	District	66.4						
	Province	66.6						
<b>Cold War</b>	School	44.1	P	Q				
	District	44.1						
	Province	51.0						
<b>Regional Developments in Post WWII (5.1)</b>	School	36.1	P	P				
	District	36.1						
	Province	33.8						
<b>Regional Developments in Post WWII (5.2)</b>	School	25.0	P	Q				
	District	25.0						
	Province	47.2						
<b>Challenges of the Modern Era</b>	School	56.8	P	P				
	District	56.8						
	Province	52.7						

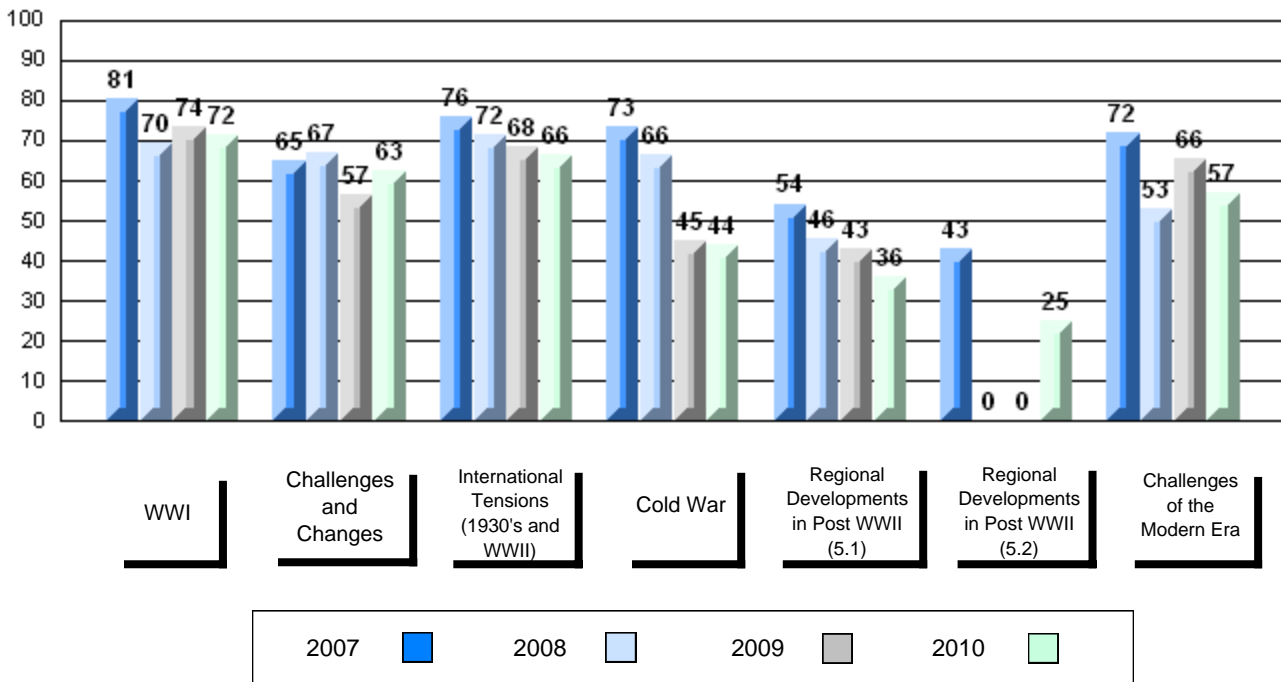
**Average Score, 2007-2010**



Difference from Provincial Mean, 2007-2010



4 Year Public Exam (Subtest) Mark Trend 2007-2010



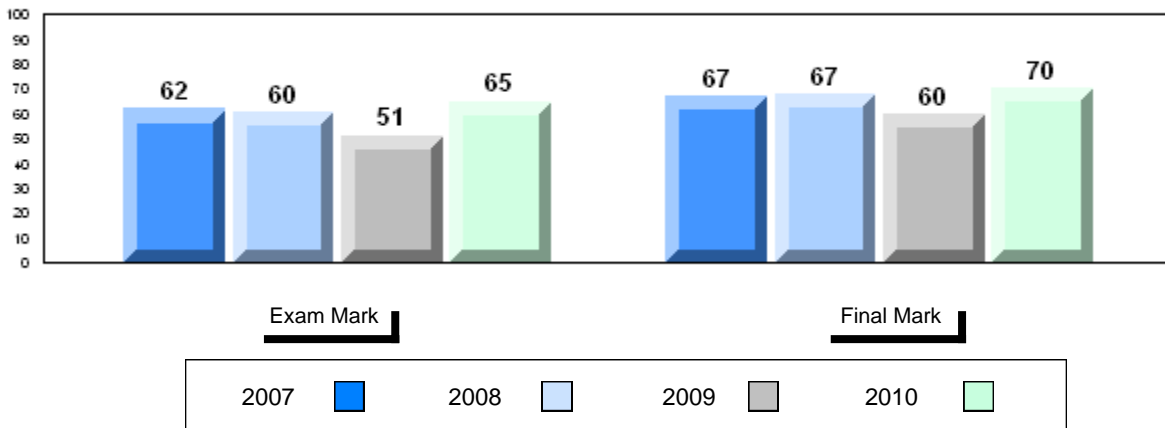
District 3 - Nova Central

#480 - Exploits Valley High, Grand Falls-Windsor

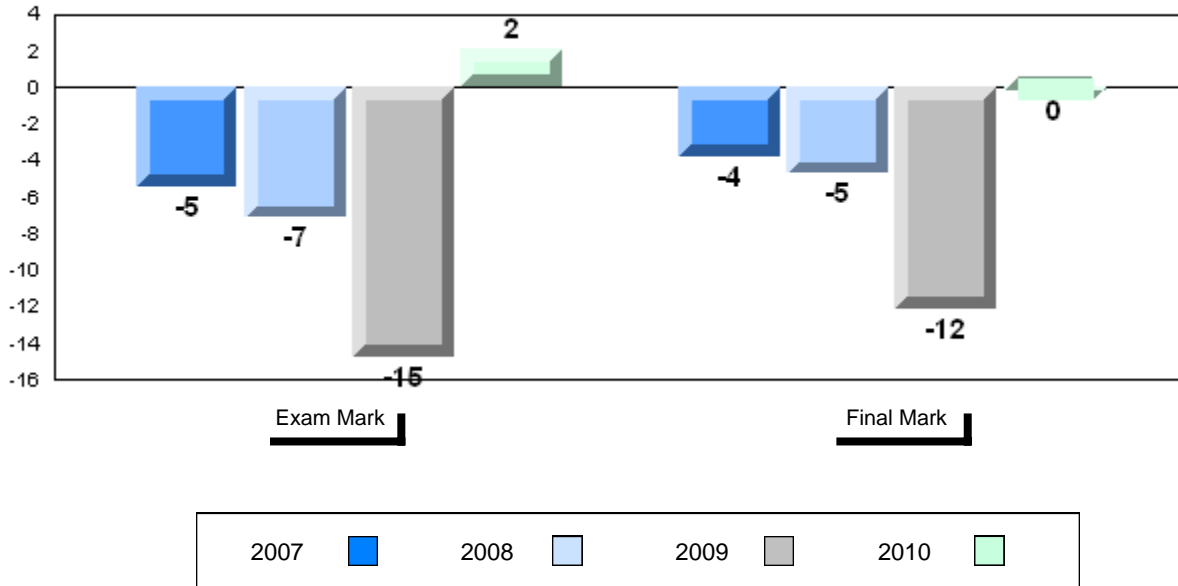
Grades: 10-12

Number of Students		9						
			<b>Public Exam Mark</b>	School vs District	School vs Province	<b>Final Mark</b>	School vs District	School vs Province
<b>Histoire Mondiale 3231</b>	School		64.6	P	P	69.7	P	Q
	District		64.6					
	Province		62.5					
<u>Subtest</u>								
<b>WWI</b>	School		74.2	P	P			
	District		74.2					
	Province		69.6					
<b>Challenges and Changes</b>	School		67.4	P	P			
	District		67.4					
	Province		64.9					
<b>International Tensions (1930's and WWII)</b>	School		65.0	P	Q			
	District		65.0					
	Province		66.6					
<b>Cold War</b>	School		57.1	P	P			
	District		57.1					
	Province		51.0					
<b>Regional Developments in Post WWII (5.1)</b>	School		14.3	P	Q			
	District		14.3					
	Province		33.8					
<b>Regional Developments in Post WWII (5.2)</b>	School		34.3	P	Q			
	District		34.3					
	Province		47.2					
<b>Challenges of the Modern Era</b>	School		60.3	P	P			
	District		60.3					
	Province		52.7					

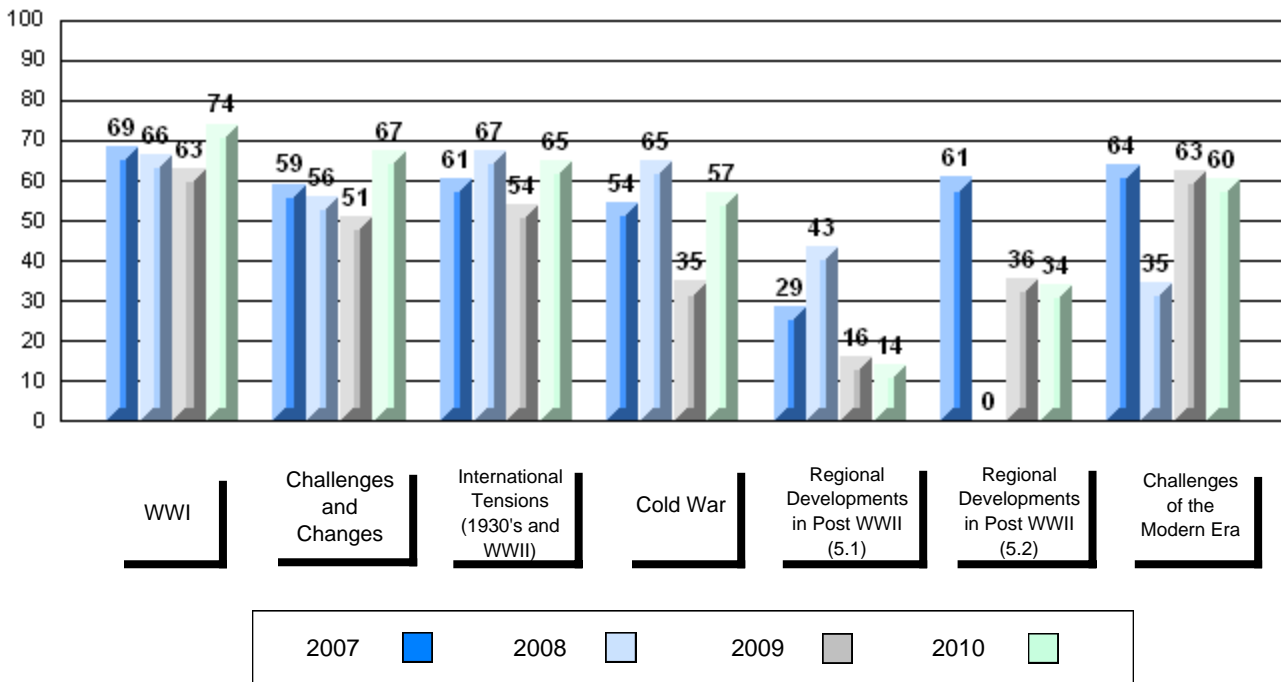
**Average Score, 2007-2010**



Difference from Provincial Mean, 2007-2010

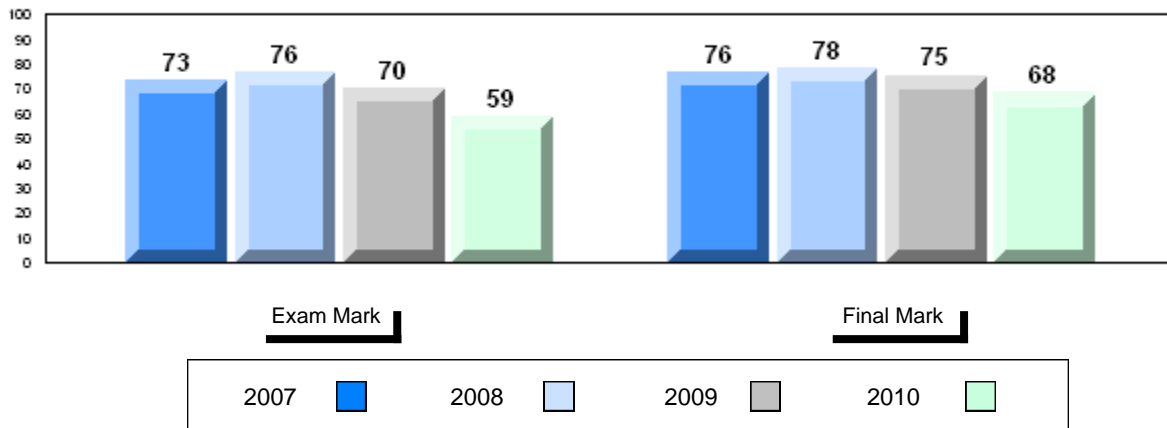


4 Year Public Exam (Subtest) Mark Trend 2007-2010

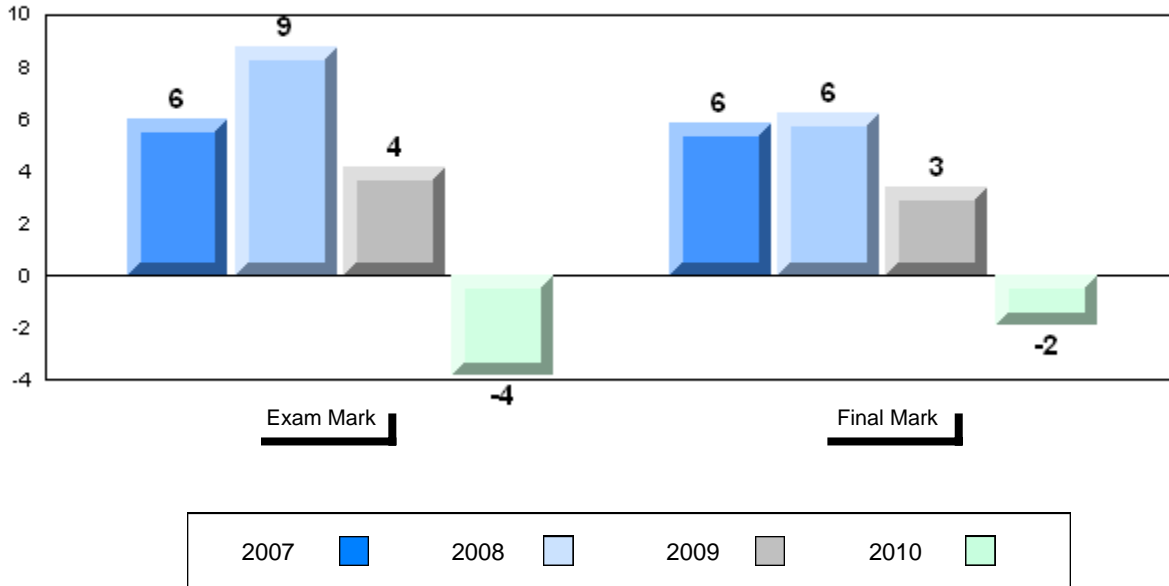


Number of Students	28						
		<b>Public Exam Mark</b>	School vs District	School vs Province	<b>Final Mark</b>	School vs District	School vs Province
<b>Histoire Mondiale 3231</b>	School	58.7	q	q	68.0	q	q
	District	62.6			70.0		
	Province	62.5			69.9		
<b>Subtest</b>							
<b>WWI</b>	School	66.2	q	q			
	District	69.5					
	Province	69.6					
<b>Challenges and Changes</b>	School	63.7	q	q			
	District	65.1					
	Province	64.9					
<b>International Tensions (1930's and WWII)</b>	School	60.4	q	q			
	District	66.7					
	Province	66.6					
<b>Cold War</b>	School	47.7	q	q			
	District	51.4					
	Province	51.0					
<b>Regional Developments in Post WWII (5.1)</b>	School	34.2	p	p			
	District	34.1					
	Province	33.8					
<b>Regional Developments in Post WWII (5.2)</b>	School	0.0	q	q			
	District	49.0					
	Province	47.2					
<b>Challenges of the Modern Era</b>	School	43.6	q	q			
	District	52.5					
	Province	52.7					

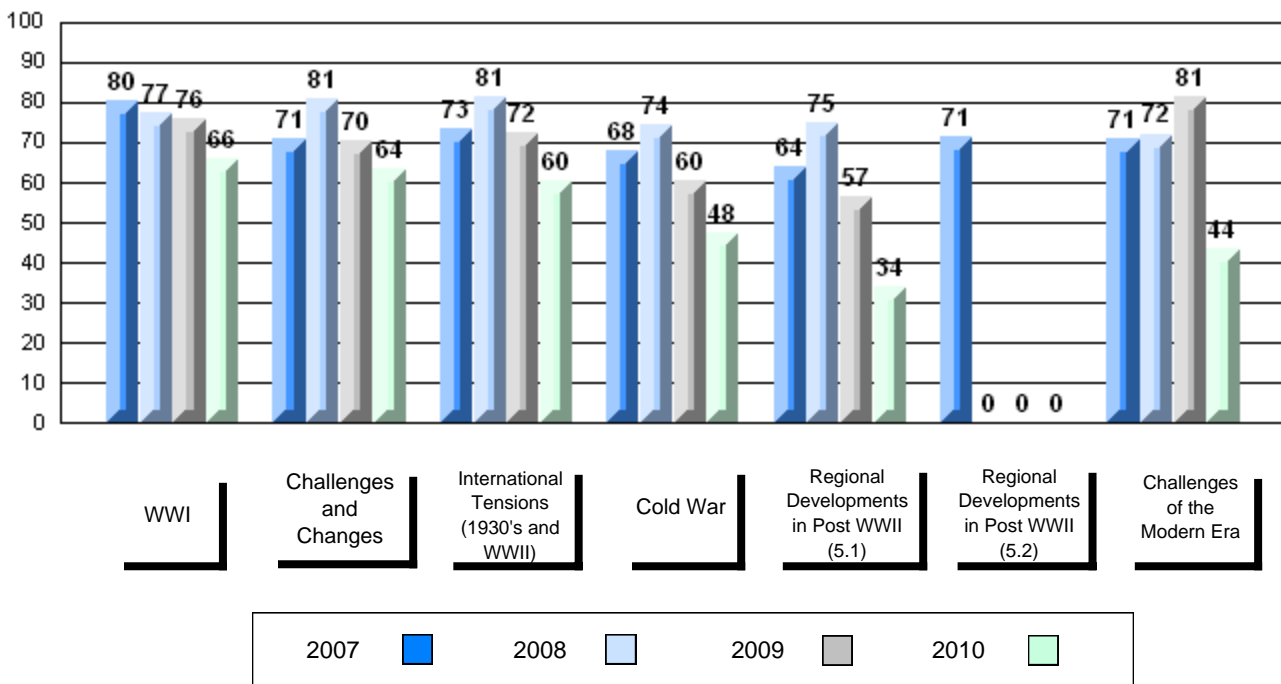
**Average Score, 2007-2010**



Difference from Provincial Mean, 2007-2010



4 Year Public Exam (Subtest) Mark Trend 2007-2010



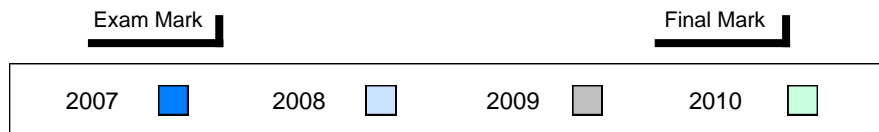
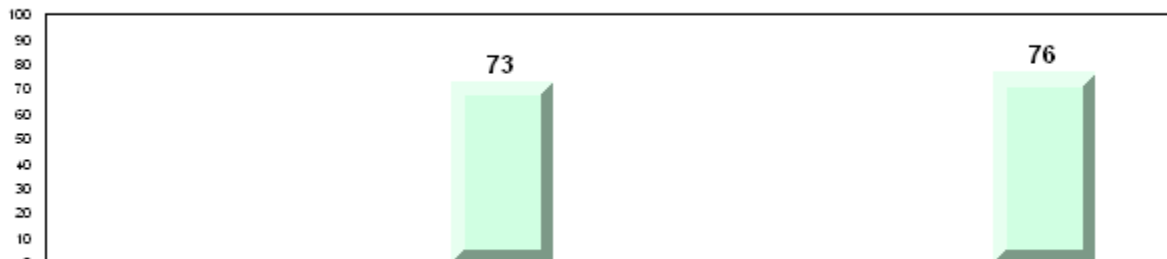
District 4 - Eastern

#253 - Carbonear Collegiate, Carbonear

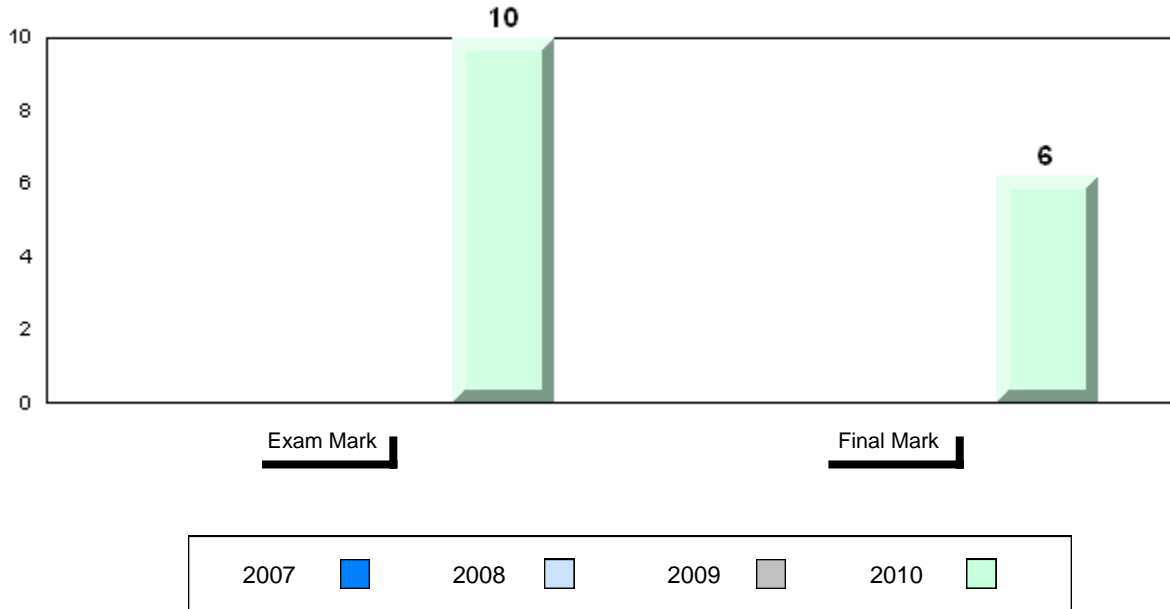
Grades: 10-12

Number of Students		15						
		<b>Public Exam Mark</b>	School vs District	School vs Province	<b>Final Mark</b>	School vs District	School vs Province	
<b>Histoire Mondiale 3231</b>	School	72.5	P	P	76.1	P	P	
	District	62.6						
	Province	62.5						
<u>Subtest</u>								
<b>WWI</b>	School	72.8	P	P	69.9			
	District	69.5						
	Province	69.6						
<b>Challenges and Changes</b>	School	71.2	P	P				
	District	65.1						
	Province	64.9						
<b>International Tensions (1930's and WWII)</b>	School	82.1	P	P				
	District	66.7						
	Province	66.6						
<b>Cold War</b>	School	61.4	P	P				
	District	51.4						
	Province	51.0						
<b>Regional Developments in Post WWII (5.1)</b>	School	57.6	P	P				
	District	34.1						
	Province	33.8						
<b>Regional Developments in Post WWII (5.2)</b>	School	0.0	Q	Q				
	District	49.0						
	Province	47.2						
<b>Challenges of the Modern Era</b>	School	64.8	P	P				
	District	52.5						
	Province	52.7						

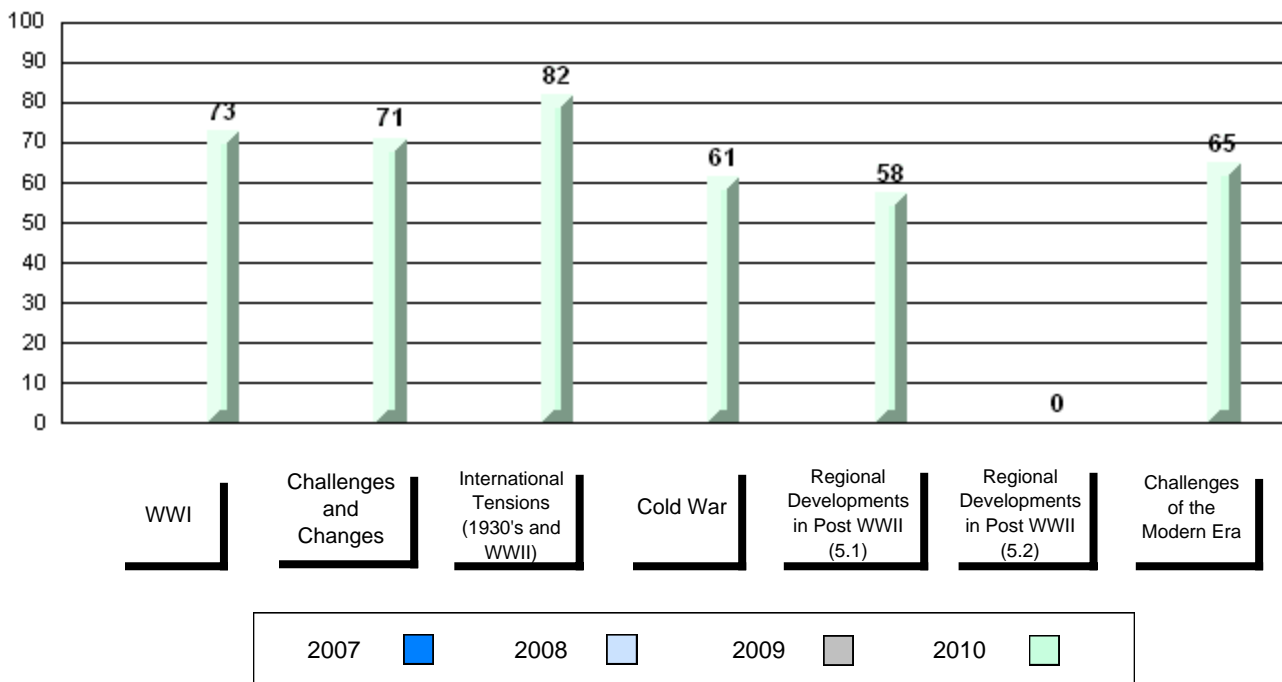
**Average Score, 2007-2010**



Difference from Provincial Mean, 2007-2010



4 Year Public Exam (Subtest) Mark Trend 2007-2010



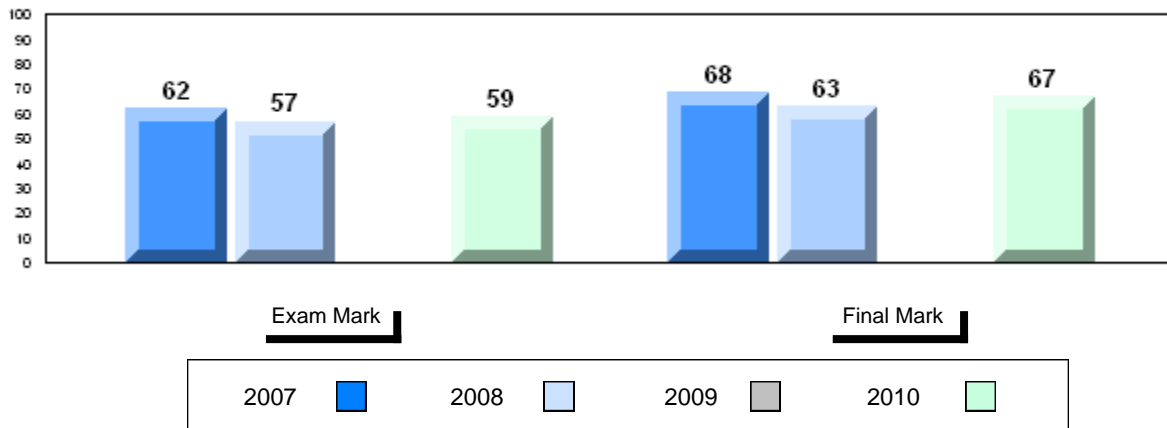
District 4 - Eastern

#302 - Queen Elizabeth Regional High, Conception Bay South (Foxtrap)

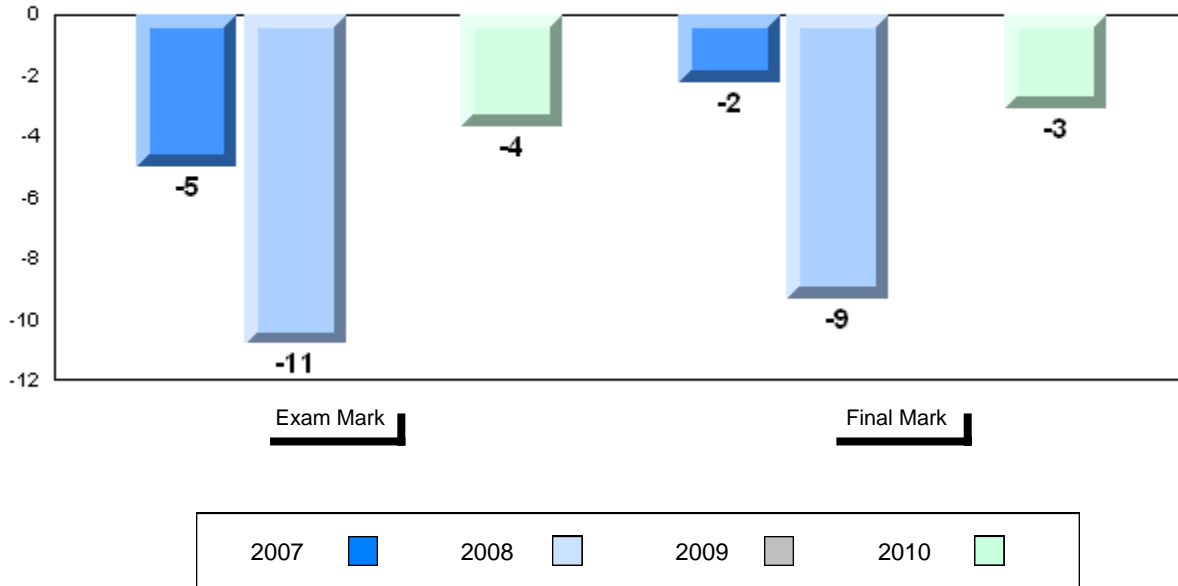
Grades: 10-12

Number of Students	18						
		<b>Public Exam Mark</b>	School vs District	School vs Province	<b>Final Mark</b>	School vs District	School vs Province
<b>Histoire Mondiale 3231</b>	School	58.8	q	q	66.8	q	q
	District	62.6			70.0		
	Province	62.5			69.9		
<u>Subtest</u>							
<b>WWI</b>	School	67.6	q	q			
	District	69.5					
	Province	69.6					
<b>Challenges and Changes</b>	School	60.6	q	q			
	District	65.1					
	Province	64.9					
<b>International Tensions (1930's and WWII)</b>	School	66.7	p	p			
	District	66.7					
	Province	66.6					
<b>Cold War</b>	School	48.8	q	q			
	District	51.4					
	Province	51.0					
<b>Regional Developments in Post WWII (5.1)</b>	School	22.6	q	q			
	District	34.1					
	Province	33.8					
<b>Regional Developments in Post WWII (5.2)</b>	School	0.0	q	q			
	District	49.0					
	Province	47.2					
<b>Challenges of the Modern Era</b>	School	43.7	q	q			
	District	52.5					
	Province	52.7					

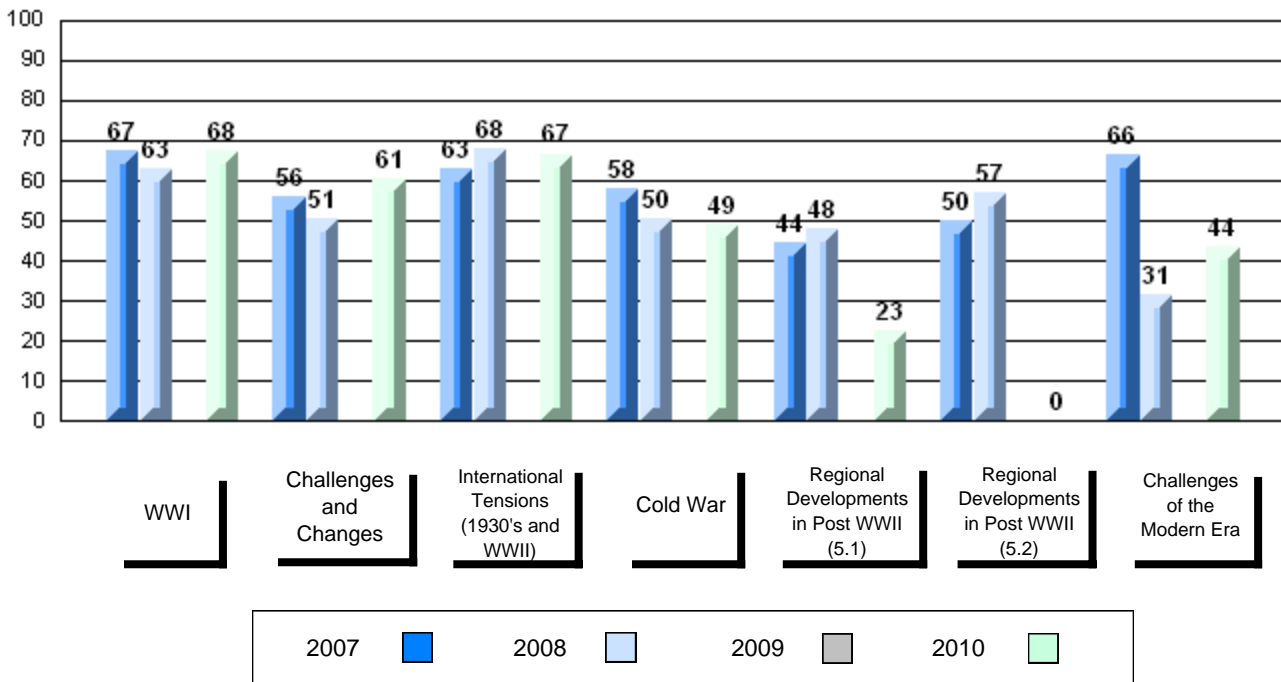
**Average Score, 2007-2010**



Difference from Provincial Mean, 2007-2010

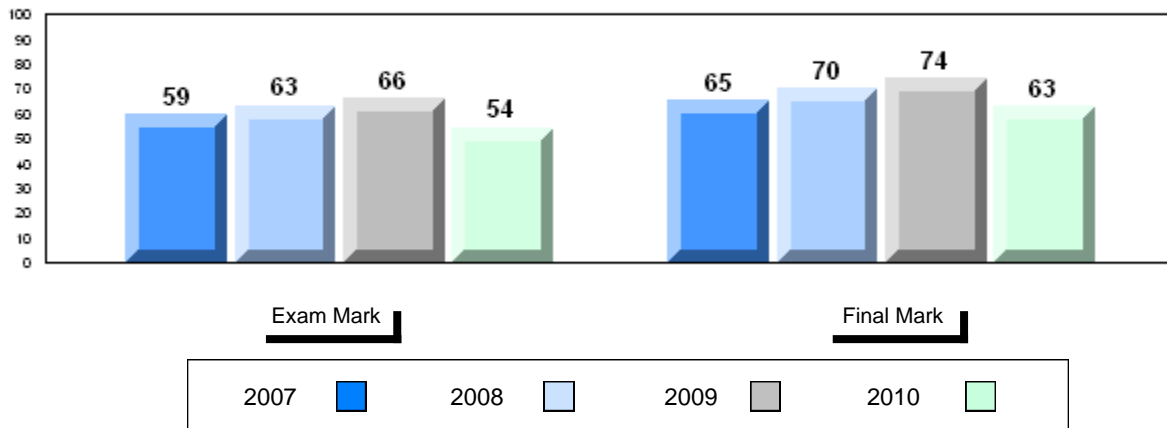


4 Year Public Exam (Subtest) Mark Trend 2007-2010

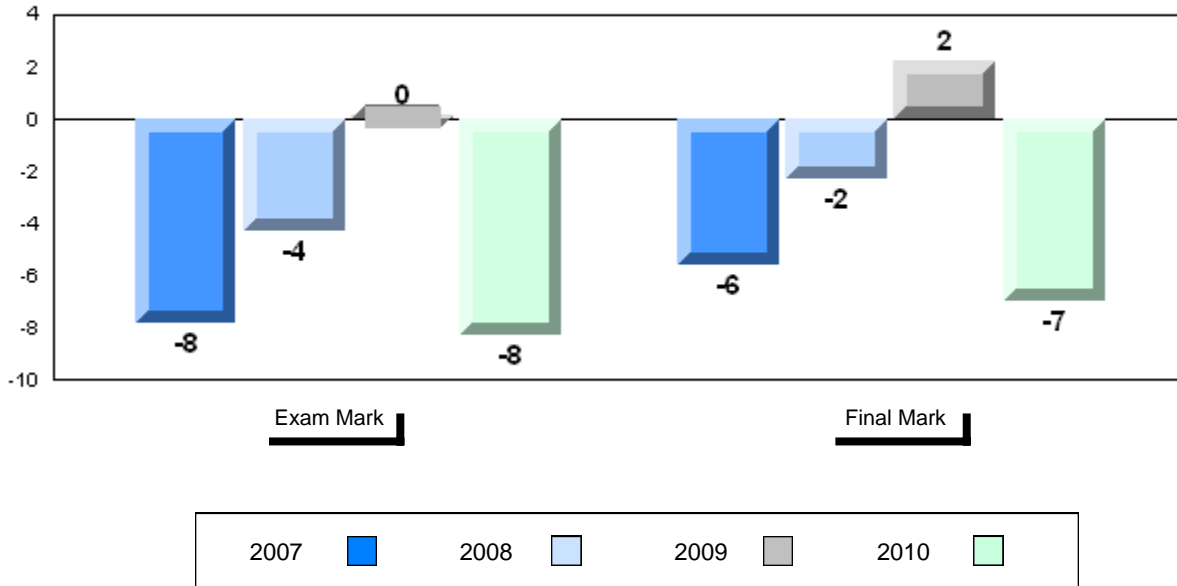


Number of Students		40						
		<b>Public Exam Mark</b>	School vs District	School vs Province	<b>Final Mark</b>	School vs District	School vs Province	
<b>Histoire Mondiale 3231</b>	School	54.2	q	q	62.9	q	q	
	District	62.6						
	Province	62.5						
<b>Subtest</b>								
<b>WWI</b>	School	61.4	q	q	69.9			
	District	69.5						
	Province	69.6						
<b>Challenges and Changes</b>	School	55.1	q	q				
	District	65.1						
	Province	64.9						
<b>International Tensions (1930's and WWII)</b>	School	57.2	q	q				
	District	66.7						
	Province	66.6						
<b>Cold War</b>	School	46.2	q	q				
	District	51.4						
	Province	51.0						
<b>Regional Developments in Post WWII (5.1)</b>	School	32.0	q	q				
	District	34.1						
	Province	33.8						
<b>Regional Developments in Post WWII (5.2)</b>	School	0.0	q	q				
	District	49.0						
	Province	47.2						
<b>Challenges of the Modern Era</b>	School	45.0	q	q				
	District	52.5						
	Province	52.7						

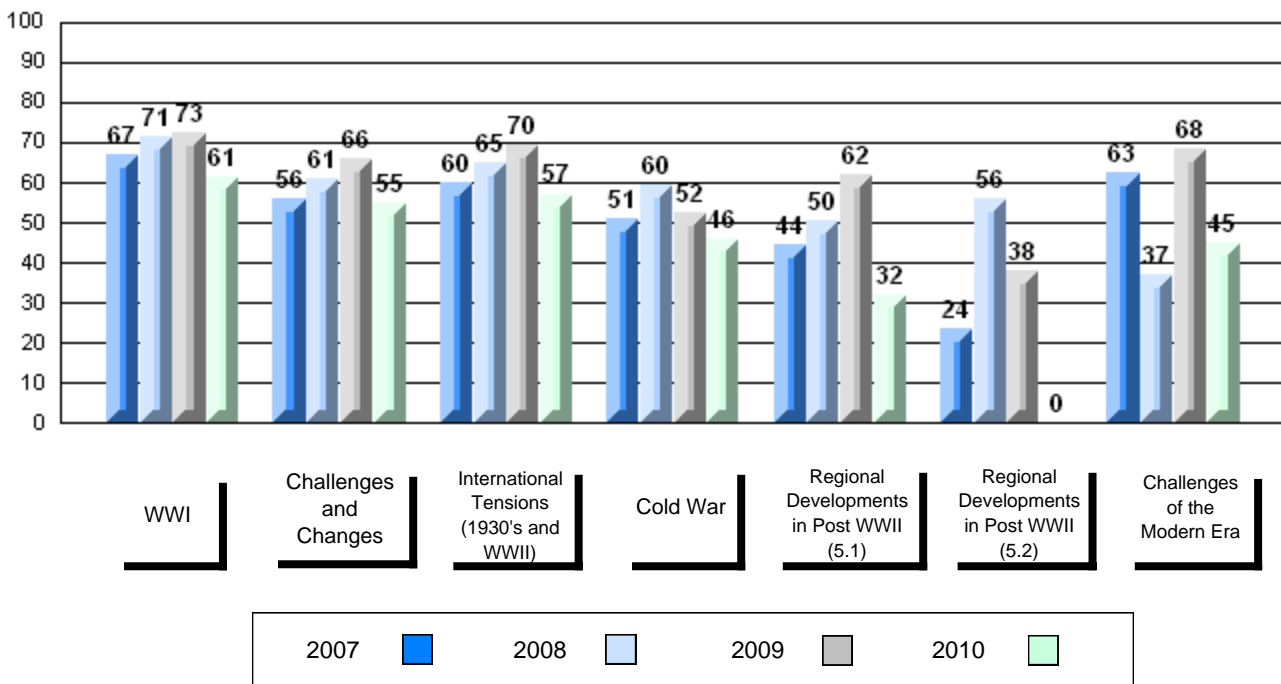
**Average Score, 2007-2010**



Difference from Provincial Mean, 2007-2010



4 Year Public Exam (Subtest) Mark Trend 2007-2010



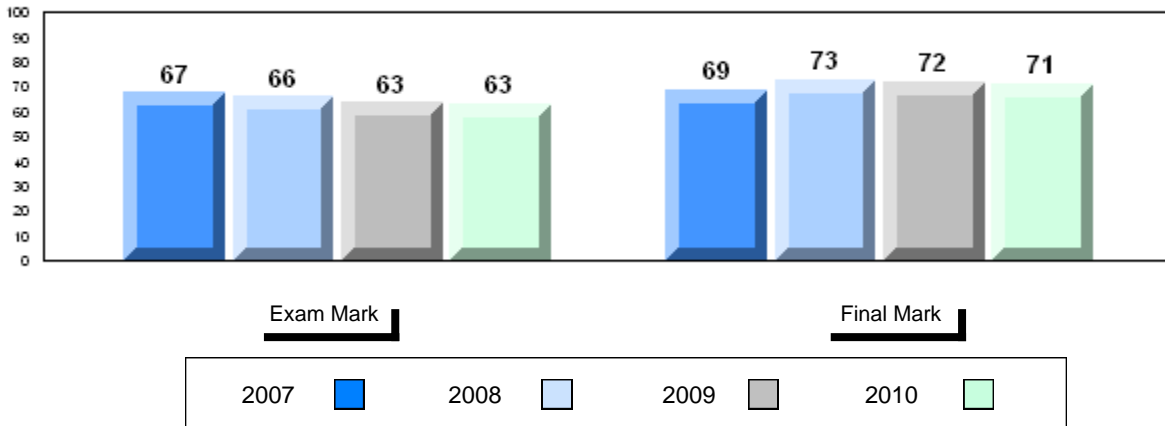
District 4 - Eastern

#311 - Mount Pearl Senior High, Mount Pearl

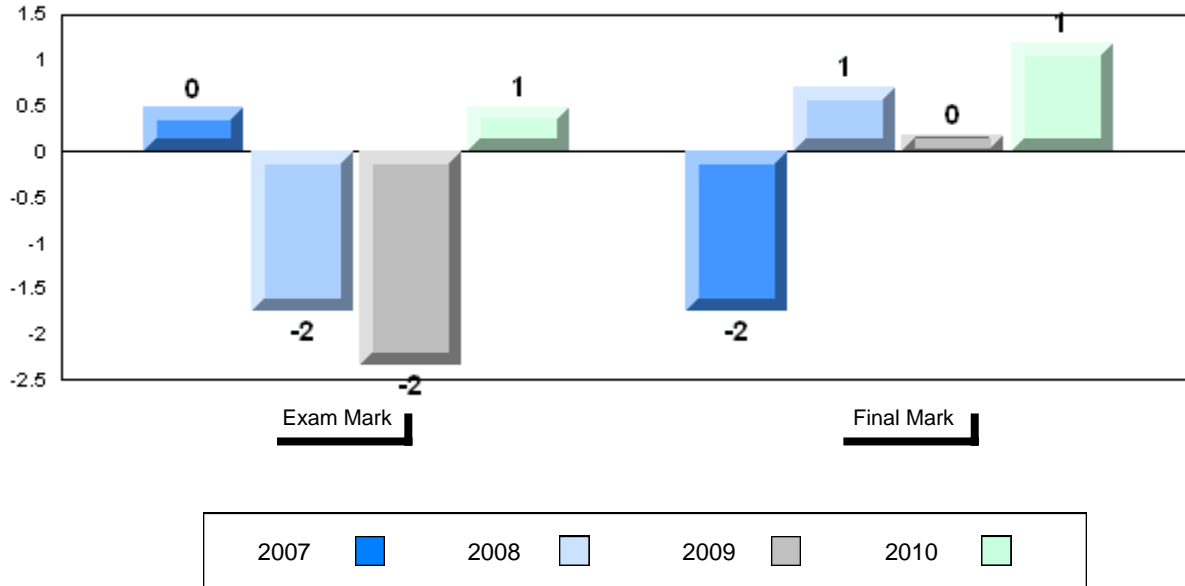
Grades: 10-12

Number of Students		52						
		<b>Public Exam Mark</b>	School vs District	School vs Province	<b>Final Mark</b>	School vs District	School vs Province	
<b>Histoire Mondiale 3231</b>	School	63.0	P	P	71.1	P	P	
	District	62.6						
	Province	62.5						
<b>Subtest</b>								
<b>WWI</b>	School	71.1	P	P	69.9			
	District	69.5						
	Province	69.6						
<b>Challenges and Changes</b>	School	66.7	P	P				
	District	65.1						
	Province	64.9						
<b>International Tensions (1930's and WWII)</b>	School	67.6	P	P				
	District	66.7						
	Province	66.6						
<b>Cold War</b>	School	50.2	Q	Q				
	District	51.4						
	Province	51.0						
<b>Regional Developments in Post WWII (5.1)</b>	School	36.4	P	P				
	District	34.1						
	Province	33.8						
<b>Regional Developments in Post WWII (5.2)</b>	School	9.5	Q	Q				
	District	49.0						
	Province	47.2						
<b>Challenges of the Modern Era</b>	School	50.0	Q	Q				
	District	52.5						
	Province	52.7						

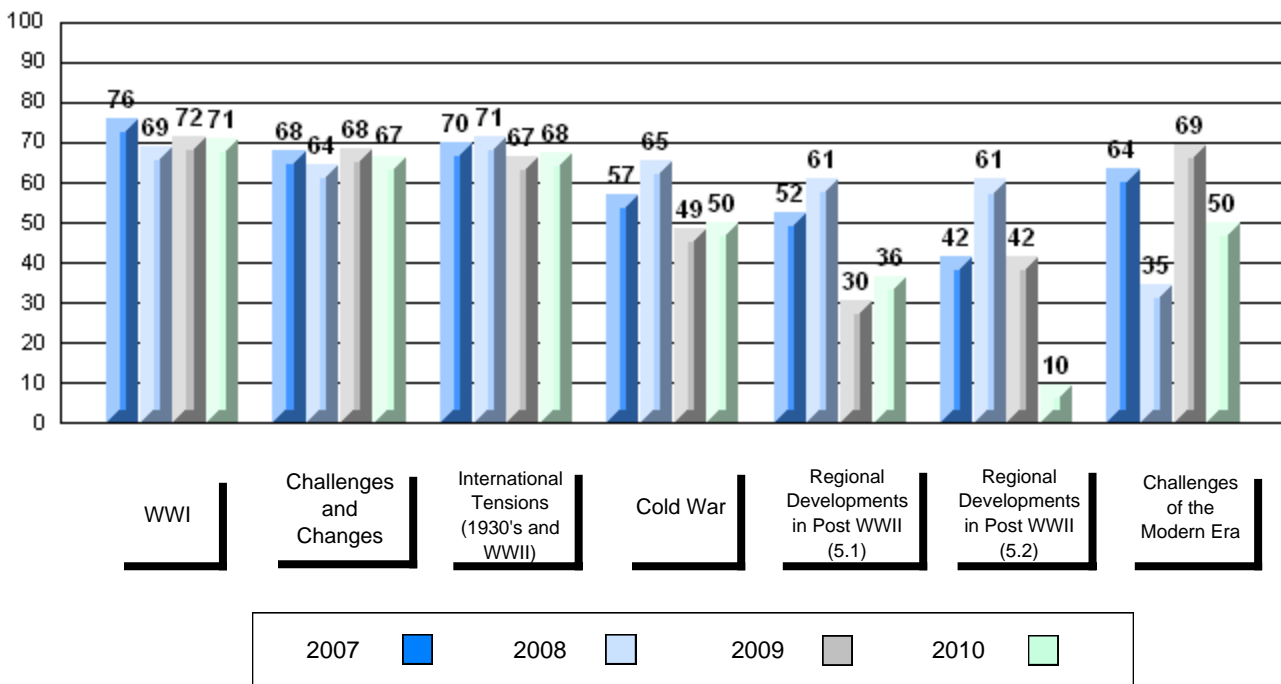
**Average Score, 2007-2010**



Difference from Provincial Mean, 2007-2010



4 Year Public Exam (Subtest) Mark Trend 2007-2010



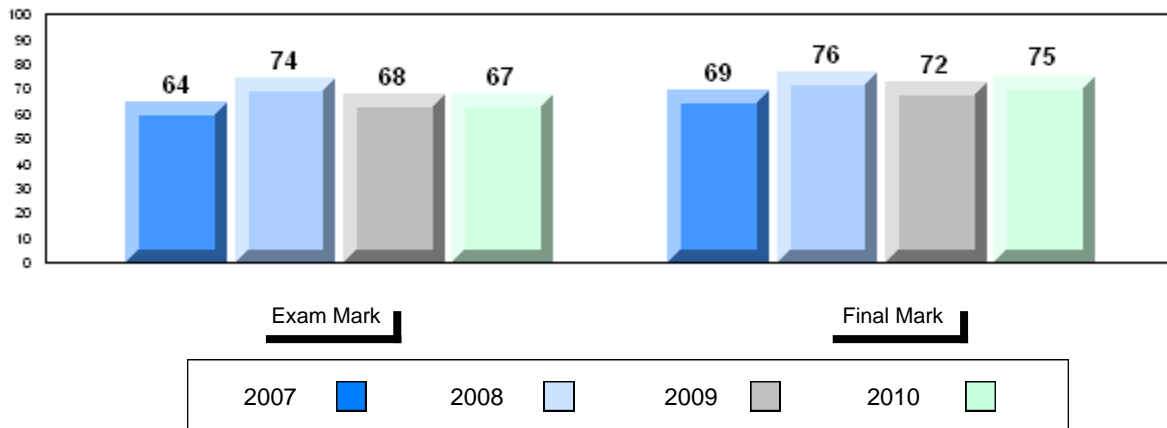
District 4 - Eastern

#313 - O'Donel High School, Mount Pearl

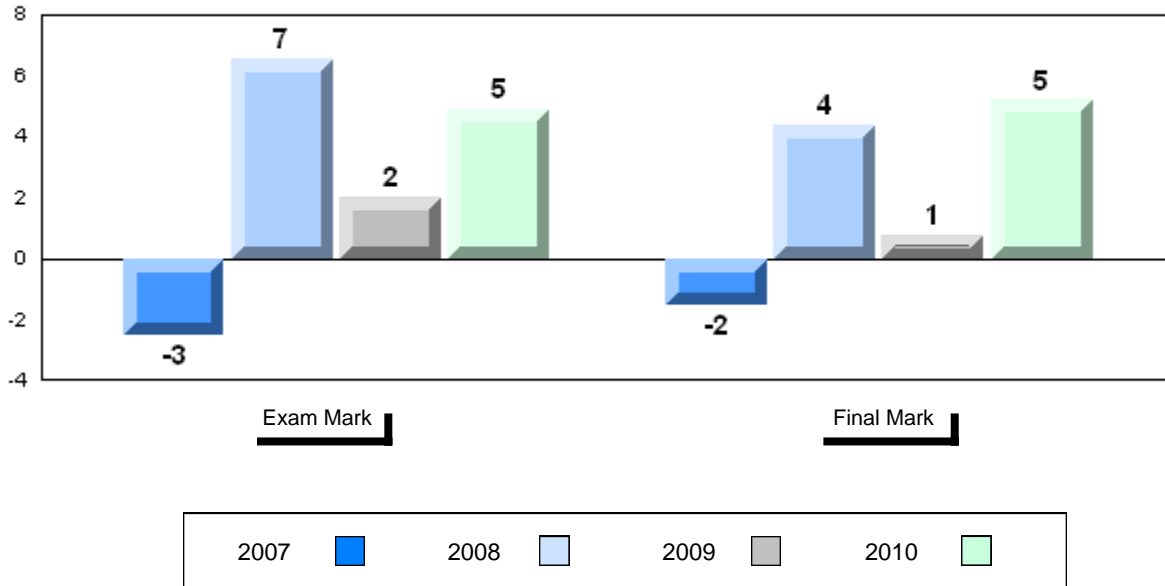
Grades: 10-12

Number of Students		8						
		<b>Public Exam Mark</b>	School vs District	School vs Province	<b>Final Mark</b>	School vs District	School vs Province	
<b>Histoire Mondiale 3231</b>	School	67.4	P	P	75.1	P	P	
	District	62.6						
	Province	62.5						
<u>Subtest</u>								
<b>WWI</b>	School	71.7	P	P	69.9			
	District	69.5						
	Province	69.6						
<b>Challenges and Changes</b>	School	73.9	P	P				
	District	65.1						
	Province	64.9						
<b>International Tensions (1930's and WWII)</b>	School	71.9	P	P				
	District	66.7						
	Province	66.6						
<b>Cold War</b>	School	58.9	P	P				
	District	51.4						
	Province	51.0						
<b>Regional Developments in Post WWII (5.1)</b>	School	39.3	P	P				
	District	34.1						
	Province	33.8						
<b>Regional Developments in Post WWII (5.2)</b>	School	0.0	Q	Q				
	District	49.0						
	Province	47.2						
<b>Challenges of the Modern Era</b>	School	46.4	Q	Q				
	District	52.5						
	Province	52.7						

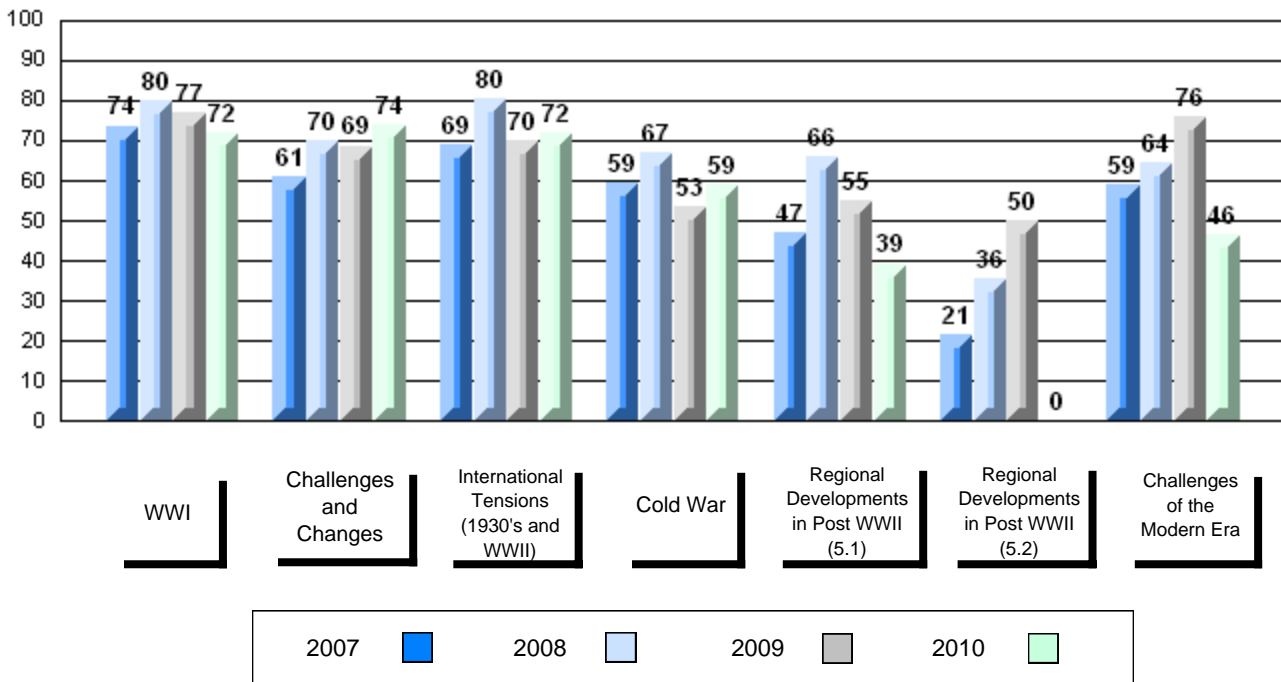
**Average Score, 2007-2010**



Difference from Provincial Mean, 2007-2010



4 Year Public Exam (Subtest) Mark Trend 2007-2010



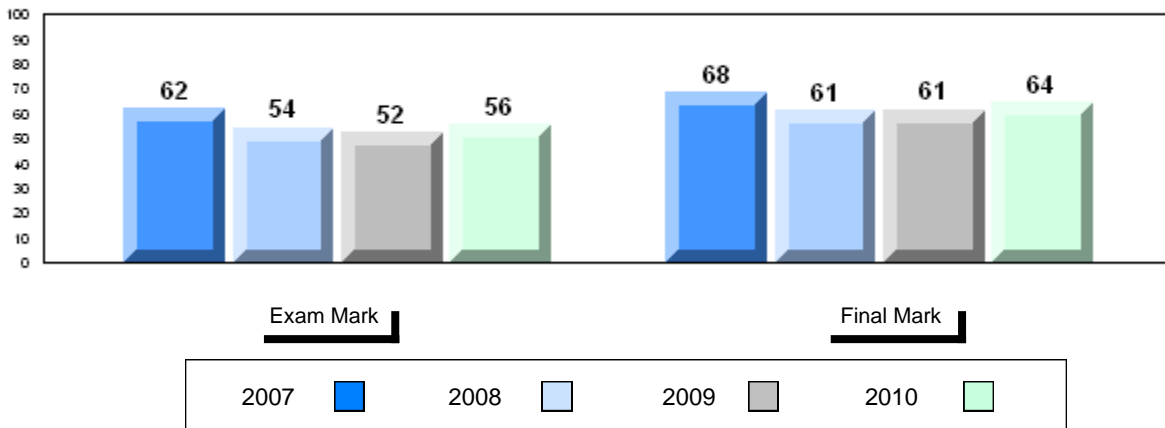
District 4 - Eastern

#327 - Bishops College High, St. John's

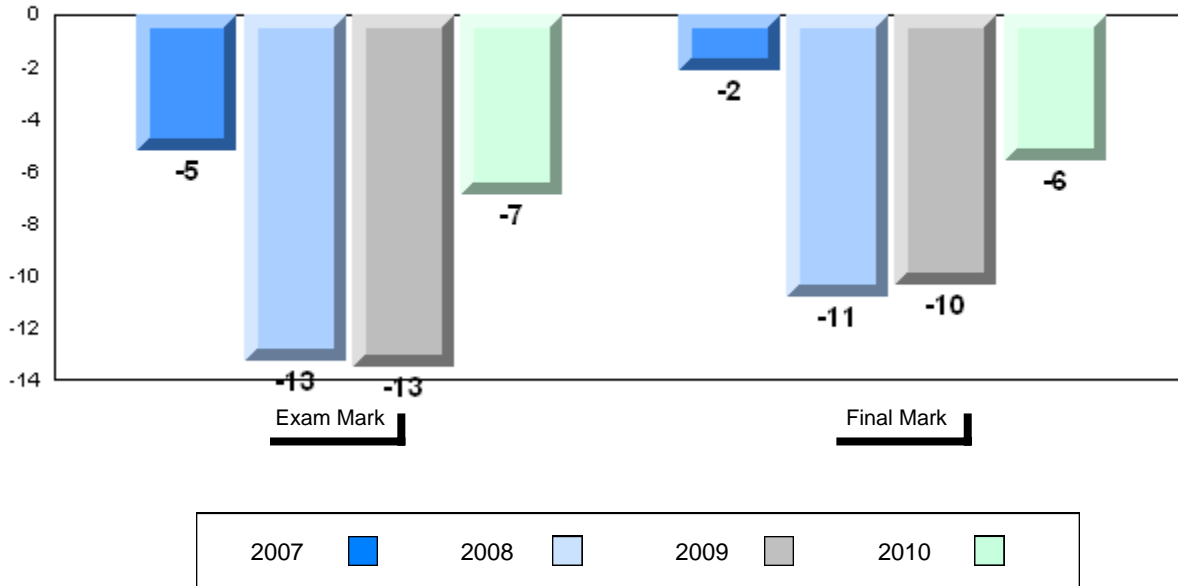
Grades: 10-12

Number of Students		24					
		<b>Public Exam Mark</b>	School vs District	School vs Province	<b>Final Mark</b>	School vs District	School vs Province
<b>Histoire Mondiale 3231</b>	School	55.6	q	q	64.3	q	q
	District	62.6			70.0		
	Province	62.5			69.9		
<b>Subtest</b>							
<b>WWI</b>	School	63.8	q	q			
	District	69.5					
	Province	69.6					
<b>Challenges and Changes</b>	School	60.3	q	q			
	District	65.1					
	Province	64.9					
<b>International Tensions (1930's and WWII)</b>	School	60.2	q	q			
	District	66.7					
	Province	66.6					
<b>Cold War</b>	School	39.0	q	q			
	District	51.4					
	Province	51.0					
<b>Regional Developments in Post WWII (5.1)</b>	School	24.1	q	q			
	District	34.1					
	Province	33.8					
<b>Regional Developments in Post WWII (5.2)</b>	School	35.7	q	q			
	District	49.0					
	Province	47.2					
<b>Challenges of the Modern Era</b>	School	46.7	q	q			
	District	52.5					
	Province	52.7					

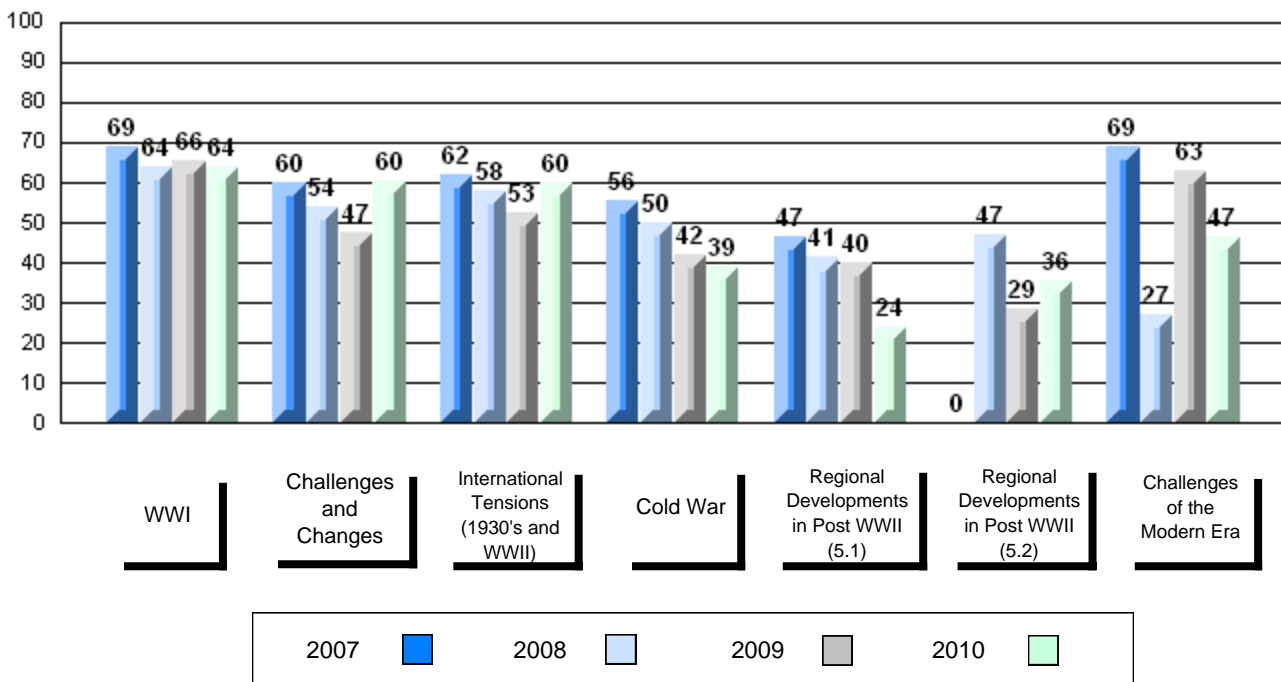
**Average Score, 2007-2010**



Difference from Provincial Mean, 2007-2010

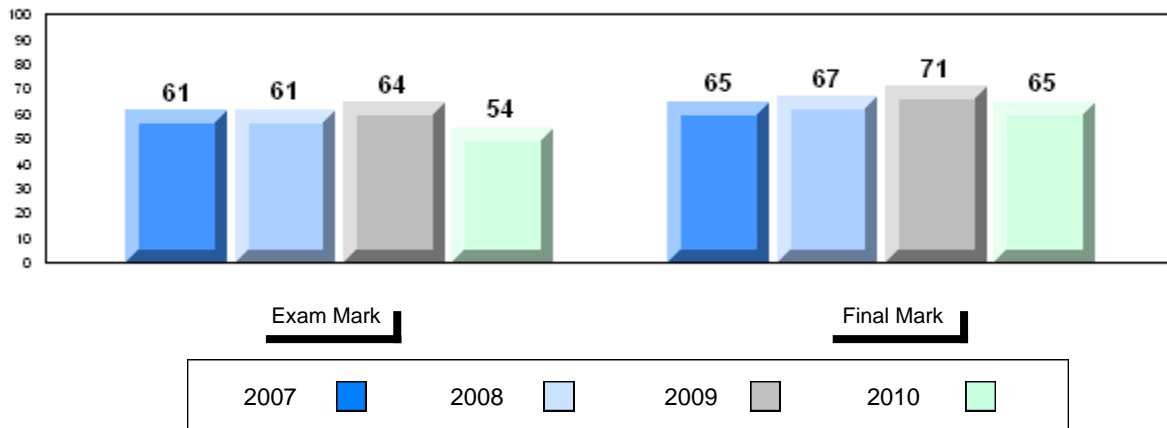


4 Year Public Exam (Subtest) Mark Trend 2007-2010

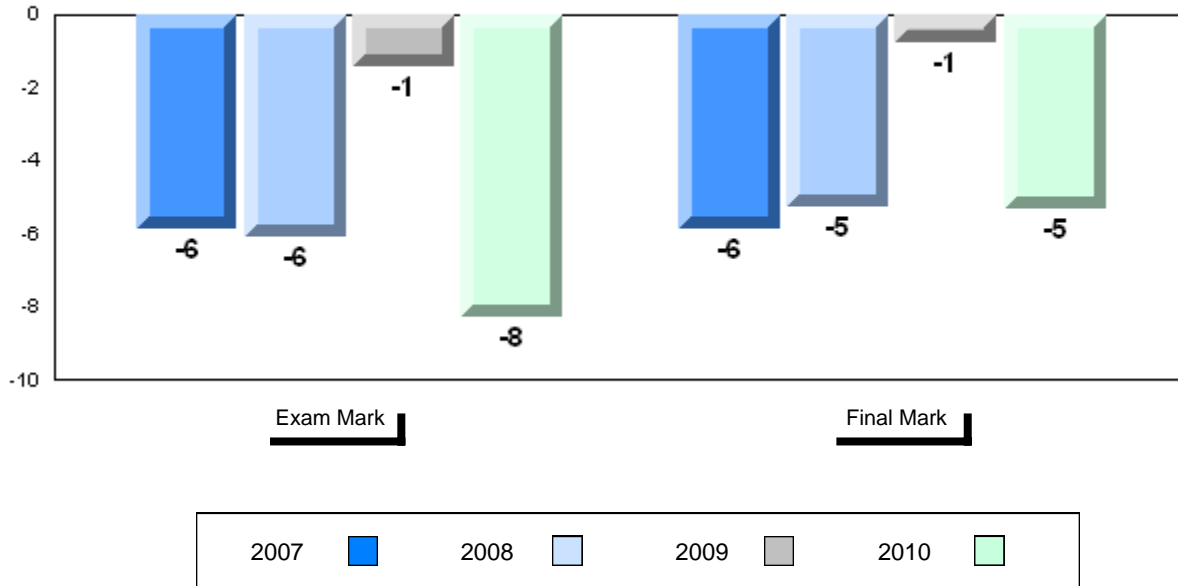


Number of Students		27						
		<b>Public Exam Mark</b>	School vs District	School vs Province	<b>Final Mark</b>	School vs District	School vs Province	
<b>Histoire Mondiale 3231</b>	School	54.2	q	q	64.6	q	q	
	District	62.6						
	Province	62.5						
<u>Subtest</u>								
<b>WWI</b>	School	58.9	q	q	69.9			
	District	69.5						
	Province	69.6						
<b>Challenges and Changes</b>	School	58.8	q	q				
	District	65.1						
	Province	64.9						
<b>International Tensions (1930's and WWII)</b>	School	59.3	q	q				
	District	66.7						
	Province	66.6						
<b>Cold War</b>	School	40.7	q	q				
	District	51.4						
	Province	51.0						
<b>Regional Developments in Post WWII (5.1)</b>	School	29.4	q	q				
	District	34.1						
	Province	33.8						
<b>Regional Developments in Post WWII (5.2)</b>	School	0.0	q	q				
	District	49.0						
	Province	47.2						
<b>Challenges of the Modern Era</b>	School	45.2	q	q				
	District	52.5						
	Province	52.7						

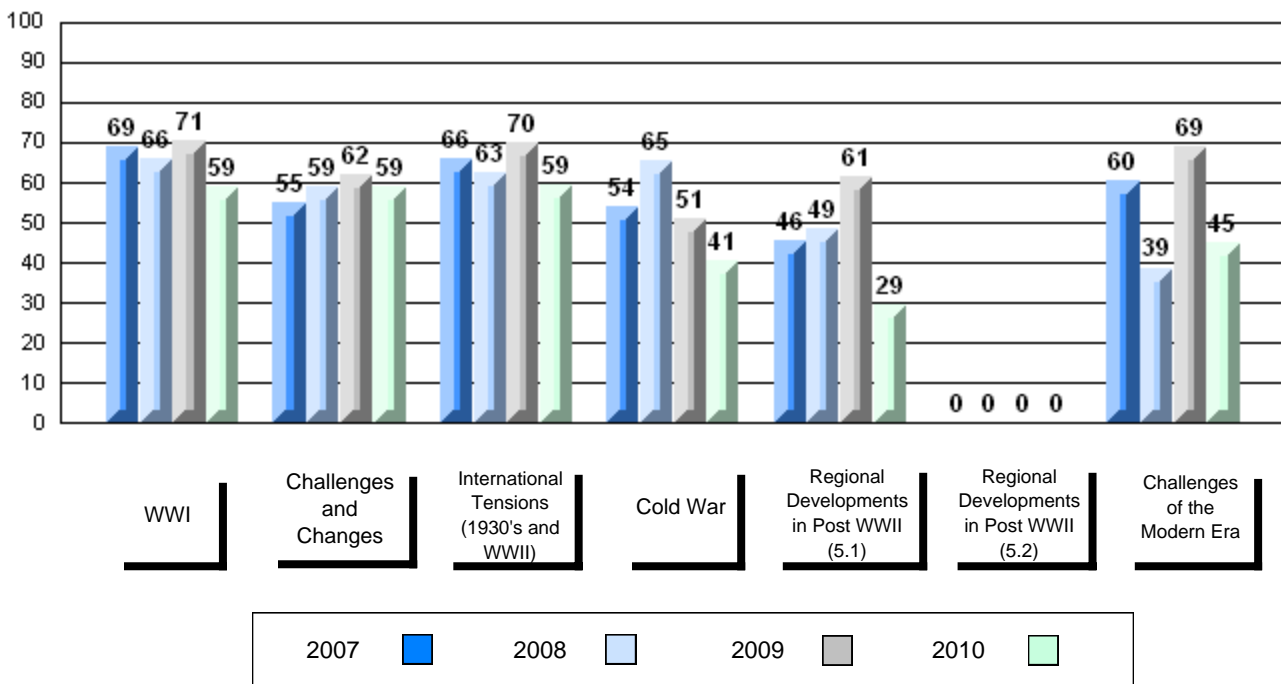
**Average Score, 2007-2010**



Difference from Provincial Mean, 2007-2010



4 Year Public Exam (Subtest) Mark Trend 2007-2010



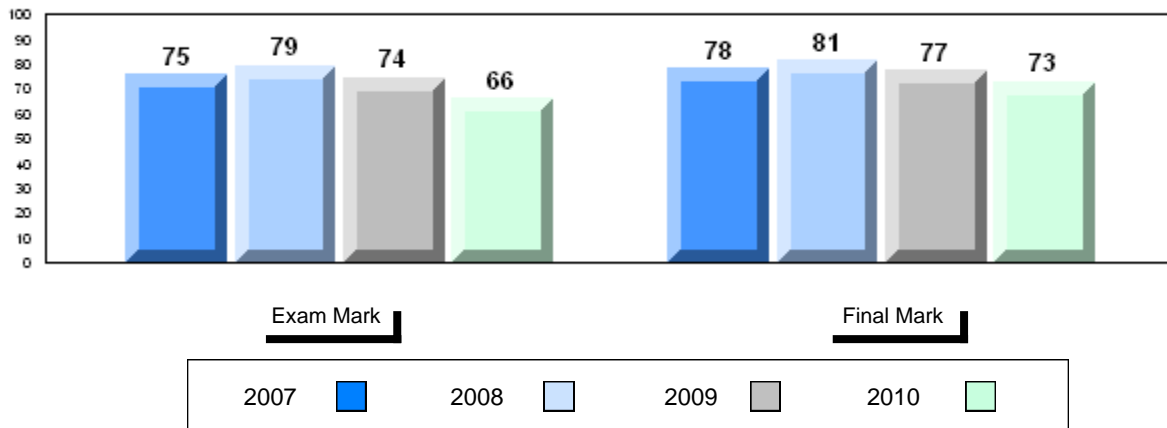
District 4 - Eastern

#336 - Gonzaga Regional High, St. John's

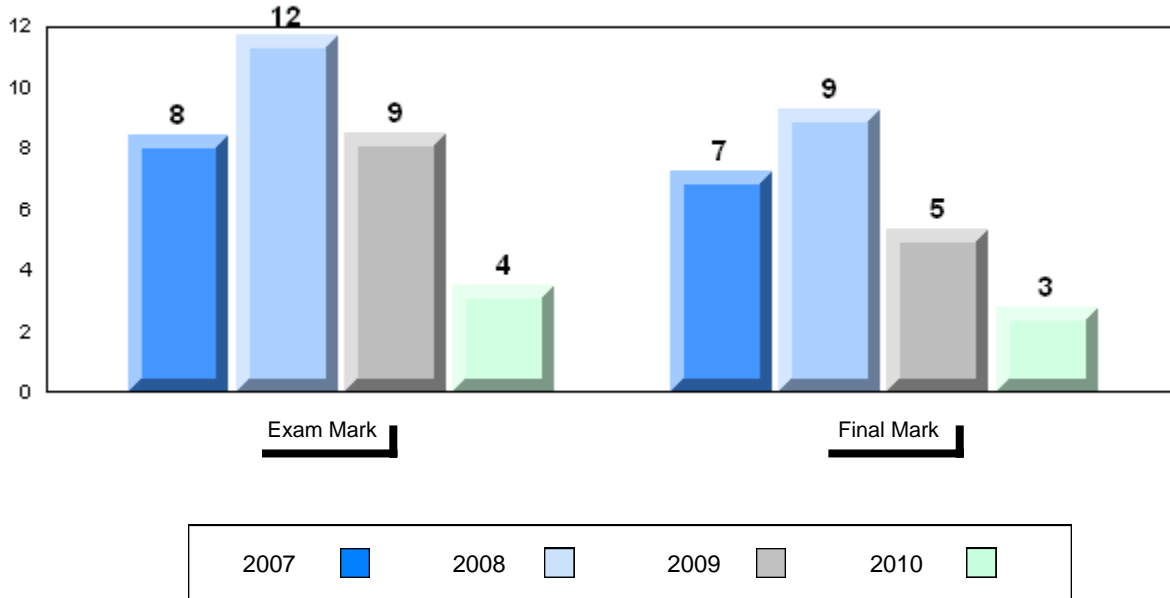
Grades: 10-12

Number of Students	73						
		<b>Public Exam Mark</b>	School vs District	School vs Province	<b>Final Mark</b>	School vs District	School vs Province
<b>Histoire Mondiale 3231</b>	School	66.0	P	P	72.7	P	P
	District	62.6			70.0		
	Province	62.5			69.9		
<u>Subtest</u>							
<b>WWI</b>	School	74.1	P	P			
	District	69.5					
	Province	69.6					
<b>Challenges and Changes</b>	School	67.3	P	P			
	District	65.1					
	Province	64.9					
<b>International Tensions (1930's and WWII)</b>	School	70.3	P	P			
	District	66.7					
	Province	66.6					
<b>Cold War</b>	School	54.2	P	P			
	District	51.4					
	Province	51.0					
<b>Regional Developments in Post WWII (5.1)</b>	School	38.8	P	P			
	District	34.1					
	Province	33.8					
<b>Regional Developments in Post WWII (5.2)</b>	School	19.6	Q	Q			
	District	49.0					
	Province	47.2					
<b>Challenges of the Modern Era</b>	School	58.6	P	P			
	District	52.5					
	Province	52.7					

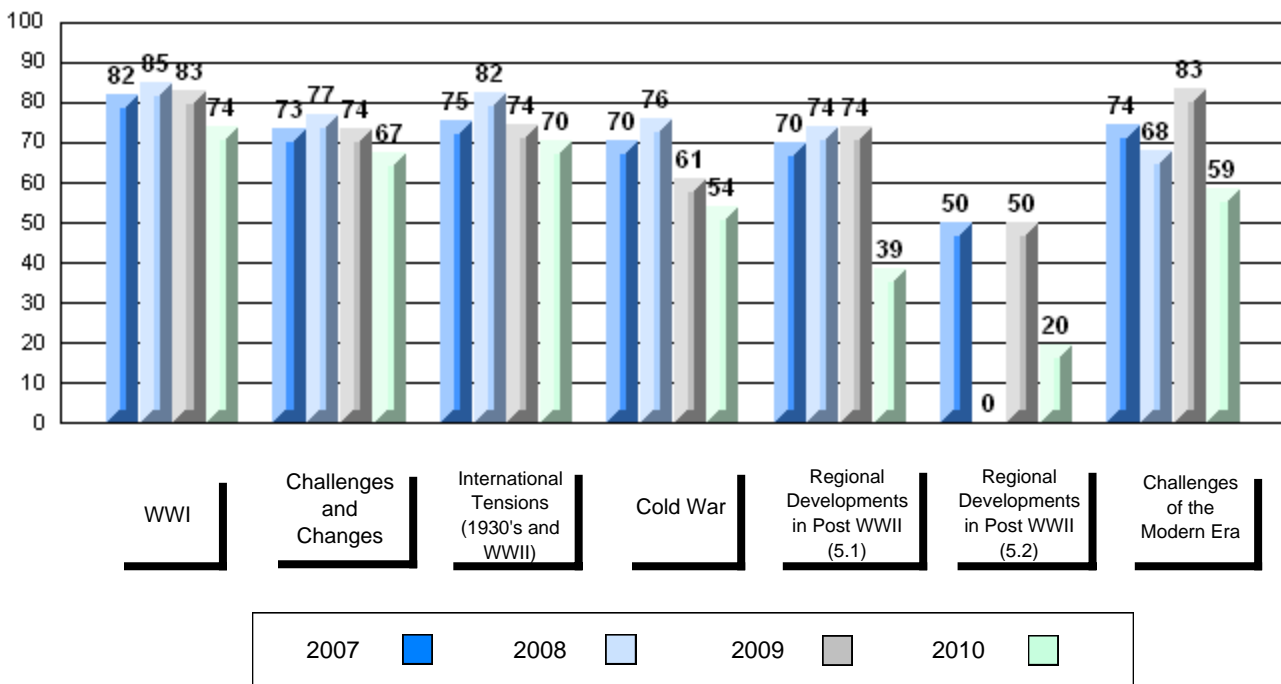
**Average Score, 2007-2010**



Difference from Provincial Mean, 2007-2010



4 Year Public Exam (Subtest) Mark Trend 2007-2010



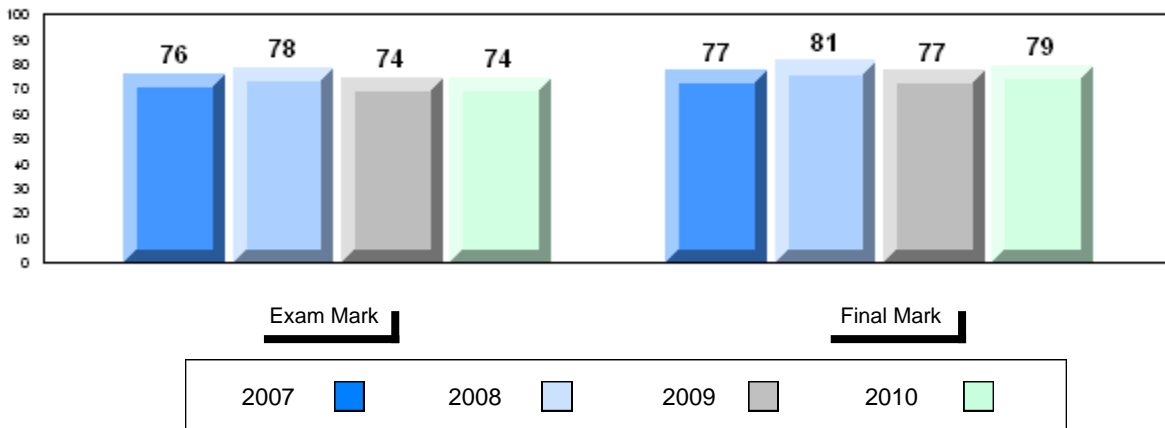
District 4 - Eastern

#340 - Holy Heart of Mary Regional High, St. John's

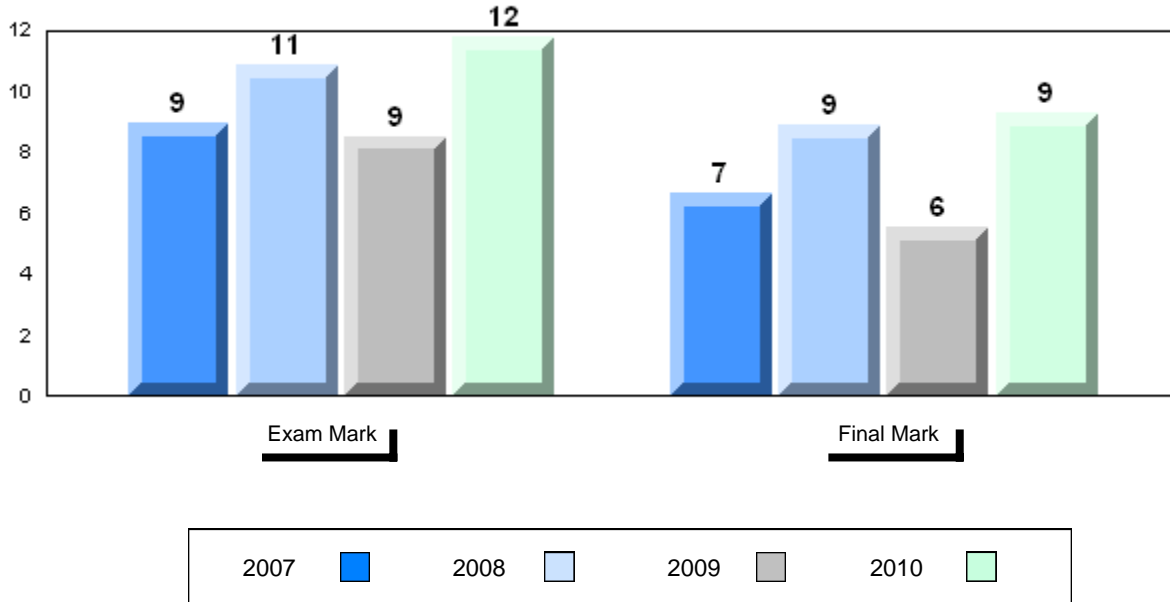
Grades: 10-12

Number of Students	51						
		<b>Public Exam Mark</b>	School vs District	School vs Province	<b>Final Mark</b>	School vs District	School vs Province
<b>Histoire Mondiale 3231</b>	School	74.3	P	P	79.2	P	P
	District	62.6			70.0		
	Province	62.5			69.9		
<b>Subtest</b>							
<b>WWI</b>	School	78.9	P	P			
	District	69.5					
	Province	69.6					
<b>Challenges and Changes</b>	School	75.9	P	P			
	District	65.1					
	Province	64.9					
<b>International Tensions (1930's and WWII)</b>	School	72.4	P	P			
	District	66.7					
	Province	66.6					
<b>Cold War</b>	School	68.1	P	P			
	District	51.4					
	Province	51.0					
<b>Regional Developments in Post WWII (5.1)</b>	School	33.3	Q	Q			
	District	34.1					
	Province	33.8					
<b>Regional Developments in Post WWII (5.2)</b>	School	63.8	P	P			
	District	49.0					
	Province	47.2					
<b>Challenges of the Modern Era</b>	School	68.2	P	P			
	District	52.5					
	Province	52.7					

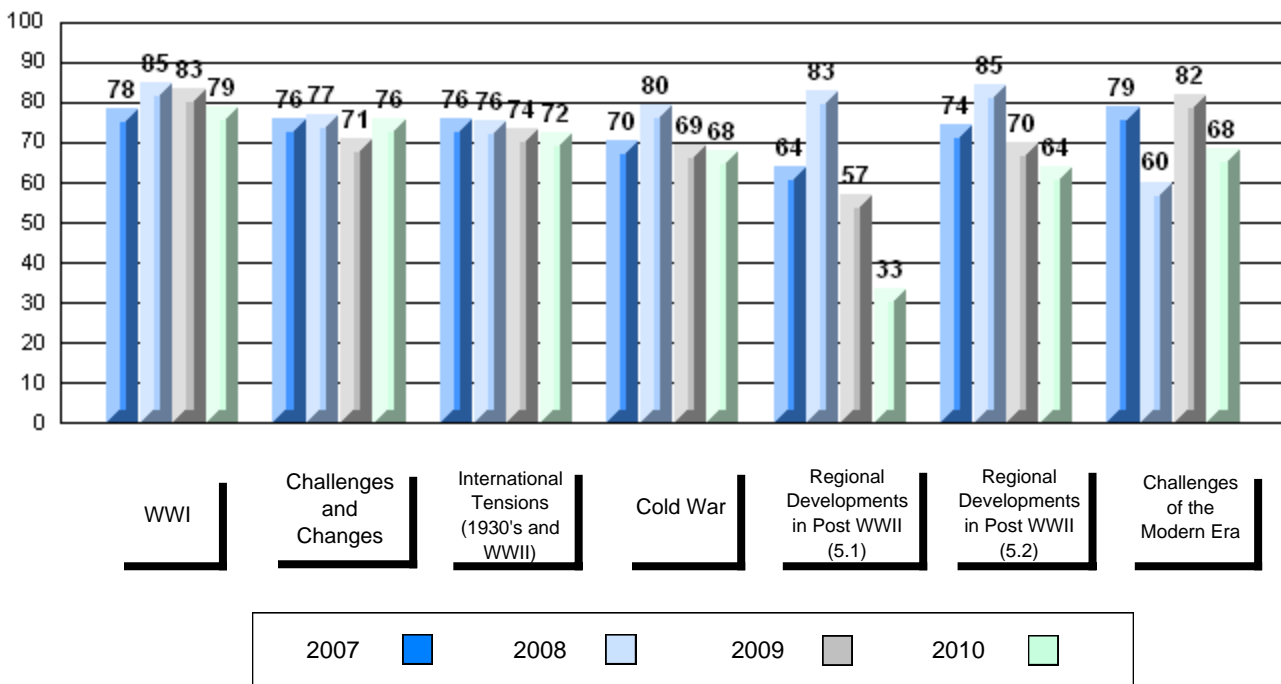
**Average Score, 2007-2010**



Difference from Provincial Mean, 2007-2010



4 Year Public Exam (Subtest) Mark Trend 2007-2010



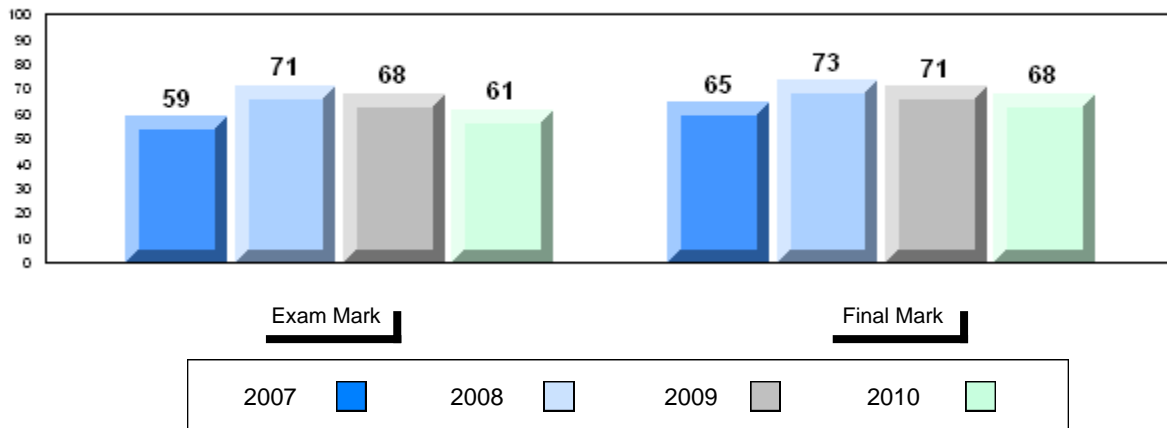
District 4 - Eastern

#347 - Prince of Wales Collegiate, St. John's

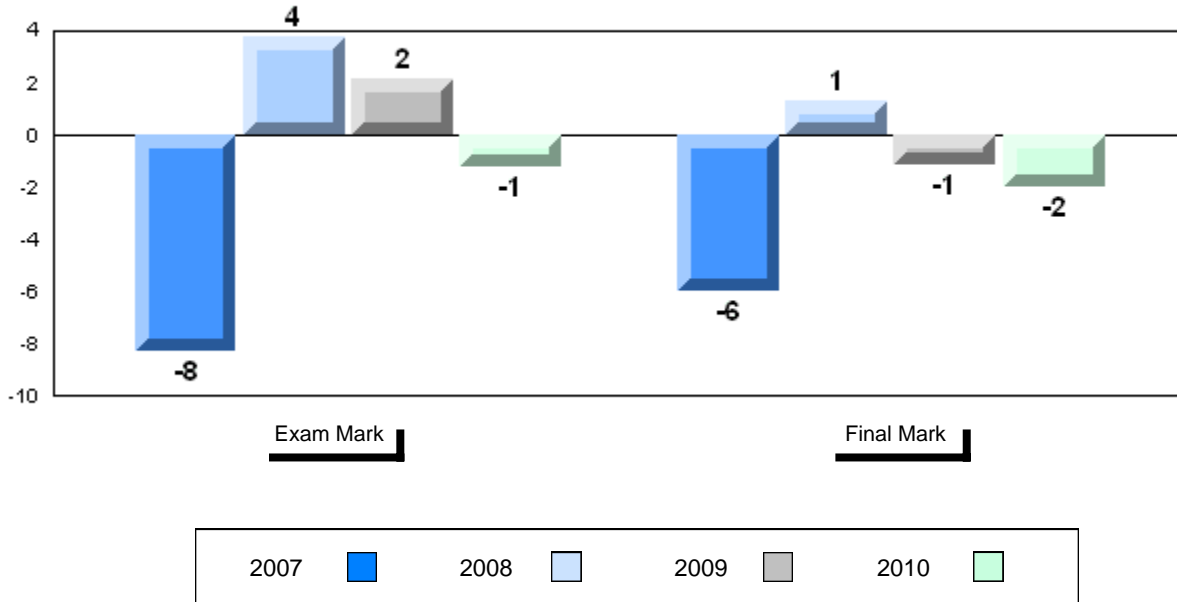
Grades: 10-12

Number of Students	53						
		<b>Public Exam Mark</b>	School vs District	School vs Province	<b>Final Mark</b>	School vs District	School vs Province
<b>Histoire Mondiale 3231</b>	School	61.3	q	q	67.9	q	q
	District	62.6			70.0		
	Province	62.5			69.9		
<u>Subtest</u>							
<b>WWI</b>	School	69.3	q	q			
	District	69.5					
	Province	69.6					
<b>Challenges and Changes</b>	School	64.0	q	q			
	District	65.1					
	Province	64.9					
<b>International Tensions (1930's and WWII)</b>	School	68.0	p	p			
	District	66.7					
	Province	66.6					
<b>Cold War</b>	School	47.5	q	q			
	District	51.4					
	Province	51.0					
<b>Regional Developments in Post WWII (5.1)</b>	School	30.5	q	q			
	District	34.1					
	Province	33.8					
<b>Regional Developments in Post WWII (5.2)</b>	School	21.4	q	q			
	District	49.0					
	Province	47.2					
<b>Challenges of the Modern Era</b>	School	48.9	q	q			
	District	52.5					
	Province	52.7					

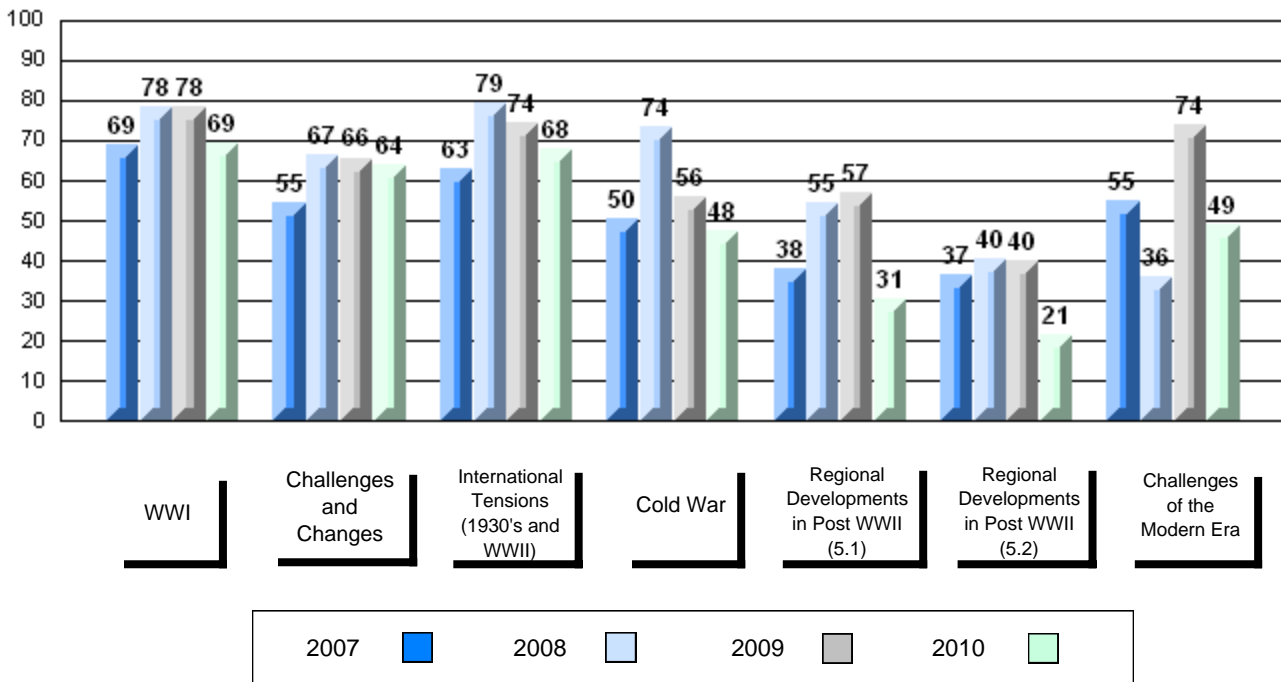
**Average Score, 2007-2010**



Difference from Provincial Mean, 2007-2010

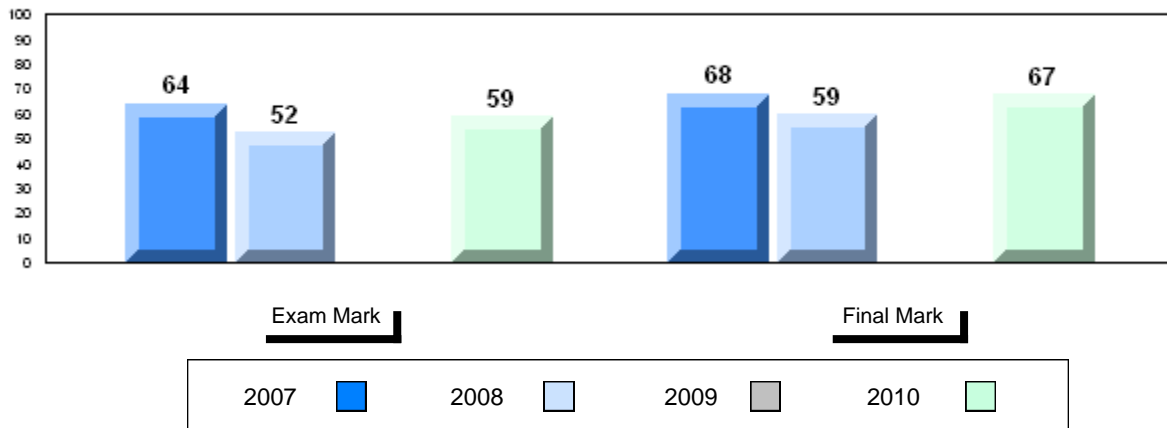


4 Year Public Exam (Subtest) Mark Trend 2007-2010

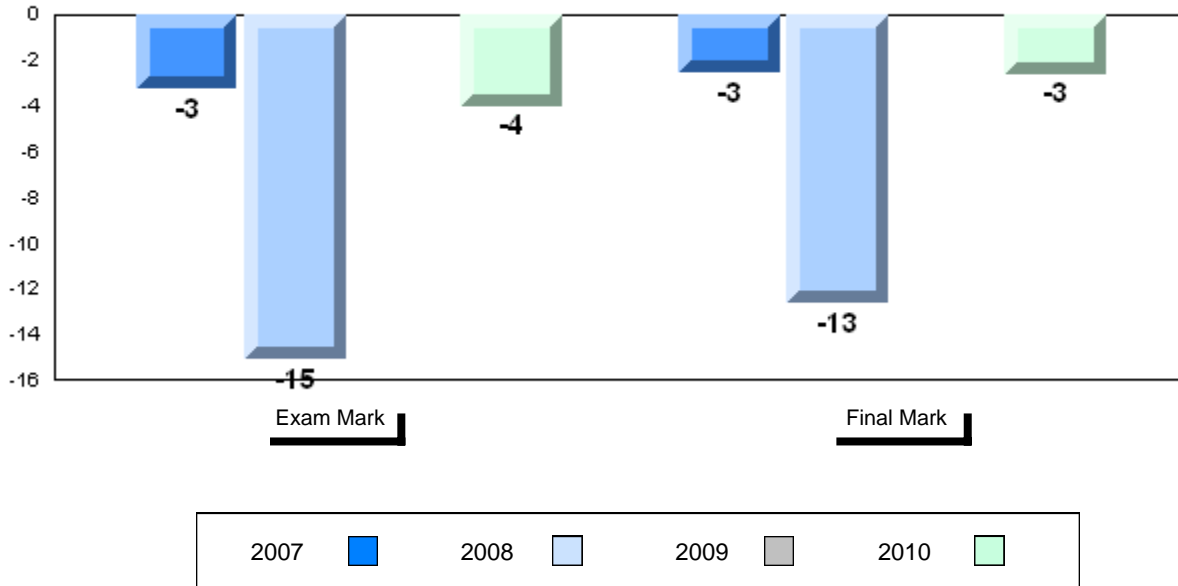


Number of Students		18						
		<b>Public Exam Mark</b>	School vs District	School vs Province	<b>Final Mark</b>	School vs District	School vs Province	
<b>Histoire Mondiale 3231</b>	School	58.5	q	q	67.3	q	q	
	District	62.6						
	Province	62.5						
<b>Subtest</b>								
<b>WWI</b>	School	65.8	q	q	69.9			
	District	69.5						
	Province	69.6						
<b>Challenges and Changes</b>	School	58.8	q	q				
	District	65.1						
	Province	64.9						
<b>International Tensions (1930's and WWII)</b>	School	64.1	q	q				
	District	66.7						
	Province	66.6						
<b>Cold War</b>	School	48.6	q	q				
	District	51.4						
	Province	51.0						
<b>Regional Developments in Post WWII (5.1)</b>	School	32.6	q	q				
	District	34.1						
	Province	33.8						
<b>Regional Developments in Post WWII (5.2)</b>	School	7.1	q	q				
	District	49.0						
	Province	47.2						
<b>Challenges of the Modern Era</b>	School	50.8	q	q				
	District	52.5						
	Province	52.7						

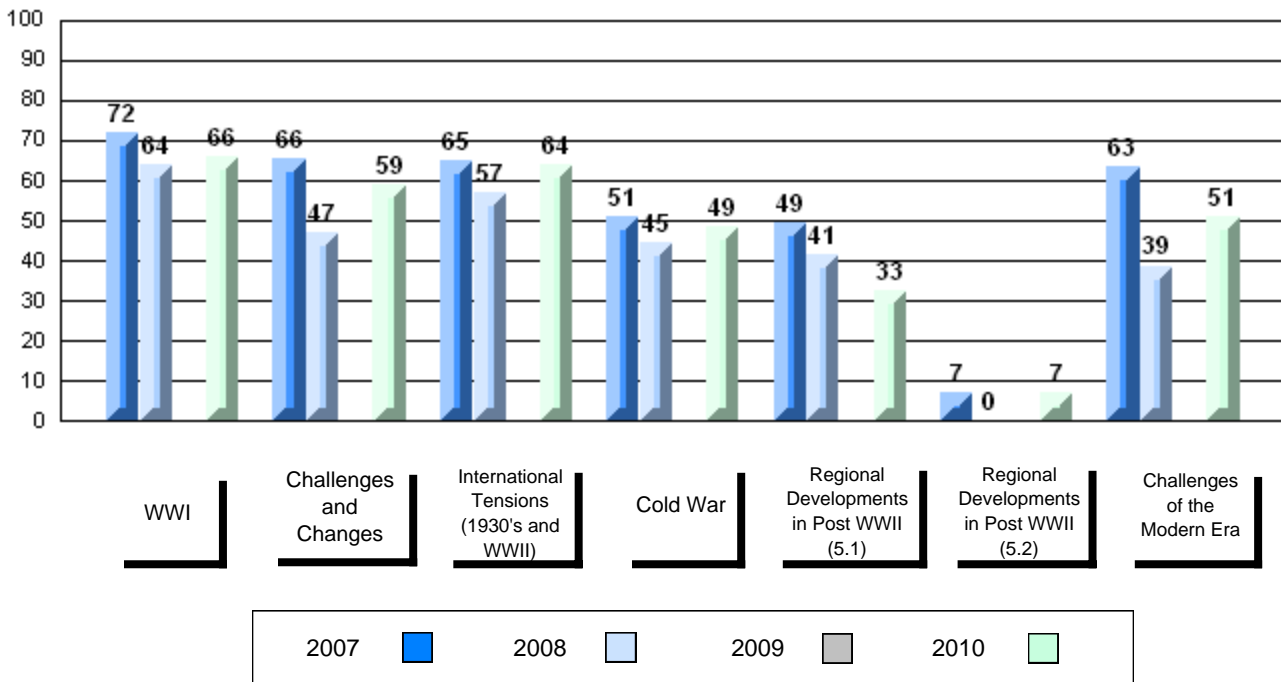
**Average Score, 2007-2010**



Difference from Provincial Mean, 2007-2010



4 Year Public Exam (Subtest) Mark Trend 2007-2010



Number of Students	2
<b>Histoire Mondiale 3231</b>	School District Province
<u>Subtest</u>	
<b>WWI</b>	School District Province
<b>Challenges and Changes</b>	School District Province
<b>International Tensions (1930's and WWII)</b>	School District Province
<b>Cold War</b>	School District Province
<b>Regional Developments in Post WWII (5.1)</b>	School District Province
<b>Regional Developments in Post WWII (5.2)</b>	School District Province
<b>Challenges of the Modern Era</b>	School District Province

<b>Public Exam Mark</b>	School vs District	School vs Province
<i>School data with 5 or fewer students withheld for reasons of confidentiality.</i>		

<b>Final Mark</b>	School vs District	School vs Province
<i>School data with 5 or fewer students withheld for reasons of confidentiality.</i>		

**Average Score, 2007-2010**

*School data with 5 or fewer students withheld for reasons of confidentiality.*

