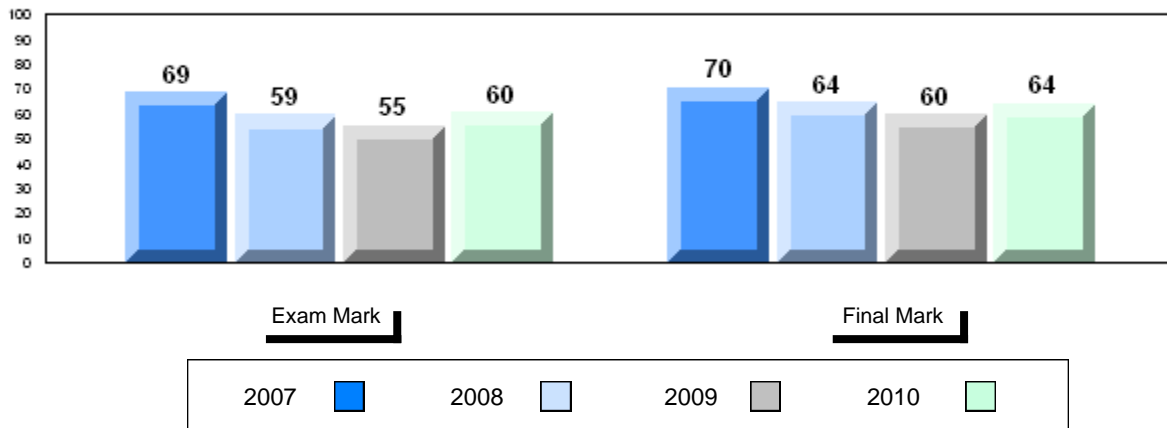
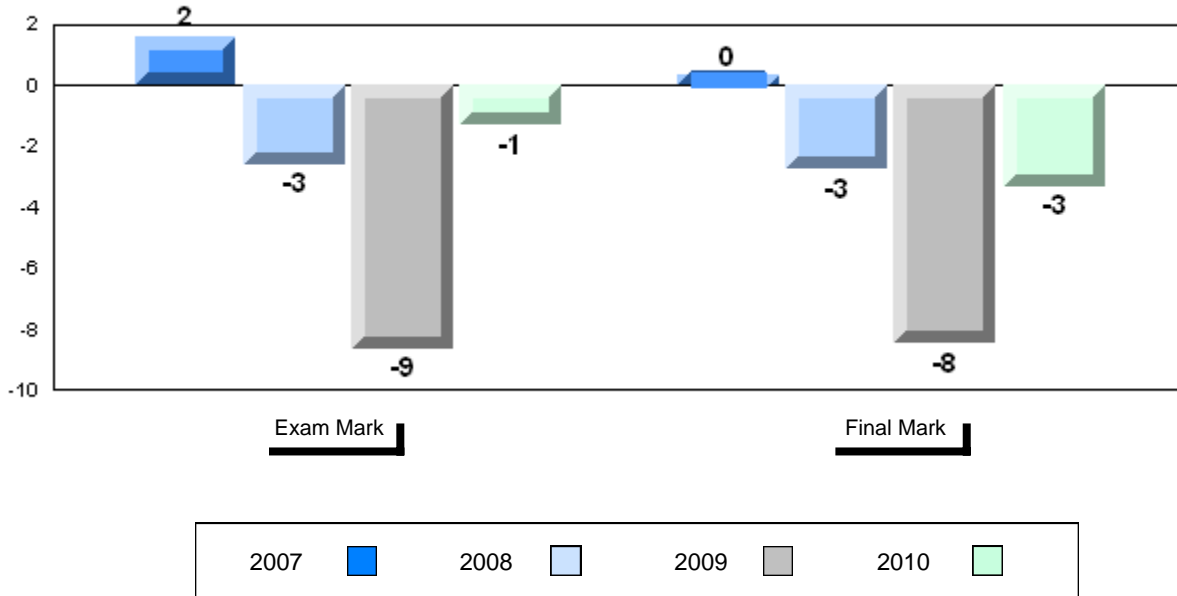


Number of Students	21							
		Public Exam Mark	School vs District	School vs Province		Final Mark	School vs District	School vs Province
World History 3201	School	60.2	q	q		63.8	q	q
	District	62.5				66.9		
	Province	61.5				67.1		
Subtest								
WWI	School	66.7	q	q				
	District	67.1						
	Province	69.3						
Challenges and Changes	School	63.4	q	q				
	District	65.4						
	Province	64.4						
International Tensions (1930's and WWII)	School	69.1	q	p				
	District	72.8						
	Province	68.0						
Cold War	School	45.4	q	p				
	District	47.5						
	Province	44.3						
Regional Developments in Post WWII (5.1)	School	39.8	q	q				
	District	41.5						
	Province	41.4						
Regional Developments in Post WWII (5.2)	School	0.0	p	q				
	District	0.0						
	Province	40.1						
Challenges of the Modern Era	School	45.6	q	q				
	District	49.7						
	Province	51.3						

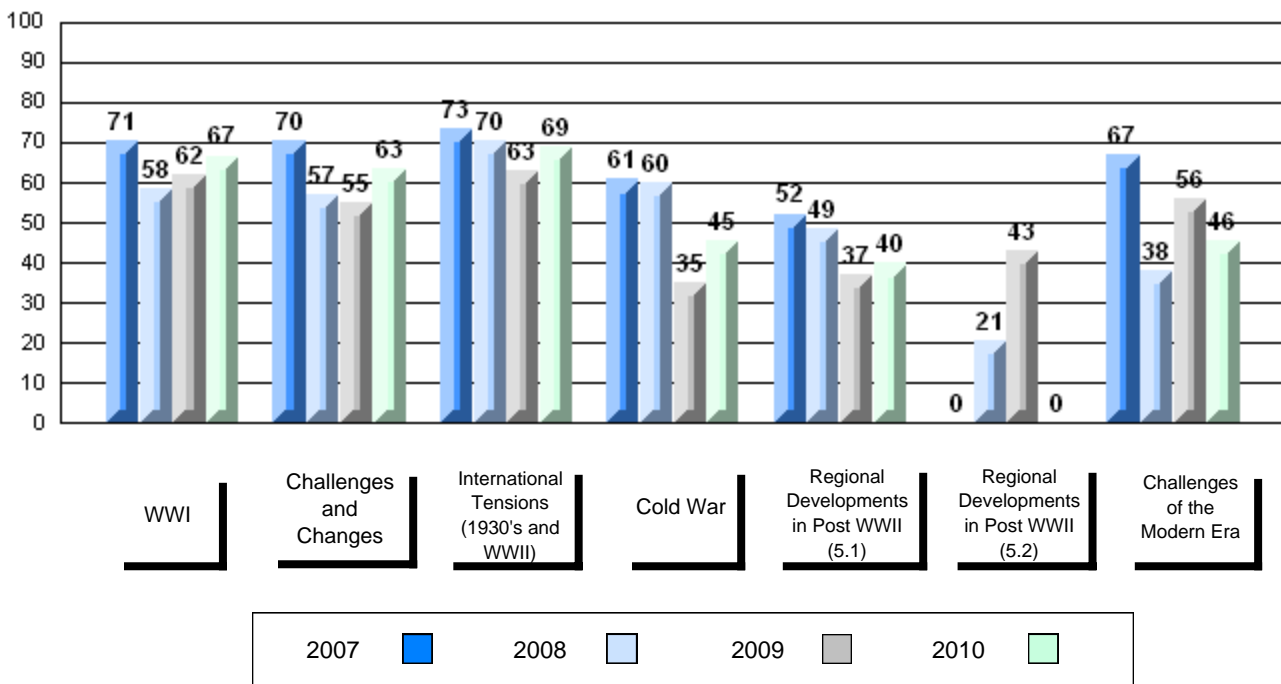
Average Score, 2007-2010



Difference from Provincial Mean, 2007-2010

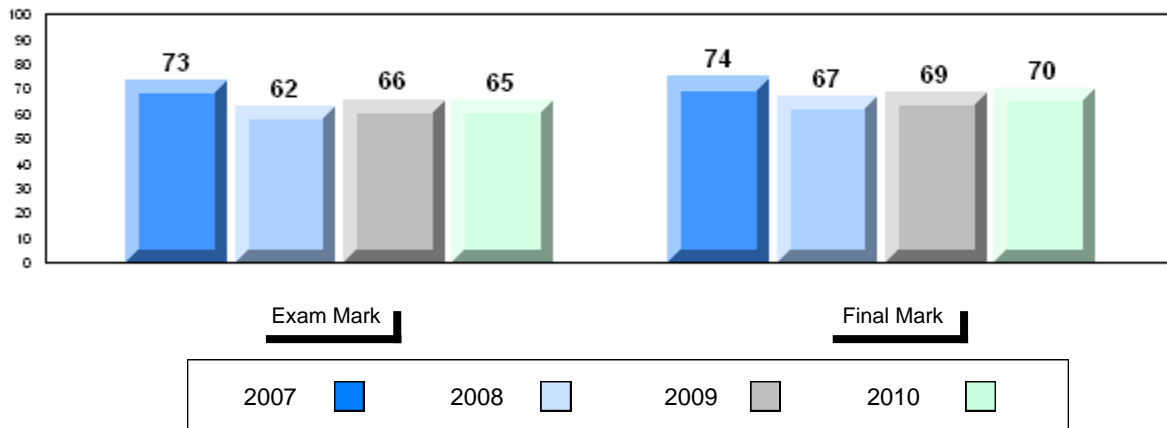


4 Year Public Exam (Subtest) Mark Trend 2007-2010

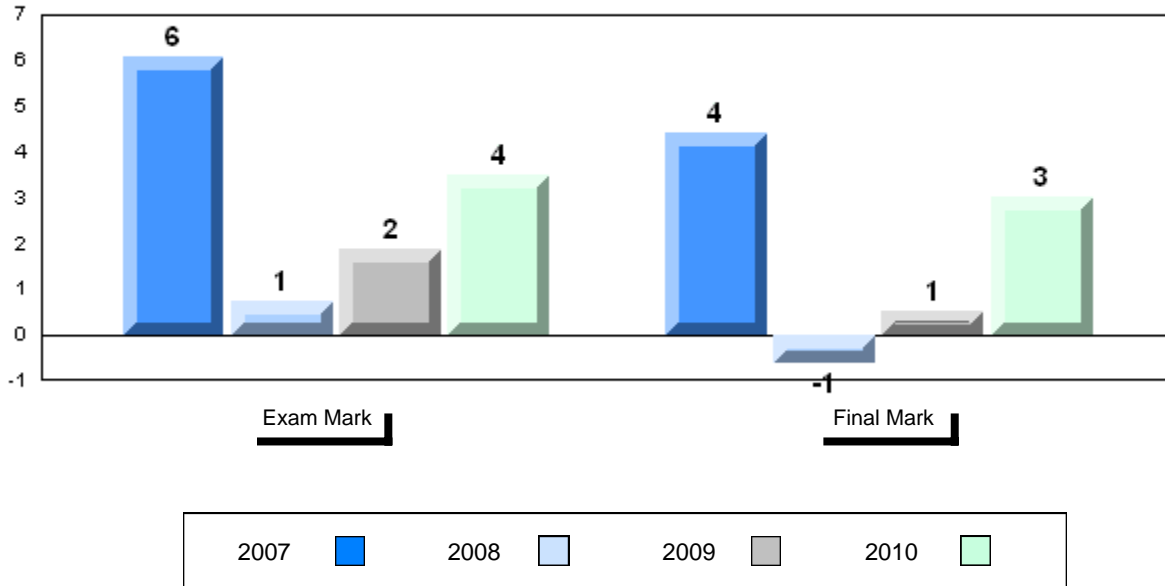


Number of Students	21						
		Public Exam Mark	School vs District	School vs Province	Final Mark	School vs District	School vs Province
World History 3201	School	65.0	P	P	70.1	P	P
	District	62.5			66.9		
	Province	61.5			67.1		
Subtest							
WWI	School	67.5	P	Q			
	District	67.1					
	Province	69.3					
Challenges and Changes	School	67.5	P	P			
	District	65.4					
	Province	64.4					
International Tensions (1930's and WWII)	School	76.5	P	P			
	District	72.8					
	Province	68.0					
Cold War	School	49.7	P	P			
	District	47.5					
	Province	44.3					
Regional Developments in Post WWII (5.1)	School	43.2	P	P			
	District	41.5					
	Province	41.4					
Regional Developments in Post WWII (5.2)	School	0.0	P	Q			
	District	0.0					
	Province	40.1					
Challenges of the Modern Era	School	53.7	P	P			
	District	49.7					
	Province	51.3					

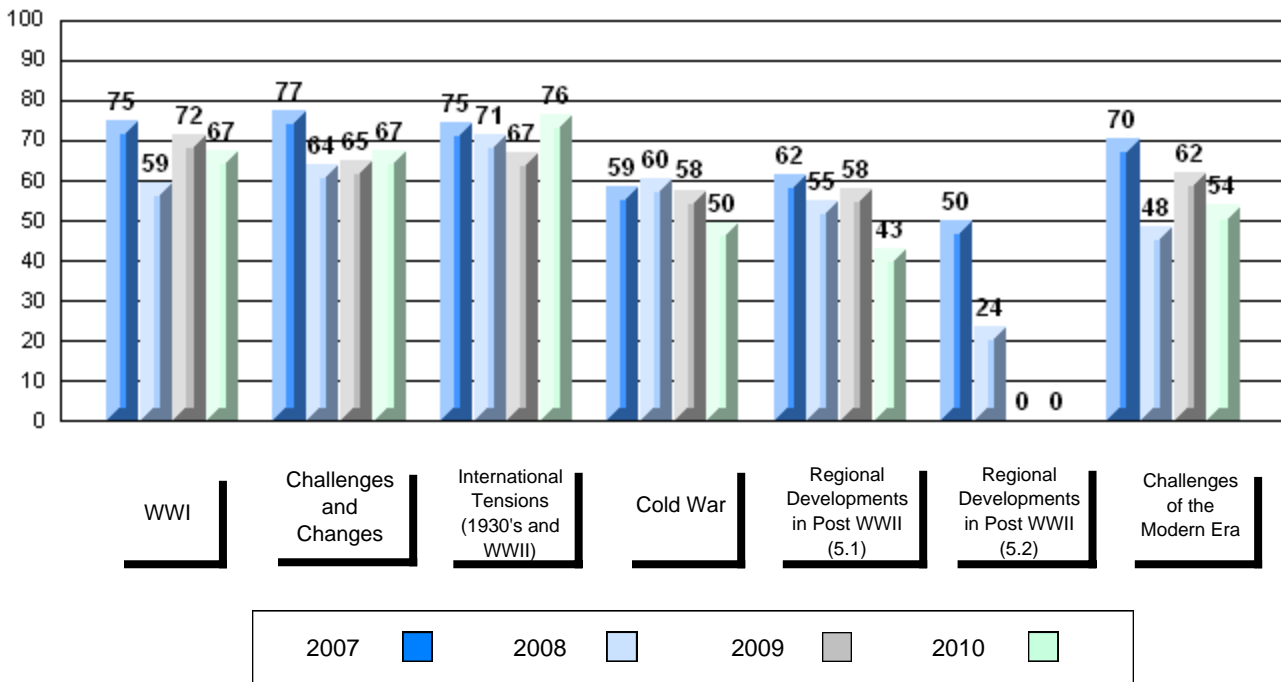
Average Score, 2007-2010



Difference from Provincial Mean, 2007-2010

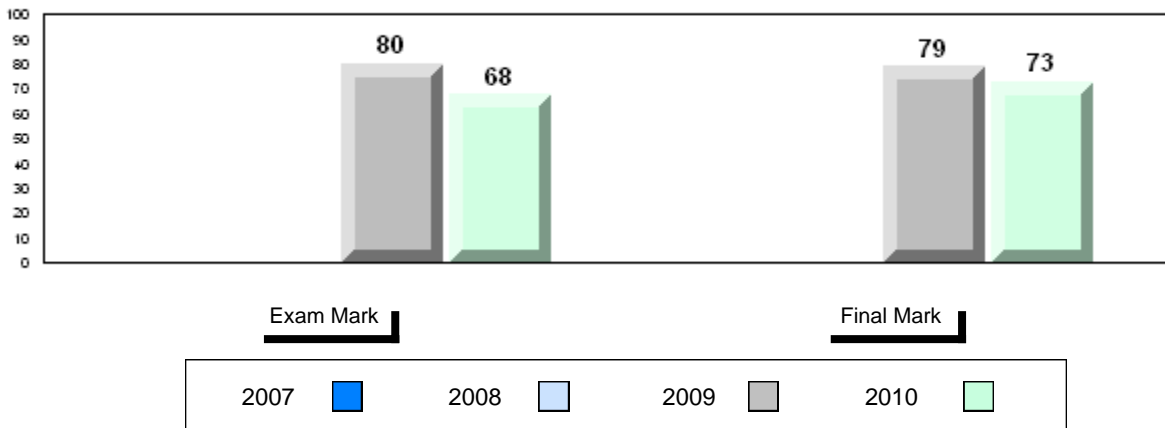


4 Year Public Exam (Subtest) Mark Trend 2007-2010

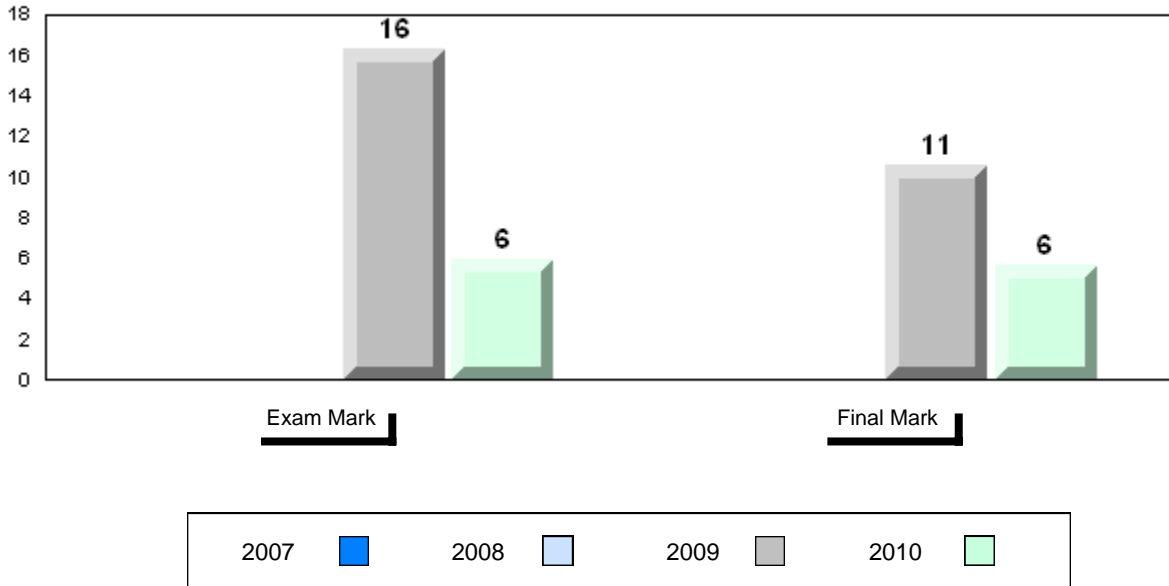


Number of Students		8	Public Exam Mark			Final Mark		
			School vs District	School vs Province		School vs District	School vs Province	
World History 3201		School	67.5	P	P	72.8	P	P
		District	61.8			67.8		
		Province	61.5			67.1		
<u>Subtest</u>								
WWI		School	69.6	Q	P			
		District	71.8					
		Province	69.3					
Challenges and Changes		School	66.6	P	P			
		District	63.8					
		Province	64.4					
International Tensions (1930's and WWII)		School	67.6	Q	Q			
		District	69.5					
		Province	68.0					
Cold War		School	64.3	P	P			
		District	42.8					
		Province	44.3					
Regional Developments in Post WWII (5.1)		School	68.8	P	P			
		District	38.7					
		Province	41.4					
Regional Developments in Post WWII (5.2)		School	0.0	Q	Q			
		District	32.8					
		Province	40.1					
Challenges of the Modern Era		School	65.2	P	P			
		District	52.5					
		Province	51.3					

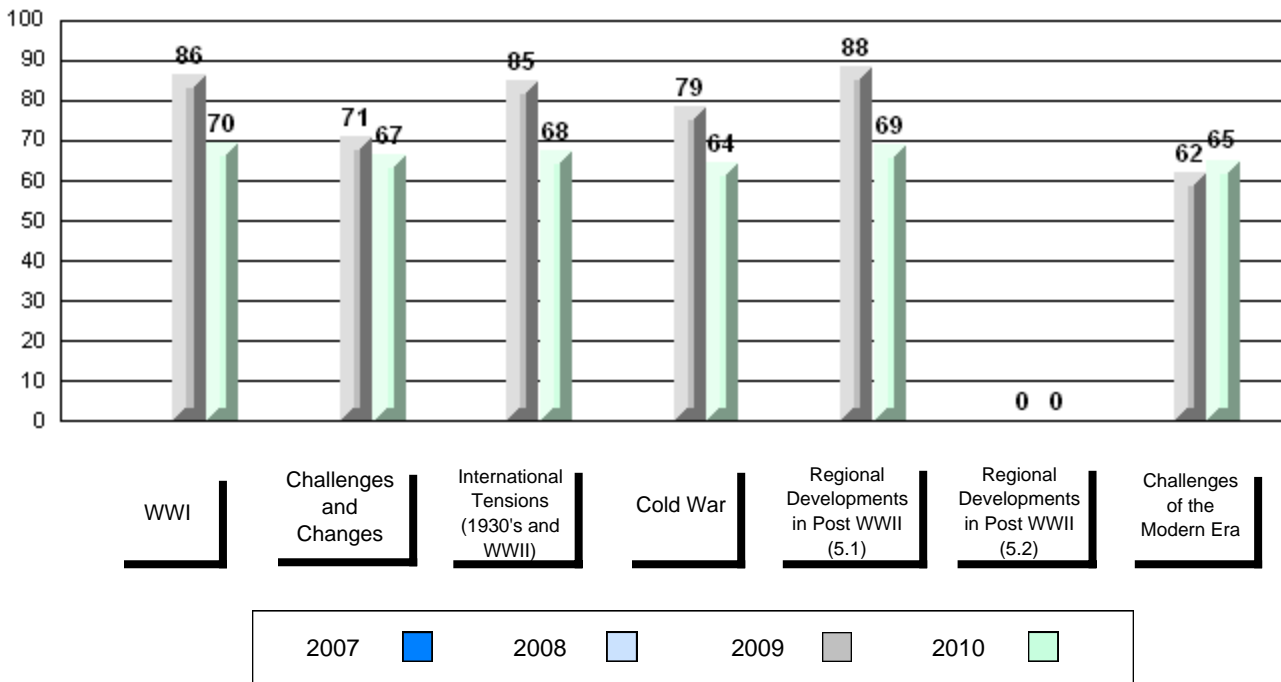
Average Score, 2007-2010



Difference from Provincial Mean, 2007-2010

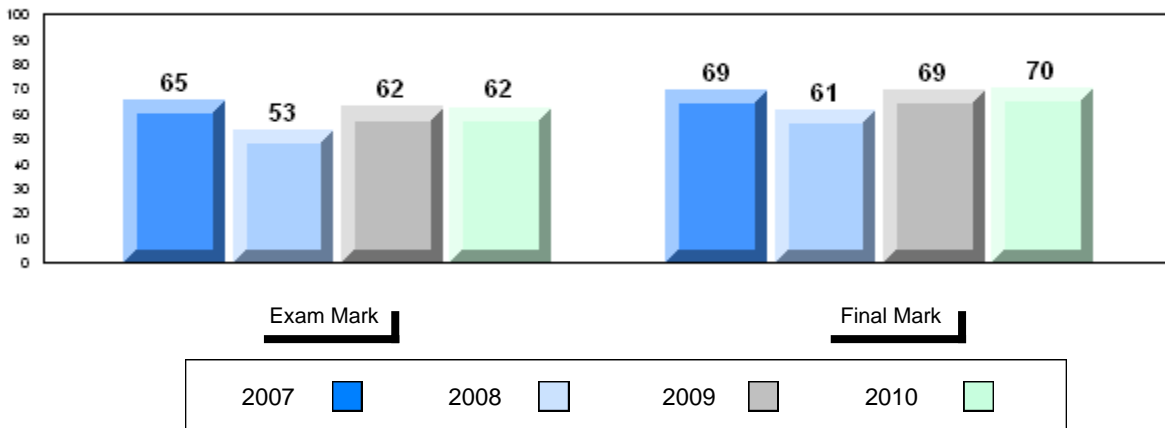


4 Year Public Exam (Subtest) Mark Trend 2007-2010

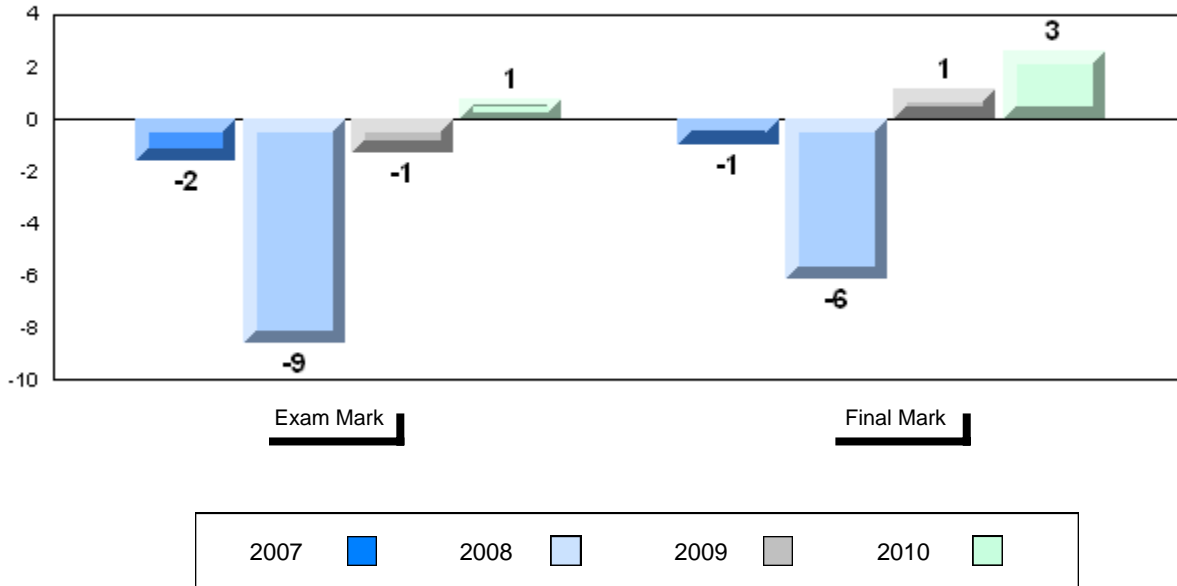


Number of Students	25						
		Public Exam Mark	School vs District	School vs Province	Final Mark	School vs District	School vs Province
World History 3201	School	62.3	P	P	69.7	P	P
	District	61.8			67.8		
	Province	61.5			67.1		
<u>Subtest</u>							
WWI	School	71.9	P	P			
	District	71.8					
	Province	69.3					
Challenges and Changes	School	62.8	q	q			
	District	63.8					
	Province	64.4					
International Tensions (1930's and WWII)	School	69.4	q	P			
	District	69.5					
	Province	68.0					
Cold War	School	44.3	P	P			
	District	42.8					
	Province	44.3					
Regional Developments in Post WWII (5.1)	School	38.9	P	q			
	District	38.7					
	Province	41.4					
Regional Developments in Post WWII (5.2)	School	0.0	q	q			
	District	32.8					
	Province	40.1					
Challenges of the Modern Era	School	58.6	P	P			
	District	52.5					
	Province	51.3					

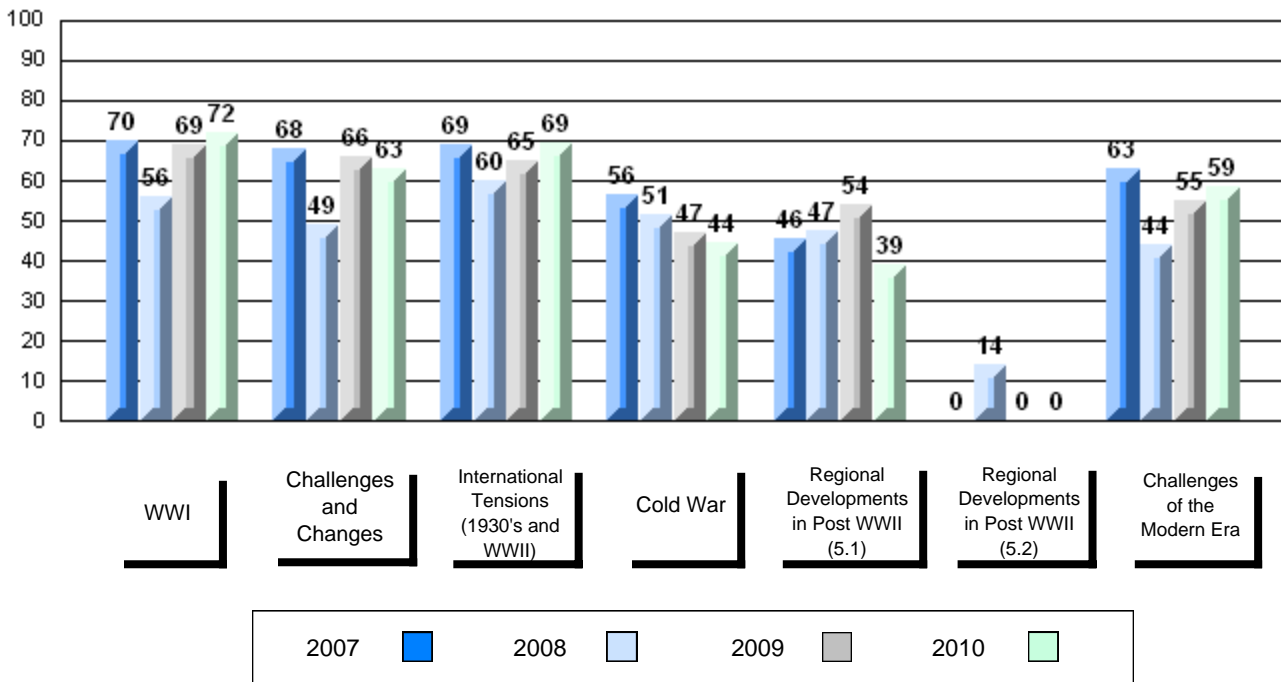
Average Score, 2007-2010



Difference from Provincial Mean, 2007-2010

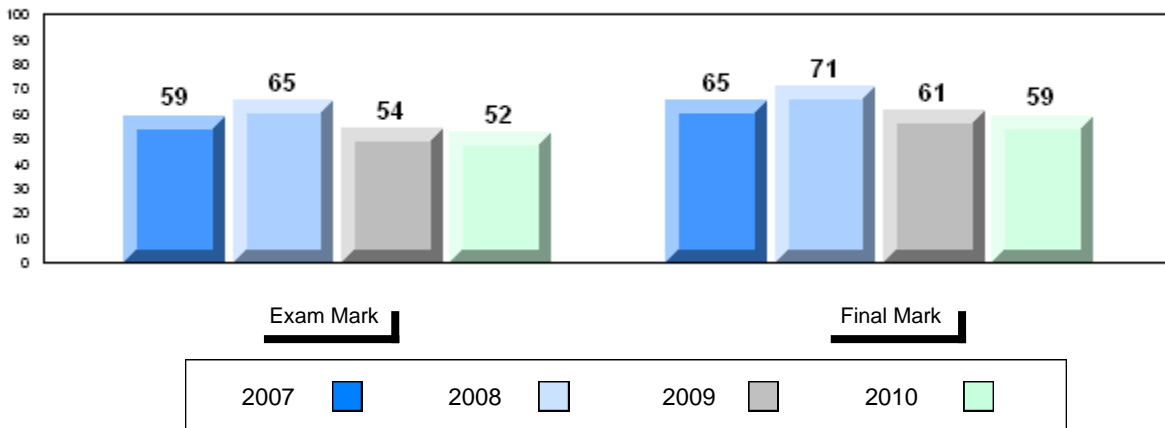


4 Year Public Exam (Subtest) Mark Trend 2007-2010

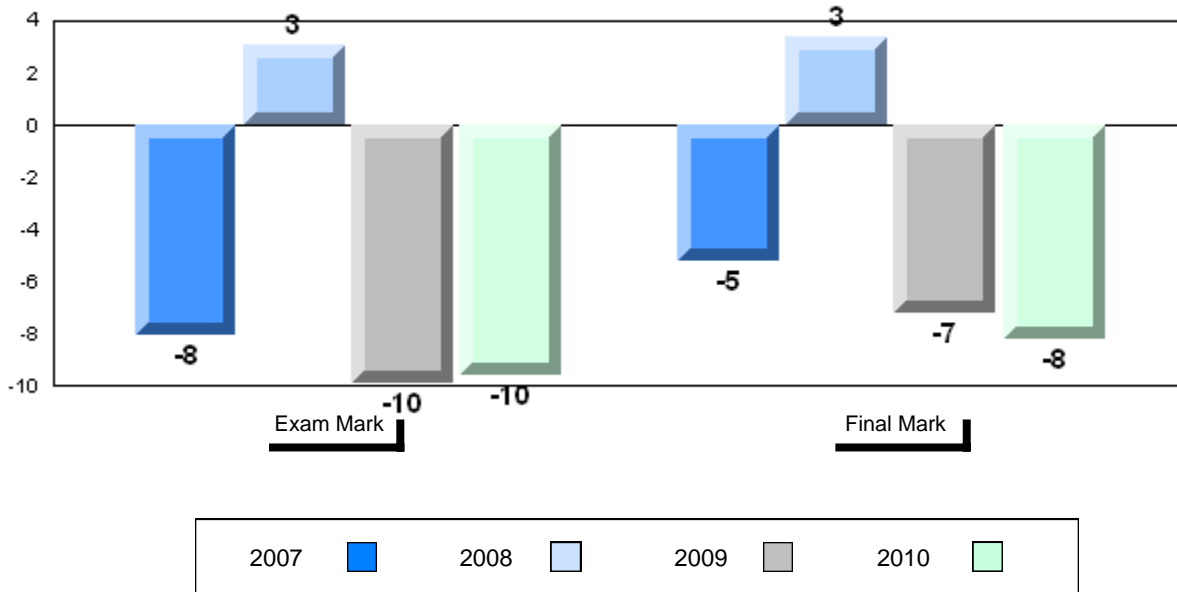


Number of Students	34							
		Public Exam Mark	School vs District	School vs Province		Final Mark	School vs District	School vs Province
World History 3201	School	51.9	q	q		58.9	q	q
	District	61.8				67.8		
	Province	61.5				67.1		
Subtest								
WWI	School	57.2	q	q				
	District	71.8						
	Province	69.3						
Challenges and Changes	School	53.5	q	q				
	District	63.8						
	Province	64.4						
International Tensions (1930's and WWII)	School	61.1	q	q				
	District	69.5						
	Province	68.0						
Cold War	School	33.7	q	q				
	District	42.8						
	Province	44.3						
Regional Developments in Post WWII (5.1)	School	21.4	q	q				
	District	38.7						
	Province	41.4						
Regional Developments in Post WWII (5.2)	School	35.2	P	q				
	District	32.8						
	Province	40.1						
Challenges of the Modern Era	School	45.4	q	q				
	District	52.5						
	Province	51.3						

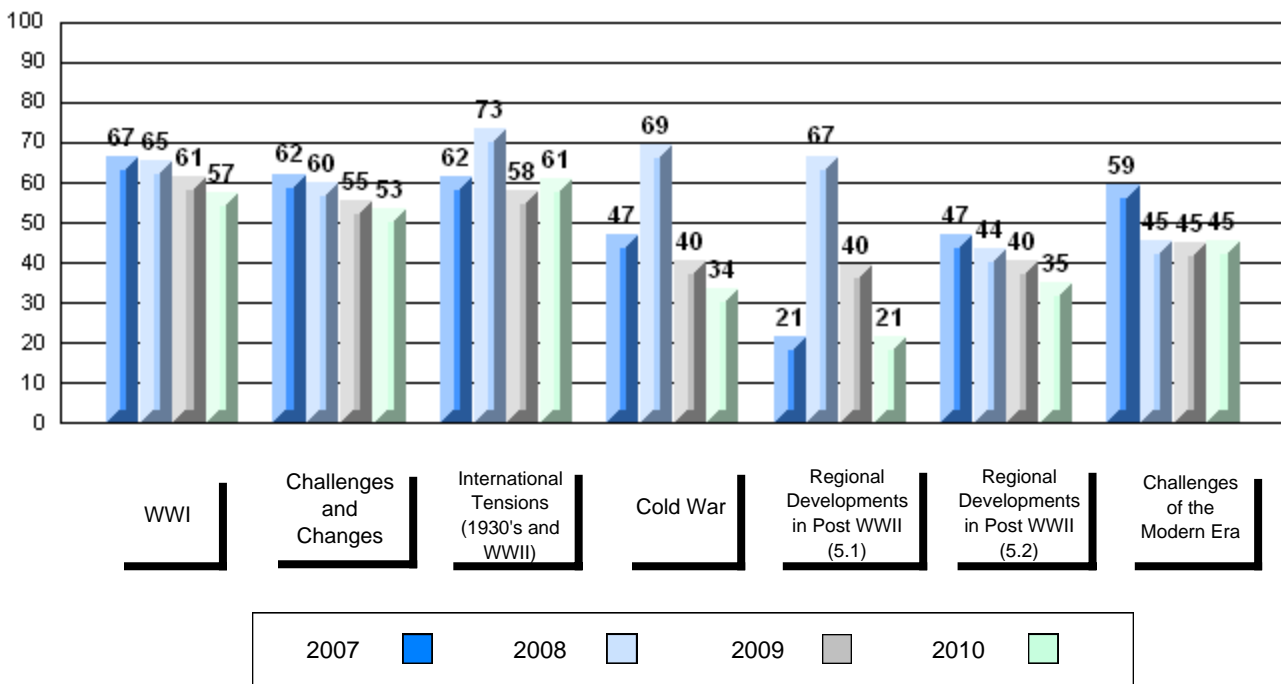
Average Score, 2007-2010



Difference from Provincial Mean, 2007-2010



4 Year Public Exam (Subtest) Mark Trend 2007-2010


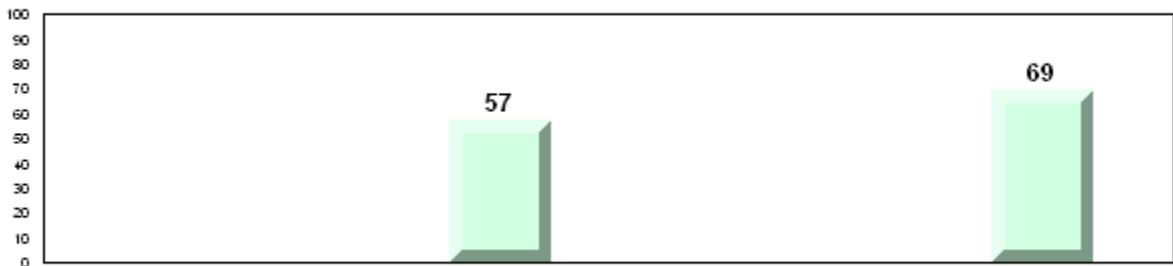


Number of Students	1
World History 3201	School District Province
<u>Subtest</u>	School District Province
WWI	School District Province
Challenges and Changes	School District Province
International Tensions (1930's and WWII)	School District Province
Cold War	School District Province
Regional Developments in Post WWII (5.1)	School District Province
Regional Developments in Post WWII (5.2)	School District Province
Challenges of the Modern Era	School District Province

Public Exam Mark	School vs District	School vs Province
<i>School data with 5 or fewer students withheld for reasons of confidentiality.</i>		

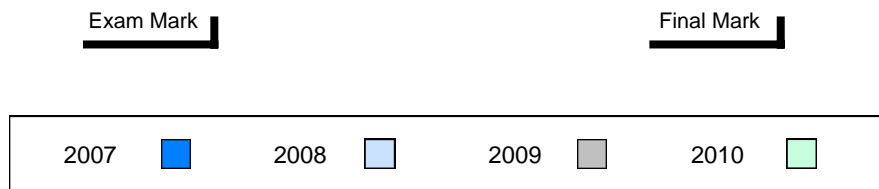
Final Mark	School vs District	School vs Province
<i>School data with 5 or fewer students withheld for reasons of confidentiality.</i>		

Average Score, 2007-2010



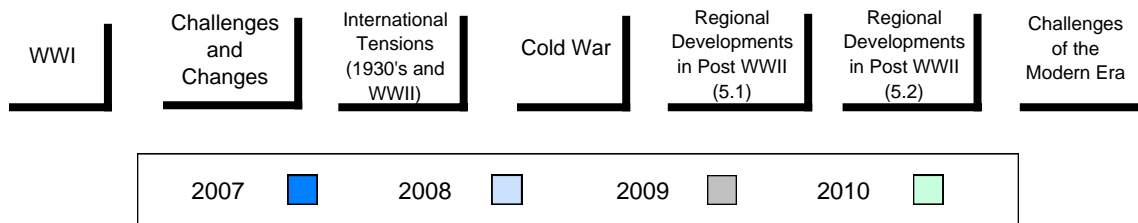
Difference from Provincial Mean, 2007-2010

School data with 5 or fewer students withheld for reasons of confidentiality.



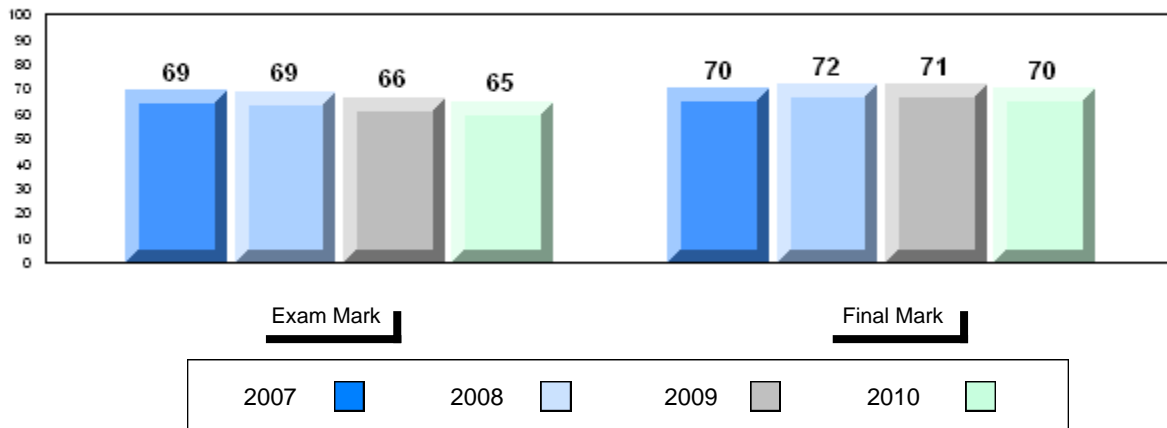
4 Year Public Exam (Subtest) Mark Trend 2007-2010

School data with 5 or fewer students withheld for reasons of confidentiality.

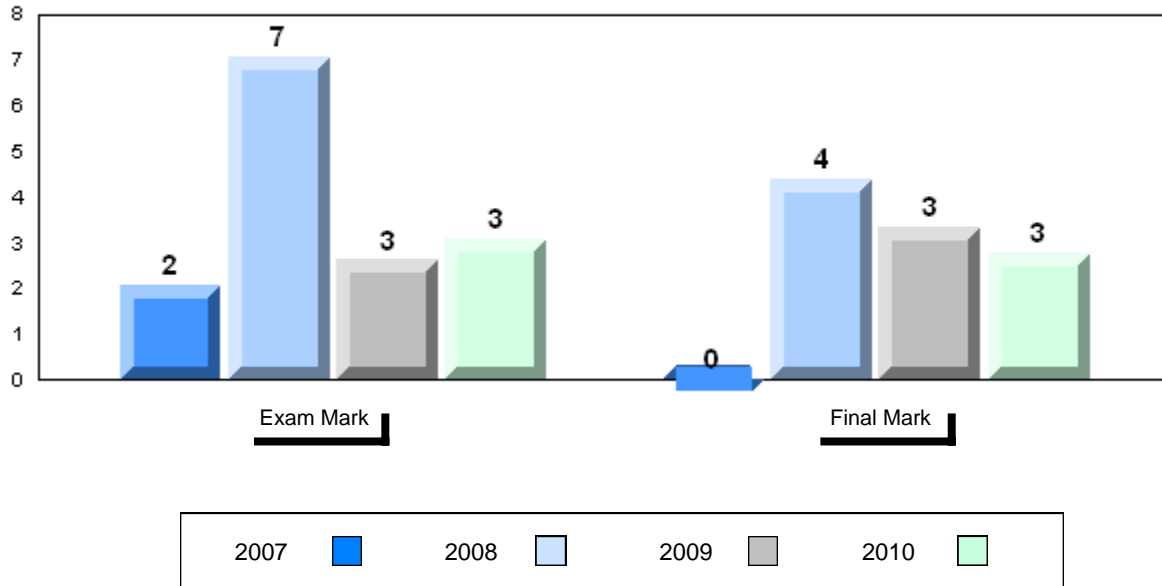


Number of Students		101	Public Exam Mark			Final Mark		
			School vs District	School vs Province		School vs District	School vs Province	
World History 3201		School	64.6	P	P	69.9	P	P
		District	61.8			67.8		
		Province	61.5			67.1		
<u>Subtest</u>								
WWI		School	76.7	P	P			
		District	71.8					
		Province	69.3					
Challenges and Changes		School	67.2	P	P			
		District	63.8					
		Province	64.4					
International Tensions (1930's and WWII)		School	72.2	P	P			
		District	69.5					
		Province	68.0					
Cold War		School	43.7	P	Q			
		District	42.8					
		Province	44.3					
Regional Developments in Post WWII (5.1)		School	37.4	Q	Q			
		District	38.7					
		Province	41.4					
Regional Developments in Post WWII (5.2)		School	21.4	Q	Q			
		District	32.8					
		Province	40.1					
Challenges of the Modern Era		School	52.3	Q	P			
		District	52.5					
		Province	51.3					

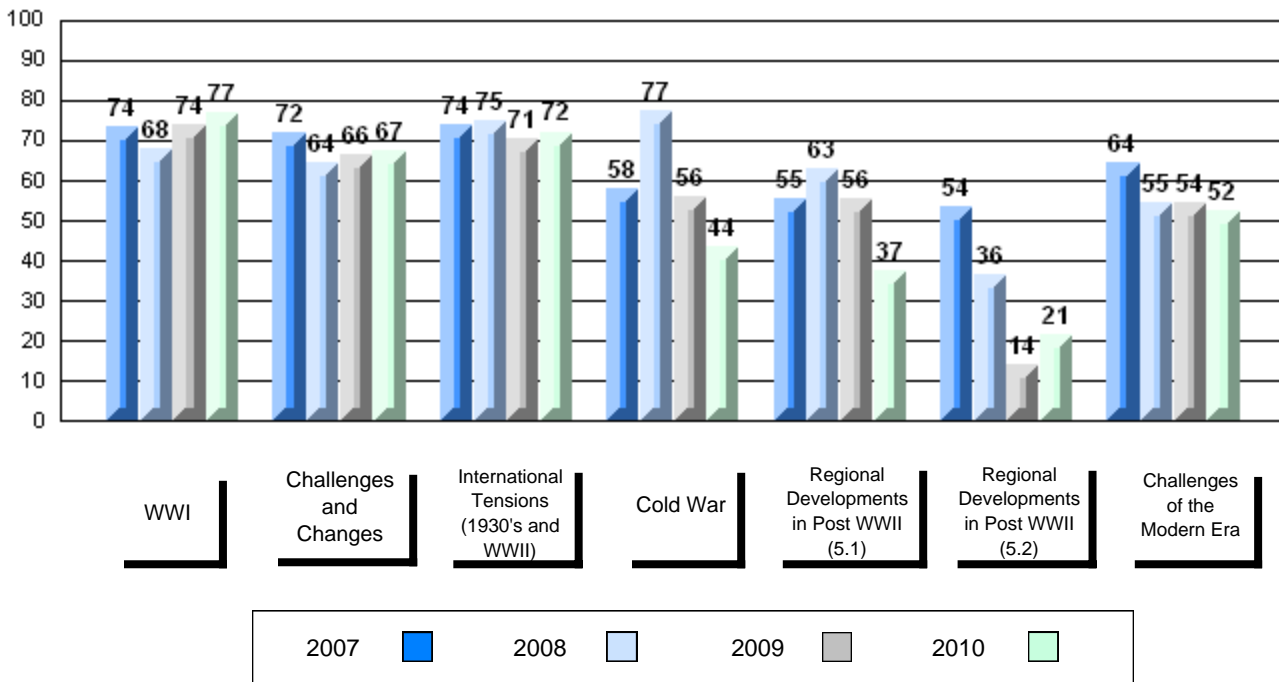
Average Score, 2007-2010



Difference from Provincial Mean, 2007-2010

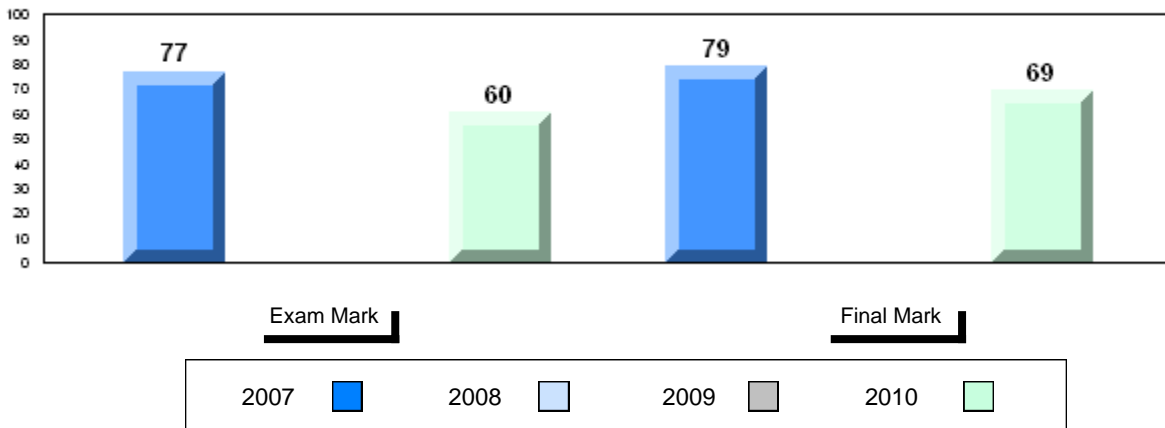


4 Year Public Exam (Subtest) Mark Trend 2007-2010



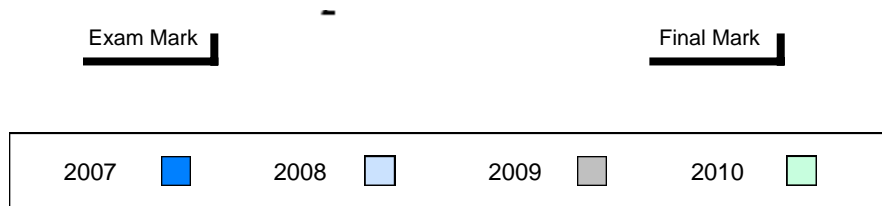
Number of Students	1	<table border="1"> <thead> <tr> <th>Public Exam Mark</th> <th>School vs District</th> <th>School vs Province</th> </tr> </thead> <tbody> <tr> <td colspan="3" style="text-align: center;"><i>School data with 5 or fewer students withheld for reasons of confidentiality.</i></td> </tr> </tbody> </table>	Public Exam Mark	School vs District	School vs Province	<i>School data with 5 or fewer students withheld for reasons of confidentiality.</i>			<table border="1"> <thead> <tr> <th>Final Mark</th> <th>School vs District</th> <th>School vs Province</th> </tr> </thead> <tbody> <tr> <td colspan="3" style="text-align: center;"><i>School data with 5 or fewer students withheld for reasons of confidentiality.</i></td> </tr> </tbody> </table>	Final Mark	School vs District	School vs Province	<i>School data with 5 or fewer students withheld for reasons of confidentiality.</i>		
Public Exam Mark	School vs District		School vs Province												
<i>School data with 5 or fewer students withheld for reasons of confidentiality.</i>															
Final Mark	School vs District		School vs Province												
<i>School data with 5 or fewer students withheld for reasons of confidentiality.</i>															
World History 3201	School District Province														
<u>Subtest</u>	School District Province														
WWI	School District Province														
Challenges and Changes	School District Province														
International Tensions (1930's and WWII)	School District Province														
Cold War	School District Province														
Regional Developments in Post WWII (5.1)	School District Province														
Regional Developments in Post WWII (5.2)	School District Province														
Challenges of the Modern Era	School District Province														

Average Score, 2007-2010



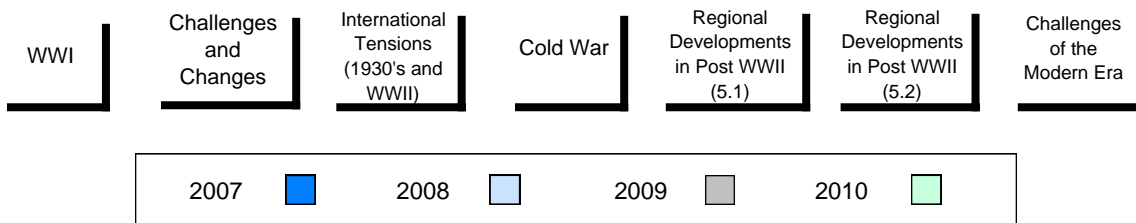
Difference from Provincial Mean, 2007-2010

School data with 5 or fewer students withheld for reasons of confidentiality.



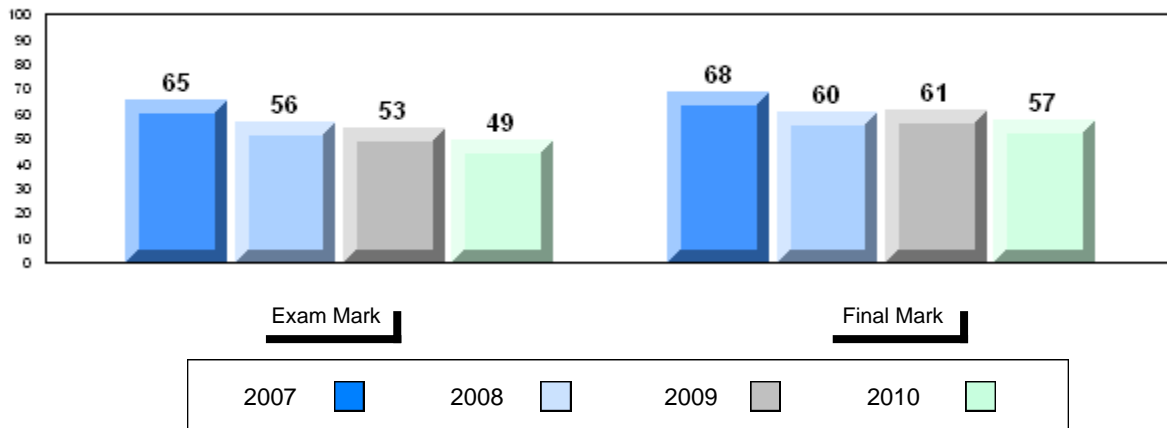
4 Year Public Exam (Subtest) Mark Trend 2007-2010

School data with 5 or fewer students withheld for reasons of confidentiality.

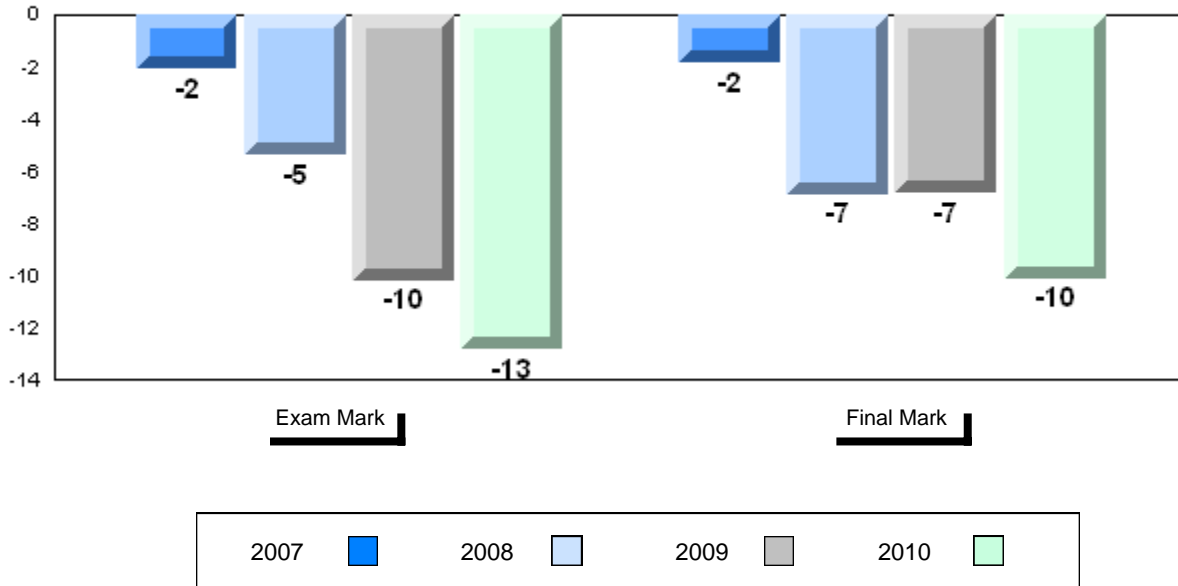


Number of Students	21						
		Public Exam Mark	School vs District	School vs Province	Final Mark	School vs District	School vs Province
World History 3201	School	48.7	q	q	57.0	q	q
	District	61.9			68.4		
	Province	61.5			67.1		
Subtest							
WWI	School	55.2	q	q			
	District	68.7					
	Province	69.3					
Challenges and Changes	School	55.3	q	q			
	District	65.1					
	Province	64.4					
International Tensions (1930's and WWII)	School	57.5	q	q			
	District	68.1					
	Province	68.0					
Cold War	School	26.9	q	q			
	District	45.4					
	Province	44.3					
Regional Developments in Post WWII (5.1)	School	19.1	q	q			
	District	46.4					
	Province	41.4					
Regional Developments in Post WWII (5.2)	School	29.0	q	q			
	District	41.4					
	Province	40.1					
Challenges of the Modern Era	School	34.0	q	q			
	District	53.8					
	Province	51.3					

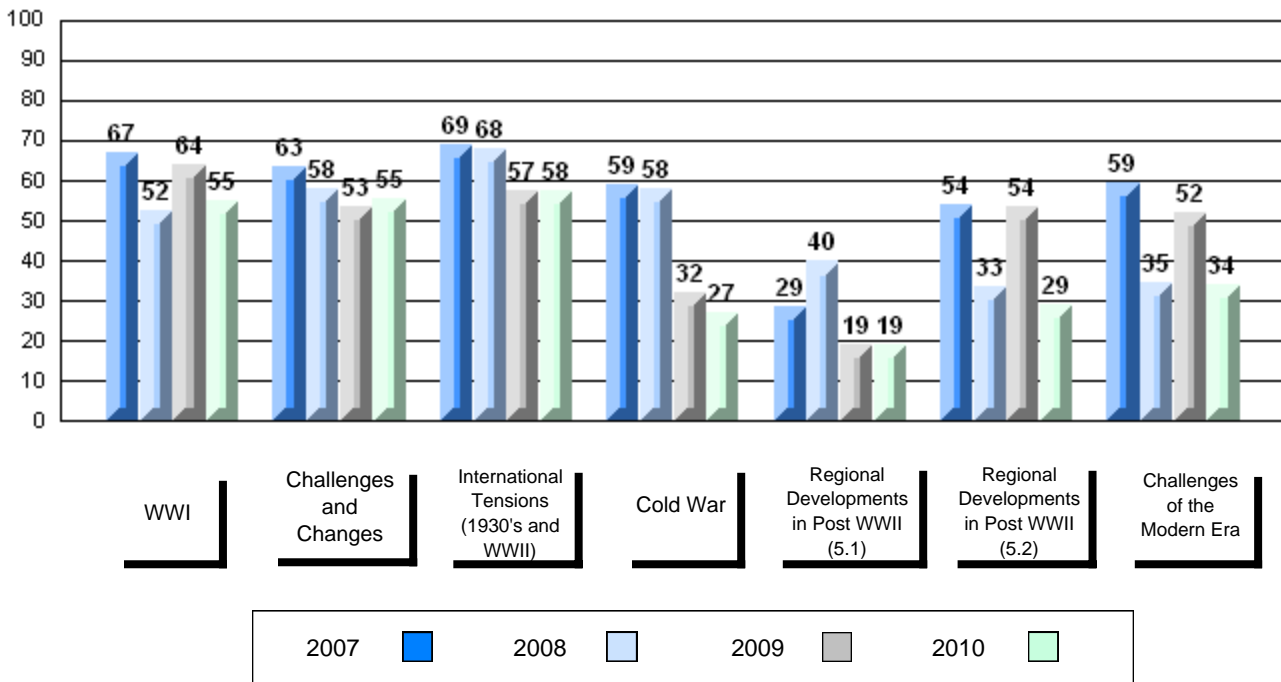
Average Score, 2007-2010



Difference from Provincial Mean, 2007-2010



4 Year Public Exam (Subtest) Mark Trend 2007-2010



Number of Students

4

Public Exam Mark

School vs District	School vs Province
--------------------	--------------------

Final Mark

School vs District	School vs Province
--------------------	--------------------

School data with 5 or fewer students withheld for reasons of confidentiality.

School data with 5 or fewer students withheld for reasons of confidentiality.

World History 3201

School
District
Province

Subtest

WWI

School
District
Province

Challenges and Changes

School
District
Province

International Tensions (1930's and WWII)

School
District
Province

Cold War

School
District
Province

Regional Developments in Post WWII (5.1)

School
District
Province

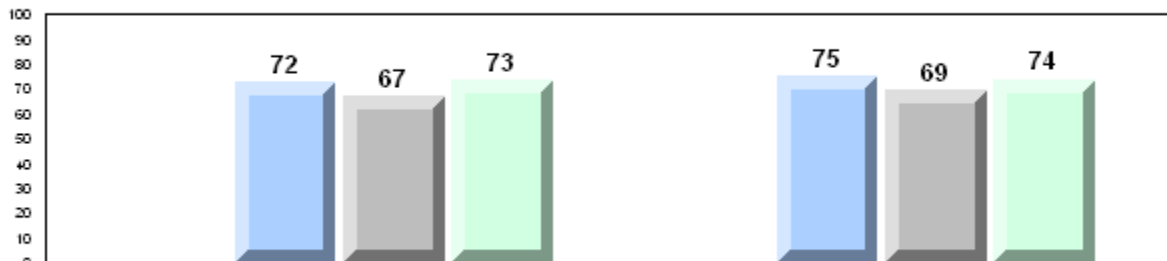
Regional Developments in Post WWII (5.2)

School
District
Province

Challenges of the Modern Era

School
District
Province

Average Score, 2007-2010



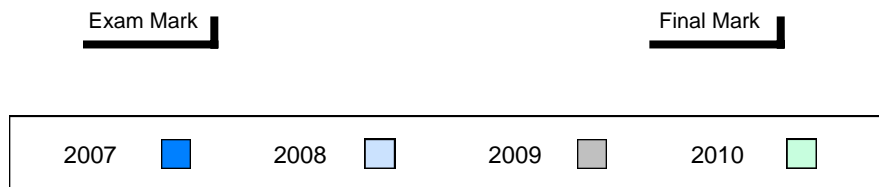
Exam Mark

Final Mark



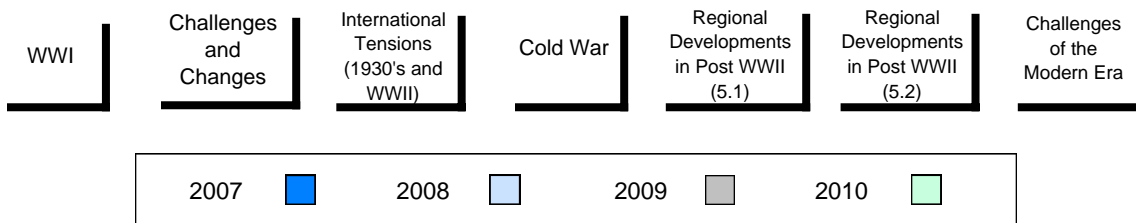
Difference from Provincial Mean, 2007-2010

School data with 5 or fewer students withheld for reasons of confidentiality.



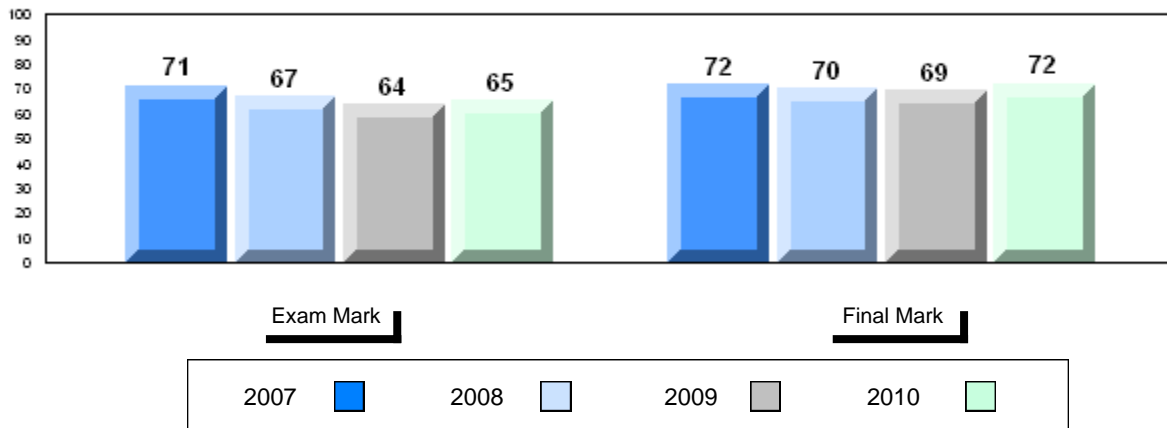
4 Year Public Exam (Subtest) Mark Trend 2007-2010

School data with 5 or fewer students withheld for reasons of confidentiality.

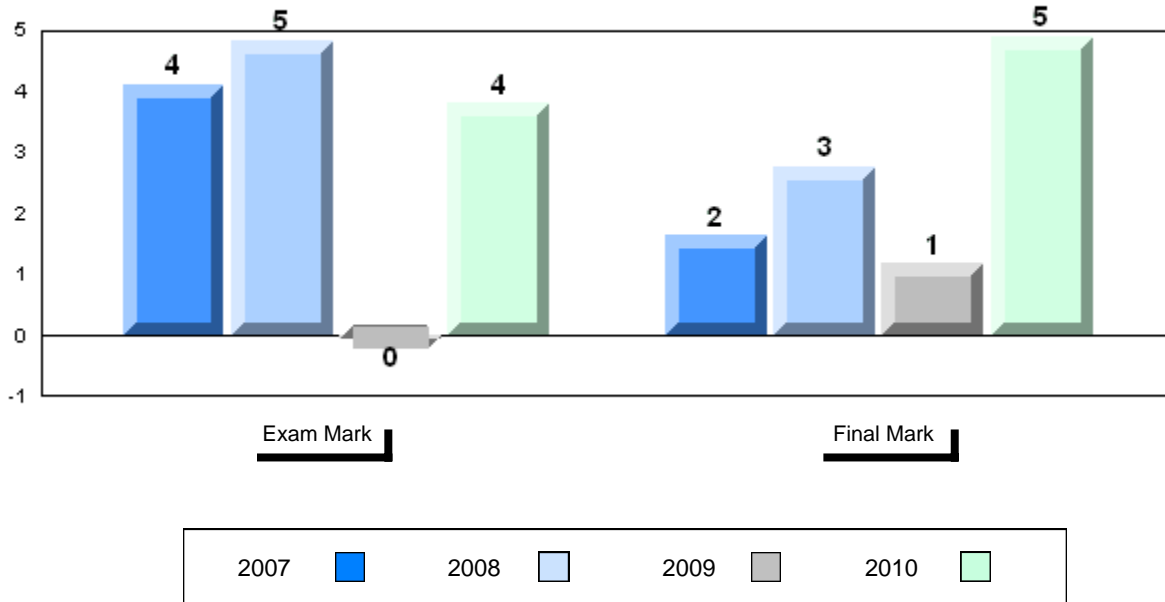


Number of Students	36							
		Public Exam Mark	School vs District	School vs Province		Final Mark	School vs District	School vs Province
World History 3201	School	65.3	P	P		72.0	P	P
	District	61.9				68.4		
	Province	61.5				67.1		
<u>Subtest</u>								
WWI	School	73.7	P	P				
	District	68.7						
	Province	69.3						
Challenges and Changes	School	69.3	P	P				
	District	65.1						
	Province	64.4						
International Tensions (1930's and WWII)	School	70.4	P	P				
	District	68.1						
	Province	68.0						
Cold War	School	45.9	P	P				
	District	45.4						
	Province	44.3						
Regional Developments in Post WWII (5.1)	School	50.5	P	P				
	District	46.4						
	Province	41.4						
Regional Developments in Post WWII (5.2)	School	35.7	Q	Q				
	District	41.4						
	Province	40.1						
Challenges of the Modern Era	School	58.9	P	P				
	District	53.8						
	Province	51.3						

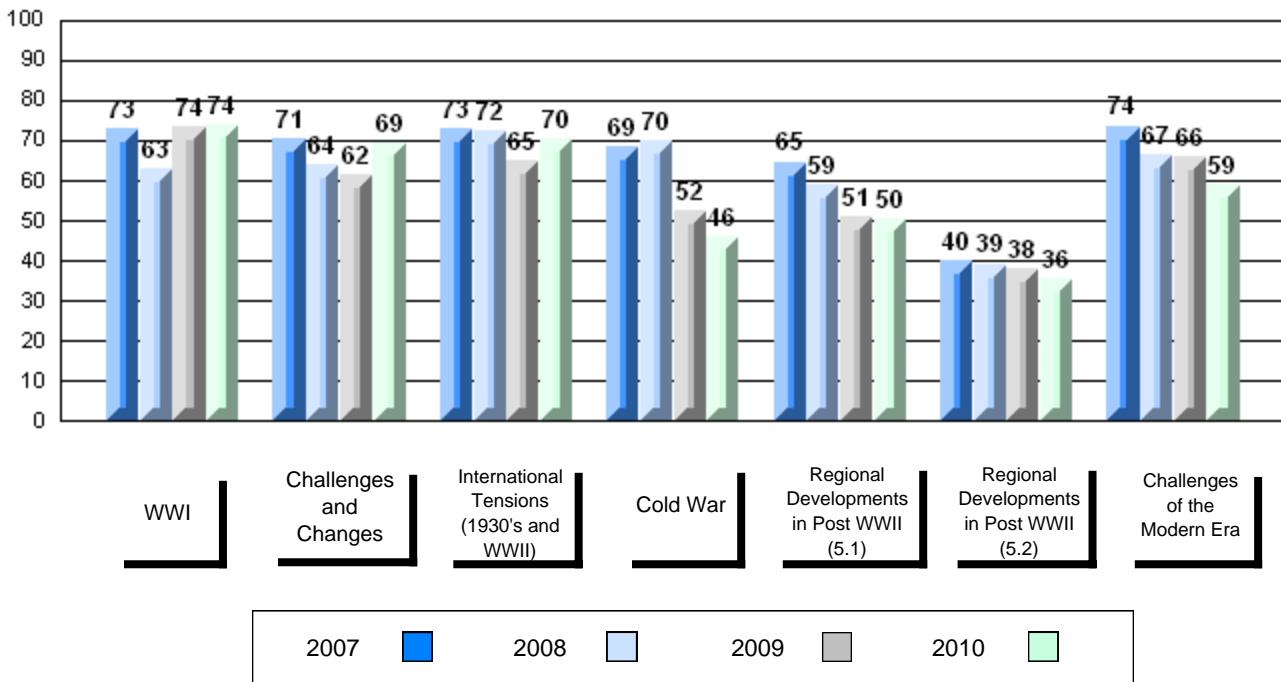
Average Score, 2007-2010



Difference from Provincial Mean, 2007-2010



4 Year Public Exam (Subtest) Mark Trend 2007-2010



District 3 - Nova Central

#422 - Glovertown Academy, Glovertown

Grades: K-12

Number of Students

5

Public Exam Mark

School vs District

School vs Province

Final Mark

School vs District

School vs Province

School data with 5 or fewer students withheld for reasons of confidentiality.

School data with 5 or fewer students withheld for reasons of confidentiality.

World History 3201

School
District
Province

Subtest

WWI

School
District
Province

Challenges and Changes

School
District
Province

International Tensions (1930's and WWII)

School
District
Province

Cold War

School
District
Province

Regional Developments in Post WWII (5.1)

School
District
Province

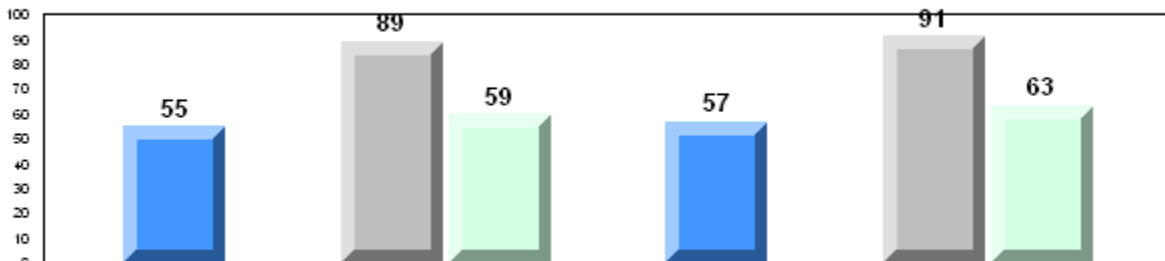
Regional Developments in Post WWII (5.2)

School
District
Province

Challenges of the Modern Era

School
District
Province

Average Score, 2007-2010



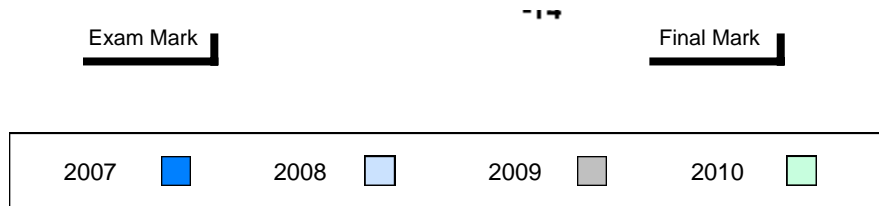
Exam Mark

Final Mark



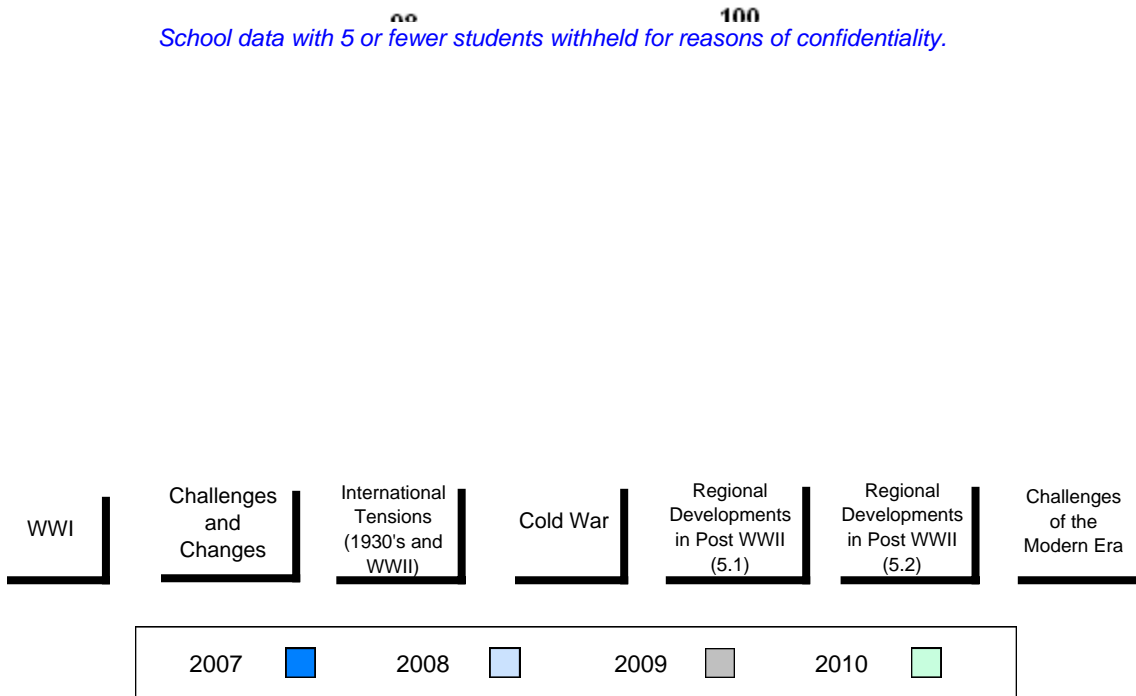
Difference from Provincial Mean, 2007-2010

School data with 5 or fewer students withheld for reasons of confidentiality.



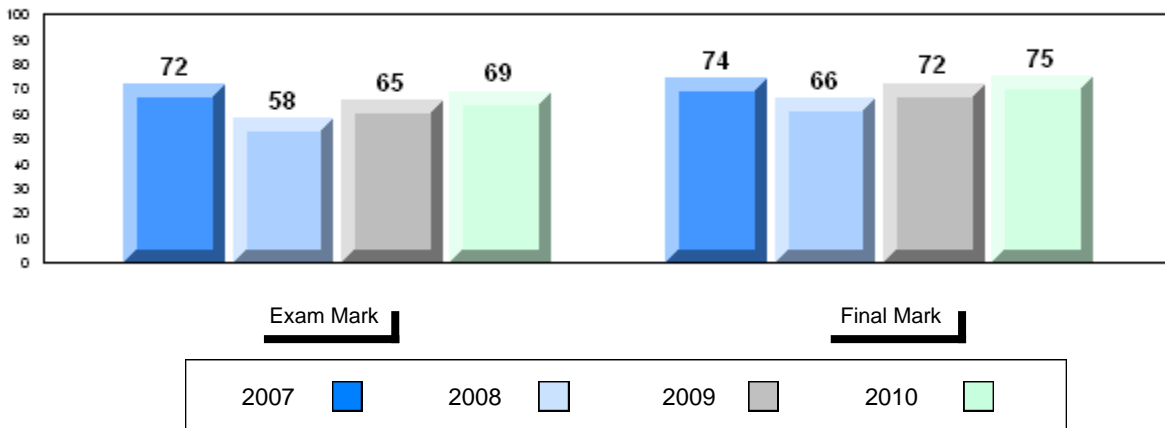
4 Year Public Exam (Subtest) Mark Trend 2007-2010

School data with 5 or fewer students withheld for reasons of confidentiality.

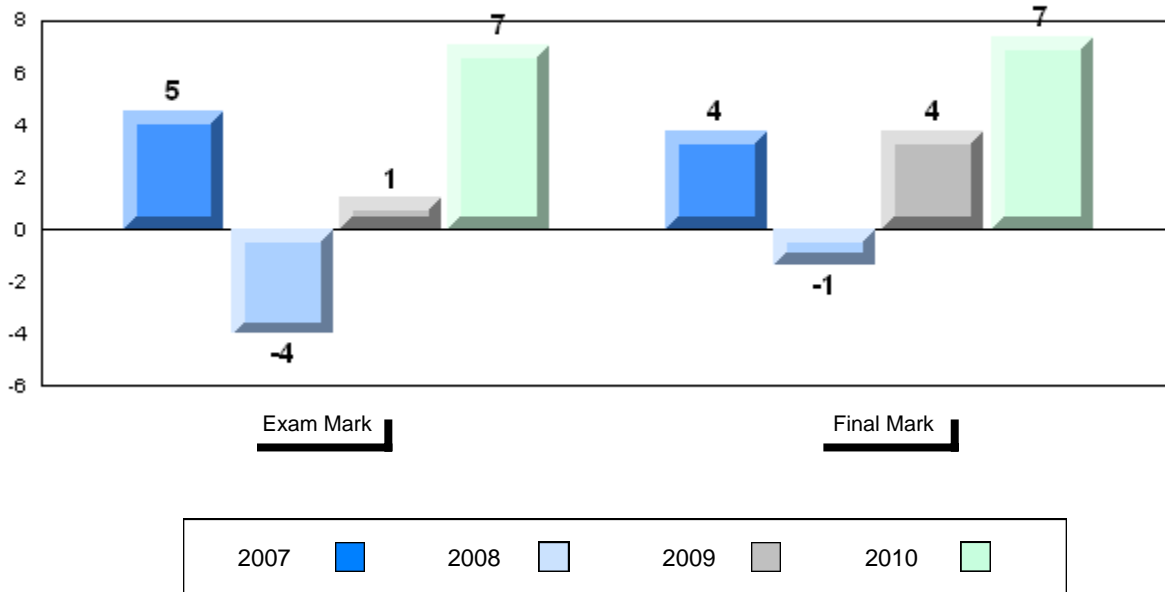


Number of Students		19	Public Exam Mark			Final Mark		
			School vs District	School vs Province		School vs District	School vs Province	
World History 3201		School	68.6	P	P	74.5	P	P
		District	61.9			68.4		
		Province	61.5			67.1		
Subtest								
WWI		School	71.4	P	P			
		District	68.7					
		Province	69.3					
Challenges and Changes		School	68.9	P	P			
		District	65.1					
		Province	64.4					
International Tensions (1930's and WWII)		School	73.9	P	P			
		District	68.1					
		Province	68.0					
Cold War		School	61.1	P	P			
		District	45.4					
		Province	44.3					
Regional Developments in Post WWII (5.1)		School	42.9	Q	P			
		District	46.4					
		Province	41.4					
Regional Developments in Post WWII (5.2)		School	57.6	P	P			
		District	41.4					
		Province	40.1					
Challenges of the Modern Era		School	62.8	P	P			
		District	53.8					
		Province	51.3					

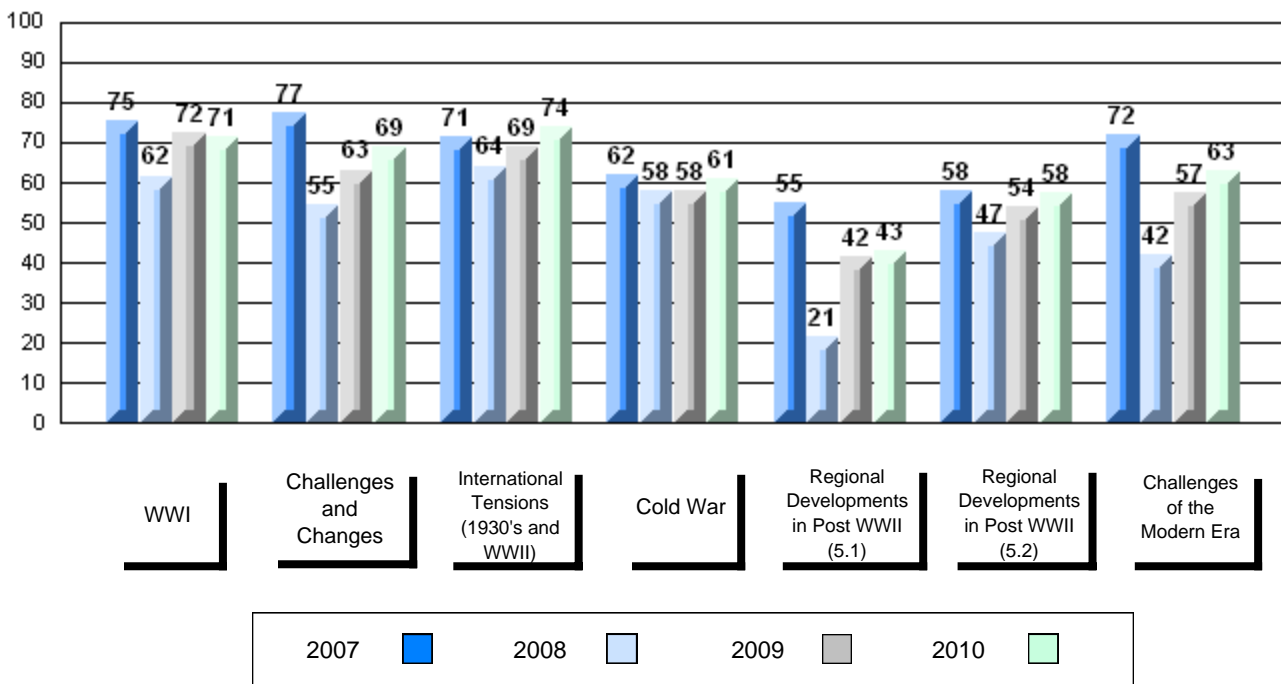
Average Score, 2007-2010



Difference from Provincial Mean, 2007-2010

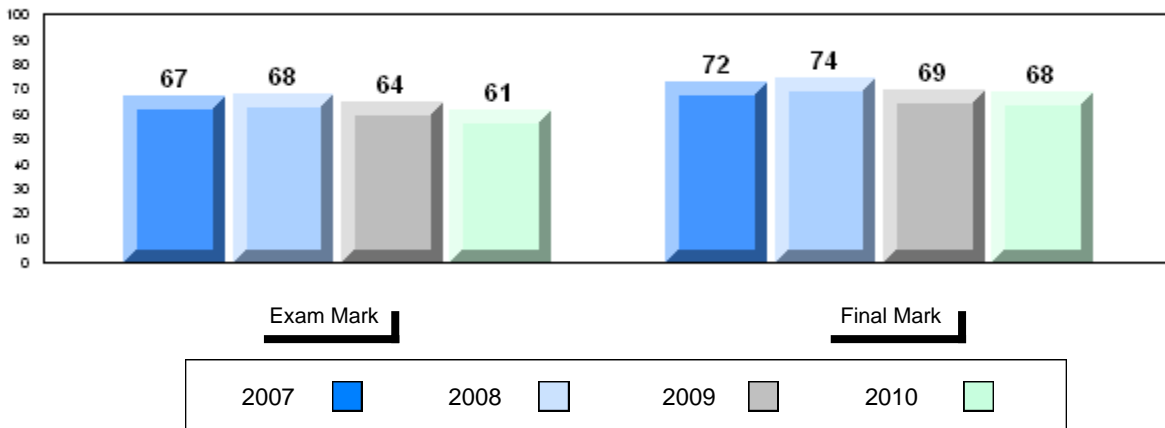


4 Year Public Exam (Subtest) Mark Trend 2007-2010

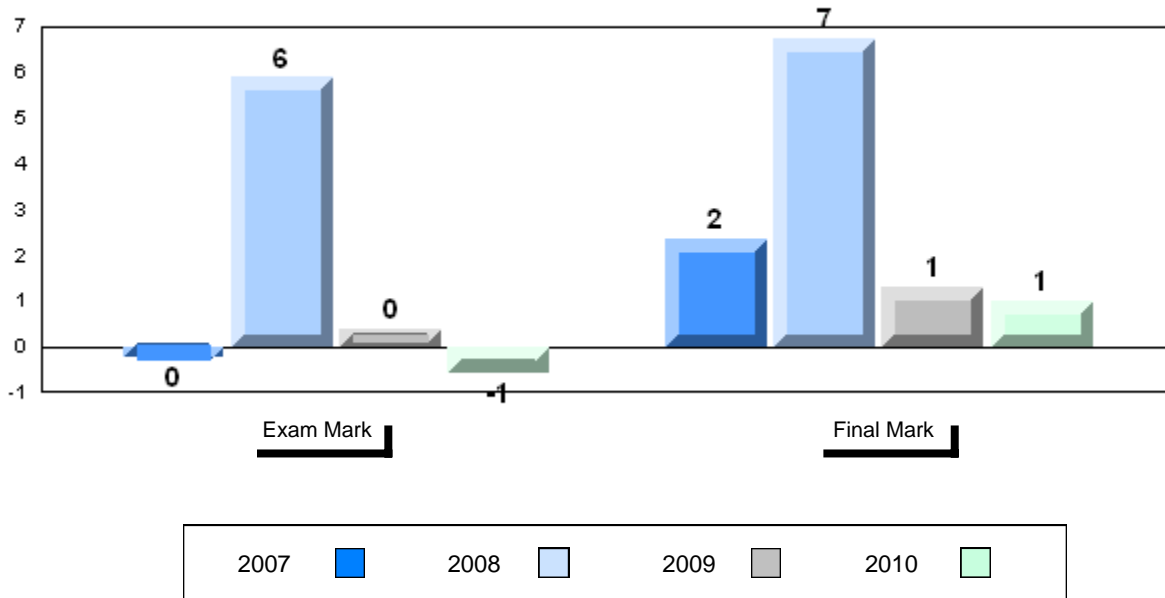


Number of Students	57						
		Public Exam Mark	School vs District	School vs Province	Final Mark	School vs District	School vs Province
World History 3201	School	60.9	q	q	68.1	p	p
	District	61.4			66.9		
	Province	61.5			67.1		
Subtest							
WWI	School	66.0	q	q			
	District	69.1					
	Province	69.3					
Challenges and Changes	School	61.3	q	q			
	District	64.5					
	Province	64.4					
International Tensions (1930's and WWII)	School	65.7	q	q			
	District	67.5					
	Province	68.0					
Cold War	School	41.7	q	q			
	District	44.1					
	Province	44.3					
Regional Developments in Post WWII (5.1)	School	17.9	q	q			
	District	41.7					
	Province	41.4					
Regional Developments in Post WWII (5.2)	School	51.3	p	p			
	District	40.7					
	Province	40.1					
Challenges of the Modern Era	School	54.5	p	p			
	District	50.8					
	Province	51.3					

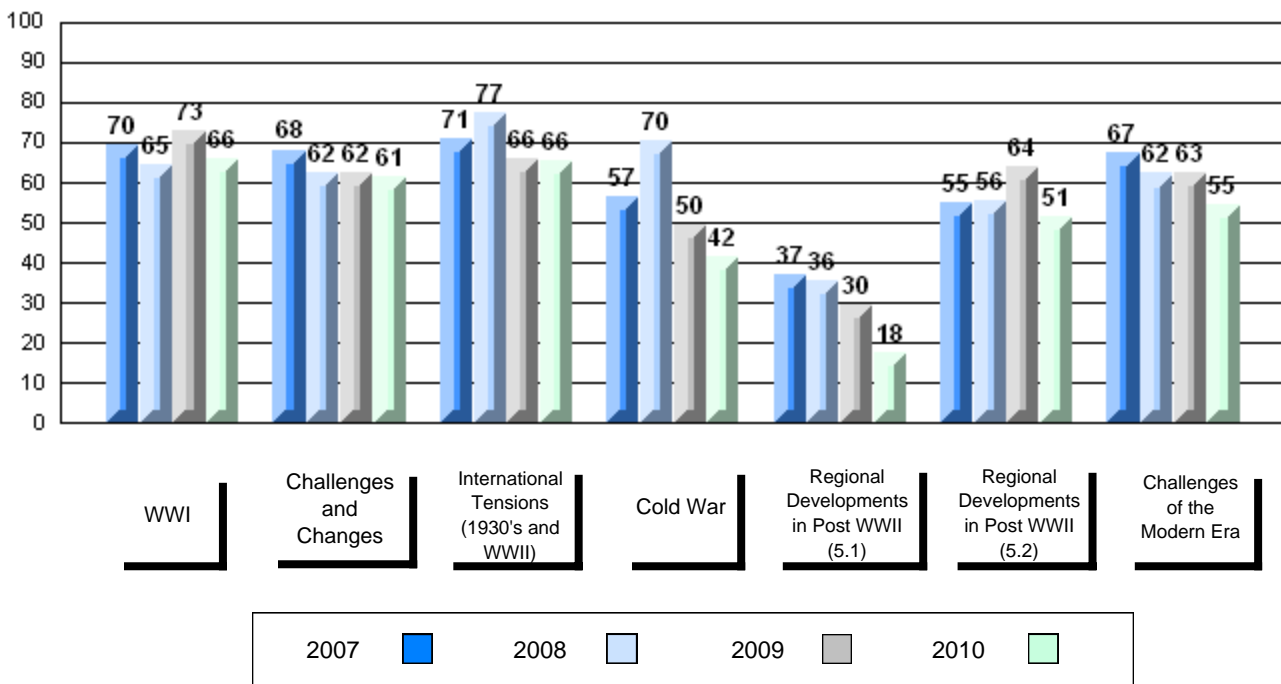
Average Score, 2007-2010



Difference from Provincial Mean, 2007-2010



4 Year Public Exam (Subtest) Mark Trend 2007-2010

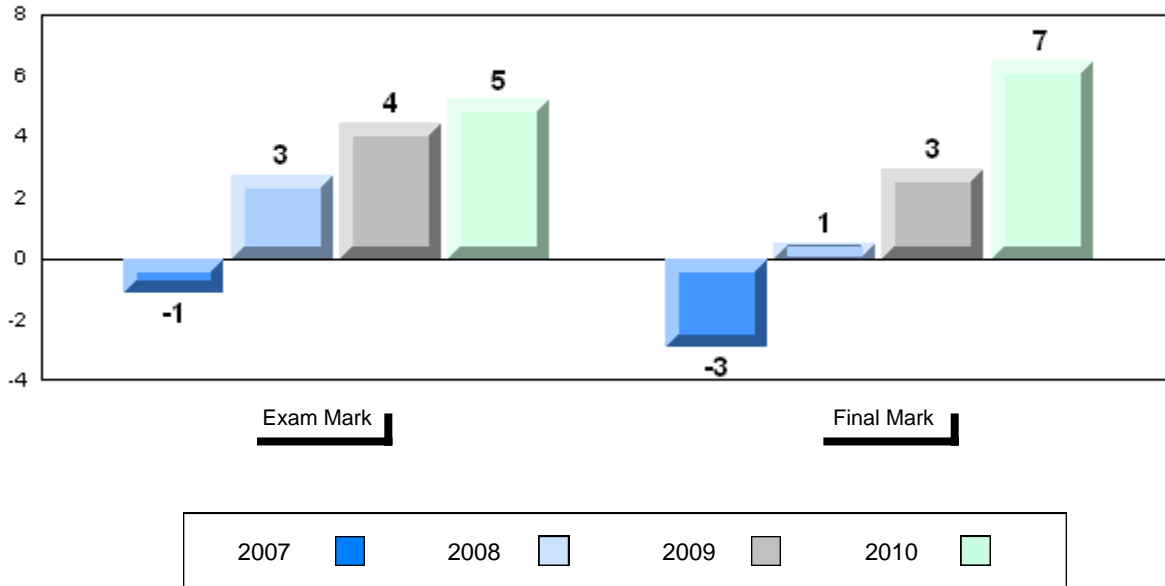


Number of Students	19						
		Public Exam Mark	School vs District	School vs Province	Final Mark	School vs District	School vs Province
World History 3201	School	66.7	P	P	73.6	P	P
	District	61.4			66.9		
	Province	61.5			67.1		
<u>Subtest</u>							
WWI	School	75.3	P	P			
	District	69.1					
	Province	69.3					
Challenges and Changes	School	78.3	P	P			
	District	64.5					
	Province	64.4					
International Tensions (1930's and WWII)	School	70.7	P	P			
	District	67.5					
	Province	68.0					
Cold War	School	40.4	Q	Q			
	District	44.1					
	Province	44.3					
Regional Developments in Post WWII (5.1)	School	44.4	P	P			
	District	41.7					
	Province	41.4					
Regional Developments in Post WWII (5.2)	School	28.6	Q	Q			
	District	40.7					
	Province	40.1					
Challenges of the Modern Era	School	58.3	P	P			
	District	50.8					
	Province	51.3					

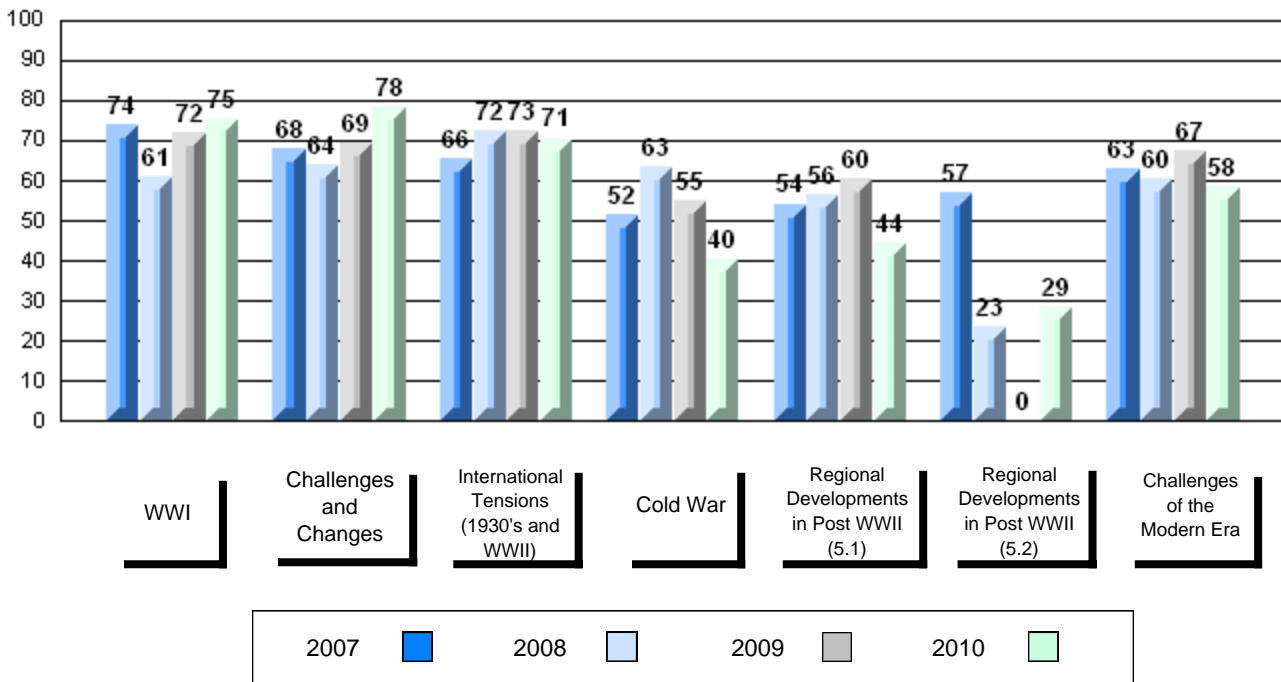
Average Score, 2007-2010



Difference from Provincial Mean, 2007-2010

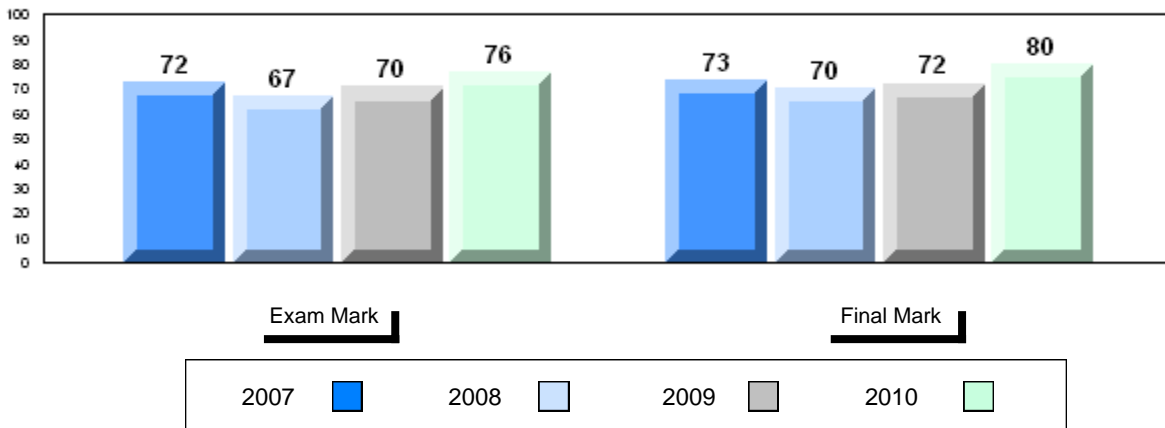


4 Year Public Exam (Subtest) Mark Trend 2007-2010

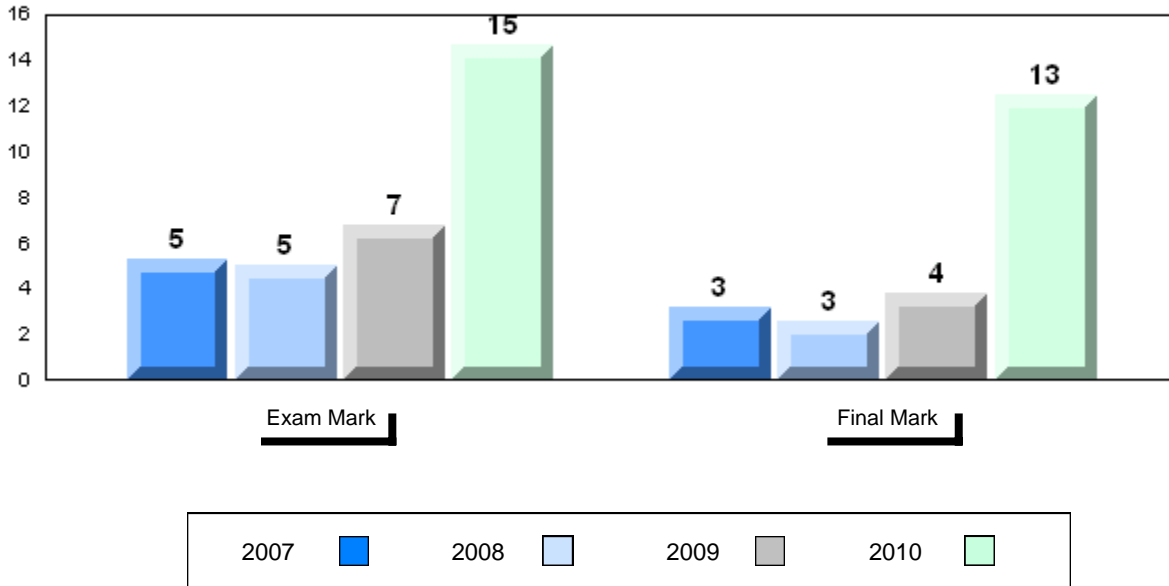


Number of Students		16						
		Public Exam Mark	School vs District	School vs Province	Final Mark	School vs District	School vs Province	
World History 3201	School	76.2	P	P	79.6	P	P	
	District	61.4						
	Province	61.5						
Subtest								
WWI	School	82.3	P	P				
	District	69.1						
	Province	69.3						
Challenges and Changes	School	80.6	P	P				
	District	64.5						
	Province	64.4						
International Tensions (1930's and WWII)	School	78.3	P	P				
	District	67.5						
	Province	68.0						
Cold War	School	67.2	P	P				
	District	44.1						
	Province	44.3						
Regional Developments in Post WWII (5.1)	School	58.9	P	P				
	District	41.7						
	Province	41.4						
Regional Developments in Post WWII (5.2)	School	0.0	Q	Q				
	District	40.7						
	Province	40.1						
Challenges of the Modern Era	School	66.5	P	P				
	District	50.8						
	Province	51.3						

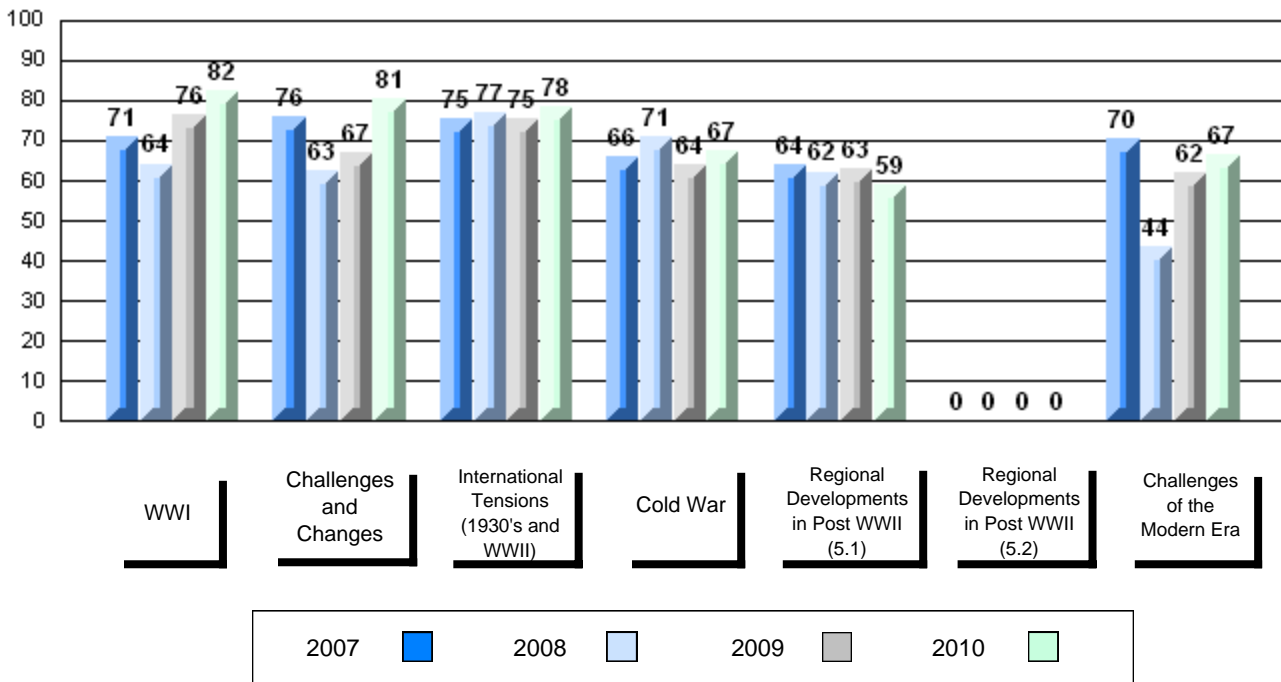
Average Score, 2007-2010



Difference from Provincial Mean, 2007-2010

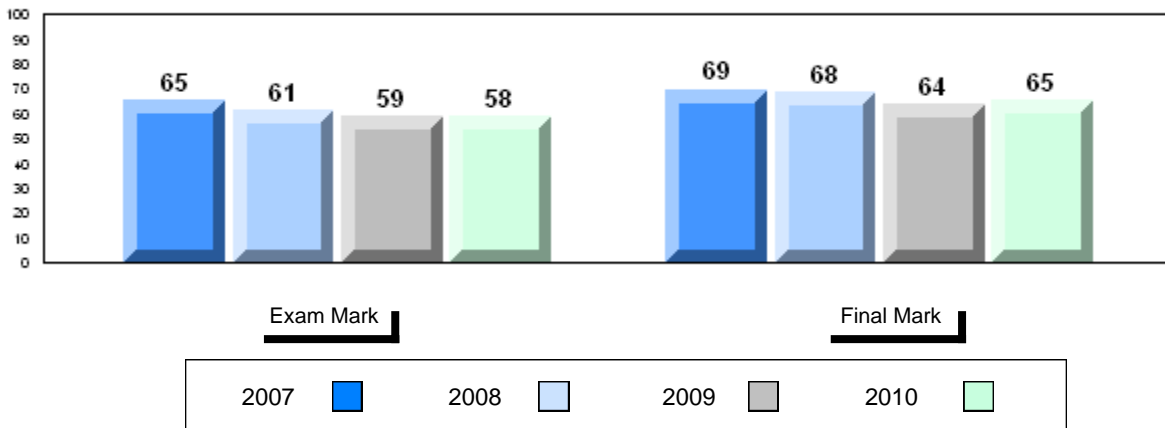


4 Year Public Exam (Subtest) Mark Trend 2007-2010

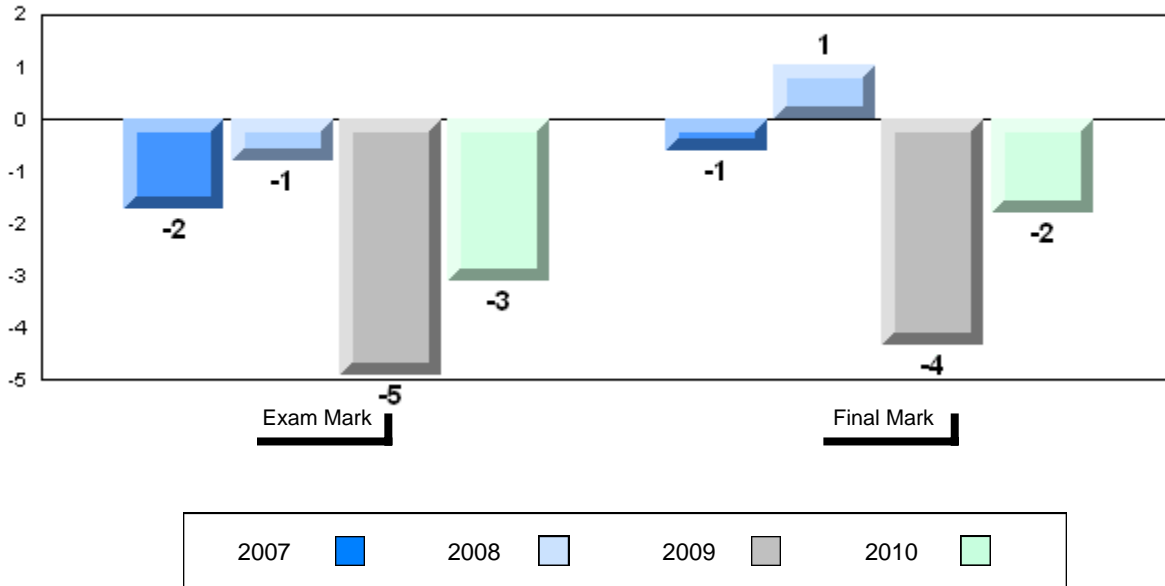


Number of Students	60						
		Public Exam Mark	School vs District	School vs Province	Final Mark	School vs District	School vs Province
World History 3201	School	58.4	q	q	65.3	q	q
	District	61.4			66.9		
	Province	61.5			67.1		
Subtest							
WWI	School	69.1	q	q			
	District	69.1					
	Province	69.3					
Challenges and Changes	School	62.8	q	q			
	District	64.5					
	Province	64.4					
International Tensions (1930's and WWII)	School	61.5	q	q			
	District	67.5					
	Province	68.0					
Cold War	School	41.4	q	q			
	District	44.1					
	Province	44.3					
Regional Developments in Post WWII (5.1)	School	36.5	q	q			
	District	41.7					
	Province	41.4					
Regional Developments in Post WWII (5.2)	School	17.9	q	q			
	District	40.7					
	Province	40.1					
Challenges of the Modern Era	School	48.9	q	q			
	District	50.8					
	Province	51.3					

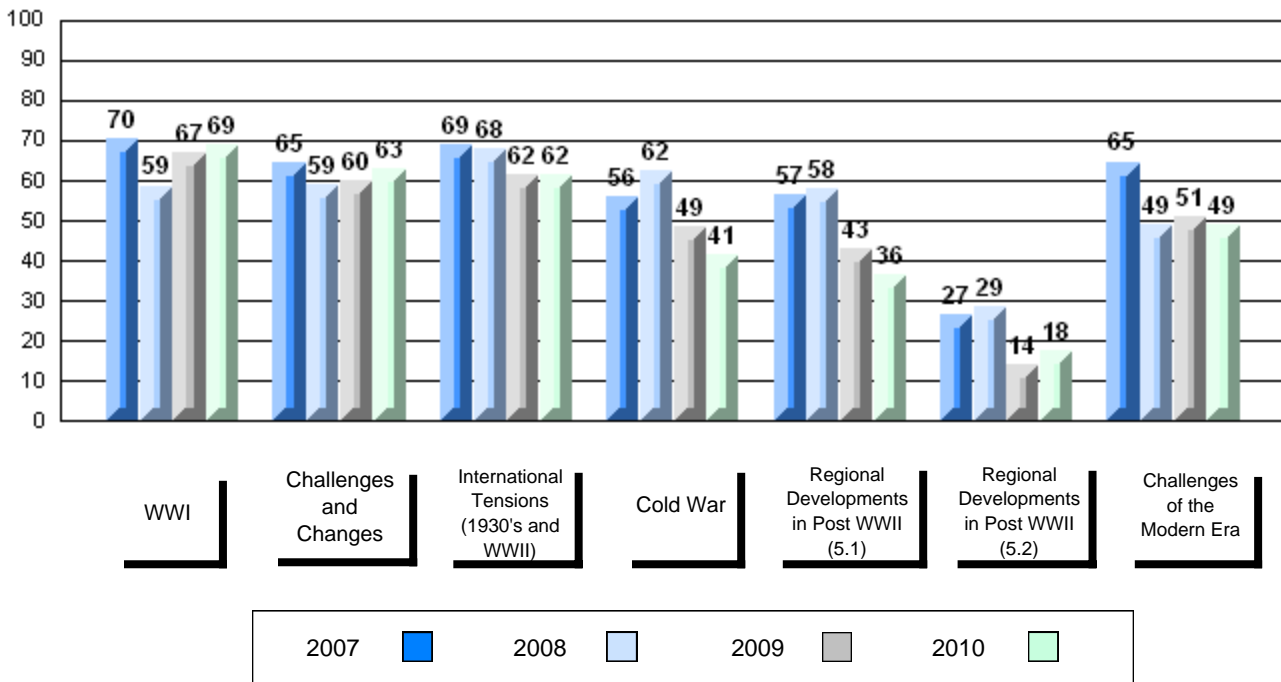
Average Score, 2007-2010



Difference from Provincial Mean, 2007-2010

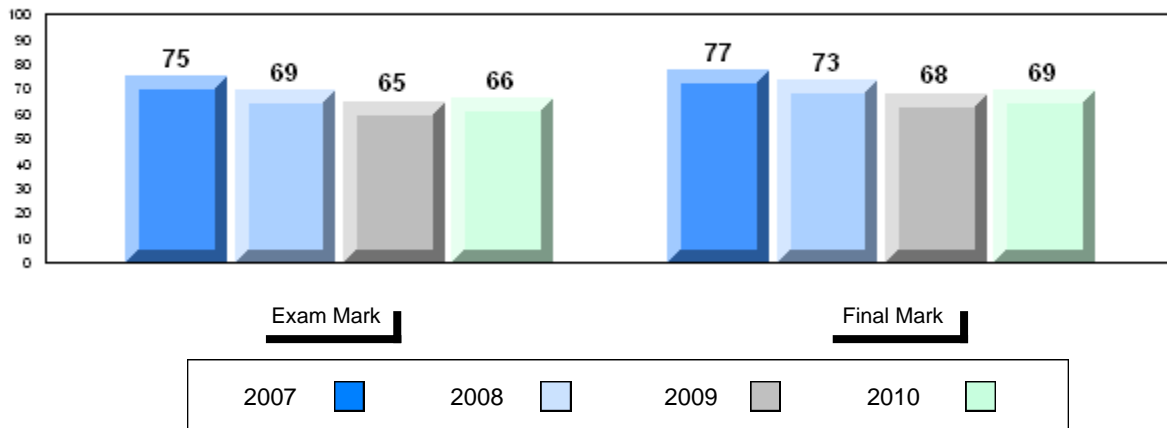


4 Year Public Exam (Subtest) Mark Trend 2007-2010

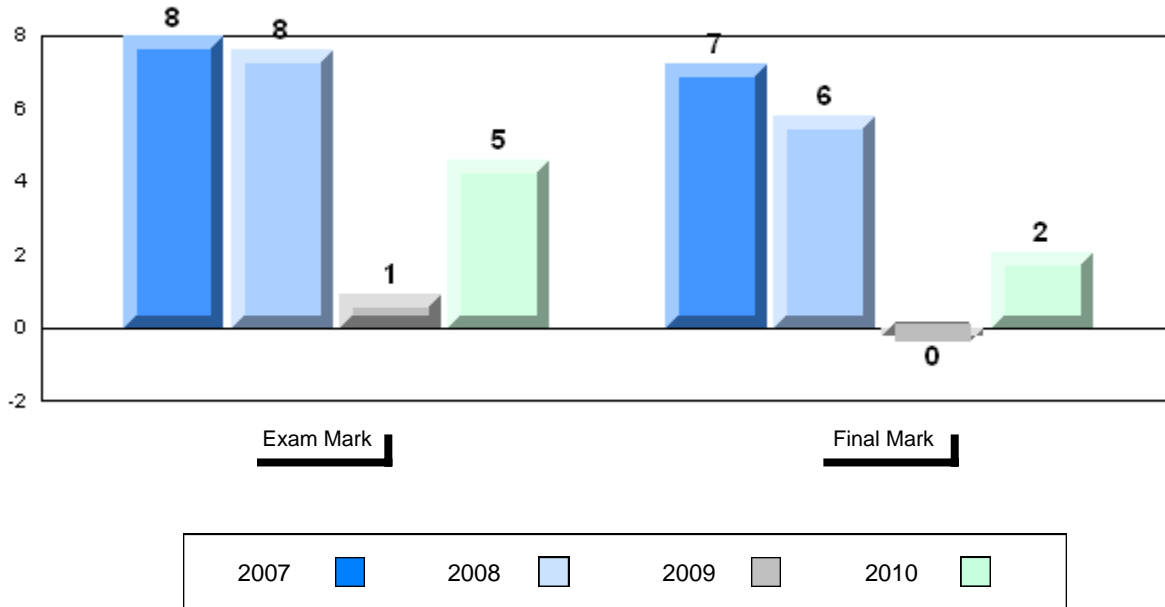


Number of Students	43						
		Public Exam Mark	School vs District	School vs Province	Final Mark	School vs District	School vs Province
World History 3201	School	66.1	P	P	69.2	P	P
	District	61.4			66.9		
	Province	61.5			67.1		
<u>Subtest</u>							
WWI	School	74.4	P	P			
	District	69.1					
	Province	69.3					
Challenges and Changes	School	67.0	P	P			
	District	64.5					
	Province	64.4					
International Tensions (1930's and WWII)	School	72.9	P	P			
	District	67.5					
	Province	68.0					
Cold War	School	44.9	P	P			
	District	44.1					
	Province	44.3					
Regional Developments in Post WWII (5.1)	School	45.0	P	P			
	District	41.7					
	Province	41.4					
Regional Developments in Post WWII (5.2)	School	0.0	Q	Q			
	District	40.7					
	Province	40.1					
Challenges of the Modern Era	School	51.0	P	Q			
	District	50.8					
	Province	51.3					

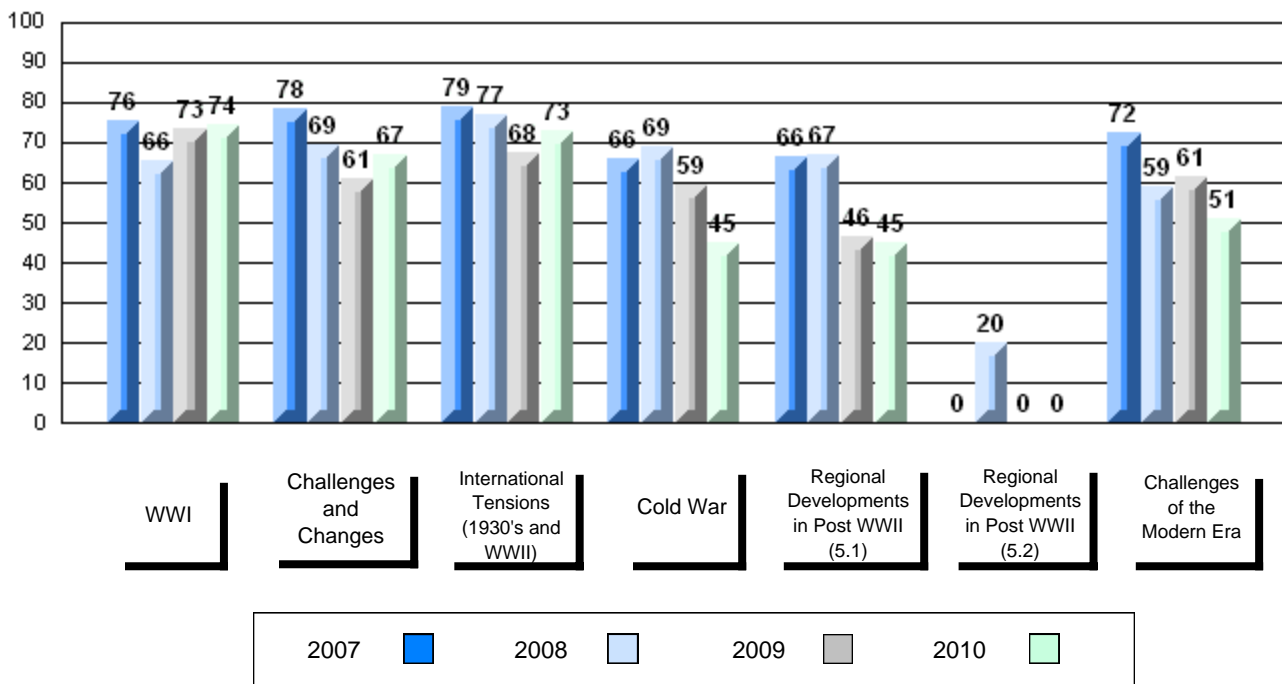
Average Score, 2007-2010



Difference from Provincial Mean, 2007-2010

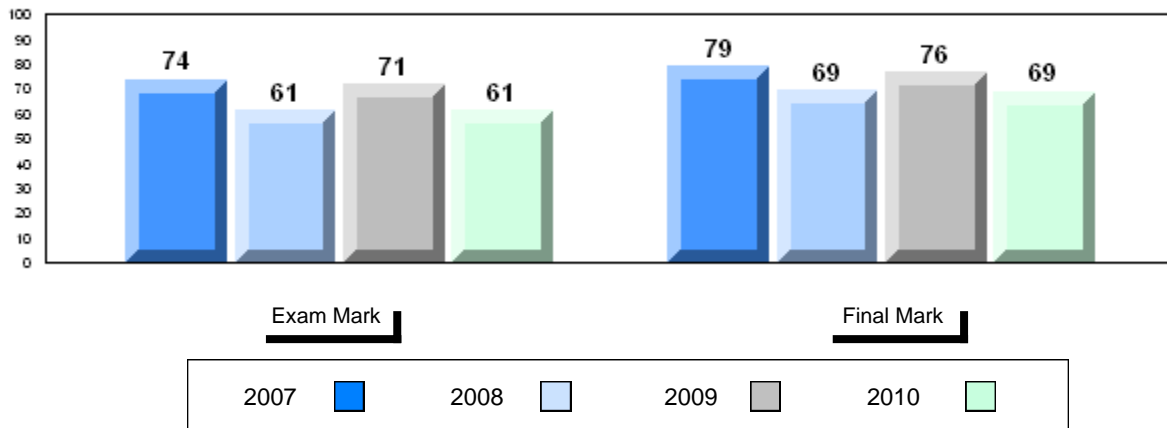


4 Year Public Exam (Subtest) Mark Trend 2007-2010

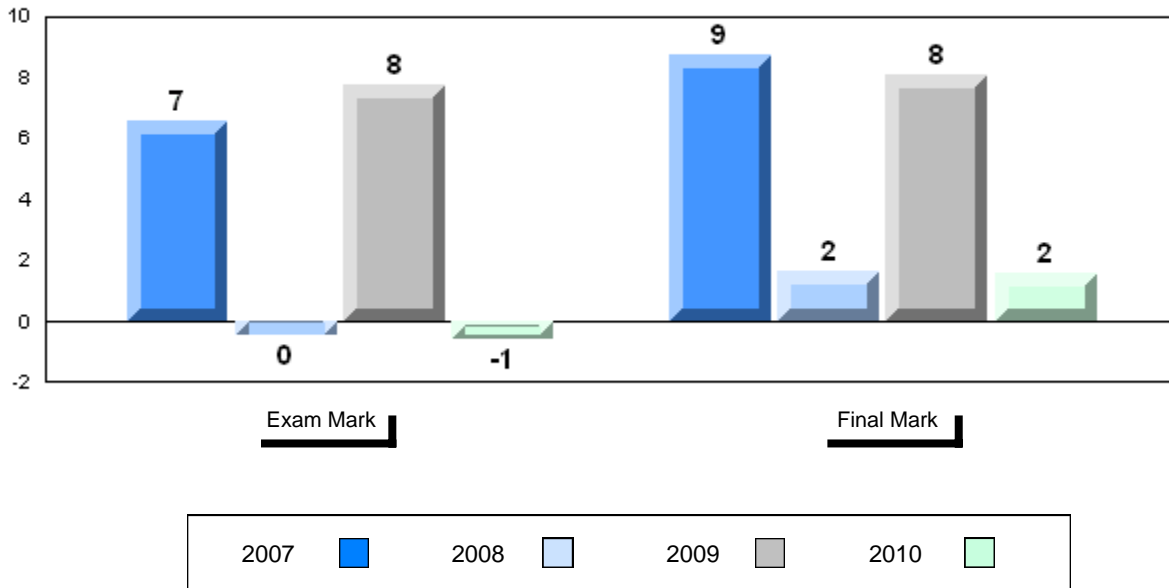


Number of Students	28						
		Public Exam Mark	School vs District	School vs Province	Final Mark	School vs District	School vs Province
World History 3201	School	60.9	q	q	68.7	p	p
	District	61.4			66.9		
	Province	61.5			67.1		
Subtest							
WWI	School	65.6	q	q			
	District	69.1					
	Province	69.3					
Challenges and Changes	School	63.6	q	q			
	District	64.5					
	Province	64.4					
International Tensions (1930's and WWII)	School	64.6	q	q			
	District	67.5					
	Province	68.0					
Cold War	School	45.8	p	p			
	District	44.1					
	Province	44.3					
Regional Developments in Post WWII (5.1)	School	40.3	q	q			
	District	41.7					
	Province	41.4					
Regional Developments in Post WWII (5.2)	School	0.0	q	q			
	District	40.7					
	Province	40.1					
Challenges of the Modern Era	School	47.5	q	q			
	District	50.8					
	Province	51.3					

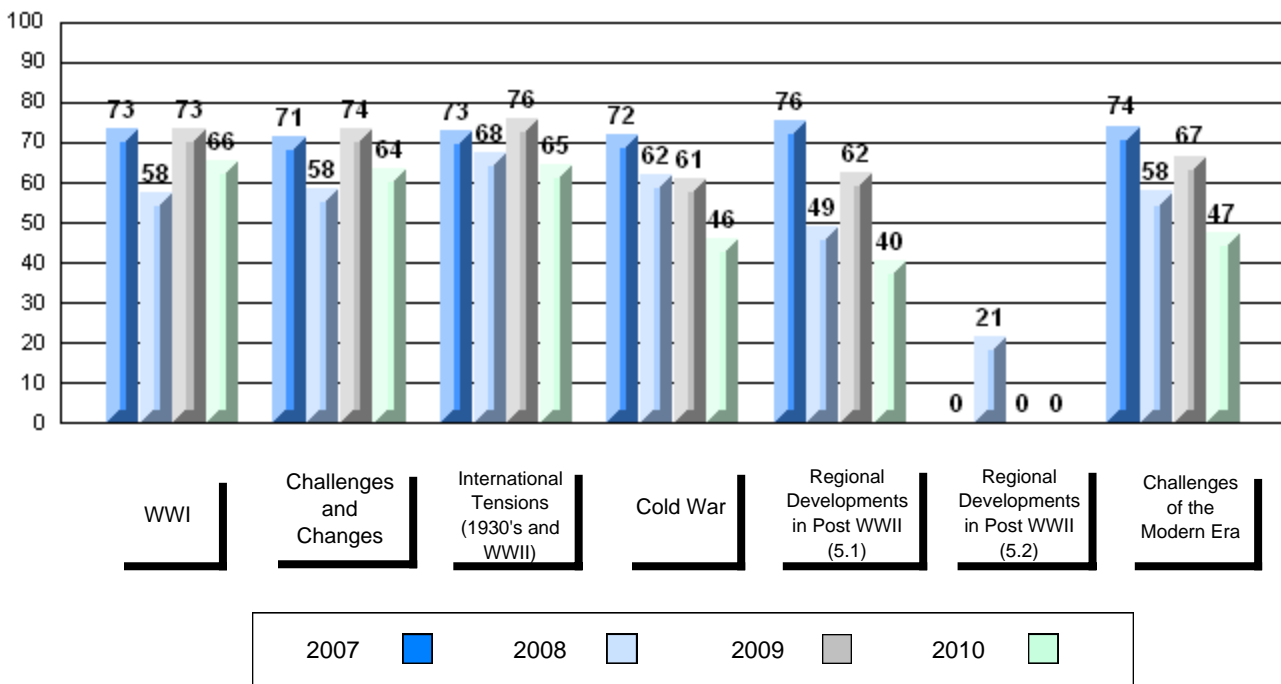
Average Score, 2007-2010



Difference from Provincial Mean, 2007-2010

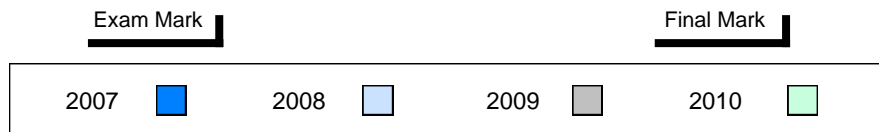
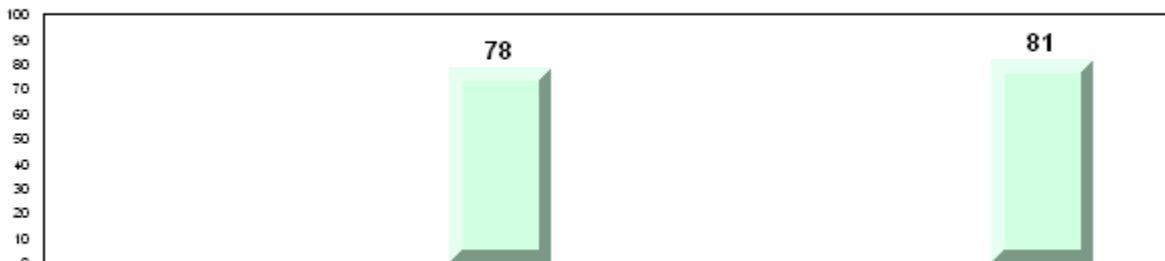


4 Year Public Exam (Subtest) Mark Trend 2007-2010



Number of Students	1	Public Exam Mark	School vs District	School vs Province	Final Mark	School vs District	School vs Province
World History 3201	School District Province	<i>School data with 5 or fewer students withheld for reasons of confidentiality.</i>		<i>School data with 5 or fewer students withheld for reasons of confidentiality.</i>			
<u>Subtest</u>	School District Province						
WWI	School District Province						
Challenges and Changes	School District Province						
International Tensions (1930's and WWII)	School District Province						
Cold War	School District Province						
Regional Developments in Post WWII (5.1)	School District Province						
Regional Developments in Post WWII (5.2)	School District Province						
Challenges of the Modern Era	School District Province						

Average Score, 2007-2010



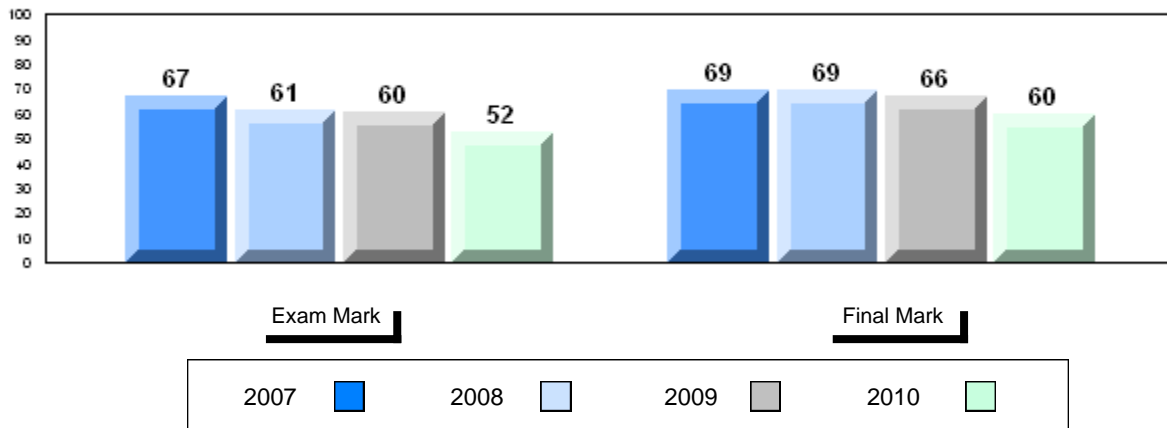
District 4 - Eastern

#296 - St. Michael's High, Bell Island

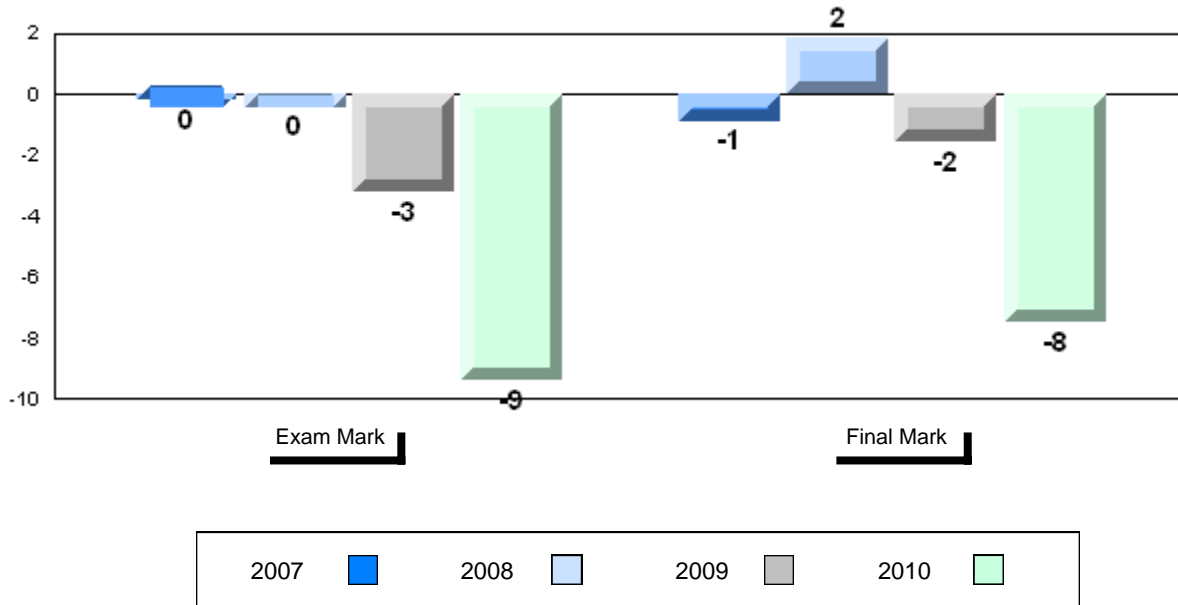
Grades: 7-12

Number of Students		11						
			Public Exam Mark	School vs District	School vs Province	Final Mark	School vs District	School vs Province
World History 3201	School	52.1	q	q	59.6	q	q	
	District	61.4						
	Province	61.5						
Subtest								
WWI	School	59.5	q	q	66.9			
	District	69.1						
	Province	69.3						
Challenges and Changes	School	58.7	q	q	67.1			
	District	64.5						
	Province	64.4						
International Tensions (1930's and WWII)	School	54.2	q	q				
	District	67.5						
	Province	68.0						
Cold War	School	33.1	q	q				
	District	44.1						
	Province	44.3						
Regional Developments in Post WWII (5.1)	School	31.2	q	q				
	District	41.7						
	Province	41.4						
Regional Developments in Post WWII (5.2)	School	0.0	q	q				
	District	40.7						
	Province	40.1						
Challenges of the Modern Era	School	52.0	P	P				
	District	50.8						
	Province	51.3						

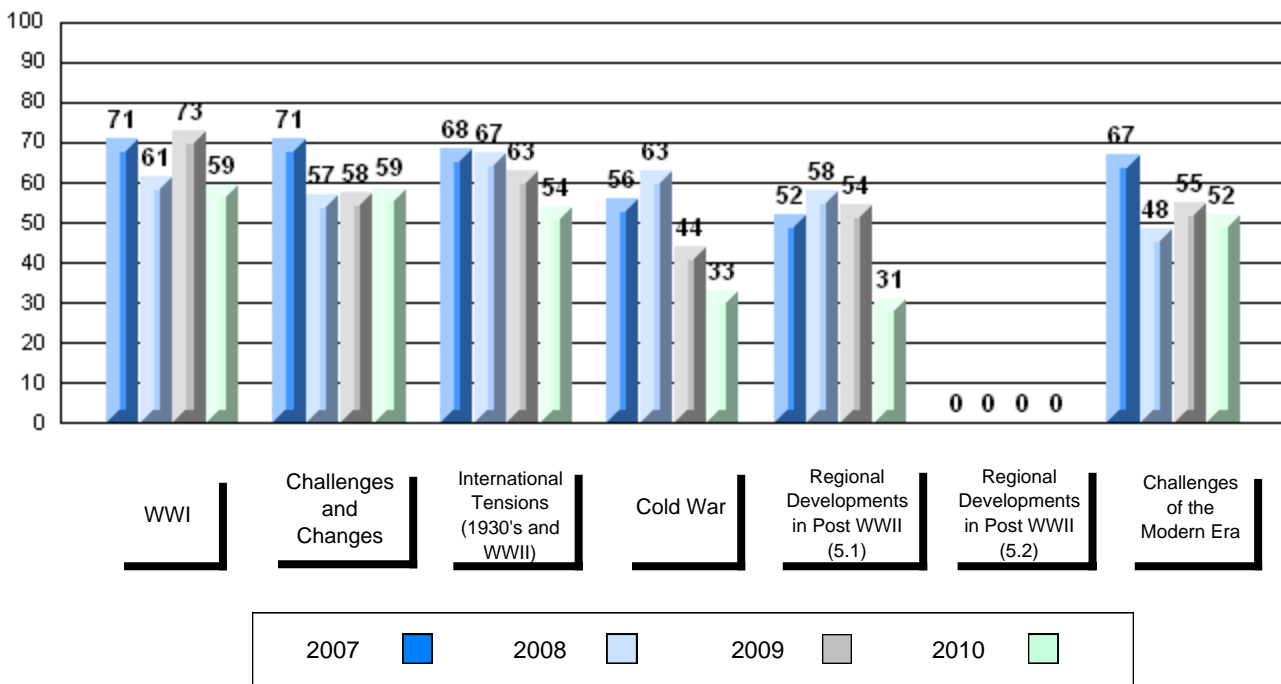
Average Score, 2007-2010



Difference from Provincial Mean, 2007-2010



4 Year Public Exam (Subtest) Mark Trend 2007-2010



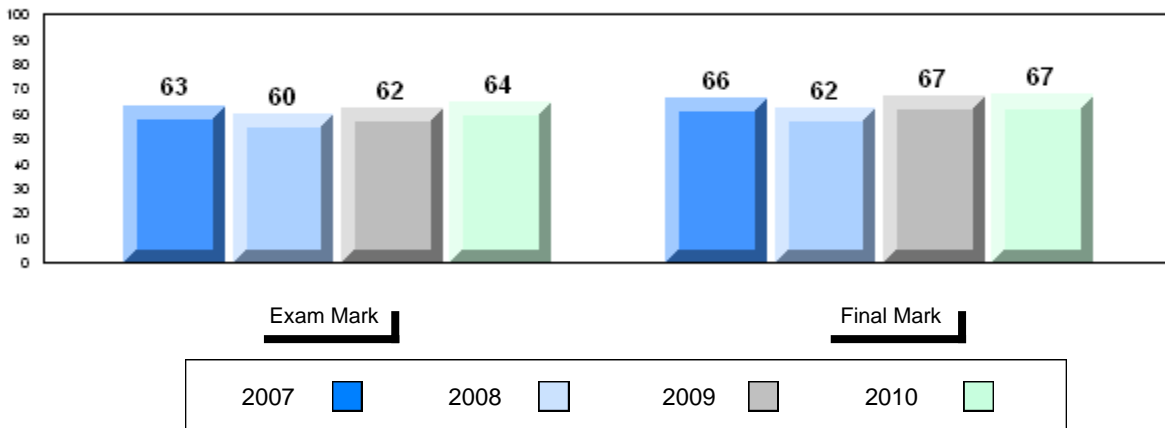
District 4 - Eastern

#302 - Queen Elizabeth Regional High, Conception Bay South (Foxtrap)

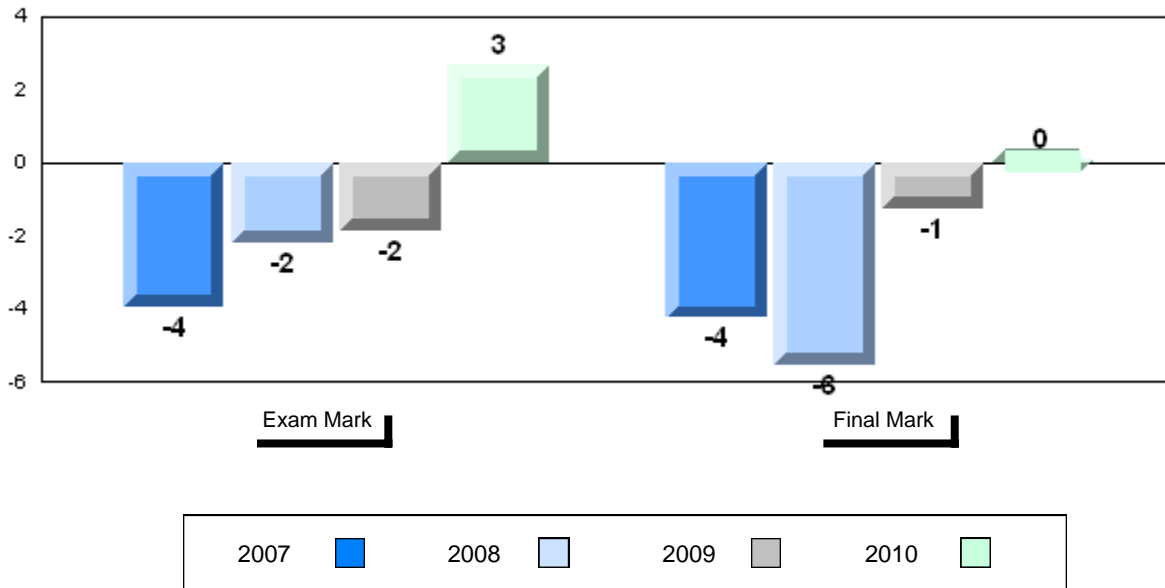
Grades: 10-12

Number of Students	25						
		Public Exam Mark	School vs District	School vs Province	Final Mark	School vs District	School vs Province
World History 3201	School	64.2	P	P	67.2	P	P
	District	61.4			66.9		
	Province	61.5			67.1		
<u>Subtest</u>							
WWI	School	74.2	P	P			
	District	69.1					
	Province	69.3					
Challenges and Changes	School	66.8	P	P			
	District	64.5					
	Province	64.4					
International Tensions (1930's and WWII)	School	72.8	P	P			
	District	67.5					
	Province	68.0					
Cold War	School	47.1	P	P			
	District	44.1					
	Province	44.3					
Regional Developments in Post WWII (5.1)	School	36.7	Q	Q			
	District	41.7					
	Province	41.4					
Regional Developments in Post WWII (5.2)	School	19.6	Q	Q			
	District	40.7					
	Province	40.1					
Challenges of the Modern Era	School	49.4	Q	Q			
	District	50.8					
	Province	51.3					

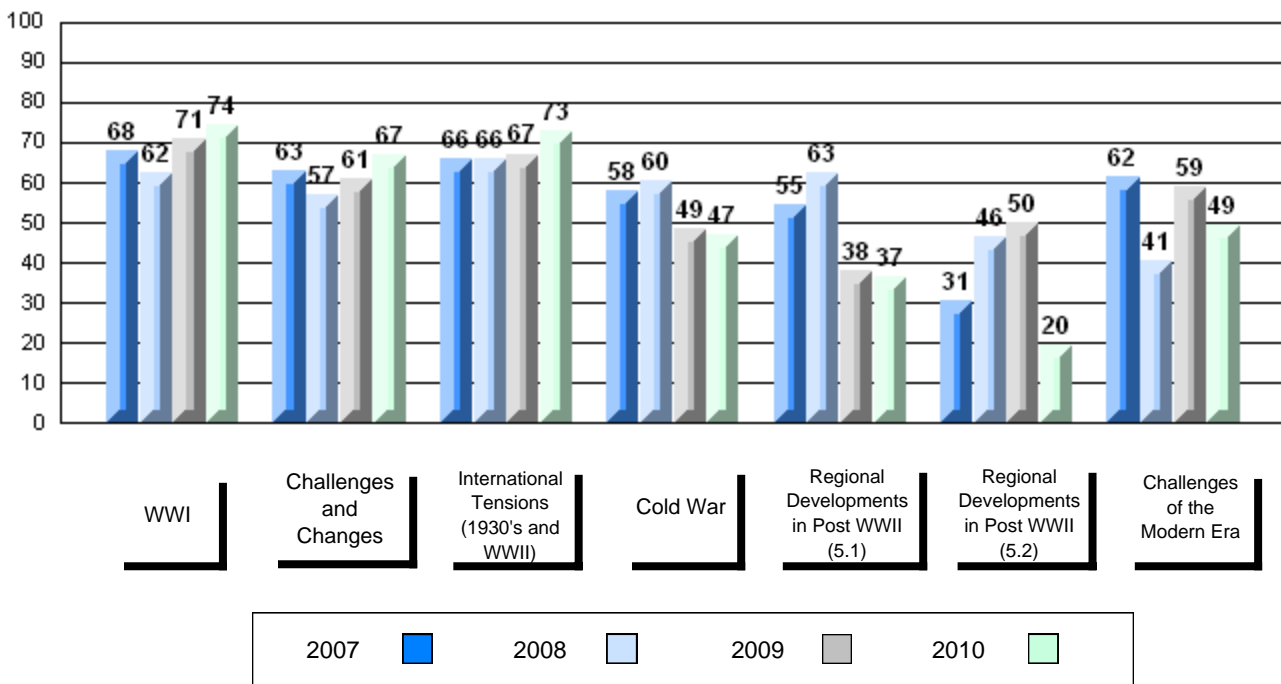
Average Score, 2007-2010



Difference from Provincial Mean, 2007-2010

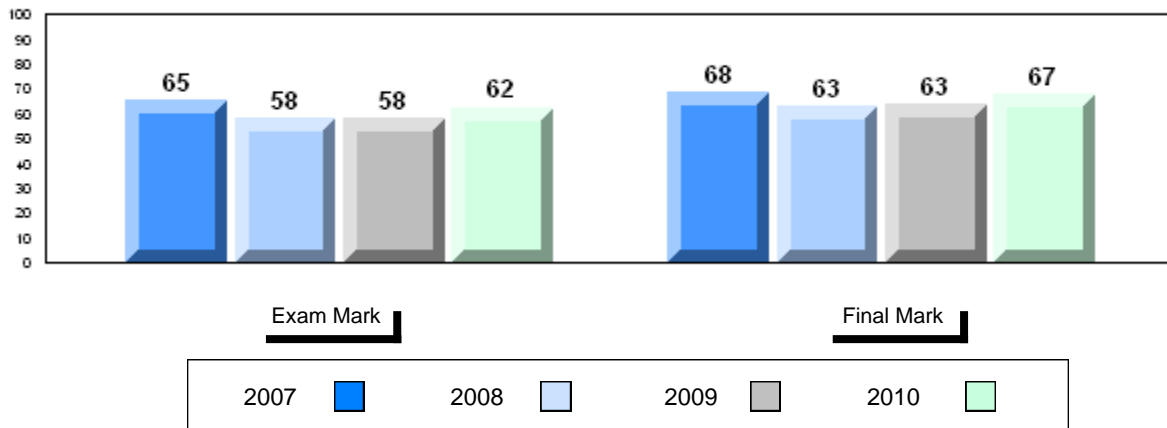


4 Year Public Exam (Subtest) Mark Trend 2007-2010

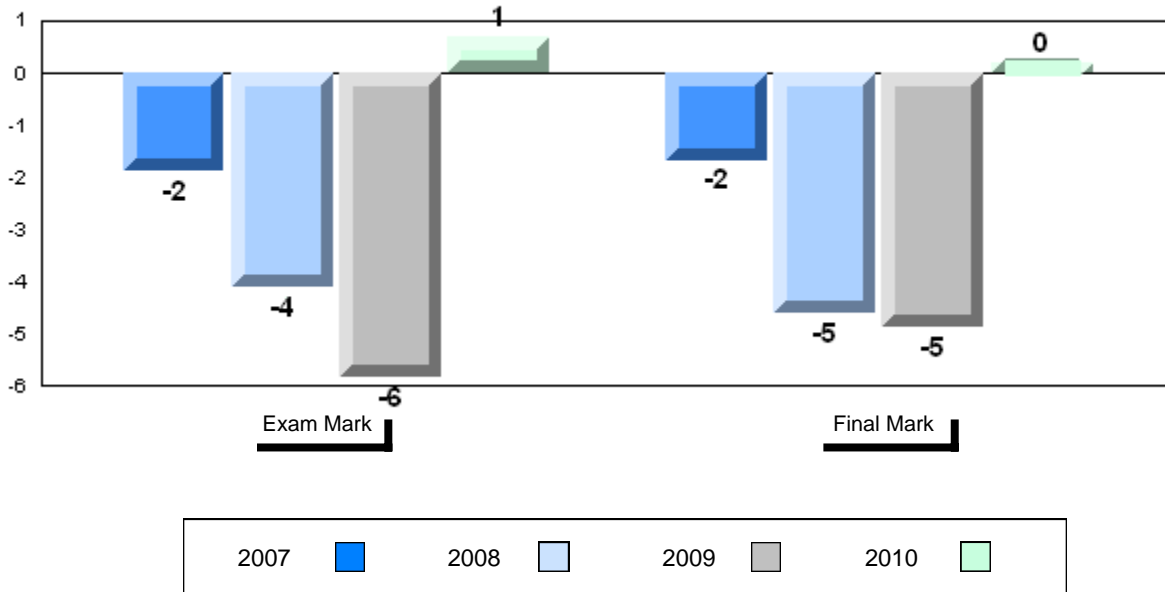


Number of Students	59						
		Public Exam Mark	School vs District	School vs Province	Final Mark	School vs District	School vs Province
World History 3201	School	62.2	P	P	67.3	P	P
	District	61.4			66.9		
	Province	61.5			67.1		
<u>Subtest</u>							
WWI	School	70.3	P	P			
	District	69.1					
	Province	69.3					
Challenges and Changes	School	64.0	q	q			
	District	64.5					
	Province	64.4					
International Tensions (1930's and WWII)	School	70.8	P	P			
	District	67.5					
	Province	68.0					
Cold War	School	47.5	P	P			
	District	44.1					
	Province	44.3					
Regional Developments in Post WWII (5.1)	School	48.3	P	P			
	District	41.7					
	Province	41.4					
Regional Developments in Post WWII (5.2)	School	25.0	q	q			
	District	40.7					
	Province	40.1					
Challenges of the Modern Era	School	52.7	P	P			
	District	50.8					
	Province	51.3					

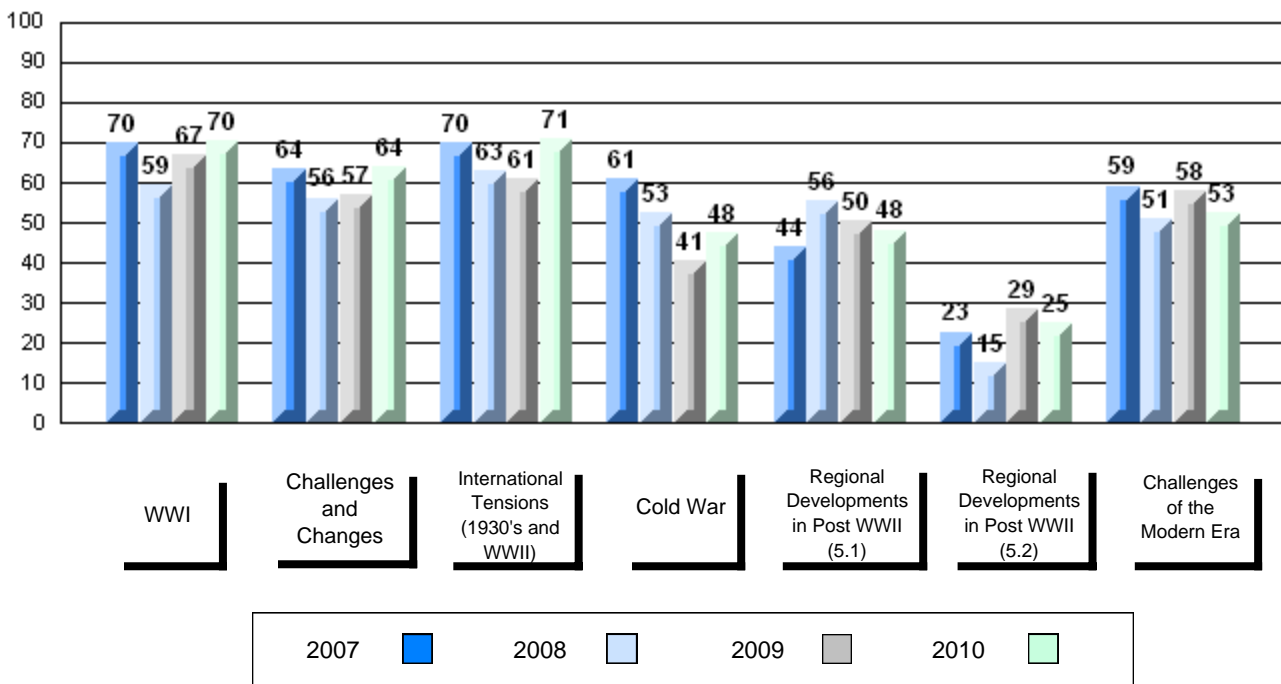
Average Score, 2007-2010



Difference from Provincial Mean, 2007-2010

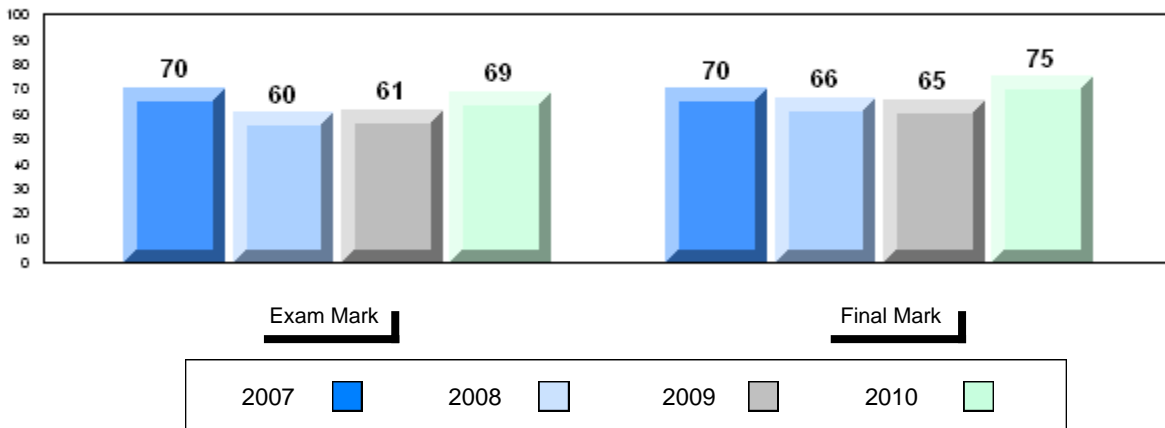


4 Year Public Exam (Subtest) Mark Trend 2007-2010

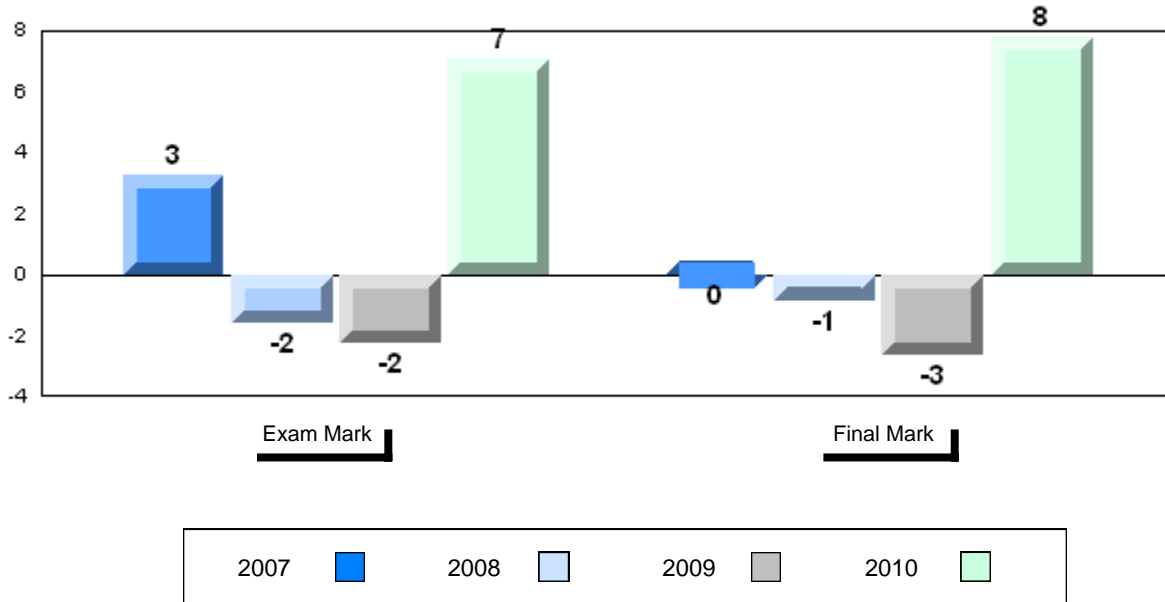


Number of Students		17						
		Public Exam Mark	School vs District	School vs Province	Final Mark	School vs District	School vs Province	
World History 3201	School	68.6	P	P	74.9	P	P	
	District	61.4						
	Province	61.5						
Subtest								
WWI	School	74.7	P	P	67.1			
	District	69.1						
	Province	69.3						
Challenges and Changes	School	75.2	P	P				
	District	64.5						
	Province	64.4						
International Tensions (1930's and WWII)	School	74.7	P	P				
	District	67.5						
	Province	68.0						
Cold War	School	52.3	P	P				
	District	44.1						
	Province	44.3						
Regional Developments in Post WWII (5.1)	School	53.6	P	P				
	District	41.7						
	Province	41.4						
Regional Developments in Post WWII (5.2)	School	24.3	Q	Q				
	District	40.7						
	Province	40.1						
Challenges of the Modern Era	School	57.6	P	P				
	District	50.8						
	Province	51.3						

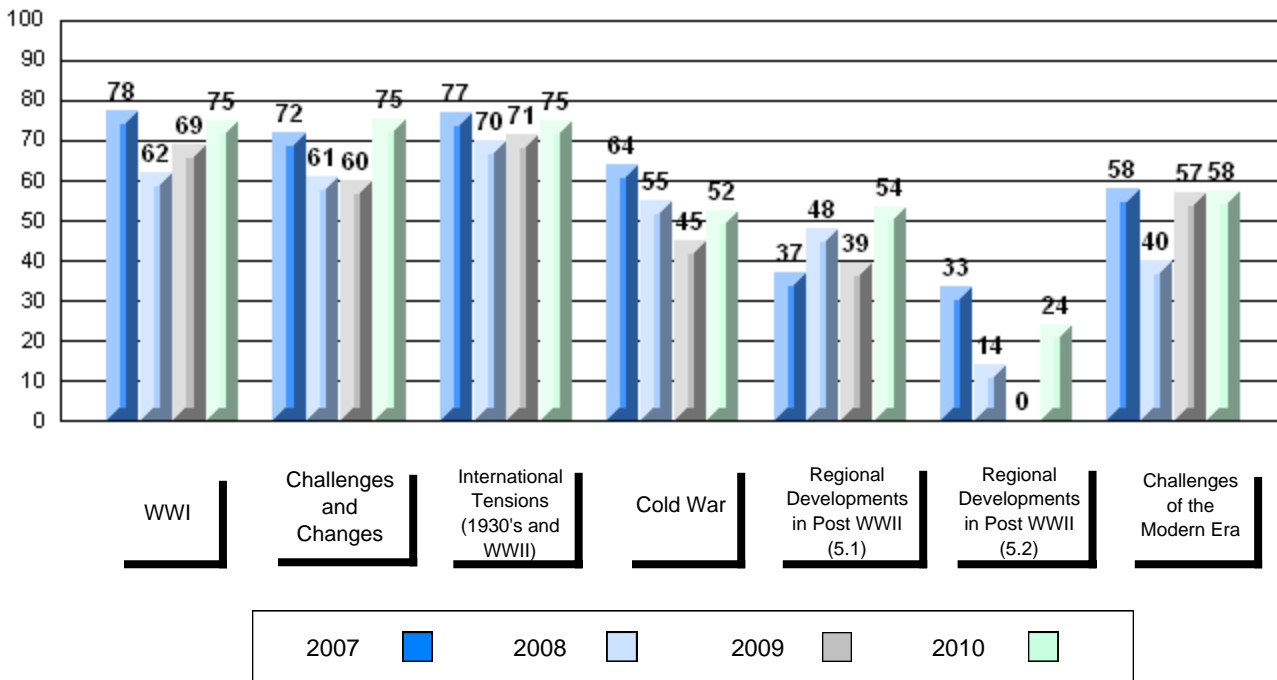
Average Score, 2007-2010



Difference from Provincial Mean, 2007-2010

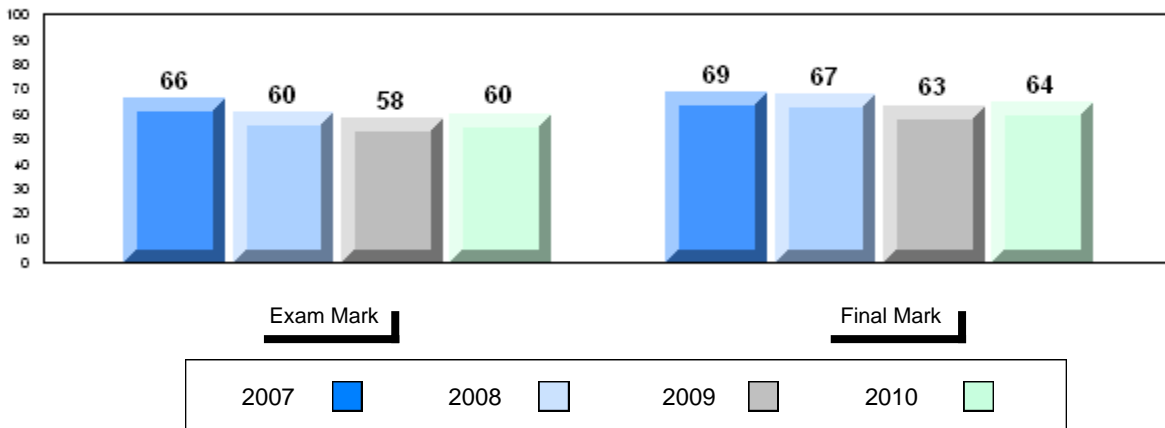


4 Year Public Exam (Subtest) Mark Trend 2007-2010

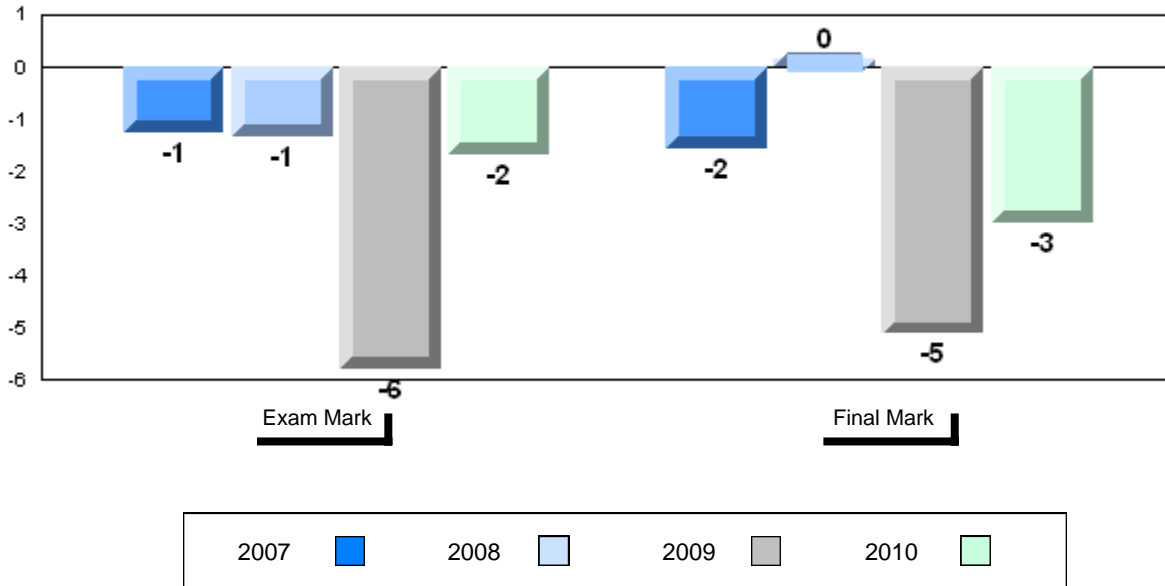


Number of Students	39						
		Public Exam Mark	School vs District	School vs Province	Final Mark	School vs District	School vs Province
World History 3201	School	59.8	q	q	64.1	q	q
	District	61.4			66.9		
	Province	61.5			67.1		
<u>Subtest</u>							
WWI	School	68.3	q	q			
	District	69.1					
	Province	69.3					
Challenges and Changes	School	66.4	p	p			
	District	64.5					
	Province	64.4					
International Tensions (1930's and WWII)	School	65.0	q	q			
	District	67.5					
	Province	68.0					
Cold War	School	45.7	p	p			
	District	44.1					
	Province	44.3					
Regional Developments in Post WWII (5.1)	School	34.5	q	q			
	District	41.7					
	Province	41.4					
Regional Developments in Post WWII (5.2)	School	19.1	q	q			
	District	40.7					
	Province	40.1					
Challenges of the Modern Era	School	45.4	q	q			
	District	50.8					
	Province	51.3					

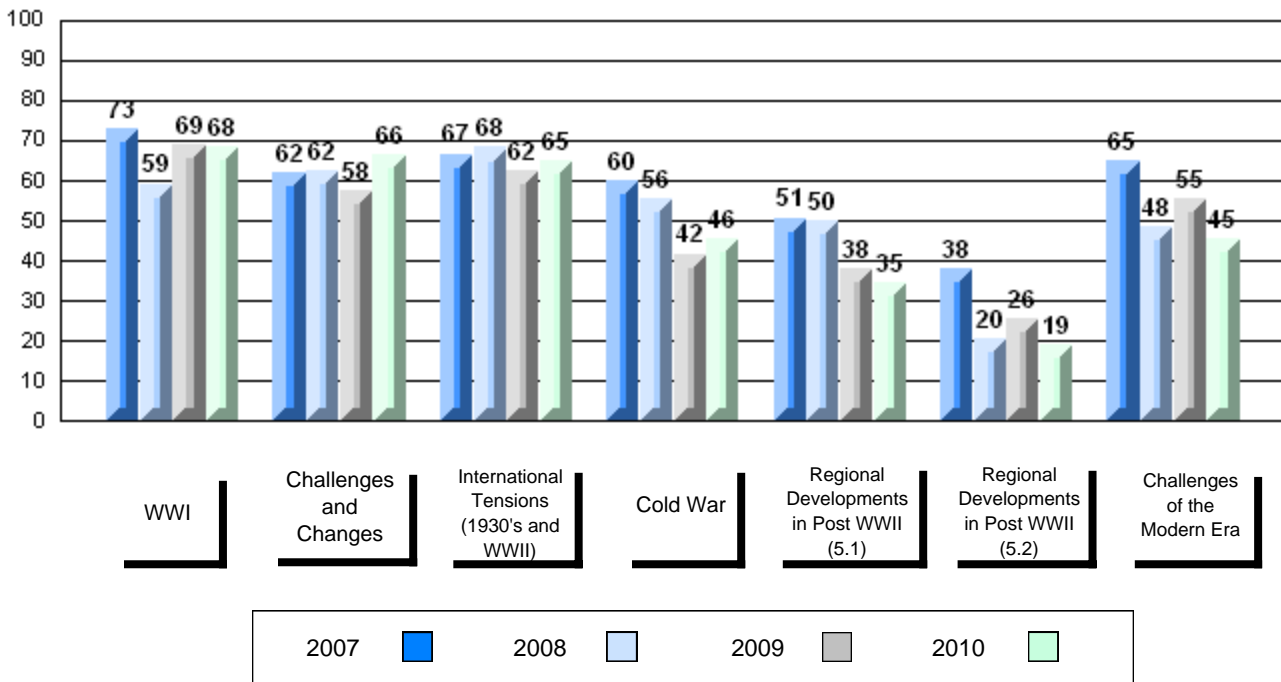
Average Score, 2007-2010



Difference from Provincial Mean, 2007-2010

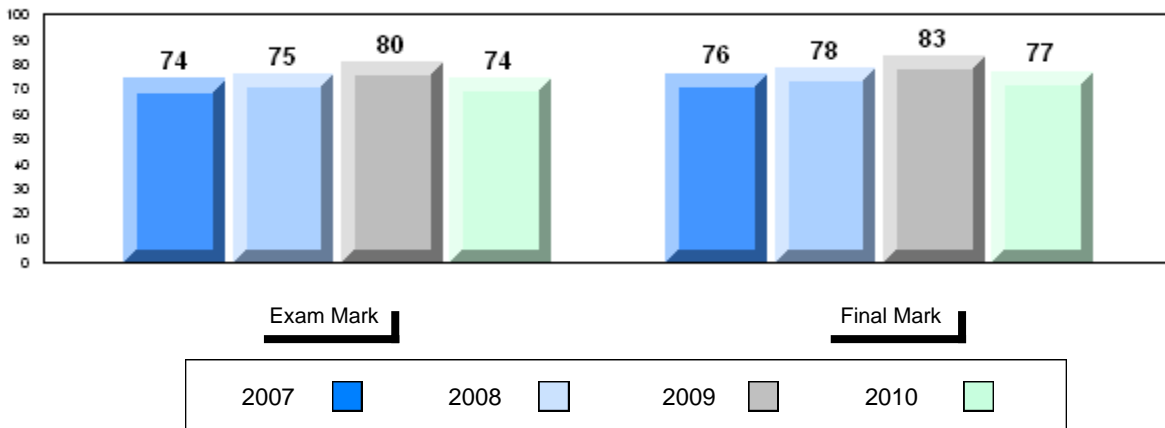


4 Year Public Exam (Subtest) Mark Trend 2007-2010

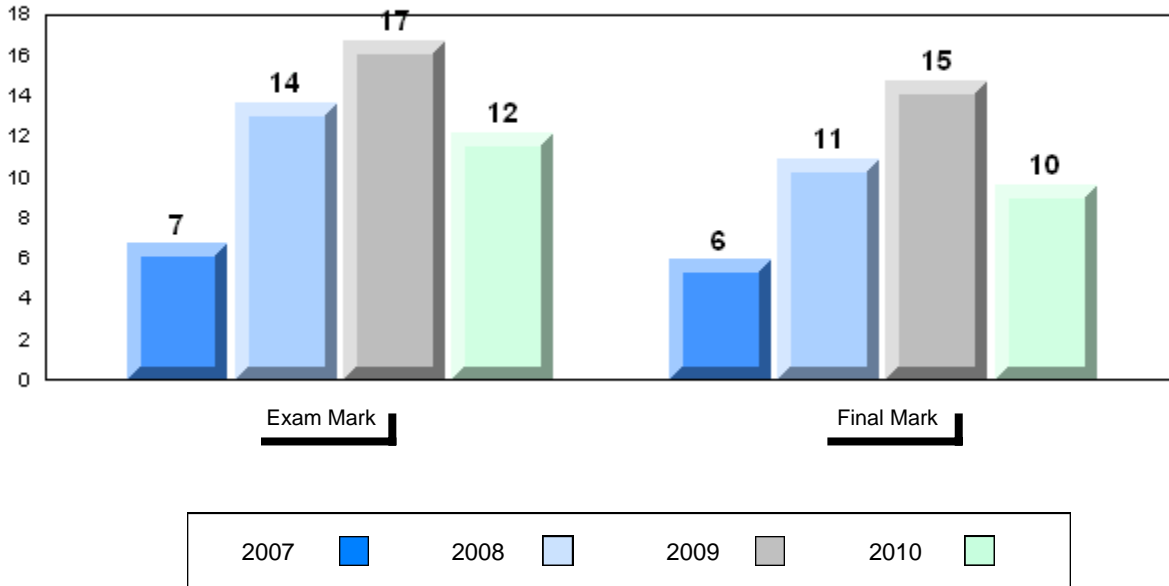


Number of Students	50						
		Public Exam Mark	School vs District	School vs Province	Final Mark	School vs District	School vs Province
World History 3201	School	73.7	P	P	76.7	P	P
	District	61.4			66.9		
	Province	61.5			67.1		
<u>Subtest</u>							
WWI	School	79.6	P	P			
	District	69.1					
	Province	69.3					
Challenges and Changes	School	80.4	P	P			
	District	64.5					
	Province	64.4					
International Tensions (1930's and WWII)	School	78.0	P	P			
	District	67.5					
	Province	68.0					
Cold War	School	63.6	P	P			
	District	44.1					
	Province	44.3					
Regional Developments in Post WWII (5.1)	School	28.6	Q	Q			
	District	41.7					
	Province	41.4					
Regional Developments in Post WWII (5.2)	School	51.0	P	P			
	District	40.7					
	Province	40.1					
Challenges of the Modern Era	School	57.4	P	P			
	District	50.8					
	Province	51.3					

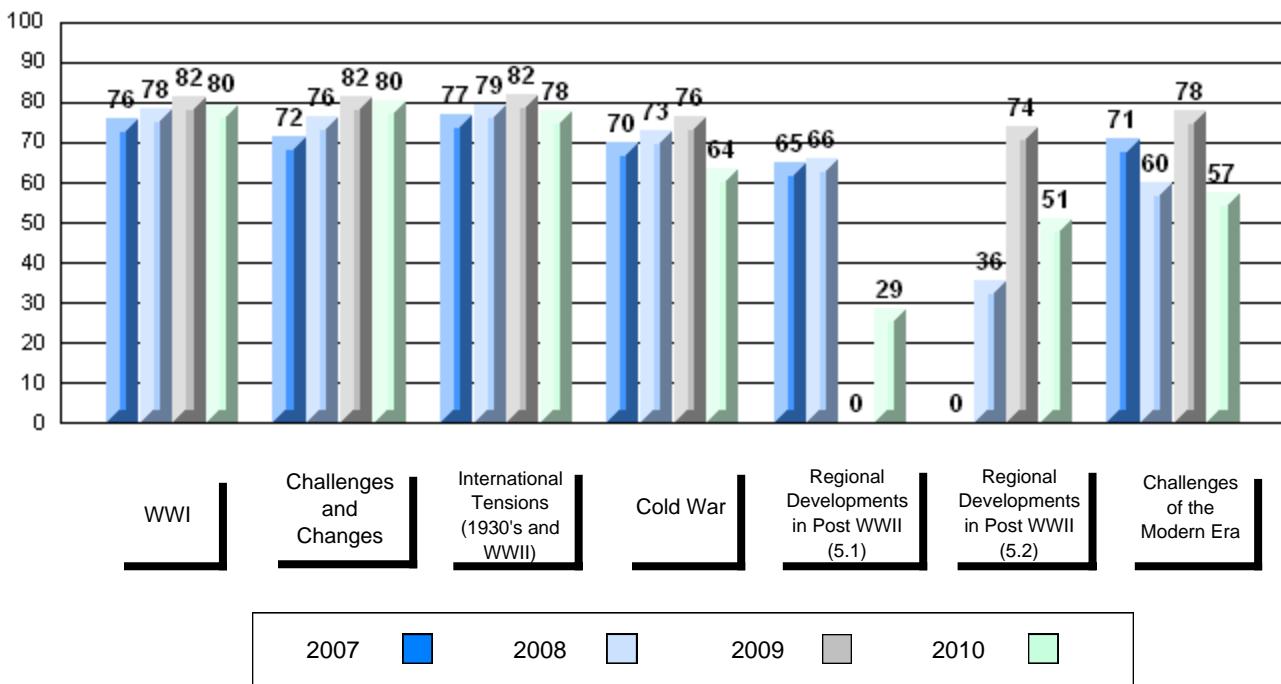
Average Score, 2007-2010



Difference from Provincial Mean, 2007-2010



4 Year Public Exam (Subtest) Mark Trend 2007-2010



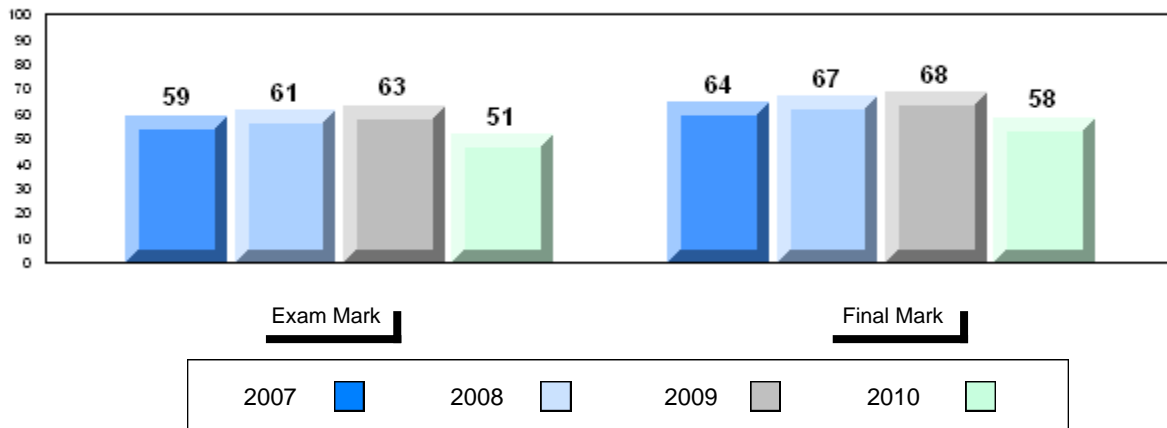
District 4 - Eastern

#327 - Bishops College High, St. John's

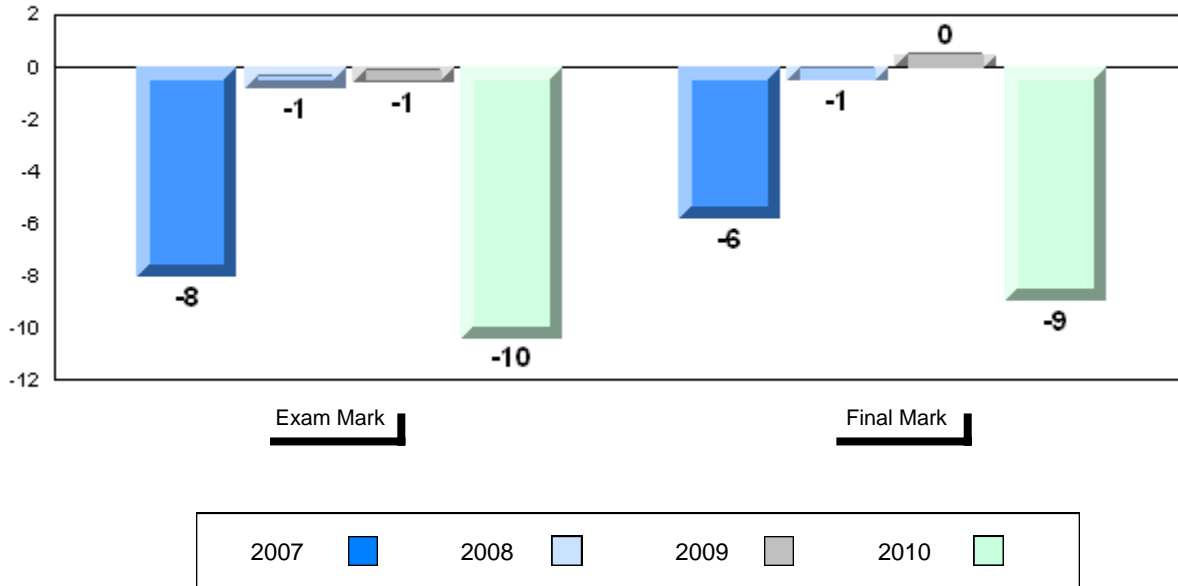
Grades: 10-12

Number of Students	53						
		Public Exam Mark	School vs District	School vs Province	Final Mark	School vs District	School vs Province
World History 3201	School	51.1	q	q	58.1	q	q
	District	61.4			66.9		
	Province	61.5			67.1		
Subtest							
WWI	School	57.8	q	q			
	District	69.1					
	Province	69.3					
Challenges and Changes	School	55.1	q	q			
	District	64.5					
	Province	64.4					
International Tensions (1930's and WWII)	School	57.2	q	q			
	District	67.5					
	Province	68.0					
Cold War	School	34.1	q	q			
	District	44.1					
	Province	44.3					
Regional Developments in Post WWII (5.1)	School	33.1	q	q			
	District	41.7					
	Province	41.4					
Regional Developments in Post WWII (5.2)	School	14.3	q	q			
	District	40.7					
	Province	40.1					
Challenges of the Modern Era	School	45.2	q	q			
	District	50.8					
	Province	51.3					

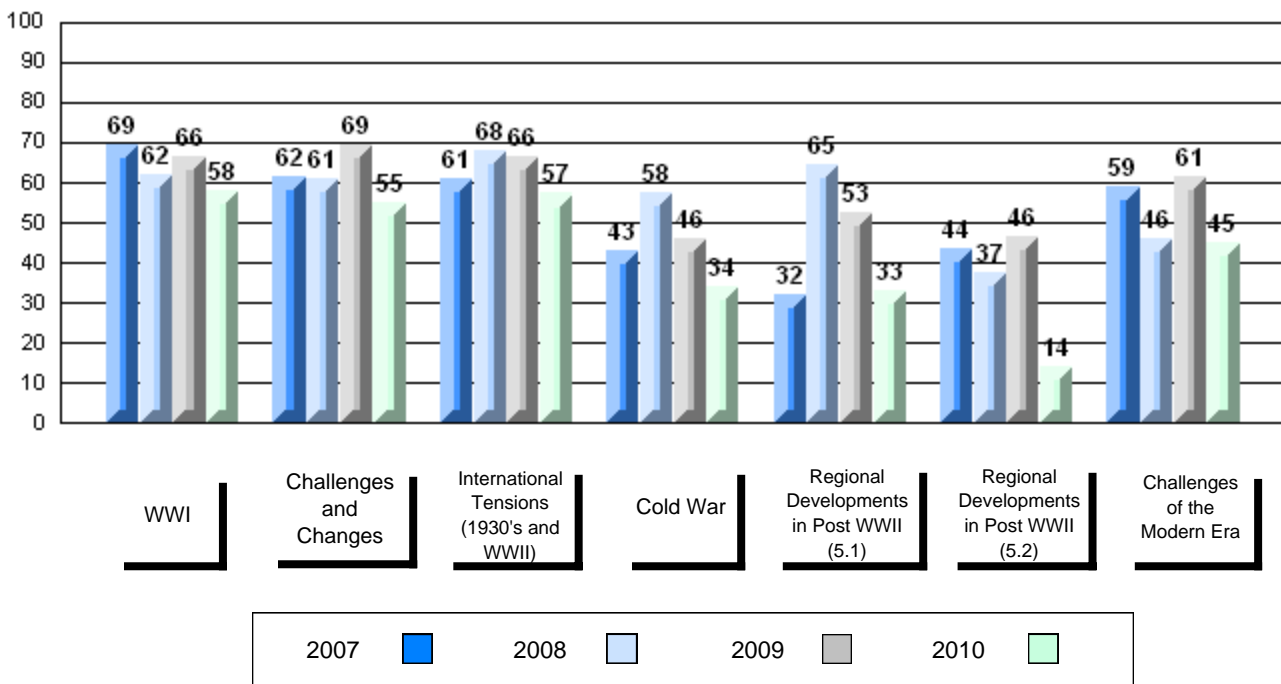
Average Score, 2007-2010



Difference from Provincial Mean, 2007-2010



4 Year Public Exam (Subtest) Mark Trend 2007-2010



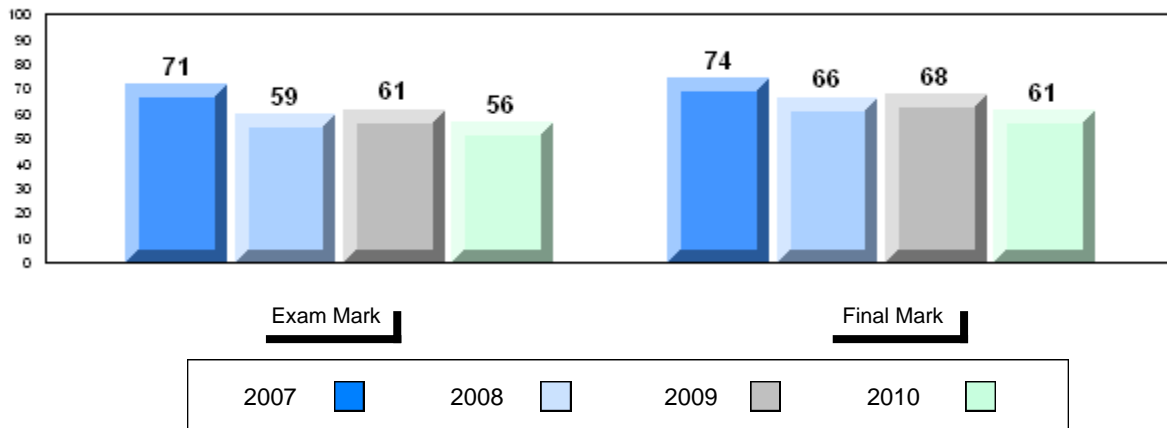
District 4 - Eastern

#328 - Booth Memorial High School, St. John's

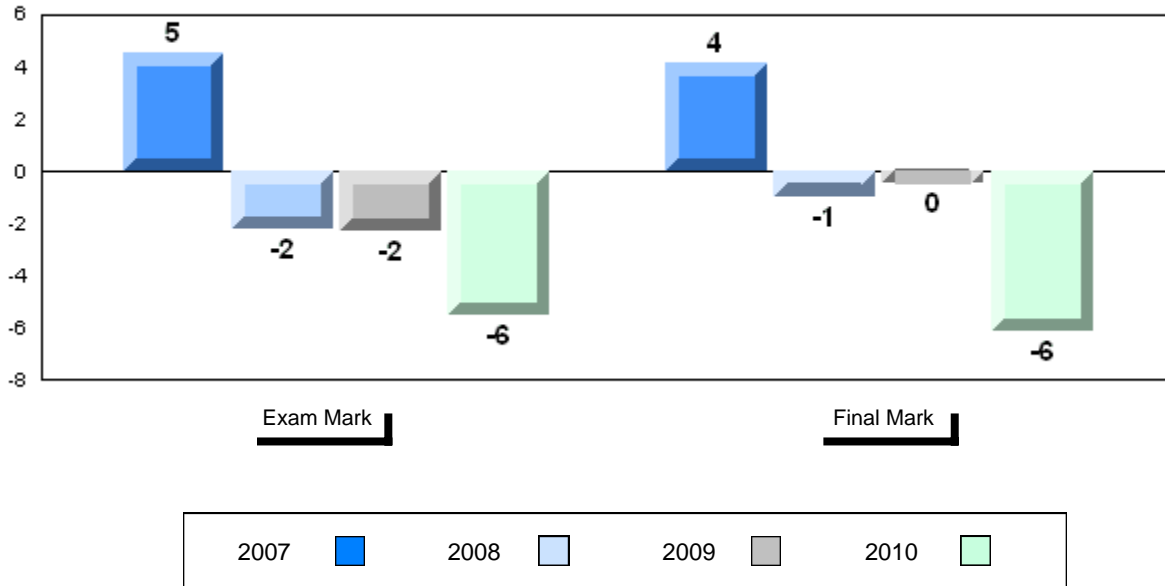
Grades: 10-12

Number of Students	33						
		Public Exam Mark	School vs District	School vs Province	Final Mark	School vs District	School vs Province
World History 3201	School	56.0	q	q	61.0	q	q
	District	61.4			66.9		
	Province	61.5			67.1		
<u>Subtest</u>							
WWI	School	62.7	q	q			
	District	69.1					
	Province	69.3					
Challenges and Changes	School	59.7	q	q			
	District	64.5					
	Province	64.4					
International Tensions (1930's and WWII)	School	65.9	q	q			
	District	67.5					
	Province	68.0					
Cold War	School	33.8	q	q			
	District	44.1					
	Province	44.3					
Regional Developments in Post WWII (5.1)	School	37.1	q	q			
	District	41.7					
	Province	41.4					
Regional Developments in Post WWII (5.2)	School	14.3	q	q			
	District	40.7					
	Province	40.1					
Challenges of the Modern Era	School	46.3	q	q			
	District	50.8					
	Province	51.3					

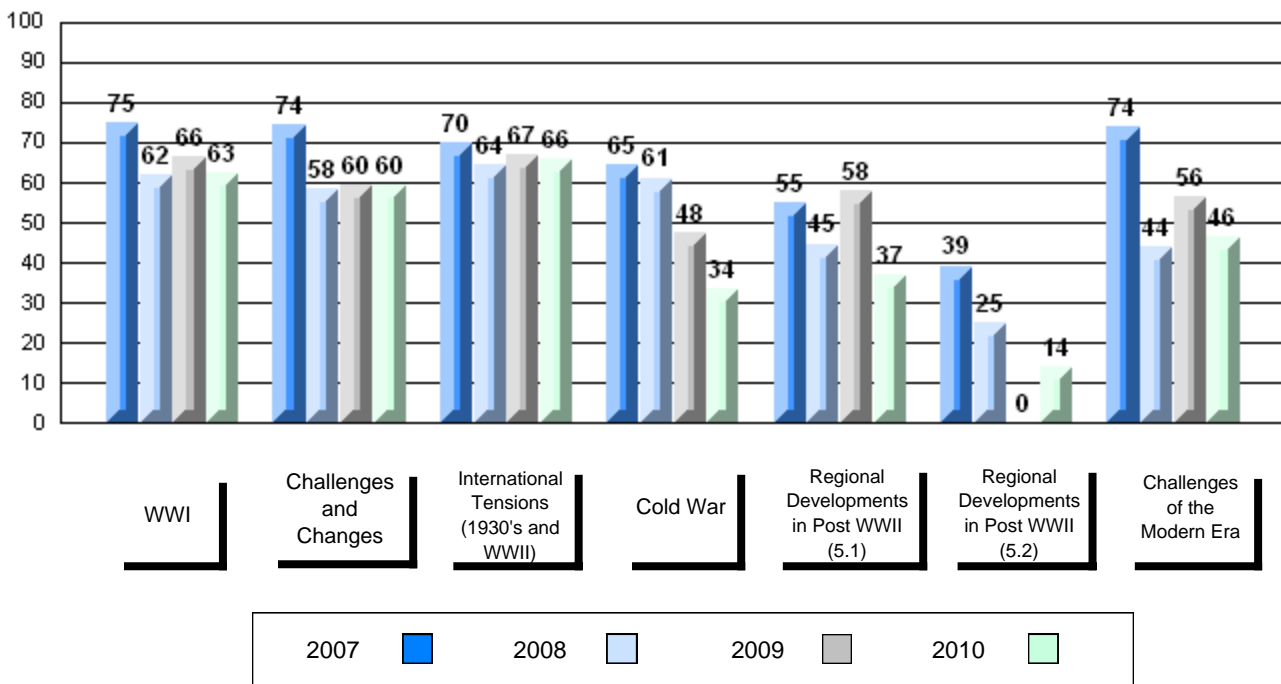
Average Score, 2007-2010



Difference from Provincial Mean, 2007-2010



4 Year Public Exam (Subtest) Mark Trend 2007-2010



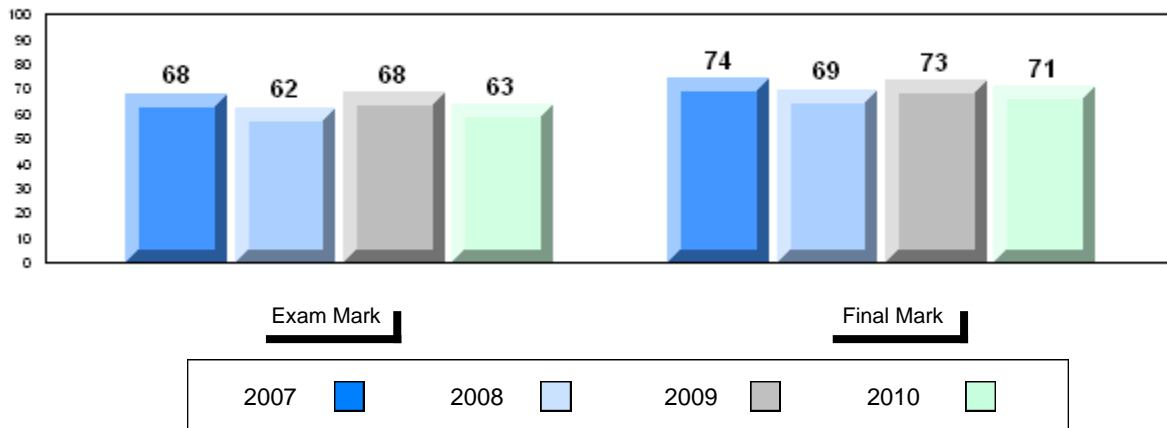
District 4 - Eastern

#336 - Gonzaga Regional High, St. John's

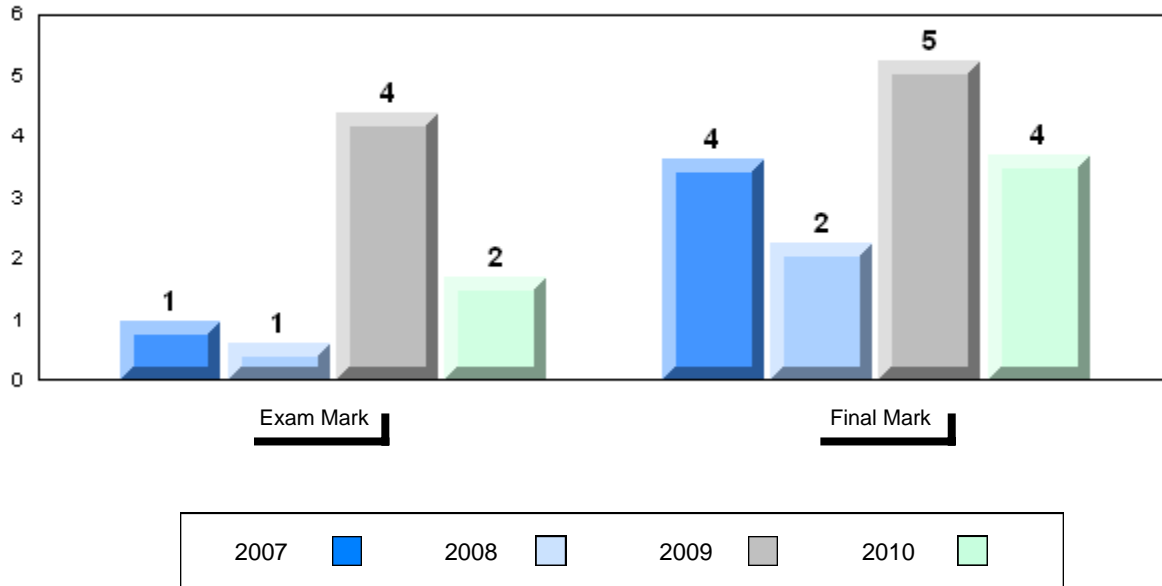
Grades: 10-12

Number of Students	51							
		Public Exam Mark	School vs District	School vs Province		Final Mark	School vs District	School vs Province
World History 3201	School	63.2	P	P		70.8	P	P
	District	61.4				66.9		
	Province	61.5				67.1		
Subtest								
WWI	School	72.7	P	P				
	District	69.1						
	Province	69.3						
Challenges and Changes	School	67.1	P	P				
	District	64.5						
	Province	64.4						
International Tensions (1930's and WWII)	School	72.4	P	P				
	District	67.5						
	Province	68.0						
Cold War	School	39.4	Q	Q				
	District	44.1						
	Province	44.3						
Regional Developments in Post WWII (5.1)	School	45.2	P	P				
	District	41.7						
	Province	41.4						
Regional Developments in Post WWII (5.2)	School	25.0	Q	Q				
	District	40.7						
	Province	40.1						
Challenges of the Modern Era	School	53.8	P	P				
	District	50.8						
	Province	51.3						

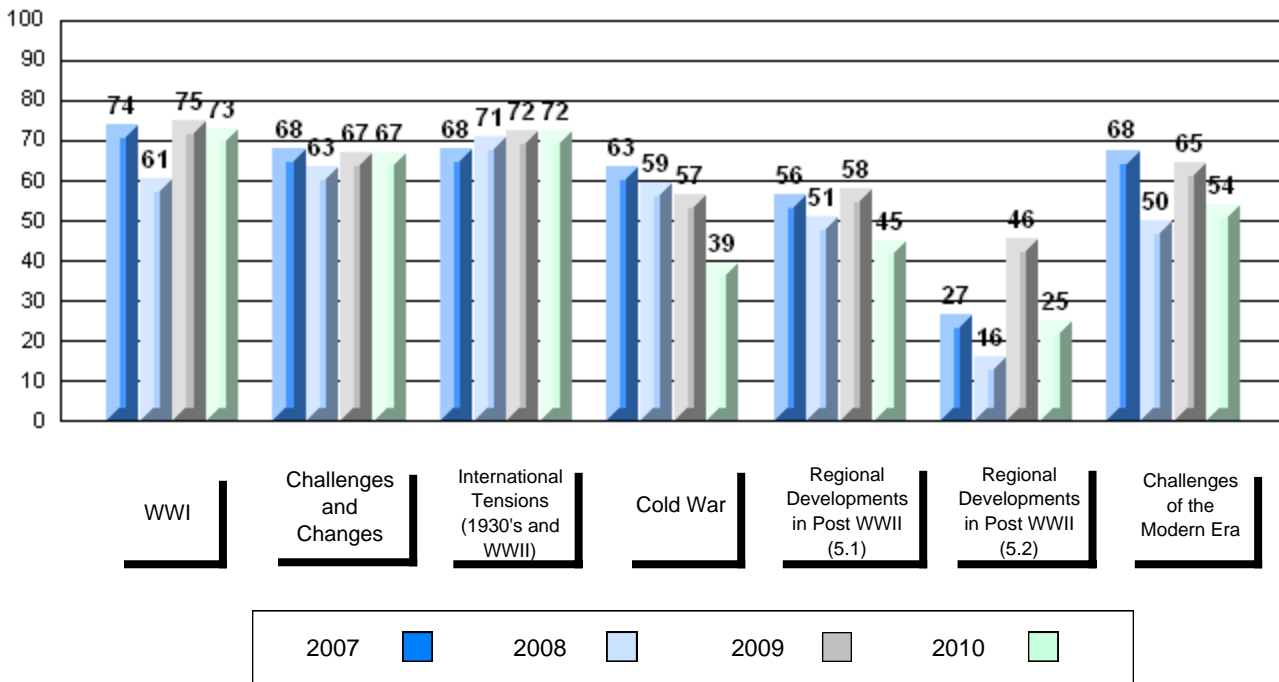
Average Score, 2007-2010



Difference from Provincial Mean, 2007-2010

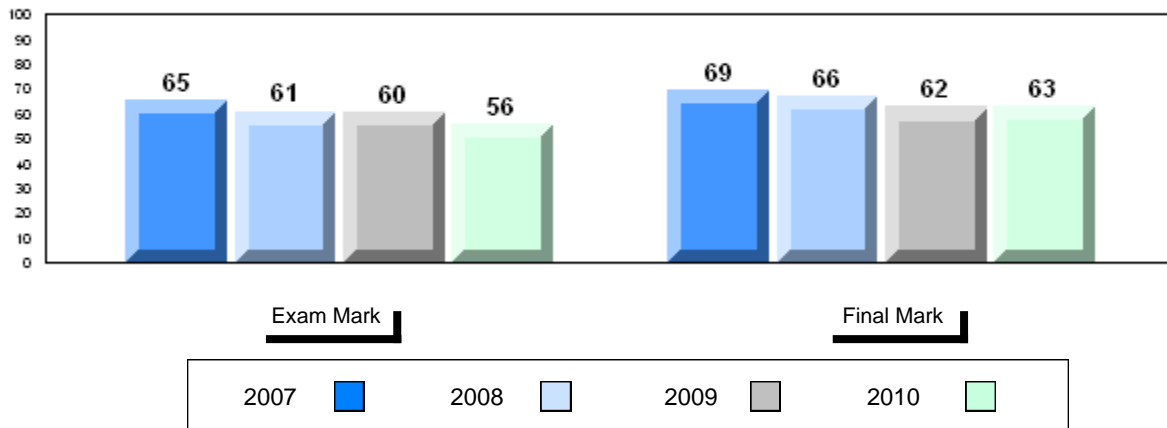


4 Year Public Exam (Subtest) Mark Trend 2007-2010

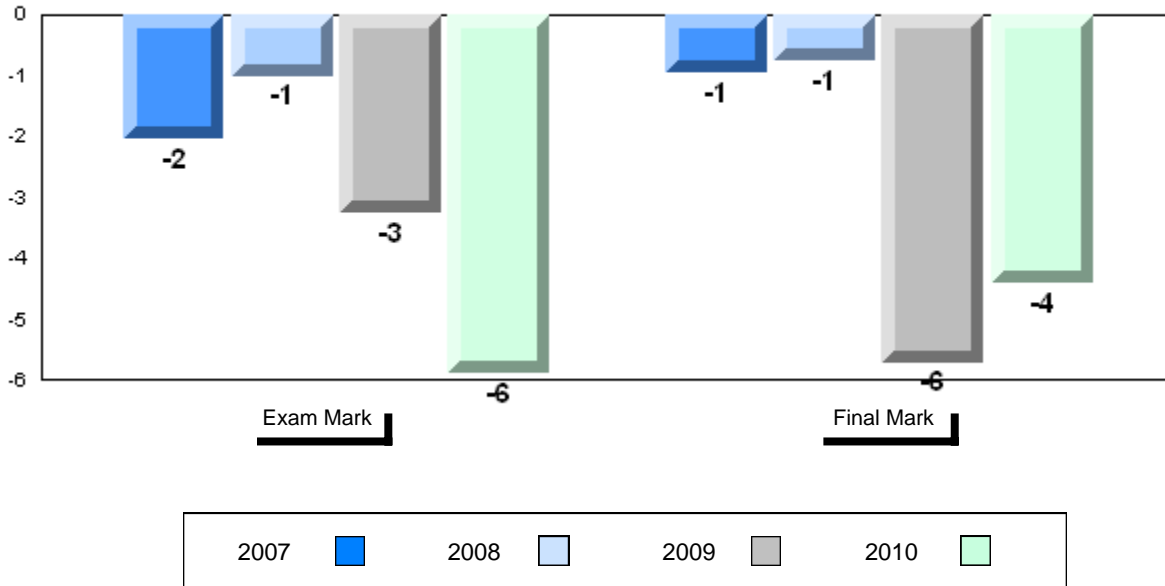


Number of Students	66						
		Public Exam Mark	School vs District	School vs Province	Final Mark	School vs District	School vs Province
World History 3201	School	55.6	q	q	62.7	q	q
	District	61.4			66.9		
	Province	61.5			67.1		
<u>Subtest</u>							
WWI	School	66.8	q	q			
	District	69.1					
	Province	69.3					
Challenges and Changes	School	56.7	q	q			
	District	64.5					
	Province	64.4					
International Tensions (1930's and WWII)	School	61.7	q	q			
	District	67.5					
	Province	68.0					
Cold War	School	30.7	q	q			
	District	44.1					
	Province	44.3					
Regional Developments in Post WWII (5.1)	School	29.9	q	q			
	District	41.7					
	Province	41.4					
Regional Developments in Post WWII (5.2)	School	36.0	q	q			
	District	40.7					
	Province	40.1					
Challenges of the Modern Era	School	44.6	q	q			
	District	50.8					
	Province	51.3					

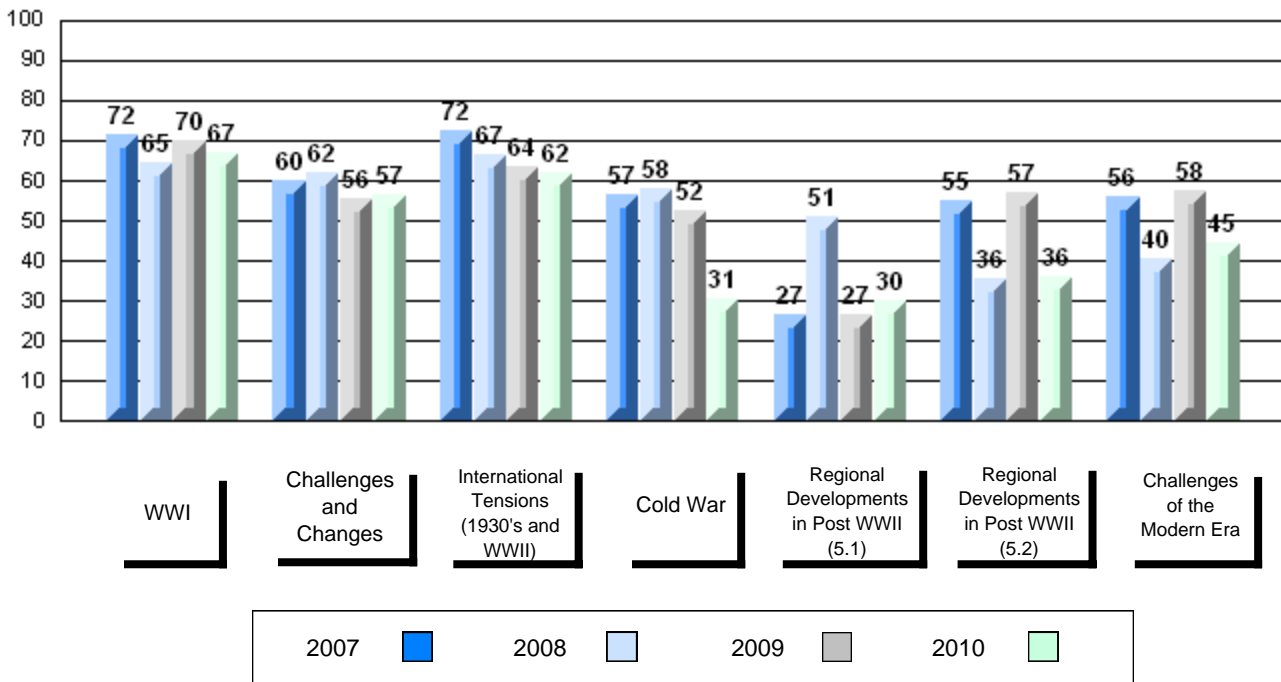
Average Score, 2007-2010



Difference from Provincial Mean, 2007-2010

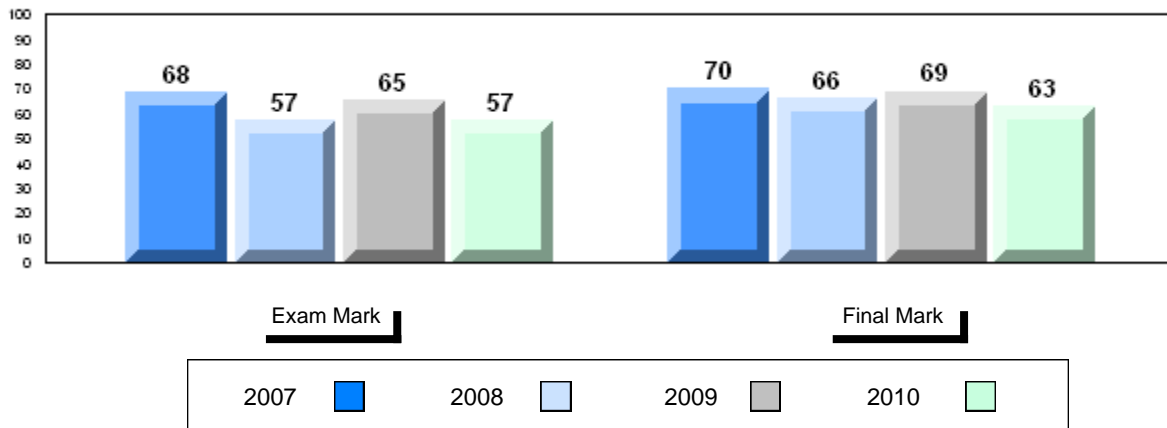


4 Year Public Exam (Subtest) Mark Trend 2007-2010

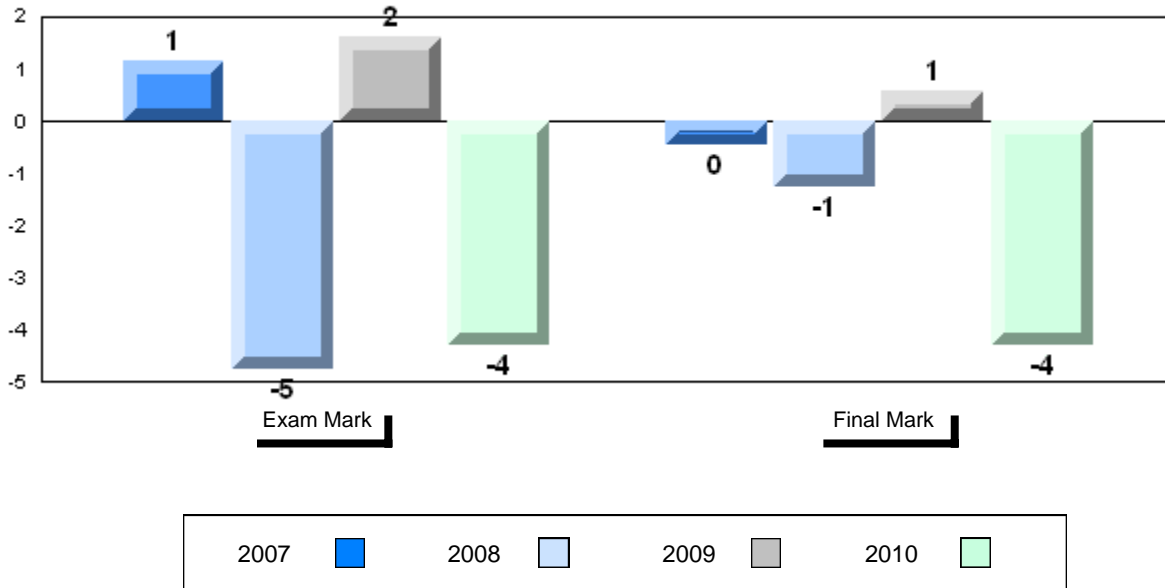


Number of Students	24						
		Public Exam Mark	School vs District	School vs Province	Final Mark	School vs District	School vs Province
World History 3201	School	57.2	q	q	62.8	q	q
	District	61.4			66.9		
	Province	61.5			67.1		
<u>Subtest</u>							
WWI	School	63.9	q	q			
	District	69.1					
	Province	69.3					
Challenges and Changes	School	61.7	q	q			
	District	64.5					
	Province	64.4					
International Tensions (1930's and WWII)	School	61.5	q	q			
	District	67.5					
	Province	68.0					
Cold War	School	45.4	p	p			
	District	44.1					
	Province	44.3					
Regional Developments in Post WWII (5.1)	School	45.5	p	p			
	District	41.7					
	Province	41.4					
Regional Developments in Post WWII (5.2)	School	28.6	q	q			
	District	40.7					
	Province	40.1					
Challenges of the Modern Era	School	43.5	q	q			
	District	50.8					
	Province	51.3					

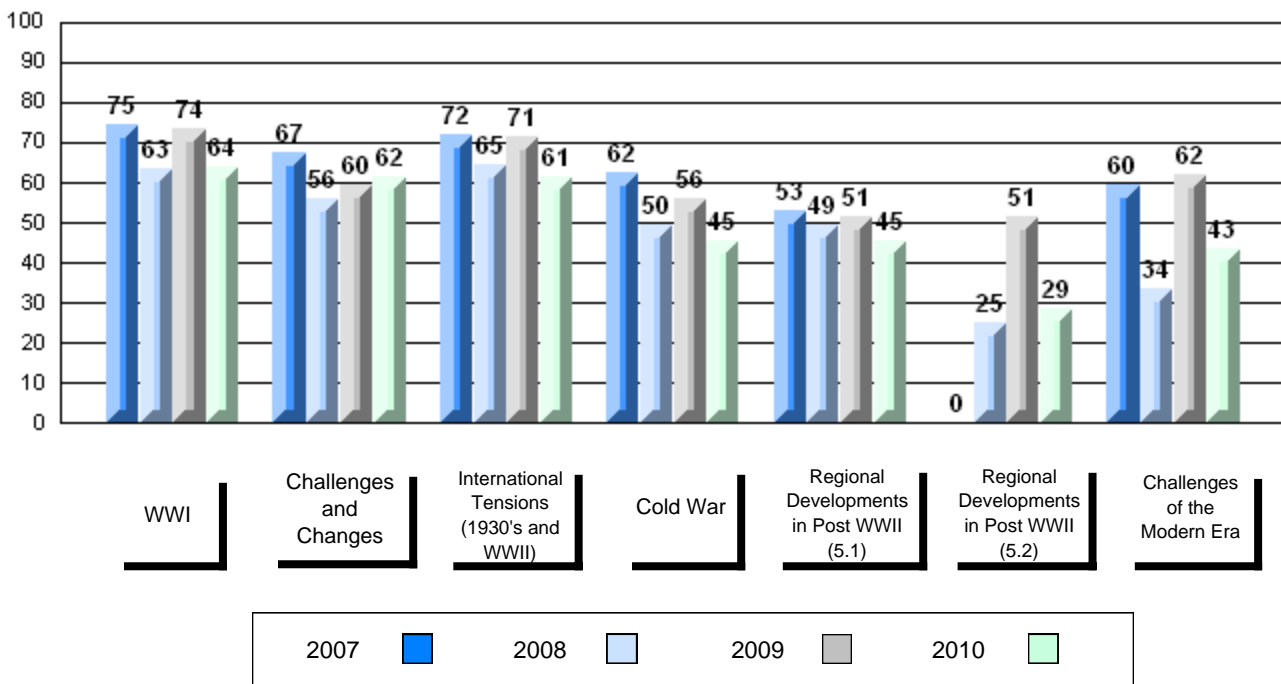
Average Score, 2007-2010



Difference from Provincial Mean, 2007-2010



4 Year Public Exam (Subtest) Mark Trend 2007-2010



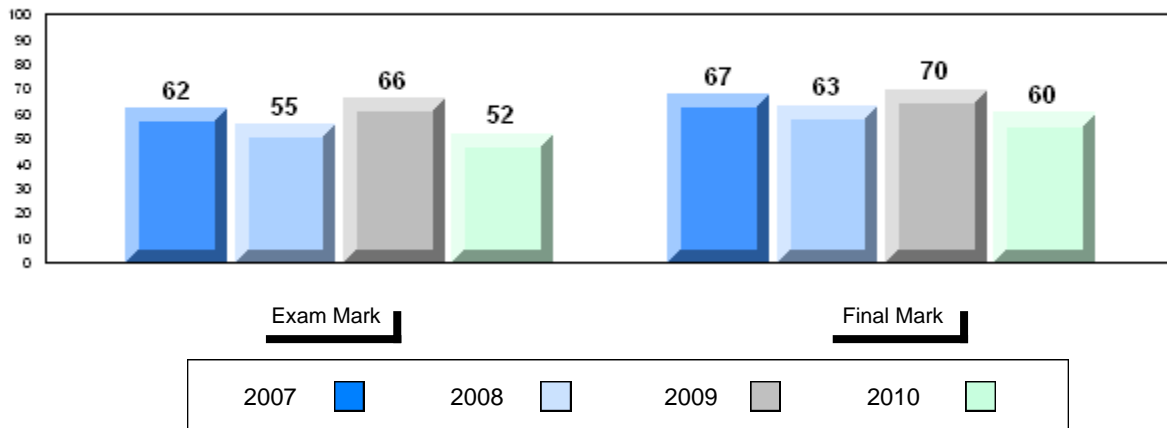
District 4 - Eastern

#354 - St. Kevin's High, St. John's (Goulds)

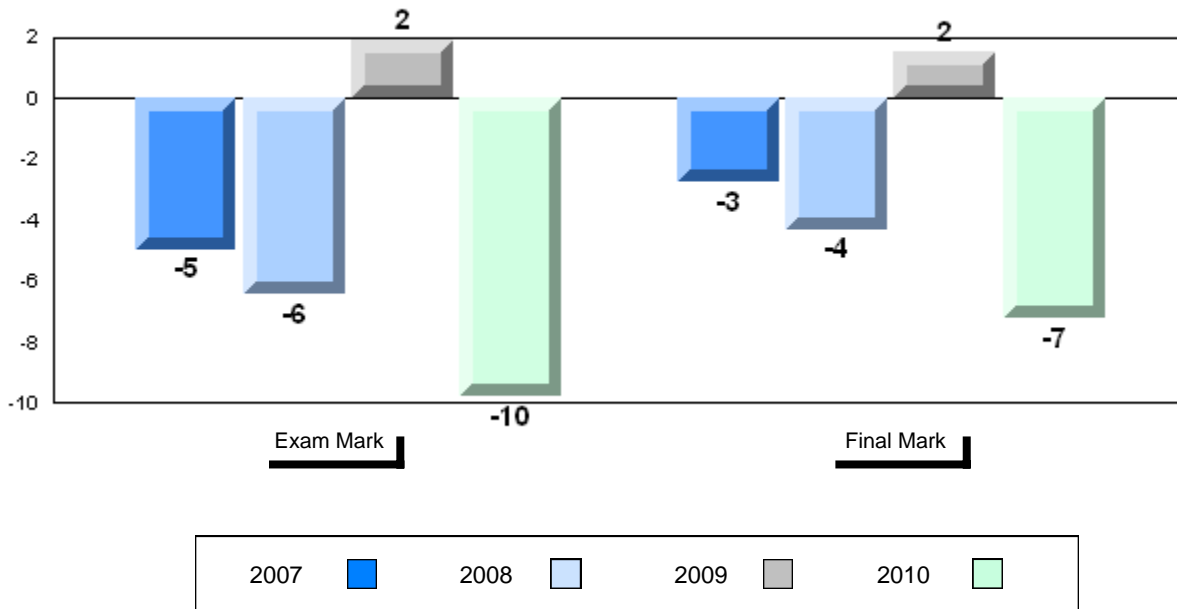
Grades: 10-12

Number of Students	26						
		Public Exam Mark	School vs District	School vs Province	Final Mark	School vs District	School vs Province
World History 3201	School	51.7	q	q	59.9	q	q
	District	61.4			66.9		
	Province	61.5			67.1		
<u>Subtest</u>							
WWI	School	60.0	q	q			
	District	69.1					
	Province	69.3					
Challenges and Changes	School	52.8	q	q			
	District	64.5					
	Province	64.4					
International Tensions (1930's and WWII)	School	58.0	q	q			
	District	67.5					
	Province	68.0					
Cold War	School	27.9	q	q			
	District	44.1					
	Province	44.3					
Regional Developments in Post WWII (5.1)	School	37.5	q	q			
	District	41.7					
	Province	41.4					
Regional Developments in Post WWII (5.2)	School	25.7	q	q			
	District	40.7					
	Province	40.1					
Challenges of the Modern Era	School	42.3	q	q			
	District	50.8					
	Province	51.3					

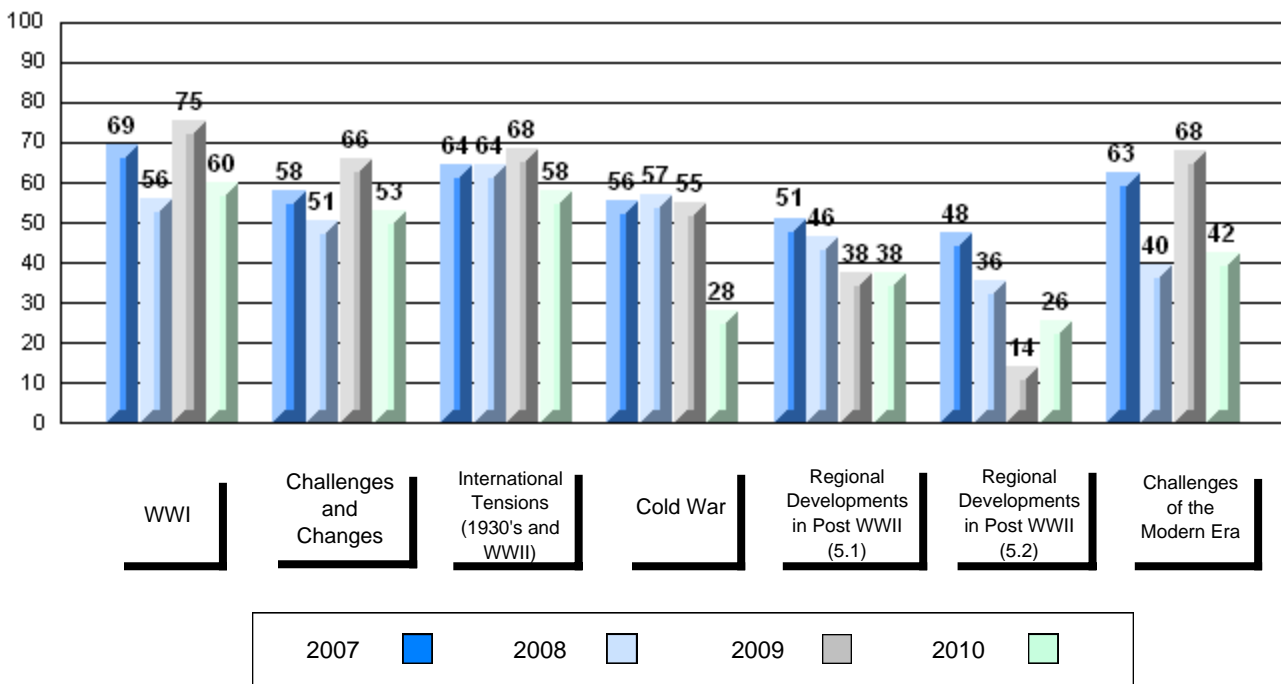
Average Score, 2007-2010



Difference from Provincial Mean, 2007-2010

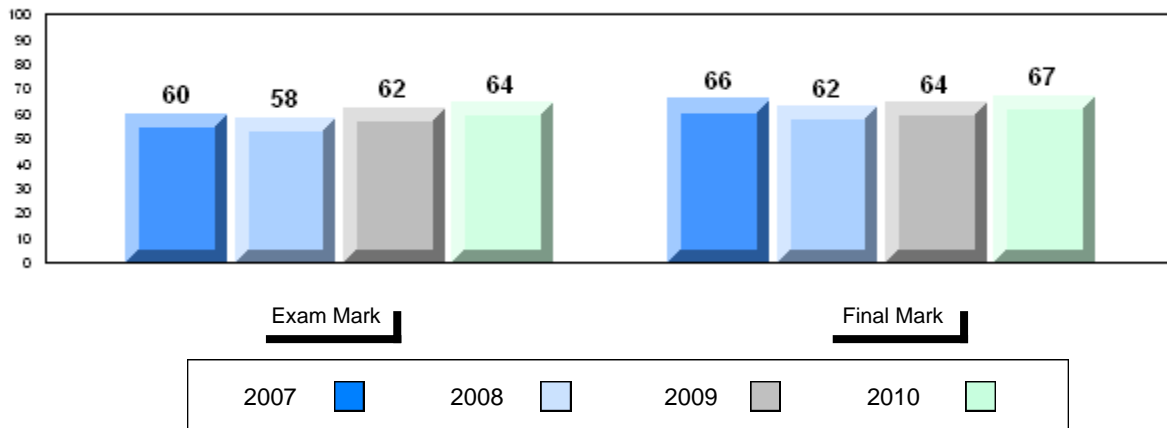


4 Year Public Exam (Subtest) Mark Trend 2007-2010

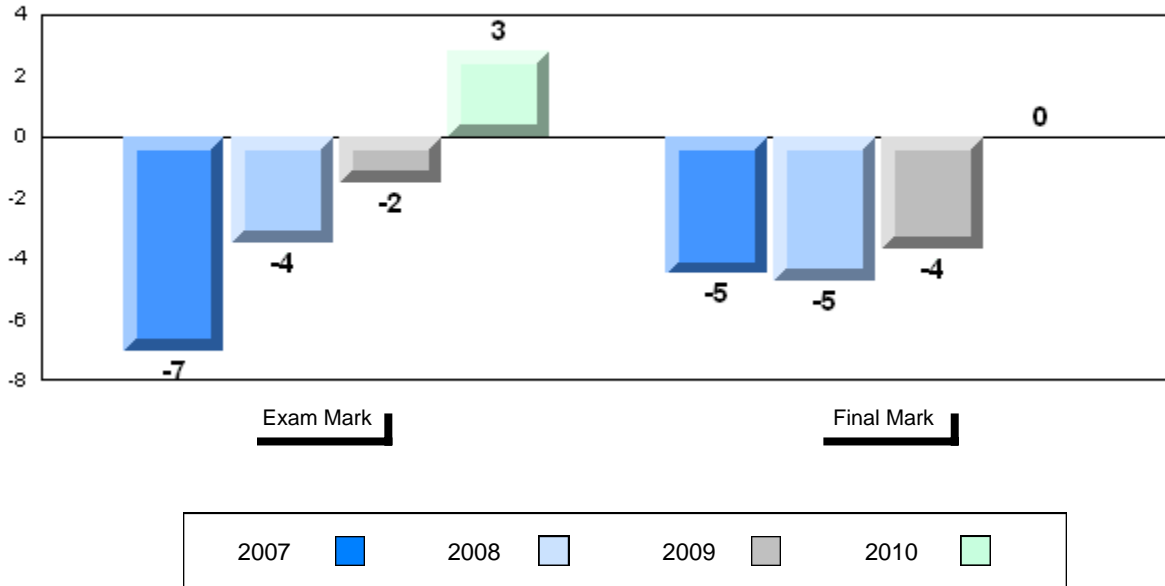


Number of Students	37						
World History 3201		Public Exam Mark	School vs District	School vs Province	Final Mark	School vs District	School vs Province
	School	64.3	P	P	67.1	P	P
	District	61.4			66.9		
	Province	61.5			67.1		
<u>Subtest</u>							
WWI	School	72.0	P	P			
	District	69.1					
	Province	69.3					
Challenges and Changes	School	68.9	P	P			
	District	64.5					
	Province	64.4					
International Tensions (1930's and WWII)	School	72.8	P	P			
	District	67.5					
	Province	68.0					
Cold War	School	59.2	P	P			
	District	44.1					
	Province	44.3					
Regional Developments in Post WWII (5.1)	School	41.4	Q	Q			
	District	41.7					
	Province	41.4					
Regional Developments in Post WWII (5.2)	School	19.1	Q	Q			
	District	40.7					
	Province	40.1					
Challenges of the Modern Era	School	54.3	P	P			
	District	50.8					
	Province	51.3					

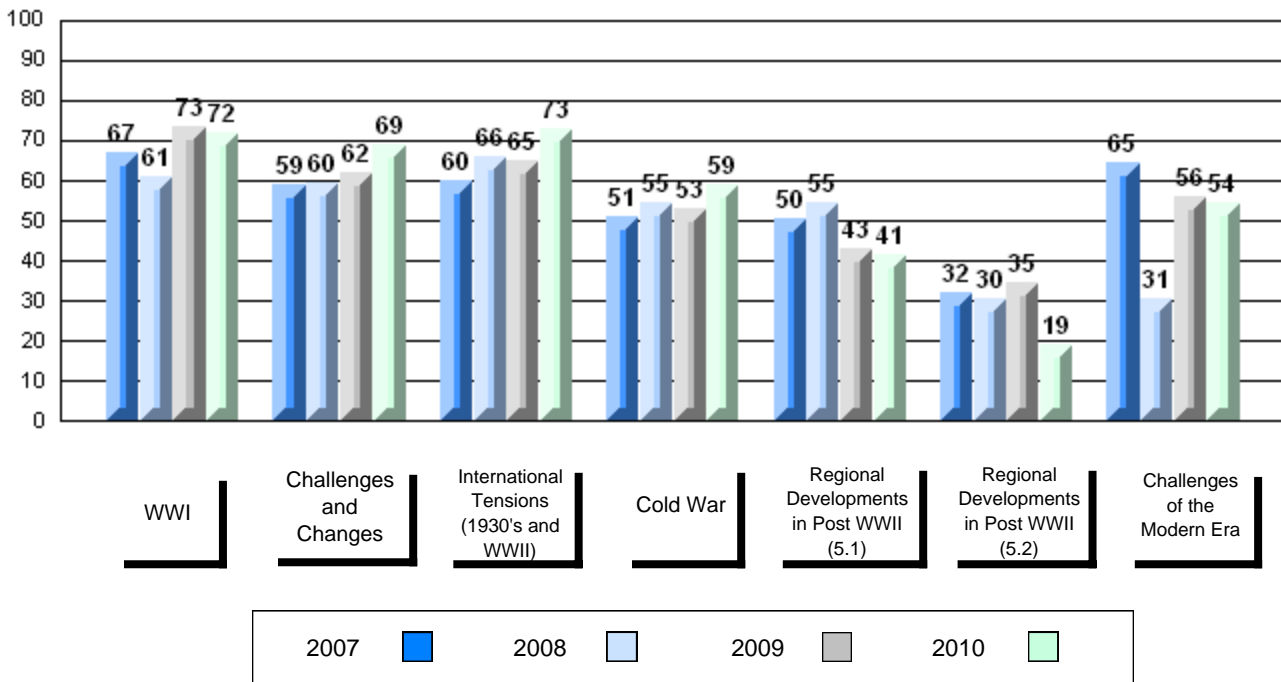
Average Score, 2007-2010



Difference from Provincial Mean, 2007-2010



4 Year Public Exam (Subtest) Mark Trend 2007-2010



Number of Students

1

Public Exam Mark

School vs District School vs Province

Final Mark

School vs District School vs Province

School data with 5 or fewer students withheld for reasons of confidentiality.

School data with 5 or fewer students withheld for reasons of confidentiality.

World History 3201

School
District
Province

Subtest

WWI

School
District
Province

Challenges and Changes

School
District
Province

International Tensions (1930's and WWII)

School
District
Province

Cold War

School
District
Province

Regional Developments in Post WWII (5.1)

School
District
Province

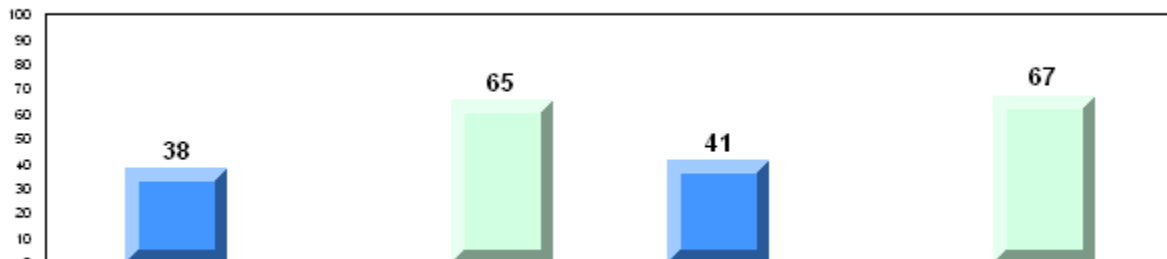
Regional Developments in Post WWII (5.2)

School
District
Province

Challenges of the Modern Era

School
District
Province

Average Score, 2007-2010



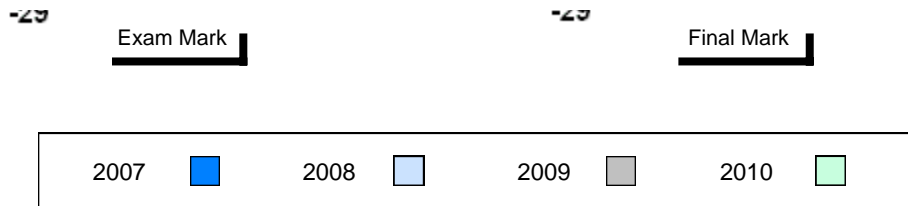
Exam Mark

Final Mark



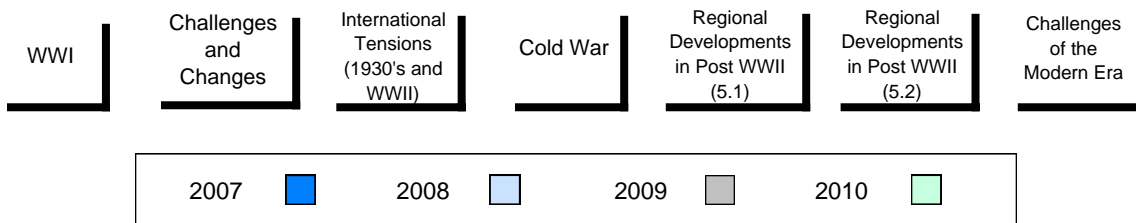
Difference from Provincial Mean, 2007-2010

School data with 5 or fewer students withheld for reasons of confidentiality.



4 Year Public Exam (Subtest) Mark Trend 2007-2010

School data with 5 or fewer students withheld for reasons of confidentiality.



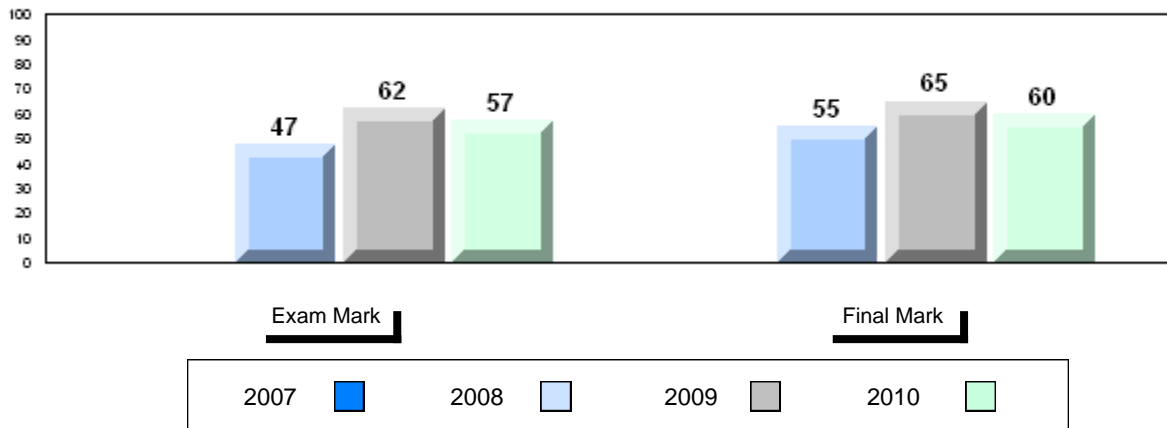
District 4 - Eastern

#464 - Crescent Collegiate, Blaketown

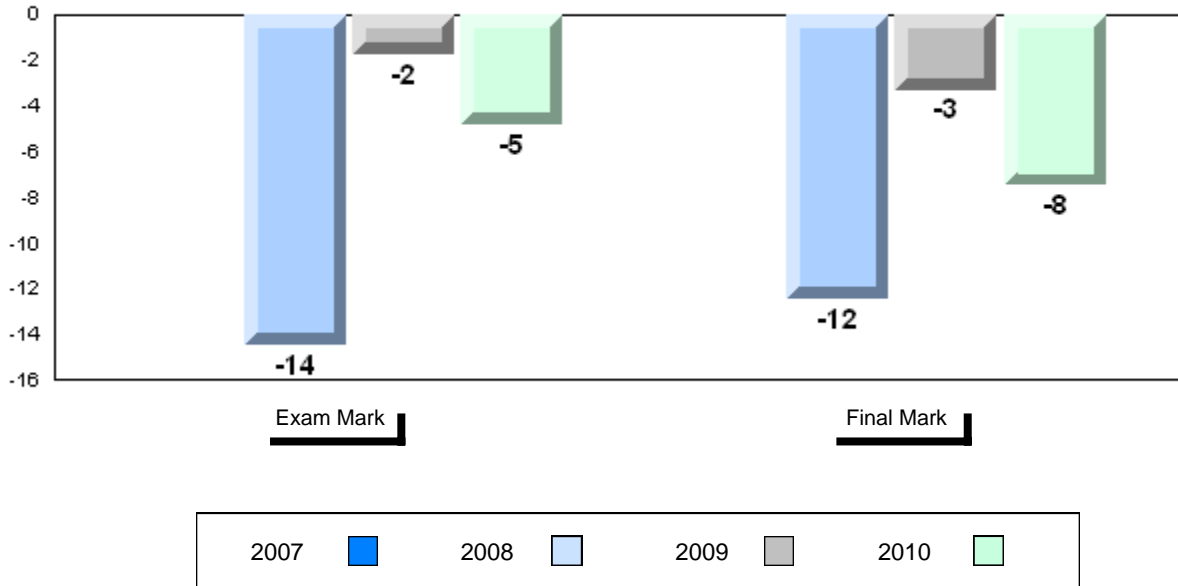
Grades: 7-12

Number of Students	14						
		Public Exam Mark	School vs District	School vs Province	Final Mark	School vs District	School vs Province
World History 3201	School	56.7	q	q	59.6	q	q
	District	61.4			66.9		
	Province	61.5			67.1		
<u>Subtest</u>							
WWI	School	68.0	q	q			
	District	69.1					
	Province	69.3					
Challenges and Changes	School	54.2	q	q			
	District	64.5					
	Province	64.4					
International Tensions (1930's and WWII)	School	66.1	q	q			
	District	67.5					
	Province	68.0					
Cold War	School	39.0	q	q			
	District	44.1					
	Province	44.3					
Regional Developments in Post WWII (5.1)	School	35.1	q	q			
	District	41.7					
	Province	41.4					
Regional Developments in Post WWII (5.2)	School	14.3	q	q			
	District	40.7					
	Province	40.1					
Challenges of the Modern Era	School	46.9	q	q			
	District	50.8					
	Province	51.3					

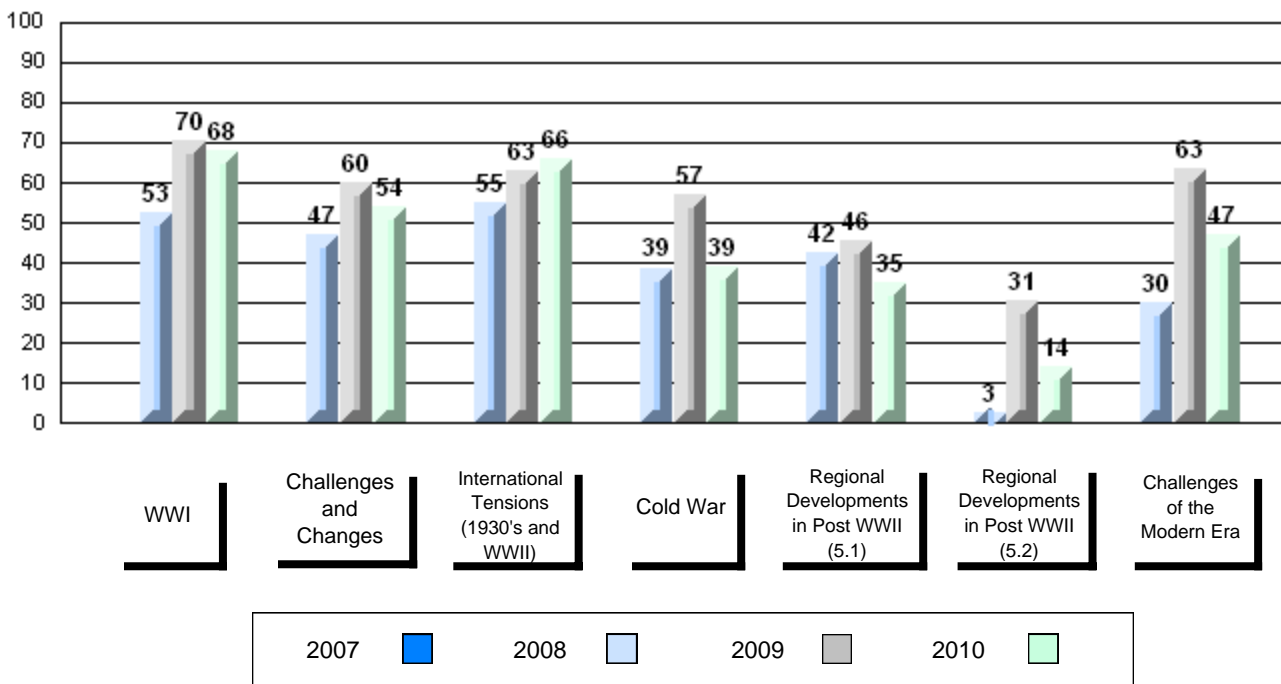
Average Score, 2007-2010



Difference from Provincial Mean, 2007-2010

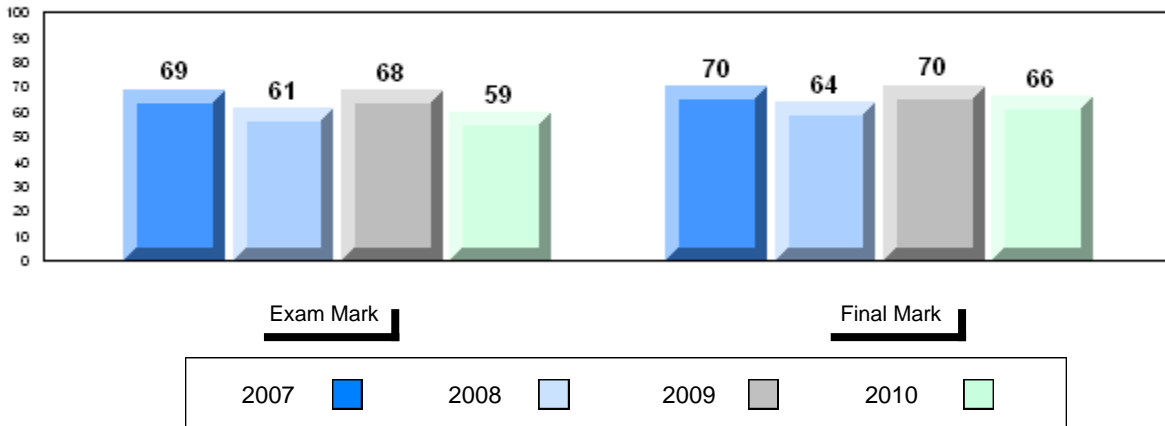


4 Year Public Exam (Subtest) Mark Trend 2007-2010

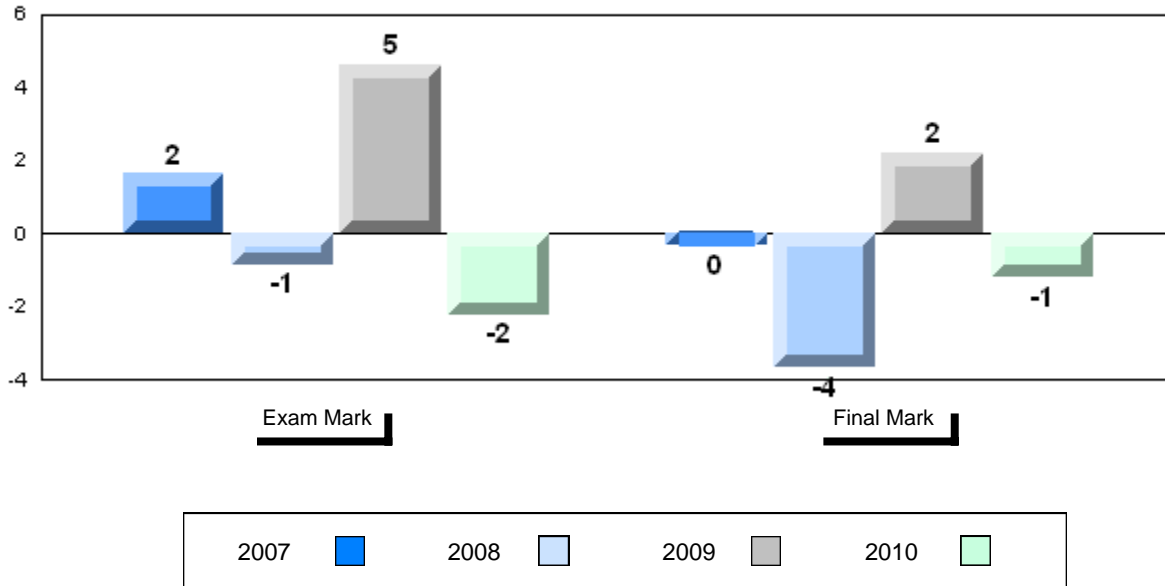


Number of Students	12						
		Public Exam Mark	School vs District	School vs Province	Final Mark	School vs District	School vs Province
World History 3201	School	59.3	q	q	65.9	q	q
	District	61.4			66.9		
	Province	61.5			67.1		
<u>Subtest</u>							
WWI	School	63.8	q	q			
	District	69.1					
	Province	69.3					
Challenges and Changes	School	60.7	q	q			
	District	64.5					
	Province	64.4					
International Tensions (1930's and WWII)	School	72.0	p	p			
	District	67.5					
	Province	68.0					
Cold War	School	46.1	p	p			
	District	44.1					
	Province	44.3					
Regional Developments in Post WWII (5.1)	School	48.2	p	p			
	District	41.7					
	Province	41.4					
Regional Developments in Post WWII (5.2)	School	0.0	q	q			
	District	40.7					
	Province	40.1					
Challenges of the Modern Era	School	42.9	q	q			
	District	50.8					
	Province	51.3					

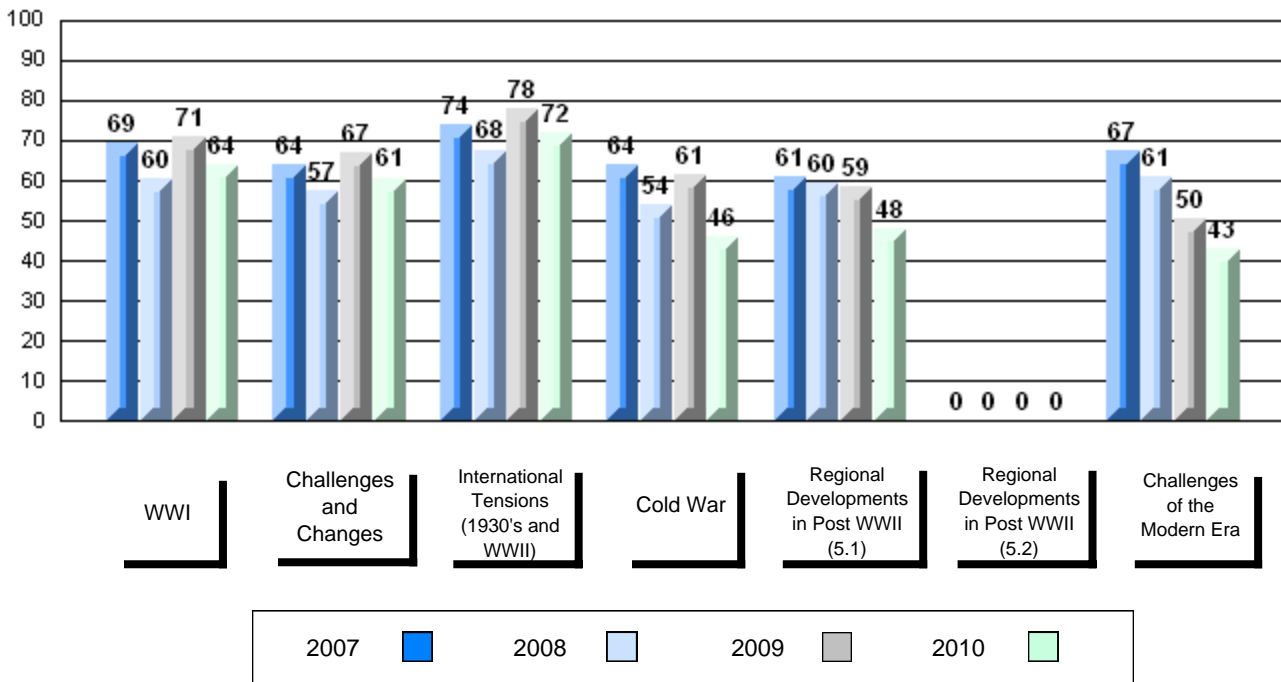
Average Score, 2007-2010



Difference from Provincial Mean, 2007-2010

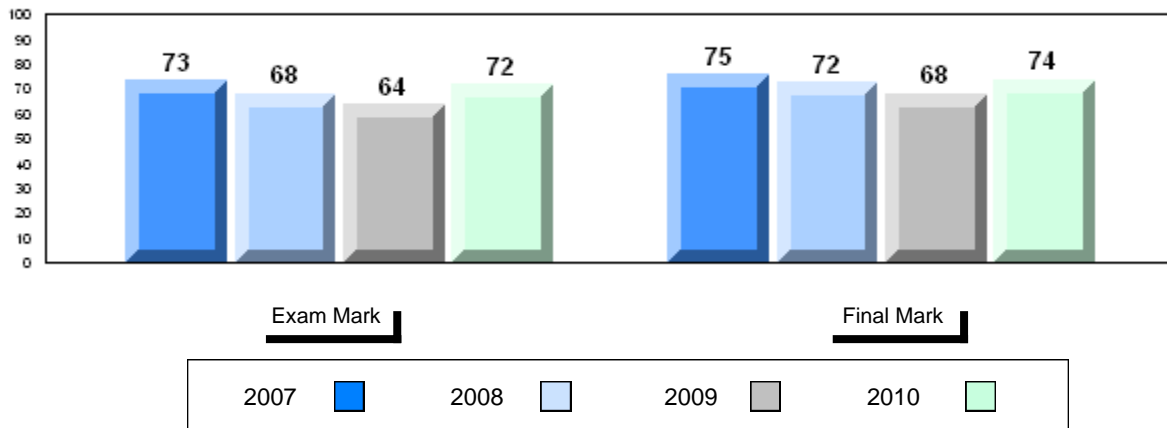


4 Year Public Exam (Subtest) Mark Trend 2007-2010

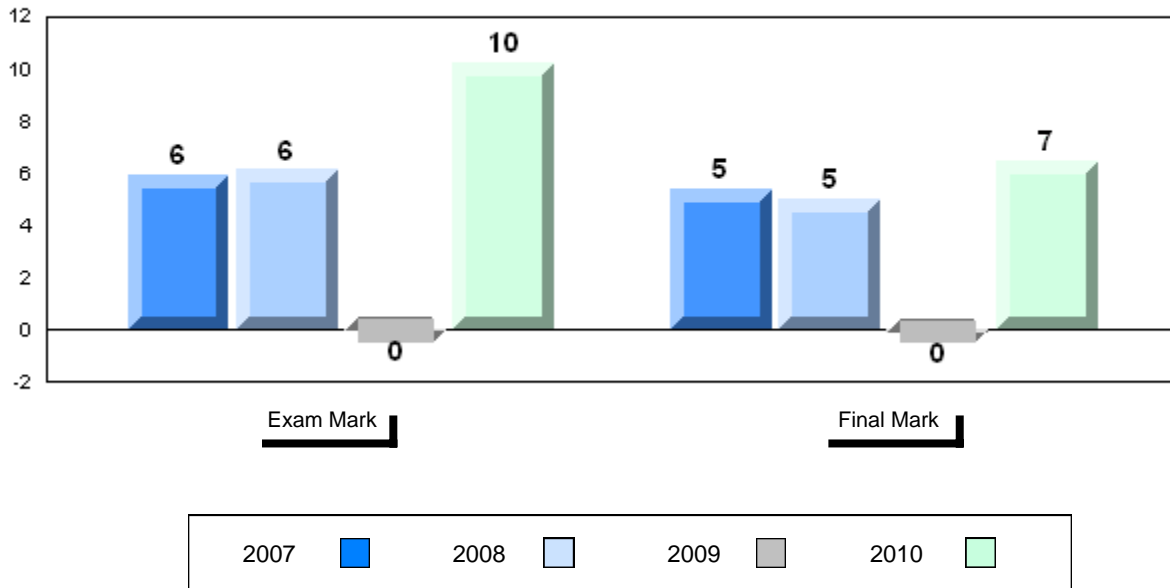


Number of Students		21						
		Public Exam Mark	School vs District	School vs Province	Final Mark	School vs District	School vs Province	
World History 3201		School	71.7	P	P	73.6	P	P
		District	61.4			66.9		
		Province	61.5			67.1		
<u>Subtest</u>								
WWI		School	75.7	P	P			
		District	69.1					
		Province	69.3					
Challenges and Changes		School	71.1	P	P			
		District	64.5					
		Province	64.4					
International Tensions (1930's and WWII)		School	78.1	P	P			
		District	67.5					
		Province	68.0					
Cold War		School	61.4	P	P			
		District	44.1					
		Province	44.3					
Regional Developments in Post WWII (5.1)		School	62.1	P	P			
		District	41.7					
		Province	41.4					
Regional Developments in Post WWII (5.2)		School	14.3	Q	Q			
		District	40.7					
		Province	40.1					
Challenges of the Modern Era		School	67.0	P	P			
		District	50.8					
		Province	51.3					

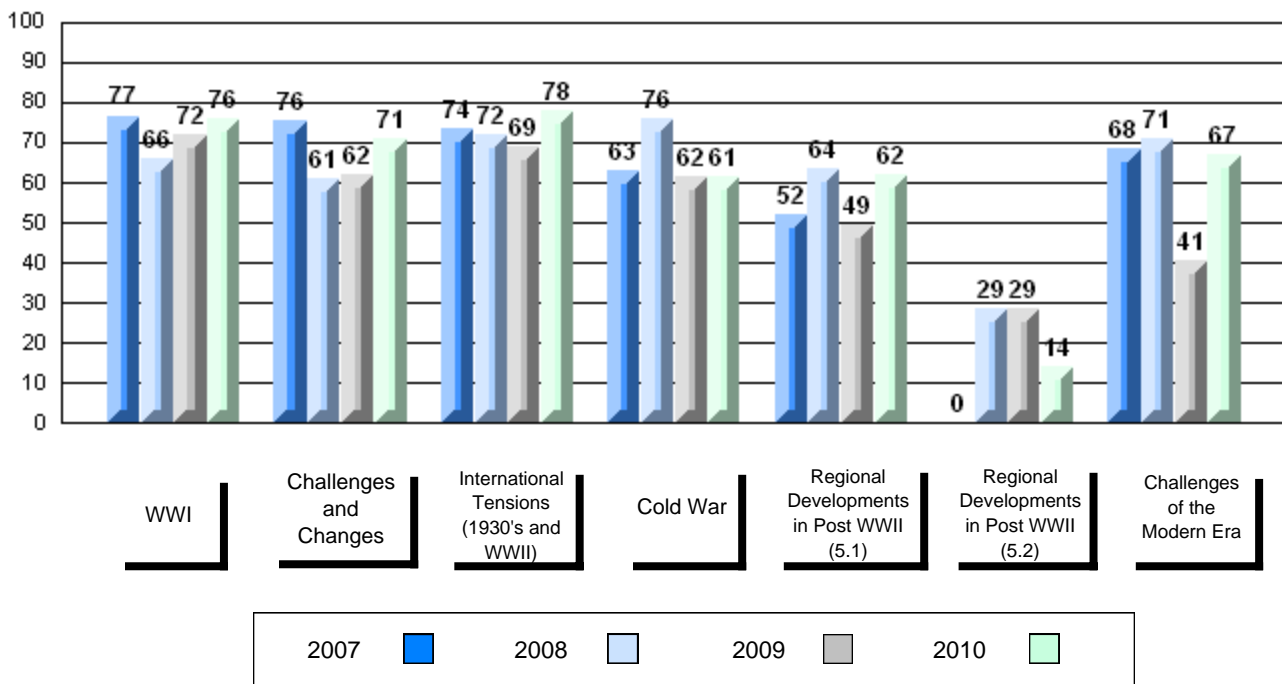
Average Score, 2007-2010



Difference from Provincial Mean, 2007-2010



4 Year Public Exam (Subtest) Mark Trend 2007-2010



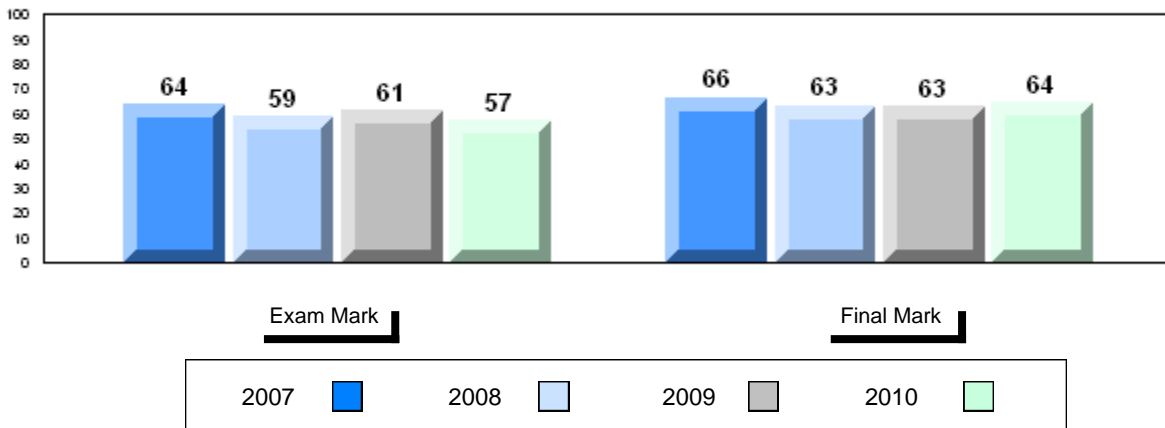
District 803 - Private

#374 - Brother T. I. Murphy, St. John's

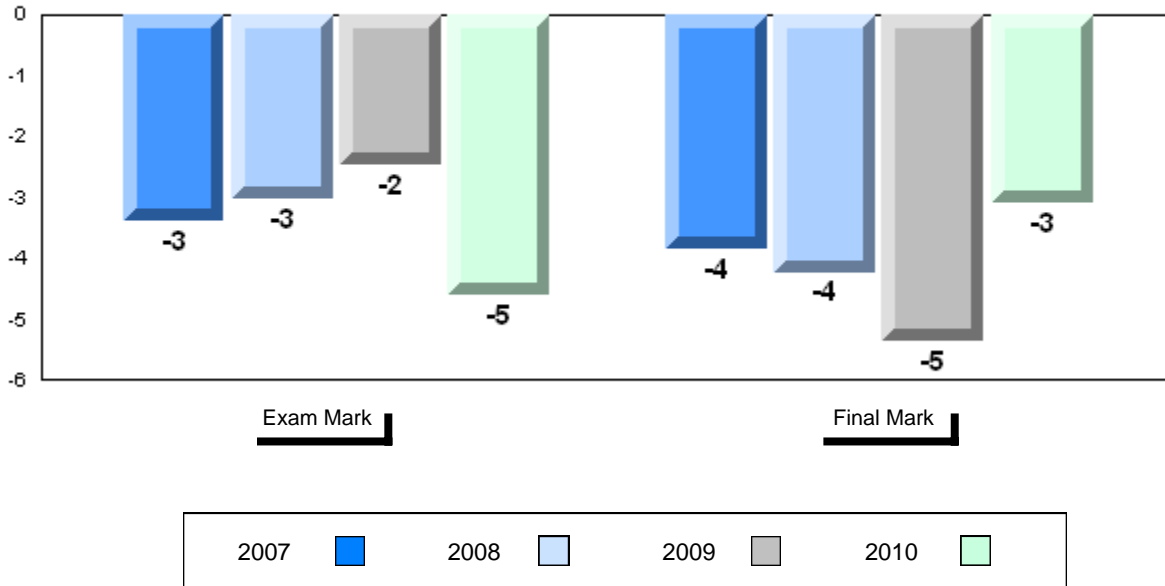
Grades: Other

Number of Students		12						
			Public Exam Mark	School vs District	School vs Province	Final Mark	School vs District	School vs Province
World History 3201	School	56.9	q	q	64.0	q	q	
	District	60.5						
	Province	61.5						
Subtest								
WWI	School	60.7	q	q	66.3			
	District	66.7						
	Province	69.3						
Challenges and Changes	School	61.1	q	q	67.1			
	District	62.4						
	Province	64.4						
International Tensions (1930's and WWII)	School	65.4	q	q				
	District	66.6						
	Province	68.0						
Cold War	School	41.7	q	q				
	District	49.1						
	Province	44.3						
Regional Developments in Post WWII (5.1)	School	40.2	p	q				
	District	36.4						
	Province	41.4						
Regional Developments in Post WWII (5.2)	School	35.7	q	q				
	District	42.6						
	Province	40.1						
Challenges of the Modern Era	School	40.5	q	q				
	District	51.2						
	Province	51.3						

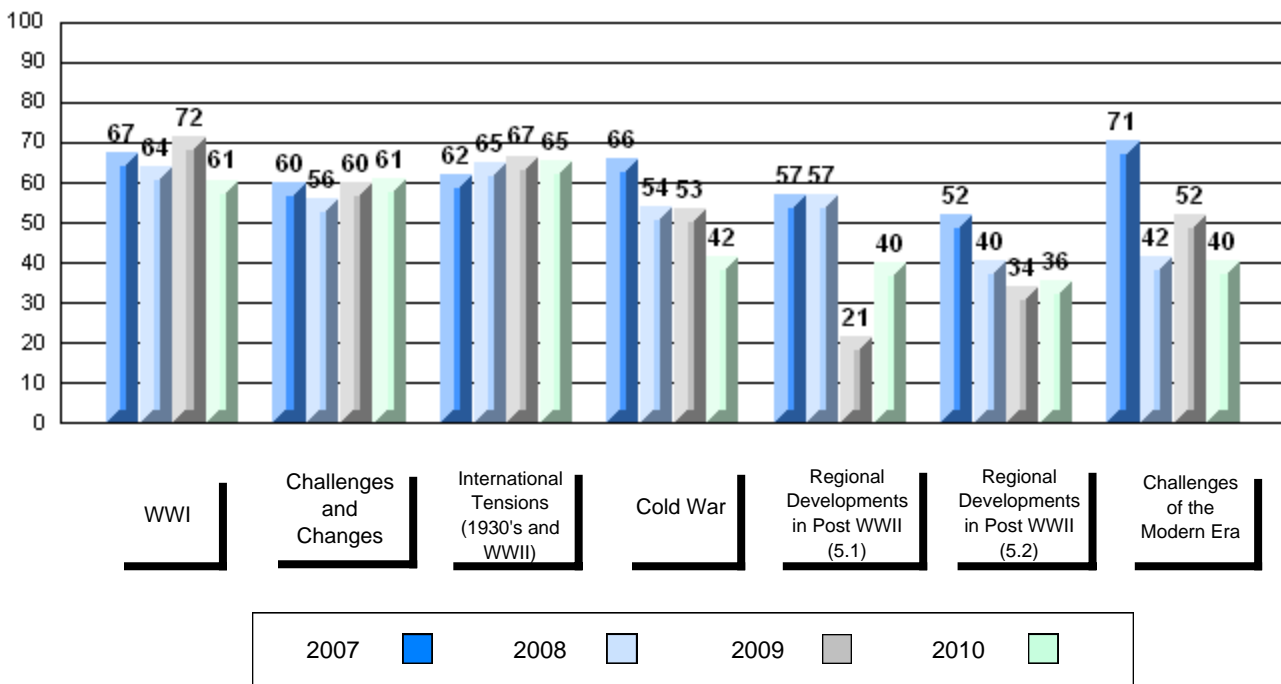
Average Score, 2007-2010



Difference from Provincial Mean, 2007-2010



4 Year Public Exam (Subtest) Mark Trend 2007-2010



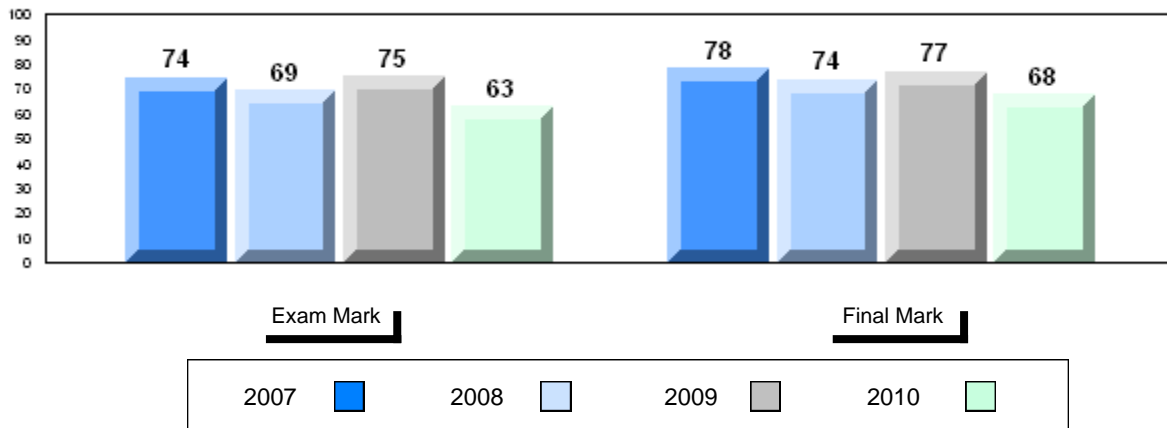
District 803 - Private

#450 - St. Bonaventure's College, St. John's

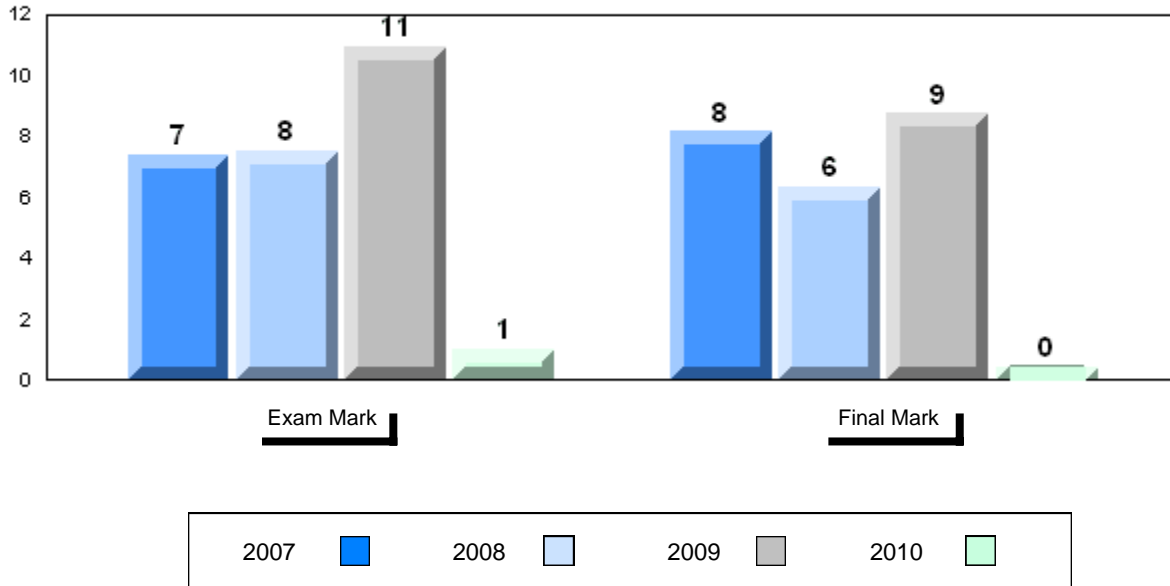
Grades: K-12

Number of Students	24						
		Public Exam Mark	School vs District	School vs Province	Final Mark	School vs District	School vs Province
World History 3201	School	62.5	P	P	67.5	P	P
	District	60.5			66.3		
	Province	61.5			67.1		
<u>Subtest</u>							
WWI	School	69.7	P	P			
	District	66.7					
	Province	69.3					
Challenges and Changes	School	63.0	P	Q			
	District	62.4					
	Province	64.4					
International Tensions (1930's and WWII)	School	67.2	P	Q			
	District	66.6					
	Province	68.0					
Cold War	School	52.8	P	P			
	District	49.1					
	Province	44.3					
Regional Developments in Post WWII (5.1)	School	21.4	Q	Q			
	District	36.4					
	Province	41.4					
Regional Developments in Post WWII (5.2)	School	43.8	P	P			
	District	42.6					
	Province	40.1					
Challenges of the Modern Era	School	56.6	P	P			
	District	51.2					
	Province	51.3					

Average Score, 2007-2010



Difference from Provincial Mean, 2007-2010



4 Year Public Exam (Subtest) Mark Trend 2007-2010

