



**School Description Report
2005-06**



District 1 - Labrador

#001 - St. Peter's School, Black Tickle

Classification: Rural Community/Labrador Region**

Grades: K-12

Number of Grades: 13

[School FTE PTR : 7.1](#)

[District FTE PTR : 12.7](#)

[Provincial FTE PTR : 13.5](#)

[FTE Teachers](#) *** : 6.0

Enrolment By Age and Gender

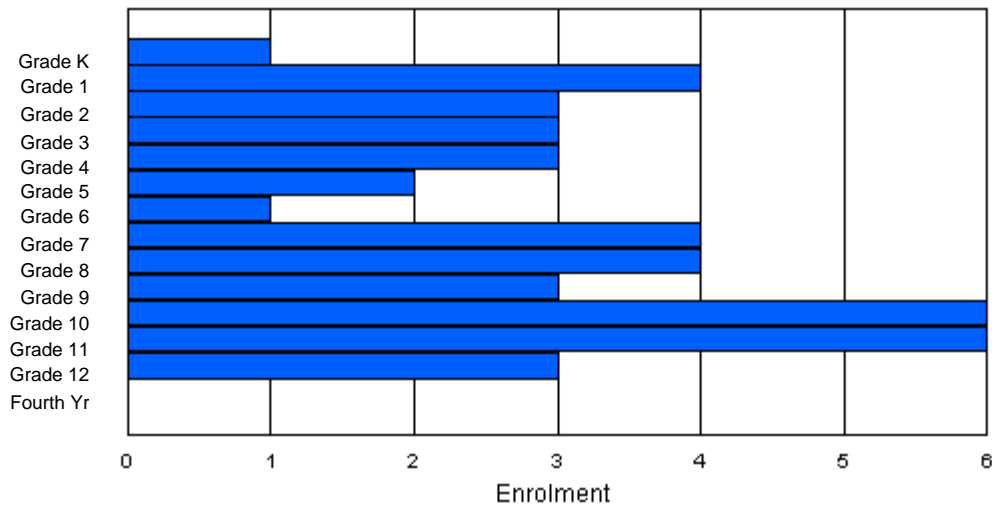
Gender	Age																	Total
	5	6	7	8	9	10	11	12	13	14	15	16	17	18	19	20>		
Male	1	2	3	1	0	2	0	2	2	1	1	3	2	2	0	0	22	
Female	0	2	0	2	3	0	1	0	4	1	4	4	0	0	0	0	21	
Total	1	4	3	3	3	2	1	2	6	2	5	7	2	2	0	0	43	

Enrolment By Grade and Gender

Gender	K	Grade													4th	Total
		1	2	3	4	5	6	7	8	9	10	11	12			
Male	1	2	3	1	0	2	0	3	1	2	2	2	3	0	22	
Female	0	2	0	2	3	0	1	1	3	1	4	4	0	0	21	
Total	1	4	3	3	3	2	1	4	4	3	6	6	3	0	43	

Enrolment By Grade

For 001



* Data from the 2005-2006 AGR(Enrolment/Age as of the last day in Sept./Dec.)

** Newfoundland Statistics Classification System

*** May include itinerant teachers



**School Description Report
2005-06**



District 1 - Labrador

#002 - Henry Gordon Academy, Cartwright

Classification: Rural Community/Labrador Region**

Grades: K-12

Number of Grades: 13

[School FTE PTR : 9.2](#)

[District FTE PTR : 12.7](#)

[Provincial FTE PTR : 13.5](#)

[FTE Teachers](#) *** : 11.0

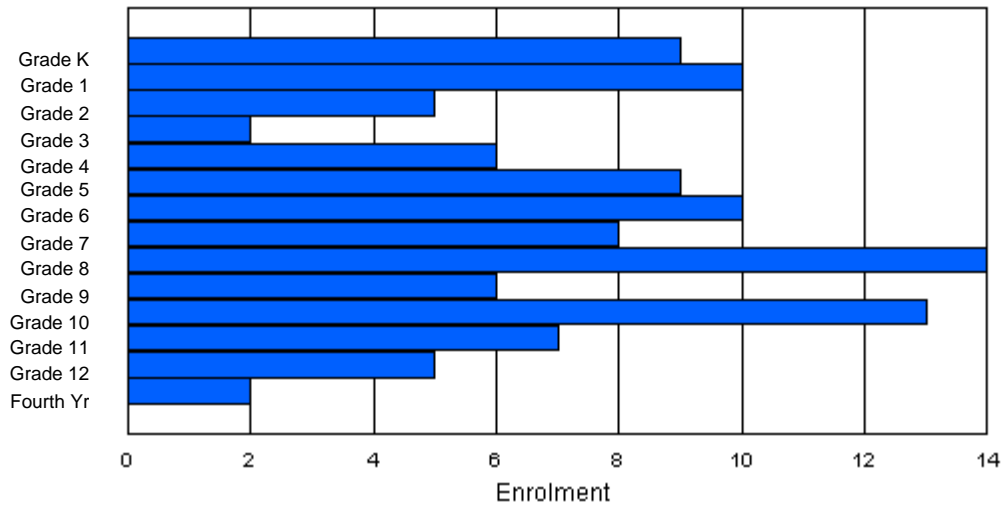
Enrolment By Age and Gender

Gender	Age																Total
	5	6	7	8	9	10	11	12	13	14	15	16	17	18	19	20>	
Male	7	6	2	2	4	4	3	6	4	5	5	2	3	1	1	1	56
Female	2	4	3	0	2	5	4	3	7	1	7	4	3	1	2	2	50
Total	9	10	5	2	6	9	7	9	11	6	12	6	6	2	3	3	106

Enrolment By Grade and Gender

Gender	Grade														Total
	K	1	2	3	4	5	6	7	8	9	10	11	12	4th	
Male	7	6	2	2	4	4	5	4	9	4	4	2	2	1	56
Female	2	4	3	0	2	5	5	4	5	2	9	5	3	1	50
Total	9	10	5	2	6	9	10	8	14	6	13	7	5	2	106

Enrolment By Grade
For 002



* Data from the 2005-2006 AGR(Enrolment/Age as of the last day in Sept./Dec.)

** Newfoundland Statistics Classification System

*** May include itinerant teachers



**School Description Report
2005-06**



District 1 - Labrador

#004 - Queen of Peace Middle School, Happy Valley-Goose Bay

Classification: Urban Community/Labrador Region*

Grades: 4-7

Number of Grades: 4

[School FTE PTR : 15.1](#)

[District FTE PTR : 12.7](#)

[Provincial FTE PTR : 13.5](#)

[FTE Teachers](#) *** : 30.0

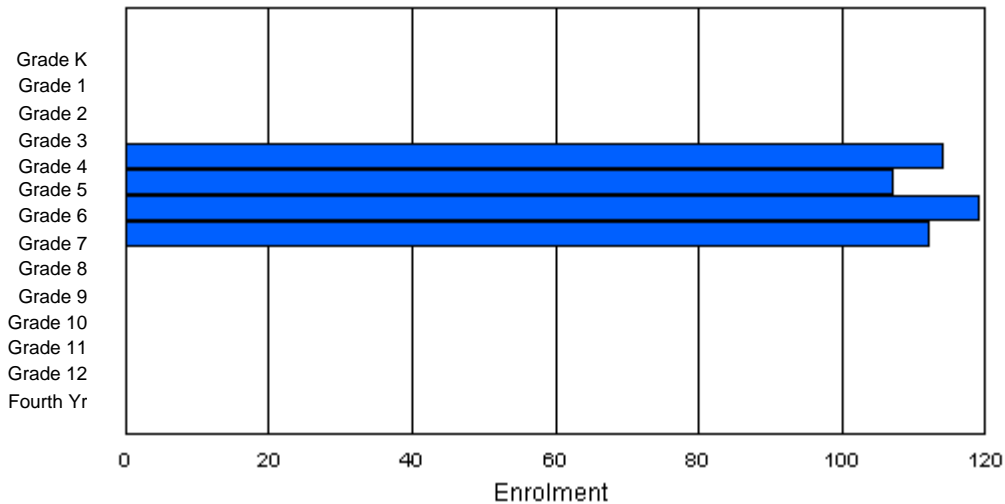
Enrolment By Age and Gender

Gender	Age																Total
	5	6	7	8	9	10	11	12	13	14	15	16	17	18	19	20>	
Male	0	0	0	0	50	57	61	61	3	0	0	0	0	0	0	0	232
Female	0	0	0	0	58	50	59	49	4	0	0	0	0	0	0	0	220
Total	0	0	0	0	108	107	120	110	7	0	0	0	0	0	0	0	452

Enrolment By Grade and Gender

Gender	Grade														Total
	K	1	2	3	4	5	6	7	8	9	10	11	12	4th	
Male	0	0	0	0	53	56	64	59	0	0	0	0	0	0	232
Female	0	0	0	0	61	51	55	53	0	0	0	0	0	0	220
Total	0	0	0	0	114	107	119	112	0	0	0	0	0	0	452

Enrolment By Grade
For 004



* Data from the 2005-2006 AGR(Enrolment/Age as of the last day in Sept./Dec.)

** Newfoundland Statistics Classification System

*** May include itinerant teachers



**School Description Report
2005-06**



District 1 - Labrador

#005 - Peacock Primary School, Happy Valley-Goose Bay

Classification: Urban Community/Labrador Region*

Grades: K-3

Number of Grades: 4

[School FTE PTR : 13.7](#)

[District FTE PTR : 12.7](#)

[Provincial FTE PTR : 13.5](#)

[FTE Teachers](#) *** : 28.0

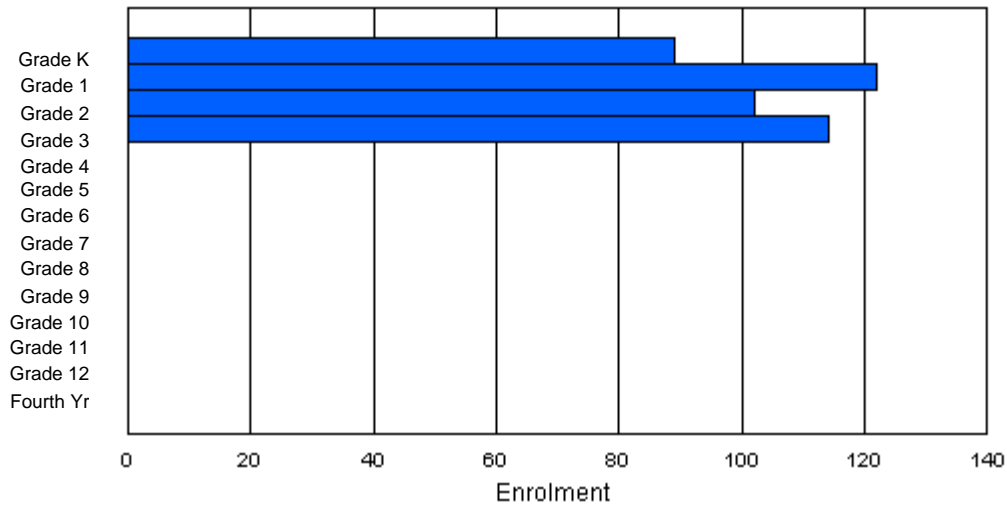
Enrolment By Age and Gender

Gender	Age																Total
	5	6	7	8	9	10	11	12	13	14	15	16	17	18	19	20>	
Male	42	62	49	62	1	0	0	0	0	0	0	0	0	0	0	0	216
Female	46	59	53	51	2	0	0	0	0	0	0	0	0	0	0	0	211
Total	88	121	102	113	3	0	0	0	0	0	0	0	0	0	0	427	

Enrolment By Grade and Gender

Gender	Grade														Total
	K	1	2	3	4	5	6	7	8	9	10	11	12	4th	
Male	42	62	51	61	0	0	0	0	0	0	0	0	0	0	216
Female	47	60	51	53	0	0	0	0	0	0	0	0	0	0	211
Total	89	122	102	114	0	0	0	0	0	0	0	0	0	0	427

Enrolment By Grade
For 005



* Data from the 2005-2006 AGR(Enrolment/Age as of the last day in Sept./Dec.)

** Newfoundland Statistics Classification System

*** May include itinerant teachers



**School Description Report
2005-06**



District 1 - Labrador

#007 - Amos Comenius Memorial School, Hopedale

Classification: Rural Community/Labrador Region**

Grades: K-12

Number of Grades: 13

[School FTE PTR : 8.3](#)

[District FTE PTR : 12.7](#)

[Provincial FTE PTR : 13.5](#)

[FTE Teachers](#) *** : 20.0

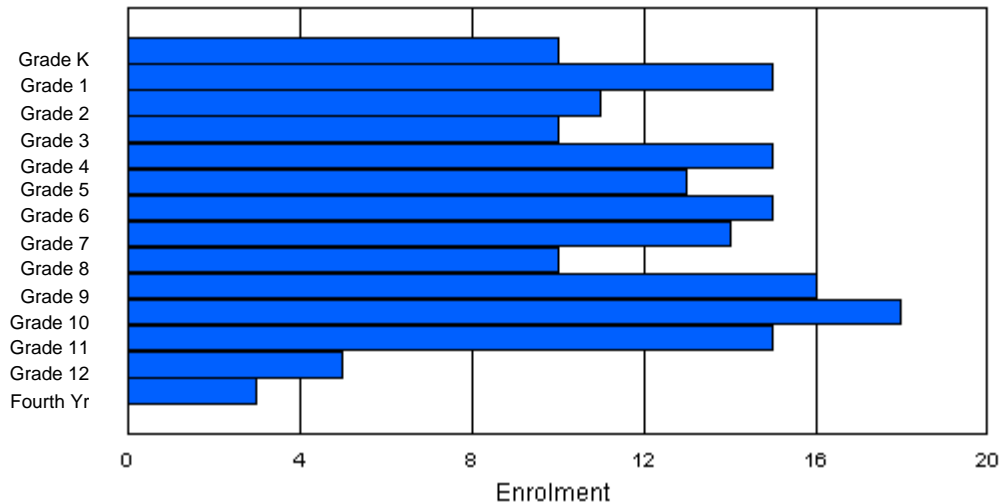
Enrolment By Age and Gender

Gender	Age																Total
	5	6	7	8	9	10	11	12	13	14	15	16	17	18	19	20>	
Male	6	4	3	8	8	5	3	11	9	4	6	11	5	4	1	0	88
Female	5	6	2	5	7	6	7	5	9	6	7	10	5	2	0	0	82
Total	11	10	5	13	15	11	10	16	18	10	13	21	10	6	1	0	170

Enrolment By Grade and Gender

Gender	Grade														Total
	K	1	2	3	4	5	6	7	8	9	10	11	12	4th	
Male	6	7	8	5	6	8	9	7	4	9	7	7	2	3	88
Female	4	8	3	5	9	5	6	7	6	7	11	8	3	0	82
Total	10	15	11	10	15	13	15	14	10	16	18	15	5	3	170

Enrolment By Grade
For 007



* Data from the 2005-2006 AGR(Enrolment/Age as of the last day in Sept./Dec.)

** Newfoundland Statistics Classification System

*** May include itinerant teachers



**School Description Report
2005-06**



District 1 - Labrador

#008 - A. P. Low Primary, Labrador City

Classification: Urban Community/Labrador Region*

Grades: K-3

Number of Grades: 4

[School FTE PTR : 13.9](#)

[District FTE PTR : 12.7](#)

[Provincial FTE PTR : 13.5](#)

[FTE Teachers](#) *** : 25.8

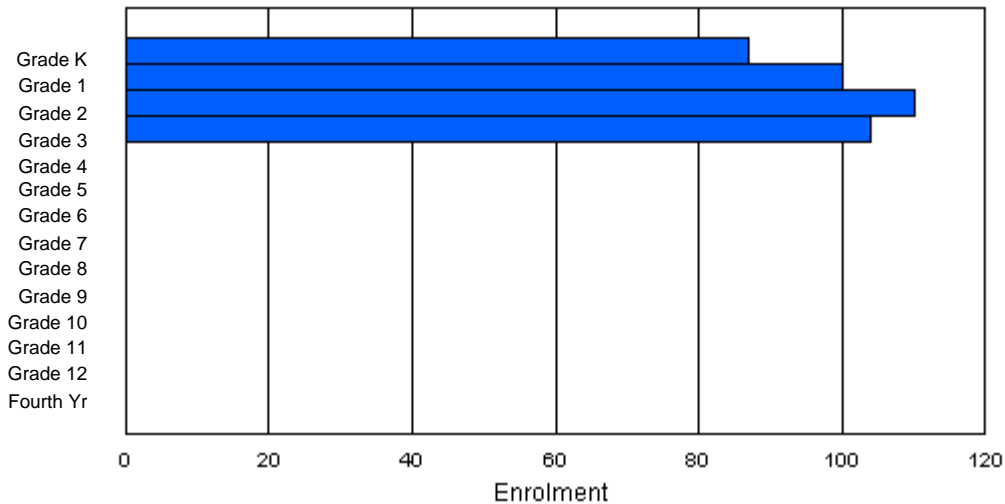
Enrolment By Age and Gender

Gender	Age																Total
	5	6	7	8	9	10	11	12	13	14	15	16	17	18	19	20>	
Male	43	52	65	54	4	0	0	0	0	0	0	0	0	0	0	0	218
Female	44	48	43	45	3	0	0	0	0	0	0	0	0	0	0	0	183
Total	87	100	108	99	7	0	0	0	0	0	0	0	0	0	0	0	401

Enrolment By Grade and Gender

Gender	Grade														Total
	K	1	2	3	4	5	6	7	8	9	10	11	12	4th	
Male	43	52	67	56	0	0	0	0	0	0	0	0	0	0	218
Female	44	48	43	48	0	0	0	0	0	0	0	0	0	0	183
Total	87	100	110	104	0	0	0	0	0	0	0	0	0	0	401

Enrolment By Grade
For 008



* Data from the 2005-2006 AGR(Enrolment/Age as of the last day in Sept./Dec.)

** Newfoundland Statistics Classification System

*** May include itinerant teachers



**School Description Report
2005-06**



District 1 - Labrador

#010 - Menihek High School, Labrador City

Classification: Urban Community/Labrador Region*

Grades: 8-12

Number of Grades: 5

[School FTE PTR : 18.6](#)

[District FTE PTR : 12.7](#)

[Provincial FTE PTR : 13.5](#)

[FTE Teachers](#) *** : 34.0

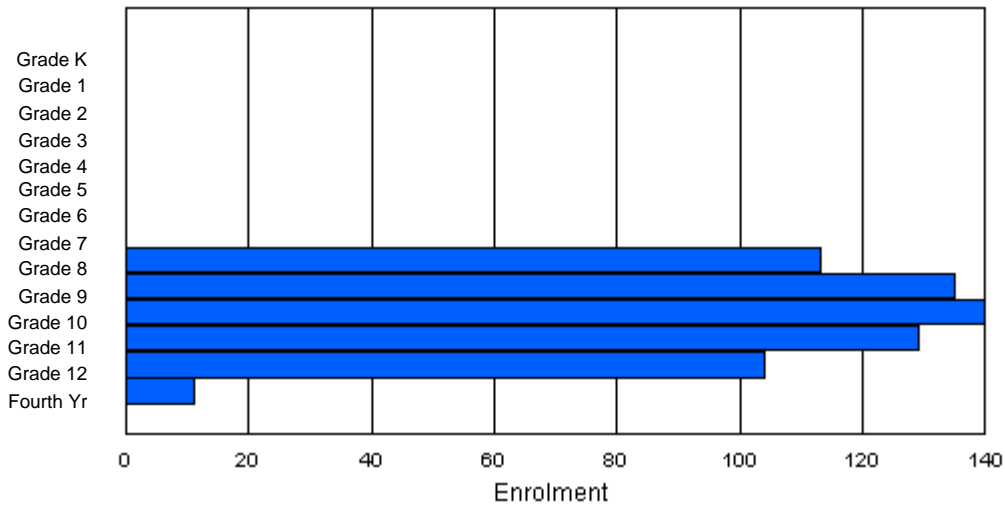
Enrolment By Age and Gender

Gender	Age																	Total
	5	6	7	8	9	10	11	12	13	14	15	16	17	18	19	20>		
Male	0	0	0	0	0	0	0	0	59	56	68	66	67	17	3	0	336	
Female	0	0	0	0	0	0	0	0	51	64	65	50	54	11	1	0	296	
Total	0	0	0	0	0	0	0	0	110	120	133	116	121	28	4	0	632	

Enrolment By Grade and Gender

Gender	Grade															Total
	K	1	2	3	4	5	6	7	8	9	10	11	12	4th		
Male	0	0	0	0	0	0	0	0	60	65	76	74	54	7	336	
Female	0	0	0	0	0	0	0	0	53	70	64	55	50	4	296	
Total	0	0	0	0	0	0	0	0	113	135	140	129	104	11	632	

Enrolment By Grade
For 010



* Data from the 2005-2006 AGR(Enrolment/Age as of the last day in Sept./Dec.)

** Newfoundland Statistics Classification System

*** May include itinerant teachers



**School Description Report
2005-06**



District 1 - Labrador

#012 - J.C. Erhardt Memorial School, Makkovik

Classification: Rural Community/Labrador Region**

Grades: K-12

Number of Grades: 13

[School FTE PTR : 8.8](#)

[District FTE PTR : 12.7](#)

[Provincial FTE PTR : 13.5](#)

[FTE Teachers](#) *** : 11.0

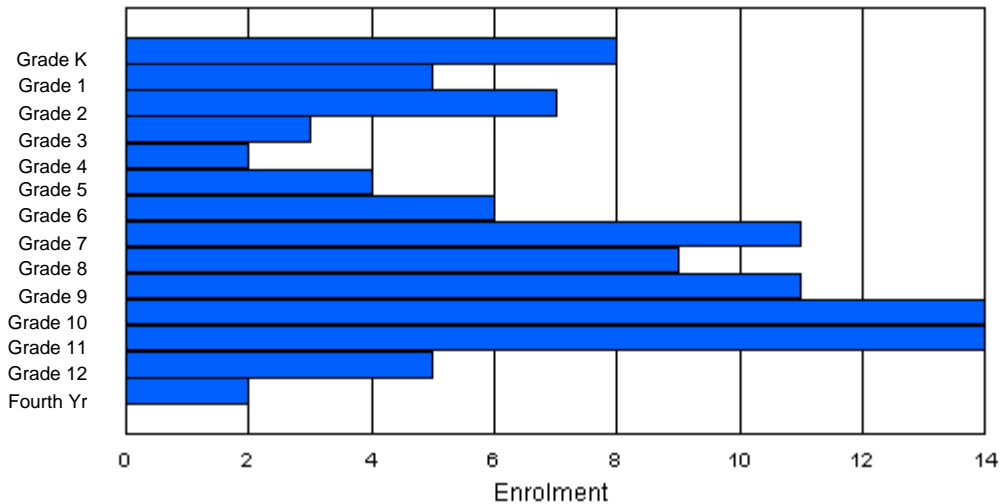
Enrolment By Age and Gender

Gender	Age																Total
	5	6	7	8	9	10	11	12	13	14	15	16	17	18	19	20>	
Male	5	1	1	2	2	2	4	5	5	5	4	2	7	2	1	0	48
Female	3	4	5	2	0	2	2	4	3	6	6	8	7	1	0	0	53
Total	8	5	6	4	2	4	6	9	8	11	10	10	14	3	1	0	101

Enrolment By Grade and Gender

Gender	Grade														Total
	K	1	2	3	4	5	6	7	8	9	10	11	12	4th	
Male	5	1	2	1	2	2	4	7	5	5	6	5	2	1	48
Female	3	4	5	2	0	2	2	4	4	6	8	9	3	1	53
Total	8	5	7	3	2	4	6	11	9	11	14	14	5	2	101

Enrolment By Grade
For 012



* Data from the 2005-2006 AGR(Enrolment/Age as of the last day in Sept./Dec.)

** Newfoundland Statistics Classification System

*** May include itinerant teachers



**School Description Report
2005-06**



District 1 - Labrador

#013 - Mud Lake School, Mud Lake

Classification: Rural Community/Labrador Region**

Grades: 3,4,6,7,9

Number of Grades: 5

[School FTE PTR : 7.0](#)

[District FTE PTR : 12.7](#)

[Provincial FTE PTR : 13.5](#)

[FTE Teachers](#) *** : 1.0

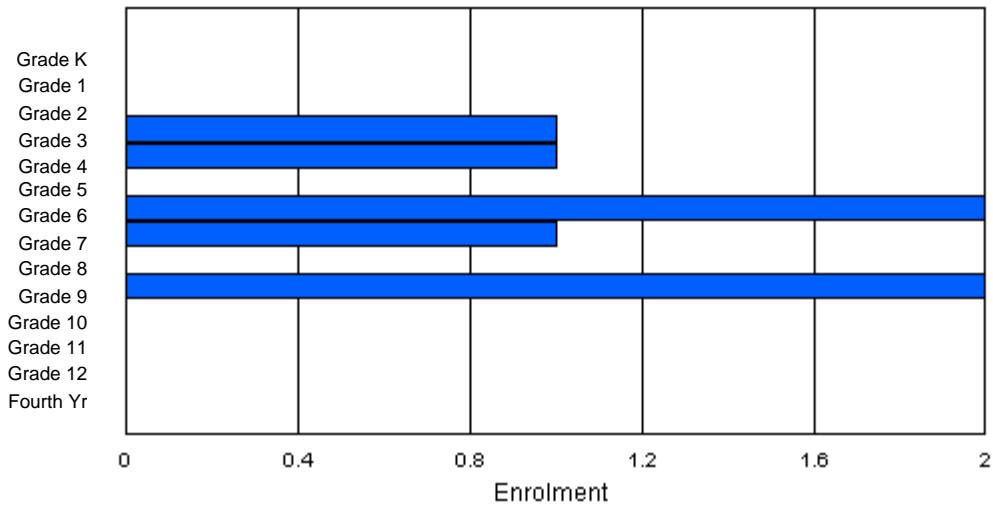
Enrolment By Age and Gender

Gender	Age																Total
	5	6	7	8	9	10	11	12	13	14	15	16	17	18	19	20>	
Male	0	0	0	0	0	0	0	1	0	1	0	0	0	0	0	0	2
Female	0	0	0	1	1	0	2	0	0	1	0	0	0	0	0	0	5
Total	0	0	0	1	1	0	2	1	0	2	0	0	0	0	0	0	7

Enrolment By Grade and Gender

Gender	Grade														Total
	K	1	2	3	4	5	6	7	8	9	10	11	12	4th	
Male	0	0	0	0	0	0	0	1	0	1	0	0	0	0	2
Female	0	0	0	1	1	0	2	0	0	1	0	0	0	0	5
Total	0	0	0	1	1	0	2	1	0	2	0	0	0	0	7

Enrolment By Grade
For 013



* Data from the 2005-2006 AGR(Enrolment/Age as of the last day in Sept./Dec.)

** Newfoundland Statistics Classification System

*** May include itinerant teachers



**School Description Report
2005-06**



District 1 - Labrador

#014 - Jens Haven Memorial, Nain

Classification: Rural Community/Labrador Region**

Grades: K-12

Number of Grades: 13

[School FTE PTR : 9.9](#)

[District FTE PTR : 12.7](#)

[Provincial FTE PTR : 13.5](#)

[FTE Teachers](#) *** : 32.0

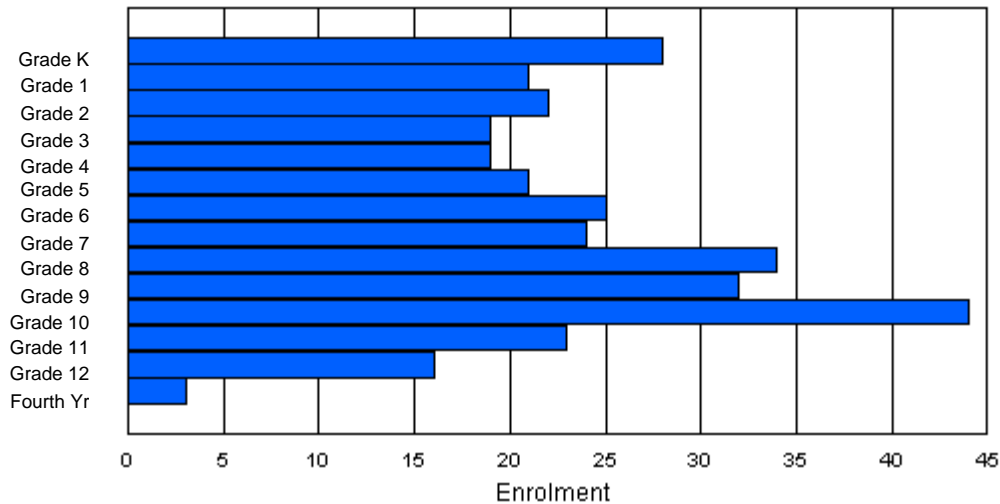
Enrolment By Age and Gender

Gender	Age																Total
	5	6	7	8	9	10	11	12	13	14	15	16	17	18	19	20>	
Male	14	8	5	11	9	14	12	11	13	11	16	10	14	5	0	2	155
Female	14	14	11	8	9	11	7	11	8	17	11	23	17	12	3	0	176
Total	28	22	16	19	18	25	19	22	21	28	27	33	31	17	3	2	331

Enrolment By Grade and Gender

Gender	Grade														Total
	K	1	2	3	4	5	6	7	8	9	10	11	12	4th	
Male	14	11	6	11	7	13	14	14	19	15	14	10	6	1	155
Female	14	10	16	8	12	8	11	10	15	17	30	13	10	2	176
Total	28	21	22	19	19	21	25	24	34	32	44	23	16	3	331

Enrolment By Grade
For 014



* Data from the 2005-2006 AGR(Enrolment/Age as of the last day in Sept./Dec.)

** Newfoundland Statistics Classification System

*** May include itinerant teachers



**School Description Report
2005-06**



District 1 - Labrador

#015 - Lake Melville School, North West River

Classification: Rural Community/Labrador Region**

Grades: K-12

Number of Grades: 13

[School FTE PTR : 9.5](#)

[District FTE PTR : 12.7](#)

[Provincial FTE PTR : 13.5](#)

[FTE Teachers](#) *** : 11.0

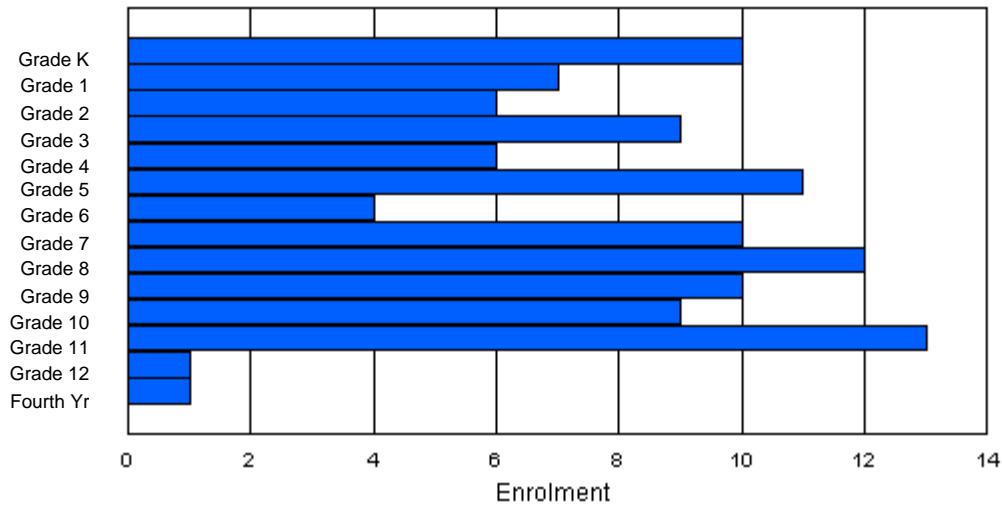
Enrolment By Age and Gender

Gender	Age																	Total
	5	6	7	8	9	10	11	12	13	14	15	16	17	18	19	20>		
Male	4	3	1	5	1	7	1	4	6	4	6	6	1	2	0	0	51	
Female	6	4	5	4	4	6	3	5	4	4	4	6	2	1	0	0	58	
Total	10	7	6	9	5	13	4	9	10	8	10	12	3	3	0	0	109	

Enrolment By Grade and Gender

Gender	K	Grade													4th	Total
		1	2	3	4	5	6	7	8	9	10	11	12			
Male	4	4	0	5	2	6	1	5	7	6	5	5	0	1	51	
Female	6	3	6	4	4	5	3	5	5	4	4	8	1	0	58	
Total	10	7	6	9	6	11	4	10	12	10	9	13	1	1	109	

Enrolment By Grade
For 015



* Data from the 2005-2006 AGR(Enrolment/Age as of the last day in Sept./Dec.)

** Newfoundland Statistics Classification System

*** May include itinerant teachers



**School Description Report
2005-06**



District 1 - Labrador

#016 - B.L. Morrison, Postville

Classification: Rural Community/Labrador Region**

Grades: K-12

Number of Grades: 13

[School FTE PTR : 7.7](#)

[District FTE PTR : 12.7](#)

[Provincial FTE PTR : 13.5](#)

[FTE Teachers](#) *** : 7.5

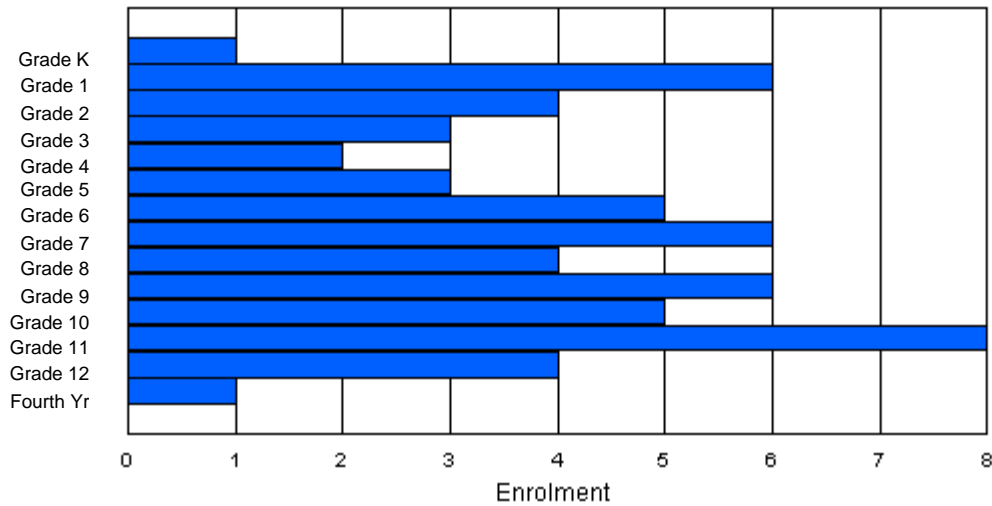
Enrolment By Age and Gender

Gender	Age																	Total
	5	6	7	8	9	10	11	12	13	14	15	16	17	18	19	20>		
Male	1	2	2	2	0	1	3	1	3	4	3	2	4	0	0	0	28	
Female	0	4	2	1	1	3	2	2	4	1	4	2	3	1	0	0	30	
Total	1	6	4	3	1	4	5	3	7	5	7	4	7	1	0	0	58	

Enrolment By Grade and Gender

Gender	Grade															Total
	K	1	2	3	4	5	6	7	8	9	10	11	12	4th		
Male	1	2	2	2	0	1	3	4	0	5	1	4	3	0	28	
Female	0	4	2	1	2	2	2	2	4	1	4	4	1	1	30	
Total	1	6	4	3	2	3	5	6	4	6	5	8	4	1	58	

Enrolment By Grade
For 016



* Data from the 2005-2006 AGR(Enrolment/Age as of the last day in Sept./Dec.)

** Newfoundland Statistics Classification System

*** May include itinerant teachers



**School Description Report
2005-06**



District 1 - Labrador

#017 - Northern Lights Academy, Rigolet

Classification: Rural Community/Labrador Region**

Grades: K-12

Number of Grades: 13

[School FTE PTR : 8.7](#)

[District FTE PTR : 12.7](#)

[Provincial FTE PTR : 13.5](#)

[FTE Teachers](#) *** : 7.0

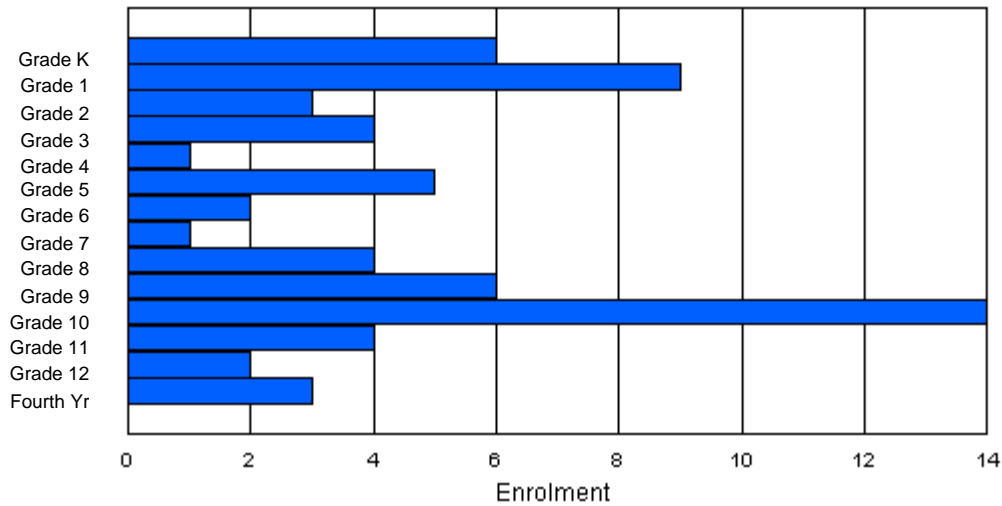
Enrolment By Age and Gender

Gender	Age																Total
	5	6	7	8	9	10	11	12	13	14	15	16	17	18	19	20>	
Male	3	3	2	4	1	3	2	0	0	1	4	4	4	0	1	0	32
Female	3	6	0	0	1	0	2	1	3	3	4	6	1	1	1	0	32
Total	6	9	2	4	2	3	4	1	3	4	8	10	5	1	2	0	64

Enrolment By Grade and Gender

Gender	K	Grade													4th	Total
		1	2	3	4	5	6	7	8	9	10	11	12			
Male	3	3	3	4	0	4	1	0	0	3	9	0	1	1	32	
Female	3	6	0	0	1	1	1	1	4	3	5	4	1	2	32	
Total	6	9	3	4	1	5	2	1	4	6	14	4	2	3	64	

Enrolment By Grade
For 017



* Data from the 2005-2006 AGR(Enrolment/Age as of the last day in Sept./Dec.)

** Newfoundland Statistics Classification System

*** May include itinerant teachers



**School Description Report
2005-06**



District 1 - Labrador

#018 - Peenamain McKenzie School, Sheshatshiu

Classification: Rural Community/Labrador Region**

Grades: K-12

Number of Grades: 13

[School FTE PTR : 9.8](#)

[District FTE PTR : 12.7](#)

[Provincial FTE PTR : 13.5](#)

[FTE Teachers](#) *** : 34.8

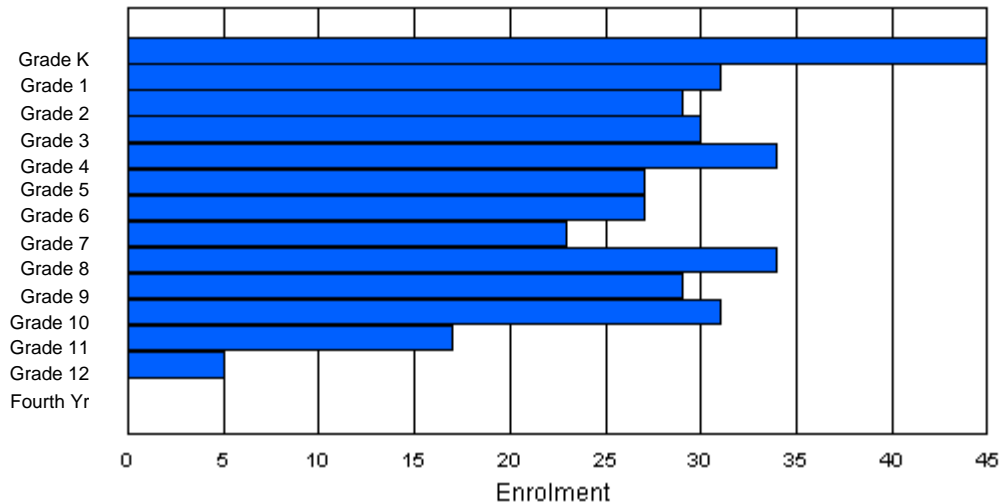
Enrolment By Age and Gender

Gender	Age																Total
	5	6	7	8	9	10	11	12	13	14	15	16	17	18	19	20>	
Male	21	18	11	18	17	13	10	18	15	12	8	8	8	0	0	0	177
Female	23	20	12	12	17	13	18	10	14	16	11	9	8	1	1	0	185
Total	44	38	23	30	34	26	28	28	29	28	19	17	16	1	1	0	362

Enrolment By Grade and Gender

Gender	Grade														Total
	K	1	2	3	4	5	6	7	8	9	10	11	12	4th	
Male	22	12	16	18	17	13	10	15	18	12	11	10	3	0	177
Female	23	19	13	12	17	14	17	8	16	17	20	7	2	0	185
Total	45	31	29	30	34	27	27	23	34	29	31	17	5	0	362

Enrolment By Grade
For 018



* Data from the 2005-2006 AGR(Enrolment/Age as of the last day in Sept./Dec.)

** Newfoundland Statistics Classification System

*** May include itinerant teachers



**School Description Report
2005-06**



District 1 - Labrador

#381 - J.R. Smallwood Middle School, Wabush

Classification: Urban Community/Labrador Region*

Grades: 4-7

Number of Grades: 4

[School FTE PTR : 17.2](#)

[District FTE PTR : 12.7](#)

[Provincial FTE PTR : 13.5](#)

[FTE Teachers](#) *** : 25.0

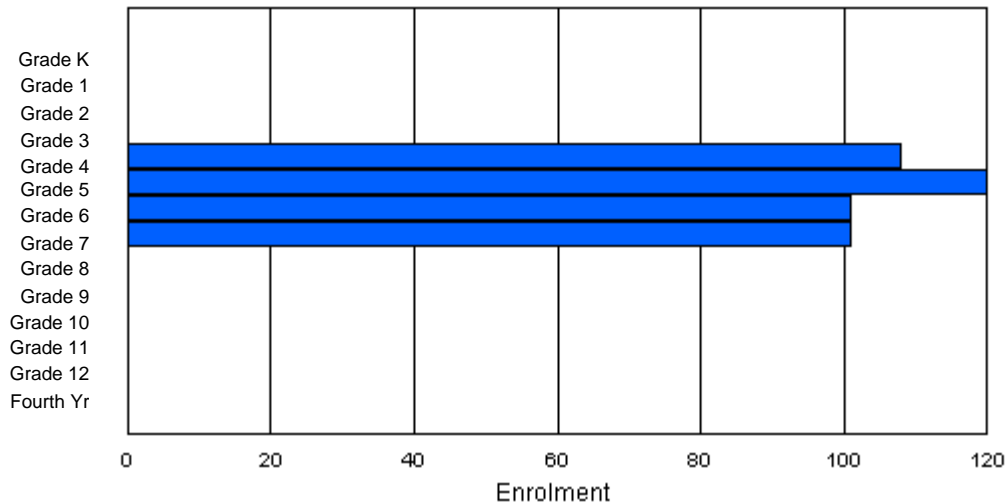
Enrolment By Age and Gender

Gender	Age																Total
	5	6	7	8	9	10	11	12	13	14	15	16	17	18	19	20>	
Male	0	0	0	2	52	55	46	63	2	0	0	0	0	0	0	0	220
Female	0	0	0	1	48	64	56	41	0	0	0	0	0	0	0	0	210
Total	0	0	0	3	100	119	102	104	2	0	0	0	0	0	0	0	430

Enrolment By Grade and Gender

Gender	Grade														Total
	K	1	2	3	4	5	6	7	8	9	10	11	12	4th	
Male	0	0	0	0	56	56	47	61	0	0	0	0	0	0	220
Female	0	0	0	0	52	64	54	40	0	0	0	0	0	0	210
Total	0	0	0	0	108	120	101	101	0	0	0	0	0	0	430

Enrolment By Grade
For 381



* Data from the 2005-2006 AGR(Enrolment/Age as of the last day in Sept./Dec.)

** Newfoundland Statistics Classification System

*** May include itinerant teachers



**School Description Report
2005-06**



District 1 - Labrador

#477 - Mealy Mountain Collegiate, Happy Valley-Goose Bay

Classification: Urban Community/Labrador Region*

Grades: 8-12

Number of Grades: 5

[School FTE PTR : 17.3](#)

[District FTE PTR : 12.7](#)

[Provincial FTE PTR : 13.5](#)

[FTE Teachers](#) *** : 36.3

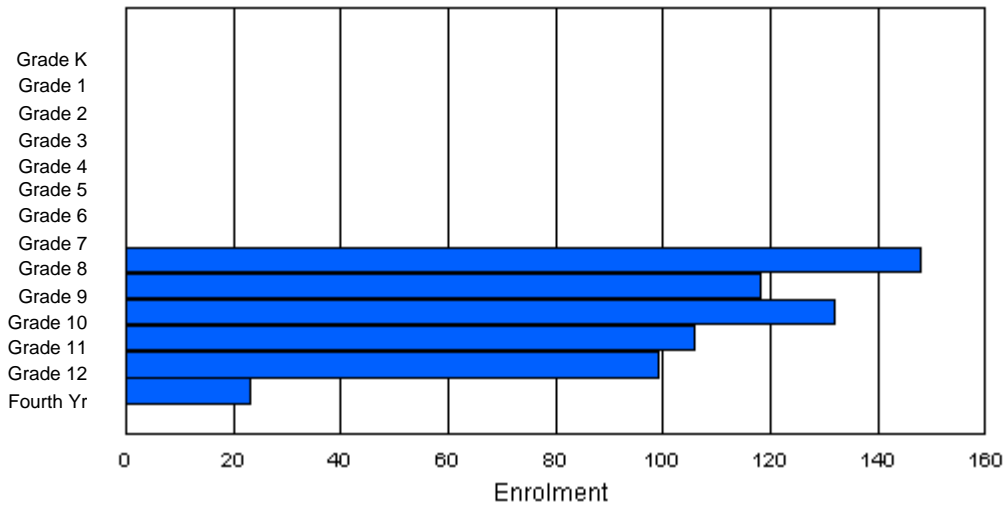
Enrolment By Age and Gender

Gender	Age																	Total
	5	6	7	8	9	10	11	12	13	14	15	16	17	18	19	20>		
Male	0	0	0	0	0	0	1	0	71	60	64	57	43	13	3	0	312	
Female	0	0	0	0	0	0	0	0	55	67	62	53	57	18	2	0	314	
Total	0	0	0	0	0	0	1	0	126	127	126	110	100	31	5	0	626	

Enrolment By Grade and Gender

Gender	Grade															Total
	K	1	2	3	4	5	6	7	8	9	10	11	12	4th		
Male	0	0	0	0	0	0	0	0	85	54	72	50	41	10	312	
Female	0	0	0	0	0	0	0	0	63	64	60	56	58	13	314	
Total	0	0	0	0	0	0	0	0	148	118	132	106	99	23	626	

Enrolment By Grade
For 477



* Data from the 2005-2006 AGR(Enrolment/Age as of the last day in Sept./Dec.)

** Newfoundland Statistics Classification System

*** May include itinerant teachers



**School Description Report
2005-06**



District 2 - Western

#022 - William Gillett Academy, Charlottetown, LAB

Classification: Rural Community/Labrador Region**

Grades: K-12

Number of Grades: 13

[School FTE PTR : 9.1](#)

[District FTE PTR : 12.5](#)

[Provincial FTE PTR : 13.5](#)

[FTE Teachers](#) *** : 9.0

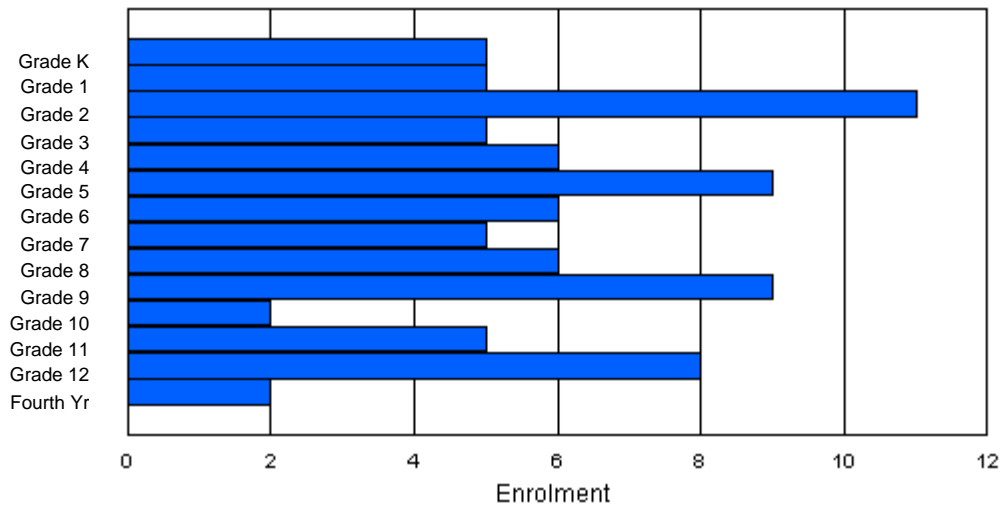
Enrolment By Age and Gender

Gender	Age																	Total
	5	6	7	8	9	10	11	12	13	14	15	16	17	18	19	20>		
Male	4	3	4	2	1	5	5	2	5	3	3	4	6	1	0	0	48	
Female	1	2	7	3	5	4	1	3	1	4	1	1	2	1	0	0	36	
Total	5	5	11	5	6	9	6	5	6	7	4	5	8	2	0	0	84	

Enrolment By Grade and Gender

Gender	K	Grade														Total
		1	2	3	4	5	6	7	8	9	10	11	12	4th		
Male	4	3	4	2	1	5	5	2	5	5	1	4	6	1	48	
Female	1	2	7	3	5	4	1	3	1	4	1	1	2	1	36	
Total	5	5	11	5	6	9	6	5	6	9	2	5	8	2	84	

Enrolment By Grade
For 022



* Data from the 2005-2006 AGR(Enrolment/Age as of the last day in Sept./Dec.)

** Newfoundland Statistics Classification System

*** May include itinerant teachers



**School Description Report
2005-06**



District 2 - Western

#023 - Sacred Heart AG, Conche

Classification: Rural Community/Western Region**

Grades: 1-4,6-12

Number of Grades: 11

[School FTE PTR : 6.4](#)

[District FTE PTR : 12.5](#)

[Provincial FTE PTR : 13.5](#)

[FTE Teachers](#) *** : 5.0

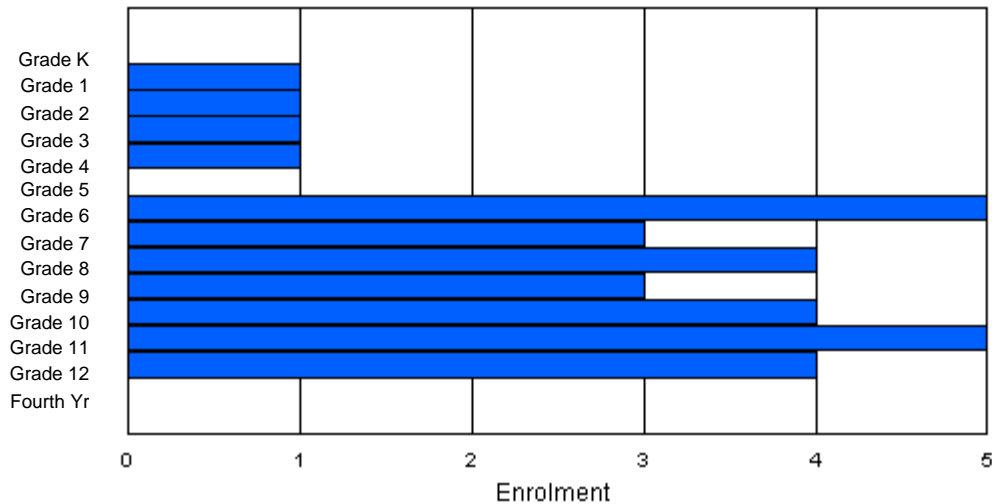
Enrolment By Age and Gender

Gender	Age																Total
	5	6	7	8	9	10	11	12	13	14	15	16	17	18	19	20>	
Male	0	1	0	1	1	0	3	0	1	0	0	4	1	0	0	0	12
Female	0	0	1	0	0	0	2	3	3	3	4	1	3	0	0	0	20
Total	0	1	1	1	1	0	5	3	4	3	4	5	4	0	0	0	32

Enrolment By Grade and Gender

Gender	Grade														Total
	K	1	2	3	4	5	6	7	8	9	10	11	12	4th	
Male	0	1	0	1	1	0	3	0	1	0	0	4	1	0	12
Female	0	0	1	0	0	0	2	3	3	3	4	1	3	0	20
Total	0	1	1	1	1	0	5	3	4	3	4	5	4	0	32

Enrolment By Grade
For 023



* Data from the 2005-2006 AGR(Enrolment/Age as of the last day in Sept./Dec.)

** Newfoundland Statistics Classification System

*** May include itinerant teachers



School Description Report
2005-06



District 2 - Western

#024 - James Cook Memorial, Cook's Harbour

Classification: Rural Community/Western Region**

Grades: K-12

Number of Grades: 13

School FTE PTR : 7.5

District FTE PTR : 12.5

Provincial FTE PTR : 13.5

FTE Teachers *** : 4.0

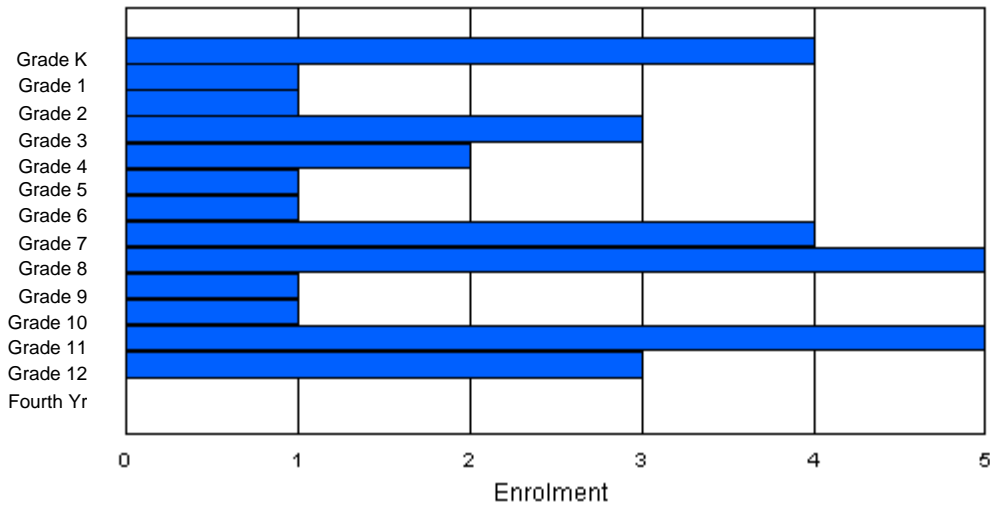
Enrolment By Age and Gender

Gender	Age																	Total
	5	6	7	8	9	10	11	12	13	14	15	16	17	18	19	20>		
Male	3	1	1	2	0	1	0	2	2	0	1	0	3	0	0	0	16	
Female	1	0	0	1	2	0	1	2	3	1	0	3	2	0	0	0	16	
Total	4	1	1	3	2	1	1	4	5	1	1	3	5	0	0	0	32	

Enrolment By Grade and Gender

Gender	K	Grade													4th	Total
		1	2	3	4	5	6	7	8	9	10	11	12			
Male	3	1	1	2	0	1	0	2	2	0	1	0	3	0	16	
Female	1	0	0	1	2	0	1	2	3	1	0	5	0	0	16	
Total	4	1	1	3	2	1	1	4	5	1	1	5	3	0	32	

Enrolment By Grade
For 024



* Data from the 2005-2006 AGR(Enrolment/Age as of the last day in Sept./Dec.)

** Newfoundland Statistics Classification System

*** May include itinerant teachers



**School Description Report
2005-06**



District 2 - Western

#025 - St. Joseph's All Grade, Croque

Classification: Rural Community/Western Region**

Grades: 1,3-5,8-12

Number of Grades: 9

[School FTE PTR : 5.1](#)

[District FTE PTR : 12.5](#)

[Provincial FTE PTR : 13.5](#)

[FTE Teachers](#) *** : 2.8

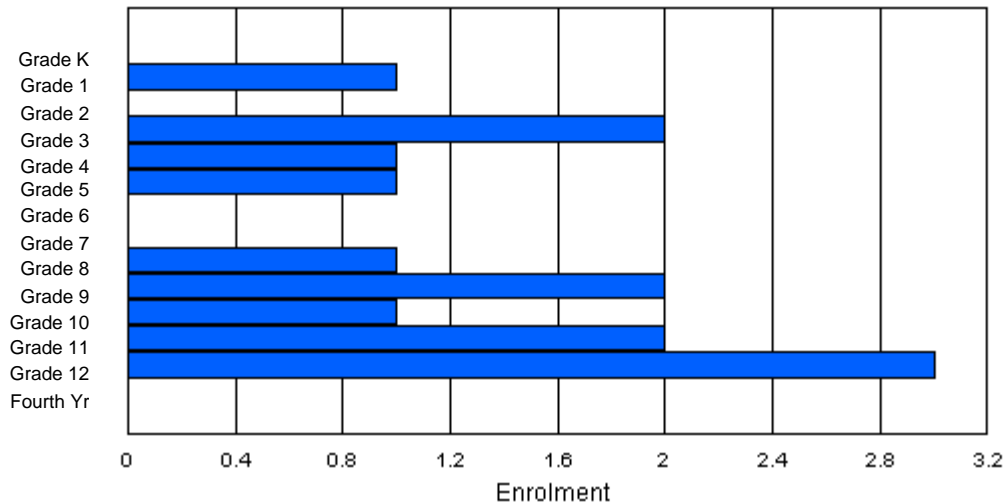
Enrolment By Age and Gender

Gender	Age																	Total
	5	6	7	8	9	10	11	12	13	14	15	16	17	18	19	20>		
Male	0	0	0	1	1	1	0	0	0	2	1	2	2	0	0	0	10	
Female	0	1	0	1	0	0	0	0	1	0	0	0	1	0	0	0	4	
Total	0	1	0	2	1	1	0	0	1	2	1	2	3	0	0	0	14	

Enrolment By Grade and Gender

Gender	Grade															Total
	K	1	2	3	4	5	6	7	8	9	10	11	12	4th		
Male	0	0	0	1	1	1	0	0	0	2	1	2	2	0	10	
Female	0	1	0	1	0	0	0	0	1	0	0	0	1	0	4	
Total	0	1	0	2	1	1	0	0	1	2	1	2	3	0	14	

Enrolment By Grade
For 025



* Data from the 2005-2006 AGR(Enrolment/Age as of the last day in Sept./Dec.)

** Newfoundland Statistics Classification System

*** May include itinerant teachers



**School Description Report
2005-06**



District 2 - Western

#026 - H.G. Fillier Academy, Englee

Classification: Rural Community/Western Region**

Grades: K-9

Number of Grades: 10

[School FTE PTR : 7.9](#)

[District FTE PTR : 12.5](#)

[Provincial FTE PTR : 13.5](#)

[FTE Teachers](#) *** : 8.0

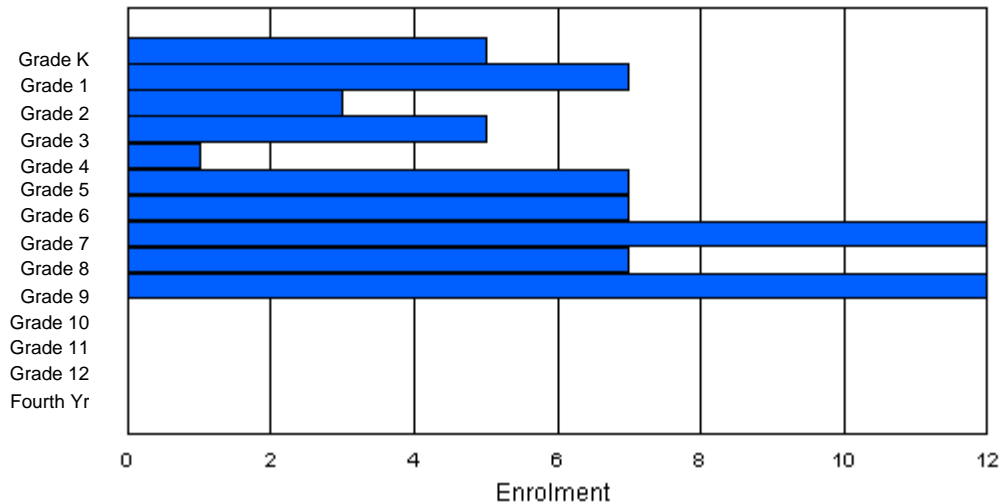
Enrolment By Age and Gender

Gender	Age																Total
	5	6	7	8	9	10	11	12	13	14	15	16	17	18	19	20>	
Male	3	4	1	1	1	4	5	5	1	4	1	0	0	0	0	0	30
Female	2	3	2	4	0	3	2	6	6	7	1	0	0	0	0	0	36
Total	5	7	3	5	1	7	7	11	7	11	2	0	0	0	0	0	66

Enrolment By Grade and Gender

Gender	K	Grade													4th	Total
		1	2	3	4	5	6	7	8	9	10	11	12			
Male	3	4	1	1	1	4	5	6	0	5	0	0	0	0	0	30
Female	2	3	2	4	0	3	2	6	7	7	0	0	0	0	0	36
Total	5	7	3	5	1	7	7	12	7	12	0	0	0	0	0	66

Enrolment By Grade
For 026



* Data from the 2005-2006 AGR(Enrolment/Age as of the last day in Sept./Dec.)

** Newfoundland Statistics Classification System

*** May include itinerant teachers



**School Description Report
2005-06**



District 2 - Western

#027 - Canon Richards High School, Flower's Cove

Classification: Rural Community/Western Region**

Grades: 7-12

Number of Grades: 6

[School FTE PTR : 12.4](#)

[District FTE PTR : 12.5](#)

[Provincial FTE PTR : 13.5](#)

[FTE Teachers](#) *** : 9.0

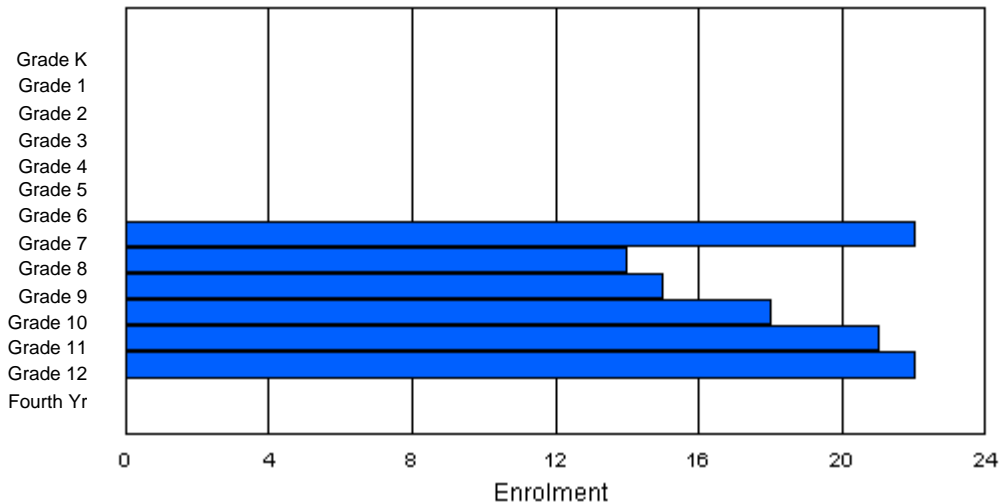
Enrolment By Age and Gender

Gender	Age																Total
	5	6	7	8	9	10	11	12	13	14	15	16	17	18	19	20>	
Male	0	0	0	0	0	0	0	12	6	10	10	11	12	0	0	0	61
Female	0	0	0	0	0	0	0	11	7	5	8	10	10	0	0	0	51
Total	0	0	0	0	0	0	0	23	13	15	18	21	22	0	0	0	112

Enrolment By Grade and Gender

Gender	Grade														Total
	K	1	2	3	4	5	6	7	8	9	10	11	12	4th	
Male	0	0	0	0	0	0	0	12	6	10	10	11	12	0	61
Female	0	0	0	0	0	0	0	10	8	5	8	10	10	0	51
Total	0	0	0	0	0	0	0	22	14	15	18	21	22	0	112

Enrolment By Grade
For 027



* Data from the 2005-2006 AGR(Enrolment/Age as of the last day in Sept./Dec.)

** Newfoundland Statistics Classification System

*** May include itinerant teachers



**School Description Report
2005-06**



District 2 - Western

#028 - Straits Elementary, Flower's Cove

Classification: Rural Community/Western Region**

Grades: K-6

Number of Grades: 7

[School FTE PTR : 12.3](#)

[District FTE PTR : 12.5](#)

[Provincial FTE PTR : 13.5](#)

[FTE Teachers](#) *** : 9.0

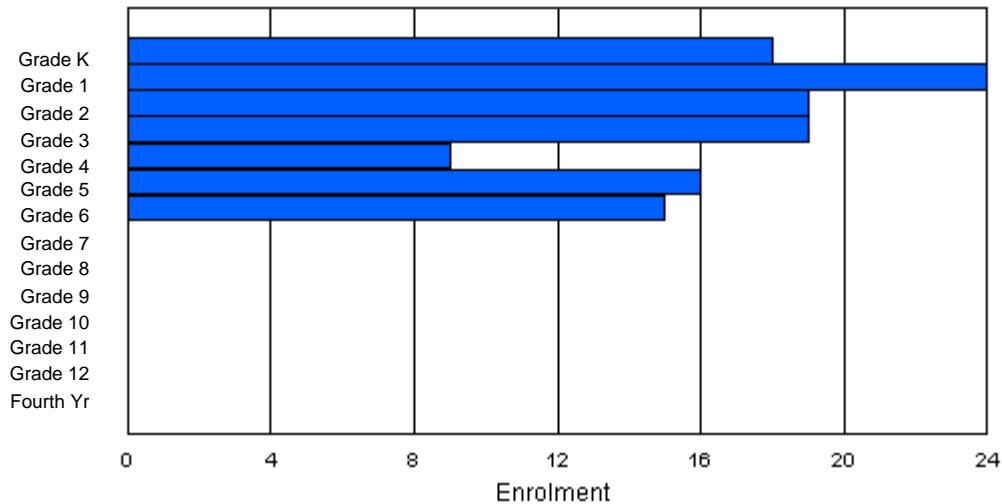
Enrolment By Age and Gender

Gender	Age																Total
	5	6	7	8	9	10	11	12	13	14	15	16	17	18	19	20>	
Male	10	15	9	13	5	8	7	0	0	0	0	0	0	0	0	0	67
Female	8	9	10	7	3	8	8	0	0	0	0	0	0	0	0	0	53
Total	18	24	19	20	8	16	15	0	0	0	0	0	0	0	0	0	120

Enrolment By Grade and Gender

Gender	Grade														Total
	K	1	2	3	4	5	6	7	8	9	10	11	12	4th	
Male	10	15	9	13	5	8	7	0	0	0	0	0	0	0	67
Female	8	9	10	6	4	8	8	0	0	0	0	0	0	0	53
Total	18	24	19	19	9	16	15	0	0	0	0	0	0	0	120

Enrolment By Grade
For 028



* Data from the 2005-2006 AGR(Enrolment/Age as of the last day in Sept./Dec.)

** Newfoundland Statistics Classification System

*** May include itinerant teachers



**School Description Report
2005-06**



District 2 - Western

#030 - Mountain Feild Academy, Forteau

Classification: Rural Community/Labrador Region**

Grades: K-12

Number of Grades: 13

[School FTE PTR : 11.5](#)

[District FTE PTR : 12.5](#)

[Provincial FTE PTR : 13.5](#)

[FTE Teachers](#) *** : 14.5

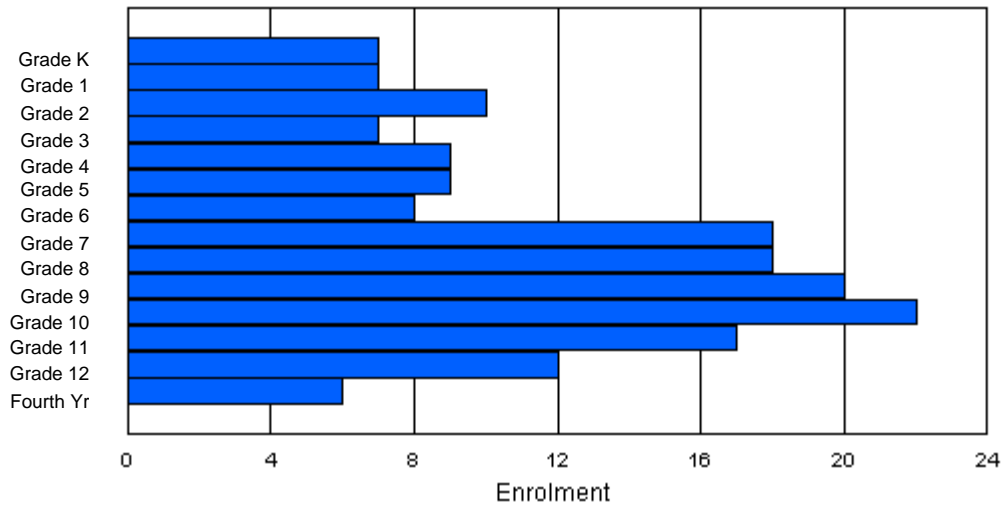
Enrolment By Age and Gender

Gender	Age																	Total
	5	6	7	8	9	10	11	12	13	14	15	16	17	18	19	20>		
Male	4	4	4	4	6	3	1	10	13	13	13	9	10	3	1	1	99	
Female	3	3	6	3	3	6	7	8	3	8	10	4	5	2	0	0	71	
Total	7	7	10	7	9	9	8	18	16	21	23	13	15	5	1	1	170	

Enrolment By Grade and Gender

Gender	K	Grade													4th	Total
		1	2	3	4	5	6	7	8	9	10	11	12			
Male	4	4	4	4	6	3	1	10	15	12	12	13	7	4	99	
Female	3	3	6	3	3	6	7	8	3	8	10	4	5	2	71	
Total	7	7	10	7	9	9	8	18	18	20	22	17	12	6	170	

Enrolment By Grade
For 030



* Data from the 2005-2006 AGR(Enrolment/Age as of the last day in Sept./Dec.)

** Newfoundland Statistics Classification System

*** May include itinerant teachers



**School Description Report
2005-06**



District 2 - Western

#032 - Truman Eddison Memorial, Griquet

Classification: Rural Community/Western Region**

Grades: K-6

Number of Grades: 7

[School FTE PTR : 7.6](#)

[District FTE PTR : 12.5](#)

[Provincial FTE PTR : 13.5](#)

[FTE Teachers](#) *** : 8.0

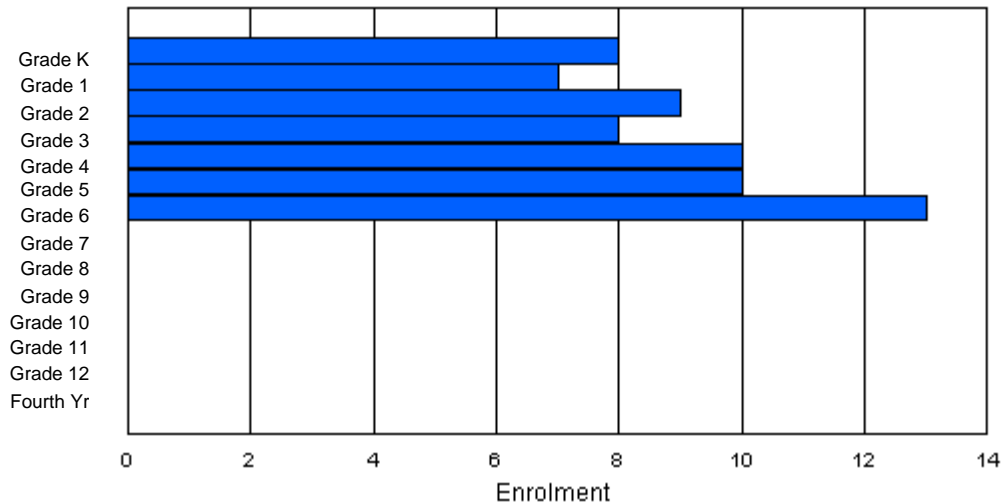
Enrolment By Age and Gender

Gender	Age																Total
	5	6	7	8	9	10	11	12	13	14	15	16	17	18	19	20>	
Male	2	4	4	3	7	4	7	0	0	0	0	0	0	0	0	0	31
Female	6	3	5	5	3	6	6	0	0	0	0	0	0	0	0	0	34
Total	8	7	9	8	10	10	13	0	0	0	0	0	0	0	0	0	65

Enrolment By Grade and Gender

Gender	Grade														Total
	K	1	2	3	4	5	6	7	8	9	10	11	12	4th	
Male	2	4	4	3	7	4	7	0	0	0	0	0	0	0	31
Female	6	3	5	5	3	6	6	0	0	0	0	0	0	0	34
Total	8	7	9	8	10	10	13	0	0	0	0	0	0	0	65

Enrolment By Grade
For 032



* Data from the 2005-2006 AGR(Enrolment/Age as of the last day in Sept./Dec.)

** Newfoundland Statistics Classification System

*** May include itinerant teachers



School Description Report
2005-06



District 2 - Western

#034 - Torrent River Academy, Hawke's Bay

Classification: Rural Community/Western Region**

Grades: K-6

Number of Grades: 7

[School FTE PTR : 7.2](#)

[District FTE PTR : 12.5](#)

[Provincial FTE PTR : 13.5](#)

[FTE Teachers](#) *** : 5.0

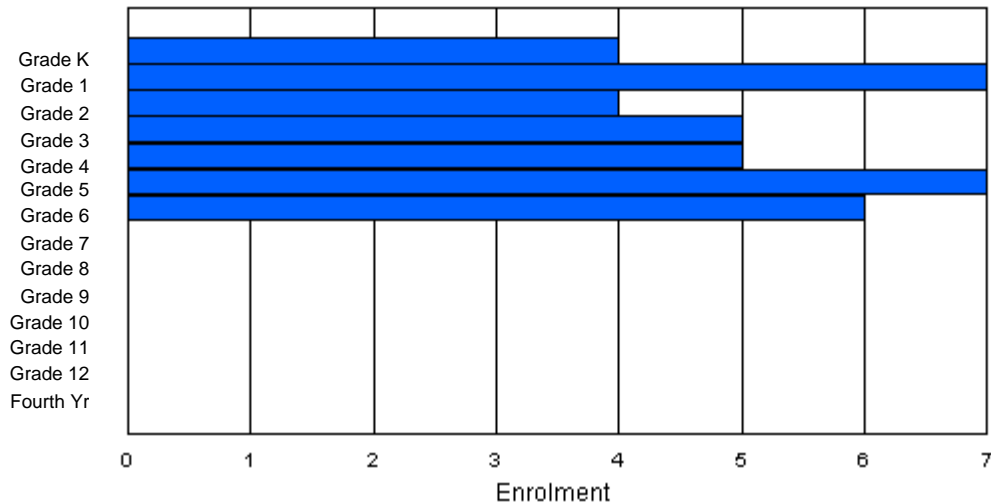
Enrolment By Age and Gender

Gender	Age																Total
	5	6	7	8	9	10	11	12	13	14	15	16	17	18	19	20>	
Male	2	1	1	3	5	4	4	0	0	0	0	0	0	0	0	0	20
Female	2	6	2	3	0	3	2	0	0	0	0	0	0	0	0	0	18
Total	4	7	3	6	5	7	6	0	0	0	0	0	0	0	0	0	38

Enrolment By Grade and Gender

Gender	K	Grade												4th	Total	
		1	2	3	4	5	6	7	8	9	10	11	12			
Male	2	1	2	2	5	4	4	0	0	0	0	0	0	0	0	20
Female	2	6	2	3	0	3	2	0	0	0	0	0	0	0	0	18
Total	4	7	4	5	5	7	6	0	0	0	0	0	0	0	0	38

Enrolment By Grade
For 034



* Data from the 2005-2006 AGR(Enrolment/Age as of the last day in Sept./Dec.)

** Newfoundland Statistics Classification System

*** May include itinerant teachers



**School Description Report
2005-06**



District 2 - Western

#036 - St. Paul's Elementary, L'Anse au Loup

Classification: Rural Community/Labrador Region**

Grades: K-6

Number of Grades: 7

[School FTE PTR : 9.0](#)

[District FTE PTR : 12.5](#)

[Provincial FTE PTR : 13.5](#)

[FTE Teachers](#) *** : 6.0

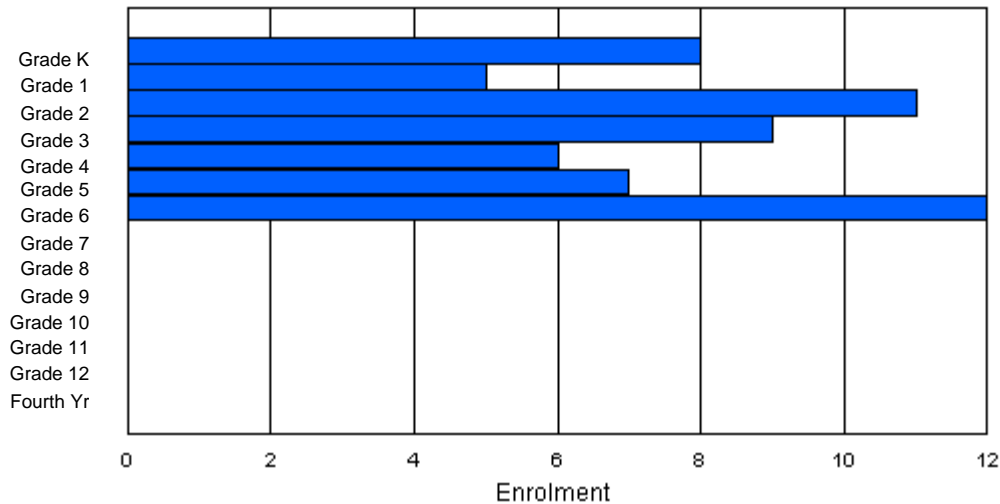
Enrolment By Age and Gender

Gender	Age																	Total
	5	6	7	8	9	10	11	12	13	14	15	16	17	18	19	20>		
Male	5	2	6	2	3	5	7	0	0	0	0	0	0	0	0	0	30	
Female	3	3	5	7	3	2	5	0	0	0	0	0	0	0	0	0	28	
Total	8	5	11	9	6	7	12	0	0	0	0	0	0	0	0	0	58	

Enrolment By Grade and Gender

Gender	Grade															Total
	K	1	2	3	4	5	6	7	8	9	10	11	12	4th		
Male	5	2	6	2	3	5	7	0	0	0	0	0	0	0	30	
Female	3	3	5	7	3	2	5	0	0	0	0	0	0	0	28	
Total	8	5	11	9	6	7	12	0	0	0	0	0	0	0	58	

Enrolment By Grade
For 036



* Data from the 2005-2006 AGR(Enrolment/Age as of the last day in Sept./Dec.)

** Newfoundland Statistics Classification System

*** May include itinerant teachers



**School Description Report
2005-06**



District 2 - Western

#037 - St. James School, Lodge Bay

Classification: Rural Community/Labrador Region**

Grades: K-4,6,8-9

Number of Grades: 8

[School FTE PTR : 7.8](#)

[District FTE PTR : 12.5](#)

[Provincial FTE PTR : 13.5](#)

[FTE Teachers](#) *** : 2.0

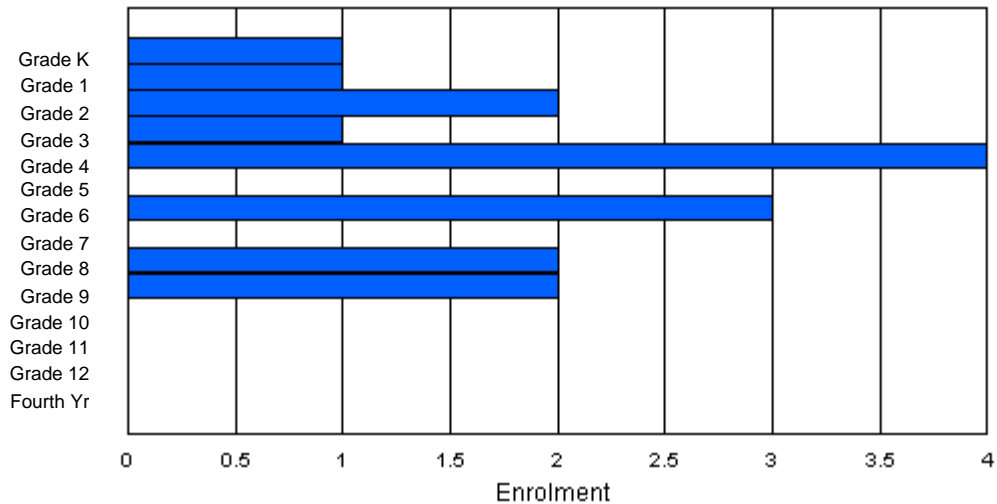
Enrolment By Age and Gender

Gender	Age																Total
	5	6	7	8	9	10	11	12	13	14	15	16	17	18	19	20>	
Male	1	1	1	0	2	0	1	0	1	1	0	0	0	0	0	0	8
Female	0	0	1	1	2	0	2	0	1	1	0	0	0	0	0	0	8
Total	1	1	2	1	4	0	3	0	2	2	0	0	0	0	0	0	16

Enrolment By Grade and Gender

Gender	K	Grade												4th	Total
		1	2	3	4	5	6	7	8	9	10	11	12		
Male	1	1	1	0	2	0	1	0	1	1	0	0	0	0	8
Female	0	0	1	1	2	0	2	0	1	1	0	0	0	0	8
Total	1	1	2	1	4	0	3	0	2	2	0	0	0	0	16

Enrolment By Grade
For 037



* Data from the 2005-2006 AGR(Enrolment/Age as of the last day in Sept./Dec.)

** Newfoundland Statistics Classification System

*** May include itinerant teachers



**School Description Report
2005-06**



District 2 - Western

#039 - Mary Simms All-Grade, Main Brook

Classification: Rural Community/Western Region**

Grades: K,1,4-12

Number of Grades: 11

[School FTE PTR : 6.5](#)

[District FTE PTR : 12.5](#)

[Provincial FTE PTR : 13.5](#)

[FTE Teachers](#) *** : 5.0

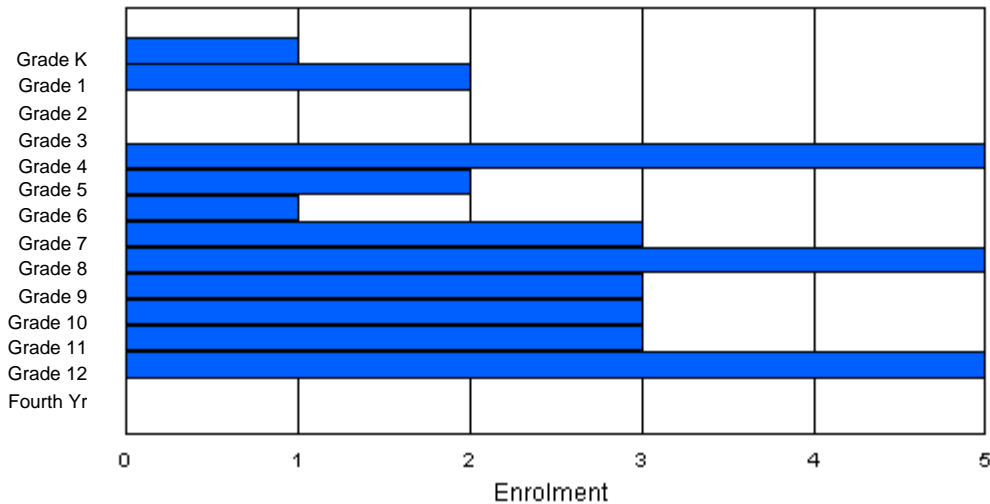
Enrolment By Age and Gender

Gender	Age																	Total
	5	6	7	8	9	10	11	12	13	14	15	16	17	18	19	20>		
Male	1	1	0	1	2	2	0	2	2	1	2	1	1	0	0	0	16	
Female	0	1	0	0	1	1	0	2	3	2	2	1	4	0	0	0	17	
Total	1	2	0	1	3	3	0	4	5	3	4	2	5	0	0	0	33	

Enrolment By Grade and Gender

Gender	K	Grade													4th	Total
		1	2	3	4	5	6	7	8	9	10	11	12			
Male	1	1	0	0	4	1	1	1	2	1	2	1	1	0	16	
Female	0	1	0	0	1	1	0	2	3	2	1	2	4	0	17	
Total	1	2	0	0	5	2	1	3	5	3	3	3	5	0	33	

Enrolment By Grade
For 039



* Data from the 2005-2006 AGR(Enrolment/Age as of the last day in Sept./Dec.)

** Newfoundland Statistics Classification System

*** May include itinerant teachers



**School Description Report
2005-06**



District 2 - Western

#040 - St. Mary's AG, Mary's Harbour

Classification: Rural Community/Labrador Region**

Grades: K-12

Number of Grades: 13

[School FTE PTR : 10.4](#)

[District FTE PTR : 12.5](#)

[Provincial FTE PTR : 13.5](#)

[FTE Teachers](#) *** : 8.0

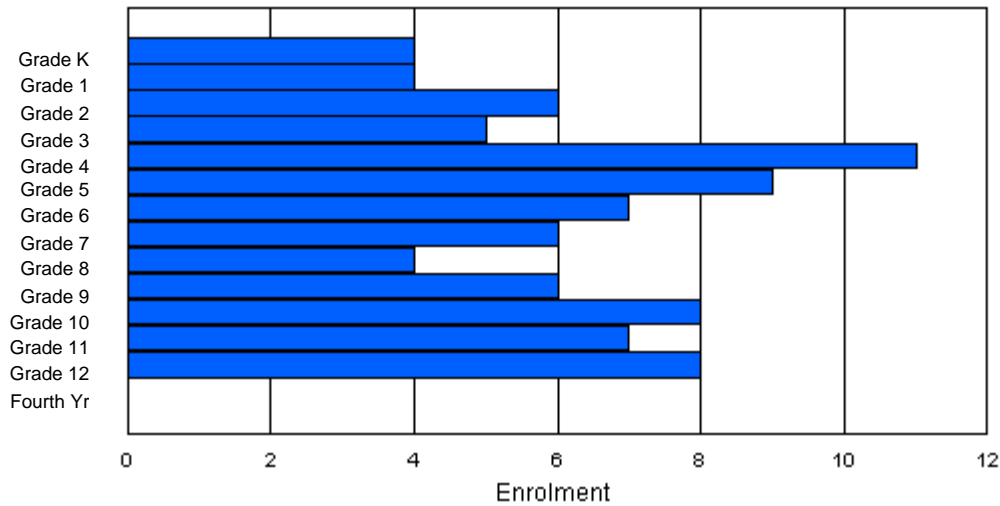
Enrolment By Age and Gender

Gender	Age																	Total
	5	6	7	8	9	10	11	12	13	14	15	16	17	18	19	20>		
Male	0	4	4	3	7	2	3	4	4	4	5	3	4	0	0	0	47	
Female	4	0	2	2	3	8	3	3	0	1	3	3	5	1	0	0	38	
Total	4	4	6	5	10	10	6	7	4	5	8	6	9	1	0	0	85	

Enrolment By Grade and Gender

Gender	K	Grade													4th	Total
		1	2	3	4	5	6	7	8	9	10	11	12			
Male	0	4	4	3	8	1	4	3	4	4	6	2	4	0	47	
Female	4	0	2	2	3	8	3	3	0	2	2	5	4	0	38	
Total	4	4	6	5	11	9	7	6	4	6	8	7	8	0	85	

Enrolment By Grade
For 040



* Data from the 2005-2006 AGR(Enrolment/Age as of the last day in Sept./Dec.)

** Newfoundland Statistics Classification System

*** May include itinerant teachers



**School Description Report
2005-06**



District 2 - Western

#041 - Raymond Ward Memorial, Norman Bay

Classification: Rural Community/Labrador Region**

Grades: K,1,3,4,7-11

Number of Grades: 9

[School FTE PTR : 6.8](#)

[District FTE PTR : 12.5](#)

[Provincial FTE PTR : 13.5](#)

[FTE Teachers](#) *** : 2.0

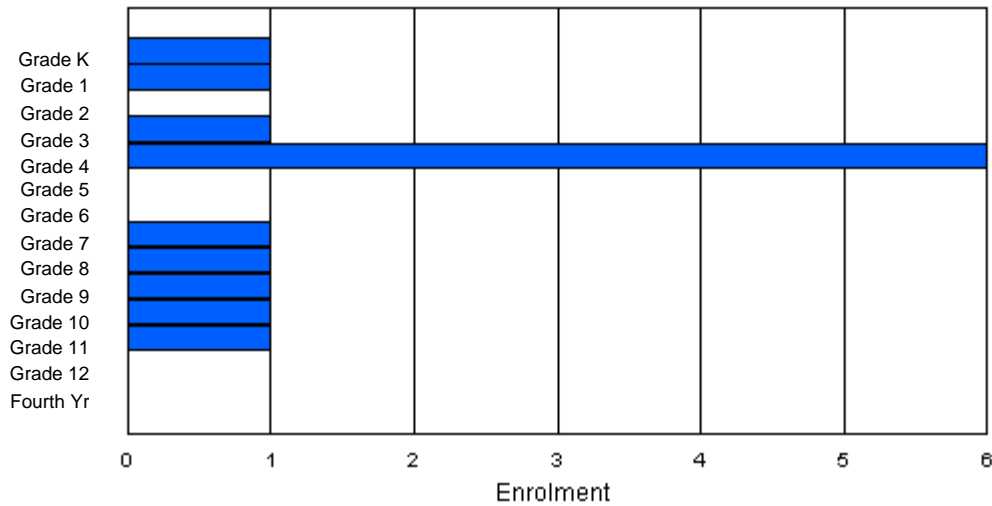
Enrolment By Age and Gender

Gender	Age																Total
	5	6	7	8	9	10	11	12	13	14	15	16	17	18	19	20>	
Male	1	1	0	0	2	1	0	0	0	1	0	0	0	0	0	0	6
Female	0	0	0	1	3	0	0	0	2	0	1	1	0	0	0	0	8
Total	1	1	0	1	5	1	0	0	2	1	1	1	0	0	0	0	14

Enrolment By Grade and Gender

Gender	K	Grade													4th	Total
		1	2	3	4	5	6	7	8	9	10	11	12			
Male	1	1	0	0	3	0	0	0	0	1	0	0	0	0	0	6
Female	0	0	0	1	3	0	0	1	1	0	1	1	0	0	0	8
Total	1	1	0	1	6	0	0	1	1	1	1	1	0	0	0	14

Enrolment By Grade
For 041



* Data from the 2005-2006 AGR(Enrolment/Age as of the last day in Sept./Dec.)

** Newfoundland Statistics Classification System

*** May include itinerant teachers



**School Description Report
2005-06**



District 2 - Western

#042 - Pinsent's Arm School, Pinsent's Arm

Classification: Rural Community/Labrador Region**

Grades: K,5,7

Number of Grades: 3

[School FTE PTR : 2.5](#)

[District FTE PTR : 12.5](#)

[Provincial FTE PTR : 13.5](#)

[FTE Teachers](#) *** : 1.0

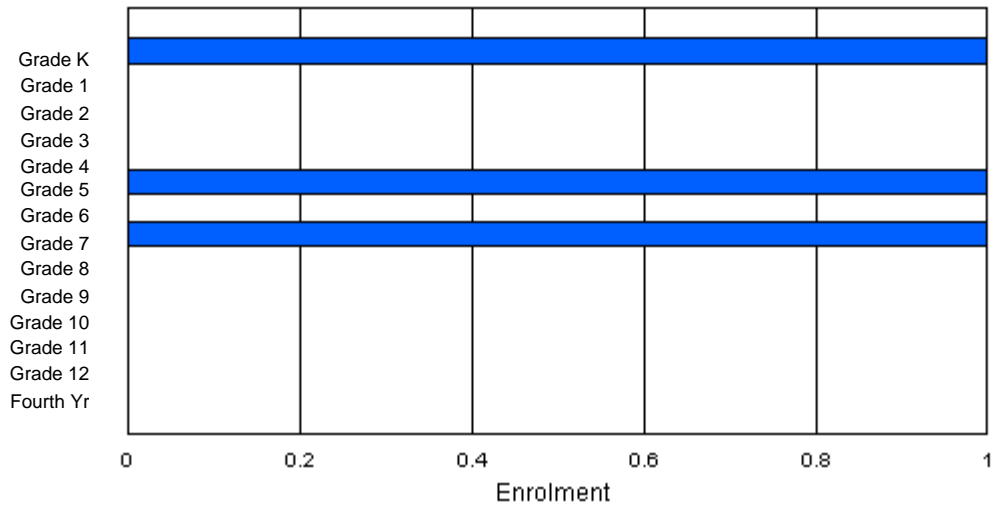
Enrolment By Age and Gender

Gender	Age																Total
	5	6	7	8	9	10	11	12	13	14	15	16	17	18	19	20>	
Male	0	0	0	0	0	1	0	0	0	0	0	0	0	0	0	0	1
Female	1	0	0	0	0	0	0	1	0	0	0	0	0	0	0	0	2
Total	1	0	0	0	0	1	0	1	0	0	0	0	0	0	0	0	3

Enrolment By Grade and Gender

Gender	Grade															Total
	K	1	2	3	4	5	6	7	8	9	10	11	12	4th		
Male	0	0	0	0	0	1	0	0	0	0	0	0	0	0	1	
Female	1	0	0	0	0	0	0	1	0	0	0	0	0	0	2	
Total	1	0	0	0	0	1	0	1	0	0	0	0	0	0	3	

Enrolment By Grade
For 042



* Data from the 2005-2006 AGR(Enrolment/Age as of the last day in Sept./Dec.)

** Newfoundland Statistics Classification System

*** May include itinerant teachers



**School Description Report
2005-06**



District 2 - Western

#046 - D.C. Young School, Port Hope Simpson

Classification: Rural Community/Labrador Region**

Grades: K-12

Number of Grades: 13

[School FTE PTR : 9.6](#)

[District FTE PTR : 12.5](#)

[Provincial FTE PTR : 13.5](#)

[FTE Teachers](#) *** : 10.0

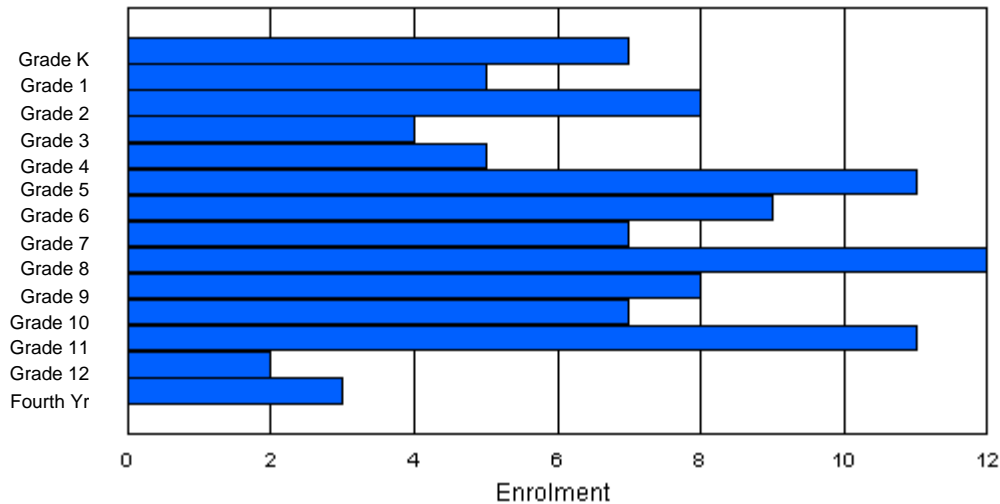
Enrolment By Age and Gender

Gender	Age																Total
	5	6	7	8	9	10	11	12	13	14	15	16	17	18	19	20>	
Male	5	3	2	1	1	7	5	2	4	3	3	11	4	2	1	0	54
Female	2	2	6	3	4	4	3	4	5	4	2	3	1	1	1	0	45
Total	7	5	8	4	5	11	8	6	9	7	5	14	5	3	2	0	99

Enrolment By Grade and Gender

Gender	K	Grade												4th	Total
		1	2	3	4	5	6	7	8	9	10	11	12		
Male	5	3	2	1	1	7	6	1	7	5	4	10	1	1	54
Female	2	2	6	3	4	4	3	6	5	3	3	1	1	2	45
Total	7	5	8	4	5	11	9	7	12	8	7	11	2	3	99

Enrolment By Grade
For 046



* Data from the 2005-2006 AGR(Enrolment/Age as of the last day in Sept./Dec.)

** Newfoundland Statistics Classification System

*** May include itinerant teachers



**School Description Report
2005-06**



District 2 - Western

#047 - Roncalli Central High, Port Saunders

Classification: Rural Community/Western Region**

Grades: 7-12

Number of Grades: 6

[School FTE PTR : 14.2](#)

[District FTE PTR : 12.5](#)

[Provincial FTE PTR : 13.5](#)

[FTE Teachers](#) *** : 15.8

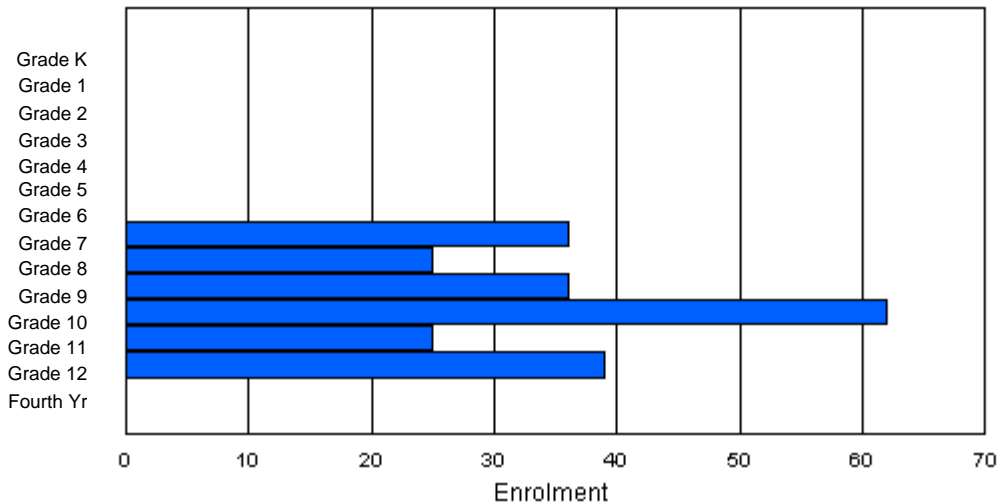
Enrolment By Age and Gender

Gender	Age																Total
	5	6	7	8	9	10	11	12	13	14	15	16	17	18	19	20>	
Male	0	0	0	0	0	0	0	13	11	16	25	19	24	8	0	0	116
Female	0	0	0	0	0	0	0	21	12	17	15	17	19	5	1	0	107
Total	0	0	0	0	0	0	0	34	23	33	40	36	43	13	1	0	223

Enrolment By Grade and Gender

Gender	Grade														Total
	K	1	2	3	4	5	6	7	8	9	10	11	12	4th	
Male	0	0	0	0	0	0	0	13	15	17	36	14	21	0	116
Female	0	0	0	0	0	0	0	23	10	19	26	11	18	0	107
Total	0	0	0	0	0	0	0	36	25	36	62	25	39	0	223

Enrolment By Grade
For 047



* Data from the 2005-2006 AGR(Enrolment/Age as of the last day in Sept./Dec.)

** Newfoundland Statistics Classification System

*** May include itinerant teachers



**School Description Report
2005-06**



District 2 - Western

#048 - St. Theresa's Elementary, Port au Choix

Classification: Rural Community/Western Region**

Grades: K-6

Number of Grades: 7

[School FTE PTR : 9.8](#)

[District FTE PTR : 12.5](#)

[Provincial FTE PTR : 13.5](#)

[FTE Teachers](#) *** : 11.0

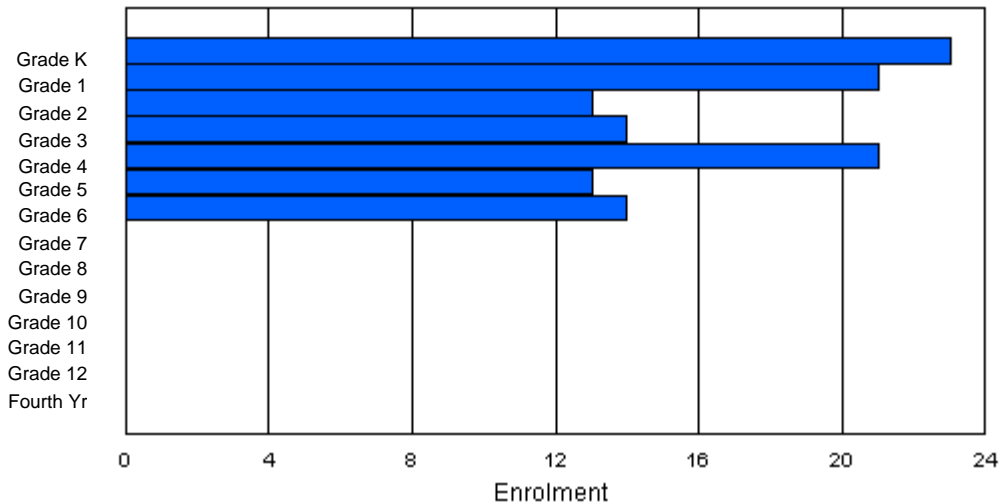
Enrolment By Age and Gender

Gender	Age																Total
	5	6	7	8	9	10	11	12	13	14	15	16	17	18	19	20>	
Male	10	7	8	6	10	7	8	1	0	0	0	0	0	0	0	0	57
Female	13	14	5	8	11	4	7	0	0	0	0	0	0	0	0	0	62
Total	23	21	13	14	21	11	15	1	0	0	0	0	0	0	0	0	119

Enrolment By Grade and Gender

Gender	Grade														Total
	K	1	2	3	4	5	6	7	8	9	10	11	12	4th	
Male	10	7	8	6	10	8	8	0	0	0	0	0	0	0	57
Female	13	14	5	8	11	5	6	0	0	0	0	0	0	0	62
Total	23	21	13	14	21	13	14	0	0	0	0	0	0	0	119

Enrolment By Grade
For 048



* Data from the 2005-2006 AGR(Enrolment/Age as of the last day in Sept./Dec.)

** Newfoundland Statistics Classification System

*** May include itinerant teachers



School Description Report
2005-06



District 2 - Western

#049 - Pistolet Bay School, Raleigh

Classification: Rural Community/Western Region**

Grades: K,1,3-9

Number of Grades: 9

[School FTE PTR : 5.9](#)

[District FTE PTR : 12.5](#)

[Provincial FTE PTR : 13.5](#)

[FTE Teachers](#) *** : 4.0

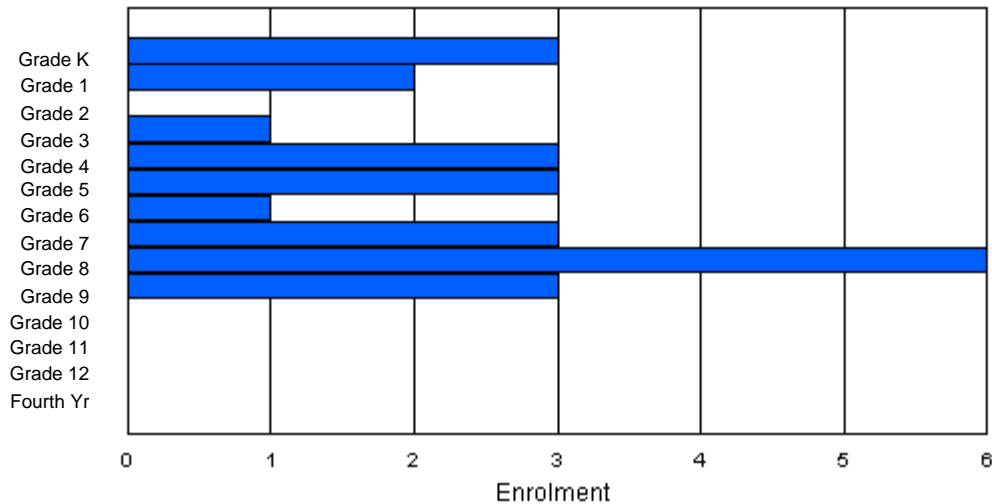
Enrolment By Age and Gender

Gender	Age																Total
	5	6	7	8	9	10	11	12	13	14	15	16	17	18	19	20>	
Male	1	0	0	1	1	3	1	1	1	2	0	0	0	0	0	0	11
Female	2	2	0	0	2	0	0	2	5	1	0	0	0	0	0	0	14
Total	3	2	0	1	3	3	1	3	6	3	0	0	0	0	0	0	25

Enrolment By Grade and Gender

Gender	K	Grade													4th	Total
		1	2	3	4	5	6	7	8	9	10	11	12			
Male	1	0	0	1	1	3	1	1	1	2	0	0	0	0	11	
Female	2	2	0	0	2	0	0	2	5	1	0	0	0	0	14	
Total	3	2	0	1	3	3	1	3	6	3	0	0	0	0	25	

Enrolment By Grade
For 049



* Data from the 2005-2006 AGR(Enrolment/Age as of the last day in Sept./Dec.)

** Newfoundland Statistics Classification System

*** May include itinerant teachers



**School Description Report
2005-06**



District 2 - Western

#050 - Basque Memorial, Red Bay

Classification: Rural Community/Labrador Region**

Grades: K-12

Number of Grades: 13

[School FTE PTR : 7.9](#)

[District FTE PTR : 12.5](#)

[Provincial FTE PTR : 13.5](#)

[FTE Teachers](#) *** : 4.0

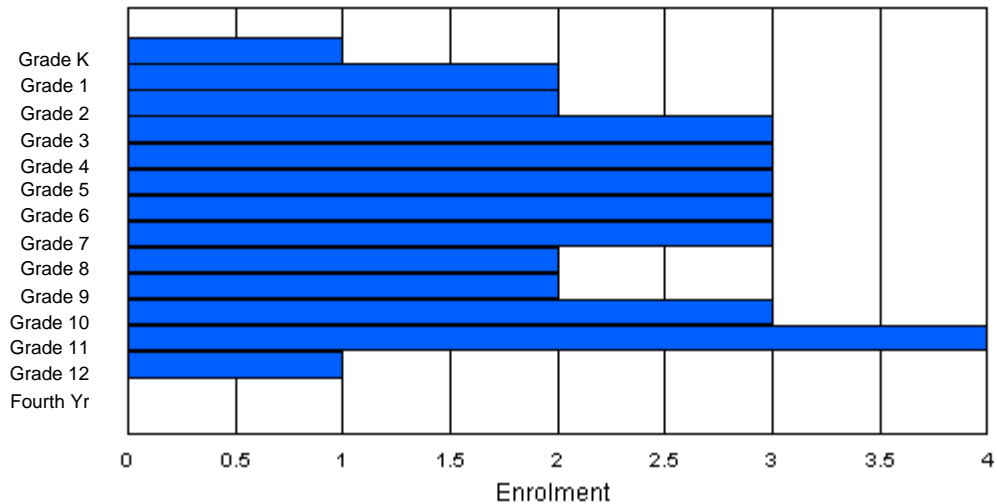
Enrolment By Age and Gender

Gender	Age																Total
	5	6	7	8	9	10	11	12	13	14	15	16	17	18	19	20>	
Male	1	1	1	2	4	1	3	3	1	2	2	1	0	0	0	0	22
Female	0	1	1	0	0	2	0	0	1	0	1	3	1	0	0	0	10
Total	1	2	2	2	4	3	3	3	2	2	3	4	1	0	0	0	32

Enrolment By Grade and Gender

Gender	K	Grade													4th	Total
		1	2	3	4	5	6	7	8	9	10	11	12			
Male	1	1	1	3	3	1	3	3	1	2	2	1	0	0	22	
Female	0	1	1	0	0	2	0	0	1	0	1	3	1	0	10	
Total	1	2	2	3	3	3	3	3	2	2	3	4	1	0	32	

Enrolment By Grade
For 050



* Data from the 2005-2006 AGR(Enrolment/Age as of the last day in Sept./Dec.)

** Newfoundland Statistics Classification System

*** May include itinerant teachers



**School Description Report
2005-06**



District 2 - Western

#052 - Harriot Curtis Collegiate, St. Anthony

Classification: Rural Community/Western Region**

Grades: 8-12

Number of Grades: 5

[School FTE PTR : 12.5](#)

[District FTE PTR : 12.5](#)

[Provincial FTE PTR : 13.5](#)

[FTE Teachers](#) *** : 19.5

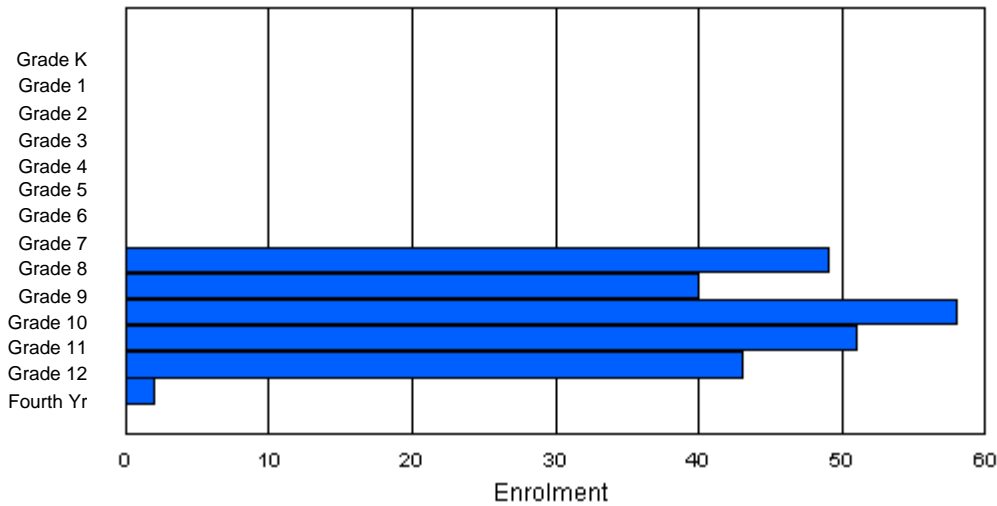
Enrolment By Age and Gender

Gender	Age																	Total
	5	6	7	8	9	10	11	12	13	14	15	16	17	18	19	20>		
Male	0	0	0	0	0	0	0	0	24	16	18	9	49	3	1	2	122	
Female	0	0	0	0	0	0	0	0	22	18	34	28	16	3	0	0	121	
Total	0	0	0	0	0	0	0	0	46	34	52	37	65	6	1	2	243	

Enrolment By Grade and Gender

Gender	Grade															Total
	K	1	2	3	4	5	6	7	8	9	10	11	12	4th		
Male	0	0	0	0	0	0	0	0	27	17	24	26	26	2	122	
Female	0	0	0	0	0	0	0	0	22	23	34	25	17	0	121	
Total	0	0	0	0	0	0	0	0	49	40	58	51	43	2	243	

Enrolment By Grade
For 052



* Data from the 2005-2006 AGR(Enrolment/Age as of the last day in Sept./Dec.)

** Newfoundland Statistics Classification System

*** May include itinerant teachers



**School Description Report
2005-06**



District 2 - Western

#053 - St. Anthony Elementary, St. Anthony

Classification: Rural Community/Western Region**

Grades: K-7

Number of Grades: 8

[School FTE PTR : 14.2](#)

[District FTE PTR : 12.5](#)

[Provincial FTE PTR : 13.5](#)

[FTE Teachers](#) *** : 17.0

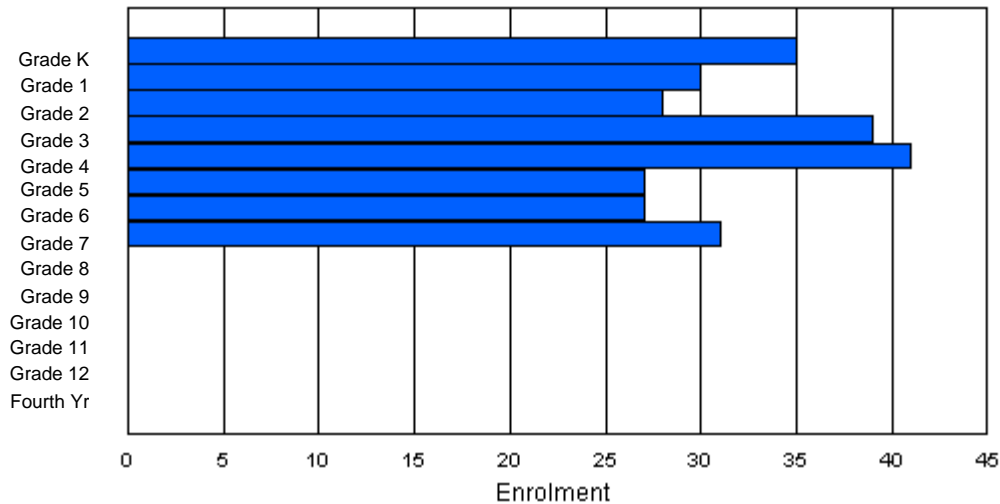
Enrolment By Age and Gender

Gender	Age																Total
	5	6	7	8	9	10	11	12	13	14	15	16	17	18	19	20>	
Male	16	13	12	17	21	11	12	15	0	0	0	0	0	0	0	0	117
Female	19	17	15	22	21	16	13	18	0	0	0	0	0	0	0	0	141
Total	35	30	27	39	42	27	25	33	0	0	0	0	0	0	0	0	258

Enrolment By Grade and Gender

Gender	Grade														Total
	K	1	2	3	4	5	6	7	8	9	10	11	12	4th	
Male	16	13	13	17	20	11	13	14	0	0	0	0	0	0	117
Female	19	17	15	22	21	16	14	17	0	0	0	0	0	0	141
Total	35	30	28	39	41	27	27	31	0	0	0	0	0	0	258

Enrolment By Grade
For 053



* Data from the 2005-2006 AGR(Enrolment/Age as of the last day in Sept./Dec.)

** Newfoundland Statistics Classification System

*** May include itinerant teachers



**School Description Report
2005-06**



District 2 - Western

#054 - St. Lewis Academy, St. Lewis

Classification: Rural Community/Labrador Region**

Grades: K-1,3-12

Number of Grades: 12

[School FTE PTR : 7.2](#)

[District FTE PTR : 12.5](#)

[Provincial FTE PTR : 13.5](#)

[FTE Teachers](#) *** : 7.0

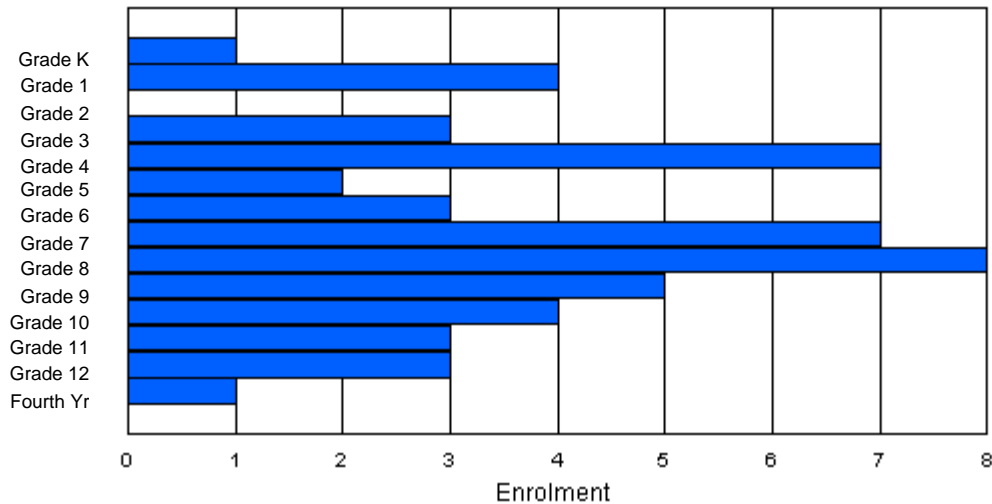
Enrolment By Age and Gender

Gender	Age																	Total
	5	6	7	8	9	10	11	12	13	14	15	16	17	18	19	20>		
Male	0	2	0	2	3	0	2	4	7	2	2	1	0	2	0	0	27	
Female	1	2	0	1	4	2	0	2	3	3	2	2	1	1	0	0	24	
Total	1	4	0	3	7	2	2	6	10	5	4	3	1	3	0	0	51	

Enrolment By Grade and Gender

Gender	Grade															Total
	K	1	2	3	4	5	6	7	8	9	10	11	12	4th		
Male	0	2	0	2	3	0	3	4	6	2	2	1	2	0	27	
Female	1	2	0	1	4	2	0	3	2	3	2	2	1	1	24	
Total	1	4	0	3	7	2	3	7	8	5	4	3	3	1	51	

Enrolment By Grade
For 054



* Data from the 2005-2006 AGR(Enrolment/Age as of the last day in Sept./Dec.)

** Newfoundland Statistics Classification System

*** May include itinerant teachers



**School Description Report
2005-06**



District 2 - Western

#055 - Our Lady of Labrador, West St. Modeste

Classification: Rural Community/Labrador Region**

Grades: K-4,5-12

Number of Grades: 12

[School FTE PTR : 9.2](#)

[District FTE PTR : 12.5](#)

[Provincial FTE PTR : 13.5](#)

[FTE Teachers](#) *** : 7.0

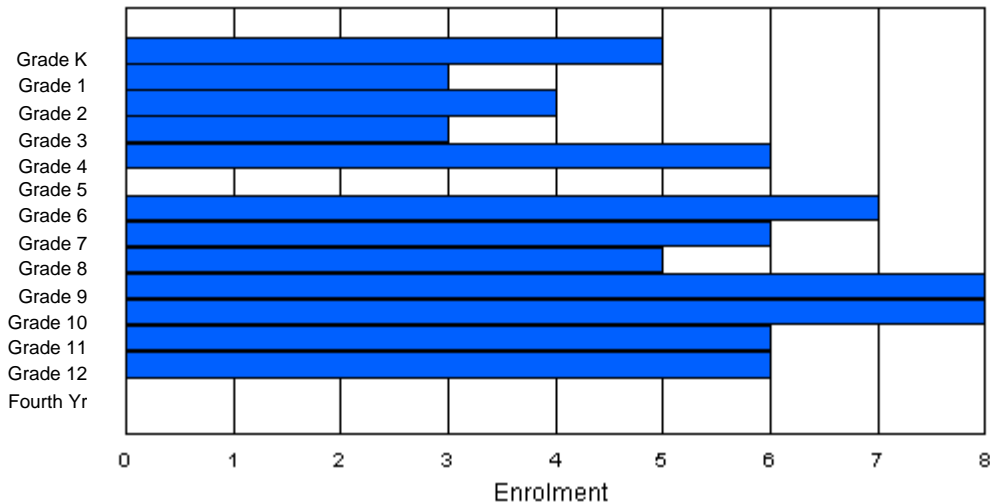
Enrolment By Age and Gender

Gender	Age																Total
	5	6	7	8	9	10	11	12	13	14	15	16	17	18	19	20>	
Male	1	0	3	2	4	0	4	1	4	7	0	3	7	1	0	0	37
Female	4	3	1	1	2	0	3	3	3	1	4	3	2	0	0	0	30
Total	5	3	4	3	6	0	7	4	7	8	4	6	9	1	0	0	67

Enrolment By Grade and Gender

Gender	K	Grade													4th	Total
		1	2	3	4	5	6	7	8	9	10	11	12			
Male	1	0	3	2	4	0	4	3	2	7	3	3	5	0	37	
Female	4	3	1	1	2	0	3	3	3	1	5	3	1	0	30	
Total	5	3	4	3	6	0	7	6	5	8	8	6	6	0	67	

Enrolment By Grade
For 055



* Data from the 2005-2006 AGR(Enrolment/Age as of the last day in Sept./Dec.)

** Newfoundland Statistics Classification System

*** May include itinerant teachers



**School Description Report
2005-06**



District 2 - Western

#056 - William's Harbour School, Williams Harbour

Classification: Rural Community/Labrador Region**

Grades: 2,4,6,9

Number of Grades: 4

[School FTE PTR : 2.5](#)

[District FTE PTR : 12.5](#)

[Provincial FTE PTR : 13.5](#)

[FTE Teachers](#) *** : 2.0

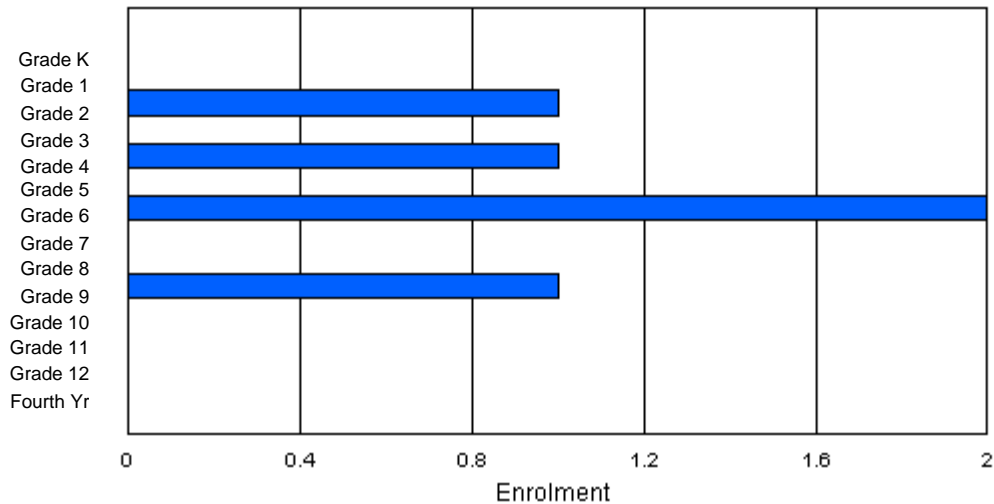
Enrolment By Age and Gender

Gender	Age																Total
	5	6	7	8	9	10	11	12	13	14	15	16	17	18	19	20>	
Male	0	0	0	0	1	0	2	0	0	0	0	0	0	0	0	0	3
Female	0	0	1	0	0	0	0	0	1	0	0	0	0	0	0	0	2
Total	0	0	1	0	1	0	2	0	1	0	0	0	0	0	0	0	5

Enrolment By Grade and Gender

Gender	Grade														Total
	K	1	2	3	4	5	6	7	8	9	10	11	12	4th	
Male	0	0	0	0	1	0	2	0	0	0	0	0	0	0	3
Female	0	0	1	0	0	0	0	0	0	1	0	0	0	0	2
Total	0	0	1	0	1	0	2	0	0	1	0	0	0	0	5

Enrolment By Grade
For 056



* Data from the 2005-2006 AGR(Enrolment/Age as of the last day in Sept./Dec.)

** Newfoundland Statistics Classification System

*** May include itinerant teachers



**School Description Report
2005-06**



District 2 - Western

#057 - St. Peter's Academy, Benoit's Cove

Classification: Rural Community/Western Region**

Grades: K-9

Number of Grades: 10

[School FTE PTR : 12.7](#)

[District FTE PTR : 12.5](#)

[Provincial FTE PTR : 13.5](#)

[FTE Teachers](#) *** : 16.0

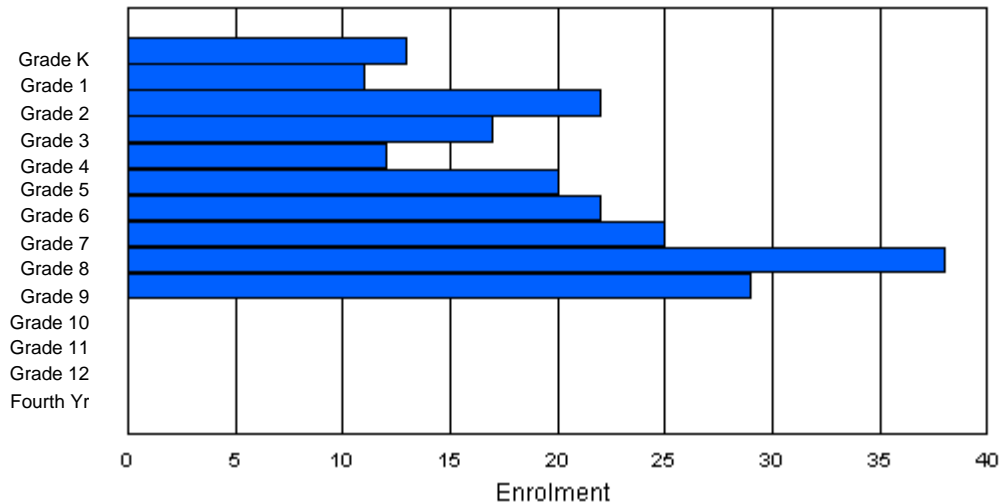
Enrolment By Age and Gender

Gender	Age																Total
	5	6	7	8	9	10	11	12	13	14	15	16	17	18	19	20>	
Male	5	3	13	10	8	6	10	13	18	10	3	0	0	0	0	0	99
Female	8	8	8	7	5	13	12	10	21	17	1	0	0	0	0	0	110
Total	13	11	21	17	13	19	22	23	39	27	4	0	0	0	0	0	209

Enrolment By Grade and Gender

Gender	Grade														Total
	K	1	2	3	4	5	6	7	8	9	10	11	12	4th	
Male	5	3	13	11	7	6	11	13	17	13	0	0	0	0	99
Female	8	8	9	6	5	14	11	12	21	16	0	0	0	0	110
Total	13	11	22	17	12	20	22	25	38	29	0	0	0	0	209

Enrolment By Grade
For 057



* Data from the 2005-2006 AGR(Enrolment/Age as of the last day in Sept./Dec.)

** Newfoundland Statistics Classification System

*** May include itinerant teachers



**School Description Report
2005-06**



District 2 - Western

#060 - C.C. Loughlin Elementary, Corner Brook

Classification: Urban Community/Western Region**

Grades: K-6

Number of Grades: 7

[School FTE PTR : 14.2](#)

[District FTE PTR : 12.5](#)

[Provincial FTE PTR : 13.5](#)

[FTE Teachers](#) *** : 34.8

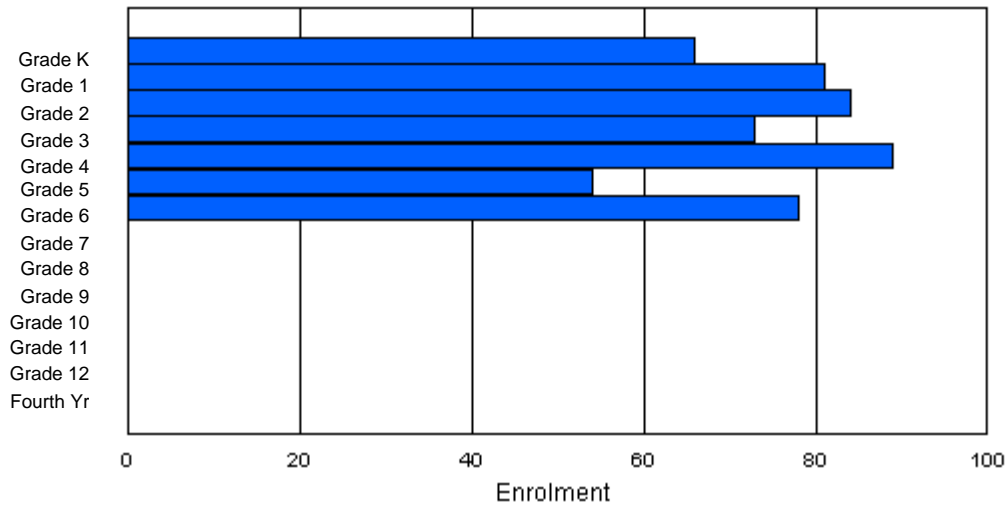
Enrolment By Age and Gender

Gender	Age																Total
	5	6	7	8	9	10	11	12	13	14	15	16	17	18	19	20>	
Male	34	34	39	33	48	29	27	6	0	0	0	0	0	0	0	0	250
Female	30	47	46	36	42	29	45	0	0	0	0	0	0	0	0	0	275
Total	64	81	85	69	90	58	72	6	0	0	0	0	0	0	0	0	525

Enrolment By Grade and Gender

Gender	Grade														Total
	K	1	2	3	4	5	6	7	8	9	10	11	12	4th	
Male	35	35	37	36	48	26	33	0	0	0	0	0	0	0	250
Female	31	46	47	37	41	28	45	0	0	0	0	0	0	0	275
Total	66	81	84	73	89	54	78	0	0	0	0	0	0	0	525

Enrolment By Grade
For 060



* Data from the 2005-2006 AGR(Enrolment/Age as of the last day in Sept./Dec.)

** Newfoundland Statistics Classification System

*** May include itinerant teachers



**School Description Report
2005-06**



District 2 - Western

#062 - G.C. Rowe Junior High, Corner Brook

Classification: Urban Community/Western Region**

Grades: 7-9

Number of Grades: 3

[School FTE PTR : 16.9](#)

[District FTE PTR : 12.5](#)

[Provincial FTE PTR : 13.5](#)

[FTE Teachers](#) *** : 27.5

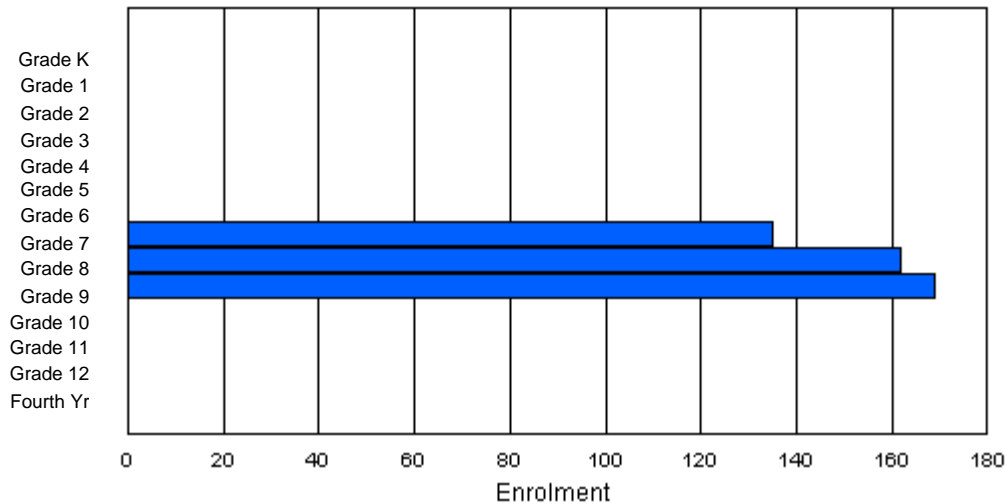
Enrolment By Age and Gender

Gender	Age																Total
	5	6	7	8	9	10	11	12	13	14	15	16	17	18	19	20>	
Male	0	0	0	0	0	0	0	62	75	93	11	0	0	0	0	0	241
Female	0	0	0	0	0	0	0	66	82	71	4	1	0	0	0	0	224
Total	0	0	0	0	0	0	0	128	157	164	15	1	0	0	0	0	465

Enrolment By Grade and Gender

Gender	Grade														Total
	K	1	2	3	4	5	6	7	8	9	10	11	12	4th	
Male	0	0	0	0	0	0	0	66	81	94	0	0	0	0	241
Female	0	0	0	0	0	0	0	68	81	75	0	0	0	0	224
Total	0	0	0	0	0	0	0	134	162	169	0	0	0	0	465

Enrolment By Grade
For 062



* Data from the 2005-2006 AGR(Enrolment/Age as of the last day in Sept./Dec.)

** Newfoundland Statistics Classification System

*** May include itinerant teachers



**School Description Report
2005-06**



District 2 - Western

#063 - Herdman Collegiate, Corner Brook

Classification: Urban Community/Western Region**

Grades: 10-12

Number of Grades: 3

[School FTE PTR : 16.5](#)

[District FTE PTR : 12.5](#)

[Provincial FTE PTR : 13.5](#)

[FTE Teachers](#) *** : 30.0

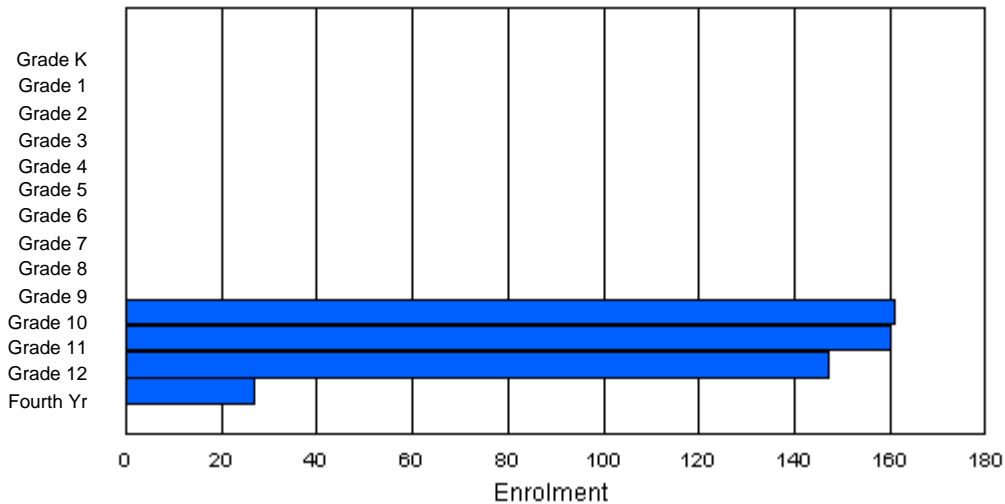
Enrolment By Age and Gender

Gender	Age																	Total
	5	6	7	8	9	10	11	12	13	14	15	16	17	18	19	20>		
Male	0	0	0	0	0	0	0	0	0	1	59	86	67	23	1	1	238	
Female	0	0	0	0	0	0	0	0	0	1	80	75	79	18	4	0	257	
Total	0	0	0	0	0	0	0	0	0	2	139	161	146	41	5	1	495	

Enrolment By Grade and Gender

Gender	Grade														Total
	K	1	2	3	4	5	6	7	8	9	10	11	12	4th	
Male	0	0	0	0	0	0	0	0	0	0	74	83	66	15	238
Female	0	0	0	0	0	0	0	0	0	0	87	77	81	12	257
Total	0	0	0	0	0	0	0	0	0	0	161	160	147	27	495

Enrolment By Grade
For 063



* Data from the 2005-2006 AGR(Enrolment/Age as of the last day in Sept./Dec.)

** Newfoundland Statistics Classification System

*** May include itinerant teachers



**School Description Report
2005-06**



District 2 - Western

#065 - Humber Elementary, Corner Brook

Classification: Urban Community/Western Region**

Grades: K-6

Number of Grades: 7

[School FTE PTR : 15.2](#)

[District FTE PTR : 12.5](#)

[Provincial FTE PTR : 13.5](#)

[FTE Teachers](#) *** : 23.0

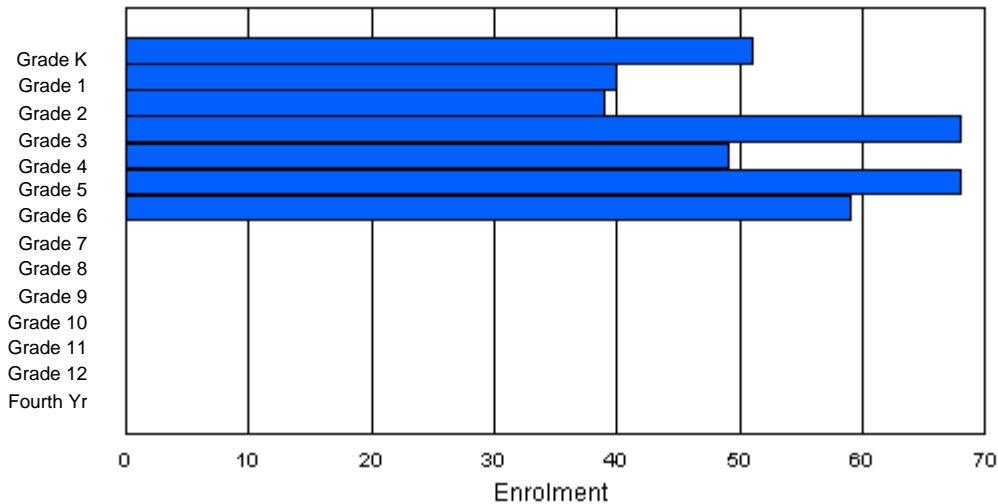
Enrolment By Age and Gender

Gender	Age																Total
	5	6	7	8	9	10	11	12	13	14	15	16	17	18	19	20>	
Male	24	21	20	36	23	37	34	4	0	0	0	0	0	0	0	0	199
Female	24	22	18	30	29	29	22	1	0	0	0	0	0	0	0	0	175
Total	48	43	38	66	52	66	56	5	0	0	0	0	0	0	0	0	374

Enrolment By Grade and Gender

Gender	Grade														Total
	K	1	2	3	4	5	6	7	8	9	10	11	12	4th	
Male	26	19	21	37	21	39	36	0	0	0	0	0	0	0	199
Female	25	21	18	31	28	29	23	0	0	0	0	0	0	0	175
Total	51	40	39	68	49	68	59	0	0	0	0	0	0	0	374

Enrolment By Grade
For 065



* Data from the 2005-2006 AGR(Enrolment/Age as of the last day in Sept./Dec.)

** Newfoundland Statistics Classification System

*** May include itinerant teachers



**School Description Report
2005-06**



District 2 - Western

#066 - J.J. Curling Elementary, Corner Brook

Classification: Urban Community/Western Region**

Grades: K-6

Number of Grades: 7

[School FTE PTR : 14.9](#)

[District FTE PTR : 12.5](#)

[Provincial FTE PTR : 13.5](#)

[FTE Teachers](#) *** : 22.5

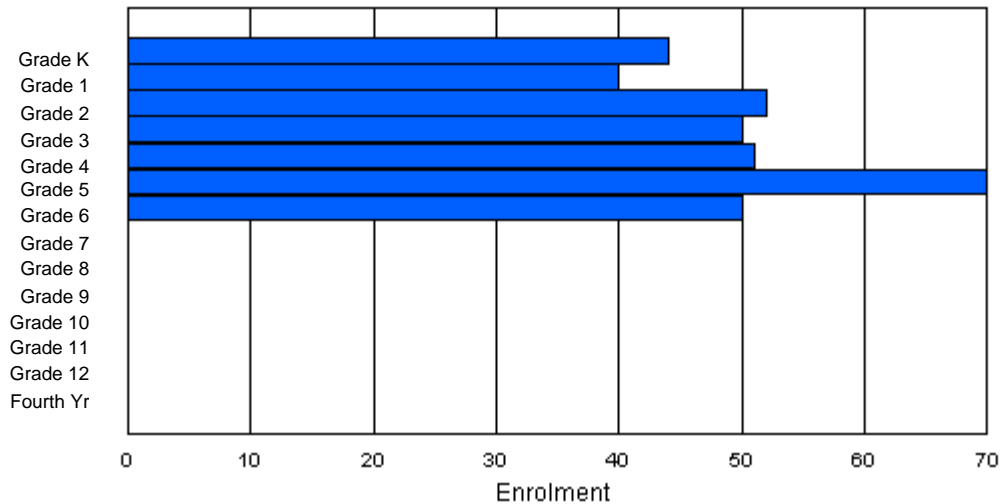
Enrolment By Age and Gender

Gender	Age																Total
	5	6	7	8	9	10	11	12	13	14	15	16	17	18	19	20>	
Male	24	15	28	28	35	40	23	2	0	0	0	0	0	0	0	0	195
Female	20	22	25	21	19	27	26	2	0	0	0	0	0	0	0	0	162
Total	44	37	53	49	54	67	49	4	0	0	0	0	0	0	0	0	357

Enrolment By Grade and Gender

Gender	Grade														Total
	K	1	2	3	4	5	6	7	8	9	10	11	12	4th	
Male	24	17	28	29	32	43	22	0	0	0	0	0	0	0	195
Female	20	23	24	21	19	27	28	0	0	0	0	0	0	0	162
Total	44	40	52	50	51	70	50	0	0	0	0	0	0	0	357

Enrolment By Grade
For 066



* Data from the 2005-2006 AGR(Enrolment/Age as of the last day in Sept./Dec.)

** Newfoundland Statistics Classification System

*** May include itinerant teachers



**School Description Report
2005-06**



District 2 - Western

#067 - Presentation Junior High, Corner Brook

Classification: Urban Community/Western Region**

Grades: 7-9

Number of Grades: 3

[School FTE PTR : 17.4](#)

[District FTE PTR : 12.5](#)

[Provincial FTE PTR : 13.5](#)

[FTE Teachers](#) *** : 22.0

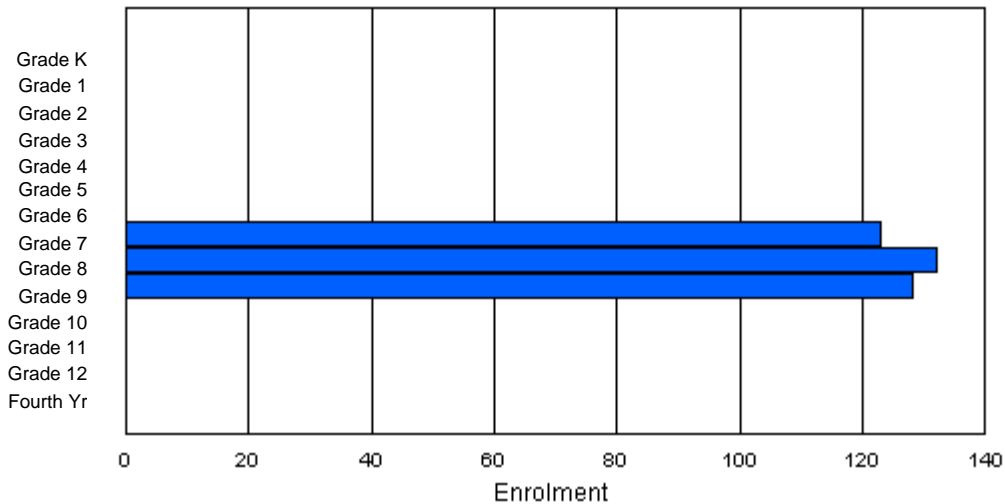
Enrolment By Age and Gender

Gender	Age																Total
	5	6	7	8	9	10	11	12	13	14	15	16	17	18	19	20>	
Male	0	0	0	0	0	0	0	58	64	66	7	1	0	0	0	0	196
Female	0	0	0	0	0	0	0	64	60	63	0	0	0	0	0	0	187
Total	0	0	0	0	0	0	0	122	124	129	7	1	0	0	0	0	383

Enrolment By Grade and Gender

Gender	Grade														Total
	K	1	2	3	4	5	6	7	8	9	10	11	12	4th	
Male	0	0	0	0	0	0	0	58	74	64	0	0	0	0	196
Female	0	0	0	0	0	0	0	65	58	64	0	0	0	0	187
Total	0	0	0	0	0	0	0	123	132	128	0	0	0	0	383

Enrolment By Grade
For 067



* Data from the 2005-2006 AGR(Enrolment/Age as of the last day in Sept./Dec.)

** Newfoundland Statistics Classification System

*** May include itinerant teachers



**School Description Report
2005-06**



District 2 - Western

#068 - Regina High School, Corner Brook

Classification: Urban Community/Western Region**

Grades: 10-12

Number of Grades: 3

[School FTE PTR : 17.0](#)

[District FTE PTR : 12.5](#)

[Provincial FTE PTR : 13.5](#)

[FTE Teachers](#) *** : 30.8

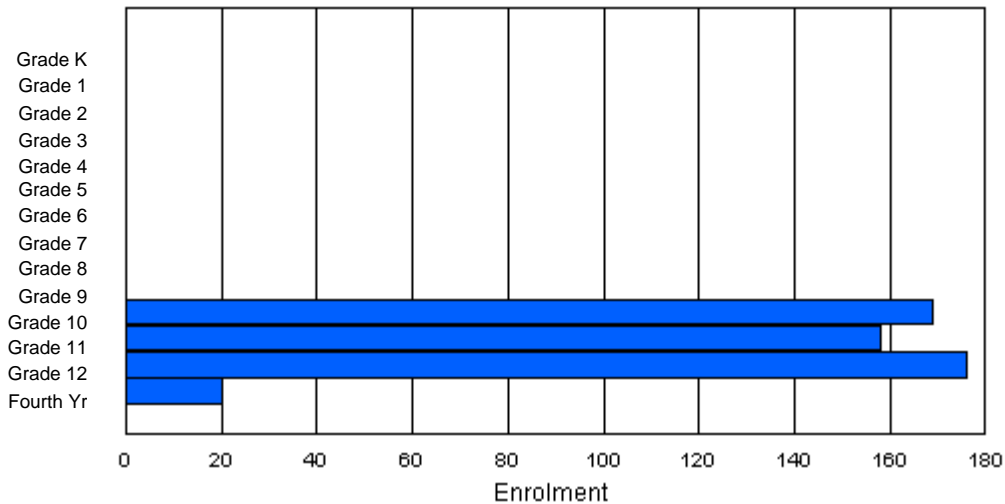
Enrolment By Age and Gender

Gender	Age																	Total
	5	6	7	8	9	10	11	12	13	14	15	16	17	18	19	20>		
Male	0	0	0	0	0	0	0	0	0	0	70	95	78	15	3	0	261	
Female	0	0	0	0	0	0	0	0	0	0	82	63	91	24	2	0	262	
Total	0	0	0	0	0	0	0	0	0	0	152	158	169	39	5	0	523	

Enrolment By Grade and Gender

Gender	Grade															Total
	K	1	2	3	4	5	6	7	8	9	10	11	12	4th		
Male	0	0	0	0	0	0	0	0	0	0	84	88	85	4	261	
Female	0	0	0	0	0	0	0	0	0	0	85	70	91	16	262	
Total	0	0	0	0	0	0	0	0	0	0	169	158	176	20	523	

Enrolment By Grade
For 068



* Data from the 2005-2006 AGR(Enrolment/Age as of the last day in Sept./Dec.)

** Newfoundland Statistics Classification System

*** May include itinerant teachers



**School Description Report
2005-06**



District 2 - Western

#069 - Sacred Heart Elementary, Corner Brook

Classification: Urban Community/Western Region**

Grades: K-6

Number of Grades: 7

[School FTE PTR : 14.3](#)

[District FTE PTR : 12.5](#)

[Provincial FTE PTR : 13.5](#)

[FTE Teachers](#) *** : 16.5

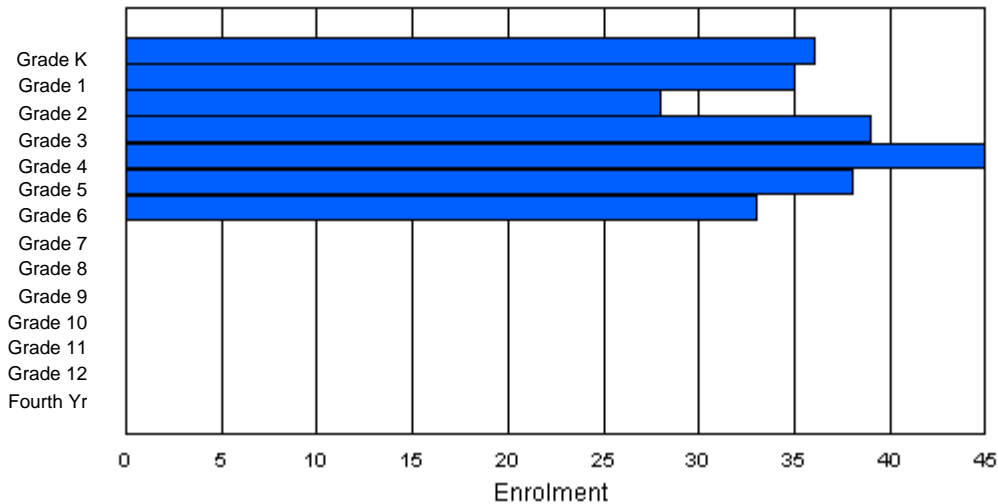
Enrolment By Age and Gender

Gender	Age																Total
	5	6	7	8	9	10	11	12	13	14	15	16	17	18	19	20>	
Male	12	19	14	17	24	16	19	1	0	0	0	0	0	0	0	0	122
Female	24	16	12	23	22	21	14	0	0	0	0	0	0	0	0	0	132
Total	36	35	26	40	46	37	33	1	0	0	0	0	0	0	0	0	254

Enrolment By Grade and Gender

Gender	Grade														Total
	K	1	2	3	4	5	6	7	8	9	10	11	12	4th	
Male	12	19	16	15	24	17	19	0	0	0	0	0	0	0	122
Female	24	16	12	24	21	21	14	0	0	0	0	0	0	0	132
Total	36	35	28	39	45	38	33	0	0	0	0	0	0	0	254

Enrolment By Grade
For 069



* Data from the 2005-2006 AGR(Enrolment/Age as of the last day in Sept./Dec.)

** Newfoundland Statistics Classification System

*** May include itinerant teachers



**School Description Report
2005-06**



District 2 - Western

#070 - St. Gerard's Elementary, Corner Brook

Classification: Urban Community/Western Region**

Grades: K-6

Number of Grades: 7

[School FTE PTR : 11.7](#)

[District FTE PTR : 12.5](#)

[Provincial FTE PTR : 13.5](#)

[FTE Teachers](#) *** : 11.0

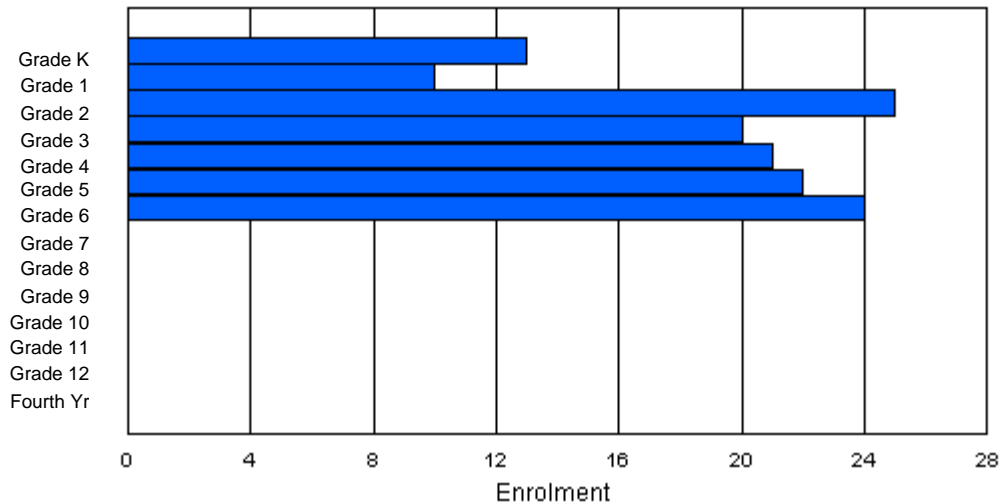
Enrolment By Age and Gender

Gender	Age																Total
	5	6	7	8	9	10	11	12	13	14	15	16	17	18	19	20>	
Male	6	8	13	9	6	14	13	2	0	0	0	0	0	0	0	0	71
Female	6	2	13	11	13	8	11	0	0	0	0	0	0	0	0	0	64
Total	12	10	26	20	19	22	24	2	0	0	0	0	0	0	0	0	135

Enrolment By Grade and Gender

Gender	K	Grade												4th	Total
		1	2	3	4	5	6	7	8	9	10	11	12		
Male	7	8	12	9	8	15	12	0	0	0	0	0	0	0	71
Female	6	2	13	11	13	7	12	0	0	0	0	0	0	0	64
Total	13	10	25	20	21	22	24	0	0	0	0	0	0	0	135

Enrolment By Grade
For 070



* Data from the 2005-2006 AGR(Enrolment/Age as of the last day in Sept./Dec.)

** Newfoundland Statistics Classification System

*** May include itinerant teachers



**School Description Report
2005-06**



District 2 - Western

#072 - Holy Cross All Grade School, Daniel's Harbour

Classification: Rural Community/Western Region**

Grades: K-2,4-12

Number of Grades: 12

[School FTE PTR : 9.4](#)

[District FTE PTR : 12.5](#)

[Provincial FTE PTR : 13.5](#)

[FTE Teachers](#) *** : 8.0

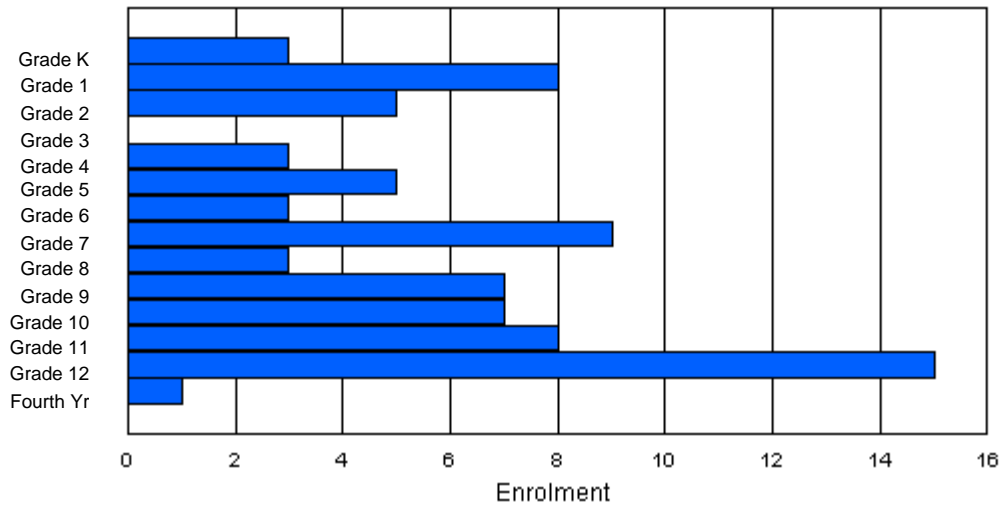
Enrolment By Age and Gender

Gender	Age																Total
	5	6	7	8	9	10	11	12	13	14	15	16	17	18	19	20>	
Male	1	4	2	1	2	3	3	2	1	5	4	5	9	3	0	0	45
Female	2	3	3	0	1	2	0	6	0	4	4	2	3	1	1	0	32
Total	3	7	5	1	3	5	3	8	1	9	8	7	12	4	1	0	77

Enrolment By Grade and Gender

Gender	K	Grade													4th	Total
		1	2	3	4	5	6	7	8	9	10	11	12			
Male	1	5	2	0	2	3	3	3	1	5	3	5	12	0	45	
Female	2	3	3	0	1	2	0	6	2	2	4	3	3	1	32	
Total	3	8	5	0	3	5	3	9	3	7	7	8	15	1	77	

Enrolment By Grade
For 072



* Data from the 2005-2006 AGR(Enrolment/Age as of the last day in Sept./Dec.)

** Newfoundland Statistics Classification System

*** May include itinerant teachers



**School Description Report
2005-06**



District 2 - Western

#075 - Hampden Academy, Hampden

Classification: Rural Community/Western Region**

Grades: K-12

Number of Grades: 13

[School FTE PTR : 9.4](#)

[District FTE PTR : 12.5](#)

[Provincial FTE PTR : 13.5](#)

[FTE Teachers](#) *** : 10.0

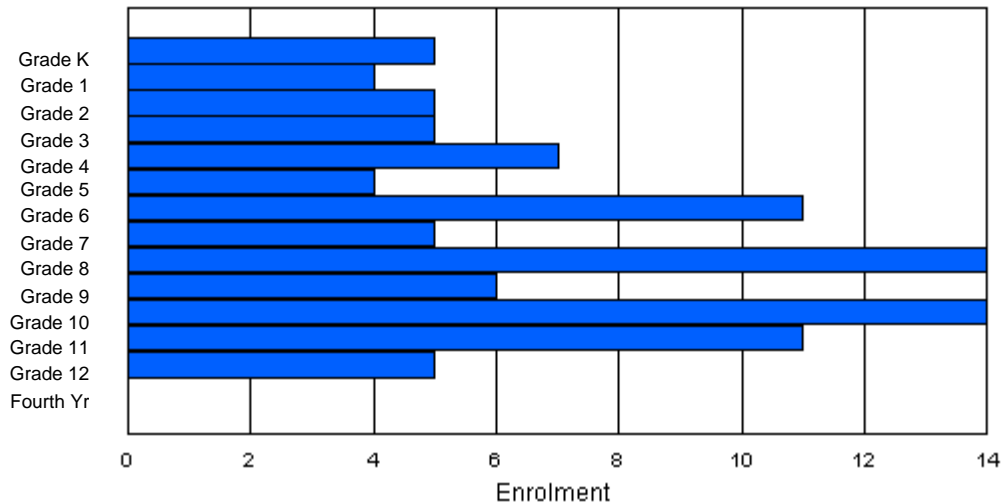
Enrolment By Age and Gender

Gender	Age																	Total
	5	6	7	8	9	10	11	12	13	14	15	16	17	18	19	20>		
Male	3	1	1	3	5	3	8	3	4	4	7	5	5	0	0	0	52	
Female	2	3	4	2	2	1	3	2	8	4	4	8	0	1	0	0	44	
Total	5	4	5	5	7	4	11	5	12	8	11	13	5	1	0	0	96	

Enrolment By Grade and Gender

Gender	Grade															Total
	K	1	2	3	4	5	6	7	8	9	10	11	12	4th		
Male	3	1	1	3	5	3	8	3	6	2	8	5	4	0	52	
Female	2	3	4	2	2	1	3	2	8	4	6	6	1	0	44	
Total	5	4	5	5	7	4	11	5	14	6	14	11	5	0	96	

Enrolment By Grade
For 075



* Data from the 2005-2006 AGR(Enrolment/Age as of the last day in Sept./Dec.)

** Newfoundland Statistics Classification System

*** May include itinerant teachers



**School Description Report
2005-06**



District 2 - Western

#079 - St. James All Grade, Lark Harbour

Classification: Rural Community/Western Region**

Grades: K-12

Number of Grades: 13

[School FTE PTR : 9.0](#)

[District FTE PTR : 12.5](#)

[Provincial FTE PTR : 13.5](#)

[FTE Teachers](#) *** : 15.0

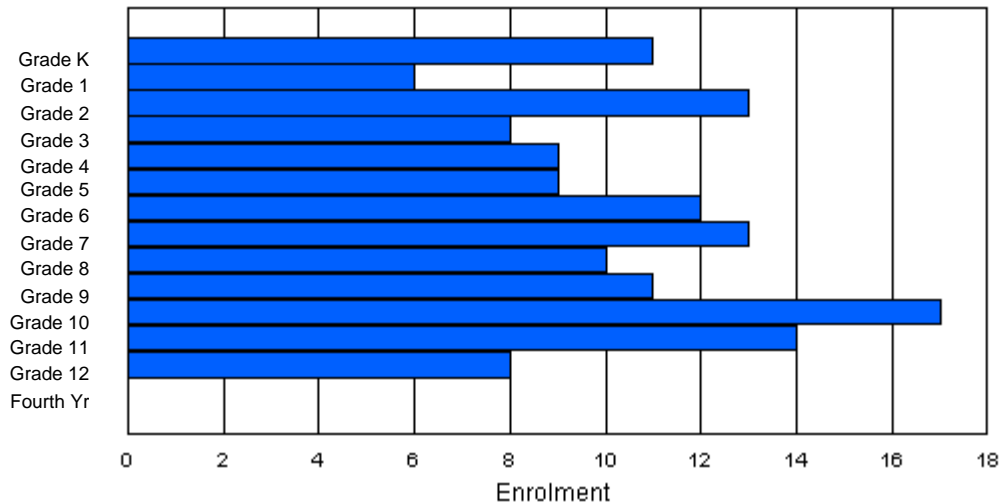
Enrolment By Age and Gender

Gender	Age																	Total
	5	6	7	8	9	10	11	12	13	14	15	16	17	18	19	20>		
Male	7	2	8	3	6	3	4	6	3	7	8	6	6	3	0	0	72	
Female	4	4	5	5	3	6	8	7	6	4	9	6	2	0	0	0	69	
Total	11	6	13	8	9	9	12	13	9	11	17	12	8	3	0	0	141	

Enrolment By Grade and Gender

Gender	Grade															Total
	K	1	2	3	4	5	6	7	8	9	10	11	12	4th		
Male	7	2	8	3	6	3	4	6	4	7	9	8	5	0	72	
Female	4	4	5	5	3	6	8	7	6	4	8	6	3	0	69	
Total	11	6	13	8	9	9	12	13	10	11	17	14	8	0	141	

Enrolment By Grade
For 079



* Data from the 2005-2006 AGR(Enrolment/Age as of the last day in Sept./Dec.)

** Newfoundland Statistics Classification System

*** May include itinerant teachers



**School Description Report
2005-06**



District 2 - Western

#080 - Templeton Academy, Meadows

Classification: Urban Community/Western Region**

Grades: K-12

Number of Grades: 0

[School FTE PTR : 14.9](#)

[District FTE PTR : 12.5](#)

[Provincial FTE PTR : 13.5](#)

[FTE Teachers](#) *** : 36.8

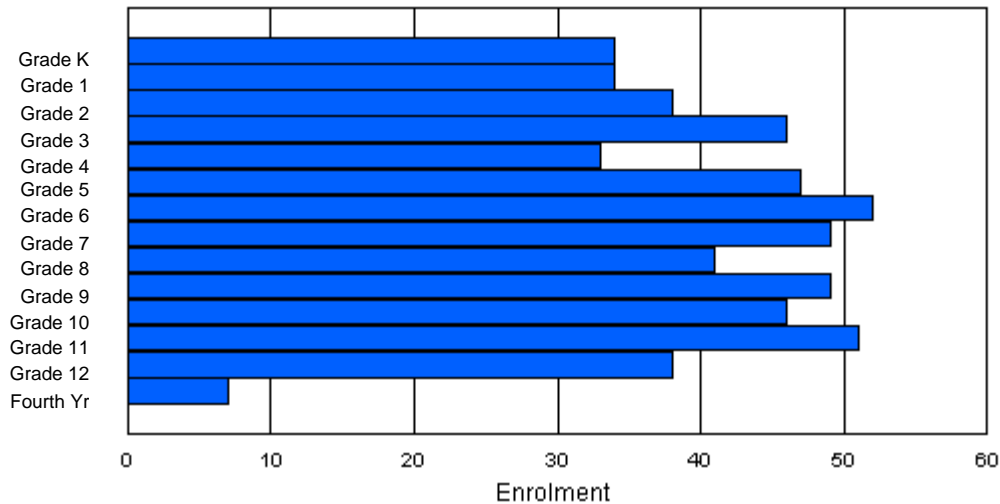
Enrolment By Age and Gender

Gender	Age																Total
	5	6	7	8	9	10	11	12	13	14	15	16	17	18	19	20>	
Male	18	17	20	29	19	25	29	20	19	26	27	25	16	5	1	0	296
Female	16	16	17	19	15	20	20	31	17	23	21	18	27	6	3	0	269
Total	34	33	37	48	34	45	49	51	36	49	48	43	43	11	4	0	565

Enrolment By Grade and Gender

Gender	Grade														Total
	K	1	2	3	4	5	6	7	8	9	10	11	12	4th	
Male	18	17	20	28	19	26	31	20	21	29	24	29	12	2	296
Female	16	17	18	18	14	21	21	29	20	20	22	22	26	5	269
Total	34	34	38	46	33	47	52	49	41	49	46	51	38	7	565

Enrolment By Grade
For 080



* Data from the 2005-2006 AGR(Enrolment/Age as of the last day in Sept./Dec.)

** Newfoundland Statistics Classification System

*** May include itinerant teachers



**School Description Report
2005-06**



District 2 - Western

#082 - Pasadena Elementary School, Pasadena

Classification: Rural Community/Western Region**

Grades: K-6

Number of Grades: 7

[School FTE PTR : 14.9](#)

[District FTE PTR : 12.5](#)

[Provincial FTE PTR : 13.5](#)

[FTE Teachers](#) *** : 15.3

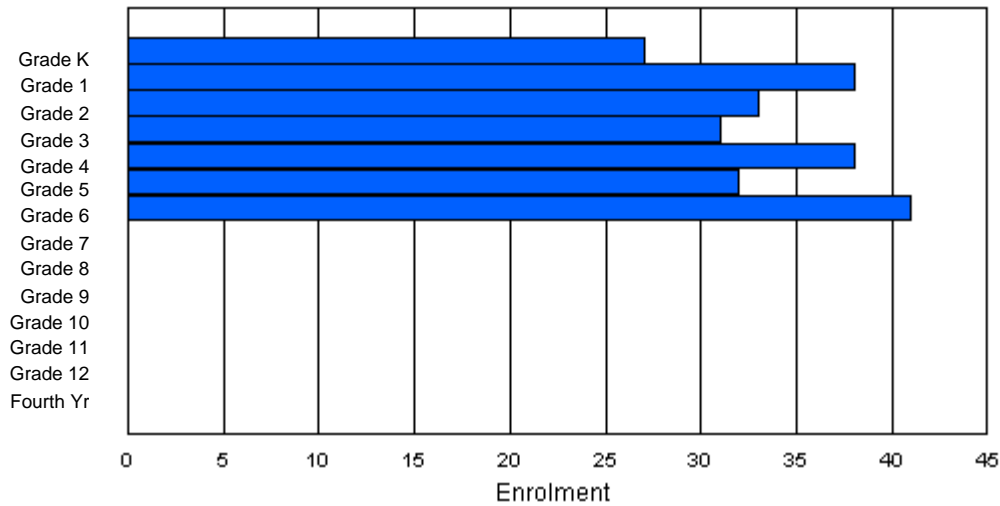
Enrolment By Age and Gender

Gender	Age																Total
	5	6	7	8	9	10	11	12	13	14	15	16	17	18	19	20>	
Male	13	23	18	13	22	10	16	2	1	0	0	0	0	0	0	0	118
Female	15	14	14	19	14	23	23	0	0	0	0	0	0	0	0	0	122
Total	28	37	32	32	36	33	39	2	1	0	0	0	0	0	0	0	240

Enrolment By Grade and Gender

Gender	Grade														Total
	K	1	2	3	4	5	6	7	8	9	10	11	12	4th	
Male	13	23	18	13	23	9	19	0	0	0	0	0	0	0	118
Female	14	15	15	18	15	23	22	0	0	0	0	0	0	0	122
Total	27	38	33	31	38	32	41	0	0	0	0	0	0	0	240

Enrolment By Grade
For 082



* Data from the 2005-2006 AGR(Enrolment/Age as of the last day in Sept./Dec.)

** Newfoundland Statistics Classification System

*** May include itinerant teachers



School Description Report
2005-06



District 2 - Western

#083 - Pasadena Academy, Pasadena

Classification: Rural Community/Western Region**

Grades: 7-12

Number of Grades: 6

School FTE PTR : 13.5

District FTE PTR : 12.5

Provincial FTE PTR : 13.5

FTE Teachers *** : 20.4

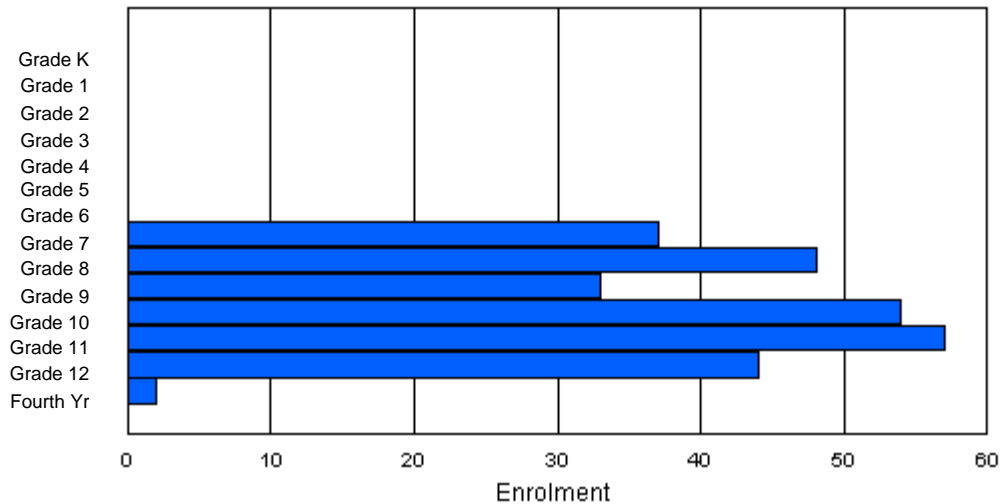
Enrolment By Age and Gender

Gender	Age																Total
	5	6	7	8	9	10	11	12	13	14	15	16	17	18	19	20>	
Male	0	0	0	0	0	0	0	24	28	18	24	31	23	4	1	0	153
Female	0	0	0	0	0	0	0	13	13	18	29	26	19	2	1	1	122
Total	0	0	0	0	0	0	0	37	41	36	53	57	42	6	2	1	275

Enrolment By Grade and Gender

Gender	Grade														Total
	K	1	2	3	4	5	6	7	8	9	10	11	12	4th	
Male	0	0	0	0	0	0	0	24	32	15	29	27	25	1	153
Female	0	0	0	0	0	0	0	13	16	18	25	30	19	1	122
Total	0	0	0	0	0	0	0	37	48	33	54	57	44	2	275

Enrolment By Grade
For 083



* Data from the 2005-2006 AGR(Enrolment/Age as of the last day in Sept./Dec.)

** Newfoundland Statistics Classification System

*** May include itinerant teachers



**School Description Report
2005-06**



District 2 - Western

#086 - Gros Morne Academy, Rocky Harbour

Classification: Rural Community/Western Region**

Grades: K-12

Number of Grades: 13

[School FTE PTR : 13.8](#)

[District FTE PTR : 12.5](#)

[Provincial FTE PTR : 13.5](#)

[FTE Teachers](#) *** : 18.3

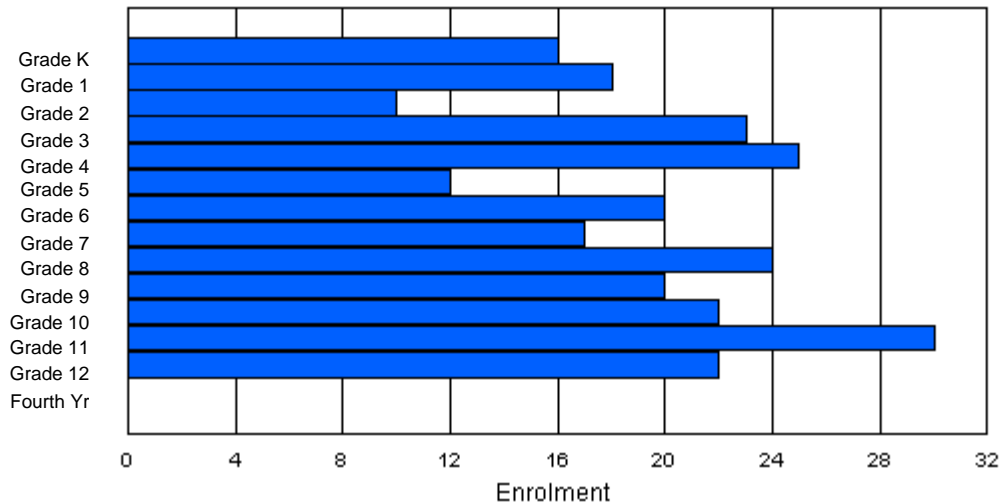
Enrolment By Age and Gender

Gender	Age																	Total
	5	6	7	8	9	10	11	12	13	14	15	16	17	18	19	20>		
Male	6	7	4	15	14	5	9	8	16	10	19	13	10	5	1	0	142	
Female	10	11	5	9	11	7	10	9	10	5	11	9	4	6	0	0	117	
Total	16	18	9	24	25	12	19	17	26	15	30	22	14	11	1	0	259	

Enrolment By Grade and Gender

Gender	Grade														Total
	K	1	2	3	4	5	6	7	8	9	10	11	12	4th	
Male	6	7	5	14	14	5	10	8	14	13	14	20	12	0	142
Female	10	11	5	9	11	7	10	9	10	7	8	10	10	0	117
Total	16	18	10	23	25	12	20	17	24	20	22	30	22	0	259

Enrolment By Grade
For 086



* Data from the 2005-2006 AGR(Enrolment/Age as of the last day in Sept./Dec.)

** Newfoundland Statistics Classification System

*** May include itinerant teachers



School Description Report
2005-06



District 2 - Western

#088 - Main River Academy, Pollard's Point

Classification: Rural Community/Western Region**

Grades: K-12

Number of Grades: 13

School FTE PTR : 9.9

District FTE PTR : 12.5

Provincial FTE PTR : 13.5

FTE Teachers *** : 15.0

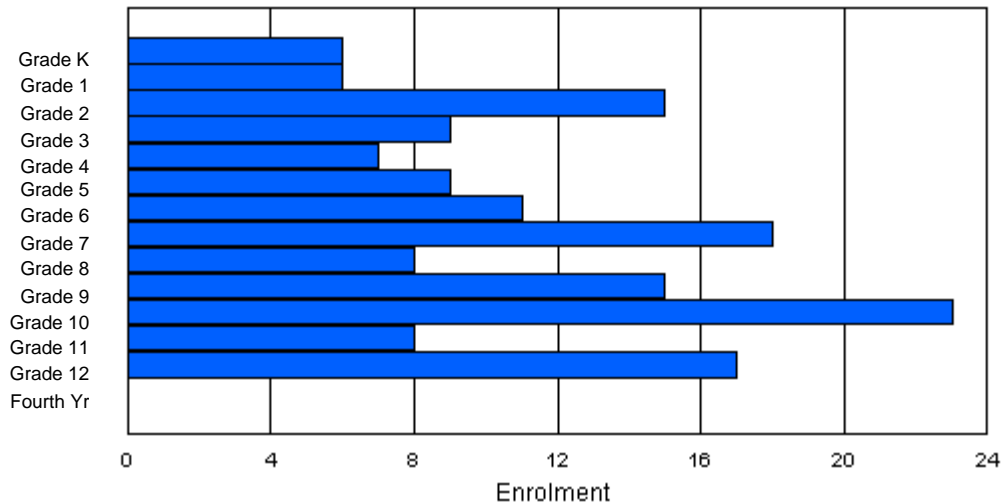
Enrolment By Age and Gender

Gender	Age																	Total
	5	6	7	8	9	10	11	12	13	14	15	16	17	18	19	20>		
Male	3	4	3	6	2	1	6	8	5	8	5	6	7	5	0	0	69	
Female	3	2	11	4	5	8	5	10	3	6	16	1	5	3	1	0	83	
Total	6	6	14	10	7	9	11	18	8	14	21	7	12	8	1	0	152	

Enrolment By Grade and Gender

Gender	K	Grade													4th	Total
		1	2	3	4	5	6	7	8	9	10	11	12			
Male	3	4	4	5	2	1	6	8	5	9	7	4	11	0	69	
Female	3	2	11	4	5	8	5	10	3	6	16	4	6	0	83	
Total	6	6	15	9	7	9	11	18	8	15	23	8	17	0	152	

Enrolment By Grade
For 088



* Data from the 2005-2006 AGR(Enrolment/Age as of the last day in Sept./Dec.)

** Newfoundland Statistics Classification System

*** May include itinerant teachers



**School Description Report
2005-06**



District 2 - Western

#089 - Jakeman All Grade, Trout River

Classification: Rural Community/Western Region**

Grades: K-12

Number of Grades: 13

[School FTE PTR : 8.8](#)

[District FTE PTR : 12.5](#)

[Provincial FTE PTR : 13.5](#)

[FTE Teachers](#) *** : 12.0

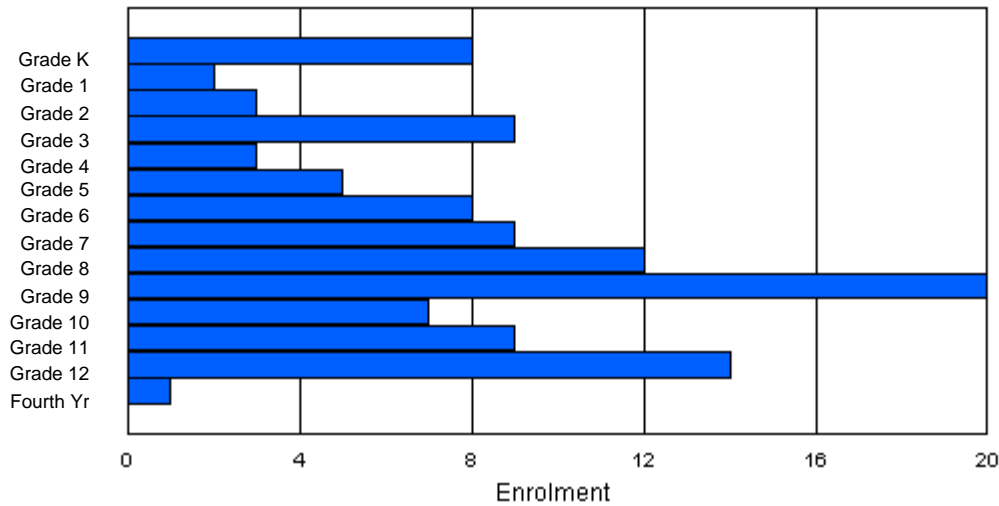
Enrolment By Age and Gender

Gender	Age																	Total
	5	6	7	8	9	10	11	12	13	14	15	16	17	18	19	20>		
Male	4	1	0	4	2	3	3	3	6	8	8	4	6	0	0	0	52	
Female	4	1	3	5	1	2	4	4	6	5	8	6	8	1	0	0	58	
Total	8	2	3	9	3	5	7	7	12	13	16	10	14	1	0	0	110	

Enrolment By Grade and Gender

Gender	K	Grade													4th	Total
		1	2	3	4	5	6	7	8	9	10	11	12			
Male	4	1	0	4	2	3	4	4	7	12	1	4	6	0	52	
Female	4	1	3	5	1	2	4	5	5	8	6	5	8	1	58	
Total	8	2	3	9	3	5	8	9	12	20	7	9	14	1	110	

Enrolment By Grade
For 089



* Data from the 2005-2006 AGR(Enrolment/Age as of the last day in Sept./Dec.)

** Newfoundland Statistics Classification System

*** May include itinerant teachers



**School Description Report
2005-06**



District 2 - Western

#091 - Burgeo Academy, Burgeo

Classification: Rural Community/Southern Region**

Grades: K-12

Number of Grades: 13

[School FTE PTR : 10.1](#)

[District FTE PTR : 12.5](#)

[Provincial FTE PTR : 13.5](#)

[FTE Teachers](#) *** : 16.0

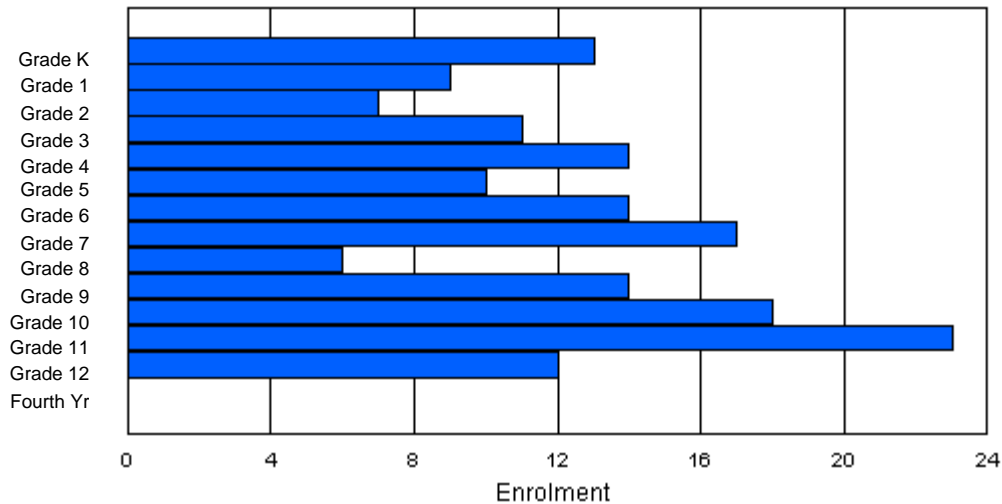
Enrolment By Age and Gender

Gender	Age																	Total
	5	6	7	8	9	10	11	12	13	14	15	16	17	18	19	20>		
Male	3	4	6	4	8	10	7	8	4	4	10	11	9	0	0	0	88	
Female	10	4	2	7	6	0	7	9	2	10	8	12	3	0	0	80		
Total	13	8	8	11	14	10	14	17	6	14	18	23	12	0	0	168		

Enrolment By Grade and Gender

Gender	Grade															Total
	K	1	2	3	4	5	6	7	8	9	10	11	12	4th		
Male	3	5	5	4	8	10	7	8	4	4	10	11	9	0	88	
Female	10	4	2	7	6	0	7	9	2	10	8	12	3	0	80	
Total	13	9	7	11	14	10	14	17	6	14	18	23	12	0	168	

Enrolment By Grade
For 091



* Data from the 2005-2006 AGR(Enrolment/Age as of the last day in Sept./Dec.)

** Newfoundland Statistics Classification System

*** May include itinerant teachers



**School Description Report
2005-06**



District 2 - Western

#092 - Grandy's River Collegiate, Burnt Islands

Classification: Rural Community/Southern Region**

Grades: K-12

Number of Grades: 13

[School FTE PTR : 10.3](#)

[District FTE PTR : 12.5](#)

[Provincial FTE PTR : 13.5](#)

[FTE Teachers](#) *** : 16.0

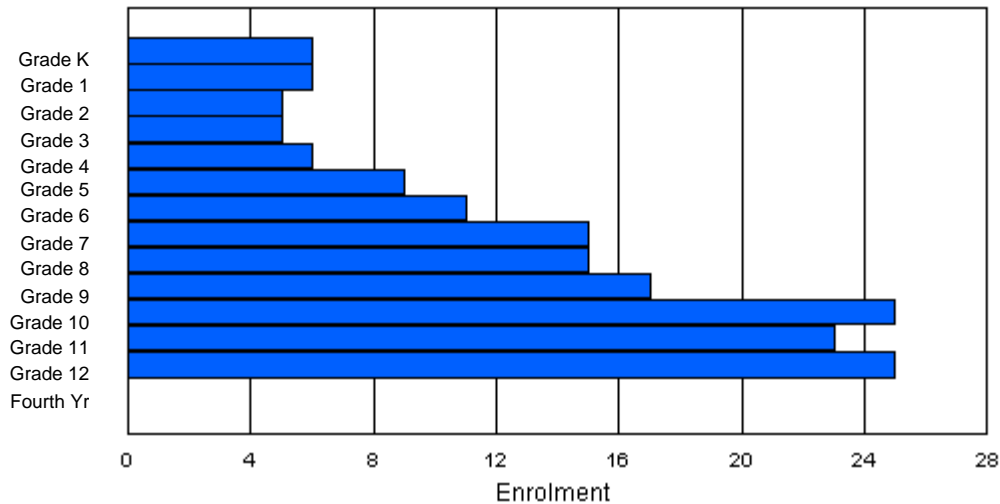
Enrolment By Age and Gender

Gender	Age																Total
	5	6	7	8	9	10	11	12	13	14	15	16	17	18	19	20>	
Male	2	2	2	2	6	5	5	9	8	12	16	11	11	2	1	0	94
Female	4	4	3	1	2	3	7	4	9	1	10	12	14	0	0	0	74
Total	6	6	5	3	8	8	12	13	17	13	26	23	25	2	1	0	168

Enrolment By Grade and Gender

Gender	Grade														Total
	K	1	2	3	4	5	6	7	8	9	10	11	12	4th	
Male	2	2	2	4	4	5	5	11	6	15	15	12	11	0	94
Female	4	4	3	1	2	4	6	4	9	2	10	11	14	0	74
Total	6	6	5	5	6	9	11	15	15	17	25	23	25	0	168

Enrolment By Grade
For 092



* Data from the 2005-2006 AGR(Enrolment/Age as of the last day in Sept./Dec.)

** Newfoundland Statistics Classification System

*** May include itinerant teachers



**School Description Report
2005-06**



District 2 - Western

#096 - Our Lady of the Cape School, Cape St. George

Classification: Rural Community/Western Region**

Grades: K-8

Number of Grades: 9

[School FTE PTR : 8.1](#)

[District FTE PTR : 12.5](#)

[Provincial FTE PTR : 13.5](#)

[FTE Teachers](#) *** : 7.5

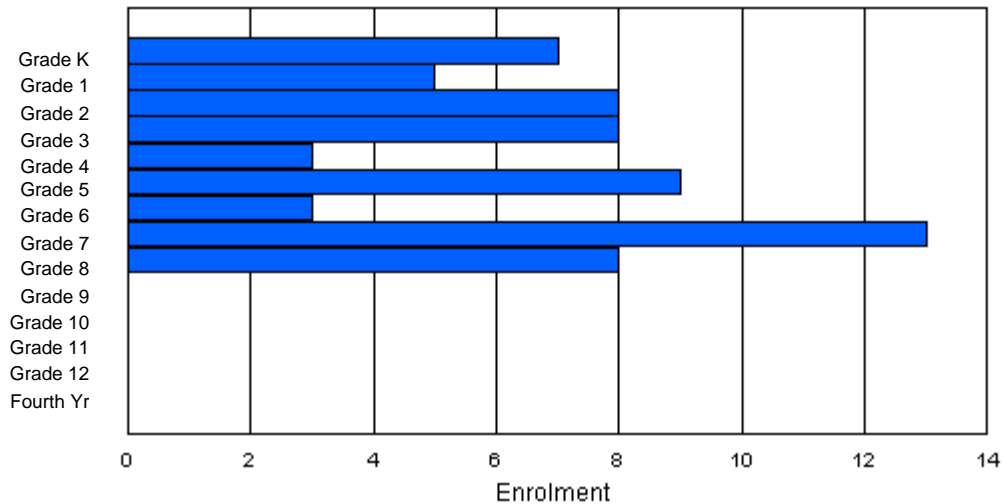
Enrolment By Age and Gender

Gender	Age																	Total
	5	6	7	8	9	10	11	12	13	14	15	16	17	18	19	20>		
Male	4	1	3	5	2	4	3	4	4	0	0	0	0	0	0	0	30	
Female	3	4	4	4	1	2	3	8	5	0	0	0	0	0	0	0	34	
Total	7	5	7	9	3	6	6	12	9	0	0	0	0	0	0	0	64	

Enrolment By Grade and Gender

Gender	K	Grade													4th	Total
		1	2	3	4	5	6	7	8	9	10	11	12			
Male	4	1	4	4	2	6	1	4	4	0	0	0	0	0	30	
Female	3	4	4	4	1	3	2	9	4	0	0	0	0	0	34	
Total	7	5	8	8	3	9	3	13	8	0	0	0	0	0	64	

Enrolment By Grade
For 096



* Data from the 2005-2006 AGR(Enrolment/Age as of the last day in Sept./Dec.)

** Newfoundland Statistics Classification System

*** May include itinerant teachers



**School Description Report
2005-06**



District 2 - Western

#097 - St. James' Elementary, Channel-Port Aux Basques

Classification: Rural Community/Southern Region**

Grades: K-6

Number of Grades: 7

[School FTE PTR : 13.4](#)

[District FTE PTR : 12.5](#)

[Provincial FTE PTR : 13.5](#)

[FTE Teachers](#) *** : 22.5

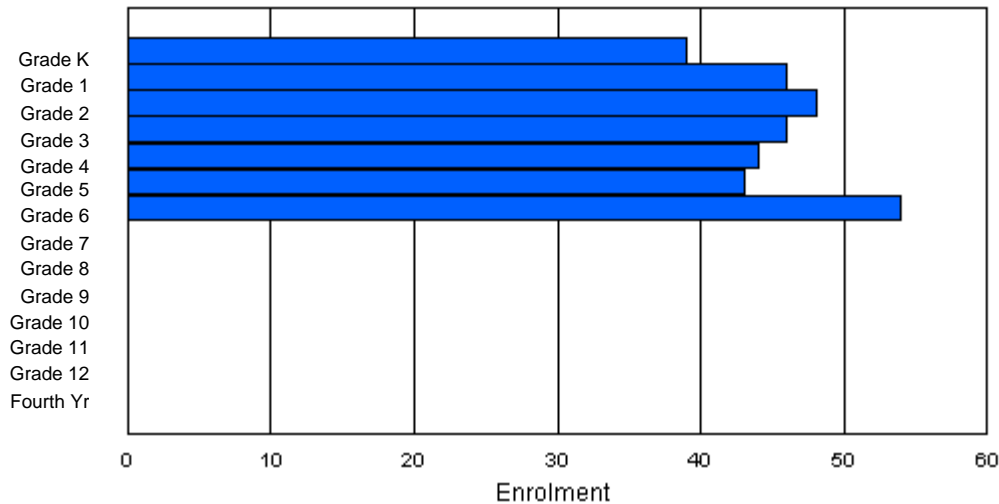
Enrolment By Age and Gender

Gender	Age																Total
	5	6	7	8	9	10	11	12	13	14	15	16	17	18	19	20>	
Male	14	34	32	16	23	27	18	0	0	0	0	0	0	0	0	0	164
Female	25	39	15	12	22	31	12	0	0	0	0	0	0	0	0	0	156
Total	39	73	47	28	45	58	30	0	0	0	0	0	0	0	0	0	320

Enrolment By Grade and Gender

Gender	Grade														Total
	K	1	2	3	4	5	6	7	8	9	10	11	12	4th	
Male	14	21	32	24	24	21	28	0	0	0	0	0	0	0	164
Female	25	25	16	22	20	22	26	0	0	0	0	0	0	0	156
Total	39	46	48	46	44	43	54	0	0	0	0	0	0	0	320

Enrolment By Grade
For 097



* Data from the 2005-2006 AGR(Enrolment/Age as of the last day in Sept./Dec.)

** Newfoundland Statistics Classification System

*** May include itinerant teachers



**School Description Report
2005-06**



District 2 - Western

#099 - St. James' Regional High School, Channel-Port Aux Basques

Classification: Rural Community/Southern Region**

Grades: 7-12

Number of Grades: 6

[School FTE PTR : 14.8](#)

[District FTE PTR : 12.5](#)

[Provincial FTE PTR : 13.5](#)

[FTE Teachers](#) *** : 27.0

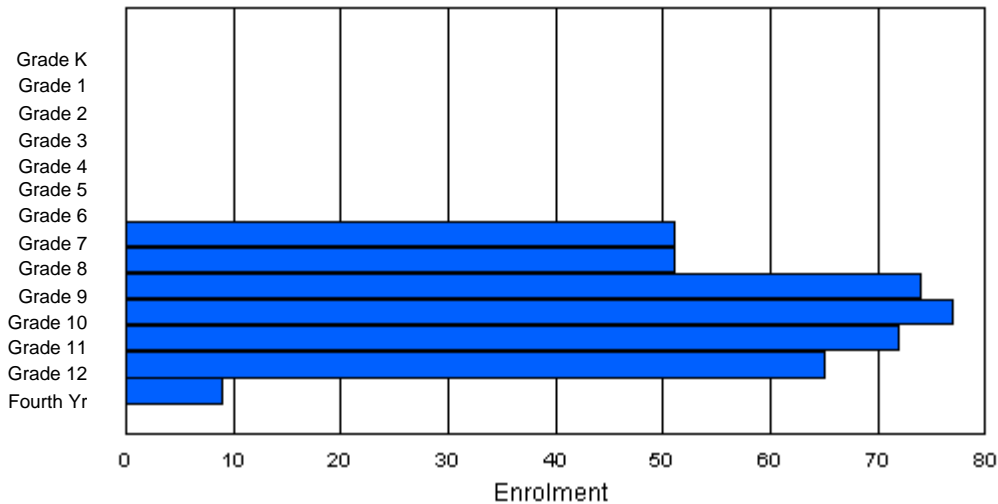
Enrolment By Age and Gender

Gender	Age																Total
	5	6	7	8	9	10	11	12	13	14	15	16	17	18	19	20>	
Male	0	0	0	0	1	0	0	26	22	33	33	41	35	6	3	1	201
Female	0	0	1	0	0	0	0	18	32	36	38	30	36	7	0	0	198
Total	0	0	1	0	1	0	0	44	54	69	71	71	71	13	3	1	399

Enrolment By Grade and Gender

Gender	Grade														Total
	K	1	2	3	4	5	6	7	8	9	10	11	12	4th	
Male	0	0	0	0	0	0	0	28	23	38	38	40	31	3	201
Female	0	0	0	0	0	0	0	23	28	36	39	32	34	6	198
Total	0	0	0	0	0	0	0	51	51	74	77	72	65	9	399

Enrolment By Grade
For 099



* Data from the 2005-2006 AGR(Enrolment/Age as of the last day in Sept./Dec.)

** Newfoundland Statistics Classification System

*** May include itinerant teachers



**School Description Report
2005-06**



District 2 - Western

#101 - Grand Bruit AG, Grand Bruit

Classification: Rural Community/Southern Region**

Grades: 8

Number of Grades: 1

[School FTE PTR : 2.0](#)

[District FTE PTR : 12.5](#)

[Provincial FTE PTR : 13.5](#)

[FTE Teachers](#) *** : 1.0

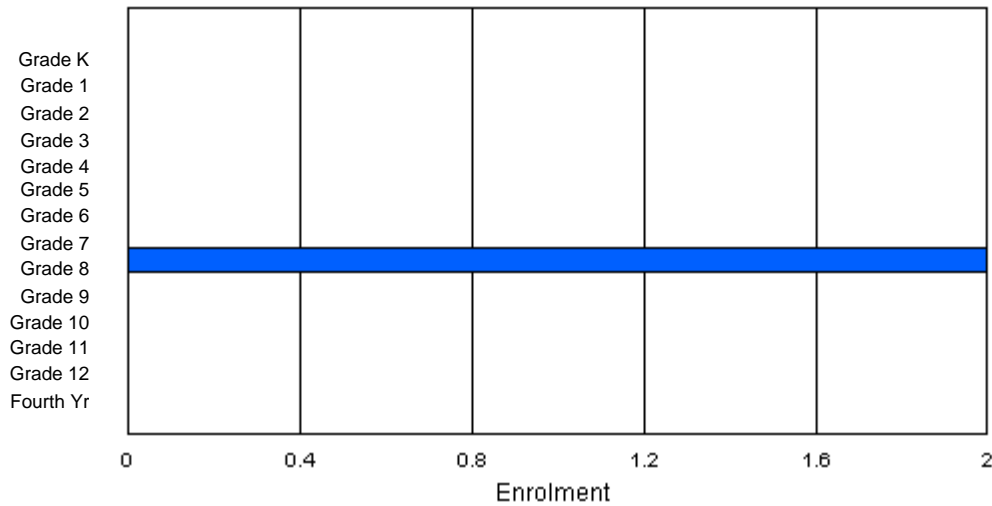
Enrolment By Age and Gender

Gender	Age																Total
	5	6	7	8	9	10	11	12	13	14	15	16	17	18	19	20>	
Male	0	0	0	0	0	0	0	0	1	0	0	0	0	0	0	0	1
Female	0	0	0	0	0	0	0	0	1	0	0	0	0	0	0	0	1
Total	0	0	0	0	0	0	0	0	2	0	0	0	0	0	0	0	2

Enrolment By Grade and Gender

Gender	Grade														Total
	K	1	2	3	4	5	6	7	8	9	10	11	12	4th	
Male	0	0	0	0	0	0	0	0	1	0	0	0	0	0	1
Female	0	0	0	0	0	0	0	0	1	0	0	0	0	0	1
Total	0	0	0	0	0	0	0	0	2	0	0	0	0	0	2

Enrolment By Grade
For 101



* Data from the 2005-2006 AGR(Enrolment/Age as of the last day in Sept./Dec.)

** Newfoundland Statistics Classification System

*** May include itinerant teachers



**School Description Report
2005-06**



District 2 - Western

#102 - All Saints All-Grade, Grey River

Classification: Rural Community/Southern Region**

Grades: 1-3,5-9,11

Number of Grades: 9

[School FTE PTR : 5.3](#)

[District FTE PTR : 12.5](#)

[Provincial FTE PTR : 13.5](#)

[FTE Teachers](#) *** : 3.0

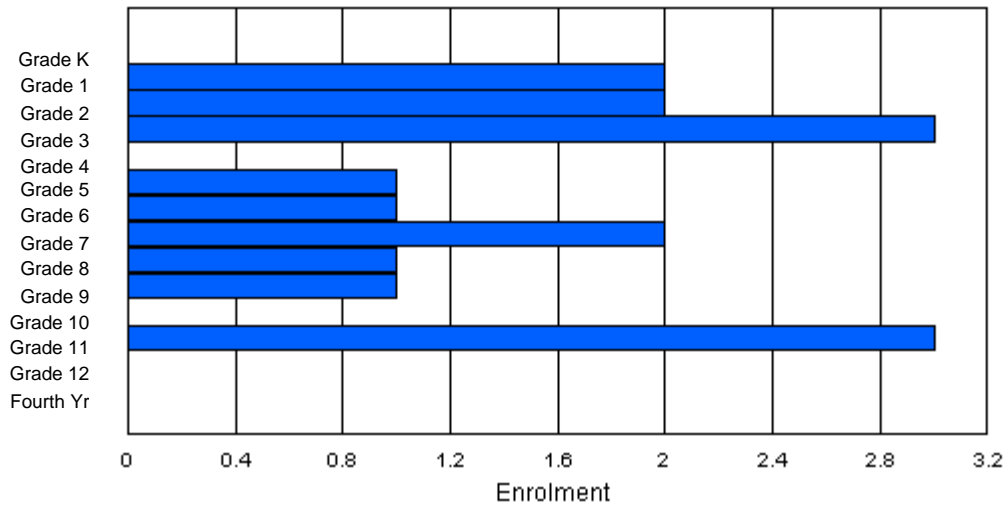
Enrolment By Age and Gender

Gender	Age																	Total
	5	6	7	8	9	10	11	12	13	14	15	16	17	18	19	20>		
Male	0	2	1	1	0	0	1	1	0	0	0	1	1	0	0	0	8	
Female	0	0	1	2	0	1	0	1	1	1	0	1	0	0	0	0	8	
Total	0	2	2	3	0	1	1	2	1	1	0	2	1	0	0	0	16	

Enrolment By Grade and Gender

Gender	Grade															Total
	K	1	2	3	4	5	6	7	8	9	10	11	12	4th		
Male	0	2	1	1	0	0	1	1	0	0	0	2	0	0	8	
Female	0	0	1	2	0	1	0	1	1	1	0	1	0	0	8	
Total	0	2	2	3	0	1	1	2	1	1	0	3	0	0	16	

Enrolment By Grade
For 102



* Data from the 2005-2006 AGR(Enrolment/Age as of the last day in Sept./Dec.)

** Newfoundland Statistics Classification System

*** May include itinerant teachers



**School Description Report
2005-06**



District 2 - Western

#103 - LeGallais Memorial, Isle aux Morts

Classification: Rural Community/Southern Region**

Grades: K-9

Number of Grades: 10

[School FTE PTR : 8.5](#)

[District FTE PTR : 12.5](#)

[Provincial FTE PTR : 13.5](#)

[FTE Teachers](#) *** : 8.0

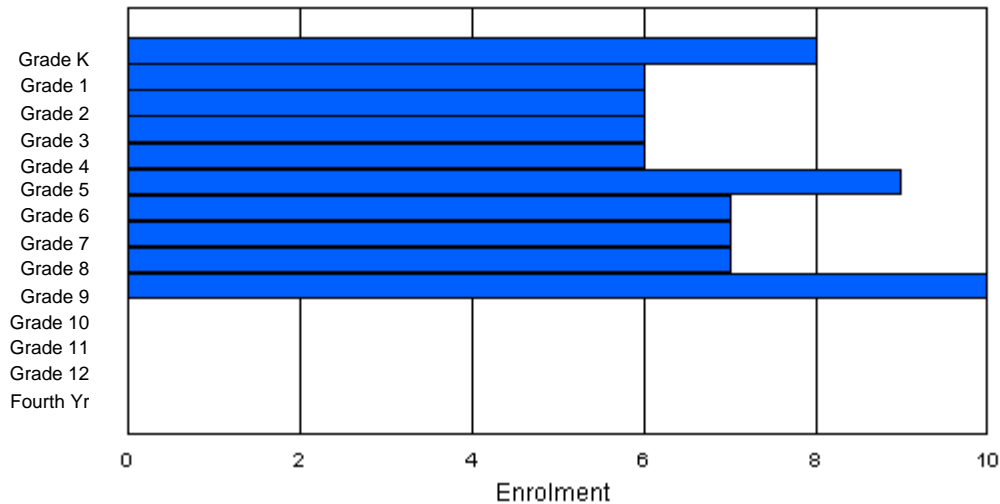
Enrolment By Age and Gender

Gender	Age																Total
	5	6	7	8	9	10	11	12	13	14	15	16	17	18	19	20>	
Male	3	3	3	4	3	8	2	5	3	5	1	0	0	0	0	0	40
Female	5	3	3	2	3	1	4	3	4	3	1	0	0	0	0	0	32
Total	8	6	6	6	6	9	6	8	7	8	2	0	0	0	0	0	72

Enrolment By Grade and Gender

Gender	Grade														Total
	K	1	2	3	4	5	6	7	8	9	10	11	12	4th	
Male	3	3	3	4	3	8	2	5	3	6	0	0	0	0	40
Female	5	3	3	2	3	1	5	2	4	4	0	0	0	0	32
Total	8	6	6	6	6	9	7	7	7	10	0	0	0	0	72

Enrolment By Grade
For 103



* Data from the 2005-2006 AGR(Enrolment/Age as of the last day in Sept./Dec.)

** Newfoundland Statistics Classification System

*** May include itinerant teachers



**School Description Report
2005-06**



District 2 - Western

#104 - Douglas Academy, La Poile

Classification: Rural Community/Southern Region**

Grades: 1,3,6

Number of Grades: 3

[School FTE PTR : 8.0](#)

[District FTE PTR : 12.5](#)

[Provincial FTE PTR : 13.5](#)

[FTE Teachers](#) *** : 1.0

Enrolment By Age and Gender

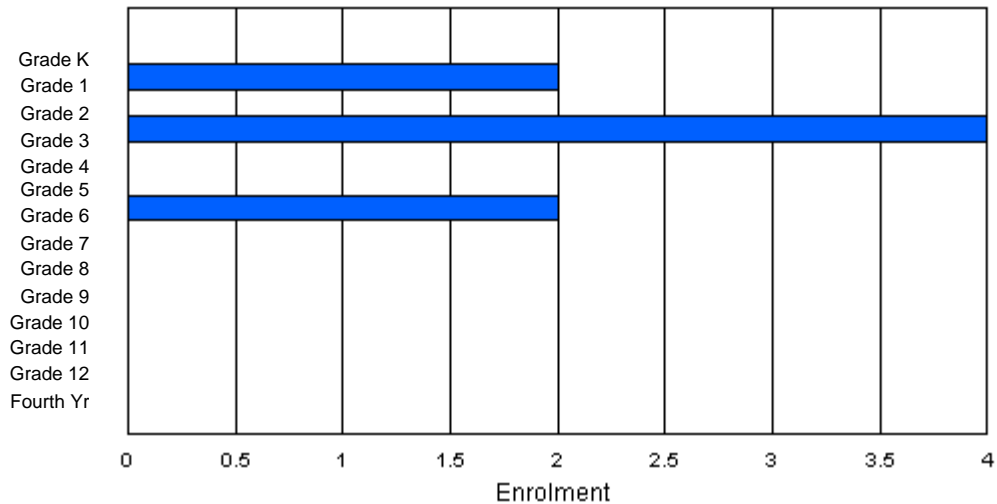
Gender	Age																	Total
	5	6	7	8	9	10	11	12	13	14	15	16	17	18	19	20>		
Male	0	2	0	1	0	0	1	0	0	0	0	0	0	0	0	0	4	
Female	0	0	0	3	0	0	1	0	0	0	0	0	0	0	0	0	4	
Total	0	2	0	4	0	0	2	0	0	0	0	0	0	0	0	0	8	

Enrolment By Grade and Gender

Gender	Grade															Total
	K	1	2	3	4	5	6	7	8	9	10	11	12	4th		
Male	0	2	0	1	0	0	1	0	0	0	0	0	0	0	4	
Female	0	0	0	3	0	0	1	0	0	0	0	0	0	0	4	
Total	0	2	0	4	0	0	2	0	0	0	0	0	0	0	8	

Enrolment By Grade

For 104



* Data from the 2005-2006 AGR(Enrolment/Age as of the last day in Sept./Dec.)

** Newfoundland Statistics Classification System

*** May include itinerant teachers



**School Description Report
2005-06**



District 2 - Western

#106 - Lourdes Elementary, Lourdes

Classification: Rural Community/Western Region**

Grades: K-8

Number of Grades: 9

[School FTE PTR : 13.5](#)

[District FTE PTR : 12.5](#)

[Provincial FTE PTR : 13.5](#)

[FTE Teachers](#) *** : 18.0

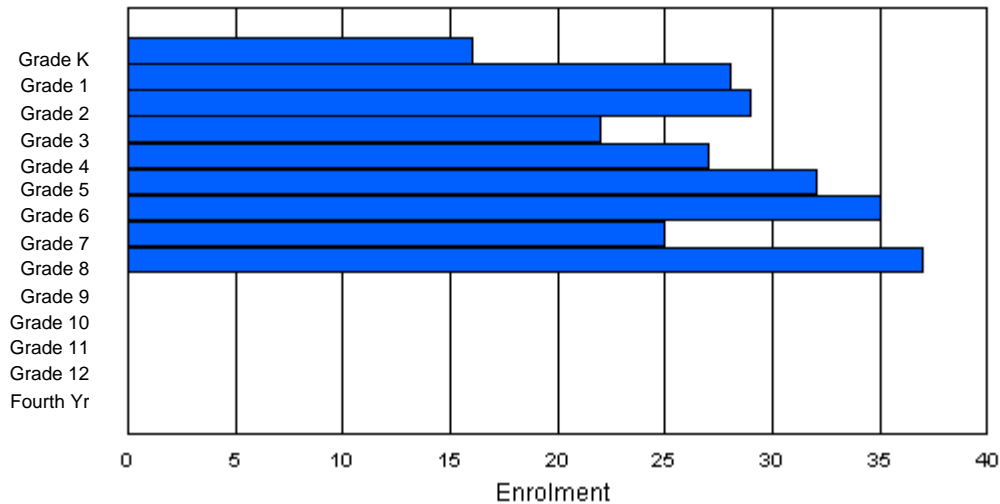
Enrolment By Age and Gender

Gender	Age																Total
	5	6	7	8	9	10	11	12	13	14	15	16	17	18	19	20>	
Male	10	14	17	11	11	14	20	15	20	2	0	0	0	0	0	0	134
Female	6	14	11	10	16	18	16	10	15	1	0	0	0	0	0	0	117
Total	16	28	28	21	27	32	36	25	35	3	0	0	0	0	0	0	251

Enrolment By Grade and Gender

Gender	Grade														Total
	K	1	2	3	4	5	6	7	8	9	10	11	12	4th	
Male	10	14	18	12	11	15	18	15	21	0	0	0	0	0	134
Female	6	14	11	10	16	17	17	10	16	0	0	0	0	0	117
Total	16	28	29	22	27	32	35	25	37	0	0	0	0	0	251

Enrolment By Grade
For 106



* Data from the 2005-2006 AGR(Enrolment/Age as of the last day in Sept./Dec.)

** Newfoundland Statistics Classification System

*** May include itinerant teachers



**School Description Report
2005-06**



District 2 - Western

#110 - Piccadilly Central High, Piccadilly

Classification: Rural Community/Western Region**

Grades: 9-12

Number of Grades: 4

[School FTE PTR : 15.0](#)

[District FTE PTR : 12.5](#)

[Provincial FTE PTR : 13.5](#)

[FTE Teachers](#) *** : 16.0

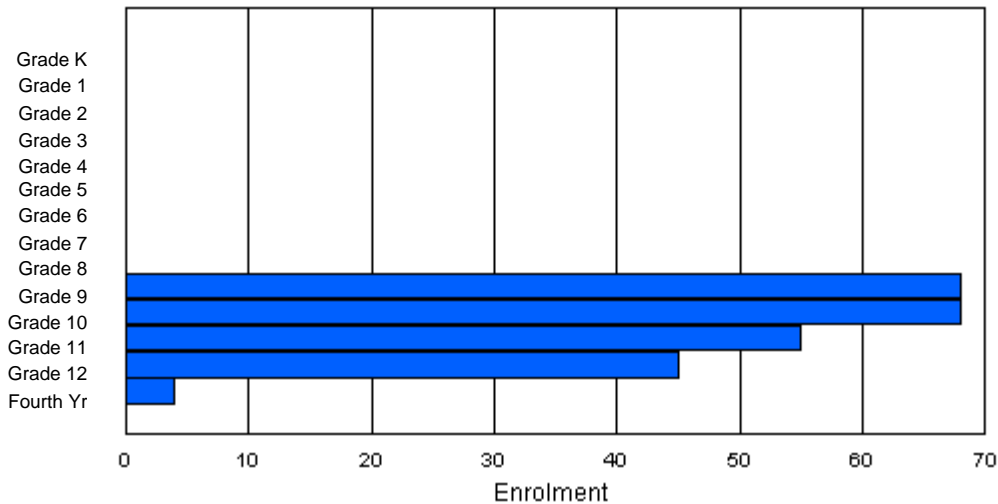
Enrolment By Age and Gender

Gender	Age																	Total
	5	6	7	8	9	10	11	12	13	14	15	16	17	18	19	20>		
Male	0	0	0	0	0	0	0	0	0	29	33	26	21	3	1	0	113	
Female	0	0	0	0	0	0	0	0	0	27	30	28	33	6	1	2	127	
Total	0	0	0	0	0	0	0	0	0	56	63	54	54	9	2	2	240	

Enrolment By Grade and Gender

Gender	Grade															Total
	K	1	2	3	4	5	6	7	8	9	10	11	12	4th		
Male	0	0	0	0	0	0	0	0	0	35	37	25	16	0	113	
Female	0	0	0	0	0	0	0	0	0	33	31	30	29	4	127	
Total	0	0	0	0	0	0	0	0	0	68	68	55	45	4	240	

Enrolment By Grade
For 110



* Data from the 2005-2006 AGR(Enrolment/Age as of the last day in Sept./Dec.)

** Newfoundland Statistics Classification System

*** May include itinerant teachers



**School Description Report
2005-06**



District 2 - Western

#111 - St. Thomas Aquinas, Port au Port East

Classification: Rural Community/Western Region**

Grades: K-8

Number of Grades: 9

[School FTE PTR : 11.8](#)

[District FTE PTR : 12.5](#)

[Provincial FTE PTR : 13.5](#)

[FTE Teachers](#) *** : 12.0

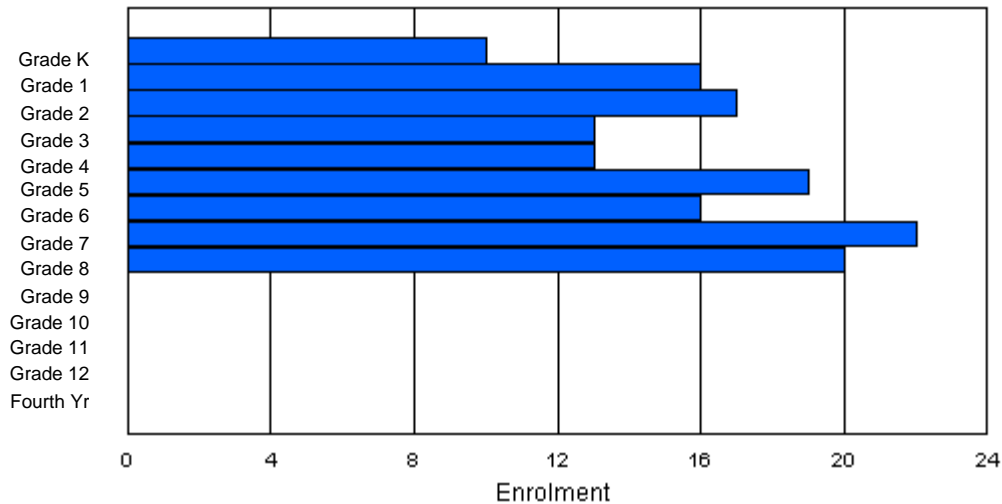
Enrolment By Age and Gender

Gender	Age																Total
	5	6	7	8	9	10	11	12	13	14	15	16	17	18	19	20>	
Male	5	7	4	8	8	9	8	11	7	0	0	0	0	0	0	0	67
Female	5	9	11	6	6	10	8	11	13	0	0	0	0	0	0	0	79
Total	10	16	15	14	14	19	16	22	20	0	0	0	0	0	0	0	146

Enrolment By Grade and Gender

Gender	K	Grade												4th	Total
		1	2	3	4	5	6	7	8	9	10	11	12		
Male	5	7	6	7	7	9	8	11	7	0	0	0	0	0	67
Female	5	9	11	6	6	10	8	11	13	0	0	0	0	0	79
Total	10	16	17	13	13	19	16	22	20	0	0	0	0	0	146

Enrolment By Grade
For 111



* Data from the 2005-2006 AGR(Enrolment/Age as of the last day in Sept./Dec.)

** Newfoundland Statistics Classification System

*** May include itinerant teachers



**School Description Report
2005-06**



District 2 - Western

#113 - St. Boniface All Grade, Ramea

Classification: Rural Community/Southern Region**

Grades: K-6,8-12

Number of Grades: 12

[School FTE PTR : 8.9](#)

[District FTE PTR : 12.5](#)

[Provincial FTE PTR : 13.5](#)

[FTE Teachers](#) *** : 8.5

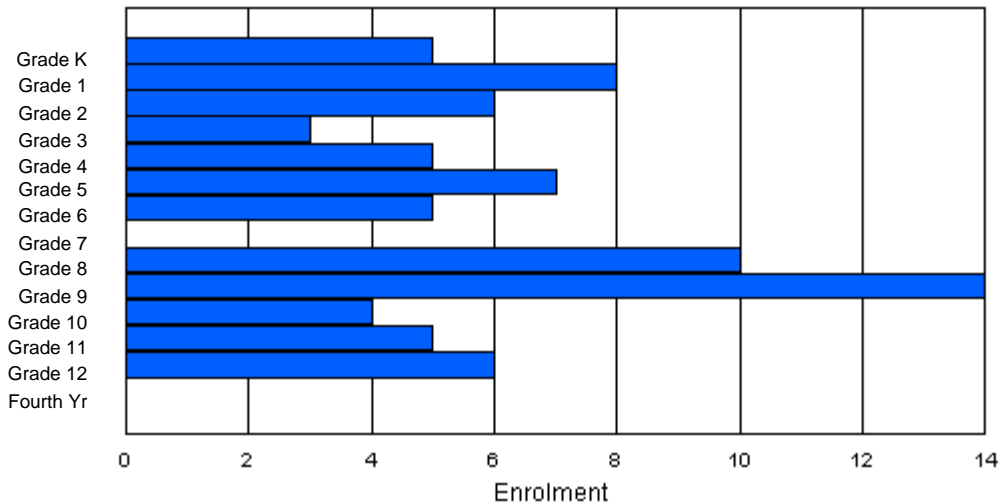
Enrolment By Age and Gender

Gender	Age																	Total
	5	6	7	8	9	10	11	12	13	14	15	16	17	18	19	20>		
Male	2	3	2	3	2	1	2	1	5	6	3	1	3	0	0	0	34	
Female	3	4	4	1	3	6	2	0	5	9	0	4	3	0	0	0	44	
Total	5	7	6	4	5	7	4	1	10	15	3	5	6	0	0	0	78	

Enrolment By Grade and Gender

Gender	K	Grade													4th	Total
		1	2	3	4	5	6	7	8	9	10	11	12			
Male	2	4	2	2	2	1	3	0	5	5	4	1	3	0	34	
Female	3	4	4	1	3	6	2	0	5	9	0	4	3	0	44	
Total	5	8	6	3	5	7	5	0	10	14	4	5	6	0	78	

Enrolment By Grade
For 113



* Data from the 2005-2006 AGR(Enrolment/Age as of the last day in Sept./Dec.)

** Newfoundland Statistics Classification System

*** May include itinerant teachers



**School Description Report
2005-06**



District 2 - Western

#114 - St. Michael's Elementary, Rose Blanche

Classification: Rural Community/Southern Region**

Grades: K-6

Number of Grades: 7

[School FTE PTR : 6.3](#)

[District FTE PTR : 12.5](#)

[Provincial FTE PTR : 13.5](#)

[FTE Teachers](#) *** : 3.0

Enrolment By Age and Gender

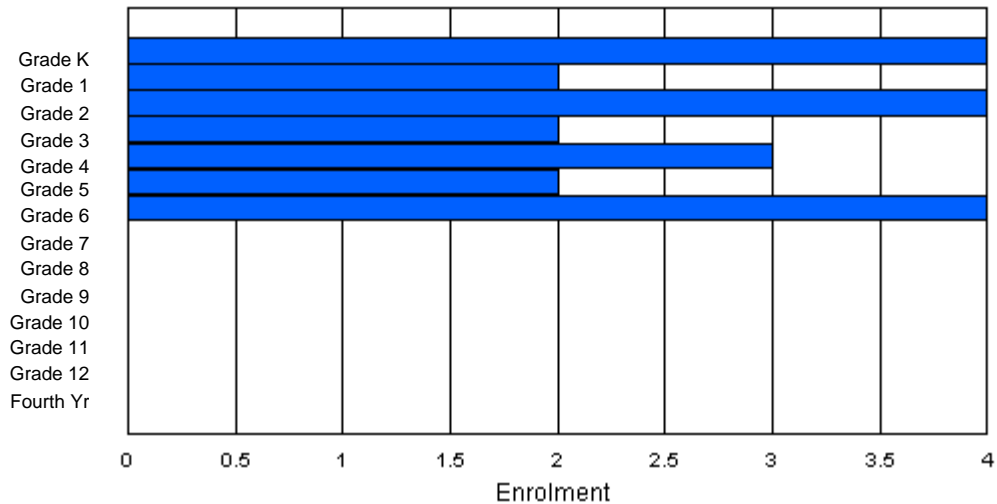
Gender	Age																Total
	5	6	7	8	9	10	11	12	13	14	15	16	17	18	19	20>	
Male	3	1	2	2	2	1	2	0	0	0	0	0	0	0	0	0	13
Female	1	1	2	0	1	1	2	0	0	0	0	0	0	0	0	0	8
Total	4	2	4	2	3	2	4	0	0	0	0	0	0	0	0	0	21

Enrolment By Grade and Gender

Gender	K	Grade												4th	Total	
		1	2	3	4	5	6	7	8	9	10	11	12			
Male	3	1	2	2	2	1	2	0	0	0	0	0	0	0	0	13
Female	1	1	2	0	1	1	2	0	0	0	0	0	0	0	0	8
Total	4	2	4	2	3	2	4	0	0	0	0	0	0	0	0	21

Enrolment By Grade

For 114



* Data from the 2005-2006 AGR(Enrolment/Age as of the last day in Sept./Dec.)

** Newfoundland Statistics Classification System

*** May include itinerant teachers



**School Description Report
2005-06**



District 2 - Western

#115 - Our Lady of Mercy Elementary, St. George's

Classification: Rural Community/Western Region**

Grades: K-8

Number of Grades: 9

[School FTE PTR : 12.2](#)

[District FTE PTR : 12.5](#)

[Provincial FTE PTR : 13.5](#)

[FTE Teachers](#) *** : 15.0

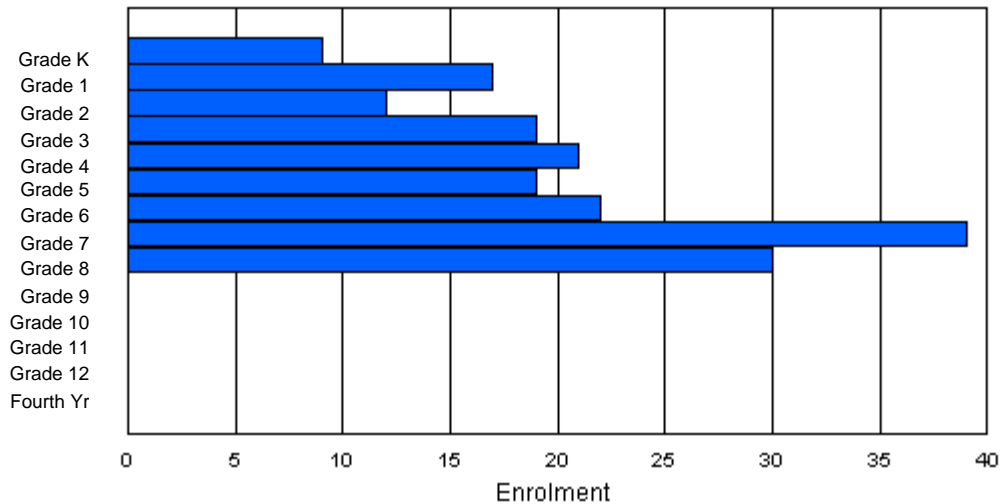
Enrolment By Age and Gender

Gender	Age																Total
	5	6	7	8	9	10	11	12	13	14	15	16	17	18	19	20>	
Male	7	8	7	12	10	14	13	20	17	0	0	0	0	0	0	0	108
Female	2	9	5	7	10	5	10	15	17	0	0	0	0	0	0	0	80
Total	9	17	12	19	20	19	23	35	34	0	0	0	0	0	0	0	188

Enrolment By Grade and Gender

Gender	Grade														Total
	K	1	2	3	4	5	6	7	8	9	10	11	12	4th	
Male	7	8	7	12	11	14	12	22	15	0	0	0	0	0	108
Female	2	9	5	7	10	5	10	17	15	0	0	0	0	0	80
Total	9	17	12	19	21	19	22	39	30	0	0	0	0	0	188

Enrolment By Grade
For 115



* Data from the 2005-2006 AGR(Enrolment/Age as of the last day in Sept./Dec.)

** Newfoundland Statistics Classification System

*** May include itinerant teachers



**School Description Report
2005-06**



District 2 - Western

#116 - Appalachia High School, St. George's

Classification: Rural Community/Western Region**

Grades: 9-12

Number of Grades: 4

[School FTE PTR : 14.6](#)

[District FTE PTR : 12.5](#)

[Provincial FTE PTR : 13.5](#)

[FTE Teachers](#) *** : 18.0

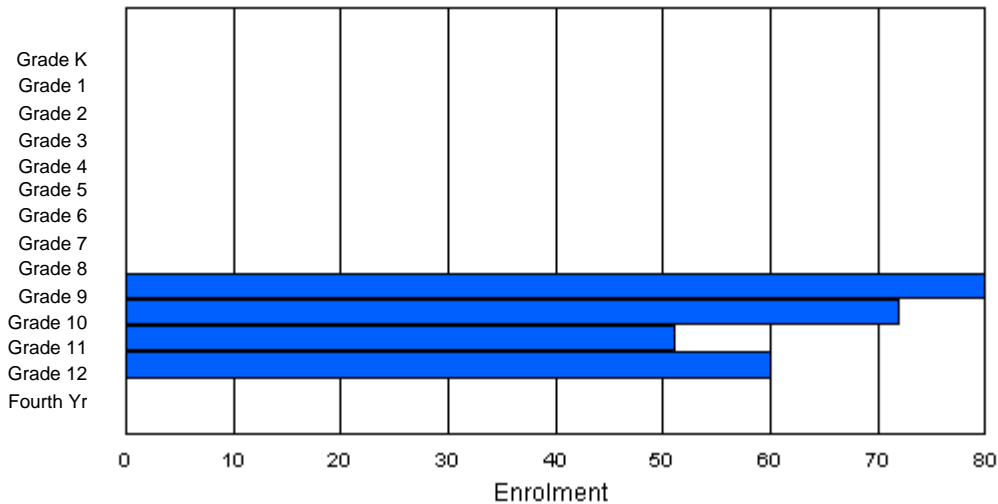
Enrolment By Age and Gender

Gender	Age																	Total
	5	6	7	8	9	10	11	12	13	14	15	16	17	18	19	20>		
Male	0	0	0	0	0	0	0	0	0	38	34	36	24	8	0	1	141	
Female	0	0	0	0	0	0	0	0	0	27	30	27	32	4	2	0	122	
Total	0	0	0	0	0	0	0	0	0	65	64	63	56	12	2	1	263	

Enrolment By Grade and Gender

Gender	Grade															Total
	K	1	2	3	4	5	6	7	8	9	10	11	12	4th		
Male	0	0	0	0	0	0	0	0	0	48	39	27	27	0	141	
Female	0	0	0	0	0	0	0	0	0	32	33	24	33	0	122	
Total	0	0	0	0	0	0	0	0	0	80	72	51	60	0	263	

Enrolment By Grade
For 116



* Data from the 2005-2006 AGR(Enrolment/Age as of the last day in Sept./Dec.)

** Newfoundland Statistics Classification System

*** May include itinerant teachers



**School Description Report
2005-06**



District 2 - Western

#118 - Stephenville Elementary, Stephenville

Classification: Urban Community/Western Region**

Grades: 4-5

Number of Grades: 2

[School FTE PTR : 12.9](#)

[District FTE PTR : 12.5](#)

[Provincial FTE PTR : 13.5](#)

[FTE Teachers](#) *** : 15.0

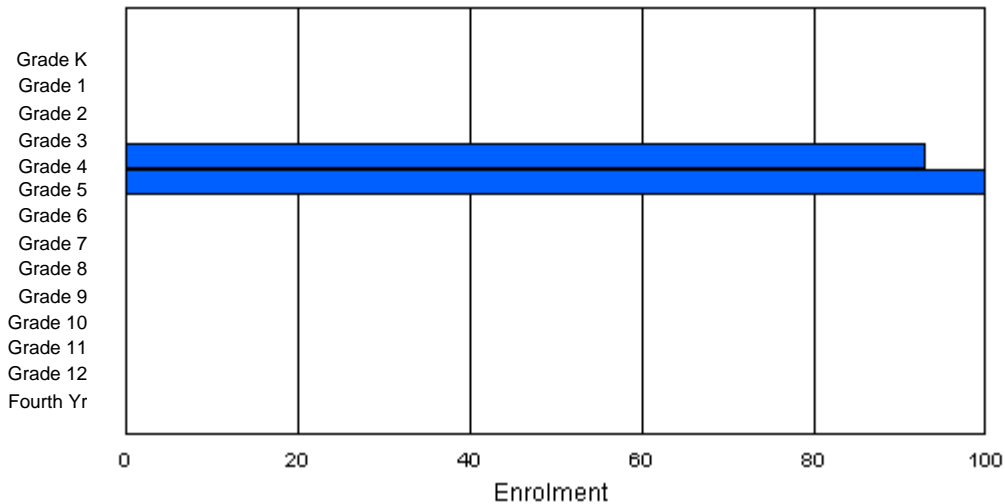
Enrolment By Age and Gender

Gender	Age																Total
	5	6	7	8	9	10	11	12	13	14	15	16	17	18	19	20>	
Male	0	0	0	0	45	56	7	0	0	0	0	0	0	0	0	0	108
Female	0	0	0	0	44	41	0	0	0	0	0	0	0	0	0	0	85
Total	0	0	0	0	89	97	7	0	0	0	0	0	0	0	0	0	193

Enrolment By Grade and Gender

Gender	Grade														Total
	K	1	2	3	4	5	6	7	8	9	10	11	12	4th	
Male	0	0	0	0	48	60	0	0	0	0	0	0	0	0	108
Female	0	0	0	0	45	40	0	0	0	0	0	0	0	0	85
Total	0	0	0	0	93	100	0	0	0	0	0	0	0	0	193

Enrolment By Grade
For 118



* Data from the 2005-2006 AGR(Enrolment/Age as of the last day in Sept./Dec.)

** Newfoundland Statistics Classification System

*** May include itinerant teachers



**School Description Report
2005-06**



District 2 - Western

#119 - Stephenville High, Stephenville

Classification: Urban Community/Western Region**

Grades: 9-12

Number of Grades: 4

[School FTE PTR : 15.9](#)

[District FTE PTR : 12.5](#)

[Provincial FTE PTR : 13.5](#)

[FTE Teachers](#) *** : 39.5

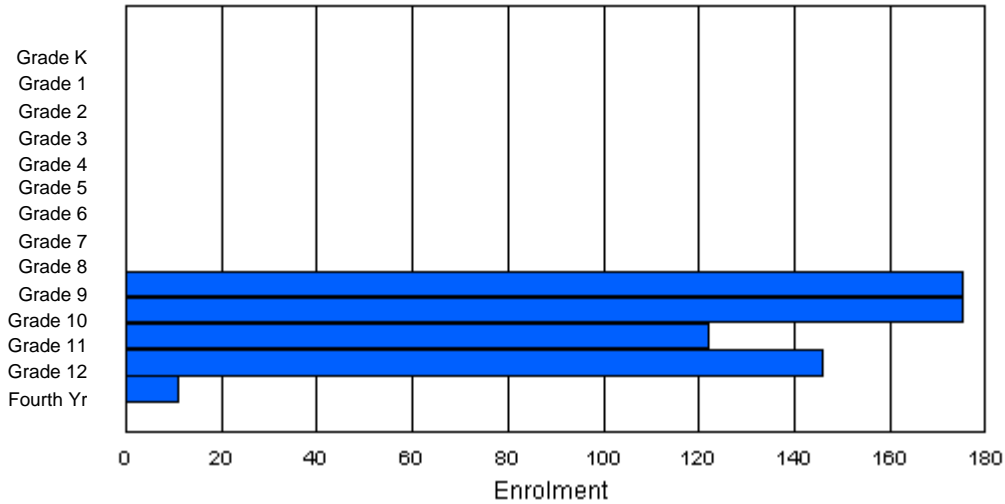
Enrolment By Age and Gender

Gender	Age																	Total
	5	6	7	8	9	10	11	12	13	14	15	16	17	18	19	20>		
Male	0	0	0	0	0	0	0	0	0	86	80	72	72	22	2	0	334	
Female	0	0	0	0	0	0	0	0	0	74	81	69	64	7	0	0	295	
Total	0	0	0	0	0	0	0	0	0	160	161	141	136	29	2	0	629	

Enrolment By Grade and Gender

Gender	Grade															Total
	K	1	2	3	4	5	6	7	8	9	10	11	12	4th		
Male	0	0	0	0	0	0	0	0	0	97	86	63	78	10	334	
Female	0	0	0	0	0	0	0	0	0	78	89	59	68	1	295	
Total	0	0	0	0	0	0	0	0	0	175	175	122	146	11	629	

Enrolment By Grade
For 119



* Data from the 2005-2006 AGR(Enrolment/Age as of the last day in Sept./Dec.)

** Newfoundland Statistics Classification System

*** May include itinerant teachers



**School Description Report
2005-06**



District 2 - Western

#120 - Stephenville Primary, Stephenville

Classification: Urban Community/Western Region**

Grades: K-3

Number of Grades: 4

[School FTE PTR : 13.3](#)

[District FTE PTR : 12.5](#)

[Provincial FTE PTR : 13.5](#)

[FTE Teachers](#) *** : 24.0

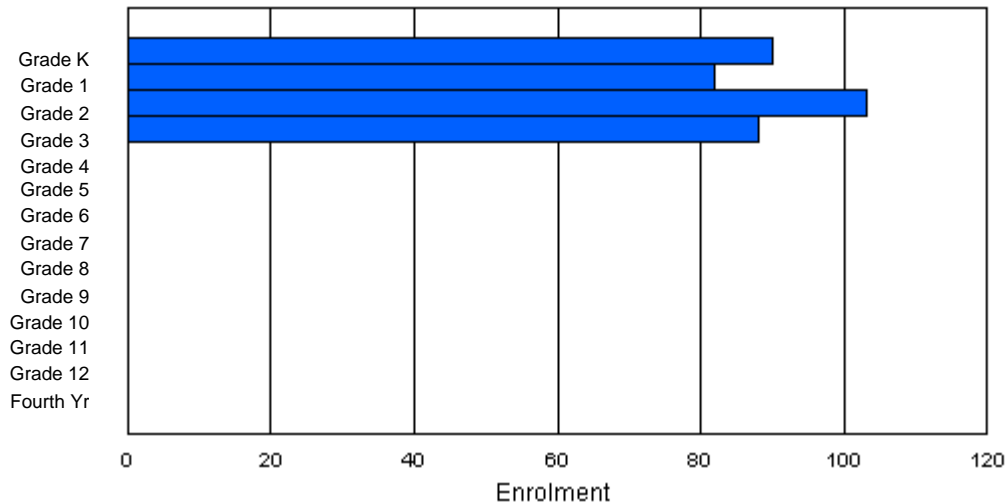
Enrolment By Age and Gender

Gender	Age																	Total
	5	6	7	8	9	10	11	12	13	14	15	16	17	18	19	20>		
Male	53	41	50	40	1	0	0	0	0	0	0	0	0	0	0	0	185	
Female	37	37	50	51	3	0	0	0	0	0	0	0	0	0	0	0	178	
Total	90	78	100	91	4	0	0	0	0	0	0	0	0	0	0	0	363	

Enrolment By Grade and Gender

Gender	Grade															Total
	K	1	2	3	4	5	6	7	8	9	10	11	12	4th		
Male	53	44	51	37	0	0	0	0	0	0	0	0	0	0	185	
Female	37	38	52	51	0	0	0	0	0	0	0	0	0	0	178	
Total	90	82	103	88	0	0	0	0	0	0	0	0	0	0	363	

Enrolment By Grade
For 120



* Data from the 2005-2006 AGR(Enrolment/Age as of the last day in Sept./Dec.)

** Newfoundland Statistics Classification System

*** May include itinerant teachers



**School Description Report
2005-06**



District 2 - Western

#123 - St. Michael's Elementary, Stephenville Crossing

Classification: Rural Community/Western Region**

Grades: K-8

Number of Grades: 9

[School FTE PTR : 12.8](#)

[District FTE PTR : 12.5](#)

[Provincial FTE PTR : 13.5](#)

[FTE Teachers](#) *** : 18.5

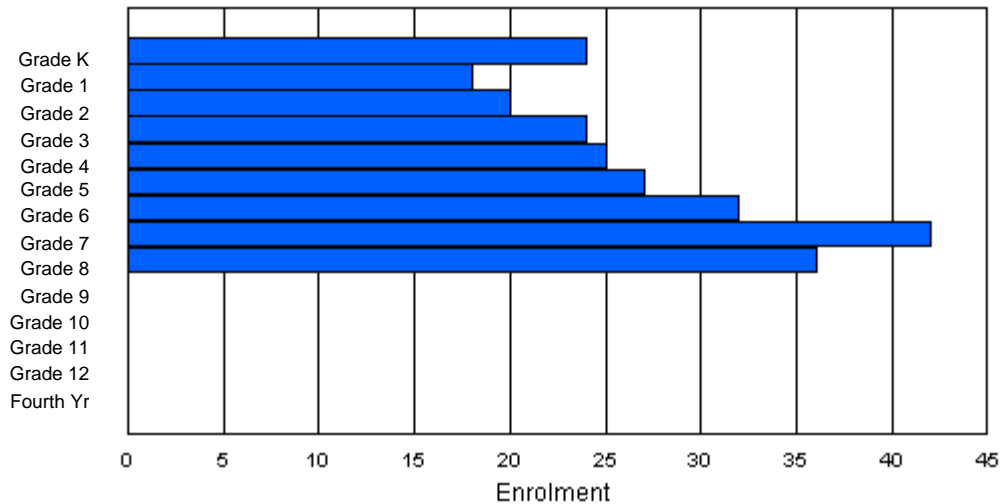
Enrolment By Age and Gender

Gender	Age																Total
	5	6	7	8	9	10	11	12	13	14	15	16	17	18	19	20>	
Male	7	9	9	14	18	15	21	24	16	2	0	0	0	0	0	0	135
Female	16	9	11	8	8	13	12	17	19	0	0	0	0	0	0	0	113
Total	23	18	20	22	26	28	33	41	35	2	0	0	0	0	0	0	248

Enrolment By Grade and Gender

Gender	Grade														Total
	K	1	2	3	4	5	6	7	8	9	10	11	12	4th	
Male	8	8	9	17	15	15	21	24	18	0	0	0	0	0	135
Female	16	10	11	7	10	12	11	18	18	0	0	0	0	0	113
Total	24	18	20	24	25	27	32	42	36	0	0	0	0	0	248

Enrolment By Grade
For 123



* Data from the 2005-2006 AGR(Enrolment/Age as of the last day in Sept./Dec.)

** Newfoundland Statistics Classification System

*** May include itinerant teachers



**School Description Report
2005-06**



District 2 - Western

#137 - St. Simon and St. Jude Academy, Francois

Classification: Rural Community/Southern Region**

Grades: K-4,7-11

Number of Grades: 11

[School FTE PTR : 5.6](#)

[District FTE PTR : 12.5](#)

[Provincial FTE PTR : 13.5](#)

[FTE Teachers](#) *** : 4.0

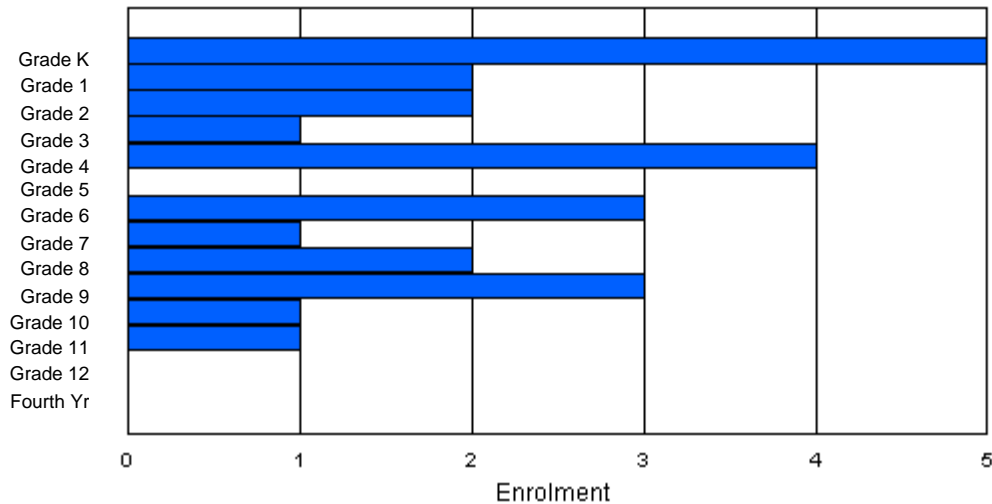
Enrolment By Age and Gender

Gender	Age																Total
	5	6	7	8	9	10	11	12	13	14	15	16	17	18	19	20>	
Male	3	0	2	0	3	0	3	0	1	1	1	0	0	0	0	0	14
Female	2	2	0	1	1	0	0	1	1	2	0	1	0	0	0	0	11
Total	5	2	2	1	4	0	3	1	2	3	1	1	0	0	0	0	25

Enrolment By Grade and Gender

Gender	Grade														Total
	K	1	2	3	4	5	6	7	8	9	10	11	12	4th	
Male	3	0	2	0	3	0	3	0	1	1	1	0	0	0	14
Female	2	2	0	1	1	0	0	1	1	2	0	1	0	0	11
Total	5	2	2	1	4	0	3	1	2	3	1	1	0	0	25

Enrolment By Grade
For 137



* Data from the 2005-2006 AGR(Enrolment/Age as of the last day in Sept./Dec.)

** Newfoundland Statistics Classification System

*** May include itinerant teachers



**School Description Report
2005-06**



District 2 - Western

#387 - Bayview Regional Collegiate, St. Lunaire

Classification: Rural Community/Western Region**

Grades: 7-12

Number of Grades: 6

[School FTE PTR : 9.5](#)

[District FTE PTR : 12.5](#)

[Provincial FTE PTR : 13.5](#)

[FTE Teachers](#) *** : 9.8

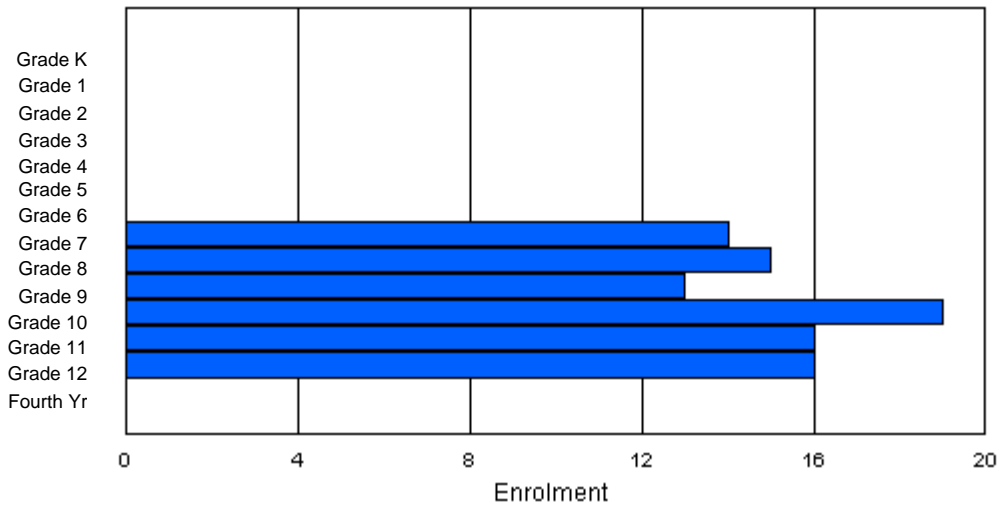
Enrolment By Age and Gender

Gender	Age																	Total
	5	6	7	8	9	10	11	12	13	14	15	16	17	18	19	20>		
Male	0	0	0	0	0	0	0	7	8	3	10	7	6	3	1	0	45	
Female	0	0	0	0	0	0	0	7	7	6	5	10	12	1	0	0	48	
Total	0	0	0	0	0	0	0	14	15	9	15	17	18	4	1	0	93	

Enrolment By Grade and Gender

Gender	Grade															Total
	K	1	2	3	4	5	6	7	8	9	10	11	12	4th		
Male	0	0	0	0	0	0	0	8	7	6	12	6	6	0	45	
Female	0	0	0	0	0	0	0	6	8	7	7	10	10	0	48	
Total	0	0	0	0	0	0	0	14	15	13	19	16	16	0	93	

Enrolment By Grade
For 387



* Data from the 2005-2006 AGR(Enrolment/Age as of the last day in Sept./Dec.)

** Newfoundland Statistics Classification System

*** May include itinerant teachers



**School Description Report
2005-06**



District 2 - Western

#388 - Long Range Academy, Cow Head

Classification: Rural Community/Western Region**

Grades: K-12

Number of Grades: 13

[School FTE PTR : 10.2](#)

[District FTE PTR : 12.5](#)

[Provincial FTE PTR : 13.5](#)

[FTE Teachers](#) *** : 20.0

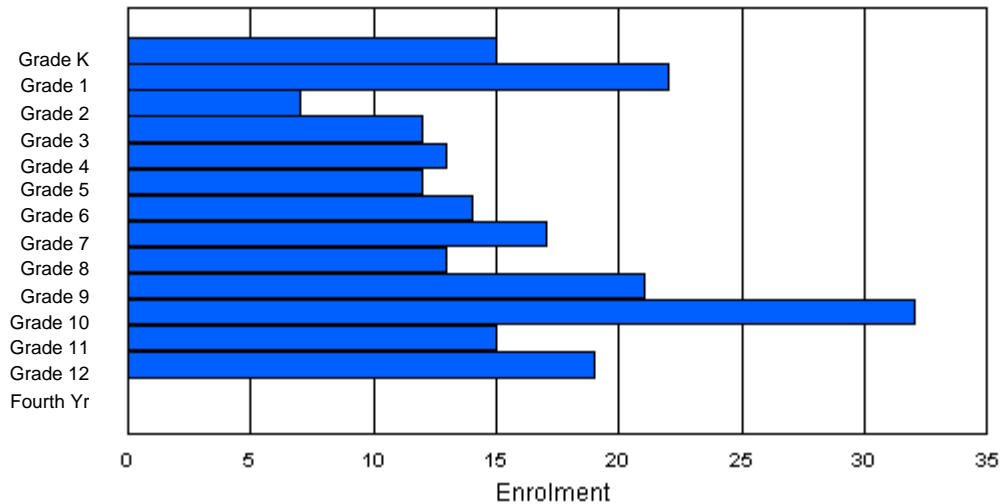
Enrolment By Age and Gender

Gender	Age																	Total
	5	6	7	8	9	10	11	12	13	14	15	16	17	18	19	20>		
Male	10	9	5	7	9	6	6	8	6	8	13	13	14	0	0	0	114	
Female	5	12	2	5	4	7	8	9	6	9	17	5	9	0	0	0	98	
Total	15	21	7	12	13	13	14	17	12	17	30	18	23	0	0	0	212	

Enrolment By Grade and Gender

Gender	Grade															Total
	K	1	2	3	4	5	6	7	8	9	10	11	12	4th		
Male	10	10	5	7	9	5	6	8	7	11	15	11	10	0	114	
Female	5	12	2	5	4	7	8	9	6	10	17	4	9	0	98	
Total	15	22	7	12	13	12	14	17	13	21	32	15	19	0	212	

Enrolment By Grade
For 388



* Data from the 2005-2006 AGR(Enrolment/Age as of the last day in Sept./Dec.)

** Newfoundland Statistics Classification System

*** May include itinerant teachers



**School Description Report
2005-06**



District 2 - Western

#389 - Elwood Elementary, Deer Lake

Classification: Rural Community/Western Region**

Grades: K-5

Number of Grades: 6

[School FTE PTR : 15.5](#)

[District FTE PTR : 12.5](#)

[Provincial FTE PTR : 13.5](#)

[FTE Teachers](#) *** : 25.0

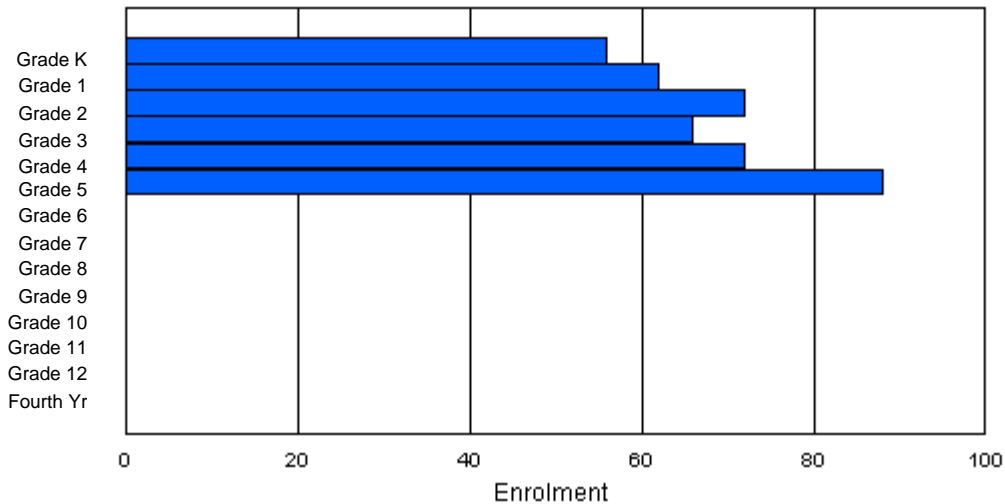
Enrolment By Age and Gender

Gender	Age																Total
	5	6	7	8	9	10	11	12	13	14	15	16	17	18	19	20>	
Male	25	28	42	36	35	50	2	0	0	0	0	0	0	0	0	0	218
Female	28	35	31	28	38	35	3	0	0	0	0	0	0	0	0	0	198
Total	53	63	73	64	73	85	5	0	0	0	0	0	0	0	0	0	416

Enrolment By Grade and Gender

Gender	Grade														Total
	K	1	2	3	4	5	6	7	8	9	10	11	12	4th	
Male	27	27	42	36	35	51	0	0	0	0	0	0	0	0	218
Female	29	35	30	30	37	37	0	0	0	0	0	0	0	0	198
Total	56	62	72	66	72	88	0	0	0	0	0	0	0	0	416

Enrolment By Grade
For 389



* Data from the 2005-2006 AGR(Enrolment/Age as of the last day in Sept./Dec.)

** Newfoundland Statistics Classification System

*** May include itinerant teachers



**School Description Report
2005-06**



District 2 - Western

#390 - Elwood High School, Deer Lake

Classification: Rural Community/Western Region**

Grades: 10-12

Number of Grades: 3

[School FTE PTR : 15.1](#)

[District FTE PTR : 12.5](#)

[Provincial FTE PTR : 13.5](#)

[FTE Teachers](#) *** : 19.5

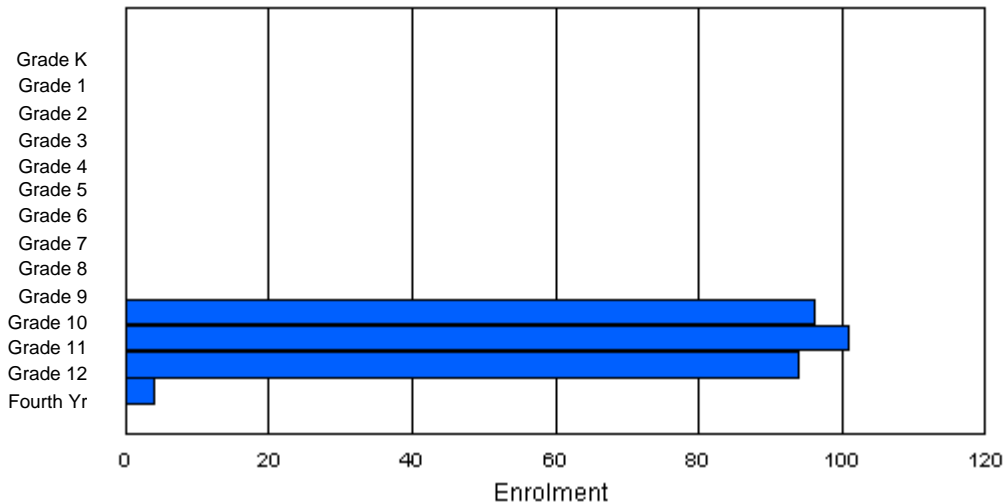
Enrolment By Age and Gender

Gender	Age																	Total
	5	6	7	8	9	10	11	12	13	14	15	16	17	18	19	20>		
Male	0	0	0	0	0	0	0	0	0	0	39	45	45	5	0	1	135	
Female	0	0	0	0	0	0	0	0	0	0	48	46	58	7	0	1	160	
Total	0	0	0	0	0	0	0	0	0	0	87	91	103	12	0	2	295	

Enrolment By Grade and Gender

Gender	Grade															Total
	K	1	2	3	4	5	6	7	8	9	10	11	12	4th		
Male	0	0	0	0	0	0	0	0	0	0	43	53	39	0	135	
Female	0	0	0	0	0	0	0	0	0	0	53	48	55	4	160	
Total	0	0	0	0	0	0	0	0	0	0	96	101	94	4	295	

Enrolment By Grade
For 390



* Data from the 2005-2006 AGR(Enrolment/Age as of the last day in Sept./Dec.)

** Newfoundland Statistics Classification System

*** May include itinerant teachers



**School Description Report
2005-06**



District 2 - Western

#391 - Xavier Junior High, Deer Lake

Classification: Rural Community/Western Region**

Grades: 6-9

Number of Grades: 4

[School FTE PTR : 16.1](#)

[District FTE PTR : 12.5](#)

[Provincial FTE PTR : 13.5](#)

[FTE Teachers](#) *** : 23.3

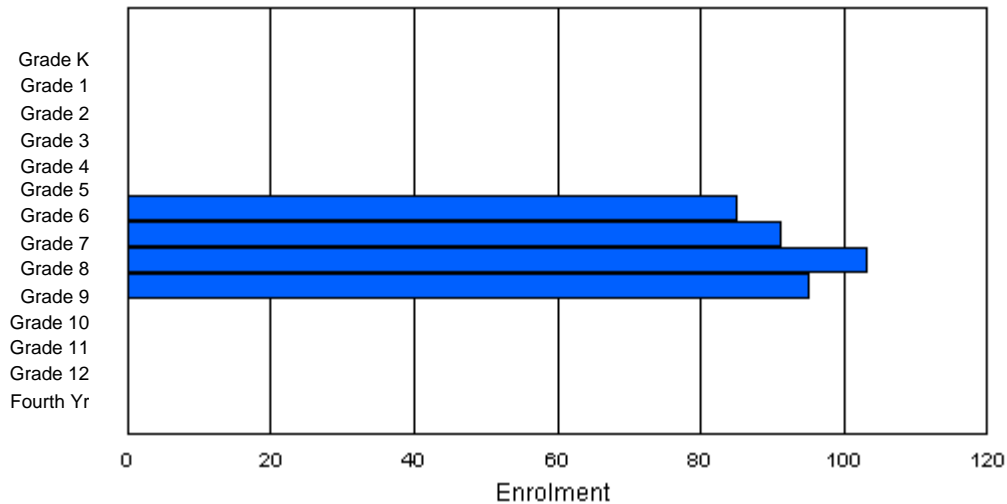
Enrolment By Age and Gender

Gender	Age																Total
	5	6	7	8	9	10	11	12	13	14	15	16	17	18	19	20>	
Male	0	0	0	0	0	0	35	41	61	56	4	0	0	0	0	0	197
Female	0	0	0	0	0	0	47	47	40	39	4	0	0	0	0	0	177
Total	0	0	0	0	0	0	82	88	101	95	8	0	0	0	0	0	374

Enrolment By Grade and Gender

Gender	Grade														Total
	K	1	2	3	4	5	6	7	8	9	10	11	12	4th	
Male	0	0	0	0	0	0	38	42	64	53	0	0	0	0	197
Female	0	0	0	0	0	0	47	49	39	42	0	0	0	0	177
Total	0	0	0	0	0	0	85	91	103	95	0	0	0	0	374

Enrolment By Grade
For 391



* Data from the 2005-2006 AGR(Enrolment/Age as of the last day in Sept./Dec.)

** Newfoundland Statistics Classification System

*** May include itinerant teachers



**School Description Report
2005-06**



District 2 - Western

#393 - Bonne Bay Academy, Woody Point

Classification: Rural Community/Western Region**

Grades: K-12

Number of Grades: 13

[School FTE PTR : 9.6](#)

[District FTE PTR : 12.5](#)

[Provincial FTE PTR : 13.5](#)

[FTE Teachers](#) *** : 8.0

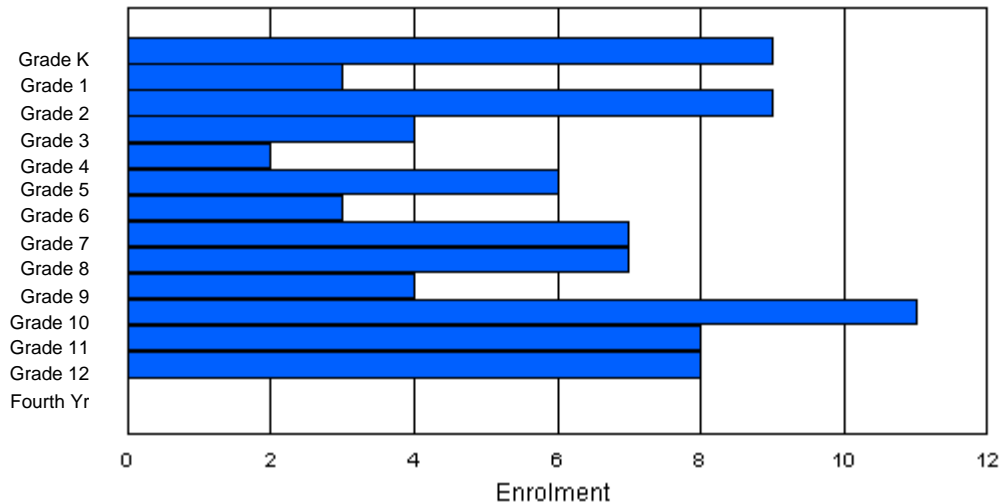
Enrolment By Age and Gender

Gender	Age																	Total
	5	6	7	8	9	10	11	12	13	14	15	16	17	18	19	20>		
Male	6	1	6	1	0	1	1	4	5	2	5	4	4	0	0	0	40	
Female	3	2	3	3	2	5	2	3	2	2	6	4	4	0	0	0	41	
Total	9	3	9	4	2	6	3	7	7	4	11	8	8	0	0	0	81	

Enrolment By Grade and Gender

Gender	Grade															Total
	K	1	2	3	4	5	6	7	8	9	10	11	12	4th		
Male	6	1	6	1	0	1	1	4	5	2	5	4	4	0	40	
Female	3	2	3	3	2	5	2	3	2	2	6	4	4	0	41	
Total	9	3	9	4	2	6	3	7	7	4	11	8	8	0	81	

Enrolment By Grade
For 393



* Data from the 2005-2006 AGR(Enrolment/Age as of the last day in Sept./Dec.)

** Newfoundland Statistics Classification System

*** May include itinerant teachers



**School Description Report
2005-06**



District 2 - Western

#394 - E.A. Butler, McKay's

Classification: Rural Community/Western Region**

Grades: 7-12

Number of Grades: 6

[School FTE PTR : 12.1](#)

[District FTE PTR : 12.5](#)

[Provincial FTE PTR : 13.5](#)

[FTE Teachers](#) *** : 8.0

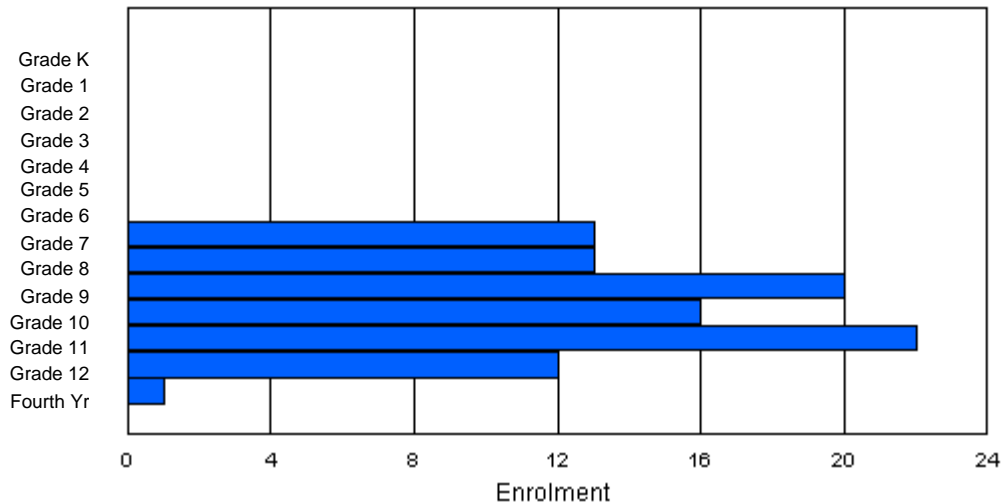
Enrolment By Age and Gender

Gender	Age																Total
	5	6	7	8	9	10	11	12	13	14	15	16	17	18	19	20>	
Male	0	0	0	0	0	0	0	4	5	8	11	7	10	3	0	0	48
Female	0	0	0	0	0	0	0	8	8	11	5	7	10	0	0	0	49
Total	0	0	0	0	0	0	0	12	13	19	16	14	20	3	0	0	97

Enrolment By Grade and Gender

Gender	Grade														Total
	K	1	2	3	4	5	6	7	8	9	10	11	12	4th	
Male	0	0	0	0	0	0	0	5	5	9	9	14	6	0	48
Female	0	0	0	0	0	0	0	8	8	11	7	8	6	1	49
Total	0	0	0	0	0	0	0	13	13	20	16	22	12	1	97

Enrolment By Grade
For 394



* Data from the 2005-2006 AGR(Enrolment/Age as of the last day in Sept./Dec.)

** Newfoundland Statistics Classification System

*** May include itinerant teachers



**School Description Report
2005-06**



District 2 - Western

#395 - Cassidy Memorial Elementary School, St. Fintan's

Classification: Rural Community/Western Region**

Grades: K-6

Number of Grades: 7

[School FTE PTR : 8.2](#)

[District FTE PTR : 12.5](#)

[Provincial FTE PTR : 13.5](#)

[FTE Teachers](#) *** : 8.0

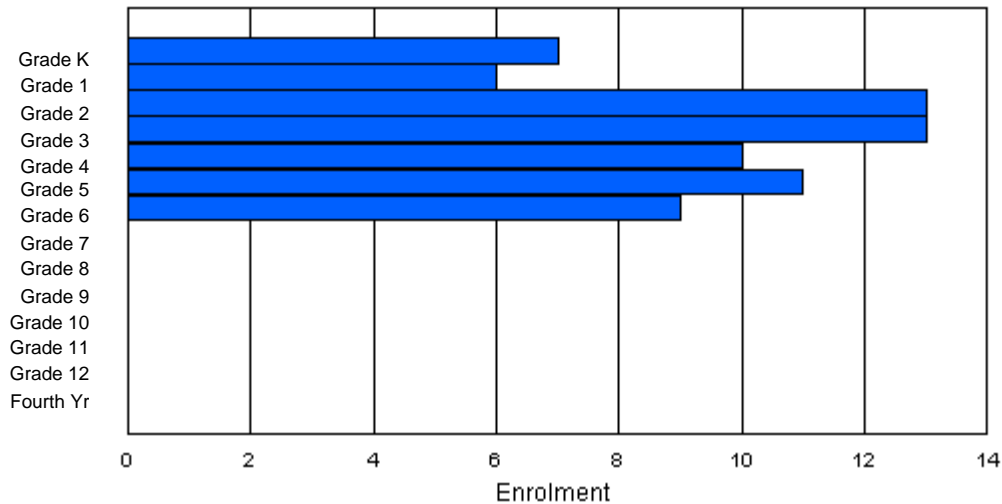
Enrolment By Age and Gender

Gender	Age																Total
	5	6	7	8	9	10	11	12	13	14	15	16	17	18	19	20>	
Male	3	1	8	5	6	6	4	2	0	0	0	0	0	0	0	0	35
Female	4	5	5	6	6	5	3	0	0	0	0	0	0	0	0	0	34
Total	7	6	13	11	12	11	7	2	0	0	0	0	0	0	0	0	69

Enrolment By Grade and Gender

Gender	K	Grade													4th	Total
		1	2	3	4	5	6	7	8	9	10	11	12			
Male	3	1	8	6	5	6	6	0	0	0	0	0	0	0	0	35
Female	4	5	5	7	5	5	3	0	0	0	0	0	0	0	0	34
Total	7	6	13	13	10	11	9	0	0	0	0	0	0	0	0	69

Enrolment By Grade
For 395



* Data from the 2005-2006 AGR(Enrolment/Age as of the last day in Sept./Dec.)

** Newfoundland Statistics Classification System

*** May include itinerant teachers



**School Description Report
2005-06**



District 2 - Western

#396 - Stephenville Middle School, Stephenville

Classification: Urban Community/Western Region**

Grades: 6-8

Number of Grades: 3

[School FTE PTR : 16.2](#)

[District FTE PTR : 12.5](#)

[Provincial FTE PTR : 13.5](#)

[FTE Teachers](#) *** : 24.8

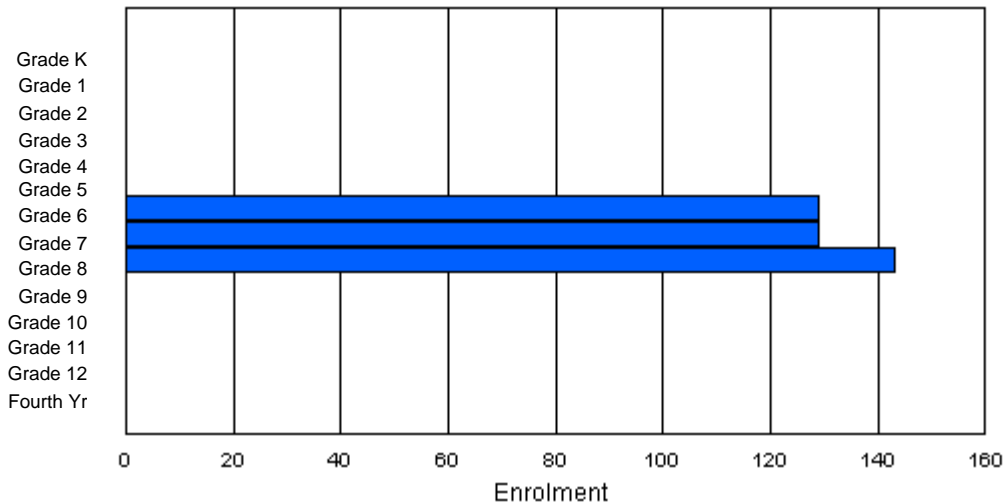
Enrolment By Age and Gender

Gender	Age																Total
	5	6	7	8	9	10	11	12	13	14	15	16	17	18	19	20>	
Male	0	0	0	0	0	0	64	64	81	5	0	0	0	0	0	0	214
Female	0	0	0	0	0	0	62	55	65	5	0	0	0	0	0	0	187
Total	0	0	0	0	0	0	126	119	146	10	0	0	0	0	0	0	401

Enrolment By Grade and Gender

Gender	Grade														Total
	K	1	2	3	4	5	6	7	8	9	10	11	12	4th	
Male	0	0	0	0	0	0	66	69	79	0	0	0	0	0	214
Female	0	0	0	0	0	0	63	60	64	0	0	0	0	0	187
Total	0	0	0	0	0	0	129	129	143	0	0	0	0	0	401

Enrolment By Grade
For 396



* Data from the 2005-2006 AGR(Enrolment/Age as of the last day in Sept./Dec.)

** Newfoundland Statistics Classification System

*** May include itinerant teachers



**School Description Report
2005-06**



District 2 - Western

#397 - Belanger Memorial School, Upper Ferry

Classification: Rural Community/Western Region**

Grades: K-12

Number of Grades: 13

[School FTE PTR : 10.8](#)

[District FTE PTR : 12.5](#)

[Provincial FTE PTR : 13.5](#)

[FTE Teachers](#) *** : 19.8

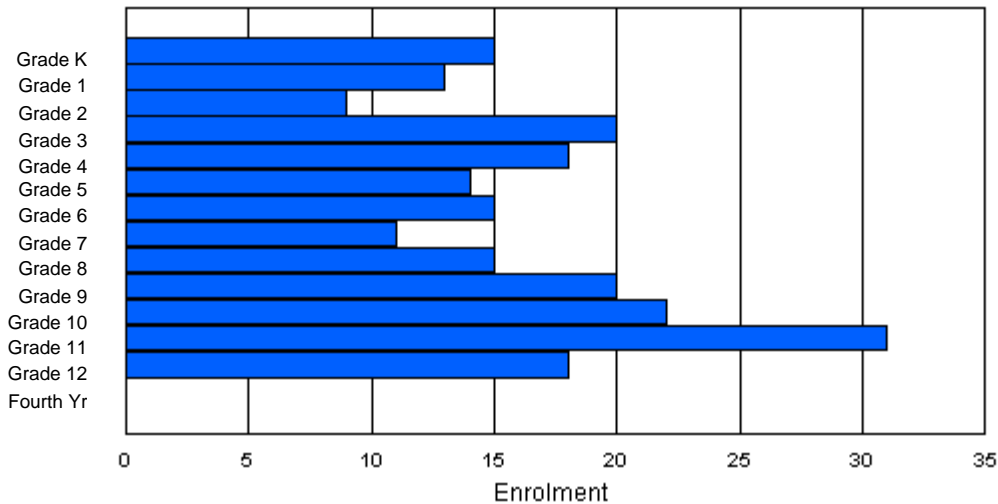
Enrolment By Age and Gender

Gender	Age																	Total
	5	6	7	8	9	10	11	12	13	14	15	16	17	18	19	20>		
Male	11	8	5	12	9	11	6	3	10	7	11	16	12	2	0	0	123	
Female	4	5	3	9	8	4	10	8	5	11	9	11	8	3	0	0	98	
Total	15	13	8	21	17	15	16	11	15	18	20	27	20	5	0	0	221	

Enrolment By Grade and Gender

Gender	Grade															Total
	K	1	2	3	4	5	6	7	8	9	10	11	12	4th		
Male	12	8	6	11	10	9	6	3	10	10	12	16	10	0	123	
Female	3	5	3	9	8	5	9	8	5	10	10	15	8	0	98	
Total	15	13	9	20	18	14	15	11	15	20	22	31	18	0	221	

Enrolment By Grade
For 397



* Data from the 2005-2006 AGR(Enrolment/Age as of the last day in Sept./Dec.)

** Newfoundland Statistics Classification System

*** May include itinerant teachers



**School Description Report
2005-06**



District 2 - Western

#463 - Pathfinder/Directions Alternative School, Stephenville

Classification: Urban Community/Western Region**

Grades: 8-12

Number of Grades: 5

[School FTE PTR : 2.8](#)

[District FTE PTR : 12.5](#)

[Provincial FTE PTR : 13.5](#)

[FTE Teachers](#) *** : 8.0

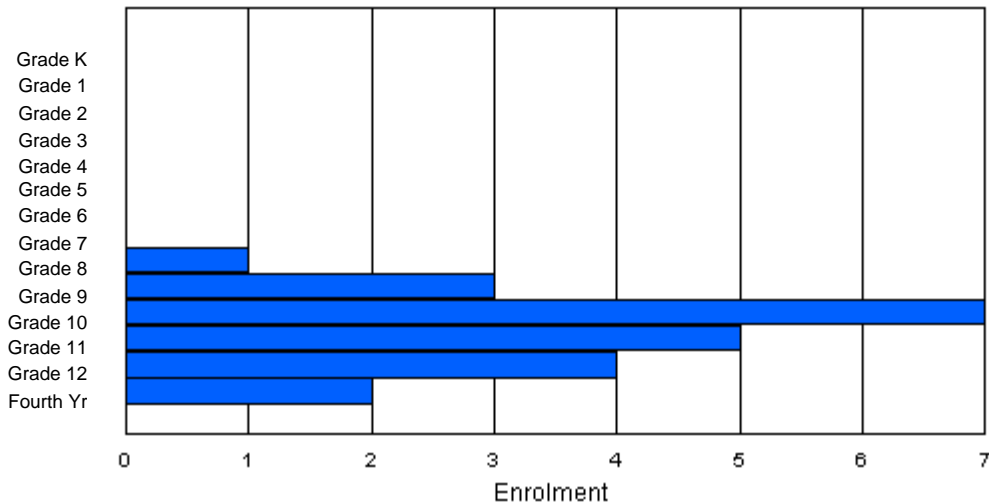
Enrolment By Age and Gender

Gender	Age																	Total
	5	6	7	8	9	10	11	12	13	14	15	16	17	18	19	20>		
Male	0	0	0	0	0	0	0	0	0	2	3	1	1	5	2	2	16	
Female	0	0	0	0	0	0	0	0	0	0	1	1	0	3	1	0	6	
Total	0	0	0	0	0	0	0	0	0	2	4	2	1	8	3	2	22	

Enrolment By Grade and Gender

Gender	Grade															Total
	K	1	2	3	4	5	6	7	8	9	10	11	12	4th		
Male	0	0	0	0	0	0	0	0	1	3	4	2	4	2	16	
Female	0	0	0	0	0	0	0	0	0	0	3	3	0	0	6	
Total	0	0	0	0	0	0	0	0	1	3	7	5	4	2	22	

Enrolment By Grade
For 463



* Data from the 2005-2006 AGR(Enrolment/Age as of the last day in Sept./Dec.)

** Newfoundland Statistics Classification System

*** May include itinerant teachers



**School Description Report
2005-06**



District 2 - Western

#474 - Cloud River Academy, Roddickton

Classification: Rural Community/Western Region**

Grades: K-12

Number of Grades: 13

[School FTE PTR : 12.1](#)

[District FTE PTR : 12.5](#)

[Provincial FTE PTR : 13.5](#)

[FTE Teachers](#) *** : 18.0

Enrolment By Age and Gender

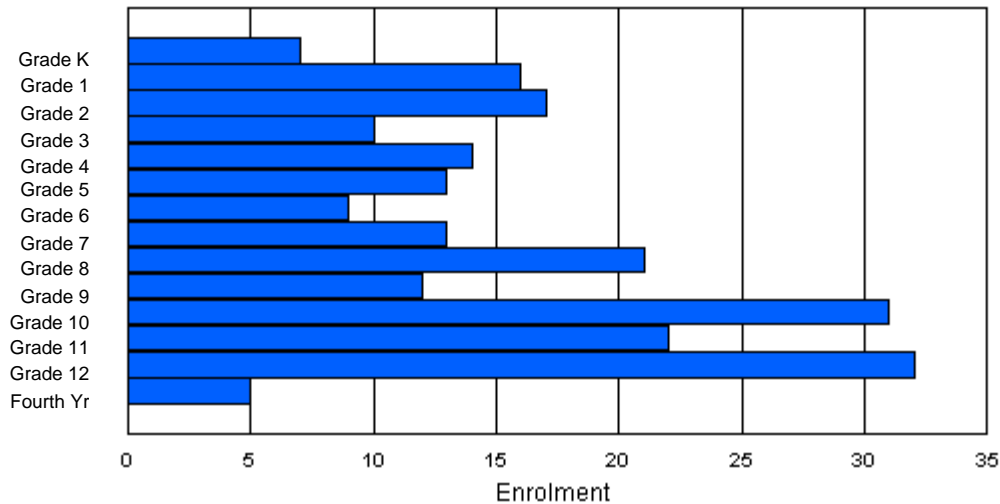
Gender	Age																	Total
	5	6	7	8	9	10	11	12	13	14	15	16	17	18	19	20>		
Male	3	11	7	6	6	7	7	4	12	7	15	10	18	4	2	1	120	
Female	4	5	10	4	8	5	3	8	10	5	8	11	14	5	1	1	102	
Total	7	16	17	10	14	12	10	12	22	12	23	21	32	9	3	2	222	

Enrolment By Grade and Gender

Gender	Grade															Total
	K	1	2	3	4	5	6	7	8	9	10	11	12	4th		
Male	3	11	7	6	6	8	5	6	11	7	21	10	17	2	120	
Female	4	5	10	4	8	5	4	7	10	5	10	12	15	3	102	
Total	7	16	17	10	14	13	9	13	21	12	31	22	32	5	222	

Enrolment By Grade

For 474



* Data from the 2005-2006 AGR(Enrolment/Age as of the last day in Sept./Dec.)

** Newfoundland Statistics Classification System

*** May include itinerant teachers



**School Description Report
2005-06**



District 2 - Western

#475 - Viking Trail Academy, Plum Point

Classification: Rural Community/Western Region**

Grades: K-12

Number of Grades: 13

[School FTE PTR : 11.9](#)

[District FTE PTR : 12.5](#)

[Provincial FTE PTR : 13.5](#)

[FTE Teachers](#) *** : 20.0

Enrolment By Age and Gender

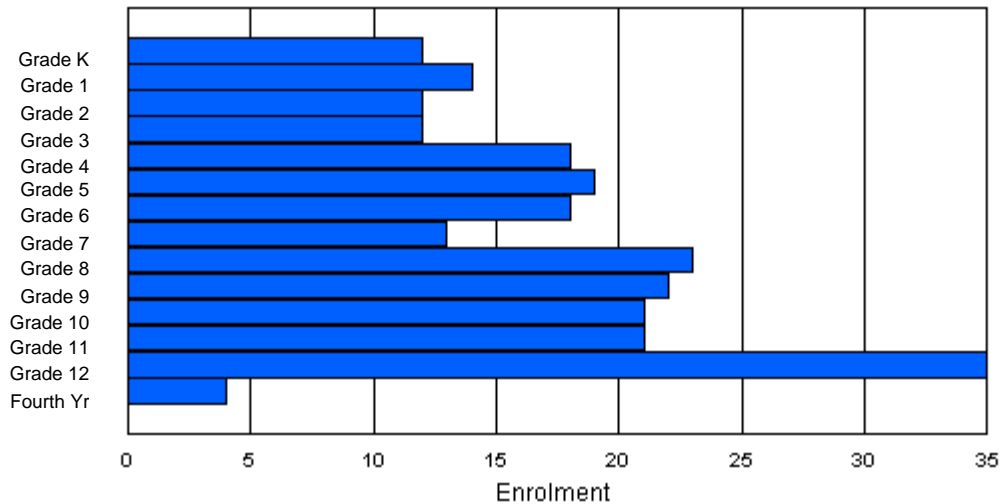
Gender	Age																	Total
	5	6	7	8	9	10	11	12	13	14	15	16	17	18	19	20>		
Male	6	4	7	8	10	10	12	8	6	14	9	12	18	3	3	0	130	
Female	6	10	5	4	8	9	5	6	15	10	10	9	16	0	1	0	114	
Total	12	14	12	12	18	19	17	14	21	24	19	21	34	3	4	0	244	

Enrolment By Grade and Gender

Gender	Grade															Total
	K	1	2	3	4	5	6	7	8	9	10	11	12	4th		
Male	6	4	7	8	10	10	13	7	8	12	11	13	18	3	130	
Female	6	10	5	4	8	9	5	6	15	10	10	8	17	1	114	
Total	12	14	12	12	18	19	18	13	23	22	21	21	35	4	244	

Enrolment By Grade

For 475



* Data from the 2005-2006 AGR(Enrolment/Age as of the last day in Sept./Dec.)

** Newfoundland Statistics Classification System

*** May include itinerant teachers



**School Description Report
2005-06**



District 3 - Nova Central

#125 - Baie Verte Collegiate, Baie Verte

Classification: Rural Community/Central Region**

Grades: 7-12

Number of Grades: 6

[School FTE PTR : 14.0](#)

[District FTE PTR : 12.7](#)

[Provincial FTE PTR : 13.5](#)

[FTE Teachers](#) *** : 18.8

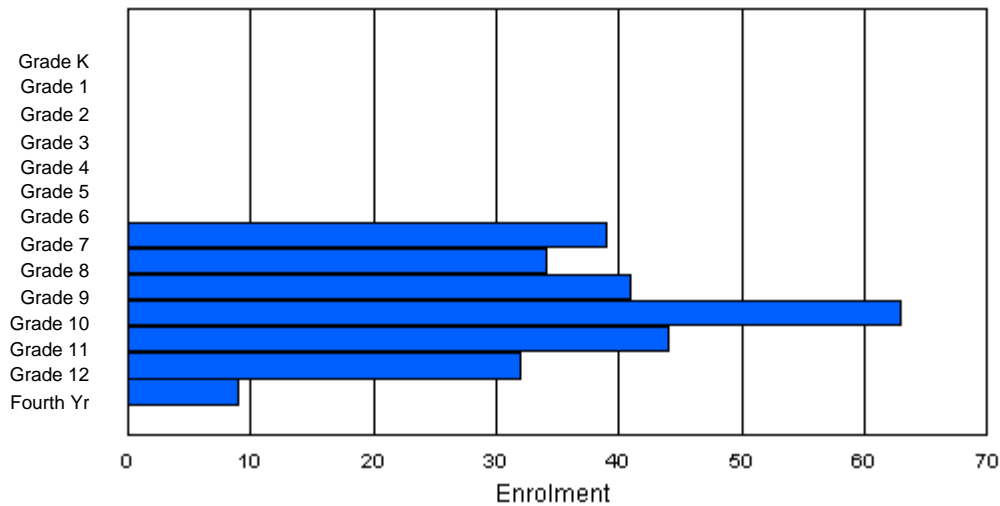
Enrolment By Age and Gender

Gender	Age																	Total
	5	6	7	8	9	10	11	12	13	14	15	16	17	18	19	20>		
Male	0	0	0	0	0	0	0	20	20	25	28	25	20	7	2	0	147	
Female	0	0	0	0	0	0	0	19	12	15	22	26	17	3	1	0	115	
Total	0	0	0	0	0	0	0	39	32	40	50	51	37	10	3	0	262	

Enrolment By Grade and Gender

Gender	Grade															Total
	K	1	2	3	4	5	6	7	8	9	10	11	12	4th		
Male	0	0	0	0	0	0	0	20	22	26	35	21	16	7	147	
Female	0	0	0	0	0	0	0	19	12	15	28	23	16	2	115	
Total	0	0	0	0	0	0	0	39	34	41	63	44	32	9	262	

Enrolment By Grade
For 125



* Data from the 2005-2006 AGR(Enrolment/Age as of the last day in Sept./Dec.)

** Newfoundland Statistics Classification System

*** May include itinerant teachers



**School Description Report
2005-06**



District 3 - Nova Central

#128 - Long Island Academy, Beaumont

Classification: Rural Community/Central Region**

Grades: K-1,3-12

Number of Grades: 12

[School FTE PTR : 7.4](#)

[District FTE PTR : 12.7](#)

[Provincial FTE PTR : 13.5](#)

[FTE Teachers](#) *** : 5.0

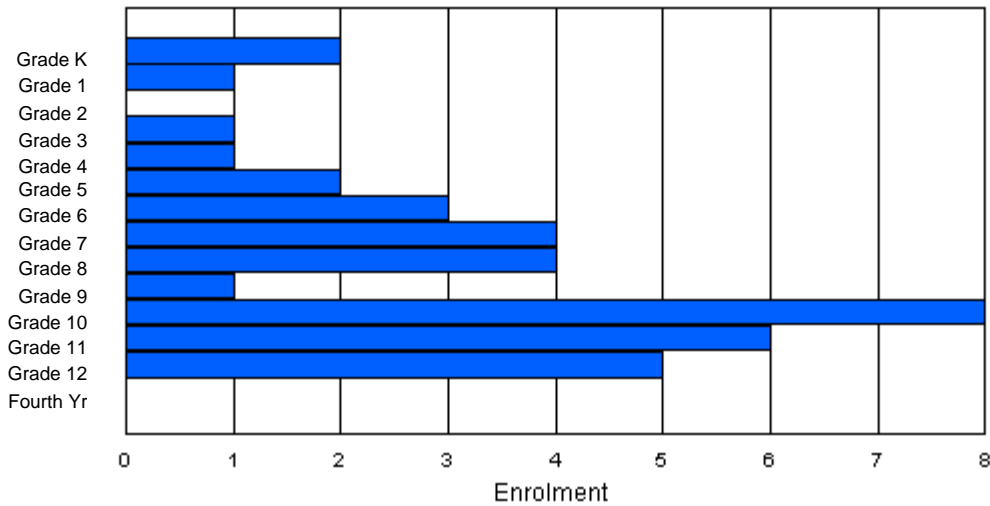
Enrolment By Age and Gender

Gender	Age																Total
	5	6	7	8	9	10	11	12	13	14	15	16	17	18	19	20>	
Male	2	0	0	1	1	1	2	1	1	1	2	5	2	4	0	0	23
Female	0	1	0	0	0	1	0	3	4	0	1	2	3	0	0	15	
Total	2	1	0	1	1	2	2	4	5	1	3	7	5	4	0	0	38

Enrolment By Grade and Gender

Gender	K	Grade													Total
		1	2	3	4	5	6	7	8	9	10	11	12	4th	
Male	2	0	0	1	1	1	2	1	1	1	6	3	4	0	23
Female	0	1	0	0	0	1	1	3	3	0	2	3	1	0	15
Total	2	1	0	1	1	2	3	4	4	1	8	6	5	0	38

Enrolment By Grade
For 128



* Data from the 2005-2006 AGR(Enrolment/Age as of the last day in Sept./Dec.)

** Newfoundland Statistics Classification System

*** May include itinerant teachers



**School Description Report
2005-06**



District 3 - Nova Central

#130 - Bishop's Falls Academy, Bishop's Falls

Classification: Rural Community/Central Region**

Grades: 7-8

Number of Grades: 2

[School FTE PTR : 14.6](#)

[District FTE PTR : 12.7](#)

[Provincial FTE PTR : 13.5](#)

[FTE Teachers](#) *** : 5.0

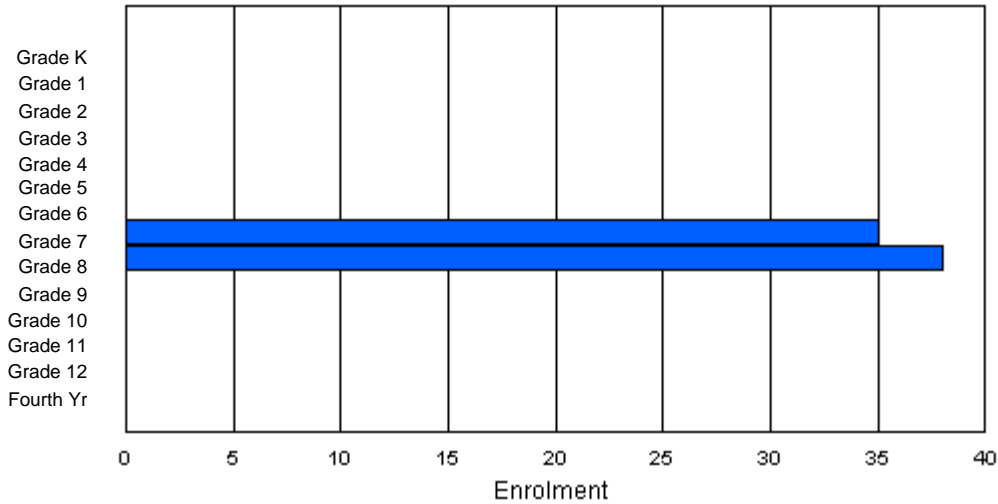
Enrolment By Age and Gender

Gender	Age																Total
	5	6	7	8	9	10	11	12	13	14	15	16	17	18	19	20>	
Male	0	0	0	0	0	0	0	11	19	1	0	0	0	0	0	0	31
Female	0	0	0	0	0	0	0	24	17	1	0	0	0	0	0	0	42
Total	0	0	0	0	0	0	0	35	36	2	0	0	0	0	0	0	73

Enrolment By Grade and Gender

Gender	Grade														Total
	K	1	2	3	4	5	6	7	8	9	10	11	12	4th	
Male	0	0	0	0	0	0	0	11	20	0	0	0	0	0	31
Female	0	0	0	0	0	0	0	24	18	0	0	0	0	0	42
Total	0	0	0	0	0	0	0	35	38	0	0	0	0	0	73

Enrolment By Grade
For 130



* Data from the 2005-2006 AGR(Enrolment/Age as of the last day in Sept./Dec.)

** Newfoundland Statistics Classification System

*** May include itinerant teachers



**School Description Report
2005-06**



District 3 - Nova Central

#132 - Botwood Collegiate, Botwood

Classification: Urban Community/Central Region**

Grades: 7-12

Number of Grades: 6

[School FTE PTR : 15.5](#)

[District FTE PTR : 12.7](#)

[Provincial FTE PTR : 13.5](#)

[FTE Teachers](#) *** : 22.8

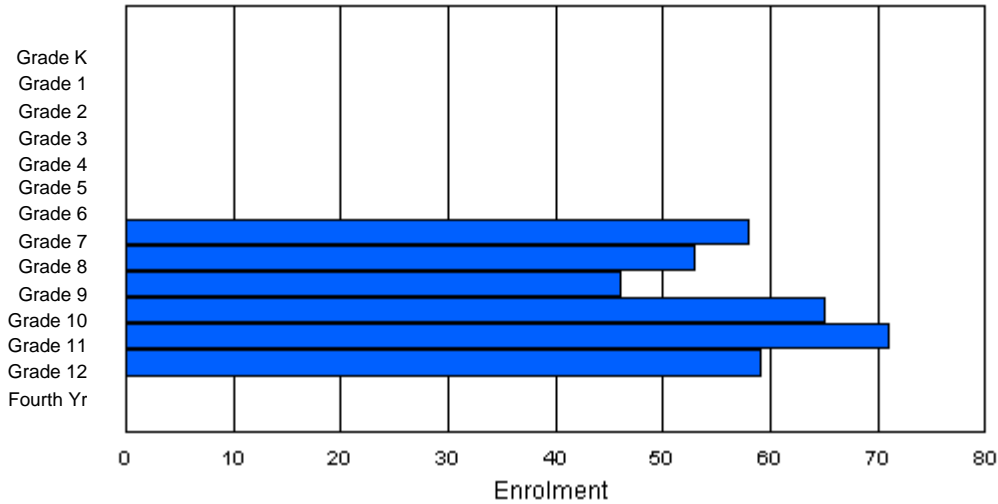
Enrolment By Age and Gender

Gender	Age																Total
	5	6	7	8	9	10	11	12	13	14	15	16	17	18	19	20>	
Male	0	0	0	0	0	0	0	32	32	23	31	39	24	6	0	0	187
Female	0	0	0	0	0	0	0	24	23	20	25	41	25	7	0	0	165
Total	0	0	0	0	0	0	0	56	55	43	56	80	49	13	0	0	352

Enrolment By Grade and Gender

Gender	Grade														Total
	K	1	2	3	4	5	6	7	8	9	10	11	12	4th	
Male	0	0	0	0	0	0	0	34	30	26	35	34	28	0	187
Female	0	0	0	0	0	0	0	24	23	20	30	37	31	0	165
Total	0	0	0	0	0	0	0	58	53	46	65	71	59	0	352

Enrolment By Grade
For 132



* Data from the 2005-2006 AGR(Enrolment/Age as of the last day in Sept./Dec.)

** Newfoundland Statistics Classification System

*** May include itinerant teachers



**School Description Report
2005-06**



District 3 - Nova Central

#133 - Memorial Academy, Botwood

Classification: Urban Community/Central Region**

Grades: K-6

Number of Grades: 7

[School FTE PTR : 13.9](#)

[District FTE PTR : 12.7](#)

[Provincial FTE PTR : 13.5](#)

[FTE Teachers](#) *** : 26.0

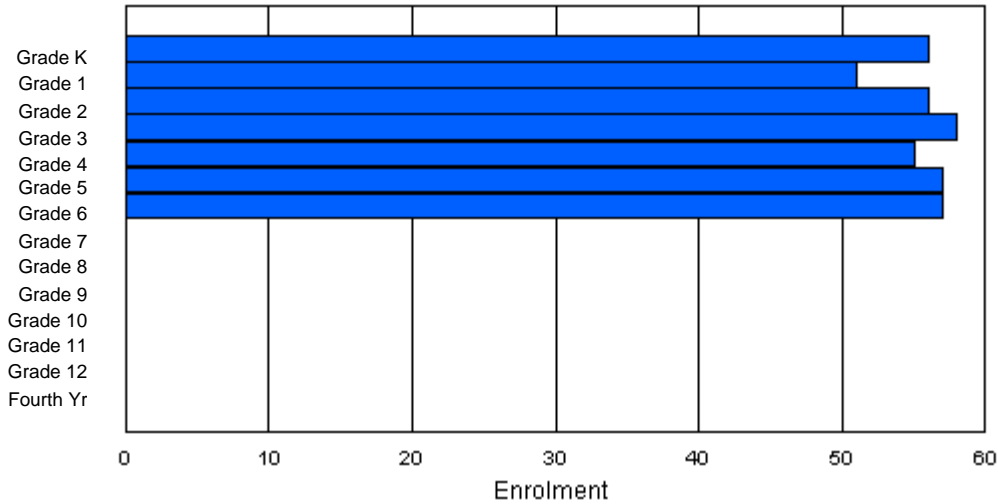
Enrolment By Age and Gender

Gender	Age																Total
	5	6	7	8	9	10	11	12	13	14	15	16	17	18	19	20>	
Male	28	23	28	34	29	32	29	0	0	0	0	0	0	0	0	0	203
Female	28	28	28	24	26	25	28	0	0	0	0	0	0	0	0	0	187
Total	56	51	56	58	55	57	57	0	0	0	0	0	0	0	0	0	390

Enrolment By Grade and Gender

Gender	Grade														Total
	K	1	2	3	4	5	6	7	8	9	10	11	12	4th	
Male	28	23	28	34	29	32	29	0	0	0	0	0	0	0	203
Female	28	28	28	24	26	25	28	0	0	0	0	0	0	0	187
Total	56	51	56	58	55	57	57	0	0	0	0	0	0	0	390

Enrolment By Grade
For 133



* Data from the 2005-2006 AGR(Enrolment/Age as of the last day in Sept./Dec.)

** Newfoundland Statistics Classification System

*** May include itinerant teachers



**School Description Report
2005-06**



District 3 - Nova Central

#138 - Victoria Academy, Gaultois

Classification: Rural Community/Southern Region**

Grades: 1-4,6-12

Number of Grades: 11

[School FTE PTR : 7.1](#)

[District FTE PTR : 12.7](#)

[Provincial FTE PTR : 13.5](#)

[FTE Teachers](#) *** : 5.5

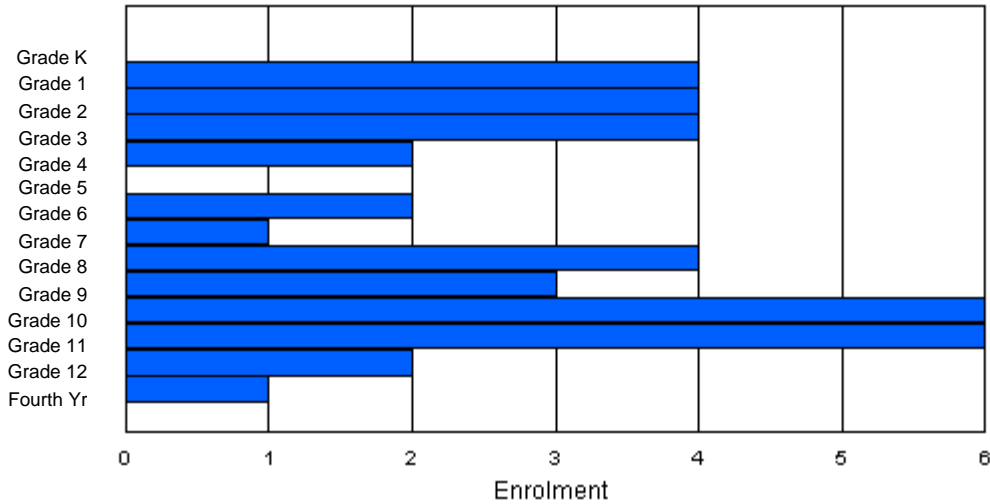
Enrolment By Age and Gender

Gender	Age																	Total
	5	6	7	8	9	10	11	12	13	14	15	16	17	18	19	20>		
Male	0	2	2	3	2	0	0	0	2	1	3	2	1	1	0	0	19	
Female	0	2	2	1	0	0	2	1	2	2	1	6	1	0	0	0	20	
Total	0	4	4	4	2	0	2	1	4	3	4	8	2	1	0	0	39	

Enrolment By Grade and Gender

Gender	Grade															Total
	K	1	2	3	4	5	6	7	8	9	10	11	12	4th		
Male	0	2	2	3	2	0	0	0	2	1	4	1	1	1	19	
Female	0	2	2	1	0	0	2	1	2	2	2	5	1	0	20	
Total	0	4	4	4	2	0	2	1	4	3	6	6	2	1	39	

Enrolment By Grade
For 138



* Data from the 2005-2006 AGR(Enrolment/Age as of the last day in Sept./Dec.)

** Newfoundland Statistics Classification System

*** May include itinerant teachers



**School Description Report
2005-06**



District 3 - Nova Central

#142 - Woodland Primary, Grand Falls-Windsor

Classification: Urban Community/Central Region**

Grades: K-3

Number of Grades: 4

[School FTE PTR : 13.3](#)

[District FTE PTR : 12.7](#)

[Provincial FTE PTR : 13.5](#)

[FTE Teachers](#) *** : 28.0

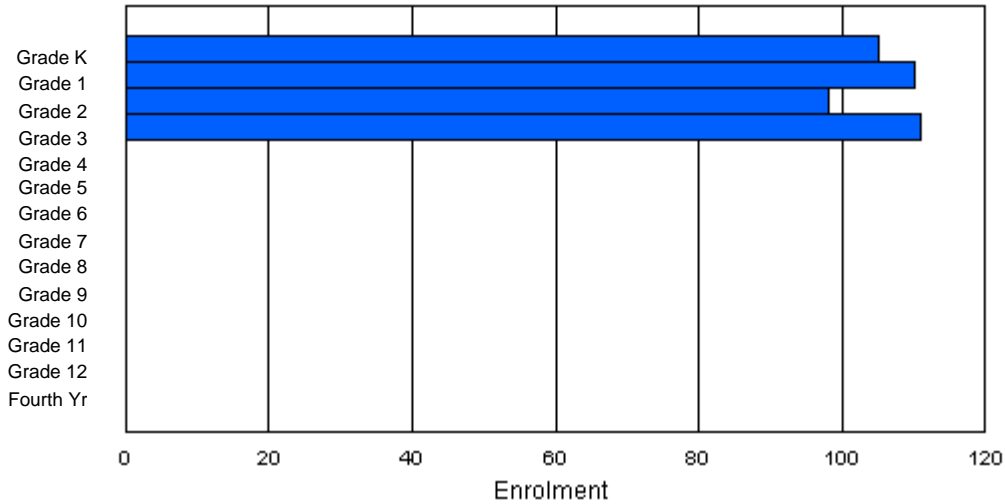
Enrolment By Age and Gender

Gender	Age																Total
	5	6	7	8	9	10	11	12	13	14	15	16	17	18	19	20>	
Male	60	60	52	51	1	0	0	0	0	0	0	0	0	0	0	0	224
Female	45	50	46	58	1	0	0	0	0	0	0	0	0	0	0	0	200
Total	105	110	98	109	2	0	0	0	0	0	0	0	0	0	0	0	424

Enrolment By Grade and Gender

Gender	Grade														Total
	K	1	2	3	4	5	6	7	8	9	10	11	12	4th	
Male	60	60	52	52	0	0	0	0	0	0	0	0	0	0	224
Female	45	50	46	59	0	0	0	0	0	0	0	0	0	0	200
Total	105	110	98	111	0	0	0	0	0	0	0	0	0	0	424

Enrolment By Grade
For 142



* Data from the 2005-2006 AGR(Enrolment/Age as of the last day in Sept./Dec.)

** Newfoundland Statistics Classification System

*** May include itinerant teachers



**School Description Report
2005-06**



District 3 - Nova Central

#143 - Millcrest Academy, Grand Falls-Windsor

Classification: Urban Community/Central Region**

Grades: 4-6

Number of Grades: 3

[School FTE PTR : 15.2](#)

[District FTE PTR : 12.7](#)

[Provincial FTE PTR : 13.5](#)

[FTE Teachers](#) *** : 20.0

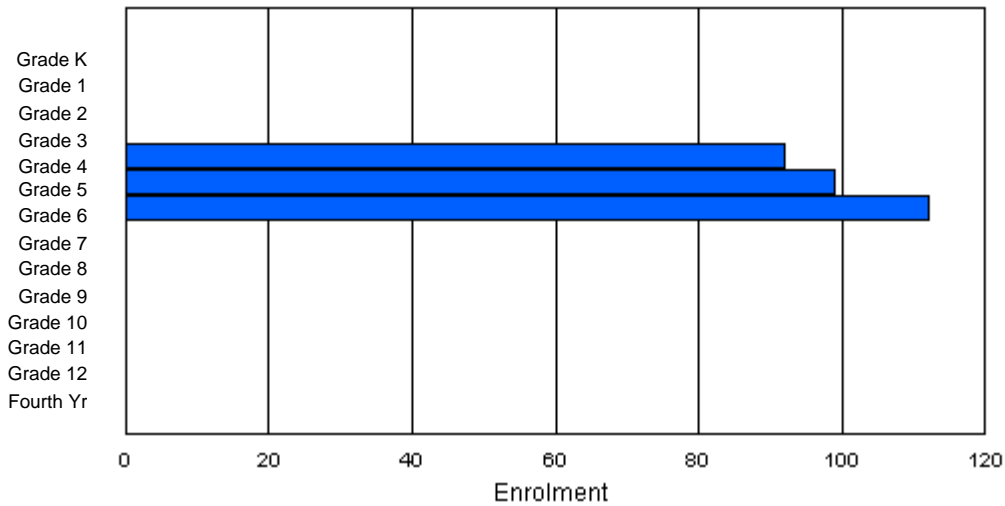
Enrolment By Age and Gender

Gender	Age																Total
	5	6	7	8	9	10	11	12	13	14	15	16	17	18	19	20>	
Male	0	0	0	1	48	54	53	2	0	0	0	0	0	0	0	0	158
Female	0	0	0	0	43	43	56	3	0	0	0	0	0	0	0	0	145
Total	0	0	0	1	91	97	109	5	0	0	0	0	0	0	0	0	303

Enrolment By Grade and Gender

Gender	Grade														Total
	K	1	2	3	4	5	6	7	8	9	10	11	12	4th	
Male	0	0	0	0	49	55	54	0	0	0	0	0	0	0	158
Female	0	0	0	0	43	44	58	0	0	0	0	0	0	0	145
Total	0	0	0	0	92	99	112	0	0	0	0	0	0	0	303

Enrolment By Grade
For 143



* Data from the 2005-2006 AGR(Enrolment/Age as of the last day in Sept./Dec.)

** Newfoundland Statistics Classification System

*** May include itinerant teachers



**School Description Report
2005-06**



District 3 - Nova Central

#144 - Sprucewood Academy, Grand Falls-Windsor

Classification: Urban Community/Central Region**

Grades: K-6

Number of Grades: 7

[School FTE PTR : 13.9](#)

[District FTE PTR : 12.7](#)

[Provincial FTE PTR : 13.5](#)

[FTE Teachers](#) *** : 24.8

Enrolment By Age and Gender

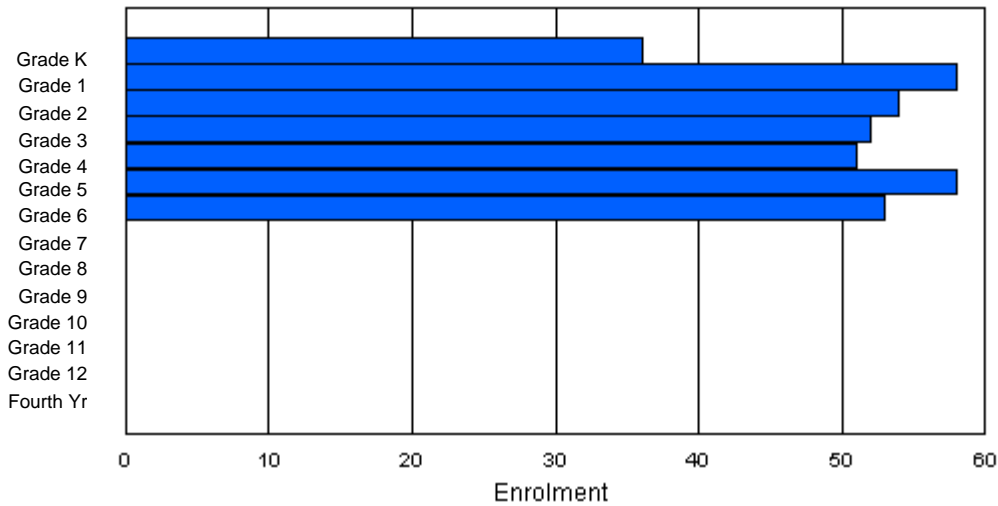
Gender	Age																Total
	5	6	7	8	9	10	11	12	13	14	15	16	17	18	19	20>	
Male	22	22	34	26	25	32	25	2	0	0	0	0	0	0	0	0	188
Female	14	31	25	22	27	27	26	2	0	0	0	0	0	0	0	0	174
Total	36	53	59	48	52	59	51	4	0	0	0	0	0	0	0	0	362

Enrolment By Grade and Gender

Gender	Grade														Total
	K	1	2	3	4	5	6	7	8	9	10	11	12	4th	
Male	22	26	30	29	23	31	27	0	0	0	0	0	0	0	188
Female	14	32	24	23	28	27	26	0	0	0	0	0	0	0	174
Total	36	58	54	52	51	58	53	0	0	0	0	0	0	0	362

Enrolment By Grade

For 144



* Data from the 2005-2006 AGR(Enrolment/Age as of the last day in Sept./Dec.)

** Newfoundland Statistics Classification System

*** May include itinerant teachers



**School Description Report
2005-06**



District 3 - Nova Central

#149 - King Academy, Harbour Breton

Classification: Rural Community/Southern Region**

Grades: 7-12

Number of Grades: 6

[School FTE PTR : 12.9](#)

[District FTE PTR : 12.7](#)

[Provincial FTE PTR : 13.5](#)

[FTE Teachers](#) *** : 13.0

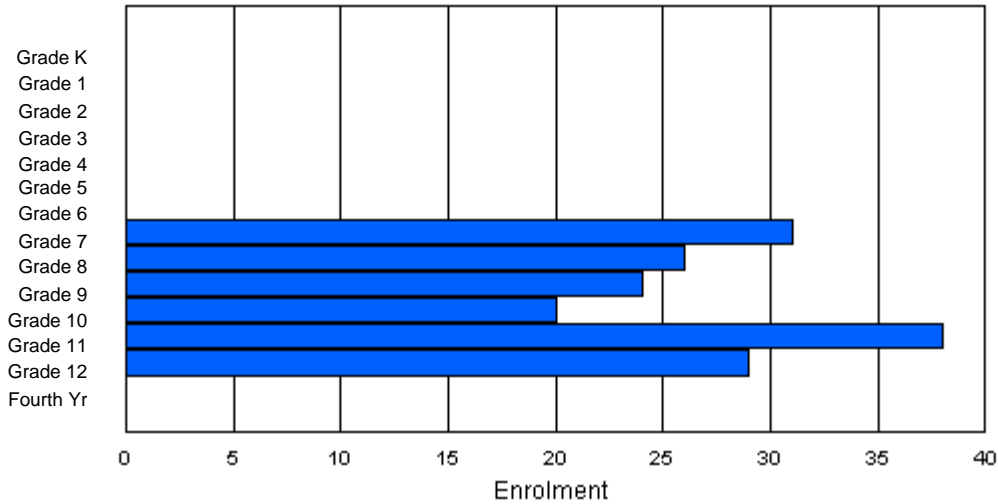
Enrolment By Age and Gender

Gender	Age																Total
	5	6	7	8	9	10	11	12	13	14	15	16	17	18	19	20>	
Male	0	0	0	0	0	0	0	21	12	12	11	17	13	4	0	0	90
Female	0	0	0	0	0	0	0	9	14	10	11	20	13	1	0	0	78
Total	0	0	0	0	0	0	0	30	26	22	22	37	26	5	0	0	168

Enrolment By Grade and Gender

Gender	Grade														Total
	K	1	2	3	4	5	6	7	8	9	10	11	12	4th	
Male	0	0	0	0	0	0	0	22	12	12	11	18	15	0	90
Female	0	0	0	0	0	0	0	9	14	12	9	20	14	0	78
Total	0	0	0	0	0	0	0	31	26	24	20	38	29	0	168

Enrolment By Grade
For 149



* Data from the 2005-2006 AGR(Enrolment/Age as of the last day in Sept./Dec.)

** Newfoundland Statistics Classification System

*** May include itinerant teachers



**School Description Report
2005-06**



District 3 - Nova Central

#150 - St. Joseph's Elementary, Harbour Breton

Classification: Rural Community/Southern Region**

Grades: K-6

Number of Grades: 7

[School FTE PTR : 12.2](#)

[District FTE PTR : 12.7](#)

[Provincial FTE PTR : 13.5](#)

[FTE Teachers](#) *** : 12.8

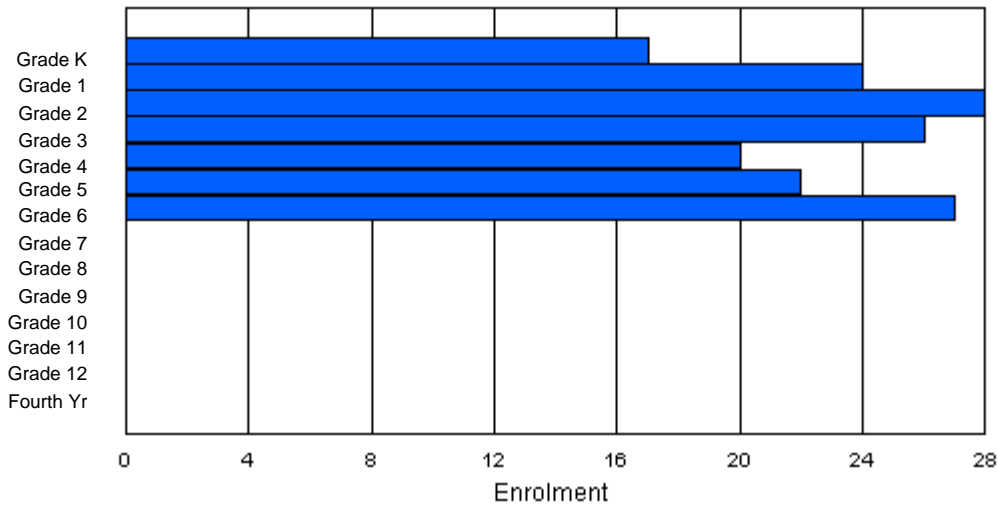
Enrolment By Age and Gender

Gender	Age																Total
	5	6	7	8	9	10	11	12	13	14	15	16	17	18	19	20>	
Male	10	10	14	16	11	10	14	0	0	0	0	0	0	0	0	0	85
Female	7	14	14	10	9	12	13	0	0	0	0	0	0	0	0	0	79
Total	17	24	28	26	20	22	27	0	0	0	0	0	0	0	0	0	164

Enrolment By Grade and Gender

Gender	Grade														Total
	K	1	2	3	4	5	6	7	8	9	10	11	12	4th	
Male	10	10	14	16	11	10	14	0	0	0	0	0	0	0	85
Female	7	14	14	10	9	12	13	0	0	0	0	0	0	0	79
Total	17	24	28	26	20	22	27	0	0	0	0	0	0	0	164

Enrolment By Grade
For 150



* Data from the 2005-2006 AGR(Enrolment/Age as of the last day in Sept./Dec.)

** Newfoundland Statistics Classification System

*** May include itinerant teachers



**School Description Report
2005-06**



District 3 - Nova Central

#151 - John Watkins Academy, Hermitage

Classification: Rural Community/Southern Region**

Grades: K-12

Number of Grades: 13

[School FTE PTR : 10.3](#)

[District FTE PTR : 12.7](#)

[Provincial FTE PTR : 13.5](#)

[FTE Teachers](#) *** : 10.0

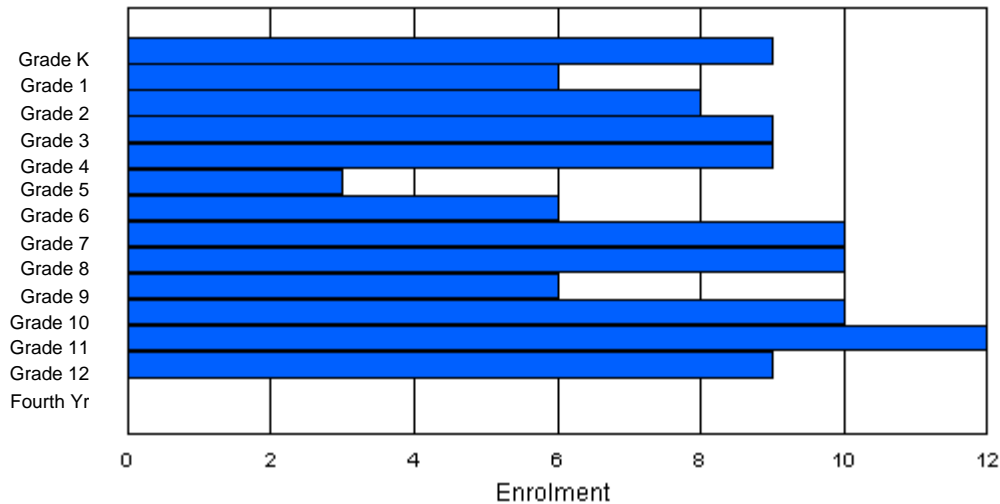
Enrolment By Age and Gender

Gender	Age																	Total
	5	6	7	8	9	10	11	12	13	14	15	16	17	18	19	20>		
Male	4	4	3	4	5	1	3	4	6	5	4	8	2	1	0	0	54	
Female	5	2	5	5	4	2	3	6	4	1	4	6	6	0	0	0	53	
Total	9	6	8	9	9	3	6	10	10	6	8	14	8	1	0	0	107	

Enrolment By Grade and Gender

Gender	Grade															Total
	K	1	2	3	4	5	6	7	8	9	10	11	12	4th		
Male	4	4	3	4	5	1	3	4	6	5	6	6	3	0	54	
Female	5	2	5	5	4	2	3	6	4	1	4	6	6	0	53	
Total	9	6	8	9	9	3	6	10	10	6	10	12	9	0	107	

Enrolment By Grade
For 151



* Data from the 2005-2006 AGR(Enrolment/Age as of the last day in Sept./Dec.)

** Newfoundland Statistics Classification System

*** May include itinerant teachers



**School Description Report
2005-06**



District 3 - Nova Central

#152 - Valmont Academy, King's Point

Classification: Rural Community/Central Region**

Grades: K-12

Number of Grades: 13

[School FTE PTR : 10.7](#)

[District FTE PTR : 12.7](#)

[Provincial FTE PTR : 13.5](#)

[FTE Teachers](#) *** : 13.8

Enrolment By Age and Gender

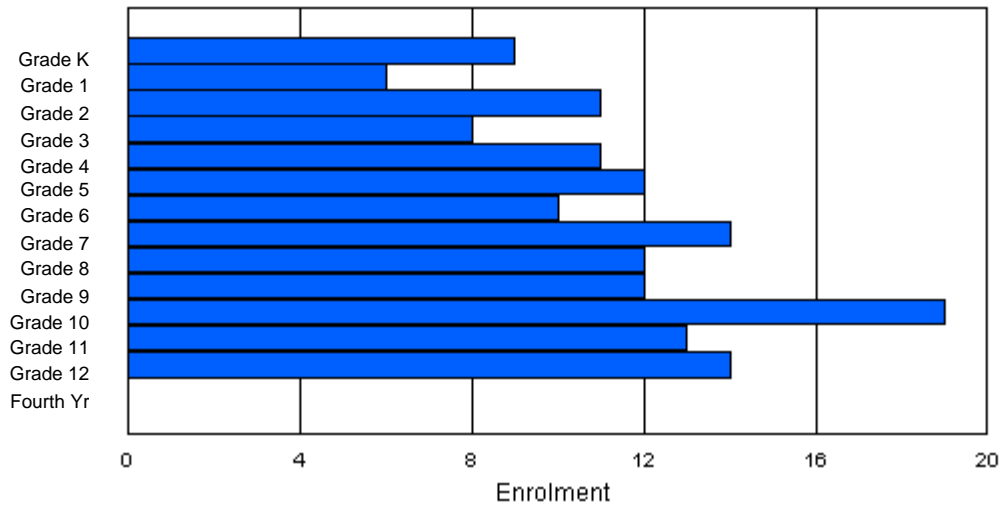
Gender	Age																	Total
	5	6	7	8	9	10	11	12	13	14	15	16	17	18	19	20>		
Male	2	1	6	2	8	4	5	9	8	6	12	6	11	0	0	0	80	
Female	7	5	5	6	3	8	5	5	5	4	6	9	3	0	0	0	71	
Total	9	6	11	8	11	12	10	14	13	10	18	15	14	0	0	0	151	

Enrolment By Grade and Gender

Gender	Grade														Total
	K	1	2	3	4	5	6	7	8	9	10	11	12	4th	
Male	2	1	6	2	8	4	5	9	7	8	12	5	11	0	80
Female	7	5	5	6	3	8	5	5	5	4	7	8	3	0	71
Total	9	6	11	8	11	12	10	14	12	12	19	13	14	0	151

Enrolment By Grade

For 152



* Data from the 2005-2006 AGR(Enrolment/Age as of the last day in Sept./Dec.)

** Newfoundland Statistics Classification System

*** May include itinerant teachers



**School Description Report
2005-06**



District 3 - Nova Central

#153 - Cape John Collegiate, La Scie

Classification: Rural Community/Central Region**

Grades: 7-12

Number of Grades: 6

[School FTE PTR : 13.7](#)

[District FTE PTR : 12.7](#)

[Provincial FTE PTR : 13.5](#)

[FTE Teachers](#) *** : 11.5

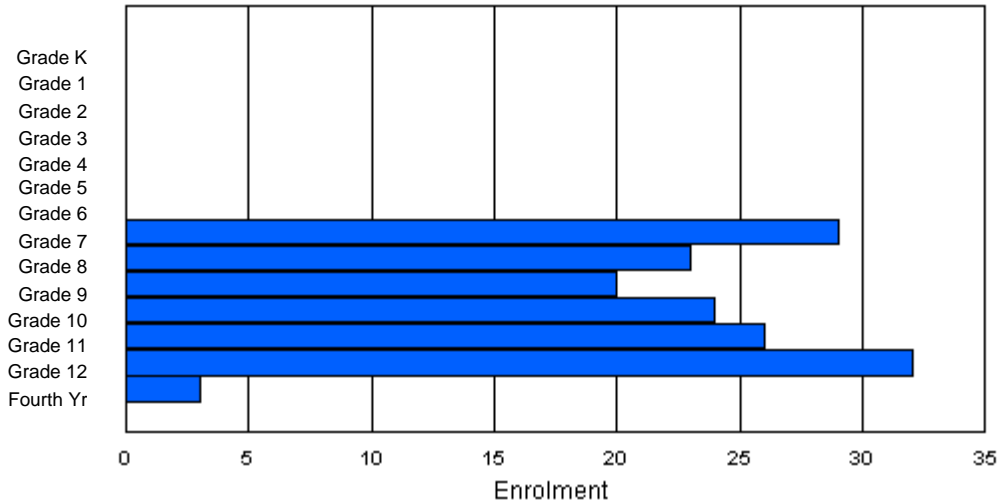
Enrolment By Age and Gender

Gender	Age																Total
	5	6	7	8	9	10	11	12	13	14	15	16	17	18	19	20>	
Male	0	0	0	0	0	0	0	16	14	10	11	14	17	2	0	0	84
Female	0	0	1	0	0	0	0	12	10	10	11	14	12	3	0	0	73
Total	0	0	1	0	0	0	0	28	24	20	22	28	29	5	0	0	157

Enrolment By Grade and Gender

Gender	Grade														Total
	K	1	2	3	4	5	6	7	8	9	10	11	12	4th	
Male	0	0	0	0	0	0	0	17	13	10	13	12	18	1	84
Female	0	0	0	0	0	0	0	12	10	10	11	14	14	2	73
Total	0	0	0	0	0	0	0	29	23	20	24	26	32	3	157

Enrolment By Grade
For 153



* Data from the 2005-2006 AGR(Enrolment/Age as of the last day in Sept./Dec.)

** Newfoundland Statistics Classification System

*** May include itinerant teachers



**School Description Report
2005-06**



District 3 - Nova Central

#154 - Hillside Elementary, La Scie

Classification: Rural Community/Central Region**

Grades: K-6

Number of Grades: 7

[School FTE PTR : 13.2](#)

[District FTE PTR : 12.7](#)

[Provincial FTE PTR : 13.5](#)

[FTE Teachers](#) *** : 9.0

Enrolment By Age and Gender

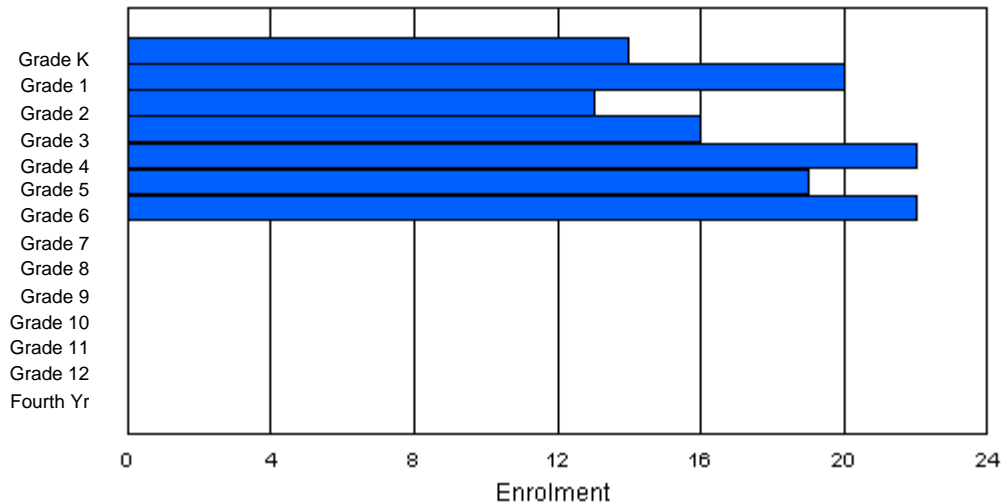
Gender	Age																Total
	5	6	7	8	9	10	11	12	13	14	15	16	17	18	19	20>	
Male	6	9	6	10	10	8	9	0	0	0	0	0	0	0	0	0	58
Female	8	11	7	6	12	11	13	0	0	0	0	0	0	0	0	0	68
Total	14	20	13	16	22	19	22	0	0	0	0	0	0	0	0	0	126

Enrolment By Grade and Gender

Gender	K	Grade												4th	Total
		1	2	3	4	5	6	7	8	9	10	11	12		
Male	6	9	6	10	10	8	9	0	0	0	0	0	0	0	58
Female	8	11	7	6	12	11	13	0	0	0	0	0	0	0	68
Total	14	20	13	16	22	19	22	0	0	0	0	0	0	0	126

Enrolment By Grade

For 154



* Data from the 2005-2006 AGR(Enrolment/Age as of the last day in Sept./Dec.)

** Newfoundland Statistics Classification System

*** May include itinerant teachers



**School Description Report
2005-06**



District 3 - Nova Central

#155 - Leading Ticks Primary, Leading Ticks

Classification: Rural Community/Central Region**

Grades: K-3

Number of Grades: 4

[School FTE PTR : 8.3](#)

[District FTE PTR : 12.7](#)

[Provincial FTE PTR : 13.5](#)

[FTE Teachers](#) *** : 1.8

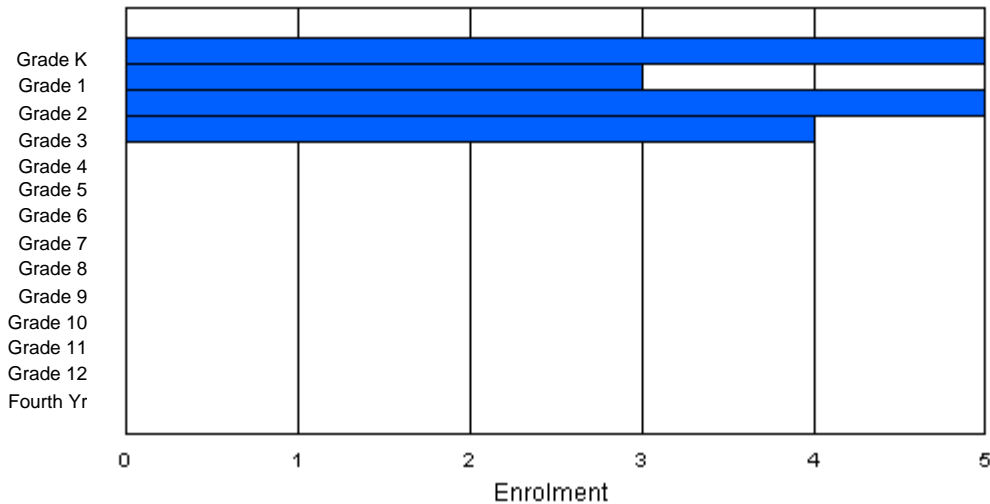
Enrolment By Age and Gender

Gender	Age																	Total
	5	6	7	8	9	10	11	12	13	14	15	16	17	18	19	20>		
Male	2	2	2	1	0	0	0	0	0	0	0	0	0	0	0	0	7	
Female	3	1	3	3	0	0	0	0	0	0	0	0	0	0	0	0	10	
Total	5	3	5	4	0	0	0	0	0	0	0	0	0	0	0	0	17	

Enrolment By Grade and Gender

Gender	K	Grade														Total
		1	2	3	4	5	6	7	8	9	10	11	12	4th		
Male	2	2	2	1	0	0	0	0	0	0	0	0	0	0	0	7
Female	3	1	3	3	0	0	0	0	0	0	0	0	0	0	0	10
Total	5	3	5	4	0	0	0	0	0	0	0	0	0	0	0	17

Enrolment By Grade
For 155



* Data from the 2005-2006 AGR(Enrolment/Age as of the last day in Sept./Dec.)

** Newfoundland Statistics Classification System

*** May include itinerant teachers



**School Description Report
2005-06**



District 3 - Nova Central

#156 - H.L. Strong Academy, Little Bay Islands

Classification: Rural Community/Central Region**

Grades: K,2-4,7-10

Number of Grades: 8

[School FTE PTR : 4.8](#)

[District FTE PTR : 12.7](#)

[Provincial FTE PTR : 13.5](#)

[FTE Teachers](#) *** : 2.0

Enrolment By Age and Gender

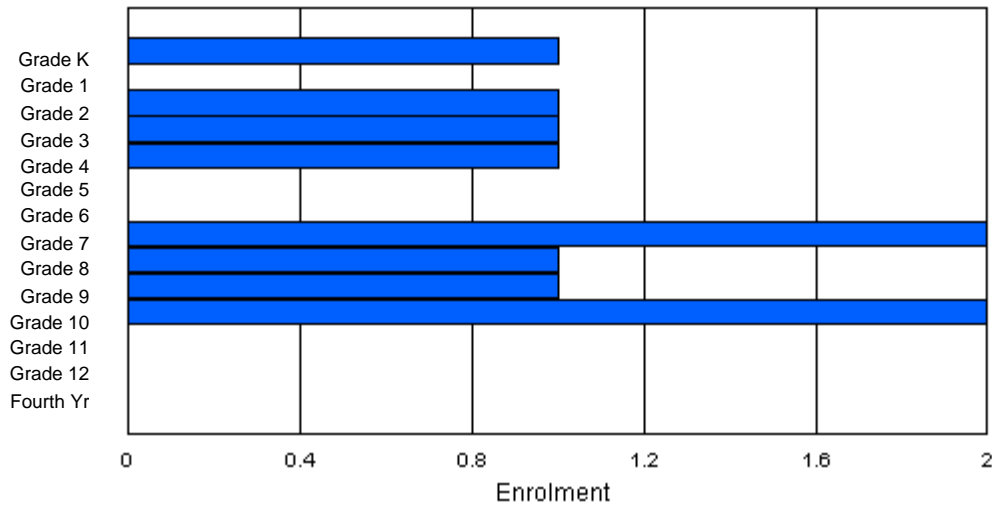
Gender	Age																Total
	5	6	7	8	9	10	11	12	13	14	15	16	17	18	19	20>	
Male	1	0	1	0	0	0	0	0	1	0	0	0	0	0	0	0	3
Female	0	0	0	1	1	0	0	2	0	1	2	0	0	0	0	0	7
Total	1	0	1	1	1	0	0	2	1	1	2	0	0	0	0	0	10

Enrolment By Grade and Gender

Gender	K	Grade												4th	Total
		1	2	3	4	5	6	7	8	9	10	11	12		
Male	1	0	1	0	0	0	0	0	1	0	0	0	0	0	3
Female	0	0	0	1	1	0	0	2	0	1	2	0	0	0	7
Total	1	0	1	1	1	0	0	2	1	1	2	0	0	0	10

Enrolment By Grade

For 158



* Data from the 2005-2006 AGR(Enrolment/Age as of the last day in Sept./Dec.)

** Newfoundland Statistics Classification System

*** May include itinerant teachers



**School Description Report
2005-06**



District 3 - Nova Central

#157 - St. Peter's AG, McCallum

Classification: Rural Community/Southern Region**

Grades: K,2-6,8-12

Number of Grades: 11

[School FTE PTR : 3.6](#)

[District FTE PTR : 12.7](#)

[Provincial FTE PTR : 13.5](#)

[FTE Teachers](#) *** : 4.0

Enrolment By Age and Gender

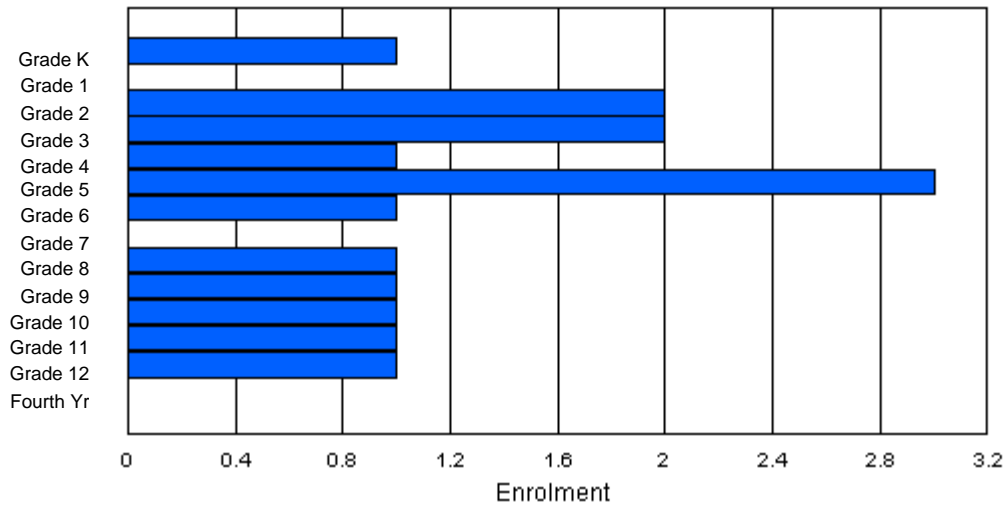
Gender	Age																Total
	5	6	7	8	9	10	11	12	13	14	15	16	17	18	19	20>	
Male	0	0	1	1	1	2	0	0	0	1	0	0	0	0	0	0	6
Female	1	0	1	1	0	1	1	0	1	0	1	1	1	0	0	0	9
Total	1	0	2	2	1	3	1	0	1	1	1	1	1	0	0	0	15

Enrolment By Grade and Gender

Gender	Grade														Total
	K	1	2	3	4	5	6	7	8	9	10	11	12	4th	
Male	0	0	1	1	1	2	0	0	0	1	0	0	0	0	6
Female	1	0	1	1	0	1	1	0	1	0	1	1	1	0	9
Total	1	0	2	2	1	3	1	0	1	1	1	1	1	0	15

Enrolment By Grade

For 157



* Data from the 2005-2006 AGR(Enrolment/Age as of the last day in Sept./Dec.)

** Newfoundland Statistics Classification System

*** May include itinerant teachers



**School Description Report
2005-06**



District 3 - Nova Central

#158 - MSB Regional Academy, Middle Arm

Classification: Rural Community/Central Region**

Grades: K-12

Number of Grades: 13

[School FTE PTR : 11.4](#)

[District FTE PTR : 12.7](#)

[Provincial FTE PTR : 13.5](#)

[FTE Teachers](#) *** : 15.3

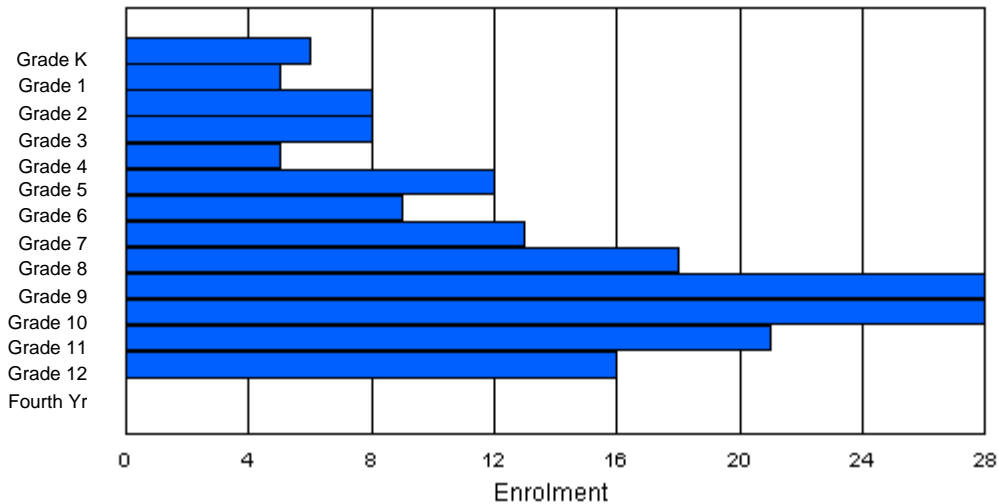
Enrolment By Age and Gender

Gender	Age																	Total
	5	6	7	8	9	10	11	12	13	14	15	16	17	18	19	20>		
Male	2	2	4	5	1	5	5	7	10	13	8	10	8	1	0	0	81	
Female	4	3	4	3	4	7	4	7	6	14	11	13	14	2	0	0	96	
Total	6	5	8	8	5	12	9	14	16	27	19	23	22	3	0	0	177	

Enrolment By Grade and Gender

Gender	Grade															Total
	K	1	2	3	4	5	6	7	8	9	10	11	12	4th		
Male	2	2	4	5	1	5	5	6	6	14	17	11	3	0	81	
Female	4	3	4	3	4	7	4	7	12	14	11	10	13	0	96	
Total	6	5	8	8	5	12	9	13	18	28	28	21	16	0	177	

Enrolment By Grade
For 158



* Data from the 2005-2006 AGR(Enrolment/Age as of the last day in Sept./Dec.)

** Newfoundland Statistics Classification System

*** May include itinerant teachers



**School Description Report
2005-06**



District 3 - Nova Central

#160 - Bayview Primary, Nipper's Harbour

Classification: Rural Community/Central Region**

Grades: K-3

Number of Grades: 4

[School FTE PTR : 8.5](#)

[District FTE PTR : 12.7](#)

[Provincial FTE PTR : 13.5](#)

[FTE Teachers](#) *** : 1.0

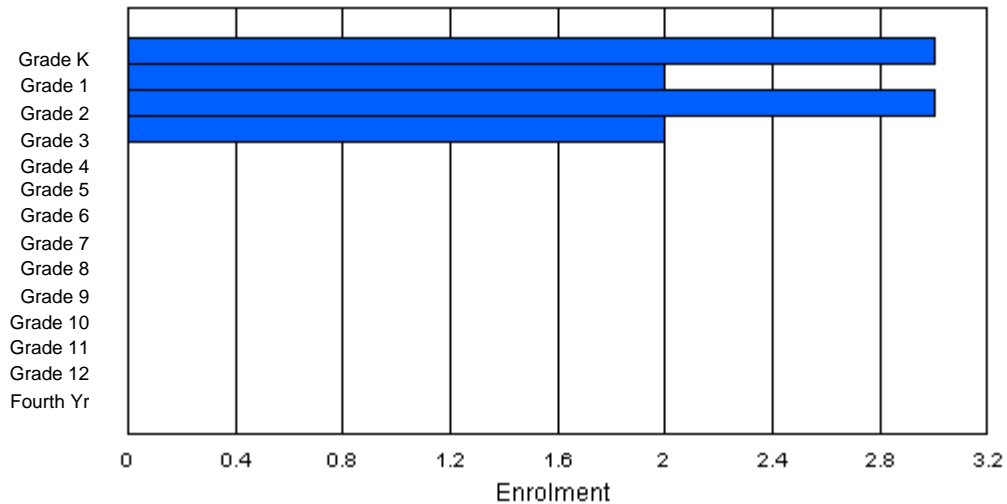
Enrolment By Age and Gender

Gender	Age																	Total
	5	6	7	8	9	10	11	12	13	14	15	16	17	18	19	20>		
Male	2	1	2	1	0	0	0	0	0	0	0	0	0	0	0	0	6	
Female	1	1	0	2	0	0	0	0	0	0	0	0	0	0	0	0	4	
Total	3	2	2	3	0	0	0	0	0	0	0	0	0	0	0	0	10	

Enrolment By Grade and Gender

Gender	K	Grade													4th	Total
		1	2	3	4	5	6	7	8	9	10	11	12			
Male	2	1	2	1	0	0	0	0	0	0	0	0	0	0	0	6
Female	1	1	1	1	0	0	0	0	0	0	0	0	0	0	0	4
Total	3	2	3	2	0	0	0	0	0	0	0	0	0	0	10	

Enrolment By Grade
For 160



* Data from the 2005-2006 AGR(Enrolment/Age as of the last day in Sept./Dec.)

** Newfoundland Statistics Classification System

*** May include itinerant teachers



**School Description Report
2005-06**



District 3 - Nova Central

#162 - Dorset Collegiate, Pilley's Island

Classification: Rural Community/Central Region**

Grades: 7-12

Number of Grades: 6

[School FTE PTR : 14.5](#)

[District FTE PTR : 12.7](#)

[Provincial FTE PTR : 13.5](#)

[FTE Teachers](#) *** : 14.0

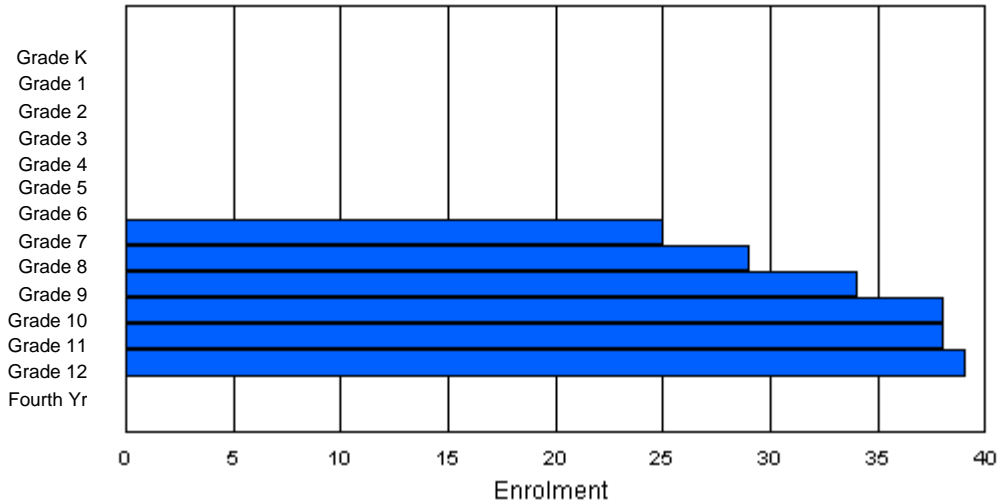
Enrolment By Age and Gender

Gender	Age																Total
	5	6	7	8	9	10	11	12	13	14	15	16	17	18	19	20>	
Male	0	0	0	0	0	0	0	9	17	15	24	26	17	1	0	0	109
Female	0	0	0	0	0	0	0	15	13	15	13	13	21	4	0	0	94
Total	0	0	0	0	0	0	0	24	30	30	37	39	38	5	0	0	203

Enrolment By Grade and Gender

Gender	Grade														Total
	K	1	2	3	4	5	6	7	8	9	10	11	12	4th	
Male	0	0	0	0	0	0	0	10	16	18	26	24	15	0	109
Female	0	0	0	0	0	0	0	15	13	16	12	14	24	0	94
Total	0	0	0	0	0	0	0	25	29	34	38	38	39	0	203

Enrolment By Grade
For 162



* Data from the 2005-2006 AGR(Enrolment/Age as of the last day in Sept./Dec.)

** Newfoundland Statistics Classification System

*** May include itinerant teachers



**School Description Report
2005-06**



District 3 - Nova Central

#163 - Point Leamington Academy, Point Leamington

Classification: Rural Community/Central Region**

Grades: K-12

Number of Grades: 13

[School FTE PTR : 11.7](#)

[District FTE PTR : 12.7](#)

[Provincial FTE PTR : 13.5](#)

[FTE Teachers](#) *** : 13.0

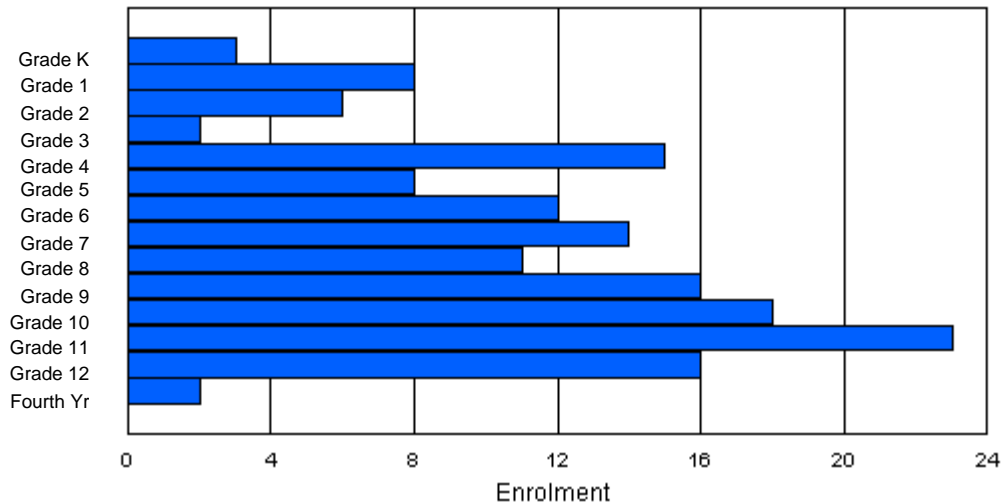
Enrolment By Age and Gender

Gender	Age																Total
	5	6	7	8	9	10	11	12	13	14	15	16	17	18	19	20>	
Male	1	4	3	0	7	4	9	7	5	8	6	11	11	4	0	0	80
Female	2	4	3	2	8	4	3	7	6	7	12	8	8	0	0	0	74
Total	3	8	6	2	15	8	12	14	11	15	18	19	19	4	0	0	154

Enrolment By Grade and Gender

Gender	K	Grade													4th	Total
		1	2	3	4	5	6	7	8	9	10	11	12			
Male	1	4	3	0	7	4	9	7	5	8	7	14	9	2	80	
Female	2	4	3	2	8	4	3	7	6	8	11	9	7	0	74	
Total	3	8	6	2	15	8	12	14	11	16	18	23	16	2	154	

Enrolment By Grade
For 163



* Data from the 2005-2006 AGR(Enrolment/Age as of the last day in Sept./Dec.)

** Newfoundland Statistics Classification System

*** May include itinerant teachers



**School Description Report
2005-06**



District 3 - Nova Central

#165 - St. Stephen's AG, Rencontre East

Classification: Rural Community/Southern Region**

Grades: K-6

Number of Grades: 0

[School FTE PTR : 6.1](#)

[District FTE PTR : 12.7](#)

[Provincial FTE PTR : 13.5](#)

[FTE Teachers](#) *** : 5.0

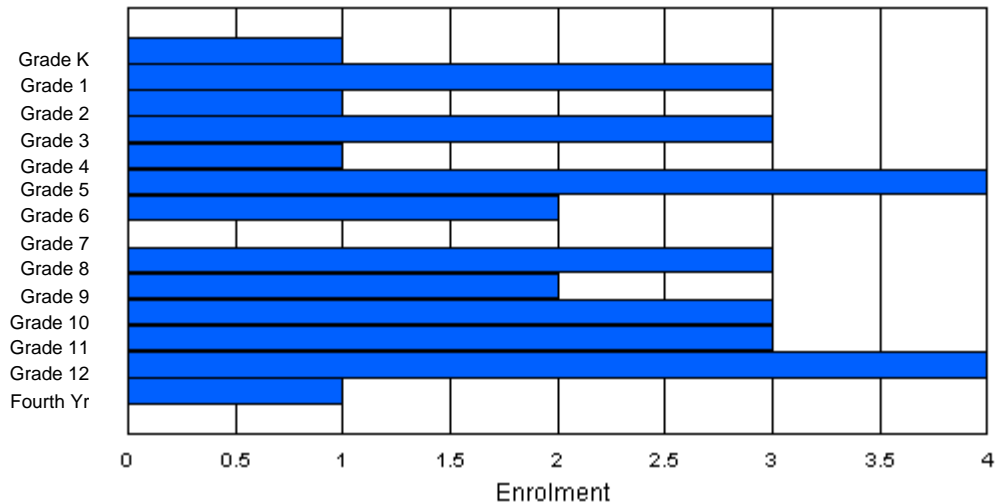
Enrolment By Age and Gender

Gender	Age																Total
	5	6	7	8	9	10	11	12	13	14	15	16	17	18	19	20>	
Male	1	2	0	2	1	1	2	0	1	1	1	2	0	0	0	0	14
Female	0	1	1	1	0	3	0	0	2	1	1	2	4	1	0	0	17
Total	1	3	1	3	1	4	2	0	3	2	2	4	4	1	0	0	31

Enrolment By Grade and Gender

Gender	K	Grade													4th	Total
		1	2	3	4	5	6	7	8	9	10	11	12			
Male	1	2	0	2	1	1	2	0	1	1	1	2	0	0	14	
Female	0	1	1	1	0	3	0	0	2	1	2	1	4	1	17	
Total	1	3	1	3	1	4	2	0	3	2	3	3	4	1	31	

Enrolment By Grade
For 165



* Data from the 2005-2006 AGR(Enrolment/Age as of the last day in Sept./Dec.)

** Newfoundland Statistics Classification System

*** May include itinerant teachers



**School Description Report
2005-06**



District 3 - Nova Central

#167 - Green Bay South Academy, Robert's Arm

Classification: Rural Community/Central Region**

Grades: K-6

Number of Grades: 7

[School FTE PTR : 11.6](#)

[District FTE PTR : 12.7](#)

[Provincial FTE PTR : 13.5](#)

[FTE Teachers](#) *** : 12.5

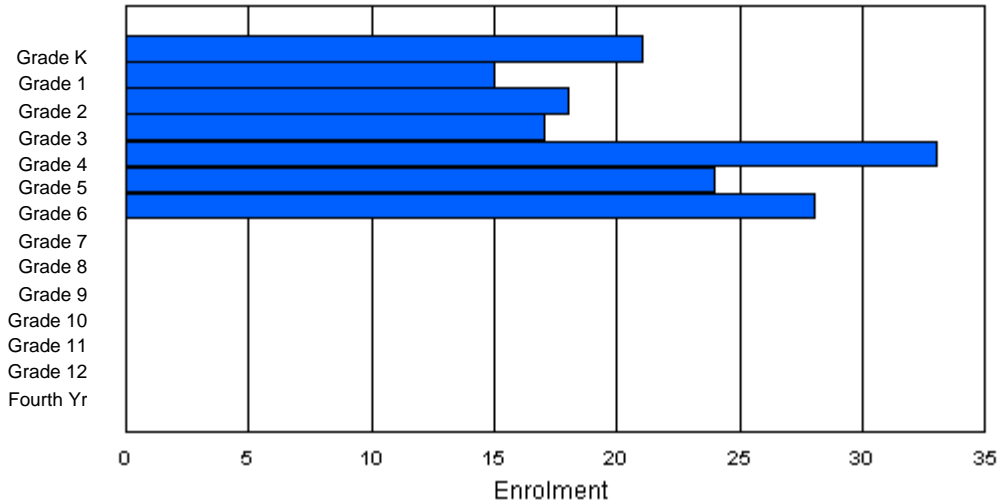
Enrolment By Age and Gender

Gender	Age																Total
	5	6	7	8	9	10	11	12	13	14	15	16	17	18	19	20>	
Male	7	8	10	8	14	10	13	3	0	0	0	0	0	0	0	0	73
Female	14	7	8	9	18	15	11	1	0	0	0	0	0	0	0	0	83
Total	21	15	18	17	32	25	24	4	0	0	0	0	0	0	0	0	156

Enrolment By Grade and Gender

Gender	Grade														Total
	K	1	2	3	4	5	6	7	8	9	10	11	12	4th	
Male	7	8	10	8	15	9	16	0	0	0	0	0	0	0	73
Female	14	7	8	9	18	15	12	0	0	0	0	0	0	0	83
Total	21	15	18	17	33	24	28	0	0	0	0	0	0	0	156

Enrolment By Grade
For 167



* Data from the 2005-2006 AGR(Enrolment/Age as of the last day in Sept./Dec.)

** Newfoundland Statistics Classification System

*** May include itinerant teachers



**School Description Report
2005-06**



District 3 - Nova Central

#170 - South Brook Academy, South Brook

Classification: Rural Community/Central Region**

Grades: K-3

Number of Grades: 4

[School FTE PTR : 11.1](#)

[District FTE PTR : 12.7](#)

[Provincial FTE PTR : 13.5](#)

[FTE Teachers](#) *** : 1.8

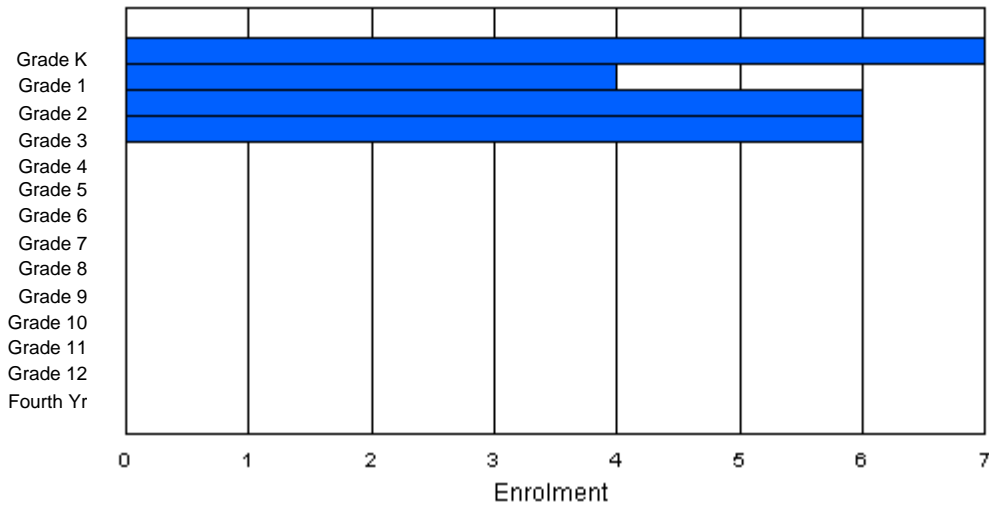
Enrolment By Age and Gender

Gender	Age																Total
	5	6	7	8	9	10	11	12	13	14	15	16	17	18	19	20>	
Male	3	3	4	3	1	0	0	0	0	0	0	0	0	0	0	0	14
Female	4	1	2	2	0	0	0	0	0	0	0	0	0	0	0	0	9
Total	7	4	6	5	1	0	0	0	0	0	0	0	0	0	0	0	23

Enrolment By Grade and Gender

Gender	K	Grade												4th	Total	
		1	2	3	4	5	6	7	8	9	10	11	12			
Male	3	3	4	4	0	0	0	0	0	0	0	0	0	0	0	14
Female	4	1	2	2	0	0	0	0	0	0	0	0	0	0	0	9
Total	7	4	6	6	0	0	0	0	0	0	0	0	0	0	0	23

Enrolment By Grade
For 170



* Data from the 2005-2006 AGR(Enrolment/Age as of the last day in Sept./Dec.)

** Newfoundland Statistics Classification System

*** May include itinerant teachers



**School Description Report
2005-06**



District 3 - Nova Central

#171 - Indian River High School, Springdale

Classification: Rural Community/Central Region**

Grades: 7-12

Number of Grades: 6

[School FTE PTR : 14.1](#)

[District FTE PTR : 12.7](#)

[Provincial FTE PTR : 13.5](#)

[FTE Teachers](#) *** : 22.0

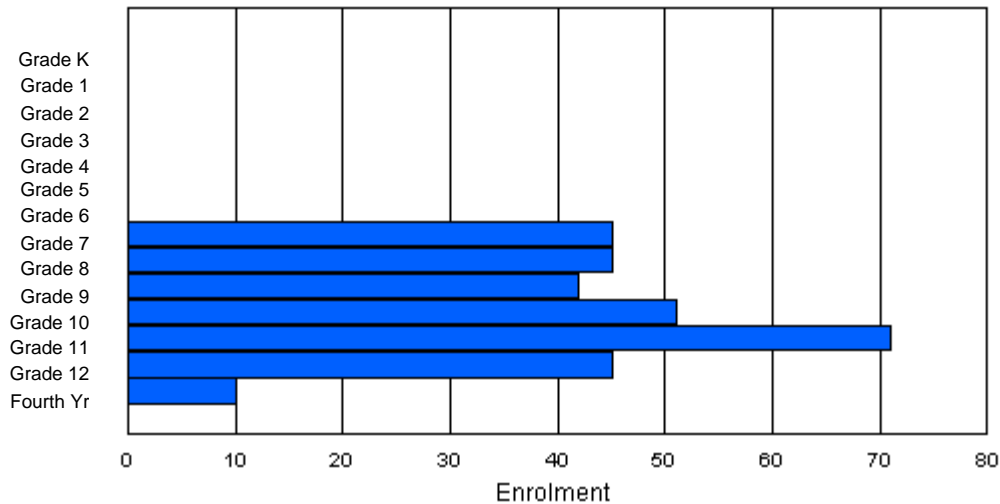
Enrolment By Age and Gender

Gender	Age																	Total
	5	6	7	8	9	10	11	12	13	14	15	16	17	18	19	20>		
Male	0	0	0	0	0	0	0	14	25	18	21	33	29	3	2	1	146	
Female	0	0	0	0	0	0	1	28	21	18	31	35	24	5	0	0	163	
Total	0	0	0	0	0	0	1	42	46	36	52	68	53	8	2	1	309	

Enrolment By Grade and Gender

Gender	Grade															Total
	K	1	2	3	4	5	6	7	8	9	10	11	12	4th		
Male	0	0	0	0	0	0	0	15	25	22	20	37	22	5	146	
Female	0	0	0	0	0	0	0	30	20	20	31	34	23	5	163	
Total	0	0	0	0	0	0	0	45	45	42	51	71	45	10	309	

Enrolment By Grade
For 171



* Data from the 2005-2006 AGR(Enrolment/Age as of the last day in Sept./Dec.)

** Newfoundland Statistics Classification System

*** May include itinerant teachers



School Description Report
2005-06



District 3 - Nova Central

#172 - Brian Peckford Primary, Triton

Classification: Rural Community/Central Region**

Grades: K-3

Number of Grades: 4

[School FTE PTR : 12.6](#)

[District FTE PTR : 12.7](#)

[Provincial FTE PTR : 13.5](#)

[FTE Teachers](#) *** : 3.3

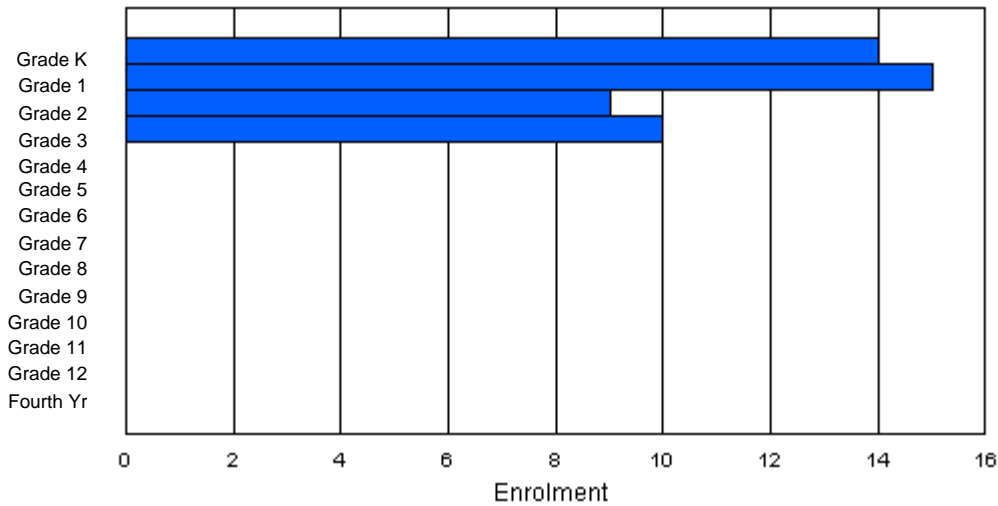
Enrolment By Age and Gender

Gender	Age																Total
	5	6	7	8	9	10	11	12	13	14	15	16	17	18	19	20>	
Male	10	9	1	5	0	0	0	0	0	0	0	0	0	0	0	0	25
Female	4	6	7	6	0	0	0	0	0	0	0	0	0	0	0	0	23
Total	14	15	8	11	0	0	0	0	0	0	0	0	0	0	0	0	48

Enrolment By Grade and Gender

Gender	Grade														Total
	K	1	2	3	4	5	6	7	8	9	10	11	12	4th	
Male	10	9	1	5	0	0	0	0	0	0	0	0	0	0	25
Female	4	6	8	5	0	0	0	0	0	0	0	0	0	0	23
Total	14	15	9	10	0	0	0	0	0	0	0	0	0	0	48

Enrolment By Grade
For 172



* Data from the 2005-2006 AGR(Enrolment/Age as of the last day in Sept./Dec.)

** Newfoundland Statistics Classification System

*** May include itinerant teachers



**School Description Report
2005-06**



District 3 - Nova Central

#174 - St. Peter's Academy, Westport

Classification: Rural Community/Central Region**

Grades: K-2,4-7,9-12

Number of Grades: 11

[School FTE PTR : 7.2](#)

[District FTE PTR : 12.7](#)

[Provincial FTE PTR : 13.5](#)

[FTE Teachers](#) *** : 6.8

Enrolment By Age and Gender

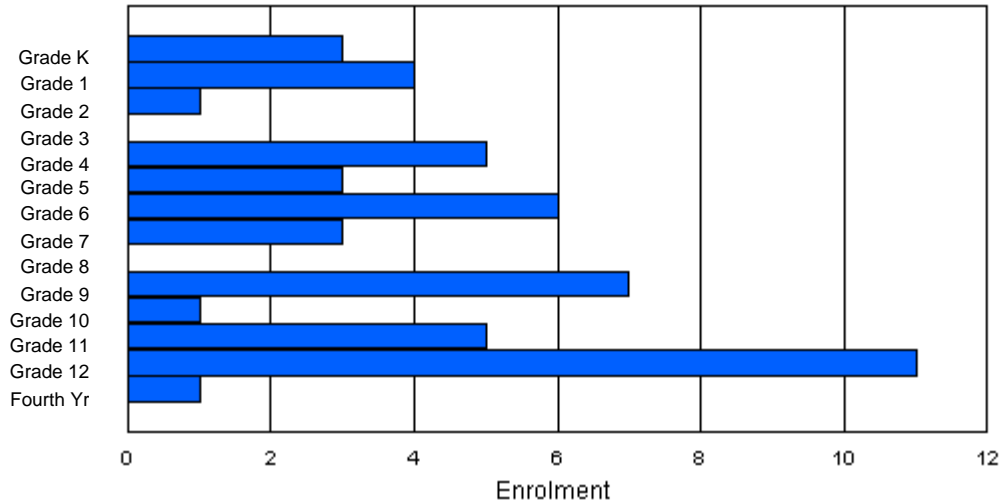
Gender	Age																Total
	5	6	7	8	9	10	11	12	13	14	15	16	17	18	19	20>	
Male	0	2	1	0	2	2	2	1	0	2	0	1	4	0	0	0	17
Female	3	2	0	0	3	1	4	2	0	5	1	4	7	1	0	0	33
Total	3	4	1	0	5	3	6	3	0	7	1	5	11	1	0	0	50

Enrolment By Grade and Gender

Gender	Grade														Total
	K	1	2	3	4	5	6	7	8	9	10	11	12	4th	
Male	0	2	1	0	2	2	2	1	0	2	0	1	4	0	17
Female	3	2	0	0	3	1	4	2	0	5	1	4	7	1	33
Total	3	4	1	0	5	3	6	3	0	7	1	5	11	1	50

Enrolment By Grade

For 174



* Data from the 2005-2006 AGR(Enrolment/Age as of the last day in Sept./Dec.)

** Newfoundland Statistics Classification System

*** May include itinerant teachers



**School Description Report
2005-06**



District 3 - Nova Central

#177 - Greenwood Academy, Campbellton

Classification: Rural Community/Central Region**

Grades: K-9

Number of Grades: 10

[School FTE PTR : 12.6](#)

[District FTE PTR : 12.7](#)

[Provincial FTE PTR : 13.5](#)

[FTE Teachers](#) *** : 16.0

Enrolment By Age and Gender

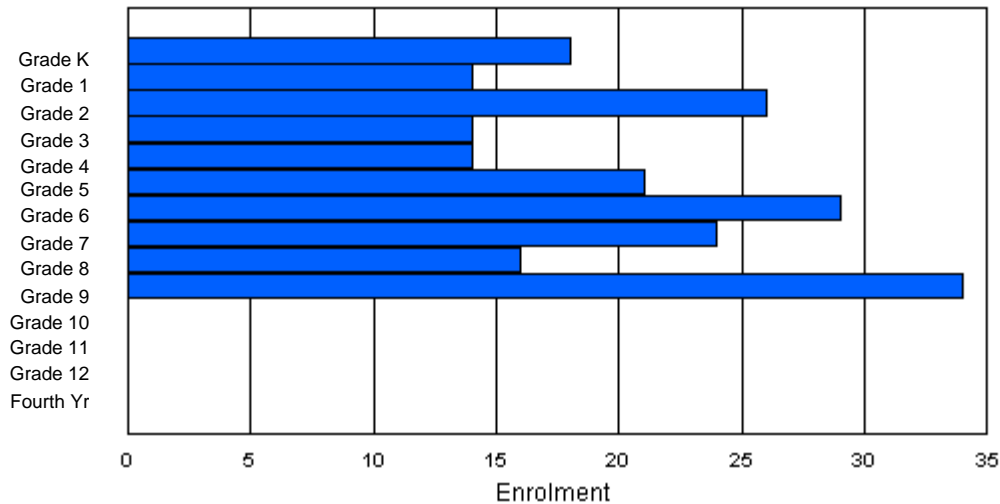
Gender	Age																Total
	5	6	7	8	9	10	11	12	13	14	15	16	17	18	19	20>	
Male	12	2	12	2	6	16	19	9	7	15	2	0	0	0	0	0	102
Female	6	12	14	12	8	5	9	16	9	16	1	0	0	0	0	108	
Total	18	14	26	14	14	21	28	25	16	31	3	0	0	0	0	210	

Enrolment By Grade and Gender

Gender	Grade														Total
	K	1	2	3	4	5	6	7	8	9	10	11	12	4th	
Male	12	2	12	2	6	16	19	9	7	17	0	0	0	0	102
Female	6	12	14	12	8	5	10	15	9	17	0	0	0	0	108
Total	18	14	26	14	14	21	29	24	16	34	0	0	0	0	210

Enrolment By Grade

For 177



* Data from the 2005-2006 AGR(Enrolment/Age as of the last day in Sept./Dec.)

** Newfoundland Statistics Classification System

*** May include itinerant teachers



**School Description Report
2005-06**



District 3 - Nova Central

#178 - Carmanville School Complex, Carmanville

Classification: Rural Community/Central Region**

Grades: K-12

Number of Grades: 13

[School FTE PTR : 11.8](#)

[District FTE PTR : 12.7](#)

[Provincial FTE PTR : 13.5](#)

[FTE Teachers](#) *** : 19.0

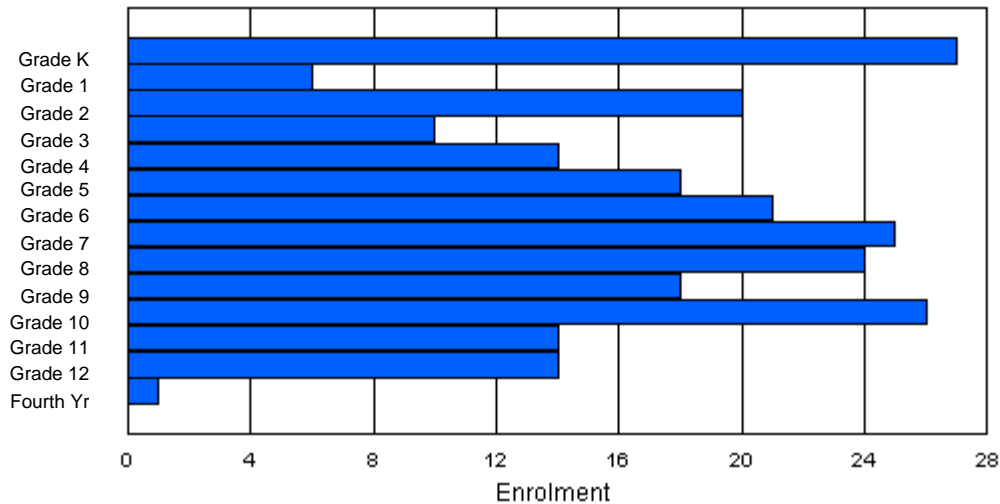
Enrolment By Age and Gender

Gender	Age																	Total
	5	6	7	8	9	10	11	12	13	14	15	16	17	18	19	20>		
Male	8	2	11	5	4	13	10	7	14	10	12	9	9	1	0	0	115	
Female	17	6	9	5	10	5	11	15	10	8	13	6	8	0	0	0	123	
Total	25	8	20	10	14	18	21	22	24	18	25	15	17	1	0	0	238	

Enrolment By Grade and Gender

Gender	Grade															Total
	K	1	2	3	4	5	6	7	8	9	10	11	12	4th		
Male	9	1	11	5	4	13	10	9	14	10	14	7	7	1	115	
Female	18	5	9	5	10	5	11	16	10	8	12	7	7	0	123	
Total	27	6	20	10	14	18	21	25	24	18	26	14	14	1	238	

Enrolment By Grade
For 178



* Data from the 2005-2006 AGR(Enrolment/Age as of the last day in Sept./Dec.)

** Newfoundland Statistics Classification System

*** May include itinerant teachers



**School Description Report
2005-06**



District 3 - Nova Central

#179 - Centreville Academy, Centreville-Wareham

Classification: Rural Community/Central Region**

Grades: K-8

Number of Grades: 9

[School FTE PTR : 9.3](#)

[District FTE PTR : 12.7](#)

[Provincial FTE PTR : 13.5](#)

[FTE Teachers](#) *** : 9.0

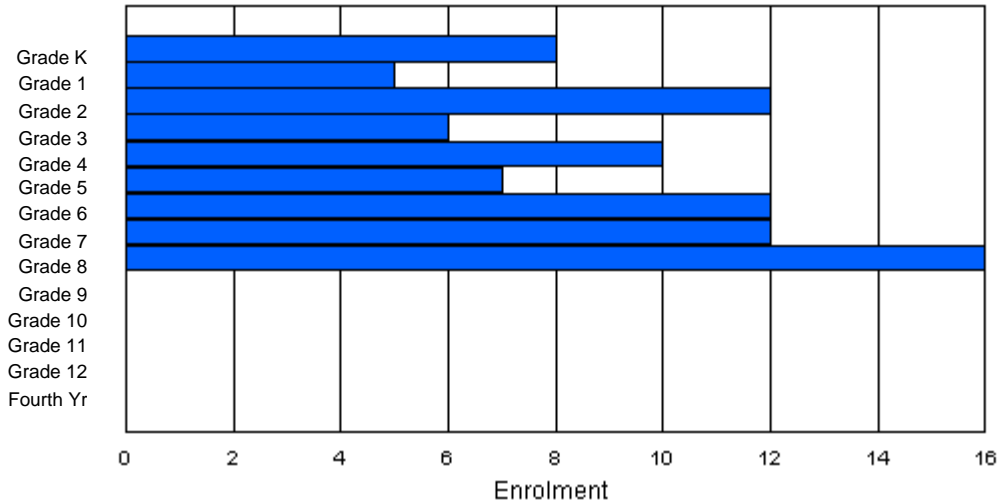
Enrolment By Age and Gender

Gender	Age																Total
	5	6	7	8	9	10	11	12	13	14	15	16	17	18	19	20>	
Male	5	3	5	6	5	3	8	9	5	1	0	0	0	0	0	0	50
Female	3	2	7	0	5	4	4	3	9	1	0	0	0	0	0	0	38
Total	8	5	12	6	10	7	12	12	14	2	0	0	0	0	0	0	88

Enrolment By Grade and Gender

Gender	K	Grade													4th	Total
		1	2	3	4	5	6	7	8	9	10	11	12			
Male	5	3	5	6	5	3	8	9	6	0	0	0	0	0	50	
Female	3	2	7	0	5	4	4	3	10	0	0	0	0	0	38	
Total	8	5	12	6	10	7	12	12	16	0	0	0	0	0	88	

Enrolment By Grade
For 179



* Data from the 2005-2006 AGR(Enrolment/Age as of the last day in Sept./Dec.)

** Newfoundland Statistics Classification System

*** May include itinerant teachers



**School Description Report
2005-06**



District 3 - Nova Central

#180 - A. R. Scammell Academy, Change Islands

Classification: Rural Community/Central Region**

Grades: K,2-12

Number of Grades: 12

[School FTE PTR : 5.7](#)

[District FTE PTR : 12.7](#)

[Provincial FTE PTR : 13.5](#)

[FTE Teachers](#) *** : 5.0

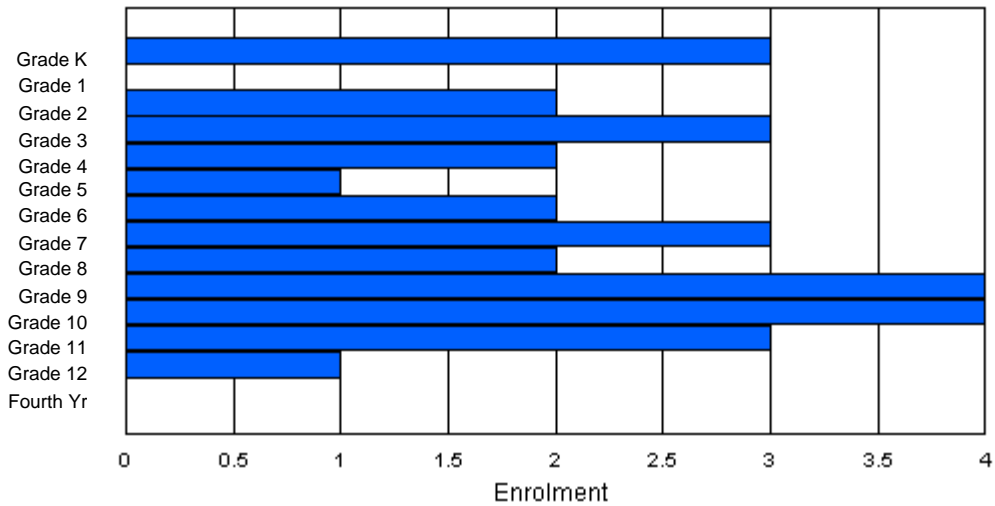
Enrolment By Age and Gender

Gender	Age																	Total
	5	6	7	8	9	10	11	12	13	14	15	16	17	18	19	20>		
Male	2	0	1	1	1	1	1	0	1	3	1	2	0	0	0	0	14	
Female	1	0	1	2	1	0	1	2	2	1	2	2	1	0	0	0	16	
Total	3	0	2	3	2	1	2	2	3	4	3	4	1	0	0	0	30	

Enrolment By Grade and Gender

Gender	Grade															Total
	K	1	2	3	4	5	6	7	8	9	10	11	12	4th		
Male	1	0	1	1	1	1	1	1	1	3	2	1	0	0	14	
Female	2	0	1	2	1	0	1	2	1	1	2	2	1	0	16	
Total	3	0	2	3	2	1	2	3	2	4	4	3	1	0	30	

Enrolment By Grade
For 180



* Data from the 2005-2006 AGR(Enrolment/Age as of the last day in Sept./Dec.)

** Newfoundland Statistics Classification System

*** May include itinerant teachers



School Description Report
2005-06



District 3 - Nova Central

#182 - Charlottetown Primary, Charlottetown, B.B.

Classification: Rural Community/Central Region**

Grades: K-3

Number of Grades: 4

School FTE PTR : 11.5

District FTE PTR : 12.7

Provincial FTE PTR : 13.5

FTE Teachers *** : 1.0

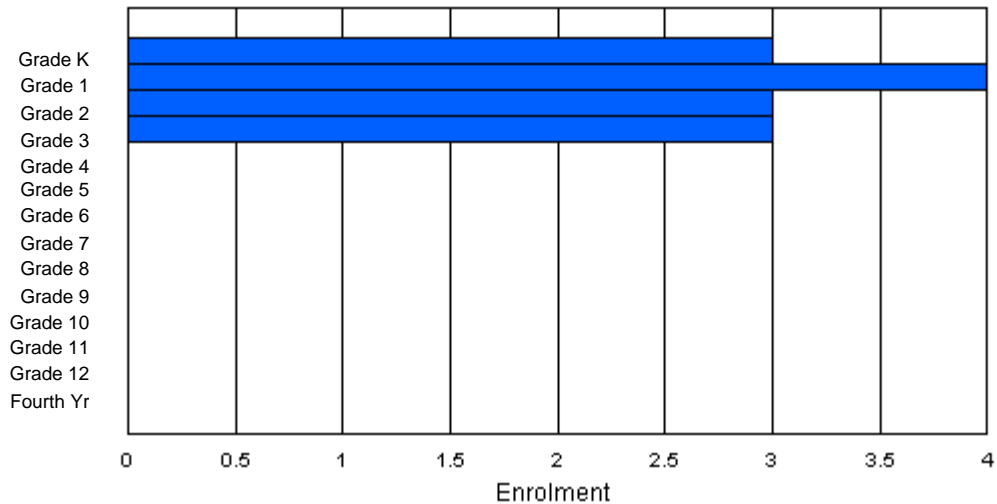
Enrolment By Age and Gender

Gender	Age																Total
	5	6	7	8	9	10	11	12	13	14	15	16	17	18	19	20>	
Male	2	1	1	1	0	0	0	0	0	0	0	0	0	0	0	0	5
Female	1	3	2	2	0	0	0	0	0	0	0	0	0	0	0	0	8
Total	3	4	3	3	0	0	0	0	0	0	0	0	0	0	0	0	13

Enrolment By Grade and Gender

Gender	K	Grade													Total	
		1	2	3	4	5	6	7	8	9	10	11	12	4th		
Male	2	1	1	1	0	0	0	0	0	0	0	0	0	0	0	5
Female	1	3	2	2	0	0	0	0	0	0	0	0	0	0	0	8
Total	3	4	3	3	0	0	0	0	0	0	0	0	0	0	0	13

Enrolment By Grade
For 182



* Data from the 2005-2006 AGR(Enrolment/Age as of the last day in Sept./Dec.)

** Newfoundland Statistics Classification System

*** May include itinerant teachers



**School Description Report
2005-06**



District 3 - Nova Central

#183 - William Mercer Academy, Dover

Classification: Rural Community/Central Region**

Grades: K-8

Number of Grades: 9

[School FTE PTR : 12.5](#)

[District FTE PTR : 12.7](#)

[Provincial FTE PTR : 13.5](#)

[FTE Teachers](#) *** : 12.0

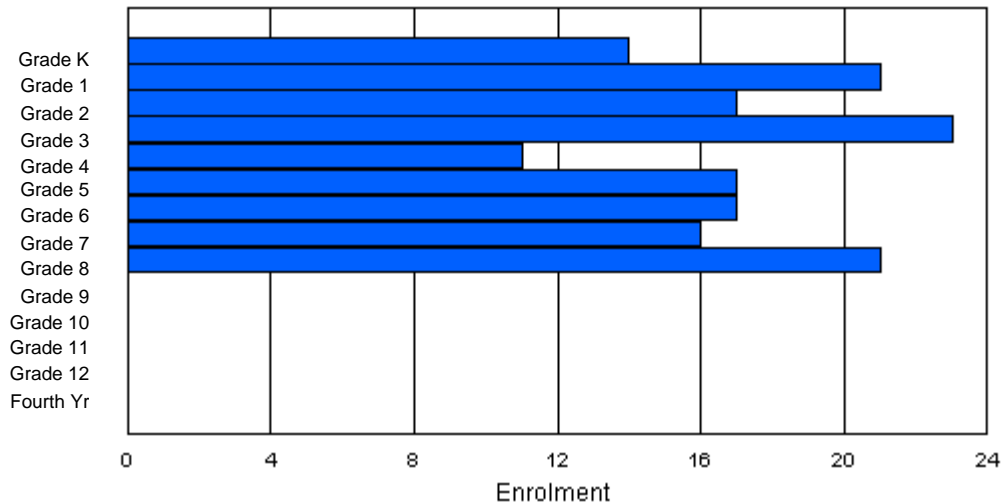
Enrolment By Age and Gender

Gender	Age																Total
	5	6	7	8	9	10	11	12	13	14	15	16	17	18	19	20>	
Male	3	7	6	10	6	7	9	10	15	0	0	0	0	0	0	0	73
Female	11	14	11	13	5	10	8	5	7	0	0	0	0	0	0	0	84
Total	14	21	17	23	11	17	17	15	22	0	0	0	0	0	0	0	157

Enrolment By Grade and Gender

Gender	K	Grade												4th	Total
		1	2	3	4	5	6	7	8	9	10	11	12		
Male	3	7	7	10	6	7	8	11	14	0	0	0	0	0	73
Female	11	14	10	13	5	10	9	5	7	0	0	0	0	0	84
Total	14	21	17	23	11	17	17	16	21	0	0	0	0	0	157

Enrolment By Grade
For 183



* Data from the 2005-2006 AGR(Enrolment/Age as of the last day in Sept./Dec.)

** Newfoundland Statistics Classification System

*** May include itinerant teachers



**School Description Report
2005-06**



District 3 - Nova Central

#186 - Heritage Academy, Greenspond

Classification: Rural Community/Central Region**

Grades: K-3

Number of Grades: 4

[School FTE PTR : 9.0](#)

[District FTE PTR : 12.7](#)

[Provincial FTE PTR : 13.5](#)

[FTE Teachers](#) *** : 1.0

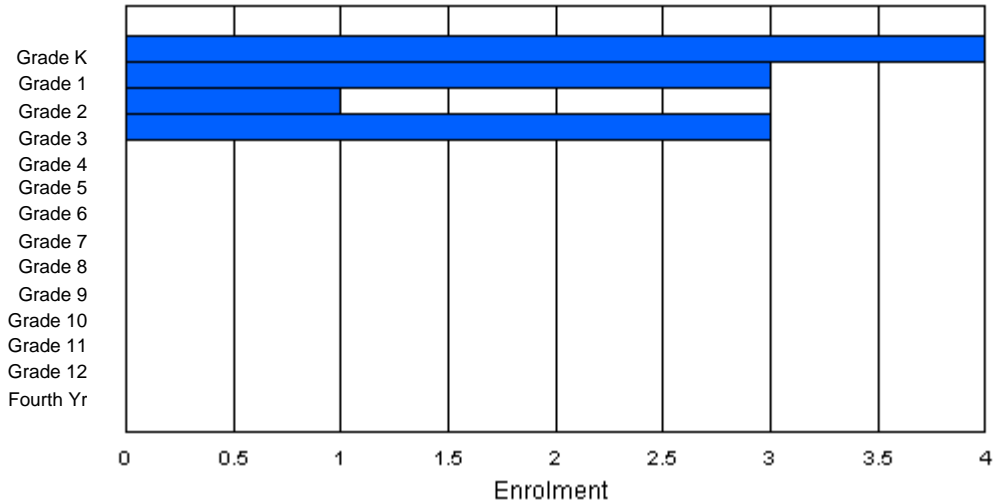
Enrolment By Age and Gender

Gender	Age																Total
	5	6	7	8	9	10	11	12	13	14	15	16	17	18	19	20>	
Male	2	2	0	1	0	0	0	0	0	0	0	0	0	0	0	0	5
Female	2	1	1	2	0	0	0	0	0	0	0	0	0	0	0	0	6
Total	4	3	1	3	0	0	0	0	0	0	0	0	0	0	0	0	11

Enrolment By Grade and Gender

Gender	K	Grade													4th	Total
		1	2	3	4	5	6	7	8	9	10	11	12			
Male	2	2	0	1	0	0	0	0	0	0	0	0	0	0	0	5
Female	2	1	1	2	0	0	0	0	0	0	0	0	0	0	0	6
Total	4	3	1	3	0	0	0	0	0	0	0	0	0	0	0	11

Enrolment By Grade
For 186



* Data from the 2005-2006 AGR(Enrolment/Age as of the last day in Sept./Dec.)

** Newfoundland Statistics Classification System

*** May include itinerant teachers



**School Description Report
2005-06**



District 3 - Nova Central

#187 - Jane Collins Academy, Hare Bay

Classification: Rural Community/Central Region**

Grades: 9-12

Number of Grades: 4

[School FTE PTR : 15.4](#)

[District FTE PTR : 12.7](#)

[Provincial FTE PTR : 13.5](#)

[FTE Teachers](#) *** : 12.0

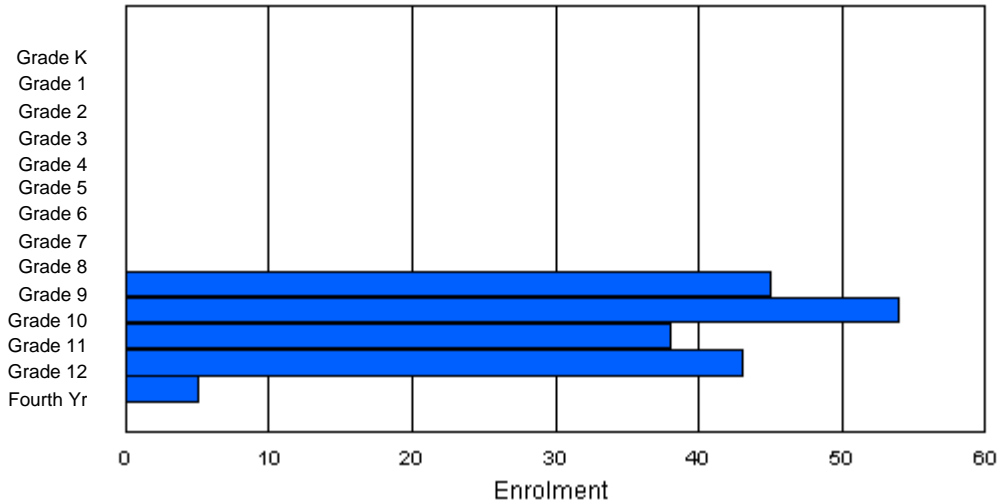
Enrolment By Age and Gender

Gender	Age																	Total
	5	6	7	8	9	10	11	12	13	14	15	16	17	18	19	20>		
Male	0	0	0	0	0	0	0	0	0	20	28	19	23	6	0	0	96	
Female	0	0	0	0	0	0	0	0	0	22	22	18	23	3	1	0	89	
Total	0	0	0	0	0	0	0	0	0	42	50	37	46	9	1	0	185	

Enrolment By Grade and Gender

Gender	Grade															Total
	K	1	2	3	4	5	6	7	8	9	10	11	12	4th		
Male	0	0	0	0	0	0	0	0	0	22	32	18	20	4	96	
Female	0	0	0	0	0	0	0	0	0	23	22	20	23	1	89	
Total	0	0	0	0	0	0	0	0	0	45	54	38	43	5	185	

Enrolment By Grade
For 187



* Data from the 2005-2006 AGR(Enrolment/Age as of the last day in Sept./Dec.)

** Newfoundland Statistics Classification System

*** May include itinerant teachers



**School Description Report
2005-06**



District 3 - Nova Central

#188 - Sandstone Academy, Ladle Cove

Classification: Rural Community/Central Region**

Grades: K-6

Number of Grades: 7

[School FTE PTR : 10.0](#)

[District FTE PTR : 12.7](#)

[Provincial FTE PTR : 13.5](#)

[FTE Teachers](#) *** : 2.0

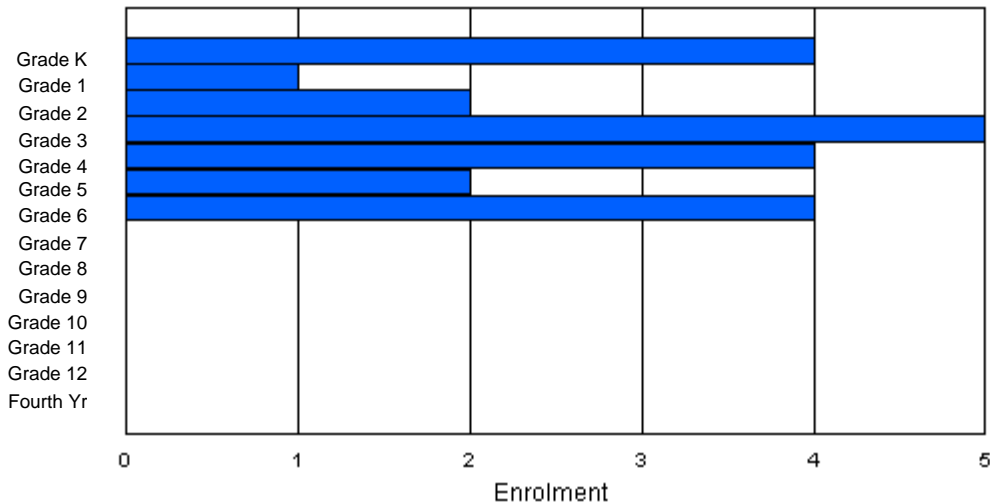
Enrolment By Age and Gender

Gender	Age																	Total
	5	6	7	8	9	10	11	12	13	14	15	16	17	18	19	20>		
Male	2	0	1	4	4	0	1	0	0	0	0	0	0	0	0	0	12	
Female	2	1	1	1	0	2	3	0	0	0	0	0	0	0	0	0	10	
Total	4	1	2	5	4	2	4	0	0	0	0	0	0	0	0	0	22	

Enrolment By Grade and Gender

Gender	K	Grade													4th	Total
		1	2	3	4	5	6	7	8	9	10	11	12			
Male	2	0	1	4	4	0	1	0	0	0	0	0	0	0	0	12
Female	2	1	1	1	0	2	3	0	0	0	0	0	0	0	0	10
Total	4	1	2	5	4	2	4	0	0	0	0	0	0	0	0	22

Enrolment By Grade
For 188



* Data from the 2005-2006 AGR(Enrolment/Age as of the last day in Sept./Dec.)

** Newfoundland Statistics Classification System

*** May include itinerant teachers



**School Description Report
2005-06**



District 3 - Nova Central

#189 - Lewisporte Academy, Lewisporte

Classification: Rural Community/Central Region**

Grades: K-9

Number of Grades: 10

[School FTE PTR : 14.1](#)

[District FTE PTR : 12.7](#)

[Provincial FTE PTR : 13.5](#)

[FTE Teachers](#) *** : 35.0

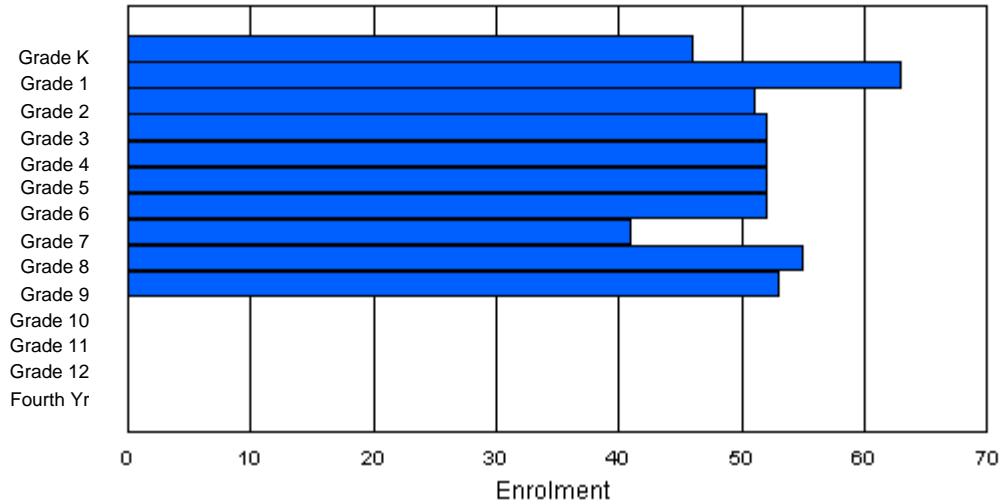
Enrolment By Age and Gender

Gender	Age																Total
	5	6	7	8	9	10	11	12	13	14	15	16	17	18	19	20>	
Male	24	35	23	33	23	29	25	25	30	26	1	0	0	0	1	0	275
Female	22	28	27	20	28	24	25	16	25	27	0	0	0	0	0	0	242
Total	46	63	50	53	51	53	50	41	55	53	1	0	0	0	1	0	517

Enrolment By Grade and Gender

Gender	Grade														Total
	K	1	2	3	4	5	6	7	8	9	10	11	12	4th	
Male	24	35	23	33	23	29	27	24	30	27	0	0	0	0	275
Female	22	28	28	19	29	23	25	17	25	26	0	0	0	0	242
Total	46	63	51	52	52	52	52	41	55	53	0	0	0	0	517

Enrolment By Grade
For 189



* Data from the 2005-2006 AGR(Enrolment/Age as of the last day in Sept./Dec.)

** Newfoundland Statistics Classification System

*** May include itinerant teachers



**School Description Report
2005-06**



District 3 - Nova Central

#190 - Lewisporte Collegiate, Lewisporte

Classification: Rural Community/Central Region**

Grades: 10-12

Number of Grades: 3

[School FTE PTR : 16.0](#)

[District FTE PTR : 12.7](#)

[Provincial FTE PTR : 13.5](#)

[FTE Teachers](#) *** : 21.0

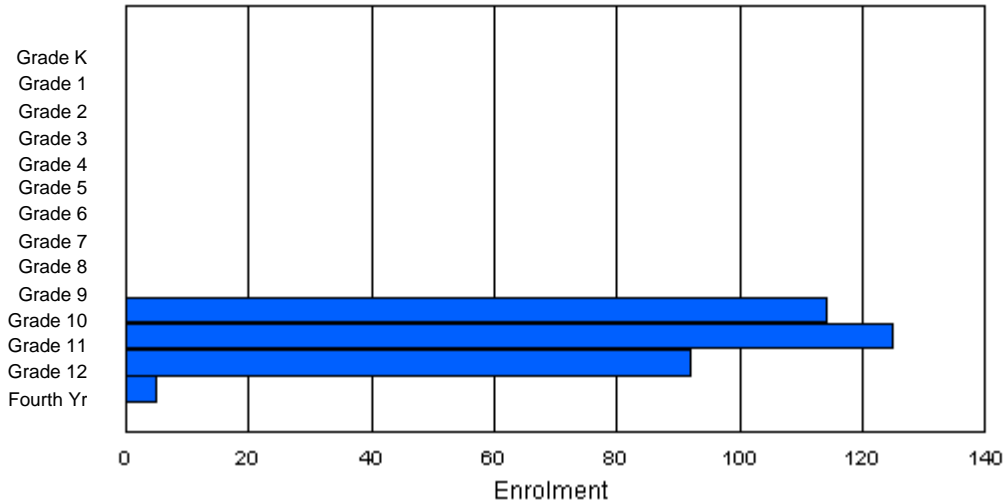
Enrolment By Age and Gender

Gender	Age																	Total
	5	6	7	8	9	10	11	12	13	14	15	16	17	18	19	20>		
Male	0	0	0	0	0	0	0	0	0	0	52	58	56	12	3	0	181	
Female	0	0	0	0	0	0	0	0	0	0	52	54	42	7	0	0	155	
Total	0	0	0	0	0	0	0	0	0	0	104	112	98	19	3	0	336	

Enrolment By Grade and Gender

Gender	Grade															Total
	K	1	2	3	4	5	6	7	8	9	10	11	12	4th		
Male	0	0	0	0	0	0	0	0	0	0	62	64	52	3	181	
Female	0	0	0	0	0	0	0	0	0	0	52	61	40	2	155	
Total	0	0	0	0	0	0	0	0	0	0	114	125	92	5	336	

Enrolment By Grade
For 190



* Data from the 2005-2006 AGR(Enrolment/Age as of the last day in Sept./Dec.)

** Newfoundland Statistics Classification System

*** May include itinerant teachers



**School Description Report
2005-06**



District 3 - Nova Central

#192 - Lumsden School Complex, Lumsden

Classification: Rural Community/Central Region**

Grades: K-12

Number of Grades: 13

[School FTE PTR : 11.5](#)

[District FTE PTR : 12.7](#)

[Provincial FTE PTR : 13.5](#)

[FTE Teachers](#) *** : 10.5

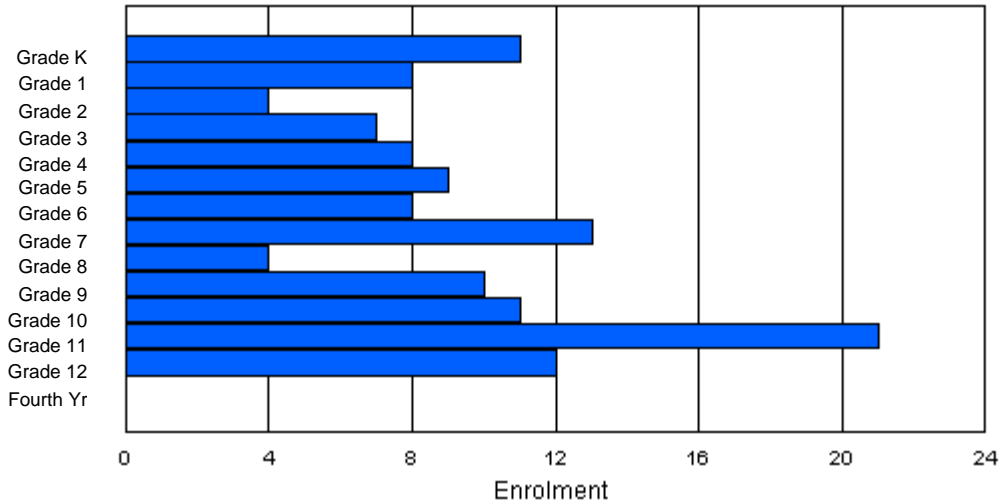
Enrolment By Age and Gender

Gender	Age																	Total
	5	6	7	8	9	10	11	12	13	14	15	16	17	18	19	20>		
Male	6	4	3	5	6	5	4	6	2	4	5	9	5	0	0	0	64	
Female	5	4	1	2	2	4	4	5	2	8	6	12	7	0	0	0	62	
Total	11	8	4	7	8	9	8	11	4	12	11	21	12	0	0	0	126	

Enrolment By Grade and Gender

Gender	K	Grade													4th	Total
		1	2	3	4	5	6	7	8	9	10	11	12			
Male	6	4	3	5	6	5	4	7	2	3	5	9	5	0	64	
Female	5	4	1	2	2	4	4	6	2	7	6	12	7	0	62	
Total	11	8	4	7	8	9	8	13	4	10	11	21	12	0	126	

Enrolment By Grade
For 192



* Data from the 2005-2006 AGR(Enrolment/Age as of the last day in Sept./Dec.)

** Newfoundland Statistics Classification System

*** May include itinerant teachers



**School Description Report
2005-06**



District 3 - Nova Central

#194 - Gill Memorial Academy, Musgrave Harbour

Classification: Rural Community/Central Region**

Grades: K-12

Number of Grades: 13

[School FTE PTR : 11.7](#)

[District FTE PTR : 12.7](#)

[Provincial FTE PTR : 13.5](#)

[FTE Teachers](#) *** : 14.0

Enrolment By Age and Gender

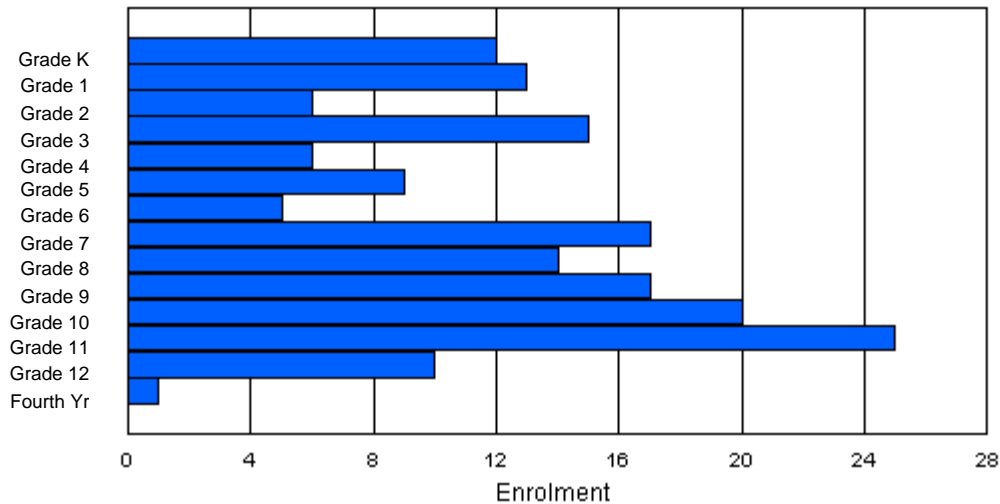
Gender	Age																	Total
	5	6	7	8	9	10	11	12	13	14	15	16	17	18	19	20>		
Male	5	10	4	8	2	5	2	9	7	9	13	10	7	1	0	0	92	
Female	7	3	2	7	4	4	3	8	7	6	9	13	5	0	0	0	78	
Total	12	13	6	15	6	9	5	17	14	15	22	23	12	1	0	0	170	

Enrolment By Grade and Gender

Gender	Grade														Total
	K	1	2	3	4	5	6	7	8	9	10	11	12	4th	
Male	5	10	4	8	2	5	2	9	7	11	11	10	7	1	92
Female	7	3	2	7	4	4	3	8	7	6	9	15	3	0	78
Total	12	13	6	15	6	9	5	17	14	17	20	25	10	1	170

Enrolment By Grade

For 194



* Data from the 2005-2006 AGR(Enrolment/Age as of the last day in Sept./Dec.)

** Newfoundland Statistics Classification System

*** May include itinerant teachers



**School Description Report
2005-06**



District 3 - Nova Central

#196 - St. Gabriel's AG, St. Brendan's

Classification: Rural Community/Central Region**

Grades: K,1,3-7,9-12

Number of Grades: 11

[School FTE PTR : 6.1](#)

[District FTE PTR : 12.7](#)

[Provincial FTE PTR : 13.5](#)

[FTE Teachers](#) *** : 5.0

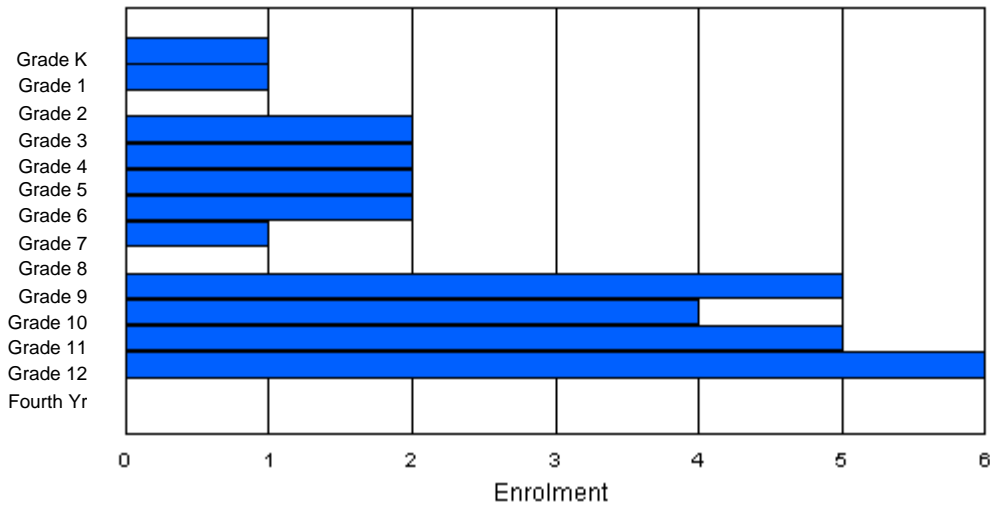
Enrolment By Age and Gender

Gender	Age																Total
	5	6	7	8	9	10	11	12	13	14	15	16	17	18	19	20>	
Male	1	1	0	1	0	1	2	1	0	1	3	2	4	0	0	0	17
Female	0	0	0	1	2	1	0	0	0	4	1	3	2	0	0	0	14
Total	1	1	0	2	2	2	2	1	0	5	4	5	6	0	0	0	31

Enrolment By Grade and Gender

Gender	K	Grade												4th	Total
		1	2	3	4	5	6	7	8	9	10	11	12		
Male	1	1	0	1	0	1	2	1	0	1	3	2	4	0	17
Female	0	0	0	1	2	1	0	0	0	4	1	3	2	0	14
Total	1	1	0	2	2	2	2	1	0	5	4	5	6	0	31

Enrolment By Grade
For 196



* Data from the 2005-2006 AGR(Enrolment/Age as of the last day in Sept./Dec.)

** Newfoundland Statistics Classification System

*** May include itinerant teachers



**School Description Report
2005-06**



District 3 - Nova Central

#201 - J.M. Olds Collegiate, Twillingate

Classification: Rural Community/Central Region**

Grades: 7-12

Number of Grades: 6

[School FTE PTR : 14.1](#)

[District FTE PTR : 12.7](#)

[Provincial FTE PTR : 13.5](#)

[FTE Teachers](#) *** : 13.5

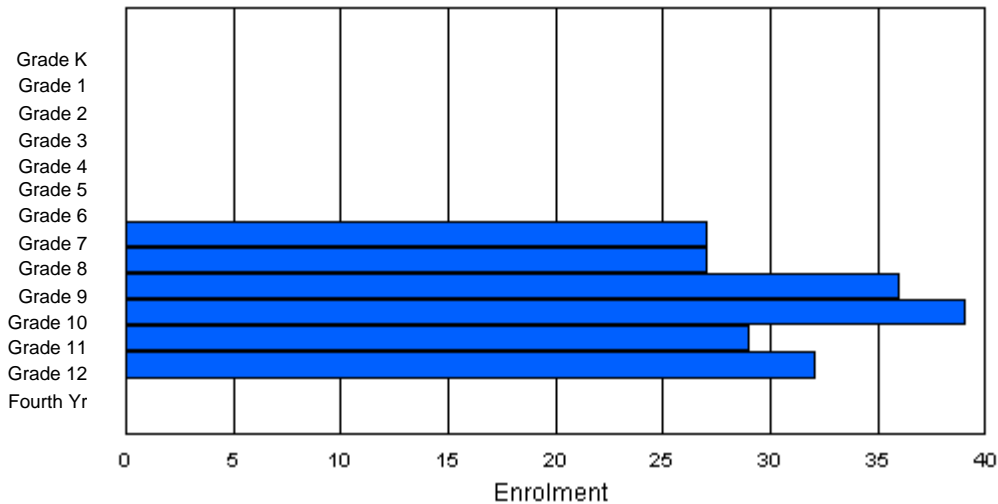
Enrolment By Age and Gender

Gender	Age																Total
	5	6	7	8	9	10	11	12	13	14	15	16	17	18	19	20>	
Male	0	0	0	0	0	0	0	12	15	18	16	13	18	1	0	0	93
Female	0	0	0	0	0	0	0	15	11	18	20	17	15	1	0	0	97
Total	0	0	0	0	0	0	0	27	26	36	36	30	33	2	0	0	190

Enrolment By Grade and Gender

Gender	Grade														Total
	K	1	2	3	4	5	6	7	8	9	10	11	12	4th	
Male	0	0	0	0	0	0	0	12	16	18	16	14	17	0	93
Female	0	0	0	0	0	0	0	15	11	18	23	15	15	0	97
Total	0	0	0	0	0	0	0	27	27	36	39	29	32	0	190

Enrolment By Grade
For 201



* Data from the 2005-2006 AGR(Enrolment/Age as of the last day in Sept./Dec.)

** Newfoundland Statistics Classification System

*** May include itinerant teachers



School Description Report
2005-06



District 3 - Nova Central

#202 - Twillingate Island Elementary, Twillingate

Classification: Rural Community/Central Region**

Grades: K-6

Number of Grades: 7

[School FTE PTR : 12.1](#)

[District FTE PTR : 12.7](#)

[Provincial FTE PTR : 13.5](#)

[FTE Teachers](#) *** : 14.0

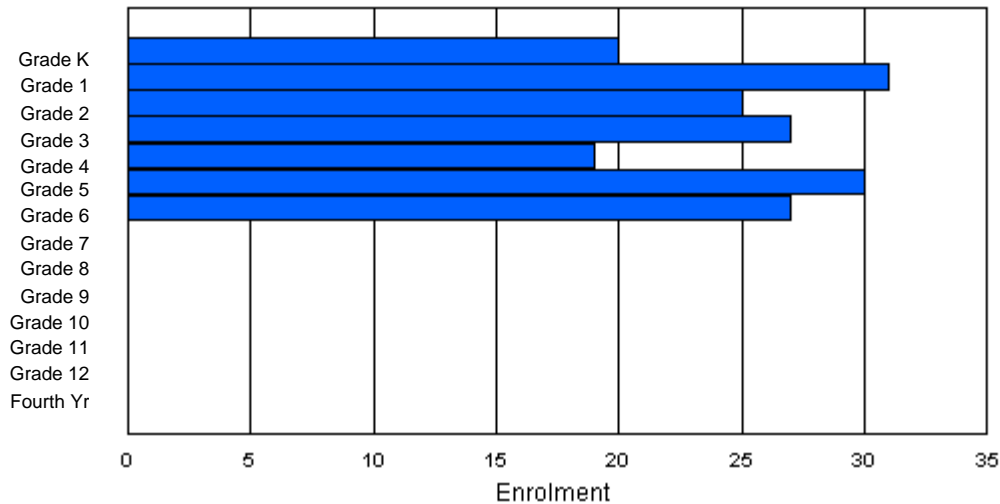
Enrolment By Age and Gender

Gender	Age																Total
	5	6	7	8	9	10	11	12	13	14	15	16	17	18	19	20>	
Male	12	17	13	10	10	15	15	1	0	0	0	0	0	0	0	0	93
Female	8	14	12	16	10	10	16	0	0	0	0	0	0	0	0	0	86
Total	20	31	25	26	20	25	31	1	0	0	0	0	0	0	0	0	179

Enrolment By Grade and Gender

Gender	Grade														Total
	K	1	2	3	4	5	6	7	8	9	10	11	12	4th	
Male	12	17	13	10	10	19	12	0	0	0	0	0	0	0	93
Female	8	14	12	17	9	11	15	0	0	0	0	0	0	0	86
Total	20	31	25	27	19	30	27	0	0	0	0	0	0	0	179

Enrolment By Grade
For 202



* Data from the 2005-2006 AGR(Enrolment/Age as of the last day in Sept./Dec.)

** Newfoundland Statistics Classification System

*** May include itinerant teachers



**School Description Report
2005-06**



District 3 - Nova Central

#204 - Lester Pearson Memorial High, Wesleyville

Classification: Rural Community/Central Region**

Grades: 7-12

Number of Grades: 6

[School FTE PTR : 13.3](#)

[District FTE PTR : 12.7](#)

[Provincial FTE PTR : 13.5](#)

[FTE Teachers](#) *** : 18.0

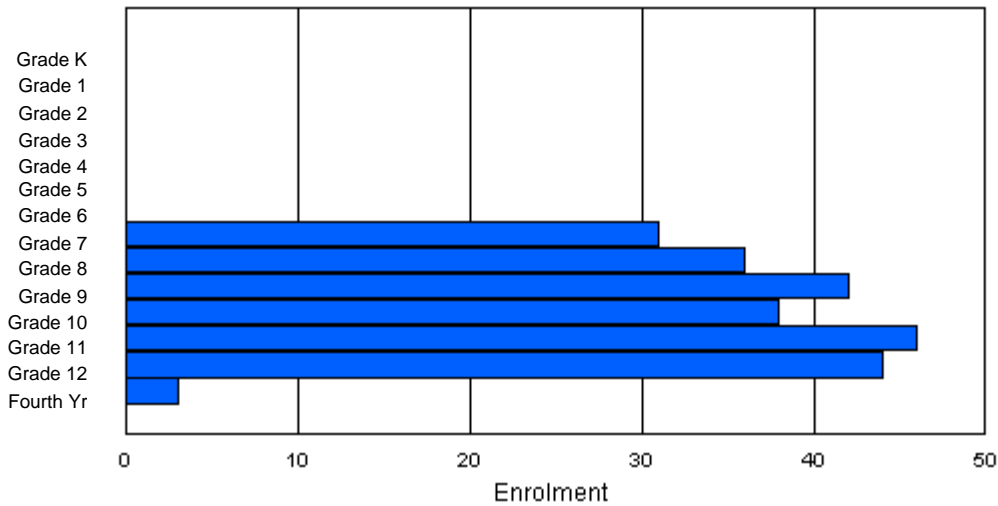
Enrolment By Age and Gender

Gender	Age																Total
	5	6	7	8	9	10	11	12	13	14	15	16	17	18	19	20>	
Male	0	0	0	0	0	0	0	13	20	23	20	25	21	3	0	0	125
Female	0	0	0	0	0	0	0	18	16	17	20	20	24	0	0	0	115
Total	0	0	0	0	0	0	0	31	36	40	40	45	45	3	0	0	240

Enrolment By Grade and Gender

Gender	Grade														Total
	K	1	2	3	4	5	6	7	8	9	10	11	12	4th	
Male	0	0	0	0	0	0	0	13	20	24	19	25	21	3	125
Female	0	0	0	0	0	0	0	18	16	18	19	21	23	0	115
Total	0	0	0	0	0	0	0	31	36	42	38	46	44	3	240

Enrolment By Grade
For 204



* Data from the 2005-2006 AGR(Enrolment/Age as of the last day in Sept./Dec.)

** Newfoundland Statistics Classification System

*** May include itinerant teachers



**School Description Report
2005-06**



District 3 - Nova Central

#205 - Memorial Academy, Wesleyville

Classification: Rural Community/Central Region**

Grades: K-6

Number of Grades: 7

[School FTE PTR : 13.1](#)

[District FTE PTR : 12.7](#)

[Provincial FTE PTR : 13.5](#)

[FTE Teachers](#) *** : 11.5

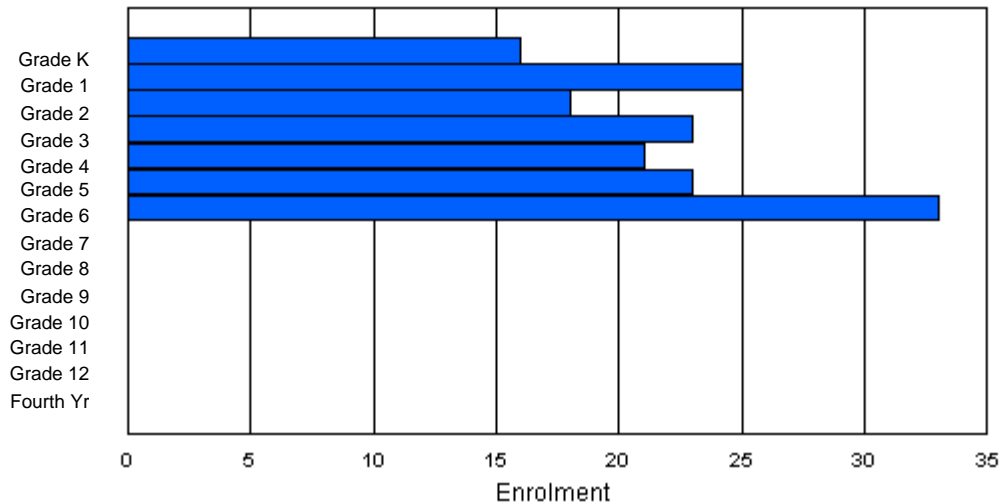
Enrolment By Age and Gender

Gender	Age																Total
	5	6	7	8	9	10	11	12	13	14	15	16	17	18	19	20>	
Male	7	12	6	12	14	16	16	1	0	0	0	0	0	0	0	0	84
Female	9	13	12	11	7	7	16	0	0	0	0	0	0	0	0	0	75
Total	16	25	18	23	21	23	32	1	0	0	0	0	0	0	0	0	159

Enrolment By Grade and Gender

Gender	Grade														Total
	K	1	2	3	4	5	6	7	8	9	10	11	12	4th	
Male	7	12	6	12	14	16	17	0	0	0	0	0	0	0	84
Female	9	13	12	11	7	7	16	0	0	0	0	0	0	0	75
Total	16	25	18	23	21	23	33	0	0	0	0	0	0	0	159

Enrolment By Grade
For 205



* Data from the 2005-2006 AGR(Enrolment/Age as of the last day in Sept./Dec.)

** Newfoundland Statistics Classification System

*** May include itinerant teachers



**School Description Report
2005-06**



District 3 - Nova Central

#206 - Riverwood Academy, Wing's Point

Classification: Rural Community/Central Region**

Grades: K-12

Number of Grades: 13

[School FTE PTR : 13.3](#)

[District FTE PTR : 12.7](#)

[Provincial FTE PTR : 13.5](#)

[FTE Teachers](#) *** : 24.5

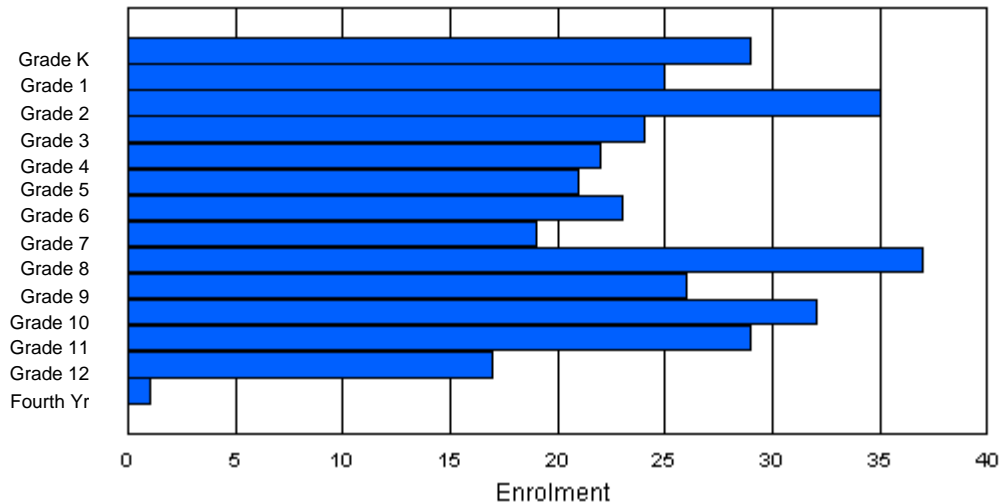
Enrolment By Age and Gender

Gender	Age																Total
	5	6	7	8	9	10	11	12	13	14	15	16	17	18	19	20>	
Male	10	14	18	10	16	8	11	7	17	18	20	16	10	2	0	0	177
Female	19	9	17	15	7	12	13	11	20	5	12	12	11	0	0	0	163
Total	29	23	35	25	23	20	24	18	37	23	32	28	21	2	0	0	340

Enrolment By Grade and Gender

Gender	Grade														Total
	K	1	2	3	4	5	6	7	8	9	10	11	12	4th	
Male	10	15	17	10	16	9	10	8	17	20	20	17	7	1	177
Female	19	10	18	14	6	12	13	11	20	6	12	12	10	0	163
Total	29	25	35	24	22	21	23	19	37	26	32	29	17	1	340

Enrolment By Grade
For 206



* Data from the 2005-2006 AGR(Enrolment/Age as of the last day in Sept./Dec.)

** Newfoundland Statistics Classification System

*** May include itinerant teachers



**School Description Report
2005-06**



District 3 - Nova Central

#398 - Avoca Collegiate, Badger

Classification: Urban Community/Central Region**

Grades: K-9

Number of Grades: 10

[School FTE PTR : 10.2](#)

[District FTE PTR : 12.7](#)

[Provincial FTE PTR : 13.5](#)

[FTE Teachers](#) *** : 6.0

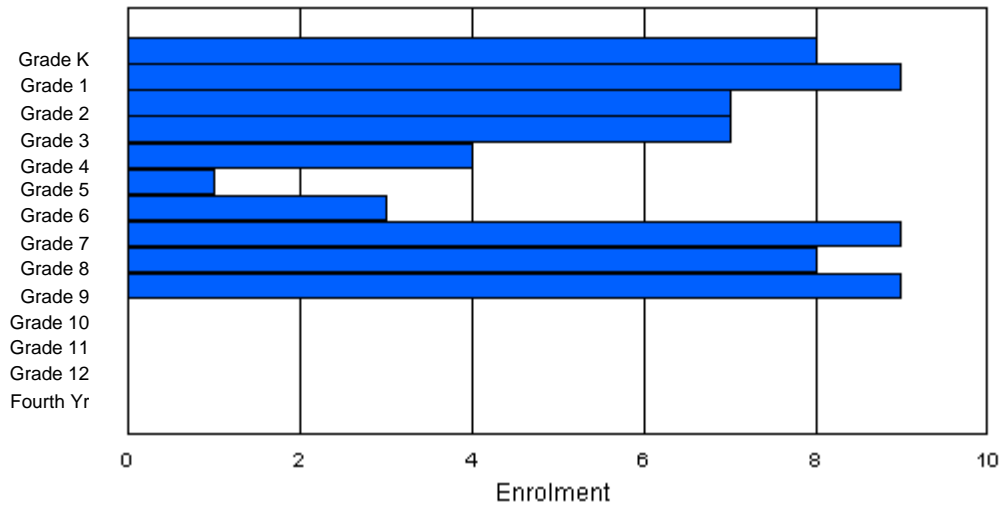
Enrolment By Age and Gender

Gender	Age																Total
	5	6	7	8	9	10	11	12	13	14	15	16	17	18	19	20>	
Male	4	2	1	4	3	1	1	5	5	3	0	0	0	0	0	0	29
Female	4	7	6	3	1	0	2	4	3	4	2	0	0	0	0	0	36
Total	8	9	7	7	4	1	3	9	8	7	2	0	0	0	0	0	65

Enrolment By Grade and Gender

Gender	K	Grade												4th	Total
		1	2	3	4	5	6	7	8	9	10	11	12		
Male	4	2	1	4	3	1	1	5	5	3	0	0	0	0	29
Female	4	7	6	3	1	0	2	4	3	6	0	0	0	0	36
Total	8	9	7	7	4	1	3	9	8	9	0	0	0	0	65

Enrolment By Grade
For 398



* Data from the 2005-2006 AGR(Enrolment/Age as of the last day in Sept./Dec.)

** Newfoundland Statistics Classification System

*** May include itinerant teachers



**School Description Report
2005-06**



District 3 - Nova Central

#399 - Baie Verte Academy, Baie Verte

Classification: Rural Community/Central Region**

Grades: K-6

Number of Grades: 7

[School FTE PTR : 12.0](#)

[District FTE PTR : 12.7](#)

[Provincial FTE PTR : 13.5](#)

[FTE Teachers](#) *** : 15.0

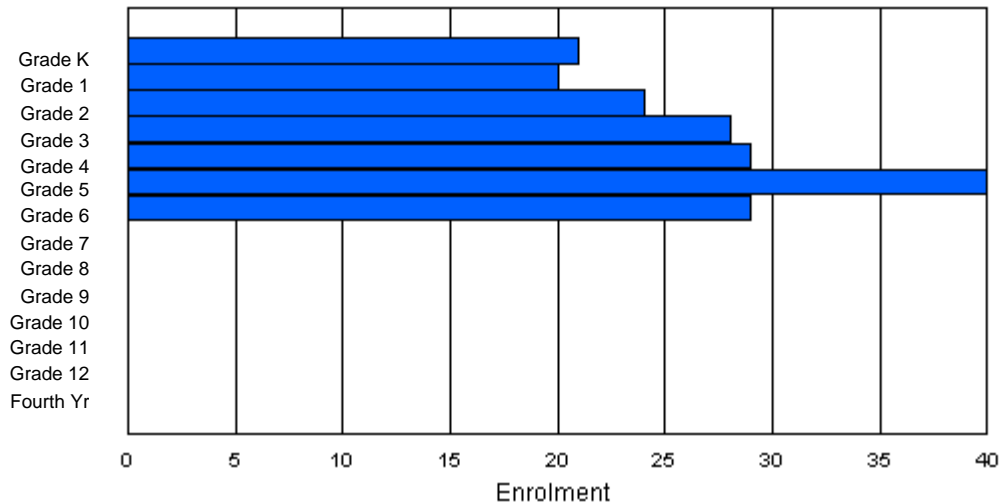
Enrolment By Age and Gender

Gender	Age																Total
	5	6	7	8	9	10	11	12	13	14	15	16	17	18	19	20>	
Male	7	13	11	16	17	17	10	0	0	0	0	0	0	0	0	0	91
Female	14	7	13	11	13	23	19	0	0	0	0	0	0	0	0	0	100
Total	21	20	24	27	30	40	29	0	0	0	0	0	0	0	0	0	191

Enrolment By Grade and Gender

Gender	Grade														Total
	K	1	2	3	4	5	6	7	8	9	10	11	12	4th	
Male	7	13	12	15	17	17	10	0	0	0	0	0	0	0	91
Female	14	7	12	13	12	23	19	0	0	0	0	0	0	0	100
Total	21	20	24	28	29	40	29	0	0	0	0	0	0	0	191

Enrolment By Grade
For 399



* Data from the 2005-2006 AGR(Enrolment/Age as of the last day in Sept./Dec.)

** Newfoundland Statistics Classification System

*** May include itinerant teachers



**School Description Report
2005-06**



District 3 - Nova Central

#400 - Helen Tulk Elementary, Bishop's Falls

Classification: Rural Community/Central Region**

Grades: K-6

Number of Grades: 7

[School FTE PTR : 12.9](#)

[District FTE PTR : 12.7](#)

[Provincial FTE PTR : 13.5](#)

[FTE Teachers](#) *** : 18.0

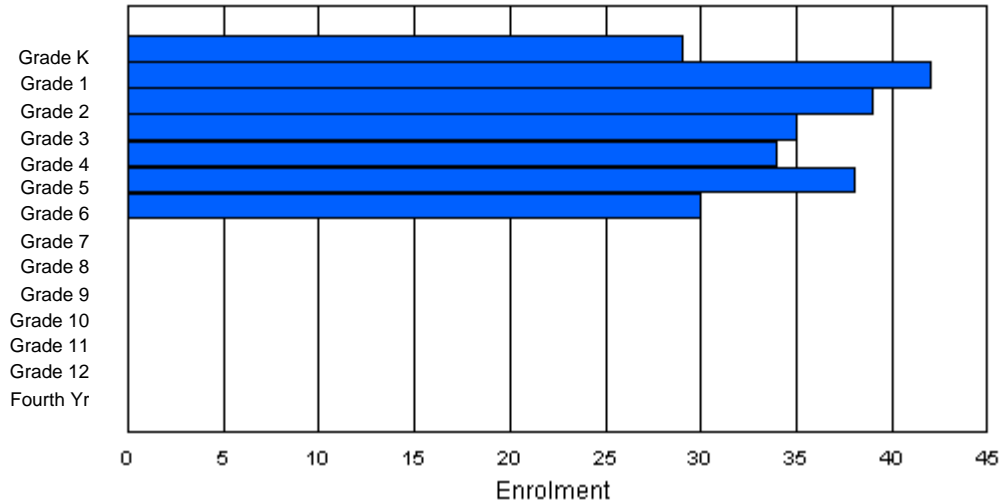
Enrolment By Age and Gender

Gender	Age																Total
	5	6	7	8	9	10	11	12	13	14	15	16	17	18	19	20>	
Male	16	23	19	17	18	17	18	0	0	0	0	0	0	0	0	0	128
Female	13	19	20	17	17	21	12	0	0	0	0	0	0	0	0	0	119
Total	29	42	39	34	35	38	30	0	0	0	0	0	0	0	0	0	247

Enrolment By Grade and Gender

Gender	Grade														Total
	K	1	2	3	4	5	6	7	8	9	10	11	12	4th	
Male	16	23	19	17	18	17	18	0	0	0	0	0	0	0	128
Female	13	19	20	18	16	21	12	0	0	0	0	0	0	0	119
Total	29	42	39	35	34	38	30	0	0	0	0	0	0	0	247

Enrolment By Grade
For 400



* Data from the 2005-2006 AGR(Enrolment/Age as of the last day in Sept./Dec.)

** Newfoundland Statistics Classification System

*** May include itinerant teachers



**School Description Report
2005-06**



District 3 - Nova Central

#402 - Leo Burke Academy, Bishop's Falls

Classification: Rural Community/Central Region**

Grades: 9-12

Number of Grades: 4

[School FTE PTR : 14.3](#)

[District FTE PTR : 12.7](#)

[Provincial FTE PTR : 13.5](#)

[FTE Teachers](#) *** : 14.5

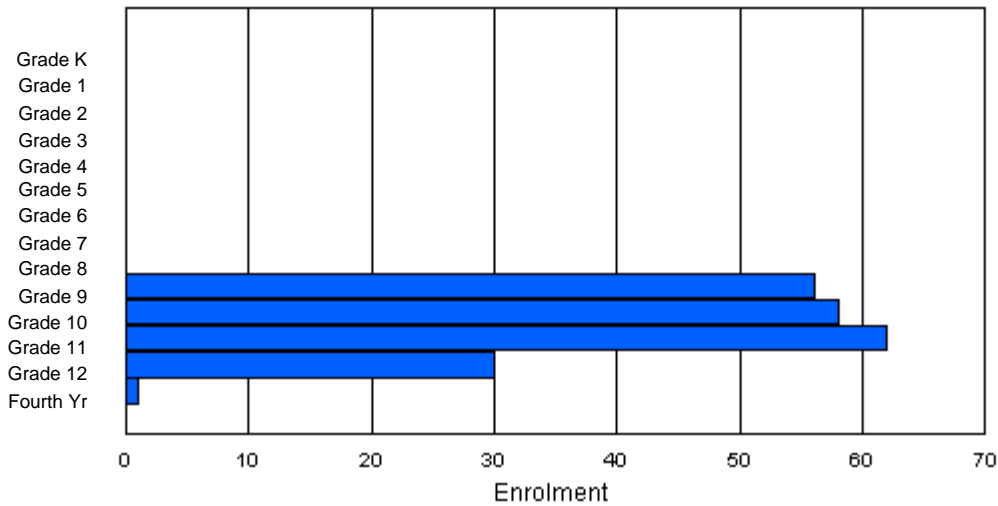
Enrolment By Age and Gender

Gender	Age																	Total
	5	6	7	8	9	10	11	12	13	14	15	16	17	18	19	20>		
Male	0	0	0	0	0	0	0	0	0	32	21	36	20	1	1	0	111	
Female	0	0	0	0	0	0	0	0	0	24	28	25	18	0	1	0	96	
Total	0	0	0	0	0	0	0	0	0	56	49	61	38	1	2	0	207	

Enrolment By Grade and Gender

Gender	Grade															Total
	K	1	2	3	4	5	6	7	8	9	10	11	12	4th		
Male	0	0	0	0	0	0	0	0	0	32	28	37	14	0	111	
Female	0	0	0	0	0	0	0	0	0	24	30	25	16	1	96	
Total	0	0	0	0	0	0	0	0	0	56	58	62	30	1	207	

Enrolment By Grade
For 402



* Data from the 2005-2006 AGR(Enrolment/Age as of the last day in Sept./Dec.)

** Newfoundland Statistics Classification System

*** May include itinerant teachers



**School Description Report
2005-06**



District 3 - Nova Central

#403 - Lakeside Academy, Buchans

Classification: Rural Community/Central Region**

Grades: K-12

Number of Grades: 13

[School FTE PTR : 9.4](#)

[District FTE PTR : 12.7](#)

[Provincial FTE PTR : 13.5](#)

[FTE Teachers](#) *** : 9.5

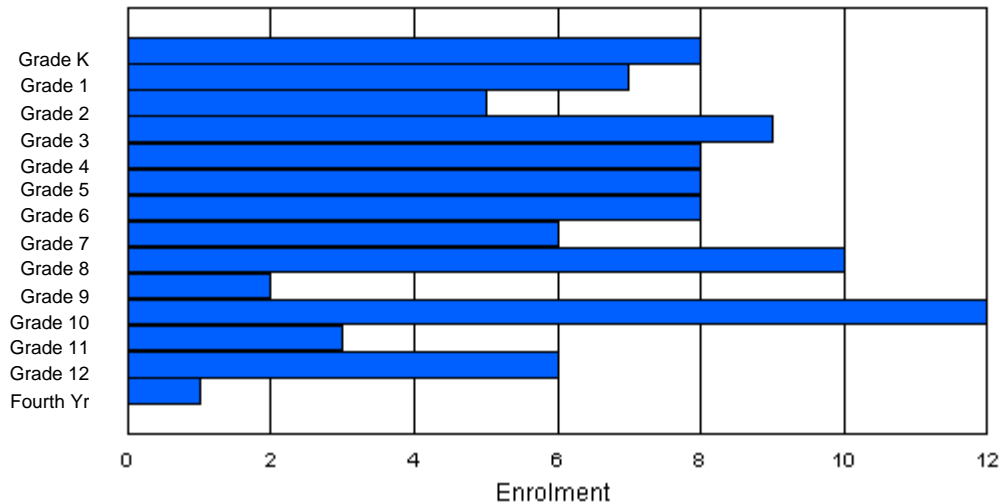
Enrolment By Age and Gender

Gender	Age																	Total
	5	6	7	8	9	10	11	12	13	14	15	16	17	18	19	20>		
Male	3	5	4	4	7	6	3	1	3	1	4	2	5	1	0	0	49	
Female	5	2	1	7	1	3	3	4	7	1	5	2	3	0	0	0	44	
Total	8	7	5	11	8	9	6	5	10	2	9	4	8	1	0	0	93	

Enrolment By Grade and Gender

Gender	K	Grade													4th	Total
		1	2	3	4	5	6	7	8	9	10	11	12			
Male	3	5	4	4	4	7	4	2	3	1	6	1	4	1	49	
Female	5	2	1	5	4	1	4	4	7	1	6	2	2	0	44	
Total	8	7	5	9	8	8	8	6	10	2	12	3	6	1	93	

Enrolment By Grade
For 403



* Data from the 2005-2006 AGR(Enrolment/Age as of the last day in Sept./Dec.)

** Newfoundland Statistics Classification System

*** May include itinerant teachers



**School Description Report
2005-06**



District 3 - Nova Central

#404 - M.W. Jeans Academy, Burlington

Classification: Rural Community/Central Region**

Grades: K-6

Number of Grades: 7

[School FTE PTR : 11.2](#)

[District FTE PTR : 12.7](#)

[Provincial FTE PTR : 13.5](#)

[FTE Teachers](#) *** : 4.8

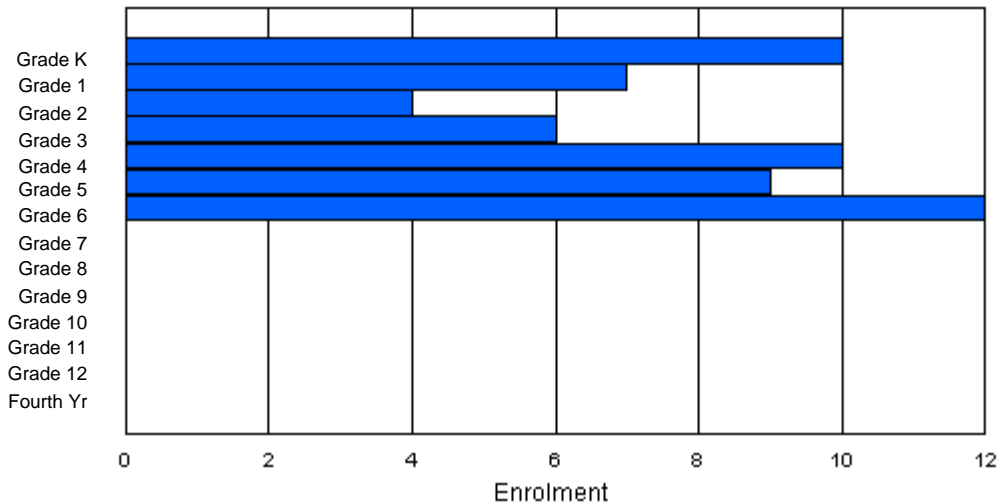
Enrolment By Age and Gender

Gender	Age																	Total
	5	6	7	8	9	10	11	12	13	14	15	16	17	18	19	20>		
Male	5	4	2	2	5	4	6	1	0	0	0	0	0	0	0	0	29	
Female	5	3	2	4	5	5	5	0	0	0	0	0	0	0	0	0	29	
Total	10	7	4	6	10	9	11	1	0	0	0	0	0	0	0	0	58	

Enrolment By Grade and Gender

Gender	K	Grade													4th	Total
		1	2	3	4	5	6	7	8	9	10	11	12			
Male	5	4	2	2	5	4	7	0	0	0	0	0	0	0	0	29
Female	5	3	2	4	5	5	5	0	0	0	0	0	0	0	0	29
Total	10	7	4	6	10	9	12	0	0	0	0	0	0	0	0	58

Enrolment By Grade
For 404



* Data from the 2005-2006 AGR(Enrolment/Age as of the last day in Sept./Dec.)

** Newfoundland Statistics Classification System

*** May include itinerant teachers



**School Description Report
2005-06**



District 3 - Nova Central

#405 - Cottrell's Cove Academy, Cottrell's Cove

Classification: Rural Community/Central Region**

Grades: K-10,12

Number of Grades: 12

[School FTE PTR : 7.4](#)

[District FTE PTR : 12.7](#)

[Provincial FTE PTR : 13.5](#)

[FTE Teachers](#) *** : 5.0

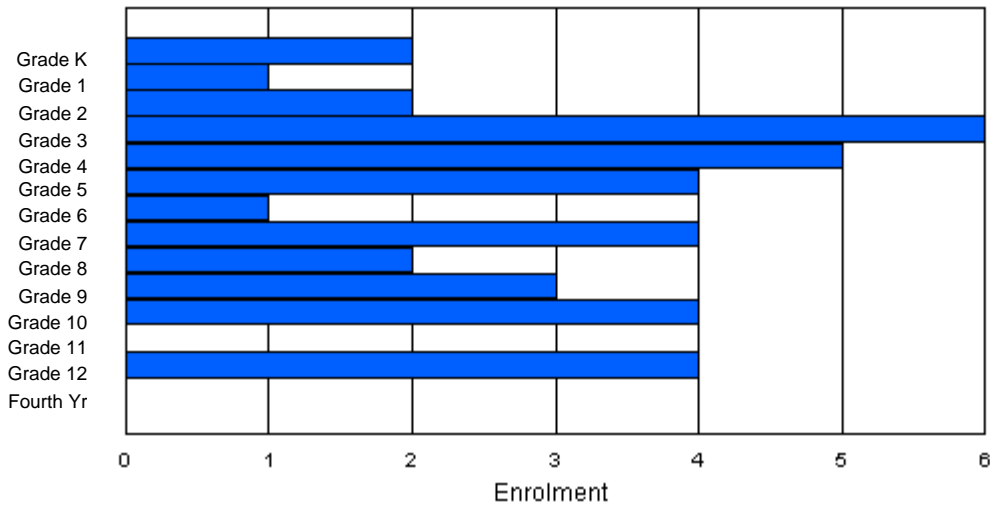
Enrolment By Age and Gender

Gender	Age																Total
	5	6	7	8	9	10	11	12	13	14	15	16	17	18	19	20>	
Male	0	0	0	2	2	3	1	3	1	3	3	0	4	0	0	0	22
Female	2	1	2	4	3	1	0	1	1	0	1	0	0	0	0	0	16
Total	2	1	2	6	5	4	1	4	2	3	4	0	4	0	0	0	38

Enrolment By Grade and Gender

Gender	K	Grade													4th	Total
		1	2	3	4	5	6	7	8	9	10	11	12			
Male	0	0	0	2	2	3	1	3	1	3	3	0	4	0	22	
Female	2	1	2	4	3	1	0	1	1	0	1	0	0	0	16	
Total	2	1	2	6	5	4	1	4	2	3	4	0	4	0	38	

Enrolment By Grade
For 405



* Data from the 2005-2006 AGR(Enrolment/Age as of the last day in Sept./Dec.)

** Newfoundland Statistics Classification System

*** May include itinerant teachers



**School Description Report
2005-06**



District 3 - Nova Central

#406 - Fitzgerald Academy, English Harbour West

Classification: Rural Community/Southern Region**

Grades: K-12

Number of Grades: 13

[School FTE PTR : 12.7](#)

[District FTE PTR : 12.7](#)

[Provincial FTE PTR : 13.5](#)

[FTE Teachers](#) *** : 18.3

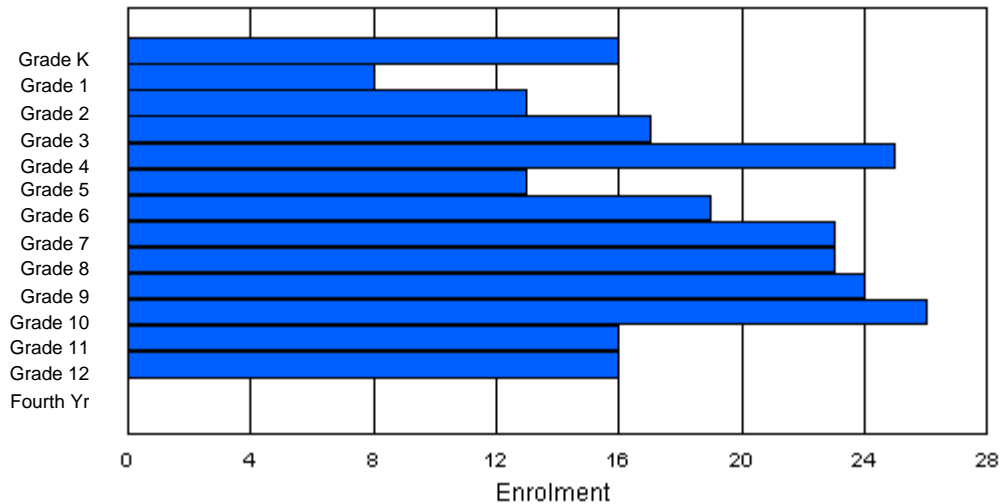
Enrolment By Age and Gender

Gender	Age																	Total
	5	6	7	8	9	10	11	12	13	14	15	16	17	18	19	20>		
Male	9	3	7	6	15	8	12	9	12	13	12	11	8	0	0	0	125	
Female	7	3	7	9	13	6	7	7	16	9	12	5	10	3	0	0	114	
Total	16	6	14	15	28	14	19	16	28	22	24	16	18	3	0	0	239	

Enrolment By Grade and Gender

Gender	Grade															Total
	K	1	2	3	4	5	6	7	8	9	10	11	12	4th		
Male	9	5	7	8	12	7	12	14	9	14	13	9	6	0	125	
Female	7	3	6	9	13	6	7	9	14	10	13	7	10	0	114	
Total	16	8	13	17	25	13	19	23	23	24	26	16	16	0	239	

Enrolment By Grade
For 406



* Data from the 2005-2006 AGR(Enrolment/Age as of the last day in Sept./Dec.)

** Newfoundland Statistics Classification System

*** May include itinerant teachers



**School Description Report
2005-06**



District 3 - Nova Central

#407 - Bay d'Espoir Academy, Milltown

Classification: Rural Community/Southern Region**

Grades: K-12

Number of Grades: 13

[School FTE PTR : 11.9](#)

[District FTE PTR : 12.7](#)

[Provincial FTE PTR : 13.5](#)

[FTE Teachers](#) *** : 22.3

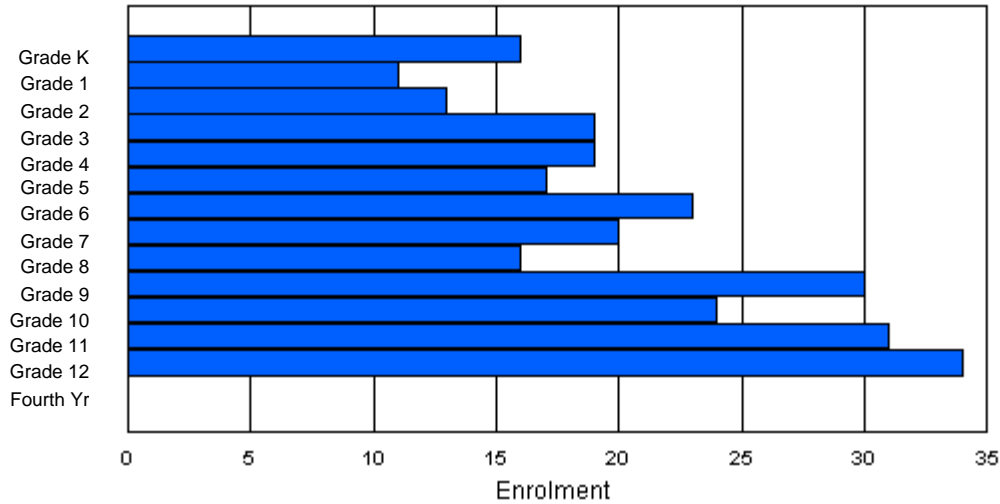
Enrolment By Age and Gender

Gender	Age																	Total
	5	6	7	8	9	10	11	12	13	14	15	16	17	18	19	20>		
Male	5	6	6	9	11	10	12	9	11	15	8	19	16	0	0	0	137	
Female	11	5	7	10	7	8	11	10	6	14	15	13	18	1	0	0	136	
Total	16	11	13	19	18	18	23	19	17	29	23	32	34	1	0	0	273	

Enrolment By Grade and Gender

Gender	Grade														Total
	K	1	2	3	4	5	6	7	8	9	10	11	12	4th	
Male	5	6	6	9	11	10	12	10	10	15	10	18	15	0	137
Female	11	5	7	10	8	7	11	10	6	15	14	13	19	0	136
Total	16	11	13	19	19	17	23	20	16	30	24	31	34	0	273

Enrolment By Grade
For 407



* Data from the 2005-2006 AGR(Enrolment/Age as of the last day in Sept./Dec.)

** Newfoundland Statistics Classification System

*** May include itinerant teachers



**School Description Report
2005-06**



District 3 - Nova Central

#408 - Deckwood Primary, Woodstock

Classification: Rural Community/Central Region**

Grades: K-3

Number of Grades: 4

[School FTE PTR : 11.5](#)

[District FTE PTR : 12.7](#)

[Provincial FTE PTR : 13.5](#)

[FTE Teachers](#) *** : 1.0

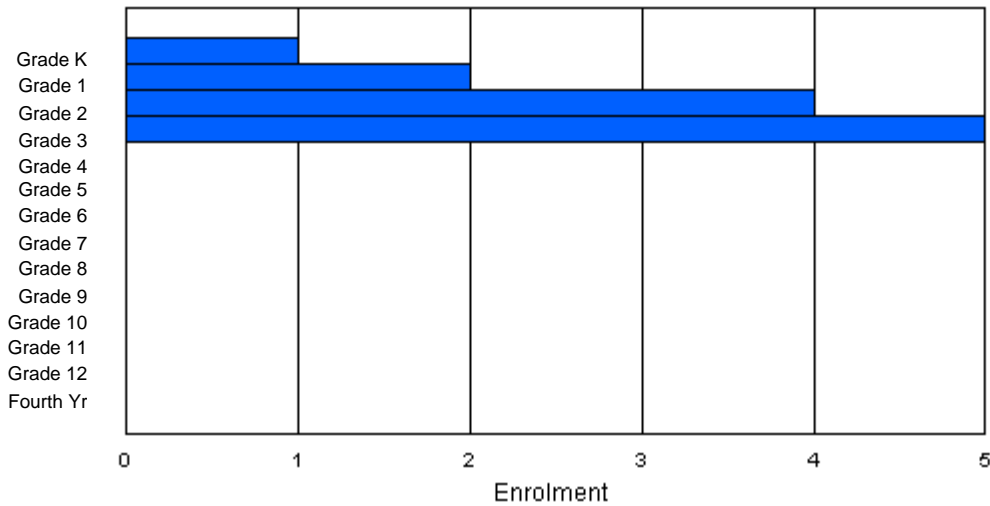
Enrolment By Age and Gender

Gender	Age																	Total
	5	6	7	8	9	10	11	12	13	14	15	16	17	18	19	20>		
Male	1	1	3	4	0	0	0	0	0	0	0	0	0	0	0	0	9	
Female	0	1	1	1	0	0	0	0	0	0	0	0	0	0	0	0	3	
Total	1	2	4	5	0	0	0	0	0	0	0	0	0	0	0	0	12	

Enrolment By Grade and Gender

Gender	K	Grade														Total
		1	2	3	4	5	6	7	8	9	10	11	12	4th		
Male	1	1	3	4	0	0	0	0	0	0	0	0	0	0	0	9
Female	0	1	1	1	0	0	0	0	0	0	0	0	0	0	0	3
Total	1	2	4	5	0	0	0	0	0	0	0	0	0	0	0	12

Enrolment By Grade
For 408



* Data from the 2005-2006 AGR(Enrolment/Age as of the last day in Sept./Dec.)

** Newfoundland Statistics Classification System

*** May include itinerant teachers



**School Description Report
2005-06**



District 3 - Nova Central

#409 - Indian River Academy, Springdale

Classification: Rural Community/Central Region**

Grades: K-6

Number of Grades: 7

[School FTE PTR : 12.4](#)

[District FTE PTR : 12.7](#)

[Provincial FTE PTR : 13.5](#)

[FTE Teachers](#) *** : 20.0

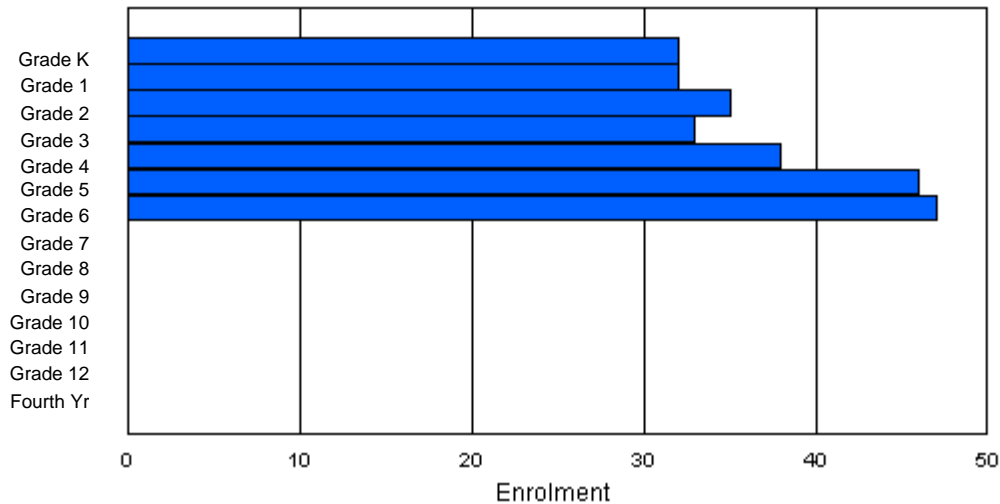
Enrolment By Age and Gender

Gender	Age																Total
	5	6	7	8	9	10	11	12	13	14	15	16	17	18	19	20>	
Male	9	22	19	13	15	22	19	0	0	0	0	0	1	0	0	0	120
Female	23	10	16	20	24	23	27	0	0	0	0	0	0	0	0	0	143
Total	32	32	35	33	39	45	46	0	0	0	0	0	1	0	0	0	263

Enrolment By Grade and Gender

Gender	Grade														Total
	K	1	2	3	4	5	6	7	8	9	10	11	12	4th	
Male	9	22	19	13	15	22	20	0	0	0	0	0	0	0	120
Female	23	10	16	20	23	24	27	0	0	0	0	0	0	0	143
Total	32	32	35	33	38	46	47	0	0	0	0	0	0	0	263

Enrolment By Grade
For 409



* Data from the 2005-2006 AGR(Enrolment/Age as of the last day in Sept./Dec.)

** Newfoundland Statistics Classification System

*** May include itinerant teachers



**School Description Report
2005-06**



District 3 - Nova Central

#413 - Holy Cross School Complex, Eastport

Classification: Rural Community/Central Region**

Grades: K-12

Number of Grades: 13

[School FTE PTR : 10.2](#)

[District FTE PTR : 12.7](#)

[Provincial FTE PTR : 13.5](#)

[FTE Teachers](#) *** : 14.8

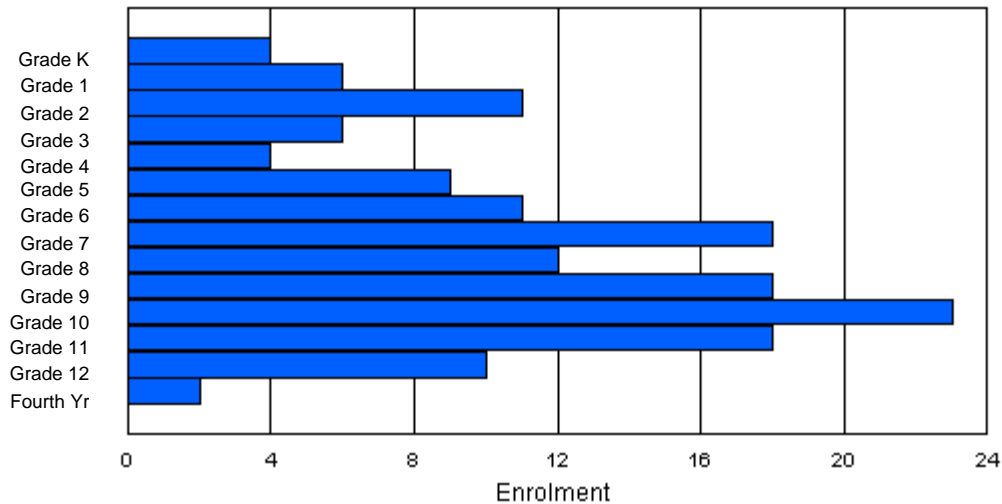
Enrolment By Age and Gender

Gender	Age																	Total
	5	6	7	8	9	10	11	12	13	14	15	16	17	18	19	20>		
Male	3	1	3	2	3	3	5	9	4	10	17	8	8	2	0	0	78	
Female	1	5	6	6	1	5	7	8	6	9	6	10	3	1	0	0	74	
Total	4	6	9	8	4	8	12	17	10	19	23	18	11	3	0	0	152	

Enrolment By Grade and Gender

Gender	K	Grade													4th	Total
		1	2	3	4	5	6	7	8	9	10	11	12			
Male	3	1	3	2	3	4	4	11	5	9	17	8	7	1	78	
Female	1	5	8	4	1	5	7	7	7	9	6	10	3	1	74	
Total	4	6	11	6	4	9	11	18	12	18	23	18	10	2	152	

Enrolment By Grade
For 413



* Data from the 2005-2006 AGR(Enrolment/Age as of the last day in Sept./Dec.)

** Newfoundland Statistics Classification System

*** May include itinerant teachers



**School Description Report
2005-06**



District 3 - Nova Central

#414 - Fogo Island Central Academy, Fogo Island

Classification: Rural Community/Central Region**

Grades: K-12

Number of Grades: 30

[School FTE PTR : 13.5](#)

[District FTE PTR : 12.7](#)

[Provincial FTE PTR : 13.5](#)

[FTE Teachers](#) *** : 26.0

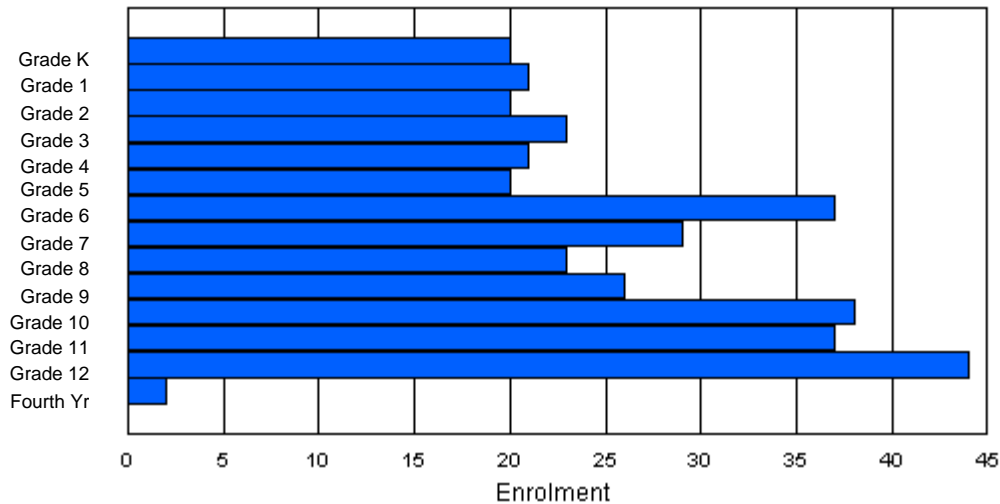
Enrolment By Age and Gender

Gender	Age																Total
	5	6	7	8	9	10	11	12	13	14	15	16	17	18	19	20>	
Male	10	11	8	8	8	9	19	17	11	16	20	11	18	2	0	0	168
Female	10	10	12	15	13	9	16	16	10	11	19	24	27	1	0	0	193
Total	20	21	20	23	21	18	35	33	21	27	39	35	45	3	0	0	361

Enrolment By Grade and Gender

Gender	Grade														Total
	K	1	2	3	4	5	6	7	8	9	10	11	12	4th	
Male	10	11	8	8	8	11	20	14	13	15	20	10	19	1	168
Female	10	10	12	15	13	9	17	15	10	11	18	27	25	1	193
Total	20	21	20	23	21	20	37	29	23	26	38	37	44	2	361

Enrolment By Grade
For 414



* Data from the 2005-2006 AGR(Enrolment/Age as of the last day in Sept./Dec.)

** Newfoundland Statistics Classification System

*** May include itinerant teachers



**School Description Report
2005-06**



District 3 - Nova Central

#416 - Smallwood Academy, Gambo

Classification: Rural Community/Central Region**

Grades: K-12

Number of Grades: 13

[School FTE PTR : 12.0](#)

[District FTE PTR : 12.7](#)

[Provincial FTE PTR : 13.5](#)

[FTE Teachers](#) *** : 27.5

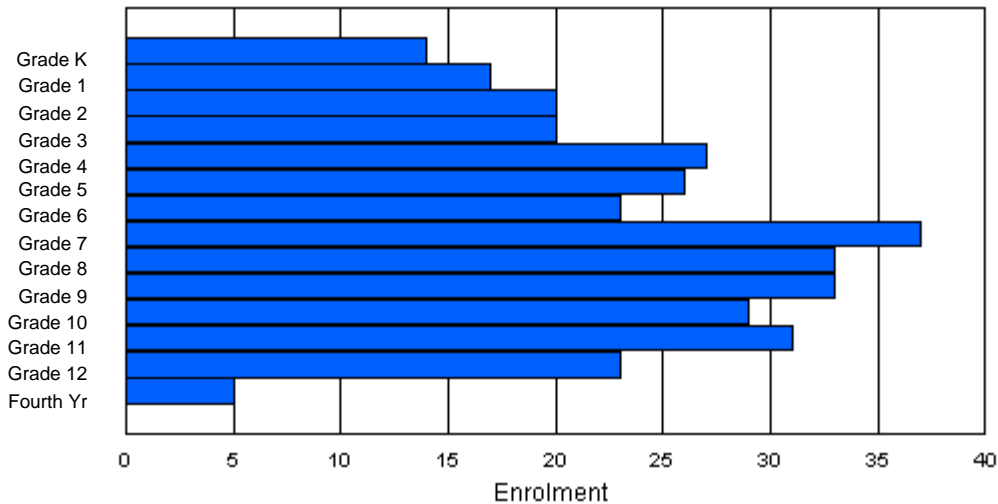
Enrolment By Age and Gender

Gender	Age																Total
	5	6	7	8	9	10	11	12	13	14	15	16	17	18	19	20>	
Male	8	8	9	10	9	14	14	14	13	16	12	12	17	4	0	0	160
Female	6	10	11	10	17	12	10	22	20	15	16	17	9	2	1	0	178
Total	14	18	20	20	26	26	24	36	33	31	28	29	26	6	1	0	338

Enrolment By Grade and Gender

Gender	Grade														Total
	K	1	2	3	4	5	6	7	8	9	10	11	12	4th	
Male	7	8	9	10	10	14	13	15	13	17	14	14	14	2	160
Female	7	9	11	10	17	12	10	22	20	16	15	17	9	3	178
Total	14	17	20	20	27	26	23	37	33	33	29	31	23	5	338

Enrolment By Grade
For 416



* Data from the 2005-2006 AGR(Enrolment/Age as of the last day in Sept./Dec.)

** Newfoundland Statistics Classification System

*** May include itinerant teachers



**School Description Report
2005-06**



District 3 - Nova Central

#417 - Gander Academy, Gander

Classification: Urban Community/Central Region**

Grades: K-6

Number of Grades: 7

[School FTE PTR : 15.0](#)

[District FTE PTR : 12.7](#)

[Provincial FTE PTR : 13.5](#)

[FTE Teachers](#) *** : 51.5

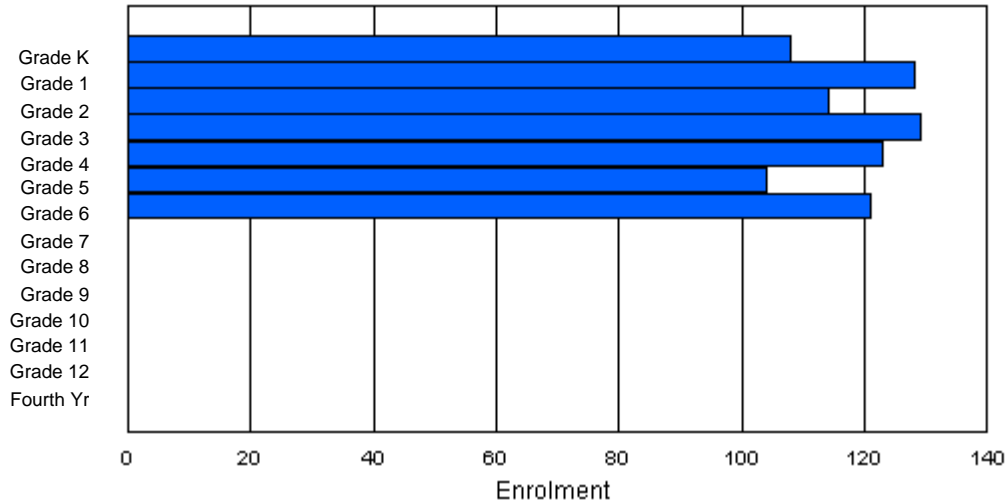
Enrolment By Age and Gender

Gender	Age																Total
	5	6	7	8	9	10	11	12	13	14	15	16	17	18	19	20>	
Male	56	59	56	50	65	53	67	1	0	0	0	0	0	0	0	0	407
Female	52	70	57	71	61	56	52	1	0	0	0	0	0	0	0	0	420
Total	108	129	113	121	126	109	119	2	0	0	0	0	0	0	0	0	827

Enrolment By Grade and Gender

Gender	Grade														Total
	K	1	2	3	4	5	6	7	8	9	10	11	12	4th	
Male	56	59	56	54	64	50	68	0	0	0	0	0	0	0	407
Female	52	69	58	75	59	54	53	0	0	0	0	0	0	0	420
Total	108	128	114	129	123	104	121	0	0	0	0	0	0	0	827

Enrolment By Grade
For 417



* Data from the 2005-2006 AGR(Enrolment/Age as of the last day in Sept./Dec.)

** Newfoundland Statistics Classification System

*** May include itinerant teachers



**School Description Report
2005-06**



District 3 - Nova Central

#418 - Gander Collegiate, Gander

Classification: Urban Community/Central Region**

Grades: 10-12

Number of Grades: 3

[School FTE PTR : 17.0](#)

[District FTE PTR : 12.7](#)

[Provincial FTE PTR : 13.5](#)

[FTE Teachers](#) *** : 23.5

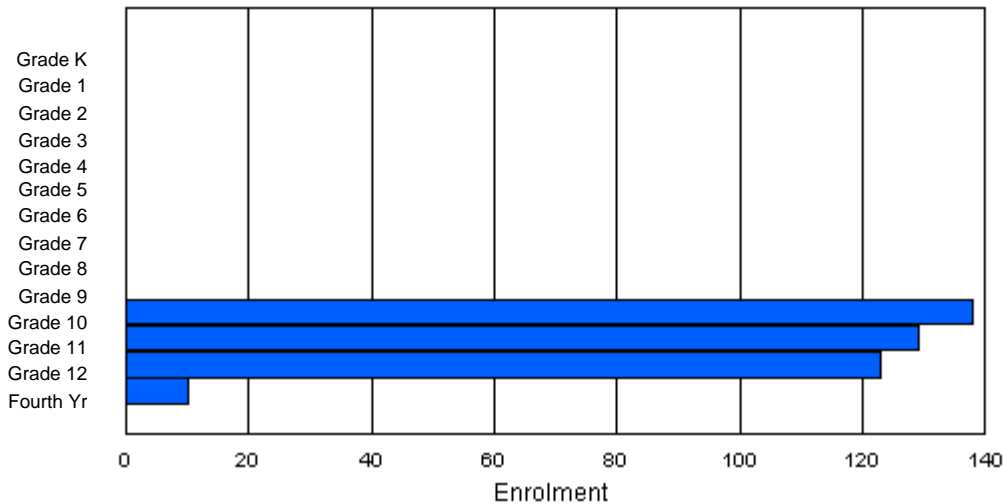
Enrolment By Age and Gender

Gender	Age																	Total
	5	6	7	8	9	10	11	12	13	14	15	16	17	18	19	20>		
Male	0	0	1	0	0	0	0	0	0	0	67	76	57	8	1	1	211	
Female	0	0	0	0	0	0	0	0	0	2	64	57	63	3	0	0	189	
Total	0	0	1	0	0	0	0	0	0	2	131	133	120	11	1	1	400	

Enrolment By Grade and Gender

Gender	Grade															Total
	K	1	2	3	4	5	6	7	8	9	10	11	12	4th		
Male	0	0	0	0	0	0	0	0	0	0	71	73	59	8	211	
Female	0	0	0	0	0	0	0	0	0	0	67	56	64	2	189	
Total	0	0	0	0	0	0	0	0	0	0	138	129	123	10	400	

Enrolment By Grade
For 418



* Data from the 2005-2006 AGR(Enrolment/Age as of the last day in Sept./Dec.)

** Newfoundland Statistics Classification System

*** May include itinerant teachers



**School Description Report
2005-06**



District 3 - Nova Central

#420 - St. Paul's Intermediate School, Gander

Classification: Urban Community/Central Region**

Grades: 7-9

Number of Grades: 3

[School FTE PTR : 14.8](#)

[District FTE PTR : 12.7](#)

[Provincial FTE PTR : 13.5](#)

[FTE Teachers](#) *** : 24.0

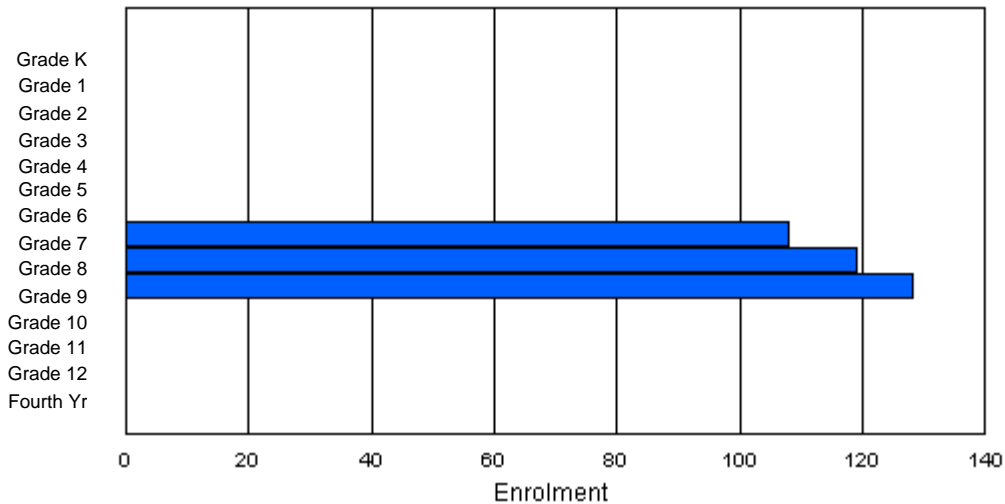
Enrolment By Age and Gender

Gender	Age																Total
	5	6	7	8	9	10	11	12	13	14	15	16	17	18	19	20>	
Male	0	0	0	0	0	0	1	39	64	75	1	0	0	0	0	0	180
Female	0	0	0	0	0	0	0	65	52	55	3	0	0	0	0	0	175
Total	0	0	0	0	0	0	1	104	116	130	4	0	0	0	0	0	355

Enrolment By Grade and Gender

Gender	Grade														Total
	K	1	2	3	4	5	6	7	8	9	10	11	12	4th	
Male	0	0	0	0	0	0	0	41	68	71	0	0	0	0	180
Female	0	0	0	0	0	0	0	67	51	57	0	0	0	0	175
Total	0	0	0	0	0	0	0	108	119	128	0	0	0	0	355

Enrolment By Grade
For 420



* Data from the 2005-2006 AGR(Enrolment/Age as of the last day in Sept./Dec.)

** Newfoundland Statistics Classification System

*** May include itinerant teachers



**School Description Report
2005-06**



District 3 - Nova Central

#421 - Lakewood Academy, Glenwood

Classification: Urban Community/Central Region**

Grades: K-12

Number of Grades: 13

[School FTE PTR : 11.1](#)

[District FTE PTR : 12.7](#)

[Provincial FTE PTR : 13.5](#)

[FTE Teachers](#) *** : 18.0

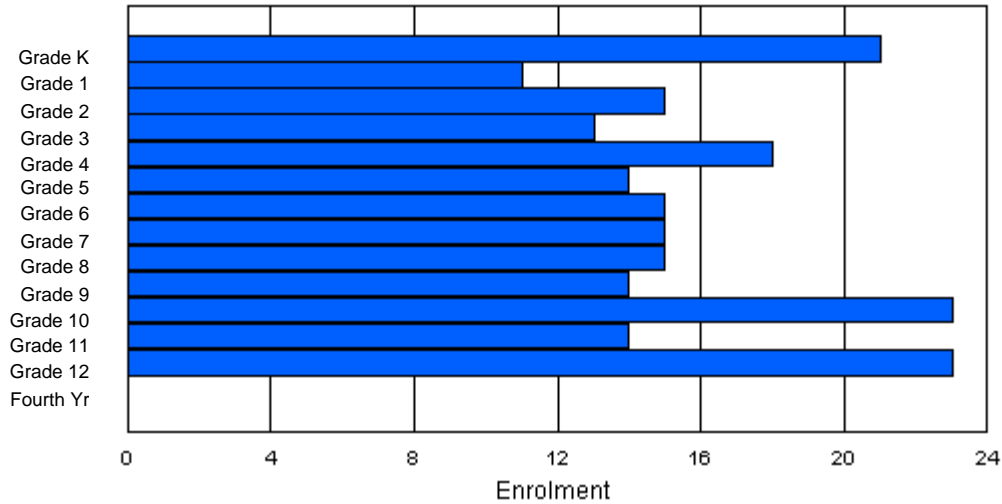
Enrolment By Age and Gender

Gender	Age																	Total
	5	6	7	8	9	10	11	12	13	14	15	16	17	18	19	20>		
Male	14	5	8	4	10	8	13	7	10	8	10	5	10	3	0	0	115	
Female	7	7	7	9	6	7	2	5	6	7	10	8	10	4	0	1	96	
Total	21	12	15	13	16	15	15	12	16	15	20	13	20	7	0	1	211	

Enrolment By Grade and Gender

Gender	Grade															Total
	K	1	2	3	4	5	6	7	8	9	10	11	12	4th		
Male	13	5	8	4	12	7	13	9	9	8	11	5	11	0	115	
Female	8	6	7	9	6	7	2	6	6	6	12	9	12	0	96	
Total	21	11	15	13	18	14	15	15	15	14	23	14	23	0	211	

Enrolment By Grade
For 421



* Data from the 2005-2006 AGR(Enrolment/Age as of the last day in Sept./Dec.)

** Newfoundland Statistics Classification System

*** May include itinerant teachers



**School Description Report
2005-06**



District 3 - Nova Central

#422 - Glovertown Academy, Glovertown

Classification: Rural Community/Central Region**

Grades: K-12

Number of Grades: 13

[School FTE PTR : 14.1](#)

[District FTE PTR : 12.7](#)

[Provincial FTE PTR : 13.5](#)

[FTE Teachers](#) *** : 28.5

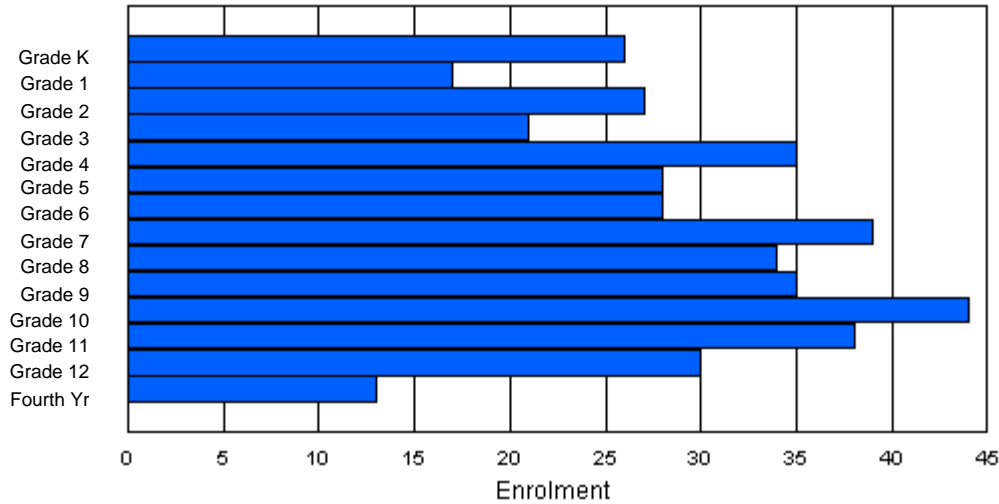
Enrolment By Age and Gender

Gender	Age																Total
	5	6	7	8	9	10	11	12	13	14	15	16	17	18	19	20>	
Male	16	6	13	6	17	13	17	13	23	15	23	16	15	10	0	0	203
Female	10	9	16	15	17	14	13	20	16	19	18	19	21	4	1	0	212
Total	26	15	29	21	34	27	30	33	39	34	41	35	36	14	1	0	415

Enrolment By Grade and Gender

Gender	Grade														Total
	K	1	2	3	4	5	6	7	8	9	10	11	12	4th	
Male	16	8	11	7	16	15	15	18	19	15	25	16	14	8	203
Female	10	9	16	14	19	13	13	21	15	20	19	22	16	5	212
Total	26	17	27	21	35	28	28	39	34	35	44	38	30	13	415

Enrolment By Grade
For 422



* Data from the 2005-2006 AGR(Enrolment/Age as of the last day in Sept./Dec.)

** Newfoundland Statistics Classification System

*** May include itinerant teachers



School Description Report
2005-06



District 3 - Nova Central

#426 - Hillview Academy, Norris Arm

Classification: Rural Community/Central Region**

Grades: K-9

Number of Grades: 10

School FTE PTR : 11.9

District FTE PTR : 12.7

Provincial FTE PTR : 13.5

FTE Teachers *** : 9.0

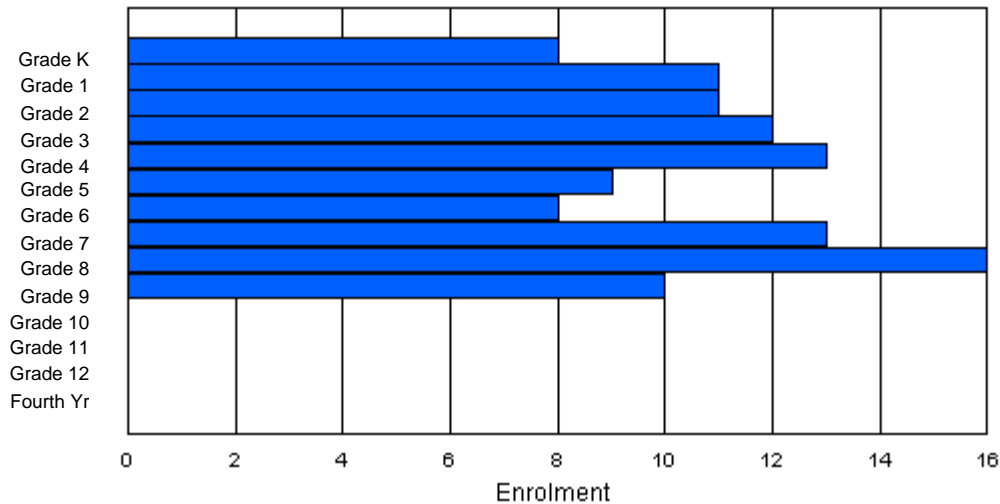
Enrolment By Age and Gender

Gender	Age																Total
	5	6	7	8	9	10	11	12	13	14	15	16	17	18	19	20>	
Male	6	5	6	5	8	6	3	5	6	6	1	0	0	0	0	0	57
Female	2	6	5	7	5	3	5	8	9	4	0	0	0	0	0	0	54
Total	8	11	11	12	13	9	8	13	15	10	1	0	0	0	0	0	111

Enrolment By Grade and Gender

Gender	K	Grade													4th	Total
		1	2	3	4	5	6	7	8	9	10	11	12			
Male	6	5	6	5	8	6	3	5	6	7	0	0	0	0	57	
Female	2	6	5	7	5	3	5	8	10	3	0	0	0	0	54	
Total	8	11	11	12	13	9	8	13	16	10	0	0	0	0	111	

Enrolment By Grade
For 426



* Data from the 2005-2006 AGR(Enrolment/Age as of the last day in Sept./Dec.)

** Newfoundland Statistics Classification System

*** May include itinerant teachers



**School Description Report
2005-06**



District 3 - Nova Central

#478 - New World Island Academy, Summerford

Classification: Rural Community/Central Region**

Grades: K-12

Number of Grades: 13

[School FTE PTR : 13.4](#)

[District FTE PTR : 12.7](#)

[Provincial FTE PTR : 13.5](#)

[FTE Teachers](#) *** : 37.5

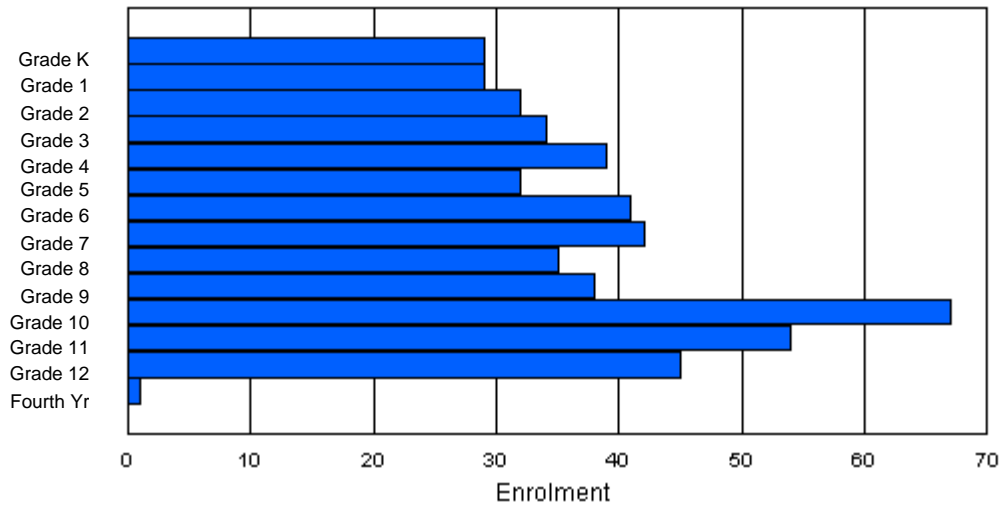
Enrolment By Age and Gender

Gender	Age																Total
	5	6	7	8	9	10	11	12	13	14	15	16	17	18	19	20>	
Male	17	18	17	20	19	15	24	18	19	22	31	38	23	2	0	0	283
Female	12	11	15	14	20	16	18	22	16	13	24	27	25	1	1	0	235
Total	29	29	32	34	39	31	42	40	35	35	55	65	48	3	1	0	518

Enrolment By Grade and Gender

Gender	Grade														Total
	K	1	2	3	4	5	6	7	8	9	10	11	12	4th	
Male	17	18	17	20	19	15	24	20	19	24	43	26	20	1	283
Female	12	11	15	14	20	17	17	22	16	14	24	28	25	0	235
Total	29	29	32	34	39	32	41	42	35	38	67	54	45	1	518

Enrolment By Grade
For 478



* Data from the 2005-2006 AGR(Enrolment/Age as of the last day in Sept./Dec.)

** Newfoundland Statistics Classification System

*** May include itinerant teachers



**School Description Report
2005-06**



District 3 - Nova Central

#480 - Exploits Valley High, Grand Falls-Windsor

Classification: Urban Community/Central Region**

Grades: 10-12

Number of Grades: 0

[School FTE PTR : 16.9](#)

[District FTE PTR : 12.7](#)

[Provincial FTE PTR : 13.5](#)

[FTE Teachers](#) *** : 35.3

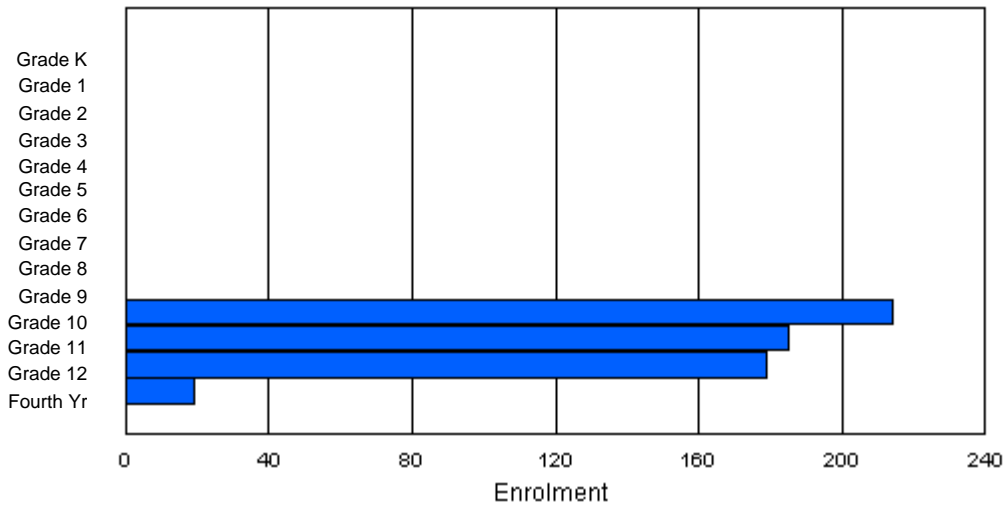
Enrolment By Age and Gender

Gender	Age																	Total
	5	6	7	8	9	10	11	12	13	14	15	16	17	18	19	20>		
Male	0	0	0	0	0	0	0	0	0	0	99	86	75	23	5	2	290	
Female	0	0	0	0	0	0	0	0	0	0	102	95	91	17	2	0	307	
Total	0	0	0	0	0	0	0	0	0	0	201	181	166	40	7	2	597	

Enrolment By Grade and Gender

Gender	Grade															Total
	K	1	2	3	4	5	6	7	8	9	10	11	12	4th		
Male	0	0	0	0	0	0	0	0	0	0	104	90	87	9	290	
Female	0	0	0	0	0	0	0	0	0	0	110	95	92	10	307	
Total	0	0	0	0	0	0	0	0	0	0	214	185	179	19	597	

Enrolment By Grade
For 480



* Data from the 2005-2006 AGR(Enrolment/Age as of the last day in Sept./Dec.)

** Newfoundland Statistics Classification System

*** May include itinerant teachers



**School Description Report
2005-06**



District 3 - Nova Central

#481 - Exploits Valley Intermediate, Grand Falls-Windsor

Classification: Urban Community/Central Region**

Grades: 7-9

Number of Grades: 3

[School FTE PTR : 14.6](#)

[District FTE PTR : 12.7](#)

[Provincial FTE PTR : 13.5](#)

[FTE Teachers](#) *** : 33.0

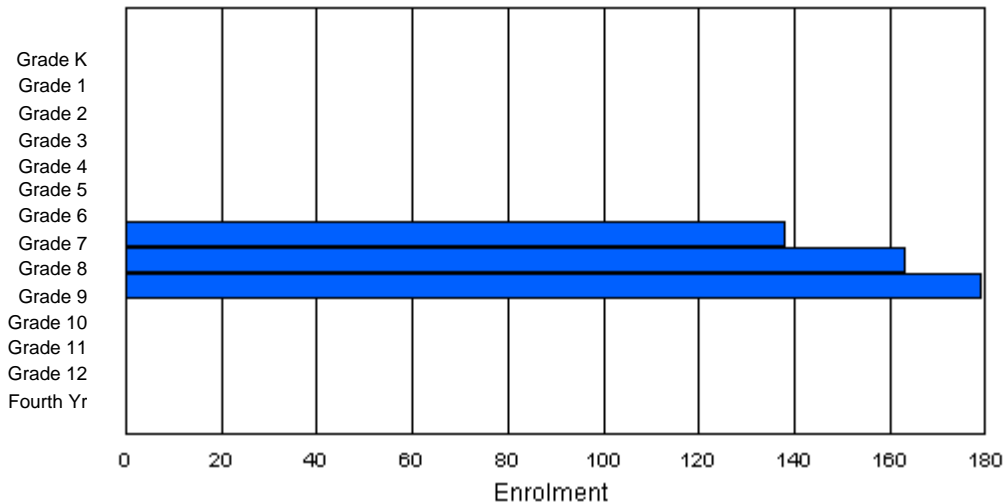
Enrolment By Age and Gender

Gender	Age																Total
	5	6	7	8	9	10	11	12	13	14	15	16	17	18	19	20>	
Male	0	0	0	0	0	0	0	66	74	88	3	0	0	0	0	0	231
Female	0	0	0	0	0	0	0	68	88	90	2	0	0	0	1	0	249
Total	0	0	0	0	0	0	0	134	162	178	5	0	0	0	1	0	480

Enrolment By Grade and Gender

Gender	Grade														Total
	K	1	2	3	4	5	6	7	8	9	10	11	12	4th	
Male	0	0	0	0	0	0	0	68	73	90	0	0	0	0	231
Female	0	0	0	0	0	0	0	70	90	89	0	0	0	0	249
Total	0	0	0	0	0	0	0	138	163	179	0	0	0	0	480

Enrolment By Grade
For 481



* Data from the 2005-2006 AGR(Enrolment/Age as of the last day in Sept./Dec.)

** Newfoundland Statistics Classification System

*** May include itinerant teachers



**School Description Report
2005-06**



District 4 - Eastern

#209 - Pearce Junior High, Salt Pond

Classification: Rural Community/Southern Region**

Grades: 8-9

Number of Grades: 2

[School FTE PTR : 14.6](#)

[District FTE PTR : 14.4](#)

[Provincial FTE PTR : 13.5](#)

[FTE Teachers](#) *** : 17.8

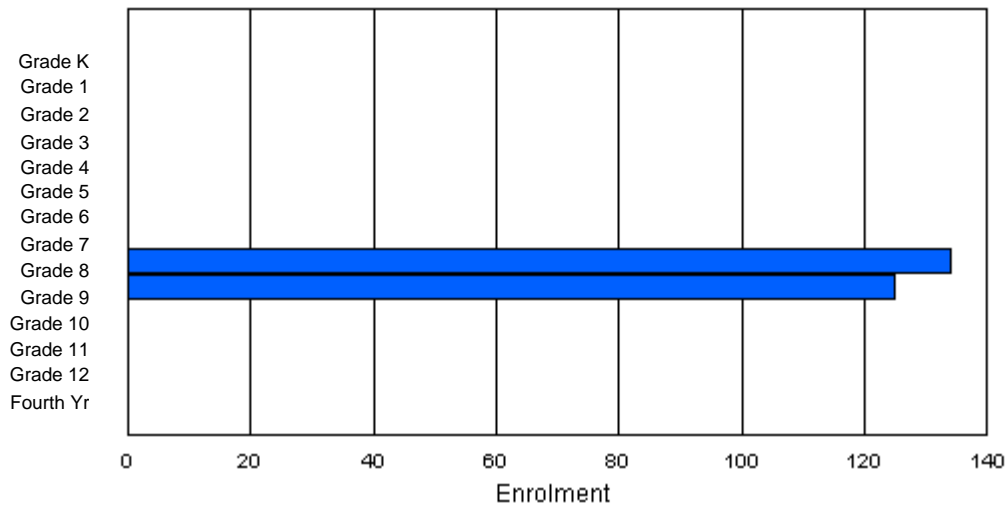
Enrolment By Age and Gender

Gender	Age																	Total
	5	6	7	8	9	10	11	12	13	14	15	16	17	18	19	20>		
Male	0	0	0	0	0	0	0	1	61	52	7	0	0	0	0	0	121	
Female	0	0	0	0	0	0	0	1	69	65	3	0	0	0	0	0	138	
Total	0	0	0	0	0	0	0	2	130	117	10	0	0	0	0	0	259	

Enrolment By Grade and Gender

Gender	Grade															Total
	K	1	2	3	4	5	6	7	8	9	10	11	12	4th		
Male	0	0	0	0	0	0	0	0	64	57	0	0	0	0	121	
Female	0	0	0	0	0	0	0	0	70	68	0	0	0	0	138	
Total	0	0	0	0	0	0	0	0	134	125	0	0	0	0	259	

Enrolment By Grade
For 209



* Data from the 2005-2006 AGR(Enrolment/Age as of the last day in Sept./Dec.)

** Newfoundland Statistics Classification System

*** May include itinerant teachers



**School Description Report
2005-06**



District 4 - Eastern

#212 - St. George's School, English Hr. East

Classification: Rural Community/Southern Region**

Grades: K-4

Number of Grades: 5

[School FTE PTR : 6.3](#)

[District FTE PTR : 14.4](#)

[Provincial FTE PTR : 13.5](#)

[FTE Teachers](#) *** : 2.0

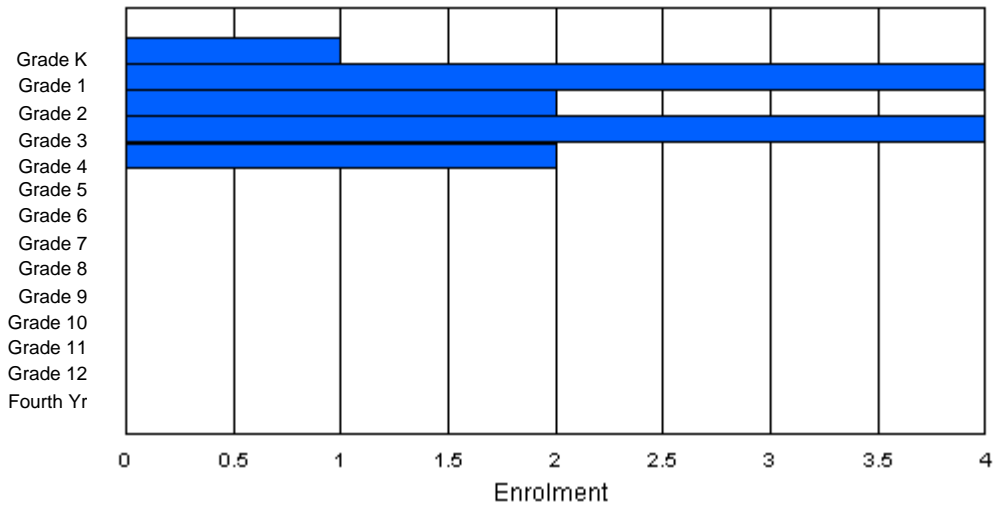
Enrolment By Age and Gender

Gender	Age																Total
	5	6	7	8	9	10	11	12	13	14	15	16	17	18	19	20>	
Male	0	2	1	2	2	0	0	0	0	0	0	0	0	0	0	0	7
Female	1	2	1	2	0	0	0	0	0	0	0	0	0	0	0	0	6
Total	1	4	2	4	2	0	0	0	0	0	0	0	0	0	0	0	13

Enrolment By Grade and Gender

Gender	K	Grade													Total	
		1	2	3	4	5	6	7	8	9	10	11	12	4th		
Male	0	2	1	2	2	0	0	0	0	0	0	0	0	0	0	7
Female	1	2	1	2	0	0	0	0	0	0	0	0	0	0	0	6
Total	1	4	2	4	2	0	0	0	0	0	0	0	0	0	0	13

Enrolment By Grade
For 212



* Data from the 2005-2006 AGR(Enrolment/Age as of the last day in Sept./Dec.)

** Newfoundland Statistics Classification System

*** May include itinerant teachers



**School Description Report
2005-06**



District 4 - Eastern

#213 - Lake Academy, Fortune

Classification: Rural Community/Southern Region**

Grades: K-7

Number of Grades: 8

[School FTE PTR : 15.0](#)

[District FTE PTR : 14.4](#)

[Provincial FTE PTR : 13.5](#)

[FTE Teachers](#) *** : 20.0

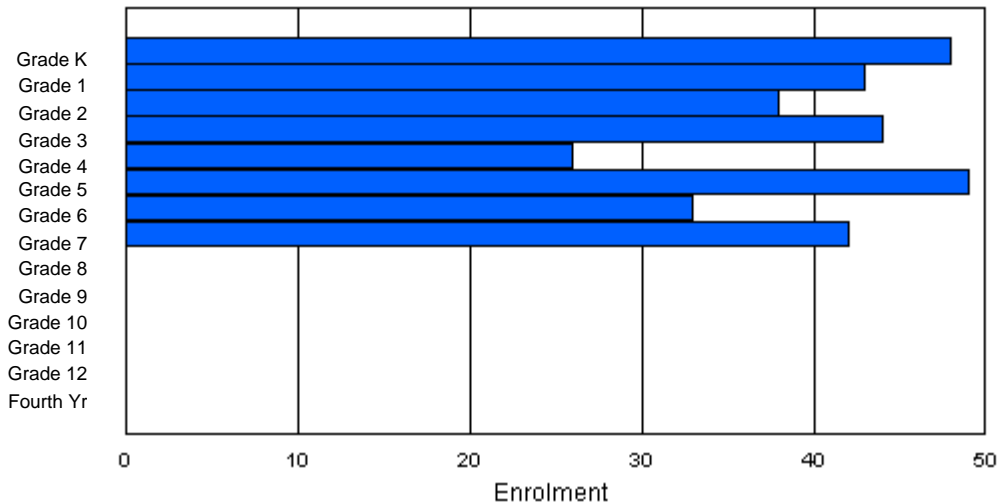
Enrolment By Age and Gender

Gender	Age																Total
	5	6	7	8	9	10	11	12	13	14	15	16	17	18	19	20>	
Male	32	16	21	19	11	28	17	25	2	0	0	0	0	0	0	0	171
Female	15	25	19	22	16	24	14	16	1	0	0	0	0	0	0	0	152
Total	47	41	40	41	27	52	31	41	3	0	0	0	0	0	0	0	323

Enrolment By Grade and Gender

Gender	Grade														Total
	K	1	2	3	4	5	6	7	8	9	10	11	12	4th	
Male	33	17	19	22	11	25	19	25	0	0	0	0	0	0	171
Female	15	26	19	22	15	24	14	17	0	0	0	0	0	0	152
Total	48	43	38	44	26	49	33	42	0	0	0	0	0	0	323

Enrolment By Grade
For 213



* Data from the 2005-2006 AGR(Enrolment/Age as of the last day in Sept./Dec.)

** Newfoundland Statistics Classification System

*** May include itinerant teachers



**School Description Report
2005-06**



District 4 - Eastern

#214 - John Burke High School, Grand Bank

Classification: Rural Community/Southern Region**

Grades: 8-12

Number of Grades: 5

[School FTE PTR : 13.1](#)

[District FTE PTR : 14.4](#)

[Provincial FTE PTR : 13.5](#)

[FTE Teachers](#) *** : 18.0

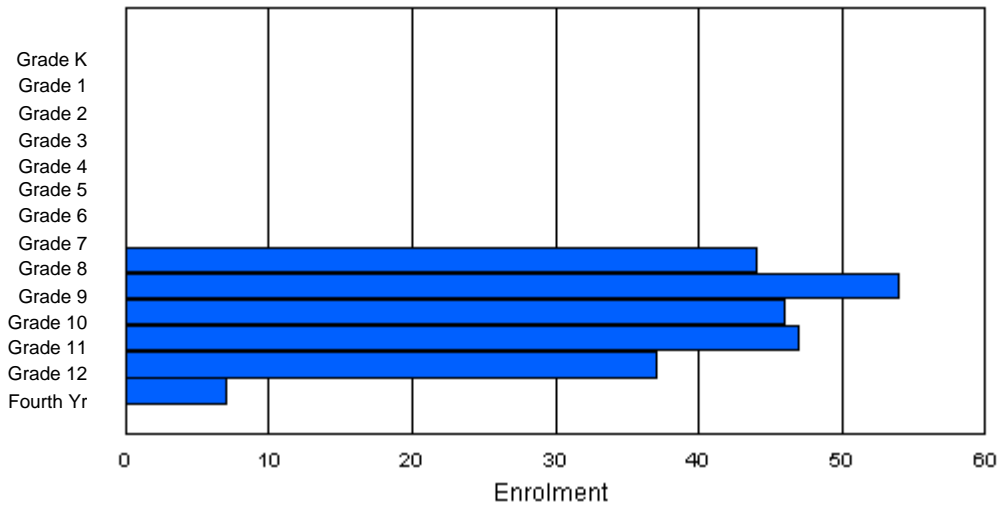
Enrolment By Age and Gender

Gender	Age																	Total
	5	6	7	8	9	10	11	12	13	14	15	16	17	18	19	20>		
Male	0	0	0	0	0	0	0	0	22	22	26	23	18	6	0	0	117	
Female	0	0	0	0	0	0	0	0	19	22	19	27	24	6	1	0	118	
Total	0	0	0	0	0	0	0	0	41	44	45	50	42	12	1	0	235	

Enrolment By Grade and Gender

Gender	Grade															Total
	K	1	2	3	4	5	6	7	8	9	10	11	12	4th		
Male	0	0	0	0	0	0	0	0	24	28	23	26	11	5	117	
Female	0	0	0	0	0	0	0	0	20	26	23	21	26	2	118	
Total	0	0	0	0	0	0	0	0	44	54	46	47	37	7	235	

Enrolment By Grade
For 214



* Data from the 2005-2006 AGR(Enrolment/Age as of the last day in Sept./Dec.)

** Newfoundland Statistics Classification System

*** May include itinerant teachers



**School Description Report
2005-06**



District 4 - Eastern

#216 - St. Thomas School, Grand Le Pierre

Classification: Rural Community/Southern Region**

Grades: K-6

Number of Grades: 7

[School FTE PTR : 10.3](#)

[District FTE PTR : 14.4](#)

[Provincial FTE PTR : 13.5](#)

[FTE Teachers](#) *** : 2.0

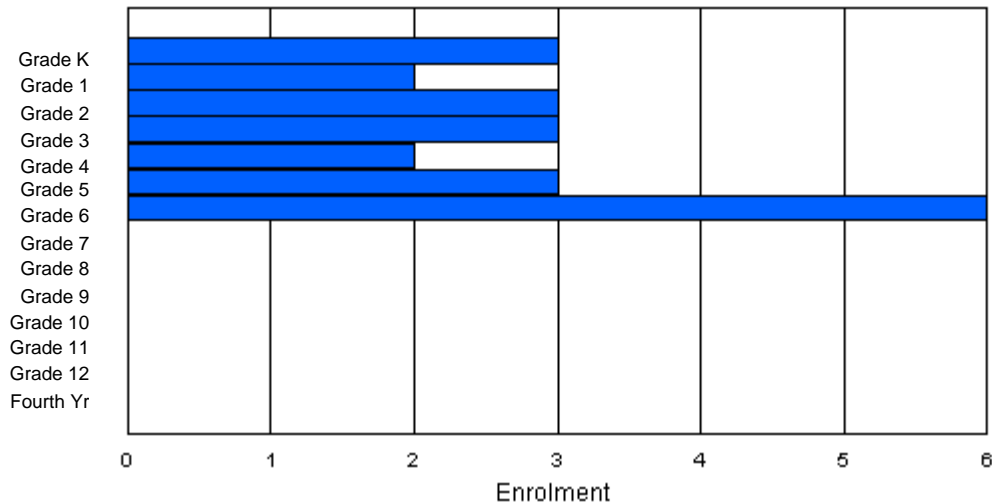
Enrolment By Age and Gender

Gender	Age																Total
	5	6	7	8	9	10	11	12	13	14	15	16	17	18	19	20>	
Male	2	1	2	1	0	1	4	0	0	0	0	0	0	0	0	0	11
Female	1	1	1	2	2	2	2	0	0	0	0	0	0	0	0	0	11
Total	3	2	3	3	2	3	6	0	0	0	0	0	0	0	0	0	22

Enrolment By Grade and Gender

Gender	K	Grade												4th	Total	
		1	2	3	4	5	6	7	8	9	10	11	12			
Male	2	1	2	1	0	1	4	0	0	0	0	0	0	0	0	11
Female	1	1	1	2	2	2	2	0	0	0	0	0	0	0	0	11
Total	3	2	3	3	2	3	6	0	0	0	0	0	0	0	0	22

Enrolment By Grade
For 216



* Data from the 2005-2006 AGR(Enrolment/Age as of the last day in Sept./Dec.)

** Newfoundland Statistics Classification System

*** May include itinerant teachers



School Description Report
2005-06



District 4 - Eastern

#218 - St. Joseph's Academy, Lamaline

Classification: Rural Community/Southern Region**

Grades: K-12

Number of Grades: 13

School FTE PTR : 9.0

District FTE PTR : 14.4

Provincial FTE PTR : 13.5

FTE Teachers *** : 16.0

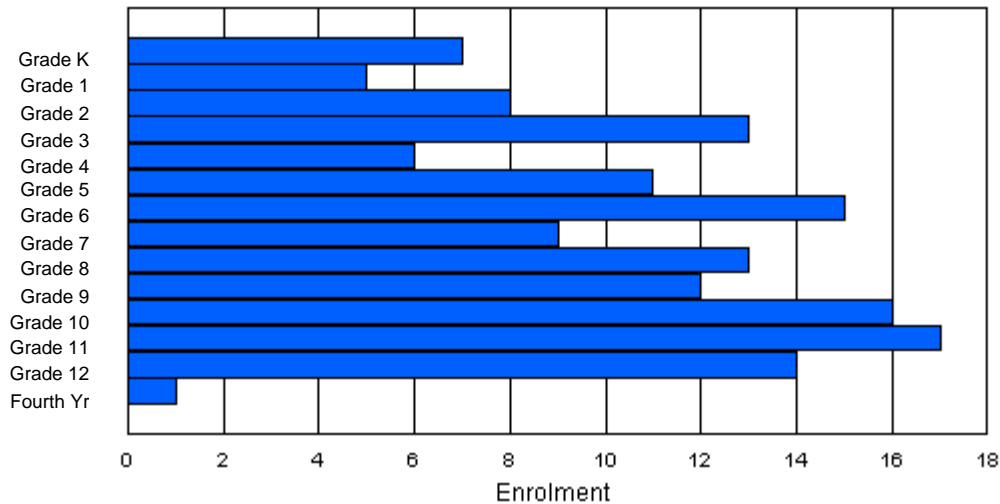
Enrolment By Age and Gender

Gender	Age																	Total
	5	6	7	8	9	10	11	12	13	14	15	16	17	18	19	20>		
Male	1	2	2	10	3	6	11	2	5	3	9	10	10	2	0	0	76	
Female	6	2	7	3	3	4	5	6	5	6	6	11	5	2	0	0	71	
Total	7	4	9	13	6	10	16	8	10	9	15	21	15	4	0	0	147	

Enrolment By Grade and Gender

Gender	K	Grade													4th	Total
		1	2	3	4	5	6	7	8	9	10	11	12			
Male	1	4	0	10	3	7	10	3	8	3	10	8	9	0	76	
Female	6	1	8	3	3	4	5	6	5	9	6	9	5	1	71	
Total	7	5	8	13	6	11	15	9	13	12	16	17	14	1	147	

Enrolment By Grade
For 218



* Data from the 2005-2006 AGR(Enrolment/Age as of the last day in Sept./Dec.)

** Newfoundland Statistics Classification System

*** May include itinerant teachers



**School Description Report
2005-06**



District 4 - Eastern

#219 - Marystown Central High, Marystown

Classification: Urban Community/Southern Region*

Grades: 10-12

Number of Grades: 3

[School FTE PTR : 16.6](#)

[District FTE PTR : 14.4](#)

[Provincial FTE PTR : 13.5](#)

[FTE Teachers](#) *** : 30.5

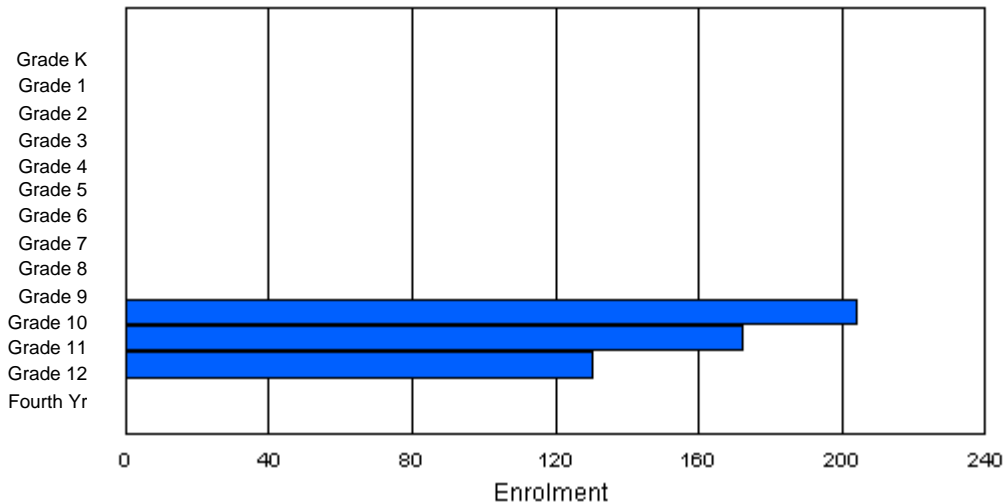
Enrolment By Age and Gender

Gender	Age																	Total
	5	6	7	8	9	10	11	12	13	14	15	16	17	18	19	20>		
Male	0	0	0	0	0	0	0	0	0	0	71	82	85	23	7	1	269	
Female	0	0	0	0	0	0	0	0	0	1	74	86	63	11	2	0	237	
Total	0	0	0	0	0	0	0	0	0	1	145	168	148	34	9	1	506	

Enrolment By Grade and Gender

Gender	Grade															Total
	K	1	2	3	4	5	6	7	8	9	10	11	12	4th		
Male	0	0	0	0	0	0	0	0	0	0	102	97	70	0	269	
Female	0	0	0	0	0	0	0	0	0	0	102	75	60	0	237	
Total	0	0	0	0	0	0	0	0	0	0	204	172	130	0	506	

Enrolment By Grade
For 219



* Data from the 2005-2006 AGR(Enrolment/Age as of the last day in Sept./Dec.)

** Newfoundland Statistics Classification System

*** May include itinerant teachers



**School Description Report
2005-06**



District 4 - Eastern

#220 - Sacred Heart Elementary, Marystown

Classification: Urban Community/Southern Region*

Grades: K-7

Number of Grades: 8

[School FTE PTR : 14.0](#)

[District FTE PTR : 14.4](#)

[Provincial FTE PTR : 13.5](#)

[FTE Teachers](#) *** : 40.8

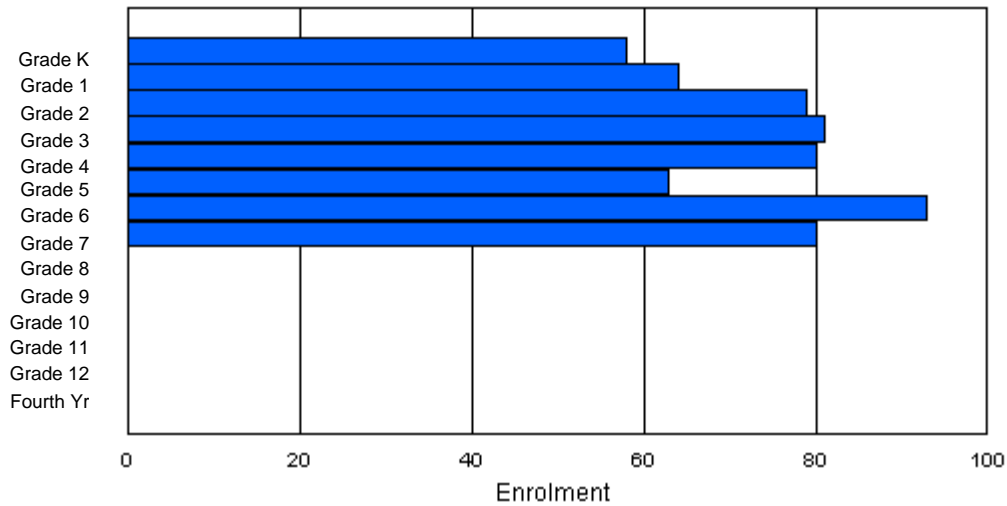
Enrolment By Age and Gender

Gender	Age																Total
	5	6	7	8	9	10	11	12	13	14	15	16	17	18	19	20>	
Male	38	37	35	47	52	28	57	45	5	0	0	0	0	0	0	0	344
Female	20	27	44	31	30	34	33	34	0	0	0	0	0	0	1	0	254
Total	58	64	79	78	82	62	90	79	5	0	0	0	0	0	1	0	598

Enrolment By Grade and Gender

Gender	Grade														Total
	K	1	2	3	4	5	6	7	8	9	10	11	12	4th	
Male	38	37	36	48	51	28	60	46	0	0	0	0	0	0	344
Female	20	27	43	33	29	35	33	34	0	0	0	0	0	0	254
Total	58	64	79	81	80	63	93	80	0	0	0	0	0	0	598

Enrolment By Grade
For 220



* Data from the 2005-2006 AGR(Enrolment/Age as of the last day in Sept./Dec.)

** Newfoundland Statistics Classification System

*** May include itinerant teachers



**School Description Report
2005-06**



District 4 - Eastern

#222 - Sts. J. Fisher & T. More, Petite Forte

Classification: Rural Community/Southern Region**

Grades: 1-3

Number of Grades: 3

[School FTE PTR : 3.0](#)

[District FTE PTR : 14.4](#)

[Provincial FTE PTR : 13.5](#)

[FTE Teachers](#) *** : 1.0

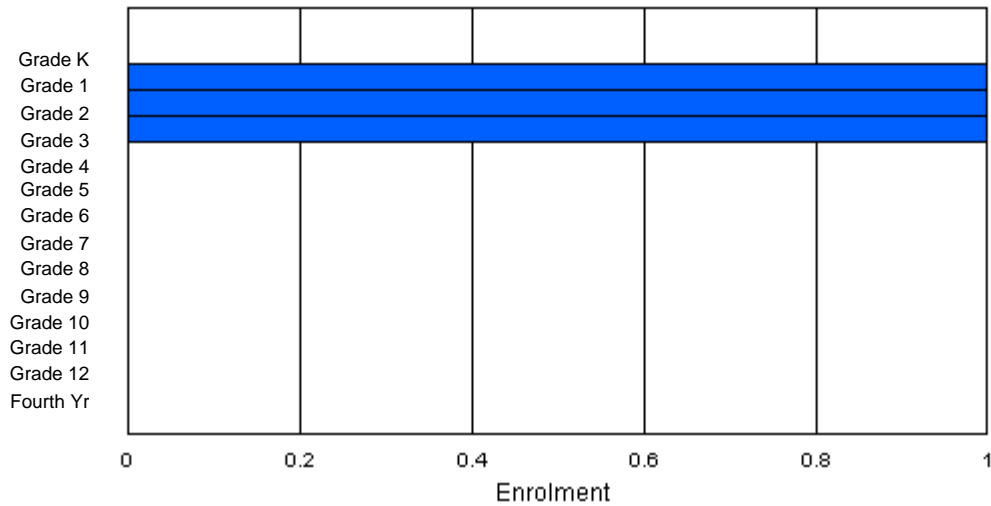
Enrolment By Age and Gender

Gender	Age																	Total
	5	6	7	8	9	10	11	12	13	14	15	16	17	18	19	20>		
Male	0	0	1	1	0	0	0	0	0	0	0	0	0	0	0	0	2	
Female	0	1	0	0	0	0	0	0	0	0	0	0	0	0	0	0	1	
Total	0	1	1	1	0	0	0	0	0	0	0	0	0	0	0	0	3	

Enrolment By Grade and Gender

Gender	Grade															Total
	K	1	2	3	4	5	6	7	8	9	10	11	12	4th		
Male	0	0	1	1	0	0	0	0	0	0	0	0	0	0	2	
Female	0	1	0	0	0	0	0	0	0	0	0	0	0	0	1	
Total	0	1	1	1	0	0	0	0	0	0	0	0	0	0	3	

Enrolment By Grade
For 222



* Data from the 2005-2006 AGR(Enrolment/Age as of the last day in Sept./Dec.)

** Newfoundland Statistics Classification System

*** May include itinerant teachers



**School Description Report
2005-06**



District 4 - Eastern

#223 - Christ the King School, Rushoon

Classification: Rural Community/Southern Region**

Grades: K-12

Number of Grades: 13

[School FTE PTR : 9.4](#)

[District FTE PTR : 14.4](#)

[Provincial FTE PTR : 13.5](#)

[FTE Teachers](#) *** : 17.8

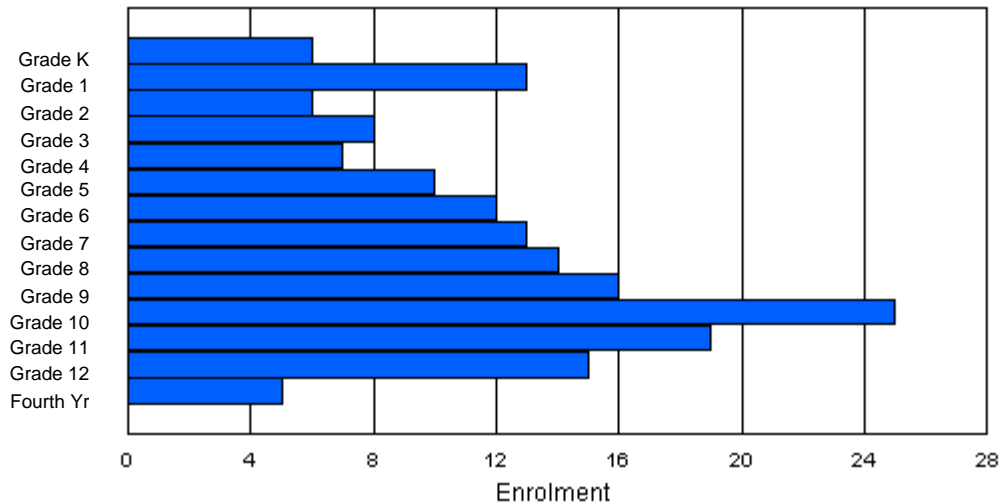
Enrolment By Age and Gender

Gender	Age																	Total
	5	6	7	8	9	10	11	12	13	14	15	16	17	18	19	20>		
Male	7	8	6	4	4	1	3	10	6	11	12	11	6	2	1	0	92	
Female	2	2	4	3	1	10	8	5	6	7	8	7	10	3	0	1	77	
Total	9	10	10	7	5	11	11	15	12	18	20	18	16	5	1	1	169	

Enrolment By Grade and Gender

Gender	Grade														Total
	K	1	2	3	4	5	6	7	8	9	10	11	12	4th	
Male	4	11	4	5	4	2	2	9	7	9	16	11	6	2	92
Female	2	2	2	3	3	8	10	4	7	7	9	8	9	3	77
Total	6	13	6	8	7	10	12	13	14	16	25	19	15	5	169

Enrolment By Grade
For 223



* Data from the 2005-2006 AGR(Enrolment/Age as of the last day in Sept./Dec.)

** Newfoundland Statistics Classification System

*** May include itinerant teachers



**School Description Report
2005-06**



District 4 - Eastern

#224 - Donald C. Jamieson Academy, Burin Bay Arm

Classification: Rural Community/Southern Region**

Grades: K-7

Number of Grades: 8

[School FTE PTR : 14.6](#)

[District FTE PTR : 14.4](#)

[Provincial FTE PTR : 13.5](#)

[FTE Teachers](#) *** : 26.0

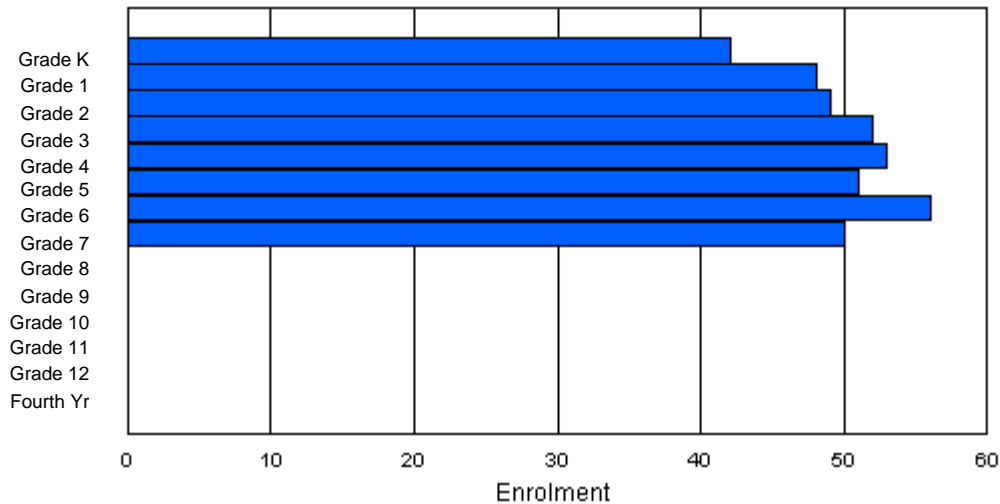
Enrolment By Age and Gender

Gender	Age																Total
	5	6	7	8	9	10	11	12	13	14	15	16	17	18	19	20>	
Male	18	23	23	23	25	20	31	30	0	0	0	0	0	0	0	0	193
Female	24	25	27	26	28	31	24	22	0	0	0	0	0	0	1	0	208
Total	42	48	50	49	53	51	55	52	0	0	0	0	0	0	1	0	401

Enrolment By Grade and Gender

Gender	Grade														Total
	K	1	2	3	4	5	6	7	8	9	10	11	12	4th	
Male	18	23	24	23	24	21	32	28	0	0	0	0	0	0	193
Female	24	25	25	29	29	30	24	22	0	0	0	0	0	0	208
Total	42	48	49	52	53	51	56	50	0	0	0	0	0	0	401

Enrolment By Grade
For 224



* Data from the 2005-2006 AGR(Enrolment/Age as of the last day in Sept./Dec.)

** Newfoundland Statistics Classification System

*** May include itinerant teachers



**School Description Report
2005-06**



District 4 - Eastern

#225 - St. Anne's School, South East Bight

Classification: Rural Community/Southern Region**

Grades: K-6,8-10

Number of Grades: 10

[School FTE PTR : 5.8](#)

[District FTE PTR : 14.4](#)

[Provincial FTE PTR : 13.5](#)

[FTE Teachers](#) *** : 3.0

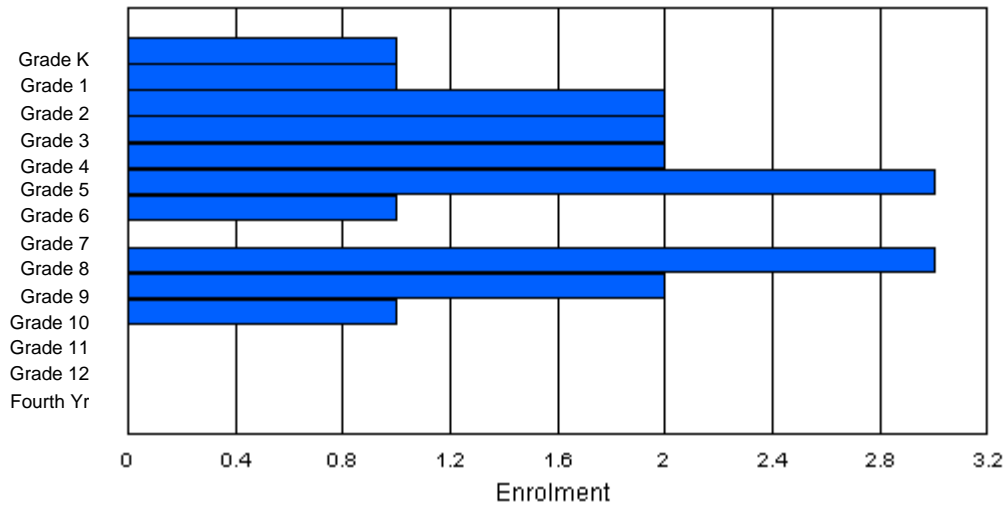
Enrolment By Age and Gender

Gender	Age																Total
	5	6	7	8	9	10	11	12	13	14	15	16	17	18	19	20>	
Male	0	0	2	0	2	2	0	0	2	1	0	0	0	0	0	0	9
Female	1	1	0	1	1	1	1	0	1	1	1	0	0	0	0	0	9
Total	1	1	2	1	3	3	1	0	3	2	1	0	0	0	0	0	18

Enrolment By Grade and Gender

Gender	K	Grade													4th	Total
		1	2	3	4	5	6	7	8	9	10	11	12			
Male	0	0	2	1	1	2	0	0	2	1	0	0	0	0	0	9
Female	1	1	0	1	1	1	1	0	1	1	1	0	0	0	0	9
Total	1	1	2	2	2	3	1	0	3	2	1	0	0	0	0	18

Enrolment By Grade
For 225



* Data from the 2005-2006 AGR(Enrolment/Age as of the last day in Sept./Dec.)

** Newfoundland Statistics Classification System

*** May include itinerant teachers



**School Description Report
2005-06**



District 4 - Eastern

#226 - Fortune Bay Academy, St. Bernard's - Jacques Fontaine

Classification: Rural Community/Southern Region**

Grades: K-12

Number of Grades: 13

[School FTE PTR : 10.6](#)

[District FTE PTR : 14.4](#)

[Provincial FTE PTR : 13.5](#)

[FTE Teachers](#) *** : 16.0

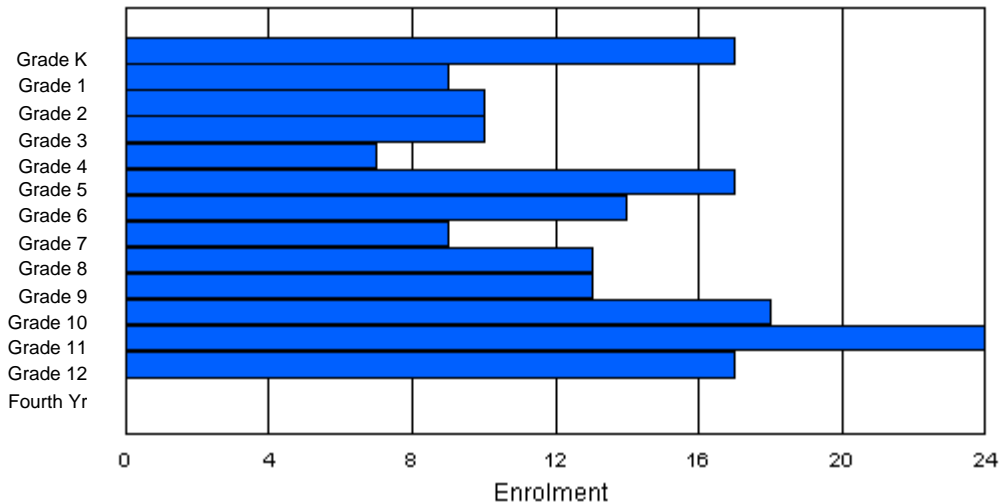
Enrolment By Age and Gender

Gender	Age																	Total
	5	6	7	8	9	10	11	12	13	14	15	16	17	18	19	20>		
Male	9	3	4	5	5	9	8	4	8	4	7	13	9	1	1	1	91	
Female	8	6	5	5	1	10	6	4	5	9	7	8	13	0	0	0	87	
Total	17	9	9	10	6	19	14	8	13	13	14	21	22	1	1	1	178	

Enrolment By Grade and Gender

Gender	Grade															Total
	K	1	2	3	4	5	6	7	8	9	10	11	12	4th		
Male	9	3	5	5	5	8	8	4	8	4	10	15	7	0	91	
Female	8	6	5	5	2	9	6	5	5	9	8	9	10	0	87	
Total	17	9	10	10	7	17	14	9	13	13	18	24	17	0	178	

Enrolment By Grade
For 226



* Data from the 2005-2006 AGR(Enrolment/Age as of the last day in Sept./Dec.)

** Newfoundland Statistics Classification System

*** May include itinerant teachers



**School Description Report
2005-06**



District 4 - Eastern

#228 - St. Lawrence Academy, St. Lawrence

Classification: Rural Community/Southern Region**

Grades: K-12

Number of Grades: 13

[School FTE PTR : 13.2](#)

[District FTE PTR : 14.4](#)

[Provincial FTE PTR : 13.5](#)

[FTE Teachers](#) *** : 20.5

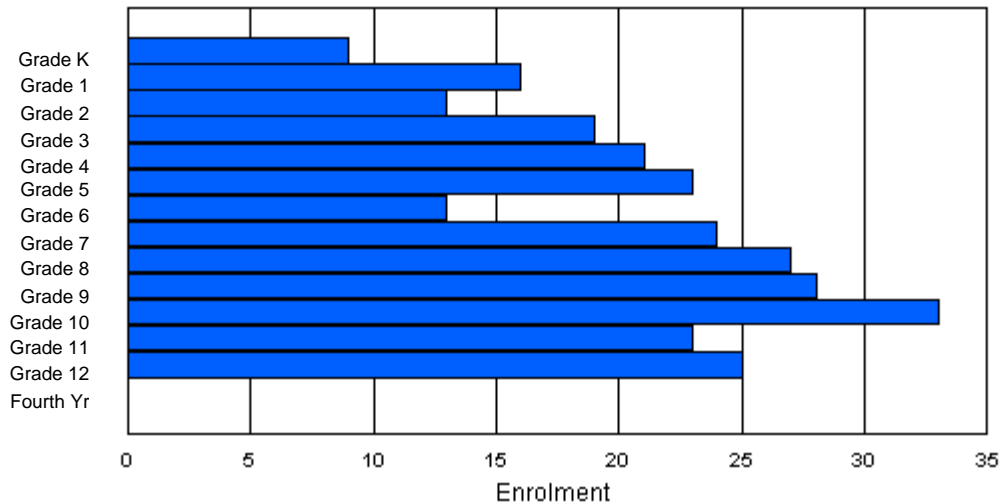
Enrolment By Age and Gender

Gender	Age																	Total
	5	6	7	8	9	10	11	12	13	14	15	16	17	18	19	20>		
Male	4	7	10	9	11	11	6	16	12	15	15	11	18	2	0	0	147	
Female	5	9	3	7	9	13	8	8	12	11	18	12	9	1	2	0	127	
Total	9	16	13	16	20	24	14	24	24	26	33	23	27	3	2	0	274	

Enrolment By Grade and Gender

Gender	Grade														Total
	K	1	2	3	4	5	6	7	8	9	10	11	12	4th	
Male	4	7	10	11	10	12	6	15	15	15	17	12	13	0	147
Female	5	9	3	8	11	11	7	9	12	13	16	11	12	0	127
Total	9	16	13	19	21	23	13	24	27	28	33	23	25	0	274

Enrolment By Grade
For 228



* Data from the 2005-2006 AGR(Enrolment/Age as of the last day in Sept./Dec.)

** Newfoundland Statistics Classification System

*** May include itinerant teachers



**School Description Report
2005-06**



District 4 - Eastern

#229 - St. Joseph's All Grade, Terrenceville

Classification: Rural Community/Southern Region**

Grades: K-12

Number of Grades: 13

[School FTE PTR : 8.9](#)

[District FTE PTR : 14.4](#)

[Provincial FTE PTR : 13.5](#)

[FTE Teachers](#) *** : 13.0

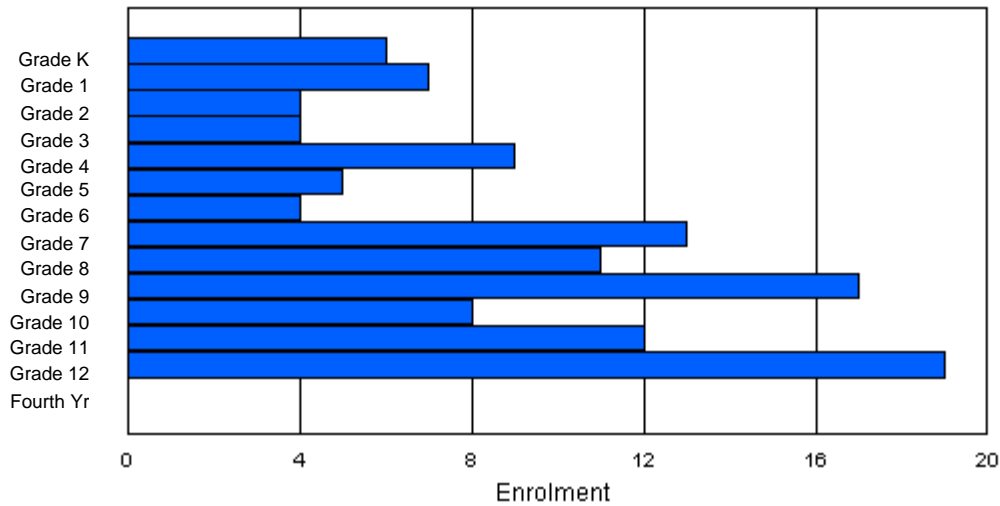
Enrolment By Age and Gender

Gender	Age																	Total
	5	6	7	8	9	10	11	12	13	14	15	16	17	18	19	20>		
Male	1	4	3	3	4	3	1	7	5	4	5	7	6	3	0	0	56	
Female	5	3	1	1	2	5	1	7	6	10	4	5	9	4	0	0	63	
Total	6	7	4	4	6	8	2	14	11	14	9	12	15	7	0	0	119	

Enrolment By Grade and Gender

Gender	K	Grade													4th	Total
		1	2	3	4	5	6	7	8	9	10	11	12			
Male	1	4	3	3	6	1	2	7	4	7	5	5	8	0	56	
Female	5	3	1	1	3	4	2	6	7	10	3	7	11	0	63	
Total	6	7	4	4	9	5	4	13	11	17	8	12	19	0	119	

Enrolment By Grade
For 229



* Data from the 2005-2006 AGR(Enrolment/Age as of the last day in Sept./Dec.)

** Newfoundland Statistics Classification System

*** May include itinerant teachers



**School Description Report
2005-06**



District 4 - Eastern

#231 - Discovery Collegiate, Bonavista

Classification: Rural Community/Central Region**

Grades: 8-12

Number of Grades: 5

[School FTE PTR : 14.5](#)

[District FTE PTR : 14.4](#)

[Provincial FTE PTR : 13.5](#)

[FTE Teachers](#) *** : 28.8

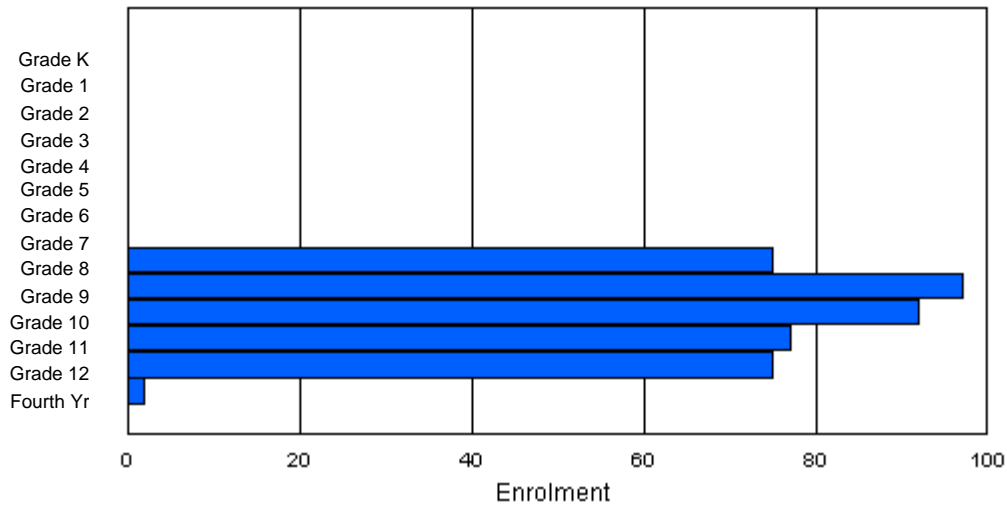
Enrolment By Age and Gender

Gender	Age																	Total
	5	6	7	8	9	10	11	12	13	14	15	16	17	18	19	20>		
Male	0	0	0	0	0	0	0	0	46	54	43	39	29	14	1	1	227	
Female	0	0	0	0	0	0	0	0	26	39	42	40	32	11	1	0	191	
Total	0	0	0	0	0	0	0	0	72	93	85	79	61	25	2	1	418	

Enrolment By Grade and Gender

Gender	Grade															Total
	K	1	2	3	4	5	6	7	8	9	10	11	12	4th		
Male	0	0	0	0	0	0	0	0	48	56	48	38	36	1	227	
Female	0	0	0	0	0	0	0	0	27	41	44	39	39	1	191	
Total	0	0	0	0	0	0	0	0	75	97	92	77	75	2	418	

Enrolment By Grade
For 231



* Data from the 2005-2006 AGR(Enrolment/Age as of the last day in Sept./Dec.)

** Newfoundland Statistics Classification System

*** May include itinerant teachers



**School Description Report
2005-06**



District 4 - Eastern

#232 - Matthew Elementary School, Bonavista

Classification: Rural Community/Central Region**

Grades: K-7

Number of Grades: 8

[School FTE PTR : 14.0](#)

[District FTE PTR : 14.4](#)

[Provincial FTE PTR : 13.5](#)

[FTE Teachers](#) *** : 21.3

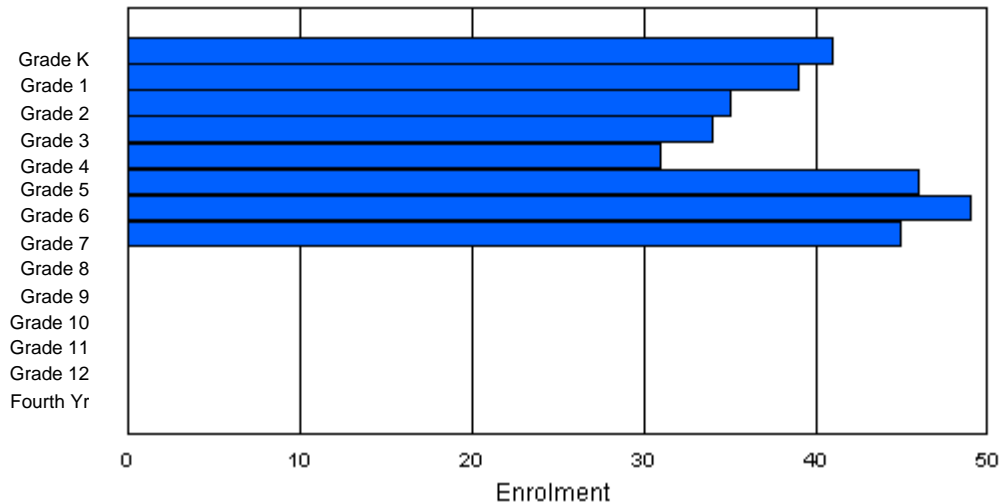
Enrolment By Age and Gender

Gender	Age																Total
	5	6	7	8	9	10	11	12	13	14	15	16	17	18	19	20>	
Male	25	21	22	16	13	31	25	15	0	0	0	0	0	0	0	0	168
Female	25	17	16	20	13	30	18	13	0	0	0	0	0	0	0	0	152
Total	50	38	38	36	26	61	43	28	0	0	0	0	0	0	0	0	320

Enrolment By Grade and Gender

Gender	Grade														Total
	K	1	2	3	4	5	6	7	8	9	10	11	12	4th	
Male	21	20	21	17	14	26	25	24	0	0	0	0	0	0	168
Female	20	19	14	17	17	20	24	21	0	0	0	0	0	0	152
Total	41	39	35	34	31	46	49	45	0	0	0	0	0	0	320

Enrolment By Grade
For 232



* Data from the 2005-2006 AGR(Enrolment/Age as of the last day in Sept./Dec.)

** Newfoundland Statistics Classification System

*** May include itinerant teachers



**School Description Report
2005-06**



District 4 - Eastern

#234 - Catalina Elementary School, Catalina

Classification: Rural Community/Central Region**

Grades: K-7

Number of Grades: 8

[School FTE PTR : 13.2](#)

[District FTE PTR : 14.4](#)

[Provincial FTE PTR : 13.5](#)

[FTE Teachers](#) *** : 12.0

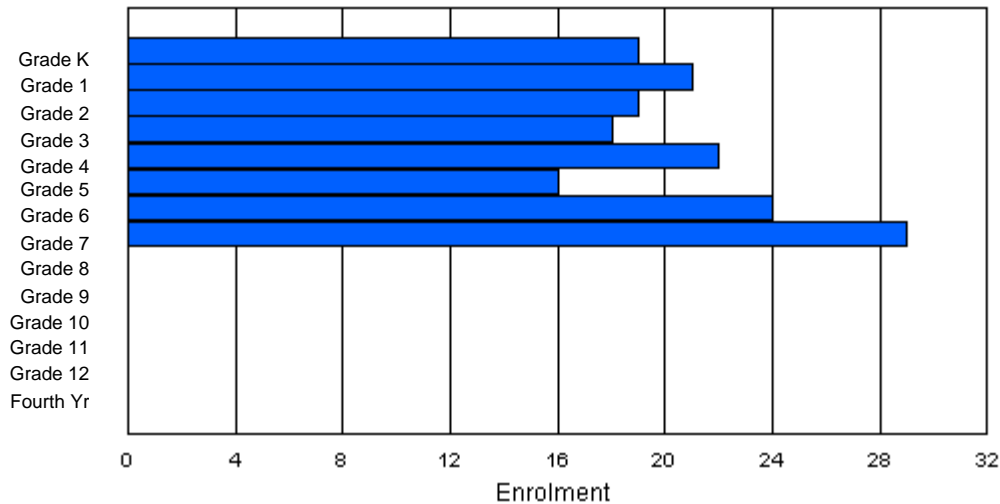
Enrolment By Age and Gender

Gender	Age																Total
	5	6	7	8	9	10	11	12	13	14	15	16	17	18	19	20>	
Male	7	7	9	7	11	9	13	14	0	0	0	0	0	0	0	0	77
Female	12	14	10	10	12	7	11	15	0	0	0	0	0	0	0	0	91
Total	19	21	19	17	23	16	24	29	0	0	0	0	0	0	0	0	168

Enrolment By Grade and Gender

Gender	Grade														Total
	K	1	2	3	4	5	6	7	8	9	10	11	12	4th	
Male	7	7	9	8	10	9	13	14	0	0	0	0	0	0	77
Female	12	14	10	10	12	7	11	15	0	0	0	0	0	0	91
Total	19	21	19	18	22	16	24	29	0	0	0	0	0	0	168

Enrolment By Grade
For 234



* Data from the 2005-2006 AGR(Enrolment/Age as of the last day in Sept./Dec.)

** Newfoundland Statistics Classification System

*** May include itinerant teachers



**School Description Report
2005-06**



District 4 - Eastern

#235 - Clarenville High School, Clarenville

Classification: Urban Community/Central Region**

Grades: 9-12

Number of Grades: 4

[School FTE PTR : 15.5](#)

[District FTE PTR : 14.4](#)

[Provincial FTE PTR : 13.5](#)

[FTE Teachers](#) *** : 25.0

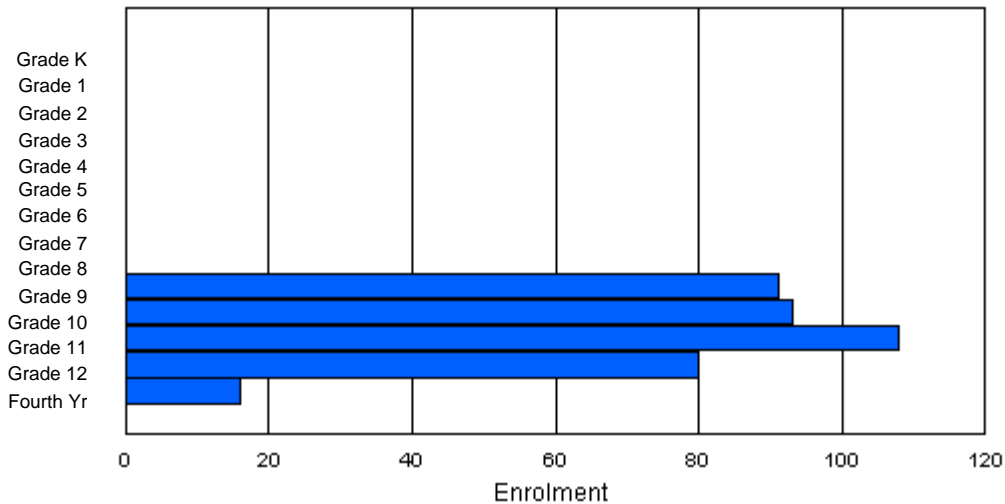
Enrolment By Age and Gender

Gender	Age																Total
	5	6	7	8	9	10	11	12	13	14	15	16	17	18	19	20>	
Male	0	0	0	0	0	0	0	0	1	49	55	45	35	11	2	0	198
Female	0	0	0	0	0	0	0	0	1	35	42	58	46	7	1	0	190
Total	0	0	0	0	0	0	0	0	2	84	97	103	81	18	3	0	388

Enrolment By Grade and Gender

Gender	Grade															Total
	K	1	2	3	4	5	6	7	8	9	10	11	12	4th		
Male	0	0	0	0	0	0	0	0	0	53	52	49	35	9	198	
Female	0	0	0	0	0	0	0	0	0	38	41	59	45	7	190	
Total	0	0	0	0	0	0	0	0	0	91	93	108	80	16	388	

Enrolment By Grade
For 235



* Data from the 2005-2006 AGR(Enrolment/Age as of the last day in Sept./Dec.)

** Newfoundland Statistics Classification System

*** May include itinerant teachers



**School Description Report
2005-06**



District 4 - Eastern

#237 - Anthony Paddon Elementary, Musgravetown

Classification: Rural Community/Central Region**

Grades: K-6

Number of Grades: 7

[School FTE PTR : 12.6](#)

[District FTE PTR : 14.4](#)

[Provincial FTE PTR : 13.5](#)

[FTE Teachers](#) *** : 17.0

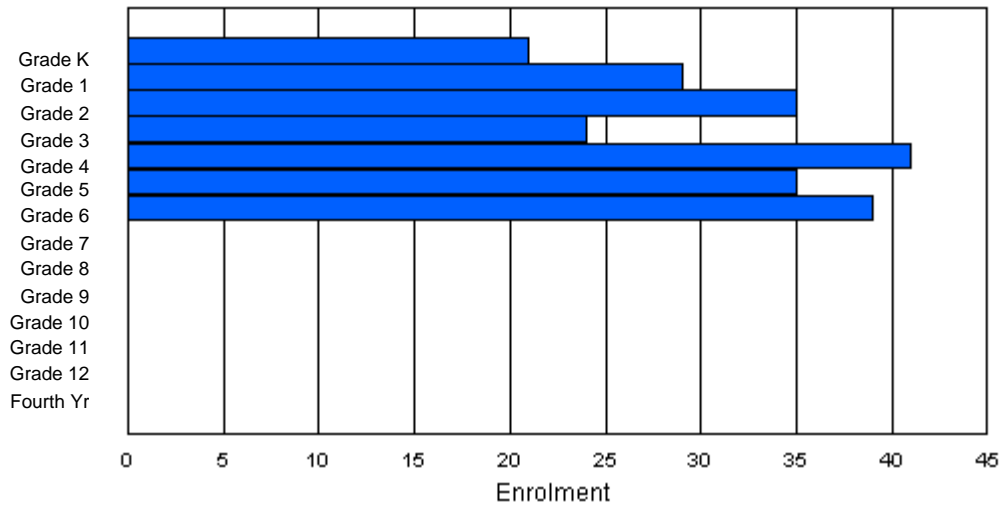
Enrolment By Age and Gender

Gender	Age																Total
	5	6	7	8	9	10	11	12	13	14	15	16	17	18	19	20>	
Male	12	15	18	13	19	18	28	0	0	0	0	0	0	0	0	0	123
Female	9	14	17	11	23	14	13	0	0	0	0	0	0	0	0	0	101
Total	21	29	35	24	42	32	41	0	0	0	0	0	0	0	0	0	224

Enrolment By Grade and Gender

Gender	Grade														Total
	K	1	2	3	4	5	6	7	8	9	10	11	12	4th	
Male	12	15	18	13	19	20	26	0	0	0	0	0	0	0	123
Female	9	14	17	11	22	15	13	0	0	0	0	0	0	0	101
Total	21	29	35	24	41	35	39	0	0	0	0	0	0	0	224

Enrolment By Grade
For 237



* Data from the 2005-2006 AGR(Enrolment/Age as of the last day in Sept./Dec.)

** Newfoundland Statistics Classification System

*** May include itinerant teachers



**School Description Report
2005-06**



District 4 - Eastern

#240 - Bishop White School, Port Rexton

Classification: Rural Community/Central Region**

Grades: K-12

Number of Grades: 13

[School FTE PTR : 9.8](#)

[District FTE PTR : 14.4](#)

[Provincial FTE PTR : 13.5](#)

[FTE Teachers](#) *** : 15.0

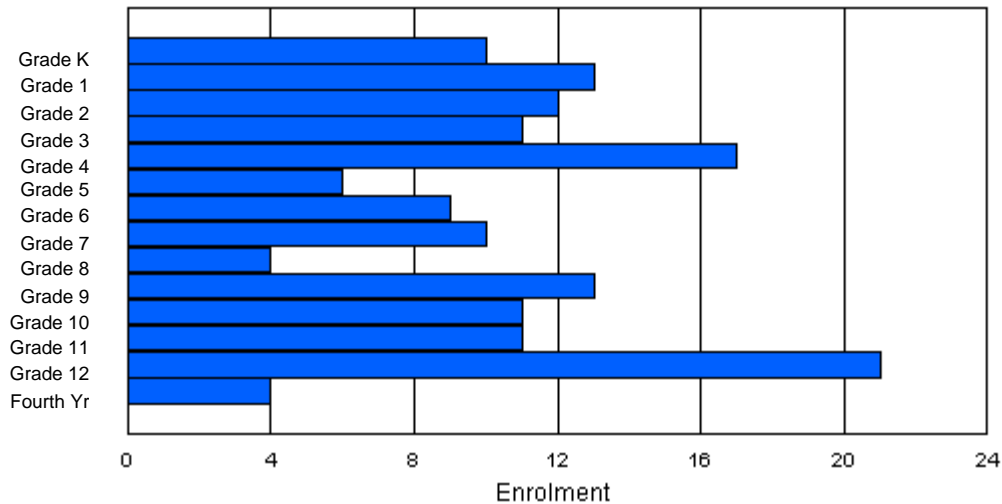
Enrolment By Age and Gender

Gender	Age																	Total
	5	6	7	8	9	10	11	12	13	14	15	16	17	18	19	20>		
Male	2	5	6	4	9	4	5	9	2	5	5	5	13	1	0	0	75	
Female	8	8	6	7	8	2	4	1	2	7	6	6	8	4	0	0	77	
Total	10	13	12	11	17	6	9	10	4	12	11	11	21	5	0	0	152	

Enrolment By Grade and Gender

Gender	Grade															Total
	K	1	2	3	4	5	6	7	8	9	10	11	12	4th		
Male	2	5	6	4	9	4	5	9	2	6	5	5	13	0	75	
Female	8	8	6	7	8	2	4	1	2	7	6	6	8	4	77	
Total	10	13	12	11	17	6	9	10	4	13	11	11	21	4	152	

Enrolment By Grade
For 240



* Data from the 2005-2006 AGR(Enrolment/Age as of the last day in Sept./Dec.)

** Newfoundland Statistics Classification System

*** May include itinerant teachers



**School Description Report
2005-06**



District 4 - Eastern

#242 - Random Island Academy, Random Island

Classification: Rural Community/Central Region**

Grades: K-12

Number of Grades: 13

[School FTE PTR : 11.3](#)

[District FTE PTR : 14.4](#)

[Provincial FTE PTR : 13.5](#)

[FTE Teachers](#) *** : 17.5

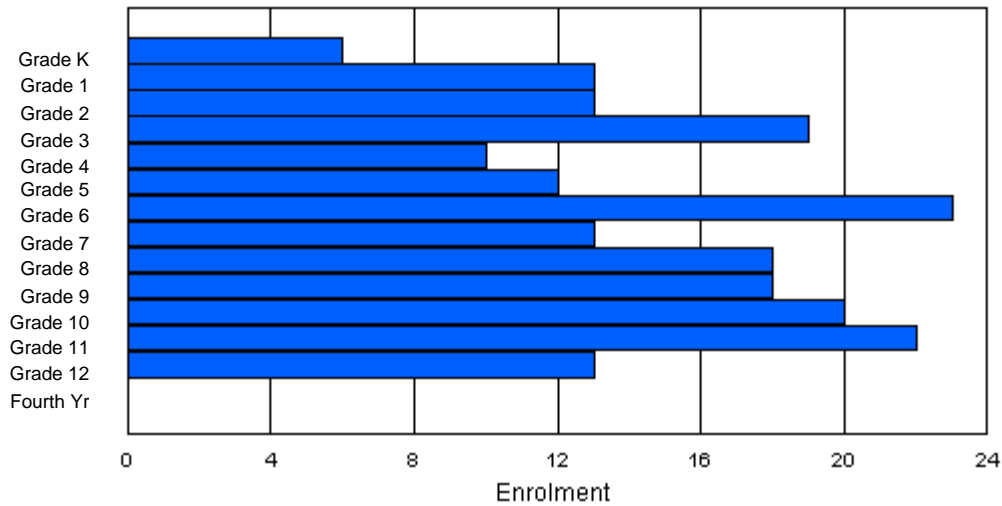
Enrolment By Age and Gender

Gender	Age																	Total
	5	6	7	8	9	10	11	12	13	14	15	16	17	18	19	20>		
Male	2	8	3	11	7	7	11	7	10	11	11	13	8	1	0	0	110	
Female	4	6	8	9	3	5	12	6	8	8	7	9	5	0	0	0	90	
Total	6	14	11	20	10	12	23	13	18	19	18	22	13	1	0	0	200	

Enrolment By Grade and Gender

Gender	Grade															Total
	K	1	2	3	4	5	6	7	8	9	10	11	12	4th		
Male	2	7	5	10	7	7	11	7	10	11	12	13	8	0	110	
Female	4	6	8	9	3	5	12	6	8	7	8	9	5	0	90	
Total	6	13	13	19	10	12	23	13	18	18	20	22	13	0	200	

Enrolment By Grade
For 242



* Data from the 2005-2006 AGR(Enrolment/Age as of the last day in Sept./Dec.)

** Newfoundland Statistics Classification System

*** May include itinerant teachers



**School Description Report
2005-06**



District 4 - Eastern

#243 - Balbo Elementary School, Shoal Harbour

Classification: Urban Community/Central Region**

Grades: K-8

Number of Grades: 9

[School FTE PTR : 15.0](#)

[District FTE PTR : 14.4](#)

[Provincial FTE PTR : 13.5](#)

[FTE Teachers](#) *** : 23.0

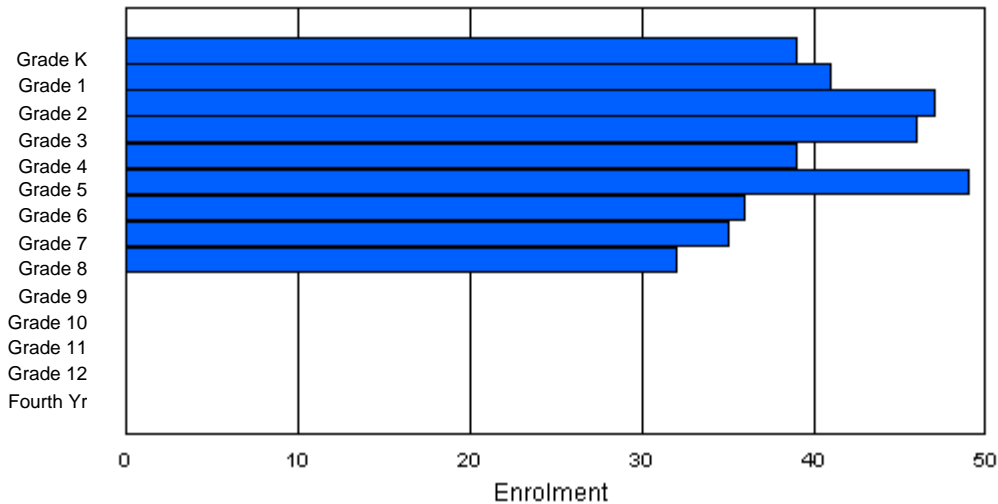
Enrolment By Age and Gender

Gender	Age																Total
	5	6	7	8	9	10	11	12	13	14	15	16	17	18	19	20>	
Male	19	24	24	30	21	30	21	16	17	1	0	0	0	0	0	0	203
Female	19	18	23	16	18	19	15	15	18	0	0	0	0	0	0	0	161
Total	38	42	47	46	39	49	36	31	35	1	0	0	0	0	0	0	364

Enrolment By Grade and Gender

Gender	Grade														Total
	K	1	2	3	4	5	6	7	8	9	10	11	12	4th	
Male	20	23	24	30	21	29	21	17	18	0	0	0	0	0	203
Female	19	18	23	16	18	20	15	18	14	0	0	0	0	0	161
Total	39	41	47	46	39	49	36	35	32	0	0	0	0	0	364

Enrolment By Grade
For 243



* Data from the 2005-2006 AGR(Enrolment/Age as of the last day in Sept./Dec.)

** Newfoundland Statistics Classification System

*** May include itinerant teachers



**School Description Report
2005-06**



District 4 - Eastern

#246 - Swift Current Academy, Swift Current

Classification: Rural Community/Southern Region**

Grades: K-12

Number of Grades: 13

[School FTE PTR : 9.4](#)

[District FTE PTR : 14.4](#)

[Provincial FTE PTR : 13.5](#)

[FTE Teachers](#) *** : 8.0

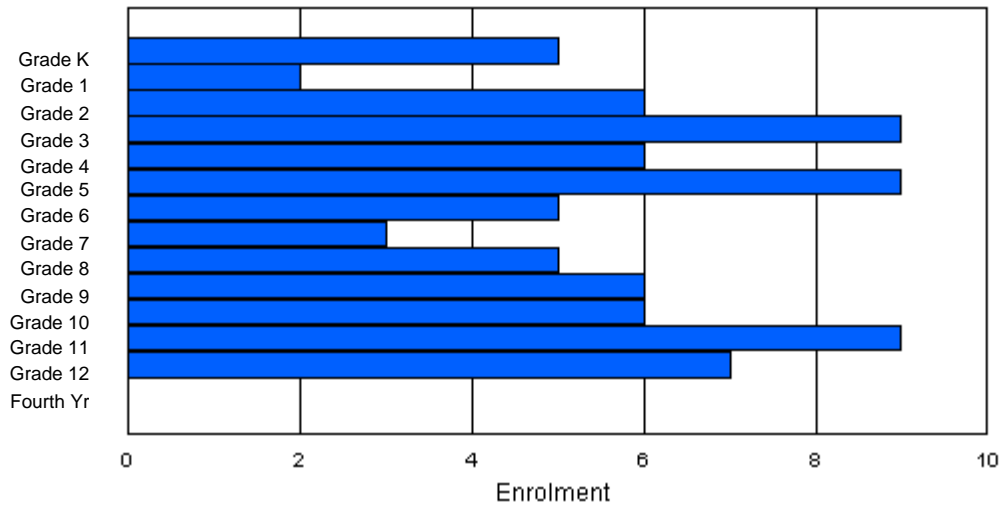
Enrolment By Age and Gender

Gender	Age																Total
	5	6	7	8	9	10	11	12	13	14	15	16	17	18	19	20>	
Male	3	1	4	6	4	7	2	2	3	4	2	5	5	0	0	0	48
Female	2	1	2	3	2	2	3	1	2	2	3	4	3	0	0	0	30
Total	5	2	6	9	6	9	5	3	5	6	5	9	8	0	0	0	78

Enrolment By Grade and Gender

Gender	K	Grade													4th	Total
		1	2	3	4	5	6	7	8	9	10	11	12			
Male	3	1	4	6	4	7	2	2	3	4	2	5	5	0	48	
Female	2	1	2	3	2	2	3	1	2	2	4	4	2	0	30	
Total	5	2	6	9	6	9	5	3	5	6	6	9	7	0	78	

Enrolment By Grade
For 246



* Data from the 2005-2006 AGR(Enrolment/Age as of the last day in Sept./Dec.)

** Newfoundland Statistics Classification System

*** May include itinerant teachers



**School Description Report
2005-06**



District 4 - Eastern

#247 - Roncalli Central High, Avondale

Classification: Rural Community/Avalon Region**

Grades: 5-12

Number of Grades: 8

[School FTE PTR : 15.7](#)

[District FTE PTR : 14.4](#)

[Provincial FTE PTR : 13.5](#)

[FTE Teachers](#) *** : 28.5

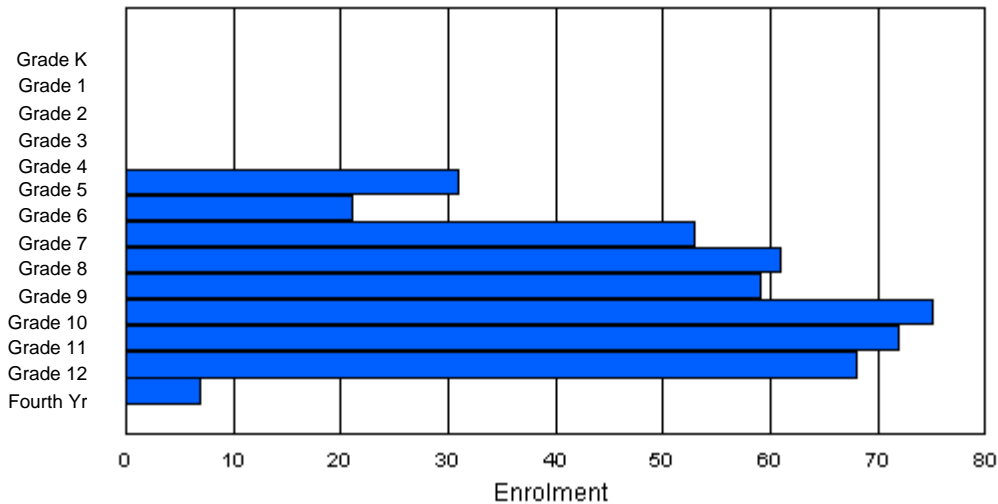
Enrolment By Age and Gender

Gender	Age																Total
	5	6	7	8	9	10	11	12	13	14	15	16	17	18	19	20>	
Male	0	0	0	0	0	11	12	20	36	27	39	28	33	6	1	1	214
Female	0	0	0	0	0	19	10	30	25	29	34	45	38	1	1	1	233
Total	0	0	0	0	0	30	22	50	61	56	73	73	71	7	2	2	447

Enrolment By Grade and Gender

Gender	Grade														Total
	K	1	2	3	4	5	6	7	8	9	10	11	12	4th	
Male	0	0	0	0	0	12	11	21	37	27	41	29	31	5	214
Female	0	0	0	0	0	19	10	32	24	32	34	43	37	2	233
Total	0	0	0	0	0	31	21	53	61	59	75	72	68	7	447

Enrolment By Grade
For 247



* Data from the 2005-2006 AGR(Enrolment/Age as of the last day in Sept./Dec.)

** Newfoundland Statistics Classification System

*** May include itinerant teachers



**School Description Report
2005-06**



District 4 - Eastern

#248 - Amalgamated Academy, Bay Roberts

Classification: Urban Community/Avalon Region**

Grades: 5-9

Number of Grades: 5

[School FTE PTR : 16.0](#)

[District FTE PTR : 14.4](#)

[Provincial FTE PTR : 13.5](#)

[FTE Teachers](#) *** : 37.0

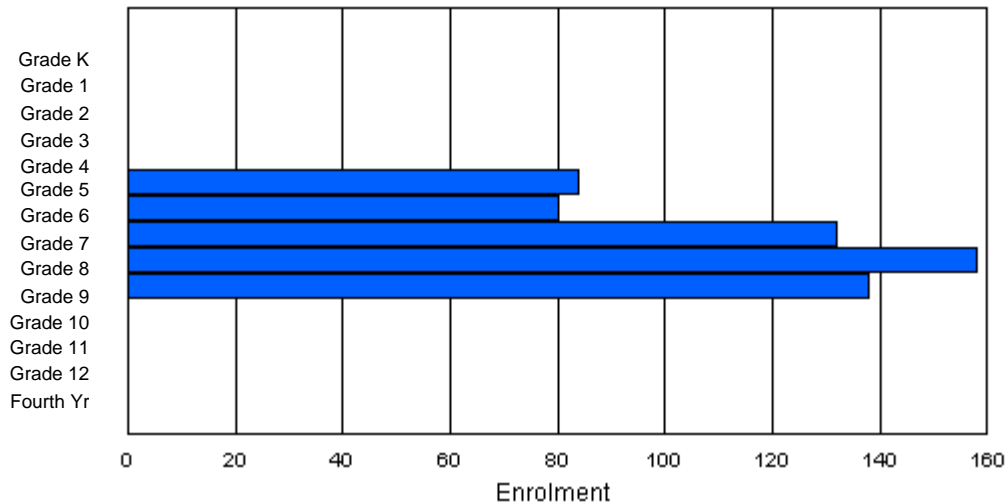
Enrolment By Age and Gender

Gender	Age																Total
	5	6	7	8	9	10	11	12	13	14	15	16	17	18	19	20>	
Male	0	0	0	0	0	40	40	67	78	68	4	0	0	0	0	0	297
Female	0	0	0	0	0	43	40	63	75	72	2	0	0	0	0	0	295
Total	0	0	0	0	0	83	80	130	153	140	6	0	0	0	0	0	592

Enrolment By Grade and Gender

Gender	Grade														Total
	K	1	2	3	4	5	6	7	8	9	10	11	12	4th	
Male	0	0	0	0	0	41	40	71	78	67	0	0	0	0	297
Female	0	0	0	0	0	43	40	61	80	71	0	0	0	0	295
Total	0	0	0	0	0	84	80	132	158	138	0	0	0	0	592

Enrolment By Grade
For 248



* Data from the 2005-2006 AGR(Enrolment/Age as of the last day in Sept./Dec.)

** Newfoundland Statistics Classification System

*** May include itinerant teachers



**School Description Report
2005-06**



District 4 - Eastern

#249 - Ascension Collegiate, Bay Roberts

Classification: Urban Community/Avalon Region**

Grades: 10-12

Number of Grades: 3

[School FTE PTR : 15.8](#)

[District FTE PTR : 14.4](#)

[Provincial FTE PTR : 13.5](#)

[FTE Teachers](#) *** : 45.5

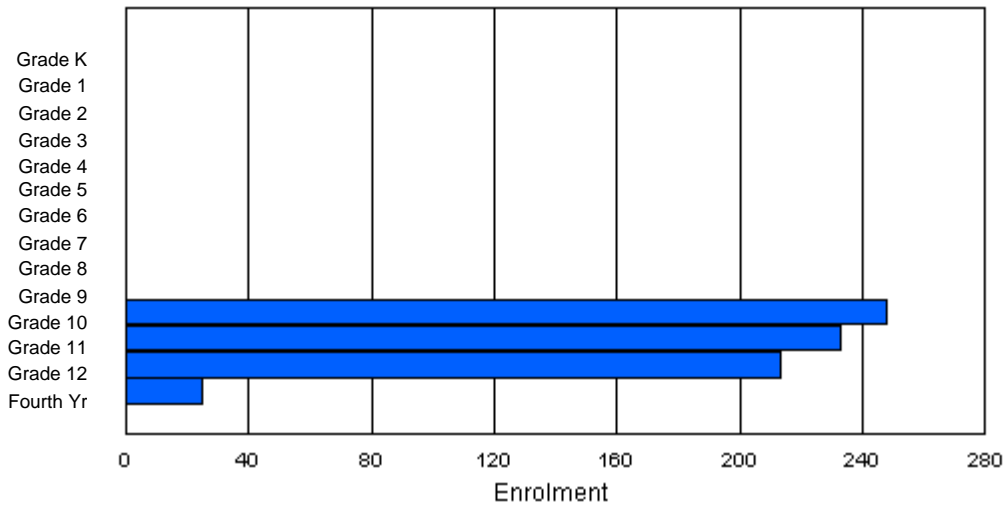
Enrolment By Age and Gender

Gender	Age																	Total
	5	6	7	8	9	10	11	12	13	14	15	16	17	18	19	20>		
Male	0	0	0	0	0	0	0	0	0	1	111	108	122	24	5	0	371	
Female	0	0	0	0	0	0	0	0	0	1	119	100	98	24	5	1	348	
Total	0	0	0	0	0	0	0	0	0	2	230	208	220	48	10	1	719	

Enrolment By Grade and Gender

Gender	Grade															Total
	K	1	2	3	4	5	6	7	8	9	10	11	12	4th		
Male	0	0	0	0	0	0	0	0	0	0	125	125	109	12	371	
Female	0	0	0	0	0	0	0	0	0	0	123	108	104	13	348	
Total	0	0	0	0	0	0	0	0	0	0	248	233	213	25	719	

Enrolment By Grade
For 249



* Data from the 2005-2006 AGR(Enrolment/Age as of the last day in Sept./Dec.)

** Newfoundland Statistics Classification System

*** May include itinerant teachers



**School Description Report
2005-06**



District 4 - Eastern

#254 - Davis Elementary, Carbonear

Classification: Rural Community/Avalon Region**

Grades: K-5

Number of Grades: 6

[School FTE PTR : 14.6](#)

[District FTE PTR : 14.4](#)

[Provincial FTE PTR : 13.5](#)

[FTE Teachers](#) *** : 20.6

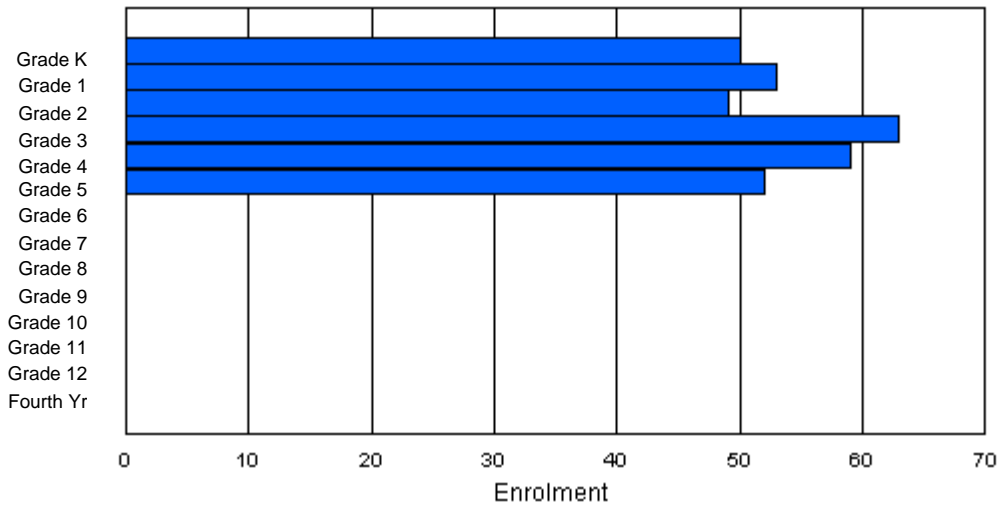
Enrolment By Age and Gender

Gender	Age																Total
	5	6	7	8	9	10	11	12	13	14	15	16	17	18	19	20>	
Male	26	31	26	34	28	26	0	0	0	0	0	0	0	0	0	0	171
Female	23	22	24	28	30	28	0	0	0	0	0	0	0	0	0	0	155
Total	49	53	50	62	58	54	0	0	0	0	0	0	0	0	0	0	326

Enrolment By Grade and Gender

Gender	Grade														Total
	K	1	2	3	4	5	6	7	8	9	10	11	12	4th	
Male	27	31	25	35	29	24	0	0	0	0	0	0	0	0	171
Female	23	22	24	28	30	28	0	0	0	0	0	0	0	0	155
Total	50	53	49	63	59	52	0	0	0	0	0	0	0	0	326

Enrolment By Grade
For 254



* Data from the 2005-2006 AGR(Enrolment/Age as of the last day in Sept./Dec.)

** Newfoundland Statistics Classification System

*** May include itinerant teachers



**School Description Report
2005-06**



District 4 - Eastern

#258 - Holy Family Elementary, Chapel Arm

Classification: Rural Community/Avalon Region**

Grades: K-6

Number of Grades: 7

[School FTE PTR : 11.3](#)

[District FTE PTR : 14.4](#)

[Provincial FTE PTR : 13.5](#)

[FTE Teachers](#) *** : 11.4

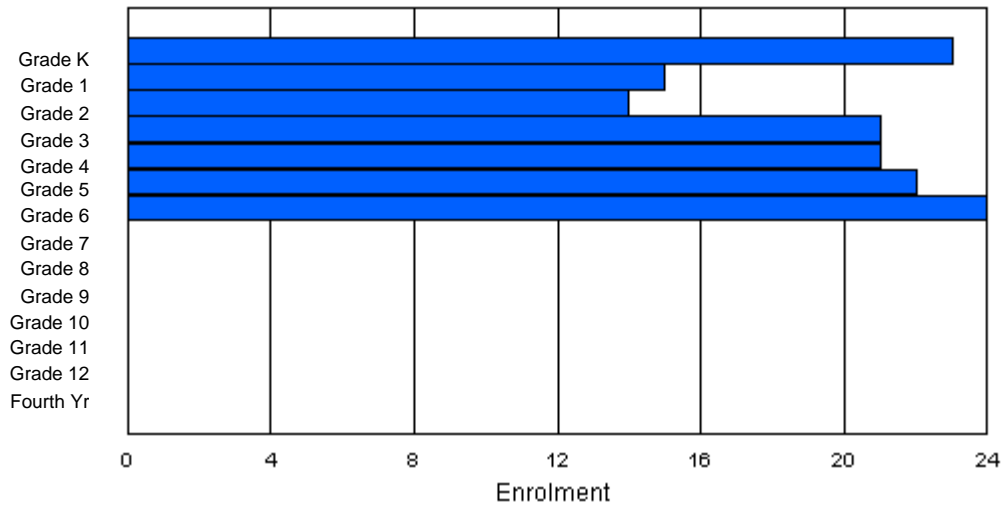
Enrolment By Age and Gender

Gender	Age																Total
	5	6	7	8	9	10	11	12	13	14	15	16	17	18	19	20>	
Male	10	6	6	4	13	14	10	3	0	0	0	0	0	0	0	0	66
Female	12	9	9	12	10	10	12	0	0	0	0	0	0	0	0	0	74
Total	22	15	15	16	23	24	22	3	0	0	0	0	0	0	0	0	140

Enrolment By Grade and Gender

Gender	K	Grade												4th	Total
		1	2	3	4	5	6	7	8	9	10	11	12		
Male	10	7	5	8	12	12	12	0	0	0	0	0	0	0	66
Female	13	8	9	13	9	10	12	0	0	0	0	0	0	0	74
Total	23	15	14	21	21	22	24	0	0	0	0	0	0	0	140

Enrolment By Grade
For 258



* Data from the 2005-2006 AGR(Enrolment/Age as of the last day in Sept./Dec.)

** Newfoundland Statistics Classification System

*** May include itinerant teachers



School Description Report
2005-06



District 4 - Eastern

#259 - Coley's Point Primary, Coley's Point

Classification: Rural Community/Avalon Region**

Grades: K-4

Number of Grades: 5

[School FTE PTR : 14.3](#)

[District FTE PTR : 14.4](#)

[Provincial FTE PTR : 13.5](#)

[FTE Teachers](#) *** : 24.5

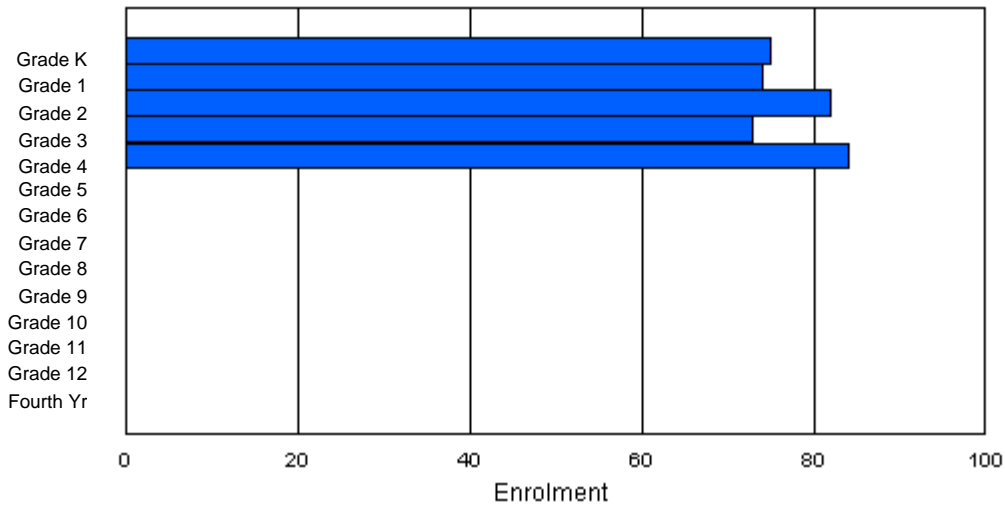
Enrolment By Age and Gender

Gender	Age																Total
	5	6	7	8	9	10	11	12	13	14	15	16	17	18	19	20>	
Male	32	37	41	38	40	1	0	0	0	0	0	0	0	0	0	0	189
Female	43	36	41	35	44	0	0	0	0	0	0	0	0	0	0	0	199
Total	75	73	82	73	84	1	0	0	0	0	0	0	0	0	0	0	388

Enrolment By Grade and Gender

Gender	Grade														Total
	K	1	2	3	4	5	6	7	8	9	10	11	12	4th	
Male	32	38	41	38	40	0	0	0	0	0	0	0	0	0	189
Female	43	36	41	35	44	0	0	0	0	0	0	0	0	0	199
Total	75	74	82	73	84	0	0	0	0	0	0	0	0	0	388

Enrolment By Grade
For 259



* Data from the 2005-2006 AGR(Enrolment/Age as of the last day in Sept./Dec.)

** Newfoundland Statistics Classification System

*** May include itinerant teachers



**School Description Report
2005-06**



District 4 - Eastern

#260 - Immaculate Conception, Colliers

Classification: Rural Community/Avalon Region**

Grades: K-4

Number of Grades: 5

[School FTE PTR : 11.3](#)

[District FTE PTR : 14.4](#)

[Provincial FTE PTR : 13.5](#)

[FTE Teachers](#) *** : 6.8

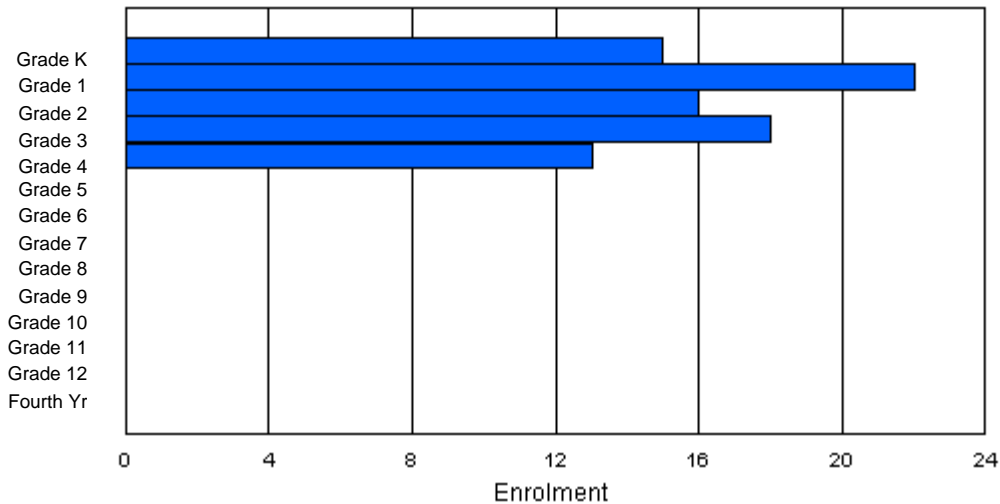
Enrolment By Age and Gender

Gender	Age																	Total
	5	6	7	8	9	10	11	12	13	14	15	16	17	18	19	20>		
Male	7	9	6	10	7	0	0	0	0	0	0	0	0	0	0	0	39	
Female	8	13	10	8	6	0	0	0	0	0	0	0	0	0	0	0	45	
Total	15	22	16	18	13	0	0	0	0	0	0	0	0	0	0	0	84	

Enrolment By Grade and Gender

Gender	Grade															Total
	K	1	2	3	4	5	6	7	8	9	10	11	12	4th		
Male	7	9	6	10	7	0	0	0	0	0	0	0	0	0	39	
Female	8	13	10	8	6	0	0	0	0	0	0	0	0	0	45	
Total	15	22	16	18	13	0	0	0	0	0	0	0	0	0	84	

Enrolment By Grade
For 260



* Data from the 2005-2006 AGR(Enrolment/Age as of the last day in Sept./Dec.)

** Newfoundland Statistics Classification System

*** May include itinerant teachers



**School Description Report
2005-06**



District 4 - Eastern

#262 - Woodland Elementary, Dildo

Classification: Rural Community/Avalon Region**

Grades: K-6

Number of Grades: 7

[School FTE PTR : 12.7](#)

[District FTE PTR : 14.4](#)

[Provincial FTE PTR : 13.5](#)

[FTE Teachers](#) *** : 15.9

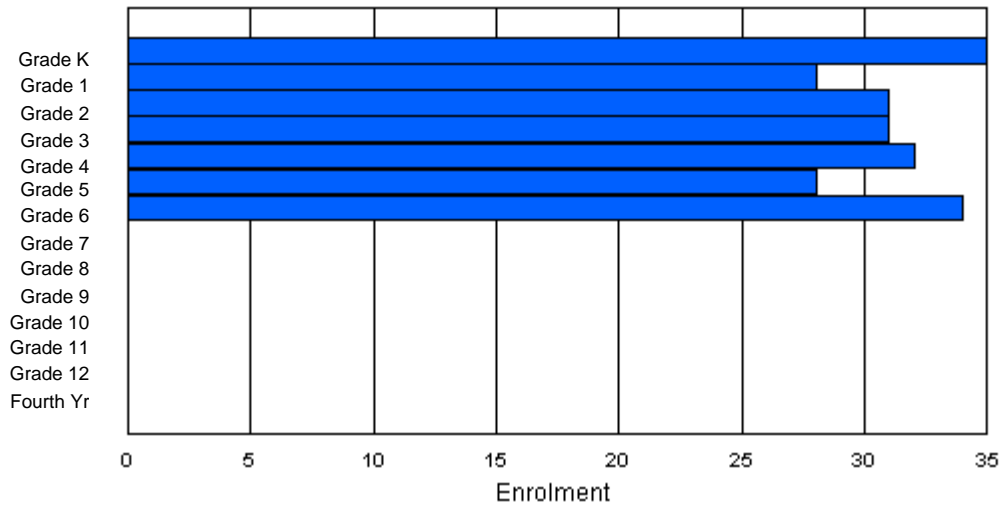
Enrolment By Age and Gender

Gender	Age																Total
	5	6	7	8	9	10	11	12	13	14	15	16	17	18	19	20>	
Male	12	13	20	13	18	12	15	2	0	0	0	0	0	0	0	0	105
Female	23	15	10	19	12	18	17	0	0	0	0	0	0	0	0	0	114
Total	35	28	30	32	30	30	32	2	0	0	0	0	0	0	0	0	219

Enrolment By Grade and Gender

Gender	Grade														Total
	K	1	2	3	4	5	6	7	8	9	10	11	12	4th	
Male	12	13	20	13	18	12	17	0	0	0	0	0	0	0	105
Female	23	15	11	18	14	16	17	0	0	0	0	0	0	0	114
Total	35	28	31	31	32	28	34	0	0	0	0	0	0	0	219

Enrolment By Grade
For 262



* Data from the 2005-2006 AGR(Enrolment/Age as of the last day in Sept./Dec.)

** Newfoundland Statistics Classification System

*** May include itinerant teachers



School Description Report
2005-06



District 4 - Eastern

#265 - Acreman Elementary, Green's Harbour

Classification: Rural Community/Avalon Region**

Grades: K-6

Number of Grades: 7

School FTE PTR : 11.6

District FTE PTR : 14.4

Provincial FTE PTR : 13.5

FTE Teachers *** : 8.6

Enrolment By Age and Gender

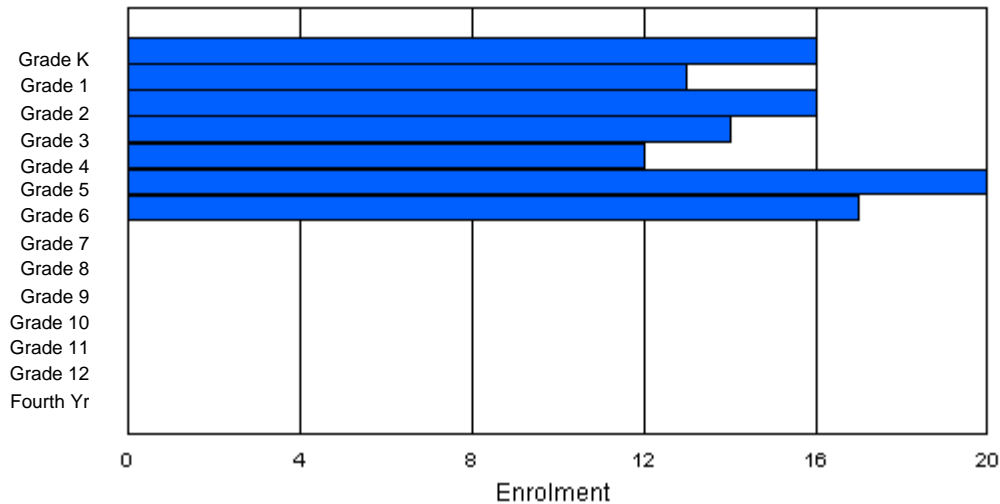
Gender	Age																Total
	5	6	7	8	9	10	11	12	13	14	15	16	17	18	19	20>	
Male	9	6	8	5	4	10	10	0	0	0	0	0	0	0	0	0	52
Female	6	7	9	9	8	9	8	0	0	0	0	0	0	0	0	0	56
Total	15	13	17	14	12	19	18	0	0	0	0	0	0	0	0	0	108

Enrolment By Grade and Gender

Gender	Grade														Total
	K	1	2	3	4	5	6	7	8	9	10	11	12	4th	
Male	10	6	7	5	4	11	9	0	0	0	0	0	0	0	52
Female	6	7	9	9	8	9	8	0	0	0	0	0	0	0	56
Total	16	13	16	14	12	20	17	0	0	0	0	0	0	0	108

Enrolment By Grade

For 265



* Data from the 2005-2006 AGR(Enrolment/Age as of the last day in Sept./Dec.)

** Newfoundland Statistics Classification System

*** May include itinerant teachers



**School Description Report
2005-06**



District 4 - Eastern

#268 - Harbour Grace Primary, Harbour Grace

Classification: Rural Community/Avalon Region**

Grades: K-5

Number of Grades: 6

[School FTE PTR : 12.9](#)

[District FTE PTR : 14.4](#)

[Provincial FTE PTR : 13.5](#)

[FTE Teachers](#) *** : 13.0

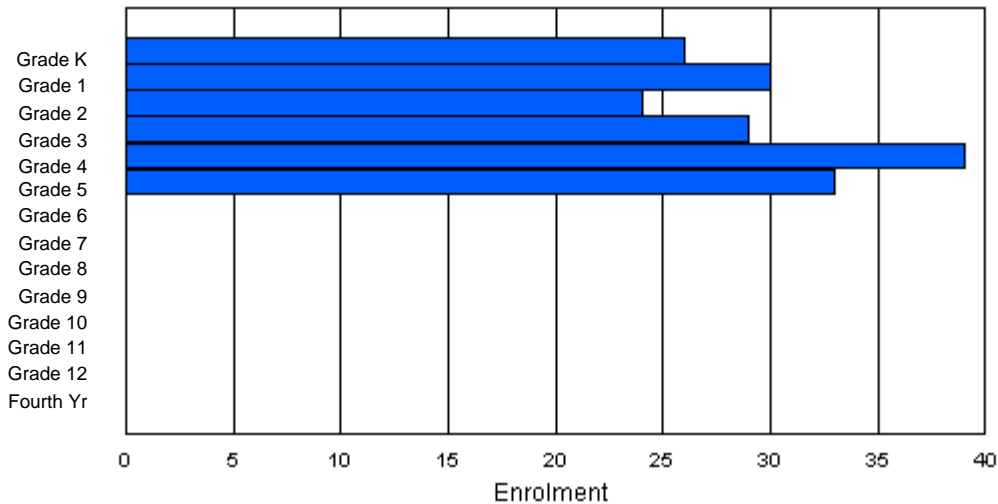
Enrolment By Age and Gender

Gender	Age																Total
	5	6	7	8	9	10	11	12	13	14	15	16	17	18	19	20>	
Male	16	14	16	14	24	20	0	0	0	0	0	0	0	0	0	0	104
Female	10	16	8	15	15	13	0	0	0	0	0	0	0	0	0	0	77
Total	26	30	24	29	39	33	0	0	0	0	0	0	0	0	0	0	181

Enrolment By Grade and Gender

Gender	Grade														Total
	K	1	2	3	4	5	6	7	8	9	10	11	12	4th	
Male	16	14	16	14	24	20	0	0	0	0	0	0	0	0	104
Female	10	16	8	15	15	13	0	0	0	0	0	0	0	0	77
Total	26	30	24	29	39	33	0	0	0	0	0	0	0	0	181

Enrolment By Grade
For 268



* Data from the 2005-2006 AGR(Enrolment/Age as of the last day in Sept./Dec.)

** Newfoundland Statistics Classification System

*** May include itinerant teachers



**School Description Report
2005-06**



District 4 - Eastern

#269 - St. Francis, Harbour Grace

Classification: Rural Community/Avalon Region**

Grades: 6-9

Number of Grades: 4

[School FTE PTR : 17.1](#)

[District FTE PTR : 14.4](#)

[Provincial FTE PTR : 13.5](#)

[FTE Teachers](#) *** : 23.0

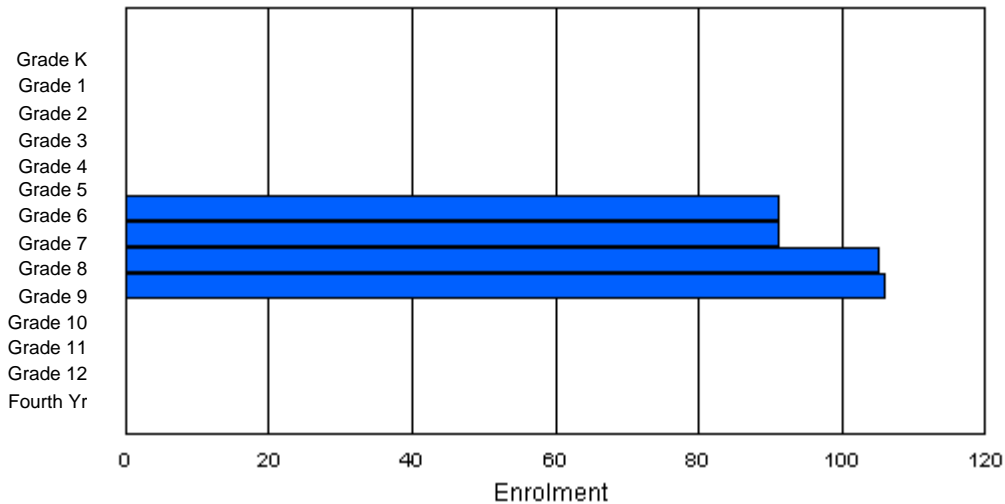
Enrolment By Age and Gender

Gender	Age																Total
	5	6	7	8	9	10	11	12	13	14	15	16	17	18	19	20>	
Male	0	0	0	0	0	0	42	52	56	58	3	0	0	0	0	0	211
Female	0	0	0	0	0	1	51	37	45	48	0	0	0	0	0	0	182
Total	0	0	0	0	0	1	93	89	101	106	3	0	0	0	0	0	393

Enrolment By Grade and Gender

Gender	Grade														Total
	K	1	2	3	4	5	6	7	8	9	10	11	12	4th	
Male	0	0	0	0	0	0	41	53	57	60	0	0	0	0	211
Female	0	0	0	0	0	0	50	38	48	46	0	0	0	0	182
Total	0	0	0	0	0	0	91	91	105	106	0	0	0	0	393

Enrolment By Grade
For 269



* Data from the 2005-2006 AGR(Enrolment/Age as of the last day in Sept./Dec.)

** Newfoundland Statistics Classification System

*** May include itinerant teachers



**School Description Report
2005-06**



District 4 - Eastern

#272 - Holy Cross Elementary, Holyrood

Classification: Rural Community/Avalon Region**

Grades: K-6

Number of Grades: 7

[School FTE PTR : 12.5](#)

[District FTE PTR : 14.4](#)

[Provincial FTE PTR : 13.5](#)

[FTE Teachers](#) *** : 13.0

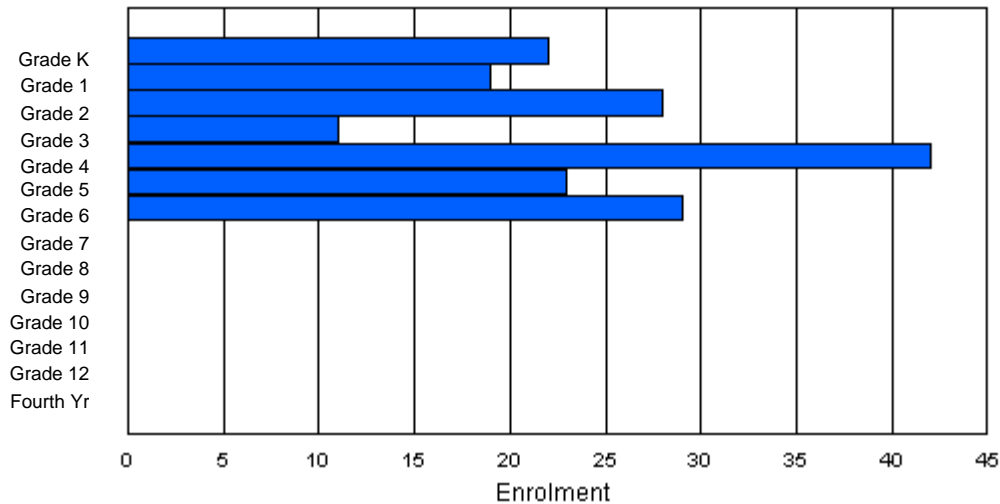
Enrolment By Age and Gender

Gender	Age																Total
	5	6	7	8	9	10	11	12	13	14	15	16	17	18	19	20>	
Male	9	9	15	1	20	14	11	0	0	0	0	0	0	0	0	0	79
Female	13	9	13	11	20	10	19	0	0	0	0	0	0	0	0	0	95
Total	22	18	28	12	40	24	30	0	0	0	0	0	0	0	0	0	174

Enrolment By Grade and Gender

Gender	Grade														Total
	K	1	2	3	4	5	6	7	8	9	10	11	12	4th	
Male	9	9	16	0	22	13	10	0	0	0	0	0	0	0	79
Female	13	10	12	11	20	10	19	0	0	0	0	0	0	0	95
Total	22	19	28	11	42	23	29	0	0	0	0	0	0	0	174

Enrolment By Grade
For 272



* Data from the 2005-2006 AGR(Enrolment/Age as of the last day in Sept./Dec.)

** Newfoundland Statistics Classification System

*** May include itinerant teachers



**School Description Report
2005-06**



District 4 - Eastern

#274 - St. Catherine's Academy, Mount Carmel

Classification: Rural Community/Avalon Region**

Grades: K-12

Number of Grades: 13

[School FTE PTR : 10.0](#)

[District FTE PTR : 14.4](#)

[Provincial FTE PTR : 13.5](#)

[FTE Teachers](#) *** : 18.5

Enrolment By Age and Gender

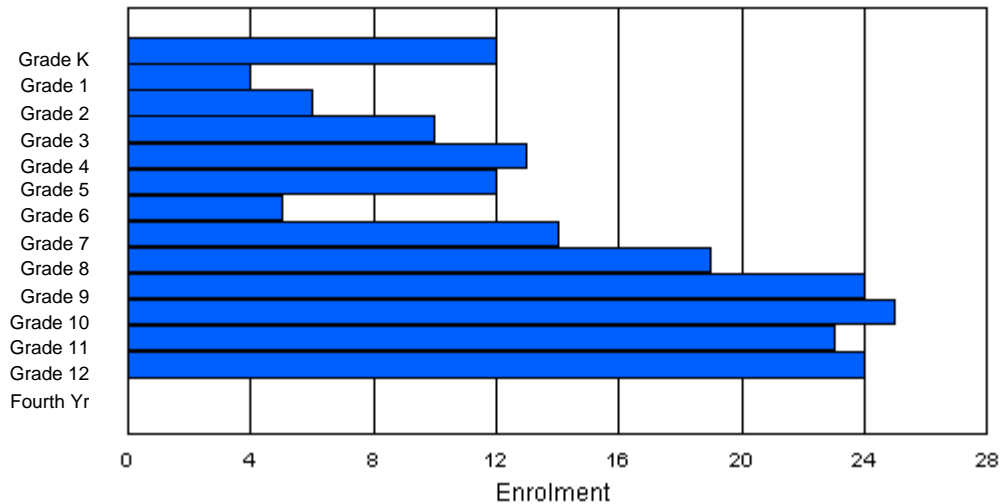
Gender	Age																	Total
	5	6	7	8	9	10	11	12	13	14	15	16	17	18	19	20>		
Male	7	3	3	4	10	6	3	6	7	17	9	12	14	0	0	0	101	
Female	4	2	3	6	3	6	2	8	11	4	18	10	13	0	0	0	90	
Total	11	5	6	10	13	12	5	14	18	21	27	22	27	0	0	0	191	

Enrolment By Grade and Gender

Gender	K	Grade													4th	Total
		1	2	3	4	5	6	7	8	9	10	11	12			
Male	8	2	3	4	10	6	3	6	8	18	7	15	11	0	101	
Female	4	2	3	6	3	6	2	8	11	6	18	8	13	0	90	
Total	12	4	6	10	13	12	5	14	19	24	25	23	24	0	191	

Enrolment By Grade

For 274



* Data from the 2005-2006 AGR(Enrolment/Age as of the last day in Sept./Dec.)

** Newfoundland Statistics Classification System

*** May include itinerant teachers



**School Description Report
2005-06**



District 4 - Eastern

#278 - All Hallows Elementary, North River

Classification: Rural Community/Avalon Region**

Grades: K-6

Number of Grades: 7

[School FTE PTR : 14.1](#)

[District FTE PTR : 14.4](#)

[Provincial FTE PTR : 13.5](#)

[FTE Teachers](#) *** : 29.5

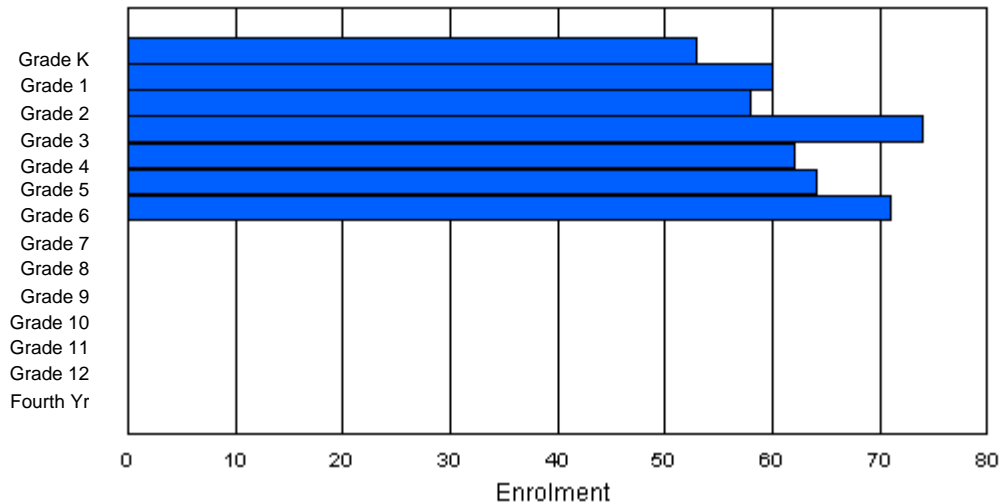
Enrolment By Age and Gender

Gender	Age																Total
	5	6	7	8	9	10	11	12	13	14	15	16	17	18	19	20>	
Male	31	28	36	34	33	28	33	0	0	0	0	0	0	0	0	0	223
Female	22	32	22	40	29	36	38	0	0	0	0	0	0	0	0	0	219
Total	53	60	58	74	62	64	71	0	0	0	0	0	0	0	0	0	442

Enrolment By Grade and Gender

Gender	Grade														Total
	K	1	2	3	4	5	6	7	8	9	10	11	12	4th	
Male	31	28	36	34	33	28	33	0	0	0	0	0	0	0	223
Female	22	32	22	40	29	36	38	0	0	0	0	0	0	0	219
Total	53	60	58	74	62	64	71	0	0	0	0	0	0	0	442

Enrolment By Grade
For 278



* Data from the 2005-2006 AGR(Enrolment/Age as of the last day in Sept./Dec.)

** Newfoundland Statistics Classification System

*** May include itinerant teachers



**School Description Report
2005-06**



District 4 - Eastern

#280 - Laval High, Placentia

Classification: Rural Community/Avalon Region**

Grades: 9-12

Number of Grades: 4

[School FTE PTR : 13.5](#)

[District FTE PTR : 14.4](#)

[Provincial FTE PTR : 13.5](#)

[FTE Teachers](#) *** : 20.0

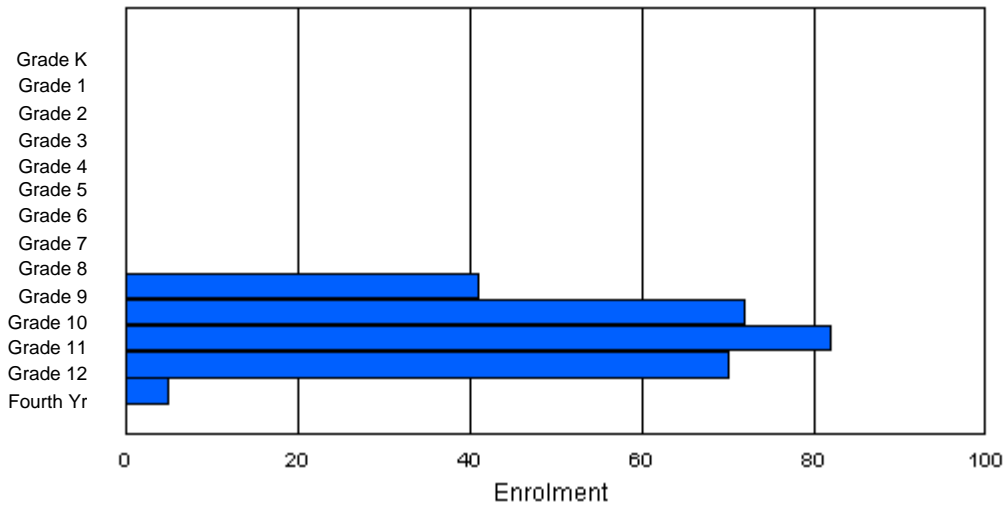
Enrolment By Age and Gender

Gender	Age																	Total
	5	6	7	8	9	10	11	12	13	14	15	16	17	18	19	20>		
Male	0	0	0	0	0	0	0	0	0	17	30	48	38	6	1	1	141	
Female	0	0	0	0	1	0	0	0	0	24	33	37	31	2	1	0	129	
Total	0	0	0	0	1	0	0	0	0	41	63	85	69	8	2	1	270	

Enrolment By Grade and Gender

Gender	Grade															Total
	K	1	2	3	4	5	6	7	8	9	10	11	12	4th		
Male	0	0	0	0	0	0	0	0	0	17	35	47	39	3	141	
Female	0	0	0	0	0	0	0	0	0	24	37	35	31	2	129	
Total	0	0	0	0	0	0	0	0	0	41	72	82	70	5	270	

Enrolment By Grade
For 280



* Data from the 2005-2006 AGR(Enrolment/Age as of the last day in Sept./Dec.)

** Newfoundland Statistics Classification System

*** May include itinerant teachers



**School Description Report
2005-06**



District 4 - Eastern

#281 - St. Edward's Elementary, Placentia

Classification: Rural Community/Avalon Region**

Grades: K-8

Number of Grades: 9

[School FTE PTR : 12.7](#)

[District FTE PTR : 14.4](#)

[Provincial FTE PTR : 13.5](#)

[FTE Teachers](#) *** : 16.6

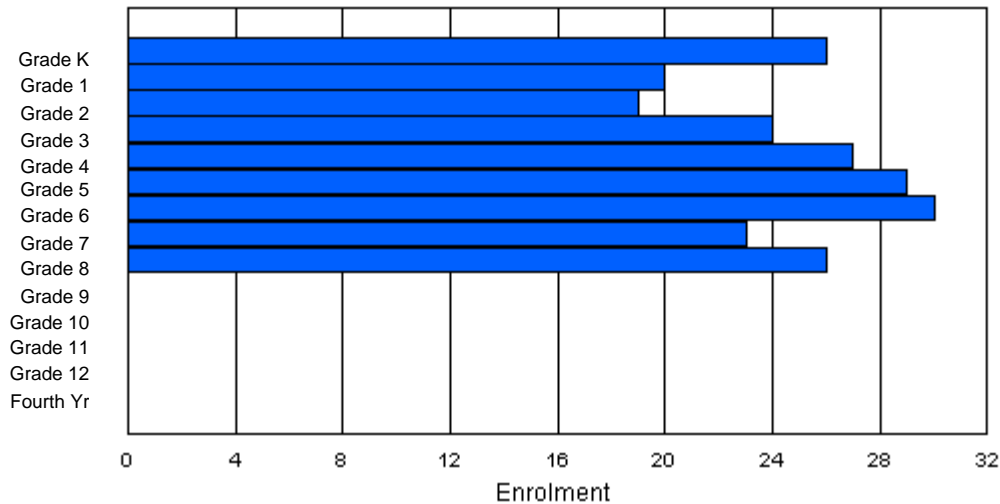
Enrolment By Age and Gender

Gender	Age																Total
	5	6	7	8	9	10	11	12	13	14	15	16	17	18	19	20>	
Male	12	12	7	16	8	19	17	14	13	0	0	0	0	0	0	0	118
Female	14	8	11	8	16	13	8	15	13	0	0	0	0	0	0	0	106
Total	26	20	18	24	24	32	25	29	26	0	0	0	0	0	0	0	224

Enrolment By Grade and Gender

Gender	Grade														Total
	K	1	2	3	4	5	6	7	8	9	10	11	12	4th	
Male	12	12	8	16	10	17	20	10	13	0	0	0	0	0	118
Female	14	8	11	8	17	12	10	13	13	0	0	0	0	0	106
Total	26	20	19	24	27	29	30	23	26	0	0	0	0	0	224

Enrolment By Grade
For 281



* Data from the 2005-2006 AGR(Enrolment/Age as of the last day in Sept./Dec.)

** Newfoundland Statistics Classification System

*** May include itinerant teachers



**School Description Report
2005-06**



District 4 - Eastern

#285 - Holy Redeemer Elementary, Spaniard's Bay

Classification: Rural Community/Avalon Region**

Grades: K-9

Number of Grades: 10

[School FTE PTR : 14.1](#)

[District FTE PTR : 14.4](#)

[Provincial FTE PTR : 13.5](#)

[FTE Teachers](#) *** : 22.5

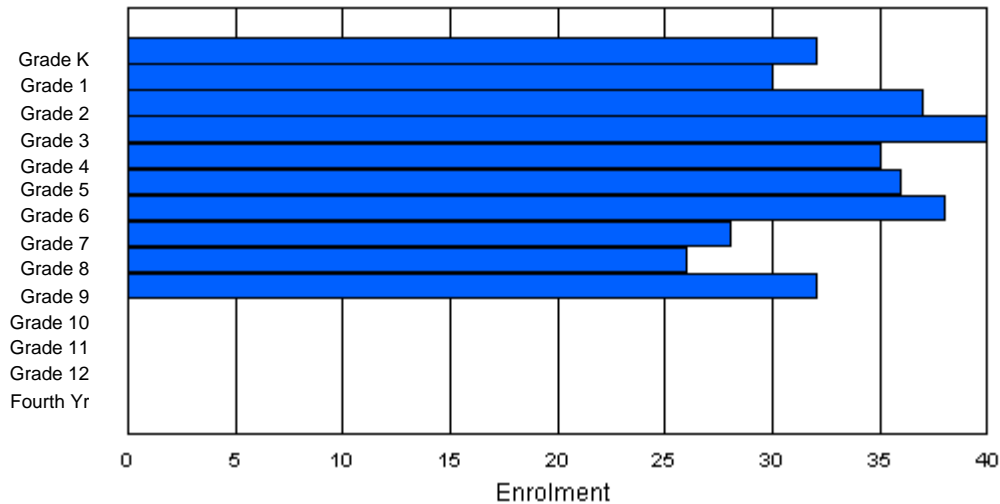
Enrolment By Age and Gender

Gender	Age																Total
	5	6	7	8	9	10	11	12	13	14	15	16	17	18	19	20>	
Male	17	15	22	22	18	18	15	15	13	21	0	0	0	0	0	0	176
Female	14	15	14	20	17	18	22	13	11	14	0	0	0	0	0	0	158
Total	31	30	36	42	35	36	37	28	24	35	0	0	0	0	0	0	334

Enrolment By Grade and Gender

Gender	Grade														Total
	K	1	2	3	4	5	6	7	8	9	10	11	12	4th	
Male	18	15	22	21	18	18	15	16	15	18	0	0	0	0	176
Female	14	15	15	19	17	18	23	12	11	14	0	0	0	0	158
Total	32	30	37	40	35	36	38	28	26	32	0	0	0	0	334

Enrolment By Grade
For 285



* Data from the 2005-2006 AGR(Enrolment/Age as of the last day in Sept./Dec.)

** Newfoundland Statistics Classification System

*** May include itinerant teachers



**School Description Report
2005-06**



District 4 - Eastern

#286 - Fatima Academy, St. Bride's

Classification: Rural Community/Avalon Region**

Grades: K-12

Number of Grades: 13

[School FTE PTR : 10.6](#)

[District FTE PTR : 14.4](#)

[Provincial FTE PTR : 13.5](#)

[FTE Teachers](#) *** : 14.0

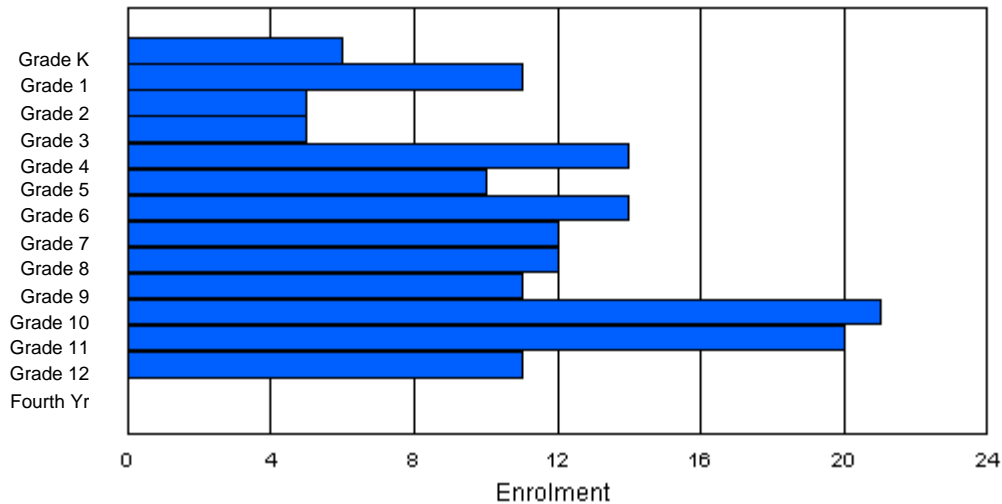
Enrolment By Age and Gender

Gender	Age																Total
	5	6	7	8	9	10	11	12	13	14	15	16	17	18	19	20>	
Male	3	7	3	3	6	5	8	8	6	5	10	9	8	0	0	0	81
Female	3	4	2	2	7	6	5	5	6	5	12	11	3	0	0	0	71
Total	6	11	5	5	13	11	13	13	12	10	22	20	11	0	0	0	152

Enrolment By Grade and Gender

Gender	Grade														Total
	K	1	2	3	4	5	6	7	8	9	10	11	12	4th	
Male	3	7	3	3	6	5	8	8	6	5	10	9	8	0	81
Female	3	4	2	2	8	5	6	4	6	6	11	11	3	0	71
Total	6	11	5	5	14	10	14	12	12	11	21	20	11	0	152

Enrolment By Grade
For 286



* Data from the 2005-2006 AGR(Enrolment/Age as of the last day in Sept./Dec.)

** Newfoundland Statistics Classification System

*** May include itinerant teachers



**School Description Report
2005-06**



District 4 - Eastern

#287 - Dunne Memorial Academy, St. Mary's

Classification: Rural Community/Avalon Region**

Grades: K-12

Number of Grades: 13

[School FTE PTR : 10.9](#)

[District FTE PTR : 14.4](#)

[Provincial FTE PTR : 13.5](#)

[FTE Teachers](#) *** : 17.5

Enrolment By Age and Gender

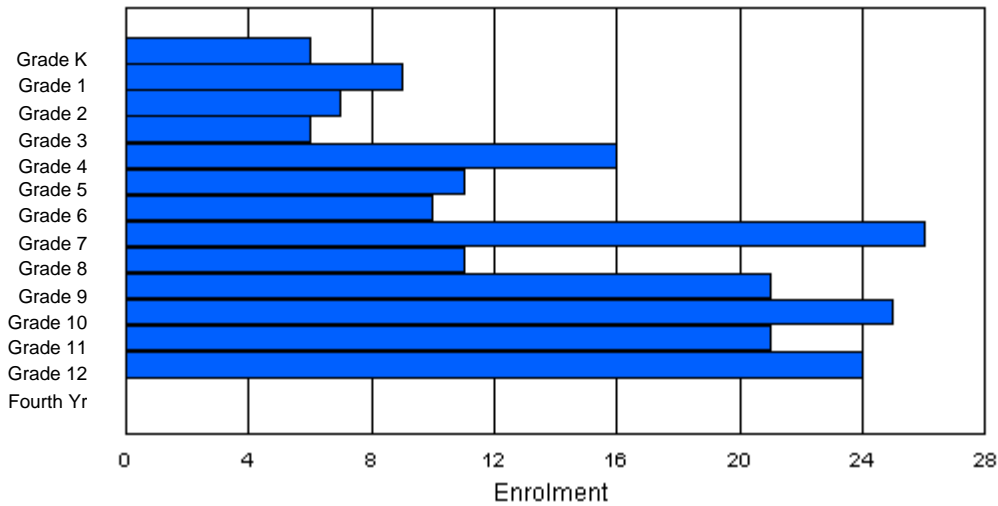
Gender	Age																Total
	5	6	7	8	9	10	11	12	13	14	15	16	17	18	19	20>	
Male	1	7	5	3	13	4	4	9	9	13	15	12	12	0	1	0	108
Female	5	2	2	3	3	7	6	17	2	7	11	8	11	0	1	0	85
Total	6	9	7	6	16	11	10	26	11	20	26	20	23	0	2	0	193

Enrolment By Grade and Gender

Gender	Grade														Total
	K	1	2	3	4	5	6	7	8	9	10	11	12	4th	
Male	1	7	5	3	13	4	4	9	9	14	14	13	12	0	108
Female	5	2	2	3	3	7	6	17	2	7	11	8	12	0	85
Total	6	9	7	6	16	11	10	26	11	21	25	21	24	0	193

Enrolment By Grade

For 287



* Data from the 2005-2006 AGR(Enrolment/Age as of the last day in Sept./Dec.)

** Newfoundland Statistics Classification System

*** May include itinerant teachers



**School Description Report
2005-06**



District 4 - Eastern

#289 - St. Peter's Elementary, Upper Island Cove

Classification: Rural Community/Avalon Region**

Grades: K-9

Number of Grades: 10

[School FTE PTR : 13.6](#)

[District FTE PTR : 14.4](#)

[Provincial FTE PTR : 13.5](#)

[FTE Teachers](#) *** : 17.5

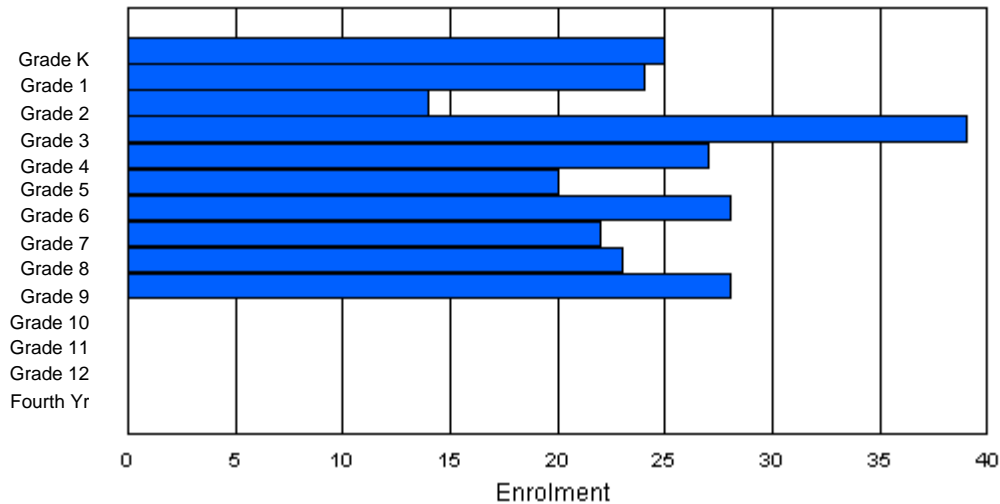
Enrolment By Age and Gender

Gender	Age																Total
	5	6	7	8	9	10	11	12	13	14	15	16	17	18	19	20>	
Male	16	7	14	16	13	16	13	11	12	13	1	0	0	0	0	0	132
Female	13	11	8	16	10	13	13	12	10	12	0	0	0	0	0	0	118
Total	29	18	22	32	23	29	26	23	22	25	1	0	0	0	0	0	250

Enrolment By Grade and Gender

Gender	Grade														Total
	K	1	2	3	4	5	6	7	8	9	10	11	12	4th	
Male	13	10	10	21	15	11	14	12	9	17	0	0	0	0	132
Female	12	14	4	18	12	9	14	10	14	11	0	0	0	0	118
Total	25	24	14	39	27	20	28	22	23	28	0	0	0	0	250

Enrolment By Grade
For 289



* Data from the 2005-2006 AGR(Enrolment/Age as of the last day in Sept./Dec.)

** Newfoundland Statistics Classification System

*** May include itinerant teachers



School Description Report
2005-06



District 4 - Eastern

#291 - Perlwin Elementary, Winterton

Classification: Rural Community/Avalon Region**

Grades: K-9

Number of Grades: 10

School FTE PTR : 9.7

District FTE PTR : 14.4

Provincial FTE PTR : 13.5

FTE Teachers *** : 13.0

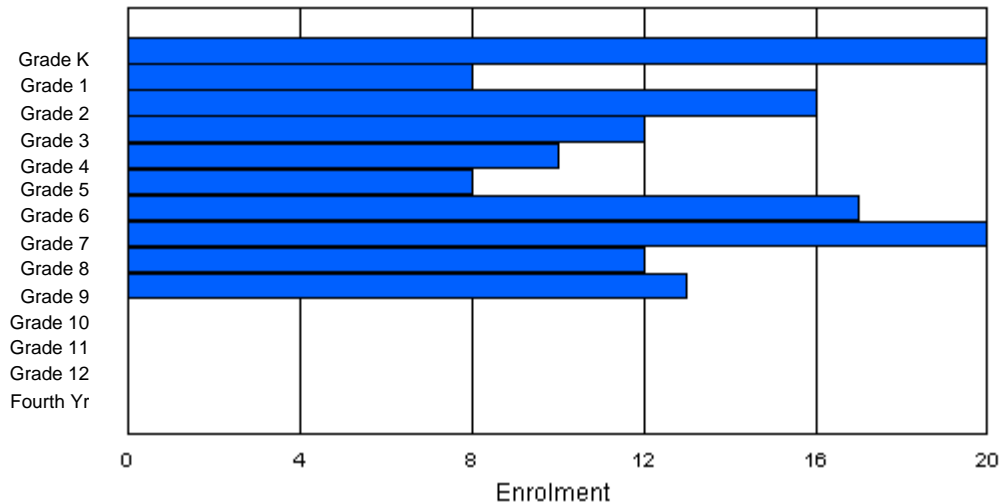
Enrolment By Age and Gender

Gender	Age																Total
	5	6	7	8	9	10	11	12	13	14	15	16	17	18	19	20>	
Male	15	4	9	4	6	5	9	12	7	10	0	0	0	0	0	0	81
Female	5	4	7	7	4	3	8	7	6	3	1	0	0	0	0	0	55
Total	20	8	16	11	10	8	17	19	13	13	1	0	0	0	0	0	136

Enrolment By Grade and Gender

Gender	K	Grade													4th	Total
		1	2	3	4	5	6	7	8	9	10	11	12			
Male	15	4	9	5	5	6	9	12	7	9	0	0	0	0	81	
Female	5	4	7	7	5	2	8	8	5	4	0	0	0	0	55	
Total	20	8	16	12	10	8	17	20	12	13	0	0	0	0	136	

Enrolment By Grade
For 291



* Data from the 2005-2006 AGR(Enrolment/Age as of the last day in Sept./Dec.)

** Newfoundland Statistics Classification System

*** May include itinerant teachers



**School Description Report
2005-06**



District 4 - Eastern

#294 - St. Augustine's Primary, Bell Island

Classification: Rural Community/Avalon Region**

Grades: K-6

Number of Grades: 7

[School FTE PTR : 11.3](#)

[District FTE PTR : 14.4](#)

[Provincial FTE PTR : 13.5](#)

[FTE Teachers](#) *** : 15.5

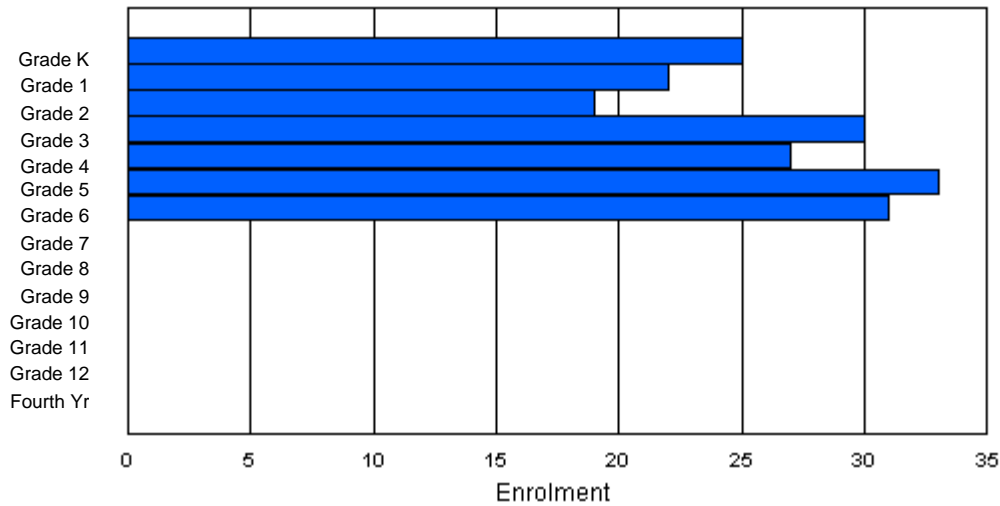
Enrolment By Age and Gender

Gender	Age																Total
	5	6	7	8	9	10	11	12	13	14	15	16	17	18	19	20>	
Male	11	6	10	16	14	16	15	4	0	0	0	0	0	0	0	0	92
Female	13	14	10	16	12	17	12	1	0	0	0	0	0	0	0	0	95
Total	24	20	20	32	26	33	27	5	0	0	0	0	0	0	0	0	187

Enrolment By Grade and Gender

Gender	Grade														Total
	K	1	2	3	4	5	6	7	8	9	10	11	12	4th	
Male	12	7	9	15	15	15	19	0	0	0	0	0	0	0	92
Female	13	15	10	15	12	18	12	0	0	0	0	0	0	0	95
Total	25	22	19	30	27	33	31	0	0	0	0	0	0	0	187

Enrolment By Grade
For 294



* Data from the 2005-2006 AGR(Enrolment/Age as of the last day in Sept./Dec.)

** Newfoundland Statistics Classification System

*** May include itinerant teachers



**School Description Report
2005-06**



District 4 - Eastern

#296 - St. Michael's Regional High, Bell Island

Classification: Rural Community/Avalon Region**

Grades: 7-12

Number of Grades: 6

[School FTE PTR : 12.9](#)

[District FTE PTR : 14.4](#)

[Provincial FTE PTR : 13.5](#)

[FTE Teachers](#) *** : 21.5

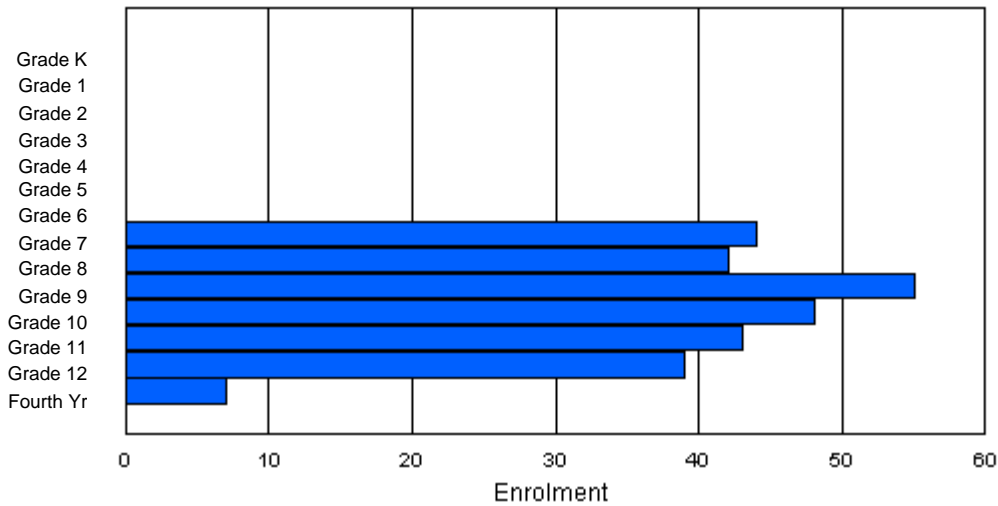
Enrolment By Age and Gender

Gender	Age																Total
	5	6	7	8	9	10	11	12	13	14	15	16	17	18	19	20>	
Male	0	0	0	0	0	0	0	15	25	23	24	23	24	6	0	2	142
Female	0	0	0	0	1	0	0	16	23	19	29	19	22	4	2	1	136
Total	0	0	0	0	1	0	0	31	48	42	53	42	46	10	2	3	278

Enrolment By Grade and Gender

Gender	Grade															Total
	K	1	2	3	4	5	6	7	8	9	10	11	12	4th		
Male	0	0	0	0	0	0	0	23	21	29	21	21	25	2	142	
Female	0	0	0	0	0	0	0	21	21	26	27	22	14	5	136	
Total	0	0	0	0	0	0	0	44	42	55	48	43	39	7	278	

Enrolment By Grade
For 296



* Data from the 2005-2006 AGR(Enrolment/Age as of the last day in Sept./Dec.)

** Newfoundland Statistics Classification System

*** May include itinerant teachers



**School Description Report
2005-06**



District 4 - Eastern

#300 - Frank Roberts Junior High, Conception Bay South (Foxtrap)

Classification: Urban Community/Avalon Region**

Grades: 7-9

Number of Grades: 3

[School FTE PTR : 16.8](#)

[District FTE PTR : 14.4](#)

[Provincial FTE PTR : 13.5](#)

[FTE Teachers](#) *** : 34.7

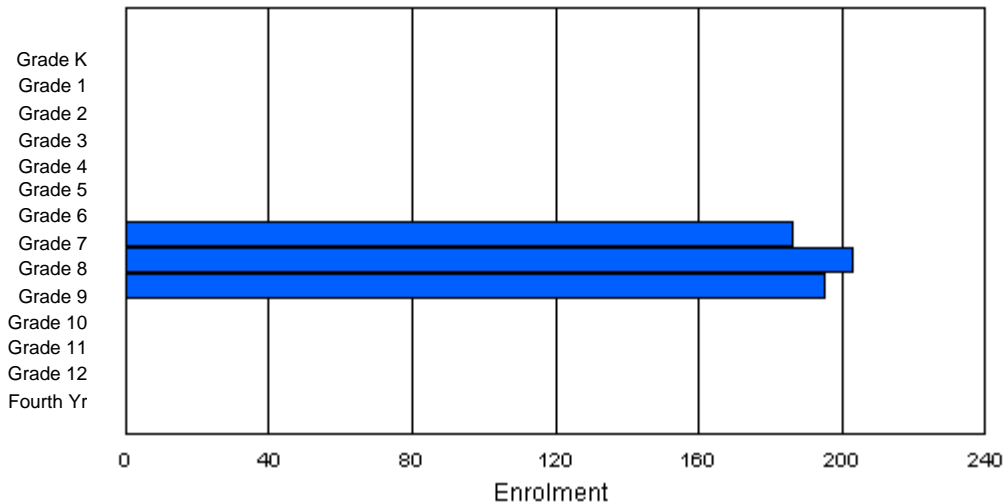
Enrolment By Age and Gender

Gender	Age																Total
	5	6	7	8	9	10	11	12	13	14	15	16	17	18	19	20>	
Male	0	0	0	0	0	0	0	79	97	98	12	1	0	0	0	0	287
Female	0	0	0	0	0	0	0	91	104	95	7	0	0	0	0	0	297
Total	0	0	0	0	0	0	0	170	201	193	19	1	0	0	0	0	584

Enrolment By Grade and Gender

Gender	Grade														Total
	K	1	2	3	4	5	6	7	8	9	10	11	12	4th	
Male	0	0	0	0	0	0	0	89	99	99	0	0	0	0	287
Female	0	0	0	0	0	0	0	97	104	96	0	0	0	0	297
Total	0	0	0	0	0	0	0	186	203	195	0	0	0	0	584

Enrolment By Grade
For 300



* Data from the 2005-2006 AGR(Enrolment/Age as of the last day in Sept./Dec.)

** Newfoundland Statistics Classification System

*** May include itinerant teachers



**School Description Report
2005-06**



District 4 - Eastern

#302 - Queen Elizabeth Regional High School, Conception Bay Sout

Classification: Urban Community/Avalon Region**

Grades: 10-12

Number of Grades: 3

[School FTE PTR : 17.3](#)

[District FTE PTR : 14.4](#)

[Provincial FTE PTR : 13.5](#)

[FTE Teachers](#) *** : 34.3

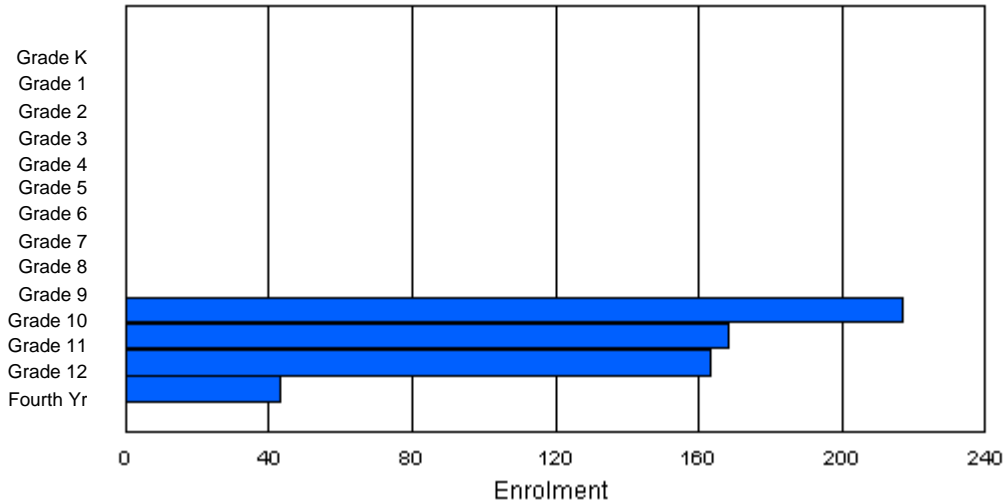
Enrolment By Age and Gender

Gender	Age																	Total
	5	6	7	8	9	10	11	12	13	14	15	16	17	18	19	20>		
Male	0	0	0	0	0	0	0	0	0	1	102	89	94	33	0	3	322	
Female	0	0	0	0	0	0	0	0	0	0	94	86	64	22	1	2	269	
Total	0	0	0	0	0	0	0	0	0	1	196	175	158	55	1	5	591	

Enrolment By Grade and Gender

Gender	Grade														Total
	K	1	2	3	4	5	6	7	8	9	10	11	12	4th	
Male	0	0	0	0	0	0	0	0	0	0	116	86	96	24	322
Female	0	0	0	0	0	0	0	0	0	0	101	82	67	19	269
Total	0	0	0	0	0	0	0	0	0	0	217	168	163	43	591

Enrolment By Grade
For 302



* Data from the 2005-2006 AGR(Enrolment/Age as of the last day in Sept./Dec.)

** Newfoundland Statistics Classification System

*** May include itinerant teachers



**School Description Report
2005-06**



District 4 - Eastern

#303 - St. Edward's, Conception Bay South (Kelligrews)

Classification: Urban Community/Avalon Region**

Grades: K-6

Number of Grades: 7

[School FTE PTR : 17.7](#)

[District FTE PTR : 14.4](#)

[Provincial FTE PTR : 13.5](#)

[FTE Teachers](#) *** : 30.8

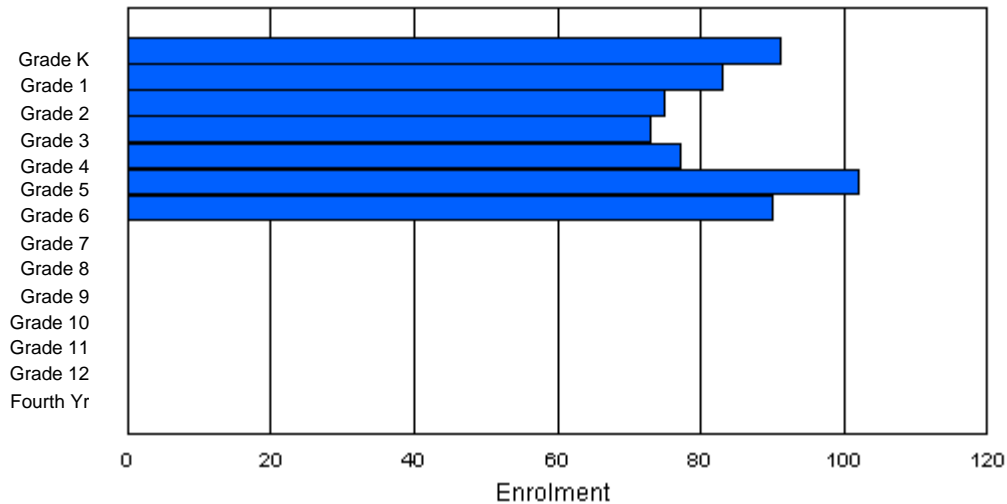
Enrolment By Age and Gender

Gender	Age																Total
	5	6	7	8	9	10	11	12	13	14	15	16	17	18	19	20>	
Male	55	41	29	33	41	51	41	5	0	0	0	0	0	0	0	0	296
Female	37	39	45	38	37	52	47	0	0	0	0	0	0	0	0	0	295
Total	92	80	74	71	78	103	88	5	0	0	0	0	0	0	0	0	591

Enrolment By Grade and Gender

Gender	Grade														Total
	K	1	2	3	4	5	6	7	8	9	10	11	12	4th	
Male	55	43	30	34	39	51	44	0	0	0	0	0	0	0	296
Female	36	40	45	39	38	51	46	0	0	0	0	0	0	0	295
Total	91	83	75	73	77	102	90	0	0	0	0	0	0	0	591

Enrolment By Grade
For 303



* Data from the 2005-2006 AGR(Enrolment/Age as of the last day in Sept./Dec.)

** Newfoundland Statistics Classification System

*** May include itinerant teachers



**School Description Report
2005-06**



District 4 - Eastern

#304 - Holy Spirit High, Conception Bay South (Manuels)

Classification: Urban Community/Avalon Region**

Grades: 10-12

Number of Grades: 3

[School FTE PTR : 17.0](#)

[District FTE PTR : 14.4](#)

[Provincial FTE PTR : 13.5](#)

[FTE Teachers](#) *** : 39.3

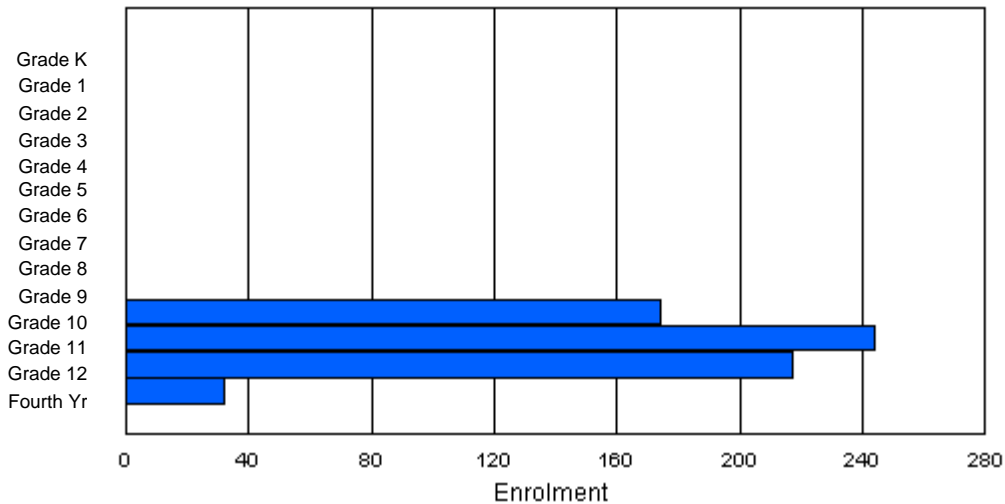
Enrolment By Age and Gender

Gender	Age																	Total
	5	6	7	8	9	10	11	12	13	14	15	16	17	18	19	20>		
Male	0	0	0	0	0	0	0	0	0	0	81	114	138	28	4	0	365	
Female	0	0	0	0	0	0	0	0	0	0	73	125	84	20	0	0	302	
Total	0	0	0	0	0	0	0	0	0	0	154	239	222	48	4	0	667	

Enrolment By Grade and Gender

Gender	Grade														Total
	K	1	2	3	4	5	6	7	8	9	10	11	12	4th	
Male	0	0	0	0	0	0	0	0	0	0	95	120	136	14	365
Female	0	0	0	0	0	0	0	0	0	0	79	124	81	18	302
Total	0	0	0	0	0	0	0	0	0	0	174	244	217	32	667

Enrolment By Grade
For 304



* Data from the 2005-2006 AGR(Enrolment/Age as of the last day in Sept./Dec.)

** Newfoundland Statistics Classification System

*** May include itinerant teachers



**School Description Report
2005-06**



District 4 - Eastern

#305 - Villanova Junior High, Conception Bay South (Manuels)

Classification: Urban Community/Avalon Region**

Grades: 6-9

Number of Grades: 4

[School FTE PTR : 16.9](#)

[District FTE PTR : 14.4](#)

[Provincial FTE PTR : 13.5](#)

[FTE Teachers](#) *** : 36.3

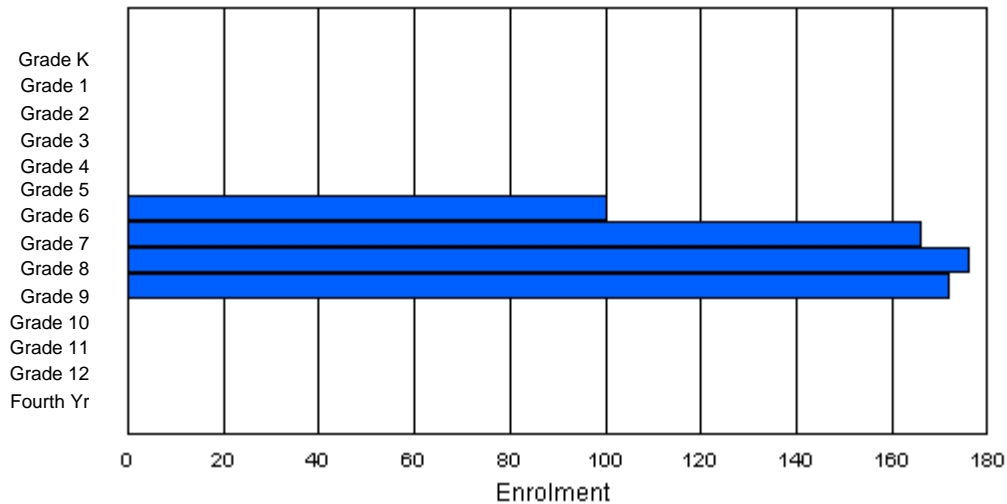
Enrolment By Age and Gender

Gender	Age																Total
	5	6	7	8	9	10	11	12	13	14	15	16	17	18	19	20>	
Male	0	0	0	0	0	0	58	87	74	78	10	1	0	0	0	0	308
Female	0	0	0	0	0	0	38	77	91	91	9	0	0	0	0	0	306
Total	0	0	0	0	0	0	96	164	165	169	19	1	0	0	0	0	614

Enrolment By Grade and Gender

Gender	Grade														Total
	K	1	2	3	4	5	6	7	8	9	10	11	12	4th	
Male	0	0	0	0	0	0	59	89	81	79	0	0	0	0	308
Female	0	0	0	0	0	0	41	77	95	93	0	0	0	0	306
Total	0	0	0	0	0	0	100	166	176	172	0	0	0	0	614

Enrolment By Grade
For 305



* Data from the 2005-2006 AGR(Enrolment/Age as of the last day in Sept./Dec.)

** Newfoundland Statistics Classification System

*** May include itinerant teachers



**School Description Report
2005-06**



District 4 - Eastern

#306 - St. George's Elementary, Conception Bay South (Manuels)

Classification: Urban Community/Avalon Region**

Grades: K-6

Number of Grades: 7

[School FTE PTR : 13.5](#)

[District FTE PTR : 14.4](#)

[Provincial FTE PTR : 13.5](#)

[FTE Teachers](#) *** : 19.6

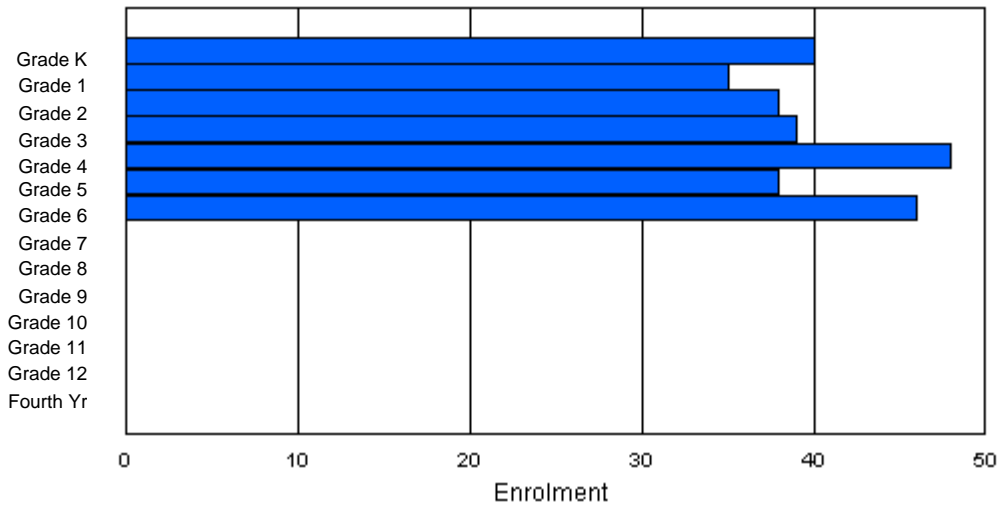
Enrolment By Age and Gender

Gender	Age																Total
	5	6	7	8	9	10	11	12	13	14	15	16	17	18	19	20>	
Male	22	13	17	20	23	20	19	1	0	0	0	0	0	0	0	0	135
Female	17	21	21	18	27	18	27	0	0	0	0	0	0	0	0	0	149
Total	39	34	38	38	50	38	46	1	0	0	0	0	0	0	0	0	284

Enrolment By Grade and Gender

Gender	Grade														Total
	K	1	2	3	4	5	6	7	8	9	10	11	12	4th	
Male	23	13	18	20	23	19	19	0	0	0	0	0	0	0	135
Female	17	22	20	19	25	19	27	0	0	0	0	0	0	0	149
Total	40	35	38	39	48	38	46	0	0	0	0	0	0	0	284

Enrolment By Grade
For 306



* Data from the 2005-2006 AGR(Enrolment/Age as of the last day in Sept./Dec.)

** Newfoundland Statistics Classification System

*** May include itinerant teachers



**School Description Report
2005-06**



District 4 - Eastern

#307 - Mobile Central High School, Mobile

Classification: Rural Community/Avalon Region**

Grades: 7-12

Number of Grades: 6

[School FTE PTR : 14.0](#)

[District FTE PTR : 14.4](#)

[Provincial FTE PTR : 13.5](#)

[FTE Teachers](#) *** : 20.3

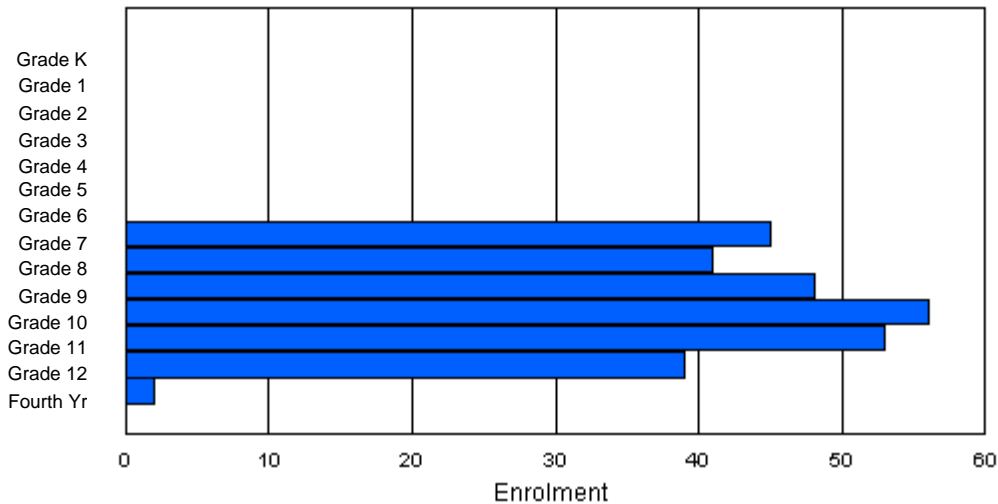
Enrolment By Age and Gender

Gender	Age																Total
	5	6	7	8	9	10	11	12	13	14	15	16	17	18	19	20>	
Male	0	0	0	0	0	0	0	22	20	22	25	27	24	8	1	0	149
Female	0	0	0	0	0	0	0	23	16	26	26	26	15	0	2	1	135
Total	0	0	0	0	0	0	0	45	36	48	51	53	39	8	3	1	284

Enrolment By Grade and Gender

Gender	Grade															Total
	K	1	2	3	4	5	6	7	8	9	10	11	12	4th		
Male	0	0	0	0	0	0	0	21	25	20	32	26	23	2	149	
Female	0	0	0	0	0	0	0	24	16	28	24	27	16	0	135	
Total	0	0	0	0	0	0	0	45	41	48	56	53	39	2	284	

Enrolment By Grade
For 307



* Data from the 2005-2006 AGR(Enrolment/Age as of the last day in Sept./Dec.)

** Newfoundland Statistics Classification System

*** May include itinerant teachers



**School Description Report
2005-06**



District 4 - Eastern

#308 - Mary Queen of the World, Mount Pearl

Classification: Urban Community/Avalon Region**

Grades: K-6

Number of Grades: 7

[School FTE PTR : 15.8](#)

[District FTE PTR : 14.4](#)

[Provincial FTE PTR : 13.5](#)

[FTE Teachers](#) *** : 26.8

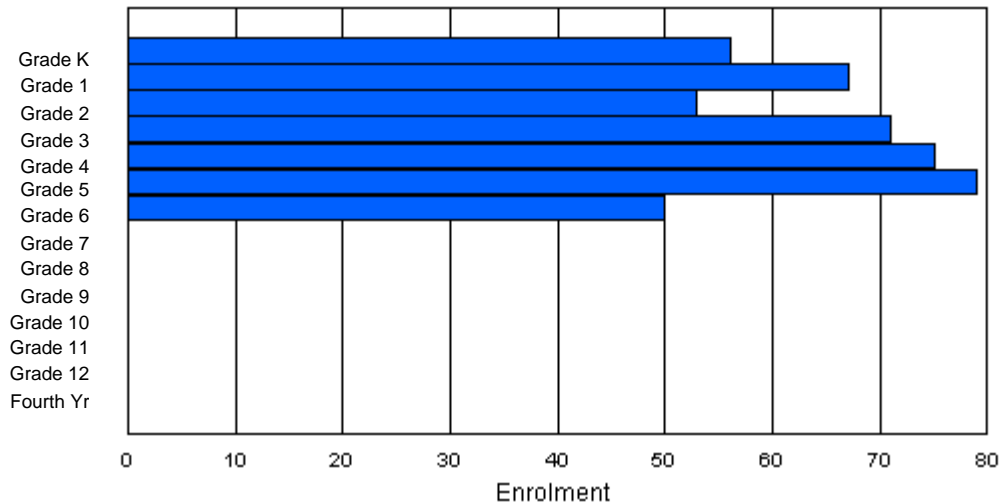
Enrolment By Age and Gender

Gender	Age																Total
	5	6	7	8	9	10	11	12	13	14	15	16	17	18	19	20>	
Male	29	36	24	27	51	36	30	3	0	0	0	0	0	0	0	0	236
Female	27	28	26	39	26	36	31	2	0	0	0	0	0	0	0	0	215
Total	56	64	50	66	77	72	61	5	0	0	0	0	0	0	0	0	451

Enrolment By Grade and Gender

Gender	Grade														Total
	K	1	2	3	4	5	6	7	8	9	10	11	12	4th	
Male	29	38	24	36	47	40	22	0	0	0	0	0	0	0	236
Female	27	29	29	35	28	39	28	0	0	0	0	0	0	0	215
Total	56	67	53	71	75	79	50	0	0	0	0	0	0	0	451

Enrolment By Grade
For 308



* Data from the 2005-2006 AGR(Enrolment/Age as of the last day in Sept./Dec.)

** Newfoundland Statistics Classification System

*** May include itinerant teachers



**School Description Report
2005-06**



District 4 - Eastern

#309 - Morris Academy, Mount Pearl

Classification: Urban Community/Avalon Region**

Grades: K-3

Number of Grades: 4

[School FTE PTR : 13.6](#)

[District FTE PTR : 14.4](#)

[Provincial FTE PTR : 13.5](#)

[FTE Teachers](#) *** : 17.5

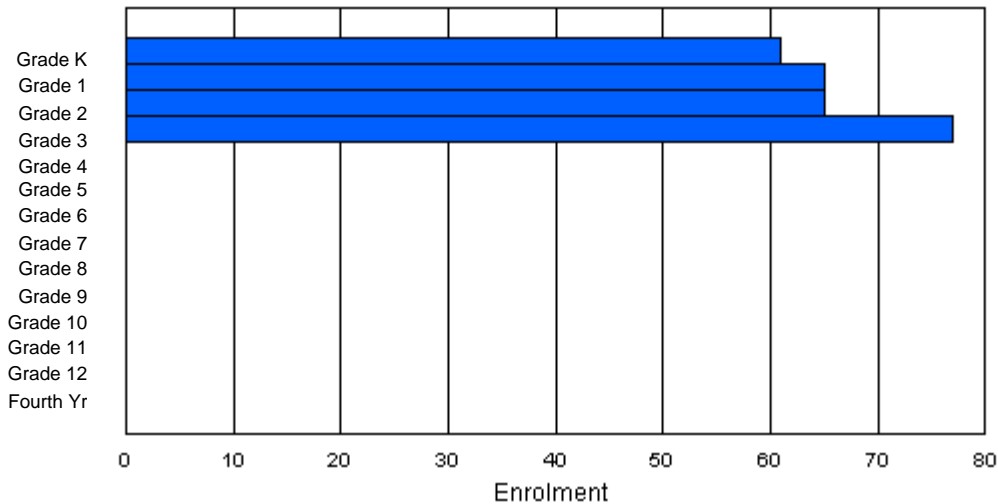
Enrolment By Age and Gender

Gender	Age																	Total
	5	6	7	8	9	10	11	12	13	14	15	16	17	18	19	20>		
Male	37	30	33	39	0	0	0	0	0	0	0	0	0	0	0	0	139	
Female	24	34	30	41	0	0	0	0	0	0	0	0	0	0	0	129		
Total	61	64	63	80	0	0	0	0	0	0	0	0	0	0	0	268		

Enrolment By Grade and Gender

Gender	Grade															Total
	K	1	2	3	4	5	6	7	8	9	10	11	12	4th		
Male	37	31	34	37	0	0	0	0	0	0	0	0	0	0	139	
Female	24	34	31	40	0	0	0	0	0	0	0	0	0	0	129	
Total	61	65	65	77	0	0	0	0	0	0	0	0	0	0	268	

Enrolment By Grade
For 309



* Data from the 2005-2006 AGR(Enrolment/Age as of the last day in Sept./Dec.)

** Newfoundland Statistics Classification System

*** May include itinerant teachers



**School Description Report
2005-06**



District 4 - Eastern

#310 - Mount Pearl Intermediate, Mount Pearl

Classification: Urban Community/Avalon Region**

Grades: 4-9

Number of Grades: 6

[School FTE PTR : 18.3](#)

[District FTE PTR : 14.4](#)

[Provincial FTE PTR : 13.5](#)

[FTE Teachers](#) *** : 49.7

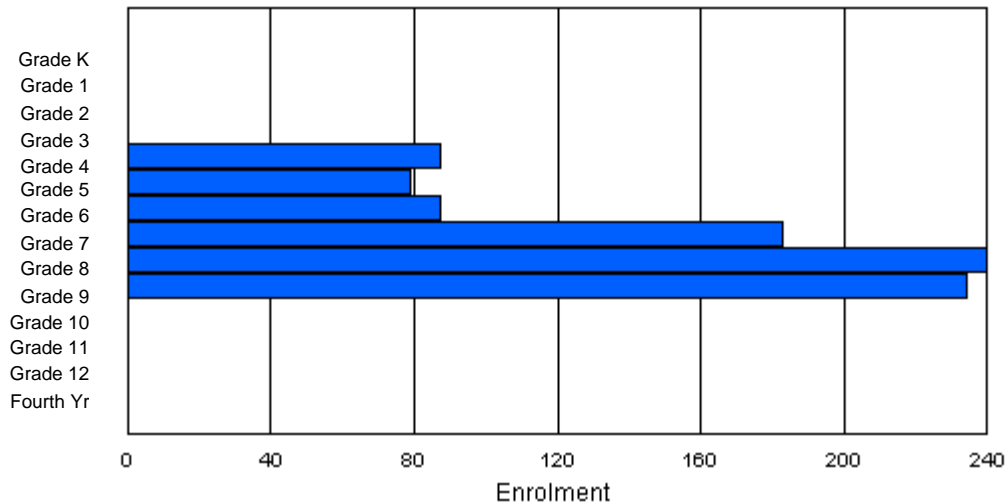
Enrolment By Age and Gender

Gender	Age																Total
	5	6	7	8	9	10	11	12	13	14	15	16	17	18	19	20>	
Male	0	0	0	0	36	47	50	70	118	120	13	0	0	0	0	0	454
Female	0	0	0	0	43	47	43	83	103	127	9	1	0	0	0	0	456
Total	0	0	0	0	79	94	93	153	221	247	22	1	0	0	0	0	910

Enrolment By Grade and Gender

Gender	Grade														Total
	K	1	2	3	4	5	6	7	8	9	10	11	12	4th	
Male	0	0	0	0	41	38	46	89	121	119	0	0	0	0	454
Female	0	0	0	0	46	41	41	94	119	115	0	0	0	0	456
Total	0	0	0	0	87	79	87	183	240	234	0	0	0	0	910

Enrolment By Grade
For 310



* Data from the 2005-2006 AGR(Enrolment/Age as of the last day in Sept./Dec.)

** Newfoundland Statistics Classification System

*** May include itinerant teachers



**School Description Report
2005-06**



District 4 - Eastern

#311 - Mount Pearl Senior High, Mount Pearl

Classification: Urban Community/Avalon Region**

Grades: 10-12

Number of Grades: 3

[School FTE PTR : 18.5](#)

[District FTE PTR : 14.4](#)

[Provincial FTE PTR : 13.5](#)

[FTE Teachers](#) *** : 34.4

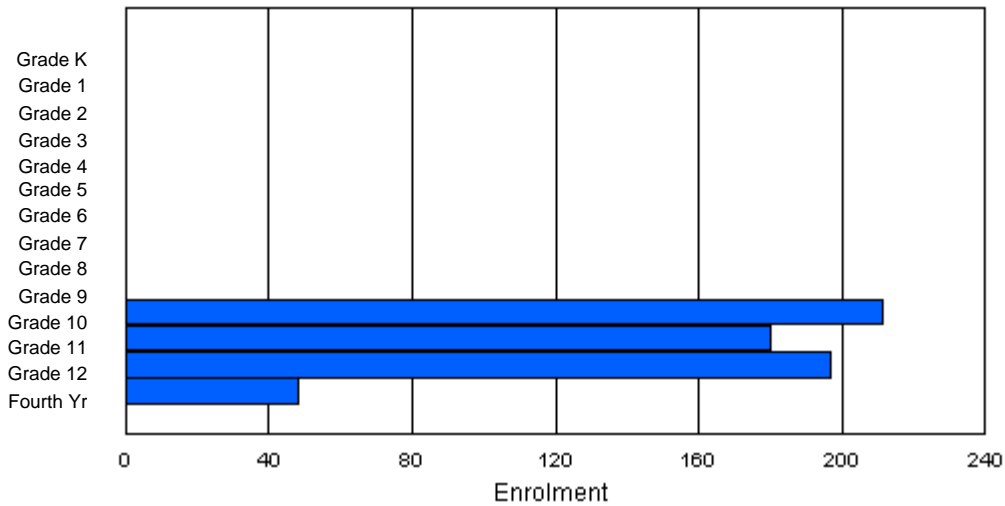
Enrolment By Age and Gender

Gender	Age																	Total
	5	6	7	8	9	10	11	12	13	14	15	16	17	18	19	20>		
Male	0	0	0	0	0	0	0	0	0	1	92	89	104	37	2	1	326	
Female	0	0	0	0	0	0	0	0	0	0	92	97	91	26	1	3	310	
Total	0	0	0	0	0	0	0	0	0	1	184	186	195	63	3	4	636	

Enrolment By Grade and Gender

Gender	Grade															Total
	K	1	2	3	4	5	6	7	8	9	10	11	12	4th		
Male	0	0	0	0	0	0	0	0	0	0	108	89	102	27	326	
Female	0	0	0	0	0	0	0	0	0	0	103	91	95	21	310	
Total	0	0	0	0	0	0	0	0	0	0	211	180	197	48	636	

Enrolment By Grade
For 311



* Data from the 2005-2006 AGR(Enrolment/Age as of the last day in Sept./Dec.)

** Newfoundland Statistics Classification System

*** May include itinerant teachers



**School Description Report
2005-06**



District 4 - Eastern

#312 - Newtown Elementary School, Mount Pearl

Classification: Urban Community/Avalon Region**

Grades: K-6

Number of Grades: 7

[School FTE PTR : 15.3](#)

[District FTE PTR : 14.4](#)

[Provincial FTE PTR : 13.5](#)

[FTE Teachers](#) *** : 29.3

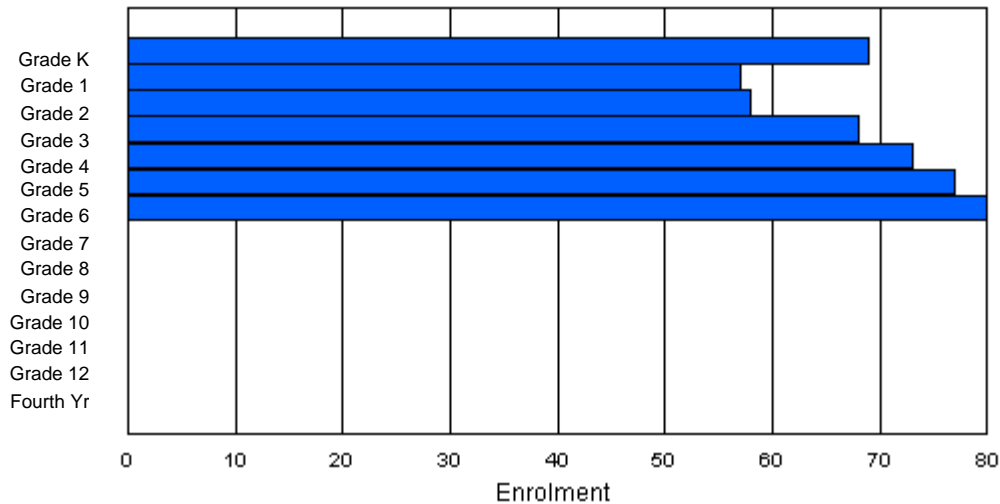
Enrolment By Age and Gender

Gender	Age																Total
	5	6	7	8	9	10	11	12	13	14	15	16	17	18	19	20>	
Male	30	35	25	37	34	36	34	4	0	0	0	0	0	0	0	0	235
Female	35	24	32	32	39	42	43	0	0	0	0	0	0	0	0	0	247
Total	65	59	57	69	73	78	77	4	0	0	0	0	0	0	0	0	482

Enrolment By Grade and Gender

Gender	Grade														Total
	K	1	2	3	4	5	6	7	8	9	10	11	12	4th	
Male	32	35	25	37	33	35	38	0	0	0	0	0	0	0	235
Female	37	22	33	31	40	42	42	0	0	0	0	0	0	0	247
Total	69	57	58	68	73	77	80	0	0	0	0	0	0	0	482

Enrolment By Grade
For 312



* Data from the 2005-2006 AGR(Enrolment/Age as of the last day in Sept./Dec.)

** Newfoundland Statistics Classification System

*** May include itinerant teachers



**School Description Report
2005-06**



District 4 - Eastern

#313 - O'Donel High, Mount Pearl

Classification: Urban Community/Avalon Region**

Grades: 10-12

Number of Grades: 3

[School FTE PTR : 19.2](#)

[District FTE PTR : 14.4](#)

[Provincial FTE PTR : 13.5](#)

[FTE Teachers](#) *** : 35.5

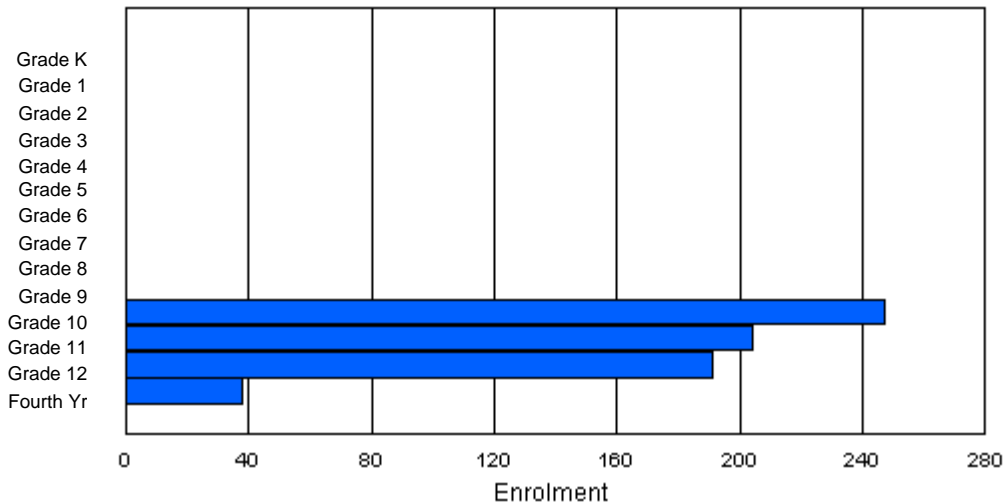
Enrolment By Age and Gender

Gender	Age																Total
	5	6	7	8	9	10	11	12	13	14	15	16	17	18	19	20>	
Male	0	0	0	0	0	0	0	0	0	0	95	110	110	26	5	0	346
Female	0	0	0	0	0	0	0	0	0	0	114	100	89	29	2	0	334
Total	0	0	0	0	0	0	0	0	0	0	209	210	199	55	7	0	680

Enrolment By Grade and Gender

Gender	Grade														Total
	K	1	2	3	4	5	6	7	8	9	10	11	12	4th	
Male	0	0	0	0	0	0	0	0	0	0	119	105	103	19	346
Female	0	0	0	0	0	0	0	0	0	0	128	99	88	19	334
Total	0	0	0	0	0	0	0	0	0	0	247	204	191	38	680

Enrolment By Grade
For 313



* Data from the 2005-2006 AGR(Enrolment/Age as of the last day in Sept./Dec.)

** Newfoundland Statistics Classification System

*** May include itinerant teachers



**School Description Report
2005-06**



District 4 - Eastern

#315 - St. Peter's Junior High School, Mount Pearl

Classification: Urban Community/Avalon Region**

Grades: 7-9

Number of Grades: 3

[School FTE PTR : 17.9](#)

[District FTE PTR : 14.4](#)

[Provincial FTE PTR : 13.5](#)

[FTE Teachers](#) *** : 36.4

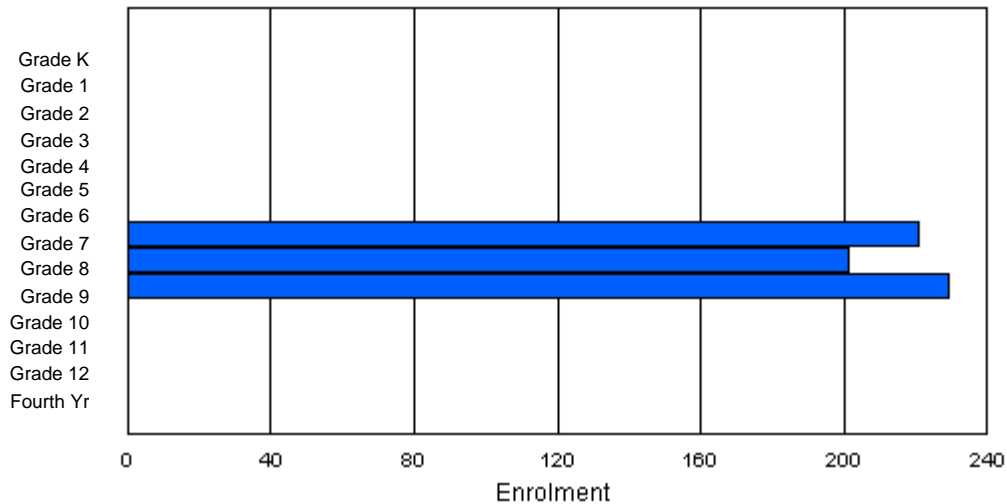
Enrolment By Age and Gender

Gender	Age																Total
	5	6	7	8	9	10	11	12	13	14	15	16	17	18	19	20>	
Male	0	0	0	0	0	0	0	98	103	107	19	3	3	0	0	0	333
Female	0	0	0	0	0	0	0	98	94	118	8	0	0	0	0	0	318
Total	0	0	0	0	0	0	0	196	197	225	27	3	3	0	0	0	651

Enrolment By Grade and Gender

Gender	Grade														Total
	K	1	2	3	4	5	6	7	8	9	10	11	12	4th	
Male	0	0	0	0	0	0	0	115	108	110	0	0	0	0	333
Female	0	0	0	0	0	0	0	106	93	119	0	0	0	0	318
Total	0	0	0	0	0	0	0	221	201	229	0	0	0	0	651

Enrolment By Grade
For 315



* Data from the 2005-2006 AGR(Enrolment/Age as of the last day in Sept./Dec.)

** Newfoundland Statistics Classification System

*** May include itinerant teachers



**School Description Report
2005-06**



District 4 - Eastern

#316 - St. Peter's Elementary, Mount Pearl

Classification: Urban Community/Avalon Region**

Grades: K-6

Number of Grades: 7

[School FTE PTR : 16.1](#)

[District FTE PTR : 14.4](#)

[Provincial FTE PTR : 13.5](#)

[FTE Teachers](#) *** : 43.0

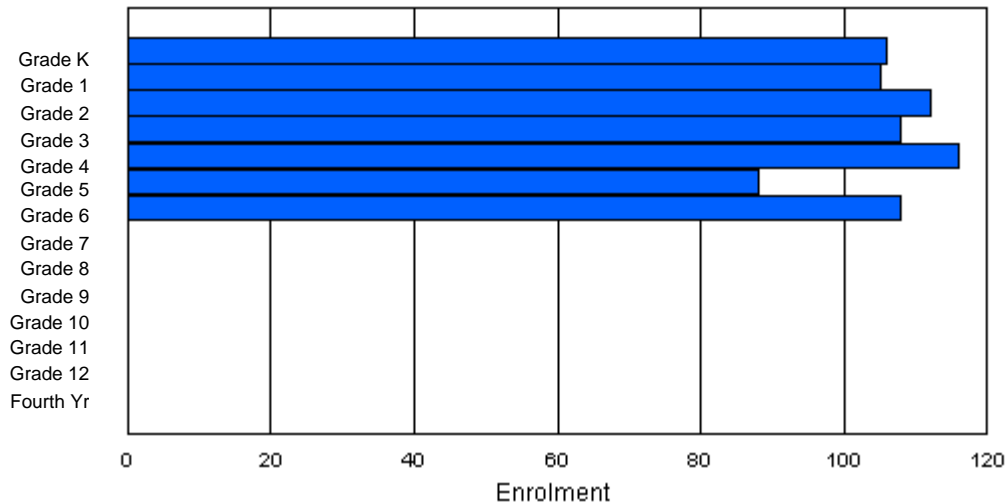
Enrolment By Age and Gender

Gender	Age																Total
	5	6	7	8	9	10	11	12	13	14	15	16	17	18	19	20>	
Male	56	56	59	47	54	51	54	2	0	0	0	0	0	0	0	0	379
Female	47	47	54	60	59	39	56	2	0	0	0	0	0	0	0	0	364
Total	103	103	113	107	113	90	110	4	0	0	0	0	0	0	0	0	743

Enrolment By Grade and Gender

Gender	Grade														Total
	K	1	2	3	4	5	6	7	8	9	10	11	12	4th	
Male	60	56	59	51	54	48	51	0	0	0	0	0	0	0	379
Female	46	49	53	57	62	40	57	0	0	0	0	0	0	0	364
Total	106	105	112	108	116	88	108	0	0	0	0	0	0	0	743

Enrolment By Grade
For 316



* Data from the 2005-2006 AGR(Enrolment/Age as of the last day in Sept./Dec.)

** Newfoundland Statistics Classification System

*** May include itinerant teachers



**School Description Report
2005-06**



District 4 - Eastern

#317 - St. Francis of Assisi, Logy Bay/Middle Cove/Outer Cove

Classification: Urban Community/Avalon Region**

Grades: K-6

Number of Grades: 7

[School FTE PTR : 15.2](#)

[District FTE PTR : 14.4](#)

[Provincial FTE PTR : 13.5](#)

[FTE Teachers](#) *** : 12.1

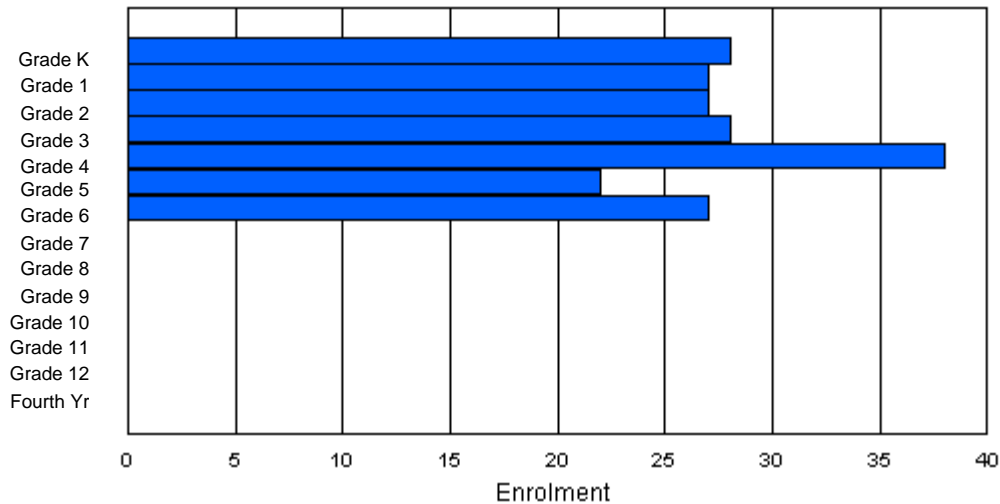
Enrolment By Age and Gender

Gender	Age																Total
	5	6	7	8	9	10	11	12	13	14	15	16	17	18	19	20>	
Male	13	14	14	17	16	13	12	1	0	0	0	0	0	0	0	0	100
Female	15	12	12	13	20	10	14	1	0	0	0	0	0	0	0	0	97
Total	28	26	26	30	36	23	26	2	0	0	0	0	0	0	0	0	197

Enrolment By Grade and Gender

Gender	Grade														Total
	K	1	2	3	4	5	6	7	8	9	10	11	12	4th	
Male	13	14	16	15	18	11	13	0	0	0	0	0	0	0	100
Female	15	13	11	13	20	11	14	0	0	0	0	0	0	0	97
Total	28	27	27	28	38	22	27	0	0	0	0	0	0	0	197

Enrolment By Grade
For 317



* Data from the 2005-2006 AGR(Enrolment/Age as of the last day in Sept./Dec.)

** Newfoundland Statistics Classification System

*** May include itinerant teachers



**School Description Report
2005-06**



District 4 - Eastern

#318 - Holy Family School, Paradise

Classification: Urban Community/Avalon Region**

Grades: K-6

Number of Grades: 7

[School FTE PTR : 16.6](#)

[District FTE PTR : 14.4](#)

[Provincial FTE PTR : 13.5](#)

[FTE Teachers](#) *** : 24.8

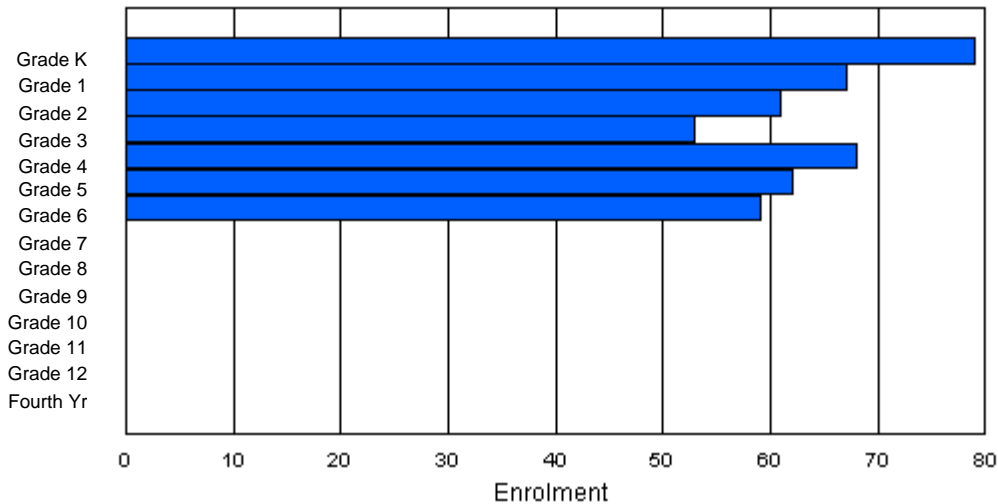
Enrolment By Age and Gender

Gender	Age																Total
	5	6	7	8	9	10	11	12	13	14	15	16	17	18	19	20>	
Male	41	38	35	31	36	36	36	1	0	0	0	0	0	0	0	0	254
Female	36	28	28	24	29	28	21	1	0	0	0	0	0	0	0	0	195
Total	77	66	63	55	65	64	57	2	0	0	0	0	0	0	0	0	449

Enrolment By Grade and Gender

Gender	Grade														Total
	K	1	2	3	4	5	6	7	8	9	10	11	12	4th	
Male	43	38	34	29	38	35	37	0	0	0	0	0	0	0	254
Female	36	29	27	24	30	27	22	0	0	0	0	0	0	0	195
Total	79	67	61	53	68	62	59	0	0	0	0	0	0	0	449

Enrolment By Grade
For 318



* Data from the 2005-2006 AGR(Enrolment/Age as of the last day in Sept./Dec.)

** Newfoundland Statistics Classification System

*** May include itinerant teachers



**School Description Report
2005-06**



District 4 - Eastern

#319 - Paradise Elementary, Paradise

Classification: Urban Community/Avalon Region**

Grades: K-6

Number of Grades: 7

[School FTE PTR : 16.8](#)

[District FTE PTR : 14.4](#)

[Provincial FTE PTR : 13.5](#)

[FTE Teachers](#) *** : 30.5

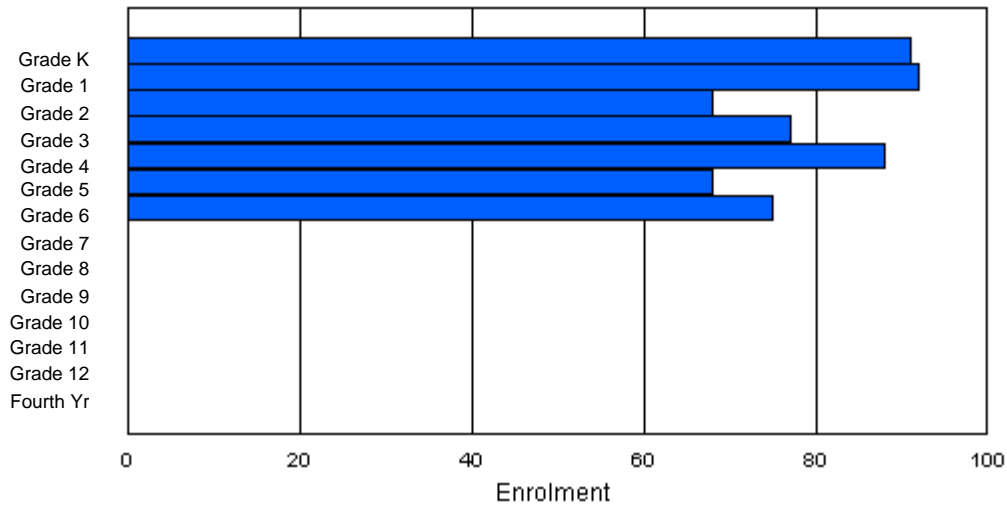
Enrolment By Age and Gender

Gender	Age																Total
	5	6	7	8	9	10	11	12	13	14	15	16	17	18	19	20>	
Male	50	44	34	38	43	36	37	0	0	0	0	0	0	0	0	0	282
Female	39	48	34	36	47	35	37	1	0	0	0	0	0	0	0	0	277
Total	89	92	68	74	90	71	74	1	0	0	0	0	0	0	0	0	559

Enrolment By Grade and Gender

Gender	Grade														Total
	K	1	2	3	4	5	6	7	8	9	10	11	12	4th	
Male	51	44	34	40	41	35	37	0	0	0	0	0	0	0	282
Female	40	48	34	37	47	33	38	0	0	0	0	0	0	0	277
Total	91	92	68	77	88	68	75	0	0	0	0	0	0	0	559

Enrolment By Grade
For 319



* Data from the 2005-2006 AGR(Enrolment/Age as of the last day in Sept./Dec.)

** Newfoundland Statistics Classification System

*** May include itinerant teachers



**School Description Report
2005-06**



District 4 - Eastern

#320 - Beachy Cove Elementary, Portugal Cove - St. Philip's

Classification: Urban Community/Avalon Region**

Grades: K-6

Number of Grades: 7

[School FTE PTR : 16.4](#)

[District FTE PTR : 14.4](#)

[Provincial FTE PTR : 13.5](#)

[FTE Teachers](#) *** : 29.8

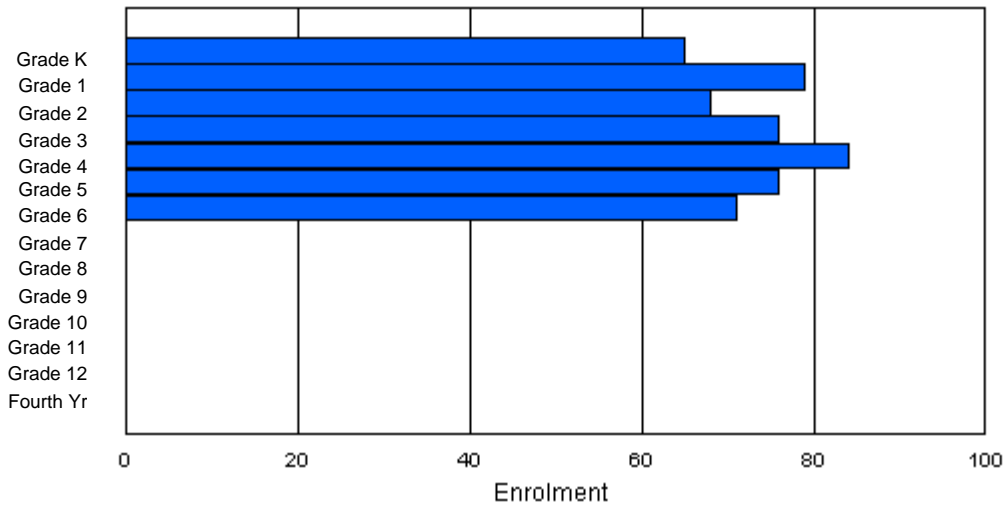
Enrolment By Age and Gender

Gender	Age																Total
	5	6	7	8	9	10	11	12	13	14	15	16	17	18	19	20>	
Male	30	48	31	40	50	44	34	5	0	0	0	0	0	0	0	0	282
Female	34	31	32	32	42	30	36	0	0	0	0	0	0	0	0	0	237
Total	64	79	63	72	92	74	70	5	0	0	0	0	0	0	0	0	519

Enrolment By Grade and Gender

Gender	Grade														Total
	K	1	2	3	4	5	6	7	8	9	10	11	12	4th	
Male	31	47	37	42	44	45	36	0	0	0	0	0	0	0	282
Female	34	32	31	34	40	31	35	0	0	0	0	0	0	0	237
Total	65	79	68	76	84	76	71	0	0	0	0	0	0	0	519

Enrolment By Grade
For 320



* Data from the 2005-2006 AGR(Enrolment/Age as of the last day in Sept./Dec.)

** Newfoundland Statistics Classification System

*** May include itinerant teachers



School Description Report
2005-06



District 4 - Eastern

#324 - Beaconsfield Junior High, St. John's

Classification: Urban Community/Avalon Region**

Grades: 7-9

Number of Grades: 3

[School FTE PTR : 15.9](#)

[District FTE PTR : 14.4](#)

[Provincial FTE PTR : 13.5](#)

[FTE Teachers](#) *** : 33.8

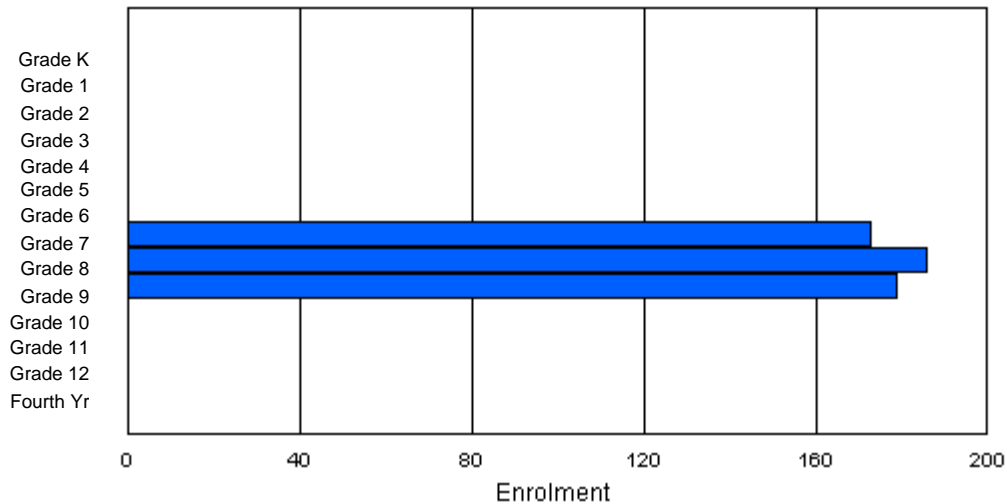
Enrolment By Age and Gender

Gender	Age																Total
	5	6	7	8	9	10	11	12	13	14	15	16	17	18	19	20>	
Male	0	0	0	0	0	0	0	76	103	81	21	3	0	0	0	0	284
Female	0	0	2	0	0	0	1	75	80	79	15	2	0	0	0	0	254
Total	0	0	2	0	0	0	1	151	183	160	36	5	0	0	0	0	538

Enrolment By Grade and Gender

Gender	Grade														Total
	K	1	2	3	4	5	6	7	8	9	10	11	12	4th	
Male	0	0	0	0	0	0	0	92	102	90	0	0	0	0	284
Female	0	0	0	0	0	0	0	81	84	89	0	0	0	0	254
Total	0	0	0	0	0	0	0	173	186	179	0	0	0	0	538

Enrolment By Grade
For 324



* Data from the 2005-2006 AGR(Enrolment/Age as of the last day in Sept./Dec.)

** Newfoundland Statistics Classification System

*** May include itinerant teachers



**School Description Report
2005-06**



District 4 - Eastern

#325 - Bishop Abraham Elementary, St. John's

Classification: Urban Community/Avalon Region**

Grades: K-6

Number of Grades: 7

[School FTE PTR : 10.1](#)

[District FTE PTR : 14.4](#)

[Provincial FTE PTR : 13.5](#)

[FTE Teachers](#) *** : 20.4

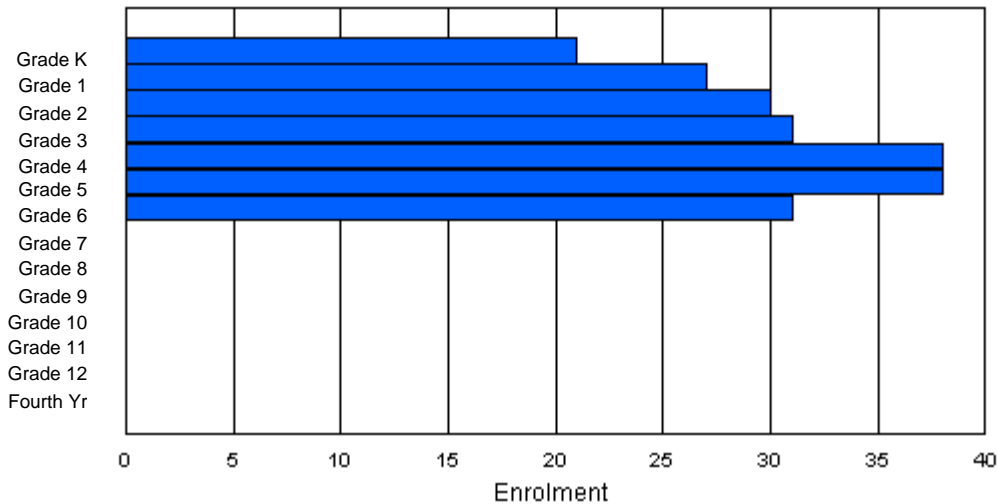
Enrolment By Age and Gender

Gender	Age																Total
	5	6	7	8	9	10	11	12	13	14	15	16	17	18	19	20>	
Male	11	12	15	21	20	16	12	4	0	0	0	0	0	0	0	0	111
Female	10	12	13	11	17	22	15	5	0	0	0	0	0	0	0	0	105
Total	21	24	28	32	37	38	27	9	0	0	0	0	0	0	0	0	216

Enrolment By Grade and Gender

Gender	Grade														Total
	K	1	2	3	4	5	6	7	8	9	10	11	12	4th	
Male	11	14	18	19	20	16	13	0	0	0	0	0	0	0	111
Female	10	13	12	12	18	22	18	0	0	0	0	0	0	0	105
Total	21	27	30	31	38	38	31	0	0	0	0	0	0	0	216

Enrolment By Grade
For 325



* Data from the 2005-2006 AGR(Enrolment/Age as of the last day in Sept./Dec.)

** Newfoundland Statistics Classification System

*** May include itinerant teachers



**School Description Report
2005-06**



District 4 - Eastern

#326 - Bishop Feild Elementary, St. John's

Classification: Urban Community/Avalon Region**

Grades: K-6

Number of Grades: 7

[School FTE PTR : 12.6](#)

[District FTE PTR : 14.4](#)

[Provincial FTE PTR : 13.5](#)

[FTE Teachers](#) *** : 22.0

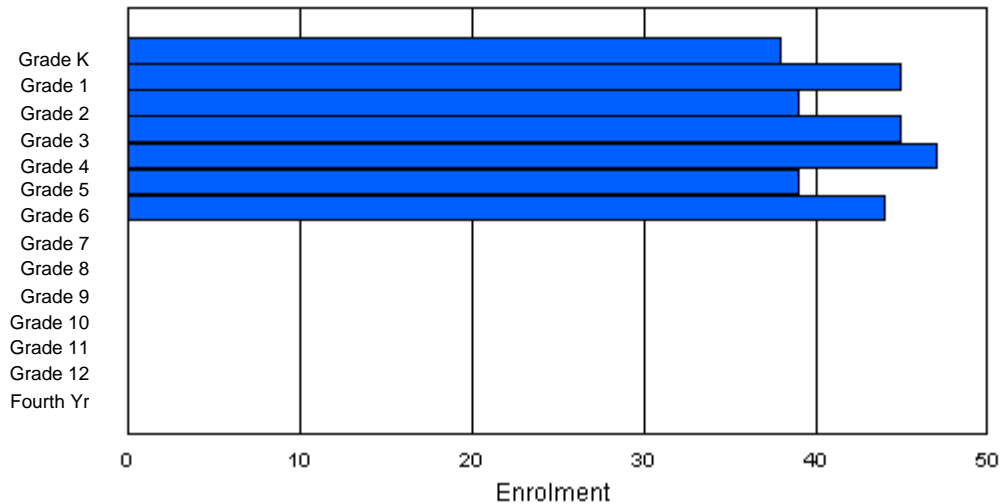
Enrolment By Age and Gender

Gender	Age																Total
	5	6	7	8	9	10	11	12	13	14	15	16	17	18	19	20>	
Male	20	22	22	18	23	17	18	0	0	0	0	0	0	0	0	0	140
Female	18	23	17	27	24	22	26	0	0	0	0	0	0	0	0	0	157
Total	38	45	39	45	47	39	44	0	0	0	0	0	0	0	0	0	297

Enrolment By Grade and Gender

Gender	Grade														Total
	K	1	2	3	4	5	6	7	8	9	10	11	12	4th	
Male	20	22	22	18	23	17	18	0	0	0	0	0	0	0	140
Female	18	23	17	27	24	22	26	0	0	0	0	0	0	0	157
Total	38	45	39	45	47	39	44	0	0	0	0	0	0	0	297

Enrolment By Grade
For 326



* Data from the 2005-2006 AGR(Enrolment/Age as of the last day in Sept./Dec.)

** Newfoundland Statistics Classification System

*** May include itinerant teachers



**School Description Report
2005-06**



District 4 - Eastern

#327 - Bishops College, St. John's

Classification: Urban Community/Avalon Region**

Grades: 10-12

Number of Grades: 3

[School FTE PTR : 16.9](#)

[District FTE PTR : 14.4](#)

[Provincial FTE PTR : 13.5](#)

[FTE Teachers](#) *** : 35.8

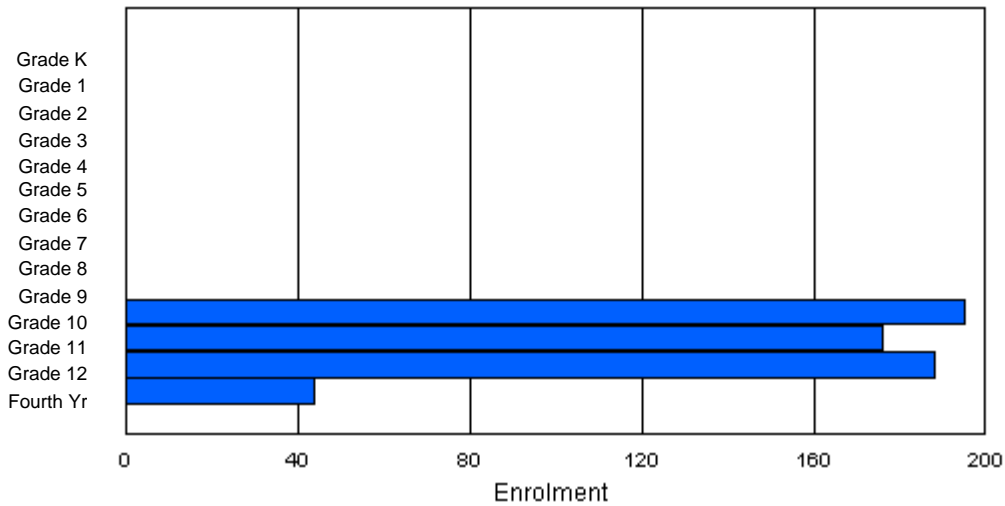
Enrolment By Age and Gender

Gender	Age																	Total
	5	6	7	8	9	10	11	12	13	14	15	16	17	18	19	20>		
Male	0	0	0	0	0	0	0	0	0	0	82	87	88	28	7	1	293	
Female	0	0	0	0	0	0	0	0	0	0	86	94	95	29	5	1	310	
Total	0	0	0	0	0	0	0	0	0	0	168	181	183	57	12	2	603	

Enrolment By Grade and Gender

Gender	Grade															Total
	K	1	2	3	4	5	6	7	8	9	10	11	12	4th		
Male	0	0	0	0	0	0	0	0	0	0	104	79	92	18	293	
Female	0	0	0	0	0	0	0	0	0	0	91	97	96	26	310	
Total	0	0	0	0	0	0	0	0	0	0	195	176	188	44	603	

Enrolment By Grade
For 327



* Data from the 2005-2006 AGR(Enrolment/Age as of the last day in Sept./Dec.)

** Newfoundland Statistics Classification System

*** May include itinerant teachers



**School Description Report
2005-06**



District 4 - Eastern

#328 - Booth Memorial High School, St. John's

Classification: Urban Community/Avalon Region**

Grades: 10-12

Number of Grades: 3

[School FTE PTR : 16.5](#)

[District FTE PTR : 14.4](#)

[Provincial FTE PTR : 13.5](#)

[FTE Teachers](#) *** : 33.5

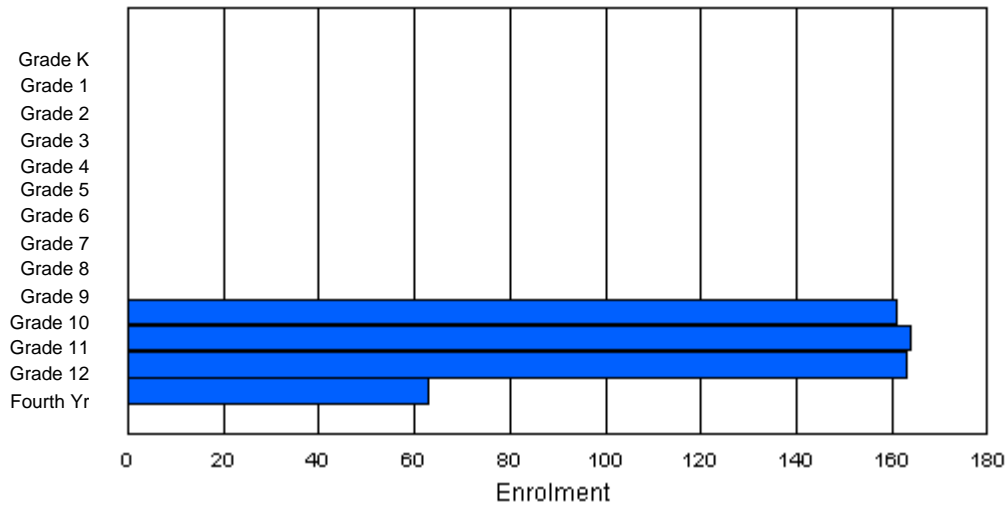
Enrolment By Age and Gender

Gender	Age																	Total
	5	6	7	8	9	10	11	12	13	14	15	16	17	18	19	20>		
Male	0	0	0	0	0	0	0	0	0	0	48	79	87	38	13	4	269	
Female	0	0	0	0	0	0	0	0	0	0	81	76	89	25	8	3	282	
Total	0	0	0	0	0	0	0	0	0	0	129	155	176	63	21	7	551	

Enrolment By Grade and Gender

Gender	Grade															Total
	K	1	2	3	4	5	6	7	8	9	10	11	12	4th		
Male	0	0	0	0	0	0	0	0	0	0	71	78	82	38	269	
Female	0	0	0	0	0	0	0	0	0	0	90	86	81	25	282	
Total	0	0	0	0	0	0	0	0	0	0	161	164	163	63	551	

Enrolment By Grade
For 328



* Data from the 2005-2006 AGR(Enrolment/Age as of the last day in Sept./Dec.)

** Newfoundland Statistics Classification System

*** May include itinerant teachers



**School Description Report
2005-06**



District 4 - Eastern

#330 - Brother Rice Junior High, St. John's

Classification: Urban Community/Avalon Region**

Grades: 7-9

Number of Grades: 3

[School FTE PTR : 17.1](#)

[District FTE PTR : 14.4](#)

[Provincial FTE PTR : 13.5](#)

[FTE Teachers](#) *** : 36.3

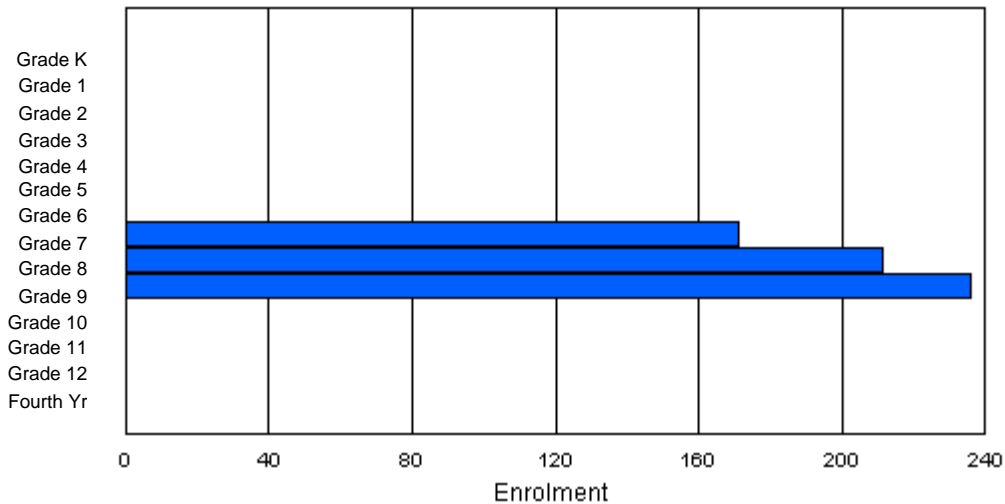
Enrolment By Age and Gender

Gender	Age																Total
	5	6	7	8	9	10	11	12	13	14	15	16	17	18	19	20>	
Male	0	0	0	0	0	0	0	67	102	119	18	0	0	0	0	0	306
Female	0	0	0	0	0	0	0	80	108	110	13	0	0	1	0	0	312
Total	0	0	0	0	0	0	0	147	210	229	31	0	0	1	0	0	618

Enrolment By Grade and Gender

Gender	Grade															Total
	K	1	2	3	4	5	6	7	8	9	10	11	12	4th		
Male	0	0	0	0	0	0	0	87	99	120	0	0	0	0	306	
Female	0	0	0	0	0	0	0	84	112	116	0	0	0	0	312	
Total	0	0	0	0	0	0	0	171	211	236	0	0	0	0	618	

Enrolment By Grade
For 330



* Data from the 2005-2006 AGR(Enrolment/Age as of the last day in Sept./Dec.)

** Newfoundland Statistics Classification System

*** May include itinerant teachers



**School Description Report
2005-06**



District 4 - Eastern

#331 - Cowan Heights Elementary School, St. John's

Classification: Urban Community/Avalon Region**

Grades: K-6

Number of Grades: 7

[School FTE PTR : 15.1](#)

[District FTE PTR : 14.4](#)

[Provincial FTE PTR : 13.5](#)

[FTE Teachers](#) *** : 28.0

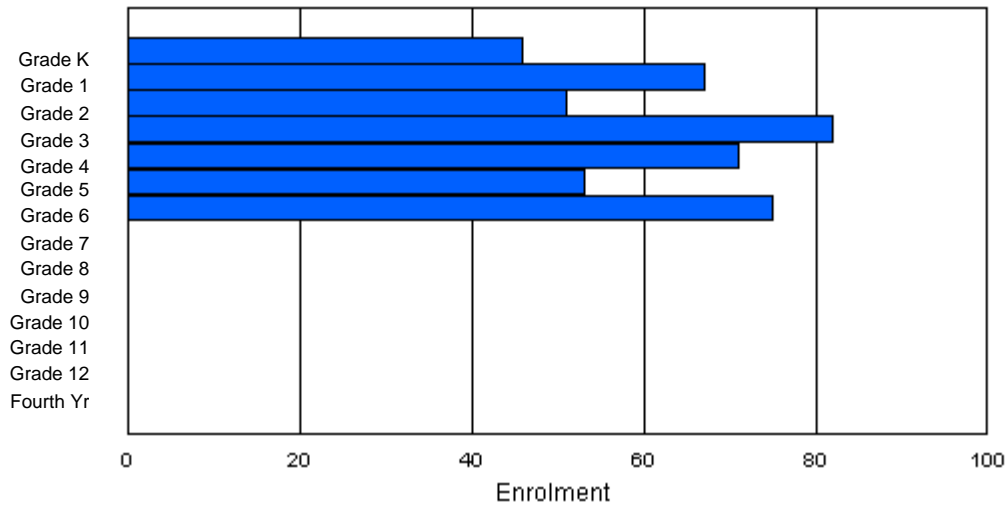
Enrolment By Age and Gender

Gender	Age																Total
	5	6	7	8	9	10	11	12	13	14	15	16	17	18	19	20>	
Male	22	31	20	42	29	30	43	1	0	0	0	0	0	0	0	0	218
Female	23	36	32	38	43	22	32	1	0	0	0	0	0	0	0	0	227
Total	45	67	52	80	72	52	75	2	0	0	0	0	0	0	0	0	445

Enrolment By Grade and Gender

Gender	Grade														Total
	K	1	2	3	4	5	6	7	8	9	10	11	12	4th	
Male	23	31	19	43	29	31	42	0	0	0	0	0	0	0	218
Female	23	36	32	39	42	22	33	0	0	0	0	0	0	0	227
Total	46	67	51	82	71	53	75	0	0	0	0	0	0	0	445

Enrolment By Grade
For 331



* Data from the 2005-2006 AGR(Enrolment/Age as of the last day in Sept./Dec.)

** Newfoundland Statistics Classification System

*** May include itinerant teachers



**School Description Report
2005-06**



District 4 - Eastern

#334 - Larkhall Academy, St. John's

Classification: Urban Community/Avalon Region**

Grades: K-6

Number of Grades: 7

[School FTE PTR : 14.2](#)

[District FTE PTR : 14.4](#)

[Provincial FTE PTR : 13.5](#)

[FTE Teachers](#) *** : 22.8

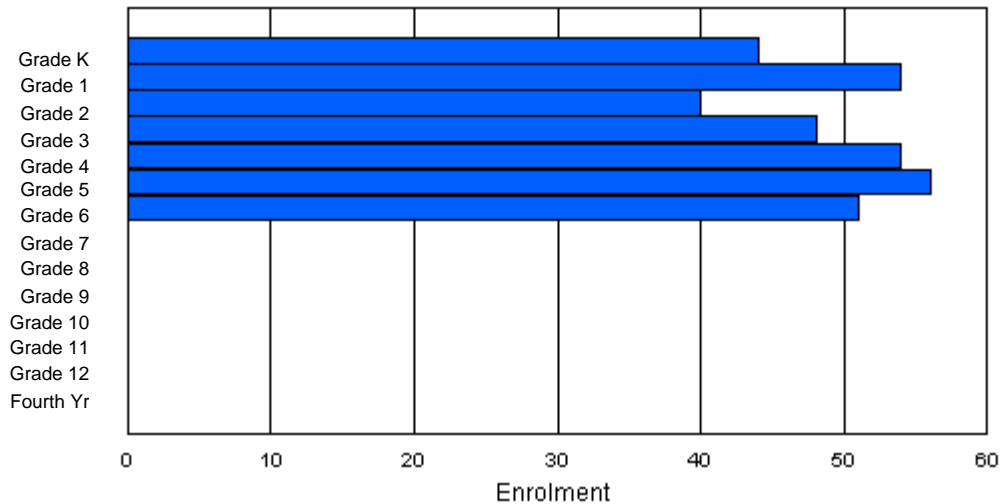
Enrolment By Age and Gender

Gender	Age																Total
	5	6	7	8	9	10	11	12	13	14	15	16	17	18	19	20>	
Male	22	23	24	27	28	28	26	2	1	0	0	0	0	0	0	0	181
Female	19	29	17	21	27	25	28	0	0	0	0	0	0	0	0	0	166
Total	41	52	41	48	55	53	54	2	1	0	0	0	0	0	0	0	347

Enrolment By Grade and Gender

Gender	Grade														Total
	K	1	2	3	4	5	6	7	8	9	10	11	12	4th	
Male	25	24	24	25	27	30	26	0	0	0	0	0	0	0	181
Female	19	30	16	23	27	26	25	0	0	0	0	0	0	0	166
Total	44	54	40	48	54	56	51	0	0	0	0	0	0	0	347

Enrolment By Grade
For 334



* Data from the 2005-2006 AGR(Enrolment/Age as of the last day in Sept./Dec.)

** Newfoundland Statistics Classification System

*** May include itinerant teachers



**School Description Report
2005-06**



District 4 - Eastern

#335 - Leary's Brook Junior High, St. John's

Classification: Urban Community/Avalon Region**

Grades: 7-9

Number of Grades: 3

[School FTE PTR : 16.7](#)

[District FTE PTR : 14.4](#)

[Provincial FTE PTR : 13.5](#)

[FTE Teachers](#) *** : 26.0

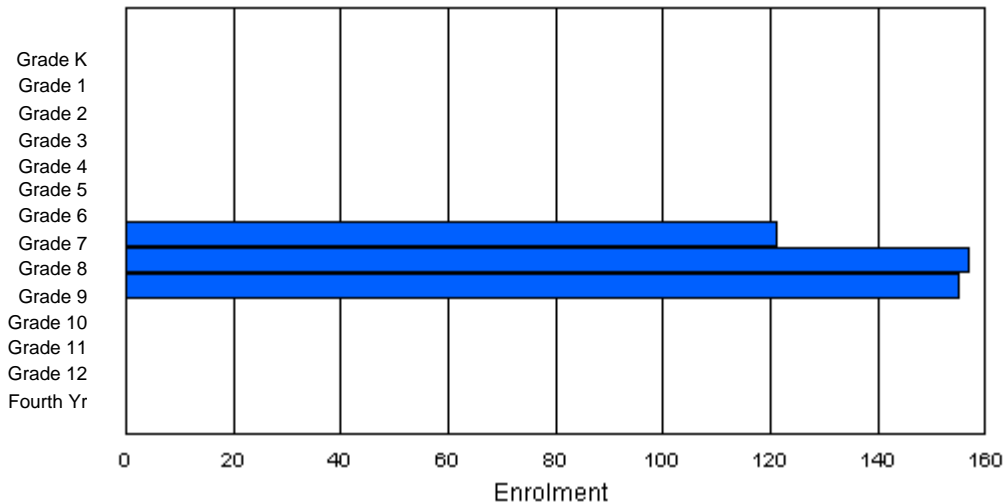
Enrolment By Age and Gender

Gender	Age																Total
	5	6	7	8	9	10	11	12	13	14	15	16	17	18	19	20>	
Male	0	0	0	0	0	0	0	62	69	70	16	4	0	0	0	0	221
Female	0	0	0	0	0	0	0	47	70	80	13	2	0	0	0	0	212
Total	0	0	0	0	0	0	0	109	139	150	29	6	0	0	0	0	433

Enrolment By Grade and Gender

Gender	Grade														Total
	K	1	2	3	4	5	6	7	8	9	10	11	12	4th	
Male	0	0	0	0	0	0	0	70	81	70	0	0	0	0	221
Female	0	0	0	0	0	0	0	51	76	85	0	0	0	0	212
Total	0	0	0	0	0	0	0	121	157	155	0	0	0	0	433

Enrolment By Grade
For 335



* Data from the 2005-2006 AGR(Enrolment/Age as of the last day in Sept./Dec.)

** Newfoundland Statistics Classification System

*** May include itinerant teachers



**School Description Report
2005-06**



District 4 - Eastern

#336 - Gonzaga High School, St. John's

Classification: Urban Community/Avalon Region**

Grades: 10-12

Number of Grades: 3

[School FTE PTR : 18.4](#)

[District FTE PTR : 14.4](#)

[Provincial FTE PTR : 13.5](#)

[FTE Teachers](#) *** : 40.8

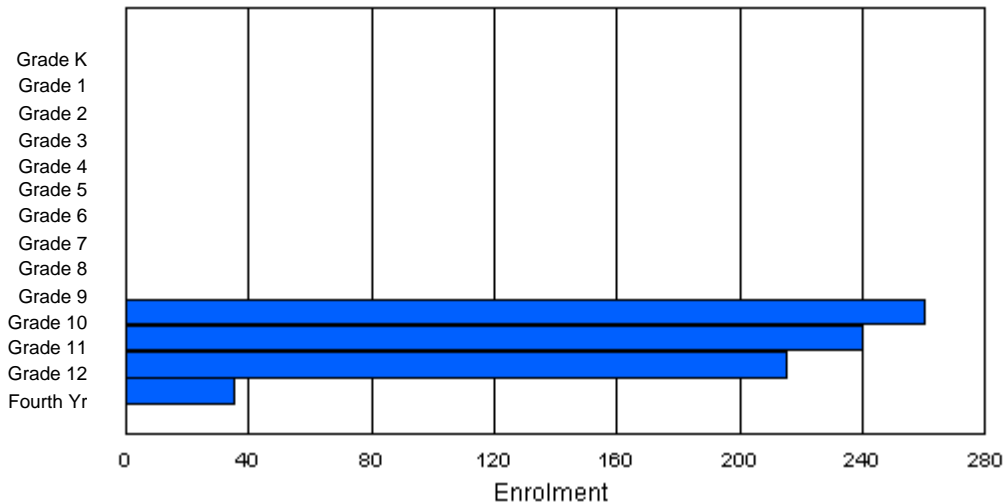
Enrolment By Age and Gender

Gender	Age																	Total
	5	6	7	8	9	10	11	12	13	14	15	16	17	18	19	20>		
Male	0	0	0	0	0	0	0	0	0	1	132	123	115	30	2	0	403	
Female	0	0	0	0	0	0	0	0	0	1	97	124	98	27	0	0	347	
Total	0	0	0	0	0	0	0	0	0	2	229	247	213	57	2	0	750	

Enrolment By Grade and Gender

Gender	Grade															Total
	K	1	2	3	4	5	6	7	8	9	10	11	12	4th		
Male	0	0	0	0	0	0	0	0	0	0	154	120	113	16	403	
Female	0	0	0	0	0	0	0	0	0	0	106	120	102	19	347	
Total	0	0	0	0	0	0	0	0	0	0	260	240	215	35	750	

Enrolment By Grade
For 336



* Data from the 2005-2006 AGR(Enrolment/Age as of the last day in Sept./Dec.)

** Newfoundland Statistics Classification System

*** May include itinerant teachers



**School Description Report
2005-06**



District 4 - Eastern

#337 - Goulds Elementary, St. John's (Goulds)

Classification: Urban Community/Avalon Region**

Grades: K-6

Number of Grades: 7

[School FTE PTR : 17.8](#)

[District FTE PTR : 14.4](#)

[Provincial FTE PTR : 13.5](#)

[FTE Teachers](#) *** : 35.4

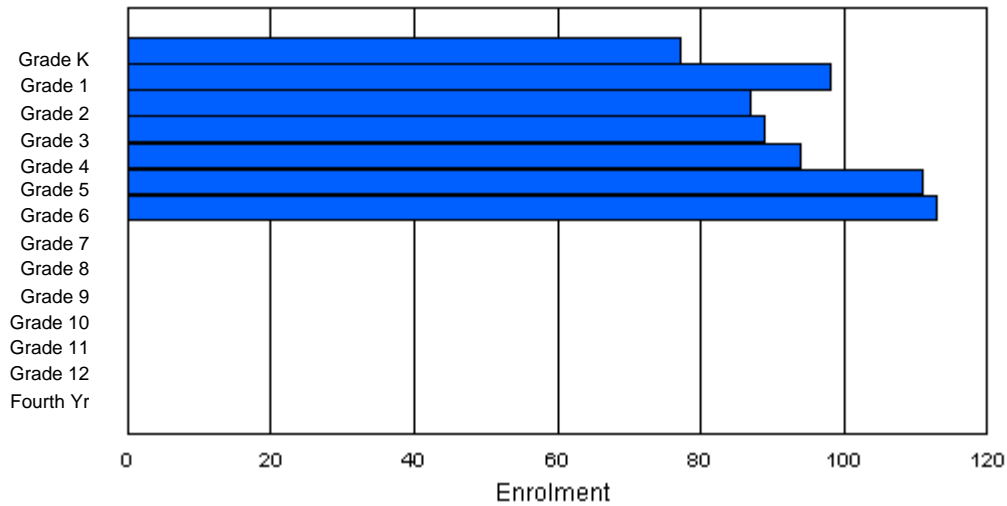
Enrolment By Age and Gender

Gender	Age																Total
	5	6	7	8	9	10	11	12	13	14	15	16	17	18	19	20>	
Male	49	47	49	44	50	54	49	12	0	0	0	0	0	0	0	0	354
Female	28	49	37	44	42	56	56	3	0	0	0	0	0	0	0	0	315
Total	77	96	86	88	92	110	105	15	0	0	0	0	0	0	0	0	669

Enrolment By Grade and Gender

Gender	Grade														Total
	K	1	2	3	4	5	6	7	8	9	10	11	12	4th	
Male	49	49	50	42	54	54	56	0	0	0	0	0	0	0	354
Female	28	49	37	47	40	57	57	0	0	0	0	0	0	0	315
Total	77	98	87	89	94	111	113	0	0	0	0	0	0	0	669

Enrolment By Grade
For 337



* Data from the 2005-2006 AGR(Enrolment/Age as of the last day in Sept./Dec.)

** Newfoundland Statistics Classification System

*** May include itinerant teachers



**School Description Report
2005-06**



District 4 - Eastern

#339 - Holy Cross Elementary, St. John's

Classification: Urban Community/Avalon Region**

Grades: K-6

Number of Grades: 7

[School FTE PTR : 10.5](#)

[District FTE PTR : 14.4](#)

[Provincial FTE PTR : 13.5](#)

[FTE Teachers](#) *** : 19.4

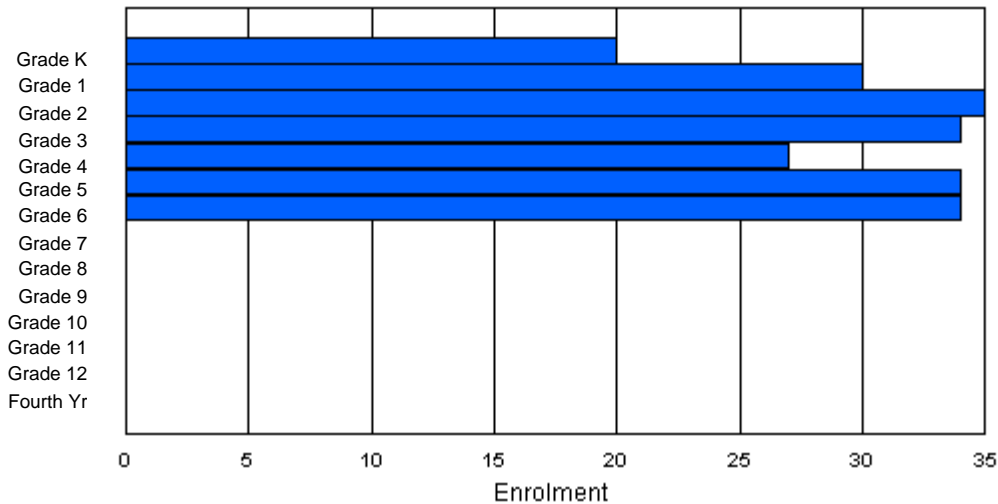
Enrolment By Age and Gender

Gender	Age																Total
	5	6	7	8	9	10	11	12	13	14	15	16	17	18	19	20>	
Male	11	19	15	14	20	17	15	0	0	0	0	0	0	0	0	0	111
Female	8	10	20	15	10	18	21	1	0	0	0	0	0	0	0	0	103
Total	19	29	35	29	30	35	36	1	0	0	0	0	0	0	0	0	214

Enrolment By Grade and Gender

Gender	Grade														Total
	K	1	2	3	4	5	6	7	8	9	10	11	12	4th	
Male	12	19	14	20	16	17	13	0	0	0	0	0	0	0	111
Female	8	11	21	14	11	17	21	0	0	0	0	0	0	0	103
Total	20	30	35	34	27	34	34	0	0	0	0	0	0	0	214

Enrolment By Grade
For 339



* Data from the 2005-2006 AGR(Enrolment/Age as of the last day in Sept./Dec.)

** Newfoundland Statistics Classification System

*** May include itinerant teachers



**School Description Report
2005-06**



District 4 - Eastern

#340 - Holy Heart High School, St. John's

Classification: Urban Community/Avalon Region**

Grades: 10-12

Number of Grades: 3

[School FTE PTR : 18.6](#)

[District FTE PTR : 14.4](#)

[Provincial FTE PTR : 13.5](#)

[FTE Teachers](#) *** : 58.3

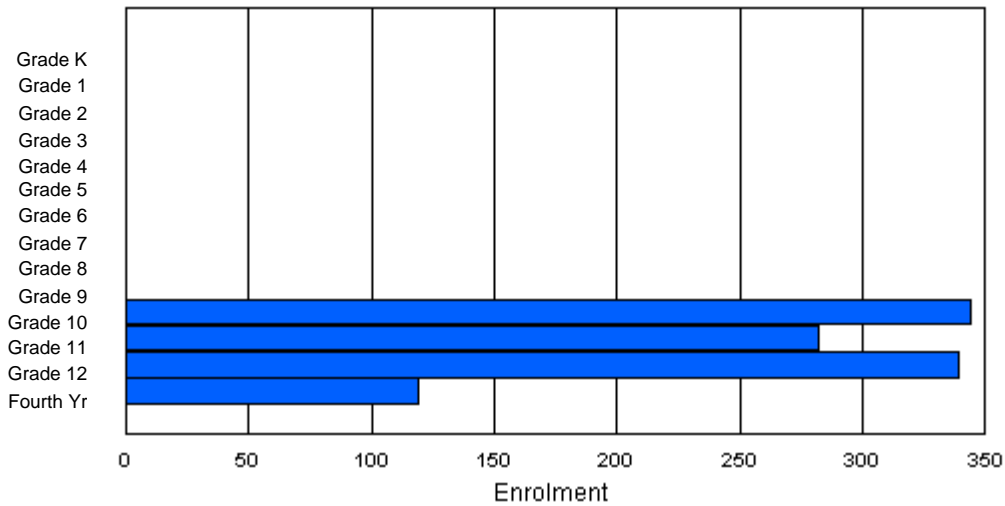
Enrolment By Age and Gender

Gender	Age																	Total
	5	6	7	8	9	10	11	12	13	14	15	16	17	18	19	20>		
Male	0	0	0	0	0	0	0	0	1	1	125	140	156	67	24	13	527	
Female	0	0	0	0	0	0	0	0	0	4	153	169	151	63	15	2	557	
Total	0	0	0	0	0	0	0	0	1	5	278	309	307	130	39	15	1,084	

Enrolment By Grade and Gender

Gender	Grade															Total
	K	1	2	3	4	5	6	7	8	9	10	11	12	4th		
Male	0	0	0	0	0	0	0	0	0	0	160	132	162	73	527	
Female	0	0	0	0	0	0	0	0	0	0	184	150	177	46	557	
Total	0	0	0	0	0	0	0	0	0	0	344	282	339	119	1,084	

Enrolment By Grade
For 340



* Data from the 2005-2006 AGR(Enrolment/Age as of the last day in Sept./Dec.)

** Newfoundland Statistics Classification System

*** May include itinerant teachers



**School Description Report
2005-06**



District 4 - Eastern

#341 - I.J. Samson Junior High, St. John's

Classification: Urban Community/Avalon Region**

Grades: 7-9

Number of Grades: 3

[School FTE PTR : 15.9](#)

[District FTE PTR : 14.4](#)

[Provincial FTE PTR : 13.5](#)

[FTE Teachers](#) *** : 21.8

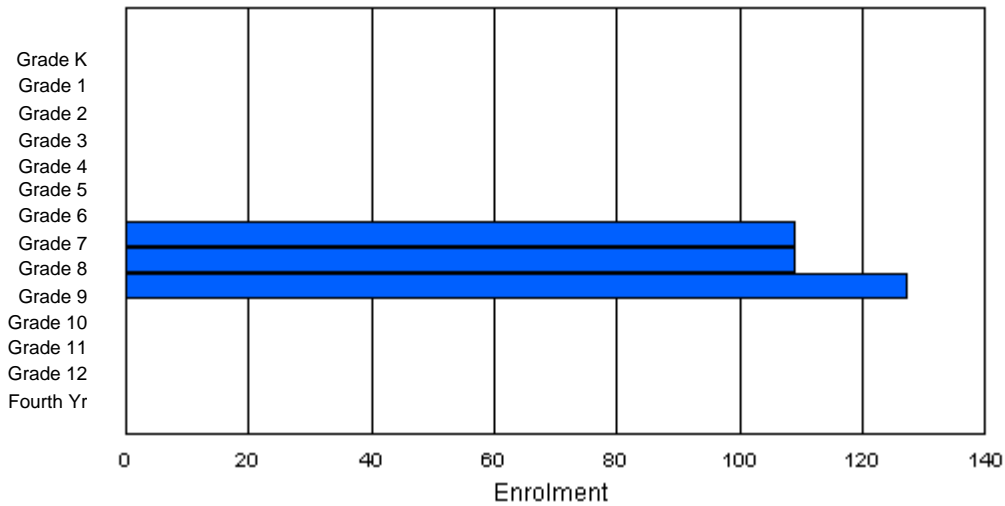
Enrolment By Age and Gender

Gender	Age																Total
	5	6	7	8	9	10	11	12	13	14	15	16	17	18	19	20>	
Male	0	0	0	0	0	0	0	48	51	61	5	0	0	0	0	0	165
Female	0	0	0	0	0	0	1	51	57	67	4	0	0	0	0	0	180
Total	0	0	0	0	0	0	1	99	108	128	9	0	0	0	0	0	345

Enrolment By Grade and Gender

Gender	Grade														Total
	K	1	2	3	4	5	6	7	8	9	10	11	12	4th	
Male	0	0	0	0	0	0	0	51	55	59	0	0	0	0	165
Female	0	0	0	0	0	0	0	58	54	68	0	0	0	0	180
Total	0	0	0	0	0	0	0	109	109	127	0	0	0	0	345

Enrolment By Grade
For 341



* Data from the 2005-2006 AGR(Enrolment/Age as of the last day in Sept./Dec.)

** Newfoundland Statistics Classification System

*** May include itinerant teachers



**School Description Report
2005-06**



District 4 - Eastern

#342 - MacDonald Drive Elementary, St. John's

Classification: Urban Community/Avalon Region**

Grades: K-6

Number of Grades: 7

[School FTE PTR : 15.4](#)

[District FTE PTR : 14.4](#)

[Provincial FTE PTR : 13.5](#)

[FTE Teachers](#) *** : 22.7

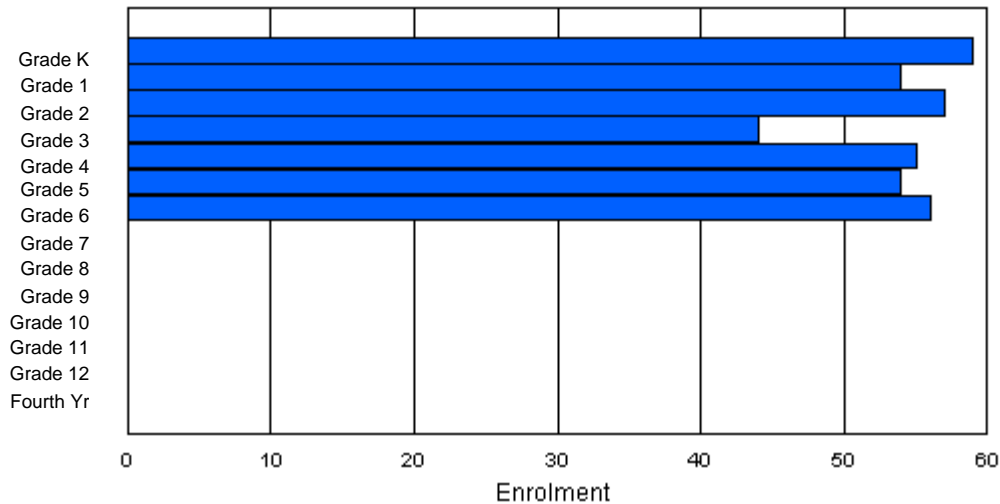
Enrolment By Age and Gender

Gender	Age																Total
	5	6	7	8	9	10	11	12	13	14	15	16	17	18	19	20>	
Male	39	23	28	25	27	28	30	1	0	0	0	0	0	0	0	0	201
Female	19	33	25	20	30	23	26	1	0	1	0	0	0	0	0	0	178
Total	58	56	53	45	57	51	56	2	0	1	0	0	0	0	0	0	379

Enrolment By Grade and Gender

Gender	Grade														Total
	K	1	2	3	4	5	6	7	8	9	10	11	12	4th	
Male	40	22	30	23	27	29	30	0	0	0	0	0	0	0	201
Female	19	32	27	21	28	25	26	0	0	0	0	0	0	0	178
Total	59	54	57	44	55	54	56	0	0	0	0	0	0	0	379

Enrolment By Grade
For 342



* Data from the 2005-2006 AGR(Enrolment/Age as of the last day in Sept./Dec.)

** Newfoundland Statistics Classification System

*** May include itinerant teachers



**School Description Report
2005-06**



District 4 - Eastern

#343 - MacDonald Drive Junior High School, St. John's

Classification: Urban Community/Avalon Region**

Grades: 7-9

Number of Grades: 3

[School FTE PTR : 17.1](#)

[District FTE PTR : 14.4](#)

[Provincial FTE PTR : 13.5](#)

[FTE Teachers](#) *** : 36.0

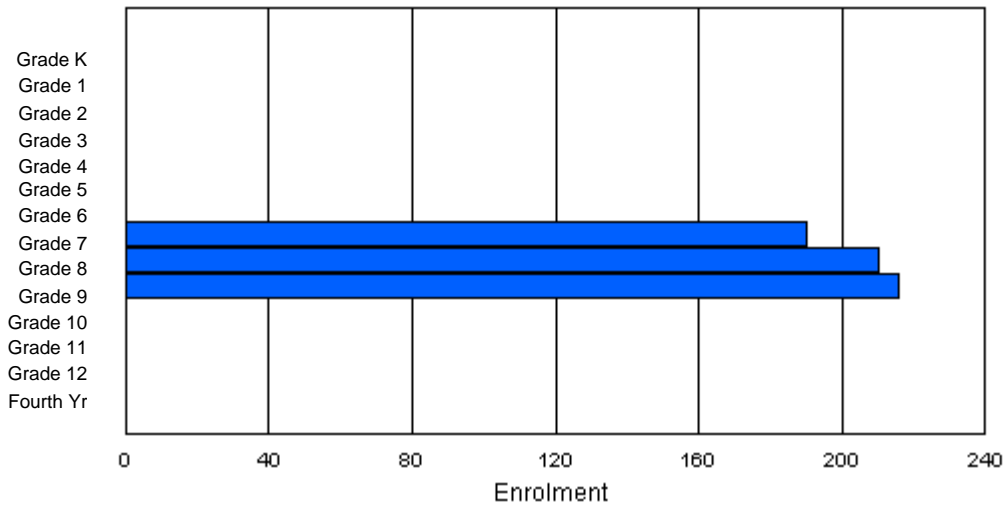
Enrolment By Age and Gender

Gender	Age																Total
	5	6	7	8	9	10	11	12	13	14	15	16	17	18	19	20>	
Male	0	0	0	0	0	0	1	89	111	101	19	3	0	0	0	0	324
Female	0	0	0	0	0	0	2	82	96	102	10	0	0	0	0	0	292
Total	0	0	0	0	0	0	3	171	207	203	29	3	0	0	0	0	616

Enrolment By Grade and Gender

Gender	Grade														Total
	K	1	2	3	4	5	6	7	8	9	10	11	12	4th	
Male	0	0	0	0	0	0	0	101	112	111	0	0	0	0	324
Female	0	0	0	0	0	0	0	89	98	105	0	0	0	0	292
Total	0	0	0	0	0	0	0	190	210	216	0	0	0	0	616

Enrolment By Grade
For 343



* Data from the 2005-2006 AGR(Enrolment/Age as of the last day in Sept./Dec.)

** Newfoundland Statistics Classification System

*** May include itinerant teachers



**School Description Report
2005-06**



District 4 - Eastern

#345 - Mary Queen of Peace, St. John's

Classification: Urban Community/Avalon Region**

Grades: K-6

Number of Grades: 7

[School FTE PTR : 16.4](#)

[District FTE PTR : 14.4](#)

[Provincial FTE PTR : 13.5](#)

[FTE Teachers](#) *** : 37.6

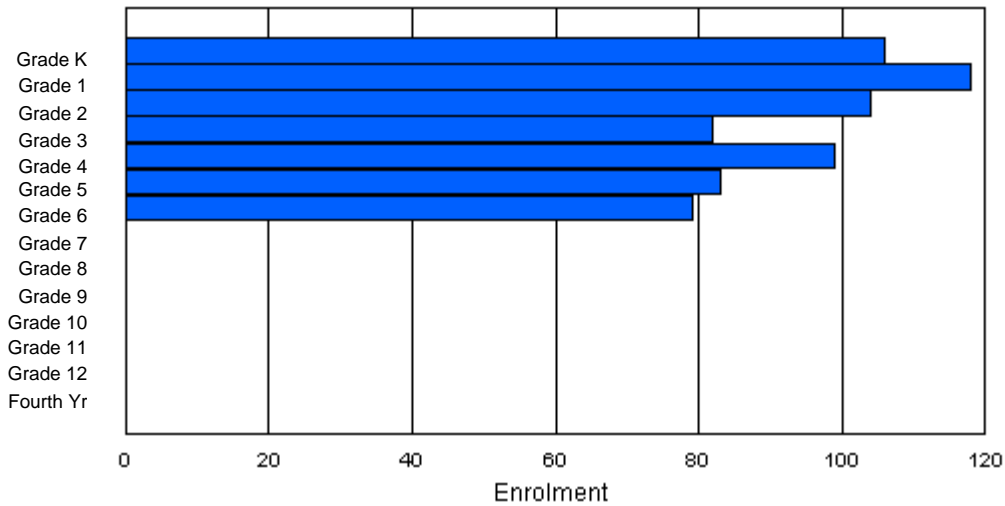
Enrolment By Age and Gender

Gender	Age																Total
	5	6	7	8	9	10	11	12	13	14	15	16	17	18	19	20>	
Male	61	51	57	43	41	46	42	1	0	0	0	0	0	0	0	0	342
Female	42	70	42	45	58	32	40	0	0	0	0	0	0	0	0	0	329
Total	103	121	99	88	99	78	82	1	0	0	0	0	0	0	0	0	671

Enrolment By Grade and Gender

Gender	Grade														Total
	K	1	2	3	4	5	6	7	8	9	10	11	12	4th	
Male	63	49	60	40	40	48	42	0	0	0	0	0	0	0	342
Female	43	69	44	42	59	35	37	0	0	0	0	0	0	0	329
Total	106	118	104	82	99	83	79	0	0	0	0	0	0	0	671

Enrolment By Grade
For 345



* Data from the 2005-2006 AGR(Enrolment/Age as of the last day in Sept./Dec.)

** Newfoundland Statistics Classification System

*** May include itinerant teachers



**School Description Report
2005-06**



District 4 - Eastern

#347 - Prince of Wales Collegiate, St. John's

Classification: Urban Community/Avalon Region**

Grades: 10-12

Number of Grades: 3

[School FTE PTR : 17.9](#)

[District FTE PTR : 14.4](#)

[Provincial FTE PTR : 13.5](#)

[FTE Teachers](#) *** : 45.0

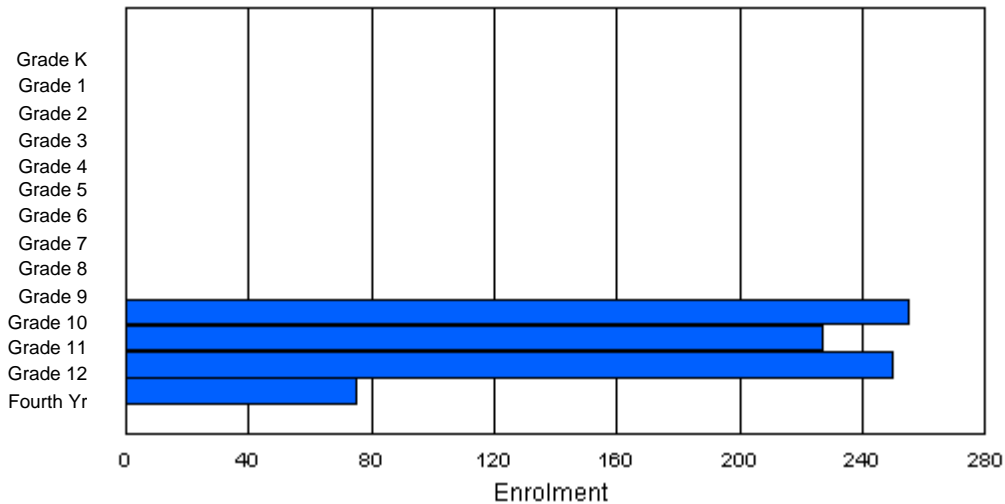
Enrolment By Age and Gender

Gender	Age																	Total
	5	6	7	8	9	10	11	12	13	14	15	16	17	18	19	20>		
Male	0	0	0	0	0	0	0	0	0	2	95	109	123	45	17	3	394	
Female	0	0	0	0	0	0	0	0	0	0	101	121	130	49	7	5	413	
Total	0	0	0	0	0	0	0	0	0	2	196	230	253	94	24	8	807	

Enrolment By Grade and Gender

Gender	Grade															Total
	K	1	2	3	4	5	6	7	8	9	10	11	12	4th		
Male	0	0	0	0	0	0	0	0	0	0	123	123	105	43	394	
Female	0	0	0	0	0	0	0	0	0	0	132	104	145	32	413	
Total	0	0	0	0	0	0	0	0	0	0	255	227	250	75	807	

Enrolment By Grade
For 347



* Data from the 2005-2006 AGR(Enrolment/Age as of the last day in Sept./Dec.)

** Newfoundland Statistics Classification System

*** May include itinerant teachers



**School Description Report
2005-06**



District 4 - Eastern

#348 - Roncalli Elementary, St. John's

Classification: Urban Community/Avalon Region**

Grades: K-6

Number of Grades: 7

[School FTE PTR : 15.0](#)

[District FTE PTR : 14.4](#)

[Provincial FTE PTR : 13.5](#)

[FTE Teachers](#) *** : 14.5

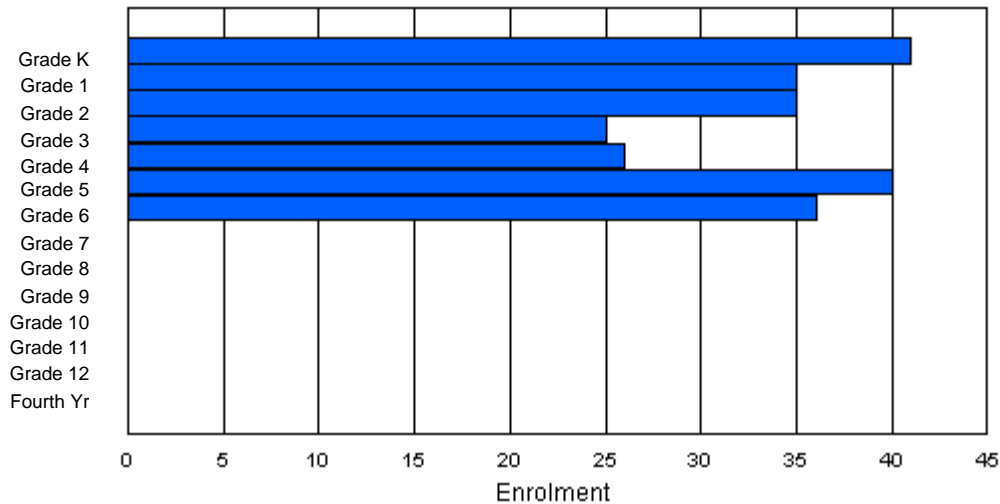
Enrolment By Age and Gender

Gender	Age																Total
	5	6	7	8	9	10	11	12	13	14	15	16	17	18	19	20>	
Male	28	18	18	13	13	21	23	0	0	1	0	0	0	0	0	0	135
Female	14	16	16	12	14	15	15	0	0	1	0	0	0	0	0	0	103
Total	42	34	34	25	27	36	38	0	0	2	0	0	0	0	0	0	238

Enrolment By Grade and Gender

Gender	Grade														Total
	K	1	2	3	4	5	6	7	8	9	10	11	12	4th	
Male	28	18	19	13	12	23	22	0	0	0	0	0	0	0	135
Female	13	17	16	12	14	17	14	0	0	0	0	0	0	0	103
Total	41	35	35	25	26	40	36	0	0	0	0	0	0	0	238

Enrolment By Grade
For 348



* Data from the 2005-2006 AGR(Enrolment/Age as of the last day in Sept./Dec.)

** Newfoundland Statistics Classification System

*** May include itinerant teachers



**School Description Report
2005-06**



District 4 - Eastern

#349 - St. Andrew's Elementary, St. John's

Classification: Urban Community/Avalon Region**

Grades: K-6

Number of Grades: 7

[School FTE PTR : 12.3](#)

[District FTE PTR : 14.4](#)

[Provincial FTE PTR : 13.5](#)

[FTE Teachers](#) *** : 19.5

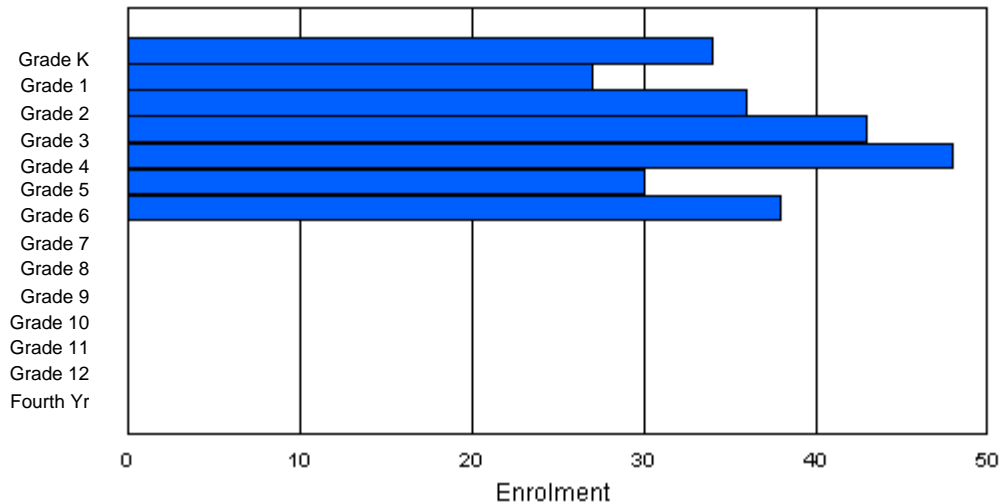
Enrolment By Age and Gender

Gender	Age																Total
	5	6	7	8	9	10	11	12	13	14	15	16	17	18	19	20>	
Male	20	24	17	28	19	11	19	4	0	0	0	0	0	0	0	0	142
Female	9	6	15	16	25	24	16	2	1	0	0	0	0	0	0	0	114
Total	29	30	32	44	44	35	35	6	1	0	0	0	0	0	0	0	256

Enrolment By Grade and Gender

Gender	Grade														Total
	K	1	2	3	4	5	6	7	8	9	10	11	12	4th	
Male	24	22	18	28	22	7	21	0	0	0	0	0	0	0	142
Female	10	5	18	15	26	23	17	0	0	0	0	0	0	0	114
Total	34	27	36	43	48	30	38	0	0	0	0	0	0	0	256

Enrolment By Grade
For 349



* Data from the 2005-2006 AGR(Enrolment/Age as of the last day in Sept./Dec.)

** Newfoundland Statistics Classification System

*** May include itinerant teachers



**School Description Report
2005-06**



District 4 - Eastern

#350 - St. John Bosco, St. John's

Classification: Urban Community/Avalon Region**

Grades: K-9

Number of Grades: 10

[School FTE PTR : 13.1](#)

[District FTE PTR : 14.4](#)

[Provincial FTE PTR : 13.5](#)

[FTE Teachers](#) *** : 21.0

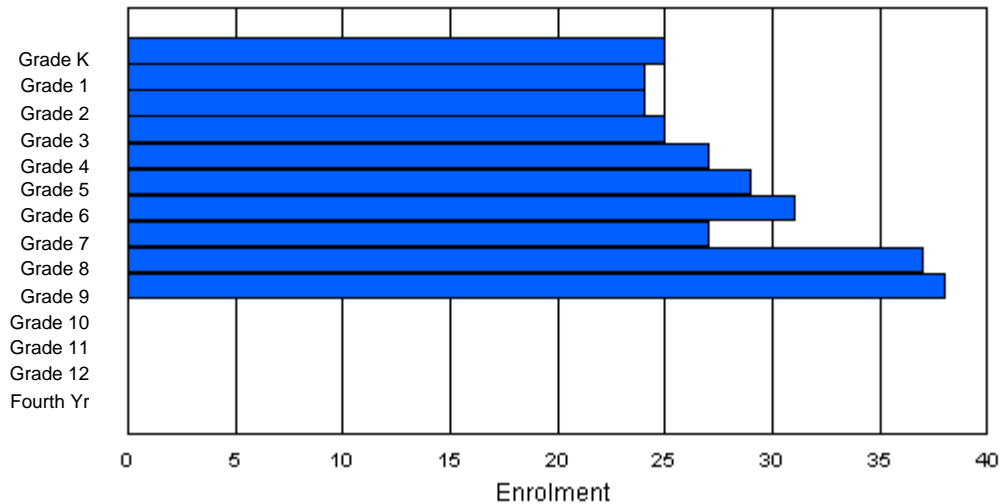
Enrolment By Age and Gender

Gender	Age																Total
	5	6	7	8	9	10	11	12	13	14	15	16	17	18	19	20>	
Male	18	12	12	14	16	12	16	18	20	20	3	1	0	0	0	0	162
Female	7	11	11	10	12	15	13	12	15	16	3	0	0	0	0	125	
Total	25	23	23	24	28	27	29	30	35	36	6	1	0	0	0	287	

Enrolment By Grade and Gender

Gender	Grade														Total
	K	1	2	3	4	5	6	7	8	9	10	11	12	4th	
Male	18	13	13	13	17	13	17	16	22	20	0	0	0	0	162
Female	7	11	11	12	10	16	14	11	15	18	0	0	0	0	125
Total	25	24	24	25	27	29	31	27	37	38	0	0	0	0	287

Enrolment By Grade
For 350



* Data from the 2005-2006 AGR(Enrolment/Age as of the last day in Sept./Dec.)

** Newfoundland Statistics Classification System

*** May include itinerant teachers



**School Description Report
2005-06**



District 4 - Eastern

#353 - St. Kevin's Junior High, St. John's (Goulds)

Classification: Urban Community/Avalon Region**

Grades: 7-9

Number of Grades: 3

[School FTE PTR : 16.2](#)

[District FTE PTR : 14.4](#)

[Provincial FTE PTR : 13.5](#)

[FTE Teachers](#) *** : 21.6

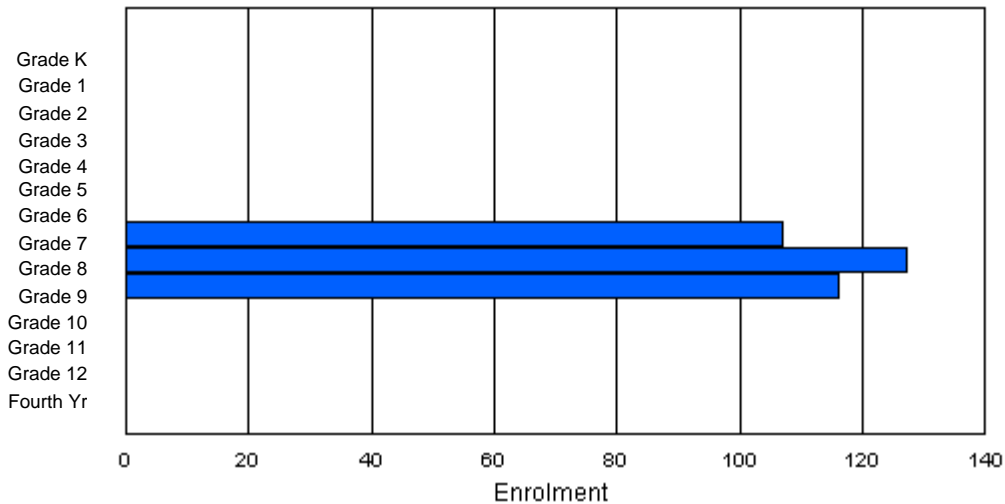
Enrolment By Age and Gender

Gender	Age																Total
	5	6	7	8	9	10	11	12	13	14	15	16	17	18	19	20>	
Male	0	0	0	0	0	0	0	44	64	62	15	1	0	0	0	0	186
Female	0	0	0	0	0	0	0	53	51	54	4	2	0	0	0	0	164
Total	0	0	0	0	0	0	0	97	115	116	19	3	0	0	0	0	350

Enrolment By Grade and Gender

Gender	Grade														Total
	K	1	2	3	4	5	6	7	8	9	10	11	12	4th	
Male	0	0	0	0	0	0	0	52	71	63	0	0	0	0	186
Female	0	0	0	0	0	0	0	55	56	53	0	0	0	0	164
Total	0	0	0	0	0	0	0	107	127	116	0	0	0	0	350

Enrolment By Grade
For 353



* Data from the 2005-2006 AGR(Enrolment/Age as of the last day in Sept./Dec.)

** Newfoundland Statistics Classification System

*** May include itinerant teachers



**School Description Report
2005-06**



District 4 - Eastern

#354 - St. Kevin's High, St. John's (Goulds)

Classification: Urban Community/Avalon Region**

Grades: 10-12

Number of Grades: 3

[School FTE PTR : 14.2](#)

[District FTE PTR : 14.4](#)

[Provincial FTE PTR : 13.5](#)

[FTE Teachers](#) *** : 25.3

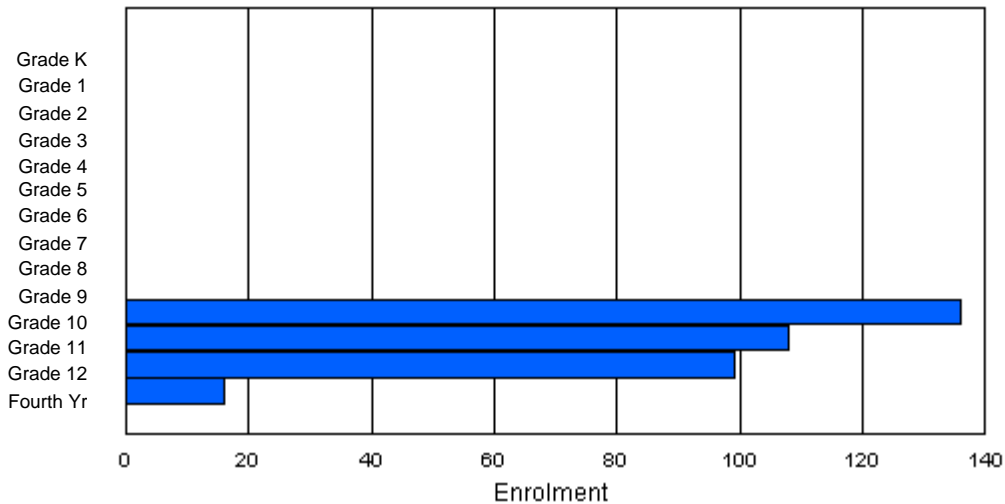
Enrolment By Age and Gender

Gender	Age																	Total
	5	6	7	8	9	10	11	12	13	14	15	16	17	18	19	20>		
Male	0	0	0	0	0	0	0	0	0	0	50	60	40	19	1	3	173	
Female	0	0	0	1	0	0	0	0	0	0	66	58	48	10	2	1	186	
Total	0	0	0	1	0	0	0	0	0	0	116	118	88	29	3	4	359	

Enrolment By Grade and Gender

Gender	Grade															Total
	K	1	2	3	4	5	6	7	8	9	10	11	12	4th		
Male	0	0	0	0	0	0	0	0	0	0	64	55	44	10	173	
Female	0	0	0	0	0	0	0	0	0	0	72	53	55	6	186	
Total	0	0	0	0	0	0	0	0	0	0	136	108	99	16	359	

Enrolment By Grade
For 354



* Data from the 2005-2006 AGR(Enrolment/Age as of the last day in Sept./Dec.)

** Newfoundland Statistics Classification System

*** May include itinerant teachers



**School Description Report
2005-06**



District 4 - Eastern

#355 - St. Mary's Elementary, St. John's

Classification: Urban Community/Avalon Region**

Grades: K-6

Number of Grades: 7

[School FTE PTR : 14.3](#)

[District FTE PTR : 14.4](#)

[Provincial FTE PTR : 13.5](#)

[FTE Teachers](#) *** : 12.0

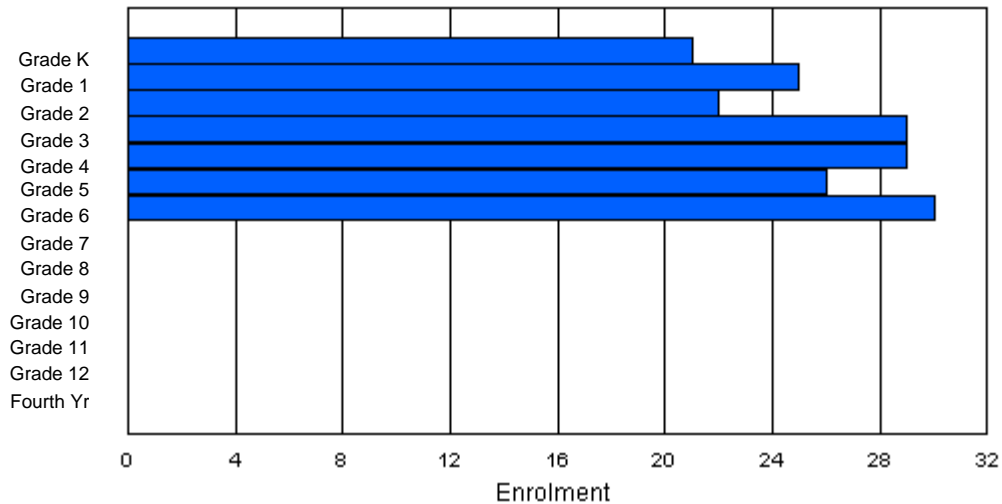
Enrolment By Age and Gender

Gender	Age																Total
	5	6	7	8	9	10	11	12	13	14	15	16	17	18	19	20>	
Male	9	15	6	17	10	11	13	2	0	0	0	0	0	0	0	0	83
Female	11	11	13	15	18	13	16	1	1	0	0	0	0	0	0	0	99
Total	20	26	19	32	28	24	29	3	1	0	0	0	0	0	0	0	182

Enrolment By Grade and Gender

Gender	Grade														Total
	K	1	2	3	4	5	6	7	8	9	10	11	12	4th	
Male	9	15	8	15	11	12	13	0	0	0	0	0	0	0	83
Female	12	10	14	14	18	14	17	0	0	0	0	0	0	0	99
Total	21	25	22	29	29	26	30	0	0	0	0	0	0	0	182

Enrolment By Grade
For 355



* Data from the 2005-2006 AGR(Enrolment/Age as of the last day in Sept./Dec.)

** Newfoundland Statistics Classification System

*** May include itinerant teachers



**School Description Report
2005-06**



District 4 - Eastern

#356 - St. Matthews Elementary, St. John's

Classification: Urban Community/Avalon Region**

Grades: K-6

Number of Grades: 7

[School FTE PTR : 14.7](#)

[District FTE PTR : 14.4](#)

[Provincial FTE PTR : 13.5](#)

[FTE Teachers](#) *** : 27.8

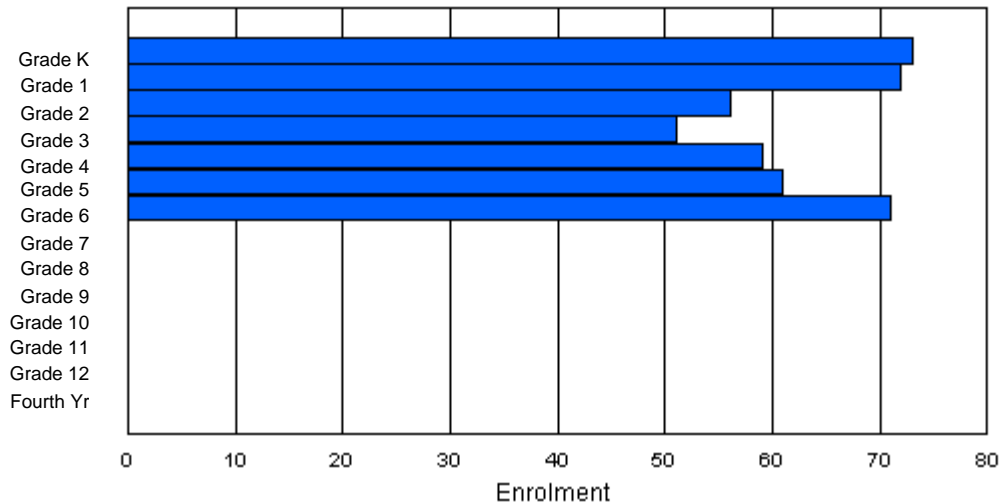
Enrolment By Age and Gender

Gender	Age																Total
	5	6	7	8	9	10	11	12	13	14	15	16	17	18	19	20>	
Male	42	30	33	28	31	28	36	4	0	0	0	1	0	0	1	0	234
Female	29	42	25	21	28	33	26	2	0	0	0	0	1	2	0	0	209
Total	71	72	58	49	59	61	62	6	0	0	0	1	1	2	1	0	443

Enrolment By Grade and Gender

Gender	Grade														Total
	K	1	2	3	4	5	6	7	8	9	10	11	12	4th	
Male	43	32	30	29	32	27	41	0	0	0	0	0	0	0	234
Female	30	40	26	22	27	34	30	0	0	0	0	0	0	0	209
Total	73	72	56	51	59	61	71	0	0	0	0	0	0	0	443

Enrolment By Grade
For 356



* Data from the 2005-2006 AGR(Enrolment/Age as of the last day in Sept./Dec.)

** Newfoundland Statistics Classification System

*** May include itinerant teachers



**School Description Report
2005-06**



District 4 - Eastern

#359 - St. Paul's Junior High, St. John's

Classification: Urban Community/Avalon Region**

Grades: 7-9

Number of Grades: 3

[School FTE PTR : 16.1](#)

[District FTE PTR : 14.4](#)

[Provincial FTE PTR : 13.5](#)

[FTE Teachers](#) *** : 29.8

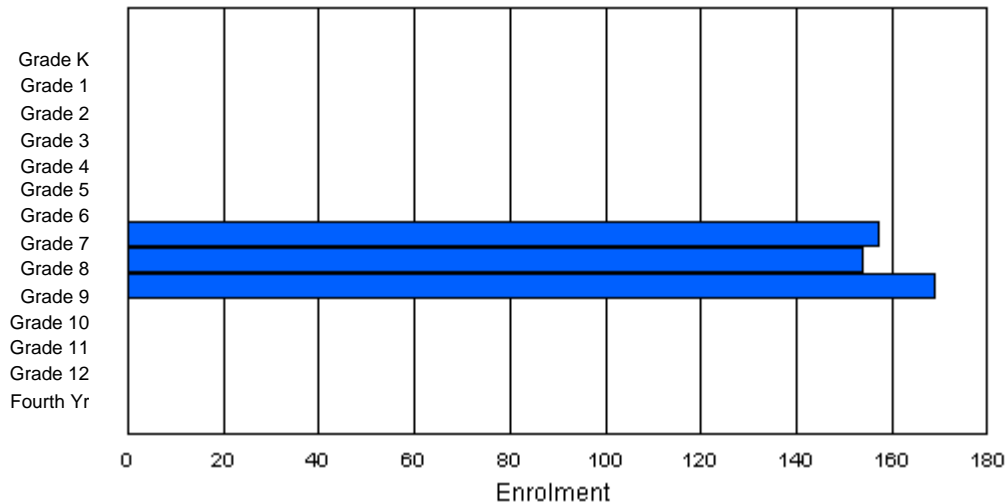
Enrolment By Age and Gender

Gender	Age																Total
	5	6	7	8	9	10	11	12	13	14	15	16	17	18	19	20>	
Male	0	0	0	0	0	0	0	73	68	81	11	7	0	0	0	0	240
Female	0	0	0	0	0	0	13	60	85	72	7	3	0	0	0	0	240
Total	0	0	0	0	0	0	13	133	153	153	18	10	0	0	0	0	480

Enrolment By Grade and Gender

Gender	Grade														Total
	K	1	2	3	4	5	6	7	8	9	10	11	12	4th	
Male	0	0	0	0	0	0	0	80	72	88	0	0	0	0	240
Female	0	0	0	0	0	0	0	77	82	81	0	0	0	0	240
Total	0	0	0	0	0	0	0	157	154	169	0	0	0	0	480

Enrolment By Grade
For 359



* Data from the 2005-2006 AGR(Enrolment/Age as of the last day in Sept./Dec.)

** Newfoundland Statistics Classification System

*** May include itinerant teachers



**School Description Report
2005-06**



District 4 - Eastern

#360 - Rennie's River Elementary, St. John's

Classification: Urban Community/Avalon Region**

Grades: K-6

Number of Grades: 7

[School FTE PTR : 12.8](#)

[District FTE PTR : 14.4](#)

[Provincial FTE PTR : 13.5](#)

[FTE Teachers](#) *** : 20.0

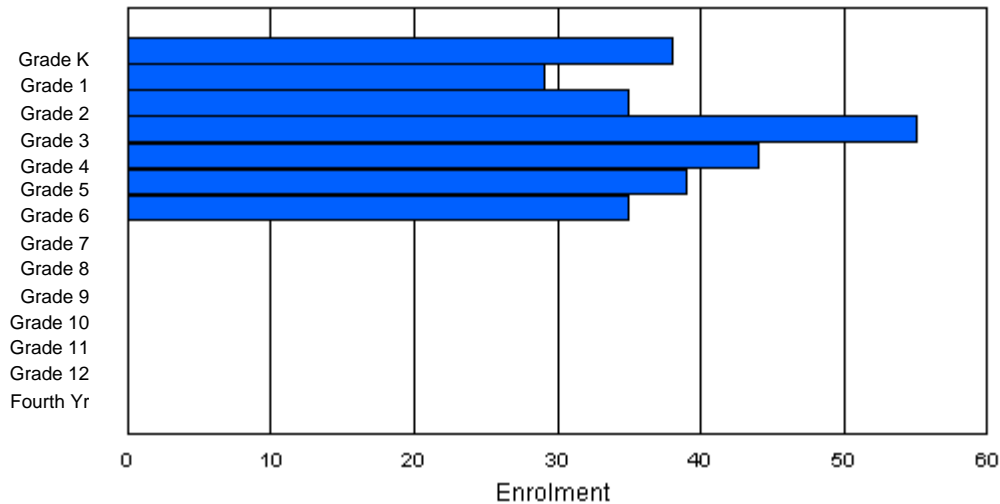
Enrolment By Age and Gender

Gender	Age																Total
	5	6	7	8	9	10	11	12	13	14	15	16	17	18	19	20>	
Male	22	16	15	30	25	25	20	0	0	0	0	0	0	0	0	0	153
Female	16	11	19	24	18	13	18	3	0	0	0	0	0	0	0	0	122
Total	38	27	34	54	43	38	38	3	0	0	0	0	0	0	0	0	275

Enrolment By Grade and Gender

Gender	Grade														Total
	K	1	2	3	4	5	6	7	8	9	10	11	12	4th	
Male	22	18	15	32	25	25	16	0	0	0	0	0	0	0	153
Female	16	11	20	23	19	14	19	0	0	0	0	0	0	0	122
Total	38	29	35	55	44	39	35	0	0	0	0	0	0	0	275

Enrolment By Grade
For 360



* Data from the 2005-2006 AGR(Enrolment/Age as of the last day in Sept./Dec.)

** Newfoundland Statistics Classification System

*** May include itinerant teachers



**School Description Report
2005-06**



District 4 - Eastern

#362 - St. Teresa's School/Ecole Ste-Thérèse, St. John's

Classification: Urban Community/Avalon Region**

Grades: K-6

Number of Grades: 7

[School FTE PTR : 13.9](#)

[District FTE PTR : 14.4](#)

[Provincial FTE PTR : 13.5](#)

[FTE Teachers](#) *** : 31.3

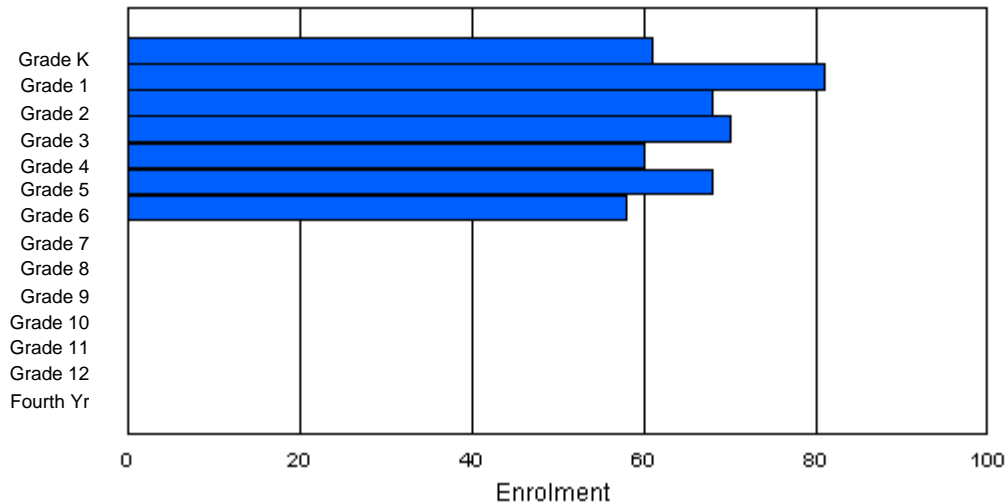
Enrolment By Age and Gender

Gender	Age																Total
	5	6	7	8	9	10	11	12	13	14	15	16	17	18	19	20>	
Male	34	37	33	30	33	37	24	0	0	0	0	0	0	0	0	0	228
Female	25	44	35	38	25	36	32	3	0	0	0	0	0	0	0	0	238
Total	59	81	68	68	58	73	56	3	0	0	0	0	0	0	0	0	466

Enrolment By Grade and Gender

Gender	Grade														Total
	K	1	2	3	4	5	6	7	8	9	10	11	12	4th	
Male	35	37	34	32	33	33	24	0	0	0	0	0	0	0	228
Female	26	44	34	38	27	35	34	0	0	0	0	0	0	0	238
Total	61	81	68	70	60	68	58	0	0	0	0	0	0	0	466

Enrolment By Grade
For 362



* Data from the 2005-2006 AGR(Enrolment/Age as of the last day in Sept./Dec.)

** Newfoundland Statistics Classification System

*** May include itinerant teachers



**School Description Report
2005-06**



District 4 - Eastern

#363 - Vanier Elementary, St. John's

Classification: Urban Community/Avalon Region**

Grades: K-6

Number of Grades: 7

[School FTE PTR : 15.2](#)

[District FTE PTR : 14.4](#)

[Provincial FTE PTR : 13.5](#)

[FTE Teachers](#) *** : 21.8

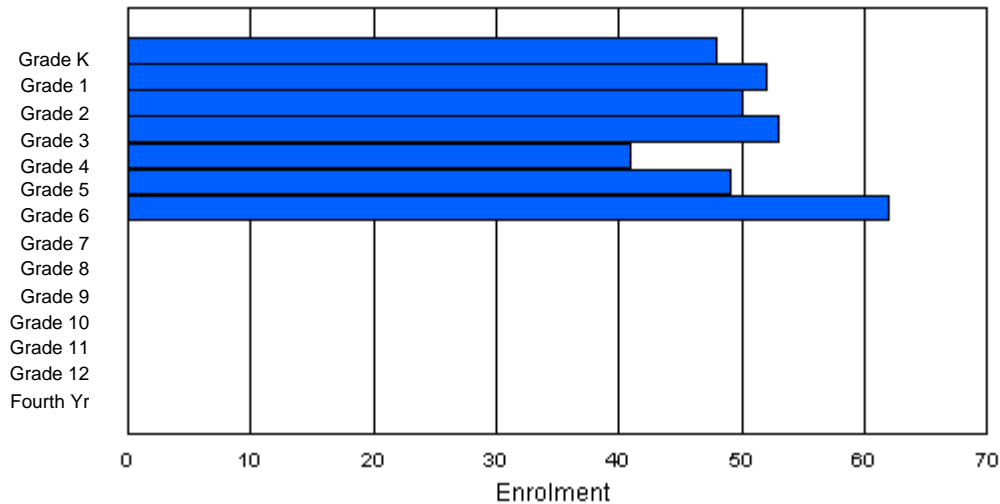
Enrolment By Age and Gender

Gender	Age																Total
	5	6	7	8	9	10	11	12	13	14	15	16	17	18	19	20>	
Male	20	25	21	24	25	28	25	2	0	0	0	0	0	0	0	0	170
Female	25	31	26	29	16	23	33	2	0	0	0	0	0	0	0	0	185
Total	45	56	47	53	41	51	58	4	0	0	0	0	0	0	0	0	355

Enrolment By Grade and Gender

Gender	Grade														Total
	K	1	2	3	4	5	6	7	8	9	10	11	12	4th	
Male	22	22	24	22	27	26	27	0	0	0	0	0	0	0	170
Female	26	30	26	31	14	23	35	0	0	0	0	0	0	0	185
Total	48	52	50	53	41	49	62	0	0	0	0	0	0	0	355

Enrolment By Grade
For 363



* Data from the 2005-2006 AGR(Enrolment/Age as of the last day in Sept./Dec.)

** Newfoundland Statistics Classification System

*** May include itinerant teachers



**School Description Report
2005-06**



District 4 - Eastern

#364 - Virginia Park Elementary School, St. John's

Classification: Urban Community/Avalon Region**

Grades: K-6

Number of Grades: 7

[School FTE PTR : 10.3](#)

[District FTE PTR : 14.4](#)

[Provincial FTE PTR : 13.5](#)

[FTE Teachers](#) *** : 19.7

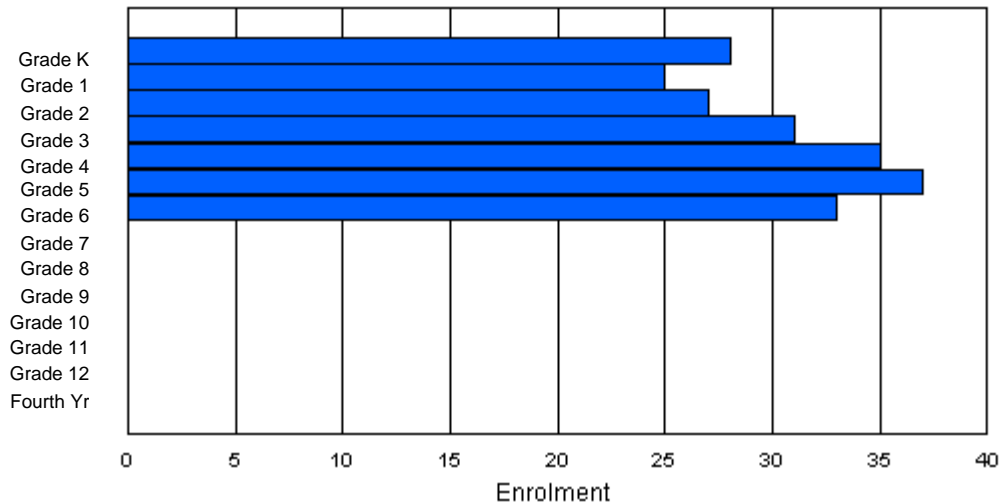
Enrolment By Age and Gender

Gender	Age																Total
	5	6	7	8	9	10	11	12	13	14	15	16	17	18	19	20>	
Male	13	11	11	19	14	13	17	1	0	0	0	0	0	0	0	0	99
Female	14	14	13	16	17	23	20	0	0	0	0	0	0	0	0	0	117
Total	27	25	24	35	31	36	37	1	0	0	0	0	0	0	0	0	216

Enrolment By Grade and Gender

Gender	Grade														Total
	K	1	2	3	4	5	6	7	8	9	10	11	12	4th	
Male	13	11	15	14	18	13	15	0	0	0	0	0	0	0	99
Female	15	14	12	17	17	24	18	0	0	0	0	0	0	0	117
Total	28	25	27	31	35	37	33	0	0	0	0	0	0	0	216

Enrolment By Grade
For 364



* Data from the 2005-2006 AGR(Enrolment/Age as of the last day in Sept./Dec.)

** Newfoundland Statistics Classification System

*** May include itinerant teachers



**School Description Report
2005-06**



District 4 - Eastern

#366 - Topsail Elementary, Conception Bay South (Topsail)

Classification: Urban Community/Avalon Region**

Grades: K-5

Number of Grades: 6

[School FTE PTR : 16.6](#)

[District FTE PTR : 14.4](#)

[Provincial FTE PTR : 13.5](#)

[FTE Teachers](#) *** : 35.3

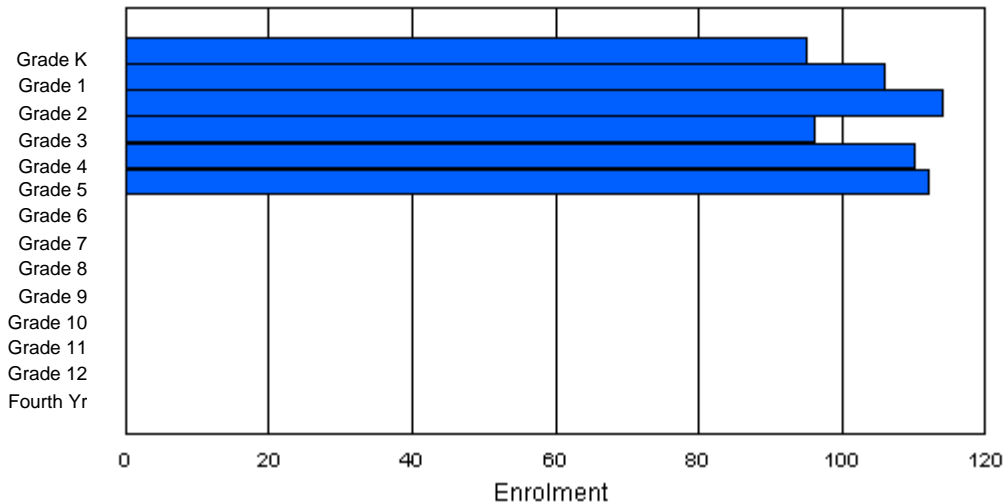
Enrolment By Age and Gender

Gender	Age																	Total
	5	6	7	8	9	10	11	12	13	14	15	16	17	18	19	20>		
Male	49	55	56	43	50	57	5	0	1	0	0	0	0	0	0	0	316	
Female	45	50	57	54	56	54	1	0	0	0	0	0	0	0	0	0	317	
Total	94	105	113	97	106	111	6	0	1	0	0	0	0	0	0	0	633	

Enrolment By Grade and Gender

Gender	Grade															Total
	K	1	2	3	4	5	6	7	8	9	10	11	12	4th		
Male	50	55	57	42	54	58	0	0	0	0	0	0	0	0	316	
Female	45	51	57	54	56	54	0	0	0	0	0	0	0	0	317	
Total	95	106	114	96	110	112	0	0	0	0	0	0	0	0	633	

Enrolment By Grade
For 366



* Data from the 2005-2006 AGR(Enrolment/Age as of the last day in Sept./Dec.)

** Newfoundland Statistics Classification System

*** May include itinerant teachers



**School Description Report
2005-06**



District 4 - Eastern

#367 - Holy Trinity Elementary, Torbay

Classification: Urban Community/Avalon Region**

Grades: K-6

Number of Grades: 7

[School FTE PTR : 15.2](#)

[District FTE PTR : 14.4](#)

[Provincial FTE PTR : 13.5](#)

[FTE Teachers](#) *** : 31.5

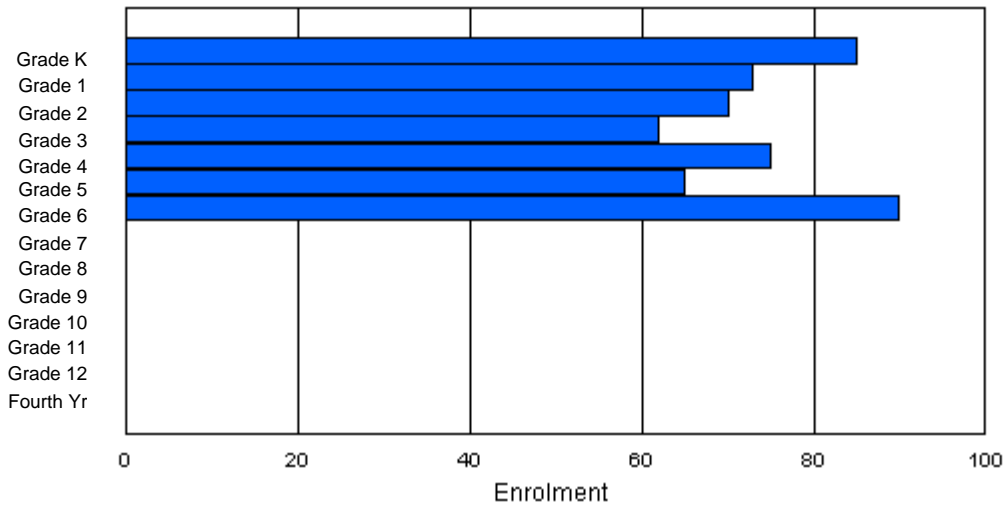
Enrolment By Age and Gender

Gender	Age																Total
	5	6	7	8	9	10	11	12	13	14	15	16	17	18	19	20>	
Male	40	40	37	28	42	28	37	4	0	0	0	0	0	0	0	0	256
Female	43	33	33	31	34	39	48	3	0	0	0	0	0	0	0	0	264
Total	83	73	70	59	76	67	85	7	0	0	0	0	0	0	0	0	520

Enrolment By Grade and Gender

Gender	Grade														Total
	K	1	2	3	4	5	6	7	8	9	10	11	12	4th	
Male	42	40	35	33	37	30	39	0	0	0	0	0	0	0	256
Female	43	33	35	29	38	35	51	0	0	0	0	0	0	0	264
Total	85	73	70	62	75	65	90	0	0	0	0	0	0	0	520

Enrolment By Grade
For 367



* Data from the 2005-2006 AGR(Enrolment/Age as of the last day in Sept./Dec.)

** Newfoundland Statistics Classification System

*** May include itinerant teachers



**School Description Report
2005-06**



District 4 - Eastern

#368 - Holy Trinity High School, Torbay

Classification: Urban Community/Avalon Region**

Grades: 7-12

Number of Grades: 6

[School FTE PTR : 16.3](#)

[District FTE PTR : 14.4](#)

[Provincial FTE PTR : 13.5](#)

[FTE Teachers](#) *** : 44.5

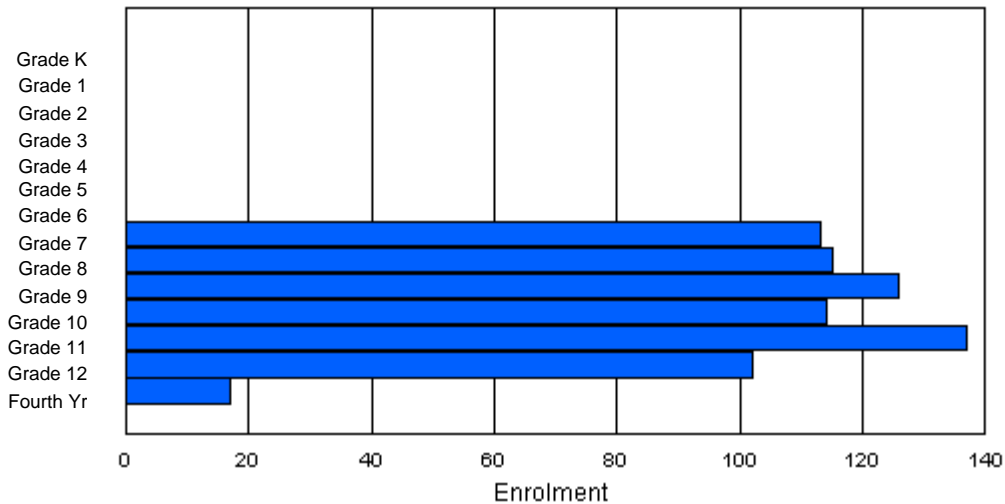
Enrolment By Age and Gender

Gender	Age																	Total
	5	6	7	8	9	10	11	12	13	14	15	16	17	18	19	20>		
Male	0	0	0	0	0	0	0	47	54	56	55	57	57	21	4	0	351	
Female	0	0	0	0	0	0	0	54	63	60	69	74	47	5	1	0	373	
Total	0	0	0	0	0	0	0	101	117	116	124	131	104	26	5	0	724	

Enrolment By Grade and Gender

Gender	Grade															Total
	K	1	2	3	4	5	6	7	8	9	10	11	12	4th		
Male	0	0	0	0	0	0	0	56	54	57	50	61	60	13	351	
Female	0	0	0	0	0	0	0	57	61	69	64	76	42	4	373	
Total	0	0	0	0	0	0	0	113	115	126	114	137	102	17	724	

Enrolment By Grade
For 368



* Data from the 2005-2006 AGR(Enrolment/Age as of the last day in Sept./Dec.)

** Newfoundland Statistics Classification System

*** May include itinerant teachers



**School Description Report
2005-06**



District 4 - Eastern

#370 - Stella Maris Academy, Trepassey

Classification: Rural Community/Avalon Region**

Grades: K-12

Number of Grades: 13

[School FTE PTR : 8.8](#)

[District FTE PTR : 14.4](#)

[Provincial FTE PTR : 13.5](#)

[FTE Teachers](#) *** : 19.5

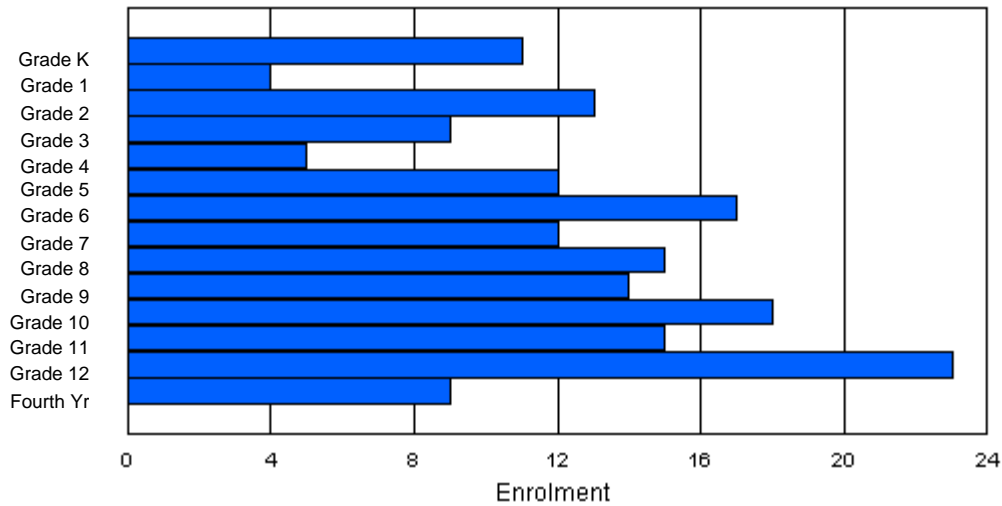
Enrolment By Age and Gender

Gender	Age																Total
	5	6	7	8	9	10	11	12	13	14	15	16	17	18	19	20>	
Male	8	2	5	4	3	7	8	6	7	6	8	10	13	3	1	3	94
Female	3	2	8	5	2	4	10	6	8	6	6	8	10	5	0	0	83
Total	11	4	13	9	5	11	18	12	15	12	14	18	23	8	1	3	177

Enrolment By Grade and Gender

Gender	K	Grade												4th	Total
		1	2	3	4	5	6	7	8	9	10	11	12		
Male	8	2	5	4	3	8	7	6	7	7	11	8	12	6	94
Female	3	2	8	5	2	4	10	6	8	7	7	7	11	3	83
Total	11	4	13	9	5	12	17	12	15	14	18	15	23	9	177

Enrolment By Grade
For 370



* Data from the 2005-2006 AGR(Enrolment/Age as of the last day in Sept./Dec.)

** Newfoundland Statistics Classification System

*** May include itinerant teachers



**School Description Report
2005-06**



District 4 - Eastern

#371 - Upper Gullies Elementary, Conception Bay South (Upper Gul

Classification: Urban Community/Avalon Region**

Grades: K-6

Number of Grades: 7

[School FTE PTR : 15.1](#)

[District FTE PTR : 14.4](#)

[Provincial FTE PTR : 13.5](#)

[FTE Teachers](#) *** : 23.3

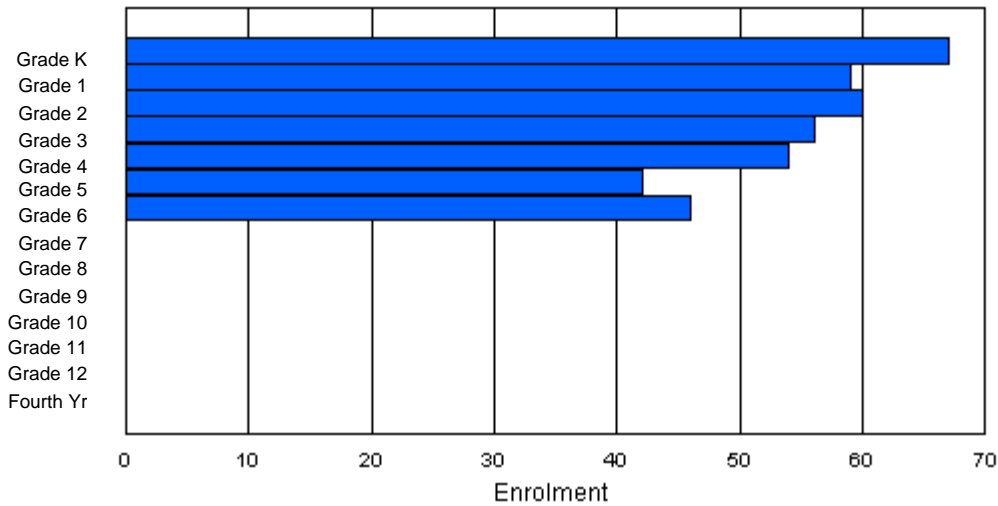
Enrolment By Age and Gender

Gender	Age																Total
	5	6	7	8	9	10	11	12	13	14	15	16	17	18	19	20>	
Male	39	34	36	27	36	18	26	5	0	0	0	0	1	0	0	0	222
Female	29	24	21	27	20	21	19	1	0	0	0	0	0	0	0	0	162
Total	68	58	57	54	56	39	45	6	0	0	0	0	1	0	0	0	384

Enrolment By Grade and Gender

Gender	Grade														Total
	K	1	2	3	4	5	6	7	8	9	10	11	12	4th	
Male	38	35	38	30	32	21	28	0	0	0	0	0	0	0	222
Female	29	24	22	26	22	21	18	0	0	0	0	0	0	0	162
Total	67	59	60	56	54	42	46	0	0	0	0	0	0	0	384

Enrolment By Grade
For 371



* Data from the 2005-2006 AGR(Enrolment/Age as of the last day in Sept./Dec.)

** Newfoundland Statistics Classification System

*** May include itinerant teachers



**School Description Report
2005-06**



District 4 - Eastern

#372 - St. Bernard's Elementary, Witless Bay

Classification: Urban Community/Avalon Region**

Grades: K-6

Number of Grades: 7

[School FTE PTR : 11.9](#)

[District FTE PTR : 14.4](#)

[Provincial FTE PTR : 13.5](#)

[FTE Teachers](#) *** : 18.5

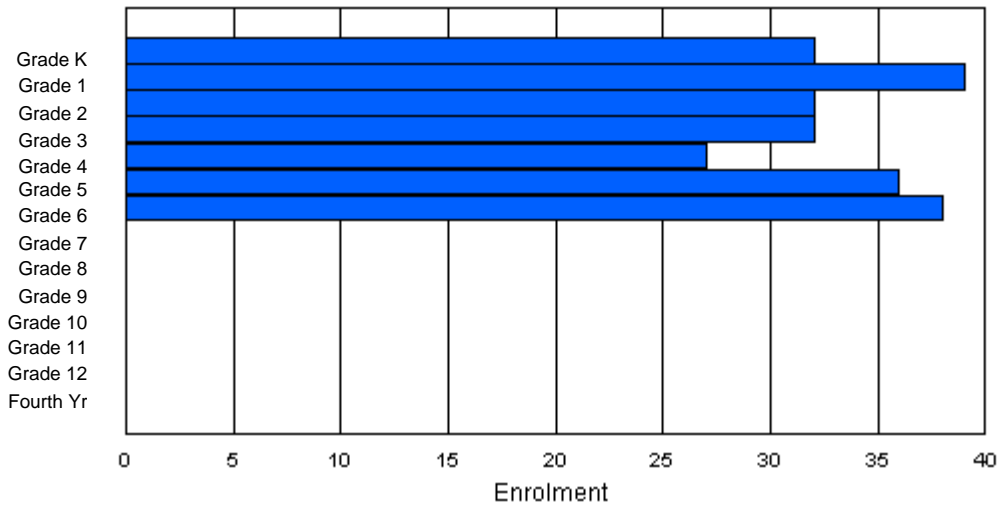
Enrolment By Age and Gender

Gender	Age																Total
	5	6	7	8	9	10	11	12	13	14	15	16	17	18	19	20>	
Male	12	21	12	13	14	15	23	3	0	0	0	0	0	0	0	0	113
Female	19	17	20	21	12	20	14	0	0	0	0	0	0	0	0	0	123
Total	31	38	32	34	26	35	37	3	0	0	0	0	0	0	0	0	236

Enrolment By Grade and Gender

Gender	Grade														Total
	K	1	2	3	4	5	6	7	8	9	10	11	12	4th	
Male	13	22	11	12	15	16	24	0	0	0	0	0	0	0	113
Female	19	17	21	20	12	20	14	0	0	0	0	0	0	0	123
Total	32	39	32	32	27	36	38	0	0	0	0	0	0	0	236

Enrolment By Grade
For 372



* Data from the 2005-2006 AGR(Enrolment/Age as of the last day in Sept./Dec.)

** Newfoundland Statistics Classification System

*** May include itinerant teachers



**School Description Report
2005-06**



District 4 - Eastern

#427 - Holy Name of Mary Academy, Lawn

Classification: Rural Community/Southern Region**

Grades: K-12

Number of Grades: 13

[School FTE PTR : 11.6](#)

[District FTE PTR : 14.4](#)

[Provincial FTE PTR : 13.5](#)

[FTE Teachers](#) *** : 13.0

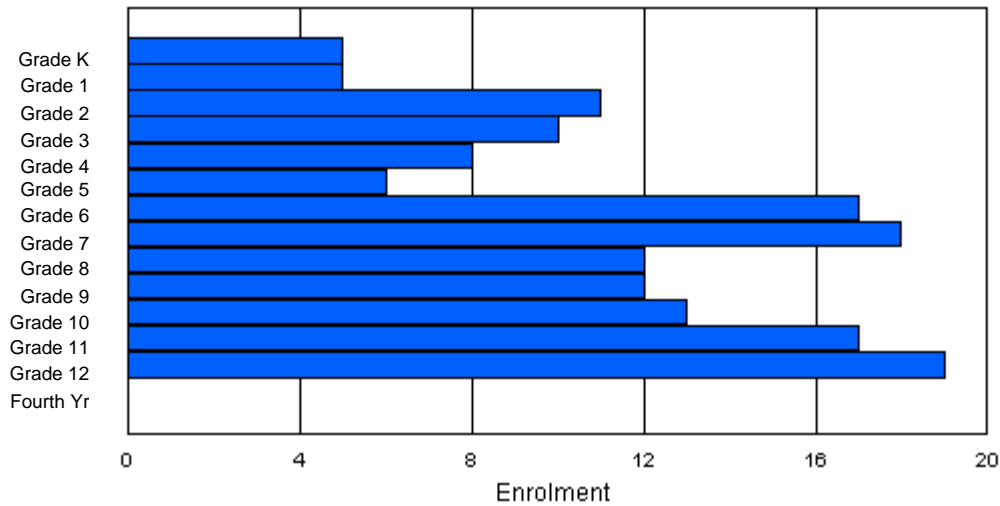
Enrolment By Age and Gender

Gender	Age																	Total
	5	6	7	8	9	10	11	12	13	14	15	16	17	18	19	20>		
Male	4	2	9	7	4	2	8	10	8	8	5	10	8	2	0	0	87	
Female	2	3	2	3	3	4	8	9	3	4	5	10	9	1	0	0	66	
Total	6	5	11	10	7	6	16	19	11	12	10	20	17	3	0	0	153	

Enrolment By Grade and Gender

Gender	Grade															Total
	K	1	2	3	4	5	6	7	8	9	10	11	12	4th		
Male	4	2	9	7	4	2	8	10	9	8	7	8	9	0	87	
Female	1	3	2	3	4	4	9	8	3	4	6	9	10	0	66	
Total	5	5	11	10	8	6	17	18	12	12	13	17	19	0	153	

Enrolment By Grade
For 427



* Data from the 2005-2006 AGR(Enrolment/Age as of the last day in Sept./Dec.)

** Newfoundland Statistics Classification System

*** May include itinerant teachers



**School Description Report
2005-06**



District 4 - Eastern

#428 - Clarenville Middle School, Clarenville

Classification: Urban Community/Central Region**

Grades: 4-8

Number of Grades: 5

[School FTE PTR : 13.9](#)

[District FTE PTR : 14.4](#)

[Provincial FTE PTR : 13.5](#)

[FTE Teachers](#) *** : 20.6

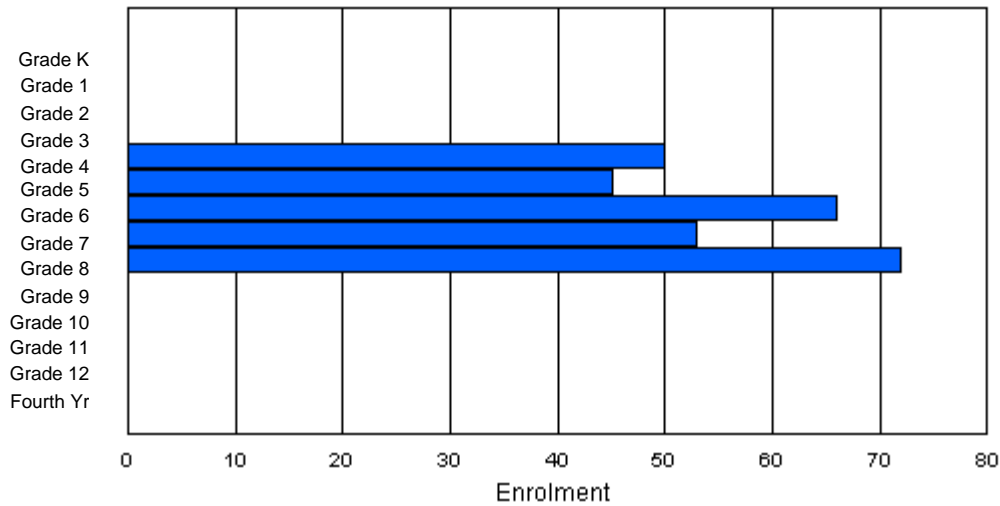
Enrolment By Age and Gender

Gender	Age																Total
	5	6	7	8	9	10	11	12	13	14	15	16	17	18	19	20>	
Male	0	0	0	0	31	15	44	27	35	0	0	0	0	0	0	0	152
Female	0	0	0	0	19	30	22	26	37	0	0	0	0	0	0	0	134
Total	0	0	0	0	50	45	66	53	72	0	0	0	0	0	0	0	286

Enrolment By Grade and Gender

Gender	Grade														Total
	K	1	2	3	4	5	6	7	8	9	10	11	12	4th	
Male	0	0	0	0	31	15	44	27	35	0	0	0	0	0	152
Female	0	0	0	0	19	30	22	26	37	0	0	0	0	0	134
Total	0	0	0	0	50	45	66	53	72	0	0	0	0	0	286

Enrolment By Grade
For 428



* Data from the 2005-2006 AGR(Enrolment/Age as of the last day in Sept./Dec.)

** Newfoundland Statistics Classification System

*** May include itinerant teachers



**School Description Report
2005-06**



District 4 - Eastern

#429 - Clarenville Primary School, Clarenville

Classification: Urban Community/Central Region**

Grades: K-3

Number of Grades: 4

[School FTE PTR : 14.1](#)

[District FTE PTR : 14.4](#)

[Provincial FTE PTR : 13.5](#)

[FTE Teachers](#) *** : 13.6

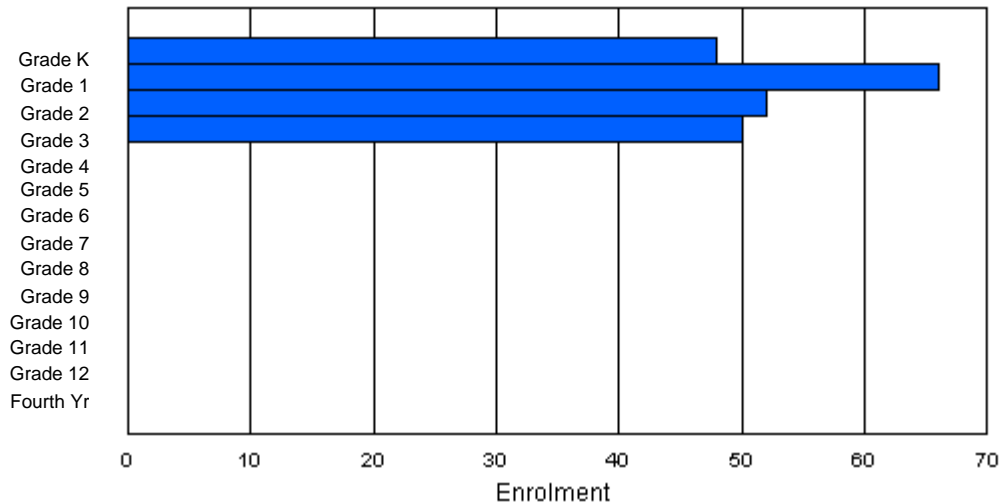
Enrolment By Age and Gender

Gender	Age																Total
	5	6	7	8	9	10	11	12	13	14	15	16	17	18	19	20>	
Male	21	34	33	21	0	1	0	0	0	0	0	0	0	0	0	0	110
Female	27	32	19	26	2	0	0	0	0	0	0	0	0	0	0	0	106
Total	48	66	52	47	2	1	0	0	0	0	0	0	0	0	0	0	216

Enrolment By Grade and Gender

Gender	Grade														Total
	K	1	2	3	4	5	6	7	8	9	10	11	12	4th	
Male	21	34	33	22	0	0	0	0	0	0	0	0	0	0	110
Female	27	32	19	28	0	0	0	0	0	0	0	0	0	0	106
Total	48	66	52	50	0	0	0	0	0	0	0	0	0	0	216

Enrolment By Grade
For 429



* Data from the 2005-2006 AGR(Enrolment/Age as of the last day in Sept./Dec.)

** Newfoundland Statistics Classification System

*** May include itinerant teachers



**School Description Report
2005-06**



District 4 - Eastern

#430 - St. Mark's School, King's Cove

Classification: Rural Community/Central Region**

Grades: K-12

Number of Grades: 13

[School FTE PTR : 9.2](#)

[District FTE PTR : 14.4](#)

[Provincial FTE PTR : 13.5](#)

[FTE Teachers](#) *** : 14.0

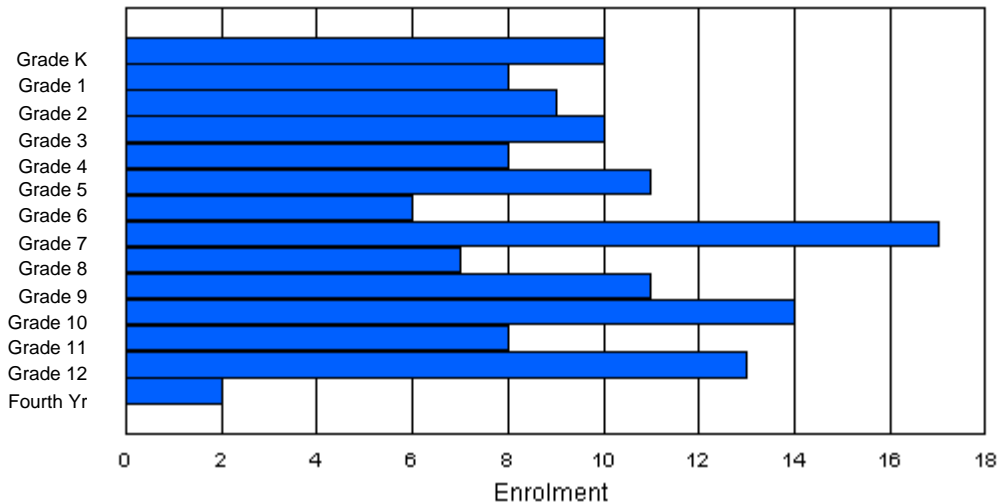
Enrolment By Age and Gender

Gender	Age																	Total
	5	6	7	8	9	10	11	12	13	14	15	16	17	18	19	20>		
Male	5	3	5	7	7	6	3	6	4	4	6	8	8	3	0	0	75	
Female	5	5	4	3	1	5	3	11	2	7	7	2	4	0	0	0	59	
Total	10	8	9	10	8	11	6	17	6	11	13	10	12	3	0	0	134	

Enrolment By Grade and Gender

Gender	Grade															Total
	K	1	2	3	4	5	6	7	8	9	10	11	12	4th		
Male	5	3	5	7	7	6	3	6	5	4	7	6	9	2	75	
Female	5	5	4	3	1	5	3	11	2	7	7	2	4	0	59	
Total	10	8	9	10	8	11	6	17	7	11	14	8	13	2	134	

Enrolment By Grade
For 430



* Data from the 2005-2006 AGR(Enrolment/Age as of the last day in Sept./Dec.)

** Newfoundland Statistics Classification System

*** May include itinerant teachers



School Description Report
2005-06



District 4 - Eastern

#431 - Southwest Arm Academy, Little Heart's Ease

Classification: Rural Community/Central Region**

Grades: K-12

Number of Grades: 13

[School FTE PTR : 10.0](#)

[District FTE PTR : 14.4](#)

[Provincial FTE PTR : 13.5](#)

[FTE Teachers](#) *** : 12.0

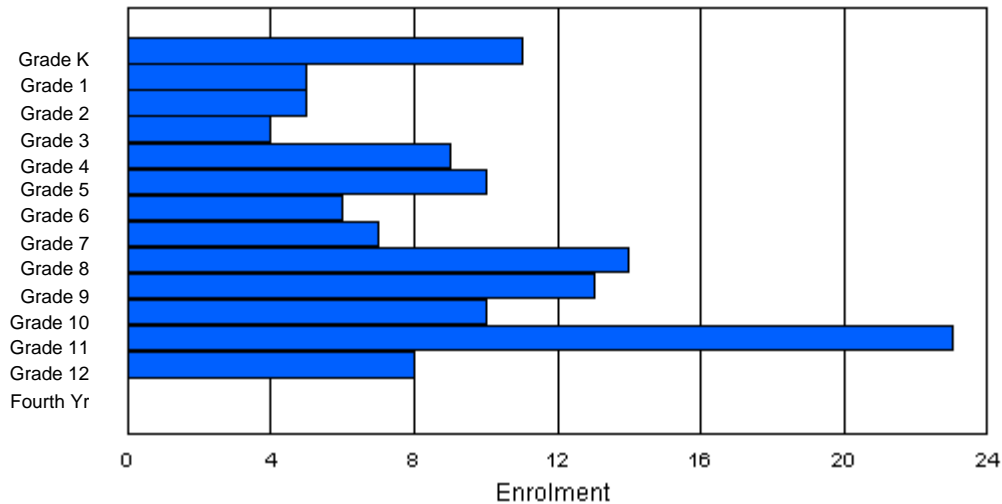
Enrolment By Age and Gender

Gender	Age																	Total
	5	6	7	8	9	10	11	12	13	14	15	16	17	18	19	20>		
Male	5	0	4	3	4	6	3	4	4	8	4	10	5	0	0	0	60	
Female	6	5	1	1	2	7	3	3	10	5	6	12	4	0	0	0	65	
Total	11	5	5	4	6	13	6	7	14	13	10	22	9	0	0	0	125	

Enrolment By Grade and Gender

Gender	K	Grade													4th	Total
		1	2	3	4	5	6	7	8	9	10	11	12			
Male	5	0	4	3	6	4	3	4	4	8	4	11	4	0	60	
Female	6	5	1	1	3	6	3	3	10	5	6	12	4	0	65	
Total	11	5	5	4	9	10	6	7	14	13	10	23	8	0	125	

Enrolment By Grade
For 431



* Data from the 2005-2006 AGR(Enrolment/Age as of the last day in Sept./Dec.)

** Newfoundland Statistics Classification System

*** May include itinerant teachers



**School Description Report
2005-06**



District 4 - Eastern

#433 - Tricon Elementary, Bay de Verde

Classification: Rural Community/Avalon Region**

Grades: K-6

Number of Grades: 7

[School FTE PTR : 10.5](#)

[District FTE PTR : 14.4](#)

[Provincial FTE PTR : 13.5](#)

[FTE Teachers](#) *** : 8.8

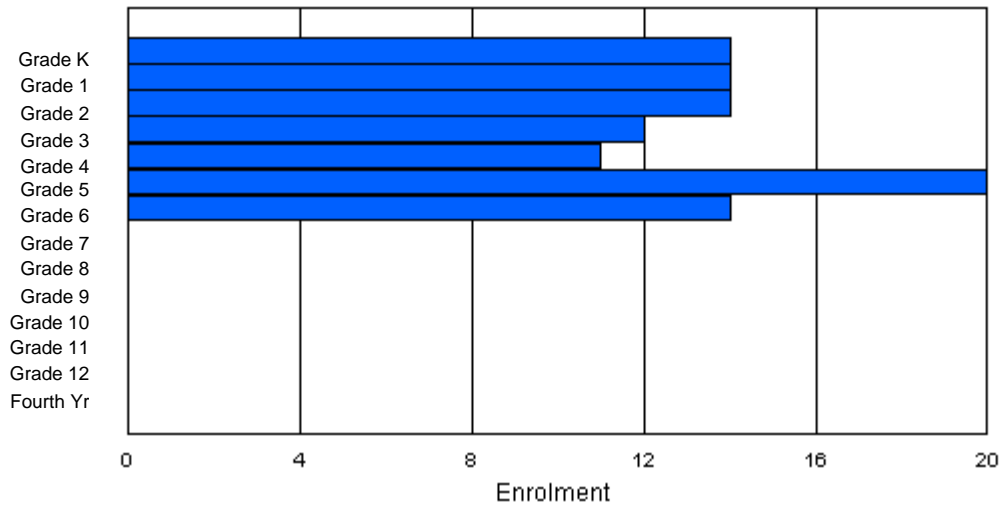
Enrolment By Age and Gender

Gender	Age																Total
	5	6	7	8	9	10	11	12	13	14	15	16	17	18	19	20>	
Male	7	9	3	9	7	8	9	0	0	0	0	0	0	0	0	0	52
Female	7	5	11	3	4	12	5	0	0	0	0	0	0	0	0	0	47
Total	14	14	14	12	11	20	14	0	0	0	0	0	0	0	0	0	99

Enrolment By Grade and Gender

Gender	K	Grade													4th	Total
		1	2	3	4	5	6	7	8	9	10	11	12			
Male	7	9	3	9	7	8	9	0	0	0	0	0	0	0	0	52
Female	7	5	11	3	4	12	5	0	0	0	0	0	0	0	0	47
Total	14	14	14	12	11	20	14	0	0	0	0	0	0	0	0	99

Enrolment By Grade
For 433



* Data from the 2005-2006 AGR(Enrolment/Age as of the last day in Sept./Dec.)

** Newfoundland Statistics Classification System

*** May include itinerant teachers



**School Description Report
2005-06**



District 4 - Eastern

#435 - St. Anne's Academy, Dunville

Classification: Rural Community/Avalon Region**

Grades: K-9

Number of Grades: 10

[School FTE PTR : 12.6](#)

[District FTE PTR : 14.4](#)

[Provincial FTE PTR : 13.5](#)

[FTE Teachers](#) *** : 19.0

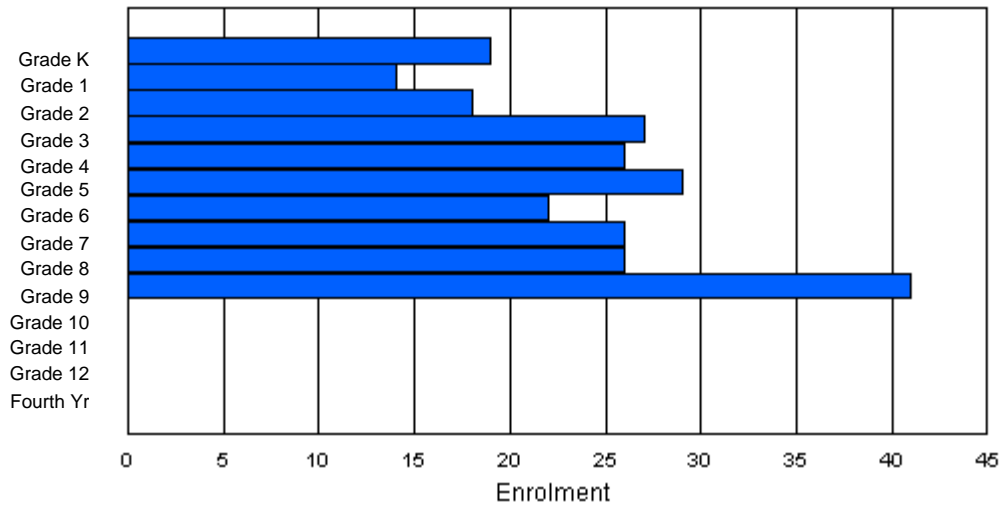
Enrolment By Age and Gender

Gender	Age																Total
	5	6	7	8	9	10	11	12	13	14	15	16	17	18	19	20>	
Male	11	5	12	13	13	18	10	12	16	20	1	0	0	0	0	0	131
Female	8	8	6	15	12	11	12	14	11	19	1	0	0	0	0	0	117
Total	19	13	18	28	25	29	22	26	27	39	2	0	0	0	0	0	248

Enrolment By Grade and Gender

Gender	K	Grade												4th	Total
		1	2	3	4	5	6	7	8	9	10	11	12		
Male	11	6	12	12	13	19	10	13	15	20	0	0	0	0	131
Female	8	8	6	15	13	10	12	13	11	21	0	0	0	0	117
Total	19	14	18	27	26	29	22	26	26	41	0	0	0	0	248

Enrolment By Grade
For 435



* Data from the 2005-2006 AGR(Enrolment/Age as of the last day in Sept./Dec.)

** Newfoundland Statistics Classification System

*** May include itinerant teachers



School Description Report
2005-06



District 4 - Eastern

#438 - Epiphany Elementary, Heart's Delight

Classification: Rural Community/Avalon Region**

Grades: K-6

Number of Grades: 7

[School FTE PTR : 9.3](#)

[District FTE PTR : 14.4](#)

[Provincial FTE PTR : 13.5](#)

[FTE Teachers](#) *** : 6.3

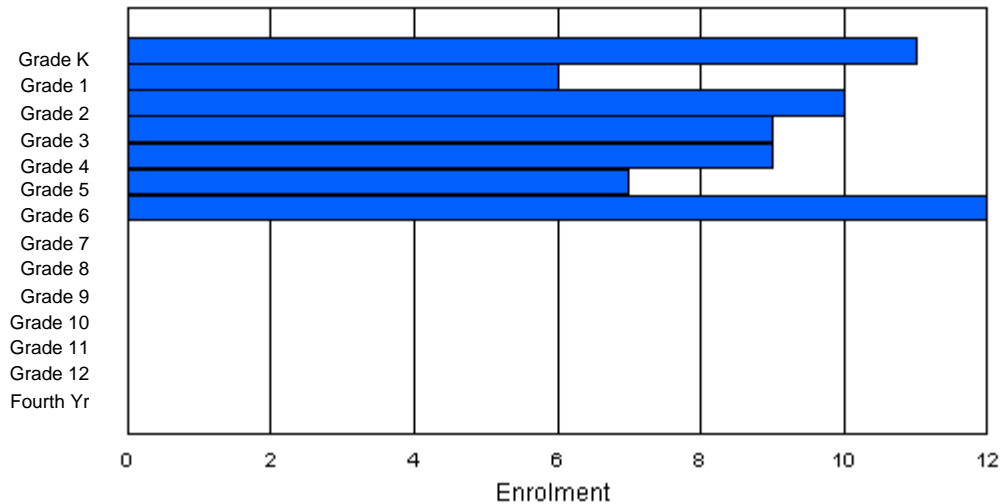
Enrolment By Age and Gender

Gender	Age																	Total
	5	6	7	8	9	10	11	12	13	14	15	16	17	18	19	20>		
Male	5	1	4	3	5	5	6	0	0	0	0	0	0	0	0	0	29	
Female	6	5	7	5	3	4	5	0	0	0	0	0	0	0	0	0	35	
Total	11	6	11	8	8	9	11	0	0	0	0	0	0	0	0	0	64	

Enrolment By Grade and Gender

Gender	K	Grade													4th	Total
		1	2	3	4	5	6	7	8	9	10	11	12			
Male	5	1	3	4	6	3	7	0	0	0	0	0	0	0	0	29
Female	6	5	7	5	3	4	5	0	0	0	0	0	0	0	0	35
Total	11	6	10	9	9	7	12	0	0	0	0	0	0	0	0	64

Enrolment By Grade
For 438



* Data from the 2005-2006 AGR(Enrolment/Age as of the last day in Sept./Dec.)

** Newfoundland Statistics Classification System

*** May include itinerant teachers



**School Description Report
2005-06**



District 4 - Eastern

#442 - Persalvic Elementary, Victoria

Classification: Rural Community/Avalon Region**

Grades: K-9

Number of Grades: 10

[School FTE PTR : 13.4](#)

[District FTE PTR : 14.4](#)

[Provincial FTE PTR : 13.5](#)

[FTE Teachers](#) *** : 20.9

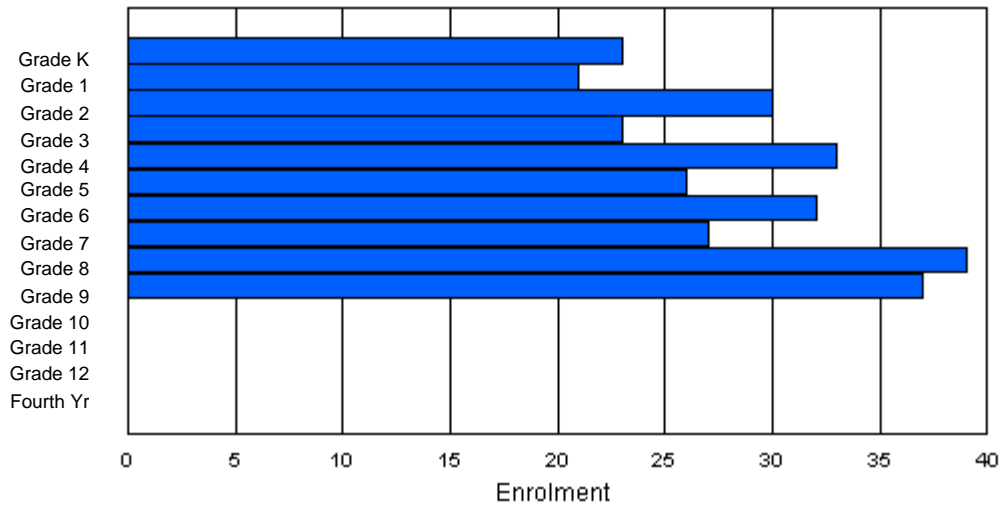
Enrolment By Age and Gender

Gender	Age																Total
	5	6	7	8	9	10	11	12	13	14	15	16	17	18	19	20>	
Male	12	10	16	10	20	10	23	7	21	18	4	0	0	0	0	0	151
Female	11	10	14	14	13	15	10	18	20	15	0	0	0	0	0	0	140
Total	23	20	30	24	33	25	33	25	41	33	4	0	0	0	0	0	291

Enrolment By Grade and Gender

Gender	Grade														Total
	K	1	2	3	4	5	6	7	8	9	10	11	12	4th	
Male	12	11	16	9	20	10	23	9	19	22	0	0	0	0	151
Female	11	10	14	14	13	16	9	18	20	15	0	0	0	0	140
Total	23	21	30	23	33	26	32	27	39	37	0	0	0	0	291

Enrolment By Grade
For 442



* Data from the 2005-2006 AGR(Enrolment/Age as of the last day in Sept./Dec.)

** Newfoundland Statistics Classification System

*** May include itinerant teachers



**School Description Report
2005-06**



District 4 - Eastern

#444 - Cabot Academy, Western Bay

Classification: Rural Community/Avalon Region**

Grades: K-9

Number of Grades: 10

[School FTE PTR : 11.4](#)

[District FTE PTR : 14.4](#)

[Provincial FTE PTR : 13.5](#)

[FTE Teachers](#) *** : 13.6

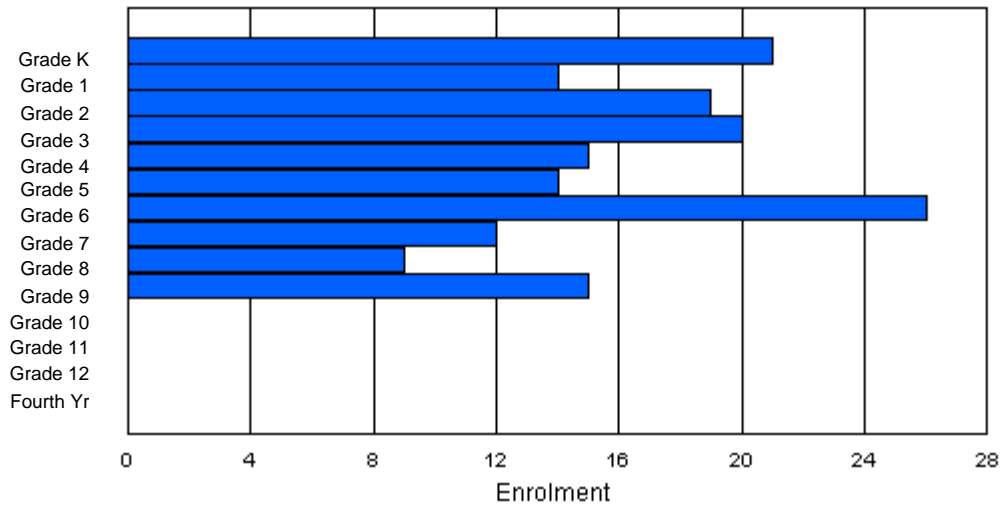
Enrolment By Age and Gender

Gender	Age																Total
	5	6	7	8	9	10	11	12	13	14	15	16	17	18	19	20>	
Male	9	8	11	10	7	5	14	7	5	8	1	0	0	0	0	0	85
Female	10	8	8	9	9	9	12	4	4	7	0	0	0	0	0	0	80
Total	19	16	19	19	16	14	26	11	9	15	1	0	0	0	0	0	165

Enrolment By Grade and Gender

Gender	K	Grade												4th	Total
		1	2	3	4	5	6	7	8	9	10	11	12		
Male	11	6	11	10	7	5	14	7	5	9	0	0	0	0	85
Female	10	8	8	10	8	9	12	5	4	6	0	0	0	0	80
Total	21	14	19	20	15	14	26	12	9	15	0	0	0	0	165

Enrolment By Grade
For 444



* Data from the 2005-2006 AGR(Enrolment/Age as of the last day in Sept./Dec.)

** Newfoundland Statistics Classification System

*** May include itinerant teachers



**School Description Report
2005-06**



District 4 - Eastern

#446 - Whitbourne Elementary, Whitbourne

Classification: Rural Community/Avalon Region**

Grades: K-6

Number of Grades: 7

[School FTE PTR : 11.0](#)

[District FTE PTR : 14.4](#)

[Provincial FTE PTR : 13.5](#)

[FTE Teachers](#) *** : 6.8

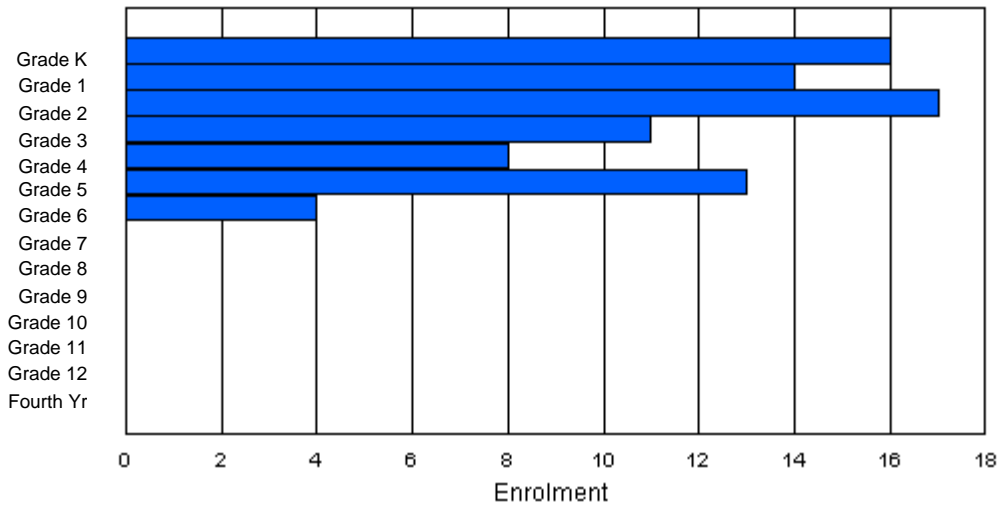
Enrolment By Age and Gender

Gender	Age																Total
	5	6	7	8	9	10	11	12	13	14	15	16	17	18	19	20>	
Male	9	5	8	5	4	10	2	0	0	0	0	0	0	0	0	0	43
Female	7	9	9	6	4	3	2	0	0	0	0	0	0	0	0	0	40
Total	16	14	17	11	8	13	4	0	0	0	0	0	0	0	0	0	83

Enrolment By Grade and Gender

Gender	Grade														Total
	K	1	2	3	4	5	6	7	8	9	10	11	12	4th	
Male	9	5	8	5	4	10	2	0	0	0	0	0	0	0	43
Female	7	9	9	6	4	3	2	0	0	0	0	0	0	0	40
Total	16	14	17	11	8	13	4	0	0	0	0	0	0	0	83

Enrolment By Grade
For 446



* Data from the 2005-2006 AGR(Enrolment/Age as of the last day in Sept./Dec.)

** Newfoundland Statistics Classification System

*** May include itinerant teachers



**School Description Report
2005-06**



District 4 - Eastern

#447 - Baltimore School, Ferryland

Classification: Rural Community/Avalon Region**

Grades: K-12

Number of Grades: 13

[School FTE PTR : 13.9](#)

[District FTE PTR : 14.4](#)

[Provincial FTE PTR : 13.5](#)

[FTE Teachers](#) *** : 26.5

Enrolment By Age and Gender

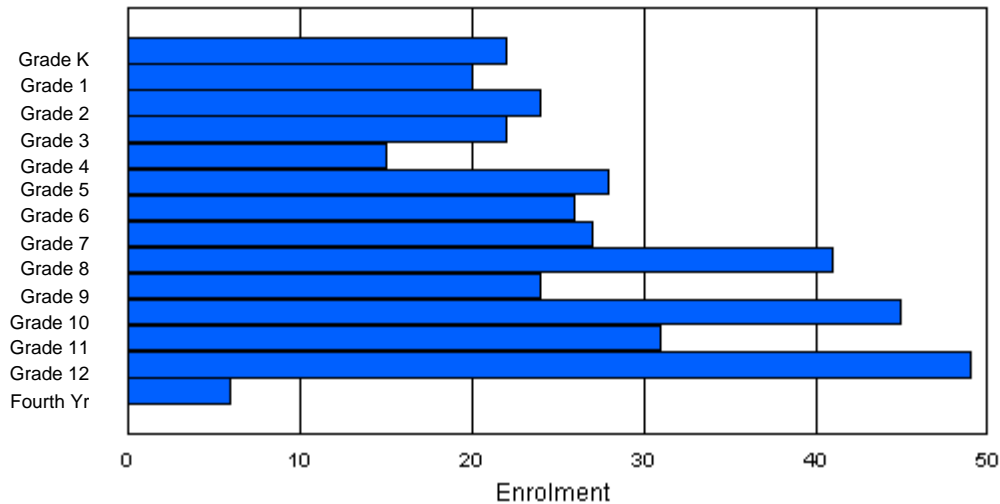
Gender	Age																Total
	5	6	7	8	9	10	11	12	13	14	15	16	17	18	19	20>	
Male	12	11	12	11	8	15	13	15	18	17	14	19	27	7	2	0	201
Female	10	9	12	11	7	13	13	12	22	9	27	11	19	4	0	179	
Total	22	20	24	22	15	28	26	27	40	26	41	30	46	11	2	0	380

Enrolment By Grade and Gender

Gender	Grade														Total
	K	1	2	3	4	5	6	7	8	9	10	11	12	4th	
Male	12	11	12	11	8	15	13	15	19	15	18	19	30	3	201
Female	10	9	12	11	7	13	13	12	22	9	27	12	19	3	179
Total	22	20	24	22	15	28	26	27	41	24	45	31	49	6	380

Enrolment By Grade

For 447



* Data from the 2005-2006 AGR(Enrolment/Age as of the last day in Sept./Dec.)

** Newfoundland Statistics Classification System

*** May include itinerant teachers



**School Description Report
2005-06**



District 4 - Eastern

#452 - District School, St. John's

Classification: Urban Community/Avalon Region**

Grades: 9-10

Number of Grades: 2

[School FTE PTR : 0.6](#)

[District FTE PTR : 14.4](#)

[Provincial FTE PTR : 13.5](#)

[FTE Teachers](#) *** : 32.3

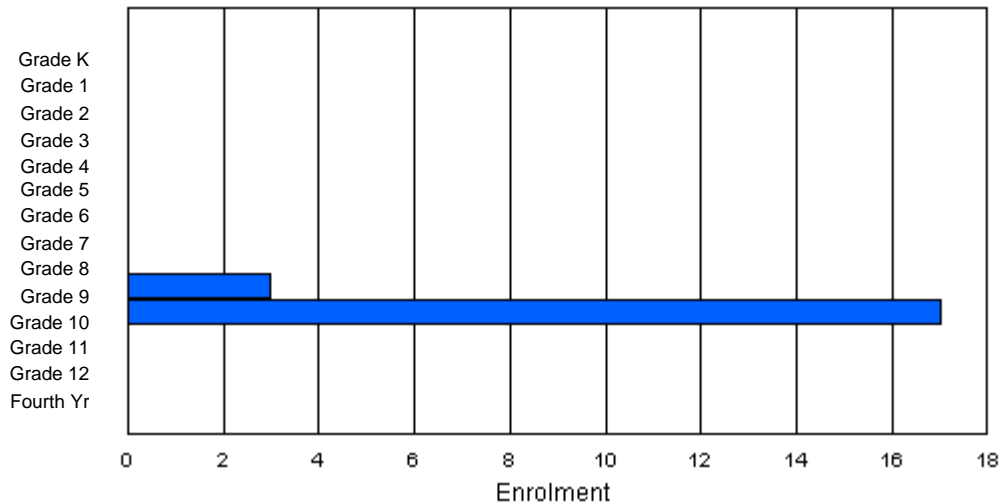
Enrolment By Age and Gender

Gender	Age																	Total
	5	6	7	8	9	10	11	12	13	14	15	16	17	18	19	20>		
Male	0	0	0	0	0	0	0	0	0	2	7	1	5	1	1	0	17	
Female	0	0	0	0	0	0	0	0	0	0	1	0	2	0	0	0	3	
Total	0	0	0	0	0	0	0	0	0	2	8	1	7	1	1	0	20	

Enrolment By Grade and Gender

Gender	Grade															Total
	K	1	2	3	4	5	6	7	8	9	10	11	12	4th		
Male	0	0	0	0	0	0	0	0	0	3	14	0	0	0	17	
Female	0	0	0	0	0	0	0	0	0	0	3	0	0	0	3	
Total	0	0	0	0	0	0	0	0	0	3	17	0	0	0	20	

Enrolment By Grade
For 452



* Data from the 2005-2006 AGR(Enrolment/Age as of the last day in Sept./Dec.)

** Newfoundland Statistics Classification System

*** May include itinerant teachers



**School Description Report
2005-06**



District 4 - Eastern

#464 - Crescent Collegiate, Blaketown

Classification: Rural Community/Avalon Region**

Grades: 7-12

Number of Grades: 6

[School FTE PTR : 15.5](#)

[District FTE PTR : 14.4](#)

[Provincial FTE PTR : 13.5](#)

[FTE Teachers](#) *** : 45.0

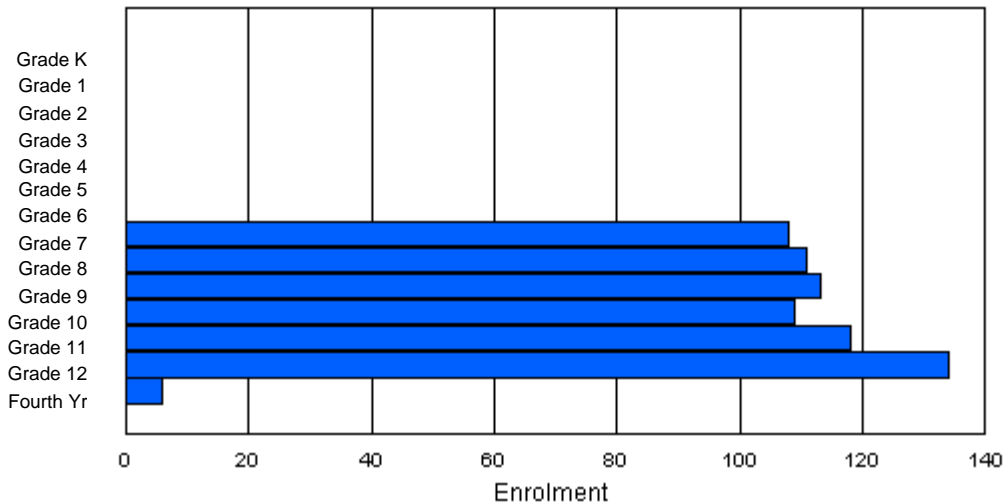
Enrolment By Age and Gender

Gender	Age																Total
	5	6	7	8	9	10	11	12	13	14	15	16	17	18	19	20>	
Male	0	0	0	0	0	0	0	53	47	57	53	54	76	20	1	0	361
Female	0	0	0	0	0	0	0	44	57	59	53	58	62	5	0	0	338
Total	0	0	0	0	0	0	0	97	104	116	106	112	138	25	1	0	699

Enrolment By Grade and Gender

Gender	Grade														4th	Total
	K	1	2	3	4	5	6	7	8	9	10	11	12			
Male	0	0	0	0	0	0	0	59	51	55	60	58	72	6	361	
Female	0	0	0	0	0	0	0	49	60	58	49	60	62	0	338	
Total	0	0	0	0	0	0	0	108	111	113	109	118	134	6	699	

Enrolment By Grade
For 464



* Data from the 2005-2006 AGR(Enrolment/Age as of the last day in Sept./Dec.)

** Newfoundland Statistics Classification System

*** May include itinerant teachers



**School Description Report
2005-06**



District 4 - Eastern

#465 - Holy Cross Junior High School, St. John's

Classification: Urban Community/Avalon Region**

Grades: 7-9

Number of Grades: 3

[School FTE PTR : 11.0](#)

[District FTE PTR : 14.4](#)

[Provincial FTE PTR : 13.5](#)

[FTE Teachers](#) *** : 18.5

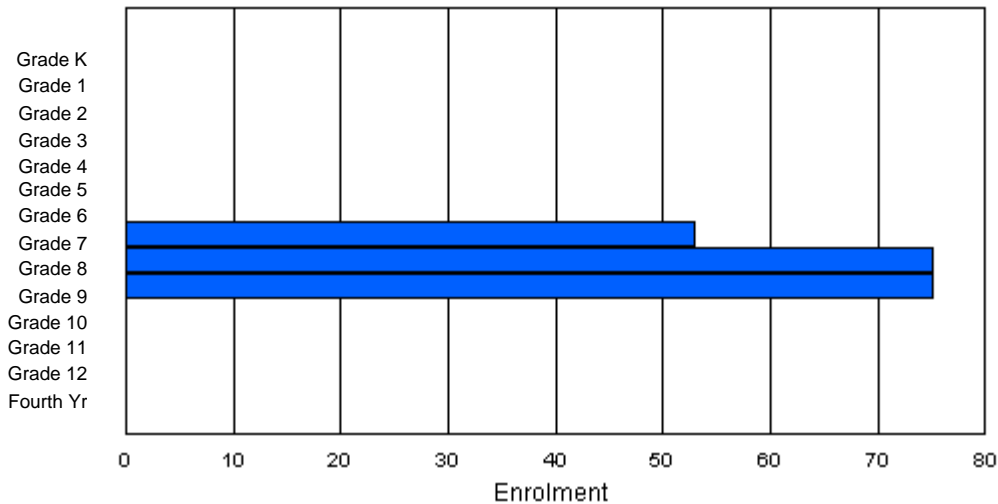
Enrolment By Age and Gender

Gender	Age																Total
	5	6	7	8	9	10	11	12	13	14	15	16	17	18	19	20>	
Male	0	0	0	0	0	0	0	17	34	37	17	3	0	0	0	0	108
Female	0	0	0	0	0	0	0	19	29	31	15	1	0	0	0	0	95
Total	0	0	0	0	0	0	0	36	63	68	32	4	0	0	0	0	203

Enrolment By Grade and Gender

Gender	Grade														Total
	K	1	2	3	4	5	6	7	8	9	10	11	12	4th	
Male	0	0	0	0	0	0	0	26	43	39	0	0	0	0	108
Female	0	0	0	0	0	0	0	27	32	36	0	0	0	0	95
Total	0	0	0	0	0	0	0	53	75	75	0	0	0	0	203

Enrolment By Grade
For 465



* Data from the 2005-2006 AGR(Enrolment/Age as of the last day in Sept./Dec.)

** Newfoundland Statistics Classification System

*** May include itinerant teachers



**School Description Report
2005-06**



District 4 - Eastern

#466 - Macpherson Elementary, St. John's

Classification: Urban Community/Avalon Region**

Grades: K-6

Number of Grades: 7

[School FTE PTR : 11.1](#)

[District FTE PTR : 14.4](#)

[Provincial FTE PTR : 13.5](#)

[FTE Teachers](#) *** : 17.5

Enrolment By Age and Gender

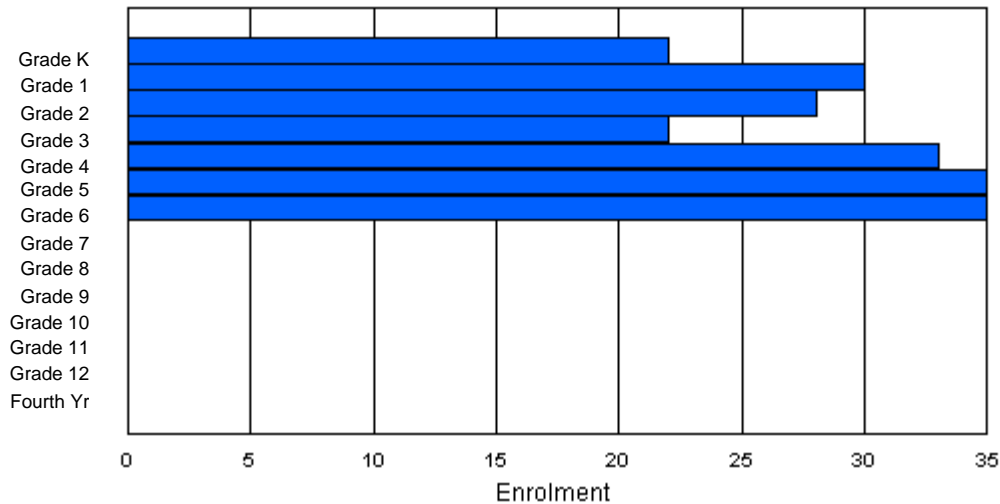
Gender	Age																Total
	5	6	7	8	9	10	11	12	13	14	15	16	17	18	19	20>	
Male	10	15	13	14	12	21	20	3	0	0	0	0	0	0	0	0	108
Female	12	15	12	8	15	19	16	0	0	0	0	0	0	0	0	0	97
Total	22	30	25	22	27	40	36	3	0	0	0	0	0	0	0	0	205

Enrolment By Grade and Gender

Gender	Grade														Total
	K	1	2	3	4	5	6	7	8	9	10	11	12	4th	
Male	10	15	15	14	16	18	20	0	0	0	0	0	0	0	108
Female	12	15	13	8	17	17	15	0	0	0	0	0	0	0	97
Total	22	30	28	22	33	35	35	0	0	0	0	0	0	0	205

Enrolment By Grade

For 466



* Data from the 2005-2006 AGR(Enrolment/Age as of the last day in Sept./Dec.)

** Newfoundland Statistics Classification System

*** May include itinerant teachers



**School Description Report
2005-06**



District 4 - Eastern

#468 - Hazelwood Elementary School, St. John's

Classification: Urban Community/Avalon Region**

Grades: K-6

Number of Grades: 7

[School FTE PTR : 16.9](#)

[District FTE PTR : 14.4](#)

[Provincial FTE PTR : 13.5](#)

[FTE Teachers](#) *** : 32.5

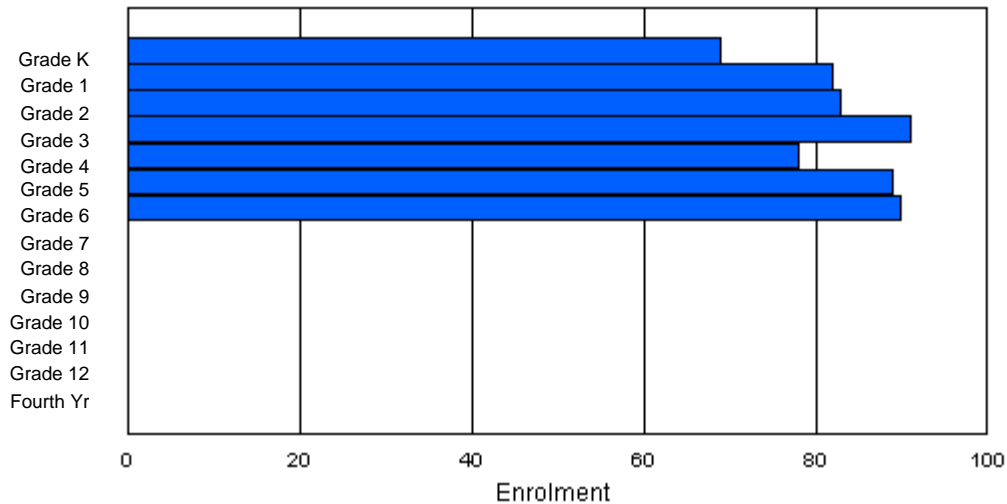
Enrolment By Age and Gender

Gender	Age																	Total
	5	6	7	8	9	10	11	12	13	14	15	16	17	18	19	20>		
Male	33	43	49	45	54	45	55	1	0	0	0	0	0	0	0	0	325	
Female	32	37	32	40	38	40	36	2	0	0	0	0	0	0	0	0	257	
Total	65	80	81	85	92	85	91	3	0	0	0	0	0	0	0	0	582	

Enrolment By Grade and Gender

Gender	Grade															Total
	K	1	2	3	4	5	6	7	8	9	10	11	12	4th		
Male	37	44	50	49	44	48	53	0	0	0	0	0	0	0	325	
Female	32	38	33	42	34	41	37	0	0	0	0	0	0	0	257	
Total	69	82	83	91	78	89	90	0	0	0	0	0	0	0	582	

Enrolment By Grade
For 468



* Data from the 2005-2006 AGR(Enrolment/Age as of the last day in Sept./Dec.)

** Newfoundland Statistics Classification System

*** May include itinerant teachers



**School Description Report
2005-06**



District 4 - Eastern

#471 - Heritage Collegiate, Lethbridge

Classification: Rural Community/Central Region**

Grades: 7-12

Number of Grades: 6

[School FTE PTR : 14.5](#)

[District FTE PTR : 14.4](#)

[Provincial FTE PTR : 13.5](#)

[FTE Teachers](#) *** : 17.0

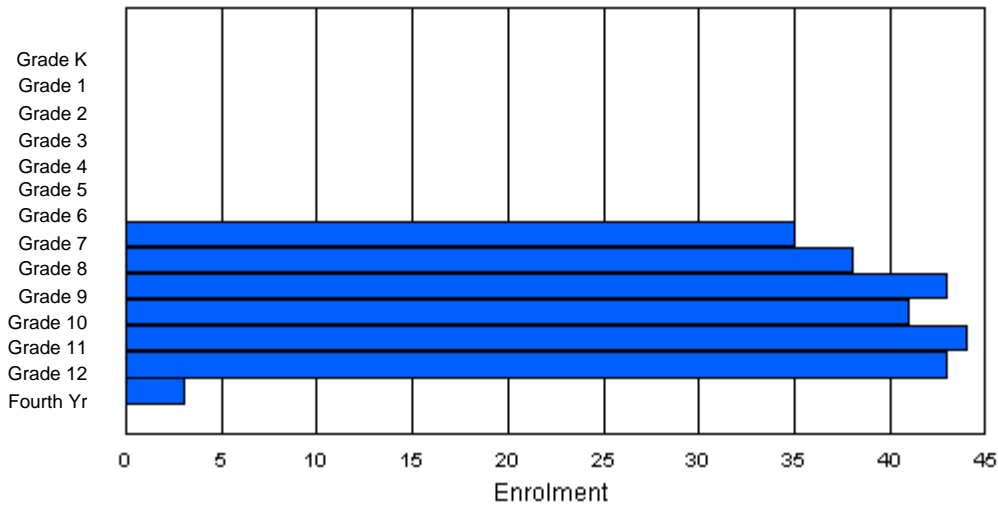
Enrolment By Age and Gender

Gender	Age																Total
	5	6	7	8	9	10	11	12	13	14	15	16	17	18	19	20>	
Male	0	0	0	0	0	0	0	19	20	18	22	21	22	3	2	0	127
Female	0	0	0	0	0	0	0	17	18	25	17	24	17	1	1	0	120
Total	0	0	0	0	0	0	0	36	38	43	39	45	39	4	3	0	247

Enrolment By Grade and Gender

Gender	Grade														Total
	K	1	2	3	4	5	6	7	8	9	10	11	12	4th	
Male	0	0	0	0	0	0	0	19	20	18	23	22	23	2	127
Female	0	0	0	0	0	0	0	16	18	25	18	22	20	1	120
Total	0	0	0	0	0	0	0	35	38	43	41	44	43	3	247

Enrolment By Grade
For 471



* Data from the 2005-2006 AGR(Enrolment/Age as of the last day in Sept./Dec.)

** Newfoundland Statistics Classification System

*** May include itinerant teachers



**School Description Report
2005-06**



District 4 - Eastern

#473 - Cape St. Francis Elementary, Pouch Cove

Classification: Urban Community/Avalon Region**

Grades: K-6

Number of Grades: 7

[School FTE PTR : 12.7](#)

[District FTE PTR : 14.4](#)

[Provincial FTE PTR : 13.5](#)

[FTE Teachers](#) *** : 18.4

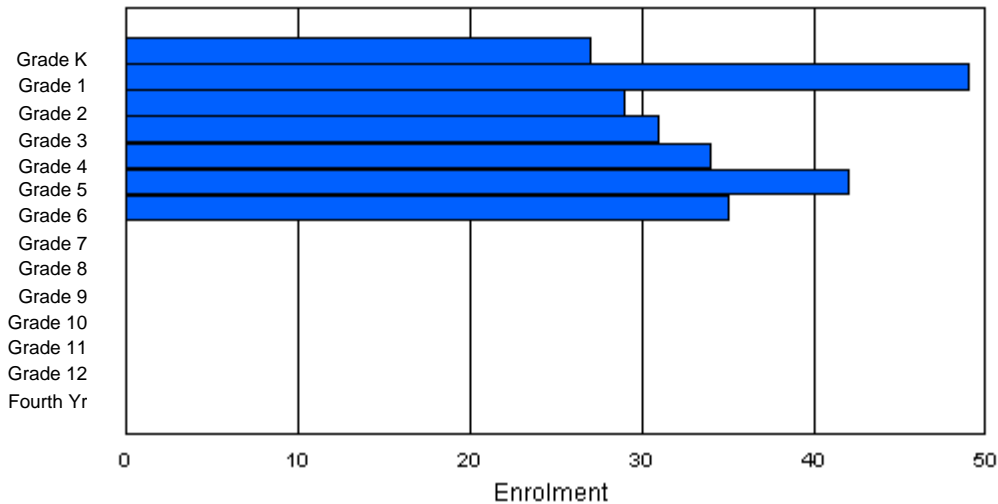
Enrolment By Age and Gender

Gender	Age																Total
	5	6	7	8	9	10	11	12	13	14	15	16	17	18	19	20>	
Male	15	24	16	20	16	19	21	1	0	0	0	0	0	0	0	0	132
Female	12	25	12	11	17	23	14	1	0	0	0	0	0	0	0	0	115
Total	27	49	28	31	33	42	35	2	0	0	0	0	0	0	0	0	247

Enrolment By Grade and Gender

Gender	Grade														Total
	K	1	2	3	4	5	6	7	8	9	10	11	12	4th	
Male	15	24	17	20	18	18	20	0	0	0	0	0	0	0	132
Female	12	25	12	11	16	24	15	0	0	0	0	0	0	0	115
Total	27	49	29	31	34	42	35	0	0	0	0	0	0	0	247

Enrolment By Grade
For 473



* Data from the 2005-2006 AGR(Enrolment/Age as of the last day in Sept./Dec.)

** Newfoundland Statistics Classification System

*** May include itinerant teachers



**School Description Report
2005-06**



District 4 - Eastern

#476 - Baccalieu Collegiate, Old Perlican

Classification: Rural Community/Avalon Region**

Grades: 7-12

Number of Grades: 6

[School FTE PTR : 14.6](#)

[District FTE PTR : 14.4](#)

[Provincial FTE PTR : 13.5](#)

[FTE Teachers](#) *** : 19.0

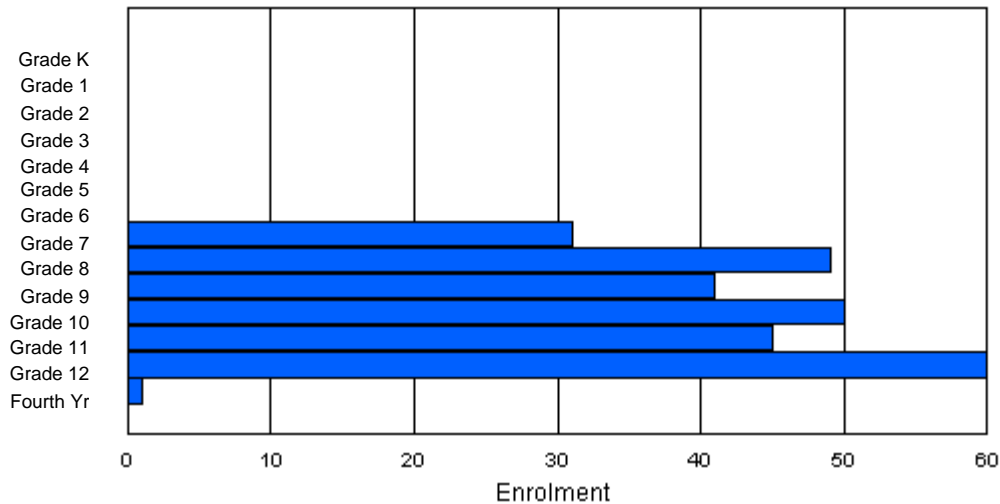
Enrolment By Age and Gender

Gender	Age																Total
	5	6	7	8	9	10	11	12	13	14	15	16	17	18	19	20>	
Male	0	0	0	1	0	0	0	14	22	20	38	23	30	3	0	0	151
Female	0	0	0	0	0	0	0	16	26	17	15	20	31	1	0	0	126
Total	0	0	0	1	0	0	0	30	48	37	53	43	61	4	0	0	277

Enrolment By Grade and Gender

Gender	Grade															Total
	K	1	2	3	4	5	6	7	8	9	10	11	12	4th		
Male	0	0	0	0	0	0	0	14	23	25	35	24	29	1	151	
Female	0	0	0	0	0	0	0	17	26	16	15	21	31	0	126	
Total	0	0	0	0	0	0	0	31	49	41	50	45	60	1	277	

Enrolment By Grade
For 476



* Data from the 2005-2006 AGR(Enrolment/Age as of the last day in Sept./Dec.)

** Newfoundland Statistics Classification System

*** May include itinerant teachers



**School Description Report
2005-06**



District 4 - Eastern

#924 - Tricentia Academy, Arnold's Cove

Classification: Rural Community/Avalon Region**

Grades: K-12

Number of Grades: 13

[School FTE PTR : 14.1](#)

[District FTE PTR : 14.4](#)

[Provincial FTE PTR : 13.5](#)

[FTE Teachers](#) *** : 25.0

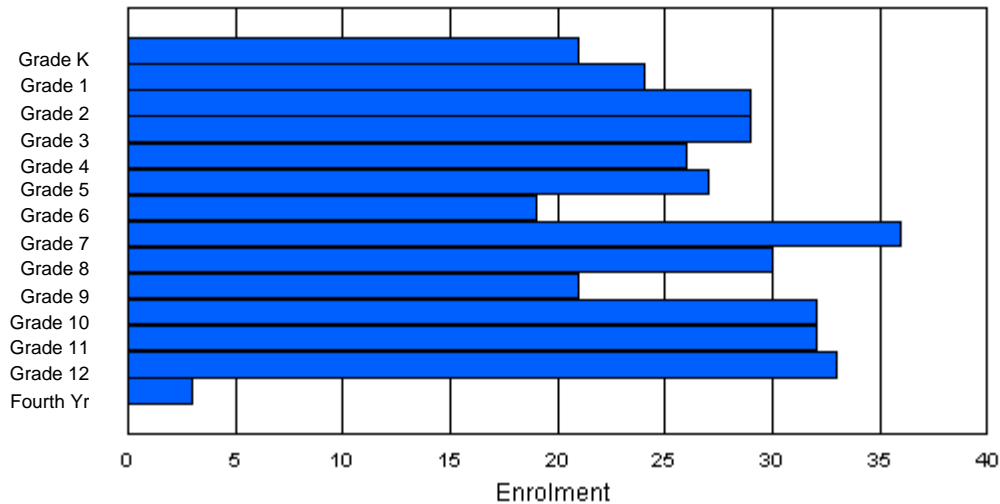
Enrolment By Age and Gender

Gender	Age																Total
	5	6	7	8	9	10	11	12	13	14	15	16	17	18	19	20>	
Male	11	10	15	12	14	15	14	21	19	13	17	18	15	5	0	0	199
Female	10	13	15	17	12	10	7	13	12	8	13	14	17	2	0	0	163
Total	21	23	30	29	26	25	21	34	31	21	30	32	32	7	0	0	362

Enrolment By Grade and Gender

Gender	Grade														Total
	K	1	2	3	4	5	6	7	8	9	10	11	12	4th	
Male	11	10	15	12	14	17	12	23	18	13	19	17	17	1	199
Female	10	14	14	17	12	10	7	13	12	8	13	15	16	2	163
Total	21	24	29	29	26	27	19	36	30	21	32	32	33	3	362

Enrolment By Grade
For 924



* Data from the 2005-2006 AGR(Enrolment/Age as of the last day in Sept./Dec.)

** Newfoundland Statistics Classification System

*** May include itinerant teachers



School Description Report
2005-06



District 5 - Conseil scolaire francophone

#095 - École Notre-Dame du Cap, De Grau

Classification: Rural Community/Western Region**

Grades: K-8

Number of Grades: 9

[School FTE PTR : 7.3](#)

[District FTE PTR : 6.4](#)

[Provincial FTE PTR : 13.5](#)

[FTE Teachers](#) *** : 6.0

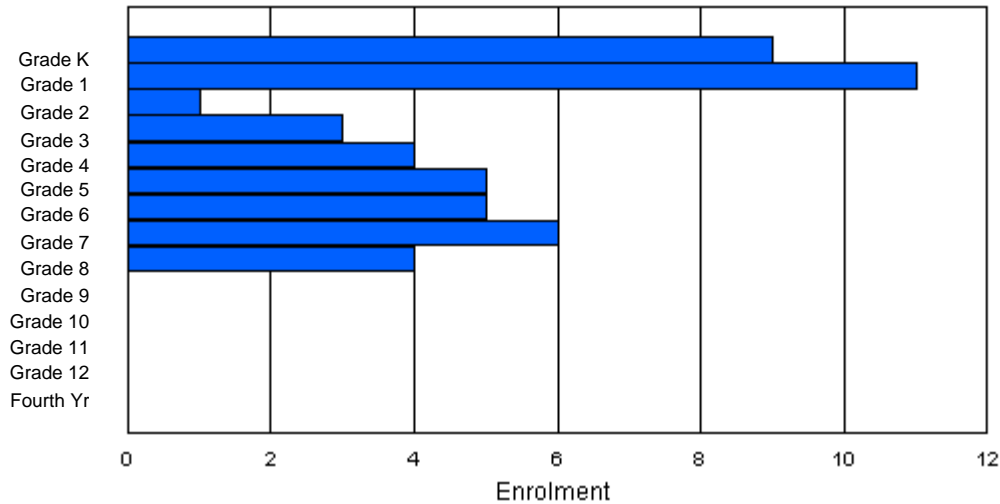
Enrolment By Age and Gender

Gender	Age																	Total
	5	6	7	8	9	10	11	12	13	14	15	16	17	18	19	20>		
Male	3	5	0	1	1	5	1	3	1	1	0	0	0	0	0	0	21	
Female	6	6	1	2	2	4	1	1	4	0	0	0	0	0	0	0	27	
Total	9	11	1	3	3	9	2	4	5	1	0	0	0	0	0	0	48	

Enrolment By Grade and Gender

Gender	Grade															Total
	K	1	2	3	4	5	6	7	8	9	10	11	12	4th		
Male	3	5	0	1	2	1	4	3	2	0	0	0	0	0	21	
Female	6	6	1	2	2	4	1	3	2	0	0	0	0	0	27	
Total	9	11	1	3	4	5	5	6	4	0	0	0	0	0	48	

Enrolment By Grade
For 095



* Data from the 2005-2006 AGR(Enrolment/Age as of the last day in Sept./Dec.)

** Newfoundland Statistics Classification System

*** May include itinerant teachers



School Description Report
2005-06



District 5 - Conseil scolaire francophone

#107 - École Ste-Anne, La Grand'Terre

Classification: Rural Community/Western Region**

Grades: K-10,12

Number of Grades: 12

[School FTE PTR : 6.4](#)

[District FTE PTR : 6.4](#)

[Provincial FTE PTR : 13.5](#)

[FTE Teachers](#) *** : 11.0

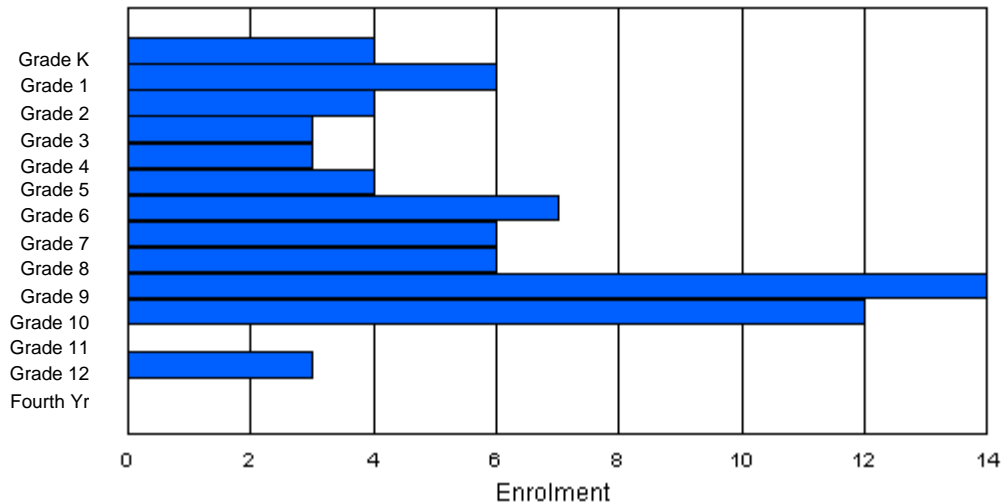
Enrolment By Age and Gender

Gender	Age																	Total
	5	6	7	8	9	10	11	12	13	14	15	16	17	18	19	20>		
Male	1	2	3	2	1	1	2	2	2	7	4	2	0	0	0	0	29	
Female	3	3	2	1	1	3	5	4	5	4	8	1	3	0	0	0	43	
Total	4	5	5	3	2	4	7	6	7	11	12	3	3	0	0	0	72	

Enrolment By Grade and Gender

Gender	K	Grade													4th	Total
		1	2	3	4	5	6	7	8	9	10	11	12			
Male	1	2	3	2	2	0	3	2	2	8	4	0	0	0	29	
Female	3	4	1	1	1	4	4	4	4	6	8	0	3	0	43	
Total	4	6	4	3	3	4	7	6	6	14	12	0	3	0	72	

Enrolment By Grade
For 107



* Data from the 2005-2006 AGR(Enrolment/Age as of the last day in Sept./Dec.)

** Newfoundland Statistics Classification System

*** May include itinerant teachers



School Description Report
2005-06



District 5 - Conseil scolaire francophone

#459 - Centre éducatif l'ENVOL, Labrador City

Classification: Urban Community/Labrador Region*

Grades: K-7,9,11

Number of Grades: 10

[School FTE PTR : 5.3](#)

[District FTE PTR : 6.4](#)

[Provincial FTE PTR : 13.5](#)

[FTE Teachers](#) *** : 4.0

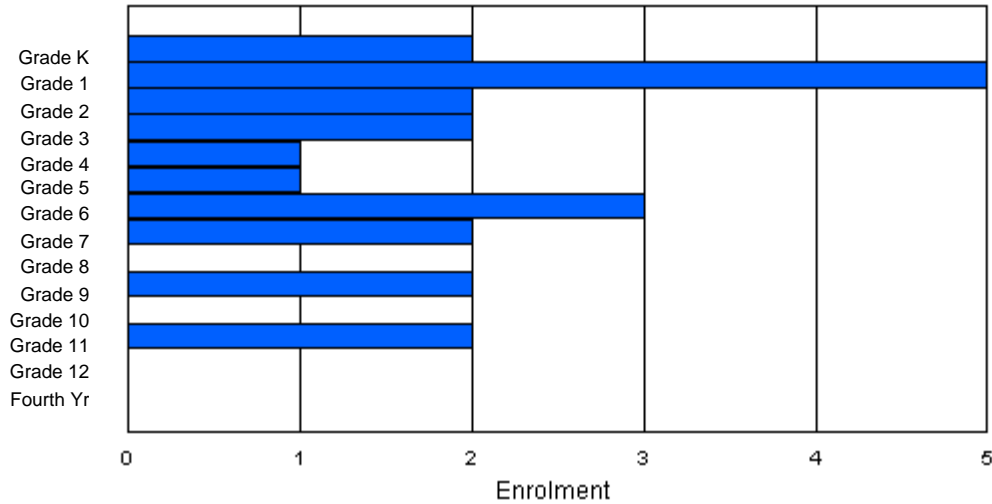
Enrolment By Age and Gender

Gender	Age																	Total
	5	6	7	8	9	10	11	12	13	14	15	16	17	18	19	20>		
Male	0	3	3	2	0	0	1	2	1	2	0	0	1	0	0	0	15	
Female	2	1	0	0	1	1	1	0	0	0	1	0	0	0	0	0	7	
Total	2	4	3	2	1	1	2	2	1	2	1	0	1	0	0	0	22	

Enrolment By Grade and Gender

Gender	K	Grade													4th	Total
		1	2	3	4	5	6	7	8	9	10	11	12			
Male	0	4	2	2	0	0	2	2	0	2	0	1	0	0	15	
Female	2	1	0	0	1	1	1	0	0	0	0	1	0	0	7	
Total	2	5	2	2	1	1	3	2	0	2	0	2	0	0	22	

Enrolment By Grade
For 459



* Data from the 2005-2006 AGR(Enrolment/Age as of the last day in Sept./Dec.)

** Newfoundland Statistics Classification System

*** May include itinerant teachers



**School Description Report
2005-06**



District 5 - Conseil scolaire francophone

#460 - Centre scolaire et communautaire des Grands-Vents, St. Joh

Classification: Urban Community/Avalon Region**

Grades: K-5,7-10,12

Number of Grades: 11

[School FTE PTR : 6.5](#)

[District FTE PTR : 6.4](#)

[Provincial FTE PTR : 13.5](#)

[FTE Teachers](#) *** : 6.0

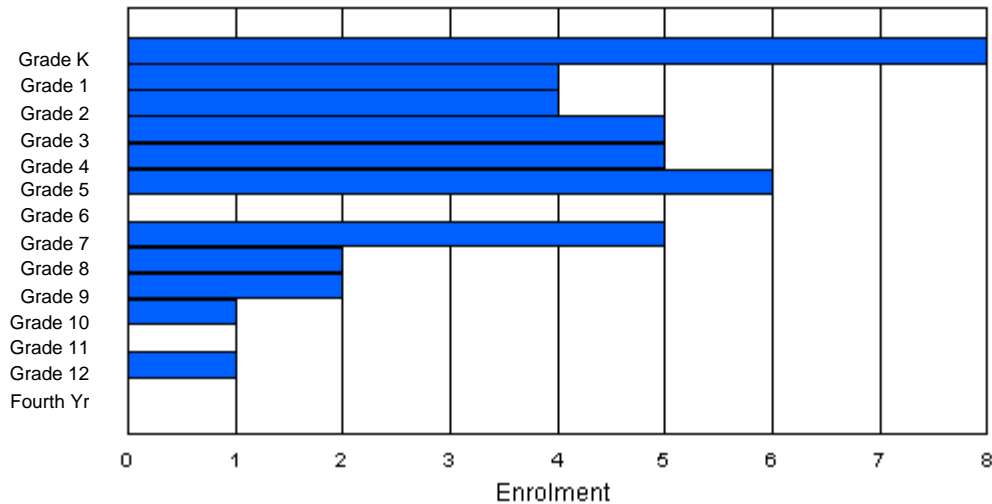
Enrolment By Age and Gender

Gender	Age																	Total
	5	6	7	8	9	10	11	12	13	14	15	16	17	18	19	20>		
Male	2	2	1	1	3	3	1	1	2	1	0	0	1	0	0	0	18	
Female	6	3	2	1	4	1	1	2	1	1	1	2	0	0	0	0	25	
Total	8	5	3	2	7	4	2	3	3	2	1	2	1	0	0	0	43	

Enrolment By Grade and Gender

Gender	K	Grade														Total
		1	2	3	4	5	6	7	8	9	10	11	12	4th		
Male	2	1	2	2	3	3	0	1	2	1	0	0	1	0	18	
Female	6	3	2	3	2	3	0	4	0	1	1	0	0	0	25	
Total	8	4	4	5	5	6	0	5	2	2	1	0	1	0	43	

Enrolment By Grade
For 460



* Data from the 2005-2006 AGR(Enrolment/Age as of the last day in Sept./Dec.)

** Newfoundland Statistics Classification System

*** May include itinerant teachers



**School Description Report
2005-06**



District 5 - Conseil scolaire francophone

#472 - École Boréale de Goose Bay, Happy Valley - Goose Bay

Classification: Urban Community/Labrador Region*

Grades: K-3,5-7

Number of Grades: 7

[School FTE PTR : 8.0](#)

[District FTE PTR : 6.4](#)

[Provincial FTE PTR : 13.5](#)

[FTE Teachers](#) *** : 2.0

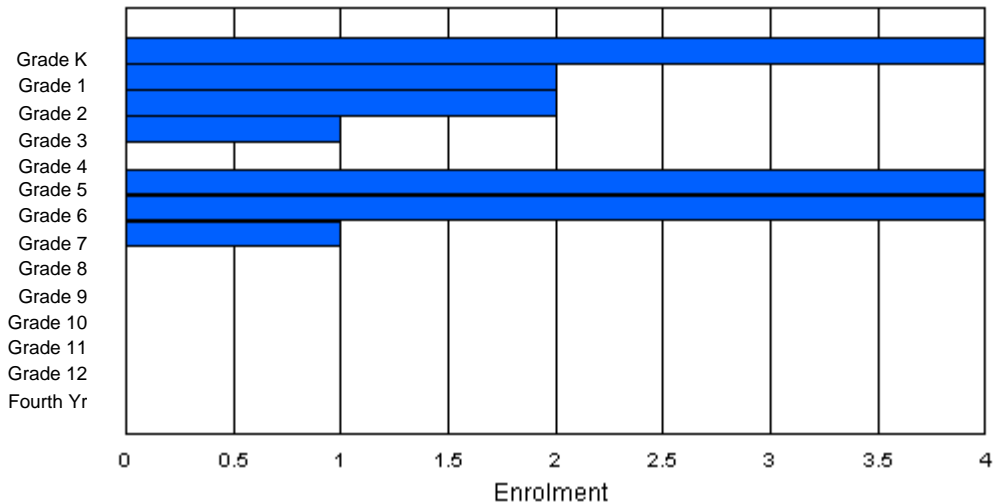
Enrolment By Age and Gender

Gender	Age																	Total
	5	6	7	8	9	10	11	12	13	14	15	16	17	18	19	20>		
Male	2	2	0	0	0	1	1	1	0	0	0	0	0	0	0	0	7	
Female	2	0	3	0	0	2	4	0	0	0	0	0	0	0	0	0	11	
Total	4	2	3	0	0	3	5	1	0	0	0	0	0	0	0	0	18	

Enrolment By Grade and Gender

Gender	K	Grade														Total
		1	2	3	4	5	6	7	8	9	10	11	12	4th		
Male	2	2	0	0	0	1	1	1	0	0	0	0	0	0	0	7
Female	2	0	2	1	0	3	3	0	0	0	0	0	0	0	0	11
Total	4	2	2	1	0	4	4	1	0	0	0	0	0	0	0	18

Enrolment By Grade
For 472



* Data from the 2005-2006 AGR(Enrolment/Age as of the last day in Sept./Dec.)

** Newfoundland Statistics Classification System

*** May include itinerant teachers



School Description Report
2005-06



District 803 - Private

#373 - First Baptist Academy, Mount Pearl

Classification: Urban Community/Avalon Region**

Grades: K-3,7-12

Number of Grades: 10

School FTE PTR : N/A

FTE Teachers *** : 0.0

Provincial FTE PTR : 13.5

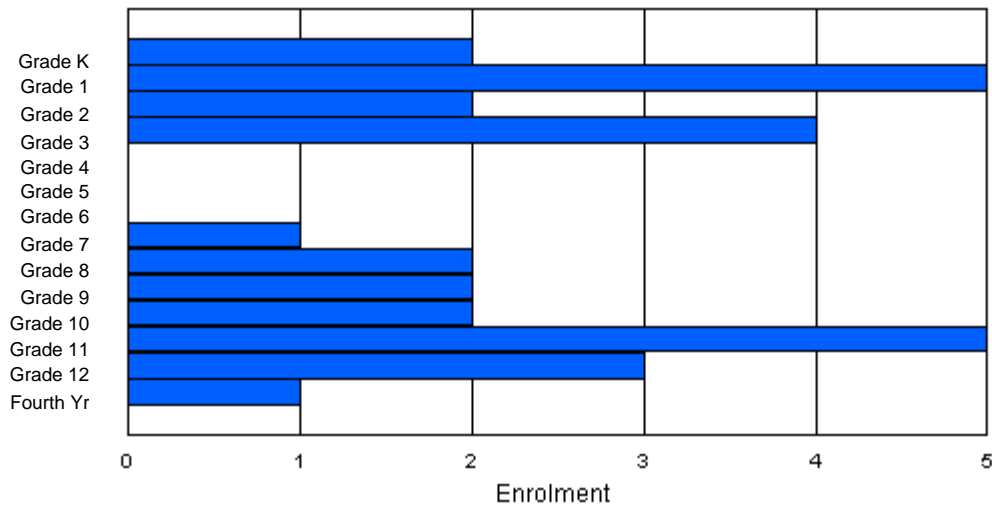
Enrolment By Age and Gender

Gender	Age																	Total
	5	6	7	8	9	10	11	12	13	14	15	16	17	18	19	20>		
Male	0	1	1	3	0	0	0	1	0	1	2	3	1	1	0	1	15	
Female	3	3	1	1	0	0	0	0	1	1	0	2	2	0	0	0	14	
Total	3	4	2	4	0	0	0	1	1	2	2	5	3	1	0	1	29	

Enrolment By Grade and Gender

Gender	K	Grade													4th	Total
		1	2	3	4	5	6	7	8	9	10	11	12			
Male	0	1	1	3	0	0	0	1	0	2	2	3	1	1	15	
Female	2	4	1	1	0	0	0	0	2	0	0	2	2	0	14	
Total	2	5	2	4	0	0	0	1	2	2	2	5	3	1	29	

Enrolment By Grade
For 373



* Data from the 2005-2006 AGR(Enrolment/Age as of the last day in Sept./Dec.)

** Newfoundland Statistics Classification System

*** May include itinerant teachers



**School Description Report
2005-06**



District 803 - Private

#374 - Brother T. I. Murphy, St. John's

Classification: Urban Community/Avalon Region**

Grades: 10-12

Number of Grades: 3

[School FTE PTR : N/A](#)

[FTE Teachers](#) *** : 0.0

[Provincial FTE PTR : 13.5](#)

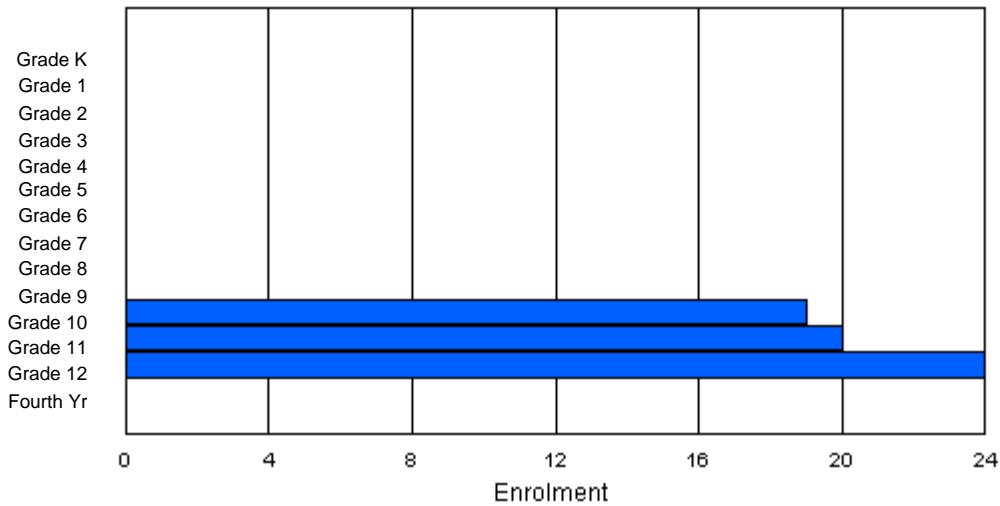
Enrolment By Age and Gender

Gender	Age																	Total
	5	6	7	8	9	10	11	12	13	14	15	16	17	18	19	20>		
Male	0	0	0	0	0	0	0	0	0	0	0	0	1	5	8	19	33	
Female	0	0	0	0	0	0	0	0	0	0	0	0	2	5	6	17	30	
Total	0	0	0	0	0	0	0	0	0	0	0	0	3	10	14	36	63	

Enrolment By Grade and Gender

Gender	Grade															Total
	K	1	2	3	4	5	6	7	8	9	10	11	12	4th		
Male	0	0	0	0	0	0	0	0	0	0	11	10	12	0	33	
Female	0	0	0	0	0	0	0	0	0	0	8	10	12	0	30	
Total	0	0	0	0	0	0	0	0	0	0	19	20	24	0	63	

Enrolment By Grade
For 374



* Data from the 2005-2006 AGR(Enrolment/Age as of the last day in Sept./Dec.)

** Newfoundland Statistics Classification System

*** May include itinerant teachers



**School Description Report
2005-06**



District 803 - Private

#375 - Lakecrest -St. John's Independent School, St. John's

Classification: Urban Community/Avalon Region**

Grades: K-9

Number of Grades: 10

[School FTE PTR : N/A](#)

[FTE Teachers](#) *** : 0.0

[Provincial FTE PTR : 13.5](#)

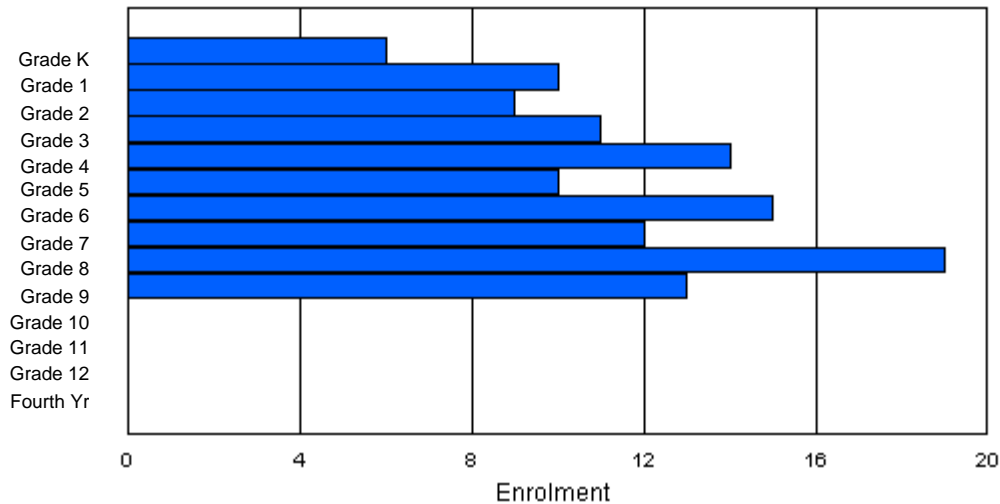
Enrolment By Age and Gender

Gender	Age																Total
	5	6	7	8	9	10	11	12	13	14	15	16	17	18	19	20>	
Male	4	7	6	5	6	4	8	7	8	5	0	0	0	0	0	0	60
Female	2	3	3	6	8	6	7	5	11	8	0	0	0	0	0	0	59
Total	6	10	9	11	14	10	15	12	19	13	0	0	0	0	0	0	119

Enrolment By Grade and Gender

Gender	Grade														Total
	K	1	2	3	4	5	6	7	8	9	10	11	12	4th	
Male	4	7	6	5	6	4	8	7	8	5	0	0	0	0	60
Female	2	3	3	6	8	6	7	5	11	8	0	0	0	0	59
Total	6	10	9	11	14	10	15	12	19	13	0	0	0	0	119

Enrolment By Grade
For 375



* Data from the 2005-2006 AGR(Enrolment/Age as of the last day in Sept./Dec.)

** Newfoundland Statistics Classification System

*** May include itinerant teachers



**School Description Report
2005-06**



District 803 - Private

#450 - St. Bonaventure's College, St. John's

Classification: Urban Community/Avalon Region**

Grades: K-12

Number of Grades: 13

[School FTE PTR : N/A](#)

[FTE Teachers](#) *** : 0.0

[Provincial FTE PTR : 13.5](#)

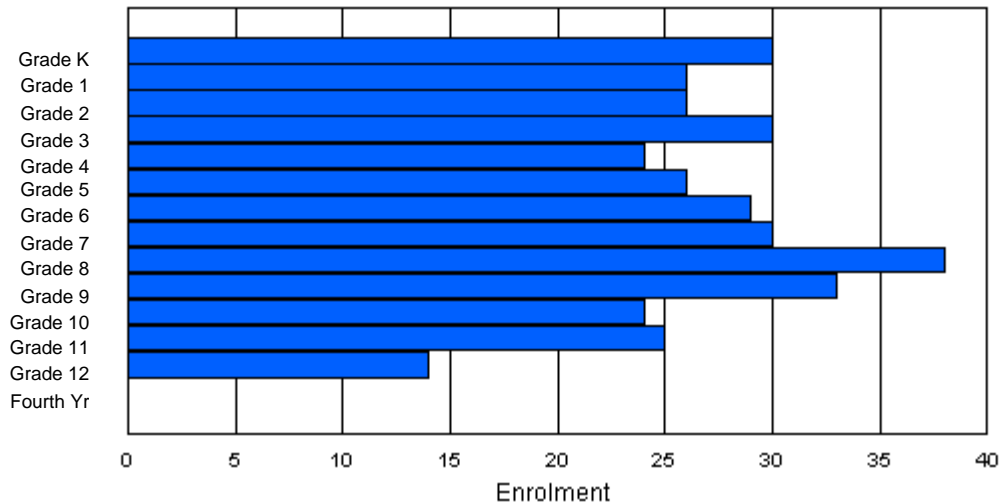
Enrolment By Age and Gender

Gender	Age																Total
	5	6	7	8	9	10	11	12	13	14	15	16	17	18	19	20>	
Male	12	11	14	15	13	12	12	10	20	22	10	11	6	1	1	0	170
Female	18	14	12	15	12	14	15	15	19	14	16	10	9	1	0	0	184
Total	30	25	26	30	25	26	27	25	39	36	26	21	15	2	1	0	354

Enrolment By Grade and Gender

Gender	Grade														Total
	K	1	2	3	4	5	6	7	8	9	10	11	12	4th	
Male	13	11	13	15	12	13	14	10	24	19	7	13	6	0	170
Female	17	15	13	15	12	13	15	20	14	14	17	12	8	0	185
Total	30	26	26	30	24	26	29	30	38	33	24	25	14	0	355

Enrolment By Grade
For 450



* Data from the 2005-2006 AGR(Enrolment/Age as of the last day in Sept./Dec.)

** Newfoundland Statistics Classification System

*** May include itinerant teachers



**School Description Report
2005-06**



District 803 - Private

#453 - Eric G. Lambert All-Grade, Churchill Falls

Classification: Rural Community/Labrador Region**

Grades: K-12

Number of Grades: 13

[School FTE PTR : N/A](#)

[FTE Teachers](#) *** : 0.0

[Provincial FTE PTR : 13.5](#)

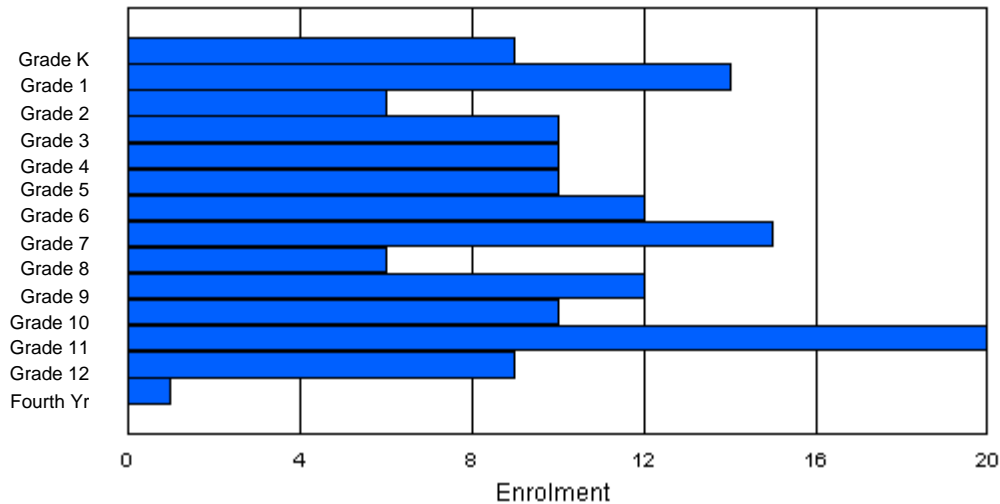
Enrolment By Age and Gender

Gender	Age																Total
	5	6	7	8	9	10	11	12	13	14	15	16	17	18	19	20>	
Male	6	8	2	3	3	7	8	9	4	0	5	6	3	4	1	0	69
Female	3	6	3	8	6	3	5	4	4	11	6	10	6	0	0	0	75
Total	9	14	5	11	9	10	13	13	8	11	11	16	9	4	1	0	144

Enrolment By Grade and Gender

Gender	Grade														Total
	K	1	2	3	4	5	6	7	8	9	10	11	12	4th	
Male	6	8	3	2	4	7	7	10	3	0	5	8	5	1	69
Female	3	6	3	8	6	3	5	5	3	12	5	12	4	0	75
Total	9	14	6	10	10	10	12	15	6	12	10	20	9	1	144

Enrolment By Grade
For 453



* Data from the 2005-2006 AGR(Enrolment/Age as of the last day in Sept./Dec.)

** Newfoundland Statistics Classification System

*** May include itinerant teachers



**School Description Report
2005-06**



District 803 - Private

#469 - Immaculate Heart of Mary School, Corner Brook

Classification: Urban Community/Western Region**

Grades: K-8

Number of Grades: 9

[School FTE PTR : N/A](#)

[FTE Teachers](#) *** : 0.0

[Provincial FTE PTR : 13.5](#)

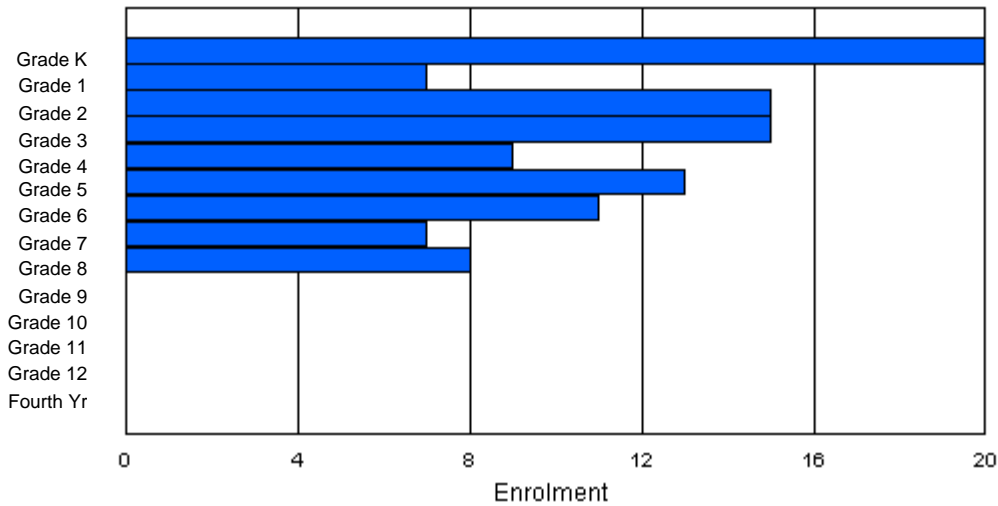
Enrolment By Age and Gender

Gender	Age																	Total
	5	6	7	8	9	10	11	12	13	14	15	16	17	18	19	20>		
Male	7	2	6	8	3	8	6	3	3	1	0	0	0	0	0	0	47	
Female	14	4	9	7	7	3	5	6	3	0	0	0	0	0	0	0	58	
Total	21	6	15	15	10	11	11	9	6	1	0	0	0	0	0	0	105	

Enrolment By Grade and Gender

Gender	Grade															Total
	K	1	2	3	4	5	6	7	8	9	10	11	12	4th		
Male	7	2	6	8	3	9	5	2	5	0	0	0	0	0	47	
Female	13	5	9	7	6	4	6	5	3	0	0	0	0	0	58	
Total	20	7	15	15	9	13	11	7	8	0	0	0	0	0	105	

Enrolment By Grade
For 469



* Data from the 2005-2006 AGR(Enrolment/Age as of the last day in Sept./Dec.)

** Newfoundland Statistics Classification System

*** May include itinerant teachers



**School Description Report
2005-06**



District 803 - Private

#479 - Holy Cross Community School Inc., St. Alban's

Classification: Rural Community/Southern Region**

Grades: K-9

Number of Grades: 10

[School FTE PTR : N/A](#)

[FTE Teachers](#) *** : 0.0

[Provincial FTE PTR : 13.5](#)

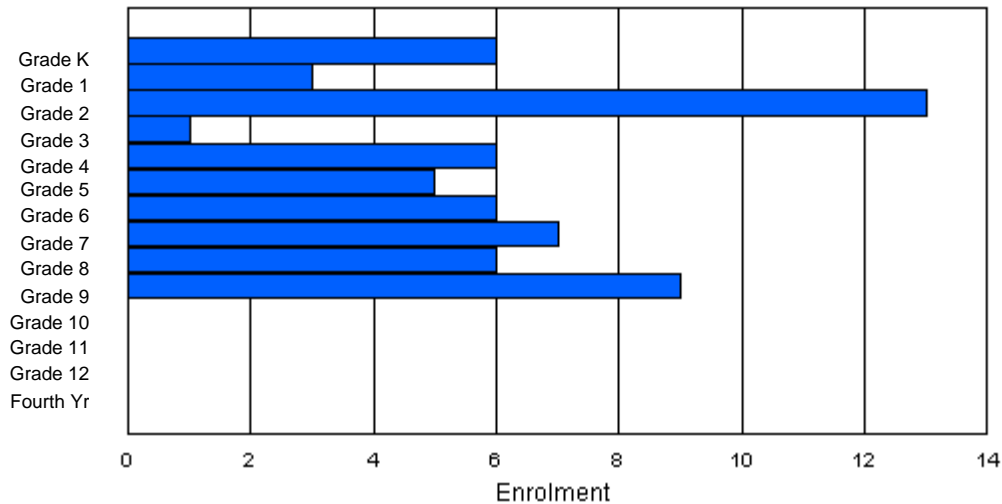
Enrolment By Age and Gender

Gender	Age																Total
	5	6	7	8	9	10	11	12	13	14	15	16	17	18	19	20>	
Male	2	2	6	1	2	2	4	3	4	4	0	0	0	0	0	0	30
Female	4	1	7	1	3	3	2	4	2	5	0	0	0	0	0	0	32
Total	6	3	13	2	5	5	6	7	6	9	0	0	0	0	0	0	62

Enrolment By Grade and Gender

Gender	K	Grade													4th	Total
		1	2	3	4	5	6	7	8	9	10	11	12			
Male	2	2	6	1	2	2	4	3	4	4	0	0	0	0	30	
Female	4	1	7	0	4	3	2	4	2	5	0	0	0	0	32	
Total	6	3	13	1	6	5	6	7	6	9	0	0	0	0	62	

Enrolment By Grade
For 479



* Data from the 2005-2006 AGR(Enrolment/Age as of the last day in Sept./Dec.)

** Newfoundland Statistics Classification System

*** May include itinerant teachers



School Description Report
2005-06



District 804 - Native Federal

#019 - Mushuau Innu Natuashish School, Natuashish

Classification: Rural Community/Labrador Region**

Grades: K-10

Number of Grades: 11

[School FTE PTR : N/A](#)

[FTE Teachers](#) *** : 0.0

[Provincial FTE PTR : 13.5](#)

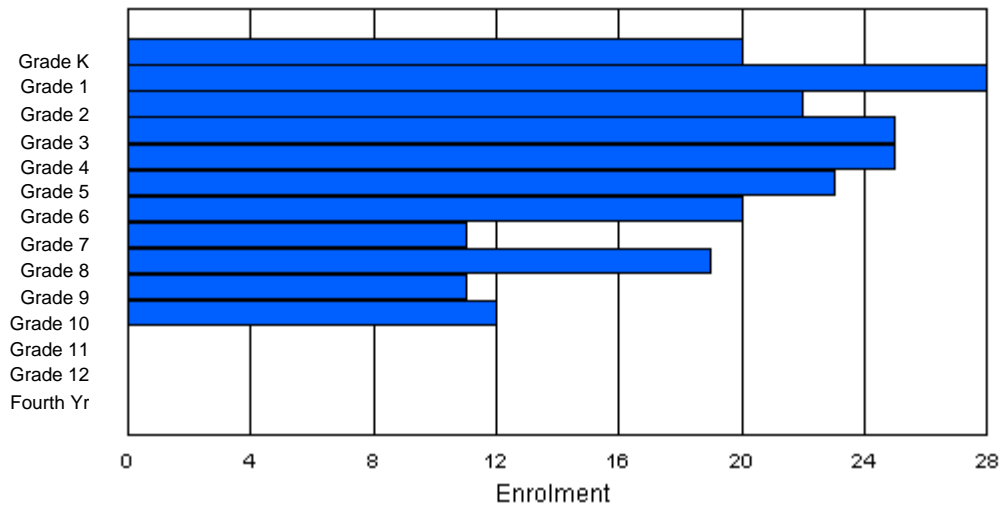
Enrolment By Age and Gender

Gender	Age																	Total
	5	6	7	8	9	10	11	12	13	14	15	16	17	18	19	20>		
Male	10	9	12	7	6	6	7	14	7	9	7	2	4	0	3	0	103	
Female	10	10	8	9	12	8	7	15	12	6	8	4	2	2	0	0	113	
Total	20	19	20	16	18	14	14	29	19	15	15	6	6	2	3	0	216	

Enrolment By Grade and Gender

Gender	Grade															Total
	K	1	2	3	4	5	6	7	8	9	10	11	12	4th		
Male	10	17	9	10	11	9	14	5	8	4	6	0	0	0	103	
Female	10	11	13	15	14	14	6	6	11	7	6	0	0	0	113	
Total	20	28	22	25	25	23	20	11	19	11	12	0	0	0	216	

Enrolment By Grade
For 019



* Data from the 2005-2006 AGR(Enrolment/Age as of the last day in Sept./Dec.)

** Newfoundland Statistics Classification System

*** May include itinerant teachers



**School Description Report
2005-06**



District 903 - Social Service

#378 - NF & Lab Youth Centre, Whitbourne

Classification: Rural Community/Avalon Region**

Grades: 9-12

Number of Grades: 4

[School FTE PTR : N/A](#)

[FTE Teachers](#) *** : 0.0

[Provincial FTE PTR : 13.5](#)

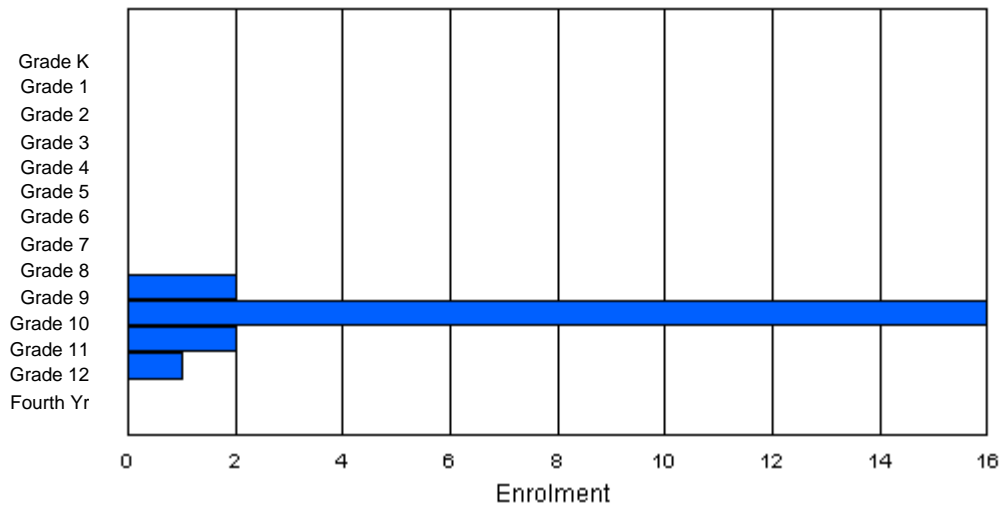
Enrolment By Age and Gender

Gender	Age																	Total
	5	6	7	8	9	10	11	12	13	14	15	16	17	18	19	20>		
Male	0	0	0	0	0	0	0	0	0	0	3	5	8	3	0	0	19	
Female	0	0	0	0	0	0	0	0	0	1	0	1	0	0	0	0	2	
Total	0	0	0	0	0	0	0	0	0	1	3	6	8	3	0	0	21	

Enrolment By Grade and Gender

Gender	Grade															Total
	K	1	2	3	4	5	6	7	8	9	10	11	12	4th		
Male	0	0	0	0	0	0	0	0	0	1	15	2	1	0	19	
Female	0	0	0	0	0	0	0	0	0	1	1	0	0	0	2	
Total	0	0	0	0	0	0	0	0	0	2	16	2	1	0	21	

Enrolment By Grade
For 378



* Data from the 2005-2006 AGR(Enrolment/Age as of the last day in Sept./Dec.)

** Newfoundland Statistics Classification System

*** May include itinerant teachers



School Description Report
2005-06



Number of Schools: 302

* Data from the 2005-2006 AGR(Enrolment/Age as of the last day in Sept./Dec.)

** Newfoundland Statistics Classification System

*** May include itinerant teachers