# High School Course Results
## 2003-04

District 5 - Conseil scolaire francophone

#107 - École Ste-Anne, La Grand'Terre

Grades: K-9,11,12

**Subject: Mathematics**

Course: MATHEMATIQUES 1231

School data has 5 or fewer students. Data withheld for reasons of confidentiality.

# students in course: 2

| | School Mark | School vs District | School vs Province | Public Exam Mark | School vs District | School vs Province | Final Mark | School vs District | School vs Province |
|---|---|---|---|---|---|---|---|---|---|
| **Average Score** | | | | | | | | | |
| School | | | | | | | | | |
| District | 62.8 | q | q | | | | 62.8 | q | q |
| Province | 62.8 | | | | | | 62.8 | | |
| **Percent of Passes** | | | | | | | | | |
| School | | | | | | | | | |
| District | 100.0 | p | p | | | | 100.0 | p | p |
| Province | 100.0 | | | | | | 100.0 | | |

**Average Scores**

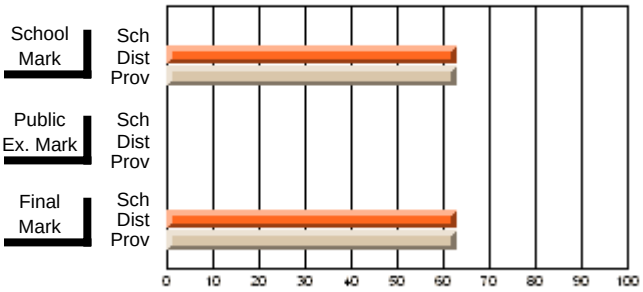


**Percent Passes**

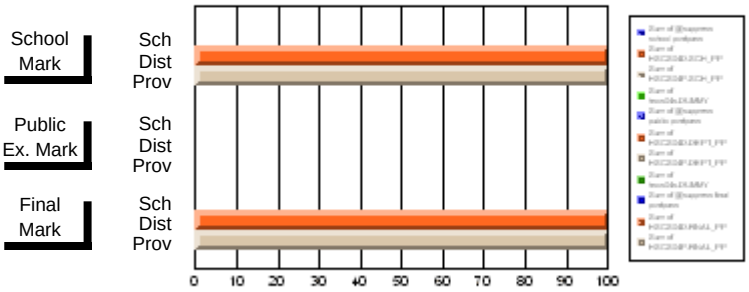


* Data from the High School Certification System. The results from supplementary courses are not reflected in these results. All students obtaining a score of 48 or 49 on the final mark, were adjusted to 50 and are reflected in the Final Mark column.

Modification Time: 1:53:17PM

Modification Date: 2/24/2006

Source: Evaluation & Research



Web Site: http://www.education.gov.nf.ca/sch_rep/2003/Index.htm

# High School Course Results
## 2003-04

District 5 - Conseil scolaire francophone

#107 - École Ste-Anne, La Grand'Terre

Grades: K-9,11,12

**Subject: Mathematics**

Course: MATHEMATIQUES 1233

School data has 5 or fewer students. Data withheld for reasons of confidentiality.

# students in course: 2

| | School Mark | School vs District | School vs Province | Public Exam Mark | School vs District | School vs Province | Final Mark | School vs District | School vs Province |
|---|---|---|---|---|---|---|---|---|---|
| **Average Score** | | | | | | | | | |
| School | | | | | | | | | |
| District | 55.7 | p | p | | | | 55.7 | p | p |
| Province | 55.7 | | | | | | 55.7 | | |
| **Percent of Passes** | | | | | | | | | |
| School | | | | | | | | | |
| District | 66.7 | q | q | | | | 66.7 | q | q |
| Province | 66.7 | | | | | | 66.7 | | |

**Average Scores**

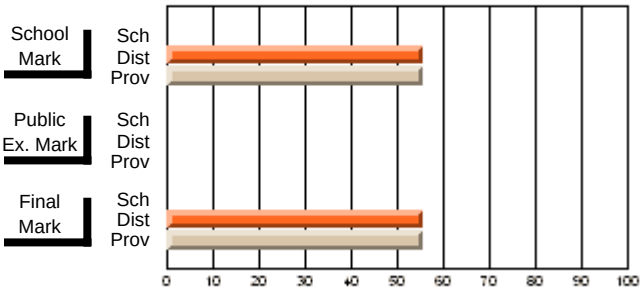


**Percent Passes**

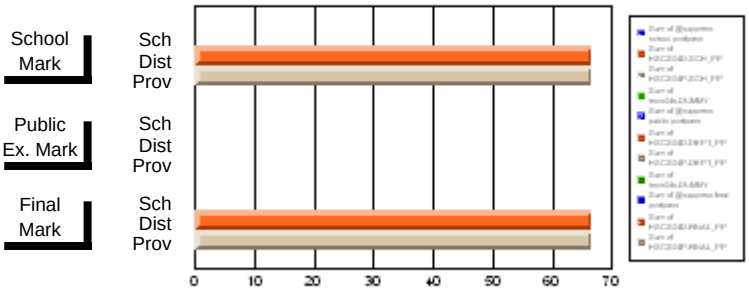


* Data from the High School Certification System. The results from supplementary courses are not reflected in these results. All students obtaining a score of 48 or 49 on the final mark, were adjusted to 50 and are reflected in the Final Mark column.

Modification Time: 1:53:17PM

Modification Date: 2/24/2006

Source: Evaluation & Research



Web Site: http://www.education.gov.nf.ca/sch_rep/2003/Index.htm

# High School Course Results
## 2003-04

District 5 - Conseil scolaire francophone

#107 - École Ste-Anne, La Grand'Terre

Grades: K-9,11,12

**Subject: Mathematics**

Course: MATHEMATICS 2231

# students in course: 7

| | School Mark | School vs District | School vs Province | Public Exam Mark | School vs District | School vs Province | Final Mark | School vs District | School vs Province |
|---|---|---|---|---|---|---|---|---|---|
| **Average Score** | | | | | | | | | |
| School | **66.0** | | | | | | **66.0** | | |
| District | 66.4 | q | q | | | | 66.4 | q | q |
| Province | 66.4 | | | | | | 66.4 | | |
| **Percent of Passes** | | | | | | | | | |
| School | **100.0** | | | | | | **100.0** | | |
| District | 100.0 | p | p | | | | 100.0 | p | p |
| Province | 100.0 | | | | | | 100.0 | | |

**Average Scores**

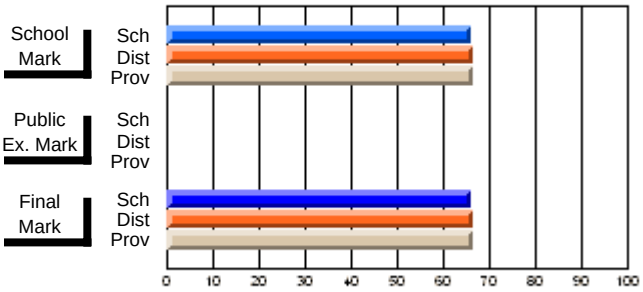


**Percent Passes**

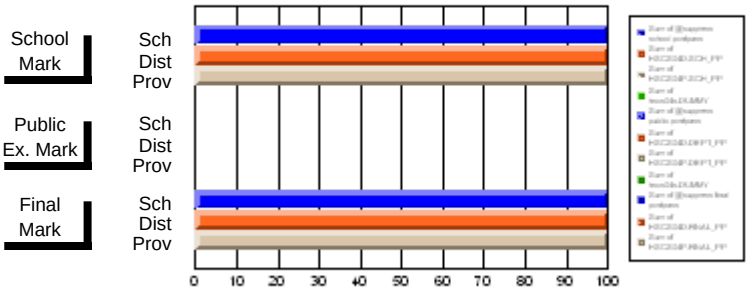


* Data from the High School Certification System. The results from supplementary courses are not reflected in these results. All students obtaining a score of 48 or 49 on the final mark, were adjusted to 50 and are reflected in the Final Mark column.

Modification Time: 1:53:17PM

Modification Date: 2/24/2006

Source: Evaluation & Research



Web Site: http://www.education.gov.nf.ca/sch_rep/2003/Index.htm

# High School Course Results
## 2003-04

District 5 - Conseil scolaire francophone

#107 - École Ste-Anne, La Grand'Terre

Grades: K-9,11,12

**Subject: Mathematics**

Course: MATHEMATIQUES 2233

School data has 5 or fewer students. Data withheld for reasons of confidentiality.

# students in course: 1

| | School Mark | School vs District | School vs Province | Public Exam Mark | School vs District | School vs Province | Final Mark | School vs District | School vs Province |
|---|---|---|---|---|---|---|---|---|---|
| **Average Score** | | | | | | | | | |
| School | | | | | | | | | |
| District | 51.0 | p | p | | | | 51.0 | p | p |
| Province | 51.0 | | | | | | 51.0 | | |
| **Percent of Passes** | | | | | | | | | |
| School | | | | | | | | | |
| District | 100.0 | p | p | | | | 100.0 | p | p |
| Province | 100.0 | | | | | | 100.0 | | |

**Average Scores**

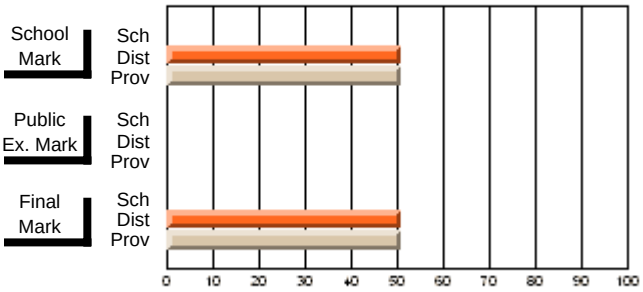


**Percent Passes**

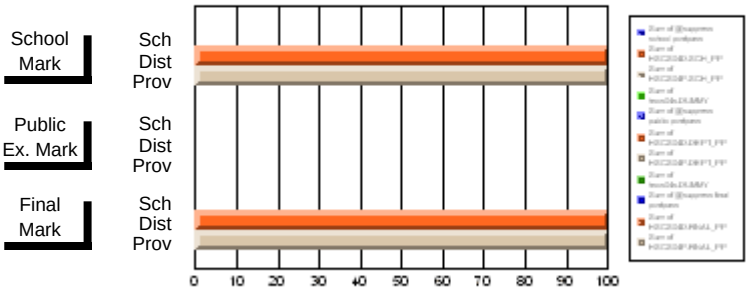


* Data from the High School Certification System. The results from supplementary courses are not reflected in these results. All students obtaining a score of 48 or 49 on the final mark, were adjusted to 50 and are reflected in the Final Mark column.

Modification Time: 1:53:17PM

Modification Date: 2/24/2006

Source: Evaluation & Research



Web Site: http://www.education.gov.nf.ca/sch_rep/2003/Index.htm

# High School Course Results
## 2003-04

District 5 - Conseil scolaire francophone

#107 - École Ste-Anne, La Grand'Terre

Grades: K-9,11,12

**Subject: Mathematics**

Course: MATHEMATIQUES 3231

# students in course: 8

| | School Mark | School vs District | School vs Province | Public Exam Mark | School vs District | School vs Province | Final Mark | School vs District | School vs Province |
|---|---|---|---|---|---|---|---|---|---|
| **Average Score** | | | | | | | | | |
| School | **65.6** | | | **18.1** | | | **42.6** | | |
| District | 67.0 | q | q | 18.4 | q | q | 43.4 | q | q |
| Province | 67.0 | | | 18.4 | | | 43.4 | | |
| **Percent of Passes** | | | | | | | | | |
| School | **87.5** | | | | | | **37.5** | | |
| District | 88.9 | q | q | | p | p | 44.4 | q | q |
| Province | 88.9 | | | | | | 44.4 | | |

**Average Scores**

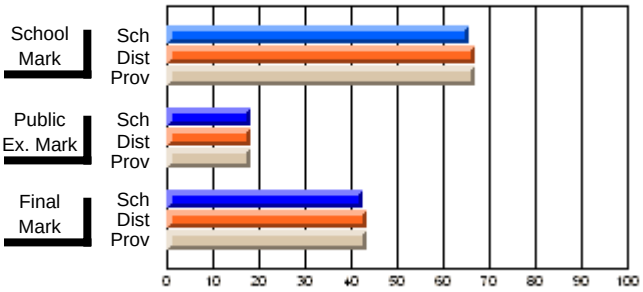


**Percent Passes**

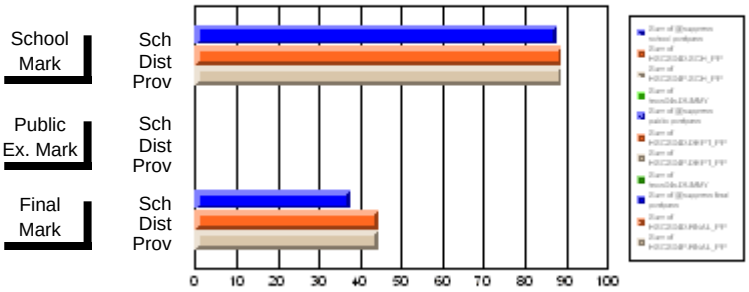


* Data from the High School Certification System. The results from supplementary courses are not reflected in these results. All students obtaining a score of 48 or 49 on the final mark, were adjusted to 50 and are reflected in the Final Mark column.

Modification Time: 1:53:17PM

Modification Date: 2/24/2006

Source: Evaluation & Research



Web Site: http://www.education.gov.nf.ca/sch_rep/2003/Index.htm

# High School Course Results
## 2003-04

District 5 - Conseil scolaire francophone

#107 - École Ste-Anne, La Grand'Terre

Grades: K-9,11,12

**Subject: Physical Education**

Course: EDUCATION PHYSIQUE 1243

School data has 5 or fewer students. Data withheld for reasons of confidentiality.

# students in course: 3

| | School Mark | School vs District | School vs Province | Public Exam Mark | School vs District | School vs Province | Final Mark | School vs District | School vs Province |
|---|---|---|---|---|---|---|---|---|---|
| **Average Score** | | | | | | | | | |
| School | | | | | | | | | |
| District | 86.3 | p | p | | | | 86.3 | p | p |
| Province | 86.3 | | | | | | 86.3 | | |
| **Percent of Passes** | | | | | | | | | |
| School | | | | | | | | | |
| District | 100.0 | p | p | | | | 100.0 | p | p |
| Province | 100.0 | | | | | | 100.0 | | |

**Average Scores**

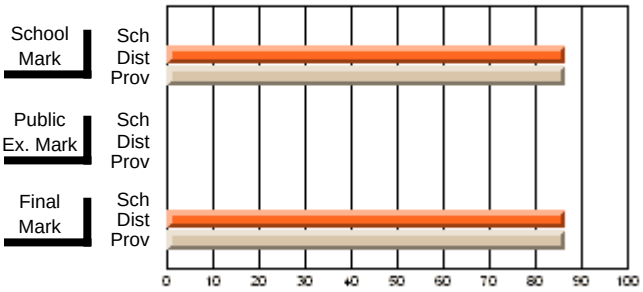


**Percent Passes**

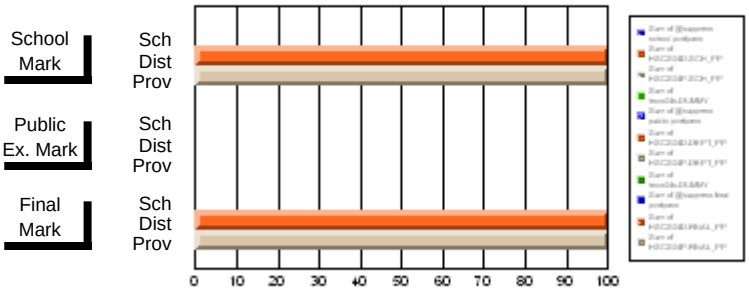


* Data from the High School Certification System. The results from supplementary courses are not reflected in these results. All students obtaining a score of 48 or 49 on the final mark, were adjusted to 50 and are reflected in the Final Mark column.

Modification Time: 1:53:17PM

Modification Date: 2/24/2006

Source: Evaluation & Research



Web Site: http://www.education.gov.nf.ca/sch_rep/2003/Index.htm

# High School Course Results
## 2003-04

District 5 - Conseil scolaire francophone

#107 - École Ste-Anne, La Grand'Terre

Grades: K-9,11,12

**Subject: Physical Education**

Course: EDUCATION PHYSIQUE 2243

School data has 5 or fewer students. Data withheld for reasons of confidentiality.

# students in course: 5

| | School Mark | School vs District | School vs Province | Public Exam Mark | School vs District | School vs Province | Final Mark | School vs District | School vs Province |
|---|---|---|---|---|---|---|---|---|---|
| **Average Score** | | | | | | | | | |
| School | | | | | | | | | |
| District | 74.0 | p | p | | | | 74.0 | p | p |
| Province | 74.0 | | | | | | 74.0 | | |
| **Percent of Passes** | | | | | | | | | |
| School | | | | | | | | | |
| District | 80.0 | p | p | | | | 80.0 | p | p |
| Province | 80.0 | | | | | | 80.0 | | |

**Average Scores**

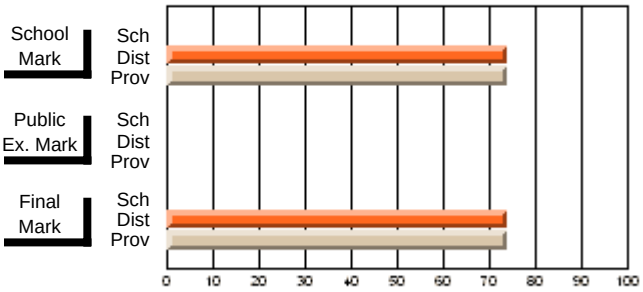


**Percent Passes**

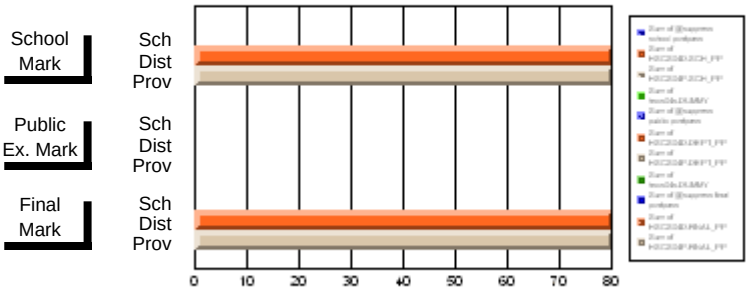


* Data from the High School Certification System. The results from supplementary courses are not reflected in these results. All students obtaining a score of 48 or 49 on the final mark, were adjusted to 50 and are reflected in the Final Mark column.

Modification Time: 1:53:17PM

Modification Date: 2/24/2006

Source: Evaluation & Research



Web Site: http://www.education.gov.nf.ca/sch_rep/2003/Index.htm

# High School Course Results
## 2003-04

District 5 - Conseil scolaire francophone

#107 - École Ste-Anne, La Grand'Terre

Grades: K-9,11,12

**Subject: Physical Education**

Course: EDUCATION PHYSIQUE 3243

# students in course: 7

| | School Mark | School vs District | School vs Province | Public Exam Mark | School vs District | School vs Province | Final Mark | School vs District | School vs Province |
|---|---|---|---|---|---|---|---|---|---|
| **Average Score** | | | | | | | | | |
| School | **82.9** | | | | | | **82.9** | | |
| District | 82.9 | p | p | | | | 82.9 | p | p |
| Province | 82.9 | | | | | | 82.9 | | |
| **Percent of Passes** | | | | | | | | | |
| School | **85.7** | | | | | | **85.7** | | |
| District | 85.7 | p | p | | | | 85.7 | p | p |
| Province | 85.7 | | | | | | 85.7 | | |

**Average Scores**

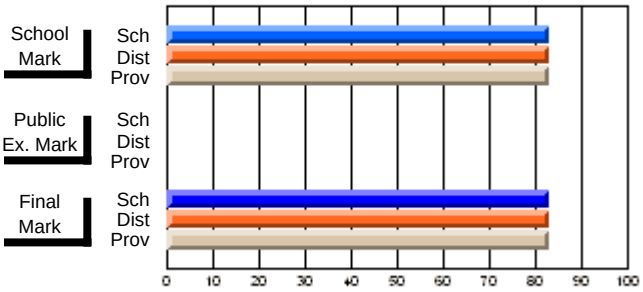


**Percent Passes**

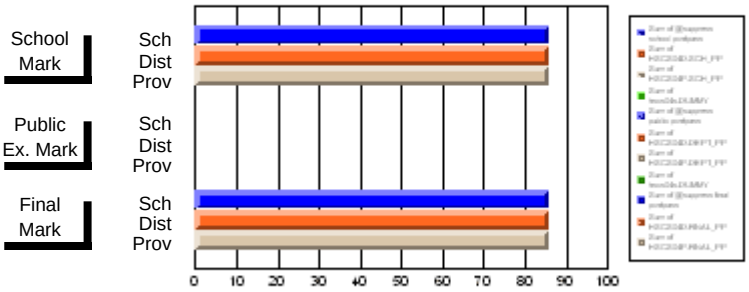


* Data from the High School Certification System. The results from supplementary courses are not reflected in these results. All students obtaining a score of 48 or 49 on the final mark, were adjusted to 50 and are reflected in the Final Mark column.

Modification Time: 1:53:17PM

Modification Date: 2/24/2006

Source: Evaluation & Research



Web Site: http://www.education.gov.nf.ca/sch_rep/2003/Index.htm

# High School Course Results
## 2003-04

District 5 - Conseil scolaire francophone

#107 - École Ste-Anne, La Grand'Terre

Grades: K-9,11,12

**Subject: Social Studies**

Course: HISTOIRE DU CANADA 1231

# students in course: 11

| | School Mark | School vs District | School vs Province | Public Exam Mark | School vs District | School vs Province | Final Mark | School vs District | School vs Province |
|---|---|---|---|---|---|---|---|---|---|
| **Average Score** | | | | | | | | | |
| School | **73.1** | | | | | | **73.1** | | |
| District | 70.5 | p | q | | | | 70.5 | p | q |
| Province | 78.7 | | | | | | 78.7 | | |
| **Percent of Passes** | | | | | | | | | |
| School | **100.0** | | | | | | **100.0** | | |
| District | 93.3 | p | p | | | | 93.3 | p | p |
| Province | 98.8 | | | | | | 98.8 | | |

**Average Scores**

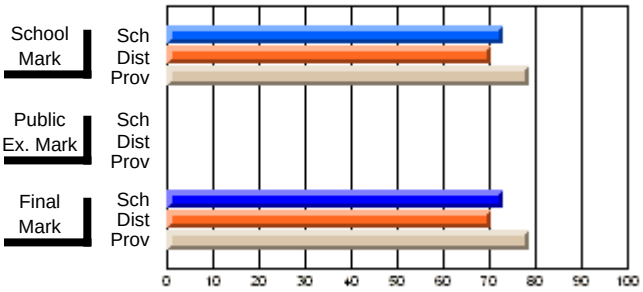


**Percent Passes**

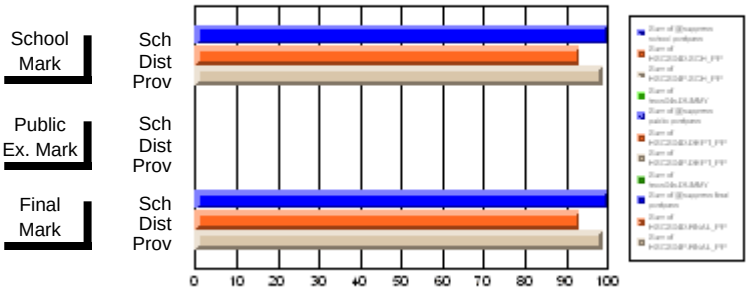


* Data from the High School Certification System. The results from supplementary courses are not reflected in these results. All students obtaining a score of 48 or 49 on the final mark, were adjusted to 50 and are reflected in the Final Mark column.

Modification Time: 1:53:17PM

Modification Date: 2/24/2006

Source: Evaluation & Research



Web Site: http://www.education.gov.nf.ca/sch_rep/2003/Index.htm

# High School Course Results
## 2003-04

District 5 - Conseil scolaire francophone

#107 - École Ste-Anne, La Grand'Terre

Grades: K-9,11,12

**Subject: Social Studies**

Course: GEOGRAPHIE DU CANADA 1232

# students in course: 9

| | School Mark | School vs District | School vs Province | Public Exam Mark | School vs District | School vs Province | Final Mark | School vs District | School vs Province |
|---|---|---|---|---|---|---|---|---|---|
| **Average Score** | | | | | | | | | |
| School | **71.4** | | | | | | **71.4** | | |
| District | 71.4 | p | q | | | | 71.4 | p | q |
| Province | 77.6 | | | | | | 77.6 | | |
| **Percent of Passes** | | | | | | | | | |
| School | **88.9** | | | | | | **88.9** | | |
| District | 88.9 | p | q | | | | 88.9 | p | q |
| Province | 99.3 | | | | | | 99.3 | | |

**Average Scores**

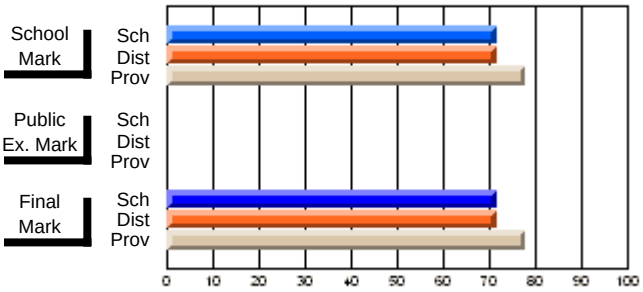


**Percent Passes**

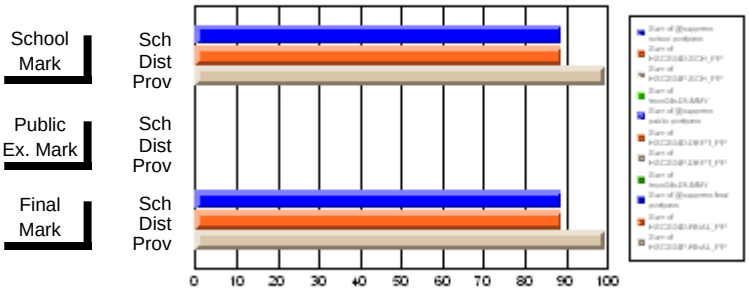


* Data from the High School Certification System. The results from supplementary courses are not reflected in these results. All students obtaining a score of 48 or 49 on the final mark, were adjusted to 50 and are reflected in the Final Mark column.

Modification Time: 1:53:17PM

Modification Date: 2/24/2006

Source: Evaluation & Research



Web Site: http://www.education.gov.nf.ca/sch_rep/2003/Index.htm

# High School Course Results
## 2003-04

District 5 - Conseil scolaire francophone

#107 - École Ste-Anne, La Grand'Terre

Grades: K-9,11,12

**Subject: Social Studies**

Course: ECONOMIE CANADIENNE 2233

# students in course: 12

| | School Mark | School vs District | School vs Province | Public Exam Mark | School vs District | School vs Province | Final Mark | School vs District | School vs Province |
|---|---|---|---|---|---|---|---|---|---|
| **Average Score** | | | | | | | | | |
| School | **78.2** | | | | | | **78.2** | | |
| District | 79.3 | q | p | | | | 79.3 | q | p |
| Province | 73.2 | | | | | | 73.2 | | |
| **Percent of Passes** | | | | | | | | | |
| School | **100.0** | | | | | | **100.0** | | |
| District | 100.0 | p | p | | | | 100.0 | p | p |
| Province | 95.7 | | | | | | 95.7 | | |

**Average Scores**

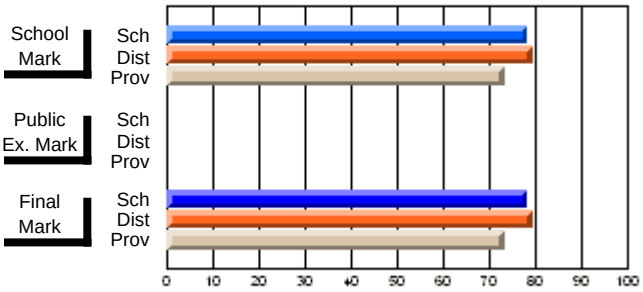


**Percent Passes**

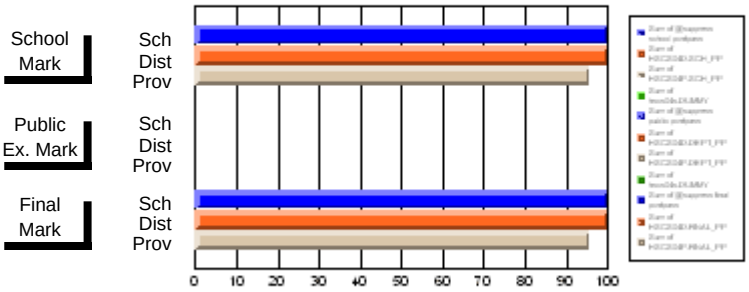


* Data from the High School Certification System. The results from supplementary courses are not reflected in these results. All students obtaining a score of 48 or 49 on the final mark, were adjusted to 50 and are reflected in the Final Mark column.

Modification Time: 1:53:17PM

Modification Date: 2/24/2006

Source: Evaluation & Research



Web Site: http://www.education.gov.nf.ca/sch_rep/2003/Index.htm

# High School Course Results
## 2003-04

District 5 - Conseil scolaire francophone

#107 - École Ste-Anne, La Grand'Terre

Grades: K-9,11,12

**Subject: Social Studies**

Course: HISTOIRE MONDIALE 3231

# students in course: 8

| | School Mark | School vs District | School vs Province | Public Exam Mark | School vs District | School vs Province | Final Mark | School vs District | School vs Province |
|---|---|---|---|---|---|---|---|---|---|
| **Average Score** | | | | | | | | | |
| School | **76.6** | | | **41.9** | | | **49.9** | | |
| District | 76.8 | q | p | 43.6 | q | q | 50.7 | q | q |
| Province | 73.1 | | | 62.4 | | | 67.2 | | |
| **Percent of Passes** | | | | | | | | | |
| School | **87.5** | | | **25.0** | | | **62.5** | | |
| District | 90.0 | q | q | 27.3 | q | q | 54.5 | p | q |
| Province | 95.4 | | | 77.3 | | | 89.3 | | |

**Average Scores**

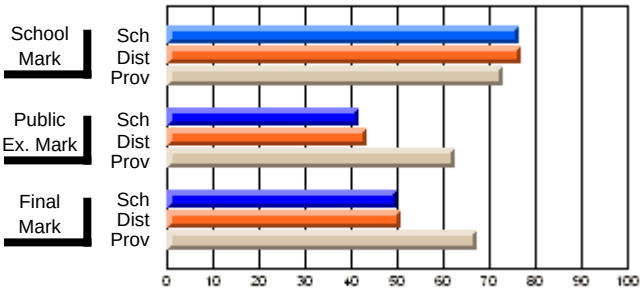


**Percent Passes**

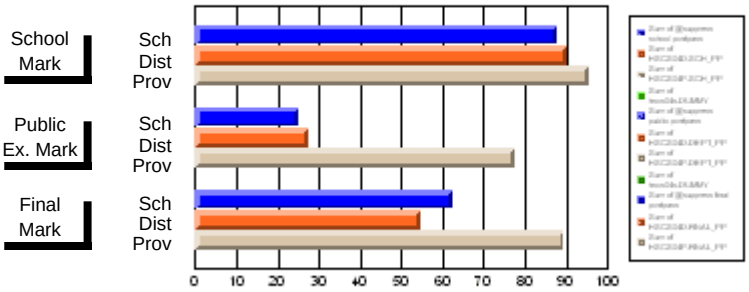


* Data from the High School Certification System. The results from supplementary courses are not reflected in these results. All students obtaining a score of 48 or 49 on the final mark, were adjusted to 50 and are reflected in the Final Mark column.

Modification Time: 1:53:17PM

Modification Date: 2/24/2006

Source: Evaluation & Research



Web Site: http://www.education.gov.nf.ca/sch_rep/2003/Index.htm

# High School Course Results
## 2003-04

District 5 - Conseil scolaire francophone

#107 - École Ste-Anne, La Grand'Terre

Grades: K-9,11,12

**Subject: Foreign Language**

Course: SPANISH 2221

School data has 5 or fewer students. Data withheld for reasons of confidentiality.

# students in course: 5

| | School Mark | School vs District | School vs Province | Public Exam Mark | School vs District | School vs Province | Final Mark | School vs District | School vs Province |
|---|---|---|---|---|---|---|---|---|---|
| **Average Score** | | | | | | | | | |
| School | | | | | | | | | |
| District | 63.0 | p | q | | | | 63.0 | p | q |
| Province | 73.2 | | | | | | 73.2 | | |
| **Percent of Passes** | | | | | | | | | |
| School | | | | | | | | | |
| District | 100.0 | p | p | | | | 100.0 | p | p |
| Province | 90.3 | | | | | | 90.3 | | |

**Average Scores**

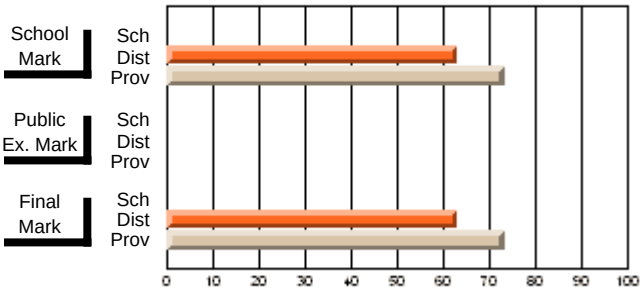


**Percent Passes**

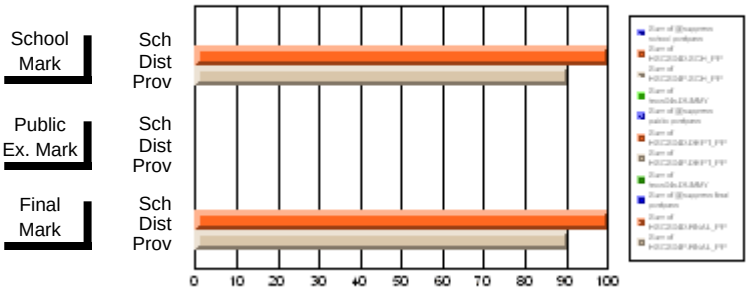


* Data from the High School Certification System. The results from supplementary courses are not reflected in these results. All students obtaining a score of 48 or 49 on the final mark, were adjusted to 50 and are reflected in the Final Mark column.

Modification Time: 1:53:17PM

Modification Date: 2/24/2006

Source: Evaluation & Research



Web Site: http://www.education.gov.nf.ca/sch_rep/2003/Index.htm

# High School Course Results
## 2003-04

District 5 - Conseil scolaire francophone

#107 - École Ste-Anne, La Grand'Terre

Grades: K-9,11,12

**Subject: Français langue première**

Course: FRENCH FIRST LANGUAGE 1230

School data has 5 or fewer students. Data withheld for reasons of confidentiality.

# students in course: 5

| | School Mark | School vs District | School vs Province | Public Exam Mark | School vs District | School vs Province | Final Mark | School vs District | School vs Province |
|---|---|---|---|---|---|---|---|---|---|
| **Average Score** | | | | | | | | | |
| School | | | | | | | | | |
| District | 55.3 | p | p | | | | 55.3 | p | p |
| Province | 55.3 | | | | | | 55.3 | | |
| **Percent of Passes** | | | | | | | | | |
| School | | | | | | | | | |
| District | 87.5 | p | p | | | | 87.5 | p | p |
| Province | 87.5 | | | | | | 87.5 | | |

**Average Scores**

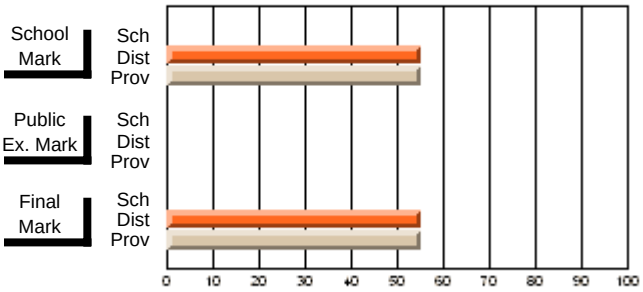


**Percent Passes**

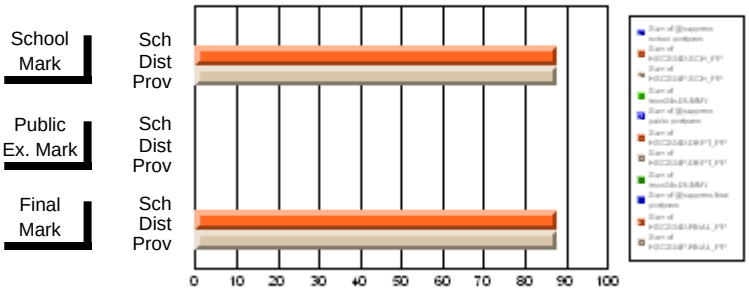


* Data from the High School Certification System. The results from supplementary courses are not reflected in these results. All students obtaining a score of 48 or 49 on the final mark, were adjusted to 50 and are reflected in the Final Mark column.

Modification Time: 1:53:17PM

Modification Date: 2/24/2006

Source: Evaluation & Research



Web Site: http://www.education.gov.nf.ca/sch_rep/2003/Index.htm

# High School Course Results
## 2003-04

District 5 - Conseil scolaire francophone

#107 - École Ste-Anne, La Grand'Terre

Grades: K-9,11,12

**Subject: Français langue première**

Course: FRENCH FIRST LANGUAGE 2230

# students in course: 7

| | School Mark | School vs District | School vs Province | Public Exam Mark | School vs District | School vs Province | Final Mark | School vs District | School vs Province |
|---|---|---|---|---|---|---|---|---|---|
| **Average Score** | | | | | | | | | |
| School | **68.6** | | | | | | **68.6** | | |
| District | 66.6 | p | p | | | | 66.6 | p | p |
| Province | 66.6 | | | | | | 66.6 | | |
| **Percent of Passes** | | | | | | | | | |
| School | **100.0** | | | | | | **100.0** | | |
| District | 100.0 | p | p | | | | 100.0 | p | p |
| Province | 100.0 | | | | | | 100.0 | | |

**Average Scores**

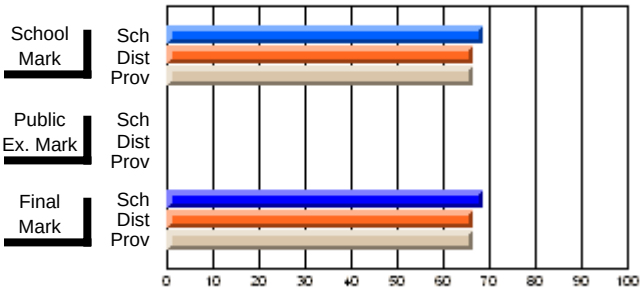


**Percent Passes**

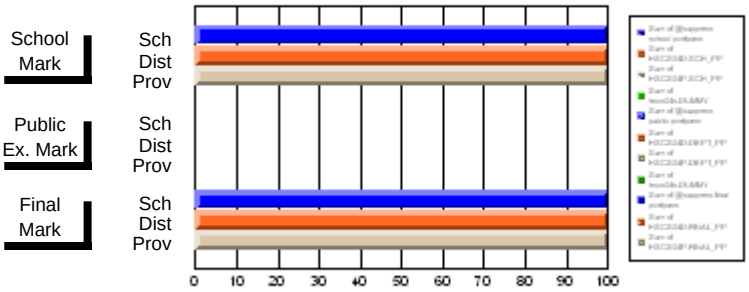


* Data from the High School Certification System. The results from supplementary courses are not reflected in these results. All students obtaining a score of 48 or 49 on the final mark, were adjusted to 50 and are reflected in the Final Mark column.

Modification Time: 1:53:17PM

Modification Date: 2/24/2006

Source: Evaluation & Research



Web Site: http://www.education.gov.nf.ca/sch_rep/2003/Index.htm

# High School Course Results
## 2003-04

District 5 - Conseil scolaire francophone

#107 - École Ste-Anne, La Grand'Terre

Grades: K-9,11,12

**Subject: Français langue première**

Course: FRENCH FIRST LANGUAGE 3230

# students in course: 9

| | School Mark | School vs District | School vs Province | Public Exam Mark | School vs District | School vs Province | Final Mark | School vs District | School vs Province |
|---|---|---|---|---|---|---|---|---|---|
| **Average Score** | | | | | | | | | |
| School | **62.9** | | | | | | **62.9** | | |
| District | 62.5 | p | p | | | | 62.5 | p | p |
| Province | 62.5 | | | | | | 62.5 | | |
| **Percent of Passes** | | | | | | | | | |
| School | **88.9** | | | | | | **88.9** | | |
| District | 90.0 | q | q | | | | 90.0 | q | q |
| Province | 90.0 | | | | | | 90.0 | | |

**Average Scores**

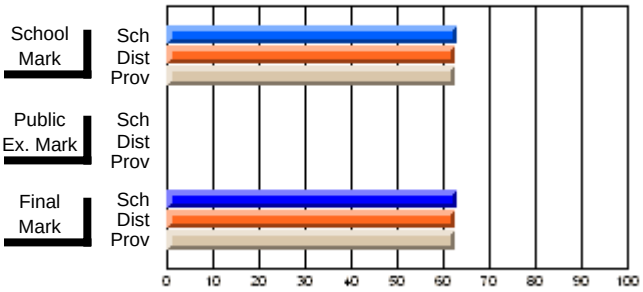


**Percent Passes**

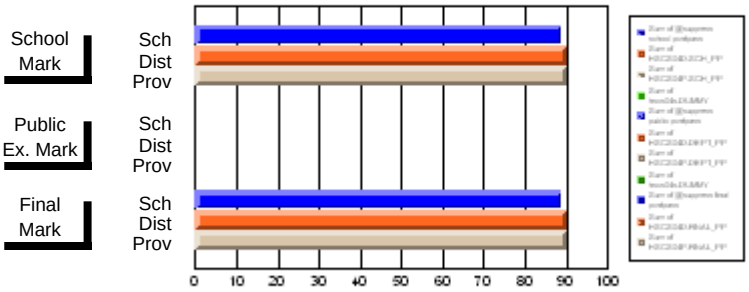


* Data from the High School Certification System. The results from supplementary courses are not reflected in these results. All students obtaining a score of 48 or 49 on the final mark, were adjusted to 50 and are reflected in the Final Mark column.

Modification Time: 1:53:17PM

Modification Date: 2/24/2006

Source: Evaluation & Research



Web Site: http://www.education.gov.nf.ca/sch_rep/2003/Index.htm

# High School Course Results
## 2003-04

District 5 - Conseil scolaire francophone

#107 - École Ste-Anne, La Grand'Terre

Grades: K-9,11,12

**Subject: Science**

Course: BIOLOGIE

School data has 5 or fewer students. Data withheld for reasons of confidentiality.

# students in course: 3

| | School Mark | School vs District | School vs Province | Public Exam Mark | School vs District | School vs Province | Final Mark | School vs District | School vs Province |
|---|---|---|---|---|---|---|---|---|---|
| **Average Score** | | | | | | | | | |
| School | | | | | | | | | |
| District | 69.8 | q | q | | | | 69.8 | q | q |
| Province | 69.8 | | | | | | 69.8 | | |
| **Percent of Passes** | | | | | | | | | |
| School | | | | | | | | | |
| District | 100.0 | p | p | | | | 100.0 | p | p |
| Province | 100.0 | | | | | | 100.0 | | |

**Average Scores**

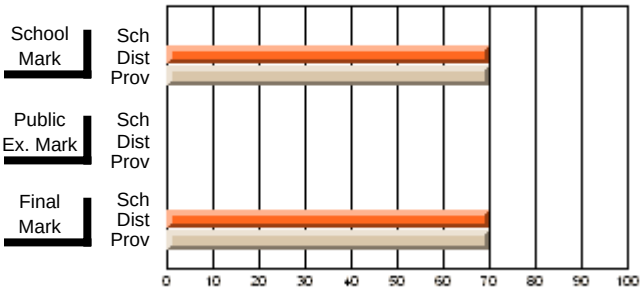


**Percent Passes**

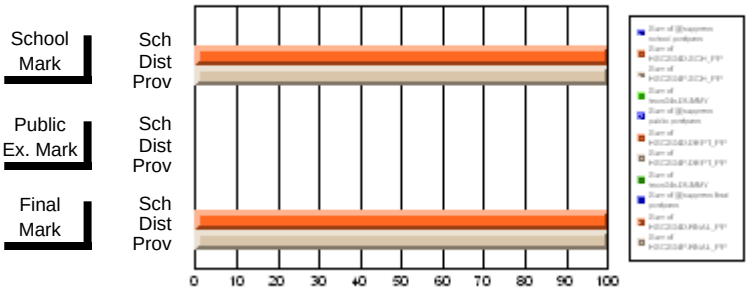


* Data from the High School Certification System. The results from supplementary courses are not reflected in these results. All students obtaining a score of 48 or 49 on the final mark, were adjusted to 50 and are reflected in the Final Mark column.

Modification Time: 1:53:17PM

Modification Date: 2/24/2006

Source: Evaluation & Research



Web Site: http://www.education.gov.nf.ca/sch_rep/2003/Index.htm

# High School Course Results
## 2003-04

District 5 - Conseil scolaire francophone

#107 - École Ste-Anne, La Grand'Terre

Grades: K-9,11,12

**Subject: Science**

Course: BIOLOGIE 3231

# students in course: 15

| | School Mark | School vs District | School vs Province | Public Exam Mark | School vs District | School vs Province | Final Mark | School vs District | School vs Province |
|---|---|---|---|---|---|---|---|---|---|
| **Average Score** | | | | | | | | | |
| School | **68.7** | | | **36.1** | | | **52.8** | | |
| District | 69.0 | q | q | 36.4 | q | q | 53.3 | q | q |
| Province | 69.0 | | | 36.4 | | | 53.3 | | |
| **Percent of Passes** | | | | | | | | | |
| School | **93.3** | | | | | | **93.3** | | |
| District | 94.4 | q | q | 5.3 | q | q | 88.9 | p | p |
| Province | 94.4 | | | 5.3 | | | 88.9 | | |

**Average Scores**

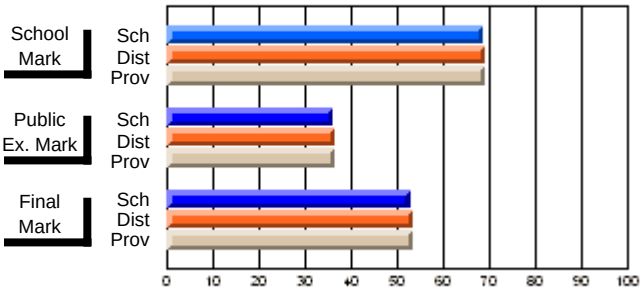


**Percent Passes**

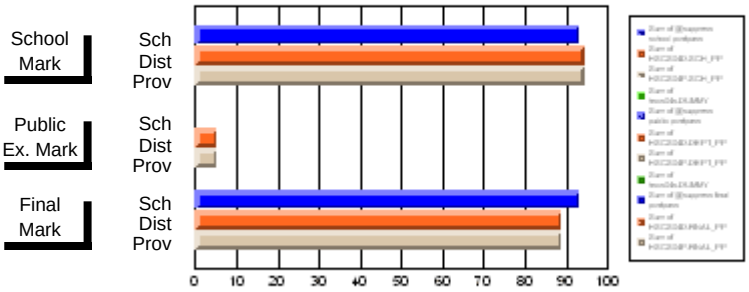


* Data from the High School Certification System. The results from supplementary courses are not reflected in these results. All students obtaining a score of 48 or 49 on the final mark, were adjusted to 50 and are reflected in the Final Mark column.

Modification Time: 1:53:17PM

Modification Date: 2/24/2006

Source: Evaluation & Research



Web Site: http://www.education.gov.nf.ca/sch_rep/2003/Index.htm

# High School Course Results
## 2003-04

District 5 - Conseil scolaire francophone

#107 - École Ste-Anne, La Grand'Terre

Grades: K-9,11,12

**Subject: English Language**

Course: ENGLISH 1201

School data has 5 or fewer students. Data withheld for reasons of confidentiality.

# students in course: 3

| | School Mark | School vs District | School vs Province | Public Exam Mark | School vs District | School vs Province | Final Mark | School vs District | School vs Province |
|---|---|---|---|---|---|---|---|---|---|
| **Average Score** | | | | | | | | | |
| School | | | | | | | | | |
| District | 66.8 | p | p | | | | 66.8 | p | p |
| Province | 67.4 | | | | | | 67.4 | | |
| **Percent of Passes** | | | | | | | | | |
| School | | | | | | | | | |
| District | 100.0 | p | p | | | | 100.0 | p | p |
| Province | 91.4 | | | | | | 91.4 | | |

**Average Scores**

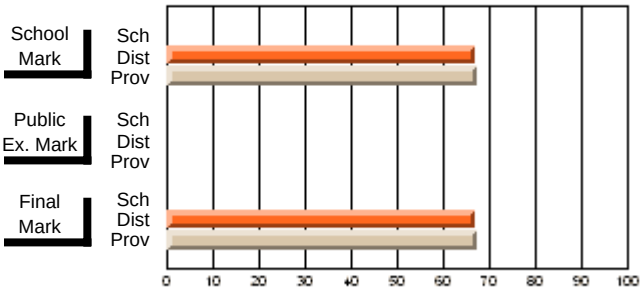


**Percent Passes**

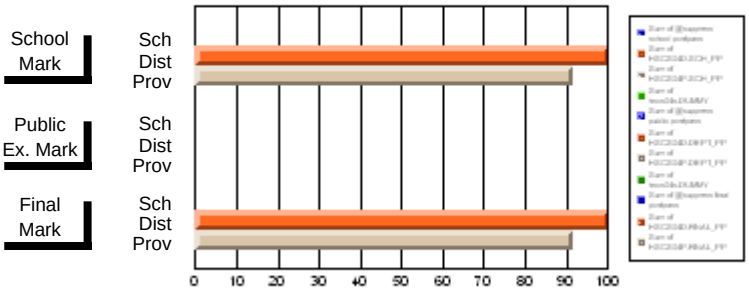


* Data from the High School Certification System. The results from supplementary courses are not reflected in these results. All students obtaining a score of 48 or 49 on the final mark, were adjusted to 50 and are reflected in the Final Mark column.

Modification Time: 1:53:17PM

Modification Date: 2/24/2006

Source: Evaluation & Research



Web Site: http://www.education.gov.nf.ca/sch_rep/2003/Index.htm

# High School Course Results
## 2003-04

District 5 - Conseil scolaire francophone

#107 - École Ste-Anne, La Grand'Terre

Grades: K-9,11,12

**Subject: English Language**

Course: ENGLISH LANGUAGE ARTS 3201

# students in course: 17

| | School Mark | School vs District | School vs Province | Public Exam Mark | School vs District | School vs Province | Final Mark | School vs District | School vs Province |
|---|---|---|---|---|---|---|---|---|---|
| **Average Score** | | | | | | | | | |
| School | **67.3** | | | **46.5** | | | **52.8** | | |
| District | 67.2 | p | q | 47.7 | q | q | 53.8 | q | q |
| Province | 67.6 | | | 61.8 | | | 64.7 | | |
| **Percent of Passes** | | | | | | | | | |
| School | **88.2** | | | **47.1** | | | **82.4** | | |
| District | 90.0 | q | q | 50.0 | q | q | 80.0 | p | q |
| Province | 90.6 | | | 84.8 | | | 92.2 | | |

**Average Scores**

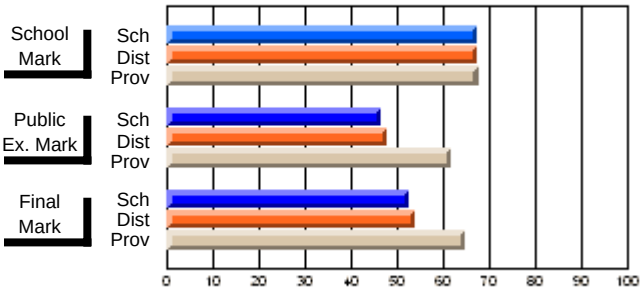


**Percent Passes**

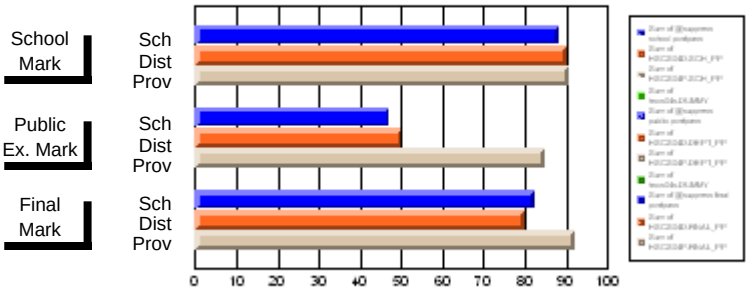


* Data from the High School Certification System. The results from supplementary courses are not reflected in these results. All students obtaining a score of 48 or 49 on the final mark, were adjusted to 50 and are reflected in the Final Mark column.

Modification Time: 1:53:17PM

Modification Date: 2/24/2006

Source: Evaluation & Research



Web Site: http://www.education.gov.nf.ca/sch_rep/2003/Index.htm

# High School Course Results
## 2003-04

District 5 - Conseil scolaire francophone

#459 - Centre éducatif l'ENVOL, Labrador City

Grades: K-8,10-12

**Subject: Social Studies**

Course: ECONOMIE CANADIENNE 2233

School data has 5 or fewer students. Data withheld for reasons of confidentiality.

# students in course: 1

| | School Mark | School vs District | School vs Province | Public Exam Mark | School vs District | School vs Province | Final Mark | School vs District | School vs Province |
|---|---|---|---|---|---|---|---|---|---|
| **Average Score** | | | | | | | | | |
| School | | | | | | | | | |
| District | 79.3 | p | p | | | | 79.3 | p | p |
| Province | 73.2 | | | | | | 73.2 | | |
| **Percent of Passes** | | | | | | | | | |
| School | | | | | | | | | |
| District | 100.0 | p | p | | | | 100.0 | p | p |
| Province | 95.7 | | | | | | 95.7 | | |

**Average Scores**

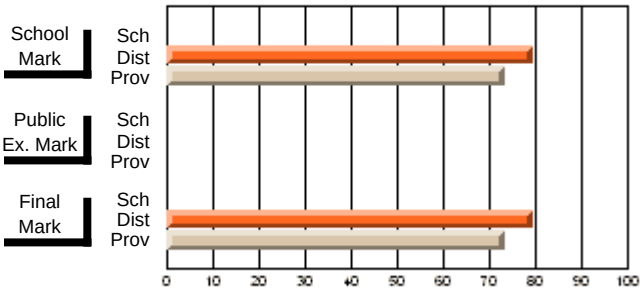


**Percent Passes**

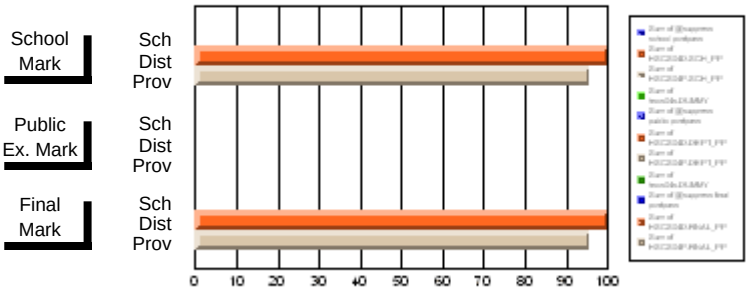


* Data from the High School Certification System. The results from supplementary courses are not reflected in these results. All students obtaining a score of 48 or 49 on the final mark, were adjusted to 50 and are reflected in the Final Mark column.

Modification Time: 1:53:17PM

Modification Date: 2/24/2006

Source: Evaluation & Research



Web Site: http://www.education.gov.nf.ca/sch_rep/2003/Index.htm

# High School Course Results
## 2003-04

District 5 - Conseil scolaire francophone

#460 - Centre scolaire et communautaire des Grands-Vents, S

Grades: K-4,6-11

**Subject: Enterprise Education**

Course: ECONOMIE CANADIENNE 2233

School data has 5 or fewer students. Data withheld for reasons of confidentiality.

# students in course: 3

| | School Mark | School vs District | School vs Province | Public Exam Mark | School vs District | School vs Province | Final Mark | School vs District | School vs Province |
|---|---|---|---|---|---|---|---|---|---|
| **Average Score** | | | | | | | | | |
| School | | | | | | | | | |
| District | 67.0 | p | q | | | | 67.0 | p | q |
| Province | 77.8 | | | | | | 77.8 | | |
| **Percent of Passes** | | | | | | | | | |
| School | | | | | | | | | |
| District | 100.0 | p | p | | | | 100.0 | p | p |
| Province | 97.2 | | | | | | 97.2 | | |

**Average Scores**

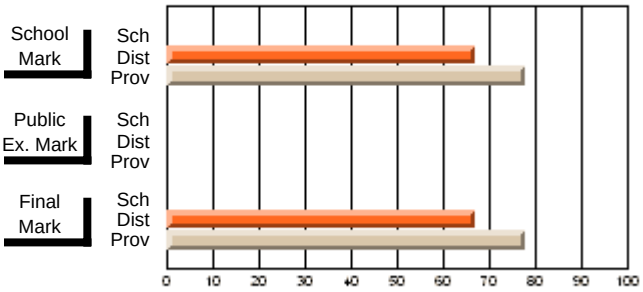


**Percent Passes**

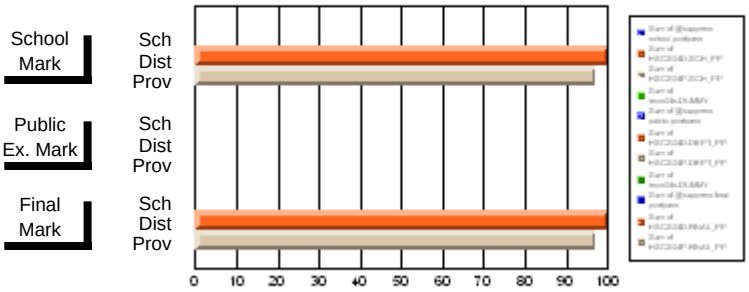


* Data from the High School Certification System. The results from supplementary courses are not reflected in these results. All students obtaining a score of 48 or 49 on the final mark, were adjusted to 50 and are reflected in the Final Mark column.

Modification Time: 1:53:17PM

Modification Date: 2/24/2006

Source: Evaluation & Research



Web Site: http://www.education.gov.nf.ca/sch_rep/2003/Index.htm

# High School Course Results
## 2003-04

District 5 - Conseil scolaire francophone

#460 - Centre scolaire et communautaire des Grands-Vents, S

Grades: K-4,6-11

**Subject: Mathematics**

Course: MATHEMATIQUES 1231

School data has 5 or fewer students. Data withheld for reasons of confidentiality.

# students in course: 2

| | School Mark | School vs District | School vs Province | Public Exam Mark | School vs District | School vs Province | Final Mark | School vs District | School vs Province |
|---|---|---|---|---|---|---|---|---|---|
| **Average Score** | | | | | | | | | |
| School | | | | | | | | | |
| District | 62.8 | p | p | | | | 62.8 | p | p |
| Province | 62.8 | | | | | | 62.8 | | |
| **Percent of Passes** | | | | | | | | | |
| School | | | | | | | | | |
| District | 100.0 | p | p | | | | 100.0 | p | p |
| Province | 100.0 | | | | | | 100.0 | | |

**Average Scores**

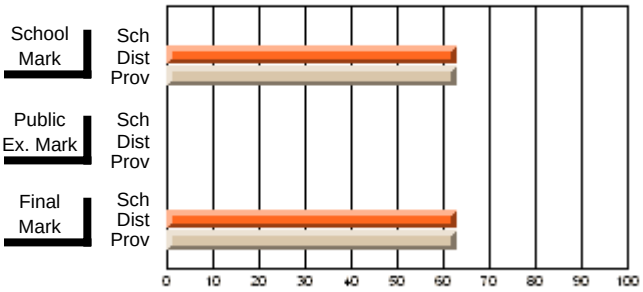


**Percent Passes**

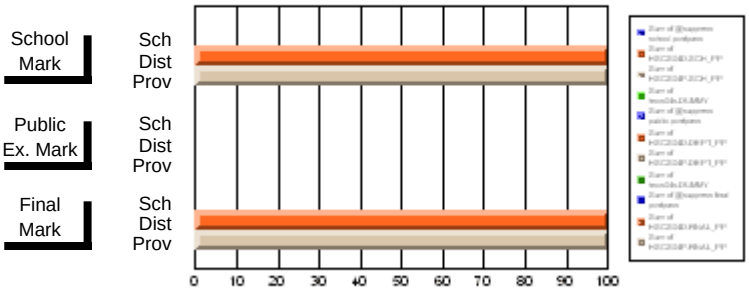


* Data from the High School Certification System. The results from supplementary courses are not reflected in these results. All students obtaining a score of 48 or 49 on the final mark, were adjusted to 50 and are reflected in the Final Mark column.

Modification Time: 1:53:17PM

Modification Date: 2/24/2006

Source: Evaluation & Research



Web Site: http://www.education.gov.nf.ca/sch_rep/2003/Index.htm

# High School Course Results
## 2003-04

District 5 - Conseil scolaire francophone

#460 - Centre scolaire et communautaire des Grands-Vents, S

Grades: K-4,6-11

**Subject: Mathematics**

Course: MATHEMATIQUES 1233

School data has 5 or fewer students. Data withheld for reasons of confidentiality.

# students in course: 1

| | School Mark | School vs District | School vs Province | Public Exam Mark | School vs District | School vs Province | Final Mark | School vs District | School vs Province |
|---|---|---|---|---|---|---|---|---|---|
| **Average Score** | | | | | | | | | |
| School | | | | | | | | | |
| District | 55.7 | q | q | | | | 55.7 | q | q |
| Province | 55.7 | | | | | | 55.7 | | |
| **Percent of Passes** | | | | | | | | | |
| School | | | | | | | | | |
| District | 66.7 | p | p | | | | 66.7 | p | p |
| Province | 66.7 | | | | | | 66.7 | | |

**Average Scores**

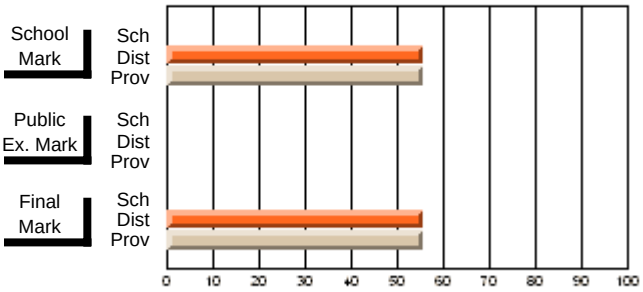


**Percent Passes**

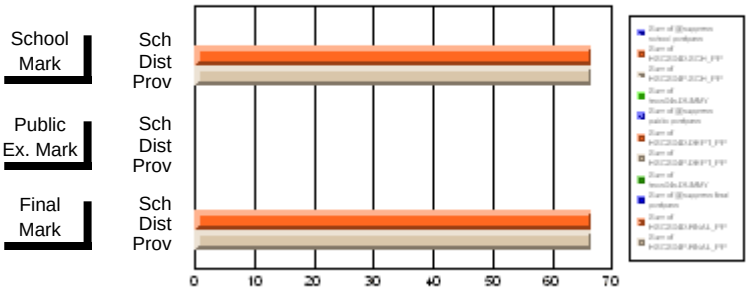


* Data from the High School Certification System. The results from supplementary courses are not reflected in these results. All students obtaining a score of 48 or 49 on the final mark, were adjusted to 50 and are reflected in the Final Mark column.

Modification Time: 1:53:17PM

Modification Date: 2/24/2006

Source: Evaluation & Research



Web Site: http://www.education.gov.nf.ca/sch_rep/2003/Index.htm

# High School Course Results
## 2003-04

District 5 - Conseil scolaire francophone

#460 - Centre scolaire et communautaire des Grands-Vents, S

Grades: K-4,6-11

**Subject: Mathematics**

Course: MATHEMATICS 2231

School data has 5 or fewer students. Data withheld for reasons of confidentiality.

# students in course: 1

| | School Mark | School vs District | School vs Province | Public Exam Mark | School vs District | School vs Province | Final Mark | School vs District | School vs Province |
|---|---|---|---|---|---|---|---|---|---|
| **Average Score** | | | | | | | | | |
| School | | | | | | | | | |
| District | 66.4 | p | p | | | | 66.4 | p | p |
| Province | 66.4 | | | | | | 66.4 | | |
| **Percent of Passes** | | | | | | | | | |
| School | | | | | | | | | |
| District | 100.0 | p | p | | | | 100.0 | p | p |
| Province | 100.0 | | | | | | 100.0 | | |

**Average Scores**

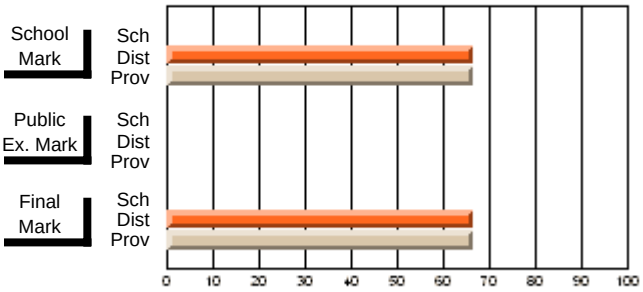


**Percent Passes**

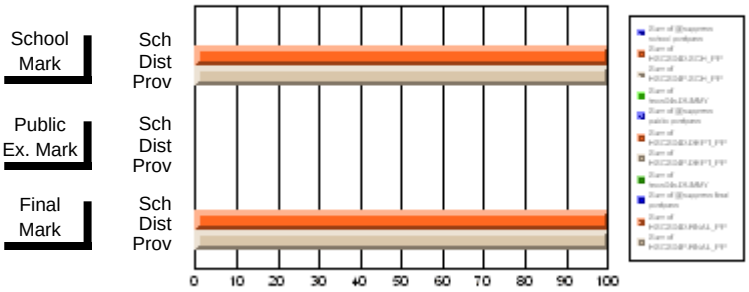


* Data from the High School Certification System. The results from supplementary courses are not reflected in these results. All students obtaining a score of 48 or 49 on the final mark, were adjusted to 50 and are reflected in the Final Mark column.

Modification Time: 1:53:17PM

Modification Date: 2/24/2006

Source: Evaluation & Research



Web Site: http://www.education.gov.nf.ca/sch_rep/2003/Index.htm

# High School Course Results
## 2003-04

District 5 - Conseil scolaire francophone

#460 - Centre scolaire et communautaire des Grands-Vents, S

Grades: K-4,6-11

**Subject: Mathematics**

Course: MATHEMATIQUES 3231

School data has 5 or fewer students. Data withheld for reasons of confidentiality.

# students in course: 1

| | School Mark | School vs District | School vs Province | Public Exam Mark | School vs District | School vs Province | Final Mark | School vs District | School vs Province |
|---|---|---|---|---|---|---|---|---|---|
| **Average Score** | | | | | | | | | |
| School | | | | | | | | | |
| District | 67.0 | p | p | 18.4 | p | p | 43.4 | p | p |
| Province | 67.0 | | | 18.4 | | | 43.4 | | |
| **Percent of Passes** | | | | | | | | | |
| School | | | | | | | | | |
| District | 88.9 | p | p | | p | p | 44.4 | p | p |
| Province | 88.9 | | | | | | 44.4 | | |

**Average Scores**

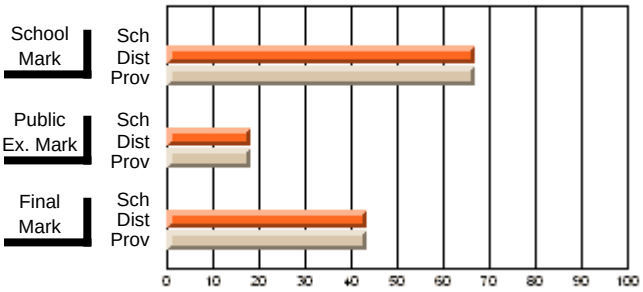


**Percent Passes**

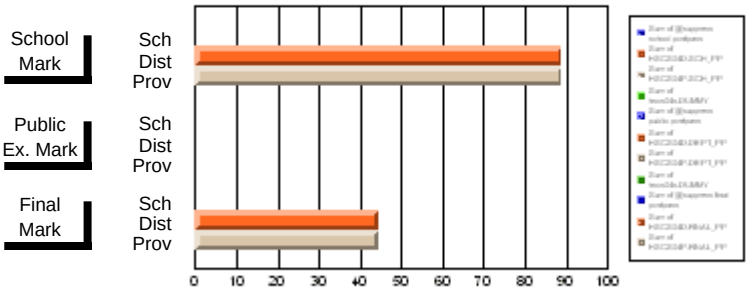


* Data from the High School Certification System. The results from supplementary courses are not reflected in these results. All students obtaining a score of 48 or 49 on the final mark, were adjusted to 50 and are reflected in the Final Mark column.

Modification Time: 1:53:17PM

Modification Date: 2/24/2006

Source: Evaluation & Research



Web Site: http://www.education.gov.nf.ca/sch_rep/2003/Index.htm

# High School Course Results
## 2003-04

District 5 - Conseil scolaire francophone

#460 - Centre scolaire et communautaire des Grands-Vents, S

Grades: K-4,6-11

**Subject: Physical Education**

Course: PHYSICAL EDUCATION 1100

School data has 5 or fewer students. Data withheld for reasons of confidentiality.

# students in course: 3

| | School Mark | School vs District | School vs Province | Public Exam Mark | School vs District | School vs Province | Final Mark | School vs District | School vs Province |
|---|---|---|---|---|---|---|---|---|---|
| **Average Score** | | | | | | | | | |
| School | | | | | | | | | |
| District | 73.0 | p | q | | | | 73.0 | p | q |
| Province | 80.3 | | | | | | 80.3 | | |
| **Percent of Passes** | | | | | | | | | |
| School | | | | | | | | | |
| District | 100.0 | p | p | | | | 100.0 | p | p |
| Province | 96.3 | | | | | | 96.3 | | |

**Average Scores**

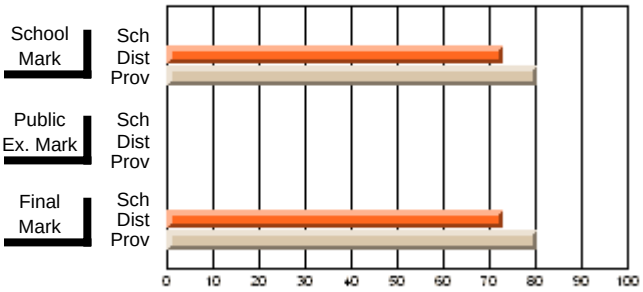


**Percent Passes**

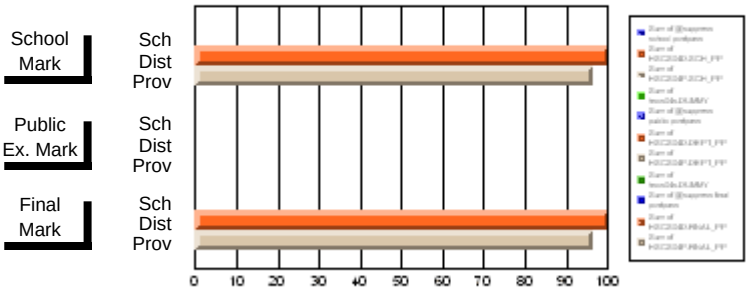


* Data from the High School Certification System. The results from supplementary courses are not reflected in these results. All students obtaining a score of 48 or 49 on the final mark, were adjusted to 50 and are reflected in the Final Mark column.

Modification Time: 1:53:17PM

Modification Date: 2/24/2006

Source: Evaluation & Research



Web Site: http://www.education.gov.nf.ca/sch_rep/2003/Index.htm

# High School Course Results
## 2003-04

District 5 - Conseil scolaire francophone

#460 - Centre scolaire et communautaire des Grands-Vents, S

Grades: K-4,6-11

**Subject: Physical Education**

Course: PHYSICAL EDUCATION 3100

School data has 5 or fewer students. Data withheld for reasons of confidentiality.

# students in course: 2

| | School Mark | School vs District | School vs Province | Public Exam Mark | School vs District | School vs Province | Final Mark | School vs District | School vs Province |
|---|---|---|---|---|---|---|---|---|---|
| **Average Score** | | | | | | | | | |
| School | | | | | | | | | |
| District | 70.0 | p | q | | | | 70.0 | p | q |
| Province | 79.4 | | | | | | 79.4 | | |
| **Percent of Passes** | | | | | | | | | |
| School | | | | | | | | | |
| District | 100.0 | p | p | | | | 100.0 | p | p |
| Province | 95.4 | | | | | | 95.4 | | |

**Average Scores**

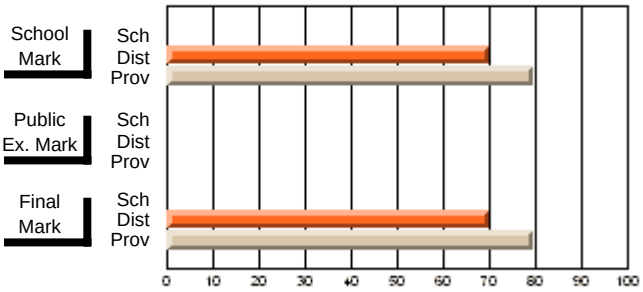


**Percent Passes**

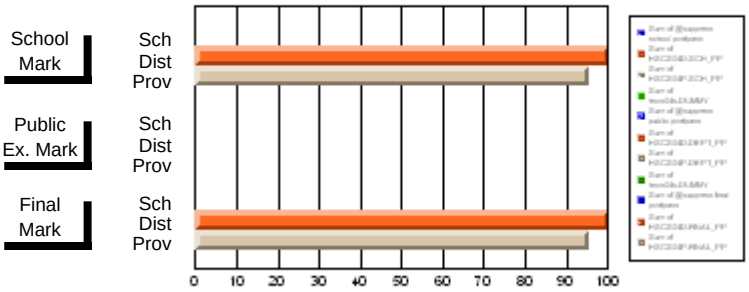


* Data from the High School Certification System. The results from supplementary courses are not reflected in these results. All students obtaining a score of 48 or 49 on the final mark, were adjusted to 50 and are reflected in the Final Mark column.

Modification Time: 1:53:17PM

Modification Date: 2/24/2006

Source: Evaluation & Research



Web Site: http://www.education.gov.nf.ca/sch_rep/2003/Index.htm

# High School Course Results
## 2003-04

District 5 - Conseil scolaire francophone

#460 - Centre scolaire et communautaire des Grands-Vents, S

Grades: K-4,6-11

**Subject: Social Studies**

Course: HISTOIRE DU CANADA 1231

School data has 5 or fewer students. Data withheld for reasons of confidentiality.

# students in course: 4

| | School Mark | School vs District | School vs Province | Public Exam Mark | School vs District | School vs Province | Final Mark | School vs District | School vs Province |
|---|---|---|---|---|---|---|---|---|---|
| **Average Score** | | | | | | | | | |
| School | | | | | | | | | |
| District | 70.5 | q | q | | | | 70.5 | q | q |
| Province | 78.7 | | | | | | 78.7 | | |
| **Percent of Passes** | | | | | | | | | |
| School | | | | | | | | | |
| District | 93.3 | q | q | | | | 93.3 | q | q |
| Province | 98.8 | | | | | | 98.8 | | |

**Average Scores**

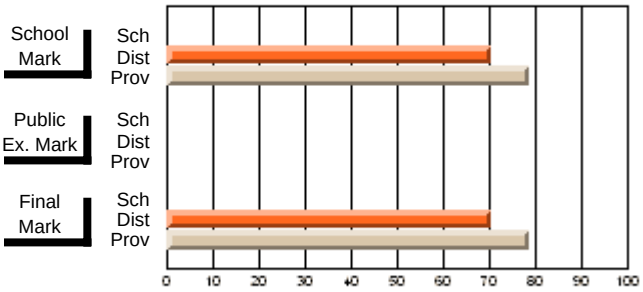


**Percent Passes**

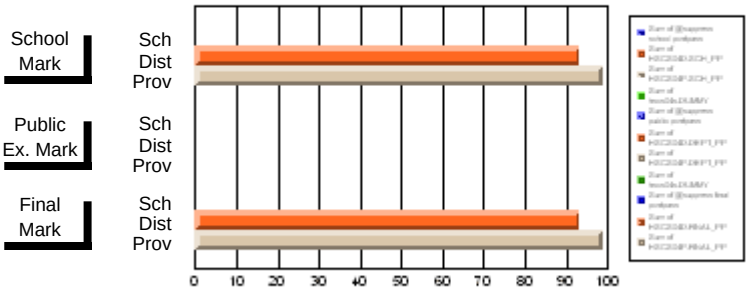


* Data from the High School Certification System. The results from supplementary courses are not reflected in these results. All students obtaining a score of 48 or 49 on the final mark, were adjusted to 50 and are reflected in the Final Mark column.

Modification Time: 1:53:17PM

Modification Date: 2/24/2006

Source: Evaluation & Research



Web Site: http://www.education.gov.nf.ca/sch_rep/2003/Index.htm

# High School Course Results
## 2003-04

District 5 - Conseil scolaire francophone

#460 - Centre scolaire et communautaire des Grands-Vents, S

Grades: K-4,6-11

**Subject: Social Studies**

Course: HISTOIRE MONDIALE 3231

School data has 5 or fewer students. Data withheld for reasons of confidentiality.

# students in course: 2

| | School Mark | School vs District | School vs Province | Public Exam Mark | School vs District | School vs Province | Final Mark | School vs District | School vs Province |
|---|---|---|---|---|---|---|---|---|---|
| **Average Score** | | | | | | | | | |
| School | | | | | | | | | |
| District | 76.8 | p | p | 43.6 | p | q | 50.7 | p | q |
| Province | 73.1 | | | 62.4 | | | 67.2 | | |
| **Percent of Passes** | | | | | | | | | |
| School | | | | | | | | | |
| District | 90.0 | p | p | 27.3 | p | q | 54.5 | q | q |
| Province | 95.4 | | | 77.3 | | | 89.3 | | |

**Average Scores**

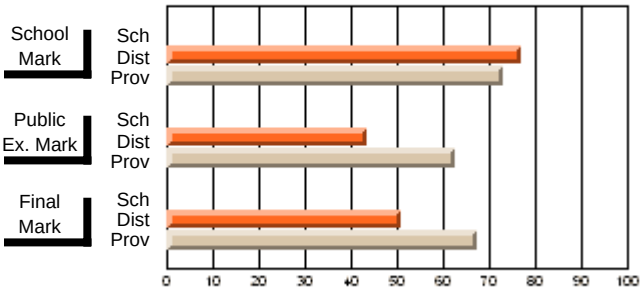


**Percent Passes**

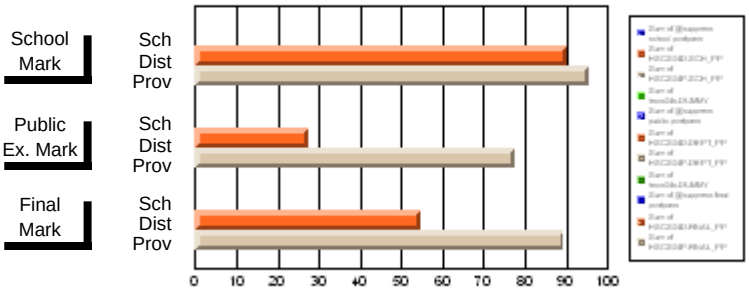


* Data from the High School Certification System. The results from supplementary courses are not reflected in these results. All students obtaining a score of 48 or 49 on the final mark, were adjusted to 50 and are reflected in the Final Mark column.

Modification Time: 1:53:17PM

Modification Date: 2/24/2006

Source: Evaluation & Research



Web Site: http://www.education.gov.nf.ca/sch_rep/2003/Index.htm

# High School Course Results
## 2003-04

District 5 - Conseil scolaire francophone

#460 - Centre scolaire et communautaire des Grands-Vents, S

Grades: K-4,6-11

**Subject: Français langue première**

Course: FRENCH FIRST LANGUAGE 1230

School data has 5 or fewer students. Data withheld for reasons of confidentiality.

# students in course: 3

| | School Mark | School vs District | School vs Province | Public Exam Mark | School vs District | School vs Province | Final Mark | School vs District | School vs Province |
|---|---|---|---|---|---|---|---|---|---|
| **Average Score** | | | | | | | | | |
| School | | | | | | | | | |
| District | 55.3 | q | q | | | | 55.3 | q | q |
| Province | 55.3 | | | | | | 55.3 | | |
| **Percent of Passes** | | | | | | | | | |
| School | | | | | | | | | |
| District | 87.5 | q | q | | | | 87.5 | q | q |
| Province | 87.5 | | | | | | 87.5 | | |

**Average Scores**

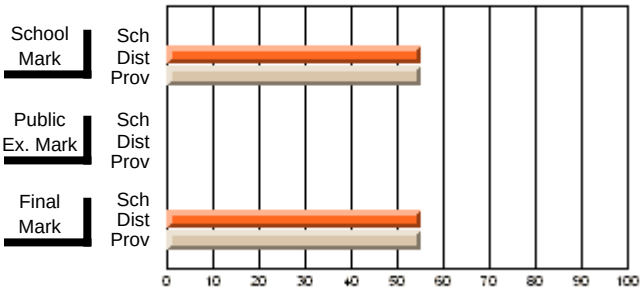


**Percent Passes**

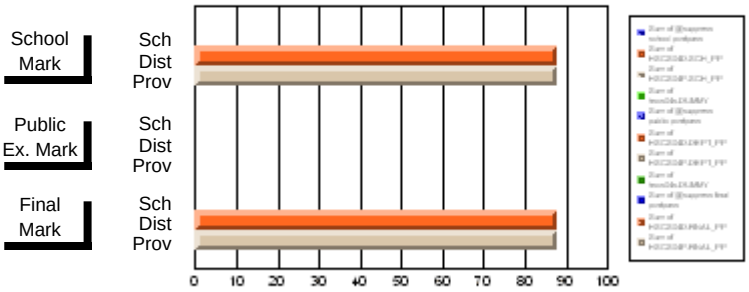


* Data from the High School Certification System. The results from supplementary courses are not reflected in these results. All students obtaining a score of 48 or 49 on the final mark, were adjusted to 50 and are reflected in the Final Mark column.

Modification Time: 1:53:17PM

Modification Date: 2/24/2006

Source: Evaluation & Research



Web Site: http://www.education.gov.nf.ca/sch_rep/2003/Index.htm

# High School Course Results
## 2003-04

District 5 - Conseil scolaire francophone

#460 - Centre scolaire et communautaire des Grands-Vents, S

Grades: K-4,6-11

**Subject: Français langue première**

Course: FRENCH FIRST LANGUAGE 2230

School data has 5 or fewer students. Data withheld for reasons of confidentiality.

# students in course: 1

| | School Mark | School vs District | School vs Province | Public Exam Mark | School vs District | School vs Province | Final Mark | School vs District | School vs Province |
|---|---|---|---|---|---|---|---|---|---|
| **Average Score** | | | | | | | | | |
| School | | | | | | | | | |
| District | 66.6 | q | q | | | | 66.6 | q | q |
| Province | 66.6 | | | | | | 66.6 | | |
| **Percent of Passes** | | | | | | | | | |
| School | | | | | | | | | |
| District | 100.0 | p | p | | | | 100.0 | p | p |
| Province | 100.0 | | | | | | 100.0 | | |

**Average Scores**

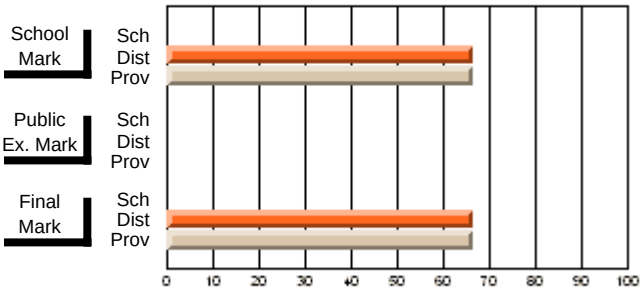


**Percent Passes**

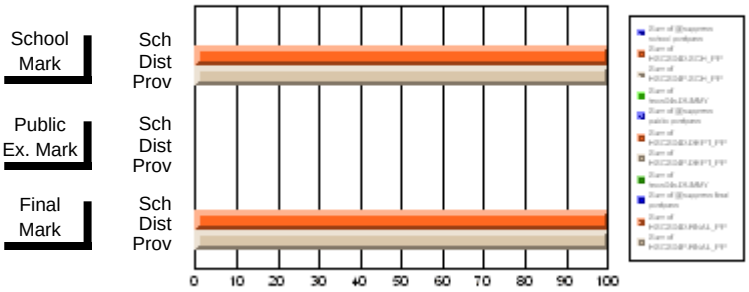


* Data from the High School Certification System. The results from supplementary courses are not reflected in these results. All students obtaining a score of 48 or 49 on the final mark, were adjusted to 50 and are reflected in the Final Mark column.

Modification Time: 1:53:17PM

Modification Date: 2/24/2006

Source: Evaluation & Research



Web Site: http://www.education.gov.nf.ca/sch_rep/2003/Index.htm

# High School Course Results
## 2003-04

District 5 - Conseil scolaire francophone

#460 - Centre scolaire et communautaire des Grands-Vents, S

Grades: K-4,6-11

**Subject: Français langue première**

Course: FRENCH FIRST LANGUAGE 3230

School data has 5 or fewer students. Data withheld for reasons of confidentiality.

# students in course: 1

| | School Mark | School vs District | School vs Province | Public Exam Mark | School vs District | School vs Province | Final Mark | School vs District | School vs Province |
|---|---|---|---|---|---|---|---|---|---|
| **Average Score** | | | | | | | | | |
| School | | | | | | | | | |
| District | 62.5 | q | q | | | | 62.5 | q | q |
| Province | 62.5 | | | | | | 62.5 | | |
| **Percent of Passes** | | | | | | | | | |
| School | | | | | | | | | |
| District | 90.0 | p | p | | | | 90.0 | p | p |
| Province | 90.0 | | | | | | 90.0 | | |

**Average Scores**

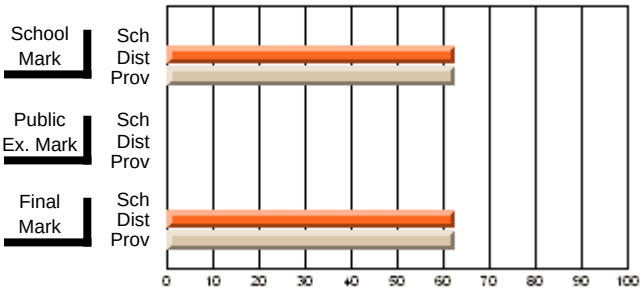


**Percent Passes**

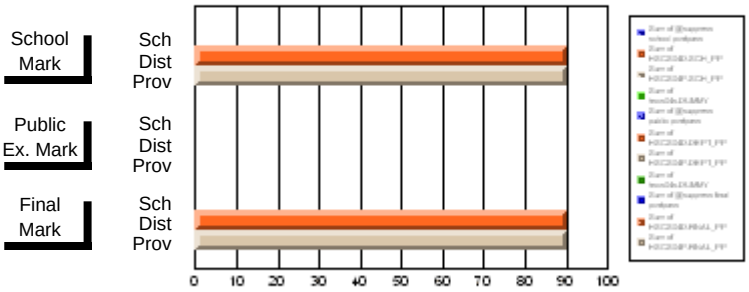


* Data from the High School Certification System. The results from supplementary courses are not reflected in these results. All students obtaining a score of 48 or 49 on the final mark, were adjusted to 50 and are reflected in the Final Mark column.

Modification Time: 1:53:17PM

Modification Date: 2/24/2006

Source: Evaluation & Research



Web Site: http://www.education.gov.nf.ca/sch_rep/2003/Index.htm

# High School Course Results
## 2003-04

District 5 - Conseil scolaire francophone

#460 - Centre scolaire et communautaire des Grands-Vents, S

Grades: K-4,6-11

**Subject: Science**

Course: BIOLOGIE

School data has 5 or fewer students. Data withheld for reasons of confidentiality.

# students in course: 2

| | School Mark | School vs District | School vs Province | Public Exam Mark | School vs District | School vs Province | Final Mark | School vs District | School vs Province |
|---|---|---|---|---|---|---|---|---|---|
| **Average Score** | | | | | | | | | |
| School | | | | | | | | | |
| District | 69.8 | p | p | | | | 69.8 | p | p |
| Province | 69.8 | | | | | | 69.8 | | |
| **Percent of Passes** | | | | | | | | | |
| School | | | | | | | | | |
| District | 100.0 | p | p | | | | 100.0 | p | p |
| Province | 100.0 | | | | | | 100.0 | | |

**Average Scores**

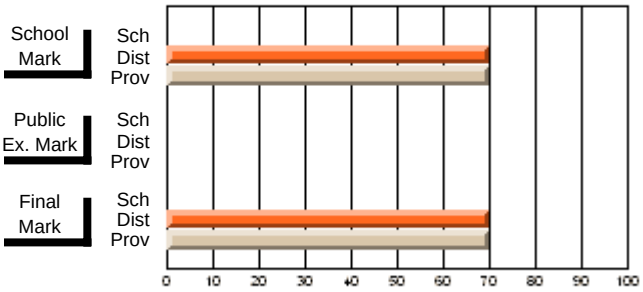


**Percent Passes**

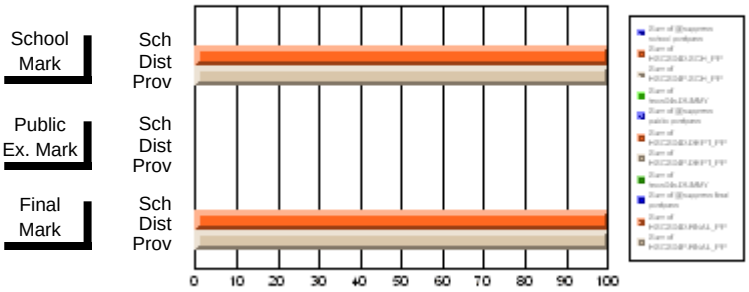


* Data from the High School Certification System. The results from supplementary courses are not reflected in these results. All students obtaining a score of 48 or 49 on the final mark, were adjusted to 50 and are reflected in the Final Mark column.

Modification Time: 1:53:17PM

Modification Date: 2/24/2006

Source: Evaluation & Research



Web Site: http://www.education.gov.nf.ca/sch_rep/2003/Index.htm

# High School Course Results
## 2003-04

District 5 - Conseil scolaire francophone

#460 - Centre scolaire et communautaire des Grands-Vents, S

Grades: K-4,6-11

**Subject: Science**

Course: PHYSIQUE 2234

School data has 5 or fewer students. Data withheld for reasons of confidentiality.

# students in course: 2

| | School Mark | School vs District | School vs Province | Public Exam Mark | School vs District | School vs Province | Final Mark | School vs District | School vs Province |
|---|---|---|---|---|---|---|---|---|---|
| **Average Score** | | | | | | | | | |
| School | | | | | | | | | |
| District | 75.0 | p | p | | | | 75.0 | p | p |
| Province | 75.0 | | | | | | 75.0 | | |
| **Percent of Passes** | | | | | | | | | |
| School | | | | | | | | | |
| District | 100.0 | p | p | | | | 100.0 | p | p |
| Province | 100.0 | | | | | | 100.0 | | |

**Average Scores**

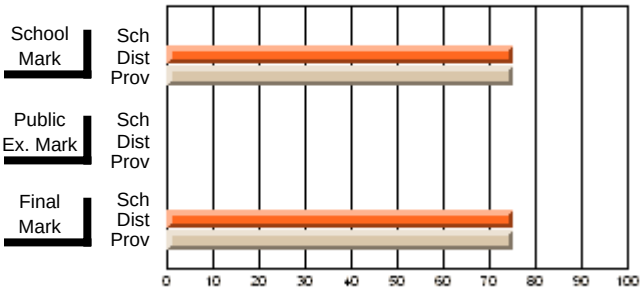


**Percent Passes**

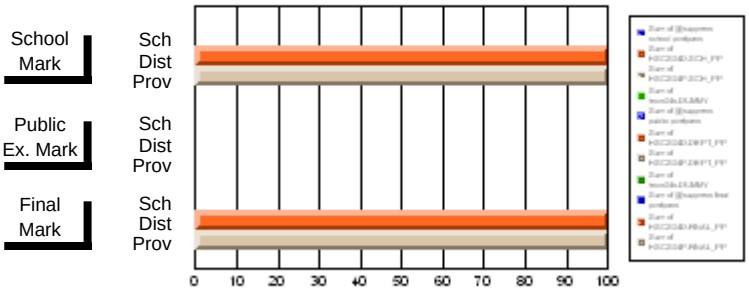


* Data from the High School Certification System. The results from supplementary courses are not reflected in these results. All students obtaining a score of 48 or 49 on the final mark, were adjusted to 50 and are reflected in the Final Mark column.

Modification Time: 1:53:17PM

Modification Date: 2/24/2006

Source: Evaluation & Research



Web Site: http://www.education.gov.nf.ca/sch_rep/2003/Index.htm

# High School Course Results
## 2003-04

District 5 - Conseil scolaire francophone

#460 - Centre scolaire et communautaire des Grands-Vents, S

Grades: K-4,6-11

**Subject: Science**

Course: BIOLOGIE 3231

School data has 5 or fewer students. Data withheld for reasons of confidentiality.

# students in course: 3

| | School Mark | School vs District | School vs Province | Public Exam Mark | School vs District | School vs Province | Final Mark | School vs District | School vs Province |
|---|---|---|---|---|---|---|---|---|---|
| **Average Score** | | | | | | | | | |
| School | | | | | | | | | |
| District | 69.0 | p | p | 36.4 | p | p | 53.3 | p | p |
| Province | 69.0 | | | 36.4 | | | 53.3 | | |
| **Percent of Passes** | | | | | | | | | |
| School | | | | | | | | | |
| District | 94.4 | p | p | 5.3 | p | p | 88.9 | q | q |
| Province | 94.4 | | | 5.3 | | | 88.9 | | |

**Average Scores**

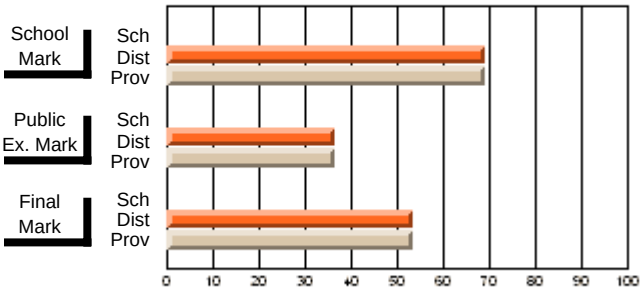


**Percent Passes**

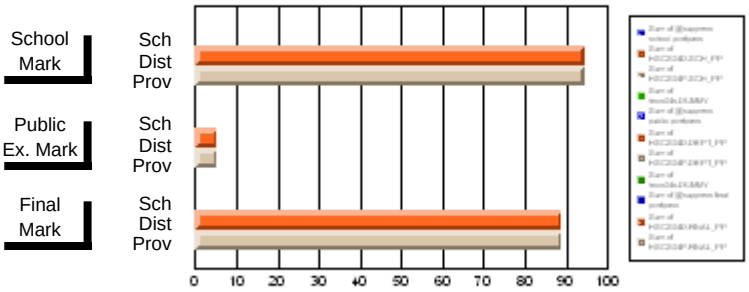


* Data from the High School Certification System. The results from supplementary courses are not reflected in these results. All students obtaining a score of 48 or 49 on the final mark, were adjusted to 50 and are reflected in the Final Mark column.

Modification Time: 1:53:17PM

Modification Date: 2/24/2006

Source: Evaluation & Research



Web Site: http://www.education.gov.nf.ca/sch_rep/2003/Index.htm

# High School Course Results
## 2003-04

District 5 - Conseil scolaire francophone

#460 - Centre scolaire et communautaire des Grands-Vents, S

Grades: K-4,6-11

**Subject: English Language**

Course: ENGLISH 1201

School data has 5 or fewer students. Data withheld for reasons of confidentiality.

# students in course: 2

| | School Mark | School vs District | School vs Province | Public Exam Mark | School vs District | School vs Province | Final Mark | School vs District | School vs Province |
|---|---|---|---|---|---|---|---|---|---|
| **Average Score** | | | | | | | | | |
| School | | | | | | | | | |
| District | 66.8 | q | q | | | | 66.8 | q | q |
| Province | 67.4 | | | | | | 67.4 | | |
| **Percent of Passes** | | | | | | | | | |
| School | | | | | | | | | |
| District | 100.0 | p | p | | | | 100.0 | p | p |
| Province | 91.4 | | | | | | 91.4 | | |

**Average Scores**

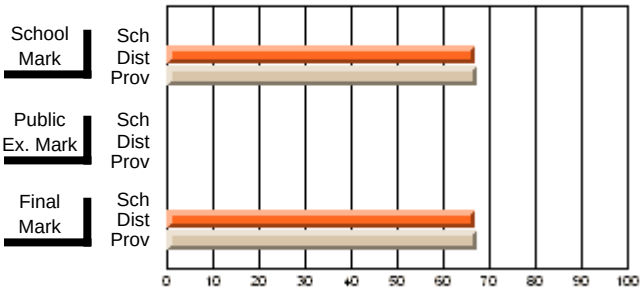


**Percent Passes**

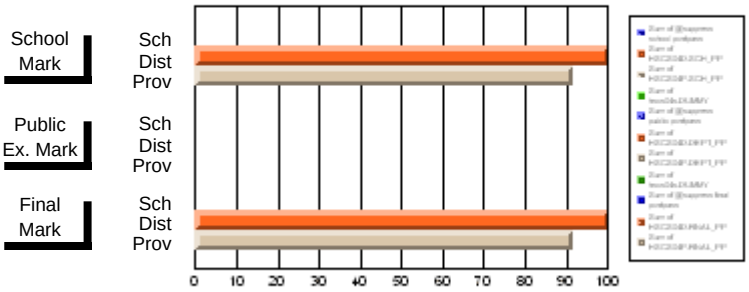


* Data from the High School Certification System. The results from supplementary courses are not reflected in these results. All students obtaining a score of 48 or 49 on the final mark, were adjusted to 50 and are reflected in the Final Mark column.

Modification Time: 1:53:17PM

Modification Date: 2/24/2006

Source: Evaluation & Research



Web Site: http://www.education.gov.nf.ca/sch_rep/2003/Index.htm

# High School Course Results
## 2003-04

District 5 - Conseil scolaire francophone

#460 - Centre scolaire et communautaire des Grands-Vents, S

Grades: K-4,6-11

**Subject: English Language**

Course: ENGLISH LANGUAGE ARTS 3201

School data has 5 or fewer students. Data withheld for reasons of confidentiality.

# students in course: 3

| | School Mark | School vs District | School vs Province | Public Exam Mark | School vs District | School vs Province | Final Mark | School vs District | School vs Province |
|---|---|---|---|---|---|---|---|---|---|
| **Average Score** | | | | | | | | | |
| School | | | | | | | | | |
| District | 67.2 | q | q | 47.7 | p | q | 53.8 | p | q |
| Province | 67.6 | | | 61.8 | | | 64.7 | | |
| **Percent of Passes** | | | | | | | | | |
| School | | | | | | | | | |
| District | 90.0 | p | p | 50.0 | p | q | 80.0 | q | q |
| Province | 90.6 | | | 84.8 | | | 92.2 | | |

**Average Scores**

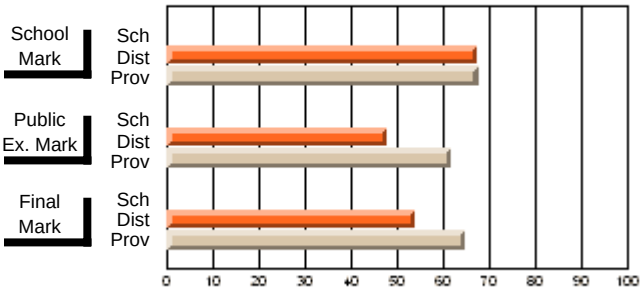


**Percent Passes**

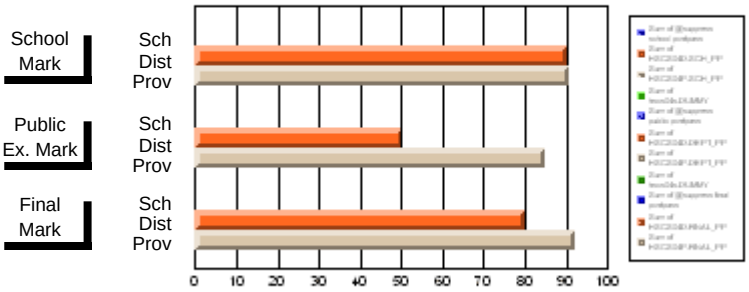


* Data from the High School Certification System. The results from supplementary courses are not reflected in these results. All students obtaining a score of 48 or 49 on the final mark, were adjusted to 50 and are reflected in the Final Mark column.

Modification Time: 1:53:17PM

Modification Date: 2/24/2006

Source: Evaluation & Research



Web Site: http://www.education.gov.nf.ca/sch_rep/2003/Index.htm