

NLESD - Labrador Region

#001 - St. Peter's School, Black Tickle

Classification: Rural  
Offers Distance Education: No

Grades: K-1,3,5,8,12      Number of Grades: 6

**Enrolment By Age and Gender**

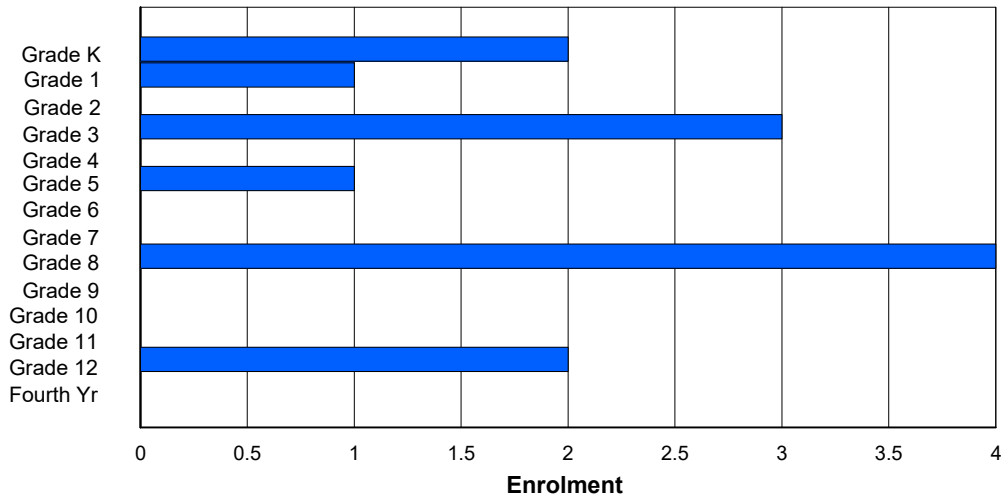
Gender	Age																Total
	5	6	7	8	9	10	11	12	13	14	15	16	17	18	19	20>	
Male	1	0	0	0	3	0	0	0	0	1	0	0	0	0	0	0	5
Female	0	0	2	0	0	0	1	0	0	3	0	0	0	0	0	0	6
<b>Total</b>	<b>1</b>	<b>0</b>	<b>2</b>	<b>0</b>	<b>3</b>	<b>0</b>	<b>1</b>	<b>0</b>	<b>0</b>	<b>4</b>	<b>0</b>	<b>0</b>	<b>0</b>	<b>0</b>	<b>0</b>	<b>0</b>	<b>11</b>

**Enrolment By Grade and Gender**

Gender	K	Grade													Total	
		1	2	3	4	5	6	7	8	9	10	11	12	4th		
Male	1	0	0	0	3	0	0	0	0	1	0	0	0	0	0	5
Female	0	1	1	0	0	0	1	0	0	3	0	0	0	0	0	6
<b>Total</b>	<b>1</b>	<b>1</b>	<b>1</b>	<b>0</b>	<b>3</b>	<b>0</b>	<b>1</b>	<b>0</b>	<b>0</b>	<b>4</b>	<b>0</b>	<b>0</b>	<b>0</b>	<b>0</b>	<b>0</b>	<b>11</b>

**Enrolment By Grade**

For 001 - St. Peter's School, Black Tickle



\* Data from the 2018-2019 AGR(Enrolment/Age as of the last day in Sept./Dec.)

\*\* Newfoundland Statistics Classification System

NLESD - Labrador Region

#002 - Henry Gordon Academy, Cartwright

Classification: Rural  
Offers Distance Education: No

Grades: K-12

Number of Grades: 13

**Enrolment By Age and Gender**

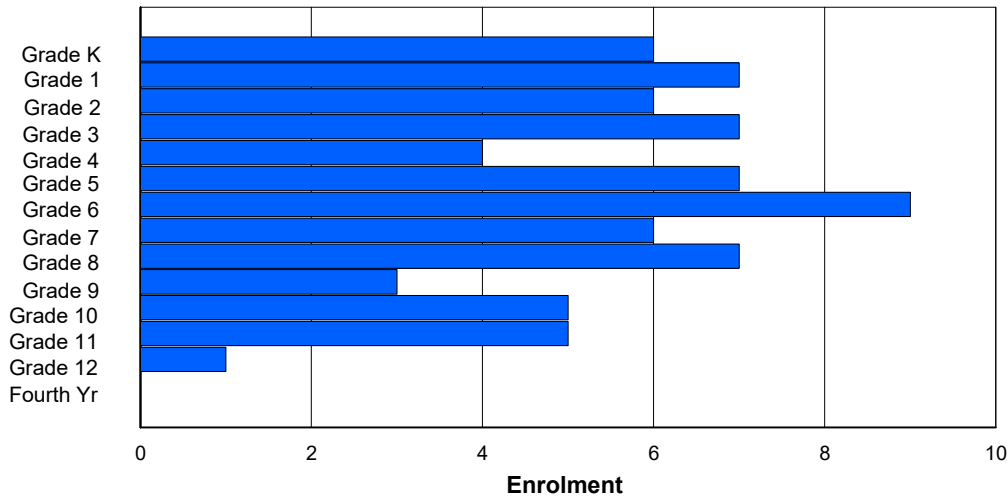
Gender	Age																Total
	5	6	7	8	9	10	11	12	13	14	15	16	17	18	19	20>	
Male	0	1	4	2	3	4	3	4	2	5	3	3	2	0	0	0	36
Female	2	5	1	2	5	1	5	4	4	2	0	1	3	0	1	0	36
<b>Total</b>	<b>2</b>	<b>6</b>	<b>5</b>	<b>4</b>	<b>8</b>	<b>5</b>	<b>8</b>	<b>8</b>	<b>6</b>	<b>7</b>	<b>3</b>	<b>4</b>	<b>5</b>	<b>0</b>	<b>1</b>	<b>0</b>	<b>72</b>

**Enrolment By Grade and Gender**

Gender	Grade															Total
	K	1	2	3	4	5	6	7	8	9	10	11	12	4th		
Male	0	1	4	2	4	3	3	4	2	5	3	3	2	0	36	
Female	2	5	1	2	5	1	5	4	4	2	0	2	3	0	36	
<b>Total</b>	<b>2</b>	<b>6</b>	<b>5</b>	<b>4</b>	<b>9</b>	<b>4</b>	<b>8</b>	<b>8</b>	<b>6</b>	<b>7</b>	<b>3</b>	<b>5</b>	<b>5</b>	<b>0</b>	<b>72</b>	

**Enrolment By Grade**

For 002 - Henry Gordon Academy, Cartwright



\* Data from the 2018-2019 AGR(Enrolment/Age as of the last day in Sept./Dec.)

\*\* Newfoundland Statistics Classification System

NLESD - Labrador Region

#004 - Queen of Peace Middle School, Happy Valley-Goose Bay

Classification: Urban  
Offers Distance Education: No

Grades: 4-7

Number of Grades: 4

### Enrolment By Age and Gender

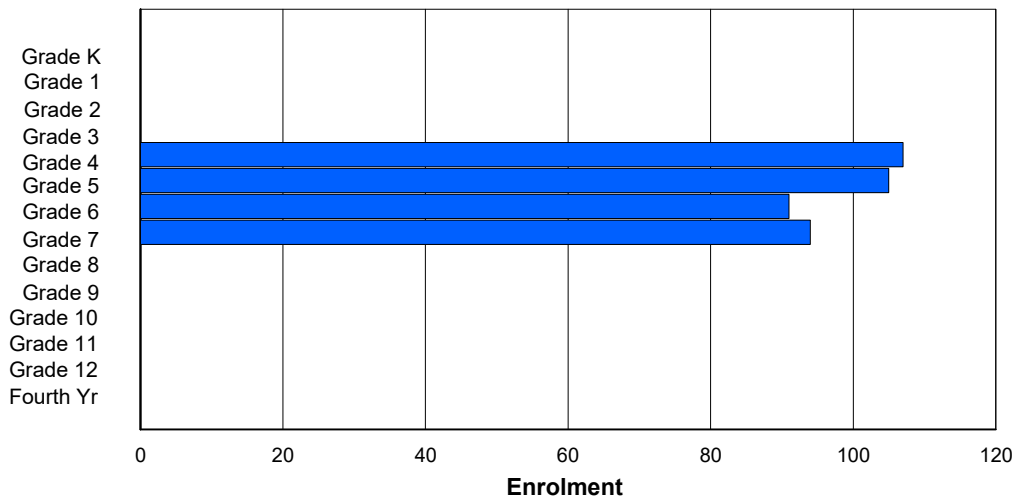
Gender	Age																Total
	5	6	7	8	9	10	11	12	13	14	15	16	17	18	19	20>	
Male	0	0	0	0	46	42	59	52	2	0	0	0	0	0	0	0	201
Female	0	0	0	0	51	56	45	37	1	0	0	0	0	0	0	0	190
<b>Total</b>	<b>0</b>	<b>0</b>	<b>0</b>	<b>0</b>	<b>97</b>	<b>98</b>	<b>104</b>	<b>89</b>	<b>3</b>	<b>0</b>	<b>0</b>	<b>0</b>	<b>0</b>	<b>0</b>	<b>0</b>	<b>0</b>	<b>391</b>

### Enrolment By Grade and Gender

Gender	Grade															Total
	K	1	2	3	4	5	6	7	8	9	10	11	12	4th		
Male	0	0	0	0	48	42	58	53	0	0	0	0	0	0	0	201
Female	0	0	0	0	50	59	43	38	0	0	0	0	0	0	0	190
<b>Total</b>	<b>0</b>	<b>0</b>	<b>0</b>	<b>0</b>	<b>98</b>	<b>101</b>	<b>101</b>	<b>91</b>	<b>0</b>	<b>0</b>	<b>0</b>	<b>0</b>	<b>0</b>	<b>0</b>	<b>0</b>	<b>391</b>

## Enrolment By Grade

For 004 - Queen of Peace Middle School, Happy Valley-Goose Bay



\* Data from the 2018-2019 AGR(Enrolment/Age as of the last day in Sept./Dec.)

\*\* Newfoundland Statistics Classification System

NLESD - Labrador Region

#005 - Peacock Primary School, Happy Valley-Goose Bay

Classification: Urban  
Offers Distance Education: No

Grades: K-3

Number of Grades: 4

**Enrolment By Age and Gender**

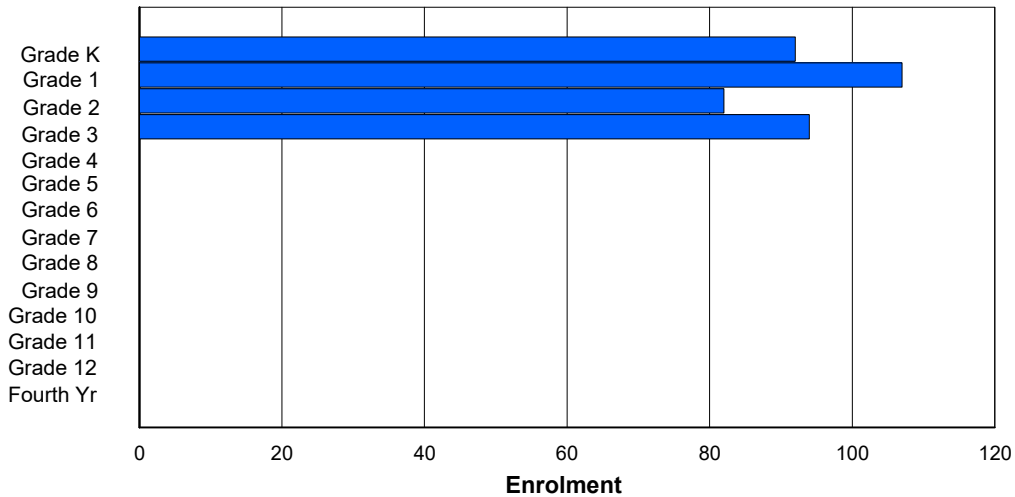
Gender	Age																Total
	5	6	7	8	9	10	11	12	13	14	15	16	17	18	19	20>	
Male	50	45	56	44	0	0	0	0	0	0	0	0	0	0	0	0	195
Female	51	52	51	37	2	0	0	0	0	0	0	0	0	0	0	0	193
<b>Total</b>	<b>101</b>	<b>97</b>	<b>107</b>	<b>81</b>	<b>2</b>	<b>0</b>	<b>0</b>	<b>0</b>	<b>0</b>	<b>0</b>	<b>0</b>	<b>0</b>	<b>0</b>	<b>0</b>	<b>0</b>	<b>0</b>	<b>388</b>

**Enrolment By Grade and Gender**

Gender	Grade															Total
	K	1	2	3	4	5	6	7	8	9	10	11	12	4th		
Male	50	45	57	43	0	0	0	0	0	0	0	0	0	0	0	195
Female	51	52	51	39	0	0	0	0	0	0	0	0	0	0	0	193
<b>Total</b>	<b>101</b>	<b>97</b>	<b>108</b>	<b>82</b>	<b>0</b>	<b>0</b>	<b>0</b>	<b>0</b>	<b>0</b>	<b>0</b>	<b>0</b>	<b>0</b>	<b>0</b>	<b>0</b>	<b>0</b>	<b>388</b>

**Enrolment By Grade**

For 005 - Peacock Primary School, Happy Valley-Goose Bay



\* Data from the 2018-2019 AGR(Enrolment/Age as of the last day in Sept./Dec.)

\*\* Newfoundland Statistics Classification System

NLESD - Labrador Region

#007 - Amos Comenius Memorial School, Hopedale

Classification: Rural  
Offers Distance Education: No

Grades: K-12

Number of Grades: 13

**Enrolment By Age and Gender**

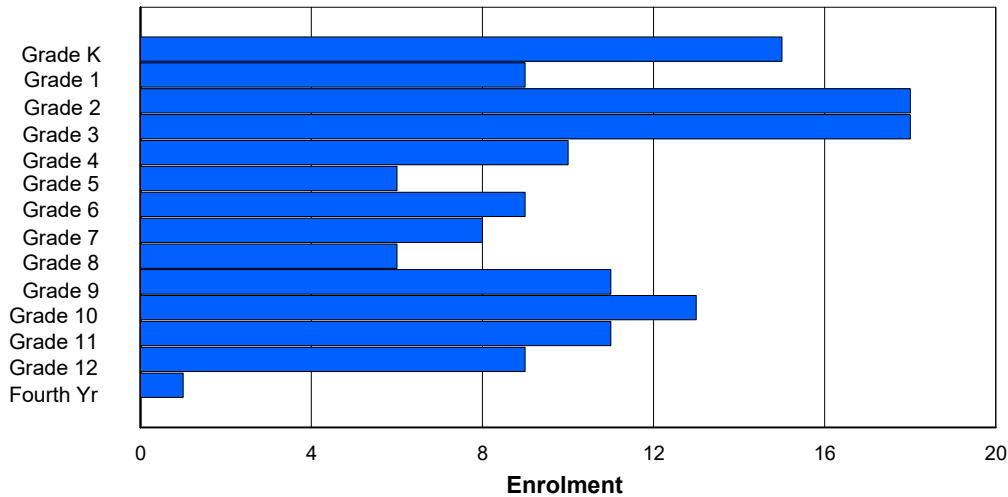
Gender	Age																Total
	5	6	7	8	9	10	11	12	13	14	15	16	17	18	19	20>	
Male	2	8	5	10	10	3	0	5	4	2	4	7	5	1	1	0	67
Female	7	5	3	7	7	5	5	6	4	3	7	1	4	2	0	0	66
<b>Total</b>	<b>9</b>	<b>13</b>	<b>8</b>	<b>17</b>	<b>17</b>	<b>8</b>	<b>5</b>	<b>11</b>	<b>8</b>	<b>5</b>	<b>11</b>	<b>8</b>	<b>9</b>	<b>3</b>	<b>1</b>	<b>0</b>	<b>133</b>

**Enrolment By Grade and Gender**

Gender	Grade															Total
	K	1	2	3	4	5	6	7	8	9	10	11	12	4th		
Male	2	8	5	10	10	3	1	4	4	2	5	9	4	0	67	
Female	7	5	3	7	7	5	5	6	4	3	7	2	5	0	66	
<b>Total</b>	<b>9</b>	<b>13</b>	<b>8</b>	<b>17</b>	<b>17</b>	<b>8</b>	<b>6</b>	<b>10</b>	<b>8</b>	<b>5</b>	<b>12</b>	<b>11</b>	<b>9</b>	<b>0</b>	<b>133</b>	

**Enrolment By Grade**

For 007 - Amos Comenius Memorial School, Hopedale



\* Data from the 2018-2019 AGR(Enrolment/Age as of the last day in Sept./Dec.)

\*\* Newfoundland Statistics Classification System

NLESD - Labrador Region

#008 - A. P. Low Primary, Labrador City

Classification: Urban  
Offers Distance Education: No

Grades: K-3

Number of Grades: 4

**Enrolment By Age and Gender**

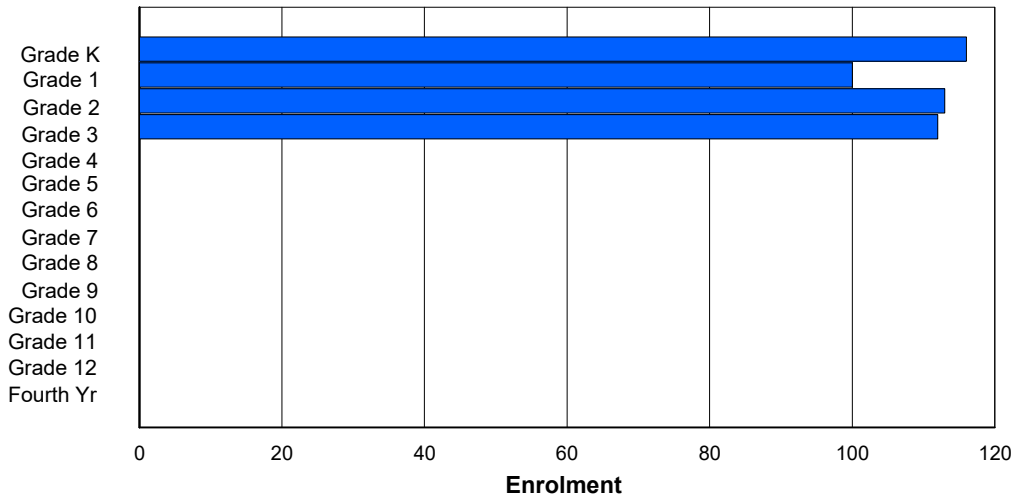
Gender	Age																Total
	5	6	7	8	9	10	11	12	13	14	15	16	17	18	19	20>	
Male	43	66	44	50	3	0	0	0	0	0	0	0	0	0	0	0	206
Female	51	48	50	62	0	0	0	0	0	0	0	0	0	0	0	0	211
<b>Total</b>	<b>94</b>	<b>114</b>	<b>94</b>	<b>112</b>	<b>3</b>	<b>0</b>	<b>0</b>	<b>0</b>	<b>0</b>	<b>0</b>	<b>0</b>	<b>0</b>	<b>0</b>	<b>0</b>	<b>0</b>	<b>0</b>	<b>417</b>

**Enrolment By Grade and Gender**

Gender	Grade															Total
	K	1	2	3	4	5	6	7	8	9	10	11	12	4th		
Male	43	66	45	52	0	0	0	0	0	0	0	0	0	0	0	206
Female	51	49	49	62	0	0	0	0	0	0	0	0	0	0	0	211
<b>Total</b>	<b>94</b>	<b>115</b>	<b>94</b>	<b>114</b>	<b>0</b>	<b>0</b>	<b>0</b>	<b>0</b>	<b>0</b>	<b>0</b>	<b>0</b>	<b>0</b>	<b>0</b>	<b>0</b>	<b>0</b>	<b>417</b>

**Enrolment By Grade**

For 008 - A. P. Low Primary, Labrador City



\* Data from the 2018-2019 AGR(Enrolment/Age as of the last day in Sept./Dec.)

\*\* Newfoundland Statistics Classification System

NLESD - Labrador Region

#010 - Menihek High School, Labrador City

Classification: Urban  
Offers Distance Education: No

Grades: 8-12

Number of Grades: 5

### Enrolment By Age and Gender

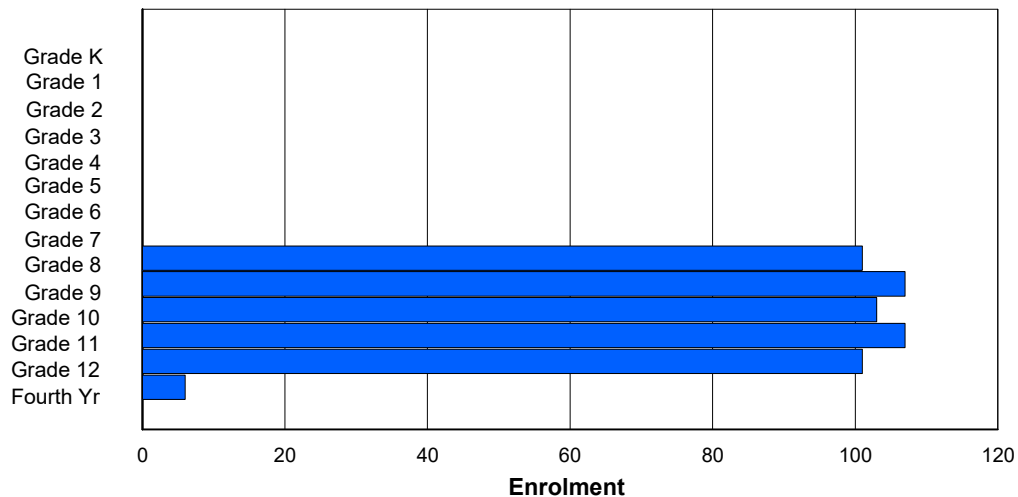
Gender	Age																Total
	5	6	7	8	9	10	11	12	13	14	15	16	17	18	19	20>	
Male	0	0	0	0	0	0	0	0	67	59	62	44	50	4	3	0	289
Female	0	0	0	0	0	0	0	0	41	42	39	59	46	5	3	0	235
<b>Total</b>	<b>0</b>	<b>0</b>	<b>0</b>	<b>0</b>	<b>0</b>	<b>0</b>	<b>0</b>	<b>0</b>	<b>108</b>	<b>101</b>	<b>101</b>	<b>103</b>	<b>96</b>	<b>9</b>	<b>6</b>	<b>0</b>	<b>524</b>

### Enrolment By Grade and Gender

Gender	Grade															Total
	K	1	2	3	4	5	6	7	8	9	10	11	12	4th		
Male	0	0	0	0	0	0	0	0	71	56	63	47	51	1	289	
Female	0	0	0	0	0	0	0	0	44	40	44	57	47	3	235	
<b>Total</b>	<b>0</b>	<b>0</b>	<b>0</b>	<b>0</b>	<b>0</b>	<b>0</b>	<b>0</b>	<b>0</b>	<b>115</b>	<b>96</b>	<b>107</b>	<b>104</b>	<b>98</b>	<b>4</b>	<b>524</b>	

## Enrolment By Grade

For 010 - Menihek High School, Labrador City



\* Data from the 2018-2019 AGR(Enrolment/Age as of the last day in Sept./Dec.)

\*\* Newfoundland Statistics Classification System

NLESD - Labrador Region

#012 - J.C. Erhardt Memorial School, Makkovik

Classification: Rural  
Offers Distance Education: No

Grades: K-11

Number of Grades: 12

**Enrolment By Age and Gender**

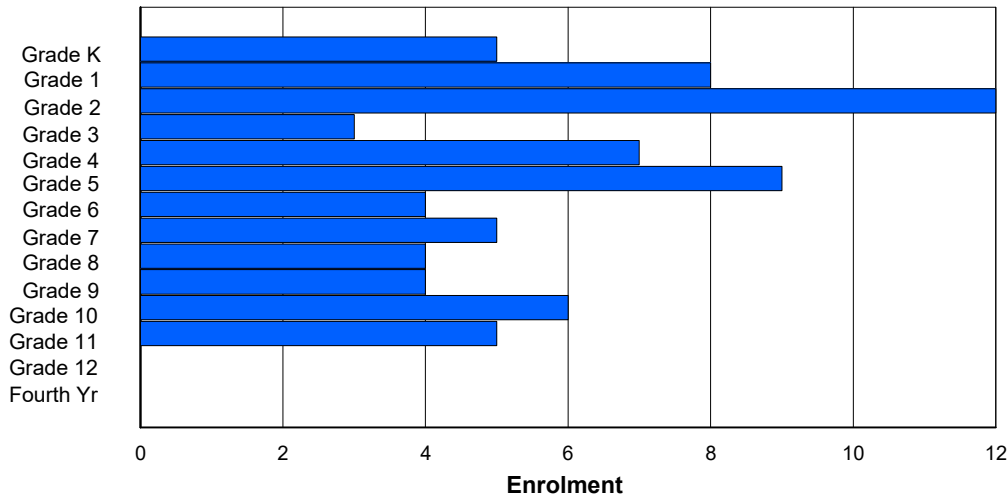
Gender	Age																	Total
	5	6	7	8	9	10	11	12	13	14	15	16	17	18	19	20>		
Male	2	3	4	6	1	3	3	2	4	3	3	4	5	0	0	0	43	
Female	4	1	3	5	2	3	6	2	1	1	1	1	2	0	0	0	32	
<b>Total</b>	<b>6</b>	<b>4</b>	<b>7</b>	<b>11</b>	<b>3</b>	<b>6</b>	<b>9</b>	<b>4</b>	<b>5</b>	<b>4</b>	<b>4</b>	<b>5</b>	<b>7</b>	<b>0</b>	<b>0</b>	<b>0</b>	<b>75</b>	

**Enrolment By Grade and Gender**

Gender	Grade															Total
	K	1	2	3	4	5	6	7	8	9	10	11	12	4th		
Male	2	3	4	6	1	3	3	2	4	3	3	4	5	0	43	
Female	4	1	3	5	2	3	6	2	1	1	1	1	2	0	32	
<b>Total</b>	<b>6</b>	<b>4</b>	<b>7</b>	<b>11</b>	<b>3</b>	<b>6</b>	<b>9</b>	<b>4</b>	<b>5</b>	<b>4</b>	<b>4</b>	<b>5</b>	<b>7</b>	<b>0</b>	<b>75</b>	

**Enrolment By Grade**

For 012 - J.C. Erhardt Memorial School, Makkovik



\* Data from the 2018-2019 AGR(Enrolment/Age as of the last day in Sept./Dec.)

\*\* Newfoundland Statistics Classification System



NLESD - Labrador Region

#013 - Mud Lake School, Mud Lake

Classification: Rural  
Offers Distance Education: No

Grades: 2,4

Number of Grades: 2

### Enrolment By Age and Gender

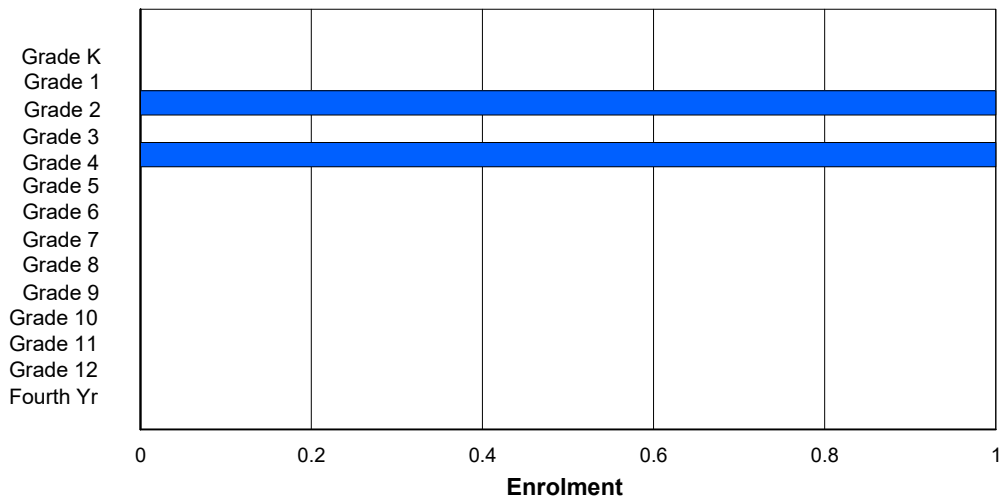
Gender	Age																Total
	5	6	7	8	9	10	11	12	13	14	15	16	17	18	19	20>	
Male	1	0	0	0	0	0	0	0	0	0	0	0	0	0	0	0	1
Female	0	0	0	1	0	0	0	0	0	0	0	0	0	0	0	0	1
<b>Total</b>	<b>1</b>	<b>0</b>	<b>0</b>	<b>1</b>	<b>0</b>	<b>0</b>	<b>0</b>	<b>0</b>	<b>0</b>	<b>0</b>	<b>0</b>	<b>0</b>	<b>0</b>	<b>0</b>	<b>0</b>	<b>0</b>	<b>2</b>

### Enrolment By Grade and Gender

Gender	Grade															Total
	K	1	2	3	4	5	6	7	8	9	10	11	12	4th		
Male	1	0	0	0	0	0	0	0	0	0	0	0	0	0	0	1
Female	0	0	0	1	0	0	0	0	0	0	0	0	0	0	0	1
<b>Total</b>	<b>1</b>	<b>0</b>	<b>0</b>	<b>1</b>	<b>0</b>	<b>0</b>	<b>0</b>	<b>0</b>	<b>0</b>	<b>0</b>	<b>0</b>	<b>0</b>	<b>0</b>	<b>0</b>	<b>0</b>	<b>2</b>

## Enrolment By Grade

For 013 - Mud Lake School, Mud Lake



\* Data from the 2018-2019 AGR(Enrolment/Age as of the last day in Sept./Dec.)

\*\* Newfoundland Statistics Classification System

NLESD - Labrador Region

#014 - Jens Haven Memorial, Nain

Classification: Rural  
Offers Distance Education: No

Grades: K-12

Number of Grades: 13

**Enrolment By Age and Gender**

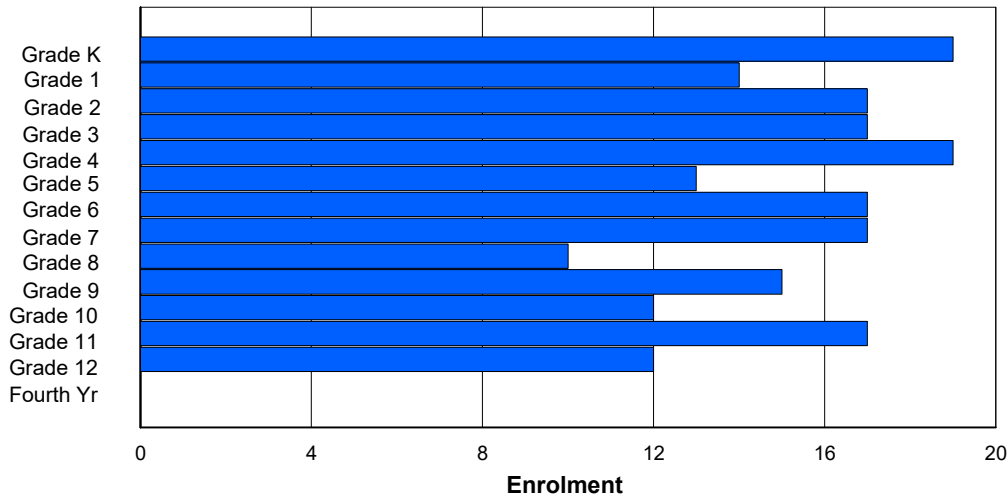
Gender	Age																Total
	5	6	7	8	9	10	11	12	13	14	15	16	17	18	19	20>	
Male	5	10	7	10	8	7	7	8	8	4	8	3	11	1	0	0	97
Female	9	7	7	5	11	8	7	8	10	4	7	4	8	1	0	0	96
<b>Total</b>	<b>14</b>	<b>17</b>	<b>14</b>	<b>15</b>	<b>19</b>	<b>15</b>	<b>14</b>	<b>16</b>	<b>18</b>	<b>8</b>	<b>15</b>	<b>7</b>	<b>19</b>	<b>2</b>	<b>0</b>	<b>0</b>	<b>193</b>

**Enrolment By Grade and Gender**

Gender	Grade															Total
	K	1	2	3	4	5	6	7	8	9	10	11	12	4th		
Male	5	11	6	12	6	8	6	9	7	5	8	3	11	0	97	
Female	10	6	7	5	11	9	6	8	10	4	9	5	6	0	96	
<b>Total</b>	<b>15</b>	<b>17</b>	<b>13</b>	<b>17</b>	<b>17</b>	<b>17</b>	<b>12</b>	<b>17</b>	<b>17</b>	<b>9</b>	<b>17</b>	<b>8</b>	<b>17</b>	<b>0</b>	<b>193</b>	

**Enrolment By Grade**

For 014 - Jens Haven Memorial, Nain



\* Data from the 2018-2019 AGR(Enrolment/Age as of the last day in Sept./Dec.)

\*\* Newfoundland Statistics Classification System

NLESD - Labrador Region

#015 - Lake Melville School, North West River

Classification: Rural  
Offers Distance Education: No

Grades: K-12

Number of Grades: 13

**Enrolment By Age and Gender**

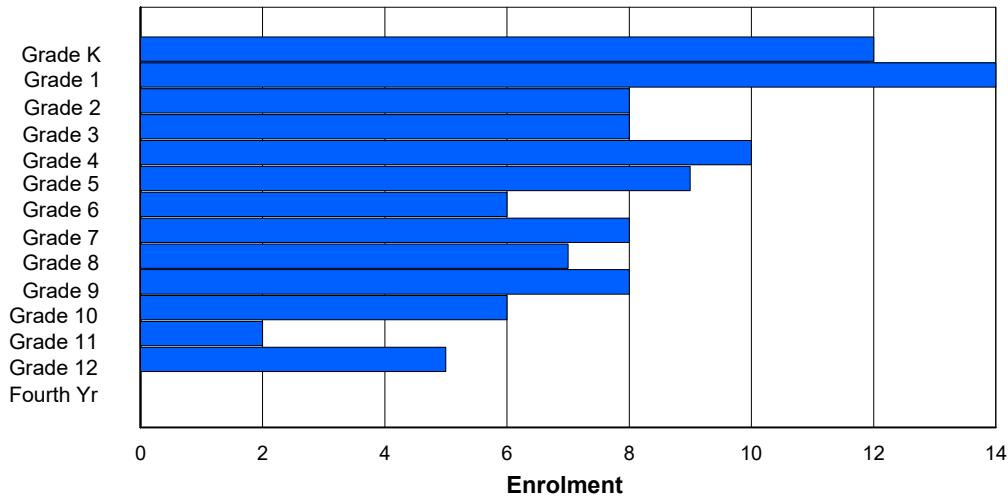
Gender	Age																Total
	5	6	7	8	9	10	11	12	13	14	15	16	17	18	19	20>	
Male	4	5	10	3	4	8	7	0	7	4	3	5	0	0	0	0	60
Female	4	7	5	5	3	4	7	5	3	2	4	2	3	0	0	0	54
<b>Total</b>	<b>8</b>	<b>12</b>	<b>15</b>	<b>8</b>	<b>7</b>	<b>12</b>	<b>14</b>	<b>5</b>	<b>10</b>	<b>6</b>	<b>7</b>	<b>7</b>	<b>3</b>	<b>0</b>	<b>0</b>	<b>0</b>	<b>114</b>

**Enrolment By Grade and Gender**

Gender	Grade															Total
	K	1	2	3	4	5	6	7	8	9	10	11	12	4th		
Male	4	5	10	4	4	7	7	1	6	4	4	4	0	0	60	
Female	4	7	5	5	3	4	7	5	3	2	4	2	3	0	54	
<b>Total</b>	<b>8</b>	<b>12</b>	<b>15</b>	<b>9</b>	<b>7</b>	<b>11</b>	<b>14</b>	<b>6</b>	<b>9</b>	<b>6</b>	<b>8</b>	<b>6</b>	<b>3</b>	<b>0</b>	<b>114</b>	

**Enrolment By Grade**

For 015 - Lake Melville School, North West River



\* Data from the 2018-2019 AGR(Enrolment/Age as of the last day in Sept./Dec.)

\*\* Newfoundland Statistics Classification System

NLESD - Labrador Region

#016 - B.L. Morrison, Postville

Classification: Rural  
Offers Distance Education: No

Grades: K-4,6-8,10-12      Number of Grades: 11

**Enrolment By Age and Gender**

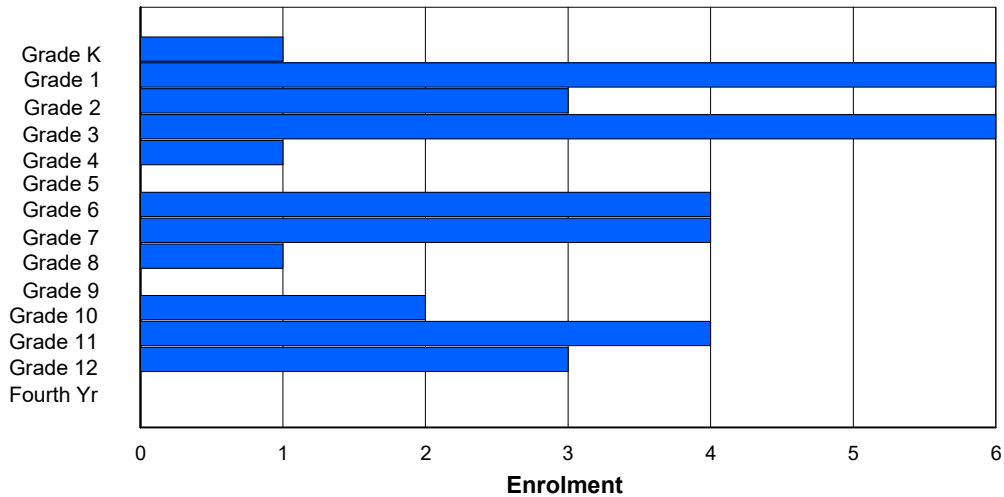
Gender	Age																	Total
	5	6	7	8	9	10	11	12	13	14	15	16	17	18	19	20>		
Male	1	0	1	1	1	1	0	2	3	1	0	1	1	0	0	0	13	
Female	3	1	3	0	4	1	0	1	1	0	1	1	3	0	0	0	19	
<b>Total</b>	<b>4</b>	<b>1</b>	<b>4</b>	<b>1</b>	<b>5</b>	<b>2</b>	<b>0</b>	<b>3</b>	<b>4</b>	<b>1</b>	<b>1</b>	<b>2</b>	<b>4</b>	<b>0</b>	<b>0</b>	<b>0</b>	<b>32</b>	

**Enrolment By Grade and Gender**

Gender	Grade															Total
	K	1	2	3	4	5	6	7	8	9	10	11	12	4th		
Male	1	0	1	1	1	1	0	2	3	1	0	1	1	0	13	
Female	3	1	3	1	4	0	0	1	1	0	1	1	3	0	19	
<b>Total</b>	<b>4</b>	<b>1</b>	<b>4</b>	<b>2</b>	<b>5</b>	<b>1</b>	<b>0</b>	<b>3</b>	<b>4</b>	<b>1</b>	<b>1</b>	<b>2</b>	<b>4</b>	<b>0</b>	<b>32</b>	

**Enrolment By Grade**

For 016 - B.L. Morrison, Postville



\* Data from the 2018-2019 AGR(Enrolment/Age as of the last day in Sept./Dec.)

\*\* Newfoundland Statistics Classification System

NLESD - Labrador Region

#017 - Northern Lights Academy, Rigolet

Classification: Rural  
Offers Distance Education: No

Grades: K-12

Number of Grades: 13

**Enrolment By Age and Gender**

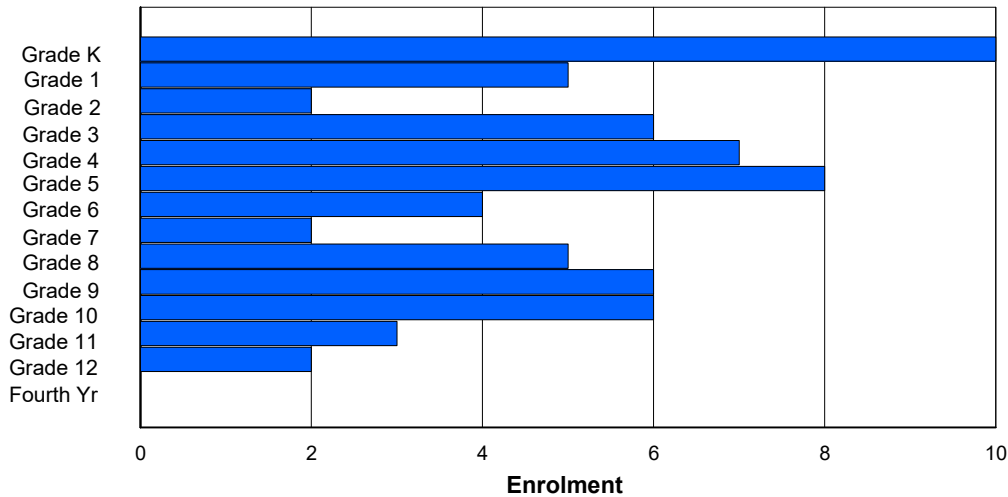
Gender	Age																Total
	5	6	7	8	9	10	11	12	13	14	15	16	17	18	19	20>	
Male	2	7	4	1	4	2	3	1	1	2	3	2	2	0	0	0	34
Female	1	4	2	0	2	5	5	3	1	2	4	3	3	0	0	0	35
<b>Total</b>	<b>3</b>	<b>11</b>	<b>6</b>	<b>1</b>	<b>6</b>	<b>7</b>	<b>8</b>	<b>4</b>	<b>2</b>	<b>4</b>	<b>7</b>	<b>5</b>	<b>5</b>	<b>0</b>	<b>0</b>	<b>0</b>	<b>69</b>

**Enrolment By Grade and Gender**

Gender	Grade															Total
	K	1	2	3	4	5	6	7	8	9	10	11	12	4th		
Male	2	7	4	1	4	2	3	1	1	3	2	3	1	0	34	
Female	1	4	2	0	2	5	5	3	1	2	4	4	2	0	35	
<b>Total</b>	<b>3</b>	<b>11</b>	<b>6</b>	<b>1</b>	<b>6</b>	<b>7</b>	<b>8</b>	<b>4</b>	<b>2</b>	<b>5</b>	<b>6</b>	<b>7</b>	<b>3</b>	<b>0</b>	<b>69</b>	

**Enrolment By Grade**

For 017 - Northern Lights Academy, Rigolet



\* Data from the 2018-2019 AGR(Enrolment/Age as of the last day in Sept./Dec.)

\*\* Newfoundland Statistics Classification System

NLESD - Labrador Region

#022 - William Gillett Academy, Charlottetown, LAB

Classification: Rural  
Offers Distance Education: No

Grades: K,2-12

Number of Grades: 12

**Enrolment By Age and Gender**

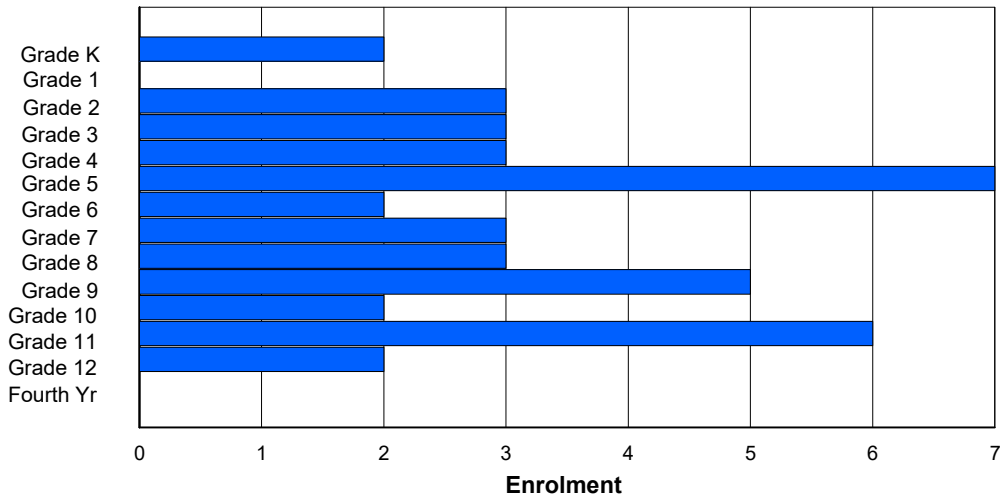
Gender	Age																Total
	5	6	7	8	9	10	11	12	13	14	15	16	17	18	19	20>	
Male	2	2	0	2	0	3	4	2	2	2	0	2	3	0	0	0	24
Female	3	0	0	1	2	1	4	0	0	1	4	1	4	0	0	0	21
<b>Total</b>	<b>5</b>	<b>2</b>	<b>0</b>	<b>3</b>	<b>2</b>	<b>4</b>	<b>8</b>	<b>2</b>	<b>2</b>	<b>3</b>	<b>4</b>	<b>3</b>	<b>7</b>	<b>0</b>	<b>0</b>	<b>0</b>	<b>45</b>

**Enrolment By Grade and Gender**

Gender	Grade															Total
	K	1	2	3	4	5	6	7	8	9	10	11	12	4th		
Male	2	2	0	2	1	2	4	2	2	2	1	1	3	0	24	
Female	3	0	0	1	2	1	4	0	0	1	4	1	4	0	21	
<b>Total</b>	<b>5</b>	<b>2</b>	<b>0</b>	<b>3</b>	<b>3</b>	<b>3</b>	<b>8</b>	<b>2</b>	<b>2</b>	<b>3</b>	<b>5</b>	<b>2</b>	<b>7</b>	<b>0</b>	<b>45</b>	

**Enrolment By Grade**

For 022 - William Gillett Academy, Charlottetown, LAB



\* Data from the 2018-2019 AGR(Enrolment/Age as of the last day in Sept./Dec.)

\*\* Newfoundland Statistics Classification System

NLESD - Labrador Region

#040 - St. Mary's All Grade, Mary's Harbour

Classification: Rural  
Offers Distance Education: No

Grades: K-12

Number of Grades: 13

**Enrolment By Age and Gender**

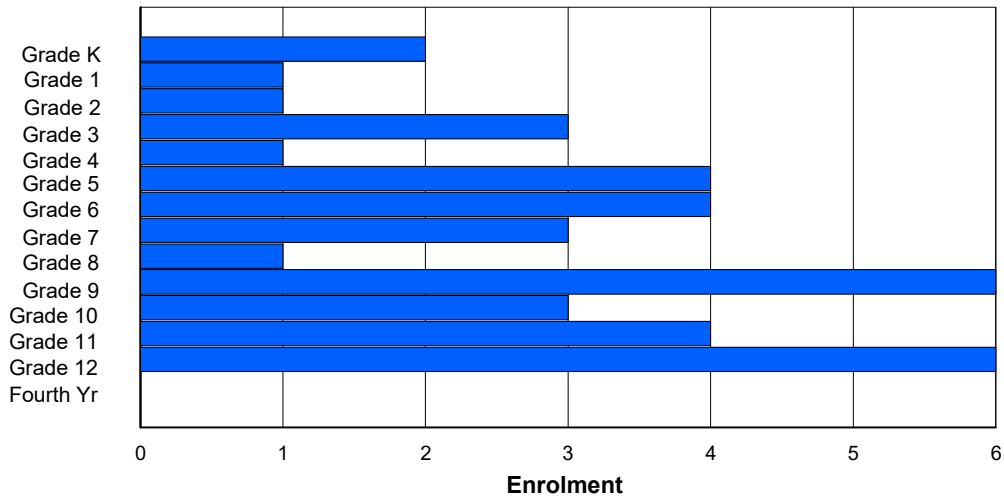
Gender	Age																Total
	5	6	7	8	9	10	11	12	13	14	15	16	17	18	19	20>	
Male	4	1	1	1	2	0	3	2	2	0	2	3	2	0	0	0	23
Female	0	1	0	0	1	1	1	2	1	1	4	0	2	0	0	0	14
<b>Total</b>	<b>4</b>	<b>2</b>	<b>1</b>	<b>1</b>	<b>3</b>	<b>1</b>	<b>4</b>	<b>4</b>	<b>3</b>	<b>1</b>	<b>6</b>	<b>3</b>	<b>4</b>	<b>0</b>	<b>0</b>	<b>0</b>	<b>37</b>

**Enrolment By Grade and Gender**

Gender	Grade															Total
	K	1	2	3	4	5	6	7	8	9	10	11	12	4th		
Male	4	1	1	1	2	0	3	2	2	0	2	3	2	0	23	
Female	0	1	0	0	1	1	1	2	1	1	4	0	2	0	14	
<b>Total</b>	<b>4</b>	<b>2</b>	<b>1</b>	<b>1</b>	<b>3</b>	<b>1</b>	<b>4</b>	<b>4</b>	<b>3</b>	<b>1</b>	<b>6</b>	<b>3</b>	<b>4</b>	<b>0</b>	<b>37</b>	

**Enrolment By Grade**

For 040 - St. Mary's All Grade, Mary's Harbour



\* Data from the 2018-2019 AGR(Enrolment/Age as of the last day in Sept./Dec.)

\*\* Newfoundland Statistics Classification System

NLESD - Labrador Region

#041 - Raymond Ward Memorial, Norman Bay

Classification: Rural  
Offers Distance Education: No

Grades: 6

Number of Grades: 1

**Enrolment By Age and Gender**

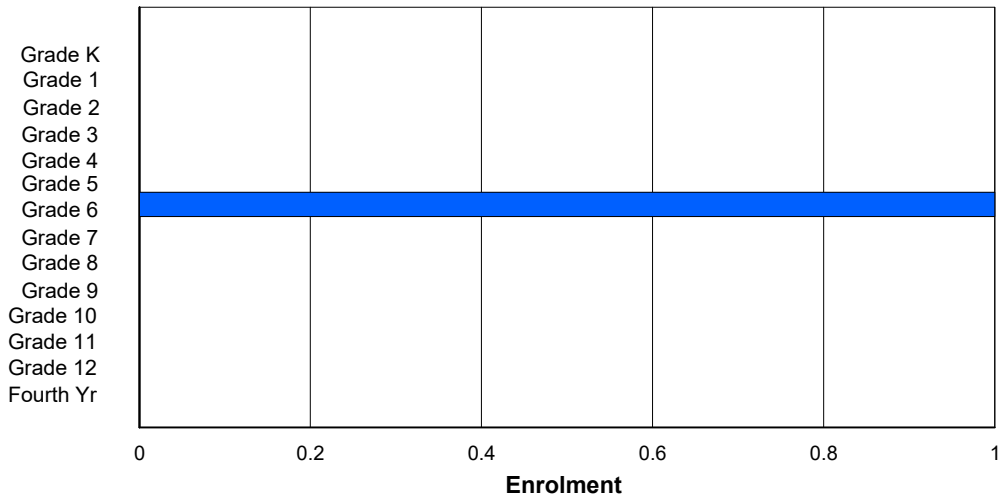
Gender	Age																Total
	5	6	7	8	9	10	11	12	13	14	15	16	17	18	19	20>	
Male	0	0	0	0	0	0	0	1	0	0	0	0	0	0	0	0	1
Female	0	0	0	0	0	0	0	0	0	0	0	0	0	0	0	0	0
<b>Total</b>	0	0	0	0	0	0	0	1	0	0	0	0	0	0	0	0	1

**Enrolment By Grade and Gender**

Gender	Grade															Total
	K	1	2	3	4	5	6	7	8	9	10	11	12	4th		
Male	0	0	0	0	0	0	0	1	0	0	0	0	0	0	1	
Female	0	0	0	0	0	0	0	0	0	0	0	0	0	0	0	
<b>Total</b>	0	0	0	0	0	0	0	1	0	0	0	0	0	0	1	

**Enrolment By Grade**

For 041 - Raymond Ward Memorial, Norman Bay



\* Data from the 2018-2019 AGR(Enrolment/Age as of the last day in Sept./Dec.)

\*\* Newfoundland Statistics Classification System



NLESD - Labrador Region

#046 - Bayside Academy, Port Hope Simpson

Classification: Rural  
Offers Distance Education: No

Grades: K-12

Number of Grades: 13

**Enrolment By Age and Gender**

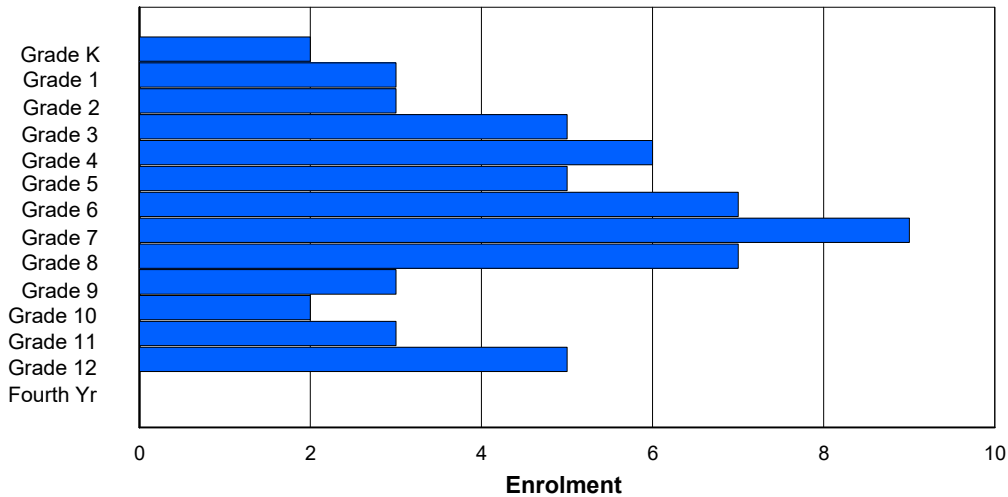
Gender	Age																Total
	5	6	7	8	9	10	11	12	13	14	15	16	17	18	19	20>	
Male	4	2	3	2	2	4	3	4	2	3	2	1	0	0	1	0	33
Female	2	0	0	1	1	2	3	3	6	3	1	2	3	2	0	0	29
<b>Total</b>	<b>6</b>	<b>2</b>	<b>3</b>	<b>3</b>	<b>3</b>	<b>6</b>	<b>6</b>	<b>7</b>	<b>8</b>	<b>6</b>	<b>3</b>	<b>3</b>	<b>3</b>	<b>2</b>	<b>1</b>	<b>0</b>	<b>62</b>

**Enrolment By Grade and Gender**

Gender	K	Grade													Total
		1	2	3	4	5	6	7	8	9	10	11	12	4th	
Male	4	2	3	2	3	4	2	4	2	3	2	2	0	0	33
Female	2	0	0	1	1	2	3	3	6	4	1	3	3	0	29
<b>Total</b>	<b>6</b>	<b>2</b>	<b>3</b>	<b>3</b>	<b>4</b>	<b>6</b>	<b>5</b>	<b>7</b>	<b>8</b>	<b>7</b>	<b>3</b>	<b>5</b>	<b>3</b>	<b>0</b>	<b>62</b>

**Enrolment By Grade**

For 046 - Bayside Academy, Port Hope Simpson



\* Data from the 2018-2019 AGR(Enrolment/Age as of the last day in Sept./Dec.)

\*\* Newfoundland Statistics Classification System

NLESD - Labrador Region

#050 - Basque Memorial, Red Bay

Classification: Rural  
Offers Distance Education: No

Grades: K,3,5-6,8

Number of Grades: 5

**Enrolment By Age and Gender**

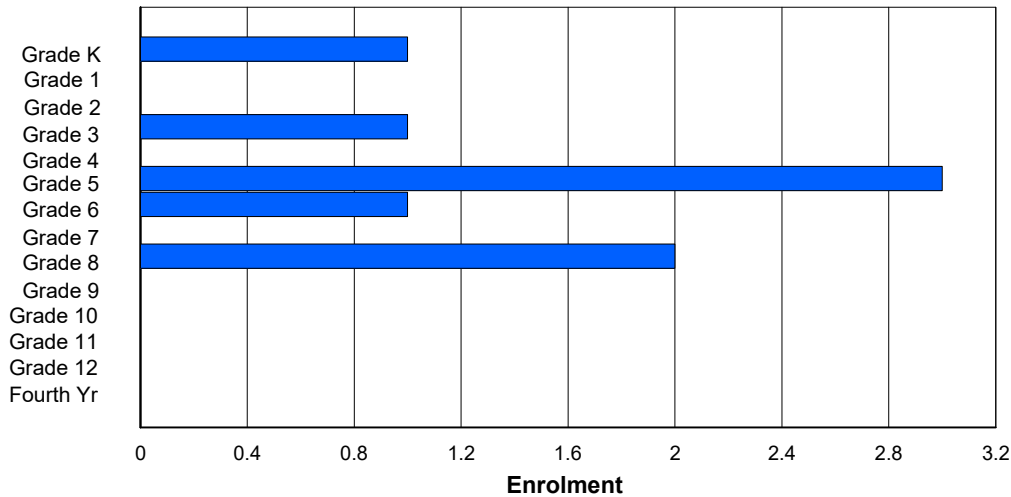
Gender	Age																Total
	5	6	7	8	9	10	11	12	13	14	15	16	17	18	19	20>	
Male	0	0	0	0	0	0	2	0	0	0	0	0	0	0	0	0	2
Female	0	1	0	0	1	0	0	0	0	0	0	0	0	0	0	0	2
<b>Total</b>	<b>0</b>	<b>1</b>	<b>0</b>	<b>0</b>	<b>1</b>	<b>0</b>	<b>2</b>	<b>0</b>	<b>0</b>	<b>0</b>	<b>0</b>	<b>0</b>	<b>0</b>	<b>0</b>	<b>0</b>	<b>0</b>	<b>4</b>

**Enrolment By Grade and Gender**

Gender	Grade															Total
	K	1	2	3	4	5	6	7	8	9	10	11	12	4th		
Male	0	0	0	0	0	0	2	0	0	0	0	0	0	0	2	
Female	0	1	0	0	1	0	0	0	0	0	0	0	0	0	2	
<b>Total</b>	<b>0</b>	<b>1</b>	<b>0</b>	<b>0</b>	<b>1</b>	<b>0</b>	<b>2</b>	<b>0</b>	<b>0</b>	<b>0</b>	<b>0</b>	<b>0</b>	<b>0</b>	<b>0</b>	<b>4</b>	

**Enrolment By Grade**

For 050 - Basque Memorial, Red Bay



\* Data from the 2018-2019 AGR(Enrolment/Age as of the last day in Sept./Dec.)

\*\* Newfoundland Statistics Classification System

NLESD - Labrador Region

#054 - St. Lewis Academy, St. Lewis

Classification: Rural  
Offers Distance Education: No

Grades: K,2-12

Number of Grades: 12

**Enrolment By Age and Gender**

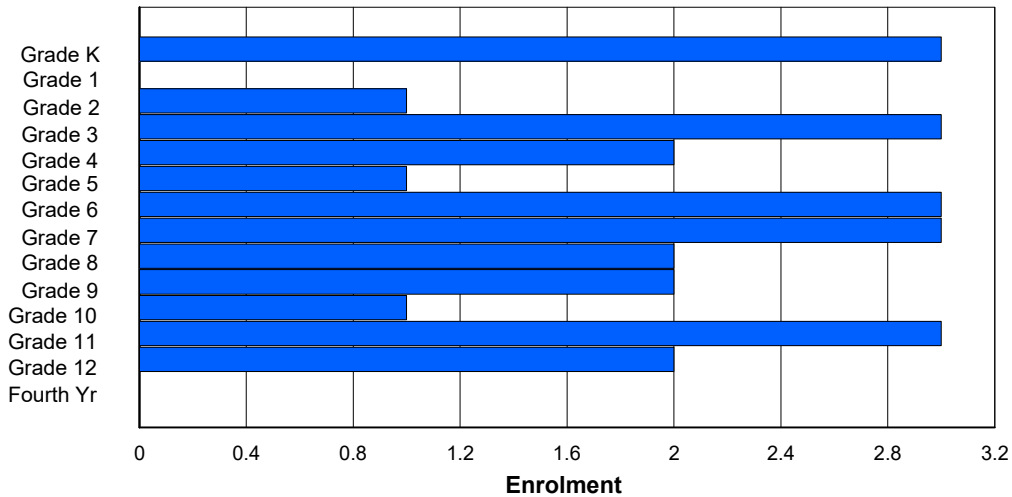
Gender	Age																Total
	5	6	7	8	9	10	11	12	13	14	15	16	17	18	19	20>	
Male	1	3	0	0	2	0	1	3	1	1	1	0	1	1	0	0	15
Female	0	0	0	1	1	2	0	0	2	1	2	1	1	0	0	0	11
<b>Total</b>	<b>1</b>	<b>3</b>	<b>0</b>	<b>1</b>	<b>3</b>	<b>2</b>	<b>1</b>	<b>3</b>	<b>3</b>	<b>2</b>	<b>3</b>	<b>1</b>	<b>2</b>	<b>1</b>	<b>0</b>	<b>0</b>	<b>26</b>

**Enrolment By Grade and Gender**

Gender	K	Grade													Total
		1	2	3	4	5	6	7	8	9	10	11	12	4th	
Male	1	3	0	0	2	0	1	3	1	1	1	0	2	0	15
Female	0	0	0	1	1	2	0	0	2	1	2	1	1	0	11
<b>Total</b>	<b>1</b>	<b>3</b>	<b>0</b>	<b>1</b>	<b>3</b>	<b>2</b>	<b>1</b>	<b>3</b>	<b>3</b>	<b>2</b>	<b>3</b>	<b>1</b>	<b>3</b>	<b>0</b>	<b>26</b>

**Enrolment By Grade**

For 054 - St. Lewis Academy, St. Lewis



\* Data from the 2018-2019 AGR(Enrolment/Age as of the last day in Sept./Dec.)

\*\* Newfoundland Statistics Classification System

NLESD - Labrador Region

#381 - J.R. Smallwood Middle School, Wabush

Classification: Urban  
Offers Distance Education: No

Grades: 4-7

Number of Grades: 4

**Enrolment By Age and Gender**

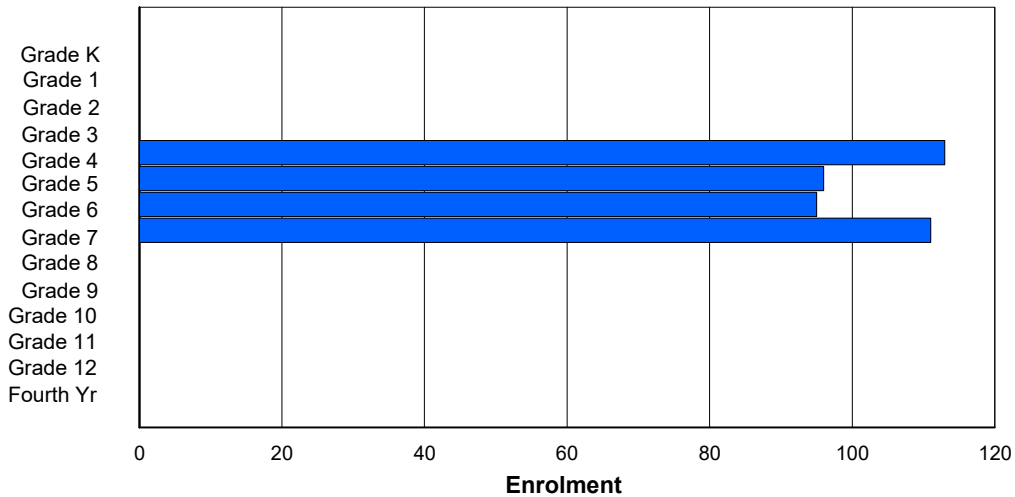
Gender	Age																Total
	5	6	7	8	9	10	11	12	13	14	15	16	17	18	19	20>	
Male	0	0	0	0	58	62	56	49	1	0	0	0	0	0	0	0	226
Female	0	0	0	0	61	56	42	50	1	0	0	0	0	0	0	0	210
<b>Total</b>	<b>0</b>	<b>0</b>	<b>0</b>	<b>0</b>	<b>119</b>	<b>118</b>	<b>98</b>	<b>99</b>	<b>2</b>	<b>0</b>	<b>0</b>	<b>0</b>	<b>0</b>	<b>0</b>	<b>0</b>	<b>0</b>	<b>436</b>

**Enrolment By Grade and Gender**

Gender	Grade															Total
	K	1	2	3	4	5	6	7	8	9	10	11	12	4th		
Male	0	0	0	0	59	62	57	48	0	0	0	0	0	0	0	226
Female	0	0	0	0	61	57	43	49	0	0	0	0	0	0	0	210
<b>Total</b>	<b>0</b>	<b>0</b>	<b>0</b>	<b>0</b>	<b>120</b>	<b>119</b>	<b>100</b>	<b>97</b>	<b>0</b>	<b>0</b>	<b>0</b>	<b>0</b>	<b>0</b>	<b>0</b>	<b>0</b>	<b>436</b>

**Enrolment By Grade**

For 381 - J.R. Smallwood Middle School, Wabush



\* Data from the 2018-2019 AGR(Enrolment/Age as of the last day in Sept./Dec.)

\*\* Newfoundland Statistics Classification System

NLESD - Labrador Region

#477 - Mealy Mountain Collegiate, Happy Valley-Goose Bay

Classification: Urban  
Offers Distance Education: No

Grades: 8-12

Number of Grades: 5

**Enrolment By Age and Gender**

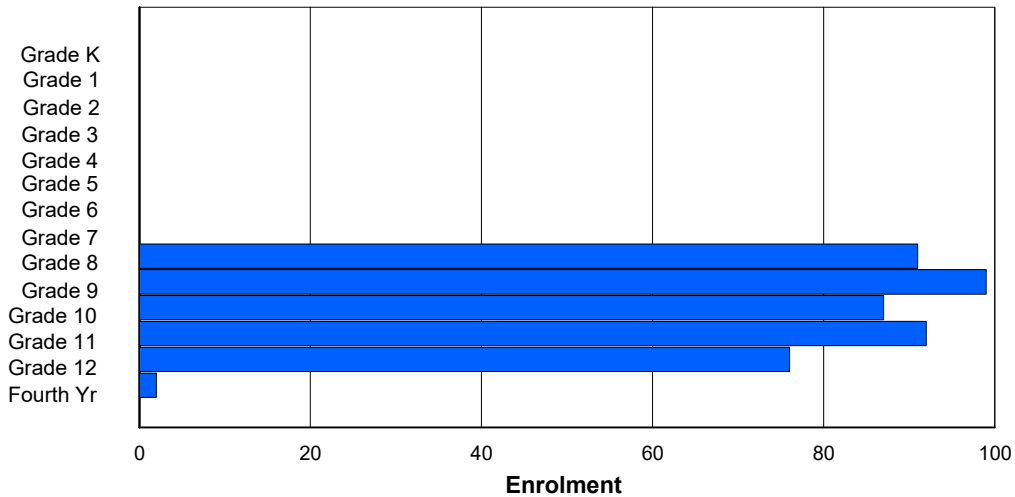
Gender	Age																Total
	5	6	7	8	9	10	11	12	13	14	15	16	17	18	19	20>	
Male	0	0	0	0	0	0	0	0	44	37	42	41	38	5	0	0	207
Female	0	0	0	0	0	0	0	1	43	50	46	42	40	2	2	0	226
<b>Total</b>	<b>0</b>	<b>0</b>	<b>0</b>	<b>0</b>	<b>0</b>	<b>0</b>	<b>0</b>	<b>1</b>	<b>87</b>	<b>87</b>	<b>88</b>	<b>83</b>	<b>78</b>	<b>7</b>	<b>2</b>	<b>0</b>	<b>433</b>

**Enrolment By Grade and Gender**

Gender	Grade															Total
	K	1	2	3	4	5	6	7	8	9	10	11	12	4th		
Male	0	0	0	0	0	0	0	0	47	34	50	37	38	1	207	
Female	0	0	0	0	0	0	0	0	43	51	48	42	41	1	226	
<b>Total</b>	<b>0</b>	<b>0</b>	<b>0</b>	<b>0</b>	<b>0</b>	<b>0</b>	<b>0</b>	<b>0</b>	<b>90</b>	<b>85</b>	<b>98</b>	<b>79</b>	<b>79</b>	<b>2</b>	<b>433</b>	

**Enrolment By Grade**

For 477 - Mealy Mountain Collegiate, Happy Valley-Goose Bay



\* Data from the 2018-2019 AGR(Enrolment/Age as of the last day in Sept./Dec.)

\*\* Newfoundland Statistics Classification System

NLESD - Labrador Region

#487 - Labrador Straits Academy, L'Anse au Loup

Classification: Rural  
Offers Distance Education: No

Grades: K-12

Number of Grades: 13

### Enrolment By Age and Gender

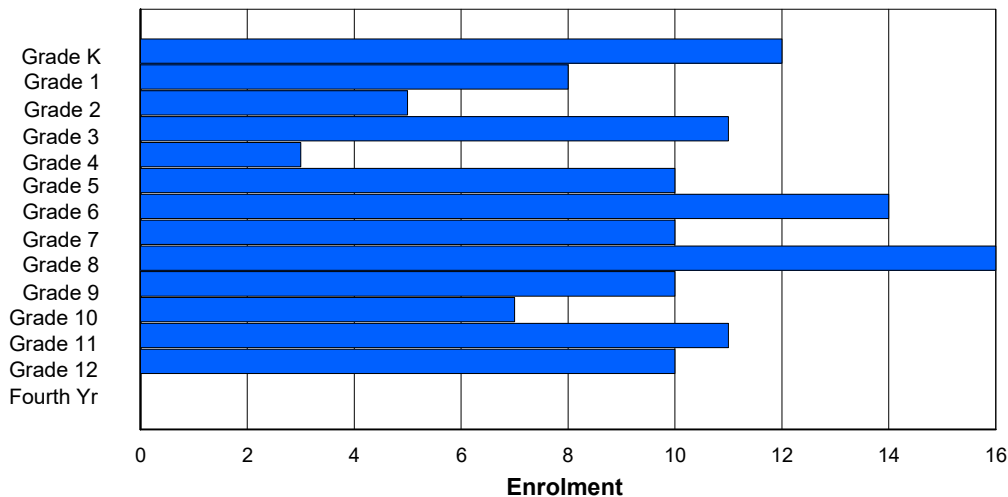
Gender	Age																Total
	5	6	7	8	9	10	11	12	13	14	15	16	17	18	19	20>	
Male	4	6	5	3	5	2	5	7	8	8	8	5	4	0	0	0	70
Female	1	6	5	3	6	2	5	7	4	9	3	2	6	0	0	0	59
<b>Total</b>	<b>5</b>	<b>12</b>	<b>10</b>	<b>6</b>	<b>11</b>	<b>4</b>	<b>10</b>	<b>14</b>	<b>12</b>	<b>17</b>	<b>11</b>	<b>7</b>	<b>10</b>	<b>0</b>	<b>0</b>	<b>0</b>	<b>129</b>

### Enrolment By Grade and Gender

Gender	Grade															Total
	K	1	2	3	4	5	6	7	8	9	10	11	12	4th		
Male	4	6	5	3	5	2	5	8	6	9	8	5	4	0	70	
Female	1	6	5	3	6	2	5	7	4	10	2	2	6	0	59	
<b>Total</b>	<b>5</b>	<b>12</b>	<b>10</b>	<b>6</b>	<b>11</b>	<b>4</b>	<b>10</b>	<b>15</b>	<b>10</b>	<b>19</b>	<b>10</b>	<b>7</b>	<b>10</b>	<b>0</b>	<b>129</b>	

## Enrolment By Grade

For 487 - Labrador Straits Academy, L'Anse au Loup



\* Data from the 2018-2019 AGR(Enrolment/Age as of the last day in Sept./Dec.)

\*\* Newfoundland Statistics Classification System

NLESD - Western Region

#024 - James Cook Memorial, Cook's Harbour

Classification: Rural  
Offers Distance Education: No

Grades: 2-3,7,12

Number of Grades: 4

**Enrolment By Age and Gender**

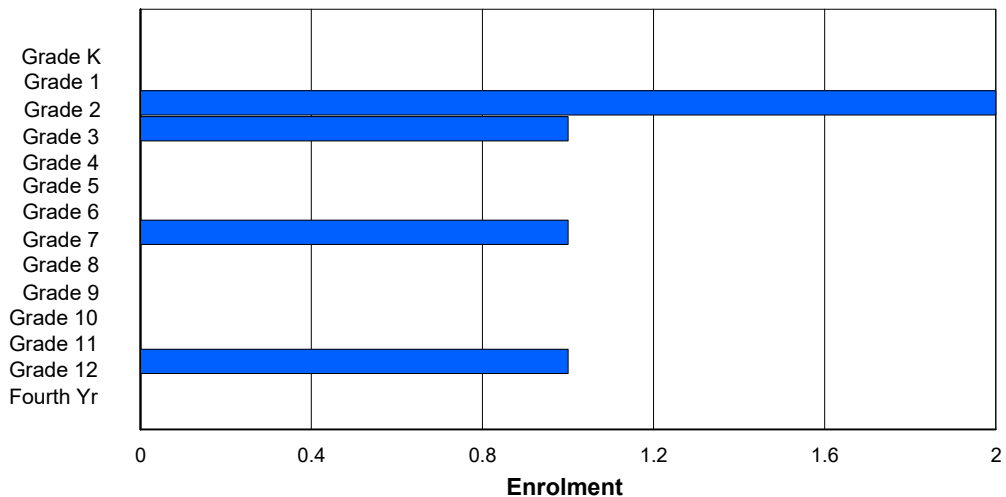
Gender	Age																Total
	5	6	7	8	9	10	11	12	13	14	15	16	17	18	19	20>	
Male	0	0	0	1	1	0	0	0	0	0	0	0	0	0	0	0	2
Female	0	0	0	1	0	0	0	0	0	0	0	0	0	0	0	0	1
<b>Total</b>	<b>0</b>	<b>0</b>	<b>0</b>	<b>2</b>	<b>1</b>	<b>0</b>	<b>0</b>	<b>0</b>	<b>0</b>	<b>0</b>	<b>0</b>	<b>0</b>	<b>0</b>	<b>0</b>	<b>0</b>	<b>0</b>	<b>3</b>

**Enrolment By Grade and Gender**

Gender	Grade															Total
	K	1	2	3	4	5	6	7	8	9	10	11	12	4th		
Male	0	0	0	1	1	0	0	0	0	0	0	0	0	0	0	2
Female	0	0	0	1	0	0	0	0	0	0	0	0	0	0	0	1
<b>Total</b>	<b>0</b>	<b>0</b>	<b>0</b>	<b>2</b>	<b>1</b>	<b>0</b>	<b>0</b>	<b>0</b>	<b>0</b>	<b>0</b>	<b>0</b>	<b>0</b>	<b>0</b>	<b>0</b>	<b>0</b>	<b>3</b>

**Enrolment By Grade**

For 024 - James Cook Memorial, Cook's Harbour



\* Data from the 2018-2019 AGR(Enrolment/Age as of the last day in Sept./Dec.)

\*\* Newfoundland Statistics Classification System

NLESD - Western Region

#026 - H. G. Fillier Academy, Englee

Classification: Rural  
Offers Distance Education: No

Grades: 1-9

Number of Grades: 9

**Enrolment By Age and Gender**

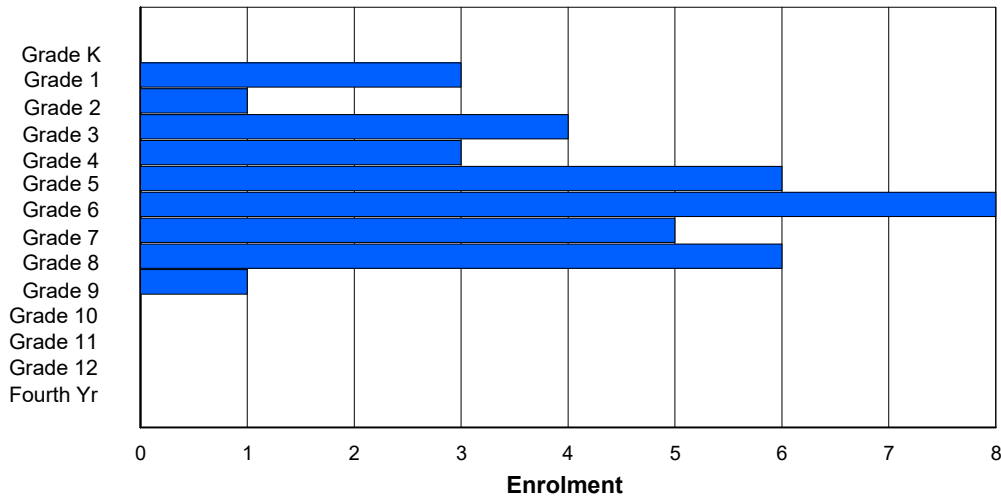
Gender	Age																Total
	5	6	7	8	9	10	11	12	13	14	15	16	17	18	19	20>	
Male	3	0	1	1	4	0	3	1	3	1	0	0	0	0	0	0	17
Female	1	0	2	1	0	1	1	7	2	5	0	0	0	0	0	0	20
<b>Total</b>	<b>4</b>	<b>0</b>	<b>3</b>	<b>2</b>	<b>4</b>	<b>1</b>	<b>4</b>	<b>8</b>	<b>5</b>	<b>6</b>	<b>0</b>	<b>0</b>	<b>0</b>	<b>0</b>	<b>0</b>	<b>0</b>	<b>37</b>

**Enrolment By Grade and Gender**

Gender	Grade															Total
	K	1	2	3	4	5	6	7	8	9	10	11	12	4th		
Male	3	0	1	1	4	0	3	1	3	1	0	0	0	0	17	
Female	1	0	2	1	0	1	1	7	2	5	0	0	0	0	20	
<b>Total</b>	<b>4</b>	<b>0</b>	<b>3</b>	<b>2</b>	<b>4</b>	<b>1</b>	<b>4</b>	<b>8</b>	<b>5</b>	<b>6</b>	<b>0</b>	<b>0</b>	<b>0</b>	<b>0</b>	<b>37</b>	

**Enrolment By Grade**

For 026 - H. G. Fillier Academy, Englee



\* Data from the 2018-2019 AGR(Enrolment/Age as of the last day in Sept./Dec.)

\*\* Newfoundland Statistics Classification System



NLESD - Western Region

#027 - Canon Richards Memorial Academy, Flower's Cove

Classification: Rural  
Offers Distance Education: No

Grades: K-12

Number of Grades: 13

**Enrolment By Age and Gender**

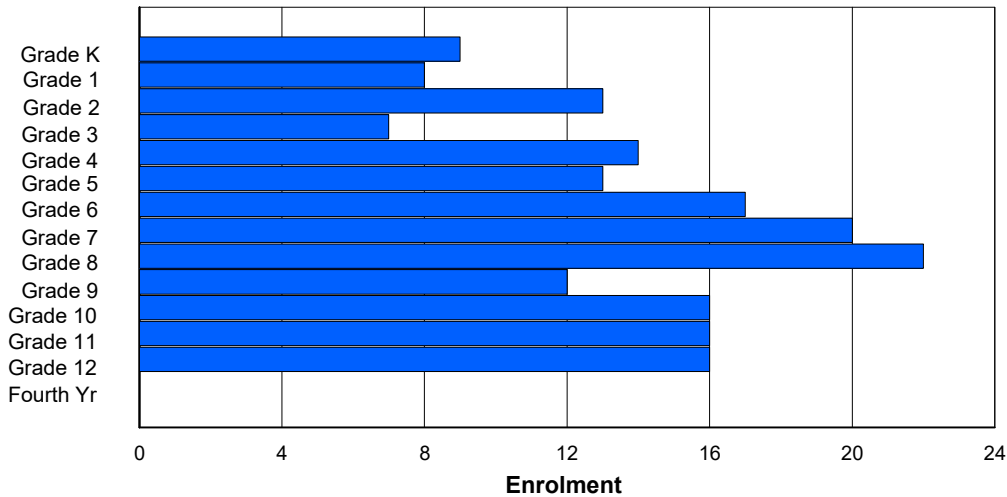
Gender	Age																Total
	5	6	7	8	9	10	11	12	13	14	15	16	17	18	19	20>	
Male	2	5	3	9	4	10	6	8	14	11	7	5	12	1	0	0	97
Female	3	4	5	4	5	5	6	9	6	10	5	10	5	0	0	0	77
<b>Total</b>	<b>5</b>	<b>9</b>	<b>8</b>	<b>13</b>	<b>9</b>	<b>15</b>	<b>12</b>	<b>17</b>	<b>20</b>	<b>21</b>	<b>12</b>	<b>15</b>	<b>17</b>	<b>1</b>	<b>0</b>	<b>0</b>	<b>174</b>

**Enrolment By Grade and Gender**

Gender	Grade															Total
	K	1	2	3	4	5	6	7	8	9	10	11	12	4th		
Male	2	5	3	9	4	9	7	8	14	11	7	6	12	0	97	
Female	3	4	5	4	5	5	6	9	6	10	5	10	5	0	77	
<b>Total</b>	<b>5</b>	<b>9</b>	<b>8</b>	<b>13</b>	<b>9</b>	<b>14</b>	<b>13</b>	<b>17</b>	<b>20</b>	<b>21</b>	<b>12</b>	<b>16</b>	<b>17</b>	<b>0</b>	<b>174</b>	

**Enrolment By Grade**

For 027 - Canon Richards Memorial Academy, Flower's Cove



\* Data from the 2018-2019 AGR(Enrolment/Age as of the last day in Sept./Dec.)

\*\* Newfoundland Statistics Classification System

NLESD - Western Region

#032 - Truman Eddison Memorial, Griquet

Classification: Rural  
Offers Distance Education: No

Grades: K-6

Number of Grades: 7

**Enrolment By Age and Gender**

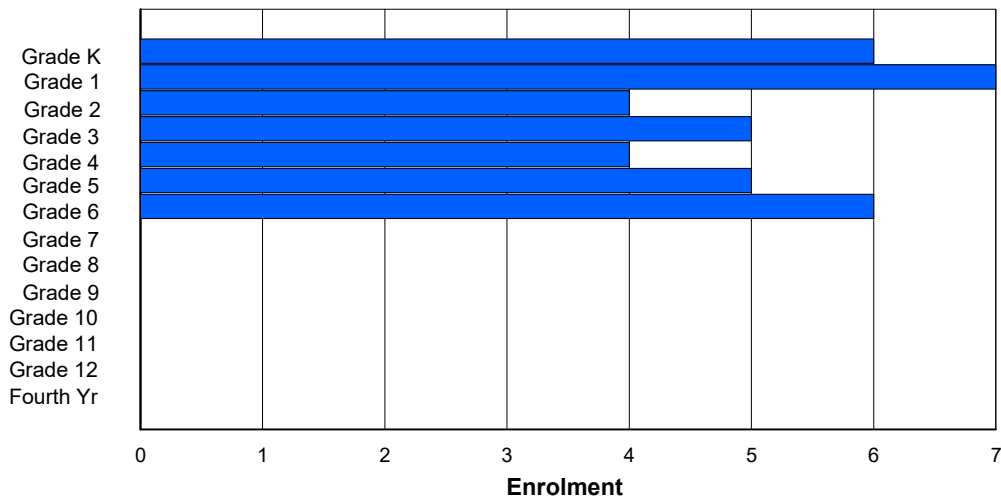
Gender	Age																Total
	5	6	7	8	9	10	11	12	13	14	15	16	17	18	19	20>	
Male	3	2	4	1	3	3	4	0	0	0	0	0	0	0	0	0	20
Female	1	5	3	4	2	2	2	0	0	0	0	0	0	0	0	0	19
<b>Total</b>	<b>4</b>	<b>7</b>	<b>7</b>	<b>5</b>	<b>5</b>	<b>5</b>	<b>6</b>	<b>0</b>	<b>0</b>	<b>0</b>	<b>0</b>	<b>0</b>	<b>0</b>	<b>0</b>	<b>0</b>	<b>0</b>	<b>39</b>

**Enrolment By Grade and Gender**

Gender	Grade															Total
	K	1	2	3	4	5	6	7	8	9	10	11	12	4th		
Male	3	2	4	1	3	3	4	0	0	0	0	0	0	0	0	20
Female	1	5	3	4	2	2	2	0	0	0	0	0	0	0	0	19
<b>Total</b>	<b>4</b>	<b>7</b>	<b>7</b>	<b>5</b>	<b>5</b>	<b>5</b>	<b>6</b>	<b>0</b>	<b>0</b>	<b>0</b>	<b>0</b>	<b>0</b>	<b>0</b>	<b>0</b>	<b>0</b>	<b>39</b>

**Enrolment By Grade**

For 032 - Truman Eddison Memorial, Griquet



\* Data from the 2018-2019 AGR(Enrolment/Age as of the last day in Sept./Dec.)

\*\* Newfoundland Statistics Classification System

NLESD - Western Region

#039 - Mary Simms All Grade, Main Brook

Classification: Rural  
Offers Distance Education: No

Grades: K-3,5-12

Number of Grades: 12

**Enrolment By Age and Gender**

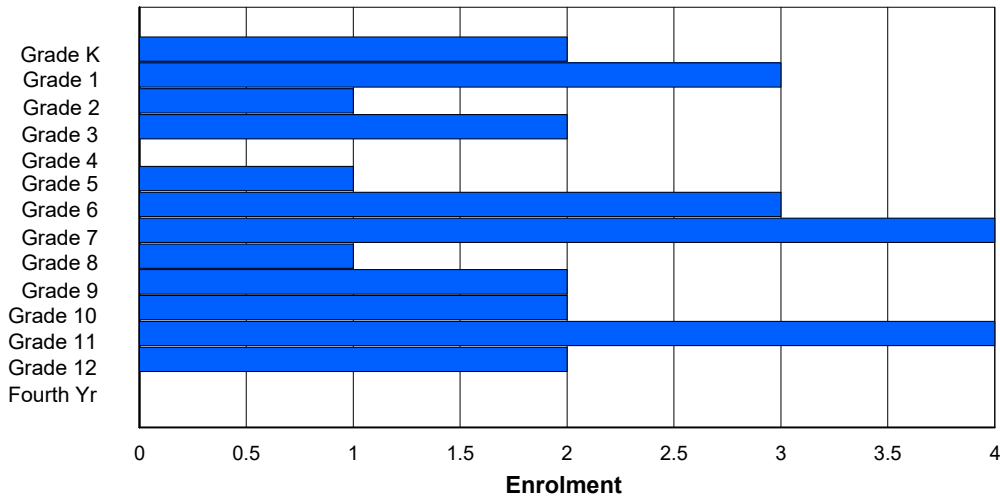
Gender	Age																Total
	5	6	7	8	9	10	11	12	13	14	15	16	17	18	19	20>	
Male	1	1	4	0	0	0	1	2	1	0	1	1	3	0	0	0	15
Female	0	1	0	1	2	0	0	1	3	1	0	1	1	0	0	0	11
<b>Total</b>	<b>1</b>	<b>2</b>	<b>4</b>	<b>1</b>	<b>2</b>	<b>0</b>	<b>1</b>	<b>3</b>	<b>4</b>	<b>1</b>	<b>1</b>	<b>2</b>	<b>4</b>	<b>0</b>	<b>0</b>	<b>0</b>	<b>26</b>

**Enrolment By Grade and Gender**

Gender	Grade															Total
	K	1	2	3	4	5	6	7	8	9	10	11	12	4th		
Male	1	2	3	0	0	0	1	2	1	0	1	1	3	0	15	
Female	0	1	0	1	2	0	0	1	3	1	0	1	1	0	11	
<b>Total</b>	<b>1</b>	<b>3</b>	<b>3</b>	<b>1</b>	<b>2</b>	<b>0</b>	<b>1</b>	<b>3</b>	<b>4</b>	<b>1</b>	<b>1</b>	<b>2</b>	<b>4</b>	<b>0</b>	<b>26</b>	

**Enrolment By Grade**

For 039 - Mary Simms All Grade, Main Brook



\* Data from the 2018-2019 AGR(Enrolment/Age as of the last day in Sept./Dec.)

\*\* Newfoundland Statistics Classification System

NLESD - Western Region

#057 - St. Peter's Academy, Benoit's Cove

Classification: Rural  
Offers Distance Education: No

Grades: K-9

Number of Grades: 10

**Enrolment By Age and Gender**

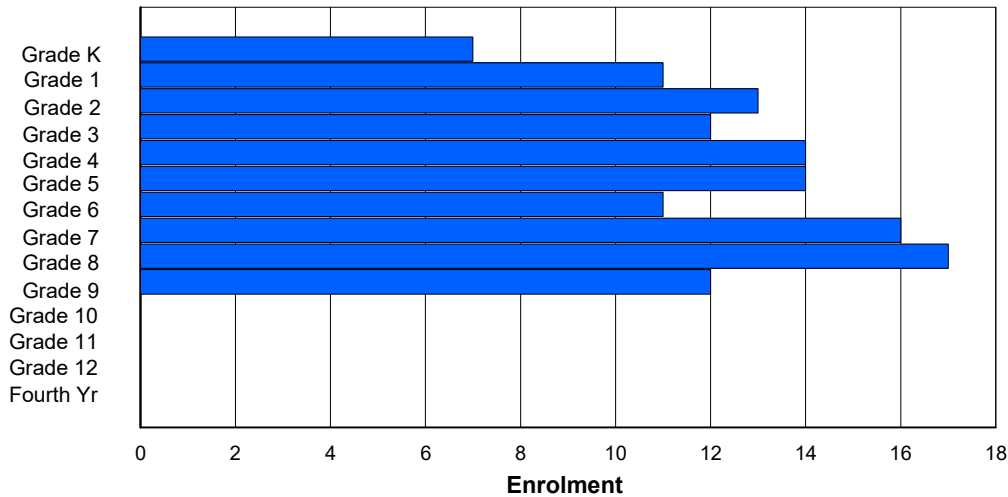
Gender	Age																Total
	5	6	7	8	9	10	11	12	13	14	15	16	17	18	19	20>	
Male	7	3	9	7	7	10	6	3	8	8	0	0	0	0	0	0	68
Female	6	6	3	6	2	5	7	9	7	8	0	0	0	0	0	0	59
<b>Total</b>	<b>13</b>	<b>9</b>	<b>12</b>	<b>13</b>	<b>9</b>	<b>15</b>	<b>13</b>	<b>12</b>	<b>15</b>	<b>16</b>	<b>0</b>	<b>0</b>	<b>0</b>	<b>0</b>	<b>0</b>	<b>0</b>	<b>127</b>

**Enrolment By Grade and Gender**

Gender	Grade															Total
	K	1	2	3	4	5	6	7	8	9	10	11	12	4th		
Male	8	2	9	7	7	10	6	3	8	8	0	0	0	0	68	
Female	6	6	3	6	2	5	7	9	7	8	0	0	0	0	59	
<b>Total</b>	<b>14</b>	<b>8</b>	<b>12</b>	<b>13</b>	<b>9</b>	<b>15</b>	<b>13</b>	<b>12</b>	<b>15</b>	<b>16</b>	<b>0</b>	<b>0</b>	<b>0</b>	<b>0</b>	<b>127</b>	

**Enrolment By Grade**

For 057 - St. Peter's Academy, Benoit's Cove



\* Data from the 2018-2019 AGR(Enrolment/Age as of the last day in Sept./Dec.)

\*\* Newfoundland Statistics Classification System

NLESD - Western Region

#060 - Ecole C.C. Loughlin Elementary, Corner Brook

Classification: Urban  
Offers Distance Education: No

Grades: K-6

Number of Grades: 7

**Enrolment By Age and Gender**

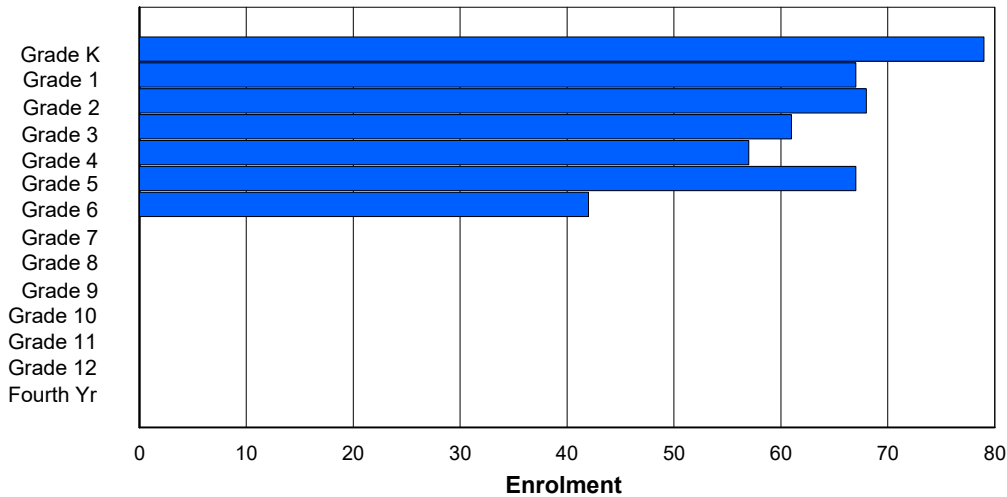
Gender	Age																Total
	5	6	7	8	9	10	11	12	13	14	15	16	17	18	19	20>	
Male	37	32	27	29	34	31	31	1	0	0	0	0	0	0	0	0	222
Female	31	41	37	41	24	25	30	1	0	0	0	0	0	0	0	0	230
<b>Total</b>	<b>68</b>	<b>73</b>	<b>64</b>	<b>70</b>	<b>58</b>	<b>56</b>	<b>61</b>	<b>2</b>	<b>0</b>	<b>0</b>	<b>0</b>	<b>0</b>	<b>0</b>	<b>0</b>	<b>0</b>	<b>0</b>	<b>452</b>

**Enrolment By Grade and Gender**

Gender	Grade															Total
	K	1	2	3	4	5	6	7	8	9	10	11	12	4th		
Male	37	32	28	28	36	29	32	0	0	0	0	0	0	0	0	222
Female	30	42	38	40	24	25	31	0	0	0	0	0	0	0	0	230
<b>Total</b>	<b>67</b>	<b>74</b>	<b>66</b>	<b>68</b>	<b>60</b>	<b>54</b>	<b>63</b>	<b>0</b>	<b>0</b>	<b>0</b>	<b>0</b>	<b>0</b>	<b>0</b>	<b>0</b>	<b>0</b>	<b>452</b>

**Enrolment By Grade**

For 060 - Ecole C.C. Loughlin Elementary, Corner Brook



\* Data from the 2018-2019 AGR(Enrolment/Age as of the last day in Sept./Dec.)

\*\* Newfoundland Statistics Classification System

NLESD - Western Region

#066 - J. J. Curling Elementary, Corner Brook

Classification: Urban  
Offers Distance Education: No

Grades: K-6

Number of Grades: 7

**Enrolment By Age and Gender**

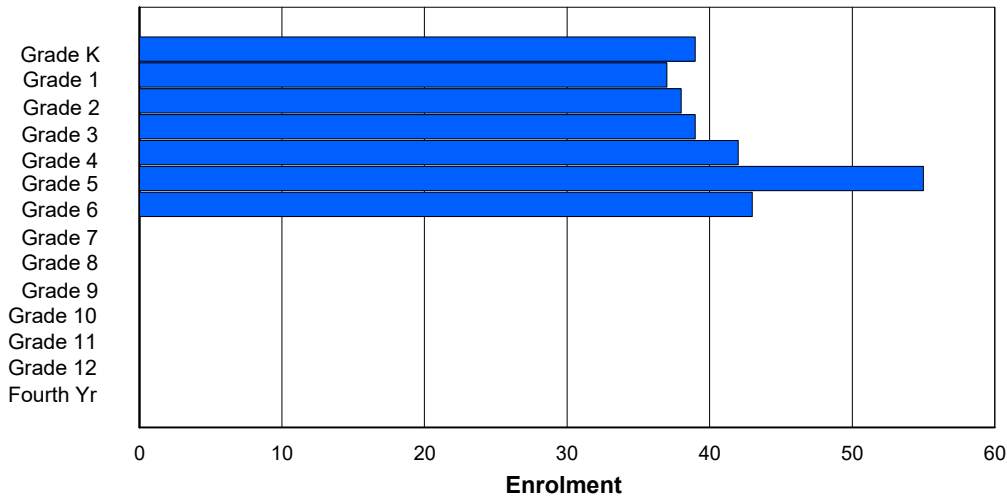
Gender	Age																Total
	5	6	7	8	9	10	11	12	13	14	15	16	17	18	19	20>	
Male	21	27	22	21	18	21	31	1	0	0	0	0	0	0	0	0	162
Female	9	13	18	19	20	20	29	0	0	0	0	0	0	0	0	0	128
<b>Total</b>	<b>30</b>	<b>40</b>	<b>40</b>	<b>40</b>	<b>38</b>	<b>41</b>	<b>60</b>	<b>1</b>	<b>0</b>	<b>0</b>	<b>0</b>	<b>0</b>	<b>0</b>	<b>0</b>	<b>0</b>	<b>0</b>	<b>290</b>

**Enrolment By Grade and Gender**

Gender	Grade															Total
	K	1	2	3	4	5	6	7	8	9	10	11	12	4th		
Male	21	29	20	21	18	21	32	0	0	0	0	0	0	0	0	162
Female	9	13	18	19	21	19	29	0	0	0	0	0	0	0	0	128
<b>Total</b>	<b>30</b>	<b>42</b>	<b>38</b>	<b>40</b>	<b>39</b>	<b>40</b>	<b>61</b>	<b>0</b>	<b>0</b>	<b>0</b>	<b>0</b>	<b>0</b>	<b>0</b>	<b>0</b>	<b>0</b>	<b>290</b>

**Enrolment By Grade**

For 066 - J. J. Curling Elementary, Corner Brook



\* Data from the 2018-2019 AGR(Enrolment/Age as of the last day in Sept./Dec.)

\*\* Newfoundland Statistics Classification System

NLESD - Western Region

#069 - Sacred Heart Elementary, Corner Brook

Classification: Urban  
Offers Distance Education: No

Grades: K-6

Number of Grades: 7

**Enrolment By Age and Gender**

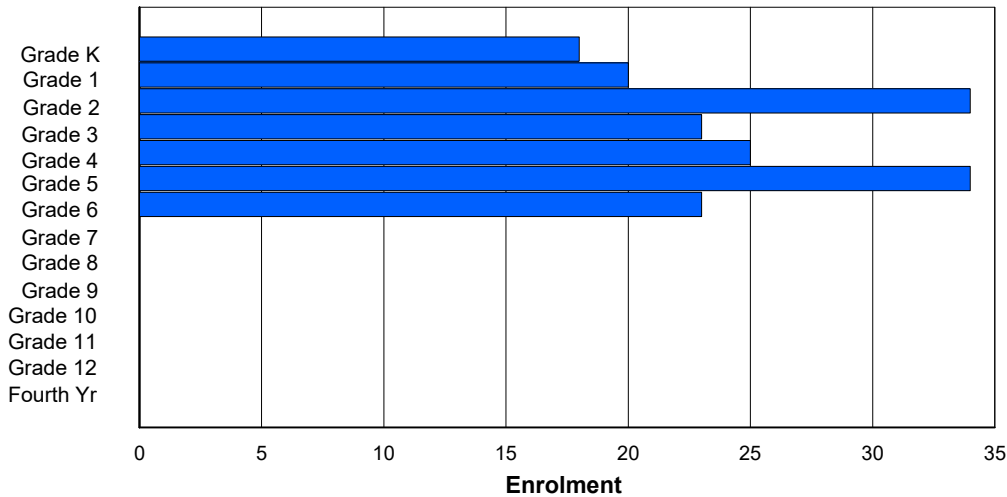
Gender	Age																Total
	5	6	7	8	9	10	11	12	13	14	15	16	17	18	19	20>	
Male	15	7	13	17	19	15	18	0	0	0	0	0	0	0	0	0	104
Female	20	10	7	12	7	10	15	0	0	0	0	0	0	0	0	0	81
<b>Total</b>	<b>35</b>	<b>17</b>	<b>20</b>	<b>29</b>	<b>26</b>	<b>25</b>	<b>33</b>	<b>0</b>	<b>0</b>	<b>0</b>	<b>0</b>	<b>0</b>	<b>0</b>	<b>0</b>	<b>0</b>	<b>0</b>	<b>185</b>

**Enrolment By Grade and Gender**

Gender	Grade															Total
	K	1	2	3	4	5	6	7	8	9	10	11	12	4th		
Male	15	7	13	19	18	14	18	0	0	0	0	0	0	0	104	
Female	20	10	7	12	7	10	15	0	0	0	0	0	0	0	81	
<b>Total</b>	<b>35</b>	<b>17</b>	<b>20</b>	<b>31</b>	<b>25</b>	<b>24</b>	<b>33</b>	<b>0</b>	<b>0</b>	<b>0</b>	<b>0</b>	<b>0</b>	<b>0</b>	<b>0</b>	<b>185</b>	

**Enrolment By Grade**

For 069 - Sacred Heart Elementary, Corner Brook



\* Data from the 2018-2019 AGR(Enrolment/Age as of the last day in Sept./Dec.)

\*\* Newfoundland Statistics Classification System

NLESD - Western Region

#072 - Holy Cross All Grade, Daniel's Harbour

Classification: Rural  
Offers Distance Education: No

Grades: K-6,8-12

Number of Grades: 12

**Enrolment By Age and Gender**

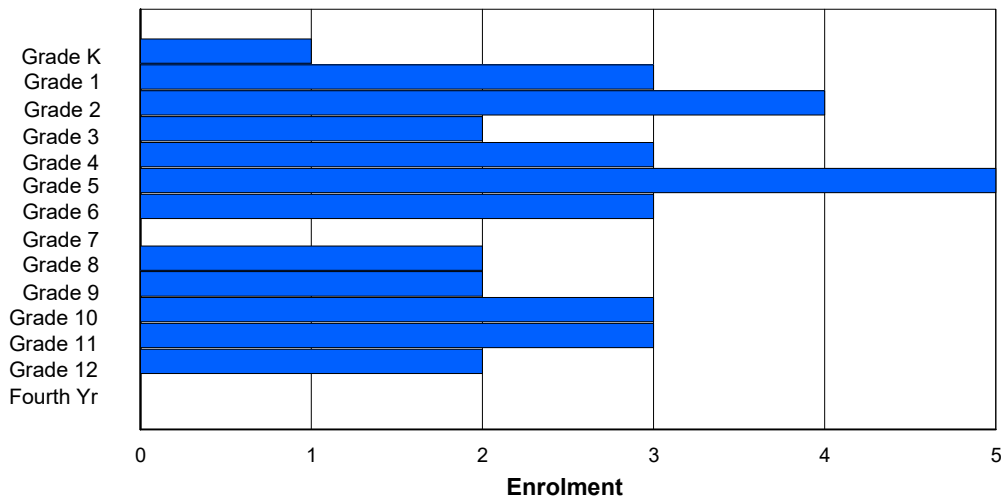
Gender	Age																Total
	5	6	7	8	9	10	11	12	13	14	15	16	17	18	19	20>	
Male	0	1	1	1	1	2	2	3	0	3	1	2	1	0	0	0	18
Female	1	1	2	3	0	1	3	0	0	1	0	2	1	0	0	0	15
<b>Total</b>	<b>1</b>	<b>2</b>	<b>3</b>	<b>4</b>	<b>1</b>	<b>3</b>	<b>5</b>	<b>3</b>	<b>0</b>	<b>4</b>	<b>1</b>	<b>4</b>	<b>2</b>	<b>0</b>	<b>0</b>	<b>0</b>	<b>33</b>

**Enrolment By Grade and Gender**

Gender	Grade															Total
	K	1	2	3	4	5	6	7	8	9	10	11	12	4th		
Male	0	1	1	1	1	2	2	3	0	2	2	3	0	0	18	
Female	1	1	2	3	0	1	3	0	0	1	0	2	1	0	15	
<b>Total</b>	<b>1</b>	<b>2</b>	<b>3</b>	<b>4</b>	<b>1</b>	<b>3</b>	<b>5</b>	<b>3</b>	<b>0</b>	<b>3</b>	<b>2</b>	<b>5</b>	<b>1</b>	<b>0</b>	<b>33</b>	

**Enrolment By Grade**

For 072 - Holy Cross All Grade, Daniel's Harbour



\* Data from the 2018-2019 AGR(Enrolment/Age as of the last day in Sept./Dec.)

\*\* Newfoundland Statistics Classification System



NLESD - Western Region

#075 - Hampden Academy, Hampden

Classification: Rural  
Offers Distance Education: No

Grades: 1-12

Number of Grades: 12

**Enrolment By Age and Gender**

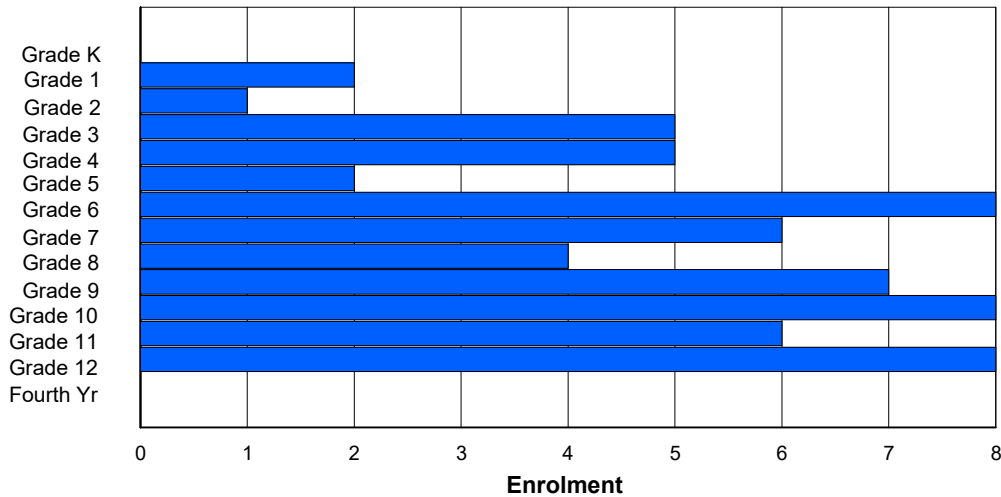
Gender	Age																Total
	5	6	7	8	9	10	11	12	13	14	15	16	17	18	19	20>	
Male	1	0	1	0	1	5	1	7	2	1	4	6	2	0	1	0	32
Female	0	0	1	3	2	1	1	1	5	3	3	2	4	0	0	0	26
<b>Total</b>	<b>1</b>	<b>0</b>	<b>2</b>	<b>3</b>	<b>3</b>	<b>6</b>	<b>2</b>	<b>8</b>	<b>7</b>	<b>4</b>	<b>7</b>	<b>8</b>	<b>6</b>	<b>0</b>	<b>1</b>	<b>0</b>	<b>58</b>

**Enrolment By Grade and Gender**

Gender	Grade															Total
	K	1	2	3	4	5	6	7	8	9	10	11	12	4th		
Male	1	0	1	0	2	4	1	7	2	1	5	5	2	1	32	
Female	0	0	1	3	2	1	1	1	5	3	3	2	4	0	26	
<b>Total</b>	<b>1</b>	<b>0</b>	<b>2</b>	<b>3</b>	<b>4</b>	<b>5</b>	<b>2</b>	<b>8</b>	<b>7</b>	<b>4</b>	<b>8</b>	<b>7</b>	<b>6</b>	<b>1</b>	<b>58</b>	

**Enrolment By Grade**

For 075 - Hampden Academy, Hampden



\* Data from the 2018-2019 AGR(Enrolment/Age as of the last day in Sept./Dec.)

\*\* Newfoundland Statistics Classification System

NLESD - Western Region

#079 - St. James All Grade, Lark Harbour

Classification: Rural  
Offers Distance Education: No

Grades: K-12

Number of Grades: 13

**Enrolment By Age and Gender**

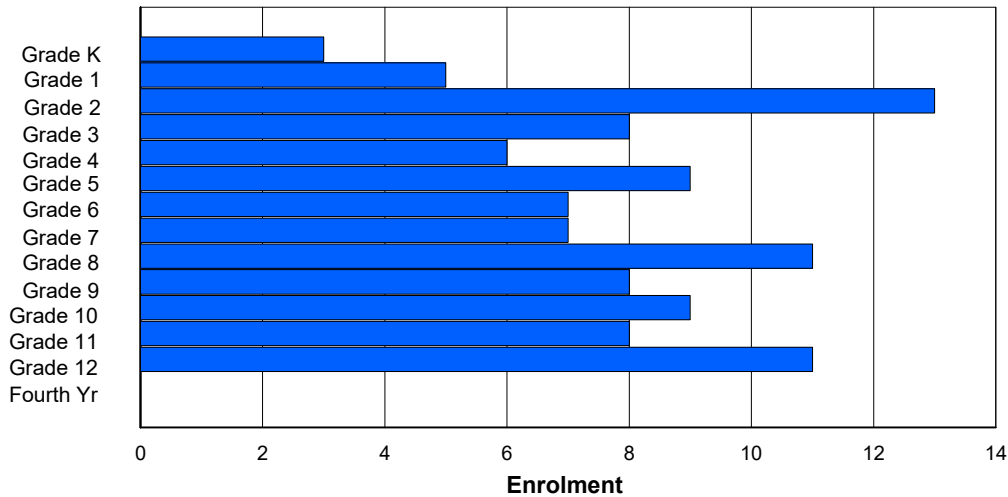
Gender	Age																Total
	5	6	7	8	9	10	11	12	13	14	15	16	17	18	19	20>	
Male	0	1	4	9	10	2	4	3	3	5	4	4	4	1	0	0	54
Female	8	3	2	3	2	5	6	5	3	6	3	4	4	1	0	0	55
<b>Total</b>	<b>8</b>	<b>4</b>	<b>6</b>	<b>12</b>	<b>12</b>	<b>7</b>	<b>10</b>	<b>8</b>	<b>6</b>	<b>11</b>	<b>7</b>	<b>8</b>	<b>8</b>	<b>2</b>	<b>0</b>	<b>0</b>	<b>109</b>

**Enrolment By Grade and Gender**

Gender	Grade															Total
	K	1	2	3	4	5	6	7	8	9	10	11	12	4th		
Male	0	1	4	10	9	2	4	3	3	5	4	5	4	0	54	
Female	8	3	2	3	2	5	6	4	4	6	3	4	5	0	55	
<b>Total</b>	<b>8</b>	<b>4</b>	<b>6</b>	<b>13</b>	<b>11</b>	<b>7</b>	<b>10</b>	<b>7</b>	<b>7</b>	<b>11</b>	<b>7</b>	<b>9</b>	<b>9</b>	<b>0</b>	<b>109</b>	

**Enrolment By Grade**

For 079 - St. James All Grade, Lark Harbour



\* Data from the 2018-2019 AGR(Enrolment/Age as of the last day in Sept./Dec.)

\*\* Newfoundland Statistics Classification System

NLESD - Western Region

#080 - Templeton Academy, Meadows

Classification: Urban  
Offers Distance Education: No

Grades: K-12

Number of Grades: 13

**Enrolment By Age and Gender**

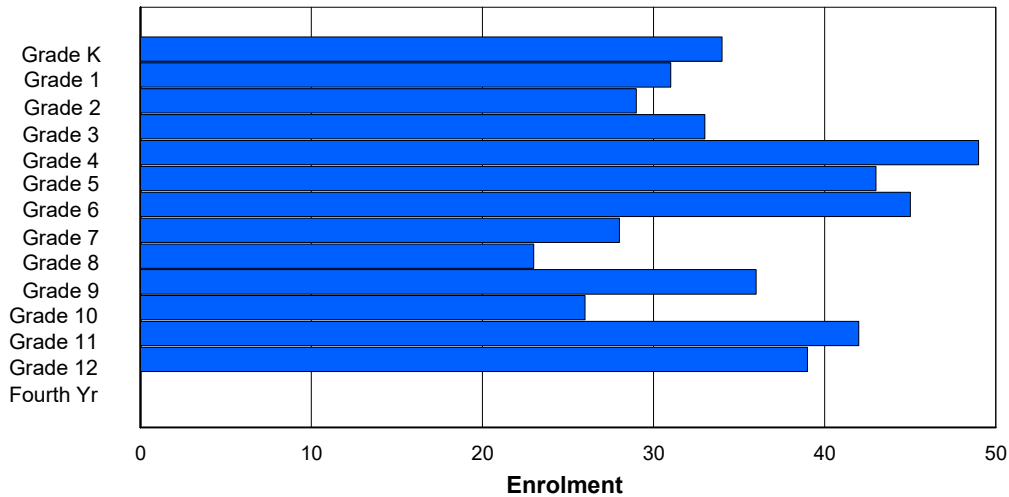
Gender	Age																Total
	5	6	7	8	9	10	11	12	13	14	15	16	17	18	19	20>	
Male	13	18	17	12	15	26	27	24	18	11	21	11	18	0	0	0	231
Female	9	17	16	17	19	21	18	19	9	11	15	17	21	1	0	0	210
<b>Total</b>	<b>22</b>	<b>35</b>	<b>33</b>	<b>29</b>	<b>34</b>	<b>47</b>	<b>45</b>	<b>43</b>	<b>27</b>	<b>22</b>	<b>36</b>	<b>28</b>	<b>39</b>	<b>1</b>	<b>0</b>	<b>0</b>	<b>441</b>

**Enrolment By Grade and Gender**

Gender	Grade														Total
	K	1	2	3	4	5	6	7	8	9	10	11	12	4th	
Male	13	19	16	12	15	26	28	23	18	11	22	10	18	0	231
Female	9	18	15	17	19	21	18	19	9	11	15	17	22	0	210
<b>Total</b>	<b>22</b>	<b>37</b>	<b>31</b>	<b>29</b>	<b>34</b>	<b>47</b>	<b>46</b>	<b>42</b>	<b>27</b>	<b>22</b>	<b>37</b>	<b>27</b>	<b>40</b>	<b>0</b>	<b>441</b>

**Enrolment By Grade**

For 080 - Templeton Academy, Meadows



\* Data from the 2018-2019 AGR(Enrolment/Age as of the last day in Sept./Dec.)

\*\* Newfoundland Statistics Classification System

NLESD - Western Region

#082 - Pasadena Elementary, Pasadena

Classification: Rural  
Offers Distance Education: No

Grades: K-6

Number of Grades: 7

**Enrolment By Age and Gender**

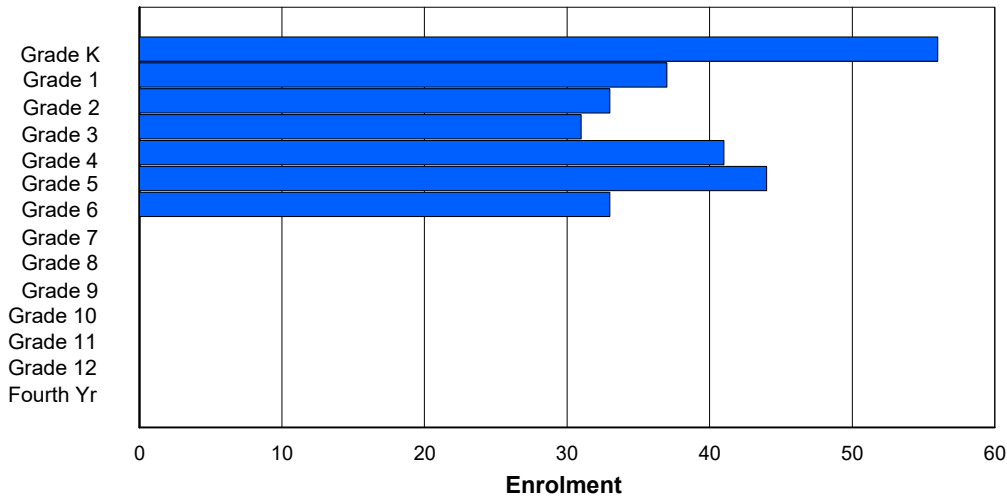
Gender	Age																Total
	5	6	7	8	9	10	11	12	13	14	15	16	17	18	19	20>	
Male	18	34	21	15	12	22	22	0	0	0	0	0	0	0	0	0	144
Female	19	21	15	20	14	21	21	0	0	0	0	0	0	0	0	0	131
<b>Total</b>	<b>37</b>	<b>55</b>	<b>36</b>	<b>35</b>	<b>26</b>	<b>43</b>	<b>43</b>	<b>0</b>	<b>0</b>	<b>0</b>	<b>0</b>	<b>0</b>	<b>0</b>	<b>0</b>	<b>0</b>	<b>0</b>	<b>275</b>

**Enrolment By Grade and Gender**

Gender	Grade															Total
	K	1	2	3	4	5	6	7	8	9	10	11	12	4th		
Male	20	34	21	13	14	20	22	0	0	0	0	0	0	0	0	144
Female	19	21	15	20	14	21	21	0	0	0	0	0	0	0	0	131
<b>Total</b>	<b>39</b>	<b>55</b>	<b>36</b>	<b>33</b>	<b>28</b>	<b>41</b>	<b>43</b>	<b>0</b>	<b>0</b>	<b>0</b>	<b>0</b>	<b>0</b>	<b>0</b>	<b>0</b>	<b>0</b>	<b>275</b>

**Enrolment By Grade**

For 082 - Pasadena Elementary, Pasadena



\* Data from the 2018-2019 AGR(Enrolment/Age as of the last day in Sept./Dec.)

\*\* Newfoundland Statistics Classification System

NLESD - Western Region

#083 - Pasadena Academy, Pasadena

Classification: Rural  
Offers Distance Education: No

Grades: 7-12

Number of Grades: 6

**Enrolment By Age and Gender**

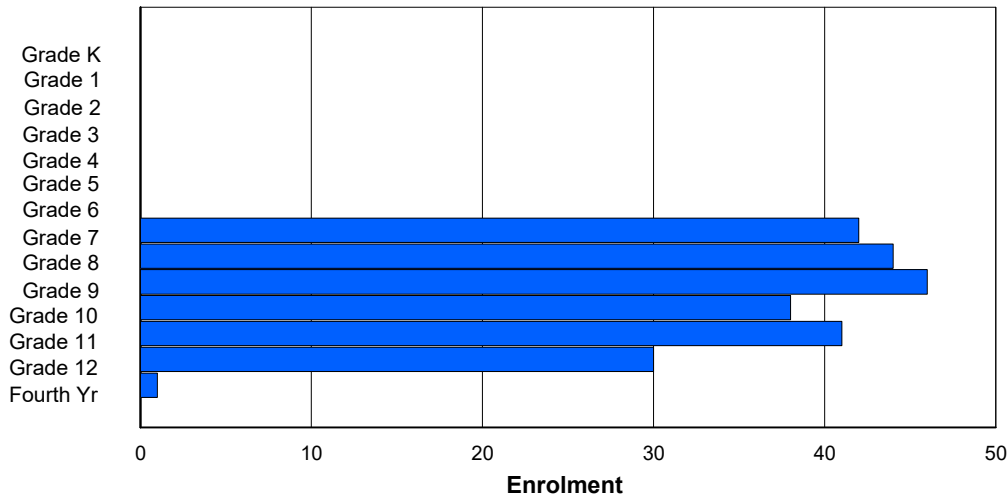
Gender	Age																Total
	5	6	7	8	9	10	11	12	13	14	15	16	17	18	19	20>	
Male	0	0	0	0	0	0	0	20	18	25	26	14	17	3	0	0	123
Female	0	0	0	0	0	0	0	15	22	21	14	20	17	1	0	1	111
<b>Total</b>	<b>0</b>	<b>0</b>	<b>0</b>	<b>0</b>	<b>0</b>	<b>0</b>	<b>0</b>	<b>35</b>	<b>40</b>	<b>46</b>	<b>40</b>	<b>34</b>	<b>34</b>	<b>4</b>	<b>0</b>	<b>1</b>	<b>234</b>

**Enrolment By Grade and Gender**

Gender	Grade															Total
	K	1	2	3	4	5	6	7	8	9	10	11	12	4th		
Male	0	0	0	0	0	0	0	20	19	24	26	14	20	0	123	
Female	0	0	0	0	0	0	0	16	22	20	14	20	19	0	111	
<b>Total</b>	<b>0</b>	<b>0</b>	<b>0</b>	<b>0</b>	<b>0</b>	<b>0</b>	<b>0</b>	<b>36</b>	<b>41</b>	<b>44</b>	<b>40</b>	<b>34</b>	<b>39</b>	<b>0</b>	<b>234</b>	

**Enrolment By Grade**

For 083 - Pasadena Academy, Pasadena



\* Data from the 2018-2019 AGR(Enrolment/Age as of the last day in Sept./Dec.)

\*\* Newfoundland Statistics Classification System

NLESD - Western Region

#086 - Gros Morne Academy, Rocky Harbour

Classification: Rural  
Offers Distance Education: No

Grades: K-12

Number of Grades: 13

**Enrolment By Age and Gender**

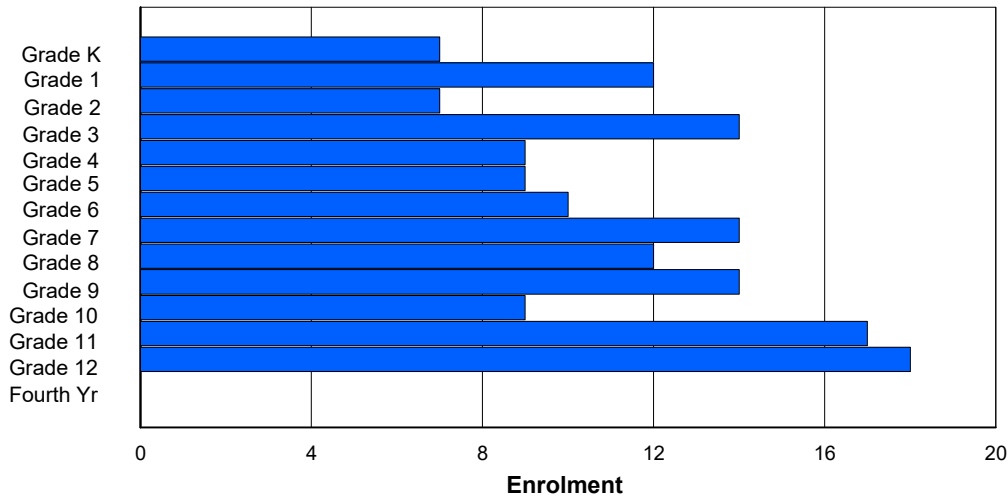
Gender	Age																Total
	5	6	7	8	9	10	11	12	13	14	15	16	17	18	19	20>	
Male	5	3	7	2	12	6	4	5	9	7	9	2	7	0	0	0	78
Female	2	5	5	5	2	5	5	5	6	4	5	7	8	0	0	0	64
<b>Total</b>	<b>7</b>	<b>8</b>	<b>12</b>	<b>7</b>	<b>14</b>	<b>11</b>	<b>9</b>	<b>10</b>	<b>15</b>	<b>11</b>	<b>14</b>	<b>9</b>	<b>15</b>	<b>0</b>	<b>0</b>	<b>0</b>	<b>142</b>

**Enrolment By Grade and Gender**

Gender	Grade															Total
	K	1	2	3	4	5	6	7	8	9	10	11	12	4th		
Male	5	3	7	2	12	6	4	6	8	7	9	3	6	0	78	
Female	2	5	5	5	2	5	6	4	6	4	5	7	8	0	64	
<b>Total</b>	<b>7</b>	<b>8</b>	<b>12</b>	<b>7</b>	<b>14</b>	<b>11</b>	<b>10</b>	<b>10</b>	<b>14</b>	<b>11</b>	<b>14</b>	<b>10</b>	<b>14</b>	<b>0</b>	<b>142</b>	

**Enrolment By Grade**

For 086 - Gros Morne Academy, Rocky Harbour



\* Data from the 2018-2019 AGR(Enrolment/Age as of the last day in Sept./Dec.)

\*\* Newfoundland Statistics Classification System

NLESD - Western Region

#088 - Main River Academy, Pollard's Point

Classification: Rural  
Offers Distance Education: No

Grades: K-12

Number of Grades: 13

**Enrolment By Age and Gender**

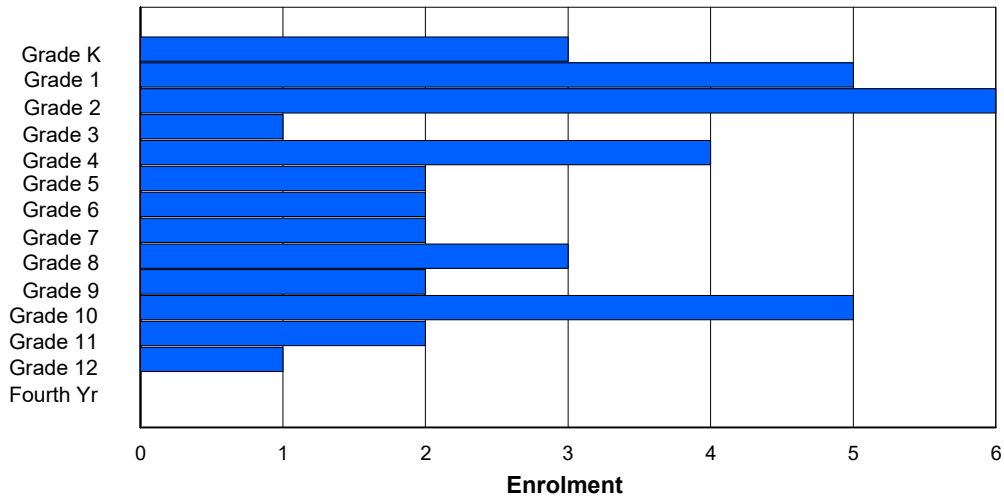
Gender	Age																	Total
	5	6	7	8	9	10	11	12	13	14	15	16	17	18	19	20>		
Male	4	4	1	3	1	3	1	2	0	0	3	2	1	0	0	0	25	
Female	1	1	3	2	0	1	1	0	2	2	1	2	2	0	0	0	18	
<b>Total</b>	<b>5</b>	<b>5</b>	<b>4</b>	<b>5</b>	<b>1</b>	<b>4</b>	<b>2</b>	<b>2</b>	<b>2</b>	<b>2</b>	<b>4</b>	<b>4</b>	<b>3</b>	<b>0</b>	<b>0</b>	<b>0</b>	<b>43</b>	

**Enrolment By Grade and Gender**

Gender	K	Grade														Total
		1	2	3	4	5	6	7	8	9	10	11	12	4th		
Male	4	4	1	3	1	3	1	2	0	0	3	2	1	0	25	
Female	1	1	3	2	0	1	1	0	2	2	1	3	1	0	18	
<b>Total</b>	<b>5</b>	<b>5</b>	<b>4</b>	<b>5</b>	<b>1</b>	<b>4</b>	<b>2</b>	<b>2</b>	<b>2</b>	<b>2</b>	<b>4</b>	<b>5</b>	<b>2</b>	<b>0</b>	<b>43</b>	

**Enrolment By Grade**

For 088 - Main River Academy, Pollard's Point



\* Data from the 2018-2019 AGR(Enrolment/Age as of the last day in Sept./Dec.)

\*\* Newfoundland Statistics Classification System

NLESD - Western Region

#089 - Jakeman All Grade, Trout River

Classification: Rural  
Offers Distance Education: No

Grades: K-12

Number of Grades: 13

**Enrolment By Age and Gender**

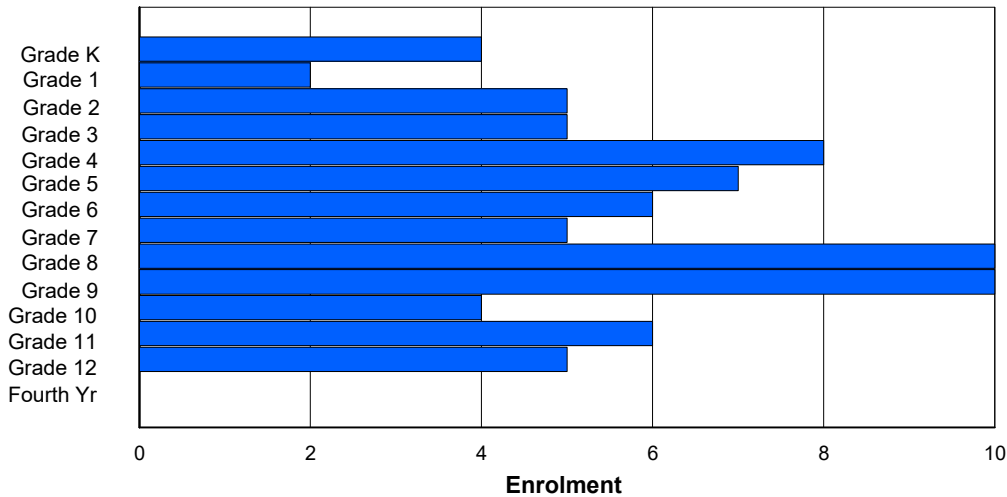
Gender	Age																Total
	5	6	7	8	9	10	11	12	13	14	15	16	17	18	19	20>	
Male	3	0	2	1	1	7	5	3	3	4	4	1	4	0	0	0	38
Female	5	4	0	4	4	1	2	2	3	4	5	3	1	0	0	0	38
<b>Total</b>	<b>8</b>	<b>4</b>	<b>2</b>	<b>5</b>	<b>5</b>	<b>8</b>	<b>7</b>	<b>5</b>	<b>6</b>	<b>8</b>	<b>9</b>	<b>4</b>	<b>5</b>	<b>0</b>	<b>0</b>	<b>0</b>	<b>76</b>

**Enrolment By Grade and Gender**

Gender	Grade															Total
	K	1	2	3	4	5	6	7	8	9	10	11	12	4th		
Male	3	0	2	1	1	7	5	4	2	4	4	1	4	0	38	
Female	5	4	0	4	4	1	2	2	3	4	5	3	1	0	38	
<b>Total</b>	<b>8</b>	<b>4</b>	<b>2</b>	<b>5</b>	<b>5</b>	<b>8</b>	<b>7</b>	<b>6</b>	<b>5</b>	<b>8</b>	<b>9</b>	<b>4</b>	<b>5</b>	<b>0</b>	<b>76</b>	

**Enrolment By Grade**

For 089 - Jakeman All Grade, Trout River



\* Data from the 2018-2019 AGR(Enrolment/Age as of the last day in Sept./Dec.)

\*\* Newfoundland Statistics Classification System



NLESD - Western Region

#091 - Burgeo Academy, Burgeo

Classification: Rural  
Offers Distance Education: No

Grades: K-12

Number of Grades: 13

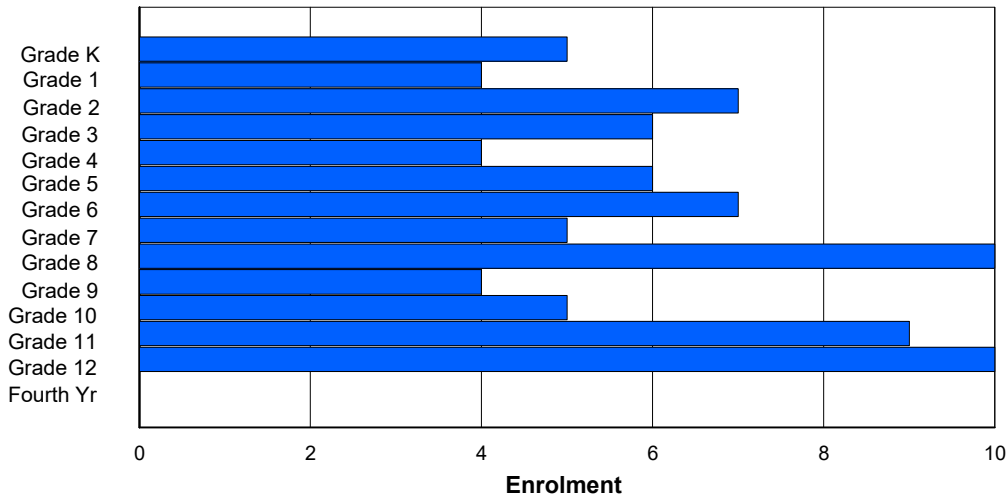
**Enrolment By Age and Gender**

Gender	Age																	Total
	5	6	7	8	9	10	11	12	13	14	15	16	17	18	19	20>		
Male	4	4	3	1	3	1	5	3	2	6	2	1	3	0	0	0	38	
Female	6	1	2	6	4	3	2	5	3	3	3	4	6	0	0	0	48	
<b>Total</b>	<b>10</b>	<b>5</b>	<b>5</b>	<b>7</b>	<b>7</b>	<b>4</b>	<b>7</b>	<b>8</b>	<b>5</b>	<b>9</b>	<b>5</b>	<b>5</b>	<b>9</b>	<b>0</b>	<b>0</b>	<b>0</b>	<b>86</b>	

**Enrolment By Grade and Gender**

Gender	Grade															Total
	K	1	2	3	4	5	6	7	8	9	10	11	12	4th		
Male	4	4	3	1	3	1	5	3	2	6	2	1	3	0	38	
Female	6	1	2	6	4	3	2	5	3	3	3	4	6	0	48	
<b>Total</b>	<b>10</b>	<b>5</b>	<b>5</b>	<b>7</b>	<b>7</b>	<b>4</b>	<b>7</b>	<b>8</b>	<b>5</b>	<b>9</b>	<b>5</b>	<b>5</b>	<b>9</b>	<b>0</b>	<b>86</b>	

**Enrolment By Grade**  
For 091 - Burgeo Academy, Burgeo



\* Data from the 2018-2019 AGR(Enrolment/Age as of the last day in Sept./Dec.)

\*\* Newfoundland Statistics Classification System

NLESD - Western Region

#092 - Grandy's River Collegiate, Burnt Islands

Classification: Rural  
Offers Distance Education: No

Grades: K-12

Number of Grades: 13

**Enrolment By Age and Gender**

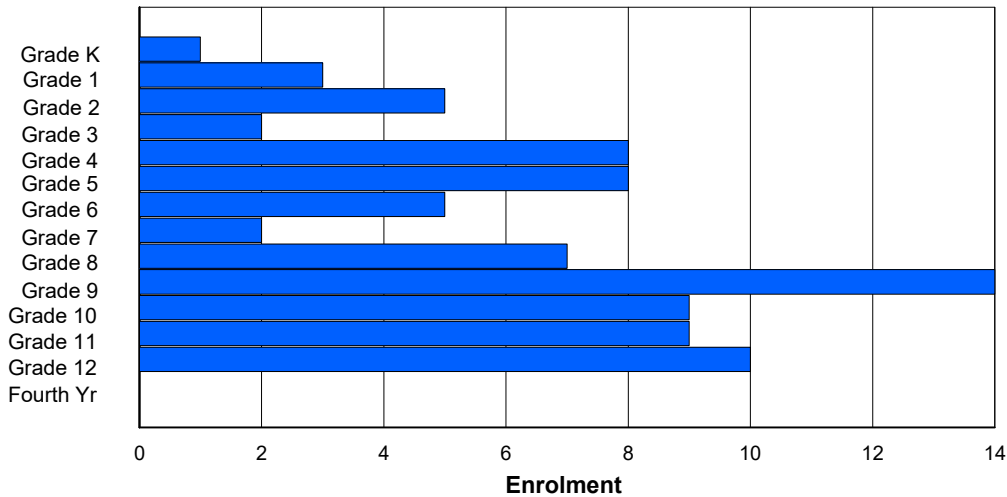
Gender	Age																
	5	6	7	8	9	10	11	12	13	14	15	16	17	18	19	20>	Total
Male	0	1	1	3	3	5	3	3	0	3	5	3	4	0	0	0	34
Female	5	0	2	2	1	3	5	2	2	4	7	7	4	0	0	0	44
<b>Total</b>	<b>5</b>	<b>1</b>	<b>3</b>	<b>5</b>	<b>4</b>	<b>8</b>	<b>8</b>	<b>5</b>	<b>2</b>	<b>7</b>	<b>12</b>	<b>10</b>	<b>8</b>	<b>0</b>	<b>0</b>	<b>0</b>	<b>78</b>

**Enrolment By Grade and Gender**

Gender	Grade														
	K	1	2	3	4	5	6	7	8	9	10	11	12	4th	Total
Male	0	1	1	3	3	5	3	3	0	3	6	2	4	0	34
Female	5	0	2	2	1	3	5	2	2	4	7	7	4	0	44
<b>Total</b>	<b>5</b>	<b>1</b>	<b>3</b>	<b>5</b>	<b>4</b>	<b>8</b>	<b>8</b>	<b>5</b>	<b>2</b>	<b>7</b>	<b>13</b>	<b>9</b>	<b>8</b>	<b>0</b>	<b>78</b>

**Enrolment By Grade**

For 092 - Grandy's River Collegiate, Burnt Islands



\* Data from the 2018-2019 AGR(Enrolment/Age as of the last day in Sept./Dec.)

\*\* Newfoundland Statistics Classification System

NLESD - Western Region

#096 - Our Lady of the Cape School, Cape St. George

Classification: Rural  
Offers Distance Education: No

Grades: K-8

Number of Grades: 9

**Enrolment By Age and Gender**

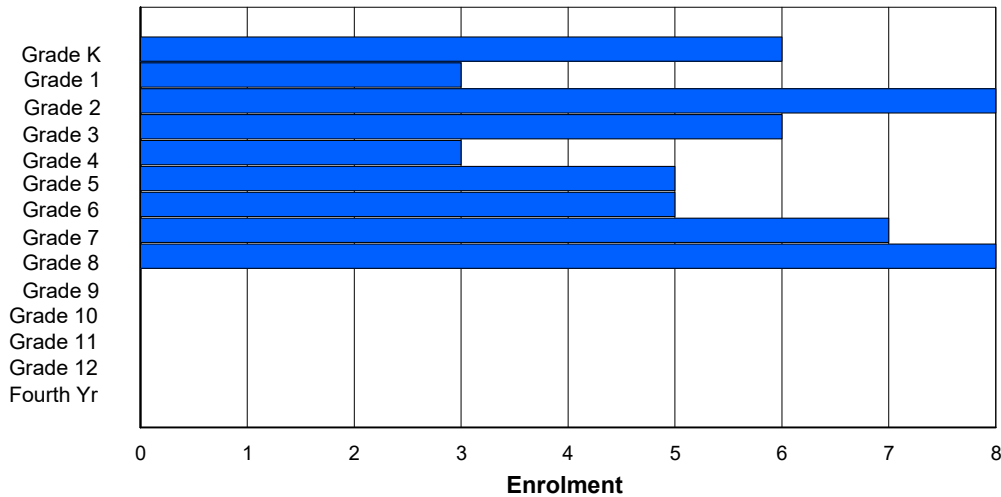
Gender	Age																Total
	5	6	7	8	9	10	11	12	13	14	15	16	17	18	19	20>	
Male	0	4	2	1	2	1	3	2	5	0	0	0	0	0	0	0	20
Female	3	4	1	4	3	1	3	3	2	0	0	0	0	0	0	0	24
<b>Total</b>	<b>3</b>	<b>8</b>	<b>3</b>	<b>5</b>	<b>5</b>	<b>2</b>	<b>6</b>	<b>5</b>	<b>7</b>	<b>0</b>	<b>0</b>	<b>0</b>	<b>0</b>	<b>0</b>	<b>0</b>	<b>0</b>	<b>44</b>

**Enrolment By Grade and Gender**

Gender	Grade															Total
	K	1	2	3	4	5	6	7	8	9	10	11	12	4th		
Male	0	4	2	1	2	1	3	2	5	0	0	0	0	0	20	
Female	3	4	1	4	3	1	3	3	2	0	0	0	0	0	24	
<b>Total</b>	<b>3</b>	<b>8</b>	<b>3</b>	<b>5</b>	<b>5</b>	<b>2</b>	<b>6</b>	<b>5</b>	<b>7</b>	<b>0</b>	<b>0</b>	<b>0</b>	<b>0</b>	<b>0</b>	<b>44</b>	

**Enrolment By Grade**

For 096 - Our Lady of the Cape School, Cape St. George



\* Data from the 2018-2019 AGR(Enrolment/Age as of the last day in Sept./Dec.)

\*\* Newfoundland Statistics Classification System

NLESD - Western Region

#097 - St. James Elementary, Channel-Port Aux Basques

Classification: Rural  
Offers Distance Education: No

Grades: K-6

Number of Grades: 7

**Enrolment By Age and Gender**

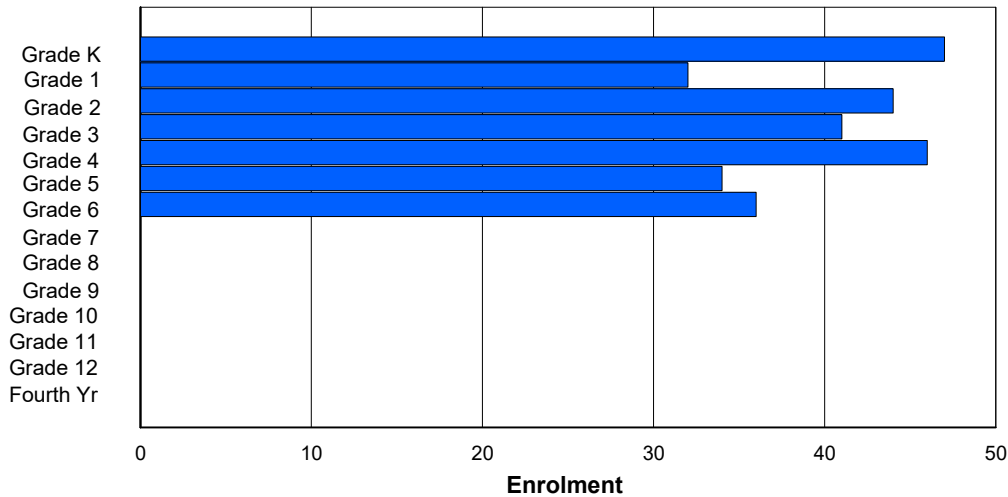
Gender	Age																Total
	5	6	7	8	9	10	11	12	13	14	15	16	17	18	19	20>	
Male	26	22	15	15	25	22	17	1	0	0	0	0	0	0	0	0	143
Female	36	26	17	31	15	23	16	0	0	0	0	0	0	0	0	0	164
<b>Total</b>	<b>62</b>	<b>48</b>	<b>32</b>	<b>46</b>	<b>40</b>	<b>45</b>	<b>33</b>	<b>1</b>	<b>0</b>	<b>0</b>	<b>0</b>	<b>0</b>	<b>0</b>	<b>0</b>	<b>0</b>	<b>0</b>	<b>307</b>

**Enrolment By Grade and Gender**

Gender	Grade															Total
	K	1	2	3	4	5	6	7	8	9	10	11	12	4th		
Male	26	22	15	15	25	22	18	0	0	0	0	0	0	0	0	143
Female	36	26	17	31	15	23	16	0	0	0	0	0	0	0	0	164
<b>Total</b>	<b>62</b>	<b>48</b>	<b>32</b>	<b>46</b>	<b>40</b>	<b>45</b>	<b>34</b>	<b>0</b>	<b>0</b>	<b>0</b>	<b>0</b>	<b>0</b>	<b>0</b>	<b>0</b>	<b>0</b>	<b>307</b>

**Enrolment By Grade**

For 097 - St. James Elementary, Channel-Port Aux Basques



\* Data from the 2018-2019 AGR(Enrolment/Age as of the last day in Sept./Dec.)

\*\* Newfoundland Statistics Classification System

NLESD - Western Region

#099 - St. James Regional High, Channel-Port Aux Basques

Classification: Rural  
Offers Distance Education: No

Grades: 7-12

Number of Grades: 6

### Enrolment By Age and Gender

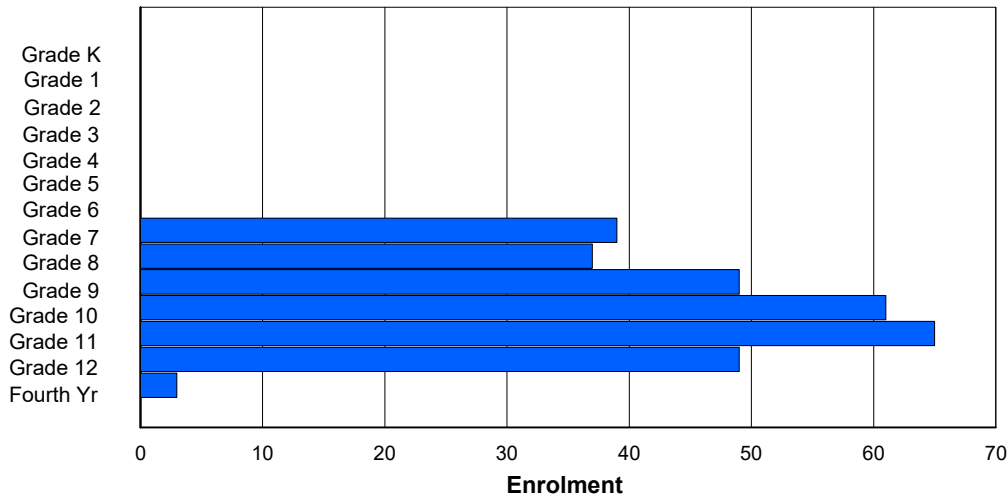
Gender	Age																Total
	5	6	7	8	9	10	11	12	13	14	15	16	17	18	19	20>	
Male	0	0	0	0	0	0	0	18	15	18	34	35	35	1	0	0	156
Female	0	0	0	0	0	0	0	17	24	20	28	25	30	0	0	0	144
<b>Total</b>	<b>0</b>	<b>0</b>	<b>0</b>	<b>0</b>	<b>0</b>	<b>0</b>	<b>0</b>	<b>35</b>	<b>39</b>	<b>38</b>	<b>62</b>	<b>60</b>	<b>65</b>	<b>1</b>	<b>0</b>	<b>0</b>	<b>300</b>

### Enrolment By Grade and Gender

Gender	Grade															Total
	K	1	2	3	4	5	6	7	8	9	10	11	12	4th		
Male	0	0	0	0	0	0	0	18	16	18	33	35	36	0	156	
Female	0	0	0	0	0	0	0	17	24	20	28	26	29	0	144	
<b>Total</b>	<b>0</b>	<b>0</b>	<b>0</b>	<b>0</b>	<b>0</b>	<b>0</b>	<b>0</b>	<b>35</b>	<b>40</b>	<b>38</b>	<b>61</b>	<b>61</b>	<b>65</b>	<b>0</b>	<b>300</b>	

## Enrolment By Grade

For 099 - St. James Regional High, Channel-Port Aux Basques



\* Data from the 2018-2019 AGR(Enrolment/Age as of the last day in Sept./Dec.)

\*\* Newfoundland Statistics Classification System

NLESD - Western Region

#102 - All Saints All-Grade, Grey River

Classification: Rural  
Offers Distance Education: No

Grades: K-4,6-8

Number of Grades: 8

**Enrolment By Age and Gender**

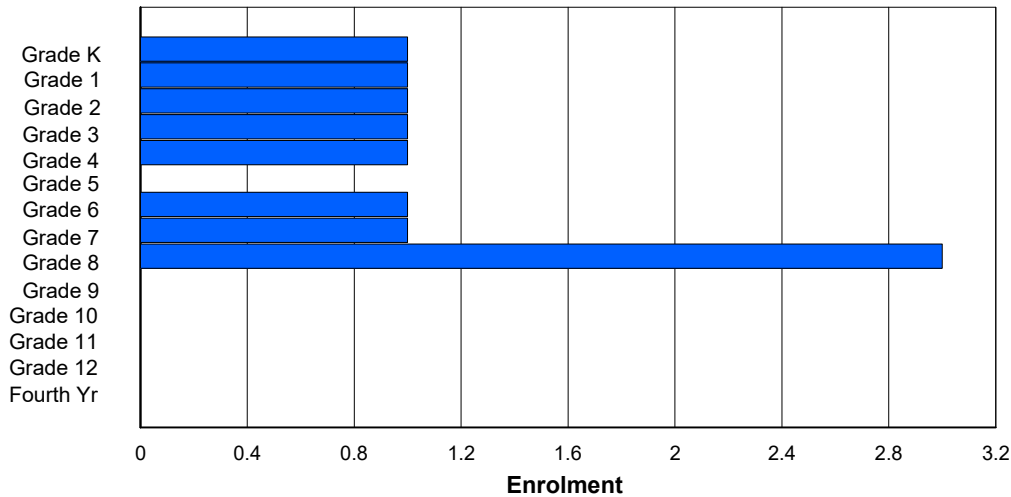
Gender	Age																Total
	5	6	7	8	9	10	11	12	13	14	15	16	17	18	19	20>	
Male	0	1	0	1	0	1	0	1	1	2	0	0	0	0	0	0	7
Female	0	0	1	0	1	0	0	0	0	1	0	0	0	0	0	0	3
<b>Total</b>	<b>0</b>	<b>1</b>	<b>1</b>	<b>1</b>	<b>1</b>	<b>1</b>	<b>0</b>	<b>1</b>	<b>1</b>	<b>3</b>	<b>0</b>	<b>0</b>	<b>0</b>	<b>0</b>	<b>0</b>	<b>0</b>	<b>10</b>

**Enrolment By Grade and Gender**

Gender	K	Grade												Total	
		1	2	3	4	5	6	7	8	9	10	11	12		4th
Male	0	1	0	1	0	1	0	1	1	2	0	0	0	0	7
Female	0	0	1	0	1	0	0	0	0	1	0	0	0	0	3
<b>Total</b>	<b>0</b>	<b>1</b>	<b>1</b>	<b>1</b>	<b>1</b>	<b>1</b>	<b>0</b>	<b>1</b>	<b>1</b>	<b>3</b>	<b>0</b>	<b>0</b>	<b>0</b>	<b>0</b>	<b>10</b>

**Enrolment By Grade**

For 102 - All Saints All-Grade, Grey River



\* Data from the 2018-2019 AGR(Enrolment/Age as of the last day in Sept./Dec.)

\*\* Newfoundland Statistics Classification System

NLESD - Western Region

#103 - LeGallais Memorial, Isle aux Morts

Classification: Rural  
Offers Distance Education: No

Grades: K,2-9

Number of Grades: 9

**Enrolment By Age and Gender**

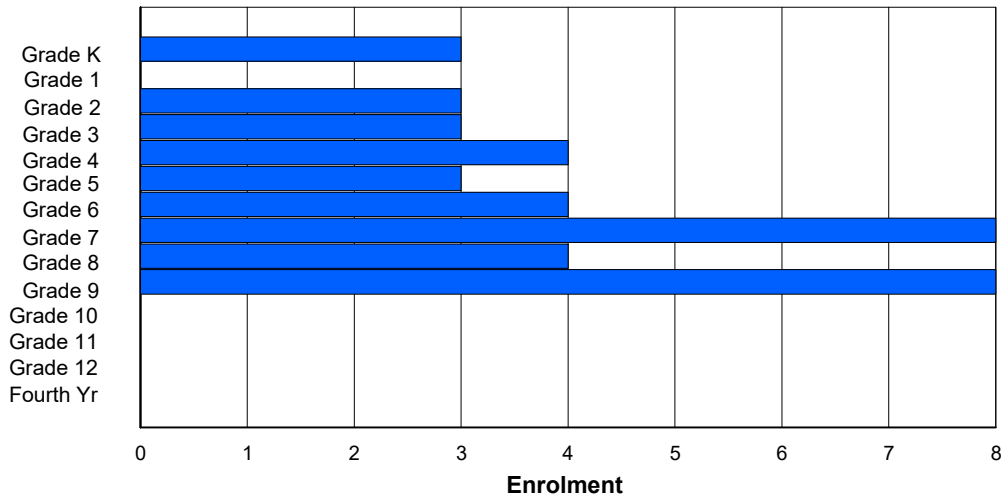
Gender	Age																Total
	5	6	7	8	9	10	11	12	13	14	15	16	17	18	19	20>	
Male	0	3	0	2	2	2	3	2	3	2	0	0	0	0	0	0	19
Female	1	0	0	1	1	2	0	2	5	2	0	0	0	0	0	0	14
<b>Total</b>	<b>1</b>	<b>3</b>	<b>0</b>	<b>3</b>	<b>3</b>	<b>4</b>	<b>3</b>	<b>4</b>	<b>8</b>	<b>4</b>	<b>0</b>	<b>0</b>	<b>0</b>	<b>0</b>	<b>0</b>	<b>0</b>	<b>33</b>

**Enrolment By Grade and Gender**

Gender	K	Grade													Total
		1	2	3	4	5	6	7	8	9	10	11	12	4th	
Male	0	3	0	2	2	2	3	2	3	2	0	0	0	0	19
Female	1	0	0	1	1	2	0	2	5	2	0	0	0	0	14
<b>Total</b>	<b>1</b>	<b>3</b>	<b>0</b>	<b>3</b>	<b>3</b>	<b>4</b>	<b>3</b>	<b>4</b>	<b>8</b>	<b>4</b>	<b>0</b>	<b>0</b>	<b>0</b>	<b>0</b>	<b>33</b>

**Enrolment By Grade**

For 103 - LeGallais Memorial, Isle aux Morts



\* Data from the 2018-2019 AGR(Enrolment/Age as of the last day in Sept./Dec.)

\*\* Newfoundland Statistics Classification System

NLESD - Western Region

#104 - Douglas Academy, La Poile

Classification: Rural  
Offers Distance Education: No

Grades: 4,6,8

Number of Grades: 3

**Enrolment By Age and Gender**

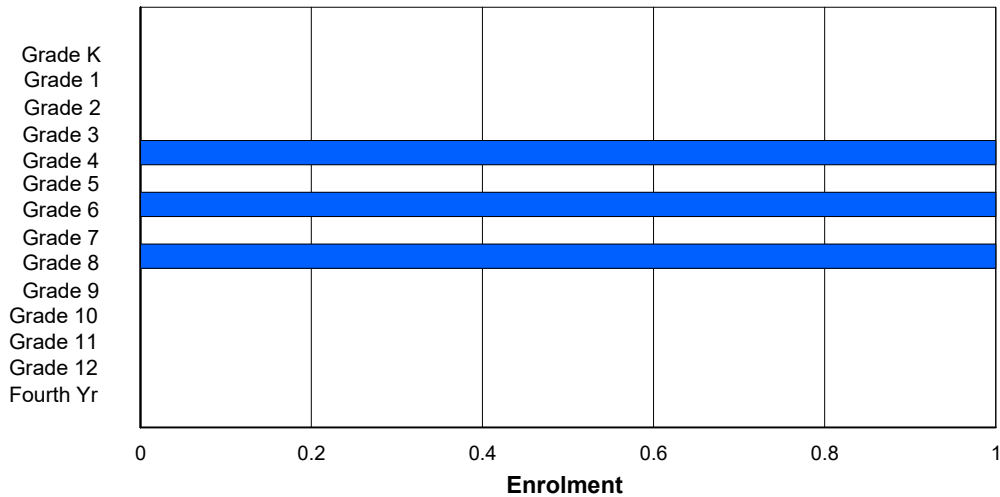
Gender	Age																Total
	5	6	7	8	9	10	11	12	13	14	15	16	17	18	19	20>	
Male	0	0	0	0	0	1	0	1	0	1	0	0	0	0	0	0	3
Female	0	0	0	0	0	0	0	0	0	0	0	0	0	0	0	0	0
<b>Total</b>	0	0	0	0	0	1	0	1	0	1	0	0	0	0	0	0	3

**Enrolment By Grade and Gender**

Gender	Grade															Total
	K	1	2	3	4	5	6	7	8	9	10	11	12	4th		
Male	0	0	0	0	0	1	0	1	0	1	0	0	0	0	3	
Female	0	0	0	0	0	0	0	0	0	0	0	0	0	0	0	
<b>Total</b>	0	0	0	0	0	1	0	1	0	1	0	0	0	0	3	

**Enrolment By Grade**

For 104 - Douglas Academy, La Poile



\* Data from the 2018-2019 AGR(Enrolment/Age as of the last day in Sept./Dec.)

\*\* Newfoundland Statistics Classification System



NLESD - Western Region

#106 - Lourdes Elementary, Lourdes

Classification: Rural  
Offers Distance Education: No

Grades: K-8

Number of Grades: 9

**Enrolment By Age and Gender**

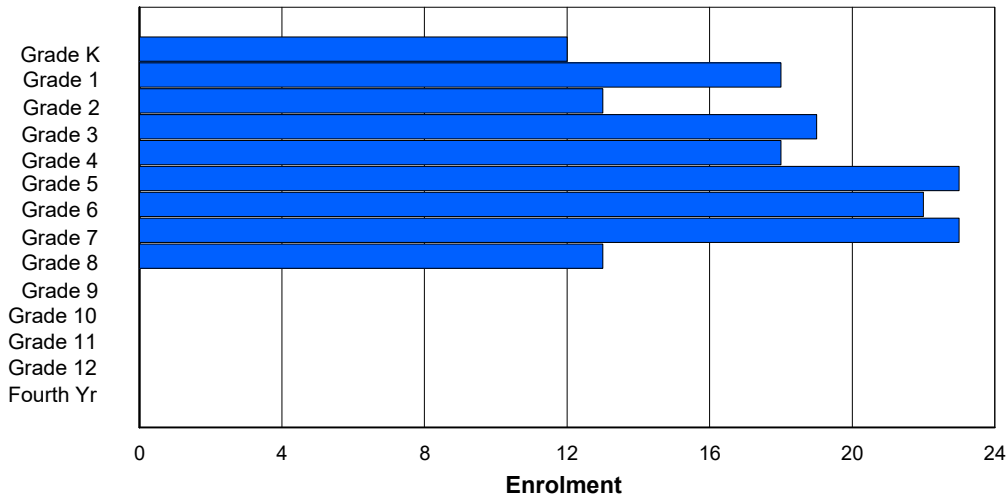
Gender	Age																Total
	5	6	7	8	9	10	11	12	13	14	15	16	17	18	19	20>	
Male	5	6	8	7	9	11	13	9	16	0	0	0	0	0	0	0	84
Female	7	6	6	5	14	7	10	14	8	0	0	0	0	0	0	0	77
<b>Total</b>	<b>12</b>	<b>12</b>	<b>14</b>	<b>12</b>	<b>23</b>	<b>18</b>	<b>23</b>	<b>23</b>	<b>24</b>	<b>0</b>	<b>0</b>	<b>0</b>	<b>0</b>	<b>0</b>	<b>0</b>	<b>0</b>	<b>161</b>

**Enrolment By Grade and Gender**

Gender	Grade															Total
	K	1	2	3	4	5	6	7	8	9	10	11	12	4th		
Male	5	6	9	6	9	11	13	9	16	0	0	0	0	0	84	
Female	7	6	6	6	14	6	10	14	8	0	0	0	0	0	77	
<b>Total</b>	<b>12</b>	<b>12</b>	<b>15</b>	<b>12</b>	<b>23</b>	<b>17</b>	<b>23</b>	<b>23</b>	<b>24</b>	<b>0</b>	<b>0</b>	<b>0</b>	<b>0</b>	<b>0</b>	<b>161</b>	

**Enrolment By Grade**

For 106 - Lourdes Elementary, Lourdes



\* Data from the 2018-2019 AGR(Enrolment/Age as of the last day in Sept./Dec.)

\*\* Newfoundland Statistics Classification System

NLESD - Western Region

#110 - Piccadilly Central High, Piccadilly

Classification: Rural  
Offers Distance Education: No

Grades: 9-12

Number of Grades: 4

### Enrolment By Age and Gender

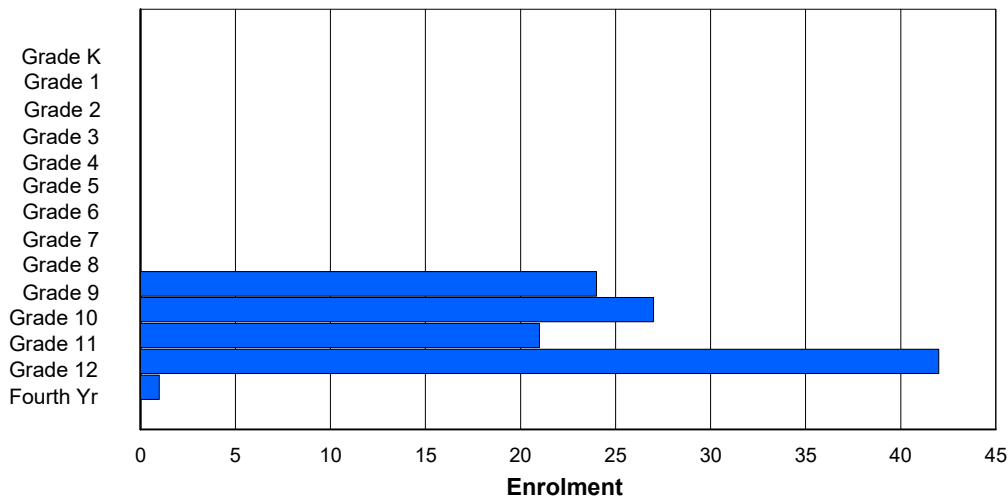
Gender	Age																Total
	5	6	7	8	9	10	11	12	13	14	15	16	17	18	19	20>	
Male	0	0	0	0	0	0	0	0	0	14	13	13	9	3	0	0	52
Female	0	0	0	0	0	0	0	0	0	14	10	16	10	0	1	0	51
<b>Total</b>	0	0	0	0	0	0	0	0	0	28	23	29	19	3	1	0	103

### Enrolment By Grade and Gender

Gender	Grade															Total
	K	1	2	3	4	5	6	7	8	9	10	11	12	4th		
Male	0	0	0	0	0	0	0	0	0	14	14	12	11	1	52	
Female	0	0	0	0	0	0	0	0	0	14	10	16	10	1	51	
<b>Total</b>	0	0	0	0	0	0	0	0	0	28	24	28	21	2	103	

## Enrolment By Grade

For 110 - Piccadilly Central High, Piccadilly



\* Data from the 2018-2019 AGR(Enrolment/Age as of the last day in Sept./Dec.)

\*\* Newfoundland Statistics Classification System

NLESD - Western Region

#111 - St. Thomas Aquinas, Port au Port East

Classification: Rural  
Offers Distance Education: No

Grades: K-8

Number of Grades: 9

### Enrolment By Age and Gender

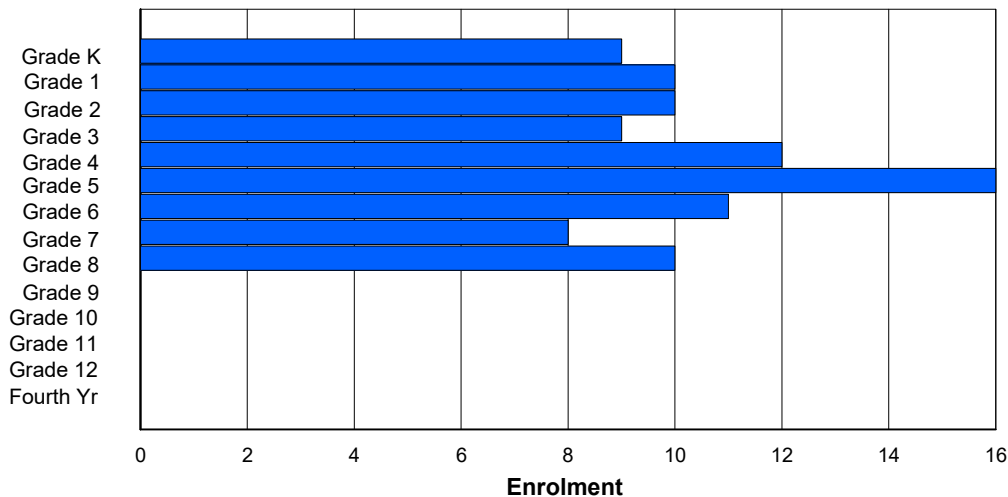
Gender	Age																Total
	5	6	7	8	9	10	11	12	13	14	15	16	17	18	19	20>	
Male	0	4	6	4	5	5	6	6	3	0	0	0	0	0	0	0	39
Female	2	4	5	4	4	6	7	2	5	0	0	0	0	0	0	0	39
<b>Total</b>	<b>2</b>	<b>8</b>	<b>11</b>	<b>8</b>	<b>9</b>	<b>11</b>	<b>13</b>	<b>8</b>	<b>8</b>	<b>0</b>	<b>0</b>	<b>0</b>	<b>0</b>	<b>0</b>	<b>0</b>	<b>0</b>	<b>78</b>

### Enrolment By Grade and Gender

Gender	Grade															Total
	K	1	2	3	4	5	6	7	8	9	10	11	12	4th		
Male	0	4	6	4	5	5	6	6	3	0	0	0	0	0	39	
Female	2	4	5	4	4	6	7	2	5	0	0	0	0	0	39	
<b>Total</b>	<b>2</b>	<b>8</b>	<b>11</b>	<b>8</b>	<b>9</b>	<b>11</b>	<b>13</b>	<b>8</b>	<b>8</b>	<b>0</b>	<b>0</b>	<b>0</b>	<b>0</b>	<b>0</b>	<b>78</b>	

## Enrolment By Grade

For 111 - St. Thomas Aquinas, Port au Port East



\* Data from the 2018-2019 AGR(Enrolment/Age as of the last day in Sept./Dec.)

\*\* Newfoundland Statistics Classification System

NLESD - Western Region

#113 - St. Boniface All Grade, Ramea

Classification: Rural  
Offers Distance Education: No

Grades: K,2-3,5-6,8-12      Number of Grades: 10

**Enrolment By Age and Gender**

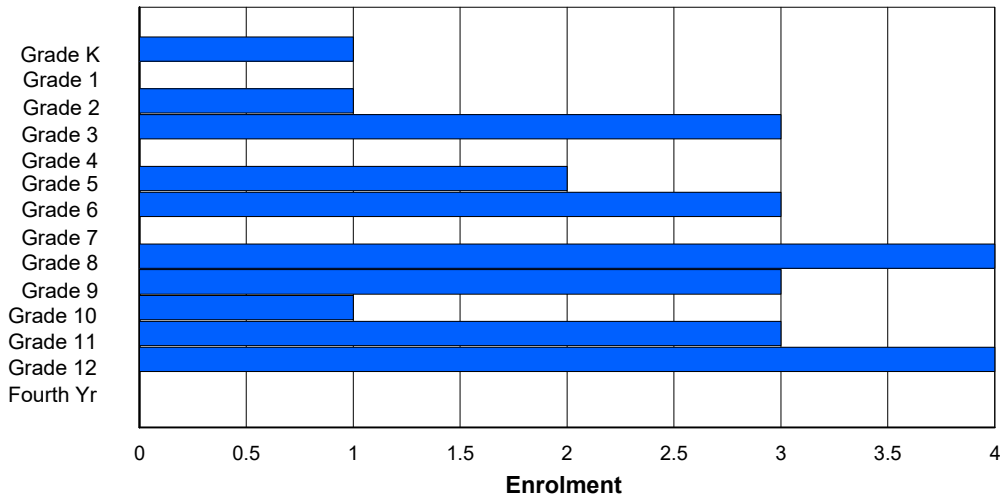
Gender	Age																Total
	5	6	7	8	9	10	11	12	13	14	15	16	17	18	19	20>	
Male	0	0	0	0	1	0	0	2	0	2	3	0	3	0	1	0	12
Female	0	1	0	0	2	0	1	1	0	2	0	1	0	0	0	0	8
<b>Total</b>	<b>0</b>	<b>1</b>	<b>0</b>	<b>0</b>	<b>3</b>	<b>0</b>	<b>1</b>	<b>3</b>	<b>0</b>	<b>4</b>	<b>3</b>	<b>1</b>	<b>3</b>	<b>0</b>	<b>1</b>	<b>0</b>	<b>20</b>

**Enrolment By Grade and Gender**

Gender	Grade															Total
	K	1	2	3	4	5	6	7	8	9	10	11	12	4th		
Male	0	0	0	0	1	0	0	2	0	2	3	0	3	1	12	
Female	0	1	0	0	2	0	1	1	0	2	0	1	0	0	8	
<b>Total</b>	<b>0</b>	<b>1</b>	<b>0</b>	<b>0</b>	<b>3</b>	<b>0</b>	<b>1</b>	<b>3</b>	<b>0</b>	<b>4</b>	<b>3</b>	<b>1</b>	<b>3</b>	<b>1</b>	<b>20</b>	

**Enrolment By Grade**

For 113 - St. Boniface All Grade, Ramea



\* Data from the 2018-2019 AGR(Enrolment/Age as of the last day in Sept./Dec.)

\*\* Newfoundland Statistics Classification System

NLESD - Western Region

#116 - Bayview Academy, St. George's

Classification: Rural  
Offers Distance Education: No

Grades: K-12

Number of Grades: 13

**Enrolment By Age and Gender**

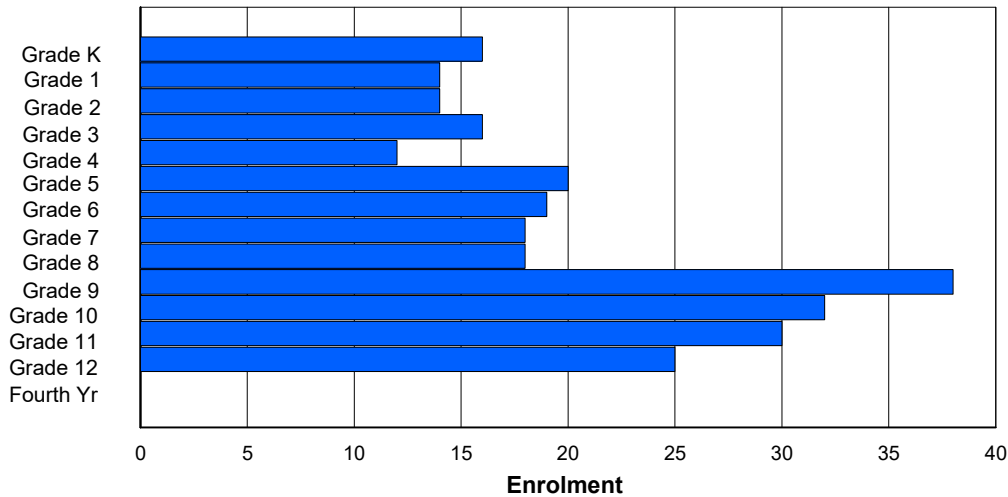
Gender	Age																Total
	5	6	7	8	9	10	11	12	13	14	15	16	17	18	19	20>	
Male	7	9	7	9	10	10	8	10	7	15	22	14	8	1	0	0	137
Female	6	9	8	7	7	5	14	9	9	19	16	18	17	2	0	0	146
<b>Total</b>	<b>13</b>	<b>18</b>	<b>15</b>	<b>16</b>	<b>17</b>	<b>15</b>	<b>22</b>	<b>19</b>	<b>16</b>	<b>34</b>	<b>38</b>	<b>32</b>	<b>25</b>	<b>3</b>	<b>0</b>	<b>0</b>	<b>283</b>

**Enrolment By Grade and Gender**

Gender	Grade															Total
	K	1	2	3	4	5	6	7	8	9	10	11	12	4th		
Male	7	9	7	9	10	10	8	10	7	15	24	12	9	0	137	
Female	6	9	8	7	7	5	14	9	9	19	16	18	19	0	146	
<b>Total</b>	<b>13</b>	<b>18</b>	<b>15</b>	<b>16</b>	<b>17</b>	<b>15</b>	<b>22</b>	<b>19</b>	<b>16</b>	<b>34</b>	<b>40</b>	<b>30</b>	<b>28</b>	<b>0</b>	<b>283</b>	

**Enrolment By Grade**

For 116 - Bayview Academy, St. George's



\* Data from the 2018-2019 AGR(Enrolment/Age as of the last day in Sept./Dec.)

\*\* Newfoundland Statistics Classification System

NLESD - Western Region

#118 - Stephenville Elementary, Stephenville

Classification: Urban  
Offers Distance Education: No

Grades: 4-5

Number of Grades: 2

**Enrolment By Age and Gender**

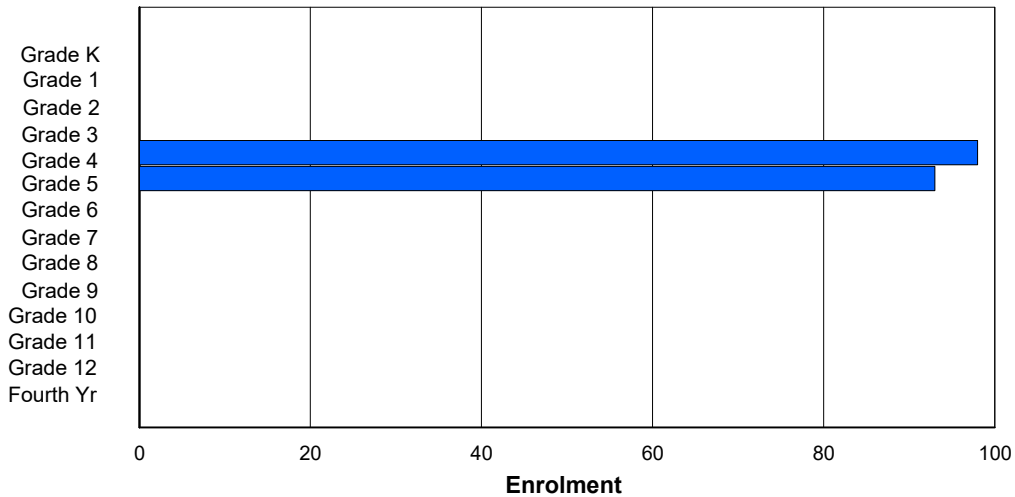
Gender	Age																Total
	5	6	7	8	9	10	11	12	13	14	15	16	17	18	19	20>	
Male	0	0	0	0	51	57	2	0	0	0	0	0	0	0	0	0	110
Female	0	0	0	0	37	40	2	0	0	0	0	0	0	0	0	0	79
<b>Total</b>	<b>0</b>	<b>0</b>	<b>0</b>	<b>0</b>	<b>88</b>	<b>97</b>	<b>4</b>	<b>0</b>	<b>0</b>	<b>0</b>	<b>0</b>	<b>0</b>	<b>0</b>	<b>0</b>	<b>0</b>	<b>0</b>	<b>189</b>

**Enrolment By Grade and Gender**

Gender	Grade															Total
	K	1	2	3	4	5	6	7	8	9	10	11	12	4th		
Male	0	0	0	0	52	58	0	0	0	0	0	0	0	0	110	
Female	0	0	0	0	38	41	0	0	0	0	0	0	0	0	79	
<b>Total</b>	<b>0</b>	<b>0</b>	<b>0</b>	<b>0</b>	<b>90</b>	<b>99</b>	<b>0</b>	<b>0</b>	<b>0</b>	<b>0</b>	<b>0</b>	<b>0</b>	<b>0</b>	<b>0</b>	<b>189</b>	

**Enrolment By Grade**

For 118 - Stephenville Elementary, Stephenville



\* Data from the 2018-2019 AGR(Enrolment/Age as of the last day in Sept./Dec.)

\*\* Newfoundland Statistics Classification System

NLESD - Western Region

#119 - Stephenville High, Stephenville

Classification: Urban  
Offers Distance Education: No

Grades: 9-12

Number of Grades: 4

**Enrolment By Age and Gender**

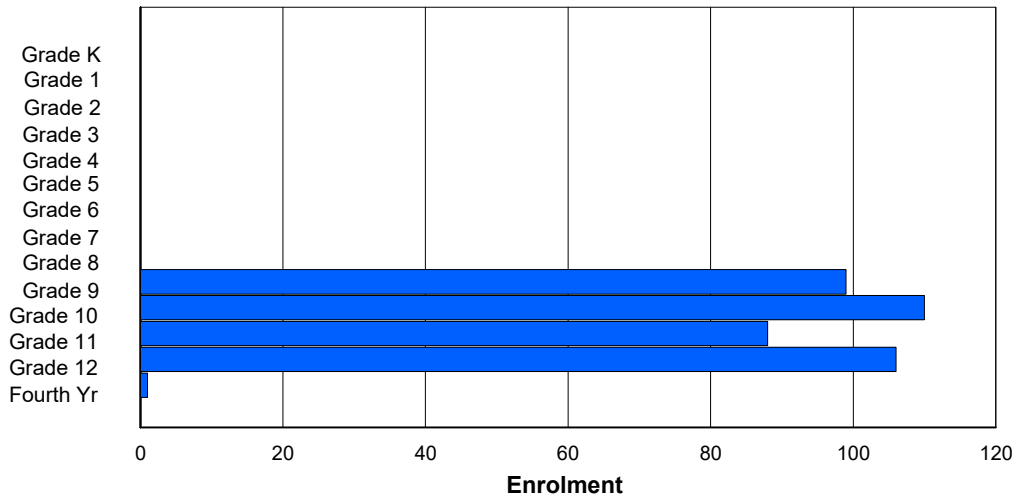
Gender	Age																Total
	5	6	7	8	9	10	11	12	13	14	15	16	17	18	19	20>	
Male	0	0	0	0	0	0	0	0	0	58	47	50	47	0	0	0	202
Female	0	0	0	0	0	0	0	0	0	35	46	56	39	3	0	0	179
<b>Total</b>	<b>0</b>	<b>0</b>	<b>0</b>	<b>0</b>	<b>0</b>	<b>0</b>	<b>0</b>	<b>0</b>	<b>0</b>	<b>93</b>	<b>93</b>	<b>106</b>	<b>86</b>	<b>3</b>	<b>0</b>	<b>0</b>	<b>381</b>

**Enrolment By Grade and Gender**

Gender	Grade															Total
	K	1	2	3	4	5	6	7	8	9	10	11	12	4th		
Male	0	0	0	0	0	0	0	0	0	60	47	52	43	0	202	
Female	0	0	0	0	0	0	0	0	0	35	50	53	39	2	179	
<b>Total</b>	<b>0</b>	<b>0</b>	<b>0</b>	<b>0</b>	<b>0</b>	<b>0</b>	<b>0</b>	<b>0</b>	<b>0</b>	<b>95</b>	<b>97</b>	<b>105</b>	<b>82</b>	<b>2</b>	<b>381</b>	

**Enrolment By Grade**

For 119 - Stephenville High, Stephenville



\* Data from the 2018-2019 AGR(Enrolment/Age as of the last day in Sept./Dec.)

\*\* Newfoundland Statistics Classification System

NLESD - Western Region

#120 - Stephenville Primary, Stephenville

Classification: Urban  
Offers Distance Education: No

Grades: K-3

Number of Grades: 4

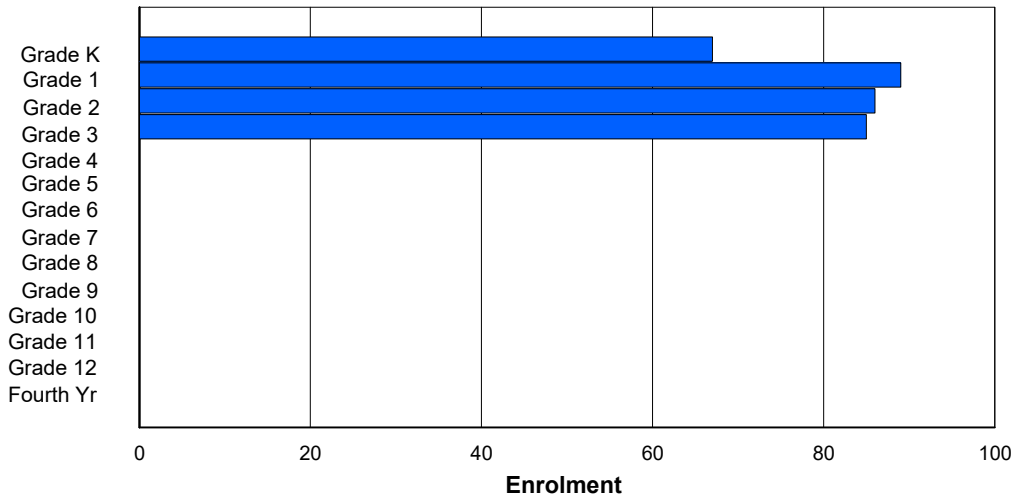
**Enrolment By Age and Gender**

Gender	Age																Total
	5	6	7	8	9	10	11	12	13	14	15	16	17	18	19	20>	
Male	48	42	48	41	2	0	0	0	0	0	0	0	0	0	0	0	181
Female	40	34	45	42	2	0	0	0	0	0	0	0	0	0	0	0	163
<b>Total</b>	<b>88</b>	<b>76</b>	<b>93</b>	<b>83</b>	<b>4</b>	<b>0</b>	<b>0</b>	<b>0</b>	<b>0</b>	<b>0</b>	<b>0</b>	<b>0</b>	<b>0</b>	<b>0</b>	<b>0</b>	<b>0</b>	<b>344</b>

**Enrolment By Grade and Gender**

Gender	Grade															Total
	K	1	2	3	4	5	6	7	8	9	10	11	12	4th		
Male	50	40	48	43	0	0	0	0	0	0	0	0	0	0	0	181
Female	40	34	45	44	0	0	0	0	0	0	0	0	0	0	0	163
<b>Total</b>	<b>90</b>	<b>74</b>	<b>93</b>	<b>87</b>	<b>0</b>	<b>0</b>	<b>0</b>	<b>0</b>	<b>0</b>	<b>0</b>	<b>0</b>	<b>0</b>	<b>0</b>	<b>0</b>	<b>0</b>	<b>344</b>

**Enrolment By Grade**  
For 120 - Stephenville Primary, Stephenville



\* Data from the 2018-2019 AGR(Enrolment/Age as of the last day in Sept./Dec.)

\*\* Newfoundland Statistics Classification System



NLESD - Western Region

#123 - St. Michael's Elementary, Stephenville Crossing

Classification: Rural  
Offers Distance Education: No

Grades: K-8

Number of Grades: 9

**Enrolment By Age and Gender**

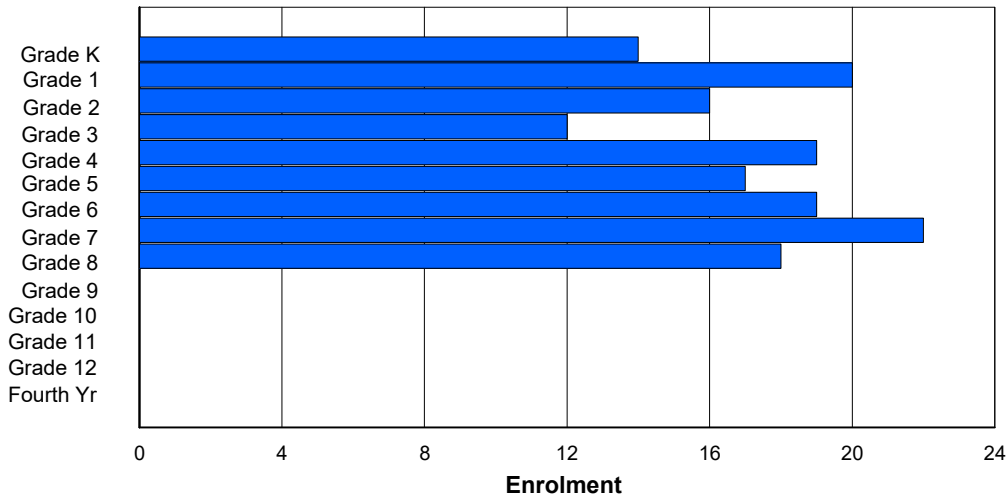
Gender	Age																Total
	5	6	7	8	9	10	11	12	13	14	15	16	17	18	19	20>	
Male	10	6	9	7	8	9	5	8	10	0	0	0	0	0	0	0	72
Female	4	6	11	10	4	12	12	10	12	0	0	0	0	0	0	0	81
<b>Total</b>	<b>14</b>	<b>12</b>	<b>20</b>	<b>17</b>	<b>12</b>	<b>21</b>	<b>17</b>	<b>18</b>	<b>22</b>	<b>0</b>	<b>0</b>	<b>0</b>	<b>0</b>	<b>0</b>	<b>0</b>	<b>0</b>	<b>153</b>

**Enrolment By Grade and Gender**

Gender	Grade															Total
	K	1	2	3	4	5	6	7	8	9	10	11	12	4th		
Male	10	6	9	7	8	9	5	9	9	0	0	0	0	0	72	
Female	4	7	10	10	4	12	13	9	12	0	0	0	0	0	81	
<b>Total</b>	<b>14</b>	<b>13</b>	<b>19</b>	<b>17</b>	<b>12</b>	<b>21</b>	<b>18</b>	<b>18</b>	<b>21</b>	<b>0</b>	<b>0</b>	<b>0</b>	<b>0</b>	<b>0</b>	<b>153</b>	

**Enrolment By Grade**

For 123 - St. Michael's Elementary, Stephenville Crossing



\* Data from the 2018-2019 AGR(Enrolment/Age as of the last day in Sept./Dec.)

\*\* Newfoundland Statistics Classification System

NLESD - Western Region

#125 - Copper Ridge Academy, Baie Verte

Classification: Rural  
Offers Distance Education: No

Grades: K-12

Number of Grades: 13

### Enrolment By Age and Gender

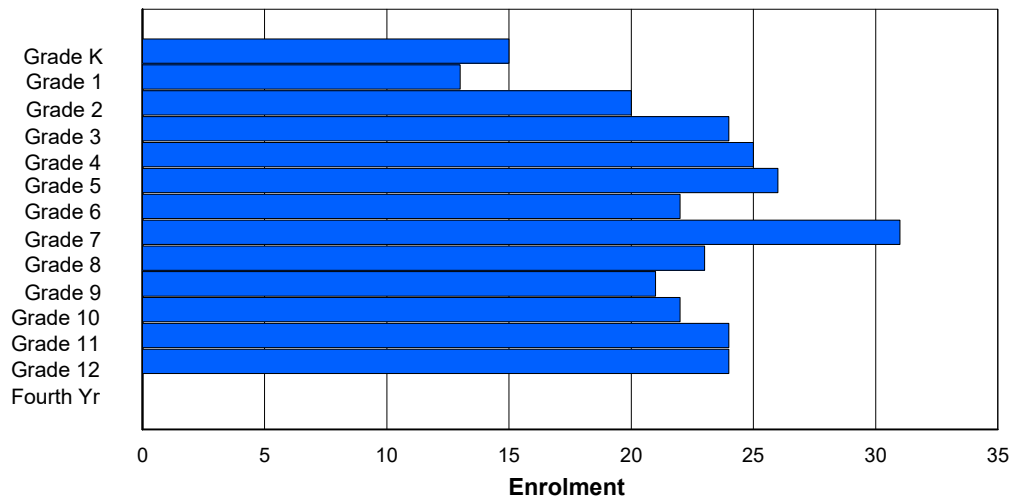
Gender	Age																Total
	5	6	7	8	9	10	11	12	13	14	15	16	17	18	19	20>	
Male	14	9	9	11	15	13	14	12	19	12	10	10	13	0	1	0	162
Female	3	7	4	11	10	11	13	11	11	14	9	13	10	0	0	0	127
<b>Total</b>	<b>17</b>	<b>16</b>	<b>13</b>	<b>22</b>	<b>25</b>	<b>24</b>	<b>27</b>	<b>23</b>	<b>30</b>	<b>26</b>	<b>19</b>	<b>23</b>	<b>23</b>	<b>0</b>	<b>1</b>	<b>0</b>	<b>289</b>

### Enrolment By Grade and Gender

Gender	Grade														Total
	K	1	2	3	4	5	6	7	8	9	10	11	12	4th	
Male	14	9	9	11	15	13	16	10	19	12	9	11	14	0	162
Female	3	7	5	10	10	11	13	11	11	14	9	13	10	0	127
<b>Total</b>	<b>17</b>	<b>16</b>	<b>14</b>	<b>21</b>	<b>25</b>	<b>24</b>	<b>29</b>	<b>21</b>	<b>30</b>	<b>26</b>	<b>18</b>	<b>24</b>	<b>24</b>	<b>0</b>	<b>289</b>

## Enrolment By Grade

For 125 - Copper Ridge Academy, Baie Verte



\* Data from the 2018-2019 AGR(Enrolment/Age as of the last day in Sept./Dec.)

\*\* Newfoundland Statistics Classification System

NLESD - Western Region

#137 - St. Simon and St. Jude Academy, Francois

Classification: Rural  
Offers Distance Education: No

Grades: 3-6,10,12

Number of Grades: 6

### Enrolment By Age and Gender

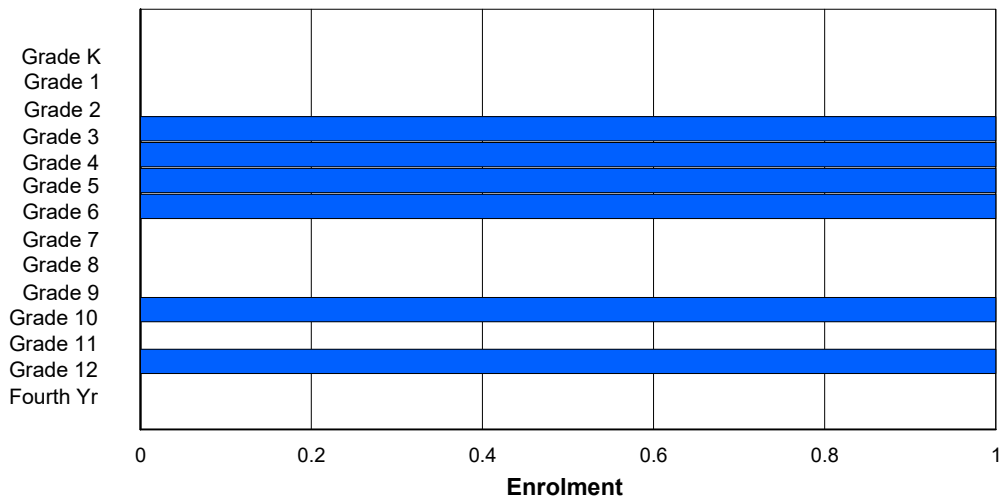
Gender	Age																Total
	5	6	7	8	9	10	11	12	13	14	15	16	17	18	19	20>	
Male	0	0	0	0	0	1	1	1	0	0	0	1	0	0	0	0	4
Female	0	0	0	0	1	0	0	0	0	0	0	0	0	0	0	0	1
<b>Total</b>	<b>0</b>	<b>0</b>	<b>0</b>	<b>0</b>	<b>1</b>	<b>1</b>	<b>1</b>	<b>1</b>	<b>0</b>	<b>0</b>	<b>0</b>	<b>1</b>	<b>0</b>	<b>0</b>	<b>0</b>	<b>0</b>	<b>5</b>

### Enrolment By Grade and Gender

Gender	Grade															Total
	K	1	2	3	4	5	6	7	8	9	10	11	12	4th		
Male	0	0	0	0	0	1	1	1	0	0	0	1	0	0	4	
Female	0	0	0	0	1	0	0	0	0	0	0	0	0	0	1	
<b>Total</b>	<b>0</b>	<b>0</b>	<b>0</b>	<b>0</b>	<b>1</b>	<b>1</b>	<b>1</b>	<b>1</b>	<b>0</b>	<b>0</b>	<b>0</b>	<b>1</b>	<b>0</b>	<b>0</b>	<b>5</b>	

## Enrolment By Grade

For 137 - St. Simon and St. Jude Academy, Francois



\* Data from the 2018-2019 AGR(Enrolment/Age as of the last day in Sept./Dec.)

\*\* Newfoundland Statistics Classification System

NLESD - Western Region

#152 - Valmont Academy, King's Point

Classification: Rural  
Offers Distance Education: No

Grades: K-12

Number of Grades: 13

**Enrolment By Age and Gender**

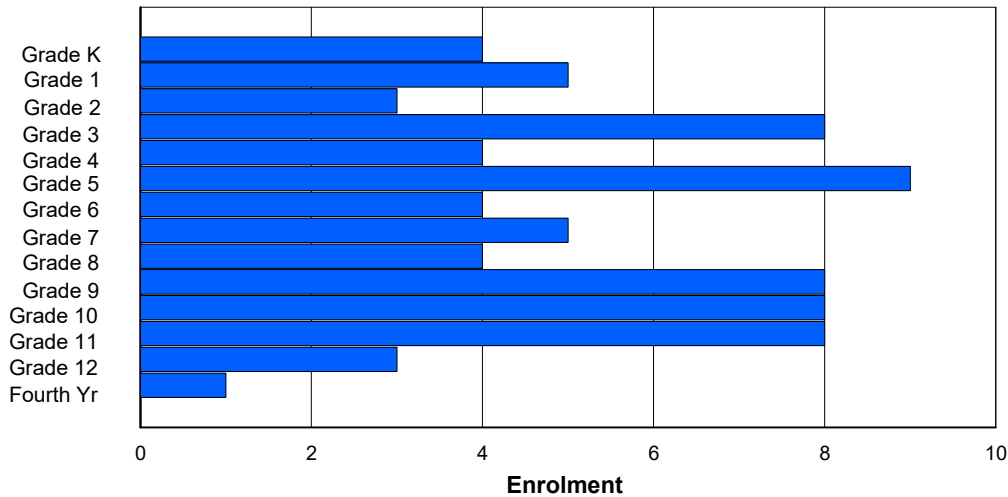
Gender	Age																Total
	5	6	7	8	9	10	11	12	13	14	15	16	17	18	19	20>	
Male	5	4	4	3	2	2	3	4	3	3	2	5	2	1	0	0	43
Female	5	0	1	1	5	1	7	0	2	1	5	4	5	0	0	0	37
<b>Total</b>	<b>10</b>	<b>4</b>	<b>5</b>	<b>4</b>	<b>7</b>	<b>3</b>	<b>10</b>	<b>4</b>	<b>5</b>	<b>4</b>	<b>7</b>	<b>9</b>	<b>7</b>	<b>1</b>	<b>0</b>	<b>0</b>	<b>80</b>

**Enrolment By Grade and Gender**

Gender	Grade															Total
	K	1	2	3	4	5	6	7	8	9	10	11	12	4th		
Male	5	4	4	3	2	2	3	4	3	3	2	5	3	0	43	
Female	5	0	1	1	5	2	6	0	2	1	5	4	5	0	37	
<b>Total</b>	<b>10</b>	<b>4</b>	<b>5</b>	<b>4</b>	<b>7</b>	<b>4</b>	<b>9</b>	<b>4</b>	<b>5</b>	<b>4</b>	<b>7</b>	<b>9</b>	<b>8</b>	<b>0</b>	<b>80</b>	

**Enrolment By Grade**

For 152 - Valmont Academy, King's Point



\* Data from the 2018-2019 AGR(Enrolment/Age as of the last day in Sept./Dec.)

\*\* Newfoundland Statistics Classification System

NLESD - Western Region

#153 - Cape John Collegiate, La Scie

Classification: Rural  
Offers Distance Education: No

Grades: 7-12

Number of Grades: 6

**Enrolment By Age and Gender**

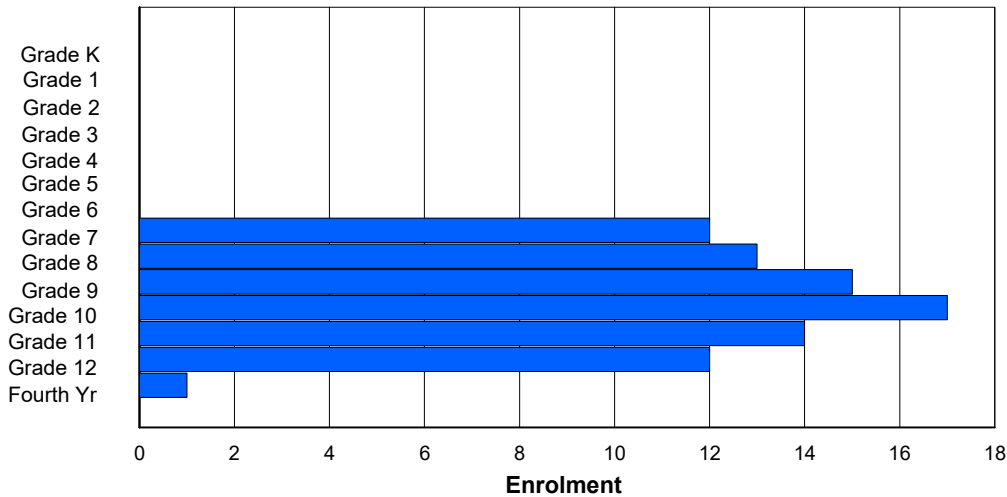
Gender	Age																Total
	5	6	7	8	9	10	11	12	13	14	15	16	17	18	19	20>	
Male	0	0	0	0	0	0	0	6	7	8	9	9	8	0	1	0	48
Female	0	0	0	0	0	0	0	6	5	6	6	7	6	0	0	0	36
<b>Total</b>	0	0	0	0	0	0	0	12	12	14	15	16	14	0	1	0	84

**Enrolment By Grade and Gender**

Gender	Grade															Total
	K	1	2	3	4	5	6	7	8	9	10	11	12	4th		
Male	0	0	0	0	0	0	0	6	7	8	9	9	8	1	48	
Female	0	0	0	0	0	0	0	6	5	6	7	6	6	0	36	
<b>Total</b>	0	0	0	0	0	0	0	12	12	14	16	15	14	1	84	

**Enrolment By Grade**

For 153 - Cape John Collegiate, La Scie



\* Data from the 2018-2019 AGR(Enrolment/Age as of the last day in Sept./Dec.)

\*\* Newfoundland Statistics Classification System

NLESD - Western Region

#154 - Hillside Elementary, La Scie

Classification: Rural  
Offers Distance Education: No

Grades: K-6

Number of Grades: 7

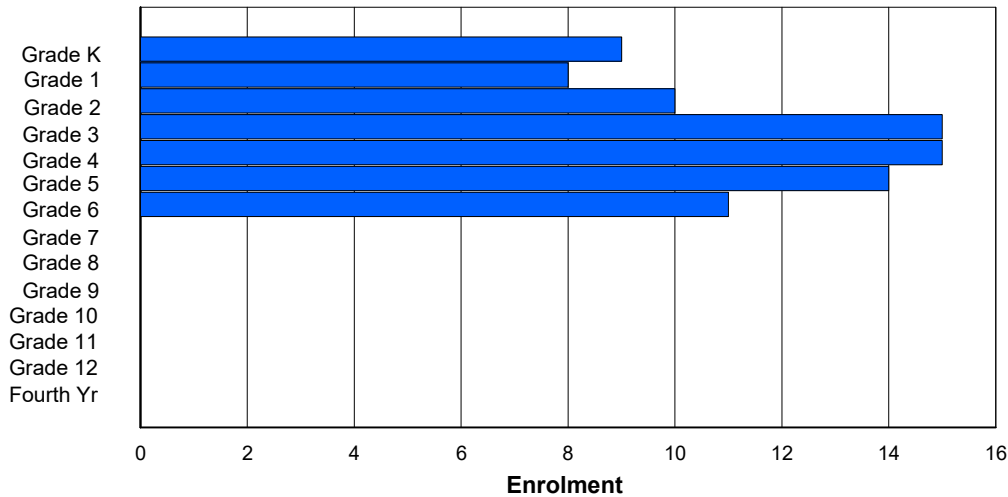
**Enrolment By Age and Gender**

Gender	Age																Total
	5	6	7	8	9	10	11	12	13	14	15	16	17	18	19	20>	
Male	1	6	4	8	10	6	10	0	0	0	0	0	0	0	0	0	45
Female	0	3	3	2	6	8	4	0	0	0	0	0	0	0	0	0	26
<b>Total</b>	<b>1</b>	<b>9</b>	<b>7</b>	<b>10</b>	<b>16</b>	<b>14</b>	<b>14</b>	<b>0</b>	<b>0</b>	<b>0</b>	<b>0</b>	<b>0</b>	<b>0</b>	<b>0</b>	<b>0</b>	<b>0</b>	<b>71</b>

**Enrolment By Grade and Gender**

Gender	Grade															Total
	K	1	2	3	4	5	6	7	8	9	10	11	12	4th		
Male	1	6	4	8	10	6	10	0	0	0	0	0	0	0	45	
Female	0	3	3	2	6	8	4	0	0	0	0	0	0	0	26	
<b>Total</b>	<b>1</b>	<b>9</b>	<b>7</b>	<b>10</b>	<b>16</b>	<b>14</b>	<b>14</b>	<b>0</b>	<b>0</b>	<b>0</b>	<b>0</b>	<b>0</b>	<b>0</b>	<b>0</b>	<b>71</b>	

**Enrolment By Grade**  
For 154 - Hillside Elementary, La Scie



\* Data from the 2018-2019 AGR(Enrolment/Age as of the last day in Sept./Dec.)

\*\* Newfoundland Statistics Classification System

NLESD - Western Region

#158 - MSB Regional Academy, Middle Arm

Classification: Rural  
Offers Distance Education: No

Grades: K-12

Number of Grades: 13

**Enrolment By Age and Gender**

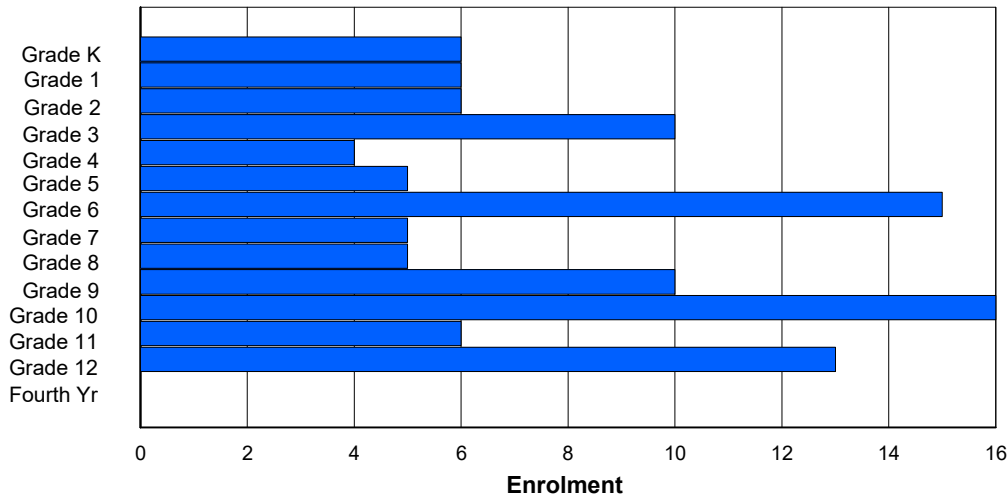
Gender	Age																Total
	5	6	7	8	9	10	11	12	13	14	15	16	17	18	19	20>	
Male	4	3	3	4	3	2	2	9	2	3	3	3	4	0	0	0	45
Female	7	3	4	3	7	3	3	5	2	3	6	9	2	0	0	0	57
<b>Total</b>	<b>11</b>	<b>6</b>	<b>7</b>	<b>7</b>	<b>10</b>	<b>5</b>	<b>5</b>	<b>14</b>	<b>4</b>	<b>6</b>	<b>9</b>	<b>12</b>	<b>6</b>	<b>0</b>	<b>0</b>	<b>0</b>	<b>102</b>

**Enrolment By Grade and Gender**

Gender	Grade															Total
	K	1	2	3	4	5	6	7	8	9	10	11	12	4th		
Male	4	3	3	4	3	2	2	9	2	3	3	3	4	0	45	
Female	7	3	4	3	7	3	3	5	3	2	6	9	2	0	57	
<b>Total</b>	<b>11</b>	<b>6</b>	<b>7</b>	<b>7</b>	<b>10</b>	<b>5</b>	<b>5</b>	<b>14</b>	<b>5</b>	<b>5</b>	<b>9</b>	<b>12</b>	<b>6</b>	<b>0</b>	<b>102</b>	

**Enrolment By Grade**

For 158 - MSB Regional Academy, Middle Arm



\* Data from the 2018-2019 AGR(Enrolment/Age as of the last day in Sept./Dec.)

\*\* Newfoundland Statistics Classification System

NLESD - Western Region

#162 - Dorset Collegiate, Pilley's Island

Classification: Rural  
Offers Distance Education: No

Grades: 7-12

Number of Grades: 6

**Enrolment By Age and Gender**

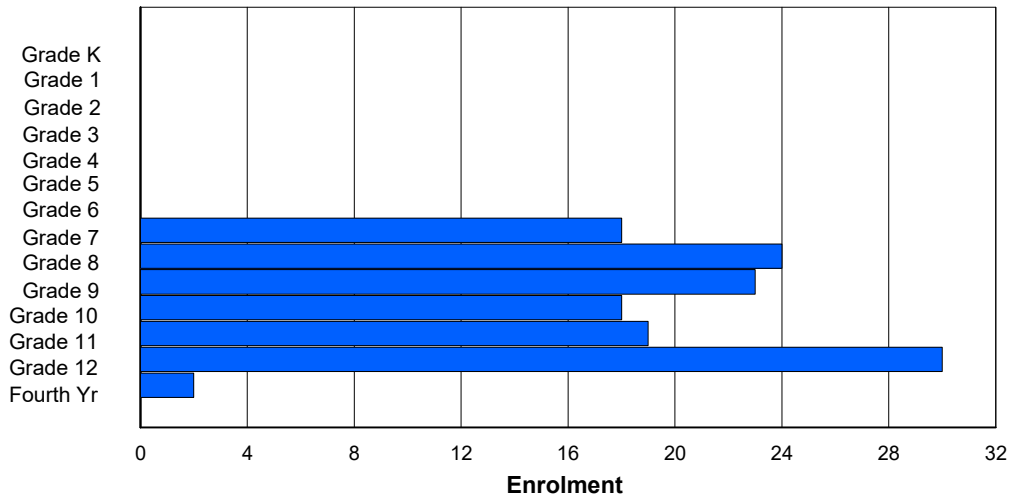
Gender	Age																Total
	5	6	7	8	9	10	11	12	13	14	15	16	17	18	19	20>	
Male	0	0	0	0	0	0	0	13	10	16	13	11	13	1	0	0	77
Female	0	0	0	0	0	0	0	4	8	9	10	7	6	0	1	0	45
<b>Total</b>	0	0	0	0	0	0	0	17	18	25	23	18	19	1	1	0	122

**Enrolment By Grade and Gender**

Gender	Grade															Total
	K	1	2	3	4	5	6	7	8	9	10	11	12	4th		
Male	0	0	0	0	0	0	0	13	10	16	13	11	13	1	77	
Female	0	0	0	0	0	0	0	4	8	9	11	6	6	1	45	
<b>Total</b>	0	0	0	0	0	0	0	17	18	25	24	17	19	2	122	

**Enrolment By Grade**

For 162 - Dorset Collegiate, Pilley's Island



\* Data from the 2018-2019 AGR(Enrolment/Age as of the last day in Sept./Dec.)

\*\* Newfoundland Statistics Classification System



NLESD - Western Region

#167 - Green Bay South Academy, Robert's Arm

Classification: Rural  
Offers Distance Education: No

Grades: K-6

Number of Grades: 7

**Enrolment By Age and Gender**

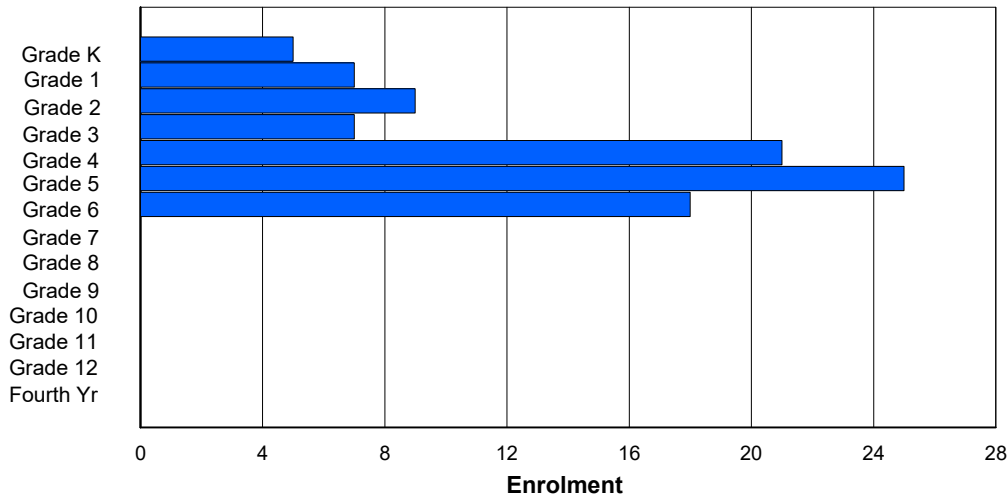
Gender	Age																Total
	5	6	7	8	9	10	11	12	13	14	15	16	17	18	19	20>	
Male	8	4	2	7	7	8	13	0	0	0	0	0	0	0	0	0	49
Female	4	2	4	2	7	13	9	0	0	0	0	0	0	0	0	0	41
<b>Total</b>	<b>12</b>	<b>6</b>	<b>6</b>	<b>9</b>	<b>14</b>	<b>21</b>	<b>22</b>	<b>0</b>	<b>0</b>	<b>0</b>	<b>0</b>	<b>0</b>	<b>0</b>	<b>0</b>	<b>0</b>	<b>0</b>	<b>90</b>

**Enrolment By Grade and Gender**

Gender	Grade															Total
	K	1	2	3	4	5	6	7	8	9	10	11	12	4th		
Male	8	4	3	6	7	8	13	0	0	0	0	0	0	0	0	49
Female	5	1	4	2	7	13	9	0	0	0	0	0	0	0	0	41
<b>Total</b>	<b>13</b>	<b>5</b>	<b>7</b>	<b>8</b>	<b>14</b>	<b>21</b>	<b>22</b>	<b>0</b>	<b>0</b>	<b>0</b>	<b>0</b>	<b>0</b>	<b>0</b>	<b>0</b>	<b>0</b>	<b>90</b>

**Enrolment By Grade**

For 167 - Green Bay South Academy, Robert's Arm



\* Data from the 2018-2019 AGR(Enrolment/Age as of the last day in Sept./Dec.)

\*\* Newfoundland Statistics Classification System

NLESD - Western Region

#171 - Indian River High School, Springdale

Classification: Rural  
Offers Distance Education: No

Grades: 7-12

Number of Grades: 6

**Enrolment By Age and Gender**

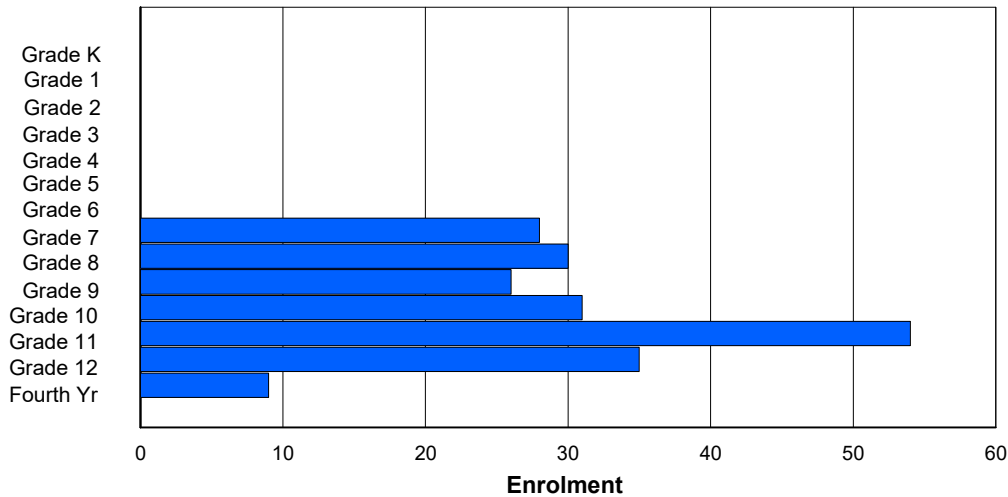
Gender	Age																Total
	5	6	7	8	9	10	11	12	13	14	15	16	17	18	19	20>	
Male	0	0	0	0	0	0	0	25	16	17	15	8	23	2	0	0	106
Female	0	0	0	0	0	0	0	30	11	14	11	22	28	1	1	2	120
<b>Total</b>	<b>0</b>	<b>0</b>	<b>0</b>	<b>0</b>	<b>0</b>	<b>0</b>	<b>0</b>	<b>55</b>	<b>27</b>	<b>31</b>	<b>26</b>	<b>30</b>	<b>51</b>	<b>3</b>	<b>1</b>	<b>2</b>	<b>226</b>

**Enrolment By Grade and Gender**

Gender	Grade															Total
	K	1	2	3	4	5	6	7	8	9	10	11	12	4th		
Male	0	0	0	0	0	0	0	25	18	16	14	8	25	0	106	
Female	0	0	0	0	0	0	0	30	11	14	11	22	28	4	120	
<b>Total</b>	<b>0</b>	<b>0</b>	<b>0</b>	<b>0</b>	<b>0</b>	<b>0</b>	<b>0</b>	<b>55</b>	<b>29</b>	<b>30</b>	<b>25</b>	<b>30</b>	<b>53</b>	<b>4</b>	<b>226</b>	

**Enrolment By Grade**

For 171 - Indian River High School, Springdale



\* Data from the 2018-2019 AGR(Enrolment/Age as of the last day in Sept./Dec.)

\*\* Newfoundland Statistics Classification System

NLESD - Western Region

#172 - Brian Peckford Primary, Triton

Classification: Rural  
Offers Distance Education: No

Grades: K-3

Number of Grades: 4

**Enrolment By Age and Gender**

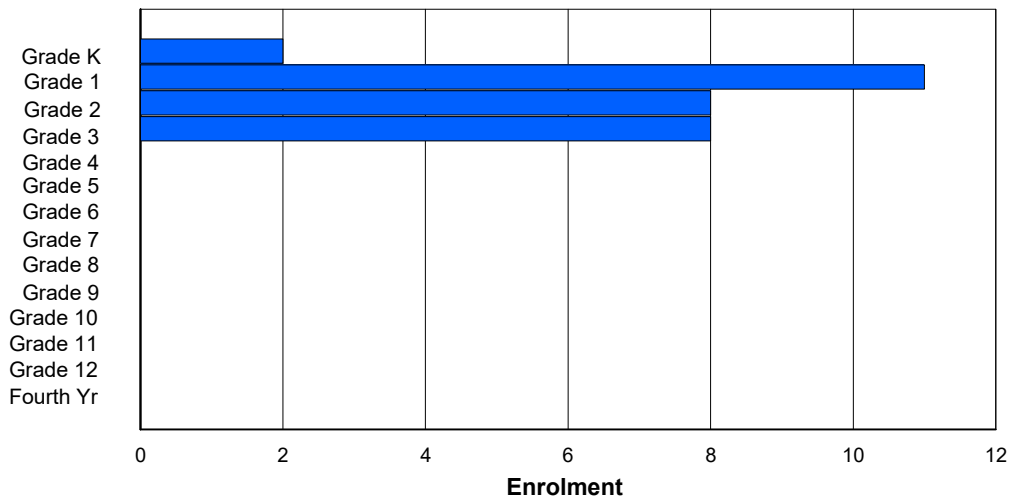
Gender	Age																Total
	5	6	7	8	9	10	11	12	13	14	15	16	17	18	19	20>	
Male	4	1	6	5	0	0	0	0	0	0	0	0	0	0	0	0	16
Female	5	1	3	5	0	0	0	0	0	0	0	0	0	0	0	0	14
<b>Total</b>	<b>9</b>	<b>2</b>	<b>9</b>	<b>10</b>	<b>0</b>	<b>0</b>	<b>0</b>	<b>0</b>	<b>0</b>	<b>0</b>	<b>0</b>	<b>0</b>	<b>0</b>	<b>0</b>	<b>0</b>	<b>0</b>	<b>30</b>

**Enrolment By Grade and Gender**

Gender	Grade															Total
	K	1	2	3	4	5	6	7	8	9	10	11	12	4th		
Male	4	1	6	5	0	0	0	0	0	0	0	0	0	0	0	16
Female	5	1	4	4	0	0	0	0	0	0	0	0	0	0	0	14
<b>Total</b>	<b>9</b>	<b>2</b>	<b>10</b>	<b>9</b>	<b>0</b>	<b>0</b>	<b>0</b>	<b>0</b>	<b>0</b>	<b>0</b>	<b>0</b>	<b>0</b>	<b>0</b>	<b>0</b>	<b>0</b>	<b>30</b>

**Enrolment By Grade**

For 172 - Brian Peckford Primary, Triton



\* Data from the 2018-2019 AGR(Enrolment/Age as of the last day in Sept./Dec.)

\*\* Newfoundland Statistics Classification System

NLESD - Western Region

#174 - St. Peter's Academy, Westport

Classification: Rural  
Offers Distance Education: No

Grades: K,3-8,11-12      Number of Grades: 9

**Enrolment By Age and Gender**

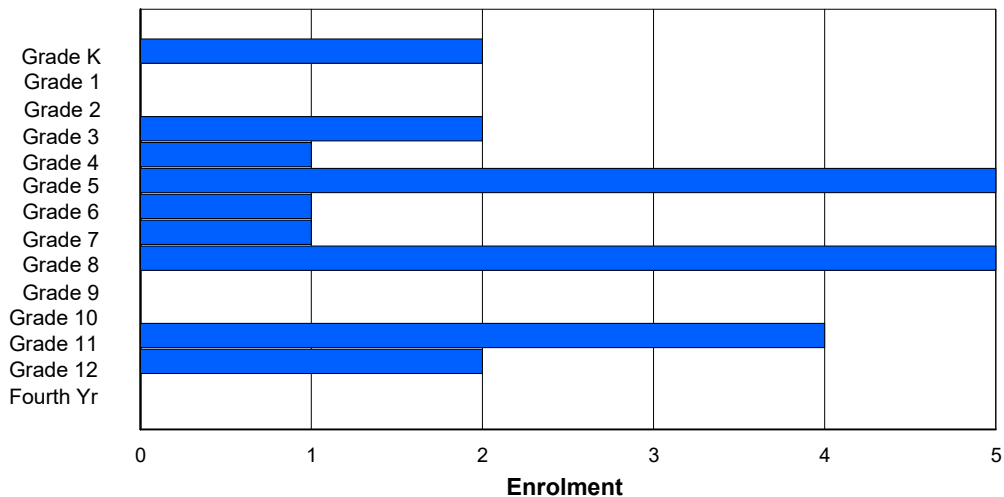
Gender	Age																Total
	5	6	7	8	9	10	11	12	13	14	15	16	17	18	19	20>	
Male	2	1	0	0	2	0	0	1	0	2	0	0	1	0	0	0	9
Female	2	0	0	0	0	1	4	0	1	3	0	0	3	0	0	0	14
<b>Total</b>	<b>4</b>	<b>1</b>	<b>0</b>	<b>0</b>	<b>2</b>	<b>1</b>	<b>4</b>	<b>1</b>	<b>1</b>	<b>5</b>	<b>0</b>	<b>0</b>	<b>4</b>	<b>0</b>	<b>0</b>	<b>0</b>	<b>23</b>

**Enrolment By Grade and Gender**

Gender	Grade															Total
	K	1	2	3	4	5	6	7	8	9	10	11	12	4th		
Male	2	1	0	0	2	0	0	1	0	2	0	0	1	0	9	
Female	2	0	0	0	0	1	4	0	1	3	0	0	3	0	14	
<b>Total</b>	<b>4</b>	<b>1</b>	<b>0</b>	<b>0</b>	<b>2</b>	<b>1</b>	<b>4</b>	<b>1</b>	<b>1</b>	<b>5</b>	<b>0</b>	<b>0</b>	<b>4</b>	<b>0</b>	<b>23</b>	

**Enrolment By Grade**

For 174 - St. Peter's Academy, Westport



\* Data from the 2018-2019 AGR(Enrolment/Age as of the last day in Sept./Dec.)

\*\* Newfoundland Statistics Classification System

NLESD - Western Region

#388 - Long Range Academy, Cow Head

Classification: Rural  
Offers Distance Education: No

Grades: K-12

Number of Grades: 13

**Enrolment By Age and Gender**

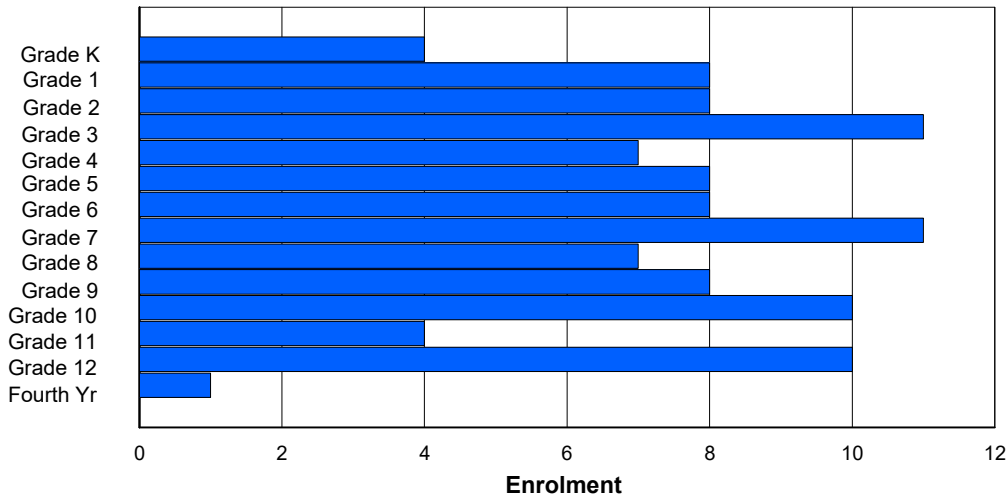
Gender	Age																	Total
	5	6	7	8	9	10	11	12	13	14	15	16	17	18	19	20>		
Male	6	1	4	4	7	3	5	4	8	8	4	5	1	0	0	0	60	
Female	1	3	3	5	4	3	2	5	2	0	3	5	3	0	0	0	39	
<b>Total</b>	<b>7</b>	<b>4</b>	<b>7</b>	<b>9</b>	<b>11</b>	<b>6</b>	<b>7</b>	<b>9</b>	<b>10</b>	<b>8</b>	<b>7</b>	<b>10</b>	<b>4</b>	<b>0</b>	<b>0</b>	<b>0</b>	<b>99</b>	

**Enrolment By Grade and Gender**

Gender	Grade															Total
	K	1	2	3	4	5	6	7	8	9	10	11	12	4th		
Male	6	1	4	4	7	3	5	4	9	7	4	6	0	0	60	
Female	1	3	3	5	4	3	2	5	2	0	4	4	3	0	39	
<b>Total</b>	<b>7</b>	<b>4</b>	<b>7</b>	<b>9</b>	<b>11</b>	<b>6</b>	<b>7</b>	<b>9</b>	<b>11</b>	<b>7</b>	<b>8</b>	<b>10</b>	<b>3</b>	<b>0</b>	<b>99</b>	

**Enrolment By Grade**

For 388 - Long Range Academy, Cow Head



\* Data from the 2018-2019 AGR(Enrolment/Age as of the last day in Sept./Dec.)

\*\* Newfoundland Statistics Classification System

NLESD - Western Region

#389 - Elwood Elementary, Deer Lake

Classification: Rural  
Offers Distance Education: No

Grades: K-5

Number of Grades: 6

**Enrolment By Age and Gender**

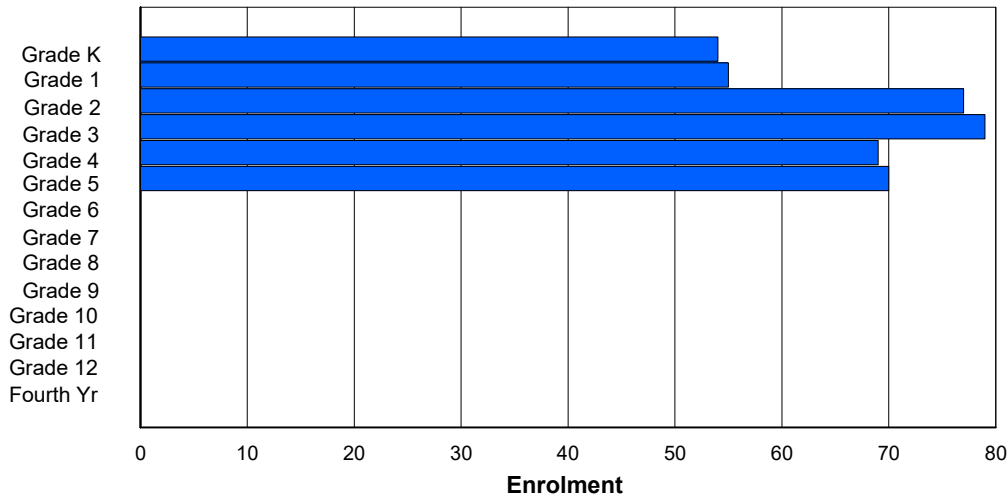
Gender	Age																Total
	5	6	7	8	9	10	11	12	13	14	15	16	17	18	19	20>	
Male	32	28	23	38	44	37	1	0	0	0	0	0	0	0	0	0	203
Female	36	26	29	32	35	37	0	0	0	0	0	0	0	0	0	0	195
<b>Total</b>	<b>68</b>	<b>54</b>	<b>52</b>	<b>70</b>	<b>79</b>	<b>74</b>	<b>1</b>	<b>0</b>	<b>0</b>	<b>0</b>	<b>0</b>	<b>0</b>	<b>0</b>	<b>0</b>	<b>0</b>	<b>0</b>	<b>398</b>

**Enrolment By Grade and Gender**

Gender	Grade															Total
	K	1	2	3	4	5	6	7	8	9	10	11	12	4th		
Male	34	26	23	39	43	38	0	0	0	0	0	0	0	0	0	203
Female	36	26	29	35	33	36	0	0	0	0	0	0	0	0	0	195
<b>Total</b>	<b>70</b>	<b>52</b>	<b>52</b>	<b>74</b>	<b>76</b>	<b>74</b>	<b>0</b>	<b>0</b>	<b>0</b>	<b>0</b>	<b>0</b>	<b>0</b>	<b>0</b>	<b>0</b>	<b>0</b>	<b>398</b>

**Enrolment By Grade**

For 389 - Elwood Elementary, Deer Lake



\* Data from the 2018-2019 AGR(Enrolment/Age as of the last day in Sept./Dec.)

\*\* Newfoundland Statistics Classification System

## School Description Report 2019-20

NLESD - Western Region

#390 - Elwood High School, Deer Lake

Classification: Rural  
Offers Distance Education: No

Grades: 10-12

Number of Grades: 3

### Enrolment By Age and Gender

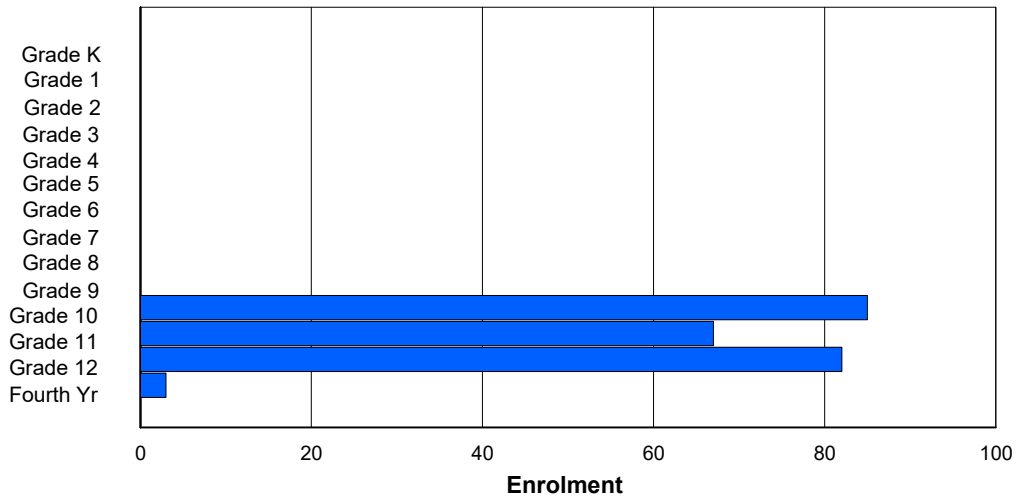
Gender	Age																Total
	5	6	7	8	9	10	11	12	13	14	15	16	17	18	19	20>	
Male	0	0	0	0	0	0	0	0	0	0	31	41	44	2	1	0	119
Female	0	0	0	0	0	0	0	0	0	0	43	35	31	1	0	0	110
<b>Total</b>	<b>0</b>	<b>0</b>	<b>0</b>	<b>0</b>	<b>0</b>	<b>0</b>	<b>0</b>	<b>0</b>	<b>0</b>	<b>0</b>	<b>74</b>	<b>76</b>	<b>75</b>	<b>3</b>	<b>1</b>	<b>0</b>	<b>229</b>

### Enrolment By Grade and Gender

Gender	Grade															Total
	K	1	2	3	4	5	6	7	8	9	10	11	12	4th		
Male	0	0	0	0	0	0	0	0	0	0	33	42	42	2	119	
Female	0	0	0	0	0	0	0	0	0	0	44	34	32	0	110	
<b>Total</b>	<b>0</b>	<b>0</b>	<b>0</b>	<b>0</b>	<b>0</b>	<b>0</b>	<b>0</b>	<b>0</b>	<b>0</b>	<b>0</b>	<b>77</b>	<b>76</b>	<b>74</b>	<b>2</b>	<b>229</b>	

## Enrolment By Grade

For 390 - Elwood High School, Deer Lake



\* Data from the 2018-2019 AGR(Enrolment/Age as of the last day in Sept./Dec.)

\*\* Newfoundland Statistics Classification System

NLESD - Western Region

#391 - Xavier Junior High, Deer Lake

Classification: Rural  
Offers Distance Education: No

Grades: 6-9

Number of Grades: 4

**Enrolment By Age and Gender**

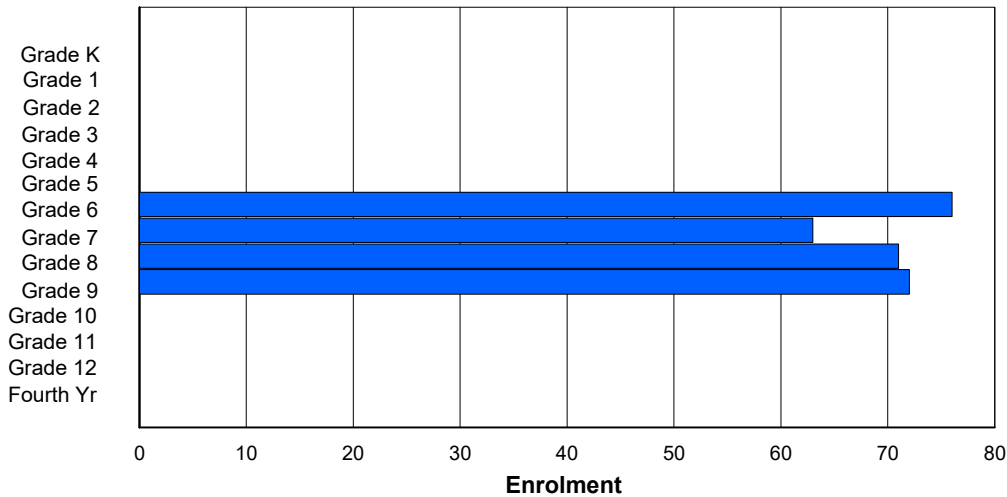
Gender	Age																Total
	5	6	7	8	9	10	11	12	13	14	15	16	17	18	19	20>	
Male	0	0	0	0	0	0	37	46	35	34	1	0	0	0	0	0	153
Female	0	0	0	0	0	0	25	30	30	38	1	0	0	0	0	0	124
<b>Total</b>	<b>0</b>	<b>0</b>	<b>0</b>	<b>0</b>	<b>0</b>	<b>0</b>	<b>62</b>	<b>76</b>	<b>65</b>	<b>72</b>	<b>2</b>	<b>0</b>	<b>0</b>	<b>0</b>	<b>0</b>	<b>0</b>	<b>277</b>

**Enrolment By Grade and Gender**

Gender	Grade														Total
	K	1	2	3	4	5	6	7	8	9	10	11	12	4th	
Male	0	0	0	0	0	0	41	43	34	35	0	0	0	0	153
Female	0	0	0	0	0	0	25	32	28	39	0	0	0	0	124
<b>Total</b>	<b>0</b>	<b>0</b>	<b>0</b>	<b>0</b>	<b>0</b>	<b>0</b>	<b>66</b>	<b>75</b>	<b>62</b>	<b>74</b>	<b>0</b>	<b>0</b>	<b>0</b>	<b>0</b>	<b>277</b>

**Enrolment By Grade**

For 391 - Xavier Junior High, Deer Lake



\* Data from the 2018-2019 AGR(Enrolment/Age as of the last day in Sept./Dec.)

\*\* Newfoundland Statistics Classification System



NLESD - Western Region

#393 - Bonne Bay Academy, Woody Point

Classification: Rural  
Offers Distance Education: No

Grades: K-1,3-12

Number of Grades: 12

**Enrolment By Age and Gender**

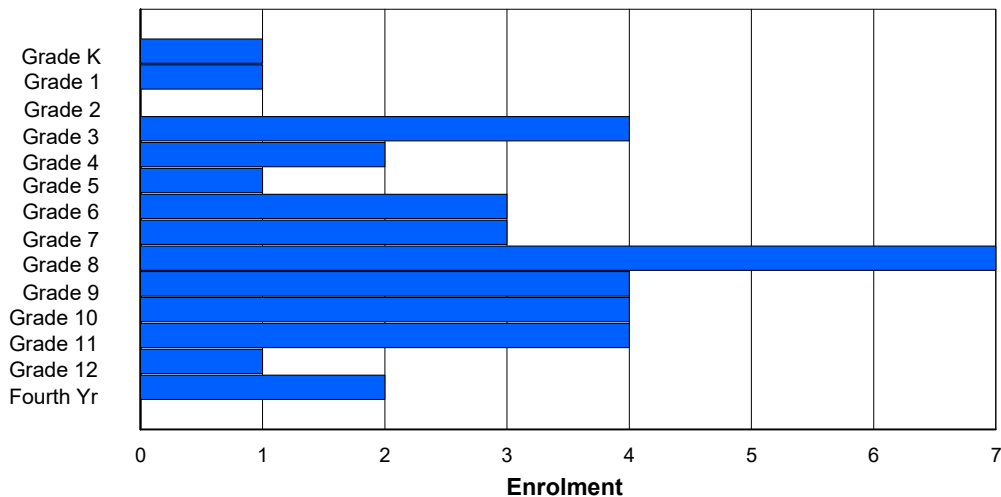
Gender	Age																Total
	5	6	7	8	9	10	11	12	13	14	15	16	17	18	19	20>	
Male	1	0	1	0	1	0	0	1	2	3	3	3	3	0	0	0	18
Female	2	1	0	0	3	2	1	1	0	5	1	1	1	0	0	0	18
<b>Total</b>	<b>3</b>	<b>1</b>	<b>1</b>	<b>0</b>	<b>4</b>	<b>2</b>	<b>1</b>	<b>2</b>	<b>2</b>	<b>8</b>	<b>4</b>	<b>4</b>	<b>4</b>	<b>0</b>	<b>0</b>	<b>0</b>	<b>36</b>

**Enrolment By Grade and Gender**

Gender	Grade															Total
	K	1	2	3	4	5	6	7	8	9	10	11	12	4th		
Male	1	0	1	0	1	0	0	1	2	3	3	3	3	0	18	
Female	2	1	0	0	3	2	1	1	0	5	1	1	1	0	18	
<b>Total</b>	<b>3</b>	<b>1</b>	<b>1</b>	<b>0</b>	<b>4</b>	<b>2</b>	<b>1</b>	<b>2</b>	<b>2</b>	<b>8</b>	<b>4</b>	<b>4</b>	<b>4</b>	<b>0</b>	<b>36</b>	

**Enrolment By Grade**

For 393 - Bonne Bay Academy, Woody Point



\* Data from the 2018-2019 AGR(Enrolment/Age as of the last day in Sept./Dec.)

\*\* Newfoundland Statistics Classification System

NLESD - Western Region

#394 - E.A. Butler All Grade, McKay's

Classification: Rural  
Offers Distance Education: No

Grades: K-12

Number of Grades: 13

**Enrolment By Age and Gender**

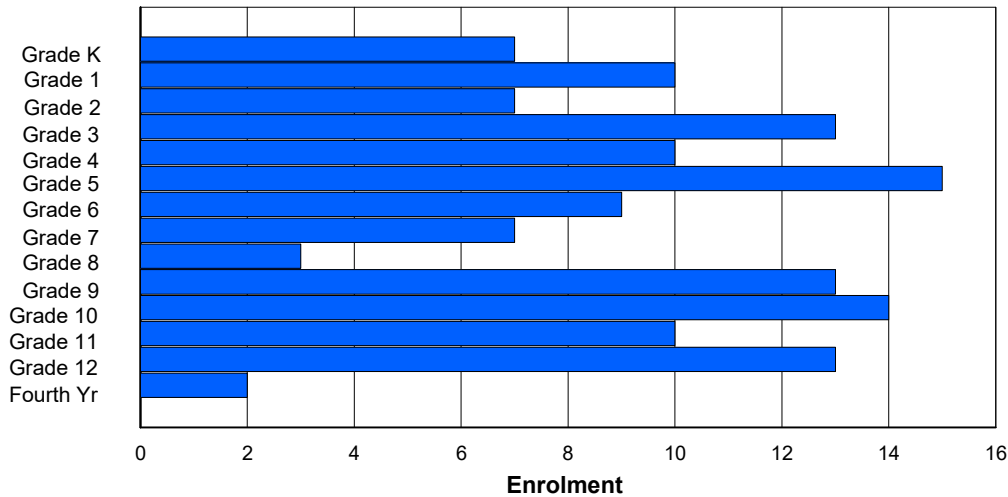
Gender	Age																Total
	5	6	7	8	9	10	11	12	13	14	15	16	17	18	19	20>	
Male	2	1	7	5	7	6	5	3	4	1	9	7	6	0	0	0	63
Female	6	3	3	3	2	4	9	4	2	2	3	8	5	1	0	0	55
<b>Total</b>	<b>8</b>	<b>4</b>	<b>10</b>	<b>8</b>	<b>9</b>	<b>10</b>	<b>14</b>	<b>7</b>	<b>6</b>	<b>3</b>	<b>12</b>	<b>15</b>	<b>11</b>	<b>1</b>	<b>0</b>	<b>0</b>	<b>118</b>

**Enrolment By Grade and Gender**

Gender	Grade															Total
	K	1	2	3	4	5	6	7	8	9	10	11	12	4th		
Male	2	1	7	5	7	6	5	3	4	1	10	7	5	0	63	
Female	6	3	4	2	2	4	9	4	2	2	3	8	5	1	55	
<b>Total</b>	<b>8</b>	<b>4</b>	<b>11</b>	<b>7</b>	<b>9</b>	<b>10</b>	<b>14</b>	<b>7</b>	<b>6</b>	<b>3</b>	<b>13</b>	<b>15</b>	<b>10</b>	<b>1</b>	<b>118</b>	

**Enrolment By Grade**

For 394 - E.A. Butler All Grade, McKay's



\* Data from the 2018-2019 AGR(Enrolment/Age as of the last day in Sept./Dec.)

\*\* Newfoundland Statistics Classification System

NLESD - Western Region

#396 - Stephenville Middle School, Stephenville

Classification: Urban  
Offers Distance Education: No

Grades: 6-8

Number of Grades: 3

**Enrolment By Age and Gender**

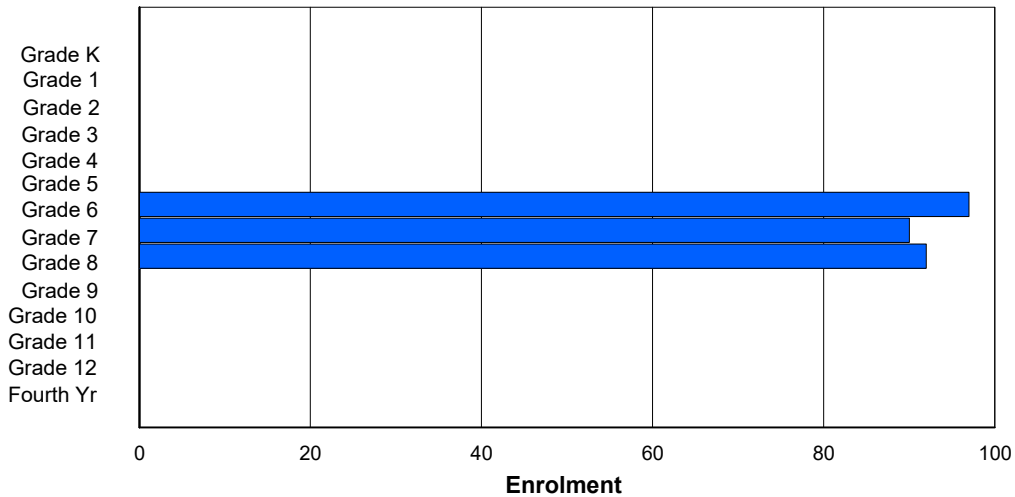
Gender	Age																Total
	5	6	7	8	9	10	11	12	13	14	15	16	17	18	19	20>	
Male	0	0	0	0	0	0	47	39	48	0	0	0	0	0	0	0	134
Female	0	0	0	0	0	0	50	57	45	1	0	0	0	0	0	0	153
<b>Total</b>	<b>0</b>	<b>0</b>	<b>0</b>	<b>0</b>	<b>0</b>	<b>0</b>	<b>97</b>	<b>96</b>	<b>93</b>	<b>1</b>	<b>0</b>	<b>0</b>	<b>0</b>	<b>0</b>	<b>0</b>	<b>0</b>	<b>287</b>

**Enrolment By Grade and Gender**

Gender	Grade														Total
	K	1	2	3	4	5	6	7	8	9	10	11	12	4th	
Male	0	0	0	0	0	0	47	42	45	0	0	0	0	0	134
Female	0	0	0	0	0	0	50	57	46	0	0	0	0	0	153
<b>Total</b>	<b>0</b>	<b>0</b>	<b>0</b>	<b>0</b>	<b>0</b>	<b>0</b>	<b>97</b>	<b>99</b>	<b>91</b>	<b>0</b>	<b>0</b>	<b>0</b>	<b>0</b>	<b>0</b>	<b>287</b>

**Enrolment By Grade**

For 396 - Stephenville Middle School, Stephenville



\* Data from the 2018-2019 AGR(Enrolment/Age as of the last day in Sept./Dec.)

\*\* Newfoundland Statistics Classification System

NLESD - Western Region

#397 - Belanger Memorial School, Upper Ferry

Classification: Rural  
Offers Distance Education: No

Grades: K-12

Number of Grades: 13

**Enrolment By Age and Gender**

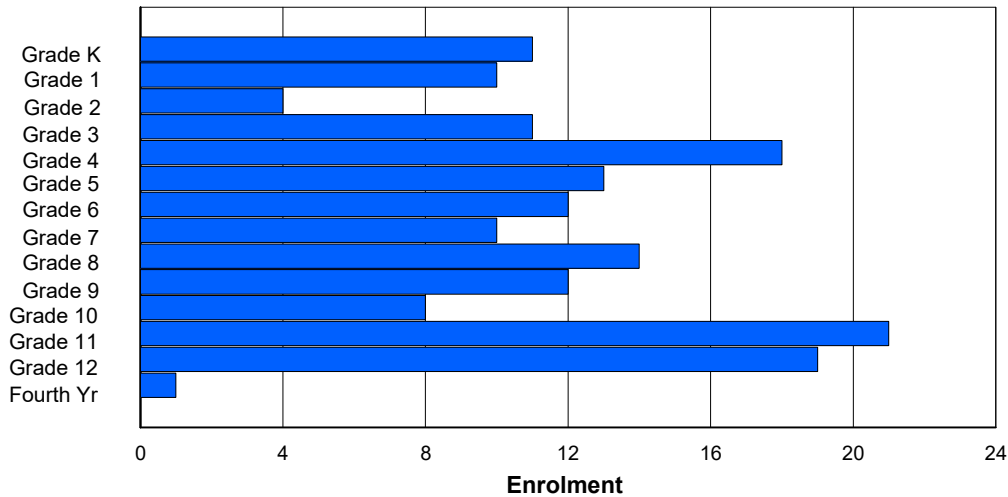
Gender	Age																
	5	6	7	8	9	10	11	12	13	14	15	16	17	18	19	20>	Total
Male	5	7	5	3	4	9	5	6	5	4	8	7	10	0	0	0	78
Female	5	5	6	2	5	10	8	6	4	10	4	2	10	0	0	0	77
<b>Total</b>	<b>10</b>	<b>12</b>	<b>11</b>	<b>5</b>	<b>9</b>	<b>19</b>	<b>13</b>	<b>12</b>	<b>9</b>	<b>14</b>	<b>12</b>	<b>9</b>	<b>20</b>	<b>0</b>	<b>0</b>	<b>0</b>	<b>155</b>

**Enrolment By Grade and Gender**

Gender	Grade														
	K	1	2	3	4	5	6	7	8	9	10	11	12	4th	Total
Male	5	7	5	3	4	9	5	6	5	4	8	7	10	0	78
Female	5	5	6	2	5	11	7	6	4	11	4	1	10	0	77
<b>Total</b>	<b>10</b>	<b>12</b>	<b>11</b>	<b>5</b>	<b>9</b>	<b>20</b>	<b>12</b>	<b>12</b>	<b>9</b>	<b>15</b>	<b>12</b>	<b>8</b>	<b>20</b>	<b>0</b>	<b>155</b>

**Enrolment By Grade**

For 397 - Belanger Memorial School, Upper Ferry



\* Data from the 2018-2019 AGR(Enrolment/Age as of the last day in Sept./Dec.)

\*\* Newfoundland Statistics Classification System

NLESD - Western Region

#409 - Indian River Academy, Springdale

Classification: Rural  
Offers Distance Education: No

Grades: K-6

Number of Grades: 7

**Enrolment By Age and Gender**

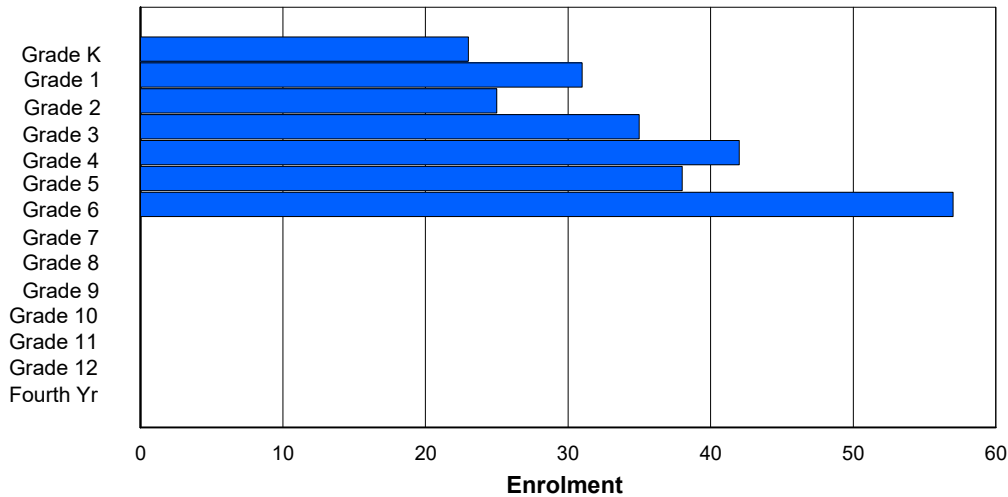
Gender	Age																Total
	5	6	7	8	9	10	11	12	13	14	15	16	17	18	19	20>	
Male	11	13	22	17	17	21	16	1	0	0	0	0	0	0	0	0	118
Female	19	11	11	7	18	20	22	0	0	0	0	0	0	0	0	0	108
<b>Total</b>	<b>30</b>	<b>24</b>	<b>33</b>	<b>24</b>	<b>35</b>	<b>41</b>	<b>38</b>	<b>1</b>	<b>0</b>	<b>0</b>	<b>0</b>	<b>0</b>	<b>0</b>	<b>0</b>	<b>0</b>	<b>0</b>	<b>226</b>

**Enrolment By Grade and Gender**

Gender	Grade															Total
	K	1	2	3	4	5	6	7	8	9	10	11	12	4th		
Male	11	13	22	17	17	21	17	0	0	0	0	0	0	0	0	118
Female	19	11	11	7	18	20	22	0	0	0	0	0	0	0	0	108
<b>Total</b>	<b>30</b>	<b>24</b>	<b>33</b>	<b>24</b>	<b>35</b>	<b>41</b>	<b>39</b>	<b>0</b>	<b>0</b>	<b>0</b>	<b>0</b>	<b>0</b>	<b>0</b>	<b>0</b>	<b>0</b>	<b>226</b>

**Enrolment By Grade**

For 409 - Indian River Academy, Springdale



\* Data from the 2018-2019 AGR(Enrolment/Age as of the last day in Sept./Dec.)

\*\* Newfoundland Statistics Classification System

NLESD - Western Region

#463 - Pathfinder Learning Centre, Stephenville

Classification: Urban  
Offers Distance Education: No

Grades: 10-12

Number of Grades: 3

### Enrolment By Age and Gender

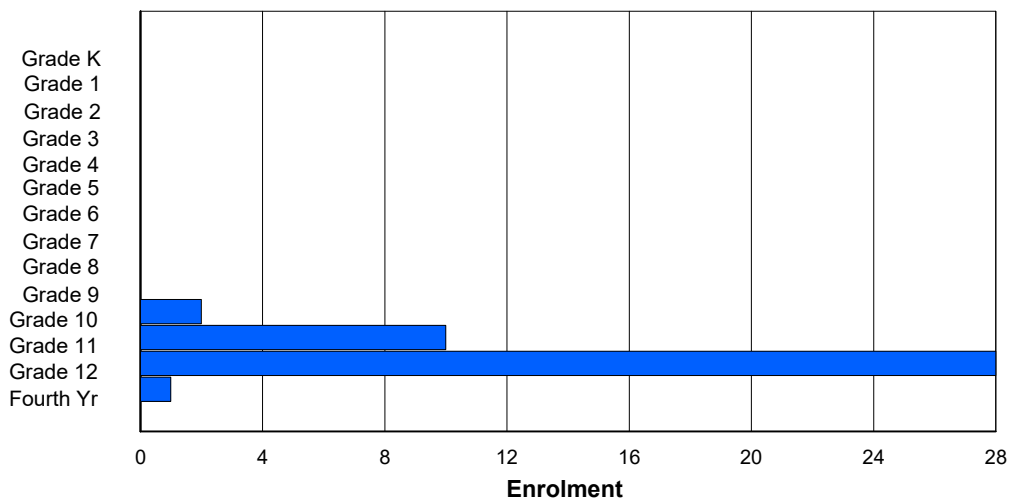
Gender	Age																Total
	5	6	7	8	9	10	11	12	13	14	15	16	17	18	19	20>	
Male	0	0	0	0	0	0	0	0	0	0	1	0	1	0	4	1	7
Female	0	0	0	0	0	0	0	0	0	0	0	1	1	4	4	2	12
<b>Total</b>	<b>0</b>	<b>0</b>	<b>0</b>	<b>0</b>	<b>0</b>	<b>0</b>	<b>0</b>	<b>0</b>	<b>0</b>	<b>0</b>	<b>1</b>	<b>1</b>	<b>2</b>	<b>4</b>	<b>8</b>	<b>3</b>	<b>19</b>

### Enrolment By Grade and Gender

Gender	Grade															Total
	K	1	2	3	4	5	6	7	8	9	10	11	12	4th		
Male	0	0	0	0	0	0	0	0	0	0	1	1	2	5	9	
Female	0	0	0	0	0	0	0	0	0	0	1	1	4	8	14	
<b>Total</b>	<b>0</b>	<b>0</b>	<b>0</b>	<b>0</b>	<b>0</b>	<b>0</b>	<b>0</b>	<b>0</b>	<b>0</b>	<b>0</b>	<b>2</b>	<b>2</b>	<b>6</b>	<b>13</b>	<b>23</b>	

## Enrolment By Grade

For 463 - Pathfinder Learning Centre, Stephenville



\* Data from the 2018-2019 AGR(Enrolment/Age as of the last day in Sept./Dec.)

\*\* Newfoundland Statistics Classification System

NLESD - Western Region

#474 - Cloud River Academy, Roddickton

Classification: Rural  
Offers Distance Education: No

Grades: K-12

Number of Grades: 13

### Enrolment By Age and Gender

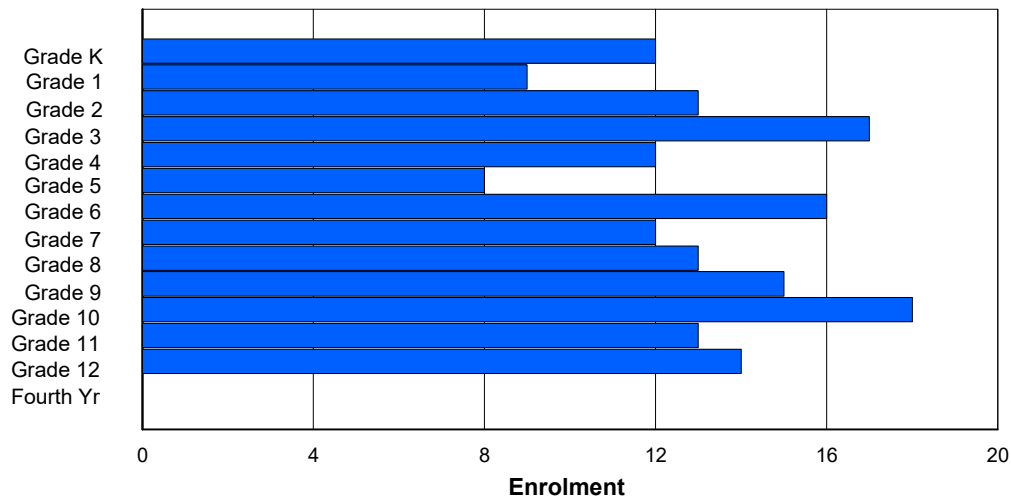
Gender	Age																Total
	5	6	7	8	9	10	11	12	13	14	15	16	17	18	19	20>	
Male	5	3	7	10	9	7	3	13	9	4	11	10	7	0	0	0	98
Female	4	8	5	3	6	6	5	4	4	7	6	6	6	0	0	0	70
<b>Total</b>	<b>9</b>	<b>11</b>	<b>12</b>	<b>13</b>	<b>15</b>	<b>13</b>	<b>8</b>	<b>17</b>	<b>13</b>	<b>11</b>	<b>17</b>	<b>16</b>	<b>13</b>	<b>0</b>	<b>0</b>	<b>0</b>	<b>168</b>

### Enrolment By Grade and Gender

Gender	Grade															Total
	K	1	2	3	4	5	6	7	8	9	10	11	12	4th		
Male	5	4	6	11	8	7	4	12	9	4	12	10	6	0	98	
Female	4	8	5	4	5	7	4	4	4	7	6	6	6	0	70	
<b>Total</b>	<b>9</b>	<b>12</b>	<b>11</b>	<b>15</b>	<b>13</b>	<b>14</b>	<b>8</b>	<b>16</b>	<b>13</b>	<b>11</b>	<b>18</b>	<b>16</b>	<b>12</b>	<b>0</b>	<b>168</b>	

## Enrolment By Grade

For 474 - Cloud River Academy, Roddickton



\* Data from the 2018-2019 AGR(Enrolment/Age as of the last day in Sept./Dec.)

\*\* Newfoundland Statistics Classification System

NLESD - Western Region

#475 - Viking Trail Academy, Plum Point

Classification: Rural  
Offers Distance Education: No

Grades: K-12

Number of Grades: 13

**Enrolment By Age and Gender**

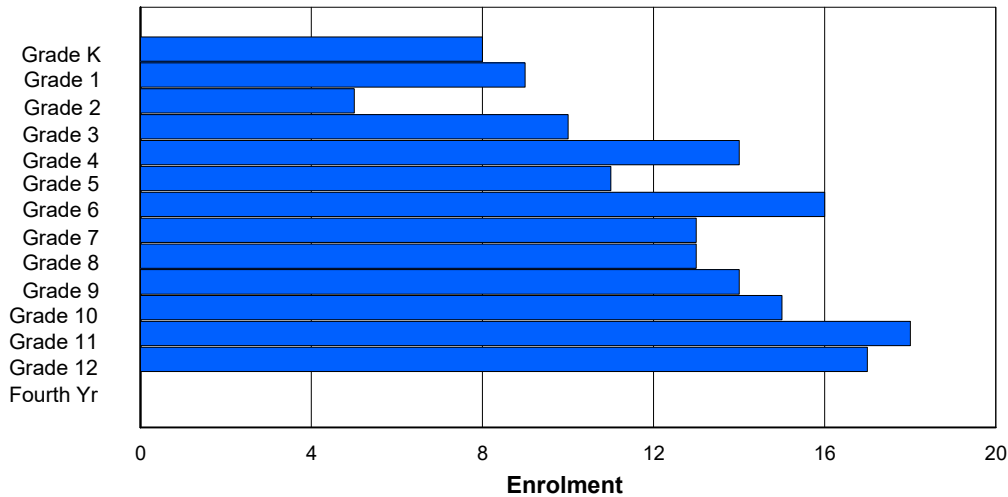
Gender	Age																Total
	5	6	7	8	9	10	11	12	13	14	15	16	17	18	19	20>	
Male	6	5	5	3	7	10	10	8	7	4	9	5	6	0	0	0	85
Female	2	1	3	2	3	5	3	9	6	9	6	8	11	0	0	0	68
<b>Total</b>	<b>8</b>	<b>6</b>	<b>8</b>	<b>5</b>	<b>10</b>	<b>15</b>	<b>13</b>	<b>17</b>	<b>13</b>	<b>13</b>	<b>15</b>	<b>13</b>	<b>17</b>	<b>0</b>	<b>0</b>	<b>0</b>	<b>153</b>

**Enrolment By Grade and Gender**

Gender	K	Grade													4th	Total
		1	2	3	4	5	6	7	8	9	10	11	12			
Male	6	5	5	3	7	10	9	9	7	4	9	5	6	0	85	
Female	2	1	3	2	3	5	3	9	6	9	5	9	11	0	68	
<b>Total</b>	<b>8</b>	<b>6</b>	<b>8</b>	<b>5</b>	<b>10</b>	<b>15</b>	<b>12</b>	<b>18</b>	<b>13</b>	<b>13</b>	<b>14</b>	<b>14</b>	<b>17</b>	<b>0</b>	<b>153</b>	

**Enrolment By Grade**

For 475 - Viking Trail Academy, Plum Point



\* Data from the 2018-2019 AGR(Enrolment/Age as of the last day in Sept./Dec.)

\*\* Newfoundland Statistics Classification System



NLESD - Western Region

#485 - Corner Brook Regional High, Corner Brook

Classification: Urban  
Offers Distance Education: No

Grades: 10-12

Number of Grades: 3

**Enrolment By Age and Gender**

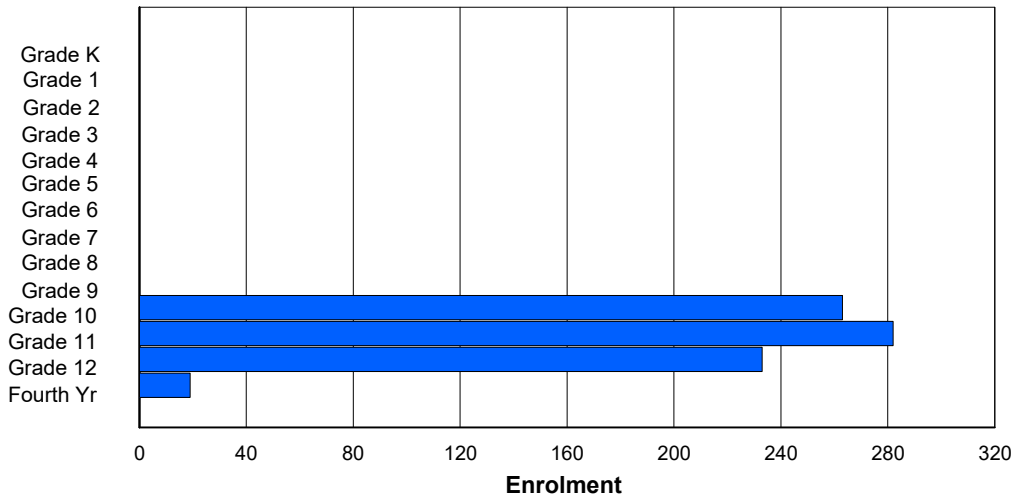
Gender	Age																Total
	5	6	7	8	9	10	11	12	13	14	15	16	17	18	19	20>	
Male	0	0	0	0	0	0	0	0	0	1	109	128	133	13	2	1	387
Female	0	0	0	0	0	0	0	0	0	0	114	127	141	9	2	3	396
<b>Total</b>	0	0	0	0	0	0	0	0	0	1	223	255	274	22	4	4	783

**Enrolment By Grade and Gender**

Gender	Grade															Total
	K	1	2	3	4	5	6	7	8	9	10	11	12	4th		
Male	0	0	0	0	0	0	0	0	0	0	112	135	136	4	387	
Female	0	0	0	0	0	0	0	0	0	0	116	129	143	8	396	
<b>Total</b>	0	0	0	0	0	0	0	0	0	0	228	264	279	12	783	

**Enrolment By Grade**

For 485 - Corner Brook Regional High, Corner Brook



\* Data from the 2018-2019 AGR(Enrolment/Age as of the last day in Sept./Dec.)

\*\* Newfoundland Statistics Classification System

NLESD - Western Region

#488 - French Shore Academy, Port Saunders

Classification: Rural  
Offers Distance Education: No

Grades: K-12

Number of Grades: 13

**Enrolment By Age and Gender**

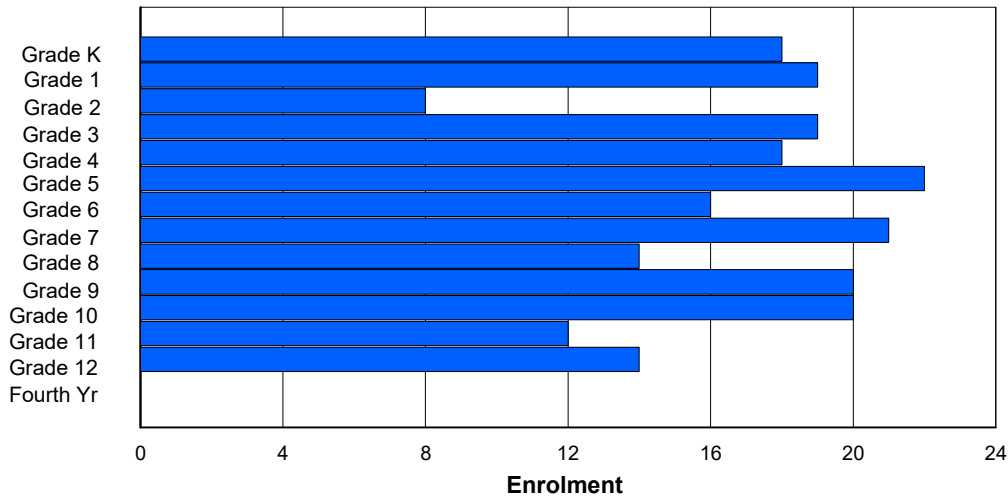
Gender	Age																Total
	5	6	7	8	9	10	11	12	13	14	15	16	17	18	19	20>	
Male	7	9	8	3	9	11	10	4	10	5	9	9	8	0	0	0	102
Female	2	8	12	6	9	6	11	12	13	9	11	10	8	0	0	0	117
<b>Total</b>	<b>9</b>	<b>17</b>	<b>20</b>	<b>9</b>	<b>18</b>	<b>17</b>	<b>21</b>	<b>16</b>	<b>23</b>	<b>14</b>	<b>20</b>	<b>19</b>	<b>16</b>	<b>0</b>	<b>0</b>	<b>0</b>	<b>219</b>

**Enrolment By Grade and Gender**

Gender	Grade															Total
	K	1	2	3	4	5	6	7	8	9	10	11	12	4th		
Male	7	9	8	3	9	11	10	4	10	5	11	9	6	0	102	
Female	2	8	12	6	9	6	11	13	12	9	12	12	5	0	117	
<b>Total</b>	<b>9</b>	<b>17</b>	<b>20</b>	<b>9</b>	<b>18</b>	<b>17</b>	<b>21</b>	<b>17</b>	<b>22</b>	<b>14</b>	<b>23</b>	<b>21</b>	<b>11</b>	<b>0</b>	<b>219</b>	

**Enrolment By Grade**

For 488 - French Shore Academy, Port Saunders



\* Data from the 2018-2019 AGR(Enrolment/Age as of the last day in Sept./Dec.)

\*\* Newfoundland Statistics Classification System

NLESD - Western Region

#498 - Eastside Elementary, Corner Brook

Classification: Urban  
Offers Distance Education: No

Grades: K-6

Number of Grades: 7

**Enrolment By Age and Gender**

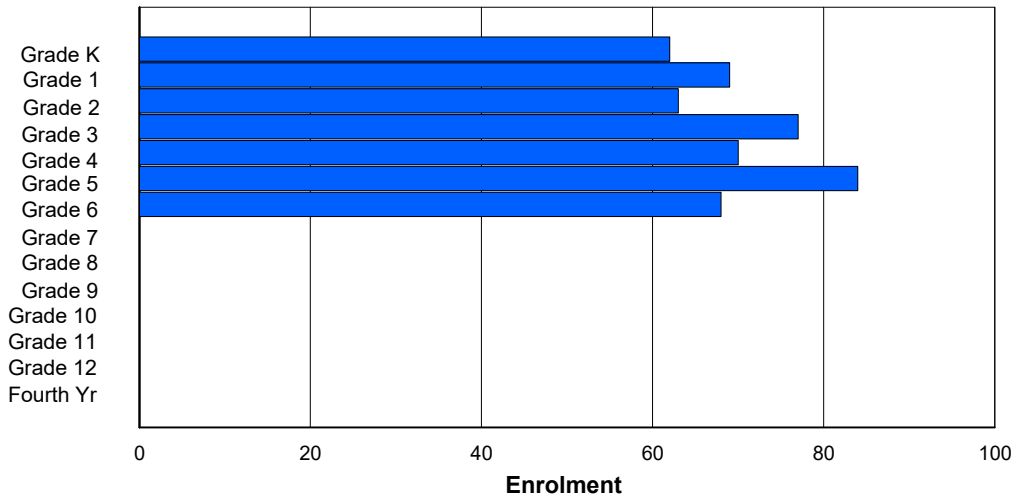
Gender	Age																Total
	5	6	7	8	9	10	11	12	13	14	15	16	17	18	19	20>	
Male	30	31	33	39	39	31	48	1	0	0	0	0	0	0	0	0	252
Female	23	29	34	33	42	38	41	0	0	0	0	0	0	0	0	0	240
<b>Total</b>	<b>53</b>	<b>60</b>	<b>67</b>	<b>72</b>	<b>81</b>	<b>69</b>	<b>89</b>	<b>1</b>	<b>0</b>	<b>0</b>	<b>0</b>	<b>0</b>	<b>0</b>	<b>0</b>	<b>0</b>	<b>0</b>	<b>492</b>

**Enrolment By Grade and Gender**

Gender	Grade															Total
	K	1	2	3	4	5	6	7	8	9	10	11	12	4th		
Male	30	32	33	38	39	32	48	0	0	0	0	0	0	0	0	252
Female	23	29	34	34	41	38	41	0	0	0	0	0	0	0	0	240
<b>Total</b>	<b>53</b>	<b>61</b>	<b>67</b>	<b>72</b>	<b>80</b>	<b>70</b>	<b>89</b>	<b>0</b>	<b>0</b>	<b>0</b>	<b>0</b>	<b>0</b>	<b>0</b>	<b>0</b>	<b>0</b>	<b>492</b>

**Enrolment By Grade**

For 498 - Eastside Elementary, Corner Brook



\* Data from the 2018-2019 AGR(Enrolment/Age as of the last day in Sept./Dec.)

\*\* Newfoundland Statistics Classification System

NLESD - Western Region

#953 - White Hills Academy, St. Anthony

Classification: Rural  
Offers Distance Education: No

Grades: K-12

Number of Grades: 13

**Enrolment By Age and Gender**

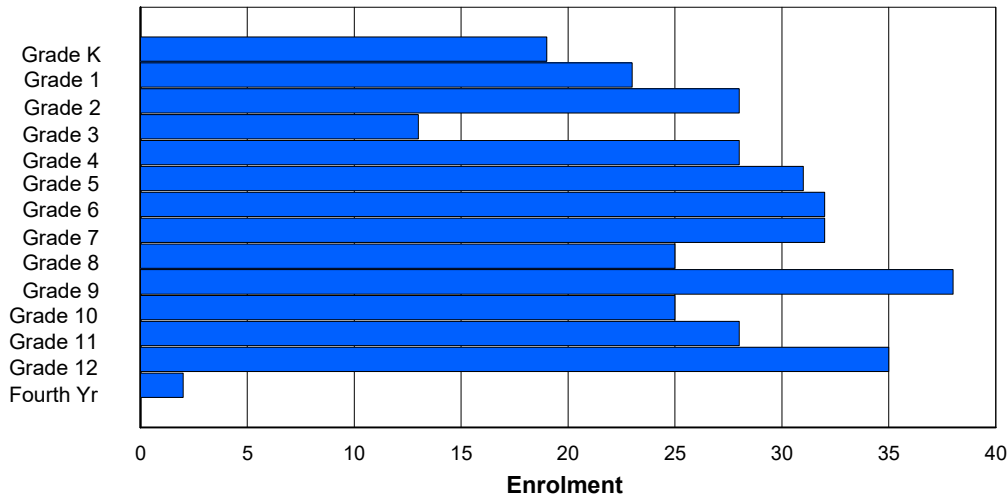
Gender	Age																Total
	5	6	7	8	9	10	11	12	13	14	15	16	17	18	19	20>	
Male	7	9	10	16	10	16	12	15	22	13	15	17	12	1	1	0	176
Female	10	9	14	10	3	9	19	20	8	12	20	14	14	1	1	0	164
<b>Total</b>	<b>17</b>	<b>18</b>	<b>24</b>	<b>26</b>	<b>13</b>	<b>25</b>	<b>31</b>	<b>35</b>	<b>30</b>	<b>25</b>	<b>35</b>	<b>31</b>	<b>26</b>	<b>2</b>	<b>2</b>	<b>0</b>	<b>340</b>

**Enrolment By Grade and Gender**

Gender	Grade															Total
	K	1	2	3	4	5	6	7	8	9	10	11	12	4th		
Male	7	9	10	17	9	17	11	15	21	14	17	15	13	1	176	
Female	10	9	14	10	3	9	19	20	10	10	20	14	15	1	164	
<b>Total</b>	<b>17</b>	<b>18</b>	<b>24</b>	<b>27</b>	<b>12</b>	<b>26</b>	<b>30</b>	<b>35</b>	<b>31</b>	<b>24</b>	<b>37</b>	<b>29</b>	<b>28</b>	<b>2</b>	<b>340</b>	

**Enrolment By Grade**

For 953 - White Hills Academy, St. Anthony



\* Data from the 2018-2019 AGR(Enrolment/Age as of the last day in Sept./Dec.)

\*\* Newfoundland Statistics Classification System

NLESD - Western Region

#955 - Corner Brook Intermediate, Corner Brook

Classification: Urban  
Offers Distance Education: No

Grades: 7-9

Number of Grades: 3

### Enrolment By Age and Gender

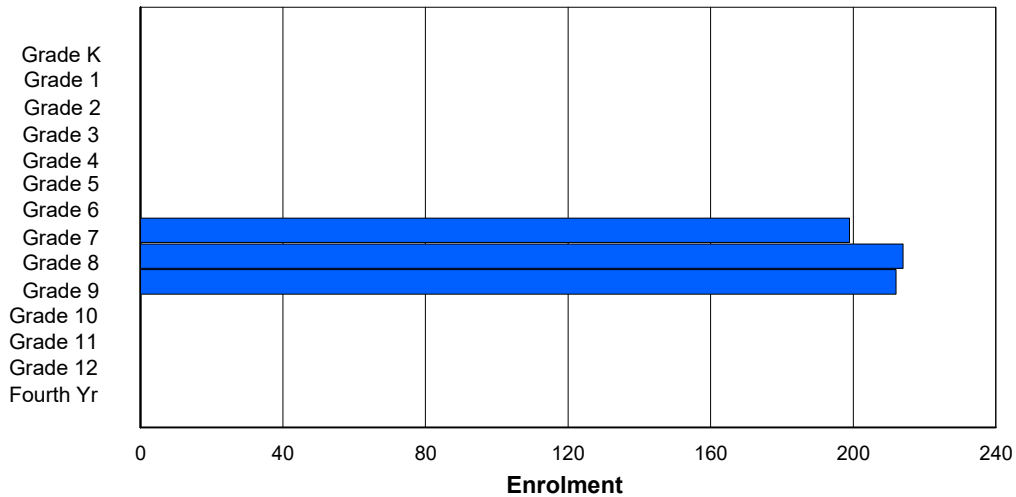
Gender	Age																Total
	5	6	7	8	9	10	11	12	13	14	15	16	17	18	19	20>	
Male	0	0	0	0	0	0	1	92	108	107	4	0	0	0	0	0	312
Female	0	0	0	0	0	0	0	93	94	106	3	0	0	0	0	0	296
<b>Total</b>	<b>0</b>	<b>0</b>	<b>0</b>	<b>0</b>	<b>0</b>	<b>0</b>	<b>1</b>	<b>185</b>	<b>202</b>	<b>213</b>	<b>7</b>	<b>0</b>	<b>0</b>	<b>0</b>	<b>0</b>	<b>0</b>	<b>608</b>

### Enrolment By Grade and Gender

Gender	Grade														Total
	K	1	2	3	4	5	6	7	8	9	10	11	12	4th	
Male	0	0	0	0	0	0	0	94	109	109	0	0	0	0	312
Female	0	0	0	0	0	0	0	91	94	111	0	0	0	0	296
<b>Total</b>	<b>0</b>	<b>0</b>	<b>0</b>	<b>0</b>	<b>0</b>	<b>0</b>	<b>0</b>	<b>185</b>	<b>203</b>	<b>220</b>	<b>0</b>	<b>0</b>	<b>0</b>	<b>0</b>	<b>608</b>

## Enrolment By Grade

For 955 - Corner Brook Intermediate, Corner Brook



\* Data from the 2018-2019 AGR(Enrolment/Age as of the last day in Sept./Dec.)

\*\* Newfoundland Statistics Classification System

NLESD - Central Region

#132 - Botwood Collegiate, Botwood

Classification: Urban  
Offers Distance Education: No

Grades: 7-12

Number of Grades: 6

**Enrolment By Age and Gender**

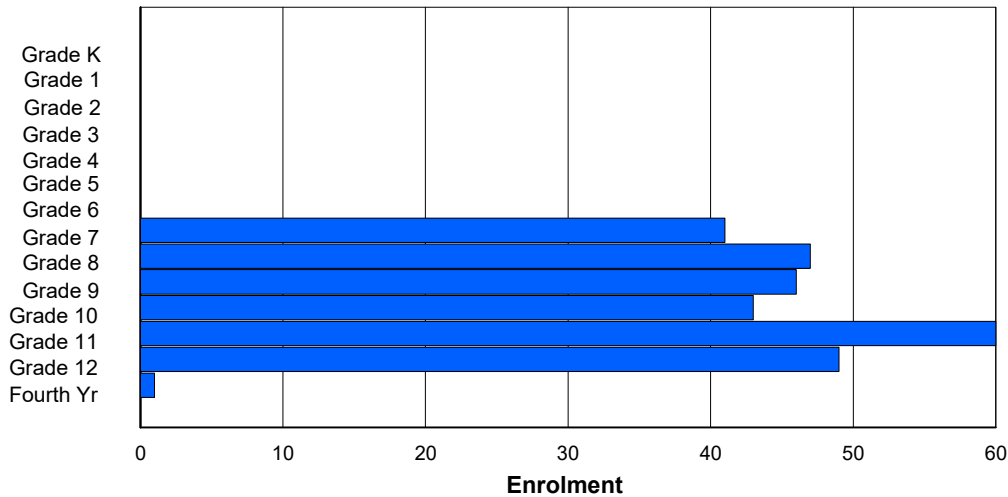
Gender	Age																Total
	5	6	7	8	9	10	11	12	13	14	15	16	17	18	19	20>	
Male	0	0	0	0	0	0	0	17	24	21	19	23	20	4	1	0	129
Female	0	0	0	0	0	0	0	25	16	27	23	15	34	1	1	0	142
<b>Total</b>	<b>0</b>	<b>0</b>	<b>0</b>	<b>0</b>	<b>0</b>	<b>0</b>	<b>0</b>	<b>42</b>	<b>40</b>	<b>48</b>	<b>42</b>	<b>38</b>	<b>54</b>	<b>5</b>	<b>2</b>	<b>0</b>	<b>271</b>

**Enrolment By Grade and Gender**

Gender	Grade															Total
	K	1	2	3	4	5	6	7	8	9	10	11	12	4th		
Male	0	0	0	0	0	0	0	17	24	21	21	24	21	1	129	
Female	0	0	0	0	0	0	0	25	18	25	23	17	33	1	142	
<b>Total</b>	<b>0</b>	<b>0</b>	<b>0</b>	<b>0</b>	<b>0</b>	<b>0</b>	<b>0</b>	<b>42</b>	<b>42</b>	<b>46</b>	<b>44</b>	<b>41</b>	<b>54</b>	<b>2</b>	<b>271</b>	

**Enrolment By Grade**

For 132 - Botwood Collegiate, Botwood



\* Data from the 2018-2019 AGR(Enrolment/Age as of the last day in Sept./Dec.)

\*\* Newfoundland Statistics Classification System

NLESD - Central Region

#133 - Memorial Academy, Botwood

Classification: Urban  
Offers Distance Education: No

Grades: K-6

Number of Grades: 7

**Enrolment By Age and Gender**

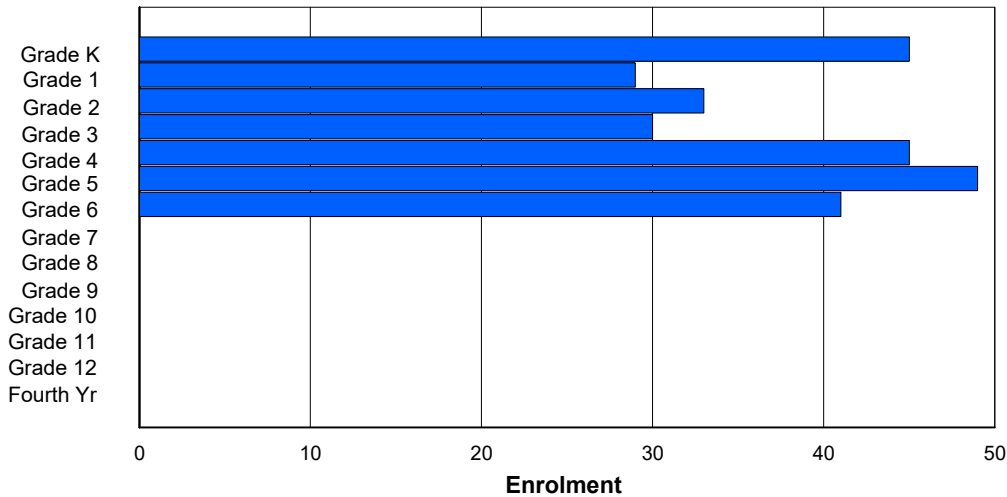
Gender	Age																Total
	5	6	7	8	9	10	11	12	13	14	15	16	17	18	19	20>	
Male	13	19	17	17	11	22	28	0	0	0	0	0	0	0	0	0	127
Female	16	27	12	18	19	26	21	0	0	0	0	0	0	0	0	0	139
<b>Total</b>	<b>29</b>	<b>46</b>	<b>29</b>	<b>35</b>	<b>30</b>	<b>48</b>	<b>49</b>	<b>0</b>	<b>0</b>	<b>0</b>	<b>0</b>	<b>0</b>	<b>0</b>	<b>0</b>	<b>0</b>	<b>0</b>	<b>266</b>

**Enrolment By Grade and Gender**

Gender	Grade															Total
	K	1	2	3	4	5	6	7	8	9	10	11	12	4th		
Male	13	19	17	17	11	22	28	0	0	0	0	0	0	0	0	127
Female	16	27	13	17	19	26	21	0	0	0	0	0	0	0	0	139
<b>Total</b>	<b>29</b>	<b>46</b>	<b>30</b>	<b>34</b>	<b>30</b>	<b>48</b>	<b>49</b>	<b>0</b>	<b>0</b>	<b>0</b>	<b>0</b>	<b>0</b>	<b>0</b>	<b>0</b>	<b>0</b>	<b>266</b>

**Enrolment By Grade**

For 133 - Memorial Academy, Botwood



\* Data from the 2018-2019 AGR(Enrolment/Age as of the last day in Sept./Dec.)

\*\* Newfoundland Statistics Classification System

NLESD - Central Region

#138 - Victoria Academy, Gaultois

Classification: Rural  
Offers Distance Education: No

Grades: 2,4,6,9-12      Number of Grades: 7

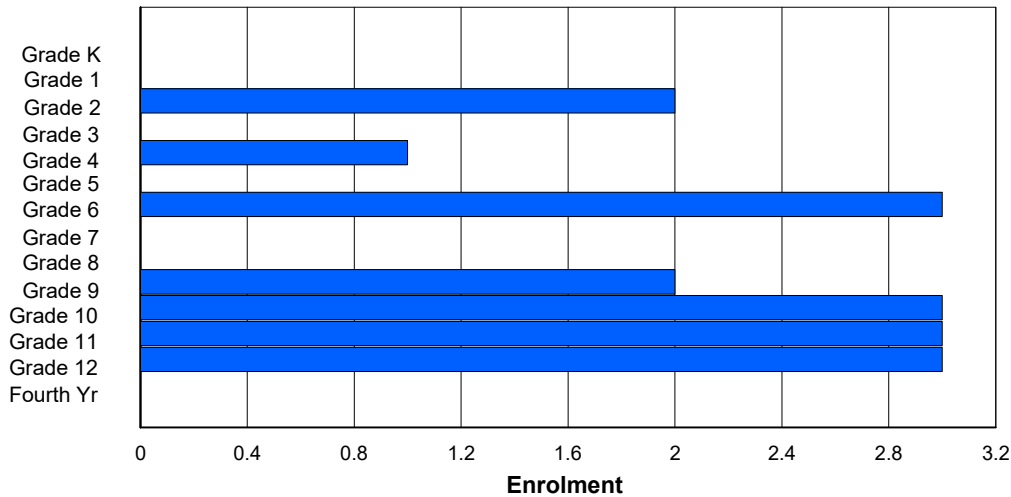
**Enrolment By Age and Gender**

Gender	Age																Total
	5	6	7	8	9	10	11	12	13	14	15	16	17	18	19	20>	
Male	0	0	0	0	0	1	0	3	0	0	1	2	2	0	0	0	9
Female	0	0	0	2	0	0	0	0	0	0	1	1	1	0	0	0	5
<b>Total</b>	0	0	0	2	0	1	0	3	0	0	2	3	3	0	0	0	14

**Enrolment By Grade and Gender**

Gender	Grade															Total
	K	1	2	3	4	5	6	7	8	9	10	11	12	4th		
Male	0	0	0	0	0	1	0	3	0	0	1	2	2	0	9	
Female	0	0	0	2	0	0	0	0	0	0	1	1	1	0	5	
<b>Total</b>	0	0	0	2	0	1	0	3	0	0	2	3	3	0	14	

**Enrolment By Grade**  
For 138 - Victoria Academy, Gaultois



\* Data from the 2018-2019 AGR(Enrolment/Age as of the last day in Sept./Dec.)

\*\* Newfoundland Statistics Classification System



NLESD - Central Region

#142 - Woodland Primary, Grand Falls-Windsor

Classification: Urban  
Offers Distance Education: No

Grades: K-3

Number of Grades: 4

**Enrolment By Age and Gender**

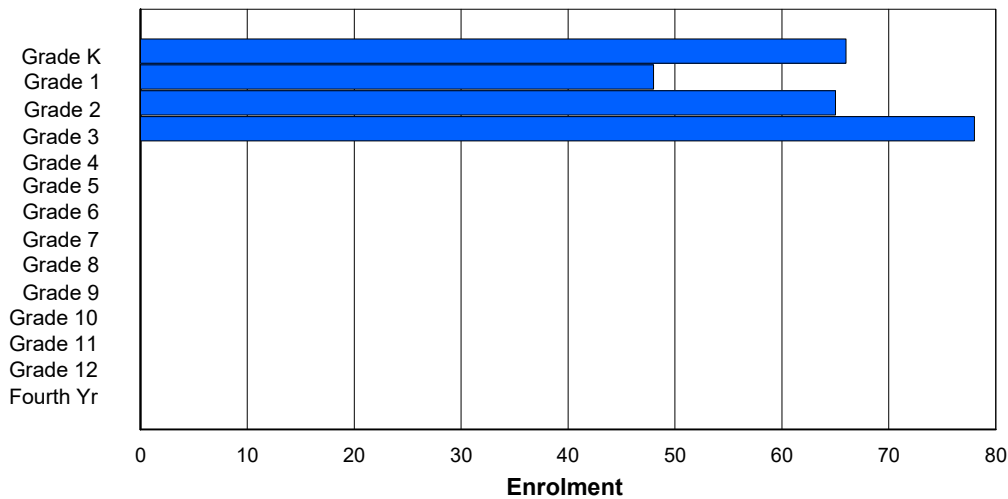
Gender	Age																Total
	5	6	7	8	9	10	11	12	13	14	15	16	17	18	19	20>	
Male	27	29	27	33	0	0	0	0	0	0	0	0	0	0	0	0	116
Female	33	37	23	34	0	0	0	0	0	0	0	0	0	0	0	0	127
<b>Total</b>	<b>60</b>	<b>66</b>	<b>50</b>	<b>67</b>	<b>0</b>	<b>0</b>	<b>0</b>	<b>0</b>	<b>0</b>	<b>0</b>	<b>0</b>	<b>0</b>	<b>0</b>	<b>0</b>	<b>0</b>	<b>243</b>	

**Enrolment By Grade and Gender**

Gender	Grade															Total
	K	1	2	3	4	5	6	7	8	9	10	11	12	4th		
Male	28	28	27	33	0	0	0	0	0	0	0	0	0	0	0	116
Female	33	37	23	34	0	0	0	0	0	0	0	0	0	0	0	127
<b>Total</b>	<b>61</b>	<b>65</b>	<b>50</b>	<b>67</b>	<b>0</b>	<b>0</b>	<b>0</b>	<b>0</b>	<b>0</b>	<b>0</b>	<b>0</b>	<b>0</b>	<b>0</b>	<b>0</b>	<b>243</b>	

**Enrolment By Grade**

For 142 - Woodland Primary, Grand Falls-Windsor



\* Data from the 2018-2019 AGR(Enrolment/Age as of the last day in Sept./Dec.)

\*\* Newfoundland Statistics Classification System

NLESD - Central Region

#144 - Sprucewood Academy, Grand Falls-Windsor

Classification: Urban  
Offers Distance Education: No

Grades: 4-6

Number of Grades: 3

**Enrolment By Age and Gender**

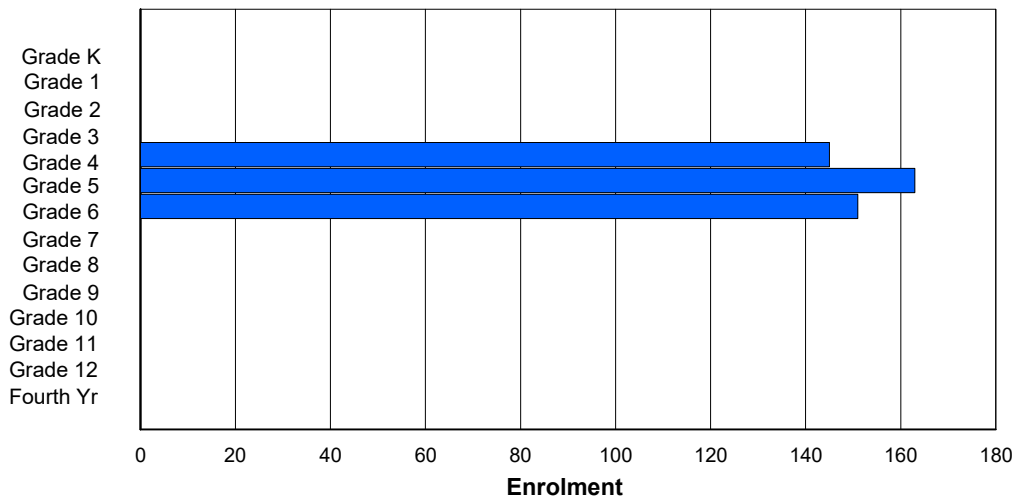
Gender	Age																Total
	5	6	7	8	9	10	11	12	13	14	15	16	17	18	19	20>	
Male	0	0	0	0	74	70	90	0	0	0	0	0	0	0	0	0	234
Female	0	0	0	0	83	72	77	0	0	0	0	0	0	0	0	0	232
<b>Total</b>	<b>0</b>	<b>0</b>	<b>0</b>	<b>0</b>	<b>157</b>	<b>142</b>	<b>167</b>	<b>0</b>	<b>0</b>	<b>0</b>	<b>0</b>	<b>0</b>	<b>0</b>	<b>0</b>	<b>0</b>	<b>0</b>	<b>466</b>

**Enrolment By Grade and Gender**

Gender	Grade															Total
	K	1	2	3	4	5	6	7	8	9	10	11	12	4th		
Male	0	0	0	0	75	69	90	0	0	0	0	0	0	0	0	234
Female	0	0	0	0	83	72	77	0	0	0	0	0	0	0	0	232
<b>Total</b>	<b>0</b>	<b>0</b>	<b>0</b>	<b>0</b>	<b>158</b>	<b>141</b>	<b>167</b>	<b>0</b>	<b>0</b>	<b>0</b>	<b>0</b>	<b>0</b>	<b>0</b>	<b>0</b>	<b>0</b>	<b>466</b>

**Enrolment By Grade**

For 144 - Sprucewood Academy, Grand Falls-Windsor



\* Data from the 2018-2019 AGR(Enrolment/Age as of the last day in Sept./Dec.)

\*\* Newfoundland Statistics Classification System

NLESD - Central Region

#149 - King Academy, Harbour Breton

Classification: Rural  
Offers Distance Education: No

Grades: 7-12

Number of Grades: 6

**Enrolment By Age and Gender**

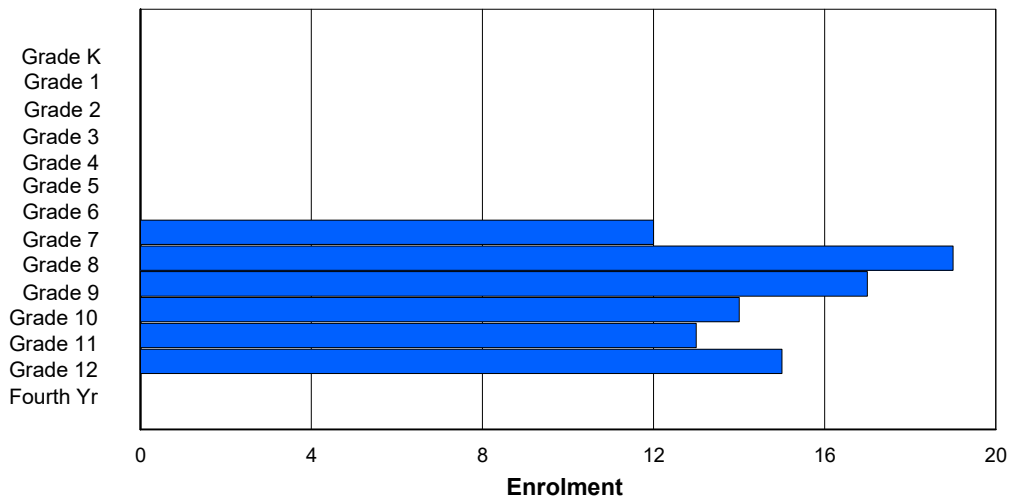
Gender	Age																Total
	5	6	7	8	9	10	11	12	13	14	15	16	17	18	19	20>	
Male	0	0	0	0	0	0	0	11	4	10	12	8	5	2	0	0	52
Female	0	0	0	0	0	0	0	12	9	9	6	6	7	0	0	0	49
<b>Total</b>	0	0	0	0	0	0	0	23	13	19	18	14	12	2	0	0	101

**Enrolment By Grade and Gender**

Gender	Grade															Total
	K	1	2	3	4	5	6	7	8	9	10	11	12	4th		
Male	0	0	0	0	0	0	0	11	4	10	12	9	6	0	52	
Female	0	0	0	0	0	0	0	12	9	9	7	5	7	0	49	
<b>Total</b>	0	0	0	0	0	0	0	23	13	19	19	14	13	0	101	

**Enrolment By Grade**

For 149 - King Academy, Harbour Breton



\* Data from the 2018-2019 AGR(Enrolment/Age as of the last day in Sept./Dec.)

\*\* Newfoundland Statistics Classification System

NLESD - Central Region

#150 - St. Joseph's Elementary, Harbour Breton

Classification: Rural  
Offers Distance Education: No

Grades: K-6

Number of Grades: 7

**Enrolment By Age and Gender**

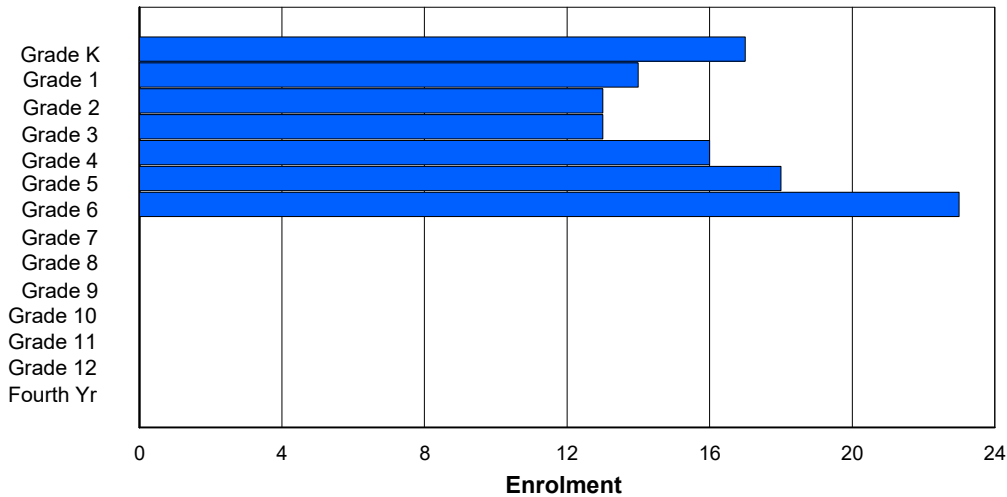
Gender	Age																Total
	5	6	7	8	9	10	11	12	13	14	15	16	17	18	19	20>	
Male	3	8	4	5	5	5	10	0	0	0	0	0	0	0	0	0	40
Female	5	9	8	7	7	10	7	0	0	0	0	0	0	0	0	0	53
<b>Total</b>	<b>8</b>	<b>17</b>	<b>12</b>	<b>12</b>	<b>12</b>	<b>15</b>	<b>17</b>	<b>0</b>	<b>0</b>	<b>0</b>	<b>0</b>	<b>0</b>	<b>0</b>	<b>0</b>	<b>0</b>	<b>0</b>	<b>93</b>

**Enrolment By Grade and Gender**

Gender	Grade															Total
	K	1	2	3	4	5	6	7	8	9	10	11	12	4th		
Male	3	8	4	5	5	5	10	0	0	0	0	0	0	0	40	
Female	5	9	8	7	7	10	7	0	0	0	0	0	0	0	53	
<b>Total</b>	<b>8</b>	<b>17</b>	<b>12</b>	<b>12</b>	<b>12</b>	<b>15</b>	<b>17</b>	<b>0</b>	<b>0</b>	<b>0</b>	<b>0</b>	<b>0</b>	<b>0</b>	<b>0</b>	<b>93</b>	

**Enrolment By Grade**

For 150 - St. Joseph's Elementary, Harbour Breton



\* Data from the 2018-2019 AGR(Enrolment/Age as of the last day in Sept./Dec.)

\*\* Newfoundland Statistics Classification System

NLESD - Central Region

#151 - John Watkins Academy, Hermitage

Classification: Rural  
Offers Distance Education: No

Grades: K-1,3-12

Number of Grades: 12

**Enrolment By Age and Gender**

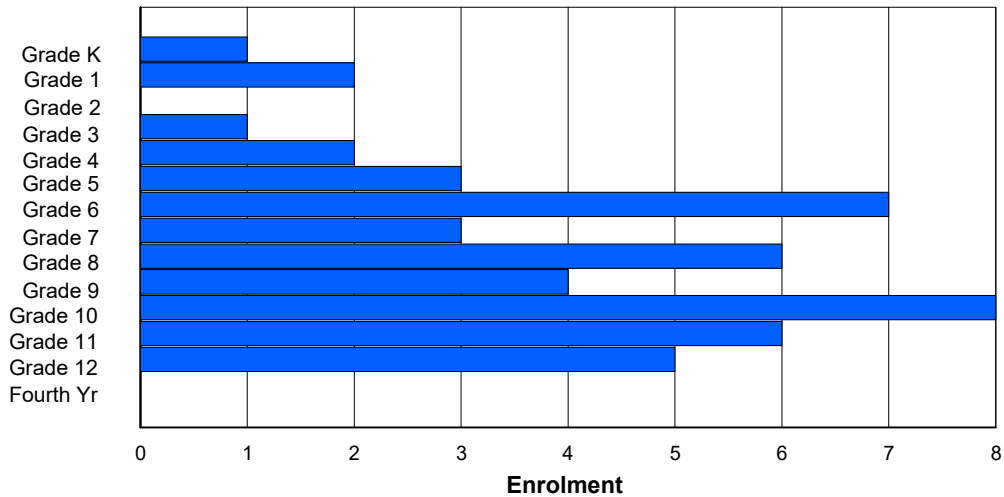
Gender	Age																Total
	5	6	7	8	9	10	11	12	13	14	15	16	17	18	19	20>	
Male	0	0	1	0	2	1	2	4	1	3	2	2	2	0	0	0	20
Female	1	1	1	0	0	1	2	3	2	3	2	5	5	0	0	0	26
<b>Total</b>	<b>1</b>	<b>1</b>	<b>2</b>	<b>0</b>	<b>2</b>	<b>2</b>	<b>4</b>	<b>7</b>	<b>3</b>	<b>6</b>	<b>4</b>	<b>7</b>	<b>7</b>	<b>0</b>	<b>0</b>	<b>0</b>	<b>46</b>

**Enrolment By Grade and Gender**

Gender	K	Grade													Total
		1	2	3	4	5	6	7	8	9	10	11	12	4th	
Male	0	0	1	0	2	1	2	4	1	3	2	2	2	0	20
Female	1	1	1	0	0	1	2	3	2	3	2	6	4	0	26
<b>Total</b>	<b>1</b>	<b>1</b>	<b>2</b>	<b>0</b>	<b>2</b>	<b>2</b>	<b>4</b>	<b>7</b>	<b>3</b>	<b>6</b>	<b>4</b>	<b>8</b>	<b>6</b>	<b>0</b>	<b>46</b>

**Enrolment By Grade**

For 151 - John Watkins Academy, Hermitage



\* Data from the 2018-2019 AGR(Enrolment/Age as of the last day in Sept./Dec.)

\*\* Newfoundland Statistics Classification System

NLESD - Central Region

#155 - Leading Ticks Primary, Leading Ticks

Classification: Rural  
Offers Distance Education: No

Grades: 2-3

Number of Grades: 2

**Enrolment By Age and Gender**

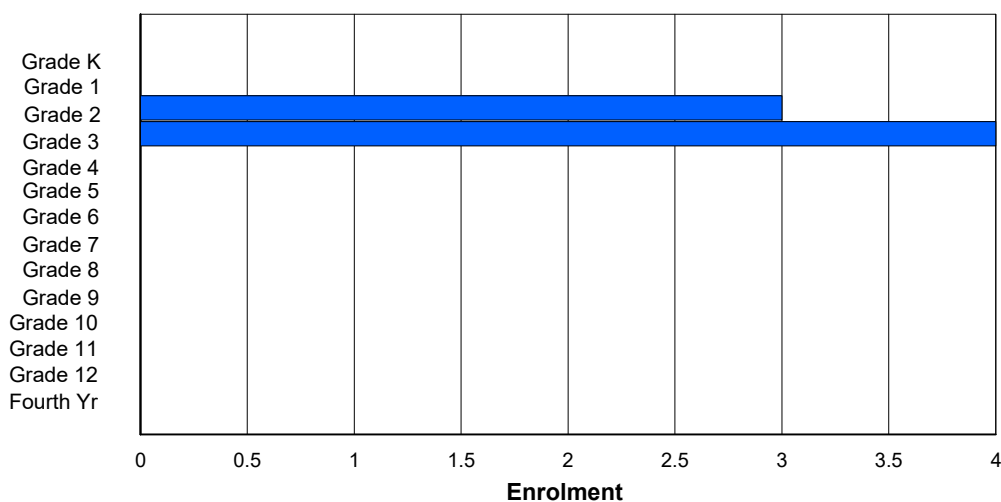
Gender	Age																Total
	5	6	7	8	9	10	11	12	13	14	15	16	17	18	19	20>	
Male	0	0	0	2	0	0	0	0	0	0	0	0	0	0	0	0	2
Female	0	0	0	1	0	0	0	0	0	0	0	0	0	0	0	0	1
<b>Total</b>	<b>0</b>	<b>0</b>	<b>0</b>	<b>3</b>	<b>0</b>	<b>0</b>	<b>0</b>	<b>0</b>	<b>0</b>	<b>0</b>	<b>0</b>	<b>0</b>	<b>0</b>	<b>0</b>	<b>0</b>	<b>0</b>	<b>3</b>

**Enrolment By Grade and Gender**

Gender	Grade															Total
	K	1	2	3	4	5	6	7	8	9	10	11	12	4th		
Male	0	0	0	2	0	0	0	0	0	0	0	0	0	0	0	2
Female	0	0	0	1	0	0	0	0	0	0	0	0	0	0	0	1
<b>Total</b>	<b>0</b>	<b>0</b>	<b>0</b>	<b>3</b>	<b>0</b>	<b>0</b>	<b>0</b>	<b>0</b>	<b>0</b>	<b>0</b>	<b>0</b>	<b>0</b>	<b>0</b>	<b>0</b>	<b>0</b>	<b>3</b>

**Enrolment By Grade**

For 155 - Leading Ticks Primary, Leading Ticks



\* Data from the 2018-2019 AGR(Enrolment/Age as of the last day in Sept./Dec.)

\*\* Newfoundland Statistics Classification System

NLESD - Central Region

#157 - St. Peter's All Grade, McCallum

Classification: Rural  
Offers Distance Education: No

Grades: 6,9,12

Number of Grades: 3

**Enrolment By Age and Gender**

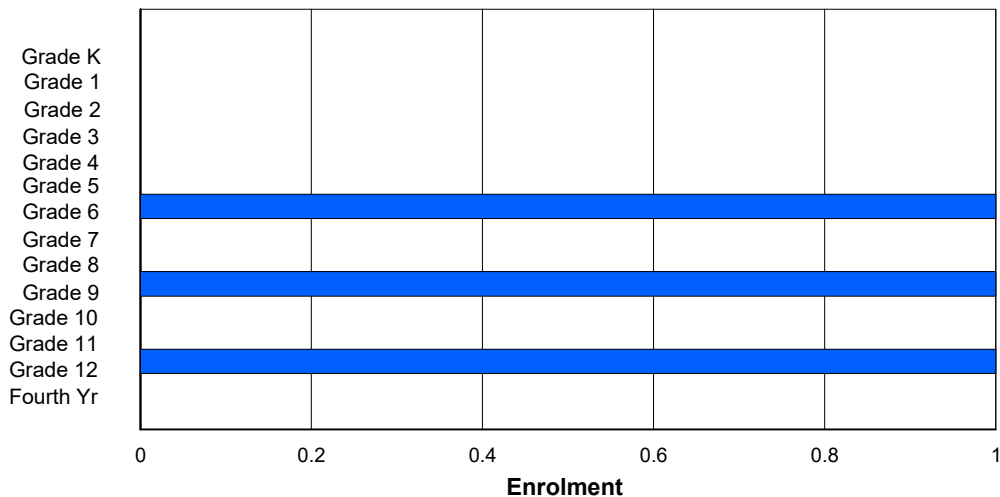
Gender	Age																Total
	5	6	7	8	9	10	11	12	13	14	15	16	17	18	19	20>	
Male	0	0	0	0	0	0	0	1	0	0	0	0	0	0	0	0	1
Female	0	0	0	0	0	0	0	0	0	0	1	0	0	0	0	0	1
<b>Total</b>	0	0	0	0	0	0	0	1	0	0	1	0	0	0	0	0	2

**Enrolment By Grade and Gender**

Gender	Grade															Total
	K	1	2	3	4	5	6	7	8	9	10	11	12	4th		
Male	0	0	0	0	0	0	0	1	0	0	0	0	0	0	0	1
Female	0	0	0	0	0	0	0	0	0	0	1	0	0	0	0	1
<b>Total</b>	0	0	0	0	0	0	0	1	0	0	1	0	0	0	0	2

**Enrolment By Grade**

For 157 - St. Peter's All Grade, McCallum



\* Data from the 2018-2019 AGR(Enrolment/Age as of the last day in Sept./Dec.)

\*\* Newfoundland Statistics Classification System

NLESD - Central Region

#160 - Bayview Primary, Nipper's Harbour

Classification: Rural  
Offers Distance Education: No

Grades:                      Number of Grades: 0

**Enrolment By Age and Gender**

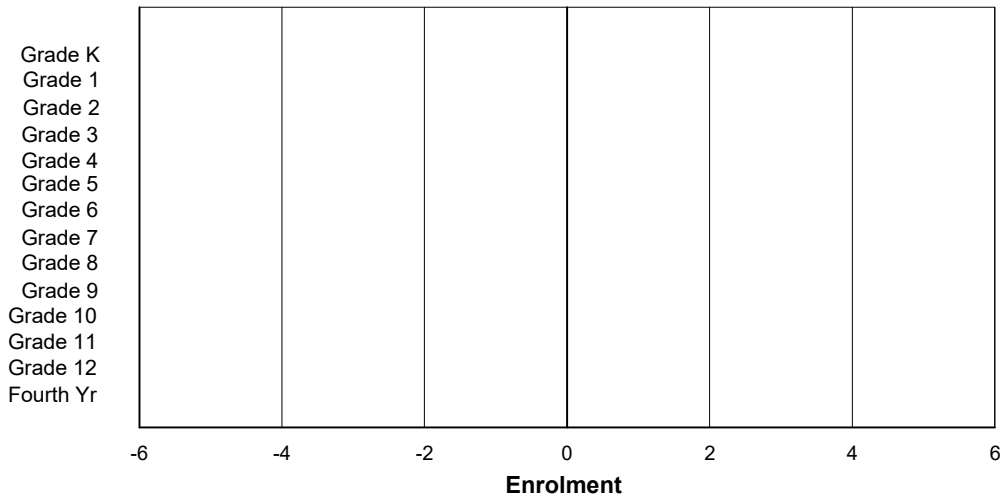
Gender	Age																Total
	5	6	7	8	9	10	11	12	13	14	15	16	17	18	19	20>	
Male	0	0	0	0	0	0	0	0	0	0	0	0	0	0	0	0	0
Female	0	0	0	0	0	0	0	0	0	0	0	0	0	0	0	0	0
<b>Total</b>	<b>0</b>	<b>0</b>	<b>0</b>	<b>0</b>	<b>0</b>	<b>0</b>	<b>0</b>	<b>0</b>	<b>0</b>	<b>0</b>	<b>0</b>	<b>0</b>	<b>0</b>	<b>0</b>	<b>0</b>	<b>0</b>	<b>0</b>

**Enrolment By Grade and Gender**

Gender	Grade															Total
	K	1	2	3	4	5	6	7	8	9	10	11	12	4th		
Male	0	0	0	0	0	0	0	0	0	0	0	0	0	0	0	
Female	0	0	0	0	0	0	0	0	0	0	0	0	0	0	0	
<b>Total</b>	<b>0</b>	<b>0</b>	<b>0</b>	<b>0</b>	<b>0</b>	<b>0</b>	<b>0</b>	<b>0</b>	<b>0</b>	<b>0</b>	<b>0</b>	<b>0</b>	<b>0</b>	<b>0</b>	<b>0</b>	

**Enrolment By Grade**

For 160 - Bayview Primary, Nipper's Harbour



\* Data from the 2018-2019 AGR(Enrolment/Age as of the last day in Sept./Dec.)

\*\* Newfoundland Statistics Classification System



NLESD - Central Region

#163 - Point Leamington Academy, Point Leamington

Classification: Rural  
Offers Distance Education: No

Grades: K,2-12

Number of Grades: 12

**Enrolment By Age and Gender**

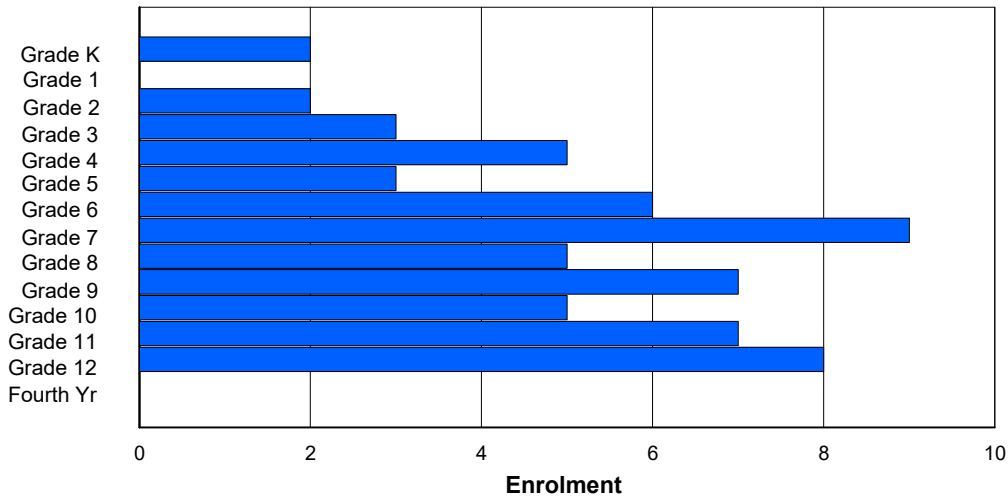
Gender	Age																Total
	5	6	7	8	9	10	11	12	13	14	15	16	17	18	19	20>	
Male	2	2	0	1	2	4	2	2	5	1	3	2	4	0	0	0	30
Female	0	2	0	0	6	1	1	4	3	5	3	3	3	0	0	0	31
<b>Total</b>	<b>2</b>	<b>4</b>	<b>0</b>	<b>1</b>	<b>8</b>	<b>5</b>	<b>3</b>	<b>6</b>	<b>8</b>	<b>6</b>	<b>6</b>	<b>5</b>	<b>7</b>	<b>0</b>	<b>0</b>	<b>0</b>	<b>61</b>

**Enrolment By Grade and Gender**

Gender	Grade															Total
	K	1	2	3	4	5	6	7	8	9	10	11	12	4th		
Male	2	2	0	1	2	4	2	2	5	1	3	2	4	0	30	
Female	0	2	0	0	6	1	1	4	3	5	3	3	3	0	31	
<b>Total</b>	<b>2</b>	<b>4</b>	<b>0</b>	<b>1</b>	<b>8</b>	<b>5</b>	<b>3</b>	<b>6</b>	<b>8</b>	<b>6</b>	<b>6</b>	<b>5</b>	<b>7</b>	<b>0</b>	<b>61</b>	

**Enrolment By Grade**

For 163 - Point Leamington Academy, Point Leamington



\* Data from the 2018-2019 AGR(Enrolment/Age as of the last day in Sept./Dec.)

\*\* Newfoundland Statistics Classification System

NLESD - Central Region

#165 - St. Stephen's All Grade, Rencontre East

Classification: Rural  
Offers Distance Education: No

Grades: K-3,5-11

Number of Grades: 11

**Enrolment By Age and Gender**

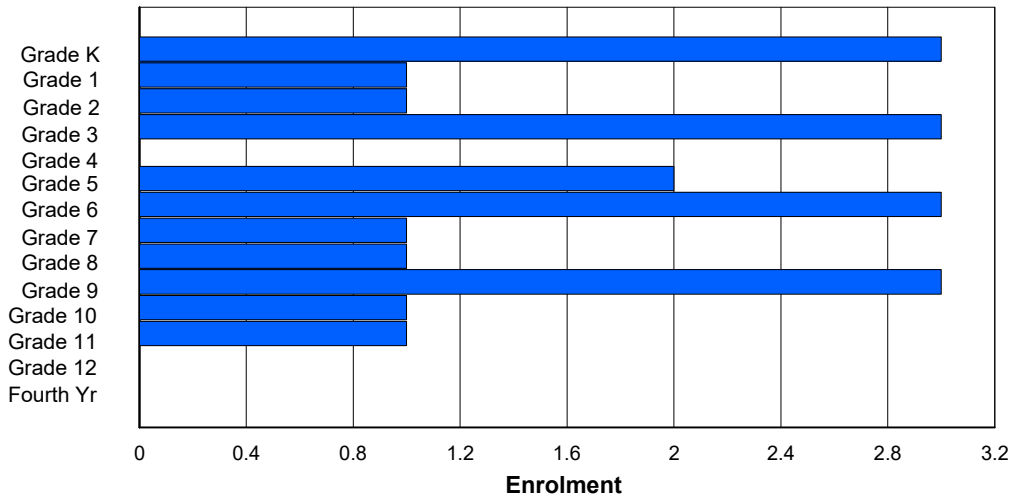
Gender	Age																Total
	5	6	7	8	9	10	11	12	13	14	15	16	17	18	19	20>	
Male	0	2	1	1	2	0	0	0	1	0	1	0	0	0	0	0	8
Female	0	1	0	0	1	0	2	3	0	1	2	1	1	0	0	0	12
<b>Total</b>	<b>0</b>	<b>3</b>	<b>1</b>	<b>1</b>	<b>3</b>	<b>0</b>	<b>2</b>	<b>3</b>	<b>1</b>	<b>1</b>	<b>3</b>	<b>1</b>	<b>1</b>	<b>0</b>	<b>0</b>	<b>0</b>	<b>20</b>

**Enrolment By Grade and Gender**

Gender	Grade															Total
	K	1	2	3	4	5	6	7	8	9	10	11	12	4th		
Male	0	2	1	1	2	0	0	0	1	0	1	0	0	0	8	
Female	0	1	0	0	1	0	2	3	0	1	2	1	1	0	12	
<b>Total</b>	<b>0</b>	<b>3</b>	<b>1</b>	<b>1</b>	<b>3</b>	<b>0</b>	<b>2</b>	<b>3</b>	<b>1</b>	<b>1</b>	<b>3</b>	<b>1</b>	<b>1</b>	<b>0</b>	<b>20</b>	

**Enrolment By Grade**

For 165 - St. Stephen's All Grade, Rencontre East



\* Data from the 2018-2019 AGR(Enrolment/Age as of the last day in Sept./Dec.)

\*\* Newfoundland Statistics Classification System

NLESD - Central Region

#177 - Greenwood Academy, Campbellton

Classification: Rural  
Offers Distance Education: No

Grades: K-9

Number of Grades: 10

**Enrolment By Age and Gender**

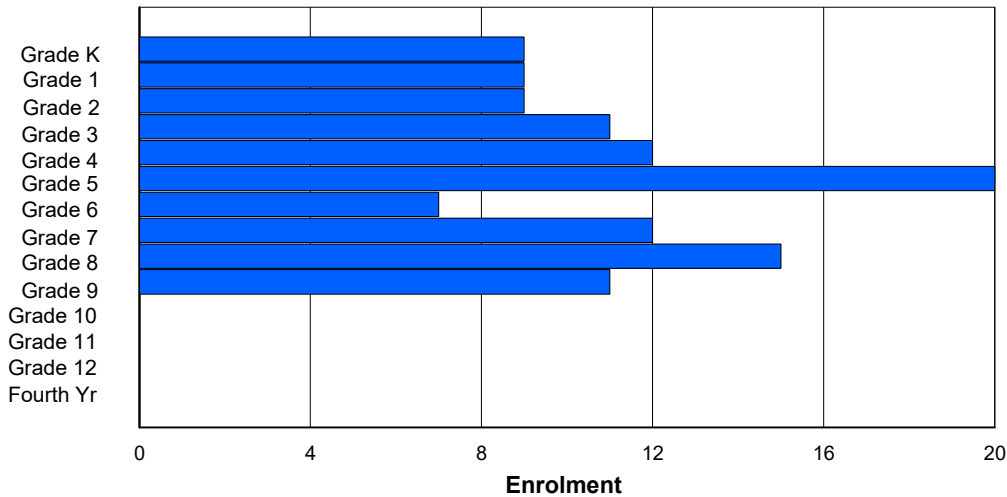
Gender	Age																Total
	5	6	7	8	9	10	11	12	13	14	15	16	17	18	19	20>	
Male	5	4	4	5	5	7	12	3	9	14	0	0	0	0	0	0	68
Female	3	5	7	4	5	5	9	5	5	3	0	0	0	0	0	0	51
<b>Total</b>	<b>8</b>	<b>9</b>	<b>11</b>	<b>9</b>	<b>10</b>	<b>12</b>	<b>21</b>	<b>8</b>	<b>14</b>	<b>17</b>	<b>0</b>	<b>0</b>	<b>0</b>	<b>0</b>	<b>0</b>	<b>0</b>	<b>119</b>

**Enrolment By Grade and Gender**

Gender	Grade															Total
	K	1	2	3	4	5	6	7	8	9	10	11	12	4th		
Male	5	4	4	5	5	7	12	3	9	14	0	0	0	0	68	
Female	3	5	7	4	5	5	9	6	4	3	0	0	0	0	51	
<b>Total</b>	<b>8</b>	<b>9</b>	<b>11</b>	<b>9</b>	<b>10</b>	<b>12</b>	<b>21</b>	<b>9</b>	<b>13</b>	<b>17</b>	<b>0</b>	<b>0</b>	<b>0</b>	<b>0</b>	<b>119</b>	

**Enrolment By Grade**

For 177 - Greenwood Academy, Campbellton



\* Data from the 2018-2019 AGR(Enrolment/Age as of the last day in Sept./Dec.)

\*\* Newfoundland Statistics Classification System

NLESD - Central Region

#178 - Phoenix Academy, Carmanville

Classification: Rural  
Offers Distance Education: No

Grades: K-12

Number of Grades: 13

**Enrolment By Age and Gender**

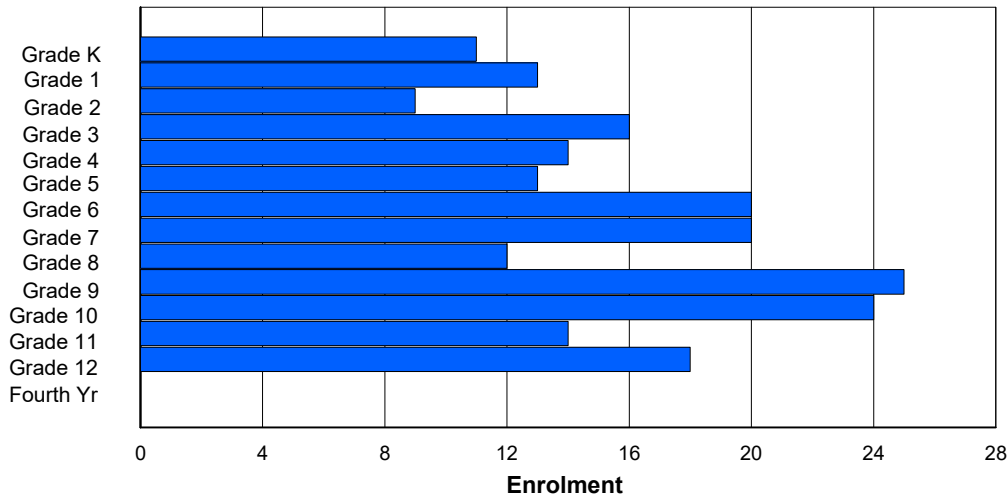
Gender	Age																Total
	5	6	7	8	9	10	11	12	13	14	15	16	17	18	19	20>	
Male	4	6	8	5	6	4	6	11	11	5	8	10	6	0	0	0	90
Female	3	4	6	4	10	9	8	10	11	7	15	12	6	1	0	0	106
<b>Total</b>	<b>7</b>	<b>10</b>	<b>14</b>	<b>9</b>	<b>16</b>	<b>13</b>	<b>14</b>	<b>21</b>	<b>22</b>	<b>12</b>	<b>23</b>	<b>22</b>	<b>12</b>	<b>1</b>	<b>0</b>	<b>0</b>	<b>196</b>

**Enrolment By Grade and Gender**

Gender	Grade															Total
	K	1	2	3	4	5	6	7	8	9	10	11	12	4th		
Male	4	6	8	5	6	4	6	11	11	5	8	10	6	0	90	
Female	3	4	6	4	10	9	8	10	11	7	15	12	7	0	106	
<b>Total</b>	<b>7</b>	<b>10</b>	<b>14</b>	<b>9</b>	<b>16</b>	<b>13</b>	<b>14</b>	<b>21</b>	<b>22</b>	<b>12</b>	<b>23</b>	<b>22</b>	<b>13</b>	<b>0</b>	<b>196</b>	

**Enrolment By Grade**

For 178 - Phoenix Academy, Carmanville



\* Data from the 2018-2019 AGR(Enrolment/Age as of the last day in Sept./Dec.)

\*\* Newfoundland Statistics Classification System

NLESD - Central Region

#179 - Centreville Academy, Centreville-Wareham

Classification: Rural  
Offers Distance Education: No

Grades: K-9

Number of Grades: 10

**Enrolment By Age and Gender**

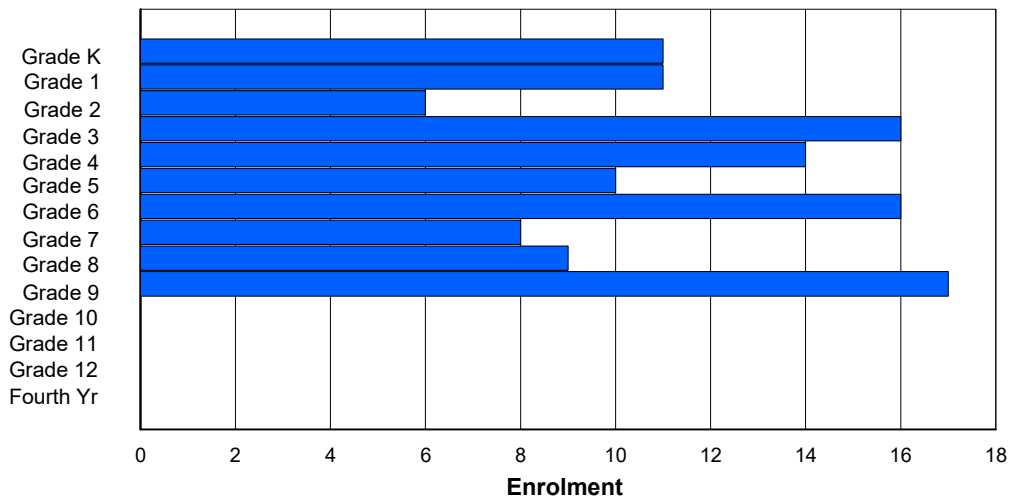
Gender	Age																Total
	5	6	7	8	9	10	11	12	13	14	15	16	17	18	19	20>	
Male	2	8	3	4	10	6	3	7	4	6	0	0	0	0	0	0	53
Female	2	2	4	1	7	7	7	8	3	2	0	0	0	0	0	0	43
<b>Total</b>	<b>4</b>	<b>10</b>	<b>7</b>	<b>5</b>	<b>17</b>	<b>13</b>	<b>10</b>	<b>15</b>	<b>7</b>	<b>8</b>	<b>0</b>	<b>0</b>	<b>0</b>	<b>0</b>	<b>0</b>	<b>0</b>	<b>96</b>

**Enrolment By Grade and Gender**

Gender	Grade															Total
	K	1	2	3	4	5	6	7	8	9	10	11	12	4th		
Male	2	8	3	4	10	6	3	7	4	6	0	0	0	0	53	
Female	2	2	4	1	7	7	7	8	3	2	0	0	0	0	43	
<b>Total</b>	<b>4</b>	<b>10</b>	<b>7</b>	<b>5</b>	<b>17</b>	<b>13</b>	<b>10</b>	<b>15</b>	<b>7</b>	<b>8</b>	<b>0</b>	<b>0</b>	<b>0</b>	<b>0</b>	<b>96</b>	

**Enrolment By Grade**

For 179 - Centreville Academy, Centreville-Wareham



\* Data from the 2018-2019 AGR(Enrolment/Age as of the last day in Sept./Dec.)

\*\* Newfoundland Statistics Classification System

NLESD - Central Region

#180 - A. R. Scammell Academy, Change Islands

Classification: Rural  
Offers Distance Education: No

Grades: K-1,3-5,8-9,11      Number of Grades: 8

**Enrolment By Age and Gender**

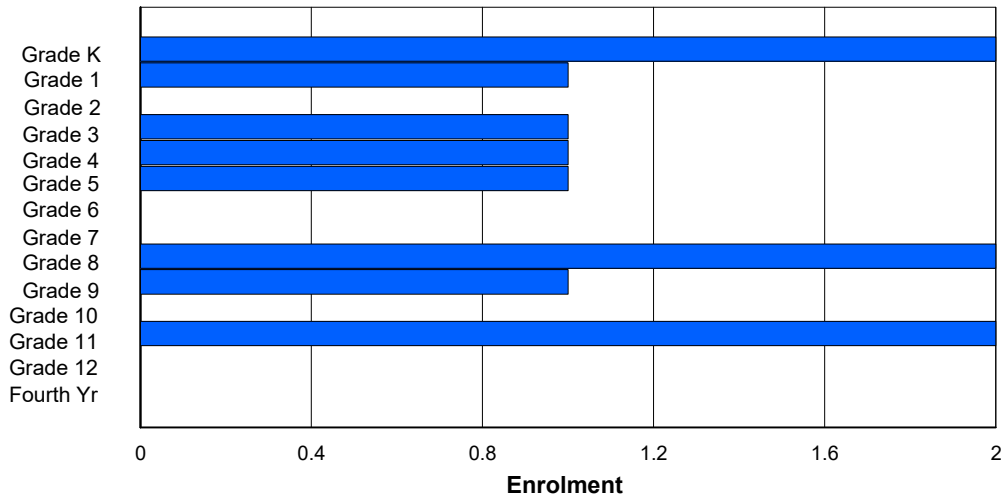
Gender	Age																Total
	5	6	7	8	9	10	11	12	13	14	15	16	17	18	19	20>	
Male	0	0	1	0	1	0	0	0	0	0	0	0	1	0	0	0	3
Female	0	1	0	0	0	0	1	0	0	2	0	0	1	0	0	0	5
<b>Total</b>	<b>0</b>	<b>1</b>	<b>1</b>	<b>0</b>	<b>1</b>	<b>0</b>	<b>1</b>	<b>0</b>	<b>0</b>	<b>2</b>	<b>0</b>	<b>0</b>	<b>2</b>	<b>0</b>	<b>0</b>	<b>0</b>	<b>8</b>

**Enrolment By Grade and Gender**

Gender	Grade														Total
	K	1	2	3	4	5	6	7	8	9	10	11	12	4th	
Male	0	0	1	0	1	0	0	0	0	0	0	0	1	0	3
Female	0	1	0	0	0	0	1	0	0	2	0	0	1	0	5
<b>Total</b>	<b>0</b>	<b>1</b>	<b>1</b>	<b>0</b>	<b>1</b>	<b>0</b>	<b>1</b>	<b>0</b>	<b>0</b>	<b>2</b>	<b>0</b>	<b>0</b>	<b>2</b>	<b>0</b>	<b>8</b>

**Enrolment By Grade**

For 180 - A. R. Scammell Academy, Change Islands



\* Data from the 2018-2019 AGR(Enrolment/Age as of the last day in Sept./Dec.)

\*\* Newfoundland Statistics Classification System

NLESD - Central Region

#182 - Charlottetown Primary, Charlottetown, B.B.

Classification: Rural  
Offers Distance Education: No

Grades: K-3

Number of Grades: 4

**Enrolment By Age and Gender**

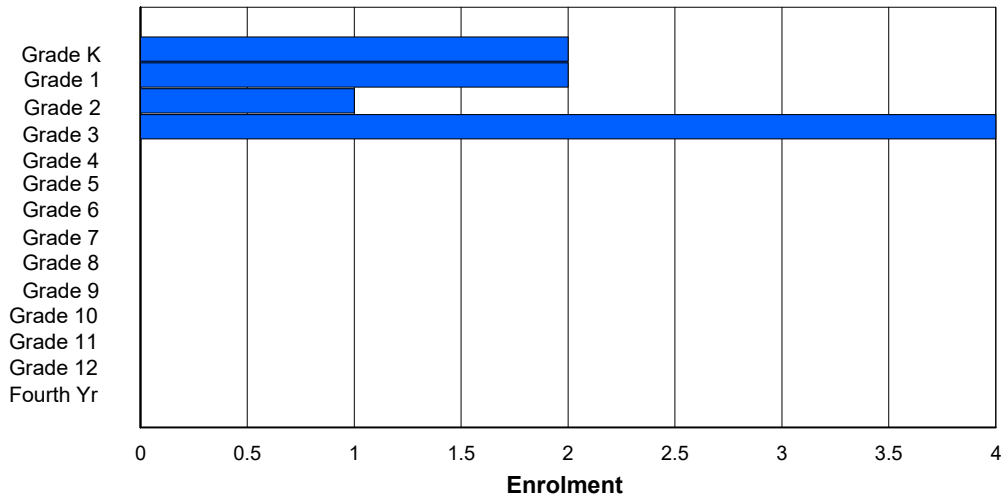
Gender	Age																Total
	5	6	7	8	9	10	11	12	13	14	15	16	17	18	19	20>	
Male	0	0	1	0	0	0	0	0	0	0	0	0	0	0	0	0	1
Female	2	1	0	0	0	0	0	0	0	0	0	0	0	0	0	0	3
<b>Total</b>	<b>2</b>	<b>1</b>	<b>1</b>	<b>0</b>	<b>0</b>	<b>0</b>	<b>0</b>	<b>0</b>	<b>0</b>	<b>0</b>	<b>0</b>	<b>0</b>	<b>0</b>	<b>0</b>	<b>0</b>	<b>0</b>	<b>4</b>

**Enrolment By Grade and Gender**

Gender	Grade															Total
	K	1	2	3	4	5	6	7	8	9	10	11	12	4th		
Male	0	0	1	0	0	0	0	0	0	0	0	0	0	0	1	
Female	2	1	0	0	0	0	0	0	0	0	0	0	0	0	3	
<b>Total</b>	<b>2</b>	<b>1</b>	<b>1</b>	<b>0</b>	<b>0</b>	<b>0</b>	<b>0</b>	<b>0</b>	<b>0</b>	<b>0</b>	<b>0</b>	<b>0</b>	<b>0</b>	<b>0</b>	<b>4</b>	

**Enrolment By Grade**

For 182 - Charlottetown Primary, Charlottetown, B.B.



\* Data from the 2018-2019 AGR(Enrolment/Age as of the last day in Sept./Dec.)

\*\* Newfoundland Statistics Classification System

NLESD - Central Region

#183 - William Mercer Academy, Dover

Classification: Rural  
Offers Distance Education: No

Grades: K-9

Number of Grades: 10

**Enrolment By Age and Gender**

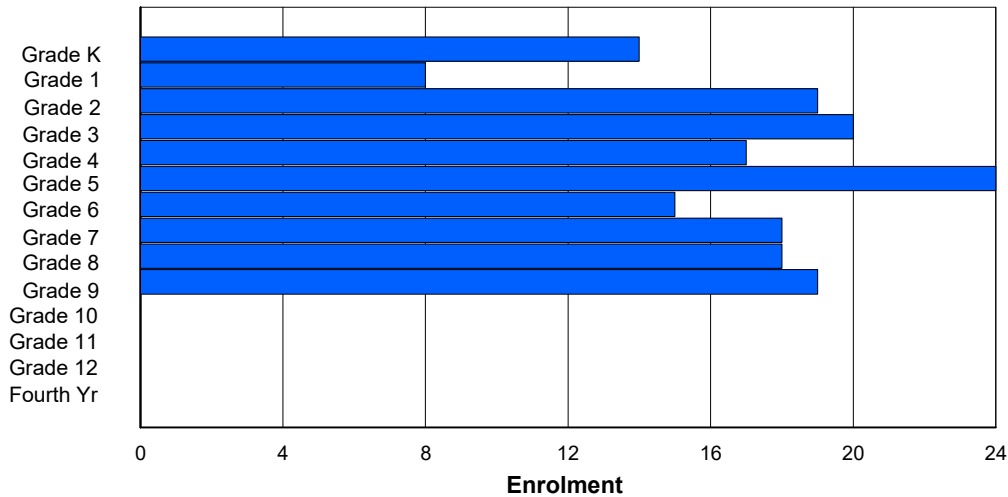
Gender	Age																Total
	5	6	7	8	9	10	11	12	13	14	15	16	17	18	19	20>	
Male	5	9	5	8	11	12	14	13	7	10	0	0	0	0	0	0	94
Female	8	6	6	10	10	5	10	2	11	9	0	0	0	0	0	0	77
<b>Total</b>	<b>13</b>	<b>15</b>	<b>11</b>	<b>18</b>	<b>21</b>	<b>17</b>	<b>24</b>	<b>15</b>	<b>18</b>	<b>19</b>	<b>0</b>	<b>0</b>	<b>0</b>	<b>0</b>	<b>0</b>	<b>0</b>	<b>171</b>

**Enrolment By Grade and Gender**

Gender	Grade															Total
	K	1	2	3	4	5	6	7	8	9	10	11	12	4th		
Male	5	9	5	8	11	12	14	13	7	10	0	0	0	0	94	
Female	8	6	6	10	10	5	10	2	11	9	0	0	0	0	77	
<b>Total</b>	<b>13</b>	<b>15</b>	<b>11</b>	<b>18</b>	<b>21</b>	<b>17</b>	<b>24</b>	<b>15</b>	<b>18</b>	<b>19</b>	<b>0</b>	<b>0</b>	<b>0</b>	<b>0</b>	<b>171</b>	

**Enrolment By Grade**

For 183 - William Mercer Academy, Dover



\* Data from the 2018-2019 AGR(Enrolment/Age as of the last day in Sept./Dec.)

\*\* Newfoundland Statistics Classification System



NLESD - Central Region

#187 - Jane Collins Academy, Hare Bay

Classification: Rural  
Offers Distance Education: No

Grades: 10-12

Number of Grades: 3

**Enrolment By Age and Gender**

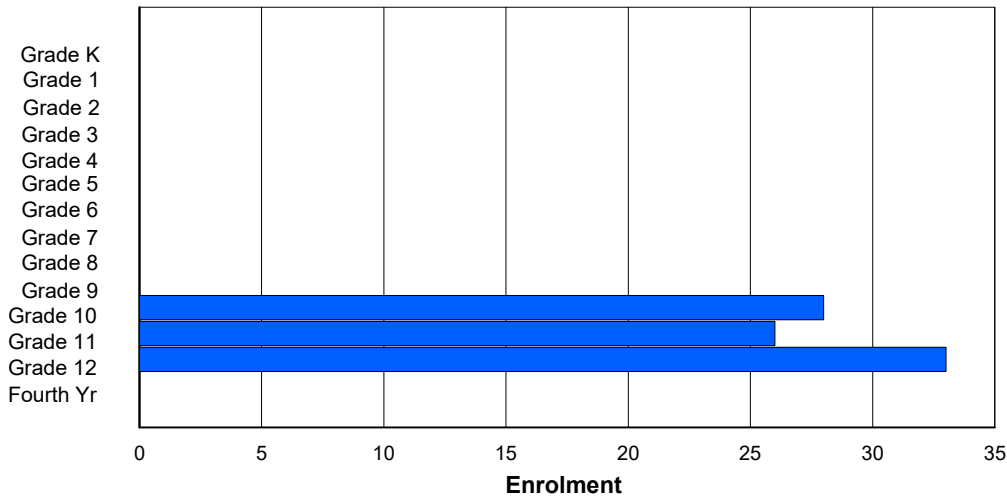
Gender	Age																Total
	5	6	7	8	9	10	11	12	13	14	15	16	17	18	19	20>	
Male	0	0	0	0	0	0	0	0	0	0	15	16	12	0	0	0	43
Female	0	0	0	0	0	0	0	0	0	0	16	9	15	0	0	0	40
<b>Total</b>	0	0	0	0	0	0	0	0	0	0	31	25	27	0	0	0	83

**Enrolment By Grade and Gender**

Gender	Grade															Total
	K	1	2	3	4	5	6	7	8	9	10	11	12	4th		
Male	0	0	0	0	0	0	0	0	0	0	15	16	12	0	43	
Female	0	0	0	0	0	0	0	0	0	0	16	9	15	0	40	
<b>Total</b>	0	0	0	0	0	0	0	0	0	0	31	25	27	0	83	

**Enrolment By Grade**

For 187 - Jane Collins Academy, Hare Bay



\* Data from the 2018-2019 AGR(Enrolment/Age as of the last day in Sept./Dec.)

\*\* Newfoundland Statistics Classification System

NLESD - Central Region

#188 - Sandstone Academy, Ladle Cove

Classification: Rural  
Offers Distance Education: No

Grades: K-6

Number of Grades: 7

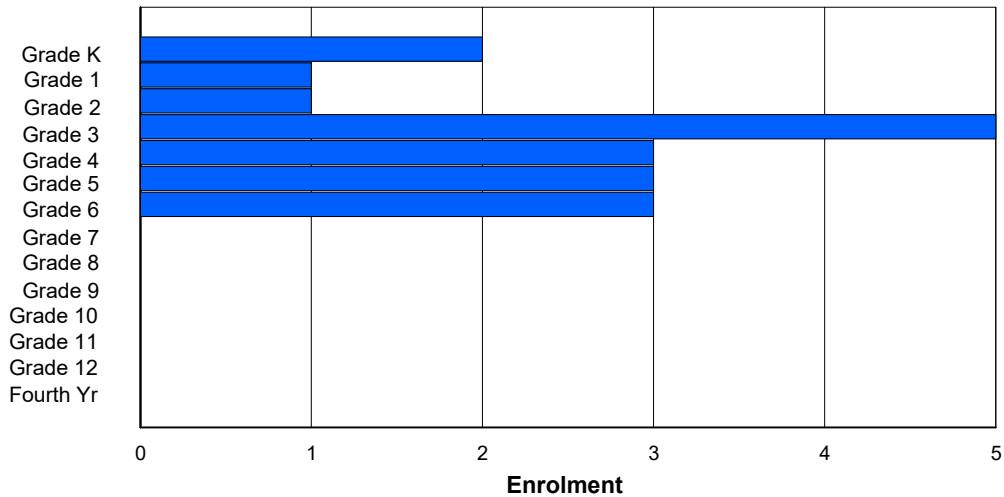
**Enrolment By Age and Gender**

Gender	Age																Total
	5	6	7	8	9	10	11	12	13	14	15	16	17	18	19	20>	
Male	2	1	0	0	1	0	1	0	0	0	0	0	0	0	0	0	5
Female	0	1	0	2	3	3	2	0	0	0	0	0	0	0	0	0	11
<b>Total</b>	<b>2</b>	<b>2</b>	<b>0</b>	<b>2</b>	<b>4</b>	<b>3</b>	<b>3</b>	<b>0</b>	<b>0</b>	<b>0</b>	<b>0</b>	<b>0</b>	<b>0</b>	<b>0</b>	<b>0</b>	<b>0</b>	<b>16</b>

**Enrolment By Grade and Gender**

Gender	Grade															Total
	K	1	2	3	4	5	6	7	8	9	10	11	12	4th		
Male	2	1	0	0	1	0	1	0	0	0	0	0	0	0	0	5
Female	0	1	0	2	3	3	2	0	0	0	0	0	0	0	0	11
<b>Total</b>	<b>2</b>	<b>2</b>	<b>0</b>	<b>2</b>	<b>4</b>	<b>3</b>	<b>3</b>	<b>0</b>	<b>0</b>	<b>0</b>	<b>0</b>	<b>0</b>	<b>0</b>	<b>0</b>	<b>0</b>	<b>16</b>

**Enrolment By Grade**  
For 188 - Sandstone Academy, Ladle Cove



\* Data from the 2018-2019 AGR(Enrolment/Age as of the last day in Sept./Dec.)

\*\* Newfoundland Statistics Classification System

NLESD - Central Region

#189 - Lewisporte Academy, Lewisporte

Classification: Rural  
Offers Distance Education: No

Grades: K-6

Number of Grades: 7

**Enrolment By Age and Gender**

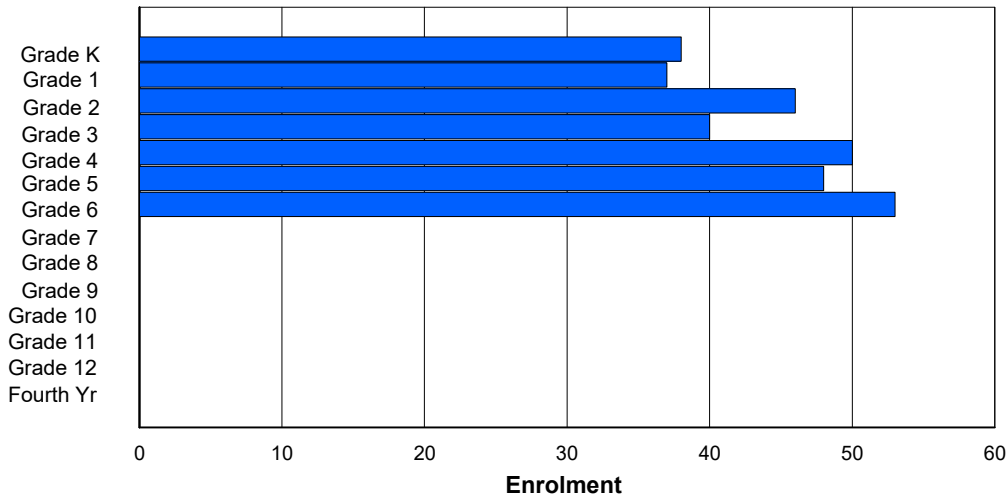
Gender	Age																Total
	5	6	7	8	9	10	11	12	13	14	15	16	17	18	19	20>	
Male	18	25	20	23	28	29	22	0	0	0	0	0	0	0	0	0	165
Female	24	15	18	21	16	26	26	0	0	0	0	0	0	0	0	0	146
<b>Total</b>	<b>42</b>	<b>40</b>	<b>38</b>	<b>44</b>	<b>44</b>	<b>55</b>	<b>48</b>	<b>0</b>	<b>0</b>	<b>0</b>	<b>0</b>	<b>0</b>	<b>0</b>	<b>0</b>	<b>0</b>	<b>0</b>	<b>311</b>

**Enrolment By Grade and Gender**

Gender	Grade															Total
	K	1	2	3	4	5	6	7	8	9	10	11	12	4th		
Male	19	25	19	23	28	29	22	0	0	0	0	0	0	0	0	165
Female	24	15	18	22	15	27	25	0	0	0	0	0	0	0	0	146
<b>Total</b>	<b>43</b>	<b>40</b>	<b>37</b>	<b>45</b>	<b>43</b>	<b>56</b>	<b>47</b>	<b>0</b>	<b>0</b>	<b>0</b>	<b>0</b>	<b>0</b>	<b>0</b>	<b>0</b>	<b>0</b>	<b>311</b>

**Enrolment By Grade**

For 189 - Lewisporte Academy, Lewisporte



\* Data from the 2018-2019 AGR(Enrolment/Age as of the last day in Sept./Dec.)

\*\* Newfoundland Statistics Classification System

NLESD - Central Region

#190 - Lewisporte Collegiate, Lewisporte

Classification: Rural  
Offers Distance Education: No

Grades: 10-12

Number of Grades: 3

### Enrolment By Age and Gender

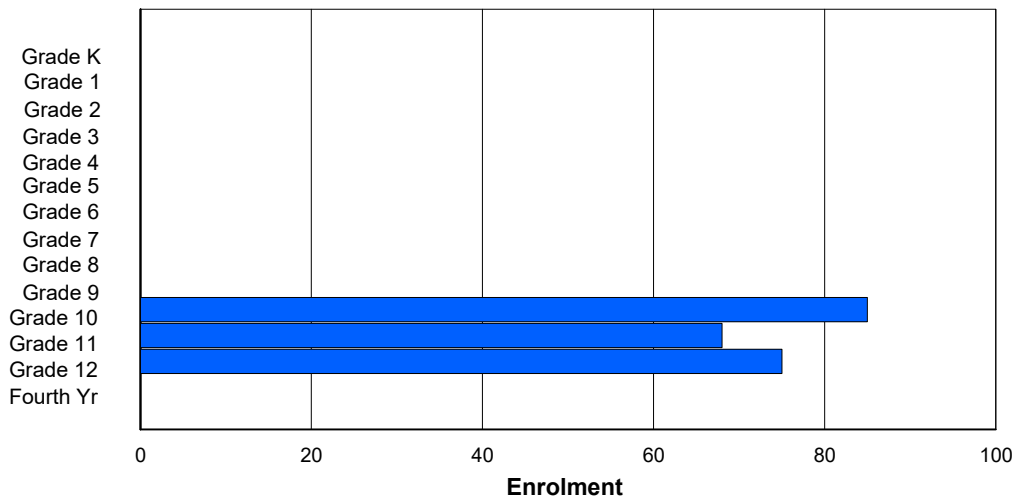
Gender	Age																Total
	5	6	7	8	9	10	11	12	13	14	15	16	17	18	19	20>	
Male	0	0	0	0	0	0	0	0	0	0	35	41	33	1	2	0	112
Female	0	0	0	0	0	0	0	0	0	0	36	43	36	0	0	1	116
<b>Total</b>	0	0	0	0	0	0	0	0	0	0	71	84	69	1	2	1	228

### Enrolment By Grade and Gender

Gender	Grade															Total
	K	1	2	3	4	5	6	7	8	9	10	11	12	4th		
Male	0	0	0	0	0	0	0	0	0	0	35	42	35	0	112	
Female	0	0	0	0	0	0	0	0	0	0	36	43	37	0	116	
<b>Total</b>	0	0	0	0	0	0	0	0	0	0	71	85	72	0	228	

## Enrolment By Grade

For 190 - Lewisporte Collegiate, Lewisporte



\* Data from the 2018-2019 AGR(Enrolment/Age as of the last day in Sept./Dec.)

\*\* Newfoundland Statistics Classification System

NLESD - Central Region

#192 - Lumsden Academy, Lumsden

Classification: Rural  
Offers Distance Education: No

Grades: K-9

Number of Grades: 10

**Enrolment By Age and Gender**

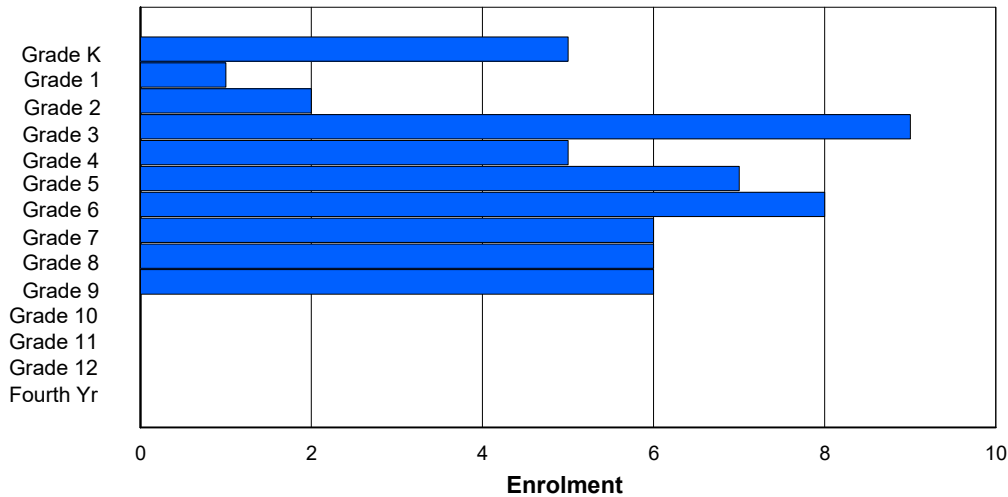
Gender	Age																Total
	5	6	7	8	9	10	11	12	13	14	15	16	17	18	19	20>	
Male	4	5	0	0	4	3	5	4	2	3	0	0	0	0	0	0	30
Female	1	0	1	2	5	2	2	4	4	3	0	0	0	0	0	0	24
<b>Total</b>	<b>5</b>	<b>5</b>	<b>1</b>	<b>2</b>	<b>9</b>	<b>5</b>	<b>7</b>	<b>8</b>	<b>6</b>	<b>6</b>	<b>0</b>	<b>0</b>	<b>0</b>	<b>0</b>	<b>0</b>	<b>0</b>	<b>54</b>

**Enrolment By Grade and Gender**

Gender	Grade															Total
	K	1	2	3	4	5	6	7	8	9	10	11	12	4th		
Male	4	5	0	0	4	3	5	4	2	3	0	0	0	0	30	
Female	1	0	1	2	5	2	2	4	4	3	0	0	0	0	24	
<b>Total</b>	<b>5</b>	<b>5</b>	<b>1</b>	<b>2</b>	<b>9</b>	<b>5</b>	<b>7</b>	<b>8</b>	<b>6</b>	<b>6</b>	<b>0</b>	<b>0</b>	<b>0</b>	<b>0</b>	<b>54</b>	

**Enrolment By Grade**

For 192 - Lumsden Academy, Lumsden



\* Data from the 2018-2019 AGR(Enrolment/Age as of the last day in Sept./Dec.)

\*\* Newfoundland Statistics Classification System

NLESD - Central Region

#194 - Gill Memorial Academy, Musgrave Harbour

Classification: Rural  
Offers Distance Education: No

Grades: K-12

Number of Grades: 13

**Enrolment By Age and Gender**

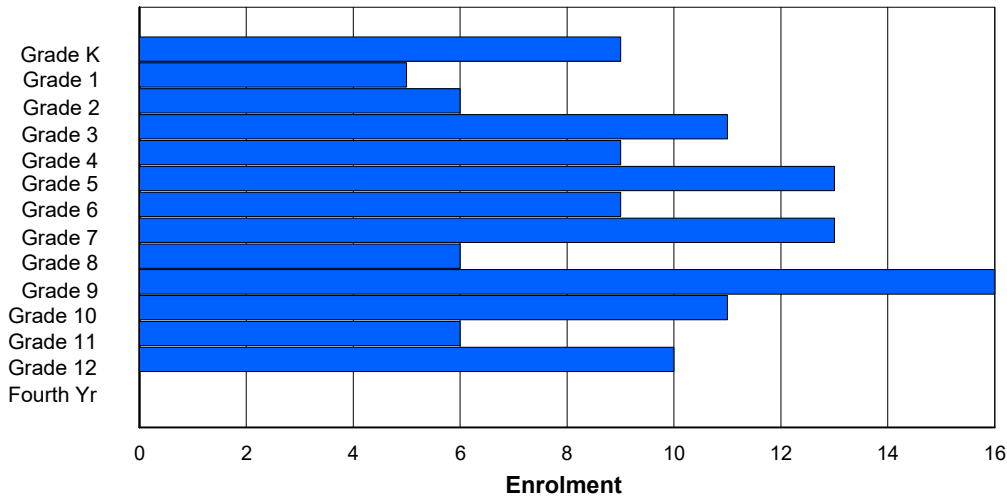
Gender	Age																Total
	5	6	7	8	9	10	11	12	13	14	15	16	17	18	19	20>	
Male	0	3	4	2	9	4	4	5	6	5	7	8	2	0	0	0	59
Female	2	7	1	4	2	5	9	6	7	1	9	2	5	0	0	0	60
<b>Total</b>	<b>2</b>	<b>10</b>	<b>5</b>	<b>6</b>	<b>11</b>	<b>9</b>	<b>13</b>	<b>11</b>	<b>13</b>	<b>6</b>	<b>16</b>	<b>10</b>	<b>7</b>	<b>0</b>	<b>0</b>	<b>0</b>	<b>119</b>

**Enrolment By Grade and Gender**

Gender	Grade															Total
	K	1	2	3	4	5	6	7	8	9	10	11	12	4th		
Male	0	3	4	2	9	4	4	5	6	5	7	9	1	0	59	
Female	2	7	1	4	2	5	9	6	7	1	9	2	5	0	60	
<b>Total</b>	<b>2</b>	<b>10</b>	<b>5</b>	<b>6</b>	<b>11</b>	<b>9</b>	<b>13</b>	<b>11</b>	<b>13</b>	<b>6</b>	<b>16</b>	<b>11</b>	<b>6</b>	<b>0</b>	<b>119</b>	

**Enrolment By Grade**

For 194 - Gill Memorial Academy, Musgrave Harbour



\* Data from the 2018-2019 AGR(Enrolment/Age as of the last day in Sept./Dec.)

\*\* Newfoundland Statistics Classification System

NLESD - Central Region

#196 - St. Gabriel's All Grade, St. Brendan's

Classification: Rural  
Offers Distance Education: No

Grades: 3,5,8,12

Number of Grades: 4

**Enrolment By Age and Gender**

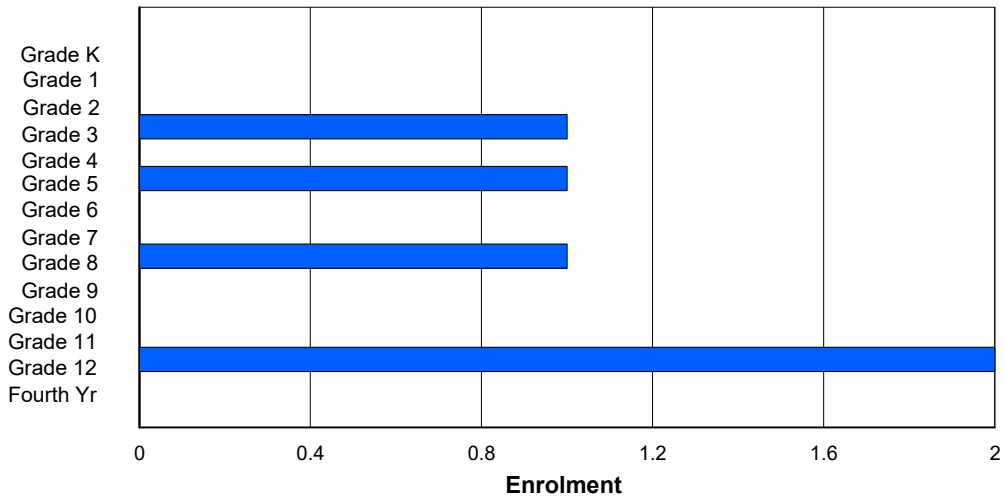
Gender	Age																Total
	5	6	7	8	9	10	11	12	13	14	15	16	17	18	19	20>	
Male	0	0	0	0	0	0	1	0	0	0	0	0	0	0	0	0	1
Female	0	0	0	0	1	0	0	0	0	1	0	0	0	0	0	0	2
<b>Total</b>	0	0	0	0	1	0	1	0	0	1	0	0	0	0	0	0	3

**Enrolment By Grade and Gender**

Gender	Grade															Total
	K	1	2	3	4	5	6	7	8	9	10	11	12	4th		
Male	0	0	0	0	0	0	1	0	0	0	0	0	0	0	1	
Female	0	0	0	0	1	0	0	0	0	1	0	0	0	0	2	
<b>Total</b>	0	0	0	0	1	0	1	0	0	1	0	0	0	0	3	

**Enrolment By Grade**

For 196 - St. Gabriel's All Grade, St. Brendan's



\* Data from the 2018-2019 AGR(Enrolment/Age as of the last day in Sept./Dec.)

\*\* Newfoundland Statistics Classification System

NLESD - Central Region

#201 - J.M. Olds Collegiate, Twillingate

Classification: Rural  
Offers Distance Education: No

Grades: 7-12

Number of Grades: 6

**Enrolment By Age and Gender**

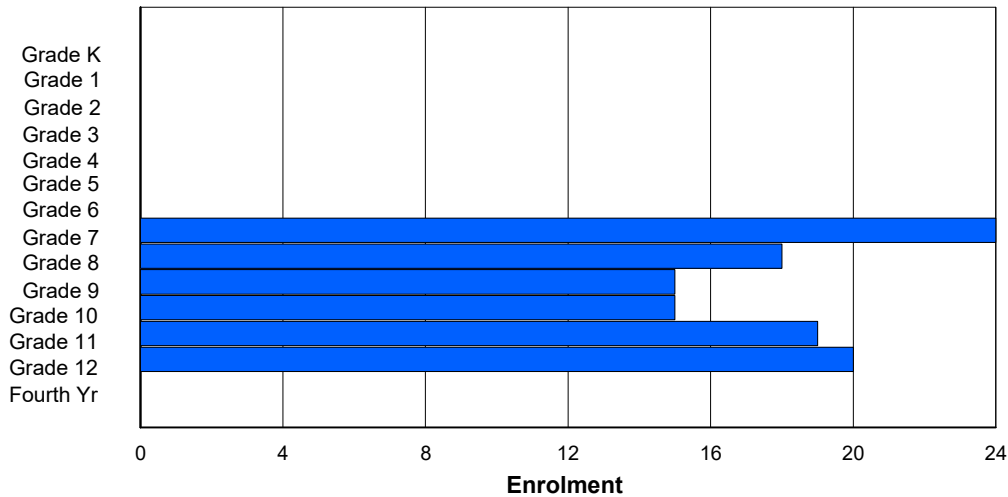
Gender	Age																Total
	5	6	7	8	9	10	11	12	13	14	15	16	17	18	19	20>	
Male	0	0	0	0	0	0	0	10	12	8	11	9	8	1	0	0	59
Female	0	0	0	0	0	0	0	7	9	11	2	6	8	0	1	0	44
<b>Total</b>	0	0	0	0	0	0	0	17	21	19	13	15	16	1	1	0	103

**Enrolment By Grade and Gender**

Gender	Grade															Total
	K	1	2	3	4	5	6	7	8	9	10	11	12	4th		
Male	0	0	0	0	0	0	0	10	13	7	11	10	8	0	59	
Female	0	0	0	0	0	0	0	7	9	11	2	6	9	0	44	
<b>Total</b>	0	0	0	0	0	0	0	17	22	18	13	16	17	0	103	

**Enrolment By Grade**

For 201 - J.M. Olds Collegiate, Twillingate



\* Data from the 2018-2019 AGR(Enrolment/Age as of the last day in Sept./Dec.)

\*\* Newfoundland Statistics Classification System



NLESD - Central Region

#202 - Twillingate Island Elementary, Twillingate

Classification: Rural  
Offers Distance Education: No

Grades: K-6

Number of Grades: 7

**Enrolment By Age and Gender**

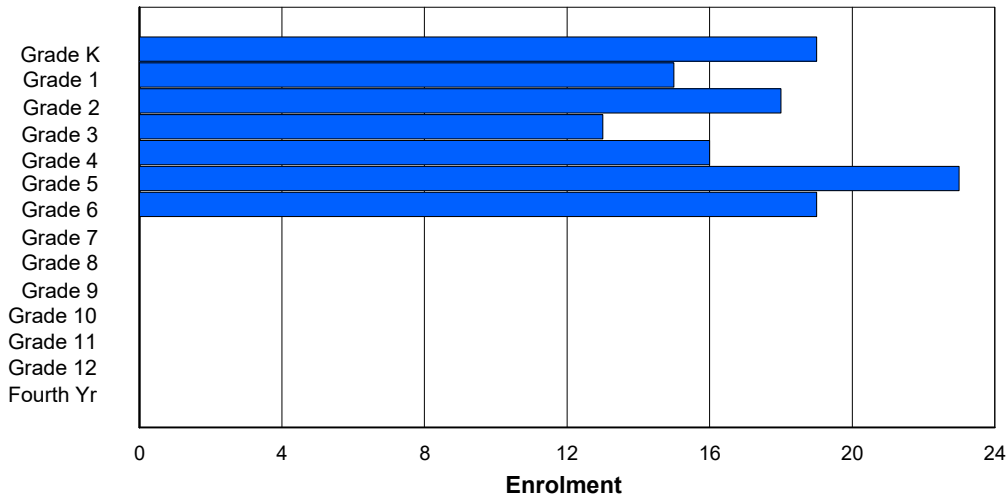
Gender	Age																Total
	5	6	7	8	9	10	11	12	13	14	15	16	17	18	19	20>	
Male	9	12	8	8	8	8	14	1	0	0	0	0	0	0	0	0	68
Female	6	7	6	9	5	7	7	0	0	0	0	0	0	0	0	0	47
<b>Total</b>	<b>15</b>	<b>19</b>	<b>14</b>	<b>17</b>	<b>13</b>	<b>15</b>	<b>21</b>	<b>1</b>	<b>0</b>	<b>0</b>	<b>0</b>	<b>0</b>	<b>0</b>	<b>0</b>	<b>0</b>	<b>0</b>	<b>115</b>

**Enrolment By Grade and Gender**

Gender	Grade															Total
	K	1	2	3	4	5	6	7	8	9	10	11	12	4th		
Male	9	12	8	8	8	8	15	0	0	0	0	0	0	0	0	68
Female	6	7	6	9	5	7	7	0	0	0	0	0	0	0	0	47
<b>Total</b>	<b>15</b>	<b>19</b>	<b>14</b>	<b>17</b>	<b>13</b>	<b>15</b>	<b>22</b>	<b>0</b>	<b>0</b>	<b>0</b>	<b>0</b>	<b>0</b>	<b>0</b>	<b>0</b>	<b>0</b>	<b>115</b>

**Enrolment By Grade**

For 202 - Twillingate Island Elementary, Twillingate



\* Data from the 2018-2019 AGR(Enrolment/Age as of the last day in Sept./Dec.)

\*\* Newfoundland Statistics Classification System

NLESD - Central Region

#204 - Pearson Academy, Wesleyville

Classification: Rural  
Offers Distance Education: No

Grades: K-12

Number of Grades: 13

**Enrolment By Age and Gender**

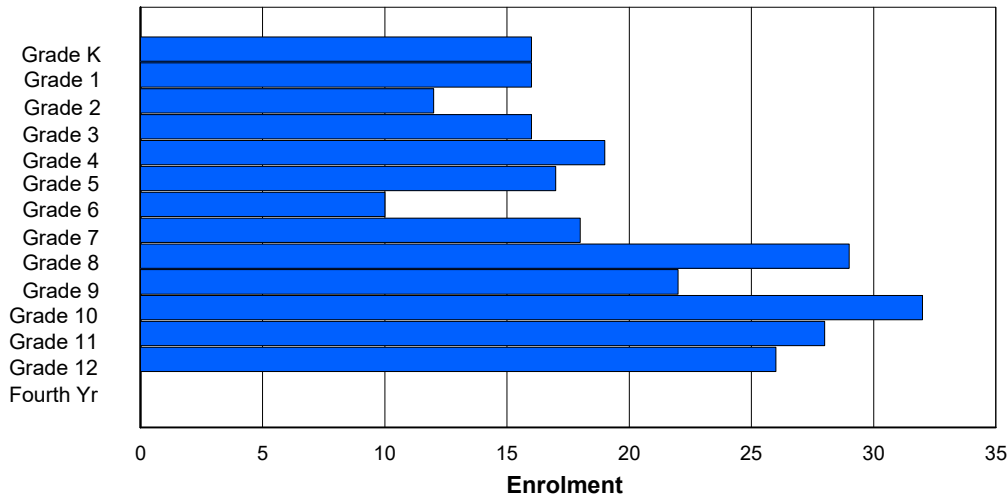
Gender	Age																Total
	5	6	7	8	9	10	11	12	13	14	15	16	17	18	19	20>	
Male	10	8	8	6	11	7	12	6	10	12	18	13	16	0	1	0	138
Female	3	8	6	6	3	11	6	6	9	15	13	18	10	1	0	0	115
<b>Total</b>	<b>13</b>	<b>16</b>	<b>14</b>	<b>12</b>	<b>14</b>	<b>18</b>	<b>18</b>	<b>12</b>	<b>19</b>	<b>27</b>	<b>31</b>	<b>31</b>	<b>26</b>	<b>1</b>	<b>1</b>	<b>0</b>	<b>253</b>

**Enrolment By Grade and Gender**

Gender	Grade															Total
	K	1	2	3	4	5	6	7	8	9	10	11	12	4th		
Male	10	8	8	6	11	7	12	6	9	13	18	13	16	1	138	
Female	3	8	6	6	3	11	7	5	7	17	13	18	10	1	115	
<b>Total</b>	<b>13</b>	<b>16</b>	<b>14</b>	<b>12</b>	<b>14</b>	<b>18</b>	<b>19</b>	<b>11</b>	<b>16</b>	<b>30</b>	<b>31</b>	<b>31</b>	<b>26</b>	<b>2</b>	<b>253</b>	

**Enrolment By Grade**

For 204 - Pearson Academy, Wesleyville



\* Data from the 2018-2019 AGR(Enrolment/Age as of the last day in Sept./Dec.)

\*\* Newfoundland Statistics Classification System

NLESD - Central Region

#206 - Riverwood Academy, Wing's Point

Classification: Rural  
Offers Distance Education: No

Grades: K-12

Number of Grades: 13

**Enrolment By Age and Gender**

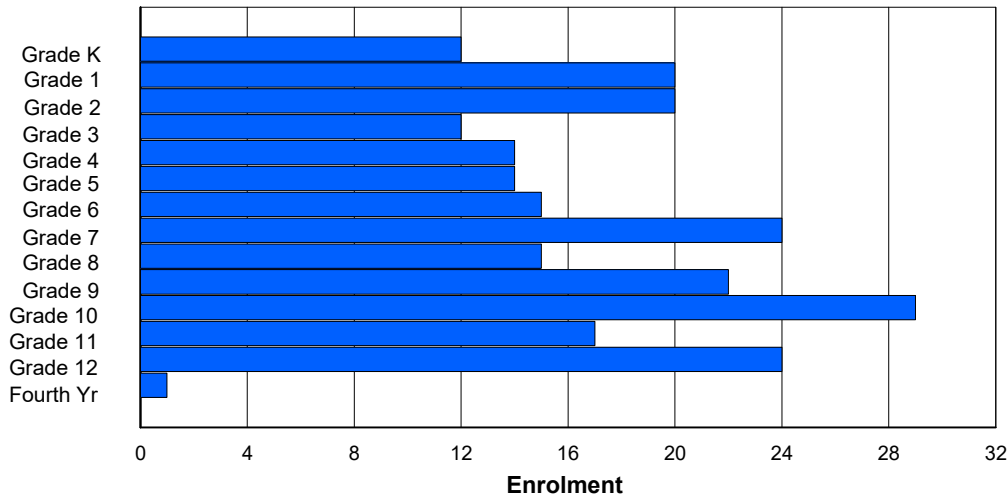
Gender	Age																Total
	5	6	7	8	9	10	11	12	13	14	15	16	17	18	19	20>	
Male	3	9	10	11	7	8	7	7	11	10	10	11	7	0	1	0	112
Female	4	4	9	8	6	8	7	8	13	4	11	19	6	0	0	0	107
<b>Total</b>	<b>7</b>	<b>13</b>	<b>19</b>	<b>19</b>	<b>13</b>	<b>16</b>	<b>14</b>	<b>15</b>	<b>24</b>	<b>14</b>	<b>21</b>	<b>30</b>	<b>13</b>	<b>0</b>	<b>1</b>	<b>0</b>	<b>219</b>

**Enrolment By Grade and Gender**

Gender	Grade															Total
	K	1	2	3	4	5	6	7	8	9	10	11	12	4th		
Male	3	9	10	11	7	8	7	7	11	10	10	11	7	1	112	
Female	4	4	9	8	6	8	7	8	13	4	12	18	6	0	107	
<b>Total</b>	<b>7</b>	<b>13</b>	<b>19</b>	<b>19</b>	<b>13</b>	<b>16</b>	<b>14</b>	<b>15</b>	<b>24</b>	<b>14</b>	<b>22</b>	<b>29</b>	<b>13</b>	<b>1</b>	<b>219</b>	

**Enrolment By Grade**

For 206 - Riverwood Academy, Wing's Point



\* Data from the 2018-2019 AGR(Enrolment/Age as of the last day in Sept./Dec.)

\*\* Newfoundland Statistics Classification System

NLESD - Central Region

#209 - Pearce Junior High School, Salt Pond

Classification: Rural  
Offers Distance Education: No

Grades: 8-9

Number of Grades: 2

### Enrolment By Age and Gender

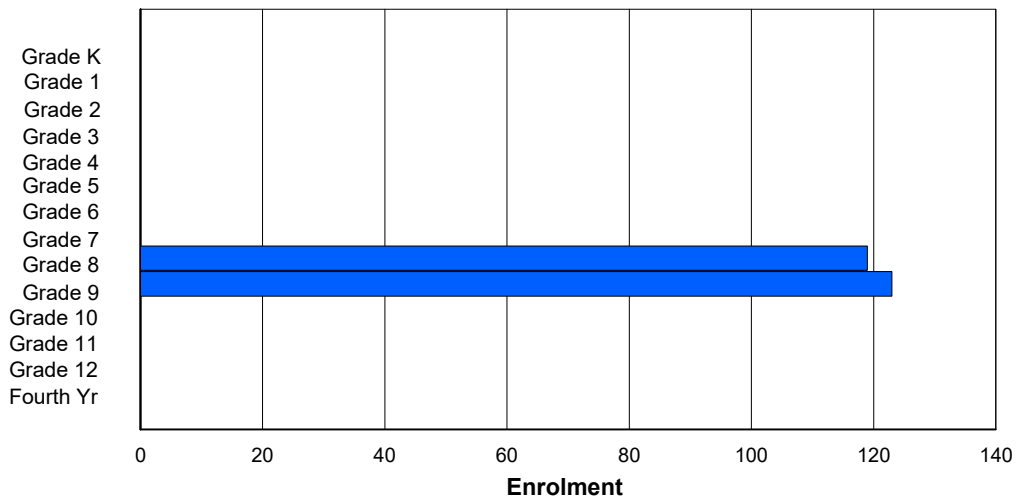
Gender	Age																Total
	5	6	7	8	9	10	11	12	13	14	15	16	17	18	19	20>	
Male	0	0	0	0	0	0	0	0	57	56	1	0	0	0	0	0	114
Female	0	0	0	0	0	0	0	0	42	62	0	0	0	0	0	0	104
<b>Total</b>	<b>0</b>	<b>0</b>	<b>0</b>	<b>0</b>	<b>0</b>	<b>0</b>	<b>0</b>	<b>0</b>	<b>99</b>	<b>118</b>	<b>1</b>	<b>0</b>	<b>0</b>	<b>0</b>	<b>0</b>	<b>0</b>	<b>218</b>

### Enrolment By Grade and Gender

Gender	Grade															Total
	K	1	2	3	4	5	6	7	8	9	10	11	12	4th		
Male	0	0	0	0	0	0	0	0	59	55	0	0	0	0	114	
Female	0	0	0	0	0	0	0	0	43	61	0	0	0	0	104	
<b>Total</b>	<b>0</b>	<b>0</b>	<b>0</b>	<b>0</b>	<b>0</b>	<b>0</b>	<b>0</b>	<b>0</b>	<b>102</b>	<b>116</b>	<b>0</b>	<b>0</b>	<b>0</b>	<b>0</b>	<b>218</b>	

## Enrolment By Grade

For 209 - Pearce Junior High School, Salt Pond



\* Data from the 2018-2019 AGR(Enrolment/Age as of the last day in Sept./Dec.)

\*\* Newfoundland Statistics Classification System

NLESD - Central Region

#213 - Lake Academy, Fortune

Classification: Rural  
Offers Distance Education: No

Grades: K-7

Number of Grades: 8

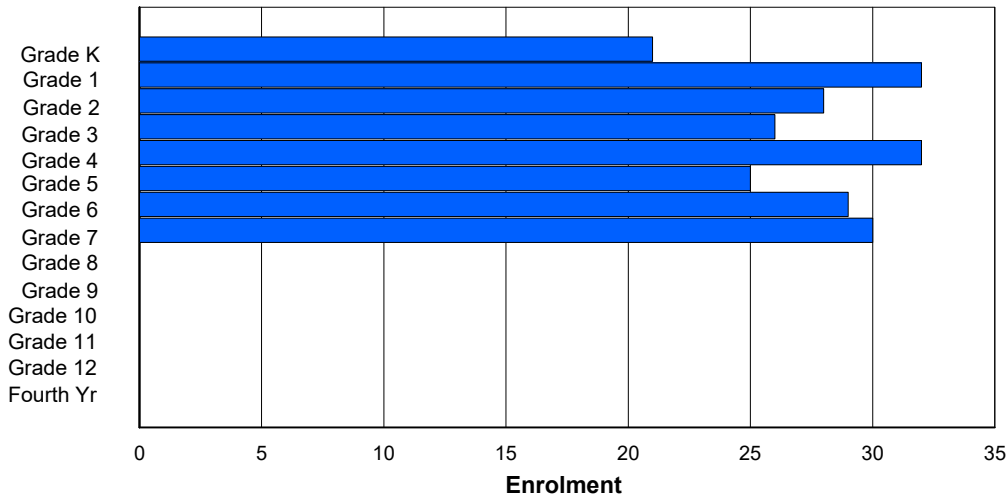
**Enrolment By Age and Gender**

Gender	Age																Total
	5	6	7	8	9	10	11	12	13	14	15	16	17	18	19	20>	
Male	9	9	13	14	11	13	11	11	0	0	0	0	0	0	0	0	91
Female	14	9	22	13	13	18	13	18	0	0	0	0	0	0	0	0	120
<b>Total</b>	<b>23</b>	<b>18</b>	<b>35</b>	<b>27</b>	<b>24</b>	<b>31</b>	<b>24</b>	<b>29</b>	<b>0</b>	<b>0</b>	<b>0</b>	<b>0</b>	<b>0</b>	<b>0</b>	<b>0</b>	<b>0</b>	<b>211</b>

**Enrolment By Grade and Gender**

Gender	Grade															Total
	K	1	2	3	4	5	6	7	8	9	10	11	12	4th		
Male	9	12	10	14	11	14	10	11	0	0	0	0	0	0	91	
Female	14	10	21	13	13	18	13	18	0	0	0	0	0	0	120	
<b>Total</b>	<b>23</b>	<b>22</b>	<b>31</b>	<b>27</b>	<b>24</b>	<b>32</b>	<b>23</b>	<b>29</b>	<b>0</b>	<b>0</b>	<b>0</b>	<b>0</b>	<b>0</b>	<b>0</b>	<b>211</b>	

**Enrolment By Grade**  
For 213 - Lake Academy, Fortune



\* Data from the 2018-2019 AGR(Enrolment/Age as of the last day in Sept./Dec.)

\*\* Newfoundland Statistics Classification System

NLESD - Central Region

#214 - John Burke High School, Grand Bank

Classification: Rural  
Offers Distance Education: No

Grades: 8-12

Number of Grades: 5

**Enrolment By Age and Gender**

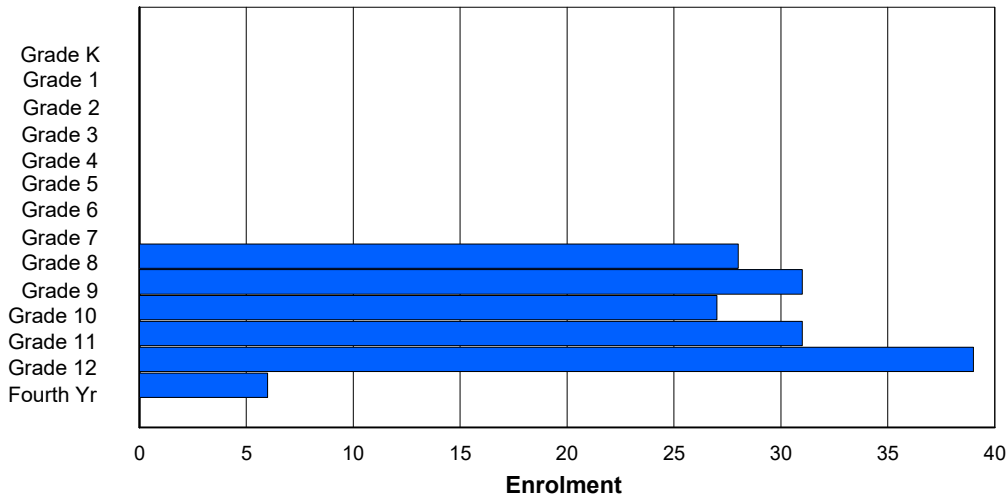
Gender	Age																Total
	5	6	7	8	9	10	11	12	13	14	15	16	17	18	19	20>	
Male	0	0	0	0	0	0	0	0	17	13	7	14	19	0	1	0	71
Female	0	0	0	0	0	0	0	0	15	15	23	15	13	1	0	0	82
<b>Total</b>	<b>0</b>	<b>0</b>	<b>0</b>	<b>0</b>	<b>0</b>	<b>0</b>	<b>0</b>	<b>0</b>	<b>32</b>	<b>28</b>	<b>30</b>	<b>29</b>	<b>32</b>	<b>1</b>	<b>1</b>	<b>0</b>	<b>153</b>

**Enrolment By Grade and Gender**

Gender	Grade															Total
	K	1	2	3	4	5	6	7	8	9	10	11	12	4th		
Male	0	0	0	0	0	0	0	0	17	13	9	12	19	1	71	
Female	0	0	0	0	0	0	0	0	15	15	23	15	13	1	82	
<b>Total</b>	<b>0</b>	<b>0</b>	<b>0</b>	<b>0</b>	<b>0</b>	<b>0</b>	<b>0</b>	<b>0</b>	<b>32</b>	<b>28</b>	<b>32</b>	<b>27</b>	<b>32</b>	<b>2</b>	<b>153</b>	

**Enrolment By Grade**

For 214 - John Burke High School, Grand Bank



\* Data from the 2018-2019 AGR(Enrolment/Age as of the last day in Sept./Dec.)

\*\* Newfoundland Statistics Classification System

NLESD - Central Region

#218 - St. Joseph's Academy, Lamaline

Classification: Rural  
Offers Distance Education: No

Grades: K-12

Number of Grades: 13

**Enrolment By Age and Gender**

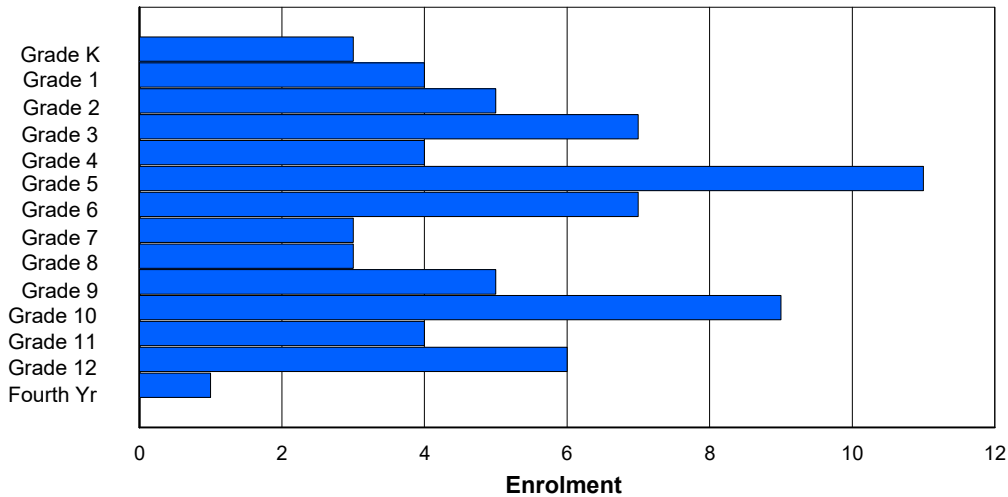
Gender	Age																Total
	5	6	7	8	9	10	11	12	13	14	15	16	17	18	19	20>	
Male	6	1	3	1	4	3	9	6	1	3	1	5	1	0	0	0	44
Female	4	3	2	5	3	1	2	2	2	0	3	5	3	0	0	0	35
<b>Total</b>	<b>10</b>	<b>4</b>	<b>5</b>	<b>6</b>	<b>7</b>	<b>4</b>	<b>11</b>	<b>8</b>	<b>3</b>	<b>3</b>	<b>4</b>	<b>10</b>	<b>4</b>	<b>0</b>	<b>0</b>	<b>0</b>	<b>79</b>

**Enrolment By Grade and Gender**

Gender	Grade															Total
	K	1	2	3	4	5	6	7	8	9	10	11	12	4th		
Male	6	1	3	1	4	3	9	6	1	3	1	5	1	0	44	
Female	4	3	2	5	3	1	2	2	2	0	4	4	3	0	35	
<b>Total</b>	<b>10</b>	<b>4</b>	<b>5</b>	<b>6</b>	<b>7</b>	<b>4</b>	<b>11</b>	<b>8</b>	<b>3</b>	<b>3</b>	<b>5</b>	<b>9</b>	<b>4</b>	<b>0</b>	<b>79</b>	

**Enrolment By Grade**

For 218 - St. Joseph's Academy, Lamaline



\* Data from the 2018-2019 AGR(Enrolment/Age as of the last day in Sept./Dec.)

\*\* Newfoundland Statistics Classification System

NLESD - Central Region

#219 - Marystown Central High School, Marystown

Classification: Urban  
Offers Distance Education: No

Grades: 10-12

Number of Grades: 3

### Enrolment By Age and Gender

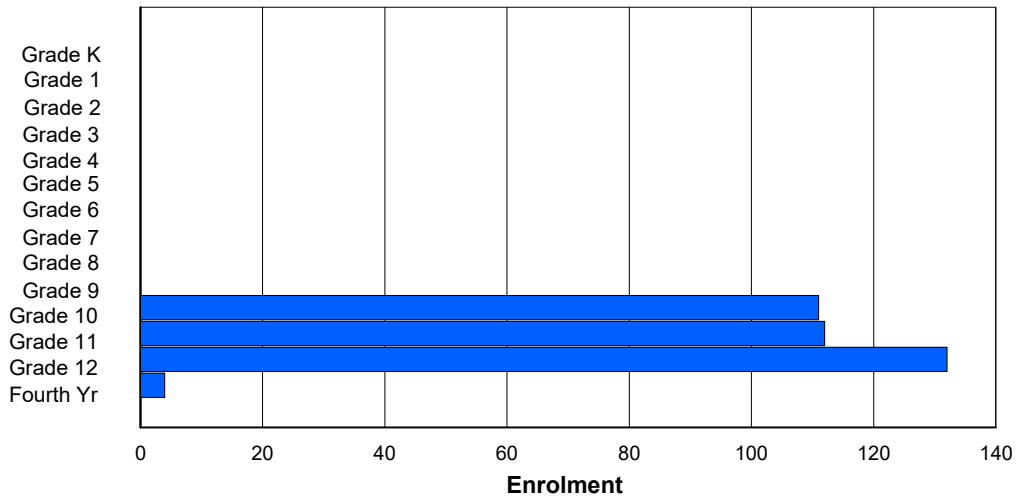
Gender	Age																Total
	5	6	7	8	9	10	11	12	13	14	15	16	17	18	19	20>	
Male	0	0	0	0	0	0	0	0	0	0	58	59	51	6	1	1	176
Female	0	0	0	0	0	0	0	0	0	0	59	50	61	6	1	0	177
<b>Total</b>	0	0	0	0	0	0	0	0	0	0	117	109	112	12	2	1	353

### Enrolment By Grade and Gender

Gender	Grade															Total
	K	1	2	3	4	5	6	7	8	9	10	11	12	4th		
Male	0	0	0	0	0	0	0	0	0	0	61	59	51	5	176	
Female	0	0	0	0	0	0	0	0	0	0	61	53	58	5	177	
<b>Total</b>	0	0	0	0	0	0	0	0	0	0	122	112	109	10	353	

## Enrolment By Grade

For 219 - Marystown Central High School, Marystown



\* Data from the 2018-2019 AGR(Enrolment/Age as of the last day in Sept./Dec.)

\*\* Newfoundland Statistics Classification System



NLESD - Central Region

#220 - Sacred Heart Academy, Marystown

Classification: Urban  
Offers Distance Education: No

Grades: K-7

Number of Grades: 8

**Enrolment By Age and Gender**

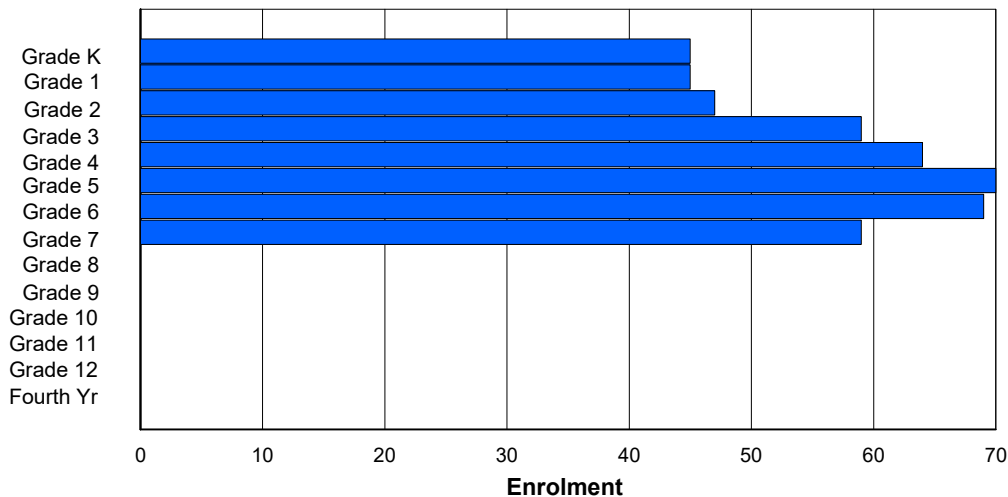
Gender	Age																Total
	5	6	7	8	9	10	11	12	13	14	15	16	17	18	19	20>	
Male	19	19	26	21	35	30	38	39	0	0	0	0	0	0	0	0	227
Female	22	21	21	23	23	32	27	29	1	0	0	0	0	0	0	0	199
<b>Total</b>	<b>41</b>	<b>40</b>	<b>47</b>	<b>44</b>	<b>58</b>	<b>62</b>	<b>65</b>	<b>68</b>	<b>1</b>	<b>0</b>	<b>0</b>	<b>0</b>	<b>0</b>	<b>0</b>	<b>0</b>	<b>426</b>	

**Enrolment By Grade and Gender**

Gender	Grade															Total
	K	1	2	3	4	5	6	7	8	9	10	11	12	4th		
Male	19	19	26	21	35	31	37	39	0	0	0	0	0	0	227	
Female	22	21	22	22	23	32	27	30	0	0	0	0	0	0	199	
<b>Total</b>	<b>41</b>	<b>40</b>	<b>48</b>	<b>43</b>	<b>58</b>	<b>63</b>	<b>64</b>	<b>69</b>	<b>0</b>	<b>0</b>	<b>0</b>	<b>0</b>	<b>0</b>	<b>0</b>	<b>426</b>	

**Enrolment By Grade**

For 220 - Sacred Heart Academy, Marystown



\* Data from the 2018-2019 AGR(Enrolment/Age as of the last day in Sept./Dec.)

\*\* Newfoundland Statistics Classification System

NLESD - Central Region

#223 - Christ the King School, Rushoon

Classification: Rural  
Offers Distance Education: No

Grades: K-12

Number of Grades: 13

**Enrolment By Age and Gender**

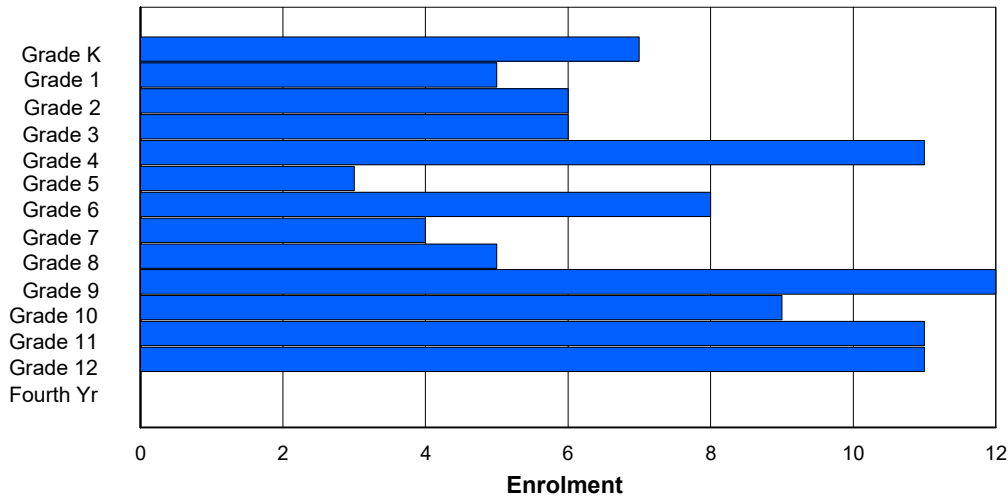
Gender	Age																Total
	5	6	7	8	9	10	11	12	13	14	15	16	17	18	19	20>	
Male	1	5	3	4	5	6	1	4	1	3	6	6	7	0	0	0	52
Female	2	2	2	2	0	4	2	5	2	2	5	5	4	2	0	0	39
<b>Total</b>	<b>3</b>	<b>7</b>	<b>5</b>	<b>6</b>	<b>5</b>	<b>10</b>	<b>3</b>	<b>9</b>	<b>3</b>	<b>5</b>	<b>11</b>	<b>11</b>	<b>11</b>	<b>2</b>	<b>0</b>	<b>0</b>	<b>91</b>

**Enrolment By Grade and Gender**

Gender	Grade															Total
	K	1	2	3	4	5	6	7	8	9	10	11	12	4th		
Male	1	5	3	4	5	6	1	3	2	3	6	6	7	0	52	
Female	2	2	2	2	0	4	2	5	2	2	6	4	4	2	39	
<b>Total</b>	<b>3</b>	<b>7</b>	<b>5</b>	<b>6</b>	<b>5</b>	<b>10</b>	<b>3</b>	<b>8</b>	<b>4</b>	<b>5</b>	<b>12</b>	<b>10</b>	<b>11</b>	<b>2</b>	<b>91</b>	

**Enrolment By Grade**

For 223 - Christ the King School, Rushoon



\* Data from the 2018-2019 AGR(Enrolment/Age as of the last day in Sept./Dec.)

\*\* Newfoundland Statistics Classification System

NLESD - Central Region

#224 - Donald C. Jamieson Academy, Burin Bay Arm

Classification: Rural  
Offers Distance Education: No

Grades: K-7

Number of Grades: 8

**Enrolment By Age and Gender**

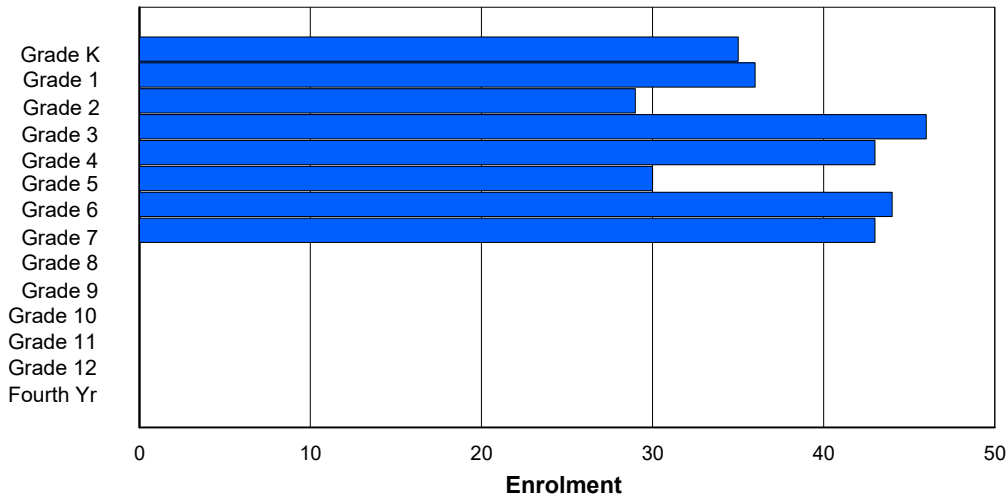
Gender	Age																Total
	5	6	7	8	9	10	11	12	13	14	15	16	17	18	19	20>	
Male	19	21	24	20	20	17	16	22	0	0	0	0	0	0	0	0	159
Female	10	16	9	12	27	22	19	21	0	0	0	0	0	0	0	0	136
<b>Total</b>	<b>29</b>	<b>37</b>	<b>33</b>	<b>32</b>	<b>47</b>	<b>39</b>	<b>35</b>	<b>43</b>	<b>0</b>	<b>0</b>	<b>0</b>	<b>0</b>	<b>0</b>	<b>0</b>	<b>0</b>	<b>0</b>	<b>295</b>

**Enrolment By Grade and Gender**

Gender	Grade															Total
	K	1	2	3	4	5	6	7	8	9	10	11	12	4th		
Male	19	21	27	17	19	19	15	22	0	0	0	0	0	0	159	
Female	10	16	9	12	26	22	20	21	0	0	0	0	0	0	136	
<b>Total</b>	<b>29</b>	<b>37</b>	<b>36</b>	<b>29</b>	<b>45</b>	<b>41</b>	<b>35</b>	<b>43</b>	<b>0</b>	<b>0</b>	<b>0</b>	<b>0</b>	<b>0</b>	<b>0</b>	<b>295</b>	

**Enrolment By Grade**

For 224 - Donald C. Jamieson Academy, Burin Bay Arm



\* Data from the 2018-2019 AGR(Enrolment/Age as of the last day in Sept./Dec.)

\*\* Newfoundland Statistics Classification System

NLESD - Central Region

#225 - St. Anne's School, South East Bight

Classification: Rural  
Offers Distance Education: No

Grades: 1-6,9-10

Number of Grades: 8

**Enrolment By Age and Gender**

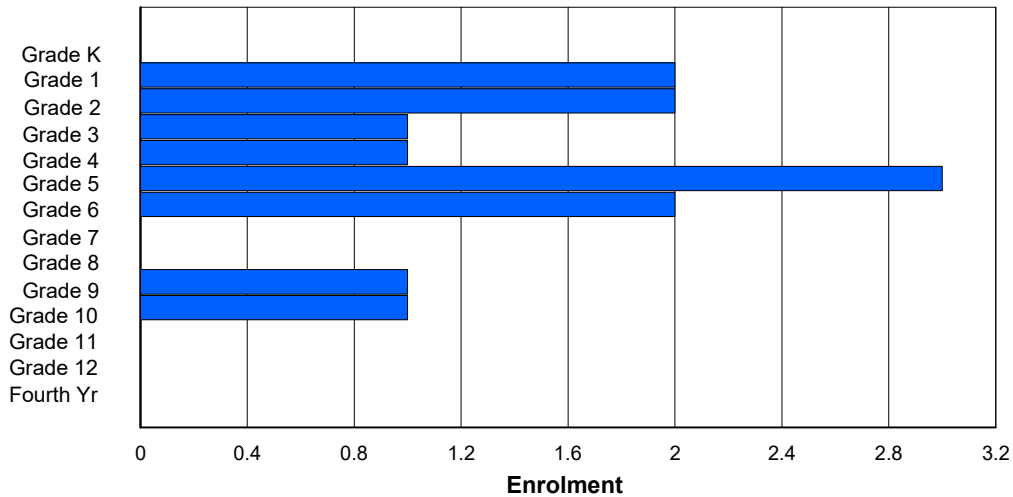
Gender	Age																Total
	5	6	7	8	9	10	11	12	13	14	15	16	17	18	19	20>	
Male	0	0	1	1	0	0	1	0	0	0	1	0	0	0	0	0	4
Female	0	0	1	1	1	1	2	2	0	0	0	0	0	0	0	0	8
<b>Total</b>	0	0	2	2	1	1	3	2	0	0	1	0	0	0	0	0	12

**Enrolment By Grade and Gender**

Gender	Grade															Total
	K	1	2	3	4	5	6	7	8	9	10	11	12	4th		
Male	0	0	1	1	0	0	1	0	0	0	1	0	0	0	4	
Female	0	0	1	1	1	1	2	2	0	0	0	0	0	0	8	
<b>Total</b>	0	0	2	2	1	1	3	2	0	0	1	0	0	0	12	

**Enrolment By Grade**

For 225 - St. Anne's School, South East Bight



\* Data from the 2018-2019 AGR(Enrolment/Age as of the last day in Sept./Dec.)

\*\* Newfoundland Statistics Classification System

NLESD - Central Region

#226 - Fortune Bay Academy, St. Bernard's - Jacques Fontaine

Classification: Rural  
Offers Distance Education: No

Grades: K-12

Number of Grades: 13

### Enrolment By Age and Gender

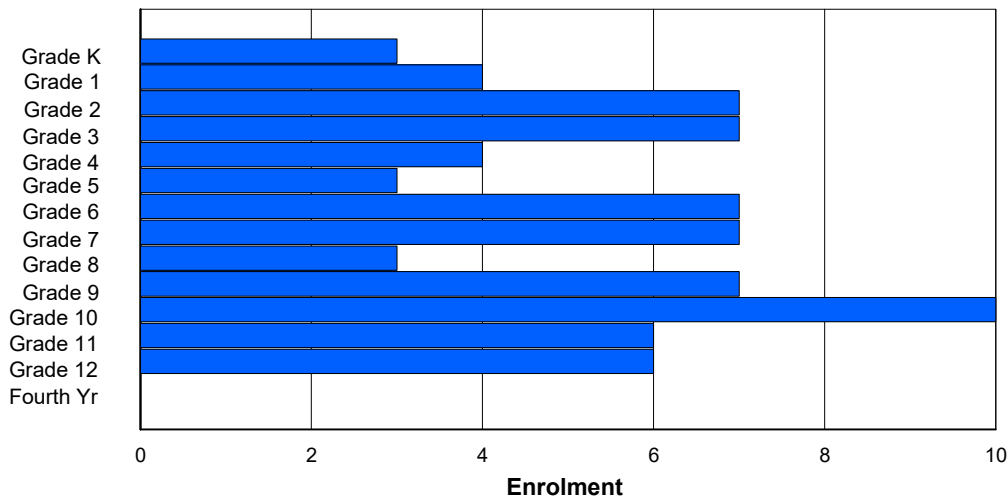
Gender	Age																Total
	5	6	7	8	9	10	11	12	13	14	15	16	17	18	19	20>	
Male	2	4	2	4	5	4	1	5	3	1	3	7	4	0	0	0	45
Female	2	0	2	2	2	1	2	2	3	1	3	2	2	0	0	0	24
<b>Total</b>	<b>4</b>	<b>4</b>	<b>4</b>	<b>6</b>	<b>7</b>	<b>5</b>	<b>3</b>	<b>7</b>	<b>6</b>	<b>2</b>	<b>6</b>	<b>9</b>	<b>6</b>	<b>0</b>	<b>0</b>	<b>0</b>	<b>69</b>

### Enrolment By Grade and Gender

Gender	Grade															Total
	K	1	2	3	4	5	6	7	8	9	10	11	12	4th		
Male	3	3	2	4	5	4	1	5	3	1	3	7	4	0	45	
Female	2	0	2	2	2	1	2	2	3	1	3	2	2	0	24	
<b>Total</b>	<b>5</b>	<b>3</b>	<b>4</b>	<b>6</b>	<b>7</b>	<b>5</b>	<b>3</b>	<b>7</b>	<b>6</b>	<b>2</b>	<b>6</b>	<b>9</b>	<b>6</b>	<b>0</b>	<b>69</b>	

## Enrolment By Grade

For 226 - Fortune Bay Academy, St. Bernard's - Jacques Fontaine



\* Data from the 2018-2019 AGR(Enrolment/Age as of the last day in Sept./Dec.)

\*\* Newfoundland Statistics Classification System

NLESD - Central Region

#228 - St. Lawrence Academy, St. Lawrence

Classification: Rural  
Offers Distance Education: No

Grades: K-12

Number of Grades: 13

**Enrolment By Age and Gender**

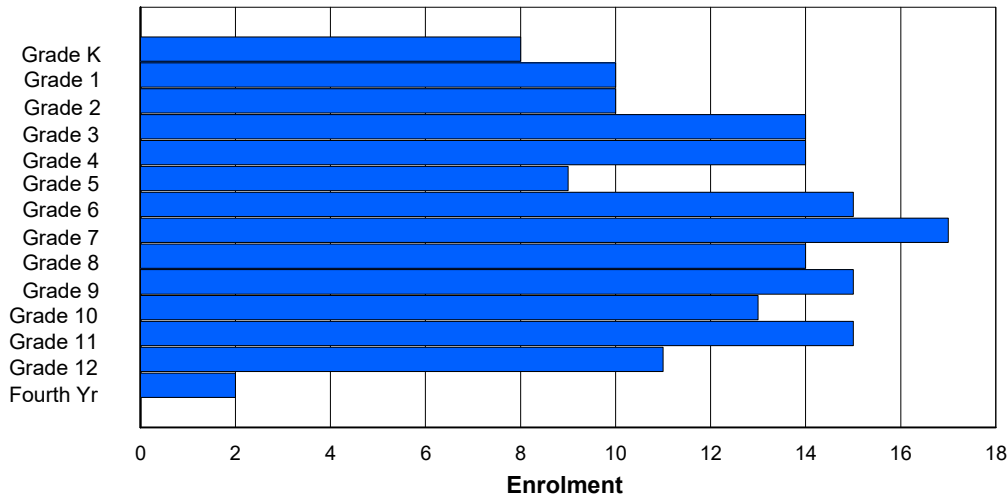
Gender	Age																Total
	5	6	7	8	9	10	11	12	13	14	15	16	17	18	19	20>	
Male	4	6	5	4	7	7	8	9	8	10	11	7	9	0	1	0	96
Female	1	2	5	6	8	6	1	7	10	3	6	5	5	0	1	0	66
<b>Total</b>	<b>5</b>	<b>8</b>	<b>10</b>	<b>10</b>	<b>15</b>	<b>13</b>	<b>9</b>	<b>16</b>	<b>18</b>	<b>13</b>	<b>17</b>	<b>12</b>	<b>14</b>	<b>0</b>	<b>2</b>	<b>0</b>	<b>162</b>

**Enrolment By Grade and Gender**

Gender	Grade															Total
	K	1	2	3	4	5	6	7	8	9	10	11	12	4th		
Male	5	5	5	4	7	7	8	9	8	10	11	8	9	0	96	
Female	1	2	6	5	8	6	1	7	10	3	6	5	5	1	66	
<b>Total</b>	<b>6</b>	<b>7</b>	<b>11</b>	<b>9</b>	<b>15</b>	<b>13</b>	<b>9</b>	<b>16</b>	<b>18</b>	<b>13</b>	<b>17</b>	<b>13</b>	<b>14</b>	<b>1</b>	<b>162</b>	

**Enrolment By Grade**

For 228 - St. Lawrence Academy, St. Lawrence



\* Data from the 2018-2019 AGR(Enrolment/Age as of the last day in Sept./Dec.)

\*\* Newfoundland Statistics Classification System

NLESD - Central Region

#229 - St. Joseph's All Grade, Terrenceville

Classification: Rural  
Offers Distance Education: No

Grades: K-12

Number of Grades: 13

**Enrolment By Age and Gender**

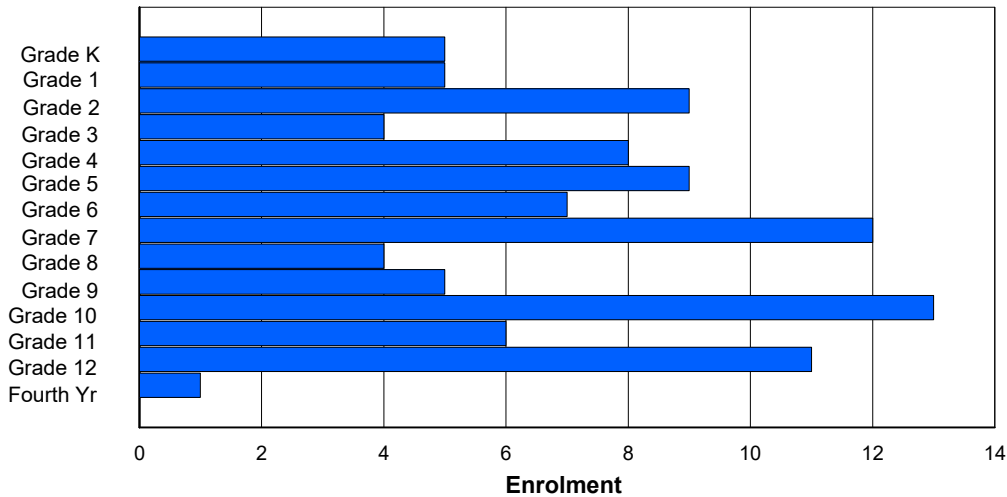
Gender	Age																Total
	5	6	7	8	9	10	11	12	13	14	15	16	17	18	19	20>	
Male	2	3	2	3	1	2	6	3	8	2	1	4	5	0	0	0	42
Female	5	2	2	5	3	6	3	4	3	3	3	8	2	1	1	0	51
<b>Total</b>	<b>7</b>	<b>5</b>	<b>4</b>	<b>8</b>	<b>4</b>	<b>8</b>	<b>9</b>	<b>7</b>	<b>11</b>	<b>5</b>	<b>4</b>	<b>12</b>	<b>7</b>	<b>1</b>	<b>1</b>	<b>0</b>	<b>93</b>

**Enrolment By Grade and Gender**

Gender	Grade															Total
	K	1	2	3	4	5	6	7	8	9	10	11	12	4th		
Male	2	3	2	3	1	2	6	3	8	2	2	4	4	0	42	
Female	5	2	2	5	3	6	3	4	4	2	3	9	2	1	51	
<b>Total</b>	<b>7</b>	<b>5</b>	<b>4</b>	<b>8</b>	<b>4</b>	<b>8</b>	<b>9</b>	<b>7</b>	<b>12</b>	<b>4</b>	<b>5</b>	<b>13</b>	<b>6</b>	<b>1</b>	<b>93</b>	

**Enrolment By Grade**

For 229 - St. Joseph's All Grade, Terrenceville



\* Data from the 2018-2019 AGR(Enrolment/Age as of the last day in Sept./Dec.)

\*\* Newfoundland Statistics Classification System

NLESD - Central Region

#231 - Discovery Collegiate, Bonavista

Classification: Rural  
Offers Distance Education: No

Grades: 7-12

Number of Grades: 6

**Enrolment By Age and Gender**

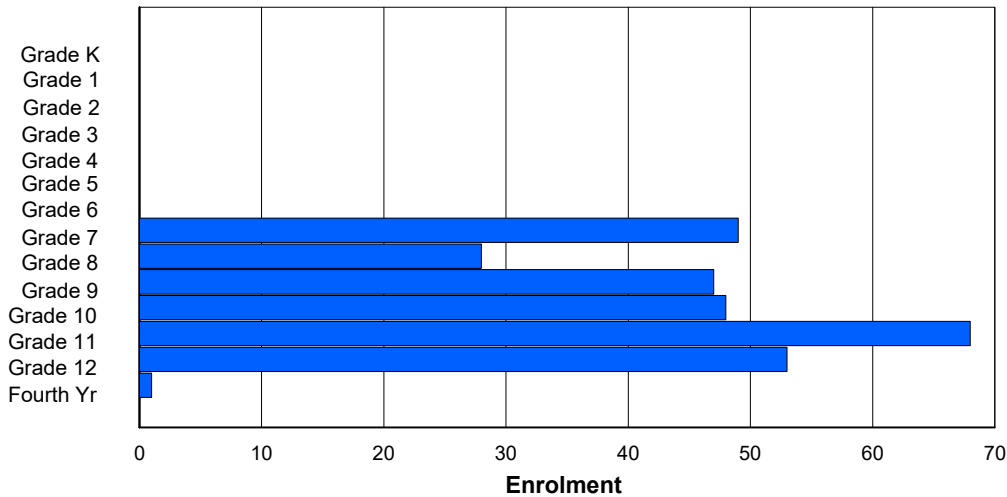
Gender	Age																Total
	5	6	7	8	9	10	11	12	13	14	15	16	17	18	19	20>	
Male	0	0	0	0	0	0	0	20	24	25	25	29	32	3	0	0	158
Female	0	0	0	0	0	0	0	16	25	14	24	17	33	1	0	0	130
<b>Total</b>	<b>0</b>	<b>0</b>	<b>0</b>	<b>0</b>	<b>0</b>	<b>0</b>	<b>0</b>	<b>36</b>	<b>49</b>	<b>39</b>	<b>49</b>	<b>46</b>	<b>65</b>	<b>4</b>	<b>0</b>	<b>0</b>	<b>288</b>

**Enrolment By Grade and Gender**

Gender	Grade															Total
	K	1	2	3	4	5	6	7	8	9	10	11	12	4th		
Male	0	0	0	0	0	0	0	21	23	26	27	28	33	0	158	
Female	0	0	0	0	0	0	0	16	25	15	23	22	29	0	130	
<b>Total</b>	<b>0</b>	<b>0</b>	<b>0</b>	<b>0</b>	<b>0</b>	<b>0</b>	<b>0</b>	<b>37</b>	<b>48</b>	<b>41</b>	<b>50</b>	<b>50</b>	<b>62</b>	<b>0</b>	<b>288</b>	

**Enrolment By Grade**

For 231 - Discovery Collegiate, Bonavista



\* Data from the 2018-2019 AGR(Enrolment/Age as of the last day in Sept./Dec.)

\*\* Newfoundland Statistics Classification System



NLESD - Central Region

#232 - Matthew Elementary School, Bonavista

Classification: Rural  
Offers Distance Education: No

Grades: K-6

Number of Grades: 7

**Enrolment By Age and Gender**

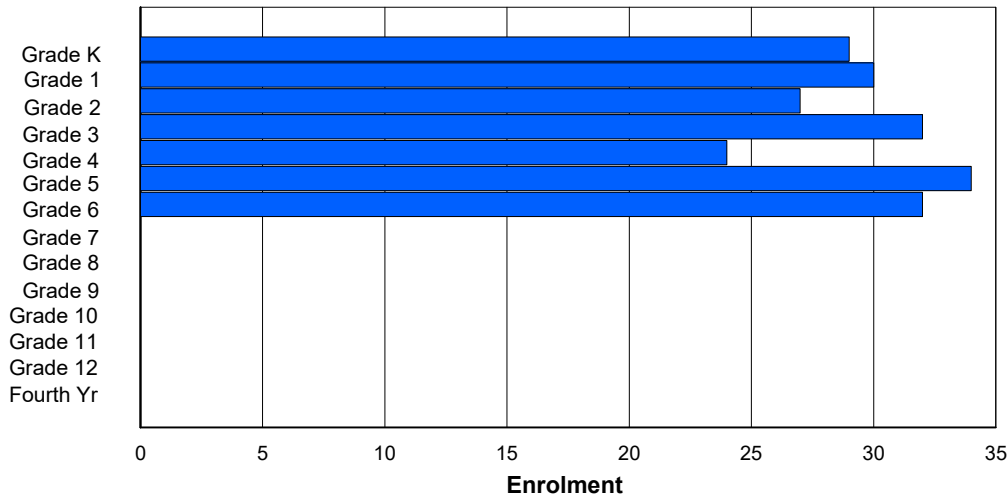
Gender	Age																Total
	5	6	7	8	9	10	11	12	13	14	15	16	17	18	19	20>	
Male	16	13	16	16	16	12	15	0	0	0	0	0	0	0	0	0	104
Female	13	14	15	11	18	14	18	0	0	0	0	0	0	0	0	0	103
<b>Total</b>	<b>29</b>	<b>27</b>	<b>31</b>	<b>27</b>	<b>34</b>	<b>26</b>	<b>33</b>	<b>0</b>	<b>0</b>	<b>0</b>	<b>0</b>	<b>0</b>	<b>0</b>	<b>0</b>	<b>0</b>	<b>0</b>	<b>207</b>

**Enrolment By Grade and Gender**

Gender	Grade															Total
	K	1	2	3	4	5	6	7	8	9	10	11	12	4th		
Male	16	13	16	16	17	11	15	0	0	0	0	0	0	0	0	104
Female	13	14	15	11	18	14	18	0	0	0	0	0	0	0	0	103
<b>Total</b>	<b>29</b>	<b>27</b>	<b>31</b>	<b>27</b>	<b>35</b>	<b>25</b>	<b>33</b>	<b>0</b>	<b>0</b>	<b>0</b>	<b>0</b>	<b>0</b>	<b>0</b>	<b>0</b>	<b>0</b>	<b>207</b>

**Enrolment By Grade**

For 232 - Matthew Elementary School, Bonavista



\* Data from the 2018-2019 AGR(Enrolment/Age as of the last day in Sept./Dec.)

\*\* Newfoundland Statistics Classification System

NLESD - Central Region

#234 - Catalina Elementary School, Catalina

Classification: Rural  
Offers Distance Education: No

Grades: K-8

Number of Grades: 9

**Enrolment By Age and Gender**

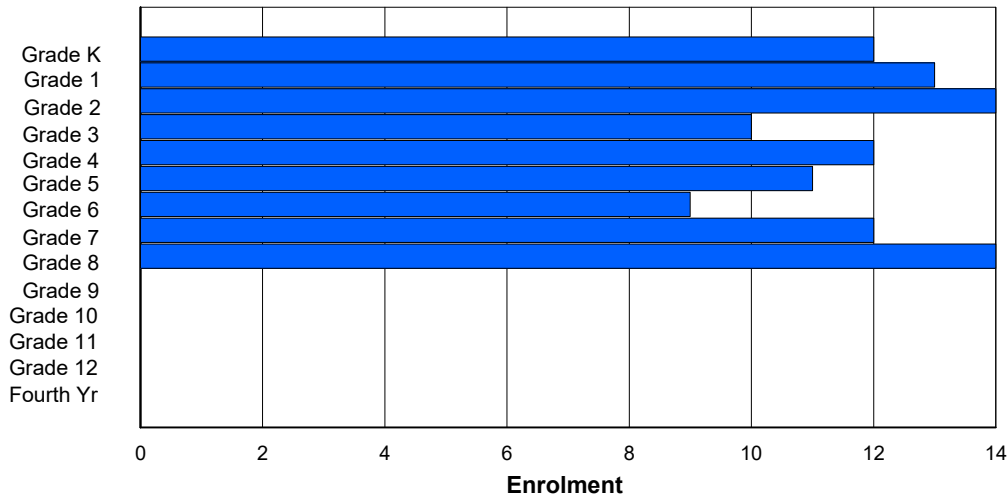
Gender	Age																Total
	5	6	7	8	9	10	11	12	13	14	15	16	17	18	19	20>	
Male	4	5	2	6	4	5	7	2	5	0	0	0	0	0	0	0	40
Female	6	6	11	8	4	6	6	5	5	0	0	0	0	0	0	0	57
<b>Total</b>	<b>10</b>	<b>11</b>	<b>13</b>	<b>14</b>	<b>8</b>	<b>11</b>	<b>13</b>	<b>7</b>	<b>10</b>	<b>0</b>	<b>0</b>	<b>0</b>	<b>0</b>	<b>0</b>	<b>0</b>	<b>0</b>	<b>97</b>

**Enrolment By Grade and Gender**

Gender	Grade															Total
	K	1	2	3	4	5	6	7	8	9	10	11	12	4th		
Male	4	5	2	6	4	5	7	2	5	0	0	0	0	0	40	
Female	6	7	10	8	4	6	6	5	5	0	0	0	0	0	57	
<b>Total</b>	<b>10</b>	<b>12</b>	<b>12</b>	<b>14</b>	<b>8</b>	<b>11</b>	<b>13</b>	<b>7</b>	<b>10</b>	<b>0</b>	<b>0</b>	<b>0</b>	<b>0</b>	<b>0</b>	<b>97</b>	

**Enrolment By Grade**

For 234 - Catalina Elementary School, Catalina



\* Data from the 2018-2019 AGR(Enrolment/Age as of the last day in Sept./Dec.)

\*\* Newfoundland Statistics Classification System

NLESD - Central Region

#235 - Clarenville High School, Clarenville

Classification: Urban  
Offers Distance Education: No

Grades: 10-12

Number of Grades: 3

**Enrolment By Age and Gender**

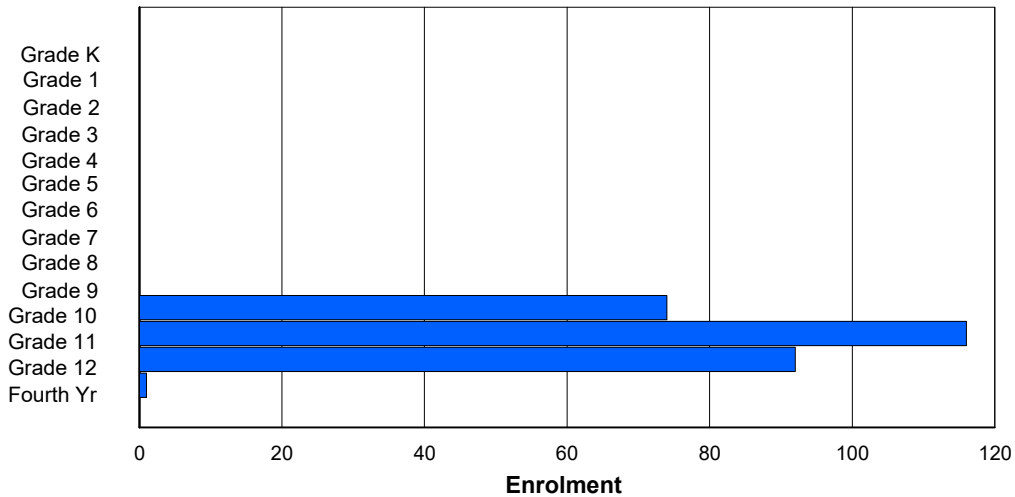
Gender	Age																Total
	5	6	7	8	9	10	11	12	13	14	15	16	17	18	19	20>	
Male	0	0	0	0	0	0	0	0	0	0	58	35	61	1	2	0	157
Female	0	0	0	0	0	0	0	0	0	0	43	35	52	0	0	0	130
<b>Total</b>	<b>0</b>	<b>0</b>	<b>0</b>	<b>0</b>	<b>0</b>	<b>0</b>	<b>0</b>	<b>0</b>	<b>0</b>	<b>0</b>	<b>101</b>	<b>70</b>	<b>113</b>	<b>1</b>	<b>2</b>	<b>0</b>	<b>287</b>

**Enrolment By Grade and Gender**

Gender	Grade															Total
	K	1	2	3	4	5	6	7	8	9	10	11	12	4th		
Male	0	0	0	0	0	0	0	0	0	0	59	36	62	0	157	
Female	0	0	0	0	0	0	0	0	0	0	45	34	51	0	130	
<b>Total</b>	<b>0</b>	<b>0</b>	<b>0</b>	<b>0</b>	<b>0</b>	<b>0</b>	<b>0</b>	<b>0</b>	<b>0</b>	<b>0</b>	<b>104</b>	<b>70</b>	<b>113</b>	<b>0</b>	<b>287</b>	

**Enrolment By Grade**

For 235 - Clarenville High School, Clarenville



\* Data from the 2018-2019 AGR(Enrolment/Age as of the last day in Sept./Dec.)

\*\* Newfoundland Statistics Classification System

NLESD - Central Region

#237 - Anthony Paddon Elementary, Musgravetown

Classification: Rural  
Offers Distance Education: No

Grades: K-6

Number of Grades: 7

**Enrolment By Age and Gender**

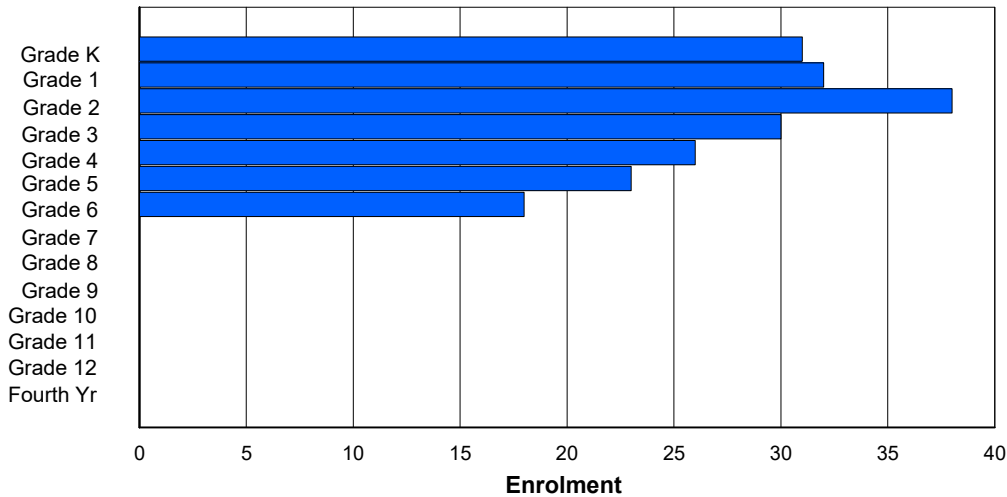
Gender	Age																Total
	5	6	7	8	9	10	11	12	13	14	15	16	17	18	19	20>	
Male	13	17	18	20	12	17	17	0	0	0	0	0	0	0	0	0	114
Female	8	12	14	16	19	12	8	0	0	0	0	0	0	0	0	0	89
<b>Total</b>	<b>21</b>	<b>29</b>	<b>32</b>	<b>36</b>	<b>31</b>	<b>29</b>	<b>25</b>	<b>0</b>	<b>0</b>	<b>0</b>	<b>0</b>	<b>0</b>	<b>0</b>	<b>0</b>	<b>0</b>	<b>0</b>	<b>203</b>

**Enrolment By Grade and Gender**

Gender	Grade															Total
	K	1	2	3	4	5	6	7	8	9	10	11	12	4th		
Male	13	17	18	20	12	17	17	0	0	0	0	0	0	0	0	114
Female	8	12	14	16	20	11	8	0	0	0	0	0	0	0	0	89
<b>Total</b>	<b>21</b>	<b>29</b>	<b>32</b>	<b>36</b>	<b>32</b>	<b>28</b>	<b>25</b>	<b>0</b>	<b>0</b>	<b>0</b>	<b>0</b>	<b>0</b>	<b>0</b>	<b>0</b>	<b>0</b>	<b>203</b>

**Enrolment By Grade**

For 237 - Anthony Paddon Elementary, Musgravetown



\* Data from the 2018-2019 AGR(Enrolment/Age as of the last day in Sept./Dec.)

\*\* Newfoundland Statistics Classification System

NLESD - Central Region

#240 - Bishop White School, Port Rexton

Classification: Rural  
Offers Distance Education: No

Grades: K-12

Number of Grades: 13

**Enrolment By Age and Gender**

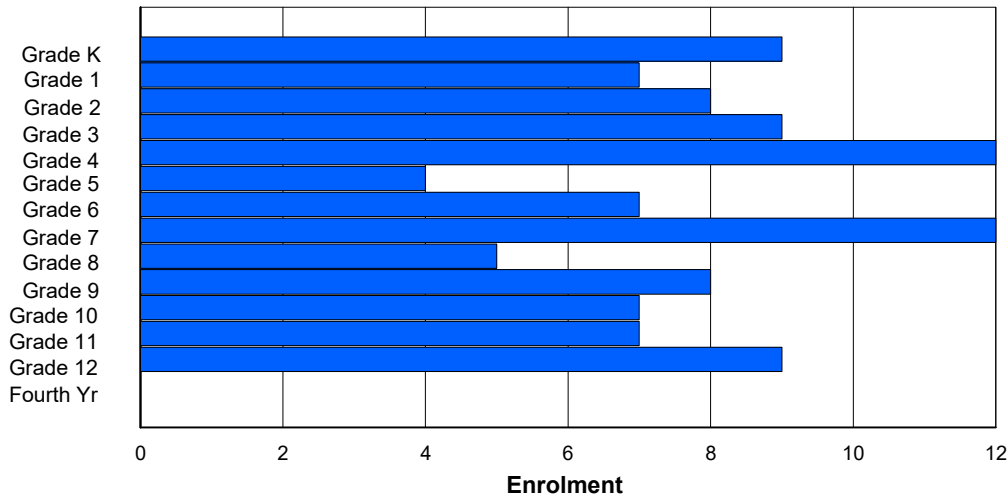
Gender	Age																Total
	5	6	7	8	9	10	11	12	13	14	15	16	17	18	19	20>	
Male	4	7	3	3	5	10	1	6	6	2	3	4	4	0	0	0	58
Female	5	3	4	5	4	3	3	1	5	3	5	3	2	0	0	0	46
<b>Total</b>	<b>9</b>	<b>10</b>	<b>7</b>	<b>8</b>	<b>9</b>	<b>13</b>	<b>4</b>	<b>7</b>	<b>11</b>	<b>5</b>	<b>8</b>	<b>7</b>	<b>6</b>	<b>0</b>	<b>0</b>	<b>0</b>	<b>104</b>

**Enrolment By Grade and Gender**

Gender	Grade															Total
	K	1	2	3	4	5	6	7	8	9	10	11	12	4th		
Male	4	7	3	3	5	10	1	6	6	2	3	4	4	0	58	
Female	5	3	4	5	4	3	3	1	5	3	5	3	2	0	46	
<b>Total</b>	<b>9</b>	<b>10</b>	<b>7</b>	<b>8</b>	<b>9</b>	<b>13</b>	<b>4</b>	<b>7</b>	<b>11</b>	<b>5</b>	<b>8</b>	<b>7</b>	<b>6</b>	<b>0</b>	<b>104</b>	

**Enrolment By Grade**

For 240 - Bishop White School, Port Rexton



\* Data from the 2018-2019 AGR(Enrolment/Age as of the last day in Sept./Dec.)

\*\* Newfoundland Statistics Classification System

NLESD - Central Region

#242 - Random Island Academy, Hickman's Harbour

Classification: Rural  
Offers Distance Education: No

Grades: K-12

Number of Grades: 13

**Enrolment By Age and Gender**

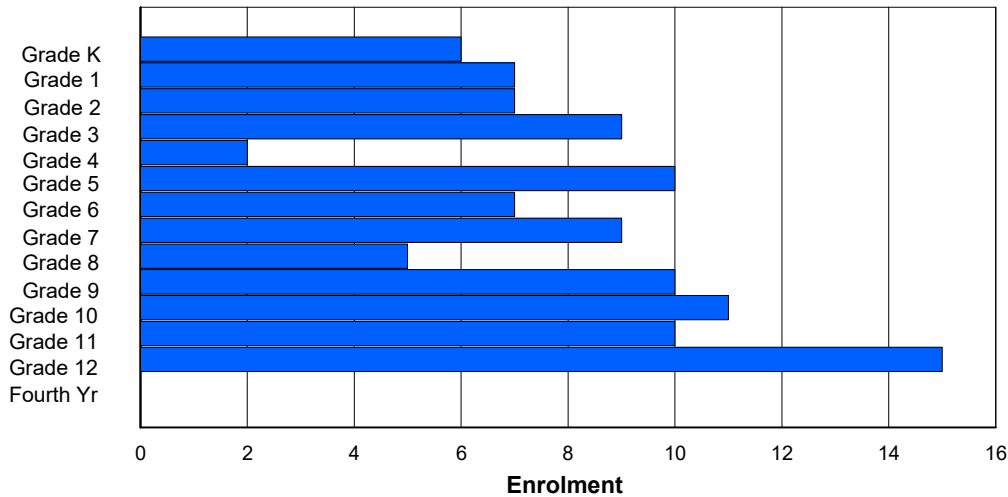
Gender	Age																Total
	5	6	7	8	9	10	11	12	13	14	15	16	17	18	19	20>	
Male	6	3	5	3	7	2	5	3	8	3	4	6	5	0	0	0	60
Female	9	3	2	4	4	0	8	3	1	3	7	4	5	0	0	0	53
<b>Total</b>	<b>15</b>	<b>6</b>	<b>7</b>	<b>7</b>	<b>11</b>	<b>2</b>	<b>13</b>	<b>6</b>	<b>9</b>	<b>6</b>	<b>11</b>	<b>10</b>	<b>10</b>	<b>0</b>	<b>0</b>	<b>0</b>	<b>113</b>

**Enrolment By Grade and Gender**

Gender	Grade															Total
	K	1	2	3	4	5	6	7	8	9	10	11	12	4th		
Male	6	3	5	3	7	2	5	3	8	3	4	7	4	0	60	
Female	9	3	2	4	4	0	8	3	1	3	7	4	5	0	53	
<b>Total</b>	<b>15</b>	<b>6</b>	<b>7</b>	<b>7</b>	<b>11</b>	<b>2</b>	<b>13</b>	<b>6</b>	<b>9</b>	<b>6</b>	<b>11</b>	<b>11</b>	<b>9</b>	<b>0</b>	<b>113</b>	

**Enrolment By Grade**

For 242 - Random Island Academy, Hickman's Harbour



\* Data from the 2018-2019 AGR(Enrolment/Age as of the last day in Sept./Dec.)

\*\* Newfoundland Statistics Classification System

NLESD - Central Region

#243 - Riverside Elementary, Shoal Harbour

Classification: Urban  
Offers Distance Education: No

Grades: K-6

Number of Grades: 7

### Enrolment By Age and Gender

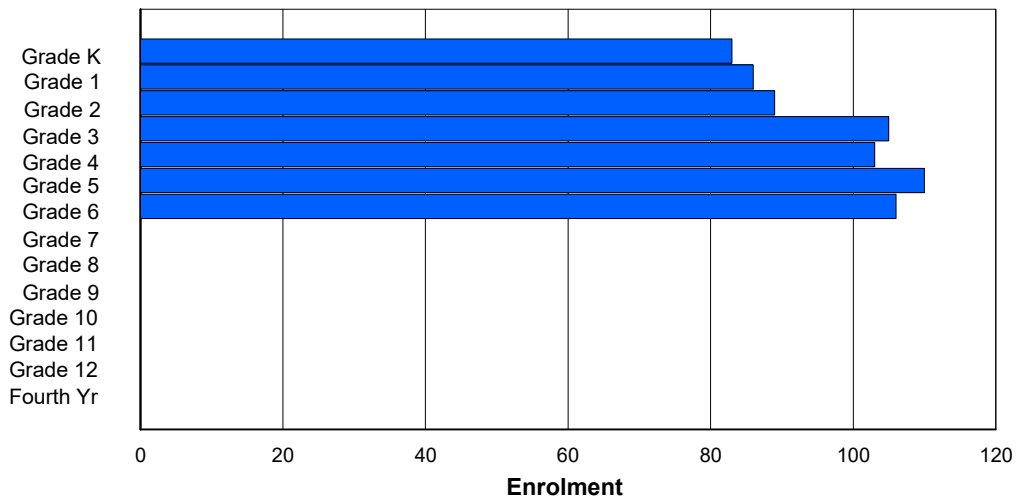
Gender	Age																Total
	5	6	7	8	9	10	11	12	13	14	15	16	17	18	19	20>	
Male	43	42	52	45	52	54	60	1	0	0	0	0	0	0	0	0	349
Female	46	43	34	50	53	48	46	0	0	0	0	0	0	0	0	0	320
<b>Total</b>	<b>89</b>	<b>85</b>	<b>86</b>	<b>95</b>	<b>105</b>	<b>102</b>	<b>106</b>	<b>1</b>	<b>0</b>	<b>0</b>	<b>0</b>	<b>0</b>	<b>0</b>	<b>0</b>	<b>0</b>	<b>0</b>	<b>669</b>

### Enrolment By Grade and Gender

Gender	Grade														Total
	K	1	2	3	4	5	6	7	8	9	10	11	12	4th	
Male	44	41	52	46	52	53	61	0	0	0	0	0	0	0	349
Female	46	42	36	49	53	48	46	0	0	0	0	0	0	0	320
<b>Total</b>	<b>90</b>	<b>83</b>	<b>88</b>	<b>95</b>	<b>105</b>	<b>101</b>	<b>107</b>	<b>0</b>	<b>0</b>	<b>0</b>	<b>0</b>	<b>0</b>	<b>0</b>	<b>0</b>	<b>669</b>

## Enrolment By Grade

For 243 - Riverside Elementary, Shoal Harbour



\* Data from the 2018-2019 AGR(Enrolment/Age as of the last day in Sept./Dec.)

\*\* Newfoundland Statistics Classification System

NLESD - Central Region

#246 - Swift Current Academy, Swift Current

Classification: Rural  
Offers Distance Education: No

Grades: 1-3,5,7

Number of Grades: 5

### Enrolment By Age and Gender

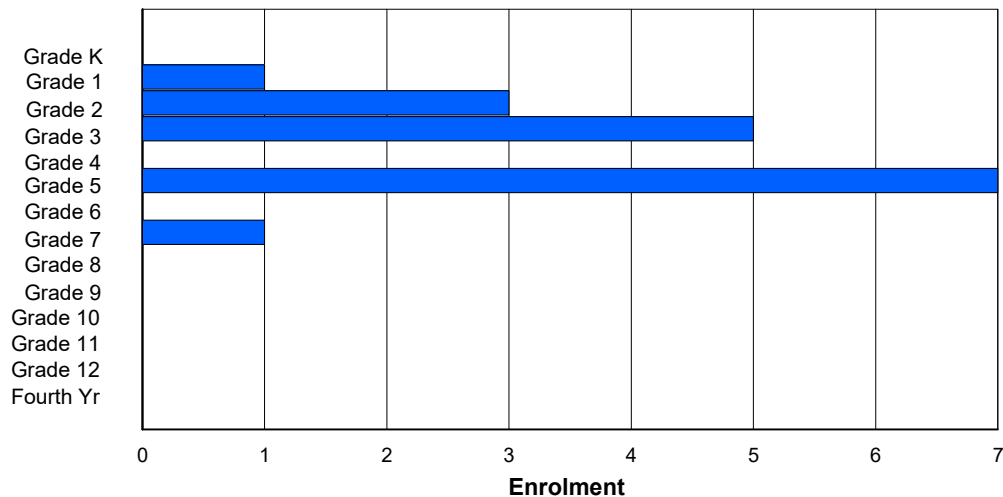
Gender	Age																Total
	5	6	7	8	9	10	11	12	13	14	15	16	17	18	19	20>	
Male	1	0	1	1	3	0	3	0	0	0	0	0	0	0	0	0	9
Female	1	0	0	1	2	0	3	0	0	0	0	0	0	0	0	0	7
<b>Total</b>	<b>2</b>	<b>0</b>	<b>1</b>	<b>2</b>	<b>5</b>	<b>0</b>	<b>6</b>	<b>0</b>	<b>0</b>	<b>0</b>	<b>0</b>	<b>0</b>	<b>0</b>	<b>0</b>	<b>0</b>	<b>0</b>	<b>16</b>

### Enrolment By Grade and Gender

Gender	Grade															Total
	K	1	2	3	4	5	6	7	8	9	10	11	12	4th		
Male	1	0	1	1	3	0	3	0	0	0	0	0	0	0	9	
Female	1	0	0	1	2	0	3	0	0	0	0	0	0	0	7	
<b>Total</b>	<b>2</b>	<b>0</b>	<b>1</b>	<b>2</b>	<b>5</b>	<b>0</b>	<b>6</b>	<b>0</b>	<b>0</b>	<b>0</b>	<b>0</b>	<b>0</b>	<b>0</b>	<b>0</b>	<b>16</b>	

## Enrolment By Grade

For 246 - Swift Current Academy, Swift Current



\* Data from the 2018-2019 AGR(Enrolment/Age as of the last day in Sept./Dec.)

\*\* Newfoundland Statistics Classification System



NLESD - Central Region

#398 - Avoca Collegiate, Badger

Classification: Urban  
Offers Distance Education: No

Grades: K-9

Number of Grades: 10

**Enrolment By Age and Gender**

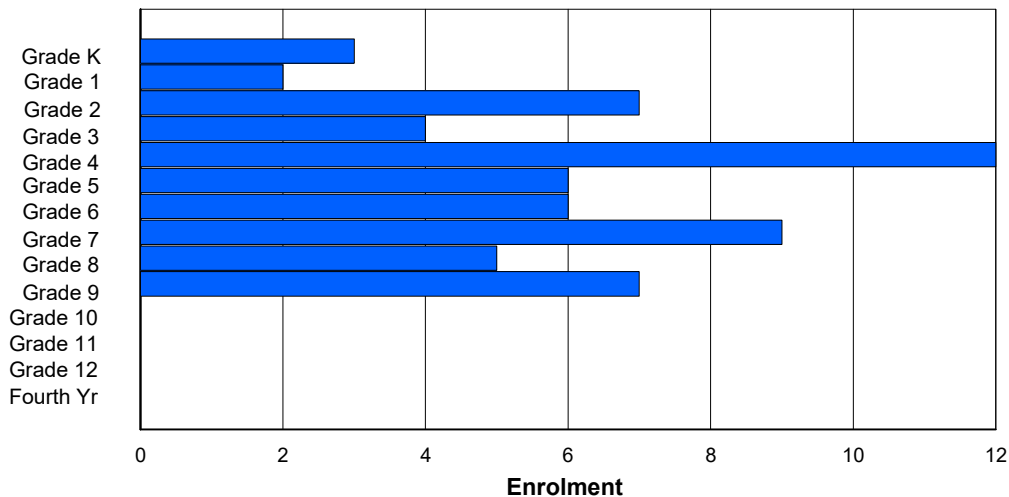
Gender	Age																Total
	5	6	7	8	9	10	11	12	13	14	15	16	17	18	19	20>	
Male	1	4	0	5	3	6	1	1	5	3	0	0	0	0	0	0	29
Female	3	0	2	2	1	6	5	5	5	2	0	0	0	0	0	0	31
<b>Total</b>	<b>4</b>	<b>4</b>	<b>2</b>	<b>7</b>	<b>4</b>	<b>12</b>	<b>6</b>	<b>6</b>	<b>10</b>	<b>5</b>	<b>0</b>	<b>0</b>	<b>0</b>	<b>0</b>	<b>0</b>	<b>0</b>	<b>60</b>

**Enrolment By Grade and Gender**

Gender	Grade															Total
	K	1	2	3	4	5	6	7	8	9	10	11	12	4th		
Male	1	4	0	5	3	6	1	1	5	3	0	0	0	0	29	
Female	3	0	2	2	1	6	5	5	5	2	0	0	0	0	31	
<b>Total</b>	<b>4</b>	<b>4</b>	<b>2</b>	<b>7</b>	<b>4</b>	<b>12</b>	<b>6</b>	<b>6</b>	<b>10</b>	<b>5</b>	<b>0</b>	<b>0</b>	<b>0</b>	<b>0</b>	<b>60</b>	

**Enrolment By Grade**

For 398 - Avoca Collegiate, Badger



\* Data from the 2018-2019 AGR(Enrolment/Age as of the last day in Sept./Dec.)

\*\* Newfoundland Statistics Classification System

NLESD - Central Region

#400 - Helen Tulk Elementary, Bishop's Falls

Classification: Rural  
Offers Distance Education: No

Grades: K-6

Number of Grades: 7

**Enrolment By Age and Gender**

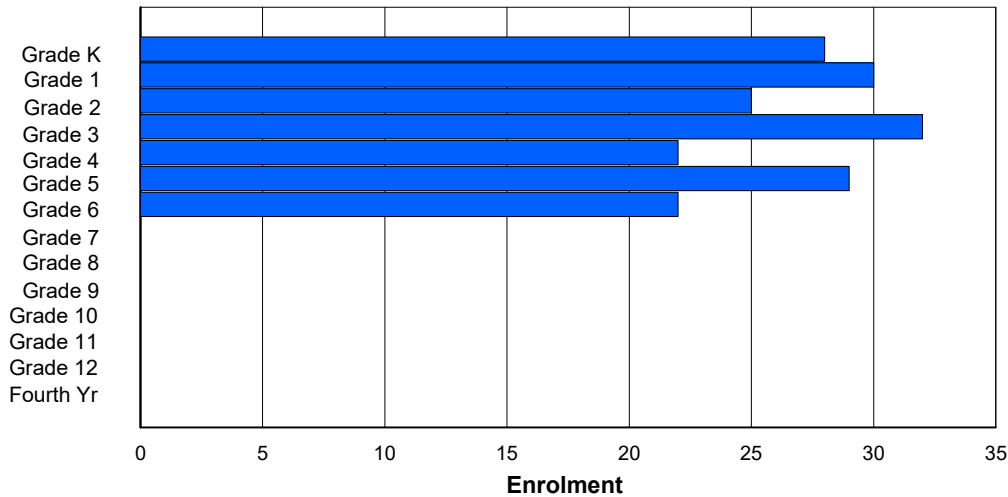
Gender	Age																Total
	5	6	7	8	9	10	11	12	13	14	15	16	17	18	19	20>	
Male	7	18	18	12	17	9	16	0	0	0	0	0	0	0	0	0	97
Female	8	11	14	12	14	13	15	0	0	0	0	0	0	0	0	0	87
<b>Total</b>	<b>15</b>	<b>29</b>	<b>32</b>	<b>24</b>	<b>31</b>	<b>22</b>	<b>31</b>	<b>0</b>	<b>0</b>	<b>0</b>	<b>0</b>	<b>0</b>	<b>0</b>	<b>0</b>	<b>0</b>	<b>0</b>	<b>184</b>

**Enrolment By Grade and Gender**

Gender	Grade															Total
	K	1	2	3	4	5	6	7	8	9	10	11	12	4th		
Male	7	18	18	12	17	9	16	0	0	0	0	0	0	0	0	97
Female	8	11	14	12	14	13	15	0	0	0	0	0	0	0	0	87
<b>Total</b>	<b>15</b>	<b>29</b>	<b>32</b>	<b>24</b>	<b>31</b>	<b>22</b>	<b>31</b>	<b>0</b>	<b>0</b>	<b>0</b>	<b>0</b>	<b>0</b>	<b>0</b>	<b>0</b>	<b>0</b>	<b>184</b>

**Enrolment By Grade**

For 400 - Helen Tulk Elementary, Bishop's Falls



\* Data from the 2018-2019 AGR(Enrolment/Age as of the last day in Sept./Dec.)

\*\* Newfoundland Statistics Classification System

NLESD - Central Region

#402 - Leo Burke Academy, Bishop's Falls

Classification: Rural  
Offers Distance Education: No

Grades: 7-12

Number of Grades: 6

**Enrolment By Age and Gender**

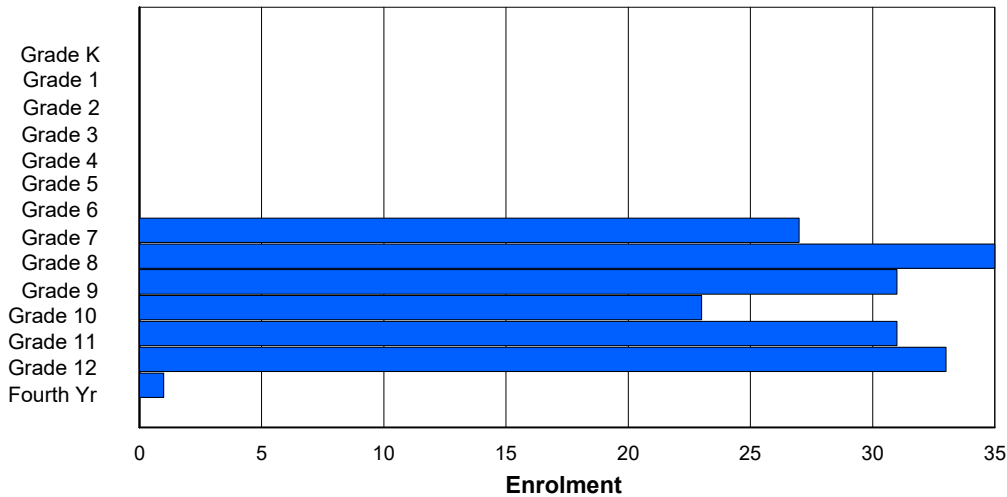
Gender	Age																Total
	5	6	7	8	9	10	11	12	13	14	15	16	17	18	19	20>	
Male	0	0	0	0	0	0	0	12	15	15	13	14	19	2	0	0	90
Female	0	0	0	0	0	0	0	9	9	19	15	9	12	0	1	0	74
<b>Total</b>	<b>0</b>	<b>0</b>	<b>0</b>	<b>0</b>	<b>0</b>	<b>0</b>	<b>0</b>	<b>21</b>	<b>24</b>	<b>34</b>	<b>28</b>	<b>23</b>	<b>31</b>	<b>2</b>	<b>1</b>	<b>0</b>	<b>164</b>

**Enrolment By Grade and Gender**

Gender	Grade															Total
	K	1	2	3	4	5	6	7	8	9	10	11	12	4th		
Male	0	0	0	0	0	0	0	12	16	14	14	13	21	0	90	
Female	0	0	0	0	0	0	0	9	9	19	15	9	13	0	74	
<b>Total</b>	<b>0</b>	<b>0</b>	<b>0</b>	<b>0</b>	<b>0</b>	<b>0</b>	<b>0</b>	<b>21</b>	<b>25</b>	<b>33</b>	<b>29</b>	<b>22</b>	<b>34</b>	<b>0</b>	<b>164</b>	

**Enrolment By Grade**

For 402 - Leo Burke Academy, Bishop's Falls



\* Data from the 2018-2019 AGR(Enrolment/Age as of the last day in Sept./Dec.)

\*\* Newfoundland Statistics Classification System

NLESD - Central Region

#403 - Lakeside Academy, Buchans

Classification: Rural  
Offers Distance Education: No

Grades: K-12

Number of Grades: 13

**Enrolment By Age and Gender**

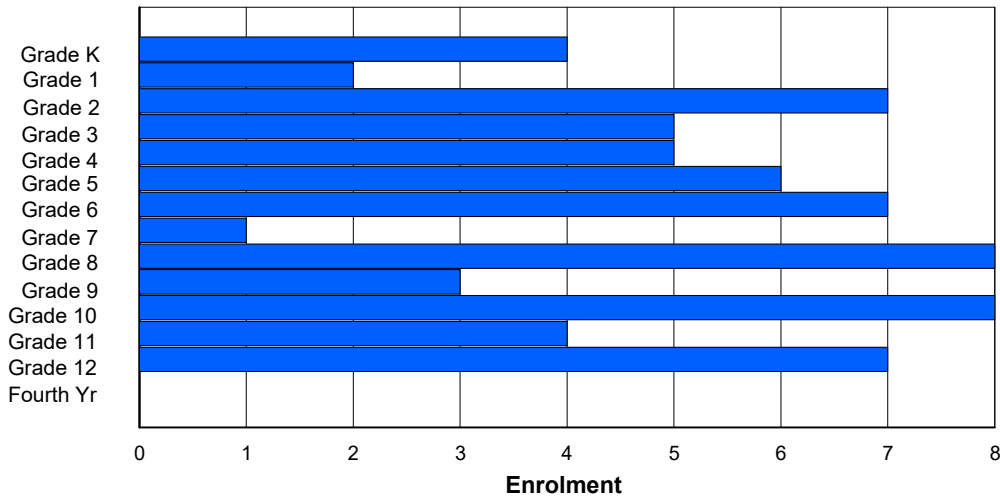
Gender	Age																Total
	5	6	7	8	9	10	11	12	13	14	15	16	17	18	19	20>	
Male	3	0	2	3	2	1	2	4	1	4	3	5	2	0	1	0	33
Female	3	4	0	4	2	3	4	2	0	3	1	3	3	0	0	0	32
<b>Total</b>	<b>6</b>	<b>4</b>	<b>2</b>	<b>7</b>	<b>4</b>	<b>4</b>	<b>6</b>	<b>6</b>	<b>1</b>	<b>7</b>	<b>4</b>	<b>8</b>	<b>5</b>	<b>0</b>	<b>1</b>	<b>0</b>	<b>65</b>

**Enrolment By Grade and Gender**

Gender	Grade															Total
	K	1	2	3	4	5	6	7	8	9	10	11	12	4th		
Male	3	0	2	3	2	1	2	4	1	4	3	5	2	1	33	
Female	3	4	0	4	2	3	4	2	0	3	1	4	2	0	32	
<b>Total</b>	<b>6</b>	<b>4</b>	<b>2</b>	<b>7</b>	<b>4</b>	<b>4</b>	<b>6</b>	<b>6</b>	<b>1</b>	<b>7</b>	<b>4</b>	<b>9</b>	<b>4</b>	<b>1</b>	<b>65</b>	

**Enrolment By Grade**

For 403 - Lakeside Academy, Buchans



\* Data from the 2018-2019 AGR(Enrolment/Age as of the last day in Sept./Dec.)

\*\* Newfoundland Statistics Classification System

NLESD - Central Region

#405 - Cottrell's Cove Academy, Cottrell's Cove

Classification: Rural  
Offers Distance Education: No

Grades: K-1,3-4,6-9,12    Number of Grades: 9

**Enrolment By Age and Gender**

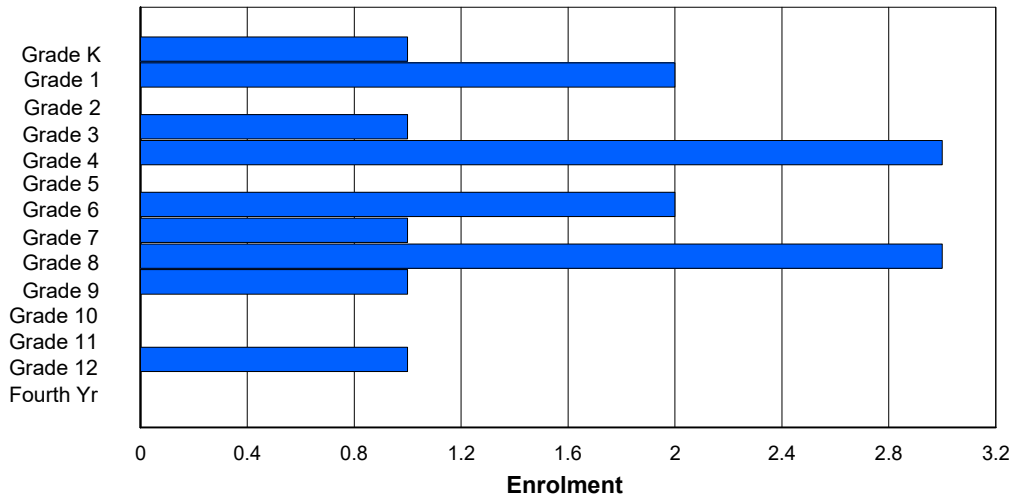
Gender	Age																Total
	5	6	7	8	9	10	11	12	13	14	15	16	17	18	19	20>	
Male	0	0	0	0	0	2	0	1	1	3	0	0	0	0	0	0	7
Female	0	1	1	0	0	0	0	0	0	0	1	0	0	0	0	0	3
<b>Total</b>	<b>0</b>	<b>1</b>	<b>1</b>	<b>0</b>	<b>0</b>	<b>2</b>	<b>0</b>	<b>1</b>	<b>1</b>	<b>3</b>	<b>1</b>	<b>0</b>	<b>0</b>	<b>0</b>	<b>0</b>	<b>0</b>	<b>10</b>

**Enrolment By Grade and Gender**

Gender	Grade															Total
	K	1	2	3	4	5	6	7	8	9	10	11	12	4th		
Male	0	0	0	0	0	2	0	1	1	3	0	0	0	0	7	
Female	0	1	1	0	0	0	0	0	0	0	1	0	0	0	3	
<b>Total</b>	<b>0</b>	<b>1</b>	<b>1</b>	<b>0</b>	<b>0</b>	<b>2</b>	<b>0</b>	<b>1</b>	<b>1</b>	<b>3</b>	<b>1</b>	<b>0</b>	<b>0</b>	<b>0</b>	<b>10</b>	

**Enrolment By Grade**

For 405 - Cottrell's Cove Academy, Cottrell's Cove



\* Data from the 2018-2019 AGR(Enrolment/Age as of the last day in Sept./Dec.)

\*\* Newfoundland Statistics Classification System

NLESD - Central Region

#406 - Fitzgerald Academy, English Harbour West

Classification: Rural  
Offers Distance Education: No

Grades: K-12

Number of Grades: 13

**Enrolment By Age and Gender**

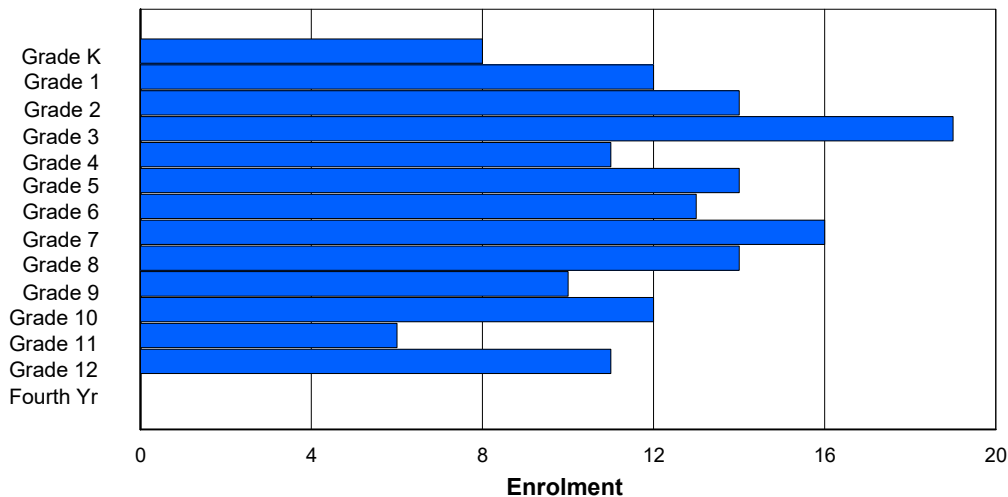
Gender	Age																	Total
	5	6	7	8	9	10	11	12	13	14	15	16	17	18	19	20>		
Male	7	4	8	10	12	3	4	8	10	5	8	4	4	0	0	0	87	
Female	5	4	6	4	7	7	8	4	7	8	1	7	3	0	0	0	71	
<b>Total</b>	<b>12</b>	<b>8</b>	<b>14</b>	<b>14</b>	<b>19</b>	<b>10</b>	<b>12</b>	<b>12</b>	<b>17</b>	<b>13</b>	<b>9</b>	<b>11</b>	<b>7</b>	<b>0</b>	<b>0</b>	<b>0</b>	<b>158</b>	

**Enrolment By Grade and Gender**

Gender	Grade															Total
	K	1	2	3	4	5	6	7	8	9	10	11	12	4th		
Male	7	4	8	10	12	3	4	8	10	5	8	5	3	0	87	
Female	5	4	6	4	7	7	8	4	7	8	1	7	3	0	71	
<b>Total</b>	<b>12</b>	<b>8</b>	<b>14</b>	<b>14</b>	<b>19</b>	<b>10</b>	<b>12</b>	<b>12</b>	<b>17</b>	<b>13</b>	<b>9</b>	<b>12</b>	<b>6</b>	<b>0</b>	<b>158</b>	

**Enrolment By Grade**

For 406 - Fitzgerald Academy, English Harbour West



\* Data from the 2018-2019 AGR(Enrolment/Age as of the last day in Sept./Dec.)

\*\* Newfoundland Statistics Classification System

NLESD - Central Region

#407 - Bay d'Espoir Academy, Milltown

Classification: Rural  
Offers Distance Education: No

Grades: K-12

Number of Grades: 13

**Enrolment By Age and Gender**

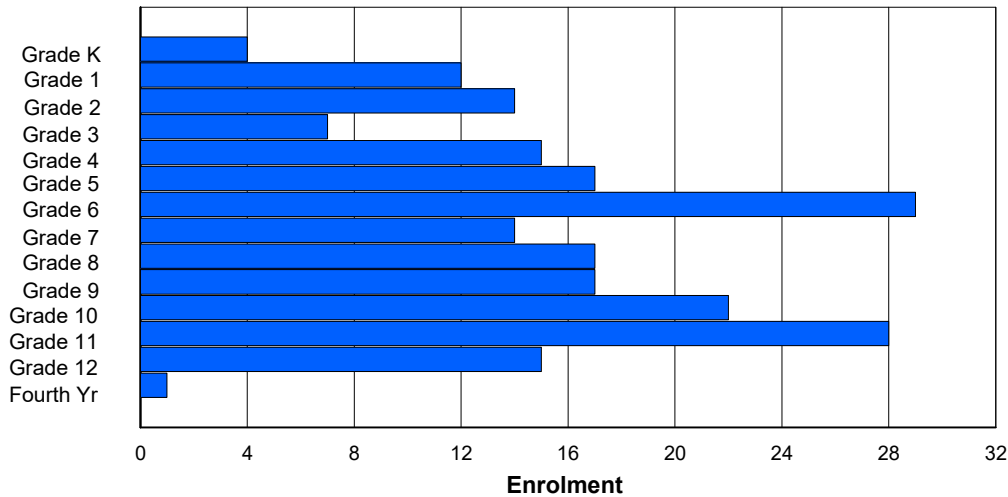
Gender	Age																Total
	5	6	7	8	9	10	11	12	13	14	15	16	17	18	19	20>	
Male	5	3	6	5	4	9	9	14	8	10	7	10	18	0	0	0	108
Female	8	3	8	9	5	6	9	14	7	8	8	9	12	0	0	0	106
<b>Total</b>	<b>13</b>	<b>6</b>	<b>14</b>	<b>14</b>	<b>9</b>	<b>15</b>	<b>18</b>	<b>28</b>	<b>15</b>	<b>18</b>	<b>15</b>	<b>19</b>	<b>30</b>	<b>0</b>	<b>0</b>	<b>0</b>	<b>214</b>

**Enrolment By Grade and Gender**

Gender	Grade															Total
	K	1	2	3	4	5	6	7	8	9	10	11	12	4th		
Male	6	2	6	5	4	9	9	15	7	10	7	10	18	0	108	
Female	8	3	8	9	5	6	9	14	7	8	8	9	12	0	106	
<b>Total</b>	<b>14</b>	<b>5</b>	<b>14</b>	<b>14</b>	<b>9</b>	<b>15</b>	<b>18</b>	<b>29</b>	<b>14</b>	<b>18</b>	<b>15</b>	<b>19</b>	<b>30</b>	<b>0</b>	<b>214</b>	

**Enrolment By Grade**

For 407 - Bay d'Espoir Academy, Milltown



\* Data from the 2018-2019 AGR(Enrolment/Age as of the last day in Sept./Dec.)

\*\* Newfoundland Statistics Classification System

NLESD - Central Region

#413 - Holy Cross School Complex, Eastport

Classification: Rural  
Offers Distance Education: No

Grades: K-12

Number of Grades: 13

**Enrolment By Age and Gender**

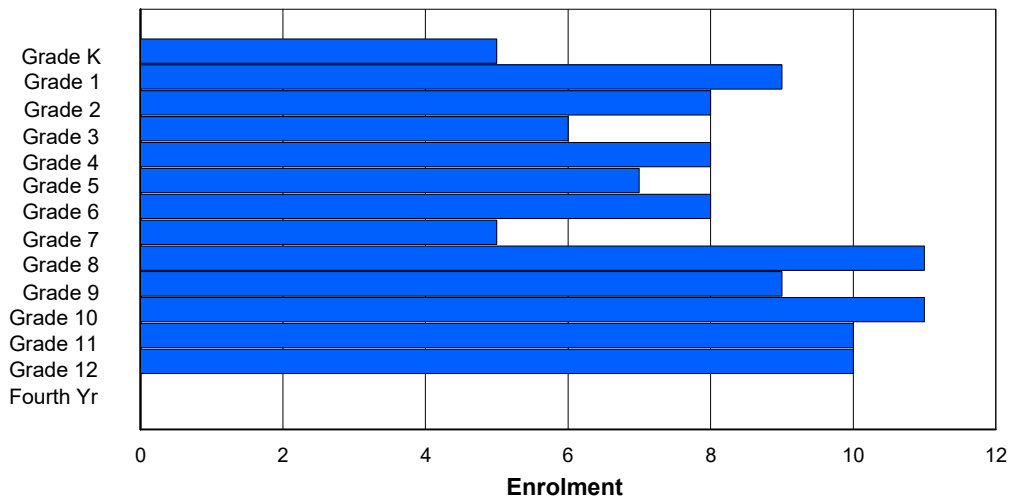
Gender	Age																	Total
	5	6	7	8	9	10	11	12	13	14	15	16	17	18	19	20>		
Male	1	3	8	4	4	1	3	3	5	4	4	6	5	0	0	0	51	
Female	3	1	2	4	1	6	3	5	1	4	7	4	4	0	1	0	46	
<b>Total</b>	<b>4</b>	<b>4</b>	<b>10</b>	<b>8</b>	<b>5</b>	<b>7</b>	<b>6</b>	<b>8</b>	<b>6</b>	<b>8</b>	<b>11</b>	<b>10</b>	<b>9</b>	<b>0</b>	<b>1</b>	<b>0</b>	<b>97</b>	

**Enrolment By Grade and Gender**

Gender	Grade															Total
	K	1	2	3	4	5	6	7	8	9	10	11	12	4th		
Male	1	4	7	4	4	1	3	3	5	4	4	6	5	0	51	
Female	3	1	2	4	1	6	3	5	1	4	7	5	4	0	46	
<b>Total</b>	<b>4</b>	<b>5</b>	<b>9</b>	<b>8</b>	<b>5</b>	<b>7</b>	<b>6</b>	<b>8</b>	<b>6</b>	<b>8</b>	<b>11</b>	<b>11</b>	<b>9</b>	<b>0</b>	<b>97</b>	

**Enrolment By Grade**

For 413 - Holy Cross School Complex, Eastport



\* Data from the 2018-2019 AGR(Enrolment/Age as of the last day in Sept./Dec.)

\*\* Newfoundland Statistics Classification System



NLESD - Central Region

#414 - Fogo Island Central Academy, Fogo Island

Classification: Rural  
Offers Distance Education: No

Grades: K-12

Number of Grades: 13

**Enrolment By Age and Gender**

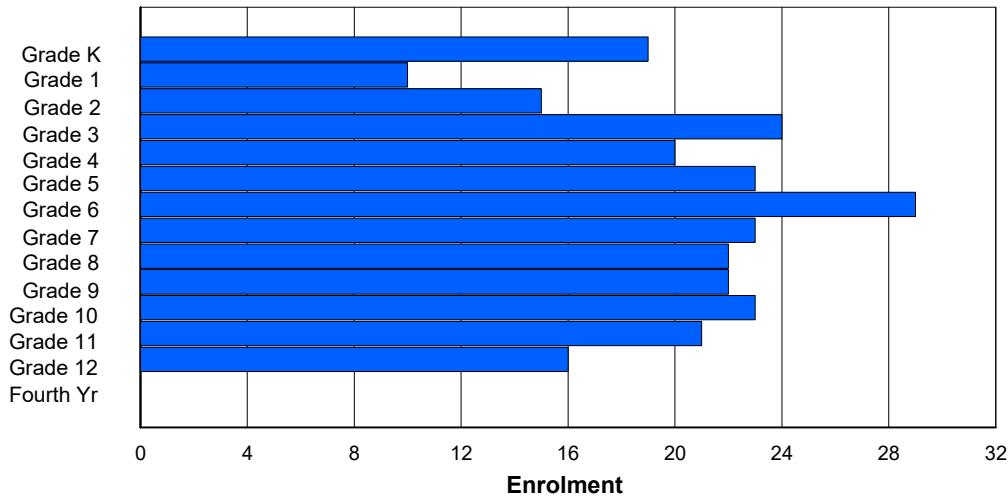
Gender	Age																Total
	5	6	7	8	9	10	11	12	13	14	15	16	17	18	19	20>	
Male	6	10	7	5	9	12	10	22	14	14	13	11	13	0	0	0	146
Female	5	10	3	8	14	8	11	7	10	6	10	12	10	0	0	1	115
<b>Total</b>	<b>11</b>	<b>20</b>	<b>10</b>	<b>13</b>	<b>23</b>	<b>20</b>	<b>21</b>	<b>29</b>	<b>24</b>	<b>20</b>	<b>23</b>	<b>23</b>	<b>23</b>	<b>0</b>	<b>0</b>	<b>1</b>	<b>261</b>

**Enrolment By Grade and Gender**

Gender	Grade															Total
	K	1	2	3	4	5	6	7	8	9	10	11	12	4th		
Male	6	10	7	6	8	12	12	21	13	14	12	12	13	0	146	
Female	5	10	3	8	14	8	11	7	10	6	10	12	10	1	115	
<b>Total</b>	<b>11</b>	<b>20</b>	<b>10</b>	<b>14</b>	<b>22</b>	<b>20</b>	<b>23</b>	<b>28</b>	<b>23</b>	<b>20</b>	<b>22</b>	<b>24</b>	<b>23</b>	<b>1</b>	<b>261</b>	

**Enrolment By Grade**

For 414 - Fogo Island Central Academy, Fogo Island



\* Data from the 2018-2019 AGR(Enrolment/Age as of the last day in Sept./Dec.)

\*\* Newfoundland Statistics Classification System

NLESD - Central Region

#416 - Smallwood Academy, Gambo

Classification: Rural  
Offers Distance Education: No

Grades: K-12

Number of Grades: 13

**Enrolment By Age and Gender**

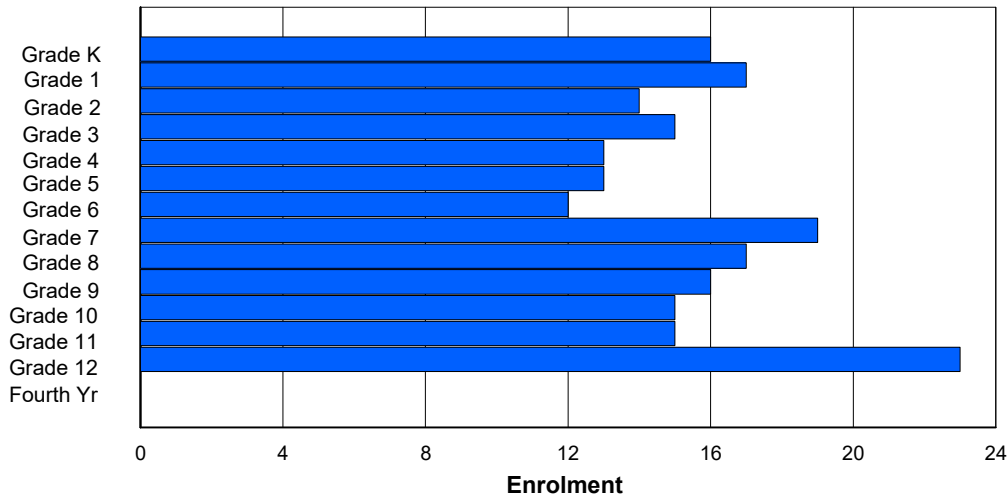
Gender	Age																Total
	5	6	7	8	9	10	11	12	13	14	15	16	17	18	19	20>	
Male	17	10	7	4	8	3	8	4	9	13	14	12	8	0	0	0	117
Female	9	6	9	9	6	10	8	6	12	6	3	4	9	0	0	0	97
<b>Total</b>	<b>26</b>	<b>16</b>	<b>16</b>	<b>13</b>	<b>14</b>	<b>13</b>	<b>16</b>	<b>10</b>	<b>21</b>	<b>19</b>	<b>17</b>	<b>16</b>	<b>17</b>	<b>0</b>	<b>0</b>	<b>0</b>	<b>214</b>

**Enrolment By Grade and Gender**

Gender	Grade															Total
	K	1	2	3	4	5	6	7	8	9	10	11	12	4th		
Male	17	10	7	4	8	3	8	5	9	12	15	12	7	0	117	
Female	9	6	9	9	6	10	7	7	12	6	3	4	9	0	97	
<b>Total</b>	<b>26</b>	<b>16</b>	<b>16</b>	<b>13</b>	<b>14</b>	<b>13</b>	<b>15</b>	<b>12</b>	<b>21</b>	<b>18</b>	<b>18</b>	<b>16</b>	<b>16</b>	<b>0</b>	<b>214</b>	

**Enrolment By Grade**

For 416 - Smallwood Academy, Gambo



\* Data from the 2018-2019 AGR(Enrolment/Age as of the last day in Sept./Dec.)

\*\* Newfoundland Statistics Classification System

NLESD - Central Region

#417 - Gander Academy, Gander

Classification: Urban  
Offers Distance Education: No

Grades: K-3

Number of Grades: 4

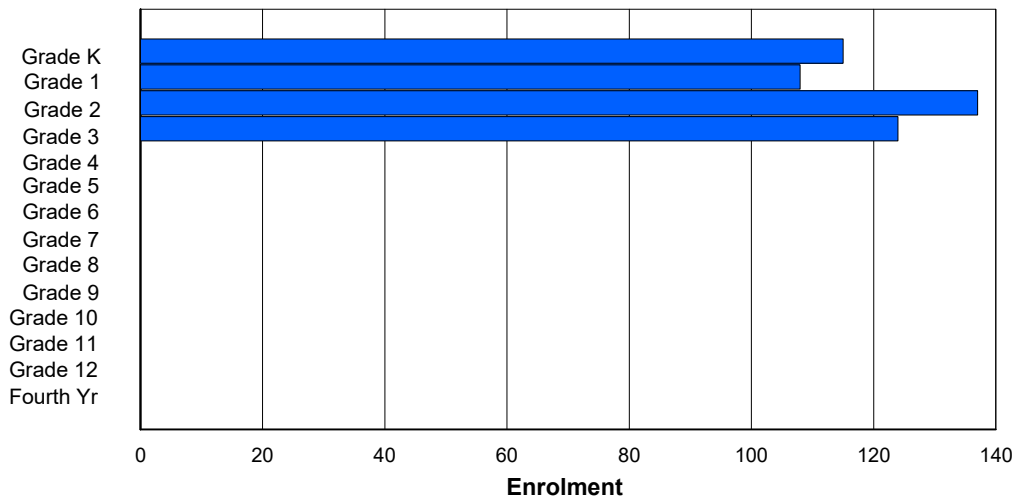
**Enrolment By Age and Gender**

Gender	Age																Total
	5	6	7	8	9	10	11	12	13	14	15	16	17	18	19	20>	
Male	62	66	51	68	1	0	0	0	0	0	0	0	0	0	0	0	248
Female	69	49	53	66	0	0	0	0	0	0	0	0	0	0	0	0	237
<b>Total</b>	<b>131</b>	<b>115</b>	<b>104</b>	<b>134</b>	<b>1</b>	<b>0</b>	<b>0</b>	<b>0</b>	<b>0</b>	<b>0</b>	<b>0</b>	<b>0</b>	<b>0</b>	<b>0</b>	<b>0</b>	<b>0</b>	<b>485</b>

**Enrolment By Grade and Gender**

Gender	Grade															Total
	K	1	2	3	4	5	6	7	8	9	10	11	12	4th		
Male	62	67	50	69	0	0	0	0	0	0	0	0	0	0	0	248
Female	69	48	53	67	0	0	0	0	0	0	0	0	0	0	0	237
<b>Total</b>	<b>131</b>	<b>115</b>	<b>103</b>	<b>136</b>	<b>0</b>	<b>0</b>	<b>0</b>	<b>0</b>	<b>0</b>	<b>0</b>	<b>0</b>	<b>0</b>	<b>0</b>	<b>0</b>	<b>0</b>	<b>485</b>

**Enrolment By Grade**  
For 417 - Gander Academy, Gander



\* Data from the 2018-2019 AGR(Enrolment/Age as of the last day in Sept./Dec.)

\*\* Newfoundland Statistics Classification System

NLESD - Central Region

#418 - Gander Collegiate, Gander

Classification: Urban  
Offers Distance Education: No

Grades: 10-12

Number of Grades: 3

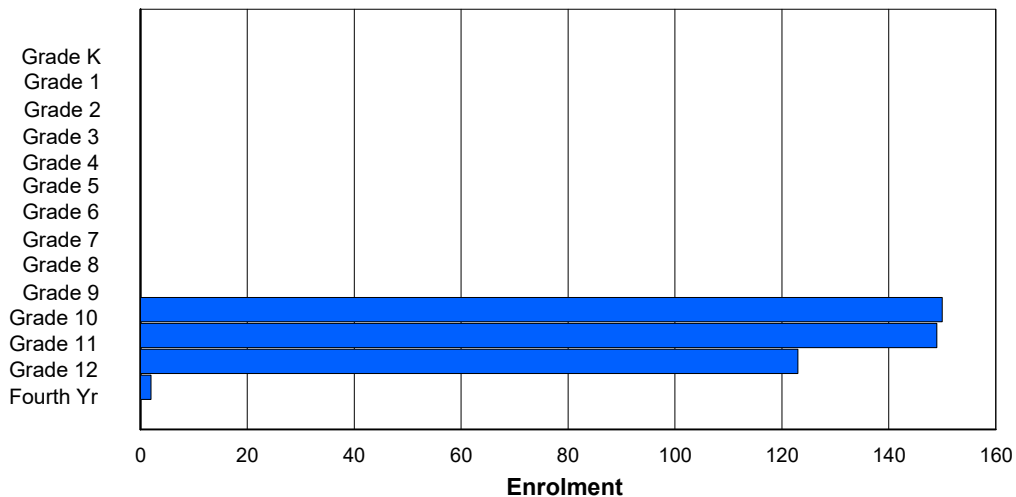
**Enrolment By Age and Gender**

Gender	Age																Total
	5	6	7	8	9	10	11	12	13	14	15	16	17	18	19	20>	
Male	0	0	0	0	0	0	0	0	0	1	73	80	71	6	2	1	234
Female	0	0	0	0	0	0	0	0	0	0	45	66	71	2	1	1	186
<b>Total</b>	0	0	0	0	0	0	0	0	0	1	118	146	142	8	3	2	420

**Enrolment By Grade and Gender**

Gender	Grade															Total
	K	1	2	3	4	5	6	7	8	9	10	11	12	4th		
Male	0	0	0	0	0	0	0	0	0	0	78	80	74	2	234	
Female	0	0	0	0	0	0	0	0	0	0	46	65	74	1	186	
<b>Total</b>	0	0	0	0	0	0	0	0	0	0	124	145	148	3	420	

**Enrolment By Grade**  
For 418 - Gander Collegiate, Gander



\* Data from the 2018-2019 AGR(Enrolment/Age as of the last day in Sept./Dec.)

\*\* Newfoundland Statistics Classification System

NLESD - Central Region

#420 - St. Paul's Intermediate School, Gander

Classification: Urban  
Offers Distance Education: No

Grades: 7-9

Number of Grades: 3

### Enrolment By Age and Gender

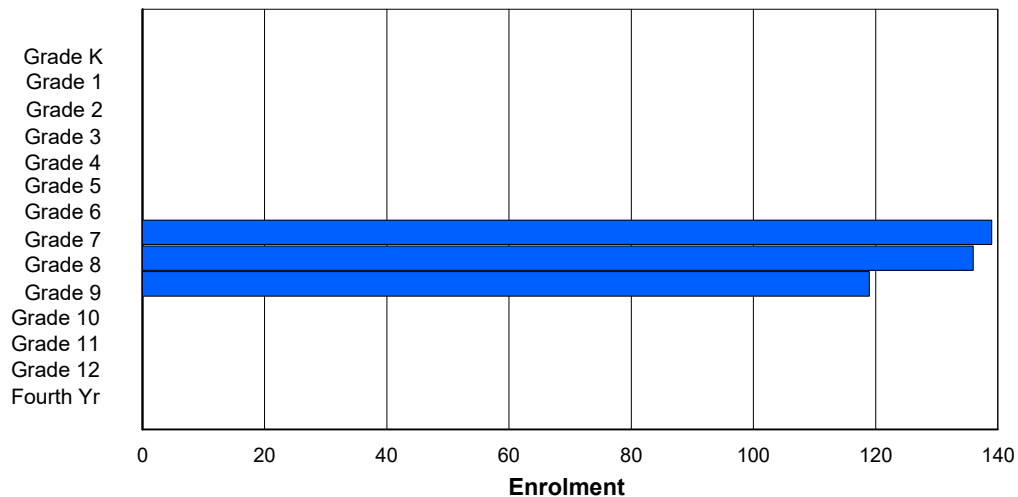
Gender	Age																Total
	5	6	7	8	9	10	11	12	13	14	15	16	17	18	19	20>	
Male	0	0	0	0	0	0	1	59	68	73	2	0	0	0	0	0	203
Female	0	0	0	0	0	0	0	79	62	62	1	0	0	0	0	0	204
<b>Total</b>	<b>0</b>	<b>0</b>	<b>0</b>	<b>0</b>	<b>0</b>	<b>0</b>	<b>1</b>	<b>138</b>	<b>130</b>	<b>135</b>	<b>3</b>	<b>0</b>	<b>0</b>	<b>0</b>	<b>0</b>	<b>0</b>	<b>407</b>

### Enrolment By Grade and Gender

Gender	Grade														Total
	K	1	2	3	4	5	6	7	8	9	10	11	12	4th	
Male	0	0	0	0	0	0	0	60	71	72	0	0	0	0	203
Female	0	0	0	0	0	0	0	79	61	64	0	0	0	0	204
<b>Total</b>	<b>0</b>	<b>0</b>	<b>0</b>	<b>0</b>	<b>0</b>	<b>0</b>	<b>0</b>	<b>139</b>	<b>132</b>	<b>136</b>	<b>0</b>	<b>0</b>	<b>0</b>	<b>0</b>	<b>407</b>

## Enrolment By Grade

For 420 - St. Paul's Intermediate School, Gander



\* Data from the 2018-2019 AGR(Enrolment/Age as of the last day in Sept./Dec.)

\*\* Newfoundland Statistics Classification System

NLESD - Central Region

#421 - Lakewood Academy, Glenwood

Classification: Urban  
Offers Distance Education: No

Grades: K-12

Number of Grades: 13

### Enrolment By Age and Gender

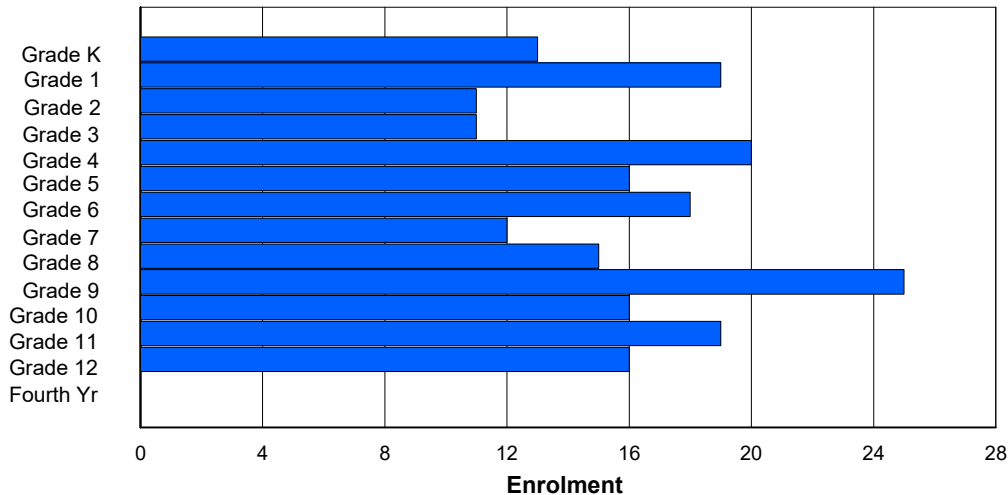
Gender	Age																Total
	5	6	7	8	9	10	11	12	13	14	15	16	17	18	19	20>	
Male	10	6	13	6	7	12	8	10	8	7	12	7	10	1	0	0	117
Female	5	7	6	3	5	7	8	6	7	7	15	7	7	0	0	0	90
<b>Total</b>	<b>15</b>	<b>13</b>	<b>19</b>	<b>9</b>	<b>12</b>	<b>19</b>	<b>16</b>	<b>16</b>	<b>15</b>	<b>14</b>	<b>27</b>	<b>14</b>	<b>17</b>	<b>1</b>	<b>0</b>	<b>0</b>	<b>207</b>

### Enrolment By Grade and Gender

Gender	Grade															Total
	K	1	2	3	4	5	6	7	8	9	10	11	12	4th		
Male	10	6	13	6	7	12	8	12	6	7	12	7	10	1	117	
Female	5	7	6	3	6	6	8	6	7	7	15	7	7	0	90	
<b>Total</b>	<b>15</b>	<b>13</b>	<b>19</b>	<b>9</b>	<b>13</b>	<b>18</b>	<b>16</b>	<b>18</b>	<b>13</b>	<b>14</b>	<b>27</b>	<b>14</b>	<b>17</b>	<b>1</b>	<b>207</b>	

## Enrolment By Grade

For 421 - Lakewood Academy, Glenwood



\* Data from the 2018-2019 AGR(Enrolment/Age as of the last day in Sept./Dec.)

\*\* Newfoundland Statistics Classification System

NLESD - Central Region

#422 - Glovertown Academy, Glovertown

Classification: Rural  
Offers Distance Education: No

Grades: K-12

Number of Grades: 13

**Enrolment By Age and Gender**

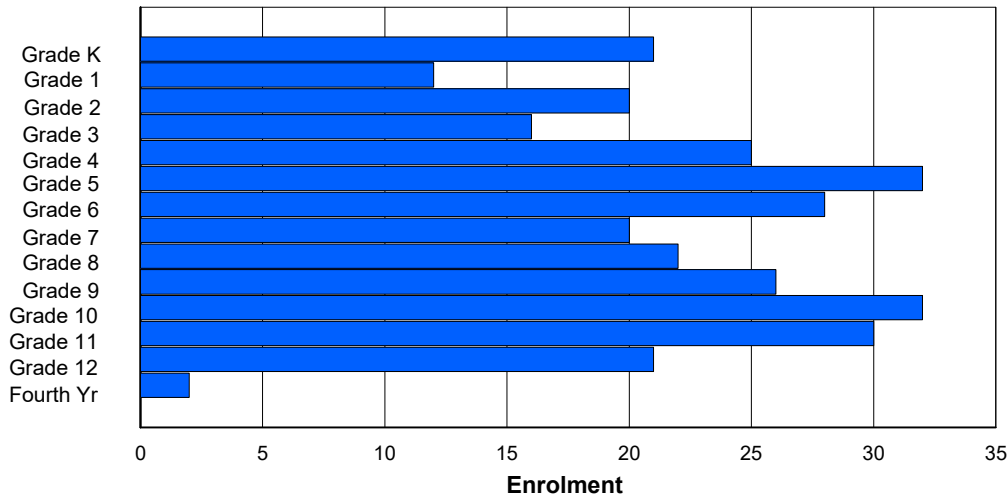
Gender	Age																Total
	5	6	7	8	9	10	11	12	13	14	15	16	17	18	19	20>	
Male	15	7	8	7	11	13	15	13	15	14	17	10	15	1	0	0	161
Female	11	15	5	13	10	16	16	13	5	10	9	19	12	1	0	0	155
<b>Total</b>	<b>26</b>	<b>22</b>	<b>13</b>	<b>20</b>	<b>21</b>	<b>29</b>	<b>31</b>	<b>26</b>	<b>20</b>	<b>24</b>	<b>26</b>	<b>29</b>	<b>27</b>	<b>2</b>	<b>0</b>	<b>0</b>	<b>316</b>

**Enrolment By Grade and Gender**

Gender	Grade															Total
	K	1	2	3	4	5	6	7	8	9	10	11	12	4th		
Male	15	7	8	7	11	13	15	14	14	14	19	9	14	1	161	
Female	11	15	5	14	9	16	16	13	5	9	12	18	11	1	155	
<b>Total</b>	<b>26</b>	<b>22</b>	<b>13</b>	<b>21</b>	<b>20</b>	<b>29</b>	<b>31</b>	<b>27</b>	<b>19</b>	<b>23</b>	<b>31</b>	<b>27</b>	<b>25</b>	<b>2</b>	<b>316</b>	

**Enrolment By Grade**

For 422 - Glovertown Academy, Glovertown



\* Data from the 2018-2019 AGR(Enrolment/Age as of the last day in Sept./Dec.)

\*\* Newfoundland Statistics Classification System

NLESD - Central Region

#426 - Hillview Academy, Norris Arm

Classification: Rural  
Offers Distance Education: No

Grades: K-9

Number of Grades: 10

### Enrolment By Age and Gender

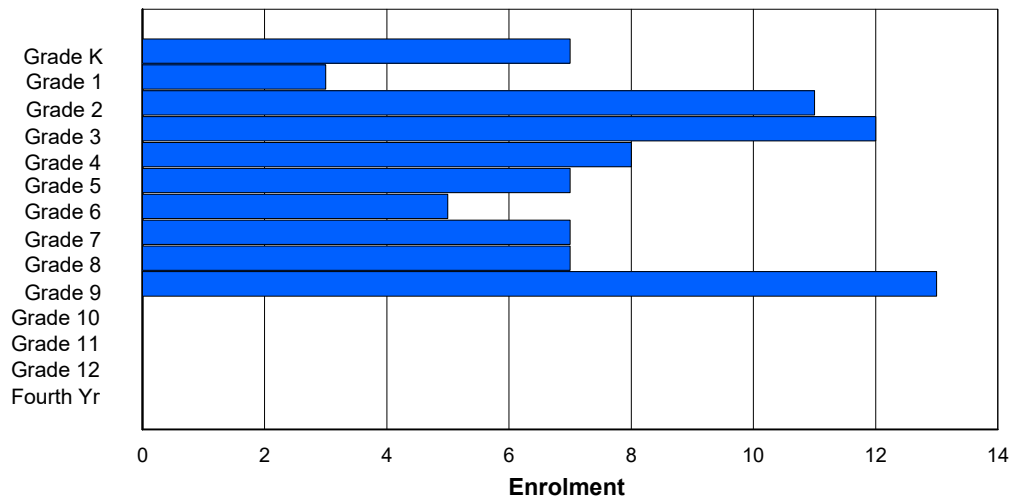
Gender	Age																Total
	5	6	7	8	9	10	11	12	13	14	15	16	17	18	19	20>	
Male	1	4	1	5	6	4	3	5	4	5	0	0	0	0	0	0	38
Female	1	3	2	6	6	4	5	1	2	3	0	0	0	0	0	0	33
<b>Total</b>	<b>2</b>	<b>7</b>	<b>3</b>	<b>11</b>	<b>12</b>	<b>8</b>	<b>8</b>	<b>6</b>	<b>6</b>	<b>8</b>	<b>0</b>	<b>0</b>	<b>0</b>	<b>0</b>	<b>0</b>	<b>0</b>	<b>71</b>

### Enrolment By Grade and Gender

Gender	Grade															Total
	K	1	2	3	4	5	6	7	8	9	10	11	12	4th		
Male	1	4	1	5	6	4	3	5	4	5	0	0	0	0	38	
Female	1	3	2	6	6	4	5	1	3	2	0	0	0	0	33	
<b>Total</b>	<b>2</b>	<b>7</b>	<b>3</b>	<b>11</b>	<b>12</b>	<b>8</b>	<b>8</b>	<b>6</b>	<b>7</b>	<b>7</b>	<b>0</b>	<b>0</b>	<b>0</b>	<b>0</b>	<b>71</b>	

## Enrolment By Grade

For 426 - Hillview Academy, Norris Arm



\* Data from the 2018-2019 AGR(Enrolment/Age as of the last day in Sept./Dec.)

\*\* Newfoundland Statistics Classification System



NLESD - Central Region

#427 - Holy Name of Mary Academy, Lawn

Classification: Rural  
Offers Distance Education: No

Grades: K-12

Number of Grades: 13

**Enrolment By Age and Gender**

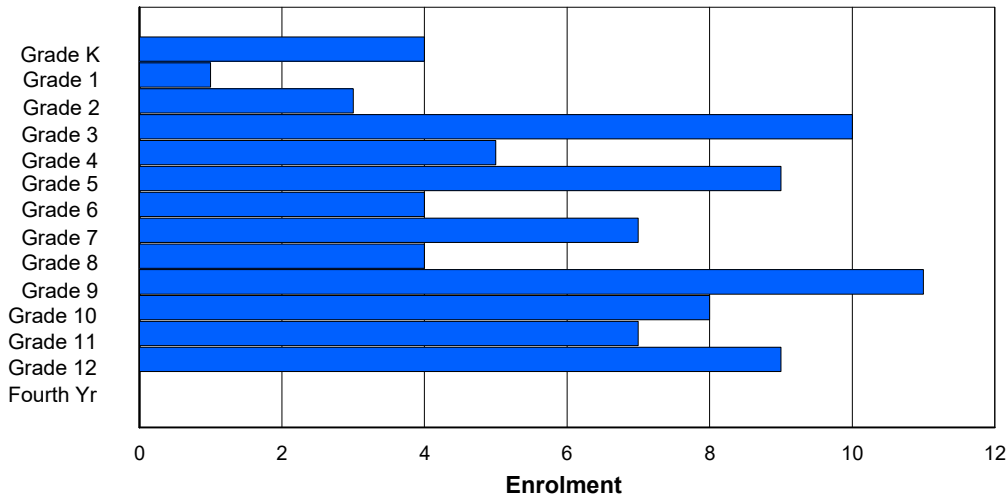
Gender	Age																Total
	5	6	7	8	9	10	11	12	13	14	15	16	17	18	19	20>	
Male	3	2	1	2	6	1	1	2	3	3	7	5	3	1	1	0	41
Female	3	2	0	1	4	4	7	2	3	2	3	3	2	0	0	0	36
<b>Total</b>	<b>6</b>	<b>4</b>	<b>1</b>	<b>3</b>	<b>10</b>	<b>5</b>	<b>8</b>	<b>4</b>	<b>6</b>	<b>5</b>	<b>10</b>	<b>8</b>	<b>5</b>	<b>1</b>	<b>1</b>	<b>0</b>	<b>77</b>

**Enrolment By Grade and Gender**

Gender	Grade															Total
	K	1	2	3	4	5	6	7	8	9	10	11	12	4th		
Male	3	2	1	2	6	1	1	2	3	3	7	5	5	0	41	
Female	3	2	0	1	4	4	7	2	3	2	3	3	2	0	36	
<b>Total</b>	<b>6</b>	<b>4</b>	<b>1</b>	<b>3</b>	<b>10</b>	<b>5</b>	<b>8</b>	<b>4</b>	<b>6</b>	<b>5</b>	<b>10</b>	<b>8</b>	<b>7</b>	<b>0</b>	<b>77</b>	

**Enrolment By Grade**

For 427 - Holy Name of Mary Academy, Lawn



\* Data from the 2018-2019 AGR(Enrolment/Age as of the last day in Sept./Dec.)

\*\* Newfoundland Statistics Classification System

NLESD - Central Region

#428 - Clarenville Middle School, Clarenville

Classification: Urban  
Offers Distance Education: No

Grades: 7-9

Number of Grades: 3

### Enrolment By Age and Gender

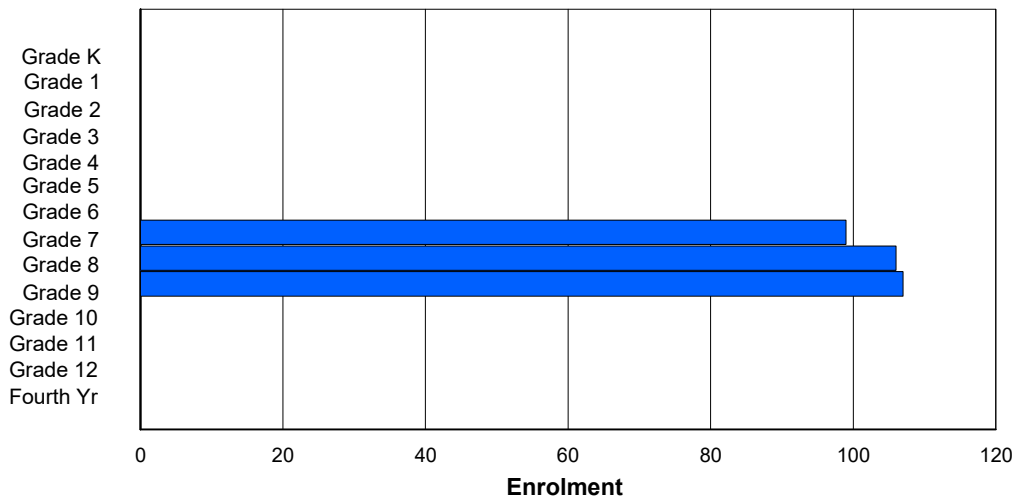
Gender	Age																Total
	5	6	7	8	9	10	11	12	13	14	15	16	17	18	19	20>	
Male	0	0	0	0	0	0	0	47	57	50	0	0	0	0	0	0	154
Female	0	0	0	0	0	0	0	56	42	53	0	0	0	0	0	0	151
<b>Total</b>	<b>0</b>	<b>0</b>	<b>0</b>	<b>0</b>	<b>0</b>	<b>0</b>	<b>0</b>	<b>103</b>	<b>99</b>	<b>103</b>	<b>0</b>	<b>0</b>	<b>0</b>	<b>0</b>	<b>0</b>	<b>0</b>	<b>305</b>

### Enrolment By Grade and Gender

Gender	Grade														Total
	K	1	2	3	4	5	6	7	8	9	10	11	12	4th	
Male	0	0	0	0	0	0	0	48	57	49	0	0	0	0	154
Female	0	0	0	0	0	0	0	56	42	53	0	0	0	0	151
<b>Total</b>	<b>0</b>	<b>0</b>	<b>0</b>	<b>0</b>	<b>0</b>	<b>0</b>	<b>0</b>	<b>104</b>	<b>99</b>	<b>102</b>	<b>0</b>	<b>0</b>	<b>0</b>	<b>0</b>	<b>305</b>

## Enrolment By Grade

For 428 - Clarenville Middle School, Clarenville



\* Data from the 2018-2019 AGR(Enrolment/Age as of the last day in Sept./Dec.)

\*\* Newfoundland Statistics Classification System

NLESD - Central Region

#430 - St. Mark's School, King's Cove

Classification: Rural  
Offers Distance Education: No

Grades: K,2-12

Number of Grades: 12

**Enrolment By Age and Gender**

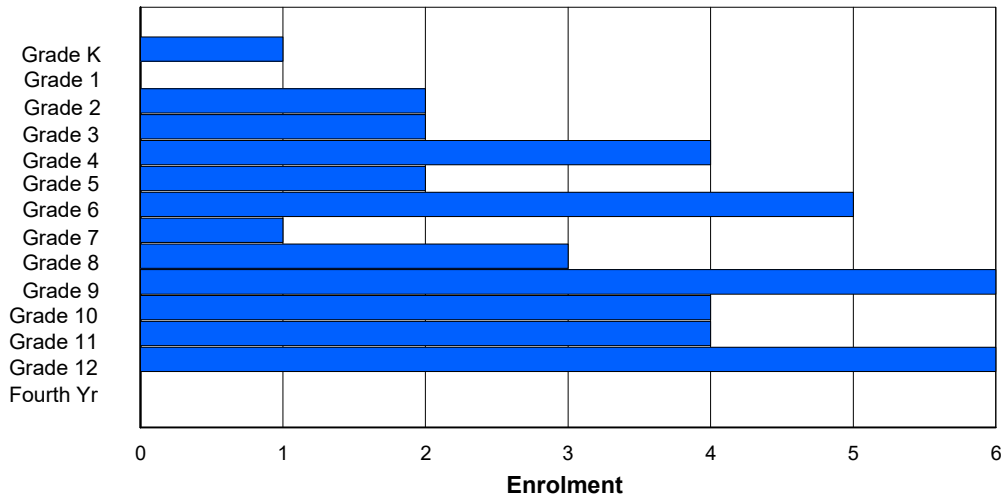
Gender	Age																Total
	5	6	7	8	9	10	11	12	13	14	15	16	17	18	19	20>	
Male	0	0	0	0	1	0	0	3	0	1	4	2	1	0	0	0	12
Female	0	1	0	2	1	4	2	1	1	2	0	1	3	0	0	0	18
<b>Total</b>	<b>0</b>	<b>1</b>	<b>0</b>	<b>2</b>	<b>2</b>	<b>4</b>	<b>2</b>	<b>4</b>	<b>1</b>	<b>3</b>	<b>4</b>	<b>3</b>	<b>4</b>	<b>0</b>	<b>0</b>	<b>0</b>	<b>30</b>

**Enrolment By Grade and Gender**

Gender	Grade															Total
	K	1	2	3	4	5	6	7	8	9	10	11	12	4th		
Male	0	0	0	0	1	0	0	3	0	1	4	2	1	0	12	
Female	0	1	0	2	1	4	2	1	1	2	0	1	3	0	18	
<b>Total</b>	<b>0</b>	<b>1</b>	<b>0</b>	<b>2</b>	<b>2</b>	<b>4</b>	<b>2</b>	<b>4</b>	<b>1</b>	<b>3</b>	<b>4</b>	<b>3</b>	<b>4</b>	<b>0</b>	<b>30</b>	

**Enrolment By Grade**

For 430 - St. Mark's School, King's Cove



\* Data from the 2018-2019 AGR(Enrolment/Age as of the last day in Sept./Dec.)

\*\* Newfoundland Statistics Classification System

NLESD - Central Region

#431 - Southwest Arm Academy, Little Heart's Ease

Classification: Rural  
Offers Distance Education: No

Grades: K-12

Number of Grades: 13

**Enrolment By Age and Gender**

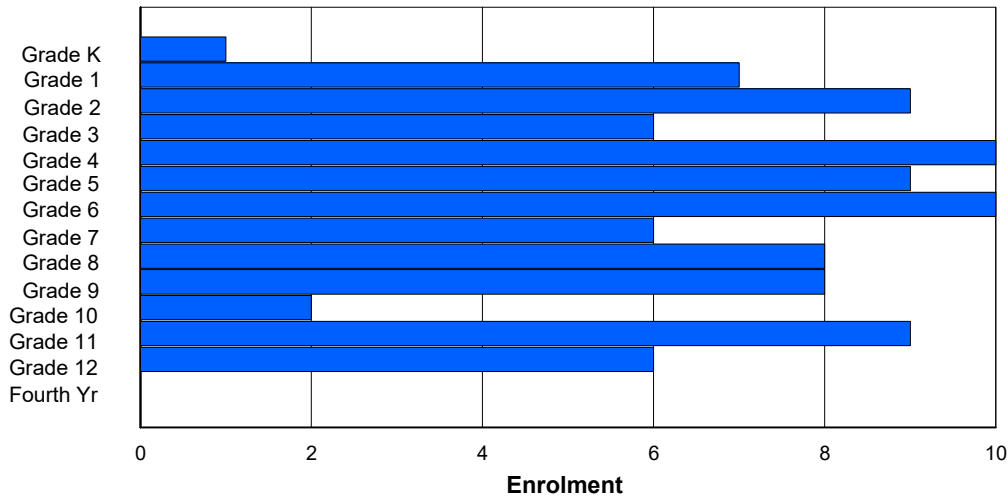
Gender	Age																Total
	5	6	7	8	9	10	11	12	13	14	15	16	17	18	19	20>	
Male	4	0	3	8	3	5	5	4	1	4	4	0	5	0	0	0	46
Female	2	2	2	2	3	3	6	8	5	5	4	2	4	0	0	0	48
<b>Total</b>	<b>6</b>	<b>2</b>	<b>5</b>	<b>10</b>	<b>6</b>	<b>8</b>	<b>11</b>	<b>12</b>	<b>6</b>	<b>9</b>	<b>8</b>	<b>2</b>	<b>9</b>	<b>0</b>	<b>0</b>	<b>0</b>	<b>94</b>

**Enrolment By Grade and Gender**

Gender	Grade															Total
	K	1	2	3	4	5	6	7	8	9	10	11	12	4th		
Male	4	0	3	8	3	5	5	4	1	4	4	0	5	0	46	
Female	2	2	2	2	3	3	6	8	5	5	4	2	4	0	48	
<b>Total</b>	<b>6</b>	<b>2</b>	<b>5</b>	<b>10</b>	<b>6</b>	<b>8</b>	<b>11</b>	<b>12</b>	<b>6</b>	<b>9</b>	<b>8</b>	<b>2</b>	<b>9</b>	<b>0</b>	<b>94</b>	

**Enrolment By Grade**

For 431 - Southwest Arm Academy, Little Heart's Ease



\* Data from the 2018-2019 AGR(Enrolment/Age as of the last day in Sept./Dec.)

\*\* Newfoundland Statistics Classification System

NLESD - Central Region

#471 - Heritage Collegiate, Lethbridge

Classification: Rural  
Offers Distance Education: No

Grades: 7-12

Number of Grades: 6

**Enrolment By Age and Gender**

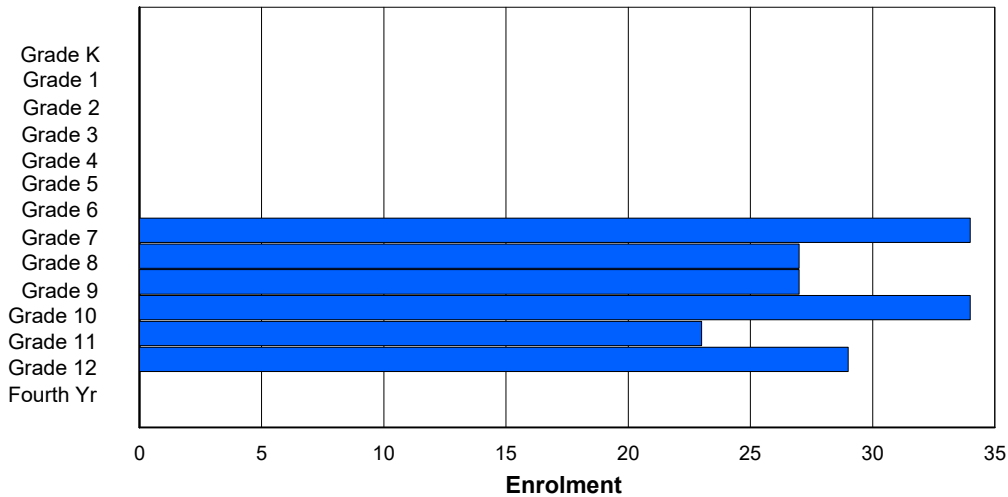
Gender	Age																Total
	5	6	7	8	9	10	11	12	13	14	15	16	17	18	19	20>	
Male	0	0	0	0	0	0	0	8	18	14	13	14	11	1	0	0	79
Female	0	0	0	0	0	0	0	10	16	13	15	21	12	1	0	0	88
<b>Total</b>	<b>0</b>	<b>0</b>	<b>0</b>	<b>0</b>	<b>0</b>	<b>0</b>	<b>0</b>	<b>18</b>	<b>34</b>	<b>27</b>	<b>28</b>	<b>35</b>	<b>23</b>	<b>2</b>	<b>0</b>	<b>0</b>	<b>167</b>

**Enrolment By Grade and Gender**

Gender	Grade															Total
	K	1	2	3	4	5	6	7	8	9	10	11	12	4th		
Male	0	0	0	0	0	0	0	8	17	16	13	14	11	0	79	
Female	0	0	0	0	0	0	0	10	16	13	15	21	13	0	88	
<b>Total</b>	<b>0</b>	<b>0</b>	<b>0</b>	<b>0</b>	<b>0</b>	<b>0</b>	<b>0</b>	<b>18</b>	<b>33</b>	<b>29</b>	<b>28</b>	<b>35</b>	<b>24</b>	<b>0</b>	<b>167</b>	

**Enrolment By Grade**

For 471 - Heritage Collegiate, Lethbridge



\* Data from the 2018-2019 AGR(Enrolment/Age as of the last day in Sept./Dec.)

\*\* Newfoundland Statistics Classification System

NLESD - Central Region

#478 - New World Island Academy, Summerford

Classification: Rural  
Offers Distance Education: No

Grades: K-12

Number of Grades: 13

**Enrolment By Age and Gender**

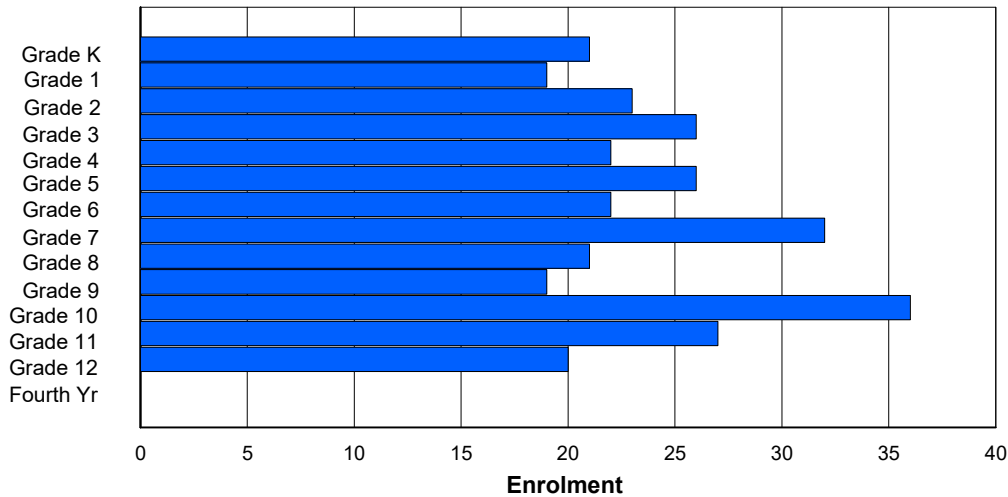
Gender	Age																Total
	5	6	7	8	9	10	11	12	13	14	15	16	17	18	19	20>	
Male	5	8	8	13	11	10	10	7	15	15	7	16	12	0	0	0	137
Female	11	14	12	10	12	12	13	15	17	8	12	17	16	1	0	0	170
<b>Total</b>	<b>16</b>	<b>22</b>	<b>20</b>	<b>23</b>	<b>23</b>	<b>22</b>	<b>23</b>	<b>22</b>	<b>32</b>	<b>23</b>	<b>19</b>	<b>33</b>	<b>28</b>	<b>1</b>	<b>0</b>	<b>0</b>	<b>307</b>

**Enrolment By Grade and Gender**

Gender	Grade															Total
	K	1	2	3	4	5	6	7	8	9	10	11	12	4th		
Male	5	8	9	12	11	10	10	7	15	15	7	16	12	0	137	
Female	11	14	12	10	12	12	14	14	17	8	12	17	16	1	170	
<b>Total</b>	<b>16</b>	<b>22</b>	<b>21</b>	<b>22</b>	<b>23</b>	<b>22</b>	<b>24</b>	<b>21</b>	<b>32</b>	<b>23</b>	<b>19</b>	<b>33</b>	<b>28</b>	<b>1</b>	<b>307</b>	

**Enrolment By Grade**

For 478 - New World Island Academy, Summerford



\* Data from the 2018-2019 AGR(Enrolment/Age as of the last day in Sept./Dec.)

\*\* Newfoundland Statistics Classification System

NLESD - Central Region

#480 - Exploits Valley High, Grand Falls-Windsor

Classification: Urban  
Offers Distance Education: No

Grades: 10-12

Number of Grades: 3

**Enrolment By Age and Gender**

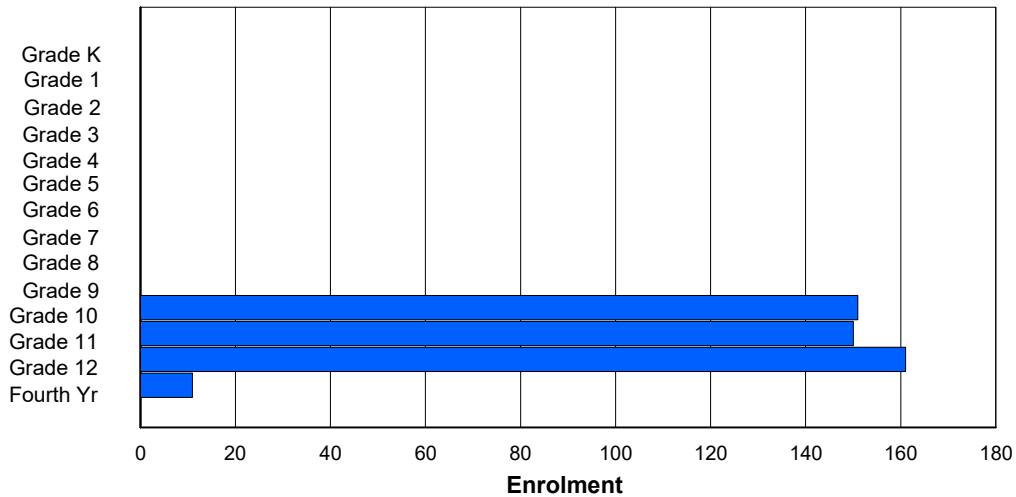
Gender	Age																Total
	5	6	7	8	9	10	11	12	13	14	15	16	17	18	19	20>	
Male	0	0	0	0	0	0	0	0	0	0	86	75	68	7	0	0	236
Female	0	0	0	0	0	0	0	0	0	0	83	75	80	0	0	0	238
<b>Total</b>	0	0	0	0	0	0	0	0	0	0	169	150	148	7	0	0	474

**Enrolment By Grade and Gender**

Gender	Grade															Total
	K	1	2	3	4	5	6	7	8	9	10	11	12	4th		
Male	0	0	0	0	0	0	0	0	0	0	87	76	66	7	236	
Female	0	0	0	0	0	0	0	0	0	0	86	74	78	0	238	
<b>Total</b>	0	0	0	0	0	0	0	0	0	0	173	150	144	7	474	

**Enrolment By Grade**

For 480 - Exploits Valley High, Grand Falls-Windsor



\* Data from the 2018-2019 AGR(Enrolment/Age as of the last day in Sept./Dec.)

\*\* Newfoundland Statistics Classification System

NLESD - Central Region

#481 - Exploits Valley Intermediate, Grand Falls-Windsor

Classification: Urban  
Offers Distance Education: No

Grades: 7-9

Number of Grades: 3

**Enrolment By Age and Gender**

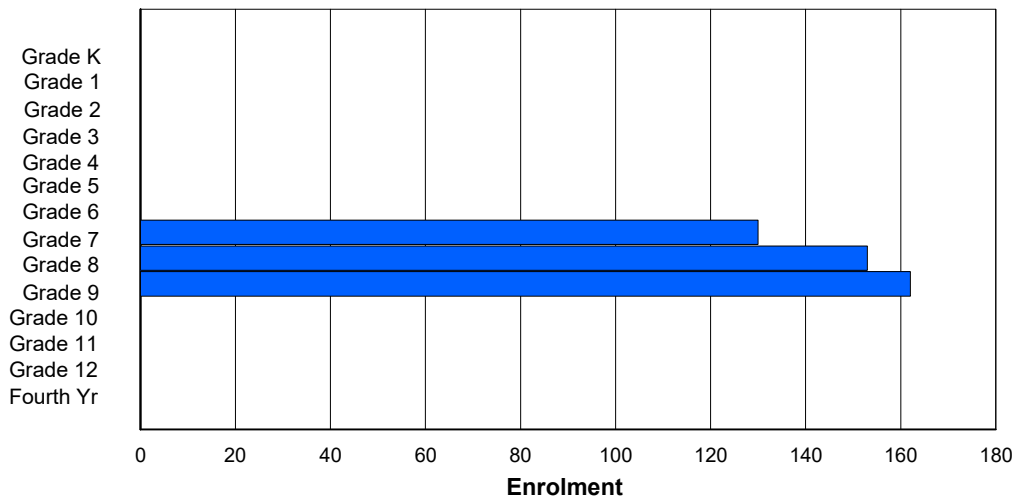
Gender	Age																Total
	5	6	7	8	9	10	11	12	13	14	15	16	17	18	19	20>	
Male	0	0	0	0	0	0	0	84	75	73	0	0	0	0	0	0	232
Female	0	0	0	0	0	0	0	68	54	72	1	0	0	0	0	0	195
<b>Total</b>	<b>0</b>	<b>0</b>	<b>0</b>	<b>0</b>	<b>0</b>	<b>0</b>	<b>0</b>	<b>152</b>	<b>129</b>	<b>145</b>	<b>1</b>	<b>0</b>	<b>0</b>	<b>0</b>	<b>0</b>	<b>0</b>	<b>427</b>

**Enrolment By Grade and Gender**

Gender	Grade														Total
	K	1	2	3	4	5	6	7	8	9	10	11	12	4th	
Male	0	0	0	0	0	0	0	85	75	72	0	0	0	0	232
Female	0	0	0	0	0	0	0	67	55	73	0	0	0	0	195
<b>Total</b>	<b>0</b>	<b>0</b>	<b>0</b>	<b>0</b>	<b>0</b>	<b>0</b>	<b>0</b>	<b>152</b>	<b>130</b>	<b>145</b>	<b>0</b>	<b>0</b>	<b>0</b>	<b>0</b>	<b>427</b>

**Enrolment By Grade**

For 481 - Exploits Valley Intermediate, Grand Falls-Windsor



\* Data from the 2018-2019 AGR(Enrolment/Age as of the last day in Sept./Dec.)

\*\* Newfoundland Statistics Classification System



NLESD - Central Region

#486 - Lewisporte Intermediate, Lewisporte

Classification: Rural  
Offers Distance Education: No

Grades: 7-9

Number of Grades: 3

**Enrolment By Age and Gender**

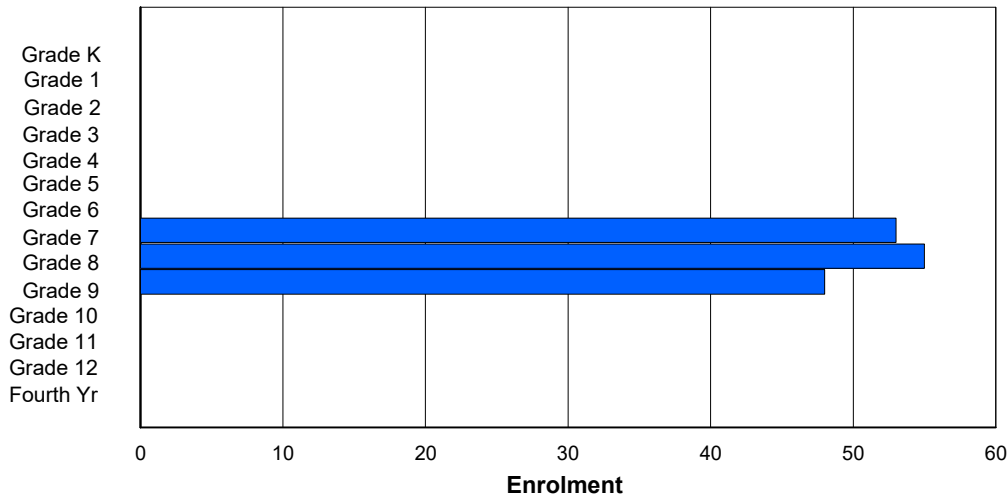
Gender	Age																Total
	5	6	7	8	9	10	11	12	13	14	15	16	17	18	19	20>	
Male	0	0	0	0	0	0	0	25	25	26	0	0	0	0	0	0	76
Female	0	0	0	0	0	0	0	26	31	27	0	0	0	0	0	0	84
<b>Total</b>	<b>0</b>	<b>0</b>	<b>0</b>	<b>0</b>	<b>0</b>	<b>0</b>	<b>0</b>	<b>51</b>	<b>56</b>	<b>53</b>	<b>0</b>	<b>0</b>	<b>0</b>	<b>0</b>	<b>0</b>	<b>0</b>	<b>160</b>

**Enrolment By Grade and Gender**

Gender	Grade															Total
	K	1	2	3	4	5	6	7	8	9	10	11	12	4th		
Male	0	0	0	0	0	0	0	25	25	26	0	0	0	0	76	
Female	0	0	0	0	0	0	0	26	31	27	0	0	0	0	84	
<b>Total</b>	<b>0</b>	<b>0</b>	<b>0</b>	<b>0</b>	<b>0</b>	<b>0</b>	<b>0</b>	<b>51</b>	<b>56</b>	<b>53</b>	<b>0</b>	<b>0</b>	<b>0</b>	<b>0</b>	<b>160</b>	

**Enrolment By Grade**

For 486 - Lewisporte Intermediate, Lewisporte



\* Data from the 2018-2019 AGR(Enrolment/Age as of the last day in Sept./Dec.)

\*\* Newfoundland Statistics Classification System

NLESD - Central Region

#494 - Forest Park Primary, Grand Falls-Windsor

Classification: Urban  
Offers Distance Education: No

Grades: K-3

Number of Grades: 4

**Enrolment By Age and Gender**

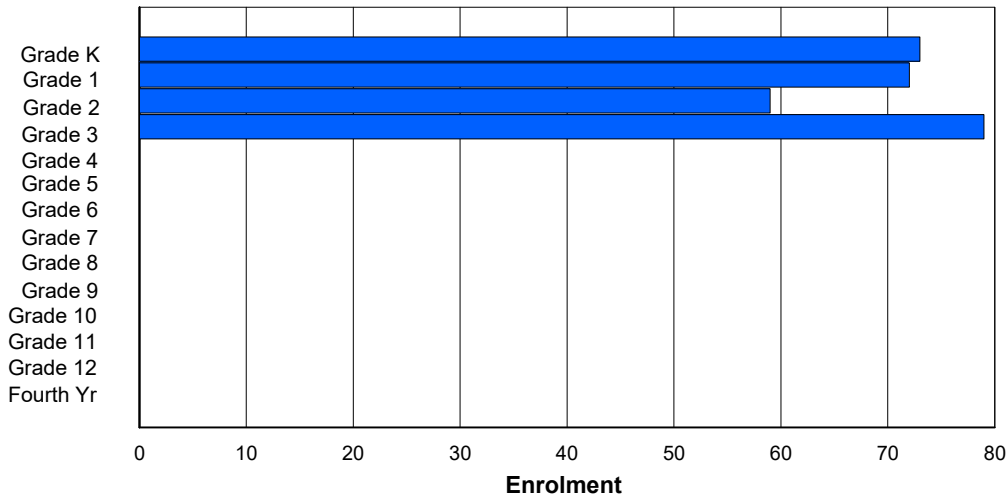
Gender	Age																Total
	5	6	7	8	9	10	11	12	13	14	15	16	17	18	19	20>	
Male	39	26	34	32	0	0	0	0	0	0	0	0	0	0	0	0	131
Female	40	44	41	29	0	0	0	0	0	0	0	0	0	0	0	0	154
<b>Total</b>	<b>79</b>	<b>70</b>	<b>75</b>	<b>61</b>	<b>0</b>	<b>0</b>	<b>0</b>	<b>0</b>	<b>0</b>	<b>0</b>	<b>0</b>	<b>0</b>	<b>0</b>	<b>0</b>	<b>0</b>	<b>0</b>	<b>285</b>

**Enrolment By Grade and Gender**

Gender	Grade															Total
	K	1	2	3	4	5	6	7	8	9	10	11	12	4th		
Male	40	25	34	32	0	0	0	0	0	0	0	0	0	0	0	131
Female	40	44	41	29	0	0	0	0	0	0	0	0	0	0	0	154
<b>Total</b>	<b>80</b>	<b>69</b>	<b>75</b>	<b>61</b>	<b>0</b>	<b>0</b>	<b>0</b>	<b>0</b>	<b>0</b>	<b>0</b>	<b>0</b>	<b>0</b>	<b>0</b>	<b>0</b>	<b>0</b>	<b>285</b>

**Enrolment By Grade**

For 494 - Forest Park Primary, Grand Falls-Windsor



\* Data from the 2018-2019 AGR(Enrolment/Age as of the last day in Sept./Dec.)

\*\* Newfoundland Statistics Classification System

NLESD - Central Region

#495 - Gander Elementary, Gander

Classification: Urban  
Offers Distance Education: No

Grades: 4-6

Number of Grades: 3

### Enrolment By Age and Gender

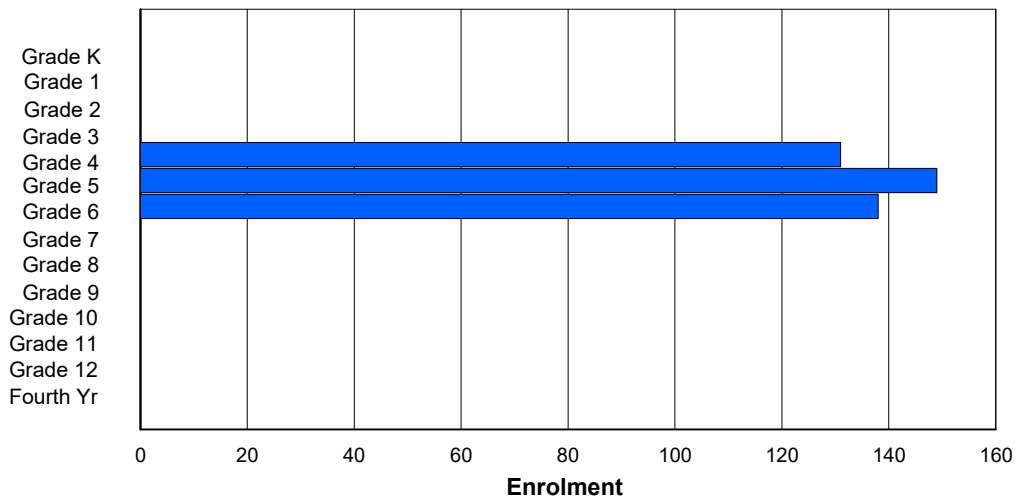
Gender	Age																Total
	5	6	7	8	9	10	11	12	13	14	15	16	17	18	19	20>	
Male	0	0	0	0	65	80	77	1	0	0	0	0	0	0	0	0	223
Female	0	0	0	0	58	48	73	0	0	0	0	0	0	0	0	0	179
<b>Total</b>	<b>0</b>	<b>0</b>	<b>0</b>	<b>0</b>	<b>123</b>	<b>128</b>	<b>150</b>	<b>1</b>	<b>0</b>	<b>0</b>	<b>0</b>	<b>0</b>	<b>0</b>	<b>0</b>	<b>0</b>	<b>0</b>	<b>402</b>

### Enrolment By Grade and Gender

Gender	Grade															Total
	K	1	2	3	4	5	6	7	8	9	10	11	12	4th		
Male	0	0	0	0	66	79	78	0	0	0	0	0	0	0	0	223
Female	0	0	0	0	58	49	72	0	0	0	0	0	0	0	0	179
<b>Total</b>	<b>0</b>	<b>0</b>	<b>0</b>	<b>0</b>	<b>124</b>	<b>128</b>	<b>150</b>	<b>0</b>	<b>0</b>	<b>0</b>	<b>0</b>	<b>0</b>	<b>0</b>	<b>0</b>	<b>0</b>	<b>402</b>

## Enrolment By Grade

For 495 - Gander Elementary, Gander



\* Data from the 2018-2019 AGR(Enrolment/Age as of the last day in Sept./Dec.)

\*\* Newfoundland Statistics Classification System

NLESD - Central Region

#924 - Tricentia Academy, Arnold's Cove

Classification: Rural  
Offers Distance Education: No

Grades: K-12

Number of Grades: 13

**Enrolment By Age and Gender**

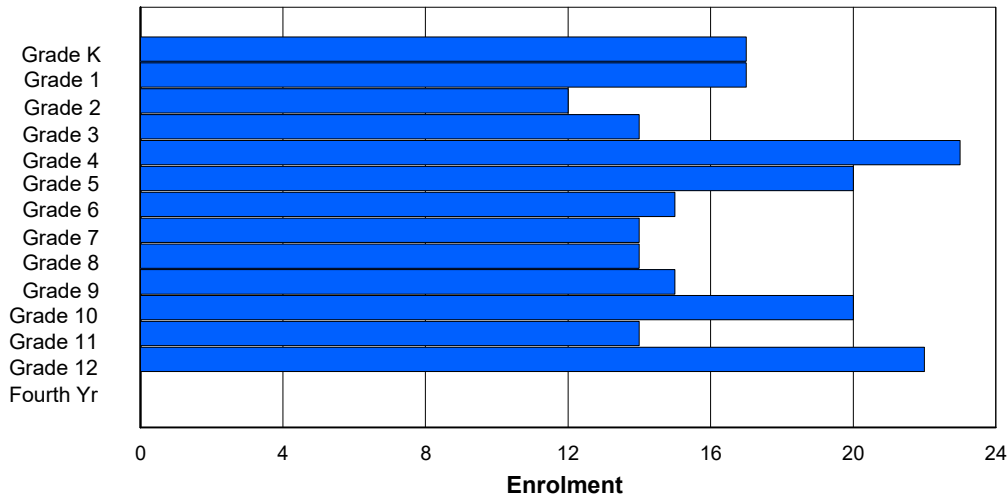
Gender	Age																Total
	5	6	7	8	9	10	11	12	13	14	15	16	17	18	19	20>	
Male	6	7	8	3	10	12	8	7	5	5	5	12	6	1	0	0	95
Female	7	10	8	9	6	10	14	8	7	10	9	7	8	0	0	0	113
<b>Total</b>	<b>13</b>	<b>17</b>	<b>16</b>	<b>12</b>	<b>16</b>	<b>22</b>	<b>22</b>	<b>15</b>	<b>12</b>	<b>15</b>	<b>14</b>	<b>19</b>	<b>14</b>	<b>1</b>	<b>0</b>	<b>0</b>	<b>208</b>

**Enrolment By Grade and Gender**

Gender	Grade															Total
	K	1	2	3	4	5	6	7	8	9	10	11	12	4th		
Male	6	7	8	3	10	12	8	7	5	5	6	11	6	1	95	
Female	7	10	8	9	6	10	14	8	8	9	9	7	8	0	113	
<b>Total</b>	<b>13</b>	<b>17</b>	<b>16</b>	<b>12</b>	<b>16</b>	<b>22</b>	<b>22</b>	<b>15</b>	<b>13</b>	<b>14</b>	<b>15</b>	<b>18</b>	<b>14</b>	<b>1</b>	<b>208</b>	

**Enrolment By Grade**

For 924 - Tricentia Academy, Arnold's Cove



\* Data from the 2018-2019 AGR(Enrolment/Age as of the last day in Sept./Dec.)

\*\* Newfoundland Statistics Classification System

NLESD - Eastern Region

#247 - Roncalli Central High, Avondale

Classification: Rural  
Offers Distance Education: No

Grades: 7-12

Number of Grades: 6

**Enrolment By Age and Gender**

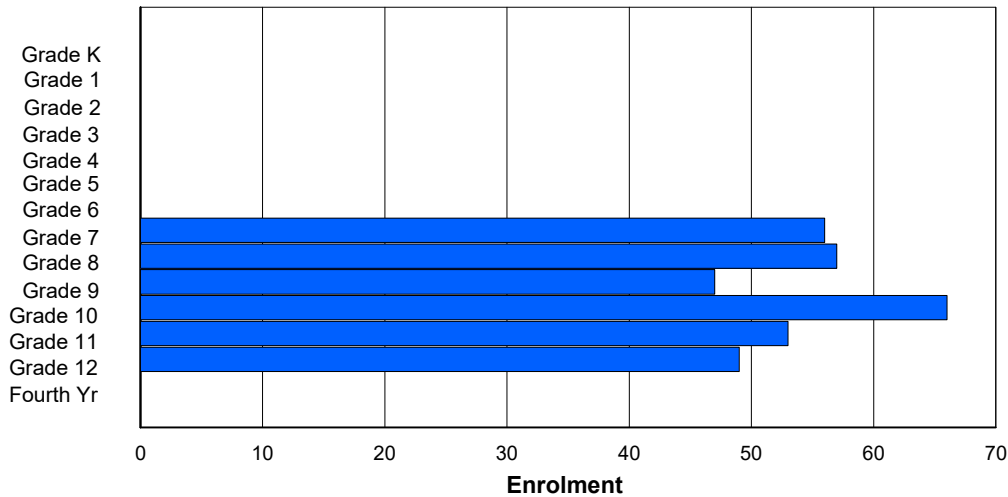
Gender	Age																Total
	5	6	7	8	9	10	11	12	13	14	15	16	17	18	19	20>	
Male	0	0	0	0	0	0	0	24	24	37	21	31	18	2	0	0	157
Female	0	0	0	0	0	0	0	29	32	21	26	34	34	1	0	0	177
<b>Total</b>	0	0	0	0	0	0	0	53	56	58	47	65	52	3	0	0	334

**Enrolment By Grade and Gender**

Gender	Grade															Total
	K	1	2	3	4	5	6	7	8	9	10	11	12	4th		
Male	0	0	0	0	0	0	0	24	24	37	22	30	20	0	157	
Female	0	0	0	0	0	0	0	29	33	21	25	35	34	0	177	
<b>Total</b>	0	0	0	0	0	0	0	53	57	58	47	65	54	0	334	

**Enrolment By Grade**

For 247 - Roncalli Central High, Avondale



\* Data from the 2018-2019 AGR(Enrolment/Age as of the last day in Sept./Dec.)

\*\* Newfoundland Statistics Classification System

NLESD - Eastern Region

#248 - Amalgamated Academy, Bay Roberts

Classification: Urban  
Offers Distance Education: No

Grades: 4-9

Number of Grades: 6

**Enrolment By Age and Gender**

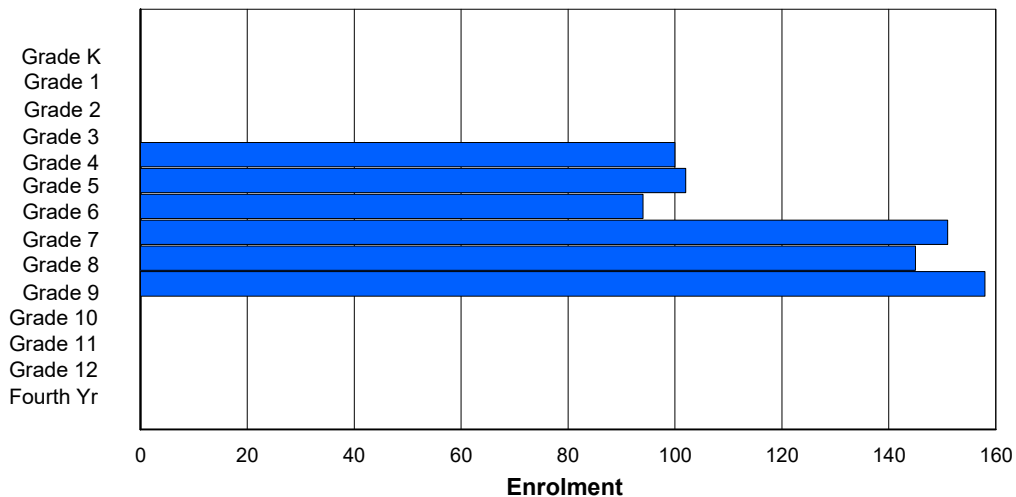
Gender	Age																Total
	5	6	7	8	9	10	11	12	13	14	15	16	17	18	19	20>	
Male	0	0	0	0	45	53	53	68	74	69	2	0	0	0	0	0	364
Female	0	0	0	0	40	46	53	72	71	71	0	0	0	0	0	0	353
<b>Total</b>	<b>0</b>	<b>0</b>	<b>0</b>	<b>0</b>	<b>85</b>	<b>99</b>	<b>106</b>	<b>140</b>	<b>145</b>	<b>140</b>	<b>2</b>	<b>0</b>	<b>0</b>	<b>0</b>	<b>0</b>	<b>0</b>	<b>717</b>

**Enrolment By Grade and Gender**

Gender	Grade															Total
	K	1	2	3	4	5	6	7	8	9	10	11	12	4th		
Male	0	0	0	0	44	54	53	68	76	69	0	0	0	0	364	
Female	0	0	0	0	40	46	53	71	72	71	0	0	0	0	353	
<b>Total</b>	<b>0</b>	<b>0</b>	<b>0</b>	<b>0</b>	<b>84</b>	<b>100</b>	<b>106</b>	<b>139</b>	<b>148</b>	<b>140</b>	<b>0</b>	<b>0</b>	<b>0</b>	<b>0</b>	<b>717</b>	

**Enrolment By Grade**

For 248 - Amalgamated Academy, Bay Roberts



\* Data from the 2018-2019 AGR(Enrolment/Age as of the last day in Sept./Dec.)

\*\* Newfoundland Statistics Classification System

NLESD - Eastern Region

#249 - Ascension Collegiate, Bay Roberts

Classification: Urban  
Offers Distance Education: No

Grades: 10-12

Number of Grades: 3

### Enrolment By Age and Gender

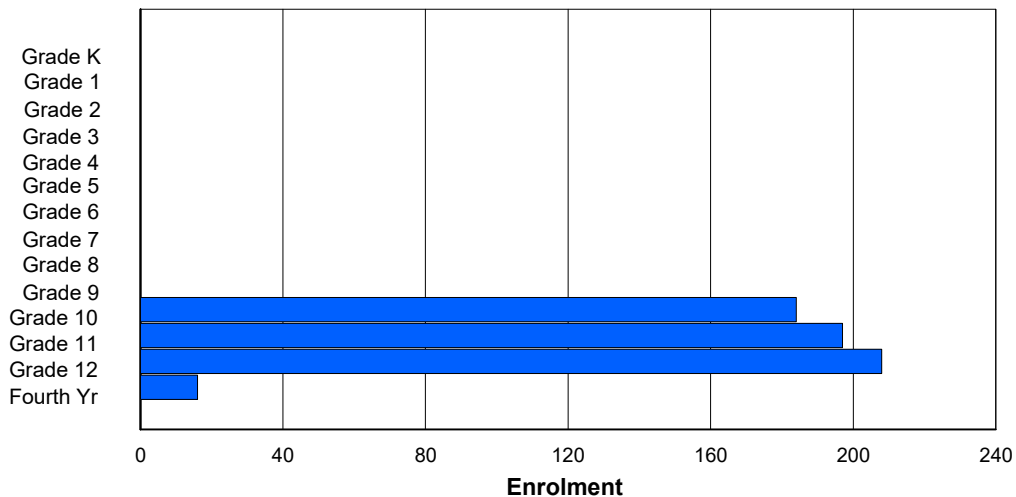
Gender	Age																Total
	5	6	7	8	9	10	11	12	13	14	15	16	17	18	19	20>	
Male	0	0	0	0	0	0	0	0	0	0	119	98	90	10	2	0	319
Female	0	0	0	0	0	0	0	0	0	1	89	84	107	7	2	1	291
<b>Total</b>	<b>0</b>	<b>0</b>	<b>0</b>	<b>0</b>	<b>0</b>	<b>0</b>	<b>0</b>	<b>0</b>	<b>0</b>	<b>1</b>	<b>208</b>	<b>182</b>	<b>197</b>	<b>17</b>	<b>4</b>	<b>1</b>	<b>610</b>

### Enrolment By Grade and Gender

Gender	Grade															Total
	K	1	2	3	4	5	6	7	8	9	10	11	12	4th		
Male	0	0	0	0	0	0	0	0	0	0	121	97	89	12	319	
Female	0	0	0	0	0	0	0	0	0	0	91	84	107	9	291	
<b>Total</b>	<b>0</b>	<b>0</b>	<b>0</b>	<b>0</b>	<b>0</b>	<b>0</b>	<b>0</b>	<b>0</b>	<b>0</b>	<b>0</b>	<b>212</b>	<b>181</b>	<b>196</b>	<b>21</b>	<b>610</b>	

## Enrolment By Grade

For 249 - Ascension Collegiate, Bay Roberts



\* Data from the 2018-2019 AGR(Enrolment/Age as of the last day in Sept./Dec.)

\*\* Newfoundland Statistics Classification System

NLESD - Eastern Region

#253 - Carbonear Collegiate, Carbonear

Classification: Rural  
Offers Distance Education: No

Grades: 9-12

Number of Grades: 4

**Enrolment By Age and Gender**

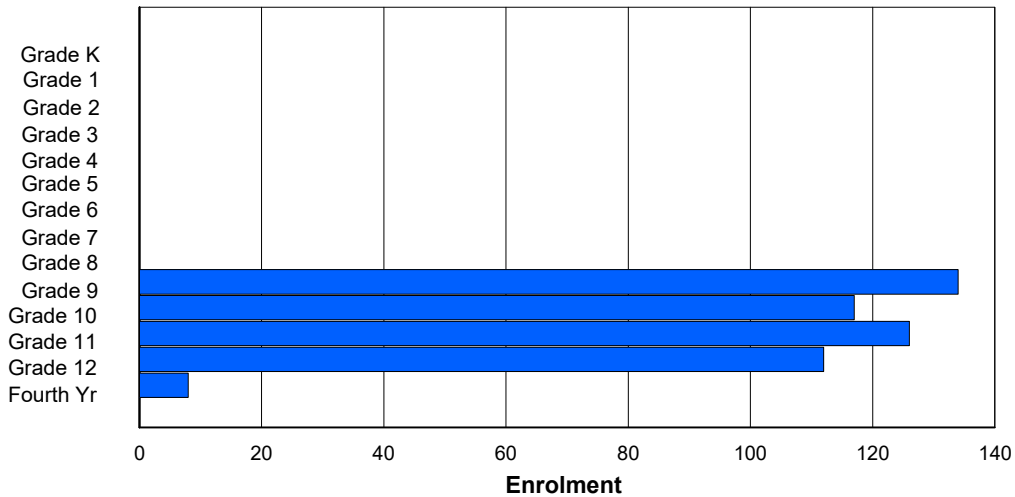
Gender	Age																Total
	5	6	7	8	9	10	11	12	13	14	15	16	17	18	19	20>	
Male	0	0	0	0	0	0	0	0	0	58	55	61	60	4	0	2	240
Female	0	0	0	0	0	0	0	0	0	72	82	56	67	3	0	0	280
<b>Total</b>	<b>0</b>	<b>0</b>	<b>0</b>	<b>0</b>	<b>0</b>	<b>0</b>	<b>0</b>	<b>0</b>	<b>0</b>	<b>130</b>	<b>137</b>	<b>117</b>	<b>127</b>	<b>7</b>	<b>0</b>	<b>2</b>	<b>520</b>

**Enrolment By Grade and Gender**

Gender	Grade															Total
	K	1	2	3	4	5	6	7	8	9	10	11	12	4th		
Male	0	0	0	0	0	0	0	0	0	59	54	61	61	5	240	
Female	0	0	0	0	0	0	0	0	0	72	82	58	66	2	280	
<b>Total</b>	<b>0</b>	<b>0</b>	<b>0</b>	<b>0</b>	<b>0</b>	<b>0</b>	<b>0</b>	<b>0</b>	<b>0</b>	<b>131</b>	<b>136</b>	<b>119</b>	<b>127</b>	<b>7</b>	<b>520</b>	

**Enrolment By Grade**

For 253 - Carbonear Collegiate, Carbonear



\* Data from the 2018-2019 AGR(Enrolment/Age as of the last day in Sept./Dec.)

\*\* Newfoundland Statistics Classification System



NLESD - Eastern Region

#258 - Holy Family Elementary, Chapel Arm

Classification: Rural  
Offers Distance Education: No

Grades: K-6

Number of Grades: 7

**Enrolment By Age and Gender**

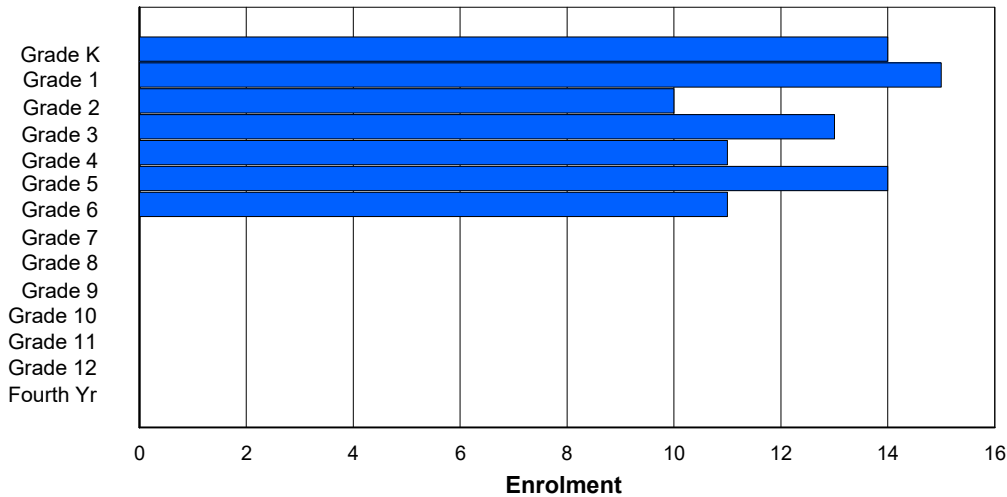
Gender	Age																Total
	5	6	7	8	9	10	11	12	13	14	15	16	17	18	19	20>	
Male	3	7	9	7	8	8	7	0	0	0	0	0	0	0	0	0	49
Female	8	3	7	1	4	4	7	0	0	0	0	0	0	0	0	0	34
<b>Total</b>	<b>11</b>	<b>10</b>	<b>16</b>	<b>8</b>	<b>12</b>	<b>12</b>	<b>14</b>	<b>0</b>	<b>0</b>	<b>0</b>	<b>0</b>	<b>0</b>	<b>0</b>	<b>0</b>	<b>0</b>	<b>0</b>	<b>83</b>

**Enrolment By Grade and Gender**

Gender	Grade															Total
	K	1	2	3	4	5	6	7	8	9	10	11	12	4th		
Male	3	8	8	7	8	8	7	0	0	0	0	0	0	0	0	49
Female	8	4	6	1	4	4	7	0	0	0	0	0	0	0	0	34
<b>Total</b>	<b>11</b>	<b>12</b>	<b>14</b>	<b>8</b>	<b>12</b>	<b>12</b>	<b>14</b>	<b>0</b>	<b>0</b>	<b>0</b>	<b>0</b>	<b>0</b>	<b>0</b>	<b>0</b>	<b>0</b>	<b>83</b>

**Enrolment By Grade**

For 258 - Holy Family Elementary, Chapel Arm



\* Data from the 2018-2019 AGR(Enrolment/Age as of the last day in Sept./Dec.)

\*\* Newfoundland Statistics Classification System

NLESD - Eastern Region

#259 - Coley's Point Primary, Coley's Point

Classification: Rural  
Offers Distance Education: No

Grades: K-3

Number of Grades: 4

**Enrolment By Age and Gender**

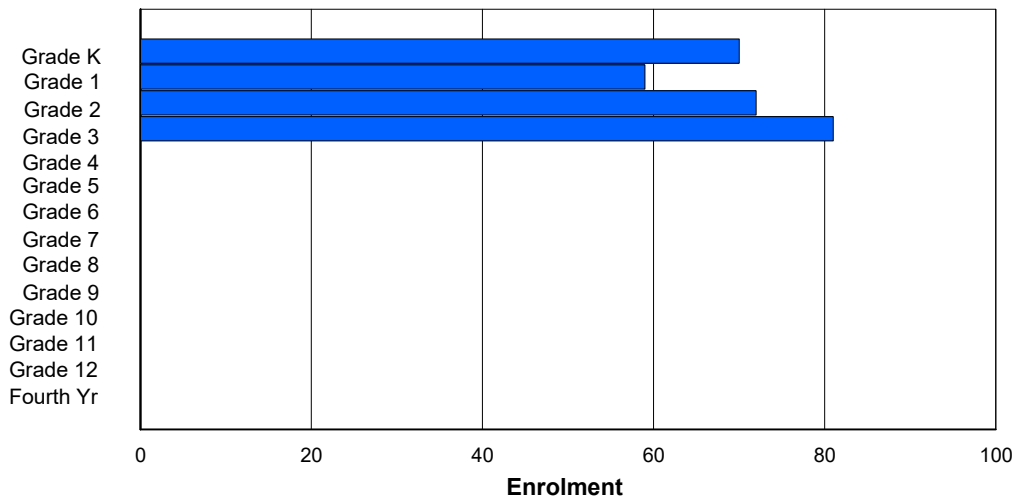
Gender	Age																Total
	5	6	7	8	9	10	11	12	13	14	15	16	17	18	19	20>	
Male	43	35	28	27	1	0	0	0	0	0	0	0	0	0	0	0	134
Female	41	29	33	44	0	0	0	0	0	0	0	0	0	0	0	0	147
<b>Total</b>	<b>84</b>	<b>64</b>	<b>61</b>	<b>71</b>	<b>1</b>	<b>0</b>	<b>0</b>	<b>0</b>	<b>0</b>	<b>0</b>	<b>0</b>	<b>0</b>	<b>0</b>	<b>0</b>	<b>0</b>	<b>0</b>	<b>281</b>

**Enrolment By Grade and Gender**

Gender	Grade															Total
	K	1	2	3	4	5	6	7	8	9	10	11	12	4th		
Male	43	37	27	27	0	0	0	0	0	0	0	0	0	0	0	134
Female	42	28	34	43	0	0	0	0	0	0	0	0	0	0	0	147
<b>Total</b>	<b>85</b>	<b>65</b>	<b>61</b>	<b>70</b>	<b>0</b>	<b>0</b>	<b>0</b>	<b>0</b>	<b>0</b>	<b>0</b>	<b>0</b>	<b>0</b>	<b>0</b>	<b>0</b>	<b>0</b>	<b>281</b>

**Enrolment By Grade**

For 259 - Coley's Point Primary, Coley's Point



\* Data from the 2018-2019 AGR(Enrolment/Age as of the last day in Sept./Dec.)

\*\* Newfoundland Statistics Classification System

NLESD - Eastern Region

#260 - Immaculate Conception Elementary, Colliers

Classification: Rural  
Offers Distance Education: No

Grades: K-6

Number of Grades: 7

**Enrolment By Age and Gender**

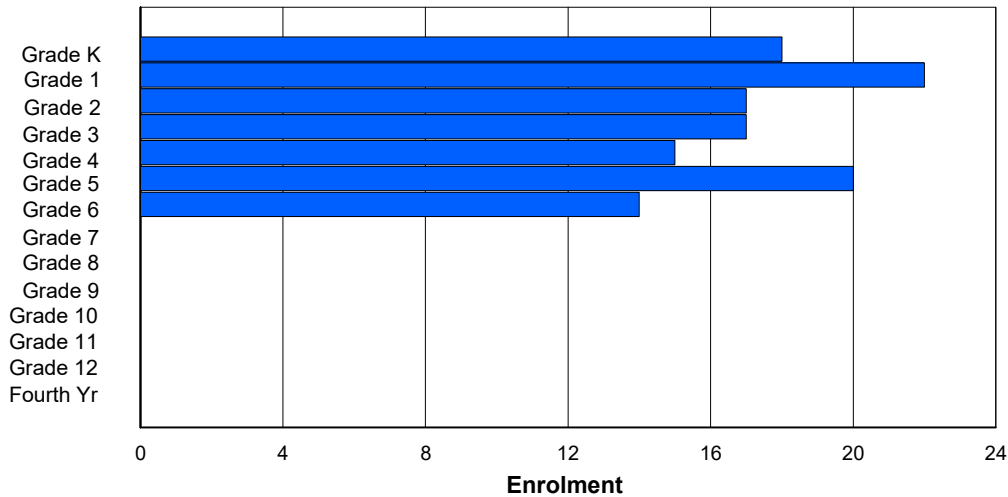
Gender	Age																Total
	5	6	7	8	9	10	11	12	13	14	15	16	17	18	19	20>	
Male	7	12	11	9	10	9	8	0	0	0	0	0	0	0	0	0	66
Female	11	10	11	9	5	9	11	0	0	0	0	0	0	0	0	0	66
<b>Total</b>	<b>18</b>	<b>22</b>	<b>22</b>	<b>18</b>	<b>15</b>	<b>18</b>	<b>19</b>	<b>0</b>	<b>0</b>	<b>0</b>	<b>0</b>	<b>0</b>	<b>0</b>	<b>0</b>	<b>0</b>	<b>0</b>	<b>132</b>

**Enrolment By Grade and Gender**

Gender	Grade															Total
	K	1	2	3	4	5	6	7	8	9	10	11	12	4th		
Male	7	12	11	9	10	9	8	0	0	0	0	0	0	0	66	
Female	11	10	11	9	5	9	11	0	0	0	0	0	0	0	66	
<b>Total</b>	<b>18</b>	<b>22</b>	<b>22</b>	<b>18</b>	<b>15</b>	<b>18</b>	<b>19</b>	<b>0</b>	<b>0</b>	<b>0</b>	<b>0</b>	<b>0</b>	<b>0</b>	<b>0</b>	<b>132</b>	

**Enrolment By Grade**

For 260 - Immaculate Conception Elementary, Colliers



\* Data from the 2018-2019 AGR(Enrolment/Age as of the last day in Sept./Dec.)

\*\* Newfoundland Statistics Classification System

NLESD - Eastern Region

#262 - Woodland Elementary, Dildo

Classification: Rural  
Offers Distance Education: No

Grades: K-6

Number of Grades: 7

**Enrolment By Age and Gender**

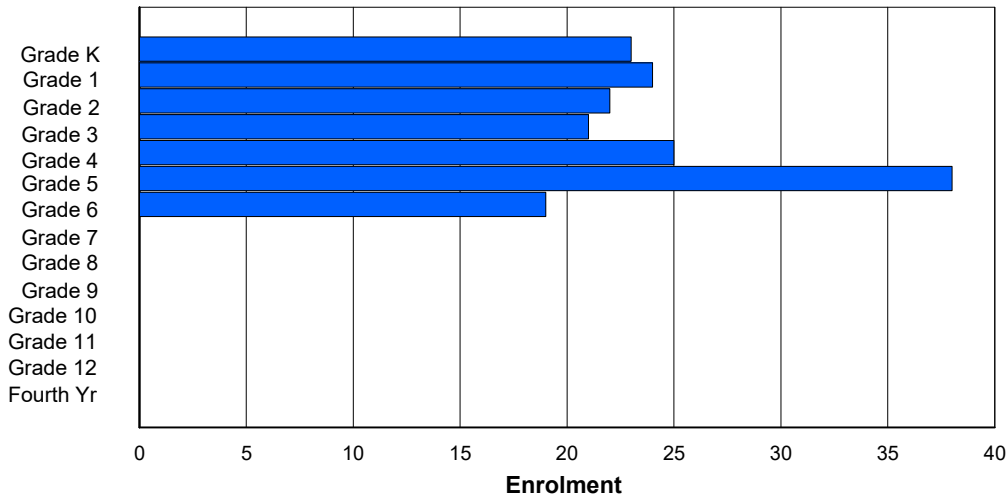
Gender	Age																Total
	5	6	7	8	9	10	11	12	13	14	15	16	17	18	19	20>	
Male	8	11	12	12	11	13	16	1	0	0	0	0	0	0	0	0	84
Female	9	15	16	10	11	13	21	0	0	0	0	0	0	0	0	0	95
<b>Total</b>	<b>17</b>	<b>26</b>	<b>28</b>	<b>22</b>	<b>22</b>	<b>26</b>	<b>37</b>	<b>1</b>	<b>0</b>	<b>0</b>	<b>0</b>	<b>0</b>	<b>0</b>	<b>0</b>	<b>0</b>	<b>0</b>	<b>179</b>

**Enrolment By Grade and Gender**

Gender	Grade															Total
	K	1	2	3	4	5	6	7	8	9	10	11	12	4th		
Male	8	11	12	12	11	13	17	0	0	0	0	0	0	0	0	84
Female	9	15	16	10	11	13	21	0	0	0	0	0	0	0	0	95
<b>Total</b>	<b>17</b>	<b>26</b>	<b>28</b>	<b>22</b>	<b>22</b>	<b>26</b>	<b>38</b>	<b>0</b>	<b>0</b>	<b>0</b>	<b>0</b>	<b>0</b>	<b>0</b>	<b>0</b>	<b>0</b>	<b>179</b>

**Enrolment By Grade**

For 262 - Woodland Elementary, Dildo



\* Data from the 2018-2019 AGR(Enrolment/Age as of the last day in Sept./Dec.)

\*\* Newfoundland Statistics Classification System

NLESD - Eastern Region

#265 - Acreman Elementary, Green's Harbour

Classification: Rural  
Offers Distance Education: No

Grades: K-6

Number of Grades: 7

### Enrolment By Age and Gender

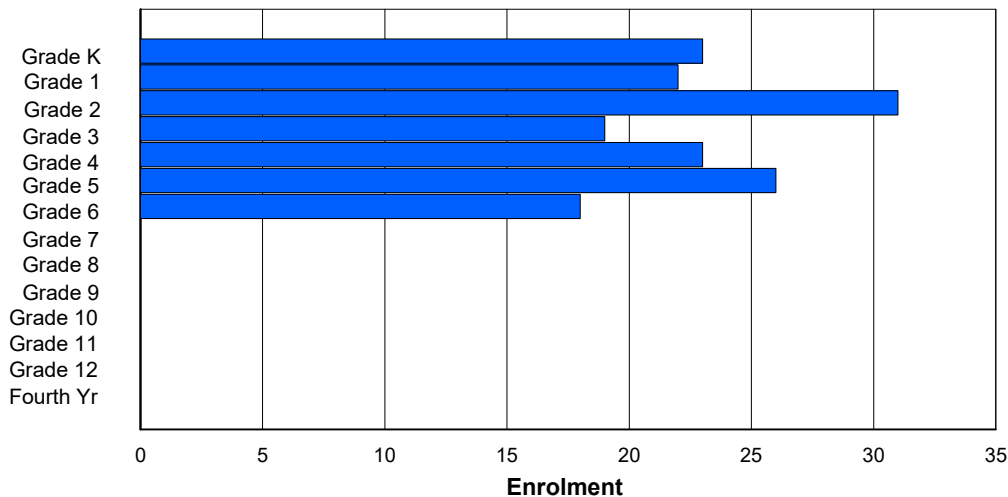
Gender	Age																Total
	5	6	7	8	9	10	11	12	13	14	15	16	17	18	19	20>	
Male	3	11	12	16	13	14	11	0	0	0	0	0	0	0	0	0	80
Female	12	13	9	16	5	8	15	0	0	0	0	0	0	0	0	0	78
<b>Total</b>	<b>15</b>	<b>24</b>	<b>21</b>	<b>32</b>	<b>18</b>	<b>22</b>	<b>26</b>	<b>0</b>	<b>0</b>	<b>0</b>	<b>0</b>	<b>0</b>	<b>0</b>	<b>0</b>	<b>0</b>	<b>0</b>	<b>158</b>

### Enrolment By Grade and Gender

Gender	Grade															Total
	K	1	2	3	4	5	6	7	8	9	10	11	12	4th		
Male	3	11	12	16	14	13	11	0	0	0	0	0	0	0	80	
Female	12	13	9	16	5	9	14	0	0	0	0	0	0	0	78	
<b>Total</b>	<b>15</b>	<b>24</b>	<b>21</b>	<b>32</b>	<b>19</b>	<b>22</b>	<b>25</b>	<b>0</b>	<b>0</b>	<b>0</b>	<b>0</b>	<b>0</b>	<b>0</b>	<b>0</b>	<b>158</b>	

## Enrolment By Grade

For 265 - Acreman Elementary, Green's Harbour



\* Data from the 2018-2019 AGR(Enrolment/Age as of the last day in Sept./Dec.)

\*\* Newfoundland Statistics Classification System

NLESD - Eastern Region

#269 - St. Francis School, Harbour Grace

Classification: Rural  
Offers Distance Education: No

Grades: K-8

Number of Grades: 9

**Enrolment By Age and Gender**

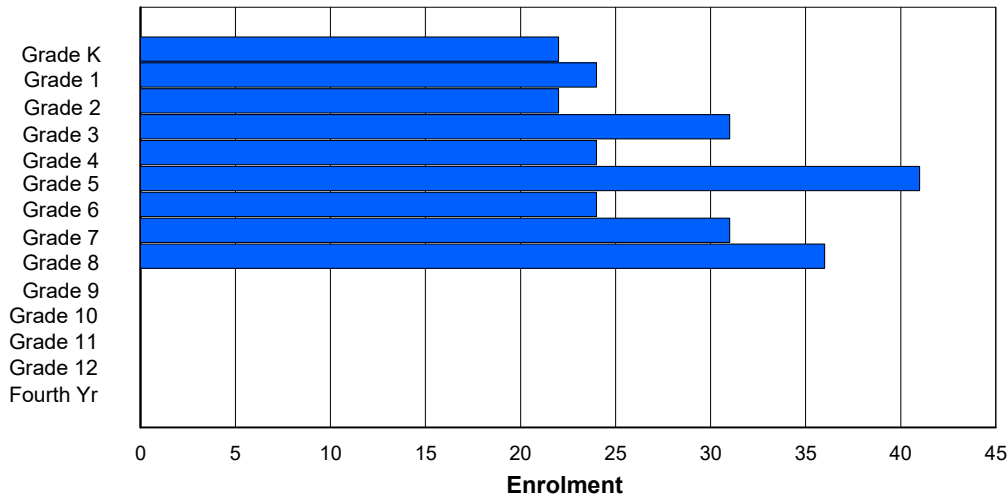
Gender	Age																Total
	5	6	7	8	9	10	11	12	13	14	15	16	17	18	19	20>	
Male	9	13	13	11	17	10	23	13	15	0	0	0	0	0	0	0	124
Female	9	10	12	10	14	12	19	12	16	0	0	0	0	0	0	0	114
<b>Total</b>	<b>18</b>	<b>23</b>	<b>25</b>	<b>21</b>	<b>31</b>	<b>22</b>	<b>42</b>	<b>25</b>	<b>31</b>	<b>0</b>	<b>0</b>	<b>0</b>	<b>0</b>	<b>0</b>	<b>0</b>	<b>0</b>	<b>238</b>

**Enrolment By Grade and Gender**

Gender	Grade															Total
	K	1	2	3	4	5	6	7	8	9	10	11	12	4th		
Male	9	13	13	11	17	10	23	13	15	0	0	0	0	0	124	
Female	9	10	12	10	14	12	19	12	16	0	0	0	0	0	114	
<b>Total</b>	<b>18</b>	<b>23</b>	<b>25</b>	<b>21</b>	<b>31</b>	<b>22</b>	<b>42</b>	<b>25</b>	<b>31</b>	<b>0</b>	<b>0</b>	<b>0</b>	<b>0</b>	<b>0</b>	<b>238</b>	

**Enrolment By Grade**

For 269 - St. Francis School, Harbour Grace



\* Data from the 2018-2019 AGR(Enrolment/Age as of the last day in Sept./Dec.)

\*\* Newfoundland Statistics Classification System

NLESD - Eastern Region

#272 - Holy Cross Elementary, Holyrood

Classification: Rural  
Offers Distance Education: No

Grades: K-6

Number of Grades: 7

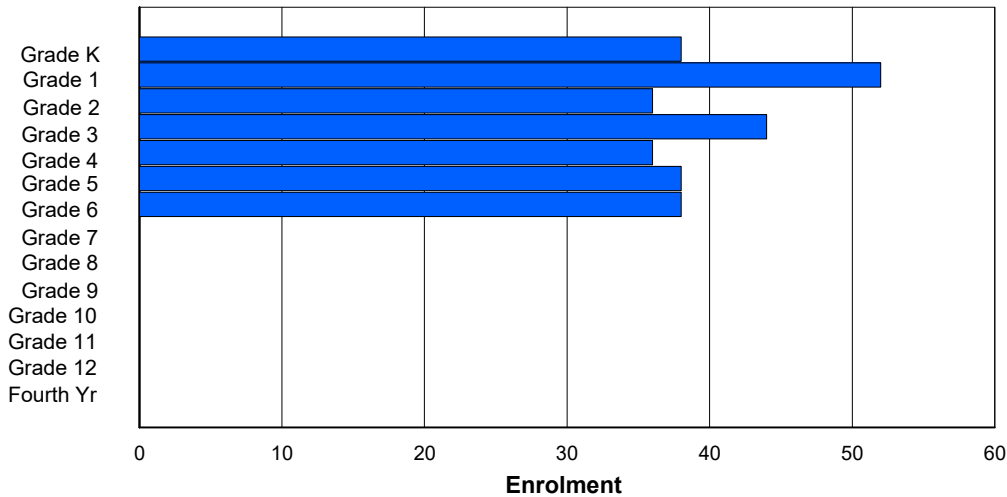
**Enrolment By Age and Gender**

Gender	Age																Total
	5	6	7	8	9	10	11	12	13	14	15	16	17	18	19	20>	
Male	22	18	28	20	20	23	19	0	0	0	0	0	0	0	0	0	150
Female	18	18	24	15	23	16	19	0	0	0	0	0	0	0	0	0	133
<b>Total</b>	<b>40</b>	<b>36</b>	<b>52</b>	<b>35</b>	<b>43</b>	<b>39</b>	<b>38</b>	<b>0</b>	<b>0</b>	<b>0</b>	<b>0</b>	<b>0</b>	<b>0</b>	<b>0</b>	<b>0</b>	<b>0</b>	<b>283</b>

**Enrolment By Grade and Gender**

Gender	Grade															Total
	K	1	2	3	4	5	6	7	8	9	10	11	12	4th		
Male	22	18	28	20	20	23	19	0	0	0	0	0	0	0	0	150
Female	18	18	24	15	23	16	19	0	0	0	0	0	0	0	0	133
<b>Total</b>	<b>40</b>	<b>36</b>	<b>52</b>	<b>35</b>	<b>43</b>	<b>39</b>	<b>38</b>	<b>0</b>	<b>0</b>	<b>0</b>	<b>0</b>	<b>0</b>	<b>0</b>	<b>0</b>	<b>0</b>	<b>283</b>

**Enrolment By Grade**  
For 272 - Holy Cross Elementary, Holyrood



\* Data from the 2018-2019 AGR(Enrolment/Age as of the last day in Sept./Dec.)

\*\* Newfoundland Statistics Classification System

NLESD - Eastern Region

#274 - St. Catherine's Academy, Mount Carmel

Classification: Rural  
Offers Distance Education: No

Grades: K-7,9-12

Number of Grades: 12

**Enrolment By Age and Gender**

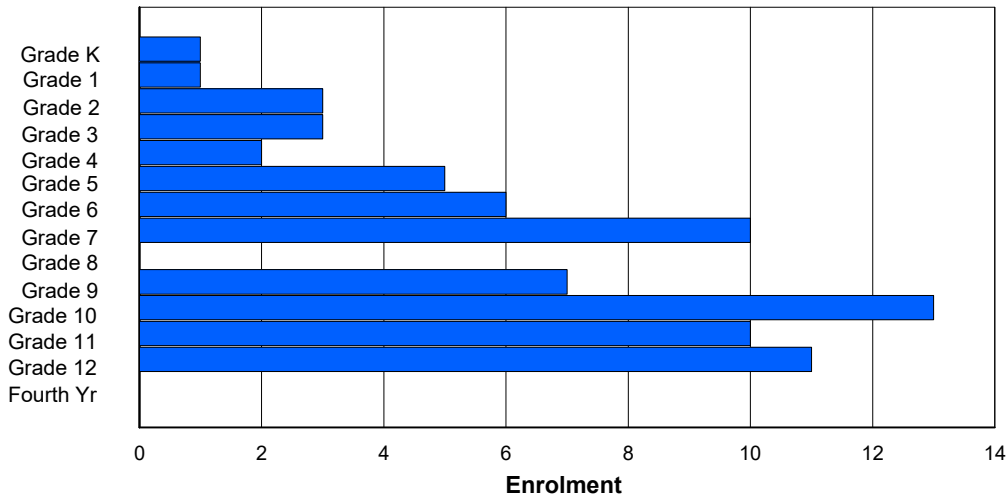
Gender	Age																Total
	5	6	7	8	9	10	11	12	13	14	15	16	17	18	19	20>	
Male	2	1	0	0	1	2	2	4	8	1	1	5	5	0	0	0	32
Female	3	0	1	3	2	1	3	1	2	0	4	5	4	0	0	0	29
<b>Total</b>	<b>5</b>	<b>1</b>	<b>1</b>	<b>3</b>	<b>3</b>	<b>3</b>	<b>5</b>	<b>5</b>	<b>10</b>	<b>1</b>	<b>5</b>	<b>10</b>	<b>9</b>	<b>0</b>	<b>0</b>	<b>0</b>	<b>61</b>

**Enrolment By Grade and Gender**

Gender	Grade															Total
	K	1	2	3	4	5	6	7	8	9	10	11	12	4th		
Male	2	1	0	0	1	1	3	4	8	1	1	5	5	0	32	
Female	3	0	1	3	2	1	3	1	2	0	4	5	4	0	29	
<b>Total</b>	<b>5</b>	<b>1</b>	<b>1</b>	<b>3</b>	<b>3</b>	<b>2</b>	<b>6</b>	<b>5</b>	<b>10</b>	<b>1</b>	<b>5</b>	<b>10</b>	<b>9</b>	<b>0</b>	<b>61</b>	

**Enrolment By Grade**

For 274 - St. Catherine's Academy, Mount Carmel



\* Data from the 2018-2019 AGR(Enrolment/Age as of the last day in Sept./Dec.)

\*\* Newfoundland Statistics Classification System



NLESD - Eastern Region

#278 - All Hallows Elementary, North River

Classification: Rural  
Offers Distance Education: No

Grades: K-6

Number of Grades: 7

**Enrolment By Age and Gender**

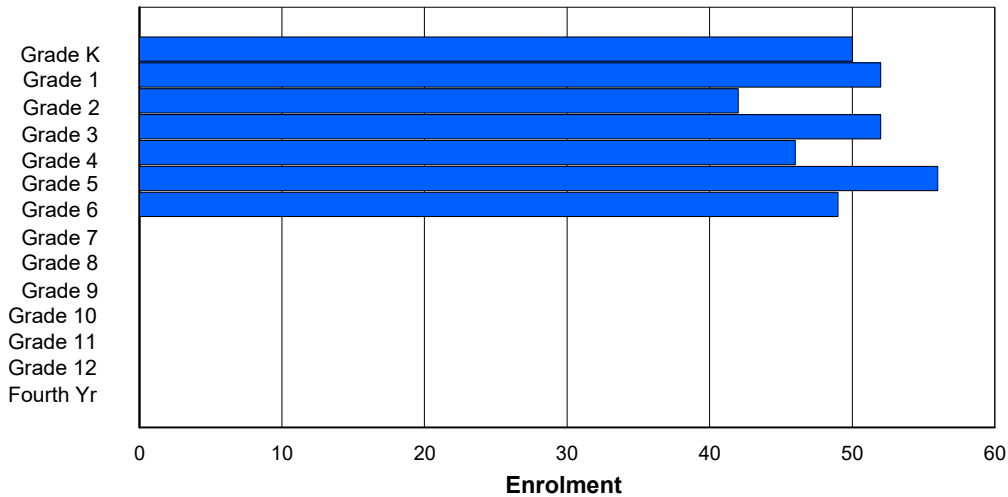
Gender	Age																Total
	5	6	7	8	9	10	11	12	13	14	15	16	17	18	19	20>	
Male	25	28	31	19	23	30	25	0	0	0	0	0	0	0	0	0	181
Female	22	20	22	24	25	15	28	0	0	0	0	0	0	0	0	0	156
<b>Total</b>	<b>47</b>	<b>48</b>	<b>53</b>	<b>43</b>	<b>48</b>	<b>45</b>	<b>53</b>	<b>0</b>	<b>0</b>	<b>0</b>	<b>0</b>	<b>0</b>	<b>0</b>	<b>0</b>	<b>0</b>	<b>0</b>	<b>337</b>

**Enrolment By Grade and Gender**

Gender	Grade															Total
	K	1	2	3	4	5	6	7	8	9	10	11	12	4th		
Male	26	27	31	19	23	30	25	0	0	0	0	0	0	0	0	181
Female	22	20	22	24	25	15	28	0	0	0	0	0	0	0	0	156
<b>Total</b>	<b>48</b>	<b>47</b>	<b>53</b>	<b>43</b>	<b>48</b>	<b>45</b>	<b>53</b>	<b>0</b>	<b>0</b>	<b>0</b>	<b>0</b>	<b>0</b>	<b>0</b>	<b>0</b>	<b>0</b>	<b>337</b>

**Enrolment By Grade**

For 278 - All Hallows Elementary, North River



\* Data from the 2018-2019 AGR(Enrolment/Age as of the last day in Sept./Dec.)

\*\* Newfoundland Statistics Classification System

NLESD - Eastern Region

#280 - Laval High School, Placentia

Classification: Rural  
Offers Distance Education: No

Grades: 7-12

Number of Grades: 6

**Enrolment By Age and Gender**

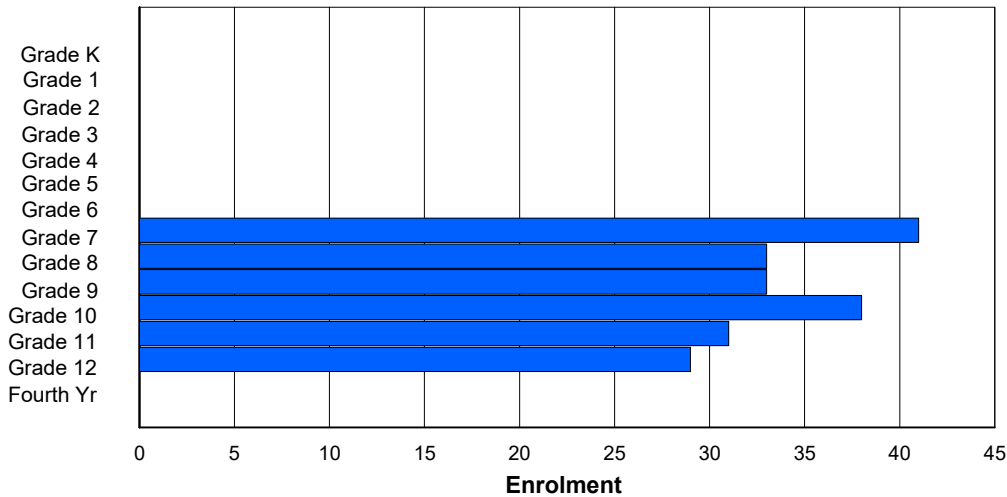
Gender	Age																Total
	5	6	7	8	9	10	11	12	13	14	15	16	17	18	19	20>	
Male	0	0	0	0	0	0	0	21	25	18	16	16	17	1	0	0	114
Female	0	0	0	0	0	0	0	6	18	13	15	16	12	1	0	0	81
<b>Total</b>	<b>0</b>	<b>0</b>	<b>0</b>	<b>0</b>	<b>0</b>	<b>0</b>	<b>0</b>	<b>27</b>	<b>43</b>	<b>31</b>	<b>31</b>	<b>32</b>	<b>29</b>	<b>2</b>	<b>0</b>	<b>0</b>	<b>195</b>

**Enrolment By Grade and Gender**

Gender	Grade															Total
	K	1	2	3	4	5	6	7	8	9	10	11	12	4th		
Male	0	0	0	0	0	0	0	22	24	19	15	18	16	0	114	
Female	0	0	0	0	0	0	0	6	17	14	15	15	14	0	81	
<b>Total</b>	<b>0</b>	<b>0</b>	<b>0</b>	<b>0</b>	<b>0</b>	<b>0</b>	<b>0</b>	<b>28</b>	<b>41</b>	<b>33</b>	<b>30</b>	<b>33</b>	<b>30</b>	<b>0</b>	<b>195</b>	

**Enrolment By Grade**

For 280 - Laval High School, Placentia



\* Data from the 2018-2019 AGR(Enrolment/Age as of the last day in Sept./Dec.)

\*\* Newfoundland Statistics Classification System

NLESD - Eastern Region

#285 - Holy Redeemer Elementary, Spaniard's Bay

Classification: Rural  
Offers Distance Education: No

Grades: K-9

Number of Grades: 10

### Enrolment By Age and Gender

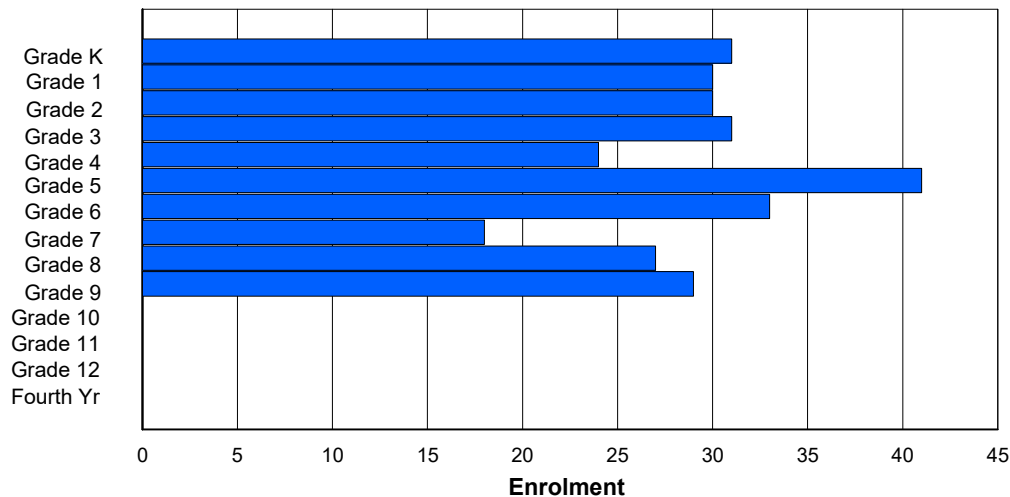
Gender	Age																Total
	5	6	7	8	9	10	11	12	13	14	15	16	17	18	19	20>	
Male	15	15	12	10	21	14	27	14	11	14	0	0	0	0	0	0	153
Female	10	19	21	20	14	12	15	21	7	13	0	0	0	0	0	0	152
<b>Total</b>	<b>25</b>	<b>34</b>	<b>33</b>	<b>30</b>	<b>35</b>	<b>26</b>	<b>42</b>	<b>35</b>	<b>18</b>	<b>27</b>	<b>0</b>	<b>0</b>	<b>0</b>	<b>0</b>	<b>0</b>	<b>0</b>	<b>305</b>

### Enrolment By Grade and Gender

Gender	Grade															Total
	K	1	2	3	4	5	6	7	8	9	10	11	12	4th		
Male	15	15	12	10	21	14	27	14	11	14	0	0	0	0	153	
Female	10	19	21	20	13	13	15	21	7	13	0	0	0	0	152	
<b>Total</b>	<b>25</b>	<b>34</b>	<b>33</b>	<b>30</b>	<b>34</b>	<b>27</b>	<b>42</b>	<b>35</b>	<b>18</b>	<b>27</b>	<b>0</b>	<b>0</b>	<b>0</b>	<b>0</b>	<b>305</b>	

## Enrolment By Grade

For 285 - Holy Redeemer Elementary, Spaniard's Bay



\* Data from the 2018-2019 AGR(Enrolment/Age as of the last day in Sept./Dec.)

\*\* Newfoundland Statistics Classification System

NLESD - Eastern Region

#286 - Fatima Academy, St. Bride's

Classification: Rural  
Offers Distance Education: No

Grades: K,2-12

Number of Grades: 12

**Enrolment By Age and Gender**

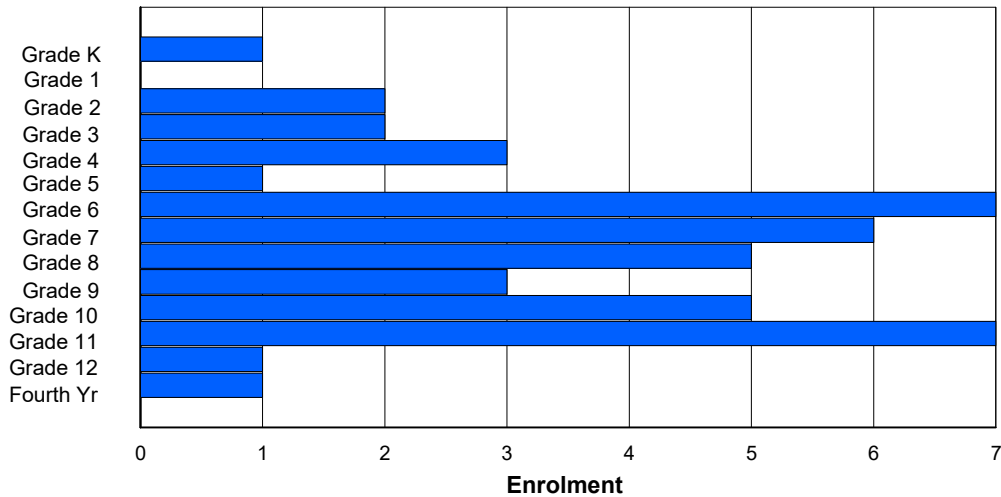
Gender	Age																Total
	5	6	7	8	9	10	11	12	13	14	15	16	17	18	19	20>	
Male	0	0	0	2	1	1	0	4	2	0	1	3	0	1	0	0	15
Female	0	1	0	0	1	2	1	3	4	4	2	2	7	0	0	0	27
<b>Total</b>	<b>0</b>	<b>1</b>	<b>0</b>	<b>2</b>	<b>2</b>	<b>3</b>	<b>1</b>	<b>7</b>	<b>6</b>	<b>4</b>	<b>3</b>	<b>5</b>	<b>7</b>	<b>1</b>	<b>0</b>	<b>0</b>	<b>42</b>

**Enrolment By Grade and Gender**

Gender	Grade															Total
	K	1	2	3	4	5	6	7	8	9	10	11	12	4th		
Male	0	0	0	1	2	1	0	4	2	0	1	3	0	1	15	
Female	0	1	0	0	1	2	1	3	4	4	2	2	7	0	27	
<b>Total</b>	<b>0</b>	<b>1</b>	<b>0</b>	<b>1</b>	<b>3</b>	<b>3</b>	<b>1</b>	<b>7</b>	<b>6</b>	<b>4</b>	<b>3</b>	<b>5</b>	<b>7</b>	<b>1</b>	<b>42</b>	

**Enrolment By Grade**

For 286 - Fatima Academy, St. Bride's



\* Data from the 2018-2019 AGR(Enrolment/Age as of the last day in Sept./Dec.)

\*\* Newfoundland Statistics Classification System

NLESD - Eastern Region

#287 - Dunne Memorial Academy, St. Mary's

Classification: Rural  
Offers Distance Education: No

Grades: K-12

Number of Grades: 13

**Enrolment By Age and Gender**

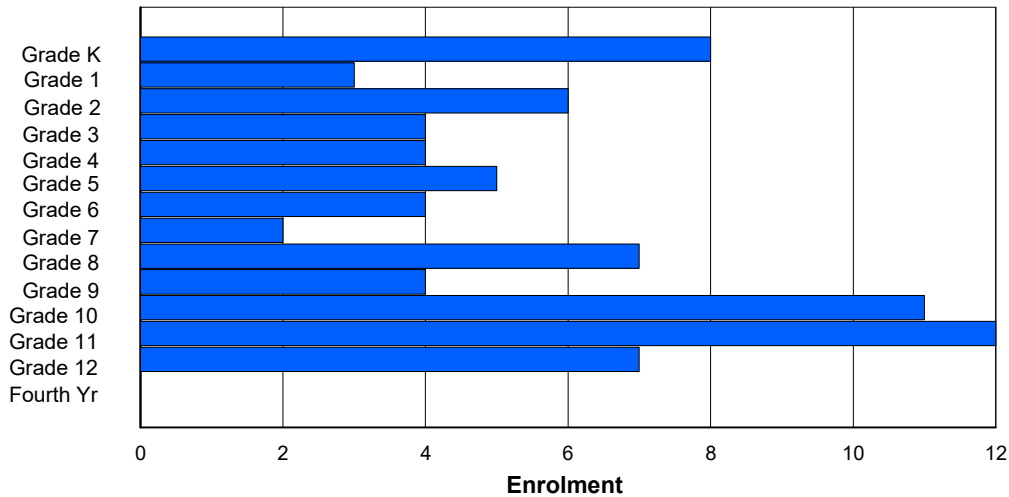
Gender	Age																Total
	5	6	7	8	9	10	11	12	13	14	15	16	17	18	19	20>	
Male	2	4	0	4	0	3	2	2	3	4	1	2	6	0	1	0	34
Female	1	5	1	2	4	3	2	3	0	2	2	8	5	0	0	0	38
<b>Total</b>	<b>3</b>	<b>9</b>	<b>1</b>	<b>6</b>	<b>4</b>	<b>6</b>	<b>4</b>	<b>5</b>	<b>3</b>	<b>6</b>	<b>3</b>	<b>10</b>	<b>11</b>	<b>0</b>	<b>1</b>	<b>0</b>	<b>72</b>

**Enrolment By Grade and Gender**

Gender	Grade															Total
	K	1	2	3	4	5	6	7	8	9	10	11	12	4th		
Male	2	4	0	4	0	3	2	2	3	4	1	2	7	0	34	
Female	1	5	1	2	4	3	2	3	0	2	2	8	5	0	38	
<b>Total</b>	<b>3</b>	<b>9</b>	<b>1</b>	<b>6</b>	<b>4</b>	<b>6</b>	<b>4</b>	<b>5</b>	<b>3</b>	<b>6</b>	<b>3</b>	<b>10</b>	<b>12</b>	<b>0</b>	<b>72</b>	

**Enrolment By Grade**

For 287 - Dunne Memorial Academy, St. Mary's



\* Data from the 2018-2019 AGR(Enrolment/Age as of the last day in Sept./Dec.)

\*\* Newfoundland Statistics Classification System

NLESD - Eastern Region

#289 - St. Peter's Elementary, Upper Island Cove

Classification: Rural  
Offers Distance Education: No

Grades: K-9

Number of Grades: 10

**Enrolment By Age and Gender**

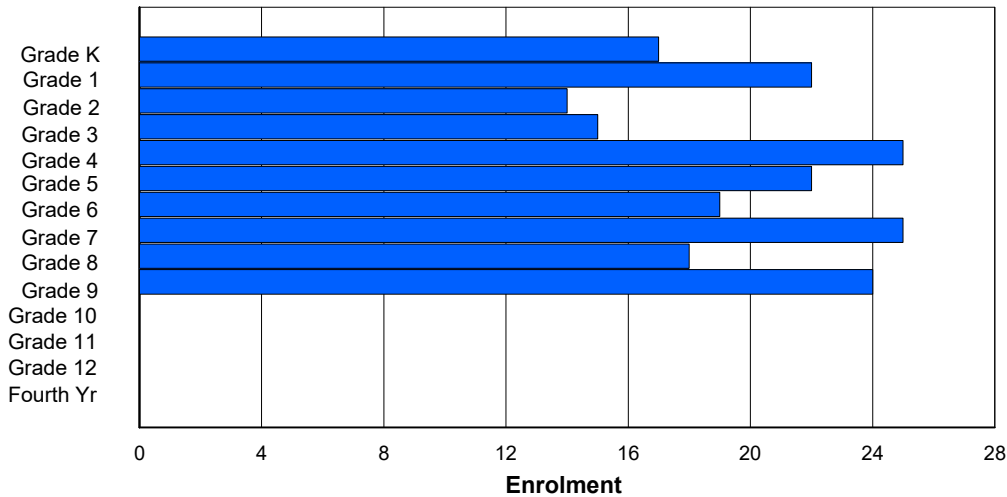
Gender	Age																Total
	5	6	7	8	9	10	11	12	13	14	15	16	17	18	19	20>	
Male	6	11	13	8	7	13	7	11	15	7	0	0	0	0	0	0	98
Female	11	8	12	7	8	12	14	8	9	11	0	0	0	0	0	0	100
<b>Total</b>	<b>17</b>	<b>19</b>	<b>25</b>	<b>15</b>	<b>15</b>	<b>25</b>	<b>21</b>	<b>19</b>	<b>24</b>	<b>18</b>	<b>0</b>	<b>0</b>	<b>0</b>	<b>0</b>	<b>0</b>	<b>0</b>	<b>198</b>

**Enrolment By Grade and Gender**

Gender	Grade														Total
	K	1	2	3	4	5	6	7	8	9	10	11	12	4th	
Male	6	11	13	8	7	13	7	11	15	7	0	0	0	0	98
Female	11	8	12	7	8	12	14	8	9	11	0	0	0	0	100
<b>Total</b>	<b>17</b>	<b>19</b>	<b>25</b>	<b>15</b>	<b>15</b>	<b>25</b>	<b>21</b>	<b>19</b>	<b>24</b>	<b>18</b>	<b>0</b>	<b>0</b>	<b>0</b>	<b>0</b>	<b>198</b>

**Enrolment By Grade**

For 289 - St. Peter's Elementary, Upper Island Cove



\* Data from the 2018-2019 AGR(Enrolment/Age as of the last day in Sept./Dec.)

\*\* Newfoundland Statistics Classification System

NLESD - Eastern Region

#291 - Perlin Elementary, Winterton

Classification: Rural  
Offers Distance Education: No

Grades: K-6

Number of Grades: 7

**Enrolment By Age and Gender**

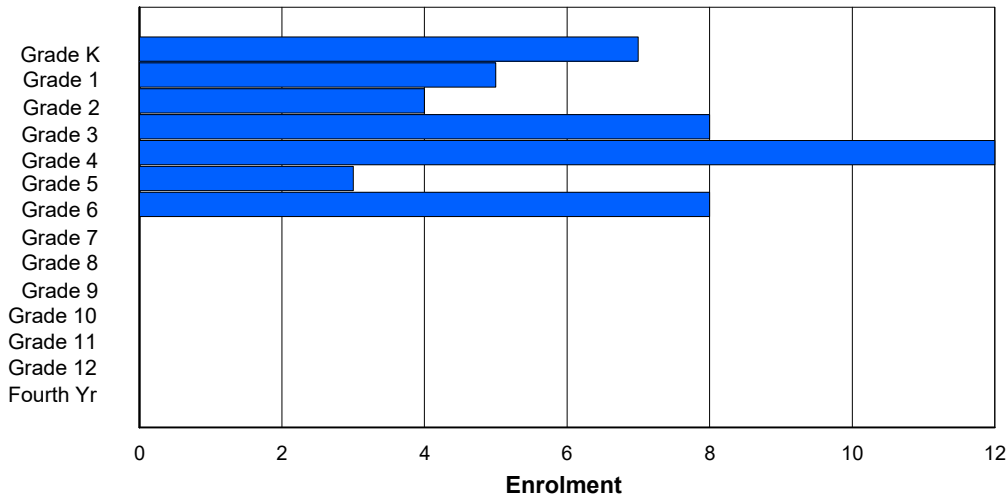
Gender	Age																Total
	5	6	7	8	9	10	11	12	13	14	15	16	17	18	19	20>	
Male	1	4	3	2	5	8	1	1	0	0	0	0	0	0	0	0	25
Female	3	4	2	2	2	5	1	0	0	0	0	0	0	0	0	0	19
<b>Total</b>	<b>4</b>	<b>8</b>	<b>5</b>	<b>4</b>	<b>7</b>	<b>13</b>	<b>2</b>	<b>1</b>	<b>0</b>	<b>0</b>	<b>0</b>	<b>0</b>	<b>0</b>	<b>0</b>	<b>0</b>	<b>0</b>	<b>44</b>

**Enrolment By Grade and Gender**

Gender	Grade															Total
	K	1	2	3	4	5	6	7	8	9	10	11	12	4th		
Male	1	4	3	2	5	8	2	0	0	0	0	0	0	0	0	25
Female	3	4	2	2	2	5	1	0	0	0	0	0	0	0	0	19
<b>Total</b>	<b>4</b>	<b>8</b>	<b>5</b>	<b>4</b>	<b>7</b>	<b>13</b>	<b>3</b>	<b>0</b>	<b>0</b>	<b>0</b>	<b>0</b>	<b>0</b>	<b>0</b>	<b>0</b>	<b>0</b>	<b>44</b>

**Enrolment By Grade**

For 291 - Perlin Elementary, Winterton



\* Data from the 2018-2019 AGR(Enrolment/Age as of the last day in Sept./Dec.)

\*\* Newfoundland Statistics Classification System

NLESD - Eastern Region

#294 - St. Augustine's Elementary, Bell Island

Classification: Rural  
Offers Distance Education: No

Grades: K-6

Number of Grades: 7

### Enrolment By Age and Gender

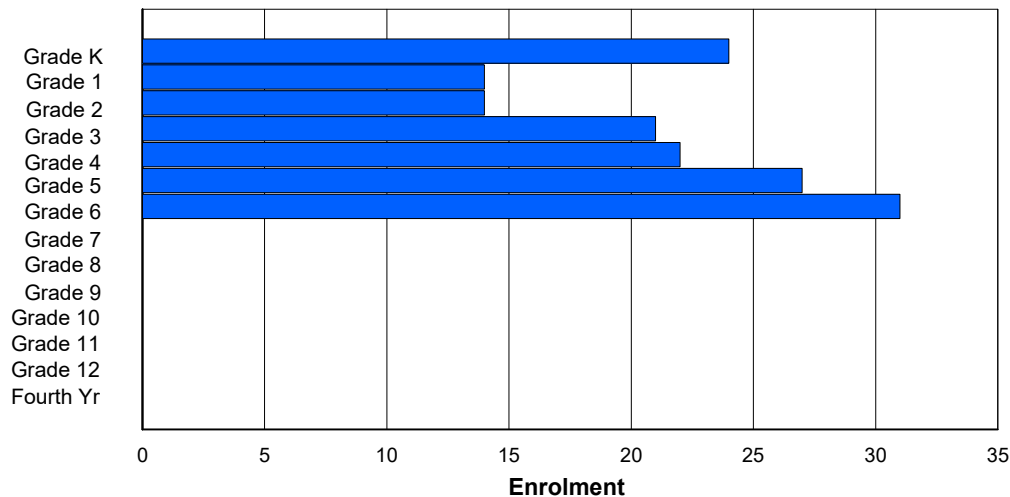
Gender	Age																Total
	5	6	7	8	9	10	11	12	13	14	15	16	17	18	19	20>	
Male	6	8	5	8	11	8	8	0	0	0	0	0	0	0	0	0	54
Female	10	15	7	6	7	13	17	0	0	0	0	0	0	0	0	0	75
<b>Total</b>	<b>16</b>	<b>23</b>	<b>12</b>	<b>14</b>	<b>18</b>	<b>21</b>	<b>25</b>	<b>0</b>	<b>0</b>	<b>0</b>	<b>0</b>	<b>0</b>	<b>0</b>	<b>0</b>	<b>0</b>	<b>0</b>	<b>129</b>

### Enrolment By Grade and Gender

Gender	Grade															Total
	K	1	2	3	4	5	6	7	8	9	10	11	12	4th		
Male	6	8	5	8	11	8	8	0	0	0	0	0	0	0	54	
Female	10	15	7	6	7	13	17	0	0	0	0	0	0	0	75	
<b>Total</b>	<b>16</b>	<b>23</b>	<b>12</b>	<b>14</b>	<b>18</b>	<b>21</b>	<b>25</b>	<b>0</b>	<b>0</b>	<b>0</b>	<b>0</b>	<b>0</b>	<b>0</b>	<b>0</b>	<b>129</b>	

## Enrolment By Grade

For 294 - St. Augustine's Elementary, Bell Island



\* Data from the 2018-2019 AGR(Enrolment/Age as of the last day in Sept./Dec.)

\*\* Newfoundland Statistics Classification System



NLESD - Eastern Region

#296 - St. Michael's Regional High, Bell Island

Classification: Rural  
Offers Distance Education: No

Grades: 7-12

Number of Grades: 6

**Enrolment By Age and Gender**

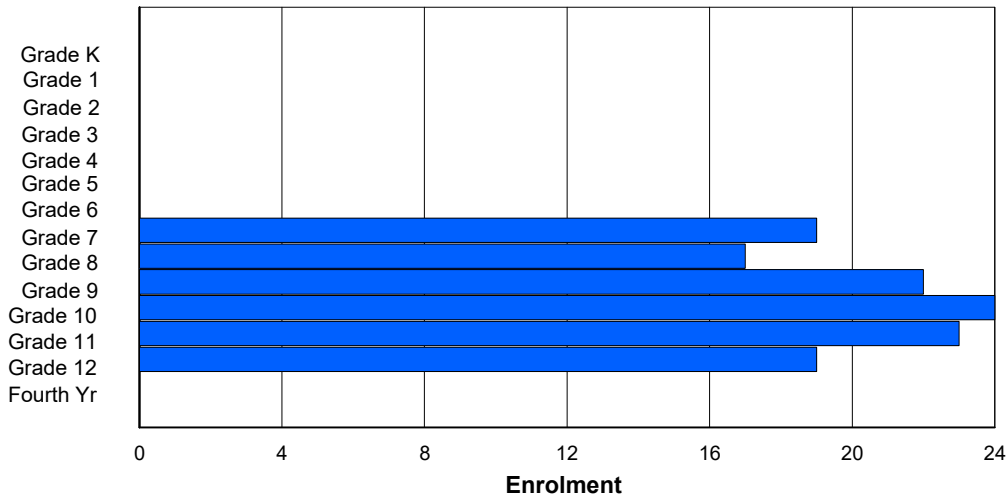
Gender	Age																Total
	5	6	7	8	9	10	11	12	13	14	15	16	17	18	19	20>	
Male	0	0	0	0	0	0	0	13	7	8	14	6	8	1	0	0	57
Female	0	0	0	0	0	0	0	13	11	7	9	16	12	2	0	0	70
<b>Total</b>	0	0	0	0	0	0	0	26	18	15	23	22	20	3	0	0	127

**Enrolment By Grade and Gender**

Gender	Grade															Total
	K	1	2	3	4	5	6	7	8	9	10	11	12	4th		
Male	0	0	0	0	0	0	0	13	7	8	14	6	8	1	57	
Female	0	0	0	0	0	0	0	13	11	7	9	16	14	0	70	
<b>Total</b>	0	0	0	0	0	0	0	26	18	15	23	22	22	1	127	

**Enrolment By Grade**

For 296 - St. Michael's Regional High, Bell Island



\* Data from the 2018-2019 AGR(Enrolment/Age as of the last day in Sept./Dec.)

\*\* Newfoundland Statistics Classification System

NLESD - Eastern Region

#300 - Frank Roberts Junior High, Conception Bay South (Foxtrap)

Classification: Urban  
Offers Distance Education: No

Grades: 7-9

Number of Grades: 3

### Enrolment By Age and Gender

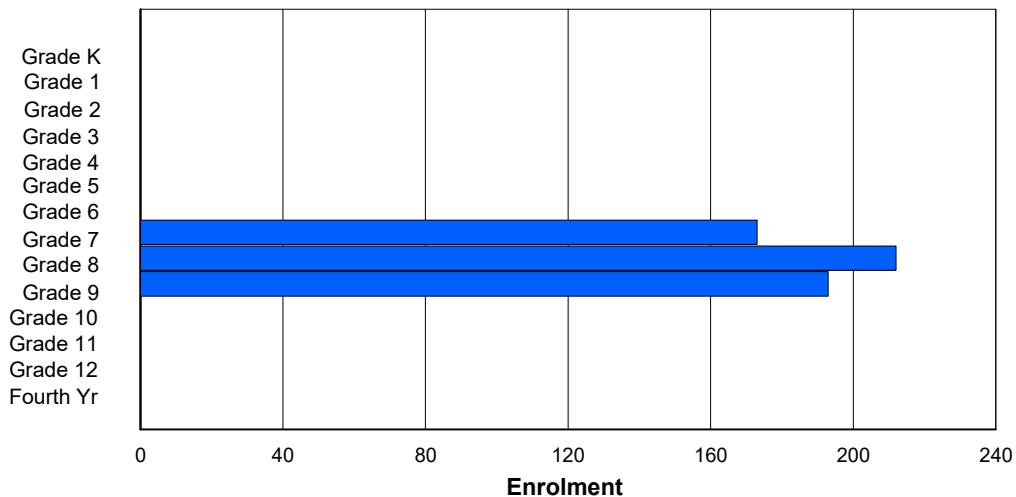
Gender	Age																Total
	5	6	7	8	9	10	11	12	13	14	15	16	17	18	19	20>	
Male	0	0	0	0	0	0	0	80	103	103	0	0	0	0	0	0	286
Female	0	0	0	0	0	0	0	96	109	107	0	0	0	0	0	0	312
<b>Total</b>	<b>0</b>	<b>0</b>	<b>0</b>	<b>0</b>	<b>0</b>	<b>0</b>	<b>0</b>	<b>176</b>	<b>212</b>	<b>210</b>	<b>0</b>	<b>0</b>	<b>0</b>	<b>0</b>	<b>0</b>	<b>0</b>	<b>598</b>

### Enrolment By Grade and Gender

Gender	Grade															Total
	K	1	2	3	4	5	6	7	8	9	10	11	12	4th		
Male	0	0	0	0	0	0	0	79	106	101	0	0	0	0	286	
Female	0	0	0	0	0	0	0	97	108	107	0	0	0	0	312	
<b>Total</b>	<b>0</b>	<b>0</b>	<b>0</b>	<b>0</b>	<b>0</b>	<b>0</b>	<b>0</b>	<b>176</b>	<b>214</b>	<b>208</b>	<b>0</b>	<b>0</b>	<b>0</b>	<b>0</b>	<b>598</b>	

## Enrolment By Grade

For 300 - Frank Roberts Junior High, Conception Bay South (Foxtrap)



\* Data from the 2018-2019 AGR(Enrolment/Age as of the last day in Sept./Dec.)

\*\* Newfoundland Statistics Classification System

NLESD - Eastern Region

#302 - Queen Elizabeth Regional High, Conception Bay South (Foxtrap)

Classification: Urban  
Offers Distance Education: No

Grades: 10-12

Number of Grades: 3

**Enrolment By Age and Gender**

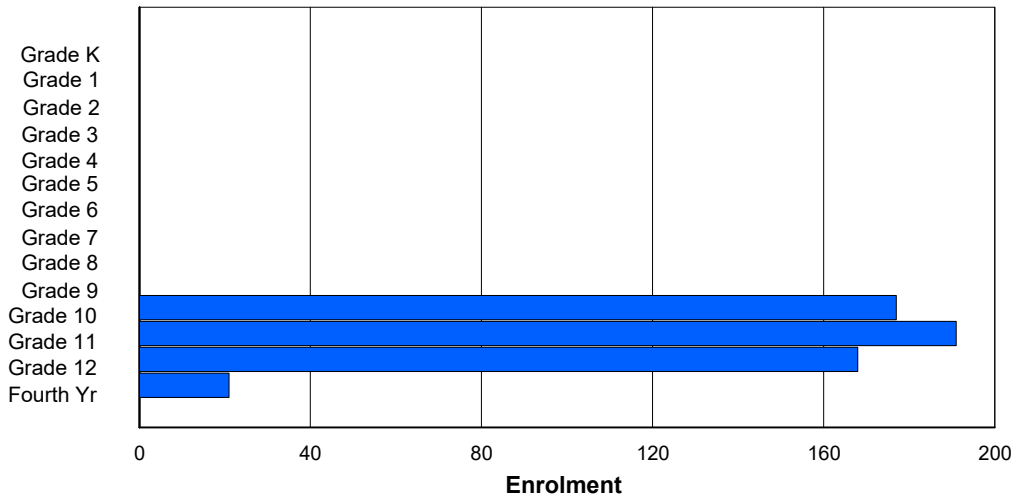
Gender	Age																Total
	5	6	7	8	9	10	11	12	13	14	15	16	17	18	19	20>	
Male	0	0	0	0	0	0	0	0	0	0	92	99	92	16	2	0	301
Female	0	0	0	0	0	0	0	0	0	0	94	78	103	7	1	0	283
<b>Total</b>	<b>0</b>	<b>0</b>	<b>0</b>	<b>0</b>	<b>0</b>	<b>0</b>	<b>0</b>	<b>0</b>	<b>0</b>	<b>0</b>	<b>186</b>	<b>177</b>	<b>195</b>	<b>23</b>	<b>3</b>	<b>0</b>	<b>584</b>

**Enrolment By Grade and Gender**

Gender	Grade															Total
	K	1	2	3	4	5	6	7	8	9	10	11	12	4th		
Male	0	0	0	0	0	0	0	0	0	0	96	100	94	11	301	
Female	0	0	0	0	0	0	0	0	0	0	95	81	102	5	283	
<b>Total</b>	<b>0</b>	<b>0</b>	<b>0</b>	<b>0</b>	<b>0</b>	<b>0</b>	<b>0</b>	<b>0</b>	<b>0</b>	<b>0</b>	<b>191</b>	<b>181</b>	<b>196</b>	<b>16</b>	<b>584</b>	

**Enrolment By Grade**

For 302 - Queen Elizabeth Regional High, Conception Bay South (Foxtrap)



\* Data from the 2018-2019 AGR(Enrolment/Age as of the last day in Sept./Dec.)

\*\* Newfoundland Statistics Classification System

NLESD - Eastern Region

#303 - St. Edward's School, Conception Bay South (Kelligrews)

Classification: Urban  
Offers Distance Education: No

Grades: K-6

Number of Grades: 7

**Enrolment By Age and Gender**

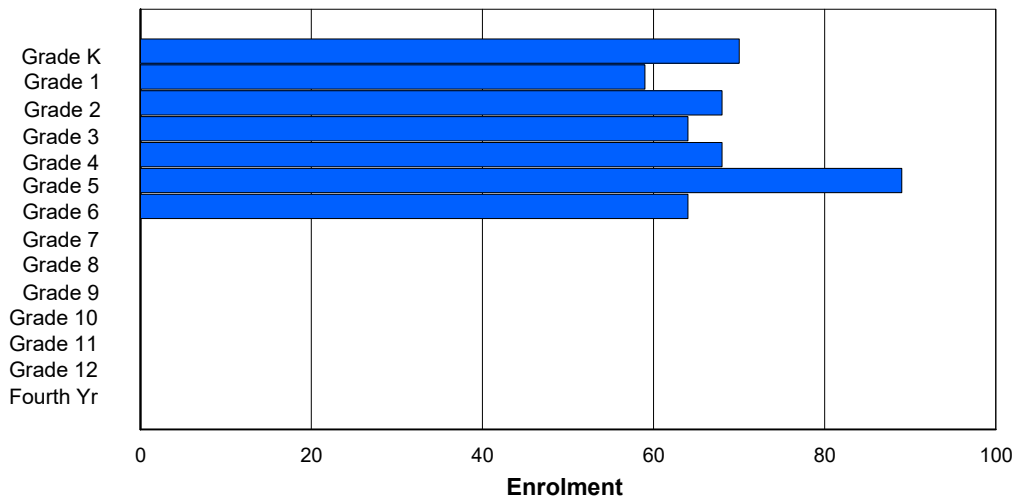
Gender	Age																Total
	5	6	7	8	9	10	11	12	13	14	15	16	17	18	19	20>	
Male	32	41	30	33	28	26	35	0	0	0	0	0	0	0	0	0	225
Female	33	28	29	32	35	35	52	0	0	0	0	0	0	0	0	0	244
Total	65	69	59	65	63	61	87	0	0	0	0	0	0	0	0	0	469

**Enrolment By Grade and Gender**

Gender	Grade															Total
	K	1	2	3	4	5	6	7	8	9	10	11	12	4th		
Male	33	40	30	34	27	26	35	0	0	0	0	0	0	0	0	225
Female	33	28	29	32	35	35	52	0	0	0	0	0	0	0	0	244
Total	66	68	59	66	62	61	87	0	0	0	0	0	0	0	0	469

**Enrolment By Grade**

For 303 - St. Edward's School, Conception Bay South (Kelligrews)



\* Data from the 2018-2019 AGR(Enrolment/Age as of the last day in Sept./Dec.)

\*\* Newfoundland Statistics Classification System

NLESD - Eastern Region

#304 - Holy Spirit High, Conception Bay South (Manuels)

Classification: Urban  
Offers Distance Education: No

Grades: 9-12

Number of Grades: 4

**Enrolment By Age and Gender**

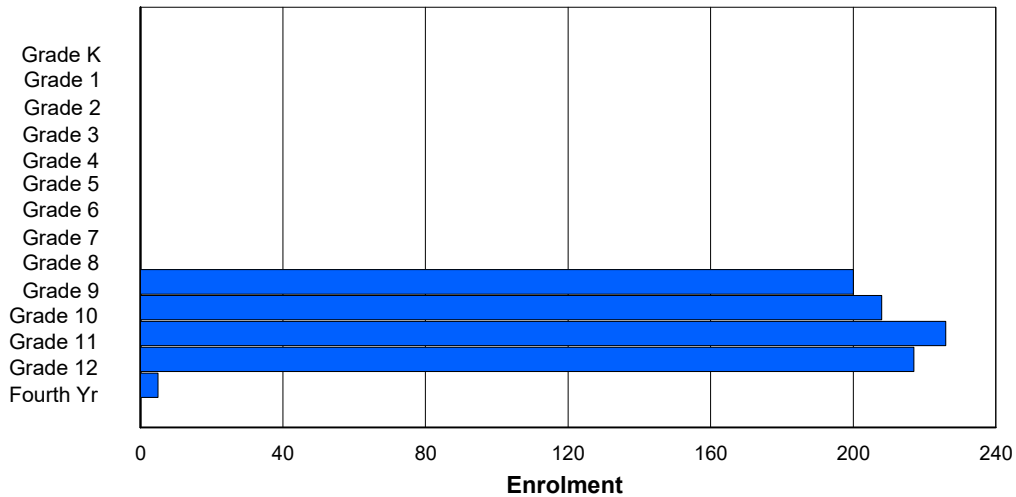
Gender	Age																	Total
	5	6	7	8	9	10	11	12	13	14	15	16	17	18	19	20>		
Male	0	0	0	0	0	0	0	0	0	117	105	103	111	6	2	1	445	
Female	0	0	0	0	0	0	0	0	0	120	101	96	109	7	0	0	433	
<b>Total</b>	0	0	0	0	0	0	0	0	0	237	206	199	220	13	2	1	878	

**Enrolment By Grade and Gender**

Gender	Grade															Total
	K	1	2	3	4	5	6	7	8	9	10	11	12	4th		
Male	0	0	0	0	0	0	0	0	0	119	104	106	111	5	445	
Female	0	0	0	0	0	0	0	0	0	119	102	98	114	0	433	
<b>Total</b>	0	0	0	0	0	0	0	0	0	238	206	204	225	5	878	

**Enrolment By Grade**

For 304 - Holy Spirit High, Conception Bay South (Manuels)



\* Data from the 2018-2019 AGR(Enrolment/Age as of the last day in Sept./Dec.)

\*\* Newfoundland Statistics Classification System

NLESD - Eastern Region

#305 - Villanova Junior High, Conception Bay South (Manuels)

Classification: Urban  
Offers Distance Education: No

Grades: 5-8

Number of Grades: 4

**Enrolment By Age and Gender**

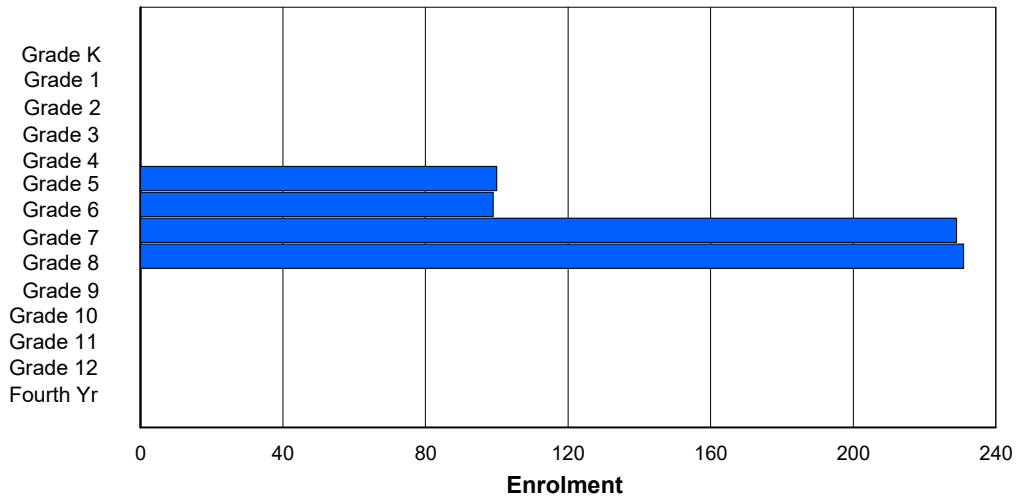
Gender	Age																Total
	5	6	7	8	9	10	11	12	13	14	15	16	17	18	19	20>	
Male	0	0	0	0	0	64	45	127	126	2	0	1	0	0	0	0	365
Female	0	0	0	0	0	44	56	109	105	0	0	0	1	0	0	0	315
<b>Total</b>	<b>0</b>	<b>0</b>	<b>0</b>	<b>0</b>	<b>0</b>	<b>108</b>	<b>101</b>	<b>236</b>	<b>231</b>	<b>2</b>	<b>0</b>	<b>1</b>	<b>1</b>	<b>0</b>	<b>0</b>	<b>0</b>	<b>680</b>

**Enrolment By Grade and Gender**

Gender	Grade															Total
	K	1	2	3	4	5	6	7	8	9	10	11	12	4th		
Male	0	0	0	0	0	64	45	129	127	0	0	0	0	0	0	365
Female	0	0	0	0	0	45	55	109	106	0	0	0	0	0	0	315
<b>Total</b>	<b>0</b>	<b>0</b>	<b>0</b>	<b>0</b>	<b>0</b>	<b>109</b>	<b>100</b>	<b>238</b>	<b>233</b>	<b>0</b>	<b>0</b>	<b>0</b>	<b>0</b>	<b>0</b>	<b>0</b>	<b>680</b>

**Enrolment By Grade**

For 305 - Villanova Junior High, Conception Bay South (Manuels)



\* Data from the 2018-2019 AGR(Enrolment/Age as of the last day in Sept./Dec.)

\*\* Newfoundland Statistics Classification System

NLESD - Eastern Region

#306 - St. George's Elementary, Conception Bay South (Manuels)

Classification: Urban  
Offers Distance Education: No

Grades: K-6

Number of Grades: 7

**Enrolment By Age and Gender**

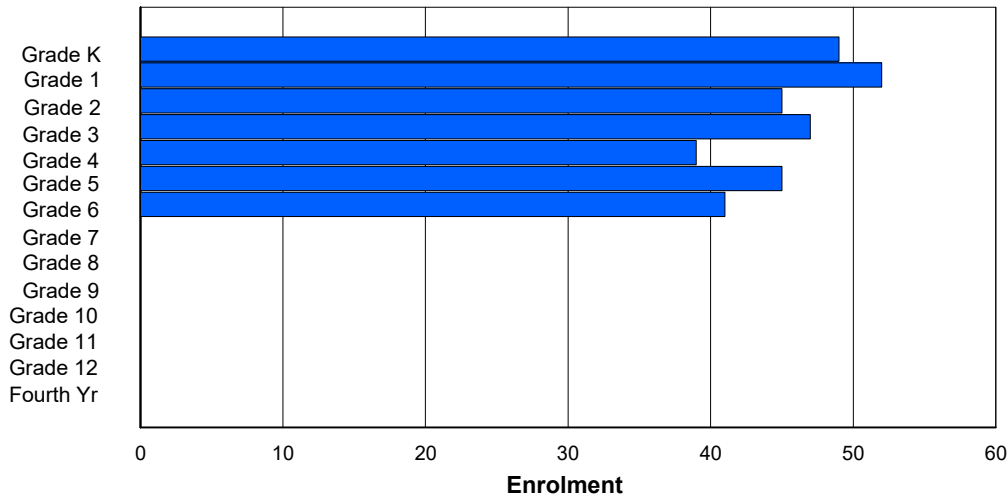
Gender	Age																Total
	5	6	7	8	9	10	11	12	13	14	15	16	17	18	19	20>	
Male	23	23	26	23	27	21	26	1	0	0	0	0	0	0	0	0	170
Female	15	25	28	24	21	19	21	0	0	0	0	0	0	0	0	0	153
<b>Total</b>	<b>38</b>	<b>48</b>	<b>54</b>	<b>47</b>	<b>48</b>	<b>40</b>	<b>47</b>	<b>1</b>	<b>0</b>	<b>0</b>	<b>0</b>	<b>0</b>	<b>0</b>	<b>0</b>	<b>0</b>	<b>0</b>	<b>323</b>

**Enrolment By Grade and Gender**

Gender	Grade															Total
	K	1	2	3	4	5	6	7	8	9	10	11	12	4th		
Male	24	24	25	22	27	22	26	0	0	0	0	0	0	0	0	170
Female	15	25	28	25	21	19	20	0	0	0	0	0	0	0	0	153
<b>Total</b>	<b>39</b>	<b>49</b>	<b>53</b>	<b>47</b>	<b>48</b>	<b>41</b>	<b>46</b>	<b>0</b>	<b>0</b>	<b>0</b>	<b>0</b>	<b>0</b>	<b>0</b>	<b>0</b>	<b>0</b>	<b>323</b>

**Enrolment By Grade**

For 306 - St. George's Elementary, Conception Bay South (Manuels)



\* Data from the 2018-2019 AGR(Enrolment/Age as of the last day in Sept./Dec.)

\*\* Newfoundland Statistics Classification System

NLESD - Eastern Region

#307 - Mobile Central High, Mobile

Classification: Rural  
Offers Distance Education: No

Grades: 6-12

Number of Grades: 7

**Enrolment By Age and Gender**

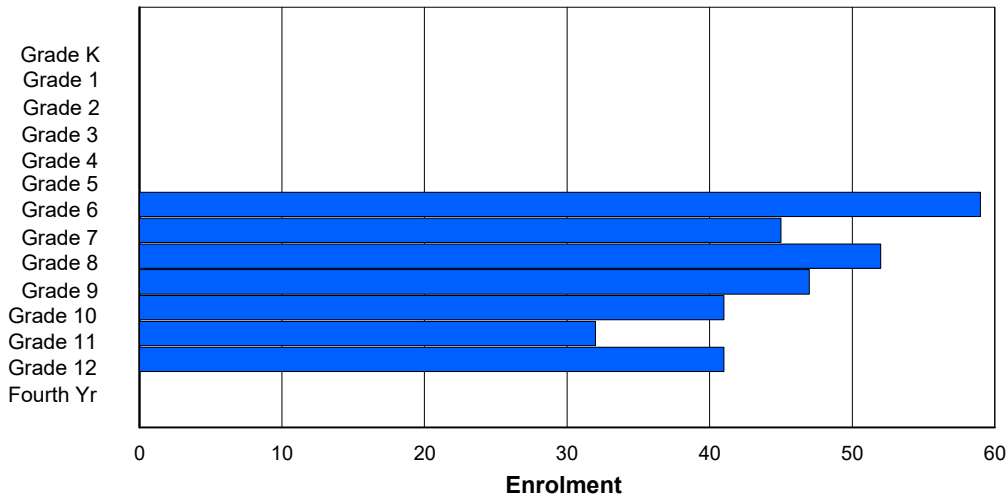
Gender	Age																Total
	5	6	7	8	9	10	11	12	13	14	15	16	17	18	19	20>	
Male	0	0	0	0	0	26	16	30	26	22	29	27	14	0	0	0	190
Female	0	0	0	0	0	29	28	26	21	30	14	12	16	0	0	0	176
<b>Total</b>	<b>0</b>	<b>0</b>	<b>0</b>	<b>0</b>	<b>0</b>	<b>55</b>	<b>44</b>	<b>56</b>	<b>47</b>	<b>52</b>	<b>43</b>	<b>39</b>	<b>30</b>	<b>0</b>	<b>0</b>	<b>0</b>	<b>366</b>

**Enrolment By Grade and Gender**

Gender	Grade															Total
	K	1	2	3	4	5	6	7	8	9	10	11	12	4th		
Male	0	0	0	0	0	26	16	32	24	22	31	25	14	0	190	
Female	0	0	0	0	0	29	28	26	21	30	14	13	15	0	176	
<b>Total</b>	<b>0</b>	<b>0</b>	<b>0</b>	<b>0</b>	<b>0</b>	<b>55</b>	<b>44</b>	<b>58</b>	<b>45</b>	<b>52</b>	<b>45</b>	<b>38</b>	<b>29</b>	<b>0</b>	<b>366</b>	

**Enrolment By Grade**

For 307 - Mobile Central High, Mobile



\* Data from the 2018-2019 AGR(Enrolment/Age as of the last day in Sept./Dec.)

\*\* Newfoundland Statistics Classification System



NLESD - Eastern Region

#308 - Mary Queen of the World Elementary, Mount Pearl

Classification: Urban  
Offers Distance Education: No

Grades: K-6

Number of Grades: 7

**Enrolment By Age and Gender**

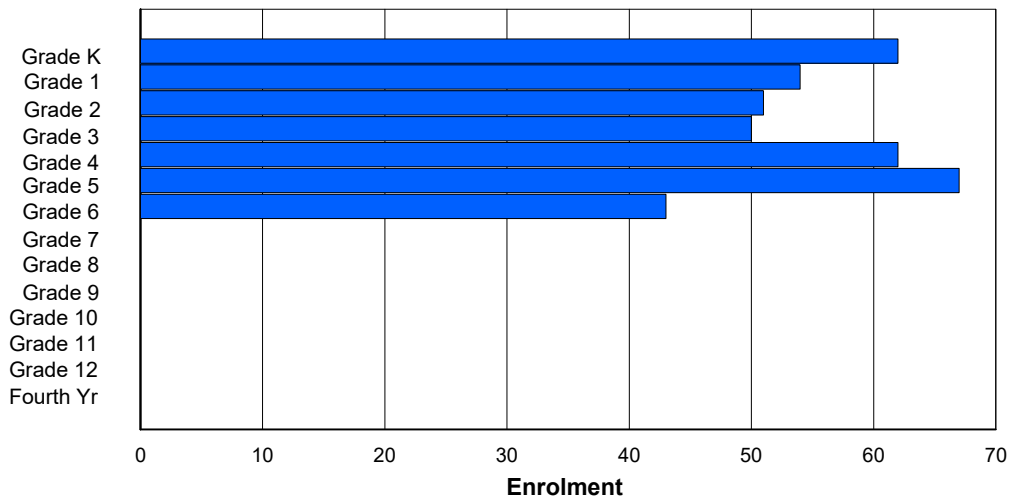
Gender	Age																Total
	5	6	7	8	9	10	11	12	13	14	15	16	17	18	19	20>	
Male	31	36	22	27	25	33	28	3	0	0	0	0	0	0	0	0	205
Female	24	26	30	28	27	26	33	1	0	0	0	0	0	0	0	0	195
<b>Total</b>	<b>55</b>	<b>62</b>	<b>52</b>	<b>55</b>	<b>52</b>	<b>59</b>	<b>61</b>	<b>4</b>	<b>0</b>	<b>0</b>	<b>0</b>	<b>0</b>	<b>0</b>	<b>0</b>	<b>0</b>	<b>0</b>	<b>400</b>

**Enrolment By Grade and Gender**

Gender	Grade														Total
	K	1	2	3	4	5	6	7	8	9	10	11	12	4th	
Male	31	37	23	25	27	34	28	0	0	0	0	0	0	0	205
Female	24	26	31	28	26	25	35	0	0	0	0	0	0	0	195
<b>Total</b>	<b>55</b>	<b>63</b>	<b>54</b>	<b>53</b>	<b>53</b>	<b>59</b>	<b>63</b>	<b>0</b>	<b>0</b>	<b>0</b>	<b>0</b>	<b>0</b>	<b>0</b>	<b>0</b>	<b>400</b>

**Enrolment By Grade**

For 308 - Mary Queen of the World Elementary, Mount Pearl



\* Data from the 2018-2019 AGR(Enrolment/Age as of the last day in Sept./Dec.)

\*\* Newfoundland Statistics Classification System

NLESD - Eastern Region

#309 - Morris Academy, Mount Pearl

Classification: Urban  
Offers Distance Education: No

Grades: K-5

Number of Grades: 6

**Enrolment By Age and Gender**

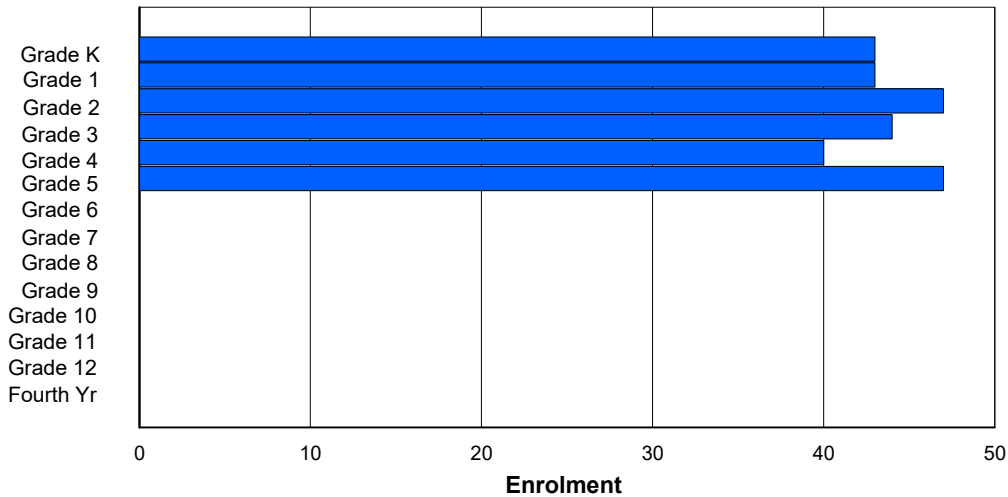
Gender	Age																Total
	5	6	7	8	9	10	11	12	13	14	15	16	17	18	19	20>	
Male	14	25	25	27	28	27	1	0	0	0	0	0	0	0	0	0	147
Female	16	20	25	14	23	18	0	0	0	0	0	0	0	0	0	0	116
<b>Total</b>	<b>30</b>	<b>45</b>	<b>50</b>	<b>41</b>	<b>51</b>	<b>45</b>	<b>1</b>	<b>0</b>	<b>0</b>	<b>0</b>	<b>0</b>	<b>0</b>	<b>0</b>	<b>0</b>	<b>0</b>	<b>0</b>	<b>263</b>

**Enrolment By Grade and Gender**

Gender	Grade															Total
	K	1	2	3	4	5	6	7	8	9	10	11	12	4th		
Male	17	23	25	28	27	27	0	0	0	0	0	0	0	0	0	147
Female	16	20	26	13	23	18	0	0	0	0	0	0	0	0	0	116
<b>Total</b>	<b>33</b>	<b>43</b>	<b>51</b>	<b>41</b>	<b>50</b>	<b>45</b>	<b>0</b>	<b>0</b>	<b>0</b>	<b>0</b>	<b>0</b>	<b>0</b>	<b>0</b>	<b>0</b>	<b>0</b>	<b>263</b>

**Enrolment By Grade**

For 309 - Morris Academy, Mount Pearl



\* Data from the 2018-2019 AGR(Enrolment/Age as of the last day in Sept./Dec.)

\*\* Newfoundland Statistics Classification System

NLESD - Eastern Region

#310 - Mount Pearl Intermediate, Mount Pearl

Classification: Urban  
Offers Distance Education: No

Grades: 6-8

Number of Grades: 3

### Enrolment By Age and Gender

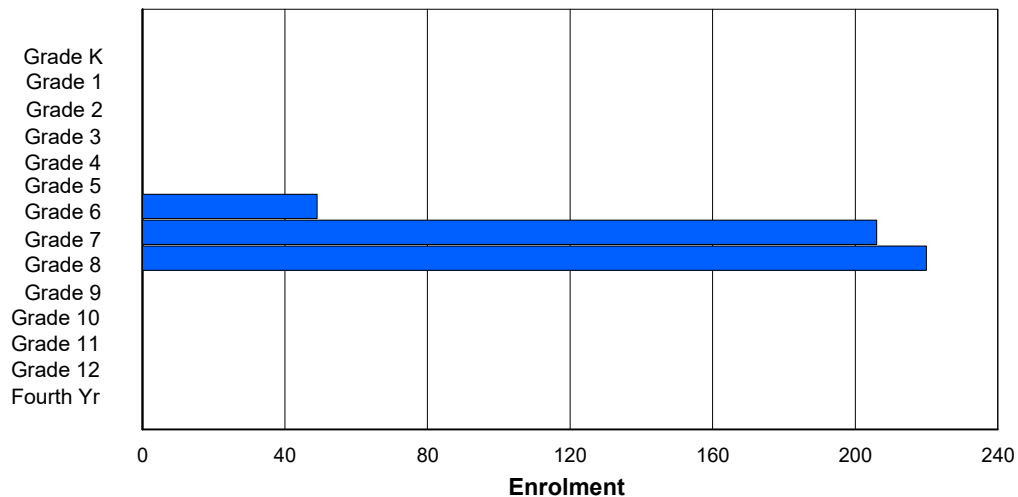
Gender	Age																Total
	5	6	7	8	9	10	11	12	13	14	15	16	17	18	19	20>	
Male	0	0	0	0	0	0	23	127	106	0	0	0	0	0	0	0	256
Female	0	0	0	0	0	0	24	122	110	2	0	0	0	0	0	0	258
<b>Total</b>	<b>0</b>	<b>0</b>	<b>0</b>	<b>0</b>	<b>0</b>	<b>0</b>	<b>47</b>	<b>249</b>	<b>216</b>	<b>2</b>	<b>0</b>	<b>0</b>	<b>0</b>	<b>0</b>	<b>0</b>	<b>0</b>	<b>514</b>

### Enrolment By Grade and Gender

Gender	Grade															Total
	K	1	2	3	4	5	6	7	8	9	10	11	12	4th		
Male	0	0	0	0	0	0	24	128	104	0	0	0	0	0	0	256
Female	0	0	0	0	0	0	24	124	110	0	0	0	0	0	0	258
<b>Total</b>	<b>0</b>	<b>0</b>	<b>0</b>	<b>0</b>	<b>0</b>	<b>0</b>	<b>48</b>	<b>252</b>	<b>214</b>	<b>0</b>	<b>0</b>	<b>0</b>	<b>0</b>	<b>0</b>	<b>0</b>	<b>514</b>

## Enrolment By Grade

For 310 - Mount Pearl Intermediate, Mount Pearl



\* Data from the 2018-2019 AGR(Enrolment/Age as of the last day in Sept./Dec.)

\*\* Newfoundland Statistics Classification System

NLESD - Eastern Region

#311 - Mount Pearl Senior High, Mount Pearl

Classification: Urban  
Offers Distance Education: No

Grades: 9-12

Number of Grades: 4

### Enrolment By Age and Gender

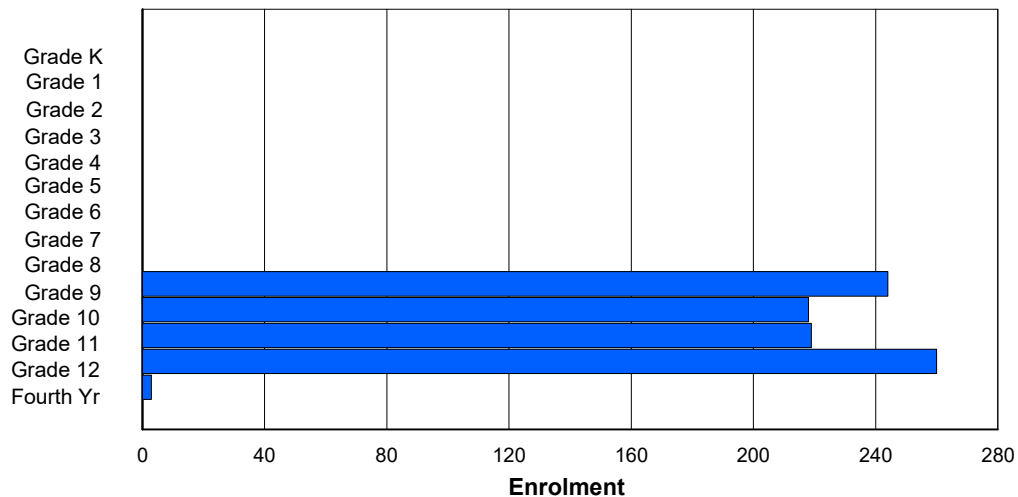
Gender	Age																Total
	5	6	7	8	9	10	11	12	13	14	15	16	17	18	19	20>	
Male	0	0	0	0	0	0	0	0	0	101	137	109	98	9	3	0	457
Female	0	0	0	0	0	0	0	0	1	107	111	109	113	5	0	1	447
<b>Total</b>	0	0	0	0	0	0	0	0	1	208	248	218	211	14	3	1	904

### Enrolment By Grade and Gender

Gender	Grade															Total
	K	1	2	3	4	5	6	7	8	9	10	11	12	4th		
Male	0	0	0	0	0	0	0	0	0	107	135	113	98	4	457	
Female	0	0	0	0	0	0	0	0	0	109	112	108	115	3	447	
<b>Total</b>	0	0	0	0	0	0	0	0	0	216	247	221	213	7	904	

## Enrolment By Grade

For 311 - Mount Pearl Senior High, Mount Pearl



\* Data from the 2018-2019 AGR(Enrolment/Age as of the last day in Sept./Dec.)

\*\* Newfoundland Statistics Classification System

NLESD - Eastern Region

#312 - Newtown Elementary, Mount Pearl

Classification: Urban  
Offers Distance Education: No

Grades: 4-6

Number of Grades: 3

### Enrolment By Age and Gender

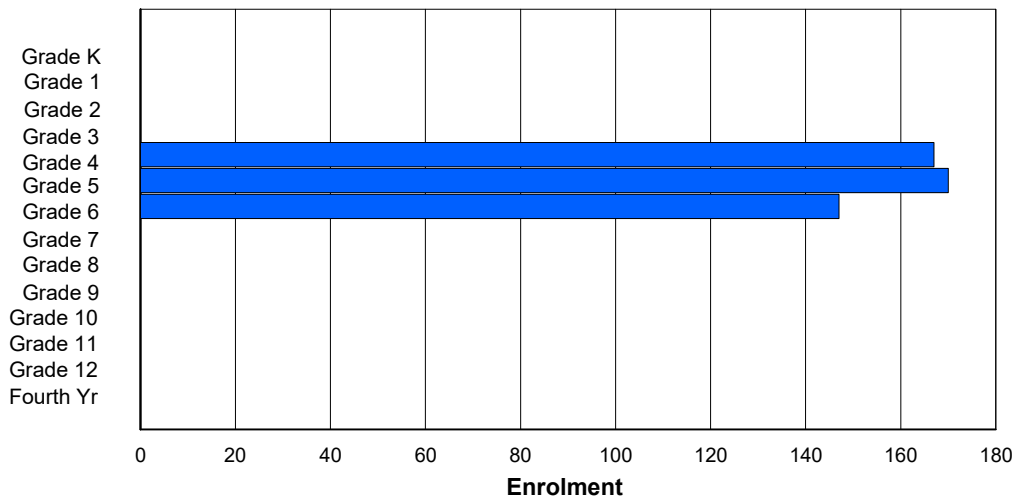
Gender	Age																Total
	5	6	7	8	9	10	11	12	13	14	15	16	17	18	19	20>	
Male	0	0	0	0	83	88	90	2	0	0	0	0	0	0	0	0	263
Female	0	0	0	0	80	82	74	1	0	0	0	0	0	0	0	0	237
<b>Total</b>	<b>0</b>	<b>0</b>	<b>0</b>	<b>0</b>	<b>163</b>	<b>170</b>	<b>164</b>	<b>3</b>	<b>0</b>	<b>0</b>	<b>0</b>	<b>0</b>	<b>0</b>	<b>0</b>	<b>0</b>	<b>0</b>	<b>500</b>

### Enrolment By Grade and Gender

Gender	Grade															Total
	K	1	2	3	4	5	6	7	8	9	10	11	12	4th		
Male	0	0	0	0	84	87	92	0	0	0	0	0	0	0	0	263
Female	0	0	0	0	80	82	75	0	0	0	0	0	0	0	0	237
<b>Total</b>	<b>0</b>	<b>0</b>	<b>0</b>	<b>0</b>	<b>164</b>	<b>169</b>	<b>167</b>	<b>0</b>	<b>0</b>	<b>0</b>	<b>0</b>	<b>0</b>	<b>0</b>	<b>0</b>	<b>0</b>	<b>500</b>

## Enrolment By Grade

For 312 - Newtown Elementary, Mount Pearl



\* Data from the 2018-2019 AGR(Enrolment/Age as of the last day in Sept./Dec.)

\*\* Newfoundland Statistics Classification System

## School Description Report 2019-20

NLESD - Eastern Region

#313 - O'Donel High School, Mount Pearl

Classification: Urban  
Offers Distance Education: No

Grades: 10-12

Number of Grades: 3

### Enrolment By Age and Gender

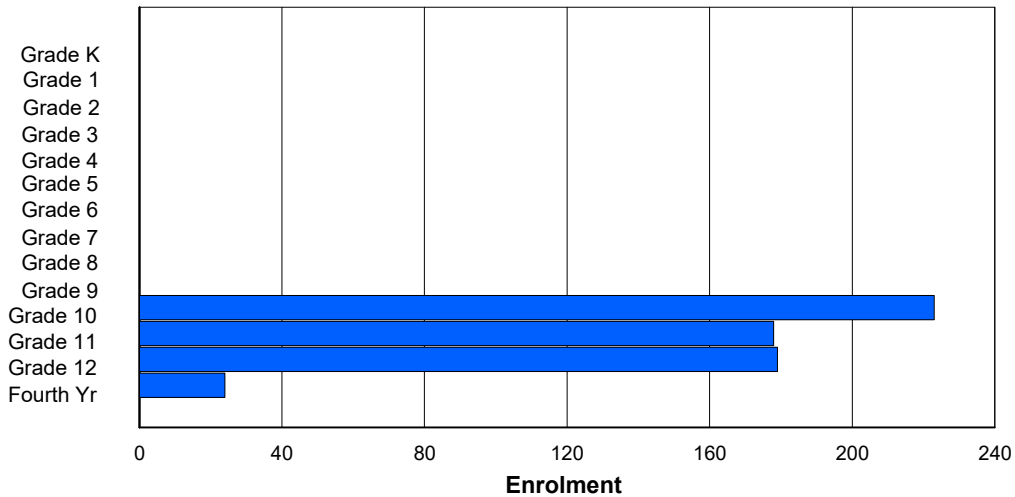
Gender	Age																Total
	5	6	7	8	9	10	11	12	13	14	15	16	17	18	19	20>	
Male	0	0	0	0	0	0	0	0	0	1	112	128	83	16	2	2	344
Female	0	0	0	0	0	0	0	0	0	0	99	95	85	11	0	0	290
<b>Total</b>	<b>0</b>	<b>0</b>	<b>0</b>	<b>0</b>	<b>0</b>	<b>0</b>	<b>0</b>	<b>0</b>	<b>0</b>	<b>1</b>	<b>211</b>	<b>223</b>	<b>168</b>	<b>27</b>	<b>2</b>	<b>2</b>	<b>634</b>

### Enrolment By Grade and Gender

Gender	Grade															Total
	K	1	2	3	4	5	6	7	8	9	10	11	12	4th		
Male	0	0	0	0	0	0	0	0	0	0	119	123	87	15	344	
Female	0	0	0	0	0	0	0	0	0	0	102	97	81	10	290	
<b>Total</b>	<b>0</b>	<b>0</b>	<b>0</b>	<b>0</b>	<b>0</b>	<b>0</b>	<b>0</b>	<b>0</b>	<b>0</b>	<b>0</b>	<b>221</b>	<b>220</b>	<b>168</b>	<b>25</b>	<b>634</b>	

## Enrolment By Grade

For 313 - O'Donel High School, Mount Pearl



\* Data from the 2018-2019 AGR(Enrolment/Age as of the last day in Sept./Dec.)

\*\* Newfoundland Statistics Classification System

NLESD - Eastern Region

#315 - St. Peter's Junior High, Mount Pearl

Classification: Urban  
Offers Distance Education: No

Grades: 7-9

Number of Grades: 3

**Enrolment By Age and Gender**

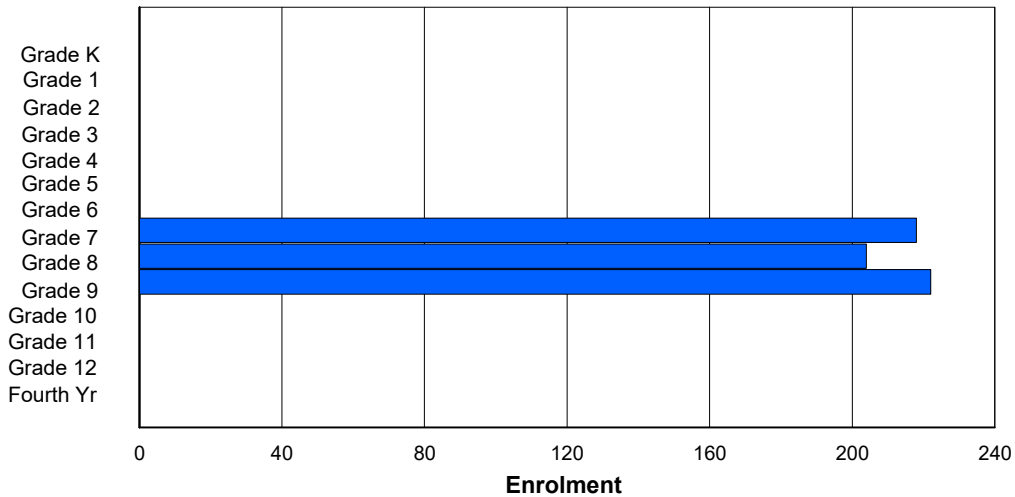
Gender	Age																Total
	5	6	7	8	9	10	11	12	13	14	15	16	17	18	19	20>	
Male	0	0	0	0	0	0	0	94	112	111	3	0	0	0	0	0	320
Female	0	0	0	0	0	0	0	106	111	91	2	0	0	0	0	0	310
<b>Total</b>	<b>0</b>	<b>0</b>	<b>0</b>	<b>0</b>	<b>0</b>	<b>0</b>	<b>0</b>	<b>200</b>	<b>223</b>	<b>202</b>	<b>5</b>	<b>0</b>	<b>0</b>	<b>0</b>	<b>0</b>	<b>0</b>	<b>630</b>

**Enrolment By Grade and Gender**

Gender	Grade															Total
	K	1	2	3	4	5	6	7	8	9	10	11	12	4th		
Male	0	0	0	0	0	0	0	96	112	112	0	0	0	0	0	320
Female	0	0	0	0	0	0	0	107	111	92	0	0	0	0	0	310
<b>Total</b>	<b>0</b>	<b>0</b>	<b>0</b>	<b>0</b>	<b>0</b>	<b>0</b>	<b>0</b>	<b>203</b>	<b>223</b>	<b>204</b>	<b>0</b>	<b>0</b>	<b>0</b>	<b>0</b>	<b>0</b>	<b>630</b>

**Enrolment By Grade**

For 315 - St. Peter's Junior High, Mount Pearl



\* Data from the 2018-2019 AGR(Enrolment/Age as of the last day in Sept./Dec.)

\*\* Newfoundland Statistics Classification System

NLESD - Eastern Region

#316 - St. Peter's Primary, Mount Pearl

Classification: Urban  
Offers Distance Education: No

Grades: K-3

Number of Grades: 4

**Enrolment By Age and Gender**

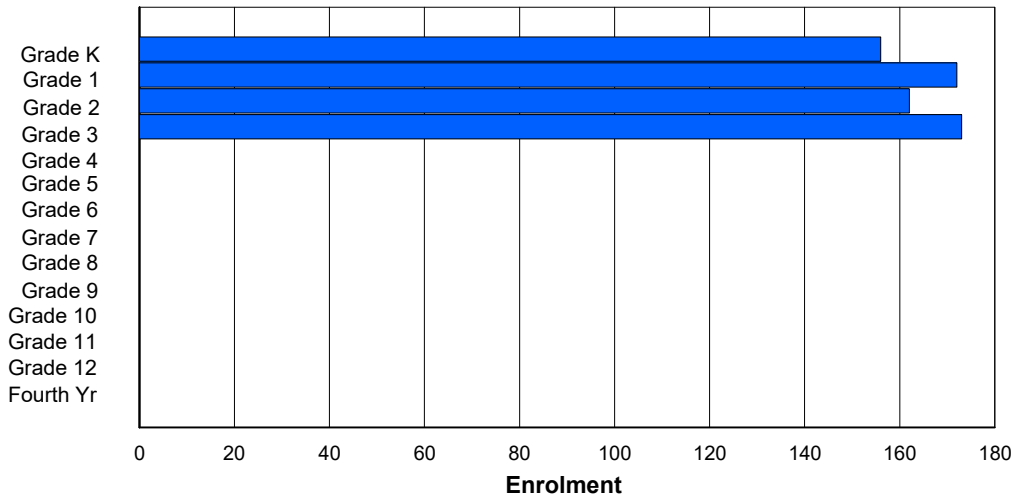
Gender	Age																Total
	5	6	7	8	9	10	11	12	13	14	15	16	17	18	19	20>	
Male	94	74	100	84	1	0	0	0	0	0	0	0	0	0	0	0	353
Female	89	89	79	79	2	0	0	0	0	0	0	0	0	0	0	0	338
<b>Total</b>	<b>183</b>	<b>163</b>	<b>179</b>	<b>163</b>	<b>3</b>	<b>0</b>	<b>0</b>	<b>0</b>	<b>0</b>	<b>0</b>	<b>0</b>	<b>0</b>	<b>0</b>	<b>0</b>	<b>0</b>	<b>0</b>	<b>691</b>

**Enrolment By Grade and Gender**

Gender	Grade															Total
	K	1	2	3	4	5	6	7	8	9	10	11	12	4th		
Male	97	73	99	84	0	0	0	0	0	0	0	0	0	0	0	353
Female	90	88	80	80	0	0	0	0	0	0	0	0	0	0	0	338
<b>Total</b>	<b>187</b>	<b>161</b>	<b>179</b>	<b>164</b>	<b>0</b>	<b>0</b>	<b>0</b>	<b>0</b>	<b>0</b>	<b>0</b>	<b>0</b>	<b>0</b>	<b>0</b>	<b>0</b>	<b>0</b>	<b>691</b>

**Enrolment By Grade**

For 316 - St. Peter's Primary, Mount Pearl



\* Data from the 2018-2019 AGR(Enrolment/Age as of the last day in Sept./Dec.)

\*\* Newfoundland Statistics Classification System



NLESD - Eastern Region

#317 - St. Francis of Assisi Elementary, Logy Bay/Middle Cove/Outer C

Classification: Urban  
Offers Distance Education: No

Grades: K-6

Number of Grades: 7

**Enrolment By Age and Gender**

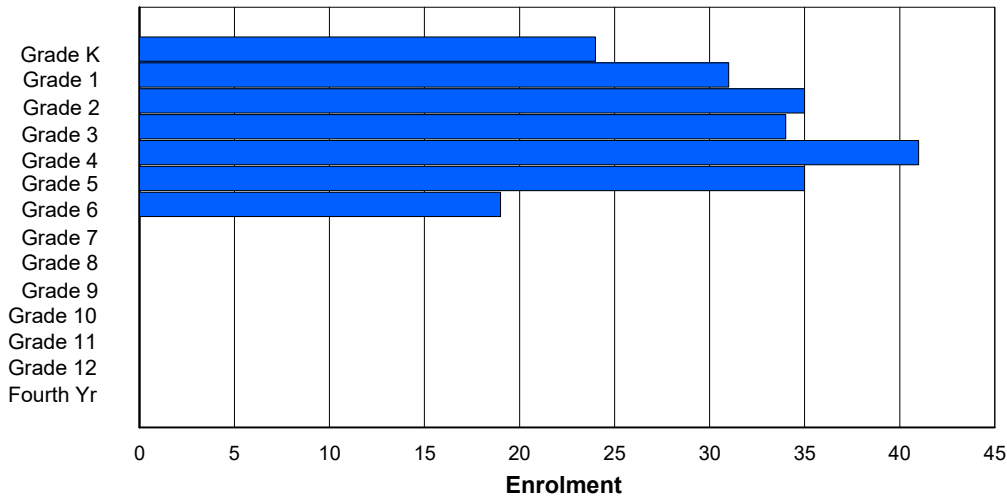
Gender	Age																Total
	5	6	7	8	9	10	11	12	13	14	15	16	17	18	19	20>	
Male	15	10	15	17	13	23	19	1	0	0	0	0	0	0	0	0	113
Female	10	13	16	19	18	19	15	0	0	0	0	0	0	0	0	0	110
<b>Total</b>	<b>25</b>	<b>23</b>	<b>31</b>	<b>36</b>	<b>31</b>	<b>42</b>	<b>34</b>	<b>1</b>	<b>0</b>	<b>0</b>	<b>0</b>	<b>0</b>	<b>0</b>	<b>0</b>	<b>0</b>	<b>0</b>	<b>223</b>

**Enrolment By Grade and Gender**

Gender	Grade															Total
	K	1	2	3	4	5	6	7	8	9	10	11	12	4th		
Male	15	10	15	17	14	22	20	0	0	0	0	0	0	0	0	113
Female	10	13	16	19	19	18	15	0	0	0	0	0	0	0	0	110
<b>Total</b>	<b>25</b>	<b>23</b>	<b>31</b>	<b>36</b>	<b>33</b>	<b>40</b>	<b>35</b>	<b>0</b>	<b>0</b>	<b>0</b>	<b>0</b>	<b>0</b>	<b>0</b>	<b>0</b>	<b>0</b>	<b>223</b>

**Enrolment By Grade**

For 317 - St. Francis of Assisi Elementary, Logy Bay/Middle Cove/Outer Cove



\* Data from the 2018-2019 AGR(Enrolment/Age as of the last day in Sept./Dec.)

\*\* Newfoundland Statistics Classification System

NLESD - Eastern Region

#318 - Holy Family Elementary, Paradise

Classification: Urban  
Offers Distance Education: No

Grades: K-6

Number of Grades: 7

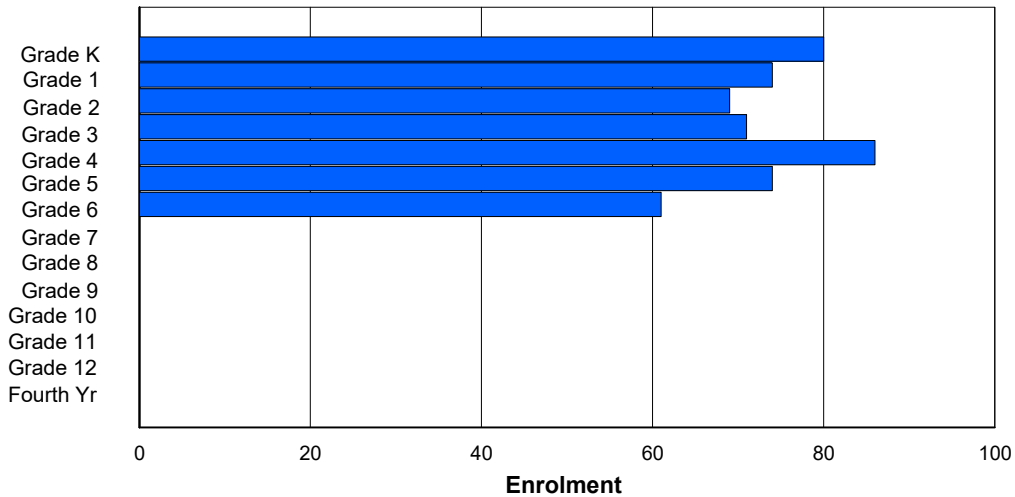
**Enrolment By Age and Gender**

Gender	Age																Total
	5	6	7	8	9	10	11	12	13	14	15	16	17	18	19	20>	
Male	50	49	35	33	40	41	39	1	0	0	0	0	0	0	0	0	288
Female	44	32	36	36	28	45	35	0	0	0	0	0	0	0	0	0	256
<b>Total</b>	<b>94</b>	<b>81</b>	<b>71</b>	<b>69</b>	<b>68</b>	<b>86</b>	<b>74</b>	<b>1</b>	<b>0</b>	<b>0</b>	<b>0</b>	<b>0</b>	<b>0</b>	<b>0</b>	<b>0</b>	<b>0</b>	<b>544</b>

**Enrolment By Grade and Gender**

Gender	Grade															Total
	K	1	2	3	4	5	6	7	8	9	10	11	12	4th		
Male	51	49	34	34	40	41	39	0	0	0	0	0	0	0	0	288
Female	44	32	36	36	28	46	34	0	0	0	0	0	0	0	0	256
<b>Total</b>	<b>95</b>	<b>81</b>	<b>70</b>	<b>70</b>	<b>68</b>	<b>87</b>	<b>73</b>	<b>0</b>	<b>0</b>	<b>0</b>	<b>0</b>	<b>0</b>	<b>0</b>	<b>0</b>	<b>0</b>	<b>544</b>

**Enrolment By Grade**  
For 318 - Holy Family Elementary, Paradise



\* Data from the 2018-2019 AGR(Enrolment/Age as of the last day in Sept./Dec.)

\*\* Newfoundland Statistics Classification System

NLESD - Eastern Region

#320 - Beachy Cove Elementary, Portugal Cove - St. Philip's

Classification: Urban  
Offers Distance Education: No

Grades: K-4

Number of Grades: 5

**Enrolment By Age and Gender**

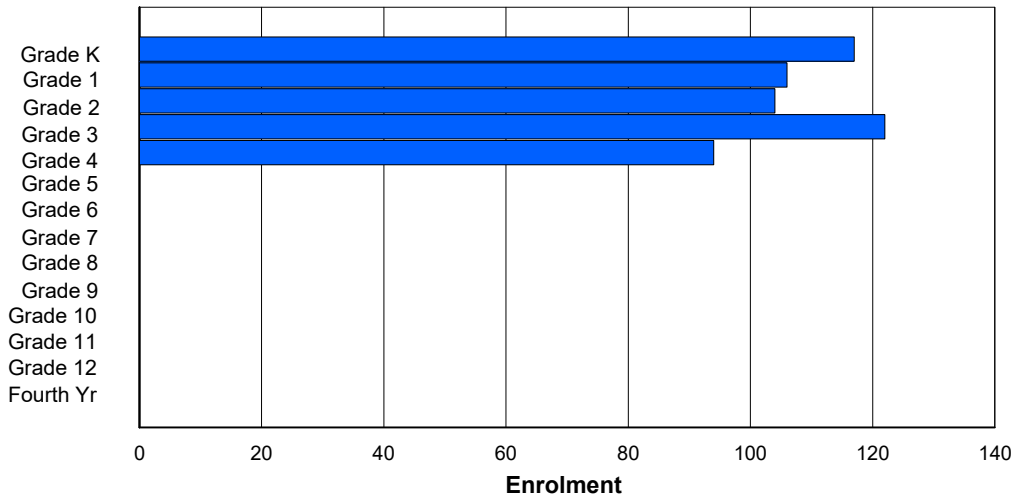
Gender	Age																Total
	5	6	7	8	9	10	11	12	13	14	15	16	17	18	19	20>	
Male	54	66	56	61	47	0	0	0	0	0	0	0	0	0	0	0	284
Female	55	51	46	42	70	1	0	0	0	0	0	0	0	0	0	0	265
<b>Total</b>	<b>109</b>	<b>117</b>	<b>102</b>	<b>103</b>	<b>117</b>	<b>1</b>	<b>0</b>	<b>0</b>	<b>0</b>	<b>0</b>	<b>0</b>	<b>0</b>	<b>0</b>	<b>0</b>	<b>0</b>	<b>0</b>	<b>549</b>

**Enrolment By Grade and Gender**

Gender	Grade															Total
	K	1	2	3	4	5	6	7	8	9	10	11	12	4th		
Male	54	66	56	62	46	0	0	0	0	0	0	0	0	0	0	284
Female	55	51	46	42	71	0	0	0	0	0	0	0	0	0	0	265
<b>Total</b>	<b>109</b>	<b>117</b>	<b>102</b>	<b>104</b>	<b>117</b>	<b>0</b>	<b>0</b>	<b>0</b>	<b>0</b>	<b>0</b>	<b>0</b>	<b>0</b>	<b>0</b>	<b>0</b>	<b>0</b>	<b>549</b>

**Enrolment By Grade**

For 320 - Beachy Cove Elementary, Portugal Cove - St. Philip's



\* Data from the 2018-2019 AGR(Enrolment/Age as of the last day in Sept./Dec.)

\*\* Newfoundland Statistics Classification System

NLESD - Eastern Region

#324 - Beaconsfield Junior High, St. John's

Classification: Urban  
Offers Distance Education: No

Grades: 7-9

Number of Grades: 3

### Enrolment By Age and Gender

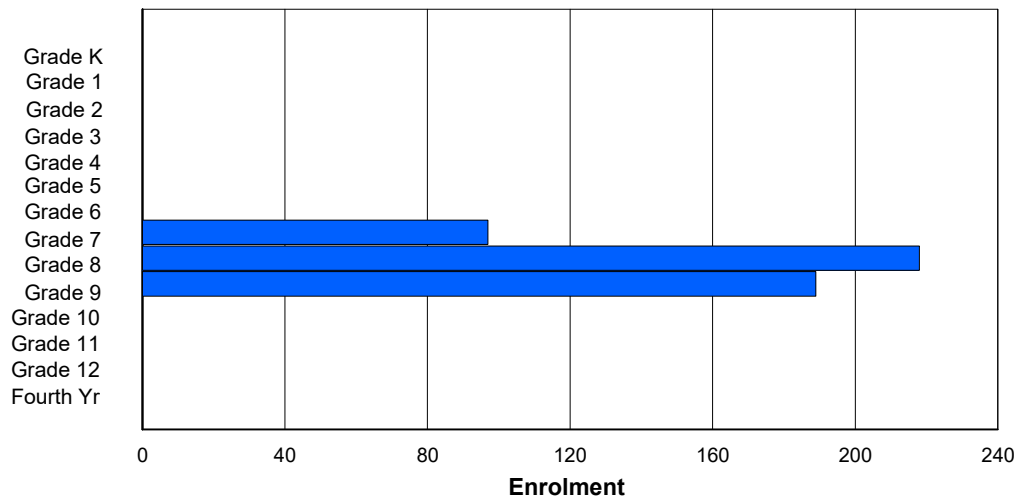
Gender	Age																Total
	5	6	7	8	9	10	11	12	13	14	15	16	17	18	19	20>	
Male	0	0	0	0	0	0	0	54	95	122	6	0	0	0	0	0	277
Female	0	0	0	0	0	0	0	64	90	97	4	0	0	0	0	0	255
<b>Total</b>	<b>0</b>	<b>0</b>	<b>0</b>	<b>0</b>	<b>0</b>	<b>0</b>	<b>0</b>	<b>118</b>	<b>185</b>	<b>219</b>	<b>10</b>	<b>0</b>	<b>0</b>	<b>0</b>	<b>0</b>	<b>0</b>	<b>532</b>

### Enrolment By Grade and Gender

Gender	Grade														Total
	K	1	2	3	4	5	6	7	8	9	10	11	12	4th	
Male	0	0	0	0	0	0	0	55	96	126	0	0	0	0	277
Female	0	0	0	0	0	0	0	65	90	100	0	0	0	0	255
<b>Total</b>	<b>0</b>	<b>0</b>	<b>0</b>	<b>0</b>	<b>0</b>	<b>0</b>	<b>0</b>	<b>120</b>	<b>186</b>	<b>226</b>	<b>0</b>	<b>0</b>	<b>0</b>	<b>0</b>	<b>532</b>

## Enrolment By Grade

For 324 - Beaconsfield Junior High, St. John's



\* Data from the 2018-2019 AGR(Enrolment/Age as of the last day in Sept./Dec.)

\*\* Newfoundland Statistics Classification System

NLESD - Eastern Region

#325 - Bishop Abraham Elementary, St. John's

Classification: Urban  
Offers Distance Education: No

Grades: K-6

Number of Grades: 7

**Enrolment By Age and Gender**

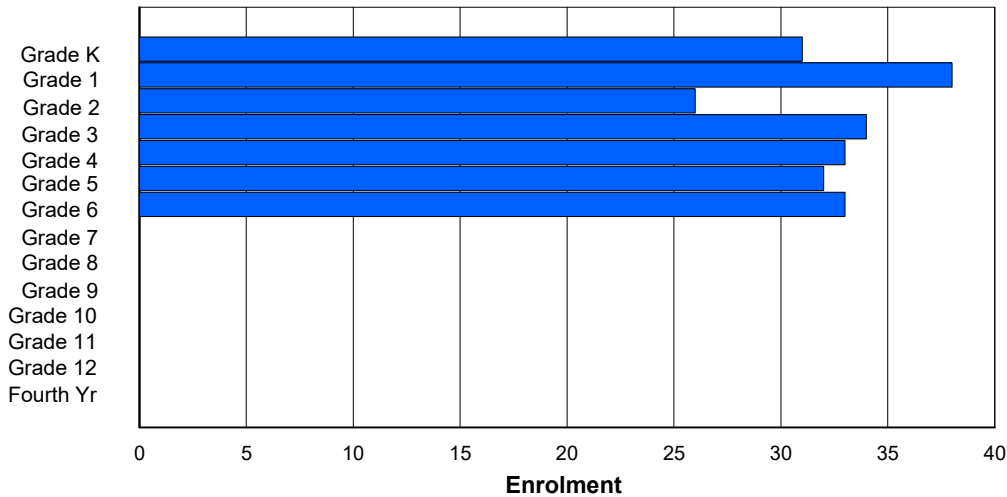
Gender	Age																Total
	5	6	7	8	9	10	11	12	13	14	15	16	17	18	19	20>	
Male	18	13	21	15	17	16	18	1	0	0	0	0	0	0	0	0	119
Female	12	13	16	8	17	13	12	4	0	0	0	0	0	0	0	0	95
<b>Total</b>	<b>30</b>	<b>26</b>	<b>37</b>	<b>23</b>	<b>34</b>	<b>29</b>	<b>30</b>	<b>5</b>	<b>0</b>	<b>0</b>	<b>0</b>	<b>0</b>	<b>0</b>	<b>0</b>	<b>0</b>	<b>0</b>	<b>214</b>

**Enrolment By Grade and Gender**

Gender	Grade															Total
	K	1	2	3	4	5	6	7	8	9	10	11	12	4th		
Male	18	13	22	16	15	20	15	0	0	0	0	0	0	0	0	119
Female	12	14	15	9	16	13	16	0	0	0	0	0	0	0	0	95
<b>Total</b>	<b>30</b>	<b>27</b>	<b>37</b>	<b>25</b>	<b>31</b>	<b>33</b>	<b>31</b>	<b>0</b>	<b>0</b>	<b>0</b>	<b>0</b>	<b>0</b>	<b>0</b>	<b>0</b>	<b>0</b>	<b>214</b>

**Enrolment By Grade**

For 325 - Bishop Abraham Elementary, St. John's



\* Data from the 2018-2019 AGR(Enrolment/Age as of the last day in Sept./Dec.)

\*\* Newfoundland Statistics Classification System

NLESD - Eastern Region

#326 - Bishop Feild Elementary, St. John's

Classification: Urban  
Offers Distance Education: No

Grades: K-6

Number of Grades: 7

**Enrolment By Age and Gender**

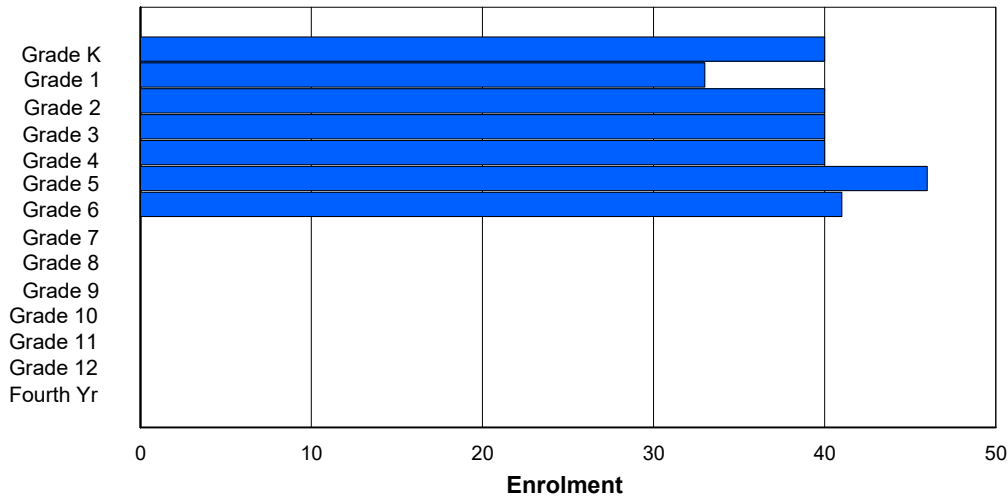
Gender	Age																Total
	5	6	7	8	9	10	11	12	13	14	15	16	17	18	19	20>	
Male	18	22	12	26	18	18	23	1	0	0	0	0	0	0	0	0	138
Female	19	19	19	16	22	19	23	0	0	0	0	0	0	0	0	0	137
<b>Total</b>	<b>37</b>	<b>41</b>	<b>31</b>	<b>42</b>	<b>40</b>	<b>37</b>	<b>46</b>	<b>1</b>	<b>0</b>	<b>0</b>	<b>0</b>	<b>0</b>	<b>0</b>	<b>0</b>	<b>0</b>	<b>275</b>	

**Enrolment By Grade and Gender**

Gender	Grade															Total
	K	1	2	3	4	5	6	7	8	9	10	11	12	4th		
Male	20	20	14	24	18	19	23	0	0	0	0	0	0	0	138	
Female	19	19	19	16	22	19	23	0	0	0	0	0	0	0	137	
<b>Total</b>	<b>39</b>	<b>39</b>	<b>33</b>	<b>40</b>	<b>40</b>	<b>38</b>	<b>46</b>	<b>0</b>	<b>0</b>	<b>0</b>	<b>0</b>	<b>0</b>	<b>0</b>	<b>0</b>	<b>275</b>	

**Enrolment By Grade**

For 326 - Bishop Feild Elementary, St. John's



\* Data from the 2018-2019 AGR(Enrolment/Age as of the last day in Sept./Dec.)

\*\* Newfoundland Statistics Classification System

NLESD - Eastern Region

#330 - Brother Rice Junior High, St. John's

Classification: Urban  
Offers Distance Education: No

Grades: 7-9

Number of Grades: 3

### Enrolment By Age and Gender

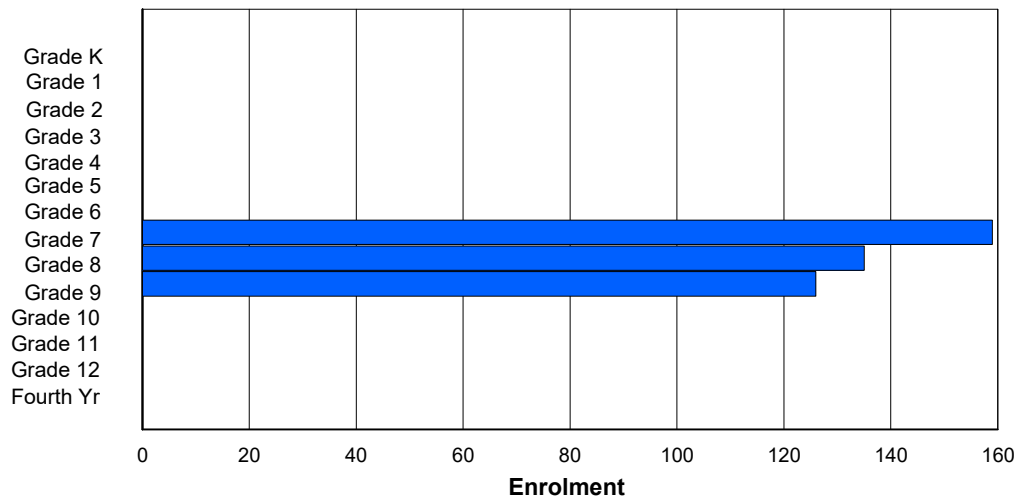
Gender	Age																Total
	5	6	7	8	9	10	11	12	13	14	15	16	17	18	19	20>	
Male	0	0	0	0	0	0	0	71	77	70	4	0	0	0	0	0	222
Female	0	0	0	0	0	0	1	67	76	63	4	0	0	0	0	0	211
<b>Total</b>	<b>0</b>	<b>0</b>	<b>0</b>	<b>0</b>	<b>0</b>	<b>0</b>	<b>1</b>	<b>138</b>	<b>153</b>	<b>133</b>	<b>8</b>	<b>0</b>	<b>0</b>	<b>0</b>	<b>0</b>	<b>0</b>	<b>433</b>

### Enrolment By Grade and Gender

Gender	Grade														Total
	K	1	2	3	4	5	6	7	8	9	10	11	12	4th	
Male	0	0	0	0	0	0	0	75	76	71	0	0	0	0	222
Female	0	0	0	0	0	0	0	69	76	66	0	0	0	0	211
<b>Total</b>	<b>0</b>	<b>0</b>	<b>0</b>	<b>0</b>	<b>0</b>	<b>0</b>	<b>0</b>	<b>144</b>	<b>152</b>	<b>137</b>	<b>0</b>	<b>0</b>	<b>0</b>	<b>0</b>	<b>433</b>

## Enrolment By Grade

For 330 - Brother Rice Junior High, St. John's



\* Data from the 2018-2019 AGR(Enrolment/Age as of the last day in Sept./Dec.)

\*\* Newfoundland Statistics Classification System

NLESD - Eastern Region

#331 - Cowan Heights Elementary, St. John's

Classification: Urban  
Offers Distance Education: No

Grades: K-7

Number of Grades: 8

### Enrolment By Age and Gender

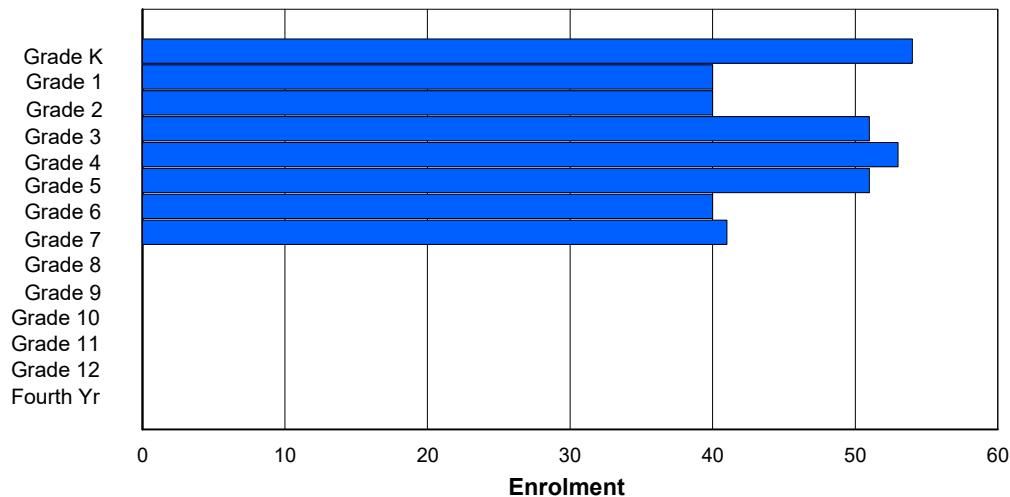
Gender	Age																Total
	5	6	7	8	9	10	11	12	13	14	15	16	17	18	19	20>	
Male	30	30	20	19	23	28	24	17	0	0	0	0	0	0	0	0	191
Female	30	23	20	24	27	25	29	16	0	0	0	0	0	0	0	0	194
<b>Total</b>	<b>60</b>	<b>53</b>	<b>40</b>	<b>43</b>	<b>50</b>	<b>53</b>	<b>53</b>	<b>33</b>	<b>0</b>	<b>0</b>	<b>0</b>	<b>0</b>	<b>0</b>	<b>0</b>	<b>0</b>	<b>0</b>	<b>385</b>

### Enrolment By Grade and Gender

Gender	Grade															Total
	K	1	2	3	4	5	6	7	8	9	10	11	12	4th		
Male	30	31	19	19	24	27	25	16	0	0	0	0	0	0	0	191
Female	30	23	20	25	26	26	28	16	0	0	0	0	0	0	0	194
<b>Total</b>	<b>60</b>	<b>54</b>	<b>39</b>	<b>44</b>	<b>50</b>	<b>53</b>	<b>53</b>	<b>32</b>	<b>0</b>	<b>0</b>	<b>0</b>	<b>0</b>	<b>0</b>	<b>0</b>	<b>0</b>	<b>385</b>

## Enrolment By Grade

For 331 - Cowan Heights Elementary, St. John's



\* Data from the 2018-2019 AGR(Enrolment/Age as of the last day in Sept./Dec.)

\*\* Newfoundland Statistics Classification System



NLESD - Eastern Region

#334 - Larkhall Academy, St. John's

Classification: Urban  
Offers Distance Education: No

Grades: K-5

Number of Grades: 6

**Enrolment By Age and Gender**

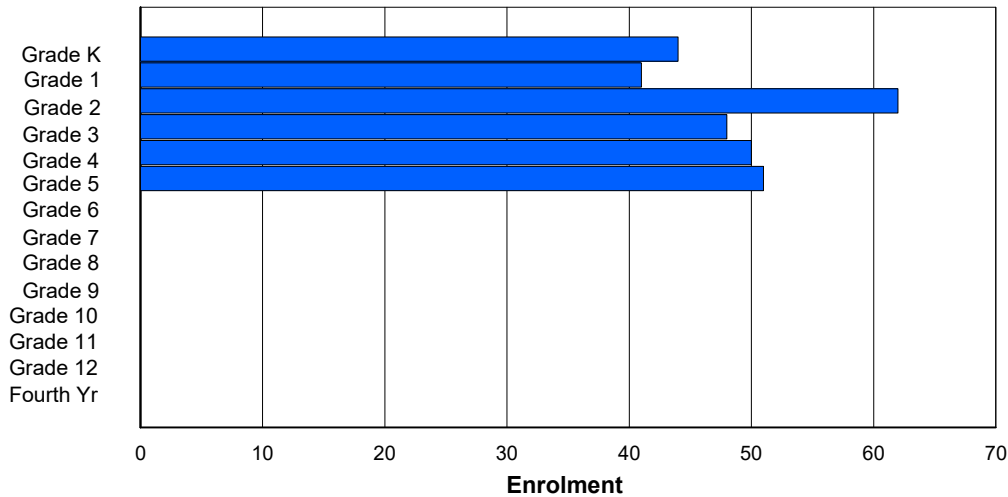
Gender	Age																Total
	5	6	7	8	9	10	11	12	13	14	15	16	17	18	19	20>	
Male	27	22	20	25	23	27	0	0	0	0	0	0	0	0	0	0	144
Female	26	27	22	31	32	26	0	0	0	0	0	0	0	0	0	0	164
<b>Total</b>	<b>53</b>	<b>49</b>	<b>42</b>	<b>56</b>	<b>55</b>	<b>53</b>	<b>0</b>	<b>0</b>	<b>0</b>	<b>0</b>	<b>0</b>	<b>0</b>	<b>0</b>	<b>0</b>	<b>0</b>	<b>0</b>	<b>308</b>

**Enrolment By Grade and Gender**

Gender	Grade															Total
	K	1	2	3	4	5	6	7	8	9	10	11	12	4th		
Male	28	21	20	27	24	25	0	0	0	0	0	0	0	0	0	145
Female	26	28	21	32	31	26	0	0	0	0	0	0	0	0	0	164
<b>Total</b>	<b>54</b>	<b>49</b>	<b>41</b>	<b>59</b>	<b>55</b>	<b>51</b>	<b>0</b>	<b>0</b>	<b>0</b>	<b>0</b>	<b>0</b>	<b>0</b>	<b>0</b>	<b>0</b>	<b>0</b>	<b>309</b>

**Enrolment By Grade**

For 334 - Larkhall Academy, St. John's



\* Data from the 2018-2019 AGR(Enrolment/Age as of the last day in Sept./Dec.)

\*\* Newfoundland Statistics Classification System

NLESD - Eastern Region

#335 - Leary's Brook Junior High, St. John's

Classification: Urban  
Offers Distance Education: No

Grades: 6-9

Number of Grades: 4

### Enrolment By Age and Gender

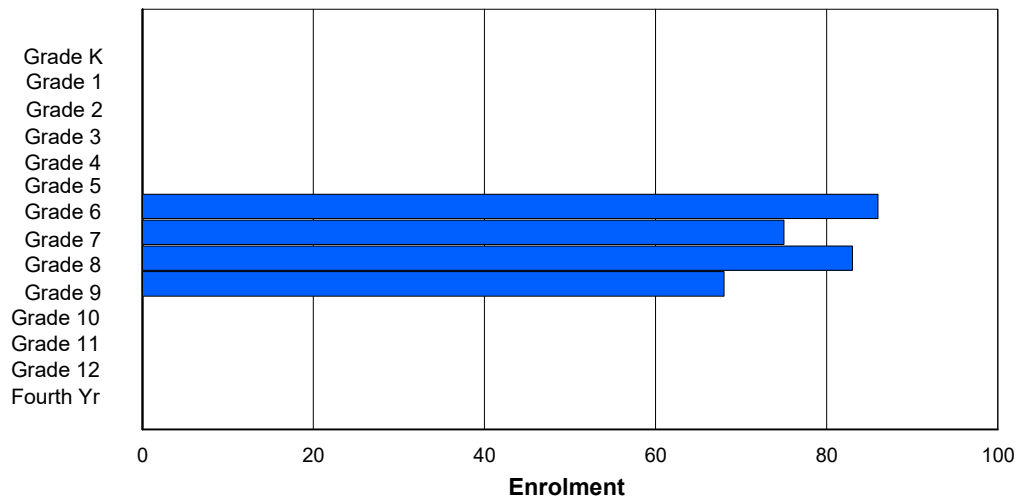
Gender	Age																Total
	5	6	7	8	9	10	11	12	13	14	15	16	17	18	19	20>	
Male	0	0	0	0	0	0	39	54	48	35	1	0	0	0	0	0	177
Female	0	0	0	0	0	0	47	39	41	36	2	0	0	0	0	0	165
<b>Total</b>	<b>0</b>	<b>0</b>	<b>0</b>	<b>0</b>	<b>0</b>	<b>0</b>	<b>86</b>	<b>93</b>	<b>89</b>	<b>71</b>	<b>3</b>	<b>0</b>	<b>0</b>	<b>0</b>	<b>0</b>	<b>0</b>	<b>342</b>

### Enrolment By Grade and Gender

Gender	Grade														Total
	K	1	2	3	4	5	6	7	8	9	10	11	12	4th	
Male	0	0	0	0	0	0	41	53	45	37	0	0	0	0	176
Female	0	0	0	0	0	0	47	43	36	39	0	0	0	0	165
<b>Total</b>	<b>0</b>	<b>0</b>	<b>0</b>	<b>0</b>	<b>0</b>	<b>0</b>	<b>88</b>	<b>96</b>	<b>81</b>	<b>76</b>	<b>0</b>	<b>0</b>	<b>0</b>	<b>0</b>	<b>341</b>

## Enrolment By Grade

For 335 - Leary's Brook Junior High, St. John's



\* Data from the 2018-2019 AGR(Enrolment/Age as of the last day in Sept./Dec.)

\*\* Newfoundland Statistics Classification System

NLESD - Eastern Region

#336 - Gonzaga Regional High, St. John's

Classification: Urban  
Offers Distance Education: No

Grades: 10-12

Number of Grades: 3

**Enrolment By Age and Gender**

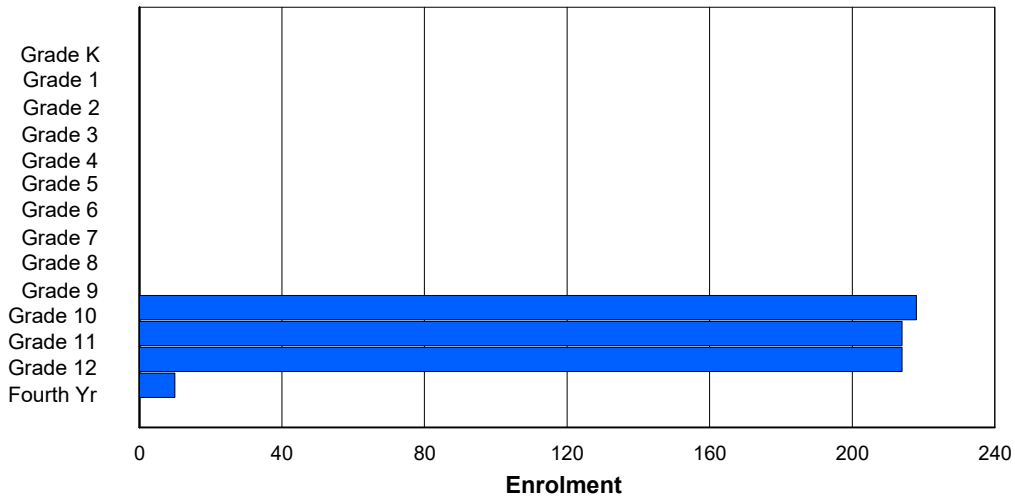
Gender	Age																Total
	5	6	7	8	9	10	11	12	13	14	15	16	17	18	19	20>	
Male	0	0	0	0	0	0	0	0	0	1	129	132	121	18	2	0	403
Female	0	0	0	0	0	0	0	0	0	1	102	91	98	7	2	0	301
<b>Total</b>	0	0	0	0	0	0	0	0	0	2	231	223	219	25	4	0	704

**Enrolment By Grade and Gender**

Gender	Grade															Total
	K	1	2	3	4	5	6	7	8	9	10	11	12	4th		
Male	0	0	0	0	0	0	0	0	0	0	136	130	125	12	403	
Female	0	0	0	0	0	0	0	0	0	0	106	95	93	7	301	
<b>Total</b>	0	0	0	0	0	0	0	0	0	0	242	225	218	19	704	

**Enrolment By Grade**

For 336 - Gonzaga Regional High, St. John's



\* Data from the 2018-2019 AGR(Enrolment/Age as of the last day in Sept./Dec.)

\*\* Newfoundland Statistics Classification System

NLESD - Eastern Region

#337 - Goulds Elementary, St. John's (Goulds)

Classification: Urban  
Offers Distance Education: No

Grades: K-5

Number of Grades: 6

**Enrolment By Age and Gender**

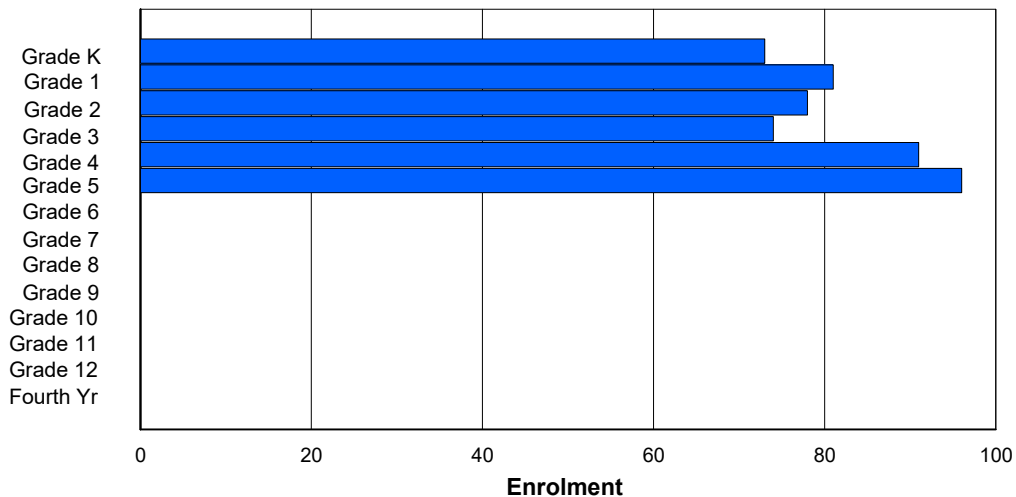
Gender	Age																Total
	5	6	7	8	9	10	11	12	13	14	15	16	17	18	19	20>	
Male	39	35	45	42	35	45	0	0	0	0	0	0	0	0	0	0	241
Female	40	37	40	36	41	43	1	0	0	0	0	0	0	0	0	0	238
<b>Total</b>	<b>79</b>	<b>72</b>	<b>85</b>	<b>78</b>	<b>76</b>	<b>88</b>	<b>1</b>	<b>0</b>	<b>0</b>	<b>0</b>	<b>0</b>	<b>0</b>	<b>0</b>	<b>0</b>	<b>0</b>	<b>0</b>	<b>479</b>

**Enrolment By Grade and Gender**

Gender	Grade															Total
	K	1	2	3	4	5	6	7	8	9	10	11	12	4th		
Male	39	35	46	41	35	45	0	0	0	0	0	0	0	0	0	241
Female	40	39	38	37	40	44	0	0	0	0	0	0	0	0	0	238
<b>Total</b>	<b>79</b>	<b>74</b>	<b>84</b>	<b>78</b>	<b>75</b>	<b>89</b>	<b>0</b>	<b>0</b>	<b>0</b>	<b>0</b>	<b>0</b>	<b>0</b>	<b>0</b>	<b>0</b>	<b>0</b>	<b>479</b>

**Enrolment By Grade**

For 337 - Goulds Elementary, St. John's (Goulds)



\* Data from the 2018-2019 AGR(Enrolment/Age as of the last day in Sept./Dec.)

\*\* Newfoundland Statistics Classification System

NLESD - Eastern Region

#340 - Holy Heart of Mary Regional High, St. John's

Classification: Urban  
Offers Distance Education: No

Grades: 10-12

Number of Grades: 3

**Enrolment By Age and Gender**

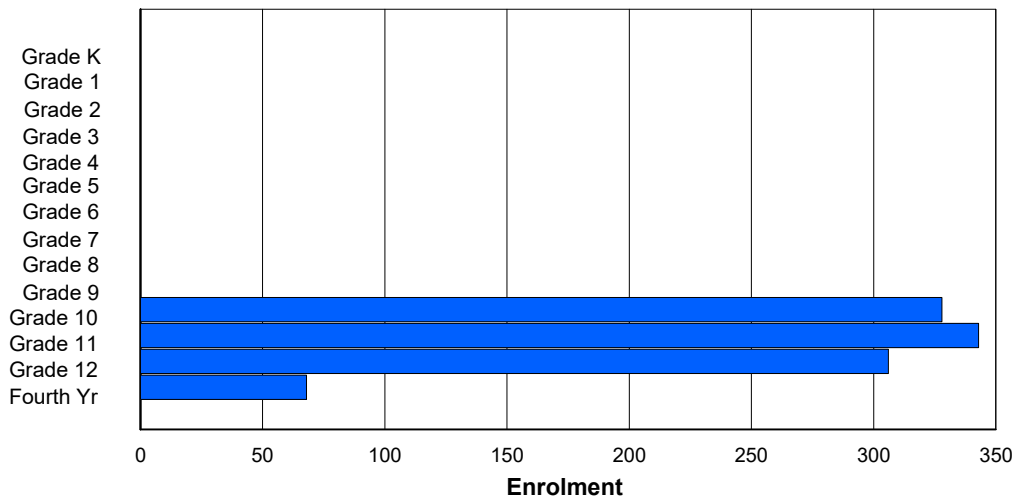
Gender	Age																	Total
	5	6	7	8	9	10	11	12	13	14	15	16	17	18	19	20>		
Male	0	0	0	0	0	0	0	0	0	2	133	148	168	27	13	1	492	
Female	0	0	0	0	0	0	0	0	0	2	130	170	163	18	4	1	488	
<b>Total</b>	<b>0</b>	<b>0</b>	<b>0</b>	<b>0</b>	<b>0</b>	<b>0</b>	<b>0</b>	<b>0</b>	<b>0</b>	<b>4</b>	<b>263</b>	<b>318</b>	<b>331</b>	<b>45</b>	<b>17</b>	<b>2</b>	<b>980</b>	

**Enrolment By Grade and Gender**

Gender	Grade															Total
	K	1	2	3	4	5	6	7	8	9	10	11	12	4th		
Male	0	0	0	0	0	0	0	0	0	0	140	155	169	35	499	
Female	0	0	0	0	0	0	0	0	0	0	141	170	160	21	492	
<b>Total</b>	<b>0</b>	<b>0</b>	<b>0</b>	<b>0</b>	<b>0</b>	<b>0</b>	<b>0</b>	<b>0</b>	<b>0</b>	<b>0</b>	<b>281</b>	<b>325</b>	<b>329</b>	<b>56</b>	<b>991</b>	

**Enrolment By Grade**

For 340 - Holy Heart of Mary Regional High, St. John's



\* Data from the 2018-2019 AGR(Enrolment/Age as of the last day in Sept./Dec.)

\*\* Newfoundland Statistics Classification System

NLESD - Eastern Region

#342 - Macdonald Drive Elementary, St. John's

Classification: Urban  
Offers Distance Education: No

Grades: K-6

Number of Grades: 7

**Enrolment By Age and Gender**

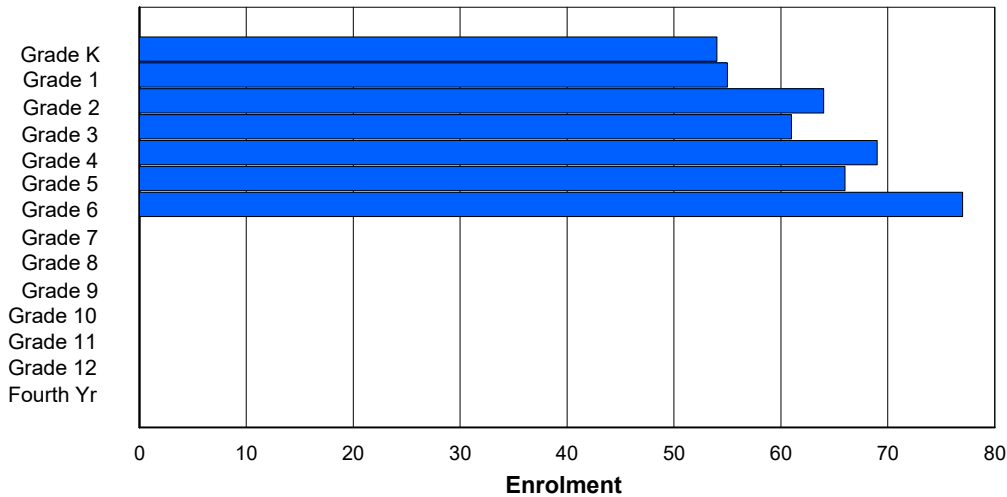
Gender	Age																Total
	5	6	7	8	9	10	11	12	13	14	15	16	17	18	19	20>	
Male	38	15	24	29	35	46	22	2	0	0	0	0	0	0	0	0	211
Female	28	34	35	33	34	26	36	0	0	0	0	0	0	0	0	0	226
<b>Total</b>	<b>66</b>	<b>49</b>	<b>59</b>	<b>62</b>	<b>69</b>	<b>72</b>	<b>58</b>	<b>2</b>	<b>0</b>	<b>0</b>	<b>0</b>	<b>0</b>	<b>0</b>	<b>0</b>	<b>0</b>	<b>0</b>	<b>437</b>

**Enrolment By Grade and Gender**

Gender	Grade															Total
	K	1	2	3	4	5	6	7	8	9	10	11	12	4th		
Male	39	16	22	30	34	45	25	0	0	0	0	0	0	0	0	211
Female	28	35	33	35	33	25	37	0	0	0	0	0	0	0	0	226
<b>Total</b>	<b>67</b>	<b>51</b>	<b>55</b>	<b>65</b>	<b>67</b>	<b>70</b>	<b>62</b>	<b>0</b>	<b>0</b>	<b>0</b>	<b>0</b>	<b>0</b>	<b>0</b>	<b>0</b>	<b>0</b>	<b>437</b>

**Enrolment By Grade**

For 342 - Macdonald Drive Elementary, St. John's



\* Data from the 2018-2019 AGR(Enrolment/Age as of the last day in Sept./Dec.)

\*\* Newfoundland Statistics Classification System

NLESD - Eastern Region

#343 - Macdonald Drive Junior High, St. John's

Classification: Urban  
Offers Distance Education: No

Grades: 7-9

Number of Grades: 3

**Enrolment By Age and Gender**

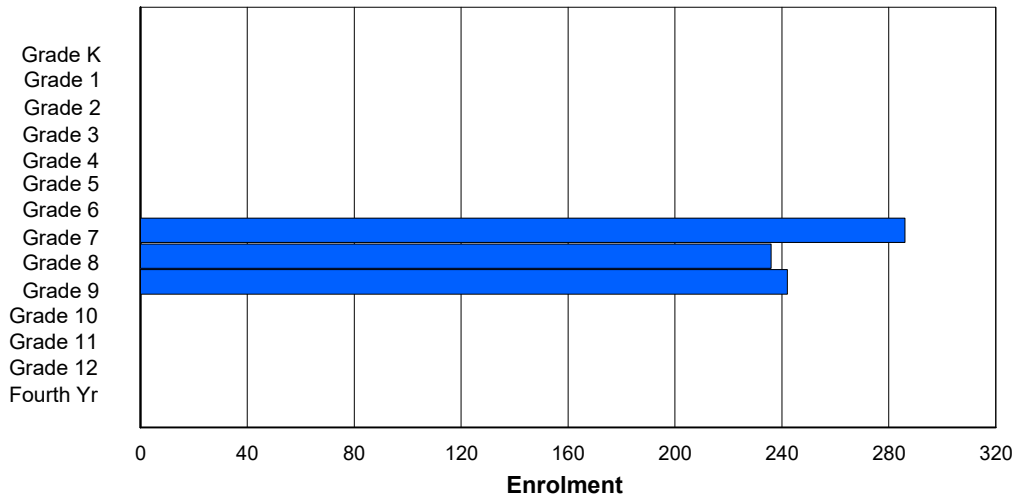
Gender	Age																Total
	5	6	7	8	9	10	11	12	13	14	15	16	17	18	19	20>	
Male	0	0	0	0	0	0	0	123	157	112	5	0	0	0	0	0	397
Female	0	0	0	0	0	0	0	112	128	125	2	0	0	0	0	0	367
<b>Total</b>	<b>0</b>	<b>0</b>	<b>0</b>	<b>0</b>	<b>0</b>	<b>0</b>	<b>0</b>	<b>235</b>	<b>285</b>	<b>237</b>	<b>7</b>	<b>0</b>	<b>0</b>	<b>0</b>	<b>0</b>	<b>0</b>	<b>764</b>

**Enrolment By Grade and Gender**

Gender	Grade															Total
	K	1	2	3	4	5	6	7	8	9	10	11	12	4th		
Male	0	0	0	0	0	0	0	127	160	110	0	0	0	0	397	
Female	0	0	0	0	0	0	0	113	127	127	0	0	0	0	367	
<b>Total</b>	<b>0</b>	<b>0</b>	<b>0</b>	<b>0</b>	<b>0</b>	<b>0</b>	<b>0</b>	<b>240</b>	<b>287</b>	<b>237</b>	<b>0</b>	<b>0</b>	<b>0</b>	<b>0</b>	<b>764</b>	

**Enrolment By Grade**

For 343 - Macdonald Drive Junior High, St. John's



\* Data from the 2018-2019 AGR(Enrolment/Age as of the last day in Sept./Dec.)

\*\* Newfoundland Statistics Classification System

NLESD - Eastern Region

#345 - Mary Queen of Peace Elementary, St. John's

Classification: Urban  
Offers Distance Education: No

Grades: K-6

Number of Grades: 7

### Enrolment By Age and Gender

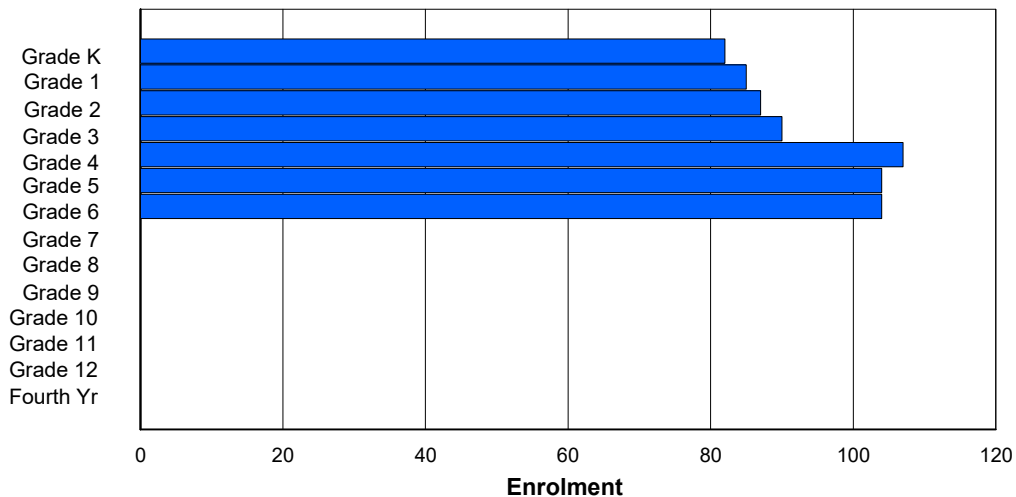
Gender	Age																Total
	5	6	7	8	9	10	11	12	13	14	15	16	17	18	19	20>	
Male	43	40	42	38	51	53	53	2	0	0	0	0	0	0	0	0	322
Female	40	40	46	43	41	50	46	1	0	0	0	0	0	0	0	0	307
<b>Total</b>	<b>83</b>	<b>80</b>	<b>88</b>	<b>81</b>	<b>92</b>	<b>103</b>	<b>99</b>	<b>3</b>	<b>0</b>	<b>0</b>	<b>0</b>	<b>0</b>	<b>0</b>	<b>0</b>	<b>0</b>	<b>0</b>	<b>629</b>

### Enrolment By Grade and Gender

Gender	Grade															Total
	K	1	2	3	4	5	6	7	8	9	10	11	12	4th		
Male	44	39	42	40	49	52	56	0	0	0	0	0	0	0	0	322
Female	40	41	45	43	41	50	47	0	0	0	0	0	0	0	0	307
<b>Total</b>	<b>84</b>	<b>80</b>	<b>87</b>	<b>83</b>	<b>90</b>	<b>102</b>	<b>103</b>	<b>0</b>	<b>0</b>	<b>0</b>	<b>0</b>	<b>0</b>	<b>0</b>	<b>0</b>	<b>0</b>	<b>629</b>

## Enrolment By Grade

For 345 - Mary Queen of Peace Elementary, St. John's



\* Data from the 2018-2019 AGR(Enrolment/Age as of the last day in Sept./Dec.)

\*\* Newfoundland Statistics Classification System



NLESD - Eastern Region

#347 - Prince of Wales Collegiate, St. John's

Classification: Urban  
Offers Distance Education: No

Grades: 10-12

Number of Grades: 3

### Enrolment By Age and Gender

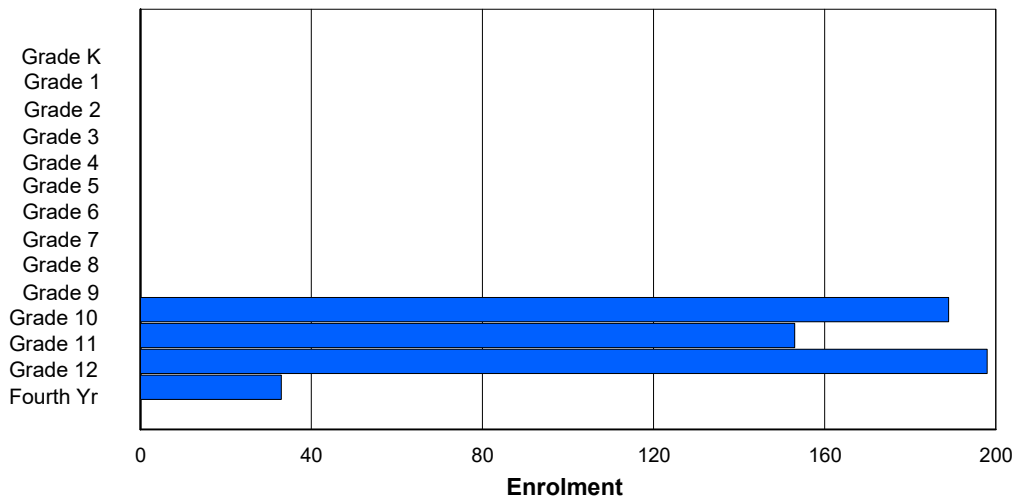
Gender	Age																Total
	5	6	7	8	9	10	11	12	13	14	15	16	17	18	19	20>	
Male	0	0	0	0	0	0	0	0	0	0	84	99	87	11	4	3	288
Female	0	0	0	0	0	0	0	0	0	0	76	92	71	11	3	1	254
<b>Total</b>	<b>0</b>	<b>0</b>	<b>0</b>	<b>0</b>	<b>0</b>	<b>0</b>	<b>0</b>	<b>0</b>	<b>0</b>	<b>0</b>	<b>160</b>	<b>191</b>	<b>158</b>	<b>22</b>	<b>7</b>	<b>4</b>	<b>542</b>

### Enrolment By Grade and Gender

Gender	Grade															Total
	K	1	2	3	4	5	6	7	8	9	10	11	12	4th		
Male	0	0	0	0	0	0	0	0	0	0	90	98	86	14	288	
Female	0	0	0	0	0	0	0	0	0	0	79	91	71	13	254	
<b>Total</b>	<b>0</b>	<b>0</b>	<b>0</b>	<b>0</b>	<b>0</b>	<b>0</b>	<b>0</b>	<b>0</b>	<b>0</b>	<b>0</b>	<b>169</b>	<b>189</b>	<b>157</b>	<b>27</b>	<b>542</b>	

## Enrolment By Grade

For 347 - Prince of Wales Collegiate, St. John's



\* Data from the 2018-2019 AGR(Enrolment/Age as of the last day in Sept./Dec.)

\*\* Newfoundland Statistics Classification System

NLESD - Eastern Region

#348 - Roncalli Elementary, St. John's

Classification: Urban  
Offers Distance Education: No

Grades: K-6

Number of Grades: 7

**Enrolment By Age and Gender**

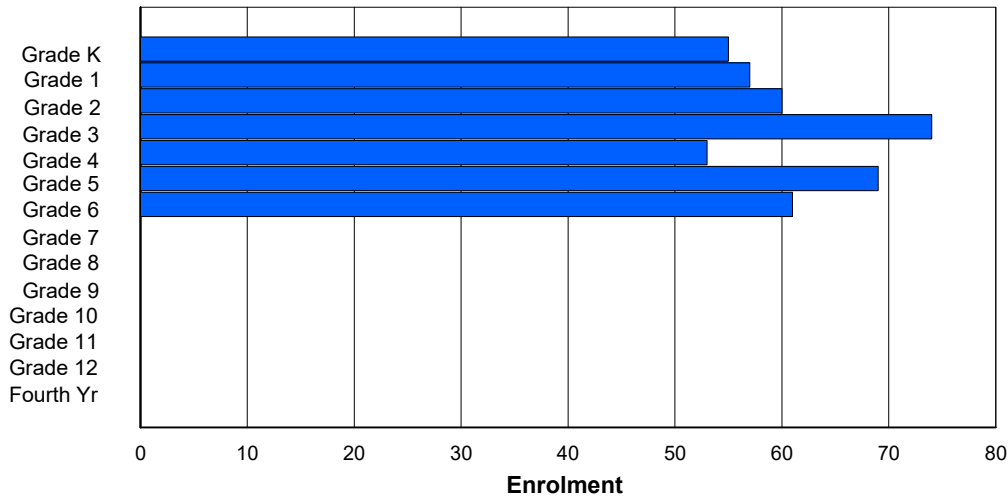
Gender	Age																Total
	5	6	7	8	9	10	11	12	13	14	15	16	17	18	19	20>	
Male	23	21	29	31	39	24	32	1	0	0	0	0	0	0	0	0	200
Female	29	35	31	26	35	25	38	0	0	0	0	0	0	0	0	0	219
<b>Total</b>	<b>52</b>	<b>56</b>	<b>60</b>	<b>57</b>	<b>74</b>	<b>49</b>	<b>70</b>	<b>1</b>	<b>0</b>	<b>0</b>	<b>0</b>	<b>0</b>	<b>0</b>	<b>0</b>	<b>0</b>	<b>0</b>	<b>419</b>

**Enrolment By Grade and Gender**

Gender	Grade															Total
	K	1	2	3	4	5	6	7	8	9	10	11	12	4th		
Male	24	21	28	34	36	25	32	0	0	0	0	0	0	0	0	200
Female	30	34	31	26	35	26	37	0	0	0	0	0	0	0	0	219
<b>Total</b>	<b>54</b>	<b>55</b>	<b>59</b>	<b>60</b>	<b>71</b>	<b>51</b>	<b>69</b>	<b>0</b>	<b>0</b>	<b>0</b>	<b>0</b>	<b>0</b>	<b>0</b>	<b>0</b>	<b>0</b>	<b>419</b>

**Enrolment By Grade**

For 348 - Roncalli Elementary, St. John's



\* Data from the 2018-2019 AGR(Enrolment/Age as of the last day in Sept./Dec.)

\*\* Newfoundland Statistics Classification System

NLESD - Eastern Region

#349 - St. Andrew's Elementary, St. John's

Classification: Urban  
Offers Distance Education: No

Grades: K-5

Number of Grades: 6

**Enrolment By Age and Gender**

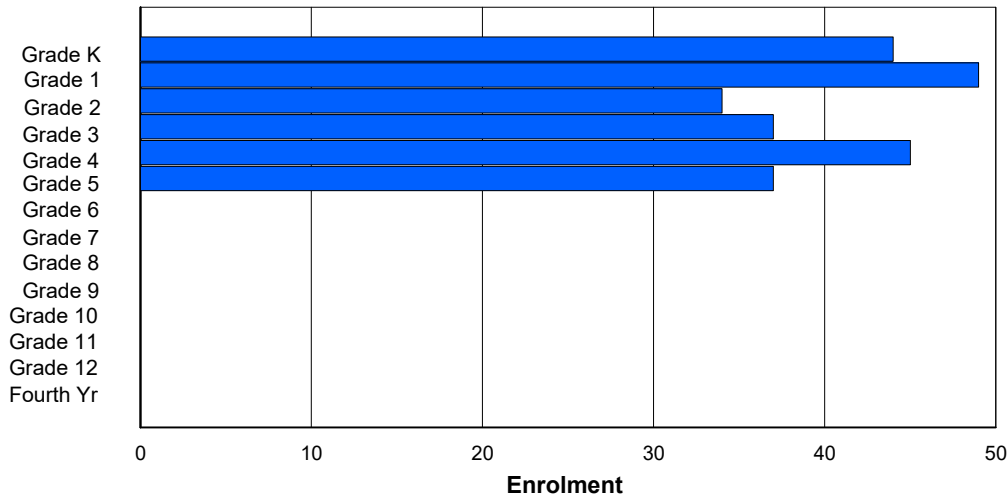
Gender	Age																	Total
	5	6	7	8	9	10	11	12	13	14	15	16	17	18	19	20>		
Male	23	23	23	28	17	24	0	0	0	0	0	0	0	0	0	0	138	
Female	34	19	22	7	20	24	0	0	0	0	0	0	0	0	0	0	126	
<b>Total</b>	<b>57</b>	<b>42</b>	<b>45</b>	<b>35</b>	<b>37</b>	<b>48</b>	<b>0</b>	<b>0</b>	<b>0</b>	<b>0</b>	<b>0</b>	<b>0</b>	<b>0</b>	<b>0</b>	<b>0</b>	<b>0</b>	<b>264</b>	

**Enrolment By Grade and Gender**

Gender	Grade															Total
	K	1	2	3	4	5	6	7	8	9	10	11	12	4th		
Male	23	22	25	27	20	21	0	0	0	0	0	0	0	0	138	
Female	35	18	22	8	19	24	0	0	0	0	0	0	0	0	126	
<b>Total</b>	<b>58</b>	<b>40</b>	<b>47</b>	<b>35</b>	<b>39</b>	<b>45</b>	<b>0</b>	<b>0</b>	<b>0</b>	<b>0</b>	<b>0</b>	<b>0</b>	<b>0</b>	<b>0</b>	<b>264</b>	

**Enrolment By Grade**

For 349 - St. Andrew's Elementary, St. John's



\* Data from the 2018-2019 AGR(Enrolment/Age as of the last day in Sept./Dec.)

\*\* Newfoundland Statistics Classification System

NLESD - Eastern Region

#350 - St. John Bosco School, St. John's

Classification: Urban  
Offers Distance Education: No

Grades: K-9

Number of Grades: 10

**Enrolment By Age and Gender**

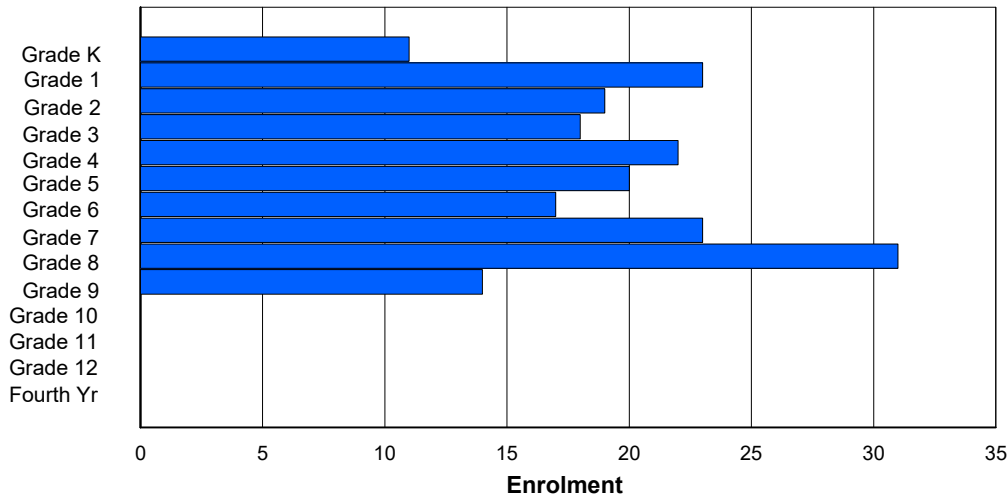
Gender	Age																Total
	5	6	7	8	9	10	11	12	13	14	15	16	17	18	19	20>	
Male	7	5	12	10	11	11	11	8	12	17	0	0	0	0	0	0	104
Female	11	5	9	8	7	11	9	6	9	9	0	0	0	0	0	0	84
<b>Total</b>	<b>18</b>	<b>10</b>	<b>21</b>	<b>18</b>	<b>18</b>	<b>22</b>	<b>20</b>	<b>14</b>	<b>21</b>	<b>26</b>	<b>0</b>	<b>0</b>	<b>0</b>	<b>0</b>	<b>0</b>	<b>0</b>	<b>188</b>

**Enrolment By Grade and Gender**

Gender	Grade															Total
	K	1	2	3	4	5	6	7	8	9	10	11	12	4th		
Male	7	5	12	10	11	11	11	8	13	16	0	0	0	0	104	
Female	11	5	10	7	7	11	9	6	9	9	0	0	0	0	84	
<b>Total</b>	<b>18</b>	<b>10</b>	<b>22</b>	<b>17</b>	<b>18</b>	<b>22</b>	<b>20</b>	<b>14</b>	<b>22</b>	<b>25</b>	<b>0</b>	<b>0</b>	<b>0</b>	<b>0</b>	<b>188</b>	

**Enrolment By Grade**

For 350 - St. John Bosco School, St. John's



\* Data from the 2018-2019 AGR(Enrolment/Age as of the last day in Sept./Dec.)

\*\* Newfoundland Statistics Classification System

NLESD - Eastern Region

#353 - St. Kevin's Junior High, St. John's (Goulds)

Classification: Urban  
Offers Distance Education: No

Grades: 6-8

Number of Grades: 3

**Enrolment By Age and Gender**

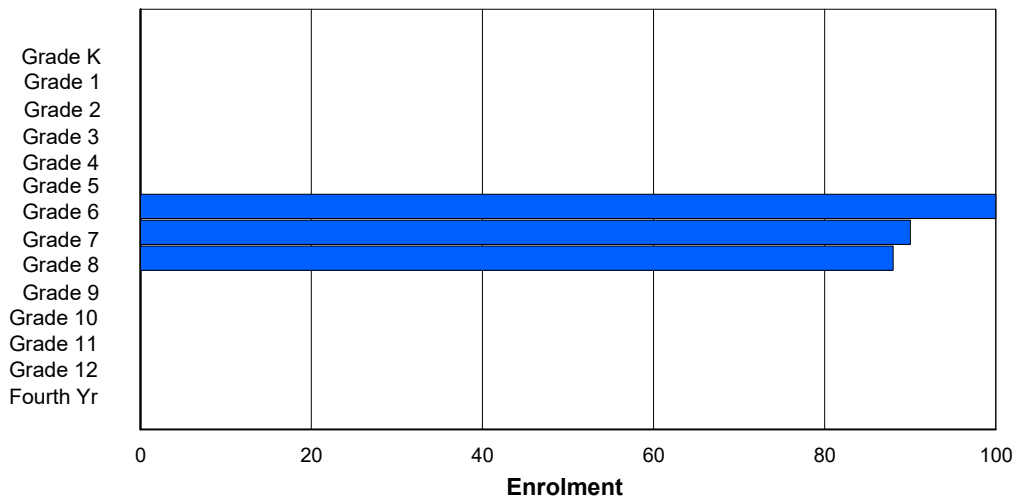
Gender	Age																Total
	5	6	7	8	9	10	11	12	13	14	15	16	17	18	19	20>	
Male	0	0	0	0	0	0	49	51	46	0	0	0	0	0	0	0	146
Female	0	0	0	0	0	0	45	46	43	0	0	0	0	0	0	0	134
<b>Total</b>	<b>0</b>	<b>0</b>	<b>0</b>	<b>0</b>	<b>0</b>	<b>0</b>	<b>94</b>	<b>97</b>	<b>89</b>	<b>0</b>	<b>0</b>	<b>0</b>	<b>0</b>	<b>0</b>	<b>0</b>	<b>0</b>	<b>280</b>

**Enrolment By Grade and Gender**

Gender	Grade															Total
	K	1	2	3	4	5	6	7	8	9	10	11	12	4th		
Male	0	0	0	0	0	0	50	51	45	0	0	0	0	0	146	
Female	0	0	0	0	0	0	45	46	43	0	0	0	0	0	134	
<b>Total</b>	<b>0</b>	<b>0</b>	<b>0</b>	<b>0</b>	<b>0</b>	<b>0</b>	<b>95</b>	<b>97</b>	<b>88</b>	<b>0</b>	<b>0</b>	<b>0</b>	<b>0</b>	<b>0</b>	<b>280</b>	

**Enrolment By Grade**

For 353 - St. Kevin's Junior High, St. John's (Goulds)



\* Data from the 2018-2019 AGR(Enrolment/Age as of the last day in Sept./Dec.)

\*\* Newfoundland Statistics Classification System

NLESD - Eastern Region

#354 - St. Kevin's High, St. John's (Goulds)

Classification: Urban  
Offers Distance Education: No

Grades: 9-12

Number of Grades: 4

### Enrolment By Age and Gender

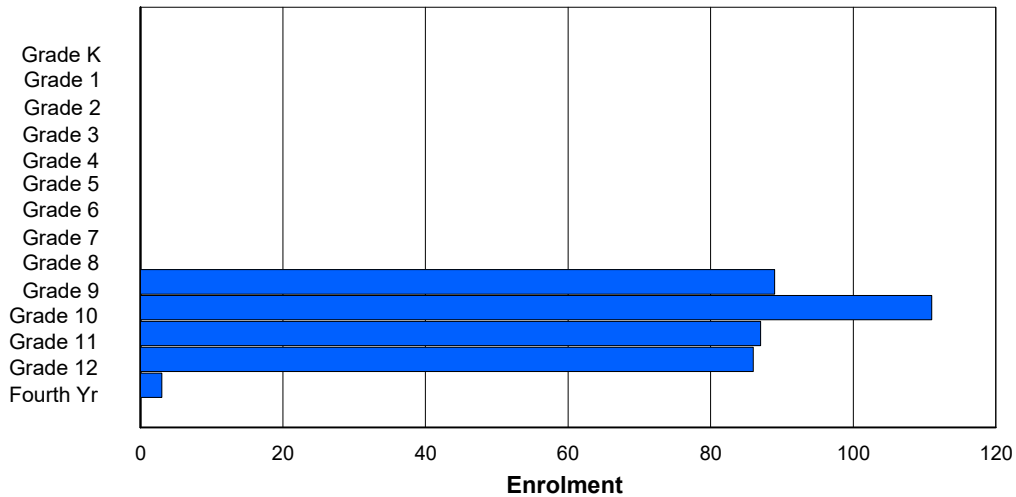
Gender	Age																Total
	5	6	7	8	9	10	11	12	13	14	15	16	17	18	19	20>	
Male	0	0	0	0	0	0	0	0	0	38	53	54	48	3	1	0	197
Female	0	0	0	0	0	0	0	0	0	43	39	53	36	1	0	1	173
<b>Total</b>	0	0	0	0	0	0	0	0	0	81	92	107	84	4	1	1	370

### Enrolment By Grade and Gender

Gender	Grade															Total
	K	1	2	3	4	5	6	7	8	9	10	11	12	4th		
Male	0	0	0	0	0	0	0	0	0	42	49	55	49	2	197	
Female	0	0	0	0	0	0	0	0	0	44	39	54	35	1	173	
<b>Total</b>	0	0	0	0	0	0	0	0	0	86	88	109	84	3	370	

## Enrolment By Grade

For 354 - St. Kevin's High, St. John's (Goulds)



\* Data from the 2018-2019 AGR(Enrolment/Age as of the last day in Sept./Dec.)

\*\* Newfoundland Statistics Classification System

NLESD - Eastern Region

#355 - St. Mary's Elementary, St. John's

Classification: Urban  
Offers Distance Education: No

Grades: K-6

Number of Grades: 7

**Enrolment By Age and Gender**

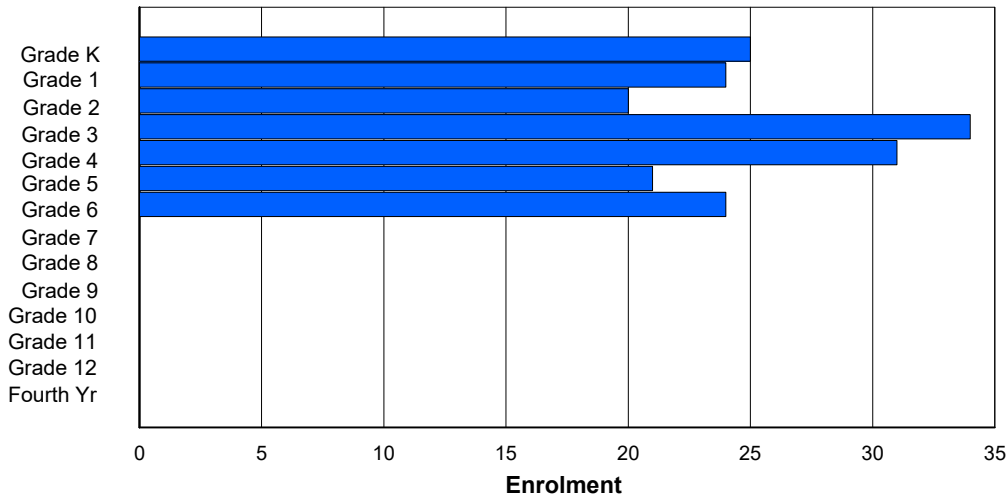
Gender	Age																Total
	5	6	7	8	9	10	11	12	13	14	15	16	17	18	19	20>	
Male	16	12	15	11	21	15	14	0	0	0	0	0	0	0	0	0	104
Female	14	15	10	6	17	12	12	0	0	0	0	0	0	0	0	0	86
<b>Total</b>	<b>30</b>	<b>27</b>	<b>25</b>	<b>17</b>	<b>38</b>	<b>27</b>	<b>26</b>	<b>0</b>	<b>0</b>	<b>0</b>	<b>0</b>	<b>0</b>	<b>0</b>	<b>0</b>	<b>0</b>	<b>0</b>	<b>190</b>

**Enrolment By Grade and Gender**

Gender	Grade															Total
	K	1	2	3	4	5	6	7	8	9	10	11	12	4th		
Male	18	10	15	12	21	17	11	0	0	0	0	0	0	0	0	104
Female	14	15	10	7	16	12	12	0	0	0	0	0	0	0	0	86
<b>Total</b>	<b>32</b>	<b>25</b>	<b>25</b>	<b>19</b>	<b>37</b>	<b>29</b>	<b>23</b>	<b>0</b>	<b>0</b>	<b>0</b>	<b>0</b>	<b>0</b>	<b>0</b>	<b>0</b>	<b>0</b>	<b>190</b>

**Enrolment By Grade**

For 355 - St. Mary's Elementary, St. John's



\* Data from the 2018-2019 AGR(Enrolment/Age as of the last day in Sept./Dec.)

\*\* Newfoundland Statistics Classification System

NLESD - Eastern Region

#356 - St. Matthew's Elementary, St. John's

Classification: Urban  
Offers Distance Education: No

Grades: K-7

Number of Grades: 8

**Enrolment By Age and Gender**

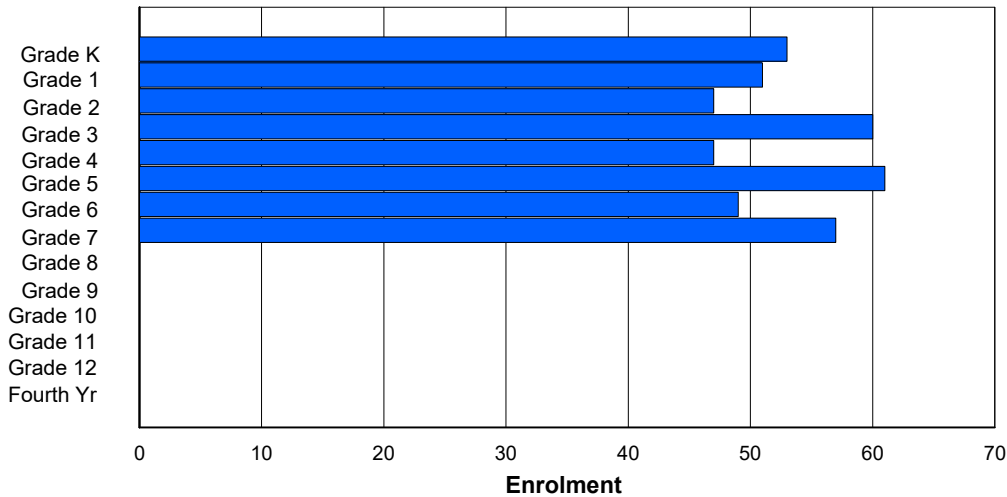
Gender	Age																Total
	5	6	7	8	9	10	11	12	13	14	15	16	17	18	19	20>	
Male	24	25	28	22	32	24	38	27	2	1	1	0	0	0	0	0	224
Female	23	29	24	24	30	24	26	27	0	1	1	1	0	0	0	0	210
<b>Total</b>	<b>47</b>	<b>54</b>	<b>52</b>	<b>46</b>	<b>62</b>	<b>48</b>	<b>64</b>	<b>54</b>	<b>2</b>	<b>2</b>	<b>2</b>	<b>1</b>	<b>0</b>	<b>0</b>	<b>0</b>	<b>0</b>	<b>434</b>

**Enrolment By Grade and Gender**

Gender	Grade															Total
	K	1	2	3	4	5	6	7	8	9	10	11	12	4th		
Male	24	27	27	24	30	24	38	30	0	0	0	0	0	0	0	224
Female	25	27	25	23	30	25	25	30	0	0	0	0	0	0	0	210
<b>Total</b>	<b>49</b>	<b>54</b>	<b>52</b>	<b>47</b>	<b>60</b>	<b>49</b>	<b>63</b>	<b>60</b>	<b>0</b>	<b>0</b>	<b>0</b>	<b>0</b>	<b>0</b>	<b>0</b>	<b>0</b>	<b>434</b>

**Enrolment By Grade**

For 356 - St. Matthew's Elementary, St. John's



\* Data from the 2018-2019 AGR(Enrolment/Age as of the last day in Sept./Dec.)

\*\* Newfoundland Statistics Classification System



NLESD - Eastern Region

#359 - St. Paul's Junior High, St. John's

Classification: Urban  
Offers Distance Education: No

Grades: 7-9

Number of Grades: 3

**Enrolment By Age and Gender**

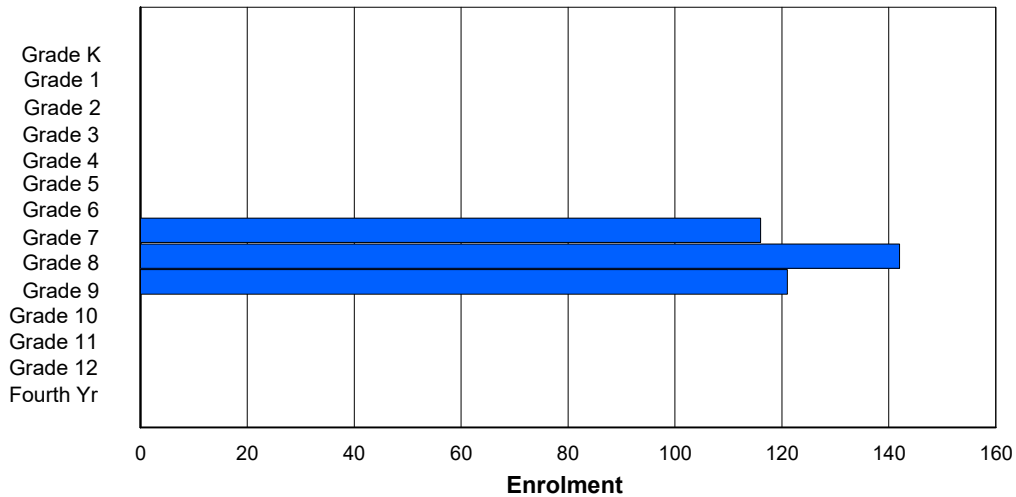
Gender	Age																Total
	5	6	7	8	9	10	11	12	13	14	15	16	17	18	19	20>	
Male	0	0	0	0	0	0	1	53	56	65	6	0	0	0	0	0	181
Female	0	0	0	0	0	0	0	60	59	65	3	0	0	0	0	0	187
<b>Total</b>	<b>0</b>	<b>0</b>	<b>0</b>	<b>0</b>	<b>0</b>	<b>0</b>	<b>1</b>	<b>113</b>	<b>115</b>	<b>130</b>	<b>9</b>	<b>0</b>	<b>0</b>	<b>0</b>	<b>0</b>	<b>0</b>	<b>368</b>

**Enrolment By Grade and Gender**

Gender	Grade														Total
	K	1	2	3	4	5	6	7	8	9	10	11	12	4th	
Male	0	0	0	0	0	0	0	57	53	71	0	0	0	0	181
Female	0	0	0	0	0	0	0	63	57	67	0	0	0	0	187
<b>Total</b>	<b>0</b>	<b>0</b>	<b>0</b>	<b>0</b>	<b>0</b>	<b>0</b>	<b>0</b>	<b>120</b>	<b>110</b>	<b>138</b>	<b>0</b>	<b>0</b>	<b>0</b>	<b>0</b>	<b>368</b>

**Enrolment By Grade**

For 359 - St. Paul's Junior High, St. John's



\* Data from the 2018-2019 AGR(Enrolment/Age as of the last day in Sept./Dec.)

\*\* Newfoundland Statistics Classification System

NLESD - Eastern Region

#360 - Rennie's River Elementary School, St. John's

Classification: Urban  
Offers Distance Education: No

Grades: K-6

Number of Grades: 7

**Enrolment By Age and Gender**

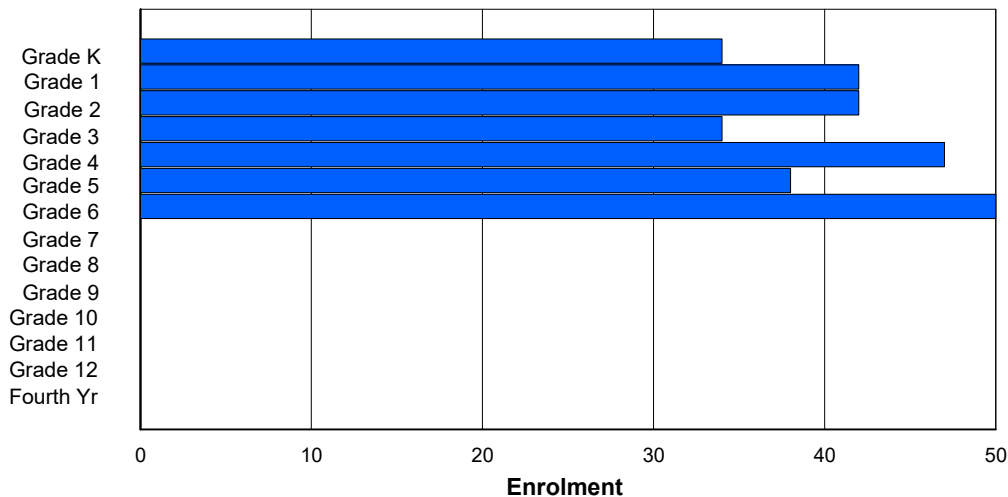
Gender	Age																Total
	5	6	7	8	9	10	11	12	13	14	15	16	17	18	19	20>	
Male	18	15	19	22	16	19	15	1	0	0	0	0	0	0	0	0	125
Female	13	17	18	13	14	26	23	0	0	0	0	0	0	0	0	0	124
<b>Total</b>	<b>31</b>	<b>32</b>	<b>37</b>	<b>35</b>	<b>30</b>	<b>45</b>	<b>38</b>	<b>1</b>	<b>0</b>	<b>0</b>	<b>0</b>	<b>0</b>	<b>0</b>	<b>0</b>	<b>0</b>	<b>0</b>	<b>249</b>

**Enrolment By Grade and Gender**

Gender	Grade															Total
	K	1	2	3	4	5	6	7	8	9	10	11	12	4th		
Male	18	15	19	23	17	18	15	0	0	0	0	0	0	0	0	125
Female	13	17	18	14	14	27	21	0	0	0	0	0	0	0	0	124
<b>Total</b>	<b>31</b>	<b>32</b>	<b>37</b>	<b>37</b>	<b>31</b>	<b>45</b>	<b>36</b>	<b>0</b>	<b>0</b>	<b>0</b>	<b>0</b>	<b>0</b>	<b>0</b>	<b>0</b>	<b>0</b>	<b>249</b>

**Enrolment By Grade**

For 360 - Rennie's River Elementary School, St. John's



\* Data from the 2018-2019 AGR(Enrolment/Age as of the last day in Sept./Dec.)

\*\* Newfoundland Statistics Classification System

NLESD - Eastern Region

#362 - St. Teresa's School/Ecole Ste-Therese, St. John's

Classification: Urban  
Offers Distance Education: No

Grades: K-6

Number of Grades: 7

**Enrolment By Age and Gender**

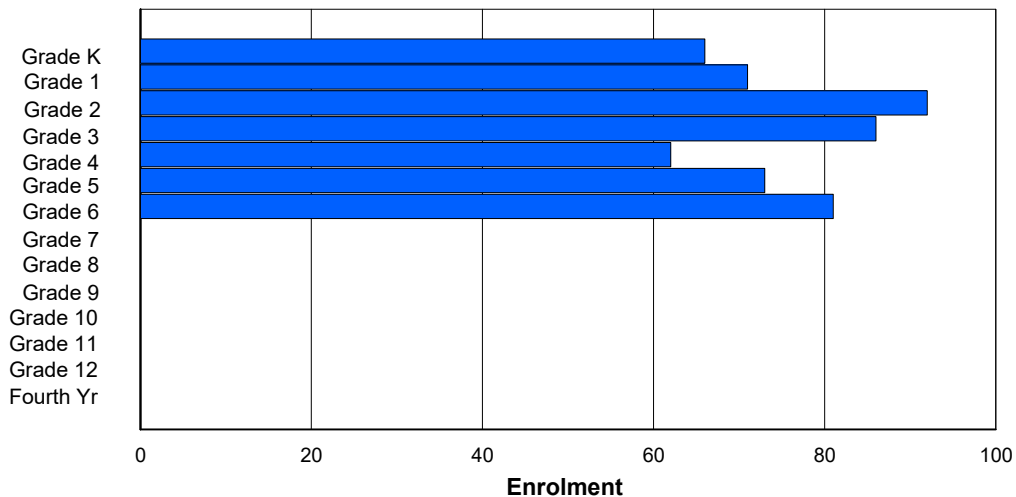
Gender	Age																Total
	5	6	7	8	9	10	11	12	13	14	15	16	17	18	19	20>	
Male	51	37	38	41	40	29	40	0	0	0	0	0	0	0	0	0	276
Female	51	29	34	40	47	29	34	1	0	0	0	0	0	0	0	0	265
<b>Total</b>	<b>102</b>	<b>66</b>	<b>72</b>	<b>81</b>	<b>87</b>	<b>58</b>	<b>74</b>	<b>1</b>	<b>0</b>	<b>0</b>	<b>0</b>	<b>0</b>	<b>0</b>	<b>0</b>	<b>0</b>	<b>0</b>	<b>541</b>

**Enrolment By Grade and Gender**

Gender	Grade															Total
	K	1	2	3	4	5	6	7	8	9	10	11	12	4th		
Male	51	37	38	43	40	28	39	0	0	0	0	0	0	0	0	276
Female	51	29	34	40	47	30	34	0	0	0	0	0	0	0	0	265
<b>Total</b>	<b>102</b>	<b>66</b>	<b>72</b>	<b>83</b>	<b>87</b>	<b>58</b>	<b>73</b>	<b>0</b>	<b>0</b>	<b>0</b>	<b>0</b>	<b>0</b>	<b>0</b>	<b>0</b>	<b>0</b>	<b>541</b>

**Enrolment By Grade**

For 362 - St. Teresa's School/Ecole Ste-Therese, St. John's



\* Data from the 2018-2019 AGR(Enrolment/Age as of the last day in Sept./Dec.)

\*\* Newfoundland Statistics Classification System

NLESD - Eastern Region

#363 - Vanier Elementary, St. John's

Classification: Urban  
Offers Distance Education: No

Grades: K-6

Number of Grades: 7

**Enrolment By Age and Gender**

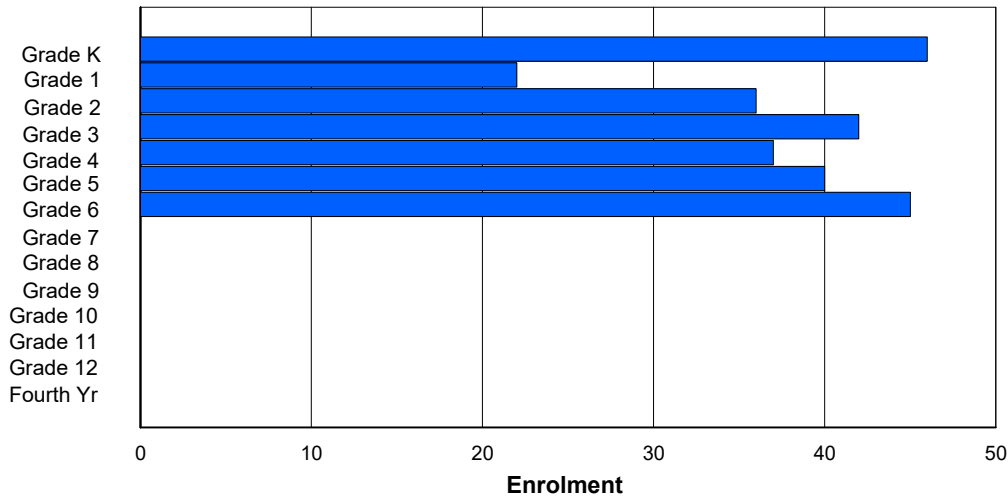
Gender	Age																Total
	5	6	7	8	9	10	11	12	13	14	15	16	17	18	19	20>	
Male	20	25	14	17	22	18	20	2	0	0	0	0	0	0	0	0	138
Female	12	19	8	23	22	20	19	0	0	0	0	0	0	0	0	0	123
<b>Total</b>	<b>32</b>	<b>44</b>	<b>22</b>	<b>40</b>	<b>44</b>	<b>38</b>	<b>39</b>	<b>2</b>	<b>0</b>	<b>0</b>	<b>0</b>	<b>0</b>	<b>0</b>	<b>0</b>	<b>0</b>	<b>0</b>	<b>261</b>

**Enrolment By Grade and Gender**

Gender	Grade															Total
	K	1	2	3	4	5	6	7	8	9	10	11	12	4th		
Male	20	27	13	17	21	18	22	0	0	0	0	0	0	0	0	138
Female	12	19	8	23	22	20	19	0	0	0	0	0	0	0	0	123
<b>Total</b>	<b>32</b>	<b>46</b>	<b>21</b>	<b>40</b>	<b>43</b>	<b>38</b>	<b>41</b>	<b>0</b>	<b>0</b>	<b>0</b>	<b>0</b>	<b>0</b>	<b>0</b>	<b>0</b>	<b>0</b>	<b>261</b>

**Enrolment By Grade**

For 363 - Vanier Elementary, St. John's



\* Data from the 2018-2019 AGR(Enrolment/Age as of the last day in Sept./Dec.)

\*\* Newfoundland Statistics Classification System

NLESD - Eastern Region

#364 - East Point Elementary, St. John's

Classification: Urban  
Offers Distance Education: No

Grades: K-6

Number of Grades: 7

### Enrolment By Age and Gender

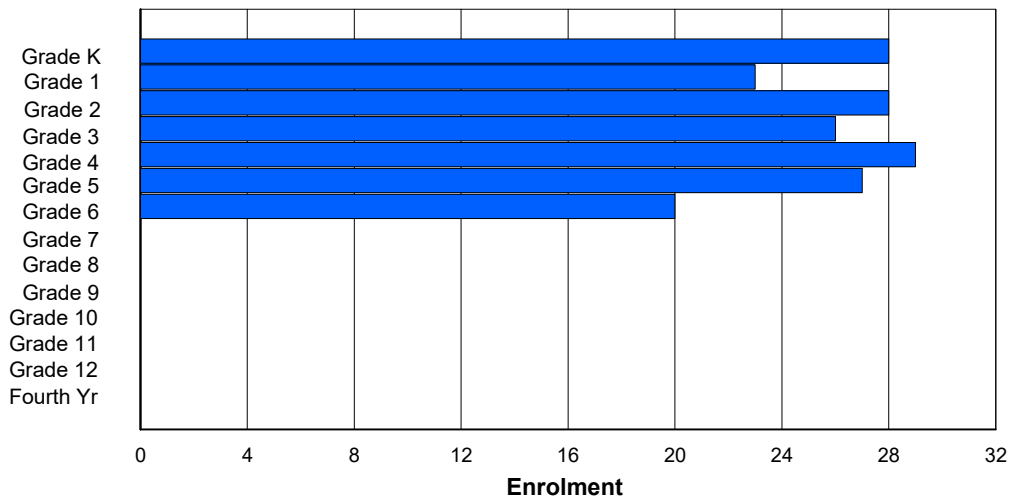
Gender	Age																Total
	5	6	7	8	9	10	11	12	13	14	15	16	17	18	19	20>	
Male	13	14	14	14	17	18	16	1	0	0	0	0	0	0	0	0	107
Female	11	12	12	11	14	9	14	0	0	0	0	0	0	0	0	0	83
<b>Total</b>	<b>24</b>	<b>26</b>	<b>26</b>	<b>25</b>	<b>31</b>	<b>27</b>	<b>30</b>	<b>1</b>	<b>0</b>	<b>0</b>	<b>0</b>	<b>0</b>	<b>0</b>	<b>0</b>	<b>0</b>	<b>0</b>	<b>190</b>

### Enrolment By Grade and Gender

Gender	Grade															Total
	K	1	2	3	4	5	6	7	8	9	10	11	12	4th		
Male	13	14	14	14	17	18	17	0	0	0	0	0	0	0	0	107
Female	13	11	11	12	14	9	13	0	0	0	0	0	0	0	0	83
<b>Total</b>	<b>26</b>	<b>25</b>	<b>25</b>	<b>26</b>	<b>31</b>	<b>27</b>	<b>30</b>	<b>0</b>	<b>0</b>	<b>0</b>	<b>0</b>	<b>0</b>	<b>0</b>	<b>0</b>	<b>0</b>	<b>190</b>

## Enrolment By Grade

For 364 - East Point Elementary, St. John's



\* Data from the 2018-2019 AGR(Enrolment/Age as of the last day in Sept./Dec.)

\*\* Newfoundland Statistics Classification System

NLESD - Eastern Region

#366 - Topsail Elementary, Conception Bay South (Topsail)

Classification: Urban  
Offers Distance Education: No

Grades: K-4

Number of Grades: 5

**Enrolment By Age and Gender**

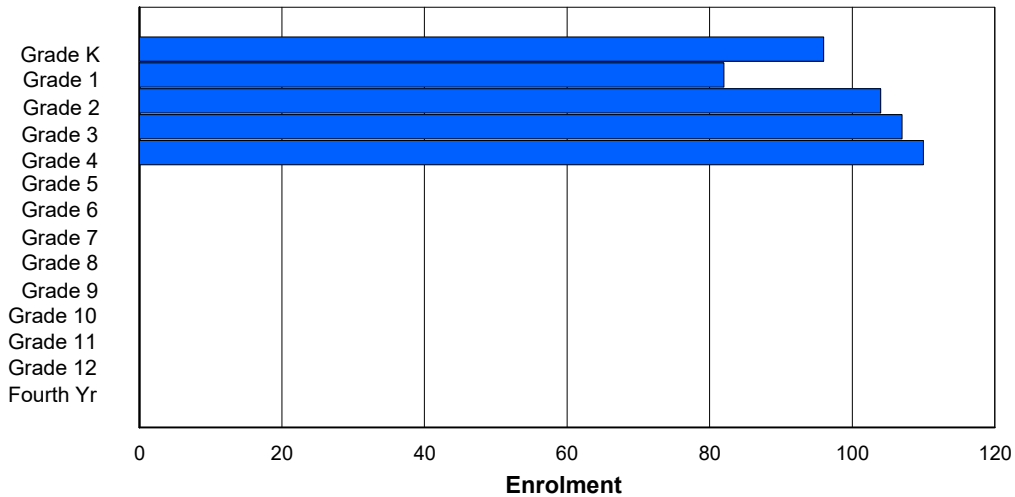
Gender	Age																Total
	5	6	7	8	9	10	11	12	13	14	15	16	17	18	19	20>	
Male	49	50	34	45	46	2	0	0	0	0	0	0	0	0	0	0	226
Female	41	47	45	61	58	1	0	0	0	0	0	0	0	0	0	0	253
<b>Total</b>	<b>90</b>	<b>97</b>	<b>79</b>	<b>106</b>	<b>104</b>	<b>3</b>	<b>0</b>	<b>0</b>	<b>0</b>	<b>0</b>	<b>0</b>	<b>0</b>	<b>0</b>	<b>0</b>	<b>0</b>	<b>0</b>	<b>479</b>

**Enrolment By Grade and Gender**

Gender	Grade															Total
	K	1	2	3	4	5	6	7	8	9	10	11	12	4th		
Male	49	50	34	47	46	0	0	0	0	0	0	0	0	0	0	226
Female	42	46	45	62	58	0	0	0	0	0	0	0	0	0	0	253
<b>Total</b>	<b>91</b>	<b>96</b>	<b>79</b>	<b>109</b>	<b>104</b>	<b>0</b>	<b>0</b>	<b>0</b>	<b>0</b>	<b>0</b>	<b>0</b>	<b>0</b>	<b>0</b>	<b>0</b>	<b>0</b>	<b>479</b>

**Enrolment By Grade**

For 366 - Topsail Elementary, Conception Bay South (Topsail)



\* Data from the 2018-2019 AGR(Enrolment/Age as of the last day in Sept./Dec.)

\*\* Newfoundland Statistics Classification System

NLESD - Eastern Region

#367 - Holy Trinity Elementary, Torbay

Classification: Urban  
Offers Distance Education: No

Grades: K-4

Number of Grades: 5

**Enrolment By Age and Gender**

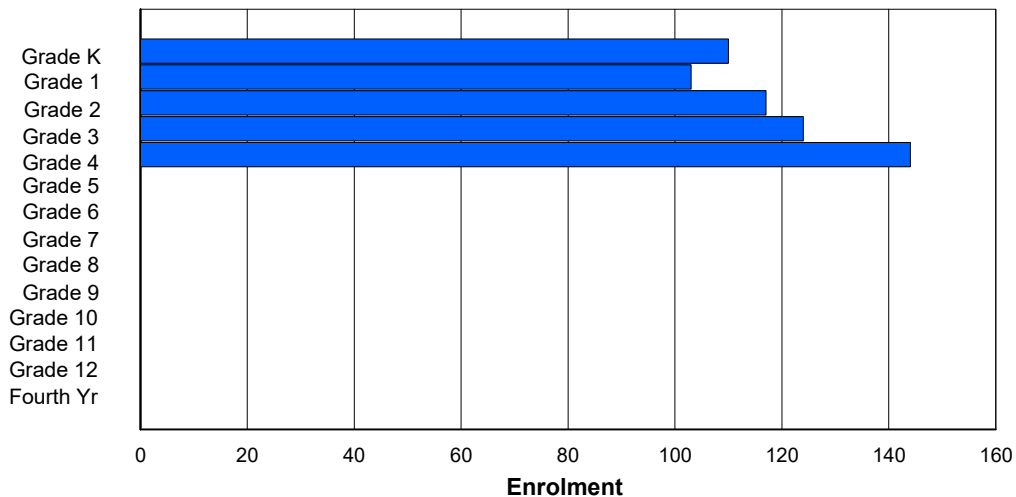
Gender	Age																Total
	5	6	7	8	9	10	11	12	13	14	15	16	17	18	19	20>	
Male	53	47	51	65	74	1	0	0	0	0	0	0	0	0	0	0	291
Female	42	60	47	52	57	1	1	0	0	0	0	0	0	0	0	0	260
<b>Total</b>	<b>95</b>	<b>107</b>	<b>98</b>	<b>117</b>	<b>131</b>	<b>2</b>	<b>1</b>	<b>0</b>	<b>0</b>	<b>0</b>	<b>0</b>	<b>0</b>	<b>0</b>	<b>0</b>	<b>0</b>	<b>0</b>	<b>551</b>

**Enrolment By Grade and Gender**

Gender	Grade															Total
	K	1	2	3	4	5	6	7	8	9	10	11	12	4th		
Male	53	47	52	65	74	0	0	0	0	0	0	0	0	0	0	291
Female	42	60	47	52	59	0	0	0	0	0	0	0	0	0	0	260
<b>Total</b>	<b>95</b>	<b>107</b>	<b>99</b>	<b>117</b>	<b>133</b>	<b>0</b>	<b>0</b>	<b>0</b>	<b>0</b>	<b>0</b>	<b>0</b>	<b>0</b>	<b>0</b>	<b>0</b>	<b>0</b>	<b>551</b>

**Enrolment By Grade**

For 367 - Holy Trinity Elementary, Torbay



\* Data from the 2018-2019 AGR(Enrolment/Age as of the last day in Sept./Dec.)

\*\* Newfoundland Statistics Classification System

NLESD - Eastern Region

#368 - Holy Trinity High, Torbay

Classification: Urban  
Offers Distance Education: No

Grades: 8-12

Number of Grades: 5

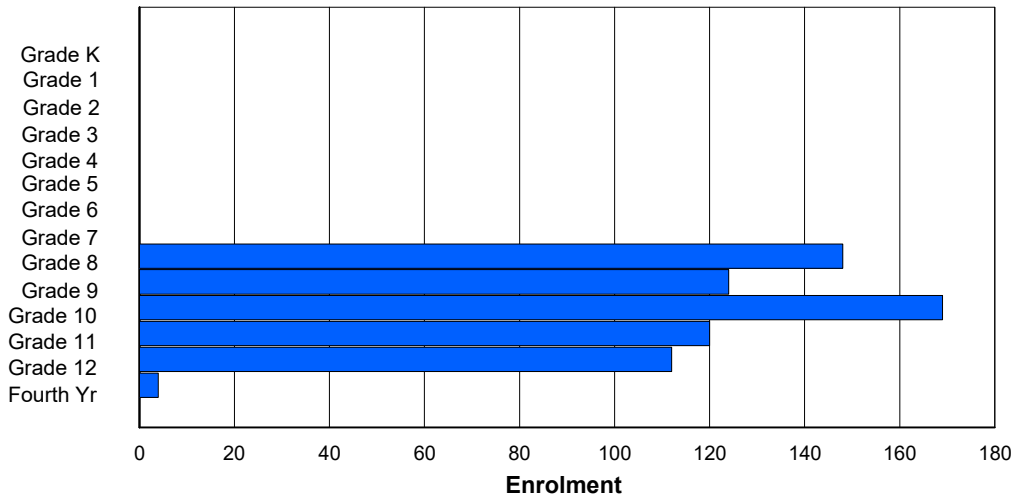
**Enrolment By Age and Gender**

Gender	Age																Total
	5	6	7	8	9	10	11	12	13	14	15	16	17	18	19	20>	
Male	0	0	0	0	0	0	0	0	97	81	53	77	64	4	0	0	376
Female	0	0	0	0	0	0	0	0	99	66	70	87	52	2	0	0	376
<b>Total</b>	0	0	0	0	0	0	0	0	196	147	123	164	116	6	0	0	752

**Enrolment By Grade and Gender**

Gender	Grade															Total
	K	1	2	3	4	5	6	7	8	9	10	11	12	4th		
Male	0	0	0	0	0	0	0	0	99	81	54	77	64	1	376	
Female	0	0	0	0	0	0	0	0	97	69	70	89	51	0	376	
<b>Total</b>	0	0	0	0	0	0	0	0	196	150	124	166	115	1	752	

**Enrolment By Grade**  
For 368 - Holy Trinity High, Torbay



\* Data from the 2018-2019 AGR(Enrolment/Age as of the last day in Sept./Dec.)

\*\* Newfoundland Statistics Classification System



NLESD - Eastern Region

#370 - Stella Maris Academy, Trepassey

Classification: Rural  
Offers Distance Education: No

Grades: K-2,4-12

Number of Grades: 12

**Enrolment By Age and Gender**

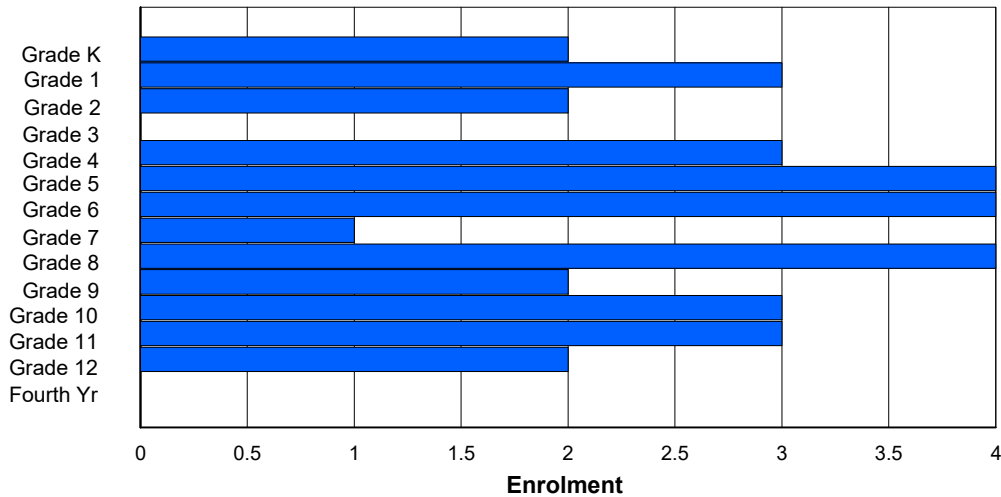
Gender	Age																Total
	5	6	7	8	9	10	11	12	13	14	15	16	17	18	19	20>	
Male	1	1	0	1	0	0	4	1	1	2	0	2	1	0	0	0	14
Female	3	1	2	2	1	2	0	2	0	2	1	2	2	0	0	0	20
<b>Total</b>	<b>4</b>	<b>2</b>	<b>2</b>	<b>3</b>	<b>1</b>	<b>2</b>	<b>4</b>	<b>3</b>	<b>1</b>	<b>4</b>	<b>1</b>	<b>4</b>	<b>3</b>	<b>0</b>	<b>0</b>	<b>0</b>	<b>34</b>

**Enrolment By Grade and Gender**

Gender	Grade															Total
	K	1	2	3	4	5	6	7	8	9	10	11	12	4th		
Male	1	1	0	1	0	0	4	1	1	2	1	1	1	0	14	
Female	3	1	3	1	1	2	0	2	0	2	1	2	2	0	20	
<b>Total</b>	<b>4</b>	<b>2</b>	<b>3</b>	<b>2</b>	<b>1</b>	<b>2</b>	<b>4</b>	<b>3</b>	<b>1</b>	<b>4</b>	<b>2</b>	<b>3</b>	<b>3</b>	<b>0</b>	<b>34</b>	

**Enrolment By Grade**

For 370 - Stella Maris Academy, Trepassey



\* Data from the 2018-2019 AGR(Enrolment/Age as of the last day in Sept./Dec.)

\*\* Newfoundland Statistics Classification System

NLESD - Eastern Region

#371 - Upper Gullies Elementary, Conception Bay South (Upper Gullie)

Classification: Urban  
Offers Distance Education: No

Grades: K-6

Number of Grades: 7

**Enrolment By Age and Gender**

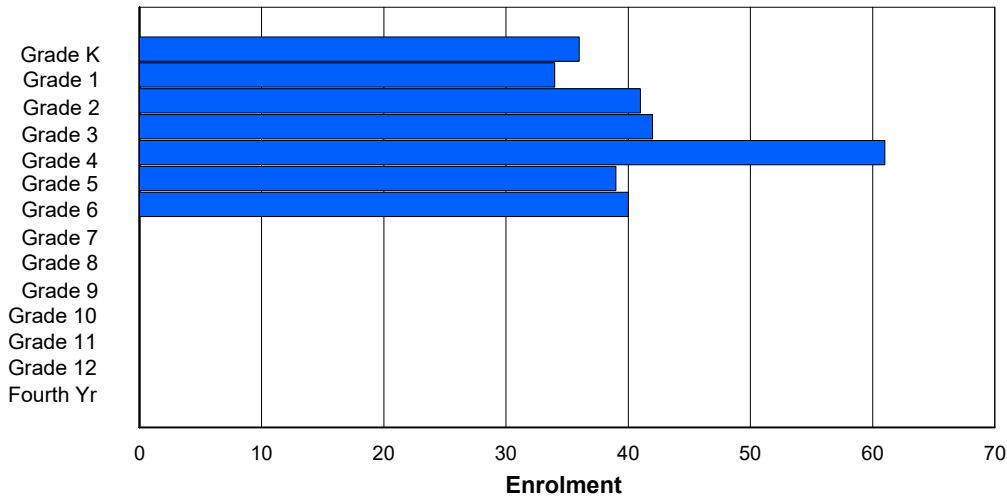
Gender	Age																Total
	5	6	7	8	9	10	11	12	13	14	15	16	17	18	19	20>	
Male	27	13	17	24	22	30	21	0	0	0	0	0	0	0	0	0	154
Female	18	23	18	20	23	31	16	0	0	0	0	0	0	0	0	0	149
Total	45	36	35	44	45	61	37	0	0	0	0	0	0	0	0	0	303

**Enrolment By Grade and Gender**

Gender	Grade															Total
	K	1	2	3	4	5	6	7	8	9	10	11	12	4th		
Male	27	13	17	24	22	30	21	0	0	0	0	0	0	0	0	154
Female	18	23	18	20	23	31	16	0	0	0	0	0	0	0	0	149
Total	45	36	35	44	45	61	37	0	0	0	0	0	0	0	0	303

**Enrolment By Grade**

For 371 - Upper Gullies Elementary, Conception Bay South (Upper Gullies)



\* Data from the 2018-2019 AGR(Enrolment/Age as of the last day in Sept./Dec.)

\*\* Newfoundland Statistics Classification System

NLESD - Eastern Region

#372 - St. Bernard's Elementary, Witless Bay

Classification: Urban  
Offers Distance Education: No

Grades: K-5

Number of Grades: 6

**Enrolment By Age and Gender**

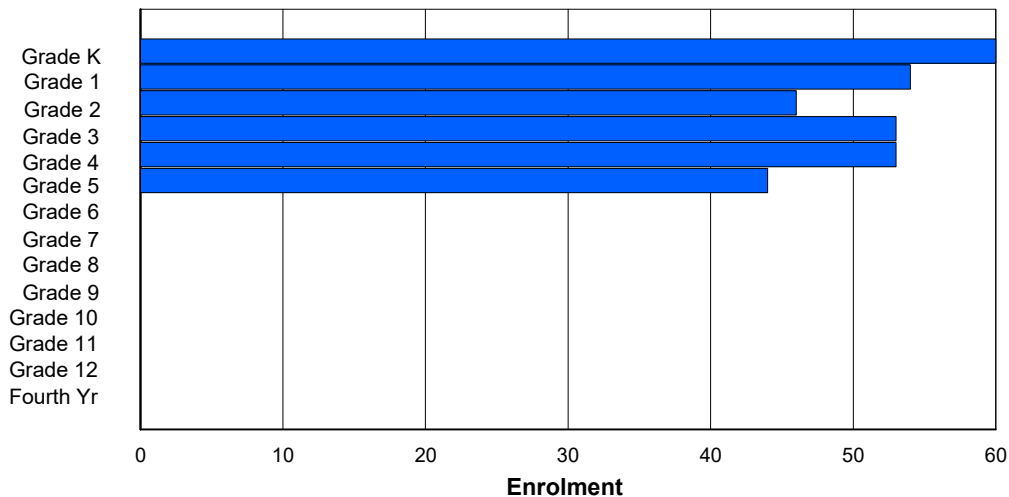
Gender	Age																Total
	5	6	7	8	9	10	11	12	13	14	15	16	17	18	19	20>	
Male	23	27	24	28	25	0	0	0	0	0	0	0	0	0	0	0	127
Female	28	35	31	18	27	0	0	0	0	0	0	0	0	0	0	0	139
<b>Total</b>	<b>51</b>	<b>62</b>	<b>55</b>	<b>46</b>	<b>52</b>	<b>0</b>	<b>0</b>	<b>0</b>	<b>0</b>	<b>0</b>	<b>0</b>	<b>0</b>	<b>0</b>	<b>0</b>	<b>0</b>	<b>0</b>	<b>266</b>

**Enrolment By Grade and Gender**

Gender	Grade															Total
	K	1	2	3	4	5	6	7	8	9	10	11	12	4th		
Male	23	27	24	28	25	0	0	0	0	0	0	0	0	0	0	127
Female	28	36	30	18	27	0	0	0	0	0	0	0	0	0	0	139
<b>Total</b>	<b>51</b>	<b>63</b>	<b>54</b>	<b>46</b>	<b>52</b>	<b>0</b>	<b>0</b>	<b>0</b>	<b>0</b>	<b>0</b>	<b>0</b>	<b>0</b>	<b>0</b>	<b>0</b>	<b>0</b>	<b>266</b>

**Enrolment By Grade**

For 372 - St. Bernard's Elementary, Witless Bay



\* Data from the 2018-2019 AGR(Enrolment/Age as of the last day in Sept./Dec.)

\*\* Newfoundland Statistics Classification System

NLESD - Eastern Region

#433 - Tricon Elementary, Bay de Verde

Classification: Rural  
Offers Distance Education: No

Grades: K-6

Number of Grades: 7

**Enrolment By Age and Gender**

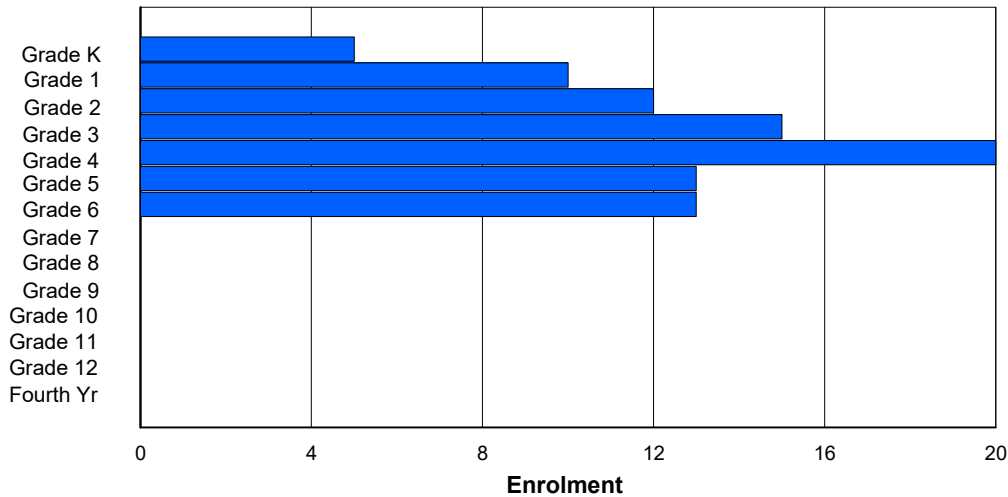
Gender	Age																Total
	5	6	7	8	9	10	11	12	13	14	15	16	17	18	19	20>	
Male	5	2	5	7	10	15	5	0	0	0	0	0	0	0	0	0	49
Female	5	3	4	6	6	6	9	0	0	0	0	0	0	0	0	0	39
<b>Total</b>	<b>10</b>	<b>5</b>	<b>9</b>	<b>13</b>	<b>16</b>	<b>21</b>	<b>14</b>	<b>0</b>	<b>0</b>	<b>0</b>	<b>0</b>	<b>0</b>	<b>0</b>	<b>0</b>	<b>0</b>	<b>0</b>	<b>88</b>

**Enrolment By Grade and Gender**

Gender	Grade															Total
	K	1	2	3	4	5	6	7	8	9	10	11	12	4th		
Male	5	2	5	7	11	14	5	0	0	0	0	0	0	0	0	49
Female	5	3	4	6	6	6	9	0	0	0	0	0	0	0	0	39
<b>Total</b>	<b>10</b>	<b>5</b>	<b>9</b>	<b>13</b>	<b>17</b>	<b>20</b>	<b>14</b>	<b>0</b>	<b>0</b>	<b>0</b>	<b>0</b>	<b>0</b>	<b>0</b>	<b>0</b>	<b>0</b>	<b>88</b>

**Enrolment By Grade**

For 433 - Tricon Elementary, Bay de Verde



\* Data from the 2018-2019 AGR(Enrolment/Age as of the last day in Sept./Dec.)

\*\* Newfoundland Statistics Classification System

NLESD - Eastern Region

#435 - St. Anne's Academy, Dunville

Classification: Rural  
Offers Distance Education: No

Grades: K-6

Number of Grades: 7

### Enrolment By Age and Gender

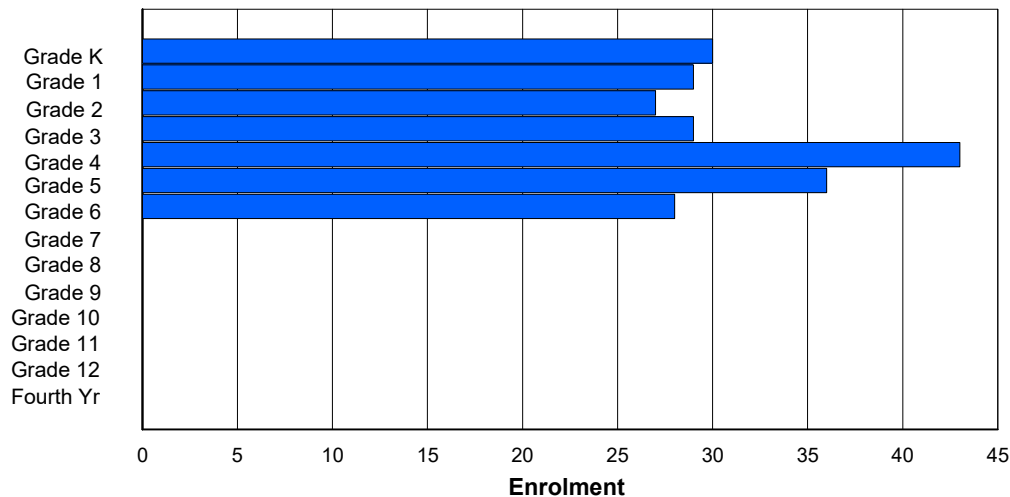
Gender	Age																Total
	5	6	7	8	9	10	11	12	13	14	15	16	17	18	19	20>	
Male	11	13	12	17	17	26	20	0	0	0	0	0	0	0	0	0	116
Female	13	17	14	9	12	17	17	0	0	0	0	0	0	0	0	0	99
<b>Total</b>	<b>24</b>	<b>30</b>	<b>26</b>	<b>26</b>	<b>29</b>	<b>43</b>	<b>37</b>	<b>0</b>	<b>0</b>	<b>0</b>	<b>0</b>	<b>0</b>	<b>0</b>	<b>0</b>	<b>0</b>	<b>0</b>	<b>215</b>

### Enrolment By Grade and Gender

Gender	Grade															Total
	K	1	2	3	4	5	6	7	8	9	10	11	12	4th		
Male	11	13	12	17	17	26	20	0	0	0	0	0	0	0	0	116
Female	13	17	14	9	12	17	17	0	0	0	0	0	0	0	0	99
<b>Total</b>	<b>24</b>	<b>30</b>	<b>26</b>	<b>26</b>	<b>29</b>	<b>43</b>	<b>37</b>	<b>0</b>	<b>0</b>	<b>0</b>	<b>0</b>	<b>0</b>	<b>0</b>	<b>0</b>	<b>0</b>	<b>215</b>

## Enrolment By Grade

For 435 - St. Anne's Academy, Dunville



\* Data from the 2018-2019 AGR(Enrolment/Age as of the last day in Sept./Dec.)

\*\* Newfoundland Statistics Classification System

NLESD - Eastern Region

#442 - Persalvic Elementary, Victoria

Classification: Rural  
Offers Distance Education: No

Grades: K-8

Number of Grades: 9

**Enrolment By Age and Gender**

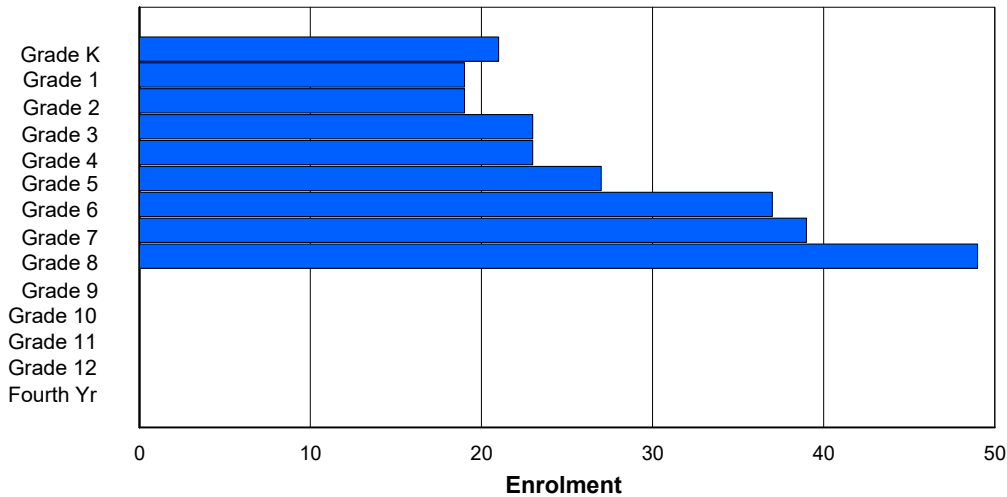
Gender	Age																Total
	5	6	7	8	9	10	11	12	13	14	15	16	17	18	19	20>	
Male	8	9	13	10	9	10	19	26	20	0	0	0	0	0	0	0	124
Female	4	11	5	11	14	11	10	23	17	0	0	0	0	0	0	0	106
<b>Total</b>	<b>12</b>	<b>20</b>	<b>18</b>	<b>21</b>	<b>23</b>	<b>21</b>	<b>29</b>	<b>49</b>	<b>37</b>	<b>0</b>	<b>0</b>	<b>0</b>	<b>0</b>	<b>0</b>	<b>0</b>	<b>0</b>	<b>230</b>

**Enrolment By Grade and Gender**

Gender	Grade															Total
	K	1	2	3	4	5	6	7	8	9	10	11	12	4th		
Male	8	9	13	10	9	10	19	26	20	0	0	0	0	0	124	
Female	4	11	5	11	14	11	10	23	17	0	0	0	0	0	106	
<b>Total</b>	<b>12</b>	<b>20</b>	<b>18</b>	<b>21</b>	<b>23</b>	<b>21</b>	<b>29</b>	<b>49</b>	<b>37</b>	<b>0</b>	<b>0</b>	<b>0</b>	<b>0</b>	<b>0</b>	<b>230</b>	

**Enrolment By Grade**

For 442 - Persalvic Elementary, Victoria



\* Data from the 2018-2019 AGR(Enrolment/Age as of the last day in Sept./Dec.)

\*\* Newfoundland Statistics Classification System

NLESD - Eastern Region

#444 - Cabot Academy, Western Bay

Classification: Rural  
Offers Distance Education: No

Grades: K-6

Number of Grades: 7

**Enrolment By Age and Gender**

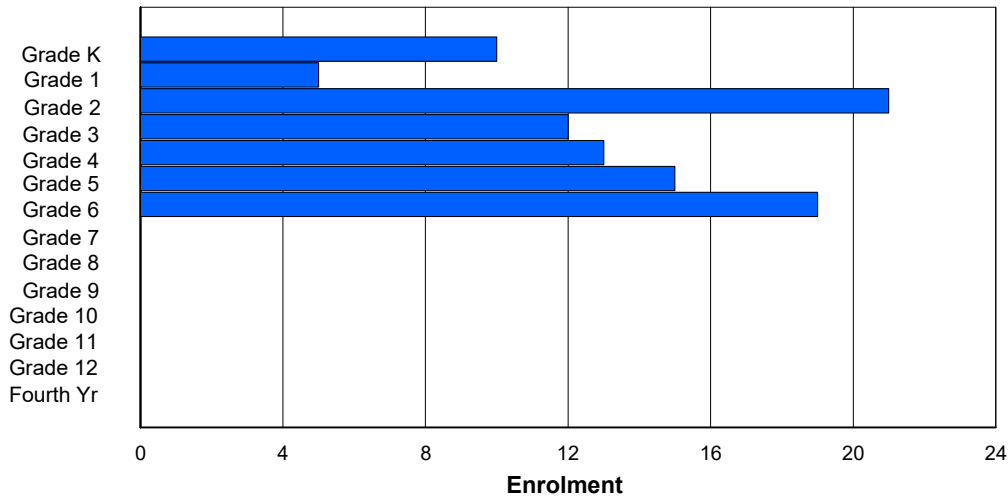
Gender	Age																Total
	5	6	7	8	9	10	11	12	13	14	15	16	17	18	19	20>	
Male	1	5	2	6	3	6	6	0	0	0	0	0	0	0	0	0	29
Female	8	7	2	12	6	7	6	0	0	0	0	0	0	0	0	0	48
<b>Total</b>	<b>9</b>	<b>12</b>	<b>4</b>	<b>18</b>	<b>9</b>	<b>13</b>	<b>12</b>	<b>0</b>	<b>0</b>	<b>0</b>	<b>0</b>	<b>0</b>	<b>0</b>	<b>0</b>	<b>0</b>	<b>0</b>	<b>77</b>

**Enrolment By Grade and Gender**

Gender	Grade															Total
	K	1	2	3	4	5	6	7	8	9	10	11	12	4th		
Male	1	5	2	6	3	6	6	0	0	0	0	0	0	0	0	29
Female	8	7	2	12	6	7	6	0	0	0	0	0	0	0	0	48
<b>Total</b>	<b>9</b>	<b>12</b>	<b>4</b>	<b>18</b>	<b>9</b>	<b>13</b>	<b>12</b>	<b>0</b>	<b>0</b>	<b>0</b>	<b>0</b>	<b>0</b>	<b>0</b>	<b>0</b>	<b>0</b>	<b>77</b>

**Enrolment By Grade**

For 444 - Cabot Academy, Western Bay



\* Data from the 2018-2019 AGR(Enrolment/Age as of the last day in Sept./Dec.)

\*\* Newfoundland Statistics Classification System

NLESD - Eastern Region

#446 - Whitbourne Elementary, Whitbourne

Classification: Rural  
Offers Distance Education: No

Grades: K-6

Number of Grades: 7

**Enrolment By Age and Gender**

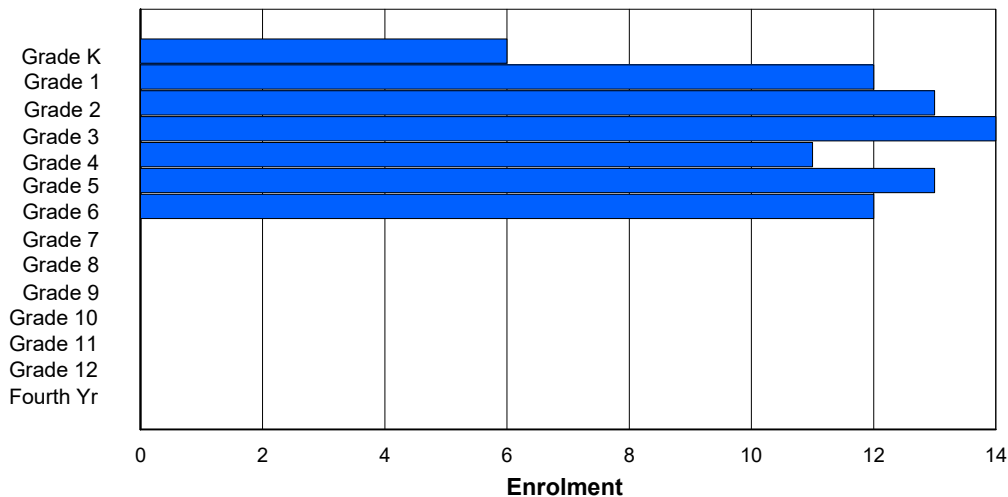
Gender	Age																Total
	5	6	7	8	9	10	11	12	13	14	15	16	17	18	19	20>	
Male	6	3	5	6	5	3	8	1	0	0	0	0	0	0	0	0	37
Female	5	3	7	7	10	8	4	0	0	0	0	0	0	0	0	0	44
<b>Total</b>	<b>11</b>	<b>6</b>	<b>12</b>	<b>13</b>	<b>15</b>	<b>11</b>	<b>12</b>	<b>1</b>	<b>0</b>	<b>0</b>	<b>0</b>	<b>0</b>	<b>0</b>	<b>0</b>	<b>0</b>	<b>0</b>	<b>81</b>

**Enrolment By Grade and Gender**

Gender	Grade															Total
	K	1	2	3	4	5	6	7	8	9	10	11	12	4th		
Male	6	3	5	6	5	3	9	0	0	0	0	0	0	0	0	37
Female	5	3	7	7	10	8	4	0	0	0	0	0	0	0	0	44
<b>Total</b>	<b>11</b>	<b>6</b>	<b>12</b>	<b>13</b>	<b>15</b>	<b>11</b>	<b>13</b>	<b>0</b>	<b>0</b>	<b>0</b>	<b>0</b>	<b>0</b>	<b>0</b>	<b>0</b>	<b>0</b>	<b>81</b>

**Enrolment By Grade**

For 446 - Whitbourne Elementary, Whitbourne



\* Data from the 2018-2019 AGR(Enrolment/Age as of the last day in Sept./Dec.)

\*\* Newfoundland Statistics Classification System



NLESD - Eastern Region

#447 - Baltimore School Complex, Ferryland

Classification: Rural  
Offers Distance Education: No

Grades: K-12

Number of Grades: 13

**Enrolment By Age and Gender**

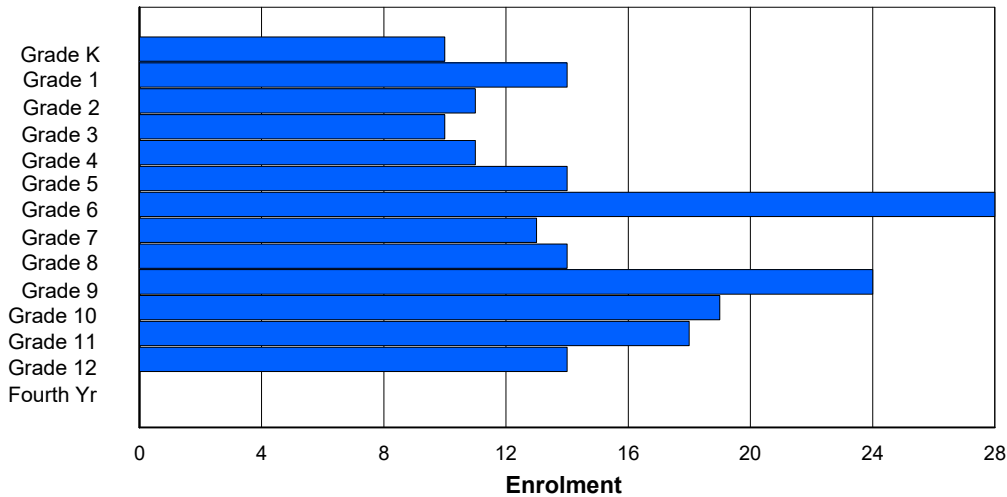
Gender	Age																Total
	5	6	7	8	9	10	11	12	13	14	15	16	17	18	19	20>	
Male	4	6	6	5	5	4	7	10	11	8	13	9	8	1	0	0	97
Female	7	5	7	3	5	6	7	17	4	5	12	9	9	0	0	0	96
<b>Total</b>	<b>11</b>	<b>11</b>	<b>13</b>	<b>8</b>	<b>10</b>	<b>10</b>	<b>14</b>	<b>27</b>	<b>15</b>	<b>13</b>	<b>25</b>	<b>18</b>	<b>17</b>	<b>1</b>	<b>0</b>	<b>0</b>	<b>193</b>

**Enrolment By Grade and Gender**

Gender	Grade															Total
	K	1	2	3	4	5	6	7	8	9	10	11	12	4th		
Male	4	6	6	7	3	5	6	11	10	8	13	10	8	0	97	
Female	7	5	7	3	5	6	8	16	4	6	11	9	9	0	96	
<b>Total</b>	<b>11</b>	<b>11</b>	<b>13</b>	<b>10</b>	<b>8</b>	<b>11</b>	<b>14</b>	<b>27</b>	<b>14</b>	<b>14</b>	<b>24</b>	<b>19</b>	<b>17</b>	<b>0</b>	<b>193</b>	

**Enrolment By Grade**

For 447 - Baltimore School Complex, Ferryland



\* Data from the 2018-2019 AGR(Enrolment/Age as of the last day in Sept./Dec.)

\*\* Newfoundland Statistics Classification System

NLESD - Eastern Region

#452 - District School, St. John's

Classification: Urban  
Offers Distance Education: No

Grades: 9-12

Number of Grades: 4

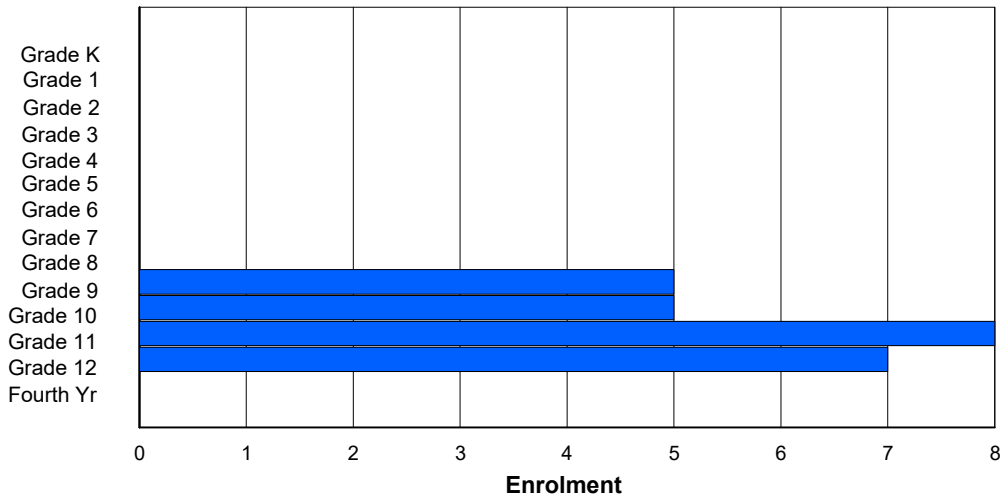
**Enrolment By Age and Gender**

Gender	Age																Total
	5	6	7	8	9	10	11	12	13	14	15	16	17	18	19	20>	
Male	0	0	0	0	0	0	0	0	2	1	5	1	6	0	0	0	15
Female	0	0	0	0	0	0	0	0	0	5	3	4	5	0	0	0	17
<b>Total</b>	<b>0</b>	<b>0</b>	<b>0</b>	<b>0</b>	<b>0</b>	<b>0</b>	<b>0</b>	<b>0</b>	<b>2</b>	<b>6</b>	<b>8</b>	<b>5</b>	<b>11</b>	<b>0</b>	<b>0</b>	<b>0</b>	<b>32</b>

**Enrolment By Grade and Gender**

Gender	Grade															Total
	K	1	2	3	4	5	6	7	8	9	10	11	12	4th		
Male	0	0	0	0	0	0	0	0	2	1	7	6	6	0	22	
Female	0	0	0	0	0	0	0	0	0	5	5	4	3	0	17	
<b>Total</b>	<b>0</b>	<b>0</b>	<b>0</b>	<b>0</b>	<b>0</b>	<b>0</b>	<b>0</b>	<b>0</b>	<b>2</b>	<b>6</b>	<b>12</b>	<b>10</b>	<b>9</b>	<b>0</b>	<b>39</b>	

**Enrolment By Grade**  
For 452 - District School, St. John's



\* Data from the 2018-2019 AGR(Enrolment/Age as of the last day in Sept./Dec.)

\*\* Newfoundland Statistics Classification System

NLESD - Eastern Region

#464 - Crescent Collegiate, Blaketown

Classification: Rural  
Offers Distance Education: No

Grades: 7-12

Number of Grades: 6

**Enrolment By Age and Gender**

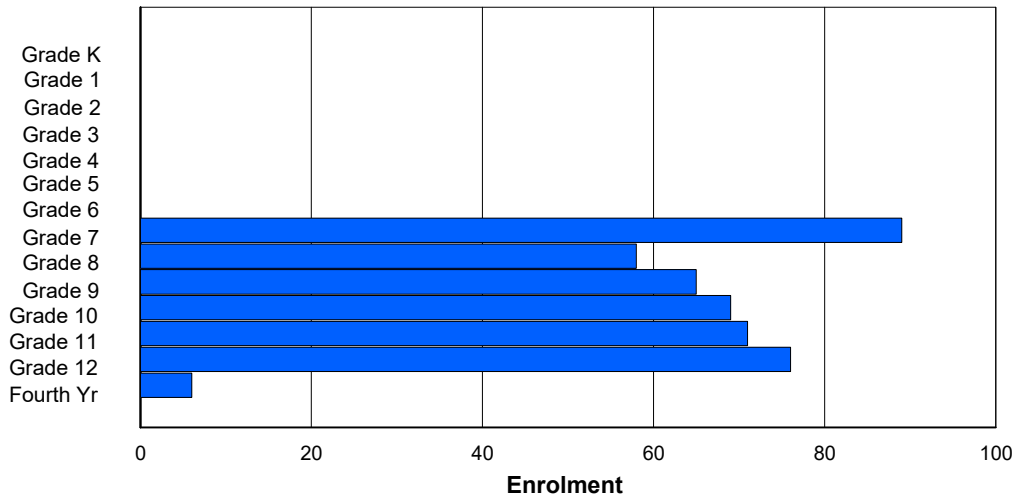
Gender	Age																Total
	5	6	7	8	9	10	11	12	13	14	15	16	17	18	19	20>	
Male	0	0	0	0	0	0	0	26	49	28	40	37	35	2	0	0	217
Female	0	0	0	0	0	0	0	32	43	26	31	31	38	0	0	0	201
<b>Total</b>	<b>0</b>	<b>0</b>	<b>0</b>	<b>0</b>	<b>0</b>	<b>0</b>	<b>0</b>	<b>58</b>	<b>92</b>	<b>54</b>	<b>71</b>	<b>68</b>	<b>73</b>	<b>2</b>	<b>0</b>	<b>0</b>	<b>418</b>

**Enrolment By Grade and Gender**

Gender	Grade															Total
	K	1	2	3	4	5	6	7	8	9	10	11	12	4th		
Male	0	0	0	0	0	0	0	27	48	29	39	40	34	0	217	
Female	0	0	0	0	0	0	0	32	43	27	31	31	37	0	201	
<b>Total</b>	<b>0</b>	<b>0</b>	<b>0</b>	<b>0</b>	<b>0</b>	<b>0</b>	<b>0</b>	<b>59</b>	<b>91</b>	<b>56</b>	<b>70</b>	<b>71</b>	<b>71</b>	<b>0</b>	<b>418</b>	

**Enrolment By Grade**

For 464 - Crescent Collegiate, Blaketown



\* Data from the 2018-2019 AGR(Enrolment/Age as of the last day in Sept./Dec.)

\*\* Newfoundland Statistics Classification System

NLESD - Eastern Region

#468 - Hazelwood Elementary, St. John's

Classification: Urban  
Offers Distance Education: No

Grades: K-6

Number of Grades: 7

**Enrolment By Age and Gender**

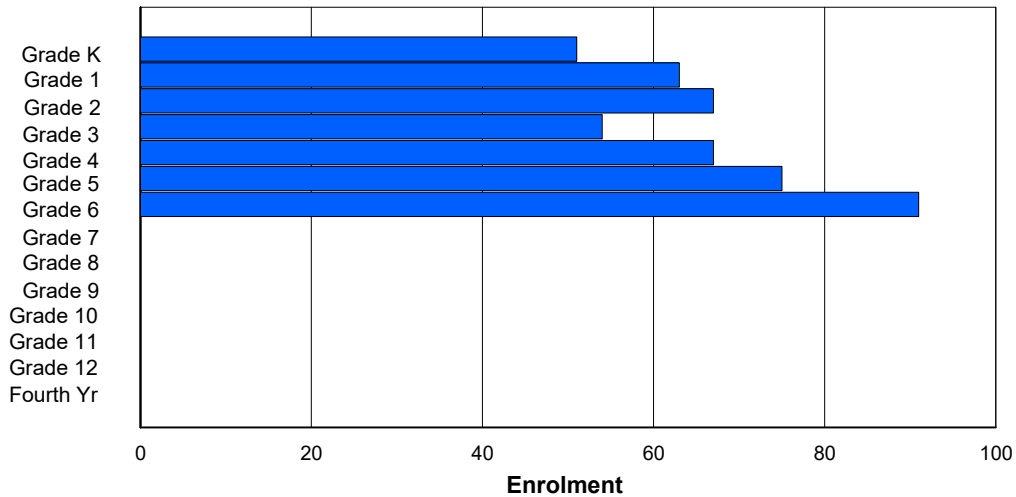
Gender	Age																Total
	5	6	7	8	9	10	11	12	13	14	15	16	17	18	19	20>	
Male	50	33	40	35	30	28	42	2	1	0	0	0	0	0	0	0	261
Female	33	23	24	39	26	45	37	0	0	0	0	0	0	0	0	0	227
<b>Total</b>	<b>83</b>	<b>56</b>	<b>64</b>	<b>74</b>	<b>56</b>	<b>73</b>	<b>79</b>	<b>2</b>	<b>1</b>	<b>0</b>	<b>0</b>	<b>0</b>	<b>0</b>	<b>0</b>	<b>0</b>	<b>0</b>	<b>488</b>

**Enrolment By Grade and Gender**

Gender	Grade															Total
	K	1	2	3	4	5	6	7	8	9	10	11	12	4th		
Male	51	33	40	36	29	29	43	0	0	0	0	0	0	0	0	261
Female	34	22	24	39	26	45	37	0	0	0	0	0	0	0	0	227
<b>Total</b>	<b>85</b>	<b>55</b>	<b>64</b>	<b>75</b>	<b>55</b>	<b>74</b>	<b>80</b>	<b>0</b>	<b>0</b>	<b>0</b>	<b>0</b>	<b>0</b>	<b>0</b>	<b>0</b>	<b>0</b>	<b>488</b>

**Enrolment By Grade**

For 468 - Hazelwood Elementary, St. John's



\* Data from the 2018-2019 AGR(Enrolment/Age as of the last day in Sept./Dec.)

\*\* Newfoundland Statistics Classification System

NLESD - Eastern Region

#473 - Cape St. Francis Elementary, Pouch Cove

Classification: Urban  
Offers Distance Education: No

Grades: K-4

Number of Grades: 5

**Enrolment By Age and Gender**

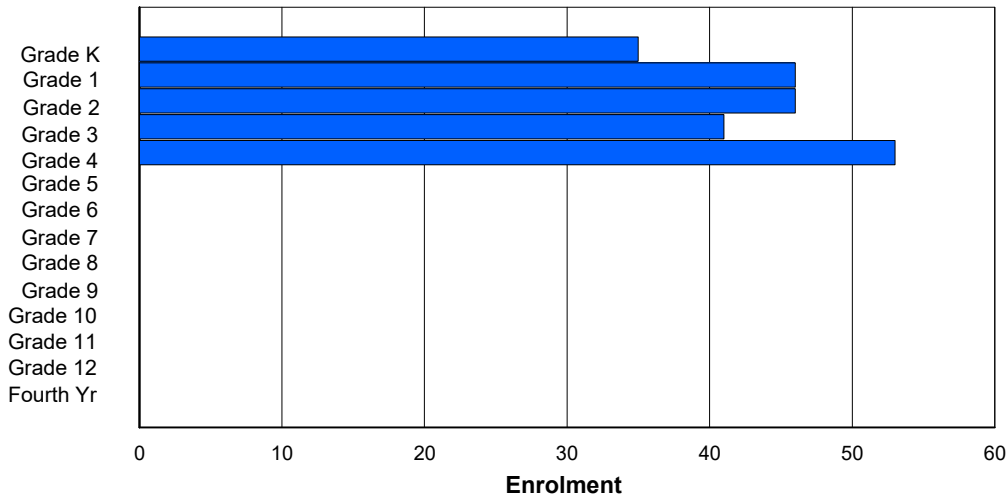
Gender	Age																Total
	5	6	7	8	9	10	11	12	13	14	15	16	17	18	19	20>	
Male	29	15	22	22	23	0	0	0	0	0	0	0	0	0	0	0	111
Female	19	18	25	22	20	0	0	0	0	0	0	0	0	0	0	0	104
<b>Total</b>	<b>48</b>	<b>33</b>	<b>47</b>	<b>44</b>	<b>43</b>	<b>0</b>	<b>0</b>	<b>0</b>	<b>0</b>	<b>0</b>	<b>0</b>	<b>0</b>	<b>0</b>	<b>0</b>	<b>0</b>	<b>0</b>	<b>215</b>

**Enrolment By Grade and Gender**

Gender	Grade															Total
	K	1	2	3	4	5	6	7	8	9	10	11	12	4th		
Male	30	15	21	24	21	0	0	0	0	0	0	0	0	0	0	111
Female	19	18	25	22	20	0	0	0	0	0	0	0	0	0	0	104
<b>Total</b>	<b>49</b>	<b>33</b>	<b>46</b>	<b>46</b>	<b>41</b>	<b>0</b>	<b>0</b>	<b>0</b>	<b>0</b>	<b>0</b>	<b>0</b>	<b>0</b>	<b>0</b>	<b>0</b>	<b>0</b>	<b>215</b>

**Enrolment By Grade**

For 473 - Cape St. Francis Elementary, Pouch Cove



\* Data from the 2018-2019 AGR(Enrolment/Age as of the last day in Sept./Dec.)

\*\* Newfoundland Statistics Classification System

NLESD - Eastern Region

#476 - Baccalieu Collegiate, Old Perlican

Classification: Rural  
Offers Distance Education: No

Grades: 7-12

Number of Grades: 6

### Enrolment By Age and Gender

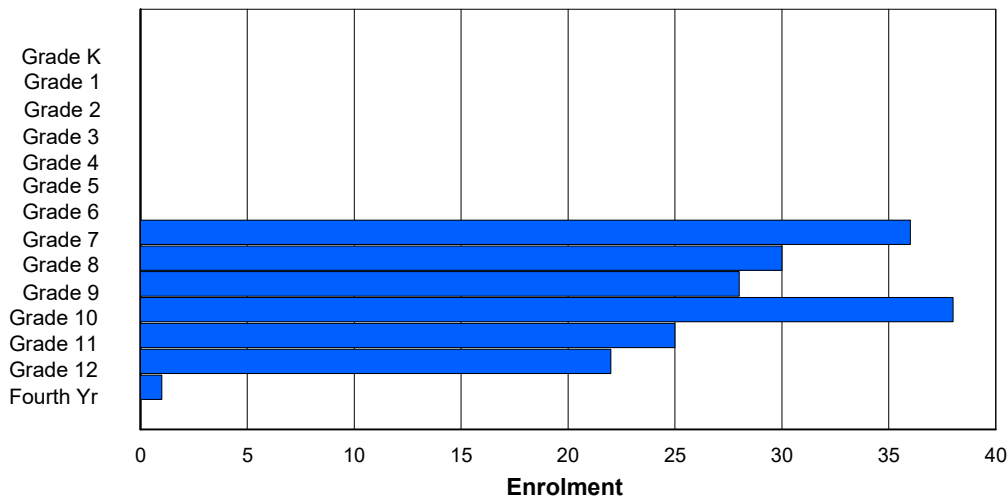
Gender	Age																Total
	5	6	7	8	9	10	11	12	13	14	15	16	17	18	19	20>	
Male	0	0	0	0	0	0	0	13	15	13	14	20	20	0	0	0	95
Female	0	0	0	0	0	0	0	11	22	18	14	14	7	1	0	0	87
<b>Total</b>	<b>0</b>	<b>0</b>	<b>0</b>	<b>0</b>	<b>0</b>	<b>0</b>	<b>0</b>	<b>24</b>	<b>37</b>	<b>31</b>	<b>28</b>	<b>34</b>	<b>27</b>	<b>1</b>	<b>0</b>	<b>0</b>	<b>182</b>

### Enrolment By Grade and Gender

Gender	Grade															Total
	K	1	2	3	4	5	6	7	8	9	10	11	12	4th		
Male	0	0	0	0	0	0	0	13	15	14	14	21	18	0	95	
Female	0	0	0	0	0	0	0	11	22	18	14	15	7	0	87	
<b>Total</b>	<b>0</b>	<b>0</b>	<b>0</b>	<b>0</b>	<b>0</b>	<b>0</b>	<b>0</b>	<b>24</b>	<b>37</b>	<b>32</b>	<b>28</b>	<b>36</b>	<b>25</b>	<b>0</b>	<b>182</b>	

## Enrolment By Grade

For 476 - Baccalieu Collegiate, Old Perlican



\* Data from the 2018-2019 AGR(Enrolment/Age as of the last day in Sept./Dec.)

\*\* Newfoundland Statistics Classification System

NLESD - Eastern Region

#489 - Waterford Valley High, St. John's

Classification: Urban  
Offers Distance Education: No

Grades: 10-12

Number of Grades: 3

**Enrolment By Age and Gender**

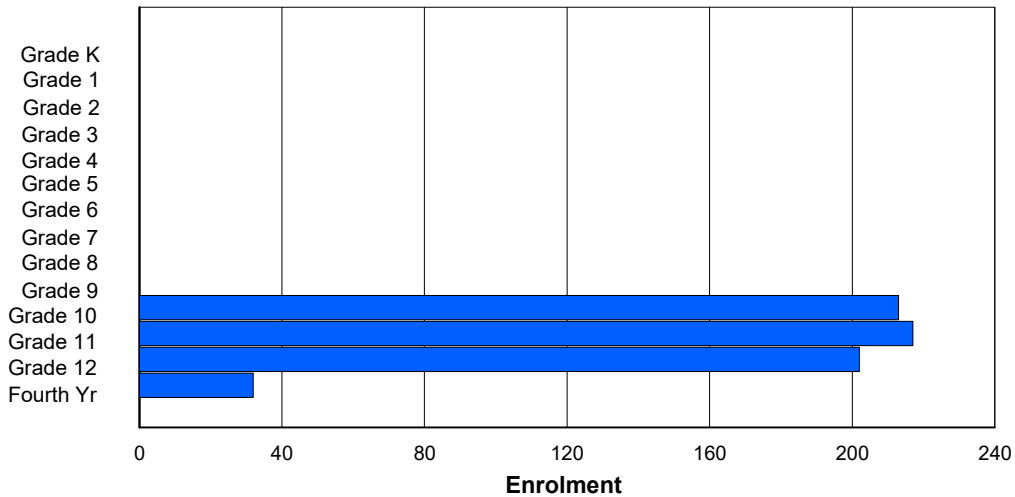
Gender	Age																	Total
	5	6	7	8	9	10	11	12	13	14	15	16	17	18	19	20>		
Male	0	0	0	0	0	0	0	0	0	0	86	108	98	18	8	1	319	
Female	0	0	0	0	0	0	0	0	0	0	87	101	95	16	0	1	300	
<b>Total</b>	<b>0</b>	<b>0</b>	<b>0</b>	<b>0</b>	<b>0</b>	<b>0</b>	<b>0</b>	<b>0</b>	<b>0</b>	<b>0</b>	<b>173</b>	<b>209</b>	<b>193</b>	<b>34</b>	<b>8</b>	<b>2</b>	<b>619</b>	

**Enrolment By Grade and Gender**

Gender	Grade															Total
	K	1	2	3	4	5	6	7	8	9	10	11	12	4th		
Male	0	0	0	0	0	0	0	0	0	0	93	104	102	20	319	
Female	0	0	0	0	0	0	0	0	0	0	90	101	100	9	300	
<b>Total</b>	<b>0</b>	<b>0</b>	<b>0</b>	<b>0</b>	<b>0</b>	<b>0</b>	<b>0</b>	<b>0</b>	<b>0</b>	<b>0</b>	<b>183</b>	<b>205</b>	<b>202</b>	<b>29</b>	<b>619</b>	

**Enrolment By Grade**

For 489 - Waterford Valley High, St. John's



\* Data from the 2018-2019 AGR(Enrolment/Age as of the last day in Sept./Dec.)

\*\* Newfoundland Statistics Classification System

NLESD - Eastern Region

#492 - Octagon Pond Elementary, Paradise

Classification: Urban  
Offers Distance Education: No

Grades: K-6

Number of Grades: 7

**Enrolment By Age and Gender**

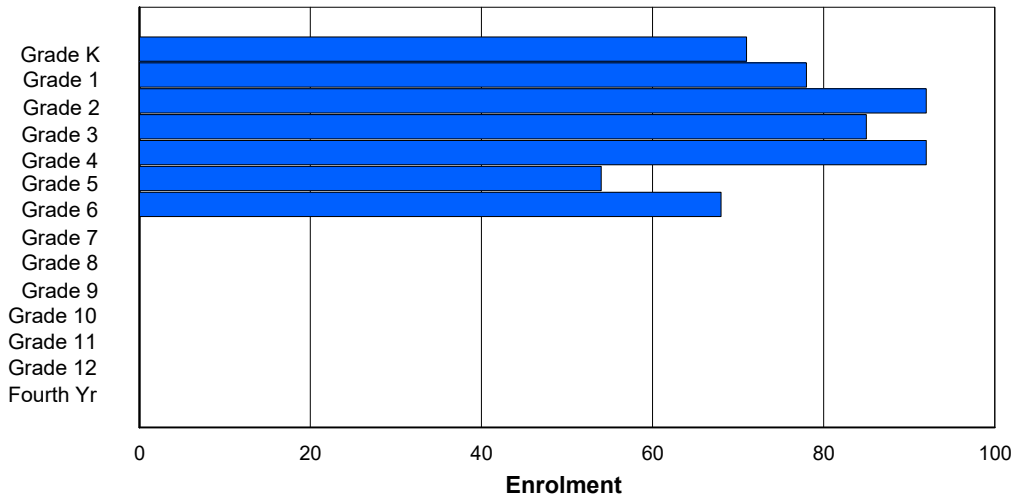
Gender	Age																Total
	5	6	7	8	9	10	11	12	13	14	15	16	17	18	19	20>	
Male	41	41	36	55	42	43	28	0	0	0	0	0	0	0	0	0	286
Female	34	32	43	41	39	47	27	0	0	0	0	0	0	0	0	0	263
<b>Total</b>	<b>75</b>	<b>73</b>	<b>79</b>	<b>96</b>	<b>81</b>	<b>90</b>	<b>55</b>	<b>0</b>	<b>0</b>	<b>0</b>	<b>0</b>	<b>0</b>	<b>0</b>	<b>0</b>	<b>0</b>	<b>0</b>	<b>549</b>

**Enrolment By Grade and Gender**

Gender	Grade															Total
	K	1	2	3	4	5	6	7	8	9	10	11	12	4th		
Male	43	39	37	53	43	43	28	0	0	0	0	0	0	0	0	286
Female	34	33	42	41	39	48	26	0	0	0	0	0	0	0	0	263
<b>Total</b>	<b>77</b>	<b>72</b>	<b>79</b>	<b>94</b>	<b>82</b>	<b>91</b>	<b>54</b>	<b>0</b>	<b>0</b>	<b>0</b>	<b>0</b>	<b>0</b>	<b>0</b>	<b>0</b>	<b>0</b>	<b>549</b>

**Enrolment By Grade**

For 492 - Octagon Pond Elementary, Paradise



\* Data from the 2018-2019 AGR(Enrolment/Age as of the last day in Sept./Dec.)

\*\* Newfoundland Statistics Classification System



NLESD - Eastern Region

#493 - Juniper Ridge Intermediate, Torbay

Classification: Urban  
Offers Distance Education: No

Grades: 5-7

Number of Grades: 3

### Enrolment By Age and Gender

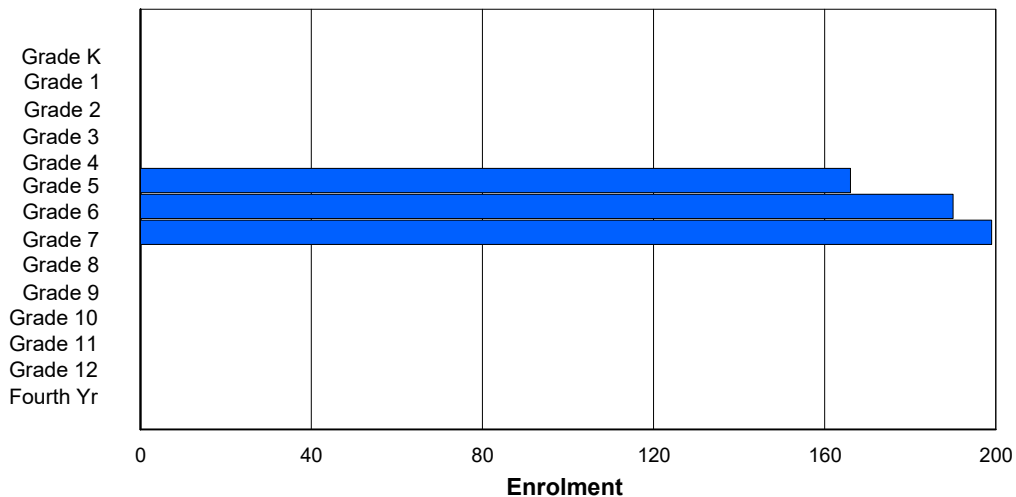
Gender	Age																Total
	5	6	7	8	9	10	11	12	13	14	15	16	17	18	19	20>	
Male	0	0	0	0	0	93	90	82	3	0	0	0	0	0	0	0	268
Female	0	0	0	0	0	94	80	110	0	0	0	0	0	0	0	0	284
<b>Total</b>	<b>0</b>	<b>0</b>	<b>0</b>	<b>0</b>	<b>0</b>	<b>187</b>	<b>170</b>	<b>192</b>	<b>3</b>	<b>0</b>	<b>0</b>	<b>0</b>	<b>0</b>	<b>0</b>	<b>0</b>	<b>0</b>	<b>552</b>

### Enrolment By Grade and Gender

Gender	Grade															Total
	K	1	2	3	4	5	6	7	8	9	10	11	12	4th		
Male	0	0	0	0	0	97	86	85	0	0	0	0	0	0	0	268
Female	0	0	0	0	0	95	78	111	0	0	0	0	0	0	0	284
<b>Total</b>	<b>0</b>	<b>0</b>	<b>0</b>	<b>0</b>	<b>0</b>	<b>192</b>	<b>164</b>	<b>196</b>	<b>0</b>	<b>0</b>	<b>0</b>	<b>0</b>	<b>0</b>	<b>0</b>	<b>0</b>	<b>552</b>

## Enrolment By Grade

For 493 - Juniper Ridge Intermediate, Torbay



\* Data from the 2018-2019 AGR(Enrolment/Age as of the last day in Sept./Dec.)

\*\* Newfoundland Statistics Classification System

NLESD - Eastern Region

#496 - Brookside Intermediate, Portugal Cove - St. Philip's

Classification: Urban  
Offers Distance Education: No

Grades: 5-9

Number of Grades: 5

**Enrolment By Age and Gender**

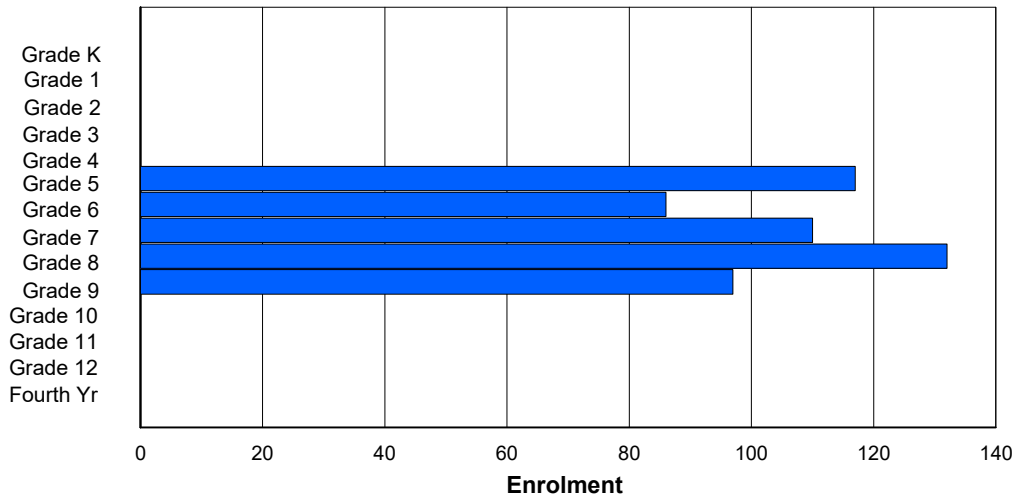
Gender	Age																Total
	5	6	7	8	9	10	11	12	13	14	15	16	17	18	19	20>	
Male	0	0	0	0	0	45	65	44	64	64	3	0	0	0	0	0	285
Female	0	0	0	0	0	49	56	47	48	67	0	1	0	0	0	0	268
<b>Total</b>	<b>0</b>	<b>0</b>	<b>0</b>	<b>0</b>	<b>0</b>	<b>94</b>	<b>121</b>	<b>91</b>	<b>112</b>	<b>131</b>	<b>3</b>	<b>1</b>	<b>0</b>	<b>0</b>	<b>0</b>	<b>0</b>	<b>553</b>

**Enrolment By Grade and Gender**

Gender	Grade															Total
	K	1	2	3	4	5	6	7	8	9	10	11	12	4th		
Male	0	0	0	0	0	46	65	44	63	67	0	0	0	0	285	
Female	0	0	0	0	0	49	57	47	47	68	0	0	0	0	268	
<b>Total</b>	<b>0</b>	<b>0</b>	<b>0</b>	<b>0</b>	<b>0</b>	<b>95</b>	<b>122</b>	<b>91</b>	<b>110</b>	<b>135</b>	<b>0</b>	<b>0</b>	<b>0</b>	<b>0</b>	<b>553</b>	

**Enrolment By Grade**

For 496 - Brookside Intermediate, Portugal Cove - St. Philip's



\* Data from the 2018-2019 AGR(Enrolment/Age as of the last day in Sept./Dec.)

\*\* Newfoundland Statistics Classification System

NLESD - Eastern Region

#497 - Admiral Academy, Conception Bay South

Classification: Urban  
Offers Distance Education: No

Grades: K-7

Number of Grades: 8

**Enrolment By Age and Gender**

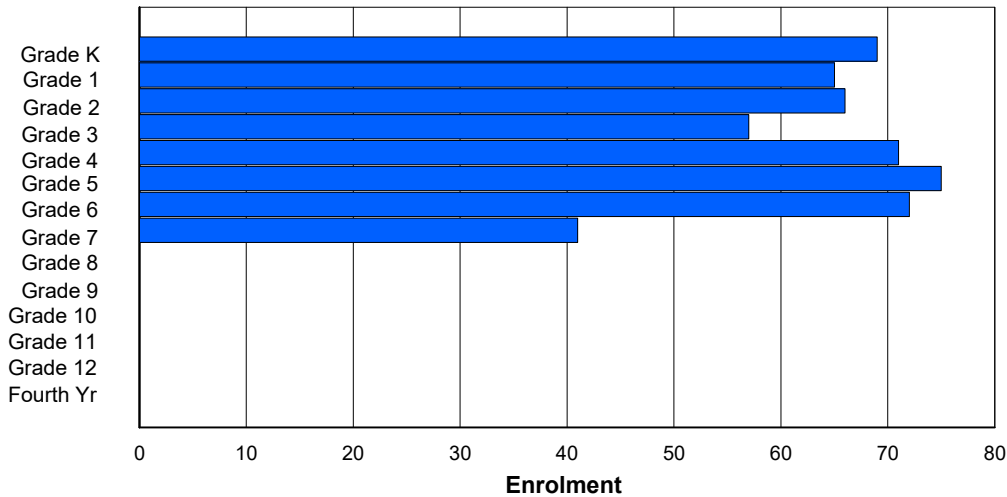
Gender	Age																Total
	5	6	7	8	9	10	11	12	13	14	15	16	17	18	19	20>	
Male	31	40	29	25	31	41	44	30	0	0	0	0	0	0	0	0	271
Female	32	33	27	45	25	32	36	19	0	0	0	0	0	0	0	0	249
<b>Total</b>	<b>63</b>	<b>73</b>	<b>56</b>	<b>70</b>	<b>56</b>	<b>73</b>	<b>80</b>	<b>49</b>	<b>0</b>	<b>0</b>	<b>0</b>	<b>0</b>	<b>0</b>	<b>0</b>	<b>0</b>	<b>0</b>	<b>520</b>

**Enrolment By Grade and Gender**

Gender	Grade															Total
	K	1	2	3	4	5	6	7	8	9	10	11	12	4th		
Male	32	40	31	24	29	41	44	30	0	0	0	0	0	0	0	271
Female	32	34	27	44	25	32	36	19	0	0	0	0	0	0	0	249
<b>Total</b>	<b>64</b>	<b>74</b>	<b>58</b>	<b>68</b>	<b>54</b>	<b>73</b>	<b>80</b>	<b>49</b>	<b>0</b>	<b>0</b>	<b>0</b>	<b>0</b>	<b>0</b>	<b>0</b>	<b>0</b>	<b>520</b>

**Enrolment By Grade**

For 497 - Admiral Academy, Conception Bay South



\* Data from the 2018-2019 AGR(Enrolment/Age as of the last day in Sept./Dec.)

\*\* Newfoundland Statistics Classification System

NLESD - Eastern Region

#951 - Paradise Elementary, Paradise

Classification: Urban  
Offers Distance Education: No

Grades: K-6

Number of Grades: 7

**Enrolment By Age and Gender**

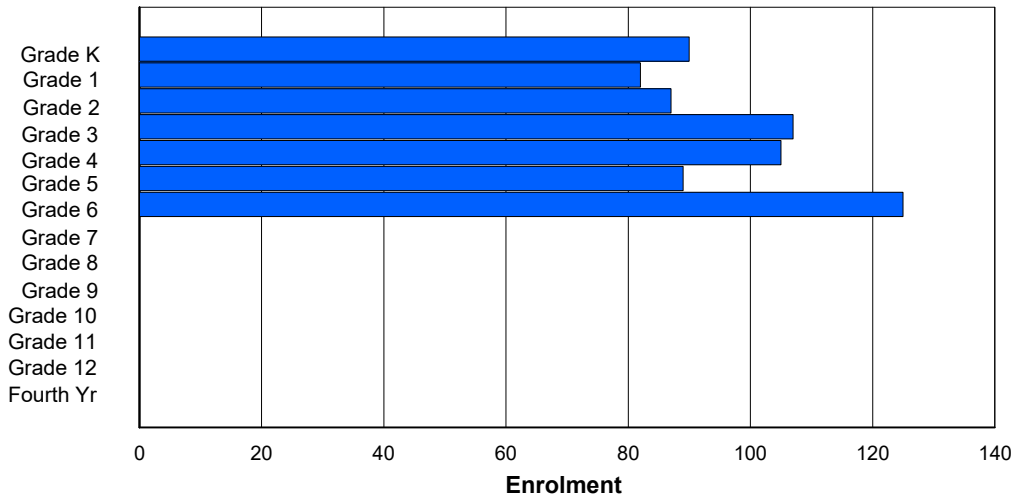
Gender	Age																Total
	5	6	7	8	9	10	11	12	13	14	15	16	17	18	19	20>	
Male	38	50	38	38	55	54	45	1	0	0	0	0	0	0	0	0	319
Female	37	43	46	46	50	45	44	0	0	0	0	0	0	0	0	0	311
<b>Total</b>	<b>75</b>	<b>93</b>	<b>84</b>	<b>84</b>	<b>105</b>	<b>99</b>	<b>89</b>	<b>1</b>	<b>0</b>	<b>0</b>	<b>0</b>	<b>0</b>	<b>0</b>	<b>0</b>	<b>0</b>	<b>0</b>	<b>630</b>

**Enrolment By Grade and Gender**

Gender	Grade															Total
	K	1	2	3	4	5	6	7	8	9	10	11	12	4th		
Male	39	49	38	38	56	55	44	0	0	0	0	0	0	0	0	319
Female	37	44	45	46	50	47	42	0	0	0	0	0	0	0	0	311
<b>Total</b>	<b>76</b>	<b>93</b>	<b>83</b>	<b>84</b>	<b>106</b>	<b>102</b>	<b>86</b>	<b>0</b>	<b>0</b>	<b>0</b>	<b>0</b>	<b>0</b>	<b>0</b>	<b>0</b>	<b>0</b>	<b>630</b>

**Enrolment By Grade**

For 951 - Paradise Elementary, Paradise



\* Data from the 2018-2019 AGR(Enrolment/Age as of the last day in Sept./Dec.)

\*\* Newfoundland Statistics Classification System

NLESD - Eastern Region

#952 - Elizabeth Park Elementary, Paradise

Classification: Urban  
Offers Distance Education: No

Grades: K-6

Number of Grades: 7

**Enrolment By Age and Gender**

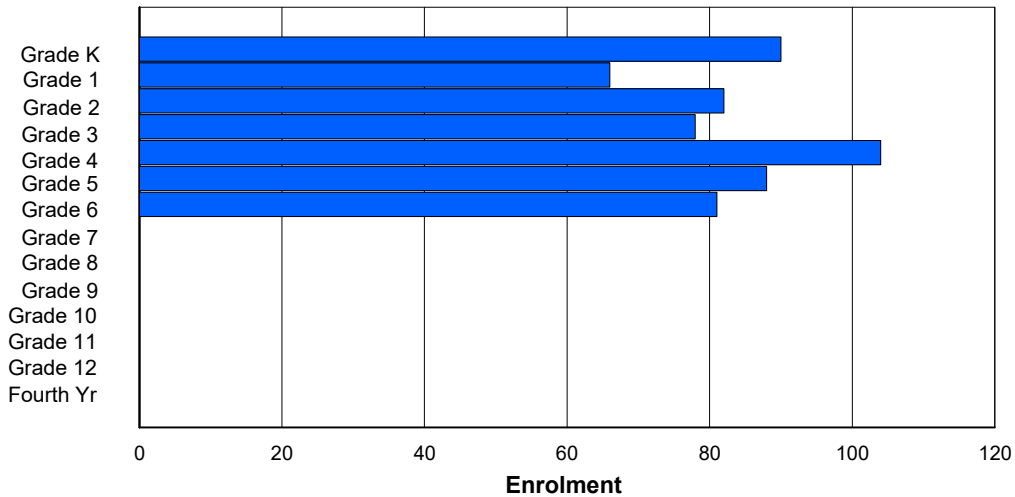
Gender	Age																Total
	5	6	7	8	9	10	11	12	13	14	15	16	17	18	19	20>	
Male	31	50	31	36	38	59	43	1	0	0	0	0	0	0	0	0	289
Female	34	36	37	44	36	43	39	0	0	0	0	0	0	0	0	0	269
<b>Total</b>	<b>65</b>	<b>86</b>	<b>68</b>	<b>80</b>	<b>74</b>	<b>102</b>	<b>82</b>	<b>1</b>	<b>0</b>	<b>0</b>	<b>0</b>	<b>0</b>	<b>0</b>	<b>0</b>	<b>0</b>	<b>0</b>	<b>558</b>

**Enrolment By Grade and Gender**

Gender	Grade														Total
	K	1	2	3	4	5	6	7	8	9	10	11	12	4th	
Male	32	50	30	36	38	59	44	0	0	0	0	0	0	0	289
Female	34	37	36	44	37	42	39	0	0	0	0	0	0	0	269
<b>Total</b>	<b>66</b>	<b>87</b>	<b>66</b>	<b>80</b>	<b>75</b>	<b>101</b>	<b>83</b>	<b>0</b>	<b>0</b>	<b>0</b>	<b>0</b>	<b>0</b>	<b>0</b>	<b>0</b>	<b>558</b>

**Enrolment By Grade**

For 952 - Elizabeth Park Elementary, Paradise



\* Data from the 2018-2019 AGR(Enrolment/Age as of the last day in Sept./Dec.)

\*\* Newfoundland Statistics Classification System

NLESD - Eastern Region

#954 - Carbonear Academy, Carbonear

Classification: Rural  
Offers Distance Education: No

Grades: K-8

Number of Grades: 9

**Enrolment By Age and Gender**

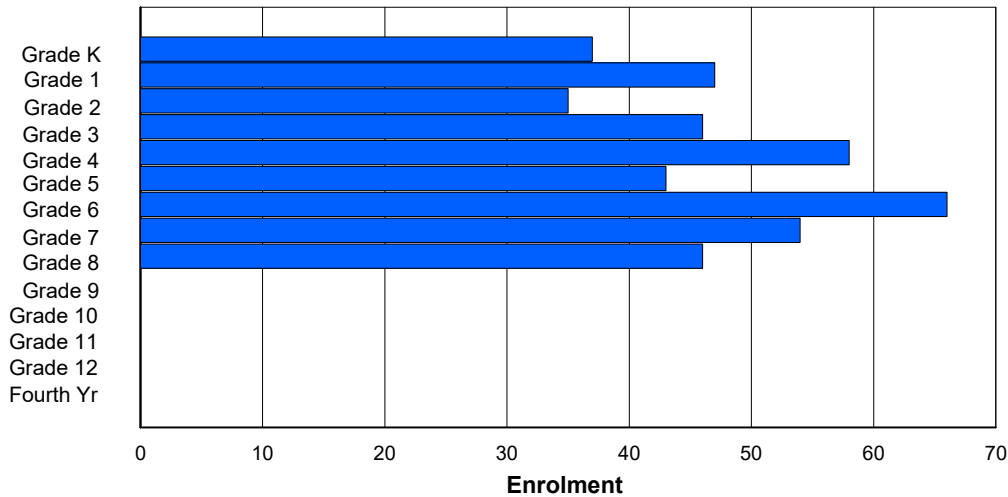
Gender	Age																Total
	5	6	7	8	9	10	11	12	13	14	15	16	17	18	19	20>	
Male	24	15	23	18	25	28	19	33	29	1	0	0	0	0	0	0	215
Female	27	25	22	19	19	28	29	37	28	0	0	0	0	0	0	0	234
<b>Total</b>	<b>51</b>	<b>40</b>	<b>45</b>	<b>37</b>	<b>44</b>	<b>56</b>	<b>48</b>	<b>70</b>	<b>57</b>	<b>1</b>	<b>0</b>	<b>0</b>	<b>0</b>	<b>0</b>	<b>0</b>	<b>0</b>	<b>449</b>

**Enrolment By Grade and Gender**

Gender	Grade															Total
	K	1	2	3	4	5	6	7	8	9	10	11	12	4th		
Male	24	16	22	18	25	30	16	34	30	0	0	0	0	0	215	
Female	27	25	22	19	19	29	28	37	28	0	0	0	0	0	234	
<b>Total</b>	<b>51</b>	<b>41</b>	<b>44</b>	<b>37</b>	<b>44</b>	<b>59</b>	<b>44</b>	<b>71</b>	<b>58</b>	<b>0</b>	<b>0</b>	<b>0</b>	<b>0</b>	<b>0</b>	<b>449</b>	

**Enrolment By Grade**

For 954 - Carbonear Academy, Carbonear



\* Data from the 2018-2019 AGR(Enrolment/Age as of the last day in Sept./Dec.)

\*\* Newfoundland Statistics Classification System

District 5 - Conseil scolaire francophone

**(Francophone School)**

#095 - Ecole Notre-Dame du Cap, Cap Saint-Georges

Classification: Rural  
Offers Distance Education: No

Grades: K-8

Number of Grades: 9

**Enrolment By Age and Gender**

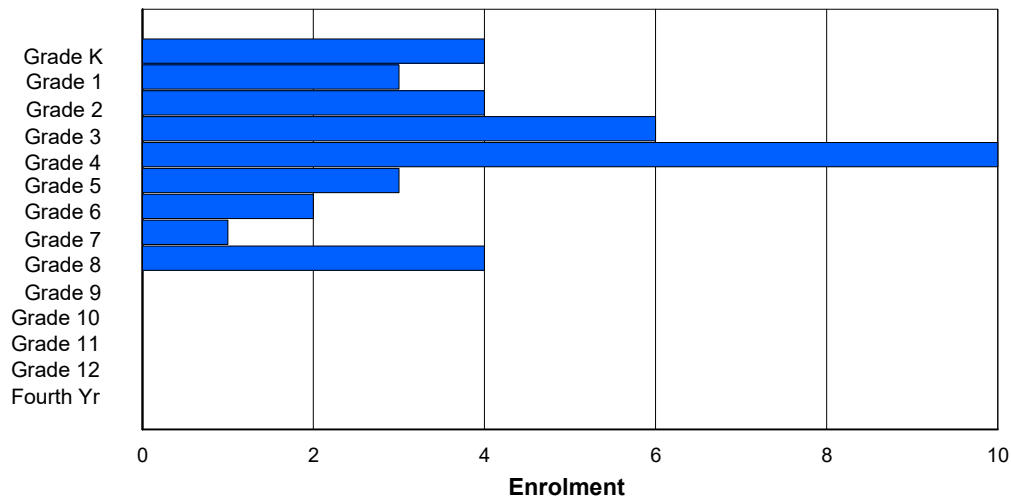
Gender	Age																Total
	5	6	7	8	9	10	11	12	13	14	15	16	17	18	19	20>	
Male	3	1	2	0	0	4	2	0	1	0	0	0	0	0	0	0	13
Female	2	2	2	4	7	6	1	2	0	0	0	0	0	0	0	0	26
<b>Total</b>	<b>5</b>	<b>3</b>	<b>4</b>	<b>4</b>	<b>7</b>	<b>10</b>	<b>3</b>	<b>2</b>	<b>1</b>	<b>0</b>	<b>0</b>	<b>0</b>	<b>0</b>	<b>0</b>	<b>0</b>	<b>0</b>	<b>39</b>

**Enrolment By Grade and Gender**

Gender	Grade															Total
	K	1	2	3	4	5	6	7	8	9	10	11	12	4th		
Male	3	1	2	0	0	4	2	0	1	0	0	0	0	0	13	
Female	2	2	2	4	7	6	1	2	0	0	0	0	0	0	26	
<b>Total</b>	<b>5</b>	<b>3</b>	<b>4</b>	<b>4</b>	<b>7</b>	<b>10</b>	<b>3</b>	<b>2</b>	<b>1</b>	<b>0</b>	<b>0</b>	<b>0</b>	<b>0</b>	<b>0</b>	<b>39</b>	

**Enrolment By Grade**

For 095 - Ecole Notre-Dame du Cap, Cap Saint-Georges



\* Data from the 2018-2019 AGR(Enrolment/Age as of the last day in Sept./Dec.)

\*\* Newfoundland Statistics Classification System

District 5 - Conseil scolaire francophone

**(Francophone School)**

#107 - Ecole Sainte-Anne, La Grand'Terre (Mainland)

Classification: Rural  
Offers Distance Education: No

Grades: K-12

Number of Grades: 13

**Enrolment By Age and Gender**

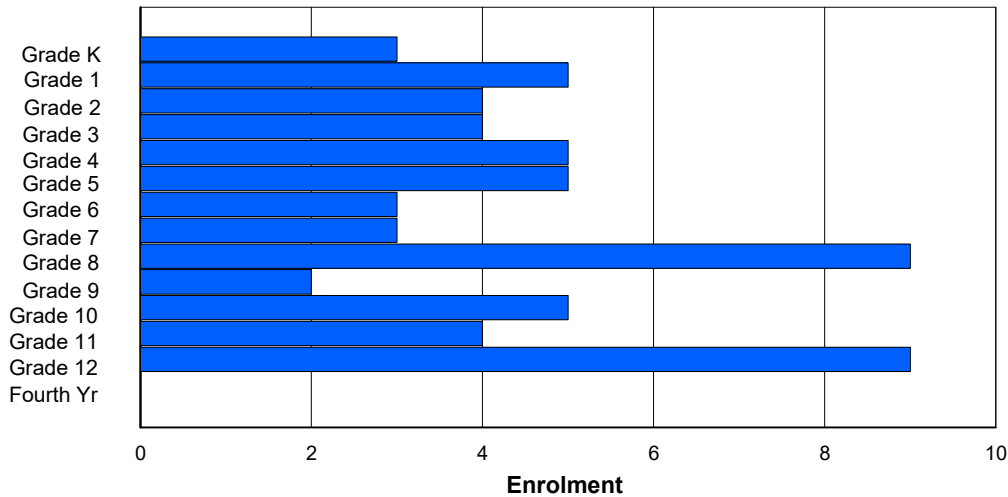
Gender	Age																Total
	5	6	7	8	9	10	11	12	13	14	15	16	17	18	19	20>	
Male	1	3	2	1	2	3	4	3	0	7	1	3	2	1	0	0	33
Female	1	0	2	3	3	2	1	0	3	5	2	2	2	0	0	0	26
<b>Total</b>	<b>2</b>	<b>3</b>	<b>4</b>	<b>4</b>	<b>5</b>	<b>5</b>	<b>5</b>	<b>3</b>	<b>3</b>	<b>12</b>	<b>3</b>	<b>5</b>	<b>4</b>	<b>1</b>	<b>0</b>	<b>0</b>	<b>59</b>

**Enrolment By Grade and Gender**

Gender	Grade															Total
	K	1	2	3	4	5	6	7	8	9	10	11	12	4th		
Male	1	3	2	1	2	3	4	3	0	7	1	3	2	1	33	
Female	1	0	2	3	3	2	1	0	3	5	2	2	2	0	26	
<b>Total</b>	<b>2</b>	<b>3</b>	<b>4</b>	<b>4</b>	<b>5</b>	<b>5</b>	<b>5</b>	<b>3</b>	<b>3</b>	<b>12</b>	<b>3</b>	<b>5</b>	<b>4</b>	<b>1</b>	<b>59</b>	

**Enrolment By Grade**

For 107 - Ecole Sainte-Anne, La Grand'Terre (Mainland)



\* Data from the 2018-2019 AGR(Enrolment/Age as of the last day in Sept./Dec.)

\*\* Newfoundland Statistics Classification System



District 5 - Conseil scolaire francophone

**(Francophone School)**

#459 - Centre éducatif l'ENVOL, Labrador City

Classification: Urban  
Offers Distance Education: No

Grades: K-8,11

Number of Grades: 10

**Enrolment By Age and Gender**

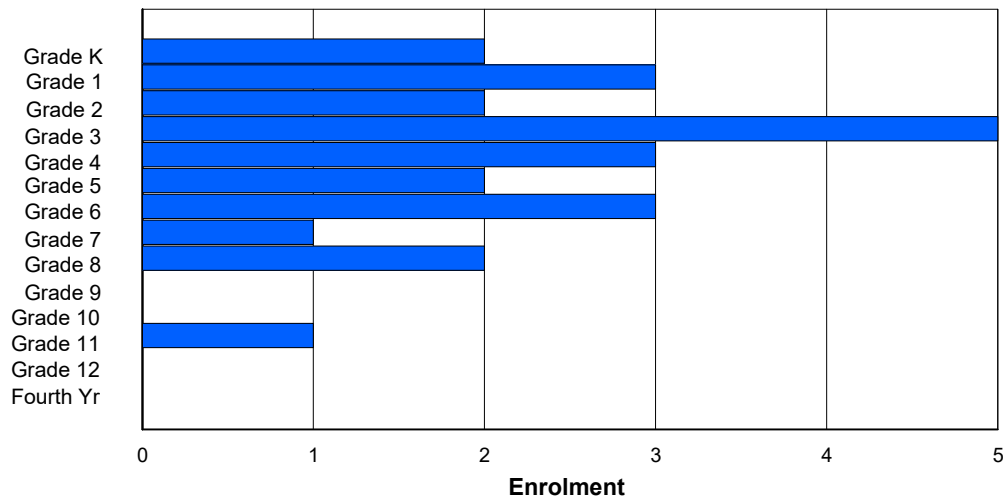
Gender	Age																Total
	5	6	7	8	9	10	11	12	13	14	15	16	17	18	19	20>	
Male	3	2	1	1	2	1	0	0	1	0	0	0	0	1	0	0	12
Female	3	0	3	1	2	1	2	1	0	0	0	1	0	0	0	0	14
<b>Total</b>	<b>6</b>	<b>2</b>	<b>4</b>	<b>2</b>	<b>4</b>	<b>2</b>	<b>2</b>	<b>1</b>	<b>1</b>	<b>0</b>	<b>0</b>	<b>1</b>	<b>0</b>	<b>1</b>	<b>0</b>	<b>0</b>	<b>26</b>

**Enrolment By Grade and Gender**

Gender	Grade															Total
	K	1	2	3	4	5	6	7	8	9	10	11	12	4th		
Male	3	2	1	1	2	1	0	1	0	0	0	0	1	0	12	
Female	3	0	3	1	2	1	2	1	0	0	0	1	0	0	14	
<b>Total</b>	<b>6</b>	<b>2</b>	<b>4</b>	<b>2</b>	<b>4</b>	<b>2</b>	<b>2</b>	<b>2</b>	<b>0</b>	<b>0</b>	<b>0</b>	<b>1</b>	<b>1</b>	<b>0</b>	<b>26</b>	

**Enrolment By Grade**

For 459 - Centre éducatif l'ENVOL, Labrador City



\* Data from the 2018-2019 AGR(Enrolment/Age as of the last day in Sept./Dec.)

\*\* Newfoundland Statistics Classification System

District 5 - Conseil scolaire francophone

(Francophone School)

#460 - Ecole des Grands-Vents, St. John's

Classification: Urban  
Offers Distance Education: No

Grades: K-6

Number of Grades: 7

### Enrolment By Age and Gender

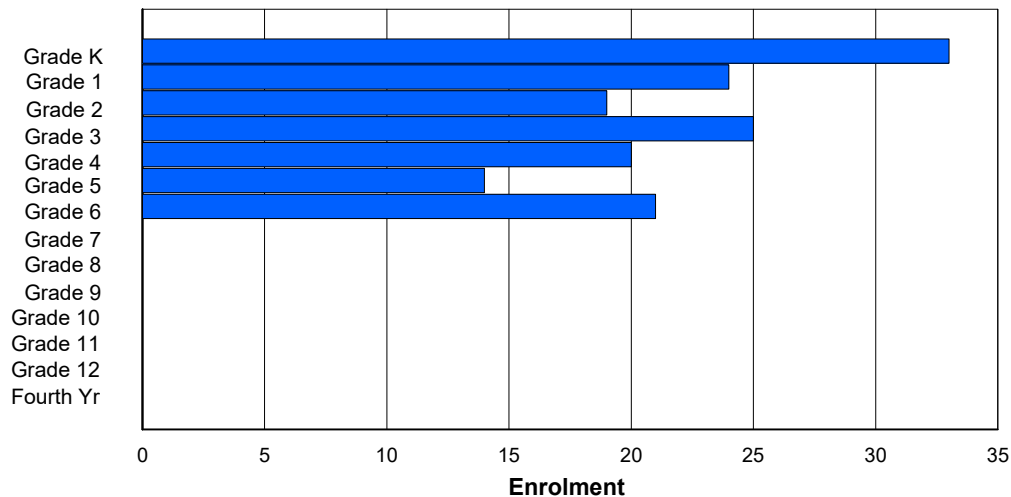
Gender	Age																Total
	5	6	7	8	9	10	11	12	13	14	15	16	17	18	19	20>	
Male	10	12	11	6	18	6	7	0	0	0	0	0	0	0	0	0	70
Female	14	13	16	12	10	15	7	0	0	0	0	0	0	0	0	0	87
<b>Total</b>	<b>24</b>	<b>25</b>	<b>27</b>	<b>18</b>	<b>28</b>	<b>21</b>	<b>14</b>	<b>0</b>	<b>0</b>	<b>0</b>	<b>0</b>	<b>0</b>	<b>0</b>	<b>0</b>	<b>0</b>	<b>0</b>	<b>157</b>

### Enrolment By Grade and Gender

Gender	Grade															Total
	K	1	2	3	4	5	6	7	8	9	10	11	12	4th		
Male	10	15	8	7	17	6	7	0	0	0	0	0	0	0	70	
Female	14	13	16	12	12	12	8	0	0	0	0	0	0	0	87	
<b>Total</b>	<b>24</b>	<b>28</b>	<b>24</b>	<b>19</b>	<b>29</b>	<b>18</b>	<b>15</b>	<b>0</b>	<b>0</b>	<b>0</b>	<b>0</b>	<b>0</b>	<b>0</b>	<b>0</b>	<b>157</b>	

## Enrolment By Grade

For 460 - Ecole des Grands-Vents, St. John's



\* Data from the 2018-2019 AGR(Enrolment/Age as of the last day in Sept./Dec.)

\*\* Newfoundland Statistics Classification System

District 5 - Conseil scolaire francophone

**(Francophone School)**

#472 - Ecole Boreale, Happy Valley - Goose Bay

Classification: Urban  
Offers Distance Education: No

Grades: K-7

Number of Grades: 8

**Enrolment By Age and Gender**

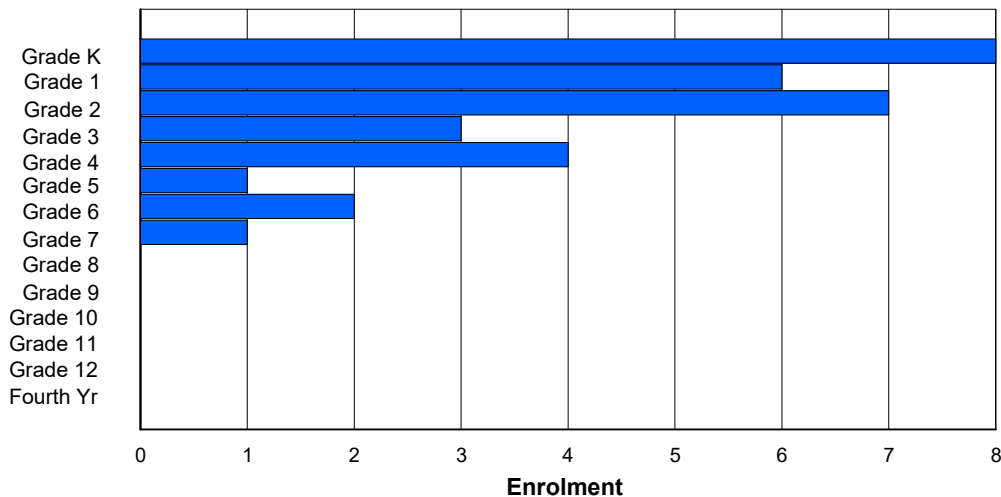
Gender	Age																Total
	5	6	7	8	9	10	11	12	13	14	15	16	17	18	19	20>	
Male	2	5	3	5	1	1	0	4	0	0	0	0	0	0	0	0	21
Female	3	2	3	2	1	1	1	2	0	0	0	0	0	0	0	0	15
<b>Total</b>	<b>5</b>	<b>7</b>	<b>6</b>	<b>7</b>	<b>2</b>	<b>2</b>	<b>1</b>	<b>6</b>	<b>0</b>	<b>0</b>	<b>0</b>	<b>0</b>	<b>0</b>	<b>0</b>	<b>0</b>	<b>0</b>	<b>36</b>

**Enrolment By Grade and Gender**

Gender	Grade															Total
	K	1	2	3	4	5	6	7	8	9	10	11	12	4th		
Male	2	5	3	5	1	0	2	3	0	0	0	0	0	0	0	21
Female	3	3	2	2	1	2	0	2	0	0	0	0	0	0	0	15
<b>Total</b>	<b>5</b>	<b>8</b>	<b>5</b>	<b>7</b>	<b>2</b>	<b>2</b>	<b>2</b>	<b>5</b>	<b>0</b>	<b>0</b>	<b>0</b>	<b>0</b>	<b>0</b>	<b>0</b>	<b>0</b>	<b>36</b>

**Enrolment By Grade**

For 472 - Ecole Boreale, Happy Valley - Goose Bay



\* Data from the 2018-2019 AGR(Enrolment/Age as of the last day in Sept./Dec.)

\*\* Newfoundland Statistics Classification System

District 5 - Conseil scolaire francophone

(Francophone School)

#499 - Ecole Rocher-du-Nord, St. John's

Classification: Urban  
Offers Distance Education: No

Grades: 7-10,12

Number of Grades: 5

### Enrolment By Age and Gender

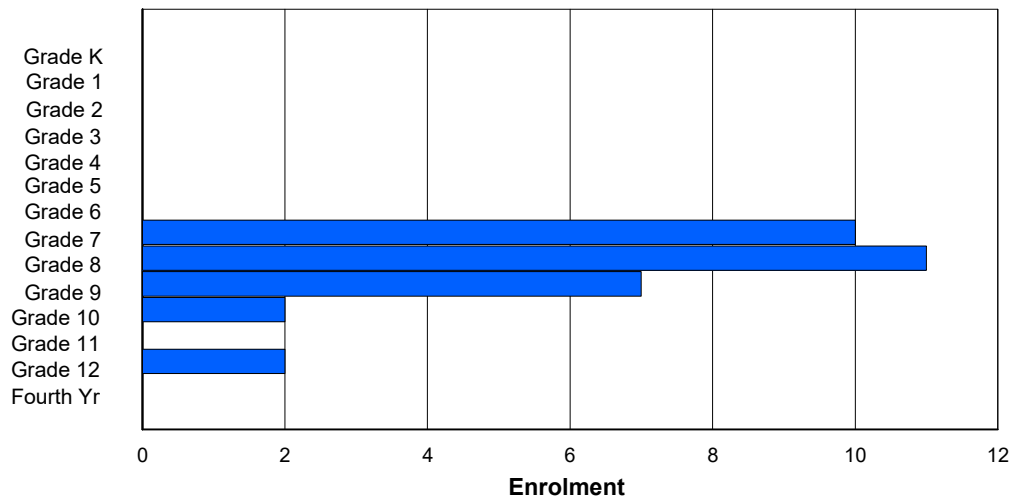
Gender	Age																Total
	5	6	7	8	9	10	11	12	13	14	15	16	17	18	19	20>	
Male	0	0	0	0	0	0	0	5	7	6	3	0	1	0	0	0	22
Female	0	0	0	0	0	0	0	5	3	4	2	1	0	0	0	0	15
<b>Total</b>	<b>0</b>	<b>0</b>	<b>0</b>	<b>0</b>	<b>0</b>	<b>0</b>	<b>0</b>	<b>10</b>	<b>10</b>	<b>10</b>	<b>5</b>	<b>1</b>	<b>1</b>	<b>0</b>	<b>0</b>	<b>0</b>	<b>37</b>

### Enrolment By Grade and Gender

Gender	Grade															Total
	K	1	2	3	4	5	6	7	8	9	10	11	12	4th		
Male	0	0	0	0	0	0	0	6	6	8	1	1	0	0	22	
Female	0	0	0	0	0	0	0	5	3	4	2	1	0	0	15	
<b>Total</b>	<b>0</b>	<b>0</b>	<b>0</b>	<b>0</b>	<b>0</b>	<b>0</b>	<b>0</b>	<b>11</b>	<b>9</b>	<b>12</b>	<b>3</b>	<b>2</b>	<b>0</b>	<b>0</b>	<b>37</b>	

## Enrolment By Grade

For 499 - Ecole Rocher-du-Nord, St. John's



\* Data from the 2018-2019 AGR(Enrolment/Age as of the last day in Sept./Dec.)

\*\* Newfoundland Statistics Classification System

Number of Schools: 260

\* Data from the 2018-2019 AGR(Enrolment/Age as of the last day in Sept./Dec.)

\*\* Newfoundland Statistics Classification System