

NLESD - Labrador Region

#001 - St. Peter's School, Black Tickle

Classification: Rural
Offers Distance Education: Yes

Grades: K-1,3,5,8,12 Number of Grades: 6

Enrolment By Age and Gender

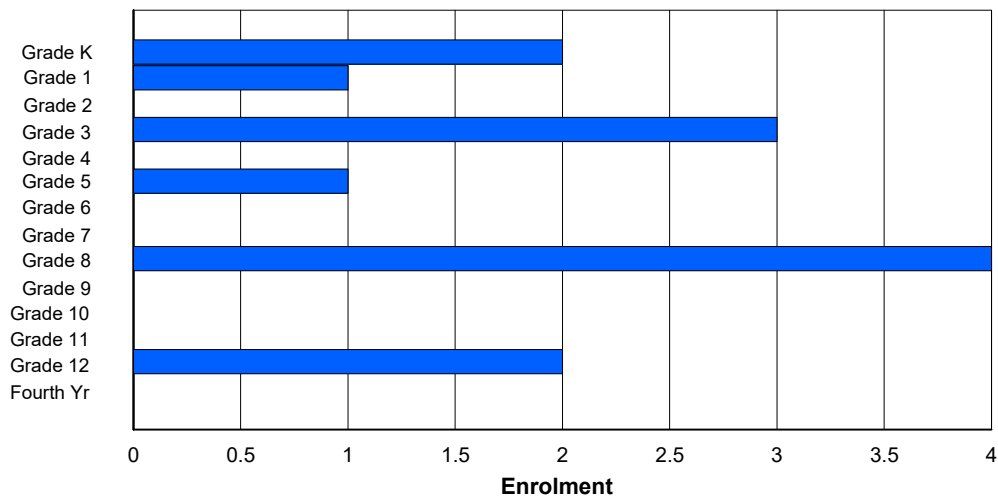
Gender	Age																	Total
	5	6	7	8	9	10	11	12	13	14	15	16	17	18	19	20>		
Male	0	0	0	3	0	0	0	0	1	0	0	0	0	0	0	0	4	
Female	1	2	0	0	0	1	0	0	3	0	0	0	2	0	0	9		
Total	1	2	0	3	0	1	0	0	4	0	0	0	2	0	0	13		

Enrolment By Grade and Gender

Gender	Grade														Total
	K	1	2	3	4	5	6	7	8	9	10	11	12	4th	
Male	0	0	0	3	0	0	0	0	1	0	0	0	0	0	4
Female	2	1	0	0	0	1	0	0	3	0	0	0	2	0	9
Total	2	1	0	3	0	1	0	0	4	0	0	0	2	0	13

Enrolment By Grade

For 001 - St. Peter's School, Black Tickle



* Data from the 2018-2019 AGR(Enrolment/Age as of the last day in Sept./Dec.)

** Newfoundland Statistics Classification System

NLESD - Labrador Region

#002 - Henry Gordon Academy, Cartwright

Classification: Rural
Offers Distance Education: Yes

Grades: K-12

Number of Grades: 13

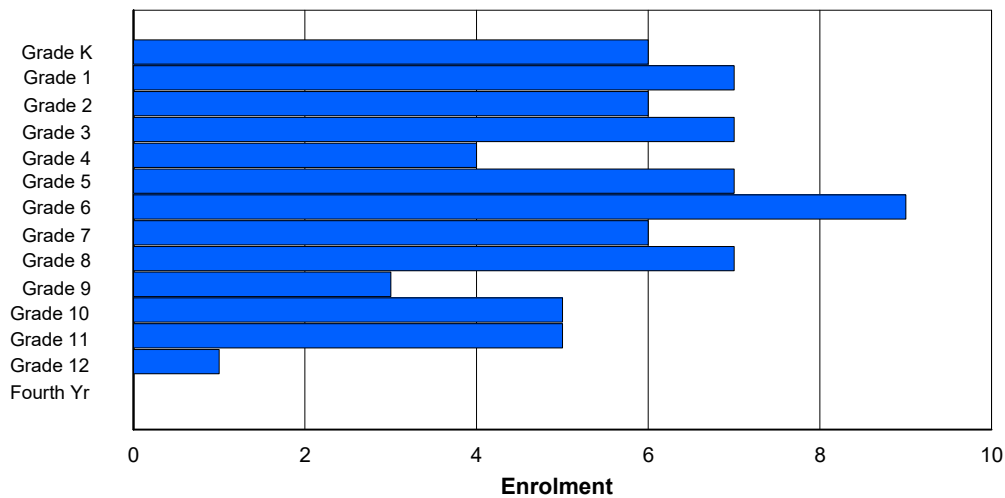
Enrolment By Age and Gender

Gender	Age																	Total
	5	6	7	8	9	10	11	12	13	14	15	16	17	18	19	20>		
Male	2	6	3	2	4	2	4	2	5	3	3	2	0	0	0	0	38	
Female	4	1	3	4	1	5	5	4	2	0	1	3	1	1	0	0	35	
Total	6	7	6	6	5	7	9	6	7	3	4	5	1	1	0	0	73	

Enrolment By Grade and Gender

Gender	Grade														Total
	K	1	2	3	4	5	6	7	8	9	10	11	12	4th	
Male	2	6	3	3	3	2	4	2	5	3	3	2	0	0	38
Female	4	1	3	4	1	5	5	4	2	0	2	3	1	0	35
Total	6	7	6	7	4	7	9	6	7	3	5	5	1	0	73

Enrolment By Grade
For 002 - Henry Gordon Academy, Cartwright



* Data from the 2018-2019 AGR(Enrolment/Age as of the last day in Sept./Dec.)

** Newfoundland Statistics Classification System

NLESD - Labrador Region

#004 - Queen of Peace Middle School, Happy Valley-Goose Bay

Classification: Urban
Offers Distance Education: No

Grades: 4-7 Number of Grades: 4

Enrolment By Age and Gender

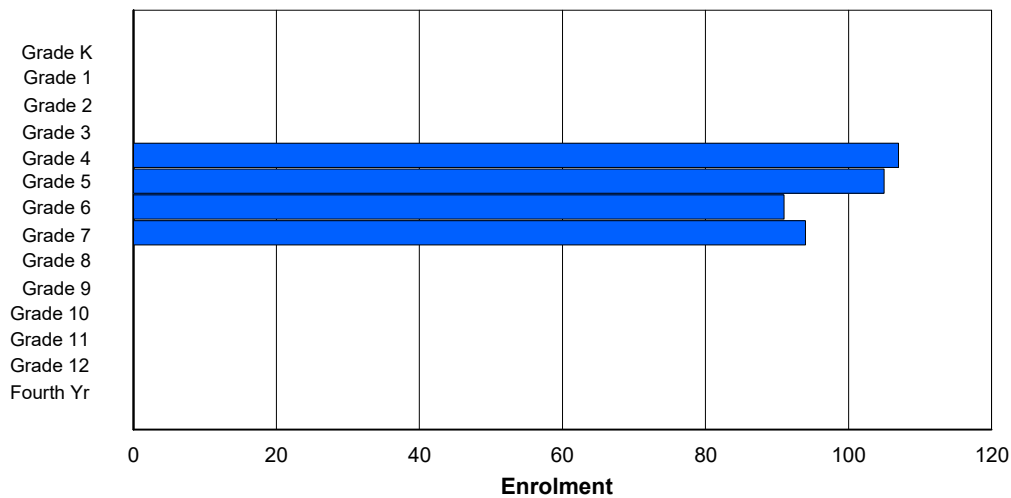
Gender	Age																Total
	5	6	7	8	9	10	11	12	13	14	15	16	17	18	19	20>	
Male	0	0	0	0	43	61	54	50	3	0	0	0	0	0	0	0	211
Female	0	0	0	2	60	45	36	43	0	0	0	0	0	0	0	0	186
Total	0	0	0	2	103	106	90	93	3	0	0	0	0	0	0	0	397

Enrolment By Grade and Gender

Gender	Grade														Total
	K	1	2	3	4	5	6	7	8	9	10	11	12	4th	
Male	0	0	0	0	44	61	55	51	0	0	0	0	0	0	211
Female	0	0	0	0	63	44	36	43	0	0	0	0	0	0	186
Total	0	0	0	0	107	105	91	94	0	0	0	0	0	0	397

Enrolment By Grade

For 004 - Queen of Peace Middle School, Happy Valley-Goose Bay



* Data from the 2018-2019 AGR(Enrolment/Age as of the last day in Sept./Dec.)

** Newfoundland Statistics Classification System

NLESD - Labrador Region

#005 - Peacock Primary School, Happy Valley-Goose Bay

Classification: Urban
Offers Distance Education: No

Grades: K-3 Number of Grades: 4

Enrolment By Age and Gender

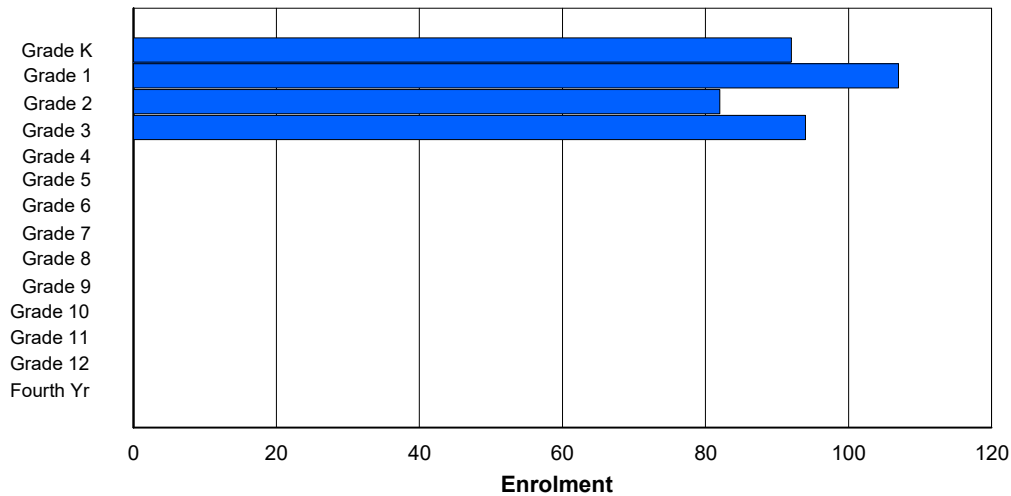
Gender	Age																Total
	5	6	7	8	9	10	11	12	13	14	15	16	17	18	19	20>	
Male	44	55	43	45	2	0	0	0	0	0	0	0	0	0	0	0	189
Female	47	52	39	48	0	0	0	0	0	0	0	0	0	0	0	0	186
Total	91	107	82	93	2	0	0	0	0	0	0	0	0	0	0	0	375

Enrolment By Grade and Gender

Gender	Grade														Total
	K	1	2	3	4	5	6	7	8	9	10	11	12	4th	
Male	44	55	43	47	0	0	0	0	0	0	0	0	0	0	189
Female	48	52	39	47	0	0	0	0	0	0	0	0	0	0	186
Total	92	107	82	94	0	0	0	0	0	0	0	0	0	0	375

Enrolment By Grade

For 005 - Peacock Primary School, Happy Valley-Goose Bay



* Data from the 2018-2019 AGR(Enrolment/Age as of the last day in Sept./Dec.)

** Newfoundland Statistics Classification System

NLESD - Labrador Region

#007 - Amos Comenius Memorial School, Hopedale

Classification: Rural
Offers Distance Education: No

Grades: K-12 Number of Grades: 13

Enrolment By Age and Gender

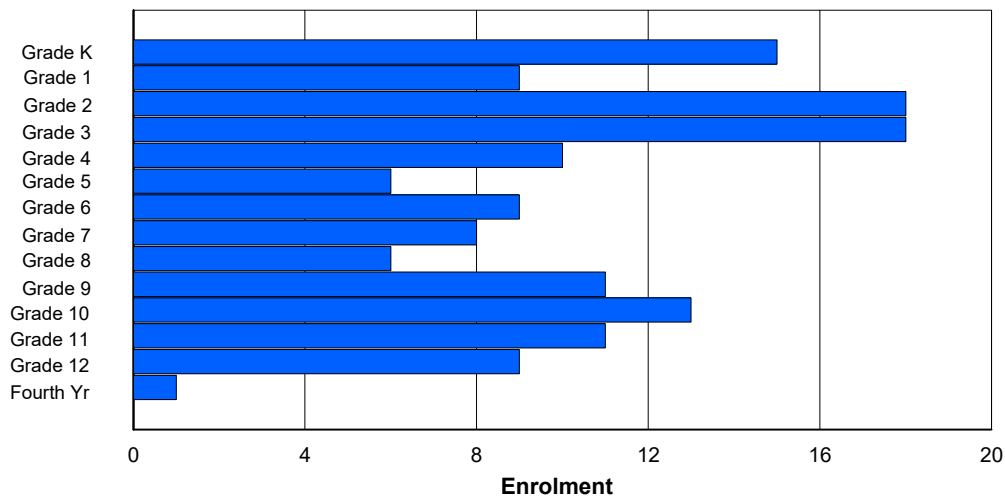
Gender	Age																	Total
	5	6	7	8	9	10	11	12	13	14	15	16	17	18	19	20>		
Male	8	7	10	10	4	0	5	4	2	5	7	5	7	4	0	1	79	
Female	7	3	7	8	5	6	5	4	4	6	1	4	3	1	0	1	65	
Total	15	10	17	18	9	6	10	8	6	11	8	9	10	5	0	2	144	

Enrolment By Grade and Gender

Gender	Grade															Total
	K	1	2	3	4	5	6	7	8	9	10	11	12	4th		
Male	8	6	11	10	4	1	4	4	2	5	11	5	8	0	79	
Female	7	3	7	8	6	5	5	4	4	6	2	6	1	1	65	
Total	15	9	18	18	10	6	9	8	6	11	13	11	9	1	144	

Enrolment By Grade

For 007 - Amos Comenius Memorial School, Hopedale



* Data from the 2018-2019 AGR(Enrolment/Age as of the last day in Sept./Dec.)

** Newfoundland Statistics Classification System

NLESD - Labrador Region

#008 - A. P. Low Primary, Labrador City

Classification: Urban
Offers Distance Education: No

Grades: K-3 Number of Grades: 4

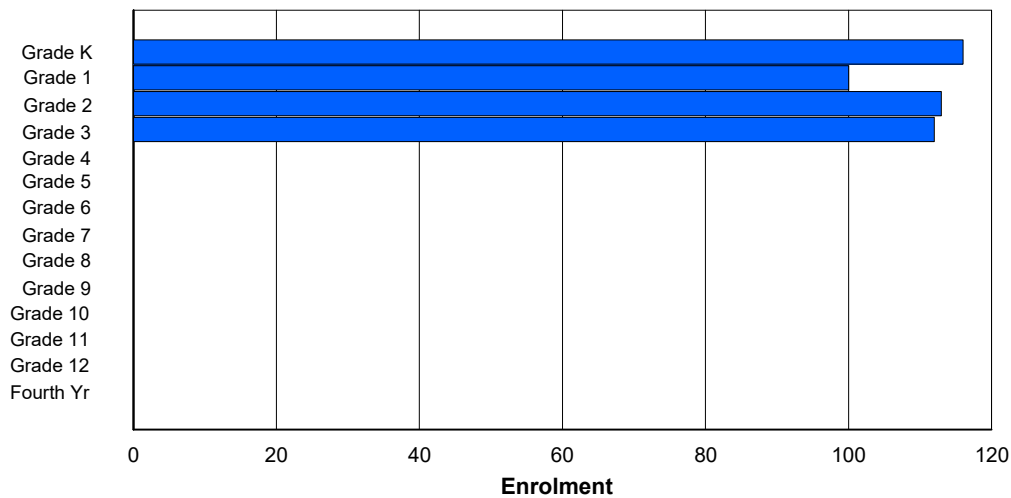
Enrolment By Age and Gender

Gender	Age																Total
	5	6	7	8	9	10	11	12	13	14	15	16	17	18	19	20>	
Male	66	46	52	57	1	0	0	0	0	0	0	0	0	0	0	0	222
Female	49	52	62	55	1	0	0	0	0	0	0	0	0	0	0	0	219
Total	115	98	114	112	2	0	0	0	0	0	0	0	0	0	0	0	441

Enrolment By Grade and Gender

Gender	Grade														Total
	K	1	2	3	4	5	6	7	8	9	10	11	12	4th	
Male	66	48	52	56	0	0	0	0	0	0	0	0	0	0	222
Female	50	52	61	56	0	0	0	0	0	0	0	0	0	0	219
Total	116	100	113	112	0	0	0	0	0	0	0	0	0	0	441

Enrolment By Grade
For 008 - A. P. Low Primary, Labrador City



* Data from the 2018-2019 AGR(Enrolment/Age as of the last day in Sept./Dec.)

** Newfoundland Statistics Classification System

NLESD - Labrador Region

#010 - Menihek High School, Labrador City

Classification: Urban
Offers Distance Education: Yes

Grades: 8-12 Number of Grades: 5

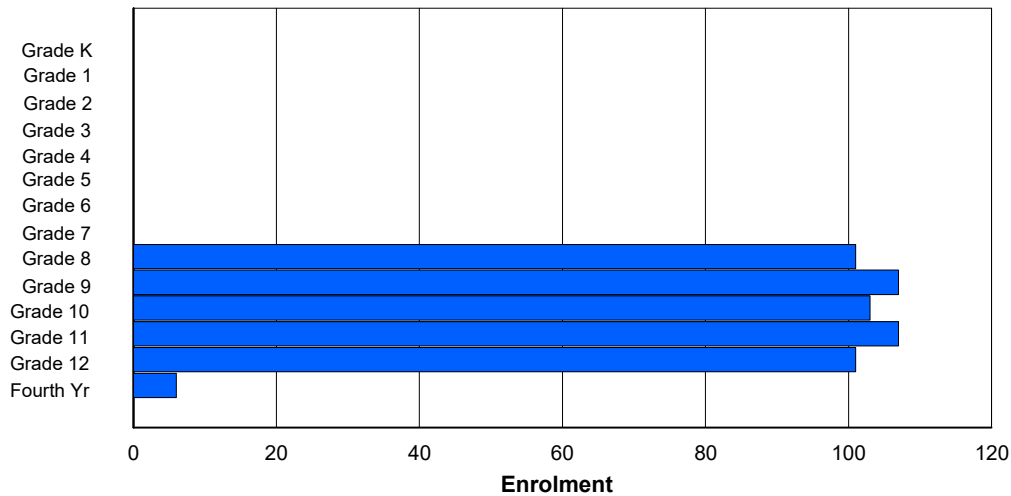
Enrolment By Age and Gender

Gender	Age																Total
	5	6	7	8	9	10	11	12	13	14	15	16	17	18	19	20>	
Male	0	0	0	0	0	0	0	0	55	66	43	51	50	9	0	1	275
Female	0	0	0	0	0	0	0	0	44	38	61	49	50	7	1	0	250
Total	0	0	0	0	0	0	0	0	99	104	104	100	100	16	1	1	525

Enrolment By Grade and Gender

Gender	Grade														Total
	K	1	2	3	4	5	6	7	8	9	10	11	12	4th	
Male	0	0	0	0	0	0	0	0	56	67	44	54	49	5	275
Female	0	0	0	0	0	0	0	0	45	40	59	53	52	1	250
Total	0	0	0	0	0	0	0	0	101	107	103	107	101	6	525

Enrolment By Grade
For 010 - Menihek High School, Labrador City



* Data from the 2018-2019 AGR(Enrolment/Age as of the last day in Sept./Dec.)

** Newfoundland Statistics Classification System

NLESD - Labrador Region

#012 - J.C. Erhardt Memorial School, Makkovik

Classification: Rural
Offers Distance Education: Yes

Grades: K-11

Number of Grades: 12

Enrolment By Age and Gender

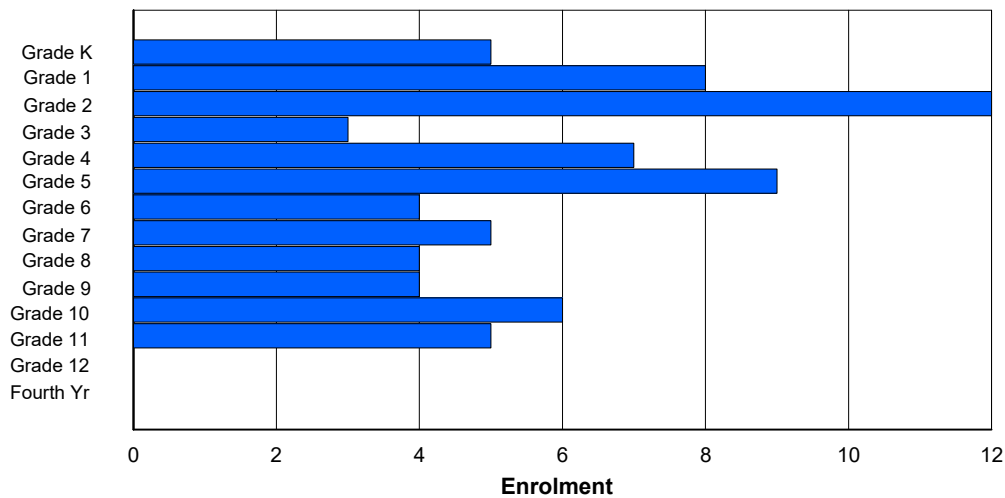
Gender	Age																Total
	5	6	7	8	9	10	11	12	13	14	15	16	17	18	19	20>	
Male	3	5	6	1	4	3	2	4	3	3	4	3	0	0	0	0	41
Female	2	3	6	2	3	6	2	1	1	1	2	2	0	0	0	0	31
Total	5	8	12	3	7	9	4	5	4	4	6	5	0	0	0	0	72

Enrolment By Grade and Gender

Gender	Grade														Total
	K	1	2	3	4	5	6	7	8	9	10	11	12	4th	
Male	3	5	6	1	4	3	2	4	3	3	4	3	0	0	41
Female	2	3	6	2	3	6	2	1	1	1	2	2	0	0	31
Total	5	8	12	3	7	9	4	5	4	4	6	5	0	0	72

Enrolment By Grade

For 012 - J.C. Erhardt Memorial School, Makkovik



* Data from the 2018-2019 AGR(Enrolment/Age as of the last day in Sept./Dec.)

** Newfoundland Statistics Classification System

NLESD - Labrador Region

#013 - Mud Lake School, Mud Lake

Classification: Rural
Offers Distance Education: No

Grades: 2,4 Number of Grades: 2

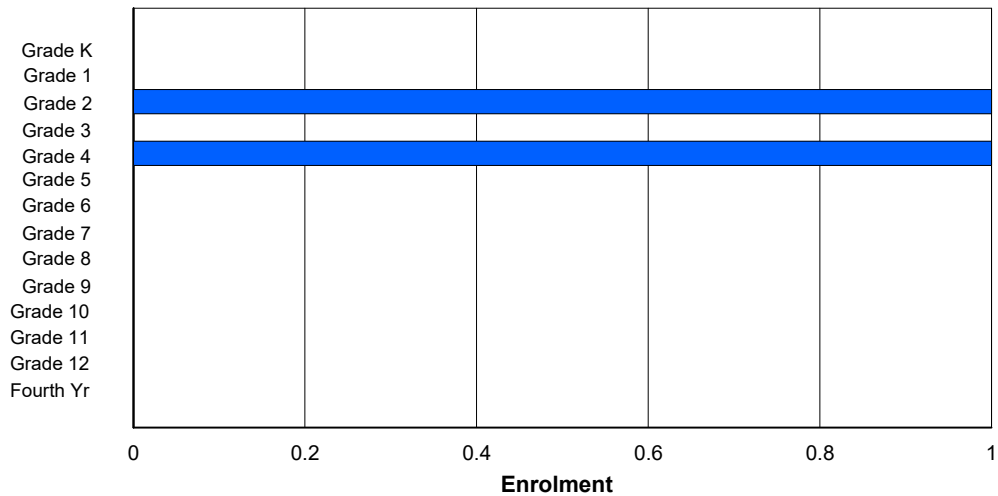
Enrolment By Age and Gender

Gender	Age																Total
	5	6	7	8	9	10	11	12	13	14	15	16	17	18	19	20>	
Male	0	0	0	0	1	0	0	0	0	0	0	0	0	0	0	0	1
Female	0	0	1	0	0	0	0	0	0	0	0	0	0	0	0	0	1
Total	0	0	1	0	1	0	0	0	0	0	0	0	0	0	0	0	2

Enrolment By Grade and Gender

Gender	Grade														Total
	K	1	2	3	4	5	6	7	8	9	10	11	12	4th	
Male	0	0	0	0	1	0	0	0	0	0	0	0	0	0	1
Female	0	0	1	0	0	0	0	0	0	0	0	0	0	0	1
Total	0	0	1	0	1	0	0	0	0	0	0	0	0	0	2

Enrolment By Grade
For 013 - Mud Lake School, Mud Lake



* Data from the 2018-2019 AGR(Enrolment/Age as of the last day in Sept./Dec.)

** Newfoundland Statistics Classification System

NLESD - Labrador Region

#014 - Jens Haven Memorial, Nain

Classification: Rural
Offers Distance Education: No

Grades: K-12 Number of Grades: 13

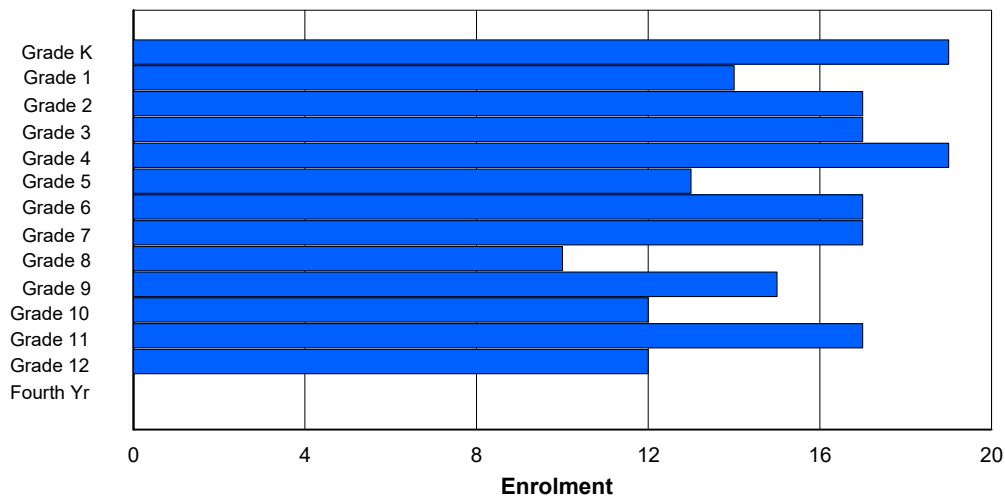
Enrolment By Age and Gender

Gender	<u>Age</u>																	Total
	5	6	7	8	9	10	11	12	13	14	15	16	17	18	19	20>		
Male	11	8	9	9	7	7	8	8	4	8	6	12	8	1	0	0	106	
Female	7	7	5	11	8	10	8	10	5	7	3	7	3	2	0	0	93	
Total	18	15	14	20	15	17	16	18	9	15	9	19	11	3	0	0	199	

Enrolment By Grade and Gender

Gender	<u>Grade</u>														Total
	K	1	2	3	4	5	6	7	8	9	10	11	12	4th	
Male	12	7	12	6	8	6	9	7	5	8	7	12	7	0	106
Female	7	7	5	11	11	7	8	10	5	7	5	5	5	0	93
Total	19	14	17	17	19	13	17	17	10	15	12	17	12	0	199

Enrolment By Grade
For 014 - Jens Haven Memorial, Nain



* Data from the 2018-2019 AGR(Enrolment/Age as of the last day in Sept./Dec.)

** Newfoundland Statistics Classification System

NLESD - Labrador Region

#015 - Lake Melville School, North West River

Classification: Rural
Offers Distance Education: No

Grades: K-12 Number of Grades: 13

Enrolment By Age and Gender

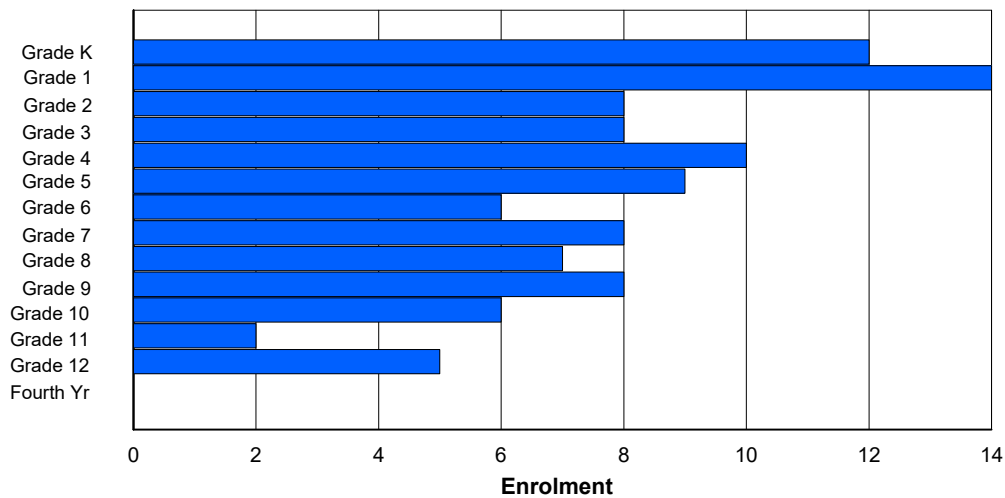
Gender	Age																Total
	5	6	7	8	9	10	11	12	13	14	15	16	17	18	19	20>	
Male	6	10	3	5	7	5	0	5	4	2	6	0	3	0	0	0	56
Female	6	4	4	3	4	4	5	4	3	4	2	2	2	0	0	0	47
Total	12	14	7	8	11	9	5	9	7	6	8	2	5	0	0	0	103

Enrolment By Grade and Gender

Gender	Grade														Total
	K	1	2	3	4	5	6	7	8	9	10	11	12	4th	
Male	6	10	4	5	6	5	1	4	4	4	4	0	3	0	56
Female	6	4	4	3	4	4	5	4	3	4	2	2	2	0	47
Total	12	14	8	8	10	9	6	8	7	8	6	2	5	0	103

Enrolment By Grade

For 015 - Lake Melville School, North West River



* Data from the 2018-2019 AGR(Enrolment/Age as of the last day in Sept./Dec.)

** Newfoundland Statistics Classification System

NLESD - Labrador Region

#016 - B.L. Morrison, Postville

Classification: Rural
Offers Distance Education: Yes

Grades: K-4,6-8,10-12 Number of Grades: 11

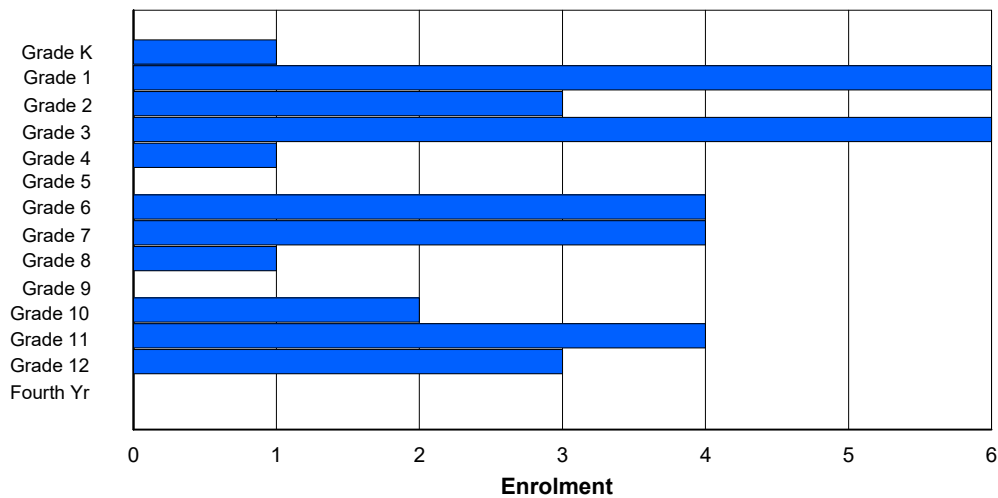
Enrolment By Age and Gender

Gender	Age																	Total
	5	6	7	8	9	10	11	12	13	14	15	16	17	18	19	20>		
Male	0	2	1	1	1	0	2	3	1	0	1	1	1	0	0	0	14	
Female	1	4	0	6	1	0	2	1	0	0	1	3	2	0	0	0	21	
Total	1	6	1	7	2	0	4	4	1	0	2	4	3	0	0	0	35	

Enrolment By Grade and Gender

Gender	Grade															Total
	K	1	2	3	4	5	6	7	8	9	10	11	12	4th		
Male	0	2	1	1	1	0	2	3	1	0	1	1	1	0	14	
Female	1	4	2	5	0	0	2	1	0	0	1	3	2	0	21	
Total	1	6	3	6	1	0	4	4	1	0	2	4	3	0	35	

Enrolment By Grade
For 016 - B.L. Morrison, Postville



* Data from the 2018-2019 AGR(Enrolment/Age as of the last day in Sept./Dec.)

** Newfoundland Statistics Classification System

NLESD - Labrador Region

#017 - Northern Lights Academy, Rigolet

Classification: Rural
Offers Distance Education: Yes

Grades: K-12 Number of Grades: 13

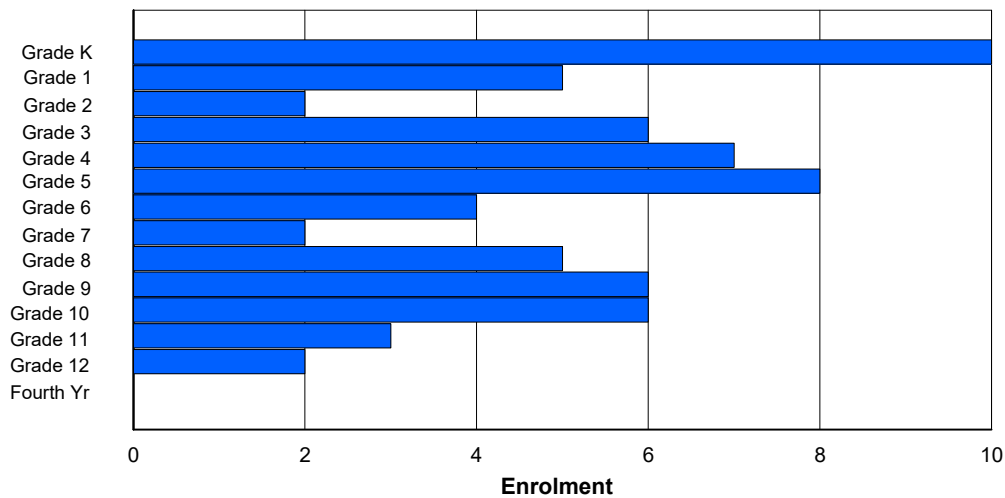
Enrolment By Age and Gender

Gender	Age																Total
	5	6	7	8	9	10	11	12	13	14	15	16	17	18	19	20>	
Male	7	4	1	3	2	3	1	1	2	3	2	1	0	0	0	0	30
Female	3	1	1	3	5	5	3	1	2	4	3	3	2	0	0	0	36
Total	10	5	2	6	7	8	4	2	4	7	5	4	2	0	0	0	66

Enrolment By Grade and Gender

Gender	K	Grade												4th	Total
		1	2	3	4	5	6	7	8	9	10	11	12		
Male	7	4	1	3	2	3	1	1	3	2	2	1	0	0	30
Female	3	1	1	3	5	5	3	1	2	4	4	2	2	0	36
Total	10	5	2	6	7	8	4	2	5	6	6	3	2	0	66

Enrolment By Grade
For 017 - Northern Lights Academy, Rigolet



* Data from the 2018-2019 AGR(Enrolment/Age as of the last day in Sept./Dec.)

** Newfoundland Statistics Classification System

NLESD - Labrador Region

#022 - William Gillett Academy, Charlottetown, LAB

Classification: Rural
Offers Distance Education: Yes

Grades: K,2-12 Number of Grades: 12

Enrolment By Age and Gender

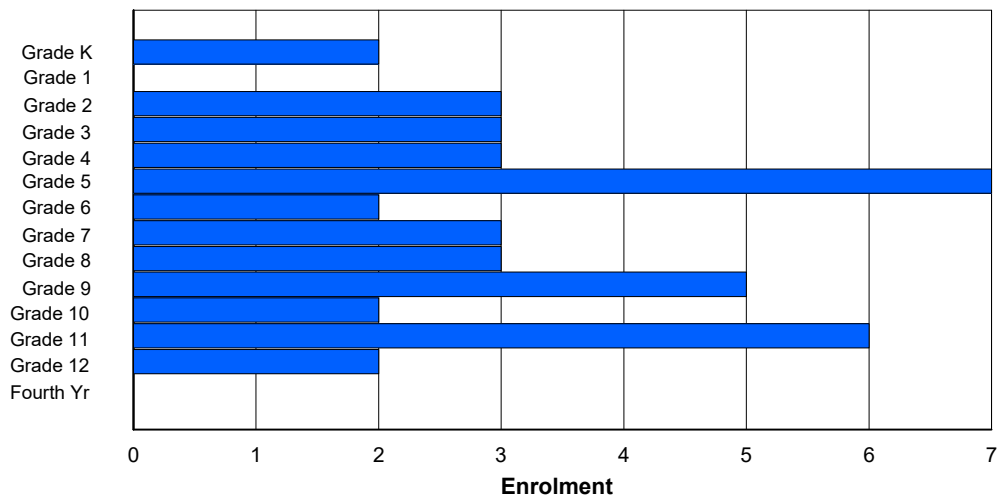
Gender	Age																Total
	5	6	7	8	9	10	11	12	13	14	15	16	17	18	19	20>	
Male	2	0	2	0	3	3	2	2	2	0	2	2	1	0	0	0	21
Female	0	0	1	2	1	4	0	1	1	4	1	4	1	0	0	0	20
Total	2	0	3	2	4	7	2	3	3	4	3	6	2	0	0	0	41

Enrolment By Grade and Gender

Gender	Grade														Total
	K	1	2	3	4	5	6	7	8	9	10	11	12	4th	
Male	2	0	2	1	2	3	2	2	2	1	1	2	1	0	21
Female	0	0	1	2	1	4	0	1	1	4	1	4	1	0	20
Total	2	0	3	3	3	7	2	3	3	5	2	6	2	0	41

Enrolment By Grade

For 022 - William Gillett Academy, Charlottetown, LAB



* Data from the 2018-2019 AGR(Enrolment/Age as of the last day in Sept./Dec.)

** Newfoundland Statistics Classification System

NLESD - Labrador Region

#040 - St. Mary's All Grade, Mary's Harbour

Classification: Rural
Offers Distance Education: Yes

Grades: K-12 Number of Grades: 13

Enrolment By Age and Gender

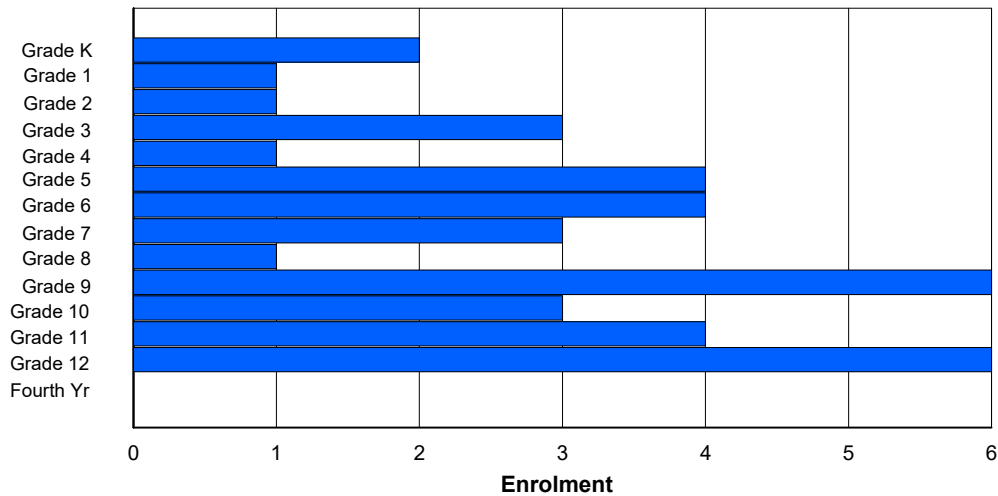
Gender	Age																	Total
	5	6	7	8	9	10	11	12	13	14	15	16	17	18	19	20>		
Male	1	1	1	2	0	3	2	2	0	2	3	2	5	0	0	0	24	
Female	1	0	0	1	1	1	2	1	1	4	0	2	1	0	0	0	15	
Total	2	1	1	3	1	4	4	3	1	6	3	4	6	0	0	0	39	

Enrolment By Grade and Gender

Gender	Grade														Total
	K	1	2	3	4	5	6	7	8	9	10	11	12	4th	
Male	1	1	1	2	0	3	2	2	0	2	3	2	5	0	24
Female	1	0	0	1	1	1	2	1	1	4	0	2	1	0	15
Total	2	1	1	3	1	4	4	3	1	6	3	4	6	0	39

Enrolment By Grade

For 040 - St. Mary's All Grade, Mary's Harbour



* Data from the 2018-2019 AGR(Enrolment/Age as of the last day in Sept./Dec.)

** Newfoundland Statistics Classification System

NLESD - Labrador Region

#041 - Raymond Ward Memorial, Norman Bay

Classification: Rural
Offers Distance Education: Yes

Grades: 6 Number of Grades: 1

Enrolment By Age and Gender

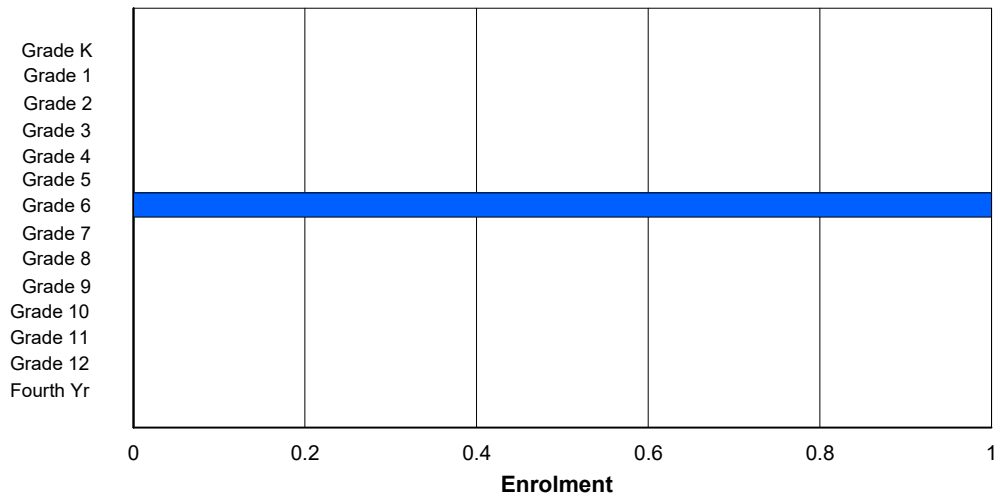
Gender	Age																	Total
	5	6	7	8	9	10	11	12	13	14	15	16	17	18	19	20>		
Male	0	0	0	0	0	0	1	0	0	0	0	0	0	0	0	0	0	1
Female	0	0	0	0	0	0	0	0	0	0	0	0	0	0	0	0	0	0
Total	0	0	0	0	0	0	1	0	0	0	0	0	0	0	0	0	0	1

Enrolment By Grade and Gender

Gender	Grade															Total
	K	1	2	3	4	5	6	7	8	9	10	11	12	4th		
Male	0	0	0	0	0	0	1	0	0	0	0	0	0	0	0	1
Female	0	0	0	0	0	0	0	0	0	0	0	0	0	0	0	0
Total	0	0	0	0	0	0	1	0	0	0	0	0	0	0	0	1

Enrolment By Grade

For 041 - Raymond Ward Memorial, Norman Bay



* Data from the 2018-2019 AGR(Enrolment/Age as of the last day in Sept./Dec.)

** Newfoundland Statistics Classification System

NLESD - Labrador Region

#046 - Bayside Academy, Port Hope Simpson

Classification: Rural
Offers Distance Education: Yes

Grades: K-12

Number of Grades: 13

Enrolment By Age and Gender

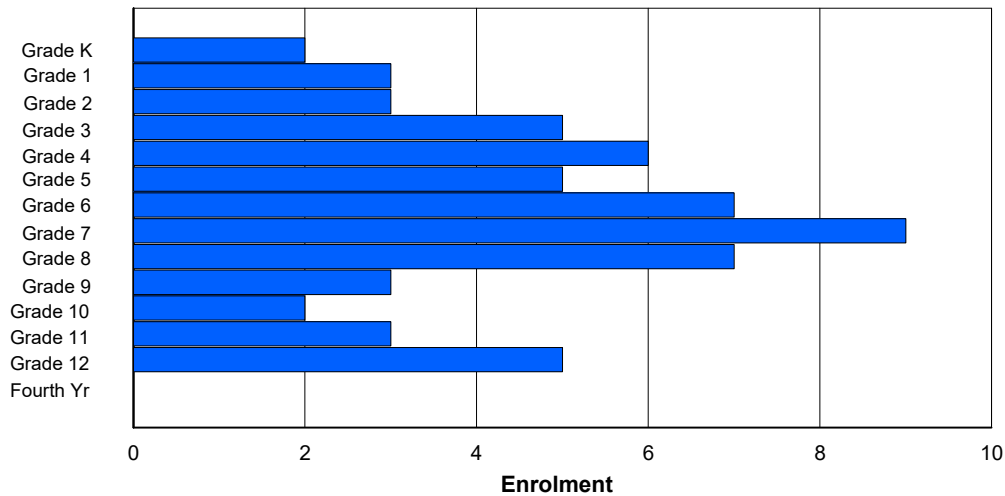
Gender	Age																Total
	5	6	7	8	9	10	11	12	13	14	15	16	17	18	19	20>	
Male	2	3	2	2	4	3	4	2	3	3	1	0	0	0	0	0	29
Female	0	0	1	2	2	3	3	7	3	1	1	3	5	0	0	0	31
Total	2	3	3	4	6	6	7	9	6	4	2	3	5	0	0	0	60

Enrolment By Grade and Gender

Gender	Grade														Total
	K	1	2	3	4	5	6	7	8	9	10	11	12	4th	
Male	2	3	2	3	4	2	4	2	3	3	1	0	0	0	29
Female	0	0	1	2	2	3	3	7	4	0	1	3	5	0	31
Total	2	3	3	5	6	5	7	9	7	3	2	3	5	0	60

Enrolment By Grade

For 046 - Bayside Academy, Port Hope Simpson



* Data from the 2018-2019 AGR(Enrolment/Age as of the last day in Sept./Dec.)

** Newfoundland Statistics Classification System

NLESD - Labrador Region

#050 - Basque Memorial, Red Bay

Classification: Rural
Offers Distance Education: Yes

Grades: K,3,5-6,8 Number of Grades: 5

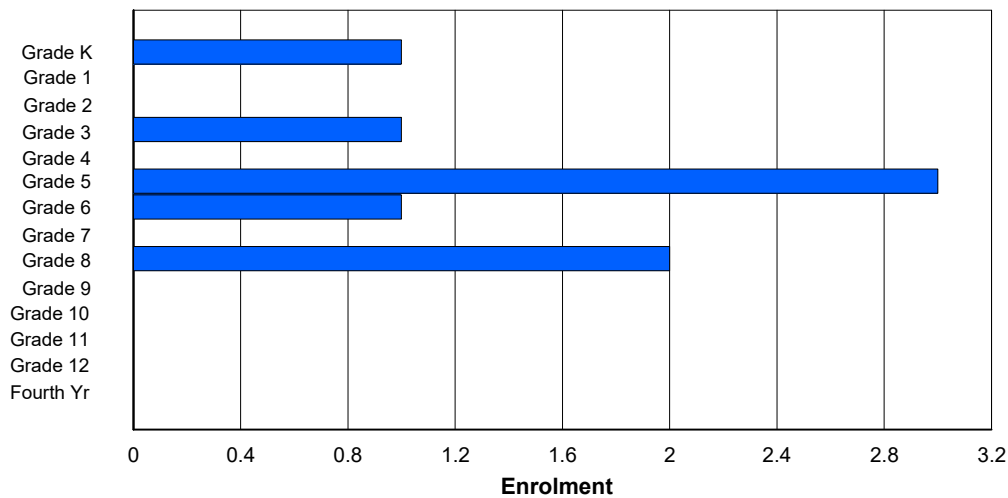
Enrolment By Age and Gender

Gender	Age																Total
	5	6	7	8	9	10	11	12	13	14	15	16	17	18	19	20>	
Male	0	0	0	0	0	2	0	0	1	0	0	0	0	0	0	0	3
Female	1	0	0	1	0	1	1	0	1	0	0	0	0	0	0	0	5
Total	1	0	0	1	0	3	1	0	2	0	0	0	0	0	0	0	8

Enrolment By Grade and Gender

Gender	Grade														Total
	K	1	2	3	4	5	6	7	8	9	10	11	12	4th	
Male	0	0	0	0	0	2	0	0	1	0	0	0	0	0	3
Female	1	0	0	1	0	1	1	0	1	0	0	0	0	0	5
Total	1	0	0	1	0	3	1	0	2	0	0	0	0	0	8

Enrolment By Grade
For 050 - Basque Memorial, Red Bay



* Data from the 2018-2019 AGR(Enrolment/Age as of the last day in Sept./Dec.)

** Newfoundland Statistics Classification System

NLESD - Labrador Region

#054 - St. Lewis Academy, St. Lewis

Classification: Rural
Offers Distance Education: Yes

Grades: K,2-12

Number of Grades: 12

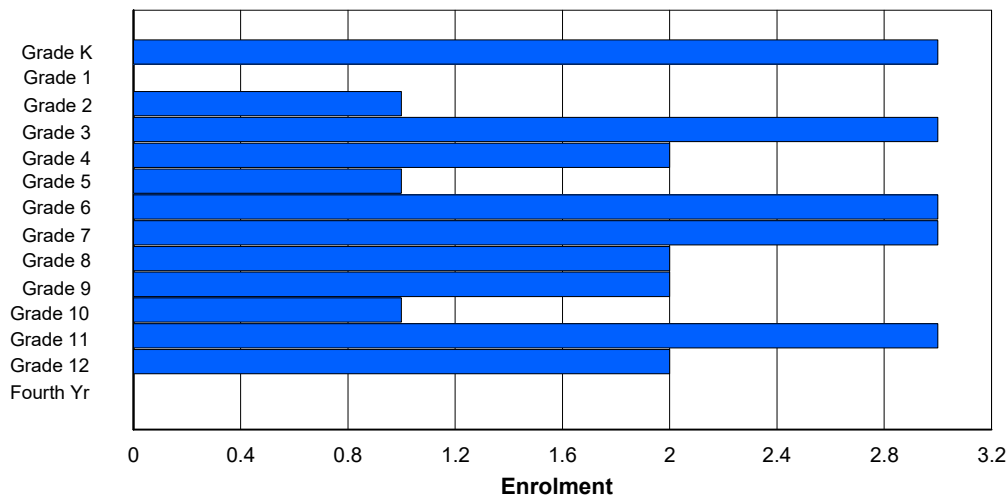
Enrolment By Age and Gender

Gender	Age																Total
	5	6	7	8	9	10	11	12	13	14	15	16	17	18	19	20>	
Male	3	0	0	2	0	1	3	1	1	1	0	1	3	0	0	0	16
Female	0	0	1	1	2	0	0	2	1	1	1	1	0	0	0	0	10
Total	3	0	1	3	2	1	3	3	2	2	1	2	3	0	0	0	26

Enrolment By Grade and Gender

Gender	Grade														Total
	K	1	2	3	4	5	6	7	8	9	10	11	12	4th	
Male	3	0	0	2	0	1	3	1	1	1	0	2	2	0	16
Female	0	0	1	1	2	0	0	2	1	1	1	1	0	0	10
Total	3	0	1	3	2	1	3	3	2	2	1	3	2	0	26

Enrolment By Grade
For 054 - St. Lewis Academy, St. Lewis



* Data from the 2018-2019 AGR(Enrolment/Age as of the last day in Sept./Dec.)

** Newfoundland Statistics Classification System

NLESD - Labrador Region

#381 - J.R. Smallwood Middle School, Wabush

Classification: Urban
Offers Distance Education: No

Grades: 4-7 Number of Grades: 4

Enrolment By Age and Gender

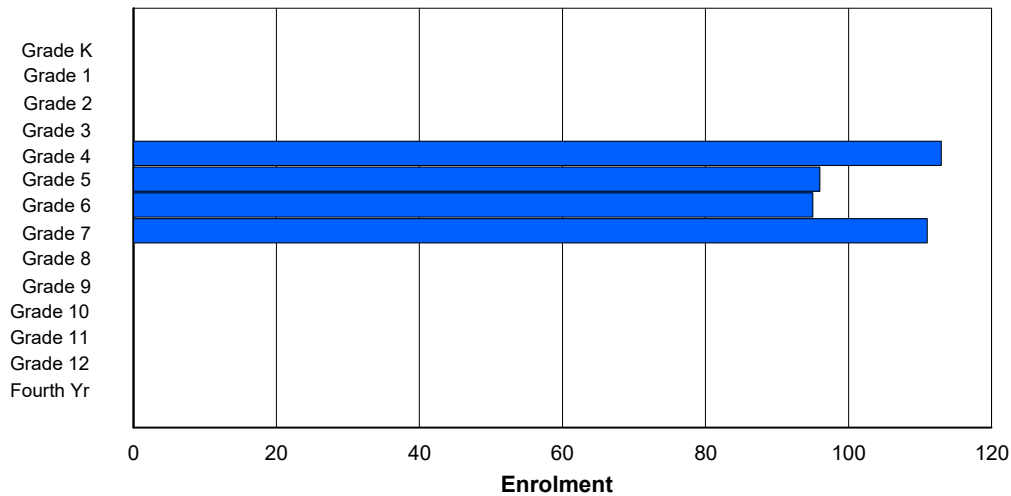
Gender	Age																Total
	5	6	7	8	9	10	11	12	13	14	15	16	17	18	19	20>	
Male	0	0	0	1	58	55	49	66	4	0	0	0	0	0	0	0	233
Female	0	0	0	0	52	40	48	40	2	0	0	0	0	0	0	0	182
Total	0	0	0	1	110	95	97	106	6	0	0	0	0	0	0	0	415

Enrolment By Grade and Gender

Gender	Grade														Total
	K	1	2	3	4	5	6	7	8	9	10	11	12	4th	
Male	0	0	0	0	60	55	49	69	0	0	0	0	0	0	233
Female	0	0	0	0	53	41	46	42	0	0	0	0	0	0	182
Total	0	0	0	0	113	96	95	111	0	0	0	0	0	0	415

Enrolment By Grade

For 381 - J.R. Smallwood Middle School, Wabush



* Data from the 2018-2019 AGR(Enrolment/Age as of the last day in Sept./Dec.)

** Newfoundland Statistics Classification System

NLESD - Labrador Region

#477 - Mealy Mountain Collegiate, Happy Valley-Goose Bay

Classification: Urban
Offers Distance Education: No

Grades: 8-12 Number of Grades: 5

Enrolment By Age and Gender

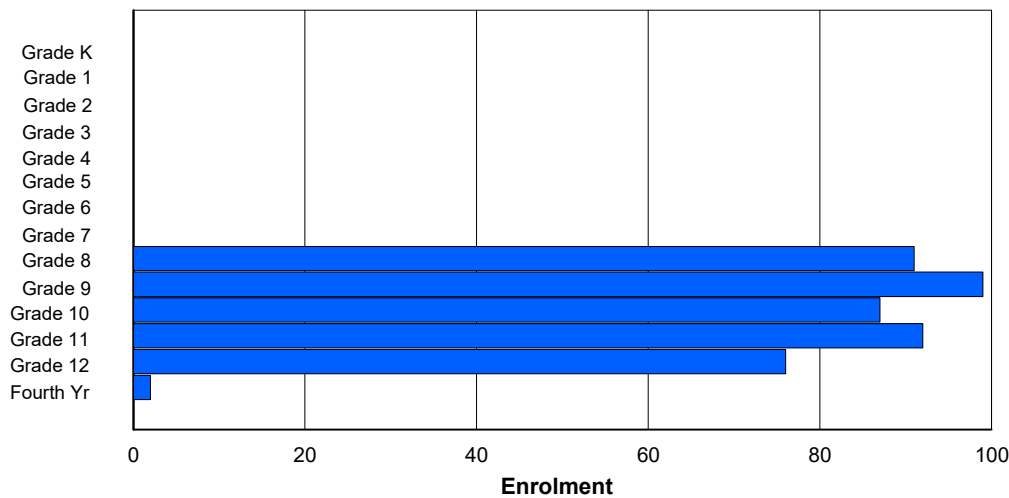
Gender	Age																	Total
	5	6	7	8	9	10	11	12	13	14	15	16	17	18	19	20>		
Male	0	0	0	0	0	0	0	0	36	44	41	45	46	2	2	0	216	
Female	0	0	0	0	0	0	0	1	53	49	49	42	32	5	0	0	231	
Total	0	0	0	0	0	0	0	1	89	93	90	87	78	7	2	0	447	

Enrolment By Grade and Gender

Gender	Grade															Total
	K	1	2	3	4	5	6	7	8	9	10	11	12	4th		
Male	0	0	0	0	0	0	0	0	37	48	39	46	45	1	216	
Female	0	0	0	0	0	0	0	0	54	51	48	46	31	1	231	
Total	0	0	0	0	0	0	0	0	91	99	87	92	76	2	447	

Enrolment By Grade

For 477 - Mealy Mountain Collegiate, Happy Valley-Goose Bay



* Data from the 2018-2019 AGR(Enrolment/Age as of the last day in Sept./Dec.)

** Newfoundland Statistics Classification System

NLESD - Labrador Region

#487 - Labrador Straits Academy, L'Anse au Loup

Classification: Rural
Offers Distance Education: No

Grades: K-12 Number of Grades: 13

Enrolment By Age and Gender

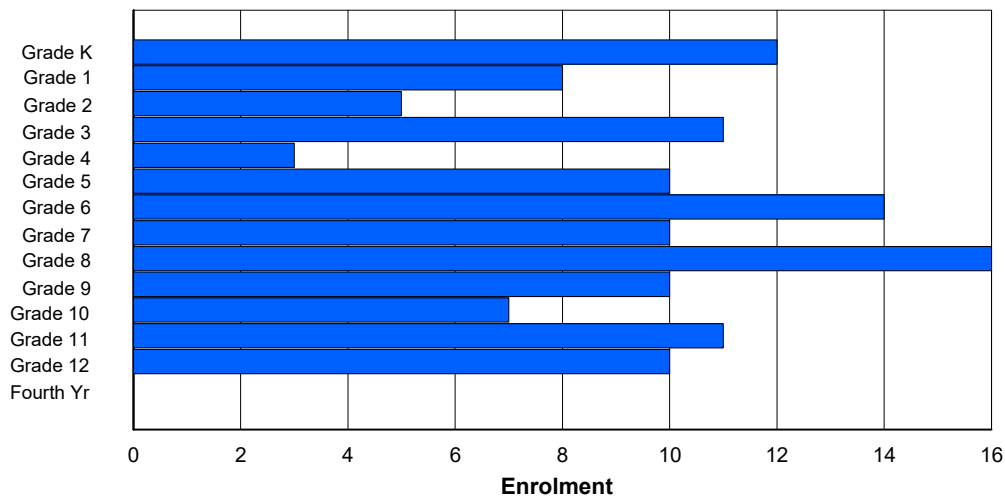
Gender	<u>Age</u>																	Total
	5	6	7	8	9	10	11	12	13	14	15	16	17	18	19	20>		
Male	6	5	2	5	1	6	7	7	7	8	5	4	5	1	0	0	69	
Female	6	3	3	6	2	4	6	4	8	3	2	7	4	0	0	0	58	
Total	12	8	5	11	3	10	13	11	15	11	7	11	9	1	0	0	127	

Enrolment By Grade and Gender

Gender	<u>Grade</u>														Total
	K	1	2	3	4	5	6	7	8	9	10	11	12	4th	
Male	6	5	2	5	1	6	8	6	7	8	5	4	6	0	69
Female	6	3	3	6	2	4	6	4	9	2	2	7	4	0	58
Total	12	8	5	11	3	10	14	10	16	10	7	11	10	0	127

Enrolment By Grade

For 487 - Labrador Straits Academy, L'Anse au Loup



* Data from the 2018-2019 AGR(Enrolment/Age as of the last day in Sept./Dec.)

** Newfoundland Statistics Classification System

NLESD - Western Region

#024 - James Cook Memorial, Cook's Harbour

Classification: Rural
Offers Distance Education: Yes

Grades: 2-3,7,12 Number of Grades: 4

Enrolment By Age and Gender

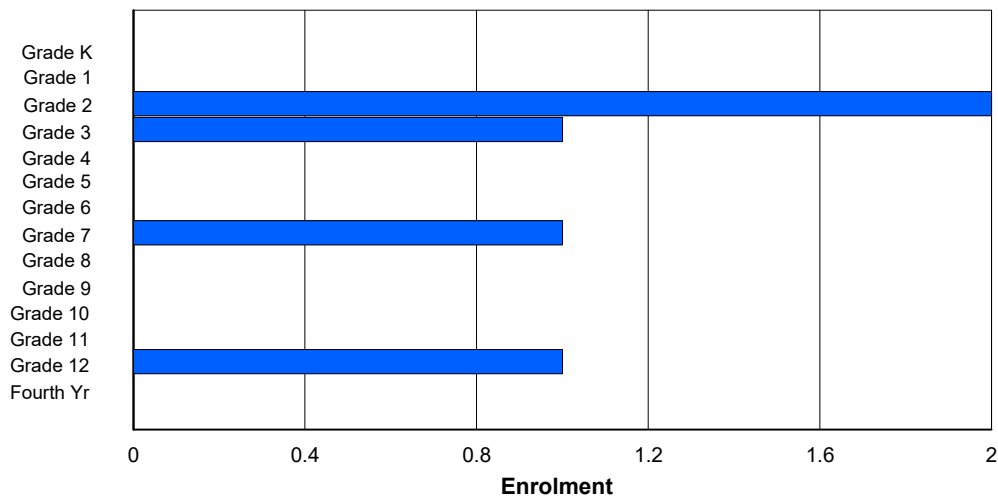
Gender	Age																Total
	5	6	7	8	9	10	11	12	13	14	15	16	17	18	19	20>	
Male	0	0	1	1	0	0	0	1	0	0	0	0	0	0	0	0	3
Female	0	0	1	0	0	0	0	0	0	0	0	0	1	0	0	0	2
Total	0	0	2	1	0	0	0	1	0	0	0	0	1	0	0	0	5

Enrolment By Grade and Gender

Gender	Grade														Total
	K	1	2	3	4	5	6	7	8	9	10	11	12	4th	
Male	0	0	1	1	0	0	0	1	0	0	0	0	0	0	3
Female	0	0	1	0	0	0	0	0	0	0	0	0	1	0	2
Total	0	0	2	1	0	0	0	1	0	0	0	0	1	0	5

Enrolment By Grade

For 024 - James Cook Memorial, Cook's Harbour



* Data from the 2018-2019 AGR(Enrolment/Age as of the last day in Sept./Dec.)

** Newfoundland Statistics Classification System

NLESD - Western Region

#026 - H. G. Fillier Academy, Englee

Classification: Rural
Offers Distance Education: No

Grades: 1-9 Number of Grades: 9

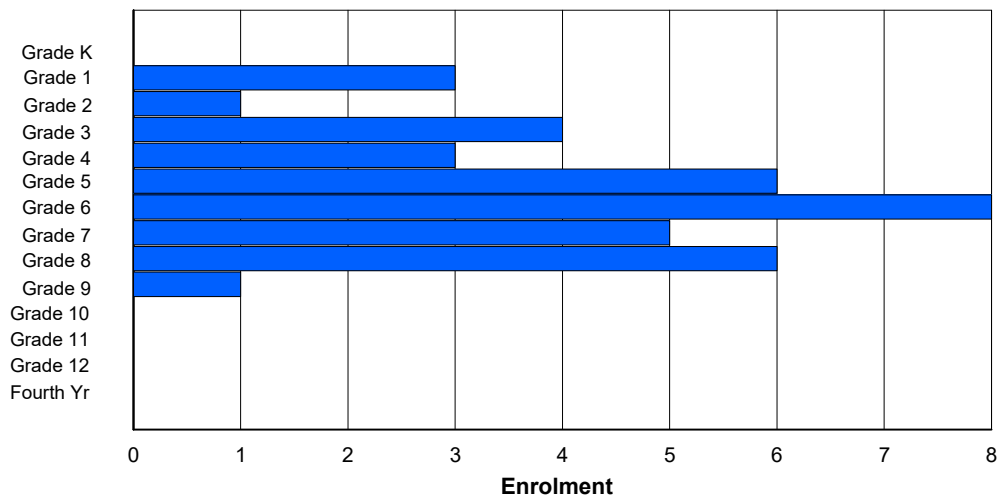
Enrolment By Age and Gender

Gender	Age																Total
	5	6	7	8	9	10	11	12	13	14	15	16	17	18	19	20>	
Male	0	1	0	3	2	5	1	3	1	1	0	0	0	0	0	0	17
Female	0	2	1	1	1	1	7	2	5	0	0	0	0	0	0	0	20
Total	0	3	1	4	3	6	8	5	6	1	0	0	0	0	0	0	37

Enrolment By Grade and Gender

Gender	Grade														Total
	K	1	2	3	4	5	6	7	8	9	10	11	12	4th	
Male	0	1	0	3	2	5	1	3	1	1	0	0	0	0	17
Female	0	2	1	1	1	1	7	2	5	0	0	0	0	0	20
Total	0	3	1	4	3	6	8	5	6	1	0	0	0	0	37

Enrolment By Grade
For 026 - H. G. Fillier Academy, Englee



* Data from the 2018-2019 AGR(Enrolment/Age as of the last day in Sept./Dec.)

** Newfoundland Statistics Classification System

NLESD - Western Region

#027 - Canon Richards Memorial Academy, Flower's Cove

Classification: Rural
Offers Distance Education: Yes

Grades: K-12

Number of Grades: 13

Enrolment By Age and Gender

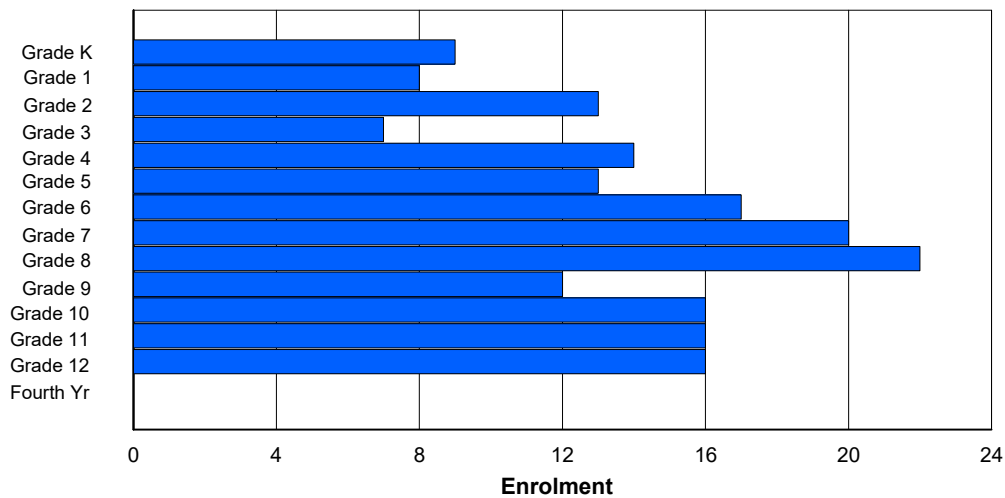
Gender	Age																	Total
	5	6	7	8	9	10	11	12	13	14	15	16	17	18	19	20>		
Male	5	3	9	2	9	6	8	14	12	7	5	11	7	0	0	0	98	
Female	4	5	4	5	6	6	9	6	10	5	10	5	10	0	0	0	85	
Total	9	8	13	7	15	12	17	20	22	12	15	16	17	0	0	0	183	

Enrolment By Grade and Gender

Gender	Grade														Total
	K	1	2	3	4	5	6	7	8	9	10	11	12	4th	
Male	5	3	9	2	8	7	8	14	12	7	6	11	6	0	98
Female	4	5	4	5	6	6	9	6	10	5	10	5	10	0	85
Total	9	8	13	7	14	13	17	20	22	12	16	16	16	0	183

Enrolment By Grade

For 027 - Canon Richards Memorial Academy, Flower's Cove



* Data from the 2018-2019 AGR(Enrolment/Age as of the last day in Sept./Dec.)

** Newfoundland Statistics Classification System

NLESD - Western Region

#032 - Truman Eddison Memorial, Griquet

Classification: Rural
Offers Distance Education: No

Grades: K-6 Number of Grades: 7

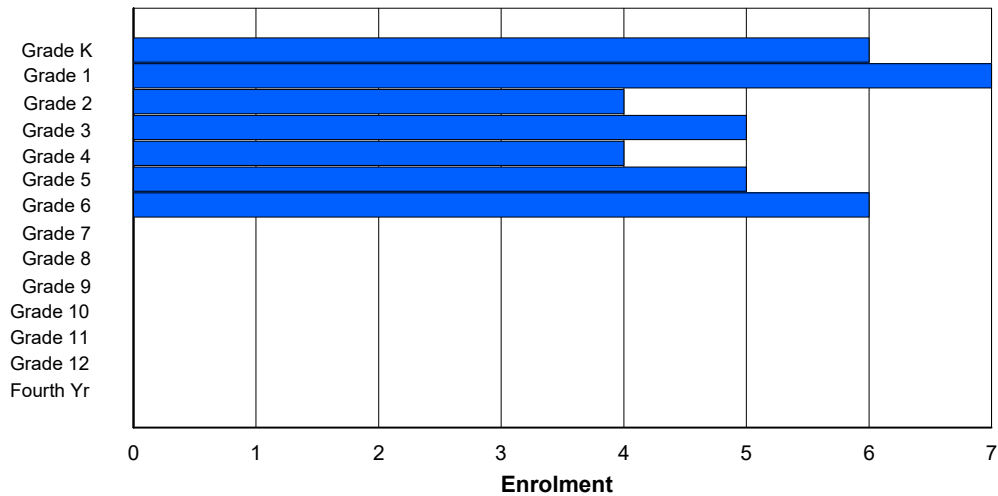
Enrolment By Age and Gender

Gender	Age																Total
	5	6	7	8	9	10	11	12	13	14	15	16	17	18	19	20>	
Male	2	4	1	3	2	4	3	0	0	0	0	0	0	0	0	0	19
Female	4	3	3	2	2	1	3	0	0	0	0	0	0	0	0	0	18
Total	6	7	4	5	4	5	6	0	0	0	0	0	0	0	0	0	37

Enrolment By Grade and Gender

Gender	Grade														Total
	K	1	2	3	4	5	6	7	8	9	10	11	12	4th	
Male	2	4	1	3	2	4	3	0	0	0	0	0	0	0	19
Female	4	3	3	2	2	1	3	0	0	0	0	0	0	0	18
Total	6	7	4	5	4	5	6	0	0	0	0	0	0	0	37

Enrolment By Grade
For 032 - Truman Eddison Memorial, Griquet



* Data from the 2018-2019 AGR(Enrolment/Age as of the last day in Sept./Dec.)

** Newfoundland Statistics Classification System

NLESD - Western Region

#039 - Mary Simms All Grade, Main Brook

Classification: Rural
Offers Distance Education: Yes

Grades: K-3,5-12 Number of Grades: 12

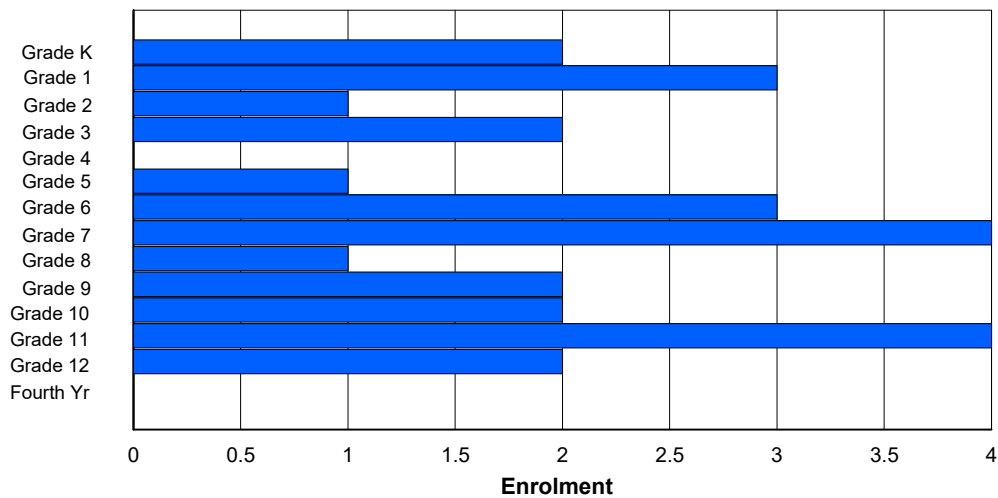
Enrolment By Age and Gender

Gender	Age																Total
	5	6	7	8	9	10	11	12	13	14	15	16	17	18	19	20>	
Male	1	3	0	0	0	1	2	1	0	2	1	3	2	0	0	0	16
Female	1	0	1	2	0	0	1	3	1	0	1	1	0	0	0	0	11
Total	2	3	1	2	0	1	3	4	1	2	2	4	2	0	0	0	27

Enrolment By Grade and Gender

Gender	Grade														Total
	K	1	2	3	4	5	6	7	8	9	10	11	12	4th	
Male	1	3	0	0	0	1	2	1	0	2	1	3	2	0	16
Female	1	0	1	2	0	0	1	3	1	0	1	1	0	0	11
Total	2	3	1	2	0	1	3	4	1	2	2	4	2	0	27

Enrolment By Grade
For 039 - Mary Simms All Grade, Main Brook



* Data from the 2018-2019 AGR(Enrolment/Age as of the last day in Sept./Dec.)

** Newfoundland Statistics Classification System

NLESD - Western Region

#057 - St. Peter's Academy, Benoit's Cove

Classification: Rural
Offers Distance Education: No

Grades: K-9 Number of Grades: 10

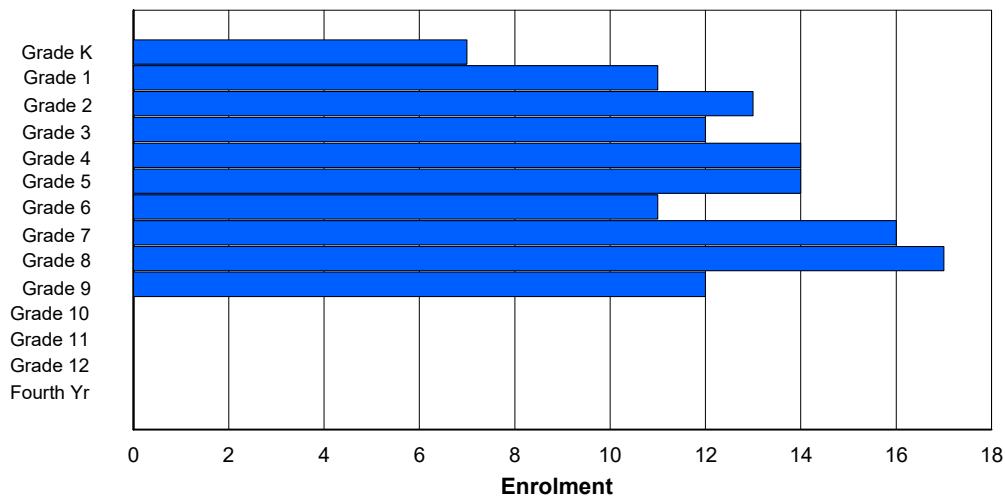
Enrolment By Age and Gender

Gender	Age																Total
	5	6	7	8	9	10	11	12	13	14	15	16	17	18	19	20>	
Male	1	8	7	8	10	7	2	8	8	5	0	0	0	0	0	0	64
Female	6	3	6	4	4	7	9	8	9	7	0	0	0	0	0	0	63
Total	7	11	13	12	14	14	11	16	17	12	0	0	0	0	0	0	127

Enrolment By Grade and Gender

Gender	Grade														Total
	K	1	2	3	4	5	6	7	8	9	10	11	12	4th	
Male	1	8	7	8	10	7	2	8	8	5	0	0	0	0	64
Female	6	3	6	4	4	7	9	8	9	7	0	0	0	0	63
Total	7	11	13	12	14	14	11	16	17	12	0	0	0	0	127

Enrolment By Grade
For 057 - St. Peter's Academy, Benoit's Cove



* Data from the 2018-2019 AGR(Enrolment/Age as of the last day in Sept./Dec.)

** Newfoundland Statistics Classification System

NLESD - Western Region

#060 - Ecole C.C. Loughlin Elementary, Corner Brook

Classification: Urban
Offers Distance Education: No

Grades: K-6 Number of Grades: 7

Enrolment By Age and Gender

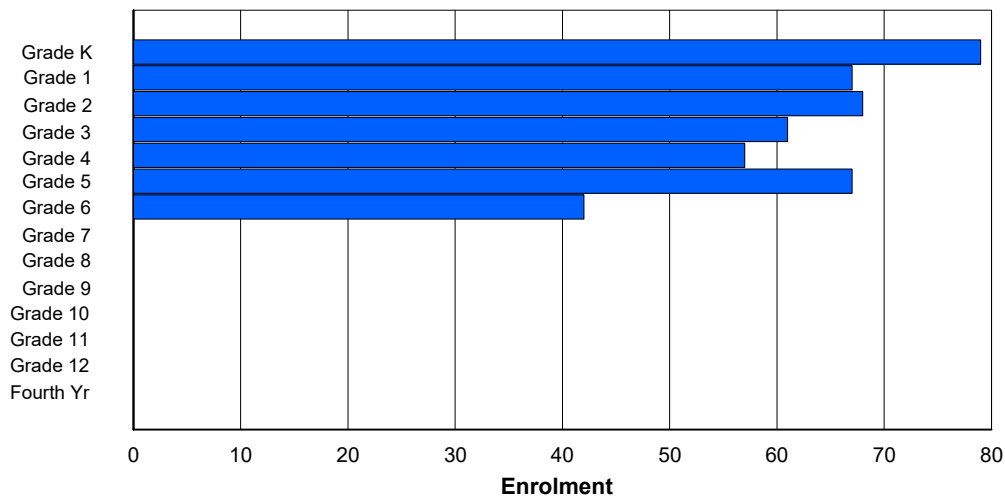
Gender	Age																Total
	5	6	7	8	9	10	11	12	13	14	15	16	17	18	19	20>	
Male	35	28	28	34	36	32	18	1	0	0	0	0	0	0	0	0	212
Female	44	39	40	25	23	33	24	1	0	0	0	0	0	0	0	0	229
Total	79	67	68	59	59	65	42	2	0	0	0	0	0	0	0	0	441

Enrolment By Grade and Gender

Gender	Grade														Total
	K	1	2	3	4	5	6	7	8	9	10	11	12	4th	
Male	35	29	27	36	34	33	18	0	0	0	0	0	0	0	212
Female	44	38	41	25	23	34	24	0	0	0	0	0	0	0	229
Total	79	67	68	61	57	67	42	0	0	0	0	0	0	0	441

Enrolment By Grade

For 060 - Ecole C.C. Loughlin Elementary, Corner Brook



* Data from the 2018-2019 AGR(Enrolment/Age as of the last day in Sept./Dec.)

** Newfoundland Statistics Classification System

NLESD - Western Region

#066 - J. J. Curling Elementary, Corner Brook

Classification: Urban
Offers Distance Education: No

Grades: K-6 Number of Grades: 7

Enrolment By Age and Gender

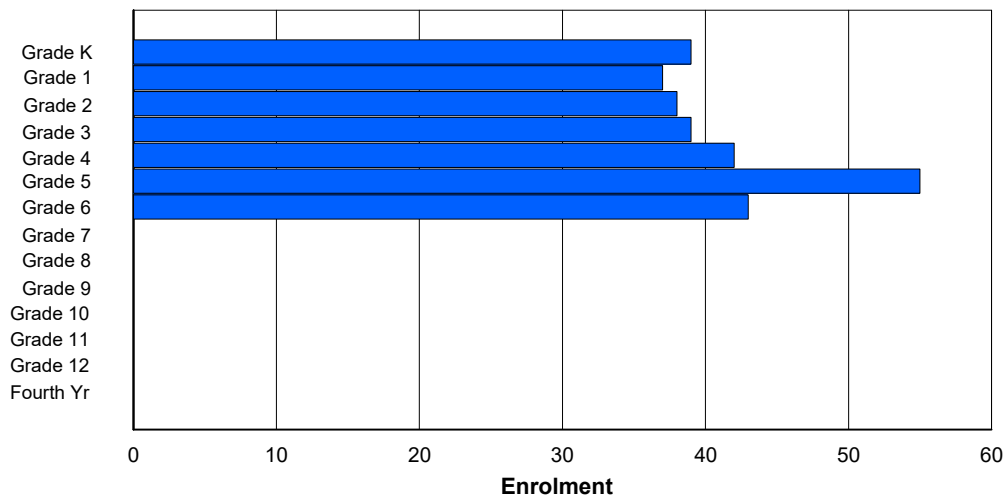
Gender	Age																Total
	5	6	7	8	9	10	11	12	13	14	15	16	17	18	19	20>	
Male	26	22	20	20	23	29	26	0	0	0	0	0	0	0	0	0	166
Female	12	16	18	18	20	25	18	0	0	0	0	0	0	0	0	0	127
Total	38	38	38	38	43	54	44	0	0	0	0	0	0	0	0	0	293

Enrolment By Grade and Gender

Gender	Grade														Total
	K	1	2	3	4	5	6	7	8	9	10	11	12	4th	
Male	27	21	20	20	23	30	25	0	0	0	0	0	0	0	166
Female	12	16	18	19	19	25	18	0	0	0	0	0	0	0	127
Total	39	37	38	39	42	55	43	0	0	0	0	0	0	0	293

Enrolment By Grade

For 066 - J. J. Curling Elementary, Corner Brook



* Data from the 2018-2019 AGR(Enrolment/Age as of the last day in Sept./Dec.)

** Newfoundland Statistics Classification System

NLESD - Western Region

#069 - Sacred Heart Elementary, Corner Brook

Classification: Urban
Offers Distance Education: No

Grades: K-6 Number of Grades: 7

Enrolment By Age and Gender

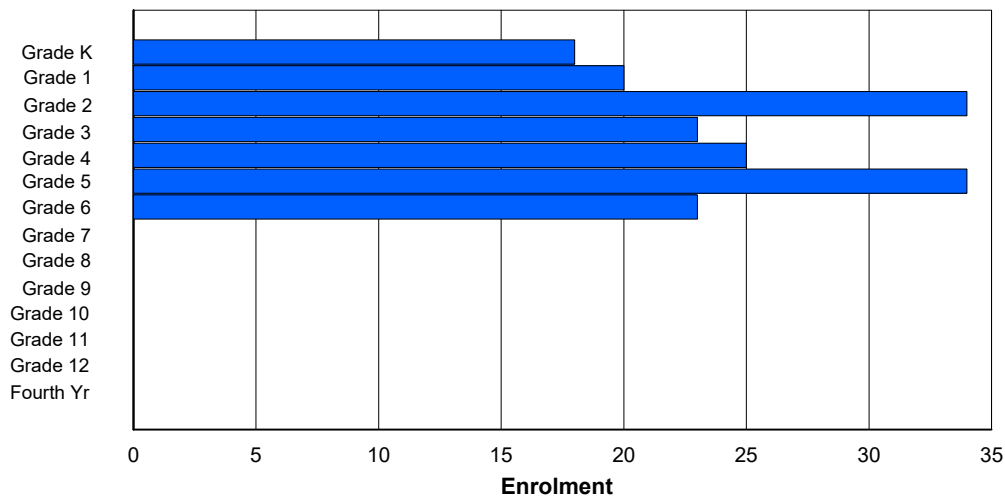
Gender	Age																Total
	5	6	7	8	9	10	11	12	13	14	15	16	17	18	19	20>	
Male	9	12	19	18	15	18	12	0	0	0	0	0	0	0	0	0	103
Female	9	7	14	7	10	16	11	0	0	0	0	0	0	0	0	0	74
Total	18	19	33	25	25	34	23	0	0	0	0	0	0	0	0	0	177

Enrolment By Grade and Gender

Gender	Grade														Total
	K	1	2	3	4	5	6	7	8	9	10	11	12	4th	
Male	9	12	21	16	15	18	12	0	0	0	0	0	0	0	103
Female	9	8	13	7	10	16	11	0	0	0	0	0	0	0	74
Total	18	20	34	23	25	34	23	0	0	0	0	0	0	0	177

Enrolment By Grade

For 069 - Sacred Heart Elementary, Corner Brook



* Data from the 2018-2019 AGR(Enrolment/Age as of the last day in Sept./Dec.)

** Newfoundland Statistics Classification System

NLESD - Western Region

#072 - Holy Cross All Grade, Daniel's Harbour

Classification: Rural
Offers Distance Education: Yes

Grades: K-6,8-12 Number of Grades: 12

Enrolment By Age and Gender

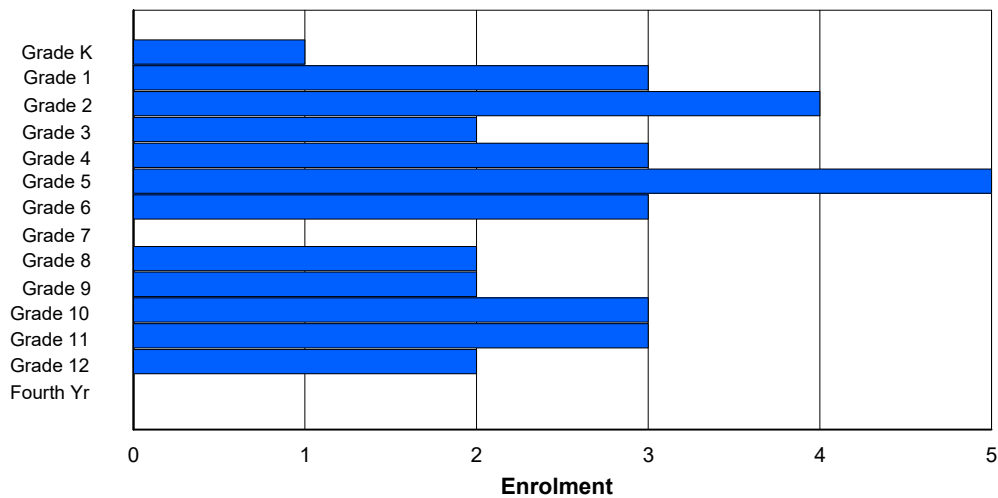
Gender	Age																Total
	5	6	7	8	9	10	11	12	13	14	15	16	17	18	19	20>	
Male	1	1	1	2	2	2	3	0	3	1	1	2	0	0	0	0	19
Female	0	2	3	0	1	3	0	0	0	0	2	1	1	1	0	0	14
Total	1	3	4	2	3	5	3	0	3	1	3	3	1	1	0	0	33

Enrolment By Grade and Gender

Gender	K	Grade													Total
		1	2	3	4	5	6	7	8	9	10	11	12	4th	
Male	1	1	1	2	2	2	3	0	2	2	1	2	0	0	19
Female	0	2	3	0	1	3	0	0	0	0	2	1	2	0	14
Total	1	3	4	2	3	5	3	0	2	2	3	3	2	0	33

Enrolment By Grade

For 072 - Holy Cross All Grade, Daniel's Harbour



* Data from the 2018-2019 AGR(Enrolment/Age as of the last day in Sept./Dec.)

** Newfoundland Statistics Classification System

NLESD - Western Region

#075 - Hampden Academy, Hampden

Classification: Rural
Offers Distance Education: Yes

Grades: 1-12

Number of Grades: 12

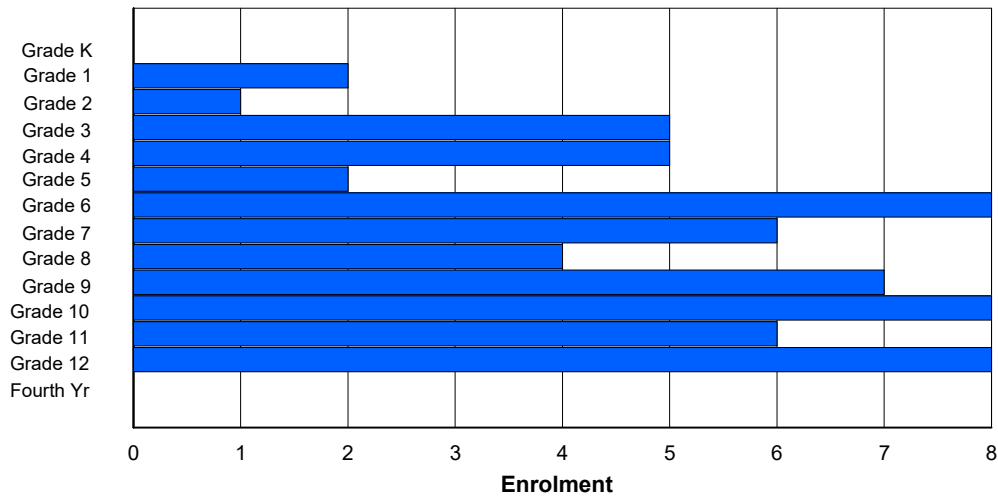
Enrolment By Age and Gender

Gender	Age																Total
	5	6	7	8	9	10	11	12	13	14	15	16	17	18	19	20>	
Male	0	1	0	2	5	1	6	2	1	4	6	2	3	1	0	0	34
Female	0	1	1	2	1	1	2	4	3	3	2	4	4	0	0	0	28
Total	0	2	1	4	6	2	8	6	4	7	8	6	7	1	0	0	62

Enrolment By Grade and Gender

Gender	Grade														Total
	K	1	2	3	4	5	6	7	8	9	10	11	12	4th	
Male	0	1	0	3	4	1	6	2	1	4	6	2	4	0	34
Female	0	1	1	2	1	1	2	4	3	3	2	4	4	0	28
Total	0	2	1	5	5	2	8	6	4	7	8	6	8	0	62

Enrolment By Grade
For 075 - Hampden Academy, Hampden



* Data from the 2018-2019 AGR(Enrolment/Age as of the last day in Sept./Dec.)

** Newfoundland Statistics Classification System

NLESD - Western Region

#079 - St. James All Grade, Lark Harbour

Classification: Rural
Offers Distance Education: Yes

Grades: K-12 Number of Grades: 13

Enrolment By Age and Gender

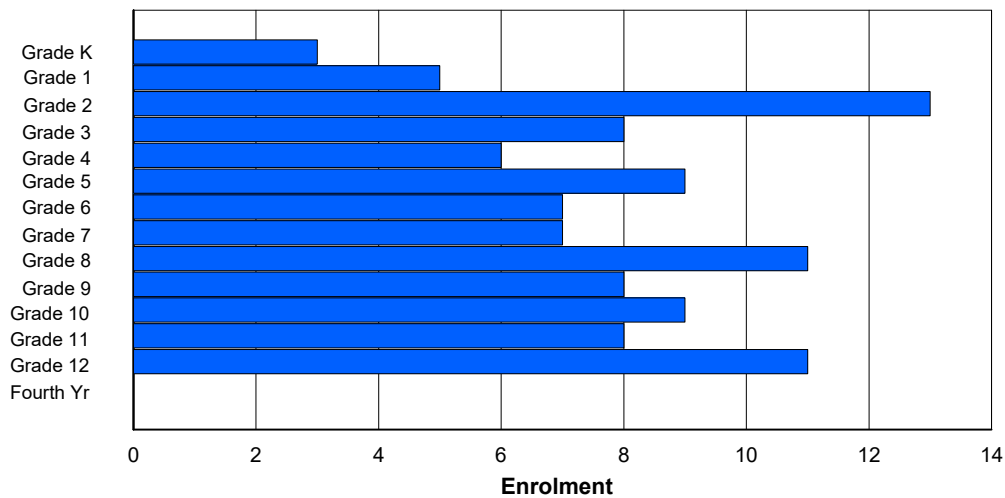
Gender	Age																Total
	5	6	7	8	9	10	11	12	13	14	15	16	17	18	19	20>	
Male	1	3	8	7	2	4	3	3	5	4	4	5	5	0	0	0	54
Female	2	2	4	2	4	5	5	3	6	4	4	4	6	0	0	0	51
Total	3	5	12	9	6	9	8	6	11	8	8	9	11	0	0	0	105

Enrolment By Grade and Gender

Gender	Grade														Total
	K	1	2	3	4	5	6	7	8	9	10	11	12	4th	
Male	1	3	9	6	2	4	3	3	5	4	5	4	5	0	54
Female	2	2	4	2	4	5	4	4	6	4	4	4	6	0	51
Total	3	5	13	8	6	9	7	7	11	8	9	8	11	0	105

Enrolment By Grade

For 079 - St. James All Grade, Lark Harbour



* Data from the 2018-2019 AGR(Enrolment/Age as of the last day in Sept./Dec.)

** Newfoundland Statistics Classification System

NLESD - Western Region

#080 - Templeton Academy, Meadows

Classification: Urban
Offers Distance Education: Yes

Grades: K-12 Number of Grades: 13

Enrolment By Age and Gender

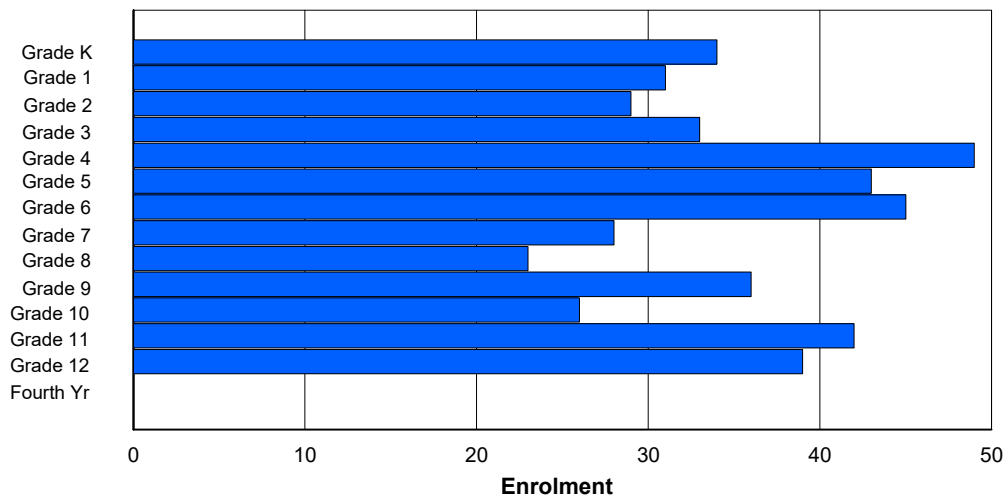
Gender	<u>Age</u>																Total
	5	6	7	8	9	10	11	12	13	14	15	16	17	18	19	20>	
Male	18	18	12	14	27	26	26	18	13	20	10	19	25	1	0	0	247
Female	14	15	17	19	22	16	19	11	10	16	16	22	13	1	0	0	211
Total	32	33	29	33	49	42	45	29	23	36	26	41	38	2	0	0	458

Enrolment By Grade and Gender

Gender	<u>Grade</u>														Total
	K	1	2	3	4	5	6	7	8	9	10	11	12	4th	
Male	19	17	12	14	27	27	25	18	13	20	10	19	26	0	247
Female	15	14	17	19	22	16	20	10	10	16	16	23	13	0	211
Total	34	31	29	33	49	43	45	28	23	36	26	42	39	0	458

Enrolment By Grade

For 080 - Templeton Academy, Meadows



* Data from the 2018-2019 AGR(Enrolment/Age as of the last day in Sept./Dec.)

** Newfoundland Statistics Classification System

NLESD - Western Region

#082 - Pasadena Elementary, Pasadena

Classification: Rural
Offers Distance Education: No

Grades: K-6 Number of Grades: 7

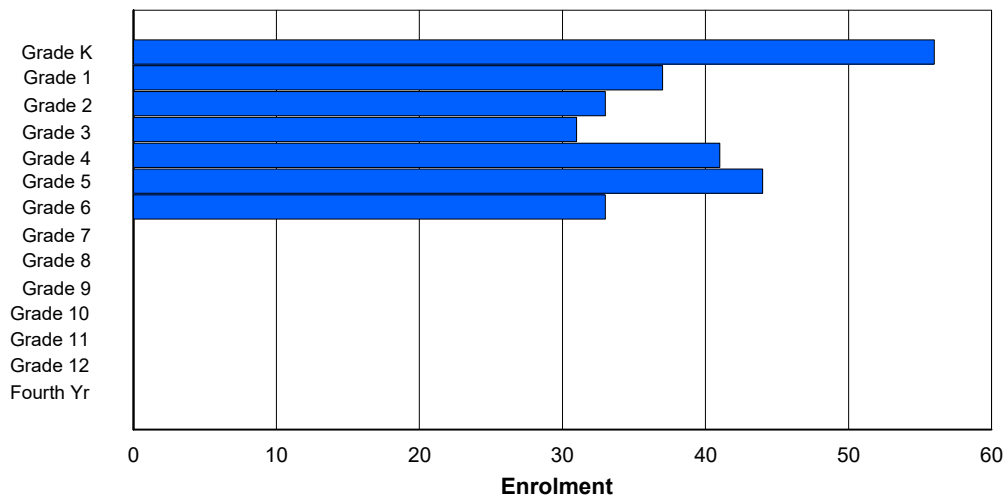
Enrolment By Age and Gender

Gender	Age																Total
	5	6	7	8	9	10	11	12	13	14	15	16	17	18	19	20>	
Male	31	20	15	13	21	23	19	0	0	0	0	0	0	0	0	0	142
Female	23	17	20	17	21	21	14	0	0	0	0	0	0	0	0	0	133
Total	54	37	35	30	42	44	33	0	0	0	0	0	0	0	0	0	275

Enrolment By Grade and Gender

Gender	Grade														Total
	K	1	2	3	4	5	6	7	8	9	10	11	12	4th	
Male	33	20	13	14	20	23	19	0	0	0	0	0	0	0	142
Female	23	17	20	17	21	21	14	0	0	0	0	0	0	0	133
Total	56	37	33	31	41	44	33	0	0	0	0	0	0	0	275

Enrolment By Grade
For 082 - Pasadena Elementary, Pasadena



* Data from the 2018-2019 AGR(Enrolment/Age as of the last day in Sept./Dec.)

** Newfoundland Statistics Classification System

NLESD - Western Region

#083 - Pasadena Academy, Pasadena

Classification: Rural
Offers Distance Education: Yes

Grades: 7-12 Number of Grades: 6

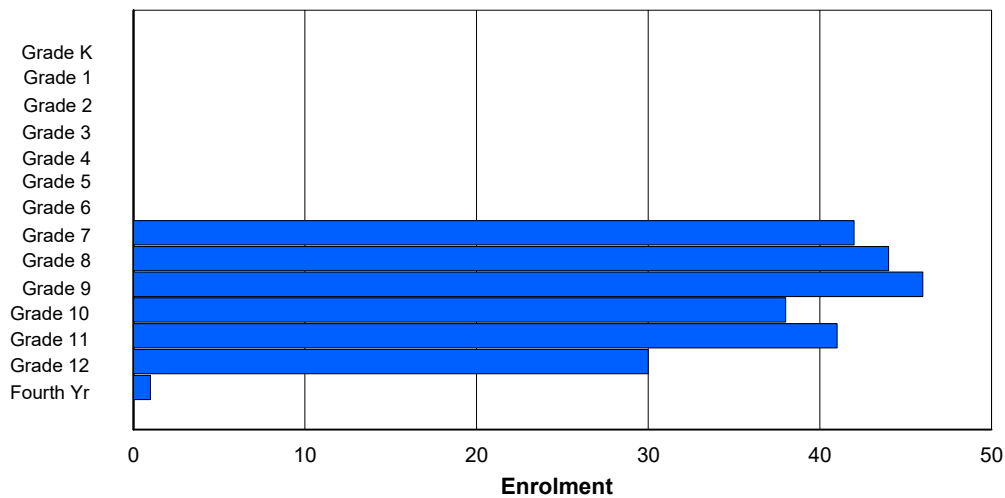
Enrolment By Age and Gender

Gender	Age																Total
	5	6	7	8	9	10	11	12	13	14	15	16	17	18	19	20>	
Male	0	0	0	0	0	0	0	18	24	28	14	20	19	2	0	0	125
Female	0	0	0	0	0	0	0	22	22	18	23	18	11	1	2	0	117
Total	0	0	0	0	0	0	0	40	46	46	37	38	30	3	2	0	242

Enrolment By Grade and Gender

Gender	Grade														Total
	K	1	2	3	4	5	6	7	8	9	10	11	12	4th	
Male	0	0	0	0	0	0	0	19	23	28	14	22	19	0	125
Female	0	0	0	0	0	0	0	23	21	18	24	19	11	1	117
Total	0	0	0	0	0	0	0	42	44	46	38	41	30	1	242

Enrolment By Grade
For 083 - Pasadena Academy, Pasadena



* Data from the 2018-2019 AGR(Enrolment/Age as of the last day in Sept./Dec.)

** Newfoundland Statistics Classification System

NLESD - Western Region

#086 - Gros Morne Academy, Rocky Harbour

Classification: Rural
Offers Distance Education: Yes

Grades: K-12

Number of Grades: 13

Enrolment By Age and Gender

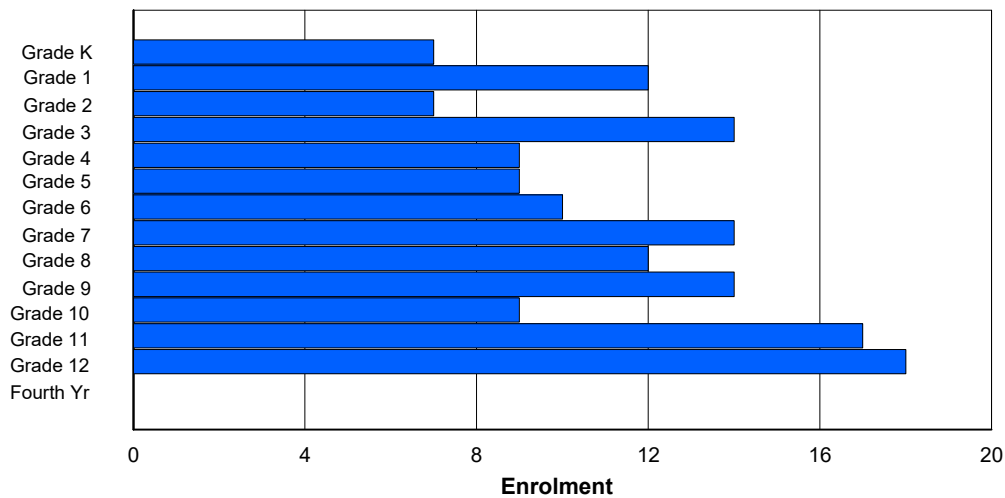
Gender	Age																	Total
	5	6	7	8	9	10	11	12	13	14	15	16	17	18	19	20>		
Male	2	7	2	12	4	4	5	9	8	9	3	8	8	2	0	0	83	
Female	5	5	5	2	5	4	5	6	4	5	6	8	9	0	0	0	69	
Total	7	12	7	14	9	8	10	15	12	14	9	16	17	2	0	0	152	

Enrolment By Grade and Gender

Gender	Grade															Total
	K	1	2	3	4	5	6	7	8	9	10	11	12	4th		
Male	2	7	2	12	4	4	6	8	8	9	3	9	9	0	83	
Female	5	5	5	2	5	5	4	6	4	5	6	8	9	0	69	
Total	7	12	7	14	9	9	10	14	12	14	9	17	18	0	152	

Enrolment By Grade

For 086 - Gros Morne Academy, Rocky Harbour



* Data from the 2018-2019 AGR(Enrolment/Age as of the last day in Sept./Dec.)

** Newfoundland Statistics Classification System

NLESD - Western Region

#088 - Main River Academy, Pollard's Point

Classification: Rural
Offers Distance Education: Yes

Grades: K-12 Number of Grades: 13

Enrolment By Age and Gender

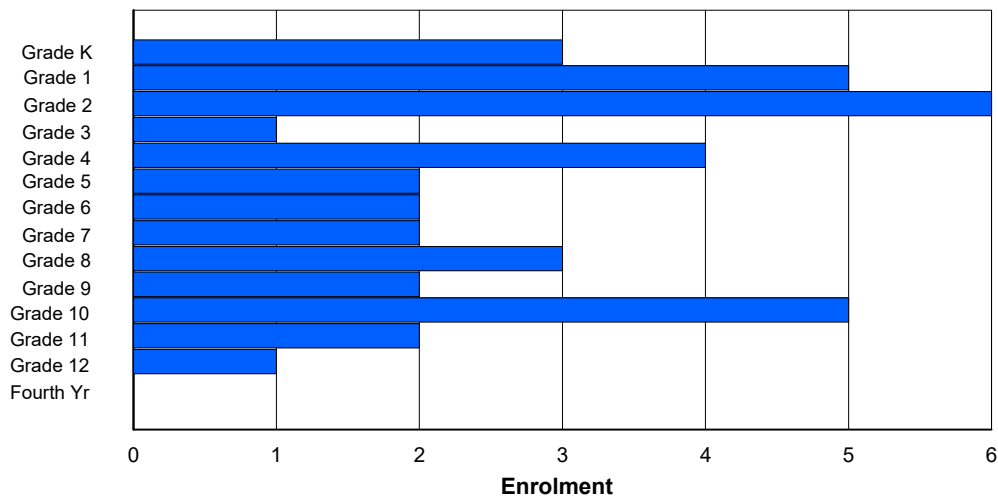
Gender	Age																	Total
	5	6	7	8	9	10	11	12	13	14	15	16	17	18	19	20>		
Male	3	1	3	1	3	1	2	0	1	2	2	1	0	0	0	0	20	
Female	0	4	3	0	1	1	0	2	2	0	2	2	1	0	0	0	18	
Total	3	5	6	1	4	2	2	2	3	2	4	3	1	0	0	0	38	

Enrolment By Grade and Gender

Gender	Grade														Total
	K	1	2	3	4	5	6	7	8	9	10	11	12	4th	
Male	3	1	3	1	3	1	2	0	1	2	2	1	0	0	20
Female	0	4	3	0	1	1	0	2	2	0	3	1	1	0	18
Total	3	5	6	1	4	2	2	2	3	2	5	2	1	0	38

Enrolment By Grade

For 088 - Main River Academy, Pollard's Point



* Data from the 2018-2019 AGR(Enrolment/Age as of the last day in Sept./Dec.)

** Newfoundland Statistics Classification System

NLESD - Western Region

#089 - Jakeman All Grade, Trout River

Classification: Rural
Offers Distance Education: Yes

Grades: K-12

Number of Grades: 13

Enrolment By Age and Gender

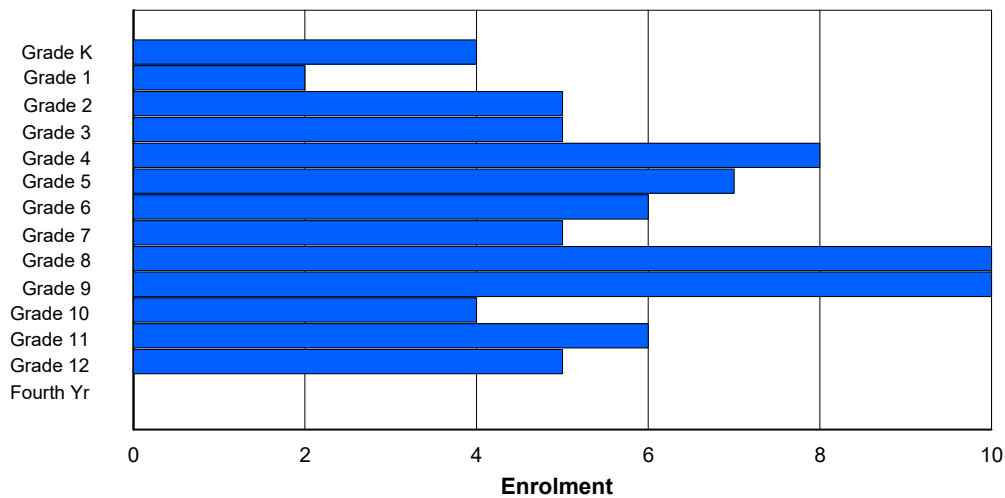
Gender	Age																	Total
	5	6	7	8	9	10	11	12	13	14	15	16	17	18	19	20>		
Male	0	2	1	1	7	5	3	3	5	5	1	4	1	2	0	0	40	
Female	4	0	4	4	1	2	2	3	5	5	3	2	2	0	0	0	37	
Total	4	2	5	5	8	7	5	6	10	10	4	6	3	2	0	0	77	

Enrolment By Grade and Gender

Gender	Grade															Total
	K	1	2	3	4	5	6	7	8	9	10	11	12	4th		
Male	0	2	1	1	7	5	4	2	5	5	1	4	3	0	40	
Female	4	0	4	4	1	2	2	3	5	5	3	2	2	0	37	
Total	4	2	5	5	8	7	6	5	10	10	4	6	5	0	77	

Enrolment By Grade

For 089 - Jakeman All Grade, Trout River



* Data from the 2018-2019 AGR(Enrolment/Age as of the last day in Sept./Dec.)

** Newfoundland Statistics Classification System

NLESD - Western Region

#091 - Burgeo Academy, Burgeo

Classification: Rural
Offers Distance Education: Yes

Grades: K-12 Number of Grades: 13

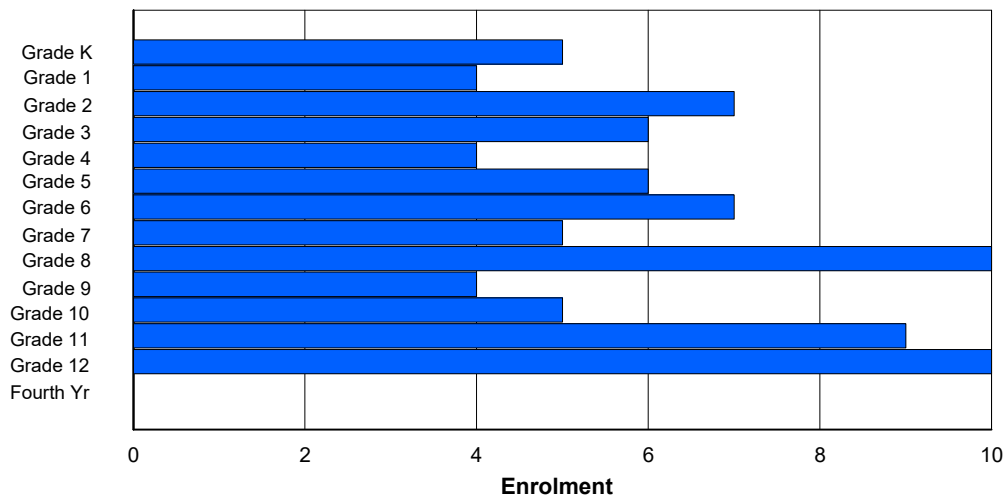
Enrolment By Age and Gender

Gender	Age																Total
	5	6	7	8	9	10	11	12	13	14	15	16	17	18	19	20>	
Male	4	3	1	2	1	5	2	2	7	2	1	3	3	0	0	0	36
Female	1	1	6	4	3	1	5	3	3	2	4	6	6	1	0	0	46
Total	5	4	7	6	4	6	7	5	10	4	5	9	9	1	0	0	82

Enrolment By Grade and Gender

Gender	Grade														Total
	K	1	2	3	4	5	6	7	8	9	10	11	12	4th	
Male	4	3	1	2	1	5	2	2	7	2	1	3	3	0	36
Female	1	1	6	4	3	1	5	3	3	2	4	6	7	0	46
Total	5	4	7	6	4	6	7	5	10	4	5	9	10	0	82

Enrolment By Grade
For 091 - Burgeo Academy, Burgeo



* Data from the 2018-2019 AGR(Enrolment/Age as of the last day in Sept./Dec.)

** Newfoundland Statistics Classification System

NLESD - Western Region

#092 - Grandy's River Collegiate, Burnt Islands

Classification: Rural
Offers Distance Education: Yes

Grades: K-12 Number of Grades: 13

Enrolment By Age and Gender

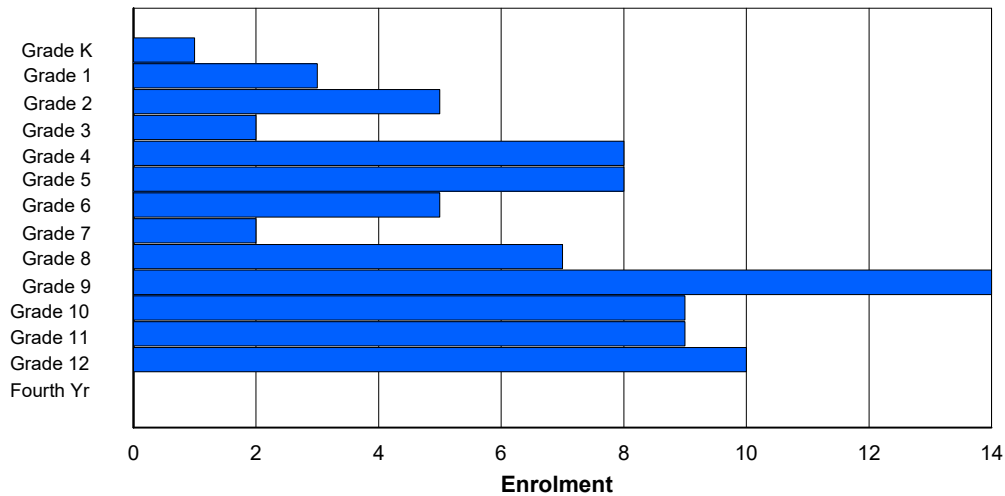
Gender	Age																	Total
	5	6	7	8	9	10	11	12	13	14	15	16	17	18	19	20>		
Male	1	1	3	2	5	3	3	0	3	6	3	5	6	0	0	0	41	
Female	0	2	2	0	3	5	2	2	4	9	5	4	4	0	0	0	42	
Total	1	3	5	2	8	8	5	2	7	15	8	9	10	0	0	0	83	

Enrolment By Grade and Gender

Gender	Grade														Total
	K	1	2	3	4	5	6	7	8	9	10	11	12	4th	
Male	1	1	3	2	5	3	3	0	3	6	3	5	6	0	41
Female	0	2	2	0	3	5	2	2	4	8	6	4	4	0	42
Total	1	3	5	2	8	8	5	2	7	14	9	9	10	0	83

Enrolment By Grade

For 092 - Grandy's River Collegiate, Burnt Islands



* Data from the 2018-2019 AGR(Enrolment/Age as of the last day in Sept./Dec.)

** Newfoundland Statistics Classification System

NLESD - Western Region

#096 - Our Lady of the Cape School, Cape St. George

Classification: Rural
Offers Distance Education: No

Grades: K-8 Number of Grades: 9

Enrolment By Age and Gender

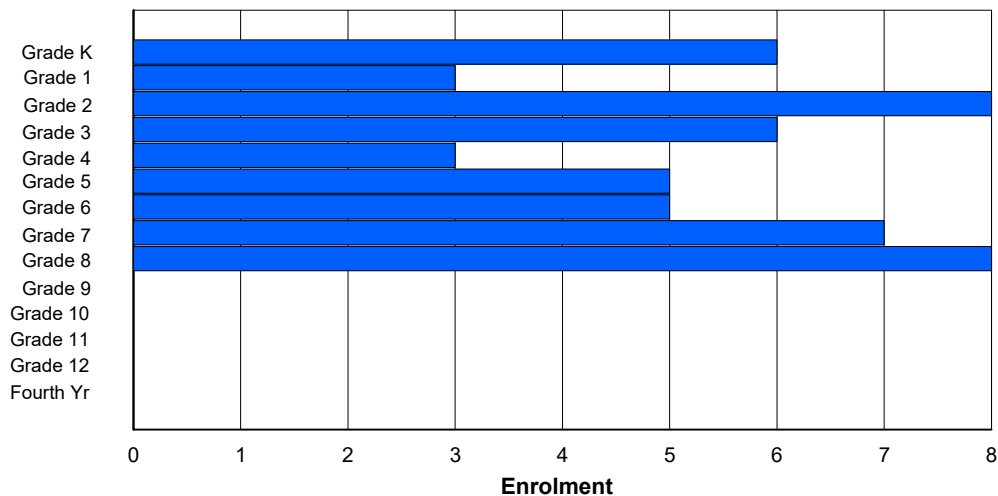
Gender	Age																Total
	5	6	7	8	9	10	11	12	13	14	15	16	17	18	19	20>	
Male	2	1	2	2	2	3	2	5	6	0	0	0	0	0	0	0	25
Female	4	2	6	4	1	2	3	2	2	0	0	0	0	0	0	0	26
Total	6	3	8	6	3	5	5	7	8	0	0	0	0	0	0	0	51

Enrolment By Grade and Gender

Gender	Grade														Total
	K	1	2	3	4	5	6	7	8	9	10	11	12	4th	
Male	2	1	2	2	2	3	2	5	6	0	0	0	0	0	25
Female	4	2	6	4	1	2	3	2	2	0	0	0	0	0	26
Total	6	3	8	6	3	5	5	7	8	0	0	0	0	0	51

Enrolment By Grade

For 096 - Our Lady of the Cape School, Cape St. George



* Data from the 2018-2019 AGR(Enrolment/Age as of the last day in Sept./Dec.)

** Newfoundland Statistics Classification System

NLESD - Western Region

#097 - St. James Elementary, Channel-Port Aux Basques

Classification: Rural
Offers Distance Education: No

Grades: K-6 Number of Grades: 7

Enrolment By Age and Gender

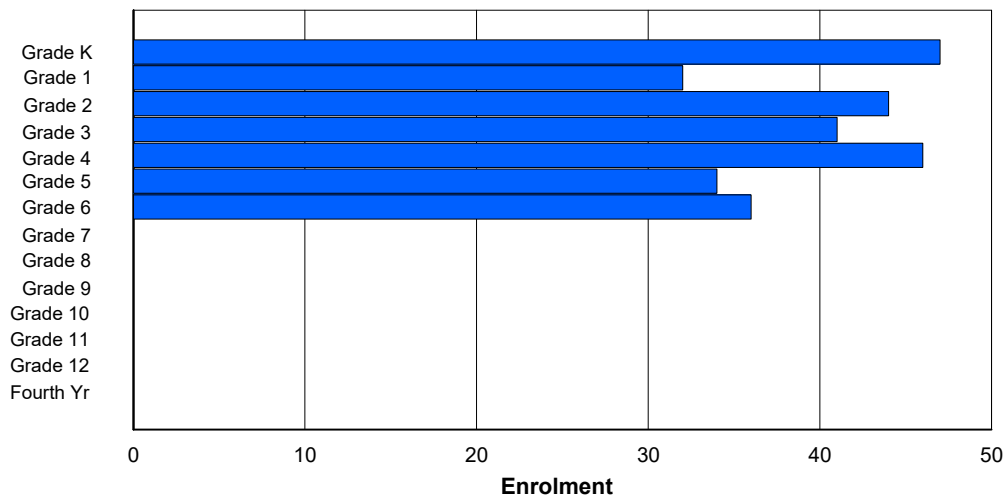
Gender	Age																Total
	5	6	7	8	9	10	11	12	13	14	15	16	17	18	19	20>	
Male	22	16	15	26	22	16	19	0	0	0	0	0	0	0	0	0	136
Female	25	16	29	15	24	17	18	0	0	0	0	0	0	0	0	0	144
Total	47	32	44	41	46	33	37	0	0	0	0	0	0	0	0	0	280

Enrolment By Grade and Gender

Gender	Grade														Total
	K	1	2	3	4	5	6	7	8	9	10	11	12	4th	
Male	22	16	15	26	22	17	18	0	0	0	0	0	0	0	136
Female	25	16	29	15	24	17	18	0	0	0	0	0	0	0	144
Total	47	32	44	41	46	34	36	0	0	0	0	0	0	0	280

Enrolment By Grade

For 097 - St. James Elementary, Channel-Port Aux Basques



* Data from the 2018-2019 AGR(Enrolment/Age as of the last day in Sept./Dec.)

** Newfoundland Statistics Classification System

NLESD - Western Region

#099 - St. James Regional High, Channel-Port Aux Basques

Classification: Rural
Offers Distance Education: No

Grades: 7-12

Number of Grades: 6

Enrolment By Age and Gender

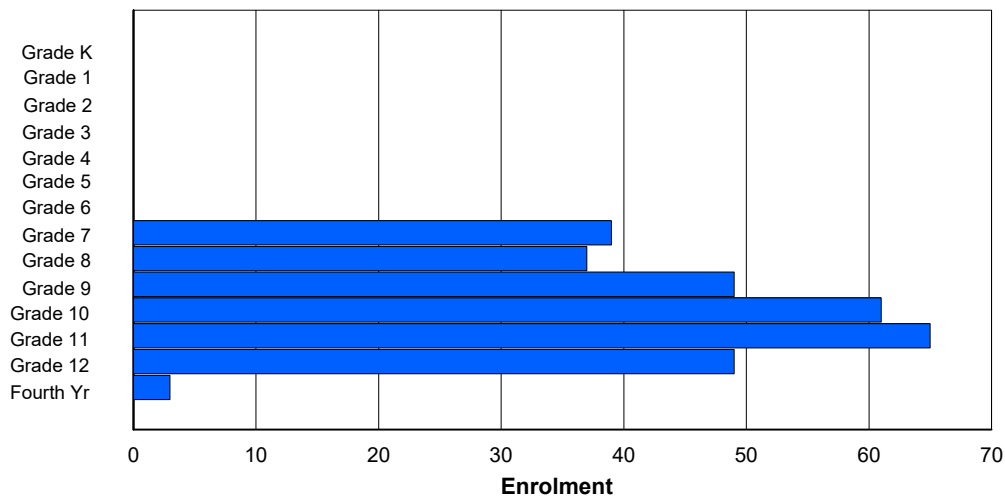
Gender	Age																Total
	5	6	7	8	9	10	11	12	13	14	15	16	17	18	19	20>	
Male	0	0	0	0	0	0	0	14	18	27	34	33	27	4	0	1	158
Female	0	0	0	0	0	0	0	24	19	23	26	31	21	0	1	0	145
Total	0	0	0	0	0	0	0	38	37	50	60	64	48	4	1	1	303

Enrolment By Grade and Gender

Gender	Grade														Total
	K	1	2	3	4	5	6	7	8	9	10	11	12	4th	
Male	0	0	0	0	0	0	0	15	18	26	34	35	28	2	158
Female	0	0	0	0	0	0	0	24	19	23	27	30	21	1	145
Total	0	0	0	0	0	0	0	39	37	49	61	65	49	3	303

Enrolment By Grade

For 099 - St. James Regional High, Channel-Port Aux Basques



* Data from the 2018-2019 AGR(Enrolment/Age as of the last day in Sept./Dec.)

** Newfoundland Statistics Classification System

NLESD - Western Region

#102 - All Saints All-Grade, Grey River

Classification: Rural
Offers Distance Education: Yes

Grades: K-4,6-8 Number of Grades: 8

Enrolment By Age and Gender

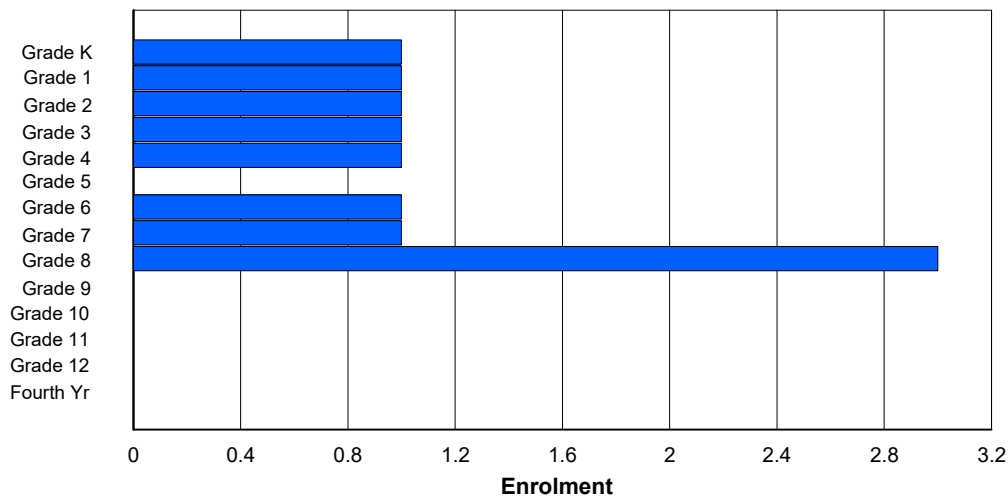
Gender	Age																	Total
	5	6	7	8	9	10	11	12	13	14	15	16	17	18	19	20>		
Male	1	0	1	0	1	0	1	1	2	0	0	0	0	0	0	0	7	
Female	0	1	0	1	0	0	0	0	1	0	0	0	0	0	0	0	3	
Total	1	1	1	1	1	0	1	1	3	0	0	0	0	0	0	0	10	

Enrolment By Grade and Gender

Gender	Grade														Total
	K	1	2	3	4	5	6	7	8	9	10	11	12	4th	
Male	1	0	1	0	1	0	1	1	2	0	0	0	0	0	7
Female	0	1	0	1	0	0	0	0	1	0	0	0	0	0	3
Total	1	1	1	1	1	0	1	1	3	0	0	0	0	0	10

Enrolment By Grade

For 102 - All Saints All-Grade, Grey River



* Data from the 2018-2019 AGR(Enrolment/Age as of the last day in Sept./Dec.)

** Newfoundland Statistics Classification System

NLESD - Western Region

#103 - LeGallais Memorial, Isle aux Morts

Classification: Rural
Offers Distance Education: No

Grades: K,2-9 Number of Grades: 9

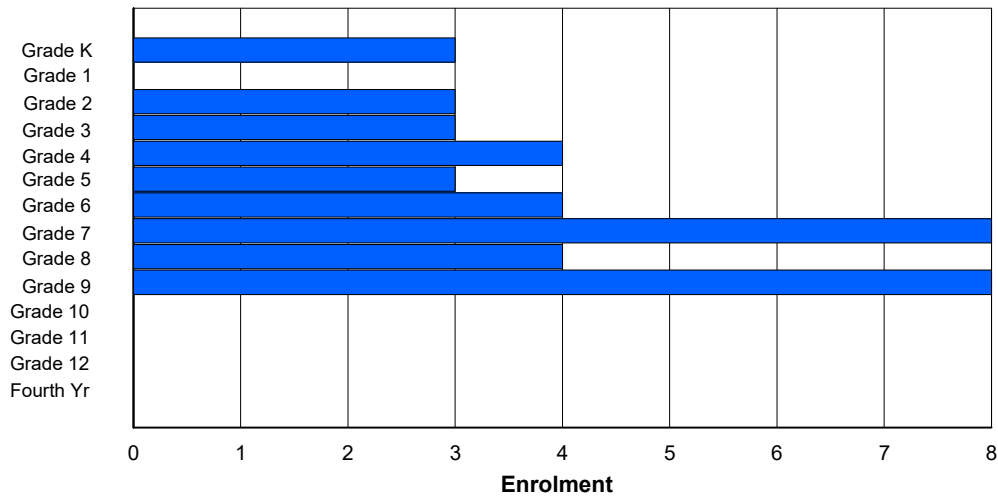
Enrolment By Age and Gender

Gender	Age																Total
	5	6	7	8	9	10	11	12	13	14	15	16	17	18	19	20>	
Male	3	0	2	2	2	3	2	3	2	4	0	0	0	0	0	0	23
Female	0	0	1	1	2	0	2	5	2	4	0	0	0	0	0	0	17
Total	3	0	3	3	4	3	4	8	4	8	0	0	0	0	0	0	40

Enrolment By Grade and Gender

Gender	Grade														Total
	K	1	2	3	4	5	6	7	8	9	10	11	12	4th	
Male	3	0	2	2	2	3	2	3	2	4	0	0	0	0	23
Female	0	0	1	1	2	0	2	5	2	4	0	0	0	0	17
Total	3	0	3	3	4	3	4	8	4	8	0	0	0	0	40

Enrolment By Grade
For 103 - LeGallais Memorial, Isle aux Morts



* Data from the 2018-2019 AGR(Enrolment/Age as of the last day in Sept./Dec.)

** Newfoundland Statistics Classification System

NLESD - Western Region

#104 - Douglas Academy, La Poile

Classification: Rural
Offers Distance Education: No

Grades: 4,6,8

Number of Grades: 3

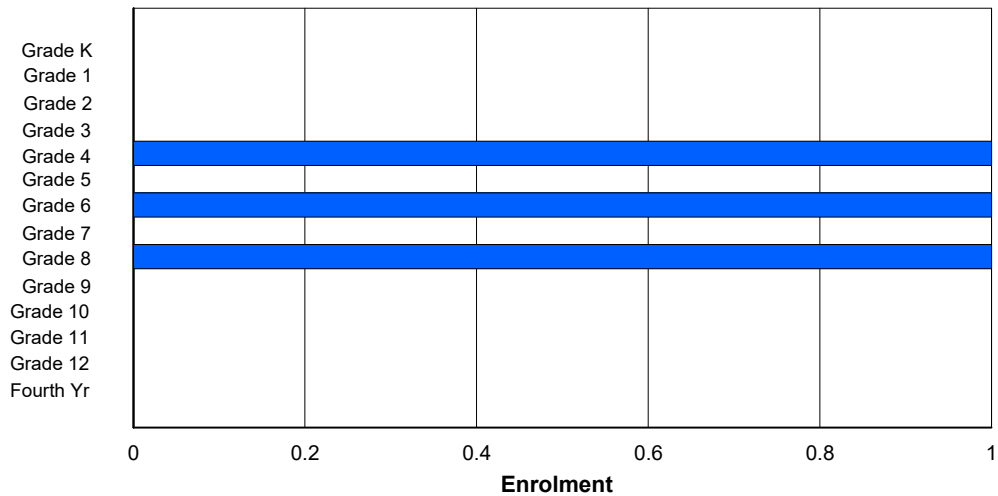
Enrolment By Age and Gender

Gender	Age																	Total
	5	6	7	8	9	10	11	12	13	14	15	16	17	18	19	20>		
Male	0	0	0	0	1	0	1	0	1	0	0	0	0	0	0	0	3	
Female	0	0	0	0	0	0	0	0	0	0	0	0	0	0	0	0	0	
Total	0	0	0	0	1	0	1	0	1	0	0	0	0	0	0	0	3	

Enrolment By Grade and Gender

Gender	Grade														Total
	K	1	2	3	4	5	6	7	8	9	10	11	12	4th	
Male	0	0	0	0	1	0	1	0	1	0	0	0	0	0	3
Female	0	0	0	0	0	0	0	0	0	0	0	0	0	0	0
Total	0	0	0	0	1	0	1	0	1	0	0	0	0	0	3

Enrolment By Grade
For 104 - Douglas Academy, La Poile



* Data from the 2018-2019 AGR(Enrolment/Age as of the last day in Sept./Dec.)

** Newfoundland Statistics Classification System

NLESD - Western Region

#106 - Lourdes Elementary, Lourdes

Classification: Rural
Offers Distance Education: No

Grades: K-8 Number of Grades: 9

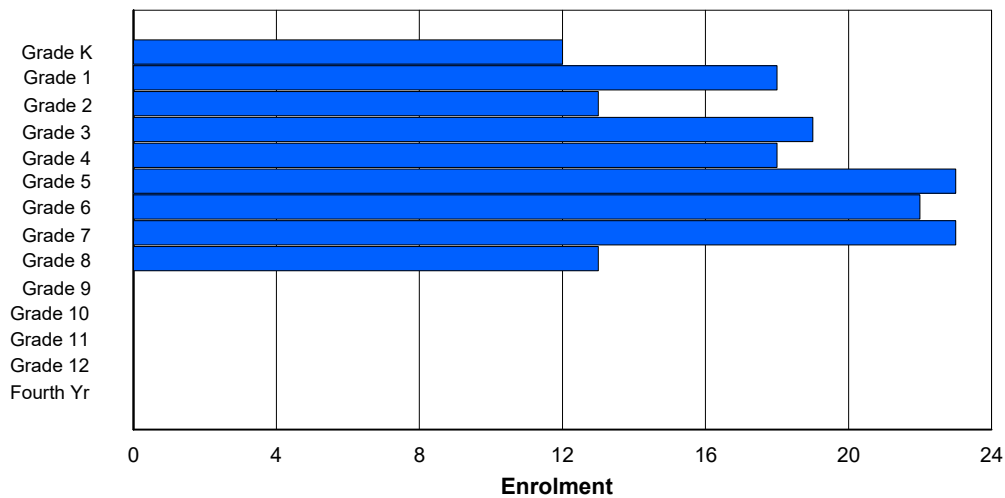
Enrolment By Age and Gender

Gender	Age																Total
	5	6	7	8	9	10	11	12	13	14	15	16	17	18	19	20>	
Male	7	8	8	7	11	13	9	15	6	0	0	0	0	0	0	0	84
Female	5	9	5	13	7	10	13	8	7	0	0	0	0	0	0	0	77
Total	12	17	13	20	18	23	22	23	13	0	0	0	0	0	0	0	161

Enrolment By Grade and Gender

Gender	Grade														Total
	K	1	2	3	4	5	6	7	8	9	10	11	12	4th	
Male	7	9	7	7	11	13	9	15	6	0	0	0	0	0	84
Female	5	9	6	12	7	10	13	8	7	0	0	0	0	0	77
Total	12	18	13	19	18	23	22	23	13	0	0	0	0	0	161

Enrolment By Grade
For 106 - Lourdes Elementary, Lourdes



* Data from the 2018-2019 AGR(Enrolment/Age as of the last day in Sept./Dec.)

** Newfoundland Statistics Classification System

NLESD - Western Region

#110 - Piccadilly Central High, Piccadilly

Classification: Rural
Offers Distance Education: Yes

Grades: 9-12 Number of Grades: 4

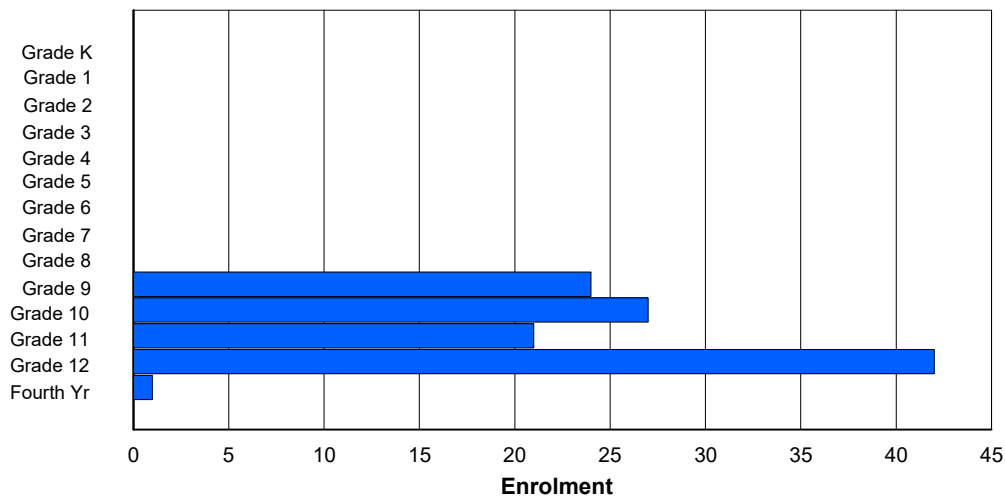
Enrolment By Age and Gender

Gender	Age																	Total
	5	6	7	8	9	10	11	12	13	14	15	16	17	18	19	20>		
Male	0	0	0	0	0	0	0	0	0	13	13	8	25	0	0	0	59	
Female	0	0	0	0	0	0	0	0	0	10	15	12	17	2	0	0	56	
Total	0	0	0	0	0	0	0	0	0	23	28	20	42	2	0	0	115	

Enrolment By Grade and Gender

Gender	Grade															Total
	K	1	2	3	4	5	6	7	8	9	10	11	12	4th		
Male	0	0	0	0	0	0	0	0	0	14	12	9	24	0	59	
Female	0	0	0	0	0	0	0	0	0	10	15	12	18	1	56	
Total	0	0	0	0	0	0	0	0	0	24	27	21	42	1	115	

Enrolment By Grade
For 110 - Piccadilly Central High, Piccadilly



* Data from the 2018-2019 AGR(Enrolment/Age as of the last day in Sept./Dec.)

** Newfoundland Statistics Classification System

NLESD - Western Region

#111 - St. Thomas Aquinas, Port au Port East

Classification: Rural
Offers Distance Education: No

Grades: K-8 Number of Grades: 9

Enrolment By Age and Gender

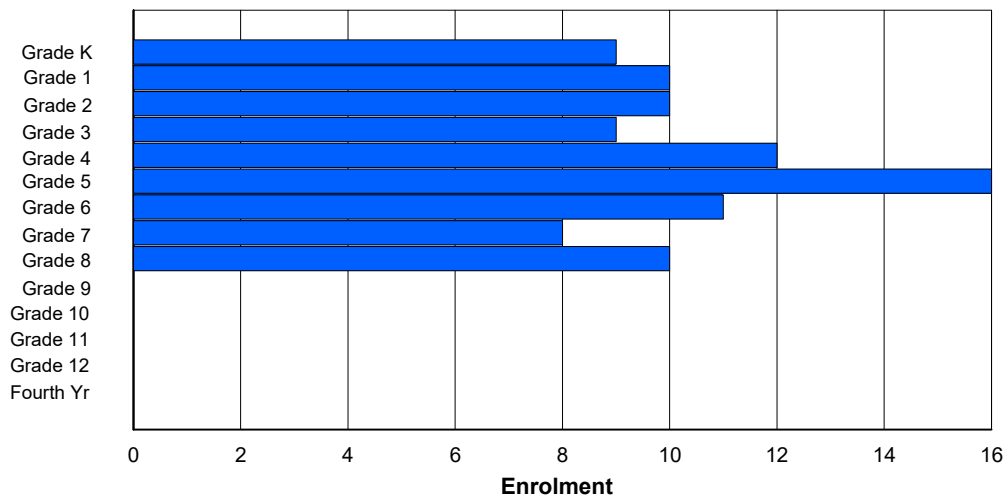
Gender	Age																	Total
	5	6	7	8	9	10	11	12	13	14	15	16	17	18	19	20>		
Male	5	6	5	5	7	5	8	3	5	0	0	0	0	0	0	0	49	
Female	4	4	5	4	5	11	3	5	5	0	0	0	0	0	0	0	46	
Total	9	10	10	9	12	16	11	8	10	0	0	0	0	0	0	0	95	

Enrolment By Grade and Gender

Gender	Grade														Total
	K	1	2	3	4	5	6	7	8	9	10	11	12	4th	
Male	5	6	5	5	7	5	8	3	5	0	0	0	0	0	49
Female	4	4	5	4	5	11	3	5	5	0	0	0	0	0	46
Total	9	10	10	9	12	16	11	8	10	0	0	0	0	0	95

Enrolment By Grade

For 111 - St. Thomas Aquinas, Port au Port East



* Data from the 2018-2019 AGR(Enrolment/Age as of the last day in Sept./Dec.)

** Newfoundland Statistics Classification System

NLESD - Western Region

#113 - St. Boniface All Grade, Ramea

Classification: Rural
Offers Distance Education: Yes

Grades: K,2-3,5-6,8-12 Number of Grades: 10

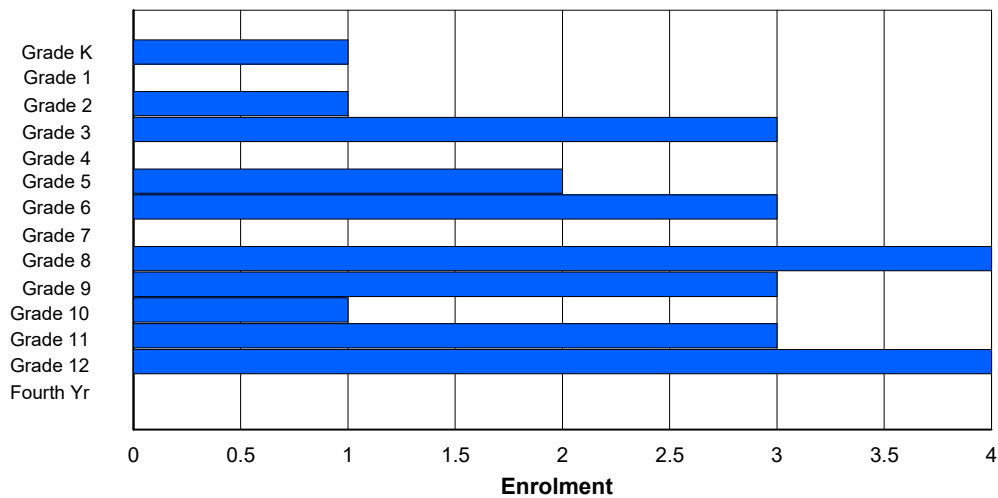
Enrolment By Age and Gender

Gender	Age																Total
	5	6	7	8	9	10	11	12	13	14	15	16	17	18	19	20>	
Male	0	0	0	1	0	1	2	0	2	3	0	3	0	2	0	0	14
Female	1	0	1	2	0	1	1	0	2	0	1	0	2	0	0	0	11
Total	1	0	1	3	0	2	3	0	4	3	1	3	2	2	0	0	25

Enrolment By Grade and Gender

Gender	Grade														Total
	K	1	2	3	4	5	6	7	8	9	10	11	12	4th	
Male	0	0	0	1	0	1	2	0	2	3	0	3	2	0	14
Female	1	0	1	2	0	1	1	0	2	0	1	0	2	0	11
Total	1	0	1	3	0	2	3	0	4	3	1	3	4	0	25

Enrolment By Grade
For 113 - St. Boniface All Grade, Ramea



* Data from the 2018-2019 AGR(Enrolment/Age as of the last day in Sept./Dec.)

** Newfoundland Statistics Classification System

NLESD - Western Region

#116 - Bayview Academy, St. George's

Classification: Rural
Offers Distance Education: No

Grades: K-12 Number of Grades: 13

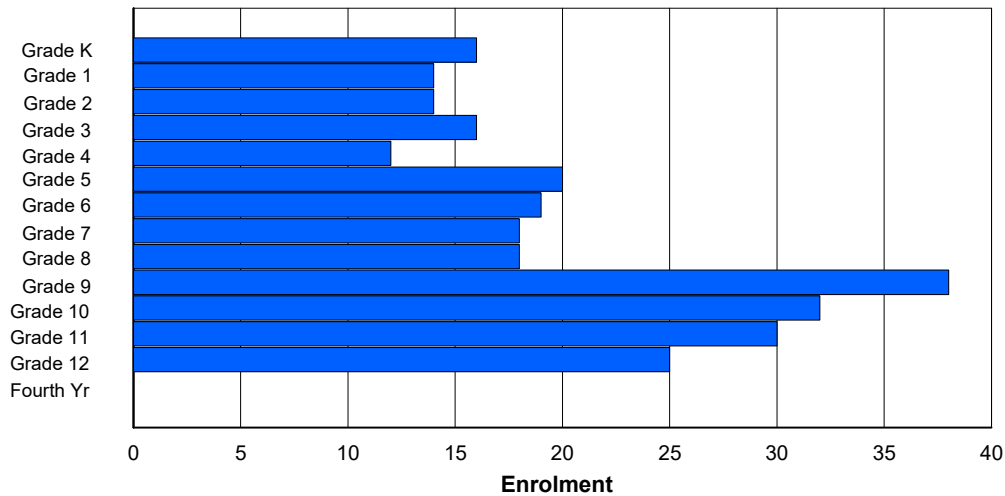
Enrolment By Age and Gender

Gender	Age																Total
	5	6	7	8	9	10	11	12	13	14	15	16	17	18	19	20>	
Male	8	6	8	10	7	8	11	8	9	20	13	11	15	0	0	0	134
Female	8	8	6	6	5	12	8	10	9	18	19	17	10	2	0	0	138
Total	16	14	14	16	12	20	19	18	18	38	32	28	25	2	0	0	272

Enrolment By Grade and Gender

Gender	Grade														Total
	K	1	2	3	4	5	6	7	8	9	10	11	12	4th	
Male	8	6	8	10	7	8	11	8	9	20	13	12	14	0	134
Female	8	8	6	6	5	12	8	10	9	18	19	18	11	0	138
Total	16	14	14	16	12	20	19	18	18	38	32	30	25	0	272

Enrolment By Grade
For 116 - Bayview Academy, St. George's



* Data from the 2018-2019 AGR(Enrolment/Age as of the last day in Sept./Dec.)

** Newfoundland Statistics Classification System

NLESD - Western Region

#118 - Stephenville Elementary, Stephenville

Classification: Urban
Offers Distance Education: No

Grades: 4-5 Number of Grades: 2

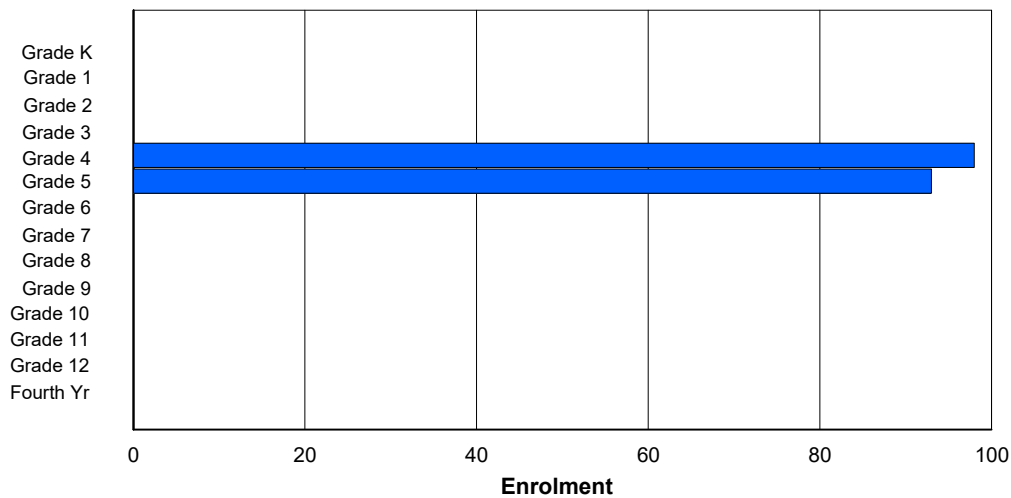
Enrolment By Age and Gender

Gender	Age																	Total
	5	6	7	8	9	10	11	12	13	14	15	16	17	18	19	20>		
Male	0	0	0	0	56	46	0	0	0	0	0	0	0	0	0	0	102	
Female	0	0	0	0	39	50	0	0	0	0	0	0	0	0	0	0	89	
Total	0	0	0	0	95	96	0	0	0	0	0	0	0	0	0	0	191	

Enrolment By Grade and Gender

Gender	Grade															Total
	K	1	2	3	4	5	6	7	8	9	10	11	12	4th		
Male	0	0	0	0	57	45	0	0	0	0	0	0	0	0	102	
Female	0	0	0	0	41	48	0	0	0	0	0	0	0	0	89	
Total	0	0	0	0	98	93	0	0	0	0	0	0	0	0	191	

Enrolment By Grade
For 118 - Stephenville Elementary, Stephenville



* Data from the 2018-2019 AGR(Enrolment/Age as of the last day in Sept./Dec.)

** Newfoundland Statistics Classification System

NLESD - Western Region

#119 - Stephenville High, Stephenville

Classification: Urban
Offers Distance Education: No

Grades: 9-12 Number of Grades: 4

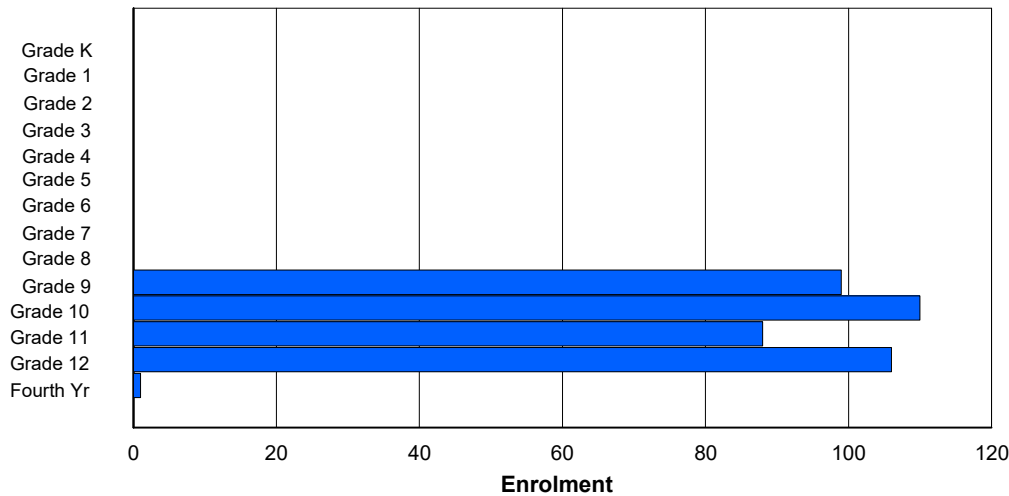
Enrolment By Age and Gender

Gender	Age																	Total
	5	6	7	8	9	10	11	12	13	14	15	16	17	18	19	20>		
Male	0	0	0	0	0	0	0	0	0	49	53	48	40	7	0	1	198	
Female	0	0	0	0	0	0	0	0	0	49	57	41	57	2	0	0	206	
Total	0	0	0	0	0	0	0	0	0	98	110	89	97	9	0	1	404	

Enrolment By Grade and Gender

Gender	Grade															Total
	K	1	2	3	4	5	6	7	8	9	10	11	12	4th		
Male	0	0	0	0	0	0	0	0	0	50	54	46	47	1	198	
Female	0	0	0	0	0	0	0	0	0	49	56	42	59	0	206	
Total	0	0	0	0	0	0	0	0	0	99	110	88	106	1	404	

Enrolment By Grade
For 119 - Stephenville High, Stephenville



* Data from the 2018-2019 AGR(Enrolment/Age as of the last day in Sept./Dec.)

** Newfoundland Statistics Classification System

NLESD - Western Region

#120 - Stephenville Primary, Stephenville

Classification: Urban
Offers Distance Education: No

Grades: K-3 Number of Grades: 4

Enrolment By Age and Gender

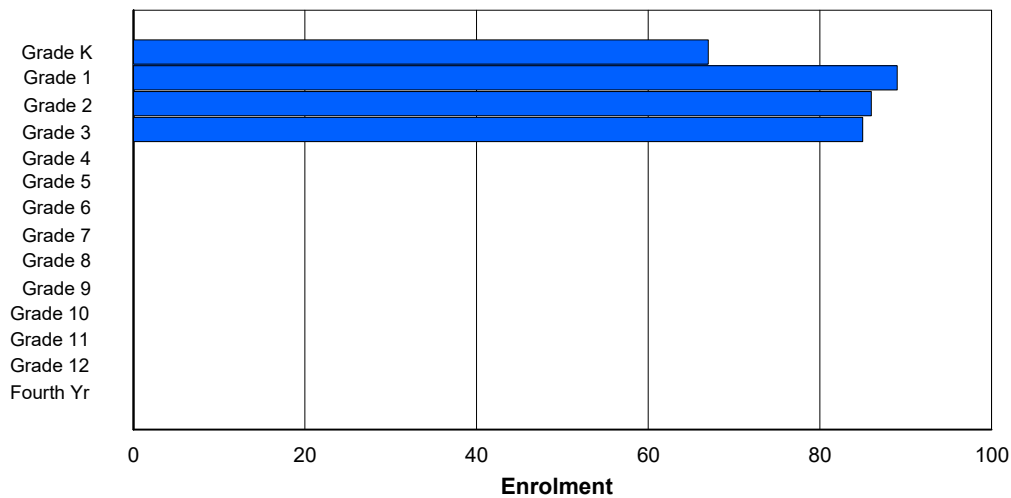
Gender	Age																	Total
	5	6	7	8	9	10	11	12	13	14	15	16	17	18	19	20>		
Male	35	45	40	50	0	0	0	0	0	0	0	0	0	0	0	0	170	
Female	32	44	43	38	0	0	0	0	0	0	0	0	0	0	0	0	157	
Total	67	89	83	88	0	0	0	0	0	0	0	0	0	0	0	0	327	

Enrolment By Grade and Gender

Gender	Grade															Total
	K	1	2	3	4	5	6	7	8	9	10	11	12	4th		
Male	35	45	41	49	0	0	0	0	0	0	0	0	0	0	170	
Female	32	44	45	36	0	0	0	0	0	0	0	0	0	0	157	
Total	67	89	86	85	0	0	0	0	0	0	0	0	0	0	327	

Enrolment By Grade

For 120 - Stephenville Primary, Stephenville



* Data from the 2018-2019 AGR(Enrolment/Age as of the last day in Sept./Dec.)

** Newfoundland Statistics Classification System

NLESD - Western Region

#123 - St. Michael's Elementary, Stephenville Crossing

Classification: Rural
Offers Distance Education: No

Grades: K-8 Number of Grades: 9

Enrolment By Age and Gender

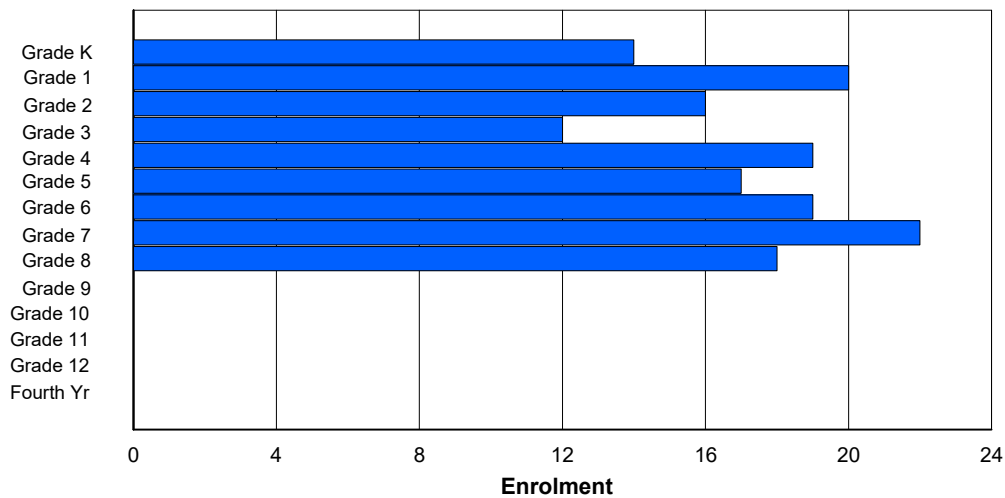
Gender	Age																Total
	5	6	7	8	9	10	11	12	13	14	15	16	17	18	19	20>	
Male	6	9	8	7	7	5	9	10	7	0	0	0	0	0	0	0	68
Female	7	12	8	5	12	11	10	13	11	0	0	0	0	0	0	0	89
Total	13	21	16	12	19	16	19	23	18	0	0	0	0	0	0	0	157

Enrolment By Grade and Gender

Gender	Grade														Total
	K	1	2	3	4	5	6	7	8	9	10	11	12	4th	
Male	6	9	8	7	7	5	10	9	7	0	0	0	0	0	68
Female	8	11	8	5	12	12	9	13	11	0	0	0	0	0	89
Total	14	20	16	12	19	17	19	22	18	0	0	0	0	0	157

Enrolment By Grade

For 123 - St. Michael's Elementary, Stephenville Crossing



* Data from the 2018-2019 AGR(Enrolment/Age as of the last day in Sept./Dec.)

** Newfoundland Statistics Classification System

NLESD - Western Region

#125 - Copper Ridge Academy, Baie Verte

Classification: Rural
Offers Distance Education: Yes

Grades: K-12 Number of Grades: 13

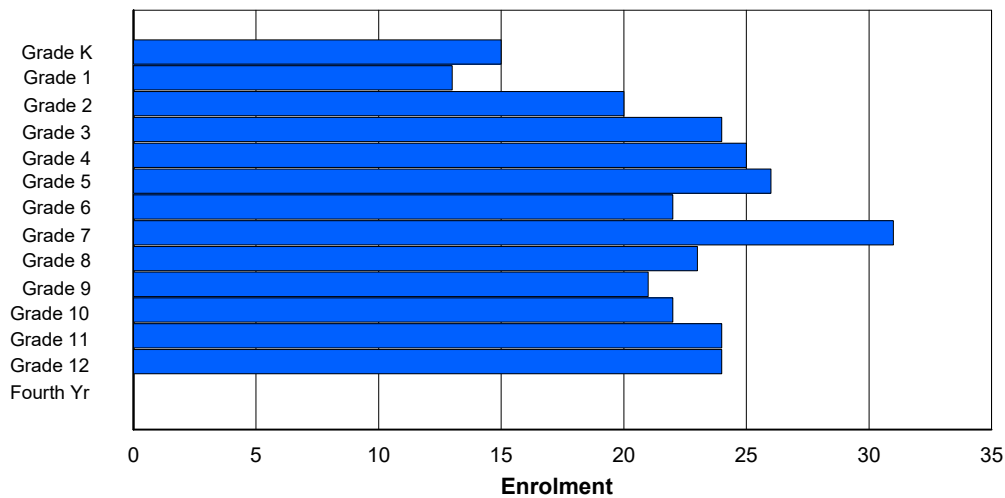
Enrolment By Age and Gender

Gender	<u>Age</u>																Total
	5	6	7	8	9	10	11	12	13	14	15	16	17	18	19	20>	
Male	9	9	9	14	13	14	12	19	9	12	11	14	13	1	0	0	159
Female	6	3	12	10	12	10	12	12	14	9	11	11	9	0	0	0	131
Total	15	12	21	24	25	24	24	31	23	21	22	25	22	1	0	0	290

Enrolment By Grade and Gender

Gender	K	<u>Grade</u>												4th	Total
		1	2	3	4	5	6	7	8	9	10	11	12		
Male	9	9	9	14	13	16	10	19	9	12	11	13	15	0	159
Female	6	4	11	10	12	10	12	12	14	9	11	11	9	0	131
Total	15	13	20	24	25	26	22	31	23	21	22	24	24	0	290

Enrolment By Grade
For 125 - Copper Ridge Academy, Baie Verte



* Data from the 2018-2019 AGR(Enrolment/Age as of the last day in Sept./Dec.)

** Newfoundland Statistics Classification System

NLESD - Western Region

#137 - St. Simon and St. Jude Academy, Francois

Classification: Rural
Offers Distance Education: Yes

Grades: 3-6,10,12 Number of Grades: 6

Enrolment By Age and Gender

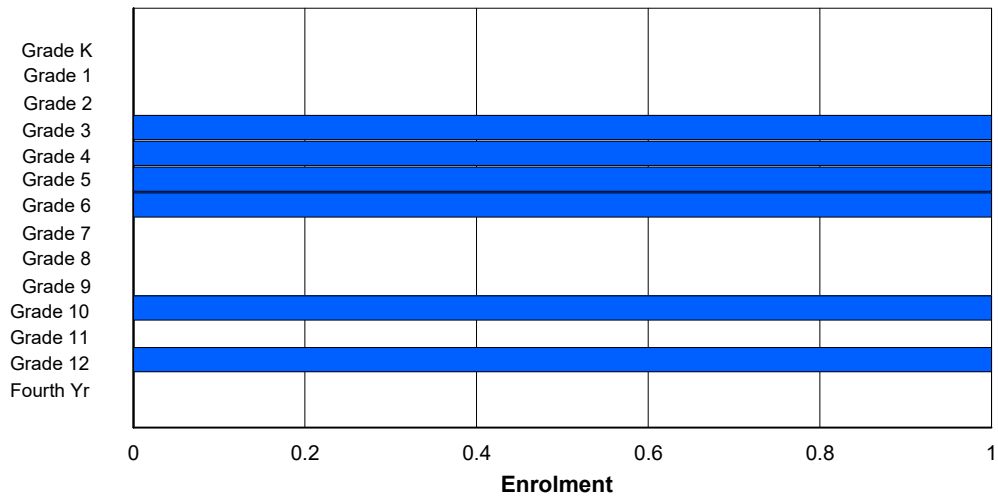
Gender	Age																	Total
	5	6	7	8	9	10	11	12	13	14	15	16	17	18	19	20>		
Male	0	0	0	0	1	1	1	0	0	0	1	0	0	0	0	0	4	
Female	0	0	0	1	0	0	0	0	0	0	0	0	1	0	0	0	2	
Total	0	0	0	1	1	1	1	0	0	0	1	0	1	0	0	0	6	

Enrolment By Grade and Gender

Gender	Grade														Total
	K	1	2	3	4	5	6	7	8	9	10	11	12	4th	
Male	0	0	0	0	1	1	1	0	0	0	1	0	0	0	4
Female	0	0	0	1	0	0	0	0	0	0	0	0	1	0	2
Total	0	0	0	1	1	1	1	0	0	0	1	0	1	0	6

Enrolment By Grade

For 137 - St. Simon and St. Jude Academy, Francois



* Data from the 2018-2019 AGR(Enrolment/Age as of the last day in Sept./Dec.)

** Newfoundland Statistics Classification System

NLESD - Western Region

#152 - Valmont Academy, King's Point

Classification: Rural
Offers Distance Education: Yes

Grades: K-12 Number of Grades: 13

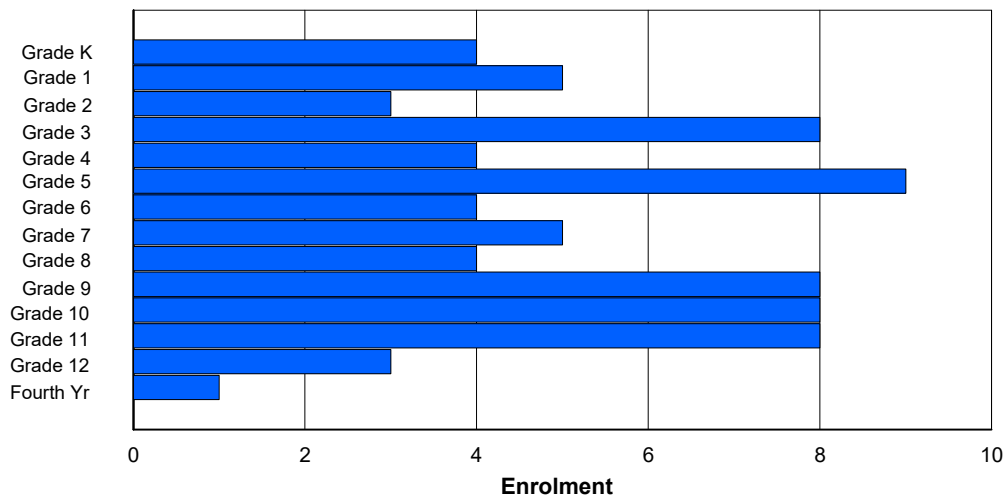
Enrolment By Age and Gender

Gender	Age																Total
	5	6	7	8	9	10	11	12	13	14	15	16	17	18	19	20>	
Male	3	3	2	2	2	3	4	2	3	2	4	2	3	0	0	0	35
Female	1	2	1	6	1	7	0	3	1	6	4	5	1	1	0	0	39
Total	4	5	3	8	3	10	4	5	4	8	8	7	4	1	0	0	74

Enrolment By Grade and Gender

Gender	Grade														Total
	K	1	2	3	4	5	6	7	8	9	10	11	12	4th	
Male	3	3	2	2	2	3	4	2	3	2	4	3	2	0	35
Female	1	2	1	6	2	6	0	3	1	6	4	5	1	1	39
Total	4	5	3	8	4	9	4	5	4	8	8	8	3	1	74

Enrolment By Grade
For 152 - Valmont Academy, King's Point



* Data from the 2018-2019 AGR(Enrolment/Age as of the last day in Sept./Dec.)

** Newfoundland Statistics Classification System

NLESD - Western Region

#153 - Cape John Collegiate, La Scie

Classification: Rural
Offers Distance Education: Yes

Grades: 7-12 Number of Grades: 6

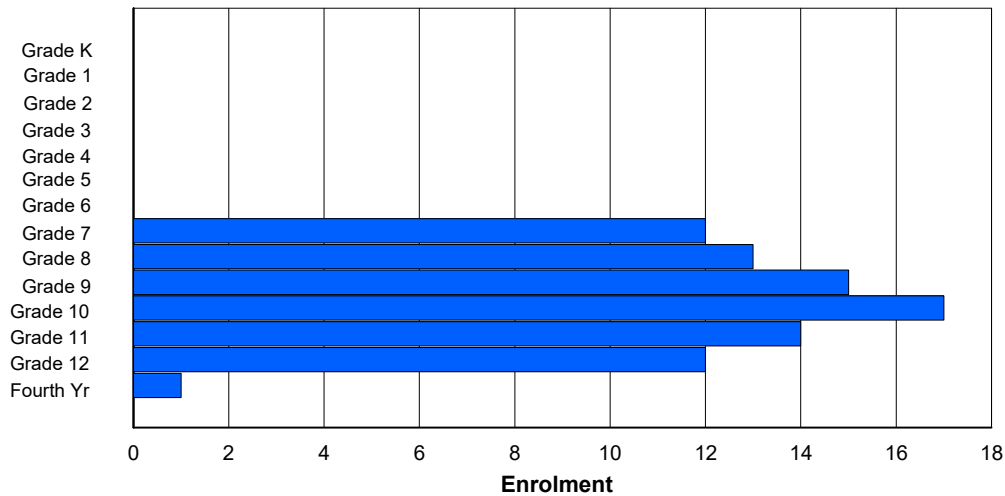
Enrolment By Age and Gender

Gender	Age																	Total
	5	6	7	8	9	10	11	12	13	14	15	16	17	18	19	20>		
Male	0	0	0	0	0	0	0	7	8	9	10	8	3	1	0	0	46	
Female	0	0	0	0	0	0	0	5	5	6	7	6	9	0	0	0	38	
Total	0	0	0	0	0	0	0	12	13	15	17	14	12	1	0	0	84	

Enrolment By Grade and Gender

Gender	Grade														Total
	K	1	2	3	4	5	6	7	8	9	10	11	12	4th	
Male	0	0	0	0	0	0	0	7	8	9	10	8	3	1	46
Female	0	0	0	0	0	0	0	5	5	6	7	6	9	0	38
Total	0	0	0	0	0	0	0	12	13	15	17	14	12	1	84

Enrolment By Grade
For 153 - Cape John Collegiate, La Scie



* Data from the 2018-2019 AGR(Enrolment/Age as of the last day in Sept./Dec.)

** Newfoundland Statistics Classification System

NLESD - Western Region

#154 - Hillside Elementary, La Scie

Classification: Rural
Offers Distance Education: No

Grades: K-6 Number of Grades: 7

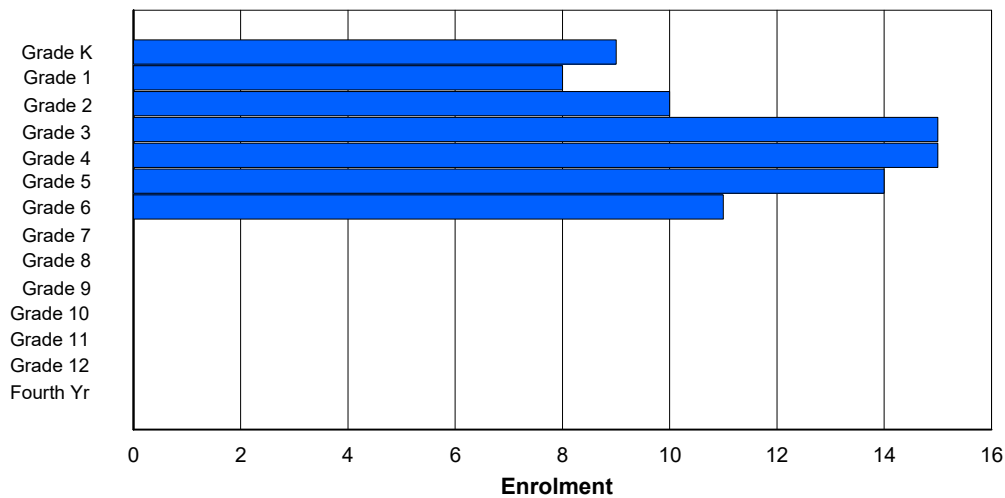
Enrolment By Age and Gender

Gender	Age																	Total
	5	6	7	8	9	10	11	12	13	14	15	16	17	18	19	20>		
Male	6	4	8	10	6	10	5	0	0	0	0	0	0	0	0	0	49	
Female	3	4	2	6	8	4	6	0	0	0	0	0	0	0	0	0	33	
Total	9	8	10	16	14	14	11	0	0	0	0	0	0	0	0	0	82	

Enrolment By Grade and Gender

Gender	Grade															Total
	K	1	2	3	4	5	6	7	8	9	10	11	12	4th		
Male	6	4	8	9	7	10	5	0	0	0	0	0	0	0	49	
Female	3	4	2	6	8	4	6	0	0	0	0	0	0	0	33	
Total	9	8	10	15	15	14	11	0	0	0	0	0	0	0	82	

Enrolment By Grade
For 154 - Hillside Elementary, La Scie



* Data from the 2018-2019 AGR(Enrolment/Age as of the last day in Sept./Dec.)

** Newfoundland Statistics Classification System

NLESD - Western Region

#158 - MSB Regional Academy, Middle Arm

Classification: Rural
Offers Distance Education: Yes

Grades: K-12 Number of Grades: 13

Enrolment By Age and Gender

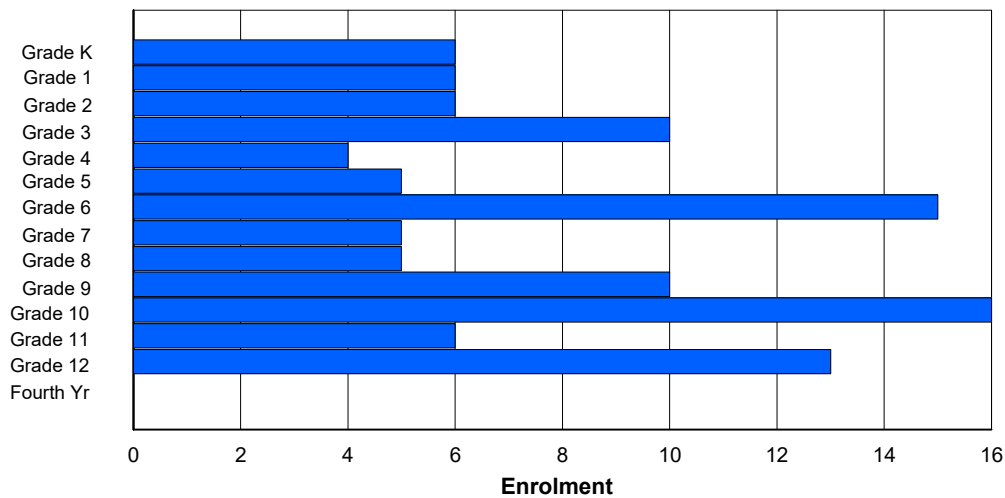
Gender	Age																	Total
	5	6	7	8	9	10	11	12	13	14	15	16	17	18	19	20>		
Male	3	3	3	3	1	2	8	2	2	4	5	4	7	0	0	0	47	
Female	3	3	3	7	3	3	7	2	4	6	10	3	6	0	0	0	60	
Total	6	6	6	10	4	5	15	4	6	10	15	7	13	0	0	0	107	

Enrolment By Grade and Gender

Gender	Grade														Total
	K	1	2	3	4	5	6	7	8	9	10	11	12	4th	
Male	3	3	3	3	1	2	8	2	2	4	5	4	7	0	47
Female	3	3	3	7	3	3	7	3	3	6	11	2	6	0	60
Total	6	6	6	10	4	5	15	5	5	10	16	6	13	0	107

Enrolment By Grade

For 158 - MSB Regional Academy, Middle Arm



* Data from the 2018-2019 AGR(Enrolment/Age as of the last day in Sept./Dec.)

** Newfoundland Statistics Classification System

NLESD - Western Region

#162 - Dorset Collegiate, Pilley's Island

Classification: Rural
Offers Distance Education: Yes

Grades: 7-12 Number of Grades: 6

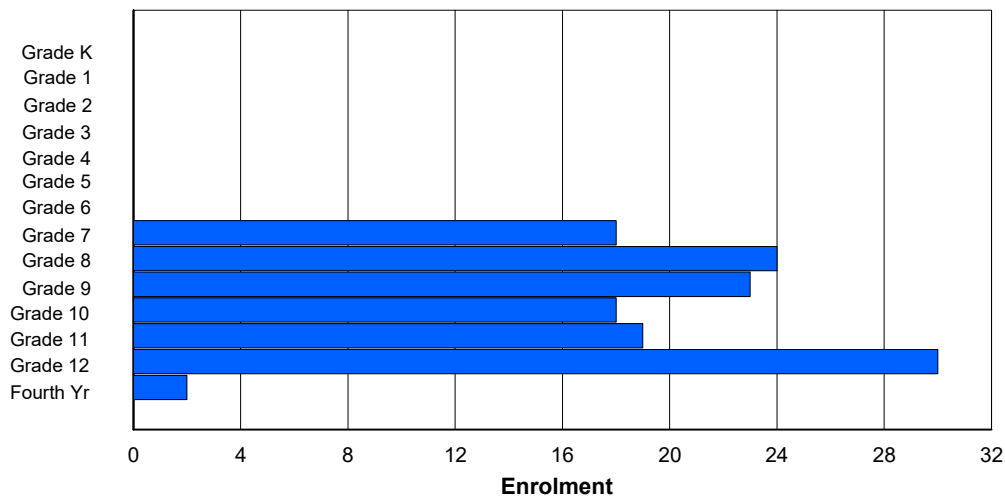
Enrolment By Age and Gender

Gender	Age																	Total
	5	6	7	8	9	10	11	12	13	14	15	16	17	18	19	20>		
Male	0	0	0	0	0	0	0	10	15	12	10	14	19	2	0	0	82	
Female	0	0	0	0	0	0	0	8	9	11	7	6	10	0	1	0	52	
Total	0	0	0	0	0	0	0	18	24	23	17	20	29	2	1	0	134	

Enrolment By Grade and Gender

Gender	Grade														Total
	K	1	2	3	4	5	6	7	8	9	10	11	12	4th	
Male	0	0	0	0	0	0	0	10	15	12	11	13	19	2	82
Female	0	0	0	0	0	0	0	8	9	11	7	6	11	0	52
Total	0	0	0	0	0	0	0	18	24	23	18	19	30	2	134

Enrolment By Grade
For 162 - Dorset Collegiate, Pilley's Island



* Data from the 2018-2019 AGR(Enrolment/Age as of the last day in Sept./Dec.)

** Newfoundland Statistics Classification System

NLESD - Western Region

#167 - Green Bay South Academy, Robert's Arm

Classification: Rural
Offers Distance Education: No

Grades: K-6 Number of Grades: 7

Enrolment By Age and Gender

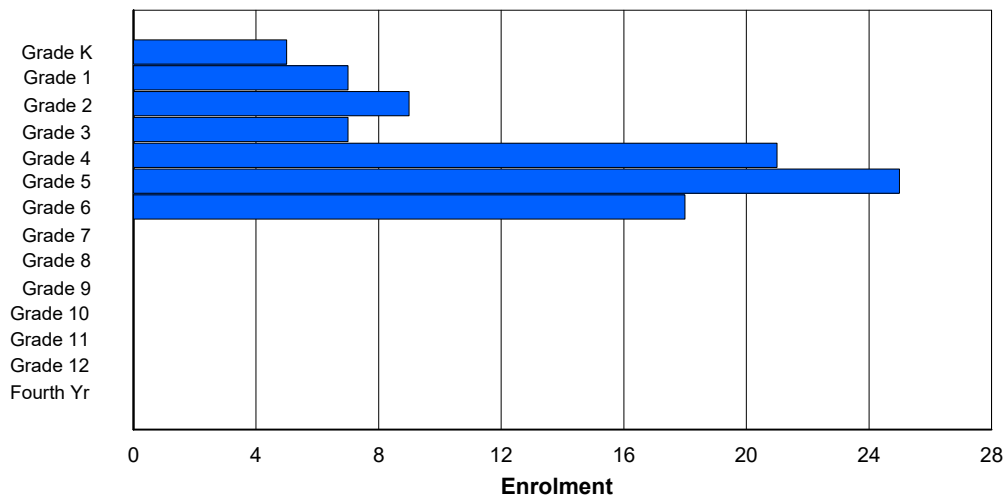
Gender	Age																	Total
	5	6	7	8	9	10	11	12	13	14	15	16	17	18	19	20>		
Male	4	3	6	5	8	14	14	0	0	0	0	0	0	0	0	0	54	
Female	1	4	3	2	13	11	4	0	0	0	0	0	0	0	0	0	38	
Total	5	7	9	7	21	25	18	0	0	0	0	0	0	0	0	0	92	

Enrolment By Grade and Gender

Gender	Grade														Total
	K	1	2	3	4	5	6	7	8	9	10	11	12	4th	
Male	4	3	6	5	8	14	14	0	0	0	0	0	0	0	54
Female	1	4	3	2	13	11	4	0	0	0	0	0	0	0	38
Total	5	7	9	7	21	25	18	0	0	0	0	0	0	0	92

Enrolment By Grade

For 167 - Green Bay South Academy, Robert's Arm



* Data from the 2018-2019 AGR(Enrolment/Age as of the last day in Sept./Dec.)

** Newfoundland Statistics Classification System

NLESD - Western Region

#171 - Indian River High School, Springdale

Classification: Rural
Offers Distance Education: Yes

Grades: 7-12 Number of Grades: 6

Enrolment By Age and Gender

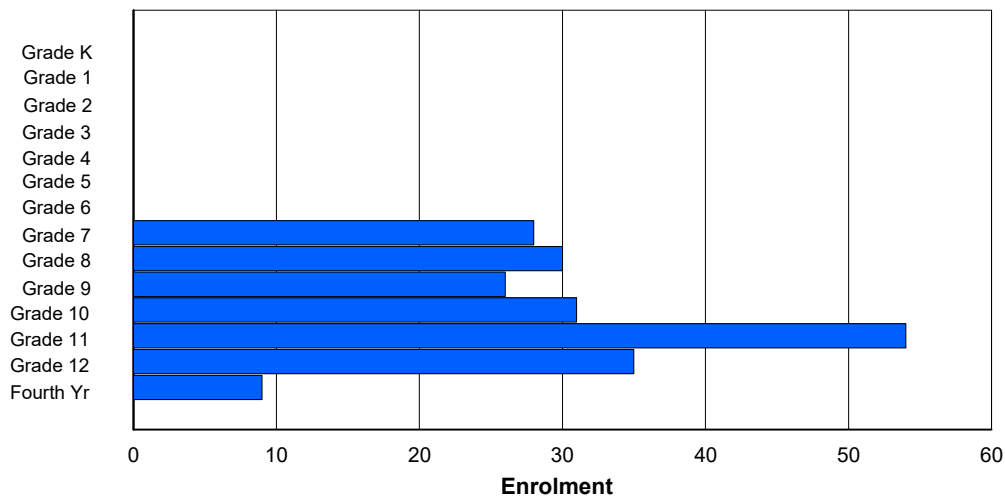
Gender	Age																Total
	5	6	7	8	9	10	11	12	13	14	15	16	17	18	19	20>	
Male	0	0	0	0	0	0	0	15	17	15	8	25	17	3	0	0	100
Female	0	0	0	0	0	0	0	11	14	12	22	28	18	4	4	0	113
Total	0	0	0	0	0	0	0	26	31	27	30	53	35	7	4	0	213

Enrolment By Grade and Gender

Gender	Grade														Total
	K	1	2	3	4	5	6	7	8	9	10	11	12	4th	
Male	0	0	0	0	0	0	0	17	16	14	9	26	17	1	100
Female	0	0	0	0	0	0	0	11	14	12	22	28	18	8	113
Total	0	0	0	0	0	0	0	28	30	26	31	54	35	9	213

Enrolment By Grade

For 171 - Indian River High School, Springdale



* Data from the 2018-2019 AGR(Enrolment/Age as of the last day in Sept./Dec.)

** Newfoundland Statistics Classification System

NLESD - Western Region

#172 - Brian Peckford Primary, Triton

Classification: Rural
Offers Distance Education: No

Grades: K-3 Number of Grades: 4

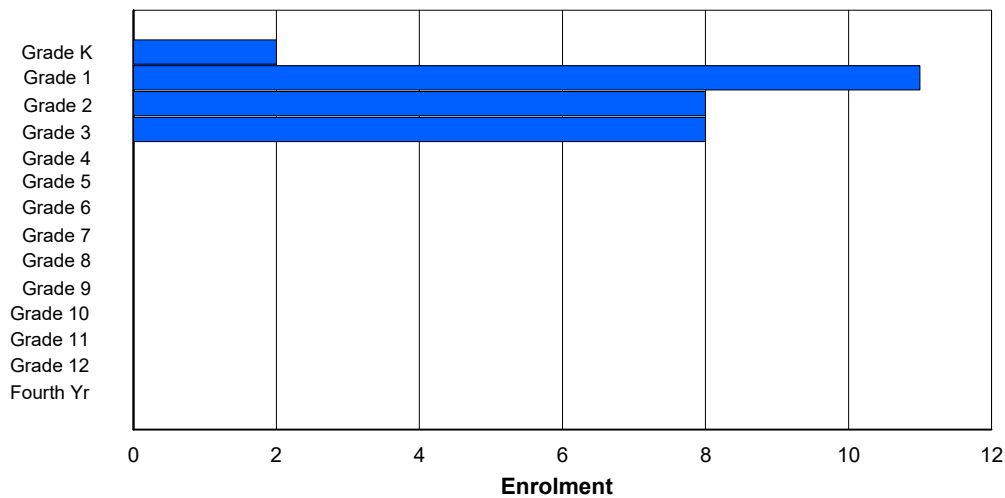
Enrolment By Age and Gender

Gender	Age																	Total
	5	6	7	8	9	10	11	12	13	14	15	16	17	18	19	20>		
Male	1	6	5	3	0	0	0	0	0	0	0	0	0	0	0	0	15	
Female	1	4	4	5	0	0	0	0	0	0	0	0	0	0	0	0	14	
Total	2	10	9	8	0	0	0	0	0	0	0	0	0	0	0	0	29	

Enrolment By Grade and Gender

Gender	Grade															Total
	K	1	2	3	4	5	6	7	8	9	10	11	12	4th		
Male	1	6	5	3	0	0	0	0	0	0	0	0	0	0	15	
Female	1	5	3	5	0	0	0	0	0	0	0	0	0	0	14	
Total	2	11	8	8	0	0	0	0	0	0	0	0	0	0	29	

Enrolment By Grade
For 172 - Brian Peckford Primary, Triton



* Data from the 2018-2019 AGR(Enrolment/Age as of the last day in Sept./Dec.)

** Newfoundland Statistics Classification System

NLESD - Western Region

#174 - St. Peter's Academy, Westport

Classification: Rural
Offers Distance Education: Yes

Grades: K,3-8,11-12 Number of Grades: 9

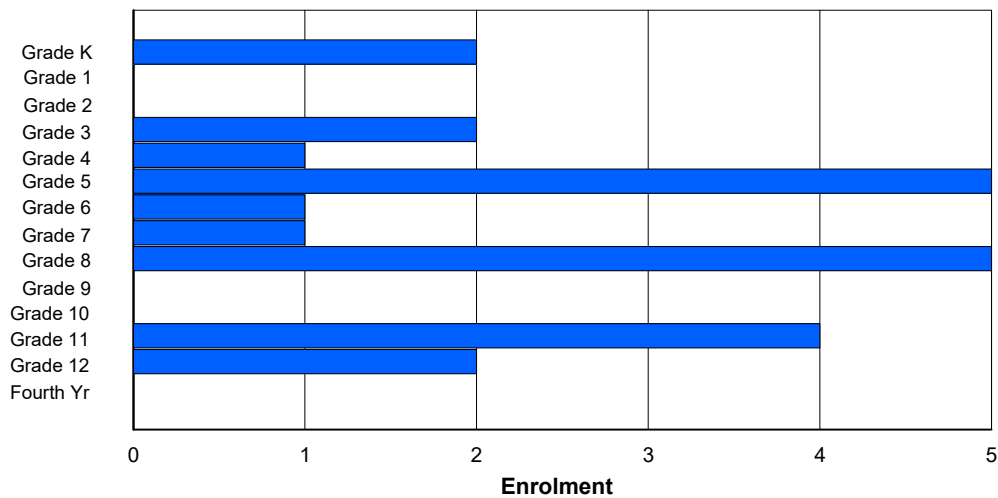
Enrolment By Age and Gender

Gender	Age																Total
	5	6	7	8	9	10	11	12	13	14	15	16	17	18	19	20>	
Male	1	0	0	2	0	0	1	0	2	0	0	1	0	0	0	0	7
Female	1	0	0	0	1	5	0	1	3	0	0	3	2	0	0	0	16
Total	2	0	0	2	1	5	1	1	5	0	0	4	2	0	0	0	23

Enrolment By Grade and Gender

Gender	Grade														Total
	K	1	2	3	4	5	6	7	8	9	10	11	12	4th	
Male	1	0	0	2	0	0	1	0	2	0	0	1	0	0	7
Female	1	0	0	0	1	5	0	1	3	0	0	3	2	0	16
Total	2	0	0	2	1	5	1	1	5	0	0	4	2	0	23

Enrolment By Grade
For 174 - St. Peter's Academy, Westport



* Data from the 2018-2019 AGR(Enrolment/Age as of the last day in Sept./Dec.)

** Newfoundland Statistics Classification System

NLESD - Western Region

#388 - Long Range Academy, Cow Head

Classification: Rural
Offers Distance Education: Yes

Grades: K-12 Number of Grades: 13

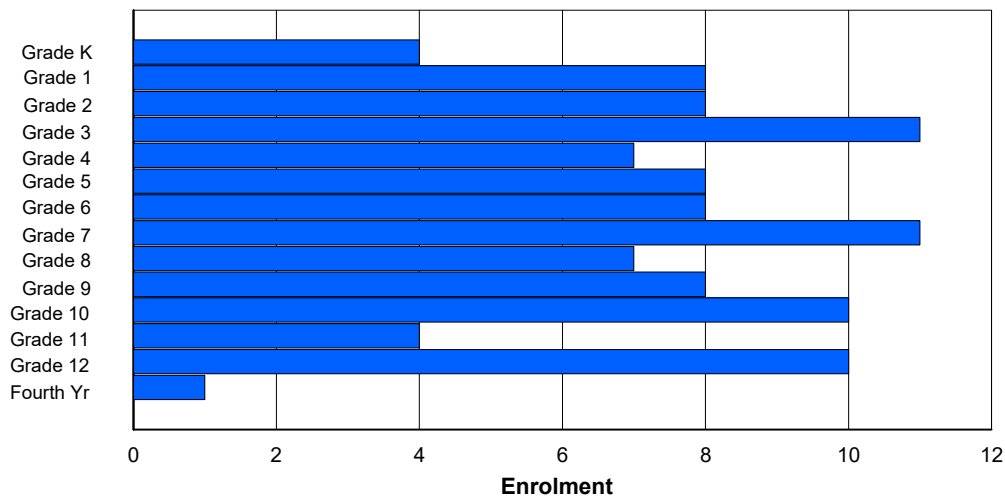
Enrolment By Age and Gender

Gender	Age																Total
	5	6	7	8	9	10	11	12	13	14	15	16	17	18	19	20>	
Male	1	5	4	7	3	5	4	8	8	4	5	2	3	0	0	0	59
Female	3	3	4	4	4	3	4	2	0	3	5	3	6	2	0	0	46
Total	4	8	8	11	7	8	8	10	8	7	10	5	9	2	0	0	105

Enrolment By Grade and Gender

Gender	Grade														Total
	K	1	2	3	4	5	6	7	8	9	10	11	12	4th	
Male	1	5	4	7	3	5	4	9	7	4	6	1	3	0	59
Female	3	3	4	4	4	3	4	2	0	4	4	3	7	1	46
Total	4	8	8	11	7	8	8	11	7	8	10	4	10	1	105

Enrolment By Grade
For 388 - Long Range Academy, Cow Head



* Data from the 2018-2019 AGR(Enrolment/Age as of the last day in Sept./Dec.)

** Newfoundland Statistics Classification System

NLESD - Western Region

#389 - Elwood Elementary, Deer Lake

Classification: Rural
Offers Distance Education: No

Grades: K-5 Number of Grades: 6

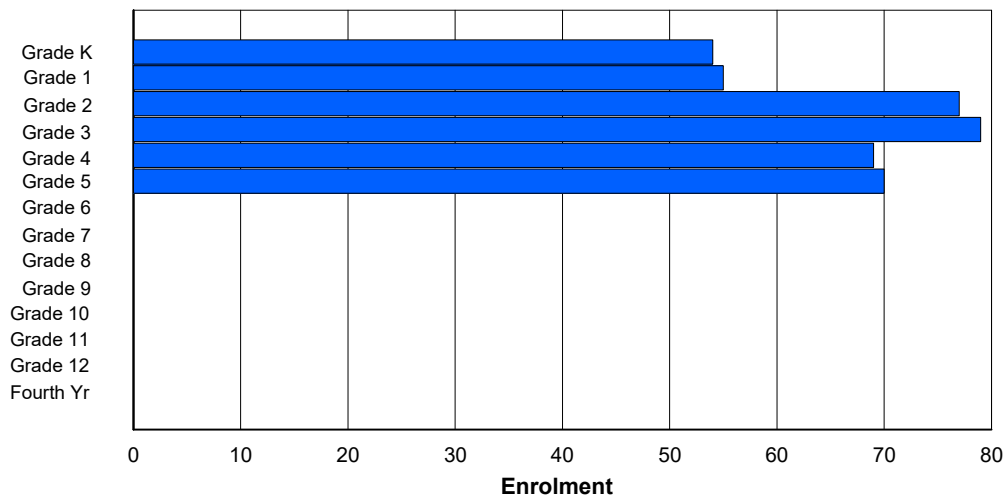
Enrolment By Age and Gender

Gender	Age																	Total
	5	6	7	8	9	10	11	12	13	14	15	16	17	18	19	20>		
Male	27	23	39	47	37	41	4	0	0	0	0	0	0	0	0	0	218	
Female	27	32	34	35	32	26	0	0	0	0	0	0	0	0	0	0	186	
Total	54	55	73	82	69	67	4	0	0	0	0	0	0	0	0	0	404	

Enrolment By Grade and Gender

Gender	Grade															Total
	K	1	2	3	4	5	6	7	8	9	10	11	12	4th		
Male	27	23	40	46	38	44	0	0	0	0	0	0	0	0	218	
Female	27	32	37	33	31	26	0	0	0	0	0	0	0	0	186	
Total	54	55	77	79	69	70	0	0	0	0	0	0	0	0	404	

Enrolment By Grade
For 389 - Elwood Elementary, Deer Lake



* Data from the 2018-2019 AGR(Enrolment/Age as of the last day in Sept./Dec.)

** Newfoundland Statistics Classification System

NLESD - Western Region

#390 - Elwood High School, Deer Lake

Classification: Rural
Offers Distance Education: Yes

Grades: 10-12 Number of Grades: 3

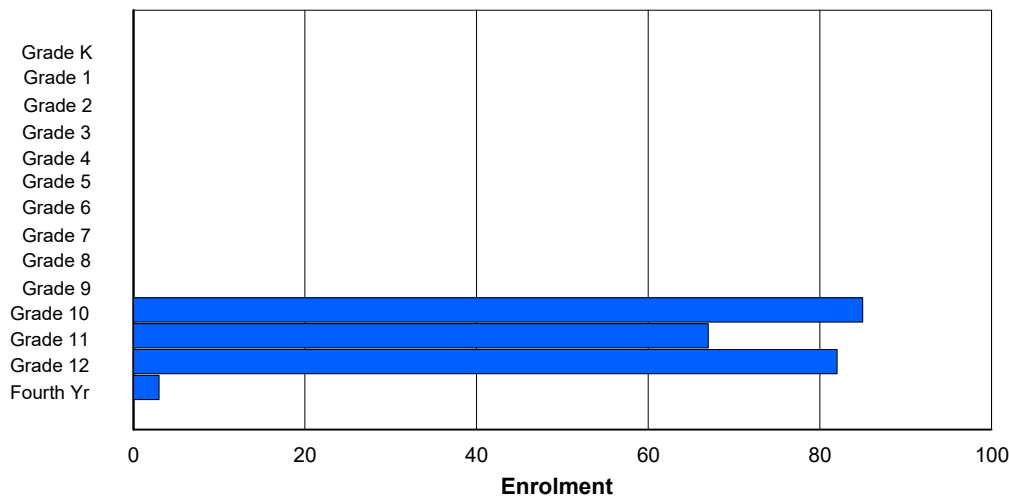
Enrolment By Age and Gender

Gender	Age																	Total
	5	6	7	8	9	10	11	12	13	14	15	16	17	18	19	20>		
Male	0	0	0	0	0	0	0	0	0	0	38	46	32	6	3	0	125	
Female	0	0	0	0	0	0	0	0	0	0	35	30	43	4	0	0	112	
Total	0	0	0	0	0	0	0	0	0	0	73	76	75	10	3	0	237	

Enrolment By Grade and Gender

Gender	Grade														Total
	K	1	2	3	4	5	6	7	8	9	10	11	12	4th	
Male	0	0	0	0	0	0	0	0	0	0	47	38	38	2	125
Female	0	0	0	0	0	0	0	0	0	0	38	29	44	1	112
Total	0	0	0	0	0	0	0	0	0	0	85	67	82	3	237

Enrolment By Grade
For 390 - Elwood High School, Deer Lake



* Data from the 2018-2019 AGR(Enrolment/Age as of the last day in Sept./Dec.)

** Newfoundland Statistics Classification System

NLESD - Western Region

#391 - Xavier Junior High, Deer Lake

Classification: Rural
Offers Distance Education: No

Grades: 6-9 Number of Grades: 4

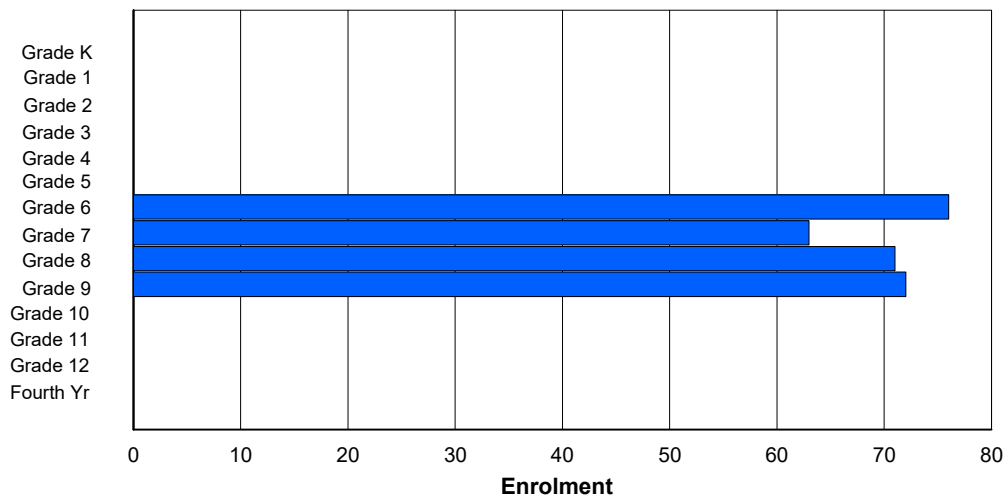
Enrolment By Age and Gender

Gender	Age																Total
	5	6	7	8	9	10	11	12	13	14	15	16	17	18	19	20>	
Male	0	0	0	0	0	0	41	38	32	29	2	0	0	0	0	0	142
Female	0	0	0	0	0	0	31	29	37	43	0	0	0	0	0	0	140
Total	0	0	0	0	0	0	72	67	69	72	2	0	0	0	0	0	282

Enrolment By Grade and Gender

Gender	Grade														Total
	K	1	2	3	4	5	6	7	8	9	10	11	12	4th	
Male	0	0	0	0	0	0	43	36	33	30	0	0	0	0	142
Female	0	0	0	0	0	0	33	27	38	42	0	0	0	0	140
Total	0	0	0	0	0	0	76	63	71	72	0	0	0	0	282

Enrolment By Grade
For 391 - Xavier Junior High, Deer Lake



* Data from the 2018-2019 AGR(Enrolment/Age as of the last day in Sept./Dec.)

** Newfoundland Statistics Classification System

NLESD - Western Region

#393 - Bonne Bay Academy, Woody Point

Classification: Rural
Offers Distance Education: Yes

Grades: K-1,3-12 Number of Grades: 12

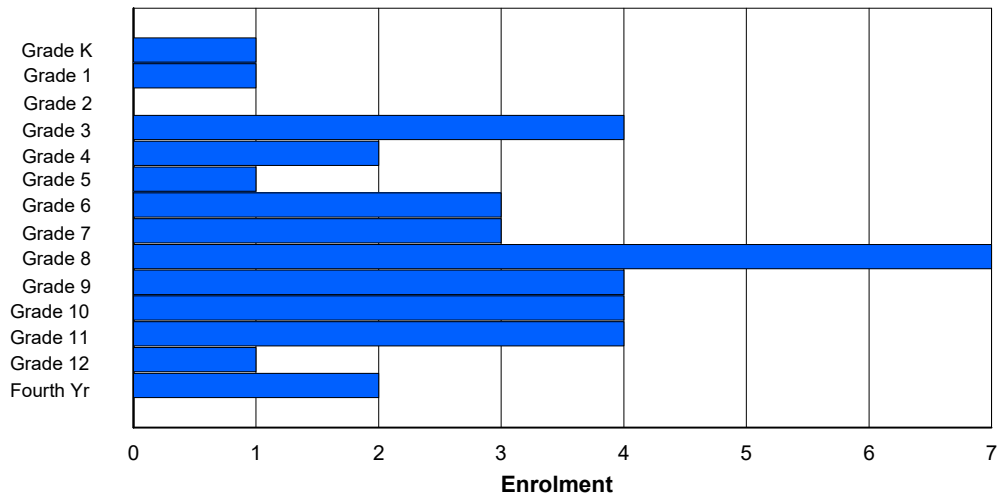
Enrolment By Age and Gender

Gender	Age																	Total
	5	6	7	8	9	10	11	12	13	14	15	16	17	18	19	20>		
Male	0	1	0	1	0	0	2	3	3	3	3	3	1	0	0	1	21	
Female	1	0	0	3	2	1	1	0	4	1	1	1	0	1	0	0	16	
Total	1	1	0	4	2	1	3	3	7	4	4	4	1	1	0	1	37	

Enrolment By Grade and Gender

Gender	Grade															Total
	K	1	2	3	4	5	6	7	8	9	10	11	12	4th		
Male	0	1	0	1	0	0	2	3	3	3	3	3	1	1	21	
Female	1	0	0	3	2	1	1	0	4	1	1	1	0	1	16	
Total	1	1	0	4	2	1	3	3	7	4	4	4	1	2	37	

Enrolment By Grade
For 393 - Bonne Bay Academy, Woody Point



* Data from the 2018-2019 AGR(Enrolment/Age as of the last day in Sept./Dec.)

** Newfoundland Statistics Classification System

NLESD - Western Region

#394 - E.A. Butler All Grade, McKay's

Classification: Rural
Offers Distance Education: No

Grades: K-12 Number of Grades: 13

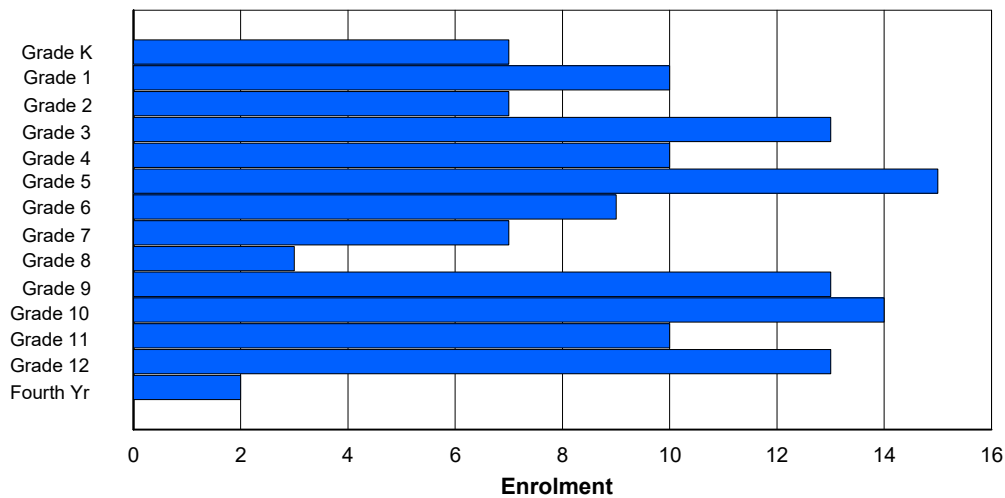
Enrolment By Age and Gender

Gender	Age																Total
	5	6	7	8	9	10	11	12	13	14	15	16	17	18	19	20>	
Male	2	8	6	8	6	6	4	5	1	9	7	6	6	0	2	0	76
Female	5	2	1	3	6	9	5	2	2	3	7	5	6	1	0	0	57
Total	7	10	7	11	12	15	9	7	3	12	14	11	12	1	2	0	133

Enrolment By Grade and Gender

Gender	Grade														Total
	K	1	2	3	4	5	6	7	8	9	10	11	12	4th	
Male	2	8	6	8	6	6	4	5	1	10	7	5	6	2	76
Female	5	2	1	5	4	9	5	2	2	3	7	5	7	0	57
Total	7	10	7	13	10	15	9	7	3	13	14	10	13	2	133

Enrolment By Grade
For 394 - E.A. Butler All Grade, McKay's



* Data from the 2018-2019 AGR(Enrolment/Age as of the last day in Sept./Dec.)

** Newfoundland Statistics Classification System

NLESD - Western Region

#396 - Stephenville Middle School, Stephenville

Classification: Urban
Offers Distance Education: No

Grades: 6-8 Number of Grades: 3

Enrolment By Age and Gender

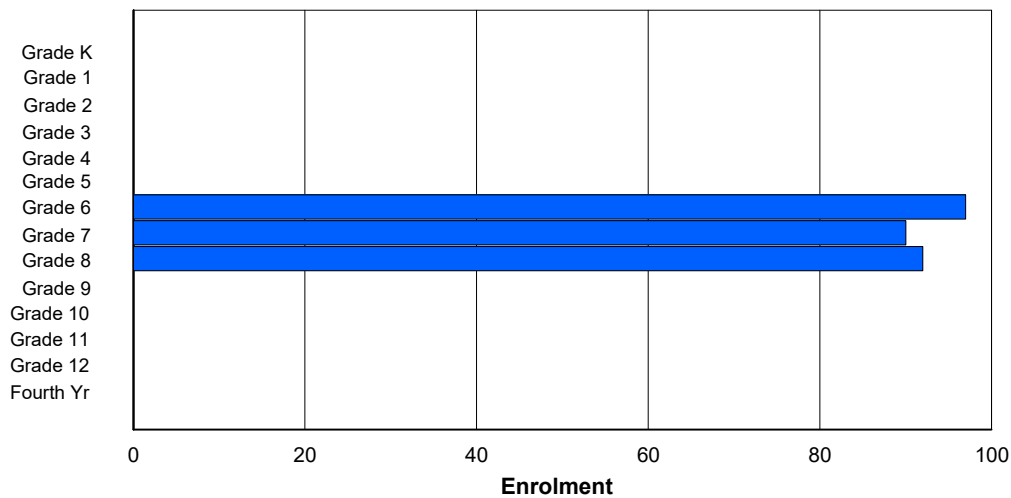
Gender	Age																Total
	5	6	7	8	9	10	11	12	13	14	15	16	17	18	19	20>	
Male	0	0	0	0	0	0	34	48	57	1	0	0	0	0	0	0	140
Female	0	0	0	0	0	0	61	43	35	0	0	0	0	0	0	0	139
Total	0	0	0	0	0	0	95	91	92	1	0	0	0	0	0	0	279

Enrolment By Grade and Gender

Gender	Grade														Total
	K	1	2	3	4	5	6	7	8	9	10	11	12	4th	
Male	0	0	0	0	0	0	36	46	58	0	0	0	0	0	140
Female	0	0	0	0	0	0	61	44	34	0	0	0	0	0	139
Total	0	0	0	0	0	0	97	90	92	0	0	0	0	0	279

Enrolment By Grade

For 396 - Stephenville Middle School, Stephenville



* Data from the 2018-2019 AGR(Enrolment/Age as of the last day in Sept./Dec.)

** Newfoundland Statistics Classification System

NLESD - Western Region

#397 - Belanger Memorial School, Upper Ferry

Classification: Rural
Offers Distance Education: Yes

Grades: K-12 Number of Grades: 13

Enrolment By Age and Gender

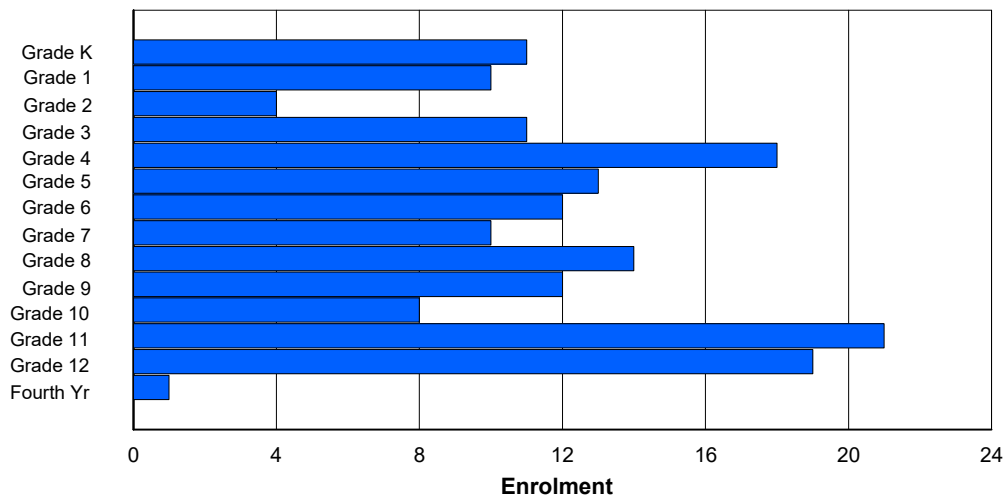
Gender	Age																Total
	5	6	7	8	9	10	11	12	13	14	15	16	17	18	19	20>	
Male	6	5	3	5	9	6	6	6	4	8	7	11	12	4	0	0	92
Female	5	5	1	6	8	8	6	4	9	4	2	10	3	1	0	0	72
Total	11	10	4	11	17	14	12	10	13	12	9	21	15	5	0	0	164

Enrolment By Grade and Gender

Gender	Grade														Total
	K	1	2	3	4	5	6	7	8	9	10	11	12	4th	
Male	6	5	3	5	9	6	6	6	4	8	7	11	15	1	92
Female	5	5	1	6	9	7	6	4	10	4	1	10	4	0	72
Total	11	10	4	11	18	13	12	10	14	12	8	21	19	1	164

Enrolment By Grade

For 397 - Belanger Memorial School, Upper Ferry



* Data from the 2018-2019 AGR(Enrolment/Age as of the last day in Sept./Dec.)

** Newfoundland Statistics Classification System

NLESD - Western Region

#409 - Indian River Academy, Springdale

Classification: Rural
Offers Distance Education: No

Grades: K-6 Number of Grades: 7

Enrolment By Age and Gender

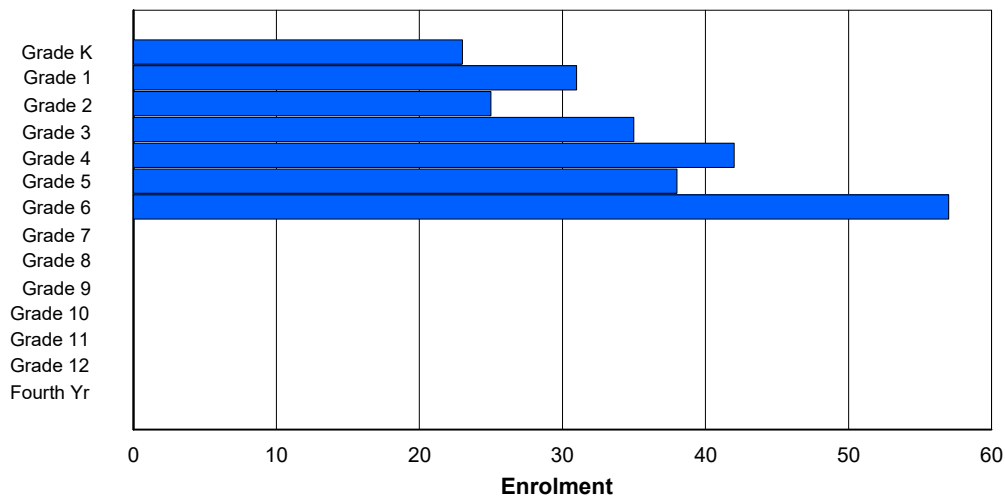
Gender	Age																Total
	5	6	7	8	9	10	11	12	13	14	15	16	17	18	19	20>	
Male	11	20	17	15	21	16	29	0	0	0	0	0	0	0	0	0	129
Female	12	11	8	20	21	21	29	0	0	0	0	0	0	0	0	0	122
Total	23	31	25	35	42	37	58	0	0	0	0	0	0	0	0	0	251

Enrolment By Grade and Gender

Gender	Grade														Total
	K	1	2	3	4	5	6	7	8	9	10	11	12	4th	
Male	11	20	17	15	21	17	28	0	0	0	0	0	0	0	129
Female	12	11	8	20	21	21	29	0	0	0	0	0	0	0	122
Total	23	31	25	35	42	38	57	0	0	0	0	0	0	0	251

Enrolment By Grade

For 409 - Indian River Academy, Springdale



* Data from the 2018-2019 AGR(Enrolment/Age as of the last day in Sept./Dec.)

** Newfoundland Statistics Classification System

NLESD - Western Region

#463 - Pathfinder Learning Centre, Stephenville

Classification: Urban
Offers Distance Education: Yes

Grades: 10-12 Number of Grades: 3

Enrolment By Age and Gender

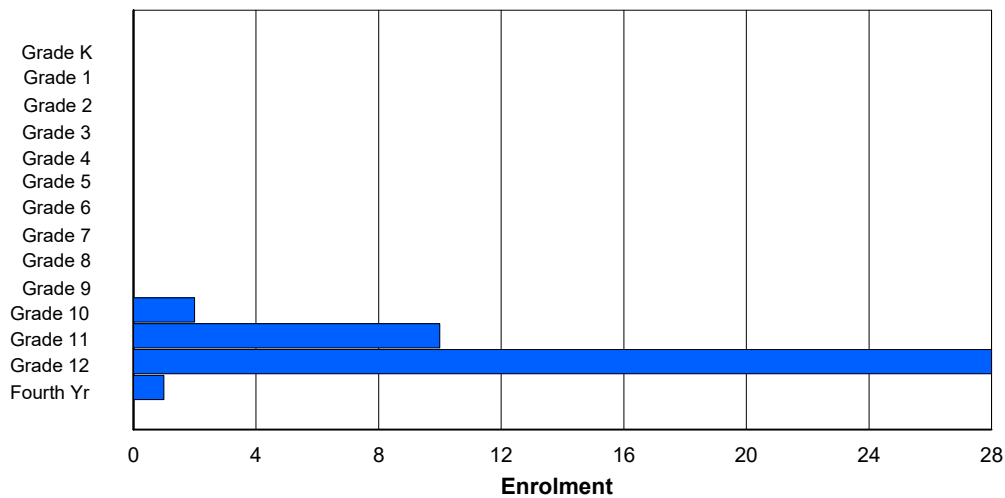
Gender	Age																	Total
	5	6	7	8	9	10	11	12	13	14	15	16	17	18	19	20>		
Male	0	0	0	0	0	0	0	0	0	0	0	1	0	6	5	4	16	
Female	0	0	0	0	0	0	0	0	0	0	0	2	6	6	6	5	25	
Total	0	0	0	0	0	0	0	0	0	0	0	3	6	12	11	9	41	

Enrolment By Grade and Gender

Gender	Grade															Total
	K	1	2	3	4	5	6	7	8	9	10	11	12	4th		
Male	0	0	0	0	0	0	0	0	0	0	2	4	10	0	16	
Female	0	0	0	0	0	0	0	0	0	0	0	6	18	1	25	
Total	0	0	0	0	0	0	0	0	0	0	2	10	28	1	41	

Enrolment By Grade

For 463 - Pathfinder Learning Centre, Stephenville



* Data from the 2018-2019 AGR(Enrolment/Age as of the last day in Sept./Dec.)

** Newfoundland Statistics Classification System

NLESD - Western Region

#474 - Cloud River Academy, Roddickton

Classification: Rural
Offers Distance Education: Yes

Grades: K-12 Number of Grades: 13

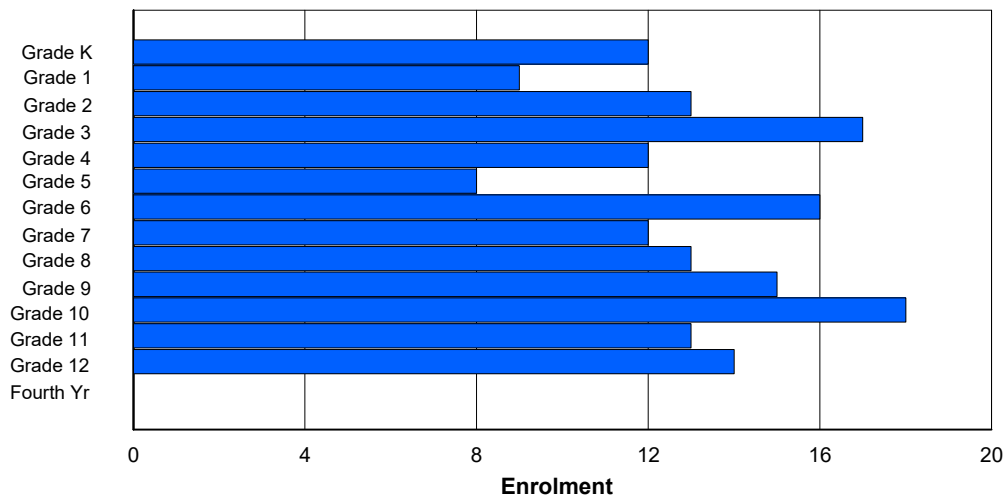
Enrolment By Age and Gender

Gender	<u>Age</u>																Total
	5	6	7	8	9	10	11	12	13	14	15	16	17	18	19	20>	
Male	2	5	9	10	6	3	13	9	4	10	10	8	9	0	0	0	98
Female	9	5	3	8	6	4	4	3	7	6	8	6	5	0	0	0	74
Total	11	10	12	18	12	7	17	12	11	16	18	14	14	0	0	0	172

Enrolment By Grade and Gender

Gender	<u>Grade</u>														Total
	K	1	2	3	4	5	6	7	8	9	10	11	12	4th	
Male	3	4	9	10	6	4	12	9	6	9	10	7	9	0	98
Female	9	5	4	7	6	4	4	3	7	6	8	6	5	0	74
Total	12	9	13	17	12	8	16	12	13	15	18	13	14	0	172

Enrolment By Grade
For 474 - Cloud River Academy, Roddickton



* Data from the 2018-2019 AGR(Enrolment/Age as of the last day in Sept./Dec.)

** Newfoundland Statistics Classification System

NLESD - Western Region

#475 - Viking Trail Academy, Plum Point

Classification: Rural
Offers Distance Education: Yes

Grades: K-12 Number of Grades: 13

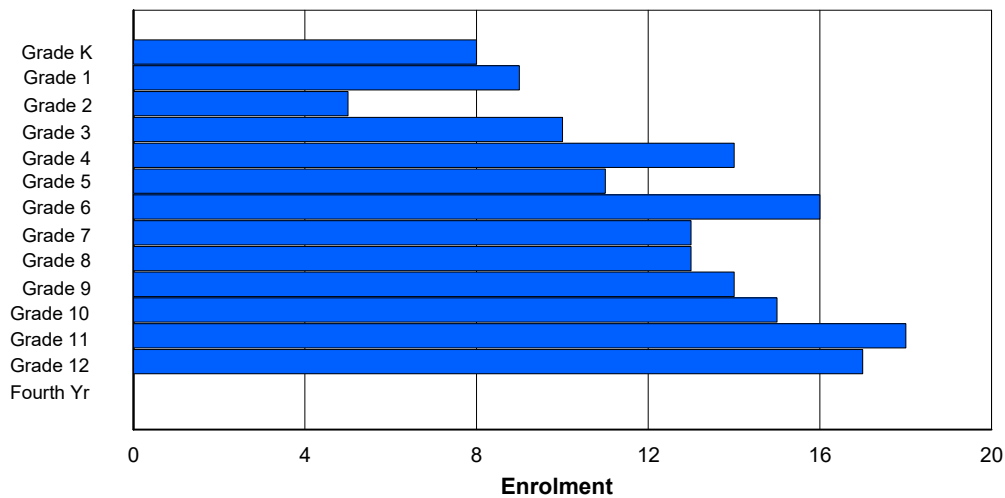
Enrolment By Age and Gender

Gender	Age																Total
	5	6	7	8	9	10	11	12	13	14	15	16	17	18	19	20>	
Male	5	6	3	7	10	9	7	7	4	8	5	7	8	0	0	0	86
Female	3	3	2	3	4	3	8	6	9	7	8	13	8	0	0	0	77
Total	8	9	5	10	14	12	15	13	13	15	13	20	16	0	0	0	163

Enrolment By Grade and Gender

Gender	Grade														Total
	K	1	2	3	4	5	6	7	8	9	10	11	12	4th	
Male	5	6	3	7	10	8	8	7	4	8	6	6	8	0	86
Female	3	3	2	3	4	3	8	6	9	6	9	12	9	0	77
Total	8	9	5	10	14	11	16	13	13	14	15	18	17	0	163

Enrolment By Grade
For 475 - Viking Trail Academy, Plum Point



* Data from the 2018-2019 AGR(Enrolment/Age as of the last day in Sept./Dec.)

** Newfoundland Statistics Classification System

NLESD - Western Region

#485 - Corner Brook Regional High, Corner Brook

Classification: Urban
Offers Distance Education: No

Grades: 10-12 Number of Grades: 3

Enrolment By Age and Gender

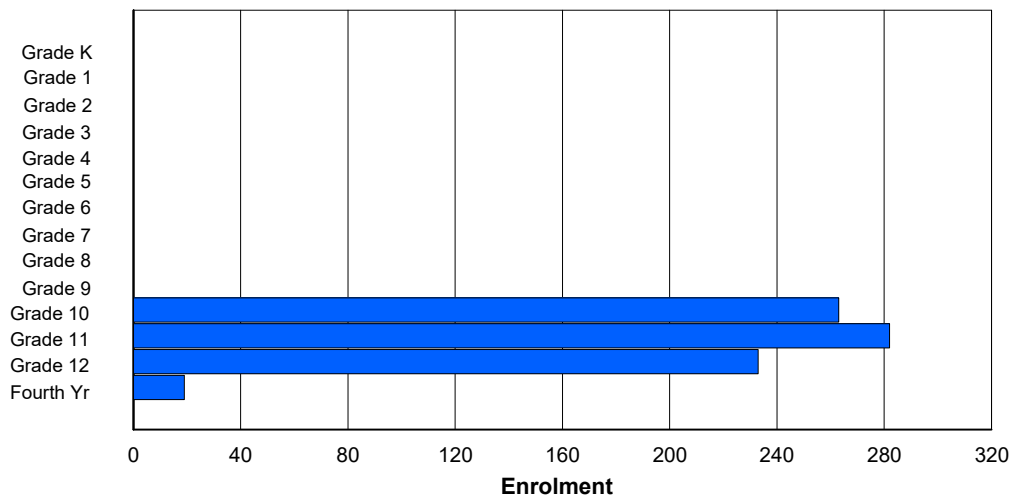
Gender	Age																	Total
	5	6	7	8	9	10	11	12	13	14	15	16	17	18	19	20>		
Male	0	0	0	0	0	0	0	0	0	1	127	135	108	15	0	1	387	
Female	0	0	0	0	0	0	0	0	0	2	124	141	132	5	5	1	410	
Total	0	0	0	0	0	0	0	0	0	3	251	276	240	20	5	2	797	

Enrolment By Grade and Gender

Gender	Grade														Total
	K	1	2	3	4	5	6	7	8	9	10	11	12	4th	
Male	0	0	0	0	0	0	0	0	0	0	135	140	101	11	387
Female	0	0	0	0	0	0	0	0	0	0	128	142	132	8	410
Total	0	0	0	0	0	0	0	0	0	0	263	282	233	19	797

Enrolment By Grade

For 485 - Corner Brook Regional High, Corner Brook



* Data from the 2018-2019 AGR(Enrolment/Age as of the last day in Sept./Dec.)

** Newfoundland Statistics Classification System

NLESD - Western Region

#488 - French Shore Academy, Port Saunders

Classification: Rural
Offers Distance Education: No

Grades: K-12 Number of Grades: 13

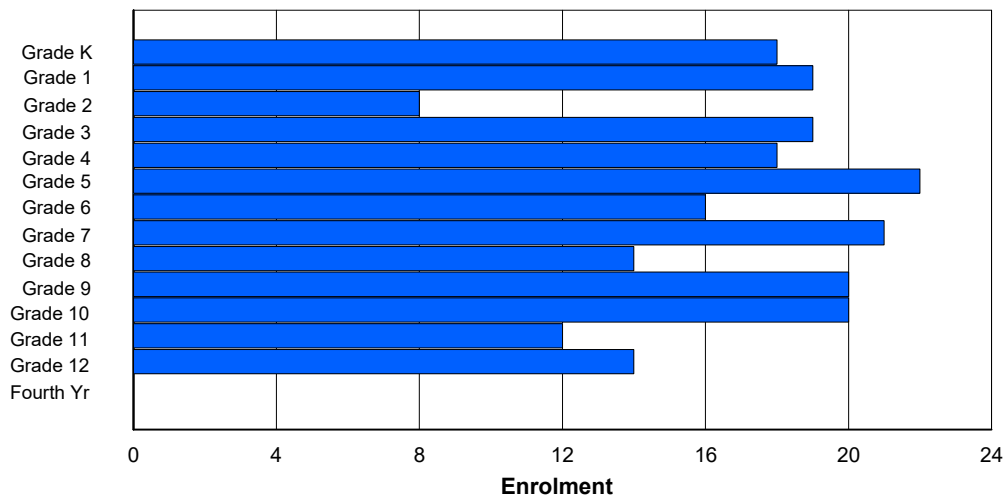
Enrolment By Age and Gender

Gender	Age																Total
	5	6	7	8	9	10	11	12	13	14	15	16	17	18	19	20>	
Male	9	7	4	8	11	10	5	10	4	9	9	6	7	0	0	0	99
Female	9	12	4	11	7	12	11	11	10	11	10	7	7	0	0	0	122
Total	18	19	8	19	18	22	16	21	14	20	19	13	14	0	0	0	221

Enrolment By Grade and Gender

Gender	Grade														Total
	K	1	2	3	4	5	6	7	8	9	10	11	12	4th	
Male	9	7	4	8	11	10	5	10	4	9	9	6	7	0	99
Female	9	12	4	11	7	12	11	11	10	11	11	6	7	0	122
Total	18	19	8	19	18	22	16	21	14	20	20	12	14	0	221

Enrolment By Grade
For 488 - French Shore Academy, Port Saunders



* Data from the 2018-2019 AGR(Enrolment/Age as of the last day in Sept./Dec.)

** Newfoundland Statistics Classification System

NLESD - Western Region

#498 - Eastside Elementary, Corner Brook

Classification: Urban
Offers Distance Education: No

Grades: K-6 Number of Grades: 7

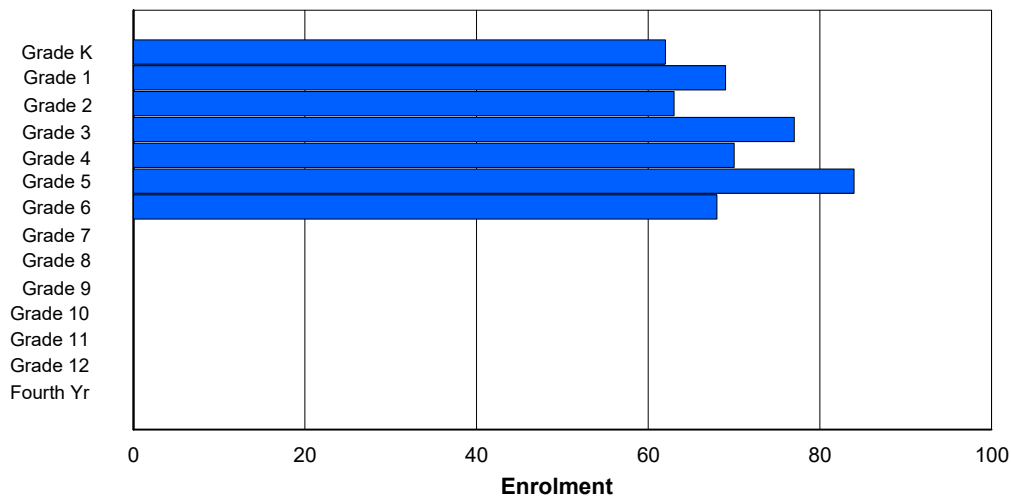
Enrolment By Age and Gender

Gender	Age																Total
	5	6	7	8	9	10	11	12	13	14	15	16	17	18	19	20>	
Male	34	35	35	37	31	48	36	0	0	0	0	0	0	0	0	0	256
Female	27	35	28	40	38	38	31	0	0	0	0	0	0	0	0	0	237
Total	61	70	63	77	69	86	67	0	0	0	0	0	0	0	0	0	493

Enrolment By Grade and Gender

Gender	Grade														Total
	K	1	2	3	4	5	6	7	8	9	10	11	12	4th	
Male	35	34	35	37	32	46	37	0	0	0	0	0	0	0	256
Female	27	35	28	40	38	38	31	0	0	0	0	0	0	0	237
Total	62	69	63	77	70	84	68	0	0	0	0	0	0	0	493

Enrolment By Grade
For 498 - Eastside Elementary, Corner Brook



* Data from the 2018-2019 AGR(Enrolment/Age as of the last day in Sept./Dec.)

** Newfoundland Statistics Classification System

NLESD - Western Region

#953 - White Hills Academy, St. Anthony

Classification: Rural
Offers Distance Education: Yes

Grades: K-12 Number of Grades: 13

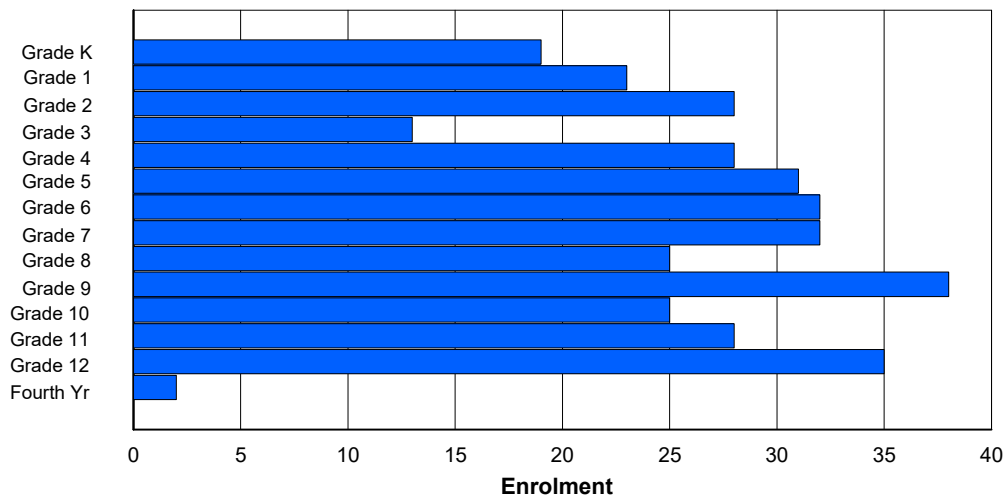
Enrolment By Age and Gender

Gender	Age																Total
	5	6	7	8	9	10	11	12	13	14	15	16	17	18	19	20>	
Male	9	9	17	10	18	11	14	22	13	16	16	12	17	4	0	0	188
Female	10	14	11	3	9	21	18	10	13	20	11	15	16	0	0	0	171
Total	19	23	28	13	27	32	32	32	26	36	27	27	33	4	0	0	359

Enrolment By Grade and Gender

Gender	Grade														Total
	K	1	2	3	4	5	6	7	8	9	10	11	12	4th	
Male	9	9	17	10	19	11	13	21	14	18	14	13	18	2	188
Female	10	14	11	3	9	20	19	11	11	20	11	15	17	0	171
Total	19	23	28	13	28	31	32	32	25	38	25	28	35	2	359

Enrolment By Grade
For 953 - White Hills Academy, St. Anthony



* Data from the 2018-2019 AGR(Enrolment/Age as of the last day in Sept./Dec.)

** Newfoundland Statistics Classification System

NLESD - Western Region

#955 - Corner Brook Intermediate, Corner Brook

Classification: Urban
Offers Distance Education: No

Grades: 7-9 Number of Grades: 3

Enrolment By Age and Gender

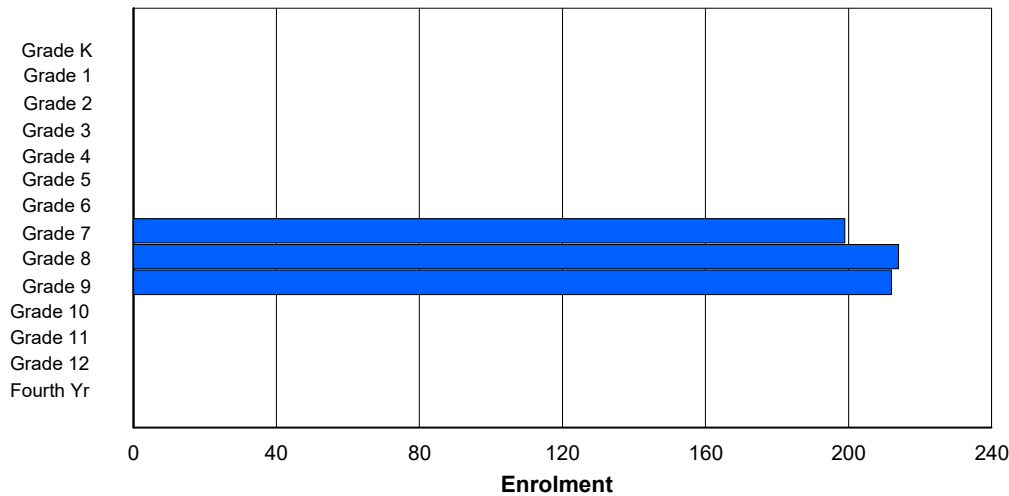
Gender	Age																Total
	5	6	7	8	9	10	11	12	13	14	15	16	17	18	19	20>	
Male	0	0	0	0	0	0	0	108	113	105	2	0	0	0	0	0	328
Female	0	0	0	0	0	0	3	89	98	104	3	0	0	0	0	0	297
Total	0	0	0	0	0	0	3	197	211	209	5	0	0	0	0	0	625

Enrolment By Grade and Gender

Gender	Grade														Total
	K	1	2	3	4	5	6	7	8	9	10	11	12	4th	
Male	0	0	0	0	0	0	0	110	110	108	0	0	0	0	328
Female	0	0	0	0	0	0	0	89	104	104	0	0	0	0	297
Total	0	0	0	0	0	0	0	199	214	212	0	0	0	0	625

Enrolment By Grade

For 955 - Corner Brook Intermediate, Corner Brook



* Data from the 2018-2019 AGR(Enrolment/Age as of the last day in Sept./Dec.)

** Newfoundland Statistics Classification System

NLESD - Central Region

#132 - Botwood Collegiate, Botwood

Classification: Urban
Offers Distance Education: Yes

Grades: 7-12

Number of Grades: 6

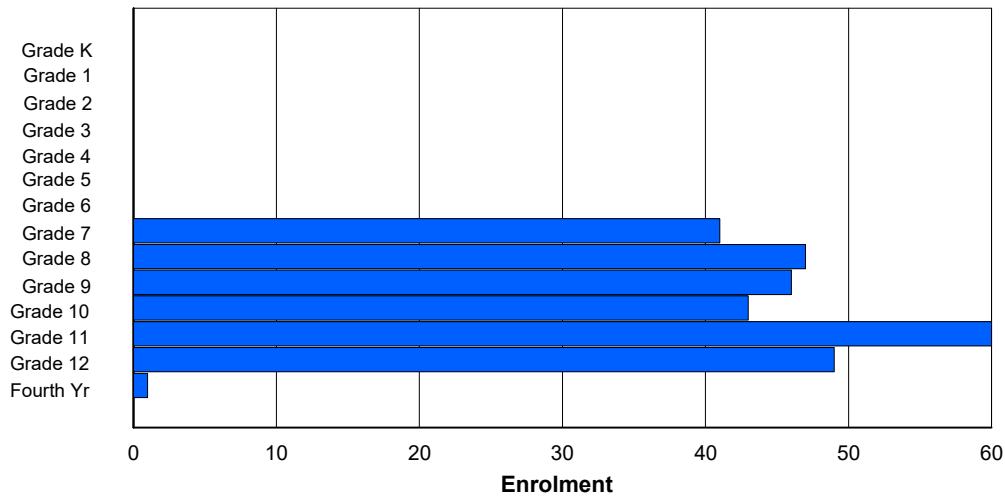
Enrolment By Age and Gender

Gender	Age																Total
	5	6	7	8	9	10	11	12	13	14	15	16	17	18	19	20>	
Male	0	0	0	0	0	0	0	24	21	20	25	21	28	1	0	1	141
Female	0	0	0	0	0	0	0	17	26	24	17	37	24	1	0	0	146
Total	0	0	0	0	0	0	0	41	47	44	42	58	52	2	0	1	287

Enrolment By Grade and Gender

Gender	Grade														Total
	K	1	2	3	4	5	6	7	8	9	10	11	12	4th	
Male	0	0	0	0	0	0	0	24	21	22	25	23	25	1	141
Female	0	0	0	0	0	0	0	17	26	24	18	37	24	0	146
Total	0	0	0	0	0	0	0	41	47	46	43	60	49	1	287

Enrolment By Grade
For 132 - Botwood Collegiate, Botwood



* Data from the 2018-2019 AGR(Enrolment/Age as of the last day in Sept./Dec.)

** Newfoundland Statistics Classification System

NLESD - Central Region

#133 - Memorial Academy, Botwood

Classification: Urban
Offers Distance Education: No

Grades: K-6 Number of Grades: 7

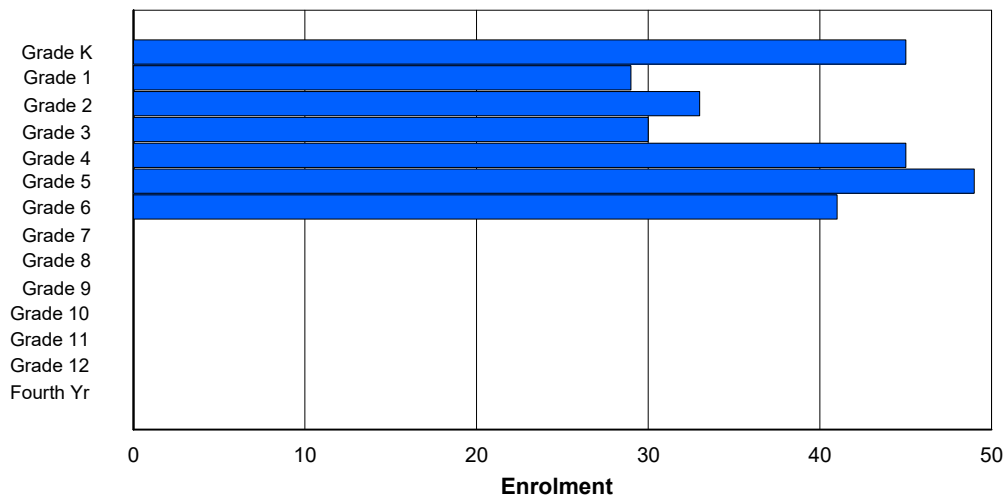
Enrolment By Age and Gender

Gender	Age																Total
	5	6	7	8	9	10	11	12	13	14	15	16	17	18	19	20>	
Male	20	16	16	11	20	30	17	0	0	0	0	0	0	0	0	0	130
Female	25	12	18	19	25	19	24	0	0	0	0	0	0	0	0	0	142
Total	45	28	34	30	45	49	41	0	0	0	0	0	0	0	0	0	272

Enrolment By Grade and Gender

Gender	Grade														Total
	K	1	2	3	4	5	6	7	8	9	10	11	12	4th	
Male	20	16	16	11	20	30	17	0	0	0	0	0	0	0	130
Female	25	13	17	19	25	19	24	0	0	0	0	0	0	0	142
Total	45	29	33	30	45	49	41	0	0	0	0	0	0	0	272

Enrolment By Grade
For 133 - Memorial Academy, Botwood



* Data from the 2018-2019 AGR(Enrolment/Age as of the last day in Sept./Dec.)

** Newfoundland Statistics Classification System

NLESD - Central Region

#138 - Victoria Academy, Gaultois

Classification: Rural
Offers Distance Education: Yes

Grades: 2,4,6,9-12 Number of Grades: 7

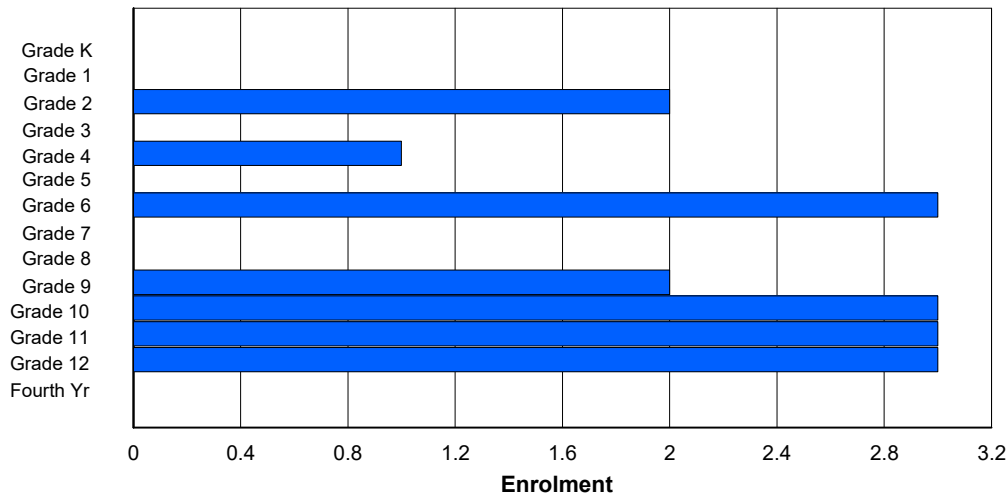
Enrolment By Age and Gender

Gender	Age																	Total
	5	6	7	8	9	10	11	12	13	14	15	16	17	18	19	20>		
Male	0	0	0	0	1	0	3	0	0	1	2	2	1	0	0	0	10	
Female	0	0	2	0	0	0	0	0	0	1	1	1	2	0	0	0	7	
Total	0	0	2	0	1	0	3	0	0	2	3	3	3	0	0	0	17	

Enrolment By Grade and Gender

Gender	Grade														Total
	K	1	2	3	4	5	6	7	8	9	10	11	12	4th	
Male	0	0	0	0	1	0	3	0	0	1	2	2	1	0	10
Female	0	0	2	0	0	0	0	0	0	1	1	1	2	0	7
Total	0	0	2	0	1	0	3	0	0	2	3	3	3	0	17

Enrolment By Grade
For 138 - Victoria Academy, Gaultois



* Data from the 2018-2019 AGR(Enrolment/Age as of the last day in Sept./Dec.)

** Newfoundland Statistics Classification System

NLESD - Central Region

#142 - Woodland Primary, Grand Falls-Windsor

Classification: Urban
Offers Distance Education: No

Grades: K-3 Number of Grades: 4

Enrolment By Age and Gender

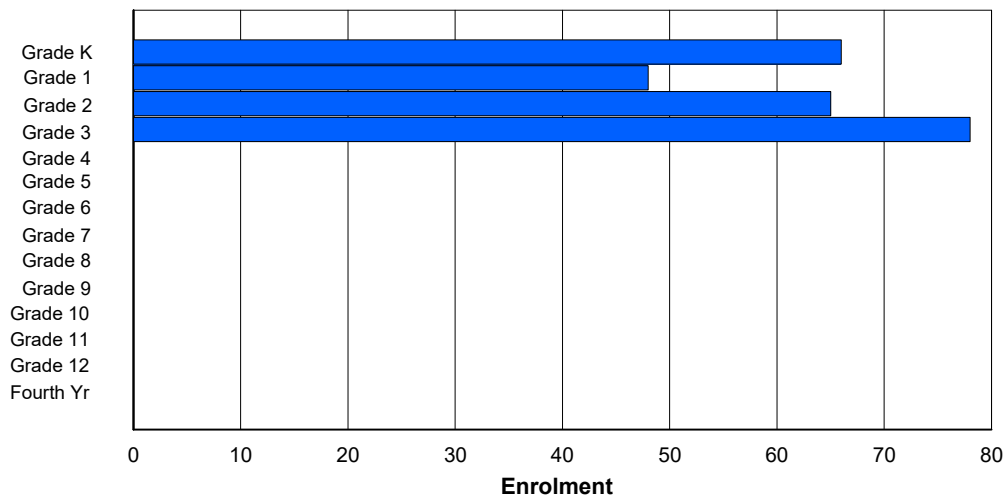
Gender	Age																Total
	5	6	7	8	9	10	11	12	13	14	15	16	17	18	19	20>	
Male	33	25	32	40	1	0	0	0	0	0	0	0	0	0	0	0	131
Female	33	23	33	37	0	0	0	0	0	0	0	0	0	0	0	0	126
Total	66	48	65	77	1	0	0	0	0	0	0	0	0	0	0	0	257

Enrolment By Grade and Gender

Gender	Grade														Total
	K	1	2	3	4	5	6	7	8	9	10	11	12	4th	
Male	33	25	32	41	0	0	0	0	0	0	0	0	0	0	131
Female	33	23	33	37	0	0	0	0	0	0	0	0	0	0	126
Total	66	48	65	78	0	0	0	0	0	0	0	0	0	0	257

Enrolment By Grade

For 142 - Woodland Primary, Grand Falls-Windsor



* Data from the 2018-2019 AGR(Enrolment/Age as of the last day in Sept./Dec.)

** Newfoundland Statistics Classification System

NLESD - Central Region

#144 - Sprucewood Academy, Grand Falls-Windsor

Classification: Urban
Offers Distance Education: No

Grades: 4-6 Number of Grades: 3

Enrolment By Age and Gender

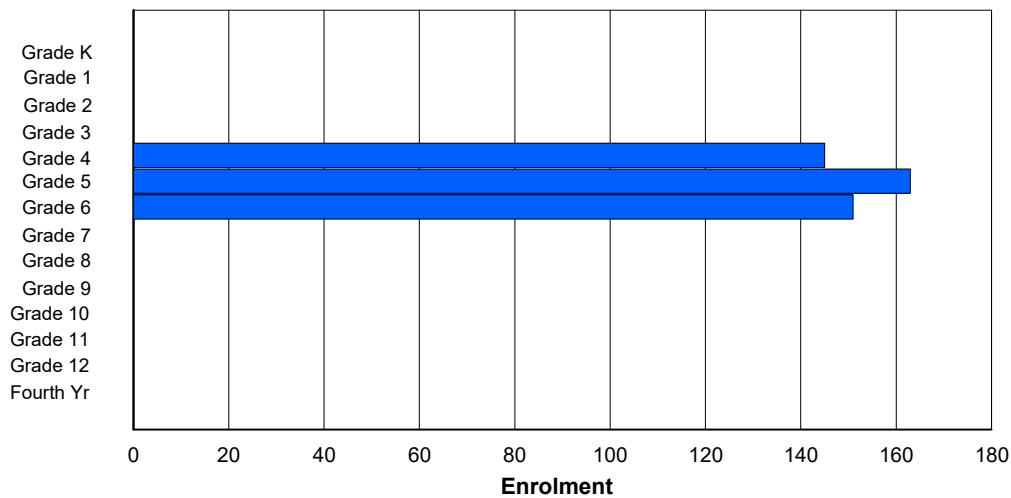
Gender	Age																Total
	5	6	7	8	9	10	11	12	13	14	15	16	17	18	19	20>	
Male	0	0	0	0	71	87	82	1	0	0	0	0	0	0	0	0	241
Female	0	0	0	0	74	76	68	0	0	0	0	0	0	0	0	0	218
Total	0	0	0	0	145	163	150	1	0	0	0	0	0	0	0	0	459

Enrolment By Grade and Gender

Gender	Grade														Total
	K	1	2	3	4	5	6	7	8	9	10	11	12	4th	
Male	0	0	0	0	71	87	83	0	0	0	0	0	0	0	241
Female	0	0	0	0	74	76	68	0	0	0	0	0	0	0	218
Total	0	0	0	0	145	163	151	0	0	0	0	0	0	0	459

Enrolment By Grade

For 144 - Sprucewood Academy, Grand Falls-Windsor



* Data from the 2018-2019 AGR(Enrolment/Age as of the last day in Sept./Dec.)

** Newfoundland Statistics Classification System

NLESD - Central Region

#149 - King Academy, Harbour Breton

Classification: Rural
Offers Distance Education: Yes

Grades: 7-12 Number of Grades: 6

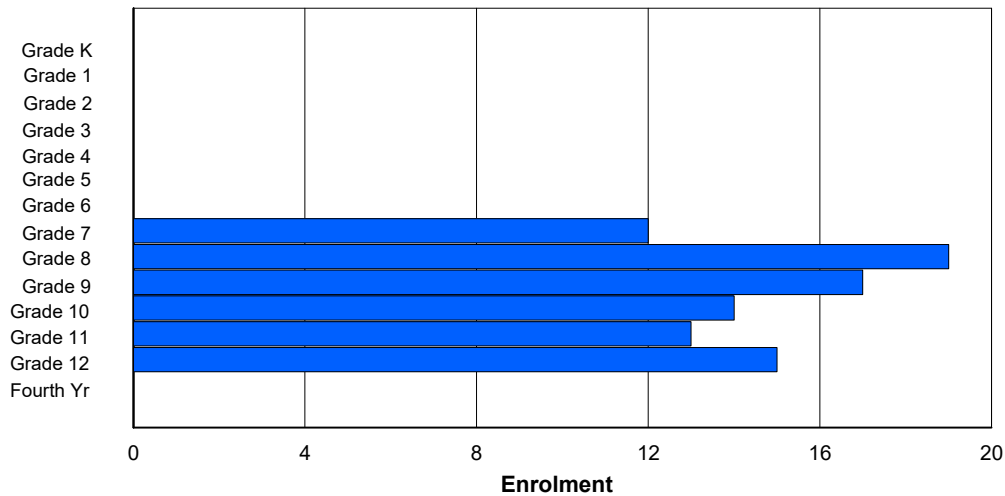
Enrolment By Age and Gender

Gender	Age																	Total
	5	6	7	8	9	10	11	12	13	14	15	16	17	18	19	20>		
Male	0	0	0	0	0	0	0	4	10	10	8	5	9	0	0	0	46	
Female	0	0	0	0	0	0	0	8	9	7	6	7	6	1	0	0	44	
Total	0	0	0	0	0	0	0	12	19	17	14	12	15	1	0	0	90	

Enrolment By Grade and Gender

Gender	Grade														Total
	K	1	2	3	4	5	6	7	8	9	10	11	12	4th	
Male	0	0	0	0	0	0	0	4	10	10	8	6	8	0	46
Female	0	0	0	0	0	0	0	8	9	7	6	7	7	0	44
Total	0	0	0	0	0	0	0	12	19	17	14	13	15	0	90

Enrolment By Grade
For 149 - King Academy, Harbour Breton



* Data from the 2018-2019 AGR(Enrolment/Age as of the last day in Sept./Dec.)

** Newfoundland Statistics Classification System

NLESD - Central Region

#150 - St. Joseph's Elementary, Harbour Breton

Classification: Rural
Offers Distance Education: No

Grades: K-6 Number of Grades: 7

Enrolment By Age and Gender

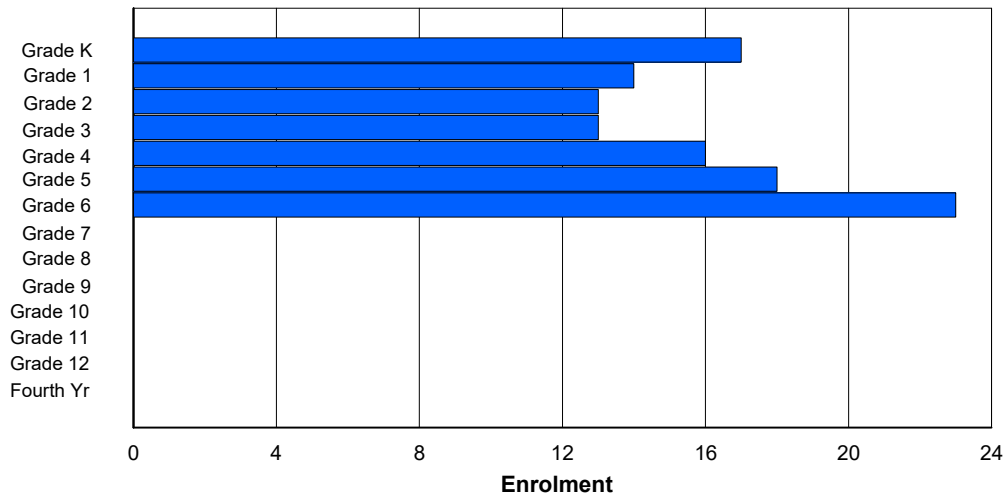
Gender	Age																Total
	5	6	7	8	9	10	11	12	13	14	15	16	17	18	19	20>	
Male	8	5	6	5	6	11	11	0	0	0	0	0	0	0	0	0	52
Female	9	9	7	8	10	7	12	0	0	0	0	0	0	0	0	0	62
Total	17	14	13	13	16	18	23	0	0	0	0	0	0	0	0	0	114

Enrolment By Grade and Gender

Gender	Grade														Total
	K	1	2	3	4	5	6	7	8	9	10	11	12	4th	
Male	8	5	6	5	6	11	11	0	0	0	0	0	0	0	52
Female	9	9	7	8	10	7	12	0	0	0	0	0	0	0	62
Total	17	14	13	13	16	18	23	0	0	0	0	0	0	0	114

Enrolment By Grade

For 150 - St. Joseph's Elementary, Harbour Breton



* Data from the 2018-2019 AGR(Enrolment/Age as of the last day in Sept./Dec.)

** Newfoundland Statistics Classification System

NLESD - Central Region

#151 - John Watkins Academy, Hermitage

Classification: Rural
Offers Distance Education: Yes

Grades: K-1,3-12 Number of Grades: 12

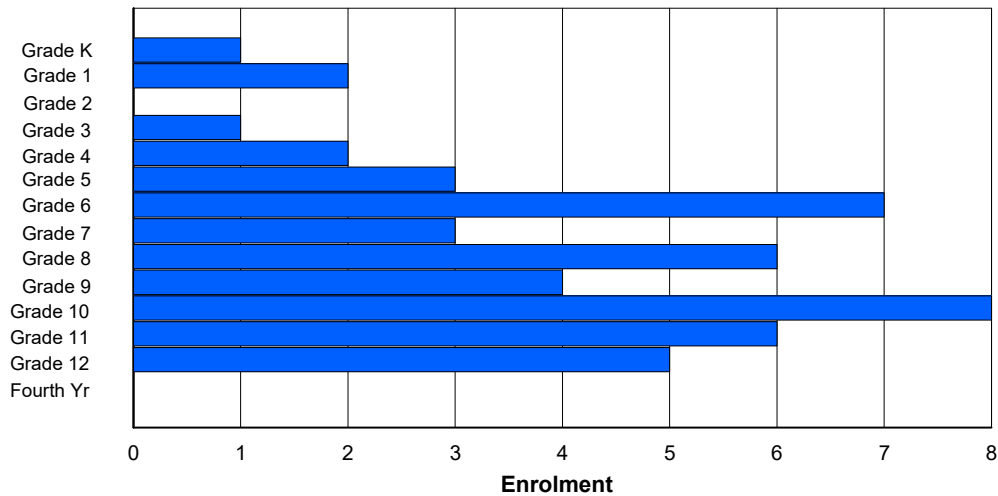
Enrolment By Age and Gender

Gender	Age																	Total
	5	6	7	8	9	10	11	12	13	14	15	16	17	18	19	20>		
Male	0	1	0	1	1	1	4	1	3	2	2	3	3	0	0	0	22	
Female	1	1	0	0	1	2	3	2	3	1	5	5	2	0	0	0	26	
Total	1	2	0	1	2	3	7	3	6	3	7	8	5	0	0	0	48	

Enrolment By Grade and Gender

Gender	K	Grade													Total
		1	2	3	4	5	6	7	8	9	10	11	12	4th	
Male	0	1	0	1	1	1	4	1	3	3	2	2	3	0	22
Female	1	1	0	0	1	2	3	2	3	1	6	4	2	0	26
Total	1	2	0	1	2	3	7	3	6	4	8	6	5	0	48

Enrolment By Grade
For 151 - John Watkins Academy, Hermitage



* Data from the 2018-2019 AGR(Enrolment/Age as of the last day in Sept./Dec.)

** Newfoundland Statistics Classification System

NLESD - Central Region

#155 - Leading Ticks Primary, Leading Ticks

Classification: Rural
Offers Distance Education: No

Grades: 2-3 Number of Grades: 2

Enrolment By Age and Gender

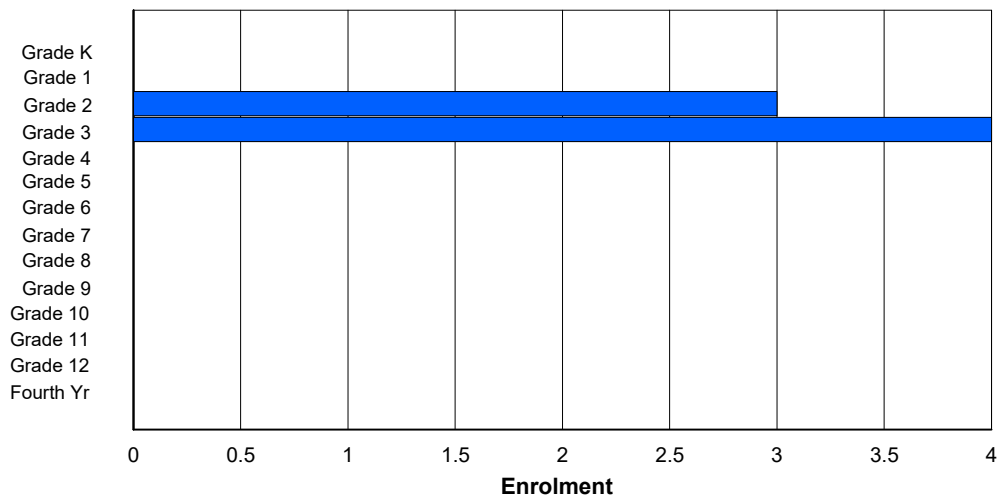
Gender	Age																	Total
	5	6	7	8	9	10	11	12	13	14	15	16	17	18	19	20>		
Male	0	0	2	0	0	0	0	0	0	0	0	0	0	0	0	0	2	
Female	0	0	1	4	0	0	0	0	0	0	0	0	0	0	0	0	5	
Total	0	0	3	4	0	0	0	0	0	0	0	0	0	0	0	0	7	

Enrolment By Grade and Gender

Gender	Grade														Total
	K	1	2	3	4	5	6	7	8	9	10	11	12	4th	
Male	0	0	2	0	0	0	0	0	0	0	0	0	0	0	2
Female	0	0	1	4	0	0	0	0	0	0	0	0	0	0	5
Total	0	0	3	4	0	0	0	0	0	0	0	0	0	0	7

Enrolment By Grade

For 155 - Leading Ticks Primary, Leading Ticks



* Data from the 2018-2019 AGR(Enrolment/Age as of the last day in Sept./Dec.)

** Newfoundland Statistics Classification System

NLESD - Central Region

#157 - St. Peter's All Grade, McCallum

Classification: Rural
Offers Distance Education: Yes

Grades: 6,9,12 Number of Grades: 3

Enrolment By Age and Gender

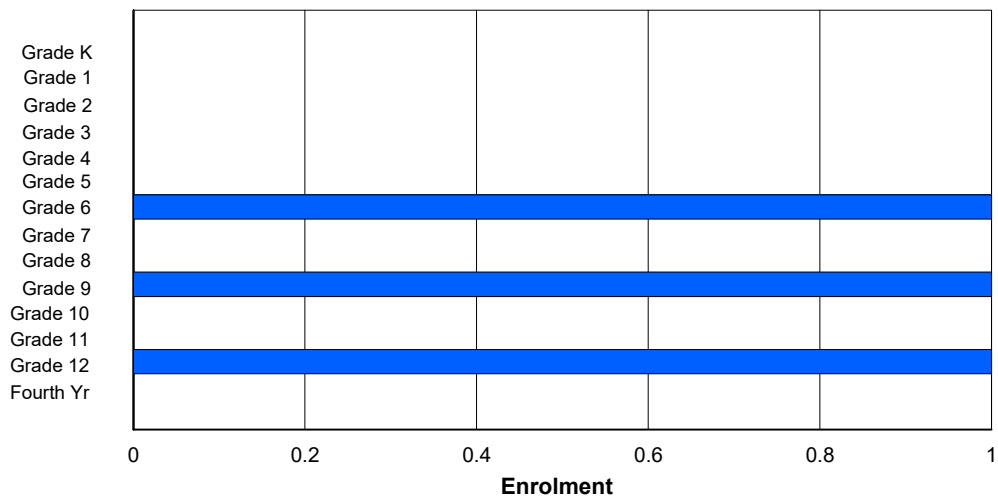
Gender	Age																	Total
	5	6	7	8	9	10	11	12	13	14	15	16	17	18	19	20>		
Male	0	0	0	0	0	0	1	0	0	0	0	0	0	0	0	0	1	
Female	0	0	0	0	0	0	0	0	0	1	0	0	1	0	0	0	0	
Total	0	0	0	0	0	0	1	0	0	1	0	0	1	0	0	0	0	

Enrolment By Grade and Gender

Gender	Grade														Total
	K	1	2	3	4	5	6	7	8	9	10	11	12	4th	
Male	0	0	0	0	0	0	1	0	0	0	0	0	0	0	1
Female	0	0	0	0	0	0	0	0	0	1	0	0	1	0	2
Total	0	0	0	0	0	0	1	0	0	1	0	0	1	0	3

Enrolment By Grade

For 157 - St. Peter's All Grade, McCallum



* Data from the 2018-2019 AGR(Enrolment/Age as of the last day in Sept./Dec.)

** Newfoundland Statistics Classification System

NLESD - Central Region

#160 - Bayview Primary, Nipper's Harbour

Classification: Rural
Offers Distance Education: No

Grades: Number of Grades: 0

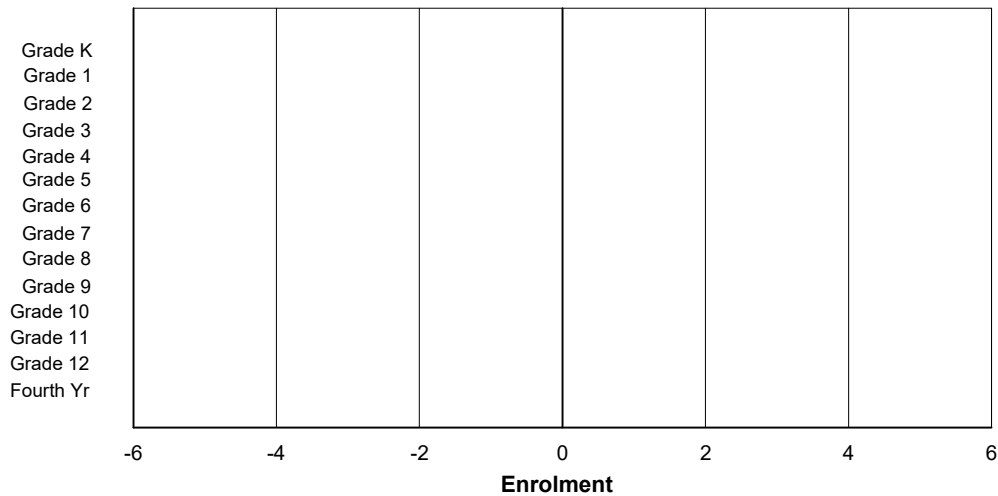
Enrolment By Age and Gender

Gender	Age																Total
	5	6	7	8	9	10	11	12	13	14	15	16	17	18	19	20>	
Male	0	0	0	0	0	0	0	0	0	0	0	0	0	0	0	0	0
Female	0	0	0	0	0	0	0	0	0	0	0	0	0	0	0	0	0
Total	0	0	0	0	0	0	0	0	0	0	0	0	0	0	0	0	0

Enrolment By Grade and Gender

Gender	Grade														Total
	K	1	2	3	4	5	6	7	8	9	10	11	12	4th	
Male	0	0	0	0	0	0	0	0	0	0	0	0	0	0	0
Female	0	0	0	0	0	0	0	0	0	0	0	0	0	0	0
Total	0	0	0	0	0	0	0	0	0	0	0	0	0	0	0

Enrolment By Grade
For 160 - Bayview Primary, Nipper's Harbour



* Data from the 2018-2019 AGR(Enrolment/Age as of the last day in Sept./Dec.)

** Newfoundland Statistics Classification System

NLESD - Central Region

#163 - Point Leamington Academy, Point Leamington

Classification: Rural
Offers Distance Education: Yes

Grades: K,2-12

Number of Grades: 12

Enrolment By Age and Gender

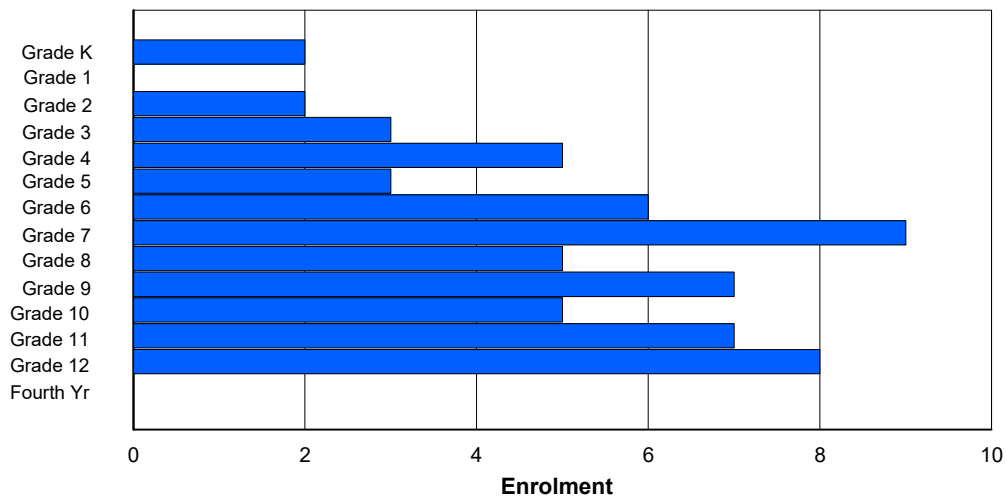
Gender	Age																Total
	5	6	7	8	9	10	11	12	13	14	15	16	17	18	19	20>	
Male	2	0	2	1	4	2	2	6	1	4	2	4	5	0	0	0	35
Female	0	0	0	2	1	1	4	3	4	3	3	3	3	0	0	0	27
Total	2	0	2	3	5	3	6	9	5	7	5	7	8	0	0	0	62

Enrolment By Grade and Gender

Gender	Grade														Total
	K	1	2	3	4	5	6	7	8	9	10	11	12	4th	
Male	2	0	2	1	4	2	2	6	1	4	2	4	5	0	35
Female	0	0	0	2	1	1	4	3	4	3	3	3	3	0	27
Total	2	0	2	3	5	3	6	9	5	7	5	7	8	0	62

Enrolment By Grade

For 163 - Point Leamington Academy, Point Leamington



* Data from the 2018-2019 AGR(Enrolment/Age as of the last day in Sept./Dec.)

** Newfoundland Statistics Classification System

NLESD - Central Region

#165 - St. Stephen's All Grade, Rencontre East

Classification: Rural
Offers Distance Education: Yes

Grades: K-3,5-11

Number of Grades: 11

Enrolment By Age and Gender

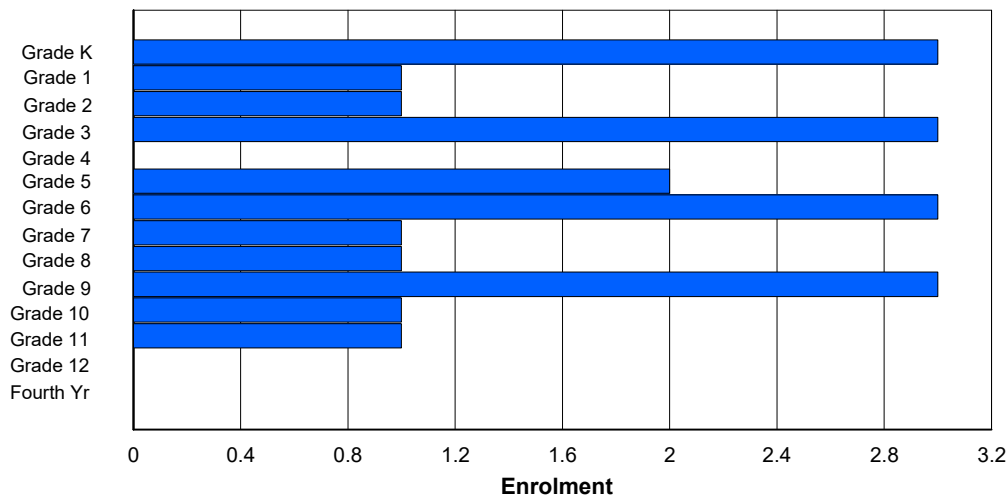
Gender	Age																Total
	5	6	7	8	9	10	11	12	13	14	15	16	17	18	19	20>	
Male	2	1	1	2	0	0	0	1	0	1	0	0	0	0	0	0	8
Female	1	0	0	1	0	2	3	0	1	2	1	1	0	0	0	0	12
Total	3	1	1	3	0	2	3	1	1	3	1	1	0	0	0	0	20

Enrolment By Grade and Gender

Gender	Grade														Total
	K	1	2	3	4	5	6	7	8	9	10	11	12	4th	
Male	2	1	1	2	0	0	0	1	0	1	0	0	0	0	8
Female	1	0	0	1	0	2	3	0	1	2	1	1	0	0	12
Total	3	1	1	3	0	2	3	1	1	3	1	1	0	0	20

Enrolment By Grade

For 165 - St. Stephen's All Grade, Rencontre East



* Data from the 2018-2019 AGR(Enrolment/Age as of the last day in Sept./Dec.)

** Newfoundland Statistics Classification System

NLESD - Central Region

#177 - Greenwood Academy, Campbellton

Classification: Rural
Offers Distance Education: No

Grades: K-9 Number of Grades: 10

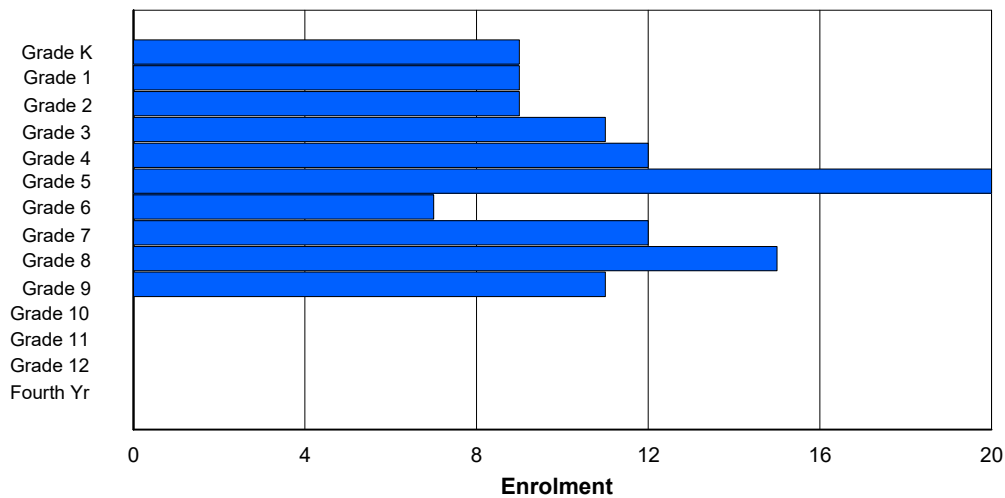
Enrolment By Age and Gender

Gender	Age																Total
	5	6	7	8	9	10	11	12	13	14	15	16	17	18	19	20>	
Male	4	3	5	5	7	12	1	8	12	6	0	0	0	0	0	0	63
Female	5	6	4	6	5	8	5	5	3	5	0	0	0	0	0	0	52
Total	9	9	9	11	12	20	6	13	15	11	0	0	0	0	0	0	115

Enrolment By Grade and Gender

Gender	Grade														Total
	K	1	2	3	4	5	6	7	8	9	10	11	12	4th	
Male	4	3	5	5	7	12	1	8	12	6	0	0	0	0	63
Female	5	6	4	6	5	8	6	4	3	5	0	0	0	0	52
Total	9	9	9	11	12	20	7	12	15	11	0	0	0	0	115

Enrolment By Grade
For 177 - Greenwood Academy, Campbellton



* Data from the 2018-2019 AGR(Enrolment/Age as of the last day in Sept./Dec.)

** Newfoundland Statistics Classification System

NLESD - Central Region

#178 - Phoenix Academy, Carmanville

Classification: Rural
Offers Distance Education: Yes

Grades: K-12 Number of Grades: 13

Enrolment By Age and Gender

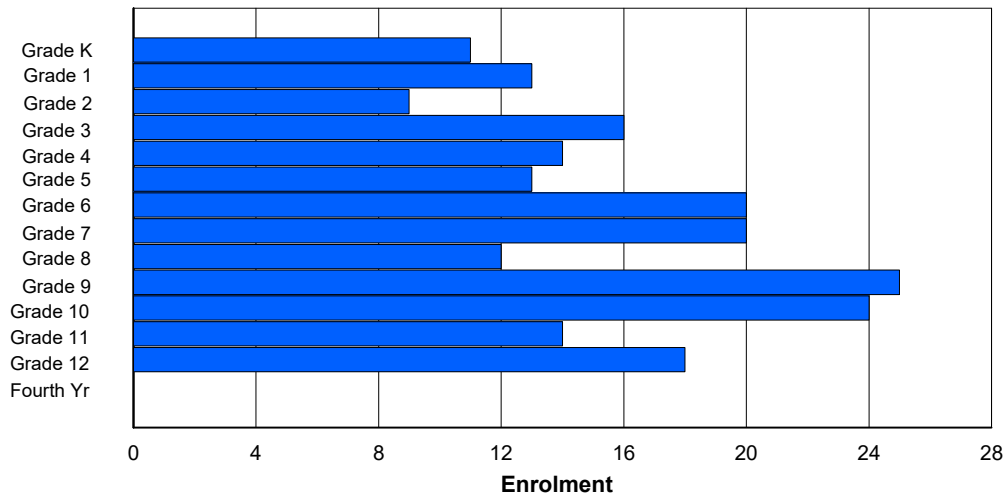
Gender	Age																	Total
	5	6	7	8	9	10	11	12	13	14	15	16	17	18	19	20>		
Male	8	7	5	5	4	6	10	9	5	8	11	7	10	1	0	0	96	
Female	3	6	4	11	10	7	10	11	7	17	13	6	8	0	0	0	113	
Total	11	13	9	16	14	13	20	20	12	25	24	13	18	1	0	0	209	

Enrolment By Grade and Gender

Gender	Grade														Total
	K	1	2	3	4	5	6	7	8	9	10	11	12	4th	
Male	8	7	5	5	4	6	10	9	5	8	11	7	11	0	96
Female	3	6	4	11	10	7	10	11	7	17	13	7	7	0	113
Total	11	13	9	16	14	13	20	20	12	25	24	14	18	0	209

Enrolment By Grade

For 178 - Phoenix Academy, Carmanville



* Data from the 2018-2019 AGR(Enrolment/Age as of the last day in Sept./Dec.)

** Newfoundland Statistics Classification System

NLESD - Central Region

#179 - Centreville Academy, Centreville-Wareham

Classification: Rural
Offers Distance Education: No

Grades: K-9 Number of Grades: 10

Enrolment By Age and Gender

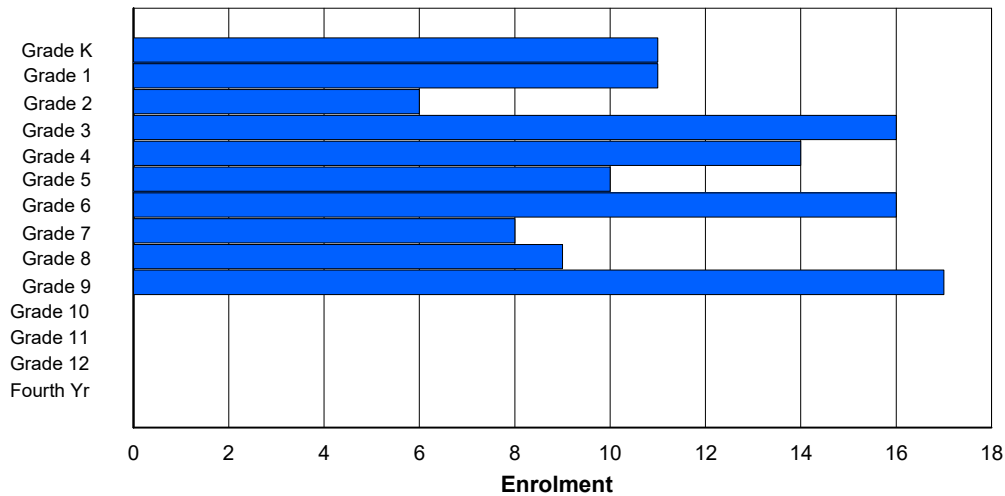
Gender	Age																Total
	5	6	7	8	9	10	11	12	13	14	15	16	17	18	19	20>	
Male	9	5	5	9	7	3	8	4	7	10	0	0	0	0	0	0	67
Female	2	6	1	7	7	7	8	4	2	7	0	0	0	0	0	0	51
Total	11	11	6	16	14	10	16	8	9	17	0	0	0	0	0	0	118

Enrolment By Grade and Gender

Gender	Grade														Total
	K	1	2	3	4	5	6	7	8	9	10	11	12	4th	
Male	9	5	5	9	7	3	8	4	7	10	0	0	0	0	67
Female	2	6	1	7	7	7	8	4	2	7	0	0	0	0	51
Total	11	11	6	16	14	10	16	8	9	17	0	0	0	0	118

Enrolment By Grade

For 179 - Centreville Academy, Centreville-Wareham



* Data from the 2018-2019 AGR(Enrolment/Age as of the last day in Sept./Dec.)

** Newfoundland Statistics Classification System

NLESD - Central Region

#180 - A. R. Scammell Academy, Change Islands

Classification: Rural
Offers Distance Education: Yes

Grades: K-1,3-5,8-9,11 Number of Grades: 8

Enrolment By Age and Gender

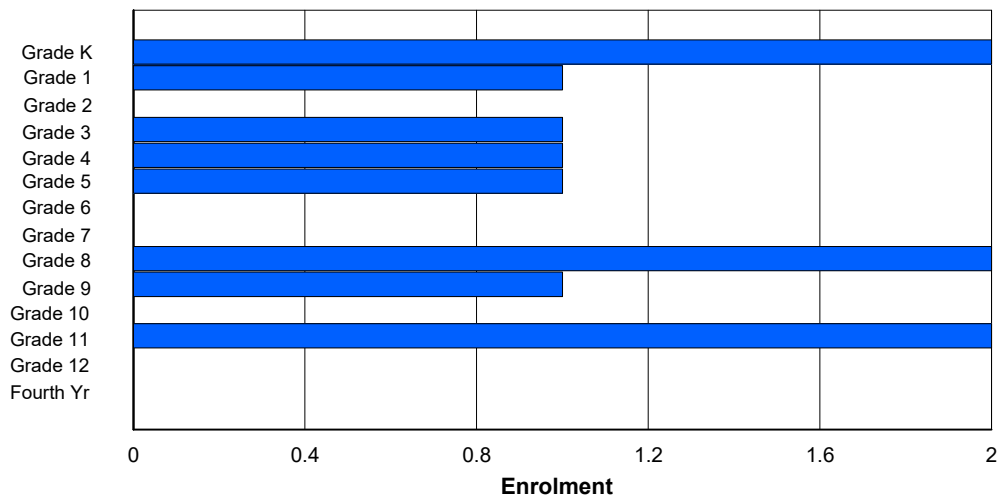
Gender	Age																Total
	5	6	7	8	9	10	11	12	13	14	15	16	17	18	19	20>	
Male	0	1	0	1	0	0	0	0	0	1	0	1	0	0	0	0	4
Female	2	0	0	0	1	1	0	0	2	0	0	1	0	0	0	0	7
Total	2	1	0	1	1	1	0	0	2	1	0	2	0	0	0	0	11

Enrolment By Grade and Gender

Gender	Grade														Total
	K	1	2	3	4	5	6	7	8	9	10	11	12	4th	
Male	0	1	0	1	0	0	0	0	0	1	0	1	0	0	4
Female	2	0	0	0	1	1	0	0	2	0	0	1	0	0	7
Total	2	1	0	1	1	1	0	0	2	1	0	2	0	0	11

Enrolment By Grade

For 180 - A. R. Scammell Academy, Change Islands



* Data from the 2018-2019 AGR(Enrolment/Age as of the last day in Sept./Dec.)

** Newfoundland Statistics Classification System

NLESD - Central Region

#182 - Charlottetown Primary, Charlottetown, B.B.

Classification: Rural
Offers Distance Education: No

Grades: K-3 Number of Grades: 4

Enrolment By Age and Gender

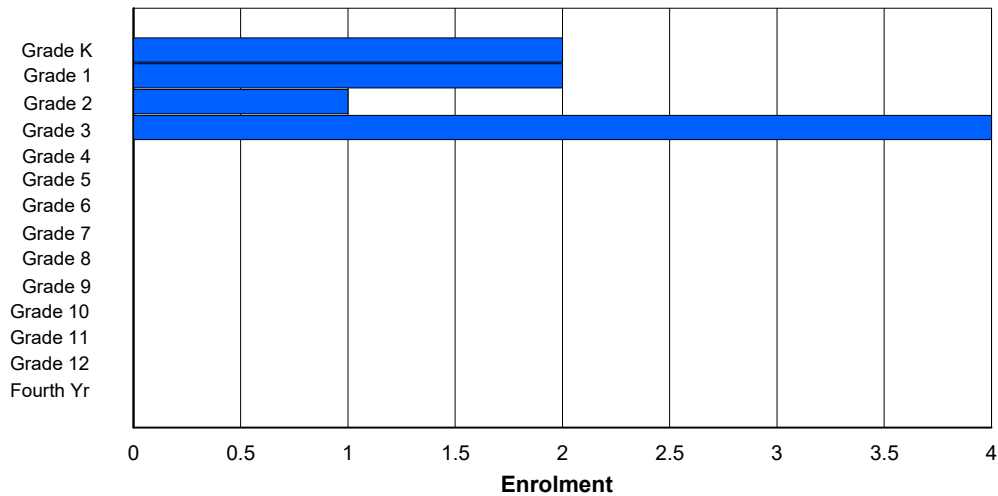
Gender	Age																	Total
	5	6	7	8	9	10	11	12	13	14	15	16	17	18	19	20>		
Male	1	1	0	3	0	0	0	0	0	0	0	0	0	0	0	0	5	
Female	1	1	1	1	0	0	0	0	0	0	0	0	0	0	0	0	4	
Total	2	2	1	4	0	0	0	0	0	0	0	0	0	0	0	0	9	

Enrolment By Grade and Gender

Gender	K	Grade													Total
		1	2	3	4	5	6	7	8	9	10	11	12	4th	
Male	1	1	0	3	0	0	0	0	0	0	0	0	0	0	5
Female	1	1	1	1	0	0	0	0	0	0	0	0	0	0	4
Total	2	2	1	4	0	0	0	0	0	0	0	0	0	0	9

Enrolment By Grade

For 182 - Charlottetown Primary, Charlottetown, B.B.



* Data from the 2018-2019 AGR(Enrolment/Age as of the last day in Sept./Dec.)

** Newfoundland Statistics Classification System

NLESD - Central Region

#183 - William Mercer Academy, Dover

Classification: Rural
Offers Distance Education: No

Grades: K-9 Number of Grades: 10

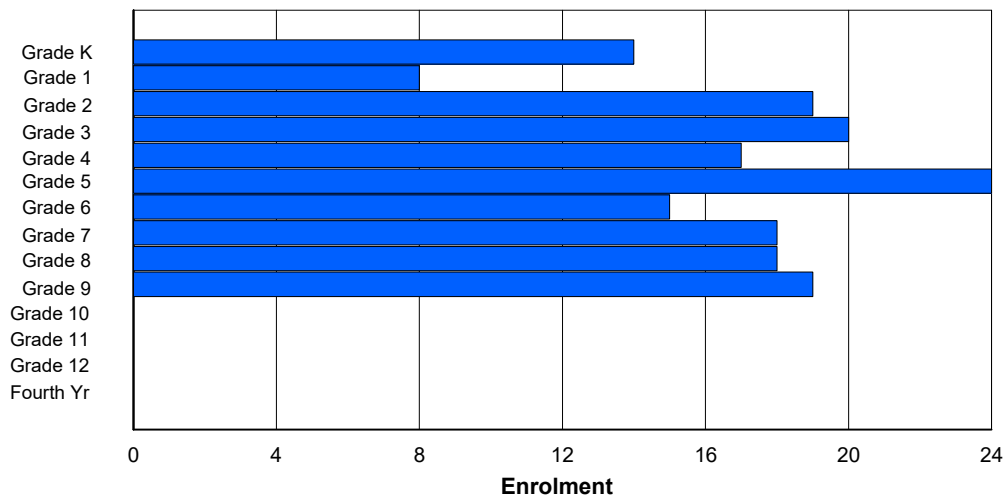
Enrolment By Age and Gender

Gender	Age																Total
	5	6	7	8	9	10	11	12	13	14	15	16	17	18	19	20>	
Male	7	4	7	10	11	14	13	8	9	9	0	0	0	0	0	0	92
Female	7	4	12	10	6	10	2	10	9	10	0	0	0	0	0	0	80
Total	14	8	19	20	17	24	15	18	18	19	0	0	0	0	0	0	172

Enrolment By Grade and Gender

Gender	Grade														Total
	K	1	2	3	4	5	6	7	8	9	10	11	12	4th	
Male	7	4	7	10	11	14	13	8	9	9	0	0	0	0	92
Female	7	4	12	10	6	10	2	10	9	10	0	0	0	0	80
Total	14	8	19	20	17	24	15	18	18	19	0	0	0	0	172

Enrolment By Grade
For 183 - William Mercer Academy, Dover



* Data from the 2018-2019 AGR(Enrolment/Age as of the last day in Sept./Dec.)

** Newfoundland Statistics Classification System

NLESD - Central Region

#187 - Jane Collins Academy, Hare Bay

Classification: Rural
Offers Distance Education: Yes

Grades: 10-12 Number of Grades: 3

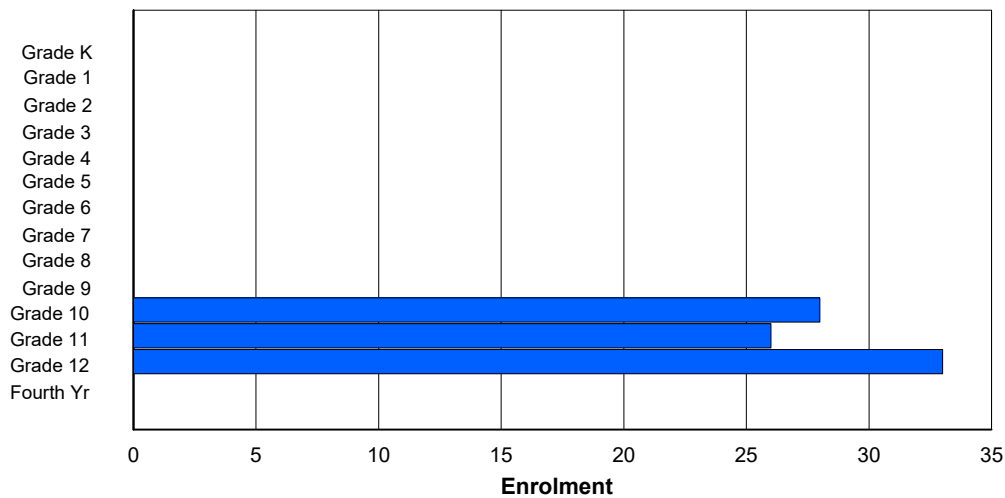
Enrolment By Age and Gender

Gender	Age																	Total
	5	6	7	8	9	10	11	12	13	14	15	16	17	18	19	20>		
Male	0	0	0	0	0	0	0	0	0	0	18	11	16	0	0	0	45	
Female	0	0	0	0	0	0	0	0	0	0	10	15	17	0	0	0	42	
Total	0	0	0	0	0	0	0	0	0	0	28	26	33	0	0	0	87	

Enrolment By Grade and Gender

Gender	Grade														Total
	K	1	2	3	4	5	6	7	8	9	10	11	12	4th	
Male	0	0	0	0	0	0	0	0	0	0	18	11	16	0	45
Female	0	0	0	0	0	0	0	0	0	0	10	15	17	0	42
Total	0	0	0	0	0	0	0	0	0	0	28	26	33	0	87

Enrolment By Grade
For 187 - Jane Collins Academy, Hare Bay



* Data from the 2018-2019 AGR(Enrolment/Age as of the last day in Sept./Dec.)

** Newfoundland Statistics Classification System

NLESD - Central Region

#188 - Sandstone Academy, Ladle Cove

Classification: Rural
Offers Distance Education: No

Grades: K-6 Number of Grades: 7

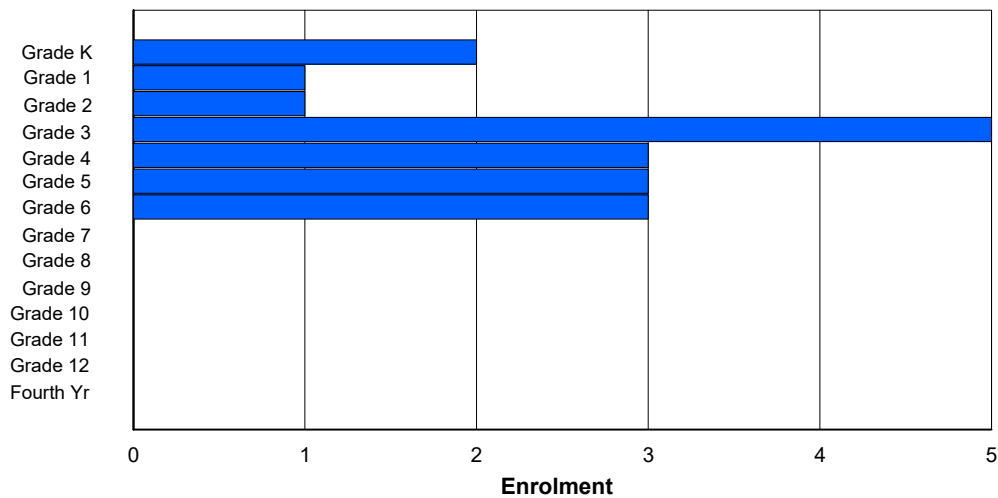
Enrolment By Age and Gender

Gender	Age																	Total
	5	6	7	8	9	10	11	12	13	14	15	16	17	18	19	20>		
Male	1	1	0	2	0	1	3	0	0	0	0	0	0	0	0	0	8	
Female	1	0	1	3	3	2	0	0	0	0	0	0	0	0	0	0	10	
Total	2	1	1	5	3	3	3	0	0	0	0	0	0	0	0	0	18	

Enrolment By Grade and Gender

Gender	Grade															Total
	K	1	2	3	4	5	6	7	8	9	10	11	12	4th		
Male	1	1	0	2	0	1	3	0	0	0	0	0	0	0	8	
Female	1	0	1	3	3	2	0	0	0	0	0	0	0	0	10	
Total	2	1	1	5	3	3	3	0	0	0	0	0	0	0	18	

Enrolment By Grade
For 188 - Sandstone Academy, Ladle Cove



* Data from the 2018-2019 AGR(Enrolment/Age as of the last day in Sept./Dec.)

** Newfoundland Statistics Classification System

NLESD - Central Region

#189 - Lewisporte Academy, Lewisporte

Classification: Rural
Offers Distance Education: No

Grades: K-6 Number of Grades: 7

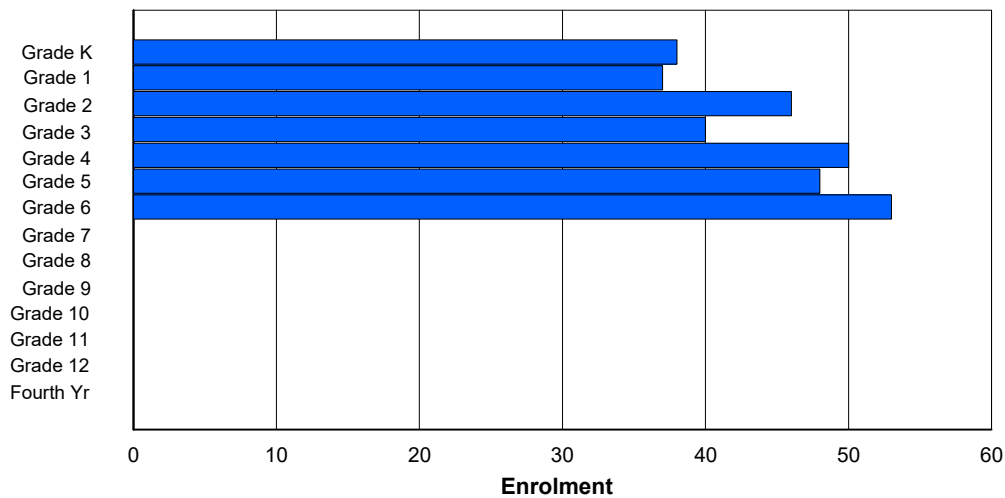
Enrolment By Age and Gender

Gender	Age																Total
	5	6	7	8	9	10	11	12	13	14	15	16	17	18	19	20>	
Male	24	20	25	26	24	22	26	0	0	0	0	0	0	0	0	0	167
Female	13	17	20	16	24	28	27	0	0	0	0	0	0	0	0	0	145
Total	37	37	45	42	48	50	53	0	0	0	0	0	0	0	0	0	312

Enrolment By Grade and Gender

Gender	Grade														Total
	K	1	2	3	4	5	6	7	8	9	10	11	12	4th	
Male	25	20	25	25	24	22	26	0	0	0	0	0	0	0	167
Female	13	17	21	15	26	26	27	0	0	0	0	0	0	0	145
Total	38	37	46	40	50	48	53	0	0	0	0	0	0	0	312

Enrolment By Grade
For 189 - Lewisporte Academy, Lewisporte



* Data from the 2018-2019 AGR(Enrolment/Age as of the last day in Sept./Dec.)

** Newfoundland Statistics Classification System

NLESD - Central Region

#190 - Lewisporte Collegiate, Lewisporte

Classification: Rural
Offers Distance Education: No

Grades: 10-12 Number of Grades: 3

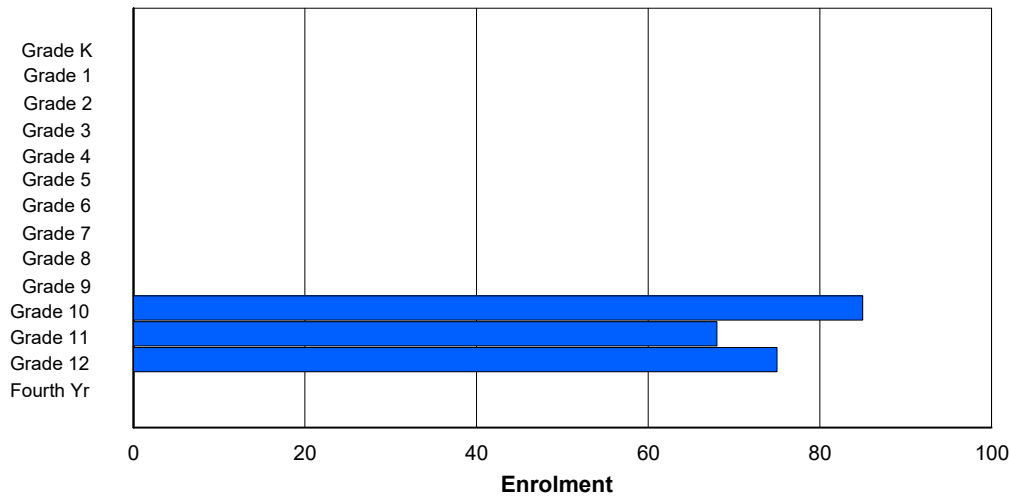
Enrolment By Age and Gender

Gender	Age																Total
	5	6	7	8	9	10	11	12	13	14	15	16	17	18	19	20>	
Male	0	0	0	0	0	0	0	0	0	0	41	32	41	2	0	0	116
Female	0	0	0	0	0	0	0	0	0	0	43	34	34	0	1	0	112
Total	0	0	0	0	0	0	0	0	0	0	84	66	75	2	1	0	228

Enrolment By Grade and Gender

Gender	Grade														Total
	K	1	2	3	4	5	6	7	8	9	10	11	12	4th	
Male	0	0	0	0	0	0	0	0	0	0	42	33	41	0	116
Female	0	0	0	0	0	0	0	0	0	0	43	35	34	0	112
Total	0	0	0	0	0	0	0	0	0	0	85	68	75	0	228

Enrolment By Grade
For 190 - Lewisporte Collegiate, Lewisporte



* Data from the 2018-2019 AGR(Enrolment/Age as of the last day in Sept./Dec.)

** Newfoundland Statistics Classification System

NLESD - Central Region

#192 - Lumsden Academy, Lumsden

Classification: Rural
Offers Distance Education: No

Grades: K-9 Number of Grades: 10

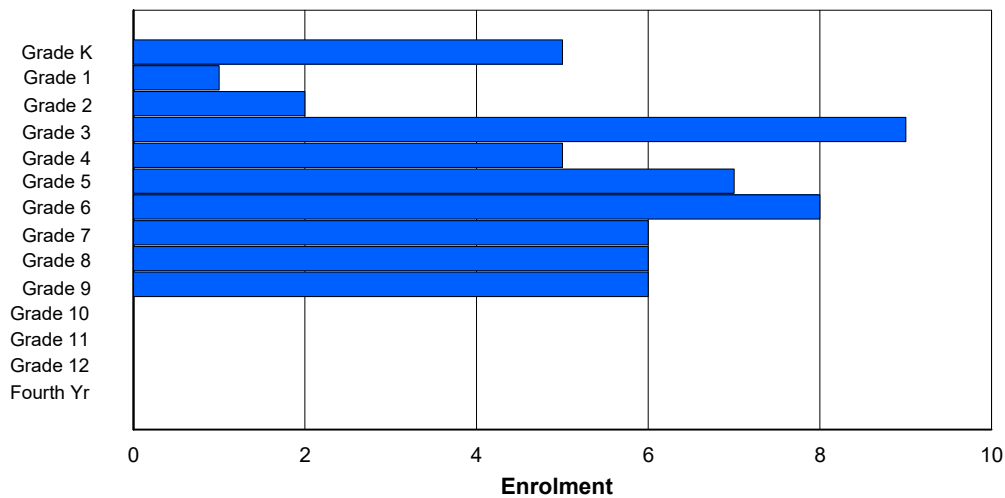
Enrolment By Age and Gender

Gender	Age																Total
	5	6	7	8	9	10	11	12	13	14	15	16	17	18	19	20>	
Male	5	0	0	4	3	5	4	2	2	5	0	0	0	0	0	0	30
Female	0	1	2	5	2	2	4	4	4	1	0	0	0	0	0	0	25
Total	5	1	2	9	5	7	8	6	6	6	0	0	0	0	0	0	55

Enrolment By Grade and Gender

Gender	K	Grade													Total
		1	2	3	4	5	6	7	8	9	10	11	12	4th	
Male	5	0	0	4	3	5	4	2	2	5	0	0	0	0	30
Female	0	1	2	5	2	2	4	4	4	1	0	0	0	0	25
Total	5	1	2	9	5	7	8	6	6	6	0	0	0	0	55

Enrolment By Grade
For 192 - Lumsden Academy, Lumsden



* Data from the 2018-2019 AGR(Enrolment/Age as of the last day in Sept./Dec.)

** Newfoundland Statistics Classification System

NLESD - Central Region

#194 - Gill Memorial Academy, Musgrave Harbour

Classification: Rural
Offers Distance Education: Yes

Grades: K-12 Number of Grades: 13

Enrolment By Age and Gender

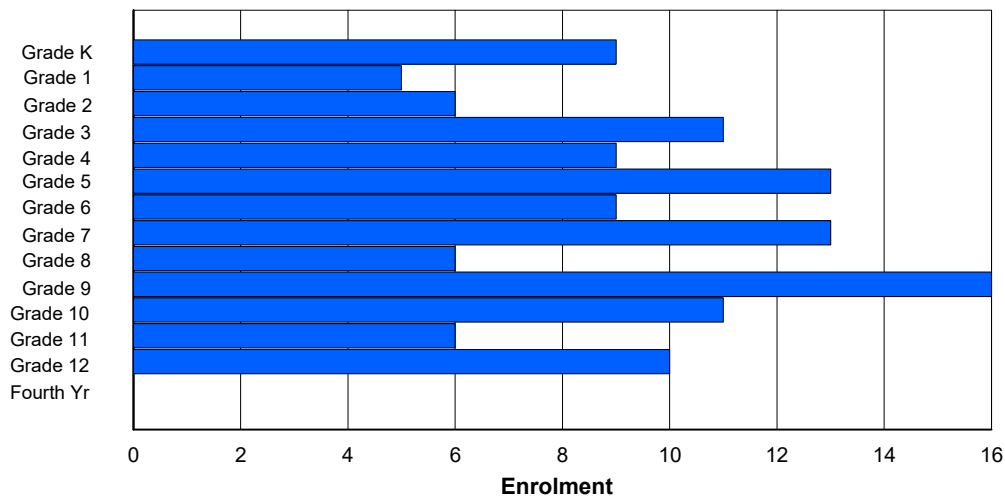
Gender	Age																	Total
	5	6	7	8	9	10	11	12	13	14	15	16	17	18	19	20>		
Male	3	4	2	9	4	4	3	6	5	7	8	2	7	0	0	0	64	
Female	6	1	4	2	5	9	6	7	1	9	2	5	3	0	0	0	60	
Total	9	5	6	11	9	13	9	13	6	16	10	7	10	0	0	0	124	

Enrolment By Grade and Gender

Gender	Grade															Total
	K	1	2	3	4	5	6	7	8	9	10	11	12	4th		
Male	3	4	2	9	4	4	3	6	5	7	9	1	7	0	64	
Female	6	1	4	2	5	9	6	7	1	9	2	5	3	0	60	
Total	9	5	6	11	9	13	9	13	6	16	11	6	10	0	124	

Enrolment By Grade

For 194 - Gill Memorial Academy, Musgrave Harbour



* Data from the 2018-2019 AGR(Enrolment/Age as of the last day in Sept./Dec.)

** Newfoundland Statistics Classification System

NLESD - Central Region

#196 - St. Gabriel's All Grade, St. Brendan's

Classification: Rural
Offers Distance Education: Yes

Grades: 3,5,8,12 Number of Grades: 4

Enrolment By Age and Gender

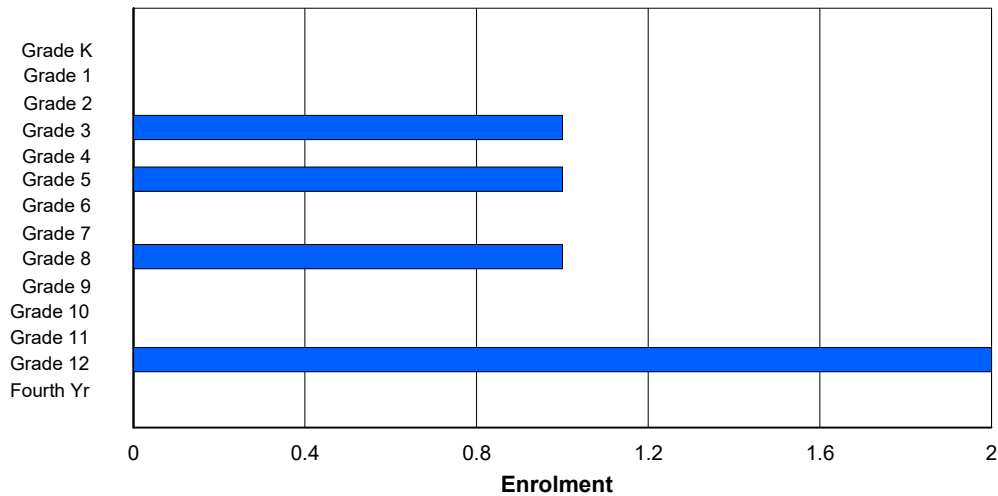
Gender	Age																Total
	5	6	7	8	9	10	11	12	13	14	15	16	17	18	19	20>	
Male	0	0	0	0	0	1	0	0	0	0	0	0	1	0	0	0	2
Female	0	0	0	1	0	0	0	0	1	0	0	0	1	0	0	0	3
Total	0	0	0	1	0	1	0	0	1	0	0	0	2	0	0	0	5

Enrolment By Grade and Gender

Gender	Grade														Total
	K	1	2	3	4	5	6	7	8	9	10	11	12	4th	
Male	0	0	0	0	0	1	0	0	0	0	0	0	1	0	2
Female	0	0	0	1	0	0	0	0	1	0	0	0	1	0	3
Total	0	0	0	1	0	1	0	0	1	0	0	0	2	0	5

Enrolment By Grade

For 196 - St. Gabriel's All Grade, St. Brendan's



* Data from the 2018-2019 AGR(Enrolment/Age as of the last day in Sept./Dec.)

** Newfoundland Statistics Classification System

NLESD - Central Region

#201 - J.M. Olds Collegiate, Twillingate

Classification: Rural
Offers Distance Education: Yes

Grades: 7-12 Number of Grades: 6

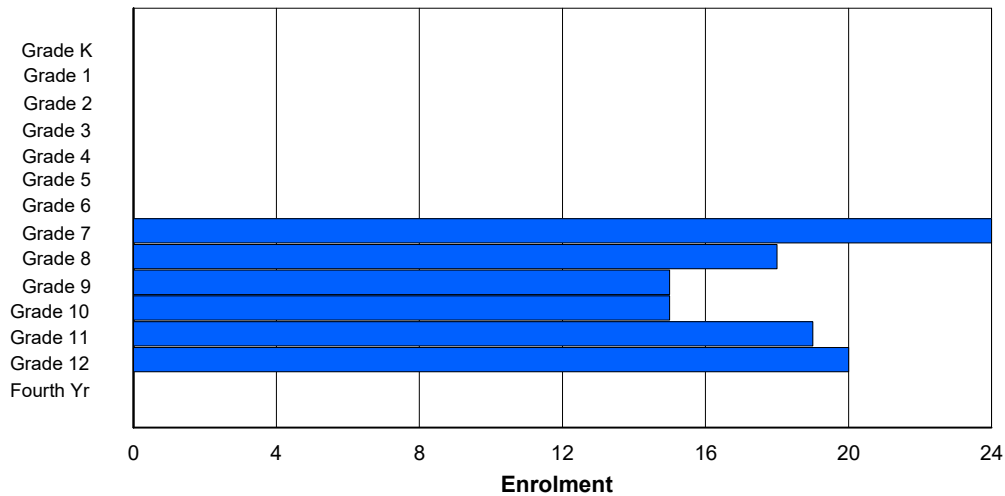
Enrolment By Age and Gender

Gender	Age																Total
	5	6	7	8	9	10	11	12	13	14	15	16	17	18	19	20>	
Male	0	0	0	0	0	0	0	15	9	11	10	9	13	0	0	0	67
Female	0	0	0	0	0	0	0	8	10	4	6	8	8	0	0	0	44
Total	0	0	0	0	0	0	0	23	19	15	16	17	21	0	0	0	111

Enrolment By Grade and Gender

Gender	Grade														Total
	K	1	2	3	4	5	6	7	8	9	10	11	12	4th	
Male	0	0	0	0	0	0	0	16	8	11	9	11	12	0	67
Female	0	0	0	0	0	0	0	8	10	4	6	8	8	0	44
Total	0	0	0	0	0	0	0	24	18	15	15	19	20	0	111

Enrolment By Grade
For 201 - J.M. Olds Collegiate, Twillingate



* Data from the 2018-2019 AGR(Enrolment/Age as of the last day in Sept./Dec.)

** Newfoundland Statistics Classification System

NLESD - Central Region

#202 - Twillingate Island Elementary, Twillingate

Classification: Rural
Offers Distance Education: No

Grades: K-6 Number of Grades: 7

Enrolment By Age and Gender

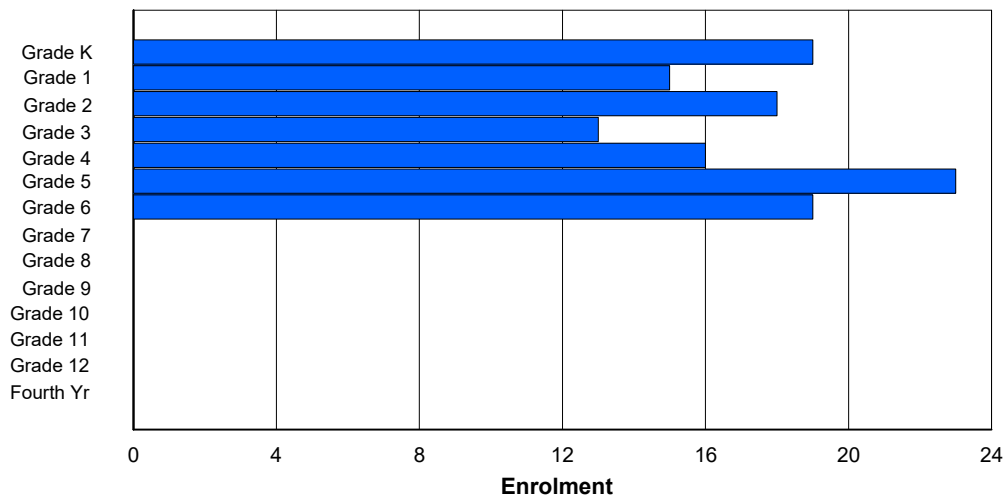
Gender	Age																Total
	5	6	7	8	9	10	11	12	13	14	15	16	17	18	19	20>	
Male	11	8	8	7	9	13	12	0	0	0	0	0	0	0	0	0	68
Female	8	7	10	6	7	8	9	0	0	0	0	0	0	0	0	0	55
Total	19	15	18	13	16	21	21	0	0	0	0	0	0	0	0	0	123

Enrolment By Grade and Gender

Gender	Grade														Total
	K	1	2	3	4	5	6	7	8	9	10	11	12	4th	
Male	11	8	8	7	9	14	11	0	0	0	0	0	0	0	68
Female	8	7	10	6	7	9	8	0	0	0	0	0	0	0	55
Total	19	15	18	13	16	23	19	0	0	0	0	0	0	0	123

Enrolment By Grade

For 202 - Twillingate Island Elementary, Twillingate



* Data from the 2018-2019 AGR(Enrolment/Age as of the last day in Sept./Dec.)

** Newfoundland Statistics Classification System

NLESD - Central Region

#204 - Pearson Academy, Wesleyville

Classification: Rural
Offers Distance Education: Yes

Grades: K-12 Number of Grades: 13

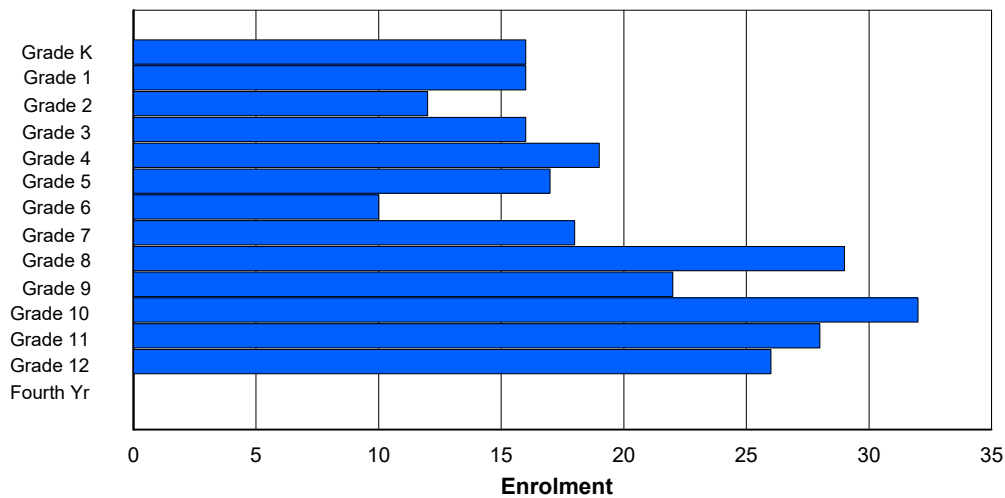
Enrolment By Age and Gender

Gender	Age																	Total
	5	6	7	8	9	10	11	12	13	14	15	16	17	18	19	20>		
Male	7	8	6	12	8	12	6	10	12	12	13	17	18	0	0	0	141	
Female	9	8	6	4	11	5	4	8	17	10	19	10	9	0	0	0	120	
Total	16	16	12	16	19	17	10	18	29	22	32	27	27	0	0	0	261	

Enrolment By Grade and Gender

Gender	Grade														Total
	K	1	2	3	4	5	6	7	8	9	10	11	12	4th	
Male	7	8	6	12	8	12	6	10	12	12	13	17	18	0	141
Female	9	8	6	4	11	5	4	8	17	10	19	11	8	0	120
Total	16	16	12	16	19	17	10	18	29	22	32	28	26	0	261

Enrolment By Grade
For 204 - Pearson Academy, Wesleyville



* Data from the 2018-2019 AGR(Enrolment/Age as of the last day in Sept./Dec.)

** Newfoundland Statistics Classification System

NLESD - Central Region

#206 - Riverwood Academy, Wing's Point

Classification: Rural
Offers Distance Education: Yes

Grades: K-12 Number of Grades: 13

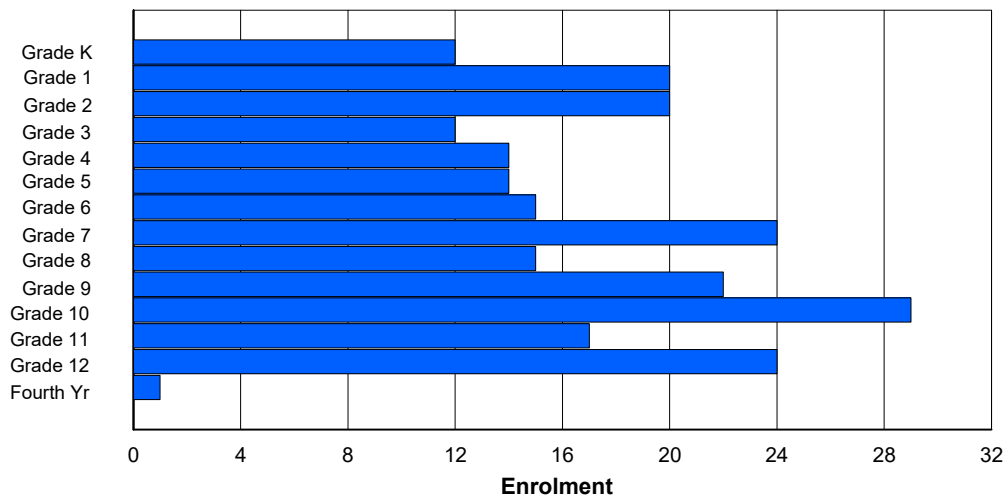
Enrolment By Age and Gender

Gender	Age																Total
	5	6	7	8	9	10	11	12	13	14	15	16	17	18	19	20>	
Male	8	12	11	7	6	7	7	11	11	10	11	9	14	1	0	0	125
Female	4	8	9	5	8	7	8	13	4	11	18	8	11	0	0	0	114
Total	12	20	20	12	14	14	15	24	15	21	29	17	25	1	0	0	239

Enrolment By Grade and Gender

Gender	Grade														Total
	K	1	2	3	4	5	6	7	8	9	10	11	12	4th	
Male	8	12	11	7	6	7	7	11	11	10	11	10	13	1	125
Female	4	8	9	5	8	7	8	13	4	12	18	7	11	0	114
Total	12	20	20	12	14	14	15	24	15	22	29	17	24	1	239

Enrolment By Grade
For 206 - Riverwood Academy, Wing's Point



* Data from the 2018-2019 AGR(Enrolment/Age as of the last day in Sept./Dec.)

** Newfoundland Statistics Classification System

NLESD - Central Region

#209 - Pearce Junior High School, Salt Pond

Classification: Rural
Offers Distance Education: No

Grades: 8-9 Number of Grades: 2

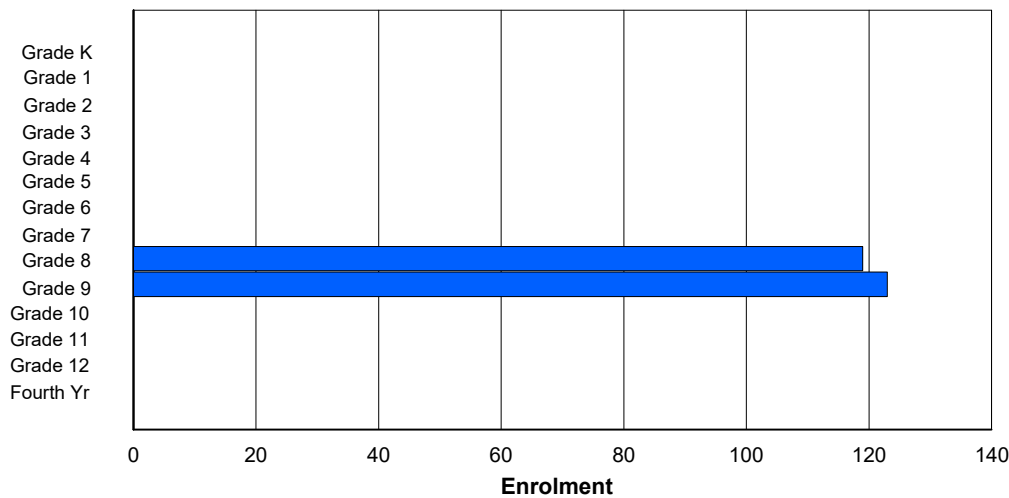
Enrolment By Age and Gender

Gender	Age																Total
	5	6	7	8	9	10	11	12	13	14	15	16	17	18	19	20>	
Male	0	0	0	0	0	0	0	0	54	59	2	0	0	0	0	0	115
Female	0	0	0	0	0	0	0	0	64	62	1	0	0	0	0	0	127
Total	0	0	0	0	0	0	0	0	118	121	3	0	0	0	0	0	242

Enrolment By Grade and Gender

Gender	Grade														Total
	K	1	2	3	4	5	6	7	8	9	10	11	12	4th	
Male	0	0	0	0	0	0	0	0	55	60	0	0	0	0	115
Female	0	0	0	0	0	0	0	0	64	63	0	0	0	0	127
Total	0	0	0	0	0	0	0	0	119	123	0	0	0	0	242

Enrolment By Grade
For 209 - Pearce Junior High School, Salt Pond



* Data from the 2018-2019 AGR(Enrolment/Age as of the last day in Sept./Dec.)

** Newfoundland Statistics Classification System

NLESD - Central Region

#213 - Lake Academy, Fortune

Classification: Rural
Offers Distance Education: No

Grades: K-7 Number of Grades: 8

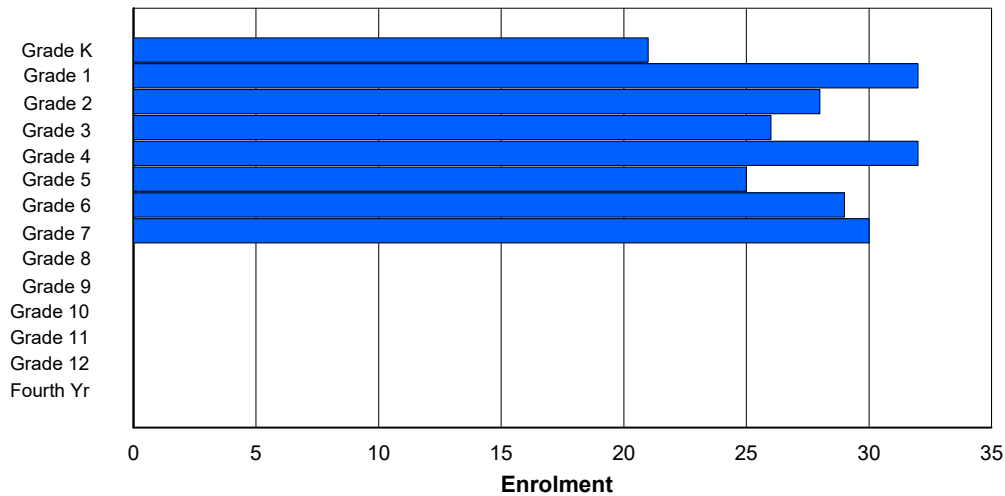
Enrolment By Age and Gender

Gender	<u>Age</u>																Total
	5	6	7	8	9	10	11	12	13	14	15	16	17	18	19	20>	
Male	9	16	15	12	13	12	11	16	0	0	0	0	0	0	0	0	104
Female	8	20	13	14	18	14	18	14	0	0	0	0	0	0	0	0	119
Total	17	36	28	26	31	26	29	30	0	0	0	0	0	0	0	0	223

Enrolment By Grade and Gender

Gender	<u>Grade</u>														Total
	K	1	2	3	4	5	6	7	8	9	10	11	12	4th	
Male	12	13	15	12	14	11	11	16	0	0	0	0	0	0	104
Female	9	19	13	14	18	14	18	14	0	0	0	0	0	0	119
Total	21	32	28	26	32	25	29	30	0	0	0	0	0	0	223

Enrolment By Grade
For 213 - Lake Academy, Fortune



* Data from the 2018-2019 AGR(Enrolment/Age as of the last day in Sept./Dec.)

** Newfoundland Statistics Classification System

NLESD - Central Region

#214 - John Burke High School, Grand Bank

Classification: Rural
Offers Distance Education: Yes

Grades: 8-12 Number of Grades: 5

Enrolment By Age and Gender

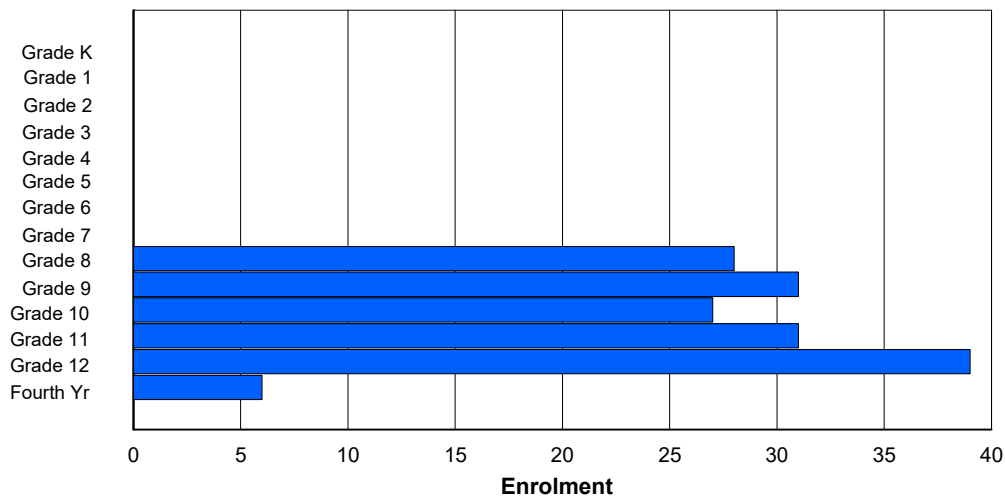
Gender	Age																	Total
	5	6	7	8	9	10	11	12	13	14	15	16	17	18	19	20>		
Male	0	0	0	0	0	0	0	0	14	7	14	18	17	5	0	1	76	
Female	0	0	0	0	0	0	0	0	14	22	15	13	21	0	1	0	86	
Total	0	0	0	0	0	0	0	0	28	29	29	31	38	5	1	1	162	

Enrolment By Grade and Gender

Gender	Grade															Total
	K	1	2	3	4	5	6	7	8	9	10	11	12	4th		
Male	0	0	0	0	0	0	0	0	14	9	12	18	18	5	76	
Female	0	0	0	0	0	0	0	0	14	22	15	13	21	1	86	
Total	0	0	0	0	0	0	0	0	28	31	27	31	39	6	162	

Enrolment By Grade

For 214 - John Burke High School, Grand Bank



* Data from the 2018-2019 AGR(Enrolment/Age as of the last day in Sept./Dec.)

** Newfoundland Statistics Classification System

NLESD - Central Region

#218 - St. Joseph's Academy, Lamaline

Classification: Rural
Offers Distance Education: Yes

Grades: K-12

Number of Grades: 13

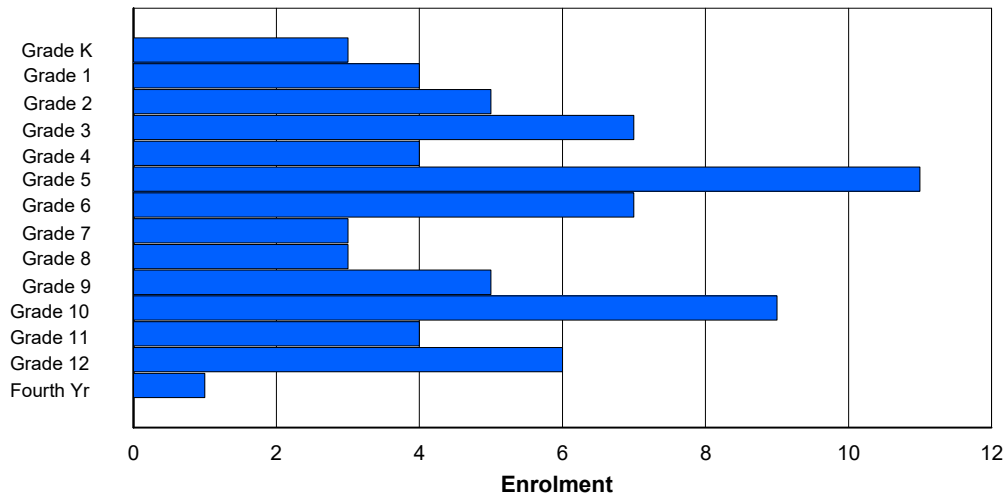
Enrolment By Age and Gender

Gender	Age																	Total
	5	6	7	8	9	10	11	12	13	14	15	16	17	18	19	20>		
Male	0	3	1	4	3	9	5	1	3	1	5	1	2	0	0	0	38	
Female	3	1	4	3	1	2	2	2	0	3	5	3	4	0	0	1	34	
Total	3	4	5	7	4	11	7	3	3	4	10	4	6	0	0	1	72	

Enrolment By Grade and Gender

Gender	Grade														Total
	K	1	2	3	4	5	6	7	8	9	10	11	12	4th	
Male	0	3	1	4	3	9	5	1	3	1	5	1	2	0	38
Female	3	1	4	3	1	2	2	2	0	4	4	3	4	1	34
Total	3	4	5	7	4	11	7	3	3	5	9	4	6	1	72

Enrolment By Grade
For 218 - St. Joseph's Academy, Lamaline



* Data from the 2018-2019 AGR(Enrolment/Age as of the last day in Sept./Dec.)

** Newfoundland Statistics Classification System

NLESD - Central Region

#219 - Marystown Central High School, Marystown

Classification: Urban
Offers Distance Education: No

Grades: 10-12 Number of Grades: 3

Enrolment By Age and Gender

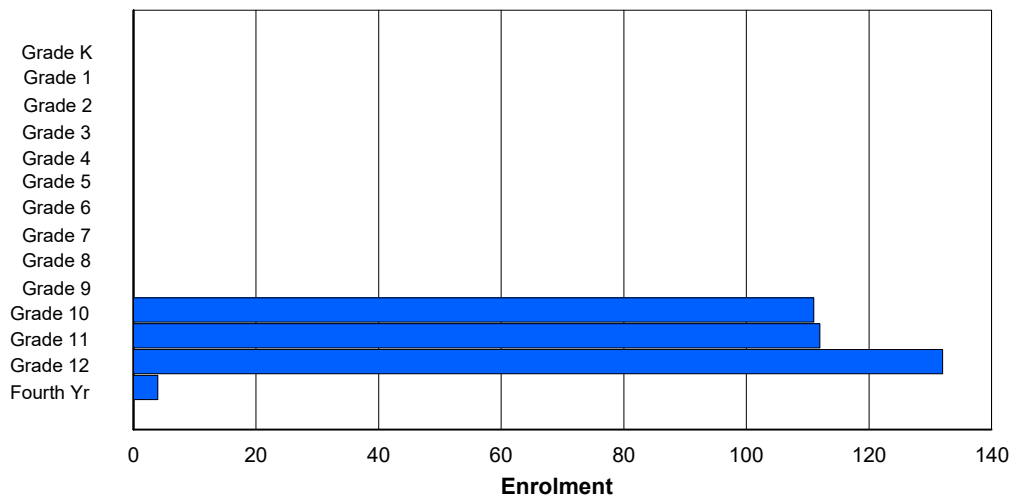
Gender	Age																	Total
	5	6	7	8	9	10	11	12	13	14	15	16	17	18	19	20>		
Male	0	0	0	0	0	0	0	0	0	0	55	52	50	11	2	1	171	
Female	0	0	0	0	0	0	0	0	0	0	51	60	76	1	0	0	188	
Total	0	0	0	0	0	0	0	0	0	0	106	112	126	12	2	1	359	

Enrolment By Grade and Gender

Gender	Grade															Total
	K	1	2	3	4	5	6	7	8	9	10	11	12	4th		
Male	0	0	0	0	0	0	0	0	0	0	59	50	58	4	171	
Female	0	0	0	0	0	0	0	0	0	0	52	62	74	0	188	
Total	0	0	0	0	0	0	0	0	0	0	111	112	132	4	359	

Enrolment By Grade

For 219 - Marystown Central High School, Marystown



* Data from the 2018-2019 AGR(Enrolment/Age as of the last day in Sept./Dec.)

** Newfoundland Statistics Classification System

NLESD - Central Region

#220 - Sacred Heart Academy, Marystown

Classification: Urban
Offers Distance Education: No

Grades: K-7 Number of Grades: 8

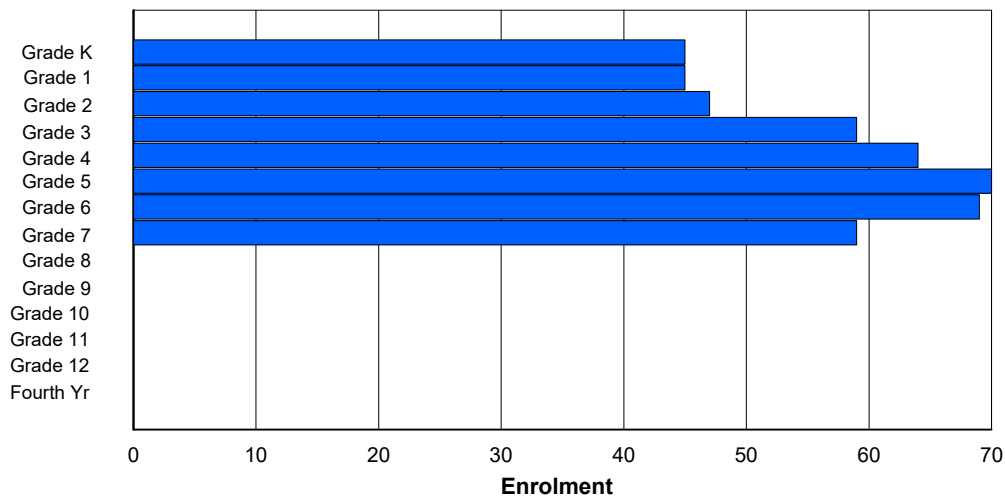
Enrolment By Age and Gender

Gender	Age																	Total
	5	6	7	8	9	10	11	12	13	14	15	16	17	18	19	20>		
Male	19	23	23	35	30	42	37	32	0	0	0	0	0	0	0	0	241	
Female	26	21	25	24	33	28	32	27	1	0	0	0	0	0	0	0	217	
Total	45	44	48	59	63	70	69	59	1	0	0	0	0	0	0	0	458	

Enrolment By Grade and Gender

Gender	Grade															Total
	K	1	2	3	4	5	6	7	8	9	10	11	12	4th		
Male	19	23	23	35	31	41	37	32	0	0	0	0	0	0	241	
Female	26	22	24	24	33	29	32	27	0	0	0	0	0	0	217	
Total	45	45	47	59	64	70	69	59	0	0	0	0	0	0	458	

Enrolment By Grade
For 220 - Sacred Heart Academy, Marystown



* Data from the 2018-2019 AGR(Enrolment/Age as of the last day in Sept./Dec.)

** Newfoundland Statistics Classification System

NLESD - Central Region

#223 - Christ the King School, Rushoon

Classification: Rural
Offers Distance Education: Yes

Grades: K-12 Number of Grades: 13

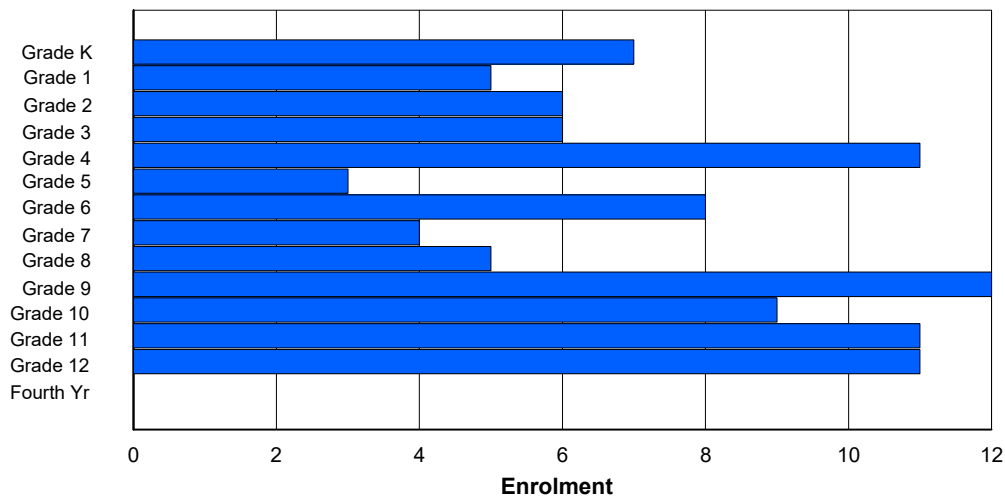
Enrolment By Age and Gender

Gender	Age																Total
	5	6	7	8	9	10	11	12	13	14	15	16	17	18	19	20>	
Male	6	3	4	6	7	1	4	1	3	6	6	7	4	1	0	0	59
Female	1	2	2	0	4	2	5	2	2	5	4	4	6	0	0	0	39
Total	7	5	6	6	11	3	9	3	5	11	10	11	10	1	0	0	98

Enrolment By Grade and Gender

Gender	Grade														Total
	K	1	2	3	4	5	6	7	8	9	10	11	12	4th	
Male	6	3	4	6	7	1	3	2	3	6	6	7	5	0	59
Female	1	2	2	0	4	2	5	2	2	6	3	4	6	0	39
Total	7	5	6	6	11	3	8	4	5	12	9	11	11	0	98

Enrolment By Grade
For 223 - Christ the King School, Rushoon



* Data from the 2018-2019 AGR(Enrolment/Age as of the last day in Sept./Dec.)

** Newfoundland Statistics Classification System

NLESD - Central Region

#224 - Donald C. Jamieson Academy, Burin Bay Arm

Classification: Rural
Offers Distance Education: No

Grades: K-7 Number of Grades: 8

Enrolment By Age and Gender

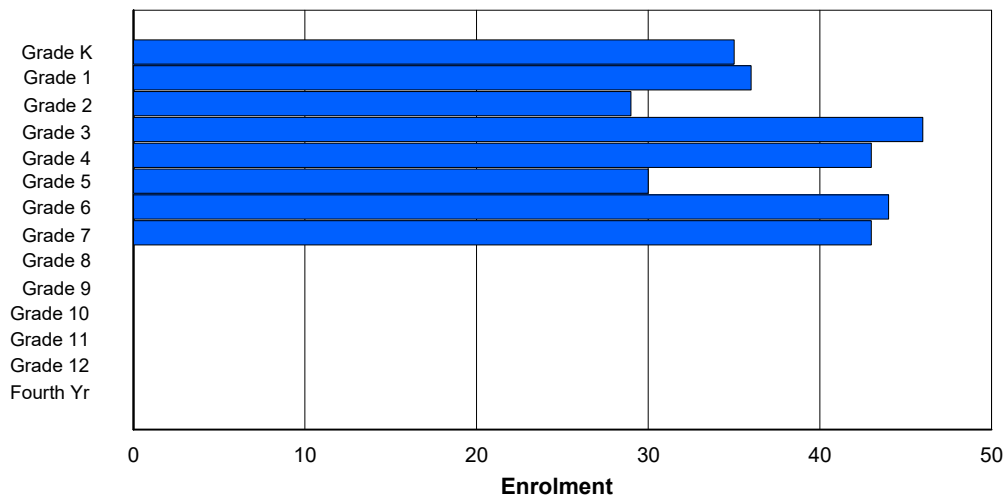
Gender	Age																Total
	5	6	7	8	9	10	11	12	13	14	15	16	17	18	19	20>	
Male	21	23	20	21	18	15	24	26	2	0	0	0	0	0	0	0	170
Female	14	10	12	27	22	16	20	15	0	0	0	0	0	0	0	0	136
Total	35	33	32	48	40	31	44	41	2	0	0	0	0	0	0	0	306

Enrolment By Grade and Gender

Gender	Grade														Total
	K	1	2	3	4	5	6	7	8	9	10	11	12	4th	
Male	21	26	17	20	20	14	24	28	0	0	0	0	0	0	170
Female	14	10	12	26	23	16	20	15	0	0	0	0	0	0	136
Total	35	36	29	46	43	30	44	43	0	0	0	0	0	0	306

Enrolment By Grade

For 224 - Donald C. Jamieson Academy, Burin Bay Arm



* Data from the 2018-2019 AGR(Enrolment/Age as of the last day in Sept./Dec.)

** Newfoundland Statistics Classification System

NLESD - Central Region

#225 - St. Anne's School, South East Bight

Classification: Rural
Offers Distance Education: Yes

Grades: 1-6,9-10 Number of Grades: 8

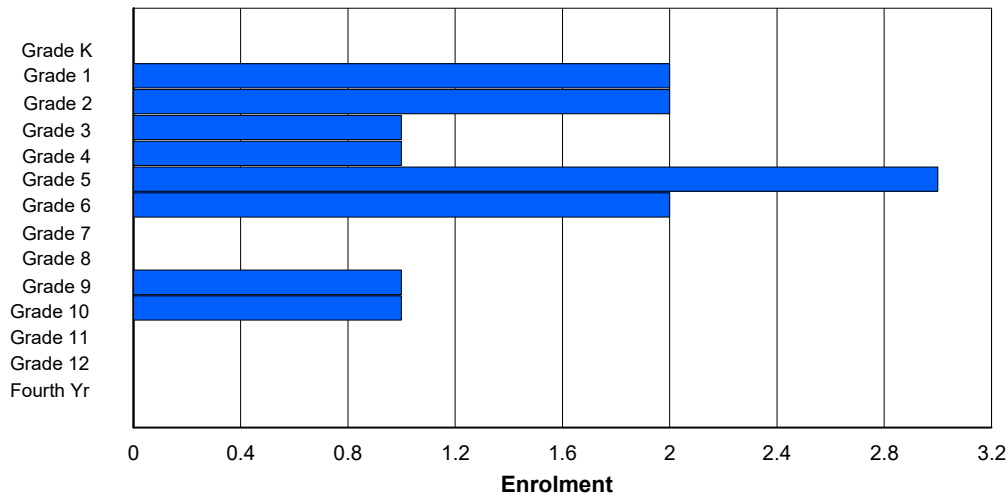
Enrolment By Age and Gender

Gender	Age																Total
	5	6	7	8	9	10	11	12	13	14	15	16	17	18	19	20>	
Male	0	1	1	0	0	1	0	0	0	1	0	0	0	0	0	0	4
Female	0	1	1	1	1	2	2	0	0	0	1	0	0	0	0	0	9
Total	0	2	2	1	1	3	2	0	0	1	1	0	0	0	0	0	13

Enrolment By Grade and Gender

Gender	Grade														Total
	K	1	2	3	4	5	6	7	8	9	10	11	12	4th	
Male	0	1	1	0	0	1	0	0	0	1	0	0	0	0	4
Female	0	1	1	1	1	2	2	0	0	0	1	0	0	0	9
Total	0	2	2	1	1	3	2	0	0	1	1	0	0	0	13

Enrolment By Grade
For 225 - St. Anne's School, South East Bight



* Data from the 2018-2019 AGR(Enrolment/Age as of the last day in Sept./Dec.)

** Newfoundland Statistics Classification System

NLESD - Central Region

#226 - Fortune Bay Academy, St. Bernard's - Jacques Fontaine

Classification: Rural
Offers Distance Education: Yes

Grades: K-12

Number of Grades: 13

Enrolment By Age and Gender

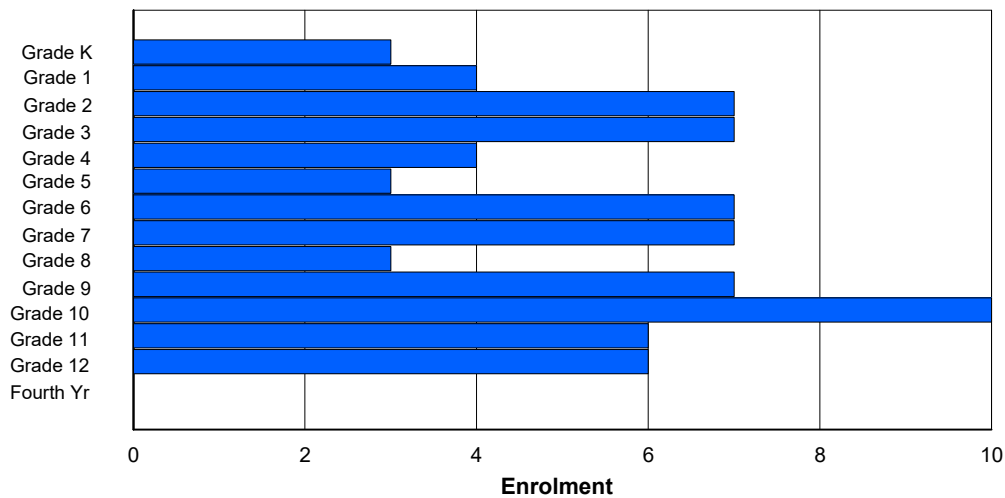
Gender	Age																Total
	5	6	7	8	9	10	11	12	13	14	15	16	17	18	19	20>	
Male	3	2	5	5	3	1	5	3	1	3	7	4	2	0	0	0	44
Female	0	2	2	2	1	2	2	4	2	4	3	2	4	0	0	0	30
Total	3	4	7	7	4	3	7	7	3	7	10	6	6	0	0	0	74

Enrolment By Grade and Gender

Gender	Grade														Total
	K	1	2	3	4	5	6	7	8	9	10	11	12	4th	
Male	3	2	5	5	3	1	5	3	1	3	7	4	2	0	44
Female	0	2	2	2	1	2	2	4	2	4	3	2	4	0	30
Total	3	4	7	7	4	3	7	7	3	7	10	6	6	0	74

Enrolment By Grade

For 226 - Fortune Bay Academy, St. Bernard's - Jacques Fontaine



* Data from the 2018-2019 AGR(Enrolment/Age as of the last day in Sept./Dec.)

** Newfoundland Statistics Classification System

NLESD - Central Region

#228 - St. Lawrence Academy, St. Lawrence

Classification: Rural
Offers Distance Education: Yes

Grades: K-12 Number of Grades: 13

Enrolment By Age and Gender

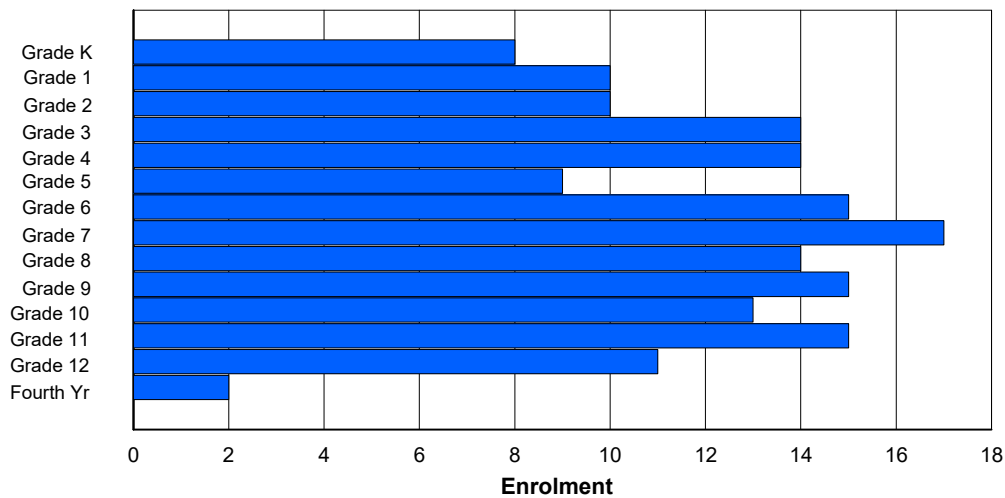
Gender	Age																Total
	5	6	7	8	9	10	11	12	13	14	15	16	17	18	19	20>	
Male	5	4	4	7	7	8	7	8	11	10	7	9	6	4	0	0	97
Female	3	5	7	7	7	1	8	9	3	5	5	6	3	1	0	0	70
Total	8	9	11	14	14	9	15	17	14	15	12	15	9	5	0	0	167

Enrolment By Grade and Gender

Gender	Grade														Total
	K	1	2	3	4	5	6	7	8	9	10	11	12	4th	
Male	5	4	4	7	7	8	7	8	11	10	8	9	8	1	97
Female	3	6	6	7	7	1	8	9	3	5	5	6	3	1	70
Total	8	10	10	14	14	9	15	17	14	15	13	15	11	2	167

Enrolment By Grade

For 228 - St. Lawrence Academy, St. Lawrence



* Data from the 2018-2019 AGR(Enrolment/Age as of the last day in Sept./Dec.)

** Newfoundland Statistics Classification System

NLESD - Central Region

#229 - St. Joseph's All Grade, Terrenceville

Classification: Rural
Offers Distance Education: Yes

Grades: K-12 Number of Grades: 13

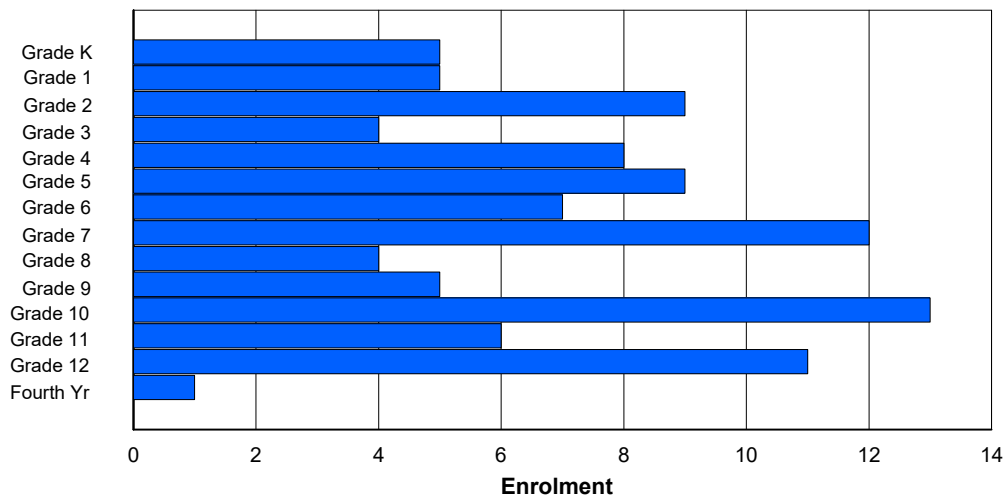
Enrolment By Age and Gender

Gender	Age																	Total
	5	6	7	8	9	10	11	12	13	14	15	16	17	18	19	20>		
Male	3	3	4	1	2	6	3	8	2	1	4	5	6	1	0	0	49	
Female	2	2	5	3	6	3	4	3	3	3	8	2	5	1	0	0	50	
Total	5	5	9	4	8	9	7	11	5	4	12	7	11	2	0	0	99	

Enrolment By Grade and Gender

Gender	Grade															Total
	K	1	2	3	4	5	6	7	8	9	10	11	12	4th		
Male	3	3	4	1	2	6	3	8	2	2	4	4	7	0	49	
Female	2	2	5	3	6	3	4	4	2	3	9	2	4	1	50	
Total	5	5	9	4	8	9	7	12	4	5	13	6	11	1	99	

Enrolment By Grade
For 229 - St. Joseph's All Grade, Terrenceville



* Data from the 2018-2019 AGR(Enrolment/Age as of the last day in Sept./Dec.)

** Newfoundland Statistics Classification System

NLESD - Central Region

#231 - Discovery Collegiate, Bonavista

Classification: Rural
Offers Distance Education: No

Grades: 7-12

Number of Grades: 6

Enrolment By Age and Gender

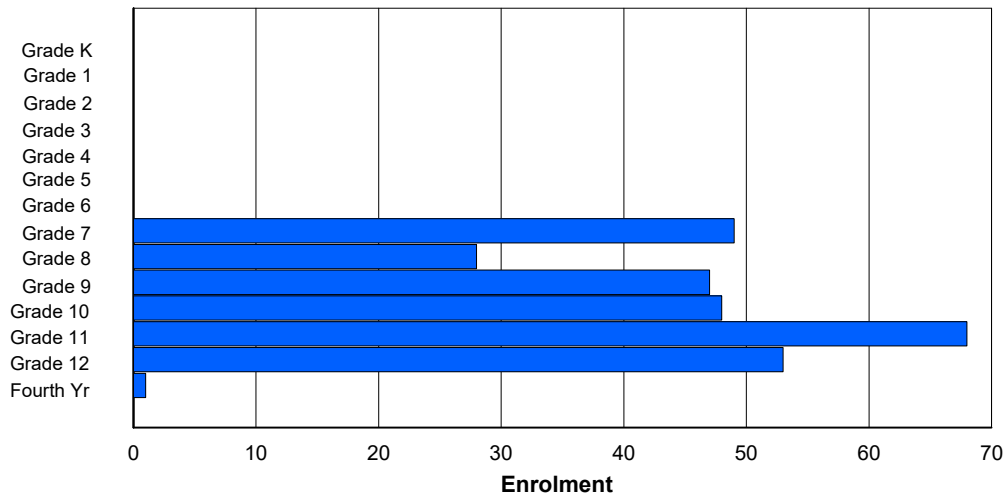
Gender	Age																Total
	5	6	7	8	9	10	11	12	13	14	15	16	17	18	19	20>	
Male	0	0	0	0	0	0	0	22	17	23	28	32	30	1	0	2	155
Female	0	0	0	0	0	0	0	26	10	25	18	33	26	1	0	0	139
Total	0	0	0	0	0	0	0	48	27	48	46	65	56	2	0	2	294

Enrolment By Grade and Gender

Gender	Grade														Total
	K	1	2	3	4	5	6	7	8	9	10	11	12	4th	
Male	0	0	0	0	0	0	0	23	17	23	28	35	28	1	155
Female	0	0	0	0	0	0	0	26	11	24	20	33	25	0	139
Total	0	0	0	0	0	0	0	49	28	47	48	68	53	1	294

Enrolment By Grade

For 231 - Discovery Collegiate, Bonavista



* Data from the 2018-2019 AGR(Enrolment/Age as of the last day in Sept./Dec.)

** Newfoundland Statistics Classification System

NLESD - Central Region

#232 - Matthew Elementary School, Bonavista

Classification: Rural
Offers Distance Education: No

Grades: K-6 Number of Grades: 7

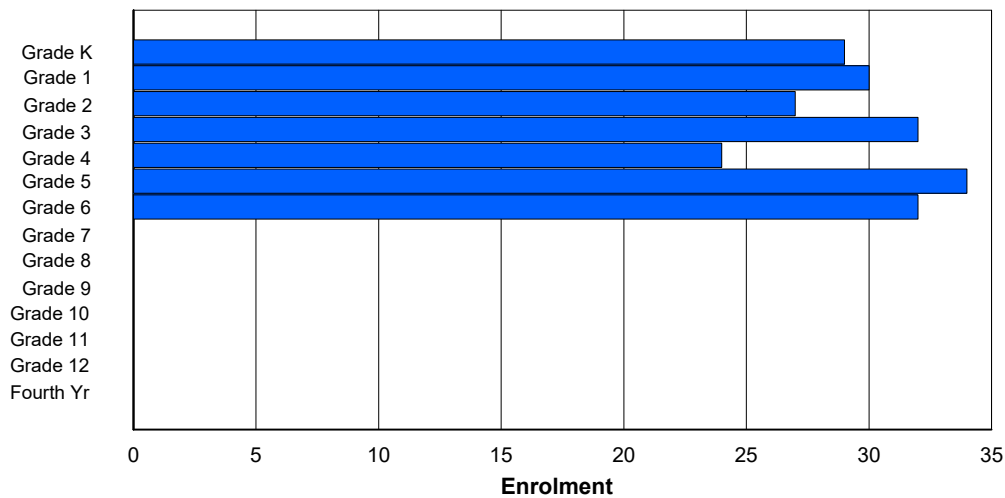
Enrolment By Age and Gender

Gender	Age																Total
	5	6	7	8	9	10	11	12	13	14	15	16	17	18	19	20>	
Male	15	16	16	15	12	15	17	1	0	0	0	0	0	0	0	0	107
Female	14	14	11	16	13	19	14	0	0	0	0	0	0	0	0	0	101
Total	29	30	27	31	25	34	31	1	0	0	0	0	0	0	0	0	208

Enrolment By Grade and Gender

Gender	Grade														Total
	K	1	2	3	4	5	6	7	8	9	10	11	12	4th	
Male	15	16	16	16	11	15	18	0	0	0	0	0	0	0	107
Female	14	14	11	16	13	19	14	0	0	0	0	0	0	0	101
Total	29	30	27	32	24	34	32	0	0	0	0	0	0	0	208

Enrolment By Grade
For 232 - Matthew Elementary School, Bonavista



* Data from the 2018-2019 AGR(Enrolment/Age as of the last day in Sept./Dec.)

** Newfoundland Statistics Classification System

NLESD - Central Region

#234 - Catalina Elementary School, Catalina

Classification: Rural
Offers Distance Education: No

Grades: K-8 Number of Grades: 9

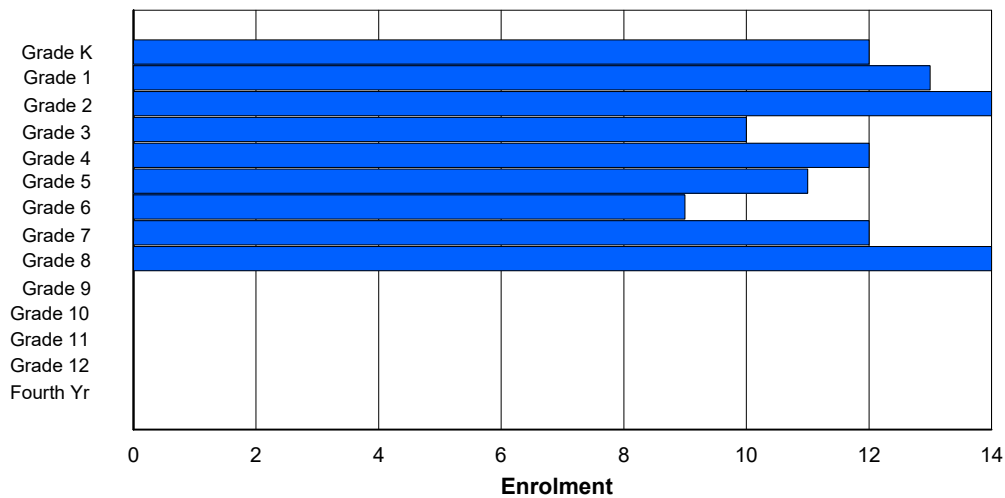
Enrolment By Age and Gender

Gender	Age																Total
	5	6	7	8	9	10	11	12	13	14	15	16	17	18	19	20>	
Male	5	2	6	5	6	6	3	6	8	0	0	0	0	0	0	0	47
Female	6	12	8	5	6	5	6	6	6	0	0	0	0	0	0	0	60
Total	11	14	14	10	12	11	9	12	14	0	0	0	0	0	0	0	107

Enrolment By Grade and Gender

Gender	Grade														Total
	K	1	2	3	4	5	6	7	8	9	10	11	12	4th	
Male	5	2	6	5	6	6	3	6	8	0	0	0	0	0	47
Female	7	11	8	5	6	5	6	6	6	0	0	0	0	0	60
Total	12	13	14	10	12	11	9	12	14	0	0	0	0	0	107

Enrolment By Grade
For 234 - Catalina Elementary School, Catalina



* Data from the 2018-2019 AGR(Enrolment/Age as of the last day in Sept./Dec.)

** Newfoundland Statistics Classification System

NLESD - Central Region

#235 - Clarenville High School, Clarenville

Classification: Urban
Offers Distance Education: Yes

Grades: 10-12 Number of Grades: 3

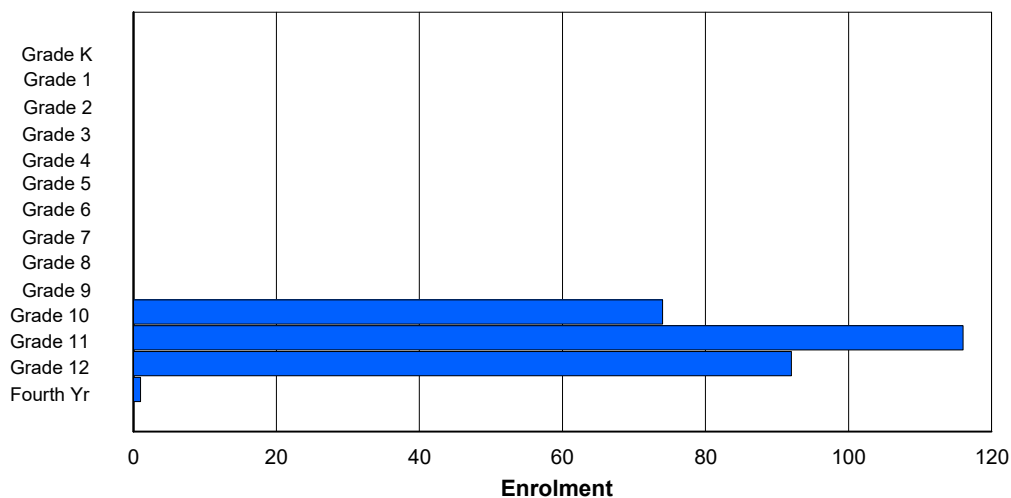
Enrolment By Age and Gender

Gender	Age																	Total
	5	6	7	8	9	10	11	12	13	14	15	16	17	18	19	20>		
Male	0	0	0	0	0	0	0	0	0	0	36	63	41	3	0	0	143	
Female	0	0	0	0	0	0	0	0	0	0	36	53	50	0	0	1	140	
Total	0	0	0	0	0	0	0	0	0	0	72	116	91	3	0	1	283	

Enrolment By Grade and Gender

Gender	Grade														Total
	K	1	2	3	4	5	6	7	8	9	10	11	12	4th	
Male	0	0	0	0	0	0	0	0	0	0	37	64	42	0	143
Female	0	0	0	0	0	0	0	0	0	0	37	52	50	1	140
Total	0	0	0	0	0	0	0	0	0	0	74	116	92	1	283

Enrolment By Grade
For 235 - Clarenville High School, Clarenville



* Data from the 2018-2019 AGR(Enrolment/Age as of the last day in Sept./Dec.)

** Newfoundland Statistics Classification System

NLESD - Central Region

#237 - Anthony Paddon Elementary, Musgravetown

Classification: Rural
Offers Distance Education: No

Grades: K-6 Number of Grades: 7

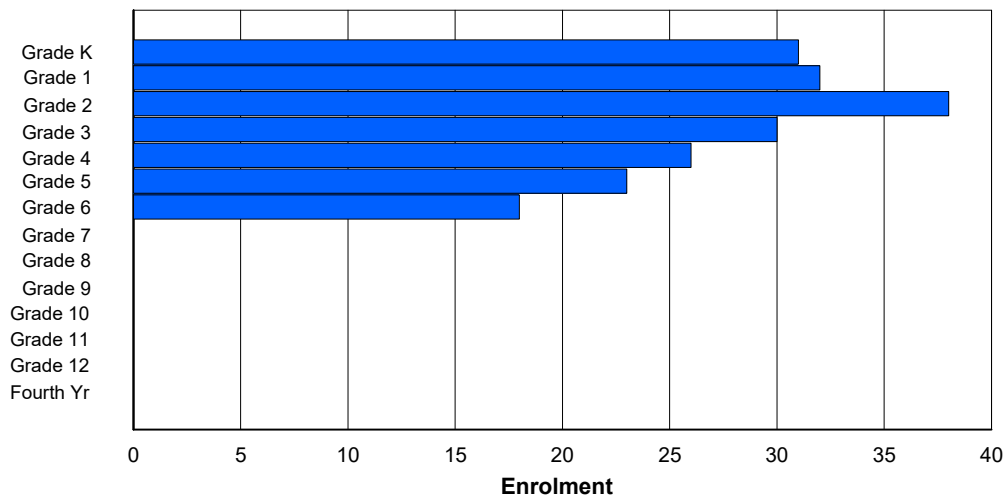
Enrolment By Age and Gender

Gender	Age																Total
	5	6	7	8	9	10	11	12	13	14	15	16	17	18	19	20>	
Male	18	19	21	11	17	15	8	0	0	0	0	0	0	0	0	0	109
Female	13	13	17	18	10	8	10	0	0	0	0	0	0	0	0	0	89
Total	31	32	38	29	27	23	18	0	0	0	0	0	0	0	0	0	198

Enrolment By Grade and Gender

Gender	Grade														Total
	K	1	2	3	4	5	6	7	8	9	10	11	12	4th	
Male	18	19	21	11	17	15	8	0	0	0	0	0	0	0	109
Female	13	13	17	19	9	8	10	0	0	0	0	0	0	0	89
Total	31	32	38	30	26	23	18	0	0	0	0	0	0	0	198

Enrolment By Grade
For 237 - Anthony Paddon Elementary, Musgravetown



* Data from the 2018-2019 AGR(Enrolment/Age as of the last day in Sept./Dec.)

** Newfoundland Statistics Classification System

NLESD - Central Region

#240 - Bishop White School, Port Rexton

Classification: Rural
Offers Distance Education: Yes

Grades: K-12 Number of Grades: 13

Enrolment By Age and Gender

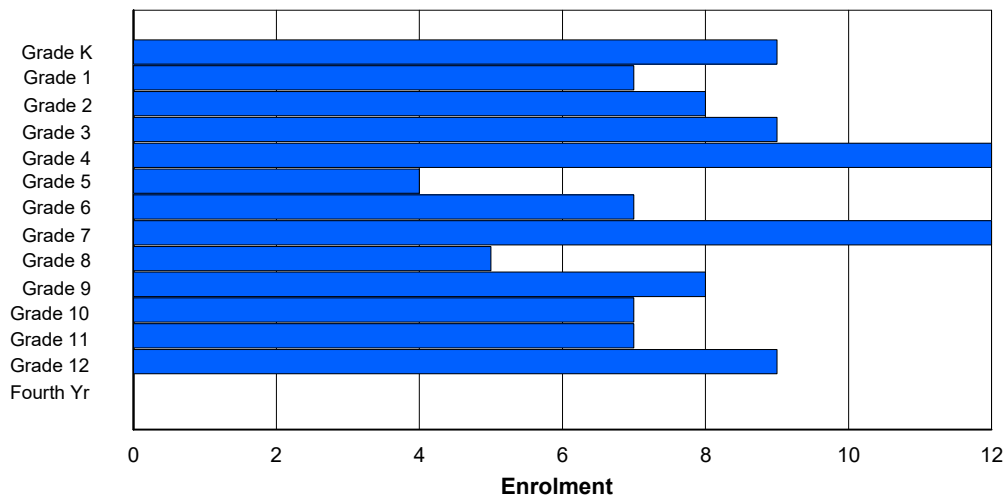
Gender	Age																	Total
	5	6	7	8	9	10	11	12	13	14	15	16	17	18	19	20>		
Male	7	3	3	5	9	1	6	7	2	3	4	4	6	1	0	0	61	
Female	2	4	5	4	3	3	1	5	3	5	3	2	3	0	0	0	43	
Total	9	7	8	9	12	4	7	12	5	8	7	6	9	1	0	0	104	

Enrolment By Grade and Gender

Gender	Grade															Total
	K	1	2	3	4	5	6	7	8	9	10	11	12	4th		
Male	7	3	3	5	9	1	6	7	2	3	4	5	6	0	61	
Female	2	4	5	4	3	3	1	5	3	5	3	2	3	0	43	
Total	9	7	8	9	12	4	7	12	5	8	7	7	9	0	104	

Enrolment By Grade

For 240 - Bishop White School, Port Rexton



* Data from the 2018-2019 AGR(Enrolment/Age as of the last day in Sept./Dec.)

** Newfoundland Statistics Classification System

NLESD - Central Region

#242 - Random Island Academy, Hickman's Harbour

Classification: Rural
Offers Distance Education: Yes

Grades: K-12 Number of Grades: 13

Enrolment By Age and Gender

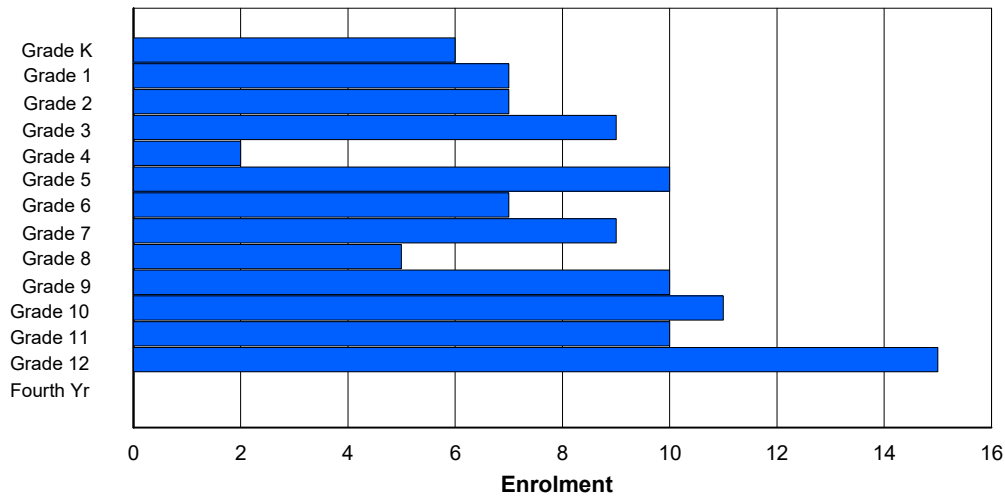
Gender	Age																Total
	5	6	7	8	9	10	11	12	13	14	15	16	17	18	19	20>	
Male	3	5	3	6	2	3	3	8	3	3	6	5	7	0	0	0	57
Female	3	2	4	3	0	7	4	1	2	7	4	6	8	0	0	0	51
Total	6	7	7	9	2	10	7	9	5	10	10	11	15	0	0	0	108

Enrolment By Grade and Gender

Gender	Grade														Total
	K	1	2	3	4	5	6	7	8	9	10	11	12	4th	
Male	3	5	3	6	2	3	3	8	3	3	7	4	7	0	57
Female	3	2	4	3	0	7	4	1	2	7	4	6	8	0	51
Total	6	7	7	9	2	10	7	9	5	10	11	10	15	0	108

Enrolment By Grade

For 242 - Random Island Academy, Hickman's Harbour



* Data from the 2018-2019 AGR(Enrolment/Age as of the last day in Sept./Dec.)

** Newfoundland Statistics Classification System

NLESD - Central Region

#243 - Riverside Elementary, Shoal Harbour

Classification: Urban
Offers Distance Education: No

Grades: K-6 Number of Grades: 7

Enrolment By Age and Gender

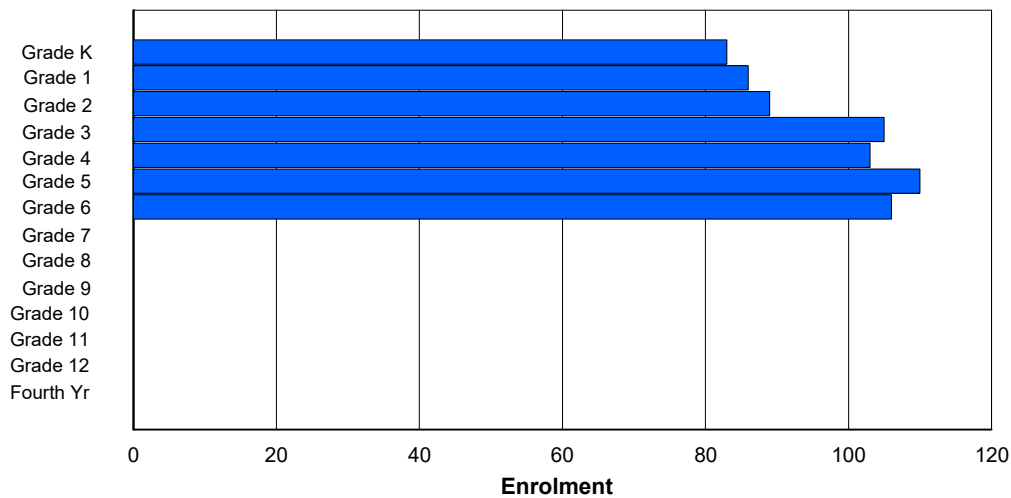
Gender	Age																Total
	5	6	7	8	9	10	11	12	13	14	15	16	17	18	19	20>	
Male	38	52	44	50	54	64	51	1	0	0	0	0	0	0	0	0	354
Female	46	32	45	55	50	45	54	1	0	0	0	0	0	0	0	0	328
Total	84	84	89	105	104	109	105	2	0	0	0	0	0	0	0	0	682

Enrolment By Grade and Gender

Gender	Grade														Total
	K	1	2	3	4	5	6	7	8	9	10	11	12	4th	
Male	38	52	45	50	53	65	51	0	0	0	0	0	0	0	354
Female	45	34	44	55	50	45	55	0	0	0	0	0	0	0	328
Total	83	86	89	105	103	110	106	0	0	0	0	0	0	0	682

Enrolment By Grade

For 243 - Riverside Elementary, Shoal Harbour



* Data from the 2018-2019 AGR(Enrolment/Age as of the last day in Sept./Dec.)

** Newfoundland Statistics Classification System

NLESD - Central Region

#246 - Swift Current Academy, Swift Current

Classification: Rural
Offers Distance Education: Yes

Grades: 1-3,5,7 Number of Grades: 5

Enrolment By Age and Gender

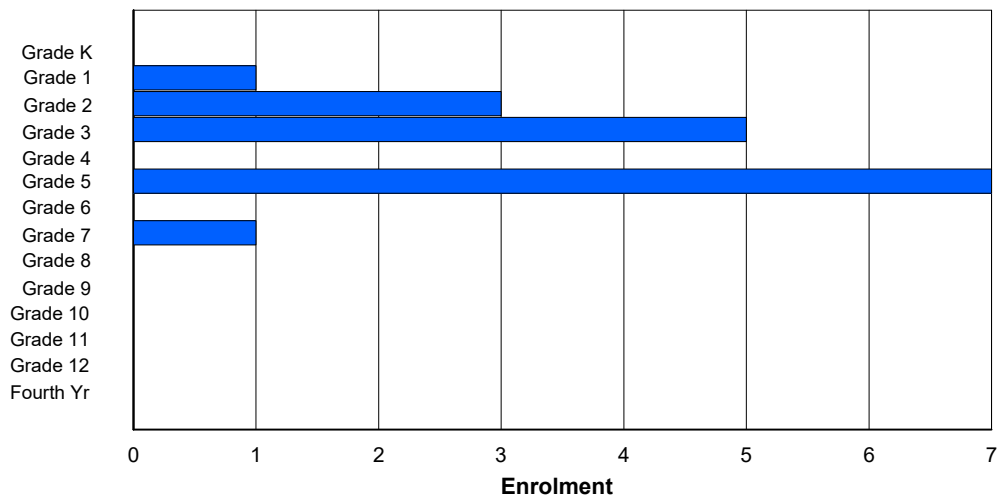
Gender	Age																Total
	5	6	7	8	9	10	11	12	13	14	15	16	17	18	19	20>	
Male	0	1	1	3	0	3	0	1	0	0	0	0	0	0	0	0	9
Female	0	0	2	2	0	4	0	0	0	0	0	0	0	0	0	0	8
Total	0	1	3	5	0	7	0	1	0	0	0	0	0	0	0	0	17

Enrolment By Grade and Gender

Gender	Grade														Total
	K	1	2	3	4	5	6	7	8	9	10	11	12	4th	
Male	0	1	1	3	0	3	0	1	0	0	0	0	0	0	9
Female	0	0	2	2	0	4	0	0	0	0	0	0	0	0	8
Total	0	1	3	5	0	7	0	1	0	0	0	0	0	0	17

Enrolment By Grade

For 246 - Swift Current Academy, Swift Current



* Data from the 2018-2019 AGR(Enrolment/Age as of the last day in Sept./Dec.)

** Newfoundland Statistics Classification System

NLESD - Central Region

#398 - Avoca Collegiate, Badger

Classification: Urban
Offers Distance Education: No

Grades: K-9 Number of Grades: 10

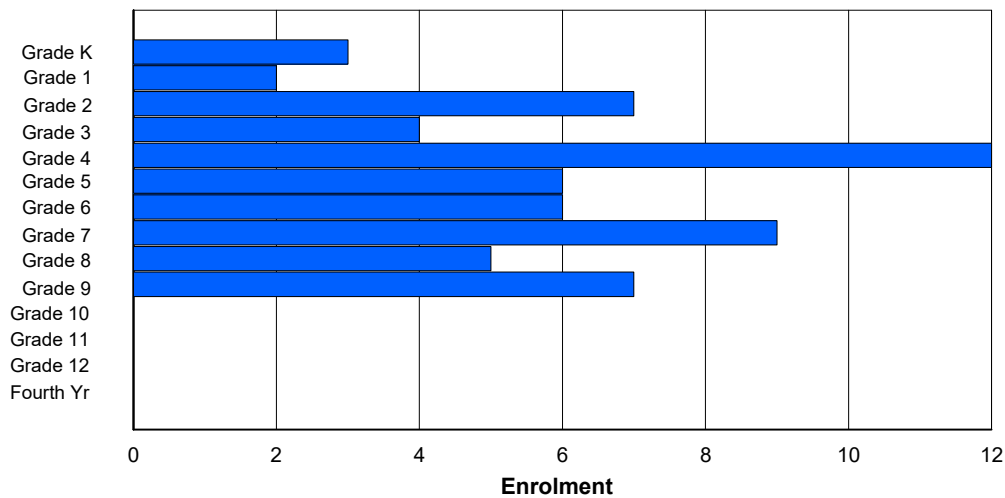
Enrolment By Age and Gender

Gender	Age																Total
	5	6	7	8	9	10	11	12	13	14	15	16	17	18	19	20>	
Male	3	0	5	3	6	1	1	5	3	3	0	0	0	0	0	0	30
Female	0	2	2	1	6	5	5	4	2	4	0	0	0	0	0	0	31
Total	3	2	7	4	12	6	6	9	5	7	0	0	0	0	0	0	61

Enrolment By Grade and Gender

Gender	Grade														Total
	K	1	2	3	4	5	6	7	8	9	10	11	12	4th	
Male	3	0	5	3	6	1	1	5	3	3	0	0	0	0	30
Female	0	2	2	1	6	5	5	4	2	4	0	0	0	0	31
Total	3	2	7	4	12	6	6	9	5	7	0	0	0	0	61

Enrolment By Grade
For 398 - Avoca Collegiate, Badger



* Data from the 2018-2019 AGR(Enrolment/Age as of the last day in Sept./Dec.)

** Newfoundland Statistics Classification System

NLESD - Central Region

#400 - Helen Tulk Elementary, Bishop's Falls

Classification: Rural
Offers Distance Education: No

Grades: K-6 Number of Grades: 7

Enrolment By Age and Gender

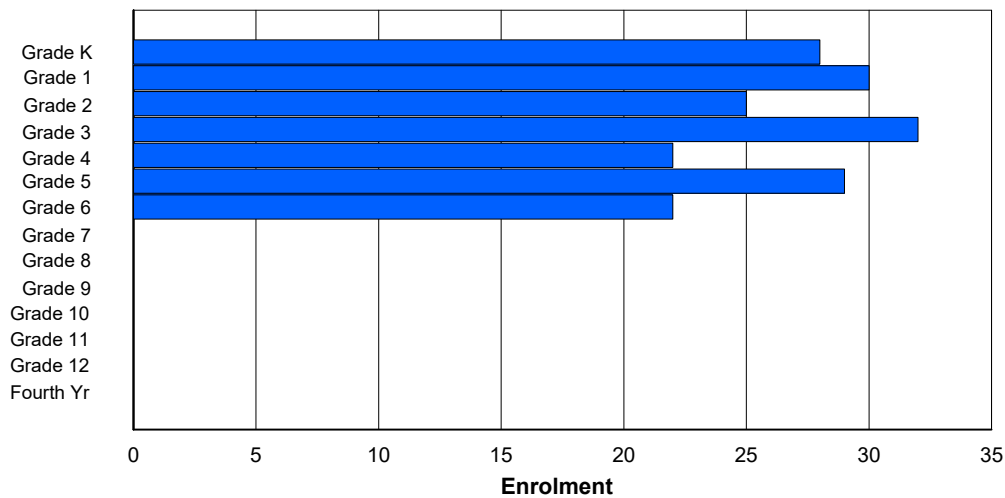
Gender	<u>Age</u>																Total
	5	6	7	8	9	10	11	12	13	14	15	16	17	18	19	20>	
Male	18	17	13	17	10	14	12	0	0	0	0	0	0	0	0	0	101
Female	10	13	12	15	12	15	10	0	0	0	0	0	0	0	0	0	87
Total	28	30	25	32	22	29	22	0	0	0	0	0	0	0	0	0	188

Enrolment By Grade and Gender

Gender	<u>Grade</u>														Total
	K	1	2	3	4	5	6	7	8	9	10	11	12	4th	
Male	18	17	13	17	10	14	12	0	0	0	0	0	0	0	101
Female	10	13	12	15	12	15	10	0	0	0	0	0	0	0	87
Total	28	30	25	32	22	29	22	0	0	0	0	0	0	0	188

Enrolment By Grade

For 400 - Helen Tulk Elementary, Bishop's Falls



* Data from the 2018-2019 AGR(Enrolment/Age as of the last day in Sept./Dec.)

** Newfoundland Statistics Classification System

NLESD - Central Region

#402 - Leo Burke Academy, Bishop's Falls

Classification: Rural
Offers Distance Education: Yes

Grades: 7-12 Number of Grades: 6

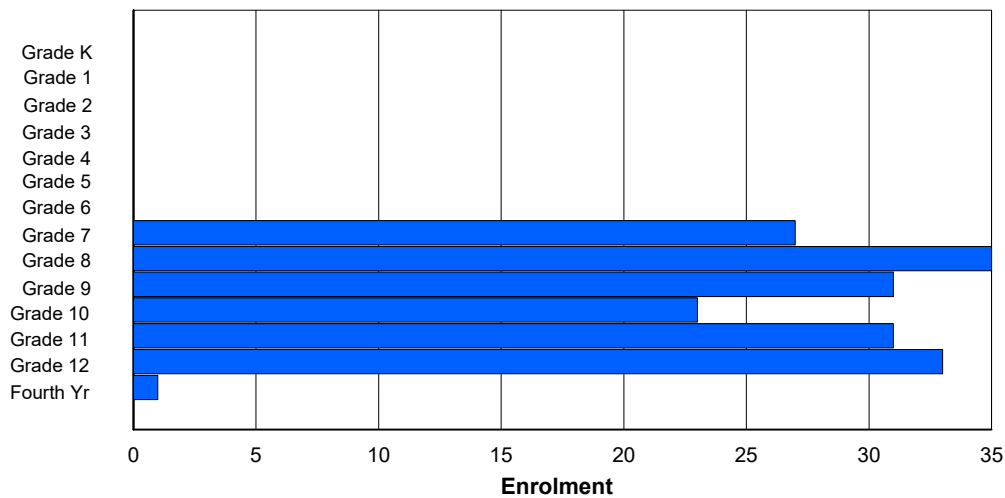
Enrolment By Age and Gender

Gender	Age																Total
	5	6	7	8	9	10	11	12	13	14	15	16	17	18	19	20>	
Male	0	0	0	0	0	0	0	16	16	15	14	17	20	1	0	0	99
Female	0	0	0	0	0	0	0	10	20	15	10	11	14	2	0	0	82
Total	0	0	0	0	0	0	0	26	36	30	24	28	34	3	0	0	181

Enrolment By Grade and Gender

Gender	Grade														Total
	K	1	2	3	4	5	6	7	8	9	10	11	12	4th	
Male	0	0	0	0	0	0	0	17	15	16	13	18	19	1	99
Female	0	0	0	0	0	0	0	10	20	15	10	13	14	0	82
Total	0	0	0	0	0	0	0	27	35	31	23	31	33	1	181

Enrolment By Grade
For 402 - Leo Burke Academy, Bishop's Falls



* Data from the 2018-2019 AGR(Enrolment/Age as of the last day in Sept./Dec.)

** Newfoundland Statistics Classification System

NLESD - Central Region

#403 - Lakeside Academy, Buchans

Classification: Rural
Offers Distance Education: Yes

Grades: K-12

Number of Grades: 13

Enrolment By Age and Gender

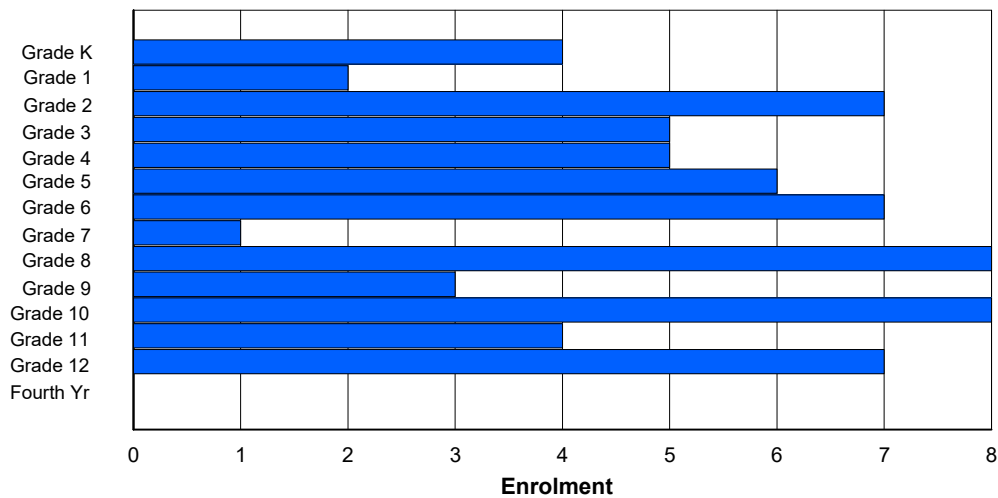
Gender	Age																	Total
	5	6	7	8	9	10	11	12	13	14	15	16	17	18	19	20>		
Male	0	2	3	2	2	2	4	1	5	2	5	2	4	1	0	0	35	
Female	4	0	4	3	3	5	2	0	3	1	3	2	2	0	0	0	32	
Total	4	2	7	5	5	7	6	1	8	3	8	4	6	1	0	0	67	

Enrolment By Grade and Gender

Gender	Grade														Total
	K	1	2	3	4	5	6	7	8	9	10	11	12	4th	
Male	0	2	3	2	2	2	4	1	5	2	5	2	5	0	35
Female	4	0	4	3	3	4	3	0	3	1	3	2	2	0	32
Total	4	2	7	5	5	6	7	1	8	3	8	4	7	0	67

Enrolment By Grade

For 403 - Lakeside Academy, Buchans



* Data from the 2018-2019 AGR(Enrolment/Age as of the last day in Sept./Dec.)

** Newfoundland Statistics Classification System

NLESD - Central Region

#405 - Cottrell's Cove Academy, Cottrell's Cove

Classification: Rural
Offers Distance Education: Yes

Grades: K-1,3-4,6-9,12 Number of Grades: 9

Enrolment By Age and Gender

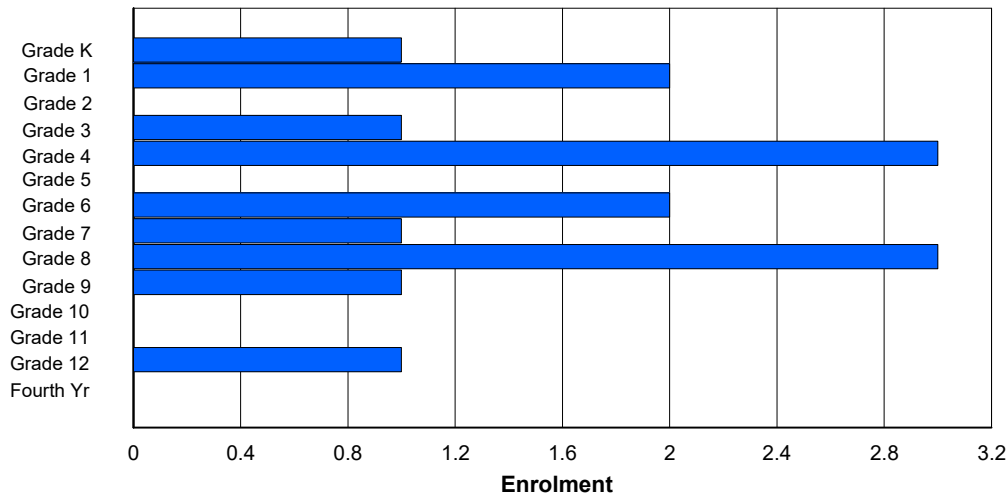
Gender	Age																Total
	5	6	7	8	9	10	11	12	13	14	15	16	17	18	19	20>	
Male	0	1	0	1	2	0	2	1	3	0	0	0	0	0	0	0	10
Female	1	1	0	0	1	0	0	0	0	1	0	0	1	0	0	0	5
Total	1	2	0	1	3	0	2	1	3	1	0	0	1	0	0	0	15

Enrolment By Grade and Gender

Gender	Grade														Total
	K	1	2	3	4	5	6	7	8	9	10	11	12	4th	
Male	0	1	0	1	2	0	2	1	3	0	0	0	0	0	10
Female	1	1	0	0	1	0	0	0	0	1	0	0	1	0	5
Total	1	2	0	1	3	0	2	1	3	1	0	0	1	0	15

Enrolment By Grade

For 405 - Cottrell's Cove Academy, Cottrell's Cove



* Data from the 2018-2019 AGR(Enrolment/Age as of the last day in Sept./Dec.)

** Newfoundland Statistics Classification System

NLESD - Central Region

#406 - Fitzgerald Academy, English Harbour West

Classification: Rural
Offers Distance Education: Yes

Grades: K-12 Number of Grades: 13

Enrolment By Age and Gender

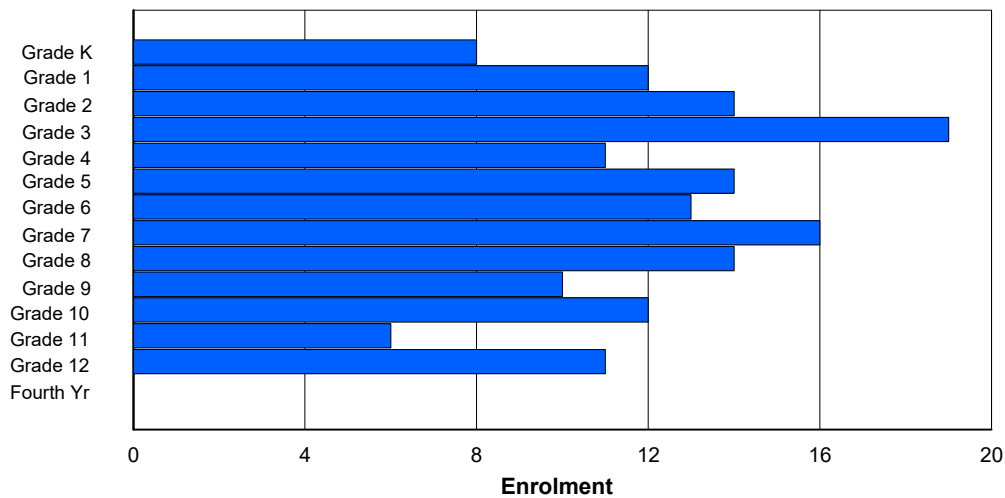
Gender	Age																Total
	5	6	7	8	9	10	11	12	13	14	15	16	17	18	19	20>	
Male	4	8	10	12	4	5	9	9	6	9	4	4	8	0	0	0	92
Female	4	4	4	7	7	9	4	7	8	1	7	3	3	0	0	0	68
Total	8	12	14	19	11	14	13	16	14	10	11	7	11	0	0	0	160

Enrolment By Grade and Gender

Gender	Grade														Total
	K	1	2	3	4	5	6	7	8	9	10	11	12	4th	
Male	4	8	10	12	4	5	9	9	6	9	5	3	8	0	92
Female	4	4	4	7	7	9	4	7	8	1	7	3	3	0	68
Total	8	12	14	19	11	14	13	16	14	10	12	6	11	0	160

Enrolment By Grade

For 406 - Fitzgerald Academy, English Harbour West



* Data from the 2018-2019 AGR(Enrolment/Age as of the last day in Sept./Dec.)

** Newfoundland Statistics Classification System

NLESD - Central Region

#407 - Bay d'Espoir Academy, Milltown

Classification: Rural
Offers Distance Education: Yes

Grades: K-12 Number of Grades: 13

Enrolment By Age and Gender

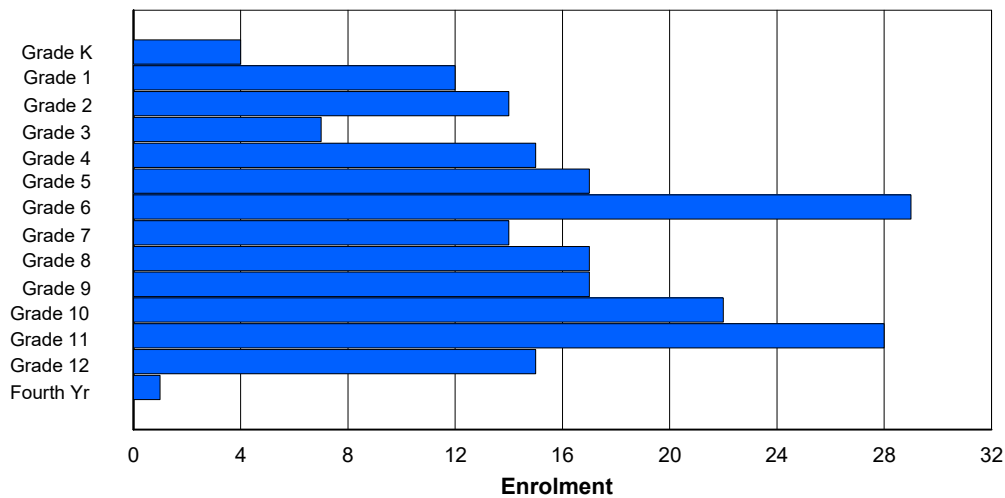
Gender	Age																Total
	5	6	7	8	9	10	11	12	13	14	15	16	17	18	19	20>	
Male	1	5	5	3	9	9	14	8	9	8	11	17	9	0	0	0	108
Female	3	7	8	5	6	8	14	7	8	9	10	12	6	0	0	1	104
Total	4	12	13	8	15	17	28	15	17	17	21	29	15	0	0	1	212

Enrolment By Grade and Gender

Gender	Grade														Total
	K	1	2	3	4	5	6	7	8	9	10	11	12	4th	
Male	1	5	5	3	9	9	15	7	9	8	11	17	9	0	108
Female	3	7	9	4	6	8	14	7	8	9	11	11	6	1	104
Total	4	12	14	7	15	17	29	14	17	17	22	28	15	1	212

Enrolment By Grade

For 407 - Bay d'Espoir Academy, Milltown



* Data from the 2018-2019 AGR(Enrolment/Age as of the last day in Sept./Dec.)

** Newfoundland Statistics Classification System

NLESD - Central Region

#413 - Holy Cross School Complex, Eastport

Classification: Rural
Offers Distance Education: Yes

Grades: K-12

Number of Grades: 13

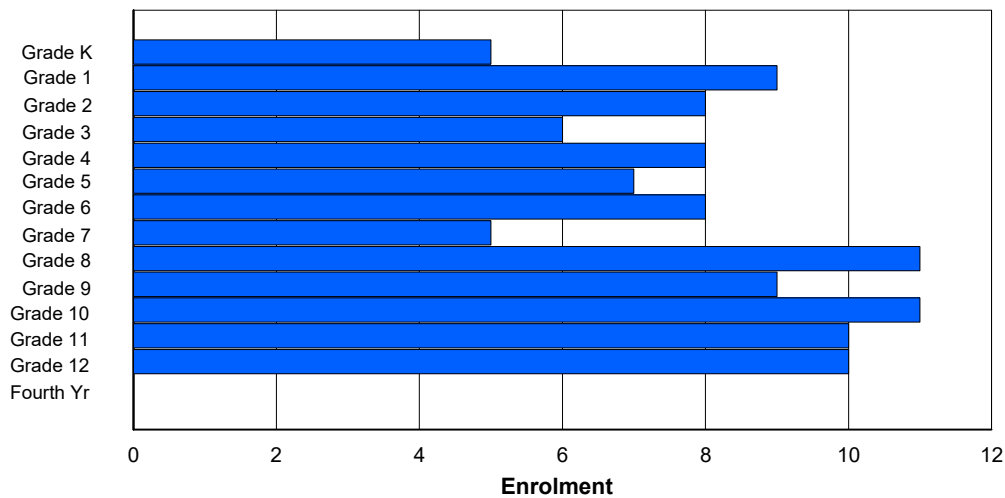
Enrolment By Age and Gender

Gender	Age																	Total
	5	6	7	8	9	10	11	12	13	14	15	16	17	18	19	20>		
Male	3	8	4	5	1	3	4	4	5	2	6	7	4	1	0	0	57	
Female	1	2	4	1	7	4	4	2	5	7	4	3	4	2	0	0	50	
Total	4	10	8	6	8	7	8	6	10	9	10	10	8	3	0	0	107	

Enrolment By Grade and Gender

Gender	Grade														Total
	K	1	2	3	4	5	6	7	8	9	10	11	12	4th	
Male	4	7	4	5	1	3	4	4	5	2	6	7	5	0	57
Female	1	2	4	1	7	4	4	1	6	7	5	3	5	0	50
Total	5	9	8	6	8	7	8	5	11	9	11	10	10	0	107

Enrolment By Grade
For 413 - Holy Cross School Complex, Eastport



* Data from the 2018-2019 AGR(Enrolment/Age as of the last day in Sept./Dec.)

** Newfoundland Statistics Classification System

NLESD - Central Region

#414 - Fogo Island Central Academy, Fogo Island

Classification: Rural
Offers Distance Education: Yes

Grades: K-12 Number of Grades: 13

Enrolment By Age and Gender

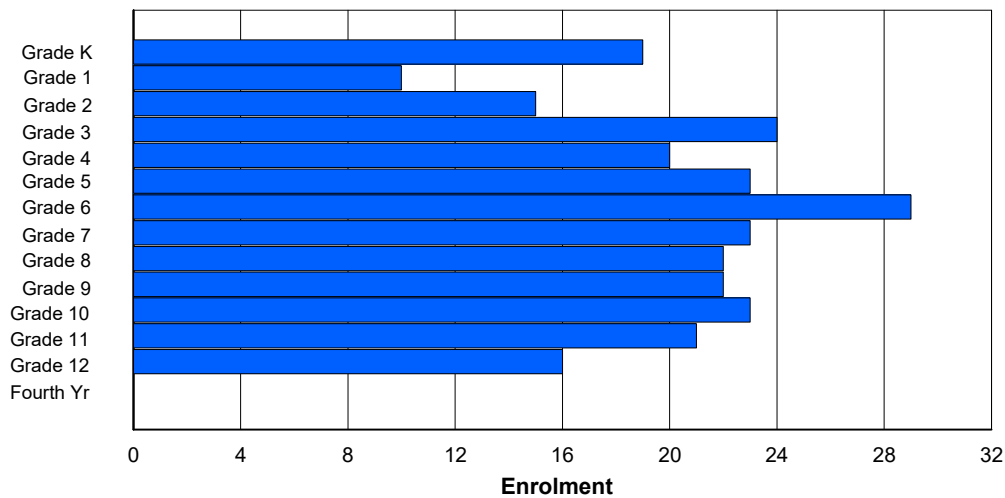
Gender	Age																Total
	5	6	7	8	9	10	11	12	13	14	15	16	17	18	19	20>	
Male	10	7	5	10	12	10	23	14	14	12	11	11	8	0	0	0	147
Female	9	3	9	15	8	11	7	10	8	10	12	11	7	0	0	0	120
Total	19	10	14	25	20	21	30	24	22	22	23	22	15	0	0	0	267

Enrolment By Grade and Gender

Gender	Grade														Total
	K	1	2	3	4	5	6	7	8	9	10	11	12	4th	
Male	10	7	6	9	12	12	22	13	14	12	11	11	8	0	147
Female	9	3	9	15	8	11	7	10	8	10	12	10	8	0	120
Total	19	10	15	24	20	23	29	23	22	22	23	21	16	0	267

Enrolment By Grade

For 414 - Fogo Island Central Academy, Fogo Island



* Data from the 2018-2019 AGR(Enrolment/Age as of the last day in Sept./Dec.)

** Newfoundland Statistics Classification System

NLESD - Central Region

#416 - Smallwood Academy, Gambo

Classification: Rural
Offers Distance Education: Yes

Grades: K-12

Number of Grades: 13

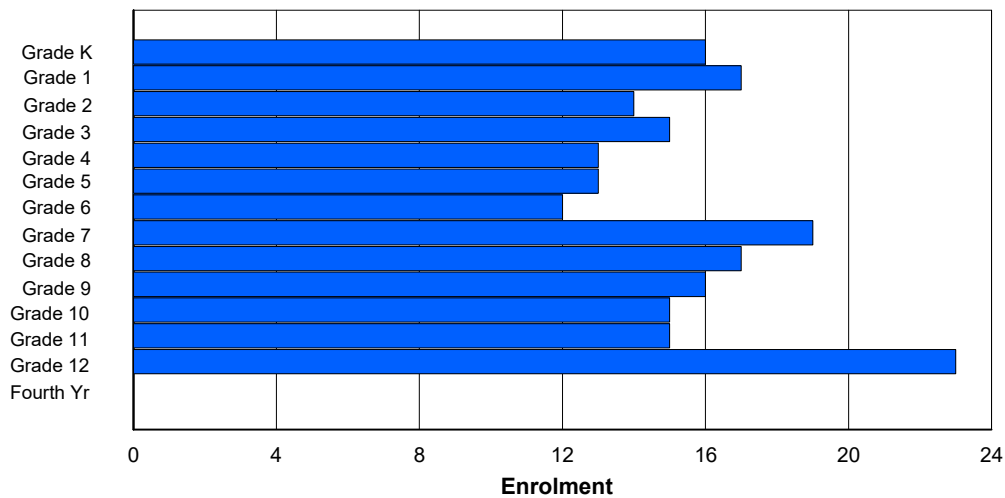
Enrolment By Age and Gender

Gender	Age																	Total
	5	6	7	8	9	10	11	12	13	14	15	16	17	18	19	20>		
Male	9	8	5	8	3	6	5	8	13	12	12	8	8	0	0	0	105	
Female	7	9	9	7	10	8	6	10	5	3	3	8	14	1	0	0	100	
Total	16	17	14	15	13	14	11	18	18	15	15	16	22	1	0	0	205	

Enrolment By Grade and Gender

Gender	Grade														Total
	K	1	2	3	4	5	6	7	8	9	10	11	12	4th	
Male	9	8	5	8	3	6	5	9	12	13	12	7	8	0	105
Female	7	9	9	7	10	7	7	10	5	3	3	8	15	0	100
Total	16	17	14	15	13	13	12	19	17	16	15	15	23	0	205

Enrolment By Grade
For 416 - Smallwood Academy, Gambo



* Data from the 2018-2019 AGR(Enrolment/Age as of the last day in Sept./Dec.)

** Newfoundland Statistics Classification System

NLESD - Central Region

#417 - Gander Academy, Gander

Classification: Urban
Offers Distance Education: No

Grades: K-3 Number of Grades: 4

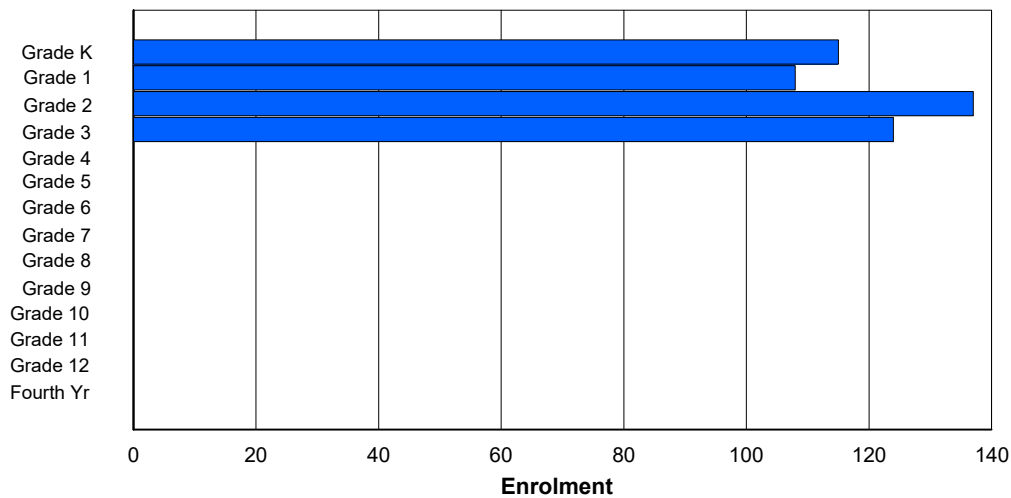
Enrolment By Age and Gender

Gender	Age																Total
	5	6	7	8	9	10	11	12	13	14	15	16	17	18	19	20>	
Male	64	54	70	67	0	0	0	0	0	0	0	0	0	0	0	0	255
Female	51	55	65	57	1	0	0	0	0	0	0	0	0	0	0	0	229
Total	115	109	135	124	1	0	0	0	0	0	0	0	0	0	0	0	484

Enrolment By Grade and Gender

Gender	Grade														Total
	K	1	2	3	4	5	6	7	8	9	10	11	12	4th	
Male	65	53	71	66	0	0	0	0	0	0	0	0	0	0	255
Female	50	55	66	58	0	0	0	0	0	0	0	0	0	0	229
Total	115	108	137	124	0	0	0	0	0	0	0	0	0	0	484

Enrolment By Grade
For 417 - Gander Academy, Gander



* Data from the 2018-2019 AGR(Enrolment/Age as of the last day in Sept./Dec.)

** Newfoundland Statistics Classification System

NLESD - Central Region

#418 - Gander Collegiate, Gander

Classification: Urban
Offers Distance Education: Yes

Grades: 10-12 Number of Grades: 3

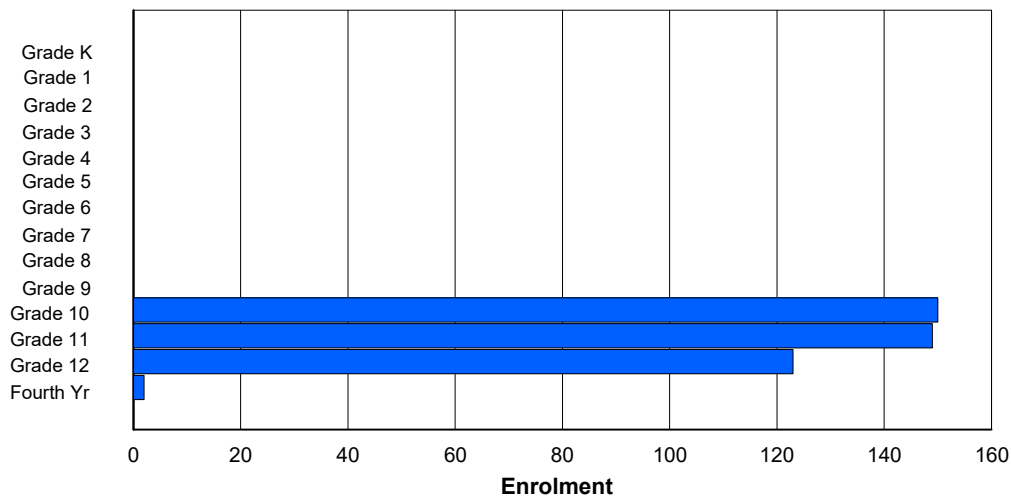
Enrolment By Age and Gender

Gender	Age																Total
	5	6	7	8	9	10	11	12	13	14	15	16	17	18	19	20>	
Male	0	0	0	0	0	0	0	0	0	0	77	71	84	1	1	0	234
Female	0	0	0	0	0	0	0	0	0	0	64	74	50	1	1	0	190
Total	0	0	0	0	0	0	0	0	0	0	141	145	134	2	2	0	424

Enrolment By Grade and Gender

Gender	Grade														Total
	K	1	2	3	4	5	6	7	8	9	10	11	12	4th	
Male	0	0	0	0	0	0	0	0	0	0	83	75	75	1	234
Female	0	0	0	0	0	0	0	0	0	0	67	74	48	1	190
Total	0	0	0	0	0	0	0	0	0	0	150	149	123	2	424

Enrolment By Grade
For 418 - Gander Collegiate, Gander



* Data from the 2018-2019 AGR(Enrolment/Age as of the last day in Sept./Dec.)

** Newfoundland Statistics Classification System

NLESD - Central Region

#420 - St. Paul's Intermediate School, Gander

Classification: Urban
Offers Distance Education: No

Grades: 7-9 Number of Grades: 3

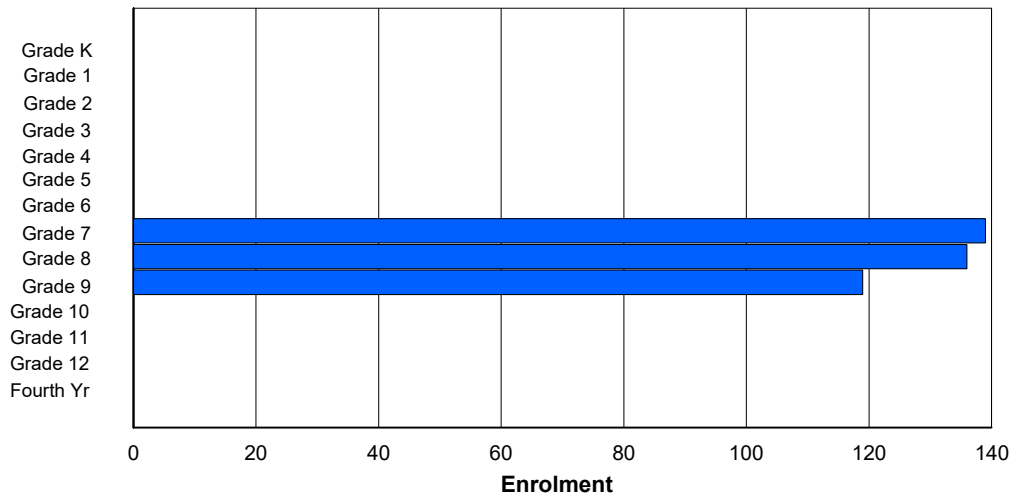
Enrolment By Age and Gender

Gender	Age																Total
	5	6	7	8	9	10	11	12	13	14	15	16	17	18	19	20>	
Male	0	0	0	0	0	0	0	69	74	75	0	0	0	0	0	0	218
Female	0	0	0	0	0	0	0	67	62	45	1	0	0	0	0	0	175
Total	0	0	0	0	0	0	0	136	136	121	1	0	0	0	0	0	394

Enrolment By Grade and Gender

Gender	Grade														Total
	K	1	2	3	4	5	6	7	8	9	10	11	12	4th	
Male	0	0	0	0	0	0	0	73	71	74	0	0	0	0	218
Female	0	0	0	0	0	0	0	66	65	44	0	0	0	0	175
Total	0	0	0	0	0	0	0	139	136	119	0	0	0	0	394

Enrolment By Grade
For 420 - St. Paul's Intermediate School, Gander



* Data from the 2018-2019 AGR(Enrolment/Age as of the last day in Sept./Dec.)

** Newfoundland Statistics Classification System

NLESD - Central Region

#421 - Lakewood Academy, Glenwood

Classification: Urban
Offers Distance Education: Yes

Grades: K-12 Number of Grades: 13

Enrolment By Age and Gender

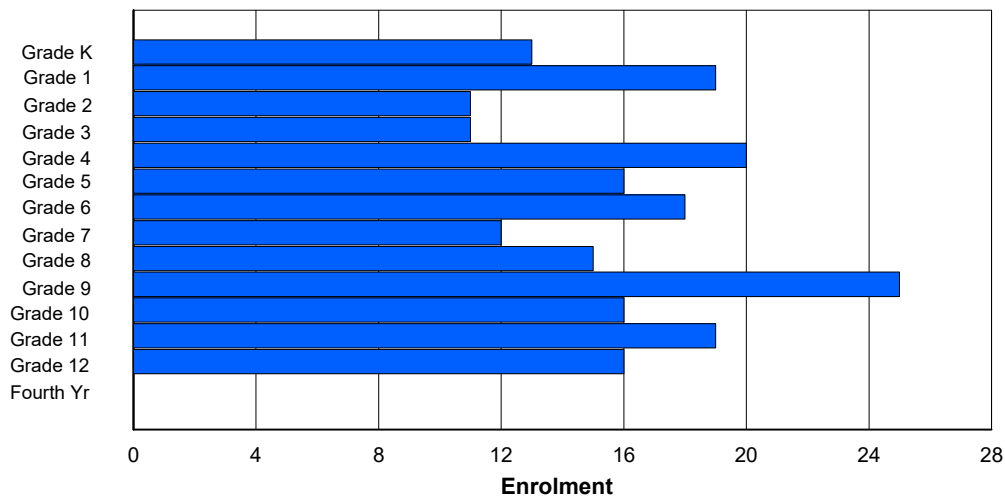
Gender	Age																Total
	5	6	7	8	9	10	11	12	13	14	15	16	17	18	19	20>	
Male	5	14	7	6	12	7	10	8	8	12	7	11	6	0	0	0	113
Female	8	5	4	5	8	9	6	6	7	13	9	8	10	0	0	0	98
Total	13	19	11	11	20	16	16	14	15	25	16	19	16	0	0	0	211

Enrolment By Grade and Gender

Gender	Grade														Total
	K	1	2	3	4	5	6	7	8	9	10	11	12	4th	
Male	5	14	7	6	12	7	12	6	8	12	7	11	6	0	113
Female	8	5	4	5	8	9	6	6	7	13	9	8	10	0	98
Total	13	19	11	11	20	16	18	12	15	25	16	19	16	0	211

Enrolment By Grade

For 421 - Lakewood Academy, Glenwood



* Data from the 2018-2019 AGR(Enrolment/Age as of the last day in Sept./Dec.)

** Newfoundland Statistics Classification System

NLESD - Central Region

#422 - Glovertown Academy, Glovertown

Classification: Rural
Offers Distance Education: Yes

Grades: K-12 Number of Grades: 13

Enrolment By Age and Gender

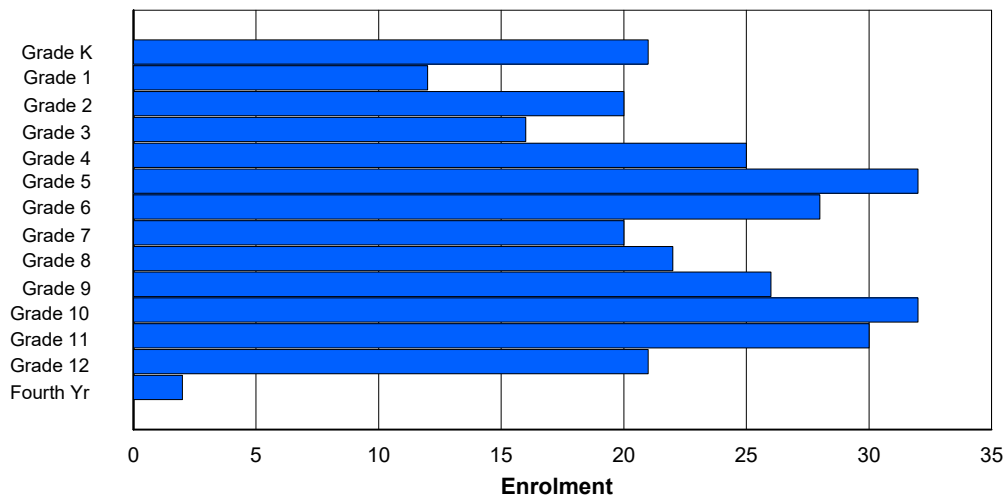
Gender	Age																Total
	5	6	7	8	9	10	11	12	13	14	15	16	17	18	19	20>	
Male	8	8	7	8	12	15	14	16	13	16	11	14	14	2	0	0	158
Female	13	4	12	9	13	17	13	5	9	8	18	11	17	0	0	0	149
Total	21	12	19	17	25	32	27	21	22	24	29	25	31	2	0	0	307

Enrolment By Grade and Gender

Gender	Grade														Total
	K	1	2	3	4	5	6	7	8	9	10	11	12	4th	
Male	8	8	7	8	12	15	15	15	13	17	14	16	8	2	158
Female	13	4	13	8	13	17	13	5	9	9	18	14	13	0	149
Total	21	12	20	16	25	32	28	20	22	26	32	30	21	2	307

Enrolment By Grade

For 422 - Glovertown Academy, Glovertown



* Data from the 2018-2019 AGR(Enrolment/Age as of the last day in Sept./Dec.)

** Newfoundland Statistics Classification System

NLESD - Central Region

#426 - Hillview Academy, Norris Arm

Classification: Rural
Offers Distance Education: No

Grades: K-9 Number of Grades: 10

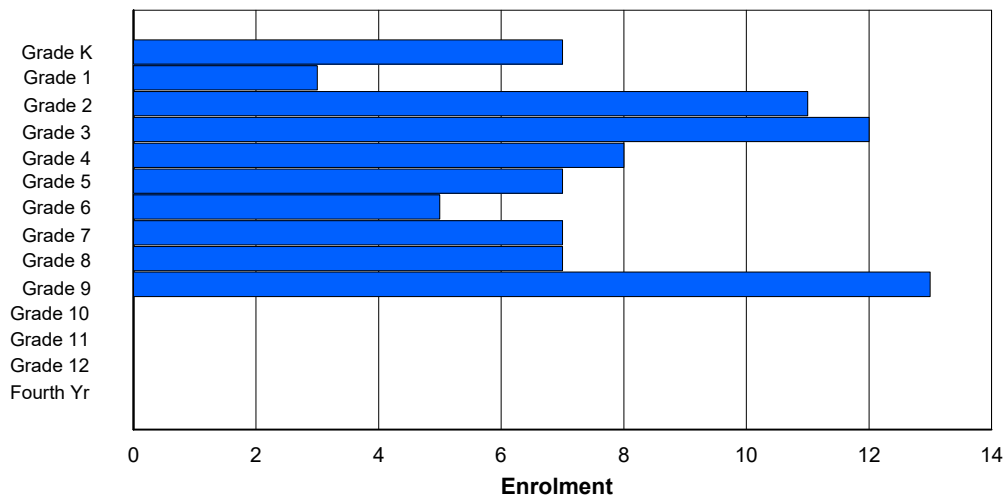
Enrolment By Age and Gender

Gender	Age																Total
	5	6	7	8	9	10	11	12	13	14	15	16	17	18	19	20>	
Male	3	1	5	6	4	3	4	4	5	5	0	0	0	0	0	0	40
Female	4	2	6	6	4	4	1	2	3	8	0	0	0	0	0	0	40
Total	7	3	11	12	8	7	5	6	8	13	0	0	0	0	0	0	80

Enrolment By Grade and Gender

Gender	Grade														Total
	K	1	2	3	4	5	6	7	8	9	10	11	12	4th	
Male	3	1	5	6	4	3	4	4	5	5	0	0	0	0	40
Female	4	2	6	6	4	4	1	3	2	8	0	0	0	0	40
Total	7	3	11	12	8	7	5	7	7	13	0	0	0	0	80

Enrolment By Grade
For 426 - Hillview Academy, Norris Arm



* Data from the 2018-2019 AGR(Enrolment/Age as of the last day in Sept./Dec.)

** Newfoundland Statistics Classification System

NLESD - Central Region

#427 - Holy Name of Mary Academy, Lawn

Classification: Rural
Offers Distance Education: Yes

Grades: K-12 Number of Grades: 13

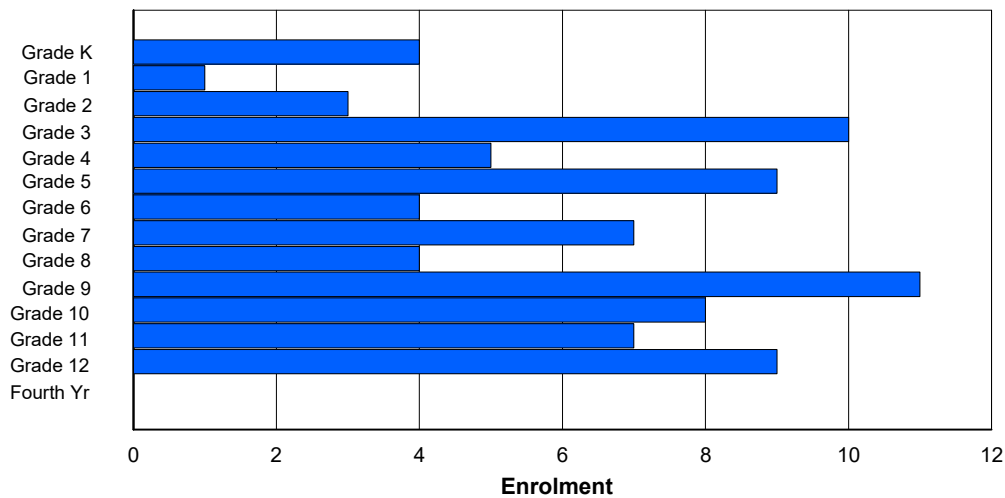
Enrolment By Age and Gender

Gender	Age																Total
	5	6	7	8	9	10	11	12	13	14	15	16	17	18	19	20>	
Male	1	1	2	6	1	1	2	3	2	7	5	3	7	2	0	0	43
Female	3	0	1	4	4	8	2	4	2	4	3	3	1	0	0	0	39
Total	4	1	3	10	5	9	4	7	4	11	8	6	8	2	0	0	82

Enrolment By Grade and Gender

Gender	Grade														Total
	K	1	2	3	4	5	6	7	8	9	10	11	12	4th	
Male	1	1	2	6	1	1	2	3	2	7	5	4	8	0	43
Female	3	0	1	4	4	8	2	4	2	4	3	3	1	0	39
Total	4	1	3	10	5	9	4	7	4	11	8	7	9	0	82

Enrolment By Grade
For 427 - Holy Name of Mary Academy, Lawn



* Data from the 2018-2019 AGR(Enrolment/Age as of the last day in Sept./Dec.)

** Newfoundland Statistics Classification System

NLESD - Central Region

#428 - Clarenville Middle School, Clarenville

Classification: Urban
Offers Distance Education: No

Grades: 7-9 Number of Grades: 3

Enrolment By Age and Gender

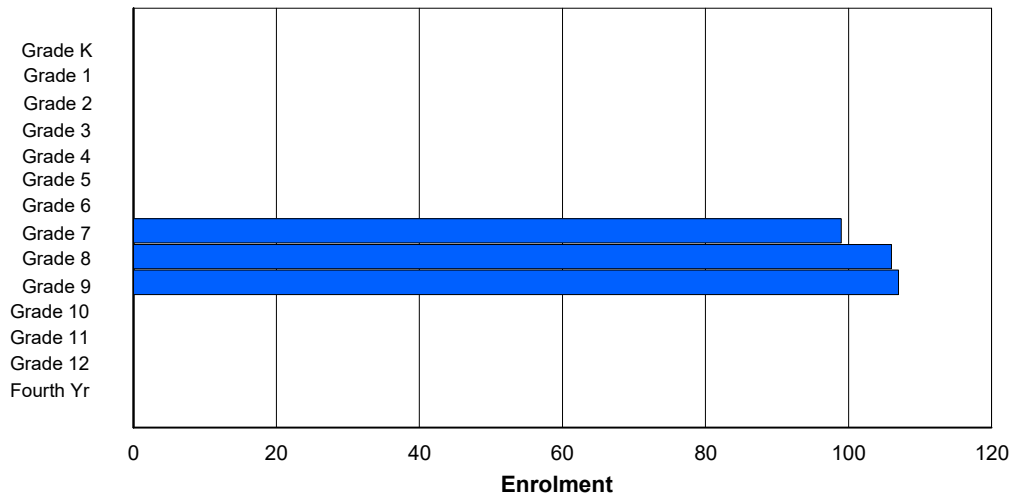
Gender	Age																Total
	5	6	7	8	9	10	11	12	13	14	15	16	17	18	19	20>	
Male	0	0	0	0	0	0	0	57	51	62	0	0	0	0	0	0	170
Female	0	0	0	0	0	0	0	41	55	46	0	0	0	0	0	0	142
Total	0	0	0	0	0	0	0	98	106	108	0	0	0	0	0	0	312

Enrolment By Grade and Gender

Gender	Grade														Total
	K	1	2	3	4	5	6	7	8	9	10	11	12	4th	
Male	0	0	0	0	0	0	0	58	51	61	0	0	0	0	170
Female	0	0	0	0	0	0	0	41	55	46	0	0	0	0	142
Total	0	0	0	0	0	0	0	99	106	107	0	0	0	0	312

Enrolment By Grade

For 428 - Clarenville Middle School, Clarenville



* Data from the 2018-2019 AGR(Enrolment/Age as of the last day in Sept./Dec.)

** Newfoundland Statistics Classification System

NLESD - Central Region

#430 - St. Mark's School, King's Cove

Classification: Rural
Offers Distance Education: Yes

Grades: K,2-12 Number of Grades: 12

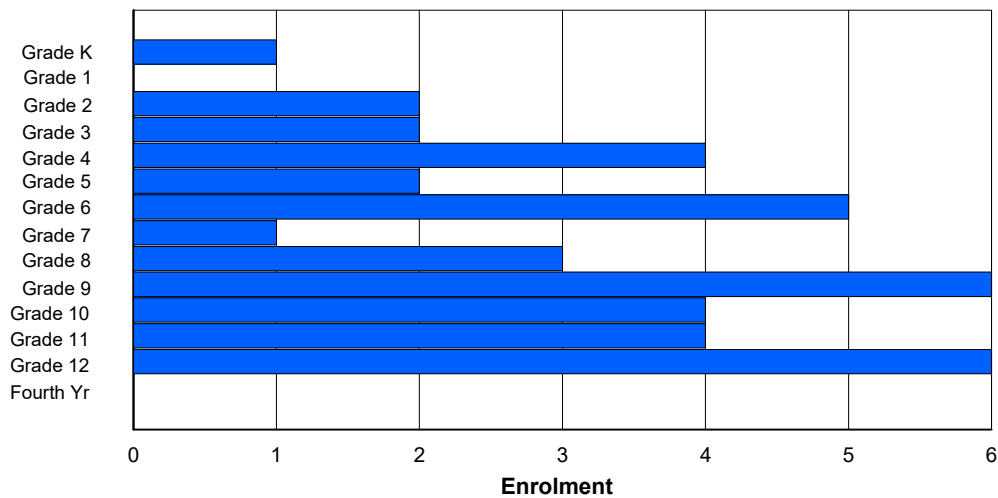
Enrolment By Age and Gender

Gender	Age																Total
	5	6	7	8	9	10	11	12	13	14	15	16	17	18	19	20>	
Male	0	0	0	1	0	0	4	0	1	4	2	1	3	0	0	0	16
Female	1	0	2	1	4	2	1	1	2	2	1	4	3	0	0	0	24
Total	1	0	2	2	4	2	5	1	3	6	3	5	6	0	0	0	40

Enrolment By Grade and Gender

Gender	Grade														Total
	K	1	2	3	4	5	6	7	8	9	10	11	12	4th	
Male	0	0	0	1	0	0	4	0	1	4	2	1	3	0	16
Female	1	0	2	1	4	2	1	1	2	2	2	3	3	0	24
Total	1	0	2	2	4	2	5	1	3	6	4	4	6	0	40

Enrolment By Grade
For 430 - St. Mark's School, King's Cove



* Data from the 2018-2019 AGR(Enrolment/Age as of the last day in Sept./Dec.)

** Newfoundland Statistics Classification System

NLESD - Central Region

#431 - Southwest Arm Academy, Little Heart's Ease

Classification: Rural
Offers Distance Education: Yes

Grades: K-12

Number of Grades: 13

Enrolment By Age and Gender

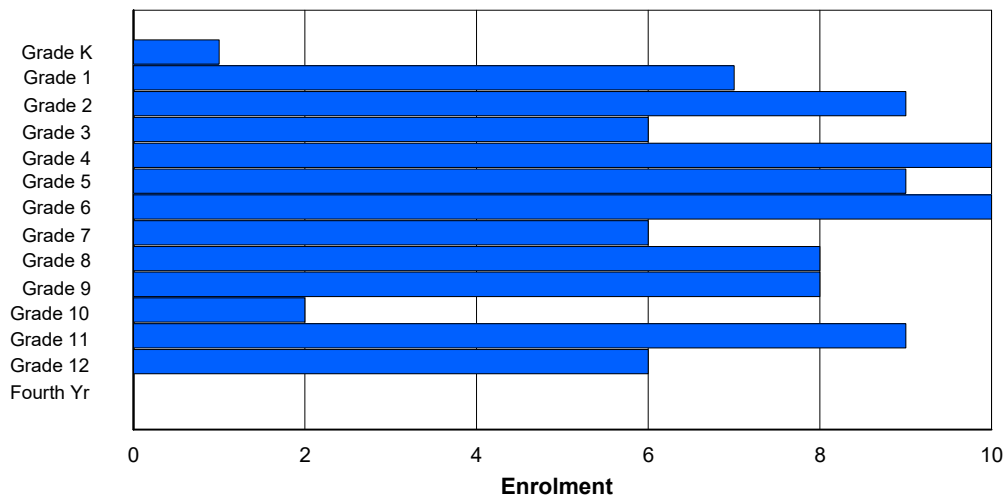
Gender	<u>Age</u>																Total
	5	6	7	8	9	10	11	12	13	14	15	16	17	18	19	20>	
Male	0	4	7	3	7	4	4	1	4	4	0	6	5	0	0	0	49
Female	1	3	2	3	3	5	6	5	4	4	2	3	1	0	0	0	42
Total	1	7	9	6	10	9	10	6	8	8	2	9	6	0	0	0	91

Enrolment By Grade and Gender

Gender	<u>Grade</u>														Total
	K	1	2	3	4	5	6	7	8	9	10	11	12	4th	
Male	0	4	7	3	7	4	4	1	4	4	0	6	5	0	49
Female	1	3	2	3	3	5	6	5	4	4	2	3	1	0	42
Total	1	7	9	6	10	9	10	6	8	8	2	9	6	0	91

Enrolment By Grade

For 431 - Southwest Arm Academy, Little Heart's Ease



* Data from the 2018-2019 AGR(Enrolment/Age as of the last day in Sept./Dec.)

** Newfoundland Statistics Classification System

NLESD - Central Region

#471 - Heritage Collegiate, Lethbridge

Classification: Rural
Offers Distance Education: Yes

Grades: 7-12 Number of Grades: 6

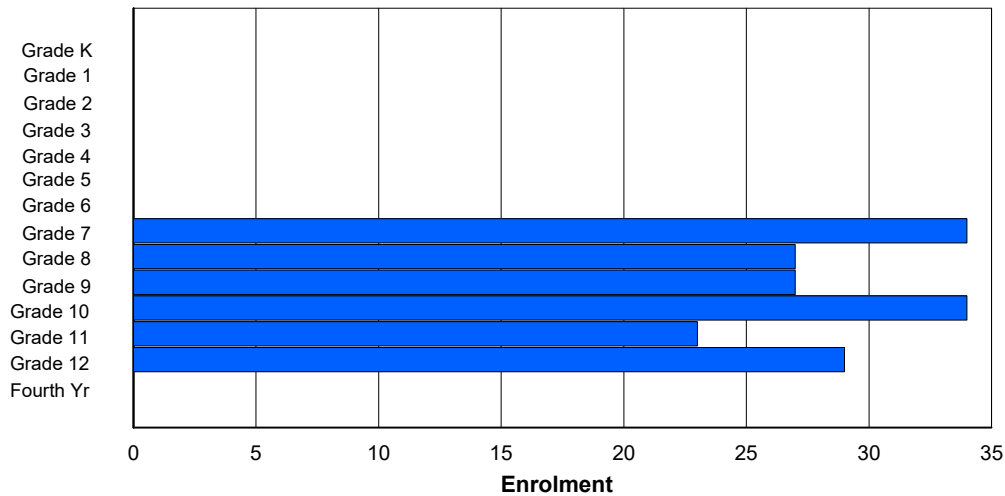
Enrolment By Age and Gender

Gender	Age																Total
	5	6	7	8	9	10	11	12	13	14	15	16	17	18	19	20>	
Male	0	0	0	0	0	0	0	17	14	13	14	9	15	1	0	0	83
Female	0	0	0	0	0	0	0	17	12	14	21	12	15	0	0	0	91
Total	0	0	0	0	0	0	0	34	26	27	35	21	30	1	0	0	174

Enrolment By Grade and Gender

Gender	Grade														Total
	K	1	2	3	4	5	6	7	8	9	10	11	12	4th	
Male	0	0	0	0	0	0	0	17	15	13	13	10	15	0	83
Female	0	0	0	0	0	0	0	17	12	14	21	13	14	0	91
Total	0	0	0	0	0	0	0	34	27	27	34	23	29	0	174

Enrolment By Grade
For 471 - Heritage Collegiate, Lethbridge



* Data from the 2018-2019 AGR(Enrolment/Age as of the last day in Sept./Dec.)

** Newfoundland Statistics Classification System

NLESD - Central Region

#478 - New World Island Academy, Summerford

Classification: Rural
Offers Distance Education: Yes

Grades: K-12

Number of Grades: 13

Enrolment By Age and Gender

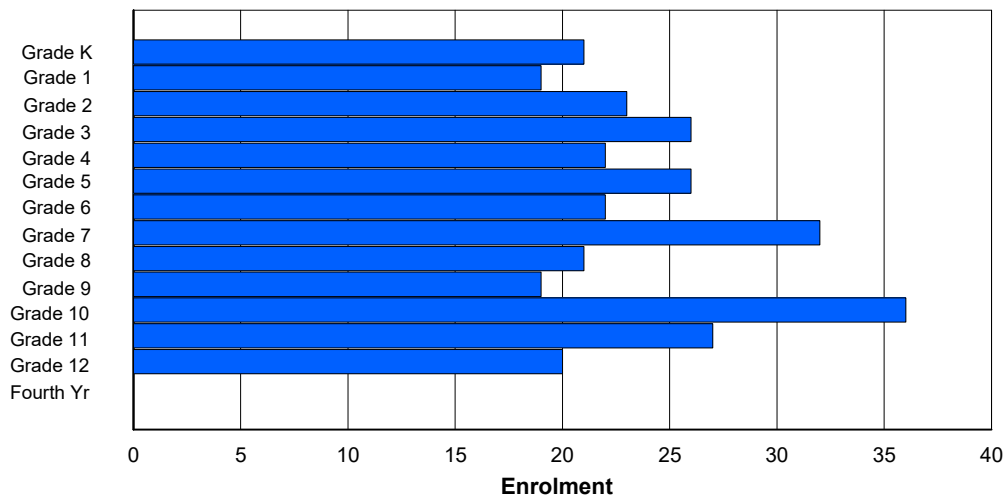
Gender	Age																Total
	5	6	7	8	9	10	11	12	13	14	15	16	17	18	19	20>	
Male	7	9	14	14	9	14	7	14	13	9	16	12	9	1	0	0	148
Female	13	10	10	12	13	12	15	18	8	12	18	15	9	0	1	0	166
Total	20	19	24	26	22	26	22	32	21	21	34	27	18	1	1	0	314

Enrolment By Grade and Gender

Gender	Grade														Total
	K	1	2	3	4	5	6	7	8	9	10	11	12	4th	
Male	8	9	13	14	9	14	7	14	13	8	17	12	10	0	148
Female	13	10	10	12	13	12	15	18	8	11	19	15	10	0	166
Total	21	19	23	26	22	26	22	32	21	19	36	27	20	0	314

Enrolment By Grade

For 478 - New World Island Academy, Summerford



* Data from the 2018-2019 AGR(Enrolment/Age as of the last day in Sept./Dec.)

** Newfoundland Statistics Classification System

NLESD - Central Region

#480 - Exploits Valley High, Grand Falls-Windsor

Classification: Urban
Offers Distance Education: Yes

Grades: 10-12 Number of Grades: 3

Enrolment By Age and Gender

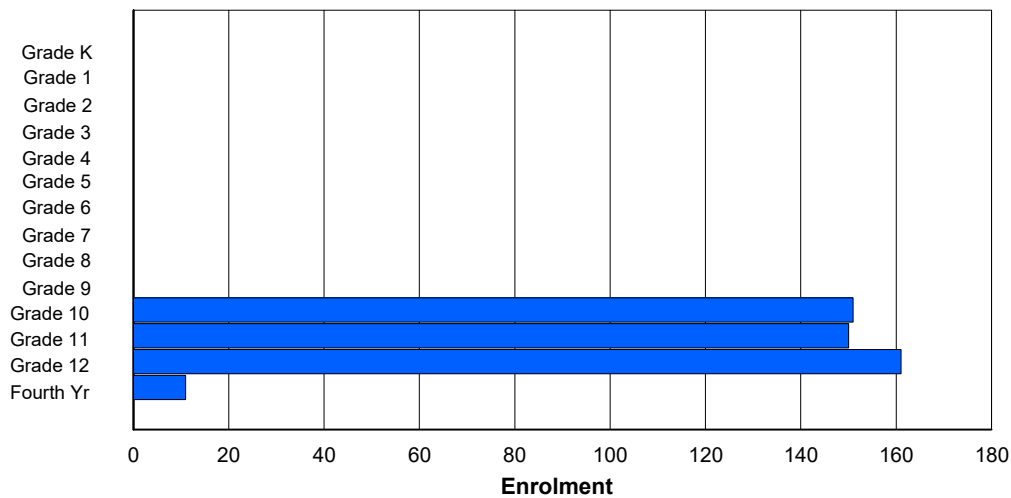
Gender	Age																	Total
	5	6	7	8	9	10	11	12	13	14	15	16	17	18	19	20>		
Male	0	0	0	0	0	0	0	0	0	0	74	70	83	9	1	2	239	
Female	0	0	0	0	0	0	0	0	0	0	73	83	71	5	1	1	234	
Total	0	0	0	0	0	0	0	0	0	0	147	153	154	14	2	3	473	

Enrolment By Grade and Gender

Gender	Grade															Total
	K	1	2	3	4	5	6	7	8	9	10	11	12	4th		
Male	0	0	0	0	0	0	0	0	0	0	77	68	87	7	239	
Female	0	0	0	0	0	0	0	0	0	0	74	82	74	4	234	
Total	0	0	0	0	0	0	0	0	0	0	151	150	161	11	473	

Enrolment By Grade

For 480 - Exploits Valley High, Grand Falls-Windsor



* Data from the 2018-2019 AGR(Enrolment/Age as of the last day in Sept./Dec.)

** Newfoundland Statistics Classification System

NLESD - Central Region

#481 - Exploits Valley Intermediate, Grand Falls-Windsor

Classification: Urban
Offers Distance Education: No

Grades: 7-9 Number of Grades: 3

Enrolment By Age and Gender

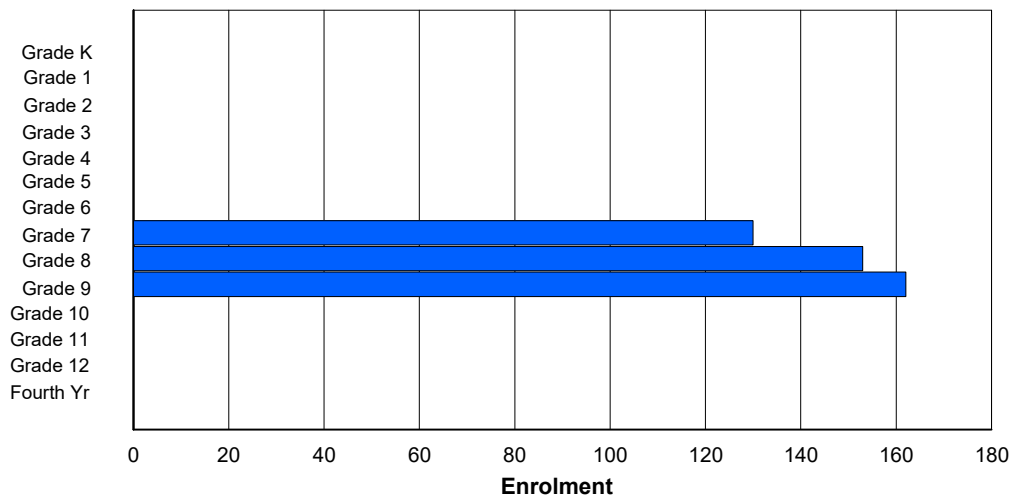
Gender	Age																Total
	5	6	7	8	9	10	11	12	13	14	15	16	17	18	19	20>	
Male	0	0	0	0	0	0	0	78	79	83	0	0	0	0	0	0	240
Female	0	0	0	0	0	0	1	50	73	79	2	0	0	0	0	0	205
Total	0	0	0	0	0	0	1	128	152	162	2	0	0	0	0	0	445

Enrolment By Grade and Gender

Gender	Grade														Total
	K	1	2	3	4	5	6	7	8	9	10	11	12	4th	
Male	0	0	0	0	0	0	0	79	79	82	0	0	0	0	240
Female	0	0	0	0	0	0	0	51	74	80	0	0	0	0	205
Total	0	0	0	0	0	0	0	130	153	162	0	0	0	0	445

Enrolment By Grade

For 481 - Exploits Valley Intermediate, Grand Falls-Windsor



* Data from the 2018-2019 AGR(Enrolment/Age as of the last day in Sept./Dec.)

** Newfoundland Statistics Classification System

NLESD - Central Region

#486 - Lewisporte Intermediate, Lewisporte

Classification: Rural
Offers Distance Education: No

Grades: 7-9 Number of Grades: 3

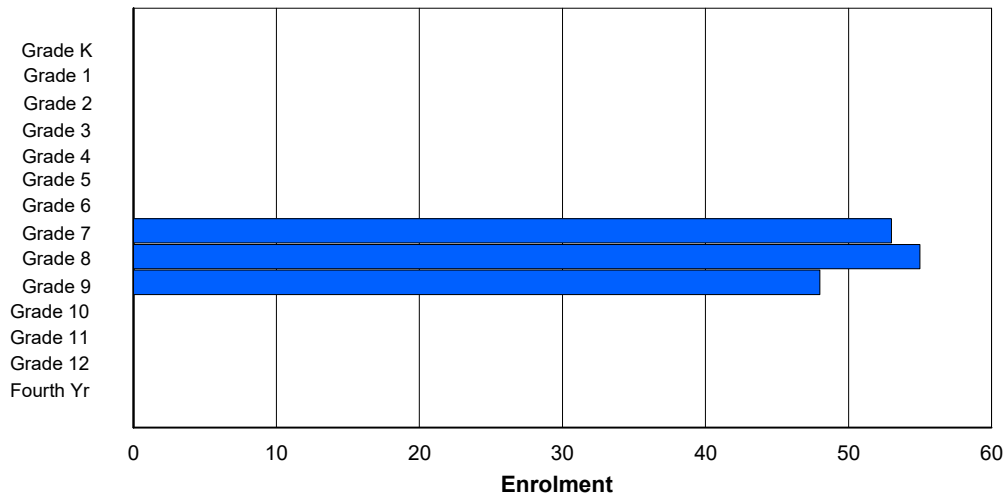
Enrolment By Age and Gender

Gender	Age																Total
	5	6	7	8	9	10	11	12	13	14	15	16	17	18	19	20>	
Male	0	0	0	0	0	0	0	24	26	25	0	0	0	0	0	0	75
Female	0	0	0	0	0	0	0	29	29	23	0	0	0	0	0	0	81
Total	0	0	0	0	0	0	0	53	55	48	0	0	0	0	0	0	156

Enrolment By Grade and Gender

Gender	Grade														Total
	K	1	2	3	4	5	6	7	8	9	10	11	12	4th	
Male	0	0	0	0	0	0	0	24	26	25	0	0	0	0	75
Female	0	0	0	0	0	0	0	29	29	23	0	0	0	0	81
Total	0	0	0	0	0	0	0	53	55	48	0	0	0	0	156

Enrolment By Grade
For 486 - Lewisporte Intermediate, Lewisporte



* Data from the 2018-2019 AGR(Enrolment/Age as of the last day in Sept./Dec.)

** Newfoundland Statistics Classification System

NLESD - Central Region

#494 - Forest Park Primary, Grand Falls-Windsor

Classification: Urban
Offers Distance Education: No

Grades: K-3 Number of Grades: 4

Enrolment By Age and Gender

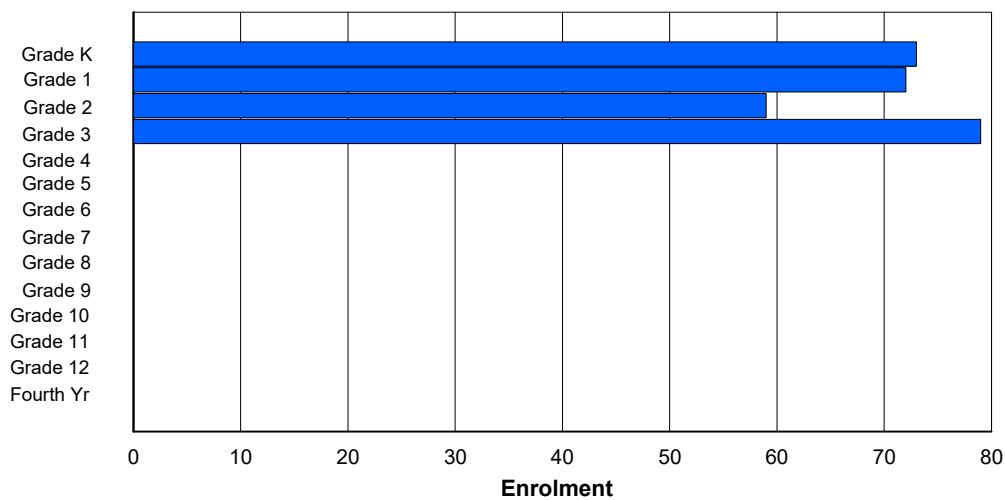
Gender	Age																Total
	5	6	7	8	9	10	11	12	13	14	15	16	17	18	19	20>	
Male	26	34	30	35	1	0	0	0	0	0	0	0	0	0	0	0	126
Female	47	38	29	43	0	0	0	0	0	0	0	0	0	0	0	0	157
Total	73	72	59	78	1	0	0	0	0	0	0	0	0	0	0	0	283

Enrolment By Grade and Gender

Gender	Grade														Total
	K	1	2	3	4	5	6	7	8	9	10	11	12	4th	
Male	26	34	30	36	0	0	0	0	0	0	0	0	0	0	126
Female	47	38	29	43	0	0	0	0	0	0	0	0	0	0	157
Total	73	72	59	79	0	0	0	0	0	0	0	0	0	0	283

Enrolment By Grade

For 494 - Forest Park Primary, Grand Falls-Windsor



* Data from the 2018-2019 AGR(Enrolment/Age as of the last day in Sept./Dec.)

** Newfoundland Statistics Classification System

NLESD - Central Region

#495 - Gander Elementary, Gander

Classification: Urban
Offers Distance Education: No

Grades: 4-6 Number of Grades: 3

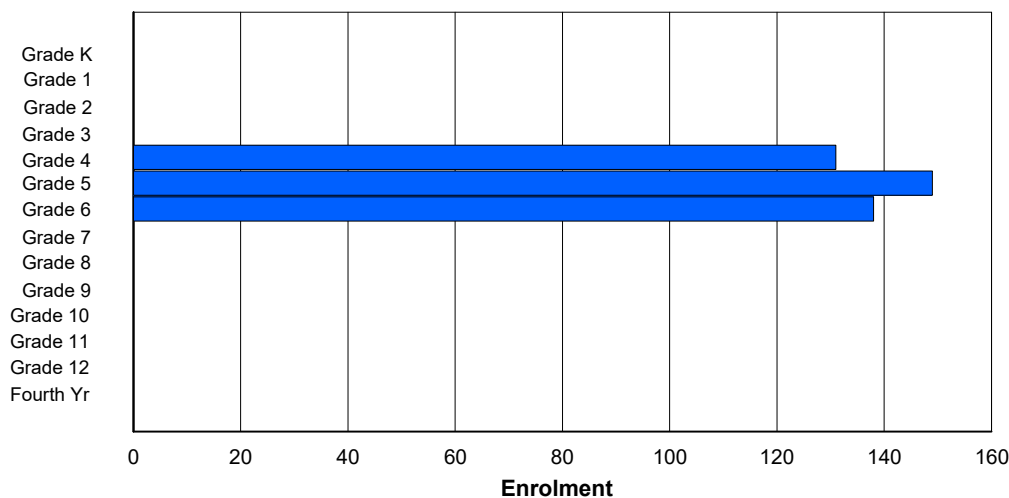
Enrolment By Age and Gender

Gender	Age																	Total
	5	6	7	8	9	10	11	12	13	14	15	16	17	18	19	20>		
Male	0	0	0	0	79	76	58	0	0	0	0	0	0	0	0	0	213	
Female	0	0	0	1	50	74	80	0	0	0	0	0	0	0	0	0	205	
Total	0	0	0	1	129	150	138	0	0	0	0	0	0	0	0	0	418	

Enrolment By Grade and Gender

Gender	Grade														Total
	K	1	2	3	4	5	6	7	8	9	10	11	12	4th	
Male	0	0	0	0	79	76	58	0	0	0	0	0	0	0	213
Female	0	0	0	0	52	73	80	0	0	0	0	0	0	0	205
Total	0	0	0	0	131	149	138	0	0	0	0	0	0	0	418

Enrolment By Grade
For 495 - Gander Elementary, Gander



* Data from the 2018-2019 AGR(Enrolment/Age as of the last day in Sept./Dec.)

** Newfoundland Statistics Classification System

NLESD - Central Region

#924 - Tricentia Academy, Arnold's Cove

Classification: Rural
Offers Distance Education: Yes

Grades: K-12 Number of Grades: 13

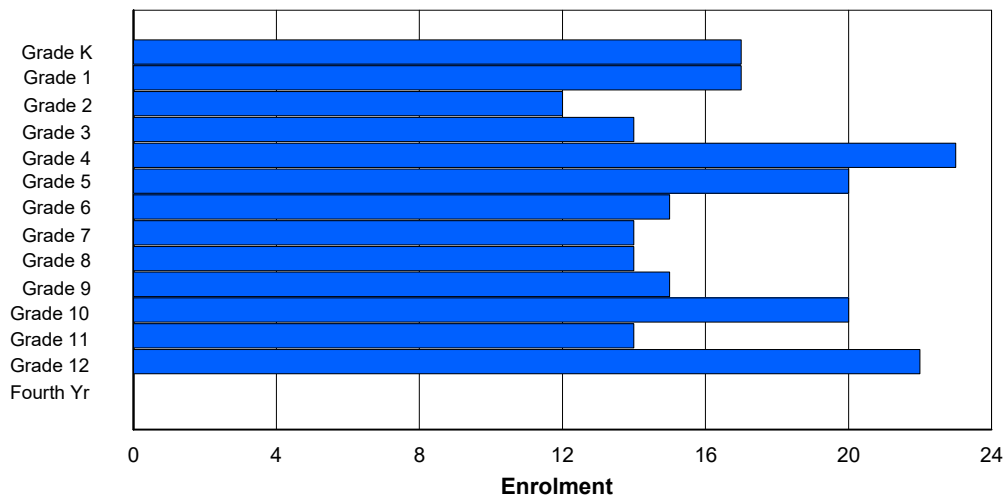
Enrolment By Age and Gender

Gender	Age																Total
	5	6	7	8	9	10	11	12	13	14	15	16	17	18	19	20>	
Male	7	9	4	8	13	8	7	5	6	5	13	5	10	0	0	0	100
Female	10	7	8	6	10	12	8	8	9	10	7	9	12	0	0	0	116
Total	17	17	12	14	23	20	15	13	15	15	20	14	22	0	0	0	217

Enrolment By Grade and Gender

Gender	Grade														Total
	K	1	2	3	4	5	6	7	8	9	10	11	12	4th	
Male	7	9	4	8	13	8	7	5	6	5	13	5	10	0	100
Female	10	7	8	6	10	12	8	9	8	10	7	9	12	0	116
Total	17	17	12	14	23	20	15	14	14	15	20	14	22	0	217

Enrolment By Grade
For 924 - Tricentia Academy, Arnold's Cove



* Data from the 2018-2019 AGR(Enrolment/Age as of the last day in Sept./Dec.)

** Newfoundland Statistics Classification System

NLESD - Eastern Region

#247 - Roncalli Central High, Avondale

Classification: Rural
Offers Distance Education: Yes

Grades: 7-12

Number of Grades: 6

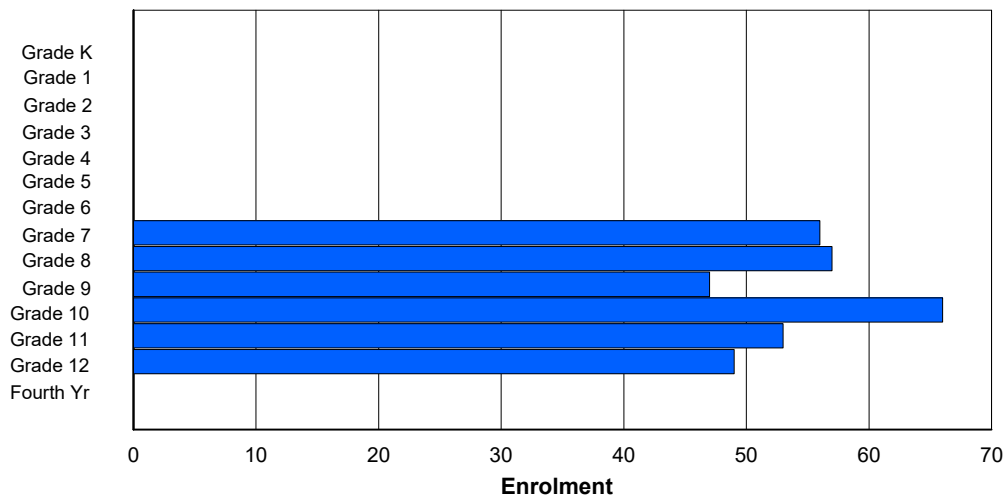
Enrolment By Age and Gender

Gender	Age																Total
	5	6	7	8	9	10	11	12	13	14	15	16	17	18	19	20>	
Male	0	0	0	0	0	0	0	24	36	20	32	20	27	1	0	0	160
Female	0	0	0	0	0	0	0	31	22	26	34	32	22	1	0	0	168
Total	0	0	0	0	0	0	0	55	58	46	66	52	49	2	0	0	328

Enrolment By Grade and Gender

Gender	Grade														Total
	K	1	2	3	4	5	6	7	8	9	10	11	12	4th	
Male	0	0	0	0	0	0	0	24	36	21	31	21	27	0	160
Female	0	0	0	0	0	0	0	32	21	26	35	32	22	0	168
Total	0	0	0	0	0	0	0	56	57	47	66	53	49	0	328

Enrolment By Grade
For 247 - Roncalli Central High, Avondale



* Data from the 2018-2019 AGR(Enrolment/Age as of the last day in Sept./Dec.)

** Newfoundland Statistics Classification System

NLESD - Eastern Region

#248 - Amalgamated Academy, Bay Roberts

Classification: Urban
Offers Distance Education: No

Grades: 4-9 Number of Grades: 6

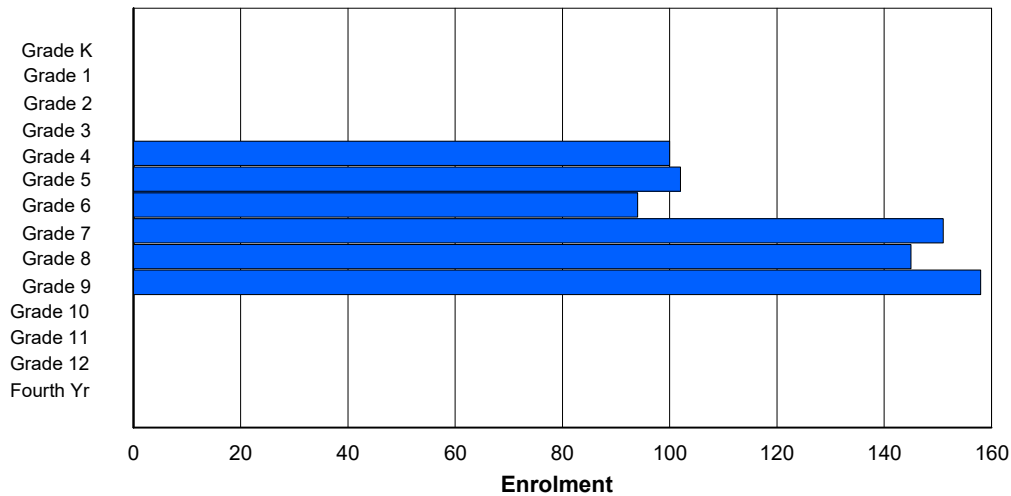
Enrolment By Age and Gender

Gender	Age																Total
	5	6	7	8	9	10	11	12	13	14	15	16	17	18	19	20>	
Male	0	0	0	1	51	50	50	75	76	94	2	0	0	0	0	0	399
Female	0	0	0	0	48	52	44	73	69	65	0	0	0	0	0	0	351
Total	0	0	0	1	99	102	94	148	145	159	2	0	0	0	0	0	750

Enrolment By Grade and Gender

Gender	Grade														Total
	K	1	2	3	4	5	6	7	8	9	10	11	12	4th	
Male	0	0	0	0	52	50	51	77	76	93	0	0	0	0	399
Female	0	0	0	0	48	52	43	74	69	65	0	0	0	0	351
Total	0	0	0	0	100	102	94	151	145	158	0	0	0	0	750

Enrolment By Grade
For 248 - Amalgamated Academy, Bay Roberts



* Data from the 2018-2019 AGR(Enrolment/Age as of the last day in Sept./Dec.)

** Newfoundland Statistics Classification System

NLESD - Eastern Region

#249 - Ascension Collegiate, Bay Roberts

Classification: Urban
Offers Distance Education: No

Grades: 10-12 Number of Grades: 3

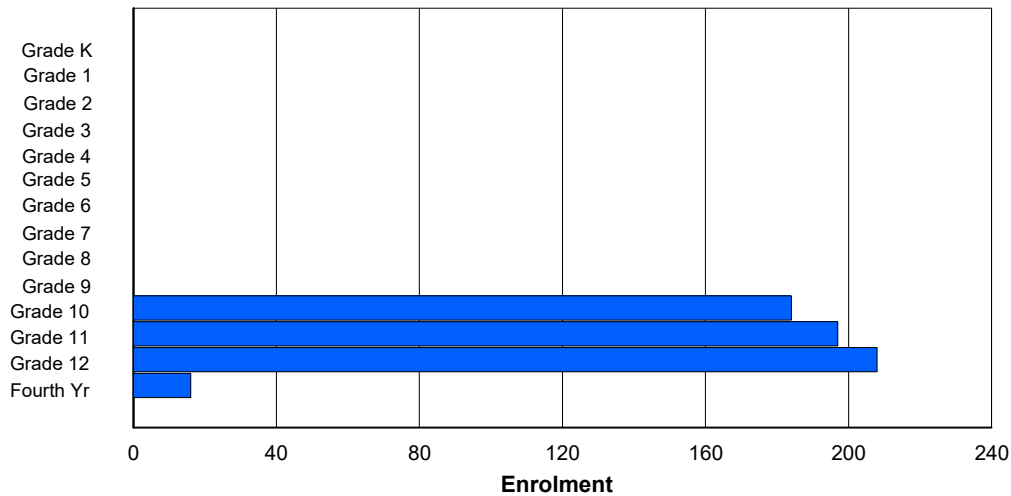
Enrolment By Age and Gender

Gender	Age																	Total
	5	6	7	8	9	10	11	12	13	14	15	16	17	18	19	20>		
Male	0	0	0	0	0	0	0	0	0	0	98	91	115	11	0	1	316	
Female	0	0	0	0	0	0	0	0	0	0	83	109	88	7	2	0	289	
Total	0	0	0	0	0	0	0	0	0	0	181	200	203	18	2	1	605	

Enrolment By Grade and Gender

Gender	Grade															Total
	K	1	2	3	4	5	6	7	8	9	10	11	12	4th		
Male	0	0	0	0	0	0	0	0	0	0	99	90	120	7	316	
Female	0	0	0	0	0	0	0	0	0	0	85	107	88	9	289	
Total	0	0	0	0	0	0	0	0	0	0	184	197	208	16	605	

Enrolment By Grade
For 249 - Ascension Collegiate, Bay Roberts



* Data from the 2018-2019 AGR(Enrolment/Age as of the last day in Sept./Dec.)

** Newfoundland Statistics Classification System

NLESD - Eastern Region

#253 - Carbonear Collegiate, Carbonear

Classification: Rural
Offers Distance Education: No

Grades: 9-12 Number of Grades: 4

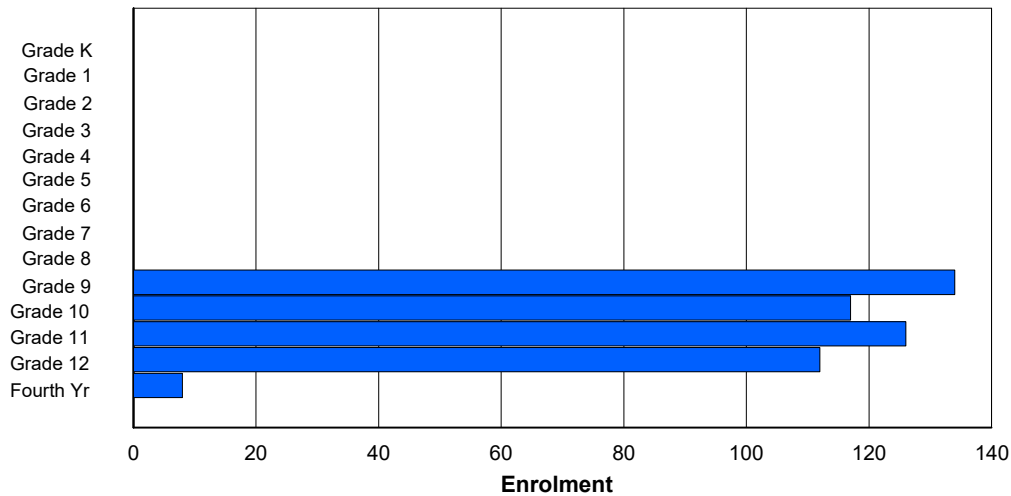
Enrolment By Age and Gender

Gender	Age																	Total
	5	6	7	8	9	10	11	12	13	14	15	16	17	18	19	20>		
Male	0	0	0	0	0	0	0	0	0	54	59	60	55	5	2	2	237	
Female	0	0	0	0	0	0	0	0	0	79	56	67	53	5	0	0	260	
Total	0	0	0	0	0	0	0	0	0	133	115	127	108	10	2	2	497	

Enrolment By Grade and Gender

Gender	Grade															Total
	K	1	2	3	4	5	6	7	8	9	10	11	12	4th		
Male	0	0	0	0	0	0	0	0	0	55	59	60	57	6	237	
Female	0	0	0	0	0	0	0	0	0	79	58	66	55	2	260	
Total	0	0	0	0	0	0	0	0	0	134	117	126	112	8	497	

Enrolment By Grade
For 253 - Carbonear Collegiate, Carbonear



* Data from the 2018-2019 AGR(Enrolment/Age as of the last day in Sept./Dec.)

** Newfoundland Statistics Classification System

NLESD - Eastern Region

#258 - Holy Family Elementary, Chapel Arm

Classification: Rural
Offers Distance Education: No

Grades: K-6 Number of Grades: 7

Enrolment By Age and Gender

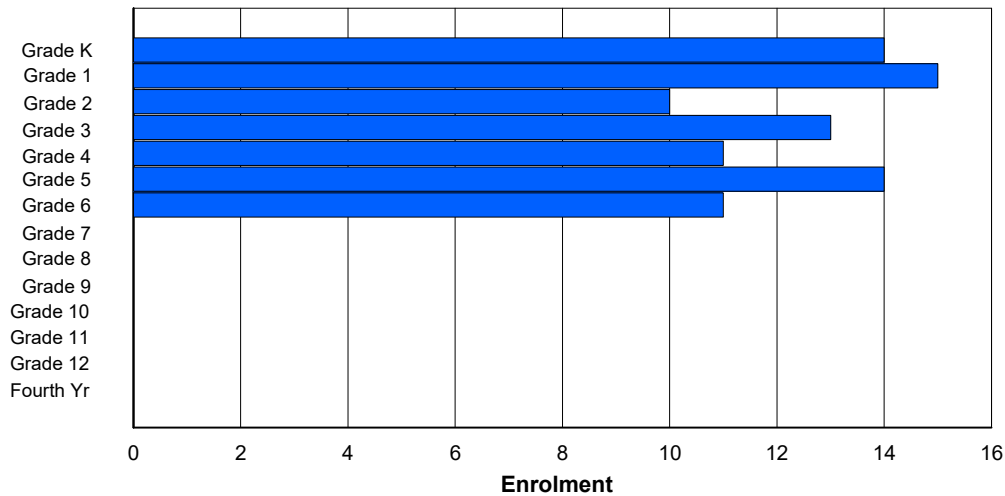
Gender	Age																Total
	5	6	7	8	9	10	11	12	13	14	15	16	17	18	19	20>	
Male	9	9	8	9	7	7	1	0	0	0	0	0	0	0	0	0	50
Female	3	8	2	4	4	7	10	0	0	0	0	0	0	0	0	0	38
Total	12	17	10	13	11	14	11	0	0	0	0	0	0	0	0	0	88

Enrolment By Grade and Gender

Gender	Grade														Total
	K	1	2	3	4	5	6	7	8	9	10	11	12	4th	
Male	10	8	8	9	7	7	1	0	0	0	0	0	0	0	50
Female	4	7	2	4	4	7	10	0	0	0	0	0	0	0	38
Total	14	15	10	13	11	14	11	0	0	0	0	0	0	0	88

Enrolment By Grade

For 258 - Holy Family Elementary, Chapel Arm



* Data from the 2018-2019 AGR(Enrolment/Age as of the last day in Sept./Dec.)

** Newfoundland Statistics Classification System

NLESD - Eastern Region

#259 - Coley's Point Primary, Coley's Point

Classification: Rural
Offers Distance Education: No

Grades: K-3 Number of Grades: 4

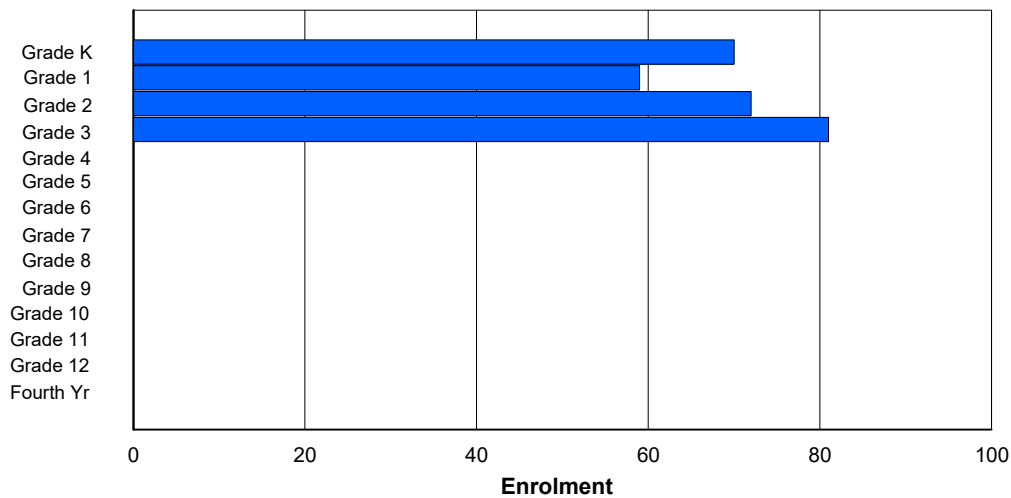
Enrolment By Age and Gender

Gender	Age																	Total
	5	6	7	8	9	10	11	12	13	14	15	16	17	18	19	20>		
Male	36	25	26	45	0	0	0	0	0	0	0	0	0	0	0	0	132	
Female	33	34	46	37	0	0	0	0	0	0	0	0	0	0	0	0	150	
Total	69	59	72	82	0	0	0	0	0	0	0	0	0	0	0	0	282	

Enrolment By Grade and Gender

Gender	Grade														Total
	K	1	2	3	4	5	6	7	8	9	10	11	12	4th	
Male	37	25	26	44	0	0	0	0	0	0	0	0	0	0	132
Female	33	34	46	37	0	0	0	0	0	0	0	0	0	0	150
Total	70	59	72	81	0	0	0	0	0	0	0	0	0	0	282

Enrolment By Grade
For 259 - Coley's Point Primary, Coley's Point



* Data from the 2018-2019 AGR(Enrolment/Age as of the last day in Sept./Dec.)

** Newfoundland Statistics Classification System

NLESD - Eastern Region

#260 - Immaculate Conception Elementary, Colliers

Classification: Rural
Offers Distance Education: No

Grades: K-6 Number of Grades: 7

Enrolment By Age and Gender

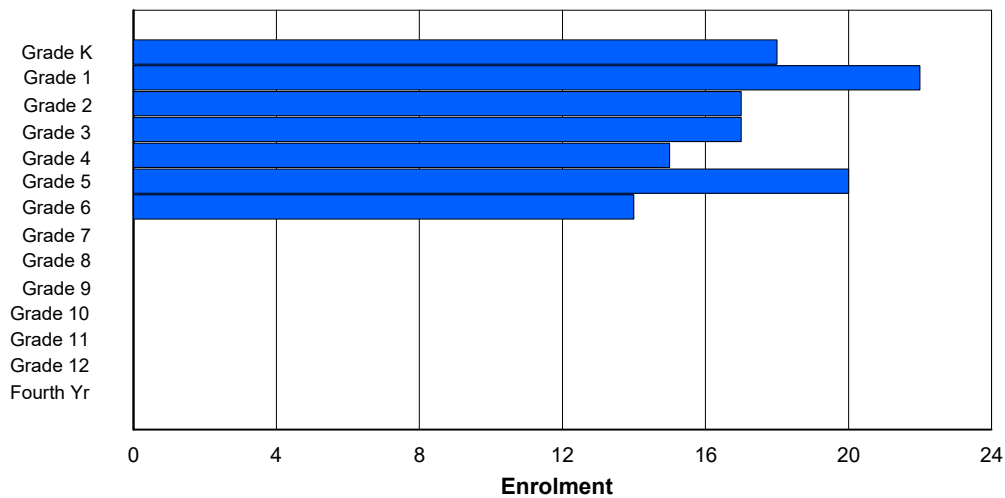
Gender	Age																Total
	5	6	7	8	9	10	11	12	13	14	15	16	17	18	19	20>	
Male	10	10	9	11	8	8	7	0	0	0	0	0	0	0	0	0	63
Female	8	12	8	6	7	12	7	0	0	0	0	0	0	0	0	0	60
Total	18	22	17	17	15	20	14	0	0	0	0	0	0	0	0	0	123

Enrolment By Grade and Gender

Gender	Grade														Total
	K	1	2	3	4	5	6	7	8	9	10	11	12	4th	
Male	10	10	9	11	8	8	7	0	0	0	0	0	0	0	63
Female	8	12	8	6	7	12	7	0	0	0	0	0	0	0	60
Total	18	22	17	17	15	20	14	0	0	0	0	0	0	0	123

Enrolment By Grade

For 260 - Immaculate Conception Elementary, Colliers



* Data from the 2018-2019 AGR(Enrolment/Age as of the last day in Sept./Dec.)

** Newfoundland Statistics Classification System

NLESD - Eastern Region

#262 - Woodland Elementary, Dildo

Classification: Rural
Offers Distance Education: No

Grades: K-6 Number of Grades: 7

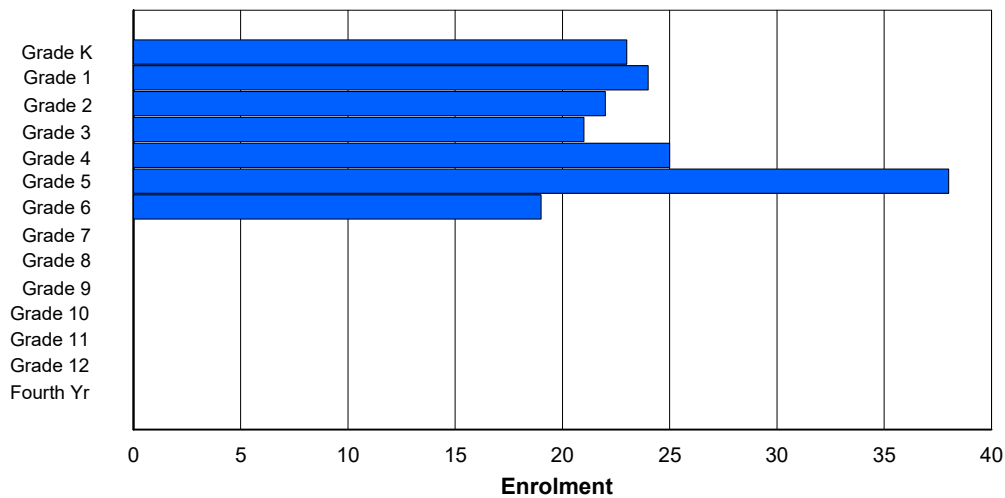
Enrolment By Age and Gender

Gender	Age																Total
	5	6	7	8	9	10	11	12	13	14	15	16	17	18	19	20>	
Male	8	10	12	10	13	16	13	0	0	0	0	0	0	0	0	0	82
Female	15	14	10	11	12	21	7	0	0	0	0	0	0	0	0	0	90
Total	23	24	22	21	25	37	20	0	0	0	0	0	0	0	0	0	172

Enrolment By Grade and Gender

Gender	Grade														Total
	K	1	2	3	4	5	6	7	8	9	10	11	12	4th	
Male	8	10	12	10	13	17	12	0	0	0	0	0	0	0	82
Female	15	14	10	11	12	21	7	0	0	0	0	0	0	0	90
Total	23	24	22	21	25	38	19	0	0	0	0	0	0	0	172

Enrolment By Grade
For 262 - Woodland Elementary, Dildo



* Data from the 2018-2019 AGR(Enrolment/Age as of the last day in Sept./Dec.)

** Newfoundland Statistics Classification System

NLESD - Eastern Region

#265 - Acreman Elementary, Green's Harbour

Classification: Rural
Offers Distance Education: No

Grades: K-6 Number of Grades: 7

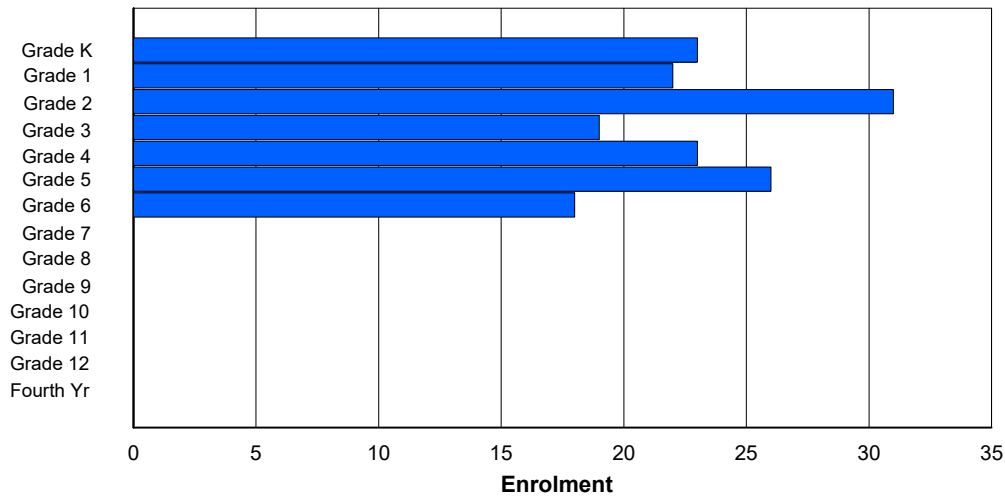
Enrolment By Age and Gender

Gender	Age																Total
	5	6	7	8	9	10	11	12	13	14	15	16	17	18	19	20>	
Male	11	13	15	13	14	11	8	1	0	0	0	0	0	0	0	0	86
Female	12	9	16	5	9	16	9	0	0	0	0	0	0	0	0	0	76
Total	23	22	31	18	23	27	17	1	0	0	0	0	0	0	0	0	162

Enrolment By Grade and Gender

Gender	Grade														Total
	K	1	2	3	4	5	6	7	8	9	10	11	12	4th	
Male	11	13	15	14	13	11	9	0	0	0	0	0	0	0	86
Female	12	9	16	5	10	15	9	0	0	0	0	0	0	0	76
Total	23	22	31	19	23	26	18	0	0	0	0	0	0	0	162

Enrolment By Grade
For 265 - Acreman Elementary, Green's Harbour



* Data from the 2018-2019 AGR(Enrolment/Age as of the last day in Sept./Dec.)

** Newfoundland Statistics Classification System

NLESD - Eastern Region

#269 - St. Francis School, Harbour Grace

Classification: Rural
Offers Distance Education: No

Grades: K-8 Number of Grades: 9

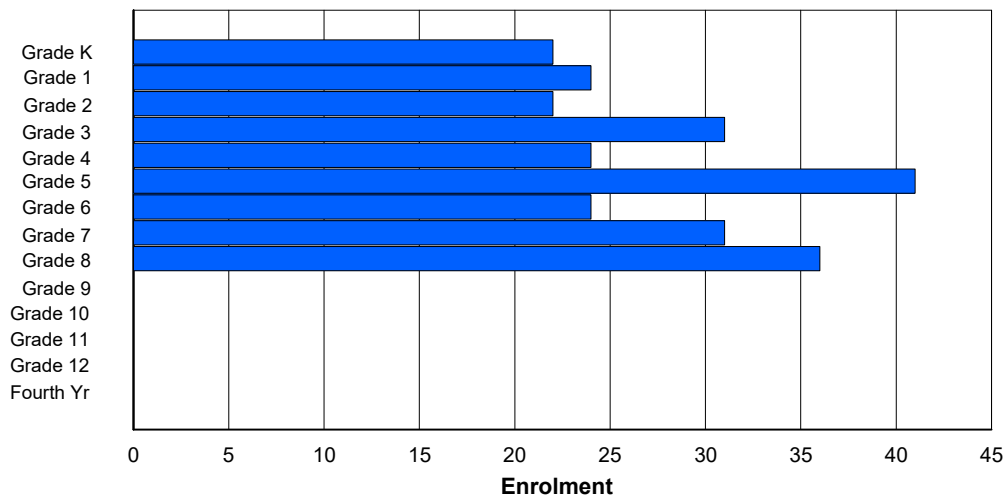
Enrolment By Age and Gender

Gender	Age																Total
	5	6	7	8	9	10	11	12	13	14	15	16	17	18	19	20>	
Male	12	12	11	17	12	23	12	15	17	0	0	0	0	0	0	0	131
Female	10	12	11	14	12	18	12	16	19	0	0	0	0	0	0	0	124
Total	22	24	22	31	24	41	24	31	36	0	0	0	0	0	0	0	255

Enrolment By Grade and Gender

Gender	Grade														Total
	K	1	2	3	4	5	6	7	8	9	10	11	12	4th	
Male	12	12	11	17	12	23	12	15	17	0	0	0	0	0	131
Female	10	12	11	14	12	18	12	16	19	0	0	0	0	0	124
Total	22	24	22	31	24	41	24	31	36	0	0	0	0	0	255

Enrolment By Grade
For 269 - St. Francis School, Harbour Grace



* Data from the 2018-2019 AGR(Enrolment/Age as of the last day in Sept./Dec.)

** Newfoundland Statistics Classification System

NLESD - Eastern Region

#272 - Holy Cross Elementary, Holyrood

Classification: Rural
Offers Distance Education: No

Grades: K-6 Number of Grades: 7

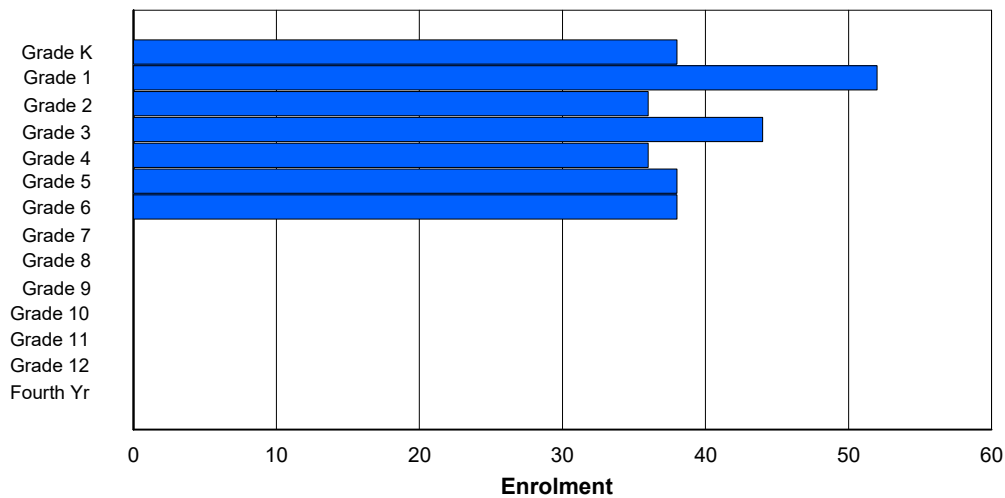
Enrolment By Age and Gender

Gender	Age																Total
	5	6	7	8	9	10	11	12	13	14	15	16	17	18	19	20>	
Male	21	28	20	22	22	19	16	0	0	0	0	0	0	0	0	0	148
Female	17	24	16	22	14	19	22	0	0	0	0	0	0	0	0	0	134
Total	38	52	36	44	36	38	38	0	0	0	0	0	0	0	0	0	282

Enrolment By Grade and Gender

Gender	Grade														Total
	K	1	2	3	4	5	6	7	8	9	10	11	12	4th	
Male	21	28	20	22	22	19	16	0	0	0	0	0	0	0	148
Female	17	24	16	22	14	19	22	0	0	0	0	0	0	0	134
Total	38	52	36	44	36	38	38	0	0	0	0	0	0	0	282

Enrolment By Grade
For 272 - Holy Cross Elementary, Holyrood



* Data from the 2018-2019 AGR(Enrolment/Age as of the last day in Sept./Dec.)

** Newfoundland Statistics Classification System

NLESD - Eastern Region

#274 - St. Catherine's Academy, Mount Carmel

Classification: Rural
Offers Distance Education: Yes

Grades: K-7,9-12 Number of Grades: 12

Enrolment By Age and Gender

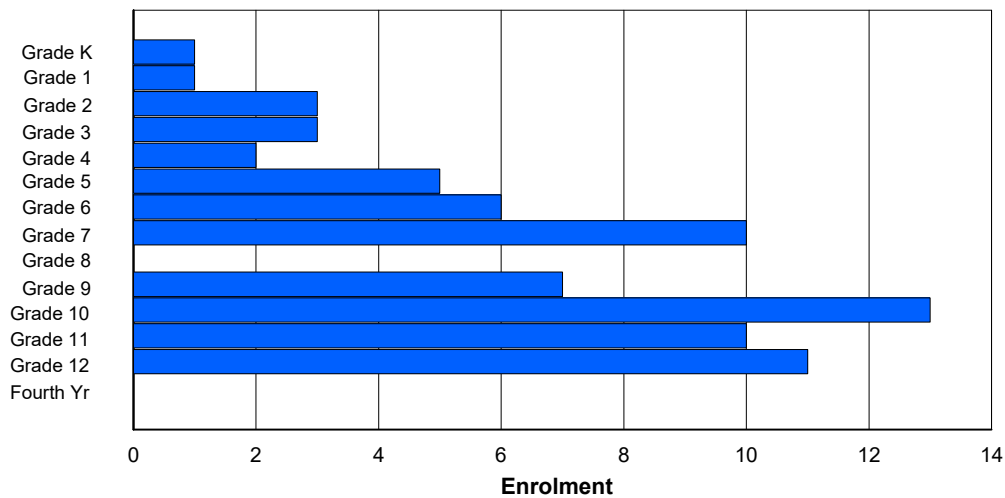
Gender	Age																	Total
	5	6	7	8	9	10	11	12	13	14	15	16	17	18	19	20>		
Male	1	0	0	1	3	2	5	8	0	2	5	5	5	1	0	0	38	
Female	0	1	3	2	0	2	1	2	1	4	8	5	5	0	0	0	34	
Total	1	1	3	3	3	4	6	10	1	6	13	10	10	1	0	0	72	

Enrolment By Grade and Gender

Gender	Grade															Total
	K	1	2	3	4	5	6	7	8	9	10	11	12	4th		
Male	1	0	0	1	2	3	5	8	0	2	5	5	6	0	38	
Female	0	1	3	2	0	2	1	2	0	5	8	5	5	0	34	
Total	1	1	3	3	2	5	6	10	0	7	13	10	11	0	72	

Enrolment By Grade

For 274 - St. Catherine's Academy, Mount Carmel



* Data from the 2018-2019 AGR(Enrolment/Age as of the last day in Sept./Dec.)

** Newfoundland Statistics Classification System

NLESD - Eastern Region

#278 - All Hallows Elementary, North River

Classification: Rural
Offers Distance Education: No

Grades: K-6 Number of Grades: 7

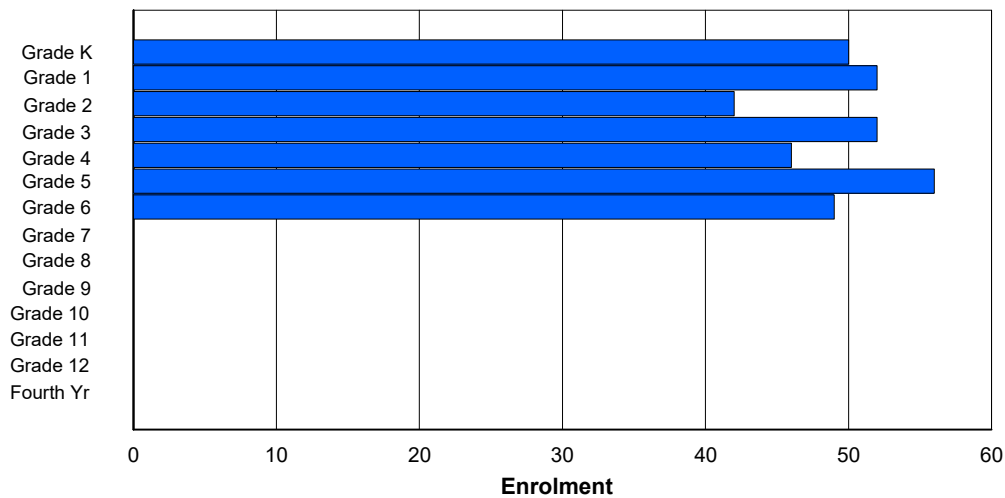
Enrolment By Age and Gender

Gender	Age																Total
	5	6	7	8	9	10	11	12	13	14	15	16	17	18	19	20>	
Male	32	30	19	24	29	28	21	0	0	0	0	0	0	0	0	0	183
Female	18	21	24	28	17	28	28	0	0	0	0	0	0	0	0	0	164
Total	50	51	43	52	46	56	49	0	0	0	0	0	0	0	0	0	347

Enrolment By Grade and Gender

Gender	Grade														Total
	K	1	2	3	4	5	6	7	8	9	10	11	12	4th	
Male	32	30	19	24	29	28	21	0	0	0	0	0	0	0	183
Female	18	22	23	28	17	28	28	0	0	0	0	0	0	0	164
Total	50	52	42	52	46	56	49	0	0	0	0	0	0	0	347

Enrolment By Grade
For 278 - All Hallows Elementary, North River



* Data from the 2018-2019 AGR(Enrolment/Age as of the last day in Sept./Dec.)

** Newfoundland Statistics Classification System

NLESD - Eastern Region

#280 - Laval High School, Placentia

Classification: Rural
Offers Distance Education: No

Grades: 7-12

Number of Grades: 6

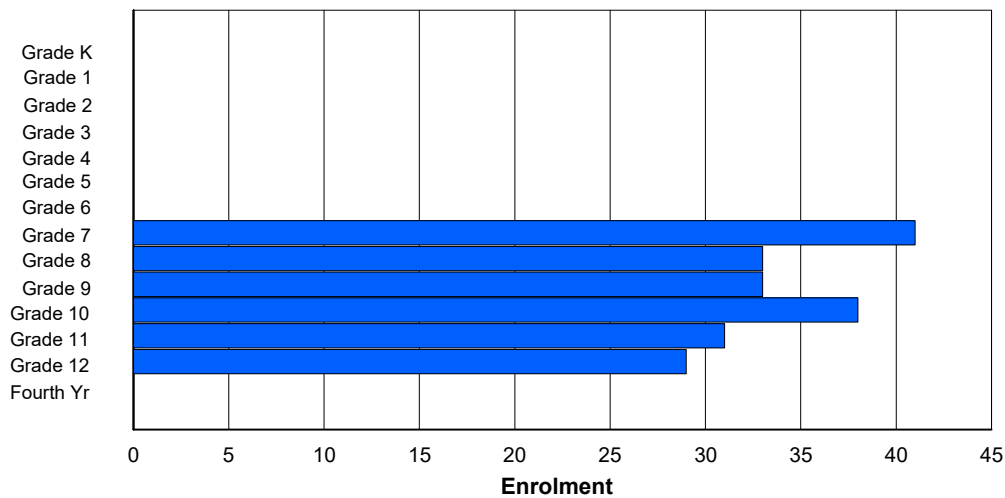
Enrolment By Age and Gender

Gender	Age																Total
	5	6	7	8	9	10	11	12	13	14	15	16	17	18	19	20>	
Male	0	0	0	0	0	0	0	24	19	17	17	18	15	0	0	0	110
Female	0	0	0	0	0	0	0	18	12	17	20	12	15	1	0	0	95
Total	0	0	0	0	0	0	0	42	31	34	37	30	30	1	0	0	205

Enrolment By Grade and Gender

Gender	Grade														Total
	K	1	2	3	4	5	6	7	8	9	10	11	12	4th	
Male	0	0	0	0	0	0	0	24	20	16	19	17	14	0	110
Female	0	0	0	0	0	0	0	17	13	17	19	14	15	0	95
Total	0	0	0	0	0	0	0	41	33	33	38	31	29	0	205

Enrolment By Grade
For 280 - Laval High School, Placentia



* Data from the 2018-2019 AGR(Enrolment/Age as of the last day in Sept./Dec.)

** Newfoundland Statistics Classification System

NLESD - Eastern Region

#285 - Holy Redeemer Elementary, Spaniard's Bay

Classification: Rural
Offers Distance Education: No

Grades: K-9 Number of Grades: 10

Enrolment By Age and Gender

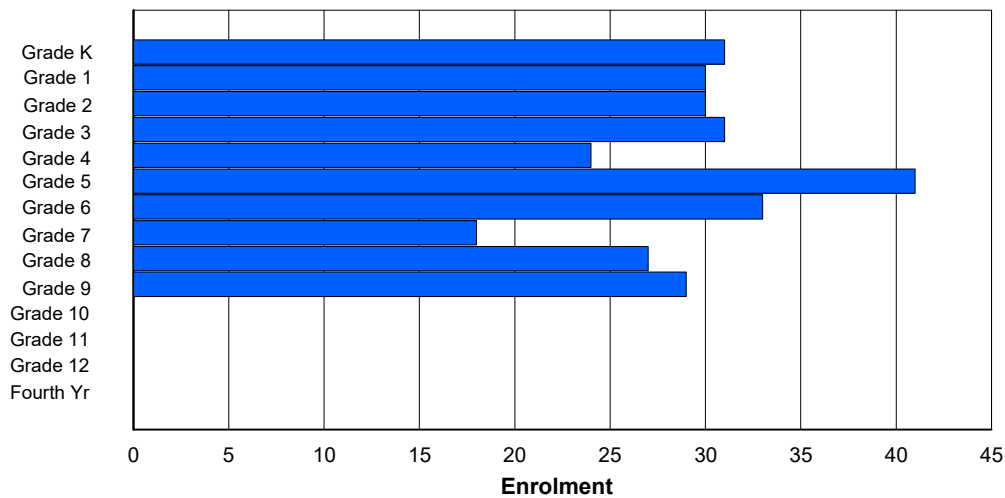
Gender	Age																Total
	5	6	7	8	9	10	11	12	13	14	15	16	17	18	19	20>	
Male	13	11	11	19	14	27	12	11	14	18	0	0	0	0	0	0	150
Female	18	19	19	12	10	14	21	7	13	11	0	0	0	0	0	0	144
Total	31	30	30	31	24	41	33	18	27	29	0	0	0	0	0	0	294

Enrolment By Grade and Gender

Gender	Grade														Total
	K	1	2	3	4	5	6	7	8	9	10	11	12	4th	
Male	13	11	11	19	14	27	12	11	14	18	0	0	0	0	150
Female	18	19	19	12	10	14	21	7	13	11	0	0	0	0	144
Total	31	30	30	31	24	41	33	18	27	29	0	0	0	0	294

Enrolment By Grade

For 285 - Holy Redeemer Elementary, Spaniard's Bay



* Data from the 2018-2019 AGR(Enrolment/Age as of the last day in Sept./Dec.)

** Newfoundland Statistics Classification System

NLESD - Eastern Region

#286 - Fatima Academy, St. Bride's

Classification: Rural
Offers Distance Education: Yes

Grades: K,2-12 Number of Grades: 12

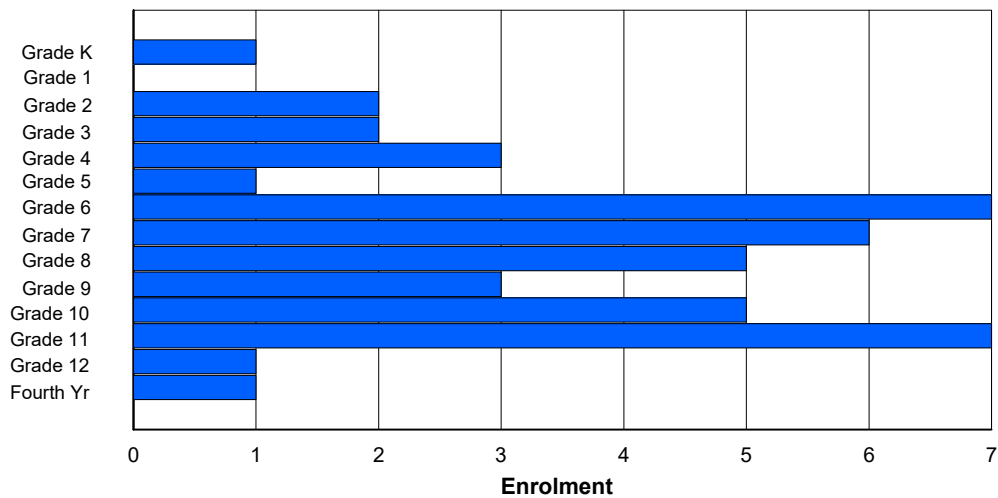
Enrolment By Age and Gender

Gender	Age																Total
	5	6	7	8	9	10	11	12	13	14	15	16	17	18	19	20>	
Male	0	0	2	1	1	0	4	2	1	1	3	0	1	0	1	0	17
Female	1	0	0	1	2	1	3	4	4	2	2	7	0	0	0	0	27
Total	1	0	2	2	3	1	7	6	5	3	5	7	1	0	1	0	44

Enrolment By Grade and Gender

Gender	Grade														Total
	K	1	2	3	4	5	6	7	8	9	10	11	12	4th	
Male	0	0	2	1	1	0	4	2	1	1	3	0	1	1	17
Female	1	0	0	1	2	1	3	4	4	2	2	7	0	0	27
Total	1	0	2	2	3	1	7	6	5	3	5	7	1	1	44

Enrolment By Grade
For 286 - Fatima Academy, St. Bride's



* Data from the 2018-2019 AGR(Enrolment/Age as of the last day in Sept./Dec.)

** Newfoundland Statistics Classification System

NLESD - Eastern Region

#287 - Dunne Memorial Academy, St. Mary's

Classification: Rural
Offers Distance Education: Yes

Grades: K-12 Number of Grades: 13

Enrolment By Age and Gender

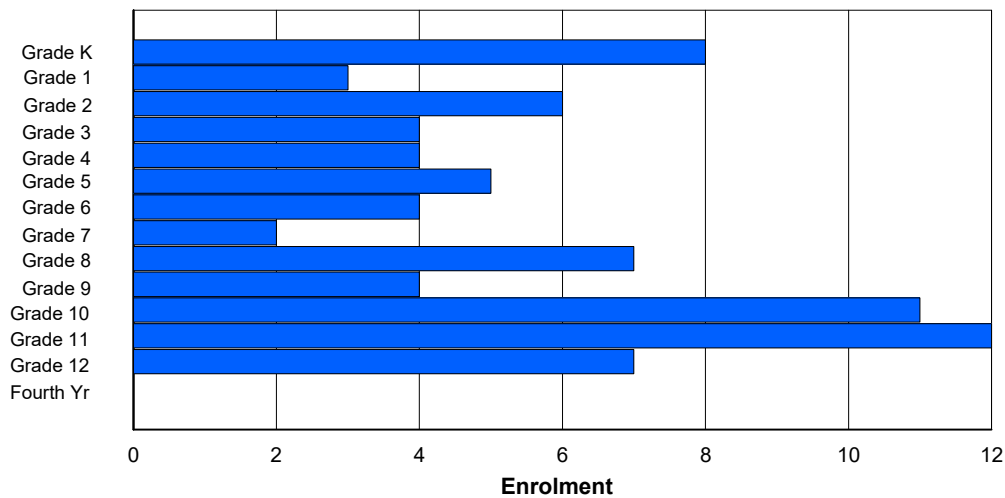
Gender	<u>Age</u>																	Total
	5	6	7	8	9	10	11	12	13	14	15	16	17	18	19	20>		
Male	4	1	4	0	3	2	1	2	4	2	2	6	7	1	0	0	39	
Female	4	2	2	4	1	3	3	0	3	2	9	5	0	0	0	0	38	
Total	8	3	6	4	4	5	4	2	7	4	11	11	7	1	0	0	77	

Enrolment By Grade and Gender

Gender	<u>Grade</u>														Total
	K	1	2	3	4	5	6	7	8	9	10	11	12	4th	
Male	4	1	4	0	3	2	1	2	4	2	2	7	7	0	39
Female	4	2	2	4	1	3	3	0	3	2	9	5	0	0	38
Total	8	3	6	4	4	5	4	2	7	4	11	12	7	0	77

Enrolment By Grade

For 287 - Dunne Memorial Academy, St. Mary's



* Data from the 2018-2019 AGR(Enrolment/Age as of the last day in Sept./Dec.)

** Newfoundland Statistics Classification System

NLESD - Eastern Region

#289 - St. Peter's Elementary, Upper Island Cove

Classification: Rural
Offers Distance Education: No

Grades: K-9 Number of Grades: 10

Enrolment By Age and Gender

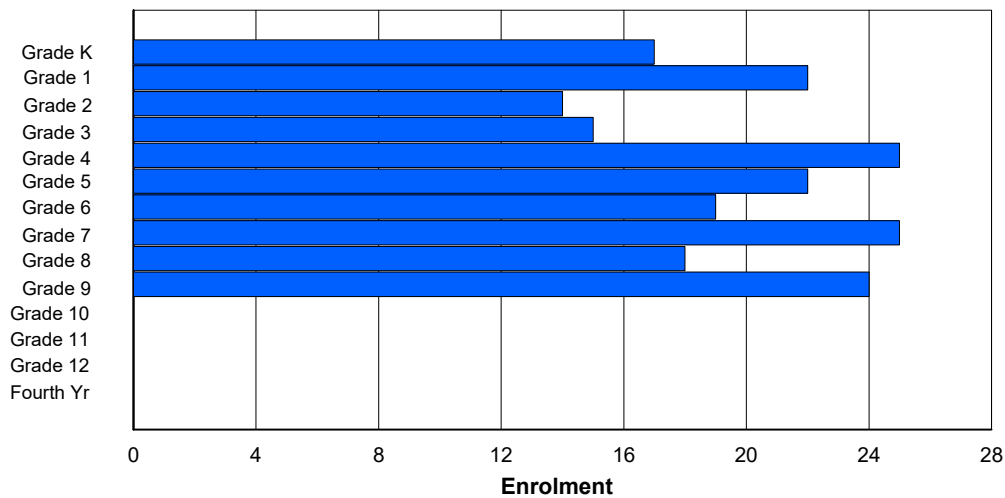
Gender	Age																Total
	5	6	7	8	9	10	11	12	13	14	15	16	17	18	19	20>	
Male	11	11	8	7	13	7	12	16	7	10	0	0	0	0	0	0	102
Female	6	11	6	8	12	15	7	9	12	12	1	0	0	0	0	0	99
Total	17	22	14	15	25	22	19	25	19	22	1	0	0	0	0	0	201

Enrolment By Grade and Gender

Gender	Grade														Total
	K	1	2	3	4	5	6	7	8	9	10	11	12	4th	
Male	11	11	8	7	13	7	12	16	7	10	0	0	0	0	102
Female	6	11	6	8	12	15	7	9	11	14	0	0	0	0	99
Total	17	22	14	15	25	22	19	25	18	24	0	0	0	0	201

Enrolment By Grade

For 289 - St. Peter's Elementary, Upper Island Cove



* Data from the 2018-2019 AGR(Enrolment/Age as of the last day in Sept./Dec.)

** Newfoundland Statistics Classification System

NLESD - Eastern Region

#291 - Perlwin Elementary, Winterton

Classification: Rural
Offers Distance Education: No

Grades: K-6 Number of Grades: 7

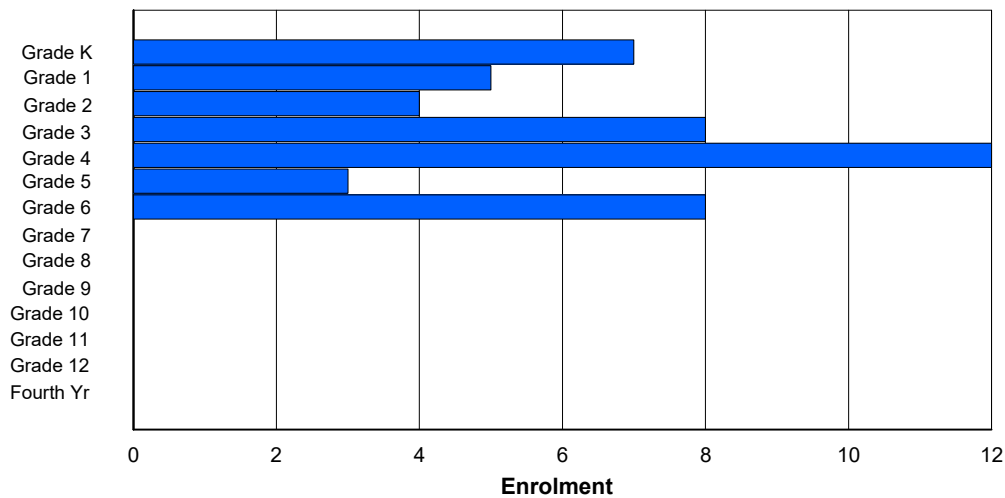
Enrolment By Age and Gender

Gender	Age																	Total
	5	6	7	8	9	10	11	12	13	14	15	16	17	18	19	20>		
Male	4	3	2	4	9	1	4	0	0	0	0	0	0	0	0	0	27	
Female	3	2	2	4	4	1	4	0	0	0	0	0	0	0	0	0	20	
Total	7	5	4	8	13	2	8	0	0	0	0	0	0	0	0	0	47	

Enrolment By Grade and Gender

Gender	Grade															Total
	K	1	2	3	4	5	6	7	8	9	10	11	12	4th		
Male	4	3	2	4	8	2	4	0	0	0	0	0	0	0	27	
Female	3	2	2	4	4	1	4	0	0	0	0	0	0	0	20	
Total	7	5	4	8	12	3	8	0	0	0	0	0	0	0	47	

Enrolment By Grade
For 291 - Perlwin Elementary, Winterton



* Data from the 2018-2019 AGR(Enrolment/Age as of the last day in Sept./Dec.)

** Newfoundland Statistics Classification System

NLESD - Eastern Region

#294 - St. Augustine's Elementary, Bell Island

Classification: Rural
Offers Distance Education: No

Grades: K-6 Number of Grades: 7

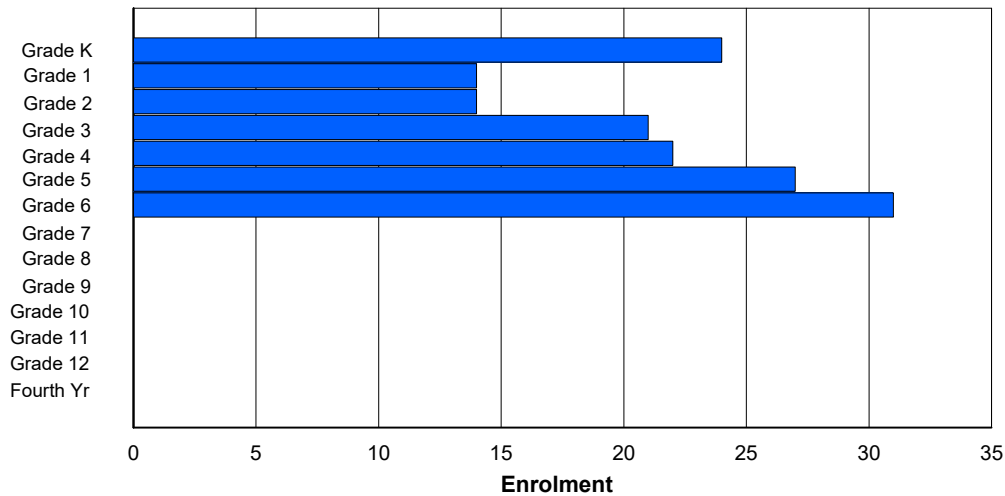
Enrolment By Age and Gender

Gender	Age																Total
	5	6	7	8	9	10	11	12	13	14	15	16	17	18	19	20>	
Male	8	5	8	11	8	9	16	0	0	0	0	0	0	0	0	0	65
Female	16	9	6	10	14	18	15	0	0	0	0	0	0	0	0	0	88
Total	24	14	14	21	22	27	31	0	0	0	0	0	0	0	0	0	153

Enrolment By Grade and Gender

Gender	Grade														Total
	K	1	2	3	4	5	6	7	8	9	10	11	12	4th	
Male	8	5	8	11	8	9	16	0	0	0	0	0	0	0	65
Female	16	9	6	10	14	18	15	0	0	0	0	0	0	0	88
Total	24	14	14	21	22	27	31	0	0	0	0	0	0	0	153

Enrolment By Grade
For 294 - St. Augustine's Elementary, Bell Island



* Data from the 2018-2019 AGR(Enrolment/Age as of the last day in Sept./Dec.)

** Newfoundland Statistics Classification System

NLESD - Eastern Region

#296 - St. Michael's Regional High, Bell Island

Classification: Rural
Offers Distance Education: Yes

Grades: 7-12 Number of Grades: 6

Enrolment By Age and Gender

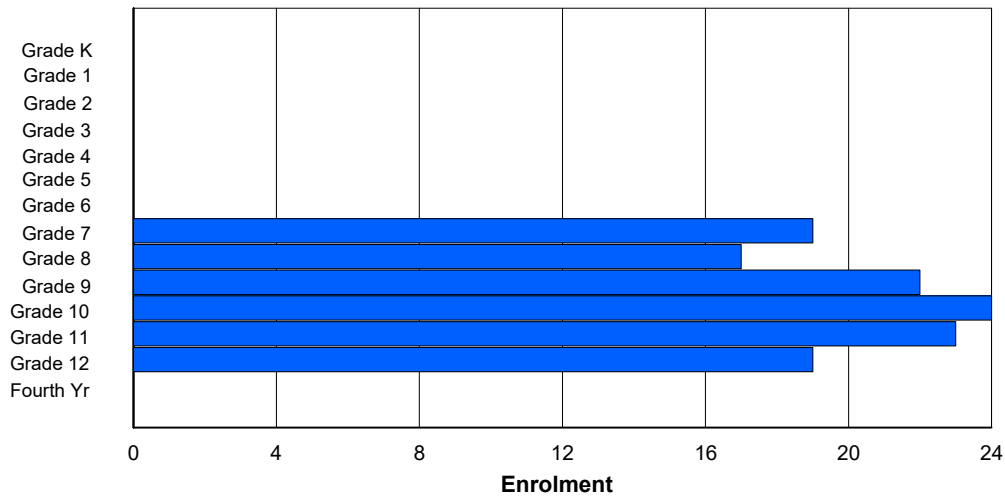
Gender	Age																Total
	5	6	7	8	9	10	11	12	13	14	15	16	17	18	19	20>	
Male	0	0	0	0	0	0	0	8	8	14	7	11	9	0	0	0	57
Female	0	0	0	0	0	0	0	11	8	9	17	11	10	0	0	0	66
Total	0	0	0	0	0	0	0	19	16	23	24	23	19	0	0	0	124

Enrolment By Grade and Gender

Gender	Grade														Total
	K	1	2	3	4	5	6	7	8	9	10	11	12	4th	
Male	0	0	0	0	0	0	0	8	9	13	7	11	9	0	57
Female	0	0	0	0	0	0	0	11	8	9	17	11	10	0	66
Total	0	0	0	0	0	0	0	19	17	22	24	23	19	0	124

Enrolment By Grade

For 296 - St. Michael's Regional High, Bell Island



* Data from the 2018-2019 AGR(Enrolment/Age as of the last day in Sept./Dec.)

** Newfoundland Statistics Classification System

NLESD - Eastern Region

#300 - Frank Roberts Junior High, Conception Bay South (Foxtrap)

Classification: Urban
Offers Distance Education: No

Grades: 7-9 Number of Grades: 3

Enrolment By Age and Gender

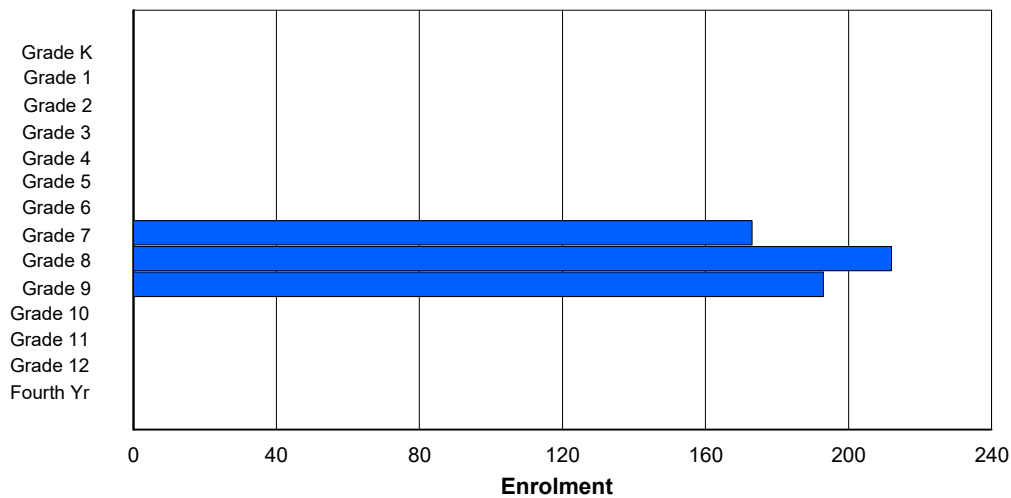
Gender	Age																Total
	5	6	7	8	9	10	11	12	13	14	15	16	17	18	19	20>	
Male	0	0	0	0	0	0	0	74	103	94	4	0	0	0	0	0	275
Female	0	0	0	0	0	0	0	99	109	94	1	0	0	0	0	0	303
Total	0	0	0	0	0	0	0	173	212	188	5	0	0	0	0	0	578

Enrolment By Grade and Gender

Gender	Grade														Total
	K	1	2	3	4	5	6	7	8	9	10	11	12	4th	
Male	0	0	0	0	0	0	0	74	103	98	0	0	0	0	275
Female	0	0	0	0	0	0	0	99	109	95	0	0	0	0	303
Total	0	0	0	0	0	0	0	173	212	193	0	0	0	0	578

Enrolment By Grade

For 300 - Frank Roberts Junior High, Conception Bay South (Foxtrap)



* Data from the 2018-2019 AGR(Enrolment/Age as of the last day in Sept./Dec.)

** Newfoundland Statistics Classification System

NLESD - Eastern Region

#302 - Queen Elizabeth Regional High, Conception Bay South (Foxtrap)

Classification: Urban
Offers Distance Education: Yes

Grades: 10-12 Number of Grades: 3

Enrolment By Age and Gender

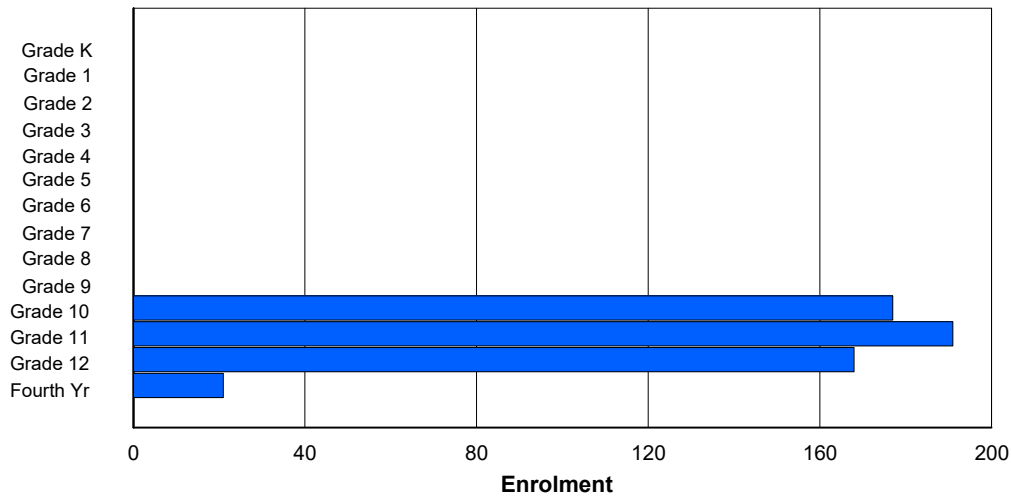
Gender	Age																	Total
	5	6	7	8	9	10	11	12	13	14	15	16	17	18	19	20>		
Male	0	0	0	0	0	0	0	0	0	0	94	88	83	16	1	0	282	
Female	0	0	0	0	0	0	0	0	0	0	76	103	88	7	0	1	275	
Total	0	0	0	0	0	0	0	0	0	0	170	191	171	23	1	1	557	

Enrolment By Grade and Gender

Gender	Grade															Total
	K	1	2	3	4	5	6	7	8	9	10	11	12	4th		
Male	0	0	0	0	0	0	0	0	0	0	98	89	80	15	282	
Female	0	0	0	0	0	0	0	0	0	0	79	102	88	6	275	
Total	0	0	0	0	0	0	0	0	0	0	177	191	168	21	557	

Enrolment By Grade

For 302 - Queen Elizabeth Regional High, Conception Bay South (Foxtrap)



* Data from the 2018-2019 AGR(Enrolment/Age as of the last day in Sept./Dec.)

** Newfoundland Statistics Classification System

NLESD - Eastern Region

#303 - St. Edward's School, Conception Bay South (Kelligrews)

Classification: Urban
Offers Distance Education: No

Grades: K-6 Number of Grades: 7

Enrolment By Age and Gender

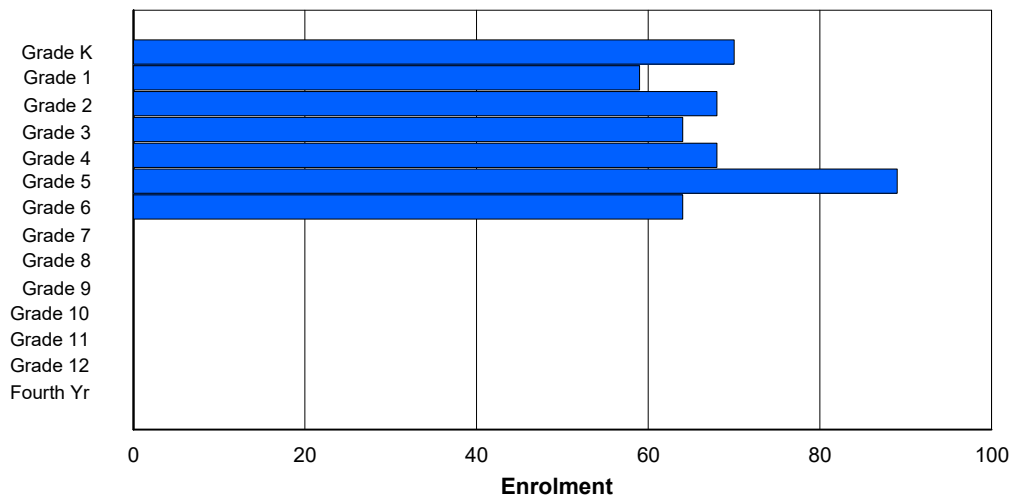
Gender	Age																Total
	5	6	7	8	9	10	11	12	13	14	15	16	17	18	19	20>	
Male	37	29	35	28	29	37	28	0	0	0	0	0	0	0	0	0	223
Female	32	30	33	36	40	52	36	0	0	0	0	0	0	0	0	0	259
Total	69	59	68	64	69	89	64	0	0	0	0	0	0	0	0	0	482

Enrolment By Grade and Gender

Gender	Grade														Total
	K	1	2	3	4	5	6	7	8	9	10	11	12	4th	
Male	38	29	35	27	29	37	28	0	0	0	0	0	0	0	223
Female	32	30	33	37	39	52	36	0	0	0	0	0	0	0	259
Total	70	59	68	64	68	89	64	0	0	0	0	0	0	0	482

Enrolment By Grade

For 303 - St. Edward's School, Conception Bay South (Kelligrews)



* Data from the 2018-2019 AGR(Enrolment/Age as of the last day in Sept./Dec.)

** Newfoundland Statistics Classification System

NLESD - Eastern Region

#304 - Holy Spirit High, Conception Bay South (Manuels)

Classification: Urban
Offers Distance Education: No

Grades: 9-12 Number of Grades: 4

Enrolment By Age and Gender

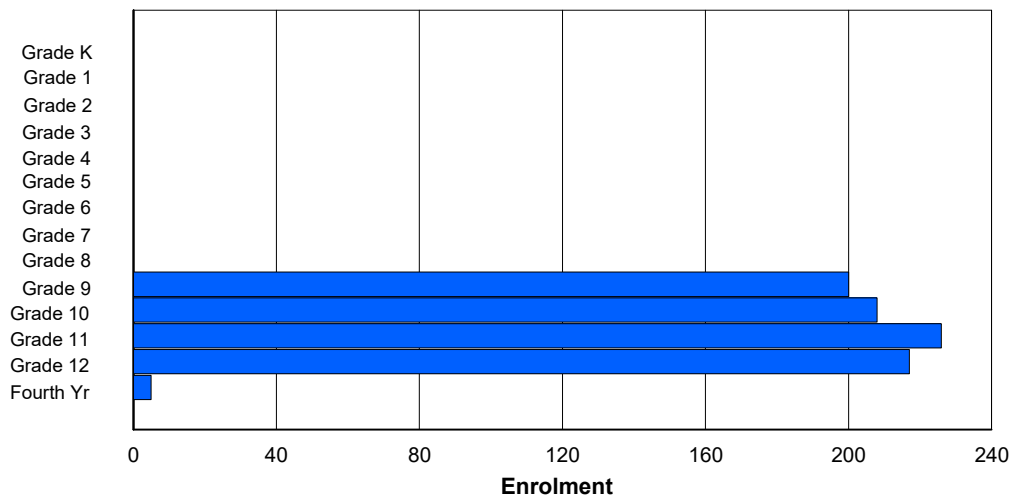
Gender	Age																	Total
	5	6	7	8	9	10	11	12	13	14	15	16	17	18	19	20>		
Male	0	0	0	0	0	0	0	0	0	99	106	113	101	3	2	0	424	
Female	0	0	0	0	0	0	0	0	1	99	96	109	122	4	0	0	431	
Total	0	0	0	0	0	0	0	0	1	198	202	222	223	8	2	0	856	

Enrolment By Grade and Gender

Gender	Grade															Total
	K	1	2	3	4	5	6	7	8	9	10	11	12	4th		
Male	0	0	0	0	0	0	0	0	0	100	110	113	98	3	424	
Female	0	0	0	0	0	0	0	0	0	100	98	113	119	1	431	
Total	0	0	0	0	0	0	0	0	0	200	208	226	217	5	856	

Enrolment By Grade

For 304 - Holy Spirit High, Conception Bay South (Manuels)



* Data from the 2018-2019 AGR(Enrolment/Age as of the last day in Sept./Dec.)

** Newfoundland Statistics Classification System

NLESD - Eastern Region

#305 - Villanova Junior High, Conception Bay South (Manuels)

Classification: Urban
Offers Distance Education: No

Grades: 5-8 Number of Grades: 4

Enrolment By Age and Gender

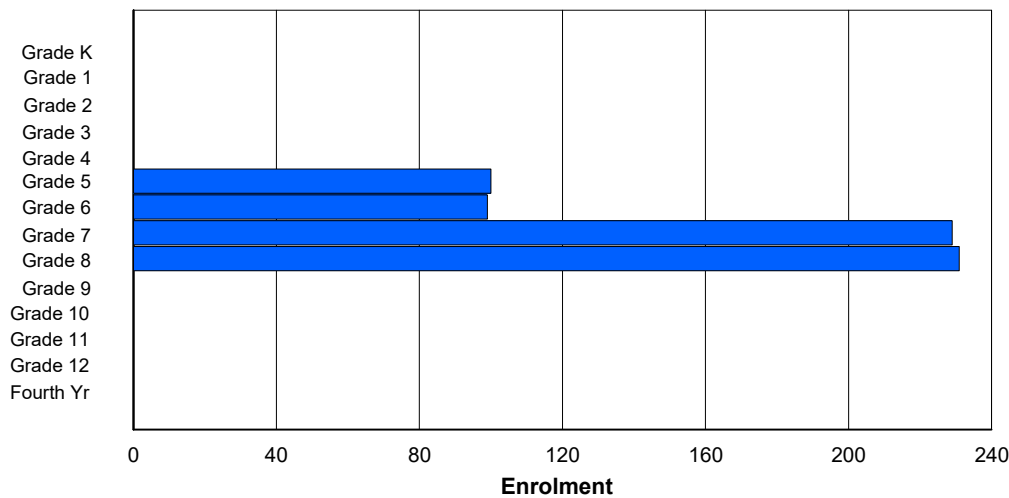
Gender	Age																Total
	5	6	7	8	9	10	11	12	13	14	15	16	17	18	19	20>	
Male	0	0	0	0	0	44	50	122	117	2	0	0	0	0	0	0	335
Female	0	0	0	0	0	56	49	104	115	0	0	0	0	0	0	0	324
Total	0	0	0	0	0	100	99	226	232	2	0	0	0	0	0	0	659

Enrolment By Grade and Gender

Gender	Grade														Total
	K	1	2	3	4	5	6	7	8	9	10	11	12	4th	
Male	0	0	0	0	0	44	50	125	116	0	0	0	0	0	335
Female	0	0	0	0	0	56	49	104	115	0	0	0	0	0	324
Total	0	0	0	0	0	100	99	229	231	0	0	0	0	0	659

Enrolment By Grade

For 305 - Villanova Junior High, Conception Bay South (Manuels)



* Data from the 2018-2019 AGR(Enrolment/Age as of the last day in Sept./Dec.)

** Newfoundland Statistics Classification System

NLESD - Eastern Region

#306 - St. George's Elementary, Conception Bay South (Manuels)

Classification: Urban
Offers Distance Education: No

Grades: K-6 Number of Grades: 7

Enrolment By Age and Gender

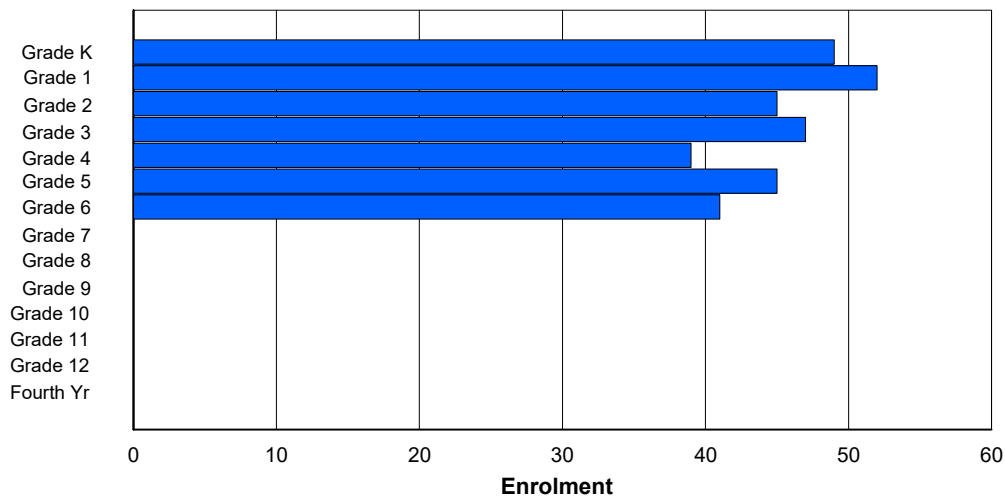
Gender	Age																Total
	5	6	7	8	9	10	11	12	13	14	15	16	17	18	19	20>	
Male	23	26	23	28	20	25	20	0	0	0	0	0	0	0	0	0	165
Female	25	25	23	20	17	21	21	1	0	0	0	0	0	0	0	0	153
Total	48	51	46	48	37	46	41	1	0	0	0	0	0	0	0	0	318

Enrolment By Grade and Gender

Gender	Grade														Total
	K	1	2	3	4	5	6	7	8	9	10	11	12	4th	
Male	24	26	22	28	21	25	19	0	0	0	0	0	0	0	165
Female	25	26	23	19	18	20	22	0	0	0	0	0	0	0	153
Total	49	52	45	47	39	45	41	0	0	0	0	0	0	0	318

Enrolment By Grade

For 306 - St. George's Elementary, Conception Bay South (Manuels)



* Data from the 2018-2019 AGR(Enrolment/Age as of the last day in Sept./Dec.)

** Newfoundland Statistics Classification System

NLESD - Eastern Region

#307 - Mobile Central High, Mobile

Classification: Rural
Offers Distance Education: Yes

Grades: 6-12 Number of Grades: 7

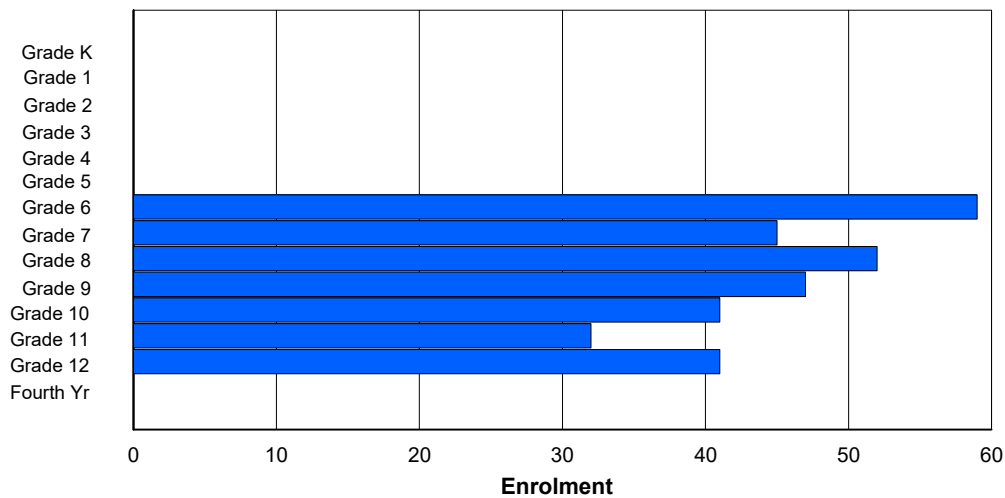
Enrolment By Age and Gender

Gender	Age																Total
	5	6	7	8	9	10	11	12	13	14	15	16	17	18	19	20>	
Male	0	0	0	0	0	0	30	25	23	30	26	16	19	1	1	0	171
Female	0	0	0	0	0	0	27	22	29	15	15	17	20	1	0	0	146
Total	0	0	0	0	0	0	57	47	52	45	41	33	39	2	1	0	317

Enrolment By Grade and Gender

Gender	Grade														Total
	K	1	2	3	4	5	6	7	8	9	10	11	12	4th	
Male	0	0	0	0	0	0	32	23	23	32	25	15	21	0	171
Female	0	0	0	0	0	0	27	22	29	15	16	17	20	0	146
Total	0	0	0	0	0	0	59	45	52	47	41	32	41	0	317

Enrolment By Grade
For 307 - Mobile Central High, Mobile



* Data from the 2018-2019 AGR(Enrolment/Age as of the last day in Sept./Dec.)

** Newfoundland Statistics Classification System

NLESD - Eastern Region

#308 - Mary Queen of the World Elementary, Mount Pearl

Classification: Urban
Offers Distance Education: No

Grades: K-6 Number of Grades: 7

Enrolment By Age and Gender

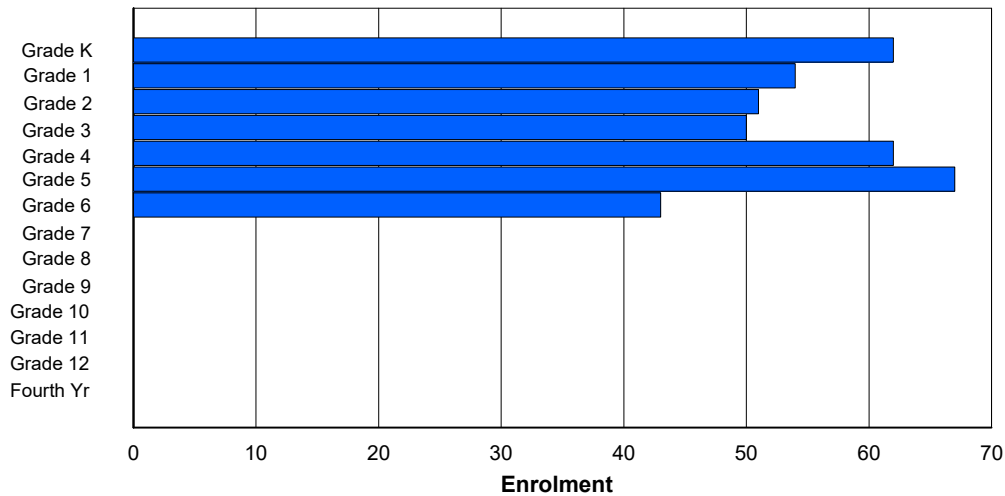
Gender	Age																Total
	5	6	7	8	9	10	11	12	13	14	15	16	17	18	19	20>	
Male	33	21	24	25	34	31	22	2	0	0	0	0	0	0	0	0	192
Female	27	33	28	24	27	35	21	2	0	0	0	0	0	0	0	0	197
Total	60	54	52	49	61	66	43	4	0	0	0	0	0	0	0	0	389

Enrolment By Grade and Gender

Gender	Grade														Total
	K	1	2	3	4	5	6	7	8	9	10	11	12	4th	
Male	34	21	23	27	35	31	21	0	0	0	0	0	0	0	192
Female	28	33	28	23	27	36	22	0	0	0	0	0	0	0	197
Total	62	54	51	50	62	67	43	0	0	0	0	0	0	0	389

Enrolment By Grade

For 308 - Mary Queen of the World Elementary, Mount Pearl



* Data from the 2018-2019 AGR(Enrolment/Age as of the last day in Sept./Dec.)

** Newfoundland Statistics Classification System

NLESD - Eastern Region

#309 - Morris Academy, Mount Pearl

Classification: Urban
Offers Distance Education: No

Grades: K-5 Number of Grades: 6

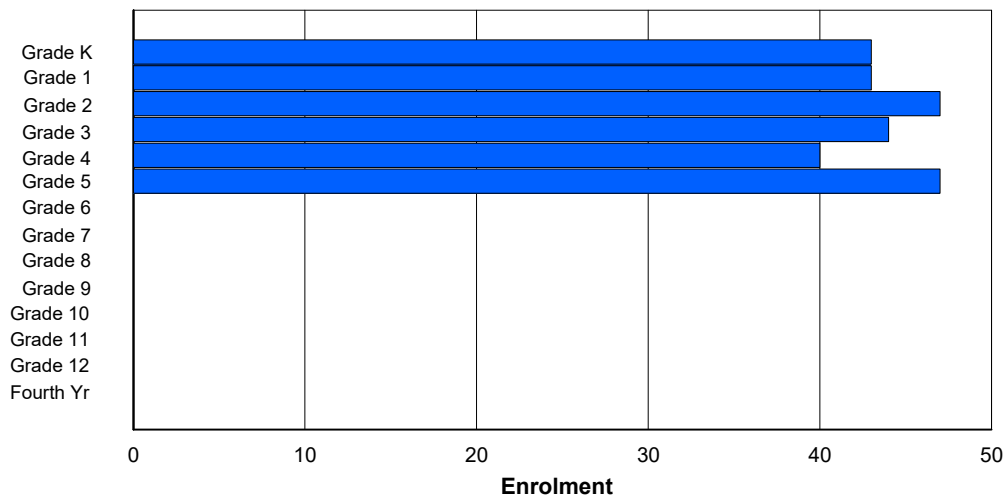
Enrolment By Age and Gender

Gender	Age																Total
	5	6	7	8	9	10	11	12	13	14	15	16	17	18	19	20>	
Male	22	19	30	27	22	26	1	0	0	0	0	0	0	0	0	0	147
Female	20	24	16	18	18	21	0	0	0	0	0	0	0	0	0	0	117
Total	42	43	46	45	40	47	1	0	0	0	0	0	0	0	0	0	264

Enrolment By Grade and Gender

Gender	Grade														Total
	K	1	2	3	4	5	6	7	8	9	10	11	12	4th	
Male	23	19	31	26	22	26	0	0	0	0	0	0	0	0	147
Female	20	24	16	18	18	21	0	0	0	0	0	0	0	0	117
Total	43	43	47	44	40	47	0	0	0	0	0	0	0	0	264

Enrolment By Grade
For 309 - Morris Academy, Mount Pearl



* Data from the 2018-2019 AGR(Enrolment/Age as of the last day in Sept./Dec.)

** Newfoundland Statistics Classification System

NLESD - Eastern Region

#310 - Mount Pearl Intermediate, Mount Pearl

Classification: Urban
Offers Distance Education: No

Grades: 6-8 Number of Grades: 3

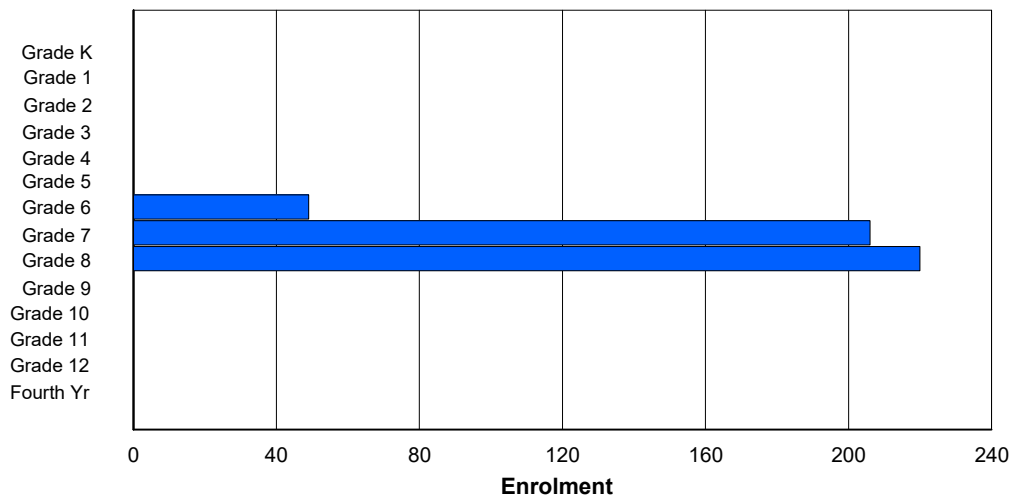
Enrolment By Age and Gender

Gender	Age																Total
	5	6	7	8	9	10	11	12	13	14	15	16	17	18	19	20>	
Male	0	0	0	0	0	0	29	98	102	6	0	0	0	0	0	0	235
Female	0	0	0	0	0	0	20	106	111	3	0	0	0	0	0	0	240
Total	0	0	0	0	0	0	49	204	213	9	0	0	0	0	0	0	475

Enrolment By Grade and Gender

Gender	Grade														Total
	K	1	2	3	4	5	6	7	8	9	10	11	12	4th	
Male	0	0	0	0	0	0	29	98	108	0	0	0	0	0	235
Female	0	0	0	0	0	0	20	108	112	0	0	0	0	0	240
Total	0	0	0	0	0	0	49	206	220	0	0	0	0	0	475

Enrolment By Grade
For 310 - Mount Pearl Intermediate, Mount Pearl



* Data from the 2018-2019 AGR(Enrolment/Age as of the last day in Sept./Dec.)

** Newfoundland Statistics Classification System

NLESD - Eastern Region

#311 - Mount Pearl Senior High, Mount Pearl

Classification: Urban
Offers Distance Education: No

Grades: 9-12 Number of Grades: 4

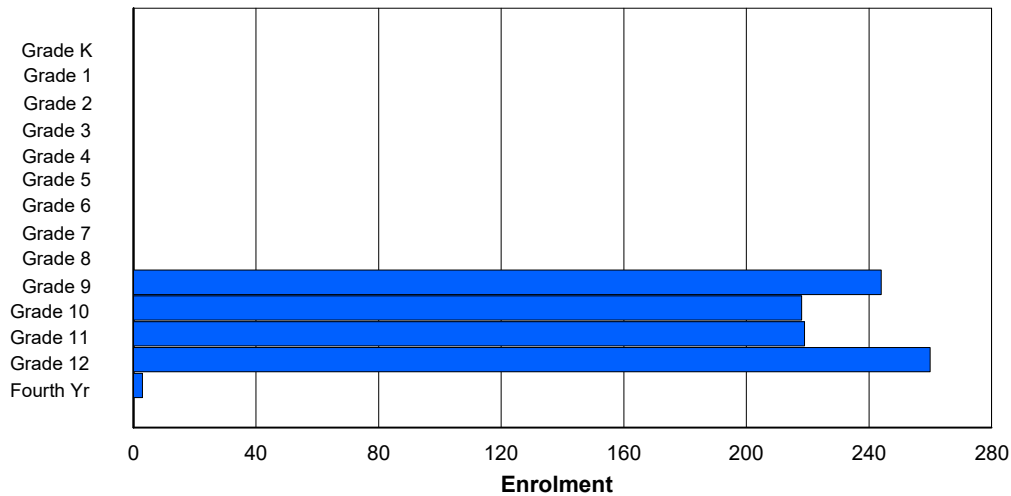
Enrolment By Age and Gender

Gender	Age																Total
	5	6	7	8	9	10	11	12	13	14	15	16	17	18	19	20>	
Male	0	0	0	0	0	0	0	0	0	130	114	101	127	9	0	1	482
Female	0	0	0	0	0	0	0	0	1	113	101	116	125	5	1	0	462
Total	0	0	0	0	0	0	0	0	1	243	215	217	252	14	1	1	944

Enrolment By Grade and Gender

Gender	Grade														Total
	K	1	2	3	4	5	6	7	8	9	10	11	12	4th	
Male	0	0	0	0	0	0	0	0	0	130	117	102	131	2	482
Female	0	0	0	0	0	0	0	0	0	114	101	117	129	1	462
Total	0	0	0	0	0	0	0	0	0	244	218	219	260	3	944

Enrolment By Grade
For 311 - Mount Pearl Senior High, Mount Pearl



* Data from the 2018-2019 AGR(Enrolment/Age as of the last day in Sept./Dec.)

** Newfoundland Statistics Classification System

NLESD - Eastern Region

#312 - Newtown Elementary, Mount Pearl

Classification: Urban
Offers Distance Education: No

Grades: 4-6 Number of Grades: 3

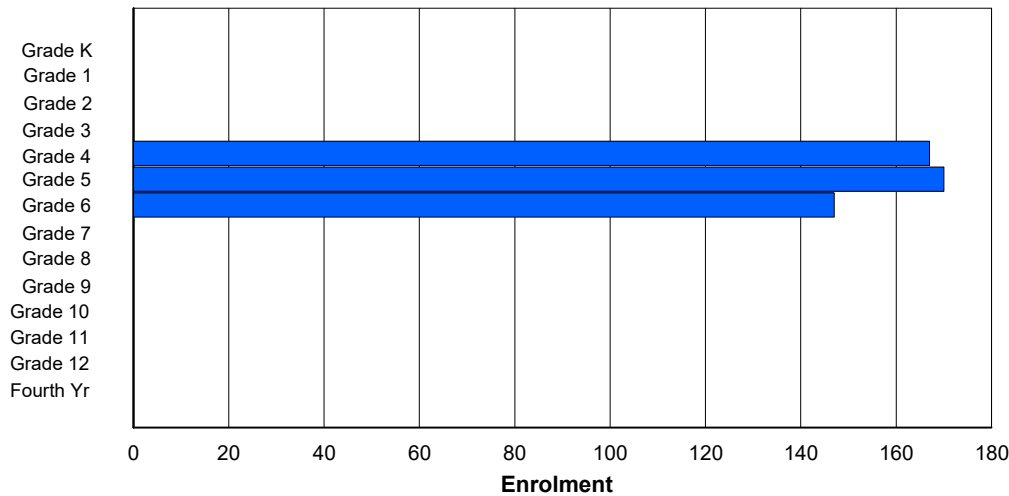
Enrolment By Age and Gender

Gender	Age																Total
	5	6	7	8	9	10	11	12	13	14	15	16	17	18	19	20>	
Male	0	0	0	0	87	91	73	0	0	0	0	0	0	0	0	0	251
Female	0	0	0	0	80	77	76	0	0	0	0	0	0	0	0	0	233
Total	0	0	0	0	167	168	149	0	0	0	0	0	0	0	0	0	484

Enrolment By Grade and Gender

Gender	Grade														Total
	K	1	2	3	4	5	6	7	8	9	10	11	12	4th	
Male	0	0	0	0	87	93	71	0	0	0	0	0	0	0	251
Female	0	0	0	0	80	77	76	0	0	0	0	0	0	0	233
Total	0	0	0	0	167	170	147	0	0	0	0	0	0	0	484

Enrolment By Grade
For 312 - Newtown Elementary, Mount Pearl



* Data from the 2018-2019 AGR(Enrolment/Age as of the last day in Sept./Dec.)

** Newfoundland Statistics Classification System

NLESD - Eastern Region

#313 - O'Donel High School, Mount Pearl

Classification: Urban
Offers Distance Education: No

Grades: 10-12 Number of Grades: 3

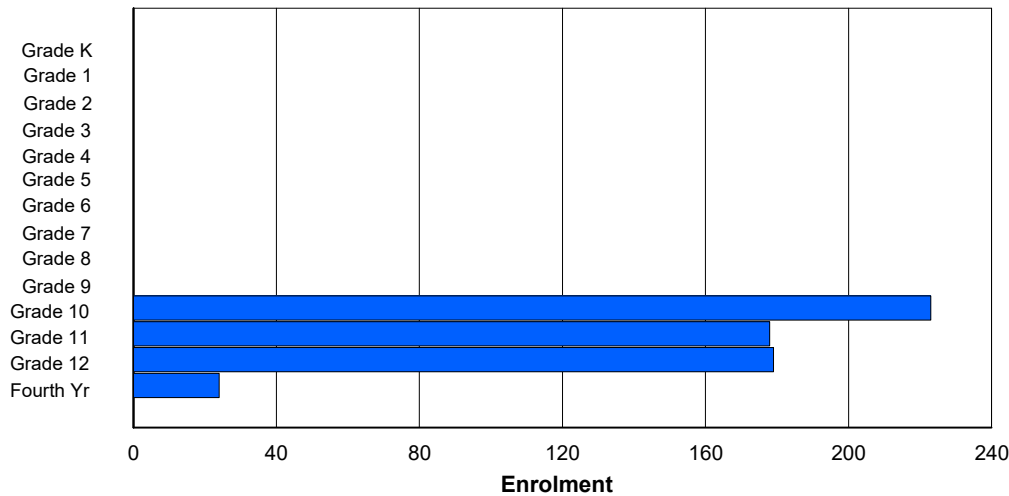
Enrolment By Age and Gender

Gender	Age																	Total
	5	6	7	8	9	10	11	12	13	14	15	16	17	18	19	20>		
Male	0	0	0	0	0	0	0	0	0	0	122	86	98	16	2	2	326	
Female	0	0	0	0	0	0	0	0	0	0	97	90	81	9	1	0	278	
Total	0	0	0	0	0	0	0	0	0	0	219	176	179	25	3	2	604	

Enrolment By Grade and Gender

Gender	Grade														Total
	K	1	2	3	4	5	6	7	8	9	10	11	12	4th	
Male	0	0	0	0	0	0	0	0	0	0	122	90	100	14	326
Female	0	0	0	0	0	0	0	0	0	0	101	88	79	10	278
Total	0	0	0	0	0	0	0	0	0	0	223	178	179	24	604

Enrolment By Grade
For 313 - O'Donel High School, Mount Pearl



* Data from the 2018-2019 AGR(Enrolment/Age as of the last day in Sept./Dec.)

** Newfoundland Statistics Classification System

NLESD - Eastern Region

#315 - St. Peter's Junior High, Mount Pearl

Classification: Urban
Offers Distance Education: No

Grades: 7-9 Number of Grades: 3

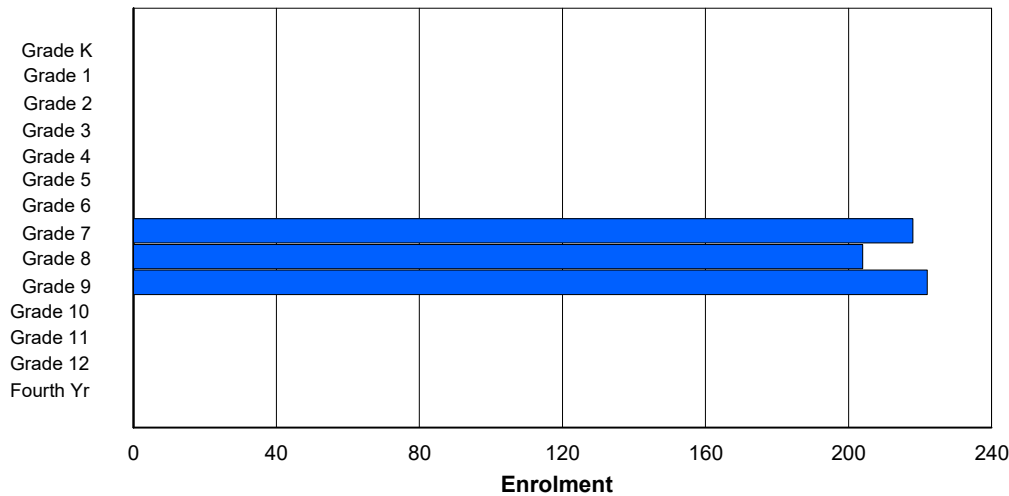
Enrolment By Age and Gender

Gender	Age																Total
	5	6	7	8	9	10	11	12	13	14	15	16	17	18	19	20>	
Male	0	0	0	0	0	0	0	109	112	113	5	0	0	0	0	0	339
Female	0	0	0	0	0	0	2	103	93	103	3	0	0	0	0	0	304
Total	0	0	0	0	0	0	2	212	206	216	8	0	0	0	0	0	644

Enrolment By Grade and Gender

Gender	Grade														Total
	K	1	2	3	4	5	6	7	8	9	10	11	12	4th	
Male	0	0	0	0	0	0	0	112	110	117	0	0	0	0	339
Female	0	0	0	0	0	0	0	106	93	105	0	0	0	0	304
Total	0	0	0	0	0	0	0	218	204	222	0	0	0	0	644

Enrolment By Grade
For 315 - St. Peter's Junior High, Mount Pearl



* Data from the 2018-2019 AGR(Enrolment/Age as of the last day in Sept./Dec.)

** Newfoundland Statistics Classification System

NLESD - Eastern Region

#316 - St. Peter's Primary, Mount Pearl

Classification: Urban
Offers Distance Education: No

Grades: K-3 Number of Grades: 4

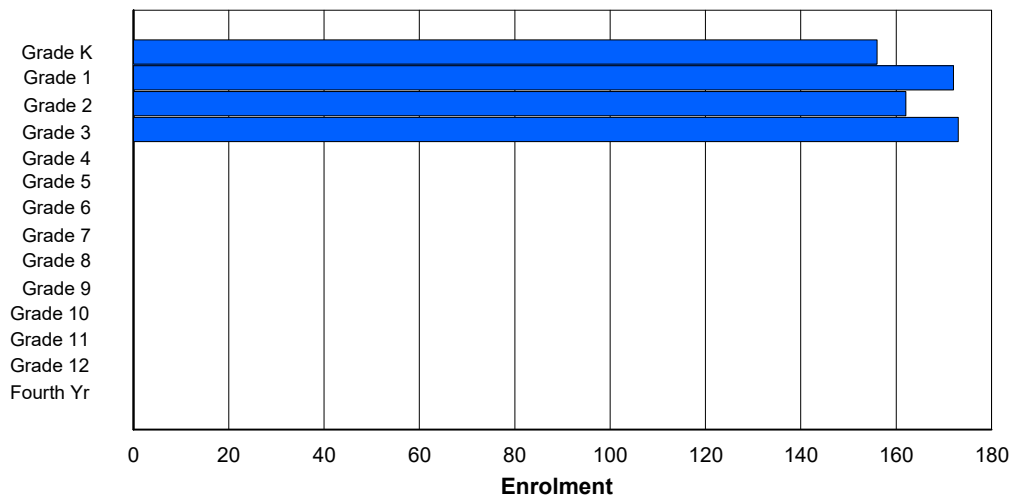
Enrolment By Age and Gender

Gender	Age																Total
	5	6	7	8	9	10	11	12	13	14	15	16	17	18	19	20>	
Male	72	93	82	87	1	0	0	0	0	0	0	0	0	0	0	0	335
Female	82	79	77	90	0	0	0	0	0	0	0	0	0	0	0	0	328
Total	154	172	159	177	1	0	0	0	0	0	0	0	0	0	0	0	663

Enrolment By Grade and Gender

Gender	Grade														Total
	K	1	2	3	4	5	6	7	8	9	10	11	12	4th	
Male	74	92	83	86	0	0	0	0	0	0	0	0	0	0	335
Female	82	80	79	87	0	0	0	0	0	0	0	0	0	0	328
Total	156	172	162	173	0	0	0	0	0	0	0	0	0	0	663

Enrolment By Grade
For 316 - St. Peter's Primary, Mount Pearl



* Data from the 2018-2019 AGR(Enrolment/Age as of the last day in Sept./Dec.)

** Newfoundland Statistics Classification System

NLESD - Eastern Region

#317 - St. Francis of Assisi Elementary, Logy Bay/Middle Cove/Outer Cove

Classification: Urban
Offers Distance Education: No

Grades: K-6 Number of Grades: 7

Enrolment By Age and Gender

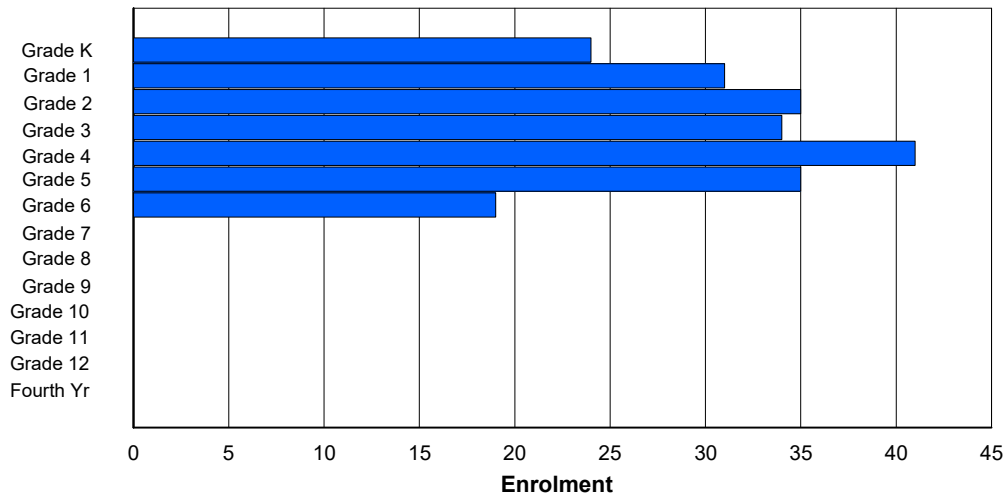
Gender	Age																Total
	5	6	7	8	9	10	11	12	13	14	15	16	17	18	19	20>	
Male	11	15	16	13	23	20	11	0	0	0	0	0	0	0	0	0	109
Female	13	16	19	19	19	15	8	1	0	0	0	0	0	0	0	0	110
Total	24	31	35	32	42	35	19	1	0	0	0	0	0	0	0	219	

Enrolment By Grade and Gender

Gender	Grade														Total
	K	1	2	3	4	5	6	7	8	9	10	11	12	4th	
Male	11	15	16	14	23	20	10	0	0	0	0	0	0	0	109
Female	13	16	19	20	18	15	9	0	0	0	0	0	0	0	110
Total	24	31	35	34	41	35	19	0	0	0	0	0	0	0	219

Enrolment By Grade

For 317 - St. Francis of Assisi Elementary, Logy Bay/Middle Cove/Outer Cove



* Data from the 2018-2019 AGR(Enrolment/Age as of the last day in Sept./Dec.)

** Newfoundland Statistics Classification System

NLESD - Eastern Region

#318 - Holy Family Elementary, Paradise

Classification: Urban
Offers Distance Education: No

Grades: K-6 Number of Grades: 7

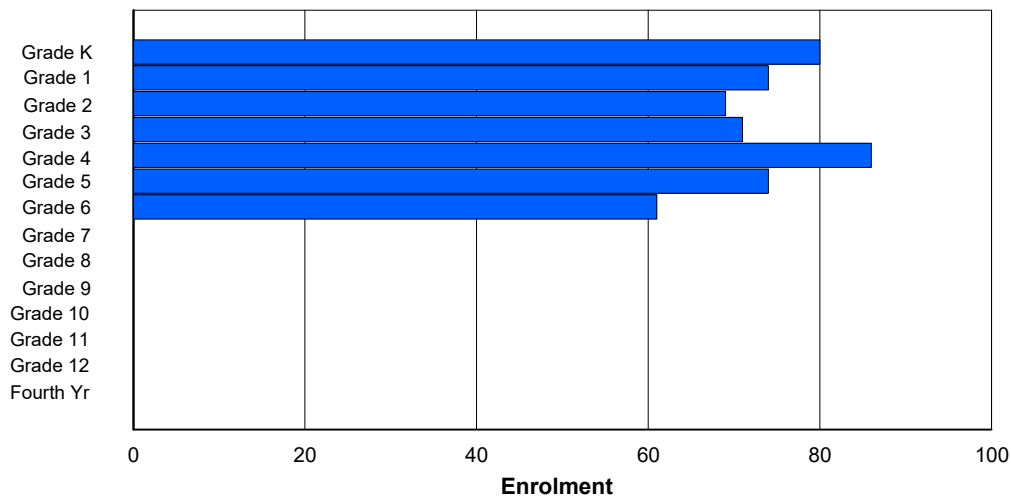
Enrolment By Age and Gender

Gender	Age																Total
	5	6	7	8	9	10	11	12	13	14	15	16	17	18	19	20>	
Male	46	36	32	39	43	39	28	1	0	0	0	0	0	0	0	0	264
Female	33	39	36	31	42	37	33	0	0	0	0	0	0	0	0	0	251
Total	79	75	68	70	85	76	61	1	0	0	0	0	0	0	0	0	515

Enrolment By Grade and Gender

Gender	Grade														Total
	K	1	2	3	4	5	6	7	8	9	10	11	12	4th	
Male	47	35	33	40	42	39	28	0	0	0	0	0	0	0	264
Female	33	39	36	31	44	35	33	0	0	0	0	0	0	0	251
Total	80	74	69	71	86	74	61	0	0	0	0	0	0	0	515

Enrolment By Grade
For 318 - Holy Family Elementary, Paradise



* Data from the 2018-2019 AGR(Enrolment/Age as of the last day in Sept./Dec.)

** Newfoundland Statistics Classification System

NLESD - Eastern Region

#320 - Beachy Cove Elementary, Portugal Cove - St. Philip's

Classification: Urban
Offers Distance Education: No

Grades: K-4 Number of Grades: 5

Enrolment By Age and Gender

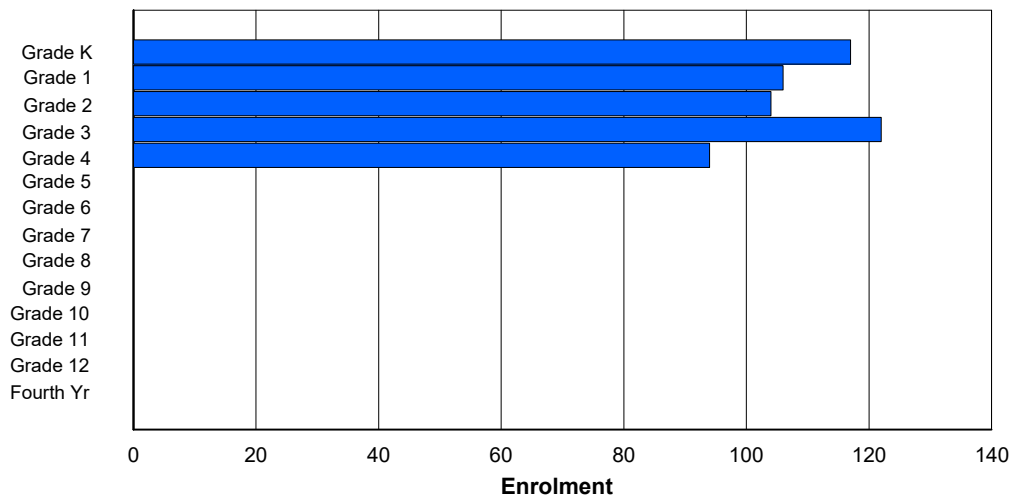
Gender	Age																Total
	5	6	7	8	9	10	11	12	13	14	15	16	17	18	19	20>	
Male	63	59	60	49	43	1	0	0	0	0	0	0	0	0	0	0	275
Female	54	48	42	73	51	0	0	0	0	0	0	0	0	0	0	0	268
Total	117	107	102	122	94	1	0	0	0	0	0	0	0	0	0	0	543

Enrolment By Grade and Gender

Gender	Grade														Total
	K	1	2	3	4	5	6	7	8	9	10	11	12	4th	
Male	63	58	62	48	44	0	0	0	0	0	0	0	0	0	275
Female	54	48	42	74	50	0	0	0	0	0	0	0	0	0	268
Total	117	106	104	122	94	0	0	0	0	0	0	0	0	0	543

Enrolment By Grade

For 320 - Beachy Cove Elementary, Portugal Cove - St. Philip's



* Data from the 2018-2019 AGR(Enrolment/Age as of the last day in Sept./Dec.)

** Newfoundland Statistics Classification System

NLESD - Eastern Region

#324 - Beaconsfield Junior High, St. John's

Classification: Urban
Offers Distance Education: No

Grades: 7-9 Number of Grades: 3

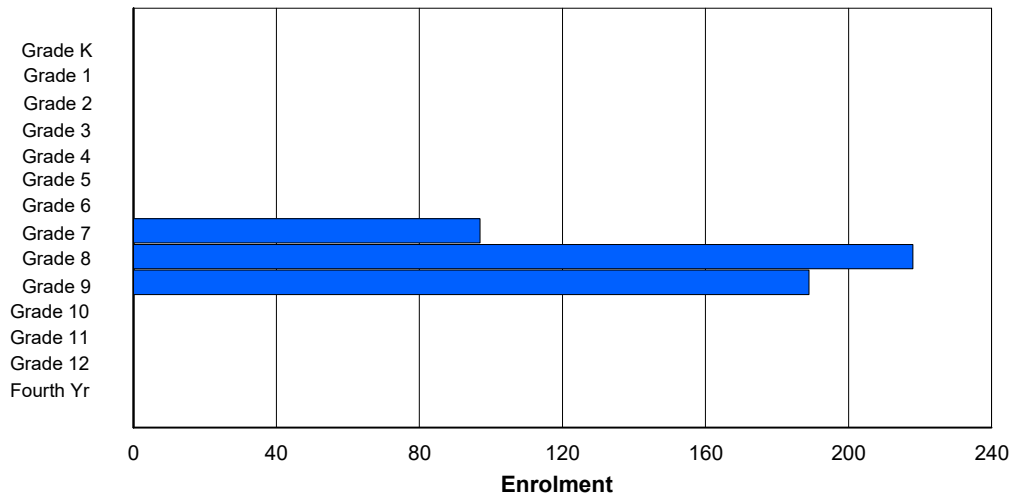
Enrolment By Age and Gender

Gender	Age																Total
	5	6	7	8	9	10	11	12	13	14	15	16	17	18	19	20>	
Male	0	0	0	0	0	0	0	48	113	92	11	1	0	0	0	0	265
Female	0	0	0	0	0	0	0	47	97	91	4	0	0	0	0	0	239
Total	0	0	0	0	0	0	0	95	210	183	15	1	0	0	0	0	504

Enrolment By Grade and Gender

Gender	Grade														Total
	K	1	2	3	4	5	6	7	8	9	10	11	12	4th	
Male	0	0	0	0	0	0	0	49	117	99	0	0	0	0	265
Female	0	0	0	0	0	0	0	48	101	90	0	0	0	0	239
Total	0	0	0	0	0	0	0	97	218	189	0	0	0	0	504

Enrolment By Grade
For 324 - Beaconsfield Junior High, St. John's



* Data from the 2018-2019 AGR(Enrolment/Age as of the last day in Sept./Dec.)

** Newfoundland Statistics Classification System

NLESD - Eastern Region

#325 - Bishop Abraham Elementary, St. John's

Classification: Urban
Offers Distance Education: No

Grades: K-6 Number of Grades: 7

Enrolment By Age and Gender

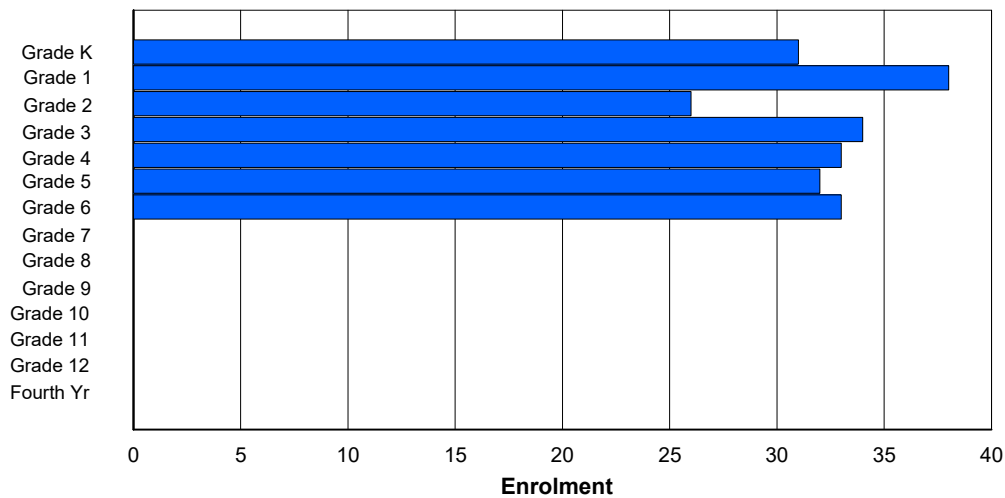
Gender	Age																Total
	5	6	7	8	9	10	11	12	13	14	15	16	17	18	19	20>	
Male	13	23	16	18	15	19	19	2	0	0	0	0	0	0	0	0	125
Female	17	15	8	19	14	13	16	0	0	0	0	0	0	0	0	0	102
Total	30	38	24	37	29	32	35	2	0	0	0	0	0	0	0	0	227

Enrolment By Grade and Gender

Gender	Grade														Total
	K	1	2	3	4	5	6	7	8	9	10	11	12	4th	
Male	13	24	17	16	18	17	20	0	0	0	0	0	0	0	125
Female	18	14	9	18	15	15	13	0	0	0	0	0	0	0	102
Total	31	38	26	34	33	32	33	0	0	0	0	0	0	0	227

Enrolment By Grade

For 325 - Bishop Abraham Elementary, St. John's



* Data from the 2018-2019 AGR(Enrolment/Age as of the last day in Sept./Dec.)

** Newfoundland Statistics Classification System

NLESD - Eastern Region

#326 - Bishop Feild Elementary, St. John's

Classification: Urban
Offers Distance Education: No

Grades: K-6 Number of Grades: 7

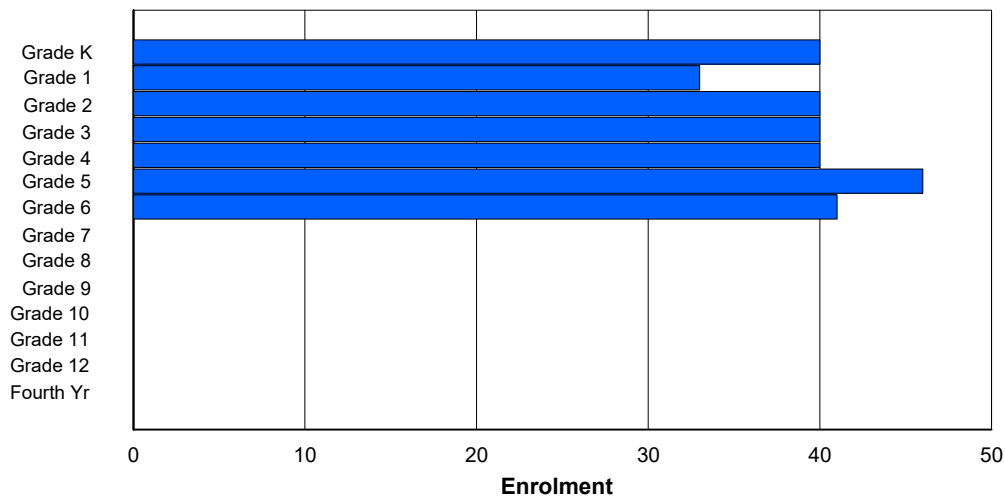
Enrolment By Age and Gender

Gender	Age																Total
	5	6	7	8	9	10	11	12	13	14	15	16	17	18	19	20>	
Male	18	12	26	18	19	26	19	1	0	0	0	0	0	0	0	0	139
Female	22	20	15	22	20	20	21	1	0	0	0	0	0	0	0	0	141
Total	40	32	41	40	39	46	40	2	0	0	0	0	0	0	0	280	

Enrolment By Grade and Gender

Gender	Grade														Total
	K	1	2	3	4	5	6	7	8	9	10	11	12	4th	
Male	18	13	25	18	20	26	19	0	0	0	0	0	0	0	139
Female	22	20	15	22	20	20	22	0	0	0	0	0	0	0	141
Total	40	33	40	40	40	46	41	0	0	0	0	0	0	0	280

Enrolment By Grade
For 326 - Bishop Feild Elementary, St. John's



* Data from the 2018-2019 AGR(Enrolment/Age as of the last day in Sept./Dec.)

** Newfoundland Statistics Classification System

NLESD - Eastern Region

#330 - Brother Rice Junior High, St. John's

Classification: Urban
Offers Distance Education: No

Grades: 7-9 Number of Grades: 3

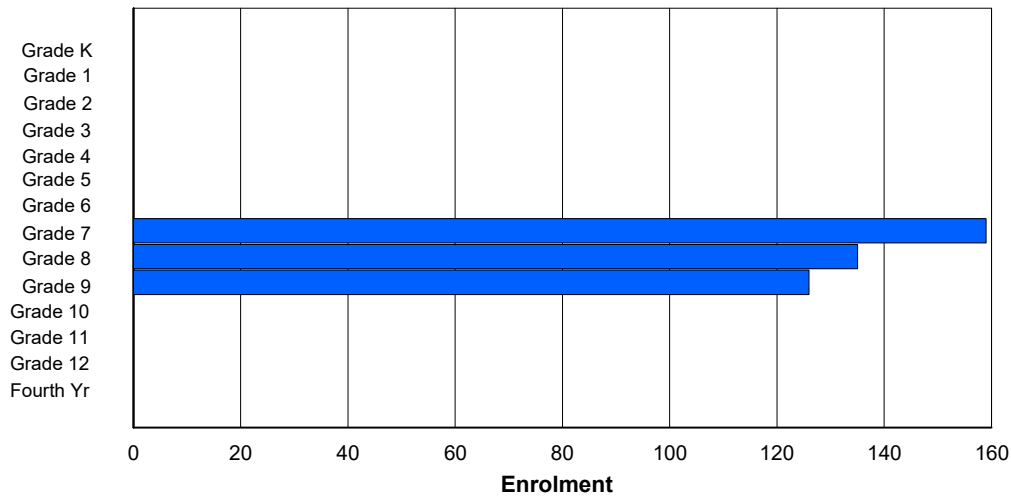
Enrolment By Age and Gender

Gender	Age																Total
	5	6	7	8	9	10	11	12	13	14	15	16	17	18	19	20>	
Male	0	0	0	0	0	0	0	76	68	61	3	0	0	0	0	0	208
Female	0	0	0	0	0	0	0	78	65	67	2	0	0	0	0	0	212
Total	0	0	0	0	0	0	0	154	133	128	5	0	0	0	0	0	420

Enrolment By Grade and Gender

Gender	Grade														Total
	K	1	2	3	4	5	6	7	8	9	10	11	12	4th	
Male	0	0	0	0	0	0	0	79	69	60	0	0	0	0	208
Female	0	0	0	0	0	0	0	80	66	66	0	0	0	0	212
Total	0	0	0	0	0	0	0	159	135	126	0	0	0	0	420

Enrolment By Grade
For 330 - Brother Rice Junior High, St. John's



* Data from the 2018-2019 AGR(Enrolment/Age as of the last day in Sept./Dec.)

** Newfoundland Statistics Classification System

NLESD - Eastern Region

#331 - Cowan Heights Elementary, St. John's

Classification: Urban
Offers Distance Education: No

Grades: K-7 Number of Grades: 8

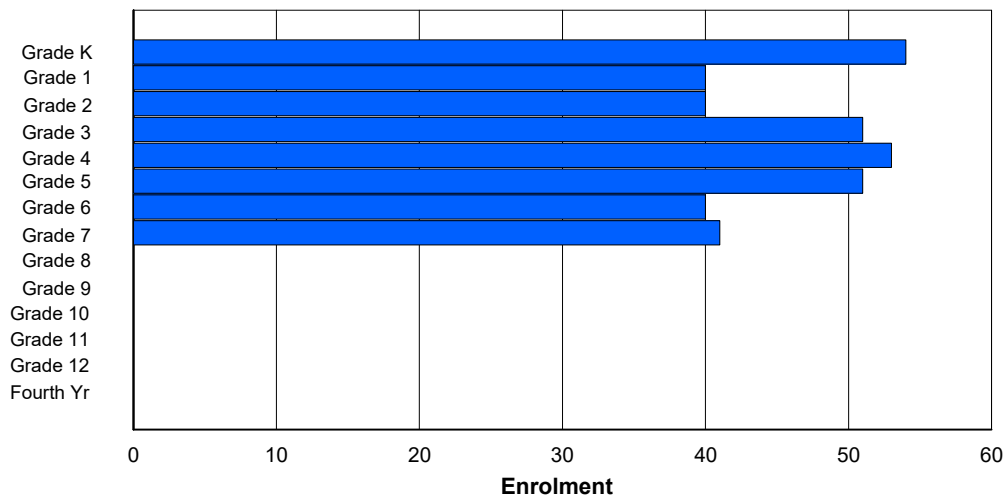
Enrolment By Age and Gender

Gender	Age																Total
	5	6	7	8	9	10	11	12	13	14	15	16	17	18	19	20>	
Male	30	21	17	23	26	21	22	23	0	0	0	0	0	0	0	0	183
Female	23	20	22	28	27	30	19	18	0	0	0	0	0	0	0	0	187
Total	53	41	39	51	53	51	41	41	0	0	0	0	0	0	0	0	370

Enrolment By Grade and Gender

Gender	Grade														Total
	K	1	2	3	4	5	6	7	8	9	10	11	12	4th	
Male	31	20	17	24	25	22	21	23	0	0	0	0	0	0	183
Female	23	20	23	27	28	29	19	18	0	0	0	0	0	0	187
Total	54	40	40	51	53	51	40	41	0	0	0	0	0	0	370

Enrolment By Grade
For 331 - Cowan Heights Elementary, St. John's



* Data from the 2018-2019 AGR(Enrolment/Age as of the last day in Sept./Dec.)

** Newfoundland Statistics Classification System

NLESD - Eastern Region

#334 - Larkhall Academy, St. John's

Classification: Urban
Offers Distance Education: No

Grades: K-5 Number of Grades: 6

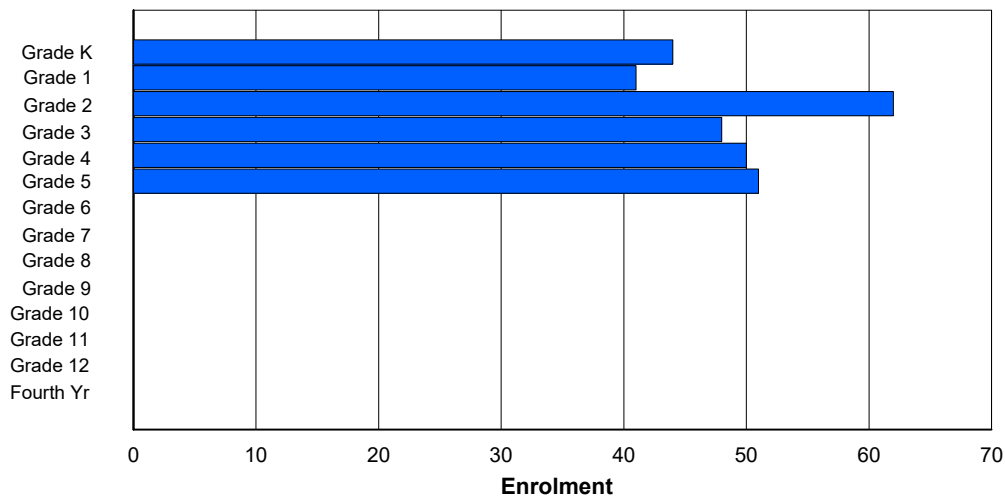
Enrolment By Age and Gender

Gender	Age																Total
	5	6	7	8	9	10	11	12	13	14	15	16	17	18	19	20>	
Male	22	25	28	18	25	25	1	0	0	0	0	0	0	0	0	0	144
Female	21	18	31	30	26	26	0	0	0	0	0	0	0	0	0	0	152
Total	43	43	59	48	51	51	1	0	0	0	0	0	0	0	0	0	296

Enrolment By Grade and Gender

Gender	Grade														Total
	K	1	2	3	4	5	6	7	8	9	10	11	12	4th	
Male	22	24	30	19	24	25	0	0	0	0	0	0	0	0	144
Female	22	17	32	29	26	26	0	0	0	0	0	0	0	0	152
Total	44	41	62	48	50	51	0	0	0	0	0	0	0	0	296

Enrolment By Grade
For 334 - Larkhall Academy, St. John's



* Data from the 2018-2019 AGR(Enrolment/Age as of the last day in Sept./Dec.)

** Newfoundland Statistics Classification System

NLESD - Eastern Region

#335 - Leary's Brook Junior High, St. John's

Classification: Urban
Offers Distance Education: No

Grades: 6-9 Number of Grades: 4

Enrolment By Age and Gender

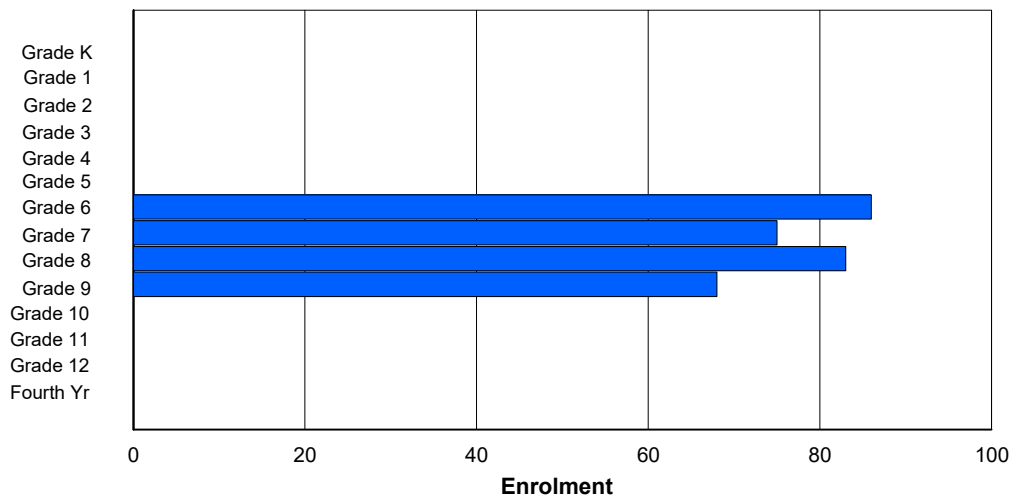
Gender	Age																Total
	5	6	7	8	9	10	11	12	13	14	15	16	17	18	19	20>	
Male	0	0	0	0	0	0	43	38	40	33	2	0	0	0	0	0	156
Female	0	0	0	0	0	0	35	44	41	34	2	0	0	0	0	0	156
Total	0	0	0	0	0	0	78	82	81	67	4	0	0	0	0	0	312

Enrolment By Grade and Gender

Gender	Grade														Total
	K	1	2	3	4	5	6	7	8	9	10	11	12	4th	
Male	0	0	0	0	0	0	45	36	42	33	0	0	0	0	156
Female	0	0	0	0	0	0	41	39	41	35	0	0	0	0	156
Total	0	0	0	0	0	0	86	75	83	68	0	0	0	0	312

Enrolment By Grade

For 335 - Leary's Brook Junior High, St. John's



* Data from the 2018-2019 AGR(Enrolment/Age as of the last day in Sept./Dec.)

** Newfoundland Statistics Classification System

NLESD - Eastern Region

#336 - Gonzaga Regional High, St. John's

Classification: Urban
Offers Distance Education: Yes

Grades: 10-12 Number of Grades: 3

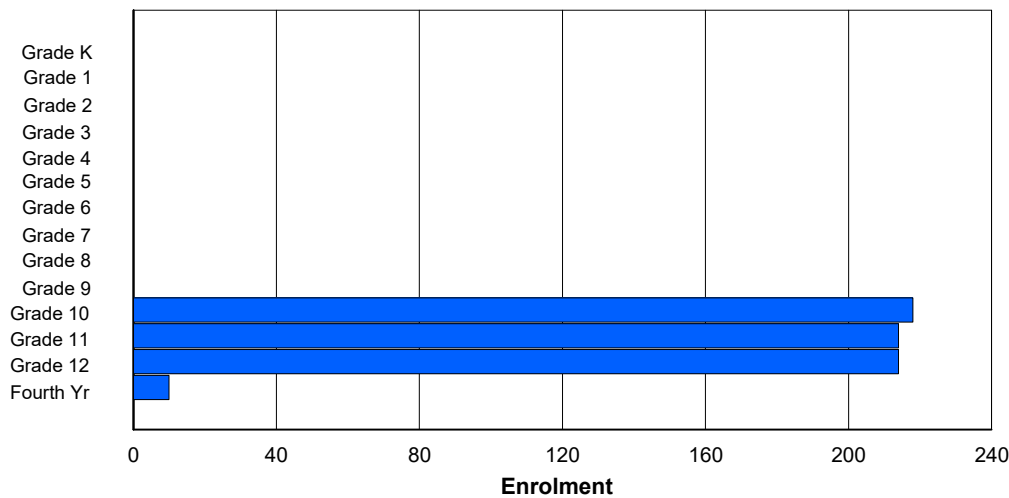
Enrolment By Age and Gender

Gender	Age																	Total
	5	6	7	8	9	10	11	12	13	14	15	16	17	18	19	20>		
Male	0	0	0	0	0	0	0	0	0	0	119	120	117	8	1	1	366	
Female	0	0	0	0	0	0	0	0	0	2	86	102	96	3	1	0	290	
Total	0	0	0	0	0	0	0	0	0	2	205	222	213	11	2	1	656	

Enrolment By Grade and Gender

Gender	Grade															Total
	K	1	2	3	4	5	6	7	8	9	10	11	12	4th		
Male	0	0	0	0	0	0	0	0	0	0	123	120	116	7	366	
Female	0	0	0	0	0	0	0	0	0	0	95	94	98	3	290	
Total	0	0	0	0	0	0	0	0	0	0	218	214	214	10	656	

Enrolment By Grade
For 336 - Gonzaga Regional High, St. John's



* Data from the 2018-2019 AGR(Enrolment/Age as of the last day in Sept./Dec.)

** Newfoundland Statistics Classification System

NLESD - Eastern Region

#337 - Goulds Elementary, St. John's (Goulds)

Classification: Urban
Offers Distance Education: No

Grades: K-5 Number of Grades: 6

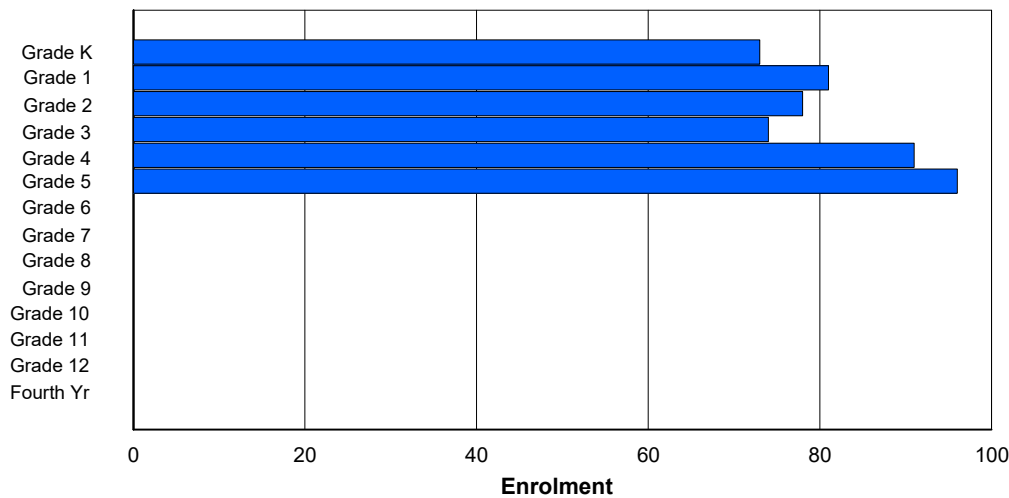
Enrolment By Age and Gender

Gender	Age																	Total
	5	6	7	8	9	10	11	12	13	14	15	16	17	18	19	20>		
Male	34	42	42	37	45	52	0	0	0	0	0	0	0	0	0	0	252	
Female	37	40	36	38	45	45	0	0	0	0	0	0	0	0	0	0	241	
Total	71	82	78	75	90	97	0	0	0	0	0	0	0	0	0	0	493	

Enrolment By Grade and Gender

Gender	Grade															Total
	K	1	2	3	4	5	6	7	8	9	10	11	12	4th		
Male	34	43	41	37	45	52	0	0	0	0	0	0	0	0	252	
Female	39	38	37	37	46	44	0	0	0	0	0	0	0	0	241	
Total	73	81	78	74	91	96	0	0	0	0	0	0	0	0	493	

Enrolment By Grade
For 337 - Goulds Elementary, St. John's (Goulds)



* Data from the 2018-2019 AGR(Enrolment/Age as of the last day in Sept./Dec.)

** Newfoundland Statistics Classification System

NLESD - Eastern Region

#340 - Holy Heart of Mary Regional High, St. John's

Classification: Urban
Offers Distance Education: No

Grades: 10-12 Number of Grades: 3

Enrolment By Age and Gender

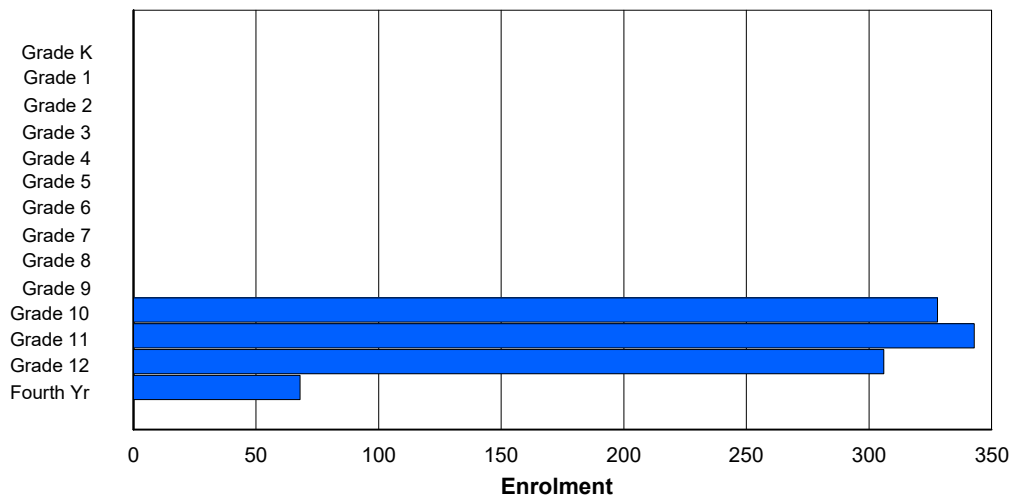
Gender	Age																	Total
	5	6	7	8	9	10	11	12	13	14	15	16	17	18	19	20>		
Male	0	0	0	0	0	0	0	0	0	0	143	170	121	35	11	6	486	
Female	0	0	0	0	0	0	0	0	0	1	170	167	180	28	9	4	559	
Total	0	0	0	0	0	0	0	0	0	1	313	337	301	63	20	10	1,045	

Enrolment By Grade and Gender

Gender	Grade														Total
	K	1	2	3	4	5	6	7	8	9	10	11	12	4th	
Male	0	0	0	0	0	0	0	0	0	0	152	173	124	37	486
Female	0	0	0	0	0	0	0	0	0	0	176	170	182	31	559
Total	0	0	0	0	0	0	0	0	0	0	328	343	306	68	1,045

Enrolment By Grade

For 340 - Holy Heart of Mary Regional High, St. John's



* Data from the 2018-2019 AGR(Enrolment/Age as of the last day in Sept./Dec.)

** Newfoundland Statistics Classification System

NLESD - Eastern Region

#342 - Macdonald Drive Elementary, St. John's

Classification: Urban
Offers Distance Education: No

Grades: K-6 Number of Grades: 7

Enrolment By Age and Gender

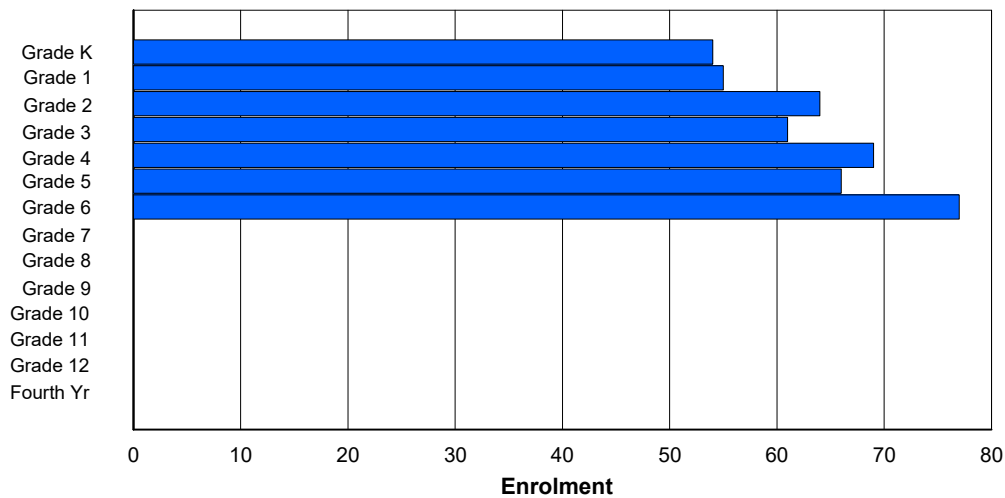
Gender	Age																Total
	5	6	7	8	9	10	11	12	13	14	15	16	17	18	19	20>	
Male	16	25	30	33	44	21	41	0	0	0	0	0	0	0	0	0	210
Female	35	33	32	30	26	42	38	0	0	0	0	0	0	0	0	0	236
Total	51	58	62	63	70	63	79	0	0	0	0	0	0	0	0	0	446

Enrolment By Grade and Gender

Gender	Grade														Total
	K	1	2	3	4	5	6	7	8	9	10	11	12	4th	
Male	19	22	31	32	44	23	39	0	0	0	0	0	0	0	210
Female	35	33	33	29	25	43	38	0	0	0	0	0	0	0	236
Total	54	55	64	61	69	66	77	0	0	0	0	0	0	0	446

Enrolment By Grade

For 342 - Macdonald Drive Elementary, St. John's



* Data from the 2018-2019 AGR(Enrolment/Age as of the last day in Sept./Dec.)

** Newfoundland Statistics Classification System

NLESD - Eastern Region

#343 - Macdonald Drive Junior High, St. John's

Classification: Urban
Offers Distance Education: No

Grades: 7-9 Number of Grades: 3

Enrolment By Age and Gender

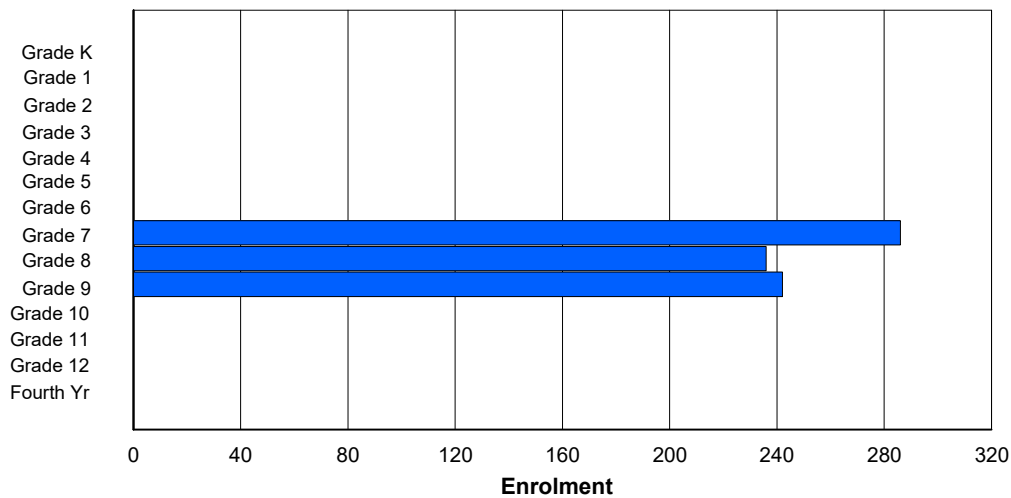
Gender	Age																Total
	5	6	7	8	9	10	11	12	13	14	15	16	17	18	19	20>	
Male	0	0	0	0	0	0	1	152	113	134	5	0	0	0	0	0	405
Female	0	0	0	0	0	0	0	126	123	105	5	0	0	0	0	0	359
Total	0	0	0	0	0	0	1	278	236	239	10	0	0	0	0	0	764

Enrolment By Grade and Gender

Gender	Grade														Total
	K	1	2	3	4	5	6	7	8	9	10	11	12	4th	
Male	0	0	0	0	0	0	0	160	111	134	0	0	0	0	405
Female	0	0	0	0	0	0	0	126	125	108	0	0	0	0	359
Total	0	0	0	0	0	0	0	286	236	242	0	0	0	0	764

Enrolment By Grade

For 343 - Macdonald Drive Junior High, St. John's



* Data from the 2018-2019 AGR(Enrolment/Age as of the last day in Sept./Dec.)

** Newfoundland Statistics Classification System

NLESD - Eastern Region

#345 - Mary Queen of Peace Elementary, St. John's

Classification: Urban
Offers Distance Education: No

Grades: K-6 Number of Grades: 7

Enrolment By Age and Gender

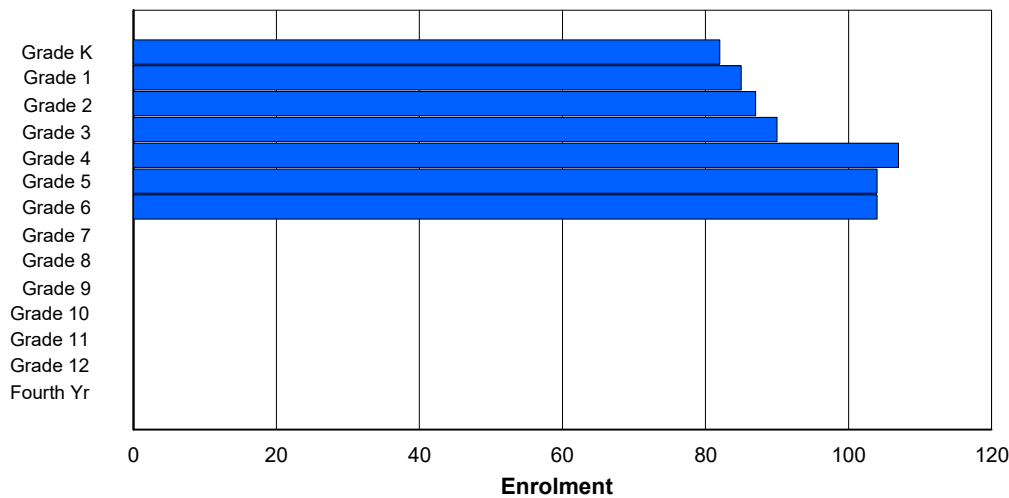
Gender	Age																Total
	5	6	7	8	9	10	11	12	13	14	15	16	17	18	19	20>	
Male	39	41	41	49	55	54	52	2	0	0	0	0	0	0	0	0	333
Female	43	44	45	42	52	47	51	2	0	0	0	0	0	0	0	0	326
Total	82	85	86	91	107	101	103	4	0	0	0	0	0	0	0	0	659

Enrolment By Grade and Gender

Gender	Grade														Total
	K	1	2	3	4	5	6	7	8	9	10	11	12	4th	
Male	39	41	42	48	55	56	52	0	0	0	0	0	0	0	333
Female	43	44	45	42	52	48	52	0	0	0	0	0	0	0	326
Total	82	85	87	90	107	104	104	0	0	0	0	0	0	0	659

Enrolment By Grade

For 345 - Mary Queen of Peace Elementary, St. John's



* Data from the 2018-2019 AGR(Enrolment/Age as of the last day in Sept./Dec.)

** Newfoundland Statistics Classification System

NLESD - Eastern Region

#347 - Prince of Wales Collegiate, St. John's

Classification: Urban
Offers Distance Education: Yes

Grades: 10-12 Number of Grades: 3

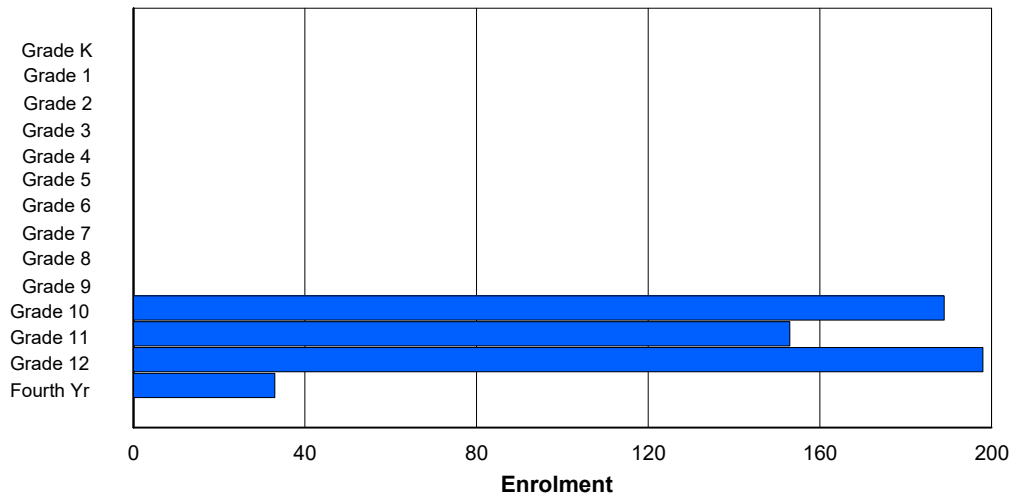
Enrolment By Age and Gender

Gender	Age																	Total
	5	6	7	8	9	10	11	12	13	14	15	16	17	18	19	20>		
Male	0	0	0	0	0	0	0	0	0	0	93	88	117	24	5	2	329	
Female	0	0	0	0	0	0	0	0	0	3	88	69	71	13	0	0	244	
Total	0	0	0	0	0	0	0	0	0	3	181	157	188	37	5	2	573	

Enrolment By Grade and Gender

Gender	Grade														Total
	K	1	2	3	4	5	6	7	8	9	10	11	12	4th	
Male	0	0	0	0	0	0	0	0	0	0	98	84	123	24	329
Female	0	0	0	0	0	0	0	0	0	0	91	69	75	9	244
Total	0	0	0	0	0	0	0	0	0	0	189	153	198	33	573

Enrolment By Grade
For 347 - Prince of Wales Collegiate, St. John's



* Data from the 2018-2019 AGR(Enrolment/Age as of the last day in Sept./Dec.)

** Newfoundland Statistics Classification System

NLESD - Eastern Region

#348 - Roncalli Elementary, St. John's

Classification: Urban
Offers Distance Education: No

Grades: K-6 Number of Grades: 7

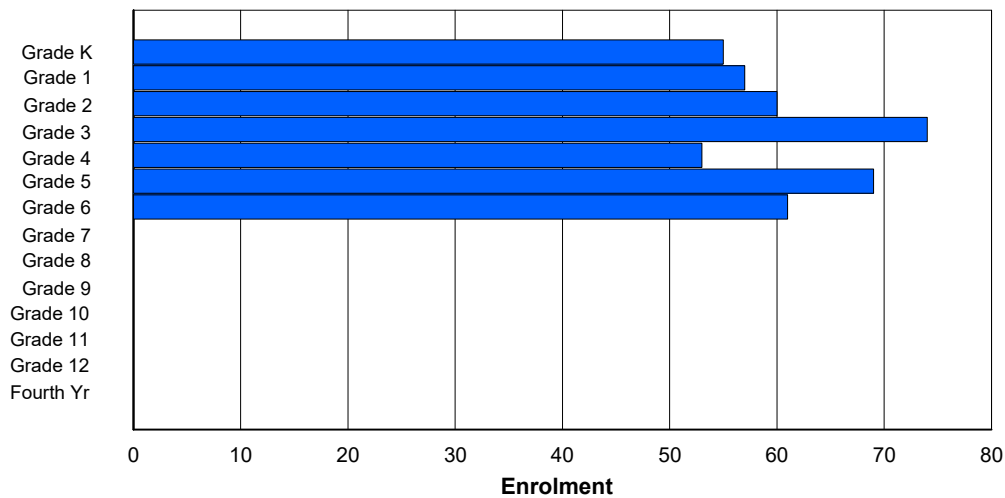
Enrolment By Age and Gender

Gender	Age																Total
	5	6	7	8	9	10	11	12	13	14	15	16	17	18	19	20>	
Male	20	32	29	40	25	31	32	1	0	0	0	0	0	0	0	0	210
Female	34	27	27	37	26	38	30	0	0	0	0	0	0	0	0	0	219
Total	54	59	56	77	51	69	62	1	0	0	0	0	0	0	0	0	429

Enrolment By Grade and Gender

Gender	Grade														Total
	K	1	2	3	4	5	6	7	8	9	10	11	12	4th	
Male	21	30	33	37	26	32	31	0	0	0	0	0	0	0	210
Female	34	27	27	37	27	37	30	0	0	0	0	0	0	0	219
Total	55	57	60	74	53	69	61	0	0	0	0	0	0	0	429

Enrolment By Grade
For 348 - Roncalli Elementary, St. John's



* Data from the 2018-2019 AGR(Enrolment/Age as of the last day in Sept./Dec.)

** Newfoundland Statistics Classification System

NLESD - Eastern Region

#349 - St. Andrew's Elementary, St. John's

Classification: Urban
Offers Distance Education: No

Grades: K-5 Number of Grades: 6

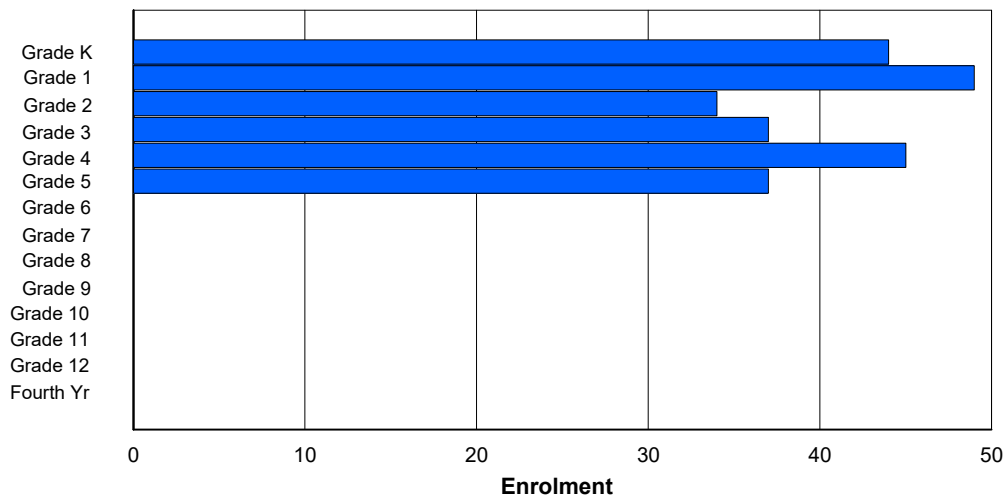
Enrolment By Age and Gender

Gender	Age																Total
	5	6	7	8	9	10	11	12	13	14	15	16	17	18	19	20>	
Male	25	21	29	18	24	18	3	0	0	0	0	0	0	0	0	0	138
Female	19	27	5	16	25	16	0	0	0	0	0	0	0	0	0	0	108
Total	44	48	34	34	49	34	3	0	0	0	0	0	0	0	0	0	246

Enrolment By Grade and Gender

Gender	Grade														Total
	K	1	2	3	4	5	6	7	8	9	10	11	12	4th	
Male	25	22	28	22	20	21	0	0	0	0	0	0	0	0	138
Female	19	27	6	15	25	16	0	0	0	0	0	0	0	0	108
Total	44	49	34	37	45	37	0	0	0	0	0	0	0	0	246

Enrolment By Grade
For 349 - St. Andrew's Elementary, St. John's



* Data from the 2018-2019 AGR(Enrolment/Age as of the last day in Sept./Dec.)

** Newfoundland Statistics Classification System

NLESD - Eastern Region

#350 - St. John Bosco School, St. John's

Classification: Urban
Offers Distance Education: No

Grades: K-9 Number of Grades: 10

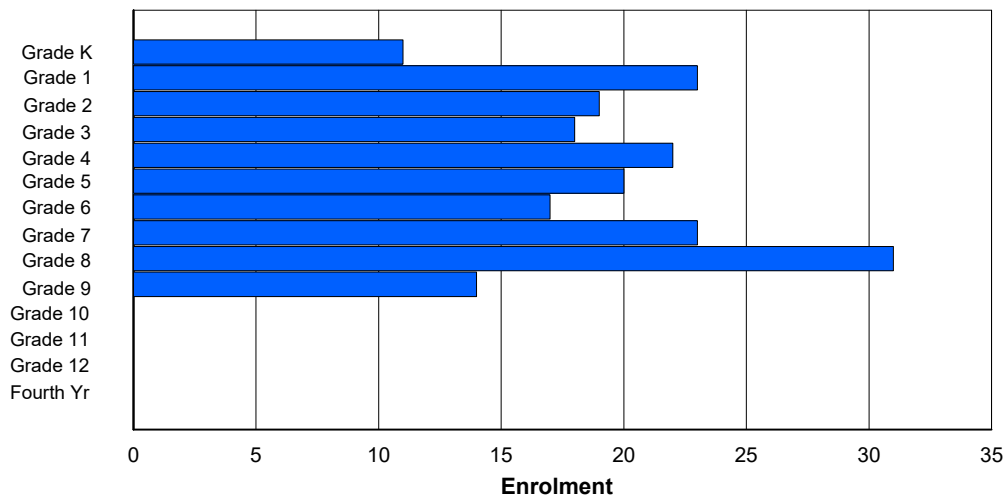
Enrolment By Age and Gender

Gender	Age																Total
	5	6	7	8	9	10	11	12	13	14	15	16	17	18	19	20>	
Male	5	13	11	12	11	11	10	13	23	7	0	0	0	0	0	0	116
Female	6	9	9	6	11	9	7	9	9	7	0	0	0	0	0	0	82
Total	11	22	20	18	22	20	17	22	32	14	0	0	0	0	0	0	198

Enrolment By Grade and Gender

Gender	Grade														Total
	K	1	2	3	4	5	6	7	8	9	10	11	12	4th	
Male	5	13	11	12	11	11	10	14	22	7	0	0	0	0	116
Female	6	10	8	6	11	9	7	9	9	7	0	0	0	0	82
Total	11	23	19	18	22	20	17	23	31	14	0	0	0	0	198

Enrolment By Grade
For 350 - St. John Bosco School, St. John's



* Data from the 2018-2019 AGR(Enrolment/Age as of the last day in Sept./Dec.)

** Newfoundland Statistics Classification System

NLESD - Eastern Region

#353 - St. Kevin's Junior High, St. John's (Goulds)

Classification: Urban
Offers Distance Education: No

Grades: 6-8 Number of Grades: 3

Enrolment By Age and Gender

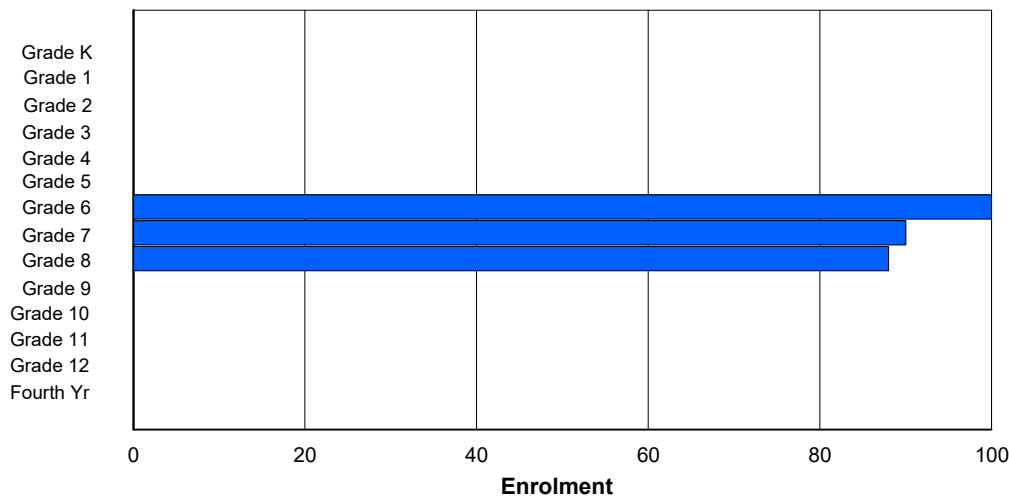
Gender	Age																Total
	5	6	7	8	9	10	11	12	13	14	15	16	17	18	19	20>	
Male	0	0	0	0	0	0	50	47	37	4	0	0	0	0	0	0	138
Female	0	0	0	0	0	0	49	44	46	1	0	0	0	0	0	0	140
Total	0	0	0	0	0	0	99	91	83	5	0	0	0	0	0	0	278

Enrolment By Grade and Gender

Gender	Grade														Total
	K	1	2	3	4	5	6	7	8	9	10	11	12	4th	
Male	0	0	0	0	0	0	51	46	41	0	0	0	0	0	138
Female	0	0	0	0	0	0	49	44	47	0	0	0	0	0	140
Total	0	0	0	0	0	0	100	90	88	0	0	0	0	0	278

Enrolment By Grade

For 353 - St. Kevin's Junior High, St. John's (Goulds)



* Data from the 2018-2019 AGR(Enrolment/Age as of the last day in Sept./Dec.)

** Newfoundland Statistics Classification System

NLESD - Eastern Region

#354 - St. Kevin's High, St. John's (Goulds)

Classification: Urban
Offers Distance Education: No

Grades: 9-12 Number of Grades: 4

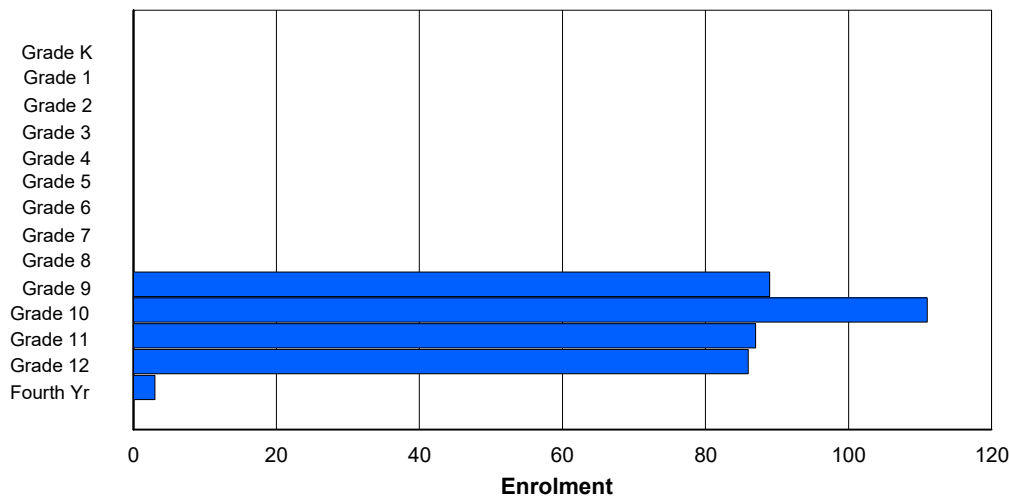
Enrolment By Age and Gender

Gender	Age																Total
	5	6	7	8	9	10	11	12	13	14	15	16	17	18	19	20>	
Male	0	0	0	0	0	0	0	0	0	49	56	50	48	6	0	0	209
Female	0	0	0	0	0	0	0	0	0	39	53	37	37	0	1	0	167
Total	0	0	0	0	0	0	0	0	0	88	109	87	85	6	1	0	376

Enrolment By Grade and Gender

Gender	Grade														Total
	K	1	2	3	4	5	6	7	8	9	10	11	12	4th	
Male	0	0	0	0	0	0	0	0	0	49	57	51	49	3	209
Female	0	0	0	0	0	0	0	0	0	40	54	36	37	0	167
Total	0	0	0	0	0	0	0	0	0	89	111	87	86	3	376

Enrolment By Grade
For 354 - St. Kevin's High, St. John's (Goulds)



* Data from the 2018-2019 AGR(Enrolment/Age as of the last day in Sept./Dec.)

** Newfoundland Statistics Classification System

NLESD - Eastern Region

#355 - St. Mary's Elementary, St. John's

Classification: Urban
Offers Distance Education: No

Grades: K-6 Number of Grades: 7

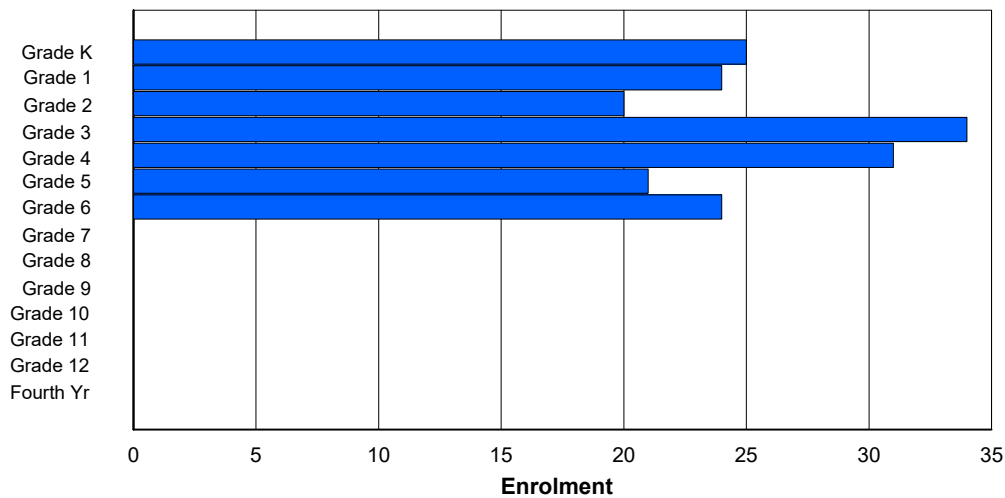
Enrolment By Age and Gender

Gender	<u>Age</u>																Total
	5	6	7	8	9	10	11	12	13	14	15	16	17	18	19	20>	
Male	10	14	11	19	16	13	10	1	0	0	0	0	0	0	0	0	94
Female	15	10	7	16	13	11	13	0	0	0	0	0	0	0	0	0	85
Total	25	24	18	35	29	24	23	1	0	0	0	0	0	0	0	0	179

Enrolment By Grade and Gender

Gender	<u>Grade</u>														Total
	K	1	2	3	4	5	6	7	8	9	10	11	12	4th	
Male	10	14	12	19	18	10	11	0	0	0	0	0	0	0	94
Female	15	10	8	15	13	11	13	0	0	0	0	0	0	0	85
Total	25	24	20	34	31	21	24	0	0	0	0	0	0	0	179

Enrolment By Grade
For 355 - St. Mary's Elementary, St. John's



* Data from the 2018-2019 AGR(Enrolment/Age as of the last day in Sept./Dec.)

** Newfoundland Statistics Classification System

NLESD - Eastern Region

#356 - St. Matthew's Elementary, St. John's

Classification: Urban
Offers Distance Education: No

Grades: K-7 Number of Grades: 8

Enrolment By Age and Gender

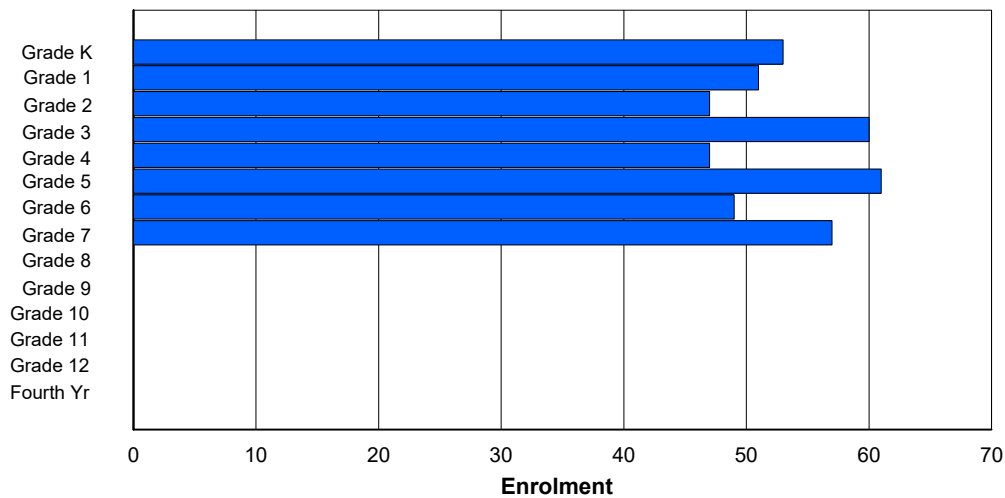
Gender	Age																Total
	5	6	7	8	9	10	11	12	13	14	15	16	17	18	19	20>	
Male	24	29	21	32	21	37	24	29	1	1	0	0	0	0	0	0	219
Female	27	22	25	30	26	24	24	25	1	1	1	0	0	0	0	0	206
Total	51	51	46	62	47	61	48	54	2	2	1	0	0	0	0	425	

Enrolment By Grade and Gender

Gender	Grade														Total
	K	1	2	3	4	5	6	7	8	9	10	11	12	4th	
Male	26	28	23	30	21	37	25	29	0	0	0	0	0	0	219
Female	27	23	24	30	26	24	24	28	0	0	0	0	0	0	206
Total	53	51	47	60	47	61	49	57	0	0	0	0	0	425	

Enrolment By Grade

For 356 - St. Matthew's Elementary, St. John's



* Data from the 2018-2019 AGR(Enrolment/Age as of the last day in Sept./Dec.)

** Newfoundland Statistics Classification System

NLESD - Eastern Region

#359 - St. Paul's Junior High, St. John's

Classification: Urban
Offers Distance Education: No

Grades: 7-9 Number of Grades: 3

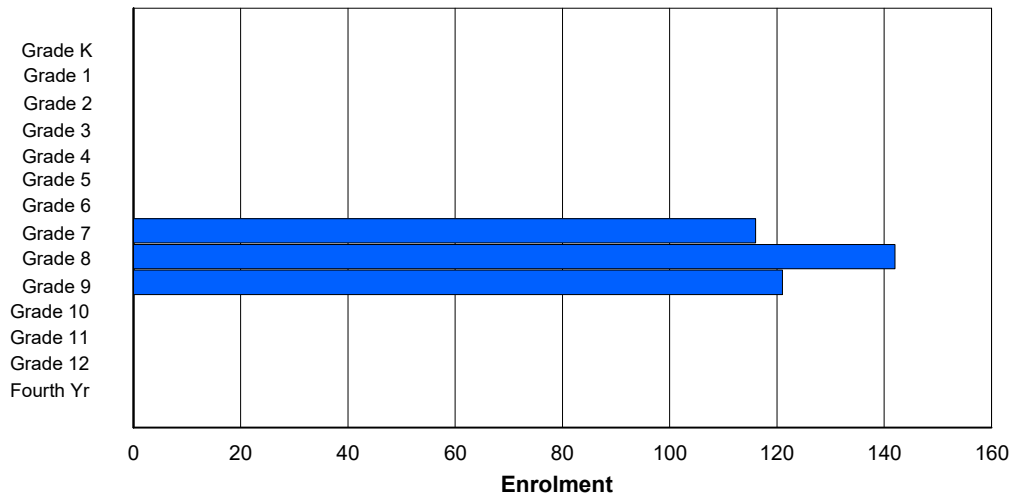
Enrolment By Age and Gender

Gender	Age																Total
	5	6	7	8	9	10	11	12	13	14	15	16	17	18	19	20>	
Male	0	0	0	0	0	0	0	58	71	71	3	0	0	0	0	0	203
Female	0	0	0	0	0	0	0	56	66	52	2	0	0	0	0	0	176
Total	0	0	0	0	0	0	0	114	137	123	5	0	0	0	0	0	379

Enrolment By Grade and Gender

Gender	Grade														Total
	K	1	2	3	4	5	6	7	8	9	10	11	12	4th	
Male	0	0	0	0	0	0	0	59	74	70	0	0	0	0	203
Female	0	0	0	0	0	0	0	57	68	51	0	0	0	0	176
Total	0	0	0	0	0	0	0	116	142	121	0	0	0	0	379

Enrolment By Grade
For 359 - St. Paul's Junior High, St. John's



* Data from the 2018-2019 AGR(Enrolment/Age as of the last day in Sept./Dec.)

** Newfoundland Statistics Classification System

NLESD - Eastern Region

#360 - Rennie's River Elementary School, St. John's

Classification: Urban
Offers Distance Education: No

Grades: K-6 Number of Grades: 7

Enrolment By Age and Gender

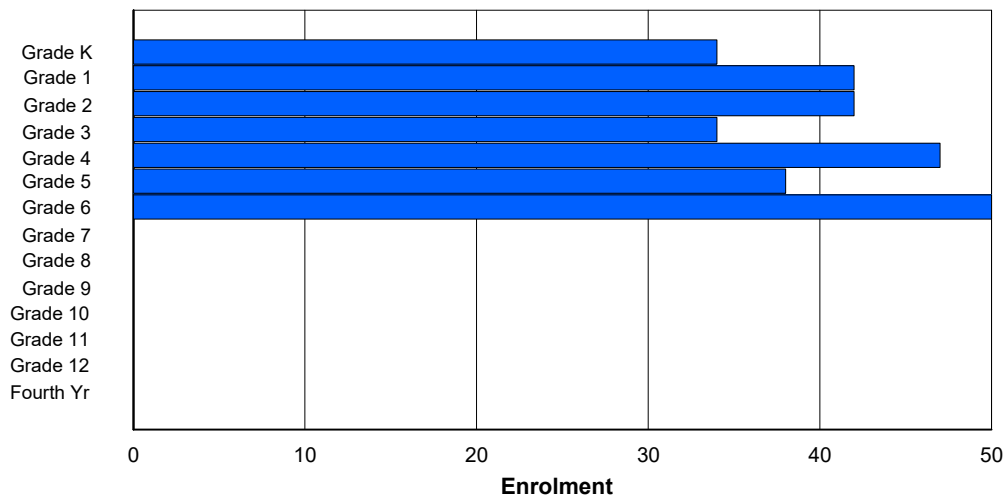
Gender	Age																Total
	5	6	7	8	9	10	11	12	13	14	15	16	17	18	19	20>	
Male	16	22	25	16	20	18	31	1	0	0	0	0	0	0	0	0	149
Female	18	18	17	17	26	23	19	0	0	0	0	0	0	0	0	0	138
Total	34	40	42	33	46	41	50	1	0	0	0	0	0	0	0	0	287

Enrolment By Grade and Gender

Gender	Grade														Total
	K	1	2	3	4	5	6	7	8	9	10	11	12	4th	
Male	16	24	24	17	19	18	31	0	0	0	0	0	0	0	149
Female	18	18	18	17	28	20	19	0	0	0	0	0	0	0	138
Total	34	42	42	34	47	38	50	0	0	0	0	0	0	0	287

Enrolment By Grade

For 360 - Rennie's River Elementary School, St. John's



* Data from the 2018-2019 AGR(Enrolment/Age as of the last day in Sept./Dec.)

** Newfoundland Statistics Classification System

NLESD - Eastern Region

#362 - St. Teresa's School/Ecole Ste-Therese, St. John's

Classification: Urban
Offers Distance Education: No

Grades: K-6 Number of Grades: 7

Enrolment By Age and Gender

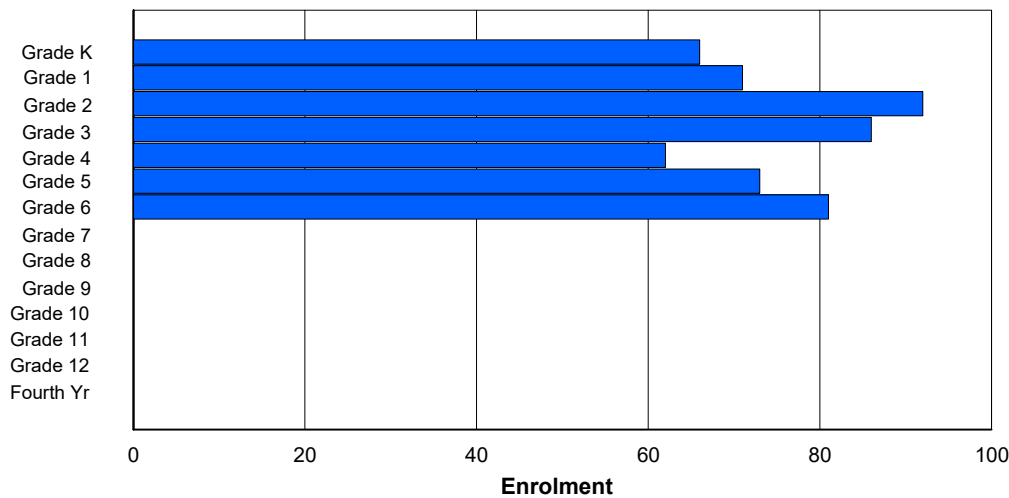
Gender	<u>Age</u>																	Total
	5	6	7	8	9	10	11	12	13	14	15	16	17	18	19	20>		
Male	37	37	41	39	34	42	38	1	0	0	0	0	0	0	0	0	269	
Female	28	34	50	48	27	33	42	0	0	0	0	0	0	0	0	0	262	
Total	65	71	91	87	61	75	80	1	0	0	0	0	0	0	0	0	531	

Enrolment By Grade and Gender

Gender	<u>Grade</u>														Total
	K	1	2	3	4	5	6	7	8	9	10	11	12	4th	
Male	38	37	42	38	34	41	39	0	0	0	0	0	0	0	269
Female	28	34	50	48	28	32	42	0	0	0	0	0	0	0	262
Total	66	71	92	86	62	73	81	0	0	0	0	0	0	0	531

Enrolment By Grade

For 362 - St. Teresa's School/Ecole Ste-Therese, St. John's



* Data from the 2018-2019 AGR(Enrolment/Age as of the last day in Sept./Dec.)

** Newfoundland Statistics Classification System

NLESD - Eastern Region

#363 - Vanier Elementary, St. John's

Classification: Urban
Offers Distance Education: No

Grades: K-6 Number of Grades: 7

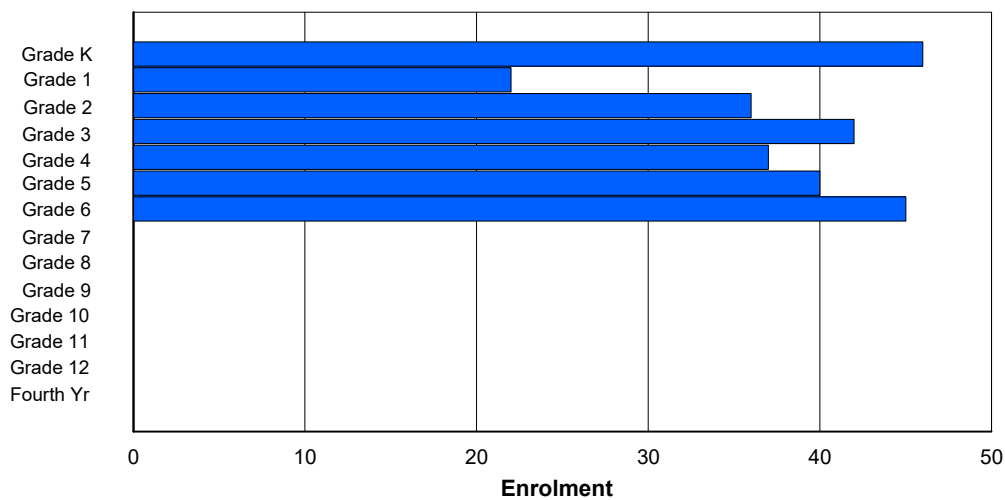
Enrolment By Age and Gender

Gender	Age																Total
	5	6	7	8	9	10	11	12	13	14	15	16	17	18	19	20>	
Male	25	13	15	20	19	21	24	2	0	0	0	0	0	0	0	0	139
Female	19	10	21	24	17	18	20	0	0	0	0	0	0	0	0	0	129
Total	44	23	36	44	36	39	44	2	0	0	0	0	0	0	0	0	268

Enrolment By Grade and Gender

Gender	Grade														Total
	K	1	2	3	4	5	6	7	8	9	10	11	12	4th	
Male	27	12	15	19	19	22	25	0	0	0	0	0	0	0	139
Female	19	10	21	23	18	18	20	0	0	0	0	0	0	0	129
Total	46	22	36	42	37	40	45	0	0	0	0	0	0	0	268

Enrolment By Grade
For 363 - Vanier Elementary, St. John's



* Data from the 2018-2019 AGR(Enrolment/Age as of the last day in Sept./Dec.)

** Newfoundland Statistics Classification System

NLESD - Eastern Region

#364 - East Point Elementary, St. John's

Classification: Urban
Offers Distance Education: No

Grades: K-6 Number of Grades: 7

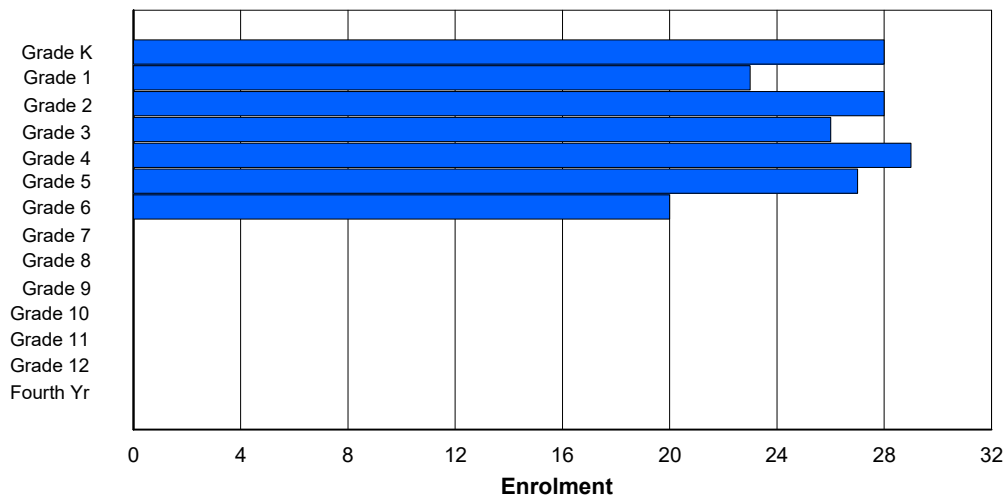
Enrolment By Age and Gender

Gender	Age																Total
	5	6	7	8	9	10	11	12	13	14	15	16	17	18	19	20>	
Male	14	13	13	14	20	16	10	0	0	0	0	0	0	0	0	0	100
Female	13	11	14	12	9	12	9	1	0	0	0	0	0	0	0	0	81
Total	27	24	27	26	29	28	19	1	0	0	0	0	0	0	0	0	181

Enrolment By Grade and Gender

Gender	Grade														Total
	K	1	2	3	4	5	6	7	8	9	10	11	12	4th	
Male	14	13	13	14	20	16	10	0	0	0	0	0	0	0	100
Female	14	10	15	12	9	11	10	0	0	0	0	0	0	0	81
Total	28	23	28	26	29	27	20	0	0	0	0	0	0	0	181

Enrolment By Grade
For 364 - East Point Elementary, St. John's



* Data from the 2018-2019 AGR(Enrolment/Age as of the last day in Sept./Dec.)

** Newfoundland Statistics Classification System

NLESD - Eastern Region

#366 - Topsail Elementary, Conception Bay South (Topsail)

Classification: Urban
Offers Distance Education: No

Grades: K-4 Number of Grades: 5

Enrolment By Age and Gender

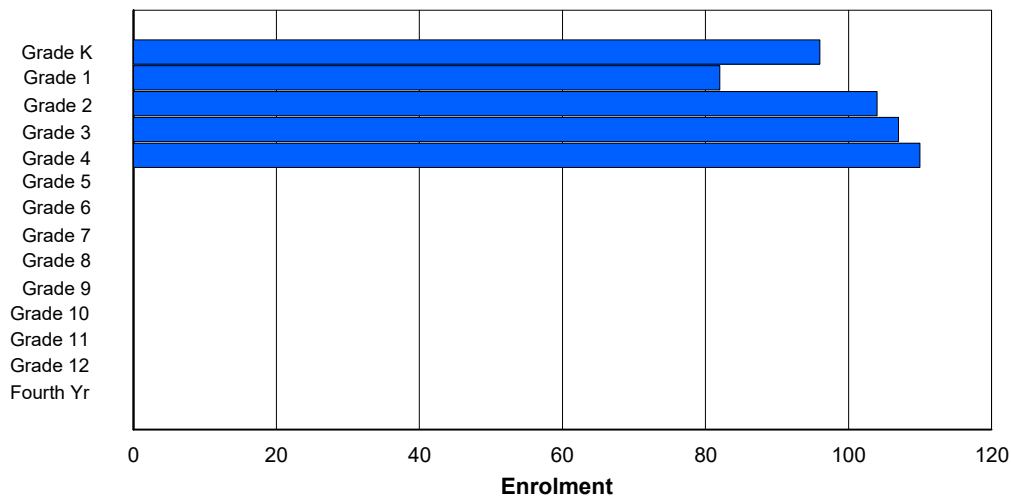
Gender	Age																Total
	5	6	7	8	9	10	11	12	13	14	15	16	17	18	19	20>	
Male	47	39	42	48	66	0	0	0	0	0	0	0	0	0	0	0	242
Female	49	43	59	60	45	1	0	0	0	0	0	0	0	0	0	0	257
Total	96	82	101	108	111	1	0	0	0	0	0	0	0	0	0	0	499

Enrolment By Grade and Gender

Gender	Grade														Total
	K	1	2	3	4	5	6	7	8	9	10	11	12	4th	
Male	47	39	45	47	64	0	0	0	0	0	0	0	0	0	242
Female	49	43	59	60	46	0	0	0	0	0	0	0	0	0	257
Total	96	82	104	107	110	0	0	0	0	0	0	0	0	0	499

Enrolment By Grade

For 366 - Topsail Elementary, Conception Bay South (Topsail)



* Data from the 2018-2019 AGR(Enrolment/Age as of the last day in Sept./Dec.)

** Newfoundland Statistics Classification System

NLESD - Eastern Region

#367 - Holy Trinity Elementary, Torbay

Classification: Urban
Offers Distance Education: No

Grades: K-4 Number of Grades: 5

Enrolment By Age and Gender

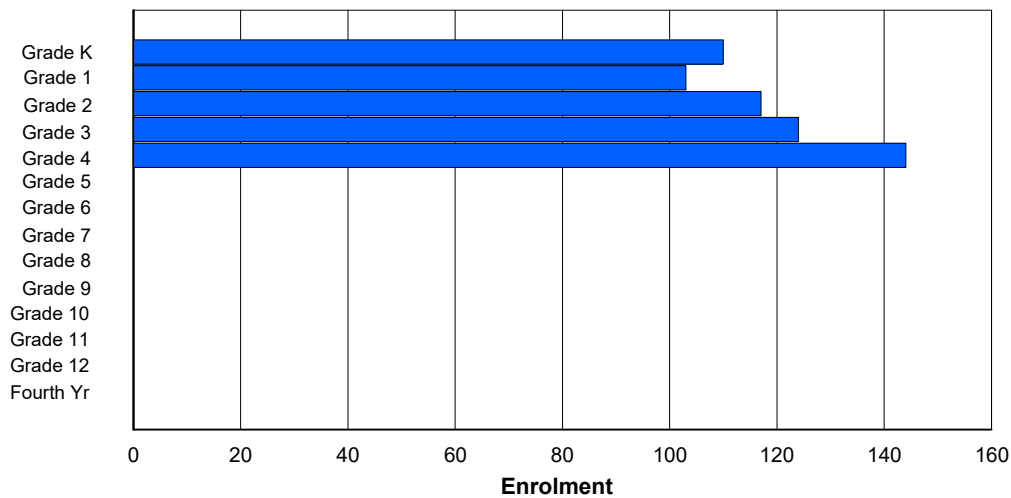
Gender	Age																Total
	5	6	7	8	9	10	11	12	13	14	15	16	17	18	19	20>	
Male	51	53	65	69	70	3	0	0	0	0	0	0	0	0	0	0	311
Female	59	49	52	55	71	1	0	0	0	0	0	0	0	0	0	0	287
Total	110	102	117	124	141	4	0	0	0	0	0	0	0	0	0	0	598

Enrolment By Grade and Gender

Gender	Grade														Total
	K	1	2	3	4	5	6	7	8	9	10	11	12	4th	
Male	51	54	65	68	73	0	0	0	0	0	0	0	0	0	311
Female	59	49	52	56	71	0	0	0	0	0	0	0	0	0	287
Total	110	103	117	124	144	0	0	0	0	0	0	0	0	0	598

Enrolment By Grade

For 367 - Holy Trinity Elementary, Torbay



* Data from the 2018-2019 AGR(Enrolment/Age as of the last day in Sept./Dec.)

** Newfoundland Statistics Classification System

NLESD - Eastern Region

#368 - Holy Trinity High, Torbay

Classification: Urban
Offers Distance Education: No

Grades: 8-12 Number of Grades: 5

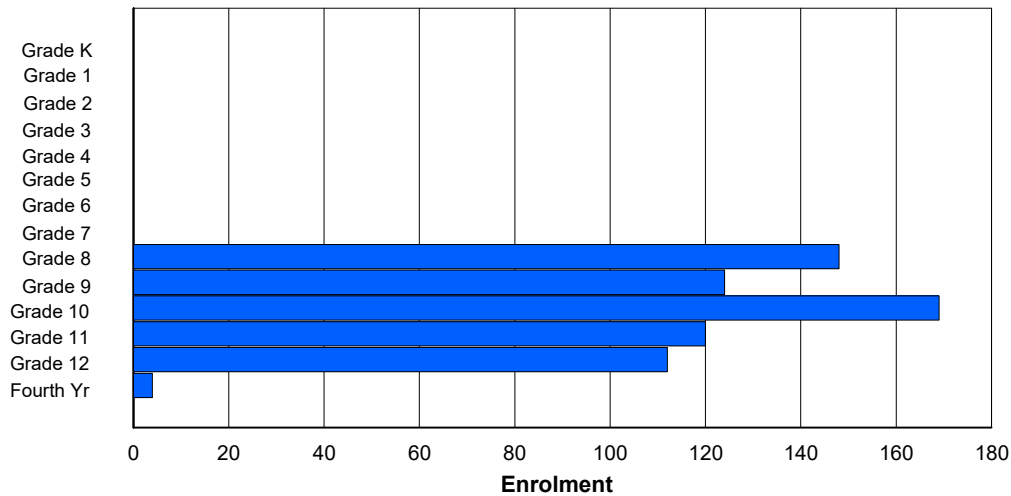
Enrolment By Age and Gender

Gender	Age																	Total
	5	6	7	8	9	10	11	12	13	14	15	16	17	18	19	20>		
Male	0	0	0	0	0	0	0	0	78	53	79	64	65	1	0	1	341	
Female	0	0	0	0	0	0	0	1	66	69	89	56	52	3	0	0	336	
Total	0	0	0	0	0	0	0	1	144	122	168	120	117	4	0	1	677	

Enrolment By Grade and Gender

Gender	Grade															Total
	K	1	2	3	4	5	6	7	8	9	10	11	12	4th		
Male	0	0	0	0	0	0	0	0	80	54	79	64	62	2	341	
Female	0	0	0	0	0	0	0	0	68	70	90	56	50	2	336	
Total	0	0	0	0	0	0	0	0	148	124	169	120	112	4	677	

Enrolment By Grade
For 368 - Holy Trinity High, Torbay



* Data from the 2018-2019 AGR(Enrolment/Age as of the last day in Sept./Dec.)

** Newfoundland Statistics Classification System

NLESD - Eastern Region

#370 - Stella Maris Academy, Trepassey

Classification: Rural
Offers Distance Education: Yes

Grades: K-2,4-12 Number of Grades: 12

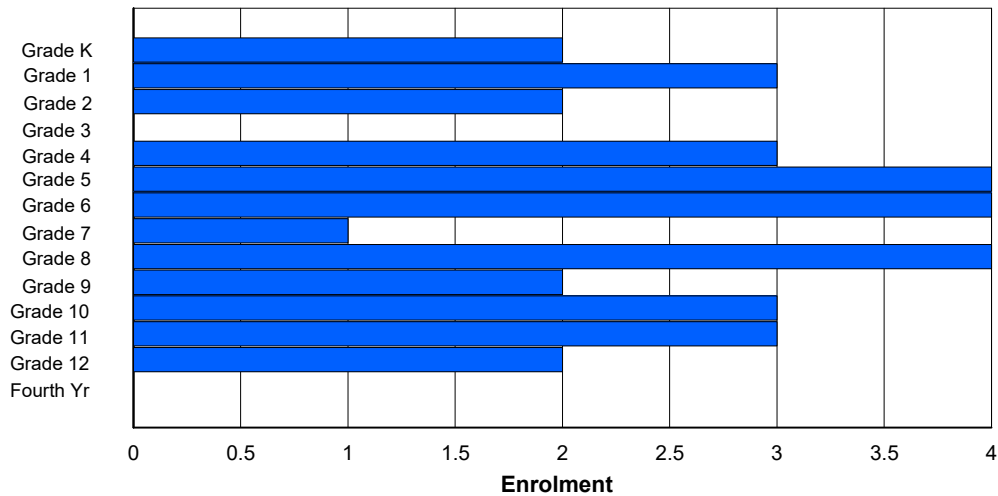
Enrolment By Age and Gender

Gender	Age																	Total
	5	6	7	8	9	10	11	12	13	14	15	16	17	18	19	20>		
Male	1	1	1	0	1	4	1	1	2	0	2	1	1	0	0	0	16	
Female	1	1	2	0	2	0	3	0	2	1	2	3	0	0	0	17		
Total	2	2	3	0	3	4	4	1	4	1	4	4	1	0	0	0	33	

Enrolment By Grade and Gender

Gender	Grade														Total
	K	1	2	3	4	5	6	7	8	9	10	11	12	4th	
Male	1	1	1	0	1	4	1	1	2	1	1	1	1	0	16
Female	1	2	1	0	2	0	3	0	2	1	2	2	1	0	17
Total	2	3	2	0	3	4	4	1	4	2	3	3	2	0	33

Enrolment By Grade
For 370 - Stella Maris Academy, Trepassey



* Data from the 2018-2019 AGR(Enrolment/Age as of the last day in Sept./Dec.)

** Newfoundland Statistics Classification System

NLESD - Eastern Region

#371 - Upper Gullies Elementary, Conception Bay South (Upper Gullies)

Classification: Urban
Offers Distance Education: No

Grades: K-6 Number of Grades: 7

Enrolment By Age and Gender

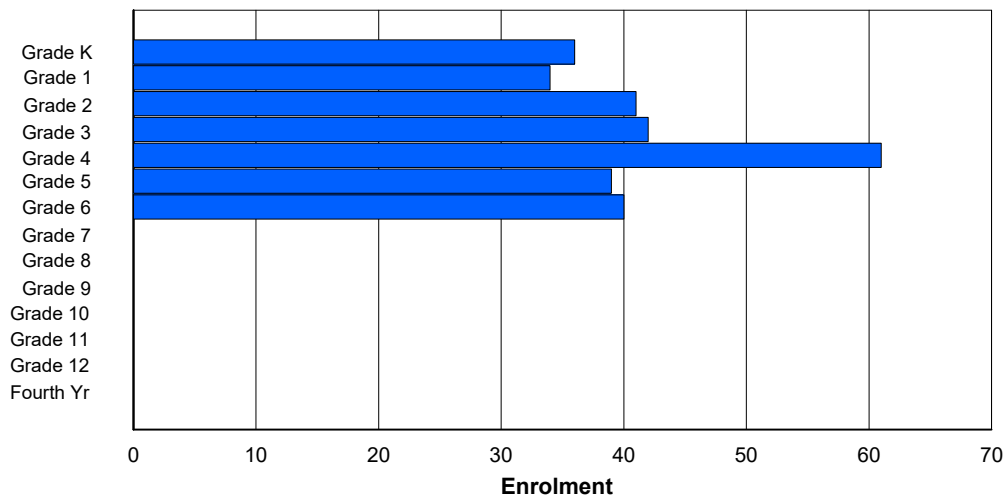
Gender	Age																Total
	5	6	7	8	9	10	11	12	13	14	15	16	17	18	19	20>	
Male	14	16	24	20	31	22	19	0	0	0	0	0	0	0	0	0	146
Female	21	19	17	22	30	17	21	0	0	0	0	0	0	0	0	0	147
Total	35	35	41	42	61	39	40	0	0	0	0	0	0	0	0	0	293

Enrolment By Grade and Gender

Gender	Grade														Total
	K	1	2	3	4	5	6	7	8	9	10	11	12	4th	
Male	14	16	24	20	31	22	19	0	0	0	0	0	0	0	146
Female	22	18	17	22	30	17	21	0	0	0	0	0	0	0	147
Total	36	34	41	42	61	39	40	0	0	0	0	0	0	0	293

Enrolment By Grade

For 371 - Upper Gullies Elementary, Conception Bay South (Upper Gullies)



* Data from the 2018-2019 AGR(Enrolment/Age as of the last day in Sept./Dec.)

** Newfoundland Statistics Classification System

NLESD - Eastern Region

#372 - St. Bernard's Elementary, Witless Bay

Classification: Urban
Offers Distance Education: No

Grades: K-5 Number of Grades: 6

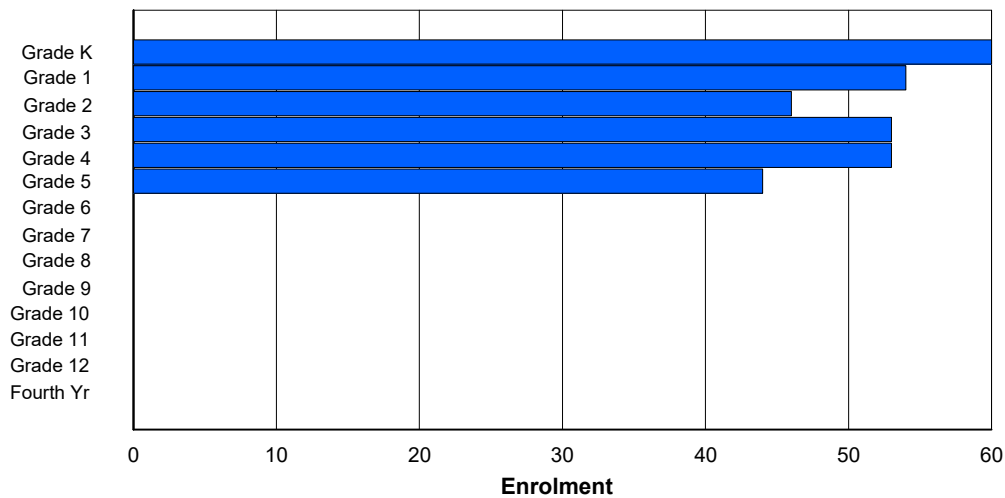
Enrolment By Age and Gender

Gender	Age																Total
	5	6	7	8	9	10	11	12	13	14	15	16	17	18	19	20>	
Male	26	24	28	25	25	15	0	0	0	0	0	0	0	0	0	0	143
Female	33	31	18	28	28	29	0	0	0	0	0	0	0	0	0	0	167
Total	59	55	46	53	53	44	0	0	0	0	0	0	0	0	0	0	310

Enrolment By Grade and Gender

Gender	Grade														Total
	K	1	2	3	4	5	6	7	8	9	10	11	12	4th	
Male	26	24	28	25	25	15	0	0	0	0	0	0	0	0	143
Female	34	30	18	28	28	29	0	0	0	0	0	0	0	0	167
Total	60	54	46	53	53	44	0	0	0	0	0	0	0	0	310

Enrolment By Grade
For 372 - St. Bernard's Elementary, Witless Bay



* Data from the 2018-2019 AGR(Enrolment/Age as of the last day in Sept./Dec.)

** Newfoundland Statistics Classification System

NLESD - Eastern Region

#433 - Tricon Elementary, Bay de Verde

Classification: Rural
Offers Distance Education: No

Grades: K-6 Number of Grades: 7

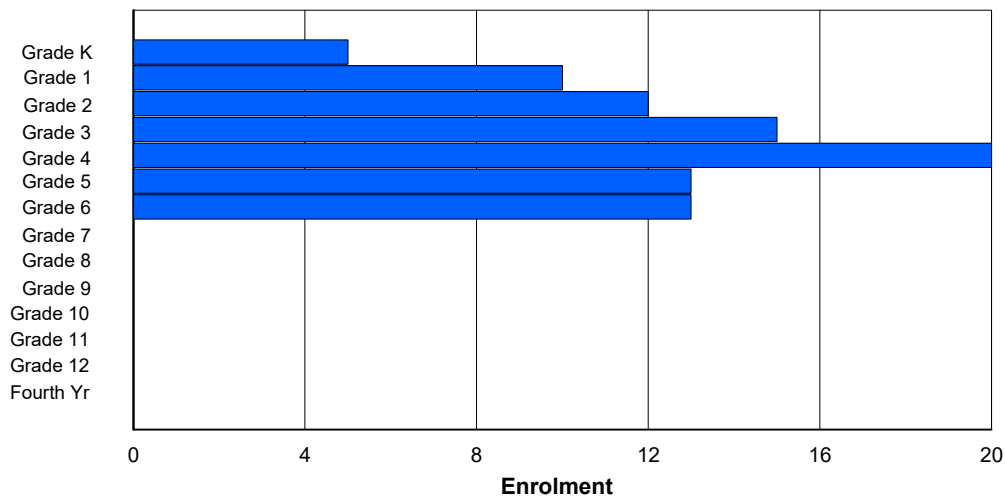
Enrolment By Age and Gender

Gender	Age																Total
	5	6	7	8	9	10	11	12	13	14	15	16	17	18	19	20>	
Male	2	6	6	8	15	4	6	0	0	0	0	0	0	0	0	0	47
Female	3	4	6	6	6	9	7	0	0	0	0	0	0	0	0	0	41
Total	5	10	12	14	21	13	13	0	0	0	0	0	0	0	0	0	88

Enrolment By Grade and Gender

Gender	Grade														Total
	K	1	2	3	4	5	6	7	8	9	10	11	12	4th	
Male	2	6	6	9	14	4	6	0	0	0	0	0	0	0	47
Female	3	4	6	6	6	9	7	0	0	0	0	0	0	0	41
Total	5	10	12	15	20	13	13	0	0	0	0	0	0	0	88

Enrolment By Grade
For 433 - Tricon Elementary, Bay de Verde



* Data from the 2018-2019 AGR(Enrolment/Age as of the last day in Sept./Dec.)

** Newfoundland Statistics Classification System

NLESD - Eastern Region

#435 - St. Anne's Academy, Dunville

Classification: Rural
Offers Distance Education: No

Grades: K-6 Number of Grades: 7

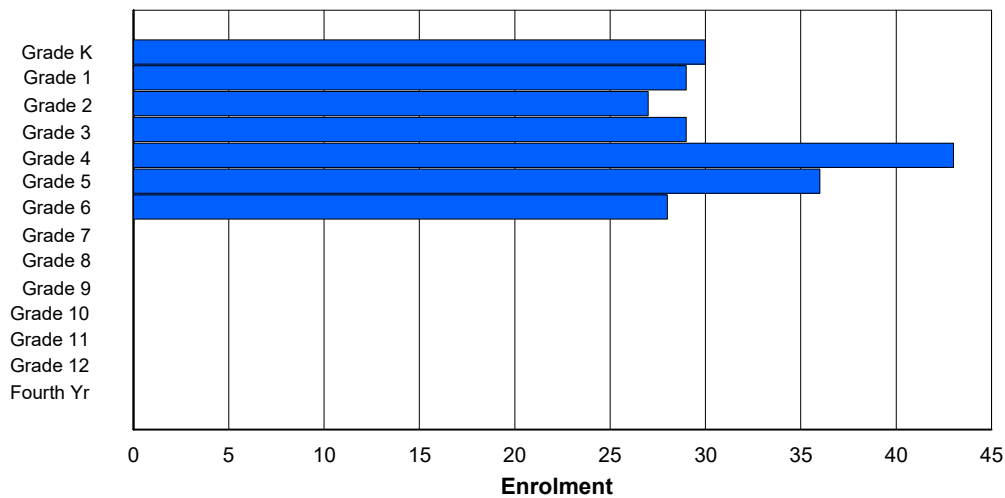
Enrolment By Age and Gender

Gender	Age																Total
	5	6	7	8	9	10	11	12	13	14	15	16	17	18	19	20>	
Male	12	15	17	18	25	20	21	1	0	0	0	0	0	0	0	0	129
Female	18	14	9	12	17	17	6	0	0	0	0	0	0	0	0	0	93
Total	30	29	26	30	42	37	27	1	0	0	0	0	0	0	0	0	222

Enrolment By Grade and Gender

Gender	Grade														Total
	K	1	2	3	4	5	6	7	8	9	10	11	12	4th	
Male	12	15	18	17	26	19	22	0	0	0	0	0	0	0	129
Female	18	14	9	12	17	17	6	0	0	0	0	0	0	0	93
Total	30	29	27	29	43	36	28	0	0	0	0	0	0	0	222

Enrolment By Grade
For 435 - St. Anne's Academy, Dunville



* Data from the 2018-2019 AGR(Enrolment/Age as of the last day in Sept./Dec.)

** Newfoundland Statistics Classification System

NLESD - Eastern Region

#442 - Persalvic Elementary, Victoria

Classification: Rural
Offers Distance Education: No

Grades: K-8 Number of Grades: 9

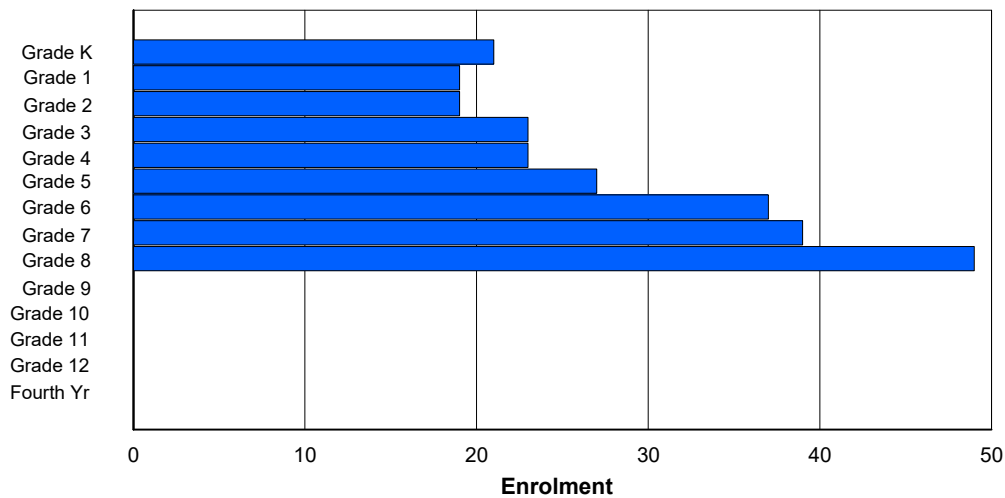
Enrolment By Age and Gender

Gender	Age																Total
	5	6	7	8	9	10	11	12	13	14	15	16	17	18	19	20>	
Male	11	14	10	9	10	18	18	20	22	0	0	0	0	0	0	0	132
Female	10	5	9	14	13	9	19	19	27	0	0	0	0	0	0	0	125
Total	21	19	19	23	23	27	37	39	49	0	0	0	0	0	0	0	257

Enrolment By Grade and Gender

Gender	Grade														Total
	K	1	2	3	4	5	6	7	8	9	10	11	12	4th	
Male	11	14	10	9	10	18	18	20	22	0	0	0	0	0	132
Female	10	5	9	14	13	9	19	19	27	0	0	0	0	0	125
Total	21	19	19	23	23	27	37	39	49	0	0	0	0	0	257

Enrolment By Grade
For 442 - Persalvic Elementary, Victoria



* Data from the 2018-2019 AGR(Enrolment/Age as of the last day in Sept./Dec.)

** Newfoundland Statistics Classification System

NLESD - Eastern Region

#444 - Cabot Academy, Western Bay

Classification: Rural
Offers Distance Education: No

Grades: K-6 Number of Grades: 7

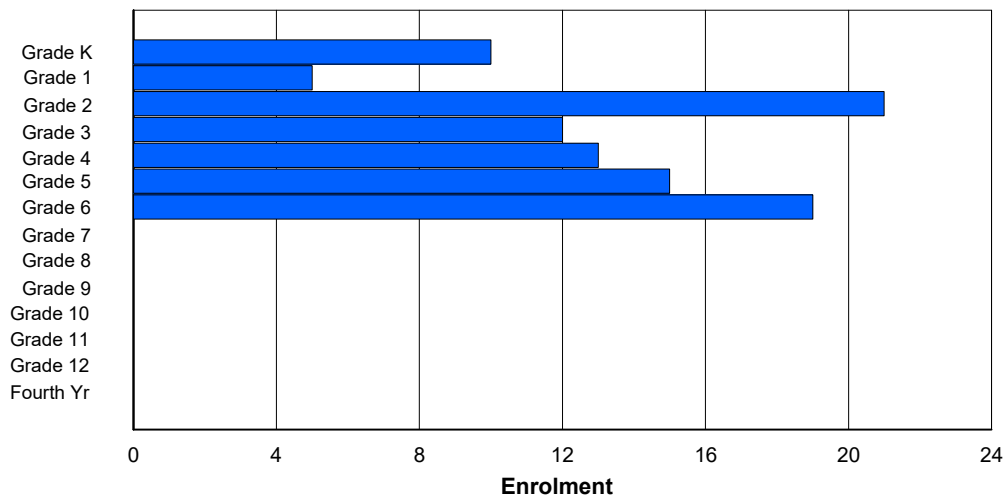
Enrolment By Age and Gender

Gender	Age																	Total
	5	6	7	8	9	10	11	12	13	14	15	16	17	18	19	20>		
Male	4	3	7	6	6	7	14	0	0	0	0	0	0	0	0	0	47	
Female	6	2	13	7	7	8	5	0	0	0	0	0	0	0	0	0	48	
Total	10	5	20	13	13	15	19	0	0	0	0	0	0	0	0	0	95	

Enrolment By Grade and Gender

Gender	Grade														Total
	K	1	2	3	4	5	6	7	8	9	10	11	12	4th	
Male	4	3	8	5	6	7	14	0	0	0	0	0	0	0	47
Female	6	2	13	7	7	8	5	0	0	0	0	0	0	0	48
Total	10	5	21	12	13	15	19	0	0	0	0	0	0	0	95

Enrolment By Grade
For 444 - Cabot Academy, Western Bay



* Data from the 2018-2019 AGR(Enrolment/Age as of the last day in Sept./Dec.)

** Newfoundland Statistics Classification System

NLESD - Eastern Region

#446 - Whitbourne Elementary, Whitbourne

Classification: Rural
Offers Distance Education: No

Grades: K-6 Number of Grades: 7

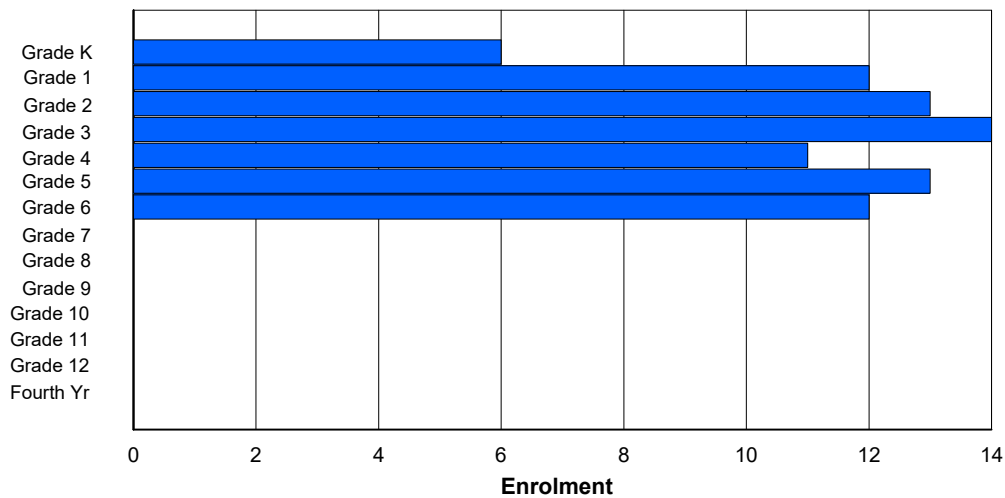
Enrolment By Age and Gender

Gender	Age																	Total
	5	6	7	8	9	10	11	12	13	14	15	16	17	18	19	20>		
Male	3	5	6	4	3	9	5	0	0	0	0	0	0	0	0	0	35	
Female	3	7	7	10	8	4	7	0	0	0	0	0	0	0	0	0	46	
Total	6	12	13	14	11	13	12	0	0	0	0	0	0	0	0	0	81	

Enrolment By Grade and Gender

Gender	Grade														Total
	K	1	2	3	4	5	6	7	8	9	10	11	12	4th	
Male	3	5	6	4	3	9	5	0	0	0	0	0	0	0	35
Female	3	7	7	10	8	4	7	0	0	0	0	0	0	0	46
Total	6	12	13	14	11	13	12	0	0	0	0	0	0	0	81

Enrolment By Grade
For 446 - Whitbourne Elementary, Whitbourne



* Data from the 2018-2019 AGR(Enrolment/Age as of the last day in Sept./Dec.)

** Newfoundland Statistics Classification System

NLESD - Eastern Region

#447 - Baltimore School Complex, Ferryland

Classification: Rural
Offers Distance Education: Yes

Grades: K-12 Number of Grades: 13

Enrolment By Age and Gender

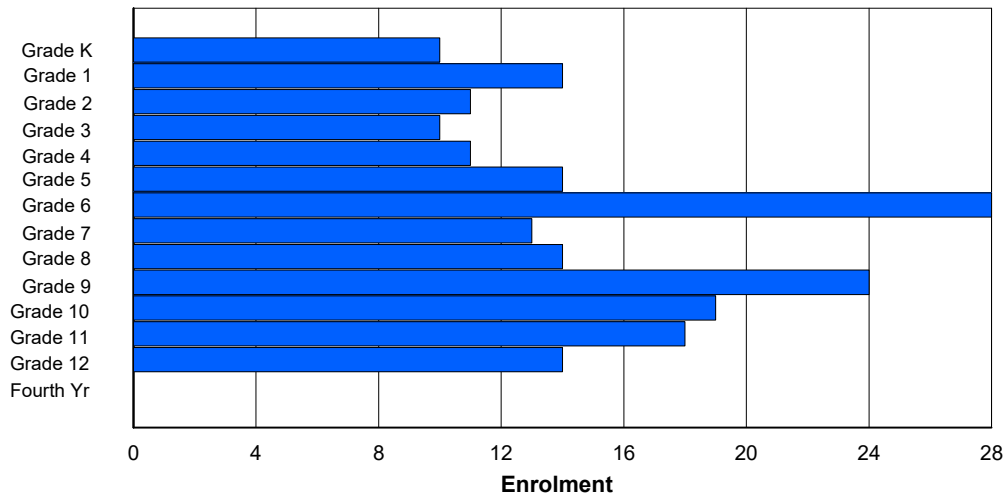
Gender	Age																	Total
	5	6	7	8	9	10	11	12	13	14	15	16	17	18	19	20>		
Male	6	6	6	6	4	7	10	10	8	12	9	9	10	0	0	0	103	
Female	4	8	3	6	6	7	18	4	5	13	9	9	5	0	0	0	97	
Total	10	14	9	12	10	14	28	14	13	25	18	18	15	0	0	0	200	

Enrolment By Grade and Gender

Gender	Grade															Total
	K	1	2	3	4	5	6	7	8	9	10	11	12	4th		
Male	6	6	8	4	5	6	11	9	8	12	10	9	9	0	103	
Female	4	8	3	6	6	8	17	4	6	12	9	9	5	0	97	
Total	10	14	11	10	11	14	28	13	14	24	19	18	14	0	200	

Enrolment By Grade

For 447 - Baltimore School Complex, Ferryland



* Data from the 2018-2019 AGR(Enrolment/Age as of the last day in Sept./Dec.)

** Newfoundland Statistics Classification System

NLESD - Eastern Region

#452 - District School, St. John's

Classification: Urban
Offers Distance Education: No

Grades: 9-12 Number of Grades: 4

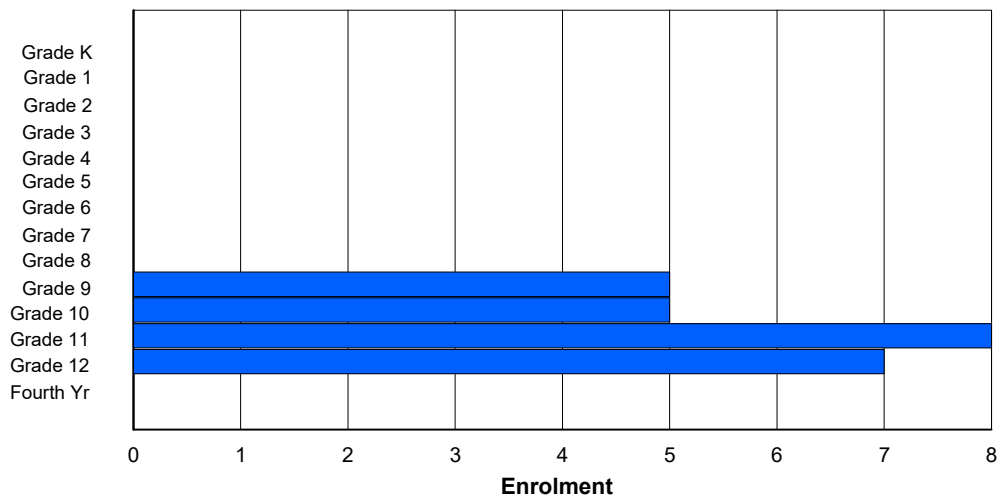
Enrolment By Age and Gender

Gender	Age																	Total
	5	6	7	8	9	10	11	12	13	14	15	16	17	18	19	20>		
Male	0	0	0	0	0	0	0	0	0	2	4	5	3	0	0	0	14	
Female	0	0	0	0	0	0	0	0	0	0	1	5	3	2	0	0	11	
Total	0	0	0	0	0	0	0	0	0	2	5	10	6	2	0	0	25	

Enrolment By Grade and Gender

Gender	Grade														Total
	K	1	2	3	4	5	6	7	8	9	10	11	12	4th	
Male	0	0	0	0	0	0	0	0	0	3	3	5	3	0	14
Female	0	0	0	0	0	0	0	0	0	2	2	3	4	0	11
Total	0	0	0	0	0	0	0	0	0	5	5	8	7	0	25

Enrolment By Grade
For 452 - District School, St. John's



* Data from the 2018-2019 AGR(Enrolment/Age as of the last day in Sept./Dec.)

** Newfoundland Statistics Classification System

NLESD - Eastern Region

#464 - Crescent Collegiate, Blaketown

Classification: Rural
Offers Distance Education: No

Grades: 7-12 Number of Grades: 6

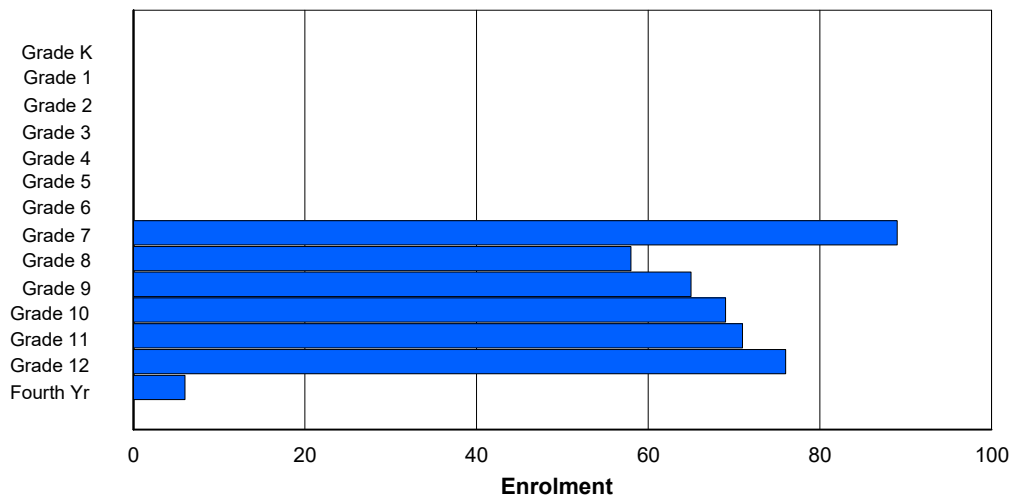
Enrolment By Age and Gender

Gender	Age																Total
	5	6	7	8	9	10	11	12	13	14	15	16	17	18	19	20>	
Male	0	0	0	0	0	0	0	46	29	38	36	36	33	2	0	0	220
Female	0	0	0	0	0	0	0	43	27	29	32	35	44	1	1	2	214
Total	0	0	0	0	0	0	0	89	56	67	68	71	77	3	1	2	434

Enrolment By Grade and Gender

Gender	Grade														Total
	K	1	2	3	4	5	6	7	8	9	10	11	12	4th	
Male	0	0	0	0	0	0	0	46	30	37	37	36	32	2	220
Female	0	0	0	0	0	0	0	43	28	28	32	35	44	4	214
Total	0	0	0	0	0	0	0	89	58	65	69	71	76	6	434

Enrolment By Grade
For 464 - Crescent Collegiate, Blaketown



* Data from the 2018-2019 AGR(Enrolment/Age as of the last day in Sept./Dec.)

** Newfoundland Statistics Classification System

NLESD - Eastern Region

#468 - Hazelwood Elementary, St. John's

Classification: Urban
Offers Distance Education: No

Grades: K-6 Number of Grades: 7

Enrolment By Age and Gender

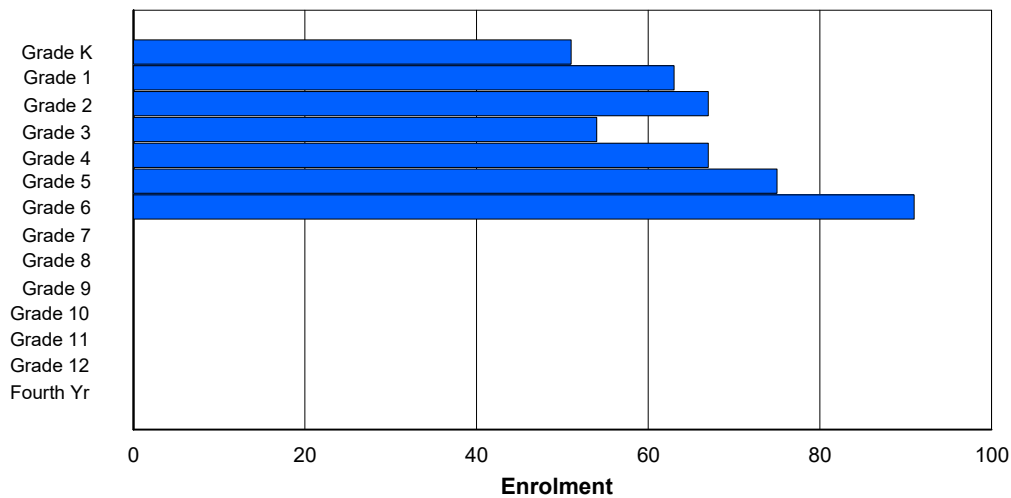
Gender	Age																Total
	5	6	7	8	9	10	11	12	13	14	15	16	17	18	19	20>	
Male	29	40	30	30	26	36	45	2	0	0	0	0	0	0	0	0	238
Female	21	23	37	24	41	37	46	1	0	0	0	0	0	0	0	0	230
Total	50	63	67	54	67	73	91	3	0	0	0	0	0	0	0	0	468

Enrolment By Grade and Gender

Gender	Grade														Total
	K	1	2	3	4	5	6	7	8	9	10	11	12	4th	
Male	30	40	30	30	26	37	45	0	0	0	0	0	0	0	238
Female	21	23	37	24	41	38	46	0	0	0	0	0	0	0	230
Total	51	63	67	54	67	75	91	0	0	0	0	0	0	0	468

Enrolment By Grade

For 468 - Hazelwood Elementary, St. John's



* Data from the 2018-2019 AGR(Enrolment/Age as of the last day in Sept./Dec.)

** Newfoundland Statistics Classification System

NLESD - Eastern Region

#473 - Cape St. Francis Elementary, Pouch Cove

Classification: Urban
Offers Distance Education: No

Grades: K-4 Number of Grades: 5

Enrolment By Age and Gender

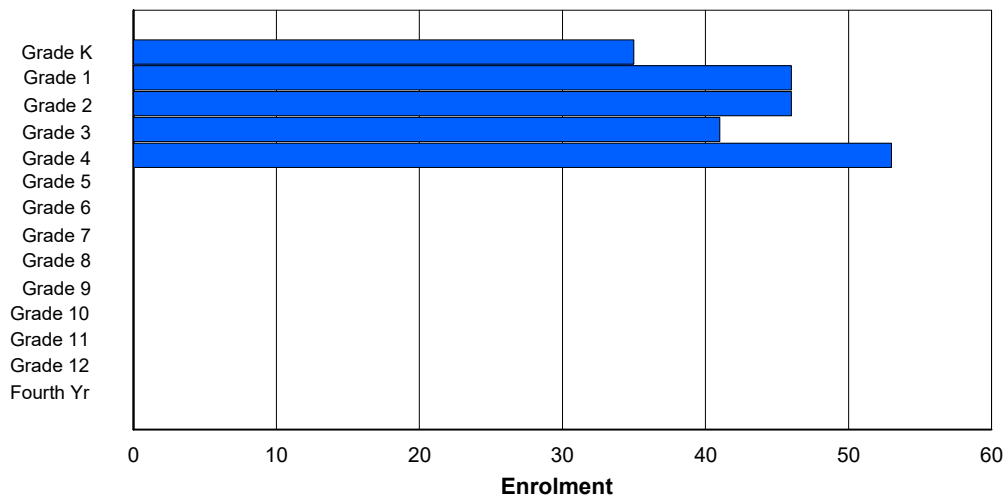
Gender	Age																Total
	5	6	7	8	9	10	11	12	13	14	15	16	17	18	19	20>	
Male	15	23	22	23	24	2	0	0	0	0	0	0	0	0	0	0	109
Female	19	24	22	20	26	1	0	0	0	0	0	0	0	0	0	0	112
Total	34	47	44	43	50	3	0	0	0	0	0	0	0	0	0	0	221

Enrolment By Grade and Gender

Gender	Grade														Total
	K	1	2	3	4	5	6	7	8	9	10	11	12	4th	
Male	16	22	24	21	26	0	0	0	0	0	0	0	0	0	109
Female	19	24	22	20	27	0	0	0	0	0	0	0	0	0	112
Total	35	46	46	41	53	0	0	0	0	0	0	0	0	0	221

Enrolment By Grade

For 473 - Cape St. Francis Elementary, Pouch Cove



* Data from the 2018-2019 AGR(Enrolment/Age as of the last day in Sept./Dec.)

** Newfoundland Statistics Classification System

NLESD - Eastern Region

#476 - Baccalieu Collegiate, Old Perlican

Classification: Rural
Offers Distance Education: Yes

Grades: 7-12 Number of Grades: 6

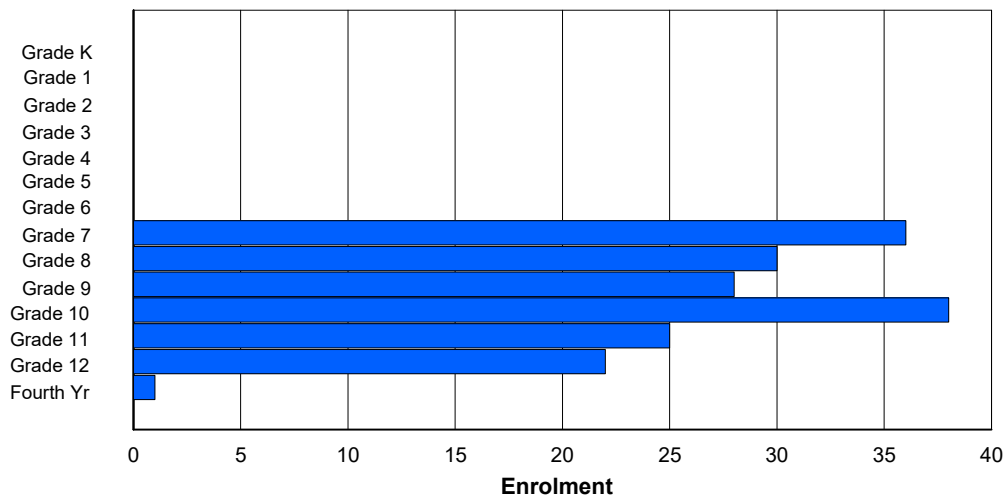
Enrolment By Age and Gender

Gender	Age																Total
	5	6	7	8	9	10	11	12	13	14	15	16	17	18	19	20>	
Male	0	0	0	0	0	0	0	15	13	13	21	19	12	0	0	0	93
Female	0	0	0	0	0	0	0	21	16	15	15	7	12	1	0	0	87
Total	0	0	0	0	0	0	0	36	29	28	36	26	24	1	0	0	180

Enrolment By Grade and Gender

Gender	Grade														Total
	K	1	2	3	4	5	6	7	8	9	10	11	12	4th	
Male	0	0	0	0	0	0	0	15	14	13	22	18	11	0	93
Female	0	0	0	0	0	0	0	21	16	15	16	7	11	1	87
Total	0	0	0	0	0	0	0	36	30	28	38	25	22	1	180

Enrolment By Grade
For 476 - Baccalieu Collegiate, Old Perlican



* Data from the 2018-2019 AGR(Enrolment/Age as of the last day in Sept./Dec.)

** Newfoundland Statistics Classification System

NLESD - Eastern Region

#489 - Waterford Valley High, St. John's

Classification: Urban
Offers Distance Education: No

Grades: 10-12 Number of Grades: 3

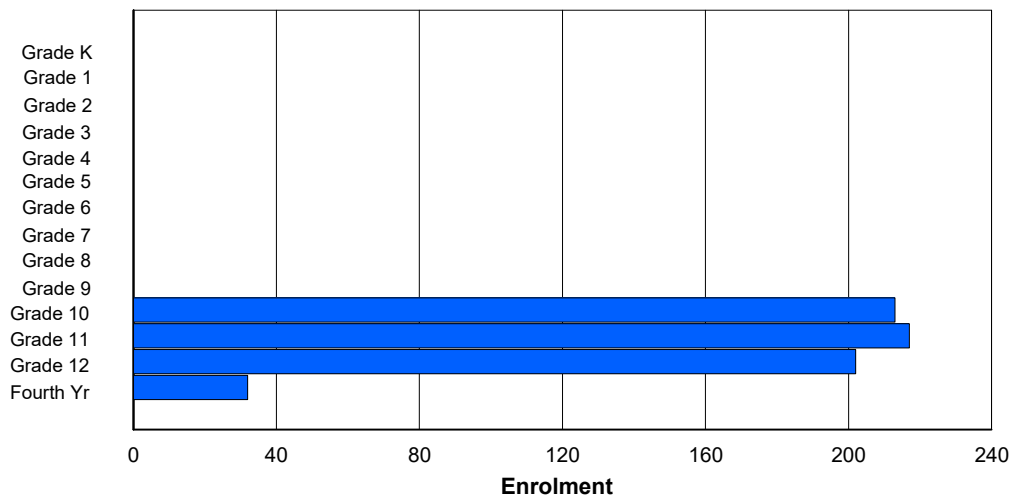
Enrolment By Age and Gender

Gender	Age																	Total
	5	6	7	8	9	10	11	12	13	14	15	16	17	18	19	20>		
Male	0	0	0	0	0	0	0	0	0	0	109	101	116	24	4	2	356	
Female	0	0	0	0	0	0	0	0	0	0	98	104	93	8	5	0	308	
Total	0	0	0	0	0	0	0	0	0	0	207	205	209	32	9	2	664	

Enrolment By Grade and Gender

Gender	Grade															Total
	K	1	2	3	4	5	6	7	8	9	10	11	12	4th		
Male	0	0	0	0	0	0	0	0	0	0	113	107	117	19	356	
Female	0	0	0	0	0	0	0	0	0	0	100	110	85	13	308	
Total	0	0	0	0	0	0	0	0	0	0	213	217	202	32	664	

Enrolment By Grade
For 489 - Waterford Valley High, St. John's



* Data from the 2018-2019 AGR(Enrolment/Age as of the last day in Sept./Dec.)

** Newfoundland Statistics Classification System

NLESD - Eastern Region

#492 - Octagon Pond Elementary, Paradise

Classification: Urban
Offers Distance Education: No

Grades: K-6 Number of Grades: 7

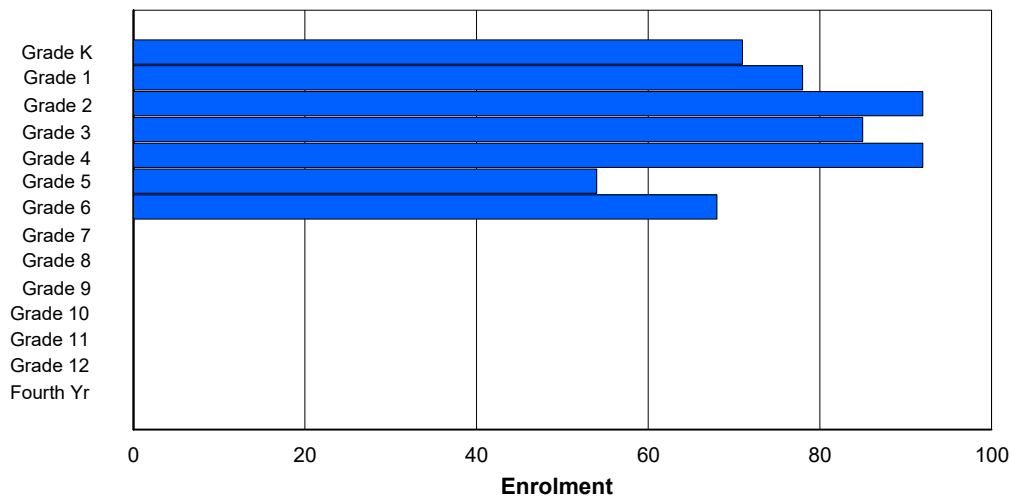
Enrolment By Age and Gender

Gender	<u>Age</u>																Total
	5	6	7	8	9	10	11	12	13	14	15	16	17	18	19	20>	
Male	37	36	53	43	44	29	42	2	0	0	0	0	0	0	0	0	286
Female	33	43	40	41	47	26	24	0	0	0	0	0	0	0	0	0	254
Total	70	79	93	84	91	55	66	2	0	0	0	0	0	0	0	0	540

Enrolment By Grade and Gender

Gender	<u>Grade</u>														Total
	K	1	2	3	4	5	6	7	8	9	10	11	12	4th	
Male	37	36	52	44	44	29	44	0	0	0	0	0	0	0	286
Female	34	42	40	41	48	25	24	0	0	0	0	0	0	0	254
Total	71	78	92	85	92	54	68	0	0	0	0	0	0	0	540

Enrolment By Grade
For 492 - Octagon Pond Elementary, Paradise



* Data from the 2018-2019 AGR(Enrolment/Age as of the last day in Sept./Dec.)

** Newfoundland Statistics Classification System

NLESD - Eastern Region

#493 - Juniper Ridge Intermediate, Torbay

Classification: Urban
Offers Distance Education: No

Grades: 5-7 Number of Grades: 3

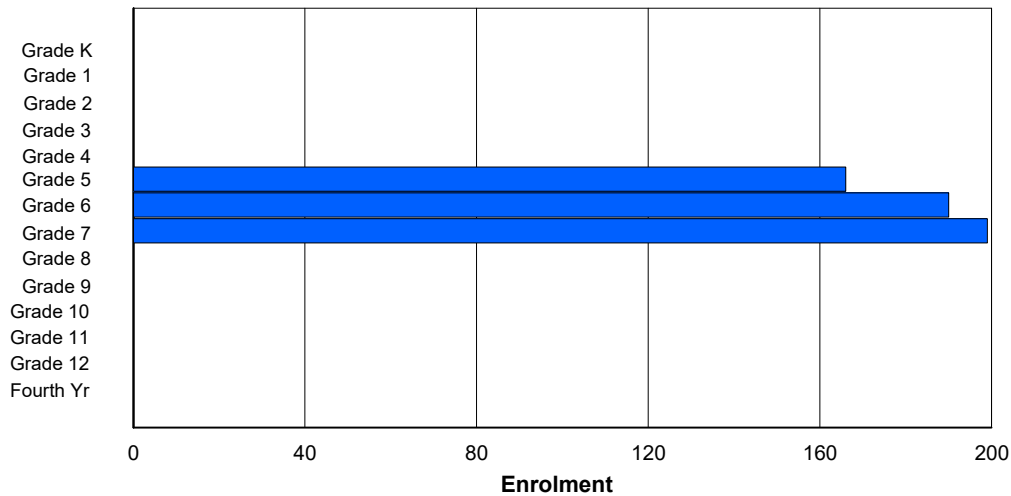
Enrolment By Age and Gender

Gender	Age																Total
	5	6	7	8	9	10	11	12	13	14	15	16	17	18	19	20>	
Male	0	0	0	0	0	86	79	103	2	0	0	0	0	0	0	0	270
Female	0	0	0	0	0	78	110	97	0	0	0	0	0	0	0	0	285
Total	0	0	0	0	0	164	189	200	2	0	0	0	0	0	0	0	555

Enrolment By Grade and Gender

Gender	Grade														Total
	K	1	2	3	4	5	6	7	8	9	10	11	12	4th	
Male	0	0	0	0	0	87	81	102	0	0	0	0	0	0	270
Female	0	0	0	0	0	79	109	97	0	0	0	0	0	0	285
Total	0	0	0	0	0	166	190	199	0	0	0	0	0	0	555

Enrolment By Grade
For 493 - Juniper Ridge Intermediate, Torbay



* Data from the 2018-2019 AGR(Enrolment/Age as of the last day in Sept./Dec.)

** Newfoundland Statistics Classification System

NLESD - Eastern Region

#496 - Brookside Intermediate, Portugal Cove - St. Philip's

Classification: Urban
Offers Distance Education: No

Grades: 5-9 Number of Grades: 5

Enrolment By Age and Gender

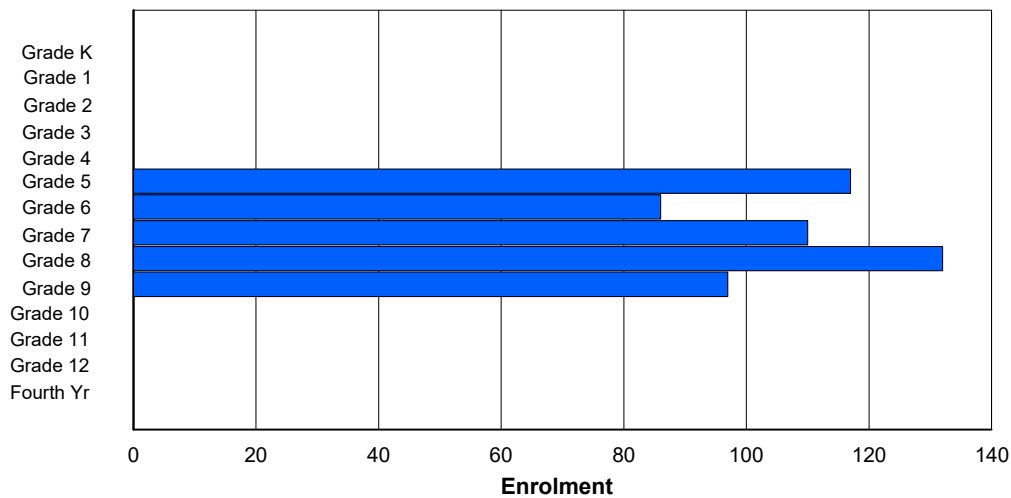
Gender	Age																Total
	5	6	7	8	9	10	11	12	13	14	15	16	17	18	19	20>	
Male	0	0	0	0	0	61	41	61	63	53	4	1	0	0	0	0	284
Female	0	0	0	0	0	54	45	50	68	40	0	1	0	0	0	0	258
Total	0	0	0	0	0	115	86	111	131	93	4	2	0	0	0	0	542

Enrolment By Grade and Gender

Gender	Grade														Total
	K	1	2	3	4	5	6	7	8	9	10	11	12	4th	
Male	0	0	0	0	0	62	41	61	64	56	0	0	0	0	284
Female	0	0	0	0	0	55	45	49	68	41	0	0	0	0	258
Total	0	0	0	0	0	117	86	110	132	97	0	0	0	0	542

Enrolment By Grade

For 496 - Brookside Intermediate, Portugal Cove - St. Philip's



* Data from the 2018-2019 AGR(Enrolment/Age as of the last day in Sept./Dec.)

** Newfoundland Statistics Classification System

NLESD - Eastern Region

#497 - Admiral Academy, Conception Bay South

Classification: Urban
Offers Distance Education: No

Grades: K-7 Number of Grades: 8

Enrolment By Age and Gender

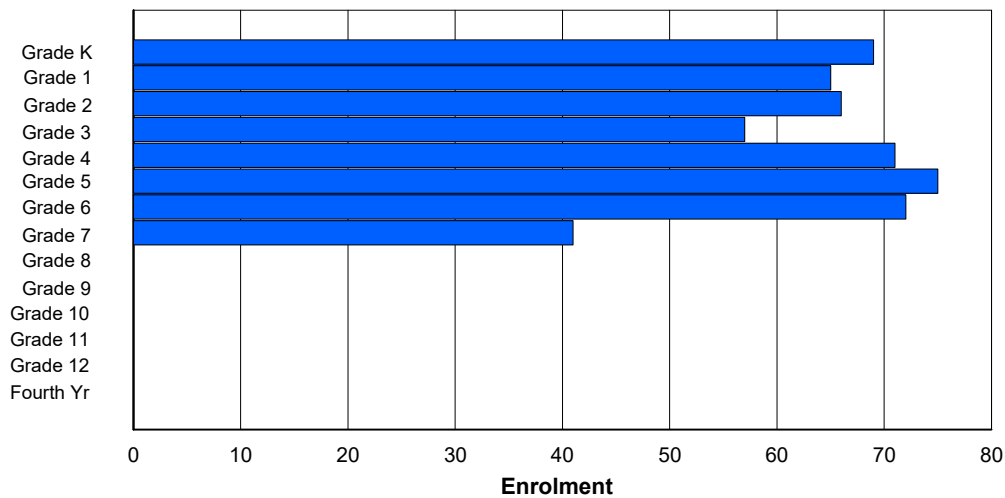
Gender	Age																Total
	5	6	7	8	9	10	11	12	13	14	15	16	17	18	19	20>	
Male	40	30	23	34	41	40	43	28	1	0	0	0	0	0	0	0	280
Female	31	29	45	25	30	35	30	11	0	0	0	0	0	0	0	0	236
Total	71	59	68	59	71	75	73	39	1	0	0	0	0	0	0	0	516

Enrolment By Grade and Gender

Gender	Grade														Total
	K	1	2	3	4	5	6	7	8	9	10	11	12	4th	
Male	38	35	22	32	41	40	42	30	0	0	0	0	0	0	280
Female	31	30	44	25	30	35	30	11	0	0	0	0	0	0	236
Total	69	65	66	57	71	75	72	41	0	0	0	0	0	0	516

Enrolment By Grade

For 497 - Admiral Academy, Conception Bay South



* Data from the 2018-2019 AGR(Enrolment/Age as of the last day in Sept./Dec.)

** Newfoundland Statistics Classification System

NLESD - Eastern Region

#951 - Paradise Elementary, Paradise

Classification: Urban
Offers Distance Education: No

Grades: K-6 Number of Grades: 7

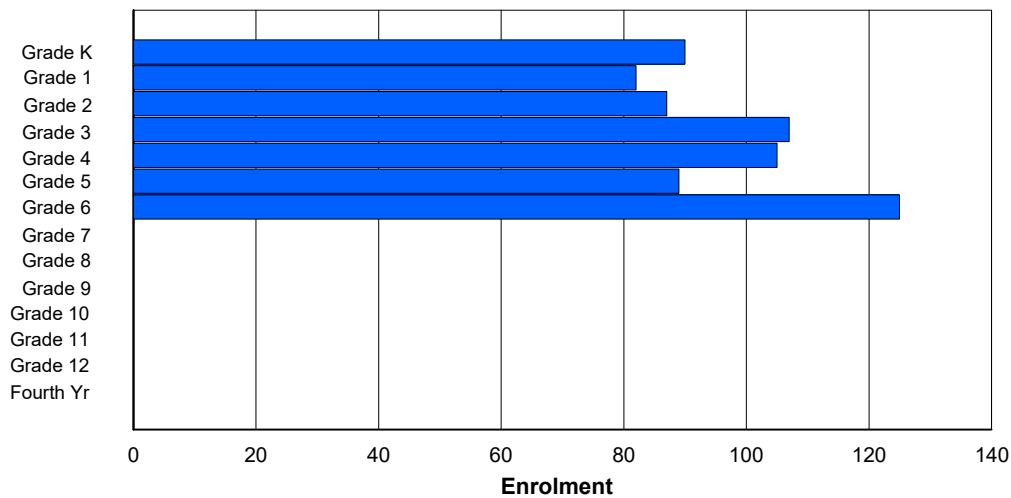
Enrolment By Age and Gender

Gender	Age																Total
	5	6	7	8	9	10	11	12	13	14	15	16	17	18	19	20>	
Male	49	36	40	57	56	47	68	2	0	0	0	0	0	0	0	0	355
Female	41	46	46	50	46	45	56	0	0	0	0	0	0	0	0	0	330
Total	90	82	86	107	102	92	124	2	0	0	0	0	0	0	0	0	685

Enrolment By Grade and Gender

Gender	Grade														Total
	K	1	2	3	4	5	6	7	8	9	10	11	12	4th	
Male	49	36	41	57	57	46	69	0	0	0	0	0	0	0	355
Female	41	46	46	50	48	43	56	0	0	0	0	0	0	0	330
Total	90	82	87	107	105	89	125	0	0	0	0	0	0	0	685

Enrolment By Grade
For 951 - Paradise Elementary, Paradise



* Data from the 2018-2019 AGR(Enrolment/Age as of the last day in Sept./Dec.)

** Newfoundland Statistics Classification System

NLESD - Eastern Region

#952 - Elizabeth Park Elementary, Paradise

Classification: Urban
Offers Distance Education: No

Grades: K-6 Number of Grades: 7

Enrolment By Age and Gender

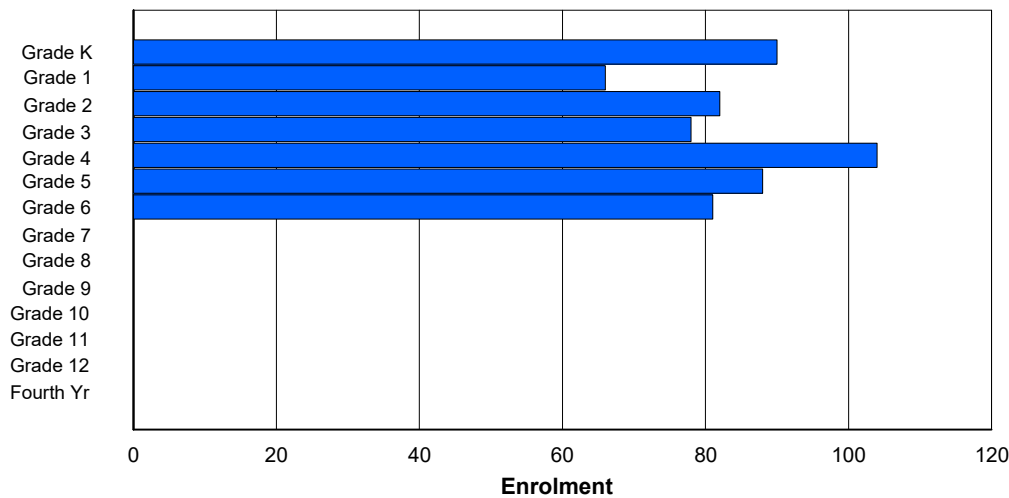
Gender	<u>Age</u>																Total
	5	6	7	8	9	10	11	12	13	14	15	16	17	18	19	20>	
Male	49	31	40	43	58	47	40	0	0	0	0	0	0	0	0	0	308
Female	39	36	43	34	47	40	40	2	0	0	0	0	0	0	0	0	281
Total	88	67	83	77	105	87	80	2	0	0	0	0	0	0	0	0	589

Enrolment By Grade and Gender

Gender	<u>Grade</u>														Total
	K	1	2	3	4	5	6	7	8	9	10	11	12	4th	
Male	50	31	39	43	58	48	39	0	0	0	0	0	0	0	308
Female	40	35	43	35	46	40	42	0	0	0	0	0	0	0	281
Total	90	66	82	78	104	88	81	0	0	0	0	0	0	0	589

Enrolment By Grade

For 952 - Elizabeth Park Elementary, Paradise



* Data from the 2018-2019 AGR(Enrolment/Age as of the last day in Sept./Dec.)

** Newfoundland Statistics Classification System

NLESD - Eastern Region

#954 - Carbonear Academy, Carbonear

Classification: Rural
Offers Distance Education: No

Grades: K-8 Number of Grades: 9

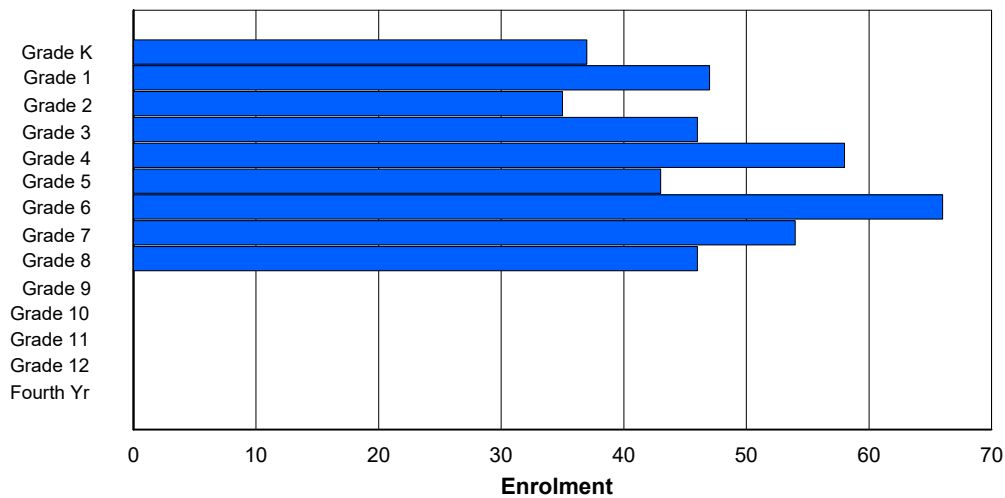
Enrolment By Age and Gender

Gender	Age																Total
	5	6	7	8	9	10	11	12	13	14	15	16	17	18	19	20>	
Male	15	25	18	26	27	19	30	28	20	0	0	0	0	0	0	0	208
Female	21	23	17	20	28	27	35	26	27	0	0	0	0	0	0	0	224
Total	36	48	35	46	55	46	65	54	47	0	0	0	0	0	0	0	432

Enrolment By Grade and Gender

Gender	Grade														Total
	K	1	2	3	4	5	6	7	8	9	10	11	12	4th	
Male	16	24	18	26	29	17	31	28	19	0	0	0	0	0	208
Female	21	23	17	20	29	26	35	26	27	0	0	0	0	0	224
Total	37	47	35	46	58	43	66	54	46	0	0	0	0	0	432

Enrolment By Grade
For 954 - Carbonear Academy, Carbonear



* Data from the 2018-2019 AGR(Enrolment/Age as of the last day in Sept./Dec.)

** Newfoundland Statistics Classification System

District 5 - Conseil scolaire francophone

(Francophone School)

#095 - Ecole Notre-Dame du Cap, Cap Saint-Georges

Classification: Rural
Offers Distance Education: No

Grades: K-8

Number of Grades: 9

Enrolment By Age and Gender

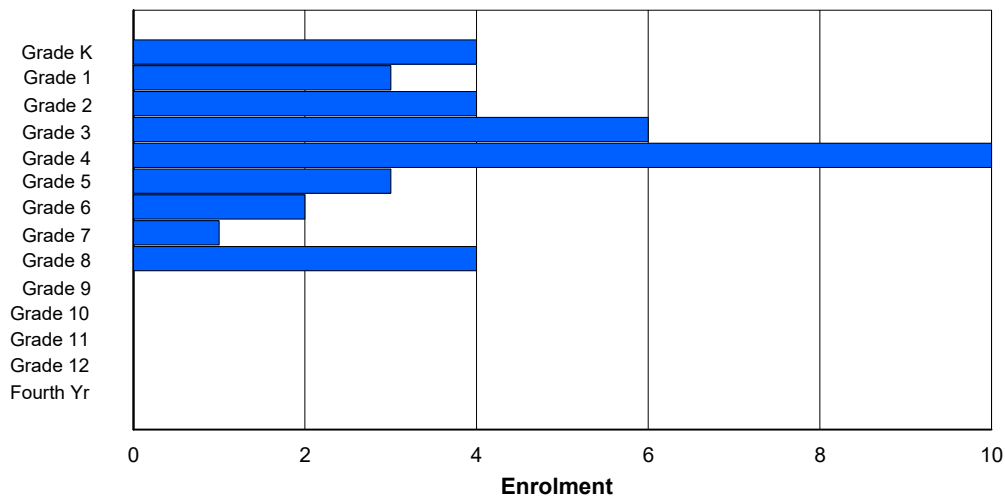
Gender	Age																	Total
	5	6	7	8	9	10	11	12	13	14	15	16	17	18	19	20>		
Male	1	2	0	0	4	2	0	1	1	0	0	0	0	0	0	0	11	
Female	3	1	4	6	6	1	2	0	3	0	0	0	0	0	0	0	26	
Total	4	3	4	6	10	3	2	1	4	0	0	0	0	0	0	0	37	

Enrolment By Grade and Gender

Gender	Grade															Total
	K	1	2	3	4	5	6	7	8	9	10	11	12	4th		
Male	1	2	0	0	4	2	0	1	1	0	0	0	0	0	11	
Female	3	1	4	6	6	1	2	0	3	0	0	0	0	0	26	
Total	4	3	4	6	10	3	2	1	4	0	0	0	0	0	37	

Enrolment By Grade

For 095 - Ecole Notre-Dame du Cap, Cap Saint-Georges



* Data from the 2018-2019 AGR(Enrolment/Age as of the last day in Sept./Dec.)

** Newfoundland Statistics Classification System

District 5 - Conseil scolaire francophone

(Francophone School)

#107 - Ecole Sainte-Anne, La Grand'Terre (Mainland)

Classification: Rural
Offers Distance Education: Yes

Grades: K-12

Number of Grades: 13

Enrolment By Age and Gender

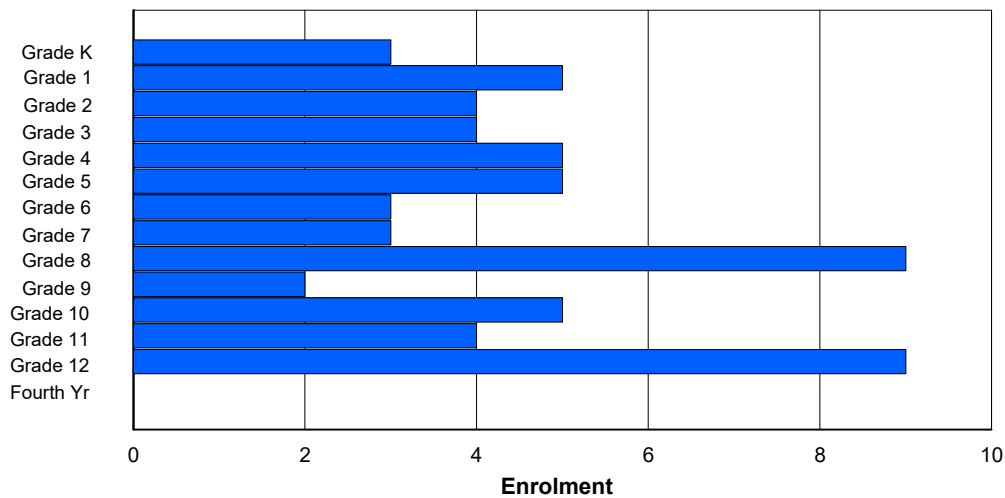
Gender	Age																	Total
	5	6	7	8	9	10	11	12	13	14	15	16	17	18	19	20>		
Male	3	2	1	2	3	4	3	0	6	1	3	2	6	0	0	0	36	
Female	0	3	3	2	2	1	0	3	3	1	2	2	3	0	0	0	25	
Total	3	5	4	4	5	5	3	3	9	2	5	4	9	0	0	0	61	

Enrolment By Grade and Gender

Gender	Grade														Total
	K	1	2	3	4	5	6	7	8	9	10	11	12	4th	
Male	3	2	1	2	3	4	3	0	6	1	3	2	6	0	36
Female	0	3	3	2	2	1	0	3	3	1	2	2	3	0	25
Total	3	5	4	4	5	5	3	3	9	2	5	4	9	0	61

Enrolment By Grade

For 107 - Ecole Sainte-Anne, La Grand'Terre (Mainland)



* Data from the 2018-2019 AGR(Enrolment/Age as of the last day in Sept./Dec.)

** Newfoundland Statistics Classification System

District 5 - Conseil scolaire francophone

(Francophone School)

#459 - Centre éducatif l'ENVOL, Labrador City

Classification: Urban
Offers Distance Education: No

Grades: K-8,11

Number of Grades: 10

Enrolment By Age and Gender

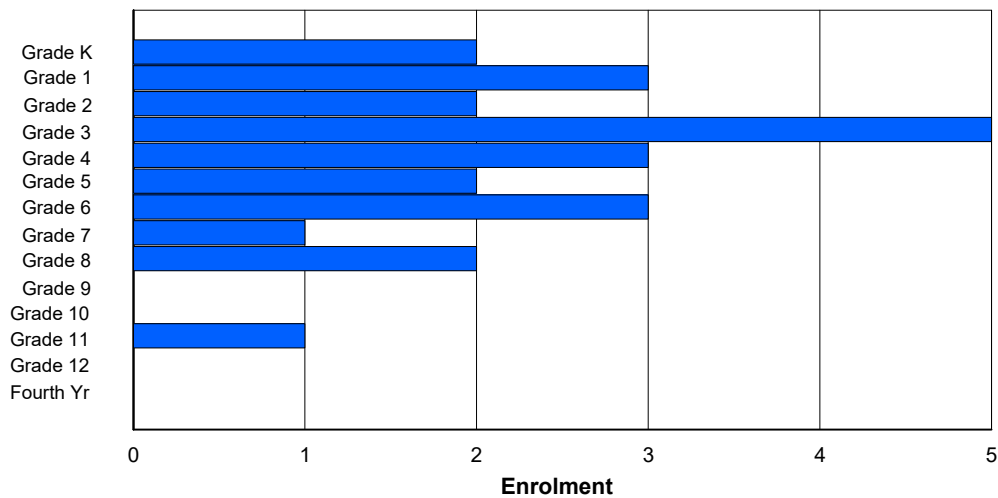
Gender	Age																Total
	5	6	7	8	9	10	11	12	13	14	15	16	17	18	19	20>	
Male	2	0	1	2	1	0	0	2	1	0	0	0	1	0	0	0	10
Female	0	3	1	3	2	2	2	0	1	0	0	0	0	0	0	0	14
Total	2	3	2	5	3	2	2	2	2	0	0	0	1	0	0	0	24

Enrolment By Grade and Gender

Gender	Grade														Total
	K	1	2	3	4	5	6	7	8	9	10	11	12	4th	
Male	2	0	1	2	1	0	1	1	1	0	0	1	0	0	10
Female	0	3	1	3	2	2	2	0	1	0	0	0	0	0	14
Total	2	3	2	5	3	2	3	1	2	0	0	1	0	0	24

Enrolment By Grade

For 459 - Centre éducatif l'ENVOL, Labrador City



* Data from the 2018-2019 AGR(Enrolment/Age as of the last day in Sept./Dec.)

** Newfoundland Statistics Classification System

District 5 - Conseil scolaire francophone

(Francophone School)

#460 - Ecole des Grands-Vents, St. John's

Classification: Urban
Offers Distance Education: No

Grades: K-6 Number of Grades: 7

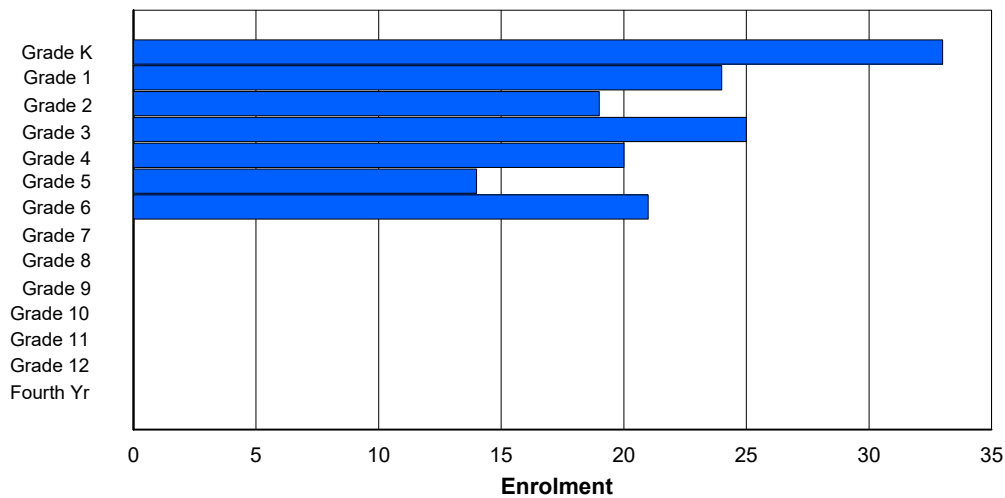
Enrolment By Age and Gender

Gender	<u>Age</u>																Total
	5	6	7	8	9	10	11	12	13	14	15	16	17	18	19	20>	
Male	16	9	7	15	6	8	11	1	0	0	0	0	0	0	0	0	73
Female	15	17	11	10	15	6	9	0	0	0	0	0	0	0	0	0	83
Total	31	26	18	25	21	14	20	1	0	0	0	0	0	0	0	0	156

Enrolment By Grade and Gender

Gender	<u>Grade</u>														Total
	K	1	2	3	4	5	6	7	8	9	10	11	12	4th	
Male	18	7	8	14	6	8	12	0	0	0	0	0	0	0	73
Female	15	17	11	11	14	6	9	0	0	0	0	0	0	0	83
Total	33	24	19	25	20	14	21	0	0	0	0	0	0	0	156

Enrolment By Grade
For 460 - Ecole des Grands-Vents, St. John's



* Data from the 2018-2019 AGR(Enrolment/Age as of the last day in Sept./Dec.)

** Newfoundland Statistics Classification System

District 5 - Conseil scolaire francophone

(Francophone School)

#472 - Ecole Boreale, Happy Valley - Goose Bay

Classification: Urban
Offers Distance Education: Yes

Grades: K-7 Number of Grades: 8

Enrolment By Age and Gender

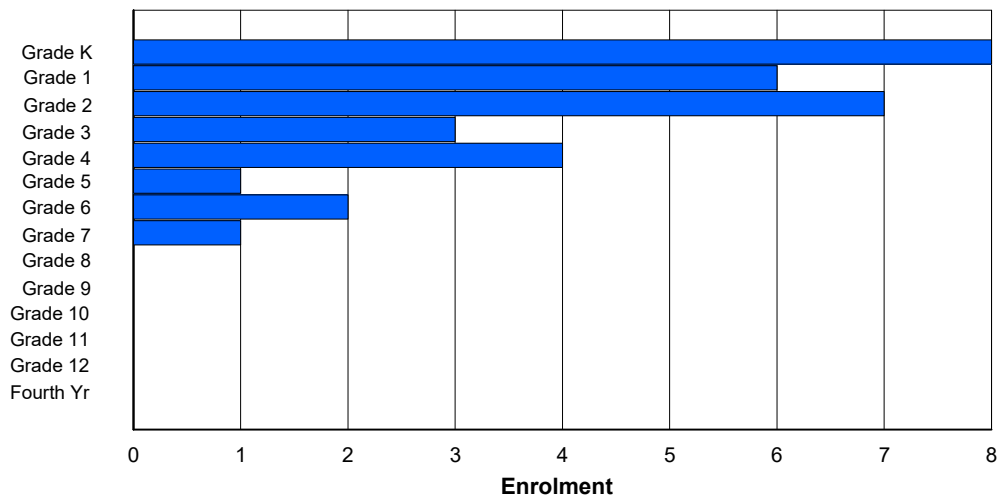
Gender	Age																Total
	5	6	7	8	9	10	11	12	13	14	15	16	17	18	19	20>	
Male	5	4	5	1	0	0	3	0	0	0	0	0	0	0	0	0	18
Female	2	3	2	2	3	1	0	1	0	0	0	0	0	0	0	0	14
Total	7	7	7	3	3	1	3	1	0	0	0	0	0	0	0	0	32

Enrolment By Grade and Gender

Gender	Grade														Total
	K	1	2	3	4	5	6	7	8	9	10	11	12	4th	
Male	5	4	5	1	0	1	2	0	0	0	0	0	0	0	18
Female	3	2	2	2	4	0	0	1	0	0	0	0	0	0	14
Total	8	6	7	3	4	1	2	1	0	0	0	0	0	0	32

Enrolment By Grade

For 472 - Ecole Boreale, Happy Valley - Goose Bay



* Data from the 2018-2019 AGR(Enrolment/Age as of the last day in Sept./Dec.)

** Newfoundland Statistics Classification System

District 5 - Conseil scolaire francophone

(Francophone School)

#499 - Ecole Rocher-du-Nord, St. John's

Classification: Urban
Offers Distance Education: No

Grades: 7-10,12

Number of Grades: 5

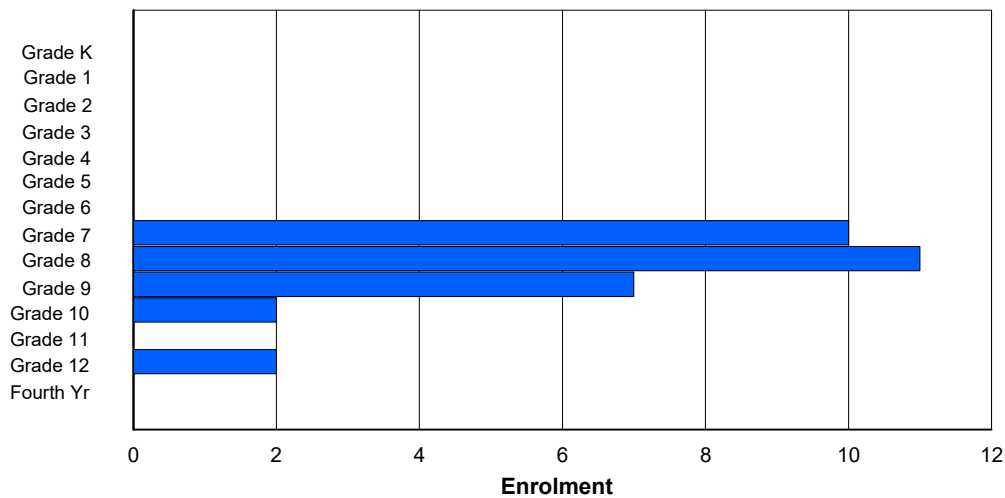
Enrolment By Age and Gender

Gender	Age																	Total
	5	6	7	8	9	10	11	12	13	14	15	16	17	18	19	20>		
Male	0	0	0	0	0	0	0	7	5	5	1	0	1	1	0	0	20	
Female	0	0	0	0	0	0	0	3	5	1	2	0	0	1	0	0	12	
Total	0	0	0	0	0	0	0	10	10	6	3	0	1	2	0	0	32	

Enrolment By Grade and Gender

Gender	Grade														Total
	K	1	2	3	4	5	6	7	8	9	10	11	12	4th	
Male	0	0	0	0	0	0	0	7	6	5	1	0	1	0	20
Female	0	0	0	0	0	0	0	3	5	2	1	0	1	0	12
Total	0	0	0	0	0	0	0	10	11	7	2	0	2	0	32

Enrolment By Grade
For 499 - Ecole Rocher-du-Nord, St. John's



* Data from the 2018-2019 AGR(Enrolment/Age as of the last day in Sept./Dec.)

** Newfoundland Statistics Classification System

Hospital _____

#455 - Hospital School, St. John's

Classification: Urban
Offers Distance Education: No

Grades: 9,11

Number of Grades: 3

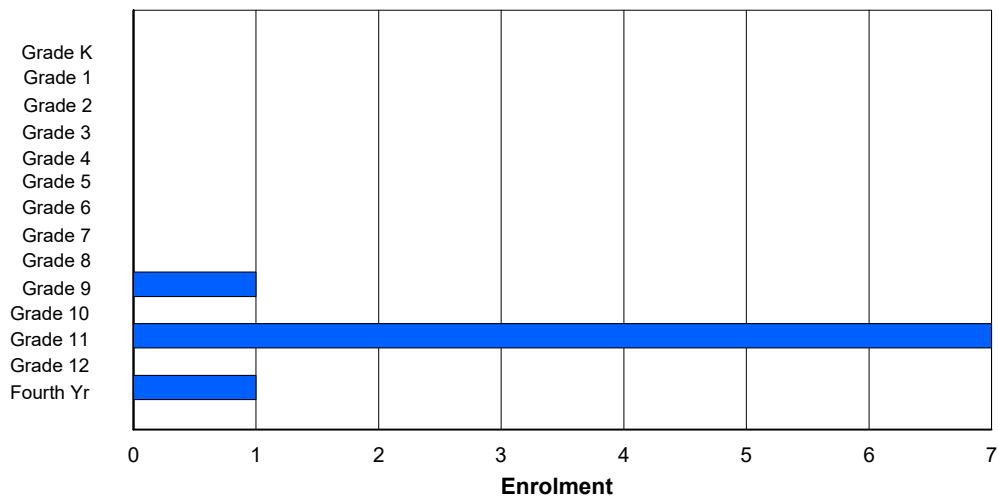
Enrolment By Age and Gender

Gender	Age																Total
	5	6	7	8	9	10	11	12	13	14	15	16	17	18	19	20>	
Male	0	0	0	0	0	0	0	0	0	0	0	0	0	0	0	0	0
Female	0	0	0	0	0	0	0	0	0	0	0	0	0	0	0	0	0
Total	0	0	0	0	0	0	0	0	0	0	0	0	0	0	0	0	0

Enrolment By Grade and Gender

Gender	Grade														Total
	K	1	2	3	4	5	6	7	8	9	10	11	12	4th	
Male	0	0	0	0	0	0	0	0	0	0	0	0	0	0	0
Female	0	0	0	0	0	0	0	0	0	0	0	0	0	0	0
Total	0	0	0	0	0	0	0	0	0	0	0	0	0	0	0

Enrolment By Grade
For 455 - Hospital School, St. John's



* Data from the 2018-2019 AGR(Enrolment/Age as of the last day in Sept./Dec.)

** Newfoundland Statistics Classification System

District 803 - Private

#373 - First Baptist Academy, Mount Pearl

Classification: Urban
Offers Distance Education: No

Grades: K-1,3-8,10-12 Number of Grades: 11

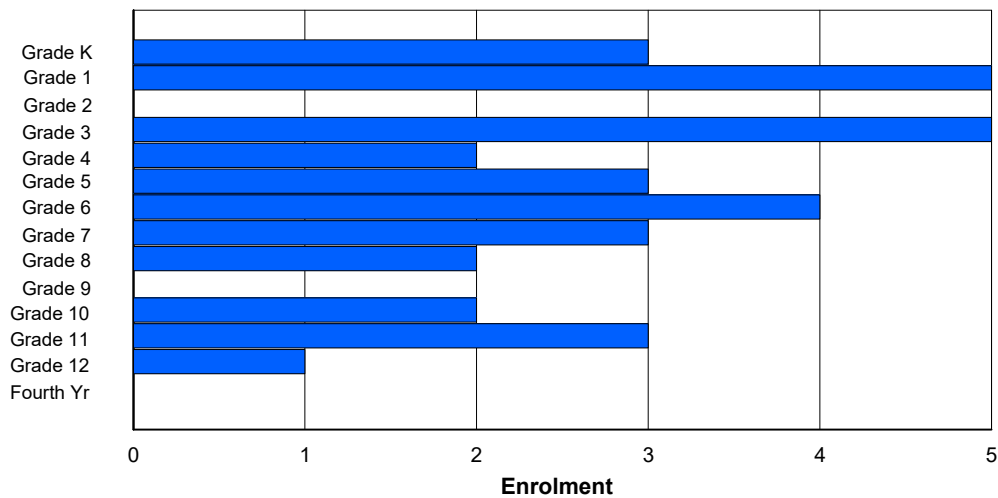
Enrolment By Age and Gender

Gender	Age																Total
	5	6	7	8	9	10	11	12	13	14	15	16	17	18	19	20>	
Male	0	0	0	0	0	0	0	0	0	0	0	0	0	0	0	0	0
Female	0	0	0	0	0	0	0	0	0	0	0	0	0	0	0	0	0
Total	0	0	0	0	0	0	0	0	0	0	0	0	0	0	0	0	0

Enrolment By Grade and Gender

Gender	Grade														Total
	K	1	2	3	4	5	6	7	8	9	10	11	12	4th	
Male	0	0	0	0	0	0	0	0	0	0	0	0	0	0	0
Female	0	0	0	0	0	0	0	0	0	0	0	0	0	0	0
Total	0	0	0	0	0	0	0	0	0	0	0	0	0	0	0

Enrolment By Grade
For 373 - First Baptist Academy, Mount Pearl



* Data from the 2018-2019 AGR(Enrolment/Age as of the last day in Sept./Dec.)

** Newfoundland Statistics Classification System

District 803 - Private

#374 - Murphy Centre, St. John's

Classification: Urban
Offers Distance Education: No

Grades: 10-12 Number of Grades: 3

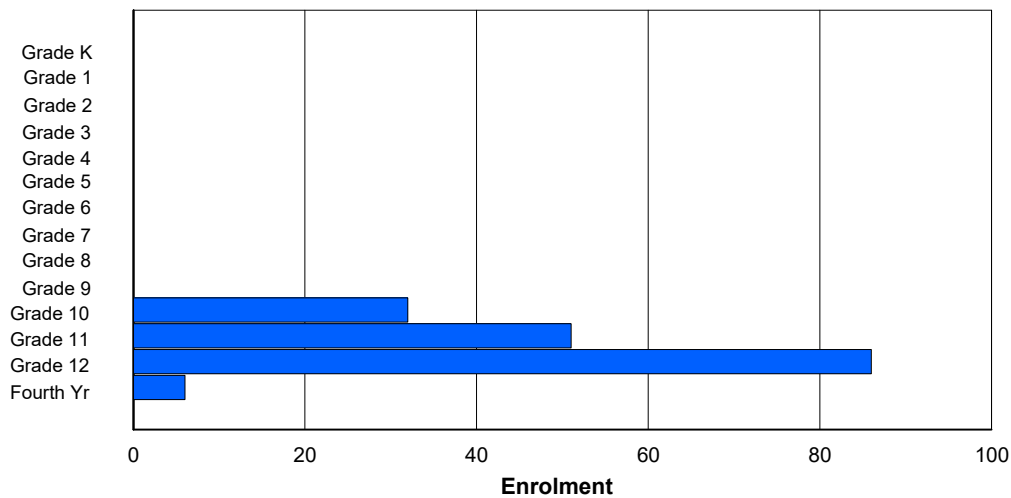
Enrolment By Age and Gender

Gender	Age																Total
	5	6	7	8	9	10	11	12	13	14	15	16	17	18	19	20>	
Male	0	0	0	0	0	0	0	0	0	0	0	0	0	0	0	0	0
Female	0	0	0	0	0	0	0	0	0	0	0	0	0	0	0	0	0
Total	0	0	0	0	0	0	0	0	0	0	0	0	0	0	0	0	0

Enrolment By Grade and Gender

Gender	Grade														Total
	K	1	2	3	4	5	6	7	8	9	10	11	12	4th	
Male	0	0	0	0	0	0	0	0	0	0	0	0	0	0	0
Female	0	0	0	0	0	0	0	0	0	0	0	0	0	0	0
Total	0	0	0	0	0	0	0	0	0	0	0	0	0	0	0

Enrolment By Grade
For 374 - Murphy Centre, St. John's



* Data from the 2018-2019 AGR(Enrolment/Age as of the last day in Sept./Dec.)

** Newfoundland Statistics Classification System

District 803 - Private

#375 - Lakecrest-St. John's Independent School, St. John's

Classification: Urban
Offers Distance Education: No

Grades: K-9 Number of Grades: 10

Enrolment By Age and Gender

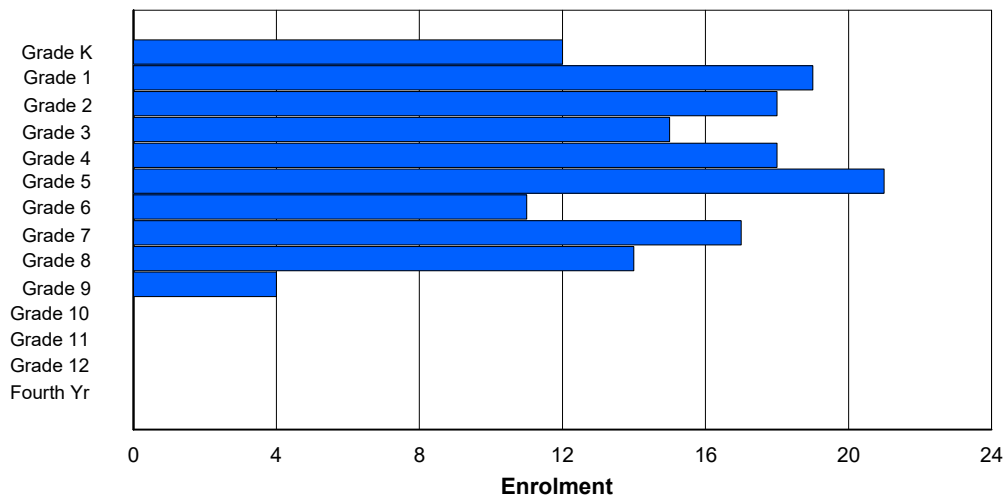
Gender	Age																	Total
	5	6	7	8	9	10	11	12	13	14	15	16	17	18	19	20>		
Male	0	0	0	0	0	0	0	0	0	0	0	0	0	0	0	0	0	0
Female	0	0	0	0	0	0	0	0	0	0	0	0	0	0	0	0	0	0
Total	0	0	0	0	0	0	0	0	0	0	0	0	0	0	0	0	0	

Enrolment By Grade and Gender

Gender	Grade														Total
	K	1	2	3	4	5	6	7	8	9	10	11	12	4th	
Male	0	0	0	0	0	0	0	0	0	0	0	0	0	0	0
Female	0	0	0	0	0	0	0	0	0	0	0	0	0	0	0
Total	0	0	0	0	0	0	0	0	0	0	0	0	0	0	0

Enrolment By Grade

For 375 - Lakecrest-St. John's Independent School, St. John's



* Data from the 2018-2019 AGR(Enrolment/Age as of the last day in Sept./Dec.)

** Newfoundland Statistics Classification System

District 803 - Private

#450 - St. Bonaventure's College, St. John's

Classification: Urban
Offers Distance Education: No

Grades: K-12 Number of Grades: 13

Enrolment By Age and Gender

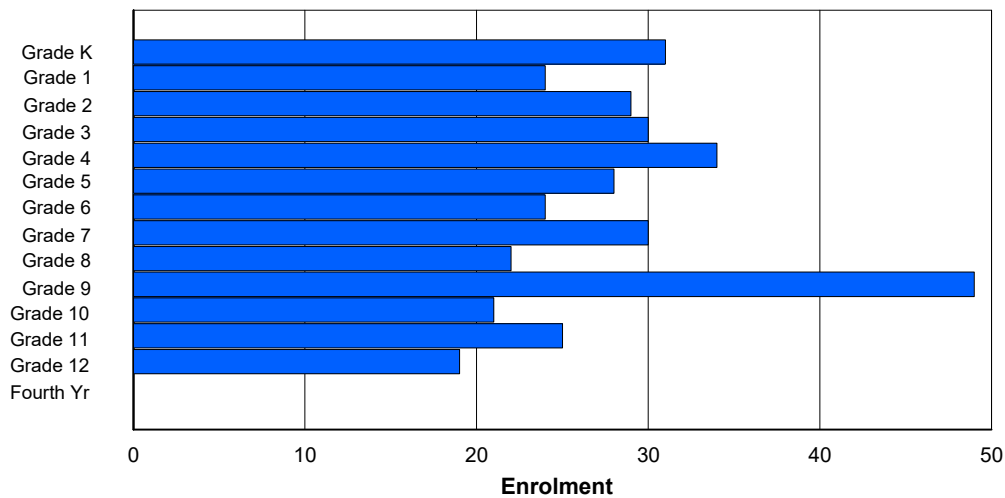
Gender	Age																Total
	5	6	7	8	9	10	11	12	13	14	15	16	17	18	19	20>	
Male	0	0	0	0	0	0	0	0	0	0	0	0	0	0	0	0	0
Female	0	0	0	0	0	0	0	0	0	0	0	0	0	0	0	0	0
Total	0	0	0	0	0	0	0	0	0	0	0	0	0	0	0	0	0

Enrolment By Grade and Gender

Gender	Grade														Total
	K	1	2	3	4	5	6	7	8	9	10	11	12	4th	
Male	0	0	0	0	0	0	0	0	0	0	0	0	0	0	0
Female	0	0	0	0	0	0	0	0	0	0	0	0	0	0	0
Total	0	0	0	0	0	0	0	0	0	0	0	0	0	0	0

Enrolment By Grade

For 450 - St. Bonaventure's College, St. John's



* Data from the 2018-2019 AGR(Enrolment/Age as of the last day in Sept./Dec.)

** Newfoundland Statistics Classification System

District 803 - Private

#453 - Eric G. Lambert All-Grade, Churchill Falls

Classification: Urban
Offers Distance Education: No

Grades: K-12 Number of Grades: 13

Enrolment By Age and Gender

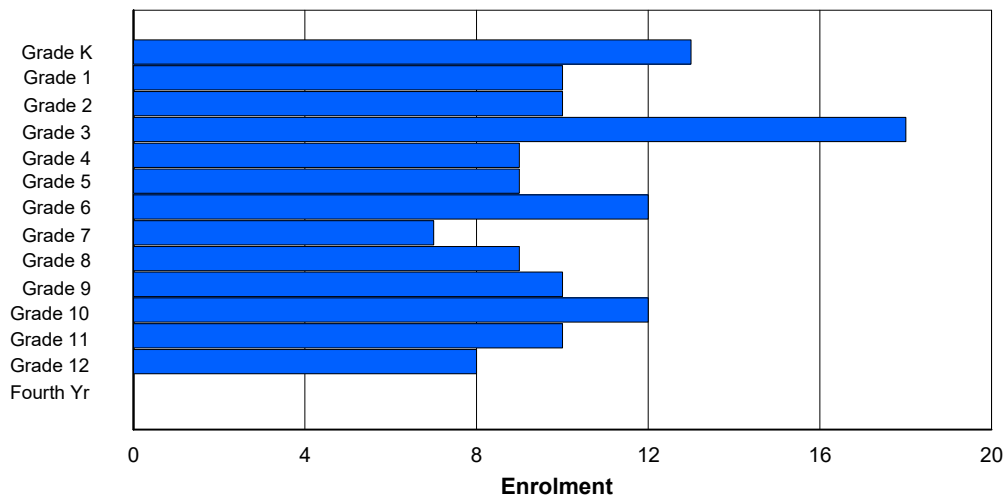
Gender	Age																Total
	5	6	7	8	9	10	11	12	13	14	15	16	17	18	19	20>	
Male	0	0	0	0	0	0	0	0	0	0	0	0	0	0	0	0	0
Female	0	0	0	0	0	0	0	0	0	0	0	0	0	0	0	0	0
Total	0	0	0	0	0	0	0	0	0	0	0	0	0	0	0	0	0

Enrolment By Grade and Gender

Gender	Grade														Total
	K	1	2	3	4	5	6	7	8	9	10	11	12	4th	
Male	0	0	0	0	0	0	0	0	0	0	0	0	0	0	0
Female	0	0	0	0	0	0	0	0	0	0	0	0	0	0	0
Total	0	0	0	0	0	0	0	0	0	0	0	0	0	0	0

Enrolment By Grade

For 453 - Eric G. Lambert All-Grade, Churchill Falls



* Data from the 2018-2019 AGR(Enrolment/Age as of the last day in Sept./Dec.)

** Newfoundland Statistics Classification System

District 803 - Private

#469 - Immaculate Heart of Mary School, Corner Brook

Classification: Urban
Offers Distance Education: No

Grades: K-12

Number of Grades: 13

Enrolment By Age and Gender

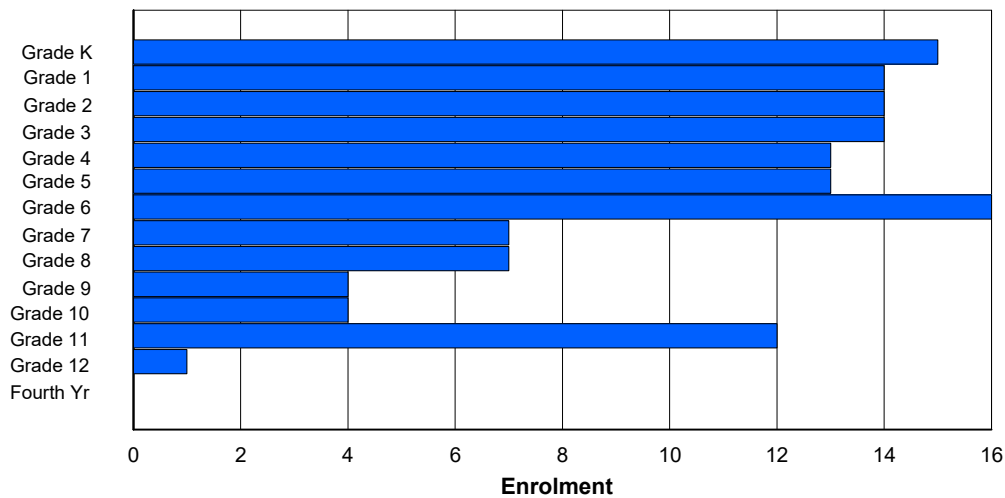
Gender	Age																Total
	5	6	7	8	9	10	11	12	13	14	15	16	17	18	19	20>	
Male	0	0	0	0	0	0	0	0	0	0	0	0	0	0	0	0	0
Female	0	0	0	0	0	0	0	0	0	0	0	0	0	0	0	0	0
Total	0	0	0	0	0	0	0	0	0	0	0	0	0	0	0	0	0

Enrolment By Grade and Gender

Gender	Grade														Total
	K	1	2	3	4	5	6	7	8	9	10	11	12	4th	
Male	0	0	0	0	0	0	0	0	0	0	0	0	0	0	0
Female	0	0	0	0	0	0	0	0	0	0	0	0	0	0	0
Total	0	0	0	0	0	0	0	0	0	0	0	0	0	0	0

Enrolment By Grade

For 469 - Immaculate Heart of Mary School, Corner Brook



* Data from the 2018-2019 AGR(Enrolment/Age as of the last day in Sept./Dec.)

** Newfoundland Statistics Classification System

District 803 - Private

#501 - Anchor Academy, St. John's

Classification: Urban
Offers Distance Education: No

Grades: K-3,5-6 Number of Grades: 6

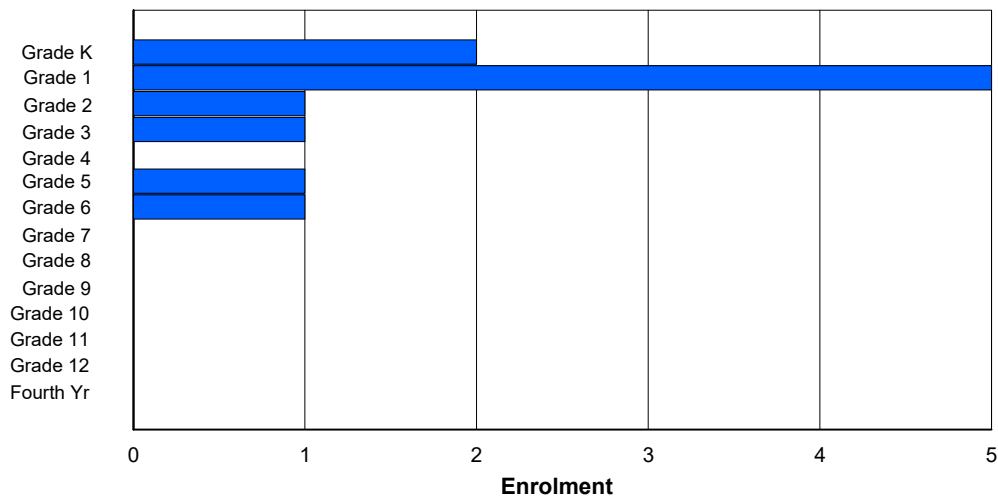
Enrolment By Age and Gender

Gender	Age																	Total
	5	6	7	8	9	10	11	12	13	14	15	16	17	18	19	20>		
Male	0	0	0	0	0	0	0	0	0	0	0	0	0	0	0	0	0	0
Female	0	0	0	0	0	0	0	0	0	0	0	0	0	0	0	0	0	0
Total	0	0	0	0	0	0	0	0	0	0	0	0	0	0	0	0	0	

Enrolment By Grade and Gender

Gender	Grade														Total
	K	1	2	3	4	5	6	7	8	9	10	11	12	4th	
Male	0	0	0	0	0	0	0	0	0	0	0	0	0	0	0
Female	0	0	0	0	0	0	0	0	0	0	0	0	0	0	0
Total	0	0	0	0	0	0	0	0	0	0	0	0	0	0	0

Enrolment By Grade
For 501 - Anchor Academy, St. John's



* Data from the 2018-2019 AGR(Enrolment/Age as of the last day in Sept./Dec.)

** Newfoundland Statistics Classification System

District 804 - Native

#018 - Sheshatshiu Innu School, Sheshatshiu

Classification: Rural
Offers Distance Education: Yes

Grades: K-12 Number of Grades: 13

Enrolment By Age and Gender

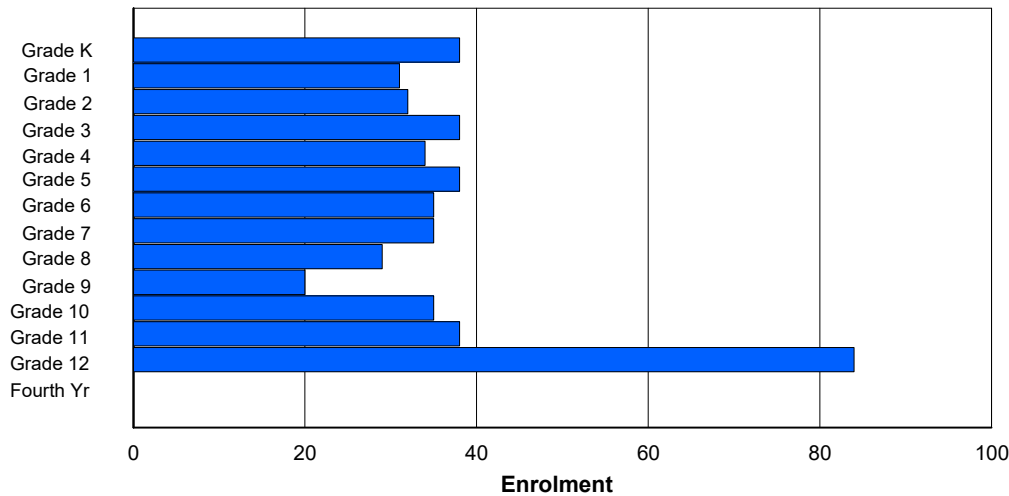
Gender	Age																Total
	5	6	7	8	9	10	11	12	13	14	15	16	17	18	19	20>	
Male	0	0	0	0	0	0	0	0	0	0	0	0	0	0	0	0	0
Female	0	0	0	0	0	0	0	0	0	0	0	0	0	0	0	0	0
Total	0	0	0	0	0	0	0	0	0	0	0	0	0	0	0	0	0

Enrolment By Grade and Gender

Gender	Grade														Total
	K	1	2	3	4	5	6	7	8	9	10	11	12	4th	
Male	0	0	0	0	0	0	0	0	0	0	0	0	0	0	0
Female	0	0	0	0	0	0	0	0	0	0	0	0	0	0	0
Total	0	0	0	0	0	0	0	0	0	0	0	0	0	0	0

Enrolment By Grade

For 018 - Sheshatshiu Innu School, Sheshatshiu



* Data from the 2018-2019 AGR(Enrolment/Age as of the last day in Sept./Dec.)

** Newfoundland Statistics Classification System

District 804 - Native

#019 - Mushuau Innu Natuashish School, Natuashish

Classification: Rural
Offers Distance Education: No

Grades: K-12 Number of Grades: 13

Enrolment By Age and Gender

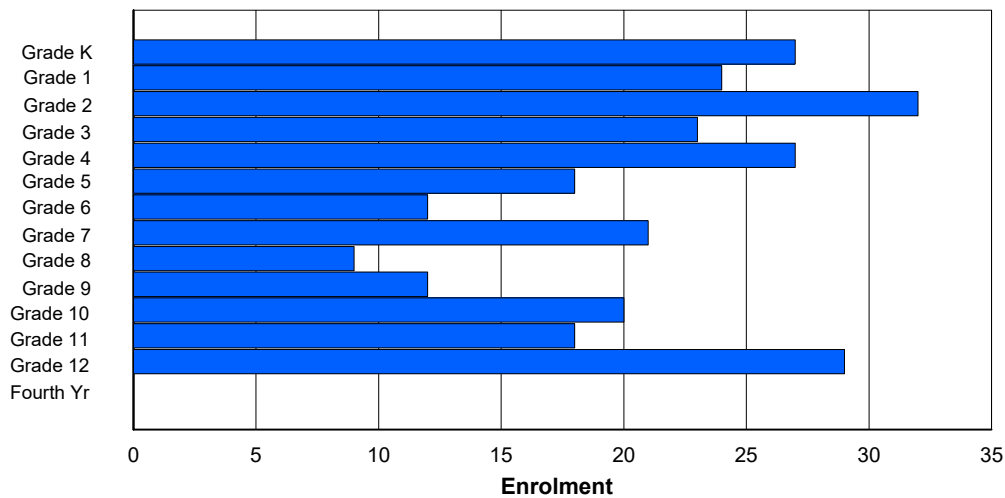
Gender	Age																Total
	5	6	7	8	9	10	11	12	13	14	15	16	17	18	19	20>	
Male	0	0	0	0	0	0	0	0	0	0	0	0	0	0	0	0	0
Female	0	0	0	0	0	0	0	0	0	0	0	0	0	0	0	0	0
Total	0	0	0	0	0	0	0	0	0	0	0	0	0	0	0	0	0

Enrolment By Grade and Gender

Gender	Grade														Total
	K	1	2	3	4	5	6	7	8	9	10	11	12	4th	
Male	0	0	0	0	0	0	0	0	0	0	0	0	0	0	0
Female	0	0	0	0	0	0	0	0	0	0	0	0	0	0	0
Total	0	0	0	0	0	0	0	0	0	0	0	0	0	0	0

Enrolment By Grade

For 019 - Mushuau Innu Natuashish School, Natuashish



* Data from the 2018-2019 AGR(Enrolment/Age as of the last day in Sept./Dec.)

** Newfoundland Statistics Classification System

District 804 - Native

#376 - Se't Anneway Kegnamogwom, Conne River

Classification: Rural
Offers Distance Education: Yes

Grades: K-12 Number of Grades: 13

Enrolment By Age and Gender

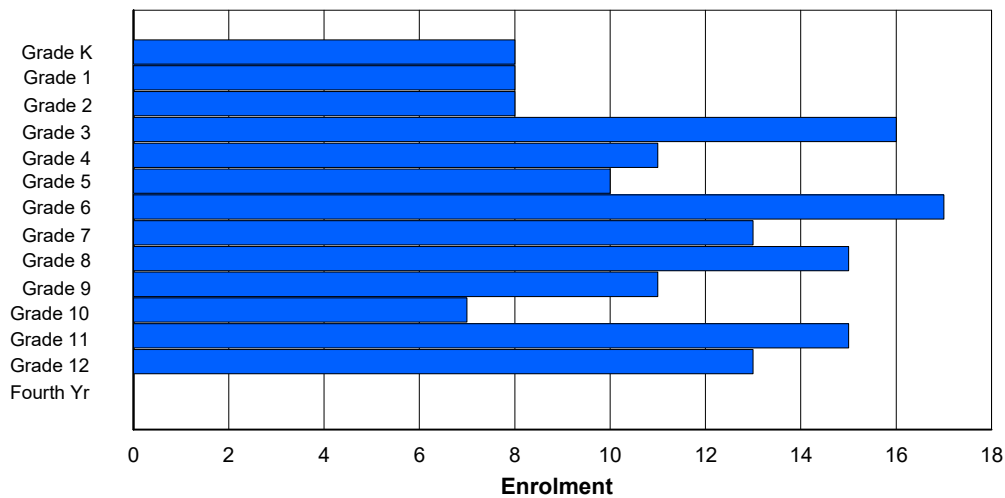
Gender	Age																Total
	5	6	7	8	9	10	11	12	13	14	15	16	17	18	19	20>	
Male	0	0	0	0	0	0	0	0	0	0	0	0	0	0	0	0	0
Female	0	0	0	0	0	0	0	0	0	0	0	0	0	0	0	0	0
Total	0	0	0	0	0	0	0	0	0	0	0	0	0	0	0	0	0

Enrolment By Grade and Gender

Gender	Grade														Total
	K	1	2	3	4	5	6	7	8	9	10	11	12	4th	
Male	0	0	0	0	0	0	0	0	0	0	0	0	0	0	0
Female	0	0	0	0	0	0	0	0	0	0	0	0	0	0	0
Total	0	0	0	0	0	0	0	0	0	0	0	0	0	0	0

Enrolment By Grade

For 376 - Se't Anneway Kegnamogwom, Conne River



* Data from the 2018-2019 AGR(Enrolment/Age as of the last day in Sept./Dec.)

** Newfoundland Statistics Classification System

NLESD - Eastern Region

#378 - Newfoundland & Labrador Youth Ctr, Whitbourne

Classification: Rural
Offers Distance Education: No

Grades: Number of Grades: 0

Enrolment By Age and Gender

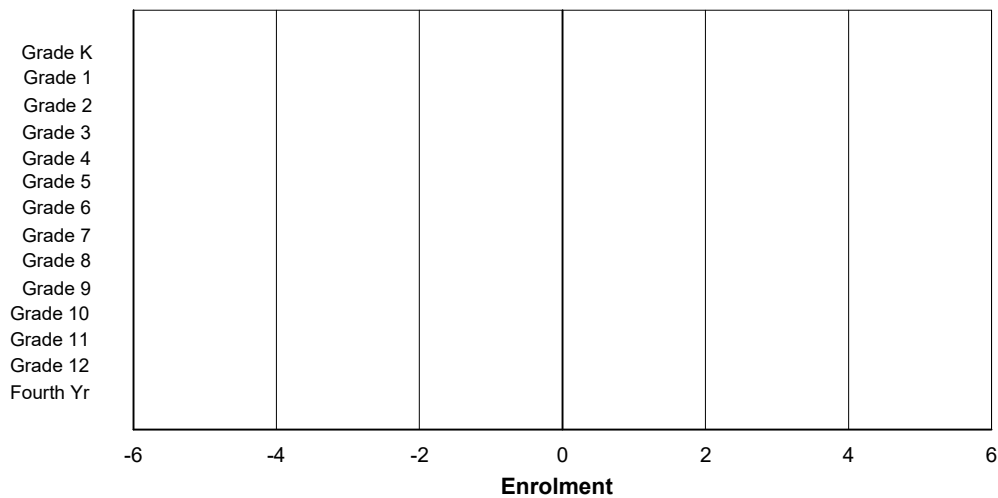
Gender	Age																	Total
	5	6	7	8	9	10	11	12	13	14	15	16	17	18	19	20>		
Male	0	0	0	0	0	0	0	0	0	0	0	0	0	0	0	0	0	0
Female	0	0	0	0	0	0	0	0	0	0	0	0	0	0	0	0	0	0
Total	0	0	0	0	0	0	0	0	0	0	0	0	0	0	0	0	0	0

Enrolment By Grade and Gender

Gender	Grade														Total
	K	1	2	3	4	5	6	7	8	9	10	11	12	4th	
Male	0	0	0	0	0	0	0	0	0	0	0	0	0	0	0
Female	0	0	0	0	0	0	0	0	0	0	0	0	0	0	0
Total	0	0	0	0	0	0	0	0	0	0	0	0	0	0	0

Enrolment By Grade

For 378 - Newfoundland & Labrador Youth Ctr, Whitbourne



* Data from the 2018-2019 AGR(Enrolment/Age as of the last day in Sept./Dec.)

** Newfoundland Statistics Classification System

Number of Schools: 272

* Data from the 2018-2019 AGR(Enrolment/Age as of the last day in Sept./Dec.)
** Newfoundland Statistics Classification System