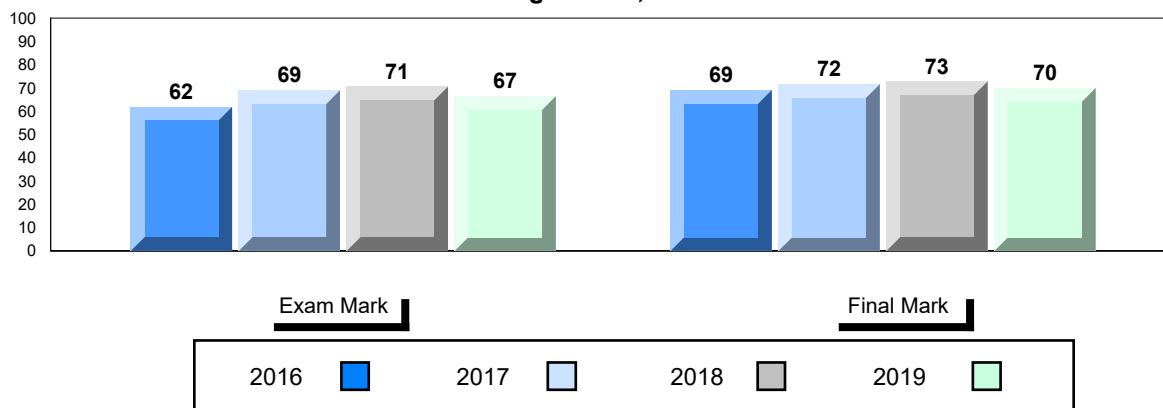


Number of Students 16

		Public Exam Mark	School vs Region	School vs Province	Final Mark	School vs Region	School vs Province
Histoire Mondiale 3231	School	66.5	▲	▼	70.0	▲	▼
	Region	66.5					
	Province	72.3					
Subtest	School	64.9	▲	▼	77.3		
	Region	64.9					
	Province	67.7					
WWI	School	64.9	▲	▼			
	Region	64.9					
	Province	67.7					
Challenges and Changes	School	78.1	▲	▼			
	Region	78.1					
	Province	81.9					
International Tensions (1930's and WWII)	School	65.3	▲	▼			
	Region	65.3					
	Province	67.6					
Cold War	School	55.0	▲	▼			
	Region	55.0					
	Province	66.4					
Regional Developments in Post WWII (5)	School	75.0	▲	▲			
	Region	75.0					
	Province	74.1					
Challenges of the Modern Era	School	53.6	▲	▼			
	Region	53.6					
	Province	62.3					

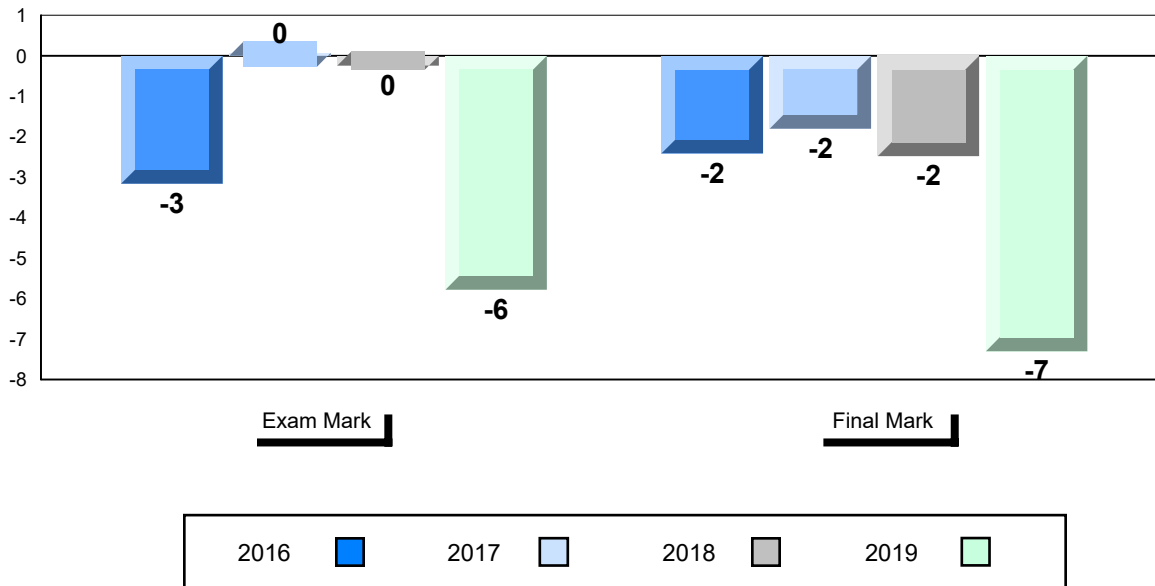
Average Score, 2016-2019



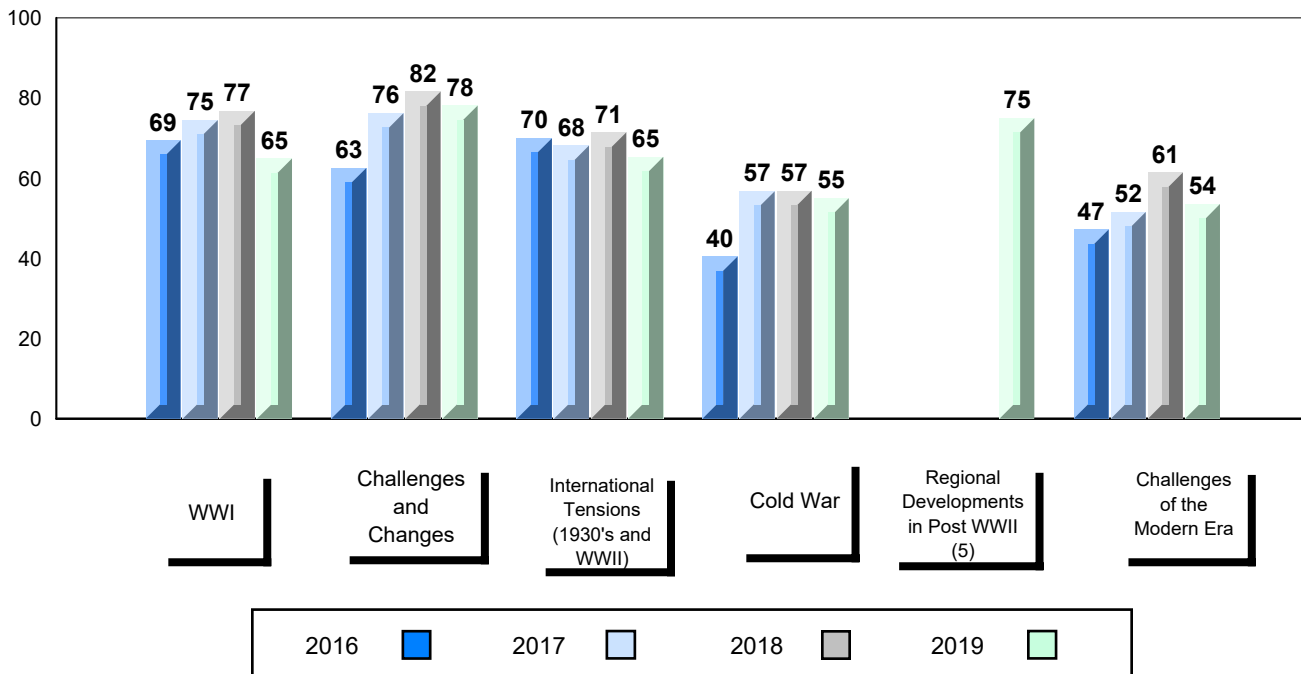
▼ ▲ The school result may appear numerically the same as the district/province due to rounding. The arrow indicates a negligible difference.

* Regional Developments in Post WWII combined into (1) item for 2019.

Difference from Provincial Mean, 2016-2019



4 Year Public Exam (Subtest) Mark Trend 2016-2019



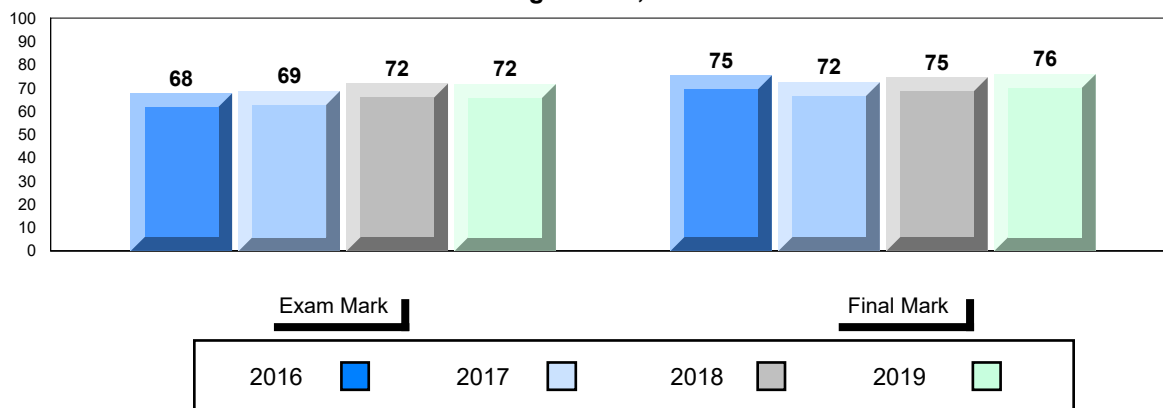
▼ ▲ The school result may appear numerically the same as the district/province due to rounding. The arrow indicates a negligible difference.

* Regional Developments in Post WWII combined into (1) item for 2019.

Number of Students 44

		Public Exam Mark	School vs Region	School vs Province	Final Mark	School vs Region	School vs Province
Histoire Mondiale 3231	School	71.7	▲	▼	76.0	▲	▼
	Region	71.7			76.0		
	Province	72.3			77.3		
<u>Subtest</u>							
WWI	School	66.7	▲	▼			
	Region	66.7					
	Province	67.7					
Challenges and Changes	School	82.7	▲	▲			
	Region	82.7					
	Province	81.9					
International Tensions (1930's and WWII)	School	69.9	▲	▲			
	Region	69.9					
	Province	67.6					
Cold War	School	64.4	▲	▼			
	Region	64.4					
	Province	66.4					
Regional Developments in Post WWII (5)	School	77.3	▲	▲			
	Region	77.3					
	Province	74.1					
Challenges of the Modern Era	School	66.6	▲	▲			
	Region	66.6					
	Province	62.3					


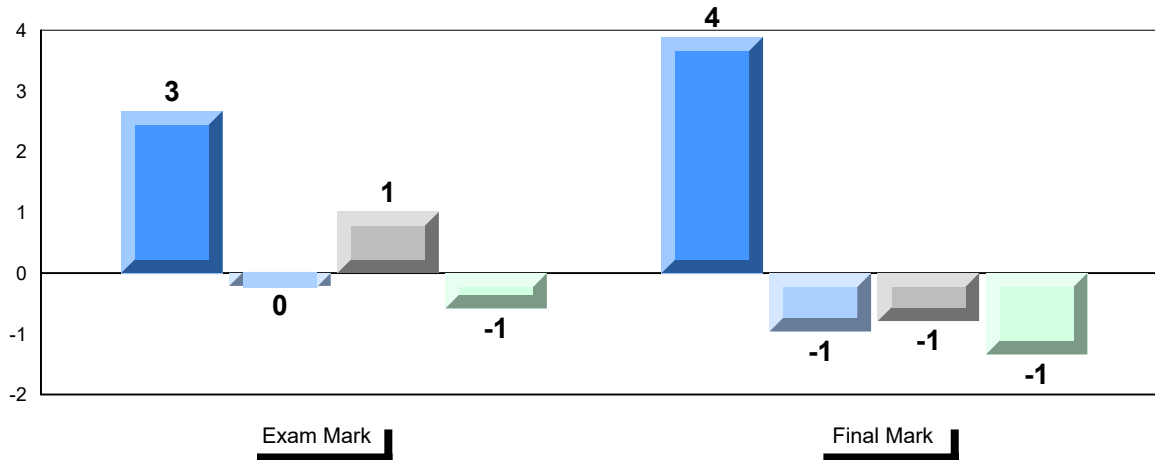
Average Score, 2016-2019




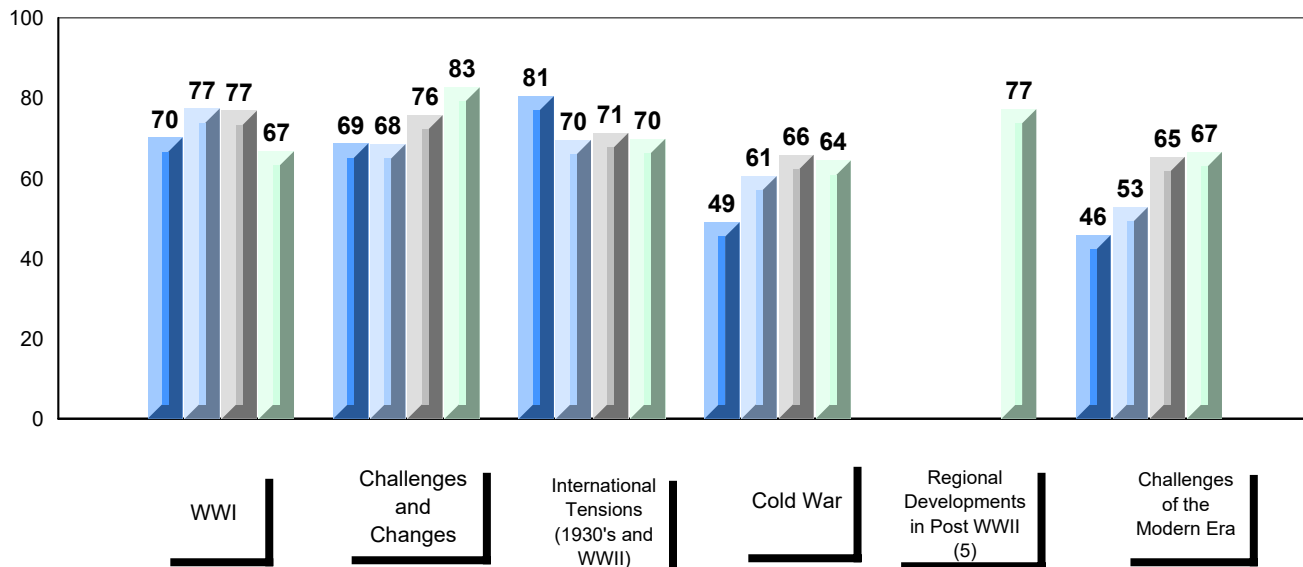
▼ ▲ The school result may appear numerically the same as the district/province due to rounding. The arrow indicates a negligible difference.

* Regional Developments in Post WWII combined into (1) item for 2019.

Difference from Provincial Mean, 2016-2019



4 Year Public Exam (Subtest) Mark Trend 2016-2019

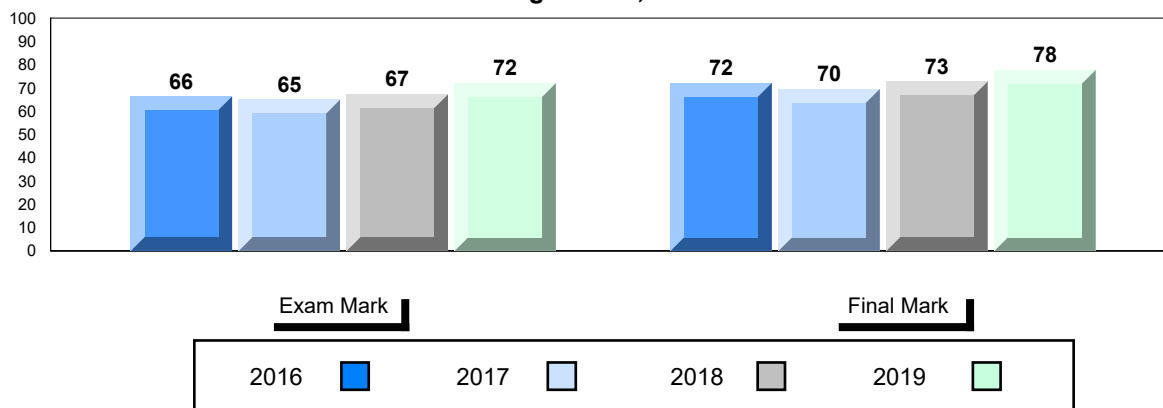


▼ ▲ The school result may appear numerically the same as the district/province due to rounding. The arrow indicates a negligible difference.

* Regional Developments in Post WWII combined into (1) item for 2019.

Number of Students		19	Public Exam Mark			Final Mark		
			School vs Region	School vs Province	School vs Region	School vs Province		
Histoire Mondiale 3231	School	72.1	▲	▼	77.7	▲	▲	
	Region	72.1			77.7			
	Province	72.3			77.3			
<u>Subtest</u>	School	72.2	▲	▲				
	Region	72.2						
	Province	67.7						
WWI	School	85.7	▲	▲				
	Region	85.7						
	Province	81.9						
Challenges and Changes	School	68.1	▲	▲				
	Region	68.1						
	Province	67.6						
International Tensions (1930's and WWII)	School	74.2	▲	▲				
	Region	74.2						
	Province	66.4						
Cold War	School	64.9	▲	▼				
	Region	64.9						
	Province	74.1						
Regional Developments in Post WWII (5)	School	52.6	▲	▼				
	Region	52.6						
	Province	62.3						
Challenges of the Modern Era	School							
	Region							
	Province							

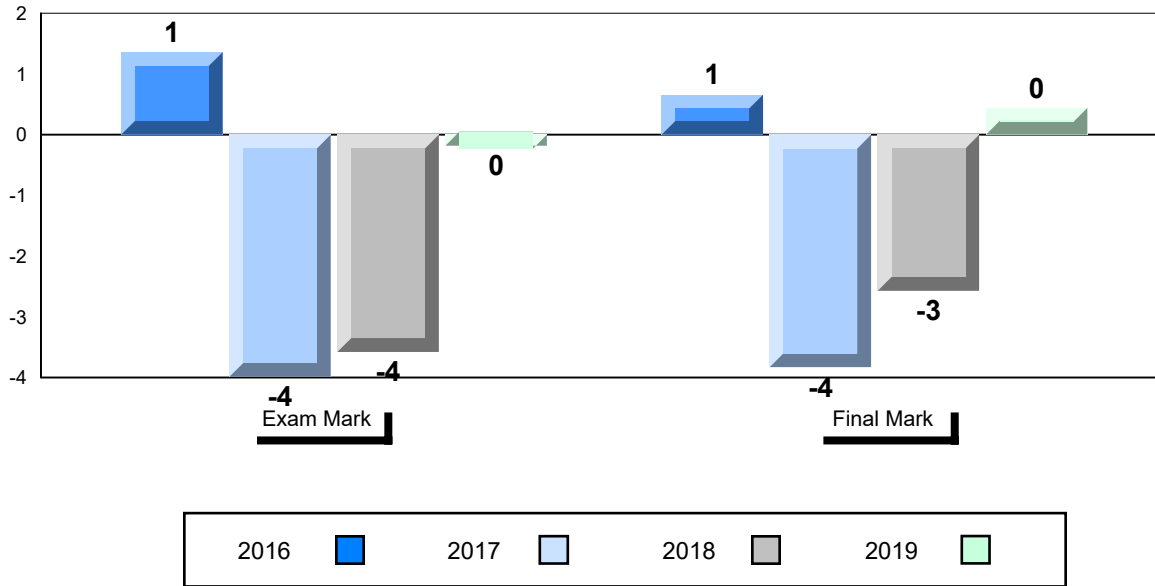
Average Score, 2016-2019



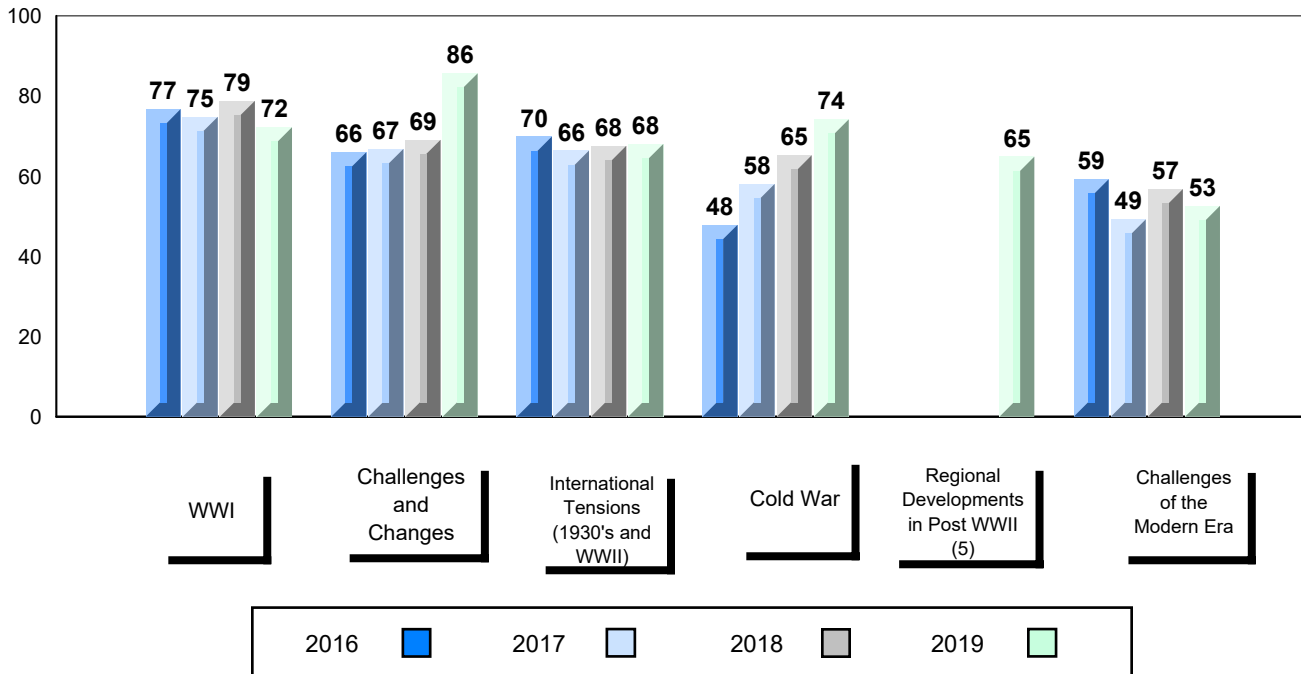
▼ ▲ The school result may appear numerically the same as the district/province due to rounding. The arrow indicates a negligible difference.

* Regional Developments in Post WWII combined into (1) item for 2019.

Difference from Provincial Mean, 2016-2019



4 Year Public Exam (Subtest) Mark Trend 2016-2019

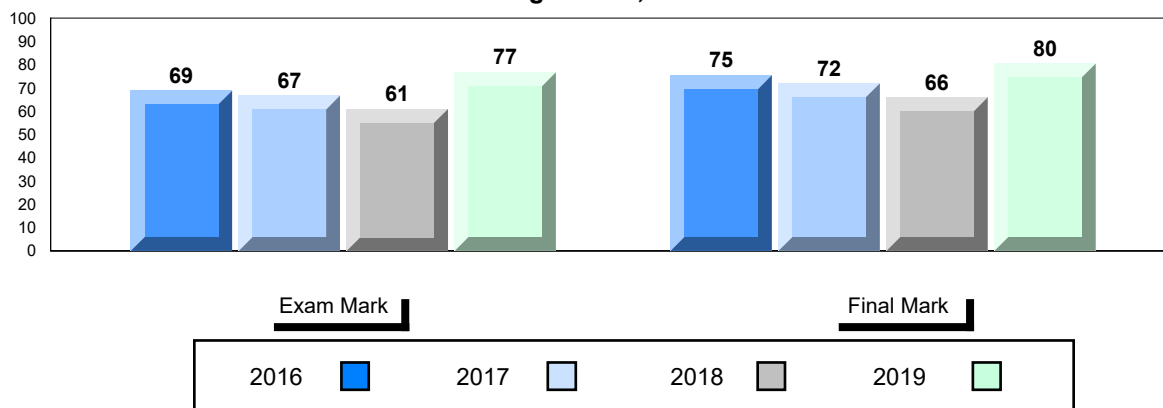


▼ ▲ The school result may appear numerically the same as the district/province due to rounding. The arrow indicates a negligible difference.

* Regional Developments in Post WWII combined into (1) item for 2019.

Number of Students		27	Public Exam Mark			Final Mark		
			School vs Region	School vs Province	School vs Region	School vs Province		
Histoire Mondiale 3231	School	76.7	▲	▲	80.5	▲	▲	
	Region	72.6			77.8			
	Province	72.3			77.3			
Subtest								
WWI	School	68.8	▲	▲				
	Region	67.7						
	Province	67.7						
Challenges and Changes	School	89.7	▲	▲				
	Region	81.8						
	Province	81.9						
International Tensions (1930's and WWII)	School	73.8	▲	▲				
	Region	67.4						
	Province	67.6						
Cold War	School	72.6	▲	▲				
	Region	66.8						
	Province	66.4						
Regional Developments in Post WWII (5)	School	84.0	▲	▲				
	Region	74.1						
	Province	74.1						
Challenges of the Modern Era	School	71.2	▲	▲				
	Region	62.8						
	Province	62.3						

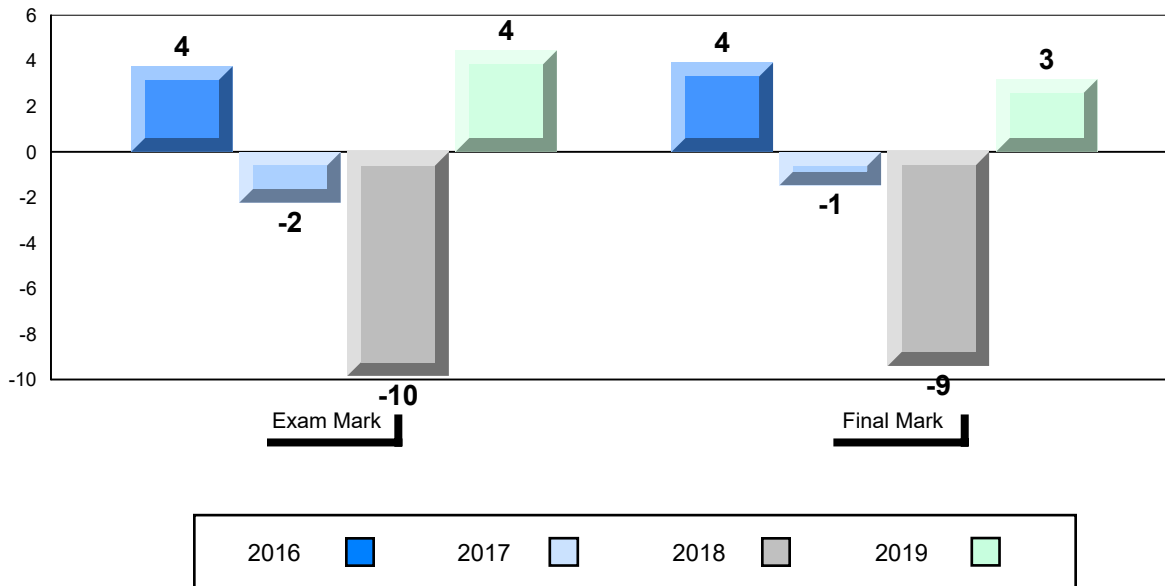
Average Score, 2016-2019



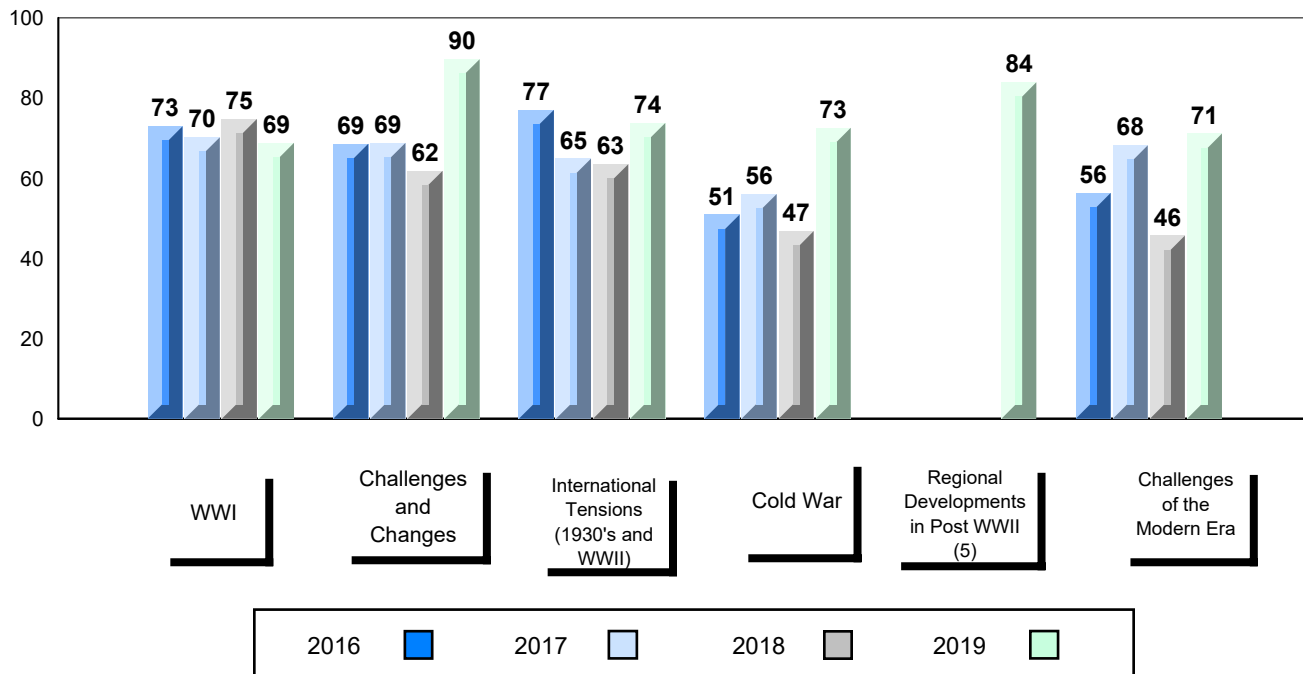
▼ ▲ The school result may appear numerically the same as the district/province due to rounding. The arrow indicates a negligible difference.

* Regional Developments in Post WWII combined into (1) item for 2019.

Difference from Provincial Mean, 2016-2019



4 Year Public Exam (Subtest) Mark Trend 2016-2019

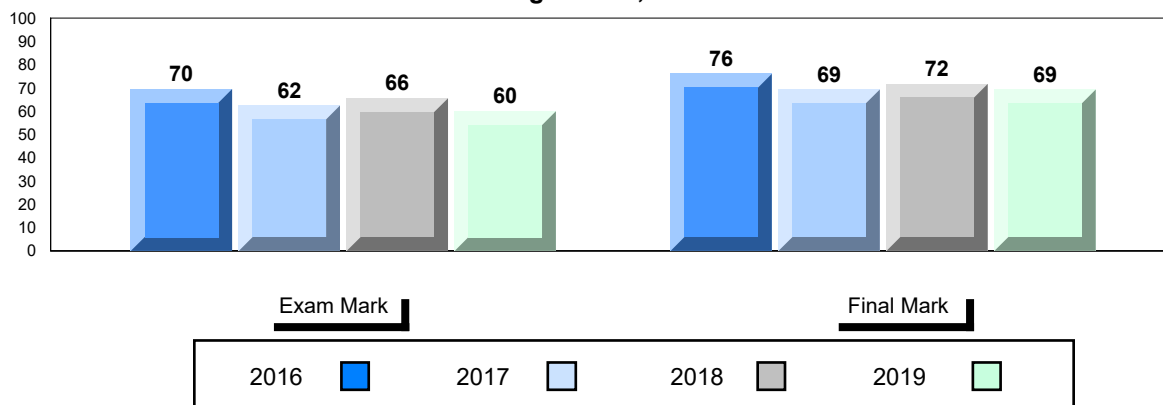


▼ ▲ The school result may appear numerically the same as the district/province due to rounding. The arrow indicates a negligible difference.

* Regional Developments in Post WWII combined into (1) item for 2019.

Number of Students		48	Public Exam Mark			Final Mark		
			School vs Region	School vs Province	School vs Region	School vs Province		
Histoire Mondiale 3231	School	60.0	▼	▼	69.3	▼	▼	
	Region	72.6			77.8			
	Province	72.3			77.3			
Subtest								
WWI	School	55.0	▼	▼				
	Region	67.7						
	Province	67.7						
Challenges and Changes	School	72.1	▼	▼				
	Region	81.8						
	Province	81.9						
International Tensions (1930's and WWII)	School	57.5	▼	▼				
	Region	67.4						
	Province	67.6						
Cold War	School	55.7	▼	▼				
	Region	66.8						
	Province	66.4						
Regional Developments in Post WWII (5)	School	61.5	▼	▼				
	Region	74.1						
	Province	74.1						
Challenges of the Modern Era	School	51.8	▼	▼				
	Region	62.8						
	Province	62.3						


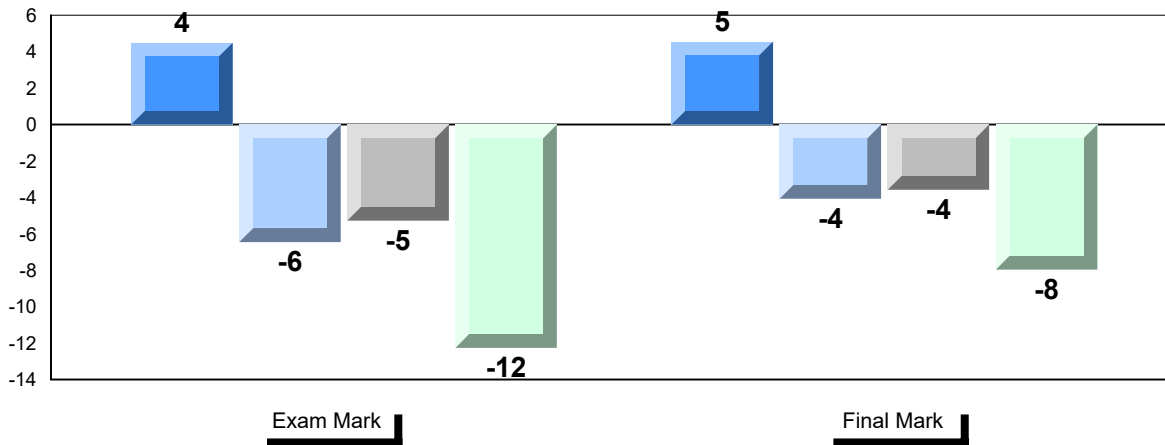
Average Score, 2016-2019




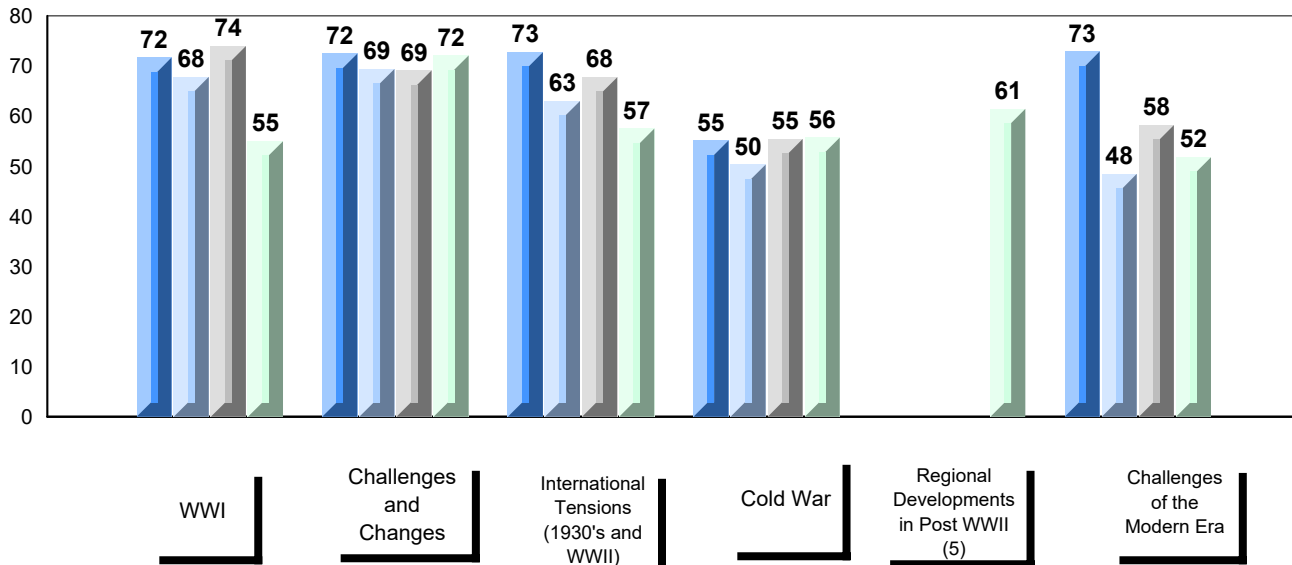
▼ ▲ The school result may appear numerically the same as the district/province due to rounding. The arrow indicates a negligible difference.

* Regional Developments in Post WWII combined into (1) item for 2019.

Difference from Provincial Mean, 2016-2019



4 Year Public Exam (Subtest) Mark Trend 2016-2019

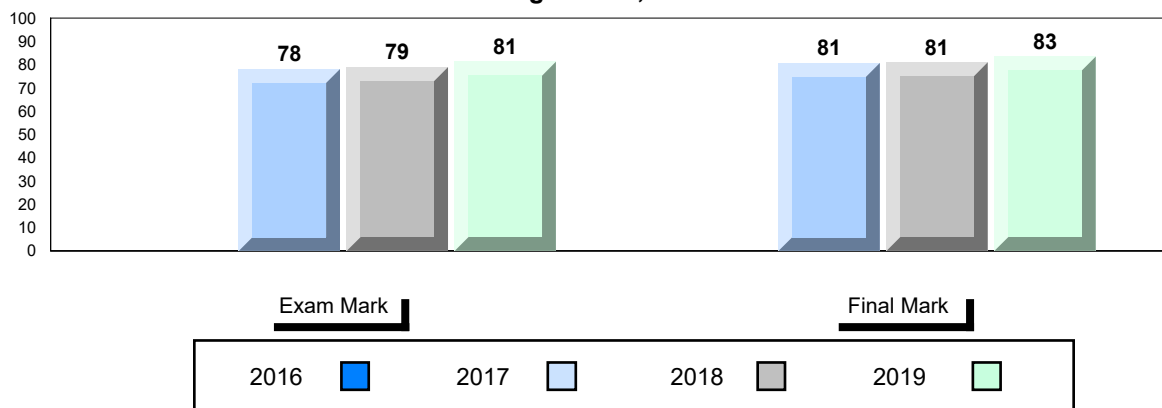


▼ ▲ The school result may appear numerically the same as the district/province due to rounding. The arrow indicates a negligible difference.

* Regional Developments in Post WWII combined into (1) item for 2019.

Number of Students		18	Public Exam Mark			Final Mark		
			School vs Region	School vs Province	School vs Region	School vs Province		
Histoire Mondiale 3231	School	81.3	▲	▲	83.5	▲	▲	
	Region	72.6			77.8			
	Province	72.3			77.3			
Subtest								
WWI	School	70.1	▲	▲				
	Region	67.7						
	Province	67.7						
Challenges and Changes	School	83.0	▲	▲				
	Region	81.8						
	Province	81.9						
International Tensions (1930's and WWII)	School	71.4	▲	▲				
	Region	67.4						
	Province	67.6						
Cold War	School	76.9	▲	▲				
	Region	66.8						
	Province	66.4						
Regional Developments in Post WWII (5)	School	77.8	▲	▲				
	Region	74.1						
	Province	74.1						
Challenges of the Modern Era	School	60.7	▼	▼				
	Region	62.8						
	Province	62.3						

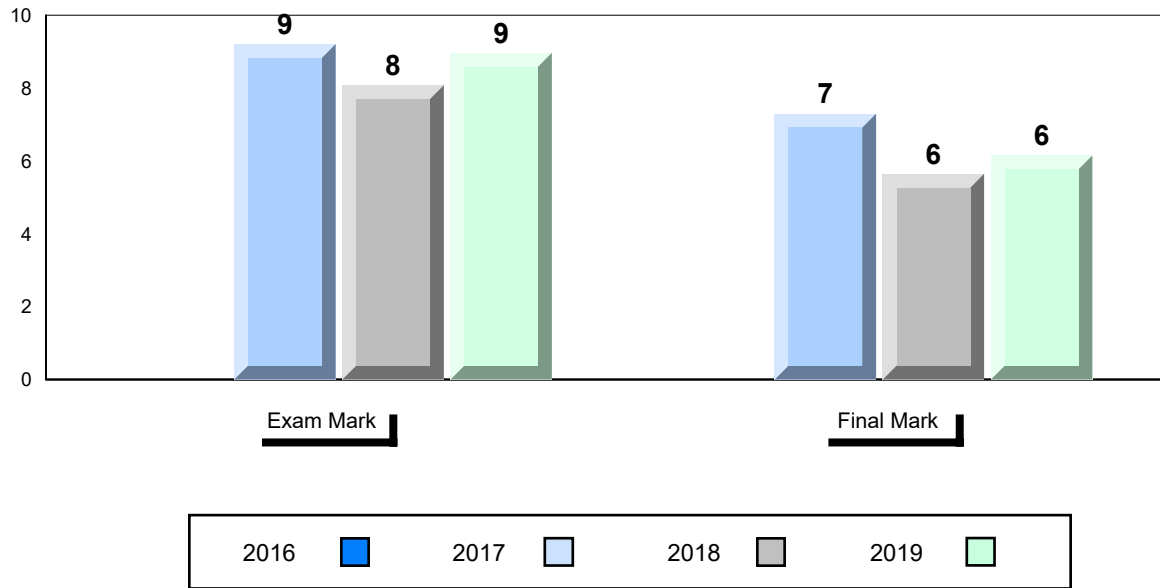
Average Score, 2016-2019



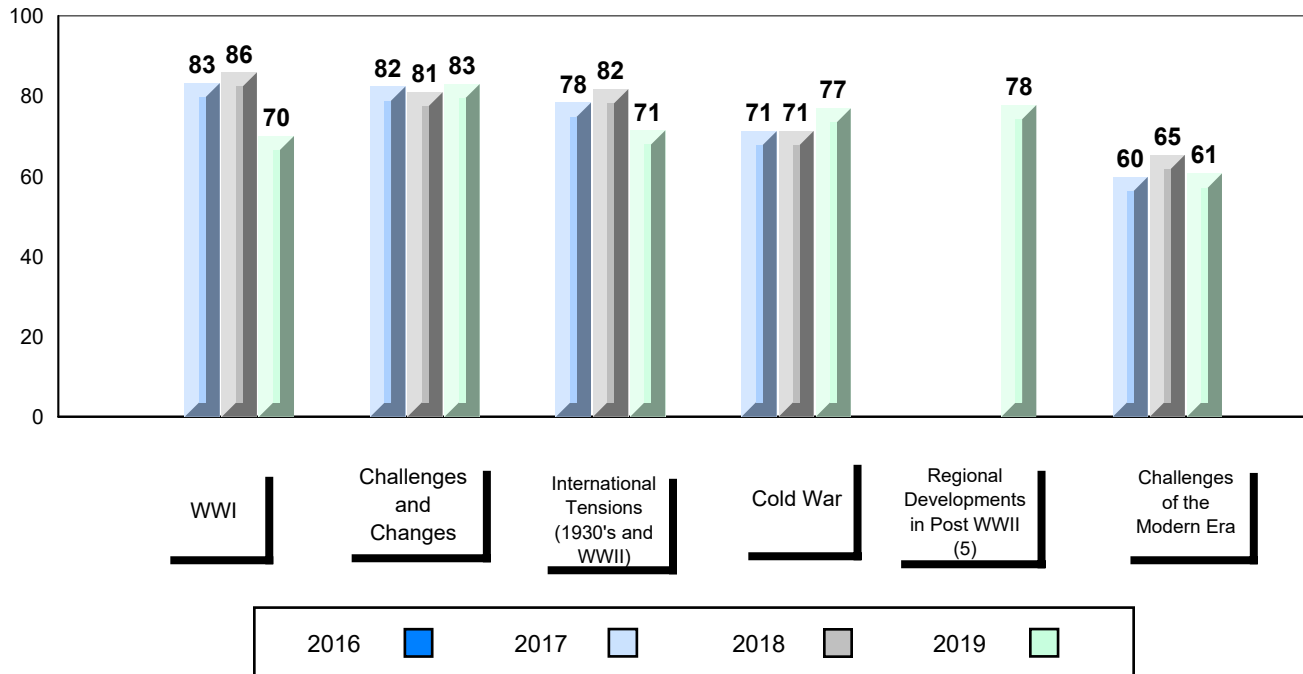
▼ ▲ The school result may appear numerically the same as the district/province due to rounding. The arrow indicates a negligible difference.

* Regional Developments in Post WWII combined into (1) item for 2019.

Difference from Provincial Mean, 2016-2019



4 Year Public Exam (Subtest) Mark Trend 2016-2019



▼ ▲ The school result may appear numerically the same as the district/province due to rounding. The arrow indicates a negligible difference.

* Regional Developments in Post WWII combined into (1) item for 2019.

Number of Students

72

Public Exam Mark

School vs Region

School vs Province

Final Mark

School vs Region

School vs Province

Histoire Mondiale 3231

School
Region
Province

73.4
72.6
72.3



78.3
77.8
77.3



Subtest

WWI

School
Region
Province

72.5
67.7
67.7



Challenges and Changes

School
Region
Province

81.7
81.8
81.9



International Tensions (1930's and WWII)

School
Region
Province

70.3
67.4
67.6



Cold War

School
Region
Province

68.0
66.8
66.4



Regional Developments in Post WWII (5)

School
Region
Province

76.2
74.1
74.1



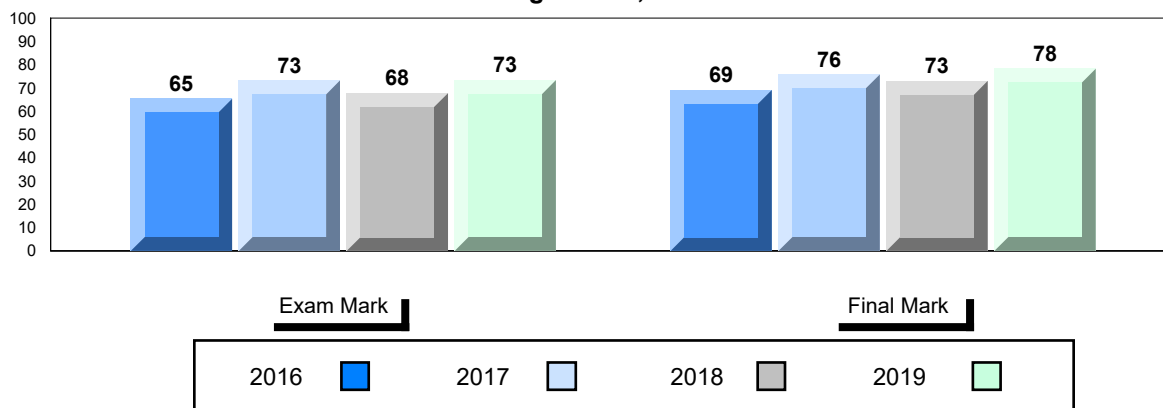
Challenges of the Modern Era

School
Region
Province

67.7
62.8
62.3



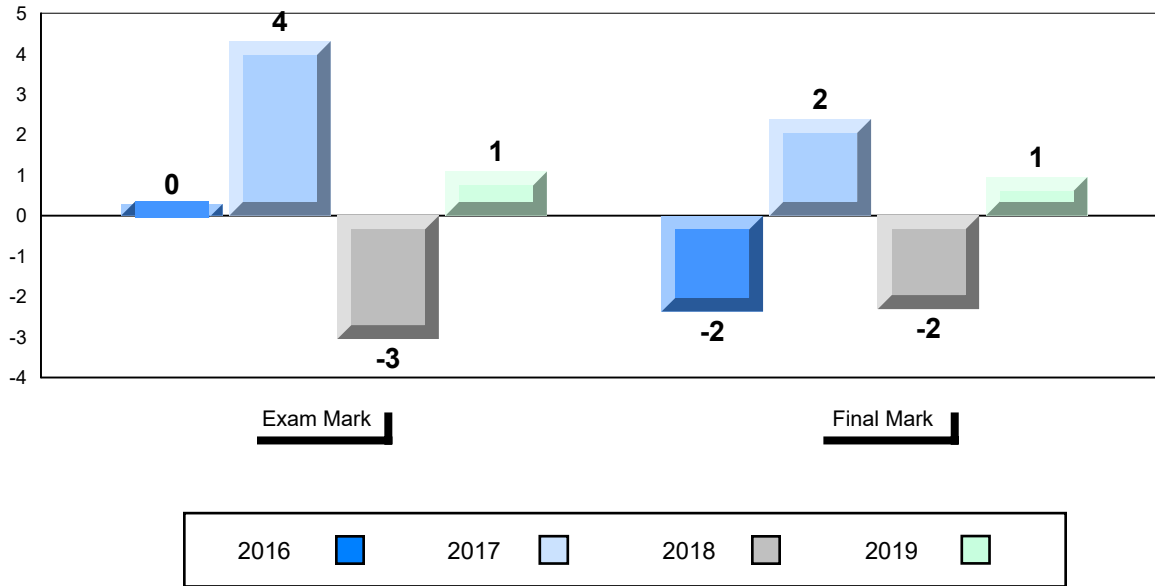
Average Score, 2016-2019



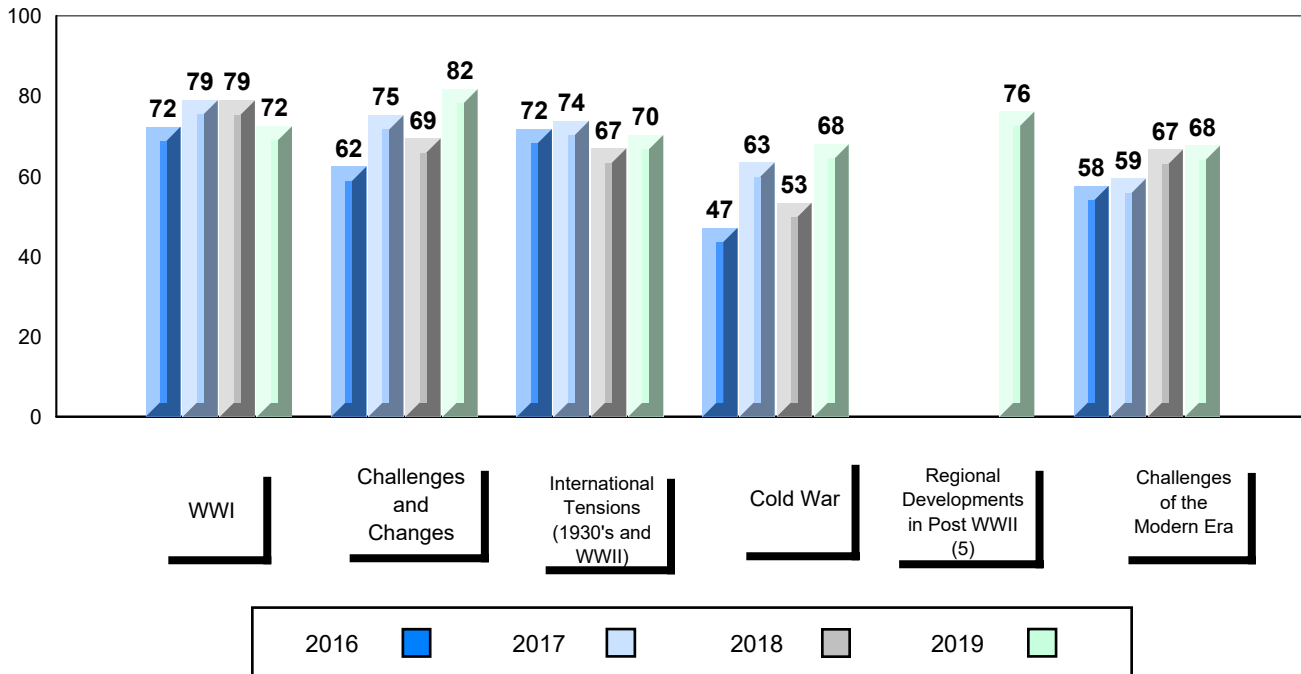
▼ ▲ The school result may appear numerically the same as the district/province due to rounding. The arrow indicates a negligible difference.

* Regional Developments in Post WWII combined into (1) item for 2019.

Difference from Provincial Mean, 2016-2019



4 Year Public Exam (Subtest) Mark Trend 2016-2019

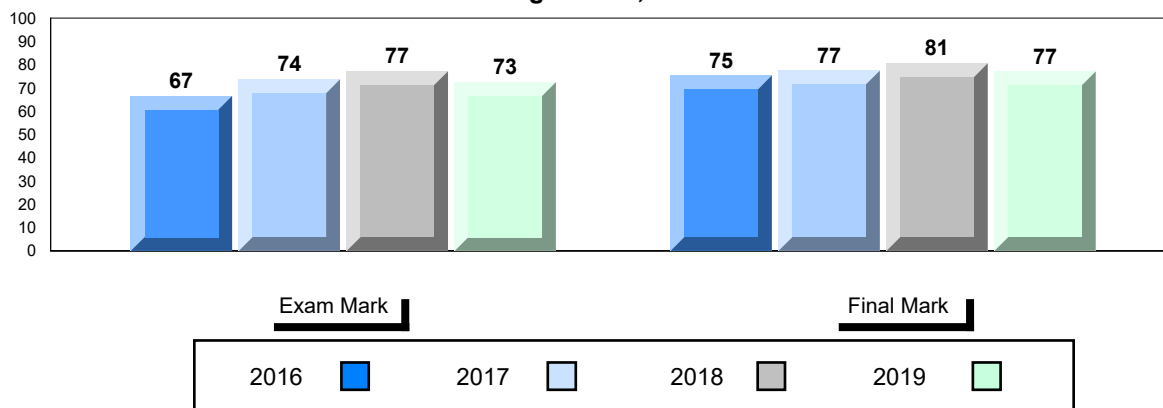


▼ ▲ The school result may appear numerically the same as the district/province due to rounding. The arrow indicates a negligible difference.

* Regional Developments in Post WWII combined into (1) item for 2019.

Number of Students		63						
		Public Exam Mark	School vs Region	School vs Province	Final Mark	School vs Region	School vs Province	
Histoire Mondiale 3231	School	72.5	▼	▲	77.1	▼	▼	
	Region	72.6			77.8			
	Province	72.3			77.3			
Subtest								
WWI	School	70.7	▲	▲				
	Region	67.7						
	Province	67.7						
Challenges and Changes	School	83.9	▲	▲				
	Region	81.8						
	Province	81.9						
International Tensions (1930's and WWII)	School	66.3	▼	▼				
	Region	67.4						
	Province	67.6						
Cold War	School	70.0	▲	▲				
	Region	66.8						
	Province	66.4						
Regional Developments in Post WWII (5)	School	77.3	▲	▲				
	Region	74.1						
	Province	74.1						
Challenges of the Modern Era	School	65.0	▲	▲				
	Region	62.8						
	Province	62.3						

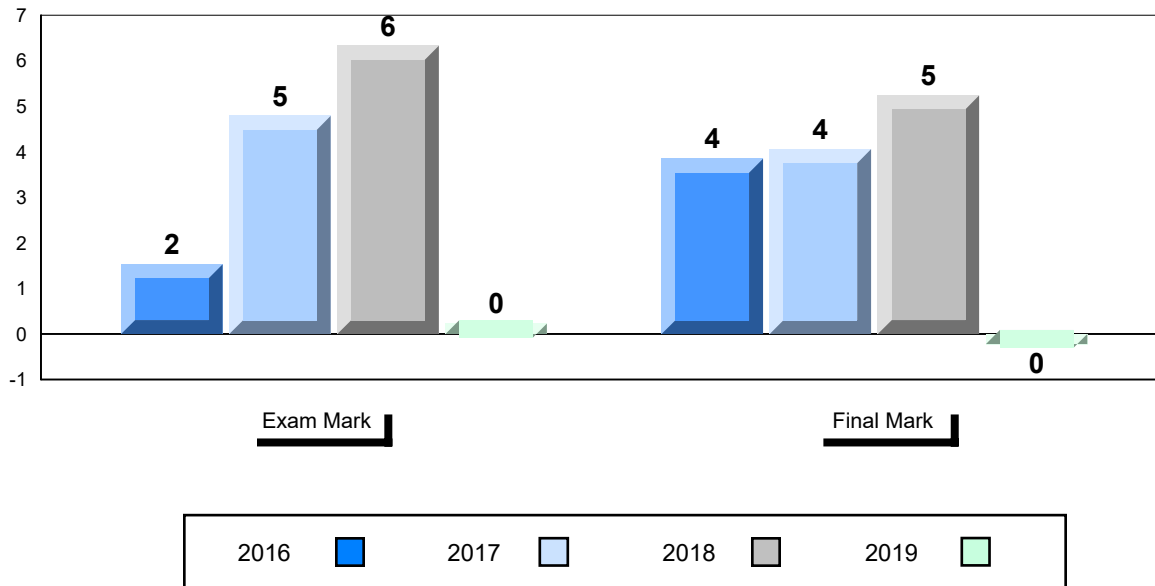
Average Score, 2016-2019



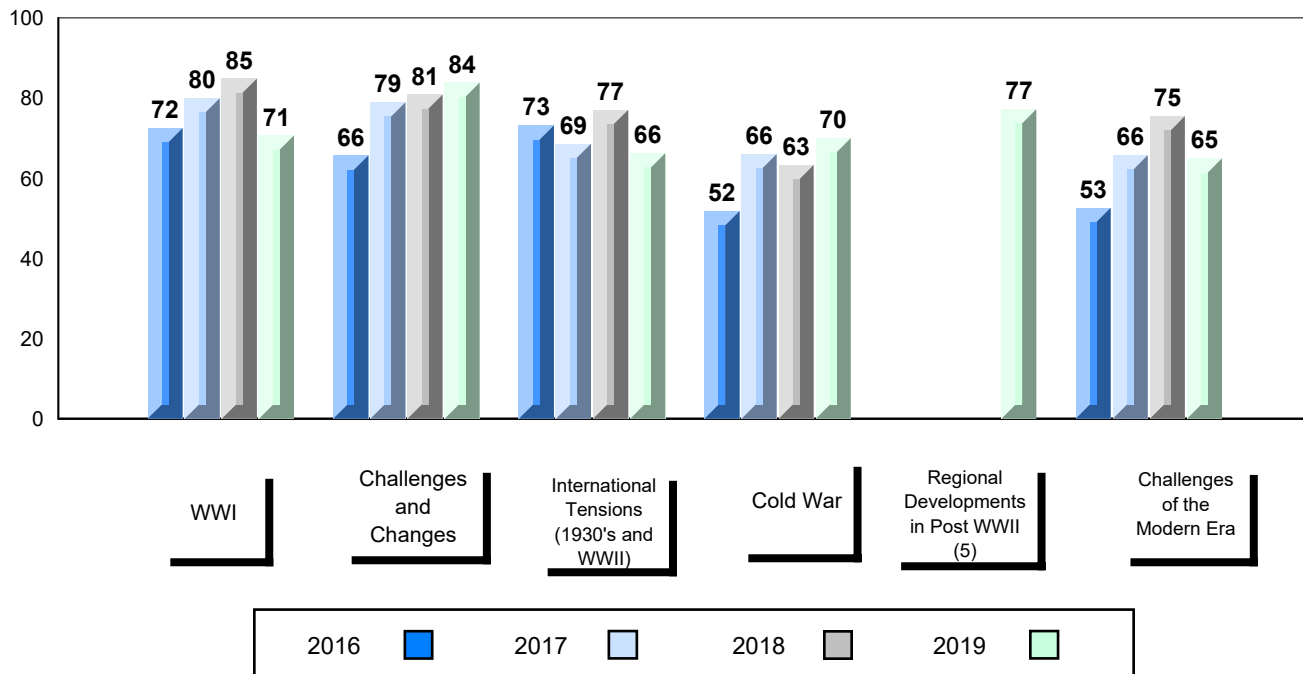
▼ ▲ The school result may appear numerically the same as the district/province due to rounding. The arrow indicates a negligible difference.

* Regional Developments in Post WWII combined into (1) item for 2019.

Difference from Provincial Mean, 2016-2019



4 Year Public Exam (Subtest) Mark Trend 2016-2019

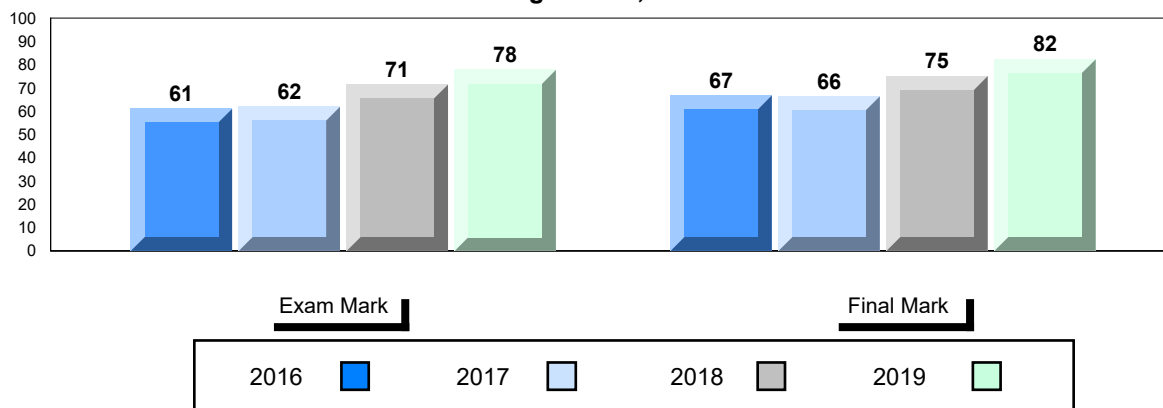


▼ ▲ The school result may appear numerically the same as the district/province due to rounding. The arrow indicates a negligible difference.

* Regional Developments in Post WWII combined into (1) item for 2019.

Number of Students		Public Exam Mark			Final Mark		
			School vs Region	School vs Province		School vs Region	School vs Province
Histoire Mondiale 3231	School	77.8	▲	▲	82.3	▲	▲
	Region	72.6					
	Province	72.3					
Subtest	School	76.2	▲	▲			
	Region	67.7					
	Province	67.7					
WWI	School	90.3	▲	▲			
	Region	81.8					
	Province	81.9					
Challenges and Changes	School	70.2	▲	▲			
	Region	67.4					
	Province	67.6					
International Tensions (1930's and WWII)	School	72.5	▲	▲			
	Region	66.8					
	Province	66.4					
Cold War	School	91.7	▲	▲			
	Region	74.1					
	Province	74.1					
Regional Developments in Post WWII (5)	School	66.5	▲	▲			
	Region	62.8					
	Province	62.3					
Challenges of the Modern Era	School	66.5	▲	▲			
	Region	62.8					
	Province	62.3					

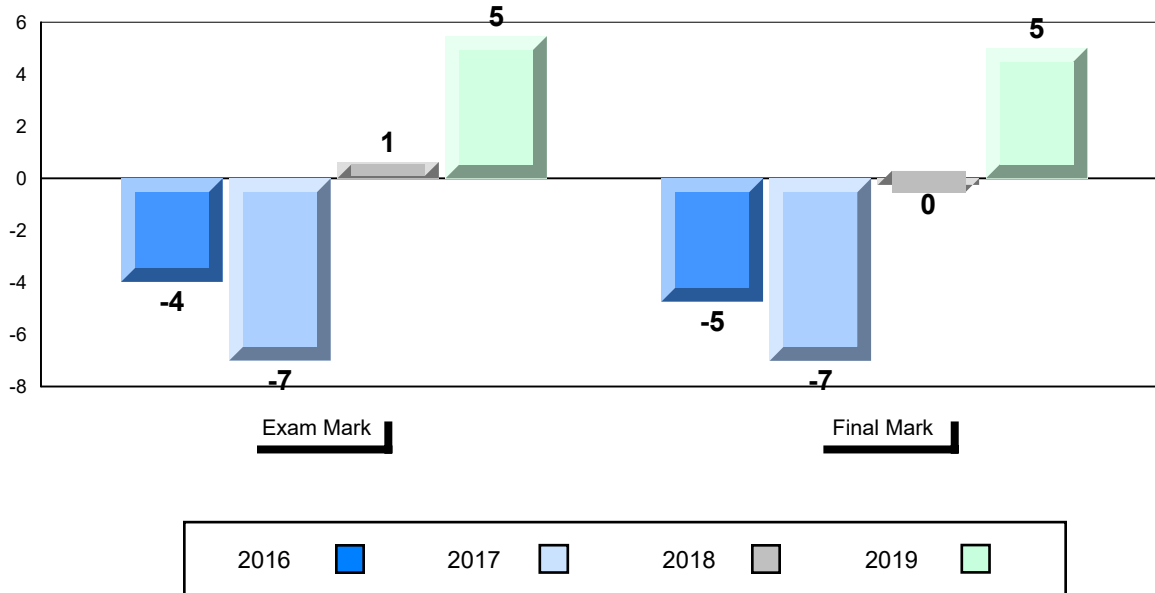
Average Score, 2016-2019



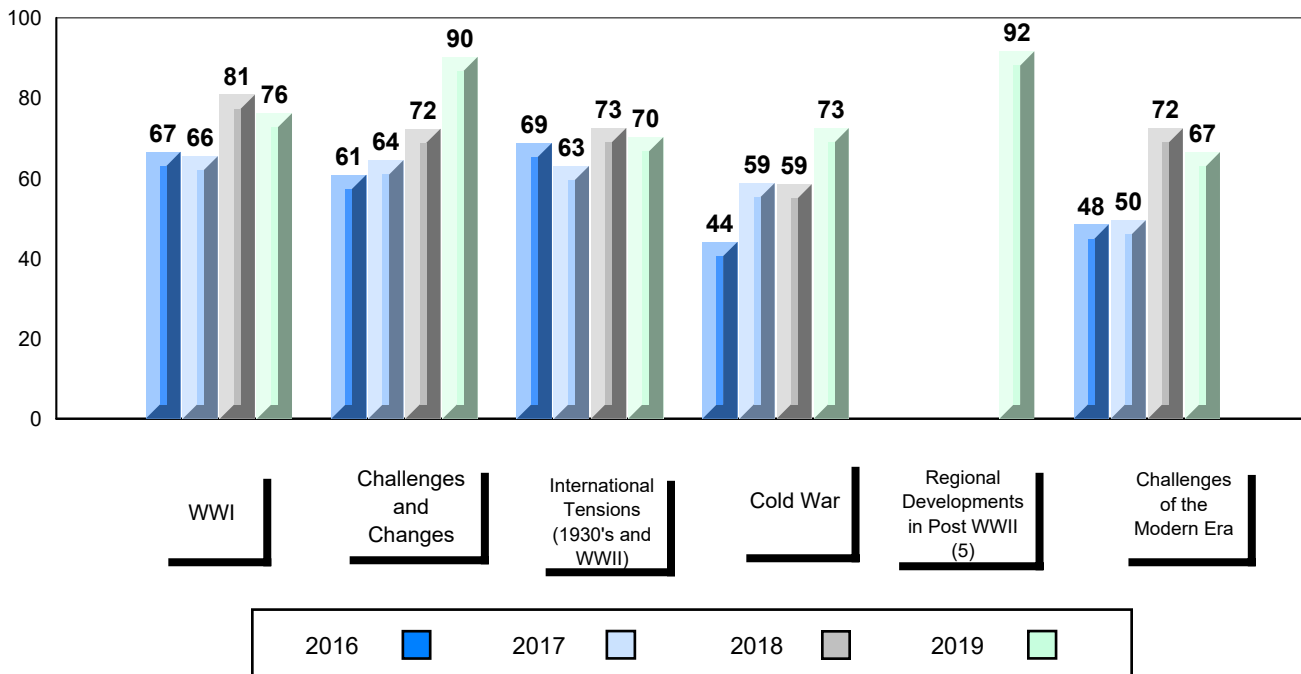
▼ ▲ The school result may appear numerically the same as the district/province due to rounding. The arrow indicates a negligible difference.

* Regional Developments in Post WWII combined into (1) item for 2019.

Difference from Provincial Mean, 2016-2019



4 Year Public Exam (Subtest) Mark Trend 2016-2019

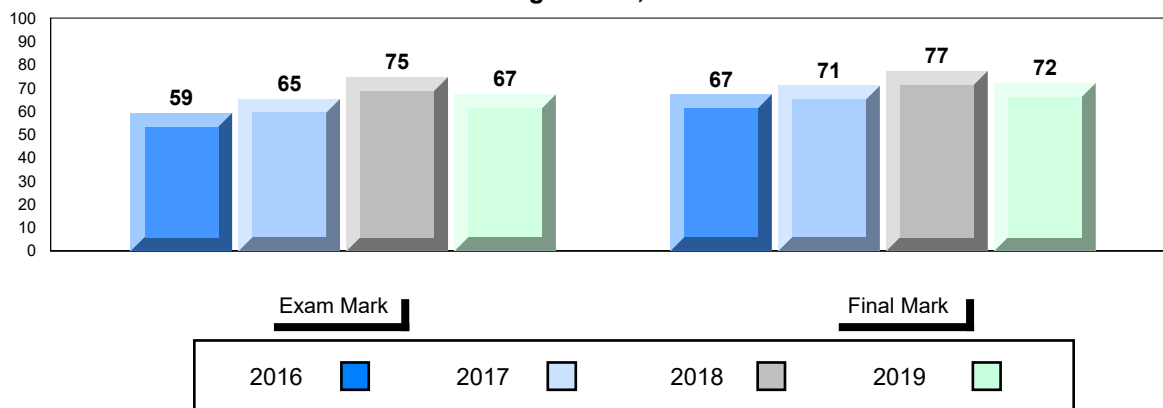


▼ ▲ The school result may appear numerically the same as the district/province due to rounding. The arrow indicates a negligible difference.

* Regional Developments in Post WWII combined into (1) item for 2019.

Number of Students		19	Public Exam Mark			Final Mark		
			School vs Region	School vs Province	School vs Region	School vs Province		
Histoire Mondiale 3231	School	67.3	▼	▼	72.1	▼	▼	
	Region	72.6			77.8			
	Province	72.3			77.3			
Subtest								
WWI	School	62.9	▼	▼				
	Region	67.7						
	Province	67.7						
Challenges and Changes	School	79.0	▼	▼				
	Region	81.8						
	Province	81.9						
International Tensions (1930's and WWII)	School	66.0	▼	▼				
	Region	67.4						
	Province	67.6						
Cold War	School	60.3	▼	▼				
	Region	66.8						
	Province	66.4						
Regional Developments in Post WWII (5)	School	68.4	▼	▼				
	Region	74.1						
	Province	74.1						
Challenges of the Modern Era	School	53.8	▼	▼				
	Region	62.8						
	Province	62.3						

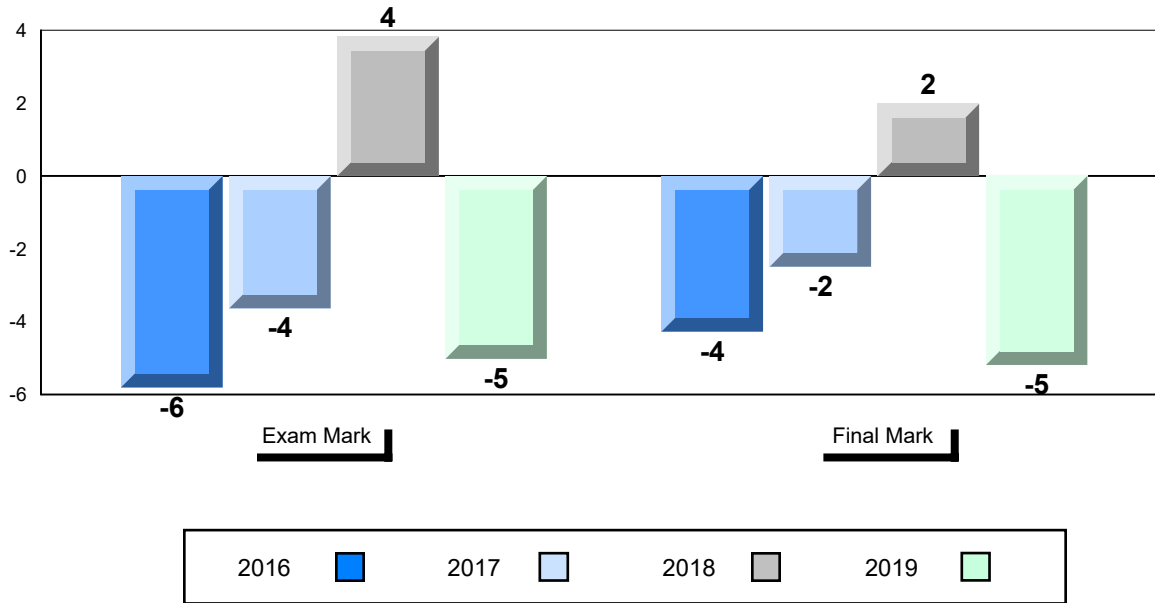
Average Score, 2016-2019



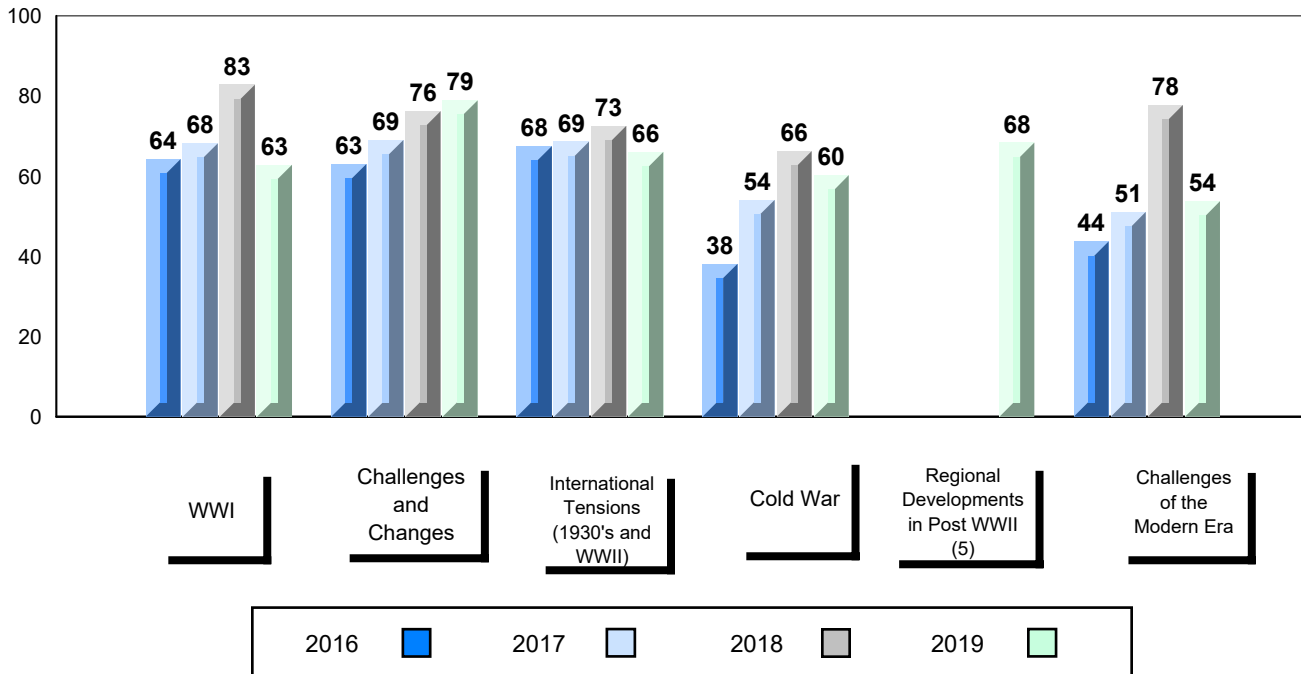
▼ ▲ The school result may appear numerically the same as the district/province due to rounding. The arrow indicates a negligible difference.

* Regional Developments in Post WWII combined into (1) item for 2019.

Difference from Provincial Mean, 2016-2019



4 Year Public Exam (Subtest) Mark Trend 2016-2019



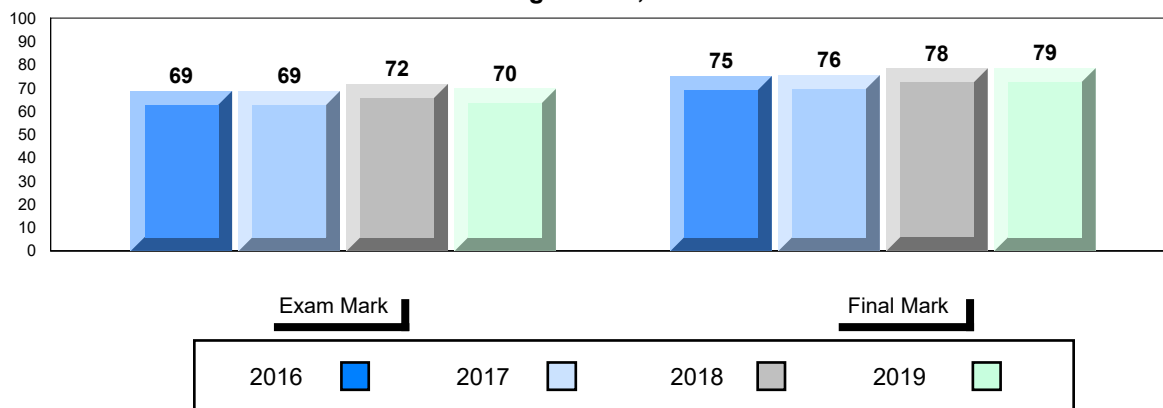
▼ ▲ The school result may appear numerically the same as the district/province due to rounding. The arrow indicates a negligible difference.

* Regional Developments in Post WWII combined into (1) item for 2019.

Number of Students 18

		Public Exam Mark	School vs Region	School vs Province	Final Mark	School vs Region	School vs Province
Histoire Mondiale 3231	School	69.6	▼	▼	78.6	▲	▲
	Region	72.6					
	Province	72.3					
<u>Subtest</u> WWI	School	65.4	▼	▼			
	Region	67.7					
	Province	67.7					
Challenges and Changes	School	82.4	▲	▲			
	Region	81.8					
	Province	81.9					
International Tensions (1930's and WWII)	School	71.2	▲	▲			
	Region	67.4					
	Province	67.6					
Cold War	School	62.8	▼	▼			
	Region	66.8					
	Province	66.4					
Regional Developments in Post WWII (5)	School	61.1	▼	▼			
	Region	74.1					
	Province	74.1					
Challenges of the Modern Era	School	60.3	▼	▼			
	Region	62.8					
	Province	62.3					

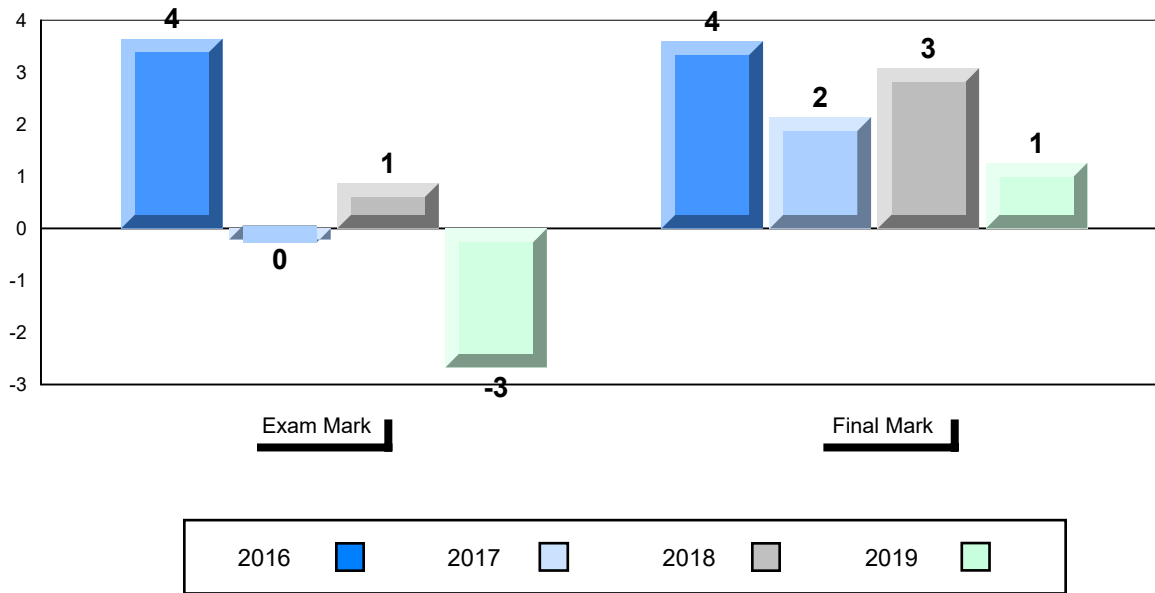
Average Score, 2016-2019



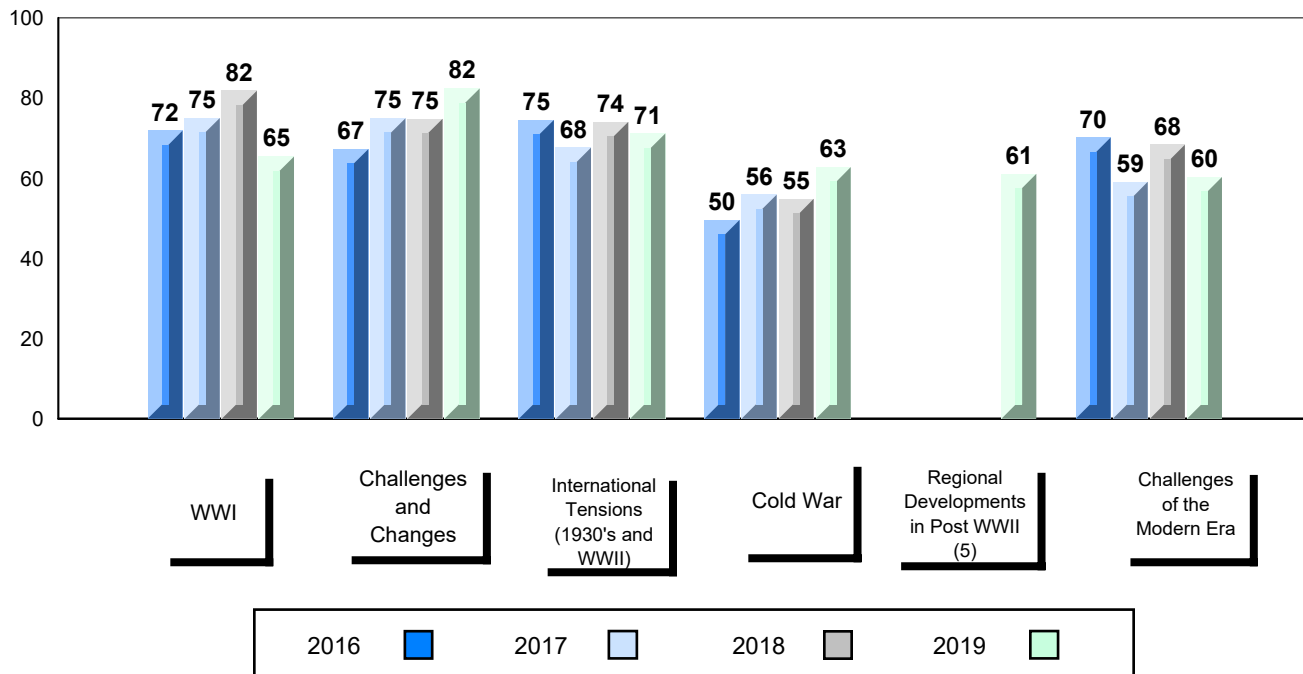
▼ ▲ The school result may appear numerically the same as the district/province due to rounding. The arrow indicates a negligible difference.

* Regional Developments in Post WWII combined into (1) item for 2019.

Difference from Provincial Mean, 2016-2019



4 Year Public Exam (Subtest) Mark Trend 2016-2019



▼ ▲ The school result may appear numerically the same as the district/province due to rounding. The arrow indicates a negligible difference.

* Regional Developments in Post WWII combined into (1) item for 2019.