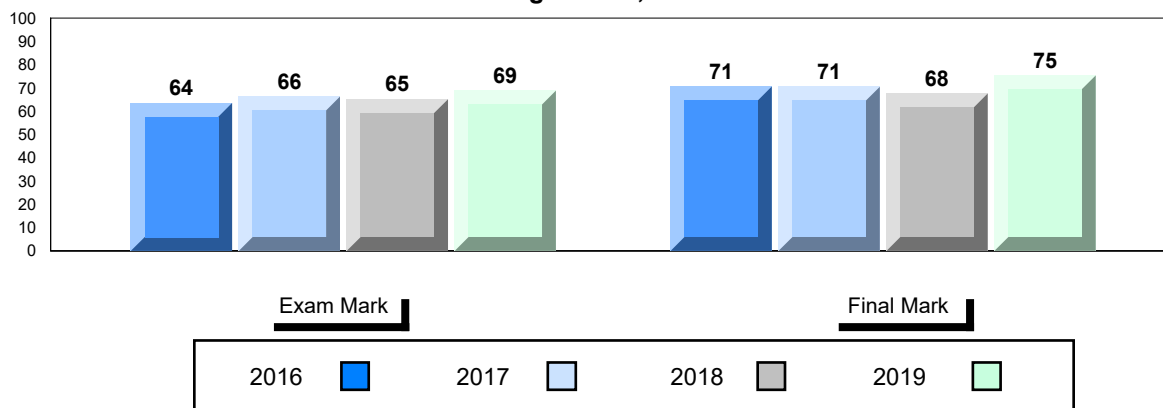


Number of Students 28

		Public Exam Mark	School vs Region	School vs Province	Final Mark	School vs Region	School vs Province
World History 3201	School	68.9	▼	▲	75.4	▼	▲
	Region	69.2					
	Province	68.4					
Subtest	School	69.8	▼	▲	75.5		
	Region	70.1					
	Province	67.2					
WWI	School	69.8	▼	▲	73.1		
	Region	70.1					
	Province	67.2					
Challenges and Changes	School	77.6	▼	▼			
	Region	78.0					
	Province	81.2					
International Tensions (1930's and WWII)	School	62.1	▼	▼			
	Region	62.2					
	Province	62.1					
Cold War	School	64.1	▼	▲			
	Region	64.5					
	Province	59.7					
Regional Developments in Post WWII (5)	School	81.6	▼	▲			
	Region	82.2					
	Province	78.0					
Challenges of the Modern Era	School	59.4	▲	▲			
	Region	59.4					
	Province	57.3					

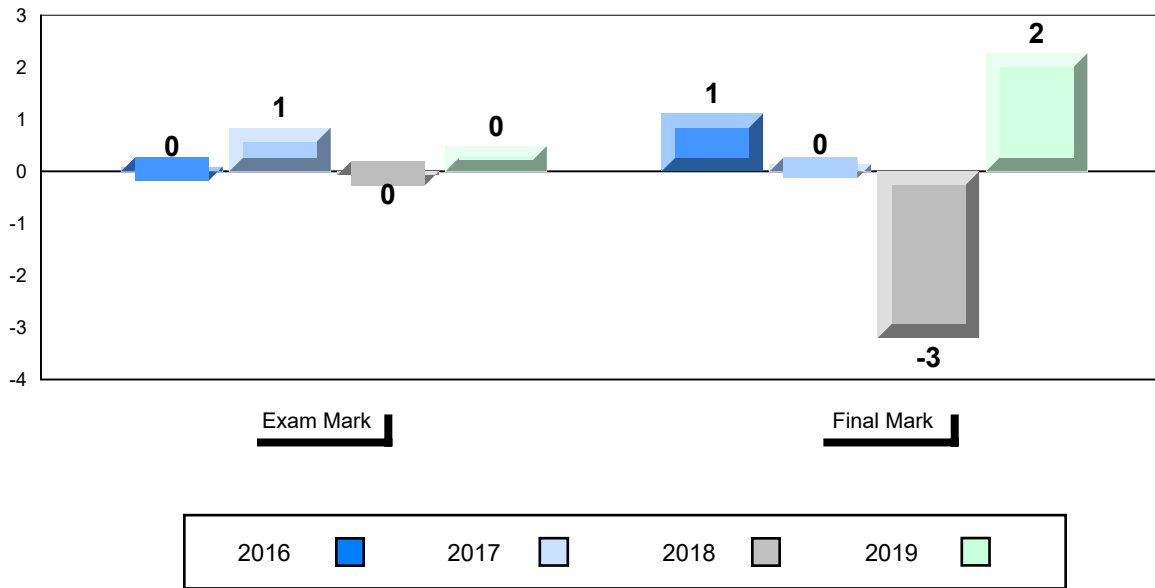
Average Score, 2016-2019



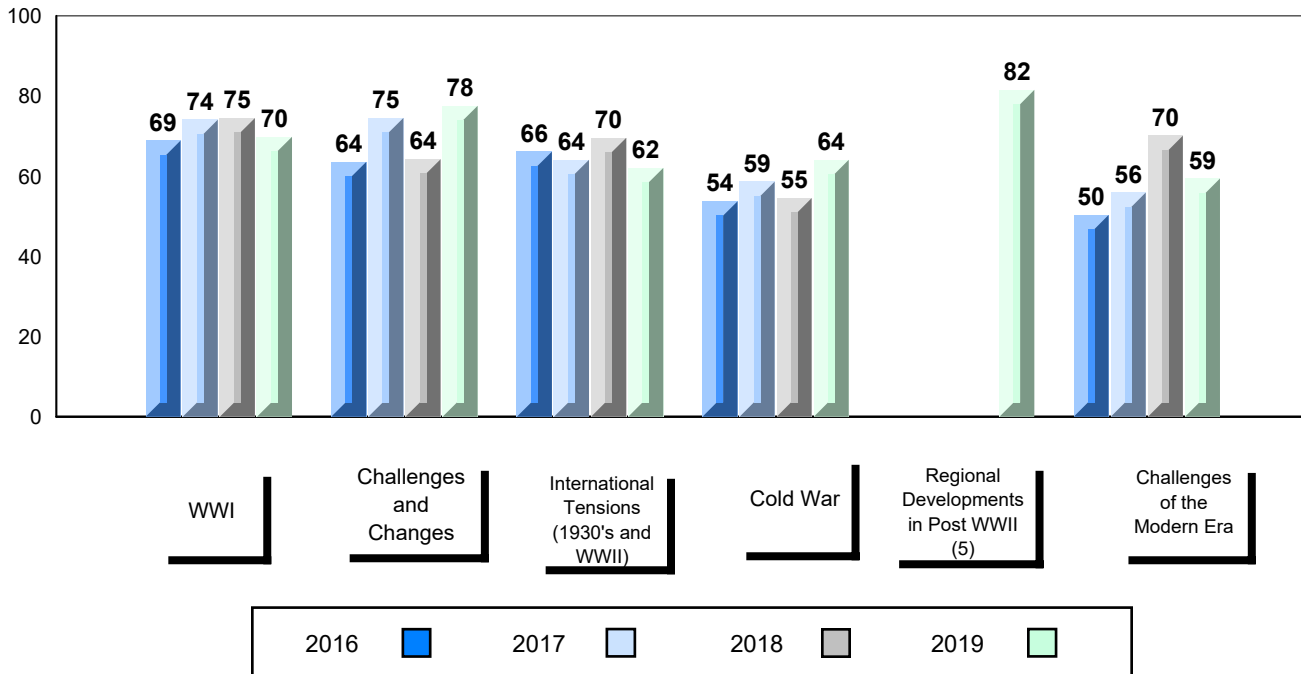
▼ ▲ The school result may appear numerically the same as the district/province due to rounding. The arrow indicates a negligible difference.

* Regional Developments in Post WWII combined into (1) item for 2019.

Difference from Provincial Mean, 2016-2019



4 Year Public Exam (Subtest) Mark Trend 2016-2019



▼ ▲ The school result may appear numerically the same as the district/province due to rounding. The arrow indicates a negligible difference.

* Regional Developments in Post WWII combined into (1) item for 2019.

Number of Students

1

Public Exam Mark

School	vs	School
Region		Province

Final Mark

School	vs	School
Region		Province

World History 3201

School
Region
Province

School data with 5 or fewer students withheld for reasons of confidentiality.

School data with 5 or fewer students withheld for reasons of confidentiality.

Subtest

WWI

School
Region
Province

Challenges and Changes

School
Region
Province

International Tensions (1930's and WWII)

School
Region
Province

Cold War

School
Region
Province

Regional Developments in Post WWII (5)

School
Region
Province

Challenges of the Modern Era


School
Region
Province

Average Score, 2016-2019

School data with 5 or fewer students withheld for reasons of confidentiality.

Exam Mark

Final Mark




▼ ▲ The school result may appear numerically the same as the district/province due to rounding. The arrow indicates a negligible difference.

* Regional Developments in Post WWII combined into (1) item for 2019.


Difference from Provincial Mean, 2016-2019

School data with 5 or fewer students withheld for reasons of confidentiality.



4 Year Public Exam (Subtest) Mark Trend 2016-2019

School data with 5 or fewer students withheld for reasons of confidentiality.



▼ ▲ The school result may appear numerically the same as the district/province due to rounding. The arrow indicates a negligible difference.

* Regional Developments in Post WWII combined into (1) item for 2019.

Number of Students

1

Public Exam Mark

School vs Region School vs Province

Final Mark

School vs Region School vs Province

World History 3201

School
Region
Province

School data with 5 or fewer students withheld for reasons of confidentiality.

School data with 5 or fewer students withheld for reasons of confidentiality.

Subtest

WWI

School
Region
Province

Challenges and Changes

School
Region
Province

International Tensions (1930's and WWII)

School
Region
Province

Cold War

School
Region
Province

Regional Developments in Post WWII (5)

School
Region
Province

Challenges of the Modern Era


School
Region
Province

Average Score, 2016-2019

School data with 5 or fewer students withheld for reasons of confidentiality.

Exam Mark

Final Mark

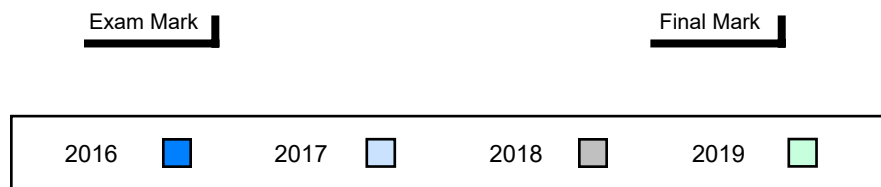


▼ ▲ The school result may appear numerically the same as the district/province due to rounding. The arrow indicates a negligible difference.

* Regional Developments in Post WWII combined into (1) item for 2019.


Difference from Provincial Mean, 2016-2019

School data with 5 or fewer students withheld for reasons of confidentiality.



4 Year Public Exam (Subtest) Mark Trend 2016-2019

School data with 5 or fewer students withheld for reasons of confidentiality.



▼ ▲ The school result may appear numerically the same as the district/province due to rounding. The arrow indicates a negligible difference.

* Regional Developments in Post WWII combined into (1) item for 2019.

Number of Students

3

**Public
Exam
Mark**

School vs Region School vs Province

**Final
Mark**

School vs Region School vs Province

School data with 5 or fewer students withheld for reasons of confidentiality.

School data with 5 or fewer students withheld for reasons of confidentiality.

World History 3201

School
Region
Province

Subtest

WWI

School
Region
Province

**Challenges
and Changes**

School
Region
Province

**International
Tensions (1930's
and WWII)**

School
Region
Province

Cold War

School
Region
Province

**Regional
Developments
in Post WWII (5)**

School
Region
Province

**Challenges of the
Modern Era**


School
Region
Province

Average Score, 2016-2019

School data with 5 or fewer students withheld for reasons of confidentiality.

Exam Mark

Final Mark

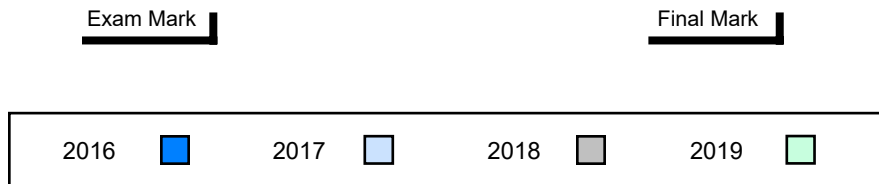


▼ ▲ The school result may appear numerically the same as the district/province due to rounding. The arrow indicates a negligible difference.

* Regional Developments in Post WWII combined into (1) item for 2019.


Difference from Provincial Mean, 2016-2019

School data with 5 or fewer students withheld for reasons of confidentiality.



4 Year Public Exam (Subtest) Mark Trend 2016-2019

School data with 5 or fewer students withheld for reasons of confidentiality.



▼ ▲ The school result may appear numerically the same as the district/province due to rounding. The arrow indicates a negligible difference.

* Regional Developments in Post WWII combined into (1) item for 2019.

Number of Students

5

Public Exam Mark

School	vs	School
Region		Province

Final Mark

School	vs	School
Region		Province

World History 3201

School
Region
Province

School data with 5 or fewer students withheld for reasons of confidentiality.

School data with 5 or fewer students withheld for reasons of confidentiality.

Subtest

WWI

School
Region
Province

Challenges and Changes

School
Region
Province

International Tensions (1930's and WWII)

School
Region
Province

Cold War

School
Region
Province

Regional Developments in Post WWII (5)

School
Region
Province

Challenges of the Modern Era


School
Region
Province

Average Score, 2016-2019

School data with 5 or fewer students withheld for reasons of confidentiality.

Exam Mark

Final Mark

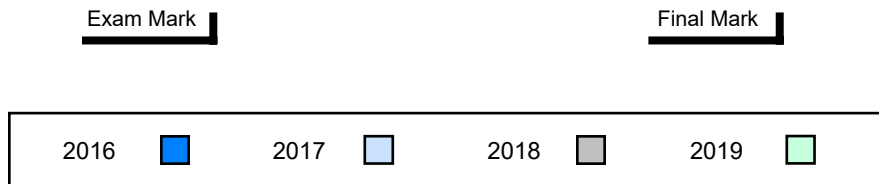


▼ ▲ The school result may appear numerically the same as the district/province due to rounding. The arrow indicates a negligible difference.

* Regional Developments in Post WWII combined into (1) item for 2019.

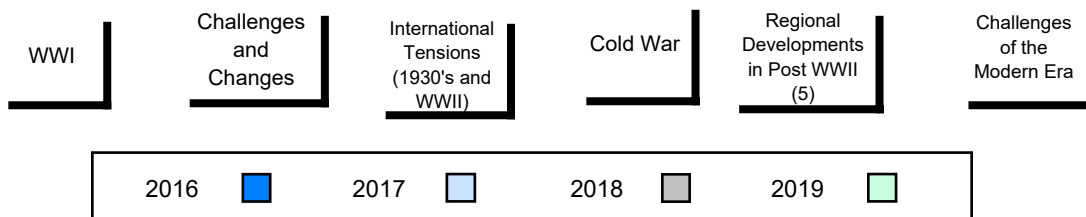
Difference from Provincial Mean, 2016-2019

School data with 5 or fewer students withheld for reasons of confidentiality.



4 Year Public Exam (Subtest) Mark Trend 2016-2019

School data with 5 or fewer students withheld for reasons of confidentiality.



▼ ▲ The school result may appear numerically the same as the district/province due to rounding. The arrow indicates a negligible difference.

* Regional Developments in Post WWII combined into (1) item for 2019.

Number of Students

2

Public Exam Mark

School	vs	School
Region		Province

Final Mark

School	vs	School
Region		Province

World History 3201

School
Region
Province

School data with 5 or fewer students withheld for reasons of confidentiality.

School data with 5 or fewer students withheld for reasons of confidentiality.

Subtest

WWI

School
Region
Province

Challenges and Changes

School
Region
Province

International Tensions (1930's and WWII)

School
Region
Province

Cold War

School
Region
Province

Regional Developments in Post WWII (5)

School
Region
Province

Challenges of the Modern Era


School
Region
Province

Average Score, 2016-2019

School data with 5 or fewer students withheld for reasons of confidentiality.

Exam Mark

Final Mark

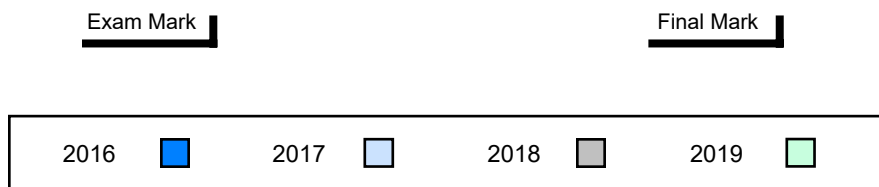


▼ ▲ The school result may appear numerically the same as the district/province due to rounding. The arrow indicates a negligible difference.

* Regional Developments in Post WWII combined into (1) item for 2019.


Difference from Provincial Mean, 2016-2019

School data with 5 or fewer students withheld for reasons of confidentiality.



4 Year Public Exam (Subtest) Mark Trend 2016-2019

School data with 5 or fewer students withheld for reasons of confidentiality.

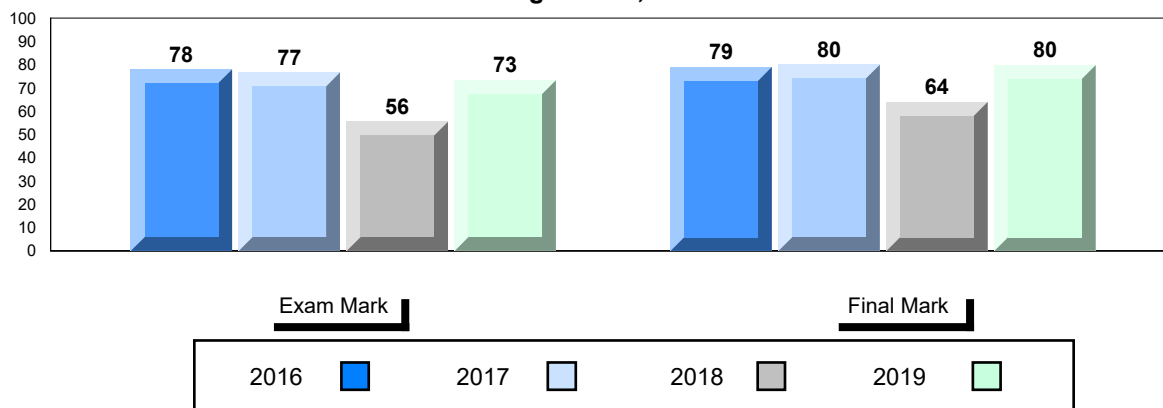


▼ ▲ The school result may appear numerically the same as the district/province due to rounding. The arrow indicates a negligible difference.

* Regional Developments in Post WWII combined into (1) item for 2019.

Number of Students		Public Exam Mark			Final Mark			
			School vs Region	School vs Province		School vs Region	School vs Province	
6								
World History 3201		School	73.3	▲	▲	79.8	▲	▲
	Region	67.5			71.7			
	Province	68.4			73.1			
<u>Subtest</u>								
WWI		School	74.1	▲	▲			
	Region	68.3						
	Province	67.2						
Challenges and Changes		School	81.5	▼	▲			
	Region	81.8						
	Province	81.2						
International Tensions (1930's and WWII)		School	70.6	▲	▲			
	Region	61.4						
	Province	62.1						
Cold War		School	69.2	▲	▲			
	Region	54.9						
	Province	59.7						
Regional Developments in Post WWII (5)		School	77.8	▲	▼			
	Region	76.5						
	Province	78.0						
Challenges of the Modern Era		School	61.9	▲	▲			
	Region	54.3						
	Province	57.3						

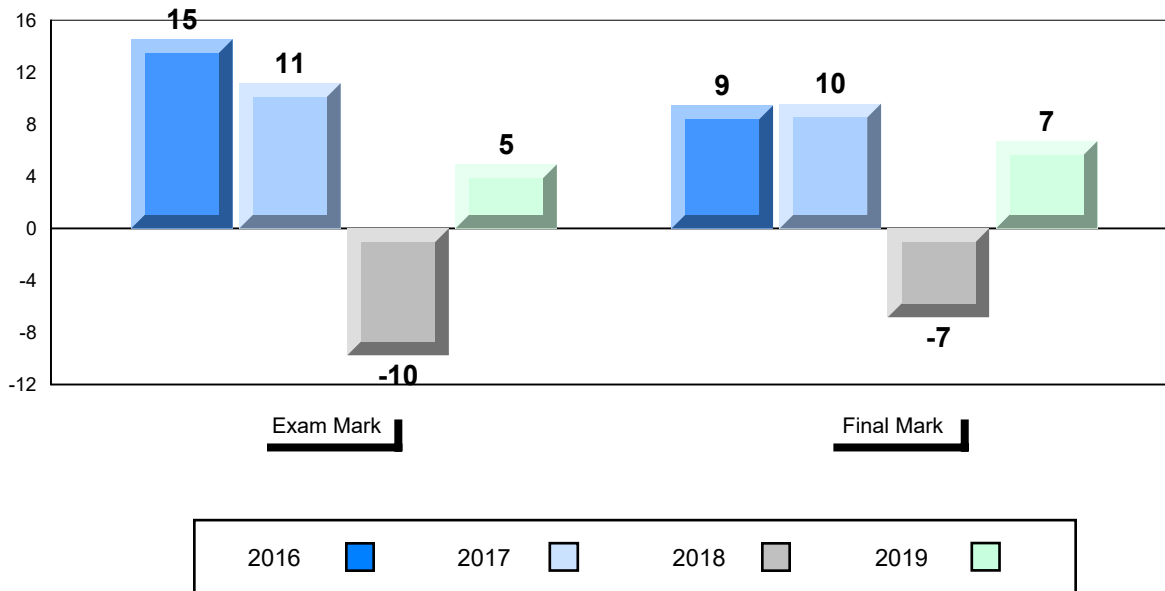
Average Score, 2016-2019



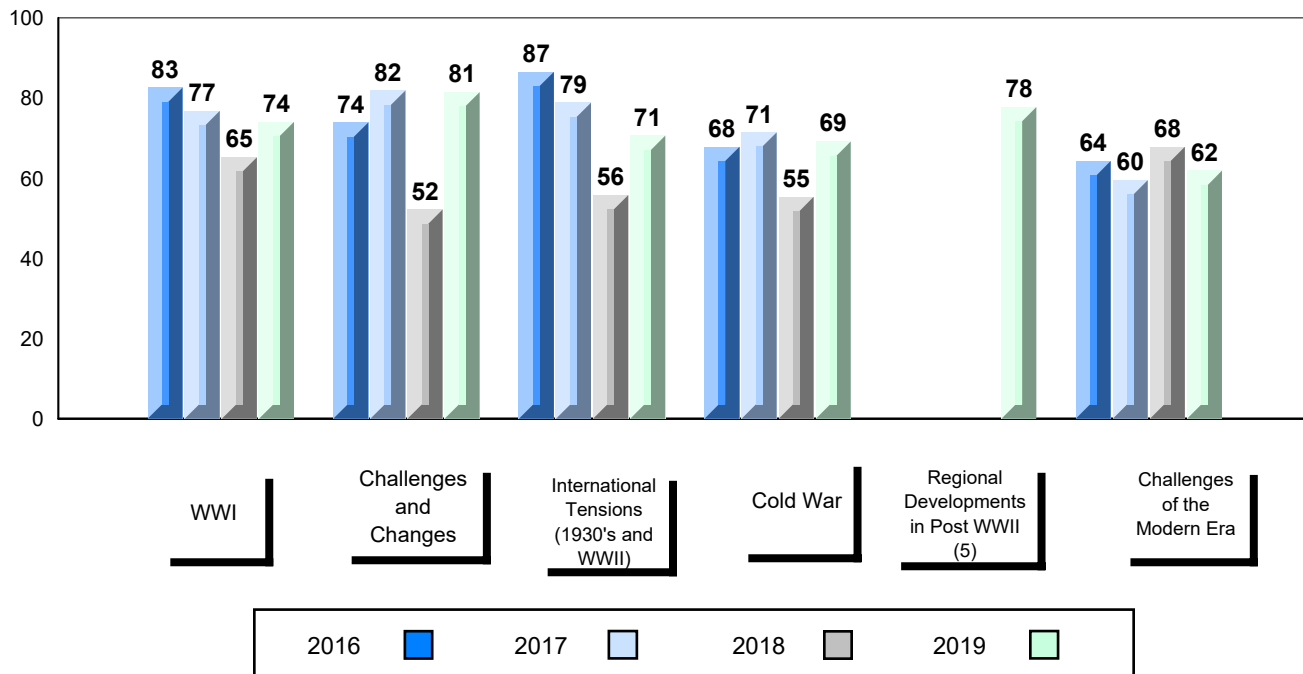
▼ ▲ The school result may appear numerically the same as the district/province due to rounding. The arrow indicates a negligible difference.

* Regional Developments in Post WWII combined into (1) item for 2019.

Difference from Provincial Mean, 2016-2019



4 Year Public Exam (Subtest) Mark Trend 2016-2019



▼ ▲ The school result may appear numerically the same as the district/province due to rounding. The arrow indicates a negligible difference.

* Regional Developments in Post WWII combined into (1) item for 2019.

Number of Students

12

World History 3201

Subtest

WWI

Challenges and Changes

International Tensions (1930's and WWII)

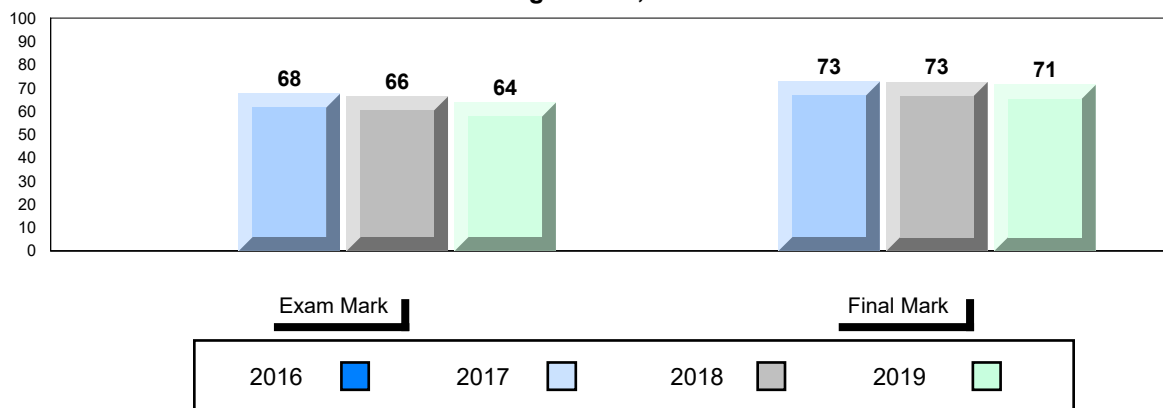
Cold War

Regional Developments in Post WWII (5)

Challenges of the Modern Era

		Public Exam Mark	School vs Region	School vs Province	Final Mark	School vs Region	School vs Province
	School	63.7	▼	▼	71.3	▼	▼
	Region	67.5			71.7		
	Province	68.4			73.1		
WWI	School	59.3	▼	▼			
	Region	68.3					
	Province	67.2					
Challenges and Changes	School	81.5	▼	▲			
	Region	81.8					
	Province	81.2					
International Tensions (1930's and WWII)	School	56.0	▼	▼			
	Region	61.4					
	Province	62.1					
Cold War	School	45.8	▼	▼			
	Region	54.9					
	Province	59.7					
Regional Developments in Post WWII (5)	School	70.8	▼	▼			
	Region	76.5					
	Province	78.0					
Challenges of the Modern Era	School	53.0	▼	▼			
	Region	54.3					
	Province	57.3					

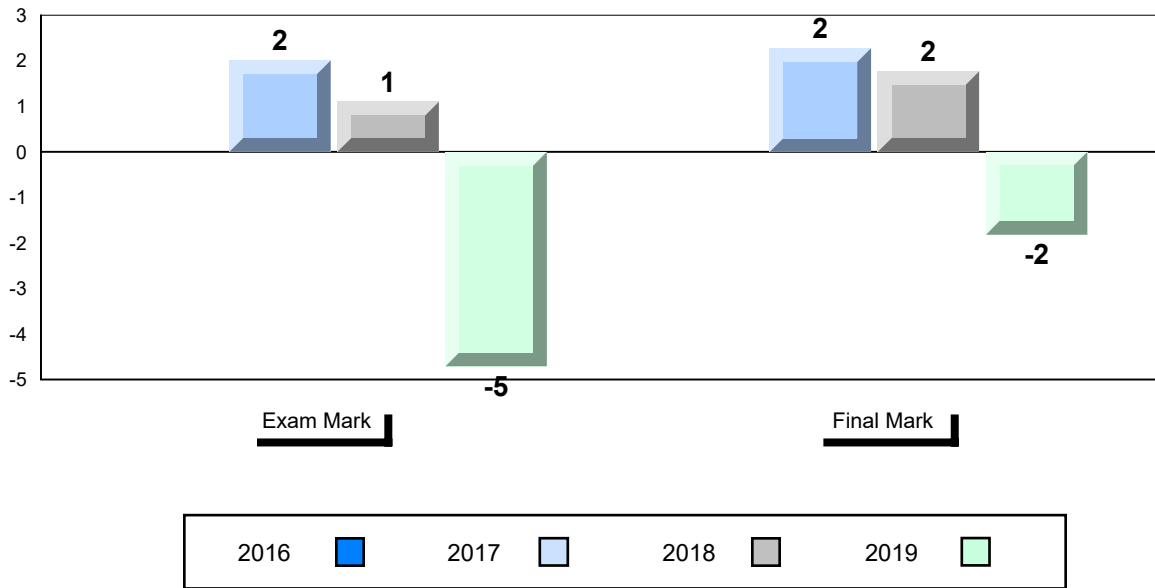
Average Score, 2016-2019



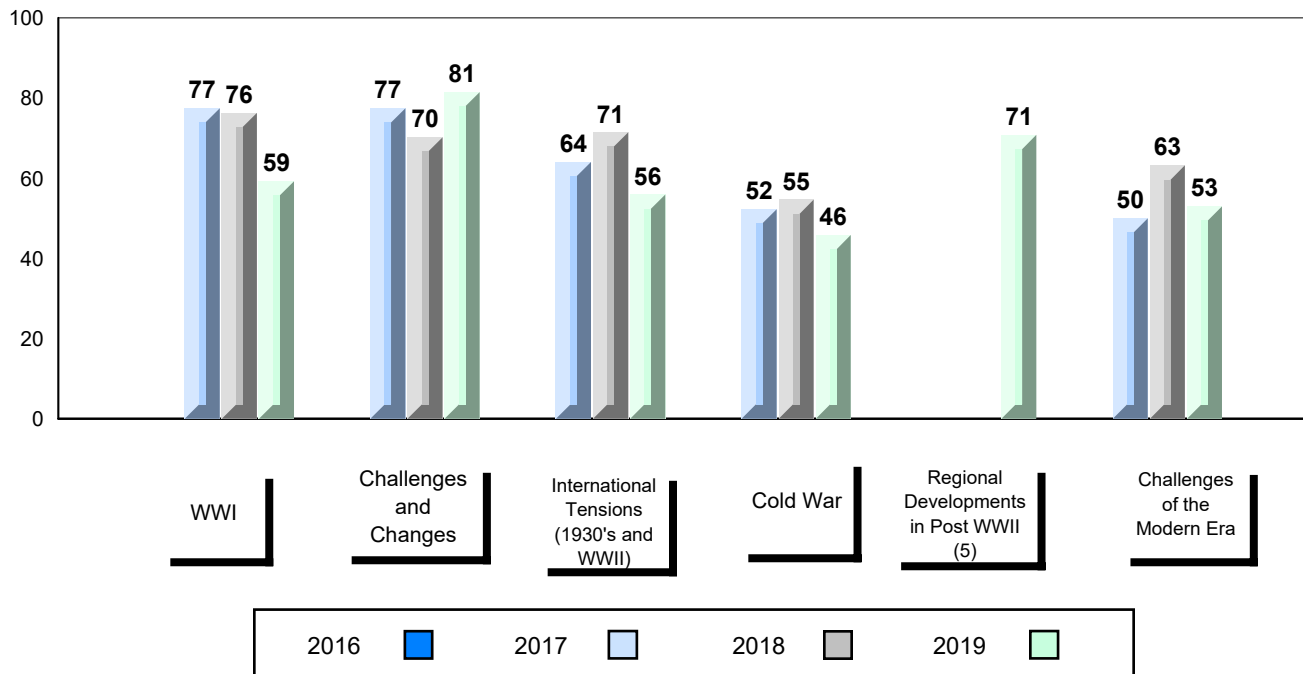
▼ ▲ The school result may appear numerically the same as the district/province due to rounding. The arrow indicates a negligible difference.

* Regional Developments in Post WWII combined into (1) item for 2019.

Difference from Provincial Mean, 2016-2019



4 Year Public Exam (Subtest) Mark Trend 2016-2019



▼ ▲ The school result may appear numerically the same as the district/province due to rounding. The arrow indicates a negligible difference.

* Regional Developments in Post WWII combined into (1) item for 2019.

Number of Students 16

World History 3201

Subtest

WWI

Challenges and Changes

International Tensions (1930's and WWII)

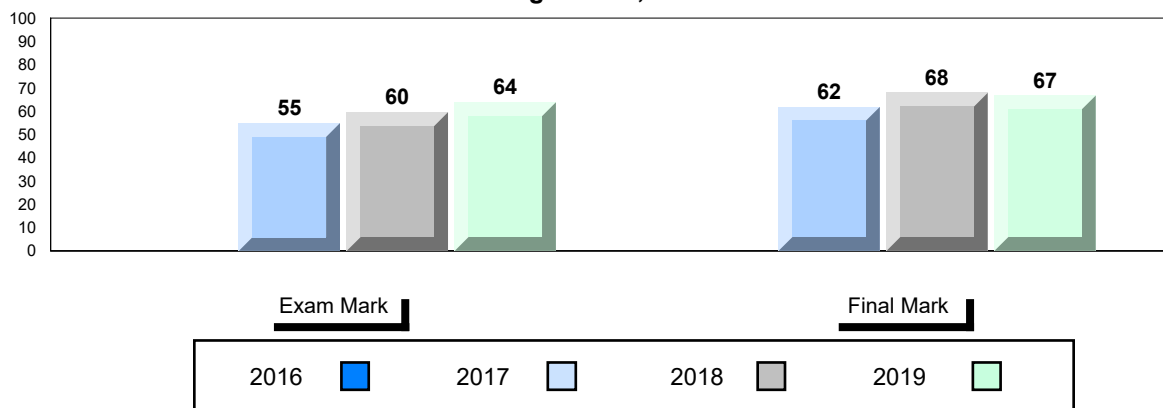
Cold War

Regional Developments in Post WWII (5)

Challenges of the Modern Era

		Public Exam Mark	School vs Region	School vs Province	Final Mark	School vs Region	School vs Province
	School	63.9	▼	▼	66.8	▼	▼
	Region	67.5			71.7		
	Province	68.4			73.1		
WWI	School	66.7	▼	▼			
	Region	68.3					
	Province	67.2					
Challenges and Changes	School	76.7	▼	▼			
	Region	81.8					
	Province	81.2					
International Tensions (1930's and WWII)	School	59.2	▼	▼			
	Region	61.4					
	Province	62.1					
Cold War	School	49.7	▼	▼			
	Region	54.9					
	Province	59.7					
Regional Developments in Post WWII (5)	School	70.8	▼	▼			
	Region	76.5					
	Province	78.0					
Challenges of the Modern Era	School	51.8	▼	▼			
	Region	54.3					
	Province	57.3					


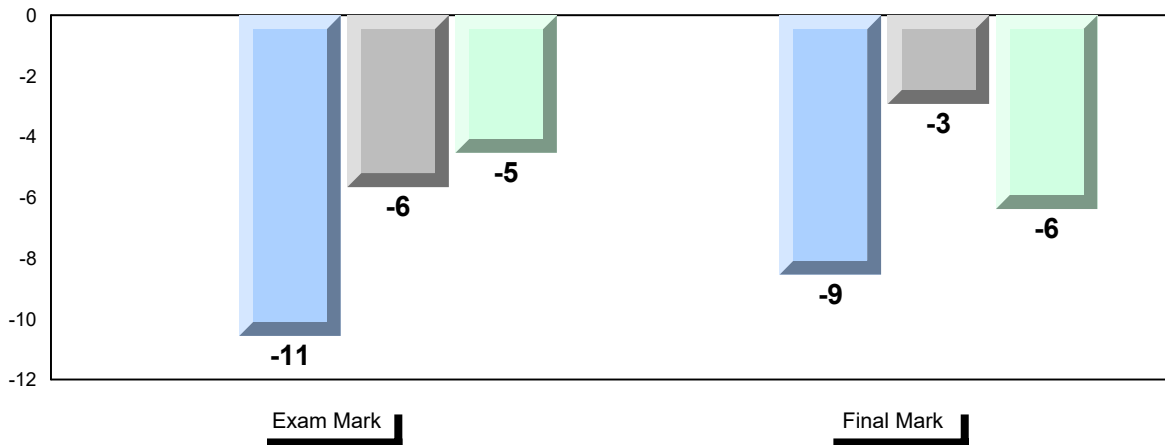
Average Score, 2016-2019




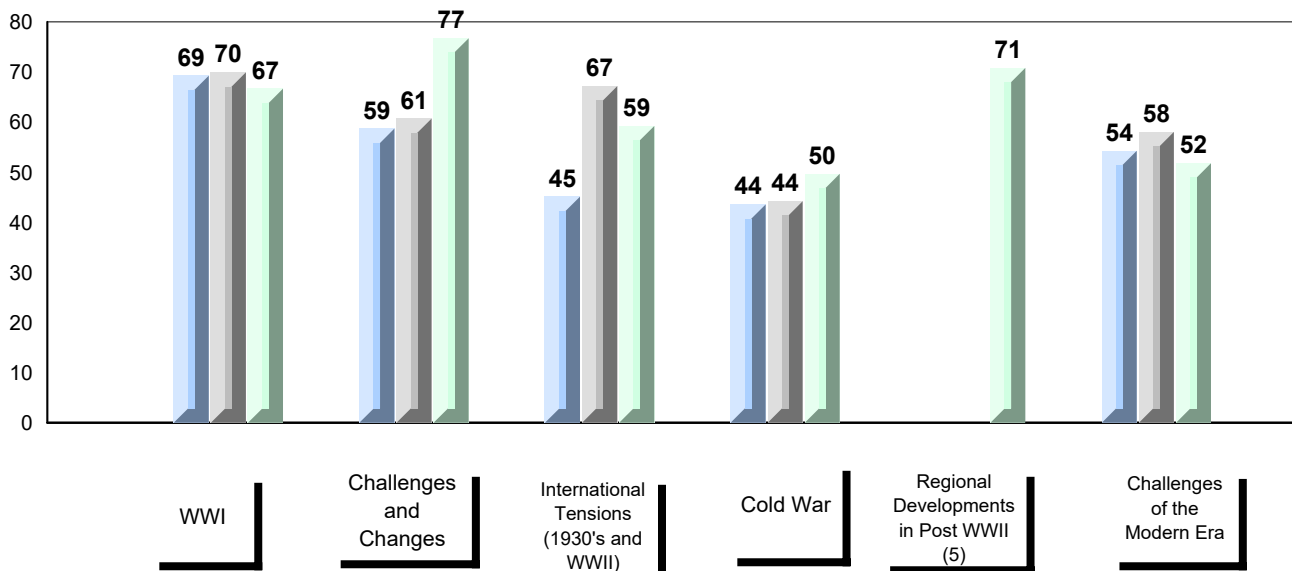
▼ ▲ The school result may appear numerically the same as the district/province due to rounding. The arrow indicates a negligible difference.

* Regional Developments in Post WWII combined into (1) item for 2019.

Difference from Provincial Mean, 2016-2019



4 Year Public Exam (Subtest) Mark Trend 2016-2019



▼ ▲ The school result may appear numerically the same as the district/province due to rounding. The arrow indicates a negligible difference.

* Regional Developments in Post WWII combined into (1) item for 2019.

Number of Students

91

World History 3201

Subtest

WWI

Challenges and Changes

International Tensions (1930's and WWII)

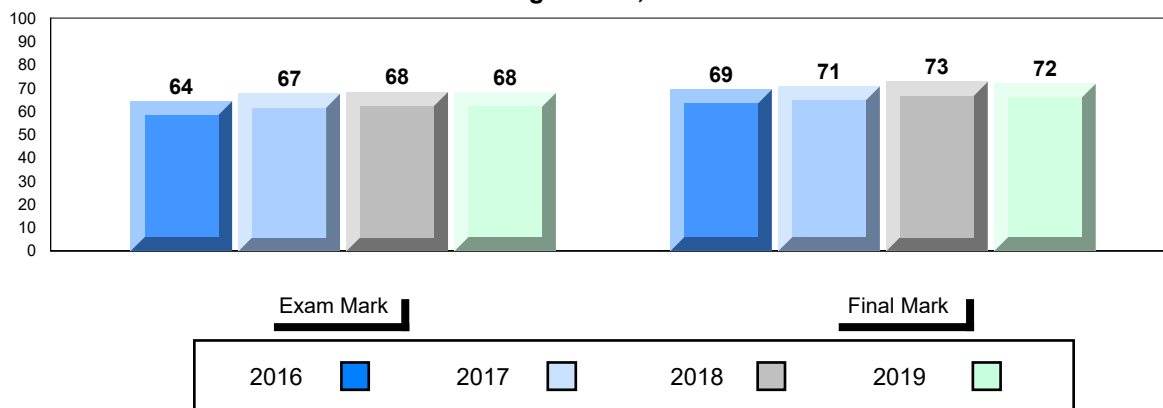
Cold War

Regional Developments in Post WWII (5)

Challenges of the Modern Era

		Public Exam Mark	School vs Region	School vs Province	Final Mark	School vs Region	School vs Province
	School	67.9	▲	▼	71.8	▲	▼
	Region	67.5			71.7		
	Province	68.4			73.1		
WWI	School	69.8	▲	▲			
	Region	68.3					
	Province	67.2					
Challenges and Changes	School	82.1	▲	▲			
	Region	81.8					
	Province	81.2					
International Tensions (1930's and WWII)	School	61.7	▲	▼			
	Region	61.4					
	Province	62.1					
Cold War	School	55.4	▲	▼			
	Region	54.9					
	Province	59.7					
Regional Developments in Post WWII (5)	School	76.2	▼	▼			
	Region	76.5					
	Province	78.0					
Challenges of the Modern Era	School	54.9	▲	▼			
	Region	54.3					
	Province	57.3					

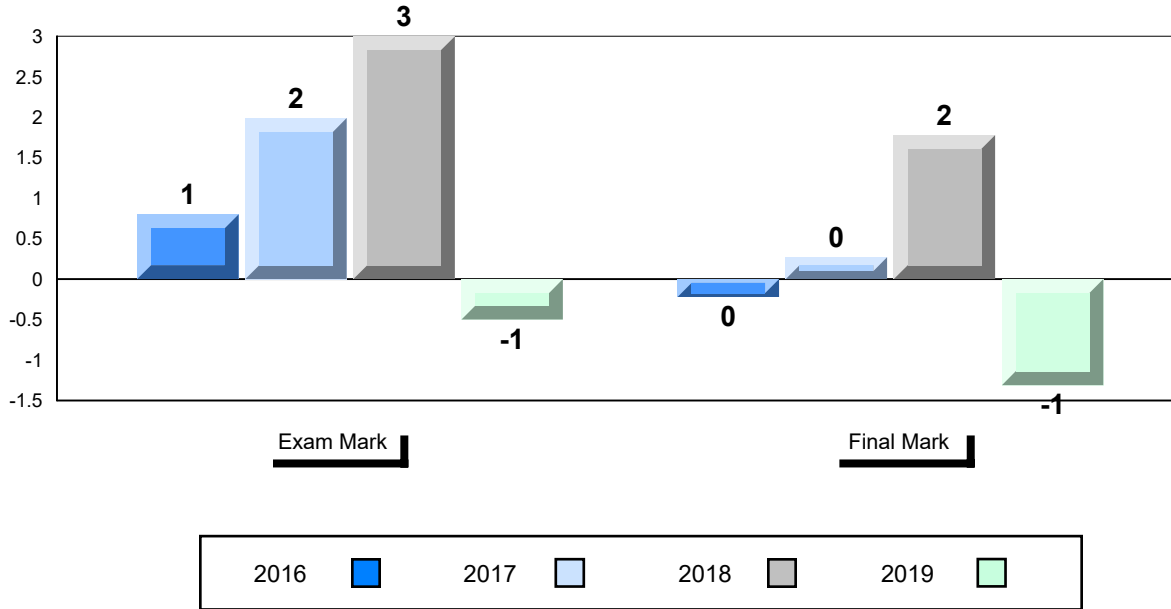
Average Score, 2016-2019



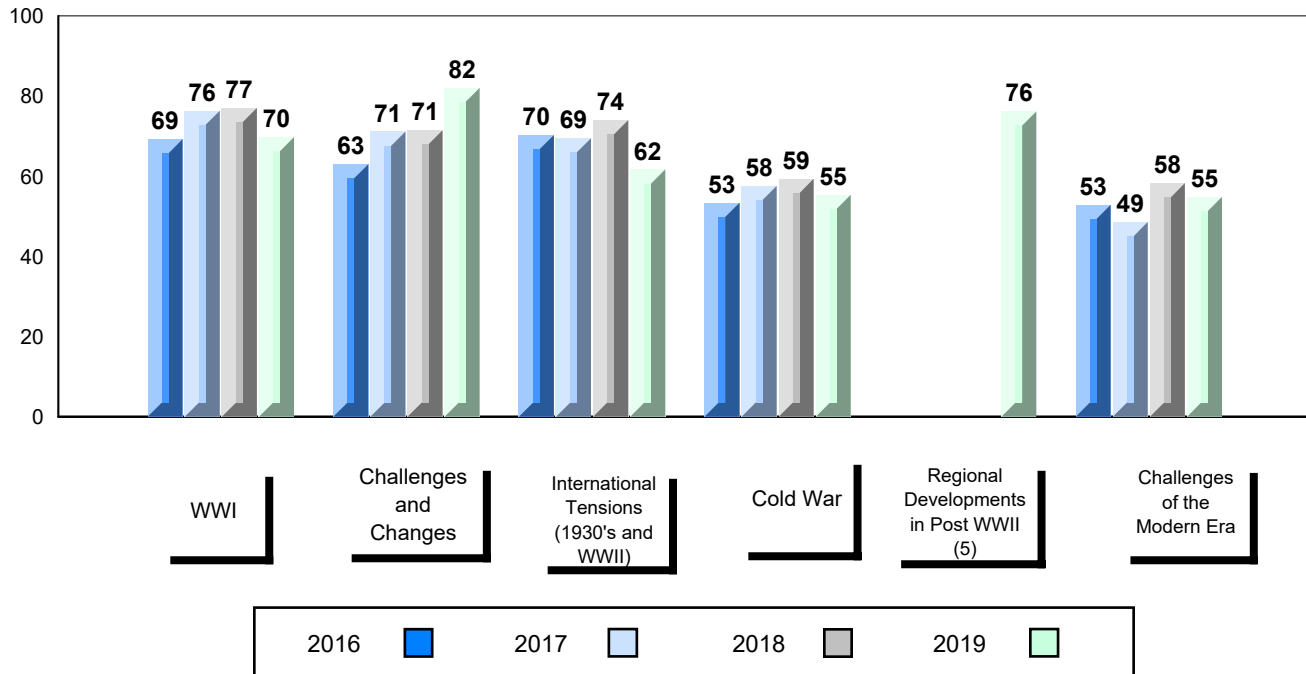
▼ ▲ The school result may appear numerically the same as the district/province due to rounding. The arrow indicates a negligible difference.

* Regional Developments in Post WWII combined into (1) item for 2019.

Difference from Provincial Mean, 2016-2019



4 Year Public Exam (Subtest) Mark Trend 2016-2019



▼ ▲ The school result may appear numerically the same as the district/province due to rounding. The arrow indicates a negligible difference.

* Regional Developments in Post WWII combined into (1) item for 2019.

Number of Students

4

Public Exam Mark

School vs Region School vs Province

Final Mark

School vs Region School vs Province

World History 3201

School
Region
Province

School data with 5 or fewer students withheld for reasons of confidentiality.

School data with 5 or fewer students withheld for reasons of confidentiality.

Subtest

WWI

School
Region
Province

Challenges and Changes

School
Region
Province

International Tensions (1930's and WWII)

School
Region
Province

Cold War

School
Region
Province

Regional Developments in Post WWII (5)

School
Region
Province

Challenges of the Modern Era


School
Region
Province

Average Score, 2016-2019

School data with 5 or fewer students withheld for reasons of confidentiality.

Exam Mark

Final Mark




▼ ▲ The school result may appear numerically the same as the district/province due to rounding. The arrow indicates a negligible difference.

* Regional Developments in Post WWII combined into (1) item for 2019.

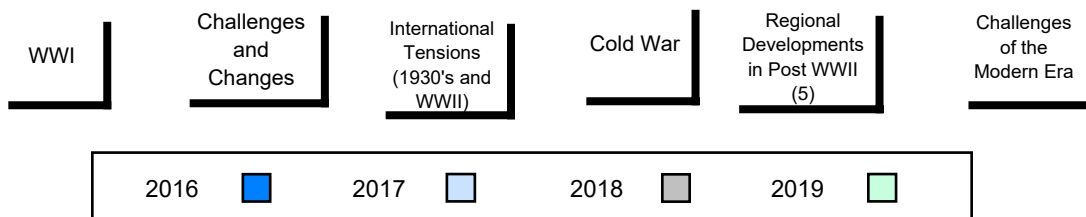
Difference from Provincial Mean, 2016-2019

School data with 5 or fewer students withheld for reasons of confidentiality.



4 Year Public Exam (Subtest) Mark Trend 2016-2019

School data with 5 or fewer students withheld for reasons of confidentiality.



▼ ▲ The school result may appear numerically the same as the district/province due to rounding. The arrow indicates a negligible difference.

* Regional Developments in Post WWII combined into (1) item for 2019.

Number of Students

1

Public Exam Mark

School vs Region School vs Province

Final Mark

School vs Region School vs Province

School data with 5 or fewer students withheld for reasons of confidentiality.

School data with 5 or fewer students withheld for reasons of confidentiality.

World History 3201

School
Region
Province

Subtest

WWI

School
Region
Province

Challenges and Changes

School
Region
Province

International Tensions (1930's and WWII)

School
Region
Province

Cold War

School
Region
Province

Regional Developments in Post WWII (5)

School
Region
Province

Challenges of the Modern Era


School
Region
Province

Average Score, 2016-2019

School data with 5 or fewer students withheld for reasons of confidentiality.

Exam Mark

Final Mark

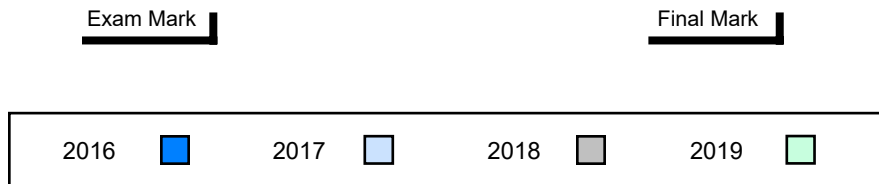


▼ ▲ The school result may appear numerically the same as the district/province due to rounding. The arrow indicates a negligible difference.

* Regional Developments in Post WWII combined into (1) item for 2019.


Difference from Provincial Mean, 2016-2019

School data with 5 or fewer students withheld for reasons of confidentiality.



4 Year Public Exam (Subtest) Mark Trend 2016-2019

School data with 5 or fewer students withheld for reasons of confidentiality.



▼ ▲ The school result may appear numerically the same as the district/province due to rounding. The arrow indicates a negligible difference.

* Regional Developments in Post WWII combined into (1) item for 2019.

Number of Students

17

Public Exam Mark

School vs Region

School vs Province

Final Mark

School vs Region

School vs Province

World History 3201

School
Region
Province

75.0
72.7
68.4



77.4
75.2
73.1



Subtest

WWI

School
Region
Province

71.9
72.1
67.2



Challenges and Changes

School
Region
Province

78.4
85.0
81.2



International Tensions (1930's and WWII)

School
Region
Province

75.6
66.9
62.1



Cold War

School
Region
Province

67.4
65.4
59.7



Regional Developments in Post WWII (5)

School
Region
Province

87.3
80.8
78.0



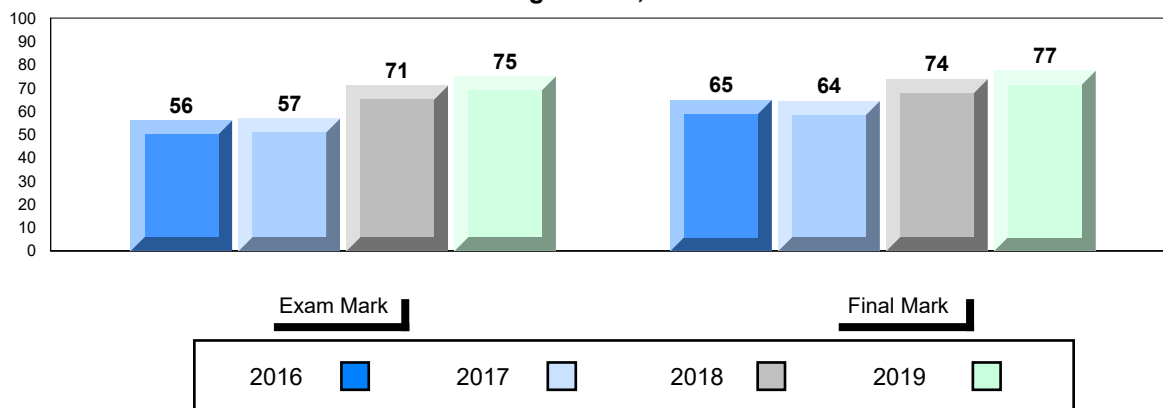
Challenges of the Modern Era

School
Region
Province

71.9
61.5
57.3



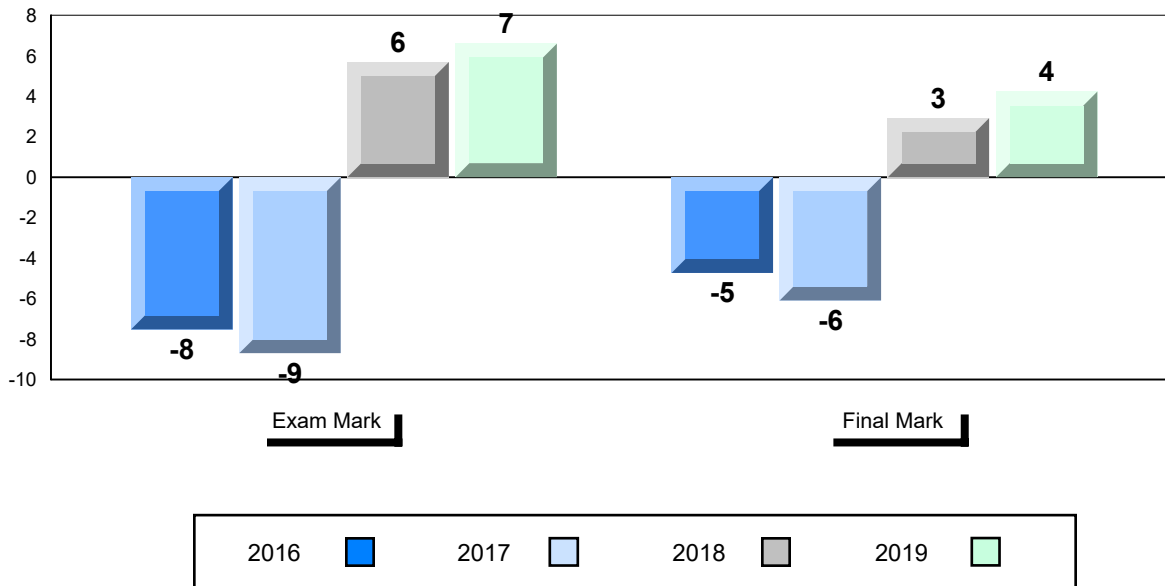
Average Score, 2016-2019



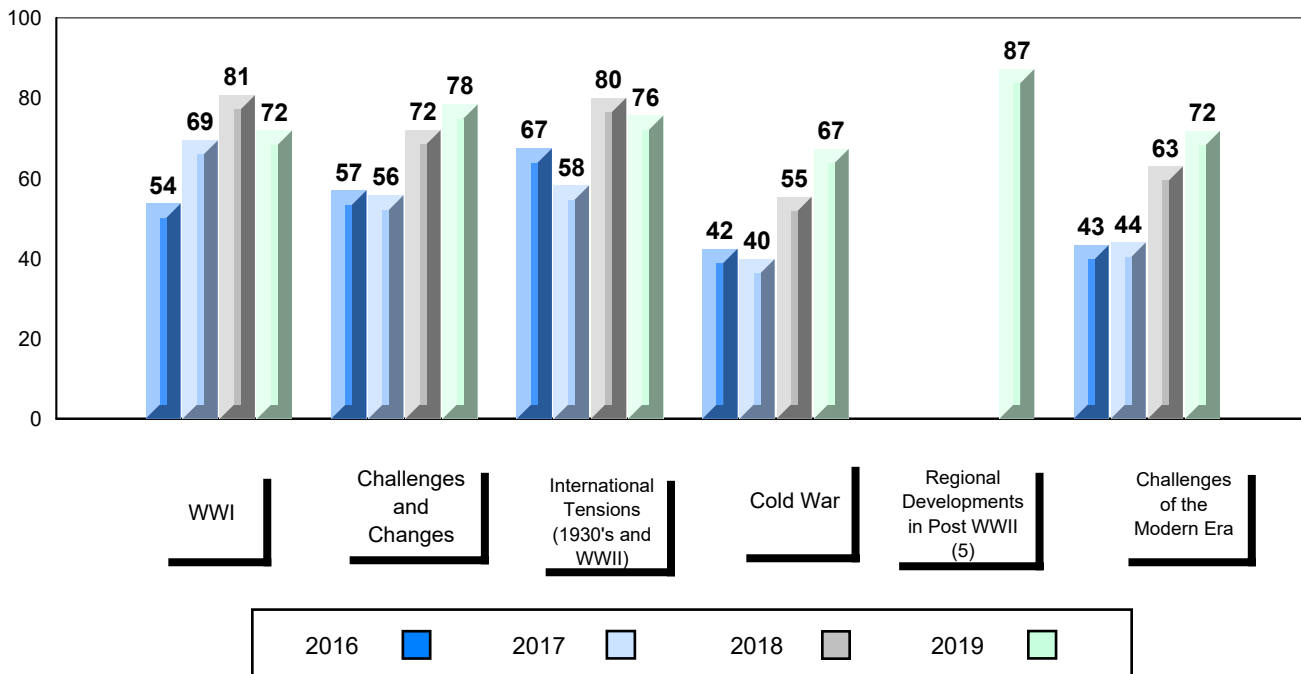
▼ ▲ The school result may appear numerically the same as the district/province due to rounding. The arrow indicates a negligible difference.

* Regional Developments in Post WWII combined into (1) item for 2019.

Difference from Provincial Mean, 2016-2019



4 Year Public Exam (Subtest) Mark Trend 2016-2019



▼ ▲ The school result may appear numerically the same as the district/province due to rounding. The arrow indicates a negligible difference.

* Regional Developments in Post WWII combined into (1) item for 2019.

Number of Students

2

Public Exam Mark

School	vs	School
Region		Province

Final Mark

School	vs	School
Region		Province

World History 3201

School
Region
Province

School data with 5 or fewer students withheld for reasons of confidentiality.

School data with 5 or fewer students withheld for reasons of confidentiality.

Subtest

WWI

School
Region
Province

Challenges and Changes

School
Region
Province

International Tensions (1930's and WWII)

School
Region
Province

Cold War

School
Region
Province

Regional Developments in Post WWII (5)

School
Region
Province

Challenges of the Modern Era


School
Region
Province

Average Score, 2016-2019

School data with 5 or fewer students withheld for reasons of confidentiality.

Exam Mark

Final Mark

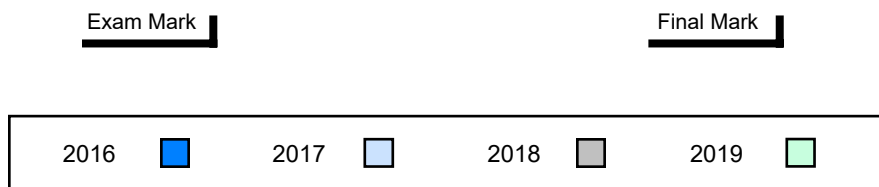


▼ ▲ The school result may appear numerically the same as the district/province due to rounding. The arrow indicates a negligible difference.

* Regional Developments in Post WWII combined into (1) item for 2019.


Difference from Provincial Mean, 2016-2019

School data with 5 or fewer students withheld for reasons of confidentiality.



4 Year Public Exam (Subtest) Mark Trend 2016-2019

School data with 5 or fewer students withheld for reasons of confidentiality.



▼ ▲ The school result may appear numerically the same as the district/province due to rounding. The arrow indicates a negligible difference.

* Regional Developments in Post WWII combined into (1) item for 2019.

Number of Students

1

Public Exam Mark

School vs Region School vs Province

Final Mark

School vs Region School vs Province

School data with 5 or fewer students withheld for reasons of confidentiality.

School data with 5 or fewer students withheld for reasons of confidentiality.

World History 3201

School
Region
Province

Subtest

WWI

School
Region
Province

Challenges and Changes

School
Region
Province

International Tensions (1930's and WWII)

School
Region
Province

Cold War

School
Region
Province

Regional Developments in Post WWII (5)

School
Region
Province

Challenges of the Modern Era


School
Region
Province

Average Score, 2016-2019

School data with 5 or fewer students withheld for reasons of confidentiality.

Exam Mark

Final Mark

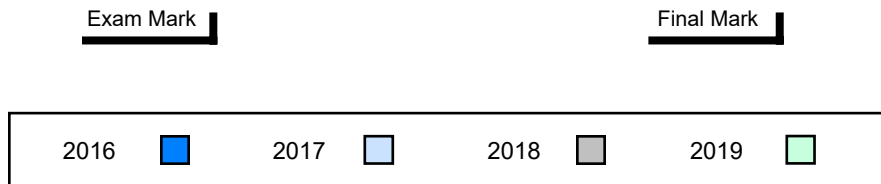


▼ ▲ The school result may appear numerically the same as the district/province due to rounding. The arrow indicates a negligible difference.

* Regional Developments in Post WWII combined into (1) item for 2019.

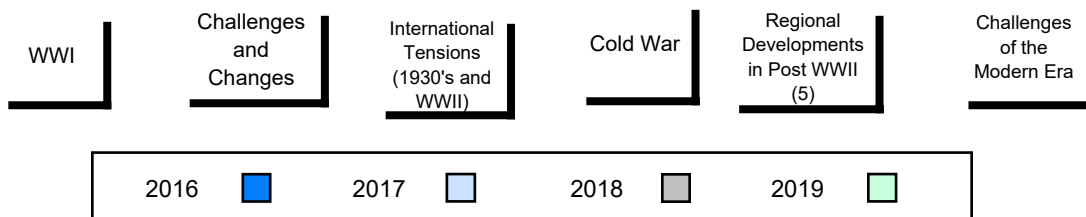
Difference from Provincial Mean, 2016-2019

School data with 5 or fewer students withheld for reasons of confidentiality.



4 Year Public Exam (Subtest) Mark Trend 2016-2019

School data with 5 or fewer students withheld for reasons of confidentiality.



▼ ▲ The school result may appear numerically the same as the district/province due to rounding. The arrow indicates a negligible difference.

* Regional Developments in Post WWII combined into (1) item for 2019.

Number of Students

1

Public Exam Mark

School vs Region School vs Province

Final Mark

School vs Region School vs Province

World History 3201

School
Region
Province

School data with 5 or fewer students withheld for reasons of confidentiality.

School data with 5 or fewer students withheld for reasons of confidentiality.

Subtest

WWI

School
Region
Province

Challenges and Changes

School
Region
Province

International Tensions (1930's and WWII)

School
Region
Province

Cold War

School
Region
Province

Regional Developments in Post WWII (5)

School
Region
Province

Challenges of the Modern Era


School
Region
Province

Average Score, 2016-2019

School data with 5 or fewer students withheld for reasons of confidentiality.

Exam Mark

Final Mark

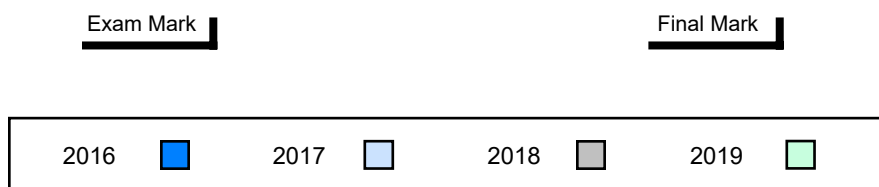


▼ ▲ The school result may appear numerically the same as the district/province due to rounding. The arrow indicates a negligible difference.

* Regional Developments in Post WWII combined into (1) item for 2019.

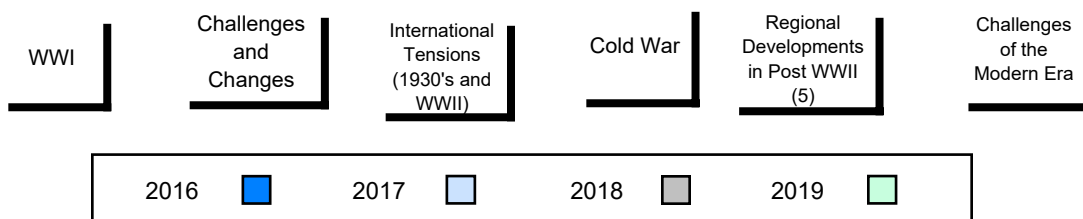
Difference from Provincial Mean, 2016-2019

School data with 5 or fewer students withheld for reasons of confidentiality.



4 Year Public Exam (Subtest) Mark Trend 2016-2019

School data with 5 or fewer students withheld for reasons of confidentiality.



▼ ▲ The school result may appear numerically the same as the district/province due to rounding. The arrow indicates a negligible difference.

* Regional Developments in Post WWII combined into (1) item for 2019.

Number of Students

1

Public Exam Mark

School vs Region School vs Province

Final Mark

School vs Region School vs Province

World History 3201

School
Region
Province

School data with 5 or fewer students withheld for reasons of confidentiality.

School data with 5 or fewer students withheld for reasons of confidentiality.

Subtest

WWI

School
Region
Province

Challenges and Changes

School
Region
Province

International Tensions (1930's and WWII)

School
Region
Province

Cold War

School
Region
Province

Regional Developments in Post WWII (5)

School
Region
Province

Challenges of the Modern Era


School
Region
Province

Average Score, 2016-2019

School data with 5 or fewer students withheld for reasons of confidentiality.

Exam Mark

Final Mark

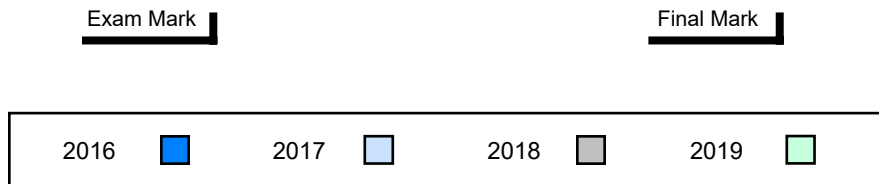


▼ ▲ The school result may appear numerically the same as the district/province due to rounding. The arrow indicates a negligible difference.

* Regional Developments in Post WWII combined into (1) item for 2019.


Difference from Provincial Mean, 2016-2019

School data with 5 or fewer students withheld for reasons of confidentiality.



4 Year Public Exam (Subtest) Mark Trend 2016-2019

School data with 5 or fewer students withheld for reasons of confidentiality.



▼ ▲ The school result may appear numerically the same as the district/province due to rounding. The arrow indicates a negligible difference.

* Regional Developments in Post WWII combined into (1) item for 2019.

Number of Students

13

Public Exam Mark

School vs Region

School vs Province

Final Mark

School vs Region

School vs Province

World History 3201

School
Region
Province

71.5
72.7
68.4



75.1
75.2
73.1



Subtest

WWI

School
Region
Province

71.4
72.1
67.2



Challenges and Changes

School
Region
Province

90.6
85.0
81.2



International Tensions (1930's and WWII)

School
Region
Province

59.7
66.9
62.1



Cold War

School
Region
Province

65.4
65.4
59.7



Regional Developments in Post WWII (5)

School
Region
Province

88.5
80.8
78.0



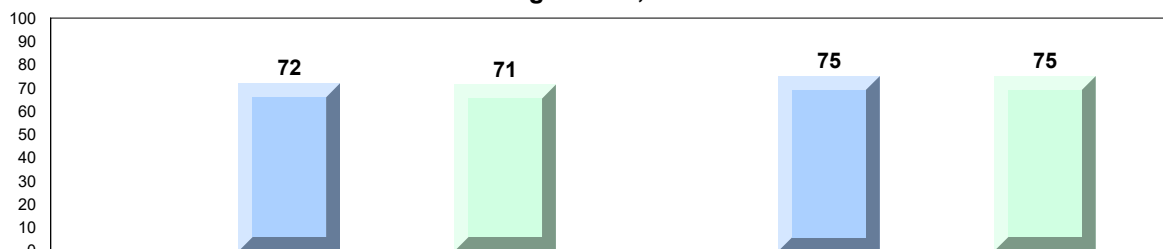
Challenges of the Modern Era

School
Region
Province

51.7
61.5
57.3




Average Score, 2016-2019



Exam Mark

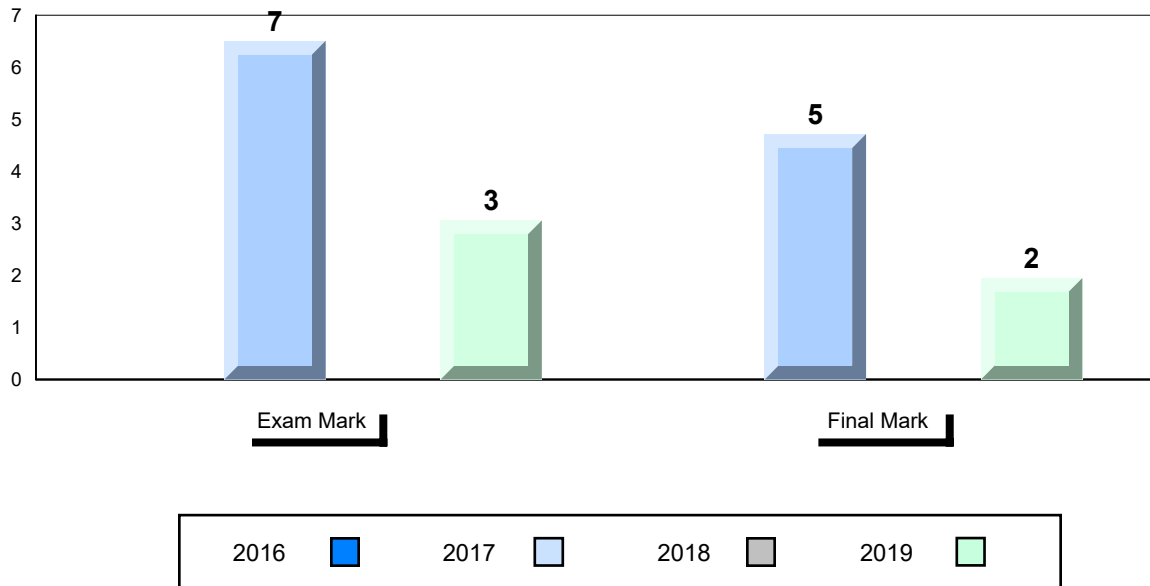
Final Mark



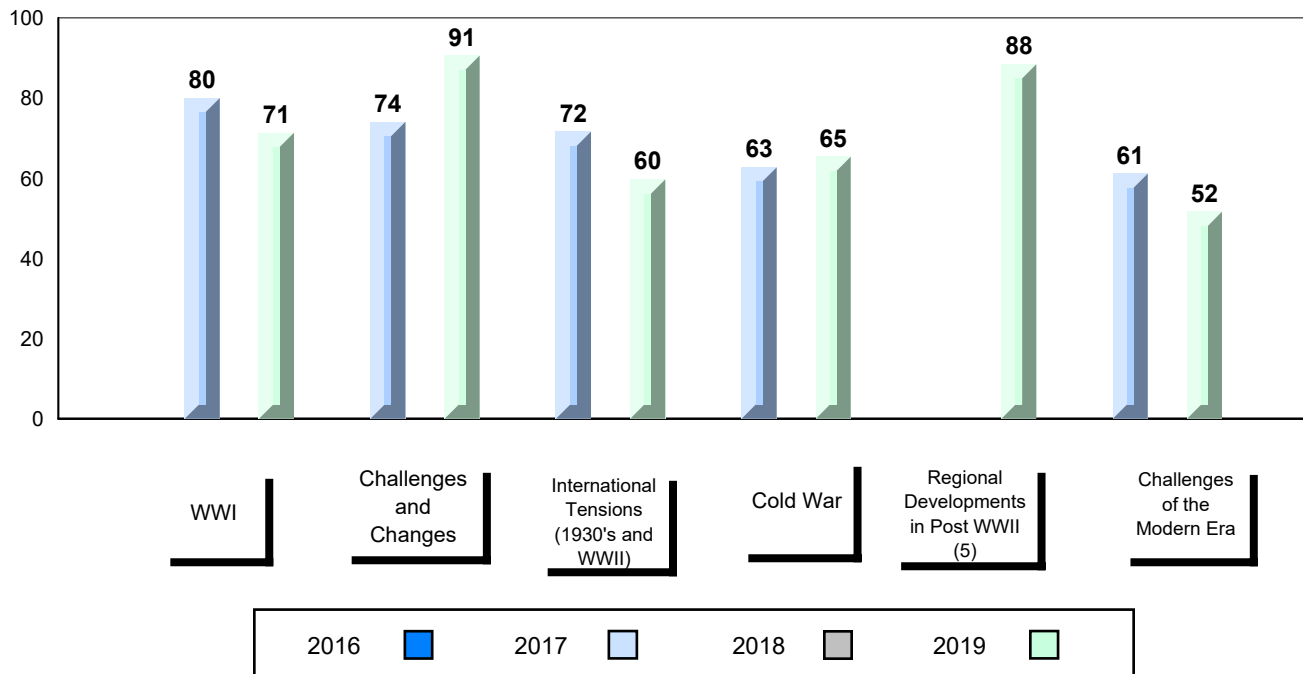
▼ ▲ The school result may appear numerically the same as the district/province due to rounding. The arrow indicates a negligible difference.

* Regional Developments in Post WWII combined into (1) item for 2019.

Difference from Provincial Mean, 2016-2019



4 Year Public Exam (Subtest) Mark Trend 2016-2019



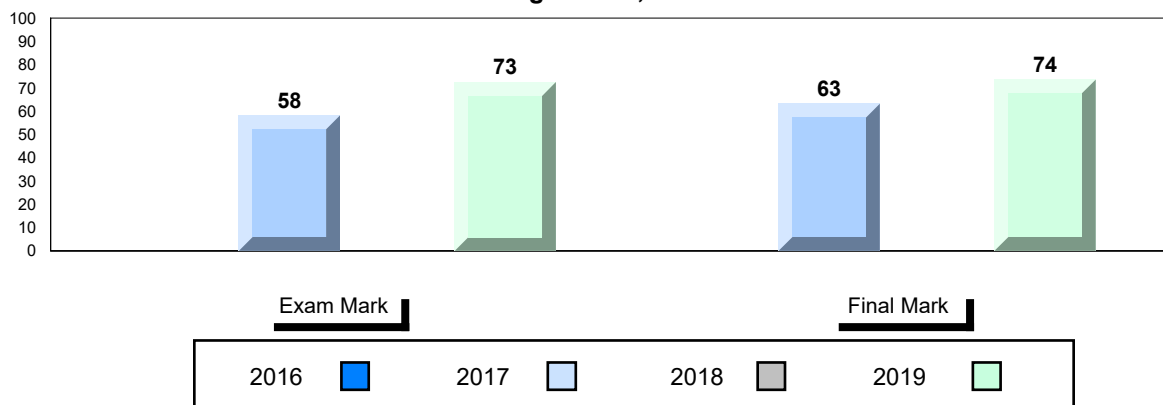
▼ ▲ The school result may appear numerically the same as the district/province due to rounding. The arrow indicates a negligible difference.

* Regional Developments in Post WWII combined into (1) item for 2019.

Number of Students 13

		Public Exam Mark	School vs Region	School vs Province	Final Mark	School vs Region	School vs Province
World History 3201	School	72.5	▼	▲	73.6	▼	▲
	Region	72.7					
	Province	68.4					
<u>Subtest</u>	School	70.1	▼	▲	73.1		
	Region	72.1					
	Province	67.2					
WWI	School	89.7	▲	▲			
	Region	85.0					
	Province	81.2					
Challenges and Changes	School	64.8	▼	▲			
	Region	66.9					
	Province	62.1					
International Tensions (1930's and WWII)	School	65.8	▲	▲			
	Region	65.4					
	Province	59.7					
Cold War	School	78.2	▼	▲			
	Region	80.8					
	Province	78.0					
Regional Developments in Post WWII (5)	School	61.5	▲	▲			
	Region	61.5					
	Province	57.3					

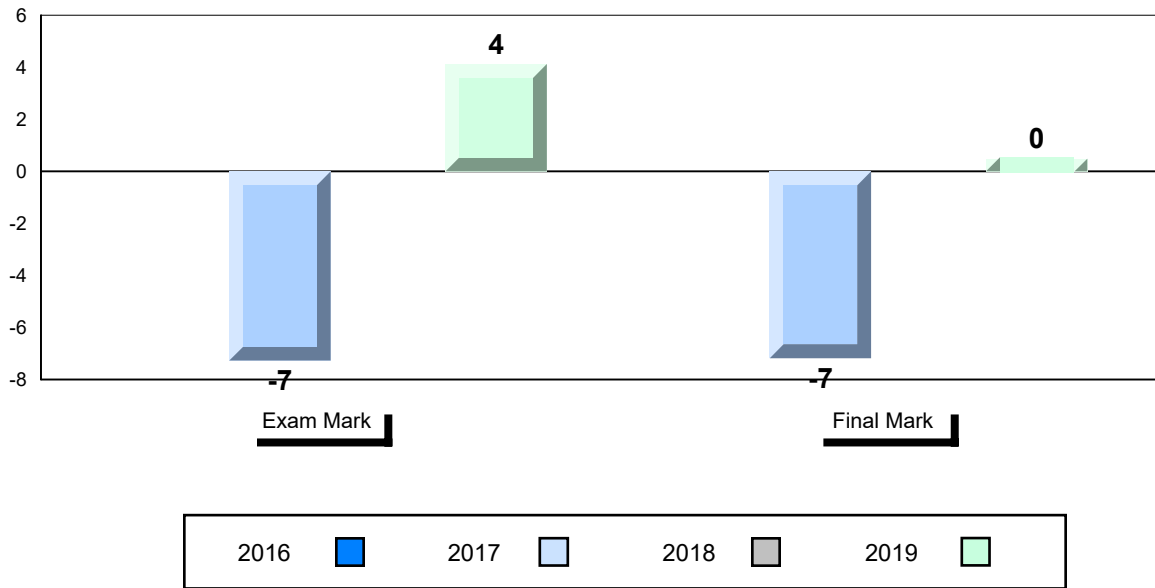
Average Score, 2016-2019



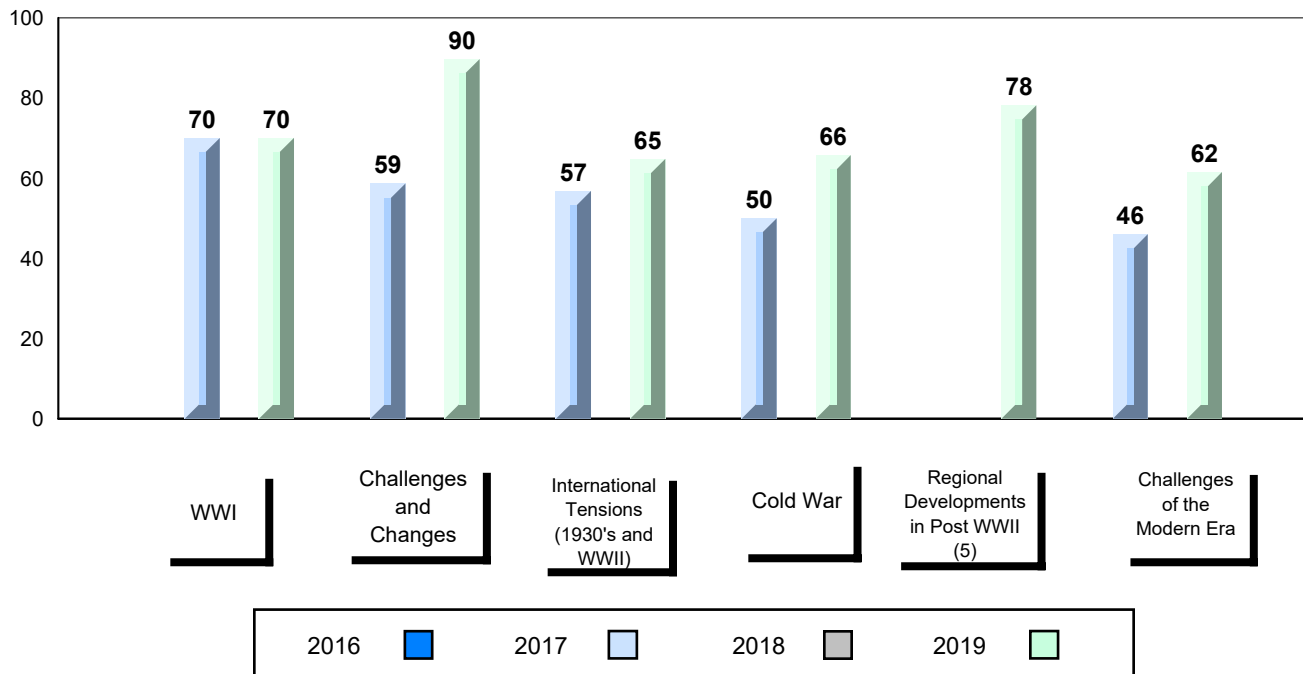
▼ ▲ The school result may appear numerically the same as the district/province due to rounding. The arrow indicates a negligible difference.

* Regional Developments in Post WWII combined into (1) item for 2019.

Difference from Provincial Mean, 2016-2019



4 Year Public Exam (Subtest) Mark Trend 2016-2019

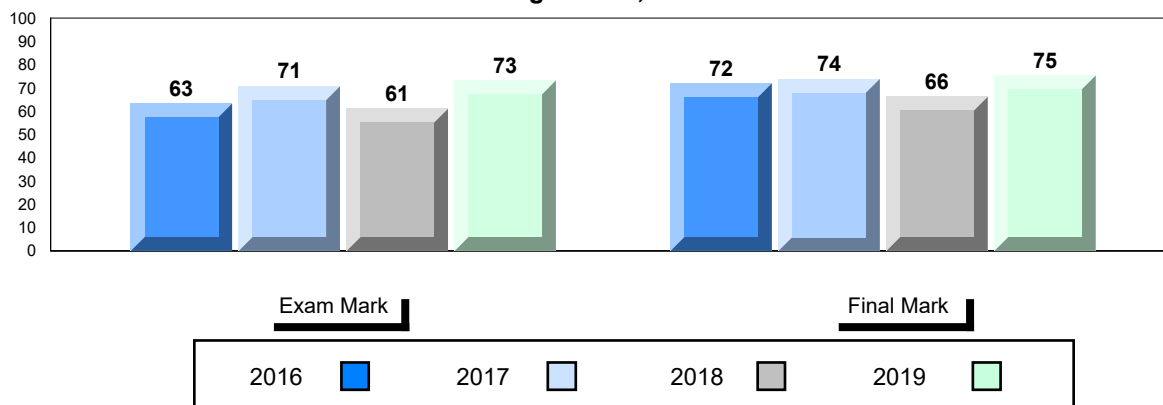


▼ ▲ The school result may appear numerically the same as the district/province due to rounding. The arrow indicates a negligible difference.

* Regional Developments in Post WWII combined into (1) item for 2019.

Number of Students		25	Public Exam Mark			Final Mark		
			School vs Region	School vs Province	School vs Region	School vs Province		
World History 3201	School	73.2	▲	▲	75.4	▲	▲	
	Region	72.7			75.2			
	Province	68.4			73.1			
Subtest								
WWI	School	75.6	▲	▲				
	Region	72.1						
	Province	67.2						
Challenges and Changes	School	85.8	▲	▲				
	Region	85.0						
	Province	81.2						
International Tensions (1930's and WWII)	School	67.7	▲	▲				
	Region	66.9						
	Province	62.1						
Cold War	School	65.4	▲	▲				
	Region	65.4						
	Province	59.7						
Regional Developments in Post WWII (5)	School	73.3	▼	▼				
	Region	80.8						
	Province	78.0						
Challenges of the Modern Era	School	62.3	▲	▲				
	Region	61.5						
	Province	57.3						


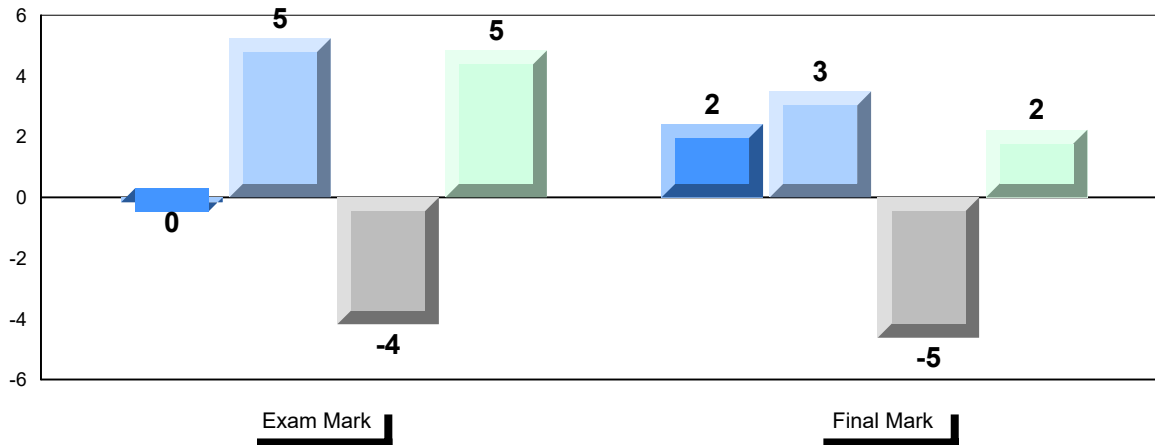
Average Score, 2016-2019




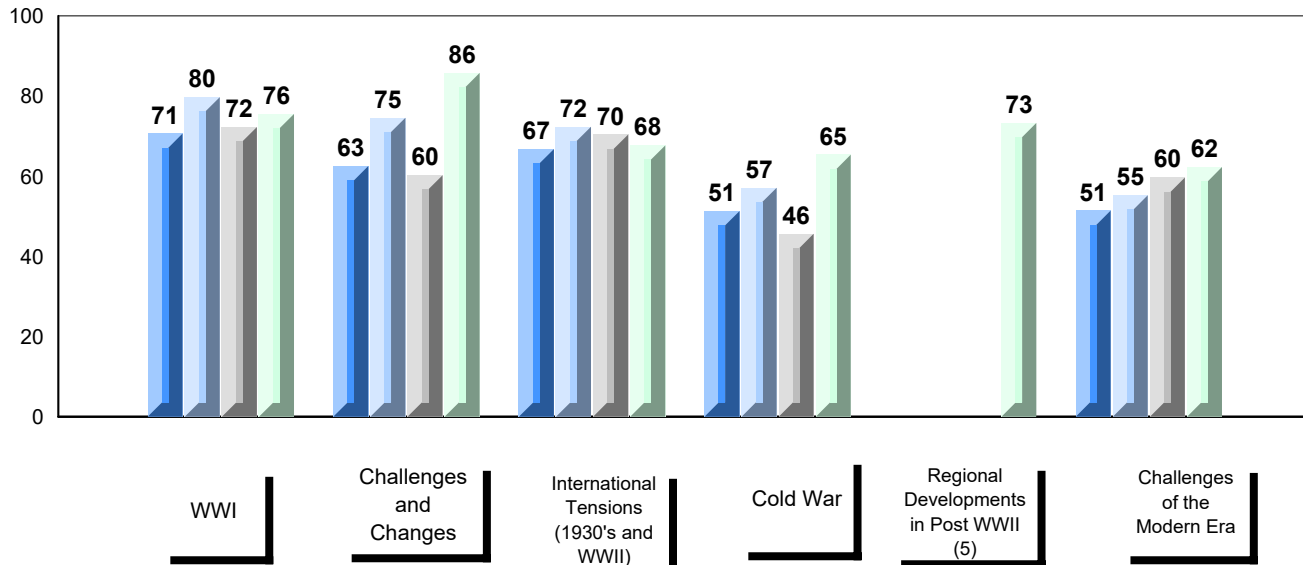
▼ ▲ The school result may appear numerically the same as the district/province due to rounding. The arrow indicates a negligible difference.

* Regional Developments in Post WWII combined into (1) item for 2019.

Difference from Provincial Mean, 2016-2019



4 Year Public Exam (Subtest) Mark Trend 2016-2019



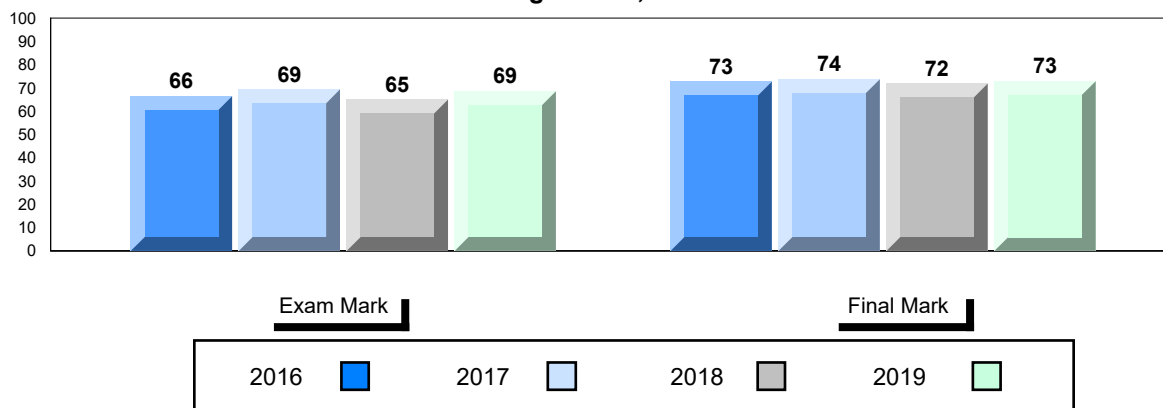
▼ ▲ The school result may appear numerically the same as the district/province due to rounding. The arrow indicates a negligible difference.

* Regional Developments in Post WWII combined into (1) item for 2019.

Number of Students 18

		Public Exam Mark	School vs Region	School vs Province	Final Mark	School vs Region	School vs Province
World History 3201	School	68.6	▲	▲	72.9 72.7 73.1	▲	▼
	Region	67.6					
	Province	68.4					
<u>Subtest</u> WWI	School	70.7	▲	▲			
	Region	65.8					
	Province	67.2					
Challenges and Changes	School	79.6	▼	▼			
	Region	80.3					
	Province	81.2					
International Tensions (1930's and WWII)	School	61.2	▲	▼			
	Region	61.1					
	Province	62.1					
Cold War	School	59.2	▲	▼			
	Region	59.1					
	Province	59.7					
Regional Developments in Post WWII (5)	School	77.8	▲	▼			
	Region	77.5					
	Province	78.0					
Challenges of the Modern Era	School	59.5	▲	▲			
	Region	57.1					
	Province	57.3					

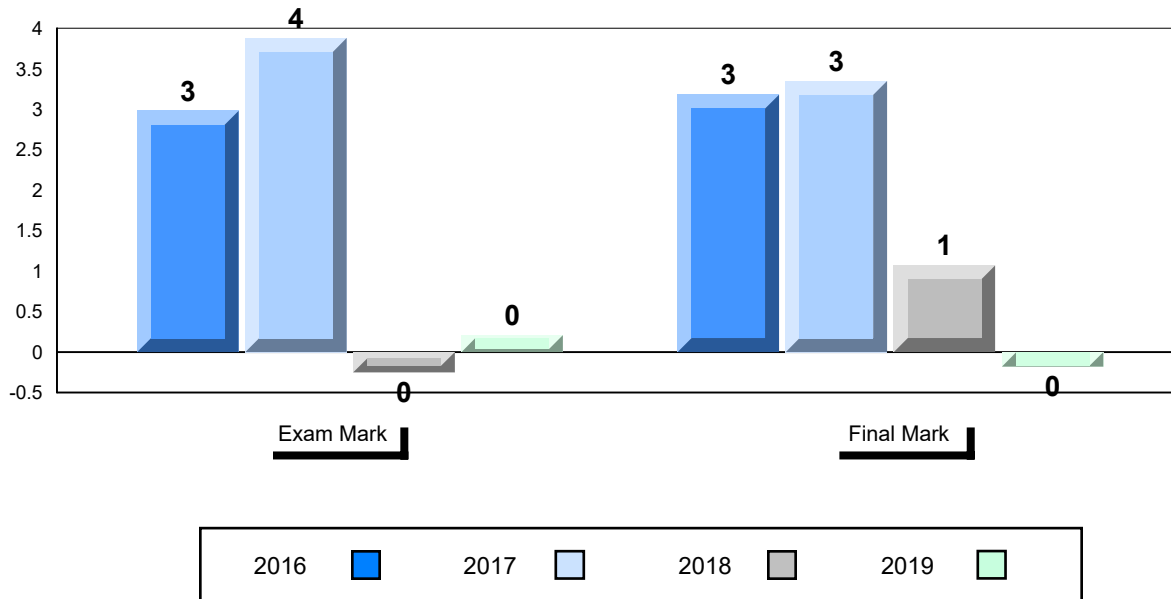
Average Score, 2016-2019



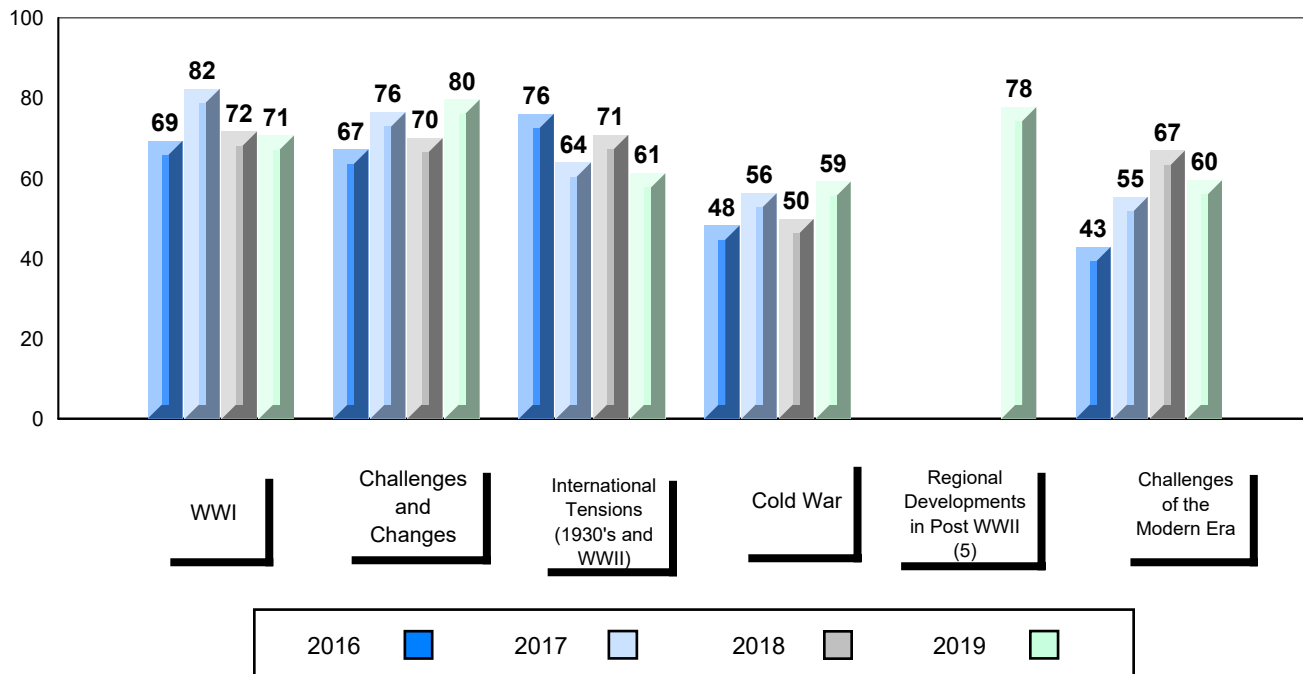
▼ ▲ The school result may appear numerically the same as the district/province due to rounding. The arrow indicates a negligible difference.

* Regional Developments in Post WWII combined into (1) item for 2019.

Difference from Provincial Mean, 2016-2019



4 Year Public Exam (Subtest) Mark Trend 2016-2019

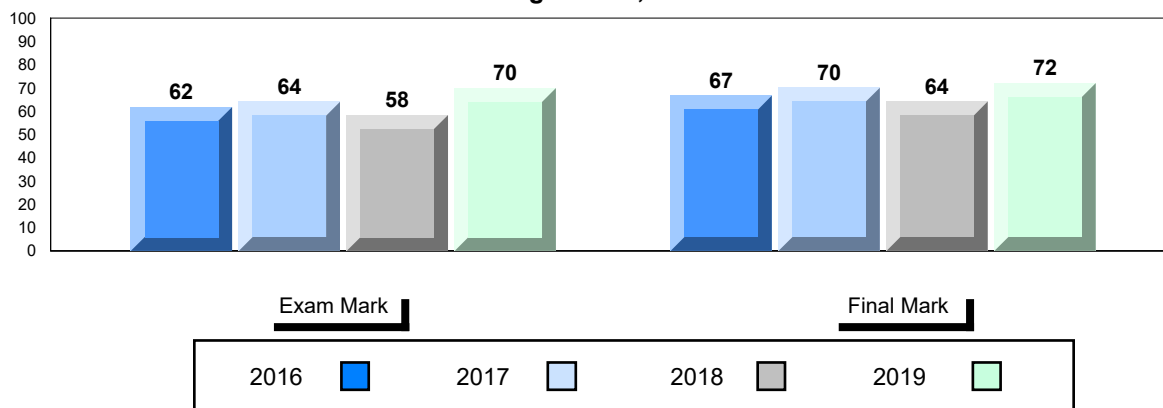


▼ ▲ The school result may appear numerically the same as the district/province due to rounding. The arrow indicates a negligible difference.

* Regional Developments in Post WWII combined into (1) item for 2019.

Number of Students		47	Public Exam Mark			Final Mark		
			School vs Region	School vs Province	School vs Region	School vs Province		
World History 3201	School	70.0	▲	▲	72.1	▼	▼	
	Region	67.6			72.7			
	Province	68.4			73.1			
Subtest								
WWI	School	66.7	▲	▼				
	Region	65.8						
	Province	67.2						
Challenges and Changes	School	84.5	▲	▲				
	Region	80.3						
	Province	81.2						
International Tensions (1930's and WWII)	School	64.9	▲	▲				
	Region	61.1						
	Province	62.1						
Cold War	School	60.4	▲	▲				
	Region	59.1						
	Province	59.7						
Regional Developments in Post WWII (5)	School	81.6	▲	▲				
	Region	77.5						
	Province	78.0						
Challenges of the Modern Era	School	58.4	▲	▲				
	Region	57.1						
	Province	57.3						


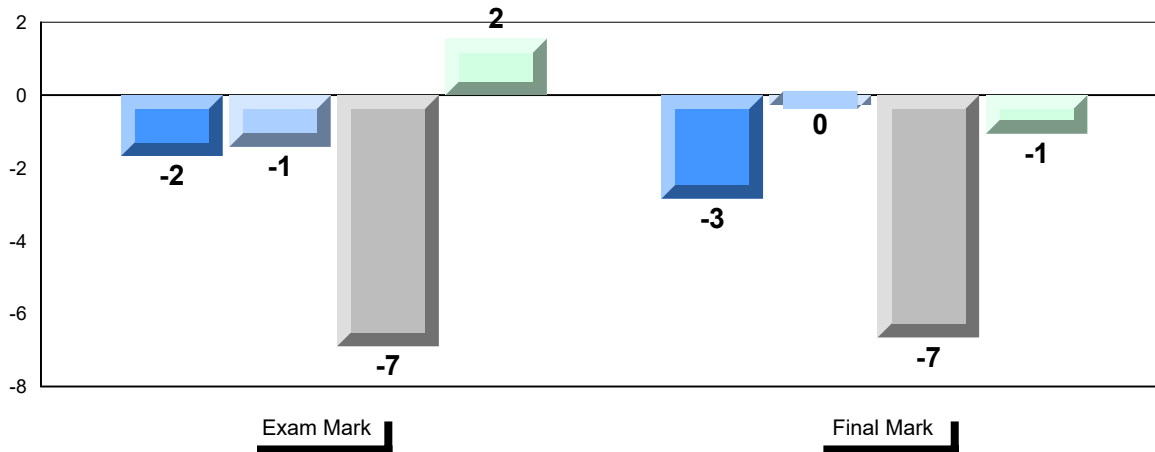
Average Score, 2016-2019




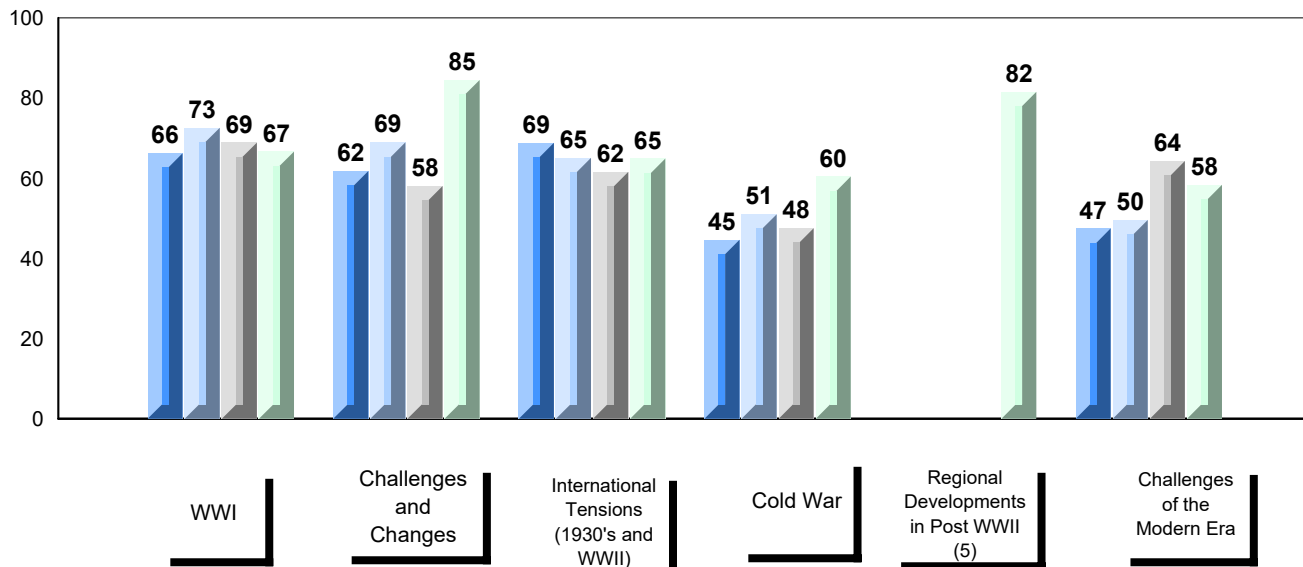
▼ ▲ The school result may appear numerically the same as the district/province due to rounding. The arrow indicates a negligible difference.

* Regional Developments in Post WWII combined into (1) item for 2019.

Difference from Provincial Mean, 2016-2019



4 Year Public Exam (Subtest) Mark Trend 2016-2019



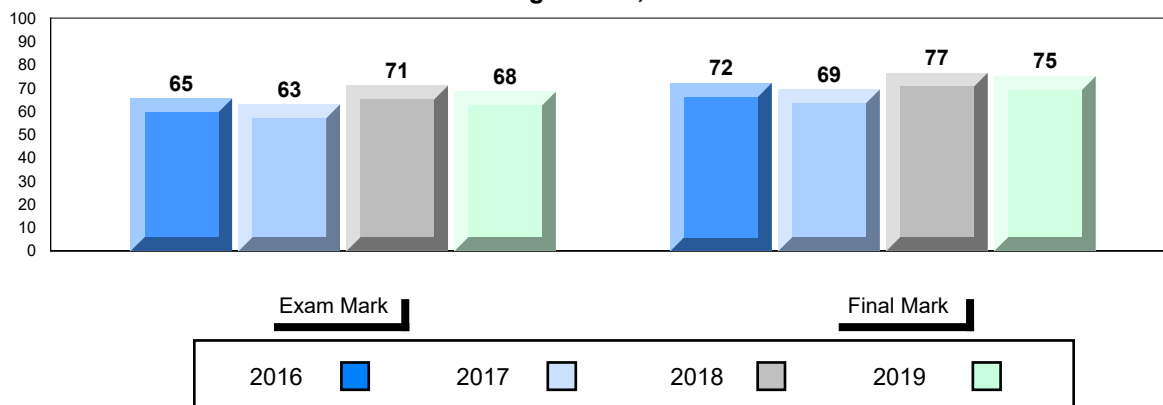
▼ ▲ The school result may appear numerically the same as the district/province due to rounding. The arrow indicates a negligible difference.

* Regional Developments in Post WWII combined into (1) item for 2019.

Number of Students 58

		Public Exam Mark	School vs Region	School vs Province	Final Mark	School vs Region	School vs Province
World History 3201	School	68.5	▲	▲	75.0	▲	▲
	Region	67.6					
	Province	68.4					
<u>Subtest</u> WWI	School	65.6	▼	▼			
	Region	65.8					
	Province	67.2					
Challenges and Changes	School	80.4	▲	▼			
	Region	80.3					
	Province	81.2					
International Tensions (1930's and WWII)	School	63.1	▲	▲			
	Region	61.1					
	Province	62.1					
Cold War	School	59.3	▲	▼			
	Region	59.1					
	Province	59.7					
Regional Developments in Post WWII (5)	School	86.5	▲	▲			
	Region	77.5					
	Province	78.0					
Challenges of the Modern Era	School	59.0	▲	▲			
	Region	57.1					
	Province	57.3					


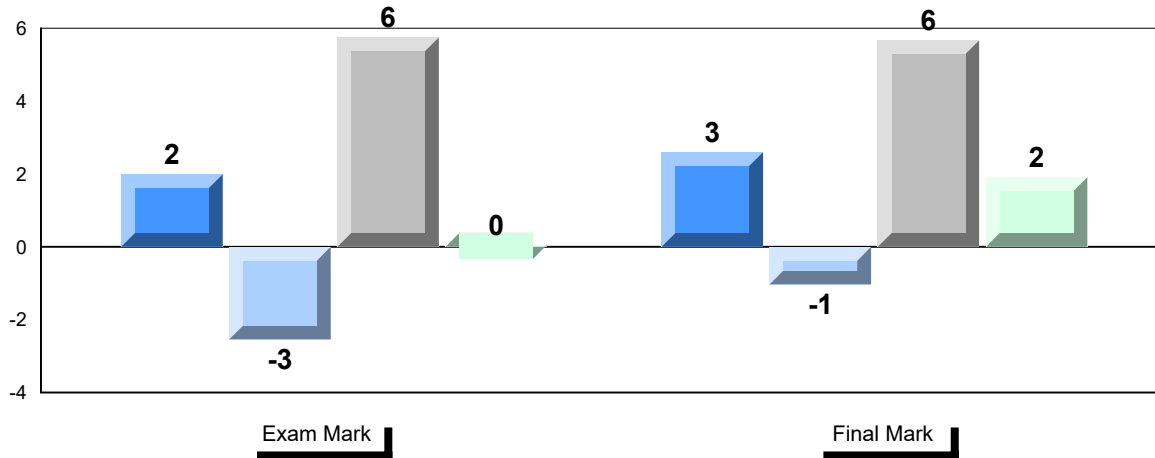
Average Score, 2016-2019




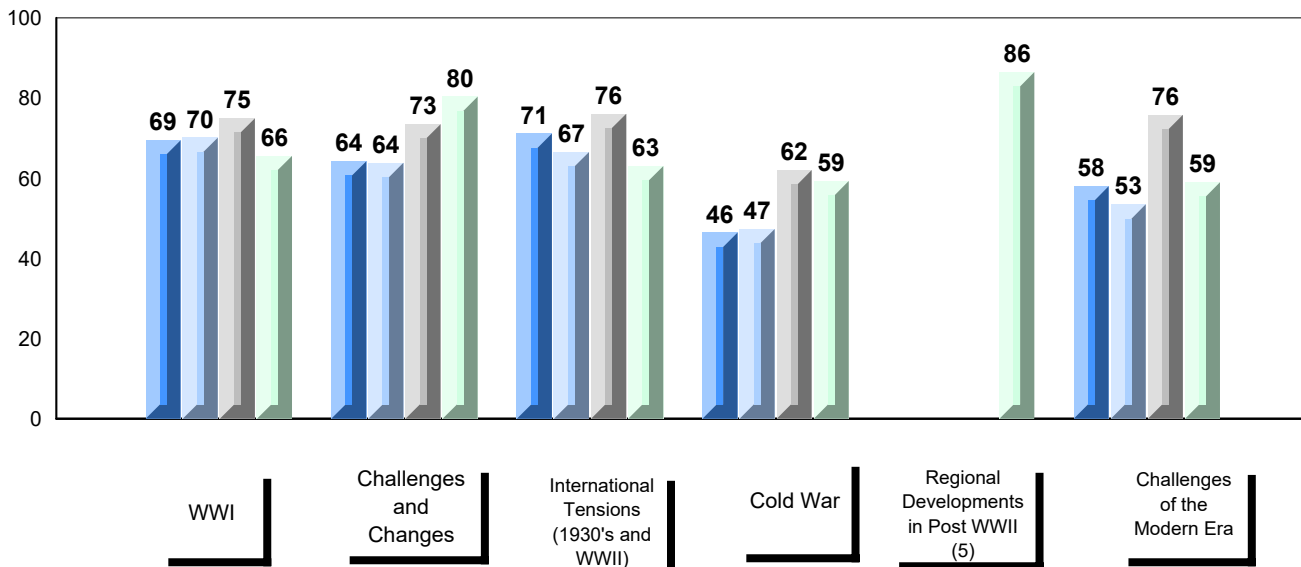
▼ ▲ The school result may appear numerically the same as the district/province due to rounding. The arrow indicates a negligible difference.

* Regional Developments in Post WWII combined into (1) item for 2019.

Difference from Provincial Mean, 2016-2019



4 Year Public Exam (Subtest) Mark Trend 2016-2019

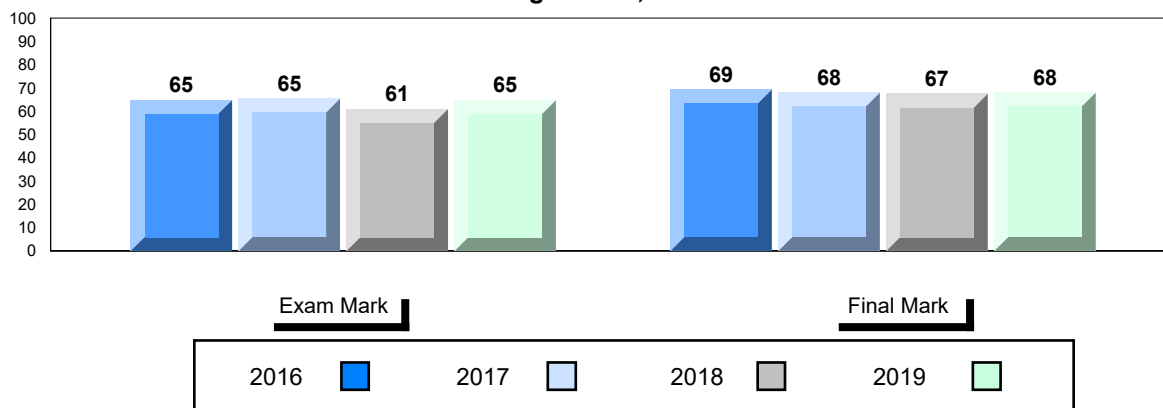


▼ ▲ The school result may appear numerically the same as the district/province due to rounding. The arrow indicates a negligible difference.

* Regional Developments in Post WWII combined into (1) item for 2019.

Number of Students		19	Public Exam Mark			Final Mark		
			School vs Region	School vs Province	School vs Region	School vs Province		
World History 3201	School		64.7	▼	▼	68.0	▼	▼
	Region		67.6			72.7		
	Province		68.4			73.1		
Subtest								
WWI	School		63.3	▼	▼			
	Region		65.8					
	Province		67.2					
Challenges and Changes	School		76.6	▼	▼			
	Region		80.3					
	Province		81.2					
International Tensions (1930's and WWII)	School		56.6	▼	▼			
	Region		61.1					
	Province		62.1					
Cold War	School		60.3	▲	▲			
	Region		59.1					
	Province		59.7					
Regional Developments in Post WWII (5)	School		80.7	▲	▲			
	Region		77.5					
	Province		78.0					
Challenges of the Modern Era	School		54.9	▼	▼			
	Region		57.1					
	Province		57.3					


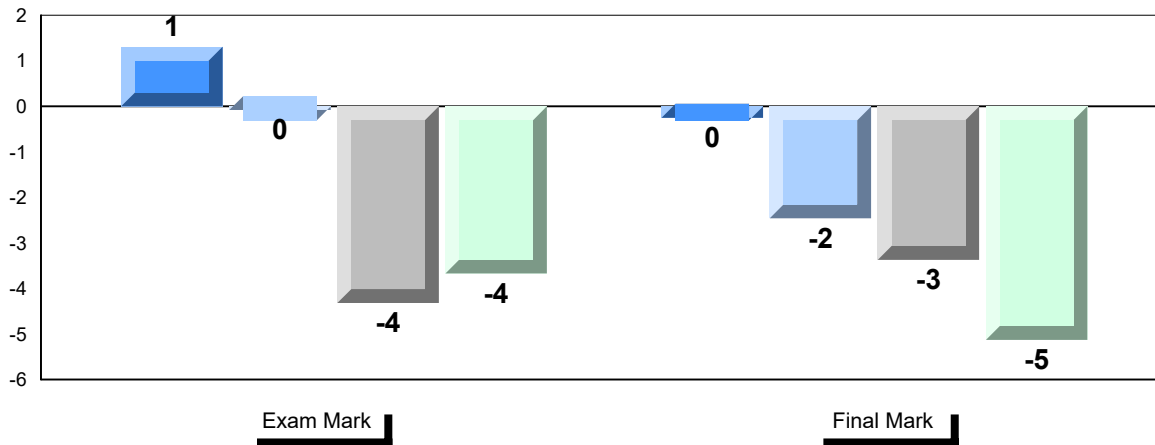
Average Score, 2016-2019




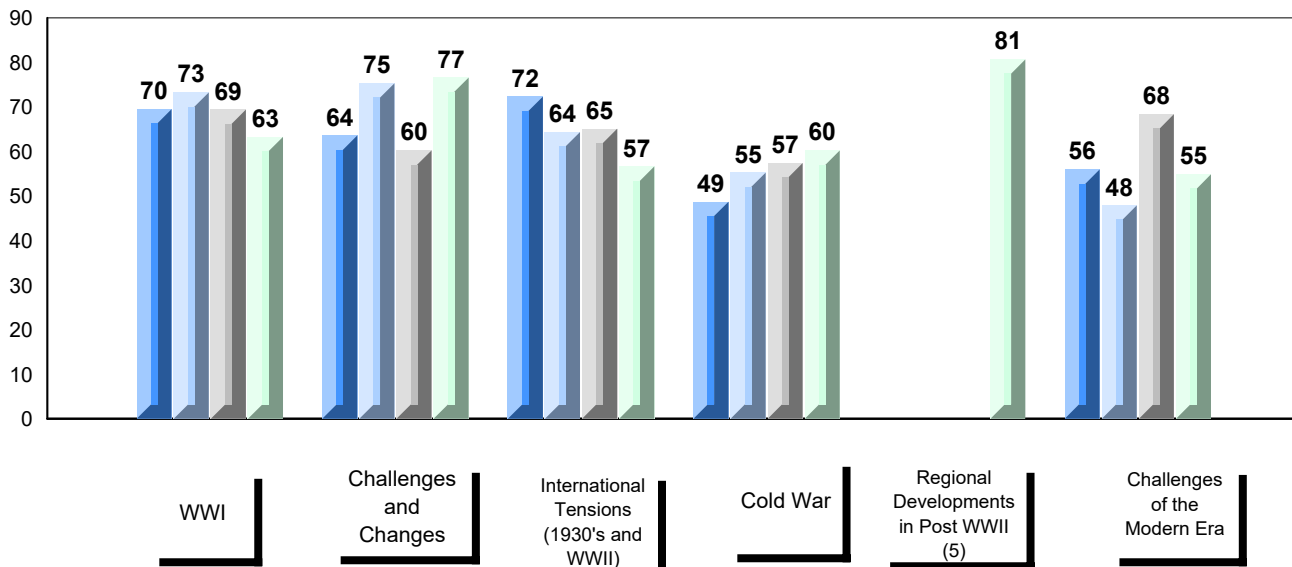
▼ ▲ The school result may appear numerically the same as the district/province due to rounding. The arrow indicates a negligible difference.

* Regional Developments in Post WWII combined into (1) item for 2019.

Difference from Provincial Mean, 2016-2019



4 Year Public Exam (Subtest) Mark Trend 2016-2019

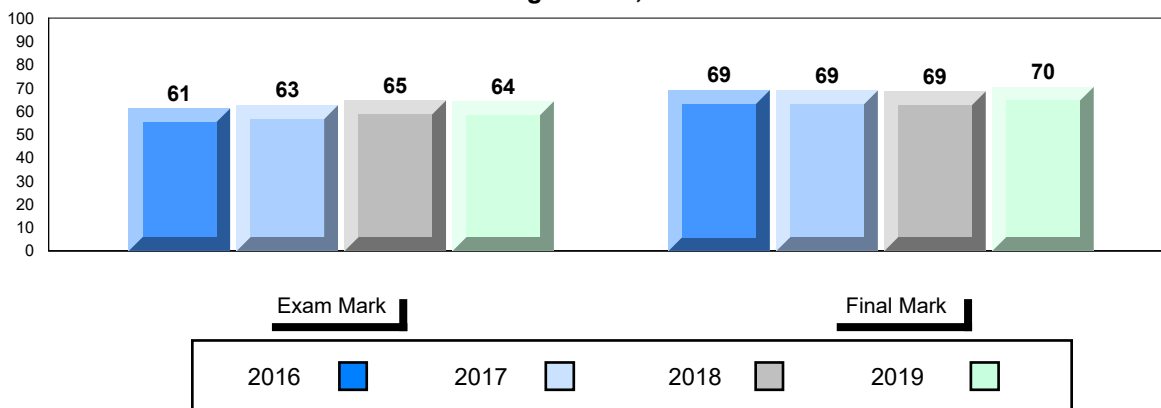


▼ ▲ The school result may appear numerically the same as the district/province due to rounding. The arrow indicates a negligible difference.

* Regional Developments in Post WWII combined into (1) item for 2019.

Number of Students		31	Public Exam Mark			Final Mark		
			School vs Region	School vs Province	School vs Region	School vs Province		
World History 3201	School	64.3	▼	▼	70.4	▼		
	Region	67.6						
	Province	68.4						
Subtest	School	60.8	▼	▼				
	Region	65.8						
	Province	67.2						
WWI	School	60.8	▼	▼				
	Region	65.8						
	Province	67.2						
Challenges and Changes	School	74.9	▼	▼				
	Region	80.3						
	Province	81.2						
International Tensions (1930's and WWII)	School	54.5	▼	▼				
	Region	61.1						
	Province	62.1						
Cold War	School	52.4	▼	▼				
	Region	59.1						
	Province	59.7						
Regional Developments in Post WWII (5)	School	62.4	▼	▼				
	Region	77.5						
	Province	78.0						
Challenges of the Modern Era	School	47.2	▼	▼				
	Region	57.1						
	Province	57.3						

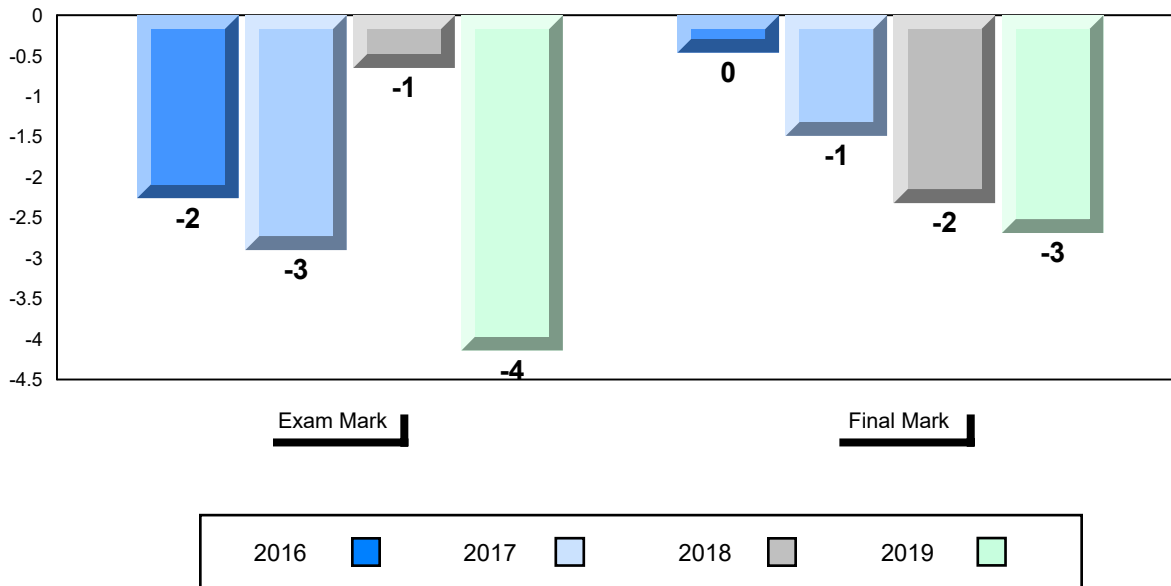
Average Score, 2016-2019



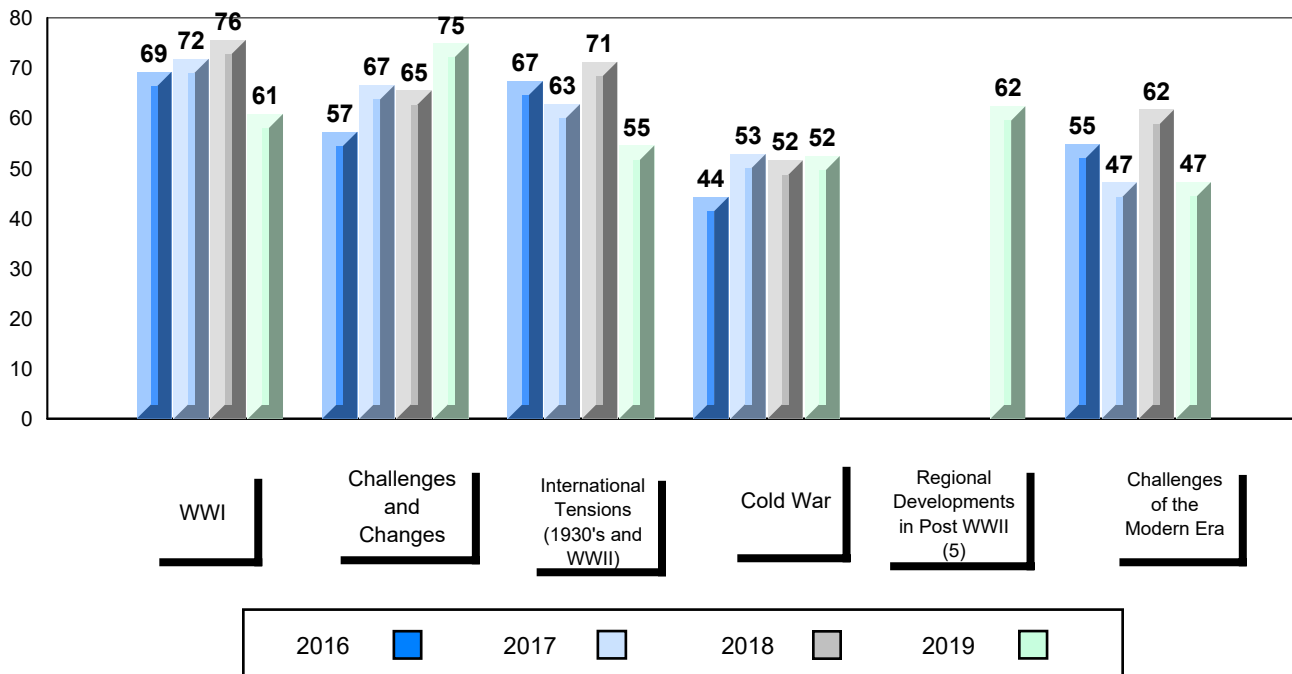
▼ ▲ The school result may appear numerically the same as the district/province due to rounding. The arrow indicates a negligible difference.

* Regional Developments in Post WWII combined into (1) item for 2019.

Difference from Provincial Mean, 2016-2019



4 Year Public Exam (Subtest) Mark Trend 2016-2019



▼ ▲ The school result may appear numerically the same as the district/province due to rounding. The arrow indicates a negligible difference.

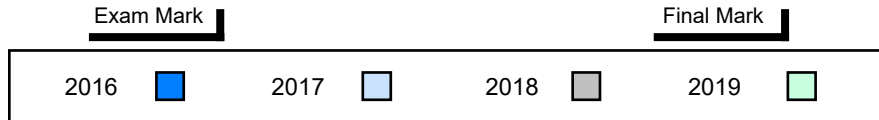
* Regional Developments in Post WWII combined into (1) item for 2019.

Number of Students	3
World History 3201	School Region Province
<u>Subtest</u>	School Region Province
WWI	School Region Province
Challenges and Changes	School Region Province
International Tensions (1930's and WWII)	School Region Province
Cold War	School Region Province
Regional Developments in Post WWII (5)	School Region Province
Challenges of the Modern Era	School Region Province

Public Exam Mark	School vs Region	School vs Province
<i>School data with 5 or fewer students withheld for reasons of confidentiality.</i>		

Final Mark	School vs Region	School vs Province
<i>School data with 5 or fewer students withheld for reasons of confidentiality.</i>		

Average Score, 2016-2019
School data with 5 or fewer students withheld for reasons of confidentiality.

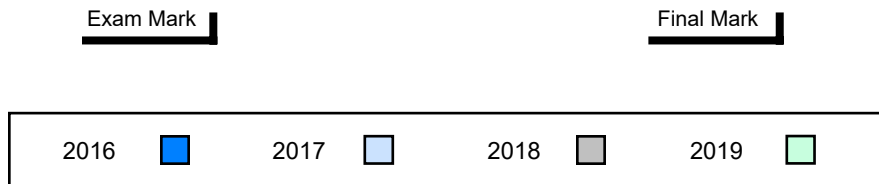


▼ ▲ The school result may appear numerically the same as the district/province due to rounding. The arrow indicates a negligible difference.

* Regional Developments in Post WWII combined into (1) item for 2019.

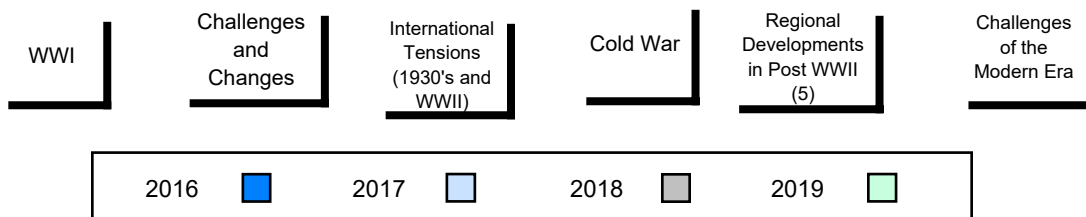
Difference from Provincial Mean, 2016-2019

School data with 5 or fewer students withheld for reasons of confidentiality.



4 Year Public Exam (Subtest) Mark Trend 2016-2019

School data with 5 or fewer students withheld for reasons of confidentiality.

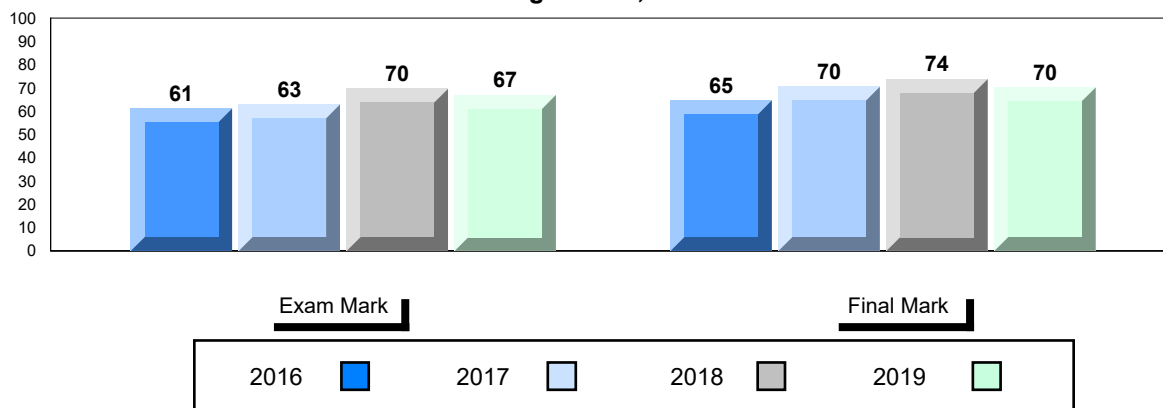


▼ ▲ The school result may appear numerically the same as the district/province due to rounding. The arrow indicates a negligible difference.

* Regional Developments in Post WWII combined into (1) item for 2019.

Number of Students		38						
		Public Exam Mark	School vs Region	School vs Province	Final Mark	School vs Region	School vs Province	
World History 3201	School	67.0	▼	▼	70.2	▼	▼	
	Region	67.6						
	Province	68.4						
Subtest								
WWI	School	66.9	▲	▼	72.7			
	Region	65.8						
	Province	67.2						
Challenges and Changes	School	80.0	▼	▼	73.1			
	Region	80.3						
	Province	81.2						
International Tensions (1930's and WWII)	School	60.3	▼	▼				
	Region	61.1						
	Province	62.1						
Cold War	School	58.8	▼	▼				
	Region	59.1						
	Province	59.7						
Regional Developments in Post WWII (5)	School	75.4	▼	▼				
	Region	77.5						
	Province	78.0						
Challenges of the Modern Era	School	57.9	▲	▲				
	Region	57.1						
	Province	57.3						


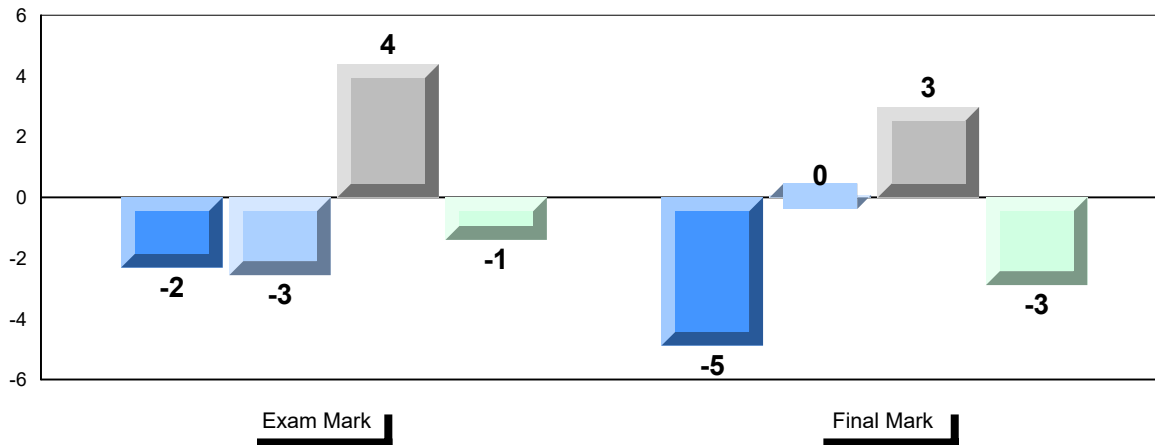
Average Score, 2016-2019




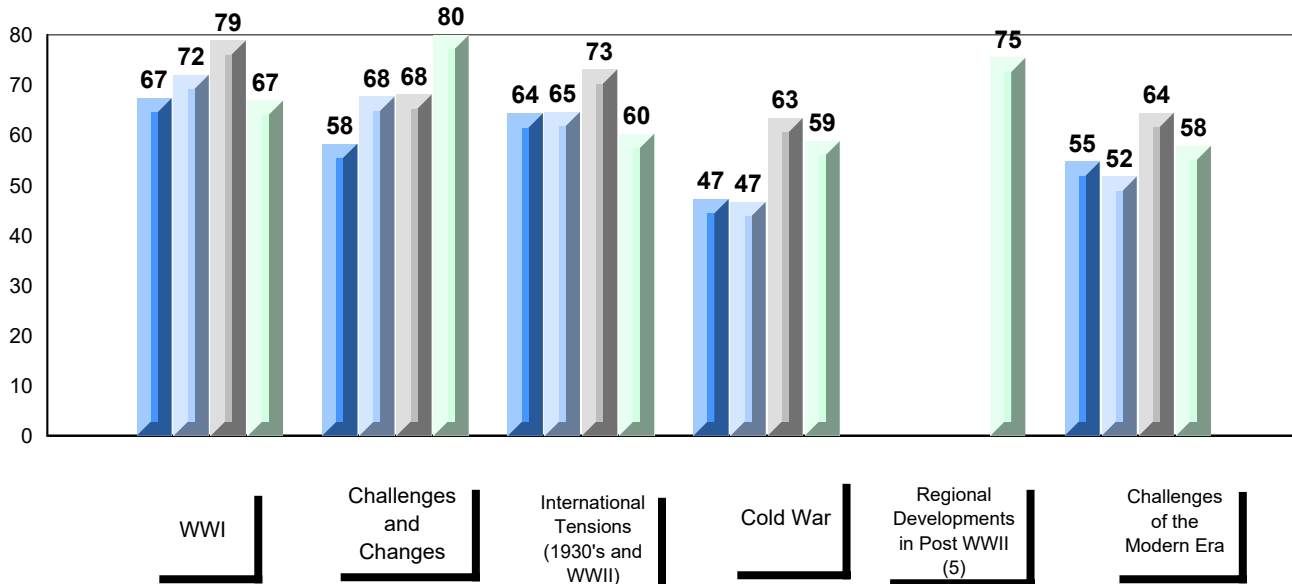
▼ ▲ The school result may appear numerically the same as the district/province due to rounding. The arrow indicates a negligible difference.

* Regional Developments in Post WWII combined into (1) item for 2019.

Difference from Provincial Mean, 2016-2019



4 Year Public Exam (Subtest) Mark Trend 2016-2019

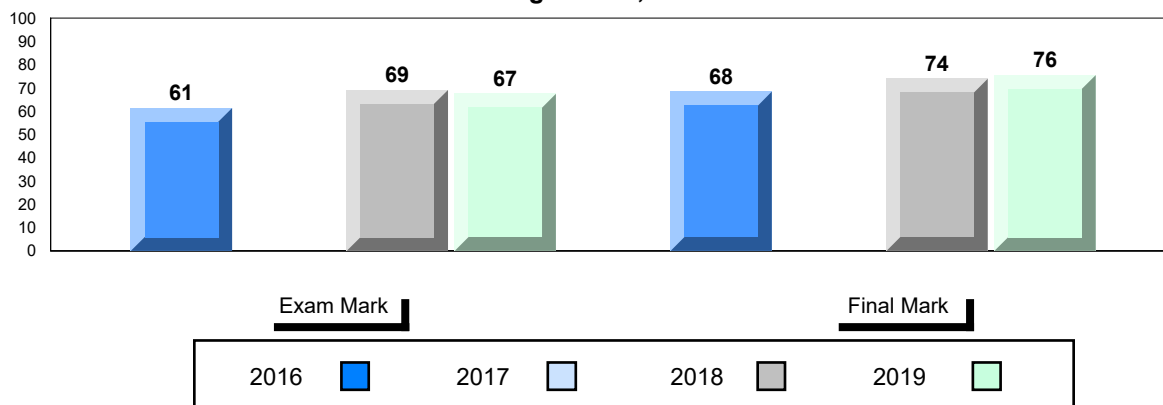


▼ ▲ The school result may appear numerically the same as the district/province due to rounding. The arrow indicates a negligible difference.

* Regional Developments in Post WWII combined into (1) item for 2019.

Number of Students		49	Public Exam Mark			Final Mark		
			School vs Region	School vs Province	School vs Region	School vs Province		
World History 3201	School	67.5	▼	▼	75.6	▲	▲	
	Region	67.6			72.7			
	Province	68.4			73.1			
Subtest								
WWI	School	67.1	▲	▼				
	Region	65.8						
	Province	67.2						
Challenges and Changes	School	81.4	▲	▲				
	Region	80.3						
	Province	81.2						
International Tensions (1930's and WWII)	School	59.4	▼	▼				
	Region	61.1						
	Province	62.1						
Cold War	School	58.1	▼	▼				
	Region	59.1						
	Province	59.7						
Regional Developments in Post WWII (5)	School	81.0	▲	▲				
	Region	77.5						
	Province	78.0						
Challenges of the Modern Era	School	57.7	▲	▲				
	Region	57.1						
	Province	57.3						


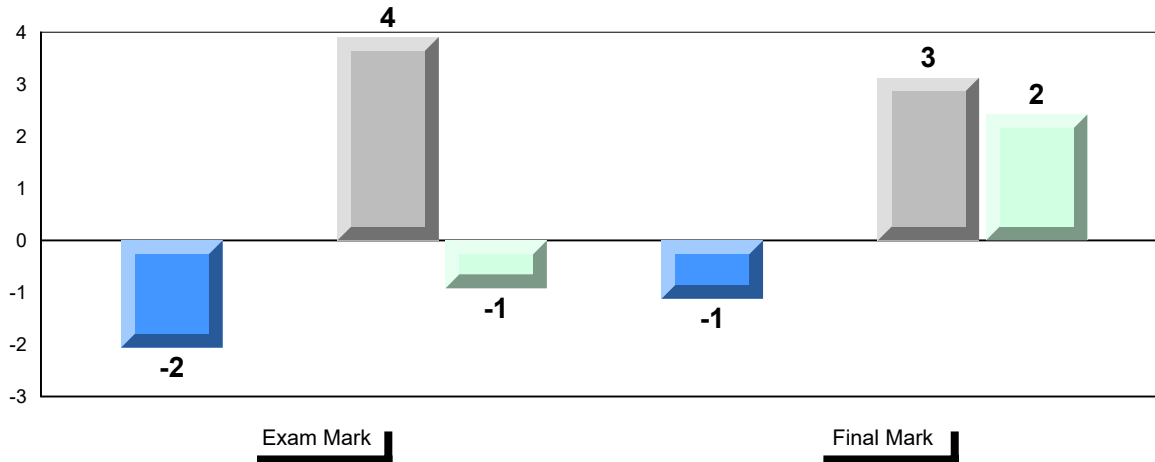
Average Score, 2016-2019




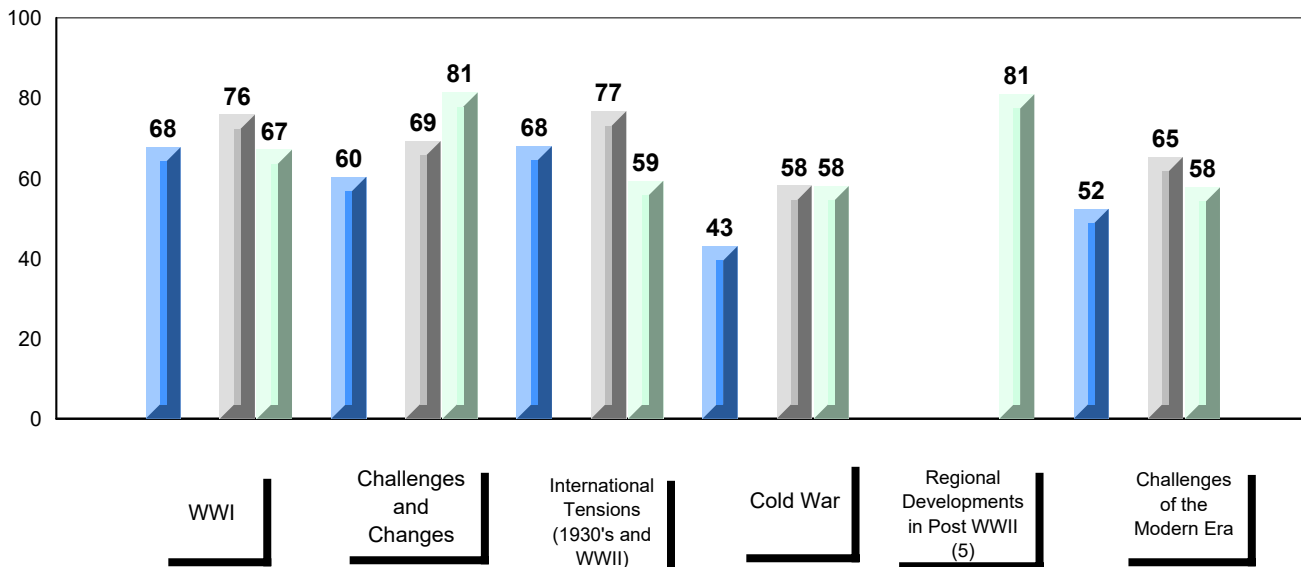
▼ ▲ The school result may appear numerically the same as the district/province due to rounding. The arrow indicates a negligible difference.

* Regional Developments in Post WWII combined into (1) item for 2019.

Difference from Provincial Mean, 2016-2019



4 Year Public Exam (Subtest) Mark Trend 2016-2019



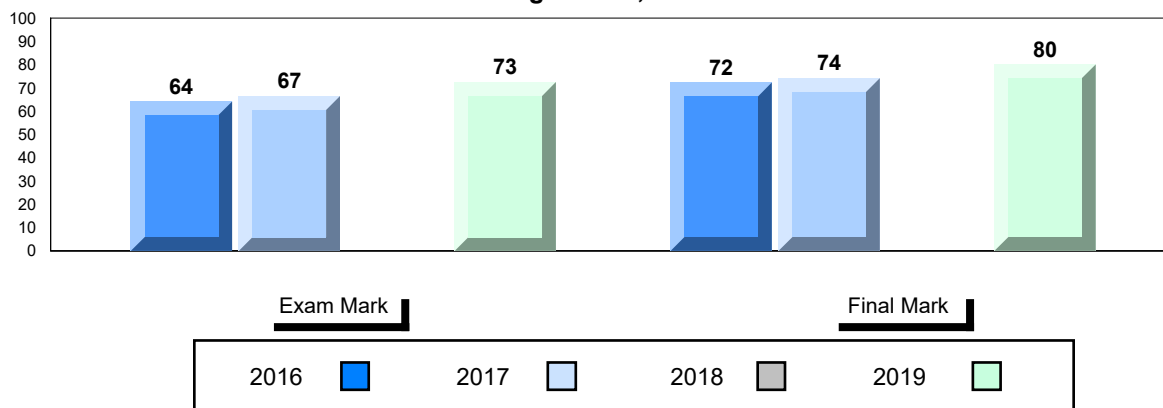
▼ ▲ The school result may appear numerically the same as the district/province due to rounding. The arrow indicates a negligible difference.

* Regional Developments in Post WWII combined into (1) item for 2019.

Number of Students 38

		Public Exam Mark	School vs Region	School vs Province	Final Mark	School vs Region	School vs Province
World History 3201	School	72.6	▲	▲	80.2	▲	▲
	Region	67.6					
	Province	68.4					
<u>Subtest</u> WWI	School	70.0	▲	▲	72.7		
	Region	65.8					
	Province	67.2					
Challenges and Changes	School	87.9	▲	▲	73.1		
	Region	80.3					
	Province	81.2					
International Tensions (1930's and WWII)	School	68.7	▲	▲			
	Region	61.1					
	Province	62.1					
Cold War	School	61.7	▲	▲			
	Region	59.1					
	Province	59.7					
Regional Developments in Post WWII (5)	School	84.2	▲	▲			
	Region	77.5					
	Province	78.0					
Challenges of the Modern Era	School	54.1	▼	▼			
	Region	57.1					
	Province	57.3					

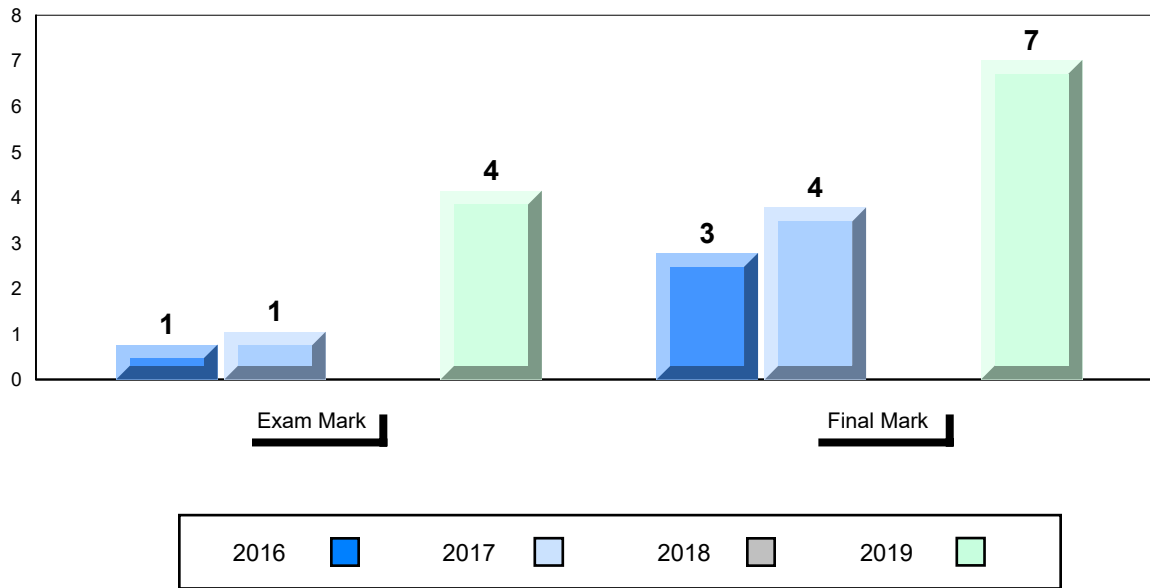
Average Score, 2016-2019



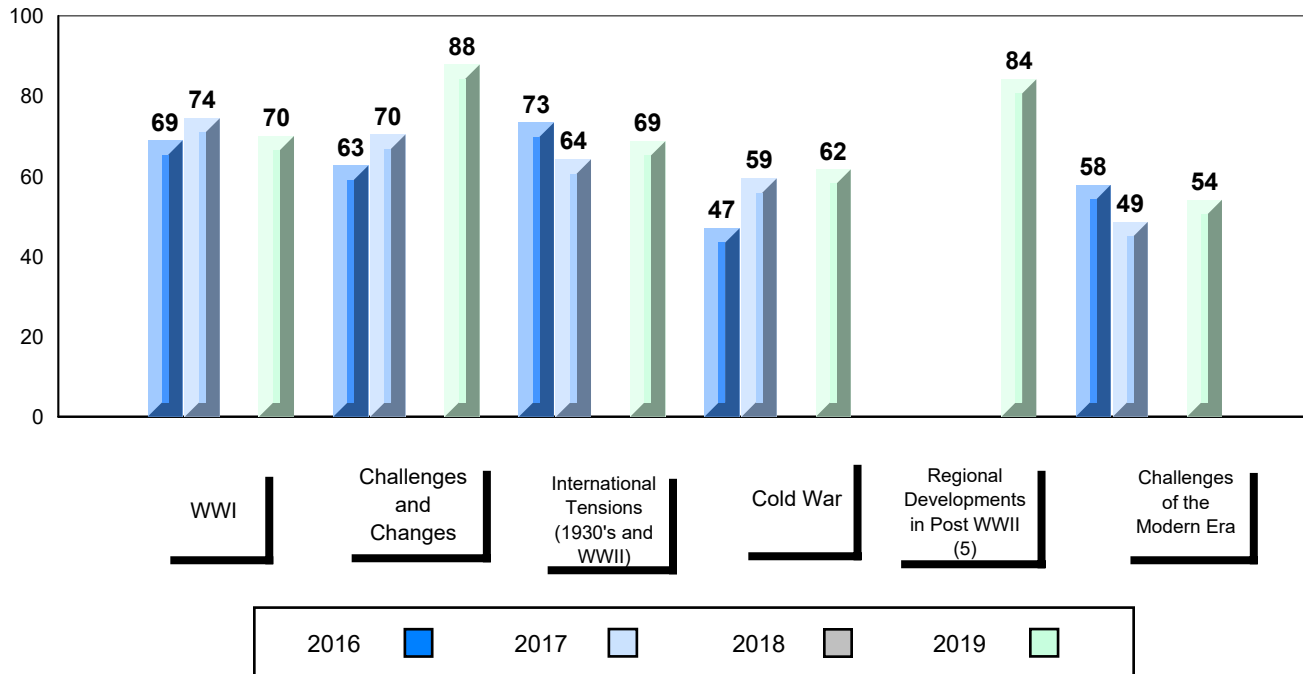
▼ ▲ The school result may appear numerically the same as the district/province due to rounding. The arrow indicates a negligible difference.

* Regional Developments in Post WWII combined into (1) item for 2019.

Difference from Provincial Mean, 2016-2019



4 Year Public Exam (Subtest) Mark Trend 2016-2019

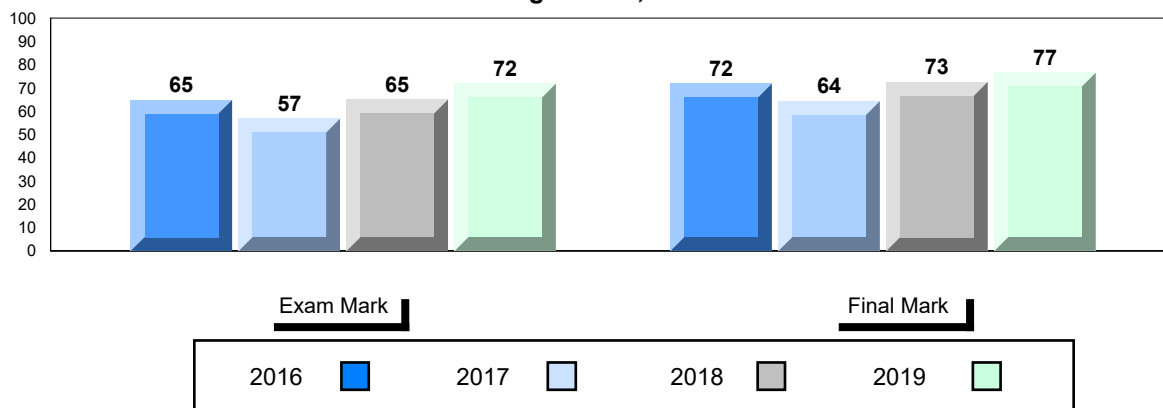


▼ ▲ The school result may appear numerically the same as the district/province due to rounding. The arrow indicates a negligible difference.

* Regional Developments in Post WWII combined into (1) item for 2019.

Number of Students		33	Public Exam Mark			Final Mark		
			School vs Region	School vs Province	School vs Region	School vs Province		
World History 3201	School	71.9	▲	▲	76.5	▲	▲	73.1
	Region	67.6						
	Province	68.4						
Subtest	School	69.4	▲	▲				
	Region	65.8						
	Province	67.2						
WWI	School	87.7	▲	▲				
	Region	80.3						
	Province	81.2						
Challenges and Changes	School	63.8	▲	▲				
	Region	61.1						
	Province	62.1						
International Tensions (1930's and WWII)	School	63.8	▲	▲				
	Region	59.1						
	Province	59.7						
Cold War	School	85.9	▲	▲				
	Region	77.5						
	Province	78.0						
Regional Developments in Post WWII (5)	School	61.0	▲	▲				
	Region	57.1						
	Province	57.3						


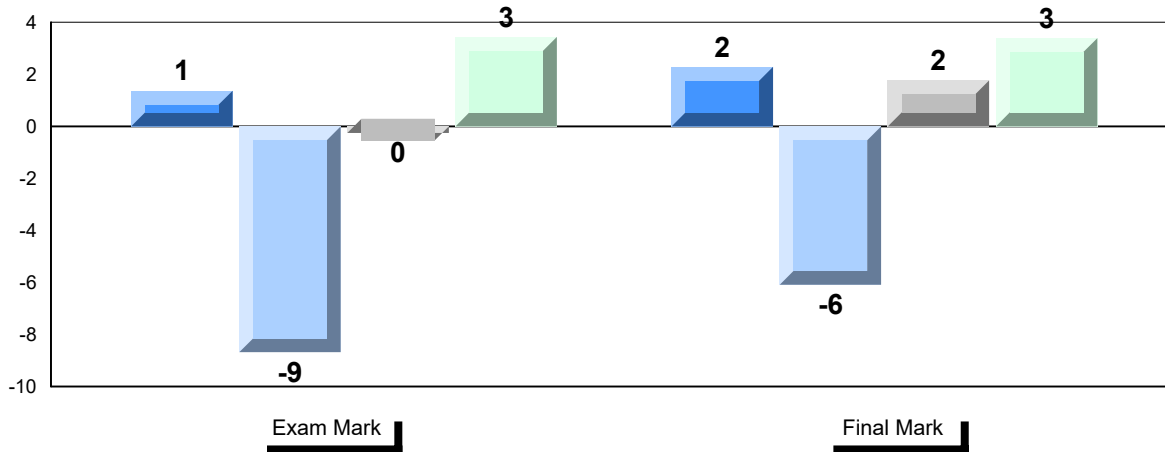
Average Score, 2016-2019




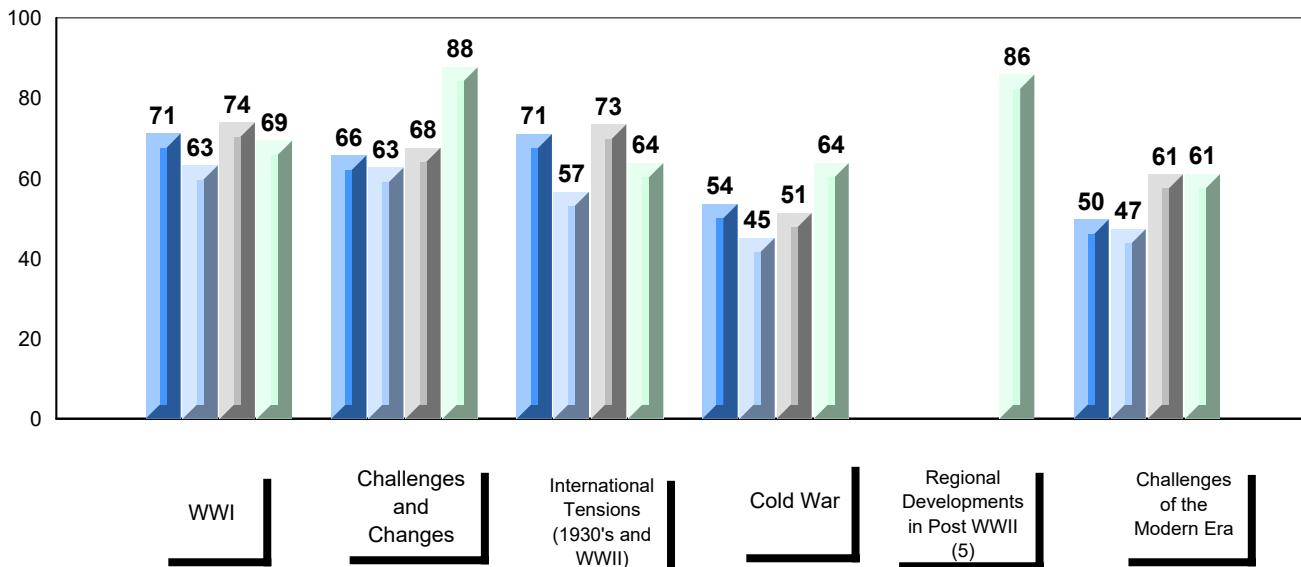
▼ ▲ The school result may appear numerically the same as the district/province due to rounding. The arrow indicates a negligible difference.

* Regional Developments in Post WWII combined into (1) item for 2019.

Difference from Provincial Mean, 2016-2019



4 Year Public Exam (Subtest) Mark Trend 2016-2019



▼ ▲ The school result may appear numerically the same as the district/province due to rounding. The arrow indicates a negligible difference.

* Regional Developments in Post WWII combined into (1) item for 2019.

Number of Students

53

World History 3201

Subtest

WWI

Challenges and Changes

International Tensions (1930's and WWII)

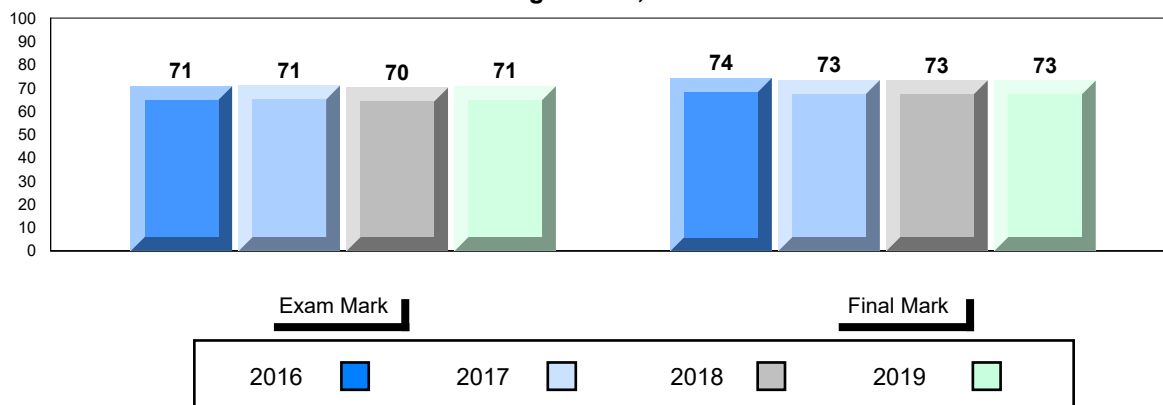
Cold War

Regional Developments in Post WWII (5)

Challenges of the Modern Era

		Public Exam Mark	School vs Region	School vs Province	Final Mark	School vs Region	School vs Province
	School	70.8	▲	▲	73.2 72.7 73.1	▲	▲
	Region	67.6					
	Province	68.4					
	School	69.0	▲	▲			
	Region	65.8					
	Province	67.2					
	School	78.6	▼	▼			
	Region	80.3					
	Province	81.2					
	School	65.6	▲	▲			
	Region	61.1					
	Province	62.1					
	School	67.9	▲	▲			
	Region	59.1					
	Province	59.7					
	School	75.8	▼	▼			
	Region	77.5					
	Province	78.0					
	School	65.8	▲	▲			
	Region	57.1					
	Province	57.3					

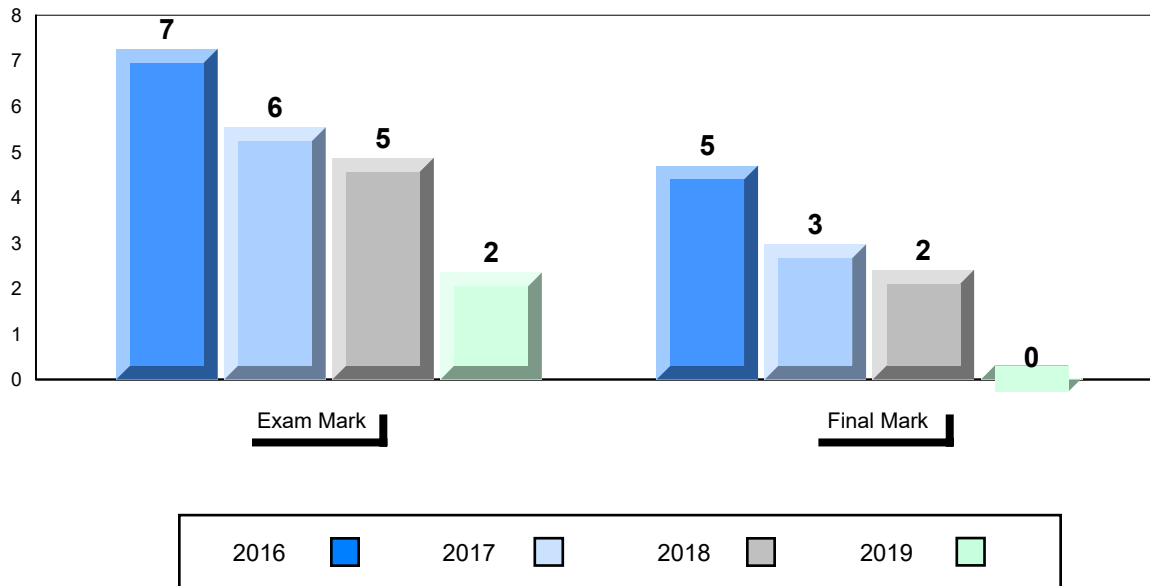
Average Score, 2016-2019



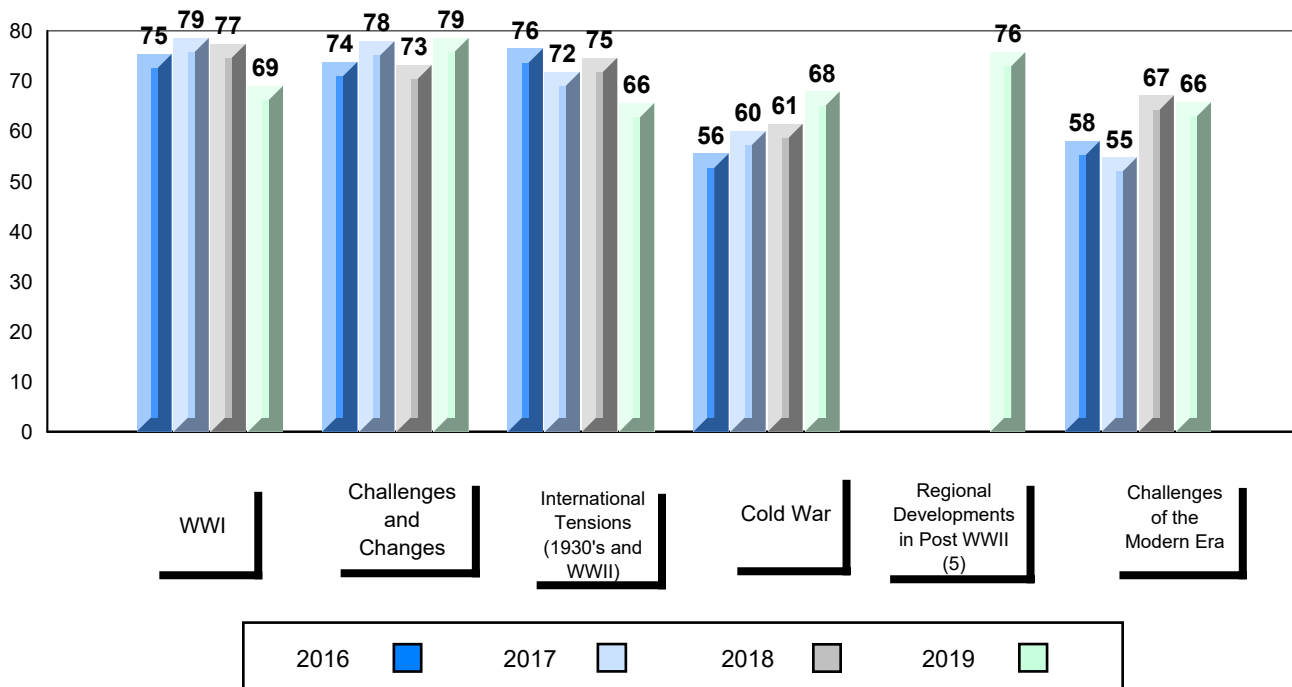
▼ ▲ The school result may appear numerically the same as the district/province due to rounding. The arrow indicates a negligible difference.

* Regional Developments in Post WWII combined into (1) item for 2019.

Difference from Provincial Mean, 2016-2019



4 Year Public Exam (Subtest) Mark Trend 2016-2019



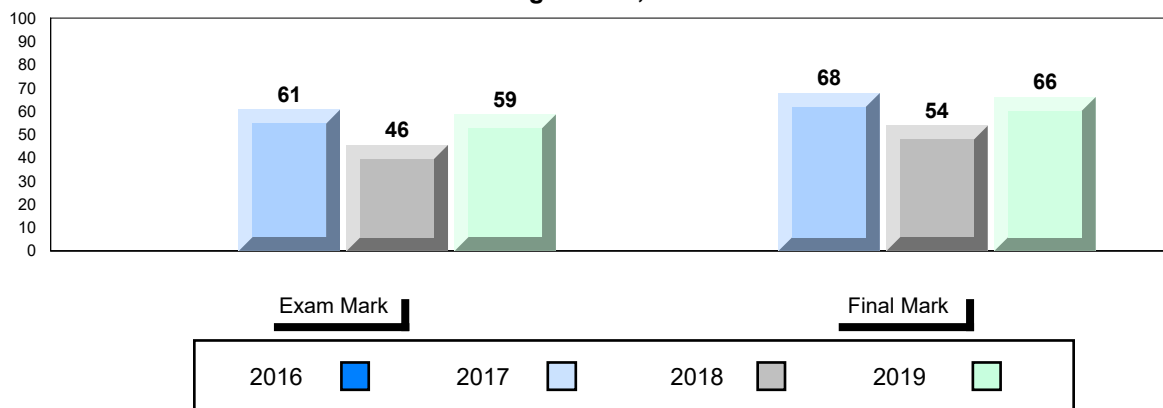
▼ ▲ The school result may appear numerically the same as the district/province due to rounding. The arrow indicates a negligible difference.

* Regional Developments in Post WWII combined into (1) item for 2019.

Number of Students 15

		Public Exam Mark	School vs Region	School vs Province	Final Mark	School vs Region	School vs Province
World History 3201	School	58.7	▼	▼	66.1 72.7 73.1	▼	▼
	Region	67.6					
	Province	68.4					
<u>Subtest</u>							
WWI	School	55.4	▼	▼			
	Region	65.8					
	Province	67.2					
Challenges and Changes	School	71.1	▼	▼			
	Region	80.3					
	Province	81.2					
International Tensions (1930's and WWII)	School	49.2	▼	▼			
	Region	61.1					
	Province	62.1					
Cold War	School	51.7	▼	▼			
	Region	59.1					
	Province	59.7					
Regional Developments in Post WWII (5)	School	82.2	▲	▲			
	Region	77.5					
	Province	78.0					
Challenges of the Modern Era	School	51.4	▼	▼			
	Region	57.1					
	Province	57.3					

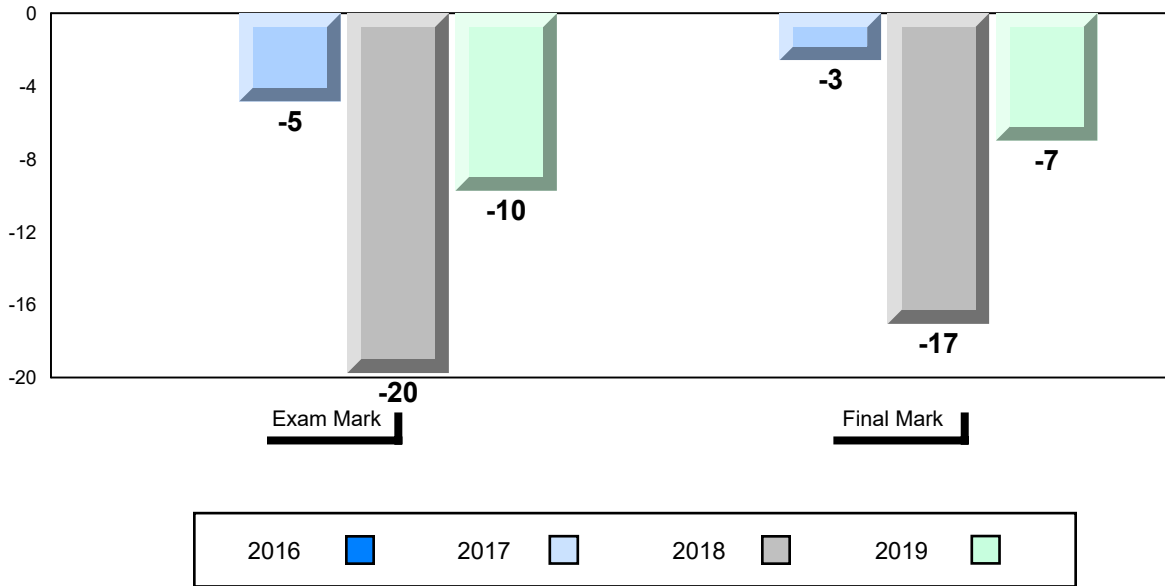
Average Score, 2016-2019



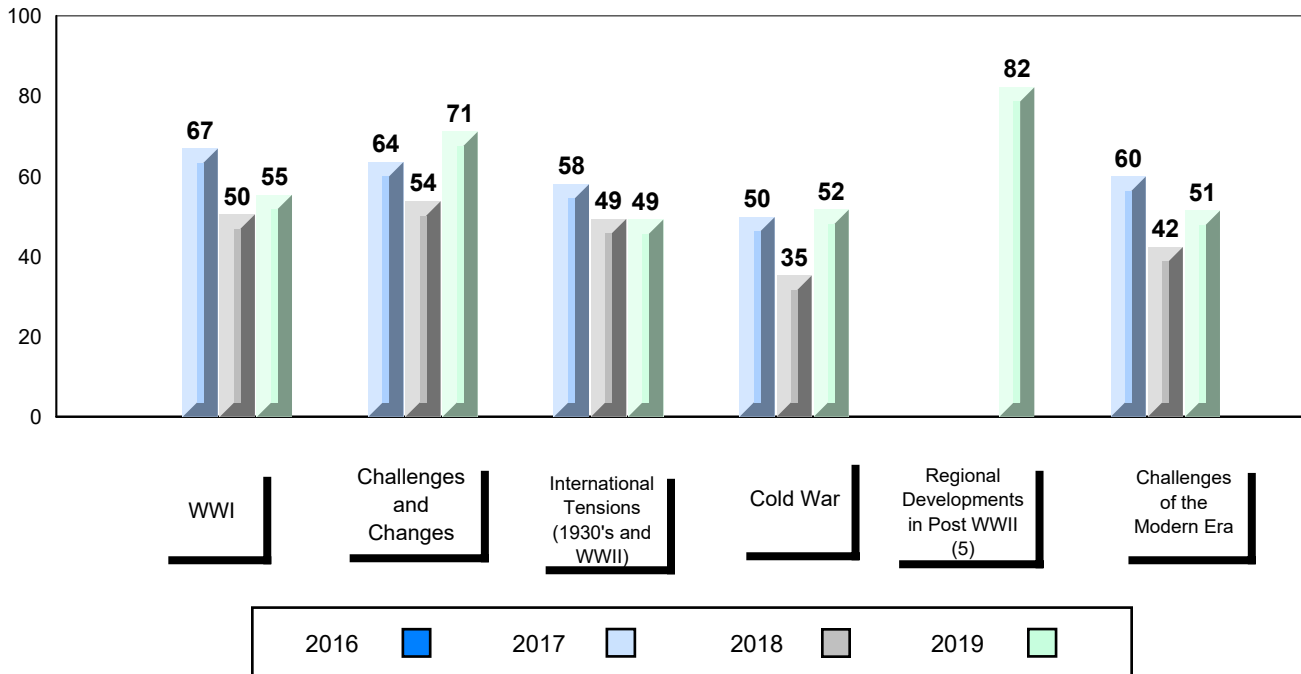
▼ ▲ The school result may appear numerically the same as the district/province due to rounding. The arrow indicates a negligible difference.

* Regional Developments in Post WWII combined into (1) item for 2019.

Difference from Provincial Mean, 2016-2019



4 Year Public Exam (Subtest) Mark Trend 2016-2019

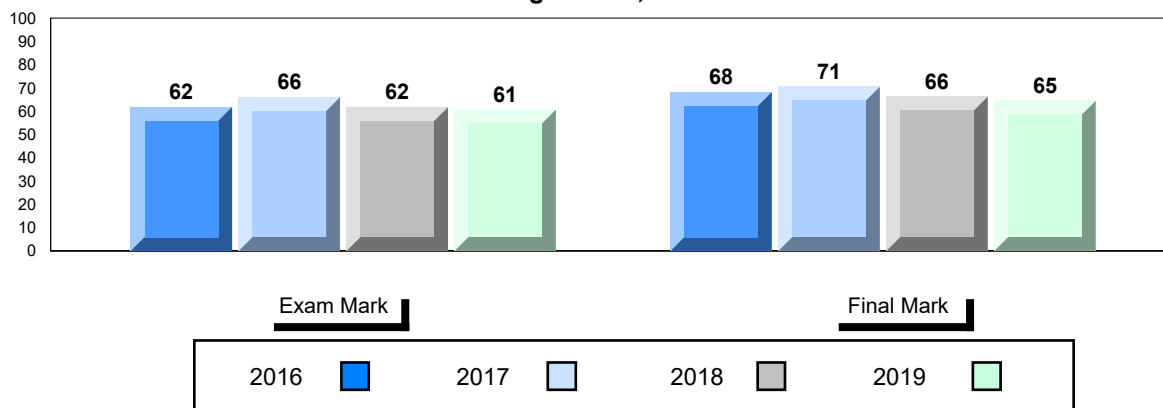


▼ ▲ The school result may appear numerically the same as the district/province due to rounding. The arrow indicates a negligible difference.

* Regional Developments in Post WWII combined into (1) item for 2019.

Number of Students		64	Public Exam Mark			Final Mark		
			School vs Region	School vs Province	School vs Region	School vs Province		
World History 3201	School	60.8	▼	▼	64.5	▼	▼	
	Region	67.6			72.7			
	Province	68.4			73.1			
Subtest								
WWI	School	60.4	▼	▼				
	Region	65.8						
	Province	67.2						
Challenges and Changes	School	74.7	▼	▼				
	Region	80.3						
	Province	81.2						
International Tensions (1930's and WWII)	School	55.4	▼	▼				
	Region	61.1						
	Province	62.1						
Cold War	School	51.1	▼	▼				
	Region	59.1						
	Province	59.7						
Regional Developments in Post WWII (5)	School	62.0	▼	▼				
	Region	77.5						
	Province	78.0						
Challenges of the Modern Era	School	52.6	▼	▼				
	Region	57.1						
	Province	57.3						

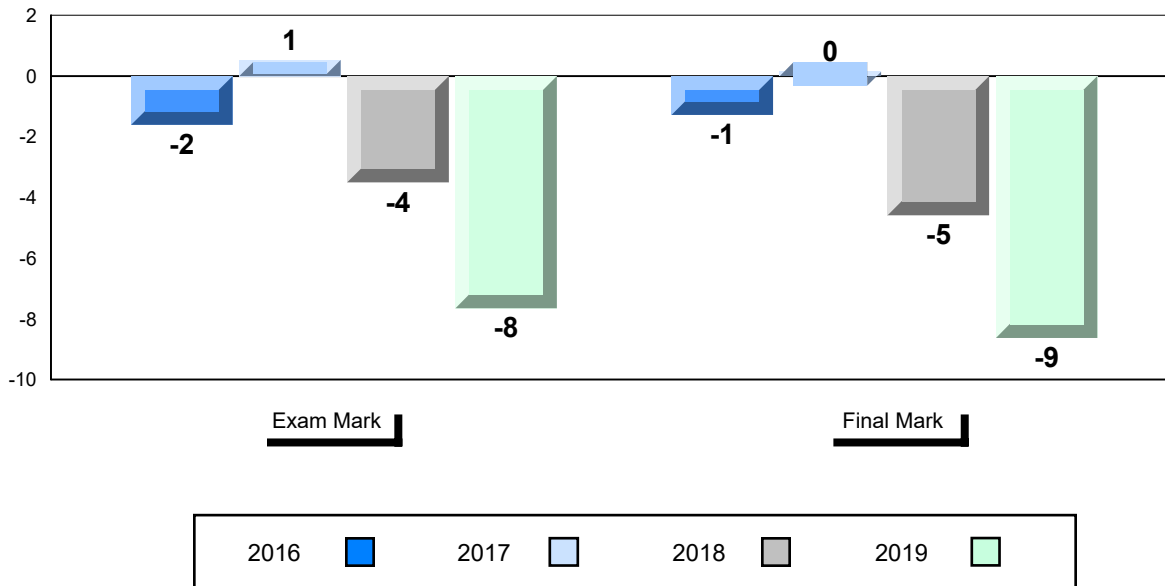
Average Score, 2016-2019



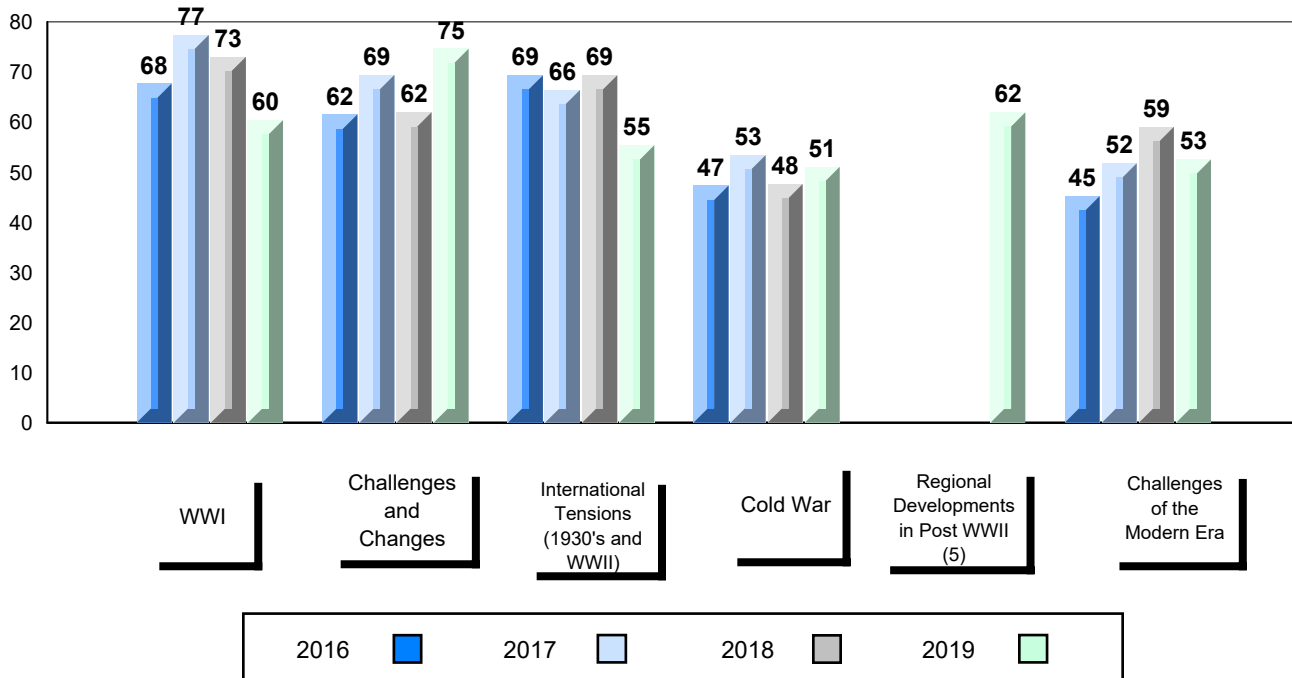
▼ ▲ The school result may appear numerically the same as the district/province due to rounding. The arrow indicates a negligible difference.

* Regional Developments in Post WWII combined into (1) item for 2019.

Difference from Provincial Mean, 2016-2019



4 Year Public Exam (Subtest) Mark Trend 2016-2019



▼ ▲ The school result may appear numerically the same as the district/province due to rounding. The arrow indicates a negligible difference.

* Regional Developments in Post WWII combined into (1) item for 2019.

Hospital

#455 - Hospital School, St. John's

Grades: 9,11

Number of Students

1

Public Exam Mark

School	vs	School
Region		Province

Final Mark

School	vs	School
Region		Province

World History 3201

School
Region
Province

School data with 5 or fewer students withheld for reasons of confidentiality.

School data with 5 or fewer students withheld for reasons of confidentiality.

Subtest

WWI

School
Region
Province

Challenges and Changes

School
Region
Province

International Tensions (1930's and WWII)

School
Region
Province

Cold War

School
Region
Province

Regional Developments in Post WWII (5)

School
Region
Province

Challenges of the Modern Era


School
Region
Province

Average Score, 2016-2019

School data with 5 or fewer students withheld for reasons of confidentiality.

Exam Mark

Final Mark



▼ ▲ The school result may appear numerically the same as the district/province due to rounding. The arrow indicates a negligible difference.

* Regional Developments in Post WWII combined into (1) item for 2019.

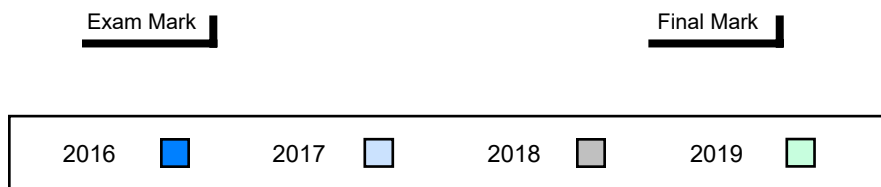
Hospital

#455 - Hospital School, St. John's

Grades: 9,11


Difference from Provincial Mean, 2016-2019

School data with 5 or fewer students withheld for reasons of confidentiality.



4 Year Public Exam (Subtest) Mark Trend 2016-2019

School data with 5 or fewer students withheld for reasons of confidentiality.



▼ ▲ The school result may appear numerically the same as the district/province due to rounding. The arrow indicates a negligible difference.

* Regional Developments in Post WWII combined into (1) item for 2019.

District 803 - Private

#374 - Murphy Centre, St. John's

Grades: 10-12

Number of Students

5

Public Exam Mark

School	vs	School
Region		Province

Final Mark

School	vs	School
Region		Province

World History 3201

School
Region
Province

School data with 5 or fewer students withheld for reasons of confidentiality.

School data with 5 or fewer students withheld for reasons of confidentiality.

Subtest

WWI

School
Region
Province

Challenges and Changes

School
Region
Province

International Tensions (1930's and WWII)

School
Region
Province

Cold War

School
Region
Province

Regional Developments in Post WWII (5)

School
Region
Province

Challenges of the Modern Era


School
Region
Province

Average Score, 2016-2019

School data with 5 or fewer students withheld for reasons of confidentiality.

Exam Mark

Final Mark

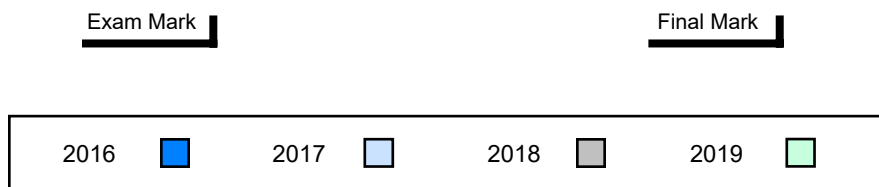


▼ ▲ The school result may appear numerically the same as the district/province due to rounding. The arrow indicates a negligible difference.

* Regional Developments in Post WWII combined into (1) item for 2019.


Difference from Provincial Mean, 2016-2019

School data with 5 or fewer students withheld for reasons of confidentiality.



4 Year Public Exam (Subtest) Mark Trend 2016-2019

School data with 5 or fewer students withheld for reasons of confidentiality.



▼ ▲ The school result may appear numerically the same as the district/province due to rounding. The arrow indicates a negligible difference.

* Regional Developments in Post WWII combined into (1) item for 2019.

Number of Students

9

World History 3201

Subtest

WWI

Challenges and Changes

International Tensions (1930's and WWII)

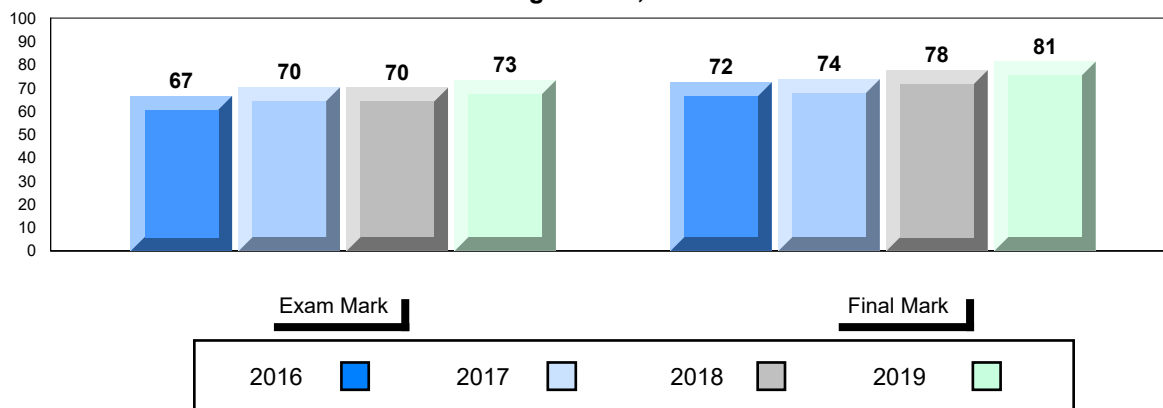
Cold War

Regional Developments in Post WWII (5)

Challenges of the Modern Era

		Public Exam Mark	School vs Region	School vs Province	Final Mark	School vs Region	School vs Province
	School	73.3	▲	▲	81.3	▲	▲
	Region	72.3			78.2		
	Province	68.4			73.1		
WWI	School	69.4	▲	▲			
	Region	67.4					
	Province	67.2					
Challenges and Changes	School	91.4	▲	▲			
	Region	85.6					
	Province	81.2					
International Tensions (1930's and WWII)	School	64.6	▼	▲			
	Region	67.0					
	Province	62.1					
Cold War	School	75.6	▲	▲			
	Region	70.5					
	Province	59.7					
Regional Developments in Post WWII (5)	School	75.9	▼	▼			
	Region	80.7					
	Province	78.0					
Challenges of the Modern Era	School	54.8	▼	▼			
	Region	59.4					
	Province	57.3					

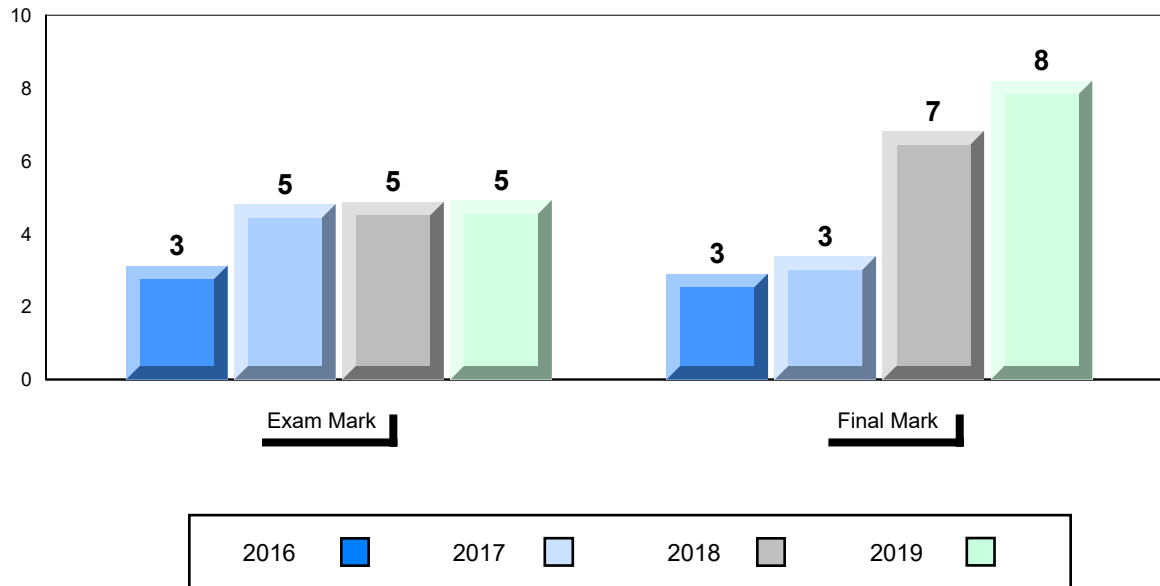
Average Score, 2016-2019



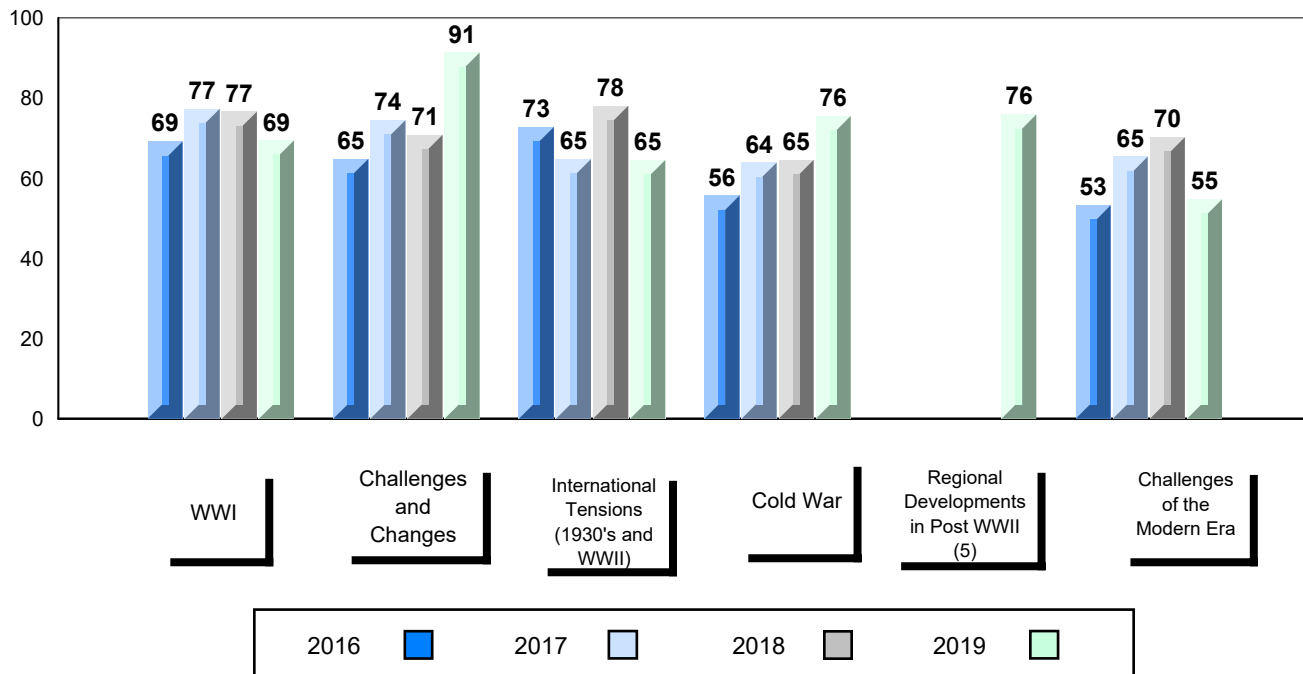
▼ ▲ The school result may appear numerically the same as the district/province due to rounding. The arrow indicates a negligible difference.

* Regional Developments in Post WWII combined into (1) item for 2019.

Difference from Provincial Mean, 2016-2019



4 Year Public Exam (Subtest) Mark Trend 2016-2019



▼ ▲ The school result may appear numerically the same as the district/province due to rounding. The arrow indicates a negligible difference.

* Regional Developments in Post WWII combined into (1) item for 2019.

District 803 - Private

#453 - Eric G. Lambert All-Grade, Churchill Falls

Grades: K-12

Number of Students 18

World History 3201

Subtest

WWI

Challenges and Changes

International Tensions (1930's and WWII)

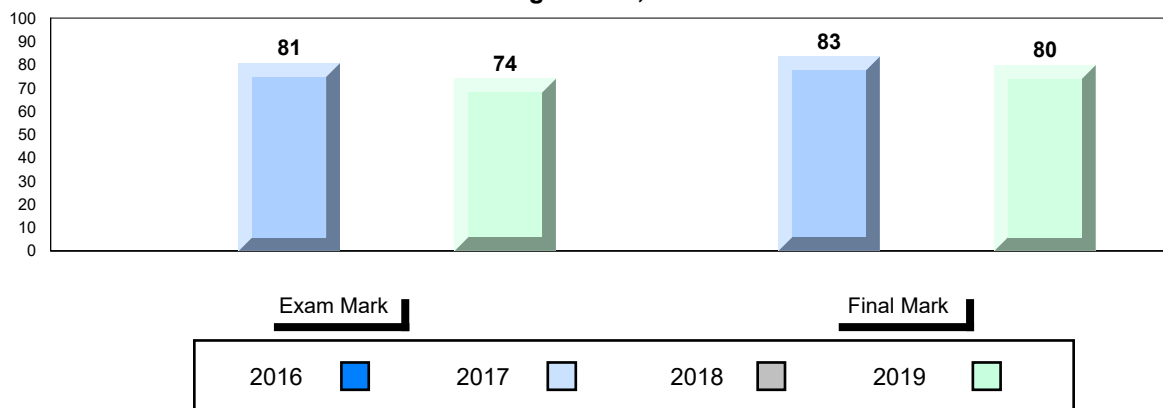
Cold War

Regional Developments in Post WWII (5)

Challenges of the Modern Era

		Public Exam Mark	School vs Region	School vs Province	Final Mark	School vs Region	School vs Province
	School	73.9	▲	▲	79.8	▲	▲
	Region	72.3			78.2		
	Province	68.4			73.1		
WWI	School	69.0	▲	▲			
	Region	67.4					
	Province	67.2					
Challenges and Changes	School	84.3	▼	▲			
	Region	85.6					
	Province	81.2					
International Tensions (1930's and WWII)	School	71.0	▲	▲			
	Region	67.0					
	Province	62.1					
Cold War	School	71.7	▲	▲			
	Region	70.5					
	Province	59.7					
Regional Developments in Post WWII (5)	School	84.3	▲	▲			
	Region	80.7					
	Province	78.0					
Challenges of the Modern Era	School	62.3	▲	▲			
	Region	59.4					
	Province	57.3					

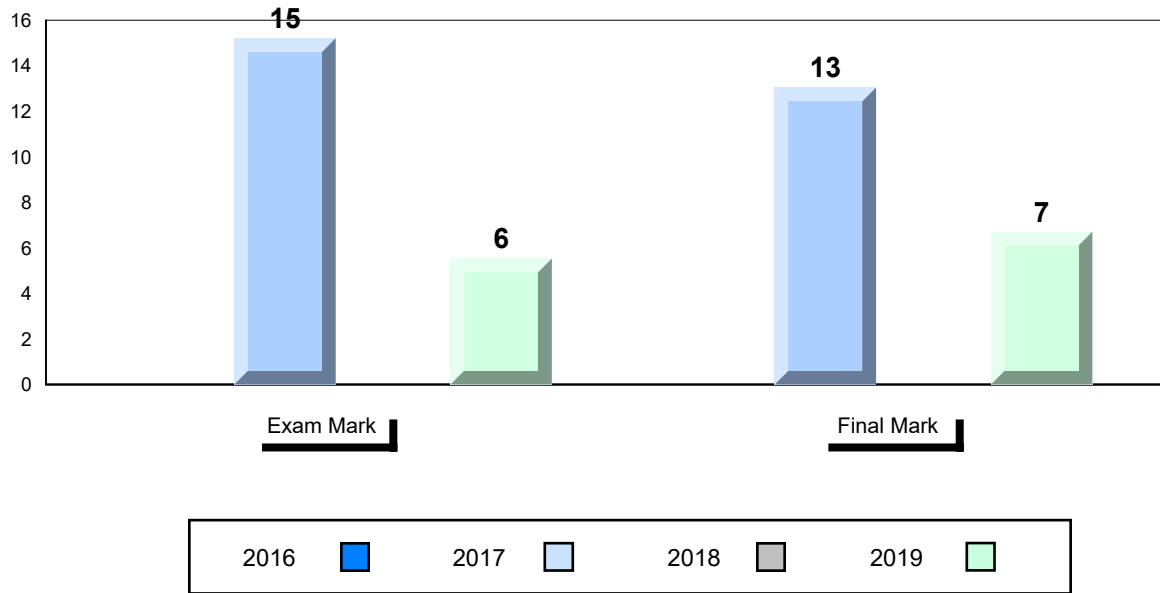
Average Score, 2016-2019



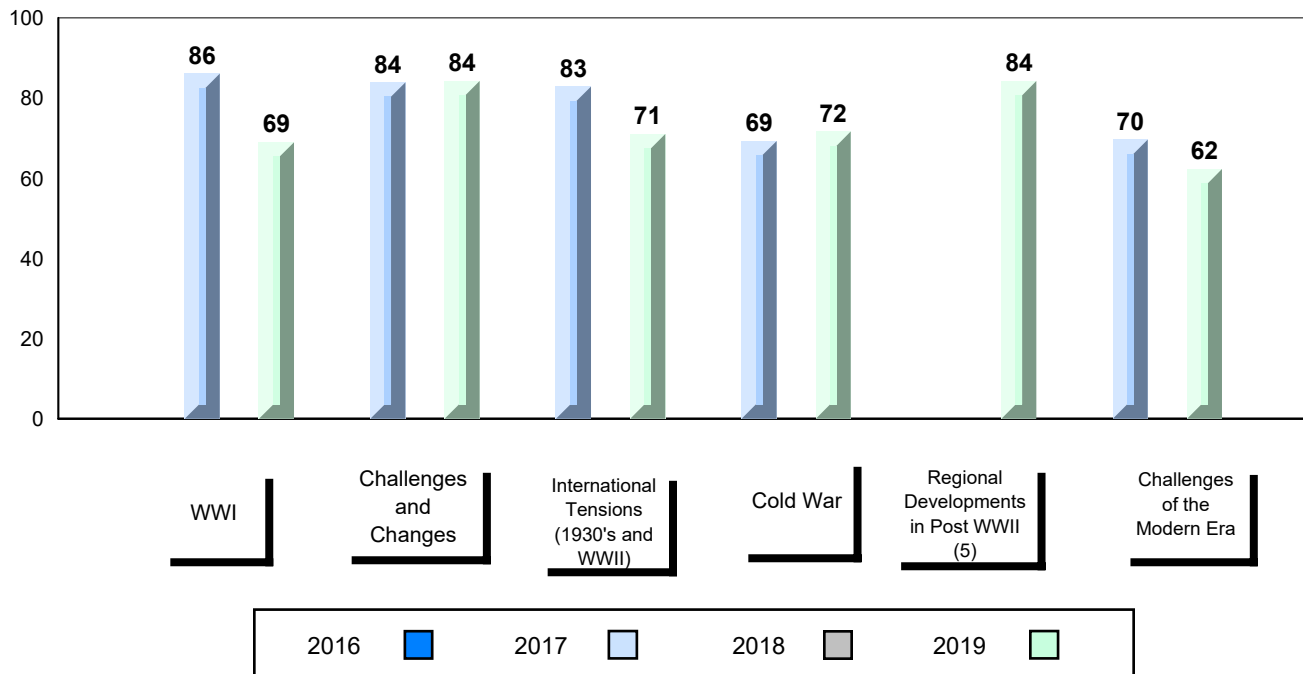
▼ ▲ The school result may appear numerically the same as the district/province due to rounding. The arrow indicates a negligible difference.

* Regional Developments in Post WWII combined into (1) item for 2019.

Difference from Provincial Mean, 2016-2019



4 Year Public Exam (Subtest) Mark Trend 2016-2019



▼ ▲ The school result may appear numerically the same as the district/province due to rounding. The arrow indicates a negligible difference.

* Regional Developments in Post WWII combined into (1) item for 2019.