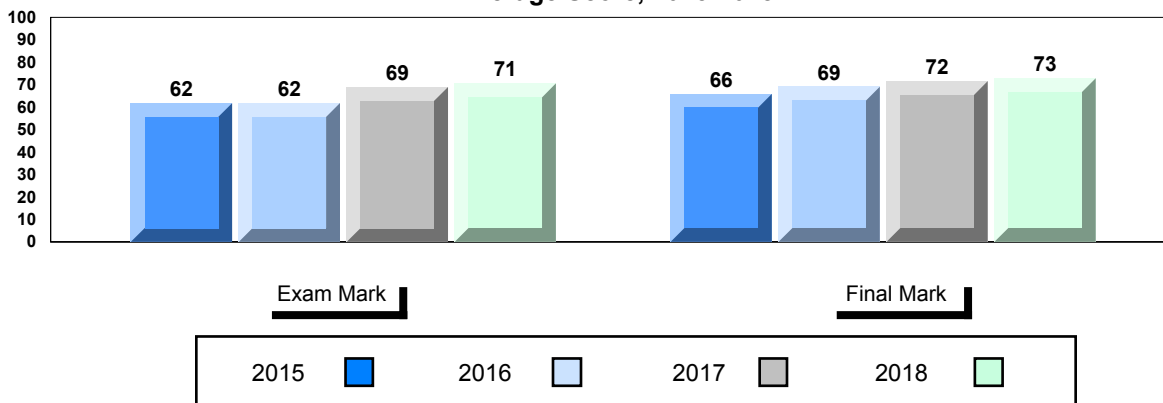


Number of Students		15	Public Exam Mark			Final Mark		
			School vs Region	School vs Province	School vs Region	School vs Province		
Histoire Mondiale 3231	School	70.6	▲	▼	72.9	▲	▼	75.4
	Region	70.6						
	Province	70.8						
Subtest	School	76.8	▲	▼				
	Region	76.8						
	Province	79.4						
WWI	School	81.6	▲	▲				
	Region	81.6						
	Province	73.3						
Challenges and Changes	School	71.4	▲	▼				
	Region	71.4						
	Province	71.5						
International Tensions (1930's and WWII)	School	56.9	▲	▼				
	Region	56.9						
	Province	58.9						
Cold War	School	41.4	▲	▼				
	Region	41.4						
	Province	51.8						
Regional Developments in Post WWII (5.1)	School	-999.0						
	Region	-999.0						
	Province	39.7						
Regional Developments in Post WWII (5.2)	School	61.4	▲	▼				
	Region	61.4						
	Province	66.1						
Challenges of the Modern Era	School							
	Region							
	Province							


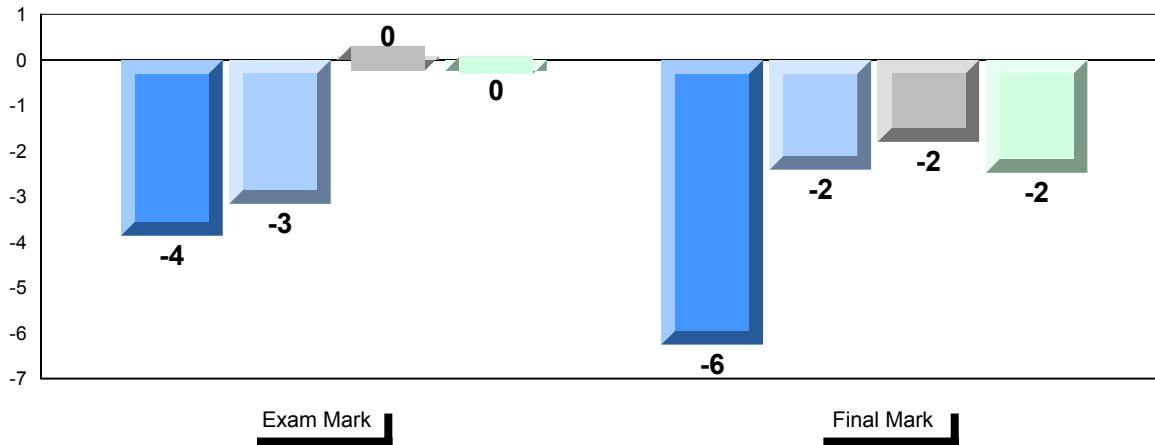
Average Score, 2015-2018



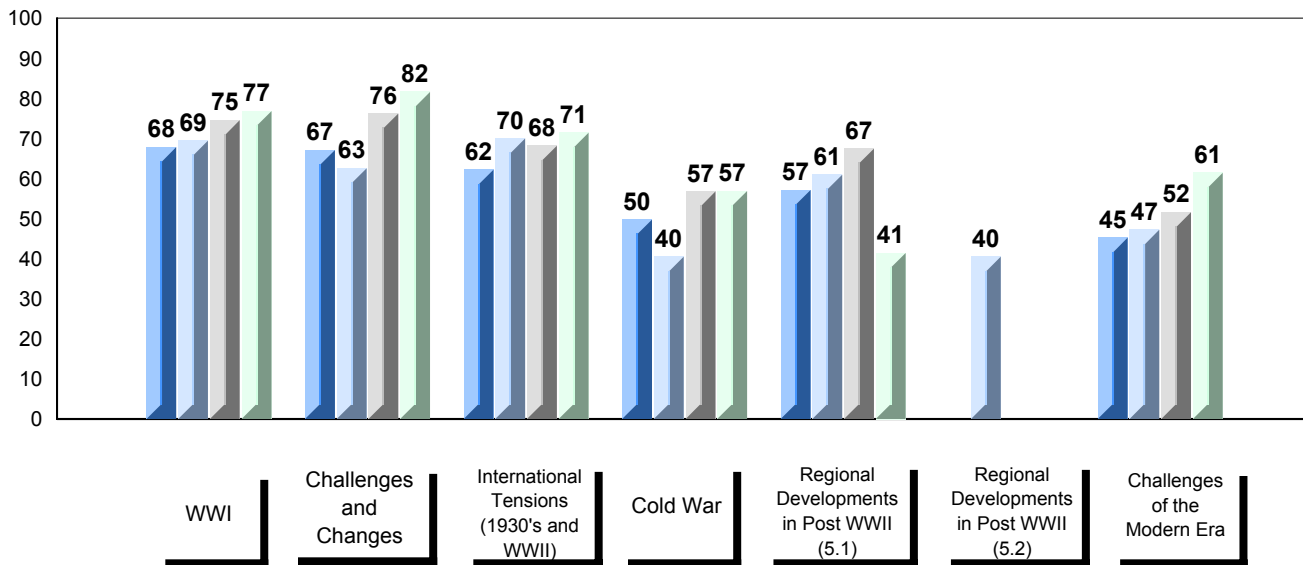
▼ ▲ The school result may appear numerically the same as the district/province due to rounding. The arrow indicates a negligible difference.

* The overall Public Exam is equated. Therefore, subtest scores may vary from the overall exam mark.

Difference from Provincial Mean, 2015-2018



4 Year Public Exam (Subtest) Mark Trend 2015-2018

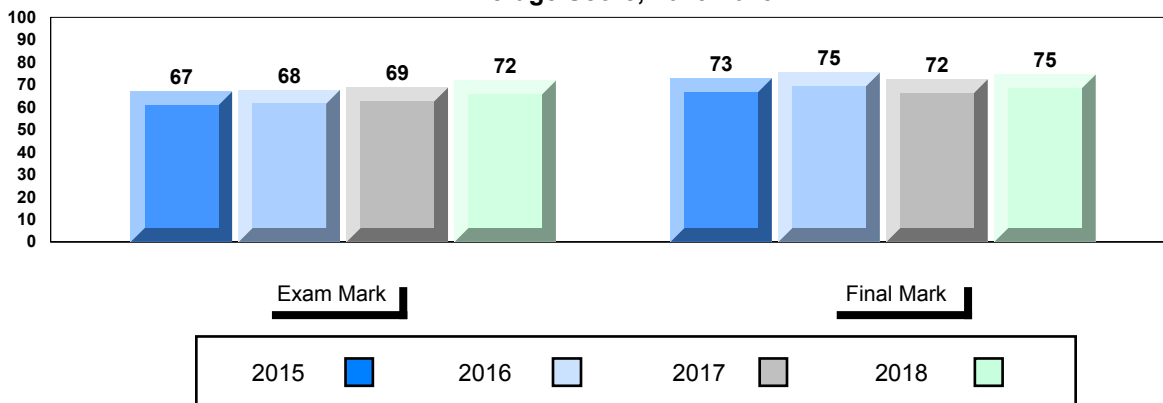


▼ ▲ The school result may appear numerically the same as the district/province due to rounding. The arrow indicates a negligible difference.

* The overall Public Exam is equated. Therefore, subtest scores may vary from the overall exam mark.

Number of Students		34						
		Public Exam Mark	School vs Region	School vs Province	Final Mark	School vs Region	School vs Province	
Histoire Mondiale 3231	School	71.9	▲	▲	74.6	▲	▼	
	Region	71.9						
	Province	70.8						
<u>Subtest</u>								
WWI	School	76.9	▲	▼	75.4			
	Region	76.9						
	Province	79.4						
Challenges and Changes	School	75.7	▲	▲				
	Region	75.7						
	Province	73.3						
International Tensions (1930's and WWII)	School	71.3	▲	▼				
	Region	71.3						
	Province	71.5						
Cold War	School	65.9	▲	▲				
	Region	65.9						
	Province	58.9						
Regional Developments in Post WWII (5.1)	School	55.3	▲	▲				
	Region	55.3						
	Province	51.8						
Regional Developments in Post WWII (5.2)	School	-999.0						
	Region	-999.0						
	Province	39.7						
Challenges of the Modern Era	School	65.3	▲	▼				
	Region	65.3						
	Province	66.1						

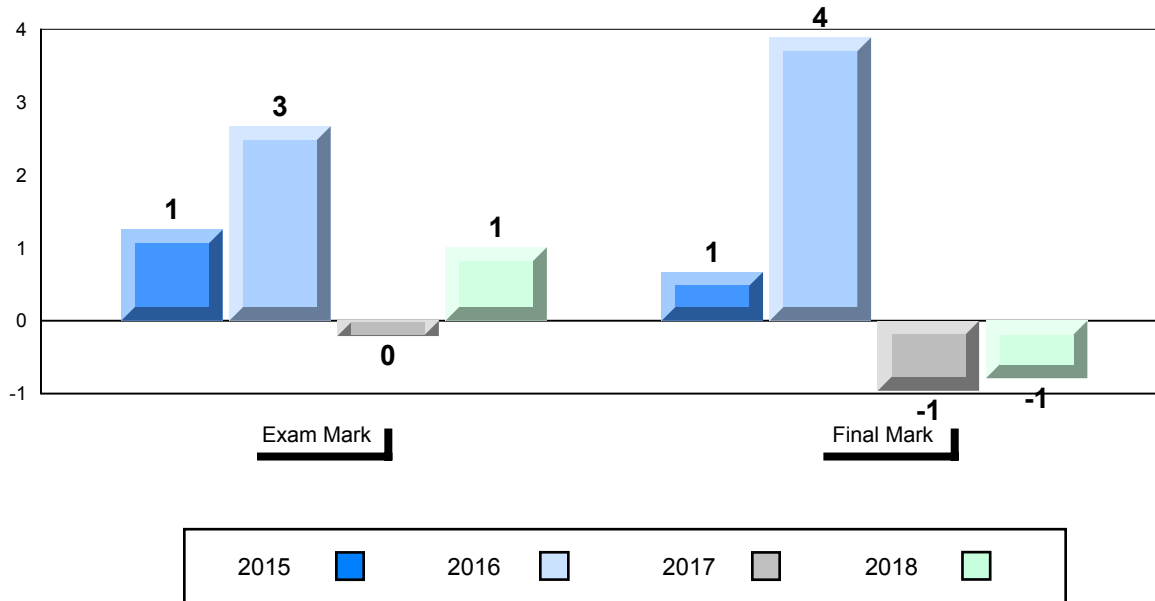
Average Score, 2015-2018



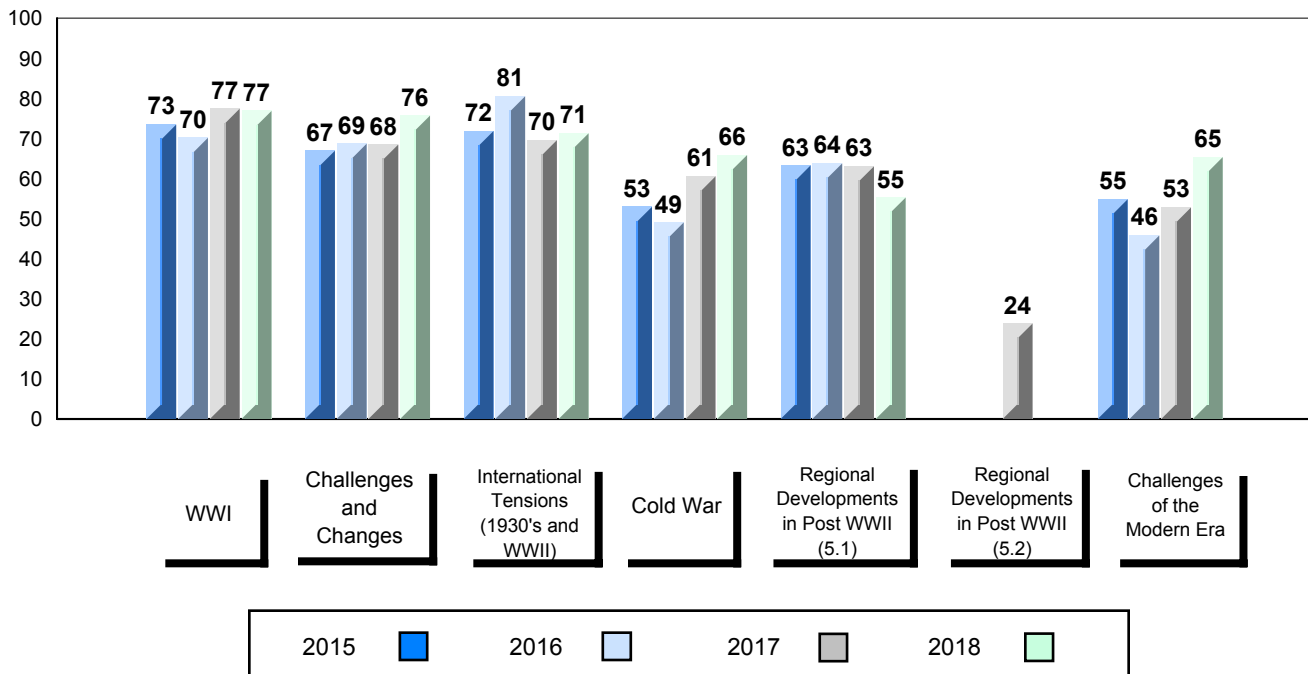
▼ ▲ The school result may appear numerically the same as the district/province due to rounding. The arrow indicates a negligible difference.

* The overall Public Exam is equated. Therefore, subtest scores may vary from the overall exam mark.

Difference from Provincial Mean, 2015-2018



4 Year Public Exam (Subtest) Mark Trend 2015-2018

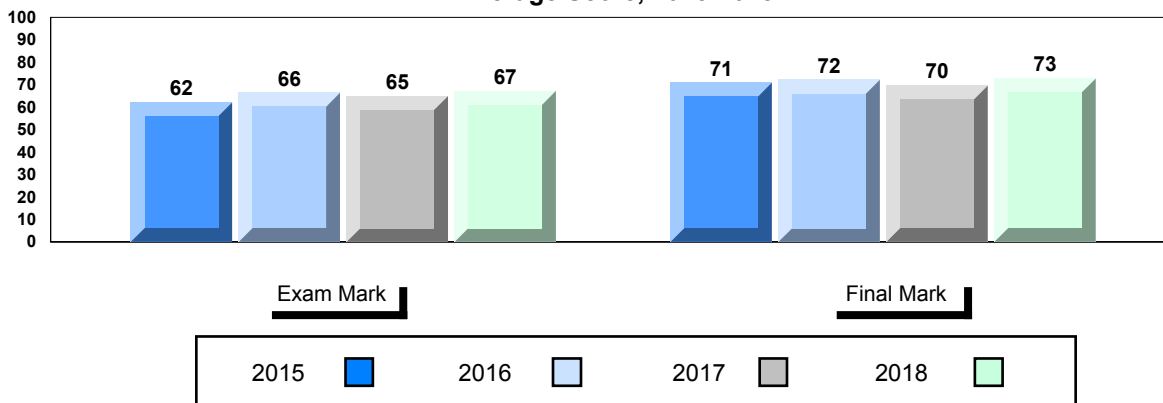


▼ ▲ The school result may appear numerically the same as the district/province due to rounding. The arrow indicates a negligible difference.

* The overall Public Exam is equated. Therefore, subtest scores may vary from the overall exam mark.

Number of Students		23	Public Exam Mark			Final Mark		
			School vs Region	School vs Province	School vs Region	School vs Province		
Histoire Mondiale 3231	School	67.3	▲	▼	72.8	▲	▼	72.8
	Region	67.3						
	Province	70.8						
Subtest	School	78.8	▲	▼	75.4			
WWI	Region	78.8						
	Province	79.4						
	School	69.1	▲	▼	73.3			
Challenges and Changes	Region	69.1						
	Province	73.3						
	School	67.6	▲	▼	71.5			
International Tensions (1930's and WWII)	Region	67.6						
	Province	71.5						
	School	65.2	▲	▲	58.9			
Cold War	Region	65.2						
	Province	58.9						
	School	21.4	▲	▼	51.8			
Regional Developments in Post WWII (5.1)	Region	21.4						
	Province	51.8						
	School	32.0	▲	▼	39.7			
Regional Developments in Post WWII (5.2)	Region	32.0						
	Province	39.7						
	School	56.8	▲	▼	66.1			
Challenges of the Modern Era	Region	56.8						
	Province	66.1						

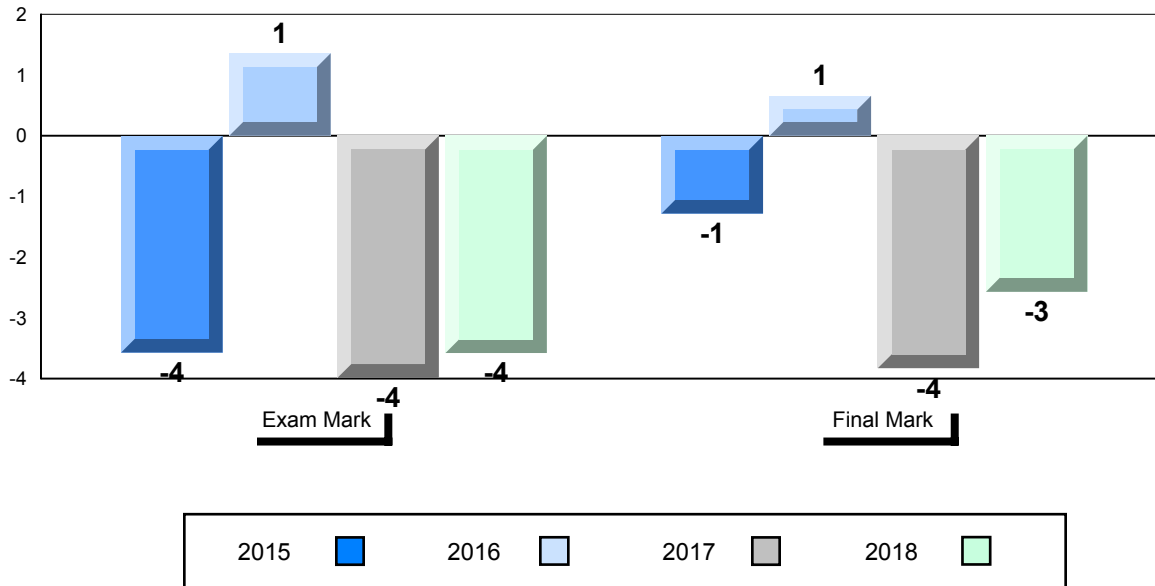
Average Score, 2015-2018



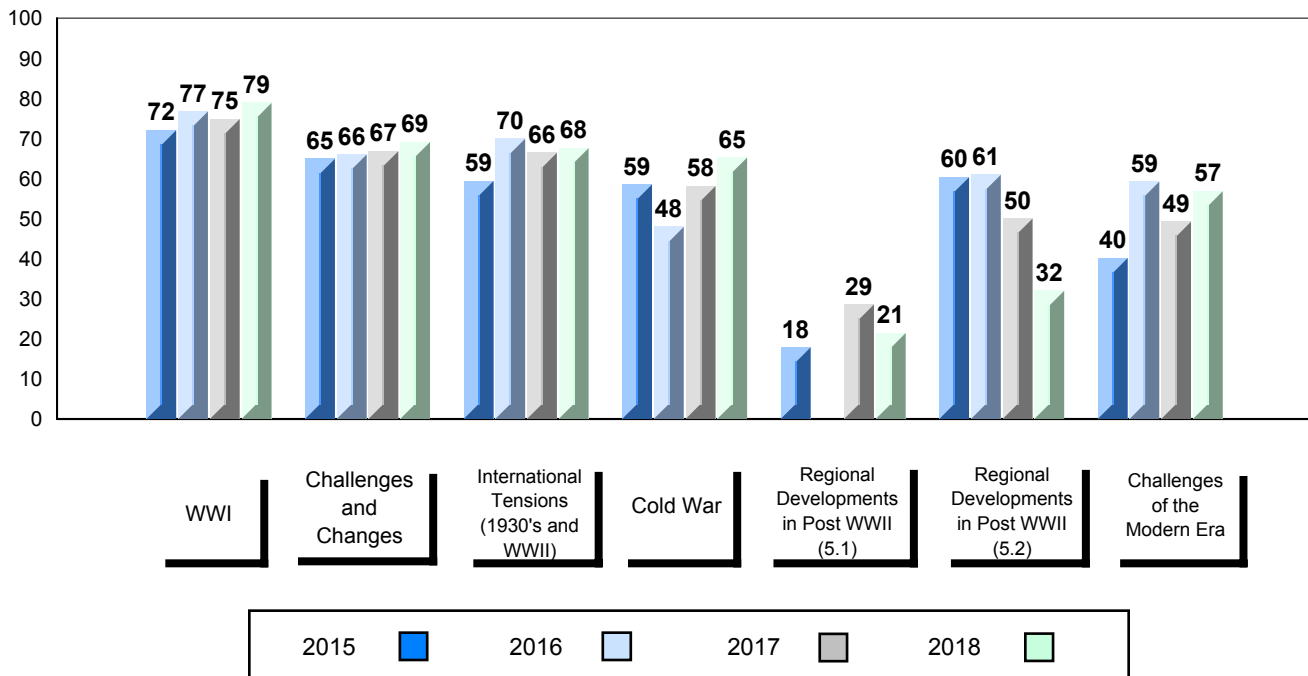
▼ ▲ The school result may appear numerically the same as the district/province due to rounding. The arrow indicates a negligible difference.

* The overall Public Exam is equated. Therefore, subtest scores may vary from the overall exam mark.

Difference from Provincial Mean, 2015-2018



4 Year Public Exam (Subtest) Mark Trend 2015-2018

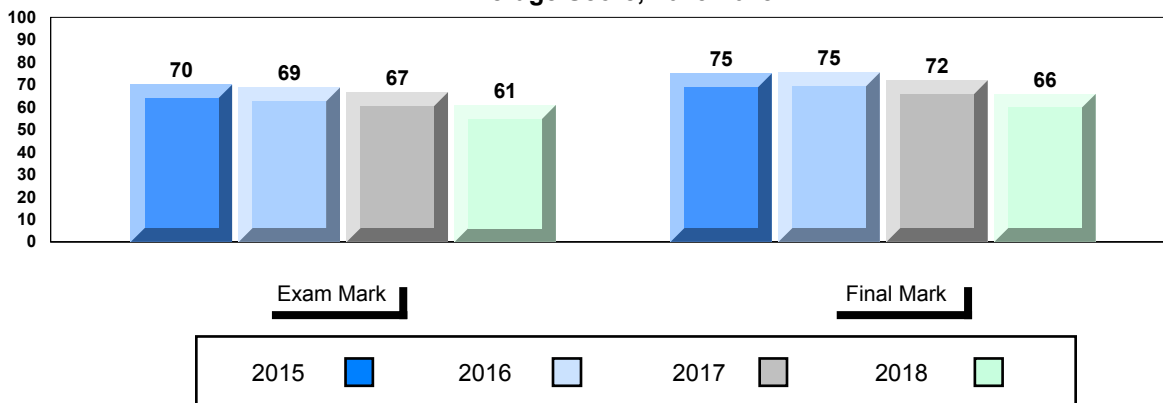


▼ ▲ The school result may appear numerically the same as the district/province due to rounding. The arrow indicates a negligible difference.

* The overall Public Exam is equated. Therefore, subtest scores may vary from the overall exam mark.

Number of Students		20	Public Exam Mark			Final Mark		
			School vs Region	School vs Province	School vs Region	School vs Province		
Histoire Mondiale 3231	School	61.0	▼	▼	66.0	▼	▼	
	Region	71.5			76.1			
	Province	70.8			75.4			
Subtest								
WWI	School	74.8	▼	▼				
	Region	80.3						
	Province	79.4						
Challenges and Changes	School	61.9	▼	▼				
	Region	73.5						
	Province	73.3						
International Tensions (1930's and WWII)	School	63.5	▼	▼				
	Region	72.4						
	Province	71.5						
Cold War	School	46.8	▼	▼				
	Region	58.4						
	Province	58.9						
Regional Developments in Post WWII (5.1)	School	45.0	▼	▼				
	Region	52.8						
	Province	51.8						
Regional Developments in Post WWII (5.2)	School	-999.0						
	Region	43.8						
	Province	39.7						
Challenges of the Modern Era	School	45.7	▼	▼				
	Region	67.1						
	Province	66.1						

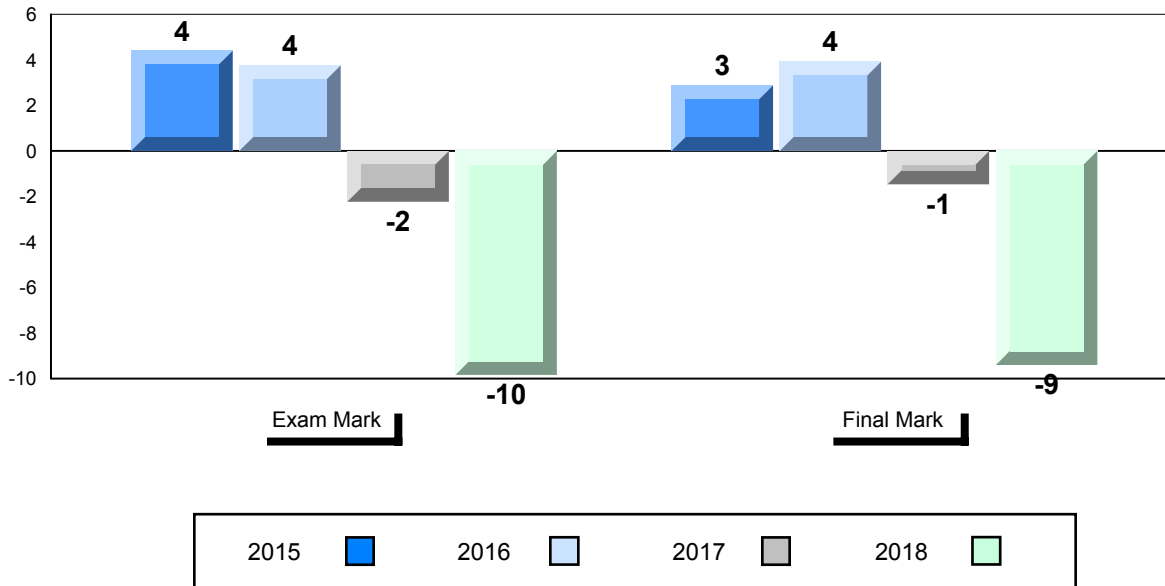
Average Score, 2015-2018



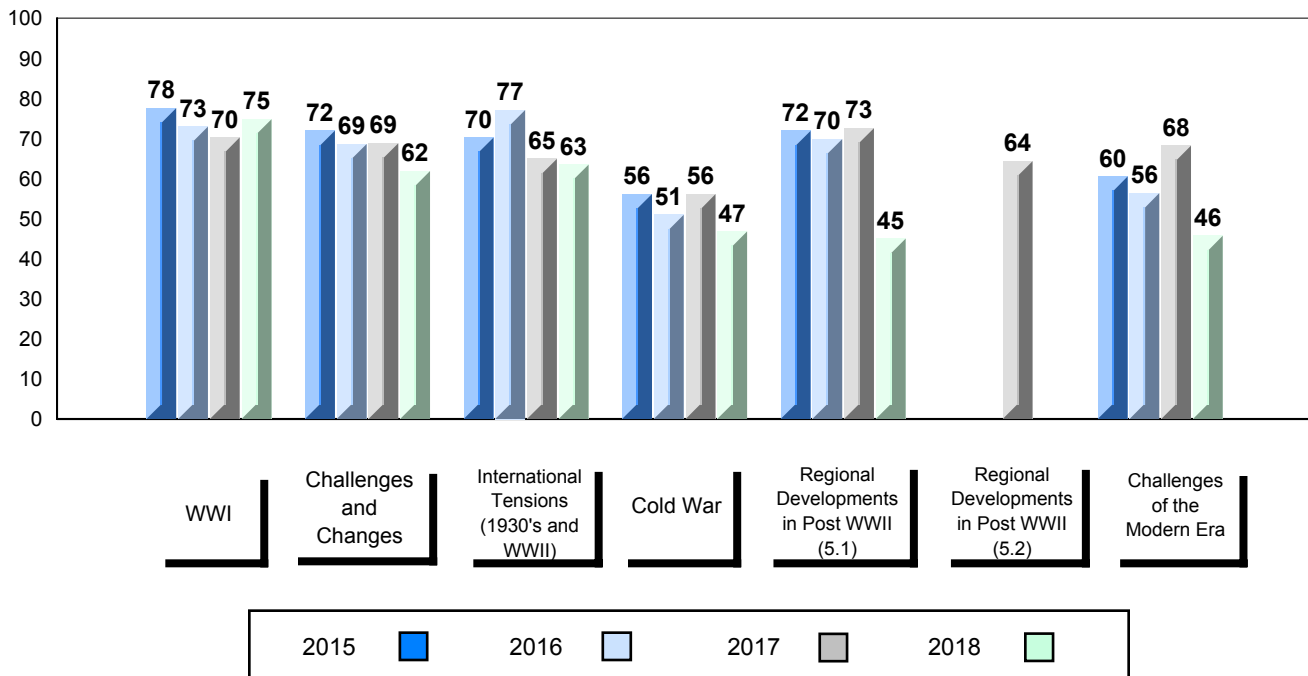
▼ ▲ The school result may appear numerically the same as the district/province due to rounding. The arrow indicates a negligible difference.

* The overall Public Exam is equated. Therefore, subtest scores may vary from the overall exam mark.

Difference from Provincial Mean, 2015-2018



4 Year Public Exam (Subtest) Mark Trend 2015-2018

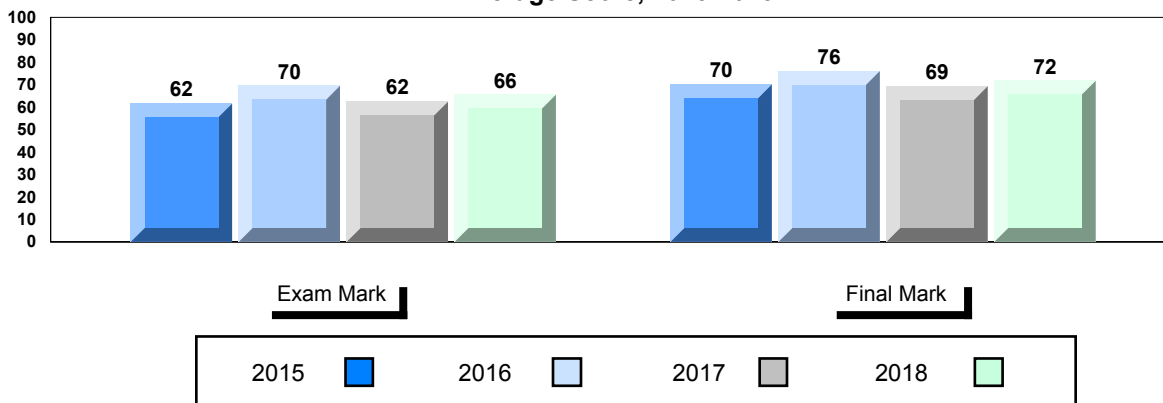


▼ ▲ The school result may appear numerically the same as the district/province due to rounding. The arrow indicates a negligible difference.

* The overall Public Exam is equated. Therefore, subtest scores may vary from the overall exam mark.

Number of Students		61	Public Exam Mark			Final Mark		
			School vs Region	School vs Province	School vs Region	School vs Province		
Histoire Mondiale 3231	School	65.6	▼	▼	71.8	▼	▼	
	Region	71.5			76.1			
	Province	70.8			75.4			
Subtest								
WWI	School	74.0	▼	▼				
	Region	80.3						
	Province	79.4						
Challenges and Changes	School	69.1	▼	▼				
	Region	73.5						
	Province	73.3						
International Tensions (1930's and WWII)	School	67.8	▼	▼				
	Region	72.4						
	Province	71.5						
Cold War	School	55.4	▼	▼				
	Region	58.4						
	Province	58.9						
Regional Developments in Post WWII (5.1)	School	39.8	▼	▼				
	Region	52.8						
	Province	51.8						
Regional Developments in Post WWII (5.2)	School	3.2	▼	▼				
	Region	43.8						
	Province	39.7						
Challenges of the Modern Era	School	58.2	▼	▼				
	Region	67.1						
	Province	66.1						

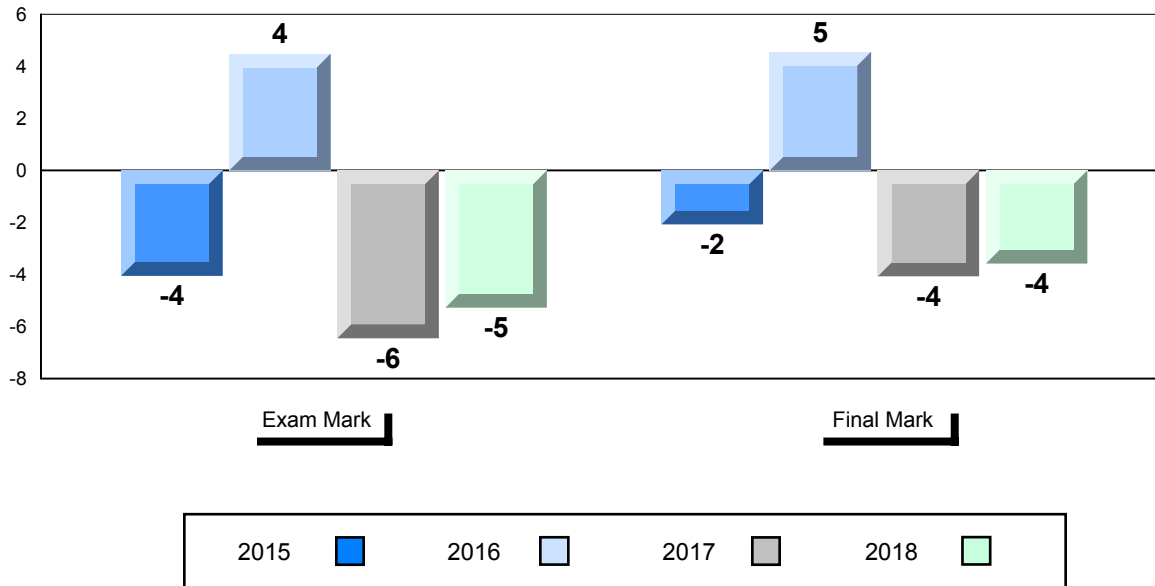
Average Score, 2015-2018



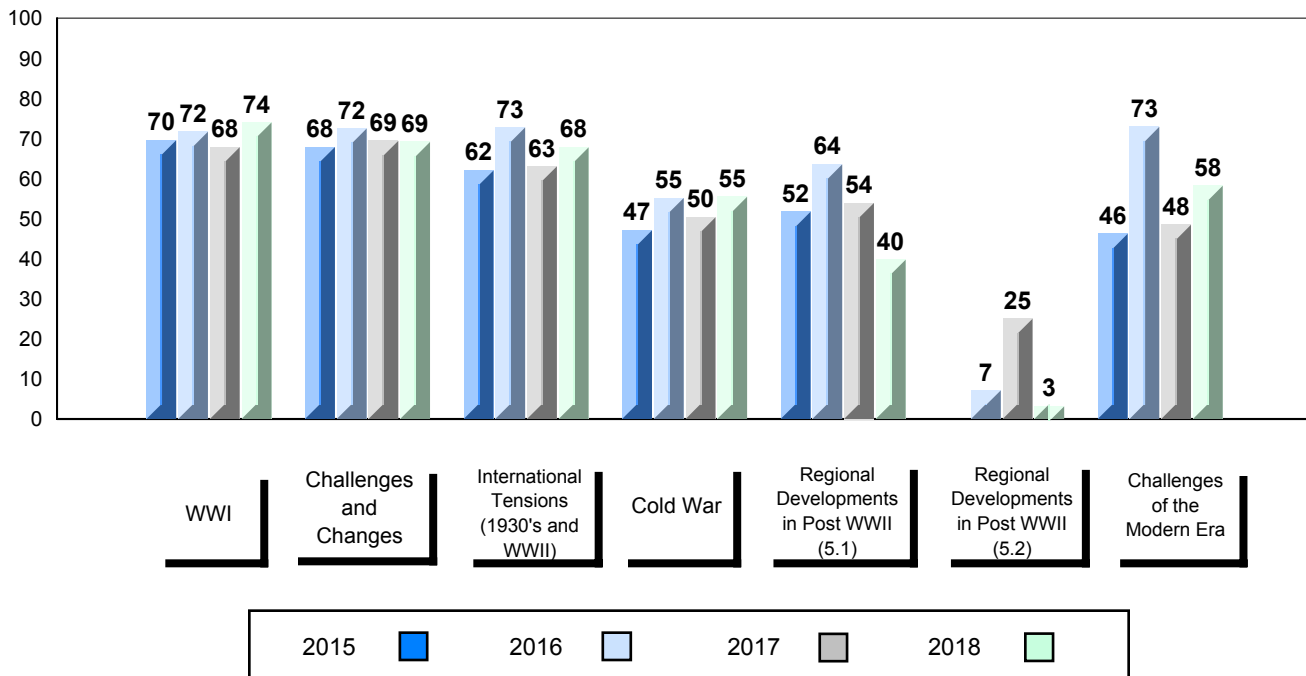
▼ ▲ The school result may appear numerically the same as the district/province due to rounding. The arrow indicates a negligible difference.

* The overall Public Exam is equated. Therefore, subtest scores may vary from the overall exam mark.

Difference from Provincial Mean, 2015-2018



4 Year Public Exam (Subtest) Mark Trend 2015-2018

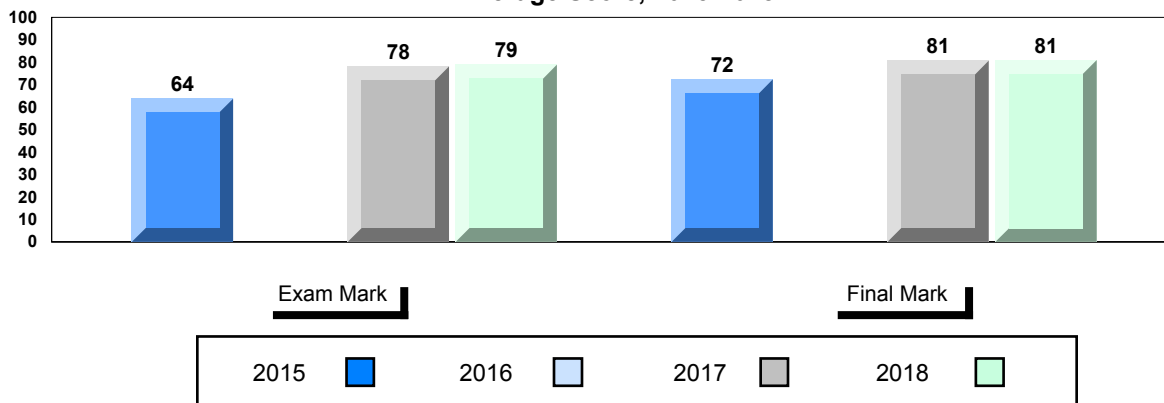


▼ ▲ The school result may appear numerically the same as the district/province due to rounding. The arrow indicates a negligible difference.

* The overall Public Exam is equated. Therefore, subtest scores may vary from the overall exam mark.

Number of Students		27	Public Exam Mark			Final Mark		
			School vs Region	School vs Province	School vs Region	School vs Province		
Histoire Mondiale 3231	School	78.9	▲	▲	81.0	▲	▲	
	Region	71.5						
	Province	70.8						
Subtest	School	85.9	▲	▲				
	Region	80.3						
	Province	79.4						
WWI	School	85.9	▲	▲				
	Region	80.3						
	Province	79.4						
Challenges and Changes	School	80.9	▲	▲				
	Region	73.5						
	Province	73.3						
International Tensions (1930's and WWII)	School	81.7	▲	▲				
	Region	72.4						
	Province	71.5						
Cold War	School	71.3	▲	▲				
	Region	58.4						
	Province	58.9						
Regional Developments in Post WWII (5.1)	School	63.0	▲	▲				
	Region	52.8						
	Province	51.8						
Regional Developments in Post WWII (5.2)	School	-999.0						
	Region	43.8						
	Province	39.7						
Challenges of the Modern Era	School	65.3	▼	▼				
	Region	67.1						
	Province	66.1						

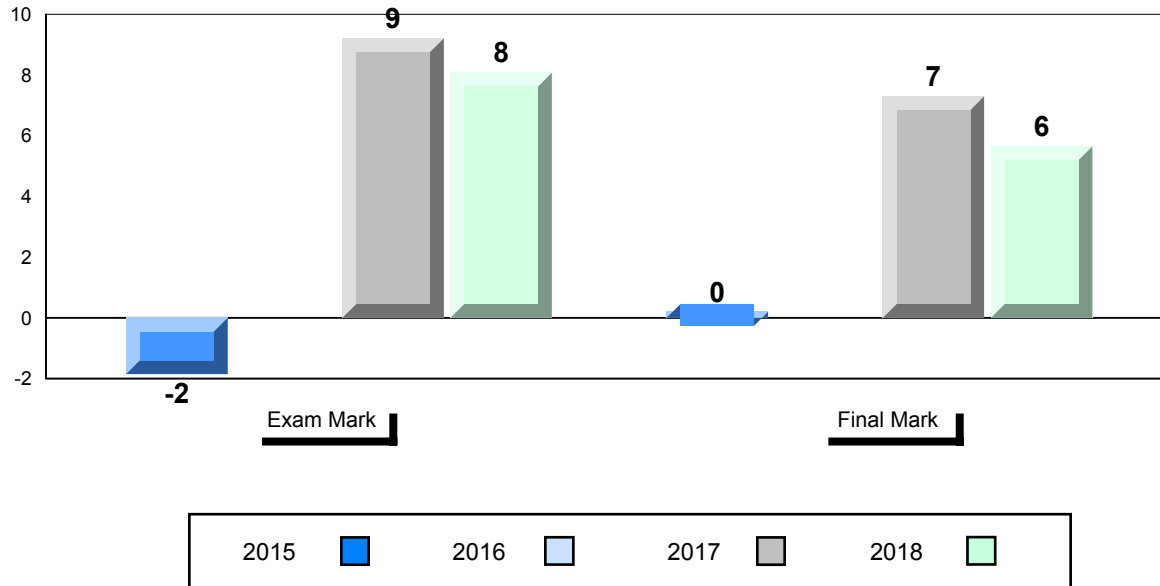
Average Score, 2015-2018



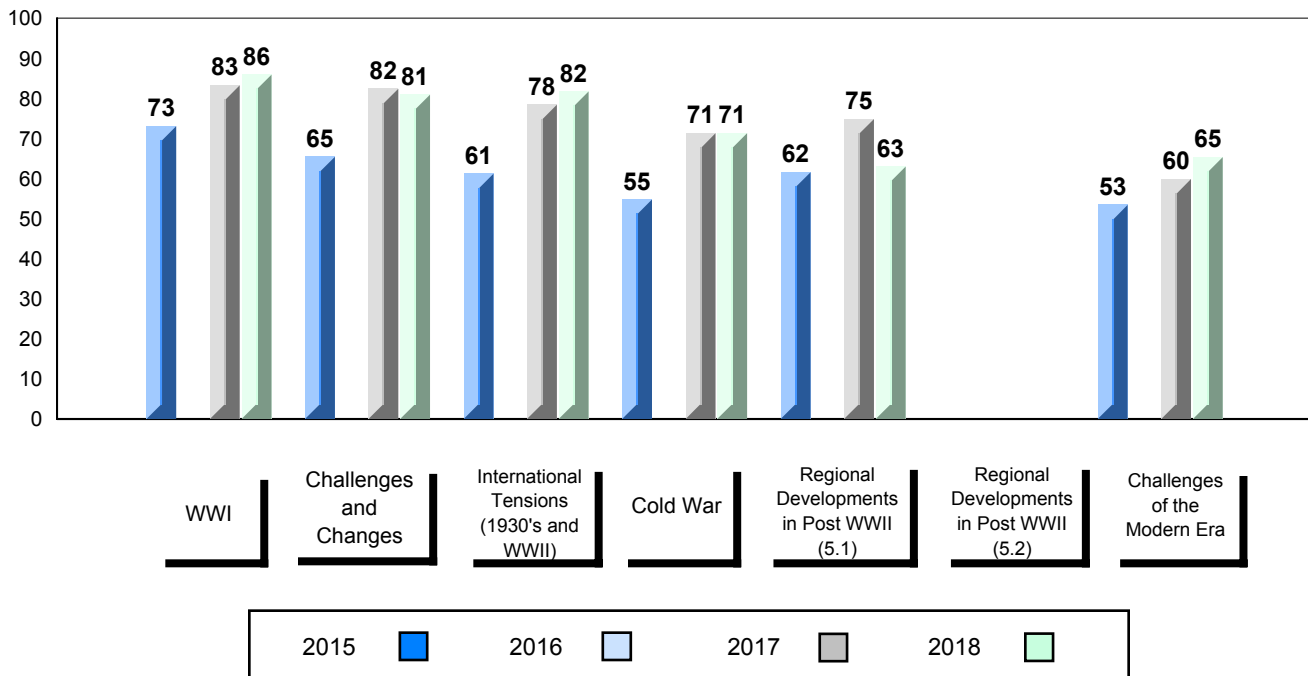
▼ ▲ The school result may appear numerically the same as the district/province due to rounding. The arrow indicates a negligible difference.

* The overall Public Exam is equated. Therefore, subtest scores may vary from the overall exam mark.

Difference from Provincial Mean, 2015-2018



4 Year Public Exam (Subtest) Mark Trend 2015-2018

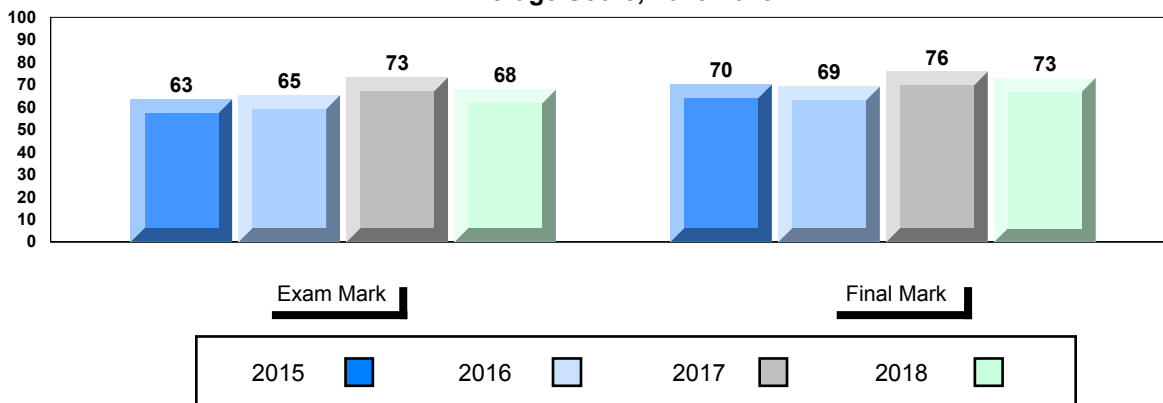


▼ ▲ The school result may appear numerically the same as the district/province due to rounding. The arrow indicates a negligible difference.

* The overall Public Exam is equated. Therefore, subtest scores may vary from the overall exam mark.

Number of Students		57						
		Public Exam Mark	School vs Region	School vs Province	Final Mark	School vs Region	School vs Province	
Histoire Mondiale 3231	School	67.8	▼	▼	73.0	▼	▼	
	Region	71.5						
	Province	70.8						
<u>Subtest</u>								
WWI	School	78.9	▼	▼				
	Region	80.3						
	Province	79.4						
Challenges and Changes	School	69.4	▼	▼				
	Region	73.5						
	Province	73.3						
International Tensions (1930's and WWII)	School	66.9	▼	▼				
	Region	72.4						
	Province	71.5						
Cold War	School	53.4	▼	▼				
	Region	58.4						
	Province	58.9						
Regional Developments in Post WWII (5.1)	School	55.2	▲	▲				
	Region	52.8						
	Province	51.8						
Regional Developments in Post WWII (5.2)	School	9.5	▼	▼				
	Region	43.8						
	Province	39.7						
Challenges of the Modern Era	School	66.7	▼	▲				
	Region	67.1						
	Province	66.1						

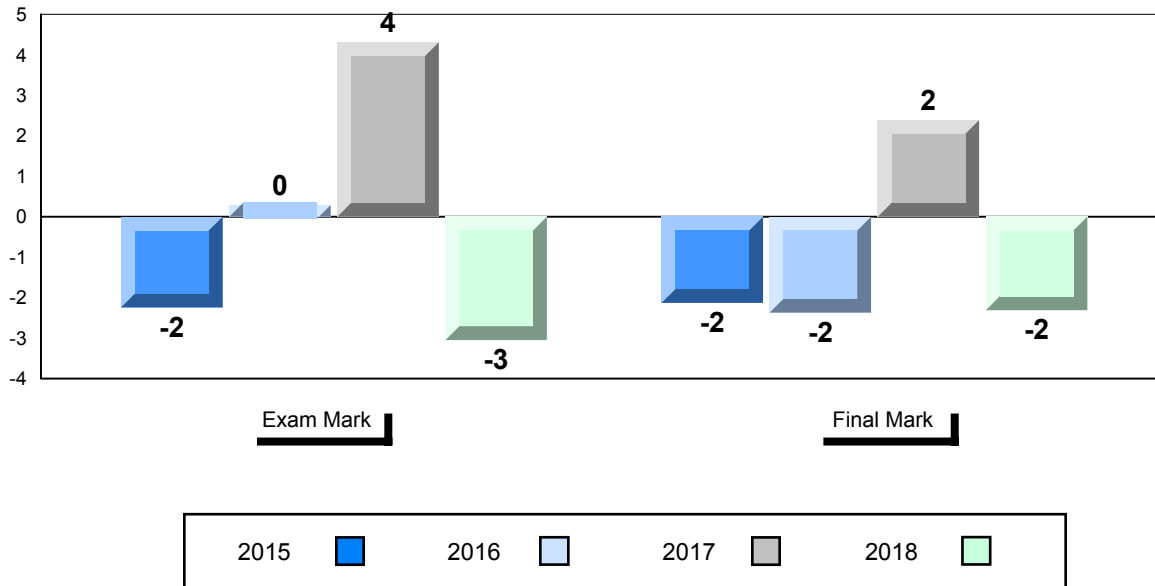
Average Score, 2015-2018



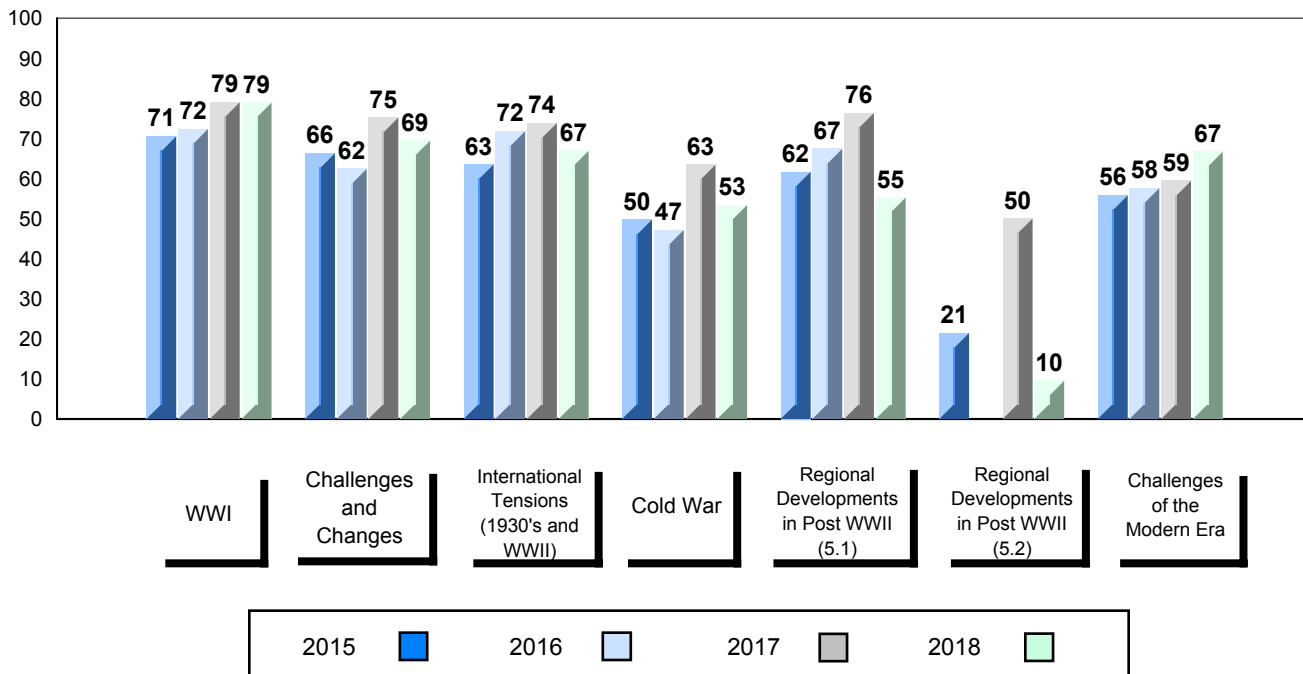
▼ ▲ The school result may appear numerically the same as the district/province due to rounding. The arrow indicates a negligible difference.

* The overall Public Exam is equated. Therefore, subtest scores may vary from the overall exam mark.

Difference from Provincial Mean, 2015-2018



4 Year Public Exam (Subtest) Mark Trend 2015-2018

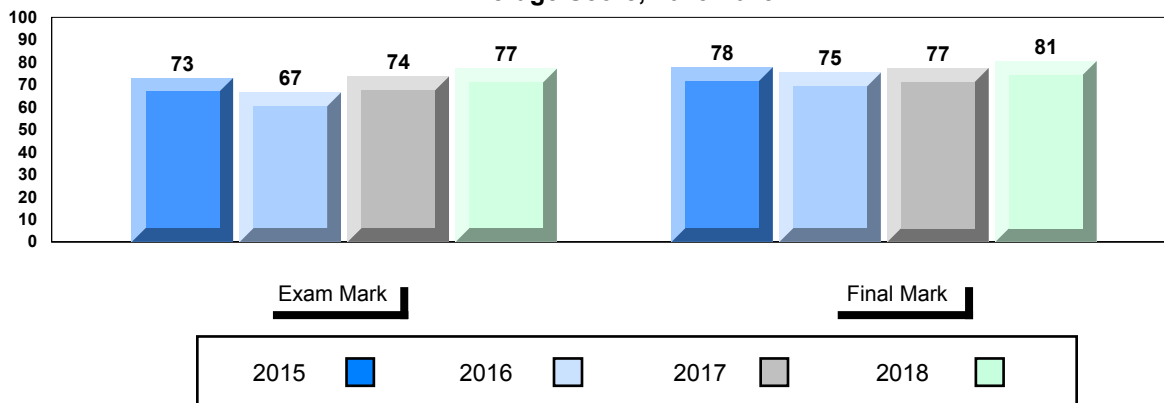


▼ ▲ The school result may appear numerically the same as the district/province due to rounding. The arrow indicates a negligible difference.

* The overall Public Exam is equated. Therefore, subtest scores may vary from the overall exam mark.

Number of Students		51	Public Exam Mark			Final Mark		
			School vs Region	School vs Province	School vs Region	School vs Province		
Histoire Mondiale 3231	School	77.2	▲	▲	80.6	▲	▲	
	Region	71.5						
	Province	70.8						
Subtest	School	84.9	▲	▲				
	Region	80.3						
	Province	79.4						
WWI	School	84.9	▲	▲				
	Region	80.3						
	Province	79.4						
Challenges and Changes	School	80.9	▲	▲				
	Region	73.5						
	Province	73.3						
International Tensions (1930's and WWII)	School	77.1	▲	▲				
	Region	72.4						
	Province	71.5						
Cold War	School	63.3	▲	▲				
	Region	58.4						
	Province	58.9						
Regional Developments in Post WWII (5.1)	School	66.8	▲	▲				
	Region	52.8						
	Province	51.8						
Regional Developments in Post WWII (5.2)	School	12.5	▼	▼				
	Region	43.8						
	Province	39.7						
Challenges of the Modern Era	School	75.5	▲	▲				
	Region	67.1						
	Province	66.1						

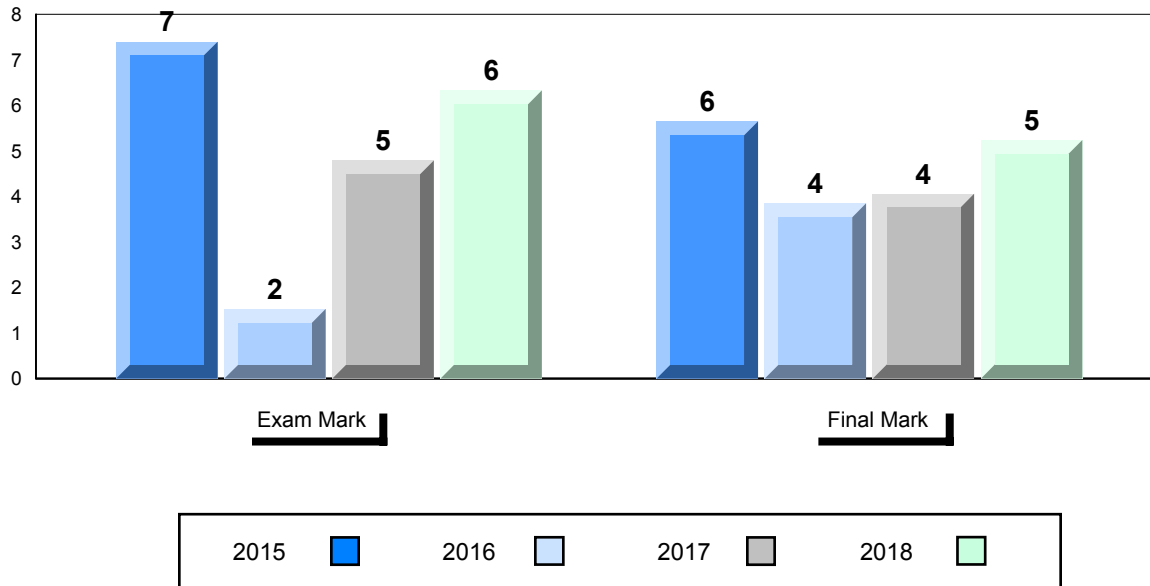
Average Score, 2015-2018



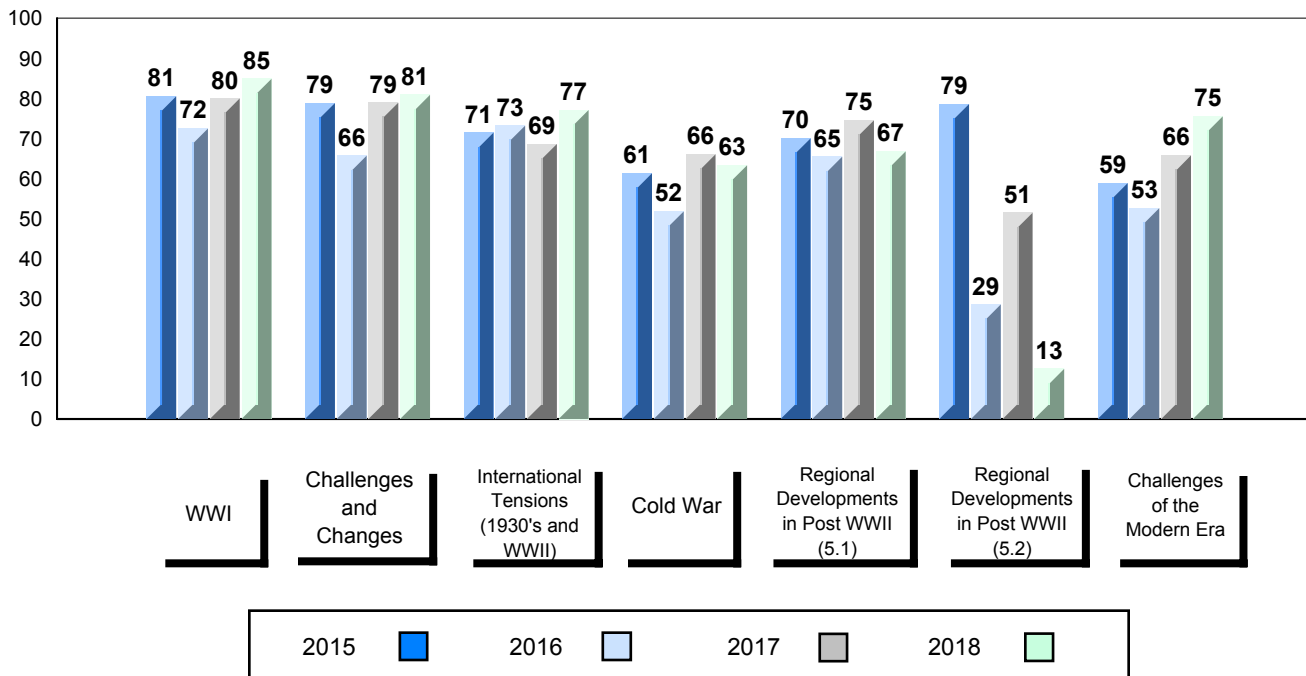
▼ ▲ The school result may appear numerically the same as the district/province due to rounding. The arrow indicates a negligible difference.

* The overall Public Exam is equated. Therefore, subtest scores may vary from the overall exam mark.

Difference from Provincial Mean, 2015-2018



4 Year Public Exam (Subtest) Mark Trend 2015-2018

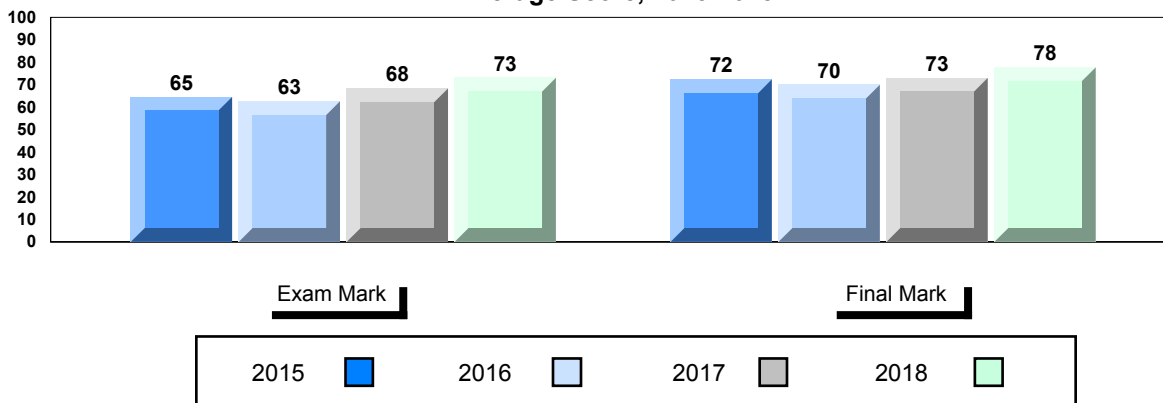


▼ ▲ The school result may appear numerically the same as the district/province due to rounding. The arrow indicates a negligible difference.

* The overall Public Exam is equated. Therefore, subtest scores may vary from the overall exam mark.

Number of Students		74	Public Exam Mark			Final Mark		
			School vs Region	School vs Province	School vs Region	School vs Province		
Histoire Mondiale 3231	School	73.1	▲	▲	77.7	▲	▲	
	Region	71.5			76.1			
	Province	70.8			75.4			
Subtest								
WWI	School	81.7	▲	▲				
	Region	80.3						
	Province	79.4						
Challenges and Changes	School	74.9	▲	▲				
	Region	73.5						
	Province	73.3						
International Tensions (1930's and WWII)	School	75.7	▲	▲				
	Region	72.4						
	Province	71.5						
Cold War	School	58.4	▲	▼				
	Region	58.4						
	Province	58.9						
Regional Developments in Post WWII (5.1)	School	10.0	▼	▼				
	Region	52.8						
	Province	51.8						
Regional Developments in Post WWII (5.2)	School	56.7	▲	▲				
	Region	43.8						
	Province	39.7						
Challenges of the Modern Era	School	71.1	▲	▲				
	Region	67.1						
	Province	66.1						

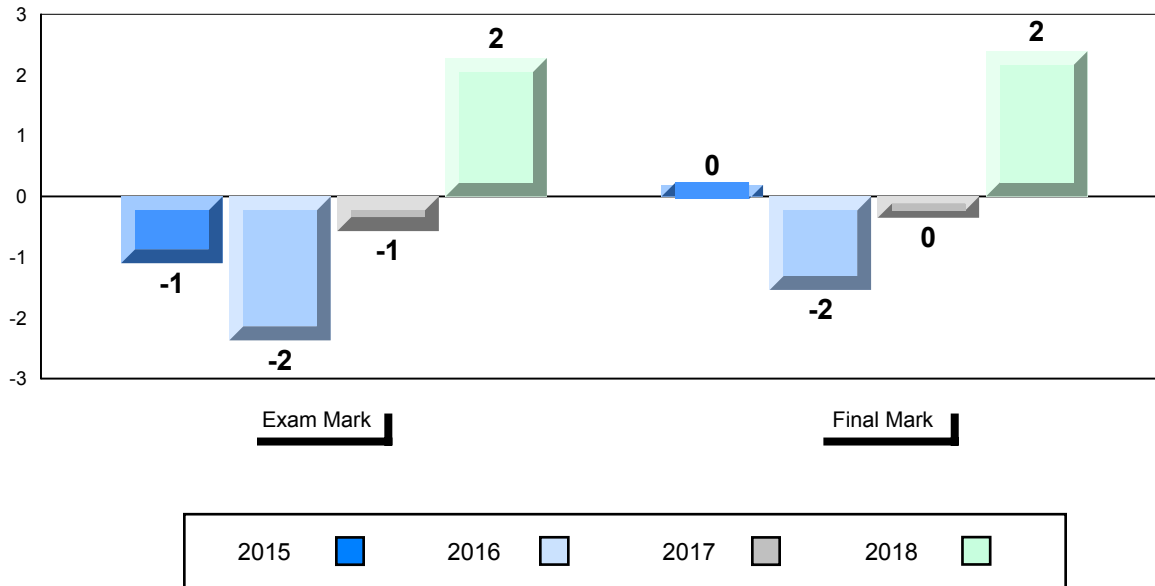
Average Score, 2015-2018



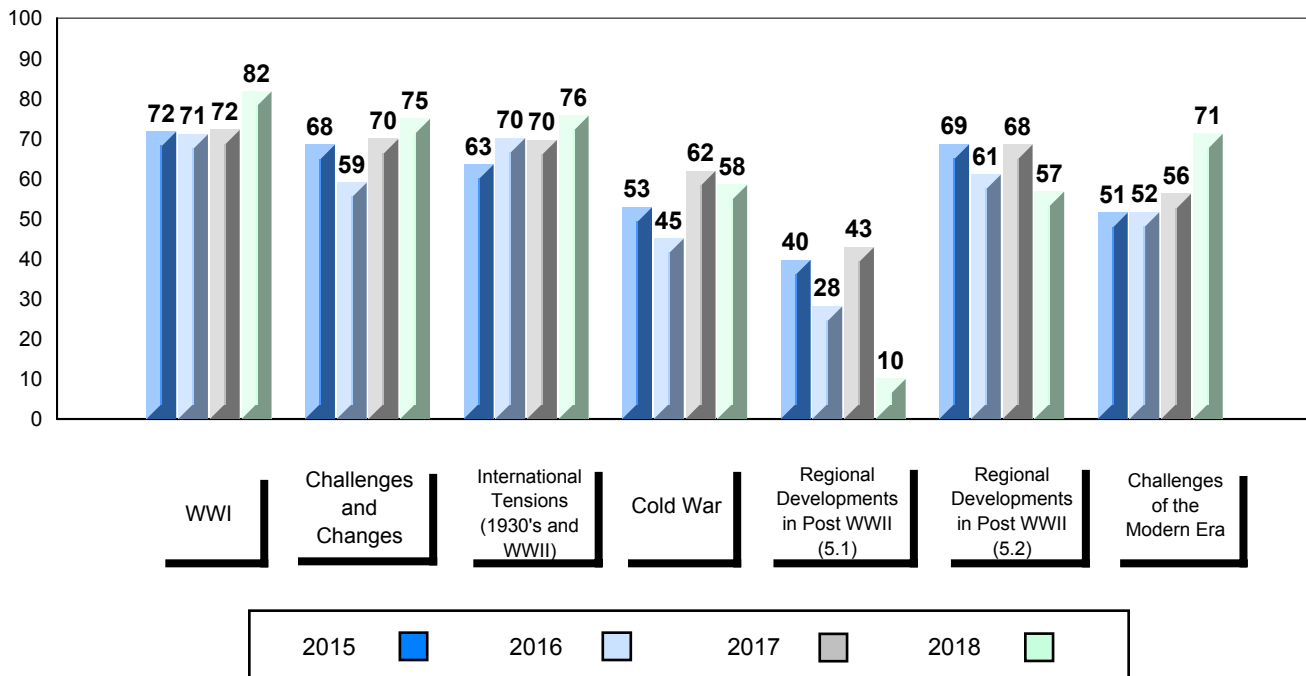
▼ ▲ The school result may appear numerically the same as the district/province due to rounding. The arrow indicates a negligible difference.

* The overall Public Exam is equated. Therefore, subtest scores may vary from the overall exam mark.

Difference from Provincial Mean, 2015-2018



4 Year Public Exam (Subtest) Mark Trend 2015-2018

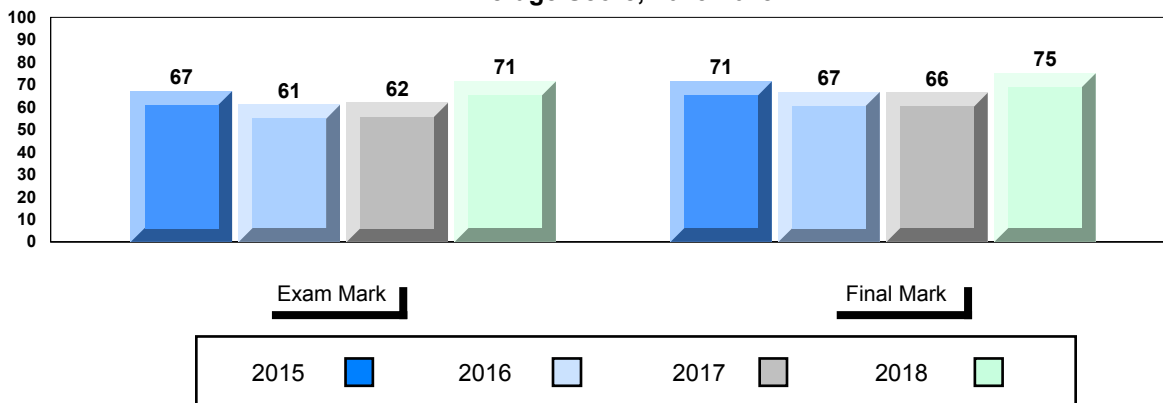


▼ ▲ The school result may appear numerically the same as the district/province due to rounding. The arrow indicates a negligible difference.

* The overall Public Exam is equated. Therefore, subtest scores may vary from the overall exam mark.

Number of Students		21	Public Exam Mark			Final Mark		
			School vs Region	School vs Province	School vs Region	School vs Province		
Histoire Mondiale 3231	School	71.5	▲	▲	75.1	▼	▼	
	Region	71.5			76.1			
	Province	70.8			75.4			
Subtest								
WWI	School	80.9	▲	▲				
	Region	80.3						
	Province	79.4						
Challenges and Changes	School	72.4	▼	▼				
	Region	73.5						
	Province	73.3						
International Tensions (1930's and WWII)	School	72.5	▲	▲				
	Region	72.4						
	Province	71.5						
Cold War	School	58.5	▲	▼				
	Region	58.4						
	Province	58.9						
Regional Developments in Post WWII (5.1)	School	55.6	▲	▲				
	Region	52.8						
	Province	51.8						
Regional Developments in Post WWII (5.2)	School	22.9	▼	▼				
	Region	43.8						
	Province	39.7						
Challenges of the Modern Era	School	72.5	▲	▲				
	Region	67.1						
	Province	66.1						

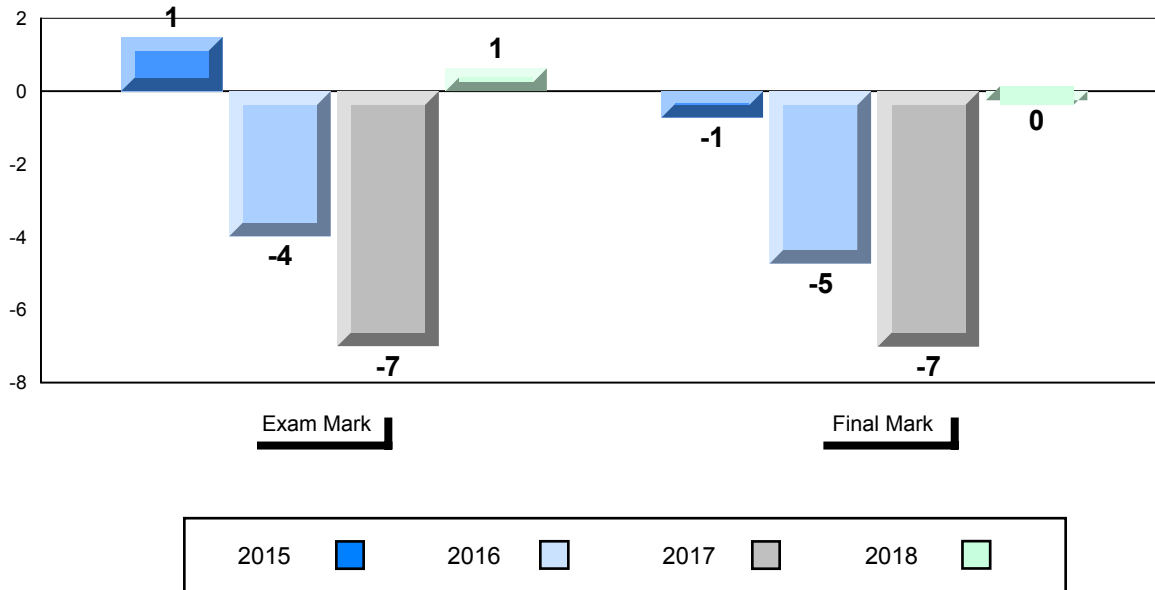
Average Score, 2015-2018



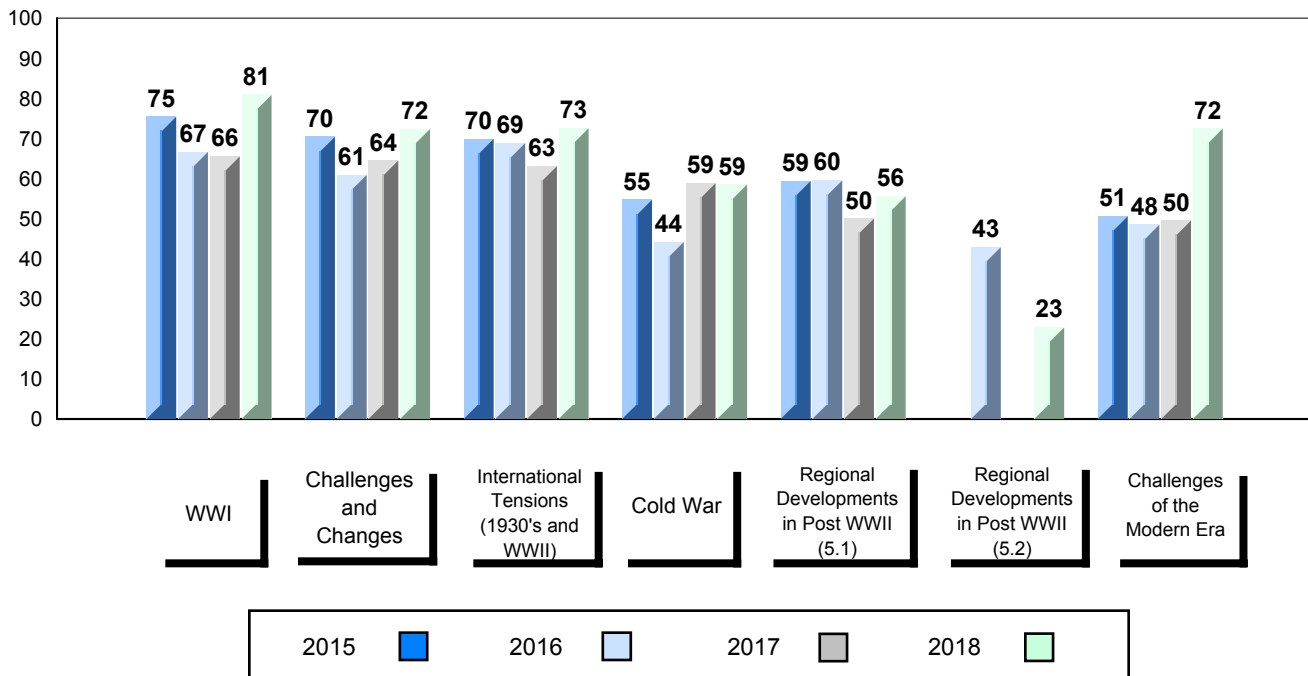
▼ ▲ The school result may appear numerically the same as the district/province due to rounding. The arrow indicates a negligible difference.

* The overall Public Exam is equated. Therefore, subtest scores may vary from the overall exam mark.

Difference from Provincial Mean, 2015-2018



4 Year Public Exam (Subtest) Mark Trend 2015-2018

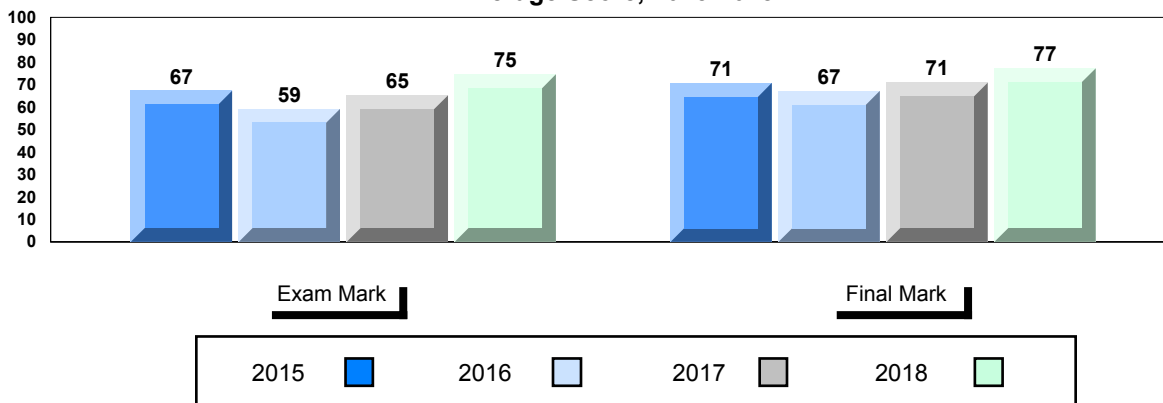


▼ ▲ The school result may appear numerically the same as the district/province due to rounding. The arrow indicates a negligible difference.

* The overall Public Exam is equated. Therefore, subtest scores may vary from the overall exam mark.

Number of Students		18	Public Exam Mark			Final Mark		
			School vs Region	School vs Province	School vs Region	School vs Province		
Histoire Mondiale 3231	School	74.7	▲	▲	77.3	▲	▲	
	Region	71.5			76.1			
	Province	70.8			75.4			
Subtest								
WWI	School	82.9	▲	▲				
	Region	80.3						
	Province	79.4						
Challenges and Changes	School	76.2	▲	▲				
	Region	73.5						
	Province	73.3						
International Tensions (1930's and WWII)	School	72.5	▲	▲				
	Region	72.4						
	Province	71.5						
Cold War	School	66.3	▲	▲				
	Region	58.4						
	Province	58.9						
Regional Developments in Post WWII (5.1)	School	63.5	▲	▲				
	Region	52.8						
	Province	51.8						
Regional Developments in Post WWII (5.2)	School	7.1	▼	▼				
	Region	43.8						
	Province	39.7						
Challenges of the Modern Era	School	77.8	▲	▲				
	Region	67.1						
	Province	66.1						

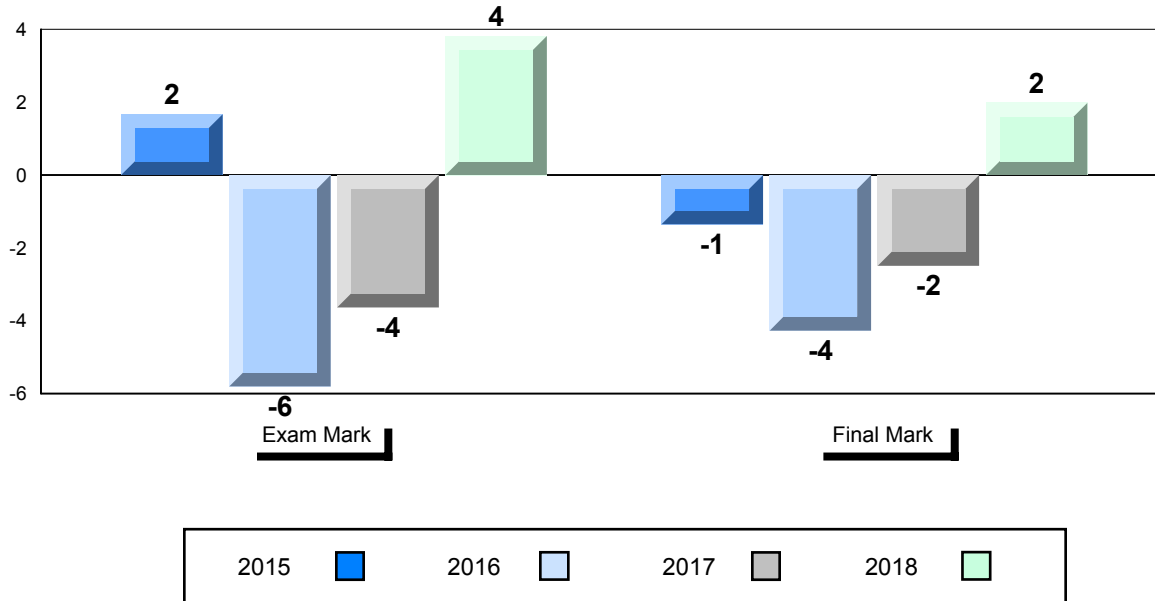
Average Score, 2015-2018



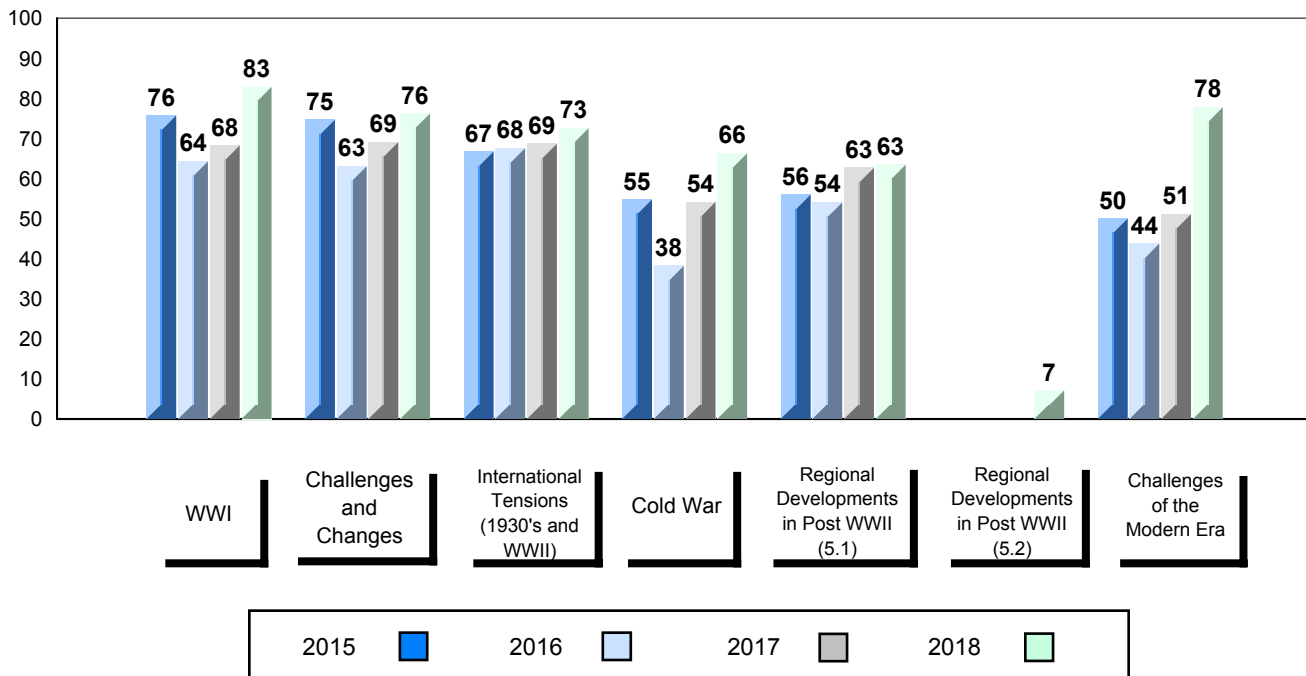
▼ ▲ The school result may appear numerically the same as the district/province due to rounding. The arrow indicates a negligible difference.

* The overall Public Exam is equated. Therefore, subtest scores may vary from the overall exam mark.

Difference from Provincial Mean, 2015-2018



4 Year Public Exam (Subtest) Mark Trend 2015-2018

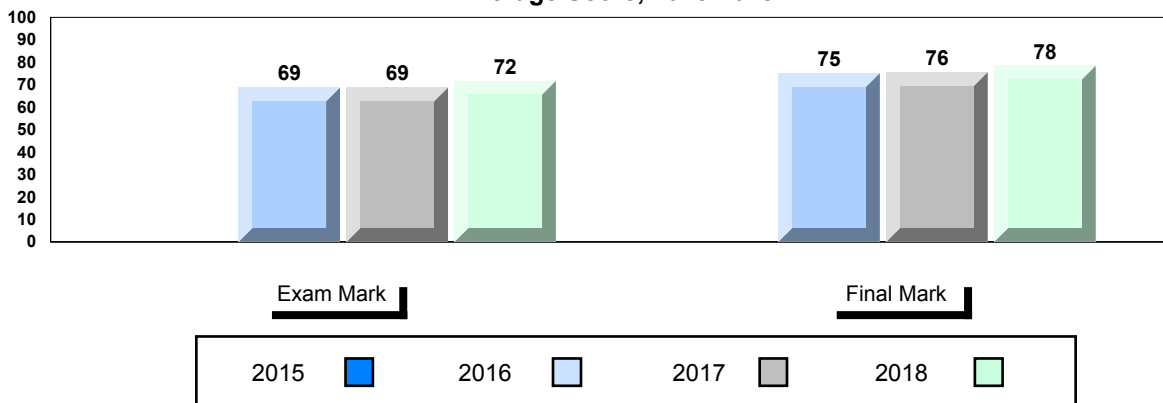


▼ ▲ The school result may appear numerically the same as the district/province due to rounding. The arrow indicates a negligible difference.

* The overall Public Exam is equated. Therefore, subtest scores may vary from the overall exam mark.

Number of Students		14	Public Exam Mark			Final Mark		
			School vs Region	School vs Province	School vs Region	School vs Province		
Histoire Mondiale 3231	School	71.7	▲	▲	78.4	▲	▲	
	Region	71.5			76.1			
	Province	70.8			75.4			
Subtest								
WWI	School	81.8	▲	▲				
	Region	80.3						
	Province	79.4						
Challenges and Changes	School	74.8	▲	▲				
	Region	73.5						
	Province	73.3						
International Tensions (1930's and WWII)	School	74.0	▲	▲				
	Region	72.4						
	Province	71.5						
Cold War	School	54.9	▼	▼				
	Region	58.4						
	Province	58.9						
Regional Developments in Post WWII (5.1)	School	56.0	▲	▲				
	Region	52.8						
	Province	51.8						
Regional Developments in Post WWII (5.2)	School	35.7	▼	▼				
	Region	43.8						
	Province	39.7						
Challenges of the Modern Era	School	68.4	▲	▲				
	Region	67.1						
	Province	66.1						

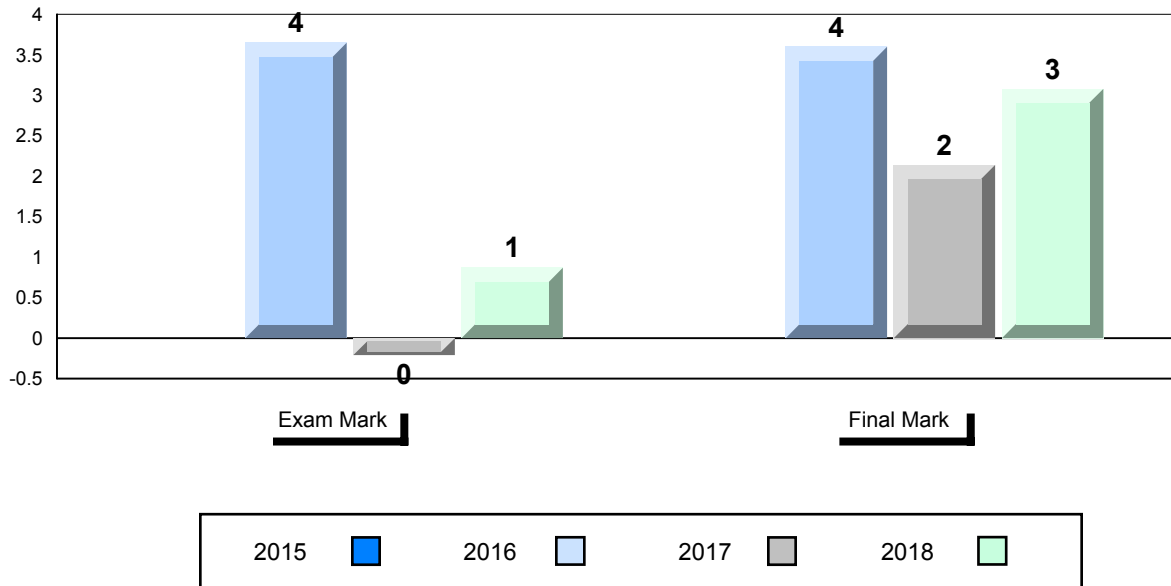
Average Score, 2015-2018



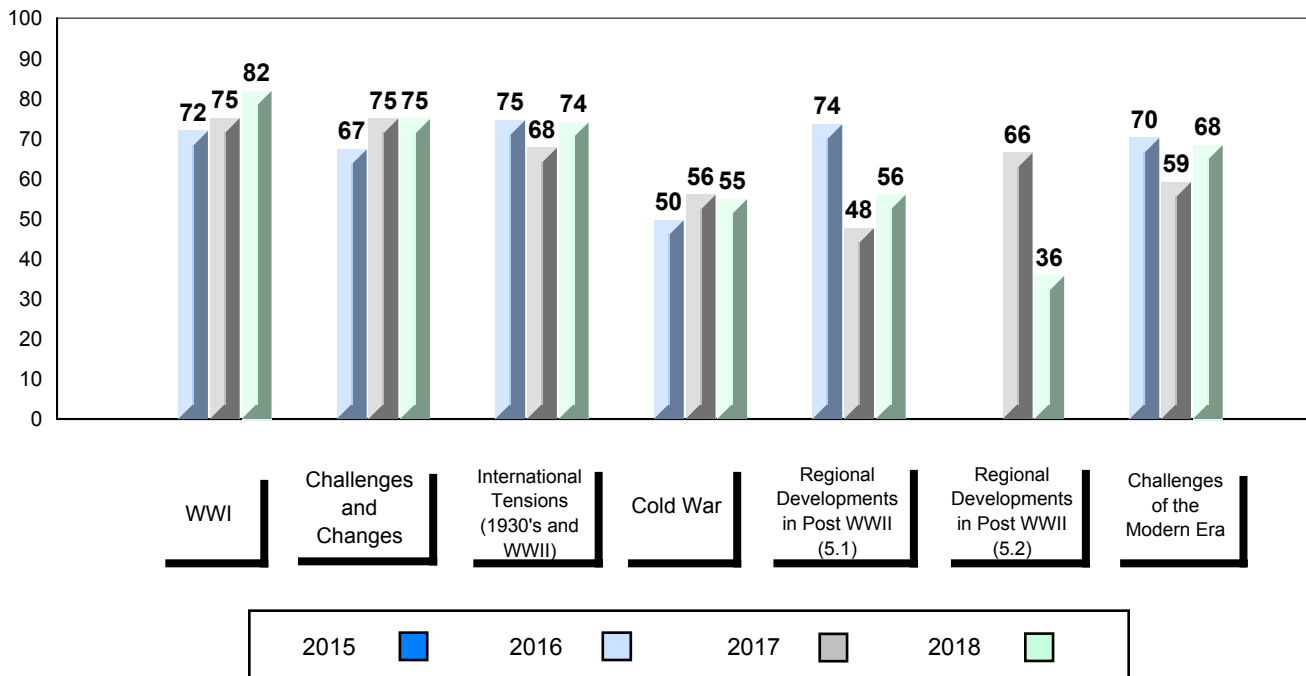
▼ ▲ The school result may appear numerically the same as the district/province due to rounding. The arrow indicates a negligible difference.

* The overall Public Exam is equated. Therefore, subtest scores may vary from the overall exam mark.

Difference from Provincial Mean, 2015-2018



4 Year Public Exam (Subtest) Mark Trend 2015-2018

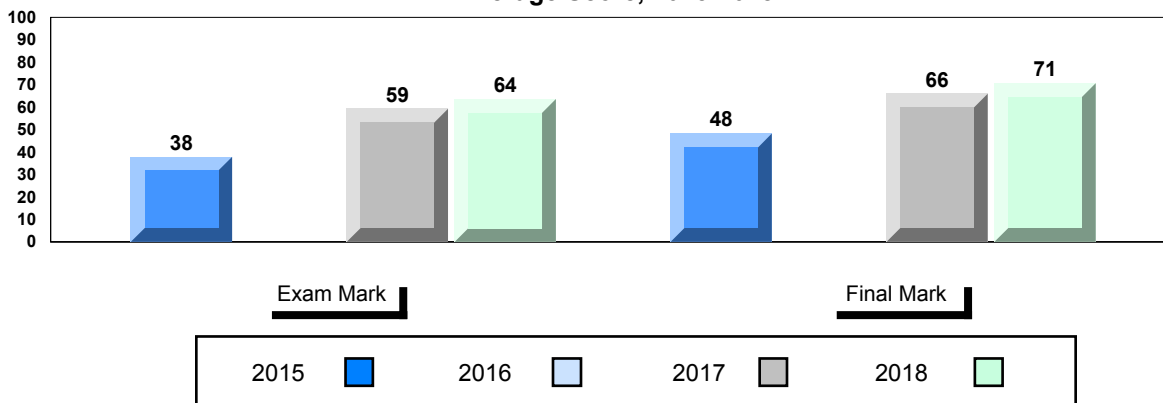


▼ ▲ The school result may appear numerically the same as the district/province due to rounding. The arrow indicates a negligible difference.

* The overall Public Exam is equated. Therefore, subtest scores may vary from the overall exam mark.

Number of Students		9	Public Exam Mark			Final Mark		
			School vs Region	School vs Province	School vs Region	School vs Province		
Histoire Mondiale 3231	School		63.7	▲	▼	70.7	▲	▼
	Region		59.4			66.4		
	Province		70.8			75.4		
Subtest								
WWI	School		76.6	▲	▼			
	Region		69.9					
	Province		79.4					
Challenges and Changes	School		65.5	▲	▼			
	Region		62.3					
	Province		73.3					
International Tensions (1930's and WWII)	School		59.4	▲	▼			
	Region		58.0					
	Province		71.5					
Cold War	School		47.2	▲	▼			
	Region		45.7					
	Province		58.9					
Regional Developments in Post WWII (5.1)	School		28.6	▼	▼			
	Region		31.4					
	Province		51.8					
Regional Developments in Post WWII (5.2)	School		49.1	▲	▲			
	Region		42.9					
	Province		39.7					
Challenges of the Modern Era	School		71.4	▲	▲			
	Region		62.4					
	Province		66.1					

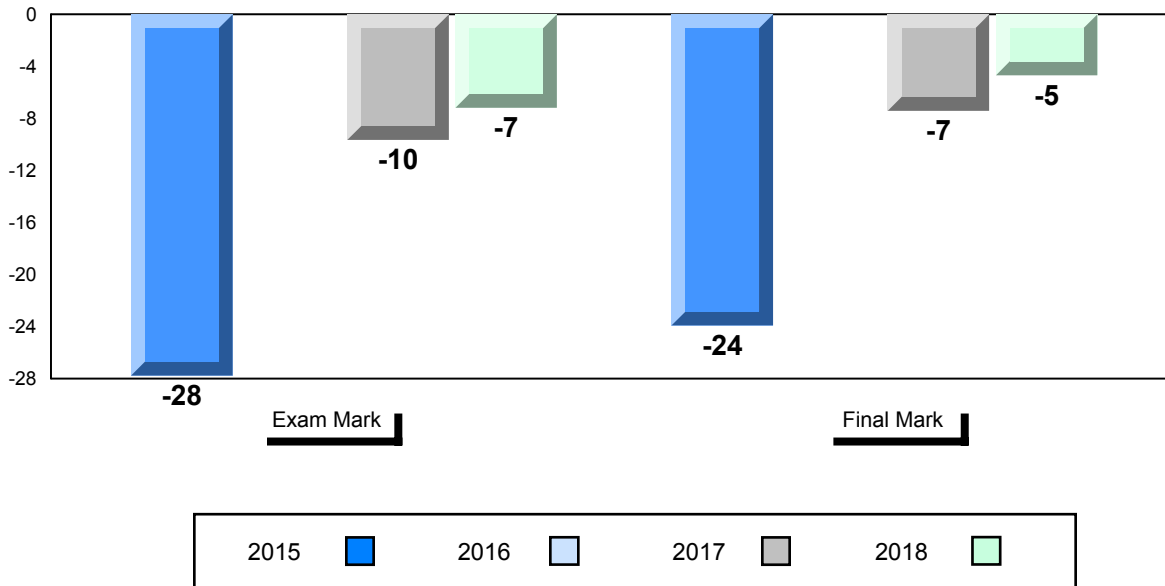
Average Score, 2015-2018



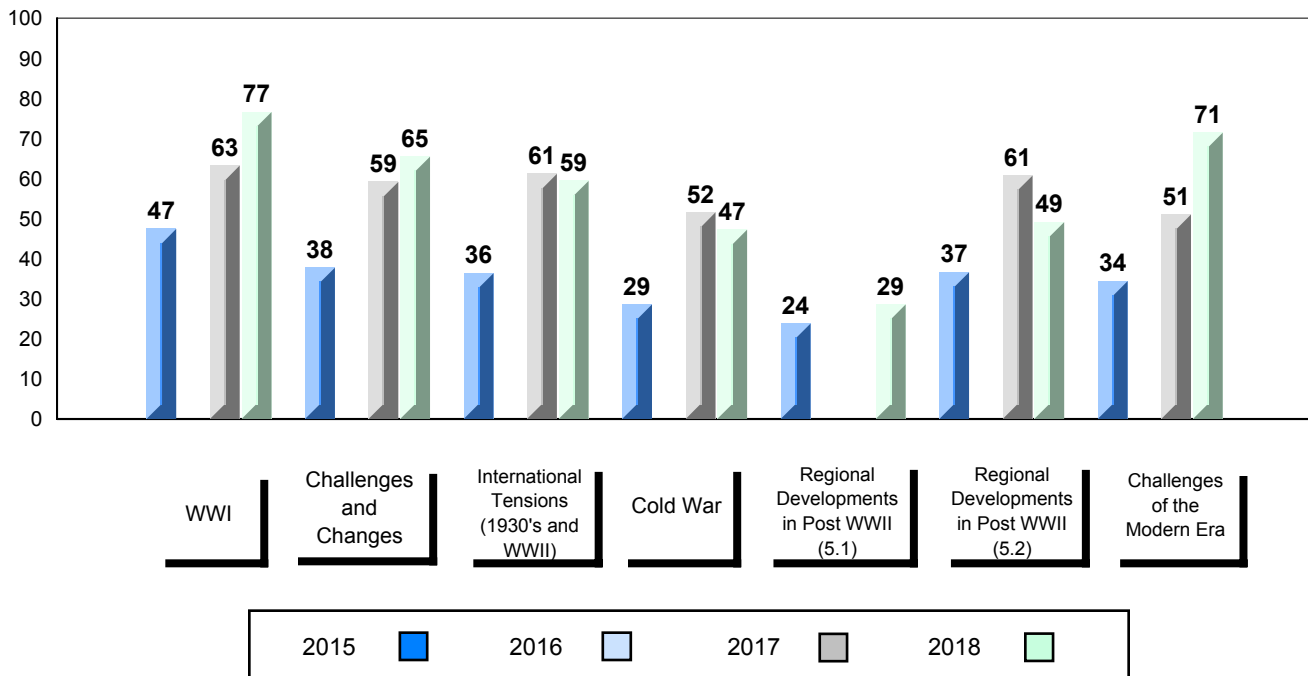
▼ ▲ The school result may appear numerically the same as the district/province due to rounding. The arrow indicates a negligible difference.

* The overall Public Exam is equated. Therefore, subtest scores may vary from the overall exam mark.

Difference from Provincial Mean, 2015-2018



4 Year Public Exam (Subtest) Mark Trend 2015-2018

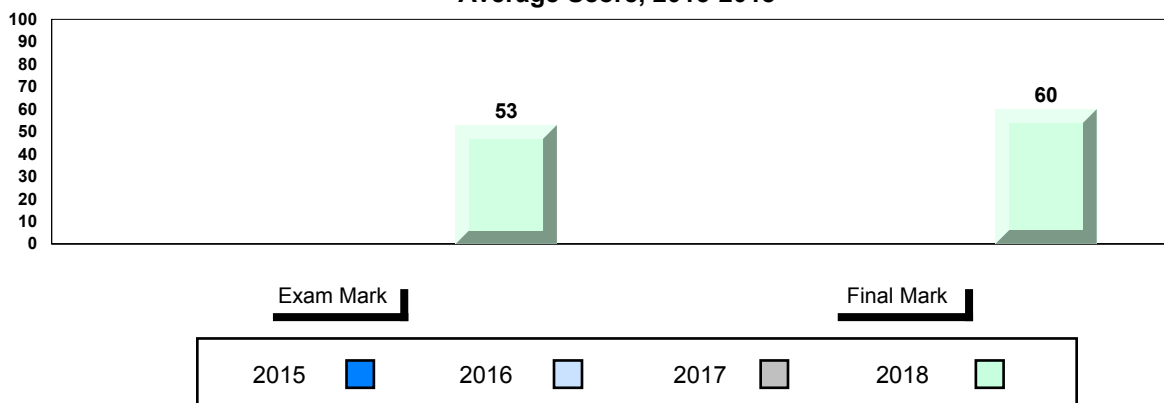


▼ ▲ The school result may appear numerically the same as the district/province due to rounding. The arrow indicates a negligible difference.

* The overall Public Exam is equated. Therefore, subtest scores may vary from the overall exam mark.

Number of Students		6	Public Exam Mark			Final Mark		
			School vs Region	School vs Province	School vs Region	School vs Province		
Histoire Mondiale 3231	School		53.0	▼	▼	60.0	▼	▼
	Region		59.4			66.4		
	Province		70.8			75.4		
Subtest								
WWI	School		59.8	▼	▼			
	Region		69.9					
	Province		79.4					
Challenges and Changes	School		57.6	▼	▼			
	Region		62.3					
	Province		73.3					
International Tensions (1930's and WWII)	School		55.8	▼	▼			
	Region		58.0					
	Province		71.5					
Cold War	School		43.5	▼	▼			
	Region		45.7					
	Province		58.9					
Regional Developments in Post WWII (5.1)	School		32.1	▲	▼			
	Region		31.4					
	Province		51.8					
Regional Developments in Post WWII (5.2)	School		17.9	▼	▼			
	Region		42.9					
	Province		39.7					
Challenges of the Modern Era	School		48.8	▼	▼			
	Region		62.4					
	Province		66.1					

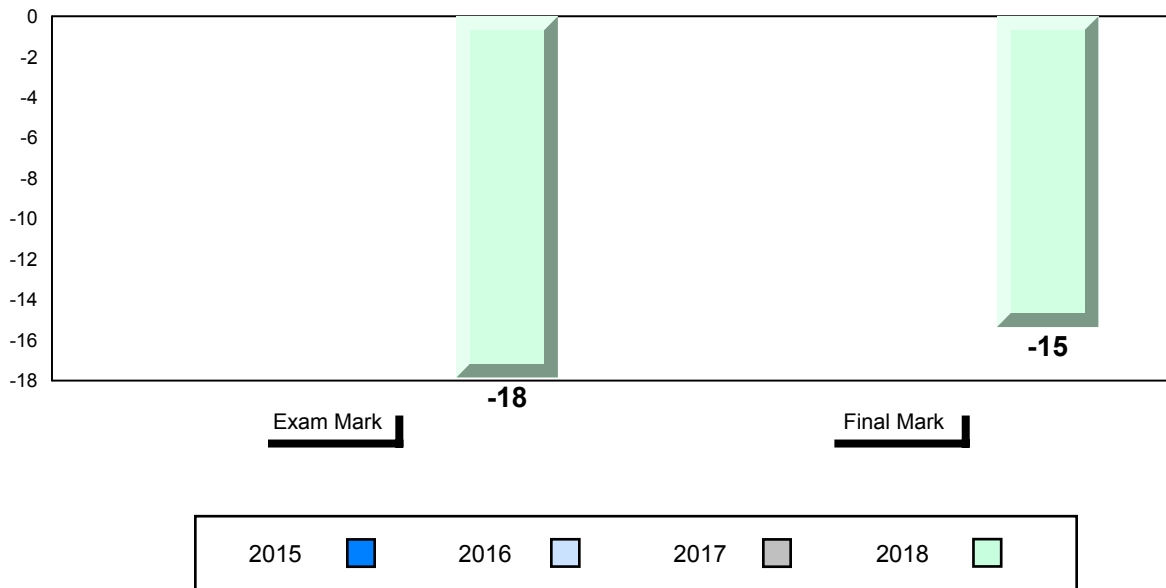
Average Score, 2015-2018



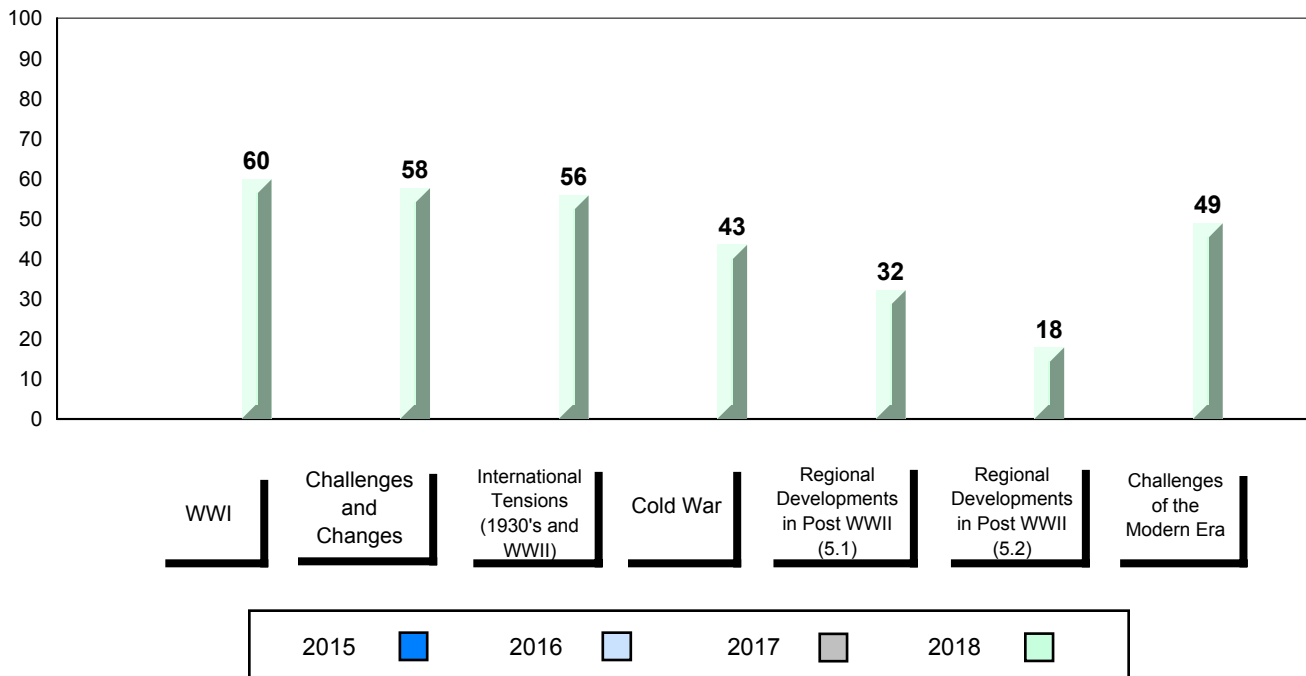
▼ ▲ The school result may appear numerically the same as the district/province due to rounding. The arrow indicates a negligible difference.

* The overall Public Exam is equated. Therefore, subtest scores may vary from the overall exam mark.

Difference from Provincial Mean, 2015-2018



4 Year Public Exam (Subtest) Mark Trend 2015-2018



▼ ▲ The school result may appear numerically the same as the district/province due to rounding. The arrow indicates a negligible difference.

* The overall Public Exam is equated. Therefore, subtest scores may vary from the overall exam mark.