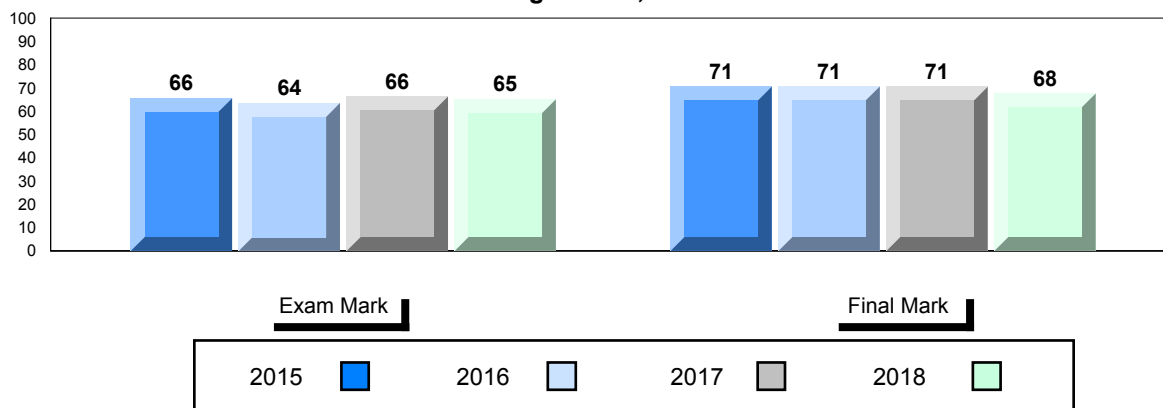


Number of Students		11	<b>Public Exam Mark</b>			<b>Final Mark</b>		
			School vs Region	School vs Province	School vs Region	School vs Province		
<b>World History 3201</b>	School		65.2	▲	▼	67.6	▲	▼
	Region		65.2			67.6		
	Province		65.3			70.8		
<b>Subtest</b>								
<b>WWI</b>	School		74.5	▲	▲			
	Region		74.5					
	Province		73.9					
<b>Challenges and Changes</b>	School		64.2	▲	▼			
	Region		64.2					
	Province		66.6					
<b>International Tensions (1930's and WWII)</b>	School		69.6	▲	▼			
	Region		69.6					
	Province		71.4					
<b>Cold War</b>	School		54.6	▲	▼			
	Region		54.6					
	Province		55.6					
<b>Regional Developments in Post WWII (5.1)</b>	School		48.1	▲	▼			
	Region		48.1					
	Province		51.2					
<b>Regional Developments in Post WWII (5.2)</b>	School		-999.0					
	Region		-999.0					
	Province		35.9					
<b>Challenges of the Modern Era</b>	School		70.1	▲	▲			
	Region		70.1					
	Province		63.7					


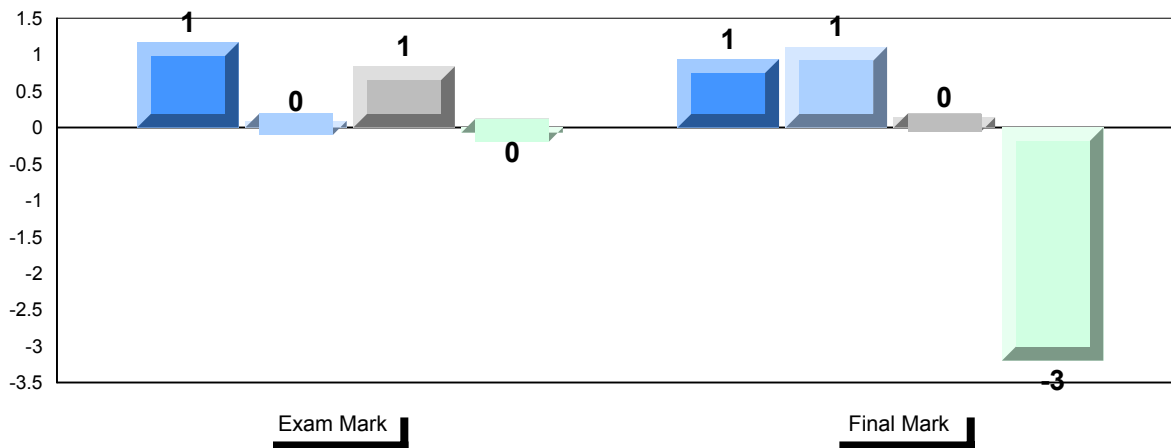
**Average Score, 2015-2018**




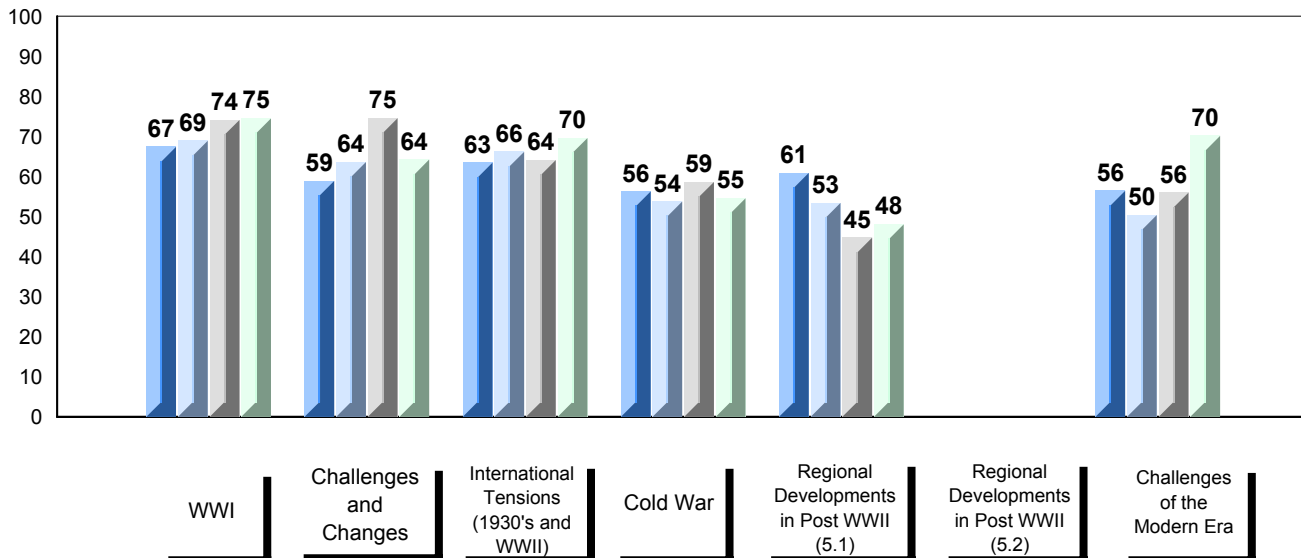
▼ ▲ The school result may appear numerically the same as the district/province due to rounding. The arrow indicates a negligible difference.

\* The overall Public Exam is equated. Therefore, subtest scores may vary from the overall exam mark.

Difference from Provincial Mean, 2015-2018



4 Year Public Exam (Subtest) Mark Trend 2015-2018



▼ ▲ The school result may appear numerically the same as the district/province due to rounding. The arrow indicates a negligible difference.

\* The overall Public Exam is equated. Therefore, subtest scores may vary from the overall exam mark.

Number of Students

1

**Public Exam Mark**

School vs Region      School vs Province

**Final Mark**

School vs Region      School vs Province

**World History 3201**

School  
Region  
Province

*School data with 5 or fewer students withheld for reasons of confidentiality.*

*School data with 5 or fewer students withheld for reasons of confidentiality.*

**Subtest**

**WWI**

School  
Region  
Province

**Challenges and Changes**

School  
Region  
Province

**International Tensions (1930's and WWII)**

School  
Region  
Province

**Cold War**

School  
Region  
Province

**Regional Developments in Post WWII (5.1)**

School  
Region  
Province

**Regional Developments in Post WWII (5.2)**

School  
Region  
Province

**Challenges of the Modern Era**


School  
Region  
Province

**Average Score, 2015-2018**

*School data with 5 or fewer students withheld for reasons of confidentiality.*

**Exam Mark**

**Final Mark**

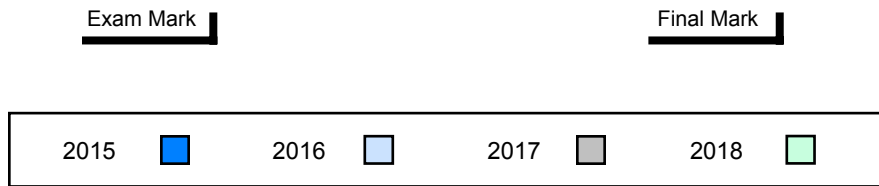


▼ ▲ The school result may appear numerically the same as the district/province due to rounding. The arrow indicates a negligible difference.

\* The overall Public Exam is equated. Therefore, subtest scores may vary from the overall exam mark.

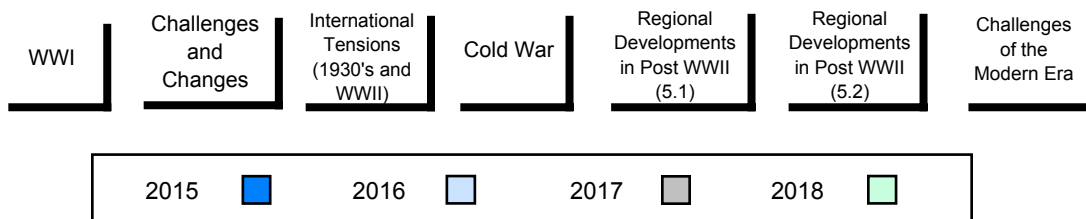
**Difference from Provincial Mean, 2015-2018**

*School data with 5 or fewer students withheld for reasons of confidentiality.*



**4 Year Public Exam (Subtest) Mark Trend 2015-2018**

*School data with 5 or fewer students withheld for reasons of confidentiality.*

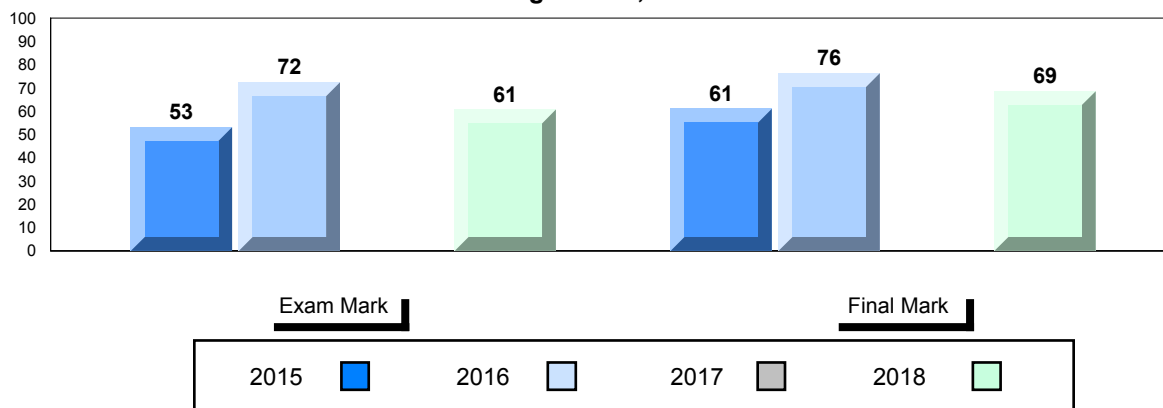


▼ ▲ The school result may appear numerically the same as the district/province due to rounding. The arrow indicates a negligible difference.

\* The overall Public Exam is equated. Therefore, subtest scores may vary from the overall exam mark.

Number of Students		21	<b>Public Exam Mark</b>			<b>Final Mark</b>		
			School vs Region	School vs Province	School vs Region	School vs Province		
<b>World History 3201</b>	School	60.8	▼	▼	68.6	▼	▼	
	Region	65.0			71.1			
	Province	65.3			70.8			
<b>Subtest</b>								
<b>WWI</b>	School	71.2	▼	▼				
	Region	74.5						
	Province	73.9						
<b>Challenges and Changes</b>	School	58.7	▼	▼				
	Region	66.8						
	Province	66.6						
<b>International Tensions (1930's and WWII)</b>	School	64.0	▼	▼				
	Region	70.5						
	Province	71.4						
<b>Cold War</b>	School	52.2	▼	▼				
	Region	54.9						
	Province	55.6						
<b>Regional Developments in Post WWII (5.1)</b>	School	51.6	▲	▲				
	Region	47.5						
	Province	51.2						
<b>Regional Developments in Post WWII (5.2)</b>	School	-999.0						
	Region	40.8						
	Province	35.9						
<b>Challenges of the Modern Era</b>	School	66.0	▲	▲				
	Region	60.3						
	Province	63.7						

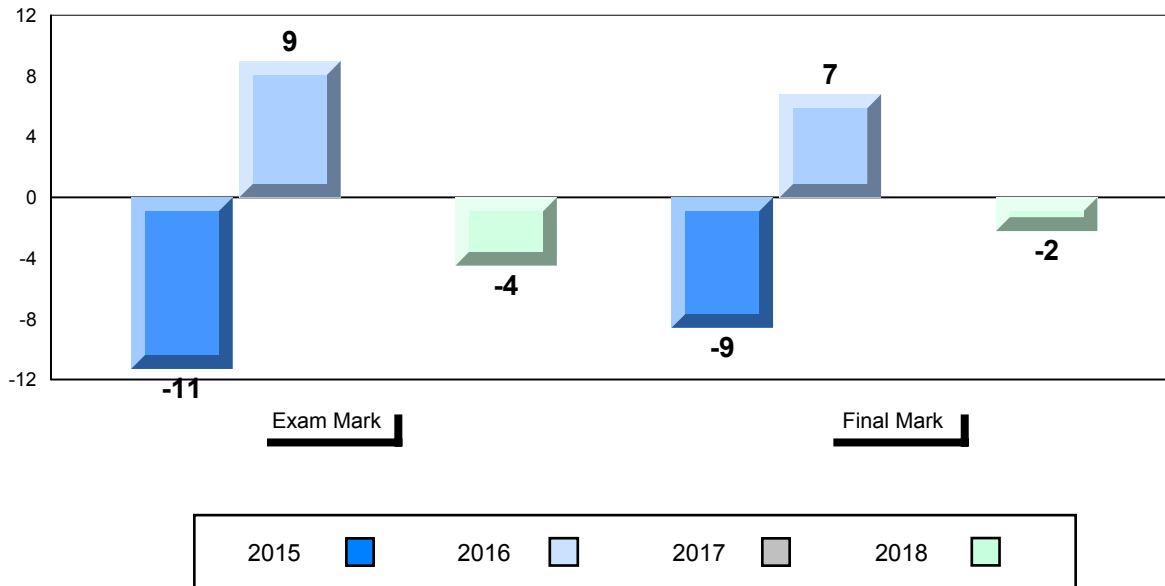
**Average Score, 2015-2018**



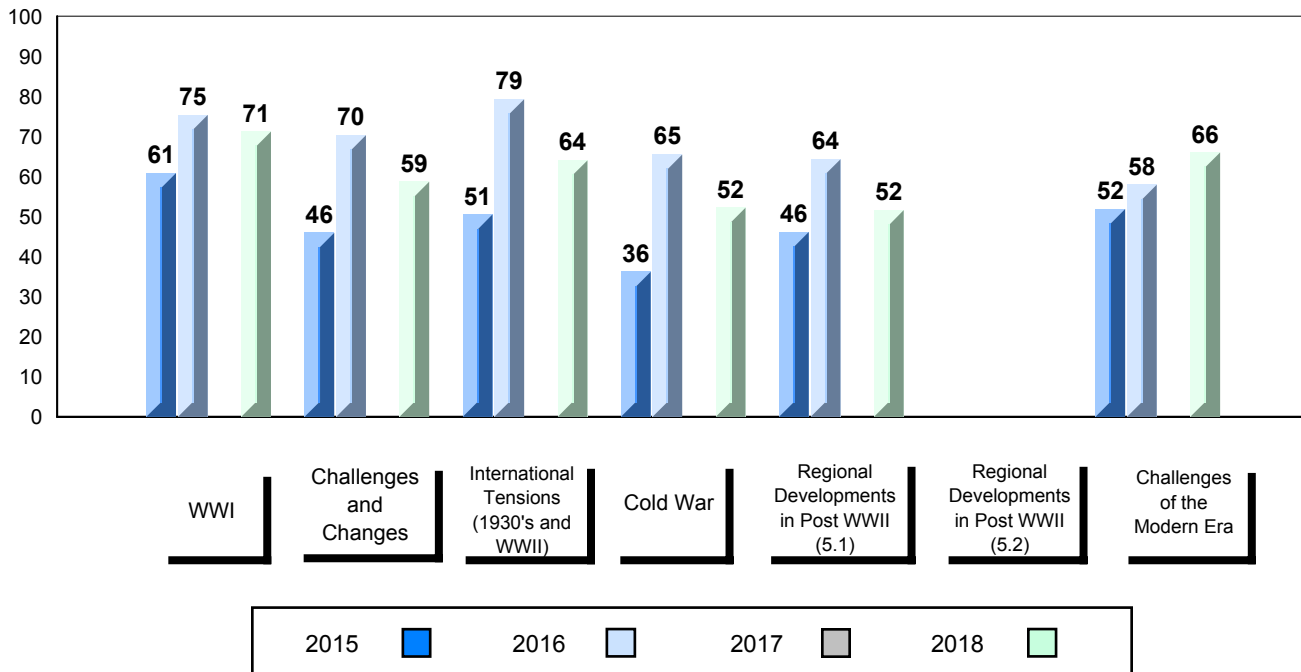
▼ ▲ The school result may appear numerically the same as the district/province due to rounding. The arrow indicates a negligible difference.

\* The overall Public Exam is equated. Therefore, subtest scores may vary from the overall exam mark.

Difference from Provincial Mean, 2015-2018



4 Year Public Exam (Subtest) Mark Trend 2015-2018



▼ ▲ The school result may appear numerically the same as the district/province due to rounding. The arrow indicates a negligible difference.

\* The overall Public Exam is equated. Therefore, subtest scores may vary from the overall exam mark.

Number of Students

1

**Public Exam Mark**

School vs Region      School vs Province

**Final Mark**

School vs Region      School vs Province

**World History 3201**

School  
Region  
Province

*School data with 5 or fewer students withheld for reasons of confidentiality.*

*School data with 5 or fewer students withheld for reasons of confidentiality.*

Subtest

**WWI**

School  
Region  
Province

**Challenges and Changes**

School  
Region  
Province

**International Tensions (1930's and WWII)**

School  
Region  
Province

**Cold War**

School  
Region  
Province

**Regional Developments in Post WWII (5.1)**

School  
Region  
Province

**Regional Developments in Post WWII (5.2)**

School  
Region  
Province

**Challenges of the Modern Era**

School  
Region  
Province

**Average Score, 2015-2018**

*School data with 5 or fewer students withheld for reasons of confidentiality.*

Exam Mark

Final Mark

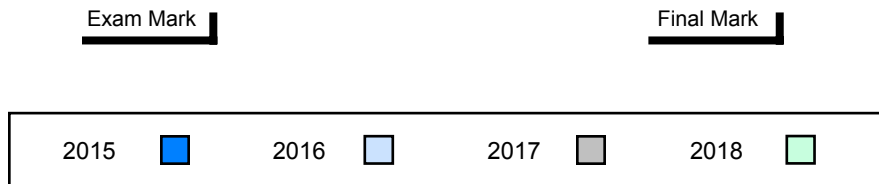


▼ ▲ The school result may appear numerically the same as the district/province due to rounding. The arrow indicates a negligible difference.

\* The overall Public Exam is equated. Therefore, subtest scores may vary from the overall exam mark.

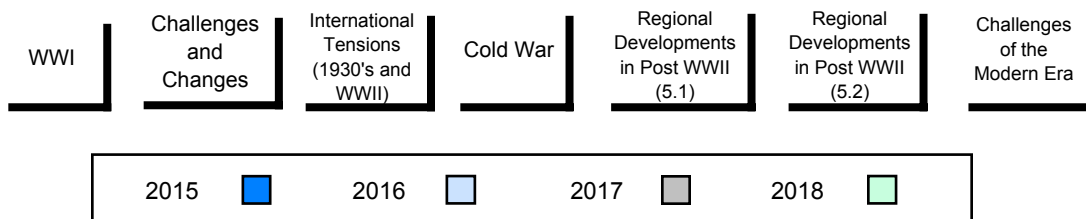
**Difference from Provincial Mean, 2015-2018**

*School data with 5 or fewer students withheld for reasons of confidentiality.*



**4 Year Public Exam (Subtest) Mark Trend 2015-2018**

*School data with 5 or fewer students withheld for reasons of confidentiality.*



▼ ▲ The school result may appear numerically the same as the district/province due to rounding. The arrow indicates a negligible difference.

\* The overall Public Exam is equated. Therefore, subtest scores may vary from the overall exam mark.



Number of Students 3

<b>Public Exam Mark</b>	School vs Region	School vs Province
-------------------------	------------------	--------------------

<b>Final Mark</b>	School vs Region	School vs Province
-------------------	------------------	--------------------

**World History 3201**

School  
Region  
Province

*School data with 5 or fewer students withheld for reasons of confidentiality.*

*School data with 5 or fewer students withheld for reasons of confidentiality.*

**Subtest**

**WWI**

School  
Region  
Province

**Challenges and Changes**

School  
Region  
Province

**International Tensions (1930's and WWII)**

School  
Region  
Province

**Cold War**

School  
Region  
Province

**Regional Developments in Post WWII (5.1)**

School  
Region  
Province

**Regional Developments in Post WWII (5.2)**

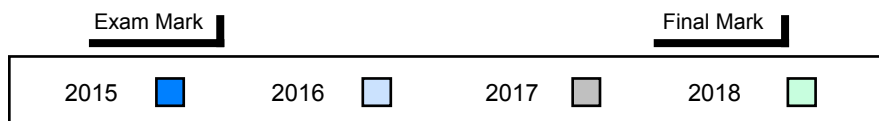
School  
Region  
Province

**Challenges of the Modern Era**

School  
Region  
Province

**Average Score, 2015-2018**

*School data with 5 or fewer students withheld for reasons of confidentiality.*

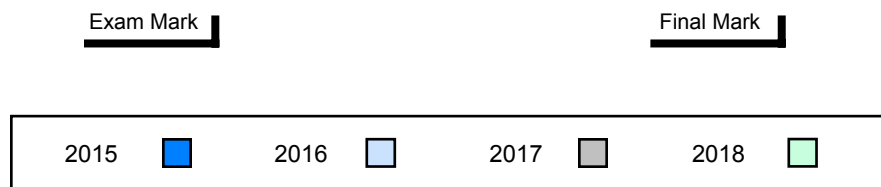


▼ ▲ The school result may appear numerically the same as the district/province due to rounding. The arrow indicates a negligible difference.

\* The overall Public Exam is equated. Therefore, subtest scores may vary from the overall exam mark.

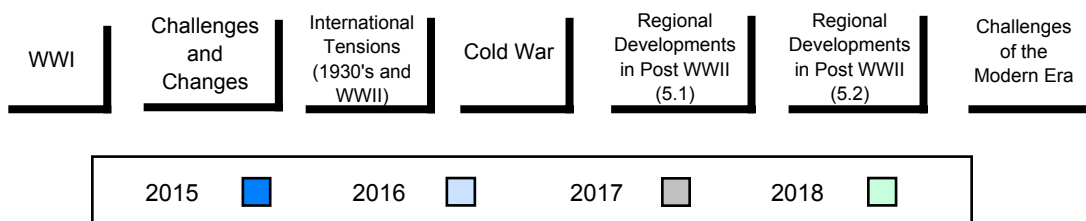
**Difference from Provincial Mean, 2015-2018**

*School data with 5 or fewer students withheld for reasons of confidentiality.*



**4 Year Public Exam (Subtest) Mark Trend 2015-2018**

*School data with 5 or fewer students withheld for reasons of confidentiality.*



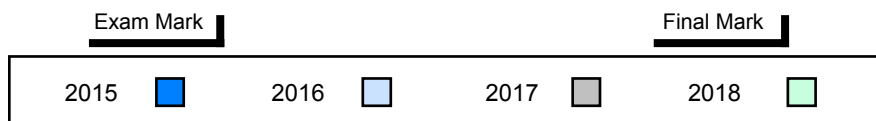
▼ ▲ The school result may appear numerically the same as the district/province due to rounding. The arrow indicates a negligible difference.

\* The overall Public Exam is equated. Therefore, subtest scores may vary from the overall exam mark.

Number of Students	2	<table border="1"> <thead> <tr> <th align="center"><b>Public Exam Mark</b></th> <th align="center">School vs Region</th> <th align="center">School vs Province</th> </tr> </thead> <tbody> <tr> <td align="center" colspan="3"><i>School data with 5 or fewer students withheld for reasons of confidentiality.</i></td> </tr> </tbody> </table>	<b>Public Exam Mark</b>	School vs Region	School vs Province	<i>School data with 5 or fewer students withheld for reasons of confidentiality.</i>			<table border="1"> <thead> <tr> <th align="center"><b>Final Mark</b></th> <th align="center">School vs Region</th> <th align="center">School vs Province</th> </tr> </thead> <tbody> <tr> <td align="center" colspan="3"><i>School data with 5 or fewer students withheld for reasons of confidentiality.</i></td> </tr> </tbody> </table>	<b>Final Mark</b>	School vs Region	School vs Province	<i>School data with 5 or fewer students withheld for reasons of confidentiality.</i>		
<b>Public Exam Mark</b>	School vs Region		School vs Province												
<i>School data with 5 or fewer students withheld for reasons of confidentiality.</i>															
<b>Final Mark</b>	School vs Region		School vs Province												
<i>School data with 5 or fewer students withheld for reasons of confidentiality.</i>															
<b>World History 3201</b>	School Region Province														
<u>Subtest</u>	School Region Province														
<b>WWI</b>	School Region Province														
<b>Challenges and Changes</b>	School Region Province														
<b>International Tensions (1930's and WWII)</b>	School Region Province														
<b>Cold War</b>	School Region Province														
<b>Regional Developments in Post WWII (5.1)</b>	School Region Province														
<b>Regional Developments in Post WWII (5.2)</b>	School Region Province														
<b>Challenges of the Modern Era</b>	School Region Province														

**Average Score, 2015-2018**

*School data with 5 or fewer students withheld for reasons of confidentiality.*

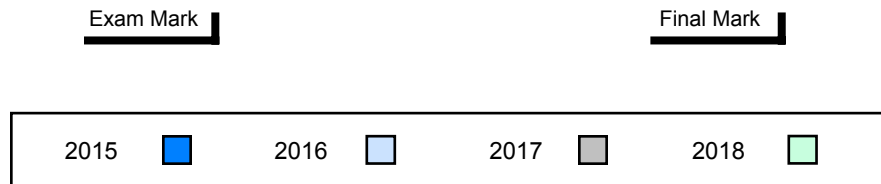


▼ ▲ The school result may appear numerically the same as the district/province due to rounding. The arrow indicates a negligible difference.

\* The overall Public Exam is equated. Therefore, subtest scores may vary from the overall exam mark.

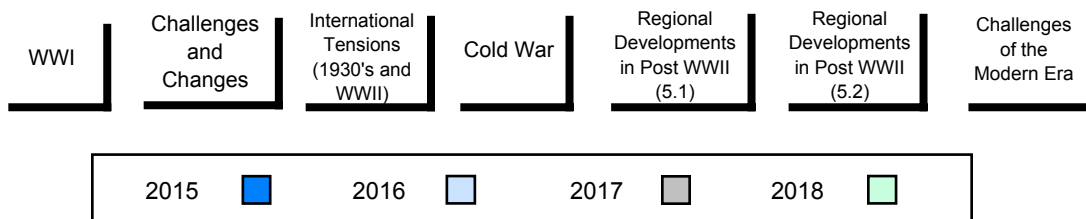
**Difference from Provincial Mean, 2015-2018**

*School data with 5 or fewer students withheld for reasons of confidentiality.*



**4 Year Public Exam (Subtest) Mark Trend 2015-2018**

*School data with 5 or fewer students withheld for reasons of confidentiality.*

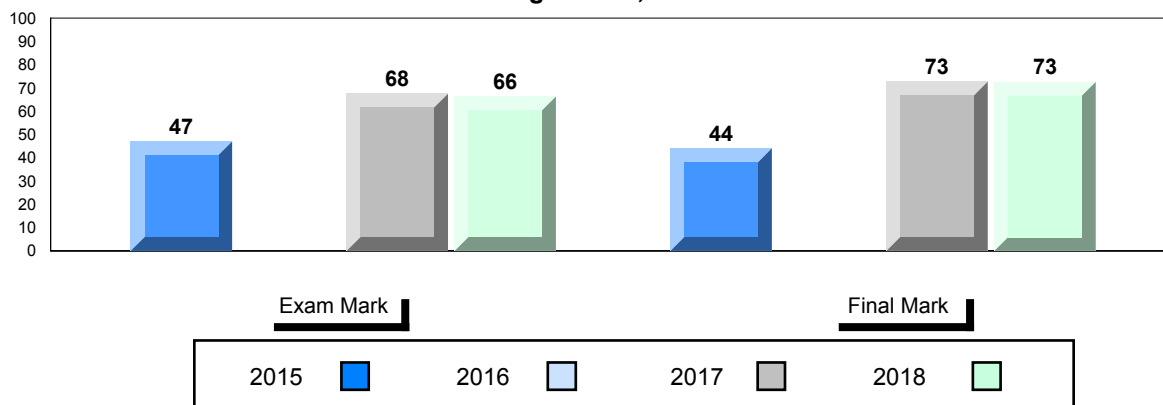


▼ ▲ The school result may appear numerically the same as the district/province due to rounding. The arrow indicates a negligible difference.

\* The overall Public Exam is equated. Therefore, subtest scores may vary from the overall exam mark.

Number of Students		20	<b>Public Exam Mark</b>			<b>Final Mark</b>		
			School vs Region	School vs Province	School vs Region	School vs Province		
<b>World History 3201</b>	School	66.4	▲	▲	72.6	▲	▲	
	Region	65.0			71.1			
	Province	65.3			70.8			
<u><b>Subtest</b></u>								
<b>WWI</b>	School	76.3	▲	▲				
	Region	74.5						
	Province	73.9						
<b>Challenges and Changes</b>	School	70.2	▲	▲				
	Region	66.8						
	Province	66.6						
<b>International Tensions (1930's and WWII)</b>	School	71.4	▲	▲				
	Region	70.5						
	Province	71.4						
<b>Cold War</b>	School	54.6	▼	▼				
	Region	54.9						
	Province	55.6						
<b>Regional Developments in Post WWII (5.1)</b>	School	-999.0						
	Region	47.5						
	Province	51.2						
<b>Regional Developments in Post WWII (5.2)</b>	School	35.4	▼	▼				
	Region	40.8						
	Province	35.9						
<b>Challenges of the Modern Era</b>	School	63.2	▲	▼				
	Region	60.3						
	Province	63.7						


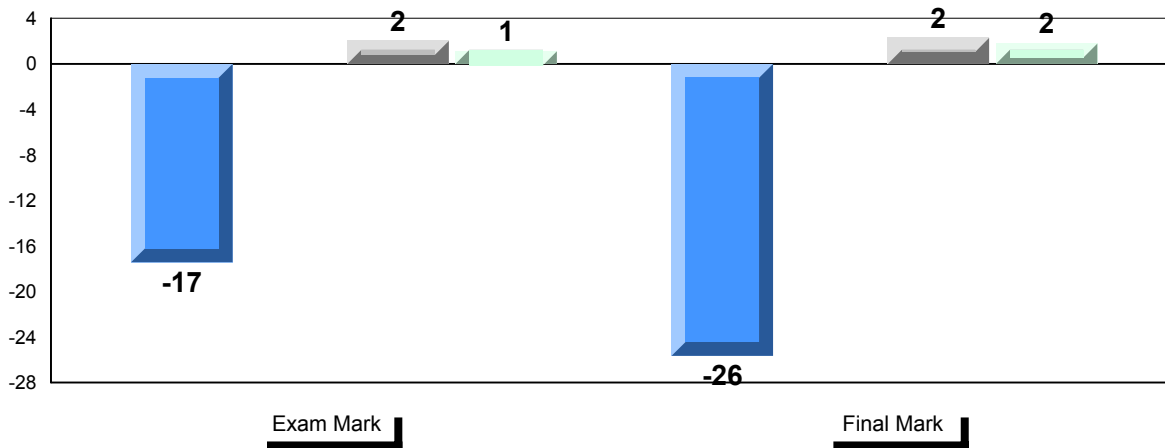
**Average Score, 2015-2018**




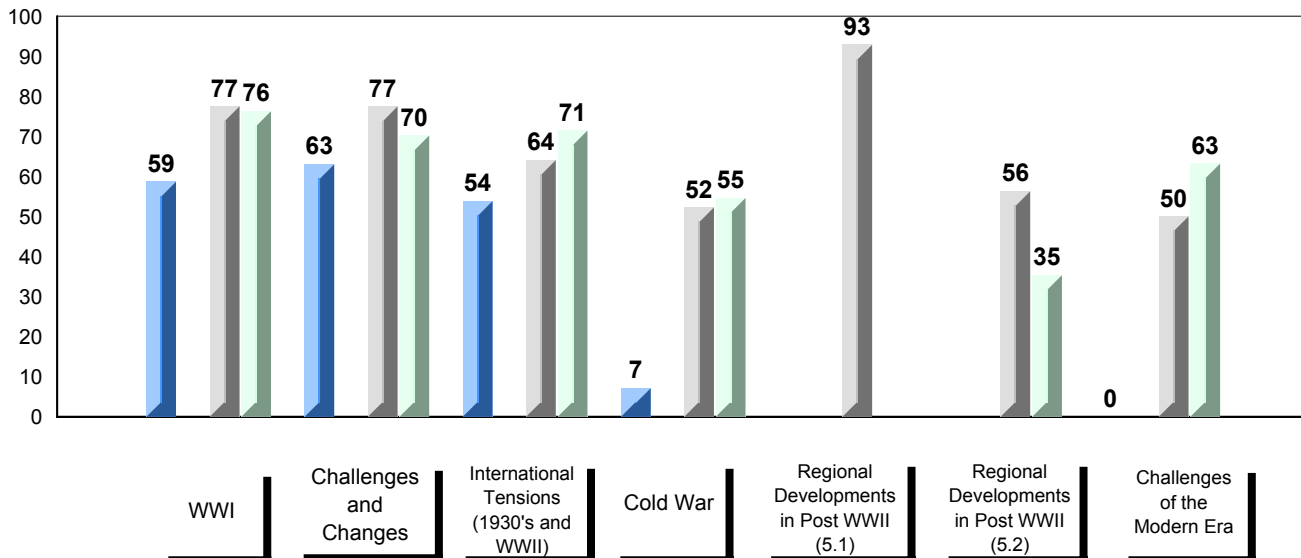
▼ ▲ The school result may appear numerically the same as the district/province due to rounding. The arrow indicates a negligible difference.

\* The overall Public Exam is equated. Therefore, subtest scores may vary from the overall exam mark.

Difference from Provincial Mean, 2015-2018



4 Year Public Exam (Subtest) Mark Trend 2015-2018

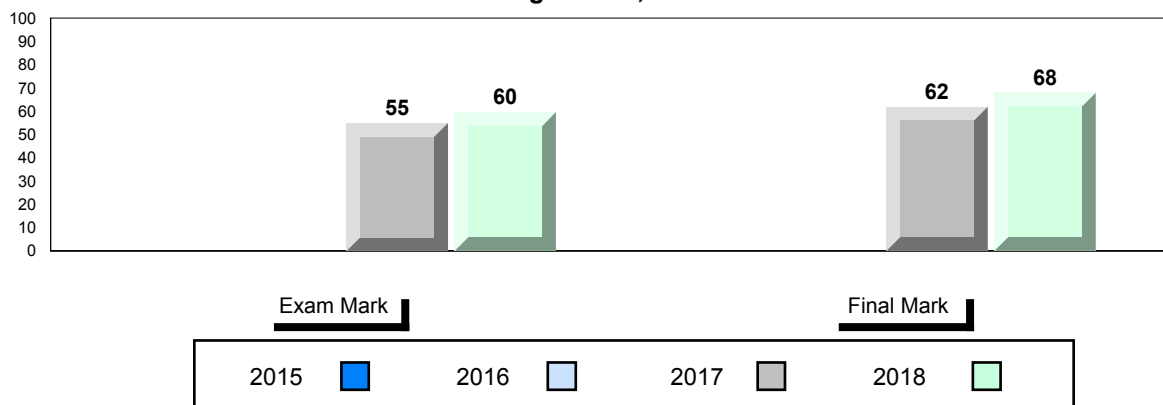


▼ ▲ The school result may appear numerically the same as the district/province due to rounding. The arrow indicates a negligible difference.

\* The overall Public Exam is equated. Therefore, subtest scores may vary from the overall exam mark.

Number of Students		24	<b>Public Exam Mark</b>			<b>Final Mark</b>		
			School vs Region	School vs Province	School vs Region	School vs Province		
<b>World History 3201</b>	School	59.6	▼	▼	67.9	▼	▼	
	Region	65.0			71.1			
	Province	65.3			70.8			
<u><b>Subtest</b></u>								
<b>WWI</b>	School	69.9	▼	▼				
	Region	74.5						
	Province	73.9						
<b>Challenges and Changes</b>	School	60.7	▼	▼				
	Region	66.8						
	Province	66.6						
<b>International Tensions (1930's and WWII)</b>	School	67.2	▼	▼				
	Region	70.5						
	Province	71.4						
<b>Cold War</b>	School	44.2	▼	▼				
	Region	54.9						
	Province	55.6						
<b>Regional Developments in Post WWII (5.1)</b>	School	7.1	▼	▼				
	Region	47.5						
	Province	51.2						
<b>Regional Developments in Post WWII (5.2)</b>	School	46.6	▲	▲				
	Region	40.8						
	Province	35.9						
<b>Challenges of the Modern Era</b>	School	58.0	▼	▼				
	Region	60.3						
	Province	63.7						

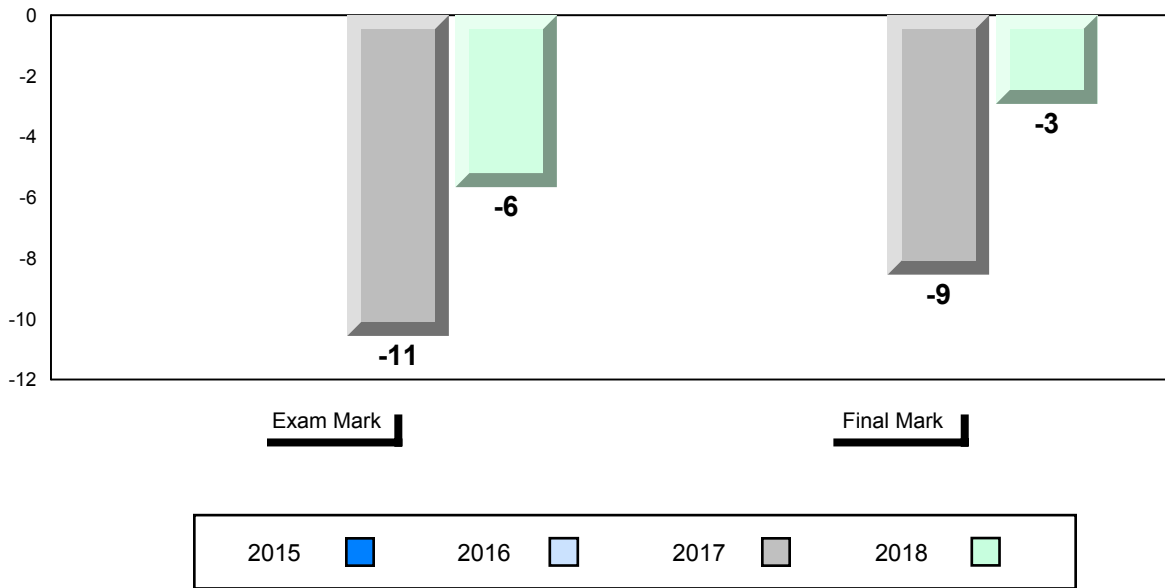
**Average Score, 2015-2018**



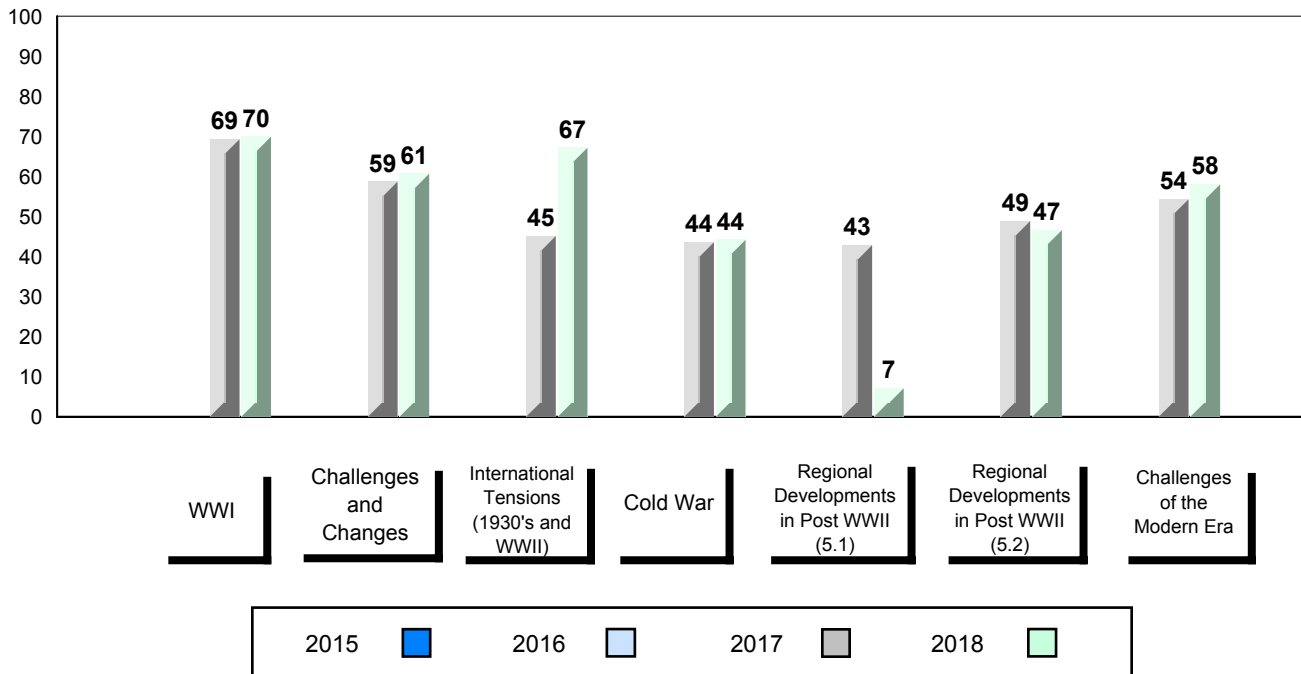
▼ ▲ The school result may appear numerically the same as the district/province due to rounding. The arrow indicates a negligible difference.

\* The overall Public Exam is equated. Therefore, subtest scores may vary from the overall exam mark.

Difference from Provincial Mean, 2015-2018



4 Year Public Exam (Subtest) Mark Trend 2015-2018



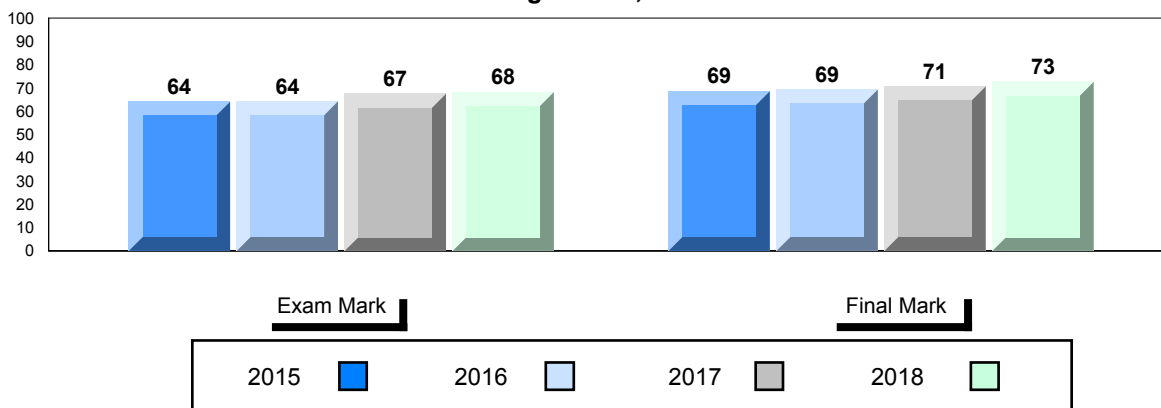
▼ ▲ The school result may appear numerically the same as the district/province due to rounding. The arrow indicates a negligible difference.

\* The overall Public Exam is equated. Therefore, subtest scores may vary from the overall exam mark.



Number of Students		70	<b>Public Exam Mark</b>			<b>Final Mark</b>		
			School vs Region	School vs Province	School vs Region	School vs Province		
<b>World History 3201</b>	School	68.2	▲	▲	72.6	▲	▲	
	Region	65.0			71.1			
	Province	65.3			70.8			
<u><b>Subtest</b></u>								
<b>WWI</b>	School	77.1	▲	▲				
	Region	74.5						
	Province	73.9						
<b>Challenges and Changes</b>	School	71.5	▲	▲				
	Region	66.8						
	Province	66.6						
<b>International Tensions (1930's and WWII)</b>	School	74.0	▲	▲				
	Region	70.5						
	Province	71.4						
<b>Cold War</b>	School	59.3	▲	▲				
	Region	54.9						
	Province	55.6						
<b>Regional Developments in Post WWII (5.1)</b>	School	50.3	▲	▼				
	Region	47.5						
	Province	51.2						
<b>Regional Developments in Post WWII (5.2)</b>	School	-999.0						
	Region	40.8						
	Province	35.9						
<b>Challenges of the Modern Era</b>	School	58.3	▼	▼				
	Region	60.3						
	Province	63.7						

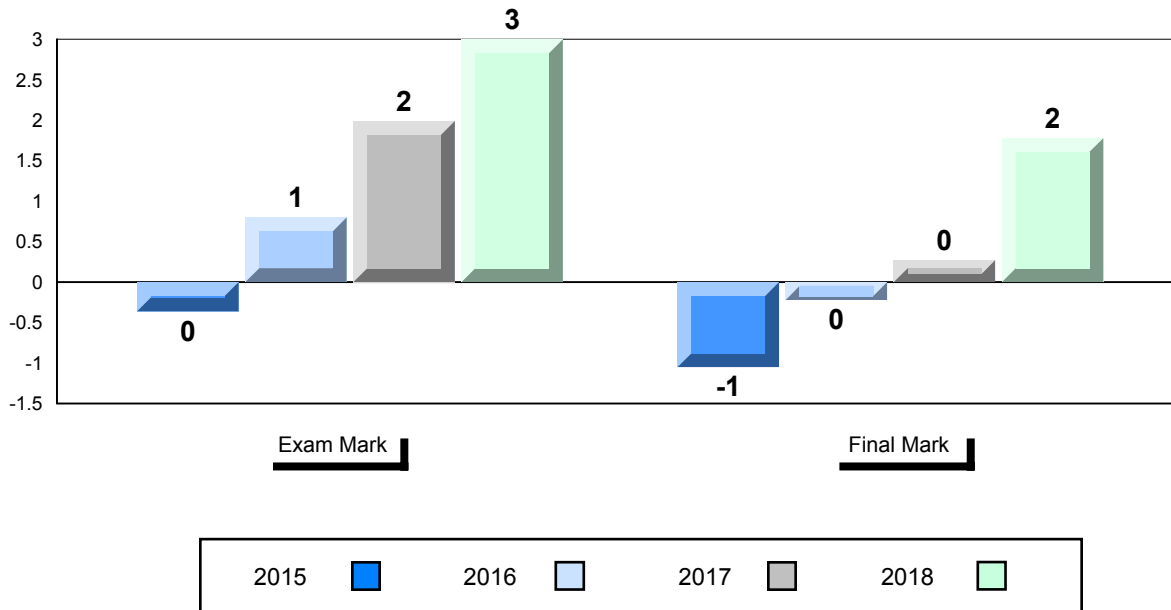
**Average Score, 2015-2018**



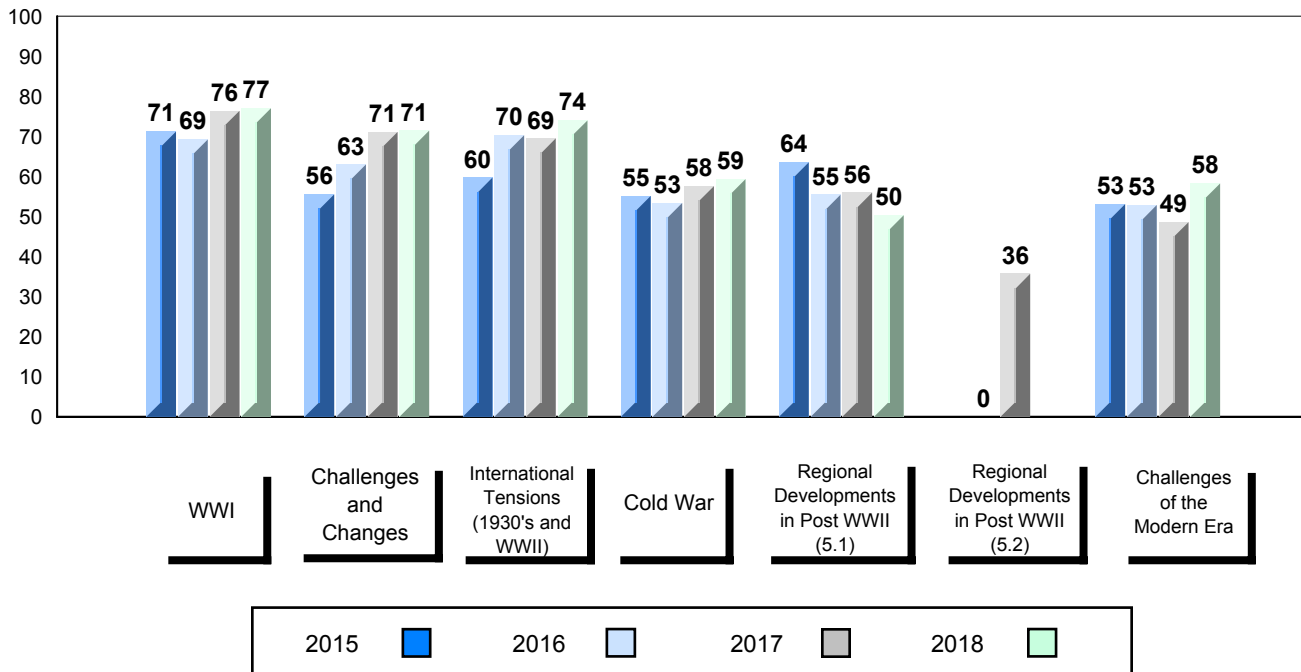
▼ ▲ The school result may appear numerically the same as the district/province due to rounding. The arrow indicates a negligible difference.

\* The overall Public Exam is equated. Therefore, subtest scores may vary from the overall exam mark.

Difference from Provincial Mean, 2015-2018



4 Year Public Exam (Subtest) Mark Trend 2015-2018



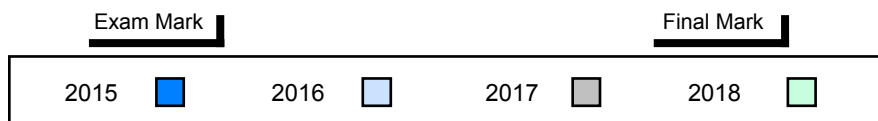
▼ ▲ The school result may appear numerically the same as the district/province due to rounding. The arrow indicates a negligible difference.

\* The overall Public Exam is equated. Therefore, subtest scores may vary from the overall exam mark.

		<b>Public Exam Mark</b> School vs Region School vs Province	<b>Final Mark</b> School vs Region School vs Province
Number of Students	1		
<b>World History 3201</b>	School Region Province	<i>School data with 5 or fewer students withheld for reasons of confidentiality.</i>	<i>School data with 5 or fewer students withheld for reasons of confidentiality.</i>
<u>Subtest</u>	School Region Province		
<b>WWI</b>	School Region Province		
<b>Challenges and Changes</b>	School Region Province		
<b>International Tensions (1930's and WWII)</b>	School Region Province		
<b>Cold War</b>	School Region Province		
<b>Regional Developments in Post WWII (5.1)</b>	School Region Province		
<b>Regional Developments in Post WWII (5.2)</b>	School Region Province		
<b>Challenges of the Modern Era</b>	School Region Province		

**Average Score, 2015-2018**

*School data with 5 or fewer students withheld for reasons of confidentiality.*

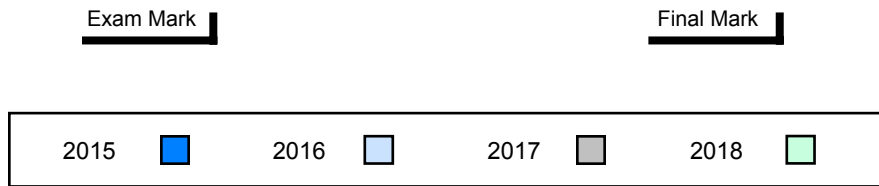


▼ ▲ The school result may appear numerically the same as the district/province due to rounding. The arrow indicates a negligible difference.

\* The overall Public Exam is equated. Therefore, subtest scores may vary from the overall exam mark.

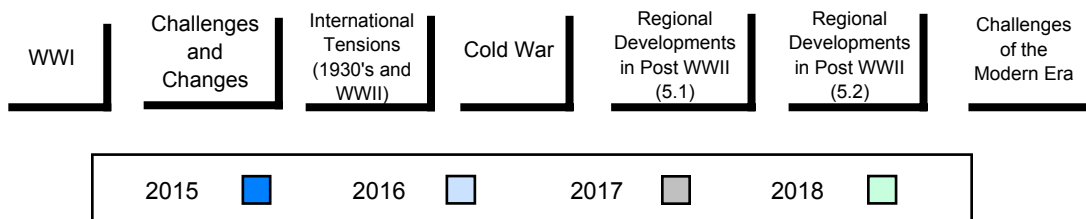
**Difference from Provincial Mean, 2015-2018**

*School data with 5 or fewer students withheld for reasons of confidentiality.*



**4 Year Public Exam (Subtest) Mark Trend 2015-2018**

*School data with 5 or fewer students withheld for reasons of confidentiality.*



▼ ▲ The school result may appear numerically the same as the district/province due to rounding. The arrow indicates a negligible difference.

\* The overall Public Exam is equated. Therefore, subtest scores may vary from the overall exam mark.

Number of Students

1

**Public Exam Mark**

School	vs	School
Region		Province

**Final Mark**

School	vs	School
Region		Province

**World History 3201**

School  
Region  
Province

*School data with 5 or fewer students withheld for reasons of confidentiality.*

*School data with 5 or fewer students withheld for reasons of confidentiality.*

**Subtest**

**WWI**

School  
Region  
Province

**Challenges and Changes**

School  
Region  
Province

**International Tensions (1930's and WWII)**

School  
Region  
Province

**Cold War**

School  
Region  
Province

**Regional Developments in Post WWII (5.1)**

School  
Region  
Province

**Regional Developments in Post WWII (5.2)**

School  
Region  
Province

**Challenges of the Modern Era**

School  
Region  
Province

**Average Score, 2015-2018**

*School data with 5 or fewer students withheld for reasons of confidentiality.*

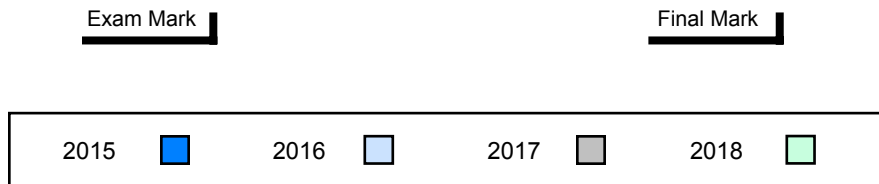


▼ ▲ The school result may appear numerically the same as the district/province due to rounding. The arrow indicates a negligible difference.

\* The overall Public Exam is equated. Therefore, subtest scores may vary from the overall exam mark.

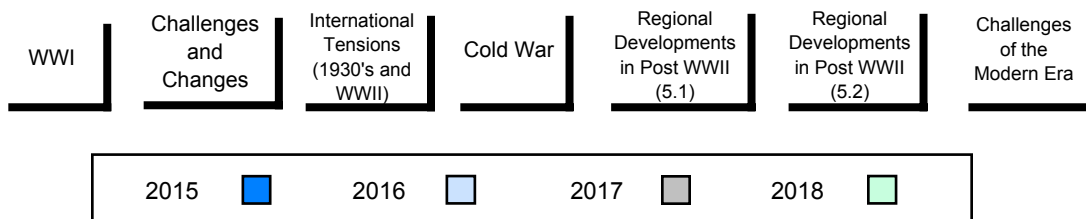
**Difference from Provincial Mean, 2015-2018**

*School data with 5 or fewer students withheld for reasons of confidentiality.*



**4 Year Public Exam (Subtest) Mark Trend 2015-2018**

*School data with 5 or fewer students withheld for reasons of confidentiality.*



▼ ▲ The school result may appear numerically the same as the district/province due to rounding. The arrow indicates a negligible difference.

\* The overall Public Exam is equated. Therefore, subtest scores may vary from the overall exam mark.

Number of Students

1

**Public Exam Mark**

School vs Region      School vs Province

**Final Mark**

School vs Region      School vs Province

**World History 3201**

School  
Region  
Province

*School data with 5 or fewer students withheld for reasons of confidentiality.*

*School data with 5 or fewer students withheld for reasons of confidentiality.*

Subtest

**WWI**

School  
Region  
Province

**Challenges and Changes**

School  
Region  
Province

**International Tensions (1930's and WWII)**

School  
Region  
Province

**Cold War**

School  
Region  
Province

**Regional Developments in Post WWII (5.1)**

School  
Region  
Province

**Regional Developments in Post WWII (5.2)**

School  
Region  
Province

**Challenges of the Modern Era**


School  
Region  
Province

**Average Score, 2015-2018**

*School data with 5 or fewer students withheld for reasons of confidentiality.*

Exam Mark

Final Mark

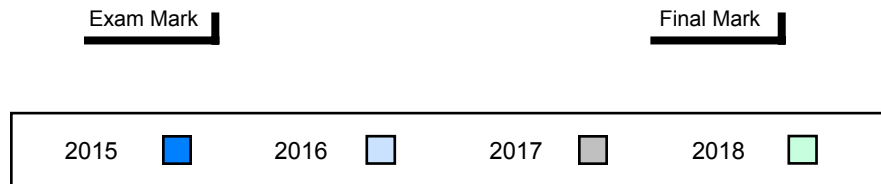


▼ ▲ The school result may appear numerically the same as the district/province due to rounding. The arrow indicates a negligible difference.

\* The overall Public Exam is equated. Therefore, subtest scores may vary from the overall exam mark.

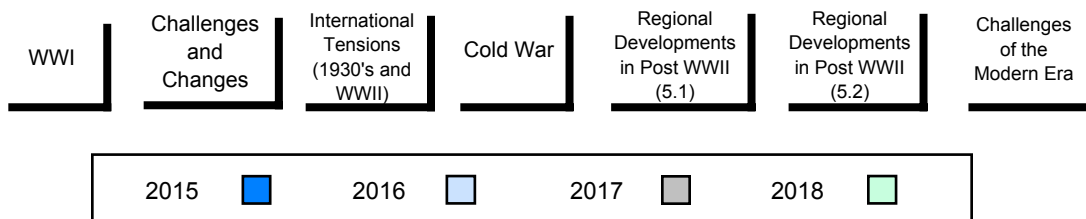
**Difference from Provincial Mean, 2015-2018**

*School data with 5 or fewer students withheld for reasons of confidentiality.*



**4 Year Public Exam (Subtest) Mark Trend 2015-2018**

*School data with 5 or fewer students withheld for reasons of confidentiality.*



▼ ▲ The school result may appear numerically the same as the district/province due to rounding. The arrow indicates a negligible difference.

\* The overall Public Exam is equated. Therefore, subtest scores may vary from the overall exam mark.



Number of Students

1

**Public Exam Mark**

School	vs	School
Region		Province

**Final Mark**

School	vs	School
Region		Province

**World History 3201**

School  
Region  
Province

*School data with 5 or fewer students withheld for reasons of confidentiality.*

*School data with 5 or fewer students withheld for reasons of confidentiality.*

**Subtest**

**WWI**

School  
Region  
Province

**Challenges and Changes**

School  
Region  
Province

**International Tensions (1930's and WWII)**

School  
Region  
Province

**Cold War**

School  
Region  
Province

**Regional Developments in Post WWII (5.1)**

School  
Region  
Province

**Regional Developments in Post WWII (5.2)**

School  
Region  
Province

**Challenges of the Modern Era**


School  
Region  
Province

**Average Score, 2015-2018**

*School data with 5 or fewer students withheld for reasons of confidentiality.*

**Exam Mark**

**Final Mark**




▼ ▲ The school result may appear numerically the same as the district/province due to rounding. The arrow indicates a negligible difference.

\* The overall Public Exam is equated. Therefore, subtest scores may vary from the overall exam mark.

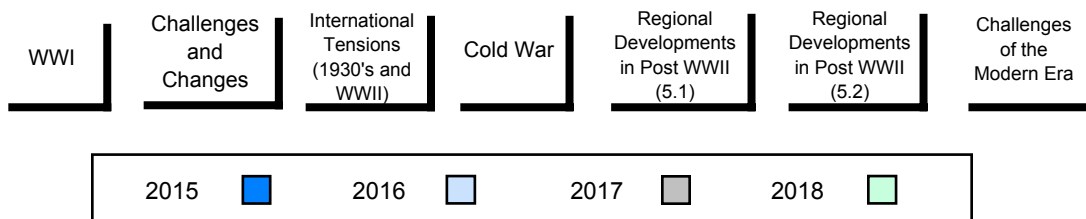
**Difference from Provincial Mean, 2015-2018**

*School data with 5 or fewer students withheld for reasons of confidentiality.*



**4 Year Public Exam (Subtest) Mark Trend 2015-2018**

*School data with 5 or fewer students withheld for reasons of confidentiality.*



▼ ▲ The school result may appear numerically the same as the district/province due to rounding. The arrow indicates a negligible difference.

\* The overall Public Exam is equated. Therefore, subtest scores may vary from the overall exam mark.

Number of Students

2

**Public Exam Mark**

School vs Region      School vs Province

**Final Mark**

School vs Region      School vs Province

*School data with 5 or fewer students withheld for reasons of confidentiality.*

*School data with 5 or fewer students withheld for reasons of confidentiality.*

**World History 3201**

School  
Region  
Province

Subtest

**WWI**

School  
Region  
Province

**Challenges and Changes**

School  
Region  
Province

**International Tensions (1930's and WWII)**

School  
Region  
Province

**Cold War**

School  
Region  
Province

**Regional Developments in Post WWII (5.1)**

School  
Region  
Province

**Regional Developments in Post WWII (5.2)**

School  
Region  
Province

**Challenges of the Modern Era**


School  
Region  
Province

**Average Score, 2015-2018**

*School data with 5 or fewer students withheld for reasons of confidentiality.*

Exam Mark

Final Mark

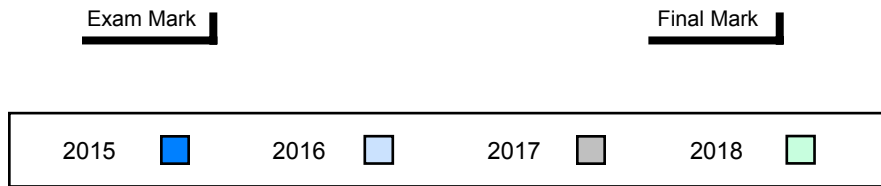


▼ ▲ The school result may appear numerically the same as the district/province due to rounding. The arrow indicates a negligible difference.

\* The overall Public Exam is equated. Therefore, subtest scores may vary from the overall exam mark.

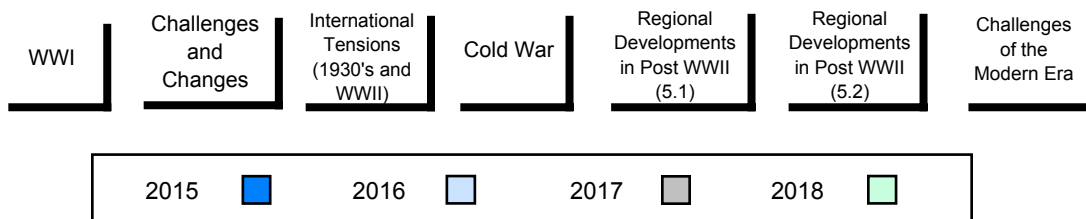
**Difference from Provincial Mean, 2015-2018**

*School data with 5 or fewer students withheld for reasons of confidentiality.*



**4 Year Public Exam (Subtest) Mark Trend 2015-2018**

*School data with 5 or fewer students withheld for reasons of confidentiality.*

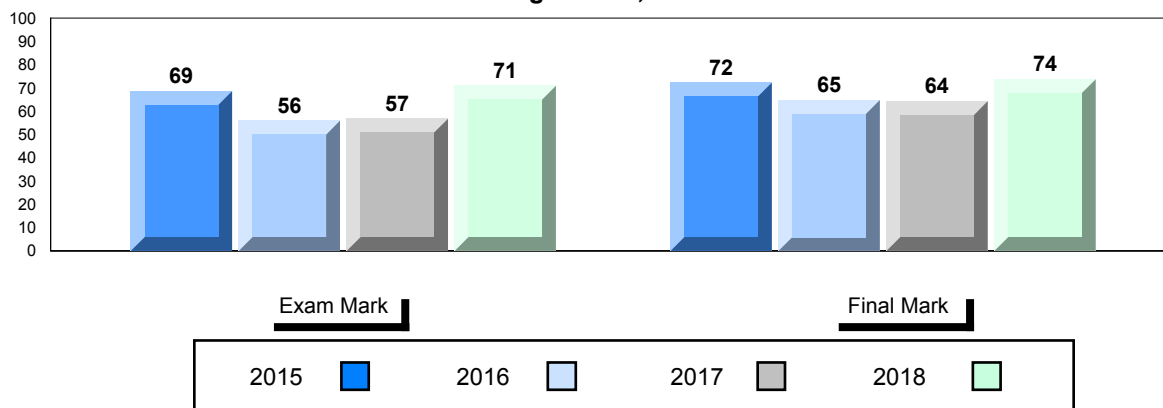


▼ ▲ The school result may appear numerically the same as the district/province due to rounding. The arrow indicates a negligible difference.

\* The overall Public Exam is equated. Therefore, subtest scores may vary from the overall exam mark.

Number of Students		16	<b>Public Exam Mark</b>			<b>Final Mark</b>		
			School vs Region	School vs Province	School vs Region	School vs Province		
<b>World History 3201</b>	School	70.9	▲	▲	73.8	▲	▲	
	Region	65.7			70.4			
	Province	65.3			70.8			
<b>Subtest</b>								
<b>WWI</b>	School	80.7	▲	▲				
	Region	73.9						
	Province	73.9						
<b>Challenges and Changes</b>	School	72.0	▲	▲				
	Region	64.6						
	Province	66.6						
<b>International Tensions (1930's and WWII)</b>	School	80.1	▲	▲				
	Region	73.8						
	Province	71.4						
<b>Cold War</b>	School	55.4	▲	▼				
	Region	53.1						
	Province	55.6						
<b>Regional Developments in Post WWII (5.1)</b>	School	56.7	▲	▲				
	Region	55.2						
	Province	51.2						
<b>Regional Developments in Post WWII (5.2)</b>	School	-999.0						
	Region	7.1						
	Province	35.9						
<b>Challenges of the Modern Era</b>	School	63.0	▼	▼				
	Region	64.9						
	Province	63.7						

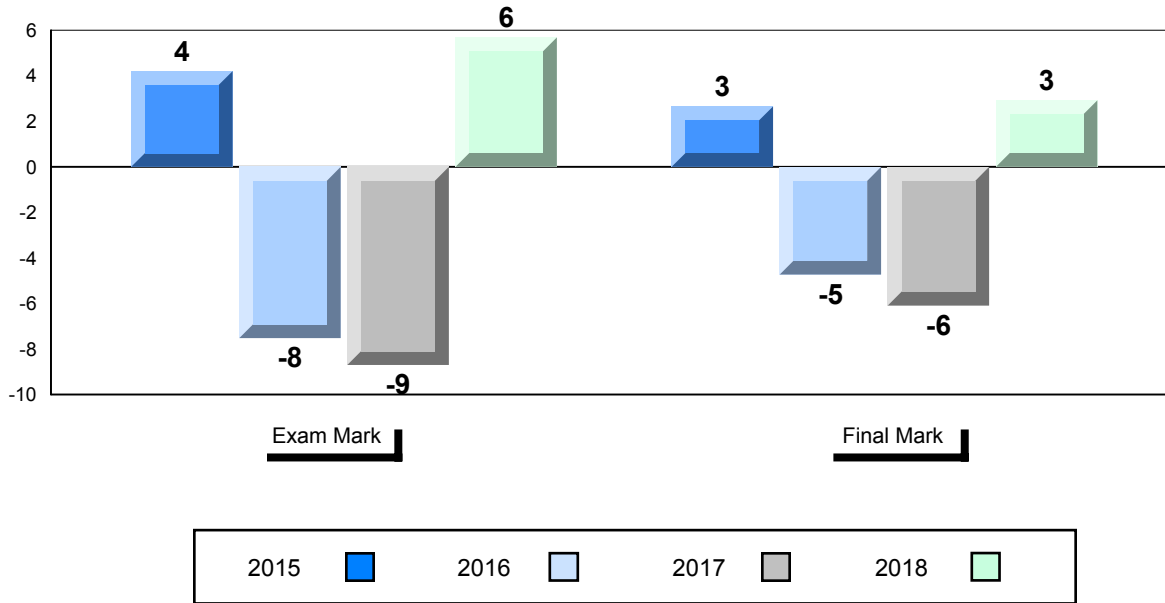
**Average Score, 2015-2018**



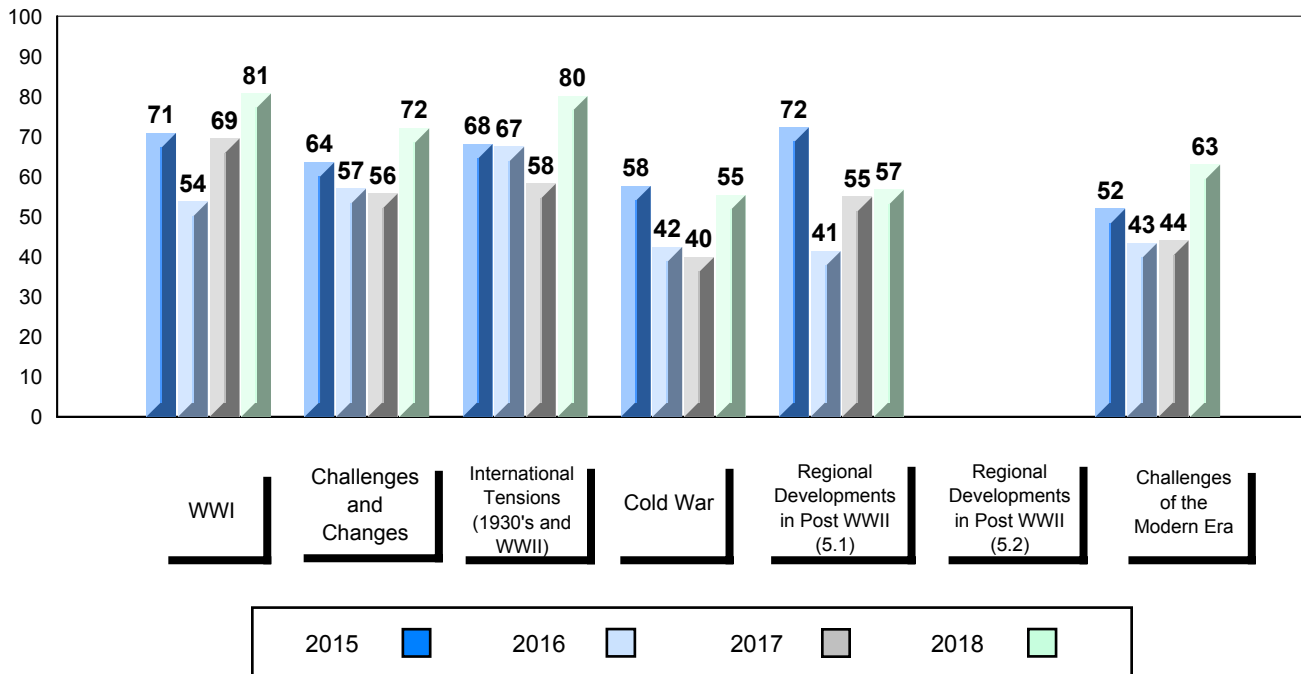
▼ ▲ The school result may appear numerically the same as the district/province due to rounding. The arrow indicates a negligible difference.

\* The overall Public Exam is equated. Therefore, subtest scores may vary from the overall exam mark.

Difference from Provincial Mean, 2015-2018



4 Year Public Exam (Subtest) Mark Trend 2015-2018



▼ ▲ The school result may appear numerically the same as the district/province due to rounding. The arrow indicates a negligible difference.

\* The overall Public Exam is equated. Therefore, subtest scores may vary from the overall exam mark.

Number of Students

1

**Public Exam Mark**

School	vs	School
Region		Province

**Final Mark**

School	vs	School
Region		Province

**World History 3201**

School  
Region  
Province

*School data with 5 or fewer students withheld for reasons of confidentiality.*

*School data with 5 or fewer students withheld for reasons of confidentiality.*

**Subtest**

**WWI**

School  
Region  
Province

**Challenges and Changes**

School  
Region  
Province

**International Tensions (1930's and WWII)**

School  
Region  
Province

**Cold War**

School  
Region  
Province

**Regional Developments in Post WWII (5.1)**

School  
Region  
Province

**Regional Developments in Post WWII (5.2)**

School  
Region  
Province

**Challenges of the Modern Era**

School  
Region  
Province

**Average Score, 2015-2018**

*School data with 5 or fewer students withheld for reasons of confidentiality.*

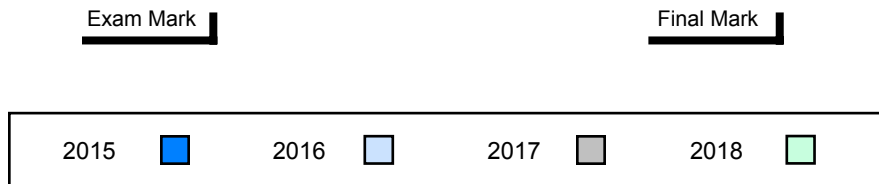


▼ ▲ The school result may appear numerically the same as the district/province due to rounding. The arrow indicates a negligible difference.

\* The overall Public Exam is equated. Therefore, subtest scores may vary from the overall exam mark.

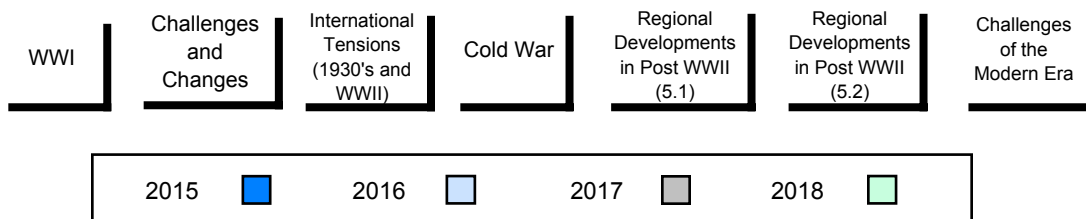
**Difference from Provincial Mean, 2015-2018**

*School data with 5 or fewer students withheld for reasons of confidentiality.*



**4 Year Public Exam (Subtest) Mark Trend 2015-2018**

*School data with 5 or fewer students withheld for reasons of confidentiality.*



▼ ▲ The school result may appear numerically the same as the district/province due to rounding. The arrow indicates a negligible difference.

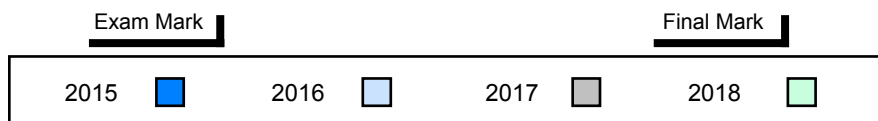
\* The overall Public Exam is equated. Therefore, subtest scores may vary from the overall exam mark.



		<b>Public Exam Mark</b>	School vs Region	School vs Province	<b>Final Mark</b>	School vs Region	School vs Province
Number of Students	1						
<b>World History 3201</b>	School Region Province	<i>School data with 5 or fewer students withheld for reasons of confidentiality.</i>		<i>School data with 5 or fewer students withheld for reasons of confidentiality.</i>			
<u>Subtest</u>	School Region Province						
<b>WWI</b>	School Region Province						
<b>Challenges and Changes</b>	School Region Province						
<b>International Tensions (1930's and WWII)</b>	School Region Province						
<b>Cold War</b>	School Region Province						
<b>Regional Developments in Post WWII (5.1)</b>	School Region Province						
<b>Regional Developments in Post WWII (5.2)</b>	School Region Province						
<b>Challenges of the Modern Era</b>	School Region Province						

**Average Score, 2015-2018**

*School data with 5 or fewer students withheld for reasons of confidentiality.*

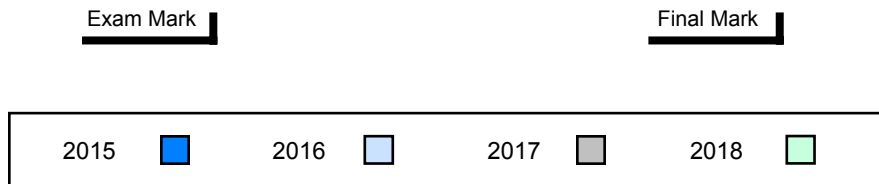


▼ ▲ The school result may appear numerically the same as the district/province due to rounding. The arrow indicates a negligible difference.

\* The overall Public Exam is equated. Therefore, subtest scores may vary from the overall exam mark.

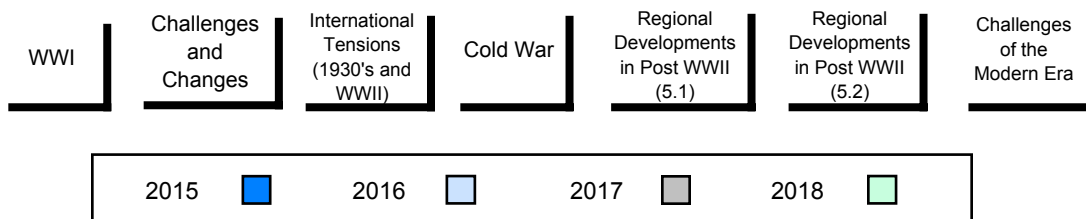
**Difference from Provincial Mean, 2015-2018**

*School data with 5 or fewer students withheld for reasons of confidentiality.*



**4 Year Public Exam (Subtest) Mark Trend 2015-2018**

*School data with 5 or fewer students withheld for reasons of confidentiality.*



▼ ▲ The school result may appear numerically the same as the district/province due to rounding. The arrow indicates a negligible difference.

\* The overall Public Exam is equated. Therefore, subtest scores may vary from the overall exam mark.

Number of Students

1

**Public Exam Mark**

School vs Region      School vs Province

**Final Mark**

School vs Region      School vs Province

**World History 3201**

School  
Region  
Province

*School data with 5 or fewer students withheld for reasons of confidentiality.*

*School data with 5 or fewer students withheld for reasons of confidentiality.*

**Subtest**

**WWI**

School  
Region  
Province

**Challenges and Changes**

School  
Region  
Province

**International Tensions (1930's and WWII)**

School  
Region  
Province

**Cold War**

School  
Region  
Province

**Regional Developments in Post WWII (5.1)**

School  
Region  
Province

**Regional Developments in Post WWII (5.2)**

School  
Region  
Province

**Challenges of the Modern Era**

School  
Region  
Province

**Average Score, 2015-2018**

*School data with 5 or fewer students withheld for reasons of confidentiality.*

**Exam Mark**

**Final Mark**

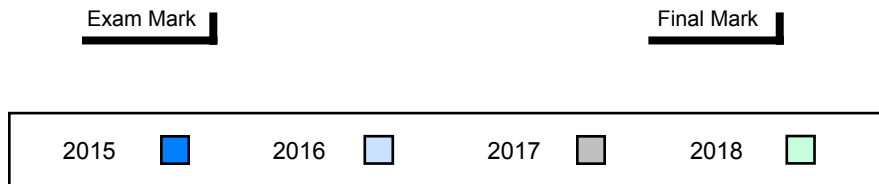


▼ ▲ The school result may appear numerically the same as the district/province due to rounding. The arrow indicates a negligible difference.

\* The overall Public Exam is equated. Therefore, subtest scores may vary from the overall exam mark.

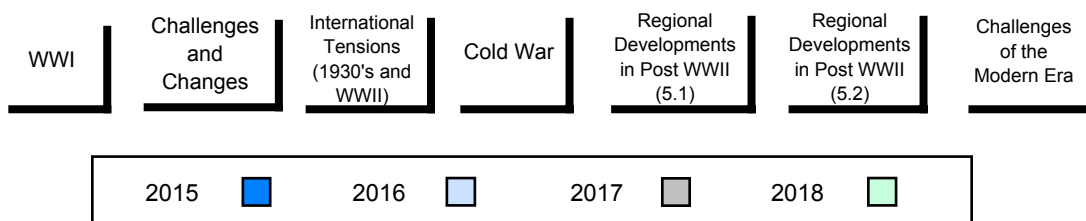
**Difference from Provincial Mean, 2015-2018**

*School data with 5 or fewer students withheld for reasons of confidentiality.*



**4 Year Public Exam (Subtest) Mark Trend 2015-2018**

*School data with 5 or fewer students withheld for reasons of confidentiality.*



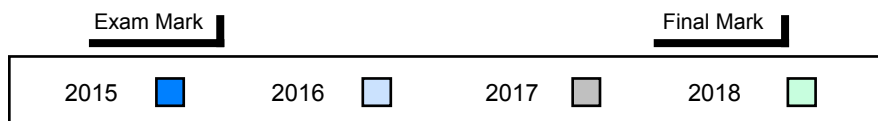
▼ ▲ The school result may appear numerically the same as the district/province due to rounding. The arrow indicates a negligible difference.

\* The overall Public Exam is equated. Therefore, subtest scores may vary from the overall exam mark.

		<b>Public Exam Mark</b> School vs Region School vs Province	<b>Final Mark</b> School vs Region School vs Province
Number of Students	1		
<b>World History 3201</b>	School Region Province	<i>School data with 5 or fewer students withheld for reasons of confidentiality.</i>	<i>School data with 5 or fewer students withheld for reasons of confidentiality.</i>
<u>Subtest</u>	School Region Province		
<b>WWI</b>	School Region Province		
<b>Challenges and Changes</b>	School Region Province		
<b>International Tensions (1930's and WWII)</b>	School Region Province		
<b>Cold War</b>	School Region Province		
<b>Regional Developments in Post WWII (5.1)</b>	School Region Province		
<b>Regional Developments in Post WWII (5.2)</b>	School Region Province		
<b>Challenges of the Modern Era</b>	School Region Province		

**Average Score, 2015-2018**

*School data with 5 or fewer students withheld for reasons of confidentiality.*

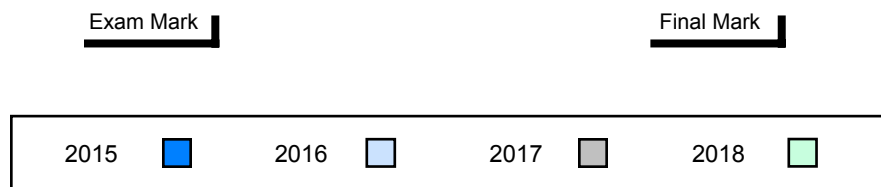


▼ ▲ The school result may appear numerically the same as the district/province due to rounding. The arrow indicates a negligible difference.

\* The overall Public Exam is equated. Therefore, subtest scores may vary from the overall exam mark.

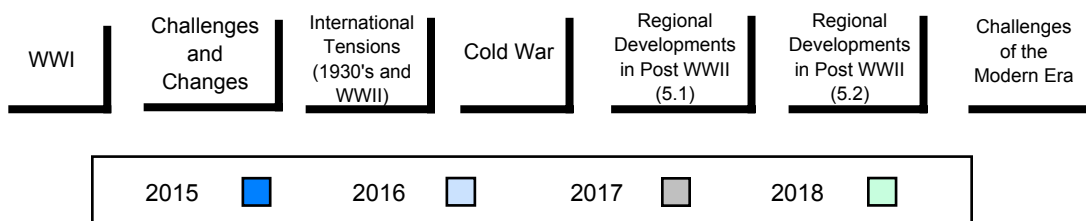
**Difference from Provincial Mean, 2015-2018**

*School data with 5 or fewer students withheld for reasons of confidentiality.*



**4 Year Public Exam (Subtest) Mark Trend 2015-2018**

*School data with 5 or fewer students withheld for reasons of confidentiality.*

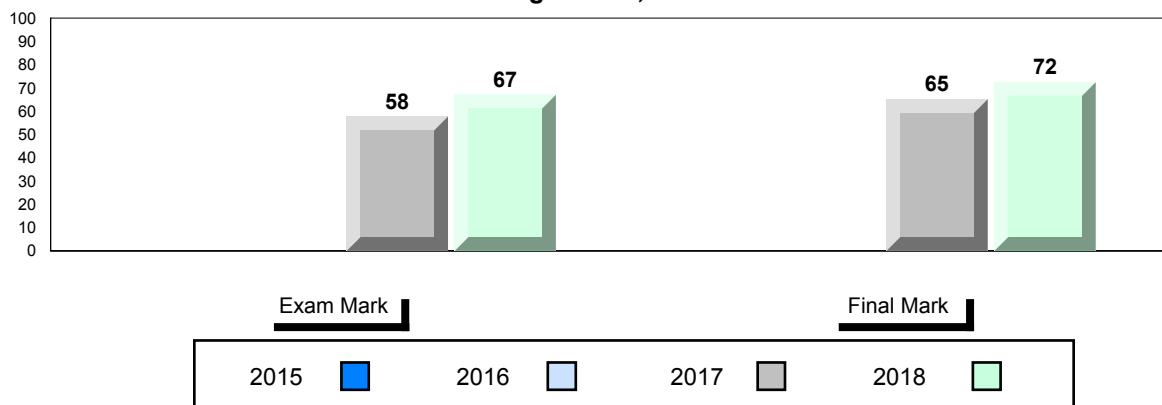


▼ ▲ The school result may appear numerically the same as the district/province due to rounding. The arrow indicates a negligible difference.

\* The overall Public Exam is equated. Therefore, subtest scores may vary from the overall exam mark.

Number of Students		25	<b>Public Exam Mark</b>			<b>Final Mark</b>		
			School vs Region	School vs Province	School vs Region	School vs Province		
<b>World History 3201</b>	School	67.1	▲	▲	72.5	▲	▲	
	Region	65.7			70.4			
	Province	65.3			70.8			
<b>Subtest</b>								
<b>WWI</b>	School	71.2	▼	▼				
	Region	73.9						
	Province	73.9						
<b>Challenges and Changes</b>	School	64.4	▼	▼				
	Region	64.6						
	Province	66.6						
<b>International Tensions (1930's and WWII)</b>	School	71.8	▼	▲				
	Region	73.8						
	Province	71.4						
<b>Cold War</b>	School	59.9	▲	▲				
	Region	53.1						
	Province	55.6						
<b>Regional Developments in Post WWII (5.1)</b>	School	68.0	▲	▲				
	Region	55.2						
	Province	51.2						
<b>Regional Developments in Post WWII (5.2)</b>	School	-999.0						
	Region	7.1						
	Province	35.9						
<b>Challenges of the Modern Era</b>	School	71.7	▲	▲				
	Region	64.9						
	Province	63.7						


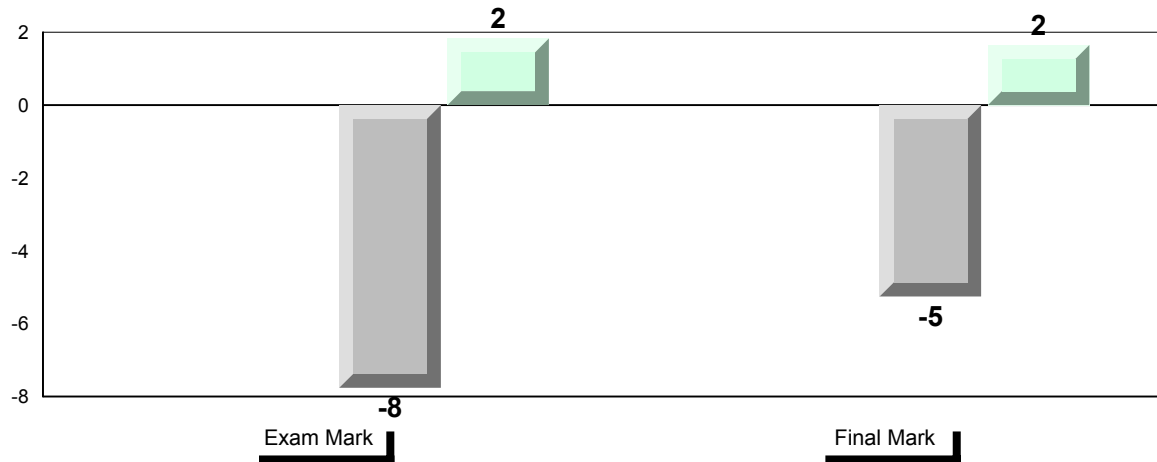
**Average Score, 2015-2018**



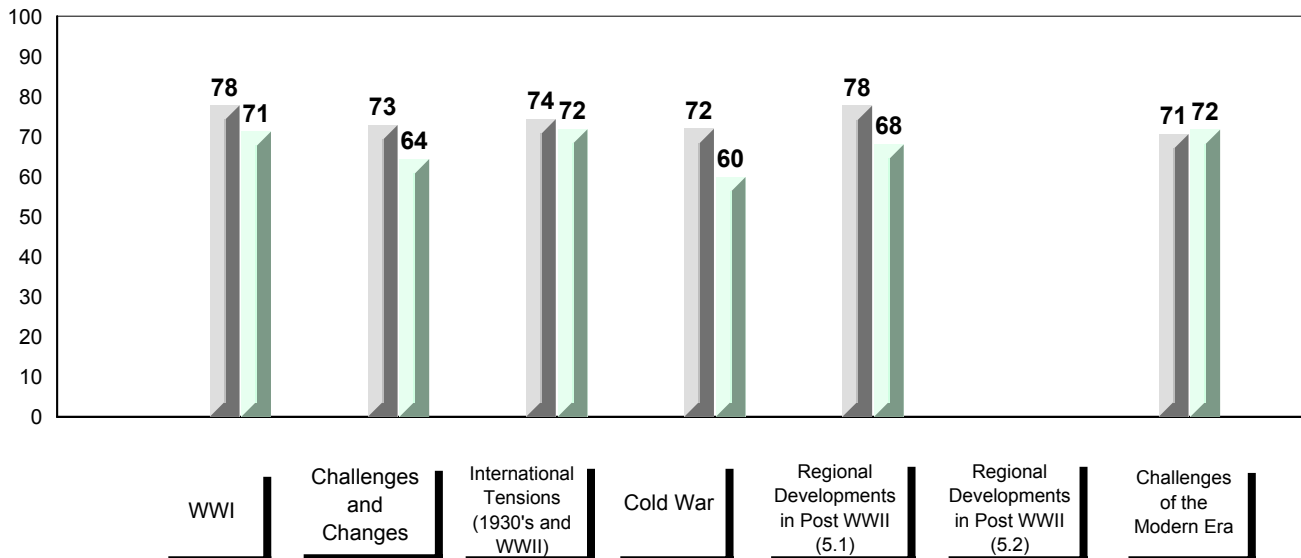
▼ ▲ The school result may appear numerically the same as the district/province due to rounding. The arrow indicates a negligible difference.

\* The overall Public Exam is equated. Therefore, subtest scores may vary from the overall exam mark.

Difference from Provincial Mean, 2015-2018



4 Year Public Exam (Subtest) Mark Trend 2015-2018



▼ ▲ The school result may appear numerically the same as the district/province due to rounding. The arrow indicates a negligible difference.

\* The overall Public Exam is equated. Therefore, subtest scores may vary from the overall exam mark.



		<b>Public Exam Mark</b>	School vs Region	School vs Province	<b>Final Mark</b>	School vs Region	School vs Province
Number of Students	1	<i>School data with 5 or fewer students withheld for reasons of confidentiality.</i>		<i>School data with 5 or fewer students withheld for reasons of confidentiality.</i>			
<b>World History 3201</b>	School Region Province						
<u>Subtest</u>	School Region Province						
<b>WWI</b>	School Region Province						
<b>Challenges and Changes</b>	School Region Province						
<b>International Tensions (1930's and WWII)</b>	School Region Province						
<b>Cold War</b>	School Region Province						
<b>Regional Developments in Post WWII (5.1)</b>	School Region Province						
<b>Regional Developments in Post WWII (5.2)</b>	School Region Province						
<b>Challenges of the Modern Era</b>	School Region Province						

**Average Score, 2015-2018**

*School data with 5 or fewer students withheld for reasons of confidentiality.*

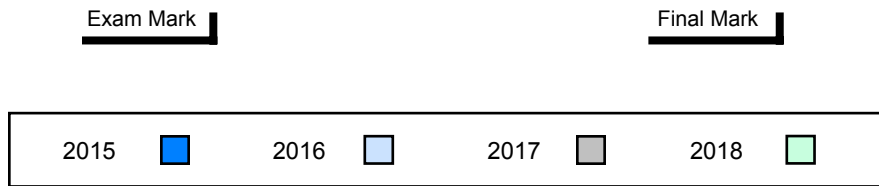


▼ ▲ The school result may appear numerically the same as the district/province due to rounding. The arrow indicates a negligible difference.

\* The overall Public Exam is equated. Therefore, subtest scores may vary from the overall exam mark.

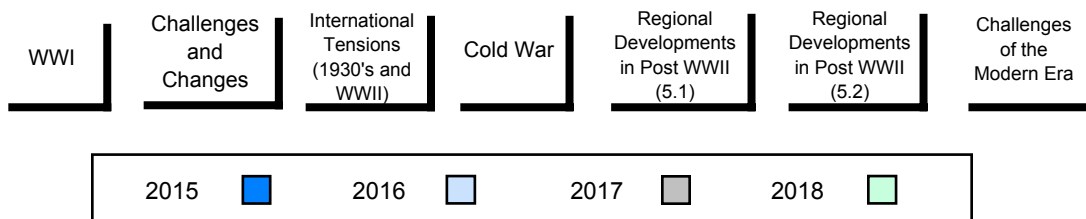
**Difference from Provincial Mean, 2015-2018**

*School data with 5 or fewer students withheld for reasons of confidentiality.*



**4 Year Public Exam (Subtest) Mark Trend 2015-2018**

*School data with 5 or fewer students withheld for reasons of confidentiality.*

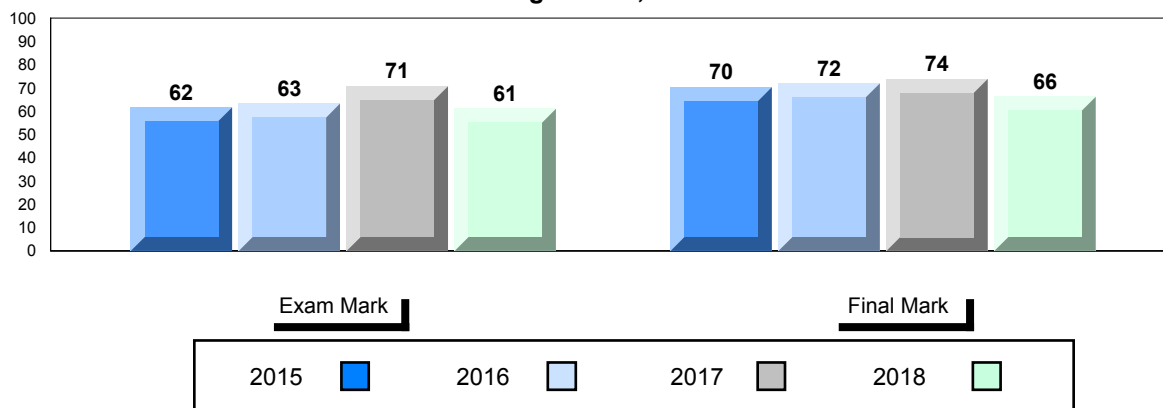


▼ ▲ The school result may appear numerically the same as the district/province due to rounding. The arrow indicates a negligible difference.

\* The overall Public Exam is equated. Therefore, subtest scores may vary from the overall exam mark.

Number of Students		28	<b>Public Exam Mark</b>			<b>Final Mark</b>		
			School vs Region	School vs Province	School vs Region	School vs Province		
<b>World History 3201</b>	School	61.1	▼	▼	66.2	▼	▼	
	Region	65.7			70.4			
	Province	65.3			70.8			
<b>Subtest</b>								
<b>WWI</b>	School	72.3	▼	▼				
	Region	73.9						
	Province	73.9						
<b>Challenges and Changes</b>	School	60.3	▼	▼				
	Region	64.6						
	Province	66.6						
<b>International Tensions (1930's and WWII)</b>	School	70.4	▼	▼				
	Region	73.8						
	Province	71.4						
<b>Cold War</b>	School	45.7	▼	▼				
	Region	53.1						
	Province	55.6						
<b>Regional Developments in Post WWII (5.1)</b>	School	41.4	▼	▼				
	Region	55.2						
	Province	51.2						
<b>Regional Developments in Post WWII (5.2)</b>	School	7.1	▲	▼				
	Region	7.1						
	Province	35.9						
<b>Challenges of the Modern Era</b>	School	59.7	▼	▼				
	Region	64.9						
	Province	63.7						


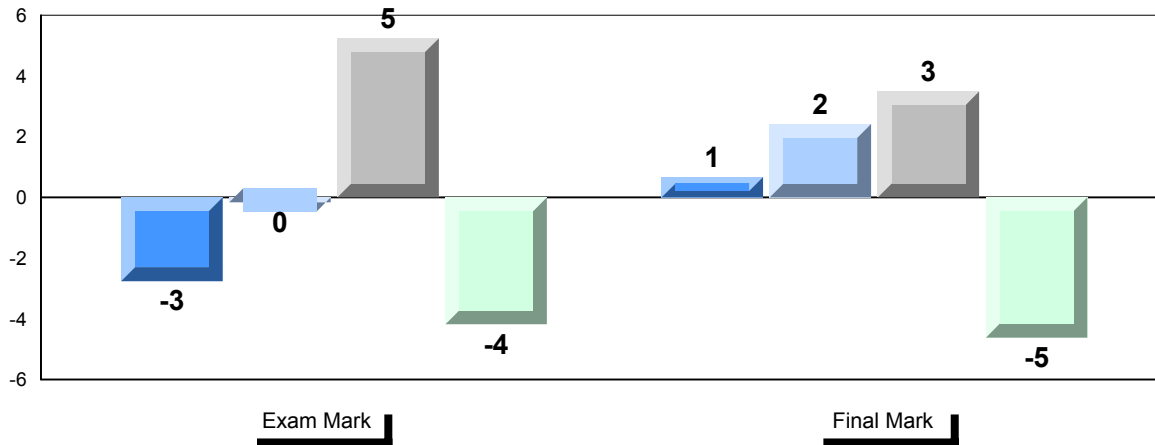
**Average Score, 2015-2018**




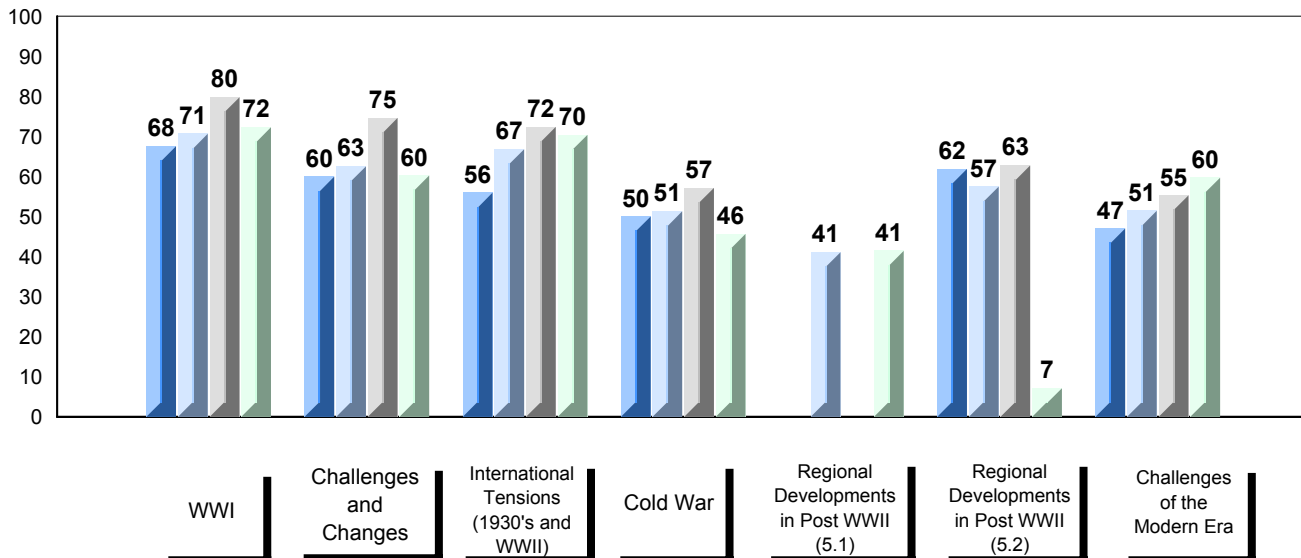
▼ ▲ The school result may appear numerically the same as the district/province due to rounding. The arrow indicates a negligible difference.

\* The overall Public Exam is equated. Therefore, subtest scores may vary from the overall exam mark.

Difference from Provincial Mean, 2015-2018



4 Year Public Exam (Subtest) Mark Trend 2015-2018

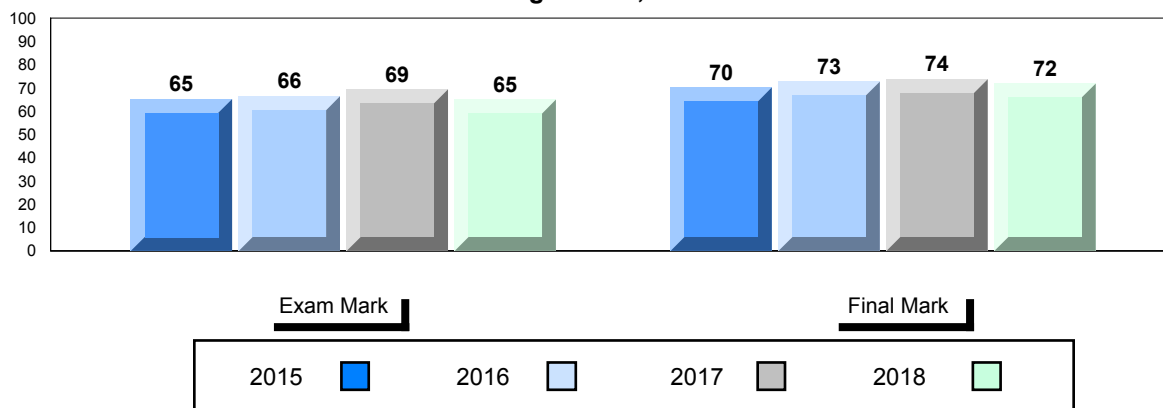


▼ ▲ The school result may appear numerically the same as the district/province due to rounding. The arrow indicates a negligible difference.

\* The overall Public Exam is equated. Therefore, subtest scores may vary from the overall exam mark.

Number of Students		22	<b>Public Exam Mark</b>			<b>Final Mark</b>		
			School vs Region	School vs Province	School vs Region	School vs Province		
<b>World History 3201</b>	School	65.0	▼	▼	71.9	▲	▲	
	Region	65.3			70.8			
	Province	65.3			70.8			
<b>Subtest</b>								
<b>WWI</b>	School	71.6	▼	▼				
	Region	74.0						
	Province	73.9						
<b>Challenges and Changes</b>	School	70.0	▲	▲				
	Region	66.8						
	Province	66.6						
<b>International Tensions (1930's and WWII)</b>	School	70.8	▼	▼				
	Region	71.4						
	Province	71.4						
<b>Cold War</b>	School	49.8	▼	▼				
	Region	55.7						
	Province	55.6						
<b>Regional Developments in Post WWII (5.1)</b>	School	55.6	▲	▲				
	Region	51.9						
	Province	51.2						
<b>Regional Developments in Post WWII (5.2)</b>	School	21.4	▼	▼				
	Region	27.1						
	Province	35.9						
<b>Challenges of the Modern Era</b>	School	66.9	▲	▲				
	Region	64.4						
	Province	63.7						

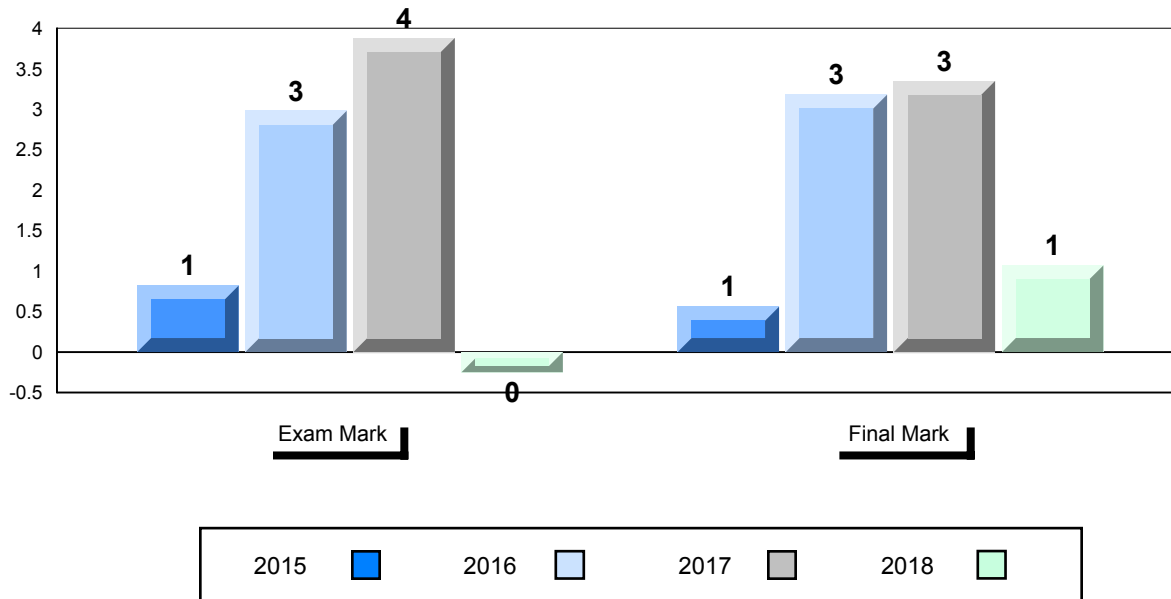
**Average Score, 2015-2018**



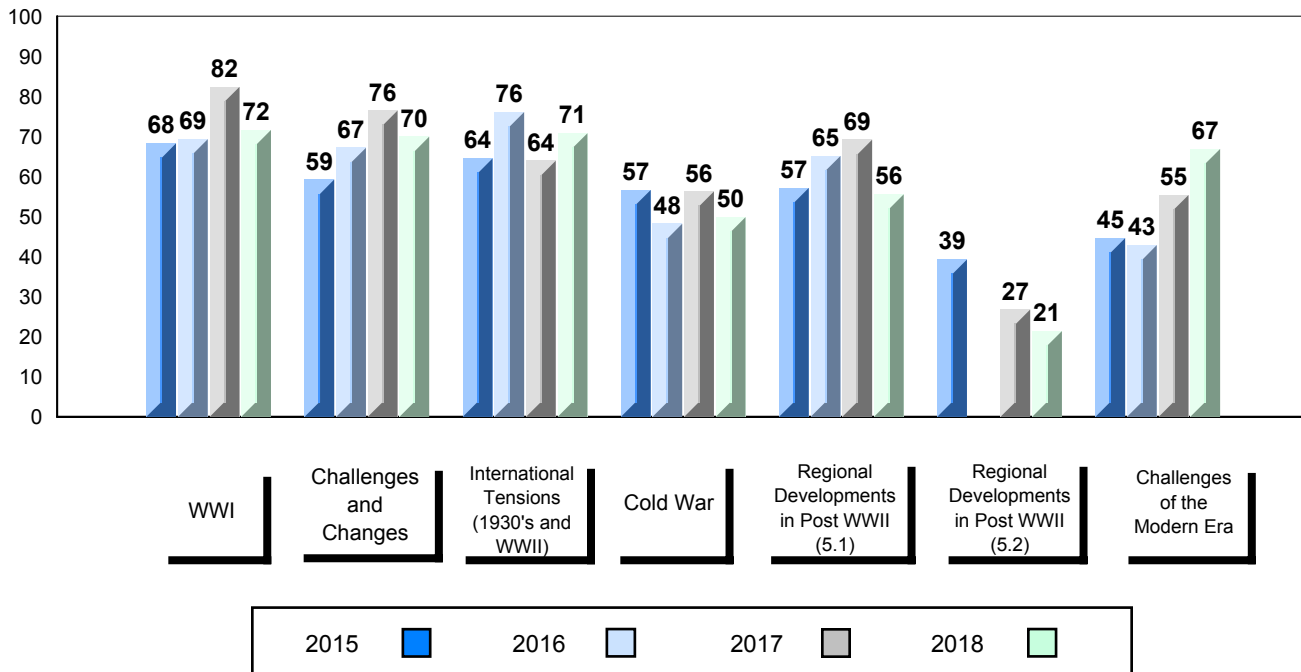
▼ ▲ The school result may appear numerically the same as the district/province due to rounding. The arrow indicates a negligible difference.

\* The overall Public Exam is equated. Therefore, subtest scores may vary from the overall exam mark.

Difference from Provincial Mean, 2015-2018



4 Year Public Exam (Subtest) Mark Trend 2015-2018

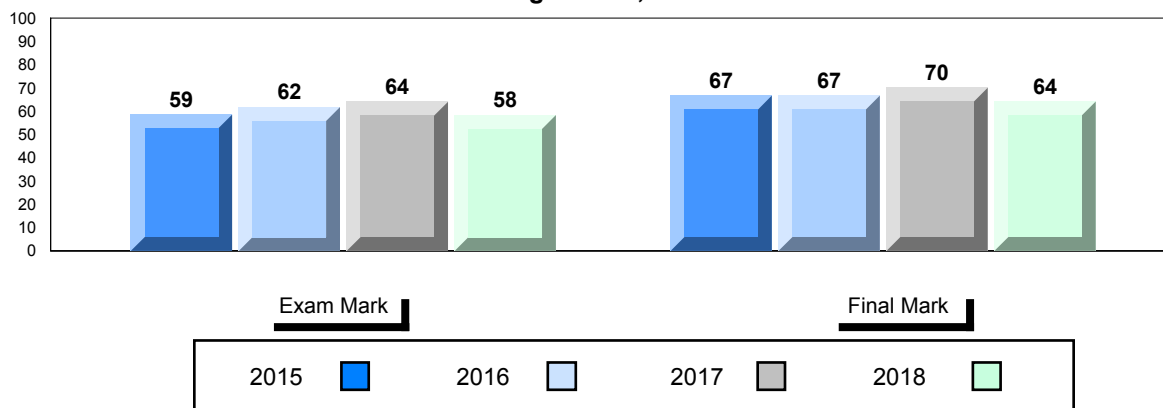


▼ ▲ The school result may appear numerically the same as the district/province due to rounding. The arrow indicates a negligible difference.

\* The overall Public Exam is equated. Therefore, subtest scores may vary from the overall exam mark.

Number of Students		39	<b>Public Exam Mark</b>			<b>Final Mark</b>		
			School vs Region	School vs Province	School vs Region	School vs Province		
<b>World History 3201</b>	School	58.4	▼	▼	64.2	▼	▼	
	Region	65.3			70.8			
	Province	65.3			70.8			
<b>Subtest</b>								
<b>WWI</b>	School	68.9	▼	▼				
	Region	74.0						
	Province	73.9						
<b>Challenges and Changes</b>	School	58.0	▼	▼				
	Region	66.8						
	Province	66.6						
<b>International Tensions (1930's and WWII)</b>	School	61.5	▼	▼				
	Region	71.4						
	Province	71.4						
<b>Cold War</b>	School	47.5	▼	▼				
	Region	55.7						
	Province	55.6						
<b>Regional Developments in Post WWII (5.1)</b>	School	44.6	▼	▼				
	Region	51.9						
	Province	51.2						
<b>Regional Developments in Post WWII (5.2)</b>	School	19.1	▼	▼				
	Region	27.1						
	Province	35.9						
<b>Challenges of the Modern Era</b>	School	64.3	▼	▲				
	Region	64.4						
	Province	63.7						

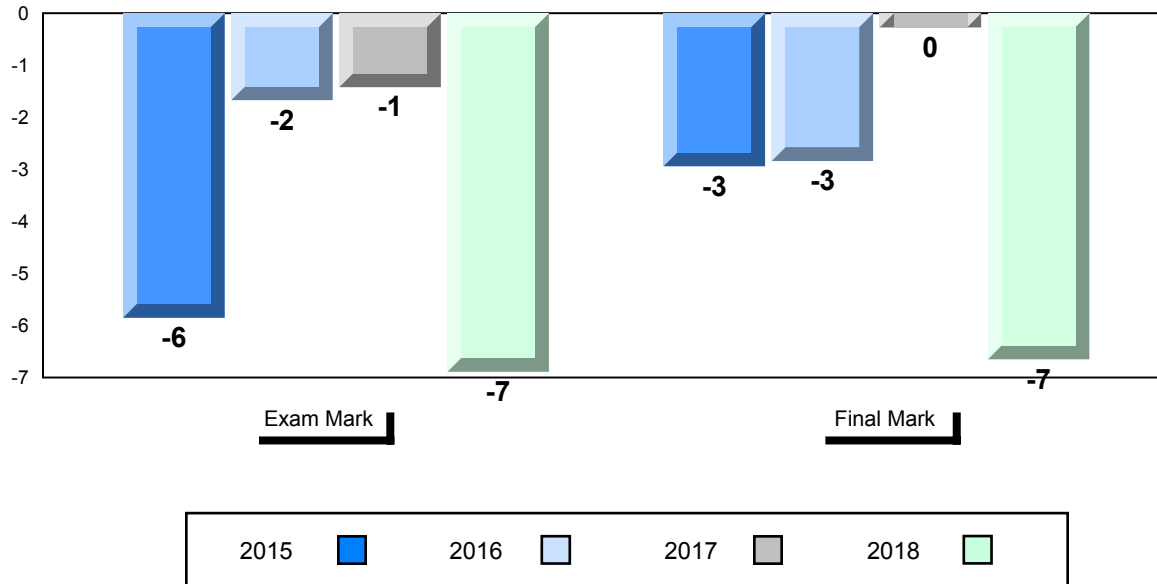
**Average Score, 2015-2018**



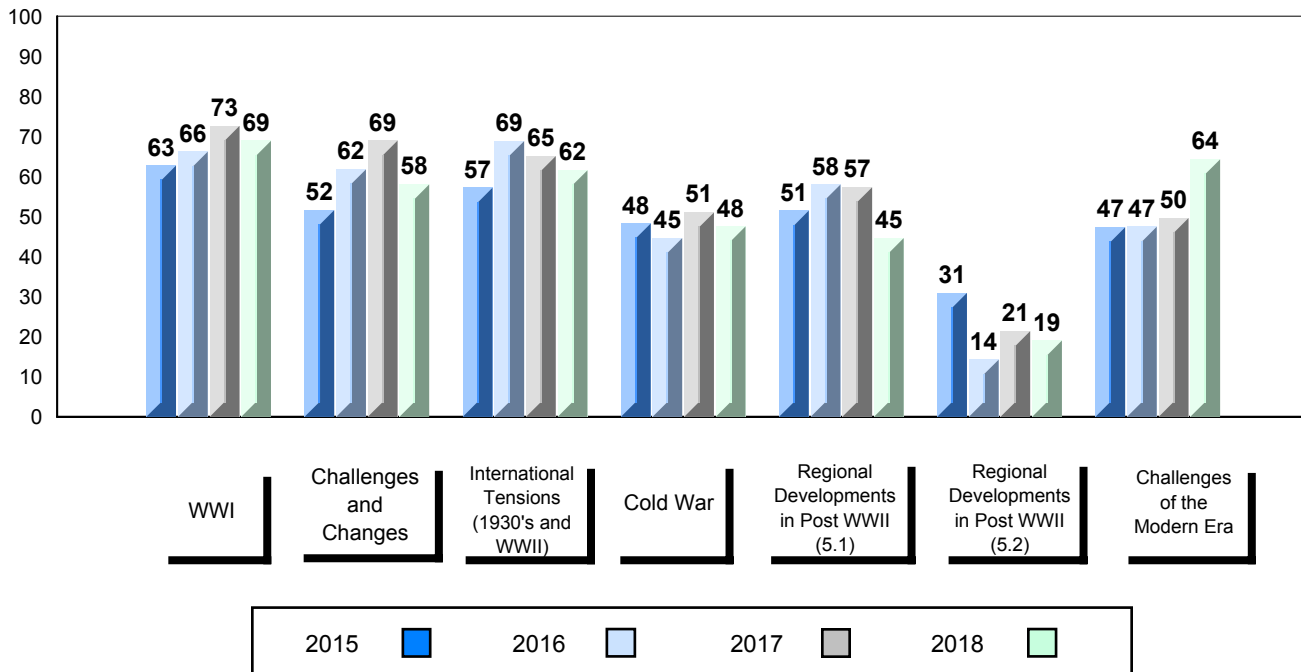
▼ ▲ The school result may appear numerically the same as the district/province due to rounding. The arrow indicates a negligible difference.

\* The overall Public Exam is equated. Therefore, subtest scores may vary from the overall exam mark.

Difference from Provincial Mean, 2015-2018



4 Year Public Exam (Subtest) Mark Trend 2015-2018



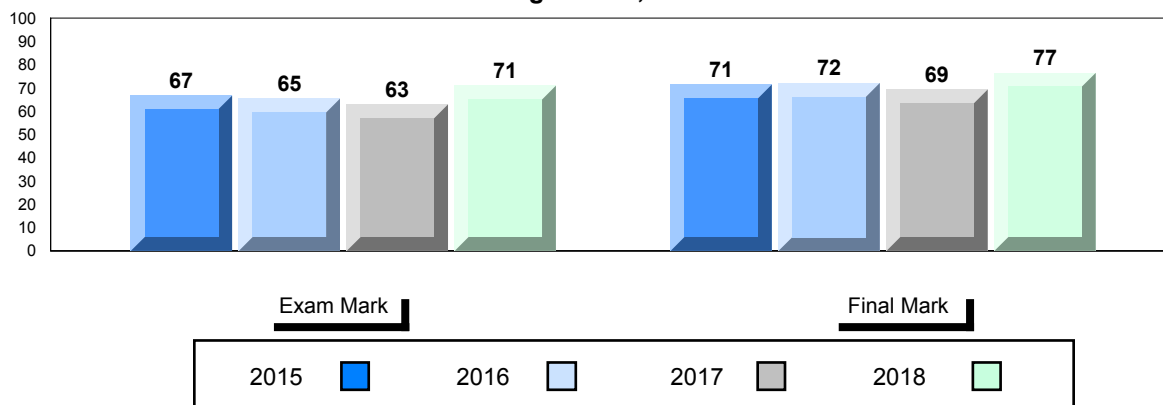
▼ ▲ The school result may appear numerically the same as the district/province due to rounding. The arrow indicates a negligible difference.

\* The overall Public Exam is equated. Therefore, subtest scores may vary from the overall exam mark.



Number of Students		52	<b>Public Exam Mark</b>			<b>Final Mark</b>		
			School vs Region	School vs Province	School vs Region	School vs Province		
<b>World History 3201</b>	School	71.0	▲	▲	76.5	▲	▲	
	Region	65.3			70.8			
	Province	65.3			70.8			
<b>Subtest</b>								
<b>WWI</b>	School	75.0	▲	▲				
	Region	74.0						
	Province	73.9						
<b>Challenges and Changes</b>	School	73.5	▲	▲				
	Region	66.8						
	Province	66.6						
<b>International Tensions (1930's and WWII)</b>	School	76.1	▲	▲				
	Region	71.4						
	Province	71.4						
<b>Cold War</b>	School	62.0	▲	▲				
	Region	55.7						
	Province	55.6						
<b>Regional Developments in Post WWII (5.1)</b>	School	57.6	▲	▲				
	Region	51.9						
	Province	51.2						
<b>Regional Developments in Post WWII (5.2)</b>	School	-999.0						
	Region	27.1						
	Province	35.9						
<b>Challenges of the Modern Era</b>	School	75.8	▲	▲				
	Region	64.4						
	Province	63.7						


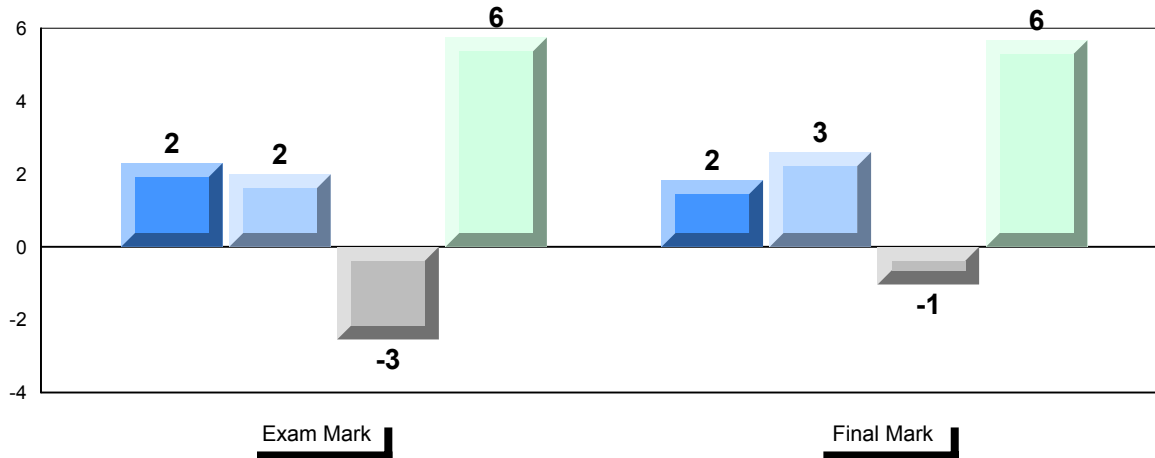
**Average Score, 2015-2018**




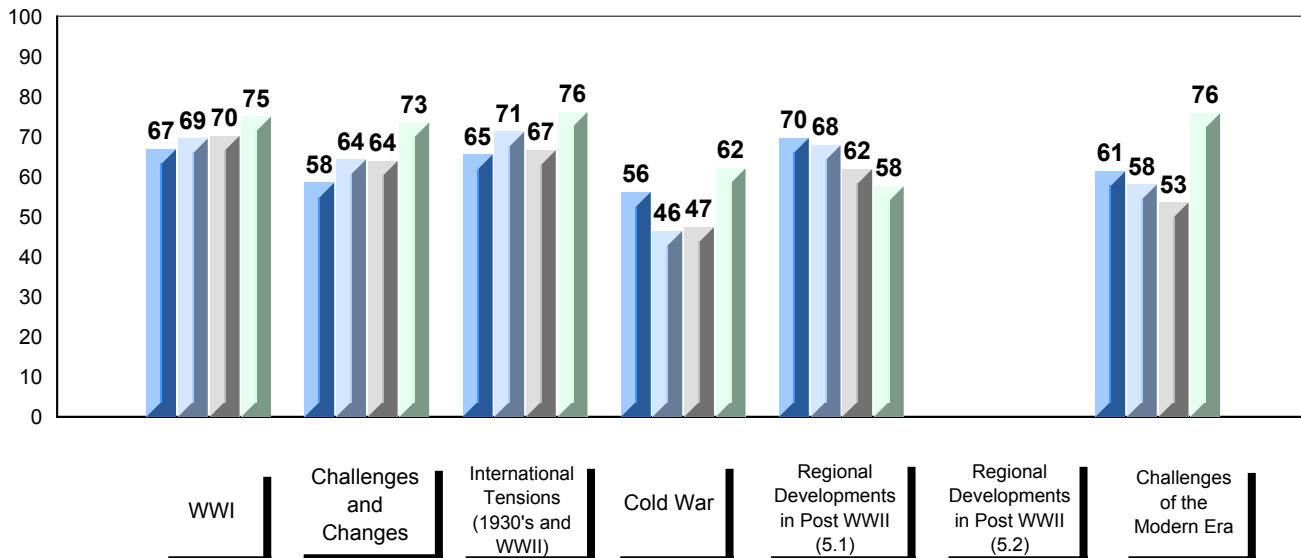
▼ ▲ The school result may appear numerically the same as the district/province due to rounding. The arrow indicates a negligible difference.

\* The overall Public Exam is equated. Therefore, subtest scores may vary from the overall exam mark.

Difference from Provincial Mean, 2015-2018



4 Year Public Exam (Subtest) Mark Trend 2015-2018

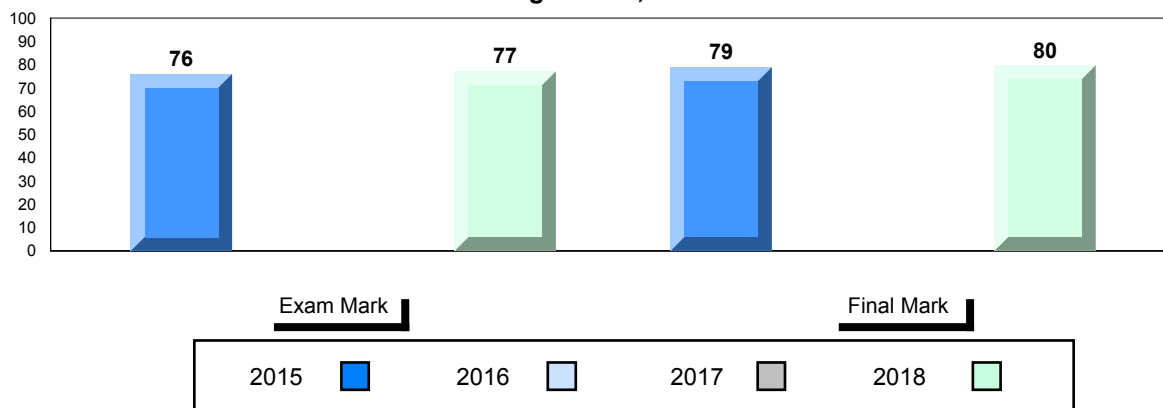


▼ ▲ The school result may appear numerically the same as the district/province due to rounding. The arrow indicates a negligible difference.

\* The overall Public Exam is equated. Therefore, subtest scores may vary from the overall exam mark.

Number of Students		19	<b>Public Exam Mark</b>			<b>Final Mark</b>		
			School vs Region	School vs Province	School vs Region	School vs Province		
<b>World History 3201</b>	School	77.2	▲	▲	79.7	▲	▲	
	Region	65.3			70.8			
	Province	65.3			70.8			
<b>Subtest</b>								
<b>WWI</b>	School	84.9	▲	▲				
	Region	74.0						
	Province	73.9						
<b>Challenges and Changes</b>	School	75.2	▲	▲				
	Region	66.8						
	Province	66.6						
<b>International Tensions (1930's and WWII)</b>	School	79.6	▲	▲				
	Region	71.4						
	Province	71.4						
<b>Cold War</b>	School	80.1	▲	▲				
	Region	55.7						
	Province	55.6						
<b>Regional Developments in Post WWII (5.1)</b>	School	66.0	▲	▲				
	Region	51.9						
	Province	51.2						
<b>Regional Developments in Post WWII (5.2)</b>	School	7.1	▼	▼				
	Region	27.1						
	Province	35.9						
<b>Challenges of the Modern Era</b>	School	75.2	▲	▲				
	Region	64.4						
	Province	63.7						

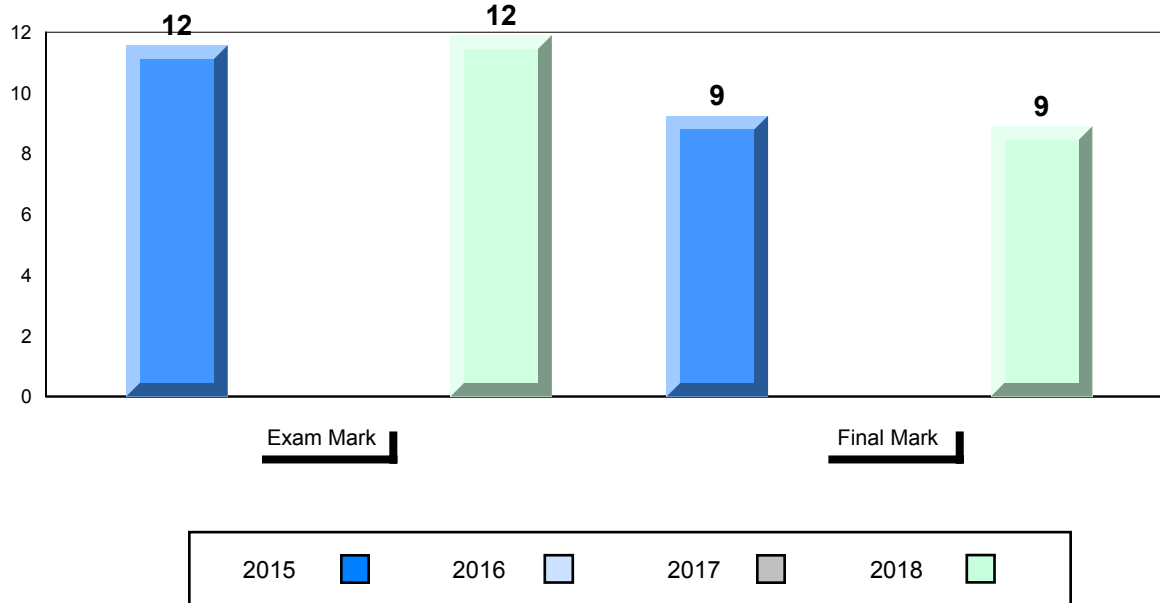
**Average Score, 2015-2018**



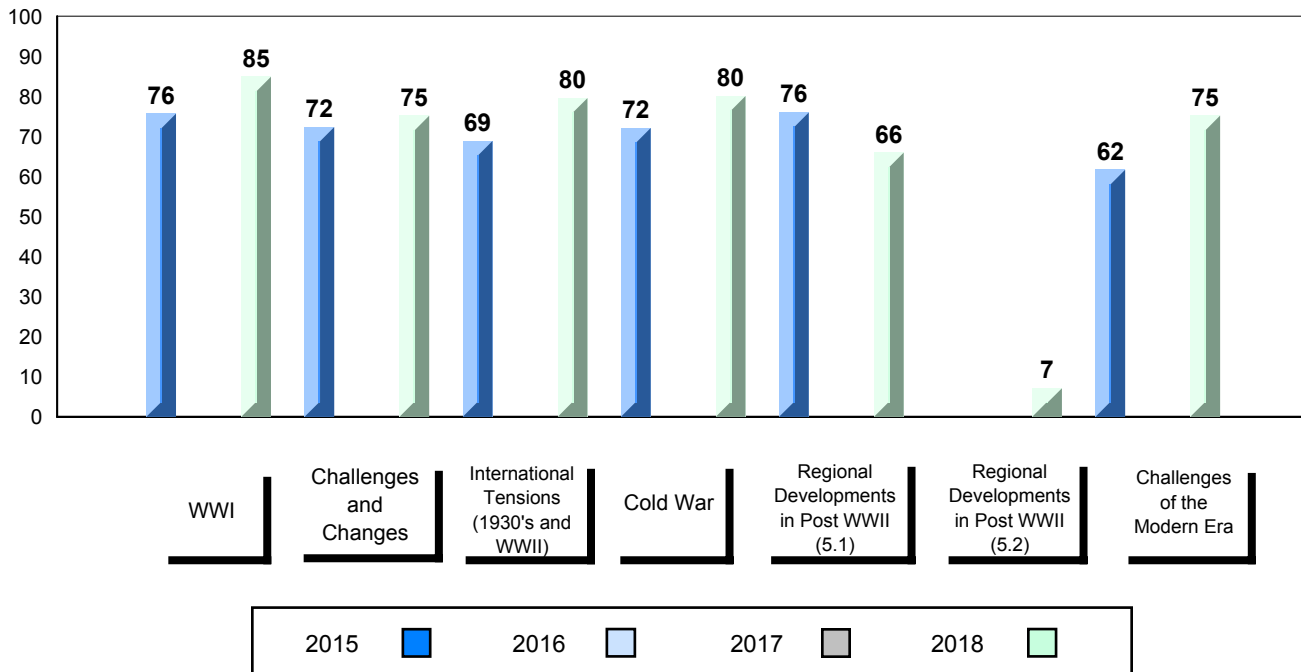
▼ ▲ The school result may appear numerically the same as the district/province due to rounding. The arrow indicates a negligible difference.

\* The overall Public Exam is equated. Therefore, subtest scores may vary from the overall exam mark.

Difference from Provincial Mean, 2015-2018



4 Year Public Exam (Subtest) Mark Trend 2015-2018



▼ ▲ The school result may appear numerically the same as the district/province due to rounding. The arrow indicates a negligible difference.

\* The overall Public Exam is equated. Therefore, subtest scores may vary from the overall exam mark.

Number of Students

1

**Public Exam Mark**

School vs Region	School vs Province
------------------	--------------------

**Final Mark**

School vs Region	School vs Province
------------------	--------------------

**World History 3201**

School  
Region  
Province

*School data with 5 or fewer students withheld for reasons of confidentiality.*

*School data with 5 or fewer students withheld for reasons of confidentiality.*

Subtest

**WWI**

School  
Region  
Province

**Challenges and Changes**

School  
Region  
Province

**International Tensions (1930's and WWII)**

School  
Region  
Province

**Cold War**

School  
Region  
Province

**Regional Developments in Post WWII (5.1)**

School  
Region  
Province

**Regional Developments in Post WWII (5.2)**

School  
Region  
Province

**Challenges of the Modern Era**

School  
Region  
Province

**Average Score, 2015-2018**

*School data with 5 or fewer students withheld for reasons of confidentiality.*

Exam Mark

Final Mark

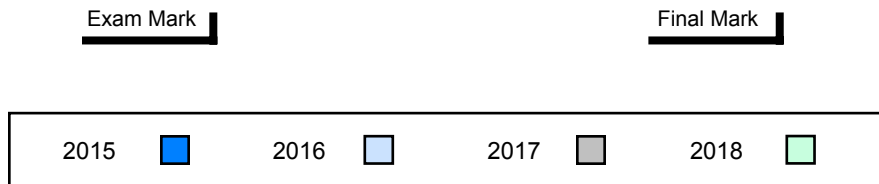


▼ ▲ The school result may appear numerically the same as the district/province due to rounding. The arrow indicates a negligible difference.

\* The overall Public Exam is equated. Therefore, subtest scores may vary from the overall exam mark.

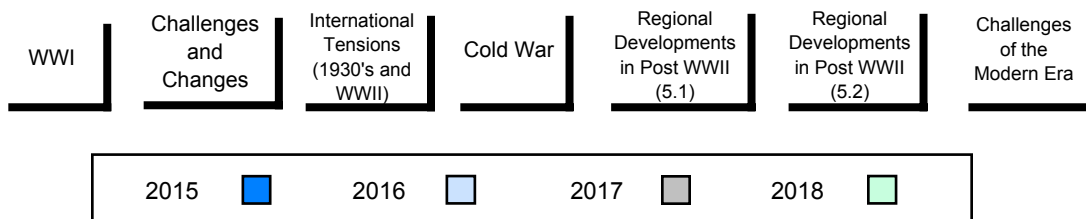
**Difference from Provincial Mean, 2015-2018**

*School data with 5 or fewer students withheld for reasons of confidentiality.*



**4 Year Public Exam (Subtest) Mark Trend 2015-2018**

*School data with 5 or fewer students withheld for reasons of confidentiality.*



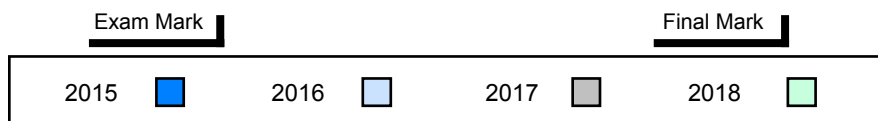
▼ ▲ The school result may appear numerically the same as the district/province due to rounding. The arrow indicates a negligible difference.

\* The overall Public Exam is equated. Therefore, subtest scores may vary from the overall exam mark.

		<b>Public Exam Mark</b> School vs Region School vs Province	<b>Final Mark</b> School vs Region School vs Province
Number of Students	1		
<b>World History 3201</b>	School Region Province	<i>School data with 5 or fewer students withheld for reasons of confidentiality.</i>	<i>School data with 5 or fewer students withheld for reasons of confidentiality.</i>
<u>Subtest</u>	School Region Province		
<b>WWI</b>	School Region Province		
<b>Challenges and Changes</b>	School Region Province		
<b>International Tensions (1930's and WWII)</b>	School Region Province		
<b>Cold War</b>	School Region Province		
<b>Regional Developments in Post WWII (5.1)</b>	School Region Province		
<b>Regional Developments in Post WWII (5.2)</b>	School Region Province		
<b>Challenges of the Modern Era</b>	School Region Province		

**Average Score, 2015-2018**

*School data with 5 or fewer students withheld for reasons of confidentiality.*

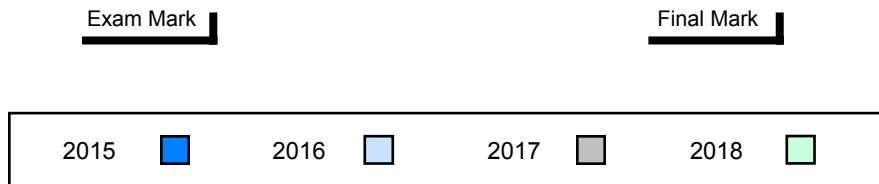


▼ ▲ The school result may appear numerically the same as the district/province due to rounding. The arrow indicates a negligible difference.

\* The overall Public Exam is equated. Therefore, subtest scores may vary from the overall exam mark.

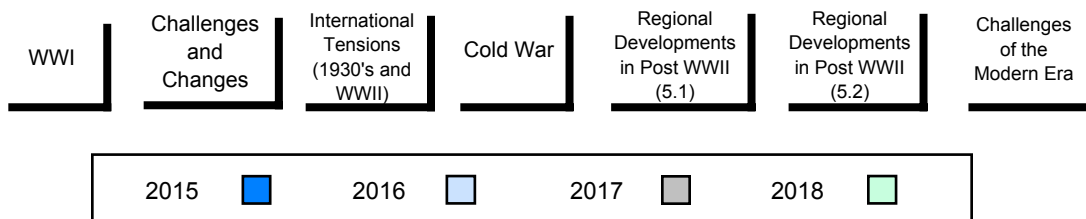
**Difference from Provincial Mean, 2015-2018**

*School data with 5 or fewer students withheld for reasons of confidentiality.*



**4 Year Public Exam (Subtest) Mark Trend 2015-2018**

*School data with 5 or fewer students withheld for reasons of confidentiality.*



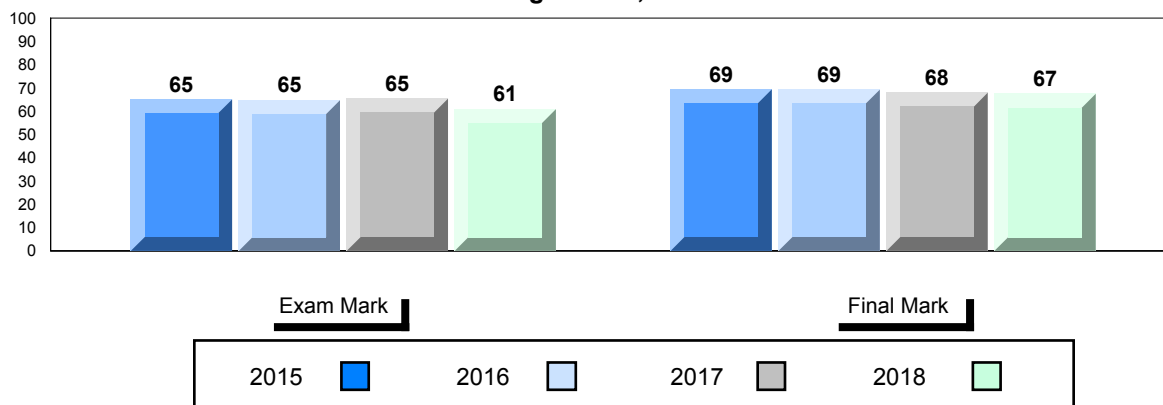
▼ ▲ The school result may appear numerically the same as the district/province due to rounding. The arrow indicates a negligible difference.

\* The overall Public Exam is equated. Therefore, subtest scores may vary from the overall exam mark.



Number of Students		28	<b>Public Exam Mark</b>			<b>Final Mark</b>		
			School vs Region	School vs Province	School vs Region	School vs Province		
<b>World History 3201</b>	School	60.9	▼	▼	67.5	▼	▼	
	Region	65.3			70.8			
	Province	65.3			70.8			
<b>Subtest</b>								
<b>WWI</b>	School	69.4	▼	▼				
	Region	74.0						
	Province	73.9						
<b>Challenges and Changes</b>	School	60.3	▼	▼				
	Region	66.8						
	Province	66.6						
<b>International Tensions (1930's and WWII)</b>	School	65.1	▼	▼				
	Region	71.4						
	Province	71.4						
<b>Cold War</b>	School	57.4	▲	▲				
	Region	55.7						
	Province	55.6						
<b>Regional Developments in Post WWII (5.1)</b>	School	36.7	▼	▼				
	Region	51.9						
	Province	51.2						
<b>Regional Developments in Post WWII (5.2)</b>	School	21.4	▼	▼				
	Region	27.1						
	Province	35.9						
<b>Challenges of the Modern Era</b>	School	68.4	▲	▲				
	Region	64.4						
	Province	63.7						

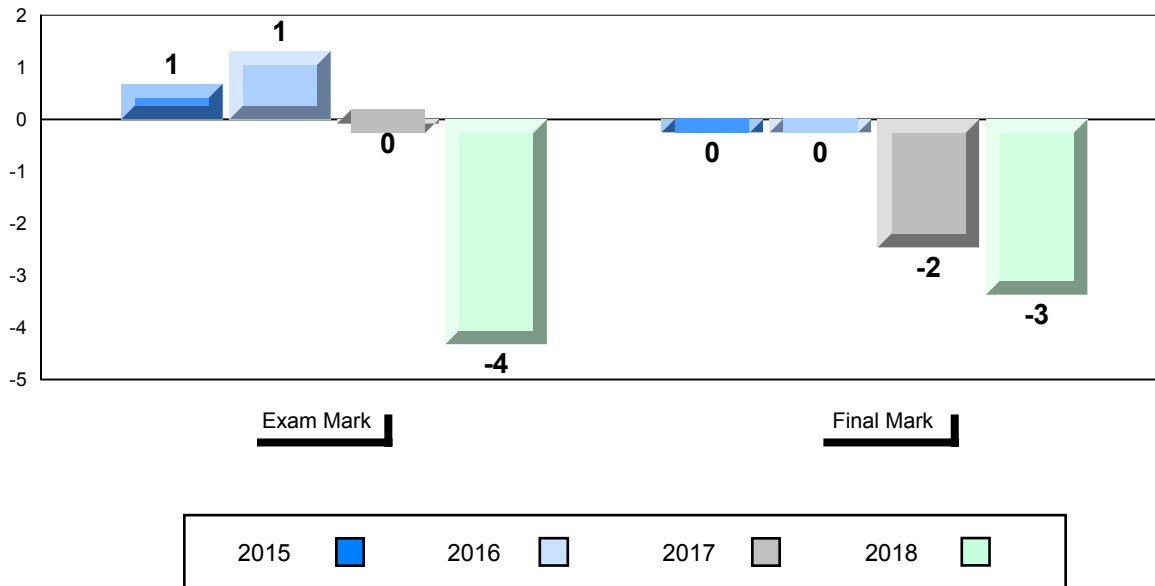
**Average Score, 2015-2018**



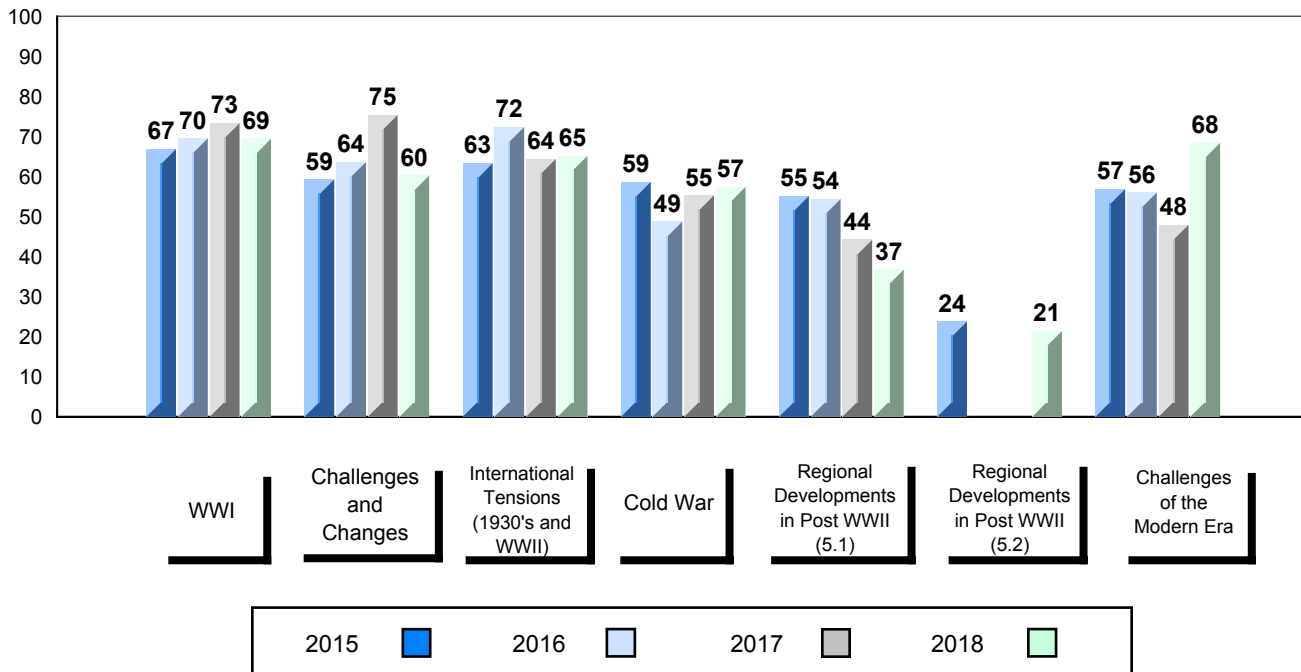
▼ ▲ The school result may appear numerically the same as the district/province due to rounding. The arrow indicates a negligible difference.

\* The overall Public Exam is equated. Therefore, subtest scores may vary from the overall exam mark.

Difference from Provincial Mean, 2015-2018



4 Year Public Exam (Subtest) Mark Trend 2015-2018

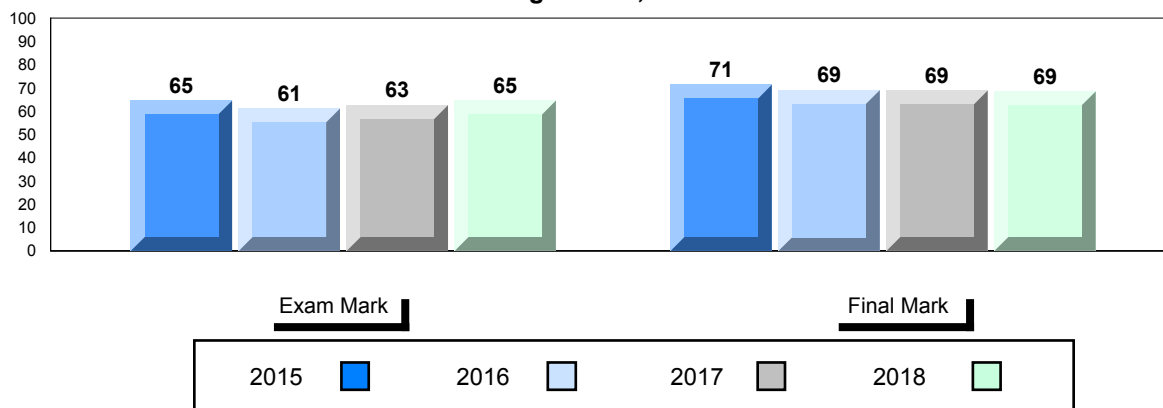


▼ ▲ The school result may appear numerically the same as the district/province due to rounding. The arrow indicates a negligible difference.

\* The overall Public Exam is equated. Therefore, subtest scores may vary from the overall exam mark.

Number of Students		60	<b>Public Exam Mark</b>			<b>Final Mark</b>		
			School vs Region	School vs Province	School vs Region	School vs Province		
<b>World History 3201</b>	School	64.6	▼	▼	68.5	▼	▼	
	Region	65.3			70.8			
	Province	65.3			70.8			
<b>Subtest</b>								
<b>WWI</b>	School	75.6	▲	▲				
	Region	74.0						
	Province	73.9						
<b>Challenges and Changes</b>	School	65.5	▼	▼				
	Region	66.8						
	Province	66.6						
<b>International Tensions (1930's and WWII)</b>	School	71.3	▼	▼				
	Region	71.4						
	Province	71.4						
<b>Cold War</b>	School	51.6	▼	▼				
	Region	55.7						
	Province	55.6						
<b>Regional Developments in Post WWII (5.1)</b>	School	45.2	▼	▼				
	Region	51.9						
	Province	51.2						
<b>Regional Developments in Post WWII (5.2)</b>	School	42.9	▲	▲				
	Region	27.1						
	Province	35.9						
<b>Challenges of the Modern Era</b>	School	61.7	▼	▼				
	Region	64.4						
	Province	63.7						

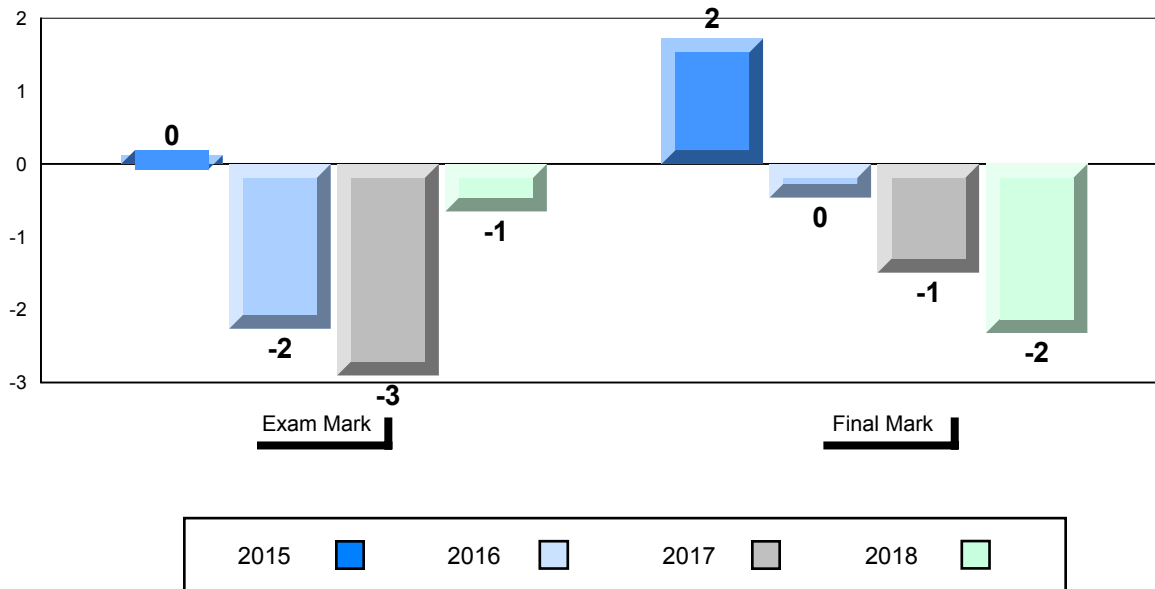
**Average Score, 2015-2018**



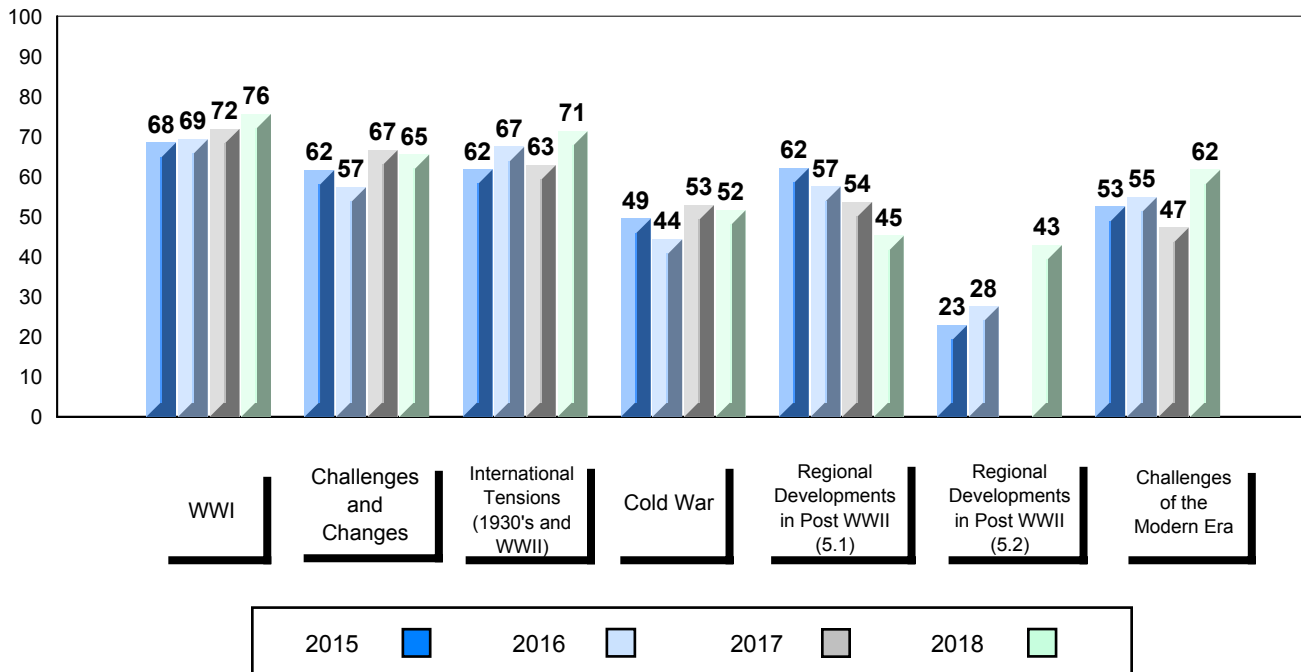
▼ ▲ The school result may appear numerically the same as the district/province due to rounding. The arrow indicates a negligible difference.

\* The overall Public Exam is equated. Therefore, subtest scores may vary from the overall exam mark.

Difference from Provincial Mean, 2015-2018



4 Year Public Exam (Subtest) Mark Trend 2015-2018

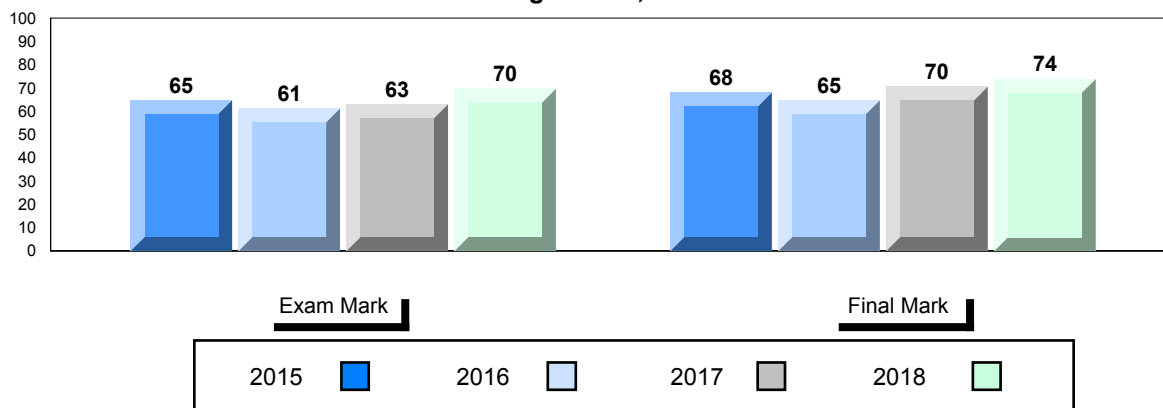


▼ ▲ The school result may appear numerically the same as the district/province due to rounding. The arrow indicates a negligible difference.

\* The overall Public Exam is equated. Therefore, subtest scores may vary from the overall exam mark.

Number of Students	44						
		<b>Public Exam Mark</b>	School vs Region	School vs Province	<b>Final Mark</b>	School vs Region	School vs Province
<b>World History 3201</b>	School	69.6	▲	▲	73.8	▲	▲
	Region	65.3			70.8		
	Province	65.3			70.8		
<u>Subtest</u>							
<b>WWI</b>	School	78.9	▲	▲			
	Region	74.0					
	Province	73.9					
<b>Challenges and Changes</b>	School	68.1	▲	▲			
	Region	66.8					
	Province	66.6					
<b>International Tensions (1930's and WWII)</b>	School	73.1	▲	▲			
	Region	71.4					
	Province	71.4					
<b>Cold War</b>	School	63.4	▲	▲			
	Region	55.7					
	Province	55.6					
<b>Regional Developments in Post WWII (5.1)</b>	School	62.6	▲	▲			
	Region	51.9					
	Province	51.2					
<b>Regional Developments in Post WWII (5.2)</b>	School	-999.0					
	Region	27.1					
	Province	35.9					
<b>Challenges of the Modern Era</b>	School	64.5	▲	▲			
	Region	64.4					
	Province	63.7					


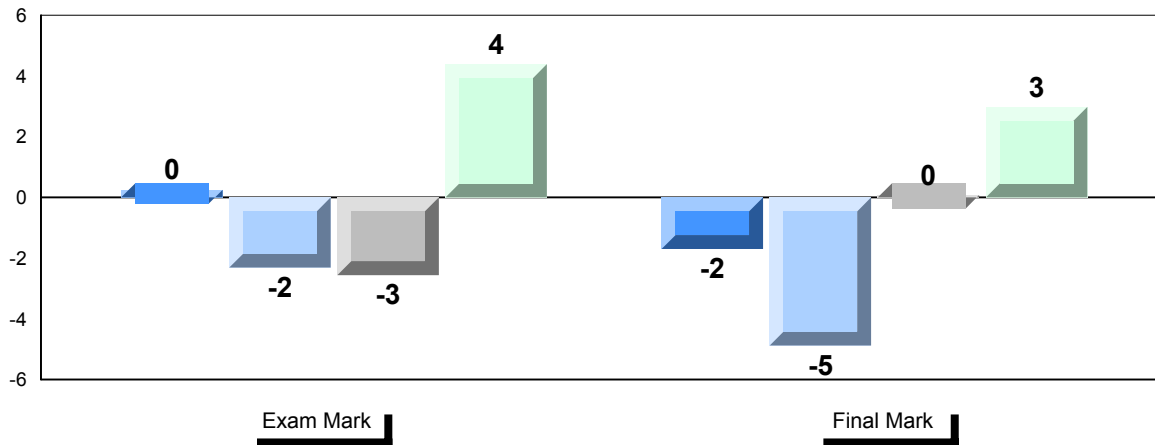
**Average Score, 2015-2018**




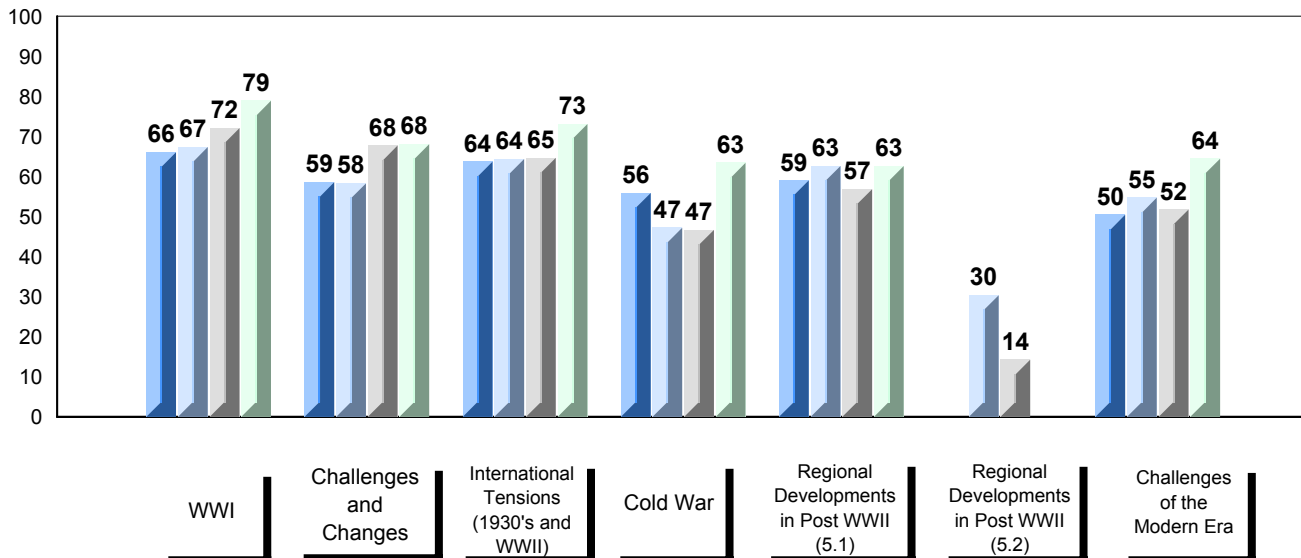
▼ ▲ The school result may appear numerically the same as the district/province due to rounding. The arrow indicates a negligible difference.

\* The overall Public Exam is equated. Therefore, subtest scores may vary from the overall exam mark.

Difference from Provincial Mean, 2015-2018



4 Year Public Exam (Subtest) Mark Trend 2015-2018

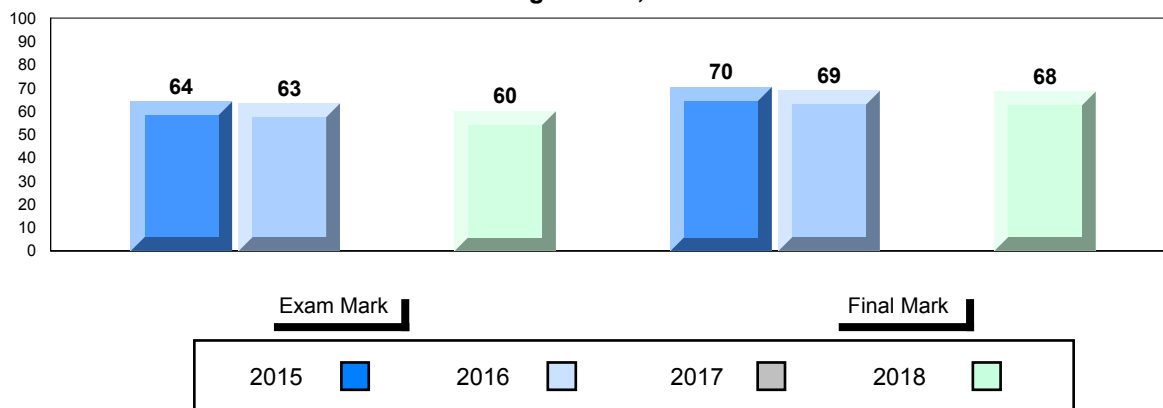


▼ ▲ The school result may appear numerically the same as the district/province due to rounding. The arrow indicates a negligible difference.

\* The overall Public Exam is equated. Therefore, subtest scores may vary from the overall exam mark.

Number of Students		20	<b>Public Exam Mark</b>			<b>Final Mark</b>		
			School vs Region	School vs Province	School vs Region	School vs Province		
<b>World History 3201</b>	School	60.0	▼	▼	68.4	▼	▼	
	Region	65.3			70.8			
	Province	65.3			70.8			
<b>Subtest</b>								
<b>WWI</b>	School	69.5	▼	▼				
	Region	74.0						
	Province	73.9						
<b>Challenges and Changes</b>	School	60.9	▼	▼				
	Region	66.8						
	Province	66.6						
<b>International Tensions (1930's and WWII)</b>	School	71.1	▼	▼				
	Region	71.4						
	Province	71.4						
<b>Cold War</b>	School	52.5	▼	▼				
	Region	55.7						
	Province	55.6						
<b>Regional Developments in Post WWII (5.1)</b>	School	39.3	▼	▼				
	Region	51.9						
	Province	51.2						
<b>Regional Developments in Post WWII (5.2)</b>	School	33.3	▲	▼				
	Region	27.1						
	Province	35.9						
<b>Challenges of the Modern Era</b>	School	47.9	▼	▼				
	Region	64.4						
	Province	63.7						


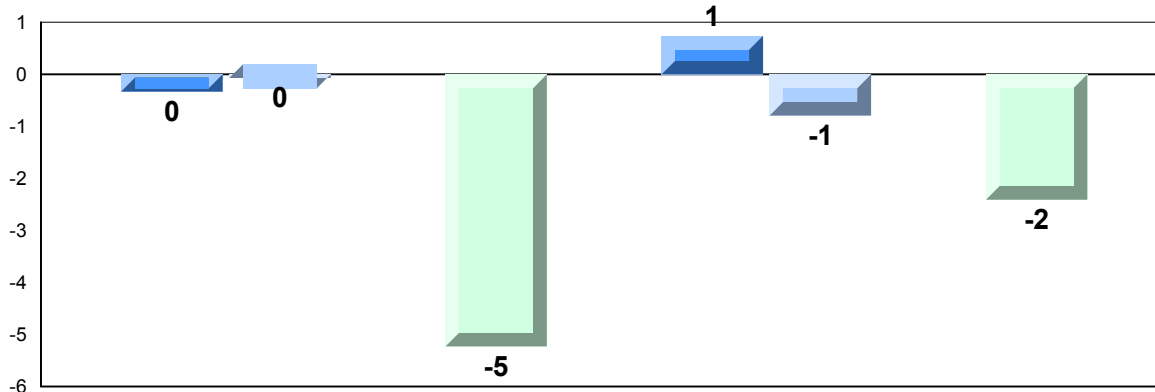
**Average Score, 2015-2018**




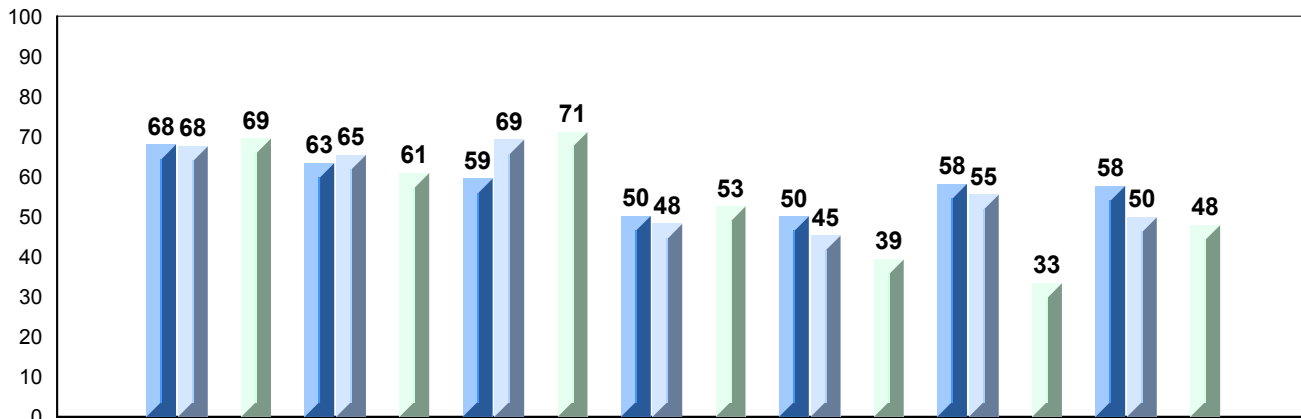
▼ ▲ The school result may appear numerically the same as the district/province due to rounding. The arrow indicates a negligible difference.

\* The overall Public Exam is equated. Therefore, subtest scores may vary from the overall exam mark.

Difference from Provincial Mean, 2015-2018



4 Year Public Exam (Subtest) Mark Trend 2015-2018



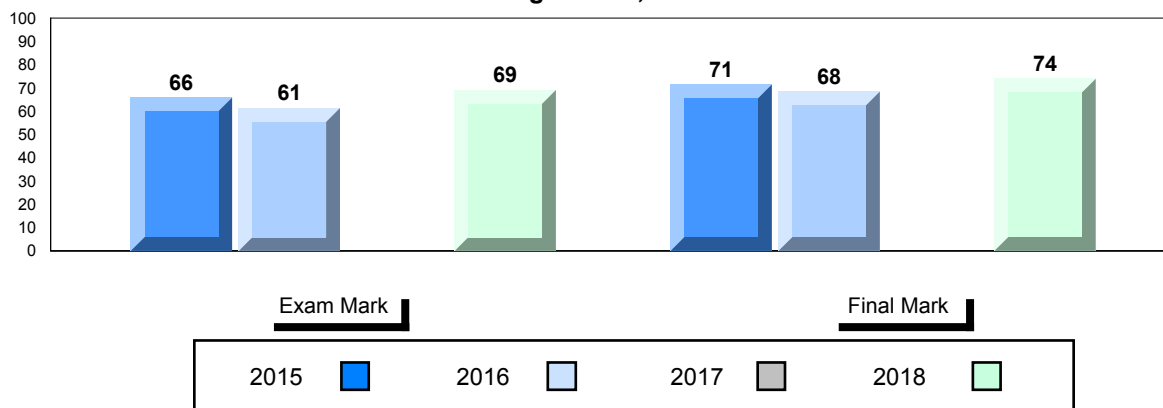
▼ ▲ The school result may appear numerically the same as the district/province due to rounding. The arrow indicates a negligible difference.

\* The overall Public Exam is equated. Therefore, subtest scores may vary from the overall exam mark.



Number of Students		57	<b>Public Exam Mark</b>			<b>Final Mark</b>		
			School vs Region	School vs Province	School vs Region	School vs Province		
<b>World History 3201</b>	School	69.2	▲	▲	74.0	▲	▲	
	Region	65.3			70.8			
	Province	65.3			70.8			
<b>Subtest</b>								
<b>WWI</b>	School	75.9	▲	▲				
	Region	74.0						
	Province	73.9						
<b>Challenges and Changes</b>	School	69.3	▲	▲				
	Region	66.8						
	Province	66.6						
<b>International Tensions (1930's and WWII)</b>	School	76.7	▲	▲				
	Region	71.4						
	Province	71.4						
<b>Cold War</b>	School	58.2	▲	▲				
	Region	55.7						
	Province	55.6						
<b>Regional Developments in Post WWII (5.1)</b>	School	59.6	▲	▲				
	Region	51.9						
	Province	51.2						
<b>Regional Developments in Post WWII (5.2)</b>	School	57.1	▲	▲				
	Region	27.1						
	Province	35.9						
<b>Challenges of the Modern Era</b>	School	65.3	▲	▲				
	Region	64.4						
	Province	63.7						


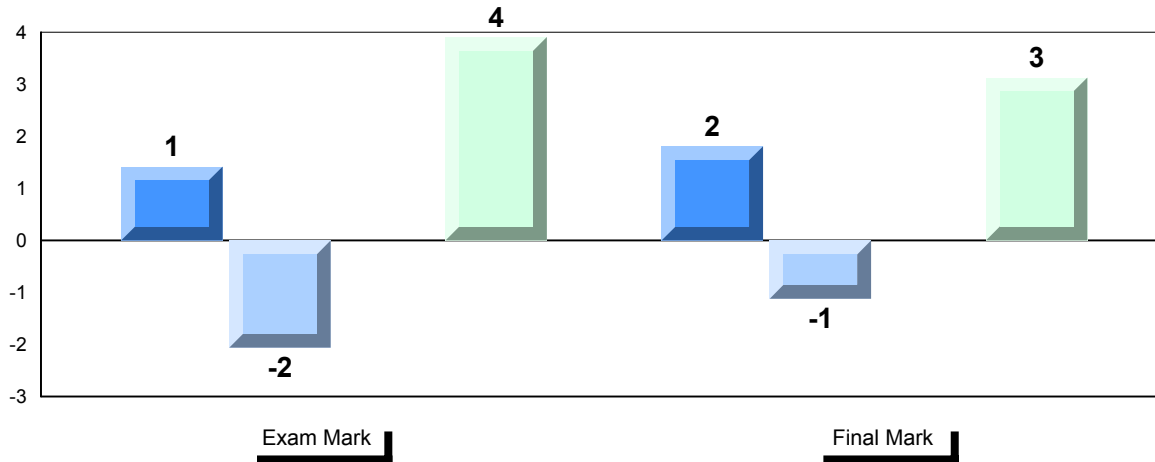
**Average Score, 2015-2018**




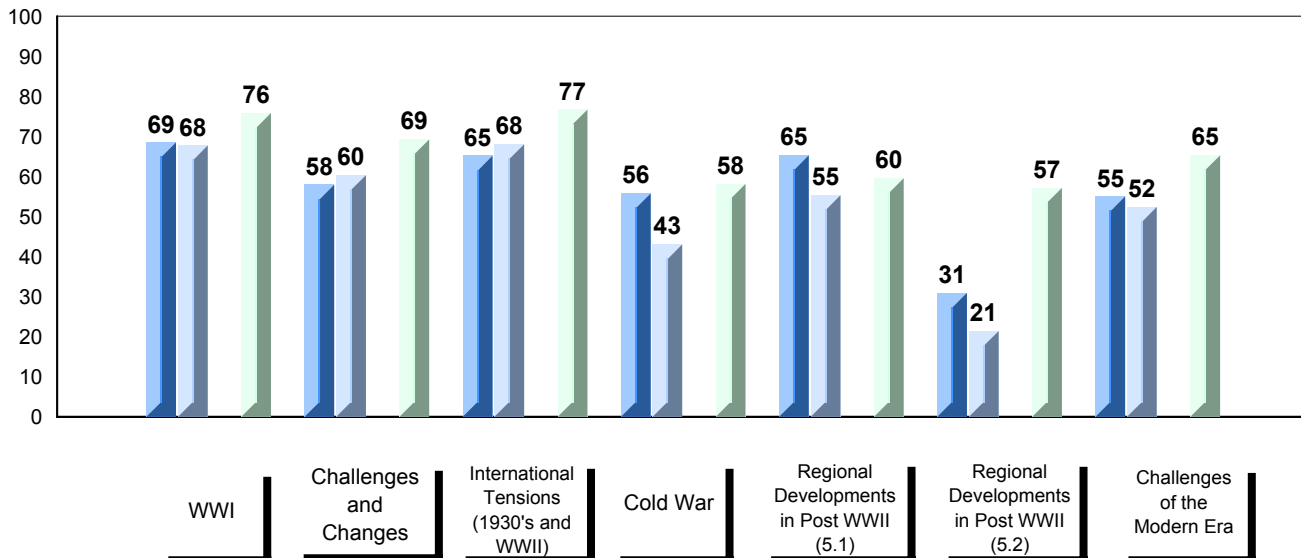
▼ ▲ The school result may appear numerically the same as the district/province due to rounding. The arrow indicates a negligible difference.

\* The overall Public Exam is equated. Therefore, subtest scores may vary from the overall exam mark.

Difference from Provincial Mean, 2015-2018



4 Year Public Exam (Subtest) Mark Trend 2015-2018

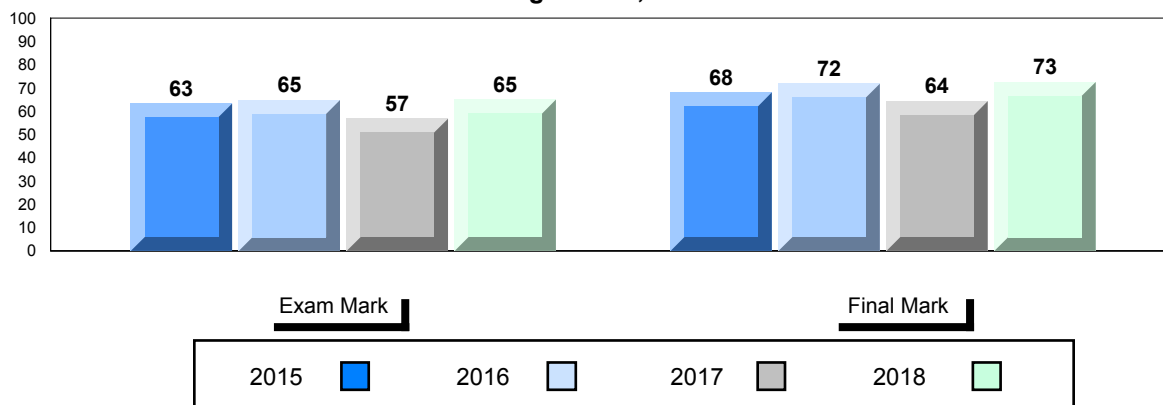


▼ ▲ The school result may appear numerically the same as the district/province due to rounding. The arrow indicates a negligible difference.

\* The overall Public Exam is equated. Therefore, subtest scores may vary from the overall exam mark.

Number of Students		30	<b>Public Exam Mark</b>			<b>Final Mark</b>		
			School vs Region	School vs Province	School vs Region	School vs Province		
<b>World History 3201</b>	School	65.0	▼	▼	72.6	▲	▲	
	Region	65.3			70.8			
	Province	65.3			70.8			
<b>Subtest</b>								
<b>WWI</b>	School	73.9	▼	▲				
	Region	74.0						
	Province	73.9						
<b>Challenges and Changes</b>	School	67.6	▲	▲				
	Region	66.8						
	Province	66.6						
<b>International Tensions (1930's and WWII)</b>	School	73.4	▲	▲				
	Region	71.4						
	Province	71.4						
<b>Cold War</b>	School	51.3	▼	▼				
	Region	55.7						
	Province	55.6						
<b>Regional Developments in Post WWII (5.1)</b>	School	48.8	▼	▼				
	Region	51.9						
	Province	51.2						
<b>Regional Developments in Post WWII (5.2)</b>	School	0.0	▼	▼				
	Region	27.1						
	Province	35.9						
<b>Challenges of the Modern Era</b>	School	61.0	▼	▼				
	Region	64.4						
	Province	63.7						


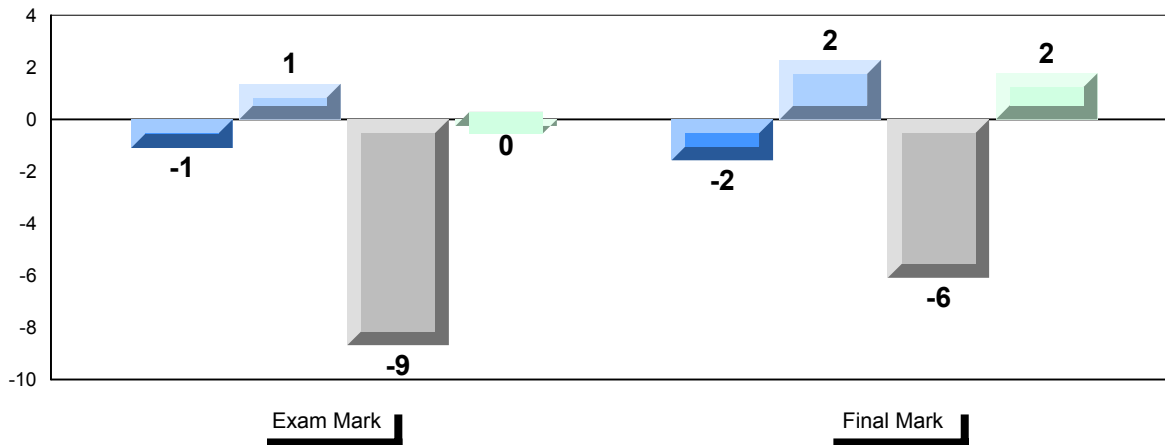
**Average Score, 2015-2018**



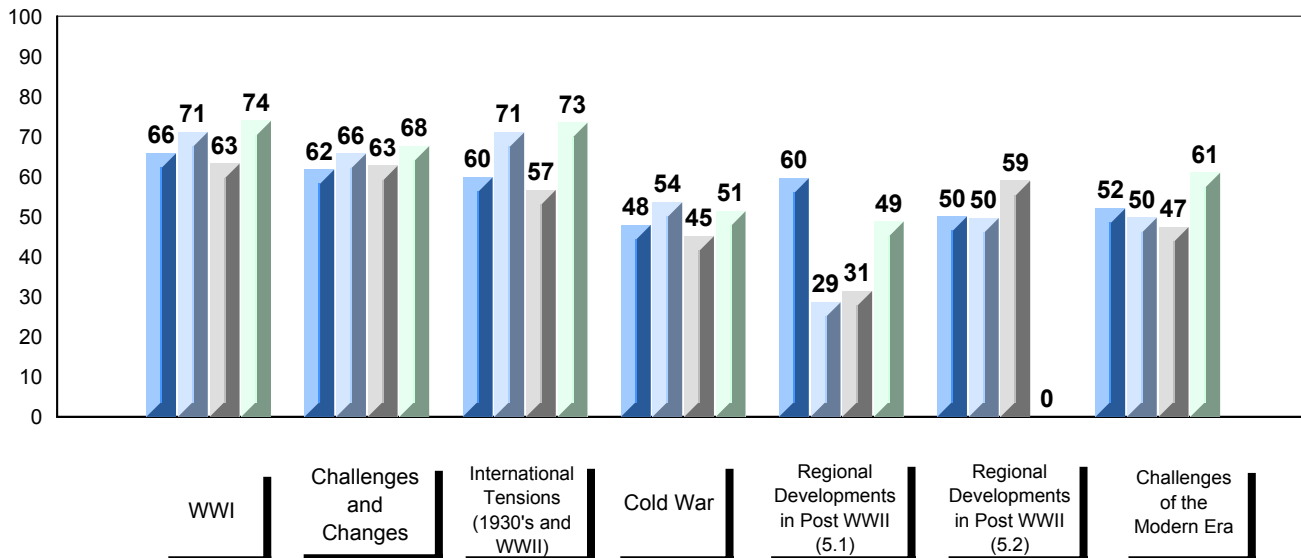
▼ ▲ The school result may appear numerically the same as the district/province due to rounding. The arrow indicates a negligible difference.

\* The overall Public Exam is equated. Therefore, subtest scores may vary from the overall exam mark.

Difference from Provincial Mean, 2015-2018



4 Year Public Exam (Subtest) Mark Trend 2015-2018

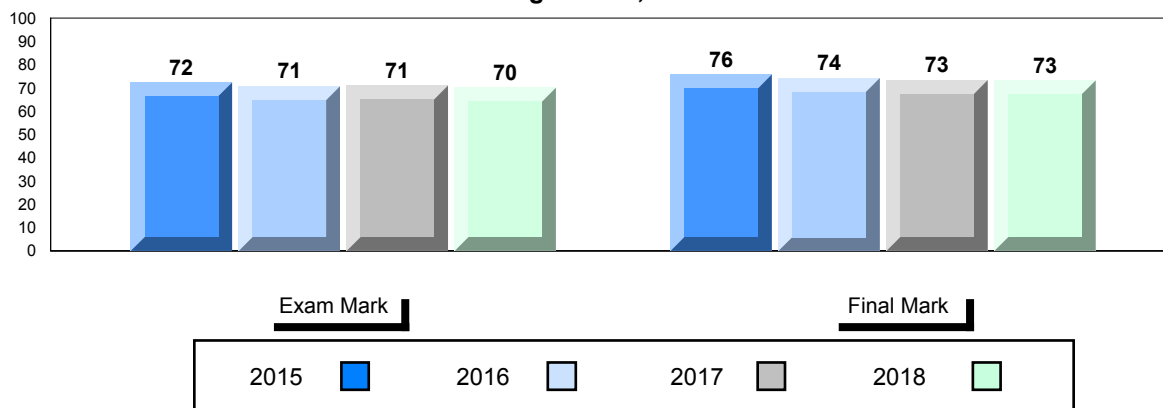


▼ ▲ The school result may appear numerically the same as the district/province due to rounding. The arrow indicates a negligible difference.

\* The overall Public Exam is equated. Therefore, subtest scores may vary from the overall exam mark.

Number of Students		53						
		<b>Public Exam Mark</b>	School vs Region	School vs Province	<b>Final Mark</b>	School vs Region	School vs Province	
<b>World History 3201</b>	School	70.1	▲	▲	73.3	▲	▲	
	Region	65.3						
	Province	65.3						
<b>Subtest</b>	School	77.4	▲	▲				
	Region	74.0						
	Province	73.9						
<b>WWI</b>	School	73.2	▲	▲				
	Region	66.8						
	Province	66.6						
<b>Challenges and Changes</b>	School	74.6	▲	▲				
	Region	71.4						
	Province	71.4						
<b>International Tensions (1930's and WWII)</b>	School	61.5	▲	▲				
	Region	55.7						
	Province	55.6						
<b>Cold War</b>	School	54.3	▲	▲				
	Region	51.9						
	Province	51.2						
<b>Regional Developments in Post WWII (5.1)</b>	School	-999.0						
	Region	27.1						
	Province	35.9						
<b>Regional Developments in Post WWII (5.2)</b>	School	67.1	▲	▲				
	Region	64.4						
	Province	63.7						

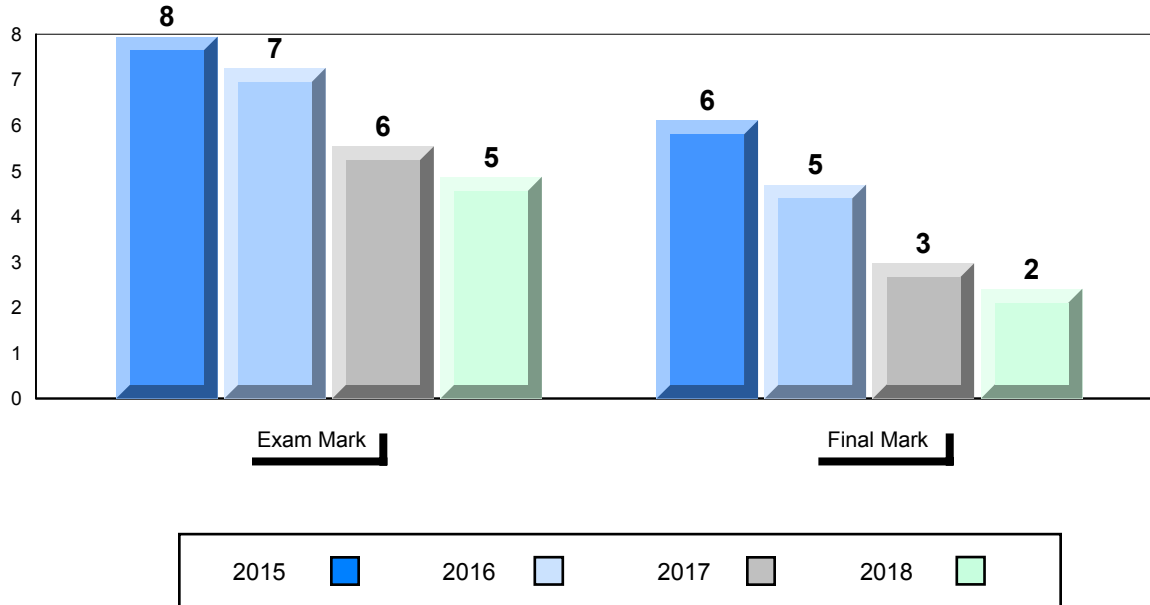
**Average Score, 2015-2018**



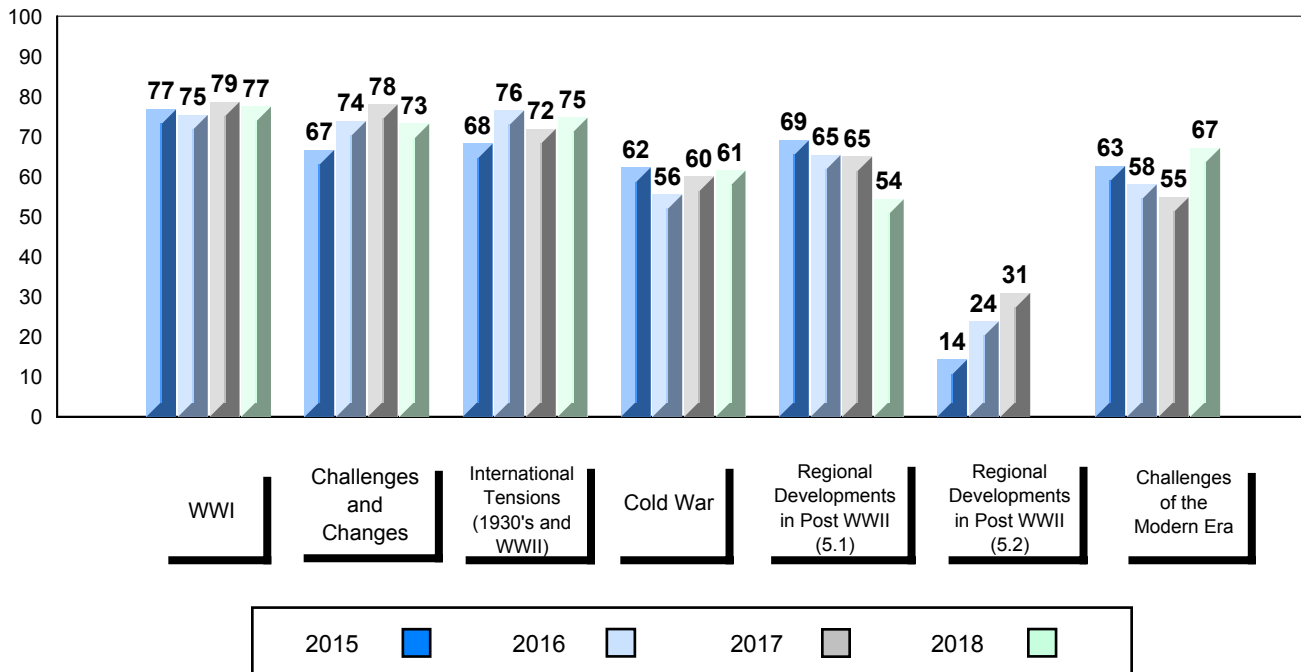
▼ ▲ The school result may appear numerically the same as the district/province due to rounding. The arrow indicates a negligible difference.

\* The overall Public Exam is equated. Therefore, subtest scores may vary from the overall exam mark.

Difference from Provincial Mean, 2015-2018



4 Year Public Exam (Subtest) Mark Trend 2015-2018



▼ ▲ The school result may appear numerically the same as the district/province due to rounding. The arrow indicates a negligible difference.

\* The overall Public Exam is equated. Therefore, subtest scores may vary from the overall exam mark.

		<b>Public Exam Mark</b> <small>School vs Region      School vs Province</small>	<b>Final Mark</b> <small>School vs Region      School vs Province</small>
Number of Students	1		
<b>World History 3201</b>	School Region Province	<i>School data with 5 or fewer students withheld for reasons of confidentiality.</i>	<i>School data with 5 or fewer students withheld for reasons of confidentiality.</i>
<u>Subtest</u>			
<b>WWI</b>	School Region Province		
<b>Challenges and Changes</b>	School Region Province		
<b>International Tensions (1930's and WWII)</b>	School Region Province		
<b>Cold War</b>	School Region Province		
<b>Regional Developments in Post WWII (5.1)</b>	School Region Province		
<b>Regional Developments in Post WWII (5.2)</b>	School Region Province		
<b>Challenges of the Modern Era</b>	School Region Province		

**Average Score, 2015-2018**

*School data with 5 or fewer students withheld for reasons of confidentiality.*

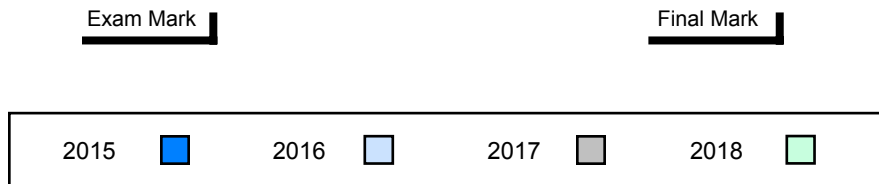


▼ ▲ The school result may appear numerically the same as the district/province due to rounding. The arrow indicates a negligible difference.

\* The overall Public Exam is equated. Therefore, subtest scores may vary from the overall exam mark.

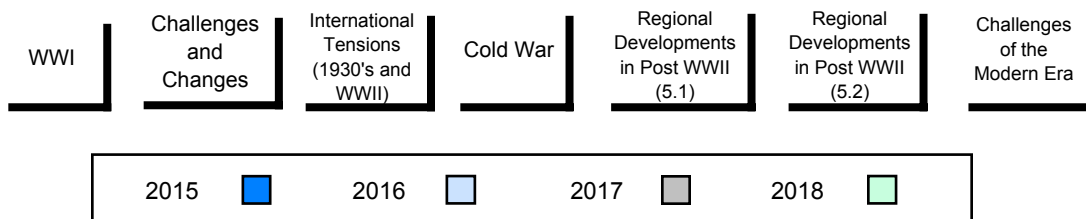
**Difference from Provincial Mean, 2015-2018**

*School data with 5 or fewer students withheld for reasons of confidentiality.*



**4 Year Public Exam (Subtest) Mark Trend 2015-2018**

*School data with 5 or fewer students withheld for reasons of confidentiality.*



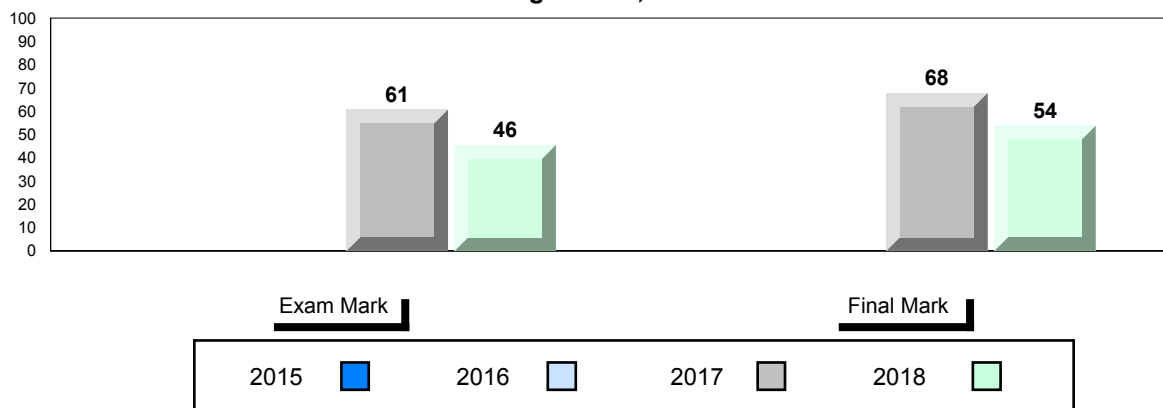
▼ ▲ The school result may appear numerically the same as the district/province due to rounding. The arrow indicates a negligible difference.

\* The overall Public Exam is equated. Therefore, subtest scores may vary from the overall exam mark.



Number of Students		14	<b>Public Exam Mark</b>			<b>Final Mark</b>		
			School vs Region	School vs Province	School vs Region	School vs Province		
<b>World History 3201</b>	School	45.5	▼	▼	53.8	▼	▼	
	Region	65.3			70.8			
	Province	65.3			70.8			
<u><b>Subtest</b></u>								
<b>WWI</b>	School	50.5	▼	▼				
	Region	74.0						
	Province	73.9						
<b>Challenges and Changes</b>	School	53.7	▼	▼				
	Region	66.8						
	Province	66.6						
<b>International Tensions (1930's and WWII)</b>	School	49.3	▼	▼				
	Region	71.4						
	Province	71.4						
<b>Cold War</b>	School	35.2	▼	▼				
	Region	55.7						
	Province	55.6						
<b>Regional Developments in Post WWII (5.1)</b>	School	20.8	▼	▼				
	Region	51.9						
	Province	51.2						
<b>Regional Developments in Post WWII (5.2)</b>	School	-999.0						
	Region	27.1						
	Province	35.9						
<b>Challenges of the Modern Era</b>	School	42.4	▼	▼				
	Region	64.4						
	Province	63.7						

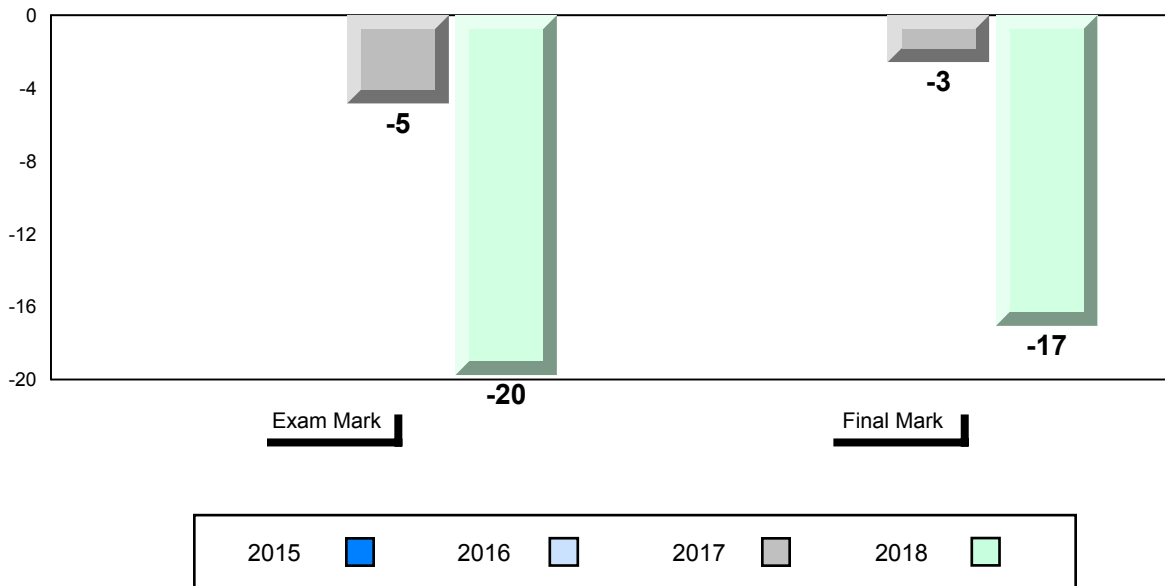
**Average Score, 2015-2018**



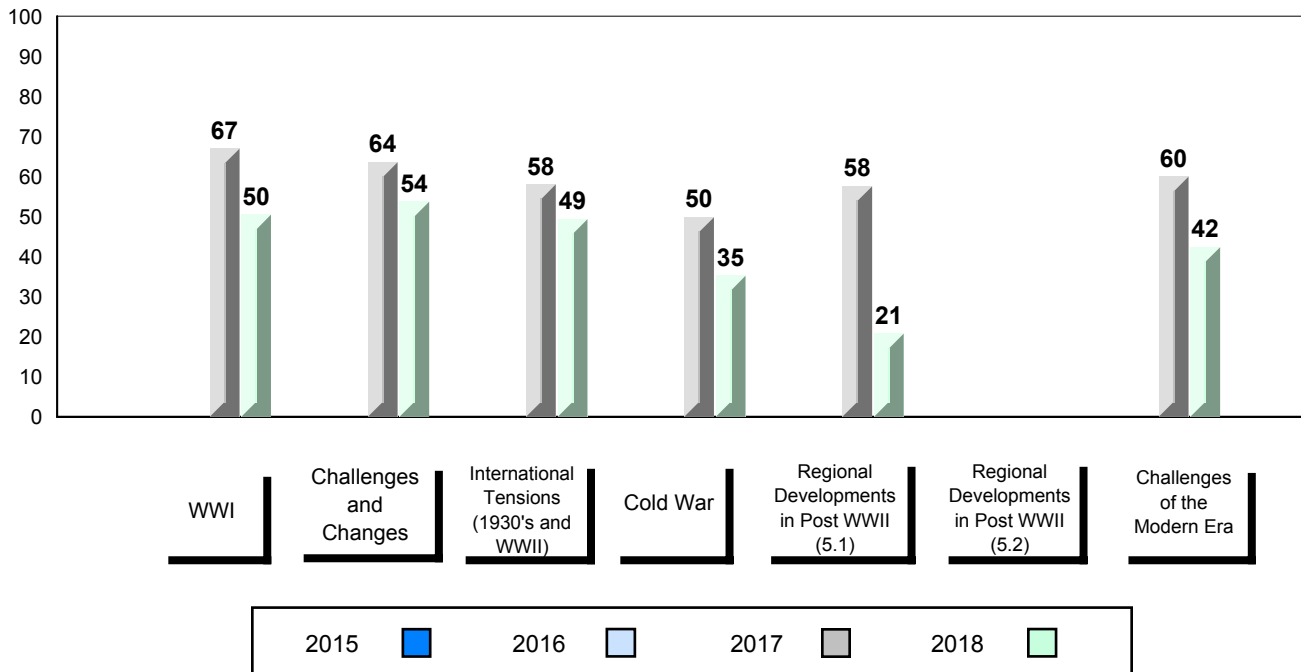
▼ ▲ The school result may appear numerically the same as the district/province due to rounding. The arrow indicates a negligible difference.

\* The overall Public Exam is equated. Therefore, subtest scores may vary from the overall exam mark.

Difference from Provincial Mean, 2015-2018



4 Year Public Exam (Subtest) Mark Trend 2015-2018



▼ ▲ The school result may appear numerically the same as the district/province due to rounding. The arrow indicates a negligible difference.

\* The overall Public Exam is equated. Therefore, subtest scores may vary from the overall exam mark.

Number of Students

52

**World History 3201**

Subtest

**WWI**

**Challenges and Changes**

**International Tensions (1930's and WWII)**

**Cold War**

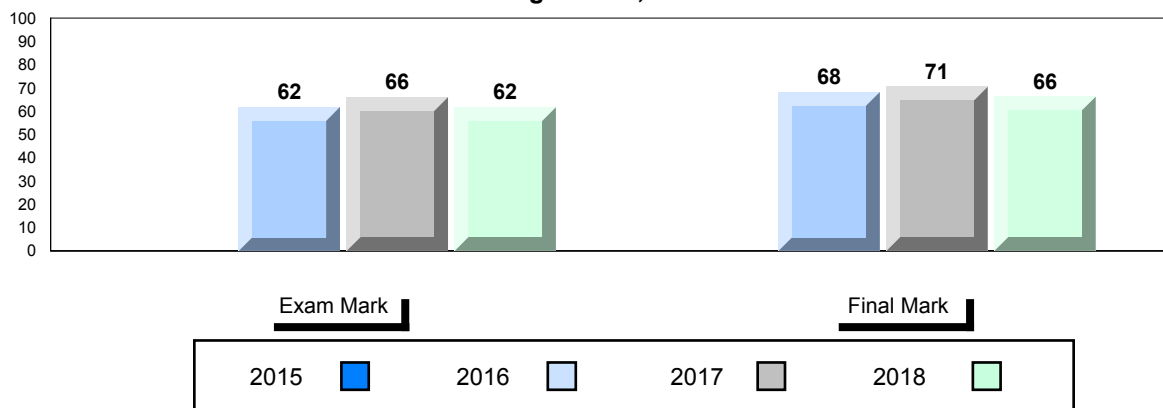
**Regional Developments in Post WWII (5.1)**

**Regional Developments in Post WWII (5.2)**

**Challenges of the Modern Era**

		<b>Public Exam Mark</b>	School vs Region	School vs Province	<b>Final Mark</b>	School vs Region	School vs Province
School		61.8	▼	▼	66.3	▼	▼
Region		65.3			70.8		
Province		65.3			70.8		
School		73.0	▼	▼			
Region		74.0					
Province		73.9					
School		62.0	▼	▼			
Region		66.8					
Province		66.6					
School		69.3	▼	▼			
Region		71.4					
Province		71.4					
School		47.7	▼	▼			
Region		55.7					
Province		55.6					
School		47.7	▼	▼			
Region		51.9					
Province		51.2					
School		17.9	▼	▼			
Region		27.1					
Province		35.9					
School		59.1	▼	▼			
Region		64.4					
Province		63.7					

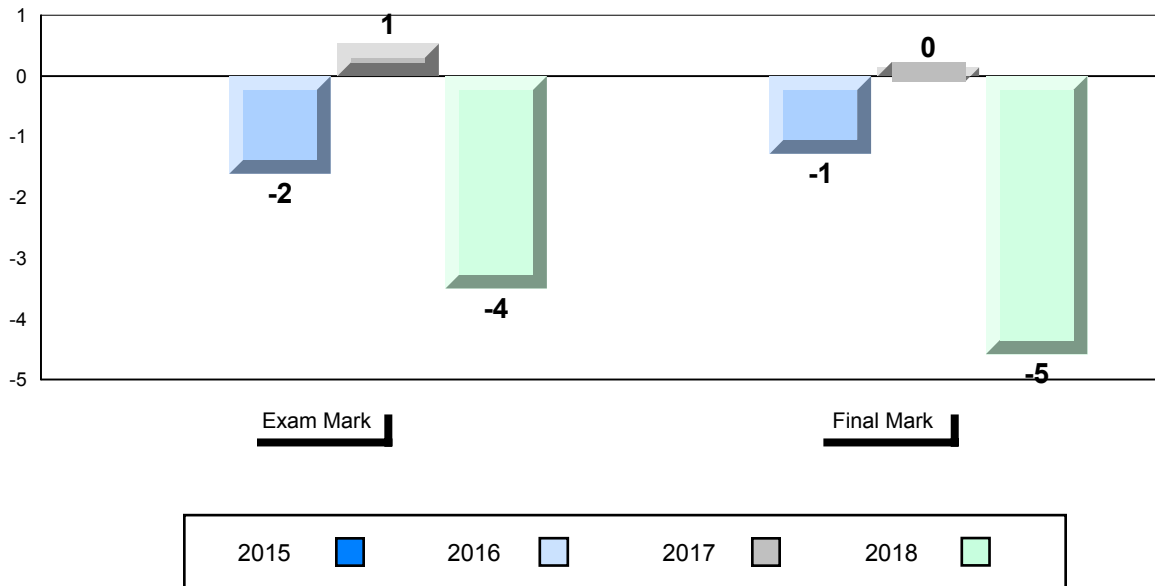
**Average Score, 2015-2018**



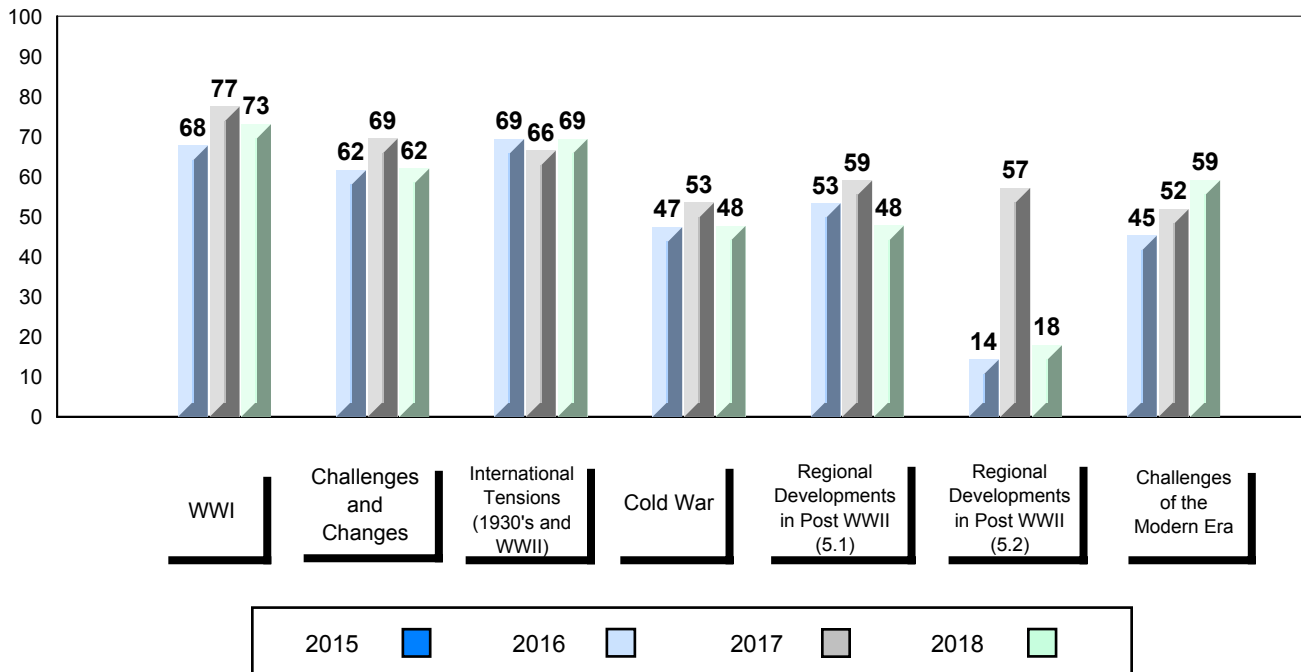
▼ ▲ The school result may appear numerically the same as the district/province due to rounding. The arrow indicates a negligible difference.

\* The overall Public Exam is equated. Therefore, subtest scores may vary from the overall exam mark.

Difference from Provincial Mean, 2015-2018



4 Year Public Exam (Subtest) Mark Trend 2015-2018

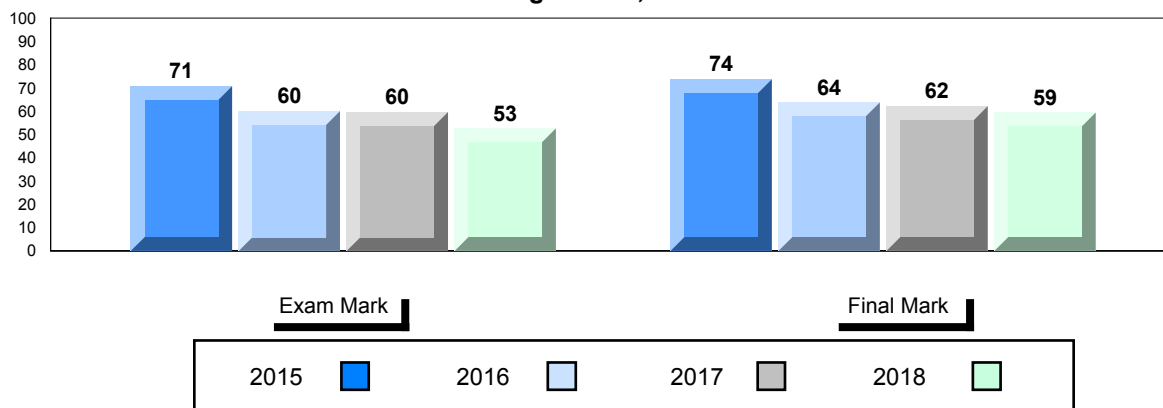


▼ ▲ The school result may appear numerically the same as the district/province due to rounding. The arrow indicates a negligible difference.

\* The overall Public Exam is equated. Therefore, subtest scores may vary from the overall exam mark.

Number of Students		9	<b>Public Exam Mark</b>			<b>Final Mark</b>		
			School vs Region	School vs Province	School vs Region	School vs Province		
<b>World History 3201</b>	School		52.7	▼	▼	59.4	▼	▼
	Region		65.1			72.4		
	Province		65.3			70.8		
<b>Subtest</b>								
<b>WWI</b>	School		54.1	▼	▼			
	Region		69.5					
	Province		73.9					
<b>Challenges and Changes</b>	School		53.1	▼	▼			
	Region		67.7					
	Province		66.6					
<b>International Tensions (1930's and WWII)</b>	School		59.8	▼	▼			
	Region		71.6					
	Province		71.4					
<b>Cold War</b>	School		52.0	▼	▼			
	Region		61.8					
	Province		55.6					
<b>Regional Developments in Post WWII (5.1)</b>	School		31.3	▼	▼			
	Region		37.8					
	Province		51.2					
<b>Regional Developments in Post WWII (5.2)</b>	School		-999.0					
	Region		41.6					
	Province		35.9					
<b>Challenges of the Modern Era</b>	School		57.1	▼	▼			
	Region		63.7					
	Province		63.7					


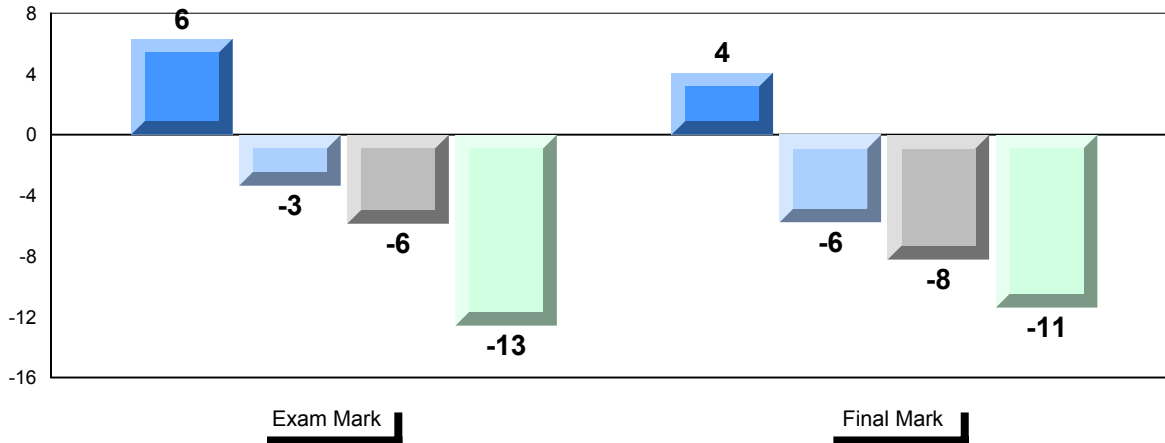
**Average Score, 2015-2018**



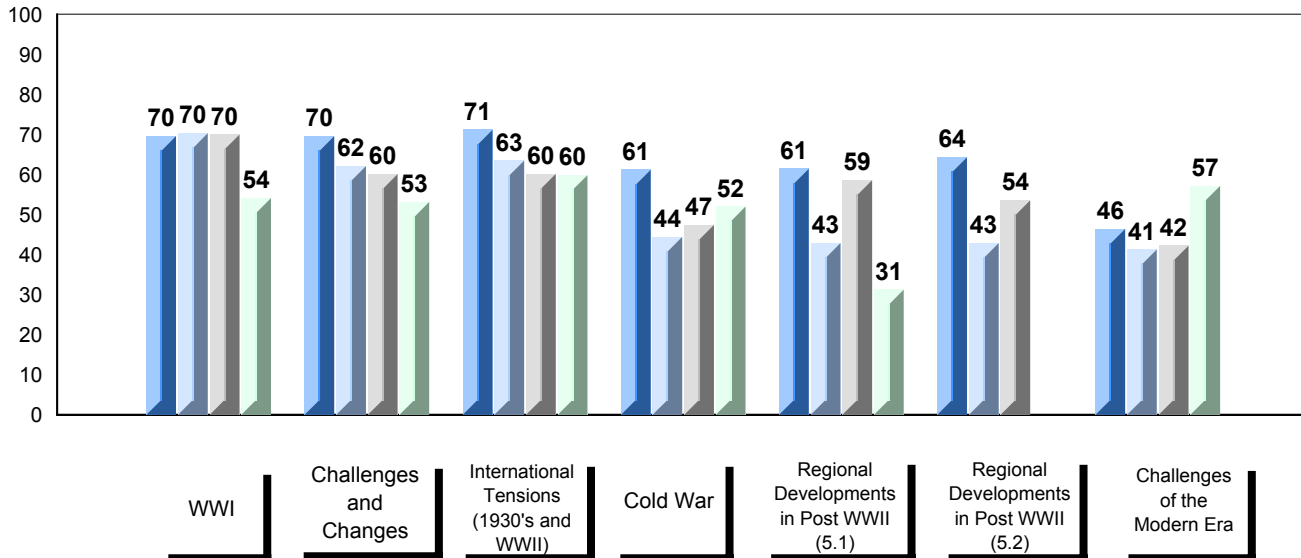
▼ ▲ The school result may appear numerically the same as the district/province due to rounding. The arrow indicates a negligible difference.

\* The overall Public Exam is equated. Therefore, subtest scores may vary from the overall exam mark.

Difference from Provincial Mean, 2015-2018



4 Year Public Exam (Subtest) Mark Trend 2015-2018

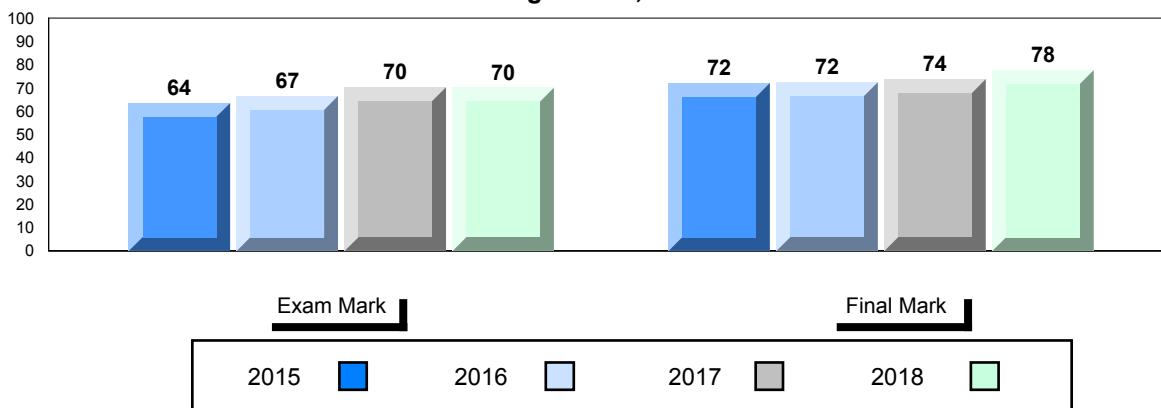


▼ ▲ The school result may appear numerically the same as the district/province due to rounding. The arrow indicates a negligible difference.

\* The overall Public Exam is equated. Therefore, subtest scores may vary from the overall exam mark.

Number of Students		24	<b>Public Exam Mark</b>			<b>Final Mark</b>		
			School vs Region	School vs Province	School vs Region	School vs Province		
<b>World History 3201</b>	School	70.1	▲	▲	77.7	▲	▲	
	Region	65.1			72.4			
	Province	65.3			70.8			
<b>Subtest</b>								
<b>WWI</b>	School	76.6	▲	▲				
	Region	69.5						
	Province	73.9						
<b>Challenges and Changes</b>	School	70.8	▲	▲				
	Region	67.7						
	Province	66.6						
<b>International Tensions (1930's and WWII)</b>	School	78.0	▲	▲				
	Region	71.6						
	Province	71.4						
<b>Cold War</b>	School	64.6	▲	▲				
	Region	61.8						
	Province	55.6						
<b>Regional Developments in Post WWII (5.1)</b>	School	46.4	▲	▼				
	Region	37.8						
	Province	51.2						
<b>Regional Developments in Post WWII (5.2)</b>	School	41.6	▲	▲				
	Region	41.6						
	Province	35.9						
<b>Challenges of the Modern Era</b>	School	70.2	▲	▲				
	Region	63.7						
	Province	63.7						

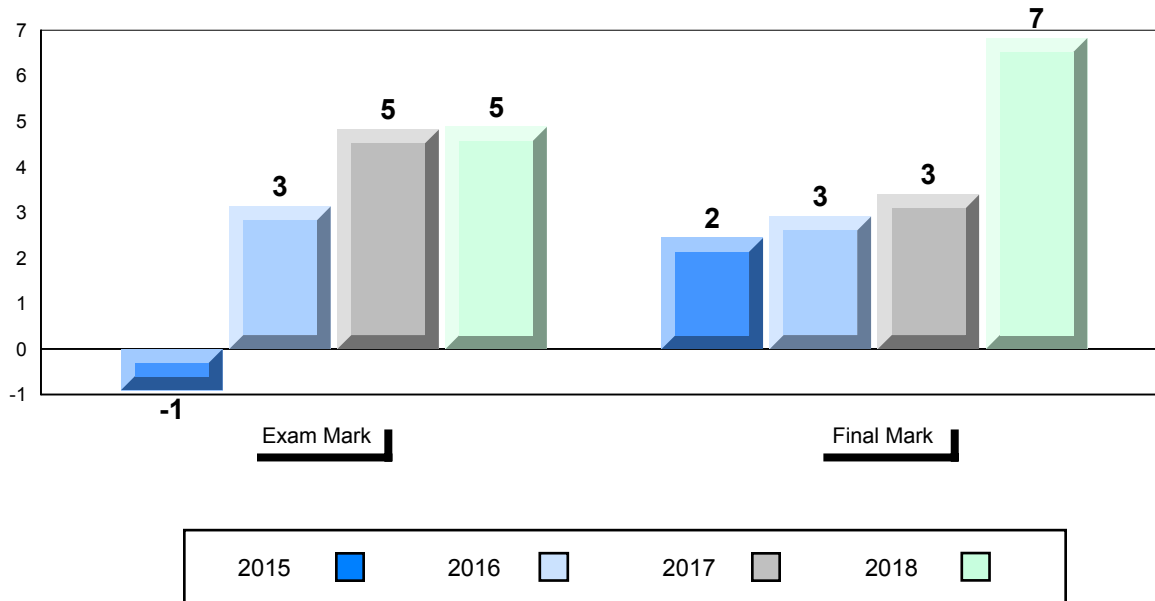
**Average Score, 2015-2018**



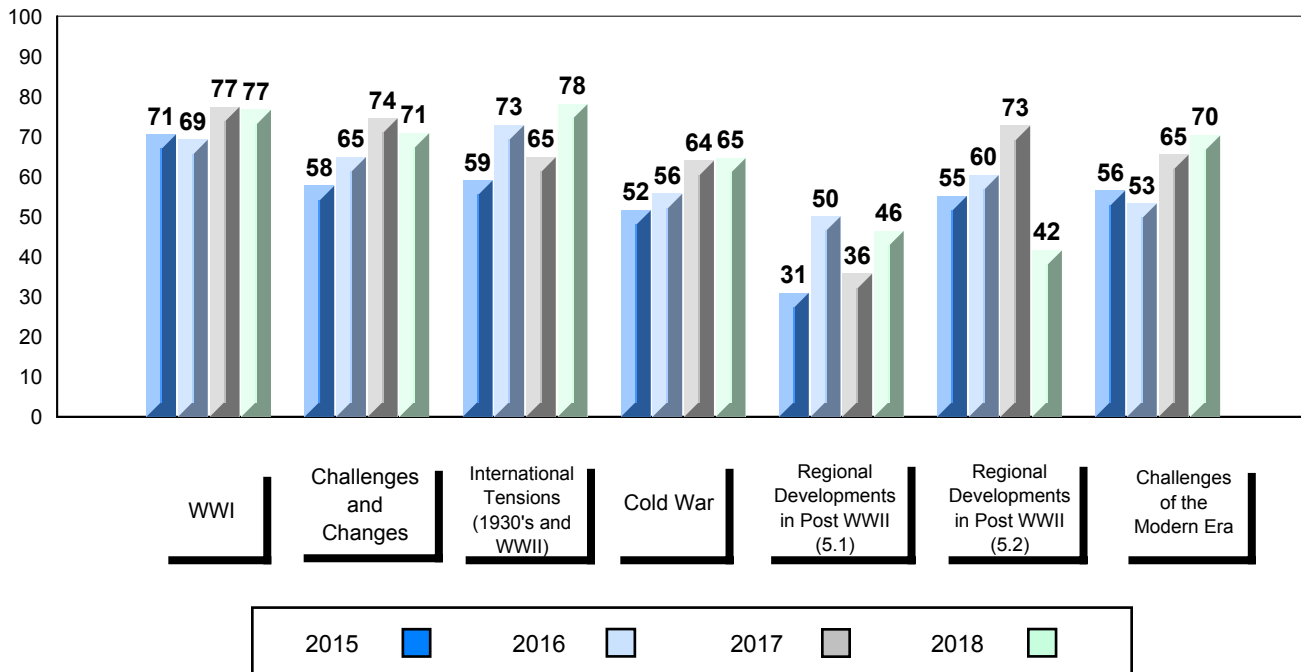
▼ ▲ The school result may appear numerically the same as the district/province due to rounding. The arrow indicates a negligible difference.

\* The overall Public Exam is equated. Therefore, subtest scores may vary from the overall exam mark.

Difference from Provincial Mean, 2015-2018



4 Year Public Exam (Subtest) Mark Trend 2015-2018



▼ ▲ The school result may appear numerically the same as the district/province due to rounding. The arrow indicates a negligible difference.

\* The overall Public Exam is equated. Therefore, subtest scores may vary from the overall exam mark.



District 803 - Private

#469 - Immaculate Heart of Mary School, Corner Brook

Grades: K-12

Number of Students

6

**World History 3201**

Subtest

**WWI**

**Challenges and Changes**

**International Tensions (1930's and WWII)**

**Cold War**

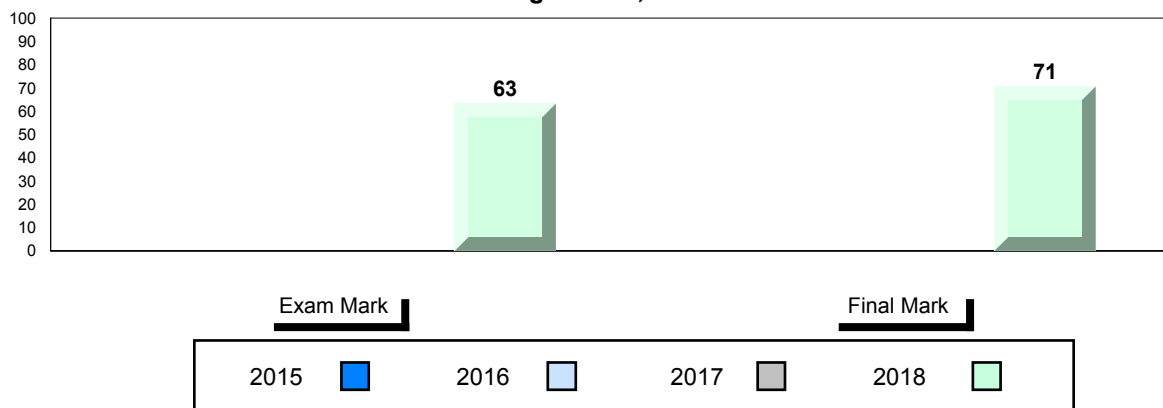
**Regional Developments in Post WWII (5.1)**

**Regional Developments in Post WWII (5.2)**

**Challenges of the Modern Era**

		<b>Public Exam Mark</b>	School vs Region	School vs Province	<b>Final Mark</b>	School vs Region	School vs Province
	School	63.3	▼	▼			
	Region	65.1			70.7	▼	▼
	Province	65.3			72.4		
					70.8		
<b>WWI</b>	School	64.1	▼	▼			
	Region	69.5					
	Province	73.9					
<b>Challenges and Changes</b>	School	77.2	▲	▲			
	Region	67.7					
	Province	66.6					
<b>International Tensions (1930's and WWII)</b>	School	63.5	▼	▼			
	Region	71.6					
	Province	71.4					
<b>Cold War</b>	School	65.5	▲	▲			
	Region	61.8					
	Province	55.6					
<b>Regional Developments in Post WWII (5.1)</b>	School	46.4	▲	▼			
	Region	37.8					
	Province	51.2					
<b>Regional Developments in Post WWII (5.2)</b>	School	-999.0					
	Region	41.6					
	Province	35.9					
<b>Challenges of the Modern Era</b>	School	47.6	▼	▼			
	Region	63.7					
	Province	63.7					

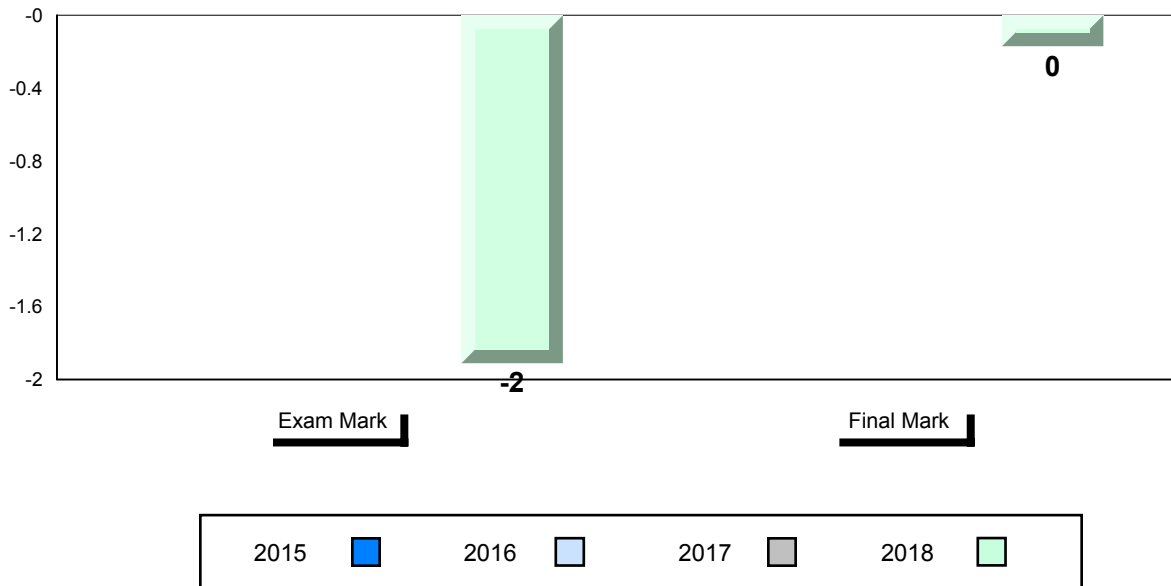
**Average Score, 2015-2018**



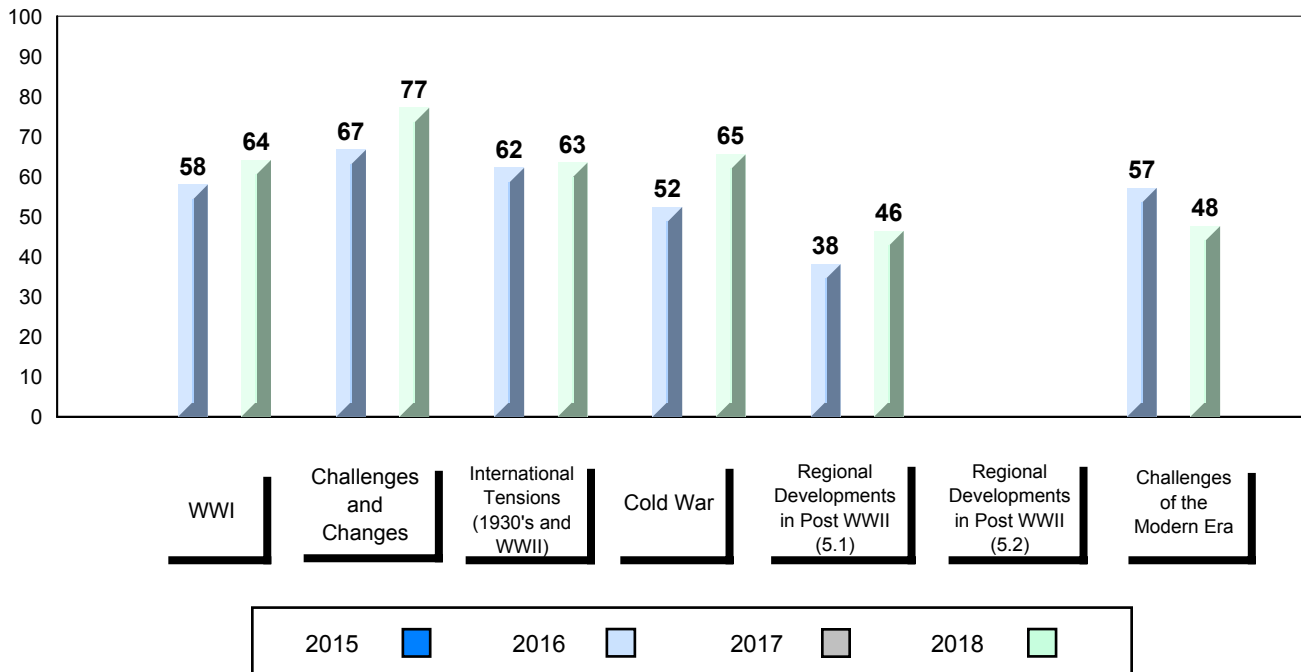
▼ ▲ The school result may appear numerically the same as the district/province due to rounding. The arrow indicates a negligible difference.

\* The overall Public Exam is equated. Therefore, subtest scores may vary from the overall exam mark.

Difference from Provincial Mean, 2015-2018



4 Year Public Exam (Subtest) Mark Trend 2015-2018



▼ ▲ The school result may appear numerically the same as the district/province due to rounding. The arrow indicates a negligible difference.

\* The overall Public Exam is equated. Therefore, subtest scores may vary from the overall exam mark.