

NI,ESD - Labrador Region

#001 - St. Peter's School, Black Tickle

Classification: Rural
Offers Distance Education: Yes

Grades: K-1,3,6,8,10,12 Number of Grades: 7

[School FTE PTR : 5.7](#)
[District FTE PTR : 12.1](#)
[Provincial FTE PTR : 12.7](#)

[FTE Teachers](#) *** : 3.0

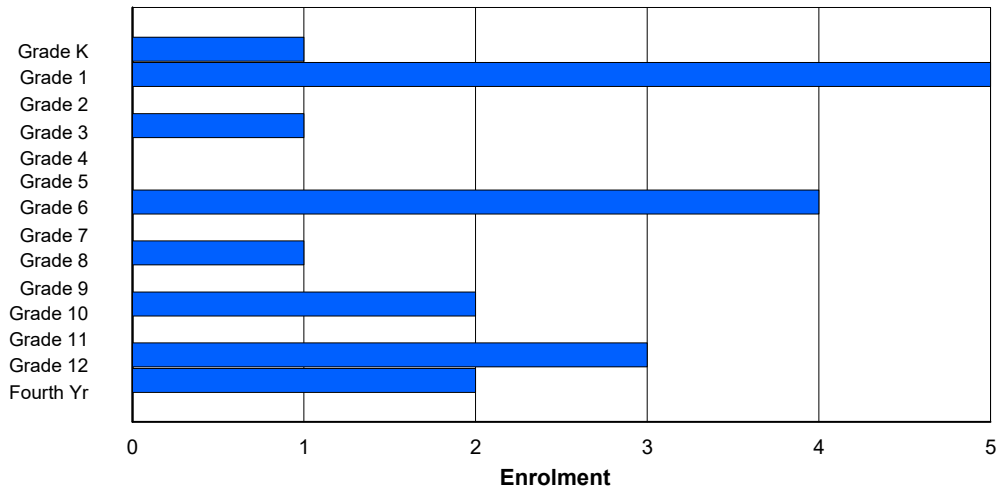
Enrolment By Age and Gender

Gender	Age																	Total
	5	6	7	8	9	10	11	12	13	14	15	16	17	18	19	20>		
Male	1	4	0	0	0	0	1	0	1	0	0	0	2	2	0	0	11	
Female	0	1	0	1	0	0	3	0	0	0	2	0	0	1	0	0	8	
Total	1	5	0	1	0	0	4	0	1	0	2	0	2	3	0	0	19	

Enrolment By Grade and Gender

Gender	Grade															Total
	K	1	2	3	4	5	6	7	8	9	10	11	12	4th		
Male	1	4	0	0	0	0	1	0	1	0	0	0	3	1	11	
Female	0	1	0	1	0	0	3	0	0	0	2	0	0	1	8	
Total	1	5	0	1	0	0	4	0	1	0	2	0	3	2	19	

Enrolment By Grade
For 001 - St. Peter's School, Black Tickle



* Data from the 2016-2017 AGR(Enrolment/Age as of the last day in Sept./Dec.)

** Newfoundland Statistics Classification System

*** May include itinerant teachers

NI ESD - Labrador Region

#002 - Henry Gordon Academy, Cartwright

Classification: Rural
Offers Distance Education: Yes

Grades: K-12 Number of Grades: 13

[School FTE PTR : 8.3](#)
[District FTE PTR : 12.1](#)
[Provincial FTE PTR : 12.7](#)

[FTE Teachers](#) *** : 8.0

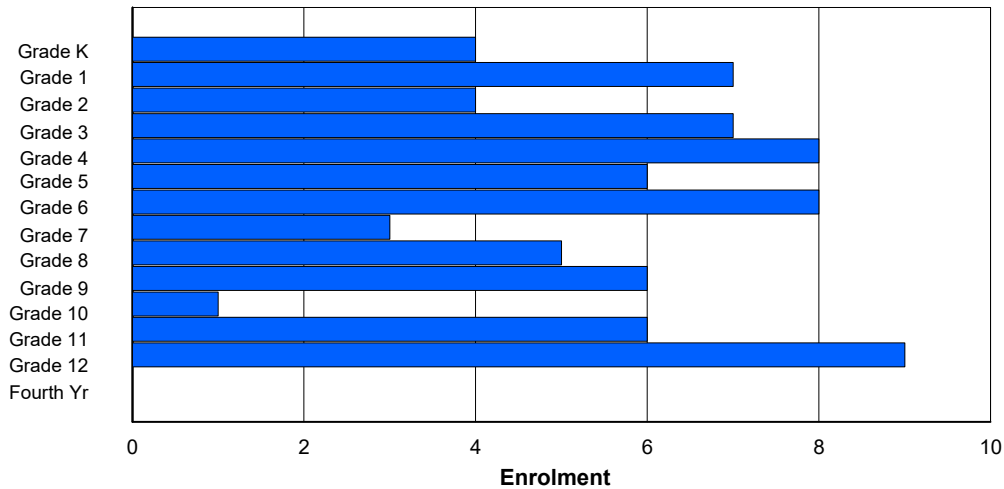
Enrolment By Age and Gender

Gender	Age																	Total
	5	6	7	8	9	10	11	12	13	14	15	16	17	18	19	20>		
Male	2	2	4	2	4	2	6	2	3	2	1	4	4	1	0	0	39	
Female	2	4	1	5	4	4	2	1	1	3	1	3	4	0	0	0	35	
Total	4	6	5	7	8	6	8	3	4	5	2	7	8	1	0	0	74	

Enrolment By Grade and Gender

Gender	Grade														Total
	K	1	2	3	4	5	6	7	8	9	10	11	12	4th	
Male	2	3	3	2	4	2	6	2	3	3	0	4	5	0	39
Female	2	4	1	5	4	4	2	1	2	3	1	2	4	0	35
Total	4	7	4	7	8	6	8	3	5	6	1	6	9	0	74

Enrolment By Grade
For 002 - Henry Gordon Academy, Cartwright



* Data from the 2016-2017 AGR(Enrolment/Age as of the last day in Sept./Dec.)

** Newfoundland Statistics Classification System

*** May include itinerant teachers

NI ESD - Labrador Region

#004 - Queen of Peace Middle School, Happy Valley-Goose Bay

Classification: Urban
Offers Distance Education: No

Grades: 4-7 Number of Grades: 4

[School FTE PTR : 13.4](#)
[District FTE PTR : 12.1](#)
[Provincial FTE PTR : 12.7](#)

[FTE Teachers](#) *** : 26.0

Enrolment By Age and Gender

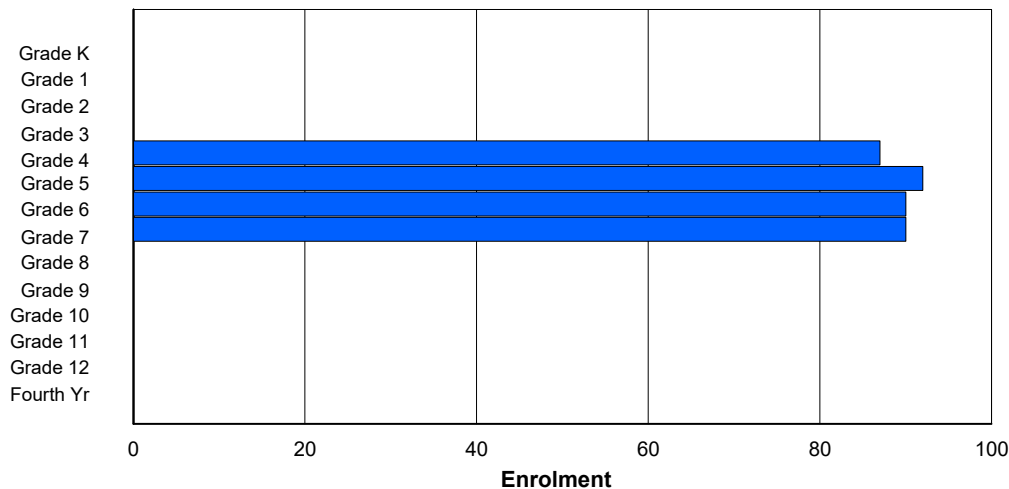
Gender	Age																	Total
	5	6	7	8	9	10	11	12	13	14	15	16	17	18	19	20>		
Male	0	0	0	0	51	48	34	45	2	0	0	0	0	0	0	0	180	
Female	0	0	0	0	33	45	58	42	1	0	0	0	0	0	0	0	179	
Total	0	0	0	0	84	93	92	87	3	0	0	0	0	0	0	0	359	

Enrolment By Grade and Gender

Gender	Grade															Total
	K	1	2	3	4	5	6	7	8	9	10	11	12	4th		
Male	0	0	0	0	53	48	32	47	0	0	0	0	0	0	180	
Female	0	0	0	0	34	44	58	43	0	0	0	0	0	0	179	
Total	0	0	0	0	87	92	90	90	0	0	0	0	0	0	359	

Enrolment By Grade

For 004 - Queen of Peace Middle School, Happy Valley-Goose Bay



* Data from the 2016-2017 AGR(Enrolment/Age as of the last day in Sept./Dec.)

** Newfoundland Statistics Classification System

*** May include itinerant teachers

NI.FSD - Labrador Region

#005 - Peacock Primary School, Happy Valley-Goose Bay

Classification: Urban
Offers Distance Education: No

Grades: K-3 Number of Grades: 4

[School FTE PTR : 12.8](#)
[District FTE PTR : 12.1](#)
[Provincial FTE PTR : 12.7](#)

[FTE Teachers](#) *** : 27.0

Enrolment By Age and Gender

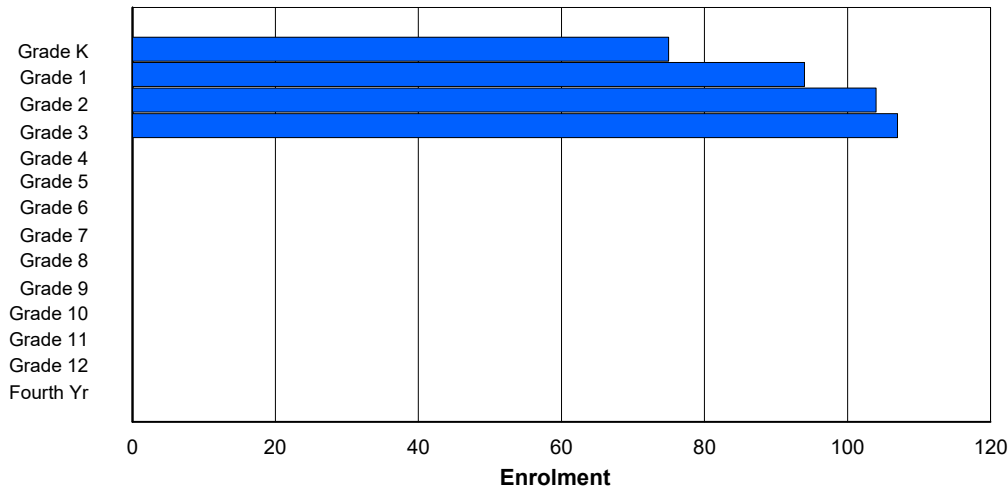
Gender	Age																	Total
	5	6	7	8	9	10	11	12	13	14	15	16	17	18	19	20>		
Male	39	49	43	62	1	0	0	0	0	0	0	0	0	0	0	0	194	
Female	32	47	62	44	0	0	0	0	0	0	0	0	1	0	0	0	186	
Total	71	96	105	106	1	0	0	0	0	0	0	0	1	0	0	0	380	

Enrolment By Grade and Gender

Gender	Grade															Total
	K	1	2	3	4	5	6	7	8	9	10	11	12	4th		
Male	40	49	43	62	0	0	0	0	0	0	0	0	0	0	0	194
Female	35	45	61	45	0	0	0	0	0	0	0	0	0	0	0	186
Total	75	94	104	107	0	0	0	0	0	0	0	0	0	0	0	380

Enrolment By Grade

For 005 - Peacock Primary School, Happy Valley-Goose Bay



* Data from the 2016-2017 AGR(Enrolment/Age as of the last day in Sept./Dec.)

** Newfoundland Statistics Classification System

*** May include itinerant teachers

NI FSD - Labrador Region

#007 - Amos Comenius Memorial School, Hopedale

Grades: K-12

Number of Grades: 13

Classification: Rural

Offers Distance Education: No

[School FTE PTR : 7.1](#)

[District FTE PTR : 12.1](#)

[Provincial FTE PTR : 12.7](#)

[FTE Teachers](#) *** : 17.0

Enrolment By Age and Gender

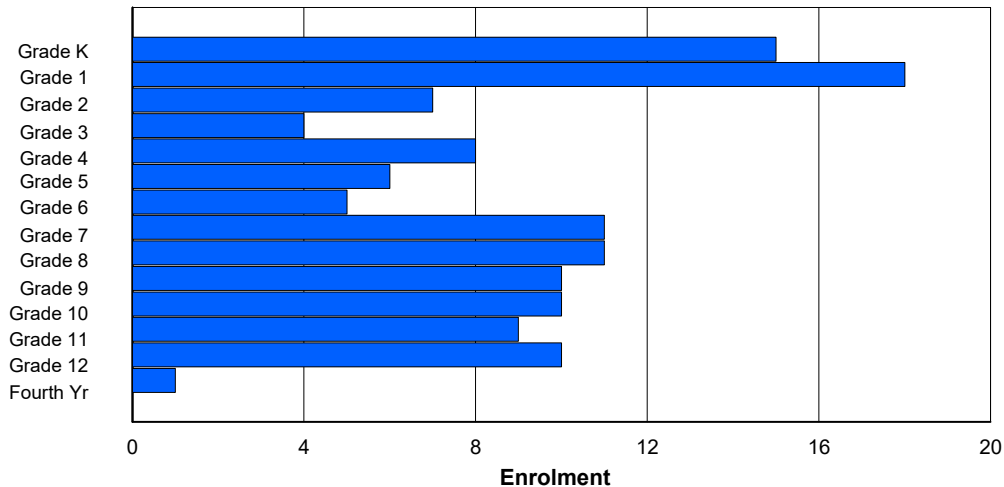
Gender	Age																	Total
	5	6	7	8	9	10	11	12	13	14	15	16	17	18	19	20>		
Male	8	11	3	0	3	2	1	5	8	5	6	5	3	3	2	0	65	
Female	7	7	4	4	5	4	4	6	1	4	3	3	5	1	1	1	60	
Total	15	18	7	4	8	6	5	11	9	9	9	8	8	4	3	1	125	

Enrolment By Grade and Gender

Gender	Grade															Total
	K	1	2	3	4	5	6	7	8	9	10	11	12	4th		
Male	8	11	3	0	3	2	1	5	9	6	7	5	4	1	65	
Female	7	7	4	4	5	4	4	6	2	4	3	4	6	0	60	
Total	15	18	7	4	8	6	5	11	11	10	10	9	10	1	125	

Enrolment By Grade

For 007 - Amos Comenius Memorial School, Hopedale



* Data from the 2016-2017 AGR(Enrolment/Age as of the last day in Sept./Dec.)

** Newfoundland Statistics Classification System

*** May include itinerant teachers

NI.FSD - Labrador Region

#008 - A. P. Low Primary, Labrador City

Classification: Urban
Offers Distance Education: No

Grades: K-3 Number of Grades: 4

[School FTE PTR : 12.6](#)
[District FTE PTR : 12.1](#)
[Provincial FTE PTR : 12.7](#)

[FTE Teachers](#) *** : 30.0

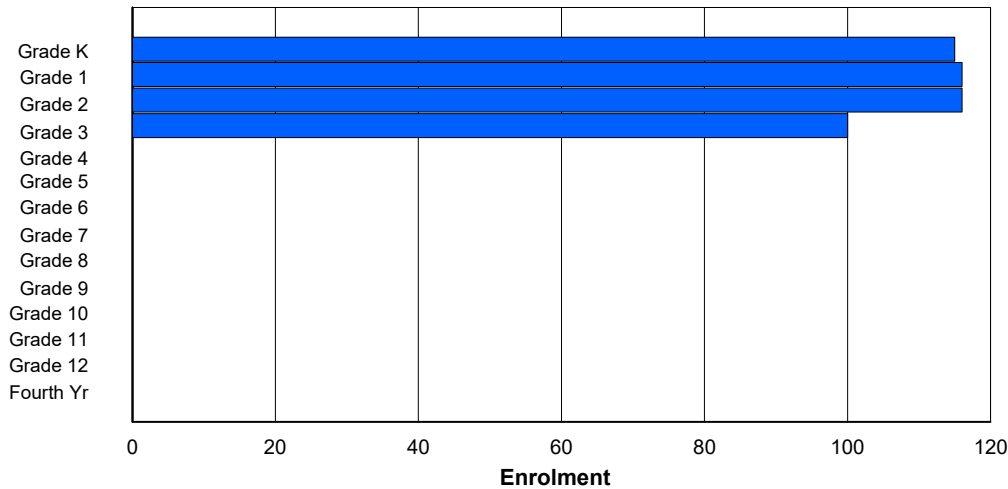
Enrolment By Age and Gender

Gender	Age																	Total
	5	6	7	8	9	10	11	12	13	14	15	16	17	18	19	20>		
Male	50	59	62	56	2	0	0	0	0	0	0	0	0	0	0	0	229	
Female	63	59	52	43	1	0	0	0	0	0	0	0	0	0	0	0	218	
Total	113	118	114	99	3	0	0	0	0	0	0	0	0	0	0	0	447	

Enrolment By Grade and Gender

Gender	Grade															Total
	K	1	2	3	4	5	6	7	8	9	10	11	12	4th		
Male	52	56	63	58	0	0	0	0	0	0	0	0	0	0	229	
Female	63	60	53	42	0	0	0	0	0	0	0	0	0	0	218	
Total	115	116	116	100	0	0	0	0	0	0	0	0	0	0	447	

Enrolment By Grade
For 008 - A. P. Low Primary, Labrador City



* Data from the 2016-2017 AGR(Enrolment/Age as of the last day in Sept./Dec.)

** Newfoundland Statistics Classification System

*** May include itinerant teachers

NI,ESD - Labrador Region

#010 - Menihek High School, Labrador City

Classification: Urban
Offers Distance Education: Yes

Grades: 8-12 Number of Grades: 5

[School FTE PTR : 15.3](#)
[District FTE PTR : 12.1](#)
[Provincial FTE PTR : 12.7](#)

[FTE Teachers](#) *** : 36.0

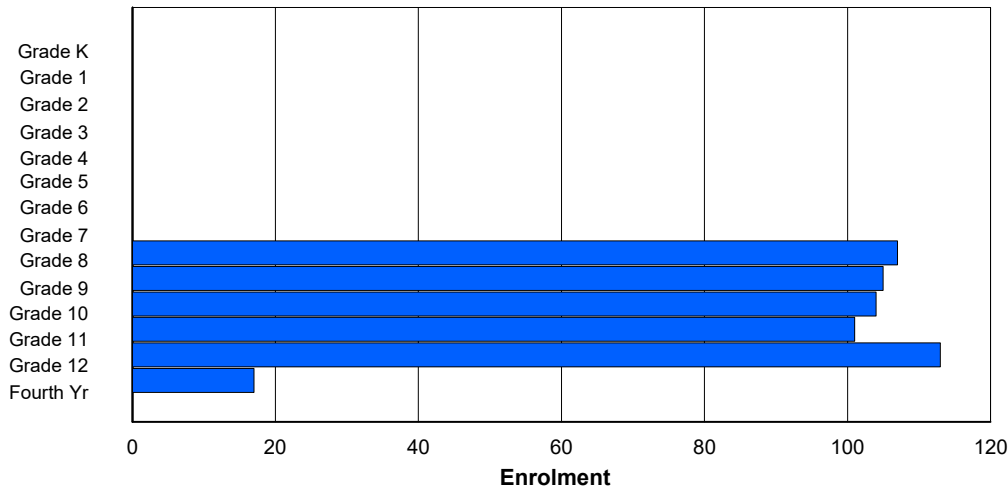
Enrolment By Age and Gender

Gender	Age																	Total
	5	6	7	8	9	10	11	12	13	14	15	16	17	18	19	20>		
Male	0	0	0	0	0	0	0	1	43	52	51	50	63	15	1	0	276	
Female	0	0	0	0	0	0	0	0	59	51	55	46	49	10	1	0	271	
Total	0	0	0	0	0	0	0	1	102	103	106	96	112	25	2	0	547	

Enrolment By Grade and Gender

Gender	Grade															Total
	K	1	2	3	4	5	6	7	8	9	10	11	12	4th		
Male	0	0	0	0	0	0	0	0	47	53	50	50	65	11	276	
Female	0	0	0	0	0	0	0	0	60	52	54	51	48	6	271	
Total	0	0	0	0	0	0	0	0	107	105	104	101	113	17	547	

Enrolment By Grade
For 010 - Menihek High School, Labrador City



* Data from the 2016-2017 AGR(Enrolment/Age as of the last day in Sept./Dec.)

** Newfoundland Statistics Classification System

*** May include itinerant teachers

NI ESD - Labrador Region

#012 - J.C. Erhardt Memorial School, Makkovik

Classification: Rural
Offers Distance Education: Yes

Grades: K-12

Number of Grades: 12

[School FTE PTR : 6.9](#)
[District FTE PTR : 12.1](#)
[Provincial FTE PTR : 12.7](#)

[FTE Teachers](#) *** : 9.0

Enrolment By Age and Gender

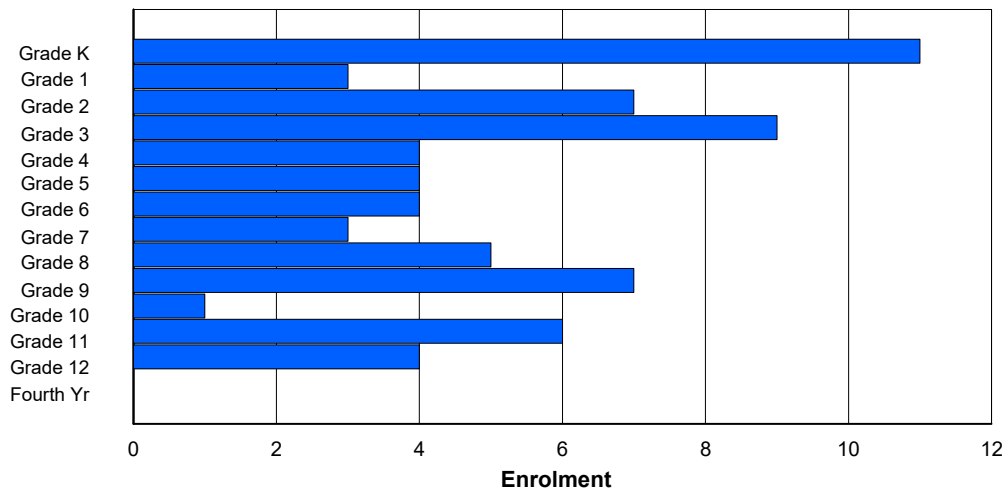
Gender	Age																	Total
	5	6	7	8	9	10	11	12	13	14	15	16	17	18	19	20>		
Male	5	1	4	3	2	4	3	2	3	5	1	5	1	0	1	0	40	
Female	6	2	3	6	2	0	1	1	2	2	0	1	2	0	0	0	28	
Total	11	3	7	9	4	4	4	3	5	7	1	6	3	0	1	0	68	

Enrolment By Grade and Gender

Gender	K	Grade													4th	Total
		1	2	3	4	5	6	7	8	9	10	11	12			
Male	5	1	4	3	2	4	3	2	3	5	1	5	2	0	40	
Female	6	2	3	6	2	0	1	1	2	2	0	1	2	0	28	
Total	11	3	7	9	4	4	4	3	5	7	1	6	4	0	68	

Enrolment By Grade

For 012 - J.C. Erhardt Memorial School, Makkovik



* Data from the 2016-2017 AGR(Enrolment/Age as of the last day in Sept./Dec.)

** Newfoundland Statistics Classification System

*** May include itinerant teachers

NI,ESD - Labrador Region

#013 - Mud Lake School, Mud Lake

Classification: Rural
Offers Distance Education: No

Grades: K,2,7

Number of Grades: 1

[School FTE PTR : 1.0](#)
[District FTE PTR : 12.1](#)
[Provincial FTE PTR : 12.7](#)

[FTE Teachers](#) *** : 1.0

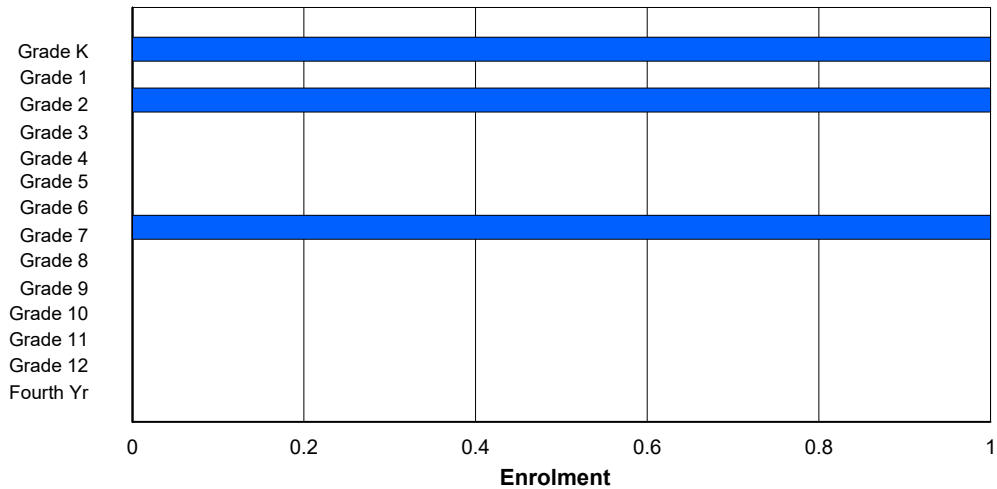
Enrolment By Age and Gender

Gender	Age																	Total
	5	6	7	8	9	10	11	12	13	14	15	16	17	18	19	20>		
Male	0	0	1	0	0	0	0	0	0	0	0	0	0	0	0	0	1	
Female	1	0	0	0	0	0	0	1	0	0	0	0	0	0	0	0	2	
Total	1	0	1	0	0	0	0	1	0	0	0	0	0	0	0	0	3	

Enrolment By Grade and Gender

Gender	Grade															Total
	K	1	2	3	4	5	6	7	8	9	10	11	12	4th		
Male	0	0	1	0	0	0	0	0	0	0	0	0	0	0	1	
Female	1	0	0	0	0	0	0	1	0	0	0	0	0	0	2	
Total	1	0	1	0	0	0	0	1	0	0	0	0	0	0	3	

Enrolment By Grade
For 013 - Mud Lake School, Mud Lake



* Data from the 2016-2017 AGR(Enrolment/Age as of the last day in Sept./Dec.)

** Newfoundland Statistics Classification System

*** May include itinerant teachers

NI ESD - Labrador Region

#014 - Jens Haven Memorial, Nain

Classification: Rural
Offers Distance Education: No

Grades: K-12

Number of Grades: 13

[School FTE PTR : 11.9](#)
[District FTE PTR : 12.1](#)
[Provincial FTE PTR : 12.7](#)

[FTE Teachers](#) *** : 20.0

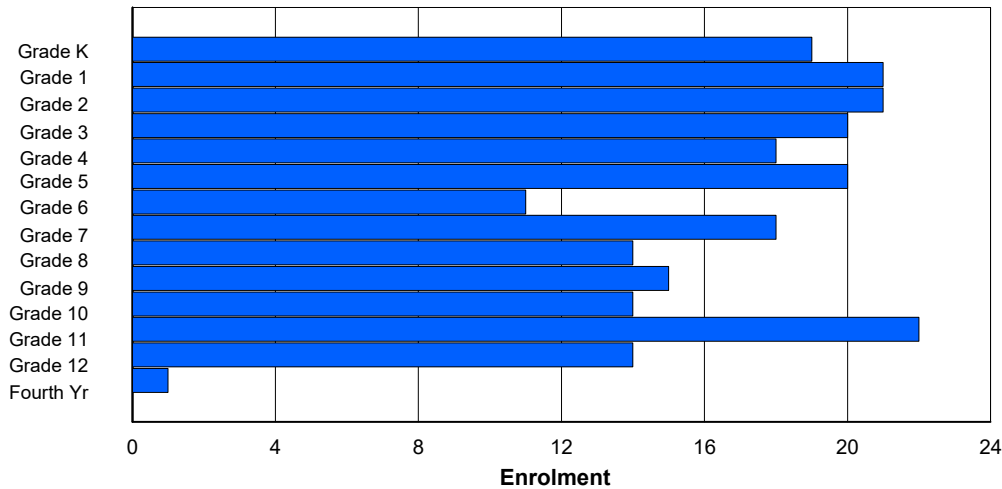
Enrolment By Age and Gender

Gender	Age																	Total
	5	6	7	8	9	10	11	12	13	14	15	16	17	18	19	20>		
Male	12	9	9	9	9	10	5	9	8	12	9	9	6	3	1	0	120	
Female	5	13	10	12	10	11	5	8	4	7	3	10	8	2	0	0	108	
Total	17	22	19	21	19	21	10	17	12	19	12	19	14	5	1	0	228	

Enrolment By Grade and Gender

Gender	Grade														Total
	K	1	2	3	4	5	6	7	8	9	10	11	12	4th	
Male	14	7	11	9	8	9	6	10	8	10	9	14	5	0	120
Female	5	14	10	11	10	11	5	8	6	5	5	8	9	1	108
Total	19	21	21	20	18	20	11	18	14	15	14	22	14	1	228

Enrolment By Grade
For 014 - Jens Haven Memorial, Nain



* Data from the 2016-2017 AGR(Enrolment/Age as of the last day in Sept./Dec.)

** Newfoundland Statistics Classification System

*** May include itinerant teachers

NI FSD - Labrador Region

#015 - Lake Melville School, North West River

Classification: Rural
Offers Distance Education: No

Grades: K-12

Number of Grades: 13

[School FTE PTR : 8.4](#)
[District FTE PTR : 12.1](#)
[Provincial FTE PTR : 12.7](#)

[FTE Teachers](#) *** : 12.0

Enrolment By Age and Gender

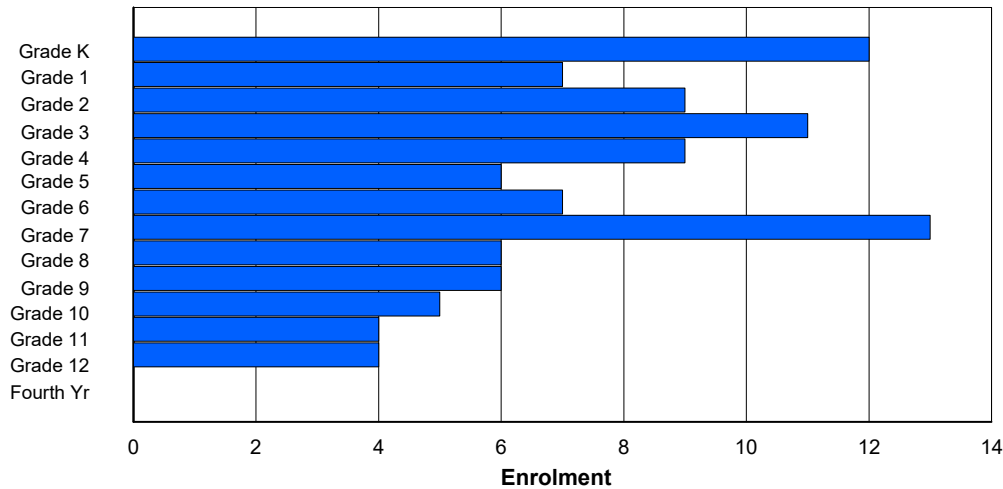
Gender	Age																	Total
	5	6	7	8	9	10	11	12	13	14	15	16	17	18	19	20>		
Male	6	4	8	6	1	4	3	3	6	2	3	1	2	0	0	0	49	
Female	6	2	2	5	7	3	4	8	2	4	2	3	2	0	0	0	50	
Total	12	6	10	11	8	7	7	11	8	6	5	4	4	0	0	0	99	

Enrolment By Grade and Gender

Gender	Grade														Total
	K	1	2	3	4	5	6	7	8	9	10	11	12	4th	
Male	6	5	7	6	2	3	3	5	4	2	3	1	2	0	49
Female	6	2	2	5	7	3	4	8	2	4	2	3	2	0	50
Total	12	7	9	11	9	6	7	13	6	6	5	4	4	0	99

Enrolment By Grade

For 015 - Lake Melville School, North West River



* Data from the 2016-2017 AGR(Enrolment/Age as of the last day in Sept./Dec.)

** Newfoundland Statistics Classification System

*** May include itinerant teachers

NI.ESD - Labrador Region

#016 - B.L. Morrison, Postville

Classification: Rural
Offers Distance Education: Yes

Grades: K-10,12

Number of Grades: 12

[School FTE PTR : 6.2](#)
[District FTE PTR : 12.1](#)
[Provincial FTE PTR : 12.7](#)

[FTE Teachers](#) *** : 5.0

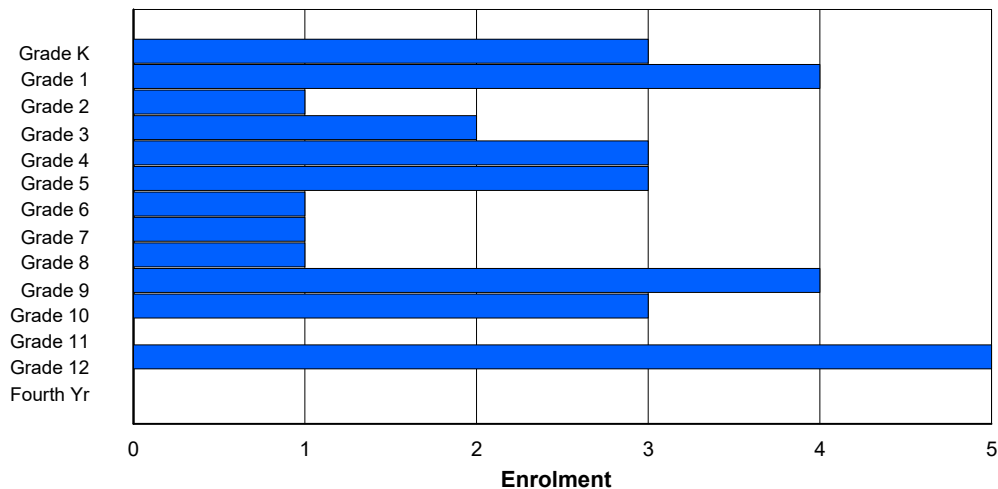
Enrolment By Age and Gender

Gender	Age																	Total
	5	6	7	8	9	10	11	12	13	14	15	16	17	18	19	20>		
Male	3	1	1	1	2	2	1	0	1	1	1	0	1	0	0	0	15	
Female	0	3	0	1	1	1	0	1	0	3	2	0	4	0	0	0	16	
Total	3	4	1	2	3	3	1	1	1	4	3	0	5	0	0	0	31	

Enrolment By Grade and Gender

Gender	Grade															Total
	K	1	2	3	4	5	6	7	8	9	10	11	12	4th		
Male	3	1	1	1	2	2	1	0	1	1	1	0	1	0	15	
Female	0	3	0	1	1	1	0	1	0	3	2	0	4	0	16	
Total	3	4	1	2	3	3	1	1	1	4	3	0	5	0	31	

Enrolment By Grade
For 016 - B.L. Morrison, Postville



* Data from the 2016-2017 AGR(Enrolment/Age as of the last day in Sept./Dec.)

** Newfoundland Statistics Classification System

*** May include itinerant teachers

NI.FSD - Labrador Region

#017 - Northern Lights Academy, Rigolet

Classification: Rural
Offers Distance Education: Yes

Grades: K-12

Number of Grades: 13

[School FTE PTR : 8.6](#)
[District FTE PTR : 12.1](#)
[Provincial FTE PTR : 12.7](#)

[FTE Teachers](#) *** : 7.0

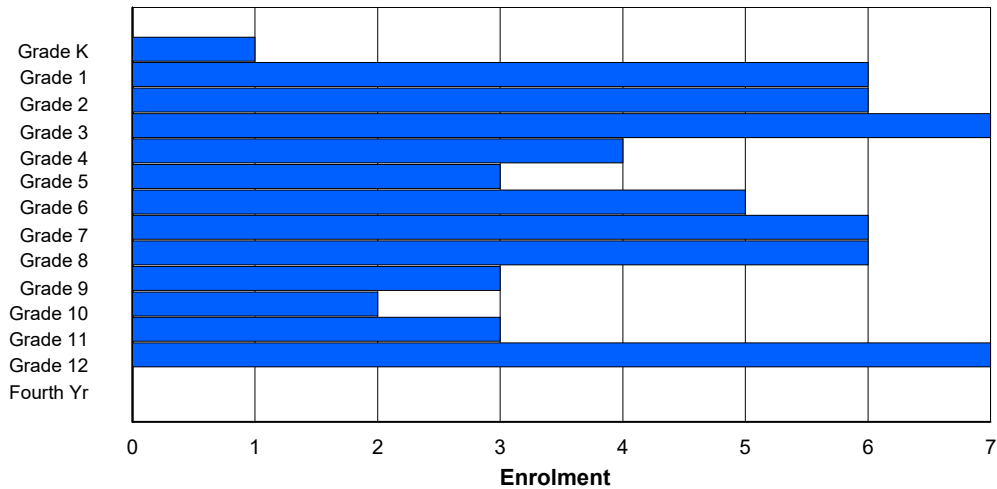
Enrolment By Age and Gender

Gender	Age																	Total
	5	6	7	8	9	10	11	12	13	14	15	16	17	18	19	20>		
Male	0	4	2	3	1	1	1	3	2	1	0	2	2	0	0	0	22	
Female	1	2	4	4	3	2	3	4	3	3	2	1	5	0	0	0	37	
Total	1	6	6	7	4	3	4	7	5	4	2	3	7	0	0	0	59	

Enrolment By Grade and Gender

Gender	Grade															Total
	K	1	2	3	4	5	6	7	8	9	10	11	12	4th		
Male	0	4	2	3	1	1	2	2	2	1	0	2	2	0	22	
Female	1	2	4	4	3	2	3	4	4	2	2	1	5	0	37	
Total	1	6	6	7	4	3	5	6	6	3	2	3	7	0	59	

Enrolment By Grade
For 017 - Northern Lights Academy, Rigolet



* Data from the 2016-2017 AGR(Enrolment/Age as of the last day in Sept./Dec.)

** Newfoundland Statistics Classification System

*** May include itinerant teachers

NI FSD - Labrador Region

#022 - William Gillett Academy, Charlottetown, LAB
Grades: K-12 Number of Grades: 13

Classification: Rural
Offers Distance Education: Yes

[FTE Teachers](#) *** : 6.0

[School FTE PTR : 8.0](#)
[District FTE PTR : 12.1](#)
[Provincial FTE PTR : 12.7](#)

Enrolment By Age and Gender

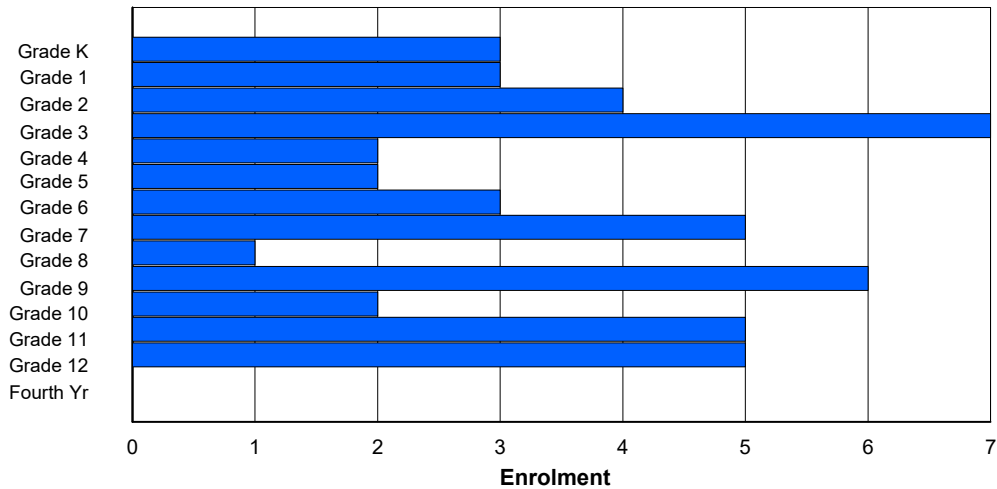
Gender	Age																	Total
	5	6	7	8	9	10	11	12	13	14	15	16	17	18	19	20>		
Male	2	0	3	3	2	2	2	0	1	2	1	3	3	0	0	0	24	
Female	1	2	2	4	0	0	1	4	1	4	1	2	2	0	0	0	24	
Total	3	2	5	7	2	2	3	4	2	6	2	5	5	0	0	0	48	

Enrolment By Grade and Gender

Gender	Grade															Total
	K	1	2	3	4	5	6	7	8	9	10	11	12	4th		
Male	2	1	2	3	2	2	2	1	0	2	1	3	3	0	24	
Female	1	2	2	4	0	0	1	4	1	4	1	2	2	0	24	
Total	3	3	4	7	2	2	3	5	1	6	2	5	5	0	48	

Enrolment By Grade

For 022 - William Gillett Academy, Charlottetown, LAB



* Data from the 2016-2017 AGR(Enrolment/Age as of the last day in Sept./Dec.)

** Newfoundland Statistics Classification System

*** May include itinerant teachers

NI.FSD - Labrador Region

#040 - St. Mary's AG, Mary's Harbour

Classification: Rural
Offers Distance Education: Yes

Grades: K-12

Number of Grades: 13

[School FTE PTR : 6.7](#)
[District FTE PTR : 12.1](#)
[Provincial FTE PTR : 12.7](#)

[FTE Teachers](#) *** : 8.0

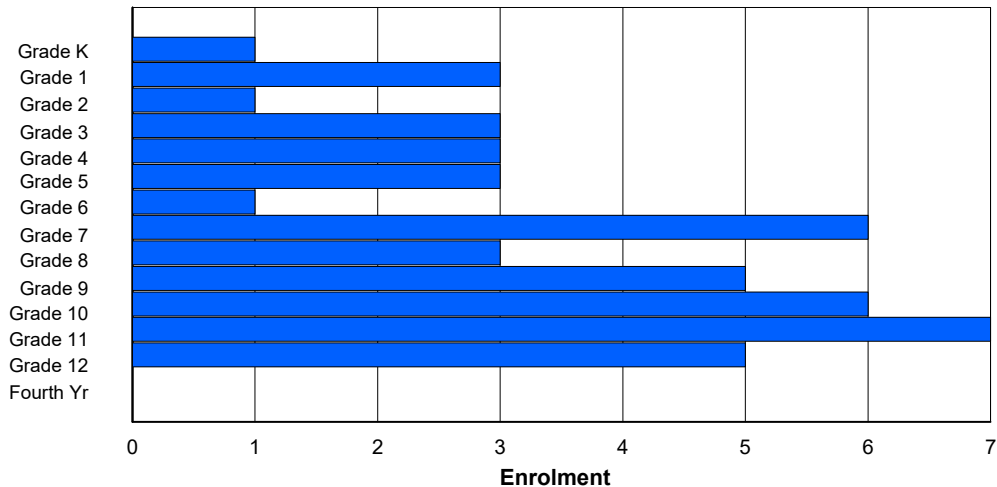
Enrolment By Age and Gender

Gender	Age																	Total
	5	6	7	8	9	10	11	12	13	14	15	16	17	18	19	20>		
Male	1	2	0	2	1	2	0	2	3	2	5	2	5	1	0	0	28	
Female	0	1	1	1	2	1	1	4	0	3	1	4	0	0	0	0	19	
Total	1	3	1	3	3	3	1	6	3	5	6	6	5	1	0	0	47	

Enrolment By Grade and Gender

Gender	Grade															Total
	K	1	2	3	4	5	6	7	8	9	10	11	12	4th		
Male	1	2	0	2	1	2	0	2	3	2	5	3	5	0	28	
Female	0	1	1	1	2	1	1	4	0	3	1	4	0	0	19	
Total	1	3	1	3	3	3	1	6	3	5	6	7	5	0	47	

Enrolment By Grade
For 040 - St. Mary's AG, Mary's Harbour



* Data from the 2016-2017 AGR(Enrolment/Age as of the last day in Sept./Dec.)

** Newfoundland Statistics Classification System

*** May include itinerant teachers

NI.FSD - Labrador Region

#041 - Raymond Ward Memorial, Norman Bay

Grades: 4,12

Number of Grades: 2

[FTE Teachers](#) *** : 1.0

Classification: Rural

Offers Distance Education: Yes

[School FTE PTR : 2.0](#)

[District FTE PTR : 12.1](#)

[Provincial FTE PTR : 12.7](#)

Enrolment By Age and Gender

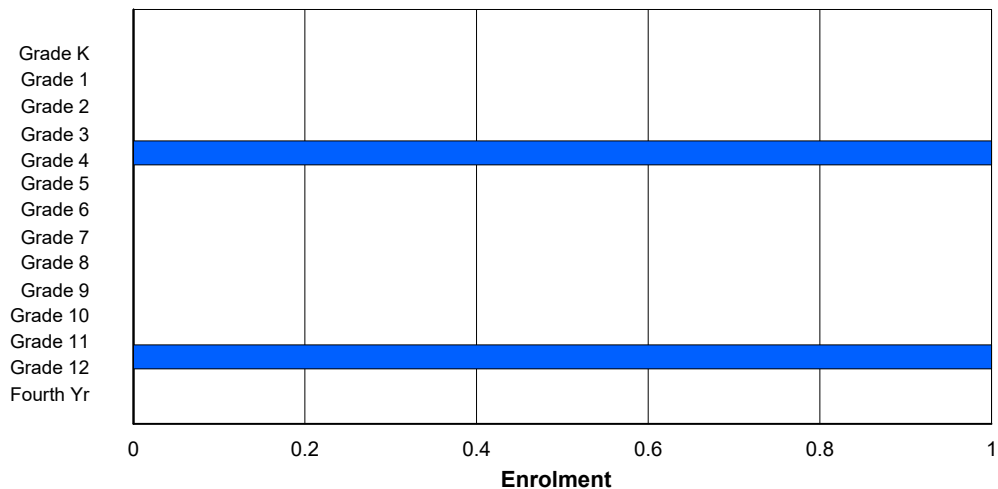
Gender	Age																	Total
	5	6	7	8	9	10	11	12	13	14	15	16	17	18	19	20>		
Male	0	0	0	0	1	0	0	0	0	0	0	0	0	1	0	0	0	2
Female	0	0	0	0	0	0	0	0	0	0	0	0	0	0	0	0	0	0
Total	0	0	0	0	1	0	0	0	0	0	0	0	0	1	0	0	0	2

Enrolment By Grade and Gender

Gender	Grade															Total
	K	1	2	3	4	5	6	7	8	9	10	11	12	4th		
Male	0	0	0	0	1	0	0	0	0	0	0	0	1	0	2	
Female	0	0	0	0	0	0	0	0	0	0	0	0	0	0	0	
Total	0	0	0	0	1	0	0	0	0	0	0	0	1	0	2	

Enrolment By Grade

For 041 - Raymond Ward Memorial, Norman Bay



* Data from the 2016-2017 AGR(Enrolment/Age as of the last day in Sept./Dec.)

** Newfoundland Statistics Classification System

*** May include itinerant teachers

NI ESD - Labrador Region

#046 - Bayside Academy, Port Hope Simpson

Grades: K-12

Number of Grades: 13

Classification: Rural

Offers Distance Education: Yes

[FTE Teachers](#) *** : 8.0

[School FTE PTR : 8.3](#)

[District FTE PTR : 12.1](#)

[Provincial FTE PTR : 12.7](#)

Enrolment By Age and Gender

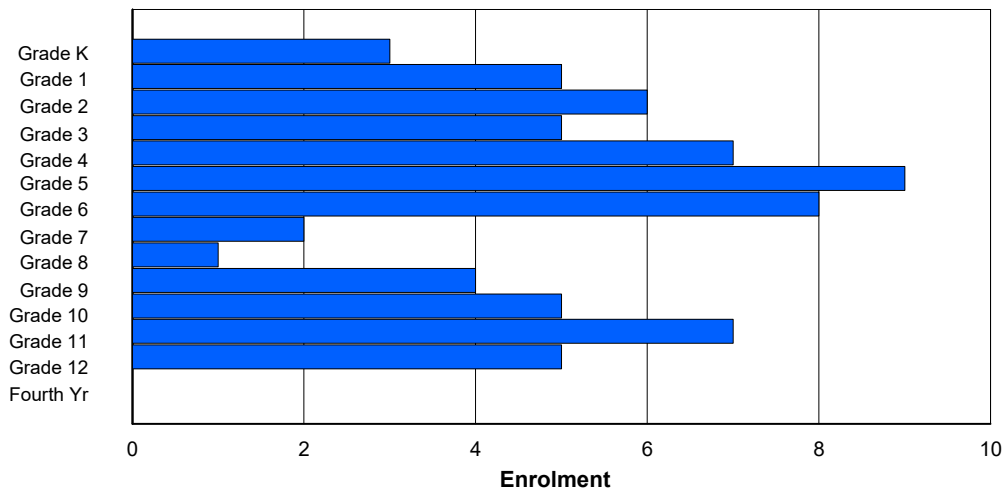
Gender	Age																	Total
	5	6	7	8	9	10	11	12	13	14	15	16	17	18	19	20>		
Male	2	2	4	3	4	2	4	2	0	1	0	4	3	0	0	0	31	
Female	1	2	2	3	3	7	3	1	1	3	5	3	2	0	0	0	36	
Total	3	4	6	6	7	9	7	3	1	4	5	7	5	0	0	0	67	

Enrolment By Grade and Gender

Gender	Grade														Total
	K	1	2	3	4	5	6	7	8	9	10	11	12	4th	
Male	2	3	4	2	4	2	4	2	0	1	0	4	3	0	31
Female	1	2	2	3	3	7	4	0	1	3	5	3	2	0	36
Total	3	5	6	5	7	9	8	2	1	4	5	7	5	0	67

Enrolment By Grade

For 046 - Bayside Academy, Port Hope Simpson



* Data from the 2016-2017 AGR(Enrolment/Age as of the last day in Sept./Dec.)

** Newfoundland Statistics Classification System

*** May include itinerant teachers

NI ESD - Labrador Region

#050 - Basque Memorial, Red Bay

Classification: Rural
Offers Distance Education: Yes

Grades: 1,3-7,12

Number of Grades: 10

[School FTE PTR : 4.5](#)
[District FTE PTR : 12.1](#)
[Provincial FTE PTR : 12.7](#)

[FTE Teachers](#) *** : 3.0

Enrolment By Age and Gender

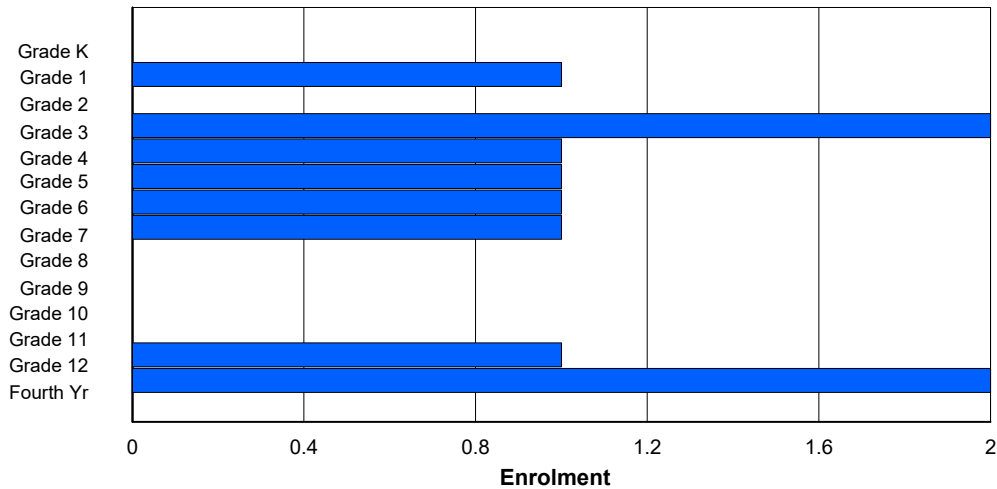
Gender	Age																	Total
	5	6	7	8	9	10	11	12	13	14	15	16	17	18	19	20>		
Male	0	0	0	1	0	1	1	1	0	0	0	0	1	1	0	0	6	
Female	0	1	0	1	1	0	0	0	0	0	0	0	0	1	0	0	4	
Total	0	1	0	2	1	1	1	1	0	0	0	0	1	2	0	0	10	

Enrolment By Grade and Gender

Gender	Grade															Total
	K	1	2	3	4	5	6	7	8	9	10	11	12	4th		
Male	0	0	0	1	0	1	1	1	0	0	0	0	1	1	6	
Female	0	1	0	1	1	0	0	0	0	0	0	0	0	1	4	
Total	0	1	0	2	1	1	1	1	0	0	0	0	1	2	10	

Enrolment By Grade

For 050 - Basque Memorial, Red Bay



* Data from the 2016-2017 AGR(Enrolment/Age as of the last day in Sept./Dec.)

** Newfoundland Statistics Classification System

*** May include itinerant teachers

NI ESD - Labrador Region

#054 - St. Lewis Academy, St. Lewis

Classification: Rural
Offers Distance Education: Yes

Grades: K-12

Number of Grades: 13

[School FTE PTR : 6.3](#)
[District FTE PTR : 12.1](#)
[Provincial FTE PTR : 12.7](#)

[FTE Teachers](#) *** : 5.0

Enrolment By Age and Gender

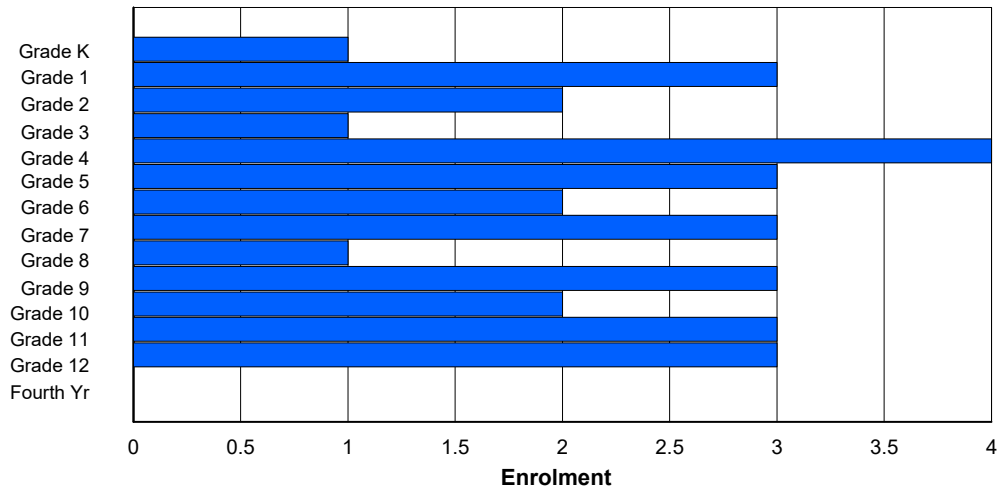
Gender	Age																	Total
	5	6	7	8	9	10	11	12	13	14	15	16	17	18	19	20>		
Male	0	2	0	1	4	1	1	1	0	1	3	1	1	0	0	0	16	
Female	1	1	2	0	0	2	1	2	1	1	0	2	2	0	0	0	15	
Total	1	3	2	1	4	3	2	3	1	2	3	3	3	0	0	0	31	

Enrolment By Grade and Gender

Gender	K	Grade													Total
		1	2	3	4	5	6	7	8	9	10	11	12	4th	
Male	0	2	0	1	4	1	1	1	0	2	2	1	1	0	16
Female	1	1	2	0	0	2	1	2	1	1	0	2	2	0	15
Total	1	3	2	1	4	3	2	3	1	3	2	3	3	0	31

Enrolment By Grade

For 054 - St. Lewis Academy, St. Lewis



* Data from the 2016-2017 AGR(Enrolment/Age as of the last day in Sept./Dec.)

** Newfoundland Statistics Classification System

*** May include itinerant teachers

NI ESD - Labrador Region

#381 - J.R. Smallwood Middle School, Wabush

Classification: Urban
Offers Distance Education: No

Grades: 4-7 Number of Grades: 4

[School FTE PTR : 13.8](#)
[District FTE PTR : 12.1](#)
[Provincial FTE PTR : 12.7](#)

[FTE Teachers](#) *** : 30.0

Enrolment By Age and Gender

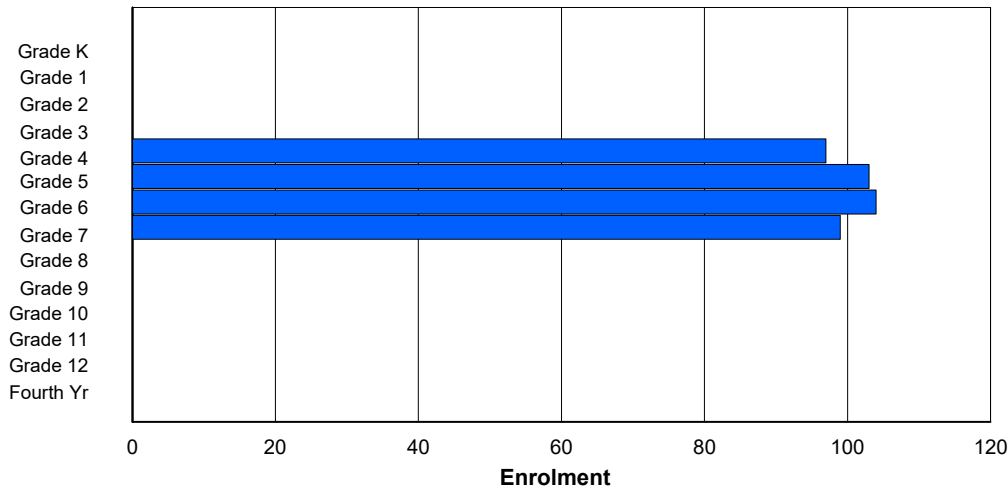
Gender	Age																Total
	5	6	7	8	9	10	11	12	13	14	15	16	17	18	19	20>	
Male	0	0	0	0	49	61	59	59	1	1	0	0	0	0	0	0	230
Female	0	0	0	0	49	39	46	37	2	0	0	0	0	0	0	0	173
Total	0	0	0	0	98	100	105	96	3	1	0	0	0	0	0	0	403

Enrolment By Grade and Gender

Gender	Grade														Total
	K	1	2	3	4	5	6	7	8	9	10	11	12	4th	
Male	0	0	0	0	49	63	57	61	0	0	0	0	0	0	230
Female	0	0	0	0	48	40	47	38	0	0	0	0	0	0	173
Total	0	0	0	0	97	103	104	99	0	0	0	0	0	0	403

Enrolment By Grade

For 381 - J.R. Smallwood Middle School, Wabush



* Data from the 2016-2017 AGR(Enrolment/Age as of the last day in Sept./Dec.)

** Newfoundland Statistics Classification System

*** May include itinerant teachers

NI ESD - Labrador Region

#477 - Mealy Mountain Collegiate, Happy Valley-Goose Bay

Classification: Urban
Offers Distance Education: No

Grades: 8-12

Number of Grades: 5

[School FTE PTR : 14.8](#)
[District FTE PTR : 12.1](#)
[Provincial FTE PTR : 12.7](#)

[FTE Teachers](#) *** : 32.0

Enrolment By Age and Gender

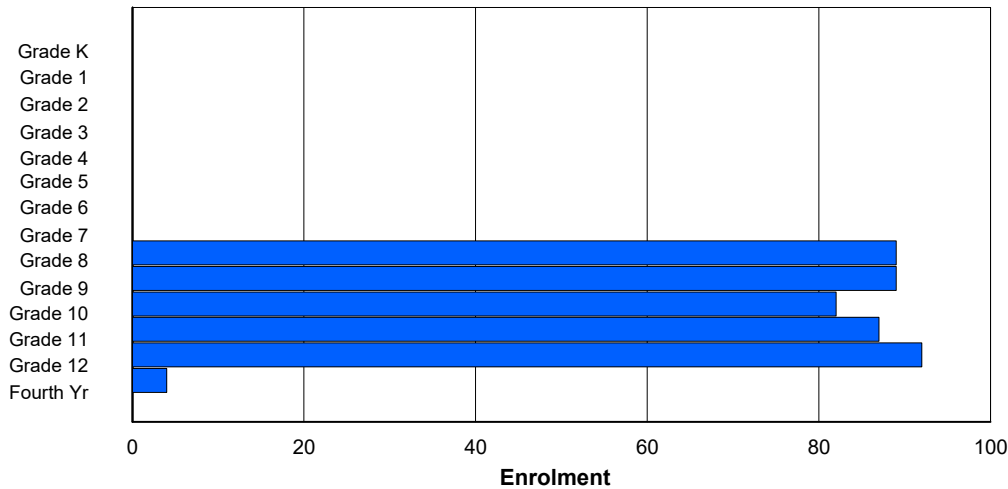
Gender	Age																	Total
	5	6	7	8	9	10	11	12	13	14	15	16	17	18	19	20>		
Male	0	0	0	0	0	0	0	0	39	43	52	42	48	4	0	0	228	
Female	0	0	0	0	0	0	0	1	45	42	31	47	47	2	0	0	215	
Total	0	0	0	0	0	0	0	1	84	85	83	89	95	6	0	0	443	

Enrolment By Grade and Gender

Gender	Grade															Total
	K	1	2	3	4	5	6	7	8	9	10	11	12	4th		
Male	0	0	0	0	0	0	0	0	42	46	47	45	45	3	228	
Female	0	0	0	0	0	0	0	0	47	43	35	42	47	1	215	
Total	0	0	0	0	0	0	0	0	89	89	82	87	92	4	443	

Enrolment By Grade

For 477 - Mealy Mountain Collegiate, Happy Valley-Goose Bay



* Data from the 2016-2017 AGR(Enrolment/Age as of the last day in Sept./Dec.)

** Newfoundland Statistics Classification System

*** May include itinerant teachers

NI ESD - Labrador Region

#487 - Labrador Straits Academy, L'Anse au Loup

Classification: Rural
Offers Distance Education: No

Grades: K-12 Number of Grades: 13

[School FTE PTR : 8.9](#)
[District FTE PTR : 12.1](#)
[Provincial FTE PTR : 12.7](#)

[FTE Teachers](#) *** : 17.0

Enrolment By Age and Gender

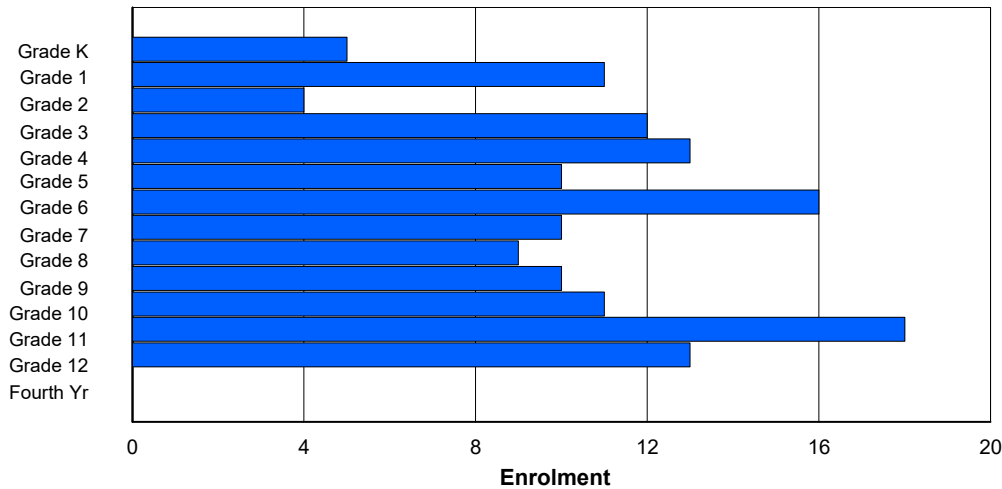
Gender	Age																	Total
	5	6	7	8	9	10	11	12	13	14	15	16	17	18	19	20>		
Male	2	5	2	7	6	7	7	8	5	4	5	10	6	0	0	0	74	
Female	3	6	2	5	6	4	8	4	2	7	4	8	9	0	0	0	68	
Total	5	11	4	12	12	11	15	12	7	11	9	18	15	0	0	0	142	

Enrolment By Grade and Gender

Gender	Grade														Total
	K	1	2	3	4	5	6	7	8	9	10	11	12	4th	
Male	2	5	2	7	7	6	7	8	6	3	6	9	6	0	74
Female	3	6	2	5	6	4	9	2	3	7	5	9	7	0	68
Total	5	11	4	12	13	10	16	10	9	10	11	18	13	0	142

Enrolment By Grade

For 487 - Labrador Straits Academy, L'Anse au Loup



* Data from the 2016-2017 AGR(Enrolment/Age as of the last day in Sept./Dec.)

** Newfoundland Statistics Classification System

*** May include itinerant teachers

NI FSD - Western Region

#024 - James Cook Memorial, Cook's Harbour

Classification: Rural
Offers Distance Education: Yes

Grades: K-1,5,10-12 Number of Grades: 7

[School FTE PTR : 4.2](#)
[District FTE PTR : 12.2](#)
[Provincial FTE PTR : 12.7](#)

[FTE Teachers](#) *** : 2.0

Enrolment By Age and Gender

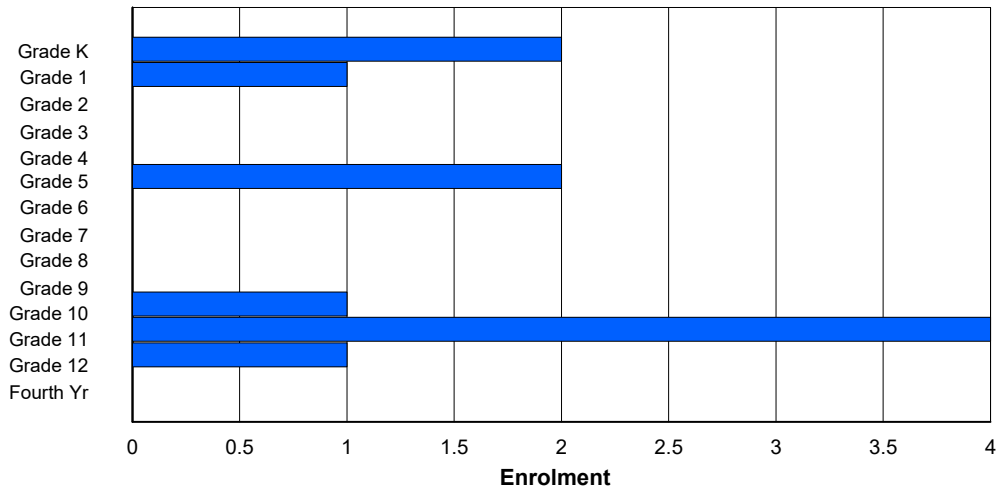
Gender	Age																	Total
	5	6	7	8	9	10	11	12	13	14	15	16	17	18	19	20>		
Male	1	1	0	0	0	1	0	0	0	0	0	3	1	0	0	0	7	
Female	1	0	0	0	0	1	0	0	0	0	1	1	0	0	0	0	4	
Total	2	1	0	0	0	2	0	0	0	0	1	4	1	0	0	0	11	

Enrolment By Grade and Gender

Gender	Grade															Total
	K	1	2	3	4	5	6	7	8	9	10	11	12	4th		
Male	1	1	0	0	0	1	0	0	0	0	0	3	1	0	7	
Female	1	0	0	0	0	1	0	0	0	0	1	1	0	0	4	
Total	2	1	0	0	0	2	0	0	0	0	1	4	1	0	11	

Enrolment By Grade

For 024 - James Cook Memorial, Cook's Harbour



* Data from the 2016-2017 AGR(Enrolment/Age as of the last day in Sept./Dec.)

** Newfoundland Statistics Classification System

*** May include itinerant teachers

NI FSD - Western Region

#026 - H.G. Fillier Academy, Englee

Classification: Rural
Offers Distance Education: No

Grades: K-9 Number of Grades: 10

[School FTE PTR : 7.6](#)
[District FTE PTR : 12.2](#)
[Provincial FTE PTR : 12.7](#)

[FTE Teachers](#) *** : 5.0

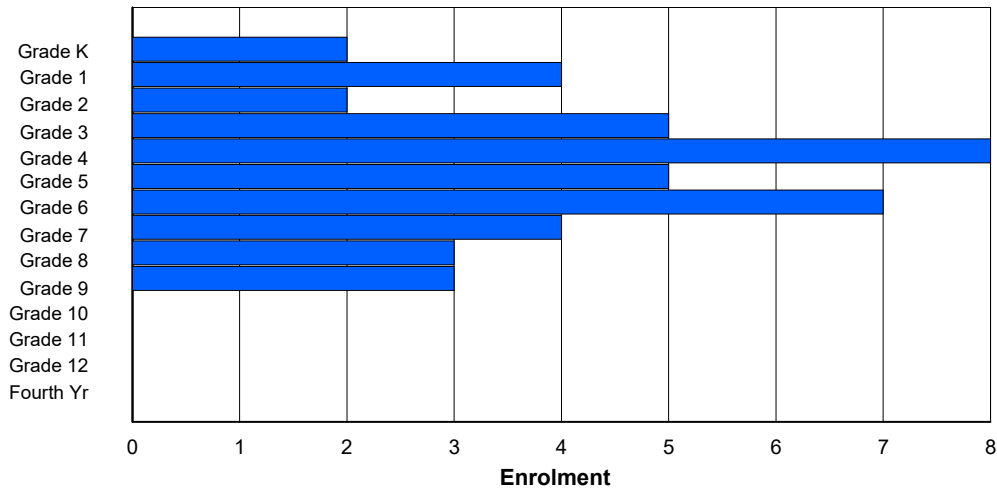
Enrolment By Age and Gender

Gender	Age																	Total
	5	6	7	8	9	10	11	12	13	14	15	16	17	18	19	20>		
Male	1	4	1	4	1	3	2	4	2	1	0	0	0	0	0	0	23	
Female	1	0	1	1	7	2	5	0	1	2	0	0	0	0	0	0	20	
Total	2	4	2	5	8	5	7	4	3	3	0	0	0	0	0	0	43	

Enrolment By Grade and Gender

Gender	Grade															Total
	K	1	2	3	4	5	6	7	8	9	10	11	12	4th		
Male	1	4	1	4	1	3	2	4	2	1	0	0	0	0	23	
Female	1	0	1	1	7	2	5	0	1	2	0	0	0	0	20	
Total	2	4	2	5	8	5	7	4	3	3	0	0	0	0	43	

Enrolment By Grade
For 026 - H.G. Fillier Academy, Englee



* Data from the 2016-2017 AGR(Enrolment/Age as of the last day in Sept./Dec.)

** Newfoundland Statistics Classification System

*** May include itinerant teachers

NI FSD - Western Region

#027 - Canon Richards Memorial Academy, Flower's Cove

Classification: Rural
Offers Distance Education: Yes

Grades: K-12

Number of Grades: 13

[School FTE PTR : 11.5](#)
[District FTE PTR : 12.2](#)
[Provincial FTE PTR : 12.7](#)

[FTE Teachers](#) *** : 19.0

Enrolment By Age and Gender

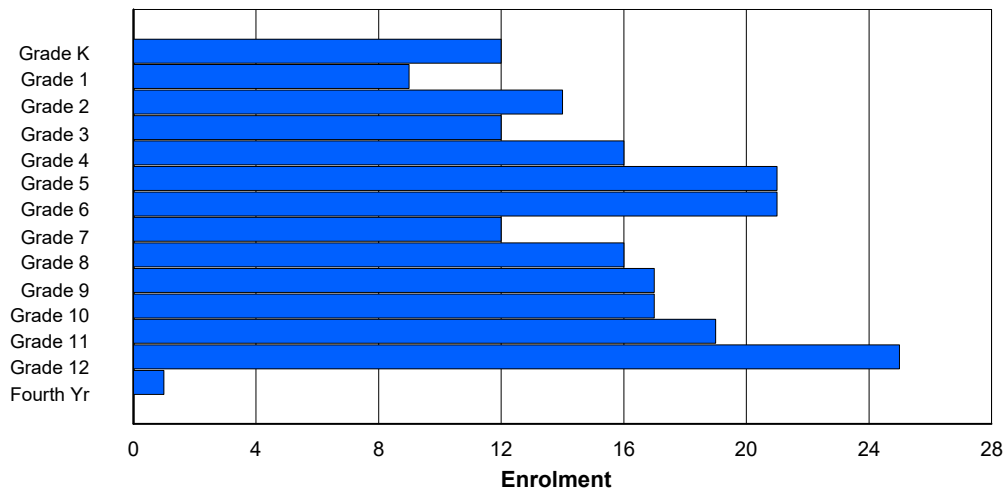
Gender	Age																Total
	5	6	7	8	9	10	11	12	13	14	15	16	17	18	19	20>	
Male	8	4	8	6	8	14	12	6	6	12	8	11	14	0	1	0	118
Female	4	5	6	6	8	7	10	5	9	5	10	8	11	0	0	0	94
Total	12	9	14	12	16	21	22	11	15	17	18	19	25	0	1	0	212

Enrolment By Grade and Gender

Gender	Grade														Total
	K	1	2	3	4	5	6	7	8	9	10	11	12	4th	
Male	8	4	8	6	8	14	12	6	7	12	7	11	14	1	118
Female	4	5	6	6	8	7	9	6	9	5	10	8	11	0	94
Total	12	9	14	12	16	21	21	12	16	17	17	19	25	1	212

Enrolment By Grade

For 027 - Canon Richards Memorial Academy, Flower's Cove



* Data from the 2016-2017 AGR(Enrolment/Age as of the last day in Sept./Dec.)

** Newfoundland Statistics Classification System

*** May include itinerant teachers

NI.FSD - Western Region

#032 - Truman Eddison Memorial, Griquet

Classification: Rural
Offers Distance Education: No

Grades: K-6 Number of Grades: 7

[School FTE PTR : 7.1](#)
[District FTE PTR : 12.2](#)
[Provincial FTE PTR : 12.7](#)

[FTE Teachers](#) *** : 4.0

Enrolment By Age and Gender

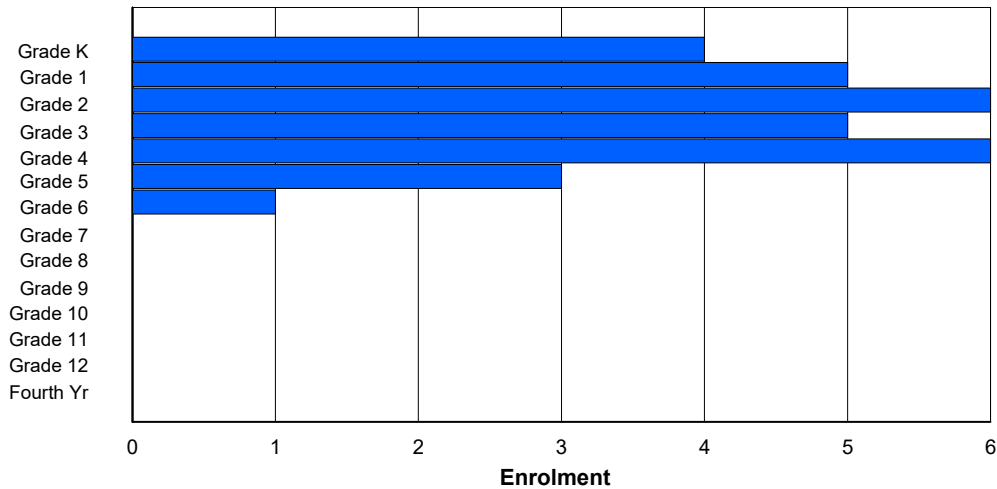
Gender	Age																	Total
	5	6	7	8	9	10	11	12	13	14	15	16	17	18	19	20>		
Male	1	3	4	3	3	2	1	0	0	0	0	0	0	0	0	0	17	
Female	3	2	2	2	3	1	0	0	0	0	0	0	0	0	0	0	13	
Total	4	5	6	5	6	3	1	0	0	0	0	0	0	0	0	0	30	

Enrolment By Grade and Gender

Gender	Grade															Total
	K	1	2	3	4	5	6	7	8	9	10	11	12	4th		
Male	1	3	4	3	3	2	1	0	0	0	0	0	0	0	17	
Female	3	2	2	2	3	1	0	0	0	0	0	0	0	0	13	
Total	4	5	6	5	6	3	1	0	0	0	0	0	0	0	30	

Enrolment By Grade

For 032 - Truman Eddison Memorial, Griquet



* Data from the 2016-2017 AGR(Enrolment/Age as of the last day in Sept./Dec.)

** Newfoundland Statistics Classification System

*** May include itinerant teachers

NI FSD - Western Region

#039 - Mary Simms All-Grade, Main Brook

Classification: Rural
Offers Distance Education: Yes

Grades: K-1,3-12

Number of Grades: 12

[School FTE PTR : 6.3](#)
[District FTE PTR : 12.2](#)
[Provincial FTE PTR : 12.7](#)

[FTE Teachers](#) *** : 5.0

Enrolment By Age and Gender

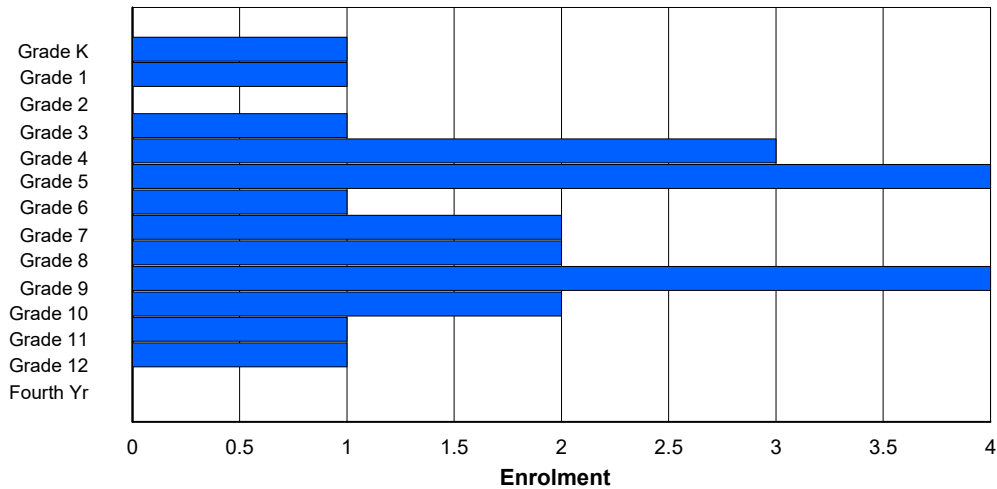
Gender	Age																	Total
	5	6	7	8	9	10	11	12	13	14	15	16	17	18	19	20>		
Male	0	0	0	1	2	1	0	2	1	3	2	1	0	0	0	0	13	
Female	1	1	0	0	1	3	1	0	1	1	0	0	1	0	0	0	10	
Total	1	1	0	1	3	4	1	2	2	4	2	1	1	0	0	0	23	

Enrolment By Grade and Gender

Gender	Grade															Total
	K	1	2	3	4	5	6	7	8	9	10	11	12	4th		
Male	0	0	0	1	2	1	0	2	1	3	2	1	0	0	13	
Female	1	1	0	0	1	3	1	0	1	1	0	0	1	0	10	
Total	1	1	0	1	3	4	1	2	2	4	2	1	1	0	23	

Enrolment By Grade

For 039 - Mary Simms All-Grade, Main Brook



* Data from the 2016-2017 AGR(Enrolment/Age as of the last day in Sept./Dec.)

** Newfoundland Statistics Classification System

*** May include itinerant teachers

NI FSD - Western Region

#057 - St. Peter's Academy, Benoit's Cove

Classification: Rural
Offers Distance Education: No

Grades: K-9 Number of Grades: 10

[School FTE PTR : 10.0](#)
[District FTE PTR : 12.2](#)
[Provincial FTE PTR : 12.7](#)

[FTE Teachers](#) *** : 16.0

Enrolment By Age and Gender

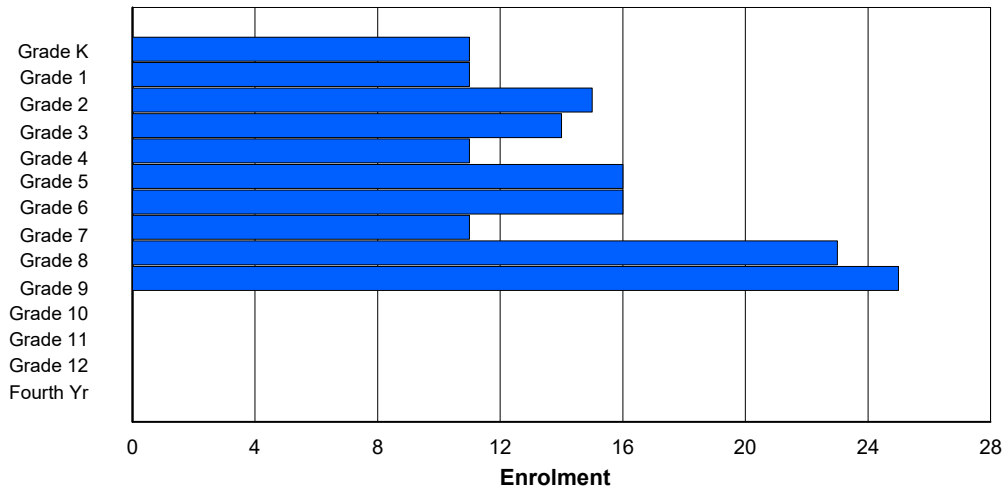
Gender	Age																	Total
	5	6	7	8	9	10	11	12	13	14	15	16	17	18	19	20>		
Male	6	7	10	6	3	8	8	5	10	14	0	0	0	0	0	0	77	
Female	5	4	5	7	9	8	8	6	13	11	0	0	0	0	0	0	76	
Total	11	11	15	13	12	16	16	11	23	25	0	0	0	0	0	0	153	

Enrolment By Grade and Gender

Gender	Grade															Total
	K	1	2	3	4	5	6	7	8	9	10	11	12	4th		
Male	6	7	10	7	2	8	8	5	10	14	0	0	0	0	77	
Female	5	4	5	7	9	8	8	6	13	11	0	0	0	0	76	
Total	11	11	15	14	11	16	16	11	23	25	0	0	0	0	153	

Enrolment By Grade

For 057 - St. Peter's Academy, Benoit's Cove



* Data from the 2016-2017 AGR(Enrolment/Age as of the last day in Sept./Dec.)

** Newfoundland Statistics Classification System

*** May include itinerant teachers

NI FSD - Western Region

#060 - Ecole C.C. Loughlin Elementary, Corner Brook

Classification: Urban
Offers Distance Education: No

Grades: K-6 Number of Grades: 7

[School FTE PTR : 11.1](#)
[District FTE PTR : 12.2](#)
[Provincial FTE PTR : 12.7](#)

[FTE Teachers](#) *** : 33.0

Enrolment By Age and Gender

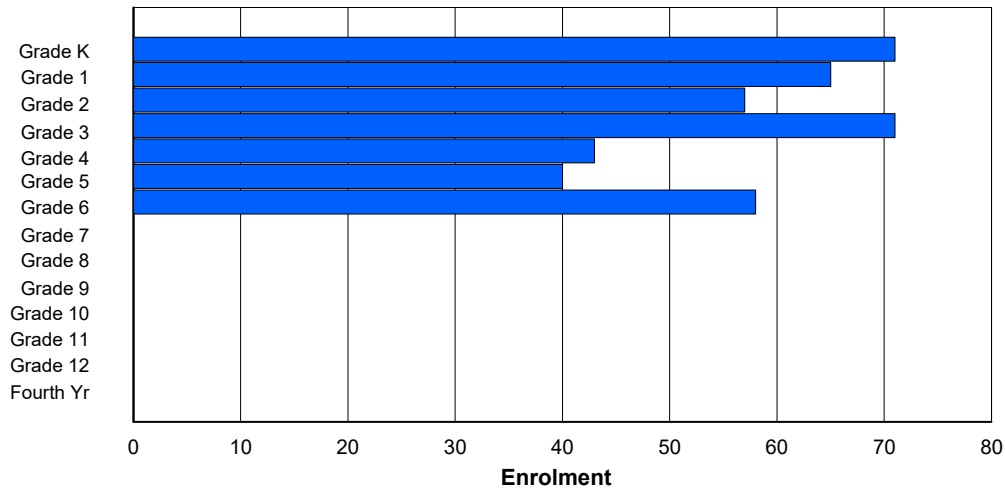
Gender	Age																	Total
	5	6	7	8	9	10	11	12	13	14	15	16	17	18	19	20>		
Male	32	34	35	36	21	23	23	1	0	0	0	0	0	0	0	0	205	
Female	38	30	24	33	24	18	32	1	0	0	0	0	0	0	0	0	200	
Total	70	64	59	69	45	41	55	2	0	0	0	0	0	0	0	0	405	

Enrolment By Grade and Gender

Gender	Grade															Total
	K	1	2	3	4	5	6	7	8	9	10	11	12	4th		
Male	32	36	33	37	20	23	24	0	0	0	0	0	0	0	0	205
Female	39	29	24	34	23	17	34	0	0	0	0	0	0	0	0	200
Total	71	65	57	71	43	40	58	0	0	0	0	0	0	0	0	405

Enrolment By Grade

For 060 - Ecole C.C. Loughlin Elementary, Corner Brook



* Data from the 2016-2017 AGR(Enrolment/Age as of the last day in Sept./Dec.)

** Newfoundland Statistics Classification System

*** May include itinerant teachers

NI FSD - Western Region

#065 - Humber Elementary, Corner Brook

Classification: Urban
Offers Distance Education: No

Grades: K-6 Number of Grades: 7

[School FTE PTR : 12.9](#)
[District FTE PTR : 12.2](#)
[Provincial FTE PTR : 12.7](#)

[FTE Teachers](#) *** : 27.0

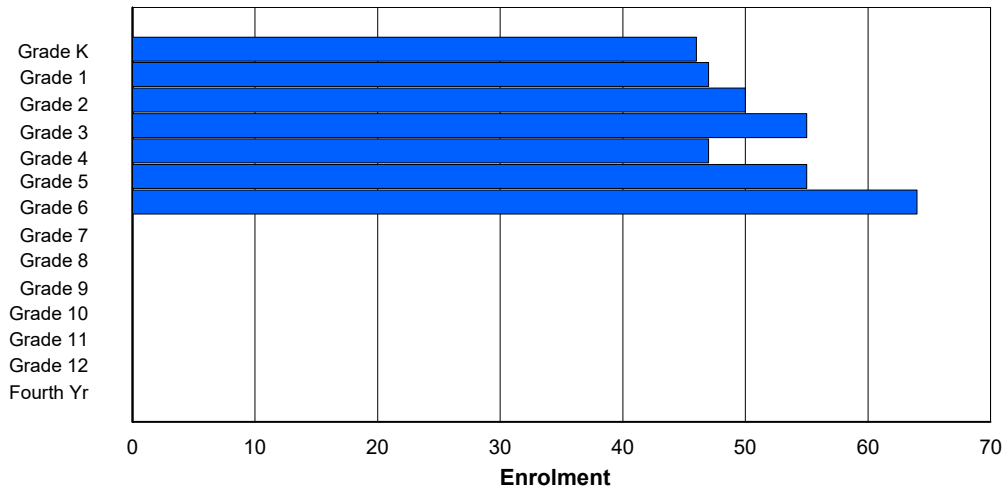
Enrolment By Age and Gender

Gender	Age																	Total
	5	6	7	8	9	10	11	12	13	14	15	16	17	18	19	20>		
Male	27	23	22	30	22	38	28	2	0	0	0	0	0	0	0	0	192	
Female	19	24	27	27	24	18	32	1	0	0	0	0	0	0	0	0	172	
Total	46	47	49	57	46	56	60	3	0	0	0	0	0	0	0	0	364	

Enrolment By Grade and Gender

Gender	Grade															Total
	K	1	2	3	4	5	6	7	8	9	10	11	12	4th		
Male	27	23	22	29	23	38	30	0	0	0	0	0	0	0	192	
Female	19	24	28	26	24	17	34	0	0	0	0	0	0	0	172	
Total	46	47	50	55	47	55	64	0	0	0	0	0	0	0	364	

Enrolment By Grade
For 065 - Humber Elementary, Corner Brook



* Data from the 2016-2017 AGR(Enrolment/Age as of the last day in Sept./Dec.)

** Newfoundland Statistics Classification System

*** May include itinerant teachers

NI FSD - Western Region

#066 - J.J. Curling Elementary, Corner Brook

Classification: Urban
Offers Distance Education: No

Grades: K-6 Number of Grades: 7

[School FTE PTR : 12.1](#)
[District FTE PTR : 12.2](#)
[Provincial FTE PTR : 12.7](#)

[FTE Teachers](#) *** : 23.0

Enrolment By Age and Gender

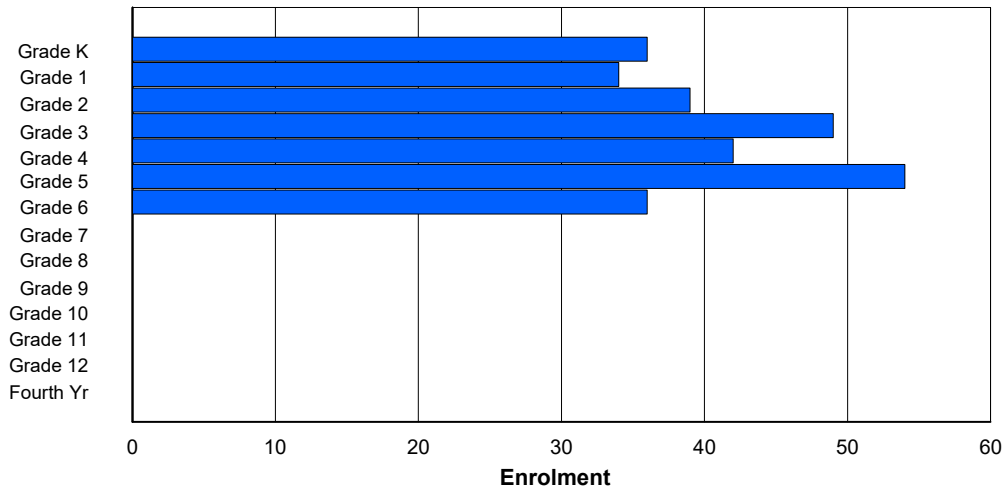
Gender	Age																	Total
	5	6	7	8	9	10	11	12	13	14	15	16	17	18	19	20>		
Male	19	18	21	26	23	29	24	0	0	0	0	0	0	0	0	0	160	
Female	17	16	18	22	21	24	12	0	0	0	0	0	0	0	0	0	130	
Total	36	34	39	48	44	53	36	0	0	0	0	0	0	0	0	0	290	

Enrolment By Grade and Gender

Gender	Grade															Total
	K	1	2	3	4	5	6	7	8	9	10	11	12	4th		
Male	19	18	21	27	22	30	23	0	0	0	0	0	0	0	160	
Female	17	16	18	22	20	24	13	0	0	0	0	0	0	0	130	
Total	36	34	39	49	42	54	36	0	0	0	0	0	0	0	290	

Enrolment By Grade

For 066 - J.J. Curling Elementary, Corner Brook



* Data from the 2016-2017 AGR(Enrolment/Age as of the last day in Sept./Dec.)

** Newfoundland Statistics Classification System

*** May include itinerant teachers

NI FSD - Western Region

#069 - Sacred Heart Elementary, Corner Brook

Classification: Urban
Offers Distance Education: No

Grades: K-6 Number of Grades: 7

[School FTE PTR : 10.9](#)
[District FTE PTR : 12.2](#)
[Provincial FTE PTR : 12.7](#)

[FTE Teachers](#) *** : 17.0

Enrolment By Age and Gender

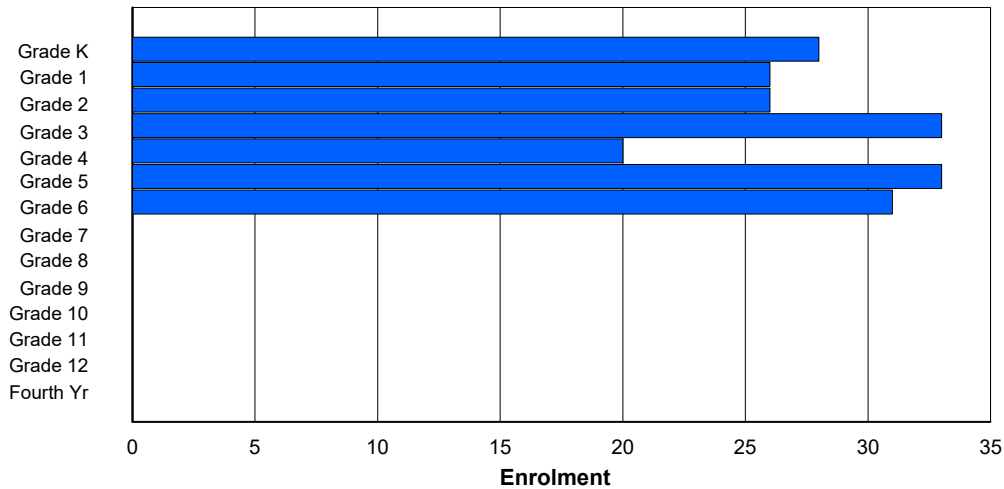
Gender	Age																	Total
	5	6	7	8	9	10	11	12	13	14	15	16	17	18	19	20>		
Male	14	19	15	17	11	14	18	0	0	0	0	0	0	0	0	0	108	
Female	12	9	11	16	11	17	13	0	0	0	0	0	0	0	0	0	89	
Total	26	28	26	33	22	31	31	0	0	0	0	0	0	0	0	0	197	

Enrolment By Grade and Gender

Gender	Grade															Total
	K	1	2	3	4	5	6	7	8	9	10	11	12	4th		
Male	16	17	15	17	11	14	18	0	0	0	0	0	0	0	108	
Female	12	9	11	16	9	19	13	0	0	0	0	0	0	0	89	
Total	28	26	26	33	20	33	31	0	0	0	0	0	0	0	197	

Enrolment By Grade

For 069 - Sacred Heart Elementary, Corner Brook



* Data from the 2016-2017 AGR(Enrolment/Age as of the last day in Sept./Dec.)

** Newfoundland Statistics Classification System

*** May include itinerant teachers

NI FSD - Western Region

#070 - St. Gerard's Elementary, Corner Brook

Classification: Urban
Offers Distance Education: No

Grades: K-6 Number of Grades: 7

[School FTE PTR : 7.7](#)
[District FTE PTR : 12.2](#)
[Provincial FTE PTR : 12.7](#)

[FTE Teachers](#) *** : 11.0

Enrolment By Age and Gender

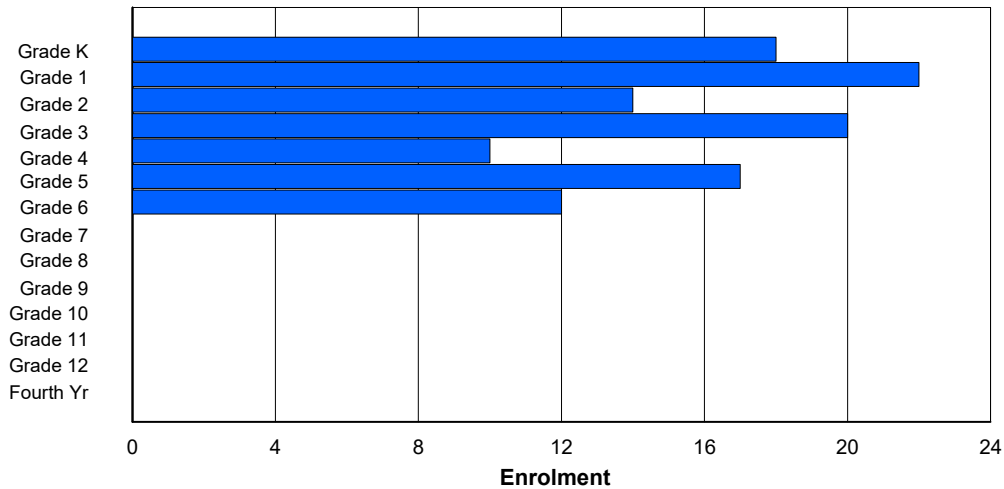
Gender	Age																	Total
	5	6	7	8	9	10	11	12	13	14	15	16	17	18	19	20>		
Male	9	11	8	12	6	10	7	0	0	0	0	0	0	0	0	0	63	
Female	9	11	6	8	4	7	5	0	0	0	0	0	0	0	0	0	50	
Total	18	22	14	20	10	17	12	0	0	0	0	0	0	0	0	0	113	

Enrolment By Grade and Gender

Gender	Grade															Total
	K	1	2	3	4	5	6	7	8	9	10	11	12	4th		
Male	9	11	8	12	6	10	7	0	0	0	0	0	0	0	63	
Female	9	11	6	8	4	7	5	0	0	0	0	0	0	0	50	
Total	18	22	14	20	10	17	12	0	0	0	0	0	0	0	113	

Enrolment By Grade

For 070 - St. Gerard's Elementary, Corner Brook



* Data from the 2016-2017 AGR(Enrolment/Age as of the last day in Sept./Dec.)

** Newfoundland Statistics Classification System

*** May include itinerant teachers

NI, FSD - Western Region

#072 - Holy Cross All Grade School, Daniel's Harbour

Grades: K-4,6-12

Number of Grades: 12

Classification: Rural

Offers Distance Education: Yes

[FTE Teachers](#) *** : 5.0

[School FTE PTR : 5.9](#)

[District FTE PTR : 12.2](#)

[Provincial FTE PTR : 12.7](#)

Enrolment By Age and Gender

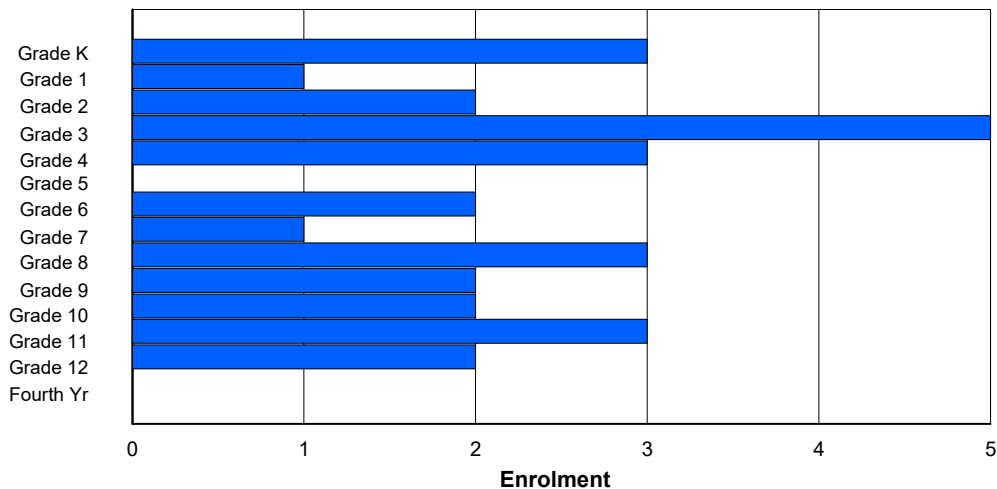
Gender	Age																	Total
	5	6	7	8	9	10	11	12	13	14	15	16	17	18	19	20>		
Male	0	1	1	2	3	0	2	1	1	1	0	1	2	0	0	0	15	
Female	3	0	1	3	0	0	0	0	2	1	1	1	2	0	0	0	14	
Total	3	1	2	5	3	0	2	1	3	2	1	2	4	0	0	0	29	

Enrolment By Grade and Gender

Gender	Grade															Total
	K	1	2	3	4	5	6	7	8	9	10	11	12	4th		
Male	0	1	1	2	3	0	2	1	1	1	1	2	0	0	15	
Female	3	0	1	3	0	0	0	0	2	1	1	1	2	0	14	
Total	3	1	2	5	3	0	2	1	3	2	2	3	2	0	29	

Enrolment By Grade

For 072 - Holy Cross All Grade School, Daniel's Harbour



* Data from the 2016-2017 AGR(Enrolment/Age as of the last day in Sept./Dec.)

** Newfoundland Statistics Classification System

*** May include itinerant teachers

NI FSD - Western Region

#075 - Hampden Academy, Hampden

Classification: Rural
Offers Distance Education: Yes

Grades: K-12

Number of Grades: 13

[School FTE PTR : 7.8](#)
[District FTE PTR : 12.2](#)
[Provincial FTE PTR : 12.7](#)

[FTE Teachers](#) *** : 9.0

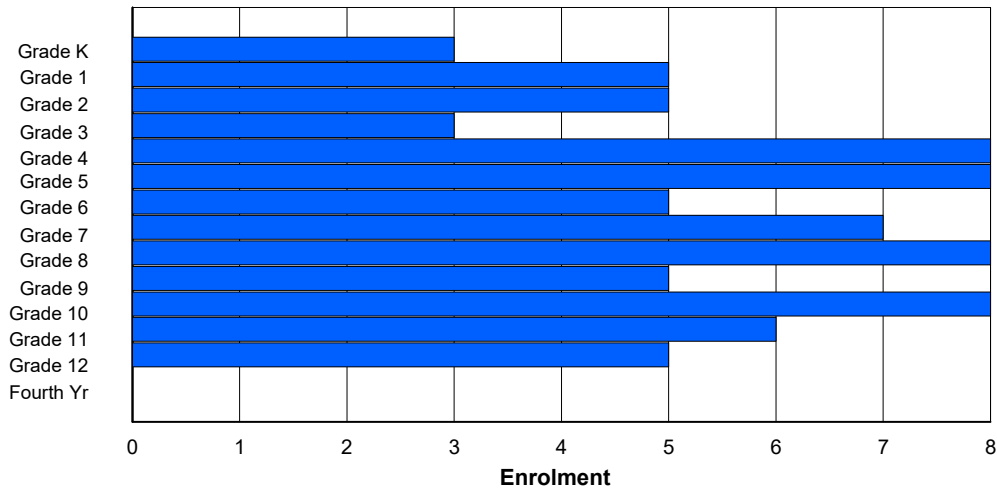
Enrolment By Age and Gender

Gender	Age																	Total
	5	6	7	8	9	10	11	12	13	14	15	16	17	18	19	20>		
Male	0	2	5	1	6	2	1	4	6	1	3	4	2	0	0	0	37	
Female	3	2	1	2	2	6	4	3	2	4	5	2	3	0	0	0	39	
Total	3	4	6	3	8	8	5	7	8	5	8	6	5	0	0	0	76	

Enrolment By Grade and Gender

Gender	Grade															Total
	K	1	2	3	4	5	6	7	8	9	10	11	12	4th		
Male	0	3	4	1	6	2	1	4	6	1	3	4	2	0	37	
Female	3	2	1	2	2	6	4	3	2	4	5	2	3	0	39	
Total	3	5	5	3	8	8	5	7	8	5	8	6	5	0	76	

Enrolment By Grade
For 075 - Hampden Academy, Hampden



* Data from the 2016-2017 AGR(Enrolment/Age as of the last day in Sept./Dec.)

** Newfoundland Statistics Classification System

*** May include itinerant teachers

NI FSD - Western Region

#079 - St. James All Grade, Lark Harbour

Classification: Rural
Offers Distance Education: Yes

Grades: K-12

Number of Grades: 13

[School FTE PTR : 9.7](#)
[District FTE PTR : 12.2](#)
[Provincial FTE PTR : 12.7](#)

[FTE Teachers](#) *** : 12.0

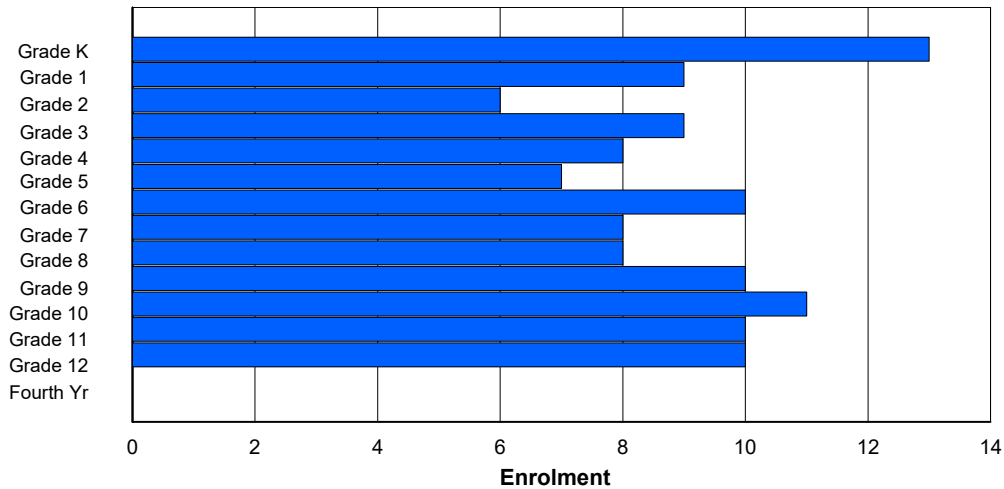
Enrolment By Age and Gender

Gender	Age																	Total
	5	6	7	8	9	10	11	12	13	14	15	16	17	18	19	20>		
Male	7	8	2	4	3	3	5	4	4	5	4	8	4	0	0	0	61	
Female	5	2	4	5	6	3	5	4	4	5	7	2	6	0	0	0	58	
Total	12	10	6	9	9	6	10	8	8	10	11	10	10	0	0	0	119	

Enrolment By Grade and Gender

Gender	Grade															Total
	K	1	2	3	4	5	6	7	8	9	10	11	12	4th		
Male	8	7	2	4	3	3	5	4	4	5	4	8	4	0	61	
Female	5	2	4	5	5	4	5	4	4	5	7	2	6	0	58	
Total	13	9	6	9	8	7	10	8	8	10	11	10	10	0	119	

Enrolment By Grade
For 079 - St. James All Grade, Lark Harbour



* Data from the 2016-2017 AGR(Enrolment/Age as of the last day in Sept./Dec.)

** Newfoundland Statistics Classification System

*** May include itinerant teachers

NI FSD - Western Region

#080 - Templeton Academy, Meadows

Classification: Urban
Offers Distance Education: Yes

Grades: K-12

Number of Grades: 13

[School FTE PTR : 14.0](#)
[District FTE PTR : 12.2](#)
[Provincial FTE PTR : 12.7](#)

[FTE Teachers](#) *** : 33.0

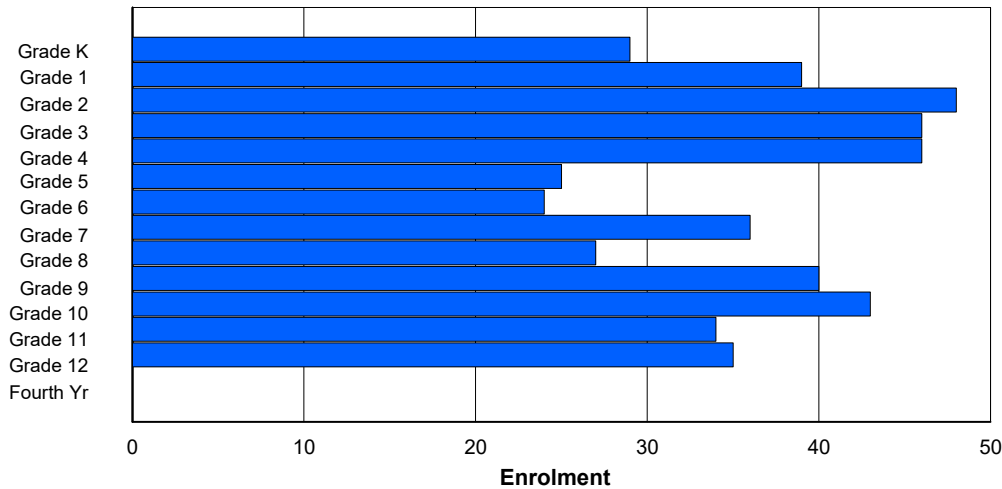
Enrolment By Age and Gender

Gender	Age																Total
	5	6	7	8	9	10	11	12	13	14	15	16	17	18	19	20>	
Male	12	18	25	28	27	16	12	19	9	19	27	17	16	2	0	0	247
Female	17	21	23	17	19	10	12	17	18	21	14	18	17	1	0	0	225
Total	29	39	48	45	46	26	24	36	27	40	41	35	33	3	0	0	472

Enrolment By Grade and Gender

Gender	Grade														Total
	K	1	2	3	4	5	6	7	8	9	10	11	12	4th	
Male	12	18	25	29	26	16	12	19	9	19	29	16	17	0	247
Female	17	21	23	17	20	9	12	17	18	21	14	18	18	0	225
Total	29	39	48	46	46	25	24	36	27	40	43	34	35	0	472

Enrolment By Grade
For 080 - Templeton Academy, Meadows



* Data from the 2016-2017 AGR(Enrolment/Age as of the last day in Sept./Dec.)

** Newfoundland Statistics Classification System

*** May include itinerant teachers

NI FSD - Western Region

#082 - Pasadena Elementary School, Pasadena

Grades: K-6

Number of Grades: 7

[FTE Teachers](#) *** : 20.0

Classification: Rural

Offers Distance Education: No

[School FTE PTR : 12.6](#)

[District FTE PTR : 12.2](#)

[Provincial FTE PTR : 12.7](#)

Enrolment By Age and Gender

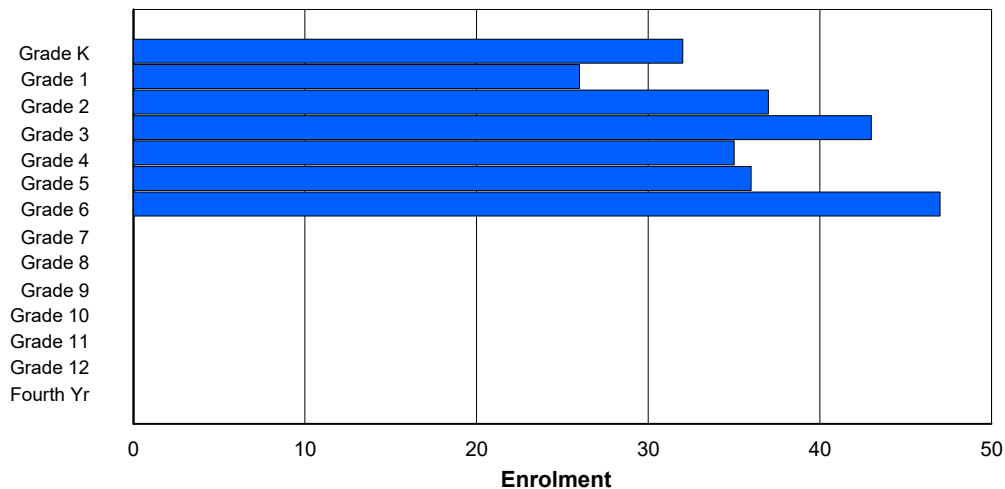
Gender	Age																Total
	5	6	7	8	9	10	11	12	13	14	15	16	17	18	19	20>	
Male	14	10	18	24	19	13	27	0	0	0	0	0	0	0	0	0	125
Female	18	14	21	19	16	21	22	0	0	0	0	0	0	0	0	0	131
Total	32	24	39	43	35	34	49	0	0	0	0	0	0	0	0	0	256

Enrolment By Grade and Gender

Gender	Grade														Total
	K	1	2	3	4	5	6	7	8	9	10	11	12	4th	
Male	14	11	17	24	19	14	26	0	0	0	0	0	0	0	125
Female	18	15	20	19	16	22	21	0	0	0	0	0	0	0	131
Total	32	26	37	43	35	36	47	0	0	0	0	0	0	0	256

Enrolment By Grade

For 082 - Pasadena Elementary School, Pasadena



* Data from the 2016-2017 AGR(Enrolment/Age as of the last day in Sept./Dec.)

** Newfoundland Statistics Classification System

*** May include itinerant teachers

NI FSD - Western Region

#083 - Pasadena Academy, Pasadena

Grades: 7-12

Number of Grades: 6

[FTE Teachers](#) *** : 18.0

Classification: Rural

Offers Distance Education: Yes

[School FTE PTR : 13.8](#)

[District FTE PTR : 12.2](#)

[Provincial FTE PTR : 12.7](#)

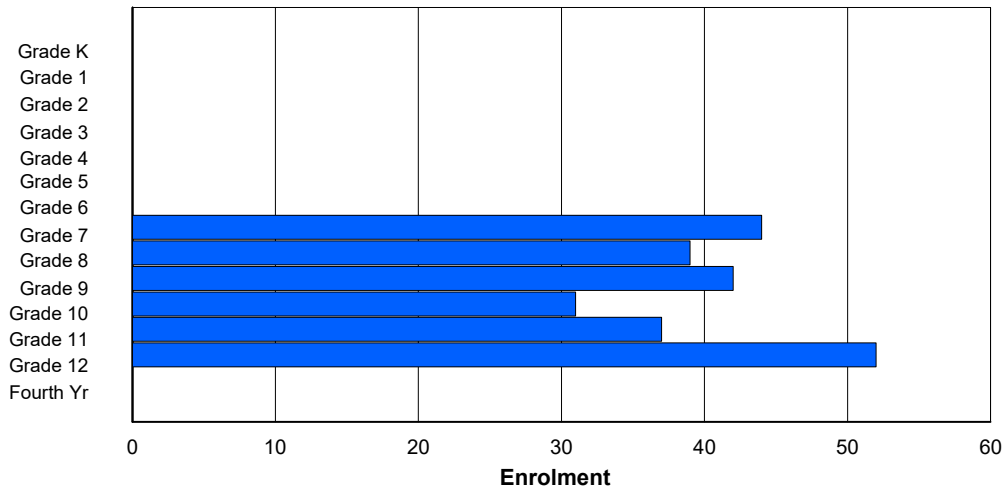
Enrolment By Age and Gender

Gender	Age																	Total
	5	6	7	8	9	10	11	12	13	14	15	16	17	18	19	20>		
Male	0	0	0	0	0	0	0	25	14	21	18	21	28	1	0	0	128	
Female	0	0	0	0	0	0	0	19	25	19	13	18	21	1	1	0	117	
Total	0	0	0	0	0	0	0	44	39	40	31	39	49	2	1	0	245	

Enrolment By Grade and Gender

Gender	Grade															Total
	K	1	2	3	4	5	6	7	8	9	10	11	12	4th		
Male	0	0	0	0	0	0	0	25	14	22	17	21	29	0	128	
Female	0	0	0	0	0	0	0	19	25	20	14	16	23	0	117	
Total	0	0	0	0	0	0	0	44	39	42	31	37	52	0	245	

Enrolment By Grade
For 083 - Pasadena Academy, Pasadena



* Data from the 2016-2017 AGR(Enrolment/Age as of the last day in Sept./Dec.)

** Newfoundland Statistics Classification System

*** May include itinerant teachers

NI FSD - Western Region

#086 - Gros Morne Academy, Rocky Harbour

Classification: Rural
Offers Distance Education: Yes

Grades: K-12

Number of Grades: 13

[School FTE PTR : 8.9](#)
[District FTE PTR : 12.2](#)
[Provincial FTE PTR : 12.7](#)

[FTE Teachers](#) *** : 21.0

Enrolment By Age and Gender

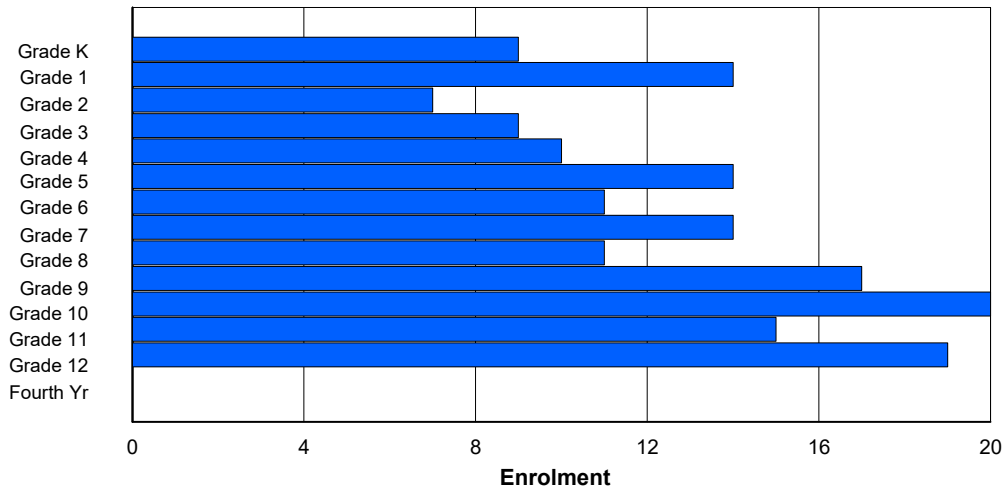
Gender	Age																	Total
	5	6	7	8	9	10	11	12	13	14	15	16	17	18	19	20>		
Male	3	10	4	3	5	9	8	9	3	9	9	8	6	0	1	0	87	
Female	6	4	3	5	5	6	3	5	8	8	9	9	12	0	0	0	83	
Total	9	14	7	8	10	15	11	14	11	17	18	17	18	0	1	0	170	

Enrolment By Grade and Gender

Gender	Grade															Total
	K	1	2	3	4	5	6	7	8	9	10	11	12	4th		
Male	3	10	4	3	6	8	8	9	3	9	11	6	7	0	87	
Female	6	4	3	6	4	6	3	5	8	8	9	9	12	0	83	
Total	9	14	7	9	10	14	11	14	11	17	20	15	19	0	170	

Enrolment By Grade

For 086 - Gros Morne Academy, Rocky Harbour



* Data from the 2016-2017 AGR(Enrolment/Age as of the last day in Sept./Dec.)

** Newfoundland Statistics Classification System

*** May include itinerant teachers

NI FSD - Western Region

#088 - Main River Academy, Pollard's Point

Classification: Rural
Offers Distance Education: Yes

Grades: K-12

Number of Grades: 13

[School FTE PTR : 7.8](#)
[District FTE PTR : 12.2](#)
[Provincial FTE PTR : 12.7](#)

[FTE Teachers](#) *** : 8.0

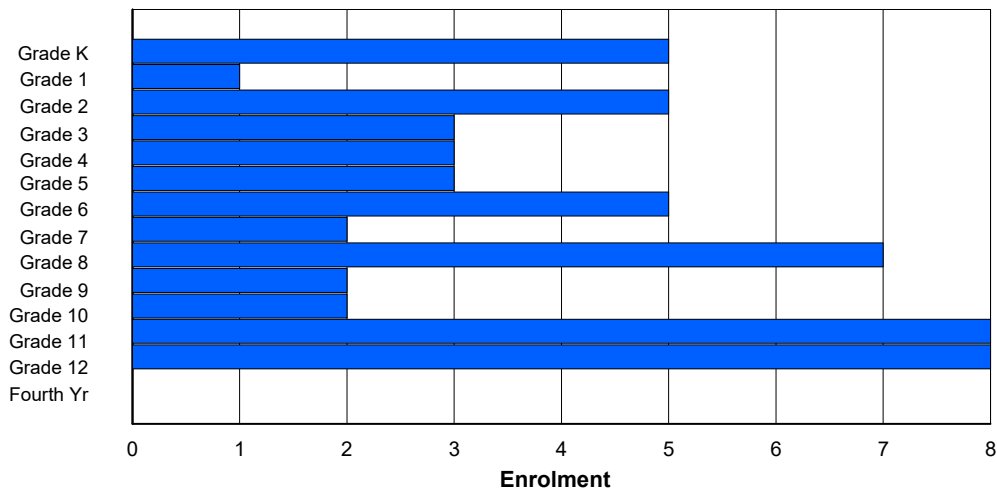
Enrolment By Age and Gender

Gender	Age																	Total
	5	6	7	8	9	10	11	12	13	14	15	16	17	18	19	20>		
Male	3	1	3	2	2	1	3	2	3	1	1	4	6	0	0	0	32	
Female	2	0	2	1	1	2	2	0	3	2	1	4	2	0	0	0	22	
Total	5	1	5	3	3	3	5	2	6	3	2	8	8	0	0	0	54	

Enrolment By Grade and Gender

Gender	Grade															Total
	K	1	2	3	4	5	6	7	8	9	10	11	12	4th		
Male	3	1	3	2	2	1	3	2	3	1	1	4	6	0	32	
Female	2	0	2	1	1	2	2	0	4	1	1	4	2	0	22	
Total	5	1	5	3	3	3	5	2	7	2	2	8	8	0	54	

Enrolment By Grade
For 088 - Main River Academy, Pollard's Point



* Data from the 2016-2017 AGR(Enrolment/Age as of the last day in Sept./Dec.)

** Newfoundland Statistics Classification System

*** May include itinerant teachers

NI FSD - Western Region

#089 - Jakeman All Grade, Trout River

Classification: Rural
Offers Distance Education: Yes

Grades: K-12

Number of Grades: 13

[School FTE PTR : 7.8](#)
[District FTE PTR : 12.2](#)
[Provincial FTE PTR : 12.7](#)

[FTE Teachers](#) *** : 10.0

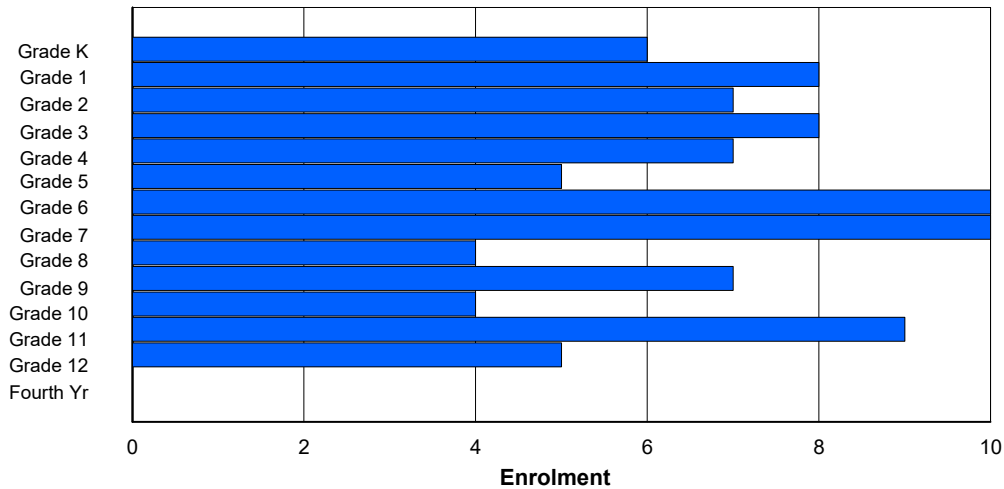
Enrolment By Age and Gender

Gender	Age																	Total
	5	6	7	8	9	10	11	12	13	14	15	16	17	18	19	20>		
Male	1	4	6	5	3	3	5	5	1	4	1	7	2	0	0	0	47	
Female	5	4	1	3	3	3	5	5	3	3	2	3	3	0	0	0	43	
Total	6	8	7	8	6	6	10	10	4	7	3	10	5	0	0	0	90	

Enrolment By Grade and Gender

Gender	Grade															Total
	K	1	2	3	4	5	6	7	8	9	10	11	12	4th		
Male	1	4	6	5	4	2	5	5	1	4	2	6	2	0	47	
Female	5	4	1	3	3	3	5	5	3	3	2	3	3	0	43	
Total	6	8	7	8	7	5	10	10	4	7	4	9	5	0	90	

Enrolment By Grade
For 089 - Jakeman All Grade, Trout River



* Data from the 2016-2017 AGR(Enrolment/Age as of the last day in Sept./Dec.)

** Newfoundland Statistics Classification System

*** May include itinerant teachers

NI FSD - Western Region

#091 - Burgeo Academy, Burgeo

Classification: Rural
Offers Distance Education: Yes

Grades: K-12

Number of Grades: 13

[School FTE PTR : 7.4](#)
[District FTE PTR : 12.2](#)
[Provincial FTE PTR : 12.7](#)

[FTE Teachers](#) *** : 13.0

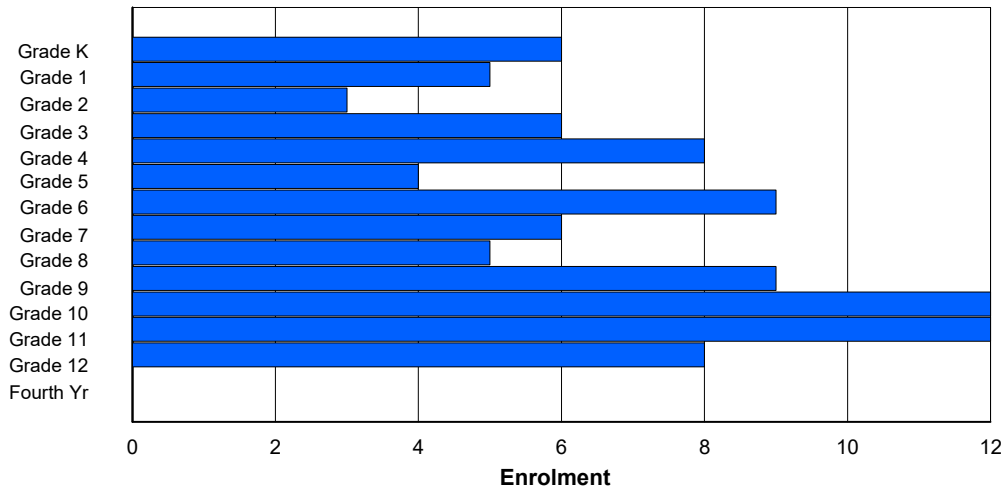
Enrolment By Age and Gender

Gender	Age																	Total
	5	6	7	8	9	10	11	12	13	14	15	16	17	18	19	20>		
Male	1	1	0	5	3	2	7	2	1	3	4	3	5	1	0	0	38	
Female	5	4	3	1	5	2	2	4	4	6	7	10	2	0	0	0	55	
Total	6	5	3	6	8	4	9	6	5	9	11	13	7	1	0	0	93	

Enrolment By Grade and Gender

Gender	Grade														Total
	K	1	2	3	4	5	6	7	8	9	10	11	12	4th	
Male	1	1	0	5	3	2	7	2	1	3	4	3	6	0	38
Female	5	4	3	1	5	2	2	4	4	6	8	9	2	0	55
Total	6	5	3	6	8	4	9	6	5	9	12	12	8	0	93

Enrolment By Grade
For 091 - Burgeo Academy, Burgeo



* Data from the 2016-2017 AGR(Enrolment/Age as of the last day in Sept./Dec.)

** Newfoundland Statistics Classification System

*** May include itinerant teachers

NI FSD - Western Region

#092 - Grandy's River Collegiate, Burnt Islands

Classification: Rural
Offers Distance Education: Yes

Grades: K-12 Number of Grades: 13

[School FTE PTR : 7.8](#)
[District FTE PTR : 12.2](#)
[Provincial FTE PTR : 12.7](#)

[FTE Teachers](#) *** : 14.0

Enrolment By Age and Gender

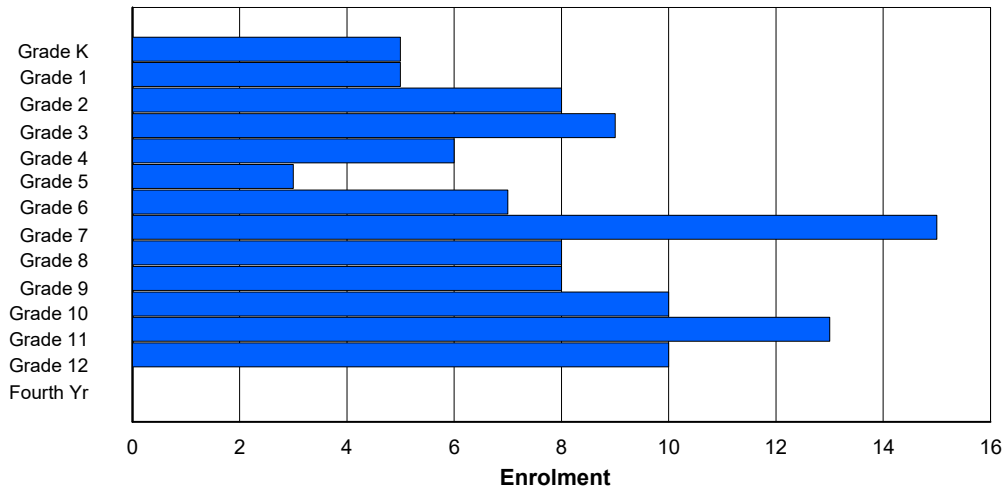
Gender	Age																	Total
	5	6	7	8	9	10	11	12	13	14	15	16	17	18	19	20>		
Male	3	4	5	4	3	1	3	6	3	5	6	6	5	0	0	0	54	
Female	2	1	3	5	3	2	4	9	5	3	4	6	6	0	0	0	53	
Total	5	5	8	9	6	3	7	15	8	8	10	12	11	0	0	0	107	

Enrolment By Grade and Gender

Gender	Grade															Total
	K	1	2	3	4	5	6	7	8	9	10	11	12	4th		
Male	3	4	5	4	3	1	3	6	3	5	6	6	5	0	54	
Female	2	1	3	5	3	2	4	9	5	3	4	7	5	0	53	
Total	5	5	8	9	6	3	7	15	8	8	10	13	10	0	107	

Enrolment By Grade

For 092 - Grandy's River Collegiate, Burnt Islands



* Data from the 2016-2017 AGR(Enrolment/Age as of the last day in Sept./Dec.)

** Newfoundland Statistics Classification System

*** May include itinerant teachers

NI FSD - Western Region

#096 - Our Lady of the Cape School, Cape St. George

Classification: Rural
Offers Distance Education: No

Grades: K-8 Number of Grades: 9

[School FTE PTR : 6.4](#)
[District FTE PTR : 12.2](#)
[Provincial FTE PTR : 12.7](#)

[FTE Teachers](#) *** : 8.0

Enrolment By Age and Gender

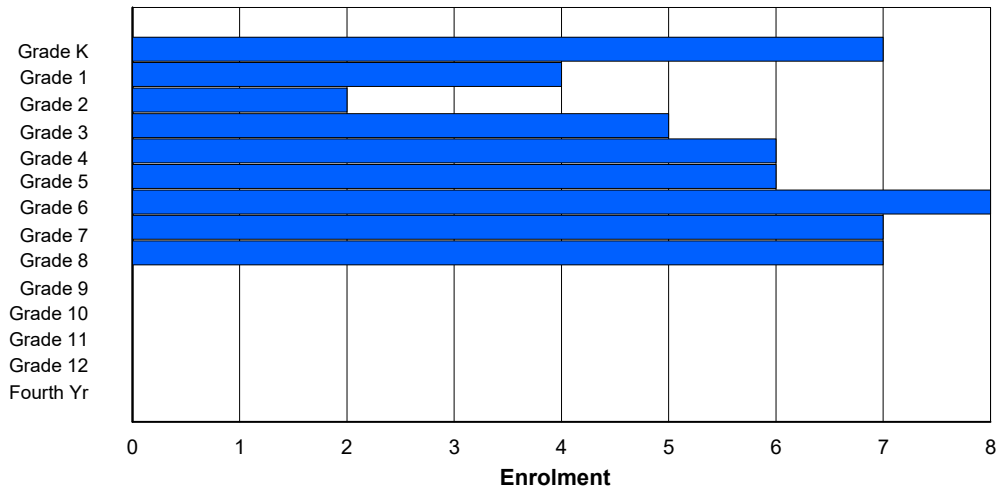
Gender	Age																	Total
	5	6	7	8	9	10	11	12	13	14	15	16	17	18	19	20>		
Male	2	1	2	3	2	5	5	4	2	0	0	0	0	0	0	0	26	
Female	5	3	0	2	4	1	3	2	5	1	0	0	0	0	0	0	26	
Total	7	4	2	5	6	6	8	6	7	1	0	0	0	0	0	0	52	

Enrolment By Grade and Gender

Gender	Grade															Total
	K	1	2	3	4	5	6	7	8	9	10	11	12	4th		
Male	2	1	2	3	2	5	5	4	2	0	0	0	0	0	26	
Female	5	3	0	2	4	1	3	3	5	0	0	0	0	0	26	
Total	7	4	2	5	6	6	8	7	7	0	0	0	0	0	52	

Enrolment By Grade

For 096 - Our Lady of the Cape School, Cape St. George



* Data from the 2016-2017 AGR(Enrolment/Age as of the last day in Sept./Dec.)

** Newfoundland Statistics Classification System

*** May include itinerant teachers

NI FSD - Western Region

#097 - St. James' Elementary, Channel-Port Aux Basques

Classification: Rural
Offers Distance Education: No

Grades: K-6 Number of Grades: 7

[School FTE PTR : 11.7](#)
[District FTE PTR : 12.2](#)
[Provincial FTE PTR : 12.7](#)

[FTE Teachers](#) *** : 23.0

Enrolment By Age and Gender

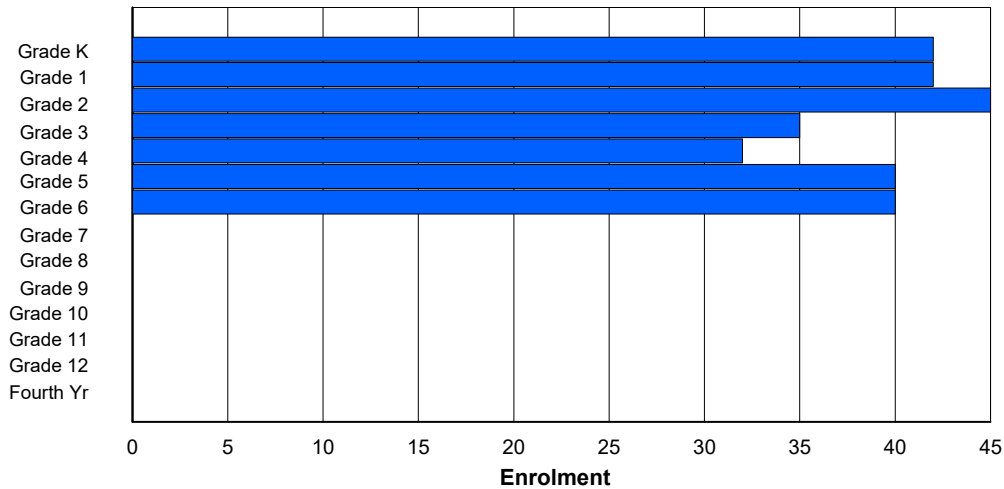
Gender	Age																	Total
	5	6	7	8	9	10	11	12	13	14	15	16	17	18	19	20>		
Male	14	25	21	16	18	14	19	1	0	0	0	0	0	0	0	0	128	
Female	28	17	24	18	15	25	21	0	0	0	0	0	0	0	0	0	148	
Total	42	42	45	34	33	39	40	1	0	0	0	0	0	0	0	0	276	

Enrolment By Grade and Gender

Gender	Grade															Total
	K	1	2	3	4	5	6	7	8	9	10	11	12	4th		
Male	14	25	21	17	17	15	19	0	0	0	0	0	0	0	128	
Female	28	17	24	18	15	25	21	0	0	0	0	0	0	0	148	
Total	42	42	45	35	32	40	40	0	0	0	0	0	0	0	276	

Enrolment By Grade

For 097 - St. James' Elementary, Channel-Port Aux Basques



* Data from the 2016-2017 AGR(Enrolment/Age as of the last day in Sept./Dec.)

** Newfoundland Statistics Classification System

*** May include itinerant teachers

NI FSD - Western Region

#099 - St. James' Regional High School, Channel-Port Aux Basques

Classification: Rural
Offers Distance Education: No

Grades: 7-12

Number of Grades: 6

[School FTE PTR : 14.0](#)
[District FTE PTR : 12.2](#)
[Provincial FTE PTR : 12.7](#)

[FTE Teachers](#) *** : 22.0

Enrolment By Age and Gender

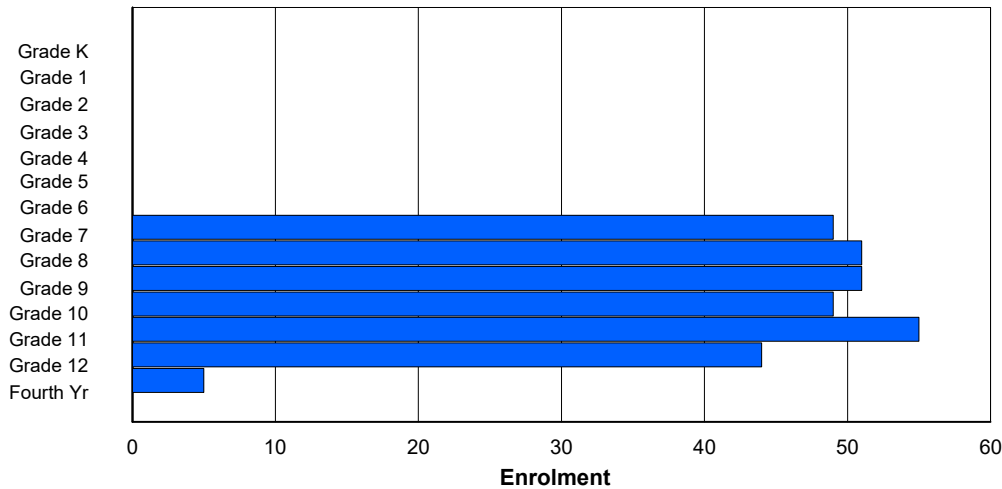
Gender	Age																Total
	5	6	7	8	9	10	11	12	13	14	15	16	17	18	19	20>	
Male	0	0	0	0	0	0	0	26	26	26	26	23	21	3	0	0	151
Female	0	0	0	0	0	0	0	23	24	25	21	28	27	3	2	0	153
Total	0	0	0	0	0	0	0	49	50	51	47	51	48	6	2	0	304

Enrolment By Grade and Gender

Gender	Grade														Total
	K	1	2	3	4	5	6	7	8	9	10	11	12	4th	
Male	0	0	0	0	0	0	0	26	26	27	28	24	17	3	151
Female	0	0	0	0	0	0	0	23	25	24	21	31	27	2	153
Total	0	0	0	0	0	0	0	49	51	51	49	55	44	5	304

Enrolment By Grade

For 099 - St. James' Regional High School, Channel-Port Aux Basques



* Data from the 2016-2017 AGR(Enrolment/Age as of the last day in Sept./Dec.)

** Newfoundland Statistics Classification System

*** May include itinerant teachers

NI FSD - Western Region

#102 - All Saints All-Grade, Grey River

Classification: Rural
Offers Distance Education: Yes

Grades: K-2,4-6,12 Number of Grades: 7

[School FTE PTR : 4.4](#)
[District FTE PTR : 12.2](#)
[Provincial FTE PTR : 12.7](#)

[FTE Teachers](#) *** : 3.0

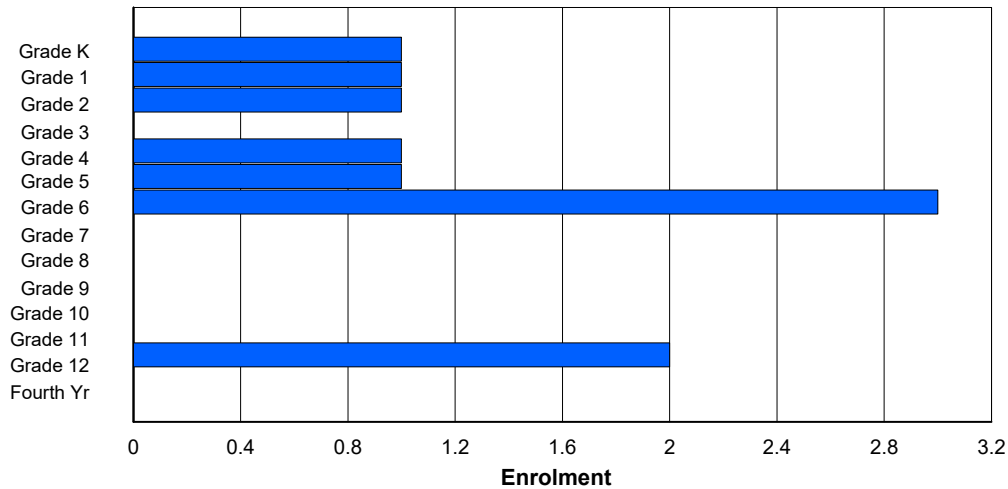
Enrolment By Age and Gender

Gender	Age																	Total
	5	6	7	8	9	10	11	12	13	14	15	16	17	18	19	20>		
Male	1	0	1	0	1	1	2	0	0	0	0	0	2	0	0	0	8	
Female	0	1	0	0	0	0	1	0	0	0	0	0	0	0	0	0	2	
Total	1	1	1	0	1	1	3	0	0	0	0	0	2	0	0	0	10	

Enrolment By Grade and Gender

Gender	Grade															Total
	K	1	2	3	4	5	6	7	8	9	10	11	12	4th		
Male	1	0	1	0	1	1	2	0	0	0	0	0	2	0	8	
Female	0	1	0	0	0	0	1	0	0	0	0	0	0	0	2	
Total	1	1	1	0	1	1	3	0	0	0	0	0	2	0	10	

Enrolment By Grade
For 102 - All Saints All-Grade, Grey River



* Data from the 2016-2017 AGR(Enrolment/Age as of the last day in Sept./Dec.)

** Newfoundland Statistics Classification System

*** May include itinerant teachers

NI FSD - Western Region

#103 - LeGallais Memorial, Isle aux Morts

Classification: Rural
Offers Distance Education: No

Grades: K-9 Number of Grades: 10

[School FTE PTR : 8.8](#)
[District FTE PTR : 12.2](#)
[Provincial FTE PTR : 12.7](#)

[FTE Teachers](#) *** : 6.0

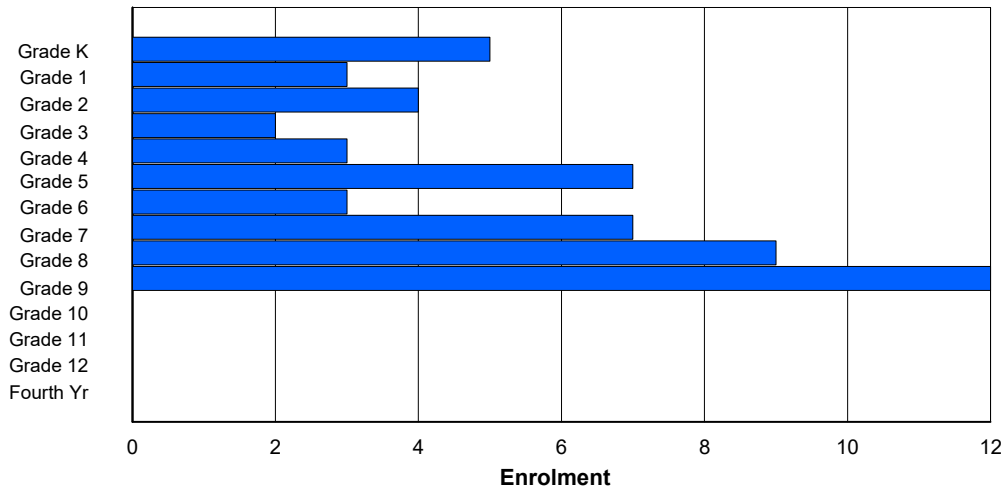
Enrolment By Age and Gender

Gender	Age																	Total
	5	6	7	8	9	10	11	12	13	14	15	16	17	18	19	20>		
Male	3	2	2	2	2	2	2	4	6	5	1	0	0	0	0	0	31	
Female	2	1	2	0	1	5	1	3	3	6	0	0	0	0	0	0	24	
Total	5	3	4	2	3	7	3	7	9	11	1	0	0	0	0	0	55	

Enrolment By Grade and Gender

Gender	Grade															Total
	K	1	2	3	4	5	6	7	8	9	10	11	12	4th		
Male	3	2	2	2	2	2	2	4	6	6	0	0	0	0	31	
Female	2	1	2	0	1	5	1	3	3	6	0	0	0	0	24	
Total	5	3	4	2	3	7	3	7	9	12	0	0	0	0	55	

Enrolment By Grade
For 103 - LeGallais Memorial, Isle aux Morts



* Data from the 2016-2017 AGR(Enrolment/Age as of the last day in Sept./Dec.)

** Newfoundland Statistics Classification System

*** May include itinerant teachers

NI, FSD - Western Region

#104 - Douglas Academy, La Poile

Classification: Rural
Offers Distance Education: No

Grades: 2,4,6

Number of Grades: 3

[School FTE PTR : 4.0](#)
[District FTE PTR : 12.2](#)
[Provincial FTE PTR : 12.7](#)

[FTE Teachers](#) *** : 1.0

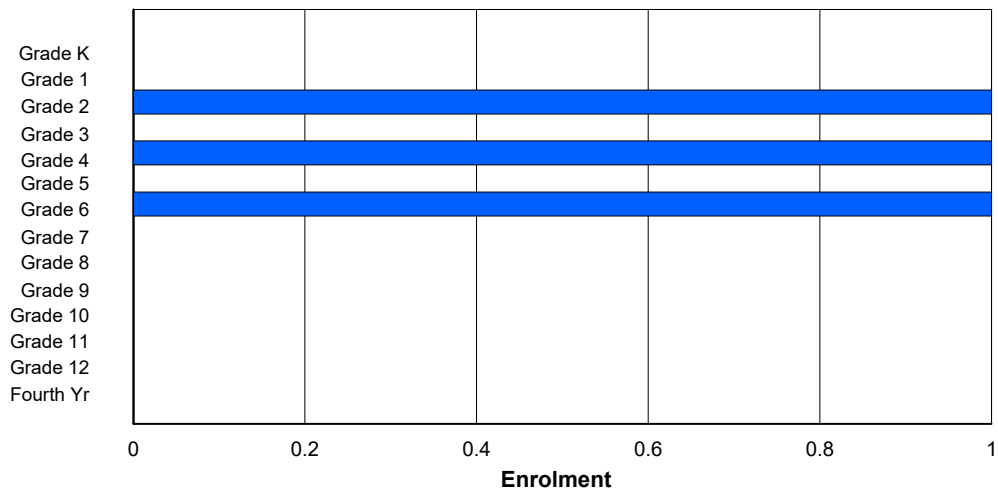
Enrolment By Age and Gender

Gender	Age																	Total
	5	6	7	8	9	10	11	12	13	14	15	16	17	18	19	20>		
Male	0	0	1	0	1	0	1	0	0	0	0	0	0	0	0	0	3	
Female	0	0	0	0	0	0	0	0	0	0	0	0	0	0	0	0	0	
Total	0	0	1	0	1	0	1	0	0	0	0	0	0	0	0	0	3	

Enrolment By Grade and Gender

Gender	Grade															Total
	K	1	2	3	4	5	6	7	8	9	10	11	12	4th		
Male	0	0	1	0	1	0	1	0	0	0	0	0	0	0	3	
Female	0	0	0	0	0	0	0	0	0	0	0	0	0	0	0	
Total	0	0	1	0	1	0	1	0	0	0	0	0	0	0	3	

Enrolment By Grade
For 104 - Douglas Academy, La Poile



* Data from the 2016-2017 AGR(Enrolment/Age as of the last day in Sept./Dec.)

** Newfoundland Statistics Classification System

*** May include itinerant teachers

NI FSD - Western Region

#106 - Lourdes Elementary, Lourdes

Classification: Rural
Offers Distance Education: No

Grades: K-8 Number of Grades: 9

[School FTE PTR : 11.4](#)
[District FTE PTR : 12.2](#)
[Provincial FTE PTR : 12.7](#)

[FTE Teachers](#) *** : 16.0

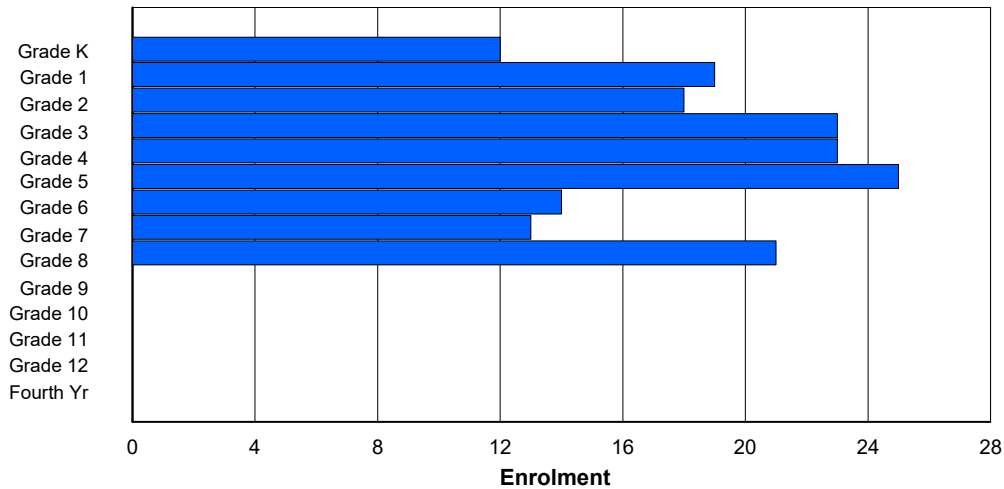
Enrolment By Age and Gender

Gender	Age																	Total
	5	6	7	8	9	10	11	12	13	14	15	16	17	18	19	20>		
Male	7	8	12	14	9	17	7	7	10	0	0	0	0	0	0	0	91	
Female	5	11	5	10	13	9	7	6	11	0	0	0	0	0	0	0	77	
Total	12	19	17	24	22	26	14	13	21	0	0	0	0	0	0	0	168	

Enrolment By Grade and Gender

Gender	Grade															Total
	K	1	2	3	4	5	6	7	8	9	10	11	12	4th		
Male	7	8	13	13	10	16	7	7	10	0	0	0	0	0	91	
Female	5	11	5	10	13	9	7	6	11	0	0	0	0	0	77	
Total	12	19	18	23	23	25	14	13	21	0	0	0	0	0	168	

Enrolment By Grade
For 106 - Lourdes Elementary, Lourdes



* Data from the 2016-2017 AGR(Enrolment/Age as of the last day in Sept./Dec.)

** Newfoundland Statistics Classification System

*** May include itinerant teachers

NI FSD - Western Region

#110 - Piccadilly Central High, Piccadilly

Classification: Rural
Offers Distance Education: Yes

Grades: 9-12

Number of Grades: 4

[School FTE PTR : 13.2](#)
[District FTE PTR : 12.2](#)
[Provincial FTE PTR : 12.7](#)

[FTE Teachers](#) *** : 12.0

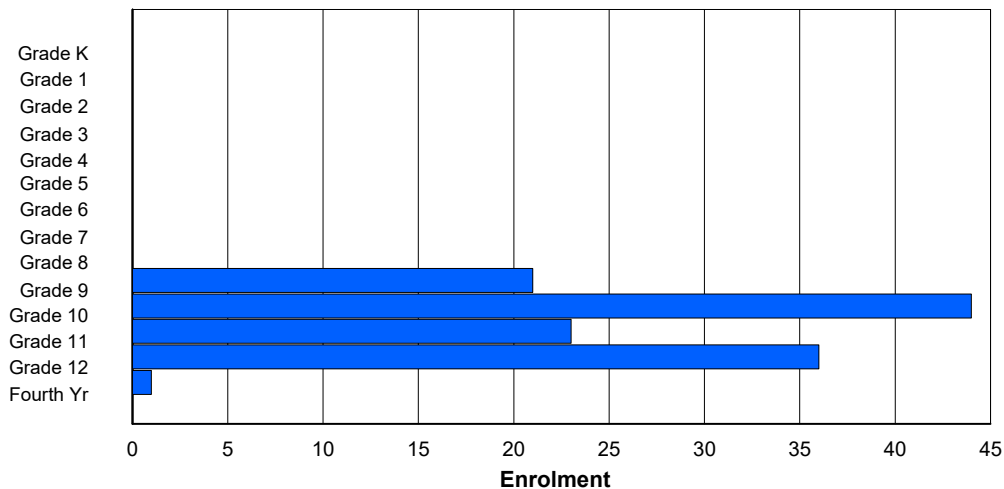
Enrolment By Age and Gender

Gender	Age																	Total
	5	6	7	8	9	10	11	12	13	14	15	16	17	18	19	20>		
Male	0	0	0	0	0	0	0	0	1	7	26	11	16	1	0	0	62	
Female	0	0	0	0	0	0	0	0	1	12	18	11	21	0	0	0	63	
Total	0	0	0	0	0	0	0	0	2	19	44	22	37	1	0	0	125	

Enrolment By Grade and Gender

Gender	Grade															Total
	K	1	2	3	4	5	6	7	8	9	10	11	12	4th		
Male	0	0	0	0	0	0	0	0	0	9	25	12	15	1	62	
Female	0	0	0	0	0	0	0	0	0	12	19	11	21	0	63	
Total	0	0	0	0	0	0	0	0	0	21	44	23	36	1	125	

Enrolment By Grade
For 110 - Piccadilly Central High, Piccadilly



* Data from the 2016-2017 AGR(Enrolment/Age as of the last day in Sept./Dec.)

** Newfoundland Statistics Classification System

*** May include itinerant teachers

NI FSD - Western Region

#111 - St. Thomas Aquinas, Port au Port East

Classification: Rural
Offers Distance Education: No

Grades: K-8 Number of Grades: 9

[School FTE PTR : 8.0](#)
[District FTE PTR : 12.2](#)
[Provincial FTE PTR : 12.7](#)

[FTE Teachers](#) *** : 12.0

Enrolment By Age and Gender

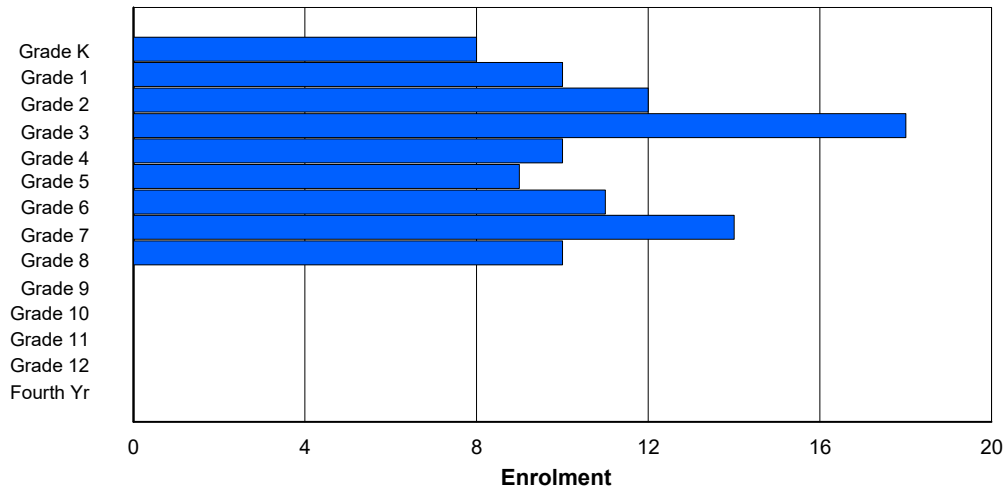
Gender	Age																	Total
	5	6	7	8	9	10	11	12	13	14	15	16	17	18	19	20>		
Male	4	5	6	7	7	3	7	7	7	0	0	0	0	0	0	0	53	
Female	4	5	6	11	3	6	4	6	4	0	0	0	0	0	0	0	49	
Total	8	10	12	18	10	9	11	13	11	0	0	0	0	0	0	0	102	

Enrolment By Grade and Gender

Gender	Grade															Total
	K	1	2	3	4	5	6	7	8	9	10	11	12	4th		
Male	4	5	6	7	7	3	7	8	6	0	0	0	0	0	53	
Female	4	5	6	11	3	6	4	6	4	0	0	0	0	0	49	
Total	8	10	12	18	10	9	11	14	10	0	0	0	0	0	102	

Enrolment By Grade

For 111 - St. Thomas Aquinas, Port au Port East



* Data from the 2016-2017 AGR(Enrolment/Age as of the last day in Sept./Dec.)

** Newfoundland Statistics Classification System

*** May include itinerant teachers

NI FSD - Western Region

#113 - St. Boniface All Grade, Ramea

Classification: Rural
Offers Distance Education: Yes

Grades: K-1,3-4,6-12 Number of Grades: 11

[School FTE PTR : 6.3](#)
[District FTE PTR : 12.2](#)
[Provincial FTE PTR : 12.7](#)

[FTE Teachers](#) *** : 5.0

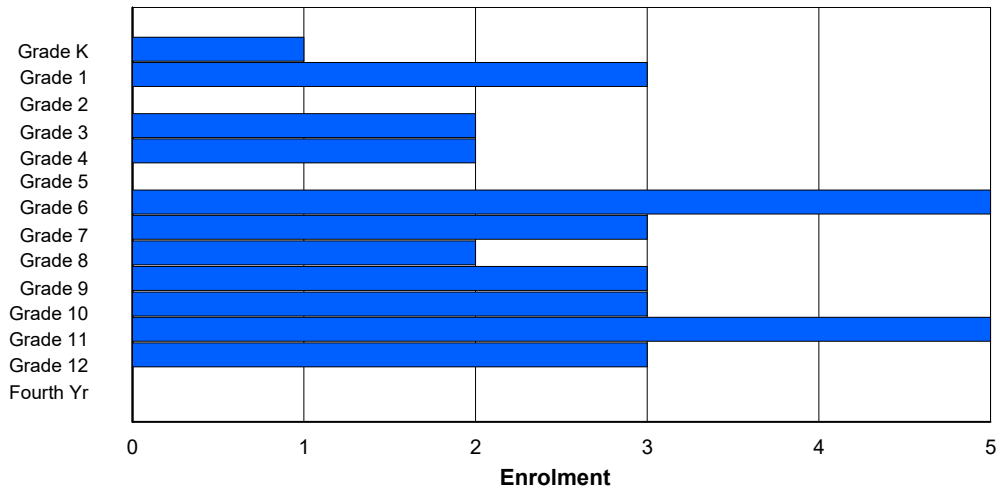
Enrolment By Age and Gender

Gender	Age																	Total
	5	6	7	8	9	10	11	12	13	14	15	16	17	18	19	20>		
Male	0	1	0	1	1	0	3	3	0	3	0	3	2	0	0	0	17	
Female	1	2	0	1	1	0	2	0	2	0	2	3	1	0	0	0	15	
Total	1	3	0	2	2	0	5	3	2	3	2	6	3	0	0	0	32	

Enrolment By Grade and Gender

Gender	Grade															Total
	K	1	2	3	4	5	6	7	8	9	10	11	12	4th		
Male	0	1	0	1	1	0	3	3	0	3	1	2	2	0	17	
Female	1	2	0	1	1	0	2	0	2	0	2	3	1	0	15	
Total	1	3	0	2	2	0	5	3	2	3	3	5	3	0	32	

Enrolment By Grade
For 113 - St. Boniface All Grade, Ramea



* Data from the 2016-2017 AGR(Enrolment/Age as of the last day in Sept./Dec.)

** Newfoundland Statistics Classification System

*** May include itinerant teachers

NI FSD - Western Region

#115 - Our Lady of Mercy Elementary, St. George's

Grades: K-8 Number of Grades: 9

[FTE Teachers](#) *** : 12.0

Classification: Rural
Offers Distance Education: No

[School FTE PTR : 11.8](#)
[District FTE PTR : 12.2](#)
[Provincial FTE PTR : 12.7](#)

Enrolment By Age and Gender

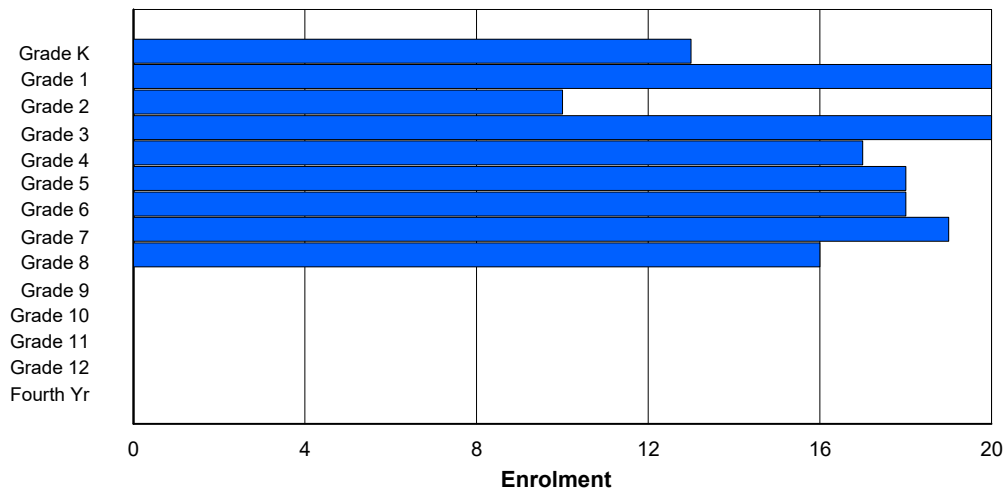
Gender	Age																	Total
	5	6	7	8	9	10	11	12	13	14	15	16	17	18	19	20>		
Male	7	10	6	9	10	8	10	11	6	0	0	0	0	0	0	0	77	
Female	6	10	4	11	7	10	8	8	10	0	0	0	0	0	0	0	74	
Total	13	20	10	20	17	18	18	19	16	0	0	0	0	0	0	0	151	

Enrolment By Grade and Gender

Gender	Grade															Total
	K	1	2	3	4	5	6	7	8	9	10	11	12	4th		
Male	7	10	6	9	10	8	10	11	6	0	0	0	0	0	77	
Female	6	10	4	11	7	10	8	8	10	0	0	0	0	0	74	
Total	13	20	10	20	17	18	18	19	16	0	0	0	0	0	151	

Enrolment By Grade

For 115 - Our Lady of Mercy Elementary, St. George's



* Data from the 2016-2017 AGR(Enrolment/Age as of the last day in Sept./Dec.)

** Newfoundland Statistics Classification System

*** May include itinerant teachers

NI FSD - Western Region

#116 - Appalachia High School, St. George's

Grades: 9-12

Number of Grades: 4

[FTE Teachers](#) *** : 10.0

Classification: Rural

Offers Distance Education: No

[School FTE PTR : 13.5](#)

[District FTE PTR : 12.2](#)

[Provincial FTE PTR : 12.7](#)

Enrolment By Age and Gender

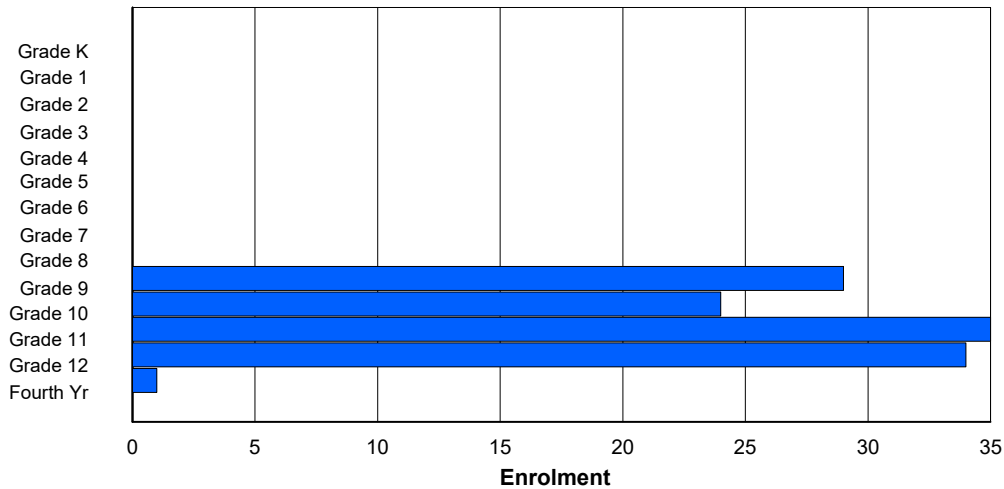
Gender	Age																	Total
	5	6	7	8	9	10	11	12	13	14	15	16	17	18	19	20>		
Male	0	0	0	0	0	0	0	0	0	11	11	15	14	0	0	0	51	
Female	0	0	0	0	0	0	0	0	0	18	11	20	22	1	0	0	72	
Total	0	0	0	0	0	0	0	0	0	29	22	35	36	1	0	0	123	

Enrolment By Grade and Gender

Gender	Grade															Total
	K	1	2	3	4	5	6	7	8	9	10	11	12	4th		
Male	0	0	0	0	0	0	0	0	0	11	11	16	13	0	51	
Female	0	0	0	0	0	0	0	0	0	18	13	19	21	1	72	
Total	0	0	0	0	0	0	0	0	0	29	24	35	34	1	123	

Enrolment By Grade

For 116 - Appalachia High School, St. George's



* Data from the 2016-2017 AGR(Enrolment/Age as of the last day in Sept./Dec.)

** Newfoundland Statistics Classification System

*** May include itinerant teachers

NI FSD - Western Region

#118 - Stephenville Elementary, Stephenville

Grades: 4-5

Number of Grades: 2

[FTE Teachers](#) *** : 14.0

Classification: Urban

Offers Distance Education: No

[School FTE PTR : 13.8](#)

[District FTE PTR : 12.2](#)

[Provincial FTE PTR : 12.7](#)

Enrolment By Age and Gender

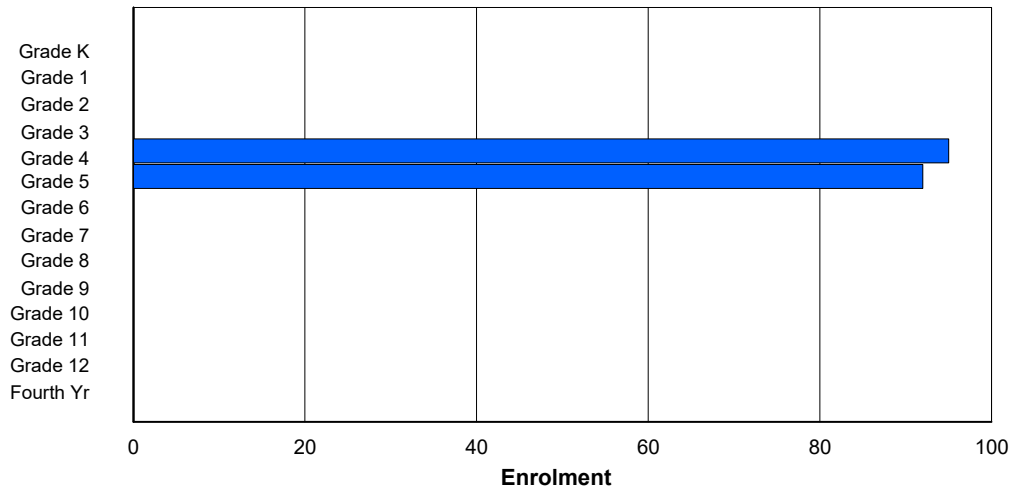
Gender	Age																	Total
	5	6	7	8	9	10	11	12	13	14	15	16	17	18	19	20>		
Male	0	0	0	0	34	47	0	0	0	0	0	0	0	0	0	0	81	
Female	0	0	0	0	60	45	1	0	0	0	0	0	0	0	0	0	106	
Total	0	0	0	0	94	92	1	0	0	0	0	0	0	0	0	0	187	

Enrolment By Grade and Gender

Gender	Grade															Total
	K	1	2	3	4	5	6	7	8	9	10	11	12	4th		
Male	0	0	0	0	35	46	0	0	0	0	0	0	0	0	81	
Female	0	0	0	0	60	46	0	0	0	0	0	0	0	0	106	
Total	0	0	0	0	95	92	0	0	0	0	0	0	0	0	187	

Enrolment By Grade

For 118 - Stephenville Elementary, Stephenville



* Data from the 2016-2017 AGR(Enrolment/Age as of the last day in Sept./Dec.)

** Newfoundland Statistics Classification System

*** May include itinerant teachers

NI FSD - Western Region

#119 - Stephenville High, Stephenville

Classification: Urban
Offers Distance Education: No

Grades: 9-12

Number of Grades: 4

[School FTE PTR : 15.2](#)
[District FTE PTR : 12.2](#)
[Provincial FTE PTR : 12.7](#)

[FTE Teachers](#) *** : 28.0

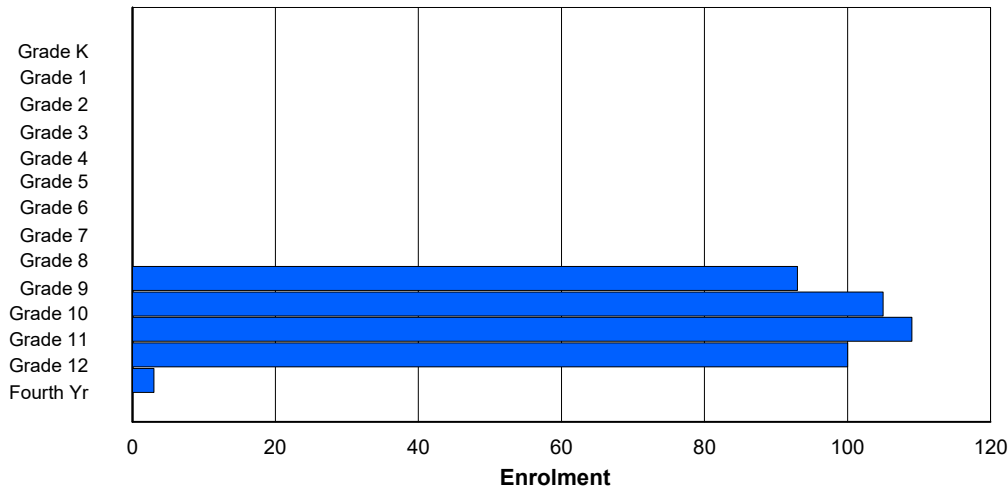
Enrolment By Age and Gender

Gender	Age																	Total
	5	6	7	8	9	10	11	12	13	14	15	16	17	18	19	20>		
Male	0	0	0	0	0	0	0	0	0	49	38	61	48	6	1	1	204	
Female	0	0	0	0	0	0	0	0	0	46	58	49	47	5	1	0	206	
Total	0	0	0	0	0	0	0	0	0	95	96	110	95	11	2	1	410	

Enrolment By Grade and Gender

Gender	Grade															Total
	K	1	2	3	4	5	6	7	8	9	10	11	12	4th		
Male	0	0	0	0	0	0	0	0	0	48	44	59	51	2	204	
Female	0	0	0	0	0	0	0	0	0	45	61	50	49	1	206	
Total	0	0	0	0	0	0	0	0	0	93	105	109	100	3	410	

Enrolment By Grade
For 119 - Stephenville High, Stephenville



* Data from the 2016-2017 AGR(Enrolment/Age as of the last day in Sept./Dec.)

** Newfoundland Statistics Classification System

*** May include itinerant teachers

NI FSD - Western Region

#120 - Stephenville Primary, Stephenville

Classification: Urban
Offers Distance Education: No

Grades: K-3 Number of Grades: 4

[School FTE PTR : 11.5](#)
[District FTE PTR : 12.2](#)
[Provincial FTE PTR : 12.7](#)

[FTE Teachers](#) *** : 27.0

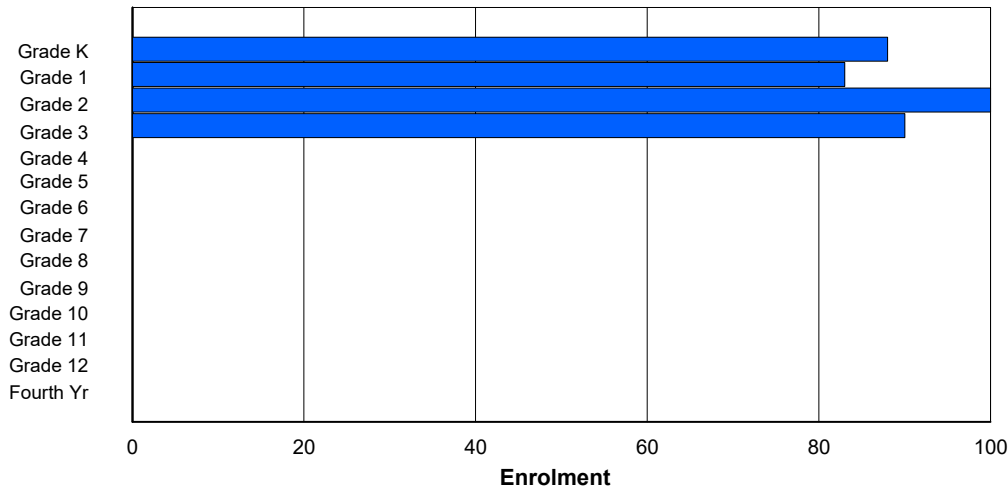
Enrolment By Age and Gender

Gender	Age																	Total
	5	6	7	8	9	10	11	12	13	14	15	16	17	18	19	20>		
Male	39	48	56	42	0	0	0	0	0	0	0	0	0	0	0	0	185	
Female	45	39	42	50	0	0	0	0	0	0	0	0	0	0	0	0	176	
Total	84	87	98	92	0	0	0	0	0	0	0	0	0	0	0	0	361	

Enrolment By Grade and Gender

Gender	Grade															Total
	K	1	2	3	4	5	6	7	8	9	10	11	12	4th		
Male	40	47	57	41	0	0	0	0	0	0	0	0	0	0	185	
Female	48	36	43	49	0	0	0	0	0	0	0	0	0	0	176	
Total	88	83	100	90	0	0	0	0	0	0	0	0	0	0	361	

Enrolment By Grade
For 120 - Stephenville Primary, Stephenville



* Data from the 2016-2017 AGR(Enrolment/Age as of the last day in Sept./Dec.)

** Newfoundland Statistics Classification System

*** May include itinerant teachers

NI FSD - Western Region

#123 - St. Michael's Elementary, Stephenville Crossing

Classification: Rural
Offers Distance Education: No

Grades: K-8 Number of Grades: 9

[School FTE PTR : 10.7](#)
[District FTE PTR : 12.2](#)
[Provincial FTE PTR : 12.7](#)

[FTE Teachers](#) *** : 15.0

Enrolment By Age and Gender

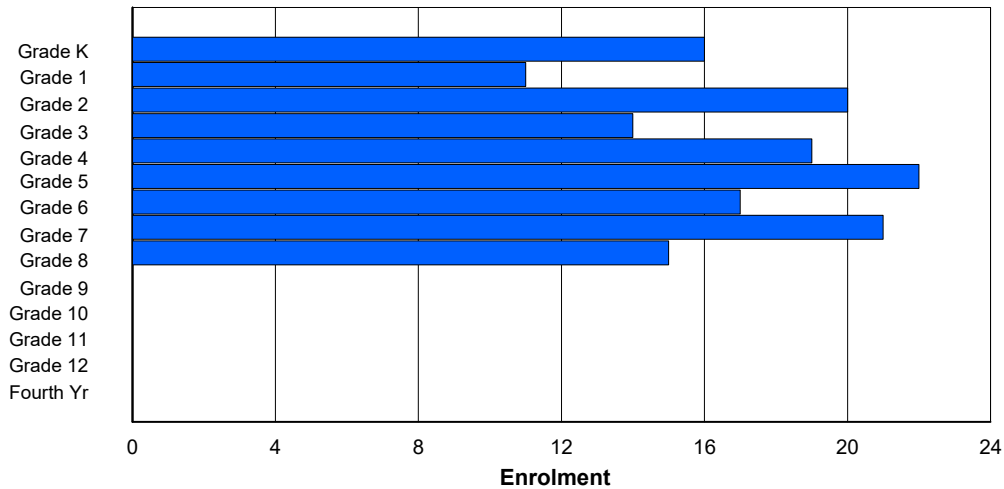
Gender	Age																	Total
	5	6	7	8	9	10	11	12	13	14	15	16	17	18	19	20>		
Male	8	8	7	5	8	10	6	12	7	0	0	0	0	0	0	0	71	
Female	8	3	13	8	11	13	11	9	8	0	0	0	0	0	0	0	84	
Total	16	11	20	13	19	23	17	21	15	0	0	0	0	0	0	0	155	

Enrolment By Grade and Gender

Gender	Grade														Total
	K	1	2	3	4	5	6	7	8	9	10	11	12	4th	
Male	8	8	7	5	9	9	6	12	7	0	0	0	0	0	71
Female	8	3	13	9	10	13	11	9	8	0	0	0	0	0	84
Total	16	11	20	14	19	22	17	21	15	0	0	0	0	0	155

Enrolment By Grade

For 123 - St. Michael's Elementary, Stephenville Crossing



* Data from the 2016-2017 AGR(Enrolment/Age as of the last day in Sept./Dec.)

** Newfoundland Statistics Classification System

*** May include itinerant teachers

NI FSD - Western Region

#125 - Copper Ridge Academy, Baie Verte

Classification: Rural
Offers Distance Education: Yes

Grades: K-12

Number of Grades: 13

[School FTE PTR : 13.3](#)
[District FTE PTR : 12.2](#)
[Provincial FTE PTR : 12.7](#)

[FTE Teachers](#) *** : 22.0

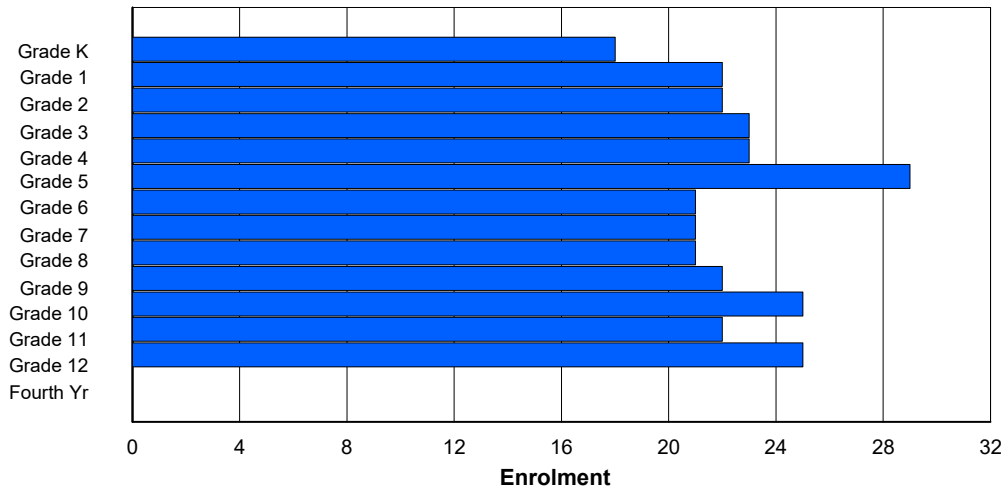
Enrolment By Age and Gender

Gender	Age																	Total
	5	6	7	8	9	10	11	12	13	14	15	16	17	18	19	20>		
Male	10	14	13	13	12	17	8	12	7	11	14	10	15	0	0	0	156	
Female	8	8	9	9	13	11	13	9	14	12	10	12	10	0	0	0	138	
Total	18	22	22	22	25	28	21	21	21	23	24	22	25	0	0	0	294	

Enrolment By Grade and Gender

Gender	Grade														Total
	K	1	2	3	4	5	6	7	8	9	10	11	12	4th	
Male	10	14	13	14	11	17	8	12	7	10	15	10	15	0	156
Female	8	8	9	9	12	12	13	9	14	12	10	12	10	0	138
Total	18	22	22	23	23	29	21	21	21	22	25	22	25	0	294

Enrolment By Grade
For 125 - Copper Ridge Academy, Baie Verte



* Data from the 2016-2017 AGR(Enrolment/Age as of the last day in Sept./Dec.)

** Newfoundland Statistics Classification System

*** May include itinerant teachers

NI FSD - Western Region

#137 - St. Simon and St. Jude Academy, Francois

Classification: Rural
Offers Distance Education: Yes

Grades: 1-4,8,10-12 Number of Grades: 9

[School FTE PTR : 4.0](#)
[District FTE PTR : 12.2](#)
[Provincial FTE PTR : 12.7](#)

[FTE Teachers](#) *** : 3.0

Enrolment By Age and Gender

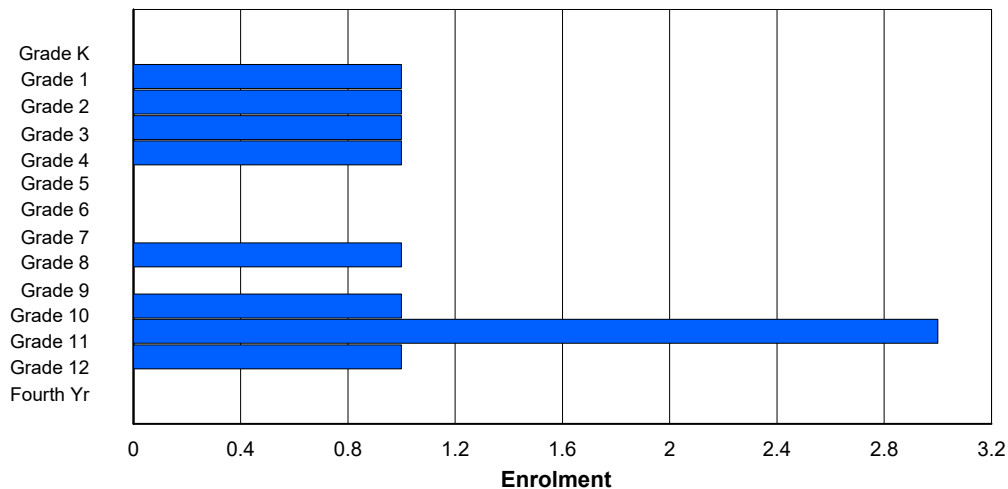
Gender	Age																	Total
	5	6	7	8	9	10	11	12	13	14	15	16	17	18	19	20>		
Male	0	0	1	1	1	0	0	0	1	0	0	2	0	0	0	0	6	
Female	0	1	0	0	0	0	0	0	0	0	1	1	1	0	0	0	4	
Total	0	1	1	1	1	0	0	0	1	0	1	3	1	0	0	0	10	

Enrolment By Grade and Gender

Gender	Grade															Total
	K	1	2	3	4	5	6	7	8	9	10	11	12	4th		
Male	0	0	1	1	1	0	0	0	1	0	0	2	0	0	6	
Female	0	1	0	0	0	0	0	0	0	0	1	1	1	0	4	
Total	0	1	1	1	1	0	0	0	1	0	1	3	1	0	10	

Enrolment By Grade

For 137 - St. Simon and St. Jude Academy, Francois



* Data from the 2016-2017 AGR(Enrolment/Age as of the last day in Sept./Dec.)

** Newfoundland Statistics Classification System

*** May include itinerant teachers

NI FSD - Western Region

#152 - Valmont Academy, King's Point

Classification: Rural
Offers Distance Education: Yes

Grades: K-12

Number of Grades: 13

[School FTE PTR : 8.7](#)
[District FTE PTR : 12.2](#)
[Provincial FTE PTR : 12.7](#)

[FTE Teachers](#) *** : 11.0

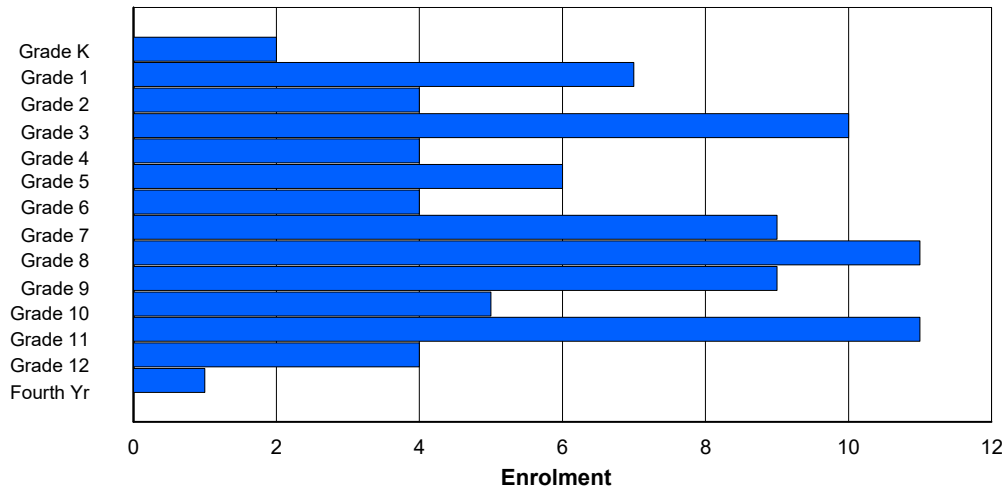
Enrolment By Age and Gender

Gender	Age																	Total
	5	6	7	8	9	10	11	12	13	14	15	16	17	18	19	20>		
Male	1	2	3	3	4	3	2	3	5	3	4	3	2	0	1	0	39	
Female	1	5	1	7	0	3	2	6	6	5	1	9	2	0	0	0	48	
Total	2	7	4	10	4	6	4	9	11	8	5	12	4	0	1	0	87	

Enrolment By Grade and Gender

Gender	Grade															Total
	K	1	2	3	4	5	6	7	8	9	10	11	12	4th		
Male	1	2	3	3	4	3	2	3	5	4	3	3	2	1	39	
Female	1	5	1	7	0	3	2	6	6	5	2	8	2	0	48	
Total	2	7	4	10	4	6	4	9	11	9	5	11	4	1	87	

Enrolment By Grade
For 152 - Valmont Academy, King's Point



* Data from the 2016-2017 AGR(Enrolment/Age as of the last day in Sept./Dec.)

** Newfoundland Statistics Classification System

*** May include itinerant teachers

NI FSD - Western Region

#153 - Cape John Collegiate, La Scie

Classification: Rural
Offers Distance Education: Yes

Grades: 7-12

Number of Grades: 6

[School FTE PTR : 8.9](#)
[District FTE PTR : 12.2](#)
[Provincial FTE PTR : 12.7](#)

[FTE Teachers](#) *** : 11.0

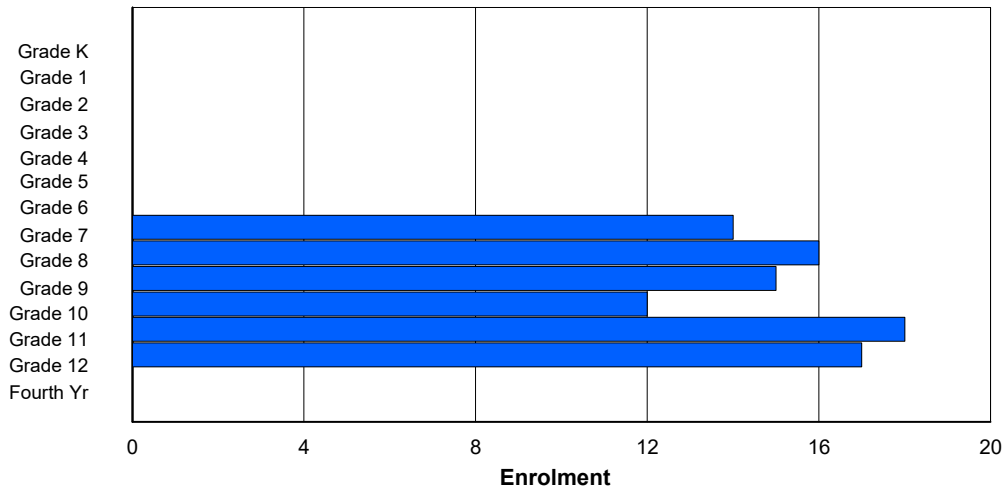
Enrolment By Age and Gender

Gender	Age																	Total
	5	6	7	8	9	10	11	12	13	14	15	16	17	18	19	20>		
Male	0	0	0	0	0	0	0	9	10	8	4	9	7	0	0	0	47	
Female	0	0	0	0	0	0	0	5	6	7	9	8	9	1	0	0	45	
Total	0	0	0	0	0	0	0	14	16	15	13	17	16	1	0	0	92	

Enrolment By Grade and Gender

Gender	Grade														Total
	K	1	2	3	4	5	6	7	8	9	10	11	12	4th	
Male	0	0	0	0	0	0	0	9	10	8	3	10	7	0	47
Female	0	0	0	0	0	0	0	5	6	7	9	8	10	0	45
Total	0	0	0	0	0	0	0	14	16	15	12	18	17	0	92

Enrolment By Grade
For 153 - Cape John Collegiate, La Scie



* Data from the 2016-2017 AGR(Enrolment/Age as of the last day in Sept./Dec.)

** Newfoundland Statistics Classification System

*** May include itinerant teachers

NI FSD - Western Region

#154 - Hillside Elementary, La Scie

Classification: Rural
Offers Distance Education: No

Grades: K-6 Number of Grades: 7

[School FTE PTR : 10.0](#)
[District FTE PTR : 12.2](#)
[Provincial FTE PTR : 12.7](#)

[FTE Teachers](#) *** : 9.0

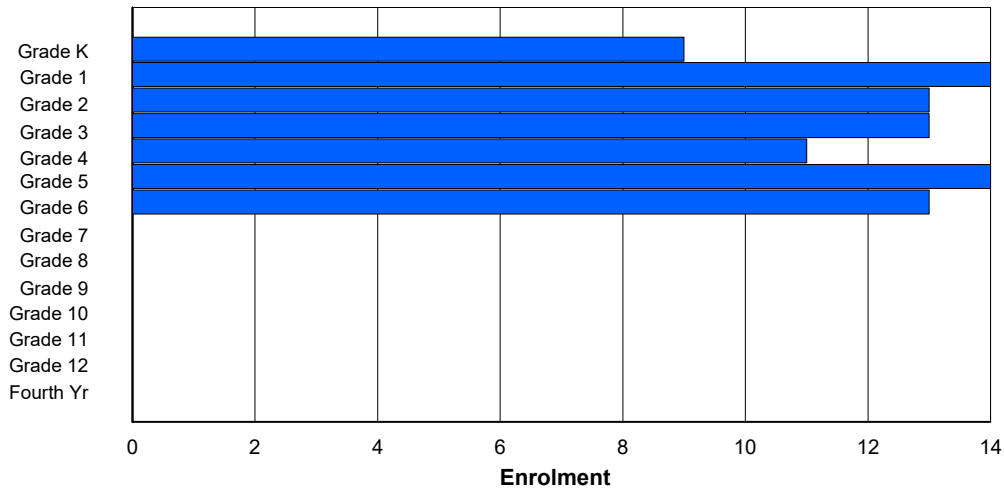
Enrolment By Age and Gender

Gender	Age																	Total
	5	6	7	8	9	10	11	12	13	14	15	16	17	18	19	20>		
Male	7	8	5	9	5	7	8	0	0	0	0	0	0	0	0	0	49	
Female	2	6	8	4	6	7	5	0	0	0	0	0	0	0	0	0	38	
Total	9	14	13	13	11	14	13	0	0	0	0	0	0	0	0	0	87	

Enrolment By Grade and Gender

Gender	Grade															Total
	K	1	2	3	4	5	6	7	8	9	10	11	12	4th		
Male	7	8	5	9	5	7	8	0	0	0	0	0	0	0	49	
Female	2	6	8	4	6	7	5	0	0	0	0	0	0	0	38	
Total	9	14	13	13	11	14	13	0	0	0	0	0	0	0	87	

Enrolment By Grade
For 154 - Hillside Elementary, La Scie



* Data from the 2016-2017 AGR(Enrolment/Age as of the last day in Sept./Dec.)

** Newfoundland Statistics Classification System

*** May include itinerant teachers

NI FSD - Western Region

#158 - MSB Regional Academy, Middle Arm

Classification: Rural
Offers Distance Education: Yes

Grades: K-12

Number of Grades: 13

[School FTE PTR : 9.6](#)
[District FTE PTR : 12.2](#)
[Provincial FTE PTR : 12.7](#)

[FTE Teachers](#) *** : 13.0

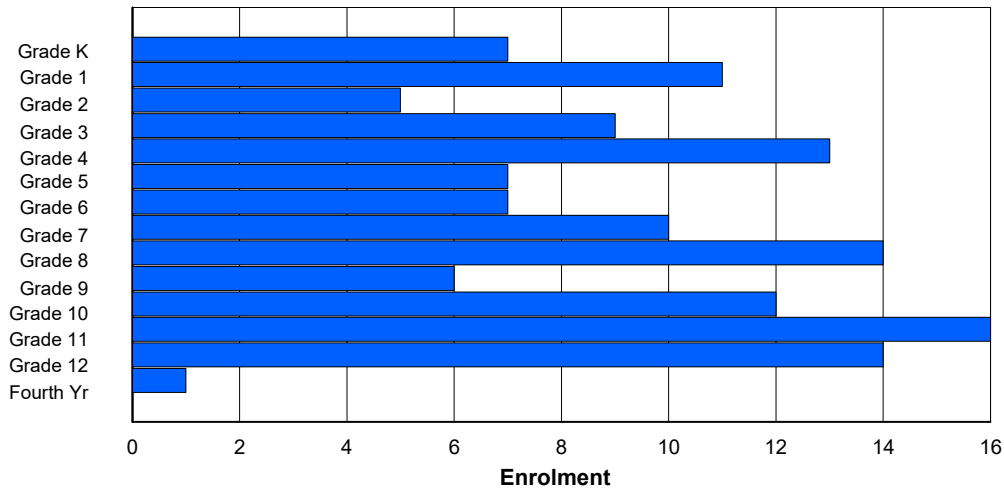
Enrolment By Age and Gender

Gender	Age																	Total
	5	6	7	8	9	10	11	12	13	14	15	16	17	18	19	20>		
Male	4	4	1	4	7	4	3	4	5	4	6	7	9	0	0	0	62	
Female	3	7	4	5	6	2	5	6	9	2	6	8	6	1	0	0	70	
Total	7	11	5	9	13	6	8	10	14	6	12	15	15	1	0	0	132	

Enrolment By Grade and Gender

Gender	Grade															Total
	K	1	2	3	4	5	6	7	8	9	10	11	12	4th		
Male	4	4	1	4	7	4	3	4	5	4	6	8	8	0	62	
Female	3	7	4	5	6	3	4	6	9	2	6	8	6	1	70	
Total	7	11	5	9	13	7	7	10	14	6	12	16	14	1	132	

Enrolment By Grade
For 158 - MSB Regional Academy, Middle Arm



* Data from the 2016-2017 AGR(Enrolment/Age as of the last day in Sept./Dec.)

** Newfoundland Statistics Classification System

*** May include itinerant teachers

NI FSD - Western Region

#160 - Bayview Primary, Nipper's Harbour

Classification: Rural
Offers Distance Education: No

Grades: Number of Grades: 0

[School FTE PTR : N/A](#)
[District FTE PTR : 12.2](#)
[Provincial FTE PTR : 12.7](#)

[FTE Teachers](#) *** : 0.0

Enrolment By Age and Gender

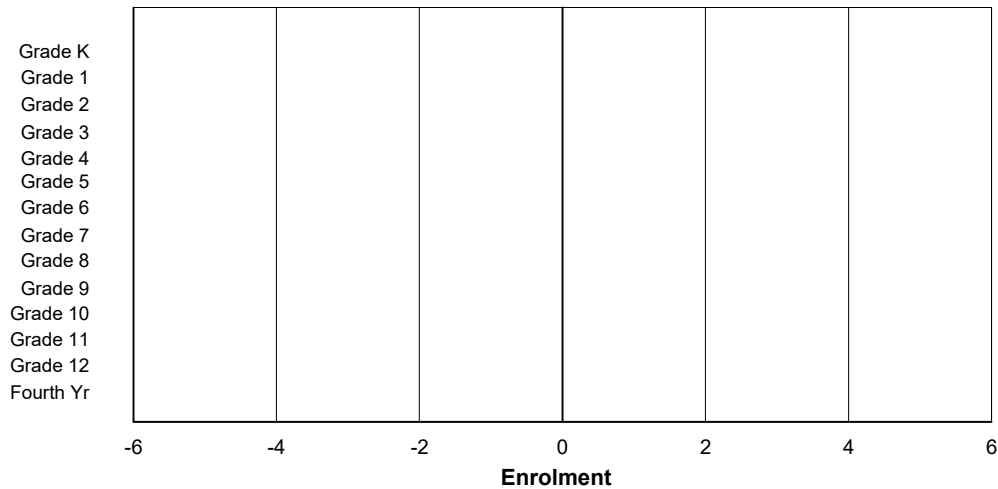
Gender	Age																	Total
	5	6	7	8	9	10	11	12	13	14	15	16	17	18	19	20>		
Male	0	0	0	0	0	0	0	0	0	0	0	0	0	0	0	0	0	
Female	0	0	0	0	0	0	0	0	0	0	0	0	0	0	0	0	0	
Total	0	0	0	0	0	0	0	0	0	0	0	0	0	0	0	0	0	

Enrolment By Grade and Gender

Gender	Grade															Total
	K	1	2	3	4	5	6	7	8	9	10	11	12	4th		
Male	0	0	0	0	0	0	0	0	0	0	0	0	0	0	0	
Female	0	0	0	0	0	0	0	0	0	0	0	0	0	0	0	
Total	0	0	0	0	0	0	0	0	0	0	0	0	0	0	0	

Enrolment By Grade

For 160 - Bayview Primary, Nipper's Harbour



* Data from the 2016-2017 AGR(Enrolment/Age as of the last day in Sept./Dec.)

** Newfoundland Statistics Classification System

*** May include itinerant teachers

NI FSD - Western Region

#162 - Dorset Collegiate, Pilley's Island

Classification: Rural
Offers Distance Education: Yes

Grades: 7-12

Number of Grades: 6

[School FTE PTR : 11.9](#)
[District FTE PTR : 12.2](#)
[Provincial FTE PTR : 12.7](#)

[FTE Teachers](#) *** : 14.0

Enrolment By Age and Gender

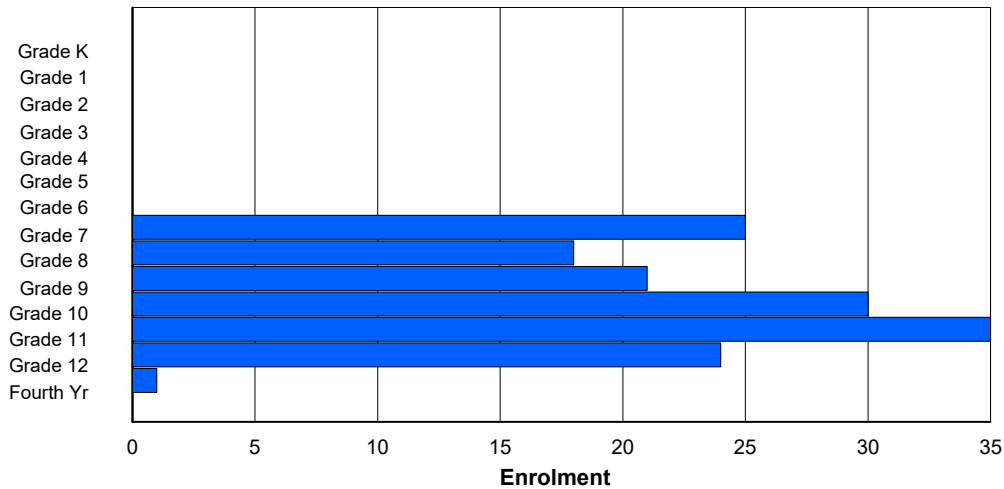
Gender	Age																Total
	5	6	7	8	9	10	11	12	13	14	15	16	17	18	19	20>	
Male	0	0	0	0	0	0	0	13	9	14	20	17	20	1	0	0	94
Female	0	0	0	0	0	0	0	12	9	7	10	15	7	0	0	0	60
Total	0	0	0	0	0	0	0	25	18	21	30	32	27	1	0	0	154

Enrolment By Grade and Gender

Gender	Grade														Total
	K	1	2	3	4	5	6	7	8	9	10	11	12	4th	
Male	0	0	0	0	0	0	0	13	9	14	20	19	18	1	94
Female	0	0	0	0	0	0	0	12	9	7	10	16	6	0	60
Total	0	0	0	0	0	0	0	25	18	21	30	35	24	1	154

Enrolment By Grade

For 162 - Dorset Collegiate, Pilley's Island



* Data from the 2016-2017 AGR(Enrolment/Age as of the last day in Sept./Dec.)

** Newfoundland Statistics Classification System

*** May include itinerant teachers

NI FSD - Western Region

#167 - Green Bay South Academy, Robert's Arm

Classification: Rural
Offers Distance Education: No

Grades: K-6 Number of Grades: 7

[School FTE PTR : 12.1](#)
[District FTE PTR : 12.2](#)
[Provincial FTE PTR : 12.7](#)

[FTE Teachers](#) *** : 8.0

Enrolment By Age and Gender

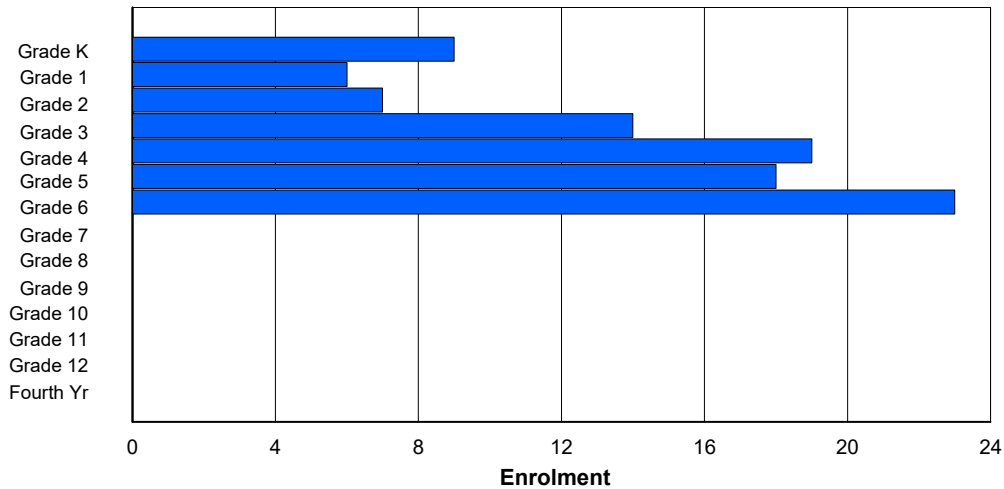
Gender	Age																	Total
	5	6	7	8	9	10	11	12	13	14	15	16	17	18	19	20>		
Male	6	4	3	8	13	11	14	0	0	0	0	0	0	0	0	0	59	
Female	3	2	4	6	6	7	9	0	0	0	0	0	0	0	0	0	37	
Total	9	6	7	14	19	18	23	0	0	0	0	0	0	0	0	0	96	

Enrolment By Grade and Gender

Gender	Grade															Total
	K	1	2	3	4	5	6	7	8	9	10	11	12	4th		
Male	6	4	3	8	13	11	14	0	0	0	0	0	0	0	59	
Female	3	2	4	6	6	7	9	0	0	0	0	0	0	0	37	
Total	9	6	7	14	19	18	23	0	0	0	0	0	0	0	96	

Enrolment By Grade

For 167 - Green Bay South Academy, Robert's Arm



* Data from the 2016-2017 AGR(Enrolment/Age as of the last day in Sept./Dec.)

** Newfoundland Statistics Classification System

*** May include itinerant teachers

NI FSD - Western Region

#171 - Indian River High School, Springdale

Classification: Rural
Offers Distance Education: Yes

Grades: 7-12 Number of Grades: 6

[School FTE PTR : 13.1](#)
[District FTE PTR : 12.2](#)
[Provincial FTE PTR : 12.7](#)

[FTE Teachers](#) *** : 20.0

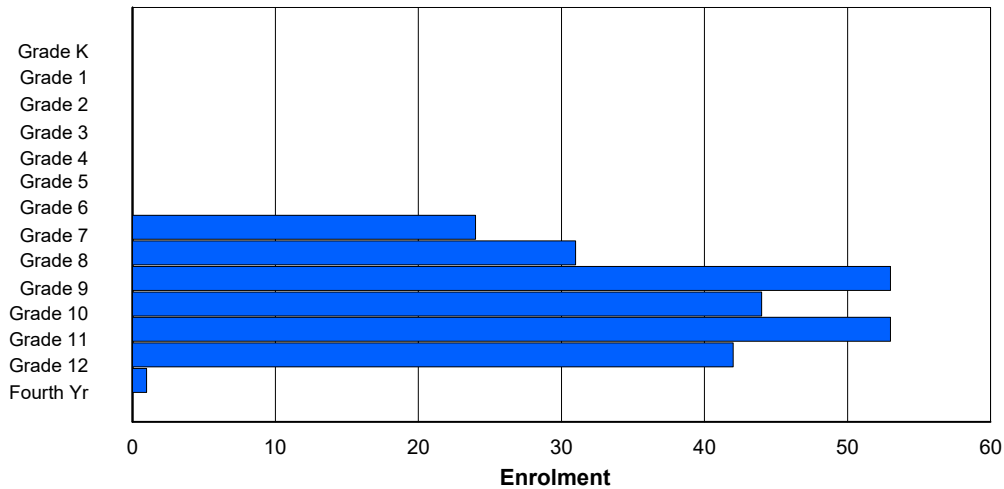
Enrolment By Age and Gender

Gender	Age																Total
	5	6	7	8	9	10	11	12	13	14	15	16	17	18	19	20>	
Male	0	0	0	0	0	0	0	12	9	25	20	19	24	7	0	0	116
Female	0	0	0	0	0	0	0	12	22	28	18	31	19	2	0	0	132
Total	0	0	0	0	0	0	0	24	31	53	38	50	43	9	0	0	248

Enrolment By Grade and Gender

Gender	Grade														Total
	K	1	2	3	4	5	6	7	8	9	10	11	12	4th	
Male	0	0	0	0	0	0	0	12	9	25	24	21	25	0	116
Female	0	0	0	0	0	0	0	12	22	28	20	32	17	1	132
Total	0	0	0	0	0	0	0	24	31	53	44	53	42	1	248

Enrolment By Grade
For 171 - Indian River High School, Springdale



* Data from the 2016-2017 AGR(Enrolment/Age as of the last day in Sept./Dec.)

** Newfoundland Statistics Classification System

*** May include itinerant teachers

NI FSD - Western Region

#172 - Brian Peckford Primary, Triton

Classification: Rural
Offers Distance Education: No

Grades: K-3 Number of Grades: 4

[School FTE PTR : 8.1](#)
[District FTE PTR : 12.2](#)
[Provincial FTE PTR : 12.7](#)

[FTE Teachers](#) *** : 5.0

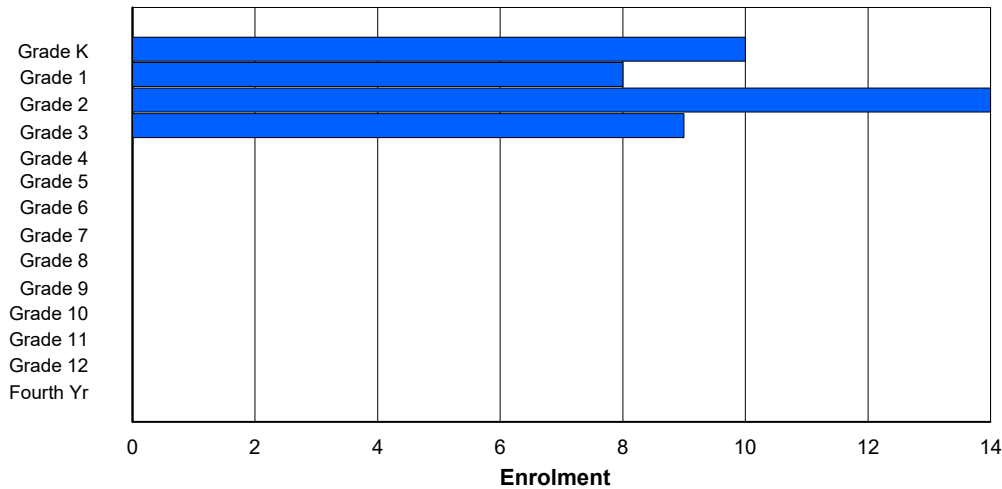
Enrolment By Age and Gender

Gender	Age																	Total
	5	6	7	8	9	10	11	12	13	14	15	16	17	18	19	20>		
Male	5	3	6	5	0	0	0	0	0	0	0	0	0	0	0	0	19	
Female	5	5	8	4	0	0	0	0	0	0	0	0	0	0	0	0	22	
Total	10	8	14	9	0	0	0	0	0	0	0	0	0	0	0	0	41	

Enrolment By Grade and Gender

Gender	Grade															Total
	K	1	2	3	4	5	6	7	8	9	10	11	12	4th		
Male	5	3	6	5	0	0	0	0	0	0	0	0	0	0	19	
Female	5	5	8	4	0	0	0	0	0	0	0	0	0	0	22	
Total	10	8	14	9	0	0	0	0	0	0	0	0	0	0	41	

Enrolment By Grade
For 172 - Brian Peckford Primary, Triton



* Data from the 2016-2017 AGR(Enrolment/Age as of the last day in Sept./Dec.)

** Newfoundland Statistics Classification System

*** May include itinerant teachers

NI FSD - Western Region

#174 - St. Peter's Academy, Westport

Classification: Rural
Offers Distance Education: Yes

Grades: 1-6,9-12 Number of Grades: 10

[School FTE PTR : 5.6](#)
[District FTE PTR : 12.2](#)
[Provincial FTE PTR : 12.7](#)

[FTE Teachers](#) *** : 6.0

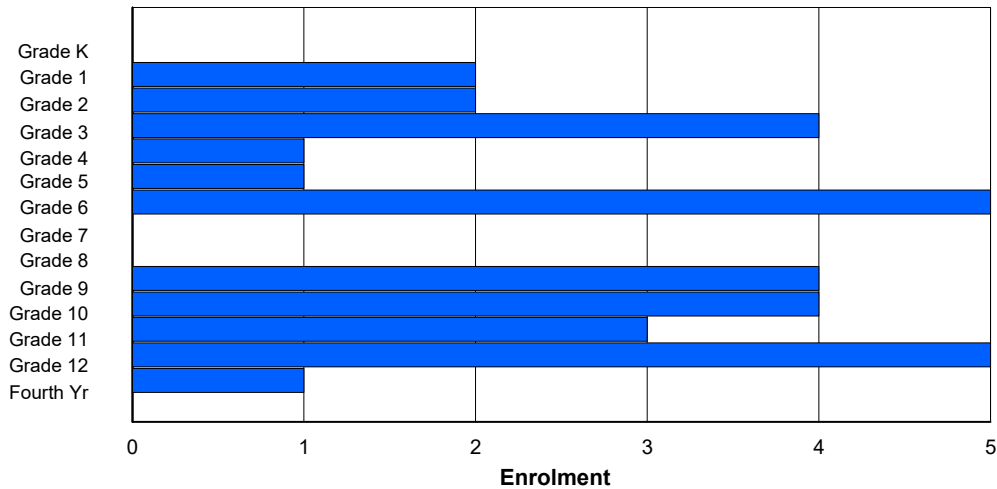
Enrolment By Age and Gender

Gender	Age																	Total
	5	6	7	8	9	10	11	12	13	14	15	16	17	18	19	20>		
Male	0	2	1	0	1	0	2	0	0	1	2	2	3	1	0	0	15	
Female	0	0	1	4	0	1	3	0	0	3	2	1	2	0	0	0	17	
Total	0	2	2	4	1	1	5	0	0	4	4	3	5	1	0	0	32	

Enrolment By Grade and Gender

Gender	Grade														Total
	K	1	2	3	4	5	6	7	8	9	10	11	12	4th	
Male	0	2	1	0	1	0	2	0	0	1	2	1	4	1	15
Female	0	0	1	4	0	1	3	0	0	3	2	2	1	0	17
Total	0	2	2	4	1	1	5	0	0	4	4	3	5	1	32

Enrolment By Grade
For 174 - St. Peter's Academy, Westport



* Data from the 2016-2017 AGR(Enrolment/Age as of the last day in Sept./Dec.)

** Newfoundland Statistics Classification System

*** May include itinerant teachers

NI FSD - Western Region

#388 - Long Range Academy, Cow Head

Classification: Rural
Offers Distance Education: Yes

Grades: K-12

Number of Grades: 13

[School FTE PTR : 7.6](#)
[District FTE PTR : 12.2](#)
[Provincial FTE PTR : 12.7](#)

[FTE Teachers](#) *** : 16.0

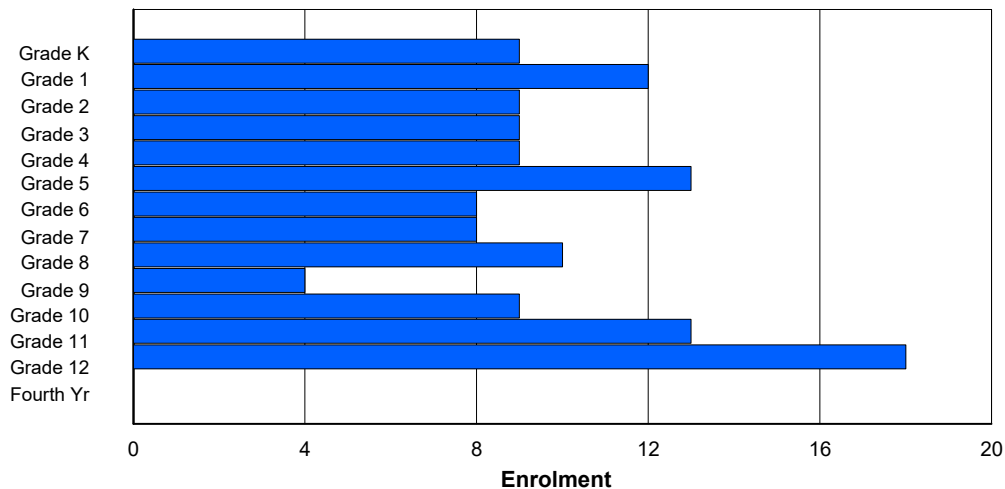
Enrolment By Age and Gender

Gender	Age																	Total
	5	6	7	8	9	10	11	12	13	14	15	16	17	18	19	20>		
Male	4	8	3	5	4	10	7	5	5	1	3	7	9	2	0	0	73	
Female	5	4	6	4	5	2	2	3	5	3	6	5	8	0	0	0	58	
Total	9	12	9	9	9	12	9	8	10	4	9	12	17	2	0	0	131	

Enrolment By Grade and Gender

Gender	Grade															Total
	K	1	2	3	4	5	6	7	8	9	10	11	12	4th		
Male	4	8	3	5	4	11	6	5	5	1	3	7	11	0	73	
Female	5	4	6	4	5	2	2	3	5	3	6	6	7	0	58	
Total	9	12	9	9	9	13	8	8	10	4	9	13	18	0	131	

Enrolment By Grade
For 388 - Long Range Academy, Cow Head



* Data from the 2016-2017 AGR(Enrolment/Age as of the last day in Sept./Dec.)

** Newfoundland Statistics Classification System

*** May include itinerant teachers

NI FSD - Western Region

#389 - Elwood Elementary, Deer Lake

Classification: Rural
Offers Distance Education: No

Grades: K-5 Number of Grades: 6

[School FTE PTR : 14.0](#)
[District FTE PTR : 12.2](#)
[Provincial FTE PTR : 12.7](#)

[FTE Teachers](#) *** : 28.0

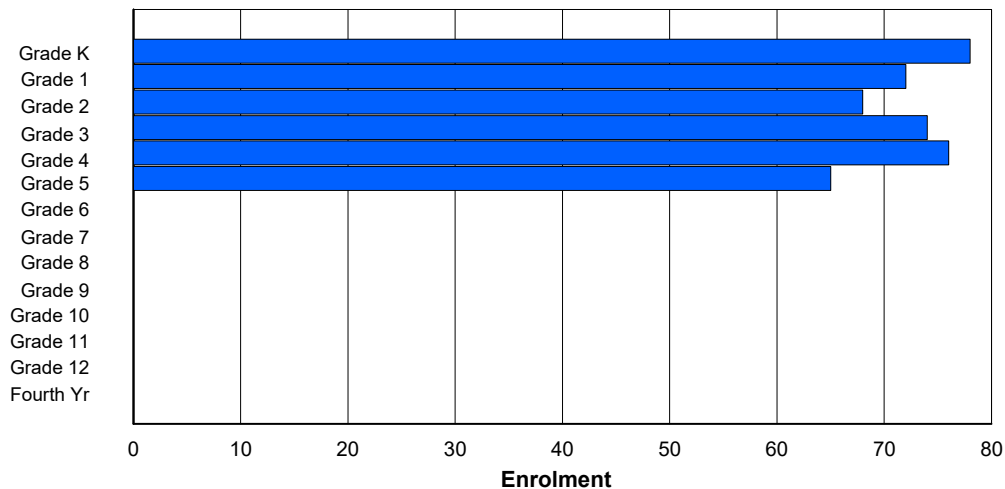
Enrolment By Age and Gender

Gender	Age																	Total
	5	6	7	8	9	10	11	12	13	14	15	16	17	18	19	20>		
Male	38	44	36	40	48	38	0	0	0	0	0	0	0	0	0	0	244	
Female	34	34	31	29	30	31	0	0	0	0	0	0	0	0	0	0	189	
Total	72	78	67	69	78	69	0	0	0	0	0	0	0	0	0	0	433	

Enrolment By Grade and Gender

Gender	Grade															Total
	K	1	2	3	4	5	6	7	8	9	10	11	12	4th		
Male	41	41	37	44	44	37	0	0	0	0	0	0	0	0	244	
Female	37	31	31	30	32	28	0	0	0	0	0	0	0	0	189	
Total	78	72	68	74	76	65	0	0	0	0	0	0	0	0	433	

Enrolment By Grade
For 389 - Elwood Elementary, Deer Lake



* Data from the 2016-2017 AGR(Enrolment/Age as of the last day in Sept./Dec.)

** Newfoundland Statistics Classification System

*** May include itinerant teachers

NI FSD - Western Region

#390 - Elwood High School, Deer Lake

Classification: Rural
Offers Distance Education: Yes

Grades: 10-12 Number of Grades: 3

[School FTE PTR : 13.5](#)
[District FTE PTR : 12.2](#)
[Provincial FTE PTR : 12.7](#)

[FTE Teachers](#) *** : 16.0

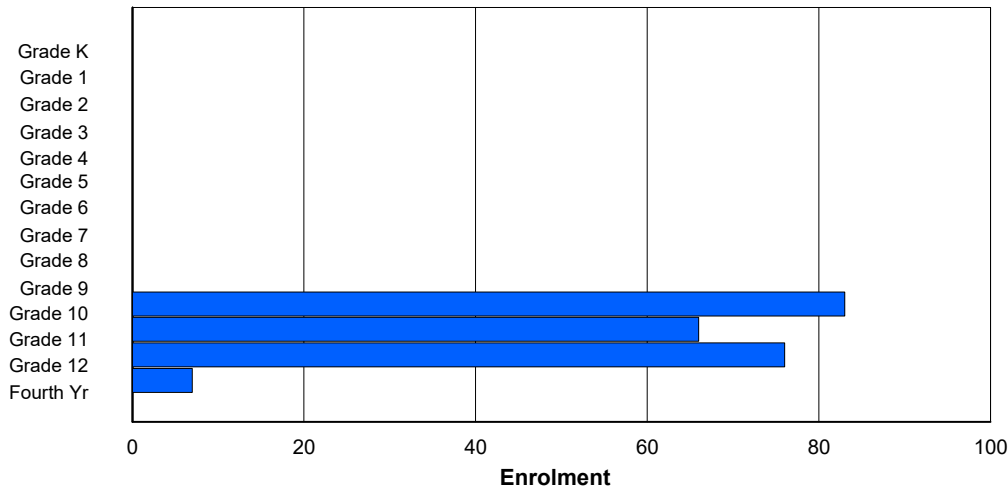
Enrolment By Age and Gender

Gender	Age																	Total
	5	6	7	8	9	10	11	12	13	14	15	16	17	18	19	20>		
Male	0	0	0	0	0	0	0	0	0	0	37	29	40	13	0	0	119	
Female	0	0	0	0	0	0	0	0	0	0	44	29	37	3	0	0	113	
Total	0	0	0	0	0	0	0	0	0	0	81	58	77	16	0	0	232	

Enrolment By Grade and Gender

Gender	Grade															Total
	K	1	2	3	4	5	6	7	8	9	10	11	12	4th		
Male	0	0	0	0	0	0	0	0	0	0	37	36	40	6	119	
Female	0	0	0	0	0	0	0	0	0	0	46	30	36	1	113	
Total	0	0	0	0	0	0	0	0	0	0	83	66	76	7	232	

Enrolment By Grade
For 390 - Elwood High School, Deer Lake



* Data from the 2016-2017 AGR(Enrolment/Age as of the last day in Sept./Dec.)

** Newfoundland Statistics Classification System

*** May include itinerant teachers

NI FSD - Western Region

#391 - Xavier Junior High, Deer Lake

Classification: Rural
Offers Distance Education: No

Grades: 6-9 Number of Grades: 4

[School FTE PTR : 15.1](#)
[District FTE PTR : 12.2](#)
[Provincial FTE PTR : 12.7](#)

[FTE Teachers](#) *** : 20.0

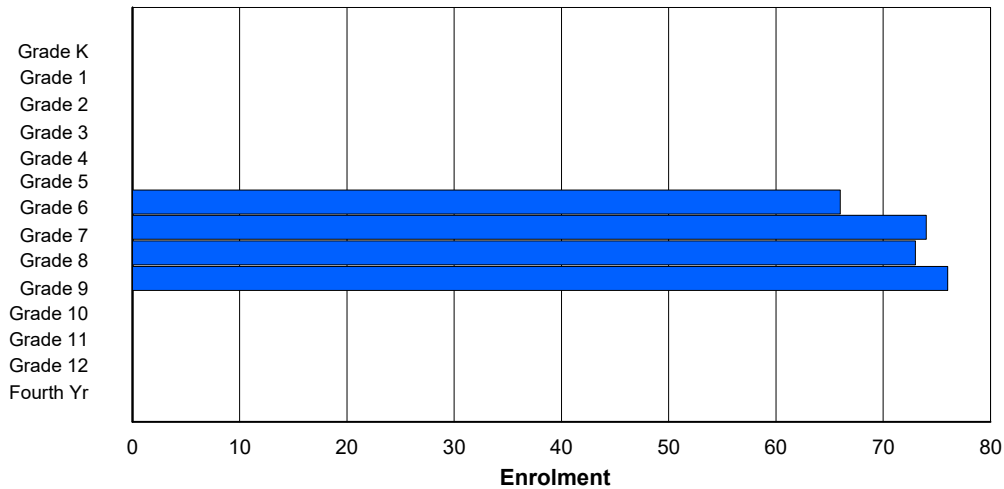
Enrolment By Age and Gender

Gender	Age																Total
	5	6	7	8	9	10	11	12	13	14	15	16	17	18	19	20>	
Male	0	0	0	0	0	0	30	29	37	43	2	0	0	0	0	0	141
Female	0	0	0	0	0	1	35	43	37	31	1	0	0	0	0	0	148
Total	0	0	0	0	0	1	65	72	74	74	3	0	0	0	0	0	289

Enrolment By Grade and Gender

Gender	Grade														Total
	K	1	2	3	4	5	6	7	8	9	10	11	12	4th	
Male	0	0	0	0	0	0	31	30	36	44	0	0	0	0	141
Female	0	0	0	0	0	0	35	44	37	32	0	0	0	0	148
Total	0	0	0	0	0	0	66	74	73	76	0	0	0	0	289

Enrolment By Grade
For 391 - Xavier Junior High, Deer Lake



* Data from the 2016-2017 AGR(Enrolment/Age as of the last day in Sept./Dec.)

** Newfoundland Statistics Classification System

*** May include itinerant teachers

NI FSD - Western Region

#393 - Bonne Bay Academy, Woody Point

Classification: Rural
Offers Distance Education: Yes

Grades: 1-12

Number of Grades: 13

[School FTE PTR : 7.9](#)
[District FTE PTR : 12.2](#)
[Provincial FTE PTR : 12.7](#)

[FTE Teachers](#) *** : 7.0

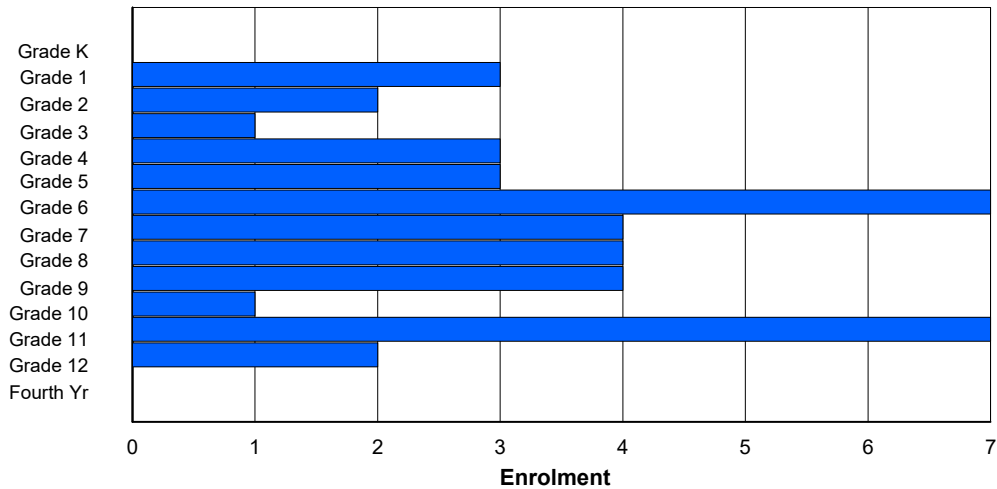
Enrolment By Age and Gender

Gender	Age																	Total
	5	6	7	8	9	10	11	12	13	14	15	16	17	18	19	20>		
Male	0	0	0	1	2	2	2	3	3	3	1	4	0	0	0	0	21	
Female	0	3	2	0	1	1	5	1	1	1	0	3	2	0	0	0	20	
Total	0	3	2	1	3	3	7	4	4	4	1	7	2	0	0	0	41	

Enrolment By Grade and Gender

Gender	Grade															Total
	K	1	2	3	4	5	6	7	8	9	10	11	12	4th		
Male	0	0	0	1	2	2	2	3	3	3	1	4	0	0	21	
Female	0	3	2	0	1	1	5	1	1	1	0	3	2	0	20	
Total	0	3	2	1	3	3	7	4	4	4	1	7	2	0	41	

Enrolment By Grade
For 393 - Bonne Bay Academy, Woody Point



* Data from the 2016-2017 AGR(Enrolment/Age as of the last day in Sept./Dec.)

** Newfoundland Statistics Classification System

*** May include itinerant teachers

NI FSD - Western Region

#394 - E.A. Butler All Grade, McKay's

Classification: Rural
Offers Distance Education: No

Grades: K-12 Number of Grades: 13

[School FTE PTR : 8.3](#)
[District FTE PTR : 12.2](#)
[Provincial FTE PTR : 12.7](#)

[FTE Teachers](#) *** : 15.0

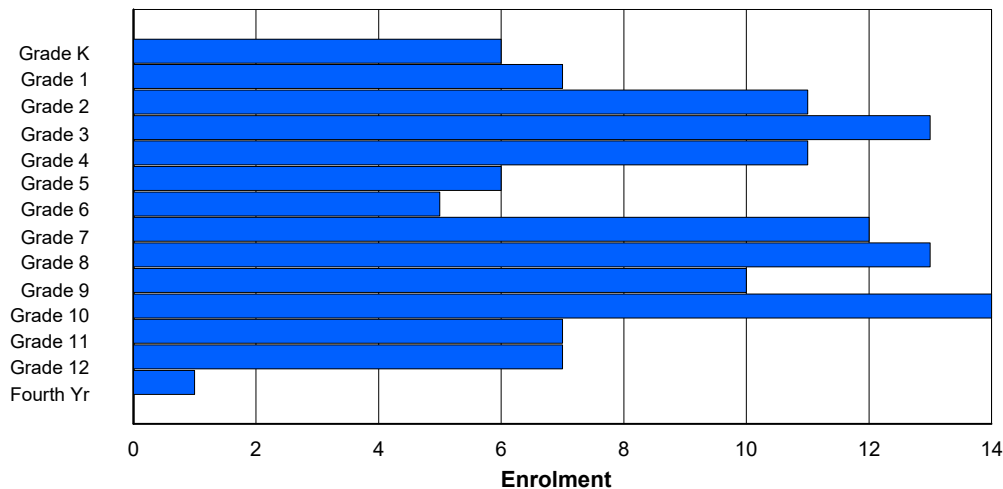
Enrolment By Age and Gender

Gender	Age																	Total
	5	6	7	8	9	10	11	12	13	14	15	16	17	18	19	20>		
Male	5	5	6	7	4	4	2	9	7	7	6	2	3	1	0	0	68	
Female	1	2	4	7	7	2	2	3	6	4	7	3	6	1	0	0	55	
Total	6	7	10	14	11	6	4	12	13	11	13	5	9	2	0	0	123	

Enrolment By Grade and Gender

Gender	Grade														Total
	K	1	2	3	4	5	6	7	8	9	10	11	12	4th	
Male	5	5	7	6	4	4	3	9	7	6	6	4	1	1	68
Female	1	2	4	7	7	2	2	3	6	4	8	3	6	0	55
Total	6	7	11	13	11	6	5	12	13	10	14	7	7	1	123

Enrolment By Grade
For 394 - E.A. Butler All Grade, McKay's



* Data from the 2016-2017 AGR(Enrolment/Age as of the last day in Sept./Dec.)

** Newfoundland Statistics Classification System

*** May include itinerant teachers

NI ESD - Western Region

#396 - Stephenville Middle School, Stephenville

Grades: 6-8

Number of Grades: 3

Classification: Urban

Offers Distance Education: No

[School FTE PTR : 12.7](#)

[District FTE PTR : 12.2](#)

[Provincial FTE PTR : 12.7](#)

[FTE Teachers](#) *** : 21.0

Enrolment By Age and Gender

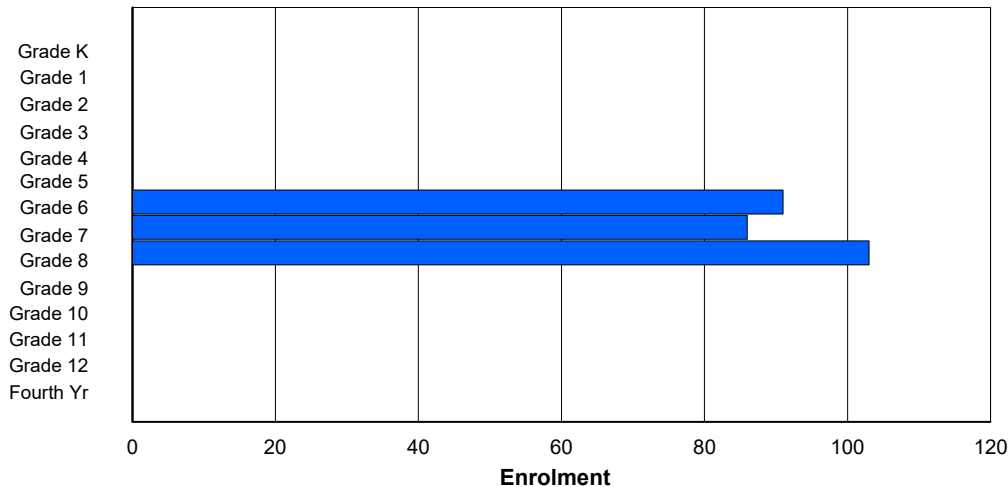
Gender	Age																Total
	5	6	7	8	9	10	11	12	13	14	15	16	17	18	19	20>	
Male	0	0	0	0	0	0	54	40	45	4	0	0	0	0	0	0	143
Female	0	0	0	0	0	0	37	45	54	1	0	0	0	0	0	0	137
Total	0	0	0	0	0	0	91	85	99	5	0	0	0	0	0	0	280

Enrolment By Grade and Gender

Gender	Grade														Total
	K	1	2	3	4	5	6	7	8	9	10	11	12	4th	
Male	0	0	0	0	0	0	54	41	48	0	0	0	0	0	143
Female	0	0	0	0	0	0	37	45	55	0	0	0	0	0	137
Total	0	0	0	0	0	0	91	86	103	0	0	0	0	0	280

Enrolment By Grade

For 396 - Stephenville Middle School, Stephenville



* Data from the 2016-2017 AGR(Enrolment/Age as of the last day in Sept./Dec.)

** Newfoundland Statistics Classification System

*** May include itinerant teachers

NI FSD - Western Region

#397 - Belanger Memorial School, Upper Ferry

Grades: K-12

Number of Grades: 13

Classification: Rural

Offers Distance Education: Yes

[FTE Teachers](#) *** : 19.0

[School FTE PTR : 10.2](#)

[District FTE PTR : 12.2](#)

[Provincial FTE PTR : 12.7](#)

Enrolment By Age and Gender

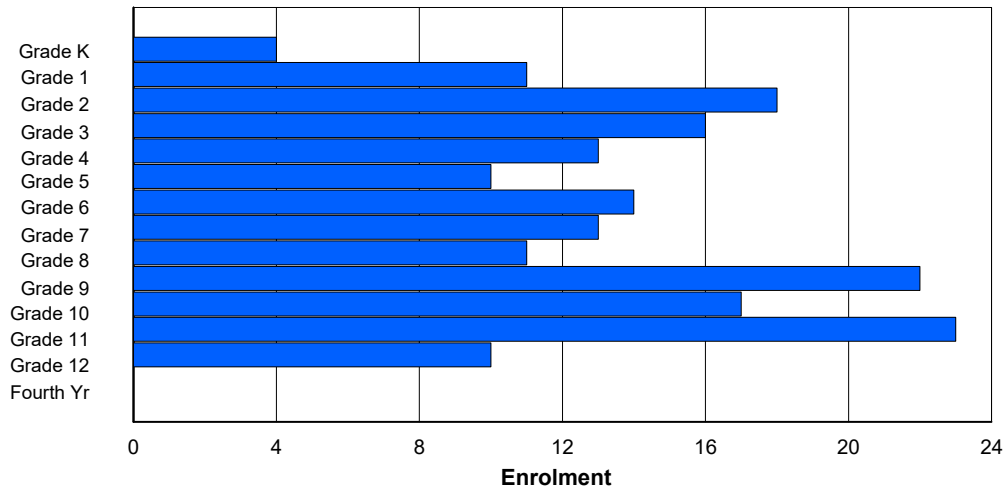
Gender	Age																	Total
	5	6	7	8	9	10	11	12	13	14	15	16	17	18	19	20>		
Male	3	6	8	7	6	7	5	8	7	12	11	16	9	0	0	0	105	
Female	1	5	9	10	7	3	8	5	5	10	4	5	5	0	0	0	77	
Total	4	11	17	17	13	10	13	13	12	22	15	21	14	0	0	0	182	

Enrolment By Grade and Gender

Gender	Grade														Total
	K	1	2	3	4	5	6	7	8	9	10	11	12	4th	
Male	3	6	8	7	6	7	5	8	7	12	13	18	5	0	105
Female	1	5	10	9	7	3	9	5	4	10	4	5	5	0	77
Total	4	11	18	16	13	10	14	13	11	22	17	23	10	0	182

Enrolment By Grade

For 397 - Belanger Memorial School, Upper Ferry



* Data from the 2016-2017 AGR(Enrolment/Age as of the last day in Sept./Dec.)

** Newfoundland Statistics Classification System

*** May include itinerant teachers

NI FSD - Western Region

#409 - Indian River Academy, Springdale

Classification: Rural
Offers Distance Education: No

Grades: K-6 Number of Grades: 7

[School FTE PTR : 10.8](#)
[District FTE PTR : 12.2](#)
[Provincial FTE PTR : 12.7](#)

[FTE Teachers](#) *** : 21.0

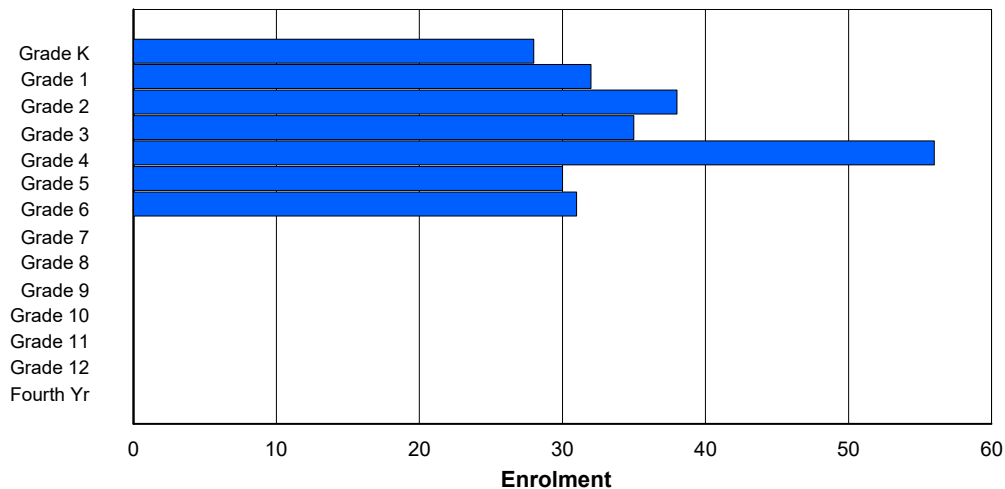
Enrolment By Age and Gender

Gender	Age																Total
	5	6	7	8	9	10	11	12	13	14	15	16	17	18	19	20>	
Male	17	16	19	15	28	17	17	1	0	0	0	0	0	0	0	0	130
Female	11	16	19	19	29	12	14	0	0	0	0	0	0	0	0	0	120
Total	28	32	38	34	57	29	31	1	0	0	0	0	0	0	0	0	250

Enrolment By Grade and Gender

Gender	Grade														Total
	K	1	2	3	4	5	6	7	8	9	10	11	12	4th	
Male	17	16	19	16	27	18	17	0	0	0	0	0	0	0	130
Female	11	16	19	19	29	12	14	0	0	0	0	0	0	0	120
Total	28	32	38	35	56	30	31	0	0	0	0	0	0	0	250

Enrolment By Grade
For 409 - Indian River Academy, Springdale



* Data from the 2016-2017 AGR(Enrolment/Age as of the last day in Sept./Dec.)

** Newfoundland Statistics Classification System

*** May include itinerant teachers

NI FSD - Western Region

#463 - Pathfinder Learning Centre, Stephenville

Grades: 10-12

Number of Grades: 3

Classification: Urban

Offers Distance Education: Yes

[School FTE PTR : 9.0](#)

[District FTE PTR : 12.2](#)

[Provincial FTE PTR : 12.7](#)

[FTE Teachers](#) *** : 2.0

Enrolment By Age and Gender

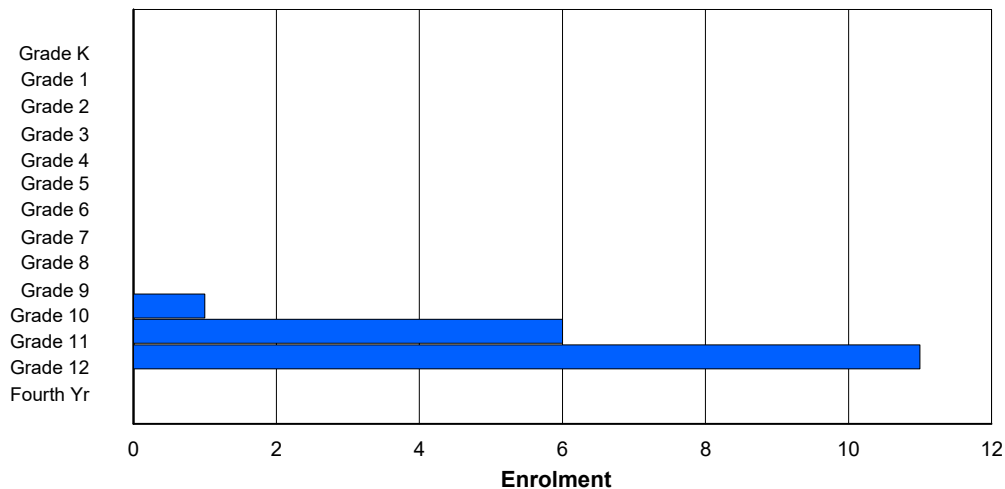
Gender	Age																	Total
	5	6	7	8	9	10	11	12	13	14	15	16	17	18	19	20>		
Male	0	0	0	0	0	0	0	0	0	0	0	0	0	4	1	1	6	
Female	0	0	0	0	0	0	0	0	0	0	0	0	3	8	0	1	12	
Total	0	0	0	0	0	0	0	0	0	0	0	0	3	12	1	2	18	

Enrolment By Grade and Gender

Gender	Grade															Total
	K	1	2	3	4	5	6	7	8	9	10	11	12	4th		
Male	0	0	0	0	0	0	0	0	0	0	0	2	4	0	6	
Female	0	0	0	0	0	0	0	0	0	0	1	4	7	0	12	
Total	0	0	0	0	0	0	0	0	0	0	1	6	11	0	18	

Enrolment By Grade

For 463 - Pathfinder Learning Centre, Stephenville



* Data from the 2016-2017 AGR(Enrolment/Age as of the last day in Sept./Dec.)

** Newfoundland Statistics Classification System

*** May include itinerant teachers

NI FSD - Western Region

#474 - Cloud River Academy, Roddickton

Classification: Rural
Offers Distance Education: Yes

Grades: K-12

Number of Grades: 13

[School FTE PTR : N/A](#)
[District FTE PTR : 12.2](#)
[Provincial FTE PTR : 12.7](#)

[FTE Teachers](#) *** : 22.0

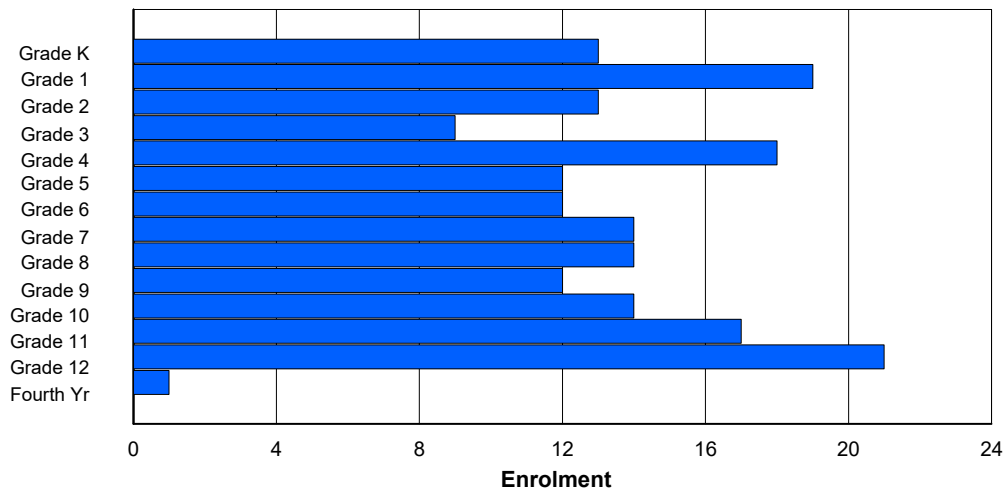
Enrolment By Age and Gender

Gender	Age																	Total
	5	6	7	8	9	10	11	12	13	14	15	16	17	18	19	20>		
Male	10	10	7	4	14	9	3	8	6	7	9	9	13	0	0	0	109	
Female	3	9	6	4	5	3	9	7	7	5	5	8	8	1	0	0	80	
Total	13	19	13	8	19	12	12	15	13	12	14	17	21	1	0	0	189	

Enrolment By Grade and Gender

Gender	Grade															Total
	K	1	2	3	4	5	6	7	8	9	10	11	12	4th		
Male	10	10	7	5	13	9	3	8	6	7	9	9	13	0	109	
Female	3	9	6	4	5	3	9	6	8	5	5	8	8	1	80	
Total	13	19	13	9	18	12	12	14	14	12	14	17	21	1	189	

Enrolment By Grade
For 474 - Cloud River Academy, Roddickton



* Data from the 2016-2017 AGR(Enrolment/Age as of the last day in Sept./Dec.)

** Newfoundland Statistics Classification System

*** May include itinerant teachers

NI FSD - Western Region

#475 - Viking Trail Academy, Plum Point

Classification: Rural
Offers Distance Education: Yes

Grades: K-12

Number of Grades: 13

[School FTE PTR : 9.8](#)
[District FTE PTR : 12.2](#)
[Provincial FTE PTR : 12.7](#)

[FTE Teachers](#) *** : 18.0

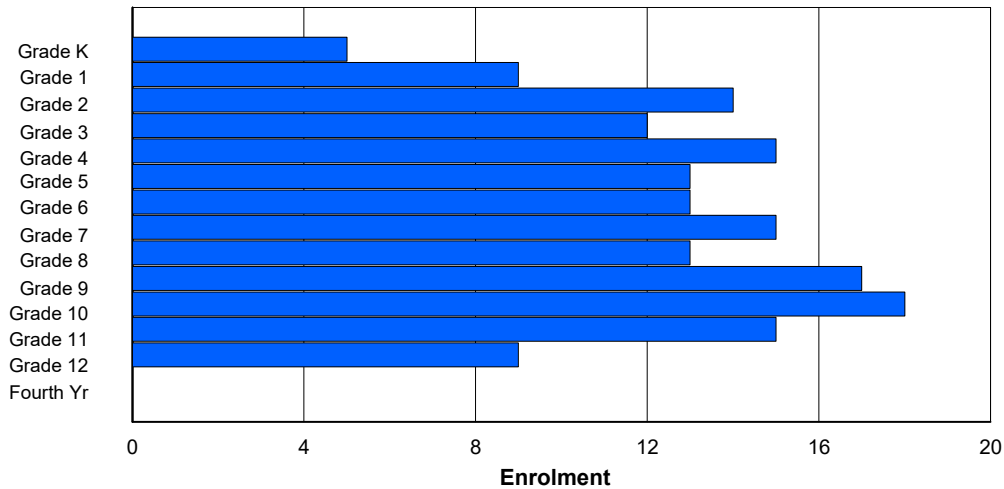
Enrolment By Age and Gender

Gender	Age																	Total
	5	6	7	8	9	10	11	12	13	14	15	16	17	18	19	20>		
Male	3	7	10	8	6	7	4	9	4	6	9	8	2	0	0	0	83	
Female	2	2	4	5	8	6	9	7	8	12	8	7	7	0	0	0	85	
Total	5	9	14	13	14	13	13	16	12	18	17	15	9	0	0	0	168	

Enrolment By Grade and Gender

Gender	Grade														Total
	K	1	2	3	4	5	6	7	8	9	10	11	12	4th	
Male	3	7	10	7	7	7	4	9	4	6	9	8	2	0	83
Female	2	2	4	5	8	6	9	6	9	11	9	7	7	0	85
Total	5	9	14	12	15	13	13	15	13	17	18	15	9	0	168

Enrolment By Grade
For 475 - Viking Trail Academy, Plum Point



* Data from the 2016-2017 AGR(Enrolment/Age as of the last day in Sept./Dec.)

** Newfoundland Statistics Classification System

*** May include itinerant teachers

NI FSD - Western Region

#485 - Corner Brook Regional High, Corner Brook

Grades: 10-12 Number of Grades: 3

[FTE Teachers](#) *** : 51.0

Classification: Urban
Offers Distance Education: No

[School FTE PTR : 16.0](#)
[District FTE PTR : 12.2](#)
[Provincial FTE PTR : 12.7](#)

Enrolment By Age and Gender

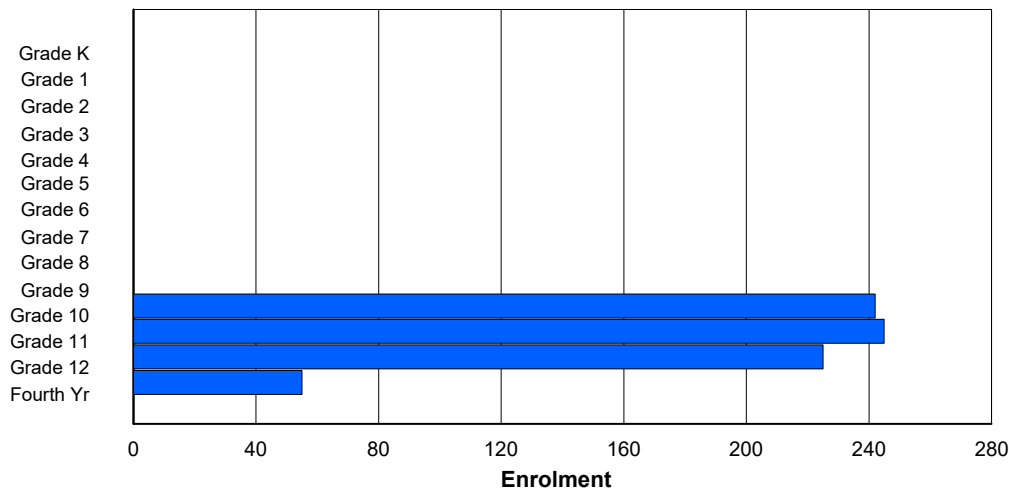
Gender	Age																	Total
	5	6	7	8	9	10	11	12	13	14	15	16	17	18	19	20>		
Male	0	0	0	0	0	0	0	0	0	0	101	114	101	19	6	5	346	
Female	0	0	0	0	0	0	0	0	0	2	136	122	125	19	11	6	421	
Total	0	0	0	0	0	0	0	0	0	2	237	236	226	38	17	11	767	

Enrolment By Grade and Gender

Gender	Grade															Total
	K	1	2	3	4	5	6	7	8	9	10	11	12	4th		
Male	0	0	0	0	0	0	0	0	0	0	104	118	100	24	346	
Female	0	0	0	0	0	0	0	0	0	0	138	127	125	31	421	
Total	0	0	0	0	0	0	0	0	0	0	242	245	225	55	767	

Enrolment By Grade

For 485 - Corner Brook Regional High, Corner Brook



* Data from the 2016-2017 AGR(Enrolment/Age as of the last day in Sept./Dec.)

** Newfoundland Statistics Classification System

*** May include itinerant teachers

NI FSD - Western Region

#488 - French Shore Academy, Port Saunders

Classification: Rural
Offers Distance Education: No

Grades: K-12 Number of Grades: 13

[School FTE PTR : 10.7](#)
[District FTE PTR : 12.2](#)
[Provincial FTE PTR : 12.7](#)

[FTE Teachers](#) *** : 21.0

Enrolment By Age and Gender

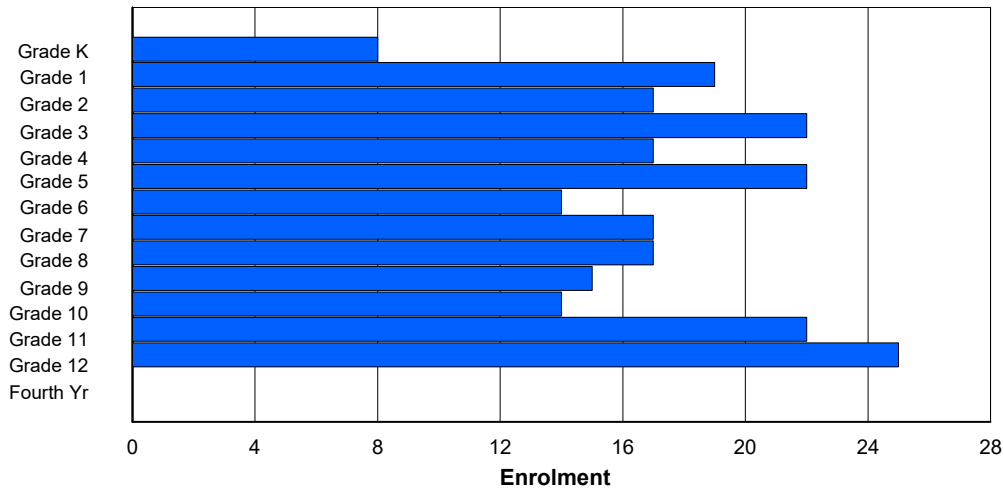
Gender	Age																	Total
	5	6	7	8	9	10	11	12	13	14	15	16	17	18	19	20>		
Male	4	9	11	11	5	10	4	8	7	8	7	10	7	0	0	0	101	
Female	4	10	6	11	12	12	10	9	9	8	8	11	18	0	0	0	128	
Total	8	19	17	22	17	22	14	17	16	16	15	21	25	0	0	0	229	

Enrolment By Grade and Gender

Gender	Grade															Total
	K	1	2	3	4	5	6	7	8	9	10	11	12	4th		
Male	4	9	11	11	5	10	4	8	7	8	7	10	7	0	101	
Female	4	10	6	11	12	12	10	9	10	7	7	12	18	0	128	
Total	8	19	17	22	17	22	14	17	17	15	14	22	25	0	229	

Enrolment By Grade

For 488 - French Shore Academy, Port Saunders



* Data from the 2016-2017 AGR(Enrolment/Age as of the last day in Sept./Dec.)

** Newfoundland Statistics Classification System

*** May include itinerant teachers

NI FSD - Western Region

#953 - White Hills Academy, St. Anthony

Classification: Rural
Offers Distance Education: Yes

Grades: K-12

Number of Grades: 13

[School FTE PTR : 12.7](#)
[District FTE PTR : 12.2](#)
[Provincial FTE PTR : 12.7](#)

[FTE Teachers](#) *** : 30.0

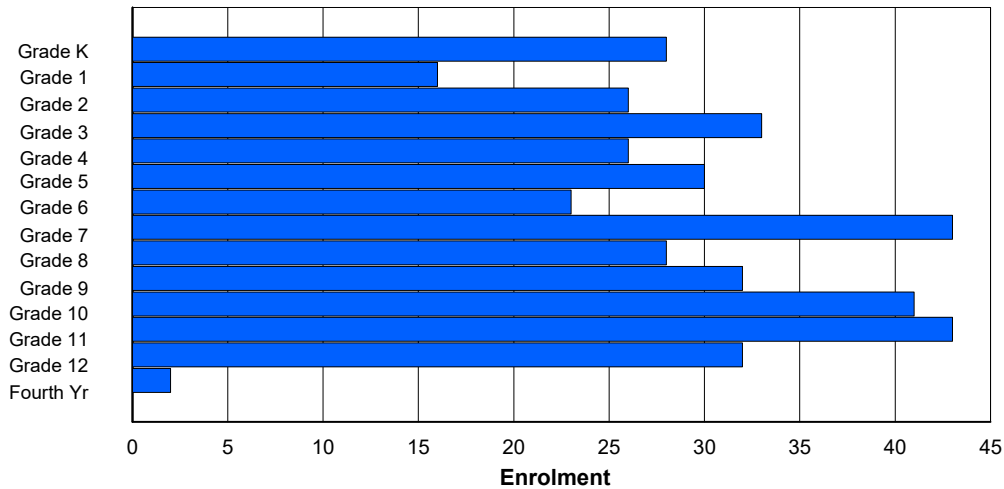
Enrolment By Age and Gender

Gender	Age																Total
	5	6	7	8	9	10	11	12	13	14	15	16	17	18	19	20>	
Male	17	9	16	12	11	21	13	17	17	15	20	17	23	0	2	0	210
Female	11	5	11	21	16	8	11	24	13	18	17	22	14	1	0	1	193
Total	28	14	27	33	27	29	24	41	30	33	37	39	37	1	2	1	403

Enrolment By Grade and Gender

Gender	Grade														Total
	K	1	2	3	4	5	6	7	8	9	10	11	12	4th	
Male	17	9	17	12	10	21	13	19	15	15	22	19	20	1	210
Female	11	7	9	21	16	9	10	24	13	17	19	24	12	1	193
Total	28	16	26	33	26	30	23	43	28	32	41	43	32	2	403

Enrolment By Grade
For 953 - White Hills Academy, St. Anthony



* Data from the 2016-2017 AGR(Enrolment/Age as of the last day in Sept./Dec.)

** Newfoundland Statistics Classification System

*** May include itinerant teachers

NI FSD - Western Region

#955 - Corner Brook Intermediate, Corner Brook

Classification: Urban
Offers Distance Education: No

Grades: 7-9 Number of Grades: 3

[School FTE PTR : 15.0](#)
[District FTE PTR : 12.2](#)
[Provincial FTE PTR : 12.7](#)

[FTE Teachers](#) *** : 47.0

Enrolment By Age and Gender

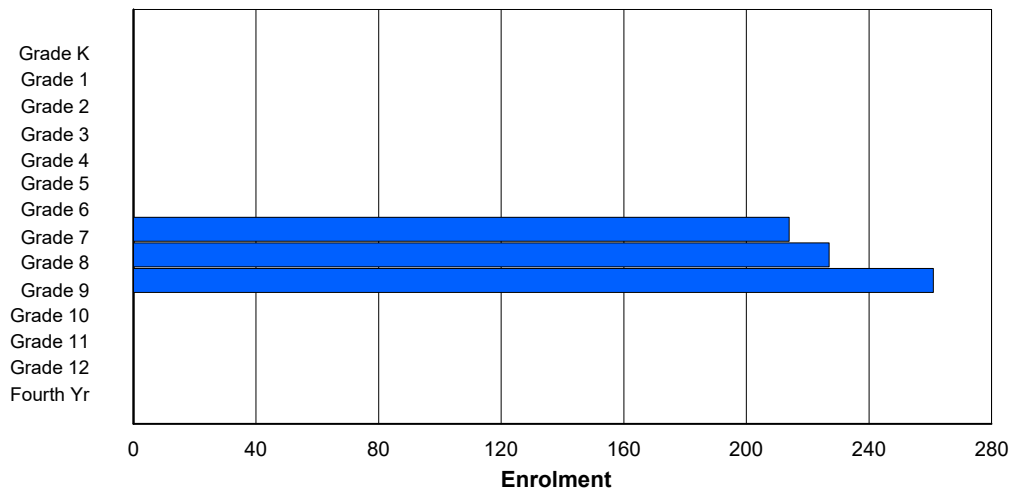
Gender	Age																Total
	5	6	7	8	9	10	11	12	13	14	15	16	17	18	19	20>	
Male	0	0	0	0	0	0	1	104	121	129	6	1	0	0	0	0	362
Female	0	0	0	0	0	0	0	103	109	127	1	0	0	0	0	0	340
Total	0	0	0	0	0	0	1	207	230	256	7	1	0	0	0	0	702

Enrolment By Grade and Gender

Gender	Grade														Total
	K	1	2	3	4	5	6	7	8	9	10	11	12	4th	
Male	0	0	0	0	0	0	0	109	119	134	0	0	0	0	362
Female	0	0	0	0	0	0	0	105	108	127	0	0	0	0	340
Total	0	0	0	0	0	0	0	214	227	261	0	0	0	0	702

Enrolment By Grade

For 955 - Corner Brook Intermediate, Corner Brook



* Data from the 2016-2017 AGR(Enrolment/Age as of the last day in Sept./Dec.)

** Newfoundland Statistics Classification System

*** May include itinerant teachers

NI ESD - Central Region

#132 - Botwood Collegiate, Botwood

Classification: Urban
Offers Distance Education: Yes

Grades: 7-12

Number of Grades: 6

[School FTE PTR : 13.9](#)
[District FTE PTR : 12.6](#)
[Provincial FTE PTR : 12.7](#)

[FTE Teachers](#) *** : 22.0

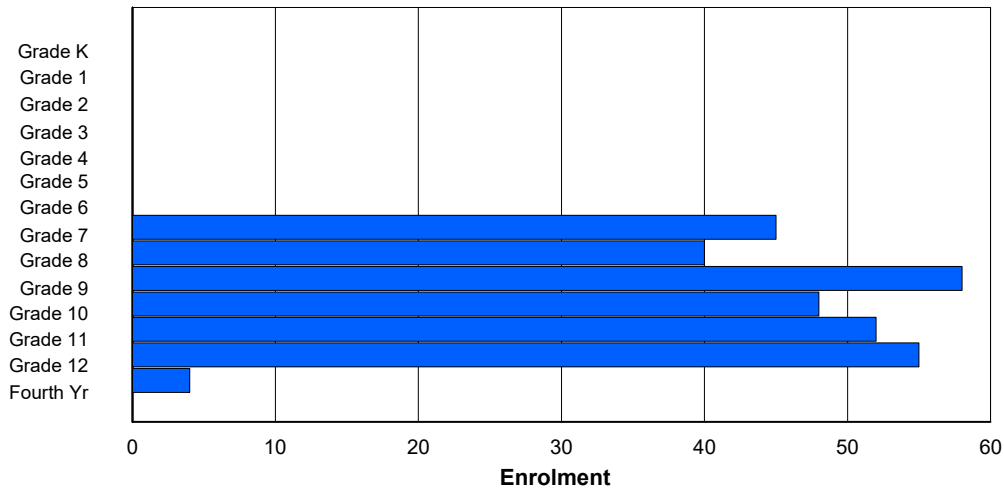
Enrolment By Age and Gender

Gender	Age																	Total
	5	6	7	8	9	10	11	12	13	14	15	16	17	18	19	20>		
Male	0	0	0	0	0	0	0	22	25	23	26	26	21	6	1	0	150	
Female	0	0	0	0	0	0	0	22	15	33	23	27	31	1	0	0	152	
Total	0	0	0	0	0	0	0	44	40	56	49	53	52	7	1	0	302	

Enrolment By Grade and Gender

Gender	Grade															Total
	K	1	2	3	4	5	6	7	8	9	10	11	12	4th		
Male	0	0	0	0	0	0	0	23	24	26	24	25	25	3	150	
Female	0	0	0	0	0	0	0	22	16	32	24	27	30	1	152	
Total	0	0	0	0	0	0	0	45	40	58	48	52	55	4	302	

Enrolment By Grade
For 132 - Botwood Collegiate, Botwood



* Data from the 2016-2017 AGR(Enrolment/Age as of the last day in Sept./Dec.)

** Newfoundland Statistics Classification System

*** May include itinerant teachers

NI ESD - Central Region

#133 - Memorial Academy, Botwood

Classification: Urban
Offers Distance Education: No

Grades: K-6 Number of Grades: 7

[School FTE PTR : 13.4](#)
[District FTE PTR : 12.6](#)
[Provincial FTE PTR : 12.7](#)

[FTE Teachers](#) *** : 22.0

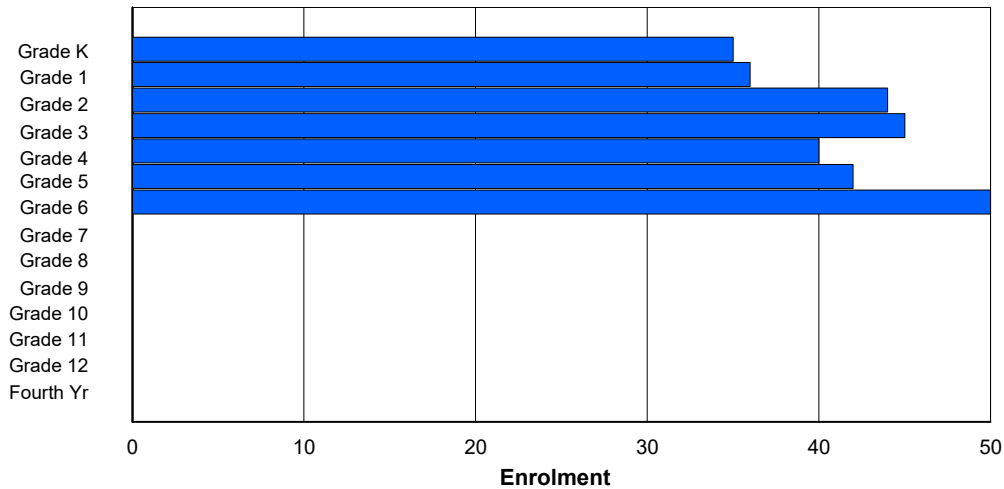
Enrolment By Age and Gender

Gender	Age																Total
	5	6	7	8	9	10	11	12	13	14	15	16	17	18	19	20>	
Male	19	16	19	27	19	23	23	0	0	0	0	0	0	0	0	0	146
Female	16	20	25	18	21	18	28	0	0	0	0	0	0	0	0	0	146
Total	35	36	44	45	40	41	51	0	0	0	0	0	0	0	0	0	292

Enrolment By Grade and Gender

Gender	Grade														Total
	K	1	2	3	4	5	6	7	8	9	10	11	12	4th	
Male	19	16	19	27	19	24	22	0	0	0	0	0	0	0	146
Female	16	20	25	18	21	18	28	0	0	0	0	0	0	0	146
Total	35	36	44	45	40	42	50	0	0	0	0	0	0	0	292

Enrolment By Grade
For 133 - Memorial Academy, Botwood



* Data from the 2016-2017 AGR(Enrolment/Age as of the last day in Sept./Dec.)

** Newfoundland Statistics Classification System

*** May include itinerant teachers

NI,ESD - Central Region

#138 - Victoria Academy, Gaultois

Classification: Rural
Offers Distance Education: Yes

Grades: K,2,4,7-10,12 Number of Grades: 10

[School FTE PTR : 7.0](#)
[District FTE PTR : 12.6](#)
[Provincial FTE PTR : 12.7](#)

[FTE Teachers](#) *** : 4.0

Enrolment By Age and Gender

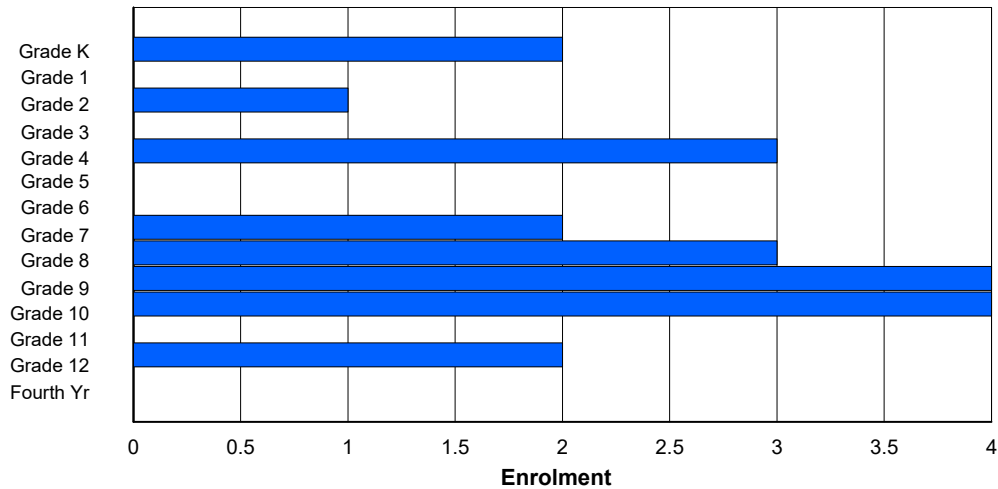
Gender	Age																	Total
	5	6	7	8	9	10	11	12	13	14	15	16	17	18	19	20>		
Male	0	0	1	0	3	0	0	1	2	2	2	0	1	0	0	0	12	
Female	2	0	0	0	0	0	0	1	1	2	2	0	1	0	0	0	9	
Total	2	0	1	0	3	0	0	2	3	4	4	0	2	0	0	0	21	

Enrolment By Grade and Gender

Gender	Grade															Total
	K	1	2	3	4	5	6	7	8	9	10	11	12	4th		
Male	0	0	1	0	3	0	0	1	2	2	2	0	1	0	12	
Female	2	0	0	0	0	0	0	1	1	2	2	0	1	0	9	
Total	2	0	1	0	3	0	0	2	3	4	4	0	2	0	21	

Enrolment By Grade

For 138 - Victoria Academy, Gaultois



* Data from the 2016-2017 AGR(Enrolment/Age as of the last day in Sept./Dec.)

** Newfoundland Statistics Classification System

*** May include itinerant teachers

NI ESD - Central Region

#142 - Woodland Primary, Grand Falls-Windsor

Grades: K-3 Number of Grades: 4

[FTE Teachers](#) *** : 28.0

Classification: Urban
Offers Distance Education: No

[School FTE PTR : 14.2](#)
[District FTE PTR : 12.6](#)
[Provincial FTE PTR : 12.7](#)

Enrolment By Age and Gender

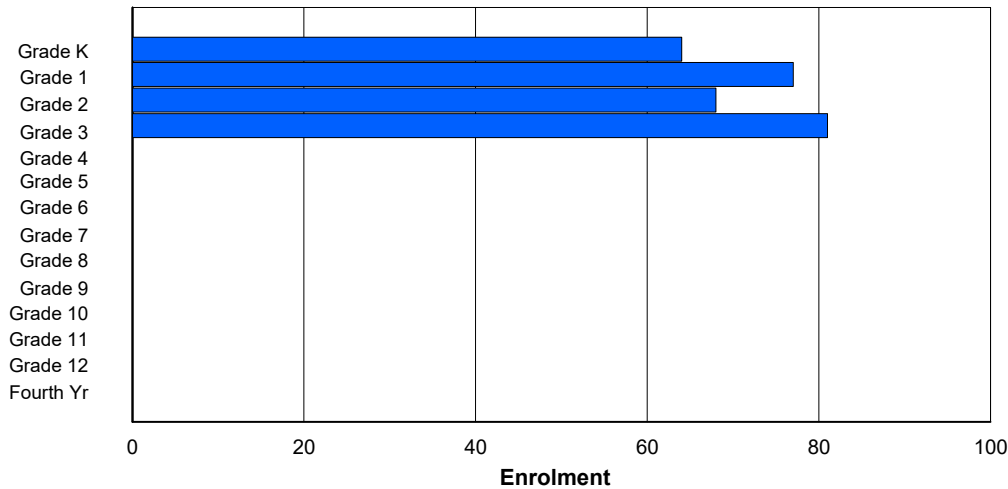
Gender	Age																	Total
	5	6	7	8	9	10	11	12	13	14	15	16	17	18	19	20>		
Male	33	40	35	46	0	0	0	0	0	0	0	0	0	0	0	0	154	
Female	31	37	32	36	0	0	0	0	0	0	0	0	0	0	0	0	136	
Total	64	77	67	82	0	0	0	0	0	0	0	0	0	0	0	0	290	

Enrolment By Grade and Gender

Gender	Grade															Total
	K	1	2	3	4	5	6	7	8	9	10	11	12	4th		
Male	33	40	36	45	0	0	0	0	0	0	0	0	0	0	154	
Female	31	37	32	36	0	0	0	0	0	0	0	0	0	0	136	
Total	64	77	68	81	0	0	0	0	0	0	0	0	0	0	290	

Enrolment By Grade

For 142 - Woodland Primary, Grand Falls-Windsor



* Data from the 2016-2017 AGR(Enrolment/Age as of the last day in Sept./Dec.)

** Newfoundland Statistics Classification System

*** May include itinerant teachers

NI ESD - Central Region

#144 - Sprucewood Academy, Grand Falls-Windsor

Grades: 4-6 Number of Grades: 7

[FTE Teachers](#) *** : 47.0

Classification: Urban
Offers Distance Education: No

[School FTE PTR : N/A](#)
[District FTE PTR : 12.6](#)
[Provincial FTE PTR : 12.7](#)

Enrolment By Age and Gender

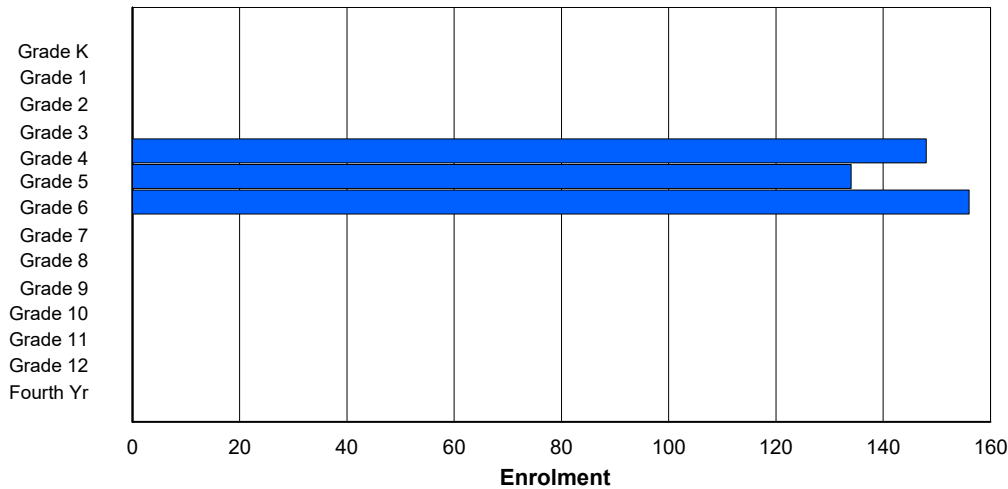
Gender	Age																	Total
	5	6	7	8	9	10	11	12	13	14	15	16	17	18	19	20>		
Male	0	0	0	0	80	79	79	1	0	0	0	0	0	0	0	0	239	
Female	0	0	0	0	67	56	75	1	0	0	0	0	0	0	0	0	199	
Total	0	0	0	0	147	135	154	2	0	0	0	0	0	0	0	0	438	

Enrolment By Grade and Gender

Gender	Grade															Total
	K	1	2	3	4	5	6	7	8	9	10	11	12	4th		
Male	0	0	0	0	81	78	80	0	0	0	0	0	0	0	239	
Female	0	0	0	0	67	56	76	0	0	0	0	0	0	0	199	
Total	0	0	0	0	148	134	156	0	0	0	0	0	0	0	438	

Enrolment By Grade

For 144 - Sprucewood Academy, Grand Falls-Windsor



* Data from the 2016-2017 AGR(Enrolment/Age as of the last day in Sept./Dec.)

** Newfoundland Statistics Classification System

*** May include itinerant teachers

NI ESD - Central Region

#149 - King Academy, Harbour Breton

Classification: Rural
Offers Distance Education: Yes

Grades: 7-12

Number of Grades: 6

[School FTE PTR : 9.5](#)
[District FTE PTR : 12.6](#)
[Provincial FTE PTR : 12.7](#)

[FTE Teachers](#) *** : 12.0

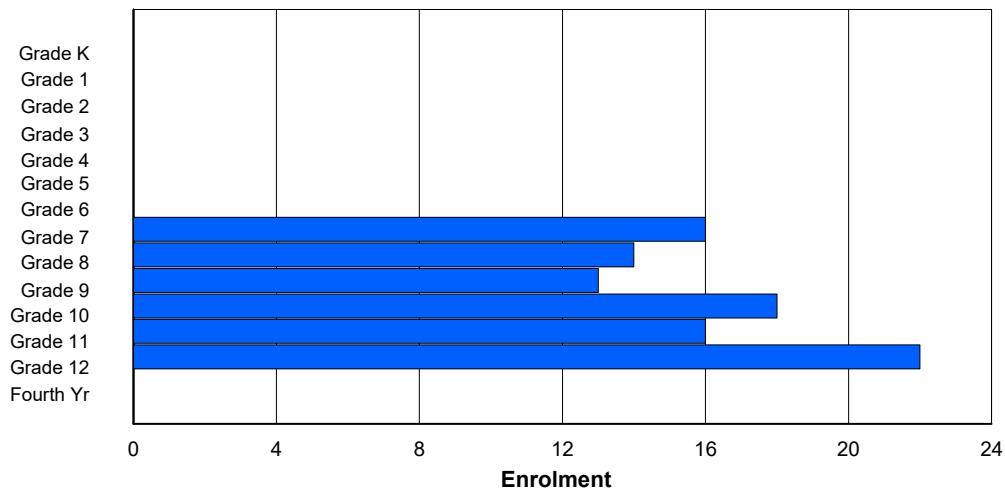
Enrolment By Age and Gender

Gender	Age																	Total
	5	6	7	8	9	10	11	12	13	14	15	16	17	18	19	20>		
Male	0	0	0	0	0	0	0	9	8	5	11	11	9	0	0	0	53	
Female	0	0	0	0	0	0	0	7	6	8	5	7	13	0	0	0	46	
Total	0	0	0	0	0	0	0	16	14	13	16	18	22	0	0	0	99	

Enrolment By Grade and Gender

Gender	Grade															Total
	K	1	2	3	4	5	6	7	8	9	10	11	12	4th		
Male	0	0	0	0	0	0	0	9	8	5	12	10	9	0	53	
Female	0	0	0	0	0	0	0	7	6	8	6	6	13	0	46	
Total	0	0	0	0	0	0	0	16	14	13	18	16	22	0	99	

Enrolment By Grade
For 149 - King Academy, Harbour Breton



* Data from the 2016-2017 AGR(Enrolment/Age as of the last day in Sept./Dec.)

** Newfoundland Statistics Classification System

*** May include itinerant teachers

NI ESD - Central Region

#150 - St. Joseph's Elementary, Harbour Breton

Classification: Rural
Offers Distance Education: No

Grades: K-6 Number of Grades: 7

[School FTE PTR : 10.3](#)
[District FTE PTR : 12.6](#)
[Provincial FTE PTR : 12.7](#)

[FTE Teachers](#) *** : 11.0

Enrolment By Age and Gender

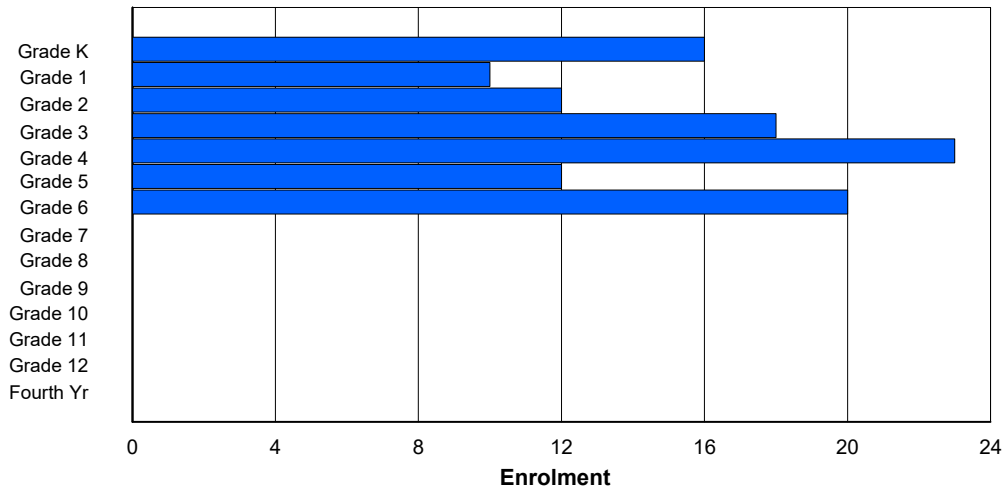
Gender	Age																	Total
	5	6	7	8	9	10	11	12	13	14	15	16	17	18	19	20>		
Male	7	4	5	11	11	4	10	0	0	0	0	0	0	0	0	0	52	
Female	9	6	7	7	12	8	10	0	0	0	0	0	0	0	0	0	59	
Total	16	10	12	18	23	12	20	0	0	0	0	0	0	0	0	0	111	

Enrolment By Grade and Gender

Gender	Grade															Total
	K	1	2	3	4	5	6	7	8	9	10	11	12	4th		
Male	7	4	5	11	11	4	10	0	0	0	0	0	0	0	52	
Female	9	6	7	7	12	8	10	0	0	0	0	0	0	0	59	
Total	16	10	12	18	23	12	20	0	0	0	0	0	0	0	111	

Enrolment By Grade

For 150 - St. Joseph's Elementary, Harbour Breton



* Data from the 2016-2017 AGR(Enrolment/Age as of the last day in Sept./Dec.)

** Newfoundland Statistics Classification System

*** May include itinerant teachers

NI ESD - Central Region

#151 - John Watkins Academy, Hermitage

Classification: Rural
Offers Distance Education: Yes

Grades: K-12

Number of Grades: 13

[School FTE PTR : 8.2](#)
[District FTE PTR : 12.6](#)
[Provincial FTE PTR : 12.7](#)

[FTE Teachers](#) *** : 8.0

Enrolment By Age and Gender

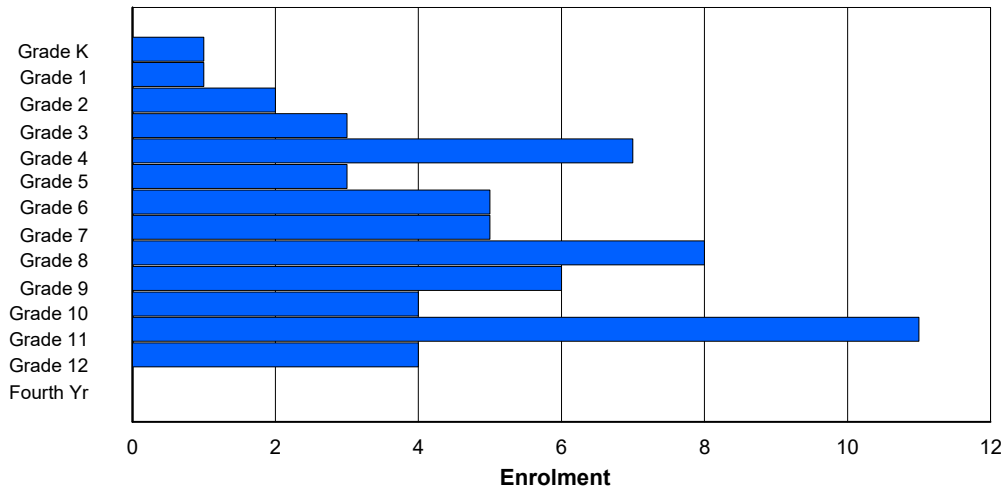
Gender	Age																	Total
	5	6	7	8	9	10	11	12	13	14	15	16	17	18	19	20>		
Male	1	1	1	1	4	1	3	3	2	3	2	5	4	0	0	0	31	
Female	0	0	1	2	3	2	2	1	5	5	2	5	1	0	0	0	29	
Total	1	1	2	3	7	3	5	4	7	8	4	10	5	0	0	0	60	

Enrolment By Grade and Gender

Gender	K	Grade													4th	Total
		1	2	3	4	5	6	7	8	9	10	11	12			
Male	1	1	1	1	4	1	3	4	2	2	2	6	3	0	31	
Female	0	0	1	2	3	2	2	1	6	4	2	5	1	0	29	
Total	1	1	2	3	7	3	5	5	8	6	4	11	4	0	60	

Enrolment By Grade

For 151 - John Watkins Academy, Hermitage



* Data from the 2016-2017 AGR(Enrolment/Age as of the last day in Sept./Dec.)

** Newfoundland Statistics Classification System

*** May include itinerant teachers

NI ESD - Central Region

#155 - Leading Ticks Primary, Leading Ticks
Grades: K-2 Number of Grades: 3

Classification: Rural
Offers Distance Education: No

[FTE Teachers](#) *** : 2.0

[School FTE PTR : 5.0](#)
[District FTE PTR : 12.6](#)
[Provincial FTE PTR : 12.7](#)

Enrolment By Age and Gender

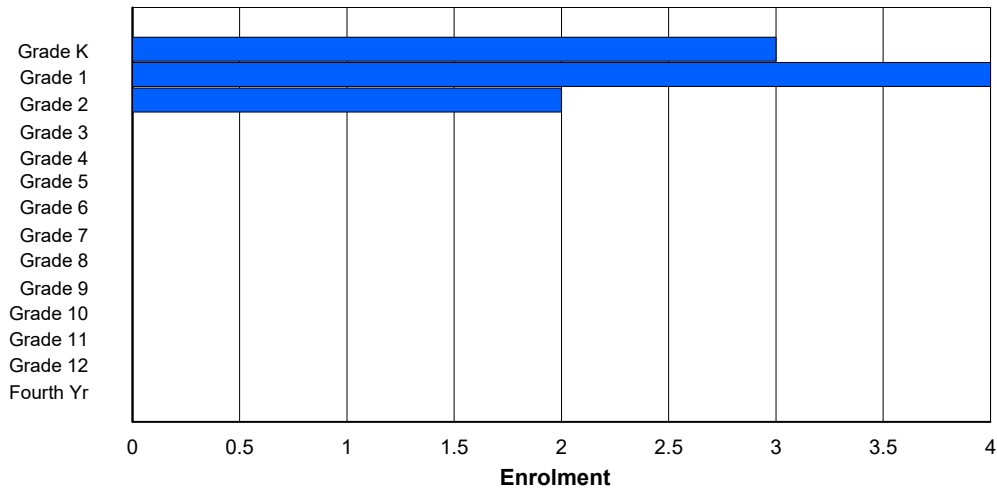
Gender	Age																	Total
	5	6	7	8	9	10	11	12	13	14	15	16	17	18	19	20>		
Male	2	0	2	0	0	0	0	0	0	0	0	0	0	0	0	0	4	
Female	1	4	0	0	0	0	0	0	0	0	0	0	0	0	0	0	5	
Total	3	4	2	0	0	0	0	0	0	0	0	0	0	0	0	0	9	

Enrolment By Grade and Gender

Gender	Grade															Total
	K	1	2	3	4	5	6	7	8	9	10	11	12	4th		
Male	2	0	2	0	0	0	0	0	0	0	0	0	0	0	4	
Female	1	4	0	0	0	0	0	0	0	0	0	0	0	0	5	
Total	3	4	2	0	0	0	0	0	0	0	0	0	0	0	9	

Enrolment By Grade

For 155 - Leading Ticks Primary, Leading Ticks



* Data from the 2016-2017 AGR(Enrolment/Age as of the last day in Sept./Dec.)

** Newfoundland Statistics Classification System

*** May include itinerant teachers

NI,ESD - Central Region

#157 - St. Peter's AG, McCallum

Classification: Rural
Offers Distance Education: Yes

Grades: 4,7,10-11

Number of Grades: 5

[School FTE PTR : 3.3](#)
[District FTE PTR : 12.6](#)
[Provincial FTE PTR : 12.7](#)

[FTE Teachers](#) *** : 2.0

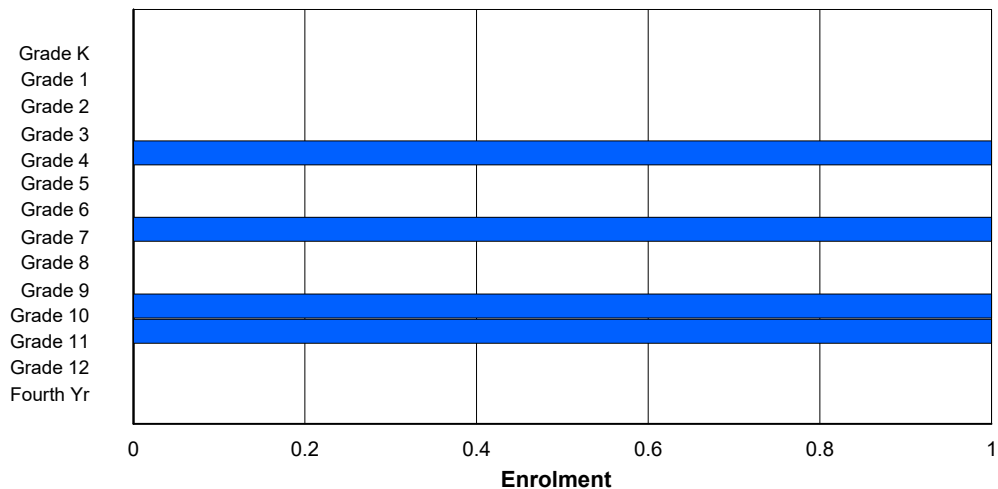
Enrolment By Age and Gender

Gender	Age																	Total
	5	6	7	8	9	10	11	12	13	14	15	16	17	18	19	20>		
Male	0	0	0	0	1	0	0	0	0	0	0	0	0	0	0	0	1	
Female	0	0	0	0	0	0	0	1	0	0	1	1	0	0	0	0		
Total	0	0	0	0	1	0	0	1	0	0	1	1	0	0	0	0		

Enrolment By Grade and Gender

Gender	Grade															Total
	K	1	2	3	4	5	6	7	8	9	10	11	12	4th		
Male	0	0	0	0	1	0	0	0	0	0	0	0	0	0	1	
Female	0	0	0	0	0	0	0	1	0	0	1	1	0	0	3	
Total	0	0	0	0	1	0	0	1	0	0	1	1	0	0	4	

Enrolment By Grade
For 157 - St. Peter's AG, McCallum



* Data from the 2016-2017 AGR(Enrolment/Age as of the last day in Sept./Dec.)

** Newfoundland Statistics Classification System

*** May include itinerant teachers

NI ESD - Central Region

#163 - Point Leamington Academy, Point Leamington

Grades: K-12

Number of Grades: 13

Classification: Rural

Offers Distance Education: Yes

[School FTE PTR : 8.3](#)

[District FTE PTR : 12.6](#)

[Provincial FTE PTR : 12.7](#)

[FTE Teachers](#) *** : 11.0

Enrolment By Age and Gender

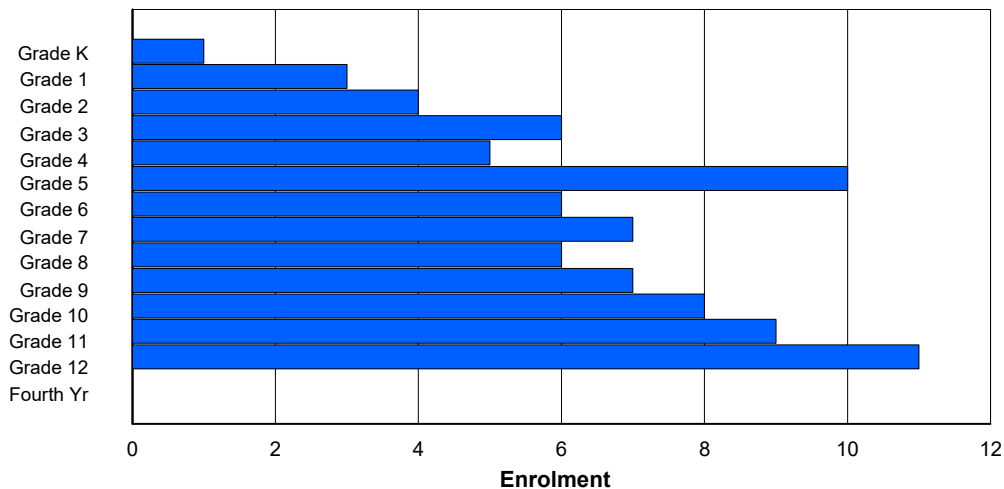
Gender	Age																	Total
	5	6	7	8	9	10	11	12	13	14	15	16	17	18	19	20>		
Male	1	1	2	3	2	7	2	4	3	4	5	2	6	0	0	0	42	
Female	0	2	2	3	3	3	4	3	3	3	3	7	5	0	0	0	41	
Total	1	3	4	6	5	10	6	7	6	7	8	9	11	0	0	0	83	

Enrolment By Grade and Gender

Gender	Grade															Total
	K	1	2	3	4	5	6	7	8	9	10	11	12	4th		
Male	1	1	2	3	2	7	2	4	3	4	5	2	6	0	42	
Female	0	2	2	3	3	3	4	3	3	3	3	7	5	0	41	
Total	1	3	4	6	5	10	6	7	6	7	8	9	11	0	83	

Enrolment By Grade

For 163 - Point Leamington Academy, Point Leamington



* Data from the 2016-2017 AGR(Enrolment/Age as of the last day in Sept./Dec.)

** Newfoundland Statistics Classification System

*** May include itinerant teachers

NI ESD - Central Region

#165 - St. Stephen's AG, Rencontre East

Classification: Rural
Offers Distance Education: Yes

Grades: K-1,3-12 Number of Grades: 11

[School FTE PTR : 5.7](#)
[District FTE PTR : 12.6](#)
[Provincial FTE PTR : 12.7](#)

[FTE Teachers](#) *** : 4.0

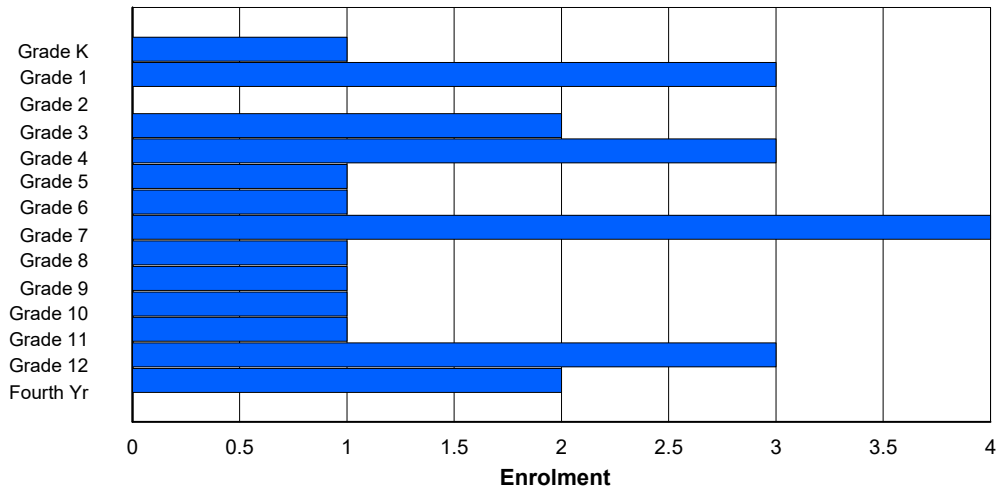
Enrolment By Age and Gender

Gender	Age																	Total
	5	6	7	8	9	10	11	12	13	14	15	16	17	18	19	20>		
Male	1	2	0	0	0	1	0	2	0	0	0	1	2	0	1	0	10	
Female	0	1	0	2	3	0	1	2	1	1	1	0	1	0	1	0	14	
Total	1	3	0	2	3	1	1	4	1	1	1	1	3	0	2	0	24	

Enrolment By Grade and Gender

Gender	Grade															Total
	K	1	2	3	4	5	6	7	8	9	10	11	12	4th		
Male	1	2	0	0	0	1	0	2	0	0	0	1	2	1	10	
Female	0	1	0	2	3	0	1	2	1	1	1	0	1	1	14	
Total	1	3	0	2	3	1	1	4	1	1	1	1	3	2	24	

Enrolment By Grade
For 165 - St. Stephen's AG, Rencontre East



* Data from the 2016-2017 AGR(Enrolment/Age as of the last day in Sept./Dec.)

** Newfoundland Statistics Classification System

*** May include itinerant teachers

NI ESD - Central Region

#177 - Greenwood Academy, Campbellton

Classification: Rural
Offers Distance Education: No

Grades: K-9

Number of Grades: 10

[School FTE PTR : 9.3](#)
[District FTE PTR : 12.6](#)
[Provincial FTE PTR : 12.7](#)

[FTE Teachers](#) *** : 14.0

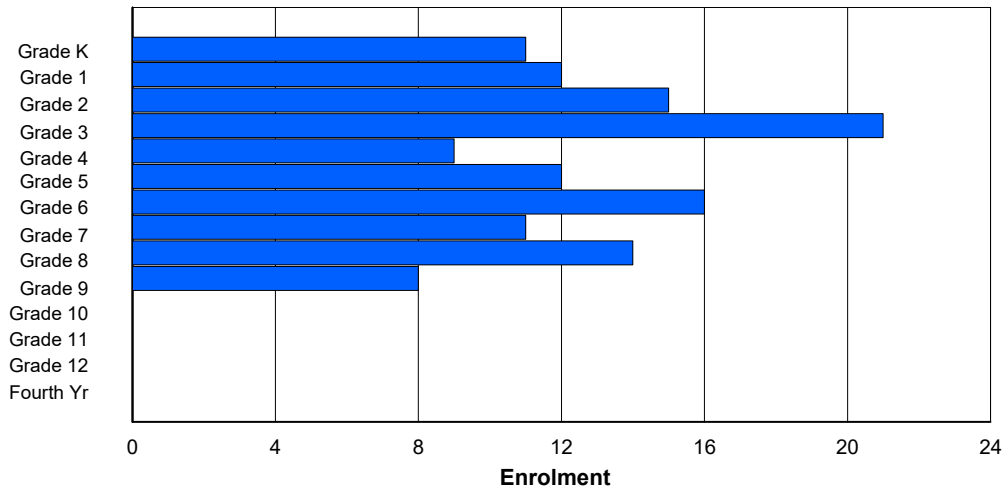
Enrolment By Age and Gender

Gender	Age																	Total
	5	6	7	8	9	10	11	12	13	14	15	16	17	18	19	20>		
Male	7	5	8	13	2	9	12	6	6	3	0	0	0	0	0	0	71	
Female	4	7	7	8	6	4	4	5	8	5	0	0	0	0	0	0	58	
Total	11	12	15	21	8	13	16	11	14	8	0	0	0	0	0	0	129	

Enrolment By Grade and Gender

Gender	Grade															Total
	K	1	2	3	4	5	6	7	8	9	10	11	12	4th		
Male	7	5	8	13	2	9	12	6	6	3	0	0	0	0	71	
Female	4	7	7	8	7	3	4	5	8	5	0	0	0	0	58	
Total	11	12	15	21	9	12	16	11	14	8	0	0	0	0	129	

Enrolment By Grade
For 177 - Greenwood Academy, Campbellton



* Data from the 2016-2017 AGR(Enrolment/Age as of the last day in Sept./Dec.)

** Newfoundland Statistics Classification System

*** May include itinerant teachers

NI ESD - Central Region

#178 - Phoenix Academy, Carmanville

Classification: Rural
Offers Distance Education: Yes

Grades: K-12

Number of Grades: 13

[School FTE PTR : 12.2](#)
[District FTE PTR : 12.6](#)
[Provincial FTE PTR : 12.7](#)

[FTE Teachers](#) *** : 19.0

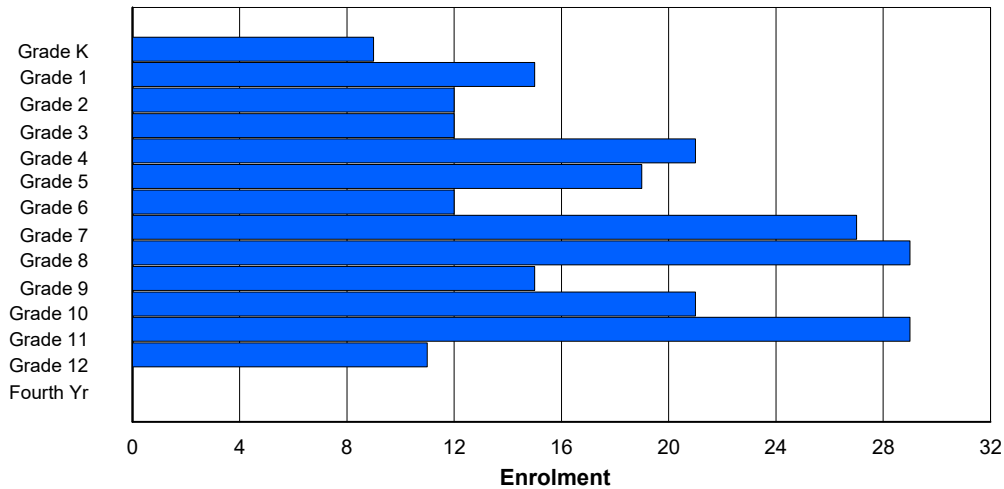
Enrolment By Age and Gender

Gender	Age																	Total
	5	6	7	8	9	10	11	12	13	14	15	16	17	18	19	20>		
Male	5	6	3	5	12	7	5	7	13	7	12	9	5	1	0	0	97	
Female	4	9	9	7	10	11	7	20	16	7	8	18	9	0	0	135		
Total	9	15	12	12	22	18	12	27	29	14	20	27	14	1	0	0	232	

Enrolment By Grade and Gender

Gender	Grade														Total
	K	1	2	3	4	5	6	7	8	9	10	11	12	4th	
Male	5	6	3	5	12	7	5	7	13	8	13	10	3	0	97
Female	4	9	9	7	9	12	7	20	16	7	8	19	8	0	135
Total	9	15	12	12	21	19	12	27	29	15	21	29	11	0	232

Enrolment By Grade
For 178 - Phoenix Academy, Carmanville



* Data from the 2016-2017 AGR(Enrolment/Age as of the last day in Sept./Dec.)

** Newfoundland Statistics Classification System

*** May include itinerant teachers

NI ESD - Central Region

#179 - Centreville Academy, Centreville-Wareham

Classification: Rural
Offers Distance Education: No

Grades: K-9 Number of Grades: 10

[School FTE PTR : 9.1](#)
[District FTE PTR : 12.6](#)
[Provincial FTE PTR : 12.7](#)

[FTE Teachers](#) *** : 12.0

Enrolment By Age and Gender

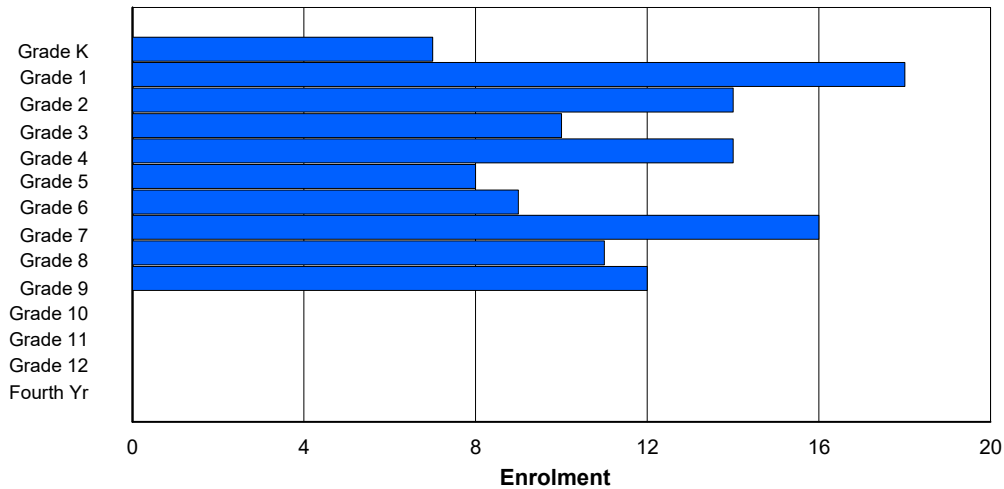
Gender	Age																	Total
	5	6	7	8	9	10	11	12	13	14	15	16	17	18	19	20>		
Male	5	11	6	4	6	4	7	9	7	5	0	0	0	0	0	0	64	
Female	2	7	8	6	8	4	2	7	4	7	0	0	0	0	0	0	55	
Total	7	18	14	10	14	8	9	16	11	12	0	0	0	0	0	0	119	

Enrolment By Grade and Gender

Gender	Grade														Total
	K	1	2	3	4	5	6	7	8	9	10	11	12	4th	
Male	5	11	6	4	6	4	7	9	7	5	0	0	0	0	64
Female	2	7	8	6	8	4	2	7	4	7	0	0	0	0	55
Total	7	18	14	10	14	8	9	16	11	12	0	0	0	0	119

Enrolment By Grade

For 179 - Centreville Academy, Centreville-Wareham



* Data from the 2016-2017 AGR(Enrolment/Age as of the last day in Sept./Dec.)

** Newfoundland Statistics Classification System

*** May include itinerant teachers

NI ESD - Central Region

#180 - A. R. Scammell Academy, Change Islands

Grades: 1-3,6-9,11

Number of Grades: 11

[FTE Teachers](#) *** : 3.0

Classification: Rural

Offers Distance Education: Yes

[School FTE PTR : 5.8](#)

[District FTE PTR : 12.6](#)

[Provincial FTE PTR : 12.7](#)

Enrolment By Age and Gender

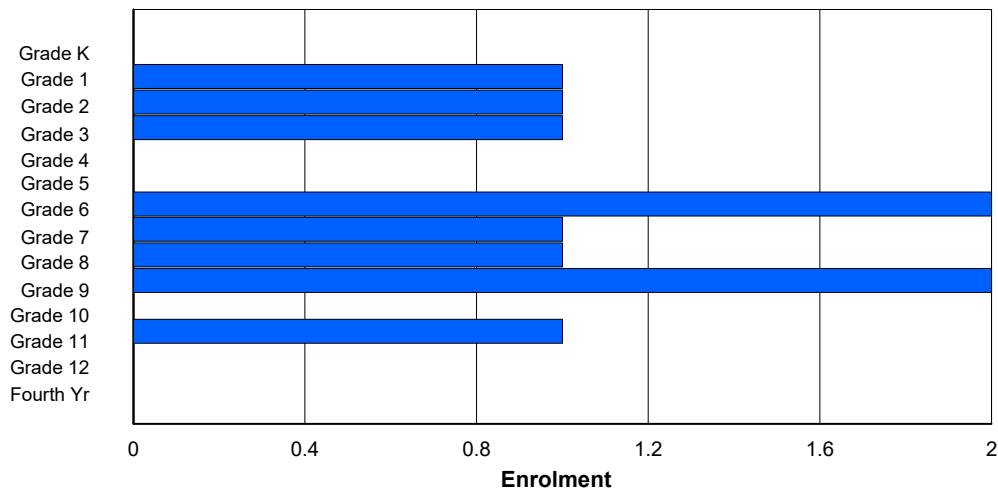
Gender	Age																	Total
	5	6	7	8	9	10	11	12	13	14	15	16	17	18	19	20>		
Male	0	1	0	0	0	0	0	1	0	1	0	0	0	0	0	0	3	
Female	0	0	1	1	0	0	2	0	1	1	0	1	0	0	0	0	7	
Total	0	1	1	1	0	0	2	1	1	2	0	1	0	0	0	0	10	

Enrolment By Grade and Gender

Gender	Grade															Total
	K	1	2	3	4	5	6	7	8	9	10	11	12	4th		
Male	0	1	0	0	0	0	0	1	0	1	0	0	0	0	3	
Female	0	0	1	1	0	0	2	0	1	1	0	1	0	0	7	
Total	0	1	1	1	0	0	2	1	1	2	0	1	0	0	10	

Enrolment By Grade

For 180 - A. R. Scammell Academy, Change Islands



* Data from the 2016-2017 AGR(Enrolment/Age as of the last day in Sept./Dec.)

** Newfoundland Statistics Classification System

*** May include itinerant teachers

NI FSD - Central Region

#182 - Charlottetown Primary, Charlottetown, B.B.

Classification: Rural
Offers Distance Education: No

Grades: K-3 Number of Grades: 4

[School FTE PTR : 6.9](#)
[District FTE PTR : 12.6](#)
[Provincial FTE PTR : 12.7](#)

[FTE Teachers](#) *** : 2.0

Enrolment By Age and Gender

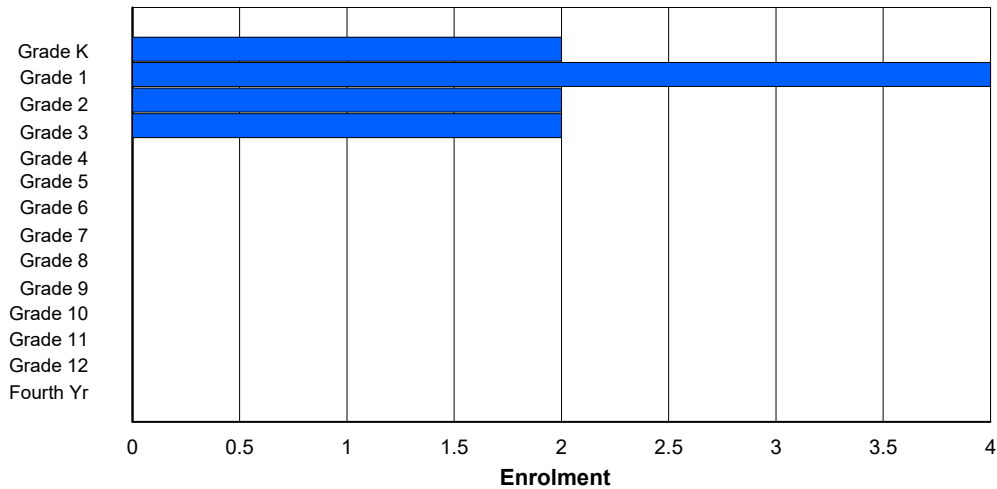
Gender	Age																	Total
	5	6	7	8	9	10	11	12	13	14	15	16	17	18	19	20>		
Male	0	3	1	0	0	0	0	0	0	0	0	0	0	0	0	0	4	
Female	2	1	1	2	0	0	0	0	0	0	0	0	0	0	0	0	6	
Total	2	4	2	2	0	0	0	0	0	0	0	0	0	0	0	0	10	

Enrolment By Grade and Gender

Gender	Grade															Total
	K	1	2	3	4	5	6	7	8	9	10	11	12	4th		
Male	0	3	1	0	0	0	0	0	0	0	0	0	0	0	4	
Female	2	1	1	2	0	0	0	0	0	0	0	0	0	0	6	
Total	2	4	2	2	0	0	0	0	0	0	0	0	0	0	10	

Enrolment By Grade

For 182 - Charlottetown Primary, Charlottetown, B.B.



* Data from the 2016-2017 AGR(Enrolment/Age as of the last day in Sept./Dec.)

** Newfoundland Statistics Classification System

*** May include itinerant teachers

NI ESD - Central Region

#183 - William Mercer Academy, Dover

Classification: Rural
Offers Distance Education: No

Grades: K-9 Number of Grades: 10

[School FTE PTR : 10.0](#)
[District FTE PTR : 12.6](#)
[Provincial FTE PTR : 12.7](#)

[FTE Teachers](#) *** : 17.0

Enrolment By Age and Gender

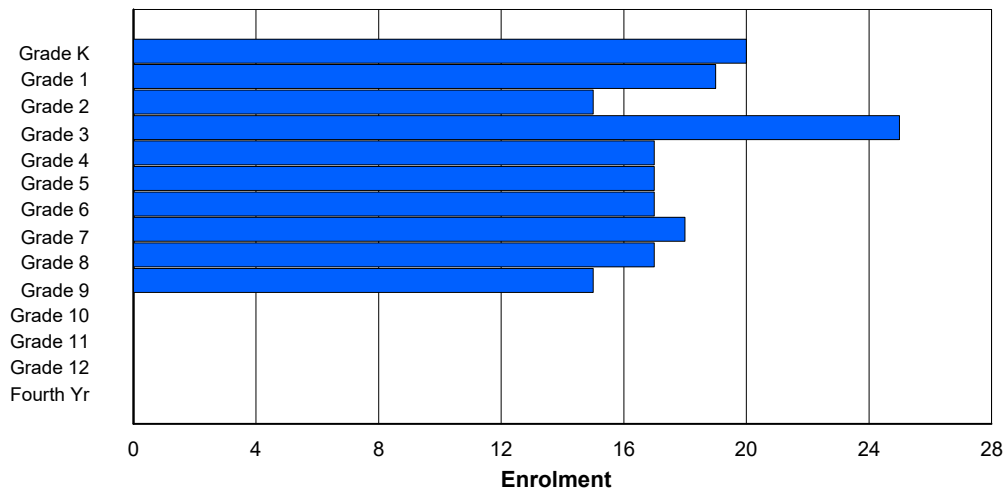
Gender	Age																Total
	5	6	7	8	9	10	11	12	13	14	15	16	17	18	19	20>	
Male	8	11	10	15	13	7	8	8	10	7	0	0	0	0	0	0	97
Female	12	8	5	10	4	10	9	10	7	8	0	0	0	0	0	0	83
Total	20	19	15	25	17	17	17	18	17	15	0	0	0	0	0	0	180

Enrolment By Grade and Gender

Gender	Grade														Total
	K	1	2	3	4	5	6	7	8	9	10	11	12	4th	
Male	8	11	10	15	13	7	8	8	10	7	0	0	0	0	97
Female	12	8	5	10	4	10	9	10	7	8	0	0	0	0	83
Total	20	19	15	25	17	17	17	18	17	15	0	0	0	0	180

Enrolment By Grade

For 183 - William Mercer Academy, Dover



* Data from the 2016-2017 AGR(Enrolment/Age as of the last day in Sept./Dec.)

** Newfoundland Statistics Classification System

*** May include itinerant teachers

NI ESD - Central Region

#187 - Jane Collins Academy, Hare Bay

Classification: Rural
Offers Distance Education: Yes

Grades: 10-12 Number of Grades: 3

[School FTE PTR : 12.0](#)
[District FTE PTR : 12.6](#)
[Provincial FTE PTR : 12.7](#)

[FTE Teachers](#) *** : 7.0

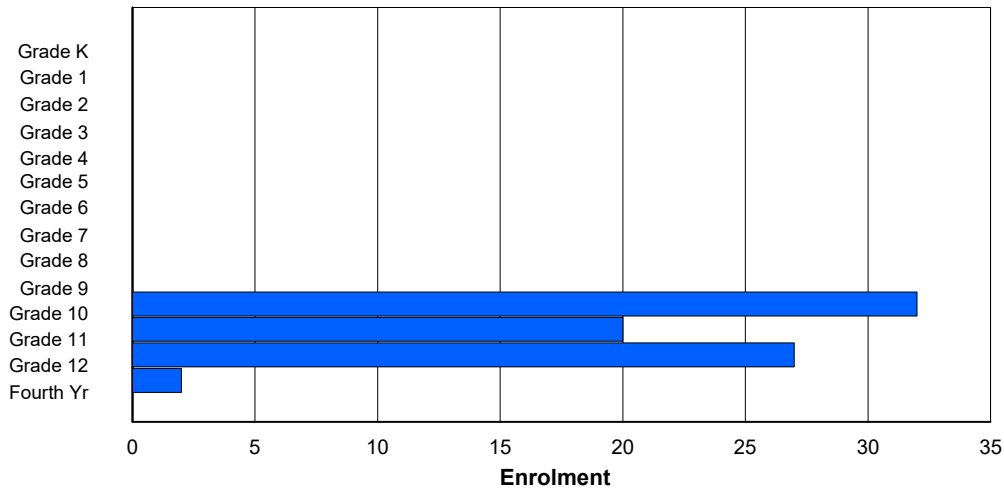
Enrolment By Age and Gender

Gender	Age																	Total
	5	6	7	8	9	10	11	12	13	14	15	16	17	18	19	20>		
Male	0	0	0	0	0	0	0	0	0	0	15	8	10	0	0	0	33	
Female	0	0	0	0	0	0	0	0	0	0	17	12	16	3	0	0	48	
Total	0	0	0	0	0	0	0	0	0	0	32	20	26	3	0	0	81	

Enrolment By Grade and Gender

Gender	Grade															Total
	K	1	2	3	4	5	6	7	8	9	10	11	12	4th		
Male	0	0	0	0	0	0	0	0	0	0	15	8	10	0	33	
Female	0	0	0	0	0	0	0	0	0	0	17	12	17	2	48	
Total	0	0	0	0	0	0	0	0	0	0	32	20	27	2	81	

Enrolment By Grade
For 187 - Jane Collins Academy, Hare Bay



* Data from the 2016-2017 AGR(Enrolment/Age as of the last day in Sept./Dec.)

** Newfoundland Statistics Classification System

*** May include itinerant teachers

NI ESD - Central Region

#188 - Sandstone Academy, Ladle Cove

Classification: Rural
Offers Distance Education: No

Grades: K-6

Number of Grades: 7

[School FTE PTR : 8.6](#)
[District FTE PTR : 12.6](#)
[Provincial FTE PTR : 12.7](#)

[FTE Teachers](#) *** : 3.0

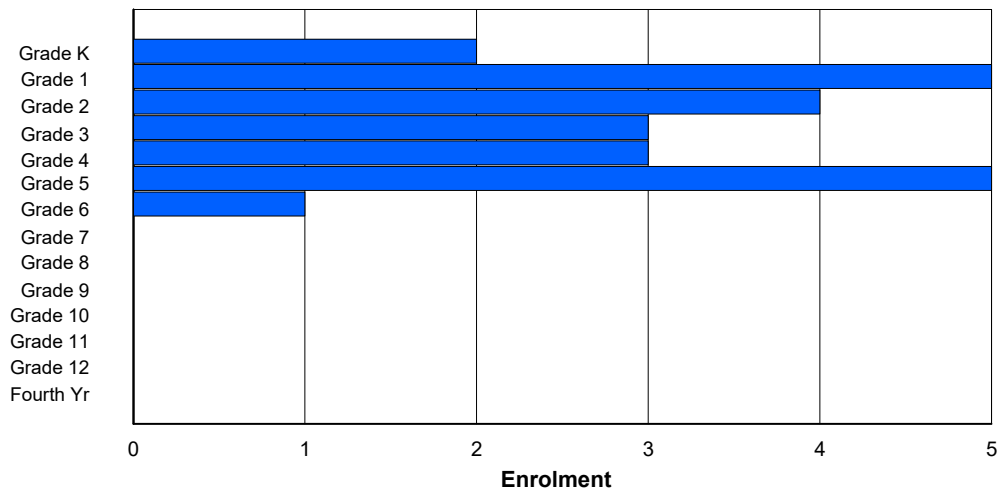
Enrolment By Age and Gender

Gender	Age																	Total
	5	6	7	8	9	10	11	12	13	14	15	16	17	18	19	20>		
Male	0	1	1	1	3	3	1	0	0	0	0	0	0	0	0	0	10	
Female	2	4	3	2	0	2	0	0	0	0	0	0	0	0	0	0	13	
Total	2	5	4	3	3	5	1	0	0	0	0	0	0	0	0	0	23	

Enrolment By Grade and Gender

Gender	Grade															Total
	K	1	2	3	4	5	6	7	8	9	10	11	12	4th		
Male	0	1	1	1	3	3	1	0	0	0	0	0	0	0	10	
Female	2	4	3	2	0	2	0	0	0	0	0	0	0	0	13	
Total	2	5	4	3	3	5	1	0	0	0	0	0	0	0	23	

Enrolment By Grade
For 188 - Sandstone Academy, Ladle Cove



* Data from the 2016-2017 AGR(Enrolment/Age as of the last day in Sept./Dec.)

** Newfoundland Statistics Classification System

*** May include itinerant teachers

NI ESD - Central Region

#189 - Lewisporte Academy, Lewisporte

Classification: Rural
Offers Distance Education: No

Grades: K-6

Number of Grades: 7

[School FTE PTR : 13.3](#)
[District FTE PTR : 12.6](#)
[Provincial FTE PTR : 12.7](#)

[FTE Teachers](#) *** : 24.0

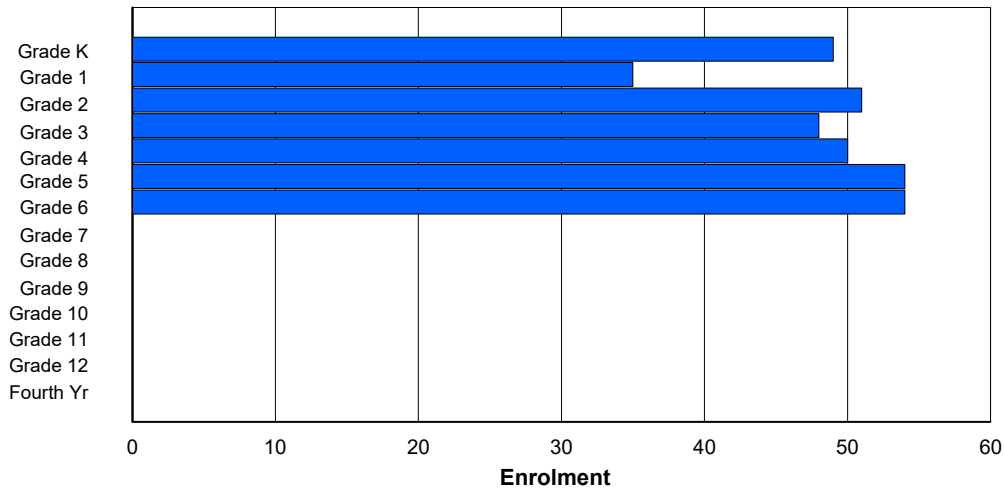
Enrolment By Age and Gender

Gender	Age																Total
	5	6	7	8	9	10	11	12	13	14	15	16	17	18	19	20>	
Male	28	23	25	24	26	26	24	0	0	0	0	0	0	0	0	0	176
Female	21	13	24	25	24	29	29	0	0	0	0	0	0	0	0	0	165
Total	49	36	49	49	50	55	53	0	0	0	0	0	0	0	0	0	341

Enrolment By Grade and Gender

Gender	Grade														Total
	K	1	2	3	4	5	6	7	8	9	10	11	12	4th	
Male	28	23	25	24	26	25	25	0	0	0	0	0	0	0	176
Female	21	12	26	24	24	29	29	0	0	0	0	0	0	0	165
Total	49	35	51	48	50	54	54	0	0	0	0	0	0	0	341

Enrolment By Grade
For 189 - Lewisporte Academy, Lewisporte



* Data from the 2016-2017 AGR(Enrolment/Age as of the last day in Sept./Dec.)

** Newfoundland Statistics Classification System

*** May include itinerant teachers

NI ESD - Central Region

#190 - Lewisporte Collegiate, Lewisporte

Grades: 10-12

Number of Grades: 3

Classification: Rural

Offers Distance Education: No

[School FTE PTR : 14.1](#)

[District FTE PTR : 12.6](#)

[Provincial FTE PTR : 12.7](#)

[FTE Teachers](#) *** : 20.0

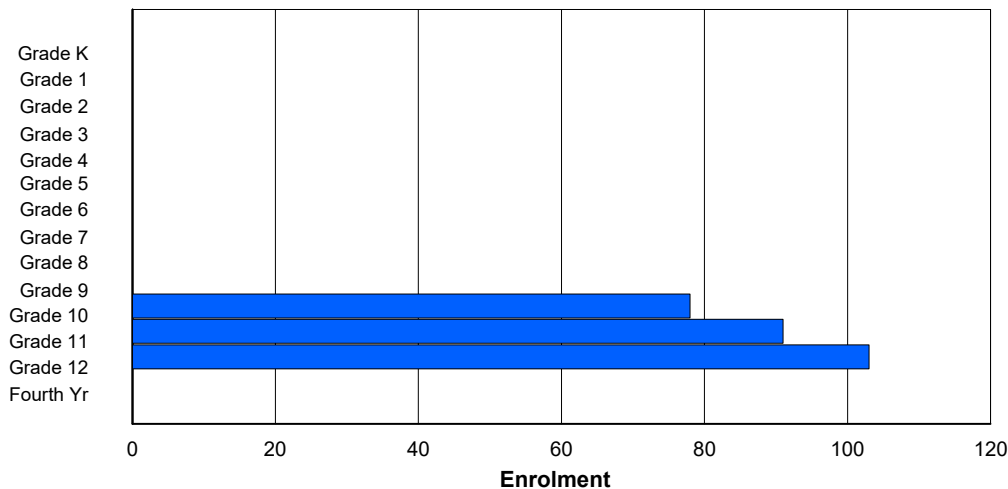
Enrolment By Age and Gender

Gender	Age																	Total
	5	6	7	8	9	10	11	12	13	14	15	16	17	18	19	20>		
Male	0	0	0	0	0	0	0	0	0	0	43	48	40	9	1	0	141	
Female	0	0	0	0	0	0	0	0	0	0	35	33	54	6	3	0	131	
Total	0	0	0	0	0	0	0	0	0	0	78	81	94	15	4	0	272	

Enrolment By Grade and Gender

Gender	Grade															Total
	K	1	2	3	4	5	6	7	8	9	10	11	12	4th		
Male	0	0	0	0	0	0	0	0	0	0	44	50	47	0	141	
Female	0	0	0	0	0	0	0	0	0	0	34	41	56	0	131	
Total	0	0	0	0	0	0	0	0	0	0	78	91	103	0	272	

Enrolment By Grade
For 190 - Lewisporte Collegiate, Lewisporte



* Data from the 2016-2017 AGR(Enrolment/Age as of the last day in Sept./Dec.)

** Newfoundland Statistics Classification System

*** May include itinerant teachers

NI ESD - Central Region

#192 - Lumsden Academy, Lumsden

Classification: Rural
Offers Distance Education: No

Grades: K-9

Number of Grades: 10

[School FTE PTR : 9.3](#)
[District FTE PTR : 12.6](#)
[Provincial FTE PTR : 12.7](#)

[FTE Teachers](#) *** : 8.0

Enrolment By Age and Gender

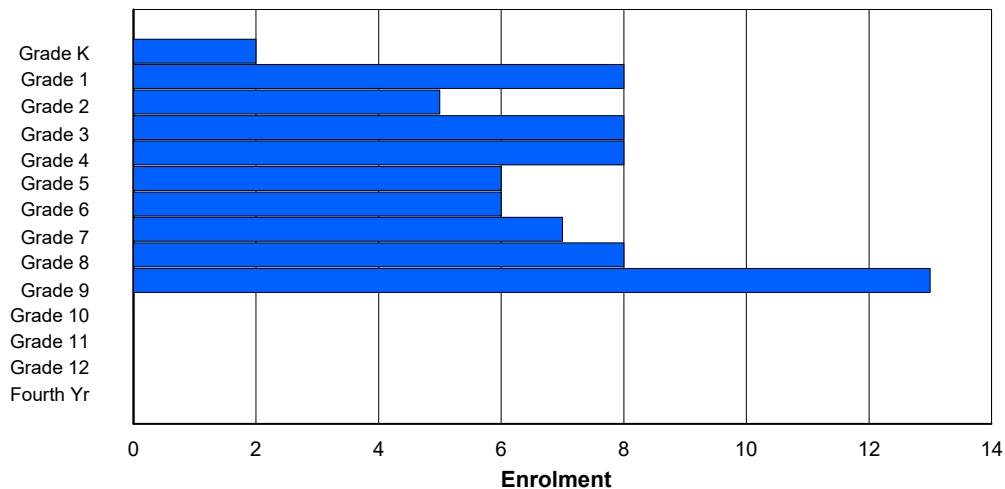
Gender	Age																	Total
	5	6	7	8	9	10	11	12	13	14	15	16	17	18	19	20>		
Male	0	4	3	6	4	2	2	6	1	7	0	0	0	0	0	0	35	
Female	2	4	2	2	4	4	4	1	7	6	0	0	0	0	0	0	36	
Total	2	8	5	8	8	6	6	7	8	13	0	0	0	0	0	0	71	

Enrolment By Grade and Gender

Gender	Grade															Total
	K	1	2	3	4	5	6	7	8	9	10	11	12	4th		
Male	0	4	3	6	4	2	2	6	1	7	0	0	0	0	35	
Female	2	4	2	2	4	4	4	1	7	6	0	0	0	0	36	
Total	2	8	5	8	8	6	6	7	8	13	0	0	0	0	71	

Enrolment By Grade

For 192 - Lumsden Academy, Lumsden



* Data from the 2016-2017 AGR(Enrolment/Age as of the last day in Sept./Dec.)

** Newfoundland Statistics Classification System

*** May include itinerant teachers

NI ESD - Central Region

#194 - Gill Memorial Academy, Musgrave Harbour

Classification: Rural
Offers Distance Education: Yes

Grades: K-12 Number of Grades: 13

[School FTE PTR : 9.3](#)
[District FTE PTR : 12.6](#)
[Provincial FTE PTR : 12.7](#)

[FTE Teachers](#) *** : 14.0

Enrolment By Age and Gender

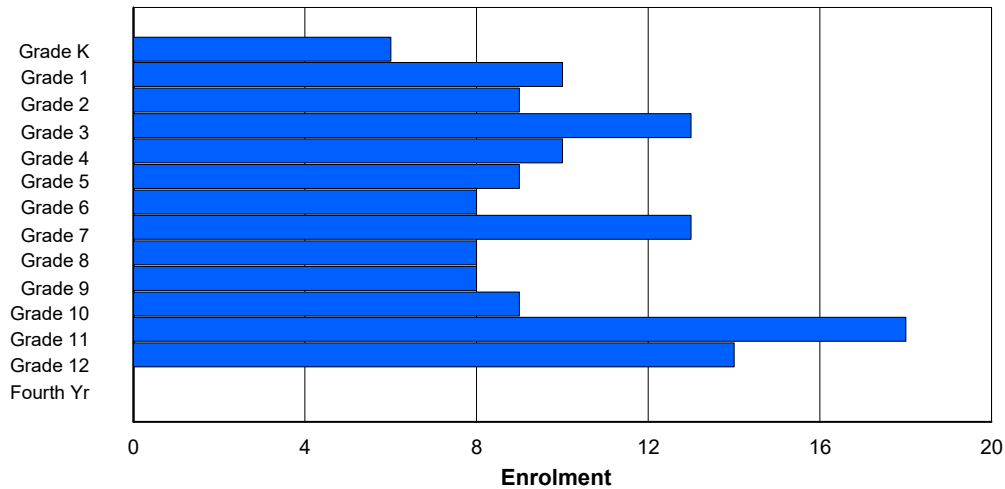
Gender	Age																	Total
	5	6	7	8	9	10	11	12	13	14	15	16	17	18	19	20>		
Male	2	9	4	3	4	4	5	7	6	3	7	7	11	0	0	0	72	
Female	4	1	5	10	6	5	3	6	2	5	2	11	3	0	0	0	63	
Total	6	10	9	13	10	9	8	13	8	8	9	18	14	0	0	0	135	

Enrolment By Grade and Gender

Gender	Grade														Total
	K	1	2	3	4	5	6	7	8	9	10	11	12	4th	
Male	2	9	4	3	4	4	5	7	6	3	7	7	11	0	72
Female	4	1	5	10	6	5	3	6	2	5	2	11	3	0	63
Total	6	10	9	13	10	9	8	13	8	8	9	18	14	0	135

Enrolment By Grade

For 194 - Gill Memorial Academy, Musgrave Harbour



* Data from the 2016-2017 AGR(Enrolment/Age as of the last day in Sept./Dec.)

** Newfoundland Statistics Classification System

*** May include itinerant teachers

NI ESD - Central Region

#196 - St. Gabriel's AG, St. Brendan's

Grades: 1-3,5-6,9-12

Number of Grades: 9

[FTE Teachers](#) *** : 3.0

Classification: Rural

Offers Distance Education: Yes

[School FTE PTR : 4.2](#)

[District FTE PTR : 12.6](#)

[Provincial FTE PTR : 12.7](#)

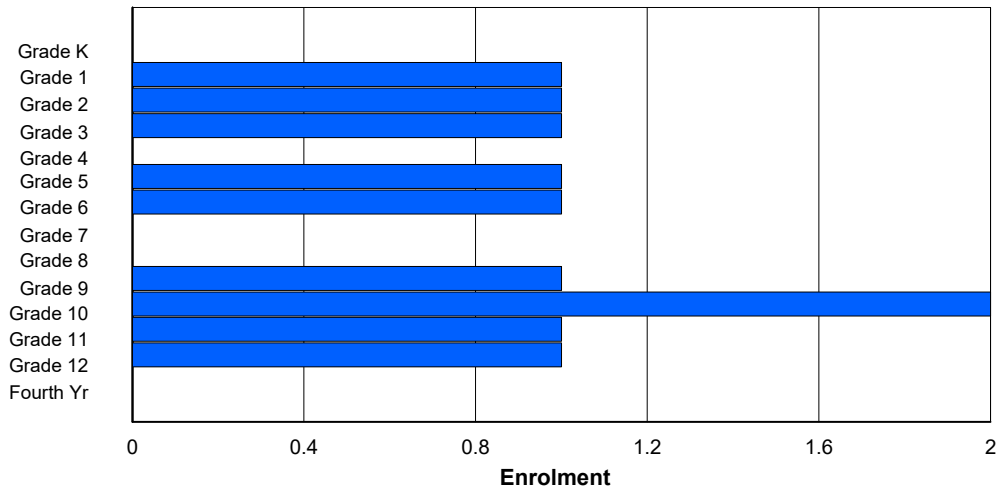
Enrolment By Age and Gender

Gender	Age																	Total
	5	6	7	8	9	10	11	12	13	14	15	16	17	18	19	20>		
Male	0	0	0	1	0	0	0	0	0	0	1	1	1	0	0	0	4	
Female	0	1	1	0	0	1	1	0	0	1	1	0	0	0	0	0	6	
Total	0	1	1	1	0	1	1	0	0	1	2	1	1	0	0	0	10	

Enrolment By Grade and Gender

Gender	Grade															Total
	K	1	2	3	4	5	6	7	8	9	10	11	12	4th		
Male	0	0	0	1	0	0	0	0	0	0	1	1	1	0	4	
Female	0	1	1	0	0	1	1	0	0	1	1	0	0	0	6	
Total	0	1	1	1	0	1	1	0	0	1	2	1	1	0	10	

Enrolment By Grade
For 196 - St. Gabriel's AG, St. Brendan's



* Data from the 2016-2017 AGR(Enrolment/Age as of the last day in Sept./Dec.)

** Newfoundland Statistics Classification System

*** May include itinerant teachers

NI ESD - Central Region

#201 - J.M. Olds Collegiate, Twillingate

Classification: Rural
Offers Distance Education: Yes

Grades: 7-12 Number of Grades: 6

[School FTE PTR : 11.0](#)
[District FTE PTR : 12.6](#)
[Provincial FTE PTR : 12.7](#)

[FTE Teachers](#) *** : 12.0

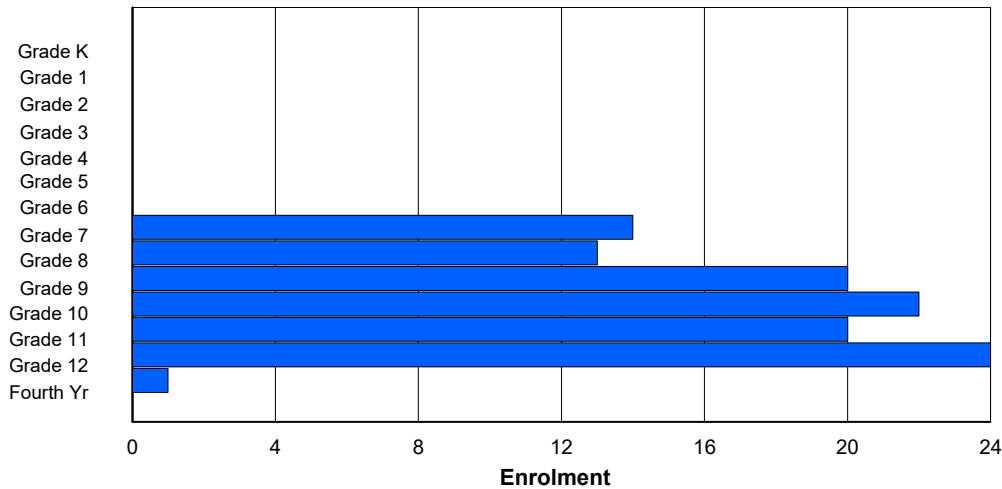
Enrolment By Age and Gender

Gender	Age																	Total
	5	6	7	8	9	10	11	12	13	14	15	16	17	18	19	20>		
Male	0	0	0	0	0	0	0	10	9	9	12	14	14	0	2	0	70	
Female	0	0	0	0	0	0	0	4	5	10	8	5	12	0	0	0	44	
Total	0	0	0	0	0	0	0	14	14	19	20	19	26	0	2	0	114	

Enrolment By Grade and Gender

Gender	Grade															Total
	K	1	2	3	4	5	6	7	8	9	10	11	12	4th		
Male	0	0	0	0	0	0	0	10	8	10	12	14	15	1	70	
Female	0	0	0	0	0	0	0	4	5	10	10	6	9	0	44	
Total	0	0	0	0	0	0	0	14	13	20	22	20	24	1	114	

Enrolment By Grade
For 201 - J.M. Olds Collegiate, Twillingate



* Data from the 2016-2017 AGR(Enrolment/Age as of the last day in Sept./Dec.)

** Newfoundland Statistics Classification System

*** May include itinerant teachers

NI ESD - Central Region

#202 - Twillingate Island Elementary, Twillingate

Grades: K-6 Number of Grades: 7

[FTE Teachers](#) *** : 9.0

Classification: Rural
Offers Distance Education: No

[School FTE PTR : 13.1](#)
[District FTE PTR : 12.6](#)
[Provincial FTE PTR : 12.7](#)

Enrolment By Age and Gender

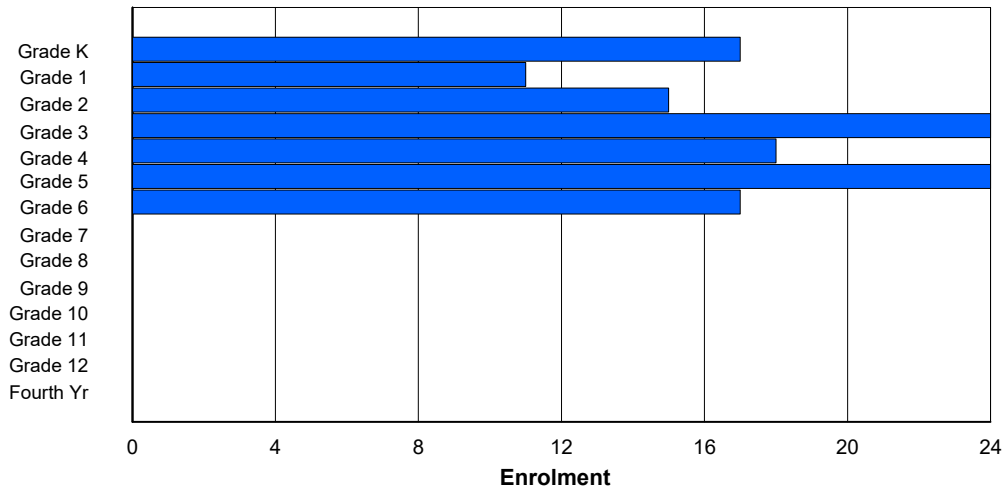
Gender	Age																	Total
	5	6	7	8	9	10	11	12	13	14	15	16	17	18	19	20>		
Male	9	6	8	14	12	15	8	0	0	0	0	0	0	0	0	0	72	
Female	8	5	7	9	7	8	10	0	0	0	0	0	0	0	0	0	54	
Total	17	11	15	23	19	23	18	0	0	0	0	0	0	0	0	0	126	

Enrolment By Grade and Gender

Gender	Grade															Total
	K	1	2	3	4	5	6	7	8	9	10	11	12	4th		
Male	9	6	8	15	11	16	7	0	0	0	0	0	0	0	72	
Female	8	5	7	9	7	8	10	0	0	0	0	0	0	0	54	
Total	17	11	15	24	18	24	17	0	0	0	0	0	0	0	126	

Enrolment By Grade

For 202 - Twillingate Island Elementary, Twillingate



* Data from the 2016-2017 AGR(Enrolment/Age as of the last day in Sept./Dec.)

** Newfoundland Statistics Classification System

*** May include itinerant teachers

NI ESD - Central Region

#204 - Pearson Academy, Wesleyville

Classification: Rural
Offers Distance Education: Yes

Grades: K-12

Number of Grades: 13

[School FTE PTR : N/A](#)
[District FTE PTR : 12.6](#)
[Provincial FTE PTR : 12.7](#)

[FTE Teachers](#) *** : 25.0

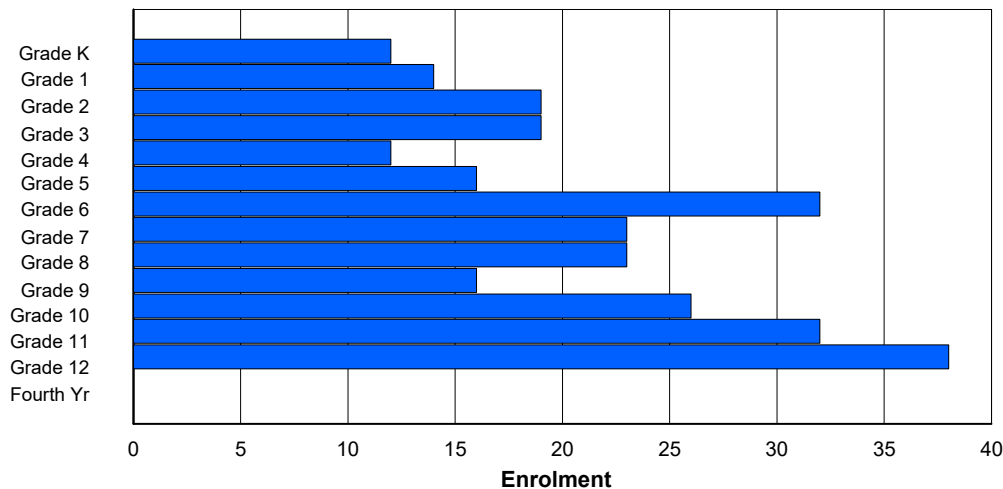
Enrolment By Age and Gender

Gender	Age																	Total
	5	6	7	8	9	10	11	12	13	14	15	16	17	18	19	20>		
Male	7	10	8	13	7	8	14	11	13	12	18	16	18	0	0	0	155	
Female	5	4	11	6	5	8	18	12	10	4	8	15	20	1	0	0	127	
Total	12	14	19	19	12	16	32	23	23	16	26	31	38	1	0	0	282	

Enrolment By Grade and Gender

Gender	Grade														Total
	K	1	2	3	4	5	6	7	8	9	10	11	12	4th	
Male	7	10	8	13	7	8	14	11	13	12	18	16	18	0	155
Female	5	4	11	6	5	8	18	12	10	4	8	16	20	0	127
Total	12	14	19	19	12	16	32	23	23	16	26	32	38	0	282

Enrolment By Grade
For 204 - Pearson Academy, Wesleyville



* Data from the 2016-2017 AGR(Enrolment/Age as of the last day in Sept./Dec.)

** Newfoundland Statistics Classification System

*** May include itinerant teachers

NI ESD - Central Region

#206 - Riverwood Academy, Wing's Point

Classification: Rural
Offers Distance Education: Yes

Grades: K-12

Number of Grades: 13

[School FTE PTR : 11.8](#)
[District FTE PTR : 12.6](#)
[Provincial FTE PTR : 12.7](#)

[FTE Teachers](#) *** : 23.0

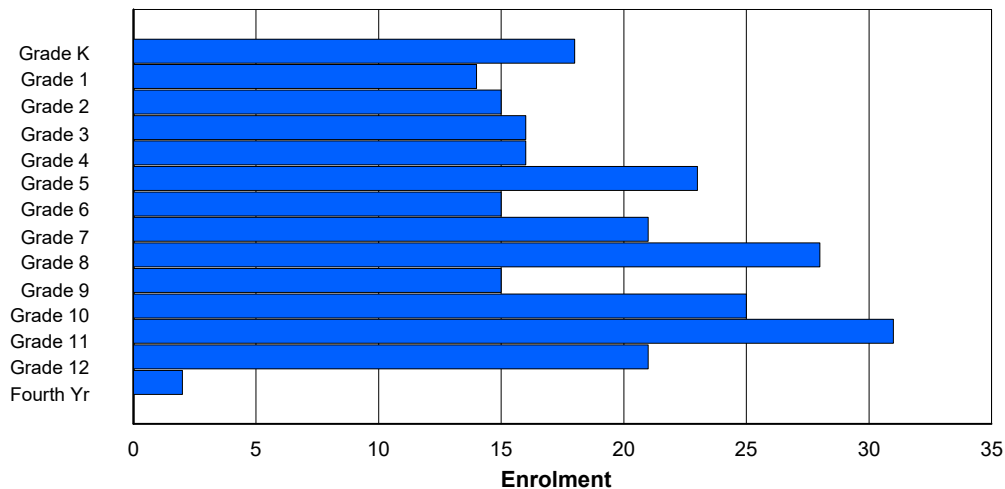
Enrolment By Age and Gender

Gender	Age																Total
	5	6	7	8	9	10	11	12	13	14	15	16	17	18	19	20>	
Male	11	9	8	7	8	11	11	10	12	7	14	10	10	0	1	0	129
Female	7	5	7	9	8	12	4	11	16	7	12	20	11	1	1	0	131
Total	18	14	15	16	16	23	15	21	28	14	26	30	21	1	2	0	260

Enrolment By Grade and Gender

Gender	Grade														Total
	K	1	2	3	4	5	6	7	8	9	10	11	12	4th	
Male	11	9	8	7	8	11	11	10	12	8	13	11	9	1	129
Female	7	5	7	9	8	12	4	11	16	7	12	20	12	1	131
Total	18	14	15	16	16	23	15	21	28	15	25	31	21	2	260

Enrolment By Grade
For 206 - Riverwood Academy, Wing's Point



* Data from the 2016-2017 AGR(Enrolment/Age as of the last day in Sept./Dec.)

** Newfoundland Statistics Classification System

*** May include itinerant teachers

NI ESD - Central Region

#209 - Pearce Junior High School, Salt Pond

Classification: Rural
Offers Distance Education: No

Grades: 8-9

Number of Grades: 2

[School FTE PTR : 14.9](#)
[District FTE PTR : 12.6](#)
[Provincial FTE PTR : 12.7](#)

[FTE Teachers](#) *** : 17.0

Enrolment By Age and Gender

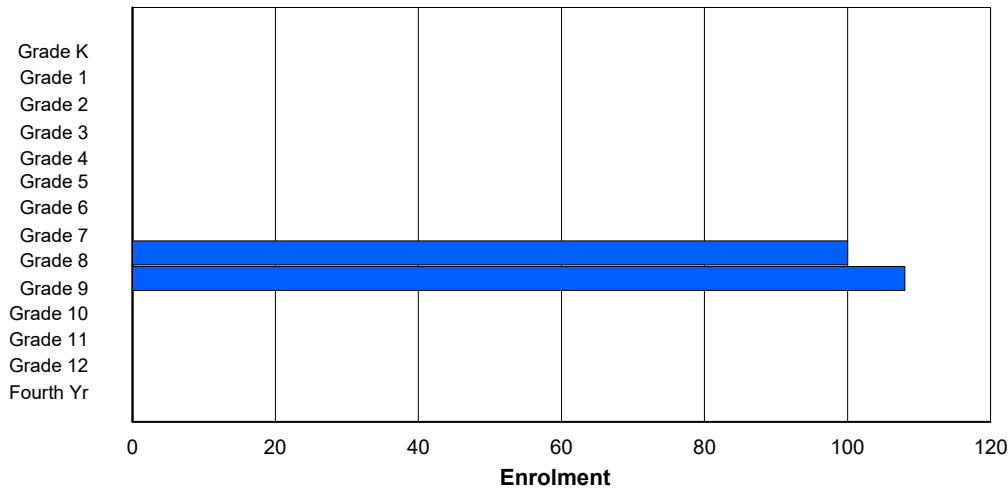
Gender	Age																	Total
	5	6	7	8	9	10	11	12	13	14	15	16	17	18	19	20>		
Male	0	0	0	0	0	0	0	0	53	49	0	0	0	0	0	0	102	
Female	0	0	0	0	0	0	0	0	45	60	1	0	0	0	0	0	106	
Total	0	0	0	0	0	0	0	0	98	109	1	0	0	0	0	0	208	

Enrolment By Grade and Gender

Gender	Grade															Total
	K	1	2	3	4	5	6	7	8	9	10	11	12	4th		
Male	0	0	0	0	0	0	0	0	55	47	0	0	0	0	102	
Female	0	0	0	0	0	0	0	0	45	61	0	0	0	0	106	
Total	0	0	0	0	0	0	0	0	100	108	0	0	0	0	208	

Enrolment By Grade

For 209 - Pearce Junior High School, Salt Pond



* Data from the 2016-2017 AGR(Enrolment/Age as of the last day in Sept./Dec.)

** Newfoundland Statistics Classification System

*** May include itinerant teachers

NI ESD - Central Region

#213 - Lake Academy, Fortune

Classification: Rural
Offers Distance Education: No

Grades: K-7 Number of Grades: 8

[School FTE PTR : 11.8](#)
[District FTE PTR : 12.6](#)
[Provincial FTE PTR : 12.7](#)

[FTE Teachers](#) *** : 18.0

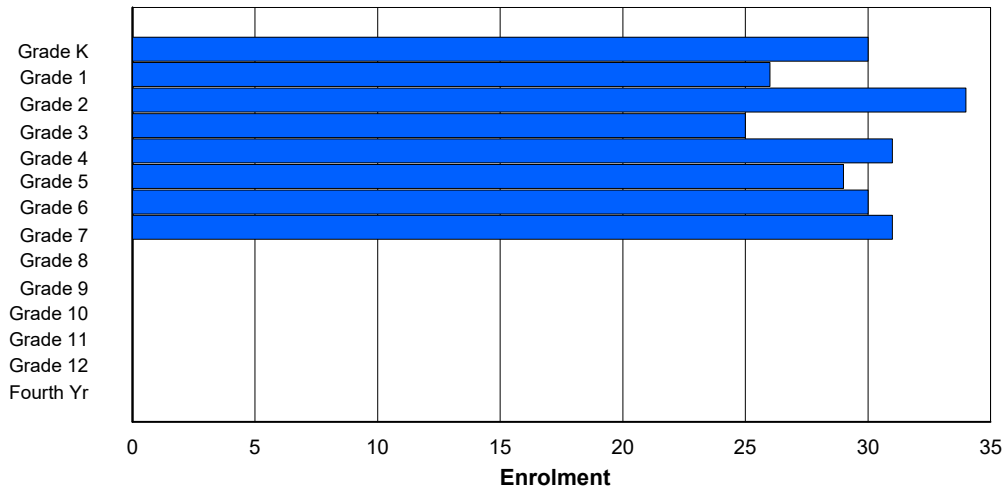
Enrolment By Age and Gender

Gender	Age																	Total
	5	6	7	8	9	10	11	12	13	14	15	16	17	18	19	20>		
Male	17	13	17	12	11	16	15	7	2	0	0	0	0	0	0	0	110	
Female	12	14	16	14	20	13	15	22	0	0	0	0	0	0	0	0	126	
Total	29	27	33	26	31	29	30	29	2	0	0	0	0	0	0	0	236	

Enrolment By Grade and Gender

Gender	Grade															Total
	K	1	2	3	4	5	6	7	8	9	10	11	12	4th		
Male	17	13	18	11	11	16	15	9	0	0	0	0	0	0	110	
Female	13	13	16	14	20	13	15	22	0	0	0	0	0	0	126	
Total	30	26	34	25	31	29	30	31	0	0	0	0	0	0	236	

Enrolment By Grade
For 213 - Lake Academy, Fortune



* Data from the 2016-2017 AGR(Enrolment/Age as of the last day in Sept./Dec.)

** Newfoundland Statistics Classification System

*** May include itinerant teachers

NI ESD - Central Region

#214 - John Burke High School, Grand Bank

Classification: Rural
Offers Distance Education: Yes

Grades: 8-12

Number of Grades: 5

[School FTE PTR : 13.1](#)
[District FTE PTR : 12.6](#)
[Provincial FTE PTR : 12.7](#)

[FTE Teachers](#) *** : 15.0

Enrolment By Age and Gender

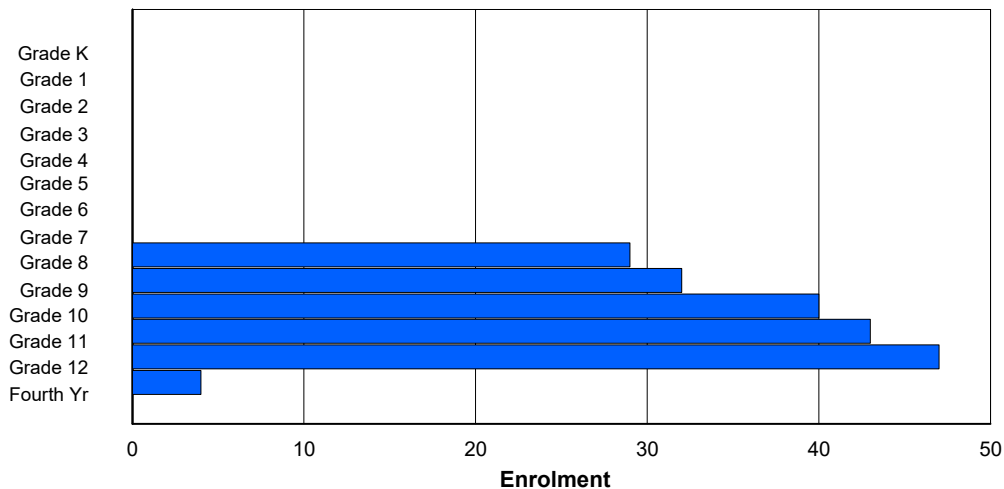
Gender	Age																	Total
	5	6	7	8	9	10	11	12	13	14	15	16	17	18	19	20>		
Male	0	0	0	0	0	0	0	0	14	20	19	27	18	6	2	0	106	
Female	0	0	0	0	0	0	0	0	15	12	21	15	23	3	0	0	89	
Total	0	0	0	0	0	0	0	0	29	32	40	42	41	9	2	0	195	

Enrolment By Grade and Gender

Gender	Grade															Total
	K	1	2	3	4	5	6	7	8	9	10	11	12	4th		
Male	0	0	0	0	0	0	0	0	14	20	19	28	22	3	106	
Female	0	0	0	0	0	0	0	0	15	12	21	15	25	1	89	
Total	0	0	0	0	0	0	0	0	29	32	40	43	47	4	195	

Enrolment By Grade

For 214 - John Burke High School, Grand Bank



* Data from the 2016-2017 AGR(Enrolment/Age as of the last day in Sept./Dec.)

** Newfoundland Statistics Classification System

*** May include itinerant teachers

NI, FSD - Central Region

#218 - St. Joseph's Academy, Lamaline

Classification: Rural
Offers Distance Education: Yes

Grades: K-12

Number of Grades: 13

[School FTE PTR : 7.6](#)
[District FTE PTR : 12.6](#)
[Provincial FTE PTR : 12.7](#)

[FTE Teachers](#) *** : 10.0

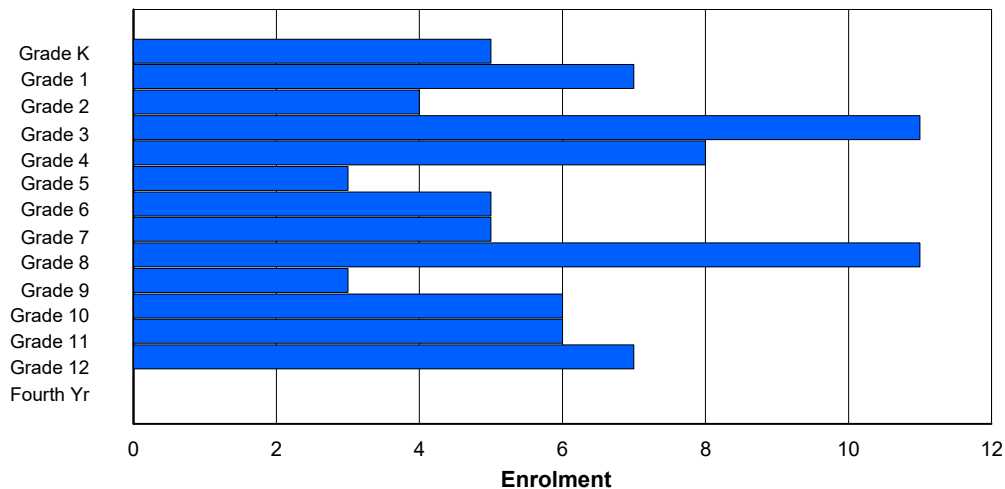
Enrolment By Age and Gender

Gender	Age																	Total
	5	6	7	8	9	10	11	12	13	14	15	16	17	18	19	20>		
Male	1	4	3	9	5	1	4	1	5	1	2	1	2	1	0	0	40	
Female	4	3	1	2	3	2	1	4	6	2	4	5	3	1	0	0	41	
Total	5	7	4	11	8	3	5	5	11	3	6	6	5	2	0	0	81	

Enrolment By Grade and Gender

Gender	Grade															Total
	K	1	2	3	4	5	6	7	8	9	10	11	12	4th		
Male	1	4	3	9	5	1	4	1	5	1	2	1	3	0	40	
Female	4	3	1	2	3	2	1	4	6	2	4	5	4	0	41	
Total	5	7	4	11	8	3	5	5	11	3	6	6	7	0	81	

Enrolment By Grade
For 218 - St. Joseph's Academy, Lamaline



* Data from the 2016-2017 AGR(Enrolment/Age as of the last day in Sept./Dec.)

** Newfoundland Statistics Classification System

*** May include itinerant teachers

NI ESD - Central Region

#219 - Marystown Central High School, Marystown

Grades: 10-12 Number of Grades: 3

[FTE Teachers](#) *** : 26.0

Classification: Urban
Offers Distance Education: No

[School FTE PTR : 14.1](#)
[District FTE PTR : 12.6](#)
[Provincial FTE PTR : 12.7](#)

Enrolment By Age and Gender

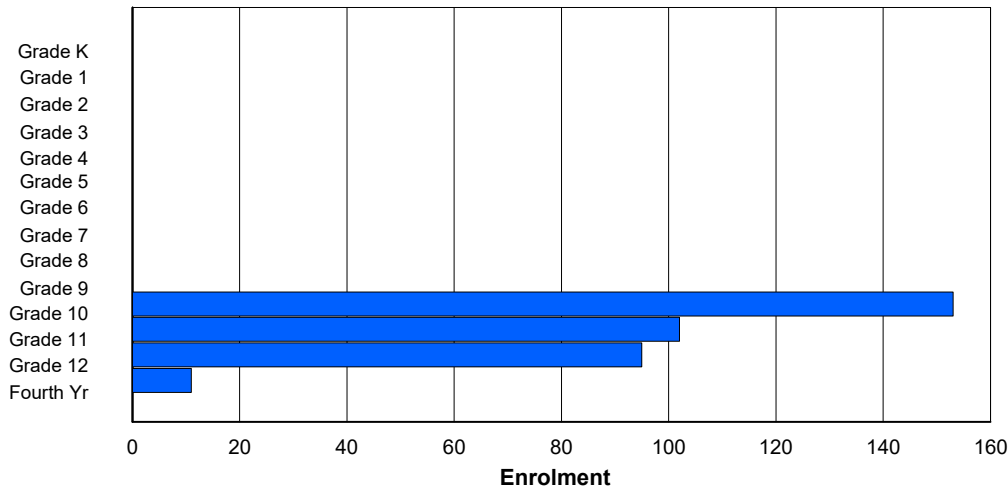
Gender	Age																	Total
	5	6	7	8	9	10	11	12	13	14	15	16	17	18	19	20>		
Male	0	0	0	0	0	0	0	0	0	0	54	57	58	9	0	0	178	
Female	0	0	0	0	0	0	0	0	0	0	79	42	58	4	0	0	183	
Total	0	0	0	0	0	0	0	0	0	0	133	99	116	13	0	0	361	

Enrolment By Grade and Gender

Gender	Grade															Total
	K	1	2	3	4	5	6	7	8	9	10	11	12	4th		
Male	0	0	0	0	0	0	0	0	0	0	69	56	46	7	178	
Female	0	0	0	0	0	0	0	0	0	0	84	46	49	4	183	
Total	0	0	0	0	0	0	0	0	0	0	153	102	95	11	361	

Enrolment By Grade

For 219 - Marystown Central High School, Marystown



* Data from the 2016-2017 AGR(Enrolment/Age as of the last day in Sept./Dec.)

** Newfoundland Statistics Classification System

*** May include itinerant teachers

NI ESD - Central Region

#220 - Sacred Heart Academy, Marystown

Classification: Urban
Offers Distance Education: No

Grades: K-7 Number of Grades: 8

[School FTE PTR : 13.7](#)
[District FTE PTR : 12.6](#)
[Provincial FTE PTR : 12.7](#)

[FTE Teachers](#) *** : 36.0

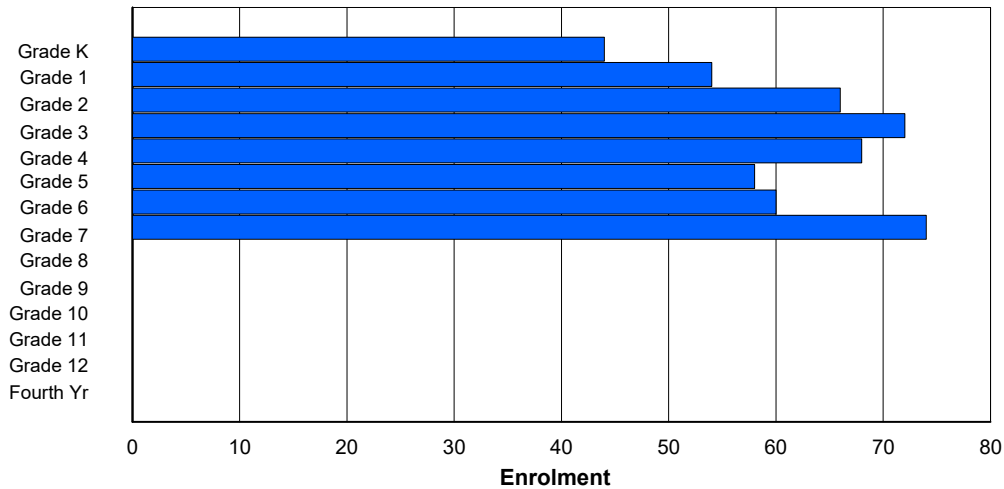
Enrolment By Age and Gender

Gender	Age																Total
	5	6	7	8	9	10	11	12	13	14	15	16	17	18	19	20>	
Male	20	30	31	46	36	32	21	36	1	0	0	0	0	0	0	0	253
Female	24	24	34	27	31	26	40	37	0	0	0	0	0	0	0	0	243
Total	44	54	65	73	67	58	61	73	1	0	0	0	0	0	0	0	496

Enrolment By Grade and Gender

Gender	Grade														Total
	K	1	2	3	4	5	6	7	8	9	10	11	12	4th	
Male	20	30	32	45	36	32	21	37	0	0	0	0	0	0	253
Female	24	24	34	27	32	26	39	37	0	0	0	0	0	0	243
Total	44	54	66	72	68	58	60	74	0	0	0	0	0	0	496

Enrolment By Grade
For 220 - Sacred Heart Academy, Marystown



* Data from the 2016-2017 AGR(Enrolment/Age as of the last day in Sept./Dec.)

** Newfoundland Statistics Classification System

*** May include itinerant teachers

NI ESD - Central Region

#223 - Christ the King School, Rushoon

Classification: Rural
Offers Distance Education: Yes

Grades: K-12

Number of Grades: 13

[School FTE PTR : 8.9](#)
[District FTE PTR : 12.6](#)
[Provincial FTE PTR : 12.7](#)

[FTE Teachers](#) *** : 11.0

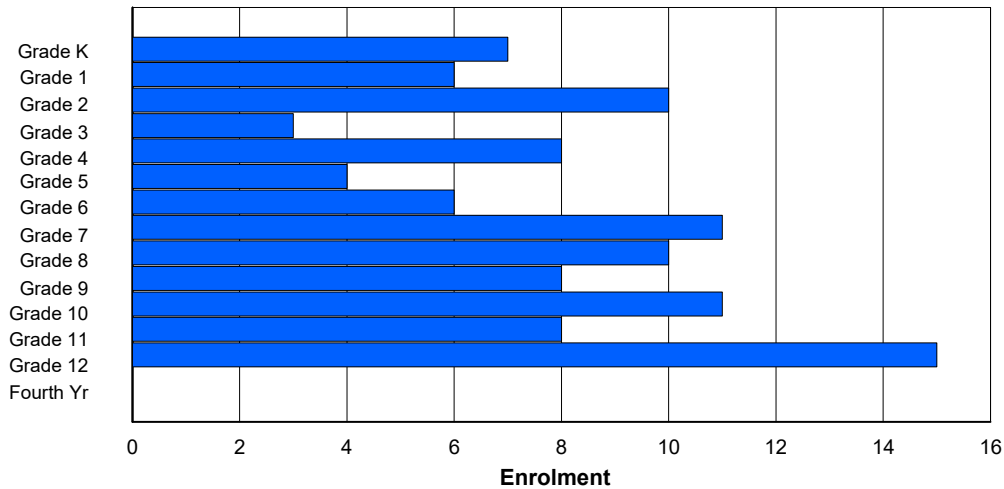
Enrolment By Age and Gender

Gender	Age																	Total
	5	6	7	8	9	10	11	12	13	14	15	16	17	18	19	20>		
Male	5	6	7	1	4	1	4	6	7	5	4	5	11	0	0	0	66	
Female	2	0	3	2	5	2	2	5	3	3	6	4	4	0	0	0	41	
Total	7	6	10	3	9	3	6	11	10	8	10	9	15	0	0	0	107	

Enrolment By Grade and Gender

Gender	Grade														Total
	K	1	2	3	4	5	6	7	8	9	10	11	12	4th	
Male	5	6	7	1	3	2	4	6	7	5	5	4	11	0	66
Female	2	0	3	2	5	2	2	5	3	3	6	4	4	0	41
Total	7	6	10	3	8	4	6	11	10	8	11	8	15	0	107

Enrolment By Grade
For 223 - Christ the King School, Rushoon



* Data from the 2016-2017 AGR(Enrolment/Age as of the last day in Sept./Dec.)

** Newfoundland Statistics Classification System

*** May include itinerant teachers

NI ESD - Central Region

#224 - Donald C. Jamieson Academy, Burin Bay Arm

Classification: Rural
Offers Distance Education: No

Grades: K-7

Number of Grades: 8

[School FTE PTR : 13.9](#)
[District FTE PTR : 12.6](#)
[Provincial FTE PTR : 12.7](#)

[FTE Teachers](#) *** : 24.0

Enrolment By Age and Gender

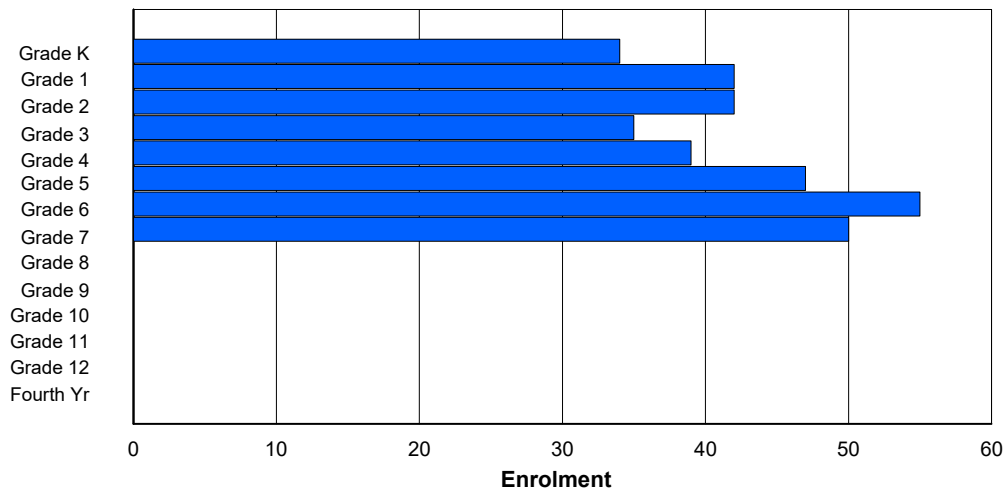
Gender	Age																Total
	5	6	7	8	9	10	11	12	13	14	15	16	17	18	19	20>	
Male	21	19	17	18	22	27	34	22	1	0	0	0	0	0	0	0	181
Female	13	25	22	18	17	18	22	27	1	0	0	0	0	0	0	0	163
Total	34	44	39	36	39	45	56	49	2	0	0	0	0	0	0	0	344

Enrolment By Grade and Gender

Gender	Grade														Total
	K	1	2	3	4	5	6	7	8	9	10	11	12	4th	
Male	21	18	19	17	22	29	33	22	0	0	0	0	0	0	181
Female	13	24	23	18	17	18	22	28	0	0	0	0	0	0	163
Total	34	42	42	35	39	47	55	50	0	0	0	0	0	0	344

Enrolment By Grade

For 224 - Donald C. Jamieson Academy, Burin Bay Arm



* Data from the 2016-2017 AGR(Enrolment/Age as of the last day in Sept./Dec.)

** Newfoundland Statistics Classification System

*** May include itinerant teachers

NI ESD - Central Region

#225 - St. Anne's School, South East Bight

Classification: Rural
Offers Distance Education: Yes

Grades: K-4,7-10 Number of Grades: 8

[School FTE PTR : 5.5](#)
[District FTE PTR : 12.6](#)
[Provincial FTE PTR : 12.7](#)

[FTE Teachers](#) *** : 2.0

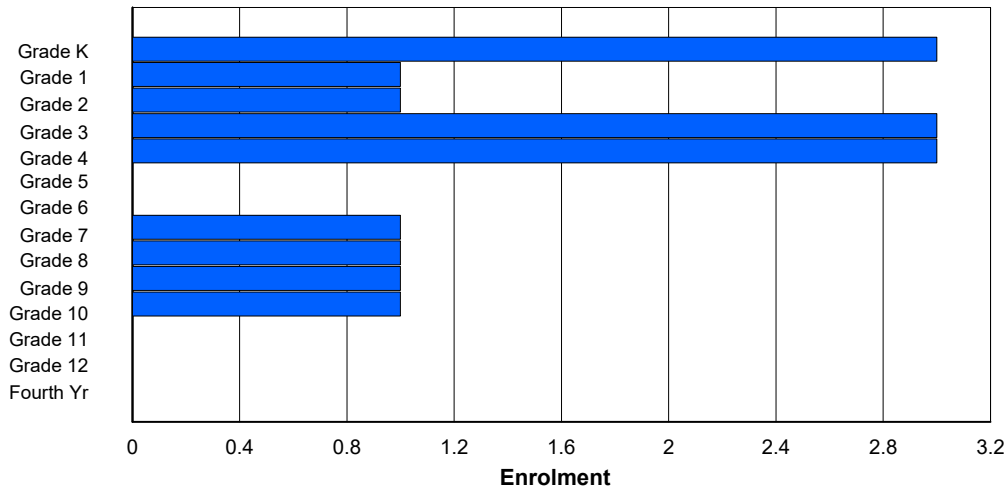
Enrolment By Age and Gender

Gender	Age																	Total
	5	6	7	8	9	10	11	12	13	14	15	16	17	18	19	20>		
Male	1	0	0	1	0	0	0	1	0	1	0	0	0	0	0	0	4	
Female	2	1	1	2	3	0	0	0	1	0	1	0	0	0	0	0	11	
Total	3	1	1	3	3	0	0	1	1	1	1	0	0	0	0	0	15	

Enrolment By Grade and Gender

Gender	Grade															Total
	K	1	2	3	4	5	6	7	8	9	10	11	12	4th		
Male	1	0	0	1	0	0	0	1	0	1	0	0	0	0	4	
Female	2	1	1	2	3	0	0	0	1	0	1	0	0	0	11	
Total	3	1	1	3	3	0	0	1	1	1	1	0	0	0	15	

Enrolment By Grade
For 225 - St. Anne's School, South East Bight



* Data from the 2016-2017 AGR(Enrolment/Age as of the last day in Sept./Dec.)

** Newfoundland Statistics Classification System

*** May include itinerant teachers

NI ESD - Central Region

#226 - Fortune Bay Academy, St. Bernard's - Jacques Fontaine

Classification: Rural
Offers Distance Education: Yes

Grades: K-12

Number of Grades: 13

[School FTE PTR : 7.9](#)
[District FTE PTR : 12.6](#)
[Provincial FTE PTR : 12.7](#)

[FTE Teachers](#) *** : 12.0

Enrolment By Age and Gender

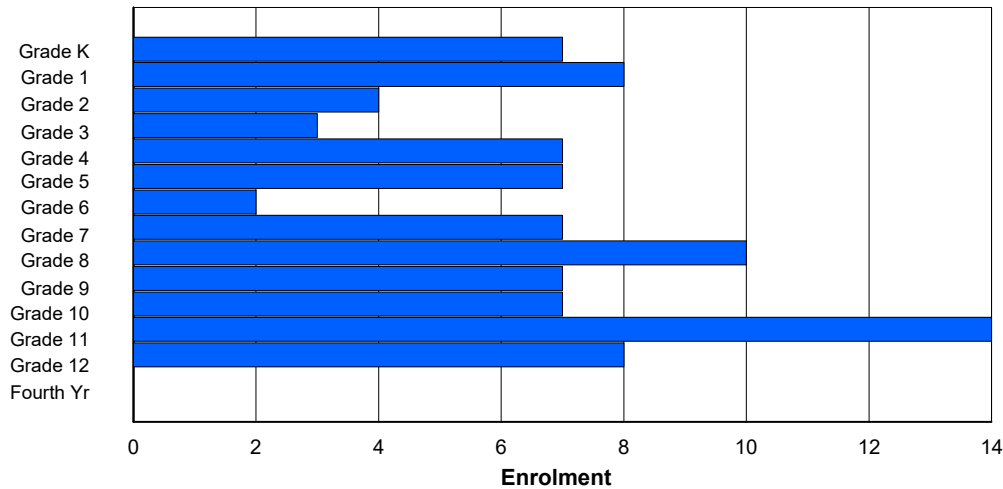
Gender	Age																	Total
	5	6	7	8	9	10	11	12	13	14	15	16	17	18	19	20>		
Male	5	6	3	1	4	3	0	3	7	4	2	8	3	0	0	0	49	
Female	2	2	1	2	3	4	2	4	4	2	5	6	5	0	0	0	42	
Total	7	8	4	3	7	7	2	7	11	6	7	14	8	0	0	0	91	

Enrolment By Grade and Gender

Gender	Grade															Total
	K	1	2	3	4	5	6	7	8	9	10	11	12	4th		
Male	5	6	3	1	4	3	0	3	7	4	2	8	3	0	49	
Female	2	2	1	2	3	4	2	4	3	3	5	6	5	0	42	
Total	7	8	4	3	7	7	2	7	10	7	7	14	8	0	91	

Enrolment By Grade

For 226 - Fortune Bay Academy, St. Bernard's - Jacques Fontaine



* Data from the 2016-2017 AGR(Enrolment/Age as of the last day in Sept./Dec.)

** Newfoundland Statistics Classification System

*** May include itinerant teachers

NI ESD - Central Region

#228 - St. Lawrence Academy, St. Lawrence

Classification: Rural
Offers Distance Education: Yes

Grades: K-12

Number of Grades: 13

[School FTE PTR : 9.3](#)
[District FTE PTR : 12.6](#)
[Provincial FTE PTR : 12.7](#)

[FTE Teachers](#) *** : 18.0

Enrolment By Age and Gender

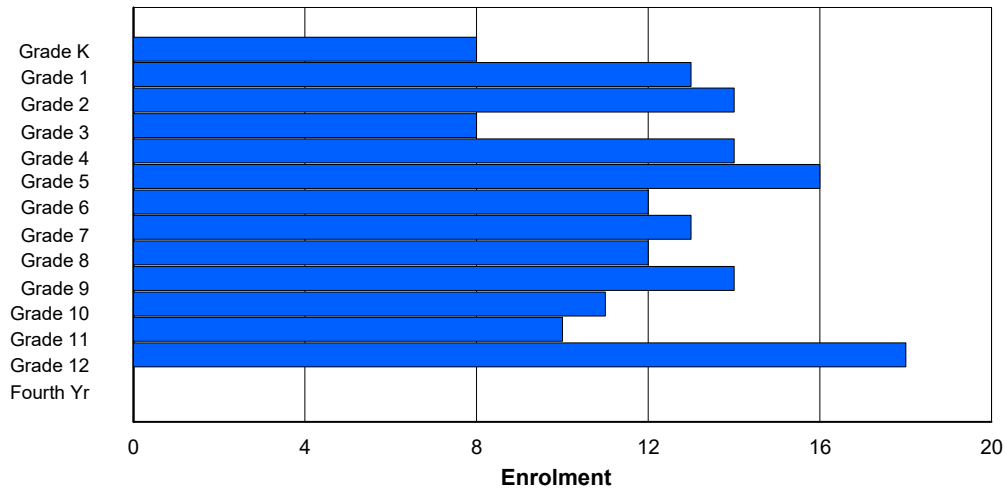
Gender	Age																	Total
	5	6	7	8	9	10	11	12	13	14	15	16	17	18	19	20>		
Male	3	7	7	7	7	8	9	10	7	9	6	7	8	0	0	0	95	
Female	4	7	7	1	7	8	3	3	4	6	3	5	10	0	0	0	68	
Total	7	14	14	8	14	16	12	13	11	15	9	12	18	0	0	0	163	

Enrolment By Grade and Gender

Gender	Grade														Total
	K	1	2	3	4	5	6	7	8	9	10	11	12	4th	
Male	3	7	7	7	7	8	9	10	8	8	8	5	8	0	95
Female	5	6	7	1	7	8	3	3	4	6	3	5	10	0	68
Total	8	13	14	8	14	16	12	13	12	14	11	10	18	0	163

Enrolment By Grade

For 228 - St. Lawrence Academy, St. Lawrence



* Data from the 2016-2017 AGR(Enrolment/Age as of the last day in Sept./Dec.)

** Newfoundland Statistics Classification System

*** May include itinerant teachers

NI ESD - Central Region

#229 - St. Joseph's All Grade, Terrenceville

Classification: Rural
Offers Distance Education: Yes

Grades: K-12 Number of Grades: 13

[School FTE PTR : 9.2](#)
[District FTE PTR : 12.6](#)
[Provincial FTE PTR : 12.7](#)

[FTE Teachers](#) *** : 12.0

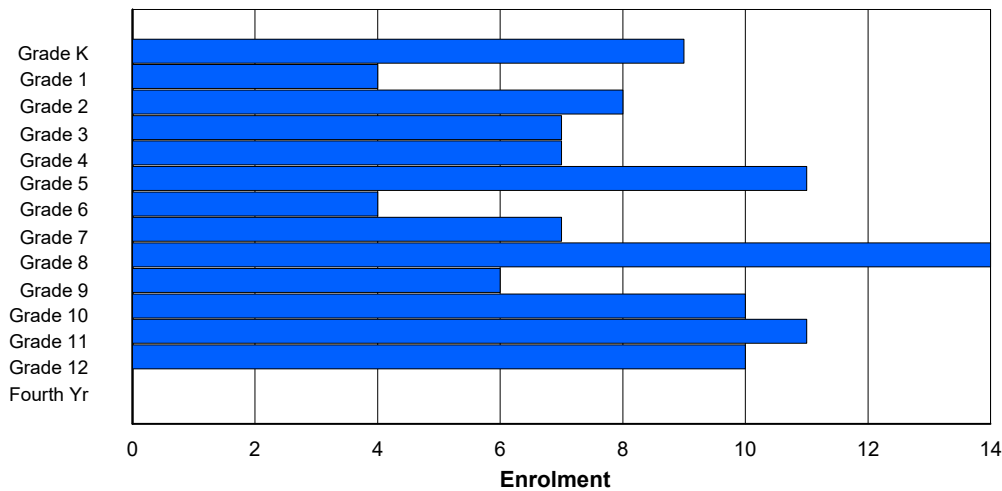
Enrolment By Age and Gender

Gender	Age																	Total
	5	6	7	8	9	10	11	12	13	14	15	16	17	18	19	20>		
Male	4	1	2	5	3	6	2	2	5	5	6	4	7	0	0	0	52	
Female	5	3	6	2	4	4	3	3	9	2	4	7	4	0	0	0	56	
Total	9	4	8	7	7	10	5	5	14	7	10	11	11	0	0	0	108	

Enrolment By Grade and Gender

Gender	Grade														Total
	K	1	2	3	4	5	6	7	8	9	10	11	12	4th	
Male	4	1	2	5	3	6	2	3	5	4	7	4	6	0	52
Female	5	3	6	2	4	5	2	4	9	2	3	7	4	0	56
Total	9	4	8	7	7	11	4	7	14	6	10	11	10	0	108

Enrolment By Grade
For 229 - St. Joseph's All Grade, Terrenceville



* Data from the 2016-2017 AGR(Enrolment/Age as of the last day in Sept./Dec.)

** Newfoundland Statistics Classification System

*** May include itinerant teachers

NI ESD - Central Region

#231 - Discovery Collegiate, Bonavista

Classification: Rural
Offers Distance Education: No

Grades: 7-12

Number of Grades: 6

[School FTE PTR : 13.5](#)
[District FTE PTR : 12.6](#)
[Provincial FTE PTR : 12.7](#)

[FTE Teachers](#) *** : 22.0

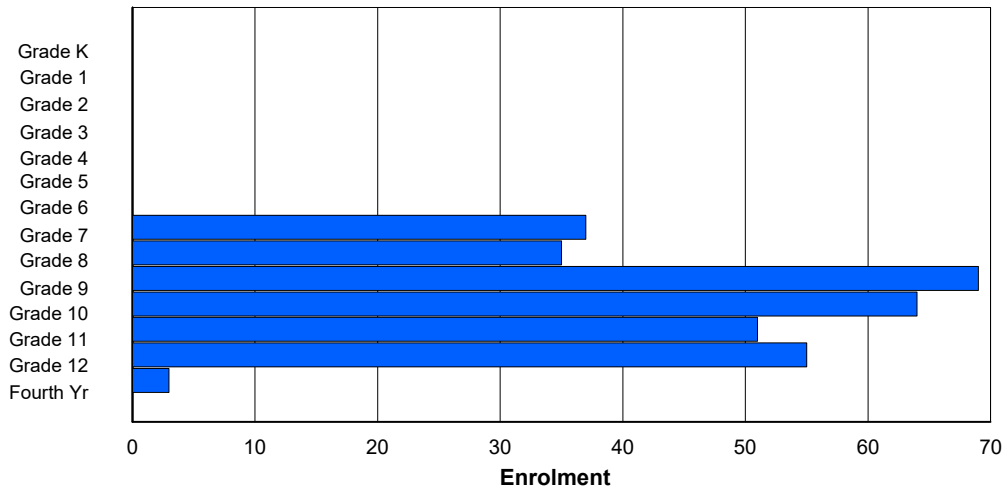
Enrolment By Age and Gender

Gender	Age																	Total
	5	6	7	8	9	10	11	12	13	14	15	16	17	18	19	20>		
Male	0	0	0	0	0	0	0	16	20	33	32	21	31	2	2	0	157	
Female	0	0	0	0	0	0	0	21	14	33	34	29	25	1	0	0	157	
Total	0	0	0	0	0	0	0	37	34	66	66	50	56	3	2	0	314	

Enrolment By Grade and Gender

Gender	Grade															Total
	K	1	2	3	4	5	6	7	8	9	10	11	12	4th		
Male	0	0	0	0	0	0	0	16	20	36	31	21	30	3	157	
Female	0	0	0	0	0	0	0	21	15	33	33	30	25	0	157	
Total	0	0	0	0	0	0	0	37	35	69	64	51	55	3	314	

Enrolment By Grade
For 231 - Discovery Collegiate, Bonavista



* Data from the 2016-2017 AGR(Enrolment/Age as of the last day in Sept./Dec.)

** Newfoundland Statistics Classification System

*** May include itinerant teachers

NI ESD - Central Region

#232 - Matthew Elementary School, Bonavista

Classification: Rural
Offers Distance Education: No

Grades: K-6

Number of Grades: 7

[School FTE PTR : 11.9](#)
[District FTE PTR : 12.6](#)
[Provincial FTE PTR : 12.7](#)

[FTE Teachers](#) *** : 19.0

Enrolment By Age and Gender

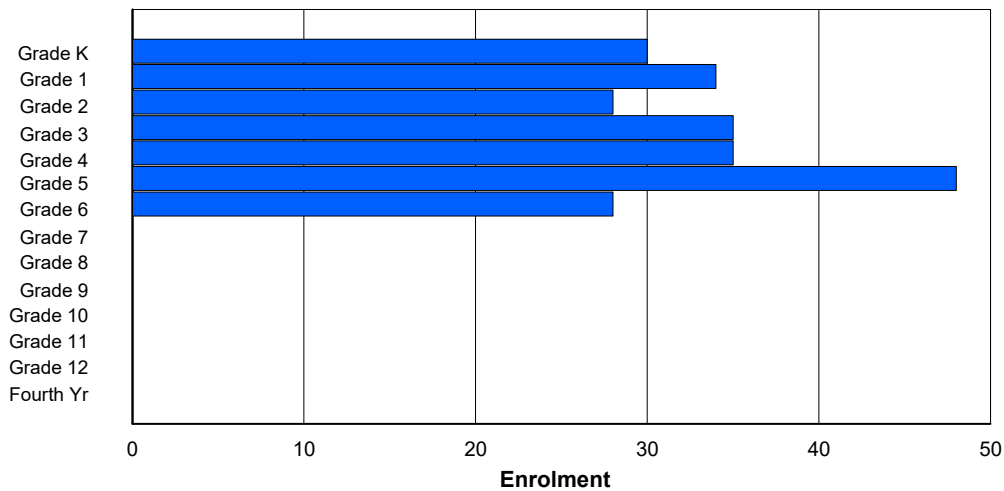
Gender	Age																	Total
	5	6	7	8	9	10	11	12	13	14	15	16	17	18	19	20>		
Male	18	17	14	17	18	24	16	1	0	0	0	0	0	0	0	0	125	
Female	12	17	14	18	16	25	11	0	0	0	0	0	0	0	0	0	113	
Total	30	34	28	35	34	49	27	1	0	0	0	0	0	0	0	0	238	

Enrolment By Grade and Gender

Gender	Grade															Total
	K	1	2	3	4	5	6	7	8	9	10	11	12	4th		
Male	18	17	14	17	19	23	17	0	0	0	0	0	0	0	125	
Female	12	17	14	18	16	25	11	0	0	0	0	0	0	0	113	
Total	30	34	28	35	35	48	28	0	0	0	0	0	0	0	238	

Enrolment By Grade

For 232 - Matthew Elementary School, Bonavista



* Data from the 2016-2017 AGR(Enrolment/Age as of the last day in Sept./Dec.)

** Newfoundland Statistics Classification System

*** May include itinerant teachers

NI ESD - Central Region

#234 - Catalina Elementary School, Catalina

Classification: Rural
Offers Distance Education: No

Grades: K-8 Number of Grades: 9

[School FTE PTR : 8.8](#)
[District FTE PTR : 12.6](#)
[Provincial FTE PTR : 12.7](#)

[FTE Teachers](#) *** : 12.0

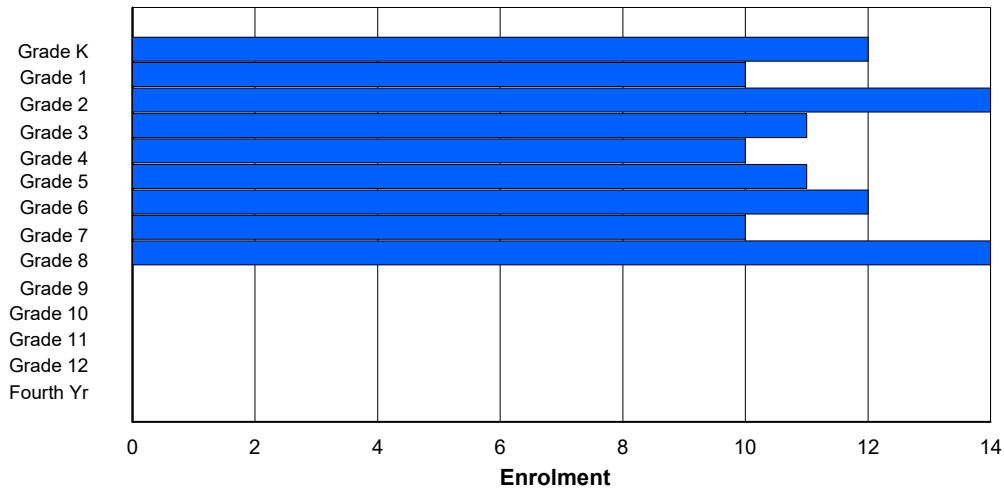
Enrolment By Age and Gender

Gender	Age																	Total
	5	6	7	8	9	10	11	12	13	14	15	16	17	18	19	20>		
Male	4	4	8	7	4	5	8	6	9	0	0	0	0	0	0	0	55	
Female	8	6	6	4	6	6	5	3	4	1	0	0	0	0	0	0	49	
Total	12	10	14	11	10	11	13	9	13	1	0	0	0	0	0	0	104	

Enrolment By Grade and Gender

Gender	Grade															Total
	K	1	2	3	4	5	6	7	8	9	10	11	12	4th		
Male	4	4	8	7	4	5	7	7	9	0	0	0	0	0	55	
Female	8	6	6	4	6	6	5	3	5	0	0	0	0	0	49	
Total	12	10	14	11	10	11	12	10	14	0	0	0	0	0	104	

Enrolment By Grade
For 234 - Catalina Elementary School, Catalina



* Data from the 2016-2017 AGR(Enrolment/Age as of the last day in Sept./Dec.)

** Newfoundland Statistics Classification System

*** May include itinerant teachers

NI ESD - Central Region

#235 - Clarenville High School, Clarenville

Classification: Urban
Offers Distance Education: Yes

Grades: 10-12 Number of Grades: 3

[School FTE PTR : 15.5](#)
[District FTE PTR : 12.6](#)
[Provincial FTE PTR : 12.7](#)

[FTE Teachers](#) *** : 22.0

Enrolment By Age and Gender

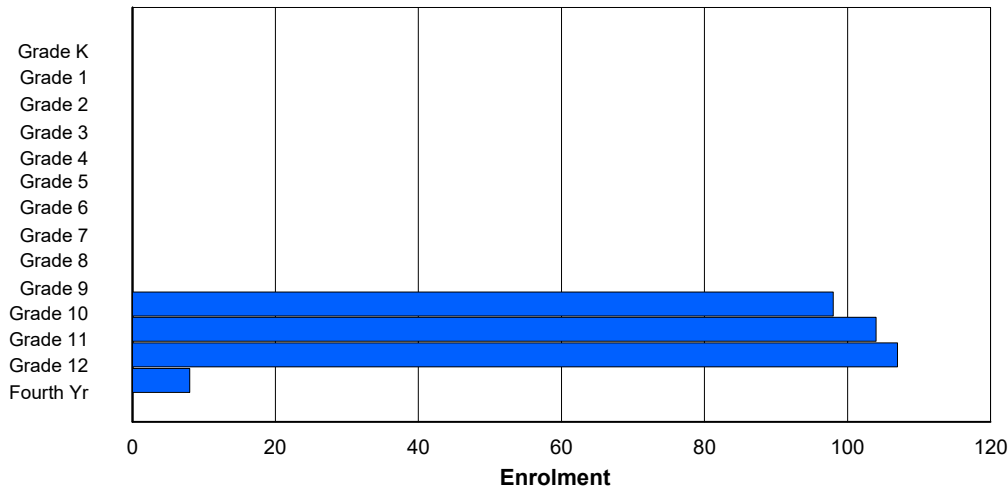
Gender	Age																	Total
	5	6	7	8	9	10	11	12	13	14	15	16	17	18	19	20>		
Male	0	0	0	0	0	0	0	0	0	0	46	45	63	9	0	0	163	
Female	0	0	0	0	0	0	0	0	0	0	52	54	47	1	0	0	154	
Total	0	0	0	0	0	0	0	0	0	0	98	99	110	10	0	0	317	

Enrolment By Grade and Gender

Gender	Grade															Total
	K	1	2	3	4	5	6	7	8	9	10	11	12	4th		
Male	0	0	0	0	0	0	0	0	0	0	47	47	61	8	163	
Female	0	0	0	0	0	0	0	0	0	0	51	57	46	0	154	
Total	0	0	0	0	0	0	0	0	0	0	98	104	107	8	317	

Enrolment By Grade

For 235 - Clarenville High School, Clarenville



* Data from the 2016-2017 AGR(Enrolment/Age as of the last day in Sept./Dec.)

** Newfoundland Statistics Classification System

*** May include itinerant teachers

NI ESD - Central Region

#237 - Anthony Paddon Elementary, Musgravetown

Classification: Rural
Offers Distance Education: No

Grades: K-6 Number of Grades: 7

[School FTE PTR : 11.7](#)
[District FTE PTR : 12.6](#)
[Provincial FTE PTR : 12.7](#)

[FTE Teachers](#) *** : 15.0

Enrolment By Age and Gender

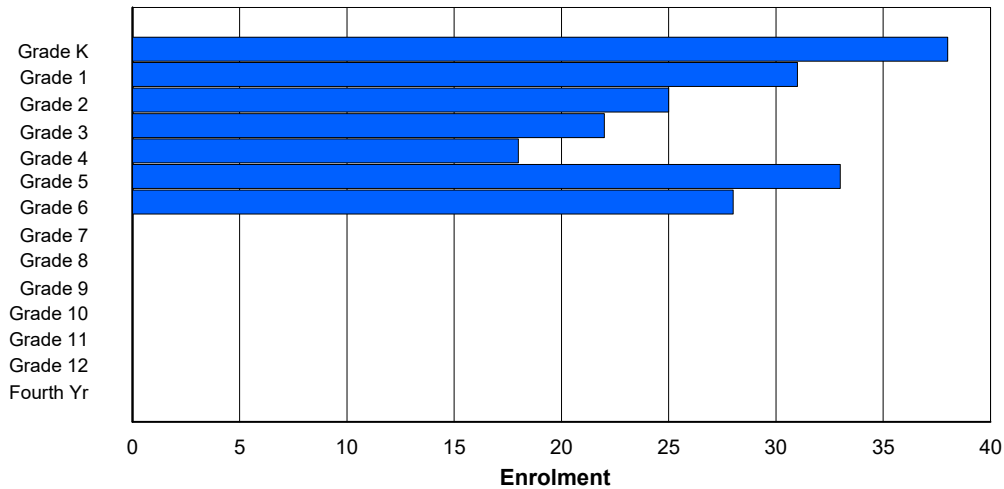
Gender	Age																	Total
	5	6	7	8	9	10	11	12	13	14	15	16	17	18	19	20>		
Male	22	12	17	15	8	16	14	2	0	0	0	0	0	0	0	0	106	
Female	17	17	8	8	10	17	12	0	0	0	0	0	0	0	0	0	89	
Total	39	29	25	23	18	33	26	2	0	0	0	0	0	0	0	0	195	

Enrolment By Grade and Gender

Gender	Grade															Total
	K	1	2	3	4	5	6	7	8	9	10	11	12	4th		
Male	22	12	18	14	8	16	16	0	0	0	0	0	0	0	106	
Female	16	19	7	8	10	17	12	0	0	0	0	0	0	0	89	
Total	38	31	25	22	18	33	28	0	0	0	0	0	0	0	195	

Enrolment By Grade

For 237 - Anthony Paddon Elementary, Musgravetown



* Data from the 2016-2017 AGR(Enrolment/Age as of the last day in Sept./Dec.)

** Newfoundland Statistics Classification System

*** May include itinerant teachers

NI ESD - Central Region

#240 - Bishop White School, Port Rexton

Classification: Rural
Offers Distance Education: Yes

Grades: K-12

Number of Grades: 13

[School FTE PTR : 9.4](#)
[District FTE PTR : 12.6](#)
[Provincial FTE PTR : 12.7](#)

[FTE Teachers](#) *** : 11.0

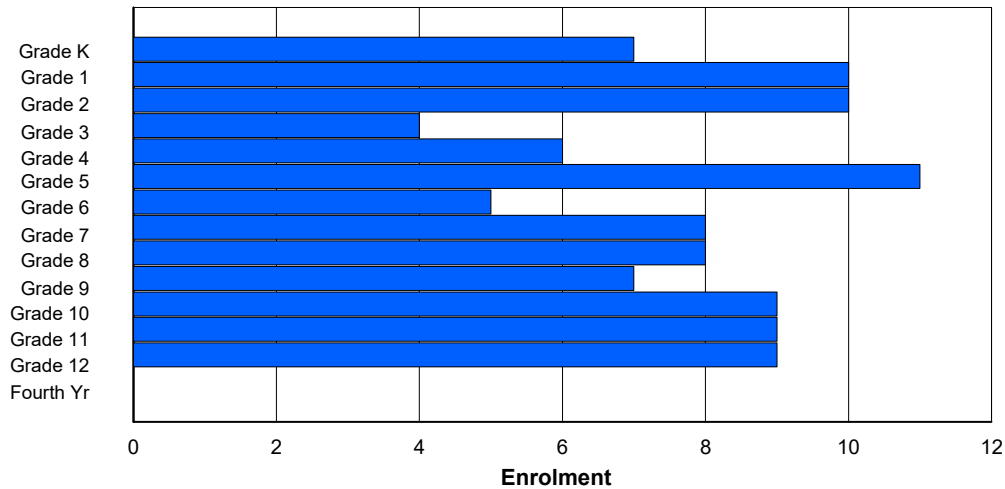
Enrolment By Age and Gender

Gender	Age																	Total
	5	6	7	8	9	10	11	12	13	14	15	16	17	18	19	20>		
Male	3	5	8	1	5	6	1	3	4	4	6	3	4	0	0	0	53	
Female	4	5	2	3	1	5	4	5	4	3	3	6	5	0	0	0	50	
Total	7	10	10	4	6	11	5	8	8	7	9	9	9	0	0	0	103	

Enrolment By Grade and Gender

Gender	Grade														Total
	K	1	2	3	4	5	6	7	8	9	10	11	12	4th	
Male	3	5	8	1	5	6	1	3	4	4	6	3	4	0	53
Female	4	5	2	3	1	5	4	5	4	3	3	6	5	0	50
Total	7	10	10	4	6	11	5	8	8	7	9	9	9	0	103

Enrolment By Grade
For 240 - Bishop White School, Port Rexton



* Data from the 2016-2017 AGR(Enrolment/Age as of the last day in Sept./Dec.)

** Newfoundland Statistics Classification System

*** May include itinerant teachers

NI ESD - Central Region

#242 - Random Island Academy, Hickman's Harbour

Classification: Rural
Offers Distance Education: Yes

Grades: K-1,3-12 Number of Grades: 12

[School FTE PTR : 7.5](#)
[District FTE PTR : 12.6](#)
[Provincial FTE PTR : 12.7](#)

[FTE Teachers](#) *** : 15.0

Enrolment By Age and Gender

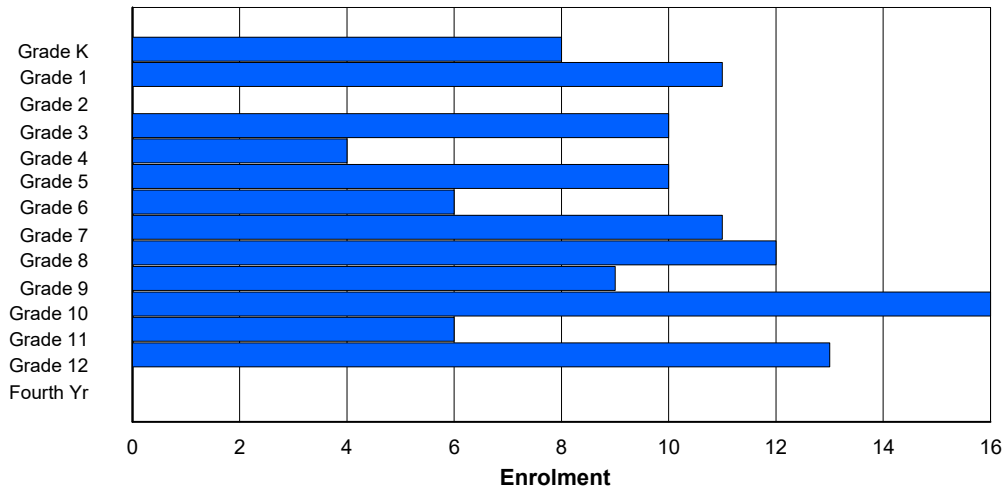
Gender	Age																	Total
	5	6	7	8	9	10	11	12	13	14	15	16	17	18	19	20>		
Male	3	6	1	2	2	8	3	4	6	5	8	3	6	1	0	0	58	
Female	5	4	0	8	2	2	3	7	5	5	8	3	5	1	0	0	58	
Total	8	10	1	10	4	10	6	11	11	10	16	6	11	2	0	0	116	

Enrolment By Grade and Gender

Gender	Grade															Total
	K	1	2	3	4	5	6	7	8	9	10	11	12	4th		
Male	3	7	0	2	2	8	3	4	7	4	8	3	7	0	58	
Female	5	4	0	8	2	2	3	7	5	5	8	3	6	0	58	
Total	8	11	0	10	4	10	6	11	12	9	16	6	13	0	116	

Enrolment By Grade

For 242 - Random Island Academy, Hickman's Harbour



* Data from the 2016-2017 AGR(Enrolment/Age as of the last day in Sept./Dec.)

** Newfoundland Statistics Classification System

*** May include itinerant teachers

NI ESD - Central Region

#243 - Riverside Elementary, Shoal Harbour

Grades: K-6

Number of Grades: 7

[FTE Teachers](#) *** : 45.0

Classification: Urban
Offers Distance Education: No

[School FTE PTR : 14.9](#)

[District FTE PTR : 12.6](#)

[Provincial FTE PTR : 12.7](#)

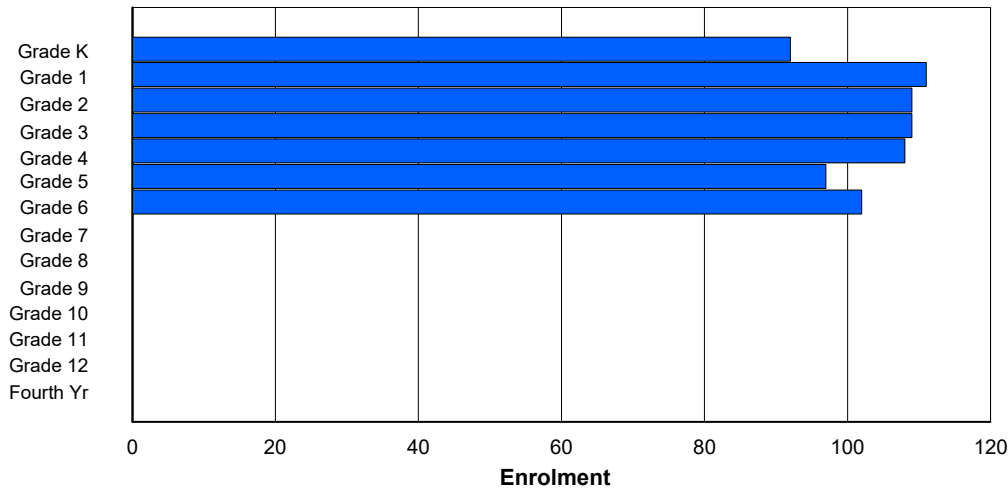
Enrolment By Age and Gender

Gender	Age																	Total
	5	6	7	8	9	10	11	12	13	14	15	16	17	18	19	20>		
Male	47	54	56	65	51	53	49	0	0	0	0	0	0	0	0	0	375	
Female	45	56	54	44	55	46	53	0	0	0	0	0	0	0	0	0	353	
Total	92	110	110	109	106	99	102	0	0	0	0	0	0	0	0	0	728	

Enrolment By Grade and Gender

Gender	Grade															Total
	K	1	2	3	4	5	6	7	8	9	10	11	12	4th		
Male	47	55	55	65	52	53	48	0	0	0	0	0	0	0	0	375
Female	45	56	54	44	56	44	54	0	0	0	0	0	0	0	0	353
Total	92	111	109	109	108	97	102	0	0	0	0	0	0	0	0	728

Enrolment By Grade
For 243 - Riverside Elementary, Shoal Harbour



* Data from the 2016-2017 AGR(Enrolment/Age as of the last day in Sept./Dec.)

** Newfoundland Statistics Classification System

*** May include itinerant teachers

NI ESD - Central Region

#246 - Swift Current Academy, Swift Current

Classification: Rural
Offers Distance Education: Yes

Grades: K-1,3,6,8-9,11 Number of Grades: 10

[School FTE PTR : 6.3](#)
[District FTE PTR : 12.6](#)
[Provincial FTE PTR : 12.7](#)

[FTE Teachers](#) *** : 5.0

Enrolment By Age and Gender

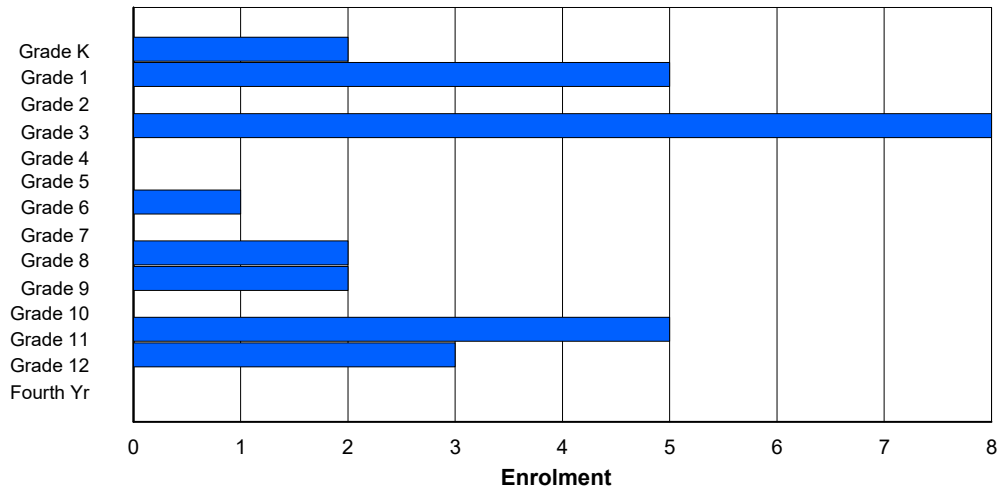
Gender	Age																	Total
	5	6	7	8	9	10	11	12	13	14	15	16	17	18	19	20>		
Male	1	3	0	4	0	0	0	0	2	0	0	3	2	0	0	0	15	
Female	1	2	0	4	0	0	1	0	0	2	0	2	1	0	0	0	13	
Total	2	5	0	8	0	0	1	0	2	2	0	5	3	0	0	0	28	

Enrolment By Grade and Gender

Gender	Grade															Total
	K	1	2	3	4	5	6	7	8	9	10	11	12	4th		
Male	1	3	0	4	0	0	0	0	2	0	0	3	2	0	15	
Female	1	2	0	4	0	0	1	0	0	2	0	2	1	0	13	
Total	2	5	0	8	0	0	1	0	2	2	0	5	3	0	28	

Enrolment By Grade

For 246 - Swift Current Academy, Swift Current



* Data from the 2016-2017 AGR(Enrolment/Age as of the last day in Sept./Dec.)

** Newfoundland Statistics Classification System

*** May include itinerant teachers

NI ESD - Central Region

#398 - Avoca Collegiate, Badger

Classification: Urban
Offers Distance Education: No

Grades: K-9 Number of Grades: 10

[School FTE PTR : 6.9](#)
[District FTE PTR : 12.6](#)
[Provincial FTE PTR : 12.7](#)

[FTE Teachers](#) *** : 11.0

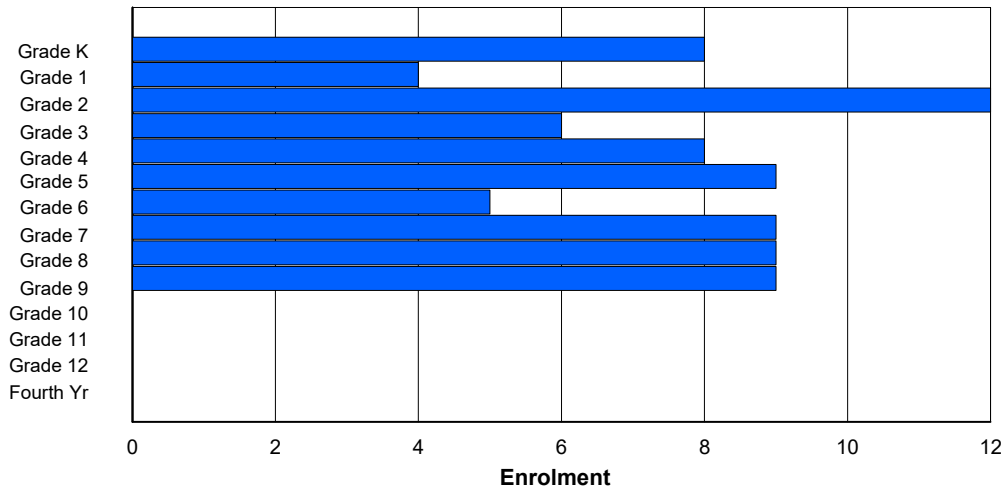
Enrolment By Age and Gender

Gender	Age																	Total
	5	6	7	8	9	10	11	12	13	14	15	16	17	18	19	20>		
Male	4	3	6	2	2	5	3	5	6	4	0	0	0	0	0	0	40	
Female	4	1	6	4	6	4	2	4	2	6	0	0	0	0	0	0	39	
Total	8	4	12	6	8	9	5	9	8	10	0	0	0	0	0	0	79	

Enrolment By Grade and Gender

Gender	Grade															Total
	K	1	2	3	4	5	6	7	8	9	10	11	12	4th		
Male	4	3	6	2	2	5	3	5	6	4	0	0	0	0	40	
Female	4	1	6	4	6	4	2	4	3	5	0	0	0	0	39	
Total	8	4	12	6	8	9	5	9	9	9	0	0	0	0	79	

Enrolment By Grade
For 398 - Avoca Collegiate, Badger



* Data from the 2016-2017 AGR(Enrolment/Age as of the last day in Sept./Dec.)

** Newfoundland Statistics Classification System

*** May include itinerant teachers

NI ESD - Central Region

#400 - Helen Tulk Elementary, Bishop's Falls

Classification: Rural
Offers Distance Education: No

Grades: K-6 Number of Grades: 7

[School FTE PTR : 11.0](#)
[District FTE PTR : 12.6](#)
[Provincial FTE PTR : 12.7](#)

[FTE Teachers](#) *** : 17.0

Enrolment By Age and Gender

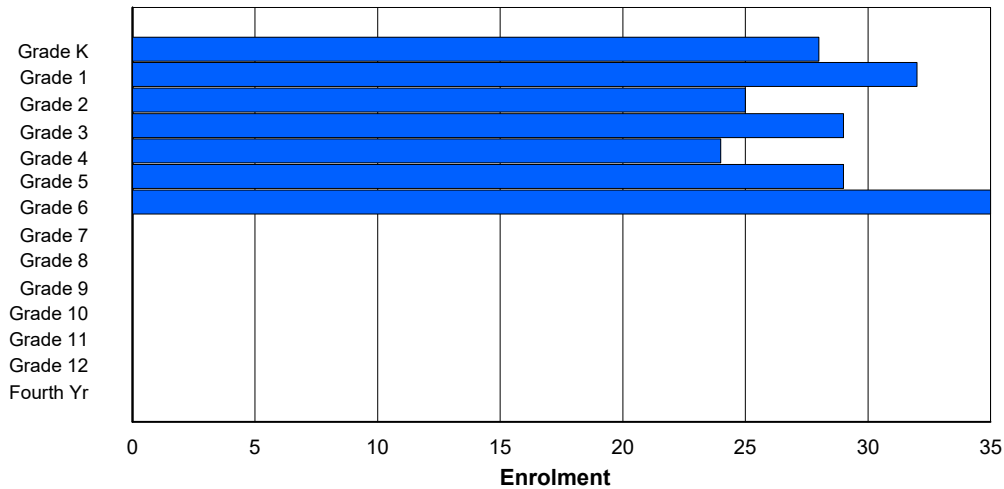
Gender	Age																Total
	5	6	7	8	9	10	11	12	13	14	15	16	17	18	19	20>	
Male	15	17	12	13	12	18	16	0	0	0	0	0	0	0	0	0	103
Female	14	14	13	16	12	10	20	0	0	0	0	0	0	0	0	0	99
Total	29	31	25	29	24	28	36	0	0	0	0	0	0	0	0	0	202

Enrolment By Grade and Gender

Gender	Grade														Total
	K	1	2	3	4	5	6	7	8	9	10	11	12	4th	
Male	14	18	12	13	12	19	15	0	0	0	0	0	0	0	103
Female	14	14	13	16	12	10	20	0	0	0	0	0	0	0	99
Total	28	32	25	29	24	29	35	0	0	0	0	0	0	0	202

Enrolment By Grade

For 400 - Helen Tulk Elementary, Bishop's Falls



* Data from the 2016-2017 AGR(Enrolment/Age as of the last day in Sept./Dec.)

** Newfoundland Statistics Classification System

*** May include itinerant teachers

NI ESD - Central Region

#402 - Leo Burke Academy, Bishop's Falls

Classification: Rural
Offers Distance Education: Yes

Grades: 7-12

Number of Grades: 6

[School FTE PTR : 13.2](#)
[District FTE PTR : 12.6](#)
[Provincial FTE PTR : 12.7](#)

[FTE Teachers](#) *** : 16.0

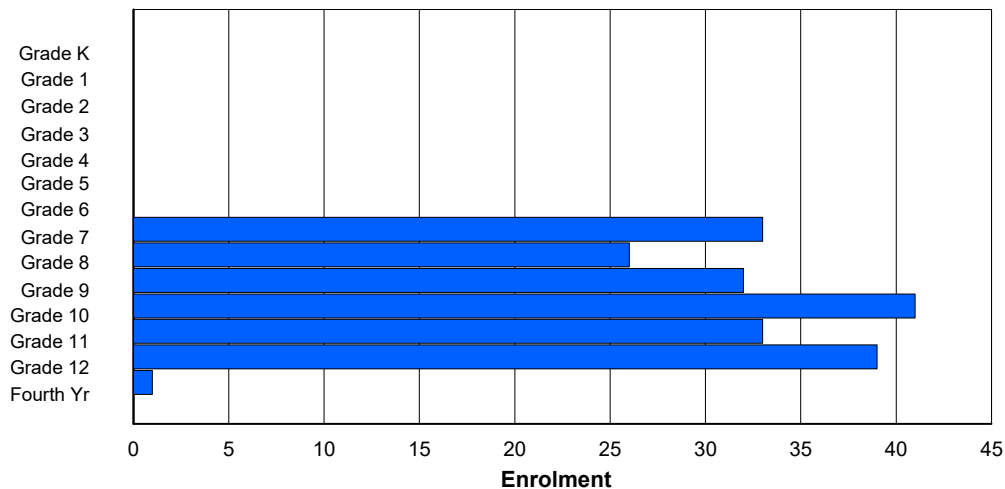
Enrolment By Age and Gender

Gender	Age																Total
	5	6	7	8	9	10	11	12	13	14	15	16	17	18	19	20>	
Male	0	0	0	0	0	0	0	15	15	20	25	16	22	1	0	0	114
Female	0	0	0	0	0	0	0	17	11	11	14	20	18	0	0	0	91
Total	0	0	0	0	0	0	0	32	26	31	39	36	40	1	0	0	205

Enrolment By Grade and Gender

Gender	Grade														Total
	K	1	2	3	4	5	6	7	8	9	10	11	12	4th	
Male	0	0	0	0	0	0	0	16	15	21	24	15	22	1	114
Female	0	0	0	0	0	0	0	17	11	11	17	18	17	0	91
Total	0	0	0	0	0	0	0	33	26	32	41	33	39	1	205

Enrolment By Grade
For 402 - Leo Burke Academy, Bishop's Falls



* Data from the 2016-2017 AGR(Enrolment/Age as of the last day in Sept./Dec.)

** Newfoundland Statistics Classification System

*** May include itinerant teachers

NI ESD - Central Region

#403 - Lakeside Academy, Buchans

Classification: Rural
Offers Distance Education: Yes

Grades: K-12

Number of Grades: 13

[School FTE PTR : 6.5](#)
[District FTE PTR : 12.6](#)
[Provincial FTE PTR : 12.7](#)

[FTE Teachers](#) *** : 12.0

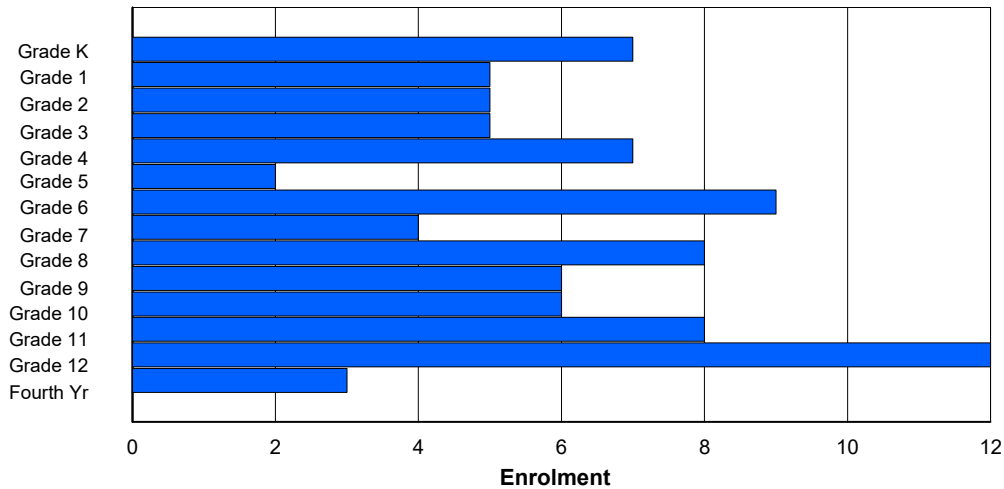
Enrolment By Age and Gender

Gender	Age																	Total
	5	6	7	8	9	10	11	12	13	14	15	16	17	18	19	20>		
Male	3	2	2	1	4	2	5	3	6	2	3	4	4	3	0	1	45	
Female	4	3	3	4	3	0	4	1	2	4	2	5	5	2	0	0	42	
Total	7	5	5	5	7	2	9	4	8	6	5	9	9	5	0	1	87	

Enrolment By Grade and Gender

Gender	Grade															Total
	K	1	2	3	4	5	6	7	8	9	10	11	12	4th		
Male	3	2	2	1	4	2	5	3	6	2	4	3	6	2	45	
Female	4	3	3	4	3	0	4	1	2	4	2	5	6	1	42	
Total	7	5	5	5	7	2	9	4	8	6	6	8	12	3	87	

Enrolment By Grade
For 403 - Lakeside Academy, Buchans



* Data from the 2016-2017 AGR(Enrolment/Age as of the last day in Sept./Dec.)

** Newfoundland Statistics Classification System

*** May include itinerant teachers

NI ESD - Central Region

#405 - Cottrell's Cove Academy, Cottrell's Cove

Classification: Rural
Offers Distance Education: Yes

Grades: 1-2,4,6-12 Number of Grades: 10

[School FTE PTR : 5.4](#)
[District FTE PTR : 12.6](#)
[Provincial FTE PTR : 12.7](#)

[FTE Teachers](#) *** : 4.0

Enrolment By Age and Gender

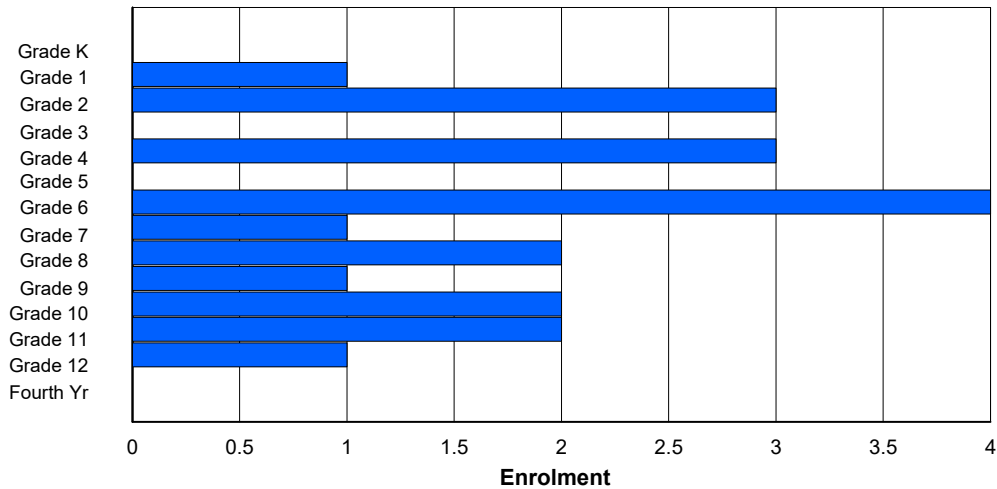
Gender	Age																	Total
	5	6	7	8	9	10	11	12	13	14	15	16	17	18	19	20>		
Male	0	1	2	0	3	0	4	0	1	0	1	0	0	0	0	0	12	
Female	0	0	1	0	0	0	0	1	1	1	2	1	1	0	0	0	8	
Total	0	1	3	0	3	0	4	1	2	1	3	1	1	0	0	0	20	

Enrolment By Grade and Gender

Gender	Grade															Total
	K	1	2	3	4	5	6	7	8	9	10	11	12	4th		
Male	0	1	2	0	3	0	4	0	1	0	1	0	0	0	12	
Female	0	0	1	0	0	0	0	1	1	1	1	2	1	0	8	
Total	0	1	3	0	3	0	4	1	2	1	2	2	1	0	20	

Enrolment By Grade

For 405 - Cottrell's Cove Academy, Cottrell's Cove



* Data from the 2016-2017 AGR(Enrolment/Age as of the last day in Sept./Dec.)

** Newfoundland Statistics Classification System

*** May include itinerant teachers

NI ESD - Central Region

#406 - Fitzgerald Academy, English Harbour West

Grades: K-12

Number of Grades: 13

Classification: Rural

Offers Distance Education: Yes

[School FTE PTR : 8.5](#)

[District FTE PTR : 12.6](#)

[Provincial FTE PTR : 12.7](#)

[FTE Teachers](#) *** : 18.0

Enrolment By Age and Gender

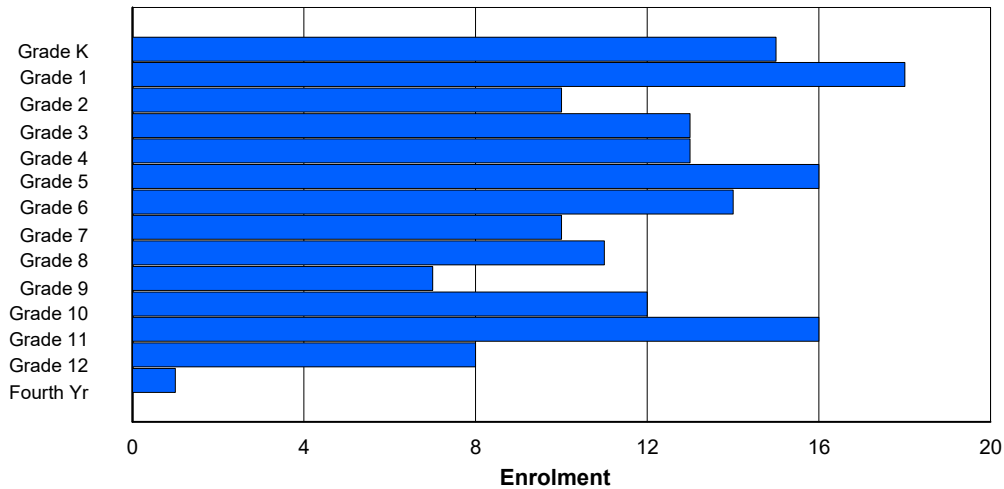
Gender	Age																	Total
	5	6	7	8	9	10	11	12	13	14	15	16	17	18	19	20>		
Male	10	12	3	5	9	9	6	8	4	4	9	9	4	2	0	1	95	
Female	5	6	7	8	4	7	8	2	7	3	3	5	4	0	0	0	69	
Total	15	18	10	13	13	16	14	10	11	7	12	14	8	2	0	1	164	

Enrolment By Grade and Gender

Gender	Grade														Total
	K	1	2	3	4	5	6	7	8	9	10	11	12	4th	
Male	10	12	3	5	9	9	6	8	4	4	9	11	4	1	95
Female	5	6	7	8	4	7	8	2	7	3	3	5	4	0	69
Total	15	18	10	13	13	16	14	10	11	7	12	16	8	1	164

Enrolment By Grade

For 406 - Fitzgerald Academy, English Harbour West



* Data from the 2016-2017 AGR(Enrolment/Age as of the last day in Sept./Dec.)

** Newfoundland Statistics Classification System

*** May include itinerant teachers

NI ESD - Central Region

#407 - Bay d'Espoir Academy, Milltown

Classification: Rural
Offers Distance Education: Yes

Grades: K-12

Number of Grades: 13

[School FTE PTR : 12.3](#)
[District FTE PTR : 12.6](#)
[Provincial FTE PTR : 12.7](#)

[FTE Teachers](#) *** : 21.0

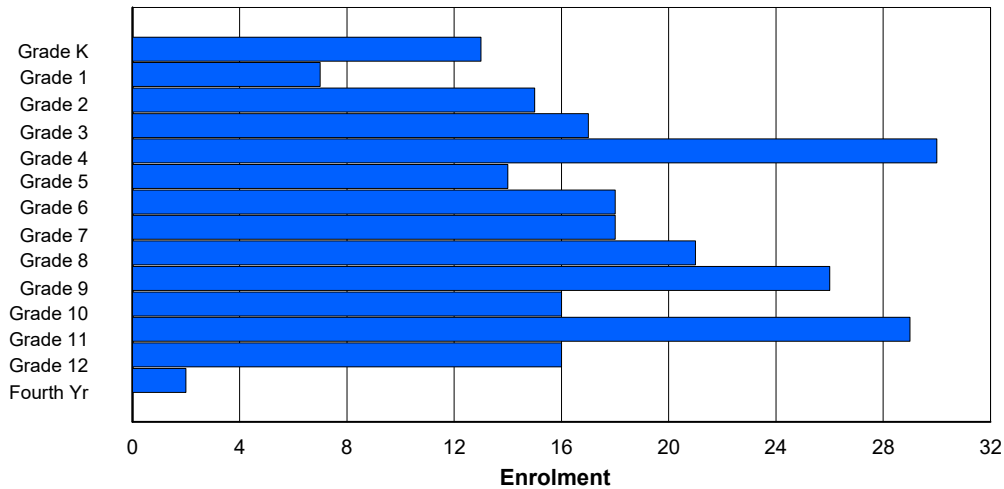
Enrolment By Age and Gender

Gender	Age																	Total
	5	6	7	8	9	10	11	12	13	14	15	16	17	18	19	20>		
Male	4	3	8	9	14	8	9	9	11	15	9	14	8	0	0	0	121	
Female	8	5	7	8	15	7	9	9	10	11	7	15	8	1	0	1	121	
Total	12	8	15	17	29	15	18	18	21	26	16	29	16	1	0	1	242	

Enrolment By Grade and Gender

Gender	Grade														Total
	K	1	2	3	4	5	6	7	8	9	10	11	12	4th	
Male	4	3	8	9	15	7	9	9	11	15	10	13	8	0	121
Female	9	4	7	8	15	7	9	9	10	11	6	16	8	2	121
Total	13	7	15	17	30	14	18	18	21	26	16	29	16	2	242

Enrolment By Grade
For 407 - Bay d'Espoir Academy, Milltown



* Data from the 2016-2017 AGR(Enrolment/Age as of the last day in Sept./Dec.)

** Newfoundland Statistics Classification System

*** May include itinerant teachers

NI ESD - Central Region

#413 - Holy Cross School Complex, Eastport

Classification: Rural
Offers Distance Education: Yes

Grades: K-12

Number of Grades: 13

[School FTE PTR : 9.3](#)
[District FTE PTR : 12.6](#)
[Provincial FTE PTR : 12.7](#)

[FTE Teachers](#) *** : 11.0

Enrolment By Age and Gender

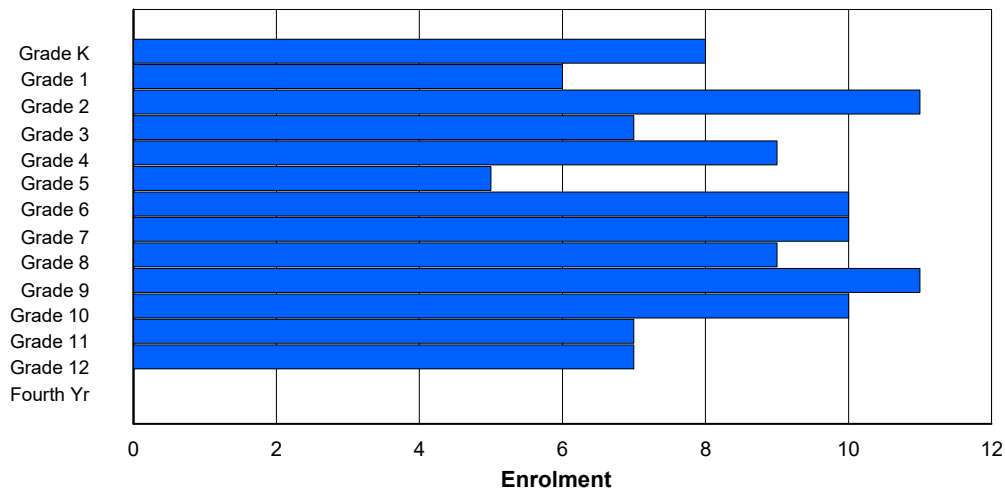
Gender	Age																	Total
	5	6	7	8	9	10	11	12	13	14	15	16	17	18	19	20>		
Male	4	5	3	3	4	4	4	4	5	7	4	4	4	0	0	0	55	
Female	4	1	8	4	5	2	5	6	4	3	6	4	3	0	0	0	55	
Total	8	6	11	7	9	6	9	10	9	10	10	8	7	0	0	0	110	

Enrolment By Grade and Gender

Gender	Grade														Total
	K	1	2	3	4	5	6	7	8	9	10	11	12	4th	
Male	4	5	3	3	4	4	4	4	5	8	4	3	4	0	55
Female	4	1	8	4	5	1	6	6	4	3	6	4	3	0	55
Total	8	6	11	7	9	5	10	10	9	11	10	7	7	0	110

Enrolment By Grade

For 413 - Holy Cross School Complex, Eastport



* Data from the 2016-2017 AGR(Enrolment/Age as of the last day in Sept./Dec.)

** Newfoundland Statistics Classification System

*** May include itinerant teachers

NI ESD - Central Region

#414 - Fogo Island Central Academy, Fogo Island

Grades: K-12 Number of Grades: 13

[FTE Teachers](#) *** : 23.0

Classification: Rural
Offers Distance Education: Yes

[School FTE PTR : 11.6](#)
[District FTE PTR : 12.6](#)
[Provincial FTE PTR : 12.7](#)

Enrolment By Age and Gender

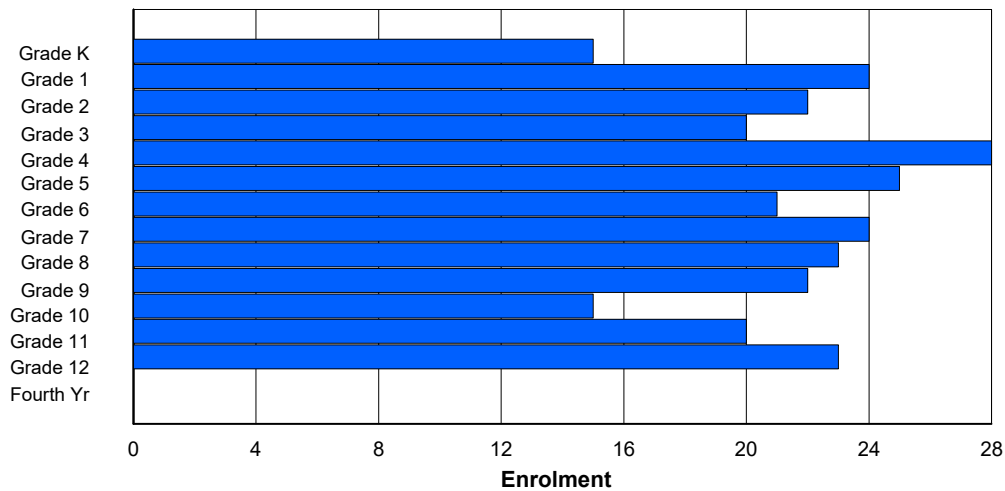
Gender	Age																Total
	5	6	7	8	9	10	11	12	13	14	15	16	17	18	19	20>	
Male	5	9	11	10	21	15	14	13	11	12	8	12	10	1	1	0	153
Female	10	15	11	9	7	11	7	11	12	11	6	6	12	1	0	0	129
Total	15	24	22	19	28	26	21	24	23	23	14	18	22	2	1	0	282

Enrolment By Grade and Gender

Gender	Grade														Total
	K	1	2	3	4	5	6	7	8	9	10	11	12	4th	
Male	5	9	11	11	21	14	14	13	11	12	8	13	11	0	153
Female	10	15	11	9	7	11	7	11	12	10	7	7	12	0	129
Total	15	24	22	20	28	25	21	24	23	22	15	20	23	0	282

Enrolment By Grade

For 414 - Fogo Island Central Academy, Fogo Island



* Data from the 2016-2017 AGR(Enrolment/Age as of the last day in Sept./Dec.)

** Newfoundland Statistics Classification System

*** May include itinerant teachers

NI ESD - Central Region

#416 - Smallwood Academy, Gambo

Classification: Rural
Offers Distance Education: Yes

Grades: K-12

Number of Grades: 13

[School FTE PTR : 10.3](#)
[District FTE PTR : 12.6](#)
[Provincial FTE PTR : 12.7](#)

[FTE Teachers](#) *** : 21.0

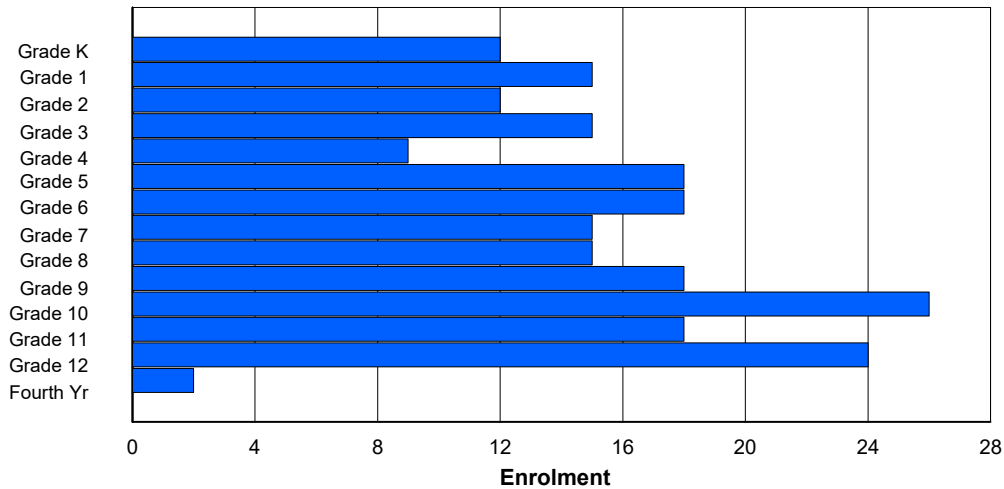
Enrolment By Age and Gender

Gender	Age																	Total
	5	6	7	8	9	10	11	12	13	14	15	16	17	18	19	20>		
Male	5	9	3	6	4	8	14	11	11	11	9	9	11	1	0	0	112	
Female	7	6	9	9	5	9	5	3	4	8	14	9	16	0	0	1	105	
Total	12	15	12	15	9	17	19	14	15	19	23	18	27	1	0	1	217	

Enrolment By Grade and Gender

Gender	Grade														Total
	K	1	2	3	4	5	6	7	8	9	10	11	12	4th	
Male	5	9	3	6	4	9	13	12	11	10	11	8	10	1	112
Female	7	6	9	9	5	9	5	3	4	8	15	10	14	1	105
Total	12	15	12	15	9	18	18	15	15	18	26	18	24	2	217

Enrolment By Grade
For 416 - Smallwood Academy, Gambo



* Data from the 2016-2017 AGR(Enrolment/Age as of the last day in Sept./Dec.)

** Newfoundland Statistics Classification System

*** May include itinerant teachers

NI ESD - Central Region

#417 - Gander Academy, Gander

Classification: Urban
Offers Distance Education: No

Grades: K-6 Number of Grades: 7

[School FTE PTR : 13.7](#)
[District FTE PTR : 12.6](#)
[Provincial FTE PTR : 12.7](#)

[FTE Teachers](#) *** : 62.0

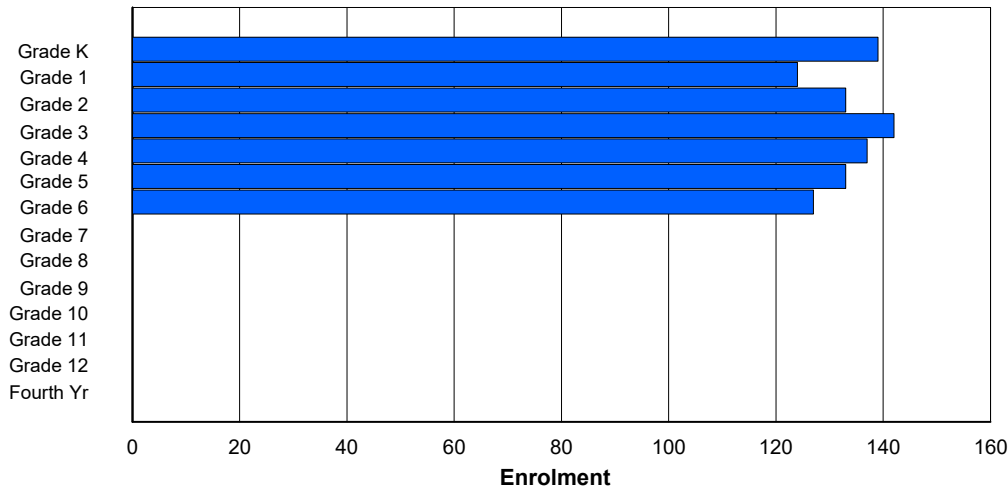
Enrolment By Age and Gender

Gender	Age																	Total
	5	6	7	8	9	10	11	12	13	14	15	16	17	18	19	20>		
Male	69	62	82	72	60	67	67	2	0	0	0	0	0	0	0	0	481	
Female	70	62	51	70	76	66	59	0	0	0	0	0	0	0	0	0	454	
Total	139	124	133	142	136	133	126	2	0	0	0	0	0	0	0	0	935	

Enrolment By Grade and Gender

Gender	Grade															Total
	K	1	2	3	4	5	6	7	8	9	10	11	12	4th		
Male	69	62	82	72	61	68	67	0	0	0	0	0	0	0	481	
Female	70	62	51	70	76	65	60	0	0	0	0	0	0	0	454	
Total	139	124	133	142	137	133	127	0	0	0	0	0	0	0	935	

Enrolment By Grade
For 417 - Gander Academy, Gander



* Data from the 2016-2017 AGR(Enrolment/Age as of the last day in Sept./Dec.)

** Newfoundland Statistics Classification System

*** May include itinerant teachers

NI ESD - Central Region

#418 - Gander Collegiate, Gander

Classification: Urban
Offers Distance Education: Yes

Grades: 10-12 Number of Grades: 3

[School FTE PTR : 15.6](#)
[District FTE PTR : 12.6](#)
[Provincial FTE PTR : 12.7](#)

[FTE Teachers](#) *** : 26.0

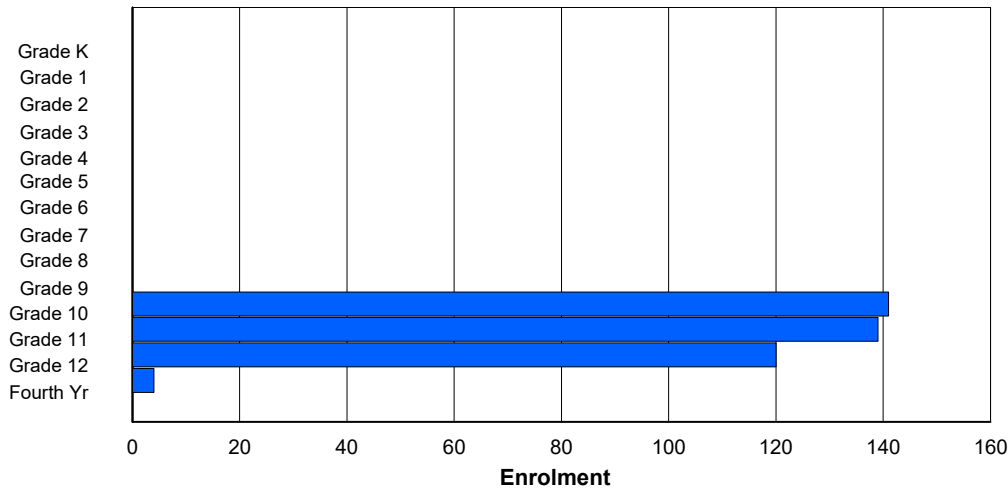
Enrolment By Age and Gender

Gender	Age																	Total
	5	6	7	8	9	10	11	12	13	14	15	16	17	18	19	20>		
Male	0	0	0	0	0	0	0	0	0	0	85	72	52	11	1	1	222	
Female	0	0	0	0	0	0	0	0	0	1	54	62	62	3	0	0	182	
Total	0	0	0	0	0	0	0	0	0	1	139	134	114	14	1	1	404	

Enrolment By Grade and Gender

Gender	Grade															Total
	K	1	2	3	4	5	6	7	8	9	10	11	12	4th		
Male	0	0	0	0	0	0	0	0	0	0	86	77	55	4	222	
Female	0	0	0	0	0	0	0	0	0	0	55	62	65	0	182	
Total	0	0	0	0	0	0	0	0	0	0	141	139	120	4	404	

Enrolment By Grade
For 418 - Gander Collegiate, Gander



* Data from the 2016-2017 AGR(Enrolment/Age as of the last day in Sept./Dec.)

** Newfoundland Statistics Classification System

*** May include itinerant teachers

NI ESD - Central Region

#420 - St. Paul's Intermediate School, Gander

Classification: Urban
Offers Distance Education: No

Grades: 7-9 Number of Grades: 3

[School FTE PTR : 13.5](#)
[District FTE PTR : 12.6](#)
[Provincial FTE PTR : 12.7](#)

[FTE Teachers](#) *** : 32.0

Enrolment By Age and Gender

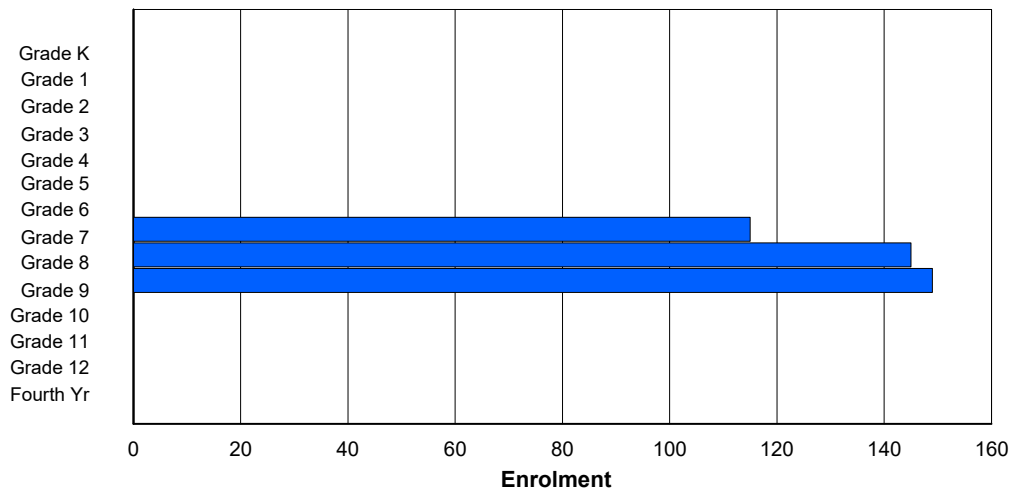
Gender	Age																Total
	5	6	7	8	9	10	11	12	13	14	15	16	17	18	19	20>	
Male	0	0	0	0	0	0	0	69	78	71	2	0	0	0	0	0	220
Female	0	0	0	0	0	0	0	44	68	76	1	0	0	0	0	0	189
Total	0	0	0	0	0	0	0	113	146	147	3	0	0	0	0	0	409

Enrolment By Grade and Gender

Gender	Grade														Total
	K	1	2	3	4	5	6	7	8	9	10	11	12	4th	
Male	0	0	0	0	0	0	0	69	79	72	0	0	0	0	220
Female	0	0	0	0	0	0	0	46	66	77	0	0	0	0	189
Total	0	0	0	0	0	0	0	115	145	149	0	0	0	0	409

Enrolment By Grade

For 420 - St. Paul's Intermediate School, Gander



* Data from the 2016-2017 AGR(Enrolment/Age as of the last day in Sept./Dec.)

** Newfoundland Statistics Classification System

*** May include itinerant teachers

NI ESD - Central Region

#421 - Lakewood Academy, Glenwood

Classification: Urban
Offers Distance Education: Yes

Grades: K-12

Number of Grades: 13

[School FTE PTR : 10.2](#)
[District FTE PTR : 12.6](#)
[Provincial FTE PTR : 12.7](#)

[FTE Teachers](#) *** : 19.0

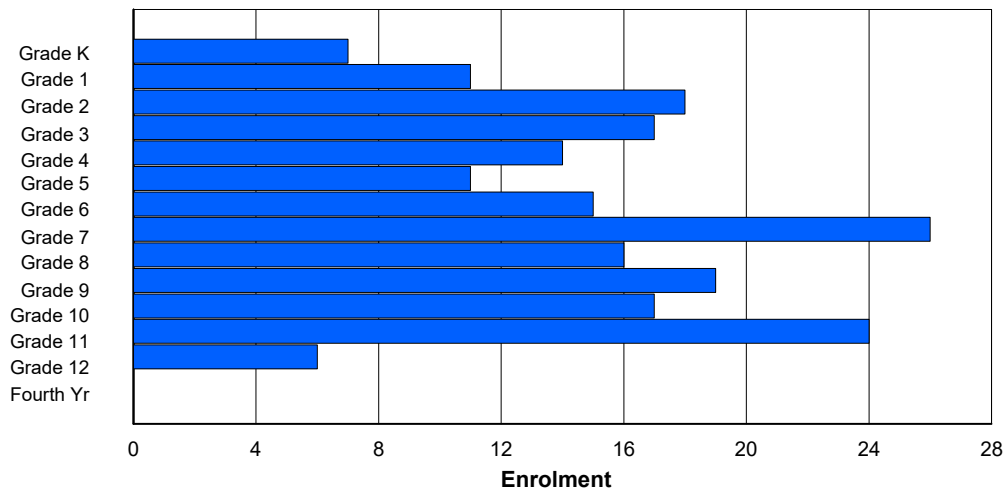
Enrolment By Age and Gender

Gender	Age																	Total
	5	6	7	8	9	10	11	12	13	14	15	16	17	18	19	20>		
Male	5	6	14	8	8	6	8	12	7	11	6	12	4	0	0	0	107	
Female	2	5	4	9	5	6	7	14	9	8	11	9	5	0	0	0	94	
Total	7	11	18	17	13	12	15	26	16	19	17	21	9	0	0	0	201	

Enrolment By Grade and Gender

Gender	Grade														Total
	K	1	2	3	4	5	6	7	8	9	10	11	12	4th	
Male	5	6	14	8	9	5	8	12	7	11	6	13	3	0	107
Female	2	5	4	9	5	6	7	14	9	8	11	11	3	0	94
Total	7	11	18	17	14	11	15	26	16	19	17	24	6	0	201

Enrolment By Grade
For 421 - Lakewood Academy, Glenwood



* Data from the 2016-2017 AGR(Enrolment/Age as of the last day in Sept./Dec.)

** Newfoundland Statistics Classification System

*** May include itinerant teachers

NI ESD - Central Region

#422 - Glovertown Academy, Glovertown

Classification: Rural
Offers Distance Education: Yes

Grades: K-12

Number of Grades: 13

[School FTE PTR : 13.1](#)
[District FTE PTR : 12.6](#)
[Provincial FTE PTR : 12.7](#)

[FTE Teachers](#) *** : 25.0

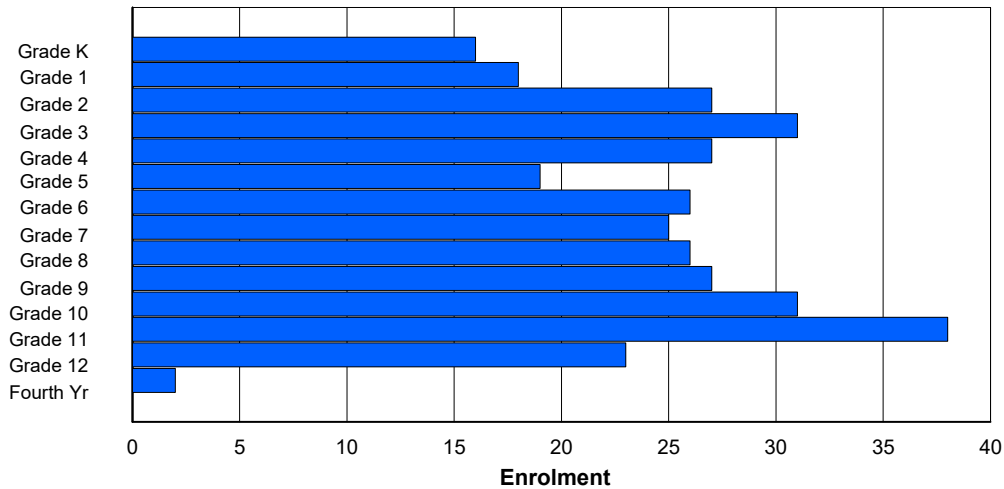
Enrolment By Age and Gender

Gender	Age																	Total
	5	6	7	8	9	10	11	12	13	14	15	16	17	18	19	20>		
Male	7	8	13	15	14	15	14	16	11	15	14	23	8	3	0	0	176	
Female	9	10	14	16	12	5	12	8	15	13	17	12	16	1	0	0	160	
Total	16	18	27	31	26	20	26	24	26	28	31	35	24	4	0	0	336	

Enrolment By Grade and Gender

Gender	Grade														Total
	K	1	2	3	4	5	6	7	8	9	10	11	12	4th	
Male	7	8	13	15	15	14	14	17	11	14	14	26	7	1	176
Female	9	10	14	16	12	5	12	8	15	13	17	12	16	1	160
Total	16	18	27	31	27	19	26	25	26	27	31	38	23	2	336

Enrolment By Grade
For 422 - Glovertown Academy, Glovertown



* Data from the 2016-2017 AGR(Enrolment/Age as of the last day in Sept./Dec.)

** Newfoundland Statistics Classification System

*** May include itinerant teachers

NI ESD - Central Region

#426 - Hillview Academy, Norris Arm

Classification: Rural
Offers Distance Education: No

Grades: K-9 Number of Grades: 10

[School FTE PTR : 8.3](#)
[District FTE PTR : 12.6](#)
[Provincial FTE PTR : 12.7](#)

[FTE Teachers](#) *** : 10.0

Enrolment By Age and Gender

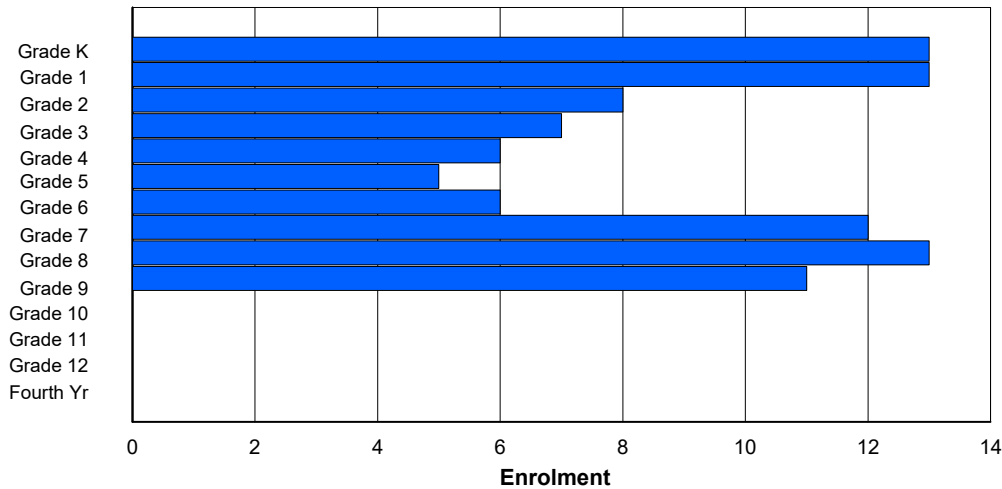
Gender	Age																	Total
	5	6	7	8	9	10	11	12	13	14	15	16	17	18	19	20>		
Male	5	7	3	3	4	4	4	5	6	6	1	0	0	0	0	0	48	
Female	8	6	5	4	2	0	3	7	7	4	0	0	0	0	0	0	46	
Total	13	13	8	7	6	4	7	12	13	10	1	0	0	0	0	0	94	

Enrolment By Grade and Gender

Gender	Grade															Total
	K	1	2	3	4	5	6	7	8	9	10	11	12	4th		
Male	5	7	3	3	4	4	4	5	6	7	0	0	0	0	48	
Female	8	6	5	4	2	1	2	7	7	4	0	0	0	0	46	
Total	13	13	8	7	6	5	6	12	13	11	0	0	0	0	94	

Enrolment By Grade

For 426 - Hillview Academy, Norris Arm



* Data from the 2016-2017 AGR(Enrolment/Age as of the last day in Sept./Dec.)

** Newfoundland Statistics Classification System

*** May include itinerant teachers

NI ESD - Central Region

#427 - Holy Name of Mary Academy, Lawn

Classification: Rural
Offers Distance Education: Yes

Grades: K-12 Number of Grades: 13

[School FTE PTR : 8.6](#)
[District FTE PTR : 12.6](#)
[Provincial FTE PTR : 12.7](#)

[FTE Teachers](#) *** : 11.0

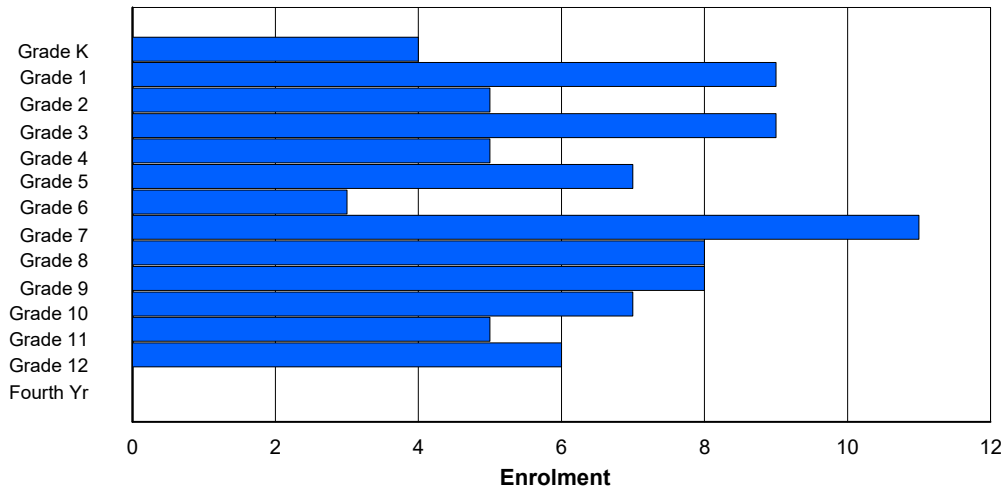
Enrolment By Age and Gender

Gender	Age																	Total
	5	6	7	8	9	10	11	12	13	14	15	16	17	18	19	20>		
Male	3	6	1	1	3	3	2	6	5	2	6	3	2	0	0	0	43	
Female	1	3	4	8	2	4	1	5	3	6	1	2	3	1	0	0	44	
Total	4	9	5	9	5	7	3	11	8	8	7	5	5	1	0	0	87	

Enrolment By Grade and Gender

Gender	Grade															Total
	K	1	2	3	4	5	6	7	8	9	10	11	12	4th		
Male	3	6	1	1	3	3	2	6	5	2	6	3	2	0	43	
Female	1	3	4	8	2	4	1	5	3	6	1	2	4	0	44	
Total	4	9	5	9	5	7	3	11	8	8	7	5	6	0	87	

Enrolment By Grade
For 427 - Holy Name of Mary Academy, Lawn



* Data from the 2016-2017 AGR(Enrolment/Age as of the last day in Sept./Dec.)

** Newfoundland Statistics Classification System

*** May include itinerant teachers

NI ESD - Central Region

#428 - Clarenville Middle School, Clarenville

Classification: Urban
Offers Distance Education: No

Grades: 7-9 Number of Grades: 3

[School FTE PTR : 14.4](#)
[District FTE PTR : 12.6](#)
[Provincial FTE PTR : 12.7](#)

[FTE Teachers](#) *** : 21.0

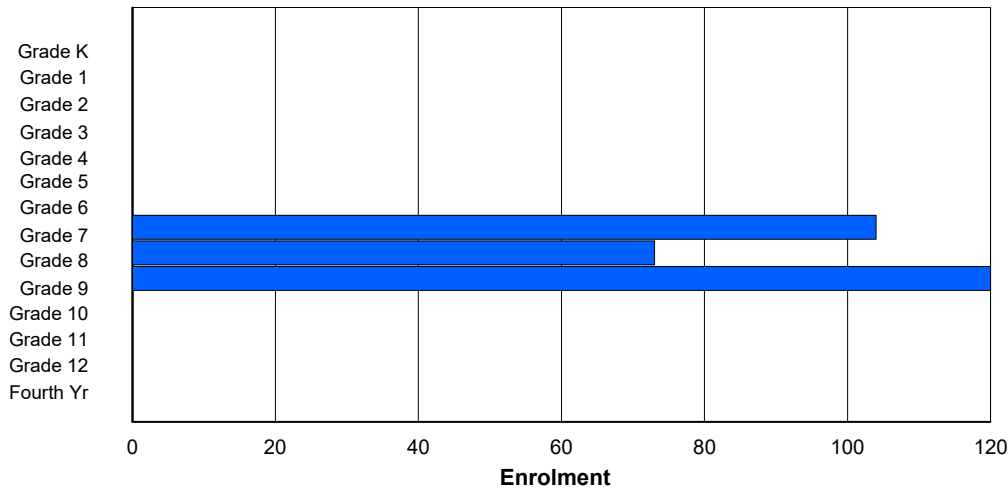
Enrolment By Age and Gender

Gender	Age																Total
	5	6	7	8	9	10	11	12	13	14	15	16	17	18	19	20>	
Male	0	0	0	0	0	0	0	59	36	64	1	0	0	0	0	0	160
Female	0	0	0	0	0	0	0	45	36	56	0	0	0	0	0	0	137
Total	0	0	0	0	0	0	0	104	72	120	1	0	0	0	0	0	297

Enrolment By Grade and Gender

Gender	Grade														Total
	K	1	2	3	4	5	6	7	8	9	10	11	12	4th	
Male	0	0	0	0	0	0	0	59	36	65	0	0	0	0	160
Female	0	0	0	0	0	0	0	45	37	55	0	0	0	0	137
Total	0	0	0	0	0	0	0	104	73	120	0	0	0	0	297

Enrolment By Grade
For 428 - Clarenville Middle School, Clarenville



* Data from the 2016-2017 AGR(Enrolment/Age as of the last day in Sept./Dec.)

** Newfoundland Statistics Classification System

*** May include itinerant teachers

NI ESD - Central Region

#430 - St. Mark's School, King's Cove

Classification: Rural
Offers Distance Education: Yes

Grades: K-12

Number of Grades: 13

[School FTE PTR : 8.1](#)
[District FTE PTR : 12.6](#)
[Provincial FTE PTR : 12.7](#)

[FTE Teachers](#) *** : 8.0

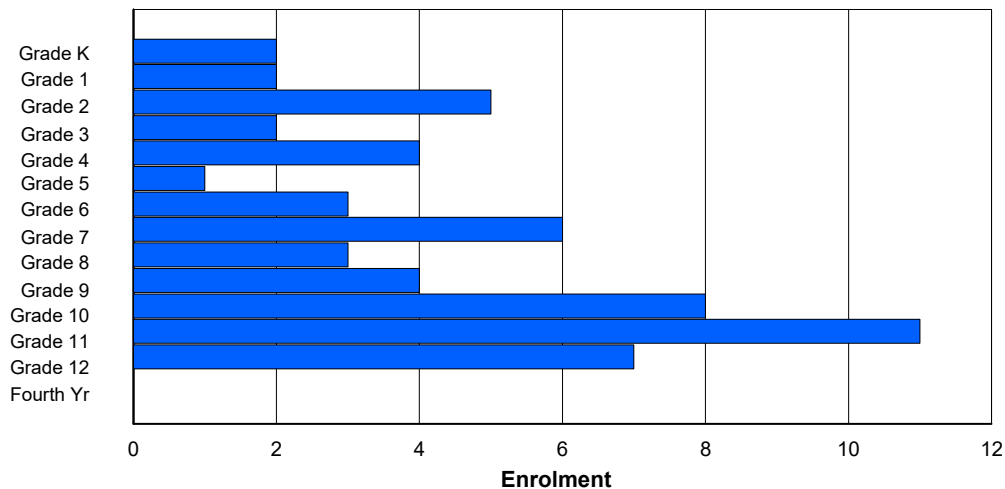
Enrolment By Age and Gender

Gender	Age																	Total
	5	6	7	8	9	10	11	12	13	14	15	16	17	18	19	20>		
Male	0	1	0	0	3	0	1	4	2	1	3	6	2	0	0	0	23	
Female	2	1	5	2	1	1	2	2	1	3	4	5	6	0	0	0	35	
Total	2	2	5	2	4	1	3	6	3	4	7	11	8	0	0	0	58	

Enrolment By Grade and Gender

Gender	Grade														Total
	K	1	2	3	4	5	6	7	8	9	10	11	12	4th	
Male	0	1	0	0	3	0	1	4	2	1	3	6	2	0	23
Female	2	1	5	2	1	1	2	2	1	3	5	5	5	0	35
Total	2	2	5	2	4	1	3	6	3	4	8	11	7	0	58

Enrolment By Grade
For 430 - St. Mark's School, King's Cove



* Data from the 2016-2017 AGR(Enrolment/Age as of the last day in Sept./Dec.)

** Newfoundland Statistics Classification System

*** May include itinerant teachers

NI ESD - Central Region

#431 - Southwest Arm Academy, Little Heart's Ease
Grades: K-12 Number of Grades: 13

Classification: Rural
Offers Distance Education: Yes

[FTE Teachers](#) *** : 12.0

[School FTE PTR : 7.1](#)
[District FTE PTR : 12.6](#)
[Provincial FTE PTR : 12.7](#)

Enrolment By Age and Gender

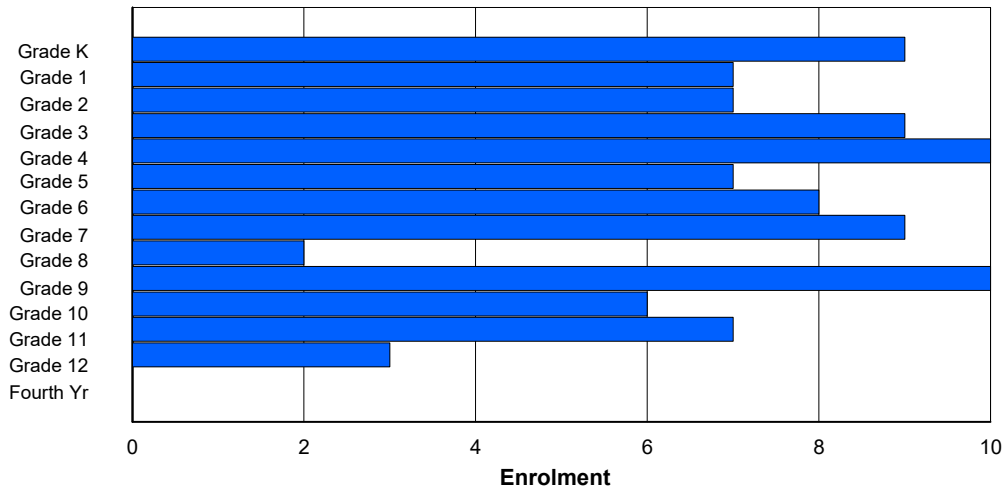
Gender	Age																	Total
	5	6	7	8	9	10	11	12	13	14	15	16	17	18	19	20>		
Male	7	3	4	4	4	1	4	4	0	6	5	4	1	0	0	0	47	
Female	2	4	3	5	6	6	4	5	2	4	1	3	2	0	0	0	47	
Total	9	7	7	9	10	7	8	9	2	10	6	7	3	0	0	0	94	

Enrolment By Grade and Gender

Gender	Grade														Total
	K	1	2	3	4	5	6	7	8	9	10	11	12	4th	
Male	7	3	4	4	4	1	4	4	0	6	5	4	1	0	47
Female	2	4	3	5	6	6	4	5	2	4	1	3	2	0	47
Total	9	7	7	9	10	7	8	9	2	10	6	7	3	0	94

Enrolment By Grade

For 431 - Southwest Arm Academy, Little Heart's Ease



* Data from the 2016-2017 AGR(Enrolment/Age as of the last day in Sept./Dec.)

** Newfoundland Statistics Classification System

*** May include itinerant teachers

NI ESD - Central Region

#471 - Heritage Collegiate, Lethbridge

Classification: Rural
Offers Distance Education: Yes

Grades: 7-12 Number of Grades: 6

[School FTE PTR : 12.2](#)
[District FTE PTR : 12.6](#)
[Provincial FTE PTR : 12.7](#)

[FTE Teachers](#) *** : 15.0

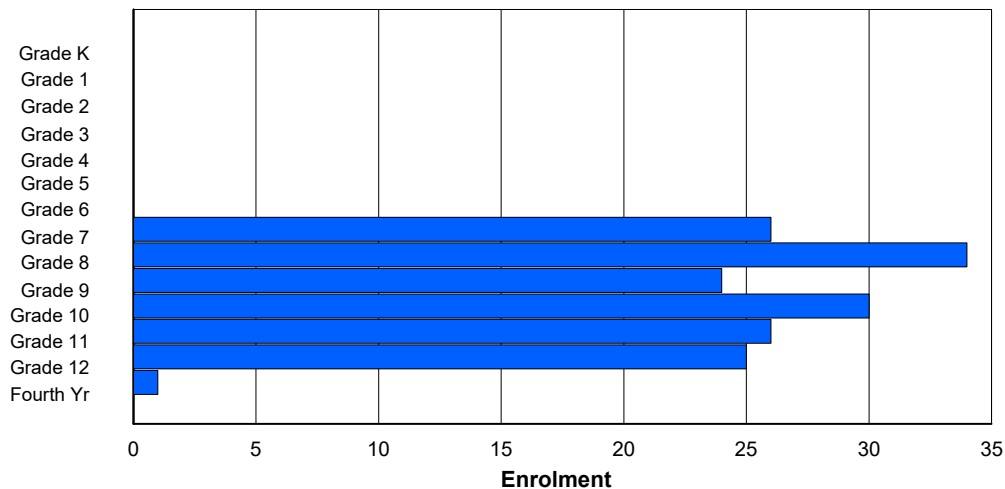
Enrolment By Age and Gender

Gender	Age																Total
	5	6	7	8	9	10	11	12	13	14	15	16	17	18	19	20>	
Male	0	0	0	0	0	0	0	12	15	9	16	16	10	0	0	1	79
Female	0	0	0	0	0	0	0	14	19	13	15	11	15	0	0	0	87
Total	0	0	0	0	0	0	0	26	34	22	31	27	25	0	0	1	166

Enrolment By Grade and Gender

Gender	Grade														Total
	K	1	2	3	4	5	6	7	8	9	10	11	12	4th	
Male	0	0	0	0	0	0	0	12	15	10	16	15	10	1	79
Female	0	0	0	0	0	0	0	14	19	14	14	11	15	0	87
Total	0	0	0	0	0	0	0	26	34	24	30	26	25	1	166

Enrolment By Grade
For 471 - Heritage Collegiate, Lethbridge



* Data from the 2016-2017 AGR(Enrolment/Age as of the last day in Sept./Dec.)

** Newfoundland Statistics Classification System

*** May include itinerant teachers

NI ESD - Central Region

#478 - New World Island Academy, Summerford

Classification: Rural
Offers Distance Education: Yes

Grades: K-12

Number of Grades: 13

[School FTE PTR : 11.9](#)
[District FTE PTR : 12.6](#)
[Provincial FTE PTR : 12.7](#)

[FTE Teachers](#) *** : 28.0

Enrolment By Age and Gender

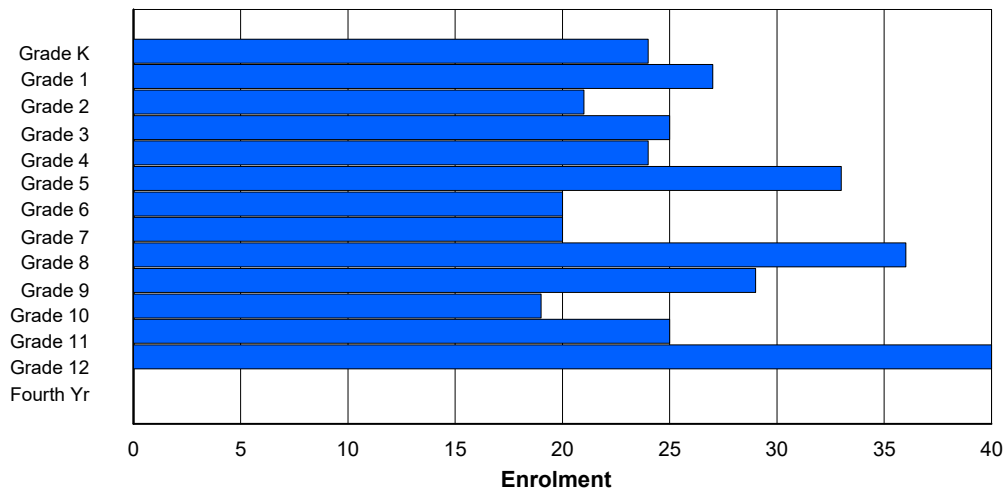
Gender	Age																Total
	5	6	7	8	9	10	11	12	13	14	15	16	17	18	19	20>	
Male	12	15	9	13	8	14	11	10	15	13	11	14	22	0	1	0	168
Female	12	11	12	13	16	19	9	12	19	15	9	11	15	2	0	0	175
Total	24	26	21	26	24	33	20	22	34	28	20	25	37	2	1	0	343

Enrolment By Grade and Gender

Gender	Grade														Total
	K	1	2	3	4	5	6	7	8	9	10	11	12	4th	
Male	12	15	9	13	8	14	11	9	16	14	10	14	23	0	168
Female	12	12	12	12	16	19	9	11	20	15	9	11	17	0	175
Total	24	27	21	25	24	33	20	20	36	29	19	25	40	0	343

Enrolment By Grade

For 478 - New World Island Academy, Summerford



* Data from the 2016-2017 AGR(Enrolment/Age as of the last day in Sept./Dec.)

** Newfoundland Statistics Classification System

*** May include itinerant teachers

NI ESD - Central Region

#480 - Exploits Valley High, Grand Falls-Windsor

Grades: 10-12 Number of Grades: 3

[FTE Teachers](#) *** : 35.0

Classification: Urban
Offers Distance Education: Yes

[School FTE PTR : 14.4](#)
[District FTE PTR : 12.6](#)
[Provincial FTE PTR : 12.7](#)

Enrolment By Age and Gender

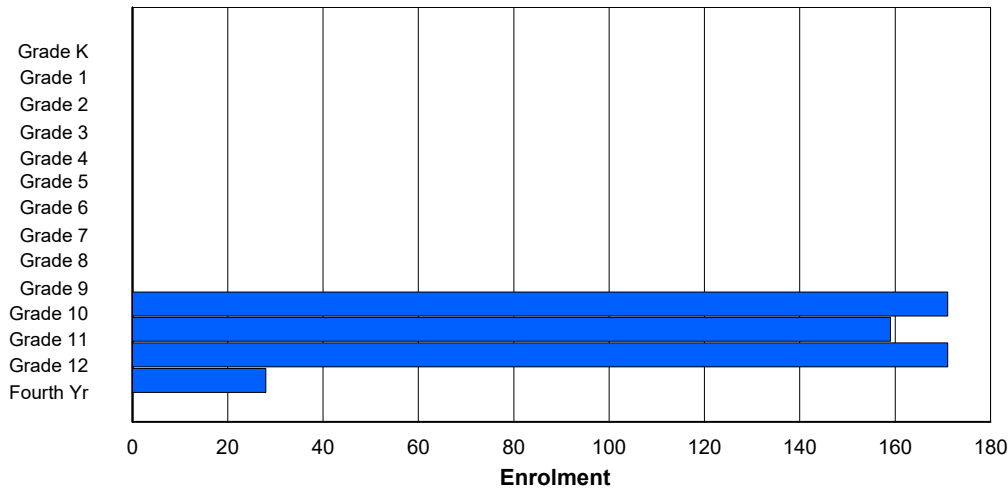
Gender	Age																	Total
	5	6	7	8	9	10	11	12	13	14	15	16	17	18	19	20>		
Male	0	0	0	0	0	0	0	0	0	0	86	94	81	19	4	3	287	
Female	0	0	0	0	0	0	0	0	0	1	78	70	78	14	1	0	242	
Total	0	0	0	0	0	0	0	0	0	1	164	164	159	33	5	3	529	

Enrolment By Grade and Gender

Gender	Grade															Total
	K	1	2	3	4	5	6	7	8	9	10	11	12	4th		
Male	0	0	0	0	0	0	0	0	0	0	91	90	90	16	287	
Female	0	0	0	0	0	0	0	0	0	0	80	69	81	12	242	
Total	0	0	0	0	0	0	0	0	0	0	171	159	171	28	529	

Enrolment By Grade

For 480 - Exploits Valley High, Grand Falls-Windsor



* Data from the 2016-2017 AGR(Enrolment/Age as of the last day in Sept./Dec.)

** Newfoundland Statistics Classification System

*** May include itinerant teachers

NI ESD - Central Region

#481 - Exploits Valley Intermediate, Grand Falls-Windsor

Classification: Urban
Offers Distance Education: No

Grades: 7-9

Number of Grades: 3

[School FTE PTR : 15.3](#)
[District FTE PTR : 12.6](#)
[Provincial FTE PTR : 12.7](#)

[FTE Teachers](#) *** : 30.0

Enrolment By Age and Gender

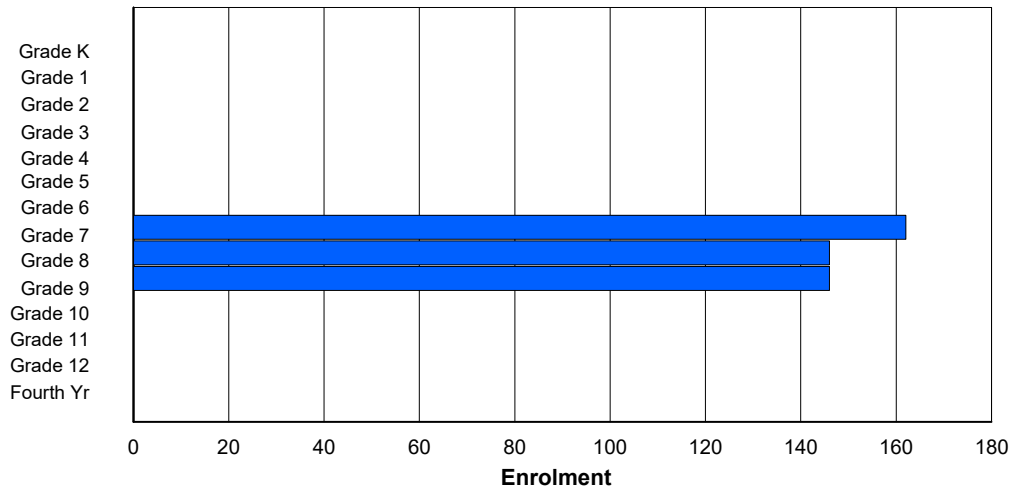
Gender	Age																Total
	5	6	7	8	9	10	11	12	13	14	15	16	17	18	19	20>	
Male	0	0	0	0	0	0	0	83	78	68	0	0	0	0	0	0	229
Female	0	0	0	0	0	0	0	77	70	77	1	0	0	0	0	0	225
Total	0	0	0	0	0	0	0	160	148	145	1	0	0	0	0	0	454

Enrolment By Grade and Gender

Gender	Grade														Total
	K	1	2	3	4	5	6	7	8	9	10	11	12	4th	
Male	0	0	0	0	0	0	0	83	79	67	0	0	0	0	229
Female	0	0	0	0	0	0	0	79	67	79	0	0	0	0	225
Total	0	0	0	0	0	0	0	162	146	146	0	0	0	0	454

Enrolment By Grade

For 481 - Exploits Valley Intermediate, Grand Falls-Windsor



* Data from the 2016-2017 AGR(Enrolment/Age as of the last day in Sept./Dec.)

** Newfoundland Statistics Classification System

*** May include itinerant teachers

NI ESD - Central Region

#486 - Lewisporte Intermediate, Lewisporte

Classification: Rural
Offers Distance Education: No

Grades: 7-9 Number of Grades: 3

[School FTE PTR : 16.3](#)
[District FTE PTR : 12.6](#)
[Provincial FTE PTR : 12.7](#)

[FTE Teachers](#) *** : 10.0

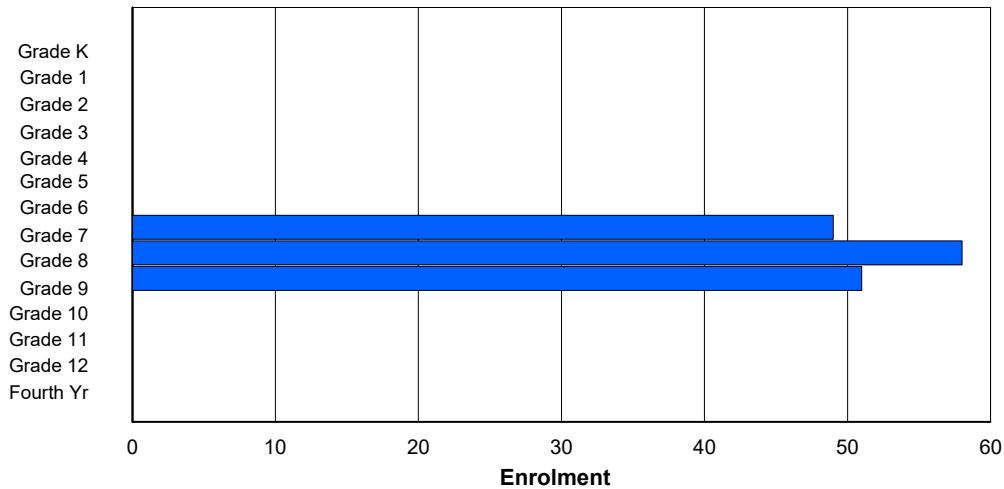
Enrolment By Age and Gender

Gender	Age																	Total
	5	6	7	8	9	10	11	12	13	14	15	16	17	18	19	20>		
Male	0	0	0	0	0	0	0	23	34	20	1	0	0	0	0	0	78	
Female	0	0	0	0	0	0	0	25	25	30	0	0	0	0	0	0	80	
Total	0	0	0	0	0	0	0	48	59	50	1	0	0	0	0	0	158	

Enrolment By Grade and Gender

Gender	Grade															Total
	K	1	2	3	4	5	6	7	8	9	10	11	12	4th		
Male	0	0	0	0	0	0	0	24	33	21	0	0	0	0	78	
Female	0	0	0	0	0	0	0	25	25	30	0	0	0	0	80	
Total	0	0	0	0	0	0	0	49	58	51	0	0	0	0	158	

Enrolment By Grade
For 486 - Lewisporte Intermediate, Lewisporte



* Data from the 2016-2017 AGR(Enrolment/Age as of the last day in Sept./Dec.)

** Newfoundland Statistics Classification System

*** May include itinerant teachers

NI ESD - Central Region

#494 - Forest Park Primary, Grand Falls-Windsor

Grades: K-3 Number of Grades: 4

[FTE Teachers](#) *** : 0.0

Classification: Urban
Offers Distance Education: No

[School FTE PTR : N/A](#)
[District FTE PTR : 12.6](#)
[Provincial FTE PTR : 12.7](#)

Enrolment By Age and Gender

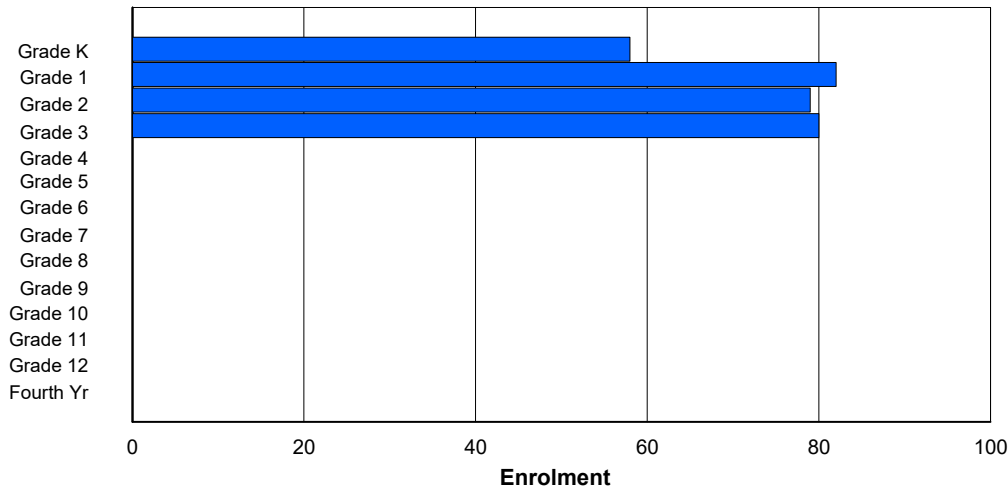
Gender	Age																	Total
	5	6	7	8	9	10	11	12	13	14	15	16	17	18	19	20>		
Male	29	34	35	41	0	0	0	0	0	0	0	0	0	0	0	0	139	
Female	29	47	45	39	0	0	0	0	0	0	0	0	0	0	0	0	160	
Total	58	81	80	80	0	0	0	0	0	0	0	0	0	0	0	0	299	

Enrolment By Grade and Gender

Gender	Grade															Total
	K	1	2	3	4	5	6	7	8	9	10	11	12	4th		
Male	29	35	34	41	0	0	0	0	0	0	0	0	0	0	139	
Female	29	47	45	39	0	0	0	0	0	0	0	0	0	0	160	
Total	58	82	79	80	0	0	0	0	0	0	0	0	0	0	299	

Enrolment By Grade

For 494 - Forest Park Primary, Grand Falls-Windsor



* Data from the 2016-2017 AGR(Enrolment/Age as of the last day in Sept./Dec.)

** Newfoundland Statistics Classification System

*** May include itinerant teachers

NI ESD - Central Region

#924 - Tricentia Academy, Arnold's Cove

Classification: Rural
Offers Distance Education: Yes

Grades: K-12

Number of Grades: 13

[School FTE PTR : 11.9](#)
[District FTE PTR : 12.6](#)
[Provincial FTE PTR : 12.7](#)

[FTE Teachers](#) *** : 20.0

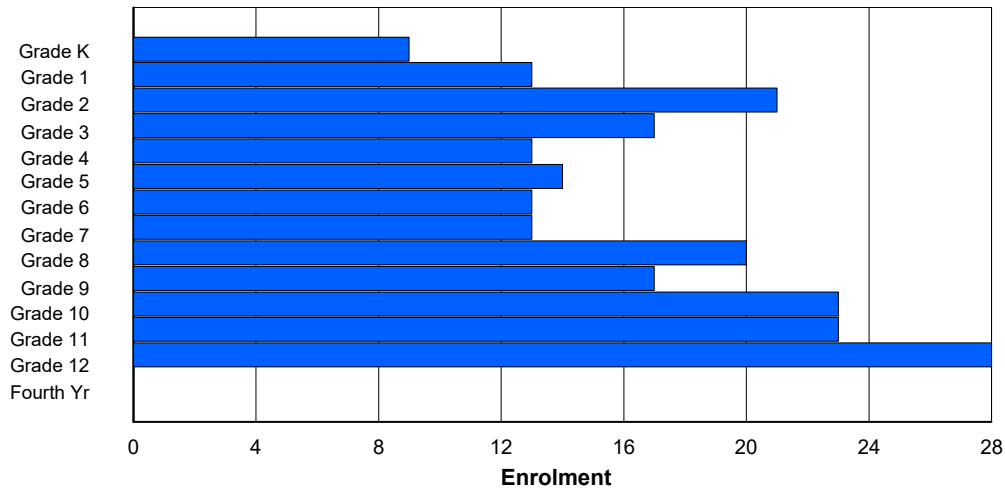
Enrolment By Age and Gender

Gender	Age																	Total
	5	6	7	8	9	10	11	12	13	14	15	16	17	18	19	20>		
Male	3	8	11	7	5	6	5	4	13	6	11	12	9	1	0	0	101	
Female	6	5	10	10	8	7	9	9	7	11	12	11	17	1	0	0	123	
Total	9	13	21	17	13	13	14	13	20	17	23	23	26	2	0	0	224	

Enrolment By Grade and Gender

Gender	Grade														Total
	K	1	2	3	4	5	6	7	8	9	10	11	12	4th	
Male	3	8	11	7	5	6	5	4	13	6	11	12	10	0	101
Female	6	5	10	10	8	8	8	9	7	11	12	11	18	0	123
Total	9	13	21	17	13	14	13	13	20	17	23	23	28	0	224

Enrolment By Grade
For 924 - Tricentia Academy, Arnold's Cove



* Data from the 2016-2017 AGR(Enrolment/Age as of the last day in Sept./Dec.)

** Newfoundland Statistics Classification System

*** May include itinerant teachers

NI ESD - Eastern Region

#247 - Roncalli Central High, Avondale

Classification: Rural
Offers Distance Education: Yes

Grades: 7-12

Number of Grades: 6

[School FTE PTR : 14.0](#)
[District FTE PTR : 13.1](#)
[Provincial FTE PTR : 12.7](#)

[FTE Teachers](#) *** : 22.0

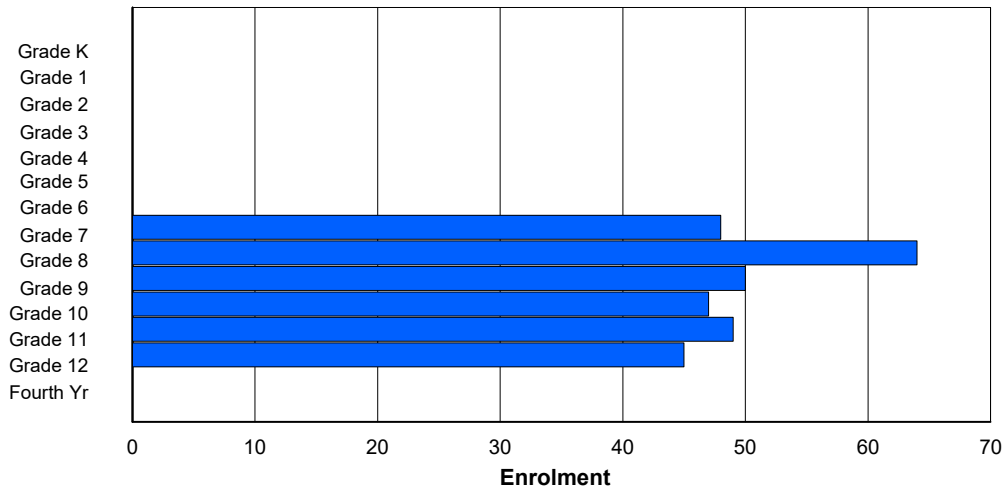
Enrolment By Age and Gender

Gender	Age																	Total
	5	6	7	8	9	10	11	12	13	14	15	16	17	18	19	20>		
Male	0	0	0	0	0	0	0	21	31	20	28	22	19	0	0	0	141	
Female	0	0	0	0	0	0	0	26	33	29	21	25	27	1	0	0	162	
Total	0	0	0	0	0	0	0	47	64	49	49	47	46	1	0	0	303	

Enrolment By Grade and Gender

Gender	Grade															Total
	K	1	2	3	4	5	6	7	8	9	10	11	12	4th		
Male	0	0	0	0	0	0	0	22	30	21	27	22	19	0	141	
Female	0	0	0	0	0	0	0	26	34	29	20	27	26	0	162	
Total	0	0	0	0	0	0	0	48	64	50	47	49	45	0	303	

Enrolment By Grade
For 247 - Roncalli Central High, Avondale



* Data from the 2016-2017 AGR(Enrolment/Age as of the last day in Sept./Dec.)

** Newfoundland Statistics Classification System

*** May include itinerant teachers

NI ESD - Eastern Region

#248 - Amalgamated Academy, Bay Roberts

Classification: Urban
Offers Distance Education: No

Grades: 4-9 Number of Grades: 6

[School FTE PTR : 15.3](#)
[District FTE PTR : 13.1](#)
[Provincial FTE PTR : 12.7](#)

[FTE Teachers](#) *** : 46.0

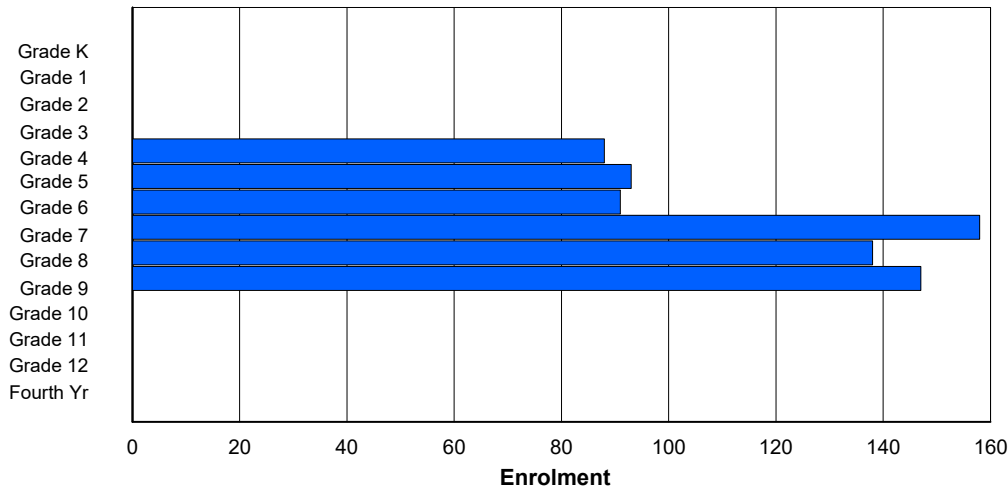
Enrolment By Age and Gender

Gender	Age																Total
	5	6	7	8	9	10	11	12	13	14	15	16	17	18	19	20>	
Male	0	0	0	0	45	46	45	89	76	71	1	0	0	0	0	0	373
Female	0	0	0	0	44	45	47	67	63	75	1	0	0	0	0	0	342
Total	0	0	0	0	89	91	92	156	139	146	2	0	0	0	0	0	715

Enrolment By Grade and Gender

Gender	Grade														Total
	K	1	2	3	4	5	6	7	8	9	10	11	12	4th	
Male	0	0	0	0	45	47	44	90	75	72	0	0	0	0	373
Female	0	0	0	0	43	46	47	68	63	75	0	0	0	0	342
Total	0	0	0	0	88	93	91	158	138	147	0	0	0	0	715

Enrolment By Grade
For 248 - Amalgamated Academy, Bay Roberts



* Data from the 2016-2017 AGR(Enrolment/Age as of the last day in Sept./Dec.)

** Newfoundland Statistics Classification System

*** May include itinerant teachers

NI ESD - Eastern Region

#249 - Ascension Collegiate, Bay Roberts

Classification: Urban
Offers Distance Education: No

Grades: 10-12 Number of Grades: 3

[School FTE PTR : 15.9](#)
[District FTE PTR : 13.1](#)
[Provincial FTE PTR : 12.7](#)

[FTE Teachers](#) *** : 39.0

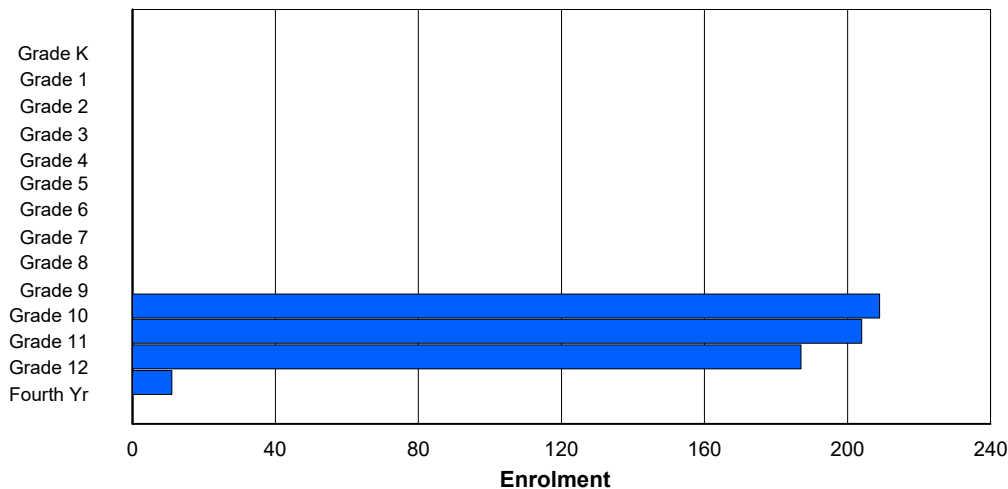
Enrolment By Age and Gender

Gender	Age																	Total
	5	6	7	8	9	10	11	12	13	14	15	16	17	18	19	20>		
Male	0	0	0	0	0	0	0	0	0	0	119	106	93	4	1	1	324	
Female	0	0	0	0	0	0	0	0	0	1	88	92	99	5	1	1	287	
Total	0	0	0	0	0	0	0	0	0	1	207	198	192	9	2	2	611	

Enrolment By Grade and Gender

Gender	Grade															Total
	K	1	2	3	4	5	6	7	8	9	10	11	12	4th		
Male	0	0	0	0	0	0	0	0	0	0	121	109	89	5	324	
Female	0	0	0	0	0	0	0	0	0	0	88	95	98	6	287	
Total	0	0	0	0	0	0	0	0	0	0	209	204	187	11	611	

Enrolment By Grade
For 249 - Ascension Collegiate, Bay Roberts



* Data from the 2016-2017 AGR(Enrolment/Age as of the last day in Sept./Dec.)

** Newfoundland Statistics Classification System

*** May include itinerant teachers

NI ESD - Eastern Region

#253 - Carbonear Collegiate, Carbonear

Classification: Rural
Offers Distance Education: No

Grades: 9-12

Number of Grades: 4

[School FTE PTR : 15.3](#)
[District FTE PTR : 13.1](#)
[Provincial FTE PTR : 12.7](#)

[FTE Teachers](#) *** : 32.0

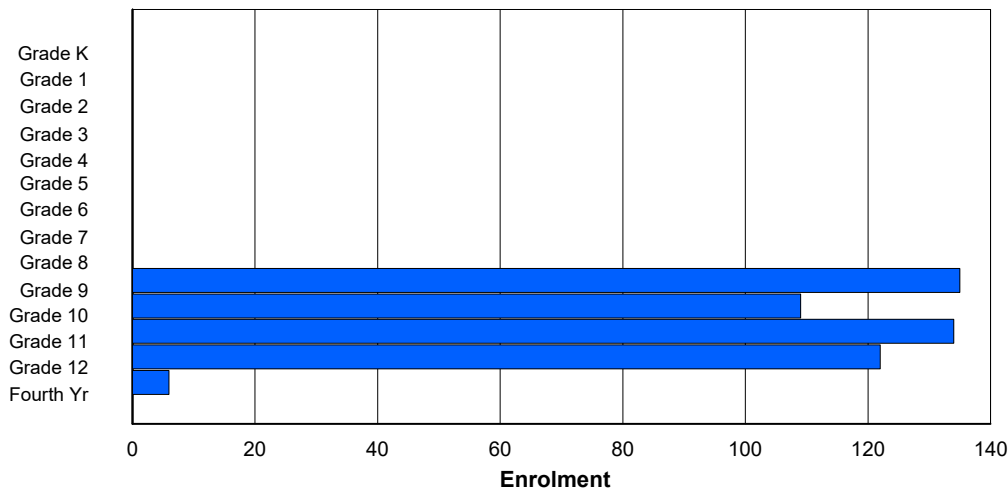
Enrolment By Age and Gender

Gender	Age																	Total
	5	6	7	8	9	10	11	12	13	14	15	16	17	18	19	20>		
Male	0	0	0	0	0	0	0	0	1	61	57	67	69	6	1	0	262	
Female	0	0	0	0	0	0	0	0	0	72	53	58	59	2	0	0	244	
Total	0	0	0	0	0	0	0	0	1	133	110	125	128	8	1	0	506	

Enrolment By Grade and Gender

Gender	Grade															Total
	K	1	2	3	4	5	6	7	8	9	10	11	12	4th		
Male	0	0	0	0	0	0	0	0	0	62	56	76	64	4	262	
Female	0	0	0	0	0	0	0	0	0	73	53	58	58	2	244	
Total	0	0	0	0	0	0	0	0	0	135	109	134	122	6	506	

Enrolment By Grade
For 253 - Carbonear Collegiate, Carbonear



* Data from the 2016-2017 AGR(Enrolment/Age as of the last day in Sept./Dec.)

** Newfoundland Statistics Classification System

*** May include itinerant teachers

NI.ESD - Eastern Region

#258 - Holy Family Elementary, Chapel Arm

Classification: Rural
Offers Distance Education: No

Grades: K-6 Number of Grades: 7

[School FTE PTR : 10.8](#)
[District FTE PTR : 13.1](#)
[Provincial FTE PTR : 12.7](#)

[FTE Teachers](#) *** : 9.0

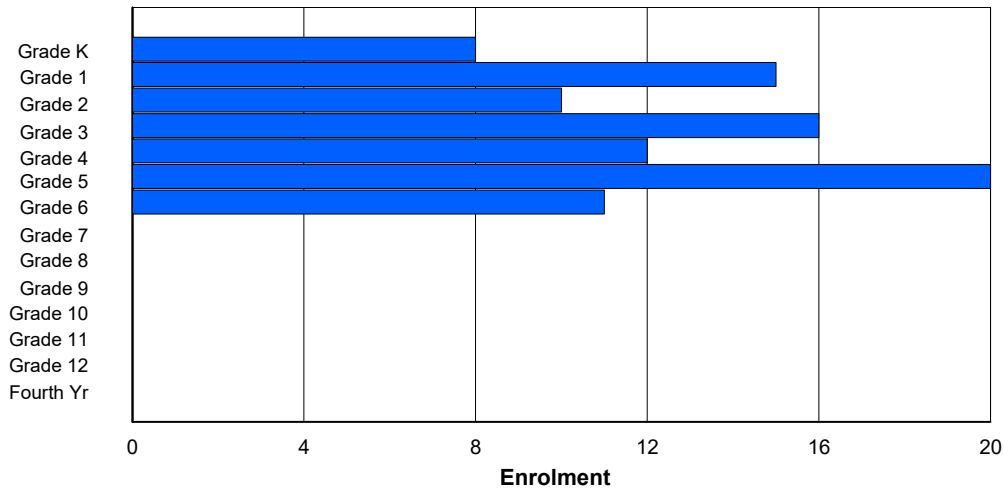
Enrolment By Age and Gender

Gender	Age																	Total
	5	6	7	8	9	10	11	12	13	14	15	16	17	18	19	20>		
Male	6	9	7	8	1	10	7	0	0	0	0	0	0	0	0	0	48	
Female	2	6	3	8	11	10	4	0	0	0	0	0	0	0	0	0	44	
Total	8	15	10	16	12	20	11	0	0	0	0	0	0	0	0	0	92	

Enrolment By Grade and Gender

Gender	Grade															Total
	K	1	2	3	4	5	6	7	8	9	10	11	12	4th		
Male	6	9	7	8	1	10	7	0	0	0	0	0	0	0	48	
Female	2	6	3	8	11	10	4	0	0	0	0	0	0	0	44	
Total	8	15	10	16	12	20	11	0	0	0	0	0	0	0	92	

Enrolment By Grade
For 258 - Holy Family Elementary, Chapel Arm



* Data from the 2016-2017 AGR(Enrolment/Age as of the last day in Sept./Dec.)

** Newfoundland Statistics Classification System

*** May include itinerant teachers

NI.ESD - Eastern Region

#259 - Coley's Point Primary, Coley's Point

Classification: Rural
Offers Distance Education: No

Grades: K-3 Number of Grades: 4

[School FTE PTR : 14.2](#)
[District FTE PTR : 13.1](#)
[Provincial FTE PTR : 12.7](#)

[FTE Teachers](#) *** : 22.0

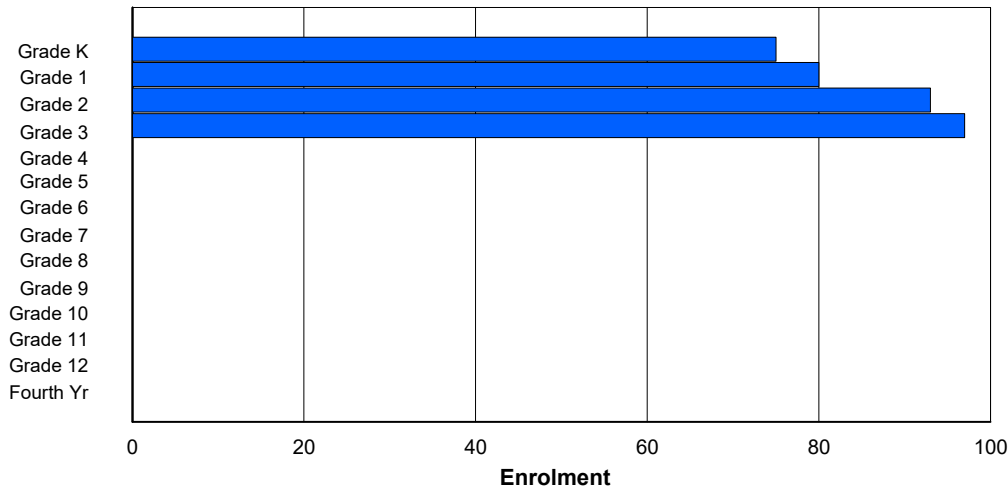
Enrolment By Age and Gender

Gender	Age																	Total
	5	6	7	8	9	10	11	12	13	14	15	16	17	18	19	20>		
Male	28	43	46	48	0	0	0	0	0	0	0	0	0	0	0	0	165	
Female	46	39	46	49	0	0	0	0	0	0	0	0	0	0	0	0	180	
Total	74	82	92	97	0	0	0	0	0	0	0	0	0	0	0	0	345	

Enrolment By Grade and Gender

Gender	Grade															Total
	K	1	2	3	4	5	6	7	8	9	10	11	12	4th		
Male	29	41	47	48	0	0	0	0	0	0	0	0	0	0	165	
Female	46	39	46	49	0	0	0	0	0	0	0	0	0	0	180	
Total	75	80	93	97	0	0	0	0	0	0	0	0	0	0	345	

Enrolment By Grade
For 259 - Coley's Point Primary, Coley's Point



* Data from the 2016-2017 AGR(Enrolment/Age as of the last day in Sept./Dec.)

** Newfoundland Statistics Classification System

*** May include itinerant teachers

NI.ESD - Eastern Region

#260 - Immaculate Conception Elementary, Colliers

Grades: K-6 Number of Grades: 7

[FTE Teachers](#) *** : 10.0

Classification: Rural
Offers Distance Education: No

[School FTE PTR : 11.2](#)
[District FTE PTR : 13.1](#)
[Provincial FTE PTR : 12.7](#)

Enrolment By Age and Gender

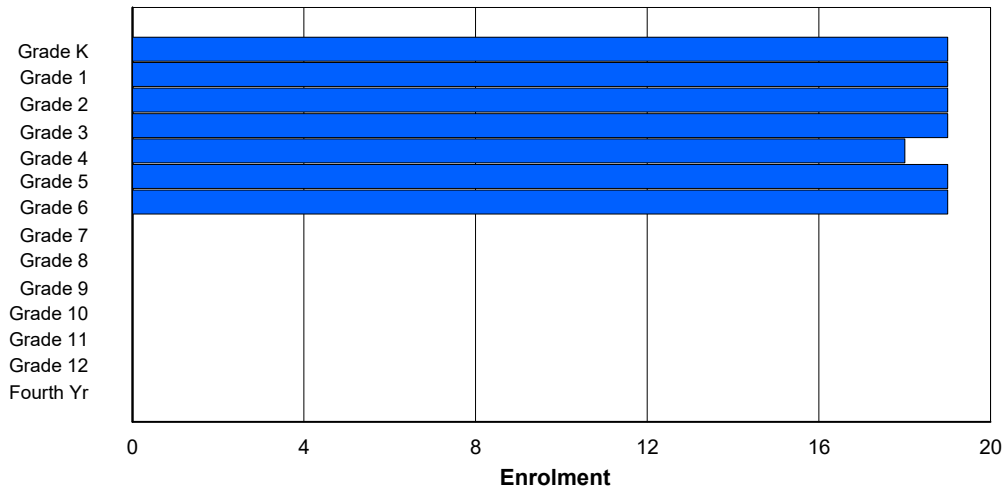
Gender	Age																	Total
	5	6	7	8	9	10	11	12	13	14	15	16	17	18	19	20>		
Male	9	12	9	8	9	10	10	0	0	0	0	0	0	0	0	0	67	
Female	10	7	10	11	9	8	10	0	0	0	0	0	0	0	0	0	65	
Total	19	19	19	19	18	18	20	0	0	0	0	0	0	0	0	0	132	

Enrolment By Grade and Gender

Gender	Grade															Total
	K	1	2	3	4	5	6	7	8	9	10	11	12	4th		
Male	9	12	9	8	9	10	10	0	0	0	0	0	0	0	67	
Female	10	7	10	11	9	9	9	0	0	0	0	0	0	0	65	
Total	19	19	19	19	18	19	19	0	0	0	0	0	0	0	132	

Enrolment By Grade

For 260 - Immaculate Conception Elementary, Colliers



* Data from the 2016-2017 AGR(Enrolment/Age as of the last day in Sept./Dec.)

** Newfoundland Statistics Classification System

*** May include itinerant teachers

NI,ESD - Eastern Region

#262 - Woodland Elementary, Dildo

Classification: Rural
Offers Distance Education: No

Grades: K-6 Number of Grades: 7

[School FTE PTR : 11.6](#)
[District FTE PTR : 13.1](#)
[Provincial FTE PTR : 12.7](#)

[FTE Teachers](#) *** : 15.0

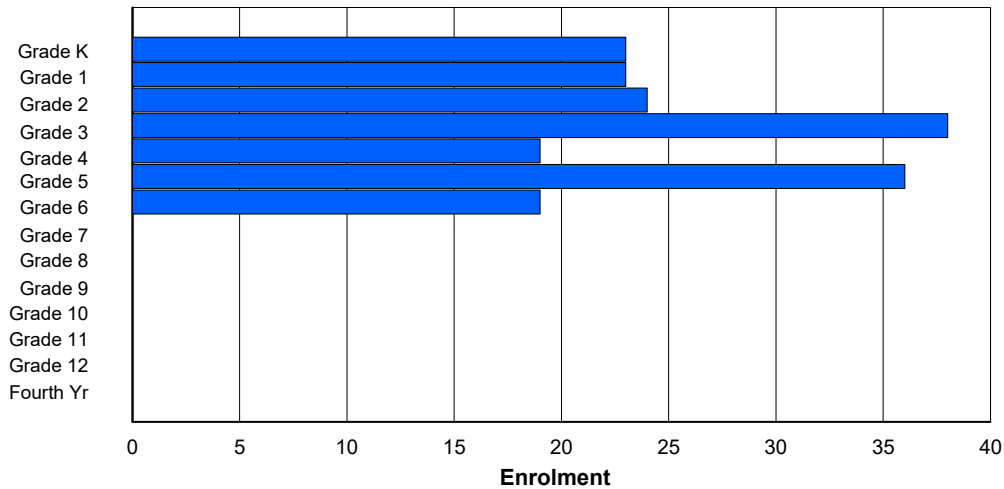
Enrolment By Age and Gender

Gender	Age																Total
	5	6	7	8	9	10	11	12	13	14	15	16	17	18	19	20>	
Male	12	10	13	18	13	16	10	0	0	0	0	0	0	0	0	0	92
Female	11	13	11	20	6	20	9	0	0	0	0	0	0	0	0	0	90
Total	23	23	24	38	19	36	19	0	0	0	0	0	0	0	0	0	182

Enrolment By Grade and Gender

Gender	Grade														Total
	K	1	2	3	4	5	6	7	8	9	10	11	12	4th	
Male	12	10	13	18	13	16	10	0	0	0	0	0	0	0	92
Female	11	13	11	20	6	20	9	0	0	0	0	0	0	0	90
Total	23	23	24	38	19	36	19	0	0	0	0	0	0	0	182

Enrolment By Grade
For 262 - Woodland Elementary, Dildo



* Data from the 2016-2017 AGR(Enrolment/Age as of the last day in Sept./Dec.)

** Newfoundland Statistics Classification System

*** May include itinerant teachers

NI ESD - Eastern Region

#265 - Acreman Elementary, Green's Harbour

Classification: Rural
Offers Distance Education: No

Grades: K-6 Number of Grades: 7

[School FTE PTR : 12.1](#)
[District FTE PTR : 13.1](#)
[Provincial FTE PTR : 12.7](#)

[FTE Teachers](#) *** : 11.0

Enrolment By Age and Gender

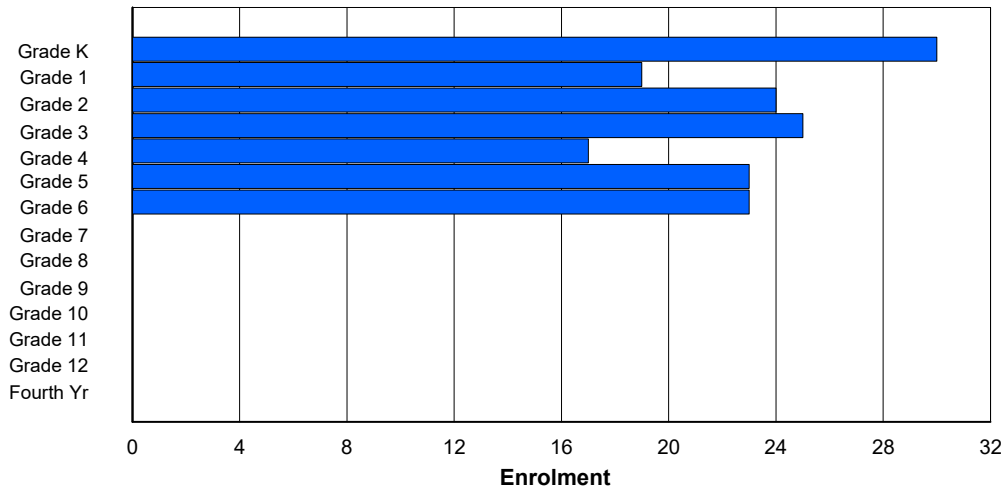
Gender	Age																	Total
	5	6	7	8	9	10	11	12	13	14	15	16	17	18	19	20>		
Male	14	13	15	11	7	15	9	0	0	0	0	0	0	0	0	0	84	
Female	16	5	9	15	8	10	13	1	0	0	0	0	0	0	0	0	77	
Total	30	18	24	26	15	25	22	1	0	0	0	0	0	0	0	0	161	

Enrolment By Grade and Gender

Gender	Grade															Total
	K	1	2	3	4	5	6	7	8	9	10	11	12	4th		
Male	14	14	14	11	8	14	9	0	0	0	0	0	0	0	84	
Female	16	5	10	14	9	9	14	0	0	0	0	0	0	0	77	
Total	30	19	24	25	17	23	23	0	0	0	0	0	0	0	161	

Enrolment By Grade

For 265 - Acreman Elementary, Green's Harbour



* Data from the 2016-2017 AGR(Enrolment/Age as of the last day in Sept./Dec.)

** Newfoundland Statistics Classification System

*** May include itinerant teachers

NI.ESD - Eastern Region

#269 - St. Francis School, Harbour Grace

Classification: Rural
Offers Distance Education: No

Grades: K-8 Number of Grades: 9

[School FTE PTR : 12.1](#)
[District FTE PTR : 13.1](#)
[Provincial FTE PTR : 12.7](#)

[FTE Teachers](#) *** : 23.0

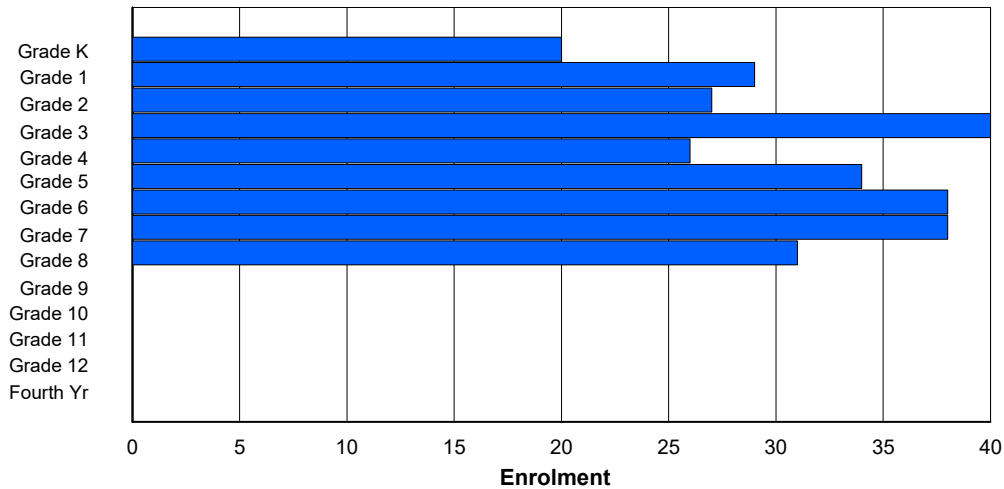
Enrolment By Age and Gender

Gender	Age																Total
	5	6	7	8	9	10	11	12	13	14	15	16	17	18	19	20>	
Male	12	17	11	24	16	15	19	14	13	0	0	0	0	0	0	0	141
Female	8	12	16	16	11	18	19	24	18	0	0	0	0	0	0	0	142
Total	20	29	27	40	27	33	38	38	31	0	0	0	0	0	0	0	283

Enrolment By Grade and Gender

Gender	Grade														Total
	K	1	2	3	4	5	6	7	8	9	10	11	12	4th	
Male	12	17	11	24	15	16	19	14	13	0	0	0	0	0	141
Female	8	12	16	16	11	18	19	24	18	0	0	0	0	0	142
Total	20	29	27	40	26	34	38	38	31	0	0	0	0	0	283

Enrolment By Grade
For 269 - St. Francis School, Harbour Grace



* Data from the 2016-2017 AGR(Enrolment/Age as of the last day in Sept./Dec.)

** Newfoundland Statistics Classification System

*** May include itinerant teachers

NI ESD - Eastern Region

#272 - Holy Cross Elementary, Holyrood

Classification: Rural
Offers Distance Education: No

Grades: K-6 Number of Grades: 7

[School FTE PTR : 12.3](#)
[District FTE PTR : 13.1](#)
[Provincial FTE PTR : 12.7](#)

[FTE Teachers](#) *** : 19.0

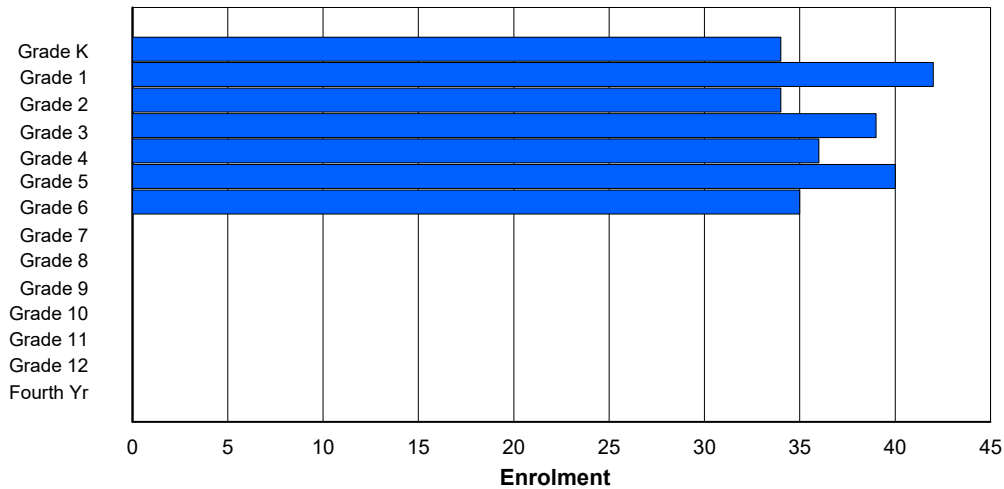
Enrolment By Age and Gender

Gender	Age																Total
	5	6	7	8	9	10	11	12	13	14	15	16	17	18	19	20>	
Male	19	19	20	20	16	17	24	0	0	0	0	0	0	0	0	0	135
Female	15	23	14	19	20	23	11	0	0	0	0	0	0	0	0	0	125
Total	34	42	34	39	36	40	35	0	0	0	0	0	0	0	0	0	260

Enrolment By Grade and Gender

Gender	Grade														Total
	K	1	2	3	4	5	6	7	8	9	10	11	12	4th	
Male	19	19	20	20	16	17	24	0	0	0	0	0	0	0	135
Female	15	23	14	19	20	23	11	0	0	0	0	0	0	0	125
Total	34	42	34	39	36	40	35	0	0	0	0	0	0	0	260

Enrolment By Grade
For 272 - Holy Cross Elementary, Holyrood



* Data from the 2016-2017 AGR(Enrolment/Age as of the last day in Sept./Dec.)

** Newfoundland Statistics Classification System

*** May include itinerant teachers

NI,ESD - Eastern Region

#274 - St. Catherine's Academy, Mount Carmel

Classification: Rural
Offers Distance Education: Yes

Grades: K-5,7-12 Number of Grades: 11

[School FTE PTR : 7.6](#)
[District FTE PTR : 13.1](#)
[Provincial FTE PTR : 12.7](#)

[FTE Teachers](#) *** : 12.0

Enrolment By Age and Gender

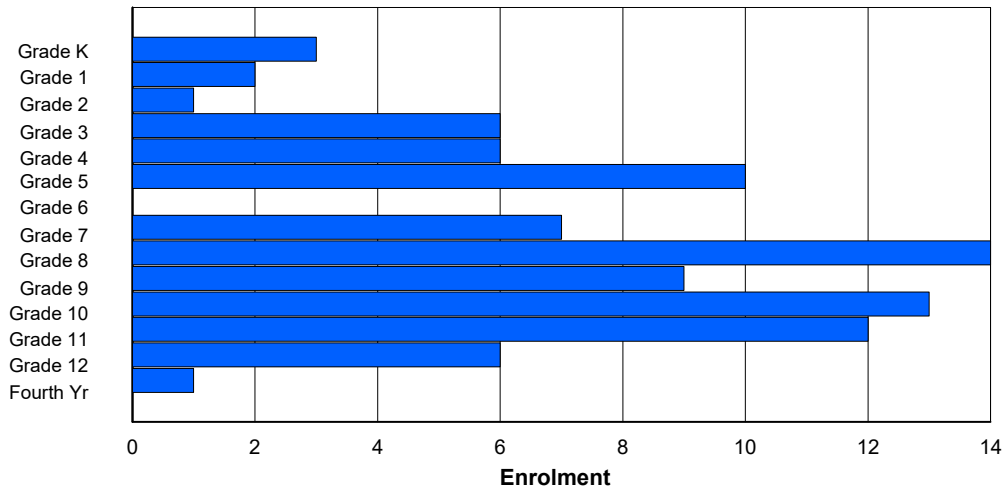
Gender	Age																	Total
	5	6	7	8	9	10	11	12	13	14	15	16	17	18	19	20>		
Male	0	1	2	2	5	8	0	2	6	5	6	9	5	0	0	1	52	
Female	3	1	0	3	1	2	1	4	7	5	6	3	2	0	0	0	38	
Total	3	2	2	5	6	10	1	6	13	10	12	12	7	0	0	1	90	

Enrolment By Grade and Gender

Gender	Grade															Total
	K	1	2	3	4	5	6	7	8	9	10	11	12	4th		
Male	0	1	1	3	5	8	0	2	7	4	7	9	4	1	52	
Female	3	1	0	3	1	2	0	5	7	5	6	3	2	0	38	
Total	3	2	1	6	6	10	0	7	14	9	13	12	6	1	90	

Enrolment By Grade

For 274 - St. Catherine's Academy, Mount Carmel



* Data from the 2016-2017 AGR(Enrolment/Age as of the last day in Sept./Dec.)

** Newfoundland Statistics Classification System

*** May include itinerant teachers

NI ESD - Eastern Region

#278 - All Hallows Elementary, North River

Classification: Rural
Offers Distance Education: No

Grades: K-6 Number of Grades: 7

[School FTE PTR : 13.5](#)
[District FTE PTR : 13.1](#)
[Provincial FTE PTR : 12.7](#)

[FTE Teachers](#) *** : 28.0

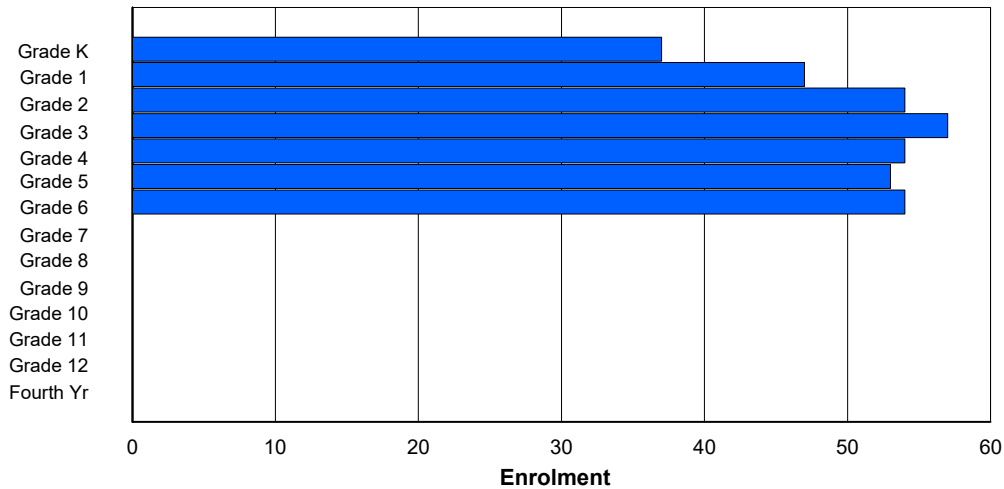
Enrolment By Age and Gender

Gender	Age																Total
	5	6	7	8	9	10	11	12	13	14	15	16	17	18	19	20>	
Male	13	22	35	28	25	27	29	2	0	0	1	0	0	0	0	0	182
Female	23	26	18	29	29	25	24	0	0	0	0	0	0	0	0	0	174
Total	36	48	53	57	54	52	53	2	0	0	1	0	0	0	0	0	356

Enrolment By Grade and Gender

Gender	Grade														Total
	K	1	2	3	4	5	6	7	8	9	10	11	12	4th	
Male	14	22	35	28	25	28	30	0	0	0	0	0	0	0	182
Female	23	25	19	29	29	25	24	0	0	0	0	0	0	0	174
Total	37	47	54	57	54	53	54	0	0	0	0	0	0	0	356

Enrolment By Grade
For 278 - All Hallows Elementary, North River



* Data from the 2016-2017 AGR(Enrolment/Age as of the last day in Sept./Dec.)

** Newfoundland Statistics Classification System

*** May include itinerant teachers

NI,ESD - Eastern Region

#280 - Laval High School, Placentia

Classification: Rural
Offers Distance Education: No

Grades: 7-12

Number of Grades: 6

[School FTE PTR : 13.1](#)
[District FTE PTR : 13.1](#)
[Provincial FTE PTR : 12.7](#)

[FTE Teachers](#) *** : 17.0

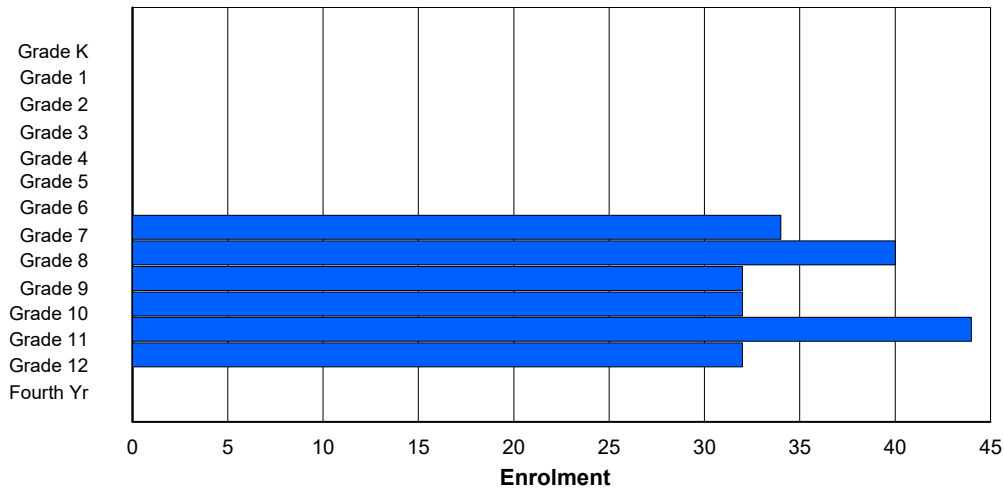
Enrolment By Age and Gender

Gender	Age																Total
	5	6	7	8	9	10	11	12	13	14	15	16	17	18	19	20>	
Male	0	0	0	0	0	0	0	18	17	18	15	23	14	3	0	0	108
Female	0	0	0	0	0	0	0	16	22	14	17	22	15	0	0	0	106
Total	0	0	0	0	0	0	0	34	39	32	32	45	29	3	0	0	214

Enrolment By Grade and Gender

Gender	Grade														Total
	K	1	2	3	4	5	6	7	8	9	10	11	12	4th	
Male	0	0	0	0	0	0	0	18	19	17	14	23	17	0	108
Female	0	0	0	0	0	0	0	16	21	15	18	21	15	0	106
Total	0	0	0	0	0	0	0	34	40	32	32	44	32	0	214

Enrolment By Grade
For 280 - Laval High School, Placentia



* Data from the 2016-2017 AGR(Enrolment/Age as of the last day in Sept./Dec.)

** Newfoundland Statistics Classification System

*** May include itinerant teachers

NI.ESD - Eastern Region

#285 - Holy Redeemer Elementary, Spaniard's Bay

Grades: K-9 Number of Grades: 10

[FTE Teachers](#) *** : 23.0

Classification: Rural
Offers Distance Education: No

[School FTE PTR : 11.4](#)
[District FTE PTR : 13.1](#)
[Provincial FTE PTR : 12.7](#)

Enrolment By Age and Gender

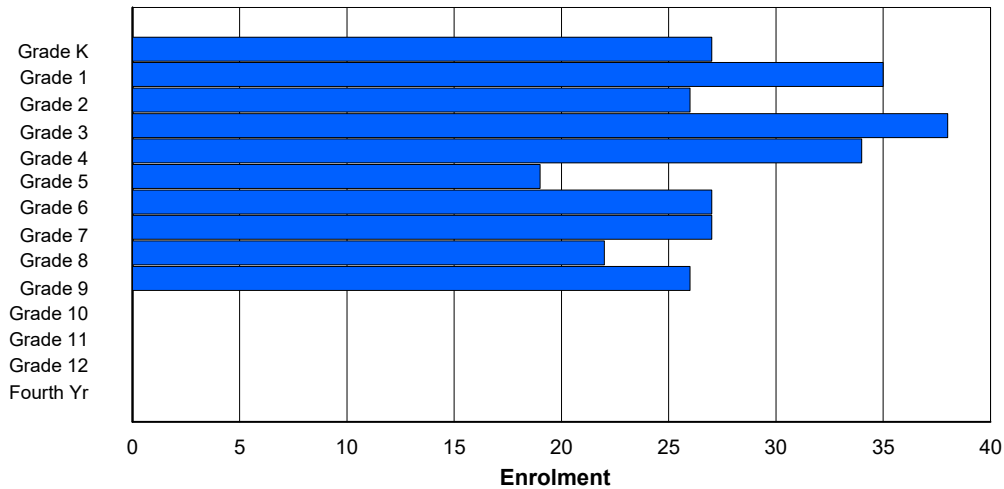
Gender	Age																Total
	5	6	7	8	9	10	11	12	13	14	15	16	17	18	19	20>	
Male	8	23	15	24	13	13	13	16	9	10	0	0	0	0	0	0	144
Female	19	12	11	14	21	6	14	12	12	16	0	0	0	0	0	0	137
Total	27	35	26	38	34	19	27	28	21	26	0	0	0	0	0	0	281

Enrolment By Grade and Gender

Gender	Grade														Total
	K	1	2	3	4	5	6	7	8	9	10	11	12	4th	
Male	8	23	15	24	13	13	13	16	9	10	0	0	0	0	144
Female	19	12	11	14	21	6	14	11	13	16	0	0	0	0	137
Total	27	35	26	38	34	19	27	27	22	26	0	0	0	0	281

Enrolment By Grade

For 285 - Holy Redeemer Elementary, Spaniard's Bay



* Data from the 2016-2017 AGR(Enrolment/Age as of the last day in Sept./Dec.)

** Newfoundland Statistics Classification System

*** May include itinerant teachers

NI,ESD - Eastern Region

#286 - Fatima Academy, St. Bride's

Classification: Rural
Offers Distance Education: Yes

Grades: K-12

Number of Grades: 13

[School FTE PTR : 7.4](#)
[District FTE PTR : 13.1](#)
[Provincial FTE PTR : 12.7](#)

[FTE Teachers](#) *** : 9.0

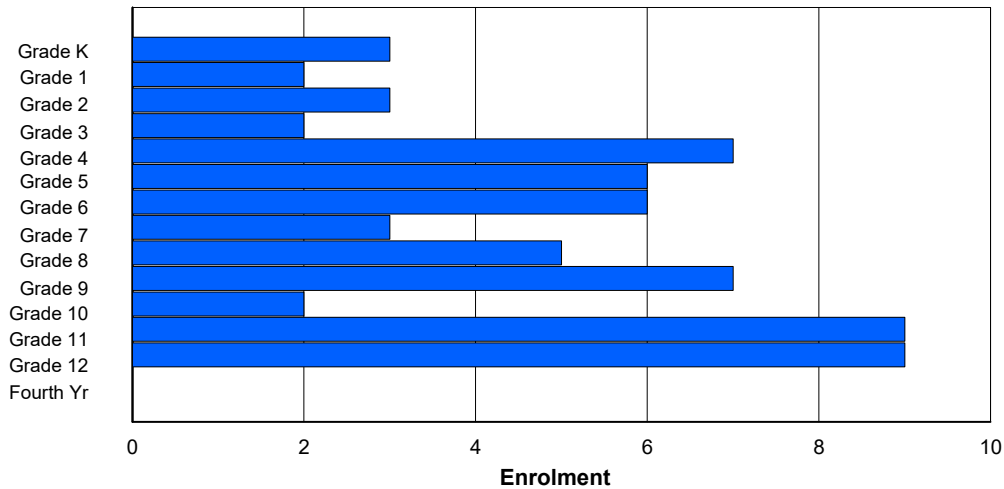
Enrolment By Age and Gender

Gender	Age																	Total
	5	6	7	8	9	10	11	12	13	14	15	16	17	18	19	20>		
Male	2	1	1	0	4	2	1	1	3	0	2	4	7	0	0	0	28	
Female	1	1	2	2	3	4	5	2	2	7	0	4	3	0	0	0	36	
Total	3	2	3	2	7	6	6	3	5	7	2	8	10	0	0	0	64	

Enrolment By Grade and Gender

Gender	Grade															Total
	K	1	2	3	4	5	6	7	8	9	10	11	12	4th		
Male	2	1	1	0	4	2	1	1	3	0	2	5	6	0	28	
Female	1	1	2	2	3	4	5	2	2	7	0	4	3	0	36	
Total	3	2	3	2	7	6	6	3	5	7	2	9	9	0	64	

Enrolment By Grade
For 286 - Fatima Academy, St. Bride's



* Data from the 2016-2017 AGR(Enrolment/Age as of the last day in Sept./Dec.)

** Newfoundland Statistics Classification System

*** May include itinerant teachers

NI ESD - Eastern Region

#287 - Dunne Memorial Academy, St. Mary's

Classification: Rural
Offers Distance Education: Yes

Grades: K-12

Number of Grades: 13

[School FTE PTR : 7.4](#)
[District FTE PTR : 13.1](#)
[Provincial FTE PTR : 12.7](#)

[FTE Teachers](#) *** : 12.0

Enrolment By Age and Gender

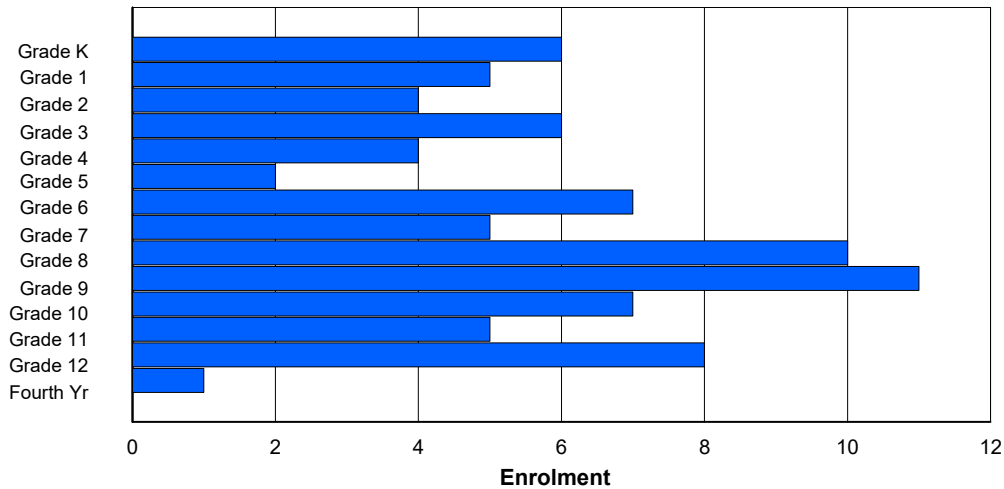
Gender	Age																	Total
	5	6	7	8	9	10	11	12	13	14	15	16	17	18	19	20>		
Male	4	1	3	3	1	2	4	2	2	6	7	1	5	0	1	0	42	
Female	2	4	1	3	3	0	3	3	8	5	0	4	3	0	0	0	39	
Total	6	5	4	6	4	2	7	5	10	11	7	5	8	0	1	0	81	

Enrolment By Grade and Gender

Gender	Grade															Total
	K	1	2	3	4	5	6	7	8	9	10	11	12	4th		
Male	4	1	3	3	1	2	4	2	2	6	7	1	5	1	42	
Female	2	4	1	3	3	0	3	3	8	5	0	4	3	0	39	
Total	6	5	4	6	4	2	7	5	10	11	7	5	8	1	81	

Enrolment By Grade

For 287 - Dunne Memorial Academy, St. Mary's



* Data from the 2016-2017 AGR(Enrolment/Age as of the last day in Sept./Dec.)

** Newfoundland Statistics Classification System

*** May include itinerant teachers

NI ESD - Eastern Region

#289 - St. Peter's Elementary, Upper Island Cove

Classification: Rural
Offers Distance Education: No

Grades: K-9 Number of Grades: 10

[School FTE PTR : 13.0](#)
[District FTE PTR : 13.1](#)
[Provincial FTE PTR : 12.7](#)

[FTE Teachers](#) *** : 17.0

Enrolment By Age and Gender

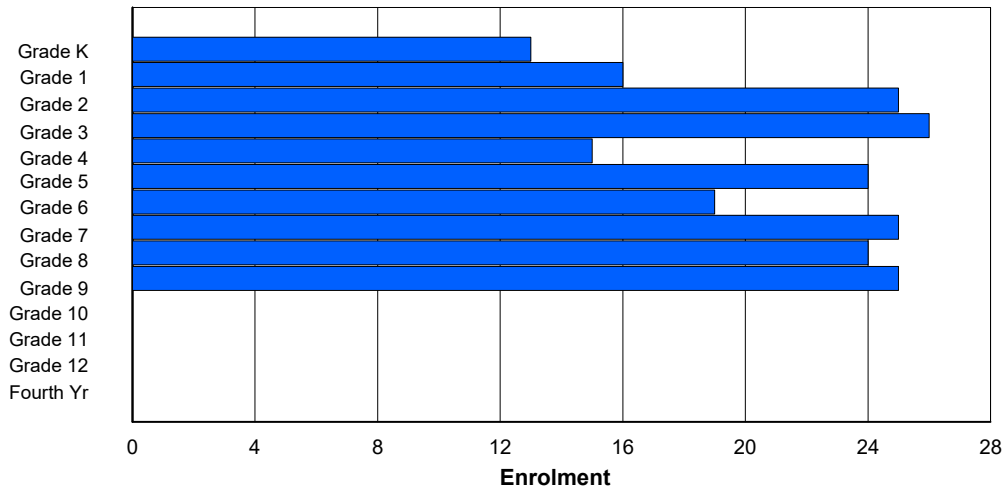
Gender	Age																Total
	5	6	7	8	9	10	11	12	13	14	15	16	17	18	19	20>	
Male	8	8	13	9	9	15	8	10	11	11	0	0	0	0	0	0	102
Female	5	8	12	17	6	9	12	13	13	15	0	0	0	0	0	0	110
Total	13	16	25	26	15	24	20	23	24	26	0	0	0	0	0	0	212

Enrolment By Grade and Gender

Gender	Grade														Total
	K	1	2	3	4	5	6	7	8	9	10	11	12	4th	
Male	8	8	13	9	9	15	8	10	12	10	0	0	0	0	102
Female	5	8	12	17	6	9	11	15	12	15	0	0	0	0	110
Total	13	16	25	26	15	24	19	25	24	25	0	0	0	0	212

Enrolment By Grade

For 289 - St. Peter's Elementary, Upper Island Cove



* Data from the 2016-2017 AGR(Enrolment/Age as of the last day in Sept./Dec.)

** Newfoundland Statistics Classification System

*** May include itinerant teachers

NI ESD - Eastern Region

#291 - Perlwin Elementary, Winterton

Classification: Rural
Offers Distance Education: No

Grades: K-6 Number of Grades: 7

[School FTE PTR : 7.3](#)
[District FTE PTR : 13.1](#)
[Provincial FTE PTR : 12.7](#)

[FTE Teachers](#) *** : 8.0

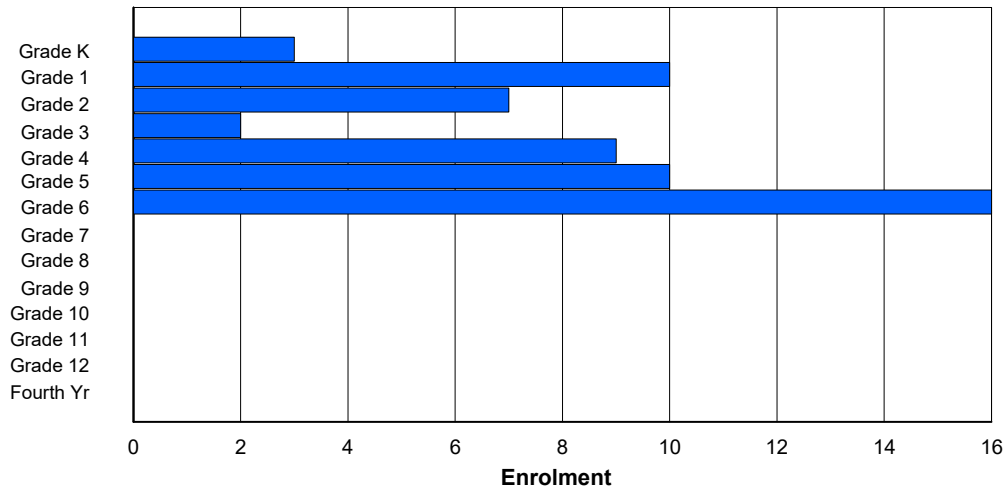
Enrolment By Age and Gender

Gender	Age																	Total
	5	6	7	8	9	10	11	12	13	14	15	16	17	18	19	20>		
Male	1	7	4	1	4	4	6	0	0	0	0	0	0	0	0	0	27	
Female	2	3	3	1	5	6	10	0	0	0	0	0	0	0	0	0	30	
Total	3	10	7	2	9	10	16	0	0	0	0	0	0	0	0	0	57	

Enrolment By Grade and Gender

Gender	Grade															Total
	K	1	2	3	4	5	6	7	8	9	10	11	12	4th		
Male	1	7	4	1	4	4	6	0	0	0	0	0	0	0	27	
Female	2	3	3	1	5	6	10	0	0	0	0	0	0	0	30	
Total	3	10	7	2	9	10	16	0	0	0	0	0	0	0	57	

Enrolment By Grade
For 291 - Perlwin Elementary, Winterton



* Data from the 2016-2017 AGR(Enrolment/Age as of the last day in Sept./Dec.)

** Newfoundland Statistics Classification System

*** May include itinerant teachers

NI ESD - Eastern Region

#294 - St. Augustine's Elementary, Bell Island

Classification: Rural
Offers Distance Education: No

Grades: K-6 Number of Grades: 7

[School FTE PTR : 10.4](#)
[District FTE PTR : 13.1](#)
[Provincial FTE PTR : 12.7](#)

[FTE Teachers](#) *** : 16.0

Enrolment By Age and Gender

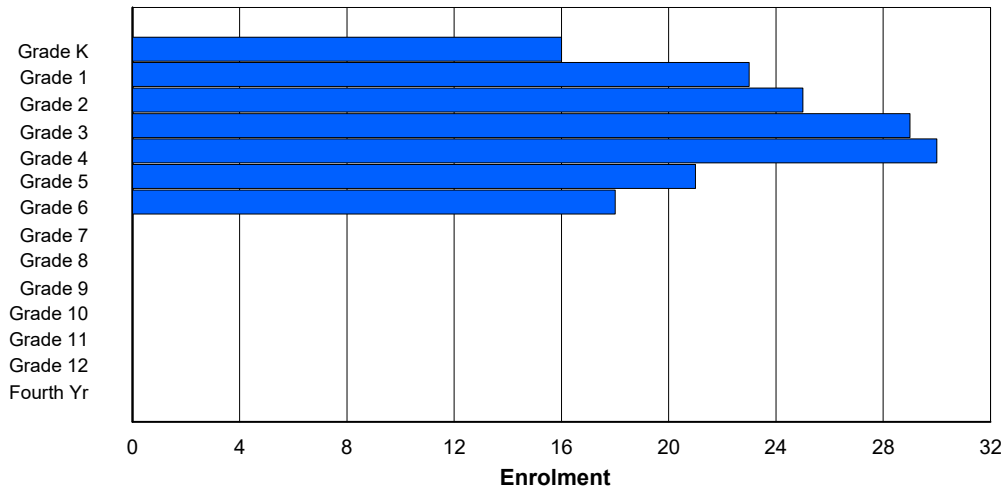
Gender	Age																	Total
	5	6	7	8	9	10	11	12	13	14	15	16	17	18	19	20>		
Male	9	13	8	10	16	9	9	0	0	0	0	0	0	0	0	0	74	
Female	7	10	16	20	14	12	9	0	0	0	0	0	0	0	0	0	88	
Total	16	23	24	30	30	21	18	0	0	0	0	0	0	0	0	0	162	

Enrolment By Grade and Gender

Gender	Grade															Total
	K	1	2	3	4	5	6	7	8	9	10	11	12	4th		
Male	9	13	9	9	16	9	9	0	0	0	0	0	0	0	74	
Female	7	10	16	20	14	12	9	0	0	0	0	0	0	0	88	
Total	16	23	25	29	30	21	18	0	0	0	0	0	0	0	162	

Enrolment By Grade

For 294 - St. Augustine's Elementary, Bell Island



* Data from the 2016-2017 AGR(Enrolment/Age as of the last day in Sept./Dec.)

** Newfoundland Statistics Classification System

*** May include itinerant teachers

NI ESD - Eastern Region

#296 - St. Michael's High, Bell Island

Classification: Rural
Offers Distance Education: Yes

Grades: 7-12

Number of Grades: 6

[School FTE PTR : 10.3](#)
[District FTE PTR : 13.1](#)
[Provincial FTE PTR : 12.7](#)

[FTE Teachers](#) *** : 16.0

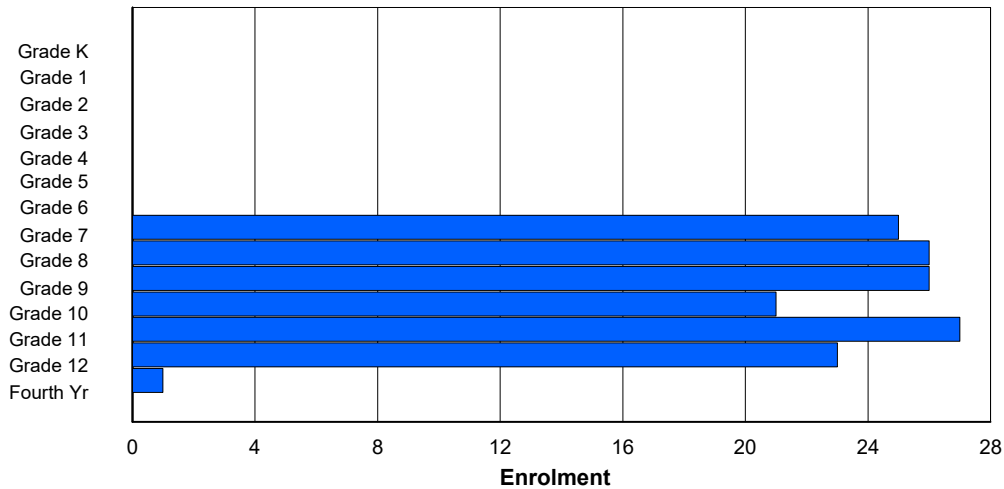
Enrolment By Age and Gender

Gender	Age																	Total
	5	6	7	8	9	10	11	12	13	14	15	16	17	18	19	20>		
Male	0	0	0	0	0	0	0	15	7	12	10	14	7	2	0	0	67	
Female	0	0	0	0	0	0	0	10	19	13	12	13	14	0	1	0	82	
Total	0	0	0	0	0	0	0	25	26	25	22	27	21	2	1	0	149	

Enrolment By Grade and Gender

Gender	Grade															Total
	K	1	2	3	4	5	6	7	8	9	10	11	12	4th		
Male	0	0	0	0	0	0	0	15	7	12	10	14	9	0	67	
Female	0	0	0	0	0	0	0	10	19	14	11	13	14	1	82	
Total	0	0	0	0	0	0	0	25	26	26	21	27	23	1	149	

Enrolment By Grade
For 296 - St. Michael's High, Bell Island



* Data from the 2016-2017 AGR(Enrolment/Age as of the last day in Sept./Dec.)

** Newfoundland Statistics Classification System

*** May include itinerant teachers

NI ESD - Eastern Region

#300 - Frank Roberts Junior High, Conception Bay South (Foxtrap)

Classification: Urban
Offers Distance Education: No

Grades: 7-9 Number of Grades: 3

[School FTE PTR : 15.1](#)
[District FTE PTR : 13.1](#)
[Provincial FTE PTR : 12.7](#)

[FTE Teachers](#) *** : 38.0

Enrolment By Age and Gender

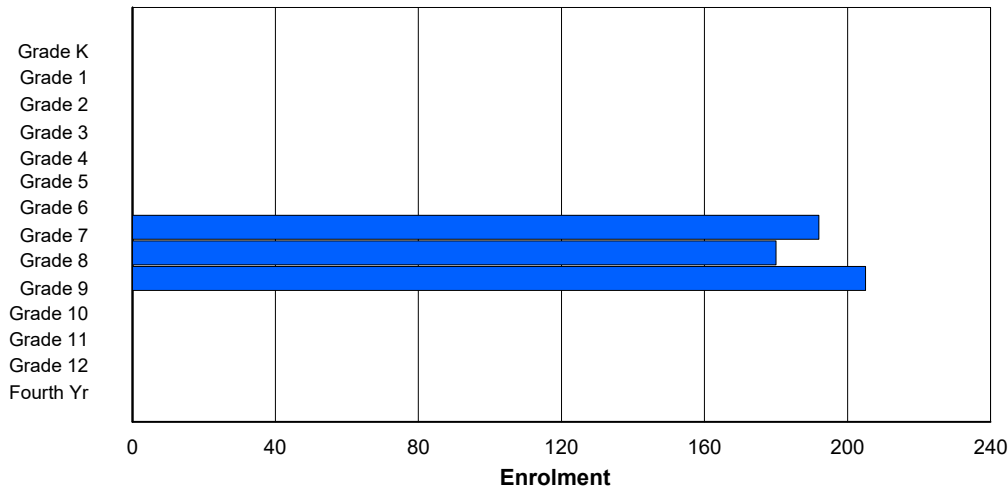
Gender	Age																Total
	5	6	7	8	9	10	11	12	13	14	15	16	17	18	19	20>	
Male	0	0	0	0	0	0	1	90	94	97	5	0	0	0	0	0	287
Female	0	0	0	0	0	0	0	96	85	107	1	1	0	0	0	0	290
Total	0	0	0	0	0	0	1	186	179	204	6	1	0	0	0	0	577

Enrolment By Grade and Gender

Gender	Grade														Total
	K	1	2	3	4	5	6	7	8	9	10	11	12	4th	
Male	0	0	0	0	0	0	0	94	94	99	0	0	0	0	287
Female	0	0	0	0	0	0	0	98	86	106	0	0	0	0	290
Total	0	0	0	0	0	0	0	192	180	205	0	0	0	0	577

Enrolment By Grade

For 300 - Frank Roberts Junior High, Conception Bay South (Foxtrap)



* Data from the 2016-2017 AGR(Enrolment/Age as of the last day in Sept./Dec.)

** Newfoundland Statistics Classification System

*** May include itinerant teachers

NI ESD - Eastern Region

#302 - Queen Elizabeth Regional High, Conception Bay South (Foxtrap)

Classification: Urban
Offers Distance Education: Yes

Grades: 10-12 Number of Grades: 3

[School FTE PTR : 15.7](#)
[District FTE PTR : 13.1](#)
[Provincial FTE PTR : 12.7](#)

[FTE Teachers](#) *** : 39.0

Enrolment By Age and Gender

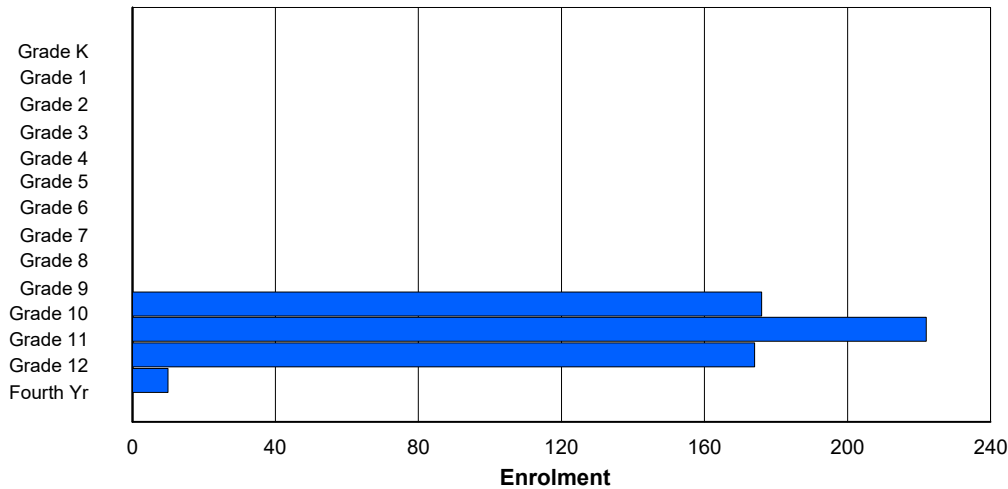
Gender	Age																	Total
	5	6	7	8	9	10	11	12	13	14	15	16	17	18	19	20>		
Male	0	0	0	0	0	0	0	0	0	0	82	121	88	11	1	3	306	
Female	0	0	0	0	0	0	0	0	0	0	93	97	79	6	0	1	276	
Total	0	0	0	0	0	0	0	0	0	0	175	218	167	17	1	4	582	

Enrolment By Grade and Gender

Gender	Grade															Total
	K	1	2	3	4	5	6	7	8	9	10	11	12	4th		
Male	0	0	0	0	0	0	0	0	0	0	82	124	92	8	306	
Female	0	0	0	0	0	0	0	0	0	0	94	98	82	2	276	
Total	0	0	0	0	0	0	0	0	0	0	176	222	174	10	582	

Enrolment By Grade

For 302 - Queen Elizabeth Regional High, Conception Bay South (Foxtrap)



* Data from the 2016-2017 AGR(Enrolment/Age as of the last day in Sept./Dec.)

** Newfoundland Statistics Classification System

*** May include itinerant teachers

NI ESD - Eastern Region

#303 - St. Edward's Elementary, Conception Bay South (Kelligrews)

Classification: Urban
Offers Distance Education: No

Grades: K-6 Number of Grades: 7

[School FTE PTR : 14.3](#)
[District FTE PTR : 13.1](#)
[Provincial FTE PTR : 12.7](#)

[FTE Teachers](#) *** : 49.0

Enrolment By Age and Gender

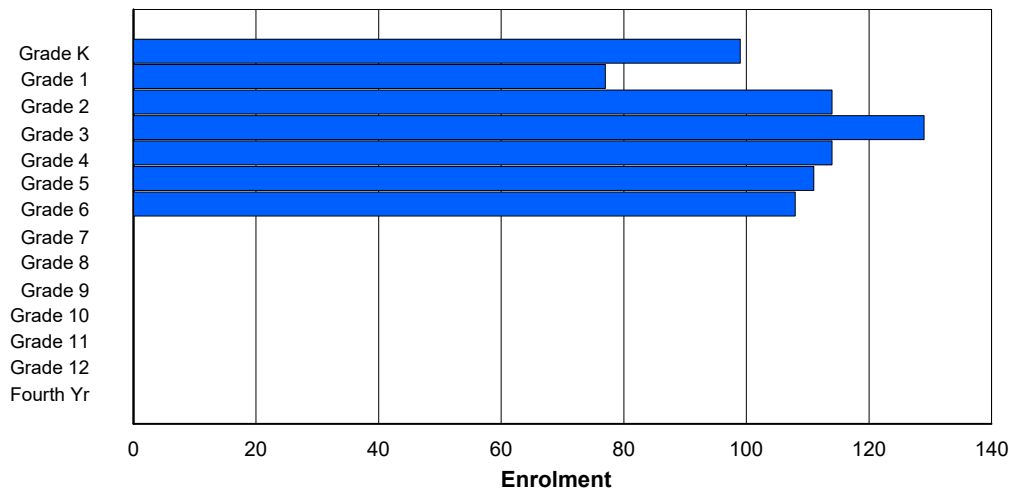
Gender	Age																	Total
	5	6	7	8	9	10	11	12	13	14	15	16	17	18	19	20>		
Male	41	36	59	62	57	55	54	1	0	0	0	0	0	0	0	0	365	
Female	56	43	56	66	57	56	53	0	0	0	0	0	0	0	0	0	387	
Total	97	79	115	128	114	111	107	1	0	0	0	0	0	0	0	0	752	

Enrolment By Grade and Gender

Gender	Grade															Total
	K	1	2	3	4	5	6	7	8	9	10	11	12	4th		
Male	43	34	59	62	57	55	55	0	0	0	0	0	0	0	0	365
Female	56	43	55	67	57	56	53	0	0	0	0	0	0	0	0	387
Total	99	77	114	129	114	111	108	0	0	0	0	0	0	0	0	752

Enrolment By Grade

For 303 - St. Edward's Elementary, Conception Bay South (Kelligrews)



* Data from the 2016-2017 AGR(Enrolment/Age as of the last day in Sept./Dec.)

** Newfoundland Statistics Classification System

*** May include itinerant teachers

NI,ESD - Eastern Region

#304 - Holy Spirit High, Conception Bay South (Manuels)

Classification: Urban
Offers Distance Education: No

Grades: 9-12 Number of Grades: 4

[School FTE PTR : 16.8](#)
[District FTE PTR : 13.1](#)
[Provincial FTE PTR : 12.7](#)

[FTE Teachers](#) *** : 51.0

Enrolment By Age and Gender

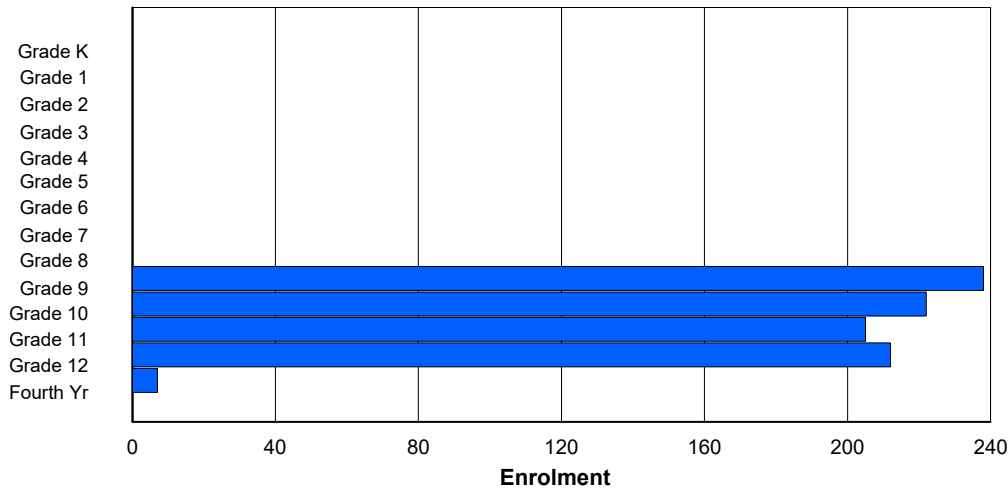
Gender	Age																	Total
	5	6	7	8	9	10	11	12	13	14	15	16	17	18	19	20>		
Male	0	0	0	0	0	0	0	0	0	112	103	105	115	10	0	0	445	
Female	0	0	0	0	0	0	0	0	0	116	122	99	98	4	0	0	439	
Total	0	0	0	0	0	0	0	0	0	228	225	204	213	14	0	0	884	

Enrolment By Grade and Gender

Gender	Grade															Total
	K	1	2	3	4	5	6	7	8	9	10	11	12	4th		
Male	0	0	0	0	0	0	0	0	0	117	102	108	112	6	445	
Female	0	0	0	0	0	0	0	0	0	121	120	97	100	1	439	
Total	0	0	0	0	0	0	0	0	0	238	222	205	212	7	884	

Enrolment By Grade

For 304 - Holy Spirit High, Conception Bay South (Manuels)



* Data from the 2016-2017 AGR(Enrolment/Age as of the last day in Sept./Dec.)

** Newfoundland Statistics Classification System

*** May include itinerant teachers

NI,ESD - Eastern Region

#305 - Villanova Junior High, Conception Bay South (Manuels)

Classification: Urban
Offers Distance Education: No

Grades: 5-8 Number of Grades: 4

[School FTE PTR : 15.2](#)
[District FTE PTR : 13.1](#)
[Provincial FTE PTR : 12.7](#)

[FTE Teachers](#) *** : 44.0

Enrolment By Age and Gender

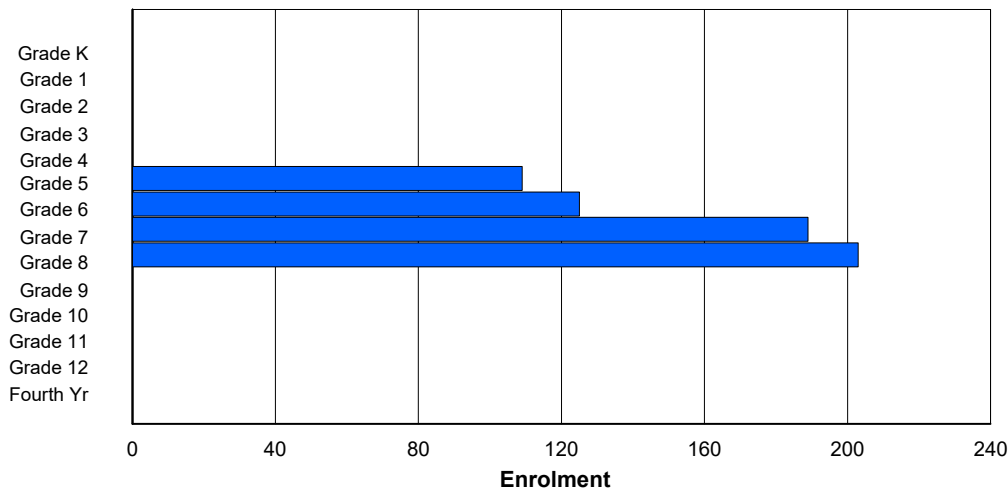
Gender	Age																Total
	5	6	7	8	9	10	11	12	13	14	15	16	17	18	19	20>	
Male	0	0	0	0	0	54	59	95	107	4	0	0	0	0	0	0	319
Female	0	0	0	0	0	55	66	93	91	2	0	0	0	0	0	0	307
Total	0	0	0	0	0	109	125	188	198	6	0	0	0	0	0	0	626

Enrolment By Grade and Gender

Gender	Grade														Total
	K	1	2	3	4	5	6	7	8	9	10	11	12	4th	
Male	0	0	0	0	0	54	60	94	111	0	0	0	0	0	319
Female	0	0	0	0	0	55	65	95	92	0	0	0	0	0	307
Total	0	0	0	0	0	109	125	189	203	0	0	0	0	0	626

Enrolment By Grade

For 305 - Villanova Junior High, Conception Bay South (Manuels)



* Data from the 2016-2017 AGR(Enrolment/Age as of the last day in Sept./Dec.)

** Newfoundland Statistics Classification System

*** May include itinerant teachers

NI ESD - Eastern Region

#306 - St. George's Elementary, Conception Bay South (Manuels)

Classification: Urban
Offers Distance Education: No

Grades: K-6

Number of Grades: 7

[School FTE PTR : 13.9](#)
[District FTE PTR : 13.1](#)
[Provincial FTE PTR : 12.7](#)

[FTE Teachers](#) *** : 20.0

Enrolment By Age and Gender

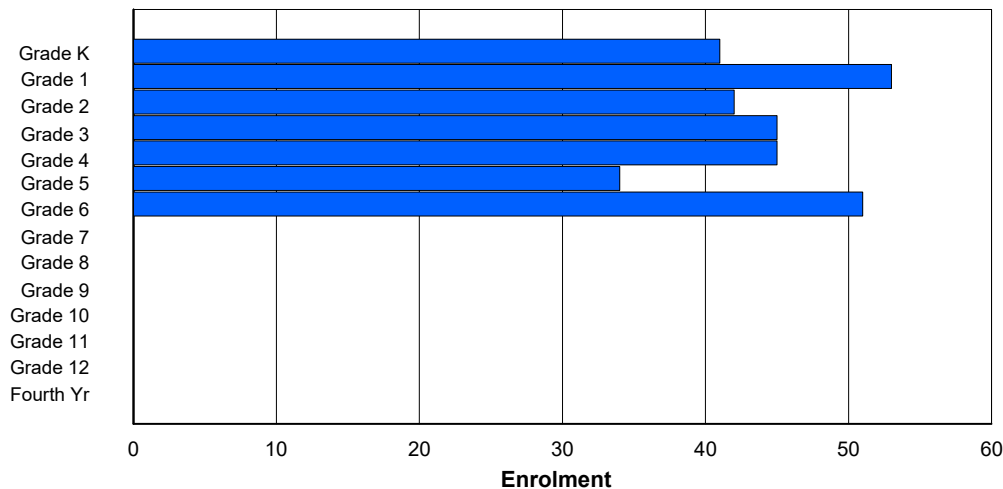
Gender	Age																	Total
	5	6	7	8	9	10	11	12	13	14	15	16	17	18	19	20>		
Male	20	31	22	24	20	13	24	0	0	0	0	0	0	0	0	0	154	
Female	20	23	18	22	25	22	27	0	0	0	0	0	0	0	0	0	157	
Total	40	54	40	46	45	35	51	0	0	0	0	0	0	0	0	0	311	

Enrolment By Grade and Gender

Gender	Grade															Total
	K	1	2	3	4	5	6	7	8	9	10	11	12	4th		
Male	20	31	23	24	19	13	24	0	0	0	0	0	0	0	154	
Female	21	22	19	21	26	21	27	0	0	0	0	0	0	0	157	
Total	41	53	42	45	45	34	51	0	0	0	0	0	0	0	311	

Enrolment By Grade

For 306 - St. George's Elementary, Conception Bay South (Manuels)



* Data from the 2016-2017 AGR(Enrolment/Age as of the last day in Sept./Dec.)

** Newfoundland Statistics Classification System

*** May include itinerant teachers

NI,ESD - Eastern Region

#307 - Mobile Central High, Mobile

Classification: Rural
Offers Distance Education: Yes

Grades: 7-12

Number of Grades: 6

[School FTE PTR : 13.4](#)

[District FTE PTR : 13.1](#)

[Provincial FTE PTR : 12.7](#)

[FTE Teachers](#) *** : 18.0

Enrolment By Age and Gender

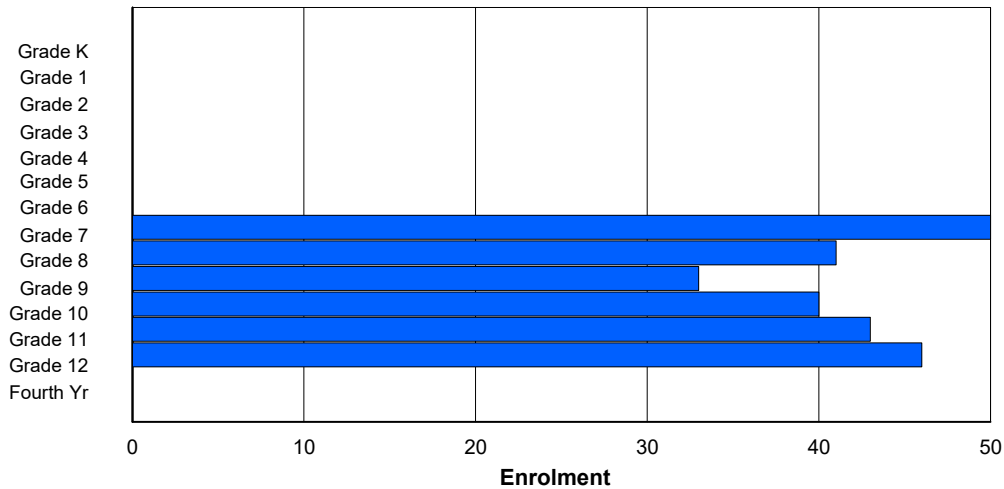
Gender	Age																Total
	5	6	7	8	9	10	11	12	13	14	15	16	17	18	19	20>	
Male	0	0	0	0	0	0	0	32	27	15	20	16	31	3	0	0	144
Female	0	0	0	0	0	0	0	16	14	20	19	23	17	0	0	0	109
Total	0	0	0	0	0	0	0	48	41	35	39	39	48	3	0	0	253

Enrolment By Grade and Gender

Gender	Grade														Total
	K	1	2	3	4	5	6	7	8	9	10	11	12	4th	
Male	0	0	0	0	0	0	0	34	26	14	20	19	31	0	144
Female	0	0	0	0	0	0	0	16	15	19	20	24	15	0	109
Total	0	0	0	0	0	0	0	50	41	33	40	43	46	0	253

Enrolment By Grade

For 307 - Mobile Central High, Mobile



* Data from the 2016-2017 AGR(Enrolment/Age as of the last day in Sept./Dec.)

** Newfoundland Statistics Classification System

*** May include itinerant teachers

NI ESD - Eastern Region

#308 - Mary Queen of the World Elementary, Mount Pearl

Classification: Urban
Offers Distance Education: No

Grades: K-6 Number of Grades: 7

[School FTE PTR : 12.9](#)
[District FTE PTR : 13.1](#)
[Provincial FTE PTR : 12.7](#)

[FTE Teachers](#) *** : 29.0

Enrolment By Age and Gender

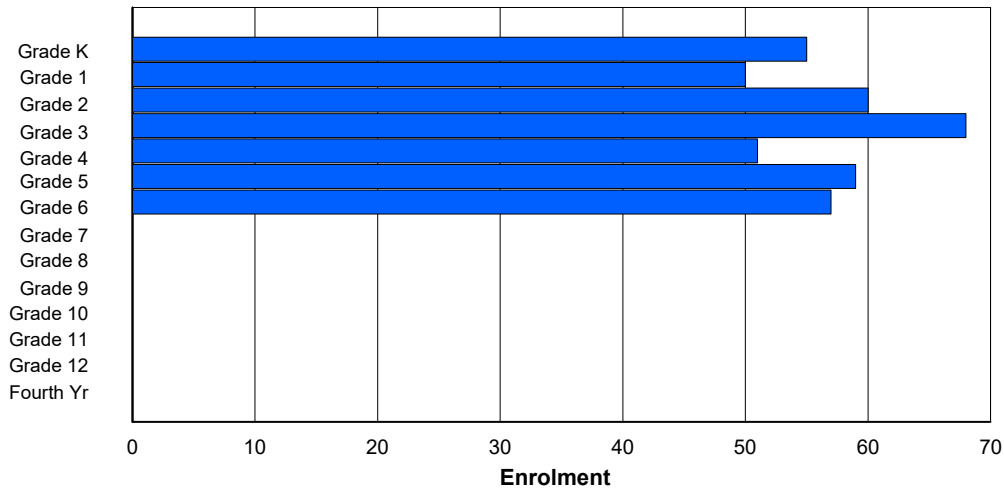
Gender	Age																	Total
	5	6	7	8	9	10	11	12	13	14	15	16	17	18	19	20>		
Male	26	28	35	32	28	28	35	1	0	0	0	0	0	0	0	0	213	
Female	28	21	25	34	23	31	23	1	1	0	0	0	0	0	0	0	187	
Total	54	49	60	66	51	59	58	2	1	0	0	0	0	0	0	0	400	

Enrolment By Grade and Gender

Gender	Grade															Total
	K	1	2	3	4	5	6	7	8	9	10	11	12	4th		
Male	26	30	35	33	27	29	33	0	0	0	0	0	0	0	213	
Female	29	20	25	35	24	30	24	0	0	0	0	0	0	0	187	
Total	55	50	60	68	51	59	57	0	0	0	0	0	0	0	400	

Enrolment By Grade

For 308 - Mary Queen of the World Elementary, Mount Pearl



* Data from the 2016-2017 AGR(Enrolment/Age as of the last day in Sept./Dec.)

** Newfoundland Statistics Classification System

*** May include itinerant teachers

NI ESD - Eastern Region

#309 - Morris Academy, Mount Pearl

Classification: Urban
Offers Distance Education: No

Grades: K-5 Number of Grades: 6

[School FTE PTR : 13.2](#)
[District FTE PTR : 13.1](#)
[Provincial FTE PTR : 12.7](#)

[FTE Teachers](#) *** : 20.0

Enrolment By Age and Gender

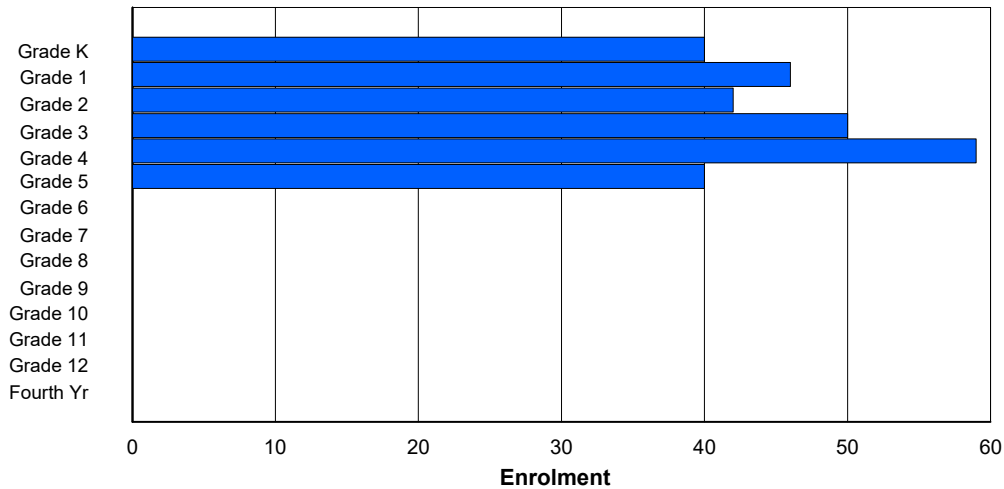
Gender	Age																	Total
	5	6	7	8	9	10	11	12	13	14	15	16	17	18	19	20>		
Male	25	26	24	28	33	21	0	0	0	0	0	0	0	0	0	0	157	
Female	13	20	19	22	26	20	0	0	0	0	0	0	0	0	0	0	120	
Total	38	46	43	50	59	41	0	0	0	0	0	0	0	0	0	0	277	

Enrolment By Grade and Gender

Gender	Grade															Total
	K	1	2	3	4	5	6	7	8	9	10	11	12	4th		
Male	27	26	23	28	33	20	0	0	0	0	0	0	0	0	157	
Female	13	20	19	22	26	20	0	0	0	0	0	0	0	0	120	
Total	40	46	42	50	59	40	0	0	0	0	0	0	0	0	277	

Enrolment By Grade

For 309 - Morris Academy, Mount Pearl



* Data from the 2016-2017 AGR(Enrolment/Age as of the last day in Sept./Dec.)

** Newfoundland Statistics Classification System

*** May include itinerant teachers

NI,ESD - Eastern Region

#310 - Mount Pearl Intermediate, Mount Pearl

Classification: Urban
Offers Distance Education: No

Grades: 6-8 Number of Grades: 3

[School FTE PTR : 13.6](#)
[District FTE PTR : 13.1](#)
[Provincial FTE PTR : 12.7](#)

[FTE Teachers](#) *** : 37.0

Enrolment By Age and Gender

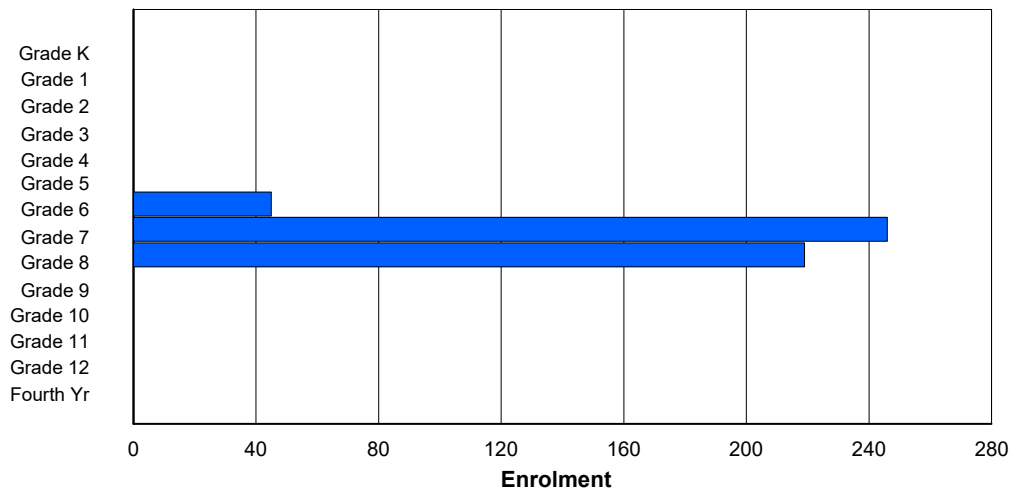
Gender	Age																Total
	5	6	7	8	9	10	11	12	13	14	15	16	17	18	19	20>	
Male	0	0	0	0	0	0	19	129	117	4	0	0	0	0	0	0	269
Female	0	0	0	0	0	0	24	116	101	0	0	0	0	0	0	0	241
Total	0	0	0	0	0	0	43	245	218	4	0	0	0	0	0	0	510

Enrolment By Grade and Gender

Gender	Grade														Total
	K	1	2	3	4	5	6	7	8	9	10	11	12	4th	
Male	0	0	0	0	0	0	22	129	118	0	0	0	0	0	269
Female	0	0	0	0	0	0	23	117	101	0	0	0	0	0	241
Total	0	0	0	0	0	0	45	246	219	0	0	0	0	0	510

Enrolment By Grade

For 310 - Mount Pearl Intermediate, Mount Pearl



* Data from the 2016-2017 AGR(Enrolment/Age as of the last day in Sept./Dec.)

** Newfoundland Statistics Classification System

*** May include itinerant teachers

NI,ESD - Eastern Region

#311 - Mount Pearl Senior High, Mount Pearl

Classification: Urban
Offers Distance Education: No

Grades: 9-12 Number of Grades: 4

[School FTE PTR : 16.2](#)
[District FTE PTR : 13.1](#)
[Provincial FTE PTR : 12.7](#)

[FTE Teachers](#) *** : 58.0

Enrolment By Age and Gender

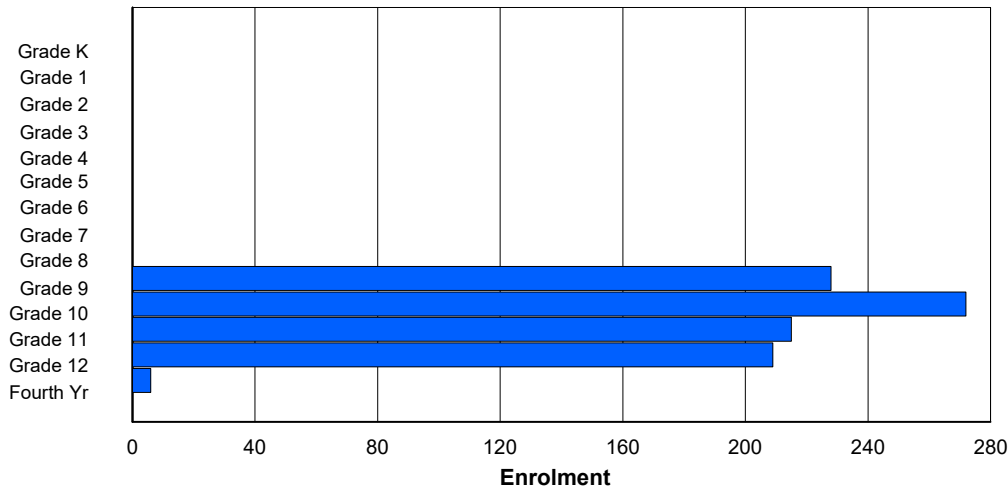
Gender	Age																	Total
	5	6	7	8	9	10	11	12	13	14	15	16	17	18	19	20>		
Male	0	0	0	0	0	0	0	0	0	100	135	114	96	4	1	1	451	
Female	0	0	0	0	0	0	0	0	0	120	138	100	114	6	0	1	479	
Total	0	0	0	0	0	0	0	0	0	220	273	214	210	10	1	2	930	

Enrolment By Grade and Gender

Gender	Grade															Total
	K	1	2	3	4	5	6	7	8	9	10	11	12	4th		
Male	0	0	0	0	0	0	0	0	0	105	136	111	96	3	451	
Female	0	0	0	0	0	0	0	0	0	123	136	104	113	3	479	
Total	0	0	0	0	0	0	0	0	0	228	272	215	209	6	930	

Enrolment By Grade

For 311 - Mount Pearl Senior High, Mount Pearl



* Data from the 2016-2017 AGR(Enrolment/Age as of the last day in Sept./Dec.)

** Newfoundland Statistics Classification System

*** May include itinerant teachers

NI,ESD - Eastern Region

#312 - Newtown Elementary, Mount Pearl

Classification: Urban
Offers Distance Education: No

Grades: 4-6 Number of Grades: 3

[School FTE PTR : 14.5](#)
[District FTE PTR : 13.1](#)
[Provincial FTE PTR : 12.7](#)

[FTE Teachers](#) *** : 34.0

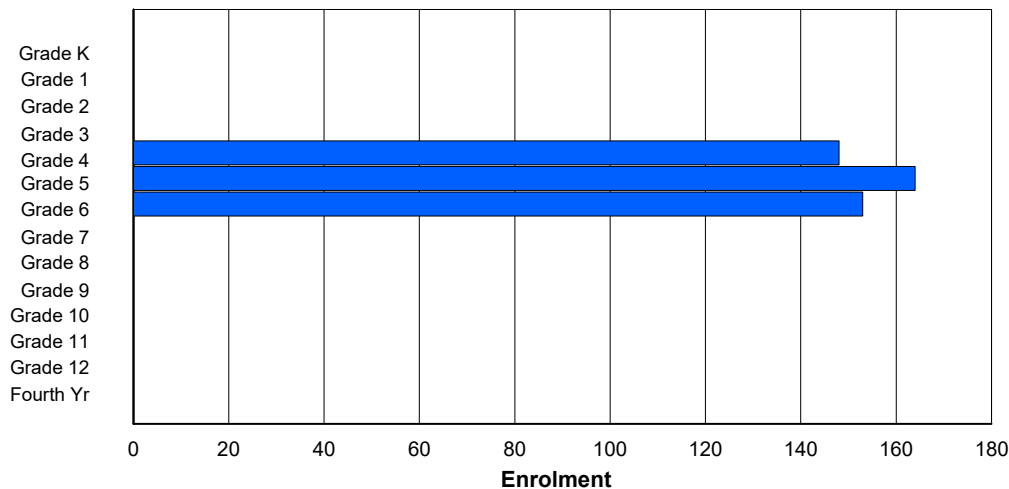
Enrolment By Age and Gender

Gender	Age																	Total
	5	6	7	8	9	10	11	12	13	14	15	16	17	18	19	20>		
Male	0	0	0	0	73	90	75	2	0	0	0	0	0	0	0	0	240	
Female	0	0	0	1	74	72	77	1	0	0	0	0	0	0	0	0	225	
Total	0	0	0	1	147	162	152	3	0	0	0	0	0	0	0	0	465	

Enrolment By Grade and Gender

Gender	Grade															Total
	K	1	2	3	4	5	6	7	8	9	10	11	12	4th		
Male	0	0	0	0	73	91	76	0	0	0	0	0	0	0	240	
Female	0	0	0	0	75	73	77	0	0	0	0	0	0	0	225	
Total	0	0	0	0	148	164	153	0	0	0	0	0	0	0	465	

Enrolment By Grade
For 312 - Newtown Elementary, Mount Pearl



* Data from the 2016-2017 AGR(Enrolment/Age as of the last day in Sept./Dec.)

** Newfoundland Statistics Classification System

*** May include itinerant teachers

NI,ESD - Eastern Region

#313 - O'Donel High School, Mount Pearl

Classification: Urban
Offers Distance Education: No

Grades: 10-12 Number of Grades: 3

[School FTE PTR : 15.9](#)
[District FTE PTR : 13.1](#)
[Provincial FTE PTR : 12.7](#)

[FTE Teachers](#) *** : 40.0

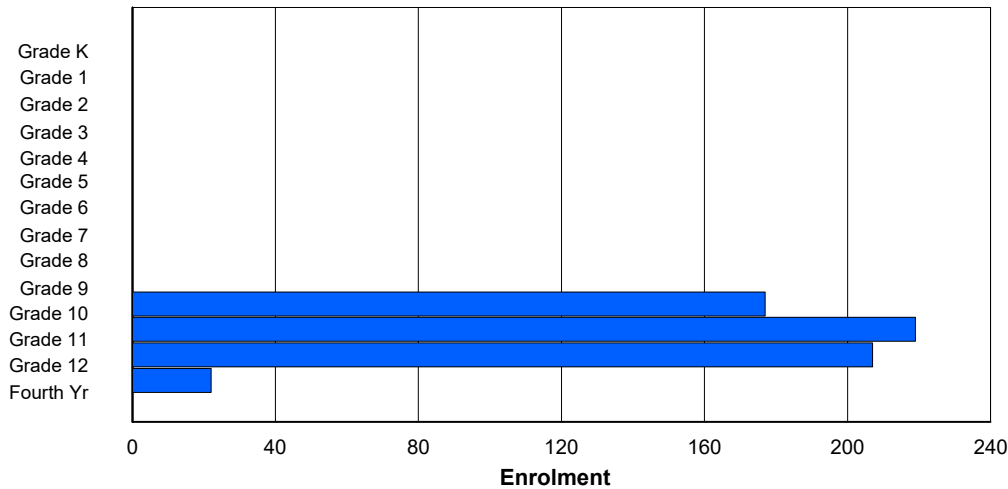
Enrolment By Age and Gender

Gender	Age																	Total
	5	6	7	8	9	10	11	12	13	14	15	16	17	18	19	20>		
Male	0	0	0	0	0	0	0	0	0	1	88	116	117	19	4	1	346	
Female	0	0	0	0	0	0	0	0	0	0	77	104	89	9	0	0	279	
Total	0	0	0	0	0	0	0	0	0	1	165	220	206	28	4	1	625	

Enrolment By Grade and Gender

Gender	Grade															Total
	K	1	2	3	4	5	6	7	8	9	10	11	12	4th		
Male	0	0	0	0	0	0	0	0	0	0	95	118	117	16	346	
Female	0	0	0	0	0	0	0	0	0	0	82	101	90	6	279	
Total	0	0	0	0	0	0	0	0	0	0	177	219	207	22	625	

Enrolment By Grade
For 313 - O'Donel High School, Mount Pearl



* Data from the 2016-2017 AGR(Enrolment/Age as of the last day in Sept./Dec.)

** Newfoundland Statistics Classification System

*** May include itinerant teachers

NI,ESD - Eastern Region

#315 - St. Peter's Junior High, Mount Pearl

Classification: Urban
Offers Distance Education: No

Grades: 7-9 Number of Grades: 3

[School FTE PTR : 14.8](#)
[District FTE PTR : 13.1](#)
[Provincial FTE PTR : 12.7](#)

[FTE Teachers](#) *** : 41.0

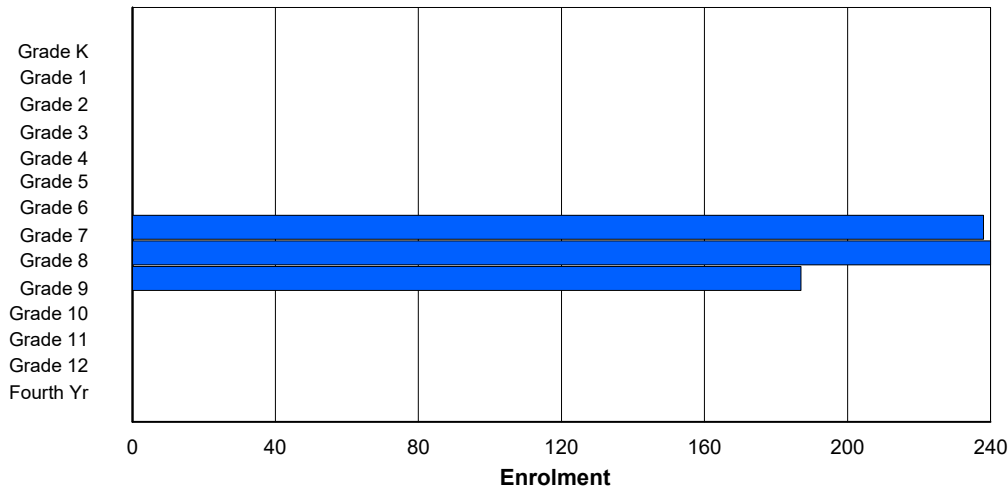
Enrolment By Age and Gender

Gender	Age																Total
	5	6	7	8	9	10	11	12	13	14	15	16	17	18	19	20>	
Male	0	0	0	0	0	0	0	120	132	92	3	1	0	0	0	0	348
Female	0	0	0	0	0	0	0	111	111	93	2	0	0	0	0	0	317
Total	0	0	0	0	0	0	0	231	243	185	5	1	0	0	0	0	665

Enrolment By Grade and Gender

Gender	Grade														Total
	K	1	2	3	4	5	6	7	8	9	10	11	12	4th	
Male	0	0	0	0	0	0	0	125	127	96	0	0	0	0	348
Female	0	0	0	0	0	0	0	113	113	91	0	0	0	0	317
Total	0	0	0	0	0	0	0	238	240	187	0	0	0	0	665

Enrolment By Grade
For 315 - St. Peter's Junior High, Mount Pearl



* Data from the 2016-2017 AGR(Enrolment/Age as of the last day in Sept./Dec.)

** Newfoundland Statistics Classification System

*** May include itinerant teachers

NI ESD - Eastern Region

#316 - St. Peter's Primary, Mount Pearl

Classification: Urban
Offers Distance Education: No

Grades: K-3 Number of Grades: 4

[School FTE PTR : 14.0](#)
[District FTE PTR : 13.1](#)
[Provincial FTE PTR : 12.7](#)

[FTE Teachers](#) *** : 43.0

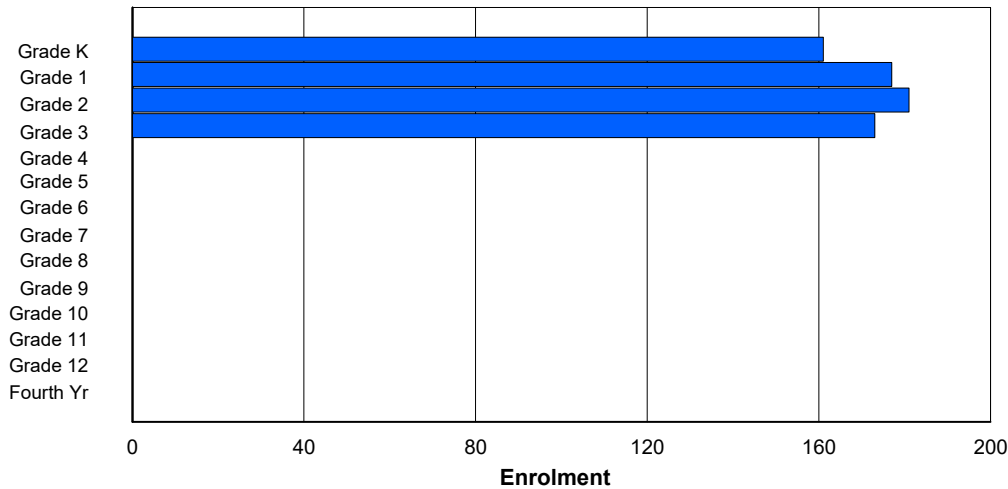
Enrolment By Age and Gender

Gender	Age																	Total
	5	6	7	8	9	10	11	12	13	14	15	16	17	18	19	20>		
Male	73	88	86	94	1	0	0	0	0	0	0	0	0	0	0	0	342	
Female	82	95	95	77	1	0	0	0	0	0	0	0	0	0	0	0	350	
Total	155	183	181	171	2	0	0	0	0	0	0	0	0	0	0	0	692	

Enrolment By Grade and Gender

Gender	Grade															Total
	K	1	2	3	4	5	6	7	8	9	10	11	12	4th		
Male	75	87	84	96	0	0	0	0	0	0	0	0	0	0	342	
Female	86	90	97	77	0	0	0	0	0	0	0	0	0	0	350	
Total	161	177	181	173	0	0	0	0	0	0	0	0	0	0	692	

Enrolment By Grade
For 316 - St. Peter's Primary, Mount Pearl



* Data from the 2016-2017 AGR(Enrolment/Age as of the last day in Sept./Dec.)

** Newfoundland Statistics Classification System

*** May include itinerant teachers

NI.ESD - Eastern Region

#317 - St. Francis of Assisi Elementary, Logy Bay/Middle Cove/Outer Cove

Classification: Urban
Offers Distance Education: No

Grades: K-6 Number of Grades: 7

[School FTE PTR : 12.6](#)
[District FTE PTR : 13.1](#)
[Provincial FTE PTR : 12.7](#)

[FTE Teachers](#) *** : 16.0

Enrolment By Age and Gender

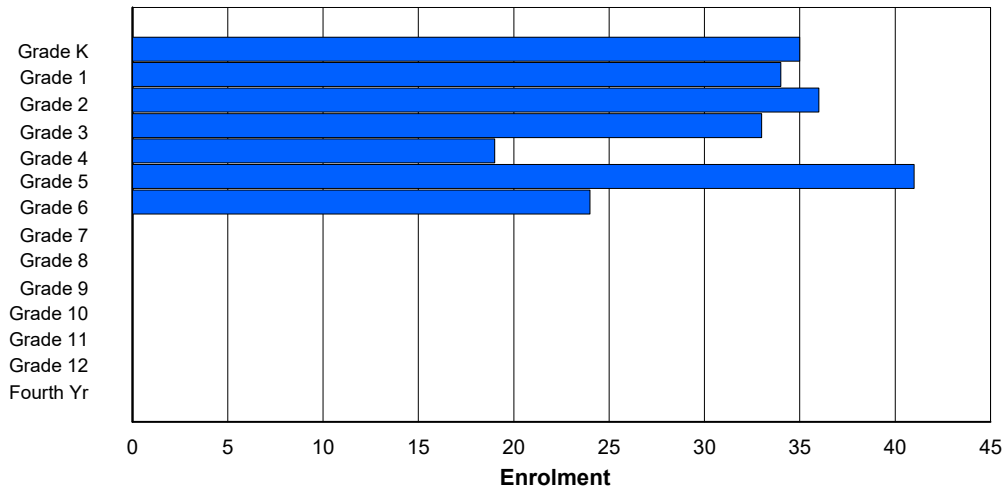
Gender	Age																	Total
	5	6	7	8	9	10	11	12	13	14	15	16	17	18	19	20>		
Male	16	14	18	18	10	24	10	2	0	0	0	0	0	0	0	0	112	
Female	19	18	20	14	9	17	13	0	0	0	0	0	0	0	0	0	110	
Total	35	32	38	32	19	41	23	2	0	0	0	0	0	0	0	0	222	

Enrolment By Grade and Gender

Gender	Grade															Total
	K	1	2	3	4	5	6	7	8	9	10	11	12	4th		
Male	16	15	17	19	9	25	11	0	0	0	0	0	0	0	112	
Female	19	19	19	14	10	16	13	0	0	0	0	0	0	0	110	
Total	35	34	36	33	19	41	24	0	0	0	0	0	0	0	222	

Enrolment By Grade

For 317 - St. Francis of Assisi Elementary, Logy Bay/Middle Cove/Outer Cove



* Data from the 2016-2017 AGR(Enrolment/Age as of the last day in Sept./Dec.)

** Newfoundland Statistics Classification System

*** May include itinerant teachers

NI ESD - Eastern Region

#318 - Holy Family Elementary, Paradise

Classification: Urban
Offers Distance Education: No

Grades: K-6 Number of Grades: 7

[School FTE PTR : 12.3](#)
[District FTE PTR : 13.1](#)
[Provincial FTE PTR : 12.7](#)

[FTE Teachers](#) *** : 34.0

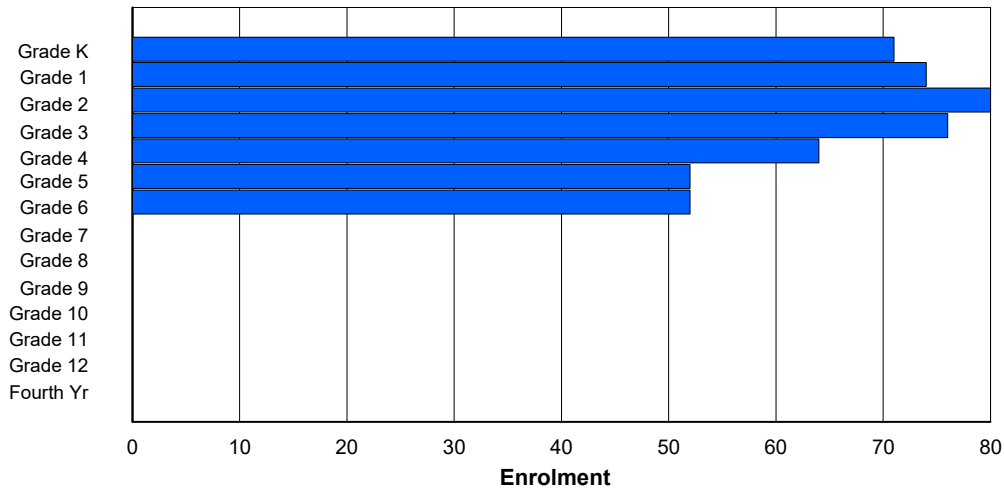
Enrolment By Age and Gender

Gender	Age																	Total
	5	6	7	8	9	10	11	12	13	14	15	16	17	18	19	20>		
Male	34	42	40	41	32	28	28	0	0	0	0	0	0	0	0	0	245	
Female	36	31	40	36	32	24	25	0	0	0	0	0	0	0	0	0	224	
Total	70	73	80	77	64	52	53	0	0	0	0	0	0	0	0	0	469	

Enrolment By Grade and Gender

Gender	Grade															Total
	K	1	2	3	4	5	6	7	8	9	10	11	12	4th		
Male	35	43	39	41	32	28	27	0	0	0	0	0	0	0	245	
Female	36	31	41	35	32	24	25	0	0	0	0	0	0	0	224	
Total	71	74	80	76	64	52	52	0	0	0	0	0	0	0	469	

Enrolment By Grade
For 318 - Holy Family Elementary, Paradise



* Data from the 2016-2017 AGR(Enrolment/Age as of the last day in Sept./Dec.)

** Newfoundland Statistics Classification System

*** May include itinerant teachers

NI ESD - Eastern Region

#320 - Beachy Cove Elementary, Portugal Cove - St. Philip's

Classification: Urban
Offers Distance Education: No

Grades: K-6

Number of Grades: 7

[School FTE PTR : 14.3](#)
[District FTE PTR : 13.1](#)
[Provincial FTE PTR : 12.7](#)

[FTE Teachers](#) *** : 48.0

Enrolment By Age and Gender

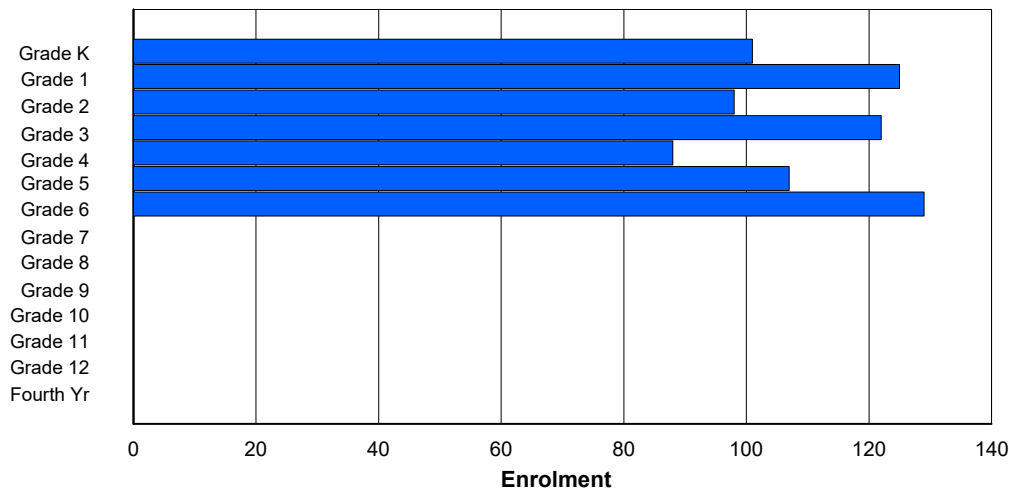
Gender	Age																Total
	5	6	7	8	9	10	11	12	13	14	15	16	17	18	19	20>	
Male	58	55	45	66	41	58	61	2	1	0	0	0	0	0	0	0	387
Female	42	69	52	57	48	49	66	0	0	0	0	0	0	0	0	0	383
Total	100	124	97	123	89	107	127	2	1	0	0	0	0	0	0	0	770

Enrolment By Grade and Gender

Gender	Grade														Total	
	K	1	2	3	4	5	6	7	8	9	10	11	12	4th		
Male	59	55	46	65	40	59	63	0	0	0	0	0	0	0	0	387
Female	42	70	52	57	48	48	66	0	0	0	0	0	0	0	0	383
Total	101	125	98	122	88	107	129	0	0	0	0	0	0	0	0	770

Enrolment By Grade

For 320 - Beachy Cove Elementary, Portugal Cove - St. Philip's



* Data from the 2016-2017 AGR(Enrolment/Age as of the last day in Sept./Dec.)

** Newfoundland Statistics Classification System

*** May include itinerant teachers

NI,ESD - Eastern Region

#324 - Beaconsfield Junior High, St. John's

Classification: Urban
Offers Distance Education: No

Grades: 7-9 Number of Grades: 3

[School FTE PTR : 14.3](#)
[District FTE PTR : 13.1](#)
[Provincial FTE PTR : 12.7](#)

[FTE Teachers](#) *** : 36.0

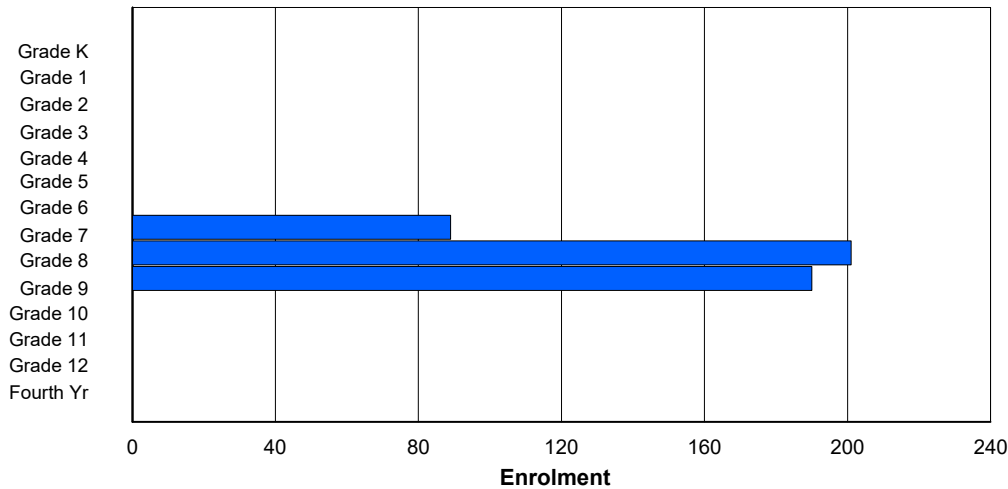
Enrolment By Age and Gender

Gender	Age																Total
	5	6	7	8	9	10	11	12	13	14	15	16	17	18	19	20>	
Male	0	0	0	0	0	0	1	42	110	98	9	0	0	0	0	0	260
Female	0	0	0	0	0	0	0	38	94	84	4	0	0	0	0	0	220
Total	0	0	0	0	0	0	1	80	204	182	13	0	0	0	0	0	480

Enrolment By Grade and Gender

Gender	Grade														Total
	K	1	2	3	4	5	6	7	8	9	10	11	12	4th	
Male	0	0	0	0	0	0	0	50	106	104	0	0	0	0	260
Female	0	0	0	0	0	0	0	39	95	86	0	0	0	0	220
Total	0	0	0	0	0	0	0	89	201	190	0	0	0	0	480

Enrolment By Grade
For 324 - Beaconsfield Junior High, St. John's



* Data from the 2016-2017 AGR(Enrolment/Age as of the last day in Sept./Dec.)

** Newfoundland Statistics Classification System

*** May include itinerant teachers

NI ESD - Eastern Region

#325 - Bishop Abraham Elementary, St. John's

Classification: Urban
Offers Distance Education: No

Grades: K-6 Number of Grades: 7

[School FTE PTR : 9.3](#)
[District FTE PTR : 13.1](#)
[Provincial FTE PTR : 12.7](#)

[FTE Teachers](#) *** : 22.0

Enrolment By Age and Gender

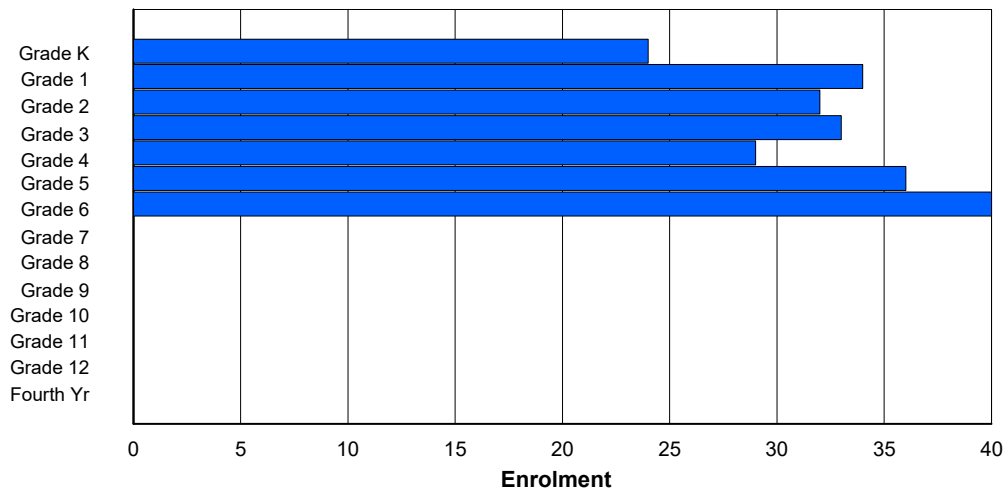
Gender	Age																Total
	5	6	7	8	9	10	11	12	13	14	15	16	17	18	19	20>	
Male	16	16	21	20	16	18	23	2	0	0	0	0	0	0	0	0	132
Female	7	18	10	13	13	17	16	2	0	0	0	0	0	0	0	0	96
Total	23	34	31	33	29	35	39	4	0	0	0	0	0	0	0	0	228

Enrolment By Grade and Gender

Gender	Grade														Total
	K	1	2	3	4	5	6	7	8	9	10	11	12	4th	
Male	17	16	22	18	18	18	23	0	0	0	0	0	0	0	132
Female	7	18	10	15	11	18	17	0	0	0	0	0	0	0	96
Total	24	34	32	33	29	36	40	0	0	0	0	0	0	0	228

Enrolment By Grade

For 325 - Bishop Abraham Elementary, St. John's



* Data from the 2016-2017 AGR(Enrolment/Age as of the last day in Sept./Dec.)

** Newfoundland Statistics Classification System

*** May include itinerant teachers

NI ESD - Eastern Region

#326 - Bishop Feild Elementary, St. John's

Classification: Urban
Offers Distance Education: No

Grades: K-6 Number of Grades: 7

[School FTE PTR : 11.1](#)
[District FTE PTR : 13.1](#)
[Provincial FTE PTR : 12.7](#)

[FTE Teachers](#) *** : 24.0

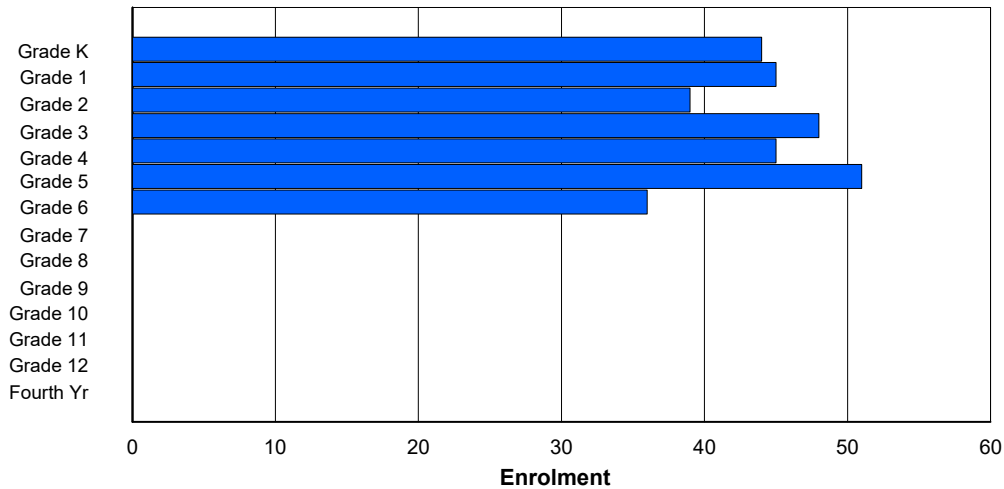
Enrolment By Age and Gender

Gender	Age																	Total
	5	6	7	8	9	10	11	12	13	14	15	16	17	18	19	20>		
Male	25	17	20	27	20	23	17	2	0	0	0	0	0	0	0	0	151	
Female	19	28	18	20	23	31	17	1	0	0	0	0	0	0	0	0	157	
Total	44	45	38	47	43	54	34	3	0	0	0	0	0	0	0	0	308	

Enrolment By Grade and Gender

Gender	Grade															Total
	K	1	2	3	4	5	6	7	8	9	10	11	12	4th		
Male	25	17	20	28	21	22	18	0	0	0	0	0	0	0	151	
Female	19	28	19	20	24	29	18	0	0	0	0	0	0	0	157	
Total	44	45	39	48	45	51	36	0	0	0	0	0	0	0	308	

Enrolment By Grade
For 326 - Bishop Feild Elementary, St. John's



* Data from the 2016-2017 AGR(Enrolment/Age as of the last day in Sept./Dec.)

** Newfoundland Statistics Classification System

*** May include itinerant teachers

NI ESD - Eastern Region

#330 - Brother Rice Junior High, St. John's

Classification: Urban
Offers Distance Education: No

Grades: 7-9 Number of Grades: 3

[School FTE PTR : N/A](#)
[District FTE PTR : 13.1](#)
[Provincial FTE PTR : 12.7](#)

[FTE Teachers](#) *** : 40.0

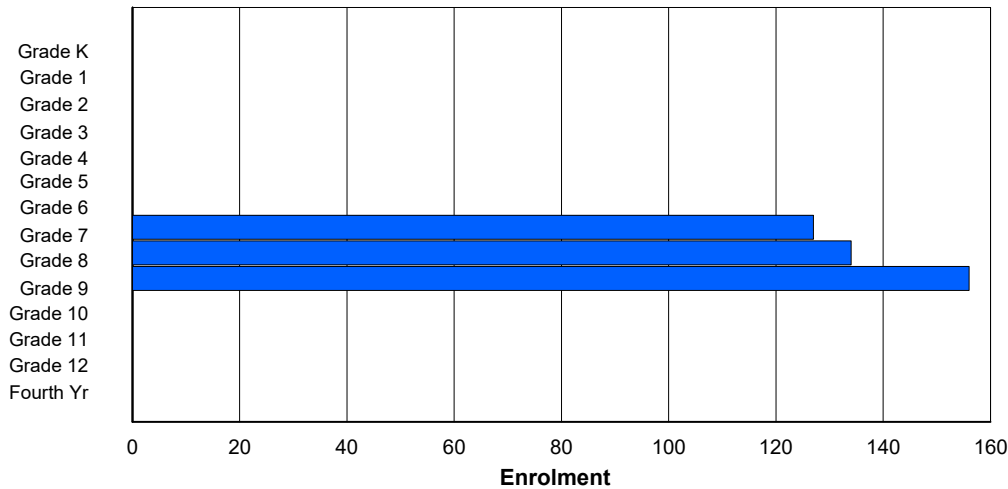
Enrolment By Age and Gender

Gender	Age																Total
	5	6	7	8	9	10	11	12	13	14	15	16	17	18	19	20>	
Male	0	0	0	0	0	0	0	54	64	78	6	1	0	0	0	0	203
Female	0	0	0	0	0	0	1	67	70	74	2	0	0	0	0	0	214
Total	0	0	0	0	0	0	1	121	134	152	8	1	0	0	0	0	417

Enrolment By Grade and Gender

Gender	Grade														Total
	K	1	2	3	4	5	6	7	8	9	10	11	12	4th	
Male	0	0	0	0	0	0	0	57	66	80	0	0	0	0	203
Female	0	0	0	0	0	0	0	70	68	76	0	0	0	0	214
Total	0	0	0	0	0	0	0	127	134	156	0	0	0	0	417

Enrolment By Grade
For 330 - Brother Rice Junior High, St. John's



* Data from the 2016-2017 AGR(Enrolment/Age as of the last day in Sept./Dec.)

** Newfoundland Statistics Classification System

*** May include itinerant teachers

NI ESD - Eastern Region

#331 - Cowan Heights Elementary, St. John's

Classification: Urban
Offers Distance Education: No

Grades: K-7 Number of Grades: 8

[School FTE PTR : 11.3](#)
[District FTE PTR : 13.1](#)
[Provincial FTE PTR : 12.7](#)

[FTE Teachers](#) *** : 30.0

Enrolment By Age and Gender

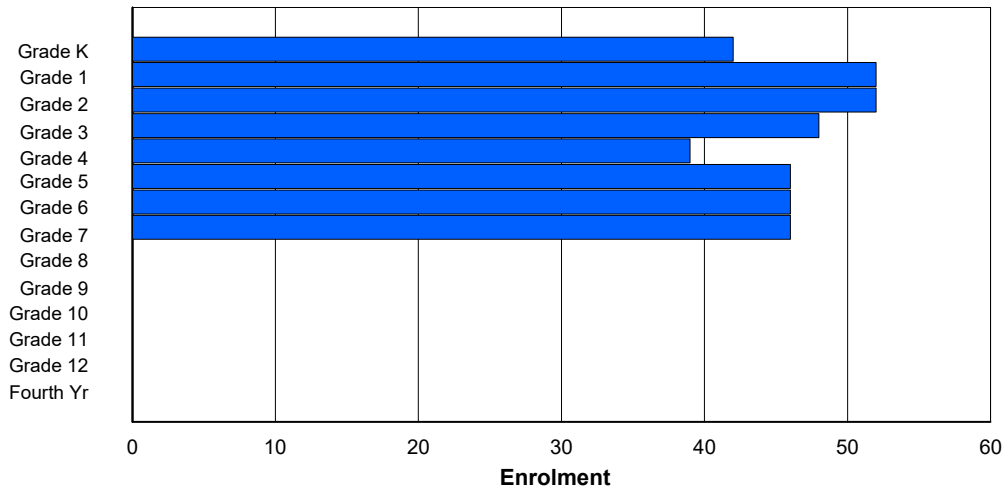
Gender	Age																	Total
	5	6	7	8	9	10	11	12	13	14	15	16	17	18	19	20>		
Male	20	23	26	23	18	26	21	27	1	0	0	0	0	0	0	0	185	
Female	22	27	26	26	22	19	24	20	0	0	0	0	0	0	0	0	186	
Total	42	50	52	49	40	45	45	47	1	0	0	0	0	0	0	0	371	

Enrolment By Grade and Gender

Gender	Grade															Total
	K	1	2	3	4	5	6	7	8	9	10	11	12	4th		
Male	20	25	25	23	17	27	22	26	0	0	0	0	0	0	185	
Female	22	27	27	25	22	19	24	20	0	0	0	0	0	0	186	
Total	42	52	52	48	39	46	46	46	0	0	0	0	0	0	371	

Enrolment By Grade

For 331 - Cowan Heights Elementary, St. John's



* Data from the 2016-2017 AGR(Enrolment/Age as of the last day in Sept./Dec.)

** Newfoundland Statistics Classification System

*** May include itinerant teachers

NI ESD - Eastern Region

#334 - Larkhall Academy, St. John's

Classification: Urban
Offers Distance Education: No

Grades: K-6

Number of Grades: 7

[School FTE PTR : 12.9](#)
[District FTE PTR : 13.1](#)
[Provincial FTE PTR : 12.7](#)

[FTE Teachers](#) *** : 29.0

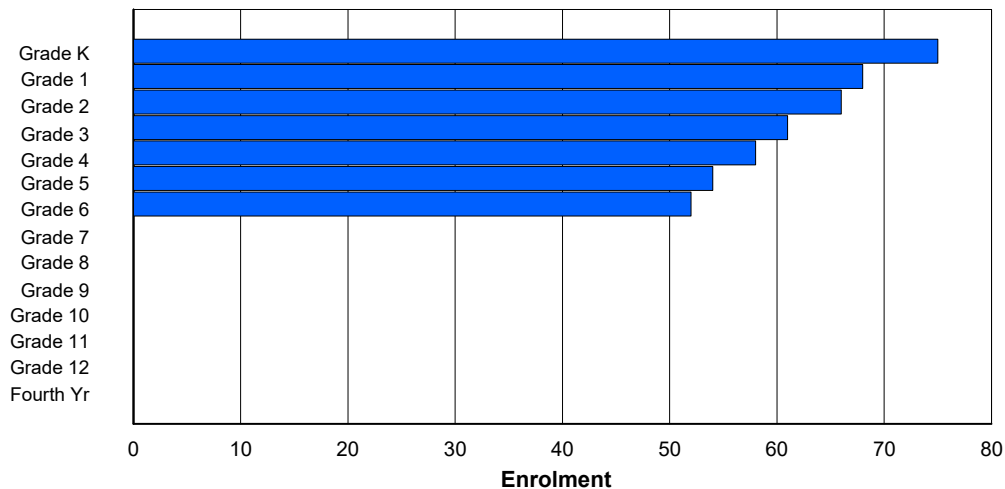
Enrolment By Age and Gender

Gender	Age																	Total
	5	6	7	8	9	10	11	12	13	14	15	16	17	18	19	20>		
Male	42	35	33	28	24	25	28	1	0	0	0	0	0	0	0	0	216	
Female	29	33	36	33	29	33	25	0	0	0	0	0	0	0	0	0	218	
Total	71	68	69	61	53	58	53	1	0	0	0	0	0	0	0	0	434	

Enrolment By Grade and Gender

Gender	Grade															Total
	K	1	2	3	4	5	6	7	8	9	10	11	12	4th		
Male	45	35	30	29	24	25	28	0	0	0	0	0	0	0	0	216
Female	30	33	36	32	34	29	24	0	0	0	0	0	0	0	0	218
Total	75	68	66	61	58	54	52	0	0	0	0	0	0	0	0	434

Enrolment By Grade
For 334 - Larkhall Academy, St. John's



* Data from the 2016-2017 AGR(Enrolment/Age as of the last day in Sept./Dec.)

** Newfoundland Statistics Classification System

*** May include itinerant teachers

NI ESD - Eastern Region

#335 - Leary's Brook Junior High, St. John's

Classification: Urban
Offers Distance Education: No

Grades: 7-9

Number of Grades: 3

[School FTE PTR : 15.1](#)
[District FTE PTR : 13.1](#)
[Provincial FTE PTR : 12.7](#)

[FTE Teachers](#) *** : 35.0

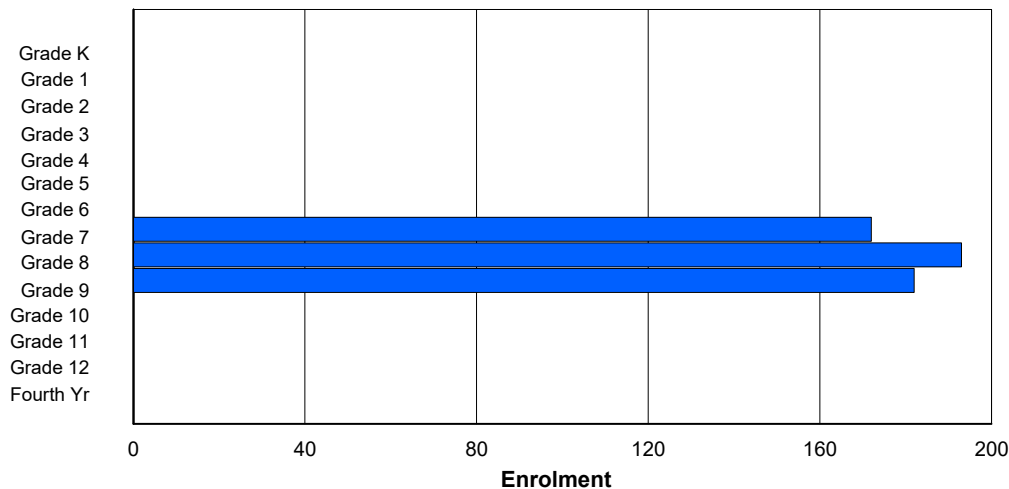
Enrolment By Age and Gender

Gender	Age																Total
	5	6	7	8	9	10	11	12	13	14	15	16	17	18	19	20>	
Male	0	0	0	0	0	0	0	89	103	103	5	0	0	0	0	0	300
Female	0	0	0	0	0	0	0	76	89	79	3	0	0	0	0	0	247
Total	0	0	0	0	0	0	0	165	192	182	8	0	0	0	0	0	547

Enrolment By Grade and Gender

Gender	Grade														Total
	K	1	2	3	4	5	6	7	8	9	10	11	12	4th	
Male	0	0	0	0	0	0	0	96	101	103	0	0	0	0	300
Female	0	0	0	0	0	0	0	76	92	79	0	0	0	0	247
Total	0	0	0	0	0	0	0	172	193	182	0	0	0	0	547

Enrolment By Grade
For 335 - Leary's Brook Junior High, St. John's



* Data from the 2016-2017 AGR(Enrolment/Age as of the last day in Sept./Dec.)

** Newfoundland Statistics Classification System

*** May include itinerant teachers

NI ESD - Eastern Region

#336 - Gonzaga Regional High, St. John's

Grades: 10-12

Number of Grades: 3

[FTE Teachers](#) *** : 46.0

Classification: Urban

Offers Distance Education: Yes

[School FTE PTR : 15.7](#)

[District FTE PTR : 13.1](#)

[Provincial FTE PTR : 12.7](#)

Enrolment By Age and Gender

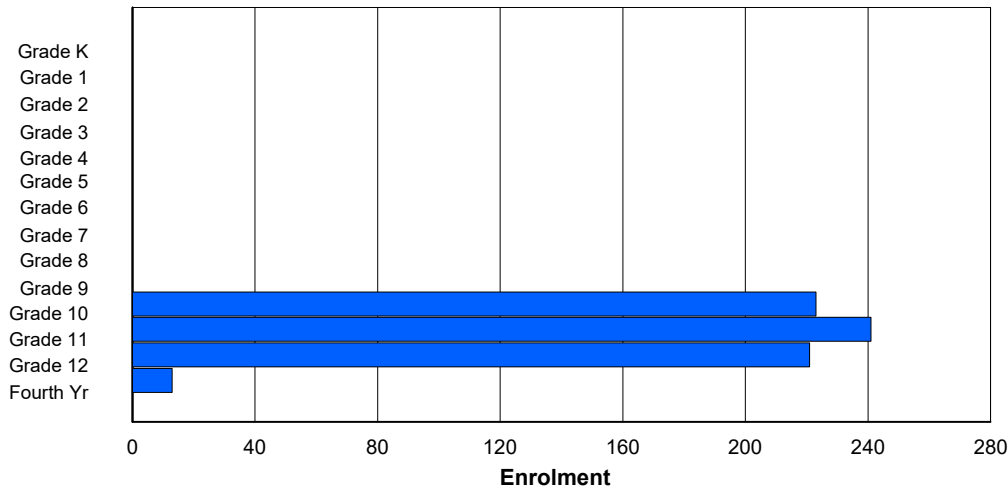
Gender	Age																	Total
	5	6	7	8	9	10	11	12	13	14	15	16	17	18	19	20>		
Male	0	0	0	0	0	0	0	0	0	2	118	127	105	13	3	0	368	
Female	0	0	0	0	0	0	0	0	0	1	97	108	119	4	1	0	330	
Total	0	0	0	0	0	0	0	0	0	3	215	235	224	17	4	0	698	

Enrolment By Grade and Gender

Gender	Grade															Total
	K	1	2	3	4	5	6	7	8	9	10	11	12	4th		
Male	0	0	0	0	0	0	0	0	0	0	125	130	104	9	368	
Female	0	0	0	0	0	0	0	0	0	0	98	111	117	4	330	
Total	0	0	0	0	0	0	0	0	0	0	223	241	221	13	698	

Enrolment By Grade

For 336 - Gonzaga Regional High, St. John's



* Data from the 2016-2017 AGR(Enrolment/Age as of the last day in Sept./Dec.)

** Newfoundland Statistics Classification System

*** May include itinerant teachers

NI,ESD - Eastern Region

#337 - Goulds Elementary, St. John's (Goulds)

Classification: Urban
Offers Distance Education: No

Grades: K-5 Number of Grades: 6

[School FTE PTR : 13.8](#)
[District FTE PTR : 13.1](#)
[Provincial FTE PTR : 12.7](#)

[FTE Teachers](#) *** : 36.0

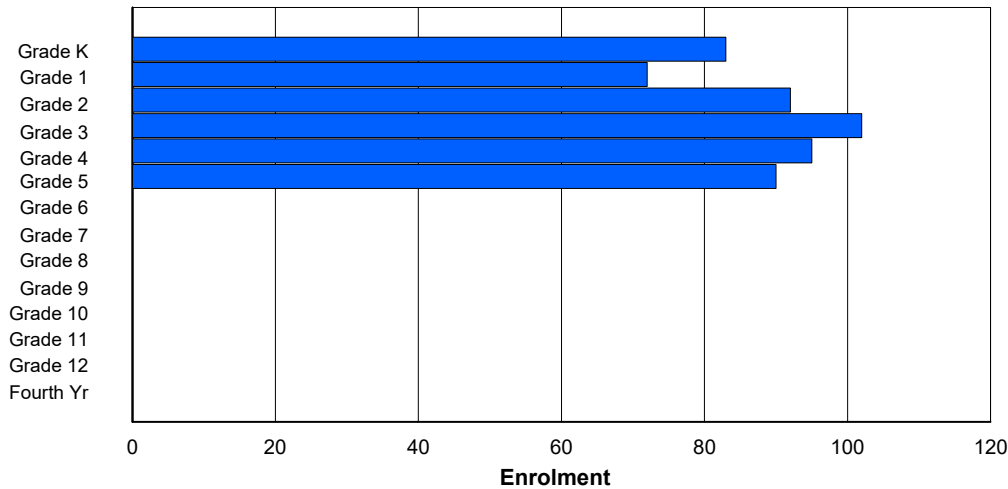
Enrolment By Age and Gender

Gender	Age																	Total
	5	6	7	8	9	10	11	12	13	14	15	16	17	18	19	20>		
Male	43	33	44	58	49	47	0	0	0	0	0	0	0	0	0	0	274	
Female	39	40	47	45	45	44	0	0	0	0	0	0	0	0	0	0	260	
Total	82	73	91	103	94	91	0	0	0	0	0	0	0	0	0	0	534	

Enrolment By Grade and Gender

Gender	Grade															Total
	K	1	2	3	4	5	6	7	8	9	10	11	12	4th		
Male	43	33	44	58	50	46	0	0	0	0	0	0	0	0	274	
Female	40	39	48	44	45	44	0	0	0	0	0	0	0	0	260	
Total	83	72	92	102	95	90	0	0	0	0	0	0	0	0	534	

Enrolment By Grade
For 337 - Goulds Elementary, St. John's (Goulds)



* Data from the 2016-2017 AGR(Enrolment/Age as of the last day in Sept./Dec.)

** Newfoundland Statistics Classification System

*** May include itinerant teachers

NI ESD - Eastern Region

#340 - Holy Heart High School, St. John's

Classification: Urban
Offers Distance Education: No

Grades: 10-12 Number of Grades: 3

[School FTE PTR : 15.9](#)
[District FTE PTR : 13.1](#)
[Provincial FTE PTR : 12.7](#)

[FTE Teachers](#) *** : 62.0

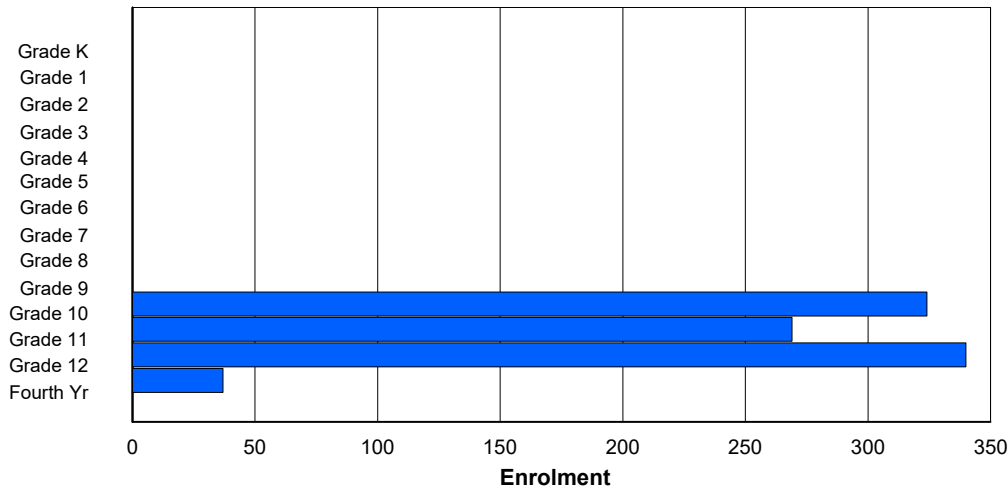
Enrolment By Age and Gender

Gender	Age																	Total
	5	6	7	8	9	10	11	12	13	14	15	16	17	18	19	20>		
Male	0	0	0	0	0	0	0	0	0	1	126	130	154	34	4	11	460	
Female	0	0	0	0	0	0	0	0	1	1	183	128	162	22	9	4	510	
Total	0	0	0	0	0	0	0	0	1	2	309	258	316	56	13	15	970	

Enrolment By Grade and Gender

Gender	Grade															Total
	K	1	2	3	4	5	6	7	8	9	10	11	12	4th		
Male	0	0	0	0	0	0	0	0	0	0	134	141	160	25	460	
Female	0	0	0	0	0	0	0	0	0	0	190	128	180	12	510	
Total	0	0	0	0	0	0	0	0	0	0	324	269	340	37	970	

Enrolment By Grade
For 340 - Holy Heart High School, St. John's



* Data from the 2016-2017 AGR(Enrolment/Age as of the last day in Sept./Dec.)

** Newfoundland Statistics Classification System

*** May include itinerant teachers

NI ESD - Eastern Region

#342 - MacDonald Drive Elementary, St. John's

Classification: Urban
Offers Distance Education: No

Grades: K-6 Number of Grades: 7

[School FTE PTR : 14.4](#)
[District FTE PTR : 13.1](#)
[Provincial FTE PTR : 12.7](#)

[FTE Teachers](#) *** : 32.0

Enrolment By Age and Gender

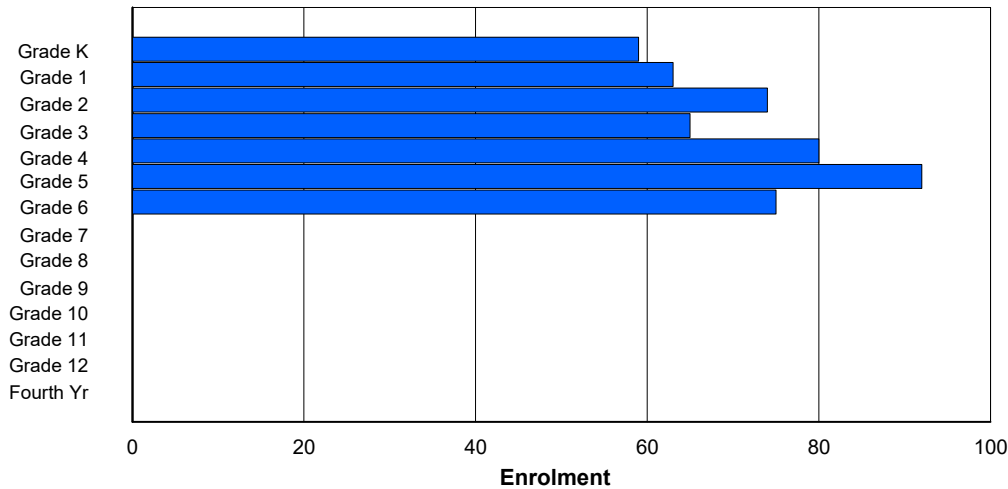
Gender	Age																	Total
	5	6	7	8	9	10	11	12	13	14	15	16	17	18	19	20>		
Male	29	33	43	23	45	48	34	1	0	0	0	0	0	0	0	0	256	
Female	28	32	32	38	39	43	39	1	0	0	0	0	0	0	0	0	252	
Total	57	65	75	61	84	91	73	2	0	0	0	0	0	0	0	0	508	

Enrolment By Grade and Gender

Gender	Grade															Total
	K	1	2	3	4	5	6	7	8	9	10	11	12	4th		
Male	30	32	43	26	42	49	34	0	0	0	0	0	0	0	256	
Female	29	31	31	39	38	43	41	0	0	0	0	0	0	0	252	
Total	59	63	74	65	80	92	75	0	0	0	0	0	0	0	508	

Enrolment By Grade

For 342 - MacDonald Drive Elementary, St. John's



* Data from the 2016-2017 AGR(Enrolment/Age as of the last day in Sept./Dec.)

** Newfoundland Statistics Classification System

*** May include itinerant teachers

NI ESD - Eastern Region

#343 - MacDonald Drive Junior High, St. John's

Grades: 7-9

Number of Grades: 3

[FTE Teachers](#) *** : 44.0

Classification: Urban

Offers Distance Education: No

[School FTE PTR : 15.2](#)

[District FTE PTR : 13.1](#)

[Provincial FTE PTR : 12.7](#)

Enrolment By Age and Gender

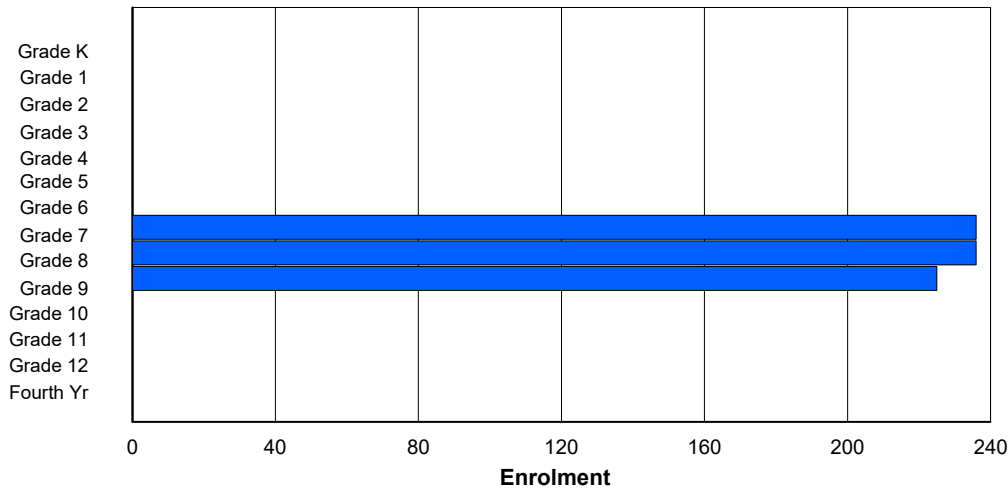
Gender	Age																Total
	5	6	7	8	9	10	11	12	13	14	15	16	17	18	19	20>	
Male	0	0	0	0	0	0	0	126	120	120	8	0	0	0	0	0	374
Female	0	0	0	0	0	0	1	104	111	106	1	0	0	0	0	0	323
Total	0	0	0	0	0	0	1	230	231	226	9	0	0	0	0	0	697

Enrolment By Grade and Gender

Gender	Grade														Total
	K	1	2	3	4	5	6	7	8	9	10	11	12	4th	
Male	0	0	0	0	0	0	0	129	121	124	0	0	0	0	374
Female	0	0	0	0	0	0	0	107	115	101	0	0	0	0	323
Total	0	0	0	0	0	0	0	236	236	225	0	0	0	0	697

Enrolment By Grade

For 343 - MacDonald Drive Junior High, St. John's



* Data from the 2016-2017 AGR(Enrolment/Age as of the last day in Sept./Dec.)

** Newfoundland Statistics Classification System

*** May include itinerant teachers

NI ESD - Eastern Region

#345 - Mary Queen of Peace Elementary, St. John's

Classification: Urban
Offers Distance Education: No

Grades: K-6 Number of Grades: 7

[School FTE PTR : 13.5](#)
[District FTE PTR : 13.1](#)
[Provincial FTE PTR : 12.7](#)

[FTE Teachers](#) *** : 47.0

Enrolment By Age and Gender

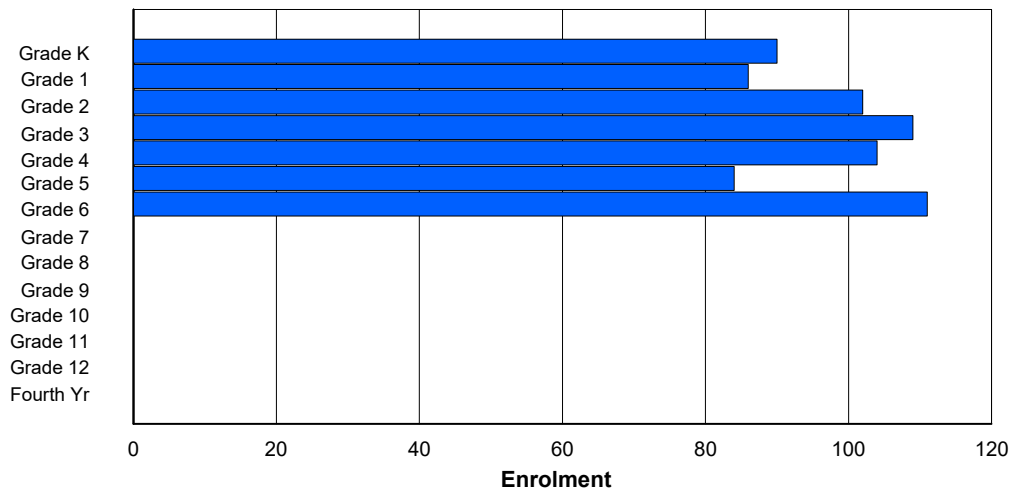
Gender	Age																	Total
	5	6	7	8	9	10	11	12	13	14	15	16	17	18	19	20>		
Male	40	49	52	53	48	38	54	3	0	0	0	0	0	0	0	0	337	
Female	48	39	50	53	54	48	55	2	0	0	0	0	0	0	0	0	349	
Total	88	88	102	106	102	86	109	5	0	0	0	0	0	0	0	0	686	

Enrolment By Grade and Gender

Gender	Grade															Total
	K	1	2	3	4	5	6	7	8	9	10	11	12	4th		
Male	42	47	52	54	50	37	55	0	0	0	0	0	0	0	337	
Female	48	39	50	55	54	47	56	0	0	0	0	0	0	0	349	
Total	90	86	102	109	104	84	111	0	0	0	0	0	0	0	686	

Enrolment By Grade

For 345 - Mary Queen of Peace Elementary, St. John's



* Data from the 2016-2017 AGR(Enrolment/Age as of the last day in Sept./Dec.)

** Newfoundland Statistics Classification System

*** May include itinerant teachers

NI.ESD - Eastern Region

#347 - Prince of Wales Collegiate, St. John's

Classification: Urban
Offers Distance Education: Yes

Grades: 10-12 Number of Grades: 3

[School FTE PTR : 16.0](#)
[District FTE PTR : 13.1](#)
[Provincial FTE PTR : 12.7](#)

[FTE Teachers](#) *** : 42.0

Enrolment By Age and Gender

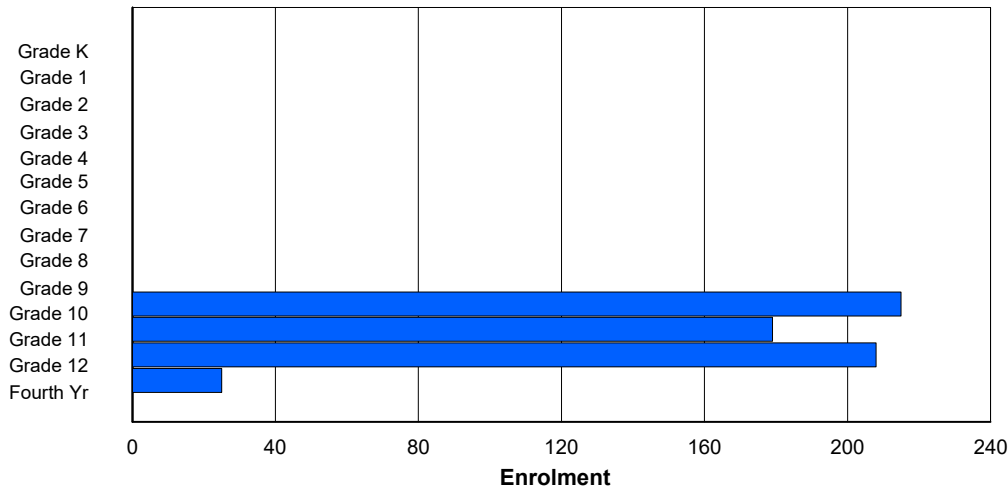
Gender	Age																	Total
	5	6	7	8	9	10	11	12	13	14	15	16	17	18	19	20>		
Male	0	0	0	0	0	0	0	0	0	0	123	91	118	18	5	1	356	
Female	0	0	0	0	0	0	0	0	0	2	79	79	94	12	4	1	271	
Total	0	0	0	0	0	0	0	0	0	2	202	170	212	30	9	2	627	

Enrolment By Grade and Gender

Gender	Grade															Total
	K	1	2	3	4	5	6	7	8	9	10	11	12	4th		
Male	0	0	0	0	0	0	0	0	0	0	129	98	112	17	356	
Female	0	0	0	0	0	0	0	0	0	0	86	81	96	8	271	
Total	0	0	0	0	0	0	0	0	0	0	215	179	208	25	627	

Enrolment By Grade

For 347 - Prince of Wales Collegiate, St. John's



* Data from the 2016-2017 AGR(Enrolment/Age as of the last day in Sept./Dec.)

** Newfoundland Statistics Classification System

*** May include itinerant teachers

NI ESD - Eastern Region

#348 - Roncalli Elementary, St. John's

Classification: Urban
Offers Distance Education: No

Grades: K-6 Number of Grades: 7

[School FTE PTR : 13.6](#)
[District FTE PTR : 13.1](#)
[Provincial FTE PTR : 12.7](#)

[FTE Teachers](#) *** : 29.0

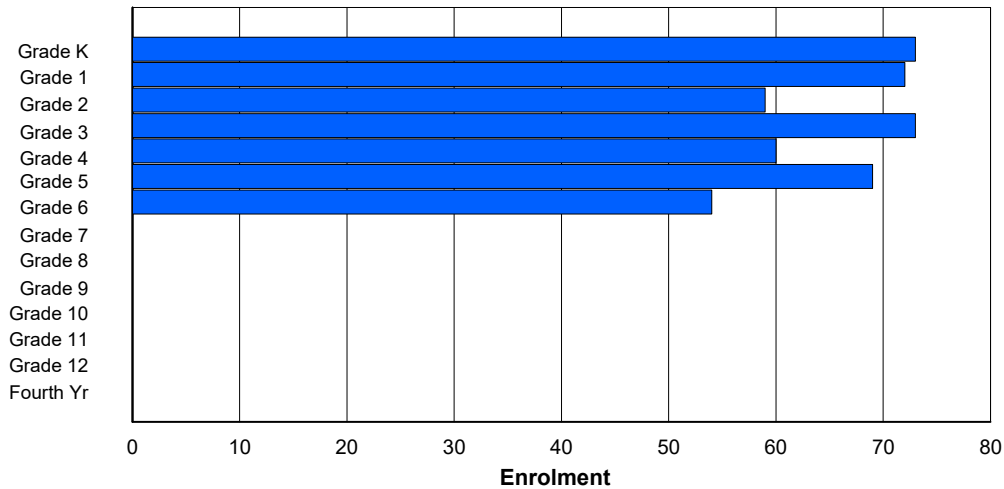
Enrolment By Age and Gender

Gender	Age																	Total
	5	6	7	8	9	10	11	12	13	14	15	16	17	18	19	20>		
Male	34	41	30	35	30	34	31	0	0	0	0	0	0	0	0	0	235	
Female	34	36	27	38	32	32	26	0	0	0	0	0	0	0	0	0	225	
Total	68	77	57	73	62	66	57	0	0	0	0	0	0	0	0	0	460	

Enrolment By Grade and Gender

Gender	Grade															Total
	K	1	2	3	4	5	6	7	8	9	10	11	12	4th		
Male	39	36	31	36	28	37	28	0	0	0	0	0	0	0	235	
Female	34	36	28	37	32	32	26	0	0	0	0	0	0	0	225	
Total	73	72	59	73	60	69	54	0	0	0	0	0	0	0	460	

Enrolment By Grade
For 348 - Roncalli Elementary, St. John's



* Data from the 2016-2017 AGR(Enrolment/Age as of the last day in Sept./Dec.)

** Newfoundland Statistics Classification System

*** May include itinerant teachers

NI ESD - Eastern Region

#349 - St. Andrew's Elementary, St. John's

Classification: Urban
Offers Distance Education: No

Grades: K-6

Number of Grades: 7

[School FTE PTR : 11.4](#)
[District FTE PTR : 13.1](#)
[Provincial FTE PTR : 12.7](#)

[FTE Teachers](#) *** : 18.0

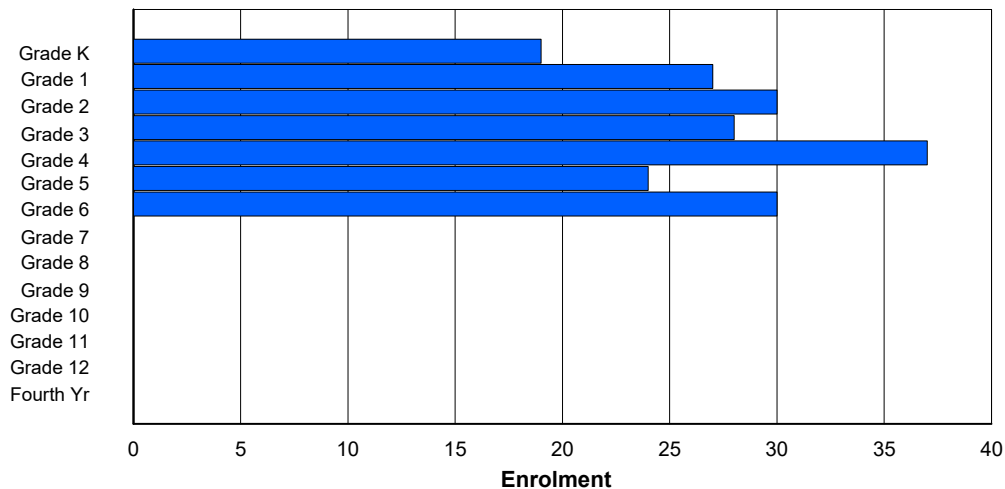
Enrolment By Age and Gender

Gender	Age																	Total
	5	6	7	8	9	10	11	12	13	14	15	16	17	18	19	20>		
Male	14	13	16	11	25	12	14	0	0	0	0	0	0	0	0	0	105	
Female	5	17	11	14	14	13	15	1	0	0	0	0	0	0	0	0	90	
Total	19	30	27	25	39	25	29	1	0	0	0	0	0	0	0	0	195	

Enrolment By Grade and Gender

Gender	Grade															Total
	K	1	2	3	4	5	6	7	8	9	10	11	12	4th		
Male	14	12	18	13	23	11	14	0	0	0	0	0	0	0	105	
Female	5	15	12	15	14	13	16	0	0	0	0	0	0	0	90	
Total	19	27	30	28	37	24	30	0	0	0	0	0	0	0	195	

Enrolment By Grade
For 349 - St. Andrew's Elementary, St. John's



* Data from the 2016-2017 AGR(Enrolment/Age as of the last day in Sept./Dec.)

** Newfoundland Statistics Classification System

*** May include itinerant teachers

NI ESD - Eastern Region

#350 - St. John Bosco School, St. John's

Classification: Urban
Offers Distance Education: No

Grades: K-9 Number of Grades: 10

[School FTE PTR : 9.9](#)
[District FTE PTR : 13.1](#)
[Provincial FTE PTR : 12.7](#)

[FTE Teachers](#) *** : 20.0

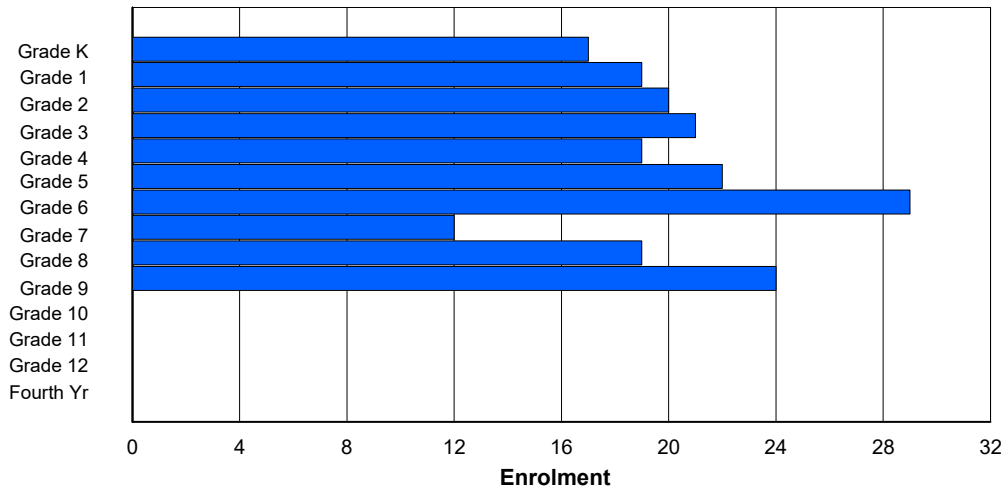
Enrolment By Age and Gender

Gender	Age																Total
	5	6	7	8	9	10	11	12	13	14	15	16	17	18	19	20>	
Male	10	14	11	10	11	15	21	7	9	9	1	1	0	0	0	0	119
Female	7	5	9	11	7	6	9	5	9	14	1	0	0	0	0	0	83
Total	17	19	20	21	18	21	30	12	18	23	2	1	0	0	0	0	202

Enrolment By Grade and Gender

Gender	Grade														Total
	K	1	2	3	4	5	6	7	8	9	10	11	12	4th	
Male	10	14	11	10	12	16	20	7	10	9	0	0	0	0	119
Female	7	5	9	11	7	6	9	5	9	15	0	0	0	0	83
Total	17	19	20	21	19	22	29	12	19	24	0	0	0	0	202

Enrolment By Grade
For 350 - St. John Bosco School, St. John's



* Data from the 2016-2017 AGR(Enrolment/Age as of the last day in Sept./Dec.)

** Newfoundland Statistics Classification System

*** May include itinerant teachers

NI ESD - Eastern Region

#353 - St. Kevin's Junior High, St. John's (Goulds)

Grades: 6-8 Number of Grades: 3

[FTE Teachers](#) *** : 22.0

Classification: Urban
Offers Distance Education: No

[School FTE PTR : 12.8](#)
[District FTE PTR : 13.1](#)
[Provincial FTE PTR : 12.7](#)

Enrolment By Age and Gender

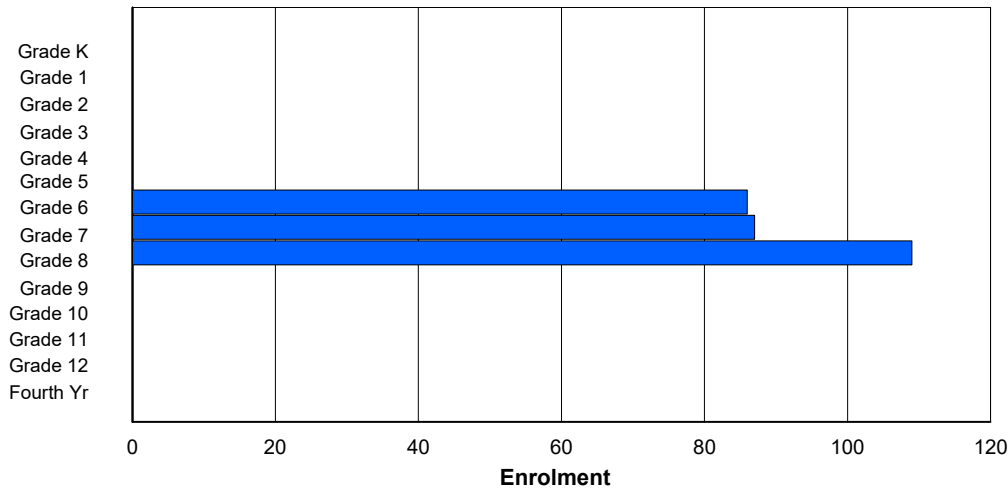
Gender	Age																Total
	5	6	7	8	9	10	11	12	13	14	15	16	17	18	19	20>	
Male	0	0	0	0	0	0	36	50	55	1	0	0	0	0	0	0	142
Female	0	0	0	0	0	0	46	40	53	1	0	0	0	0	0	0	140
Total	0	0	0	0	0	0	82	90	108	2	0	0	0	0	0	0	282

Enrolment By Grade and Gender

Gender	Grade														Total
	K	1	2	3	4	5	6	7	8	9	10	11	12	4th	
Male	0	0	0	0	0	0	40	46	56	0	0	0	0	0	142
Female	0	0	0	0	0	0	46	41	53	0	0	0	0	0	140
Total	0	0	0	0	0	0	86	87	109	0	0	0	0	0	282

Enrolment By Grade

For 353 - St. Kevin's Junior High, St. John's (Goulds)



* Data from the 2016-2017 AGR(Enrolment/Age as of the last day in Sept./Dec.)

** Newfoundland Statistics Classification System

*** May include itinerant teachers

NI,ESD - Eastern Region

#354 - St. Kevin's High, St. John's (Goulds)

Classification: Urban
Offers Distance Education: No

Grades: 9-12 Number of Grades: 4

[School FTE PTR : 14.8](#)
[District FTE PTR : 13.1](#)
[Provincial FTE PTR : 12.7](#)

[FTE Teachers](#) *** : 26.0

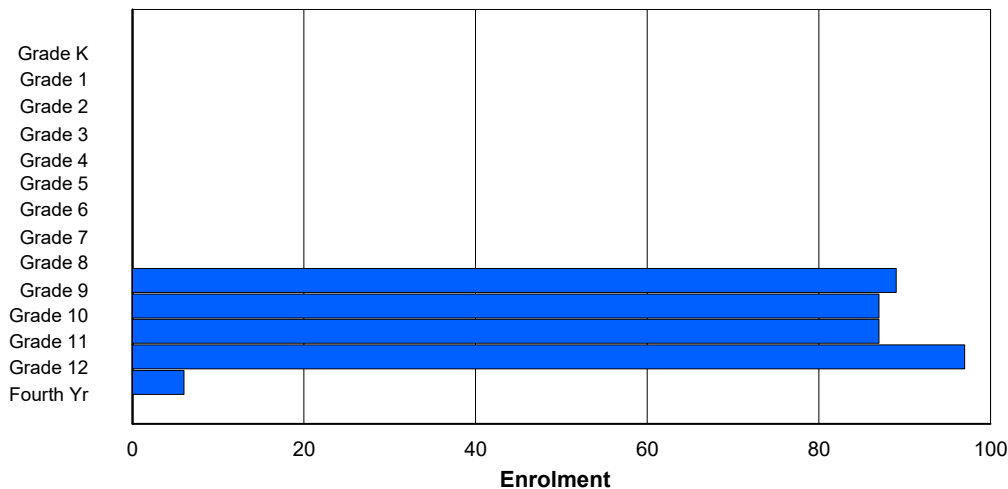
Enrolment By Age and Gender

Gender	Age																	Total
	5	6	7	8	9	10	11	12	13	14	15	16	17	18	19	20>		
Male	0	0	0	0	0	0	0	0	0	49	49	57	49	6	1	0	211	
Female	0	0	0	0	0	0	0	0	0	36	38	32	47	2	0	0	155	
Total	0	0	0	0	0	0	0	0	0	85	87	89	96	8	1	0	366	

Enrolment By Grade and Gender

Gender	Grade															Total
	K	1	2	3	4	5	6	7	8	9	10	11	12	4th		
Male	0	0	0	0	0	0	0	0	0	51	50	54	52	4	211	
Female	0	0	0	0	0	0	0	0	0	38	37	33	45	2	155	
Total	0	0	0	0	0	0	0	0	0	89	87	87	97	6	366	

Enrolment By Grade
For 354 - St. Kevin's High, St. John's (Goulds)



* Data from the 2016-2017 AGR(Enrolment/Age as of the last day in Sept./Dec.)

** Newfoundland Statistics Classification System

*** May include itinerant teachers

NI ESD - Eastern Region

#355 - St. Mary's Elementary, St. John's

Classification: Urban
Offers Distance Education: No

Grades: K-6 Number of Grades: 7

[School FTE PTR : 13.5](#)
[District FTE PTR : 13.1](#)
[Provincial FTE PTR : 12.7](#)

[FTE Teachers](#) *** : 12.0

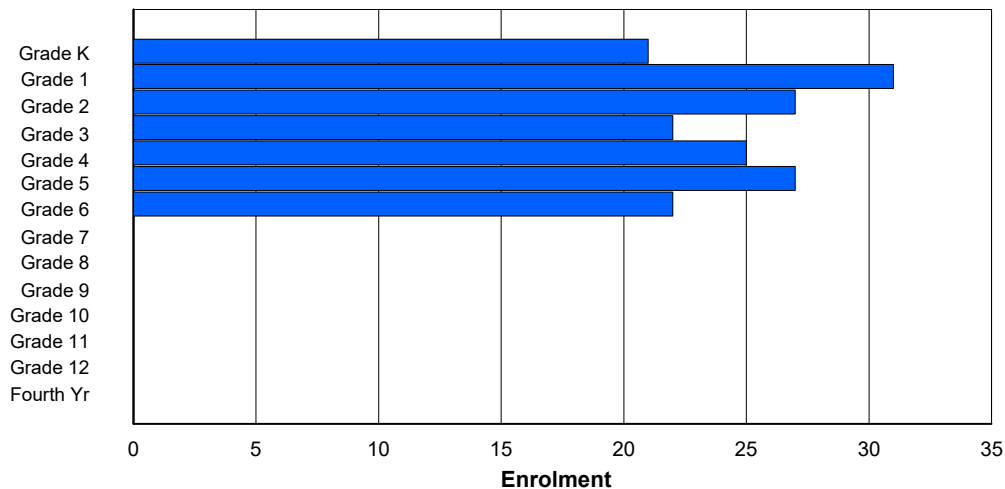
Enrolment By Age and Gender

Gender	Age																	Total
	5	6	7	8	9	10	11	12	13	14	15	16	17	18	19	20>		
Male	12	17	15	11	10	16	14	0	0	0	0	0	0	0	0	0	95	
Female	9	13	11	13	13	12	8	1	0	0	0	0	0	0	0	0	80	
Total	21	30	26	24	23	28	22	1	0	0	0	0	0	0	0	0	175	

Enrolment By Grade and Gender

Gender	Grade															Total
	K	1	2	3	4	5	6	7	8	9	10	11	12	4th		
Male	13	17	16	9	11	16	13	0	0	0	0	0	0	0	95	
Female	8	14	11	13	14	11	9	0	0	0	0	0	0	0	80	
Total	21	31	27	22	25	27	22	0	0	0	0	0	0	0	175	

Enrolment By Grade
For 355 - St. Mary's Elementary, St. John's



* Data from the 2016-2017 AGR(Enrolment/Age as of the last day in Sept./Dec.)

** Newfoundland Statistics Classification System

*** May include itinerant teachers

NI,ESD - Eastern Region

#356 - St. Matthews Elementary, St. John's

Classification: Urban
Offers Distance Education: No

Grades: K-7 Number of Grades: 8

[School FTE PTR : 10.8](#)
[District FTE PTR : 13.1](#)
[Provincial FTE PTR : 12.7](#)

[FTE Teachers](#) *** : 39.0

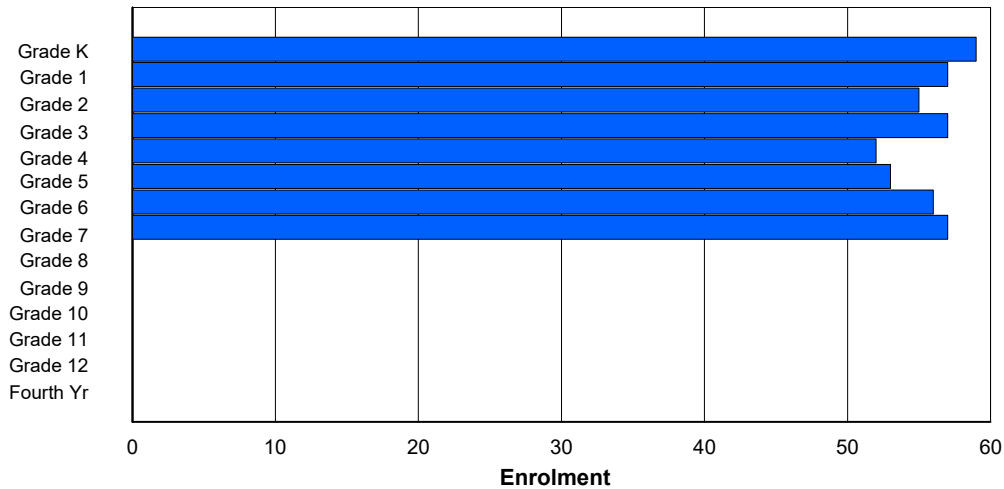
Enrolment By Age and Gender

Gender	Age																	Total
	5	6	7	8	9	10	11	12	13	14	15	16	17	18	19	20>		
Male	24	33	26	37	26	31	24	23	3	0	0	0	0	0	0	0	227	
Female	31	27	28	22	23	25	28	33	2	0	0	0	0	0	0	0	219	
Total	55	60	54	59	49	56	52	56	5	0	0	0	0	0	0	0	446	

Enrolment By Grade and Gender

Gender	Grade															Total
	K	1	2	3	4	5	6	7	8	9	10	11	12	4th		
Male	27	31	26	36	29	28	25	25	0	0	0	0	0	0	0	227
Female	32	26	29	21	23	25	31	32	0	0	0	0	0	0	0	219
Total	59	57	55	57	52	53	56	57	0	0	0	0	0	0	0	446

Enrolment By Grade
For 356 - St. Matthews Elementary, St. John's



* Data from the 2016-2017 AGR(Enrolment/Age as of the last day in Sept./Dec.)

** Newfoundland Statistics Classification System

*** May include itinerant teachers

NI,ESD - Eastern Region

#359 - St. Paul's Junior High, St. John's

Classification: Urban
Offers Distance Education: No

Grades: 7-9 Number of Grades: 3

[School FTE PTR : 13.7](#)
[District FTE PTR : 13.1](#)
[Provincial FTE PTR : 12.7](#)

[FTE Teachers](#) *** : 31.0

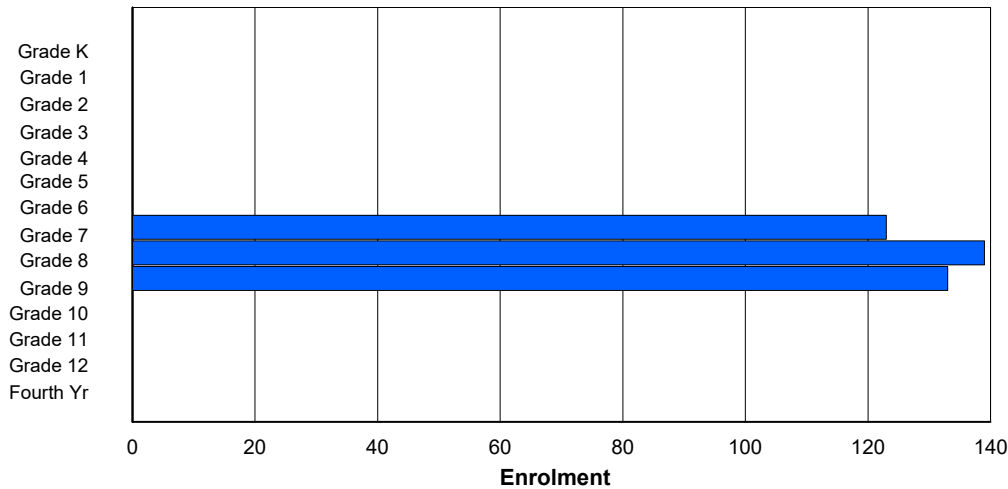
Enrolment By Age and Gender

Gender	Age																Total
	5	6	7	8	9	10	11	12	13	14	15	16	17	18	19	20>	
Male	0	0	0	0	0	0	1	71	68	73	3	0	0	0	0	0	216
Female	0	0	0	0	0	0	0	46	66	63	4	0	0	0	0	0	179
Total	0	0	0	0	0	0	1	117	134	136	7	0	0	0	0	0	395

Enrolment By Grade and Gender

Gender	Grade														Total
	K	1	2	3	4	5	6	7	8	9	10	11	12	4th	
Male	0	0	0	0	0	0	0	74	72	70	0	0	0	0	216
Female	0	0	0	0	0	0	0	49	67	63	0	0	0	0	179
Total	0	0	0	0	0	0	0	123	139	133	0	0	0	0	395

Enrolment By Grade
For 359 - St. Paul's Junior High, St. John's



* Data from the 2016-2017 AGR(Enrolment/Age as of the last day in Sept./Dec.)

** Newfoundland Statistics Classification System

*** May include itinerant teachers

NI ESD - Eastern Region

#360 - Rennie's River Elementary School, St. John's

Grades: K-6 Number of Grades: 7

[FTE Teachers](#) *** : 22.0

Classification: Urban
Offers Distance Education: No

[School FTE PTR : 12.4](#)
[District FTE PTR : 13.1](#)
[Provincial FTE PTR : 12.7](#)

Enrolment By Age and Gender

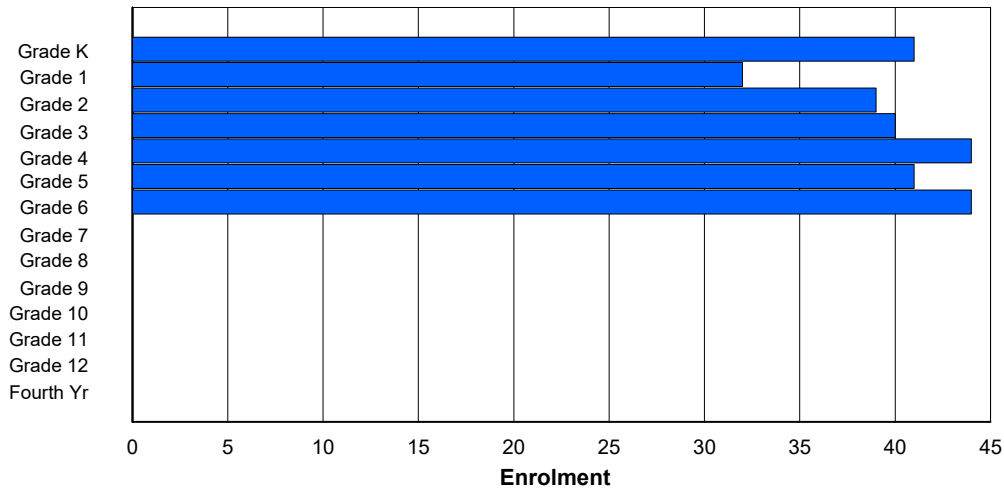
Gender	Age																	Total
	5	6	7	8	9	10	11	12	13	14	15	16	17	18	19	20>		
Male	23	16	16	16	27	22	25	2	0	0	0	0	0	0	0	0	147	
Female	16	17	22	24	20	15	20	0	0	0	0	0	0	0	0	0	134	
Total	39	33	38	40	47	37	45	2	0	0	0	0	0	0	0	0	281	

Enrolment By Grade and Gender

Gender	Grade															Total
	K	1	2	3	4	5	6	7	8	9	10	11	12	4th		
Male	24	16	15	17	26	24	25	0	0	0	0	0	0	0	147	
Female	17	16	24	23	18	17	19	0	0	0	0	0	0	0	134	
Total	41	32	39	40	44	41	44	0	0	0	0	0	0	0	281	

Enrolment By Grade

For 360 - Rennie's River Elementary School, St. John's



* Data from the 2016-2017 AGR(Enrolment/Age as of the last day in Sept./Dec.)

** Newfoundland Statistics Classification System

*** May include itinerant teachers

NI ESD - Eastern Region

#362 - St. Teresa's School/École Ste-Therese, St. John's

Classification: Urban
Offers Distance Education: No

Grades: K-6 Number of Grades: 7

[School FTE PTR : 13.5](#)
[District FTE PTR : 13.1](#)
[Provincial FTE PTR : 12.7](#)

[FTE Teachers](#) *** : 37.0

Enrolment By Age and Gender

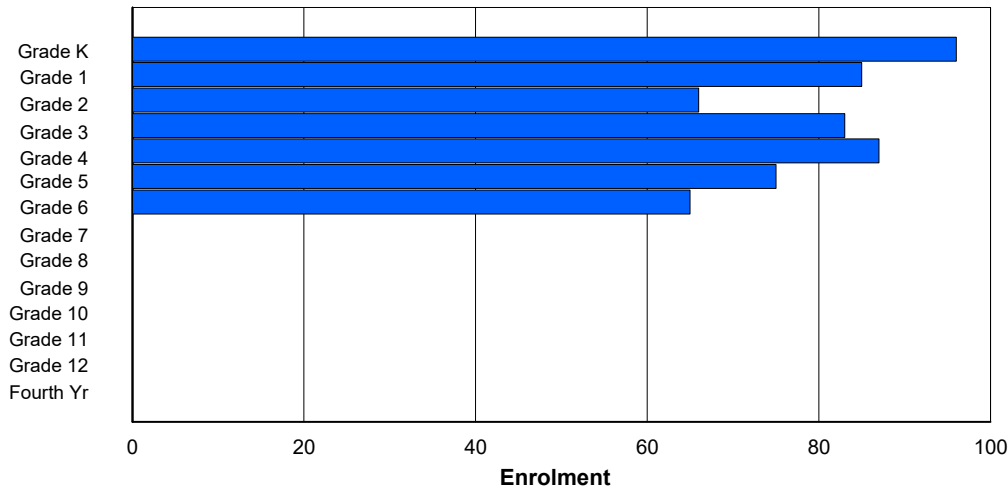
Gender	Age																	Total
	5	6	7	8	9	10	11	12	13	14	15	16	17	18	19	20>		
Male	43	42	33	43	42	39	32	0	0	0	0	0	0	0	0	0	274	
Female	49	45	31	43	44	32	38	1	0	0	0	0	0	0	0	0	283	
Total	92	87	64	86	86	71	70	1	0	0	0	0	0	0	0	0	557	

Enrolment By Grade and Gender

Gender	Grade															Total
	K	1	2	3	4	5	6	7	8	9	10	11	12	4th		
Male	46	40	35	41	43	41	28	0	0	0	0	0	0	0	274	
Female	50	45	31	42	44	34	37	0	0	0	0	0	0	0	283	
Total	96	85	66	83	87	75	65	0	0	0	0	0	0	0	557	

Enrolment By Grade

For 362 - St. Teresa's School/École Ste-Therese, St. John's



* Data from the 2016-2017 AGR(Enrolment/Age as of the last day in Sept./Dec.)

** Newfoundland Statistics Classification System

*** May include itinerant teachers

NI.ESD - Eastern Region

#363 - Vanier Elementary, St. John's

Classification: Urban
Offers Distance Education: No

Grades: K-6 Number of Grades: 7

[School FTE PTR : 12.6](#)
[District FTE PTR : 13.1](#)
[Provincial FTE PTR : 12.7](#)

[FTE Teachers](#) *** : 23.0

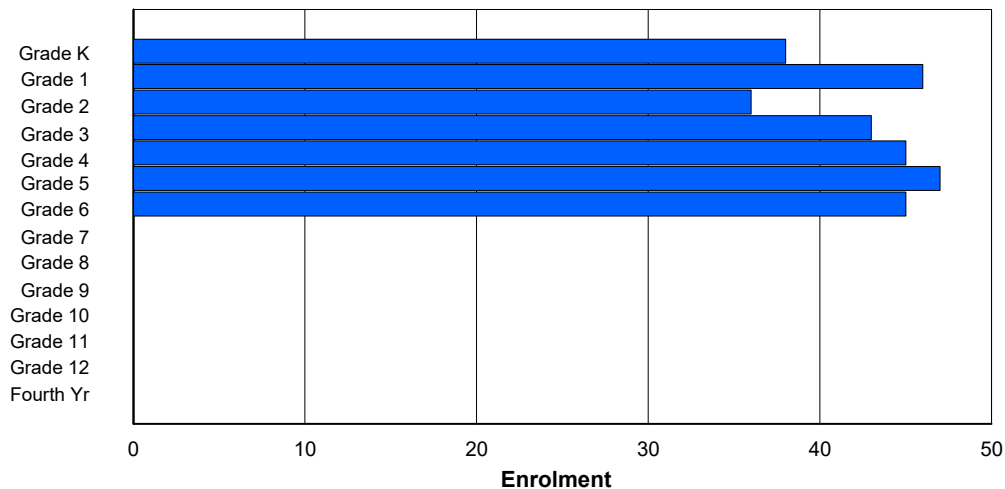
Enrolment By Age and Gender

Gender	Age																	Total
	5	6	7	8	9	10	11	12	13	14	15	16	17	18	19	20>		
Male	14	20	22	22	24	30	17	2	0	0	0	0	0	0	0	0	151	
Female	23	26	15	20	20	18	27	0	0	0	0	0	0	0	0	0	149	
Total	37	46	37	42	44	48	44	2	0	0	0	0	0	0	0	0	300	

Enrolment By Grade and Gender

Gender	Grade															Total
	K	1	2	3	4	5	6	7	8	9	10	11	12	4th		
Male	15	20	21	23	25	29	18	0	0	0	0	0	0	0	151	
Female	23	26	15	20	20	18	27	0	0	0	0	0	0	0	149	
Total	38	46	36	43	45	47	45	0	0	0	0	0	0	0	300	

Enrolment By Grade
For 363 - Vanier Elementary, St. John's



* Data from the 2016-2017 AGR(Enrolment/Age as of the last day in Sept./Dec.)

** Newfoundland Statistics Classification System

*** May include itinerant teachers

NI ESD - Eastern Region

#364 - Virginia Park Elementary, St. John's

Classification: Urban
Offers Distance Education: No

Grades: K-6 Number of Grades: 7

[School FTE PTR : 9.6](#)
[District FTE PTR : 13.1](#)
[Provincial FTE PTR : 12.7](#)

[FTE Teachers](#) *** : 17.0

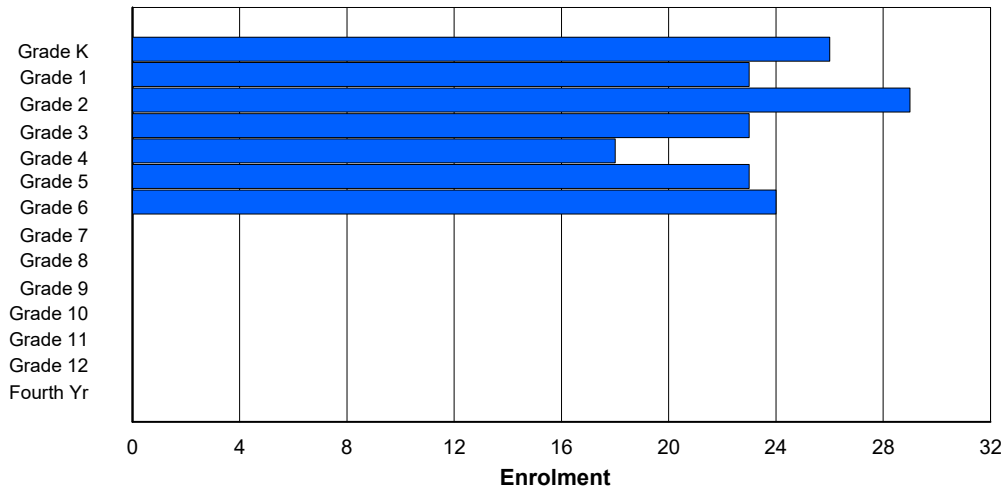
Enrolment By Age and Gender

Gender	Age																Total
	5	6	7	8	9	10	11	12	13	14	15	16	17	18	19	20>	
Male	11	13	14	12	8	13	11	3	0	0	0	0	0	0	0	0	85
Female	14	10	15	11	10	11	9	1	0	0	0	0	0	0	0	0	81
Total	25	23	29	23	18	24	20	4	0	0	0	0	0	0	0	0	166

Enrolment By Grade and Gender

Gender	Grade														Total
	K	1	2	3	4	5	6	7	8	9	10	11	12	4th	
Male	11	13	15	11	8	13	14	0	0	0	0	0	0	0	85
Female	15	10	14	12	10	10	10	0	0	0	0	0	0	0	81
Total	26	23	29	23	18	23	24	0	0	0	0	0	0	0	166

Enrolment By Grade
For 364 - Virginia Park Elementary, St. John's



* Data from the 2016-2017 AGR(Enrolment/Age as of the last day in Sept./Dec.)

** Newfoundland Statistics Classification System

*** May include itinerant teachers

NI ESD - Eastern Region

#366 - Topsail Elementary, Conception Bay South (Topsail)

Classification: Urban
Offers Distance Education: No

Grades: K-4 Number of Grades: 5

[School FTE PTR : 13.8](#)
[District FTE PTR : 13.1](#)
[Provincial FTE PTR : 12.7](#)

[FTE Teachers](#) *** : 32.0

Enrolment By Age and Gender

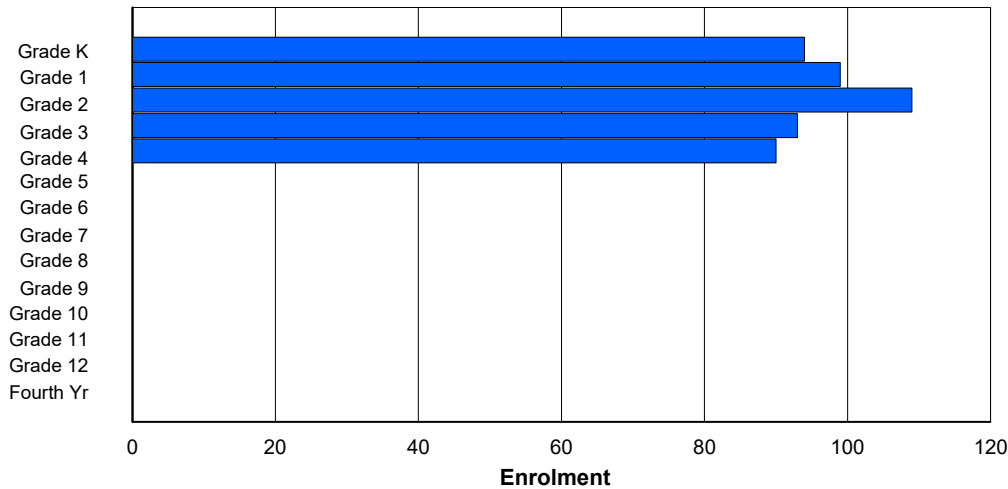
Gender	Age																	Total
	5	6	7	8	9	10	11	12	13	14	15	16	17	18	19	20>		
Male	41	41	65	39	43	0	0	0	0	0	0	0	0	0	0	0	229	
Female	53	57	44	55	46	1	0	0	0	0	0	0	0	0	0	0	256	
Total	94	98	109	94	89	1	0	0	0	0	0	0	0	0	0	0	485	

Enrolment By Grade and Gender

Gender	Grade															Total
	K	1	2	3	4	5	6	7	8	9	10	11	12	4th		
Male	41	42	65	38	43	0	0	0	0	0	0	0	0	0	229	
Female	53	57	44	55	47	0	0	0	0	0	0	0	0	0	256	
Total	94	99	109	93	90	0	0	0	0	0	0	0	0	0	485	

Enrolment By Grade

For 366 - Topsail Elementary, Conception Bay South (Topsail)



* Data from the 2016-2017 AGR(Enrolment/Age as of the last day in Sept./Dec.)

** Newfoundland Statistics Classification System

*** May include itinerant teachers

NI ESD - Eastern Region

#367 - Holy Trinity Elementary, Torbay

Classification: Urban
Offers Distance Education: No

Grades: K-6 Number of Grades: 5

[School FTE PTR : 14.2](#)
[District FTE PTR : 13.1](#)
[Provincial FTE PTR : 12.7](#)

[FTE Teachers](#) *** : 56.0

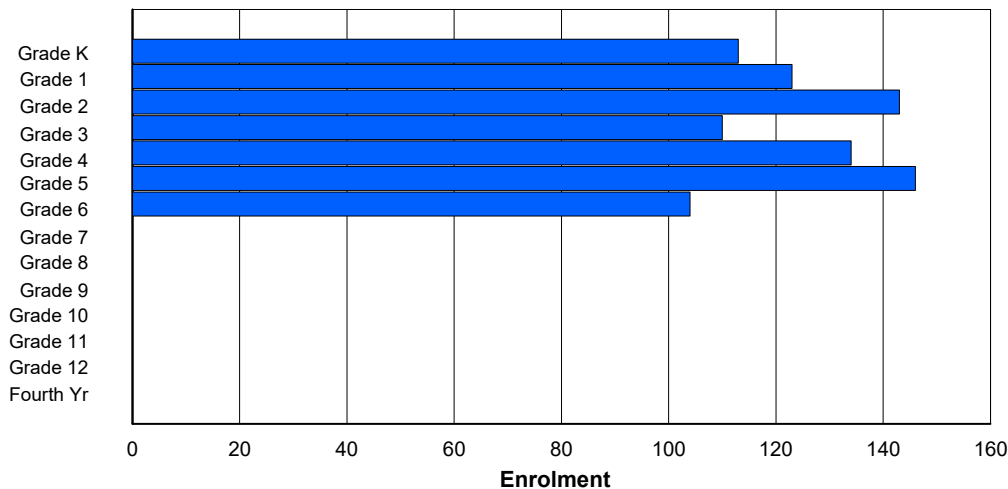
Enrolment By Age and Gender

Gender	Age																	Total
	5	6	7	8	9	10	11	12	13	14	15	16	17	18	19	20>		
Male	67	66	69	57	56	67	56	0	0	0	0	0	0	0	0	0	438	
Female	46	57	71	56	77	78	49	1	0	0	0	0	0	0	0	0	435	
Total	113	123	140	113	133	145	105	1	0	0	0	0	0	0	0	0	873	

Enrolment By Grade and Gender

Gender	Grade															Total
	K	1	2	3	4	5	6	7	8	9	10	11	12	4th		
Male	68	65	71	55	57	68	54	0	0	0	0	0	0	0	438	
Female	45	58	72	55	77	78	50	0	0	0	0	0	0	0	435	
Total	113	123	143	110	134	146	104	0	0	0	0	0	0	0	873	

Enrolment By Grade
For 367 - Holy Trinity Elementary, Torbay



* Data from the 2016-2017 AGR(Enrolment/Age as of the last day in Sept./Dec.)

** Newfoundland Statistics Classification System

*** May include itinerant teachers

NI ESD - Eastern Region

#368 - Holy Trinity High, Torbay

Classification: Urban
Offers Distance Education: No

Grades: 7-12

Number of Grades: 6

[School FTE PTR : 16.1](#)
[District FTE PTR : 13.1](#)
[Provincial FTE PTR : 12.7](#)

[FTE Teachers](#) *** : 49.0

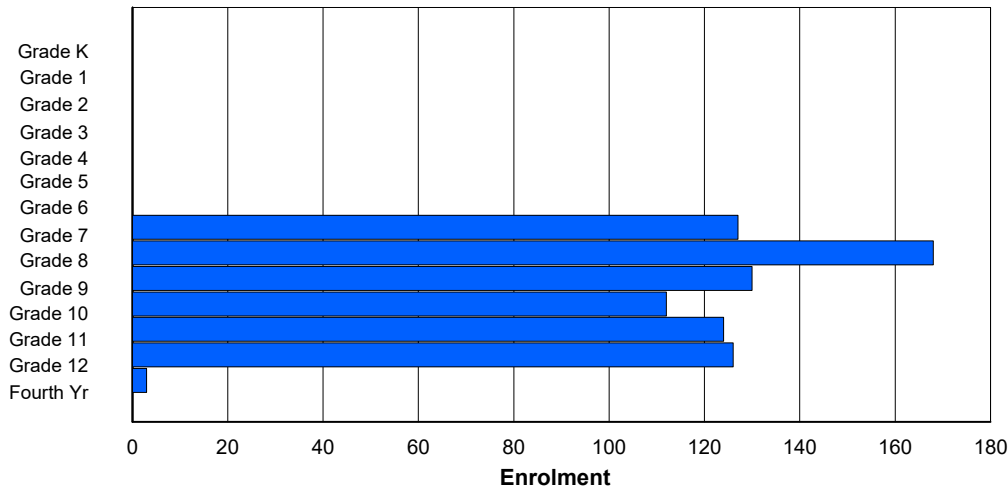
Enrolment By Age and Gender

Gender	Age																	Total
	5	6	7	8	9	10	11	12	13	14	15	16	17	18	19	20>		
Male	0	0	0	0	0	0	0	52	76	68	63	67	63	1	0	1	391	
Female	0	0	0	0	0	0	0	71	91	62	51	57	64	3	0	0	399	
Total	0	0	0	0	0	0	0	123	167	130	114	124	127	4	0	1	790	

Enrolment By Grade and Gender

Gender	Grade															Total
	K	1	2	3	4	5	6	7	8	9	10	11	12	4th		
Male	0	0	0	0	0	0	0	54	76	68	62	69	61	1	391	
Female	0	0	0	0	0	0	0	73	92	62	50	55	65	2	399	
Total	0	0	0	0	0	0	0	127	168	130	112	124	126	3	790	

Enrolment By Grade
For 368 - Holy Trinity High, Torbay



* Data from the 2016-2017 AGR(Enrolment/Age as of the last day in Sept./Dec.)

** Newfoundland Statistics Classification System

*** May include itinerant teachers

NI,ESD - Eastern Region

#370 - Stella Maris Academy, Trepassey

Classification: Rural
Offers Distance Education: Yes

Grades: K,2-12

Number of Grades: 12

[School FTE PTR : 6.7](#)
[District FTE PTR : 13.1](#)
[Provincial FTE PTR : 12.7](#)

[FTE Teachers](#) *** : 6.0

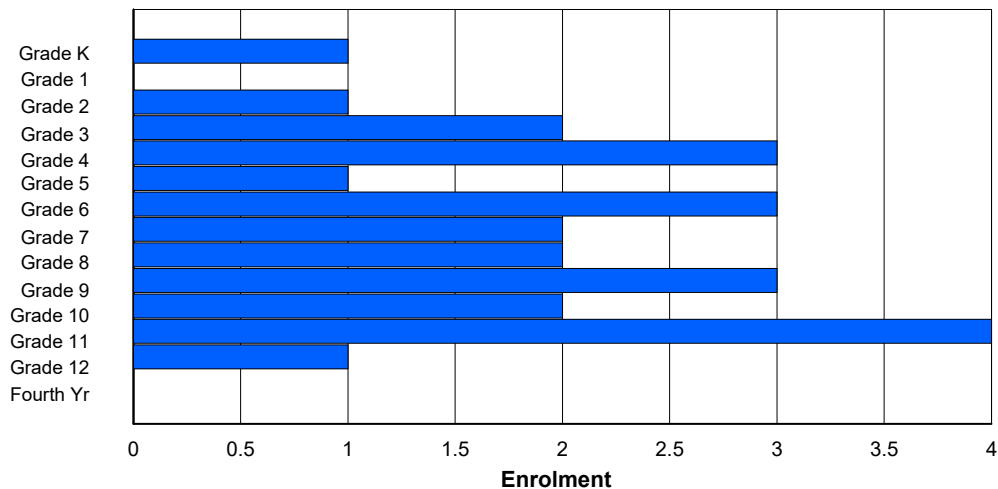
Enrolment By Age and Gender

Gender	Age																	Total
	5	6	7	8	9	10	11	12	13	14	15	16	17	18	19	20>		
Male	0	0	0	2	1	1	2	0	2	1	1	3	0	0	0	0	13	
Female	1	0	1	0	2	0	1	1	1	3	0	1	1	0	0	0	12	
Total	1	0	1	2	3	1	3	1	3	4	1	4	1	0	0	0	25	

Enrolment By Grade and Gender

Gender	K	Grade													4th	Total
		1	2	3	4	5	6	7	8	9	10	11	12			
Male	0	0	0	2	1	1	2	1	1	1	1	3	0	0	13	
Female	1	0	1	0	2	0	1	1	1	2	1	1	1	0	12	
Total	1	0	1	2	3	1	3	2	2	3	2	4	1	0	25	

Enrolment By Grade
For 370 - Stella Maris Academy, Trepassey



* Data from the 2016-2017 AGR(Enrolment/Age as of the last day in Sept./Dec.)

** Newfoundland Statistics Classification System

*** May include itinerant teachers

NI ESD - Eastern Region

#371 - Upper Gullies Elementary, Conception Bay South (Upper Gullies)

Classification: Urban
Offers Distance Education: No

Grades: K-6

Number of Grades: 7

[School FTE PTR : 14.2](#)
[District FTE PTR : 13.1](#)
[Provincial FTE PTR : 12.7](#)

[FTE Teachers](#) *** : 32.0

Enrolment By Age and Gender

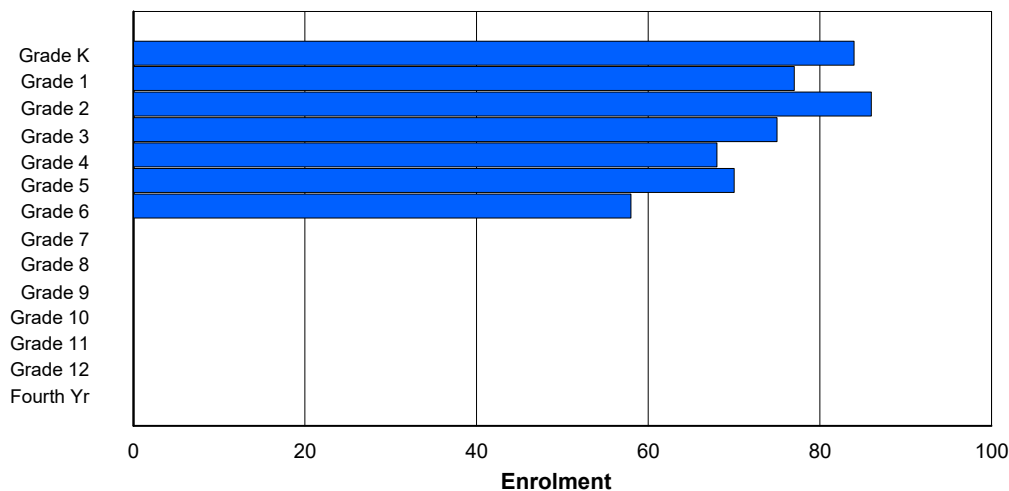
Gender	Age																	Total
	5	6	7	8	9	10	11	12	13	14	15	16	17	18	19	20>		
Male	44	41	44	44	39	31	34	0	0	0	0	0	0	0	0	0	277	
Female	40	35	43	31	28	39	25	0	0	0	0	0	0	0	0	0	241	
Total	84	76	87	75	67	70	59	0	0	0	0	0	0	0	0	0	518	

Enrolment By Grade and Gender

Gender	Grade														Total
	K	1	2	3	4	5	6	7	8	9	10	11	12	4th	
Male	44	41	44	44	40	31	33	0	0	0	0	0	0	0	277
Female	40	36	42	31	28	39	25	0	0	0	0	0	0	0	241
Total	84	77	86	75	68	70	58	0	0	0	0	0	0	0	518

Enrolment By Grade

For 371 - Upper Gullies Elementary, Conception Bay South (Upper Gullies)



* Data from the 2016-2017 AGR(Enrolment/Age as of the last day in Sept./Dec.)

** Newfoundland Statistics Classification System

*** May include itinerant teachers

NI ESD - Eastern Region

#372 - St. Bernard's Elementary, Witless Bay

Classification: Urban
Offers Distance Education: No

Grades: K-6

Number of Grades: 7

[School FTE PTR : 13.8](#)
[District FTE PTR : 13.1](#)
[Provincial FTE PTR : 12.7](#)

[FTE Teachers](#) *** : 24.0

Enrolment By Age and Gender

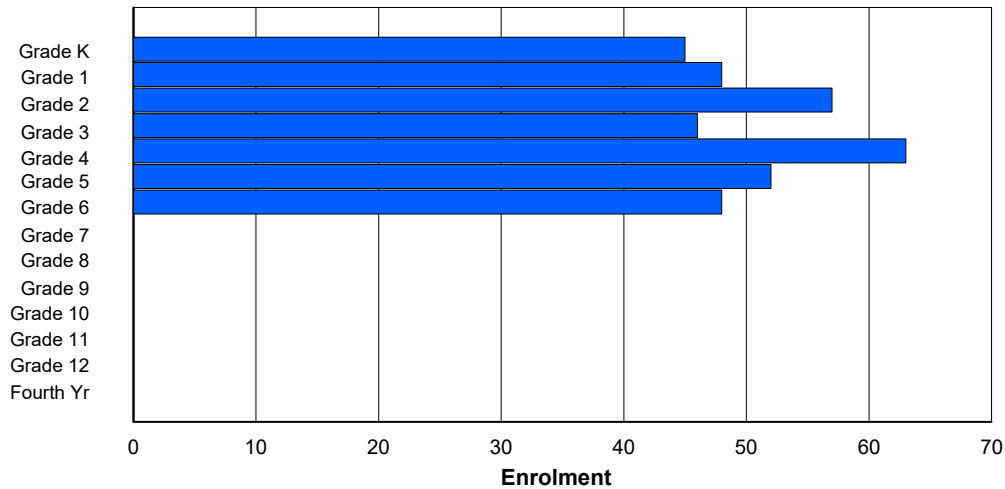
Gender	Age																Total
	5	6	7	8	9	10	11	12	13	14	15	16	17	18	19	20>	
Male	26	24	27	15	31	28	22	0	0	0	0	0	0	0	0	0	173
Female	19	24	30	31	30	26	26	0	0	0	0	0	0	0	0	0	186
Total	45	48	57	46	61	54	48	0	0	0	0	0	0	0	0	0	359

Enrolment By Grade and Gender

Gender	Grade														Total
	K	1	2	3	4	5	6	7	8	9	10	11	12	4th	
Male	26	24	27	15	33	26	22	0	0	0	0	0	0	0	173
Female	19	24	30	31	30	26	26	0	0	0	0	0	0	0	186
Total	45	48	57	46	63	52	48	0	0	0	0	0	0	0	359

Enrolment By Grade

For 372 - St. Bernard's Elementary, Witless Bay



* Data from the 2016-2017 AGR(Enrolment/Age as of the last day in Sept./Dec.)

** Newfoundland Statistics Classification System

*** May include itinerant teachers

NI ESD - Eastern Region

#433 - Tricon Elementary, Bay de Verde

Classification: Rural
Offers Distance Education: No

Grades: K-6 Number of Grades: 7

[School FTE PTR : 10.6](#)
[District FTE PTR : 13.1](#)
[Provincial FTE PTR : 12.7](#)

[FTE Teachers](#) *** : 10.0

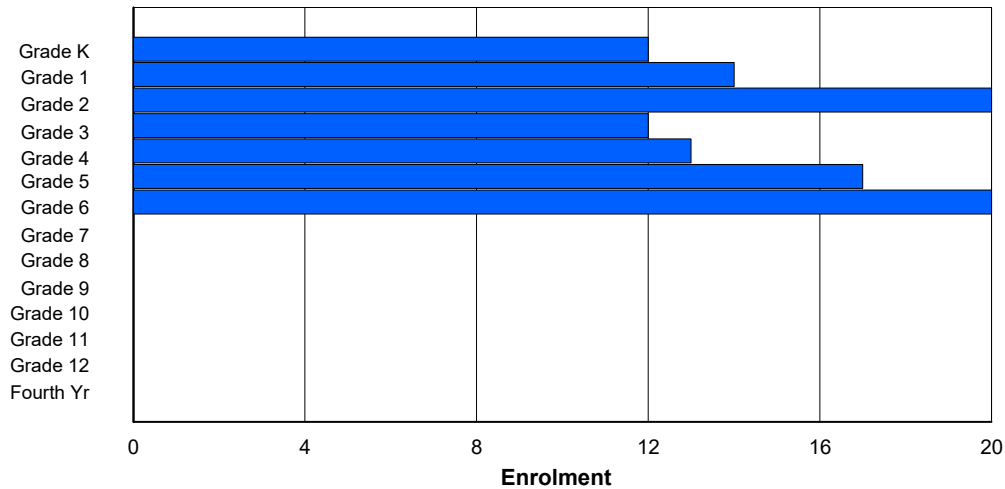
Enrolment By Age and Gender

Gender	Age																	Total
	5	6	7	8	9	10	11	12	13	14	15	16	17	18	19	20>		
Male	6	7	15	4	6	9	11	1	0	0	0	0	0	0	0	0	59	
Female	6	6	6	8	7	8	8	0	0	0	0	0	0	0	0	0	49	
Total	12	13	21	12	13	17	19	1	0	0	0	0	0	0	0	0	108	

Enrolment By Grade and Gender

Gender	Grade															Total
	K	1	2	3	4	5	6	7	8	9	10	11	12	4th		
Male	6	8	14	4	6	9	12	0	0	0	0	0	0	0	59	
Female	6	6	6	8	7	8	8	0	0	0	0	0	0	0	49	
Total	12	14	20	12	13	17	20	0	0	0	0	0	0	0	108	

Enrolment By Grade
For 433 - Tricon Elementary, Bay de Verde



* Data from the 2016-2017 AGR(Enrolment/Age as of the last day in Sept./Dec.)

** Newfoundland Statistics Classification System

*** May include itinerant teachers

NI ESD - Eastern Region

#435 - St. Anne's Academy, Dunville

Classification: Rural
Offers Distance Education: No

Grades: K-6 Number of Grades: 7

[School FTE PTR : 11.4](#)
[District FTE PTR : 13.1](#)
[Provincial FTE PTR : 12.7](#)

[FTE Teachers](#) *** : 20.0

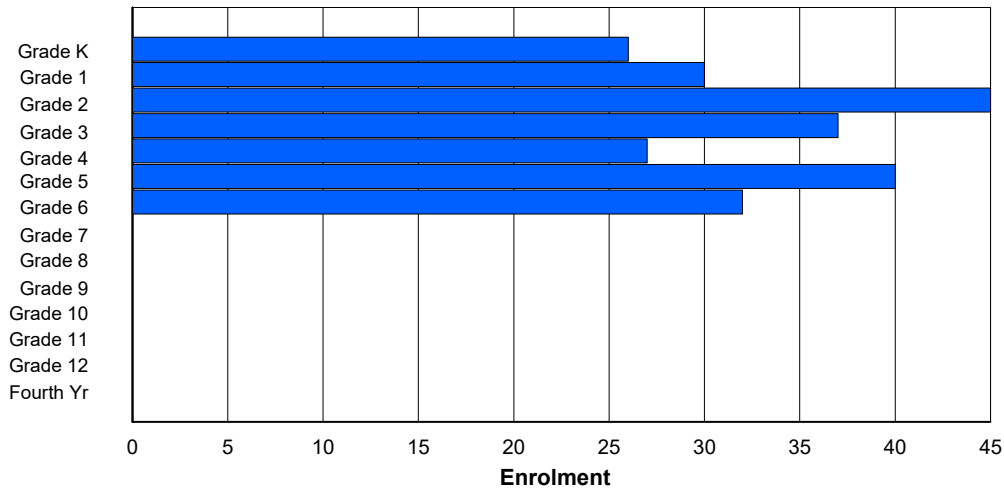
Enrolment By Age and Gender

Gender	Age																	Total
	5	6	7	8	9	10	11	12	13	14	15	16	17	18	19	20>		
Male	16	20	26	22	20	24	16	1	0	0	0	0	0	0	0	0	145	
Female	8	12	18	16	6	18	14	0	0	0	0	0	0	0	0	0	92	
Total	24	32	44	38	26	42	30	1	0	0	0	0	0	0	0	0	237	

Enrolment By Grade and Gender

Gender	Grade														Total
	K	1	2	3	4	5	6	7	8	9	10	11	12	4th	
Male	18	18	27	21	21	23	17	0	0	0	0	0	0	0	145
Female	8	12	18	16	6	17	15	0	0	0	0	0	0	0	92
Total	26	30	45	37	27	40	32	0	0	0	0	0	0	0	237

Enrolment By Grade
For 435 - St. Anne's Academy, Dunville



* Data from the 2016-2017 AGR(Enrolment/Age as of the last day in Sept./Dec.)

** Newfoundland Statistics Classification System

*** May include itinerant teachers

NI ESD - Eastern Region

#442 - Persalvic Elementary, Victoria

Classification: Rural
Offers Distance Education: No

Grades: K-8 Number of Grades: 9

[School FTE PTR : 11.6](#)
[District FTE PTR : 13.1](#)
[Provincial FTE PTR : 12.7](#)

[FTE Teachers](#) *** : 22.0

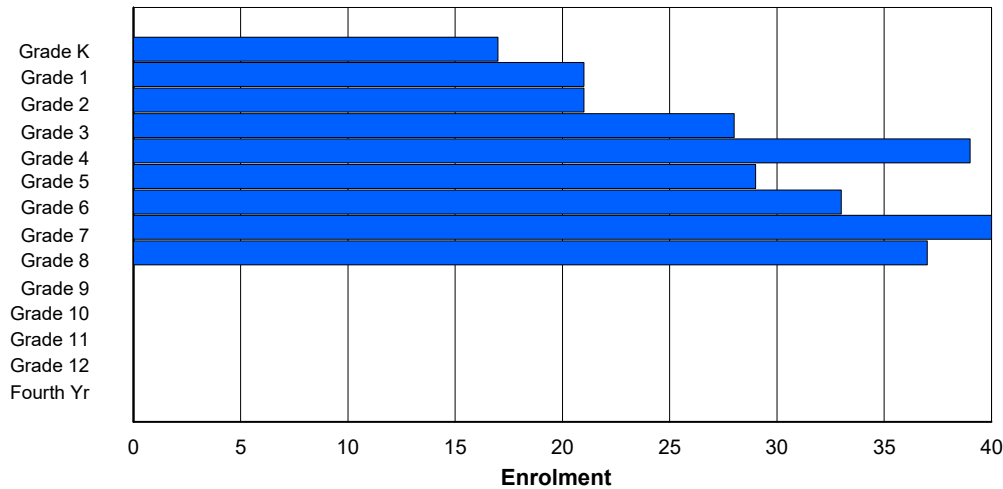
Enrolment By Age and Gender

Gender	Age																Total
	5	6	7	8	9	10	11	12	13	14	15	16	17	18	19	20>	
Male	9	7	10	19	18	16	13	15	20	0	0	0	0	0	0	0	127
Female	8	14	11	9	21	13	20	24	16	2	0	0	0	0	0	0	138
Total	17	21	21	28	39	29	33	39	36	2	0	0	0	0	0	0	265

Enrolment By Grade and Gender

Gender	Grade														Total
	K	1	2	3	4	5	6	7	8	9	10	11	12	4th	
Male	9	7	10	19	18	16	13	15	20	0	0	0	0	0	127
Female	8	14	11	9	21	13	20	25	17	0	0	0	0	0	138
Total	17	21	21	28	39	29	33	40	37	0	0	0	0	0	265

Enrolment By Grade
For 442 - Persalvic Elementary, Victoria



* Data from the 2016-2017 AGR(Enrolment/Age as of the last day in Sept./Dec.)

** Newfoundland Statistics Classification System

*** May include itinerant teachers

NI ESD - Eastern Region

#444 - Cabot Academy, Western Bay

Classification: Rural
Offers Distance Education: No

Grades: K-6 Number of Grades: 7

[School FTE PTR : 11.6](#)
[District FTE PTR : 13.1](#)
[Provincial FTE PTR : 12.7](#)

[FTE Teachers](#) *** : 10.0

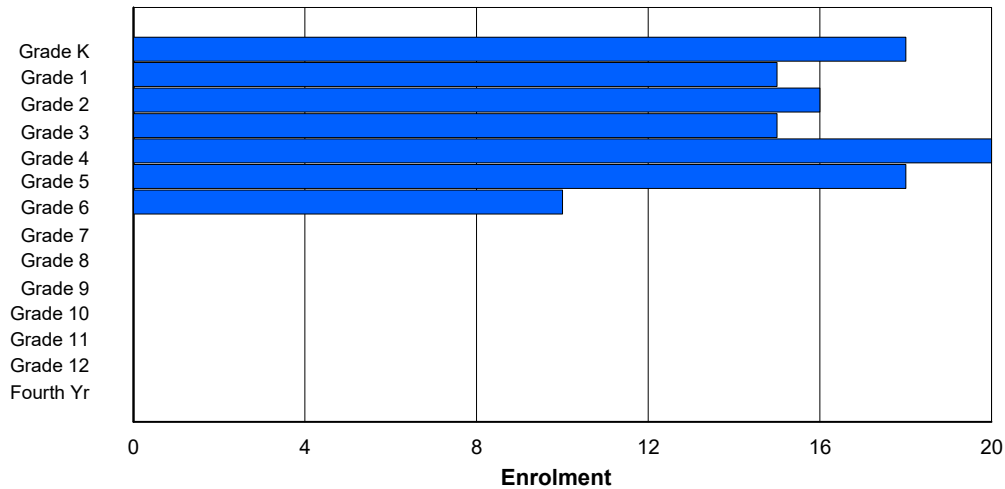
Enrolment By Age and Gender

Gender	Age																	Total
	5	6	7	8	9	10	11	12	13	14	15	16	17	18	19	20>		
Male	6	8	6	6	14	6	4	0	0	0	0	0	0	0	0	0	50	
Female	12	7	10	9	6	12	6	0	0	0	0	0	0	0	0	0	62	
Total	18	15	16	15	20	18	10	0	0	0	0	0	0	0	0	0	112	

Enrolment By Grade and Gender

Gender	Grade														Total
	K	1	2	3	4	5	6	7	8	9	10	11	12	4th	
Male	6	8	6	6	14	6	4	0	0	0	0	0	0	0	50
Female	12	7	10	9	6	12	6	0	0	0	0	0	0	0	62
Total	18	15	16	15	20	18	10	0	0	0	0	0	0	0	112

Enrolment By Grade
For 444 - Cabot Academy, Western Bay



* Data from the 2016-2017 AGR(Enrolment/Age as of the last day in Sept./Dec.)

** Newfoundland Statistics Classification System

*** May include itinerant teachers

NI ESD - Eastern Region

#446 - Whitbourne Elementary, Whitbourne

Classification: Rural
Offers Distance Education: No

Grades: K-6

Number of Grades: 7

[School FTE PTR : 8.8](#)
[District FTE PTR : 13.1](#)
[Provincial FTE PTR : 12.7](#)

[FTE Teachers](#) *** : 8.0

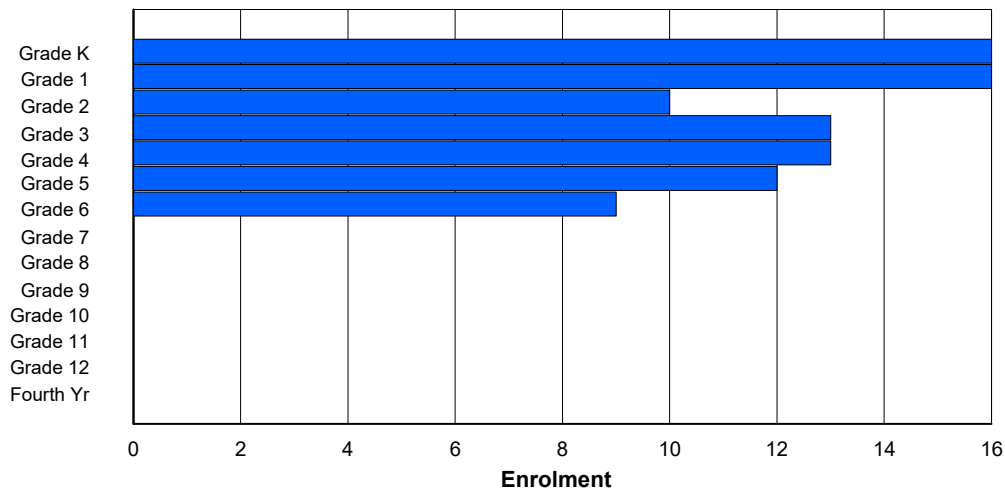
Enrolment By Age and Gender

Gender	Age																	Total
	5	6	7	8	9	10	11	12	13	14	15	16	17	18	19	20>		
Male	8	6	3	8	5	8	5	1	0	0	0	0	0	0	0	0	44	
Female	8	10	7	5	8	4	3	0	0	0	0	0	0	0	0	0	45	
Total	16	16	10	13	13	12	8	1	0	0	0	0	0	0	0	0	89	

Enrolment By Grade and Gender

Gender	Grade															Total
	K	1	2	3	4	5	6	7	8	9	10	11	12	4th		
Male	8	6	3	8	5	8	6	0	0	0	0	0	0	0	44	
Female	8	10	7	5	8	4	3	0	0	0	0	0	0	0	45	
Total	16	16	10	13	13	12	9	0	0	0	0	0	0	0	89	

Enrolment By Grade
For 446 - Whitbourne Elementary, Whitbourne



* Data from the 2016-2017 AGR(Enrolment/Age as of the last day in Sept./Dec.)

** Newfoundland Statistics Classification System

*** May include itinerant teachers

NI ESD - Eastern Region

#447 - Baltimore School Complex, Ferryland

Classification: Rural
Offers Distance Education: Yes

Grades: K-12 Number of Grades: 13

[School FTE PTR : 10.8](#)
[District FTE PTR : 13.1](#)
[Provincial FTE PTR : 12.7](#)

[FTE Teachers](#) *** : 20.0

Enrolment By Age and Gender

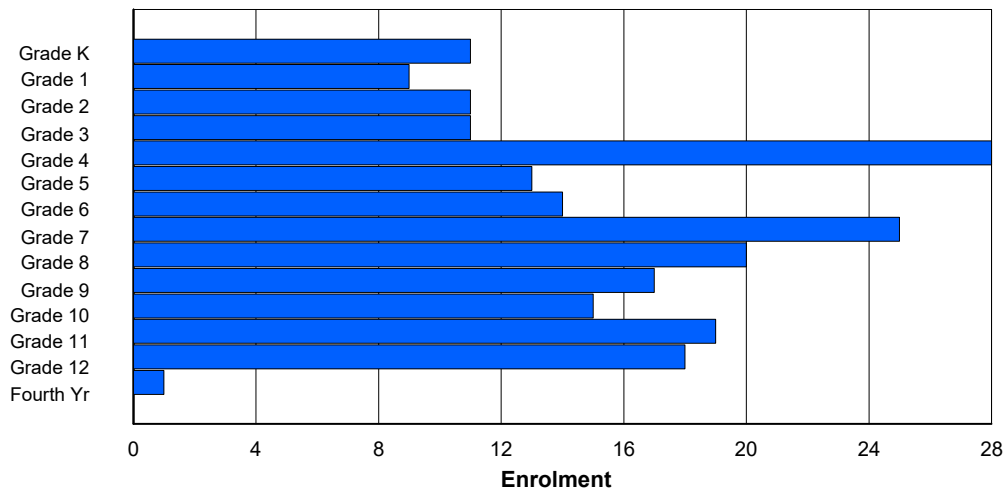
Gender	Age																	Total
	5	6	7	8	9	10	11	12	13	14	15	16	17	18	19	20>		
Male	6	5	4	6	10	10	8	12	10	8	10	11	9	0	1	0	110	
Female	3	6	6	5	18	4	6	13	9	9	6	9	8	0	0	0	102	
Total	9	11	10	11	28	14	14	25	19	17	16	20	17	0	1	0	212	

Enrolment By Grade and Gender

Gender	Grade														Total
	K	1	2	3	4	5	6	7	8	9	10	11	12	4th	
Male	8	3	5	5	11	9	8	12	11	8	9	11	9	1	110
Female	3	6	6	6	17	4	6	13	9	9	6	8	9	0	102
Total	11	9	11	11	28	13	14	25	20	17	15	19	18	1	212

Enrolment By Grade

For 447 - Baltimore School Complex, Ferryland



* Data from the 2016-2017 AGR(Enrolment/Age as of the last day in Sept./Dec.)

** Newfoundland Statistics Classification System

*** May include itinerant teachers

NI,ESD - Eastern Region

#452 - District School, St. John's

Classification: Urban
Offers Distance Education: No

Grades: 7-12

Number of Grades: 6

[School FTE PTR : 2.1](#)
[District FTE PTR : 13.1](#)
[Provincial FTE PTR : 12.7](#)

[FTE Teachers](#) *** : 20.0

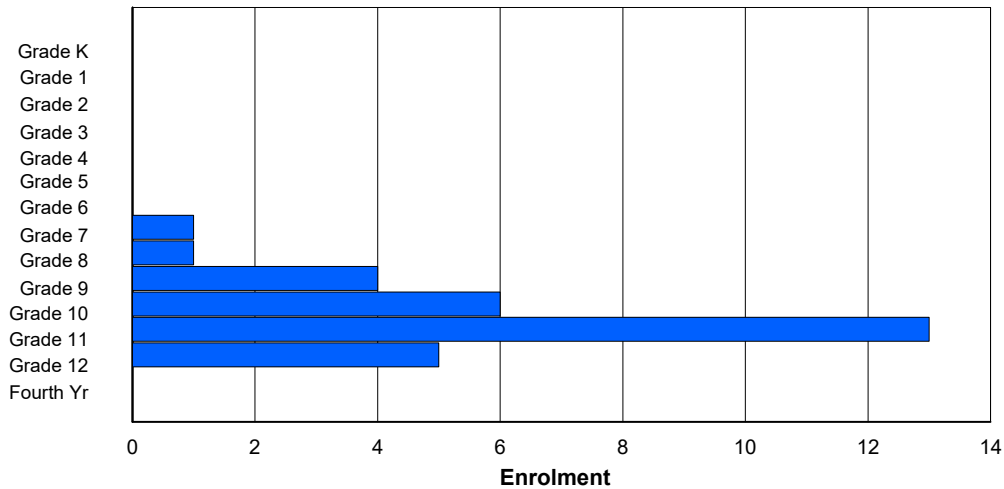
Enrolment By Age and Gender

Gender	Age																	Total
	5	6	7	8	9	10	11	12	13	14	15	16	17	18	19	20>		
Male	0	0	0	0	0	0	0	0	2	4	0	12	4	0	0	0	22	
Female	0	0	0	0	0	0	0	0	0	0	3	2	3	0	0	0	8	
Total	0	0	0	0	0	0	0	0	2	4	3	14	7	0	0	0	30	

Enrolment By Grade and Gender

Gender	Grade															Total
	K	1	2	3	4	5	6	7	8	9	10	11	12	4th		
Male	0	0	0	0	0	0	0	1	1	4	3	10	3	0	22	
Female	0	0	0	0	0	0	0	0	0	0	3	3	2	0	8	
Total	0	0	0	0	0	0	0	1	1	4	6	13	5	0	30	

Enrolment By Grade
For 452 - District School, St. John's



* Data from the 2016-2017 AGR(Enrolment/Age as of the last day in Sept./Dec.)

** Newfoundland Statistics Classification System

*** May include itinerant teachers

NI ESD - Eastern Region

#464 - Crescent Collegiate, Blaketown

Classification: Rural
Offers Distance Education: No

Grades: 7-12

Number of Grades: 6

[School FTE PTR : 14.6](#)
[District FTE PTR : 13.1](#)
[Provincial FTE PTR : 12.7](#)

[FTE Teachers](#) *** : 37.0

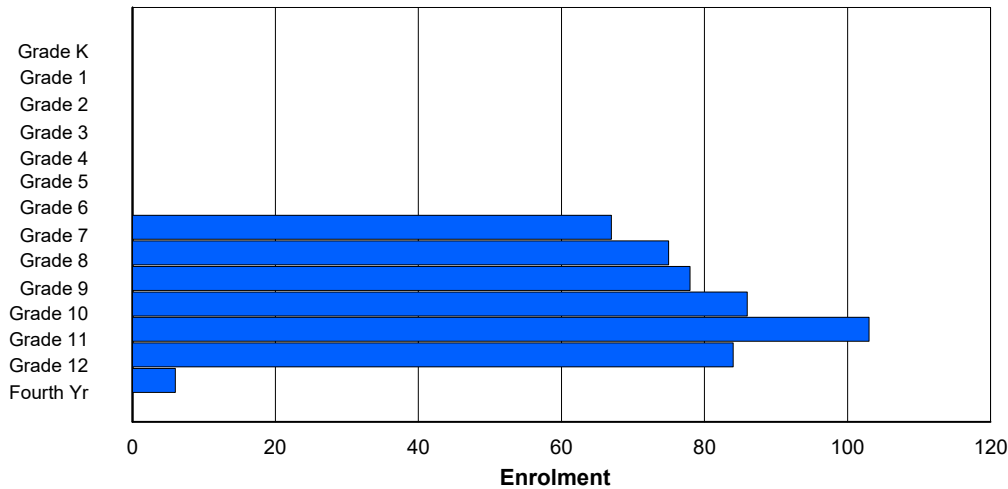
Enrolment By Age and Gender

Gender	Age																Total
	5	6	7	8	9	10	11	12	13	14	15	16	17	18	19	20>	
Male	0	0	0	0	0	0	0	39	39	37	39	49	43	5	0	0	251
Female	0	0	0	0	0	0	0	28	35	38	47	55	41	4	0	0	248
Total	0	0	0	0	0	0	0	67	74	75	86	104	84	9	0	0	499

Enrolment By Grade and Gender

Gender	Grade														Total
	K	1	2	3	4	5	6	7	8	9	10	11	12	4th	
Male	0	0	0	0	0	0	0	39	40	39	38	50	42	3	251
Female	0	0	0	0	0	0	0	28	35	39	48	53	42	3	248
Total	0	0	0	0	0	0	0	67	75	78	86	103	84	6	499

Enrolment By Grade
For 464 - Crescent Collegiate, Blaketown



* Data from the 2016-2017 AGR(Enrolment/Age as of the last day in Sept./Dec.)

** Newfoundland Statistics Classification System

*** May include itinerant teachers

NI ESD - Eastern Region

#468 - Hazelwood Elementary, St. John's

Classification: Urban
Offers Distance Education: No

Grades: K-6 Number of Grades: 7

[School FTE PTR : 14.1](#)
[District FTE PTR : 13.1](#)
[Provincial FTE PTR : 12.7](#)

[FTE Teachers](#) *** : 34.0

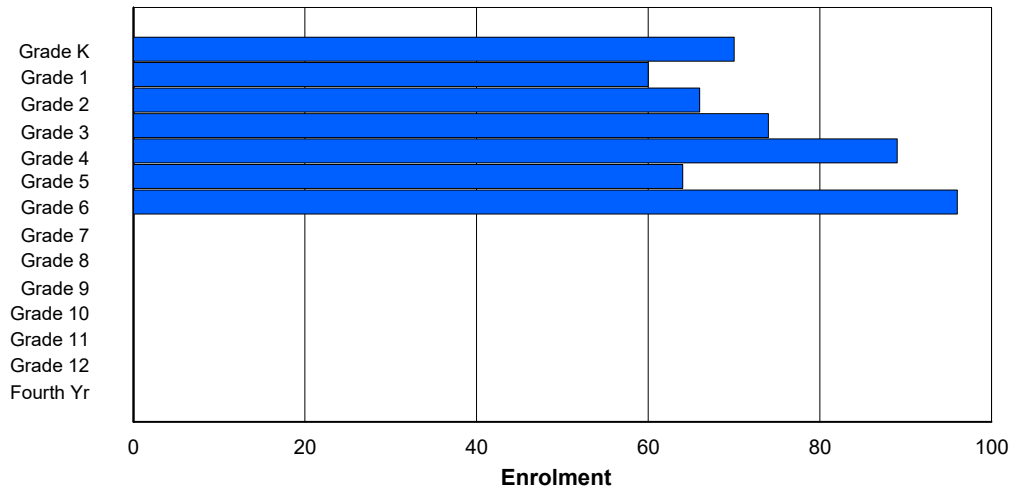
Enrolment By Age and Gender

Gender	Age																	Total
	5	6	7	8	9	10	11	12	13	14	15	16	17	18	19	20>		
Male	32	30	27	36	43	32	53	2	0	0	0	0	0	0	0	0	255	
Female	38	29	40	35	45	35	40	2	0	0	0	0	0	0	0	0	264	
Total	70	59	67	71	88	67	93	4	0	0	0	0	0	0	0	0	519	

Enrolment By Grade and Gender

Gender	Grade														Total
	K	1	2	3	4	5	6	7	8	9	10	11	12	4th	
Male	32	31	26	38	43	31	54	0	0	0	0	0	0	0	255
Female	38	29	40	36	46	33	42	0	0	0	0	0	0	0	264
Total	70	60	66	74	89	64	96	0	0	0	0	0	0	0	519

Enrolment By Grade
For 468 - Hazelwood Elementary, St. John's



* Data from the 2016-2017 AGR(Enrolment/Age as of the last day in Sept./Dec.)

** Newfoundland Statistics Classification System

*** May include itinerant teachers

NI ESD - Eastern Region

#473 - Cape St. Francis Elementary, Pouch Cove

Grades: K-6 Number of Grades: 7

[FTE Teachers](#) *** : 24.0

Classification: Urban
Offers Distance Education: No

[School FTE PTR : 12.6](#)
[District FTE PTR : 13.1](#)
[Provincial FTE PTR : 12.7](#)

Enrolment By Age and Gender

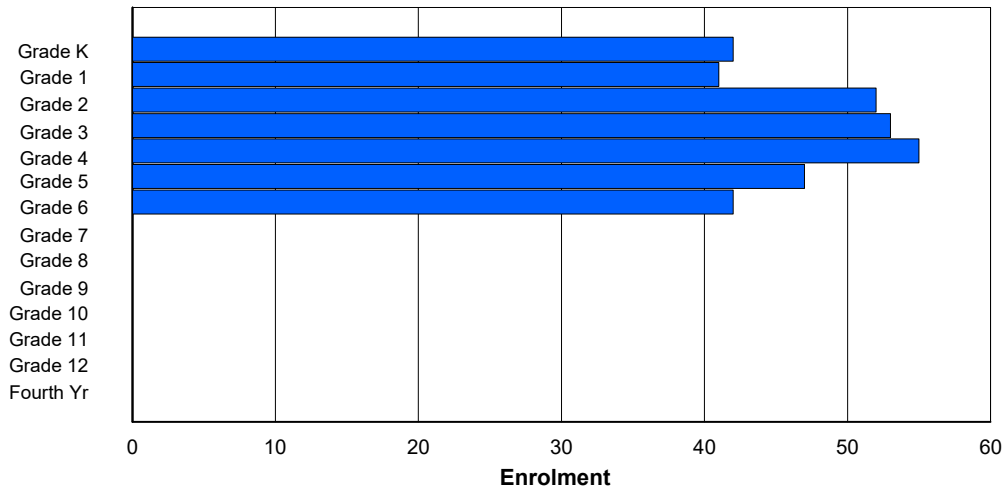
Gender	Age																	Total
	5	6	7	8	9	10	11	12	13	14	15	16	17	18	19	20>		
Male	22	22	24	30	23	30	22	1	0	0	0	0	0	0	0	0	174	
Female	17	21	26	26	31	19	18	0	0	0	0	0	0	0	0	0	158	
Total	39	43	50	56	54	49	40	1	0	0	0	0	0	0	0	0	332	

Enrolment By Grade and Gender

Gender	Grade															Total
	K	1	2	3	4	5	6	7	8	9	10	11	12	4th		
Male	25	20	26	27	24	29	23	0	0	0	0	0	0	0	174	
Female	17	21	26	26	31	18	19	0	0	0	0	0	0	0	158	
Total	42	41	52	53	55	47	42	0	0	0	0	0	0	0	332	

Enrolment By Grade

For 473 - Cape St. Francis Elementary, Pouch Cove



* Data from the 2016-2017 AGR(Enrolment/Age as of the last day in Sept./Dec.)

** Newfoundland Statistics Classification System

*** May include itinerant teachers

NI ESD - Eastern Region

#476 - Baccalieu Collegiate, Old Perlican

Classification: Rural
Offers Distance Education: Yes

Grades: 7-12

Number of Grades: 6

[School FTE PTR : 13.0](#)
[District FTE PTR : 13.1](#)
[Provincial FTE PTR : 12.7](#)

[FTE Teachers](#) *** : 15.0

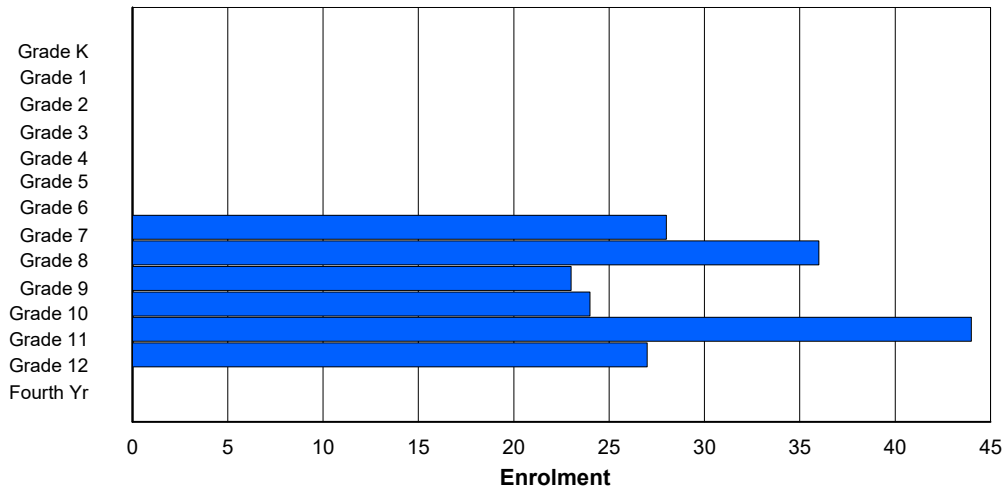
Enrolment By Age and Gender

Gender	Age																	Total
	5	6	7	8	9	10	11	12	13	14	15	16	17	18	19	20>		
Male	0	0	0	0	0	0	0	12	21	19	11	22	13	1	0	0	99	
Female	0	0	0	0	0	0	0	15	13	6	16	20	13	0	0	0	83	
Total	0	0	0	0	0	0	0	27	34	25	27	42	26	1	0	0	182	

Enrolment By Grade and Gender

Gender	Grade															Total
	K	1	2	3	4	5	6	7	8	9	10	11	12	4th		
Male	0	0	0	0	0	0	0	13	22	17	11	22	14	0	99	
Female	0	0	0	0	0	0	0	15	14	6	13	22	13	0	83	
Total	0	0	0	0	0	0	0	28	36	23	24	44	27	0	182	

Enrolment By Grade
For 476 - Baccalieu Collegiate, Old Perlican



* Data from the 2016-2017 AGR(Enrolment/Age as of the last day in Sept./Dec.)

** Newfoundland Statistics Classification System

*** May include itinerant teachers

NI ESD - Eastern Region

#489 - Waterford Valley High, St. John's

Classification: Urban
Offers Distance Education: No

Grades: 10-12 Number of Grades: 3

[School FTE PTR : 15.1](#)
[District FTE PTR : 13.1](#)
[Provincial FTE PTR : 12.7](#)

[FTE Teachers](#) *** : 51.0

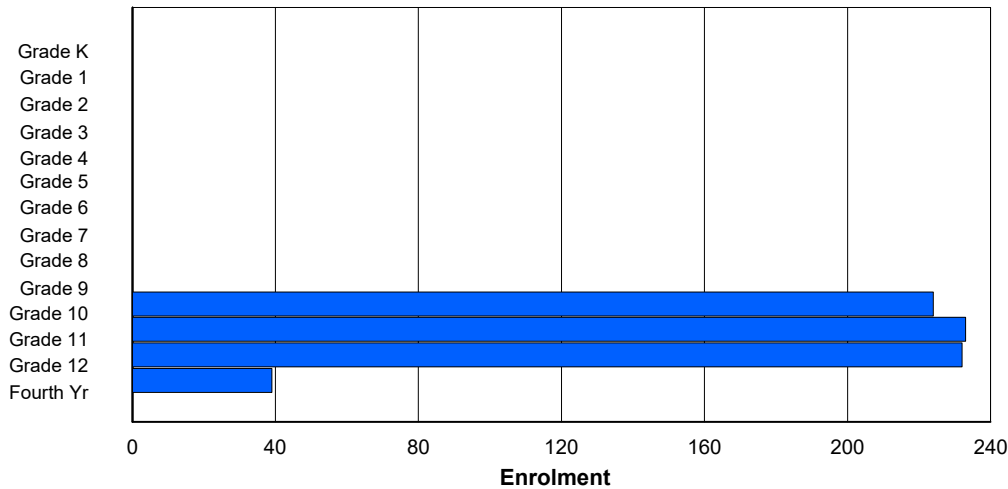
Enrolment By Age and Gender

Gender	Age																	Total
	5	6	7	8	9	10	11	12	13	14	15	16	17	18	19	20>		
Male	0	0	0	0	0	0	0	0	0	0	116	125	104	34	7	0	386	
Female	0	0	0	0	0	0	0	0	0	1	96	104	118	21	2	0	342	
Total	0	0	0	0	0	0	0	0	0	1	212	229	222	55	9	0	728	

Enrolment By Grade and Gender

Gender	Grade															Total
	K	1	2	3	4	5	6	7	8	9	10	11	12	4th		
Male	0	0	0	0	0	0	0	0	0	0	127	124	113	22	386	
Female	0	0	0	0	0	0	0	0	0	0	97	109	119	17	342	
Total	0	0	0	0	0	0	0	0	0	0	224	233	232	39	728	

Enrolment By Grade
For 489 - Waterford Valley High, St. John's



* Data from the 2016-2017 AGR(Enrolment/Age as of the last day in Sept./Dec.)

** Newfoundland Statistics Classification System

*** May include itinerant teachers

NI ESD - Eastern Region

#492 - Octagon Pond Elementary, Paradise

Classification: Urban
Offers Distance Education: No

Grades: K-6 Number of Grades: 7

[School FTE PTR : 12.2](#)
[District FTE PTR : 13.1](#)
[Provincial FTE PTR : 12.7](#)

[FTE Teachers](#) *** : 31.0

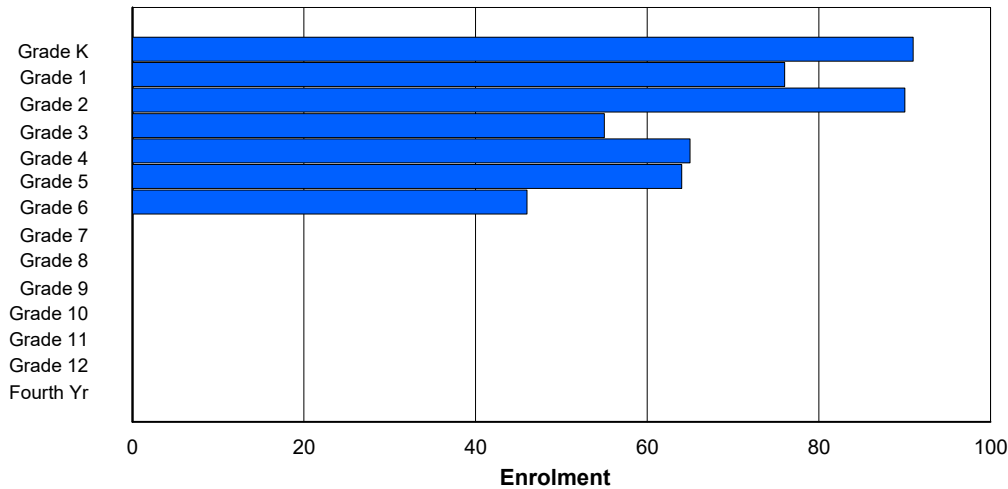
Enrolment By Age and Gender

Gender	Age																Total
	5	6	7	8	9	10	11	12	13	14	15	16	17	18	19	20>	
Male	53	38	40	28	40	39	22	0	0	0	0	0	0	0	0	0	260
Female	38	38	49	28	25	24	25	0	0	0	0	0	0	0	0	0	227
Total	91	76	89	56	65	63	47	0	0	0	0	0	0	0	0	0	487

Enrolment By Grade and Gender

Gender	Grade														Total	
	K	1	2	3	4	5	6	7	8	9	10	11	12	4th		
Male	53	38	40	28	40	40	21	0	0	0	0	0	0	0	0	260
Female	38	38	50	27	25	24	25	0	0	0	0	0	0	0	0	227
Total	91	76	90	55	65	64	46	0	0	0	0	0	0	0	0	487

Enrolment By Grade
For 492 - Octagon Pond Elementary, Paradise



* Data from the 2016-2017 AGR(Enrolment/Age as of the last day in Sept./Dec.)

** Newfoundland Statistics Classification System

*** May include itinerant teachers

NI ESD - Eastern Region

#493 - Torbay Intermediate, Torbay

Classification: Urban
Offers Distance Education: No

Grades: Number of Grades: 2

[School FTE PTR : 14.2](#)
[District FTE PTR : 13.1](#)
[Provincial FTE PTR : 12.7](#)

[FTE Teachers](#) *** : 56.0

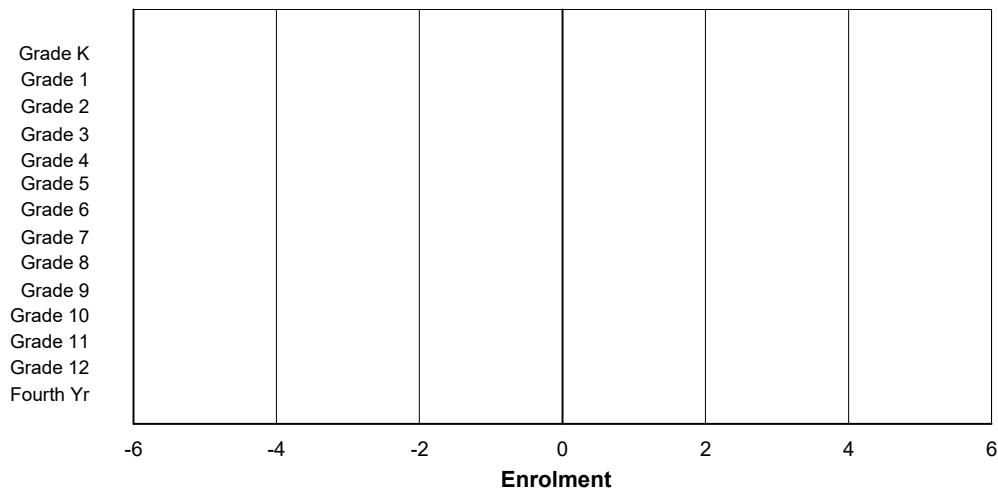
Enrolment By Age and Gender

Gender	Age																	Total
	5	6	7	8	9	10	11	12	13	14	15	16	17	18	19	20>		
Male	0	0	0	0	0	0	0	0	0	0	0	0	0	0	0	0	0	
Female	0	0	0	0	0	0	0	0	0	0	0	0	0	0	0	0	0	
Total	0	0	0	0	0	0	0	0	0	0	0	0	0	0	0	0	0	

Enrolment By Grade and Gender

Gender	Grade															Total
	K	1	2	3	4	5	6	7	8	9	10	11	12	4th		
Male	0	0	0	0	0	0	0	0	0	0	0	0	0	0	0	
Female	0	0	0	0	0	0	0	0	0	0	0	0	0	0	0	
Total	0	0	0	0	0	0	0	0	0	0	0	0	0	0	0	

Enrolment By Grade
For 493 - Torbay Intermediate, Torbay



* Data from the 2016-2017 AGR(Enrolment/Age as of the last day in Sept./Dec.)

** Newfoundland Statistics Classification System

*** May include itinerant teachers

NI.ESD - Eastern Region

#951 - Paradise Elementary, Paradise

Classification: Urban
Offers Distance Education: No

Grades: K-6 Number of Grades: 7

[School FTE PTR : 14.0](#)
[District FTE PTR : 13.1](#)
[Provincial FTE PTR : 12.7](#)

[FTE Teachers](#) *** : 49.0

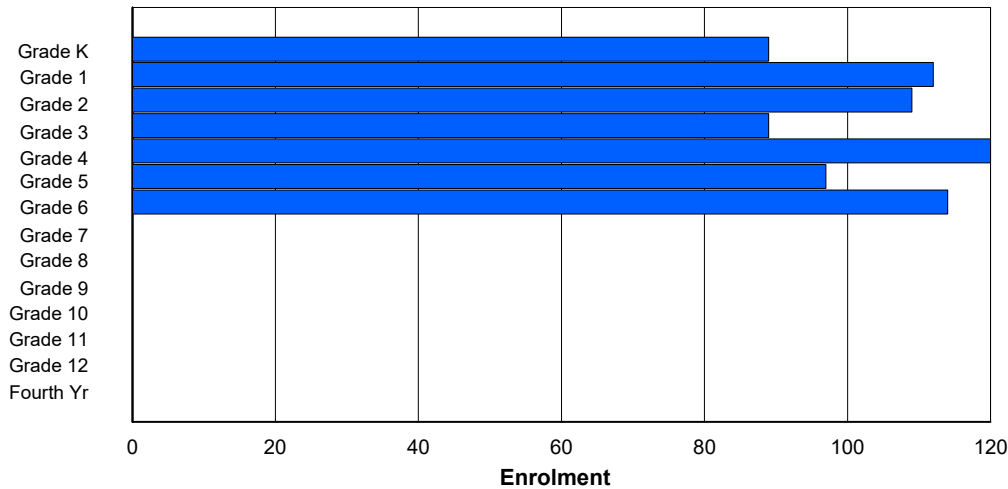
Enrolment By Age and Gender

Gender	Age																	Total
	5	6	7	8	9	10	11	12	13	14	15	16	17	18	19	20>		
Male	42	59	57	46	65	48	56	2	0	0	0	0	0	0	0	0	375	
Female	47	52	49	46	54	49	56	2	0	0	0	0	0	0	0	0	355	
Total	89	111	106	92	119	97	112	4	0	0	0	0	0	0	0	0	730	

Enrolment By Grade and Gender

Gender	Grade															Total
	K	1	2	3	4	5	6	7	8	9	10	11	12	4th		
Male	42	60	58	45	66	46	58	0	0	0	0	0	0	0	375	
Female	47	52	51	44	54	51	56	0	0	0	0	0	0	0	355	
Total	89	112	109	89	120	97	114	0	0	0	0	0	0	0	730	

Enrolment By Grade
For 951 - Paradise Elementary, Paradise



* Data from the 2016-2017 AGR(Enrolment/Age as of the last day in Sept./Dec.)

** Newfoundland Statistics Classification System

*** May include itinerant teachers

NI ESD - Eastern Region

#952 - Elizabeth Park Elementary School, Paradise

Grades: K-6 Number of Grades: 7

[FTE Teachers](#) *** : 38.0

Classification: Urban
Offers Distance Education: No

[School FTE PTR : 14.0](#)
[District FTE PTR : 13.1](#)
[Provincial FTE PTR : 12.7](#)

Enrolment By Age and Gender

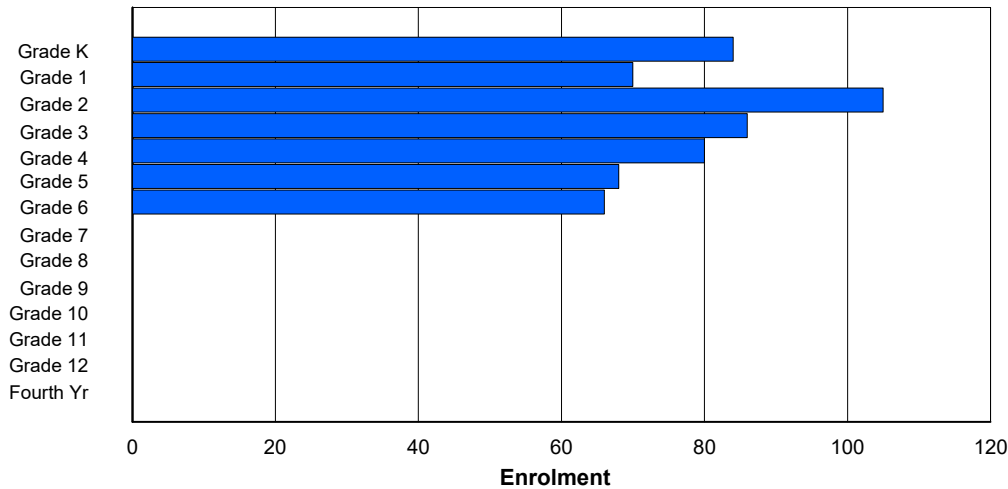
Gender	Age																	Total
	5	6	7	8	9	10	11	12	13	14	15	16	17	18	19	20>		
Male	42	40	60	46	39	33	31	1	0	0	0	0	0	0	0	0	292	
Female	42	30	44	40	41	36	33	1	0	0	0	0	0	0	0	0	267	
Total	84	70	104	86	80	69	64	2	0	0	0	0	0	0	0	0	559	

Enrolment By Grade and Gender

Gender	Grade															Total
	K	1	2	3	4	5	6	7	8	9	10	11	12	4th		
Male	42	40	61	46	38	33	32	0	0	0	0	0	0	0	292	
Female	42	30	44	40	42	35	34	0	0	0	0	0	0	0	267	
Total	84	70	105	86	80	68	66	0	0	0	0	0	0	0	559	

Enrolment By Grade

For 952 - Elizabeth Park Elementary School, Paradise



* Data from the 2016-2017 AGR(Enrolment/Age as of the last day in Sept./Dec.)

** Newfoundland Statistics Classification System

*** May include itinerant teachers

NI ESD - Eastern Region

#954 - Carbonear Academy, Carbonear

Classification: Rural
Offers Distance Education: No

Grades: K-8 Number of Grades: 9

[School FTE PTR : 13.9](#)
[District FTE PTR : 13.1](#)
[Provincial FTE PTR : 12.7](#)

[FTE Teachers](#) *** : 32.0

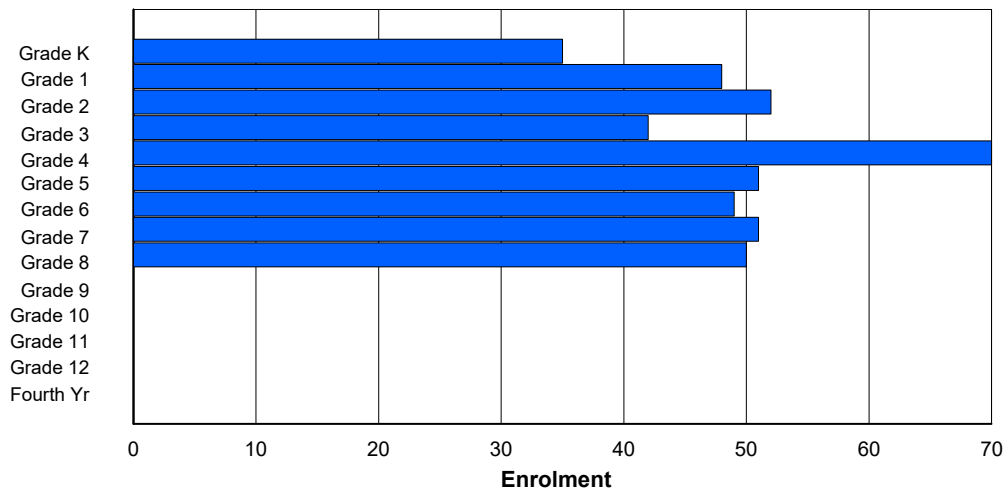
Enrolment By Age and Gender

Gender	Age																	Total
	5	6	7	8	9	10	11	12	13	14	15	16	17	18	19	20>		
Male	17	25	26	17	30	27	23	25	23	1	0	0	0	0	0	0	214	
Female	18	23	23	28	37	26	26	27	24	2	0	0	0	0	0	0	234	
Total	35	48	49	45	67	53	49	52	47	3	0	0	0	0	0	0	448	

Enrolment By Grade and Gender

Gender	Grade														Total
	K	1	2	3	4	5	6	7	8	9	10	11	12	4th	
Male	17	25	28	15	31	27	23	24	24	0	0	0	0	0	214
Female	18	23	24	27	39	24	26	27	26	0	0	0	0	0	234
Total	35	48	52	42	70	51	49	51	50	0	0	0	0	0	448

Enrolment By Grade
For 954 - Carbonear Academy, Carbonear



* Data from the 2016-2017 AGR(Enrolment/Age as of the last day in Sept./Dec.)

** Newfoundland Statistics Classification System

*** May include itinerant teachers

District 5 - Conseil scolaire francophone

(Francophone School)

#095 - Ecole Notre-Dame du Cap, Cap Saint-Georges

Classification: Rural
Offers Distance Education: No

Grades: K-8 Number of Grades: 9

[School FTE PTR : 8.2](#)
[District FTE PTR : 9.0](#)
[Provincial FTE PTR : 12.7](#)

[FTE Teachers](#) *** : 6.0

Enrolment By Age and Gender

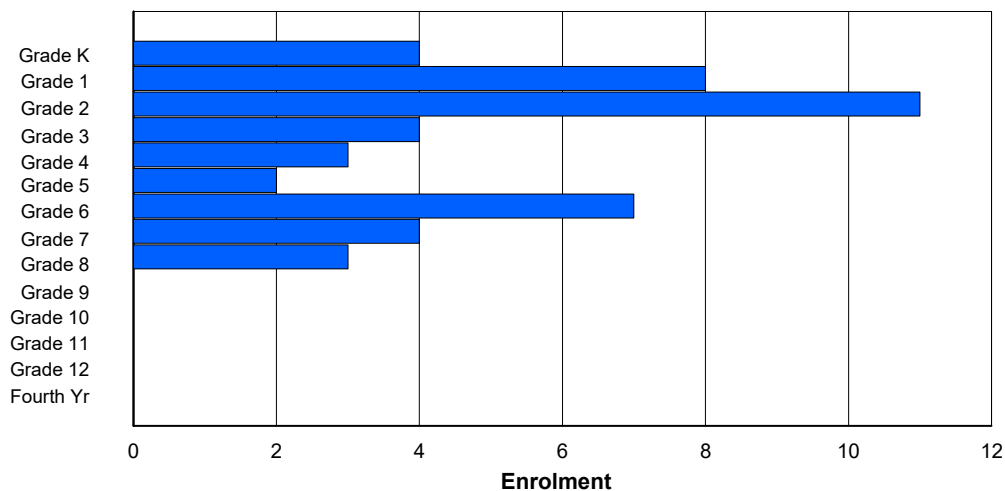
Gender	Age																	Total
	5	6	7	8	9	10	11	12	13	14	15	16	17	18	19	20>		
Male	0	2	4	3	0	1	3	3	1	0	0	0	0	0	0	0	17	
Female	4	6	7	1	3	1	4	1	2	0	0	0	0	0	0	0	29	
Total	4	8	11	4	3	2	7	4	3	0	0	0	0	0	0	0	46	

Enrolment By Grade and Gender

Gender	Grade														Total
	K	1	2	3	4	5	6	7	8	9	10	11	12	4th	
Male	0	2	4	3	0	1	3	3	1	0	0	0	0	0	17
Female	4	6	7	1	3	1	4	1	2	0	0	0	0	0	29
Total	4	8	11	4	3	2	7	4	3	0	0	0	0	0	46

Enrolment By Grade

For 095 - Ecole Notre-Dame du Cap, Cap Saint-Georges



* Data from the 2016-2017 AGR(Enrolment/Age as of the last day in Sept./Dec.)

** Newfoundland Statistics Classification System

*** May include itinerant teachers

District 5 - Conseil scolaire francophone

(Francophone School)

#107 - Ecole Sainte-Anne, La Grand'Terre (Mainland)

Classification: Rural
Offers Distance Education: Yes

Grades: K-12 Number of Grades: 13

[School FTE PTR : 9.2](#)
[District FTE PTR : 9.0](#)
[Provincial FTE PTR : 12.7](#)

[FTE Teachers](#) *** : 9.0

Enrolment By Age and Gender

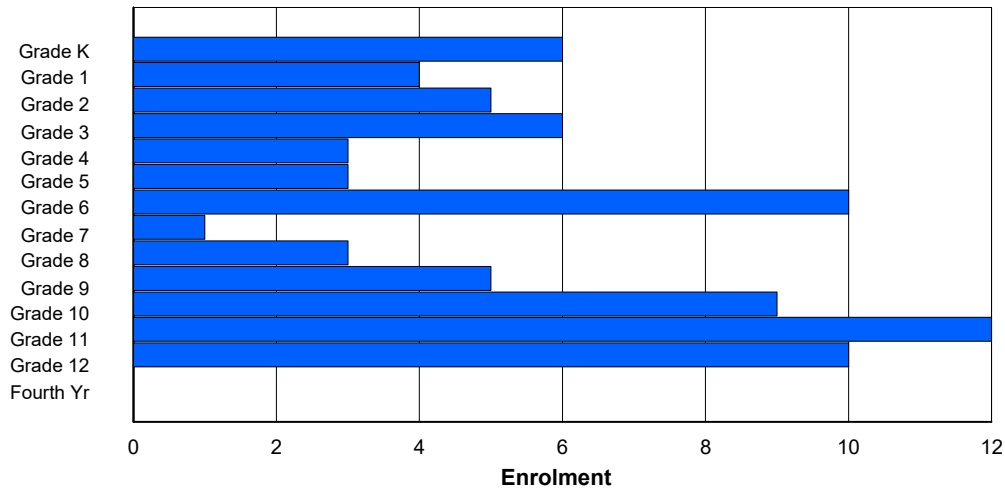
Gender	Age																	Total
	5	6	7	8	9	10	11	12	13	14	15	16	17	18	19	20>		
Male	2	2	3	5	3	0	7	0	2	2	6	4	4	0	0	0	40	
Female	4	2	2	1	0	3	3	1	1	3	4	7	5	1	0	0	37	
Total	6	4	5	6	3	3	10	1	3	5	10	11	9	1	0	0	77	

Enrolment By Grade and Gender

Gender	Grade														Total
	K	1	2	3	4	5	6	7	8	9	10	11	12	4th	
Male	2	2	3	5	3	0	7	0	2	2	6	4	4	0	40
Female	4	2	2	1	0	3	3	1	1	3	3	8	6	0	37
Total	6	4	5	6	3	3	10	1	3	5	9	12	10	0	77

Enrolment By Grade

For 107 - Ecole Sainte-Anne, La Grand'Terre (Mainland)



* Data from the 2016-2017 AGR(Enrolment/Age as of the last day in Sept./Dec.)

** Newfoundland Statistics Classification System

*** May include itinerant teachers

District 5 - Conseil scolaire francophone

(Francophone School)

#459 - Centre éducatif l'ENVOL, Labrador City

Classification: Urban
Offers Distance Education: No

Grades: K-9 Number of Grades: 9

[School FTE PTR : 7.5](#)
[District FTE PTR : 9.0](#)
[Provincial FTE PTR : 12.7](#)

[FTE Teachers](#) *** : 4.0

Enrolment By Age and Gender

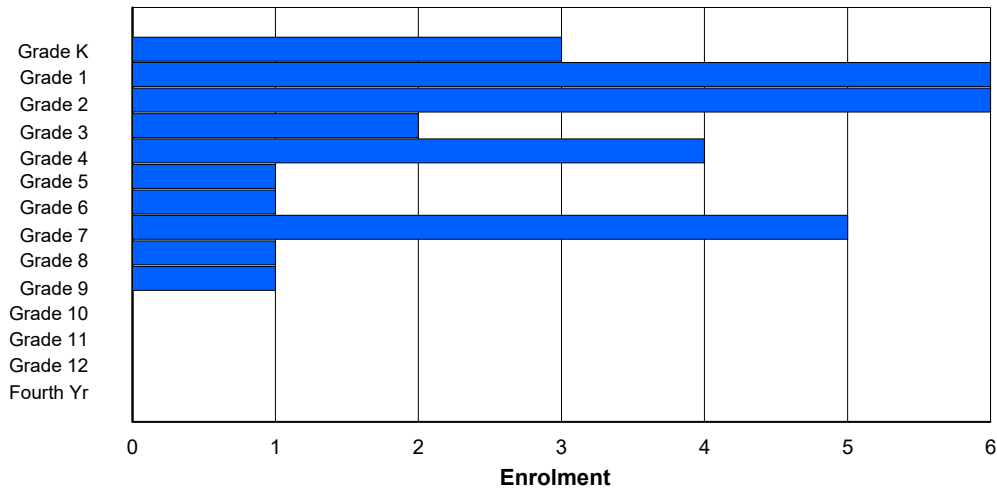
Gender	Age																	Total
	5	6	7	8	9	10	11	12	13	14	15	16	17	18	19	20>		
Male	1	3	3	1	1	2	0	4	0	0	1	0	0	0	0	0	16	
Female	2	3	3	1	2	0	1	1	1	0	0	0	0	0	0	0	14	
Total	3	6	6	2	3	2	1	5	1	0	1	0	0	0	0	0	30	

Enrolment By Grade and Gender

Gender	Grade															Total
	K	1	2	3	4	5	6	7	8	9	10	11	12	4th		
Male	1	3	3	1	2	1	0	4	0	1	0	0	0	0	16	
Female	2	3	3	1	2	0	1	1	1	0	0	0	0	0	14	
Total	3	6	6	2	4	1	1	5	1	1	0	0	0	0	30	

Enrolment By Grade

For 459 - Centre éducatif l'ENVOL, Labrador City



* Data from the 2016-2017 AGR(Enrolment/Age as of the last day in Sept./Dec.)

** Newfoundland Statistics Classification System

*** May include itinerant teachers

District 5 - Conseil scolaire francophone

(Francophone School)

#460 - Ecole des Grands-Vents, St. John's

Classification: Urban
Offers Distance Education: No

Grades: K-12 Number of Grades: 12

[School FTE PTR : 12.5](#)
[District FTE PTR : 9.0](#)
[Provincial FTE PTR : 12.7](#)

[FTE Teachers](#) *** : 14.0

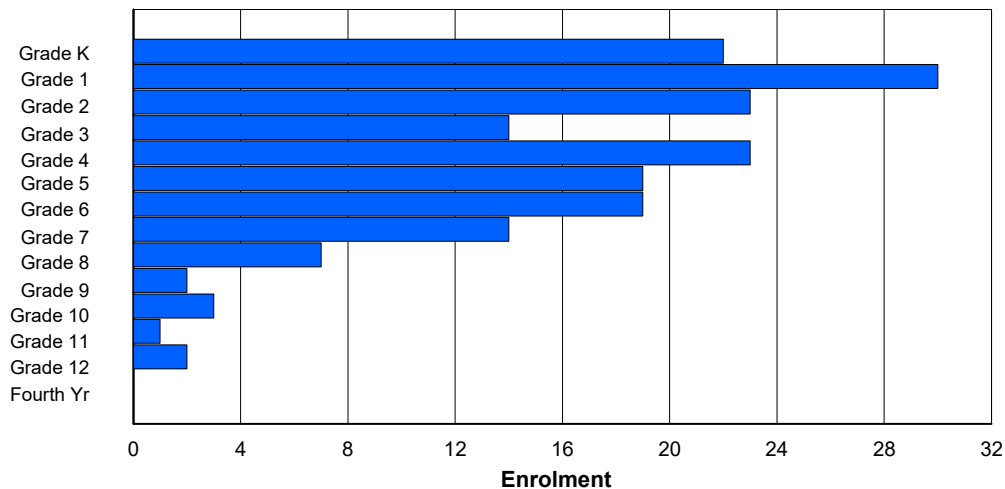
Enrolment By Age and Gender

Gender	Age																	Total
	5	6	7	8	9	10	11	12	13	14	15	16	17	18	19	20>		
Male	8	14	10	9	12	11	11	6	2	3	1	1	1	1	0	0	90	
Female	14	15	15	5	10	8	7	7	5	1	0	1	1	0	0	0	89	
Total	22	29	25	14	22	19	18	13	7	4	1	2	2	1	0	0	179	

Enrolment By Grade and Gender

Gender	Grade														Total
	K	1	2	3	4	5	6	7	8	9	10	11	12	4th	
Male	8	14	10	8	13	11	12	5	4	1	2	1	1	0	90
Female	14	16	13	6	10	8	7	9	3	1	1	0	1	0	89
Total	22	30	23	14	23	19	19	14	7	2	3	1	2	0	179

Enrolment By Grade
For 460 - Ecole des Grands-Vents, St. John's



* Data from the 2016-2017 AGR(Enrolment/Age as of the last day in Sept./Dec.)

** Newfoundland Statistics Classification System

*** May include itinerant teachers

District 5 - Conseil scolaire francophone

(Francophone School)

#472 - Ecole Boreale, Happy Valley - Goose Bay

Classification: Urban
Offers Distance Education: Yes

Grades: K-6,9 Number of Grades: 6

[School FTE PTR : 5.7](#)
[District FTE PTR : 9.0](#)
[Provincial FTE PTR : 12.7](#)

[FTE Teachers](#) *** : 3.0

Enrolment By Age and Gender

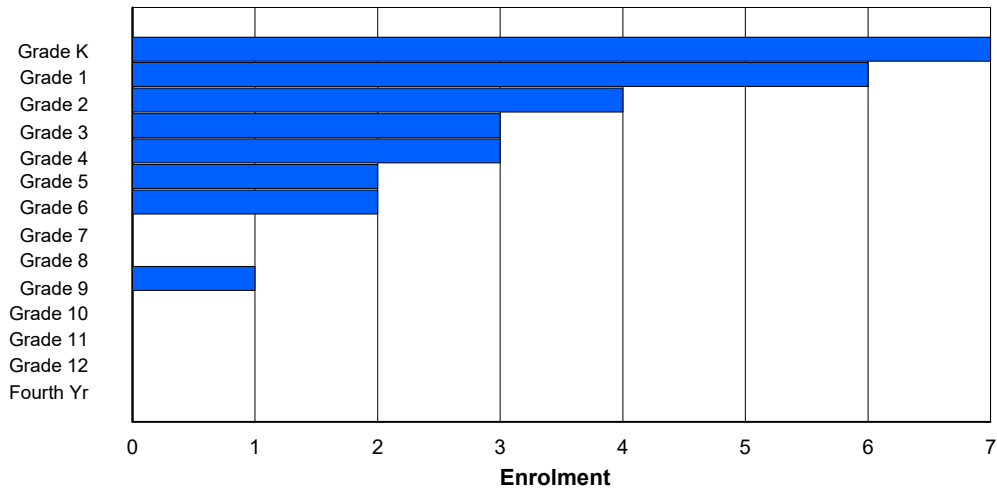
Gender	Age																	Total
	5	6	7	8	9	10	11	12	13	14	15	16	17	18	19	20>		
Male	4	3	1	2	2	1	1	0	0	1	0	0	0	0	0	0	15	
Female	3	3	2	2	1	1	1	0	0	0	0	0	0	0	0	0	13	
Total	7	6	3	4	3	2	2	0	0	1	0	0	0	0	0	0	28	

Enrolment By Grade and Gender

Gender	Grade															Total
	K	1	2	3	4	5	6	7	8	9	10	11	12	4th		
Male	4	3	1	2	2	1	1	0	0	1	0	0	0	0	15	
Female	3	3	3	1	1	1	1	0	0	0	0	0	0	0	13	
Total	7	6	4	3	3	2	2	0	0	1	0	0	0	0	28	

Enrolment By Grade

For 472 - Ecole Boreale, Happy Valley - Goose Bay



* Data from the 2016-2017 AGR(Enrolment/Age as of the last day in Sept./Dec.)

** Newfoundland Statistics Classification System

*** May include itinerant teachers

District 803 - Private

#373 - First Baptist Academy, Mount Pearl

Grades: 1-12

Number of Grades: 10

Classification: Urban

Offers Distance Education: No

[School FTE PTR : N/A](#)

[FTE Teachers](#) *** : 0.0

[Provincial FTE PTR : 12.7](#)

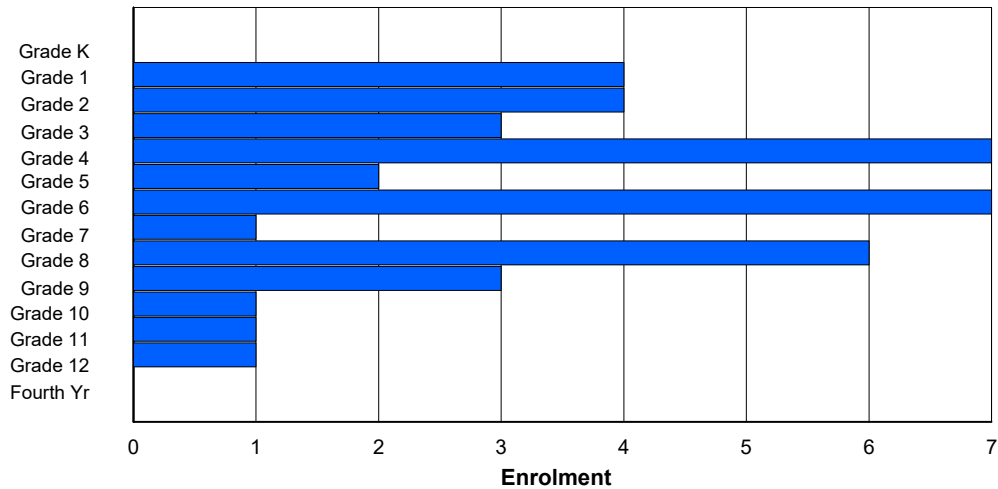
Enrolment By Age and Gender

Gender	Age																	Total
	5	6	7	8	9	10	11	12	13	14	15	16	17	18	19	20>		
Male	0	2	3	2	2	0	3	1	3	1	0	1	0	0	0	0	18	
Female	0	2	0	2	4	2	4	2	2	1	2	0	1	0	0	0	22	
Total	0	4	3	4	6	2	7	3	5	2	2	1	1	0	0	0	40	

Enrolment By Grade and Gender

Gender	Grade														Total
	K	1	2	3	4	5	6	7	8	9	10	11	12	4th	
Male	0	2	4	1	2	1	2	0	4	1	0	1	0	0	18
Female	0	2	0	2	5	1	5	1	2	2	1	0	1	0	22
Total	0	4	4	3	7	2	7	1	6	3	1	1	1	0	40

Enrolment By Grade
For 373 - First Baptist Academy, Mount Pearl



* Data from the 2016-2017 AGR(Enrolment/Age as of the last day in Sept./Dec.)

** Newfoundland Statistics Classification System

*** May include itinerant teachers

District 803 - Private

#374 - Murphy Centre, St. John's

Grades: 10-12

Number of Grades: 3

Classification: Urban

Offers Distance Education: No

[School FTE PTR : N/A](#)

[FTE Teachers](#) *** : 0.0

[Provincial FTE PTR : 12.7](#)

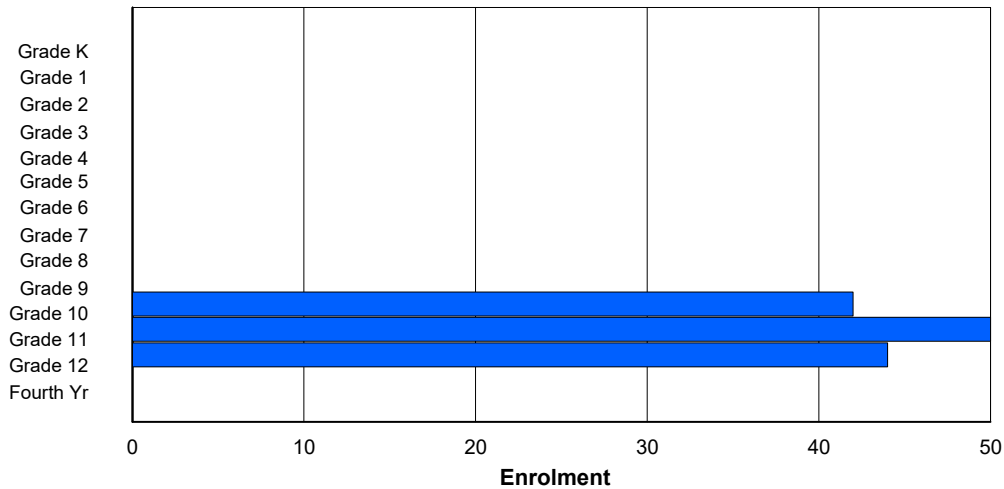
Enrolment By Age and Gender

Gender	Age																	Total
	5	6	7	8	9	10	11	12	13	14	15	16	17	18	19	20>		
Male	0	0	0	0	0	0	0	0	0	0	0	0	1	15	23	31	70	
Female	0	0	0	0	0	0	0	0	0	0	0	0	3	22	17	24	66	
Total	0	0	0	0	0	0	0	0	0	0	0	0	4	37	40	55	136	

Enrolment By Grade and Gender

Gender	Grade														Total
	K	1	2	3	4	5	6	7	8	9	10	11	12	4th	
Male	0	0	0	0	0	0	0	0	0	0	23	21	26	0	70
Female	0	0	0	0	0	0	0	0	0	0	19	29	18	0	66
Total	0	0	0	0	0	0	0	0	0	0	42	50	44	0	136

Enrolment By Grade
For 374 - Murphy Centre, St. John's



* Data from the 2016-2017 AGR(Enrolment/Age as of the last day in Sept./Dec.)

** Newfoundland Statistics Classification System

*** May include itinerant teachers

District 803 - Private

#375 - Lakecrest-St. John's Independent School, St. John's

Classification: Urban
Offers Distance Education: No

Grades: K-9

Number of Grades: 10

[School FTE PTR : N/A](#)

[FTE Teachers](#) *** : 0.0

[Provincial FTE PTR : 12.7](#)

Enrolment By Age and Gender

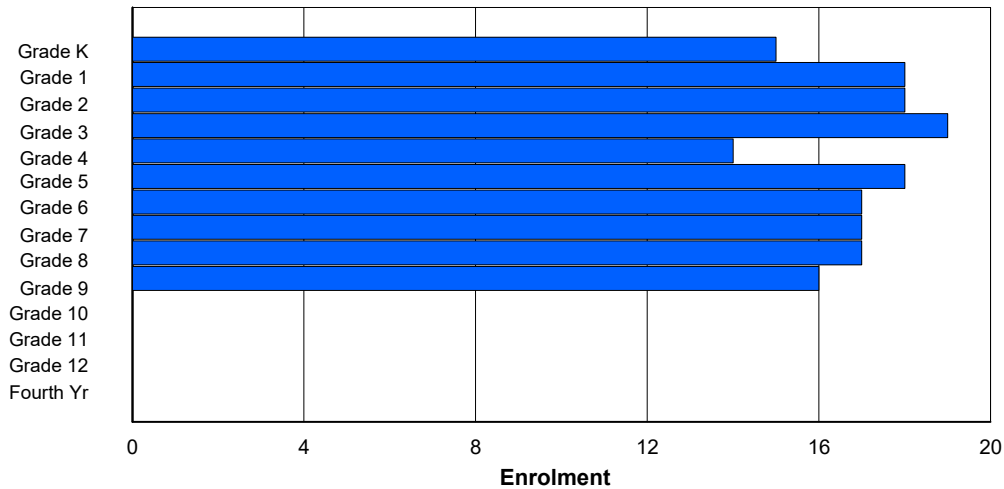
Gender	Age																	Total
	5	6	7	8	9	10	11	12	13	14	15	16	17	18	19	20>		
Male	7	7	9	10	7	11	9	12	8	9	0	0	0	0	0	0	89	
Female	8	11	9	9	6	8	7	6	8	8	0	0	0	0	0	0	80	
Total	15	18	18	19	13	19	16	18	16	17	0	0	0	0	0	0	169	

Enrolment By Grade and Gender

Gender	Grade															Total
	K	1	2	3	4	5	6	7	8	9	10	11	12	4th		
Male	7	7	9	10	8	10	10	11	9	8	0	0	0	0	89	
Female	8	11	9	9	6	8	7	6	8	8	0	0	0	0	80	
Total	15	18	18	19	14	18	17	17	17	16	0	0	0	0	169	

Enrolment By Grade

For 375 - Lakecrest-St. John's Independent School, St. John's



* Data from the 2016-2017 AGR(Enrolment/Age as of the last day in Sept./Dec.)

** Newfoundland Statistics Classification System

*** May include itinerant teachers

District 803 - Private

#450 - St. Bonaventure's College, St. John's

Grades: K-12

Number of Grades: 13

Classification: Urban

Offers Distance Education: No

[School FTE PTR : N/A](#)

[FTE Teachers](#) *** : 0.0

[Provincial FTE PTR : 12.7](#)

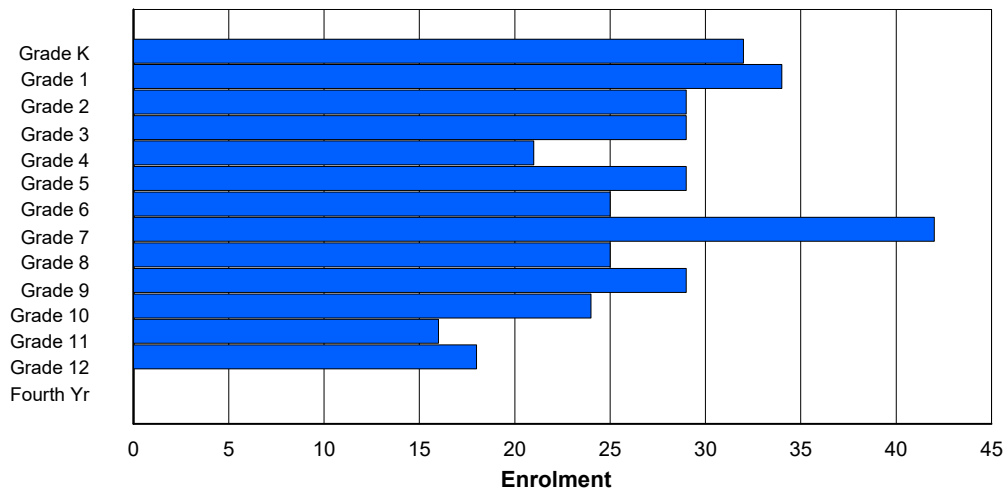
Enrolment By Age and Gender

Gender	Age																	Total
	5	6	7	8	9	10	11	12	13	14	15	16	17	18	19	20>		
Male	19	18	20	14	10	11	11	24	14	12	10	13	9	1	0	0	186	
Female	13	15	9	15	10	17	14	20	12	16	12	5	9	0	0	0	167	
Total	32	33	29	29	20	28	25	44	26	28	22	18	18	1	0	0	353	

Enrolment By Grade and Gender

Gender	Grade														Total
	K	1	2	3	4	5	6	7	8	9	10	11	12	4th	
Male	19	19	20	14	9	13	12	21	15	12	11	12	9	0	186
Female	13	15	9	15	12	16	13	21	10	17	13	4	9	0	167
Total	32	34	29	29	21	29	25	42	25	29	24	16	18	0	353

Enrolment By Grade
For 450 - St. Bonaventure's College, St. John's



* Data from the 2016-2017 AGR(Enrolment/Age as of the last day in Sept./Dec.)

** Newfoundland Statistics Classification System

*** May include itinerant teachers

District 803 - Private

#453 - Eric G. Lambert All-Grade, Churchill Falls

Grades: K-12

Number of Grades: 13

Classification: Rural

Offers Distance Education: No

[School FTE PTR : N/A](#)

[FTE Teachers](#) *** : 0.0

[Provincial FTE PTR : 12.7](#)

Enrolment By Age and Gender

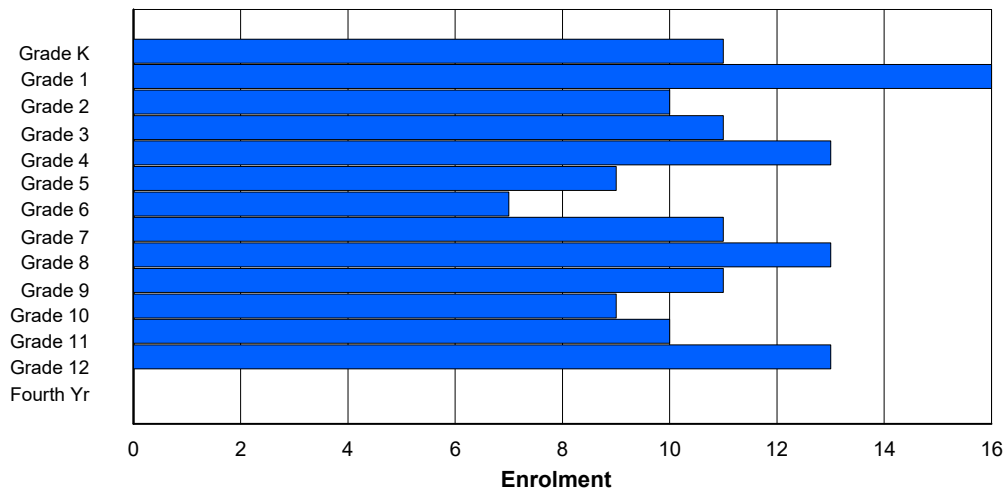
Gender	Age																	Total
	5	6	7	8	9	10	11	12	13	14	15	16	17	18	19	20>		
Male	2	10	5	4	9	2	2	5	6	8	5	5	8	0	0	0	71	
Female	8	7	5	7	4	7	5	6	7	3	3	6	5	0	0	0	73	
Total	10	17	10	11	13	9	7	11	13	11	8	11	13	0	0	0	144	

Enrolment By Grade and Gender

Gender	Grade														Total
	K	1	2	3	4	5	6	7	8	9	10	11	12	4th	
Male	3	9	5	4	9	2	2	5	6	8	6	4	8	0	71
Female	8	7	5	7	4	7	5	6	7	3	3	6	5	0	73
Total	11	16	10	11	13	9	7	11	13	11	9	10	13	0	144

Enrolment By Grade

For 453 - Eric G. Lambert All-Grade, Churchill Falls



* Data from the 2016-2017 AGR(Enrolment/Age as of the last day in Sept./Dec.)

** Newfoundland Statistics Classification System

*** May include itinerant teachers

District 803 - Private

#469 - Immaculate Heart of Mary School, Corner Brook

Classification: Urban
Offers Distance Education: No

Grades: K-10,12 Number of Grades: 12

[School FTE PTR : N/A](#)

[FTE Teachers](#) *** : 0.0

[Provincial FTE PTR : 12.7](#)

Enrolment By Age and Gender

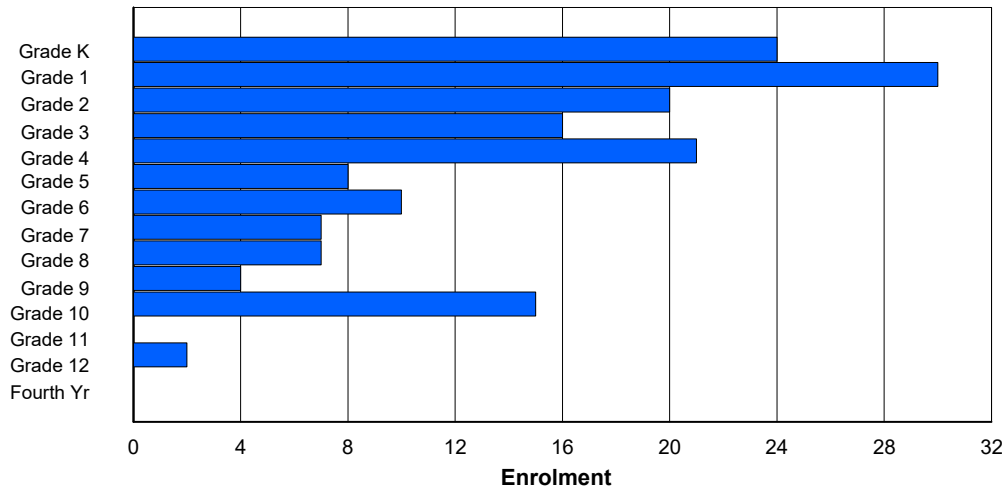
Gender	Age																	Total
	5	6	7	8	9	10	11	12	13	14	15	16	17	18	19	20>		
Male	12	15	11	10	12	0	3	5	6	1	7	0	0	0	0	0	82	
Female	12	15	8	7	9	8	6	3	2	3	7	0	2	0	0	0	82	
Total	24	30	19	17	21	8	9	8	8	4	14	0	2	0	0	0	164	

Enrolment By Grade and Gender

Gender	Grade															Total
	K	1	2	3	4	5	6	7	8	9	10	11	12	4th		
Male	12	15	12	9	12	0	4	4	5	1	8	0	0	0	82	
Female	12	15	8	7	9	8	6	3	2	3	7	0	2	0	82	
Total	24	30	20	16	21	8	10	7	7	4	15	0	2	0	164	

Enrolment By Grade

For 469 - Immaculate Heart of Mary School, Corner Brook



* Data from the 2016-2017 AGR(Enrolment/Age as of the last day in Sept./Dec.)

** Newfoundland Statistics Classification System

*** May include itinerant teachers

District 804 - Native Federal

#018 - Sheshatshiu Innu School, Sheshatshiu

Grades: K-12

Number of Grades: 13

Classification:

Offers Distance Education: Yes

[School FTE PTR : N/A](#)

[FTE Teachers](#) *** : 0.0

[Provincial FTE PTR : 12.7](#)

Enrolment By Age and Gender

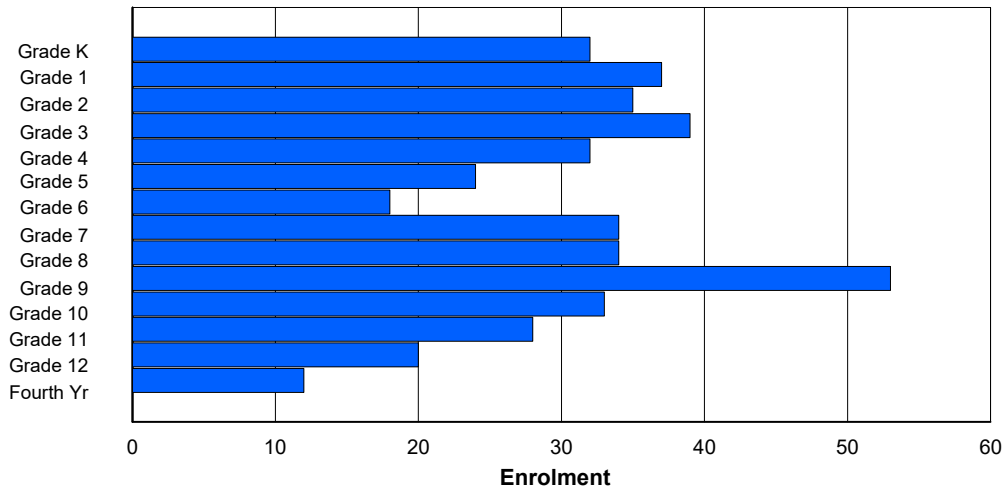
Gender	Age																	Total
	5	6	7	8	9	10	11	12	13	14	15	16	17	18	19	20>		
Male	12	15	22	25	19	17	11	10	14	20	21	17	8	0	0	0	211	
Female	20	22	13	14	13	12	13	8	20	14	32	16	20	0	0	3	220	
Total	32	37	35	39	32	29	24	18	34	34	53	33	28	0	0	3	431	

Enrolment By Grade and Gender

Gender	Grade														Total
	K	1	2	3	4	5	6	7	8	9	10	11	12	4th	
Male	12	15	22	25	19	11	10	14	20	21	17	8	11	6	211
Female	20	22	13	14	13	13	8	20	14	32	16	20	9	6	220
Total	32	37	35	39	32	24	18	34	34	53	33	28	20	12	431

Enrolment By Grade

For 018 - Sheshatshiu Innu School, Sheshatshiu



* Data from the 2016-2017 AGR(Enrolment/Age as of the last day in Sept./Dec.)

** Newfoundland Statistics Classification System

*** May include itinerant teachers

District 804 - Native Federal

#019 - Mushuau Innu Natuashish School, Natuashish

Grades: K-12

Number of Grades: 13

Classification:

Offers Distance Education: No

[School FTE PTR : N/A](#)

[FTE Teachers](#) *** : 0.0

[Provincial FTE PTR : 12.7](#)

Enrolment By Age and Gender

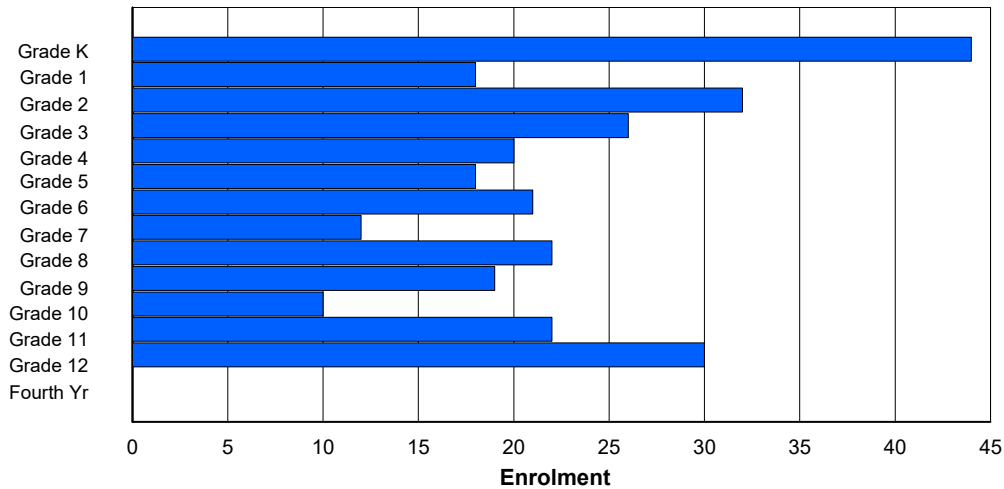
Gender	Age																	Total
	5	6	7	8	9	10	11	12	13	14	15	16	17	18	19	20>		
Male	23	9	17	13	13	9	13	7	12	8	5	8	7	3	2	3	152	
Female	21	18	15	8	4	9	7	7	11	9	6	11	6	3	3	4	142	
Total	44	27	32	21	17	18	20	14	23	17	11	19	13	6	5	7	294	

Enrolment By Grade and Gender

Gender	Grade														Total
	K	1	2	3	4	5	6	7	8	9	10	11	12	4th	
Male	23	8	13	17	13	9	13	9	9	10	4	10	14	0	152
Female	21	10	19	9	7	9	8	3	13	9	6	12	16	0	142
Total	44	18	32	26	20	18	21	12	22	19	10	22	30	0	294

Enrolment By Grade

For 019 - Mushuau Innu Natuashish School, Natuashish



* Data from the 2016-2017 AGR(Enrolment/Age as of the last day in Sept./Dec.)

** Newfoundland Statistics Classification System

*** May include itinerant teachers

District 804 - Native Federal

#376 - Se't Anneway Kegnamogwom, Conne River

Grades: K-12 Number of Grades: 13

Classification: Rural
Offers Distance Education: Yes

[School FTE PTR : N/A](#)

[FTE Teachers](#) *** : 0.0

[Provincial FTE PTR : 12.7](#)

Enrolment By Age and Gender

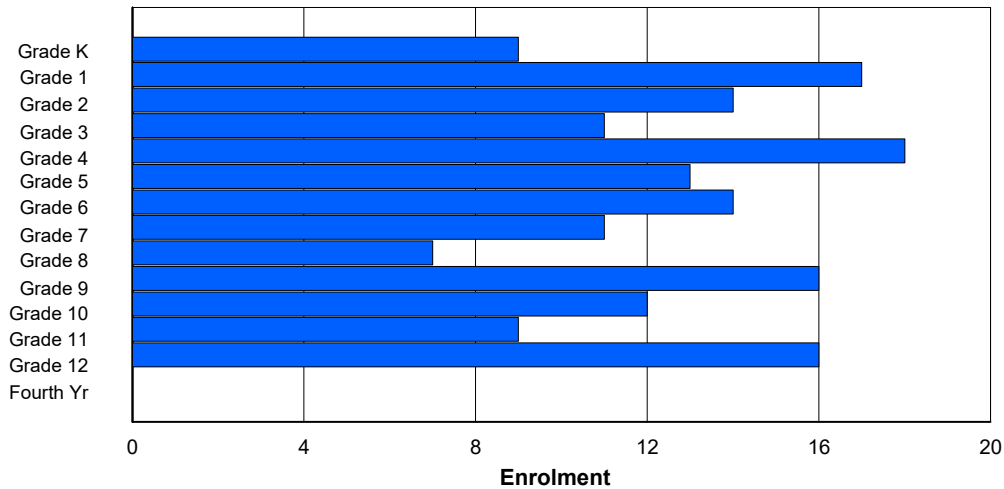
Gender	Age																	Total
	5	6	7	8	9	10	11	12	13	14	15	16	17	18	19	20>		
Male	3	8	7	10	10	8	10	3	4	9	5	4	7	2	1	0	91	
Female	6	9	7	1	8	5	4	7	4	7	4	5	8	1	0	0	76	
Total	9	17	14	11	18	13	14	10	8	16	9	9	15	3	1	0	167	

Enrolment By Grade and Gender

Gender	Grade														Total
	K	1	2	3	4	5	6	7	8	9	10	11	12	4th	
Male	3	8	7	10	10	8	10	3	4	9	7	4	8	0	91
Female	6	9	7	1	8	5	4	8	3	7	5	5	8	0	76
Total	9	17	14	11	18	13	14	11	7	16	12	9	16	0	167

Enrolment By Grade

For 376 - Se't Anneway Kegnamogwom, Conne River



* Data from the 2016-2017 AGR(Enrolment/Age as of the last day in Sept./Dec.)

** Newfoundland Statistics Classification System

*** May include itinerant teachers

Number of Schools: 267

* Data from the 2016-2017 AGR(Enrolment/Age as of the last day in Sept./Dec.)

** Newfoundland Statistics Classification System

*** May include itinerant teachers

Modification Time: 4:00:12PM

Modification Date: 4/18/2018

268

Source: Evaluation and Research

Web Site: http://www.education.gov.nf.ca/sch_rep/2016/index.htm