

District 803 - Private

School #: 373 First Baptist Academy

Demand Writing

School

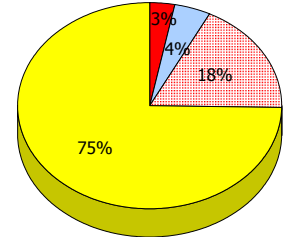
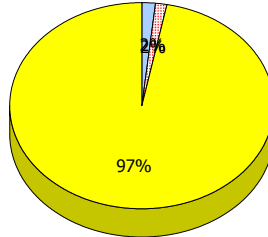
School data with 5 or fewer students withheld for reasons of confidentiality.

Region

Province

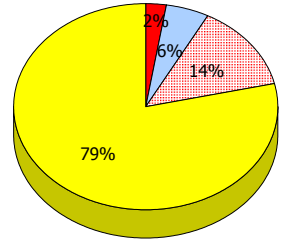
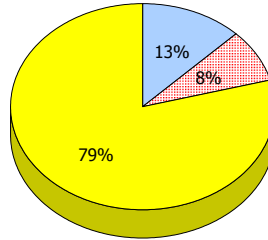
2017

Apr 30,
2017 (4)



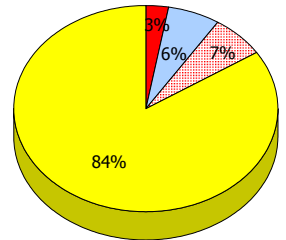
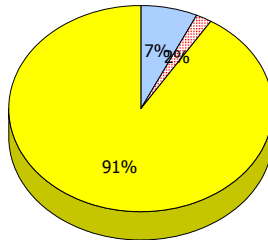
2015

Apr 30,
2015 (3)



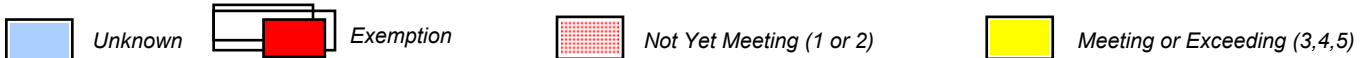
2013

AGR (2)



2012

AGR (0)



* In some cases, Provincial Assessment numbers may exceed AGR numbers based on late enrolments. Pie chart is based on the number of students who wrote the Provincial Assessment.

District 803 - Private

School #: 373 First Baptist Academy

School

Reading

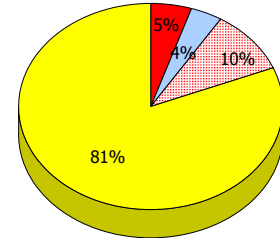
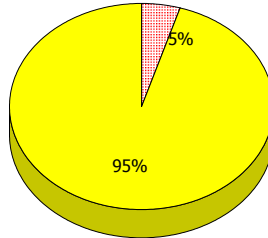
Region

Province

School data with 5 or fewer students withheld for reasons of confidentiality.

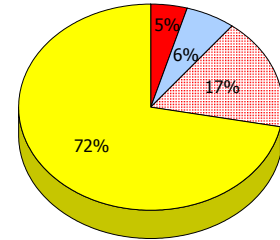
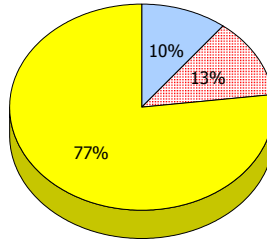
2017

Apr 30, 2017(4)



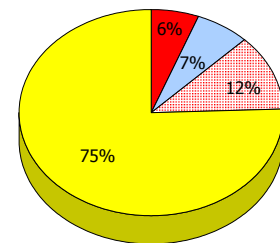
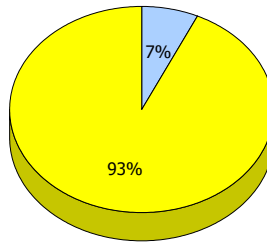
2015

Apr 30, 2015(3)



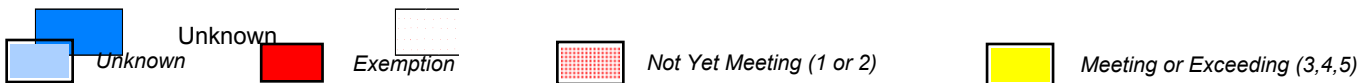
2013

AGR (2)



2012

AGR (0)



* In some cases, Provincial Assessment numbers may exceed AGR numbers based on late enrolments. Pie chart is based on the number of students who wrote the Provincial Assessment.

District 803 - Private

School #: 375 Lakecrest-St. John's Independent School

Demand Writing

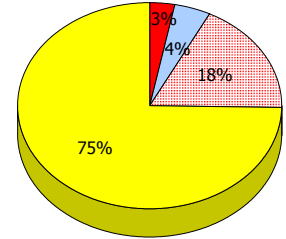
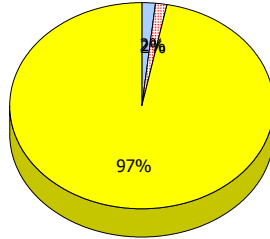
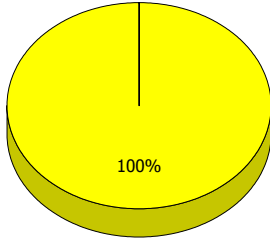
School

Region

Province

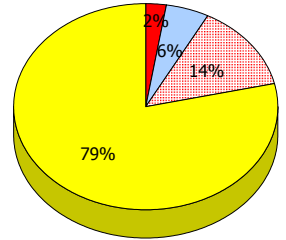
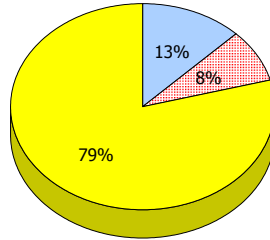
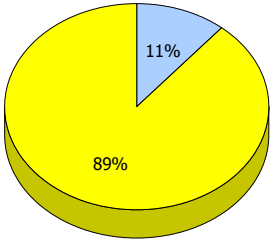
2017

Apr 30,
2017 (16)



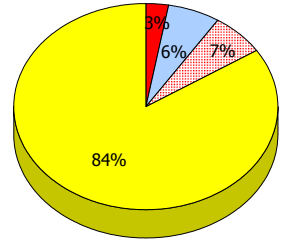
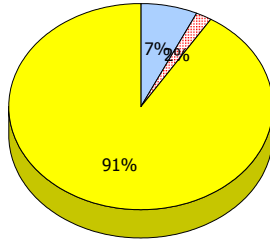
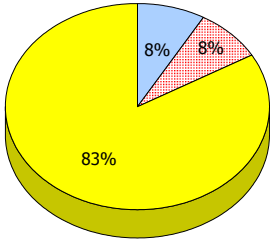
2015

Apr 30,
2015 (9)



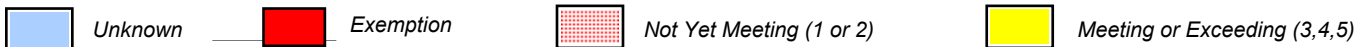
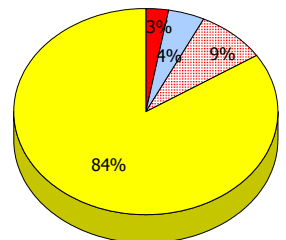
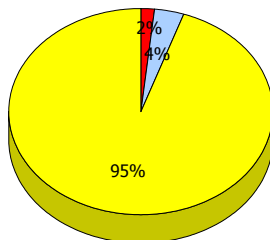
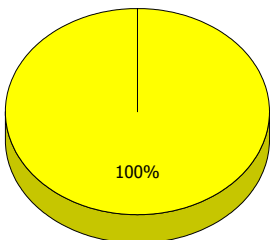
2013

AGR (12)



2012

AGR (8)



* In some cases, Provincial Assessment numbers may exceed AGR numbers based on late enrolments. Pie chart is based on the number of students who wrote the Provincial Assessment.

District 803 - Private

School #: 375 Lakecrest-St. John's Independent School

Reading

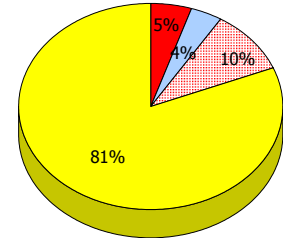
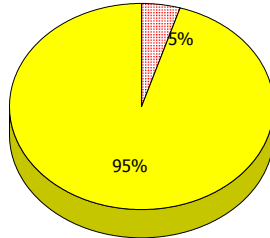
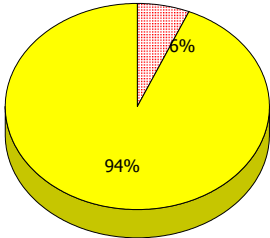
School

Region

Province

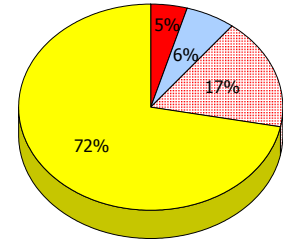
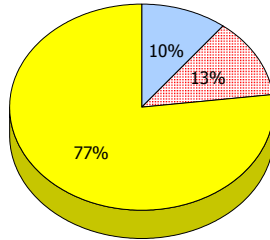
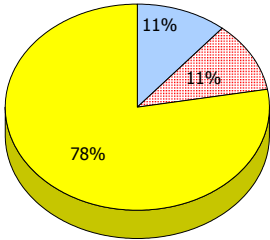
2017

Apr 30,
2017(16)



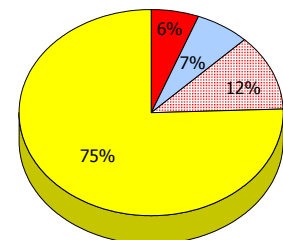
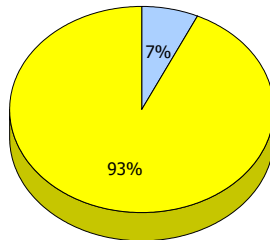
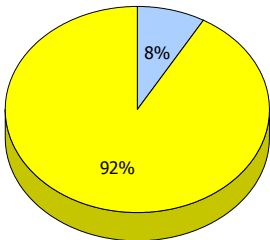
2015

Apr 30,
2015(9)



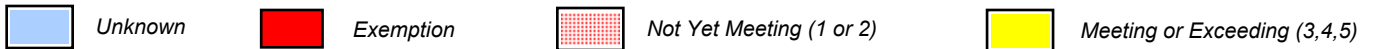
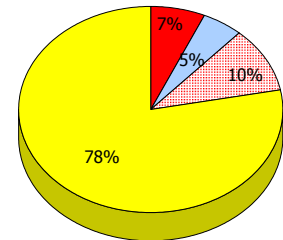
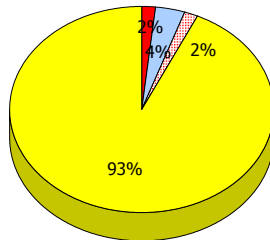
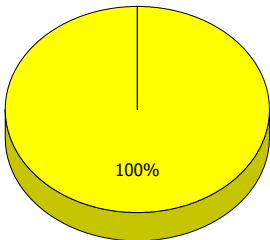
2013

AGR (12)



2012

AGR (8)



* In some cases, Provincial Assessment numbers may exceed AGR numbers based on late enrolments. Pie chart is based on the number of students who wrote the Provincial Assessment.

District 803 - Private

School #: 450 St. Bonaventure's College

Demand Writing

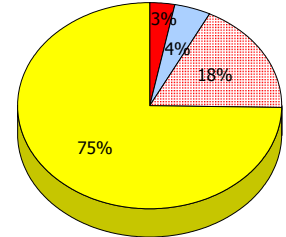
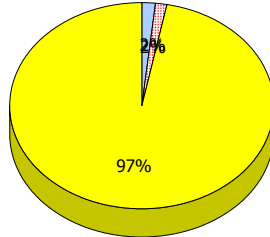
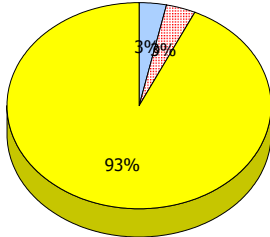
School

Region

Province

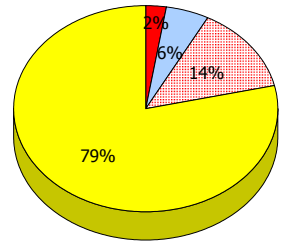
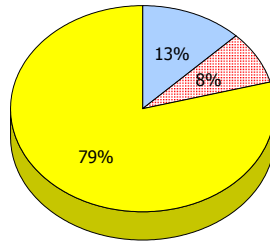
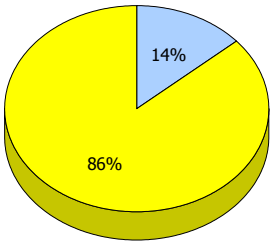
2017

Apr 30,
2017 (29)



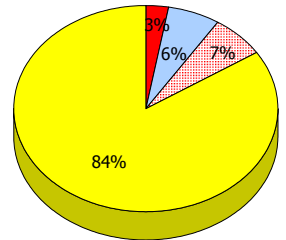
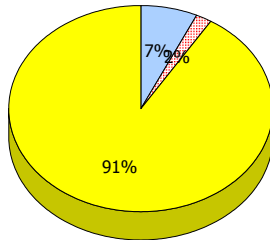
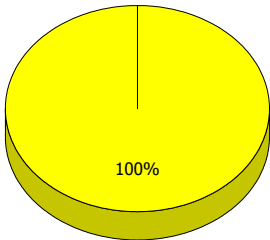
2015

Apr 30,
2015 (22)



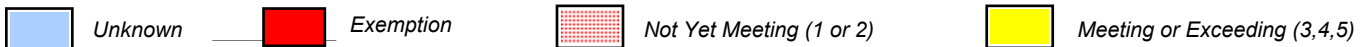
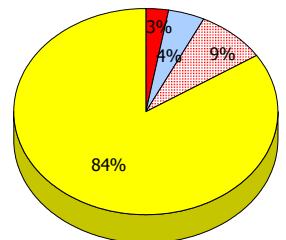
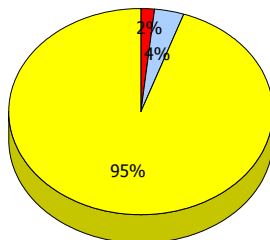
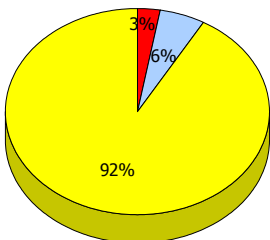
2013

AGR (31)



2012

AGR (36)



* In some cases, Provincial Assessment numbers may exceed AGR numbers based on late enrolments. Pie chart is based on the number of students who wrote the Provincial Assessment.

District 803 - Private

School #: 450 St. Bonaventure's College

Reading

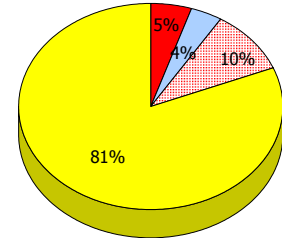
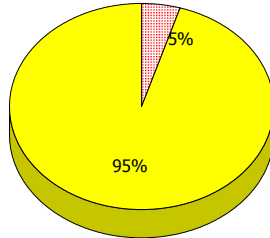
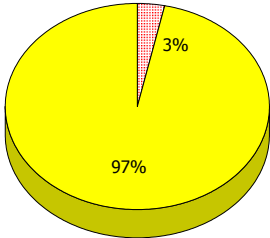
School

Region

Province

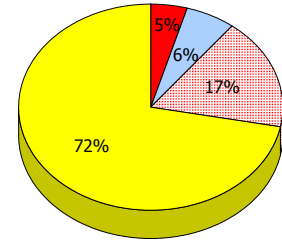
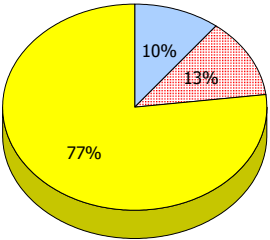
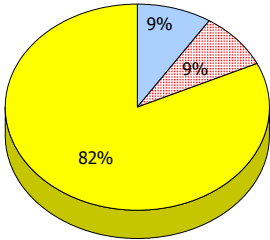
2017

Apr 30,
2017(29)



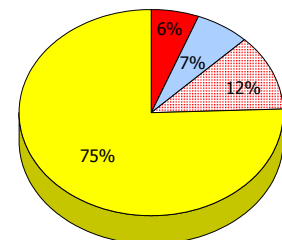
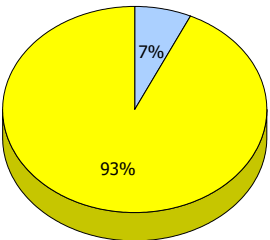
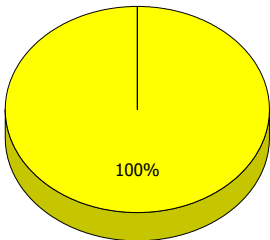
2015

Apr 30,
2015(22)



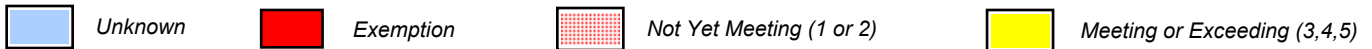
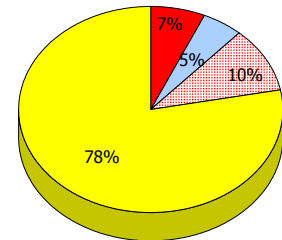
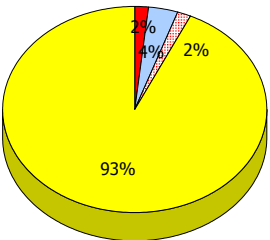
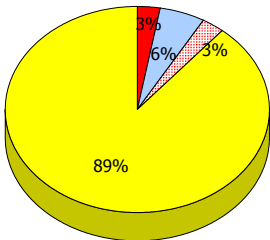
2013

AGR (31)



2012

AGR (36)



* In some cases, Provincial Assessment numbers may exceed AGR numbers based on late enrolments. Pie chart is based on the number of students who wrote the Provincial Assessment.

District 803 - Private

School #: 453 Eric G. Lambert All-Grade

Demand Writing

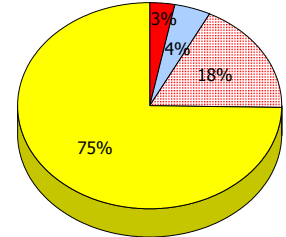
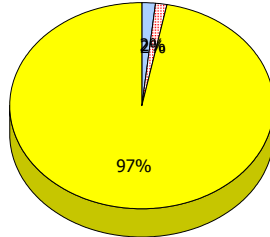
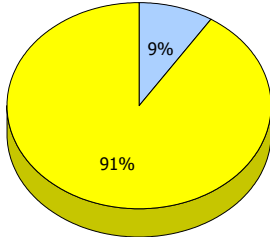
School

Region

Province

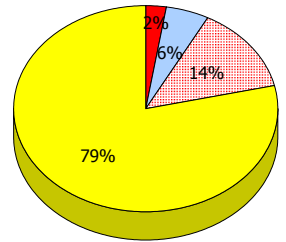
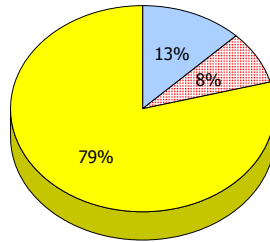
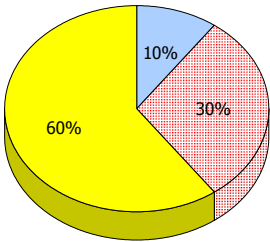
2017

Apr 30,
2017 (11)



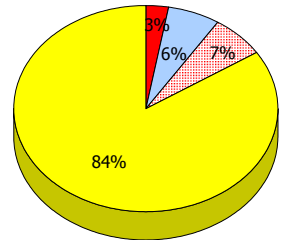
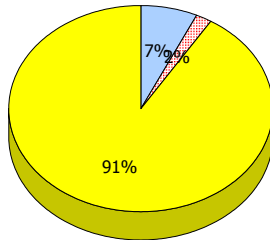
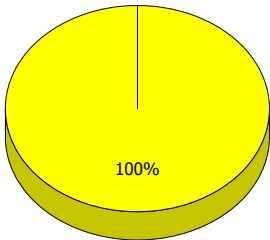
2015

Apr 30,
2015 (10)



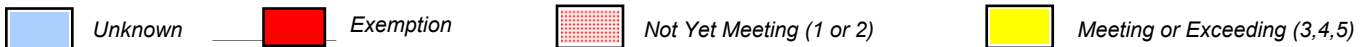
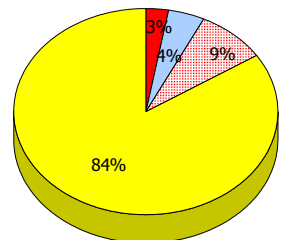
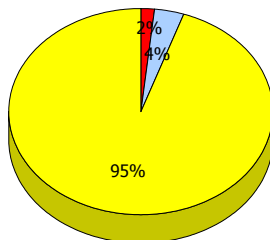
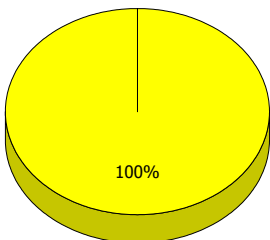
2013

AGR (9)



2012

AGR (10)



* In some cases, Provincial Assessment numbers may exceed AGR numbers based on late enrolments. Pie chart is based on the number of students who wrote the Provincial Assessment.

District 803 - Private

School #: 453 Eric G. Lambert All-Grade

Reading

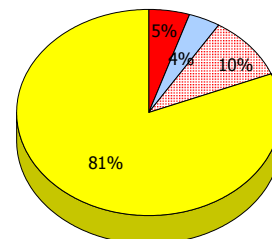
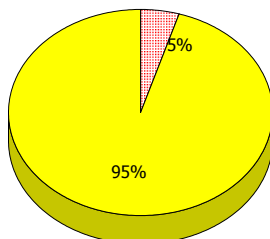
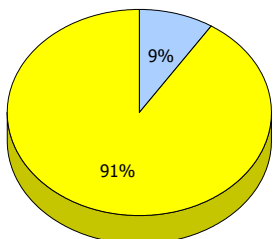
School

Region

Province

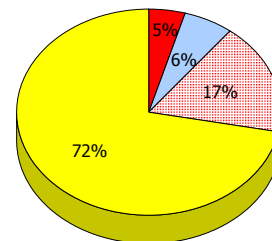
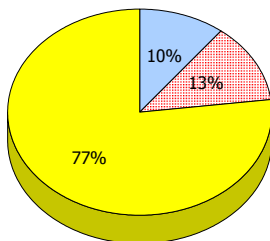
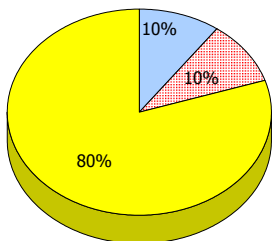
2017

Apr 30,
2017(11)



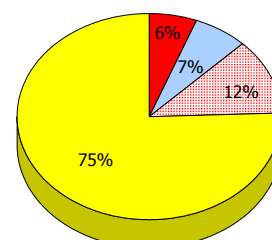
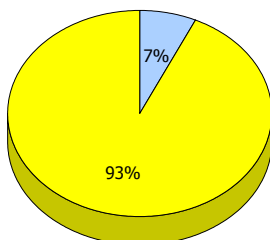
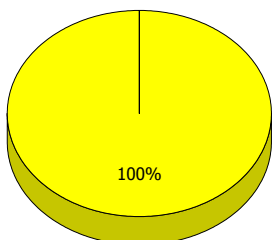
2015

Apr 30,
2015(10)



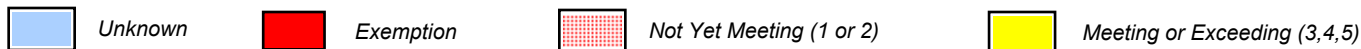
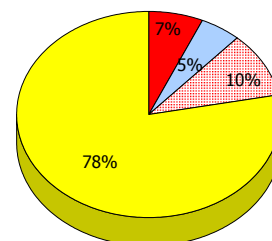
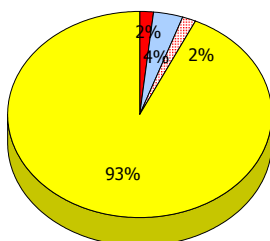
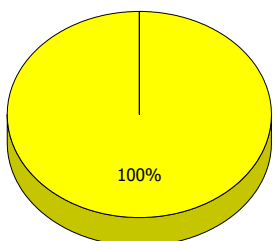
2013

AGR (9)



2012

AGR (10)



* In some cases, Provincial Assessment numbers may exceed AGR numbers based on late enrolments. Pie chart is based on the number of students who wrote the Provincial Assessment.

District 803 - Private

School #: 469 Immaculate Heart of Mary School

Demand Writing

School

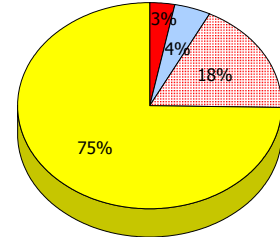
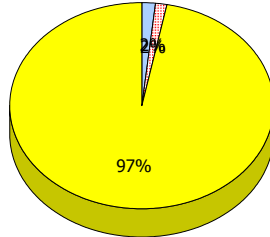
School data with 5 or fewer students withheld for reasons of confidentiality.

Region

Province

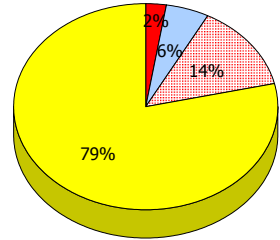
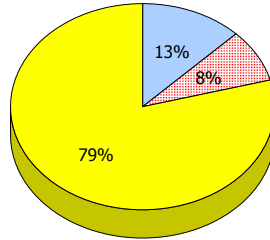
2017

Apr 30, 2017 (4)



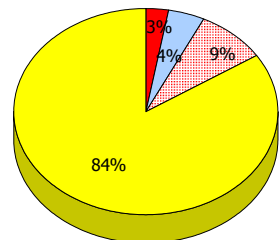
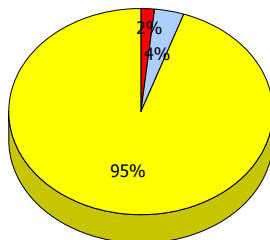
2015

Apr 30, 2015 (4)



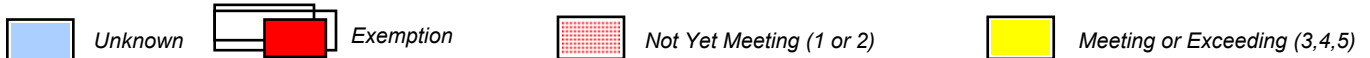
2013

AGR (0)



2012

AGR (3)



* In some cases, Provincial Assessment numbers may exceed AGR numbers based on late enrolments. Pie chart is based on the number of students who wrote the Provincial Assessment.

District 803 - Private

School #: 469 Immaculate Heart of Mary School

School

Reading

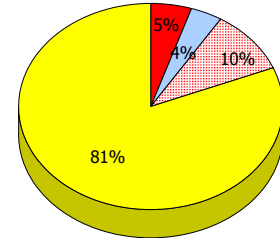
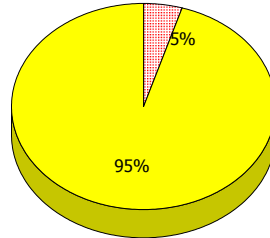
Region

Province

School data with 5 or fewer students withheld for reasons of confidentiality.

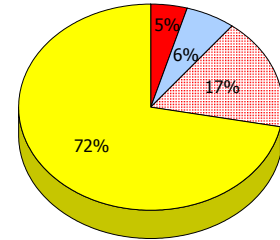
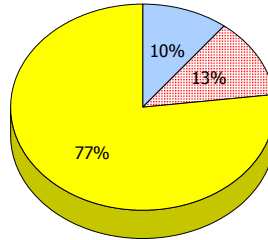
2017

Apr 30, 2017(4)



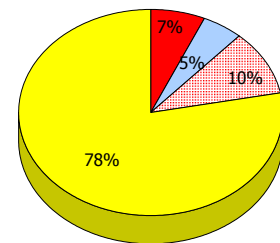
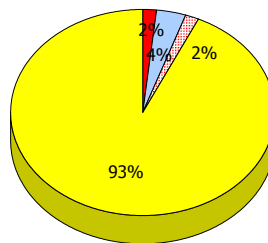
2015

Apr 30, 2015(4)



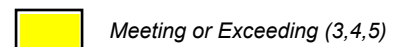
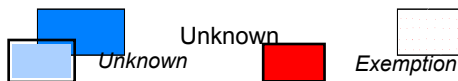
2013

AGR (0)



2012

AGR (3)



* In some cases, Provincial Assessment numbers may exceed AGR numbers based on late enrolments. Pie chart is based on the number of students who wrote the Provincial Assessment.

District 804 - Native Federal

School #: 018 Sheshatshiu Innu School

Demand Writing

School

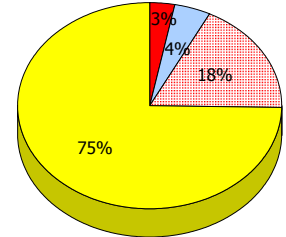
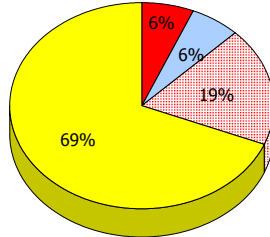
School data with 5 or fewer students withheld for reasons of confidentiality.

Region

Province

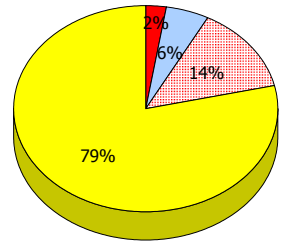
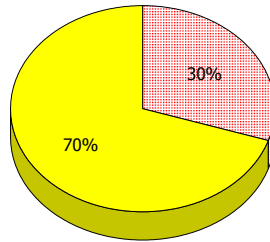
2017

Apr 30, 2017 (53)



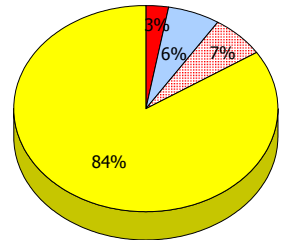
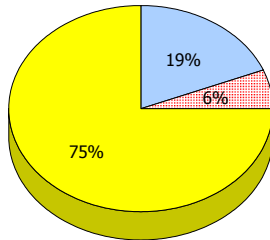
2015

Apr 30, 2015 (28)



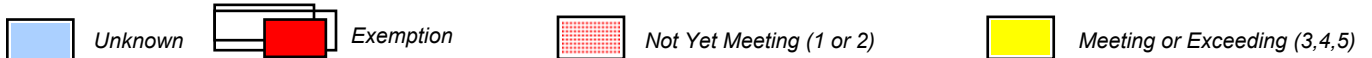
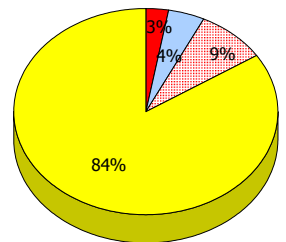
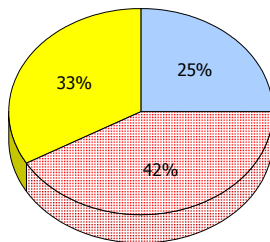
2013

AGR (29)



2012

AGR (24)



* In some cases, Provincial Assessment numbers may exceed AGR numbers based on late enrolments. Pie chart is based on the number of students who wrote the Provincial Assessment.

Intermediate English Language Arts
4 Year Provincial Assessment, June 2017
Student Population Report
(average scores)

District 804 - Native Federal

School #: 018 Sheshatshiu Innu School

School

School data with 5 or fewer students withheld for reasons of confidentiality.

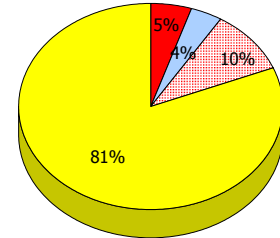
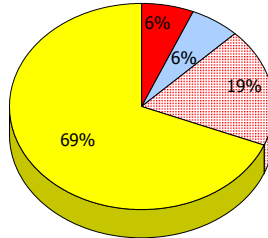
Reading

Region

Province

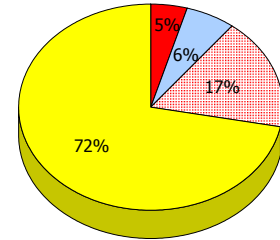
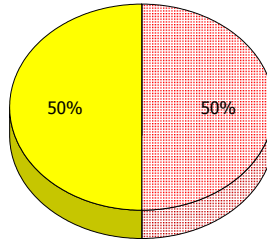
2017

Apr 30, 2017(53)



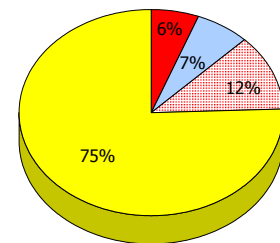
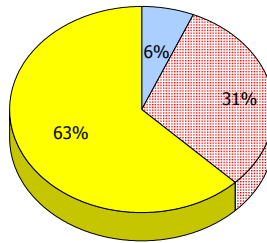
2015

Apr 30, 2015(28)



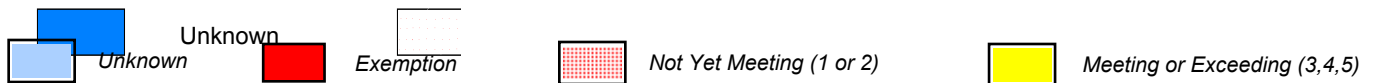
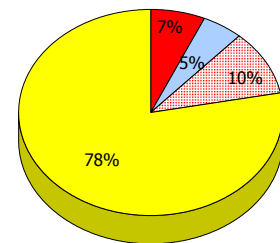
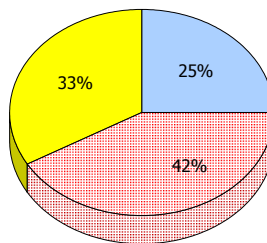
2013

AGR (29)



2012

AGR (24)



* In some cases, Provincial Assessment numbers may exceed AGR numbers based on late enrolments. Pie chart is based on the number of students who wrote the Provincial Assessment.

District 804 - Native Federal

School #: 019 Mushuau Innu Natuashish School

Demand Writing

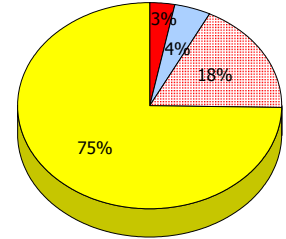
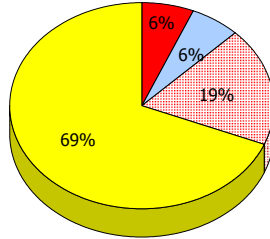
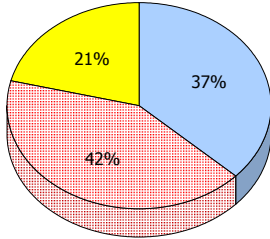
School

Region

Province

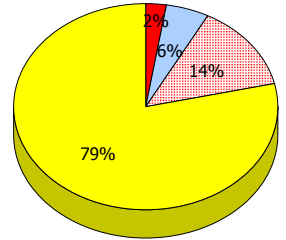
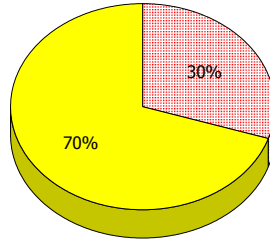
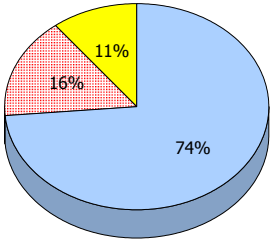
2017

Apr 30,
2017 (19)



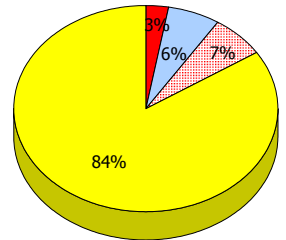
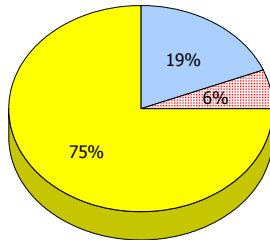
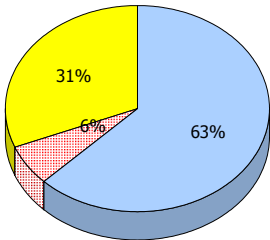
2015

Apr 30,
2015 (19)



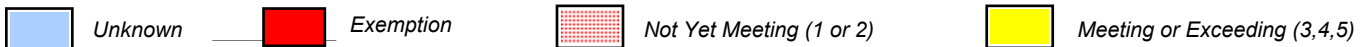
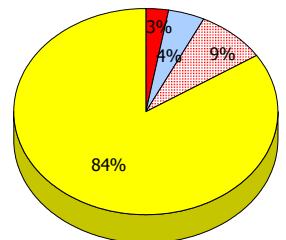
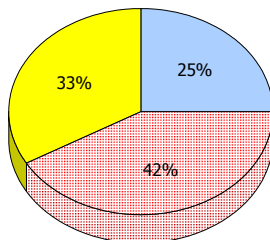
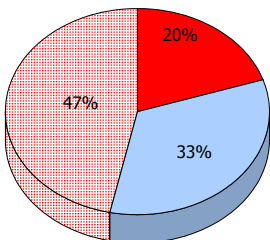
2013

AGR (16)



2012

AGR (15)



* In some cases, Provincial Assessment numbers may exceed AGR numbers based on late enrolments. Pie chart is based on the number of students who wrote the Provincial Assessment.

District 804 - Native Federal

School #: 019 Mushuau Innu Natuashish School

Reading

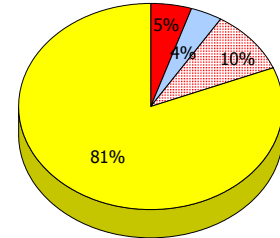
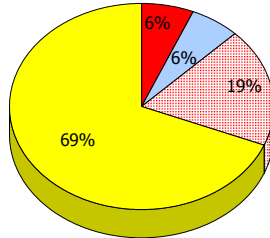
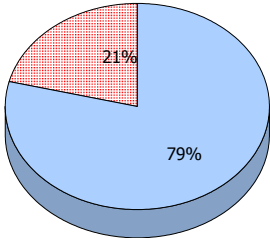
School

Region

Province

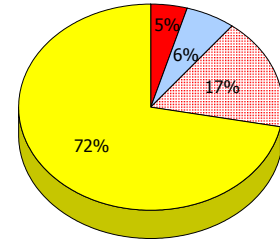
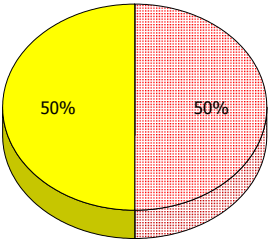
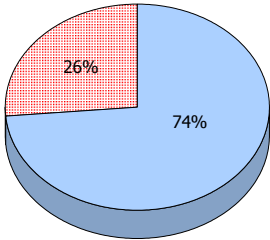
2017

Apr 30,
2017(19)



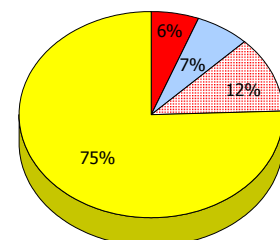
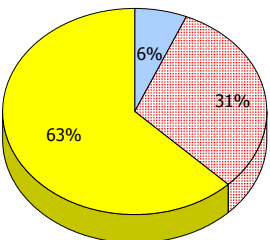
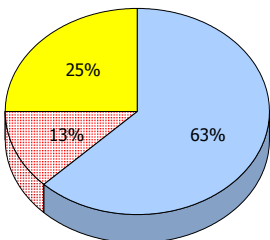
2015

Apr 30,
2015(19)



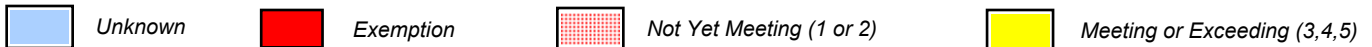
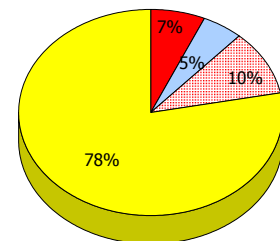
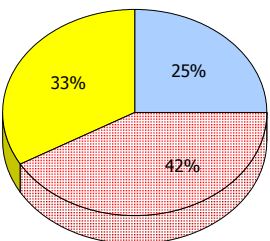
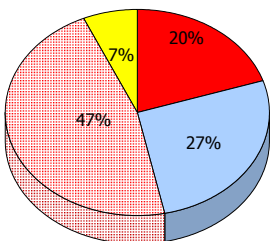
2013

AGR (16)



2012

AGR (15)



* In some cases, Provincial Assessment numbers may exceed AGR numbers based on late enrolments. Pie chart is based on the number of students who wrote the Provincial Assessment.

District 804 - Native Federal

School #: 376 Se't Anneway Kegnamogwom

Demand Writing

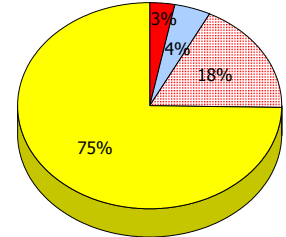
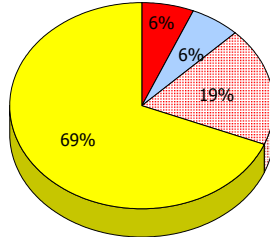
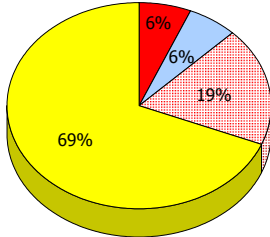
School

Region

Province

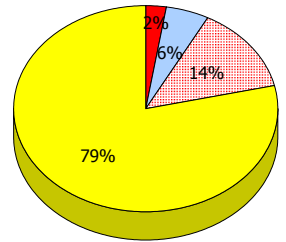
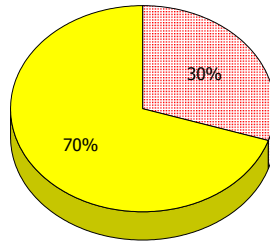
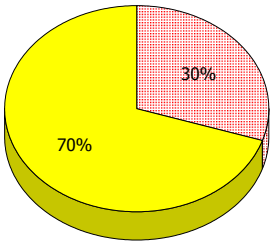
2017

Apr 30,
2017 (16)



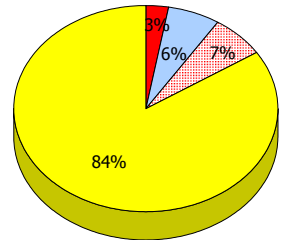
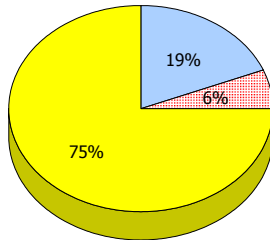
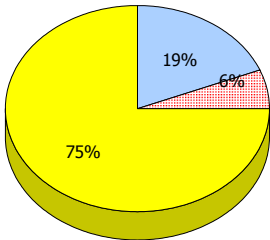
2015

Apr 30,
2015 (10)



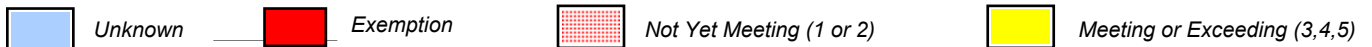
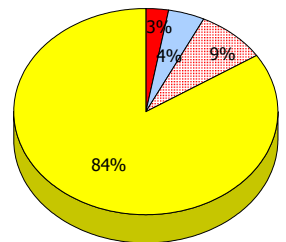
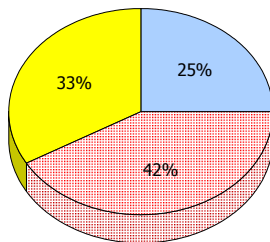
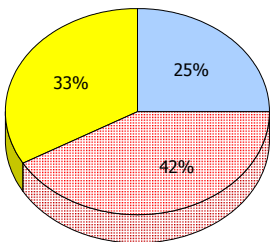
2013

AGR (16)



2012

AGR (12)



* In some cases, Provincial Assessment numbers may exceed AGR numbers based on late enrolments. Pie chart is based on the number of students who wrote the Provincial Assessment.

District 804 - Native Federal

School #: 376 Se't Anneway Kegnamogwom

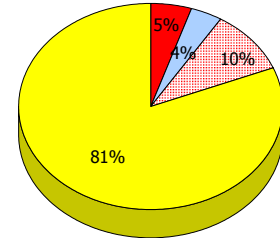
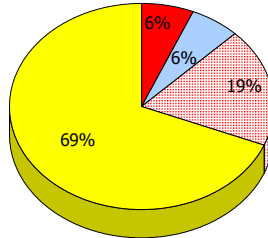
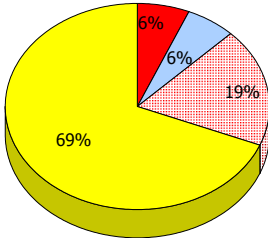
Reading

School

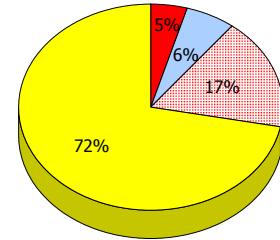
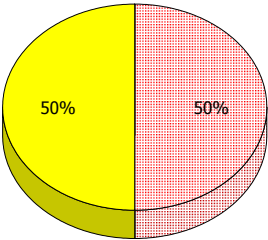
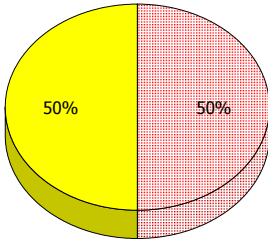
Region

Province

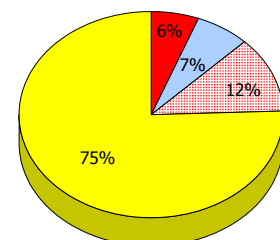
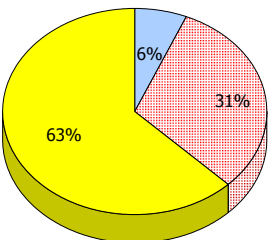
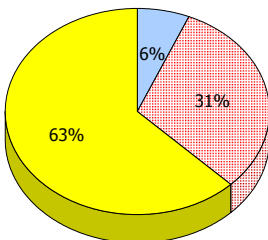
2017
Apr 30,
2017(16)



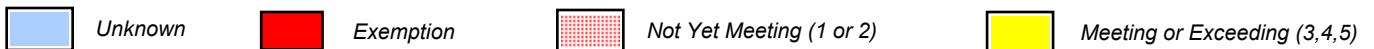
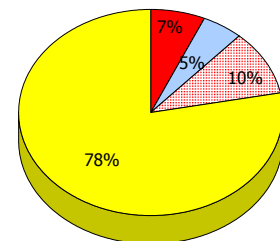
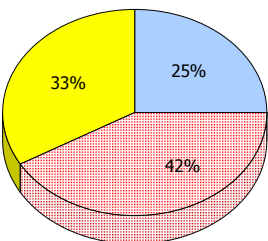
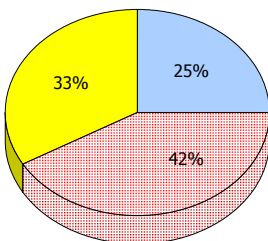
2015
Apr 30,
2015(10)



2013
AGR (16)



2012
AGR (12)



* In some cases, Provincial Assessment numbers may exceed AGR numbers based on late enrolments. Pie chart is based on the number of students who wrote the Provincial Assessment.