

NLESD - Labrador Region

School #: 001 St. Peter's School

Demand Writing

School

Region

Province

Creative Writing

Persuasive Writing

Creative Writing

Persuasive Writing

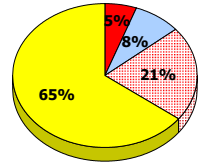
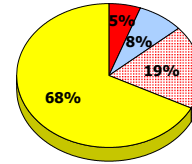
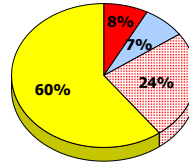
Creative Writing

Persuasive Writing

2017

Apr 30, 2017 (1)

School data with 5 or fewer students withheld for reasons of confidentiality.

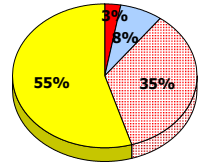
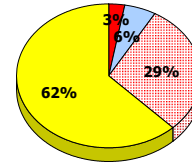
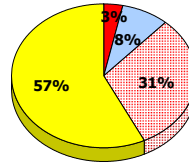


2015

Apr 30, 2015 (0)

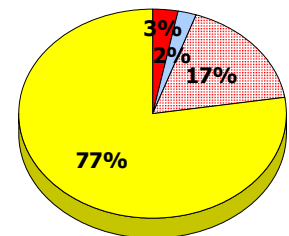
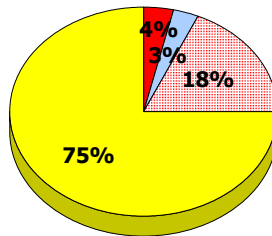
2013

Apr 30, 2013 (1)



2012

AGR (1)



* In some cases, Provincial Assessment numbers may exceed AGR numbers based on late enrolments. Pie chart is based on the number of students who wrote the Provincial Assessment.

* Mushuau Innu Natuashish School and Sheshatshiu Innu School are excluded from region and provincial results.

**Primary English Language Arts
4 Year Provincial Assessment, June 2017
Student Population Report**
(average scores)

NLESD - Labrador Region

School #: 001 St. Peter's School

Reading

School

Region

Province

Non - Fiction

Fiction

Non - Fiction

Fiction

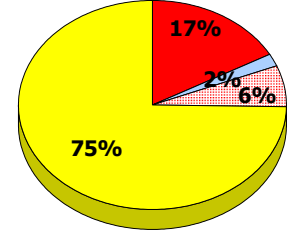
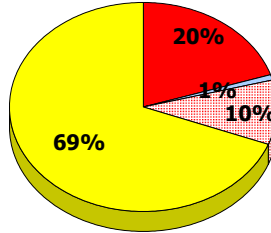
Non - Fiction

Fiction

School data with 5 or fewer students withheld for reasons of confidentiality.

2017

Apr 30, 2017 (1)

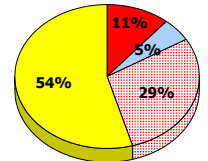
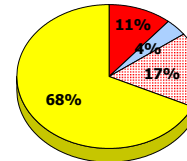
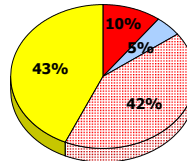
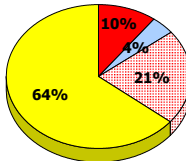


2015

Apr 30, 2015 (0)

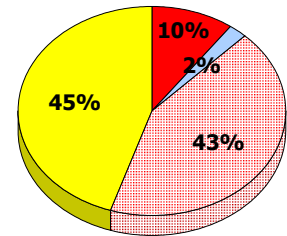
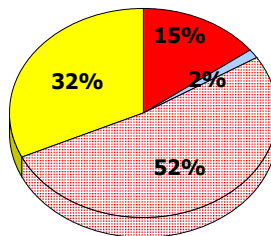
2013

Apr 30, 2013 (1)



2012

AGR (1)



* In some cases, Provincial Assessment numbers may exceed AGR numbers based on late enrolments. Pie chart is based on the number of students who wrote the Provincial Assessment.

* Mushuau Innu Natuashish School and Sheshatshiu Innu School are excluded from region and provincial results.

NLESD - Labrador Region

School #: 002 Henry Gordon Academy

Demand Writing

School

Region

Province

Creative Writing

Persuasive Writing

Creative Writing

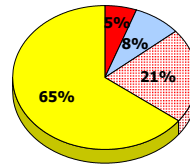
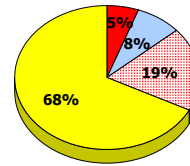
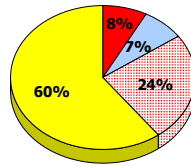
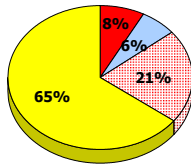
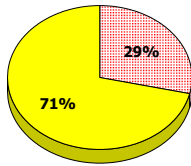
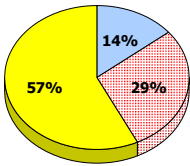
Persuasive Writing

Creative Writing

Persuasive Writing

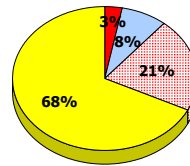
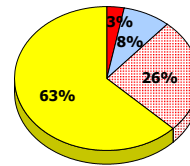
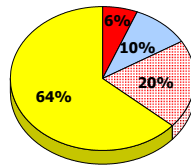
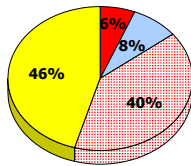
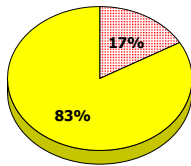
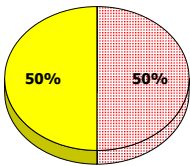
2017

Apr 30, 2017 (7)



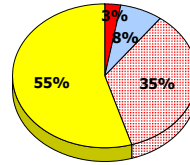
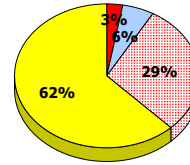
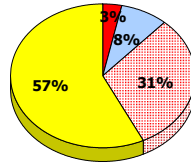
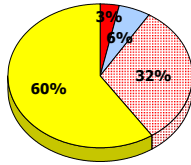
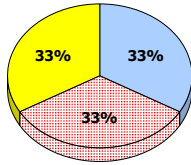
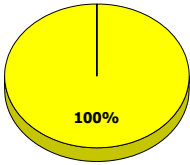
2015

Apr 30, 2015 (5)



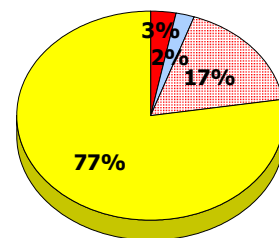
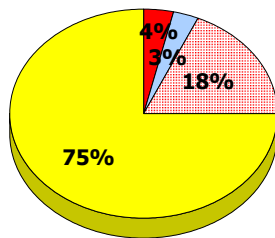
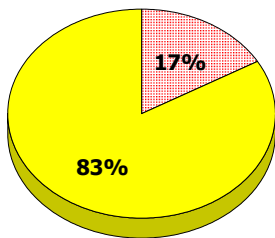
2013

Apr 30, 2013 (3)



2012

AGR (5)



* In some cases, Provincial Assessment numbers may exceed AGR numbers based on late enrolments. Pie chart is based on the number of students who wrote the Provincial Assessment.

* Mushuau Innu Natuashish School and Sheshatshiu Innu School are excluded from region and provincial results.

NLESD - Labrador Region

School #: 002 Henry Gordon Academy

Reading

School

Region

Province

Non - Fiction

Fiction

Non - Fiction

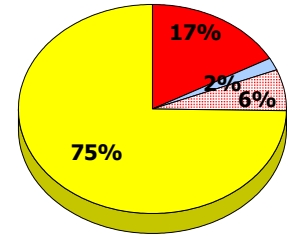
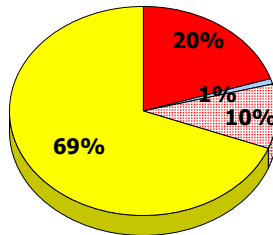
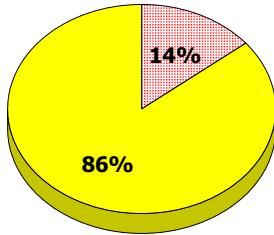
Fiction

Non - Fiction

Fiction

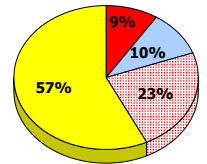
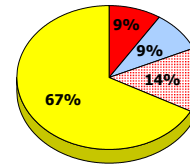
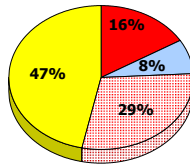
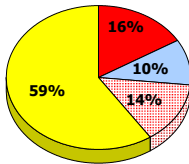
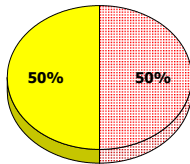
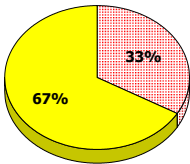
2017

Apr 30,
2017 (7)



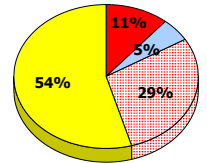
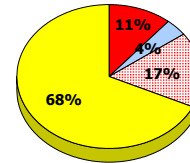
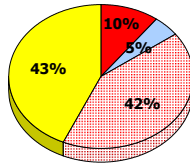
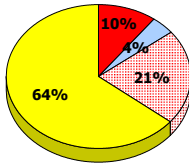
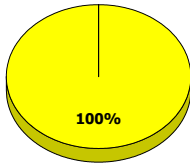
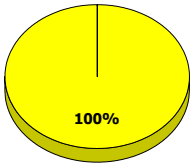
2015

Apr 30,
2015 (5)



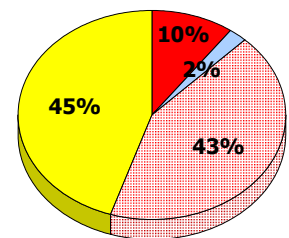
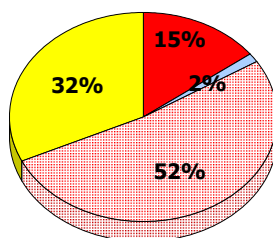
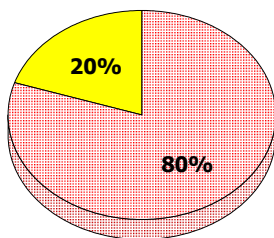
2013

Apr 30,
2013 (3)



2012

AGR (5)



Exemption
 Unknown
 Not Yet Meeting
 Meeting or Exceeding

* In some cases, Provincial Assessment numbers may exceed AGR numbers based on late enrolments. Pie chart is based on the number of students who wrote the Provincial Assessment.

* Mushuau Innu Natuashish School and Sheshatshiu Innu School are excluded from region and provincial results.

Source: Division of Evaluation and Research, Department of Education and Early Childhood Development

NLESD - Labrador Region

School #: 005 Peacock Primary School

Demand Writing

School

Region

Province

Creative Writing

Persuasive Writing

Creative Writing

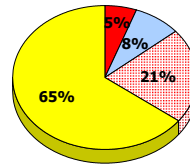
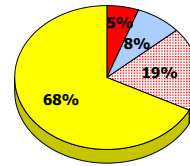
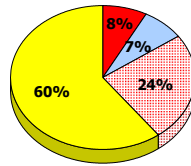
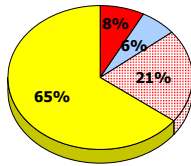
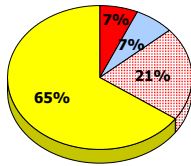
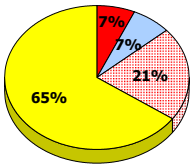
Persuasive Writing

Creative Writing

Persuasive Writing

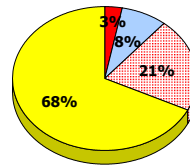
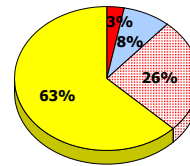
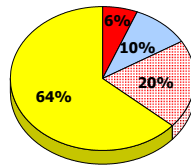
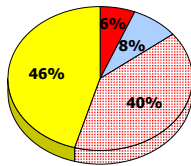
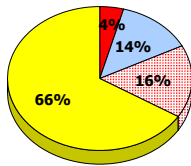
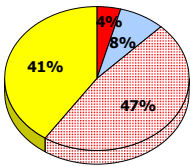
2017

Apr 30, 2017 (89)



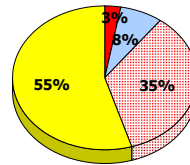
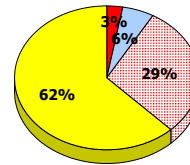
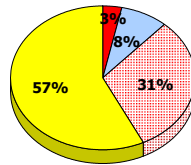
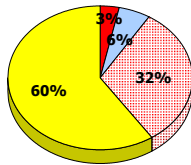
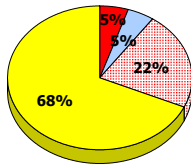
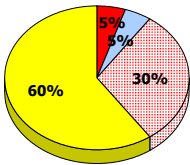
2015

Apr 30, 2015 (74)



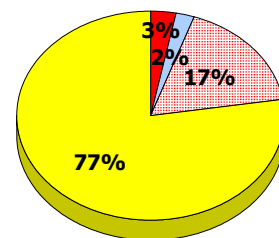
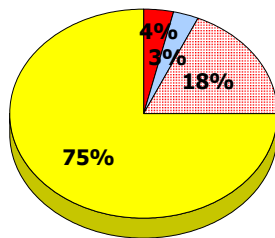
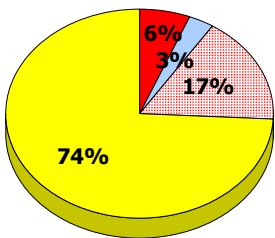
2013

Apr 30, 2013 (82)



2012

AGR (66)



* In some cases, Provincial Assessment numbers may exceed AGR numbers based on late enrolments. Pie chart is based on the number of students who wrote the Provincial Assessment.

* Mushuau Innu Natuashish School and Sheshatshiu Innu School are excluded from region and provincial results.

Source: Division of Evaluation and Research, Department of Education and Early Childhood Development

NLESD - Labrador Region

School #: 005 Peacock Primary School

Reading

School

Region

Province

Non - Fiction

Fiction

Non - Fiction

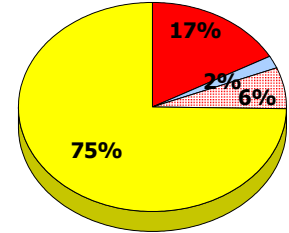
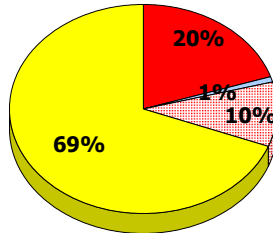
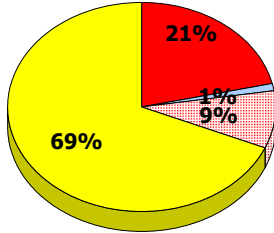
Fiction

Non - Fiction

Fiction

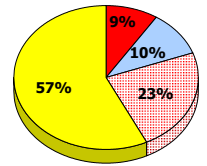
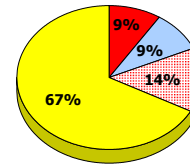
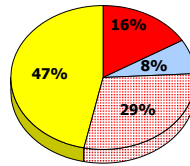
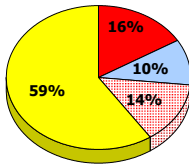
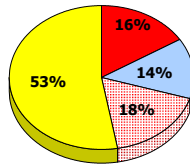
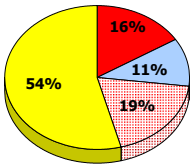
2017

Apr 30, 2017 (89)



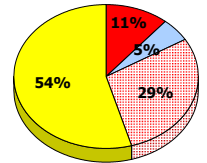
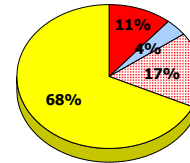
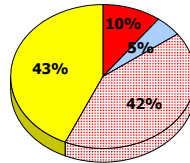
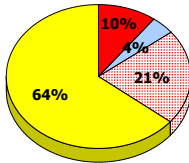
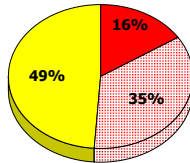
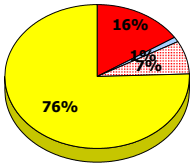
2015

Apr 30, 2015 (74)



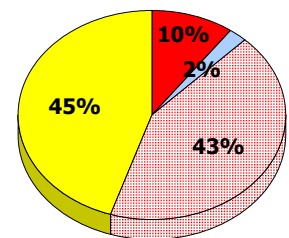
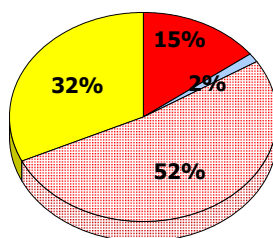
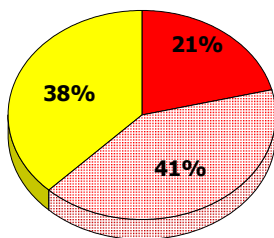
2013

Apr 30, 2013 (82)



2012

AGR (66)



* In some cases, Provincial Assessment numbers may exceed AGR numbers based on late enrolments. Pie chart is based on the number of students who wrote the Provincial Assessment.

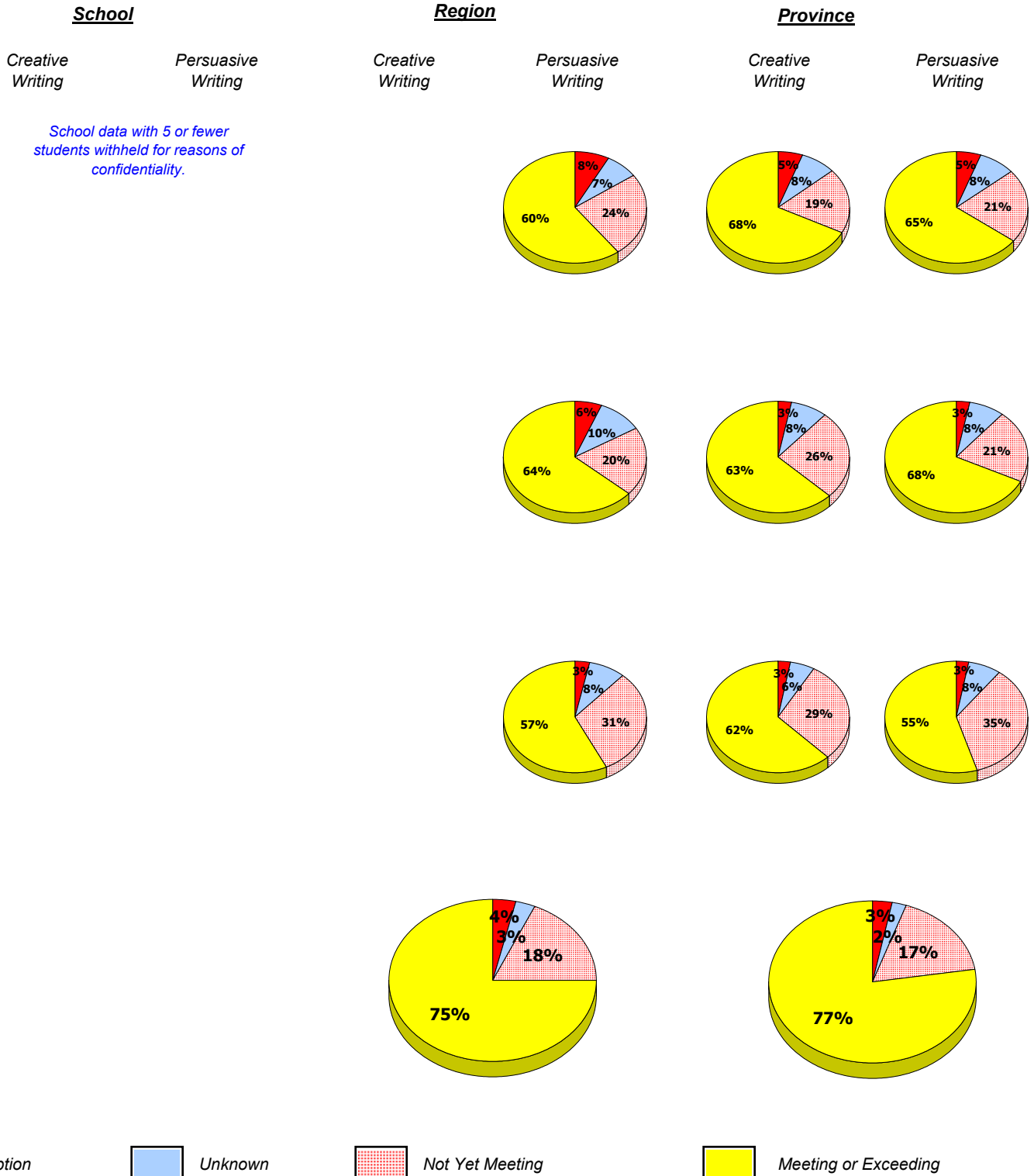
* Mushuau Innu Natuashish School and Sheshatshiu Innu School are excluded from region and provincial results.

Source: Division of Evaluation and Research, Department of Education and Early Childhood Development

NLESD - Labrador Region

School #: 007 Amos Comenius Memorial School

Demand Writing



* In some cases, Provincial Assessment numbers may exceed AGR numbers based on late enrolments. Pie chart is based on the number of students who wrote the Provincial Assessment.

* Mushuau Innu Natuashish School and Sheshatshiu Innu School are excluded from region and provincial results.

Source: Division of Evaluation and Research, Department of Education and Early Childhood Development

**Primary English Language Arts
4 Year Provincial Assessment, June 2017
Student Population Report**
(average scores)

NLESD - Labrador Region

School #: 007 Amos Comenius Memorial School

Reading

School

Region

Province

Non - Fiction

Fiction

Non - Fiction

Fiction

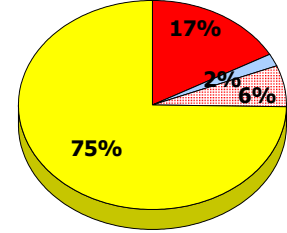
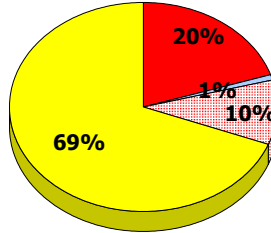
Non - Fiction

Fiction

School data with 5 or fewer students withheld for reasons of confidentiality.

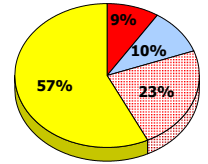
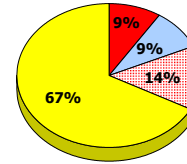
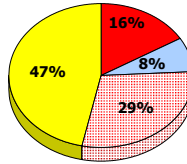
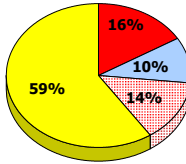
2017

Apr 30, 2017 (4)



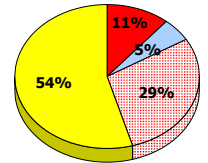
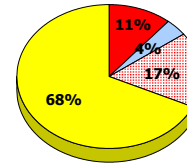
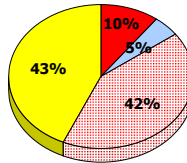
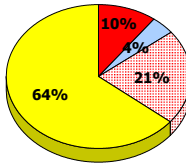
2015

Apr 30, 2015 (8)



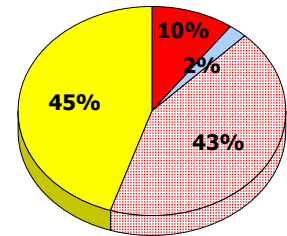
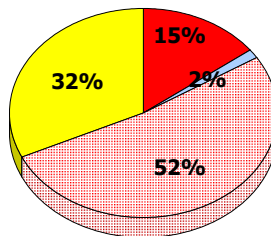
2013

Apr 30, 2013 (12)



2012

AGR (8)



* In some cases, Provincial Assessment numbers may exceed AGR numbers based on late enrolments. Pie chart is based on the number of students who wrote the Provincial Assessment.

* Mushuau Innu Natuashish School and Sheshatshiu Innu School are excluded from region and provincial results.

NLESD - Labrador Region

School #: 008 A. P. Low Primary

Demand Writing

School

Region

Province

Creative Writing

Persuasive Writing

Creative Writing

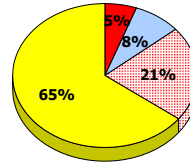
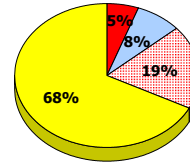
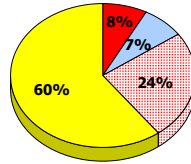
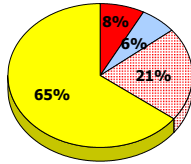
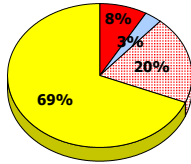
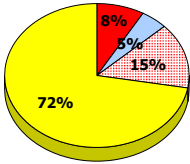
Persuasive Writing

Creative Writing

Persuasive Writing

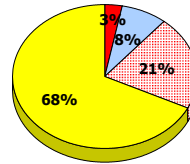
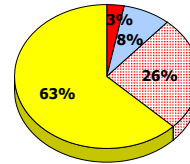
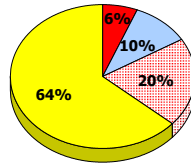
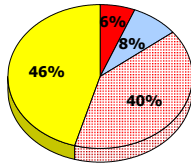
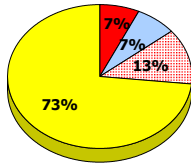
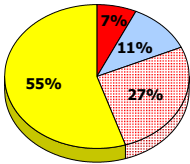
2017

Apr 30, 2017 (61)



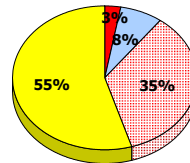
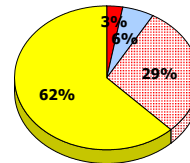
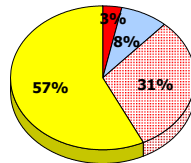
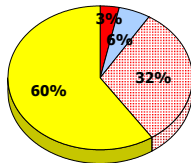
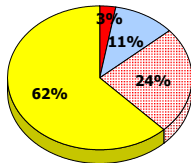
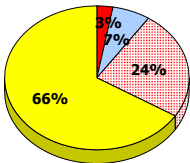
2015

Apr 30, 2015 (71)



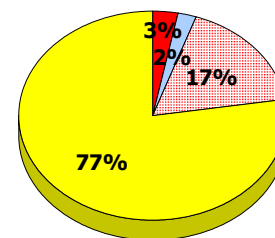
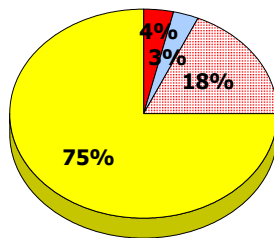
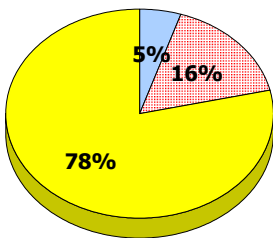
2013

Apr 30, 2013 (74)



2012

AGR (79)



* In some cases, Provincial Assessment numbers may exceed AGR numbers based on late enrolments. Pie chart is based on the number of students who wrote the Provincial Assessment.

* Mushuau Innu Natuashish School and Sheshatshiu Innu School are excluded from region and provincial results.

NLESD - Labrador Region

School #: 008 A. P. Low Primary

Reading

School

Region

Province

Non - Fiction

Fiction

Non - Fiction

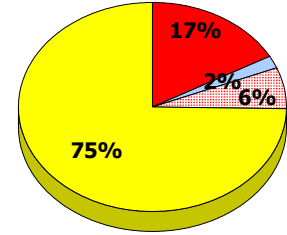
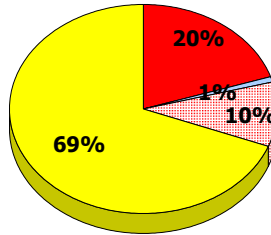
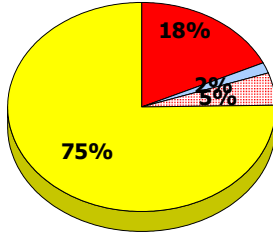
Fiction

Non - Fiction

Fiction

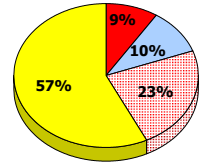
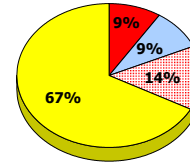
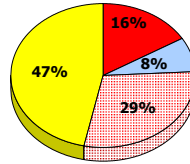
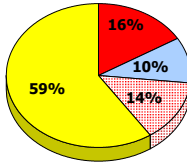
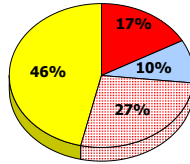
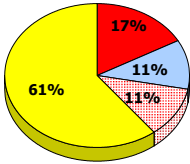
2017

Apr 30,
2017 (61)



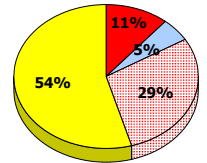
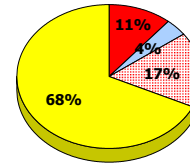
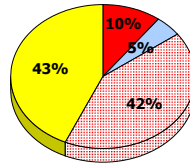
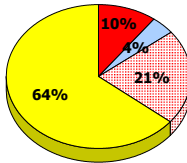
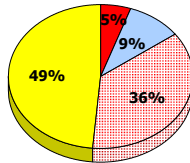
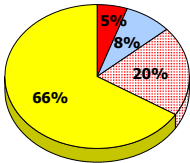
2015

Apr 30,
2015 (71)



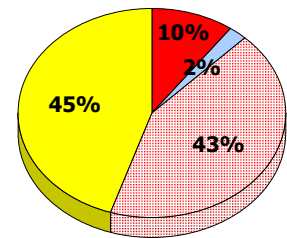
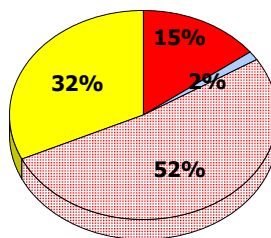
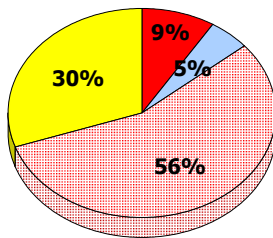
2013

Apr 30,
2013 (74)



2012

AGR (79)



Exemption

Unknown

Not Yet Meeting

Meeting or Exceeding

* In some cases, Provincial Assessment numbers may exceed AGR numbers based on late enrolments. Pie chart is based on the number of students who wrote the Provincial Assessment.

* Mushuau Innu Natuashish School and Sheshatshiu Innu School are excluded from region and provincial results.

Source: Division of Evaluation and Research, Department of Education and Early Childhood Development

NLESD - Labrador Region

School #: 012 J.C. Erhardt Memorial School

Demand Writing

School

Region

Province

Creative Writing

Persuasive Writing

Creative Writing

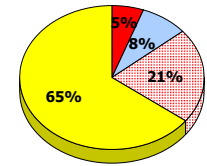
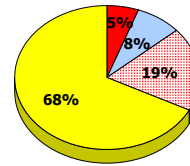
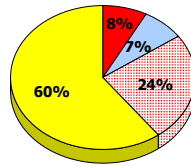
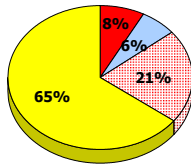
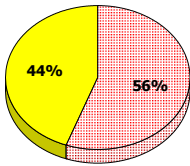
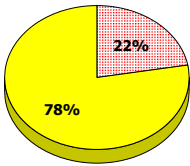
Persuasive Writing

Creative Writing

Persuasive Writing

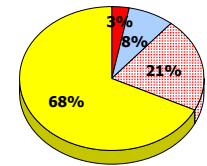
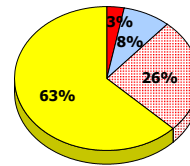
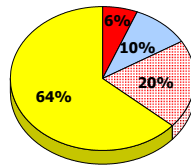
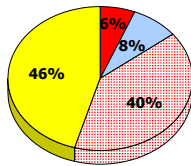
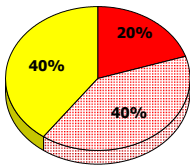
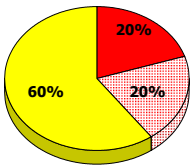
2017

Apr 30, 2017 (9)



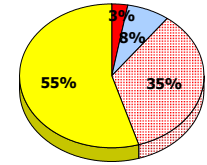
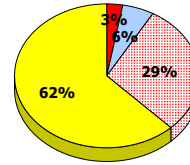
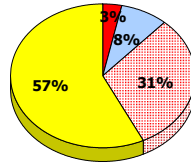
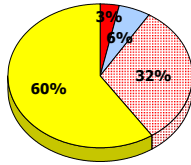
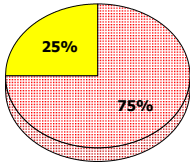
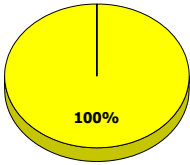
2015

Apr 30, 2015 (5)




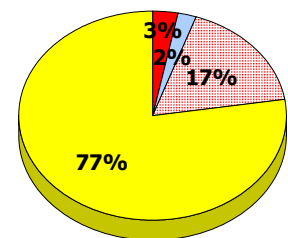
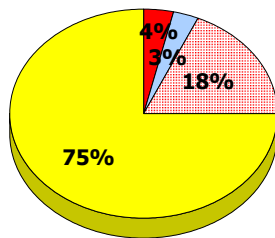
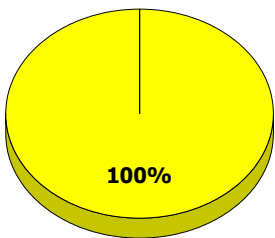
2013

Apr 30, 2013 (4)



2012

AGR (4)



* In some cases, Provincial Assessment numbers may exceed AGR numbers based on late enrolments. Pie chart is based on the number of students who wrote the Provincial Assessment.

* Mushuau Innu Natuashish School and Sheshatshiu Innu School are excluded from region and provincial results.

NLESD - Labrador Region

School #: 012 J.C. Erhardt Memorial School

Reading

School

Region

Province

Non - Fiction

Fiction

Non - Fiction

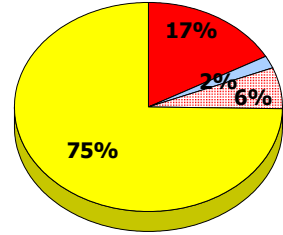
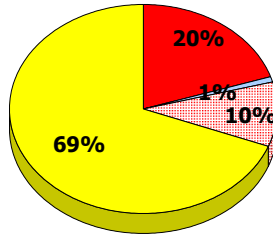
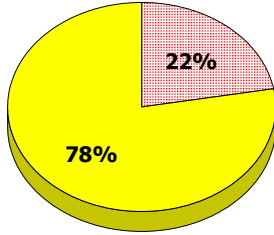
Fiction

Non - Fiction

Fiction

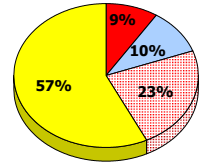
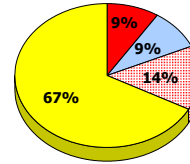
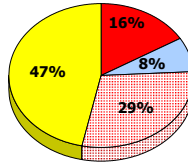
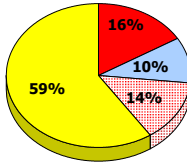
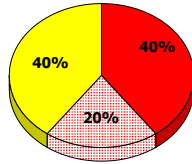
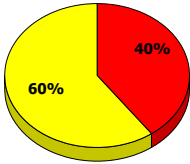
2017

Apr 30,
2017 (9)



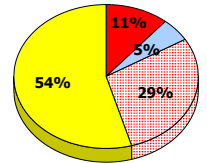
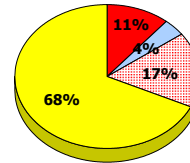
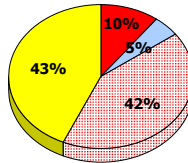
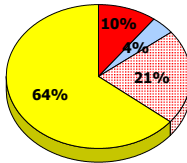
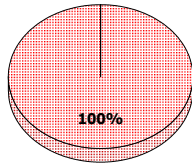
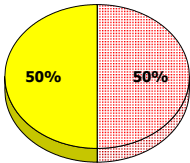
2015

Apr 30,
2015 (5)



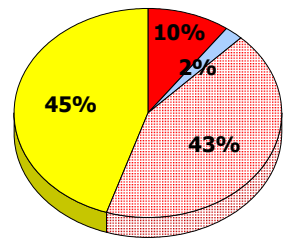
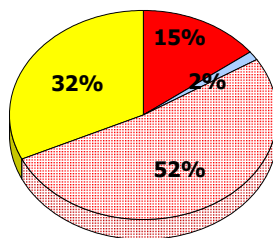
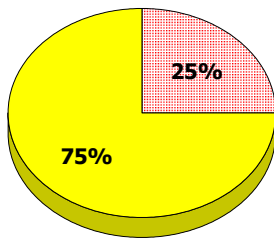
2013

Apr 30,
2013 (4)



2012

AGR (4)



Exemption



Unknown



Not Yet Meeting



Meeting or Exceeding

* In some cases, Provincial Assessment numbers may exceed AGR numbers based on late enrolments. Pie chart is based on the number of students who wrote the Provincial Assessment.

* Mushuau Innu Natuashish School and Sheshatshiu Innu School are excluded from region and provincial results.

Source: Division of Evaluation and Research, Department of Education and Early Childhood Development

NLESD - Labrador Region

School #: 014 Jens Haven Memorial

Demand Writing

School

Region

Province

Creative Writing

Persuasive Writing

Creative Writing

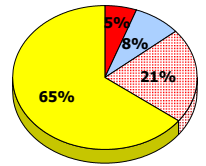
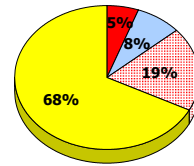
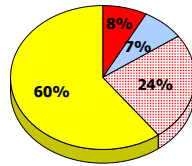
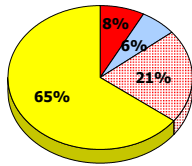
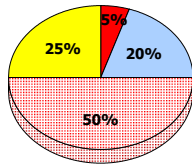
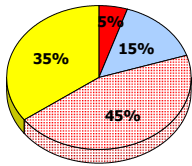
Persuasive Writing

Creative Writing

Persuasive Writing

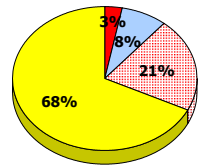
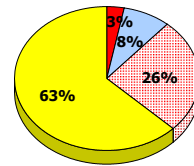
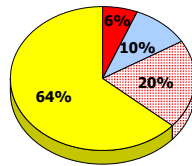
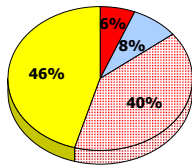
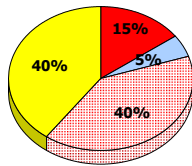
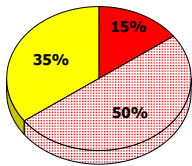
2017

Apr 30, 2017 (20)



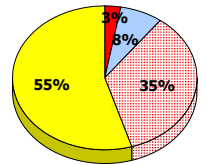
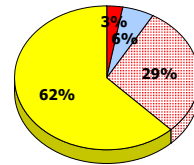
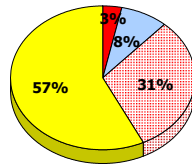
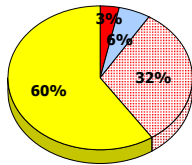
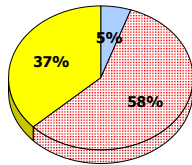
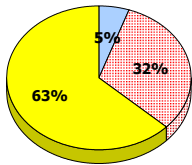
2015

Apr 30, 2015 (20)



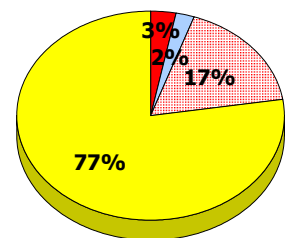
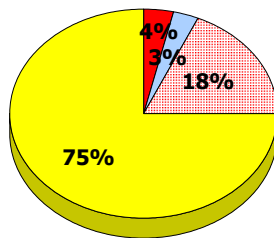
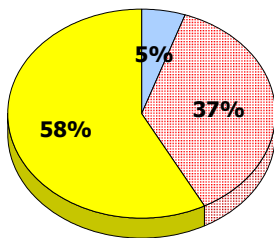
2013

Apr 30, 2013 (19)



2012

AGR (19)



* In some cases, Provincial Assessment numbers may exceed AGR numbers based on late enrolments. Pie chart is based on the number of students who wrote the Provincial Assessment.

* Mushuau Innu Natuashish School and Sheshatshiu Innu School are excluded from region and provincial results.

NLESD - Labrador Region

School #: 014 Jens Haven Memorial

Reading

School

Region

Province

Non - Fiction

Fiction

Non - Fiction

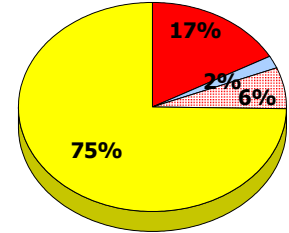
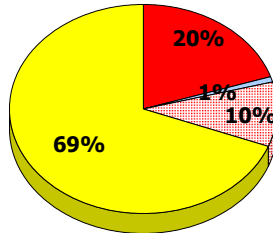
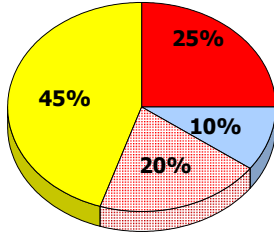
Fiction

Non - Fiction

Fiction

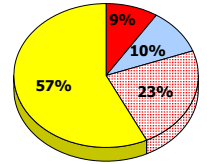
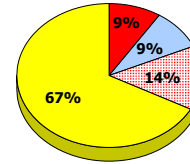
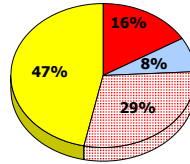
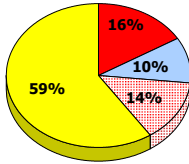
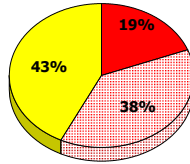
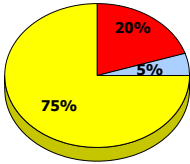
2017

Apr 30,
2017 (20)



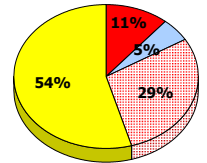
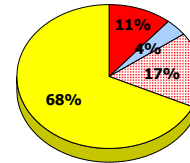
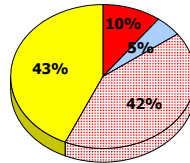
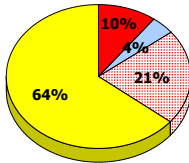
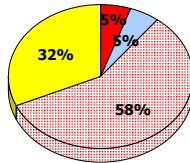
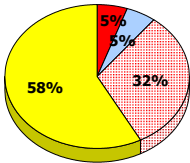
2015

Apr 30,
2015 (20)



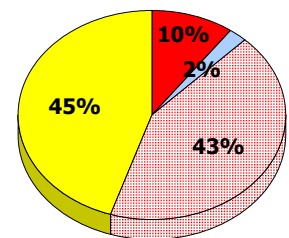
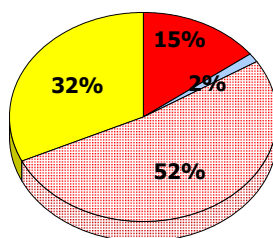
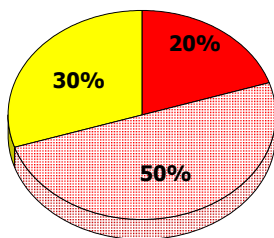
2013

Apr 30,
2013 (19)



2012

AGR (19)



* In some cases, Provincial Assessment numbers may exceed AGR numbers based on late enrolments. Pie chart is based on the number of students who wrote the Provincial Assessment.

* Mushuau Innu Natuashish School and Sheshatshiu Innu School are excluded from region and provincial results.

Source: Division of Evaluation and Research, Department of Education and Early Childhood Development

NLESD - Labrador Region

School #: 015 Lake Melville School

Demand Writing

School

Region

Province

Creative Writing

Persuasive Writing

Creative Writing

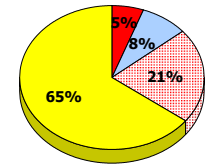
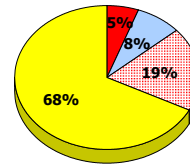
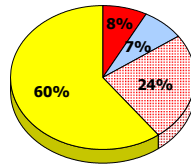
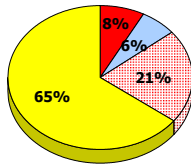
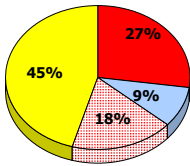
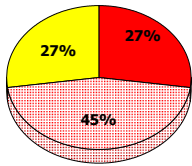
Persuasive Writing

Creative Writing

Persuasive Writing

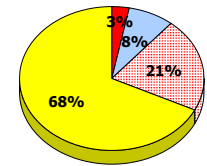
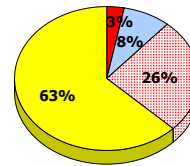
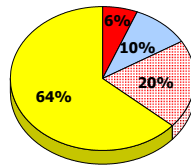
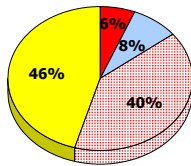
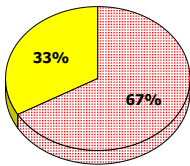
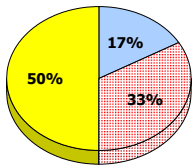
2017

Apr 30, 2017 (11)



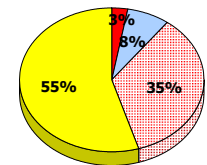
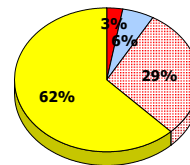
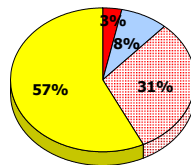
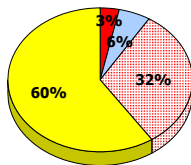
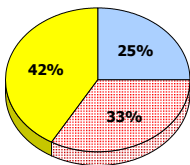
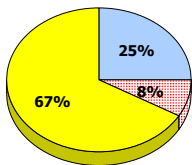
2015

Apr 30, 2015 (6)



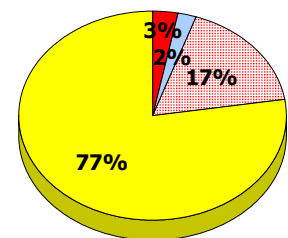
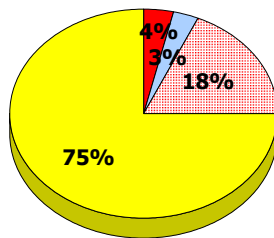
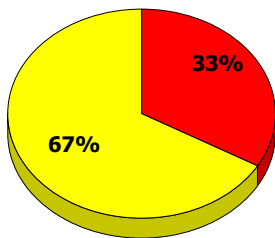
2013

Apr 30, 2013 (12)



2012

AGR (9)



Exemption

Unknown

Not Yet Meeting

Meeting or Exceeding

* In some cases, Provincial Assessment numbers may exceed AGR numbers based on late enrolments. Pie chart is based on the number of students who wrote the Provincial Assessment.

* Mushuau Innu Natuashish School and Sheshatshiu Innu School are excluded from region and provincial results.

Source: Division of Evaluation and Research, Department of Education and Early Childhood Development

NLESD - Labrador Region

School #: 015 Lake Melville School

Reading

School

Region

Province

Non - Fiction

Fiction

Non - Fiction

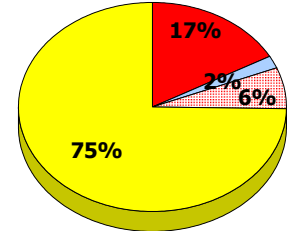
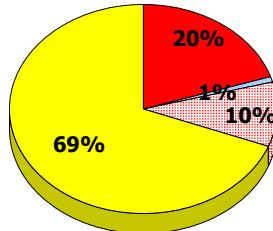
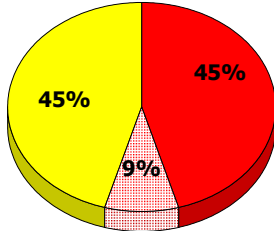
Fiction

Non - Fiction

Fiction

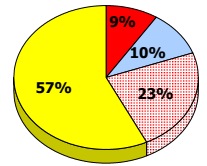
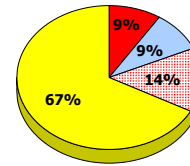
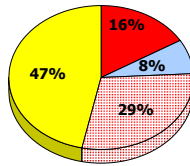
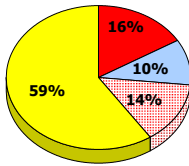
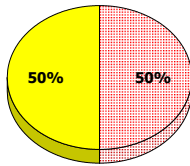
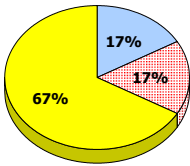
2017

Apr 30,
2017 (11)



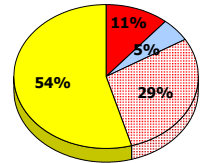
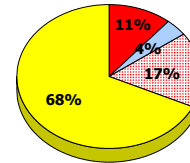
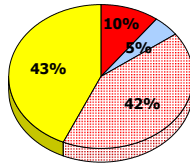
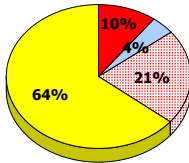
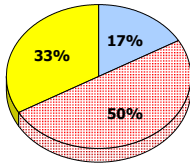
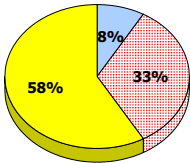
2015

Apr 30,
2015 (6)



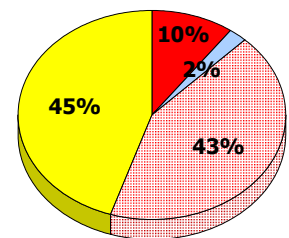
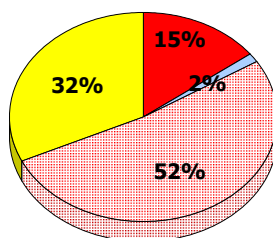
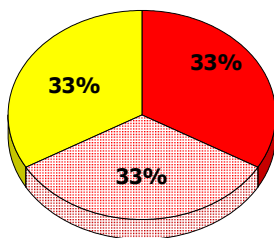
2013

Apr 30,
2013 (12)



2012

AGR (9)



Exemption
 Unknown
 Not Yet Meeting
 Meeting or Exceeding

* In some cases, Provincial Assessment numbers may exceed AGR numbers based on late enrolments. Pie chart is based on the number of students who wrote the Provincial Assessment.

* Mushuau Innu Natuashish School and Sheshatshiu Innu School are excluded from region and provincial results.

Source: Division of Evaluation and Research, Department of Education and Early Childhood Development

NLESD - Labrador Region

School #: 016 B.L. Morrison

Demand Writing

School

Region

Province

Creative Writing

Persuasive Writing

Creative Writing

Persuasive Writing

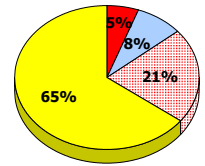
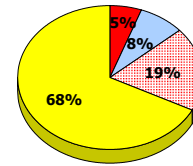
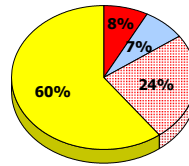
Creative Writing

Persuasive Writing

2017

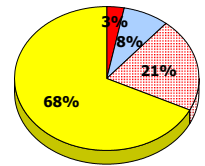
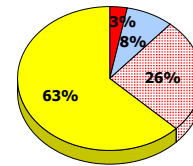
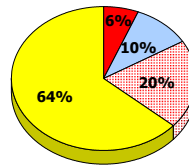
School data with 5 or fewer students withheld for reasons of confidentiality.

Apr 30, 2017 (2)



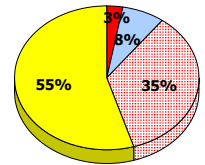
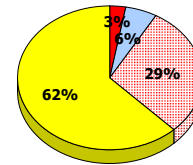
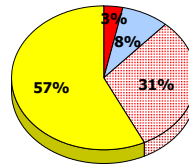
2015

Apr 30, 2015 (4)



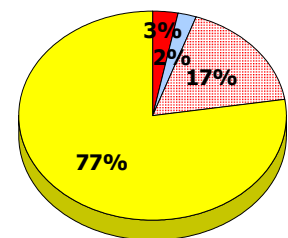
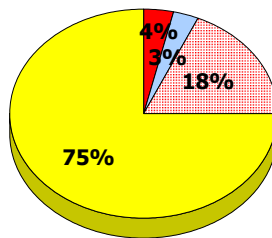
2013

Apr 30, 2013 (2)



2012

AGR (1)



* In some cases, Provincial Assessment numbers may exceed AGR numbers based on late enrolments. Pie chart is based on the number of students who wrote the Provincial Assessment.

* Mushuau Innu Natuashish School and Sheshatshiu Innu School are excluded from region and provincial results.

**Primary English Language Arts
4 Year Provincial Assessment, June 2017
Student Population Report**
(average scores)

NLESD - Labrador Region

School #: 016 B.L. Morrison

Reading

School

Region

Province

Non - Fiction

Fiction

Non - Fiction

Fiction

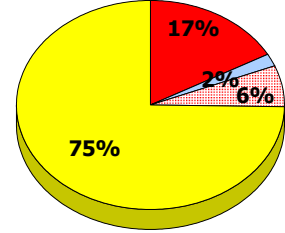
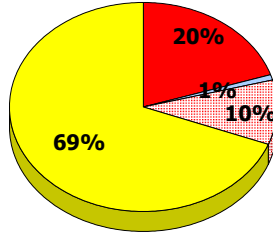
Non - Fiction

Fiction

School data with 5 or fewer students withheld for reasons of confidentiality.

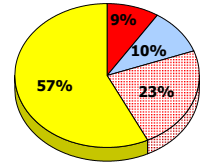
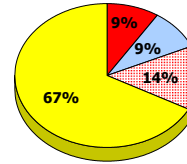
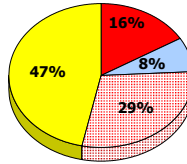
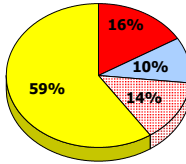
2017

Apr 30, 2017 (2)



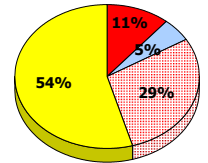
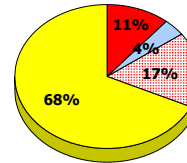
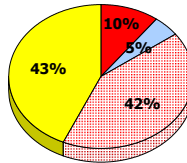
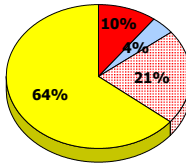
2015

Apr 30, 2015 (4)



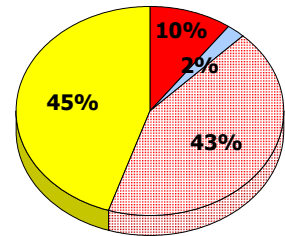
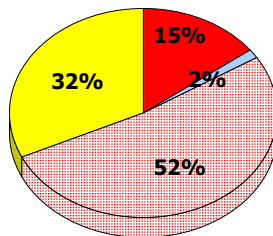
2013

Apr 30, 2013 (2)



2012

AGR (1)



* In some cases, Provincial Assessment numbers may exceed AGR numbers based on late enrolments. Pie chart is based on the number of students who wrote the Provincial Assessment.

* Mushuau Innu Natuashish School and Sheshatshiu Innu School are excluded from region and provincial results.

NLESD - Labrador Region

School #: 017 Northern Lights Academy

Demand Writing

School

Region

Province

Creative Writing

Persuasive Writing

Creative Writing

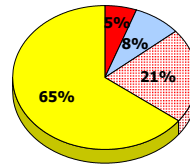
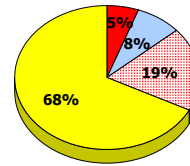
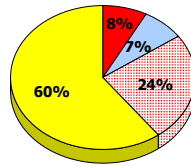
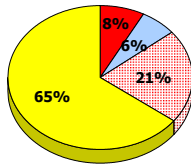
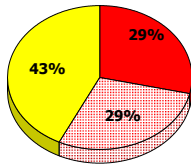
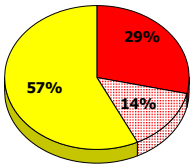
Persuasive Writing

Creative Writing

Persuasive Writing

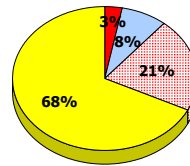
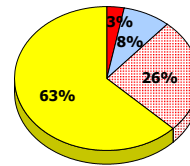
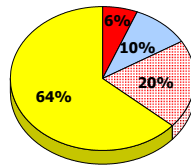
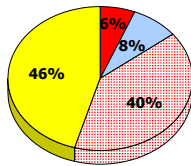
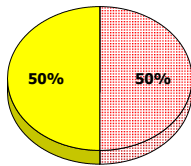
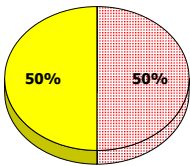
2017

Apr 30, 2017 (7)



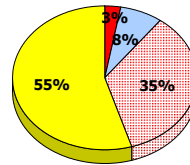
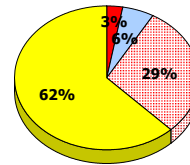
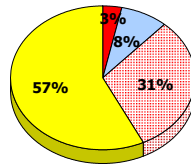
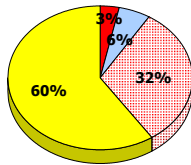
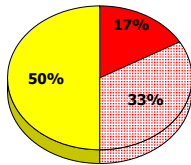
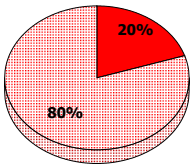
2015

Apr 30, 2015 (2)



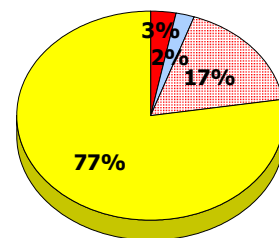
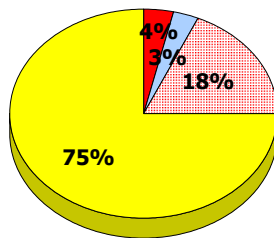
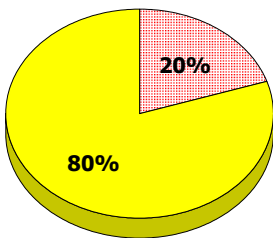
2013

Apr 30, 2013 (5)



2012

AGR (5)



Exemption

Unknown

Not Yet Meeting

Meeting or Exceeding

* In some cases, Provincial Assessment numbers may exceed AGR numbers based on late enrolments. Pie chart is based on the number of students who wrote the Provincial Assessment.

* Mushuau Innu Natuashish School and Sheshatshiu Innu School are excluded from region and provincial results.

NLESD - Labrador Region

School #: 017 Northern Lights Academy

Reading

School

Region

Province

Non - Fiction

Fiction

Non - Fiction

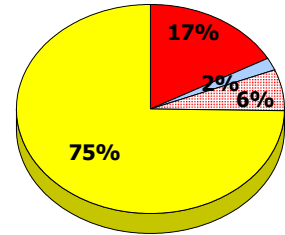
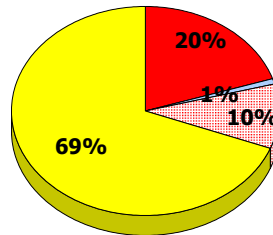
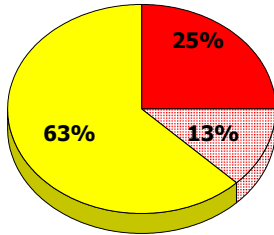
Fiction

Non - Fiction

Fiction

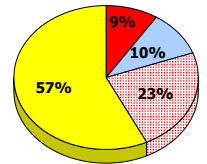
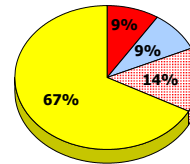
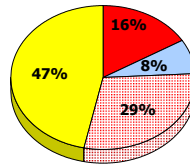
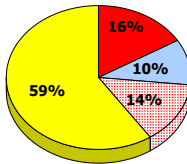
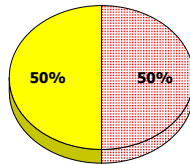
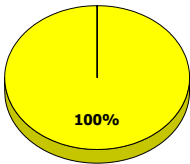
2017

Apr 30,
2017 (7)



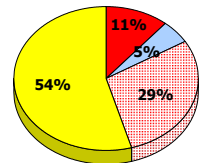
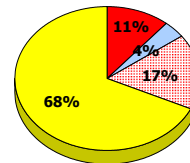
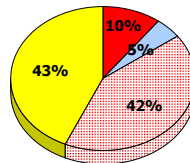
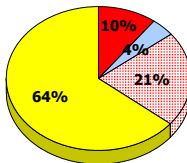
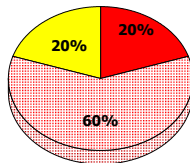
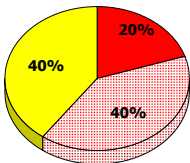
2015

Apr 30,
2015 (2)



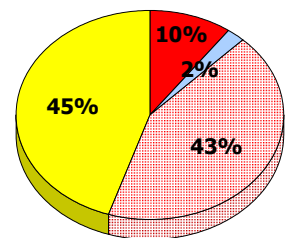
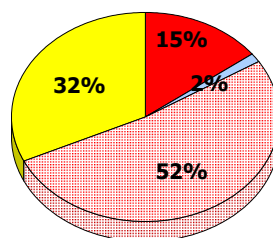
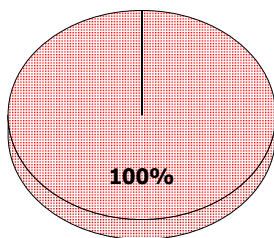
2013

Apr 30,
2013 (5)



2012

AGR (5)



* In some cases, Provincial Assessment numbers may exceed AGR numbers based on late enrolments. Pie chart is based on the number of students who wrote the Provincial Assessment.

* Mushuau Innu Natuashish School and Sheshatshiu Innu School are excluded from region and provincial results.

NLESD - Labrador Region

School #: 022 William Gillett Academy

Demand Writing

School

Region

Province

Creative Writing

Persuasive Writing

Creative Writing

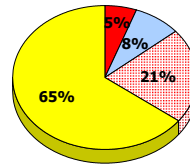
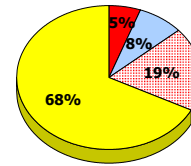
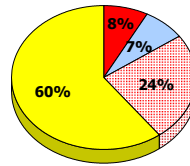
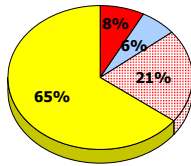
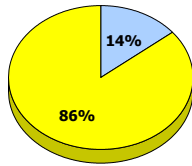
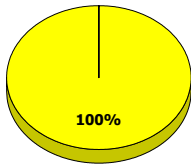
Persuasive Writing

Creative Writing

Persuasive Writing

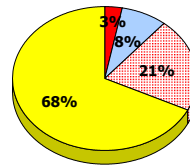
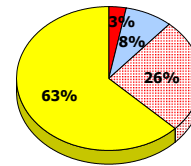
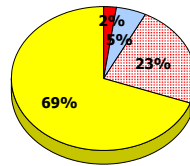
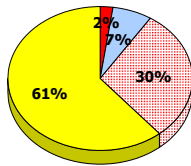
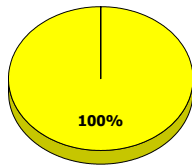
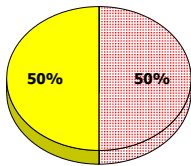
2017

Apr 30, 2017 (7)



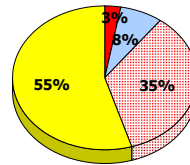
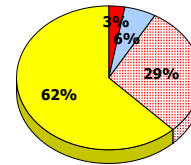
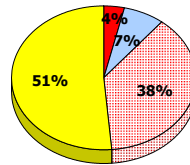
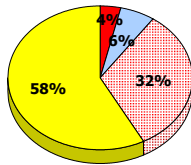
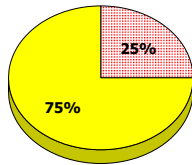
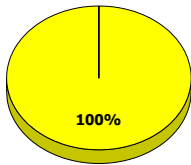
2015

Apr 30, 2015 (2)



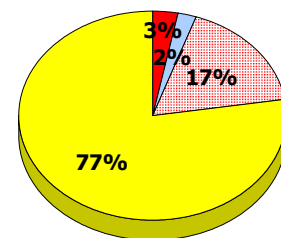
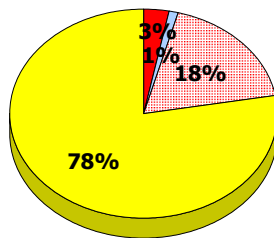
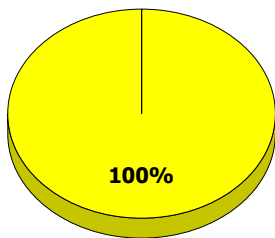
2013

Apr 30, 2013 (4)



2012

AGR (1)



* In some cases, Provincial Assessment numbers may exceed AGR numbers based on late enrolments. Pie chart is based on the number of students who wrote the Provincial Assessment.

* Mushuau Innu Natuashish School and Sheshatshiu Innu School are excluded from region and provincial results.

NLESD - Labrador Region

School #: 022 William Gillett Academy

Reading

School

Region

Province

Non - Fiction

Fiction

Non - Fiction

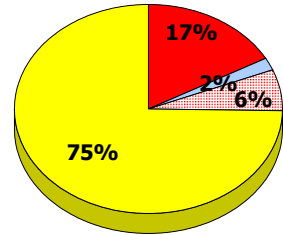
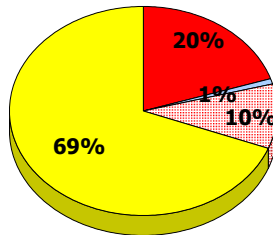
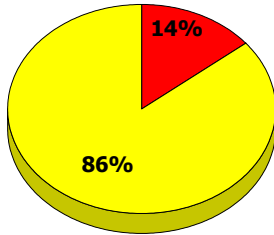
Fiction

Non - Fiction

Fiction

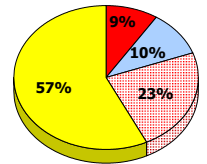
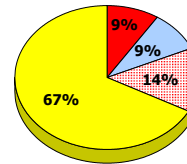
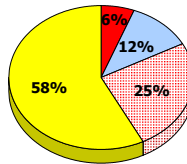
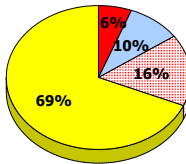
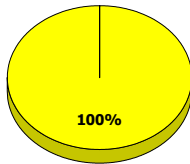
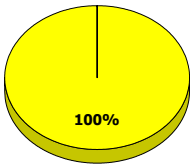
2017

Apr 30,
2017 (7)



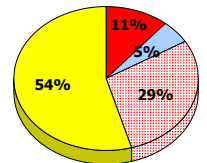
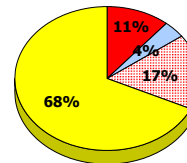
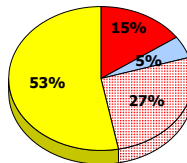
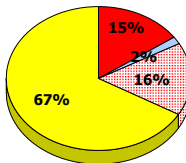
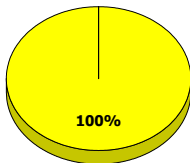
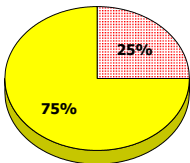
2015

Apr 30,
2015 (2)



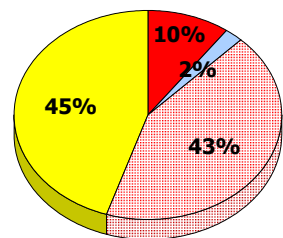
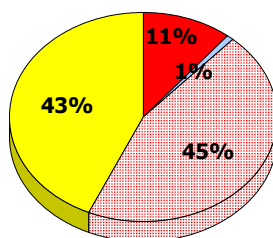
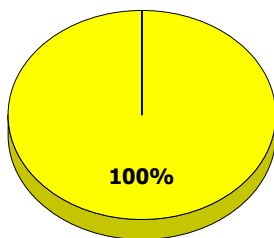
2013

Apr 30,
2013 (4)



2012

AGR (1)



Exemption



Unknown



Not Yet Meeting



Meeting or Exceeding

* In some cases, Provincial Assessment numbers may exceed AGR numbers based on late enrolments. Pie chart is based on the number of students who wrote the Provincial Assessment.

* Mushuau Innu Natuashish School and Sheshatshiu Innu School are excluded from region and provincial results.

NLESD - Labrador Region

School #: 040 St. Mary's AG

Demand Writing

School

Region

Province

Creative Writing

Persuasive Writing

Creative Writing

Persuasive Writing

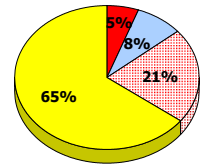
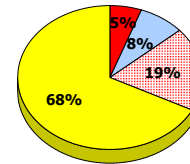
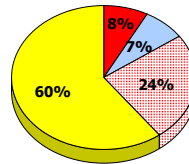
Creative Writing

Persuasive Writing

2017

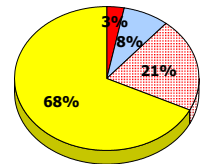
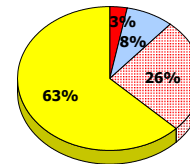
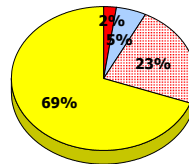
Apr 30, 2017 (3)

School data with 5 or fewer students withheld for reasons of confidentiality.



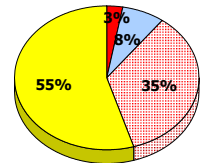
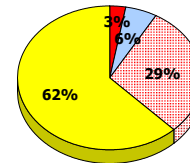
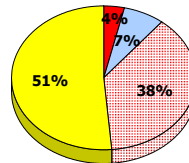
2015

Apr 30, 2015 (2)



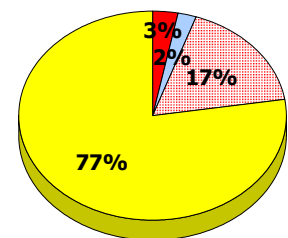
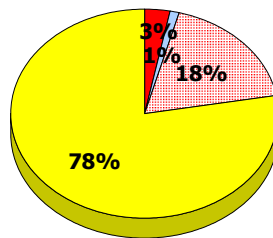
2013

Apr 30, 2013 (5)



2012

AGR (2)



* In some cases, Provincial Assessment numbers may exceed AGR numbers based on late enrolments. Pie chart is based on the number of students who wrote the Provincial Assessment.

* Mushuau Innu Natuashish School and Sheshatshiu Innu School are excluded from region and provincial results.

Source: Division of Evaluation and Research, Department of Education and Early Childhood Development

**Primary English Language Arts
4 Year Provincial Assessment, June 2017
Student Population Report**
(average scores)

NLESD - Labrador Region

School #: 040 St. Mary's AG

Reading

School

Region

Province

Non - Fiction

Fiction

Non - Fiction

Fiction

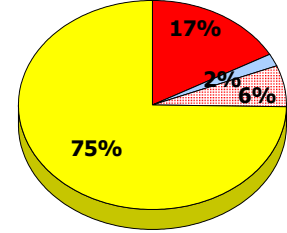
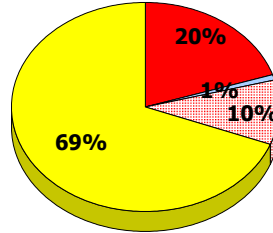
Non - Fiction

Fiction

School data with 5 or fewer students withheld for reasons of confidentiality.

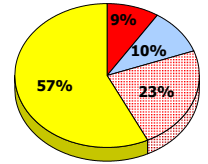
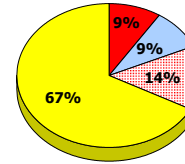
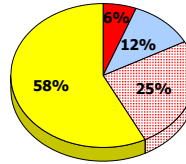
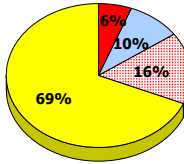
2017

Apr 30, 2017 (3)



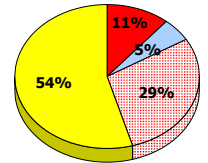
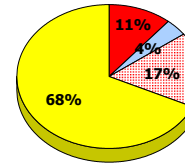
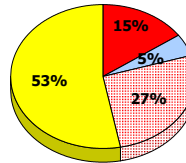
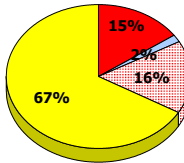
2015

Apr 30, 2015 (2)



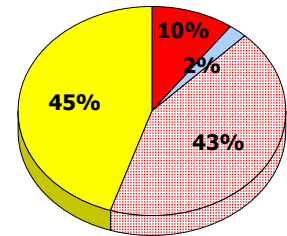
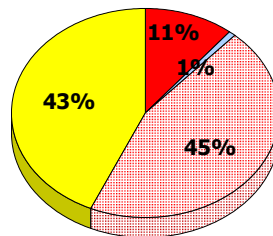
2013

Apr 30, 2013 (5)



2012

AGR (2)



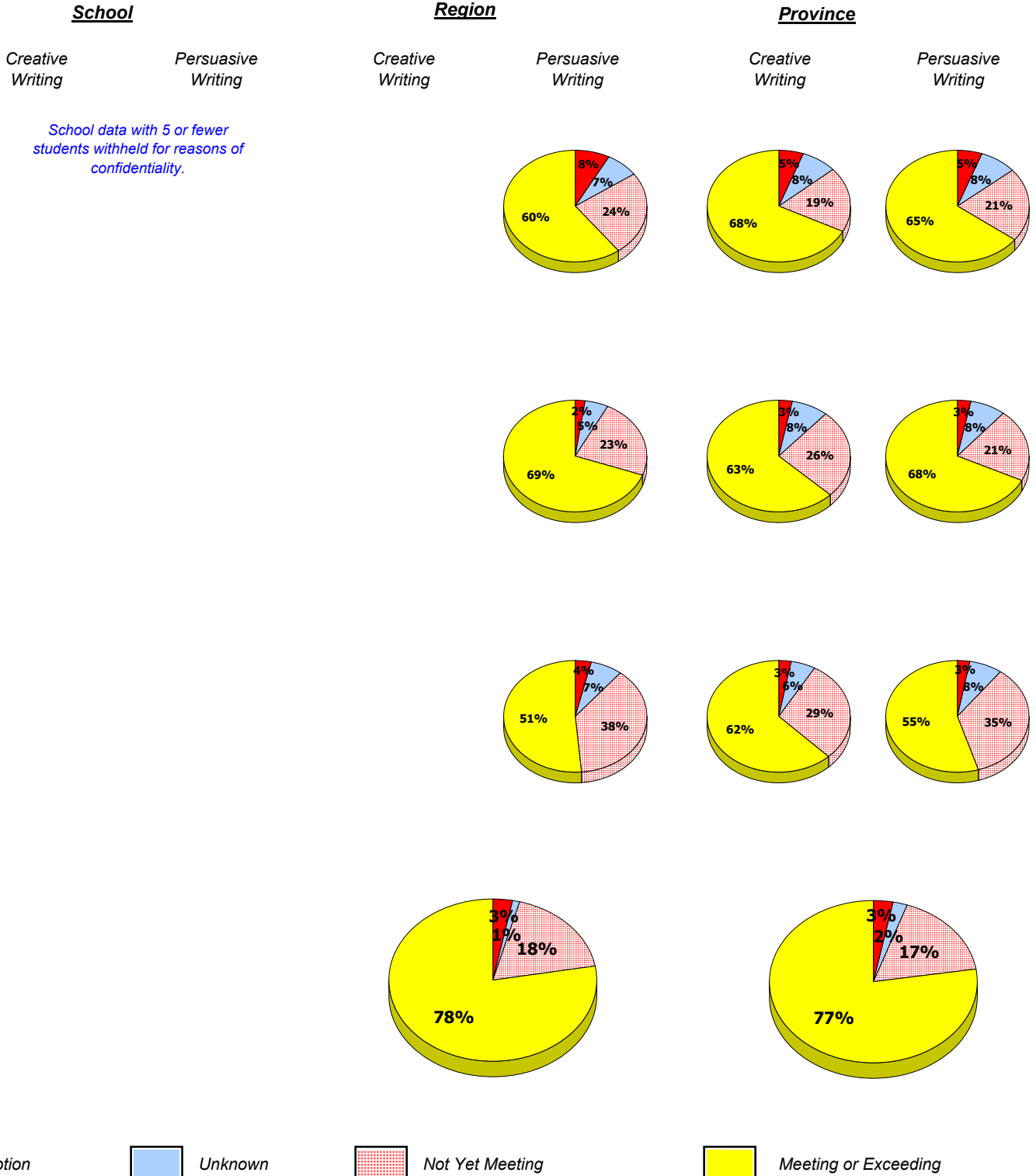
* In some cases, Provincial Assessment numbers may exceed AGR numbers based on late enrolments. Pie chart is based on the number of students who wrote the Provincial Assessment.

* Mushuau Innu Natuashish School and Sheshatshiu Innu School are excluded from region and provincial results.

NLESD - Labrador Region

School #: 046 Bayside Academy

Demand Writing



* In some cases, Provincial Assessment numbers may exceed AGR numbers based on late enrolments. Pie chart is based on the number of students who wrote the Provincial Assessment.

* Mushuau Innu Natuashish School and Sheshatshiu Innu School are excluded from region and provincial results.

Source: Division of Evaluation and Research, Department of Education and Early Childhood Development

**Primary English Language Arts
4 Year Provincial Assessment, June 2017
Student Population Report**
(average scores)

NLESD - Labrador Region

School #: 046 Bayside Academy

Reading

School

Region

Province

Non - Fiction

Fiction

Non - Fiction

Fiction

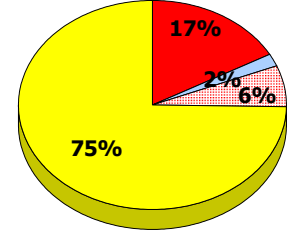
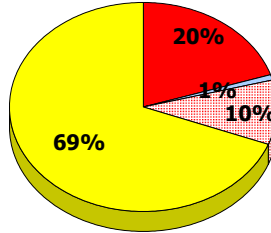
Non - Fiction

Fiction

School data with 5 or fewer students withheld for reasons of confidentiality.

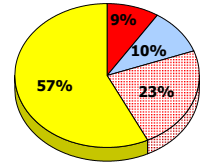
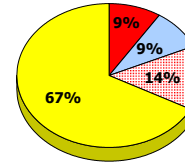
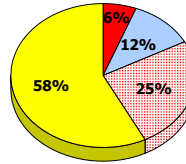
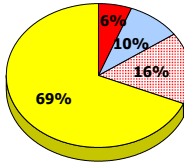
2017

Apr 30, 2017 (5)



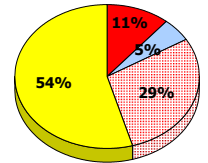
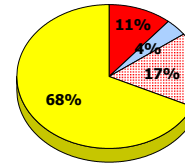
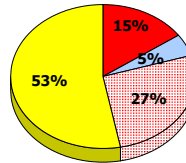
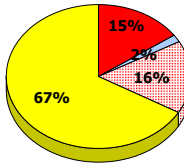
2015

Apr 30, 2015 (9)



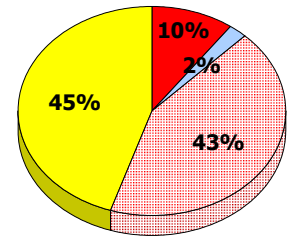
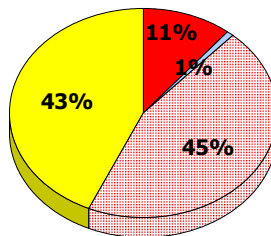
2013

Apr 30, 2013 (2)



2012

AGR (1)



* In some cases, Provincial Assessment numbers may exceed AGR numbers based on late enrolments. Pie chart is based on the number of students who wrote the Provincial Assessment.

* Mushuau Innu Natuashish School and Sheshatshiu Innu School are excluded from region and provincial results.

NLESD - Labrador Region

School #: 050 Basque Memorial

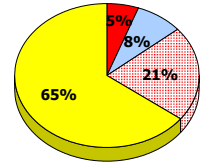
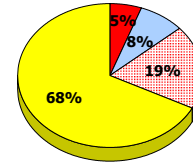
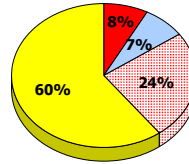
Demand Writing

<u>School</u>		<u>Region</u>		<u>Province</u>	
Creative Writing	Persuasive Writing	Creative Writing	Persuasive Writing	Creative Writing	Persuasive Writing

2017

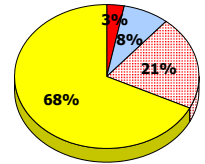
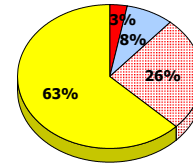
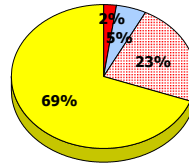
Apr 30,
2017 (2)

School data with 5 or fewer students withheld for reasons of confidentiality.



2015

Apr 30,
2015 (1)



2013

Apr 30,
2013 (0)

2012

AGR (0)



* In some cases, Provincial Assessment numbers may exceed AGR numbers based on late enrolments. Pie chart is based on the number of students who wrote the Provincial Assessment.

* Mushuau Innu Natuashish School and Sheshatshiu Innu School are excluded from region and provincial results.

NLESD - Labrador Region

School #: 050 Basque Memorial

Reading

School

Region

Province

Non - Fiction

Fiction

Non - Fiction

Fiction

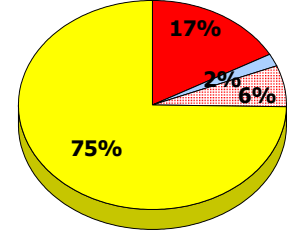
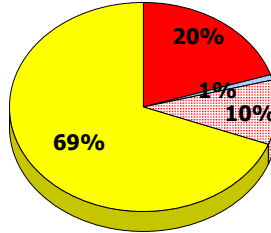
Non - Fiction

Fiction

School data with 5 or fewer students withheld for reasons of confidentiality.

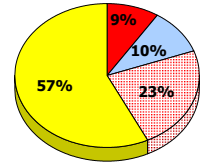
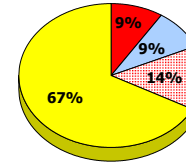
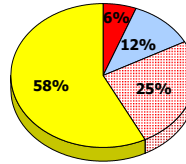
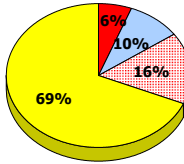
2017

Apr 30, 2017 (2)



2015

Apr 30, 2015 (1)



2013

Apr 30, 2013 (0)

2012

AGR (0)



* In some cases, Provincial Assessment numbers may exceed AGR numbers based on late enrolments. Pie chart is based on the number of students who wrote the Provincial Assessment.

* Mushuau Innu Natuashish School and Sheshatshiu Innu School are excluded from region and provincial results.

NLESD - Labrador Region

School #: 054 St. Lewis Academy

Demand Writing

School

Region

Province

Creative Writing

Persuasive Writing

Creative Writing

Persuasive Writing

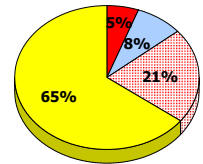
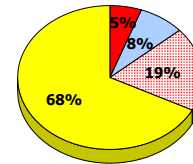
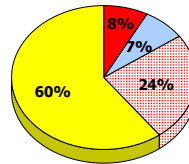
Creative Writing

Persuasive Writing

2017

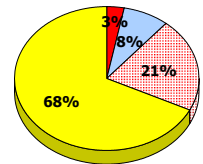
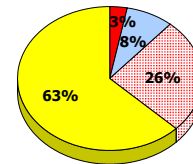
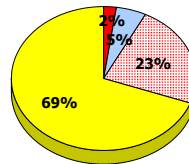
Apr 30,
2017 (1)

School data with 5 or fewer students withheld for reasons of confidentiality.



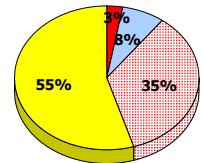
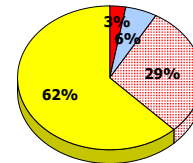
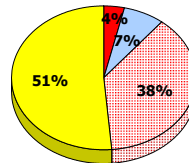
2015

Apr 30,
2015 (2)



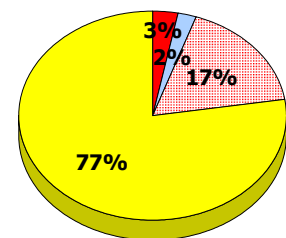
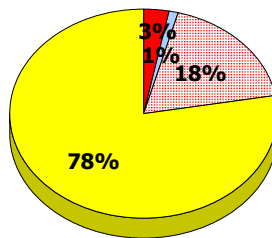
2013

Apr 30,
2013 (2)



2012

AGR (1)



* In some cases, Provincial Assessment numbers may exceed AGR numbers based on late enrolments. Pie chart is based on the number of students who wrote the Provincial Assessment.

* Mushuau Innu Natuashish School and Sheshatshiu Innu School are excluded from region and provincial results.

Source: Division of Evaluation and Research, Department of Education and Early Childhood Development

**Primary English Language Arts
4 Year Provincial Assessment, June 2017
Student Population Report**
(average scores)

NLESD - Labrador Region

School #: 054 St. Lewis Academy

Reading

School

Region

Province

Non - Fiction

Fiction

Non - Fiction

Fiction

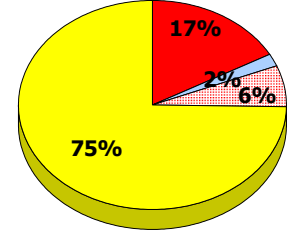
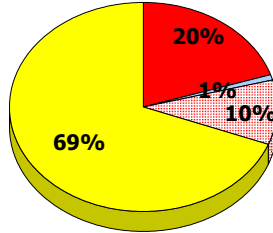
Non - Fiction

Fiction

School data with 5 or fewer students withheld for reasons of confidentiality.

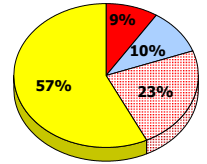
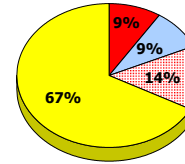
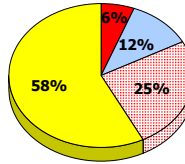
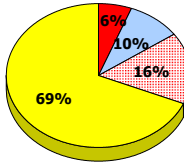
2017

Apr 30, 2017 (1)



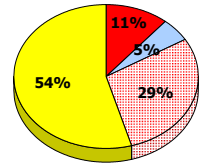
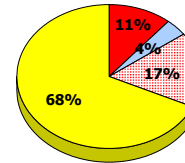
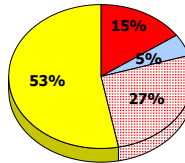
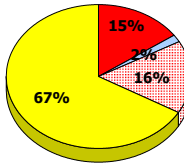
2015

Apr 30, 2015 (2)



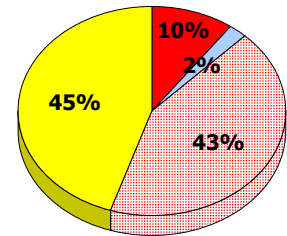
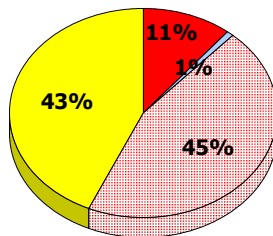
2013

Apr 30, 2013 (2)



2012

AGR (1)



Exemption
 Unknown
 Not Yet Meeting
 Meeting or Exceeding

* In some cases, Provincial Assessment numbers may exceed AGR numbers based on late enrolments. Pie chart is based on the number of students who wrote the Provincial Assessment.

* Mushuau Innu Natuashish School and Sheshatshiu Innu School are excluded from region and provincial results.

NLESD - Labrador Region

School #: 487 Labrador Straits Academy

Demand Writing

School

Region

Province

Creative Writing

Persuasive Writing

Creative Writing

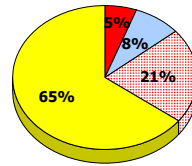
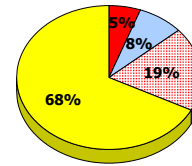
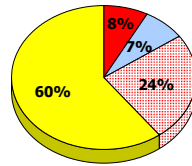
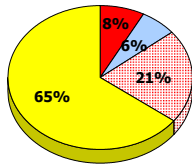
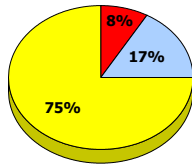
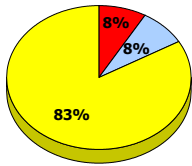
Persuasive Writing

Creative Writing

Persuasive Writing

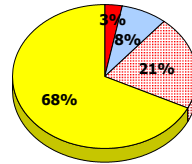
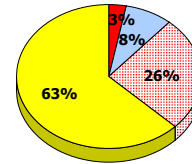
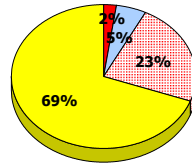
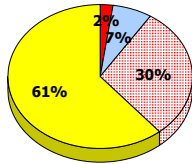
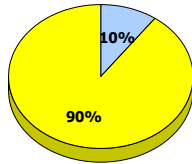
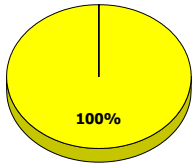
2017

Apr 30, 2017 (12)



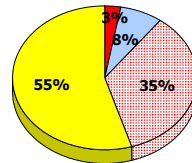
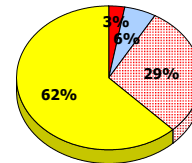
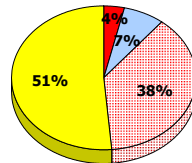
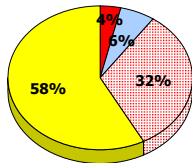
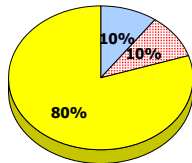
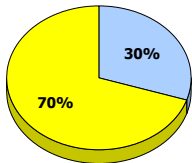
2015

Apr 30, 2015 (10)



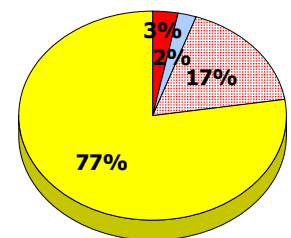
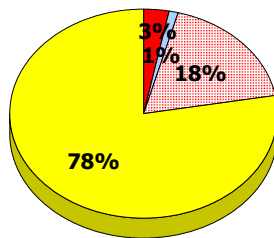
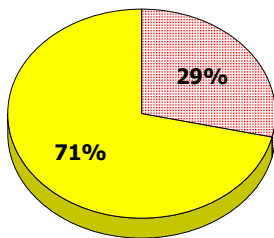
2013

Apr 30, 2013 (10)



2012

AGR (7)



* In some cases, Provincial Assessment numbers may exceed AGR numbers based on late enrolments. Pie chart is based on the number of students who wrote the Provincial Assessment.

* Mushuau Innu Natuashish School and Sheshatshiu Innu School are excluded from region and provincial results.

NLESD - Labrador Region

School #: 487 Labrador Straits Academy

Reading

School

Region

Province

Non - Fiction

Fiction

Non - Fiction

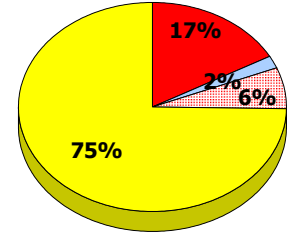
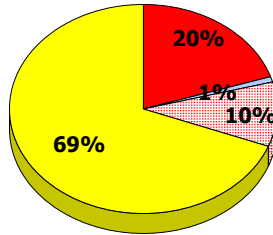
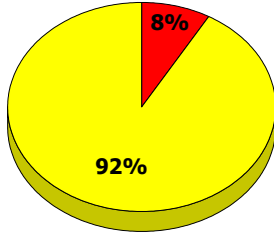
Fiction

Non - Fiction

Fiction

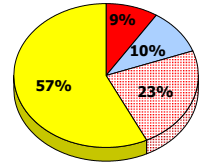
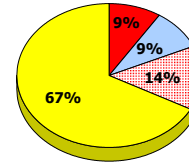
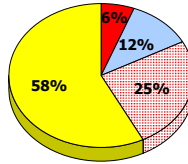
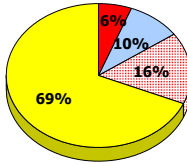
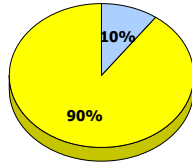
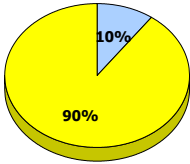
2017

Apr 30,
2017 (12)



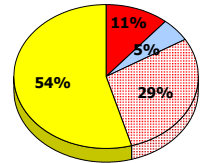
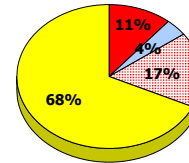
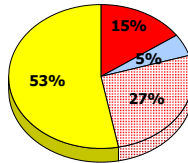
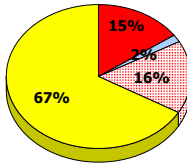
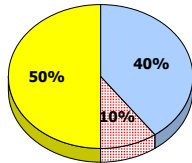
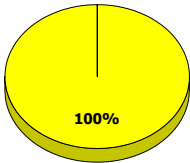
2015

Apr 30,
2015 (10)



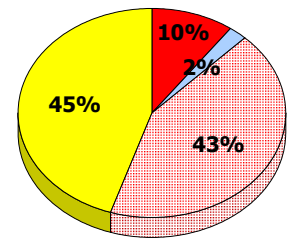
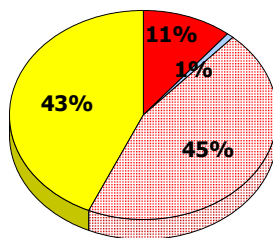
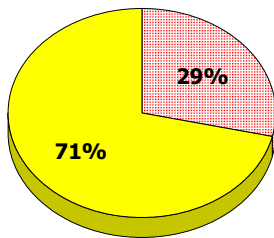
2013

Apr 30,
2013 (10)



2012

AGR (7)



* In some cases, Provincial Assessment numbers may exceed AGR numbers based on late enrolments. Pie chart is based on the number of students who wrote the Provincial Assessment.

* Mushuau Innu Natuashish School and Sheshatshiu Innu School are excluded from region and provincial results.

Source: Division of Evaluation and Research, Department of Education and Early Childhood Development