

Number of Students

1

Public Exam Mark

School	vs	School
Region		Province

Final Mark

School	vs	School
Region		Province

World History 3201

School
Region
Province

School data with 5 or fewer students withheld for reasons of confidentiality.

School data with 5 or fewer students withheld for reasons of confidentiality.

Subtest

WWI

School
Region
Province

Challenges and Changes

School
Region
Province

International Tensions (1930's and WWII)

School
Region
Province

Cold War

School
Region
Province

Regional Developments in Post WWII (5.1)

School
Region
Province

Regional Developments in Post WWII (5.2)

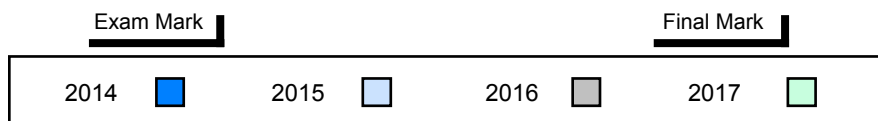
School
Region
Province

Challenges of the Modern Era

School
Region
Province

Average Score, 2014-2017

School data with 5 or fewer students withheld for reasons of confidentiality.

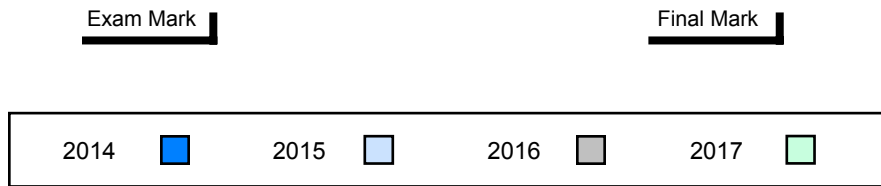


▼ ▲ The school result may appear numerically the same as the district/province due to rounding. The arrow indicates a negligible difference.

* The overall Public Exam is equated. Therefore, subtest scores may vary from the overall exam mark.

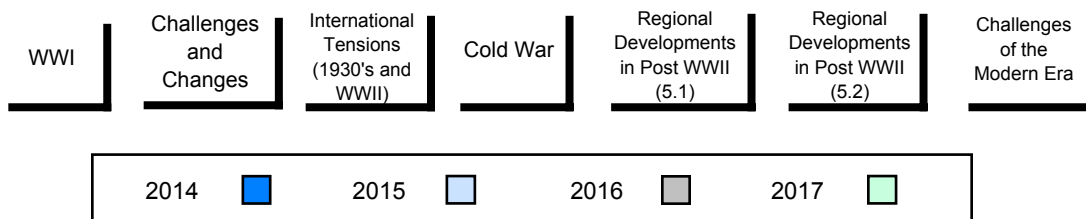
Difference from Provincial Mean, 2014-2017

School data with 5 or fewer students withheld for reasons of confidentiality.



4 Year Public Exam (Subtest) Mark Trend 2014-2017

School data with 5 or fewer students withheld for reasons of confidentiality.

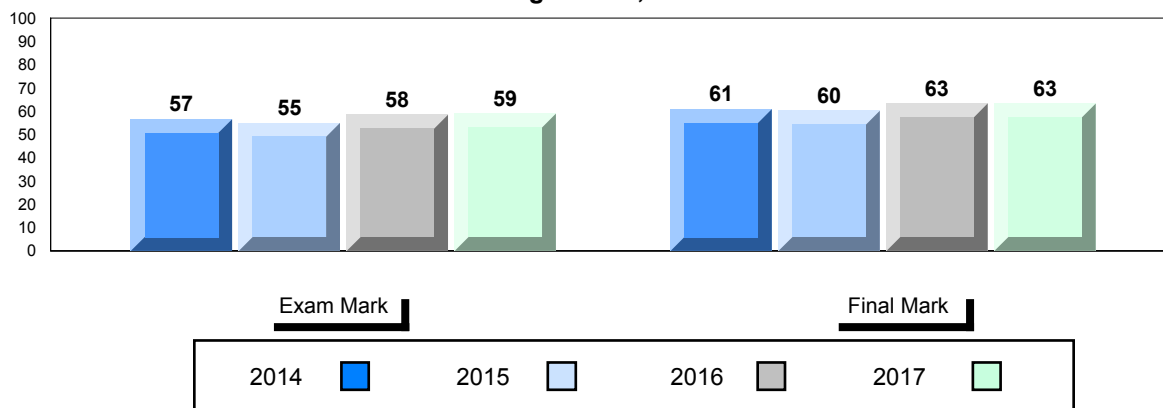


▼ ▲ The school result may appear numerically the same as the district/province due to rounding. The arrow indicates a negligible difference.

* The overall Public Exam is equated. Therefore, subtest scores may vary from the overall exam mark.

Number of Students		21	Public Exam Mark			Final Mark		
			School vs Region	School vs Province	School vs Region	School vs Province		
World History 3201	School	59.0	▼	▼	63.3	▼	▼	
	Region	63.3			67.4			
	Province	65.5			70.4			
Subtest								
WWI	School	65.3	▼	▼				
	Region	70.4						
	Province	74.5						
Challenges and Changes	School	66.9	▼	▼				
	Region	71.0						
	Province	70.2						
International Tensions (1930's and WWII)	School	60.4	▼	▼				
	Region	62.6						
	Province	65.7						
Cold War	School	48.5	▼	▼				
	Region	54.9						
	Province	54.4						
Regional Developments in Post WWII (5.1)	School	46.8	▼	▼				
	Region	47.0						
	Province	58.7						
Regional Developments in Post WWII (5.2)	School	-999.0						
	Region	-999.0						
	Province	57.1						
Challenges of the Modern Era	School	38.8	▼	▼				
	Region	48.8						
	Province	51.6						

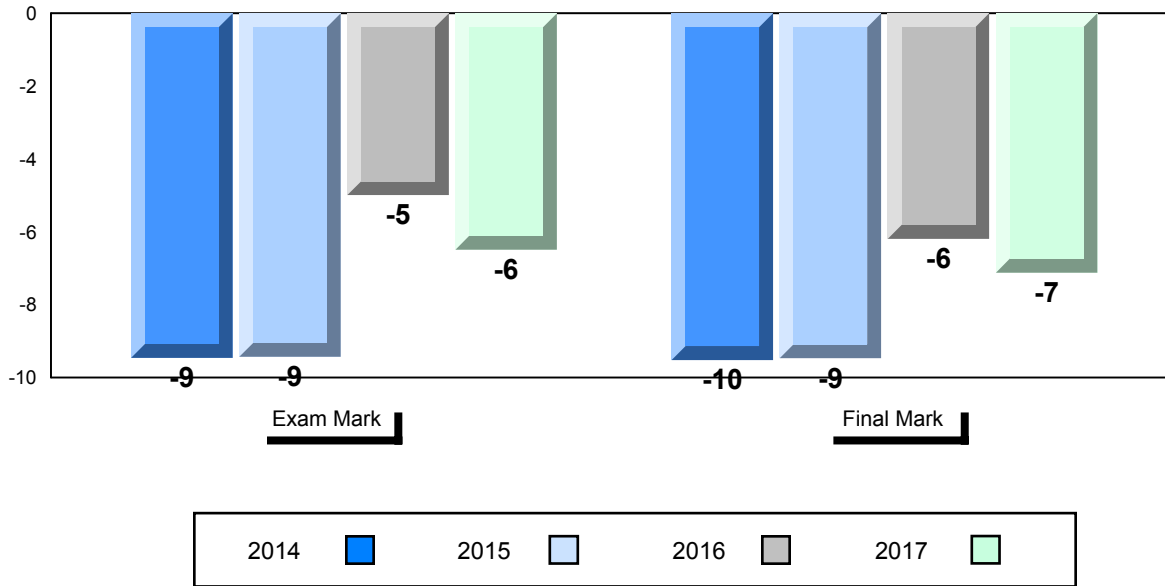
Average Score, 2014-2017



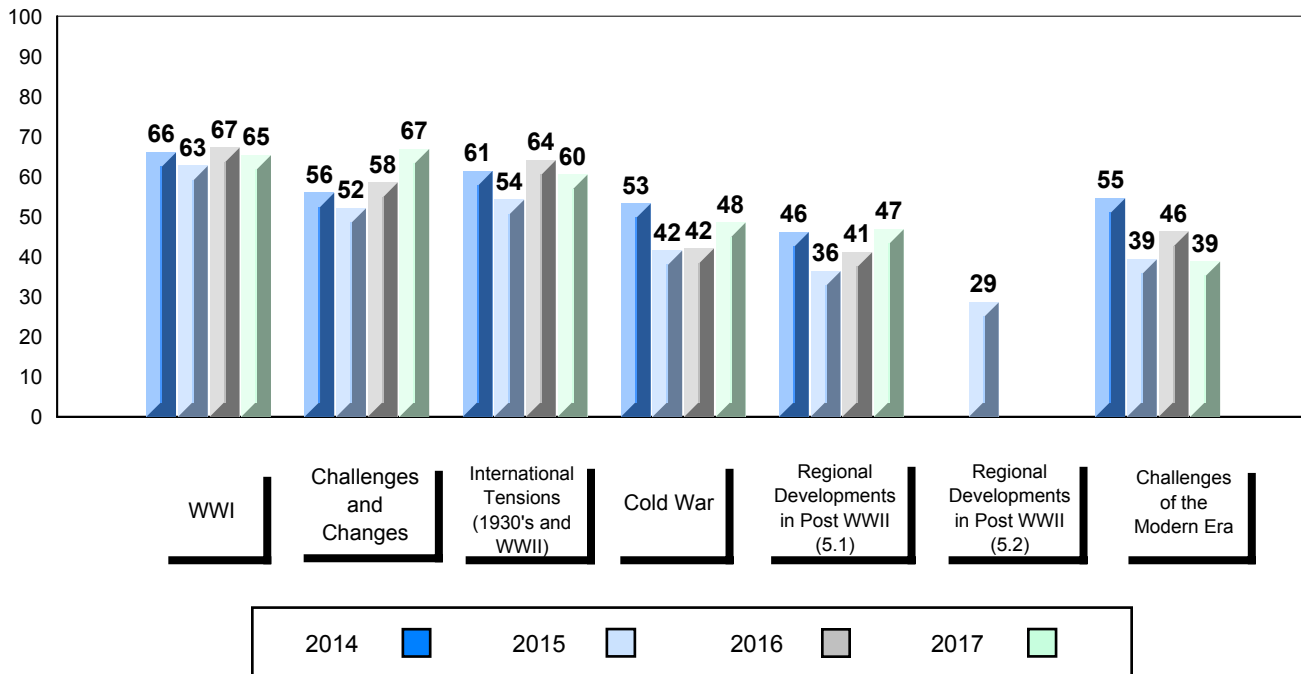
▼ ▲ The school result may appear numerically the same as the district/province due to rounding. The arrow indicates a negligible difference.

* The overall Public Exam is equated. Therefore, subtest scores may vary from the overall exam mark.

Difference from Provincial Mean, 2014-2017



4 Year Public Exam (Subtest) Mark Trend 2014-2017



▼ ▲ The school result may appear numerically the same as the district/province due to rounding. The arrow indicates a negligible difference.

* The overall Public Exam is equated. Therefore, subtest scores may vary from the overall exam mark.

Number of Students

1

Public Exam Mark

School vs Region School vs Province

Final Mark

School vs Region School vs Province

World History 3201

School
Region
Province

School data with 5 or fewer students withheld for reasons of confidentiality.

School data with 5 or fewer students withheld for reasons of confidentiality.

Subtest

WWI

School
Region
Province

Challenges and Changes

School
Region
Province

International Tensions (1930's and WWII)

School
Region
Province

Cold War

School
Region
Province

Regional Developments in Post WWII (5.1)

School
Region
Province

Regional Developments in Post WWII (5.2)

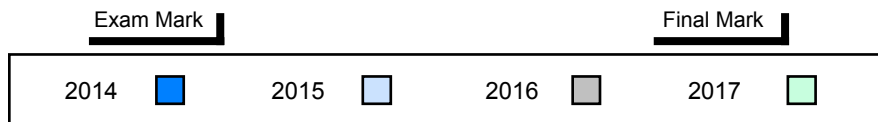
School
Region
Province

Challenges of the Modern Era

School
Region
Province

Average Score, 2014-2017

School data with 5 or fewer students withheld for reasons of confidentiality.

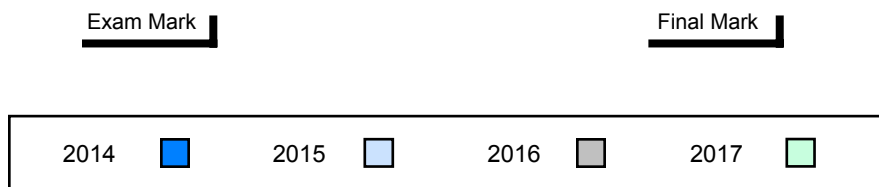


▼ ▲ The school result may appear numerically the same as the district/province due to rounding. The arrow indicates a negligible difference.

* The overall Public Exam is equated. Therefore, subtest scores may vary from the overall exam mark.

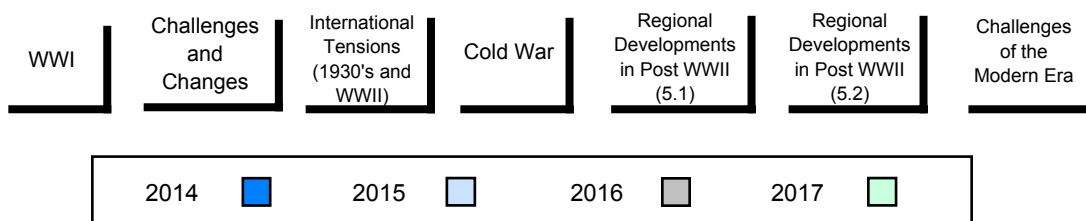
Difference from Provincial Mean, 2014-2017

School data with 5 or fewer students withheld for reasons of confidentiality.



4 Year Public Exam (Subtest) Mark Trend 2014-2017

School data with 5 or fewer students withheld for reasons of confidentiality.

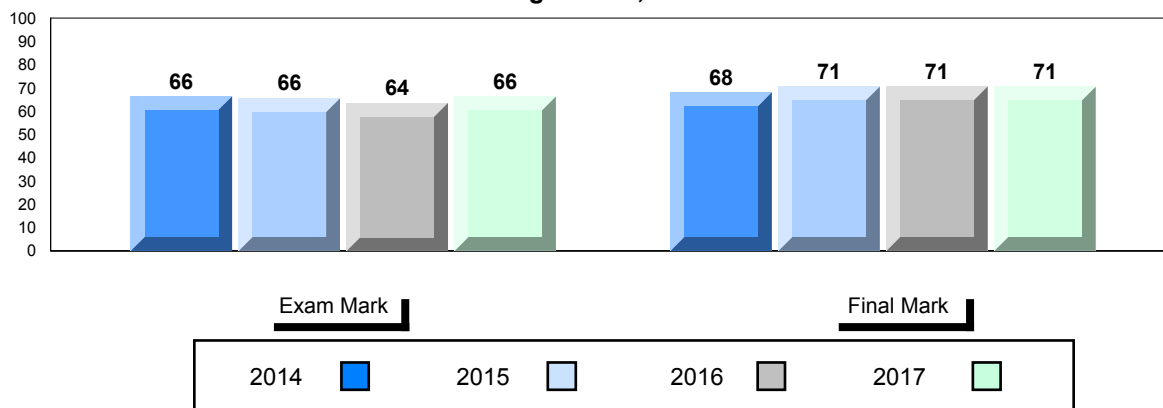


▼ ▲ The school result may appear numerically the same as the district/province due to rounding. The arrow indicates a negligible difference.

* The overall Public Exam is equated. Therefore, subtest scores may vary from the overall exam mark.

Number of Students		24	Public Exam Mark			Final Mark		
			School vs Region	School vs Province	School vs Region	School vs Province		
World History 3201	School	66.3	▲	▲	70.5	▲	▲	
	Region	63.3			67.4			
	Province	65.5			70.4			
Subtest								
WWI	School	74.1	▲	▼				
	Region	70.4						
	Province	74.5						
Challenges and Changes	School	74.6	▲	▲				
	Region	71.0						
	Province	70.2						
International Tensions (1930's and WWII)	School	64.1	▲	▼				
	Region	62.6						
	Province	65.7						
Cold War	School	58.6	▲	▲				
	Region	54.9						
	Province	54.4						
Regional Developments in Post WWII (5.1)	School	44.7	▼	▼				
	Region	47.0						
	Province	58.7						
Regional Developments in Post WWII (5.2)	School	-999.0						
	Region	-999.0						
	Province	57.1						
Challenges of the Modern Era	School	56.0	▲	▲				
	Region	48.8						
	Province	51.6						

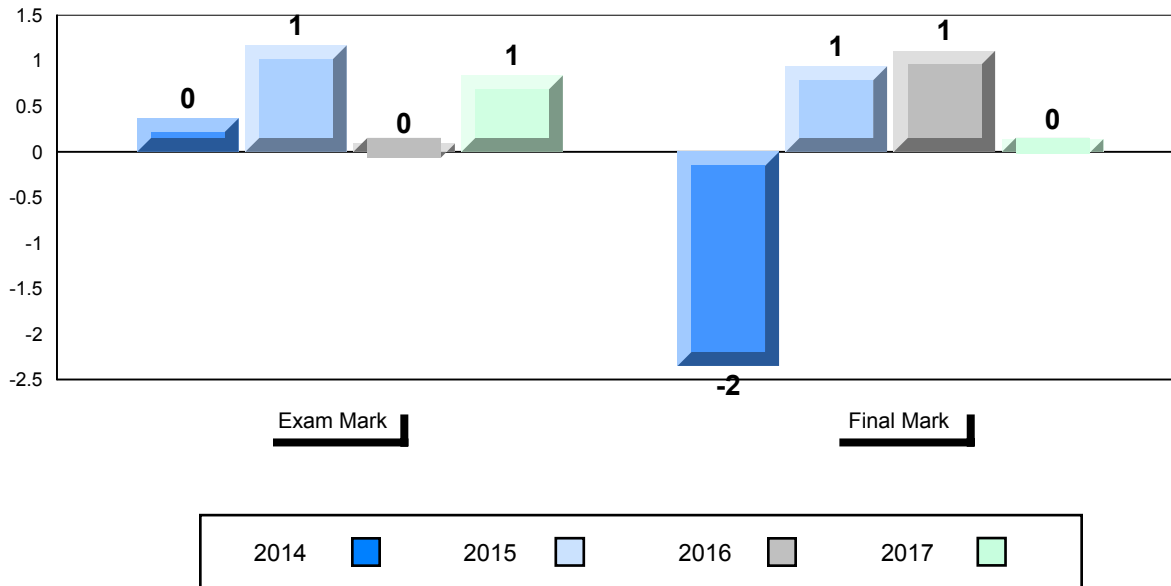
Average Score, 2014-2017



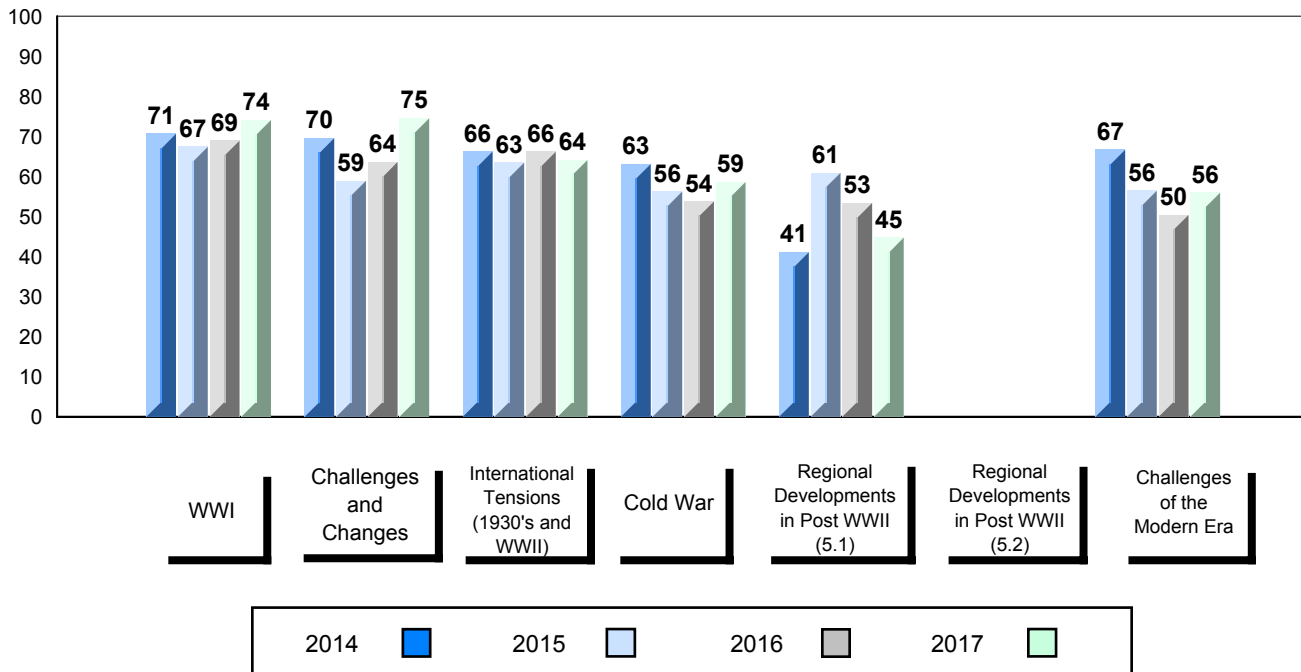
▼ ▲ The school result may appear numerically the same as the district/province due to rounding. The arrow indicates a negligible difference.

* The overall Public Exam is equated. Therefore, subtest scores may vary from the overall exam mark.

Difference from Provincial Mean, 2014-2017



4 Year Public Exam (Subtest) Mark Trend 2014-2017



▼ ▲ The school result may appear numerically the same as the district/province due to rounding. The arrow indicates a negligible difference.

* The overall Public Exam is equated. Therefore, subtest scores may vary from the overall exam mark.

Number of Students 3

Public Exam Mark School vs Region School vs Province

Final Mark School vs Region School vs Province

World History 3201 School
 Region
 Province

School data with 5 or fewer students withheld for reasons of confidentiality.

School data with 5 or fewer students withheld for reasons of confidentiality.

Subtest
WWI School
 Region
 Province

Challenges and Changes School
 Region
 Province

International Tensions (1930's and WWII) School
 Region
 Province

Cold War School
 Region
 Province

Regional Developments in Post WWII (5.1) School
 Region
 Province

Regional Developments in Post WWII (5.2) School
 Region
 Province

Challenges of the Modern Era School
 Region
 Province

Average Score, 2014-2017

School data with 5 or fewer students withheld for reasons of confidentiality.

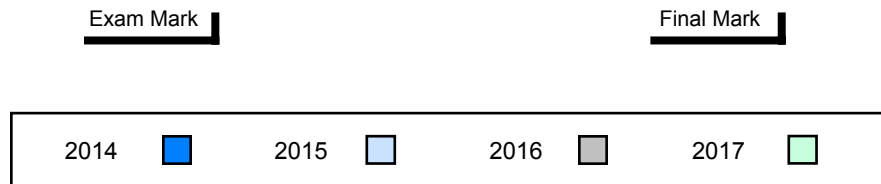


▼ ▲ The school result may appear numerically the same as the district/province due to rounding. The arrow indicates a negligible difference.

* The overall Public Exam is equated. Therefore, subtest scores may vary from the overall exam mark.

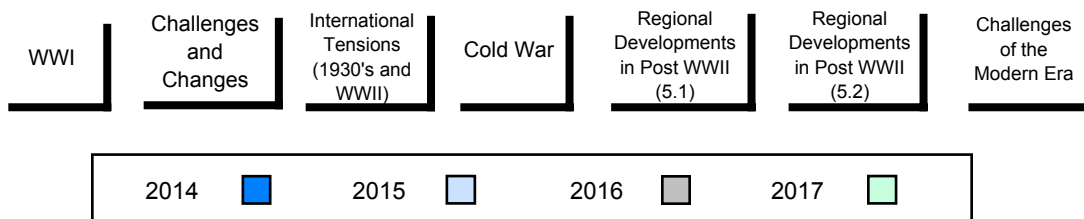
Difference from Provincial Mean, 2014-2017

School data with 5 or fewer students withheld for reasons of confidentiality.



4 Year Public Exam (Subtest) Mark Trend 2014-2017

School data with 5 or fewer students withheld for reasons of confidentiality.



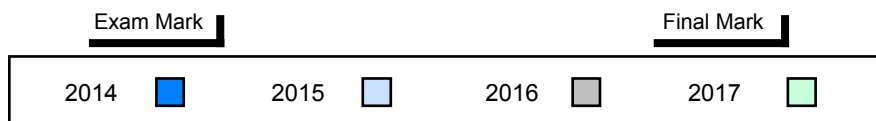
▼ ▲ The school result may appear numerically the same as the district/province due to rounding. The arrow indicates a negligible difference.

* The overall Public Exam is equated. Therefore, subtest scores may vary from the overall exam mark.

		Public Exam Mark School vs Region School vs Province	Final Mark School vs Region School vs Province
Number of Students	1		
World History 3201	School Region Province	<i>School data with 5 or fewer students withheld for reasons of confidentiality.</i>	<i>School data with 5 or fewer students withheld for reasons of confidentiality.</i>
<u>Subtest</u>	School Region Province		
WWI	School Region Province		
Challenges and Changes	School Region Province		
International Tensions (1930's and WWII)	School Region Province		
Cold War	School Region Province		
Regional Developments in Post WWII (5.1)	School Region Province		
Regional Developments in Post WWII (5.2)	School Region Province		
Challenges of the Modern Era	School Region Province		

Average Score, 2014-2017

School data with 5 or fewer students withheld for reasons of confidentiality.

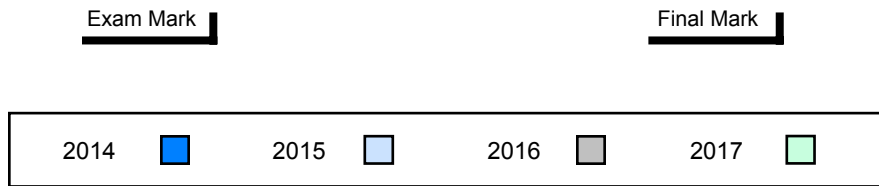


▼ ▲ The school result may appear numerically the same as the district/province due to rounding. The arrow indicates a negligible difference.

* The overall Public Exam is equated. Therefore, subtest scores may vary from the overall exam mark.

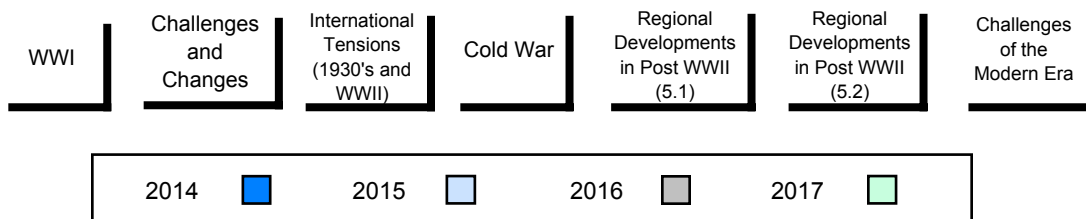
Difference from Provincial Mean, 2014-2017

School data with 5 or fewer students withheld for reasons of confidentiality.



4 Year Public Exam (Subtest) Mark Trend 2014-2017

School data with 5 or fewer students withheld for reasons of confidentiality.



▼ ▲ The school result may appear numerically the same as the district/province due to rounding. The arrow indicates a negligible difference.

* The overall Public Exam is equated. Therefore, subtest scores may vary from the overall exam mark.

Number of Students 3

Public Exam Mark	School vs Region	School vs Province
-------------------------	------------------	--------------------

Final Mark	School vs Region	School vs Province
-------------------	------------------	--------------------

World History 3201

School
Region
Province

School data with 5 or fewer students withheld for reasons of confidentiality.

School data with 5 or fewer students withheld for reasons of confidentiality.

Subtest

WWI

School
Region
Province

Challenges and Changes

School
Region
Province

International Tensions (1930's and WWII)

School
Region
Province

Cold War

School
Region
Province

Regional Developments in Post WWII (5.1)

School
Region
Province

Regional Developments in Post WWII (5.2)

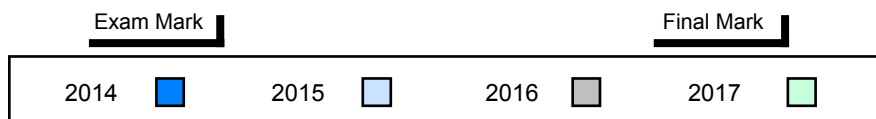
School
Region
Province

Challenges of the Modern Era

School
Region
Province

Average Score, 2014-2017

School data with 5 or fewer students withheld for reasons of confidentiality.

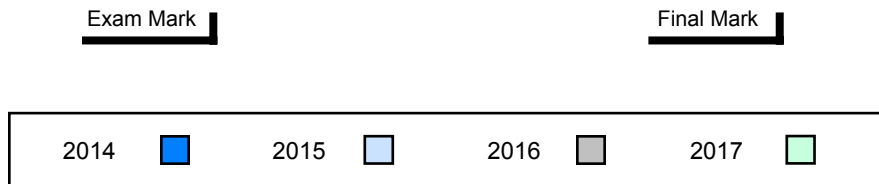


▼ ▲ The school result may appear numerically the same as the district/province due to rounding. The arrow indicates a negligible difference.

* The overall Public Exam is equated. Therefore, subtest scores may vary from the overall exam mark.

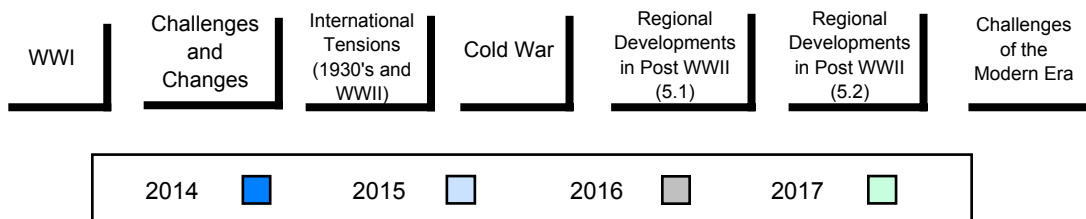
Difference from Provincial Mean, 2014-2017

School data with 5 or fewer students withheld for reasons of confidentiality.



4 Year Public Exam (Subtest) Mark Trend 2014-2017

School data with 5 or fewer students withheld for reasons of confidentiality.



▼ ▲ The school result may appear numerically the same as the district/province due to rounding. The arrow indicates a negligible difference.

* The overall Public Exam is equated. Therefore, subtest scores may vary from the overall exam mark.

Number of Students

22

World History 3201

Subtest

WWI

Challenges and Changes

International Tensions (1930's and WWII)

Cold War

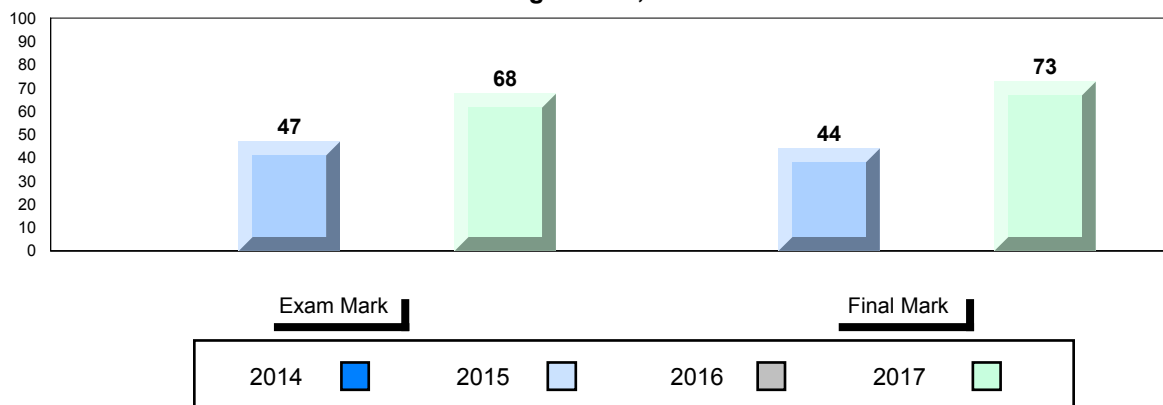
Regional Developments in Post WWII (5.1)

Regional Developments in Post WWII (5.2)

Challenges of the Modern Era

		Public Exam Mark	School vs Region	School vs Province	Final Mark	School vs Region	School vs Province
	School	67.5	▲	▲	72.7	▲	▲
	Region	66.4			70.3		
	Province	65.5			70.4		
WWI	School	77.5	▲	▲			
	Region	75.3					
	Province	74.5					
Challenges and Changes	School	77.5	▲	▲			
	Region	71.2					
	Province	70.2					
International Tensions (1930's and WWII)	School	64.1	▼	▼			
	Region	66.0					
	Province	65.7					
Cold War	School	52.3	▼	▼			
	Region	55.5					
	Province	54.4					
Regional Developments in Post WWII (5.1)	School	92.9	▲	▲			
	Region	59.8					
	Province	58.7					
Regional Developments in Post WWII (5.2)	School	56.3	▲	▼			
	Region	51.8					
	Province	57.1					
Challenges of the Modern Era	School	50.0	▼	▼			
	Region	50.1					
	Province	51.6					


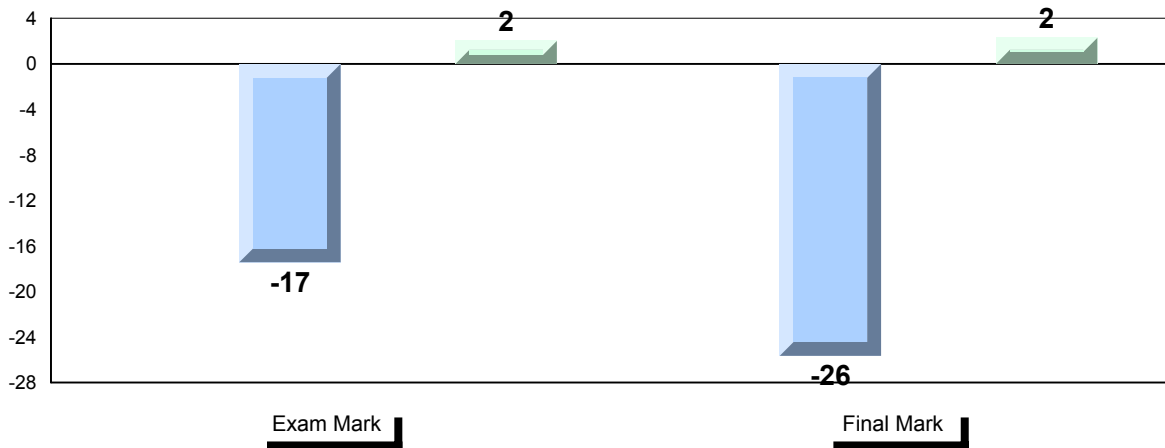
Average Score, 2014-2017




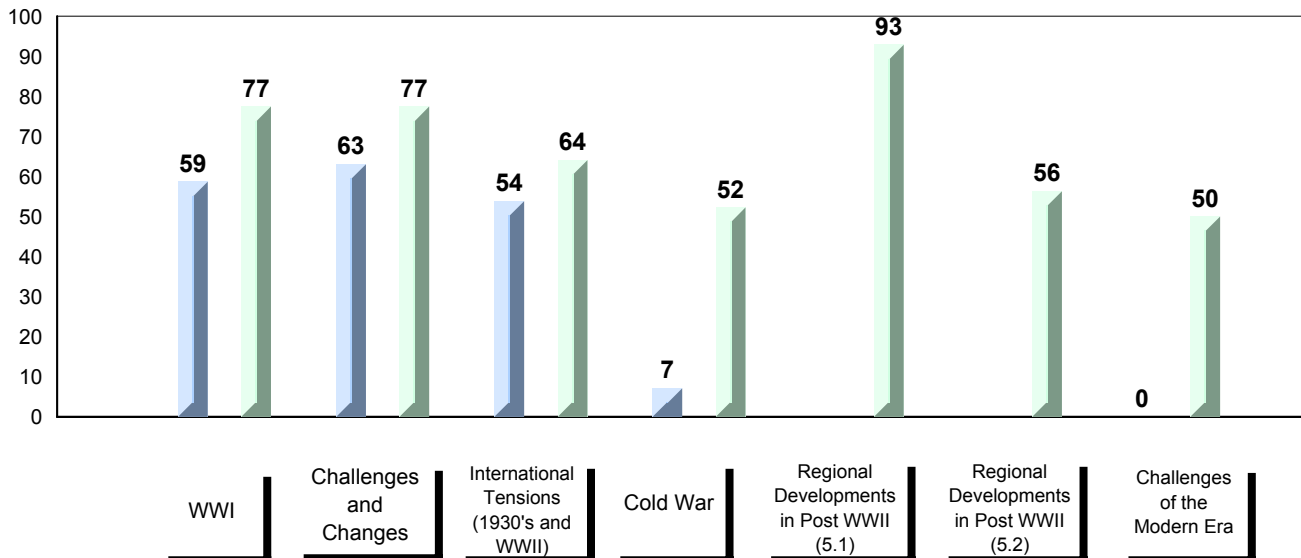
▼ ▲ The school result may appear numerically the same as the district/province due to rounding. The arrow indicates a negligible difference.

* The overall Public Exam is equated. Therefore, subtest scores may vary from the overall exam mark.

Difference from Provincial Mean, 2014-2017



4 Year Public Exam (Subtest) Mark Trend 2014-2017



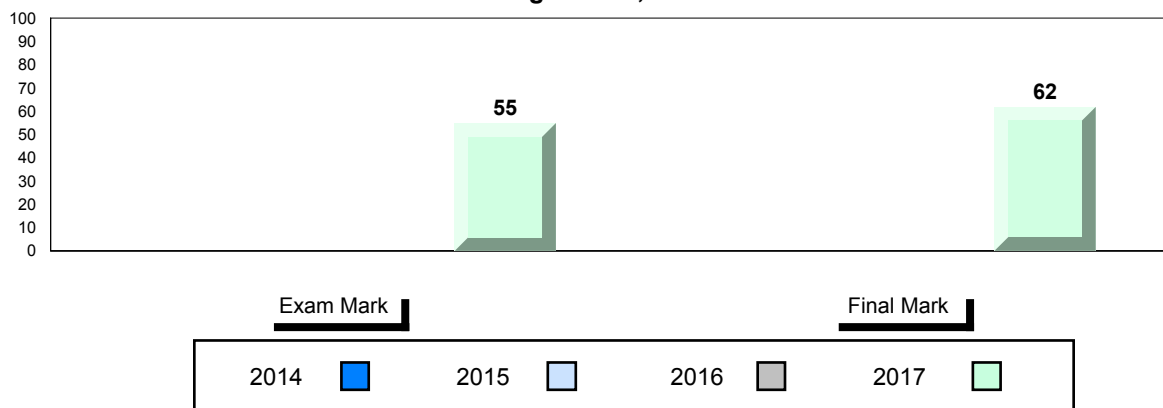
▼ ▲ The school result may appear numerically the same as the district/province due to rounding. The arrow indicates a negligible difference.

* The overall Public Exam is equated. Therefore, subtest scores may vary from the overall exam mark.

Number of Students 15

		Public Exam Mark	School vs Region	School vs Province	Final Mark	School vs Region	School vs Province
World History 3201	School	54.9	▼	▼	61.9 70.3 70.4	▼	▼
	Region	66.4					
	Province	65.5					
<u>Subtest</u>	School	69.3	▼	▼			
WWI	Region	75.3					
	Province	74.5					
	School	58.7	▼	▼			
Challenges and Changes	Region	71.2					
	Province	70.2					
	School	45.1	▼	▼			
International Tensions (1930's and WWII)	Region	66.0					
	Province	65.7					
	School	43.6	▼	▼			
Cold War	Region	55.5					
	Province	54.4					
	School	42.9	▼	▼			
Regional Developments in Post WWII (5.1)	Region	59.8					
	Province	58.7					
	School	48.9	▼	▼			
Regional Developments in Post WWII (5.2)	Region	51.8					
	Province	57.1					
	School	54.3	▲	▲			
Challenges of the Modern Era	Region	50.1					
	Province	51.6					

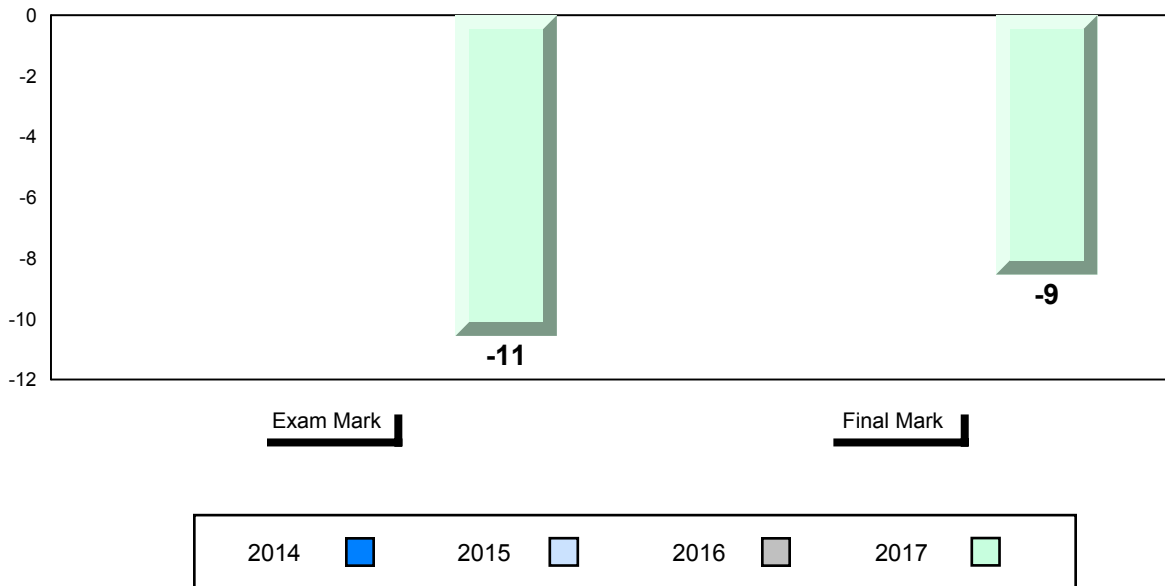
Average Score, 2014-2017



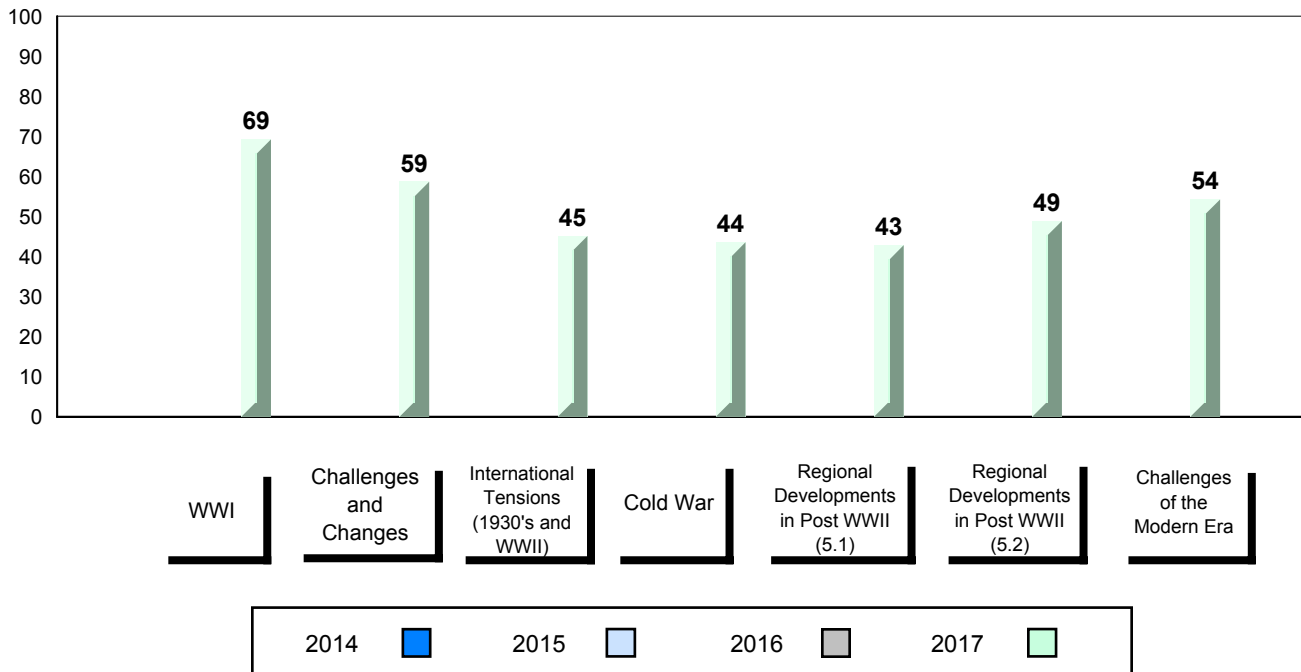
▼ ▲ The school result may appear numerically the same as the district/province due to rounding. The arrow indicates a negligible difference.

* The overall Public Exam is equated. Therefore, subtest scores may vary from the overall exam mark.

Difference from Provincial Mean, 2014-2017



4 Year Public Exam (Subtest) Mark Trend 2014-2017



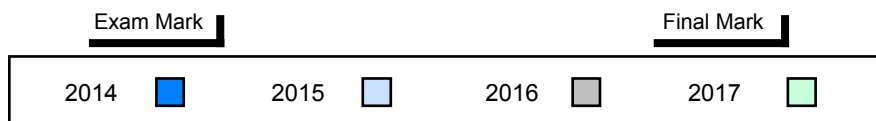
▼ ▲ The school result may appear numerically the same as the district/province due to rounding. The arrow indicates a negligible difference.

* The overall Public Exam is equated. Therefore, subtest scores may vary from the overall exam mark.

		Public Exam Mark <small>School vs Region School vs Province</small>	Final Mark <small>School vs Region School vs Province</small>
Number of Students	1		
World History 3201	School Region Province	<i>School data with 5 or fewer students withheld for reasons of confidentiality.</i>	<i>School data with 5 or fewer students withheld for reasons of confidentiality.</i>
<u>Subtest</u>	School Region Province		
WWI	School Region Province		
Challenges and Changes	School Region Province		
International Tensions (1930's and WWII)	School Region Province		
Cold War	School Region Province		
Regional Developments in Post WWII (5.1)	School Region Province		
Regional Developments in Post WWII (5.2)	School Region Province		
Challenges of the Modern Era	School Region Province		

Average Score, 2014-2017

School data with 5 or fewer students withheld for reasons of confidentiality.



▼ ▲ The school result may appear numerically the same as the district/province due to rounding. The arrow indicates a negligible difference.

* The overall Public Exam is equated. Therefore, subtest scores may vary from the overall exam mark.

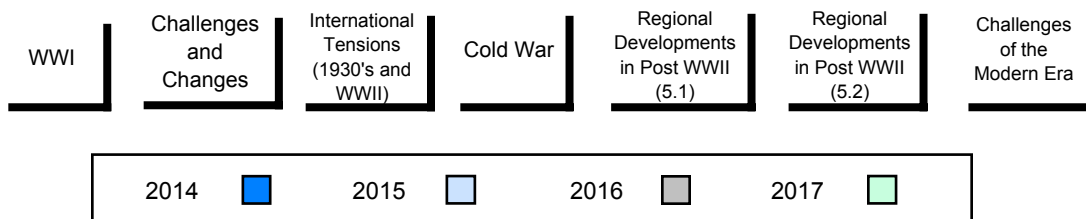
Difference from Provincial Mean, 2014-2017

School data with 5 or fewer students withheld for reasons of confidentiality.



4 Year Public Exam (Subtest) Mark Trend 2014-2017

School data with 5 or fewer students withheld for reasons of confidentiality.

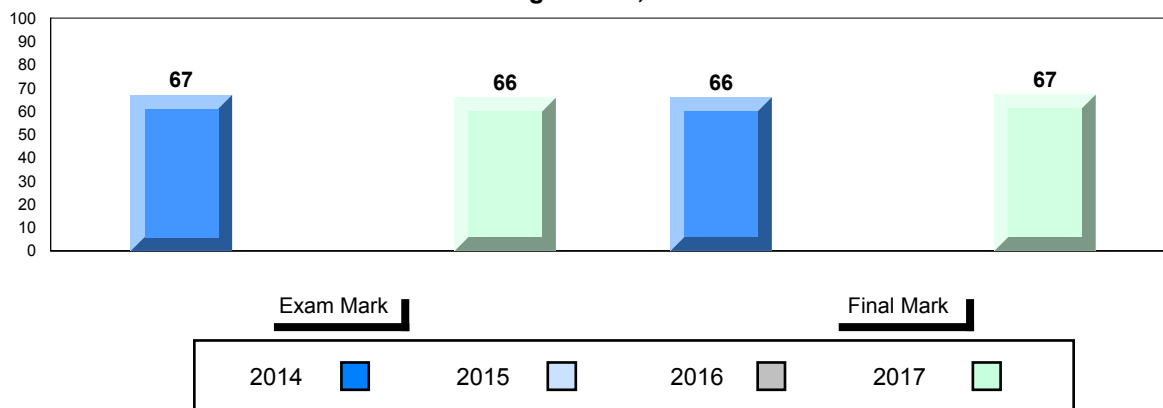


▼ ▲ The school result may appear numerically the same as the district/province due to rounding. The arrow indicates a negligible difference.

* The overall Public Exam is equated. Therefore, subtest scores may vary from the overall exam mark.

Number of Students		6	Public Exam Mark			Final Mark			
			School vs Region	School vs Province	School vs Region	School vs Province			
World History 3201	School	65.8	▼	▲	67.2	▼	▼	70.3	
	Region	66.4							
	Province	65.5							
Subtest	School	70.7	▼	▼	70.4			70.4	
	WWI	Region	75.3						
	Province	74.5							
Challenges and Changes	School	69.2	▼	▼					
	Region	71.2							
	Province	70.2							
International Tensions (1930's and WWII)	School	62.8	▼	▼					
	Region	66.0							
	Province	65.7							
Cold War	School	62.5	▲	▲					
	Region	55.5							
	Province	54.4							
Regional Developments in Post WWII (5.1)	School	59.5	▼	▲					
	Region	59.8							
	Province	58.7							
Regional Developments in Post WWII (5.2)	School	-999.0							
	Region	51.8							
	Province	57.1							
Challenges of the Modern Era	School	56.0	▲	▲					
	Region	50.1							
	Province	51.6							

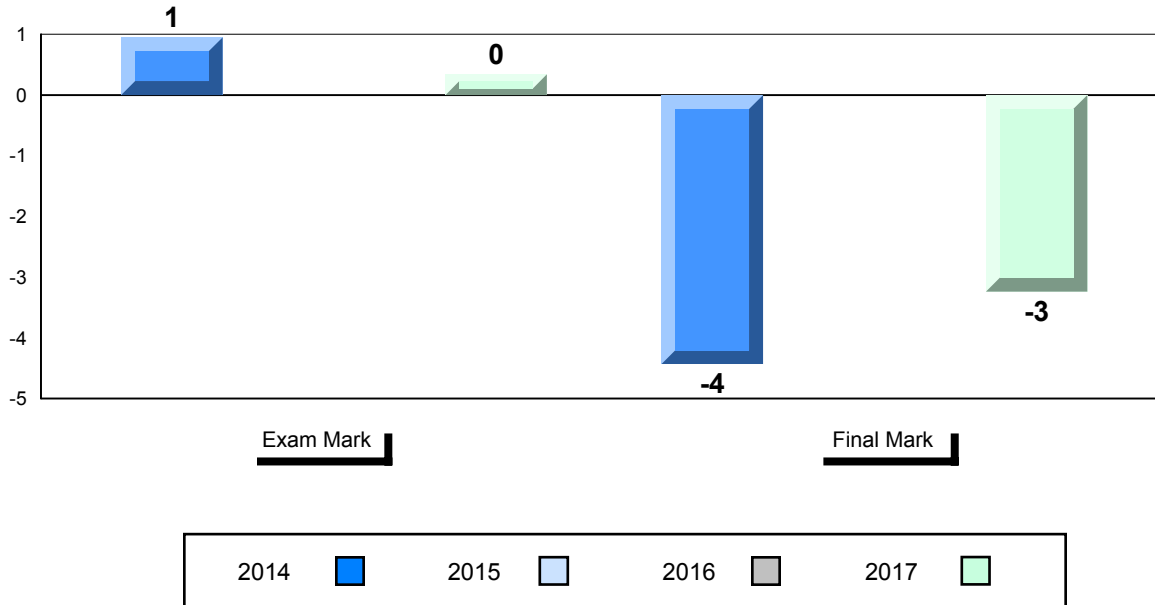
Average Score, 2014-2017



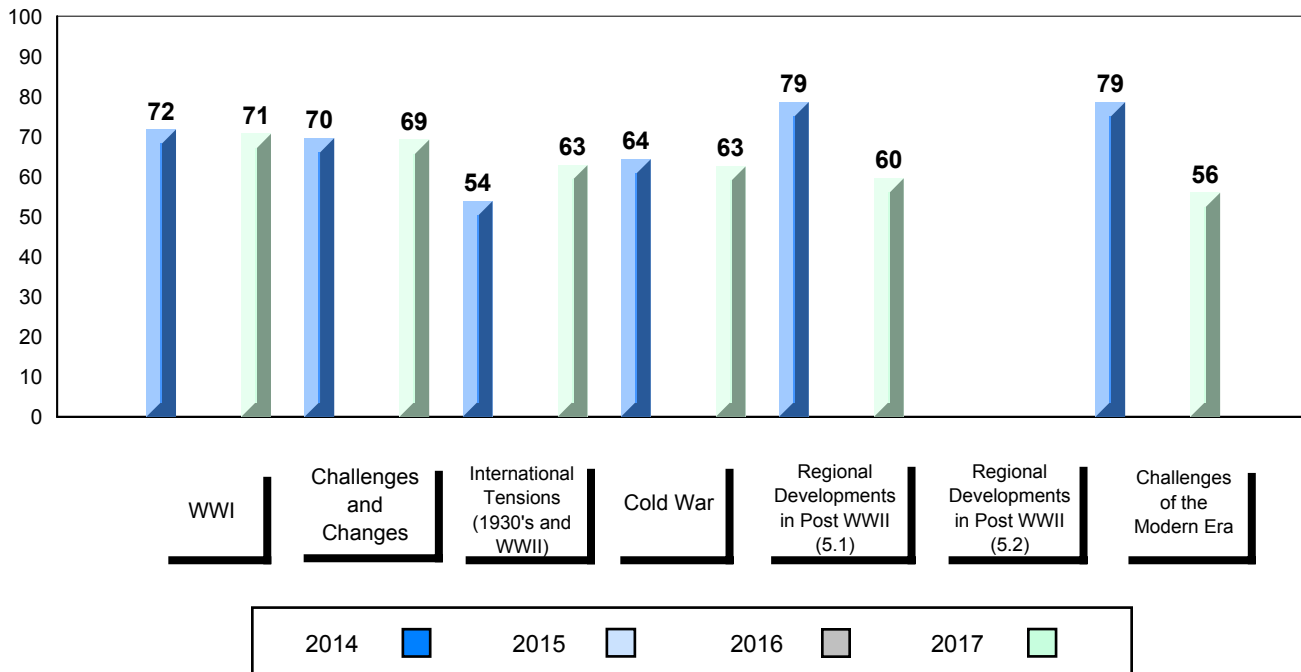
▼ ▲ The school result may appear numerically the same as the district/province due to rounding. The arrow indicates a negligible difference.

* The overall Public Exam is equated. Therefore, subtest scores may vary from the overall exam mark.

Difference from Provincial Mean, 2014-2017



4 Year Public Exam (Subtest) Mark Trend 2014-2017

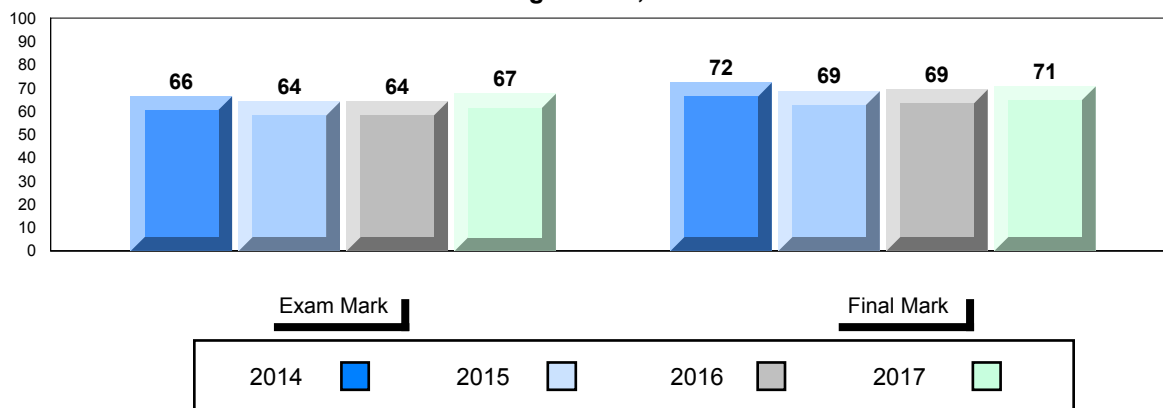


▼ ▲ The school result may appear numerically the same as the district/province due to rounding. The arrow indicates a negligible difference.

* The overall Public Exam is equated. Therefore, subtest scores may vary from the overall exam mark.

Number of Students		81	Public Exam Mark			Final Mark		
			School vs Region	School vs Province	School vs Region	School vs Province		
World History 3201	School	67.5	▲	▲	70.7	▲	▲	
	Region	66.4			70.3			
	Province	65.5			70.4			
Subtest								
WWI	School	76.4	▲	▲				
	Region	75.3						
	Province	74.5						
Challenges and Changes	School	71.1	▼	▲				
	Region	71.2						
	Province	70.2						
International Tensions (1930's and WWII)	School	69.5	▲	▲				
	Region	66.0						
	Province	65.7						
Cold War	School	57.6	▲	▲				
	Region	55.5						
	Province	54.4						
Regional Developments in Post WWII (5.1)	School	56.0	▼	▼				
	Region	59.8						
	Province	58.7						
Regional Developments in Post WWII (5.2)	School	35.7	▼	▼				
	Region	51.8						
	Province	57.1						
Challenges of the Modern Era	School	48.6	▼	▼				
	Region	50.1						
	Province	51.6						

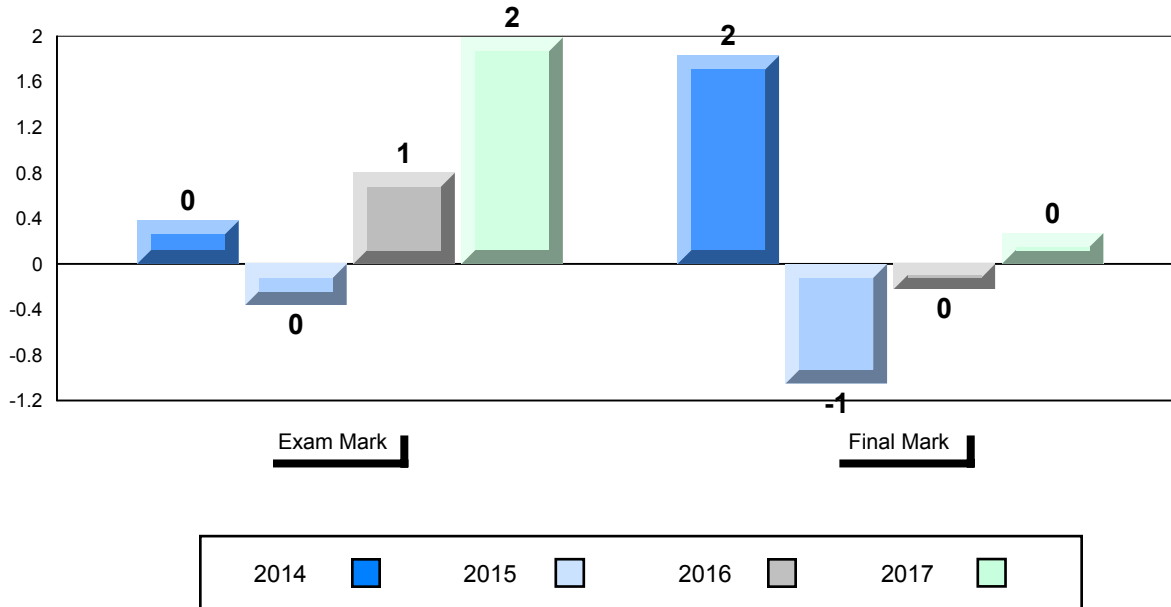
Average Score, 2014-2017



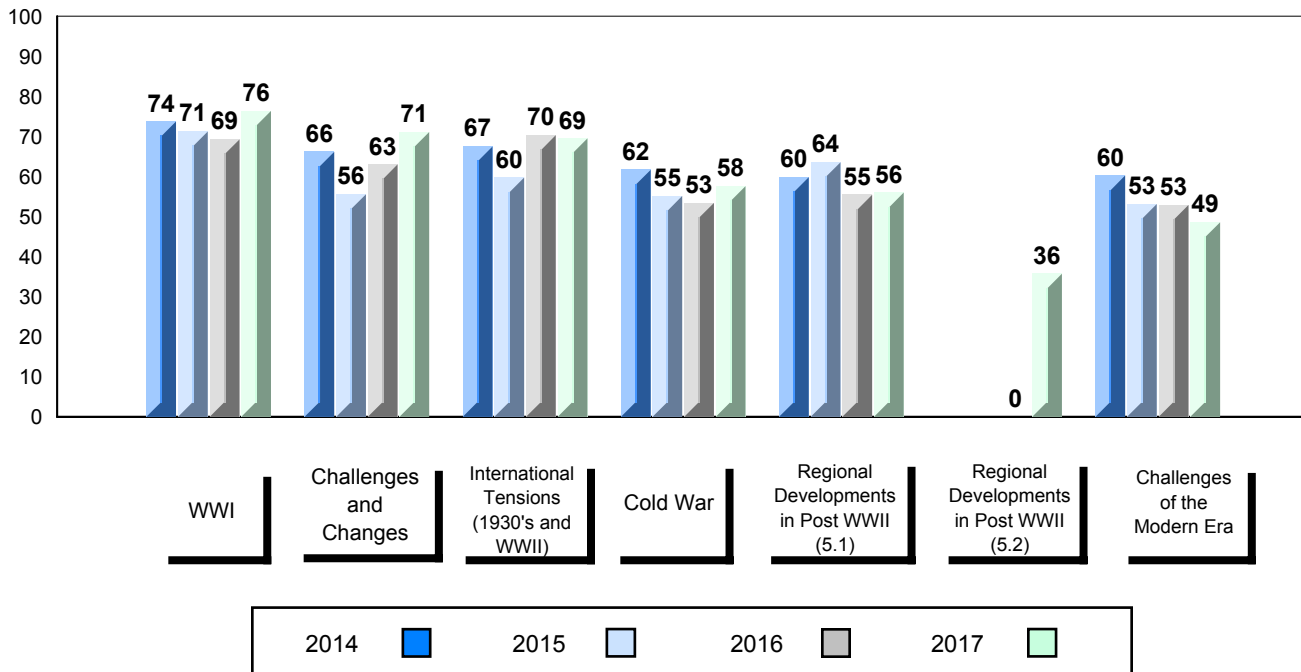
▼ ▲ The school result may appear numerically the same as the district/province due to rounding. The arrow indicates a negligible difference.

* The overall Public Exam is equated. Therefore, subtest scores may vary from the overall exam mark.

Difference from Provincial Mean, 2014-2017



4 Year Public Exam (Subtest) Mark Trend 2014-2017



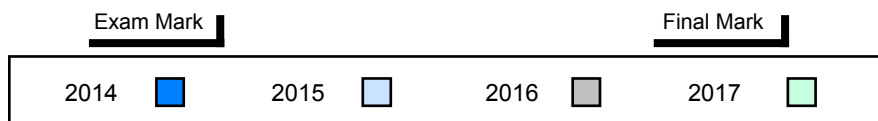
▼ ▲ The school result may appear numerically the same as the district/province due to rounding. The arrow indicates a negligible difference.

* The overall Public Exam is equated. Therefore, subtest scores may vary from the overall exam mark.

		Public Exam Mark	School vs Region	School vs Province	Final Mark	School vs Region	School vs Province
Number of Students	4						
World History 3201	School Region Province	<i>School data with 5 or fewer students withheld for reasons of confidentiality.</i>		<i>School data with 5 or fewer students withheld for reasons of confidentiality.</i>			
<u>Subtest</u>	School Region Province						
WWI	School Region Province						
Challenges and Changes	School Region Province						
International Tensions (1930's and WWII)	School Region Province						
Cold War	School Region Province						
Regional Developments in Post WWII (5.1)	School Region Province						
Regional Developments in Post WWII (5.2)	School Region Province						
Challenges of the Modern Era	School Region Province						

Average Score, 2014-2017

School data with 5 or fewer students withheld for reasons of confidentiality.

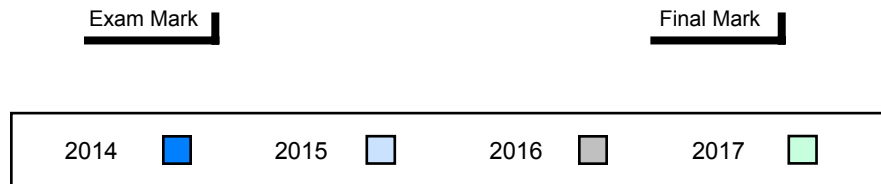


▼ ▲ The school result may appear numerically the same as the district/province due to rounding. The arrow indicates a negligible difference.

* The overall Public Exam is equated. Therefore, subtest scores may vary from the overall exam mark.

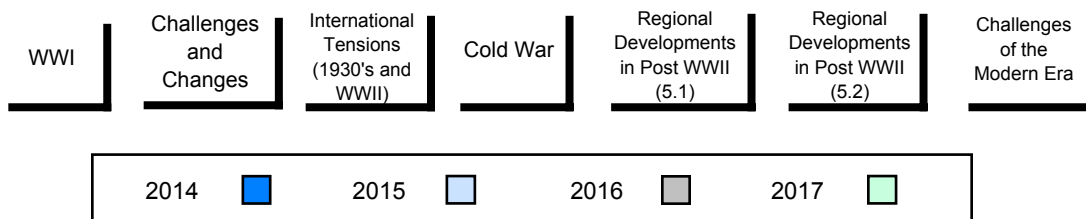
Difference from Provincial Mean, 2014-2017

School data with 5 or fewer students withheld for reasons of confidentiality.



4 Year Public Exam (Subtest) Mark Trend 2014-2017

School data with 5 or fewer students withheld for reasons of confidentiality.



▼ ▲ The school result may appear numerically the same as the district/province due to rounding. The arrow indicates a negligible difference.

* The overall Public Exam is equated. Therefore, subtest scores may vary from the overall exam mark.

Number of Students

1

**Public
Exam
Mark**

School vs Region School vs Province

**Final
Mark**

School vs Region School vs Province

World History 3201

School
Region
Province

School data with 5 or fewer students withheld for reasons of confidentiality.

School data with 5 or fewer students withheld for reasons of confidentiality.

Subtest

WWI

School
Region
Province

Challenges and Changes

School
Region
Province

International Tensions (1930's and WWII)

School
Region
Province

Cold War

School
Region
Province

Regional Developments in Post WWII (5.1)

School
Region
Province

Regional Developments in Post WWII (5.2)

School
Region
Province

Challenges of the Modern Era


School
Region
Province

Average Score, 2014-2017

School data with 5 or fewer students withheld for reasons of confidentiality.

Exam Mark

Final Mark

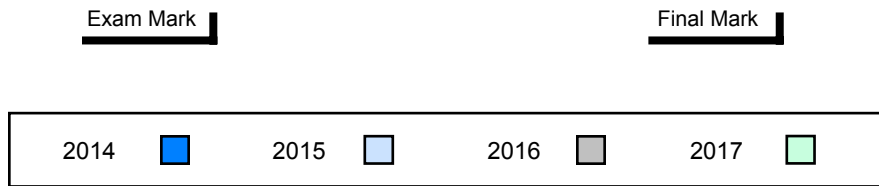


▼ ▲ The school result may appear numerically the same as the district/province due to rounding. The arrow indicates a negligible difference.

* The overall Public Exam is equated. Therefore, subtest scores may vary from the overall exam mark.

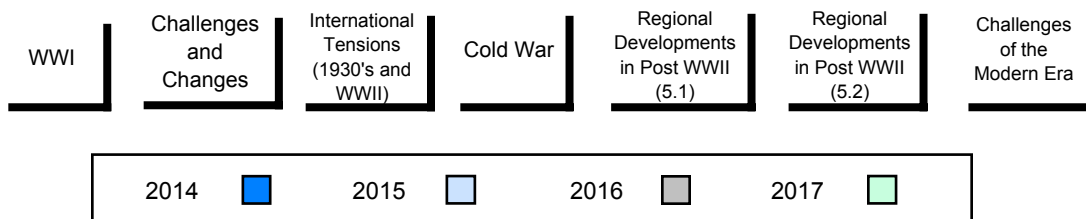
Difference from Provincial Mean, 2014-2017

School data with 5 or fewer students withheld for reasons of confidentiality.



4 Year Public Exam (Subtest) Mark Trend 2014-2017

School data with 5 or fewer students withheld for reasons of confidentiality.



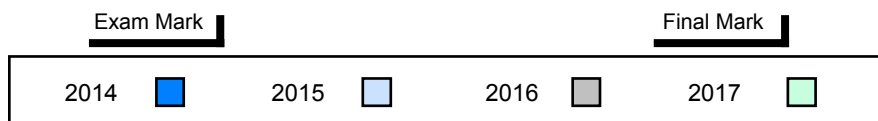
▼ ▲ The school result may appear numerically the same as the district/province due to rounding. The arrow indicates a negligible difference.

* The overall Public Exam is equated. Therefore, subtest scores may vary from the overall exam mark.

		Public Exam Mark	School vs Region	School vs Province	Final Mark	School vs Region	School vs Province
Number of Students	1						
World History 3201	School Region Province	<i>School data with 5 or fewer students withheld for reasons of confidentiality.</i>		<i>School data with 5 or fewer students withheld for reasons of confidentiality.</i>			
<u>Subtest</u>	School Region Province						
WWI	School Region Province						
Challenges and Changes	School Region Province						
International Tensions (1930's and WWII)	School Region Province						
Cold War	School Region Province						
Regional Developments in Post WWII (5.1)	School Region Province						
Regional Developments in Post WWII (5.2)	School Region Province						
Challenges of the Modern Era	School Region Province						

Average Score, 2014-2017

School data with 5 or fewer students withheld for reasons of confidentiality.

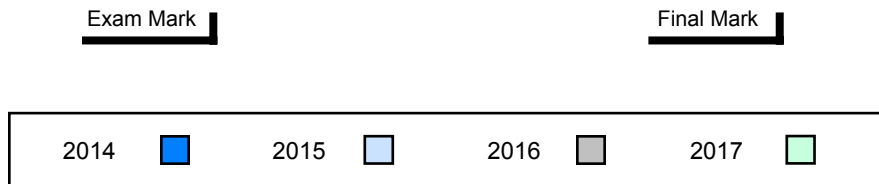


▼ ▲ The school result may appear numerically the same as the district/province due to rounding. The arrow indicates a negligible difference.

* The overall Public Exam is equated. Therefore, subtest scores may vary from the overall exam mark.

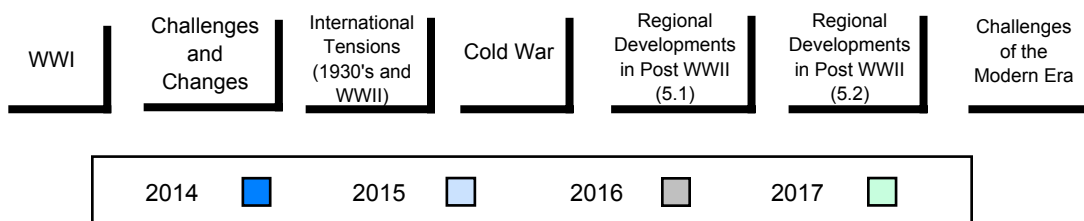
Difference from Provincial Mean, 2014-2017

School data with 5 or fewer students withheld for reasons of confidentiality.



4 Year Public Exam (Subtest) Mark Trend 2014-2017

School data with 5 or fewer students withheld for reasons of confidentiality.

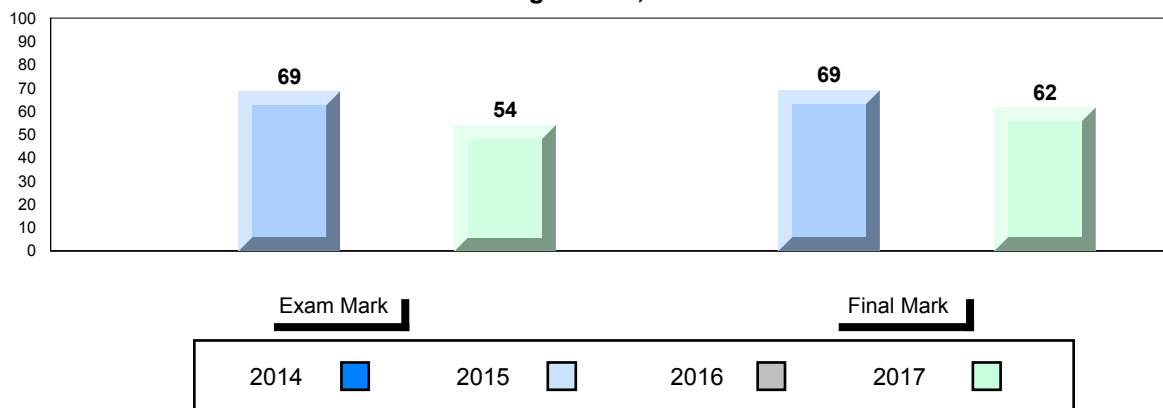


▼ ▲ The school result may appear numerically the same as the district/province due to rounding. The arrow indicates a negligible difference.

* The overall Public Exam is equated. Therefore, subtest scores may vary from the overall exam mark.

Number of Students		11	Public Exam Mark			Final Mark		
			School vs Region	School vs Province	School vs Region	School vs Province		
World History 3201	School	54.1	▼	▼	61.6	▼	▼	
	Region	64.6			69.4			
	Province	65.5			70.4			
Subtest								
WWI	School	67.2	▼	▼				
	Region	76.6						
	Province	74.5						
Challenges and Changes	School	59.5	▼	▼				
	Region	69.0						
	Province	70.2						
International Tensions (1930's and WWII)	School	54.0	▼	▼				
	Region	66.5						
	Province	65.7						
Cold War	School	38.3	▼	▼				
	Region	54.7						
	Province	54.4						
Regional Developments in Post WWII (5.1)	School	36.7	▼	▼				
	Region	60.8						
	Province	58.7						
Regional Developments in Post WWII (5.2)	School	32.1	▼	▼				
	Region	59.9						
	Province	57.1						
Challenges of the Modern Era	School	35.1	▼	▼				
	Region	52.3						
	Province	51.6						

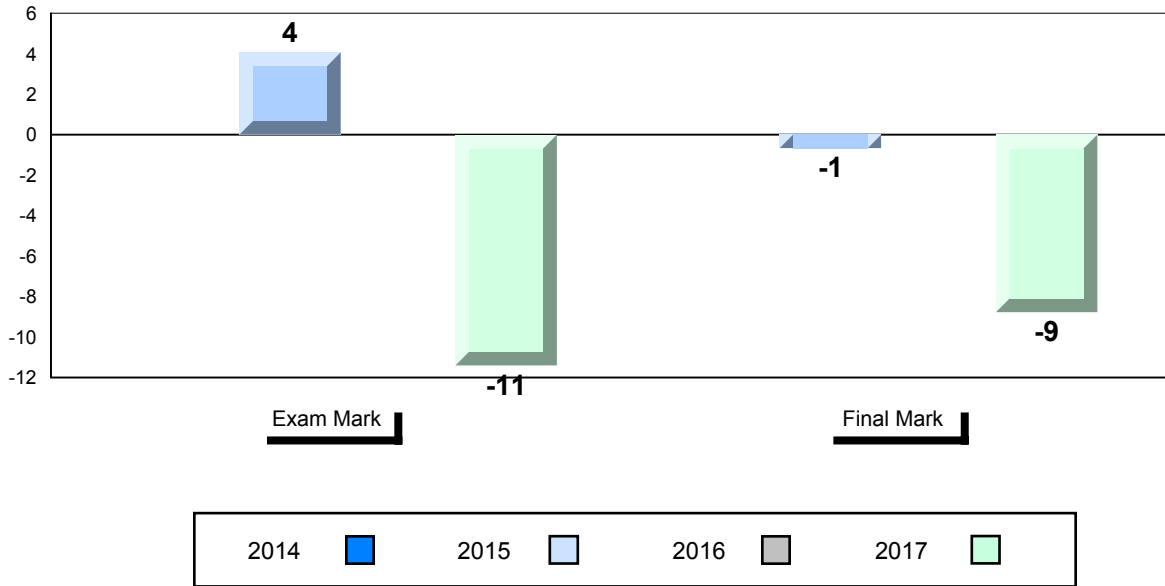
Average Score, 2014-2017



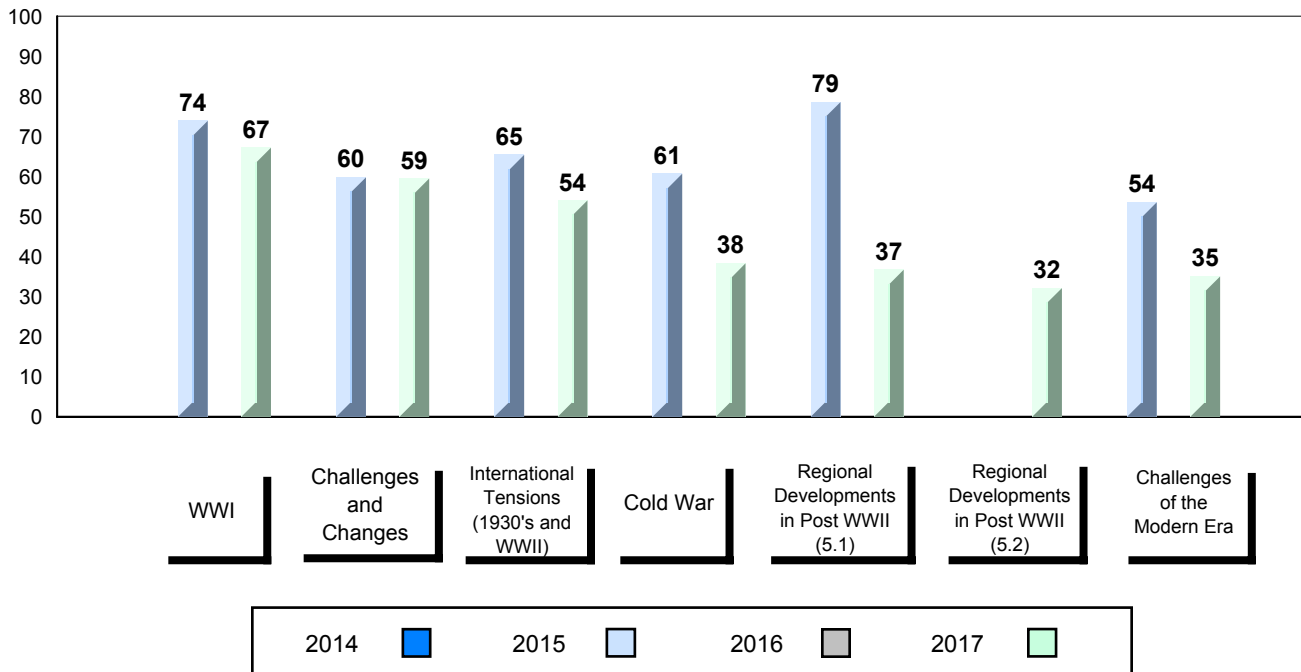
▼ ▲ The school result may appear numerically the same as the district/province due to rounding. The arrow indicates a negligible difference.

* The overall Public Exam is equated. Therefore, subtest scores may vary from the overall exam mark.

Difference from Provincial Mean, 2014-2017



4 Year Public Exam (Subtest) Mark Trend 2014-2017

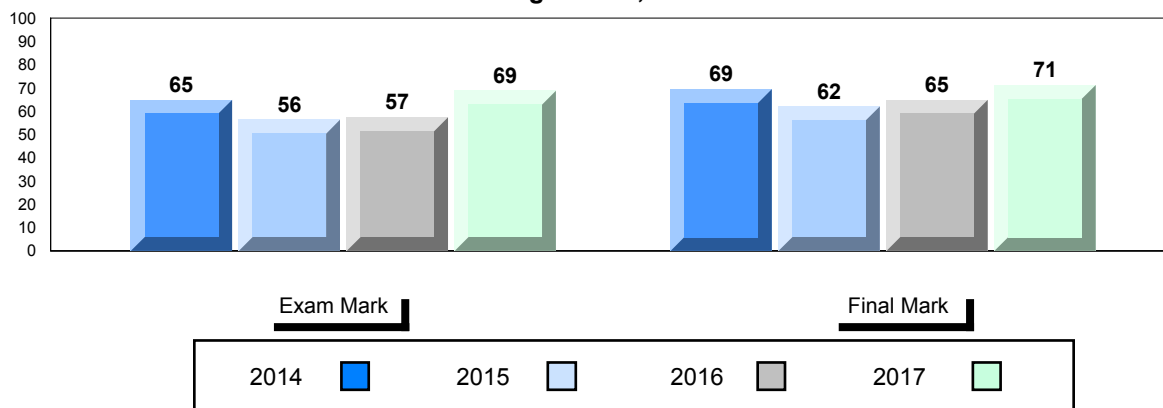


▼ ▲ The school result may appear numerically the same as the district/province due to rounding. The arrow indicates a negligible difference.

* The overall Public Exam is equated. Therefore, subtest scores may vary from the overall exam mark.

Number of Students		22	Public Exam Mark			Final Mark		
			School vs Region	School vs Province	School vs Region	School vs Province		
World History 3201	School	68.8	▲	▲	71.3	▲	▲	
	Region	64.6			69.4			
	Province	65.5			70.4			
Subtest								
WWI	School	81.4	▲	▲				
	Region	76.6						
	Province	74.5						
Challenges and Changes	School	74.5	▲	▲				
	Region	69.0						
	Province	70.2						
International Tensions (1930's and WWII)	School	67.7	▲	▲				
	Region	66.5						
	Province	65.7						
Cold War	School	54.6	▼	▲				
	Region	54.7						
	Province	54.4						
Regional Developments in Post WWII (5.1)	School	58.5	▼	▼				
	Region	60.8						
	Province	58.7						
Regional Developments in Post WWII (5.2)	School	-999.0						
	Region	59.9						
	Province	57.1						
Challenges of the Modern Era	School	49.4	▼	▼				
	Region	52.3						
	Province	51.6						

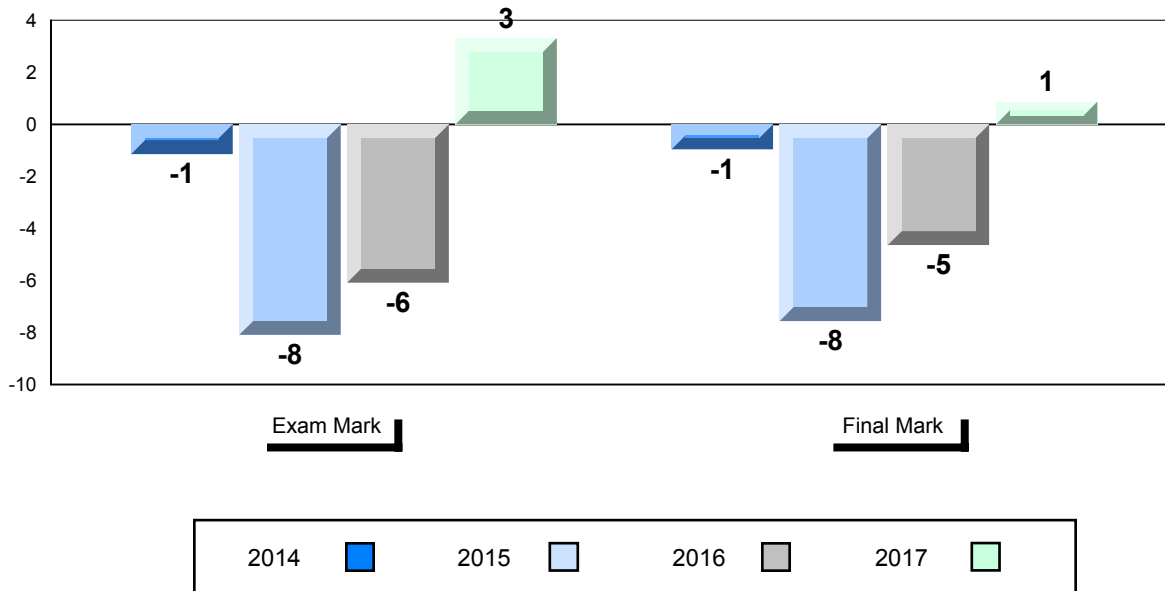
Average Score, 2014-2017



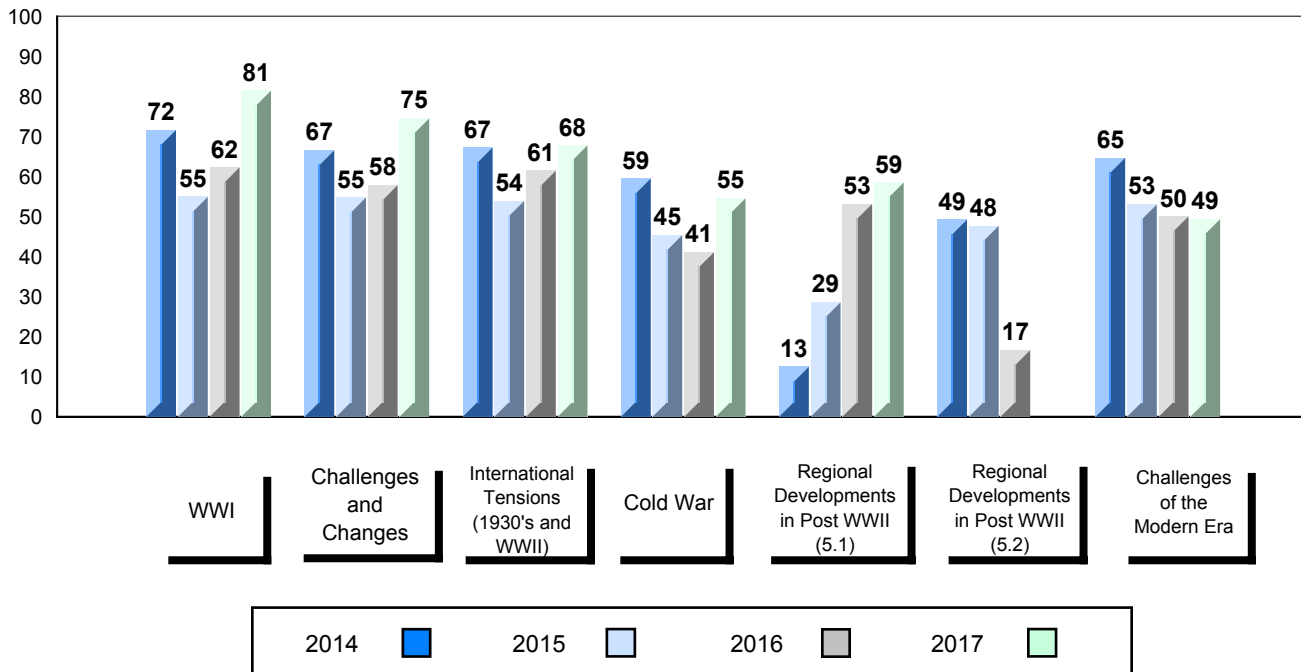
▼ ▲ The school result may appear numerically the same as the district/province due to rounding. The arrow indicates a negligible difference.

* The overall Public Exam is equated. Therefore, subtest scores may vary from the overall exam mark.

Difference from Provincial Mean, 2014-2017



4 Year Public Exam (Subtest) Mark Trend 2014-2017

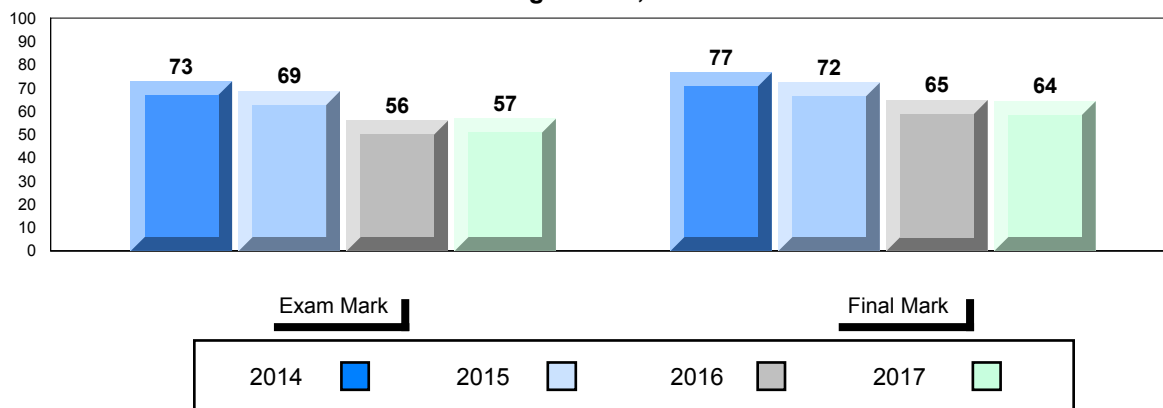


▼ ▲ The school result may appear numerically the same as the district/province due to rounding. The arrow indicates a negligible difference.

* The overall Public Exam is equated. Therefore, subtest scores may vary from the overall exam mark.

Number of Students		19	Public Exam Mark			Final Mark		
			School vs Region	School vs Province	School vs Region	School vs Province		
World History 3201	School	56.8	▼	▼	64.3	▼	▼	
	Region	64.6			69.4			
	Province	65.5			70.4			
Subtest								
WWI	School	69.5	▼	▼				
	Region	76.6						
	Province	74.5						
Challenges and Changes	School	55.7	▼	▼				
	Region	69.0						
	Province	70.2						
International Tensions (1930's and WWII)	School	58.2	▼	▼				
	Region	66.5						
	Province	65.7						
Cold War	School	39.9	▼	▼				
	Region	54.7						
	Province	54.4						
Regional Developments in Post WWII (5.1)	School	54.9	▼	▼				
	Region	60.8						
	Province	58.7						
Regional Developments in Post WWII (5.2)	School	-999.0						
	Region	59.9						
	Province	57.1						
Challenges of the Modern Era	School	44.0	▼	▼				
	Region	52.3						
	Province	51.6						

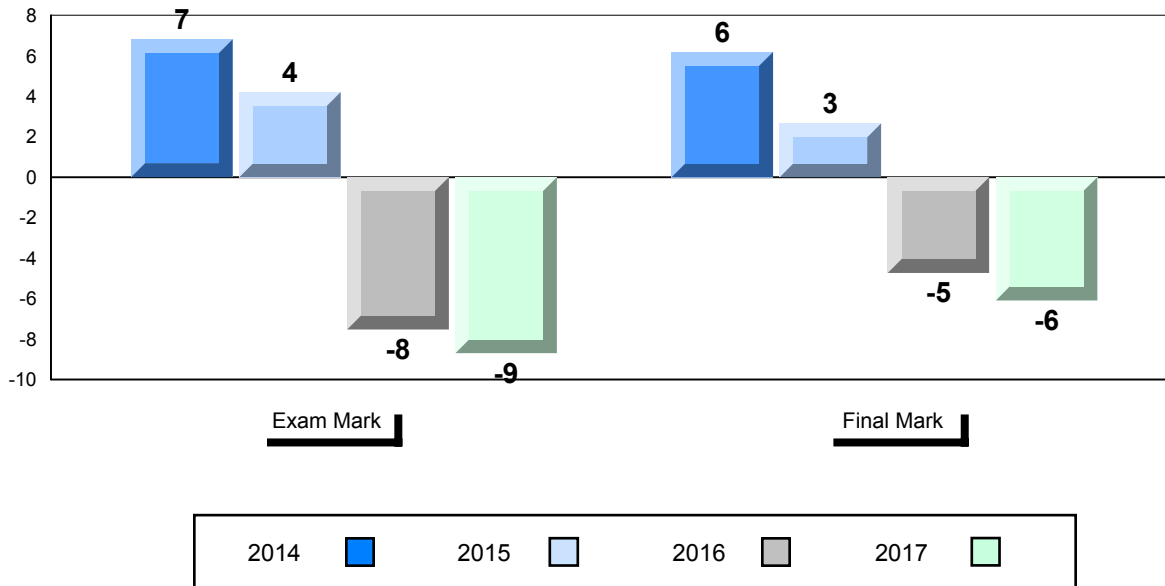
Average Score, 2014-2017



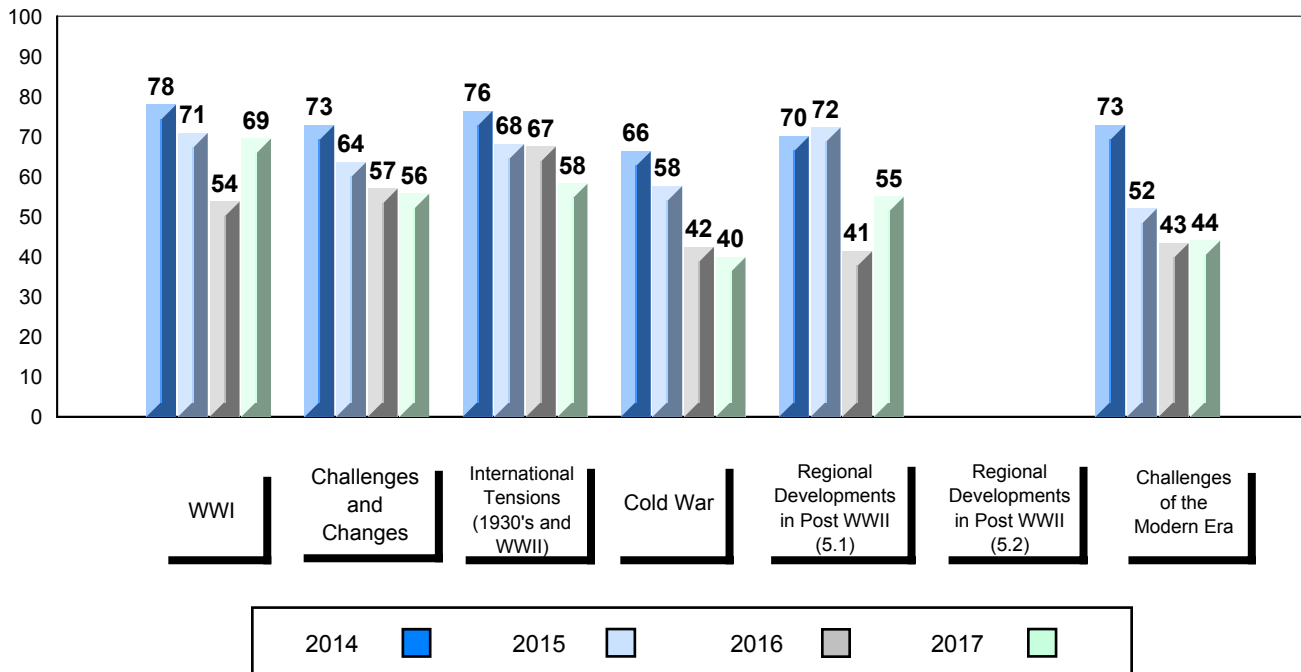
▼ ▲ The school result may appear numerically the same as the district/province due to rounding. The arrow indicates a negligible difference.

* The overall Public Exam is equated. Therefore, subtest scores may vary from the overall exam mark.

Difference from Provincial Mean, 2014-2017



4 Year Public Exam (Subtest) Mark Trend 2014-2017



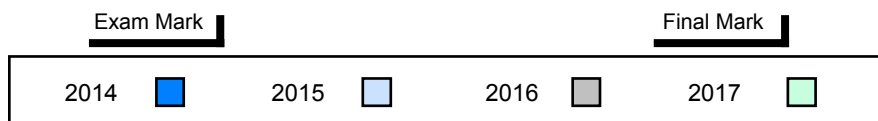
▼ ▲ The school result may appear numerically the same as the district/province due to rounding. The arrow indicates a negligible difference.

* The overall Public Exam is equated. Therefore, subtest scores may vary from the overall exam mark.

		Public Exam Mark	School vs Region	School vs Province	Final Mark	School vs Region	School vs Province
Number of Students	4						
World History 3201	School Region Province	<i>School data with 5 or fewer students withheld for reasons of confidentiality.</i>		<i>School data with 5 or fewer students withheld for reasons of confidentiality.</i>			
<u>Subtest</u>	School Region Province						
WWI	School Region Province						
Challenges and Changes	School Region Province						
International Tensions (1930's and WWII)	School Region Province						
Cold War	School Region Province						
Regional Developments in Post WWII (5.1)	School Region Province						
Regional Developments in Post WWII (5.2)	School Region Province						
Challenges of the Modern Era	School Region Province						

Average Score, 2014-2017

School data with 5 or fewer students withheld for reasons of confidentiality.

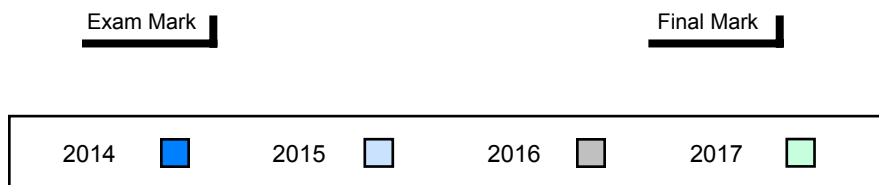


▼ ▲ The school result may appear numerically the same as the district/province due to rounding. The arrow indicates a negligible difference.

* The overall Public Exam is equated. Therefore, subtest scores may vary from the overall exam mark.

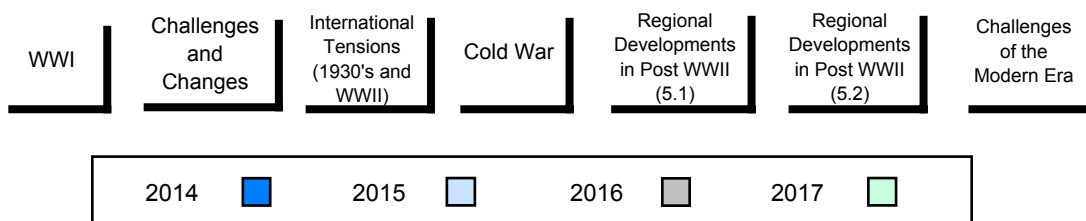
Difference from Provincial Mean, 2014-2017

School data with 5 or fewer students withheld for reasons of confidentiality.



4 Year Public Exam (Subtest) Mark Trend 2014-2017

School data with 5 or fewer students withheld for reasons of confidentiality.



▼ ▲ The school result may appear numerically the same as the district/province due to rounding. The arrow indicates a negligible difference.

* The overall Public Exam is equated. Therefore, subtest scores may vary from the overall exam mark.

Number of Students

1

Public Exam Mark

School vs Region School vs Province

Final Mark

School vs Region School vs Province

World History 3201

School
Region
Province

School data with 5 or fewer students withheld for reasons of confidentiality.

School data with 5 or fewer students withheld for reasons of confidentiality.

Subtest

WWI

School
Region
Province

Challenges and Changes

School
Region
Province

International Tensions (1930's and WWII)

School
Region
Province

Cold War

School
Region
Province

Regional Developments in Post WWII (5.1)

School
Region
Province

Regional Developments in Post WWII (5.2)

School
Region
Province

Challenges of the Modern Era

School
Region
Province

Average Score, 2014-2017

School data with 5 or fewer students withheld for reasons of confidentiality.

Exam Mark

Final Mark

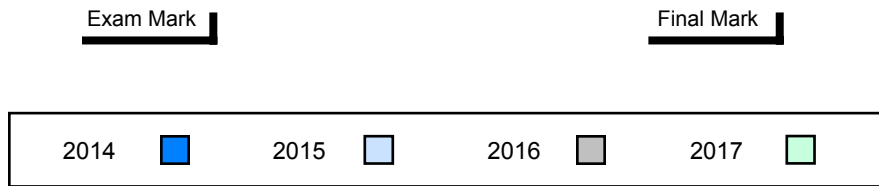


▼ ▲ The school result may appear numerically the same as the district/province due to rounding. The arrow indicates a negligible difference.

* The overall Public Exam is equated. Therefore, subtest scores may vary from the overall exam mark.

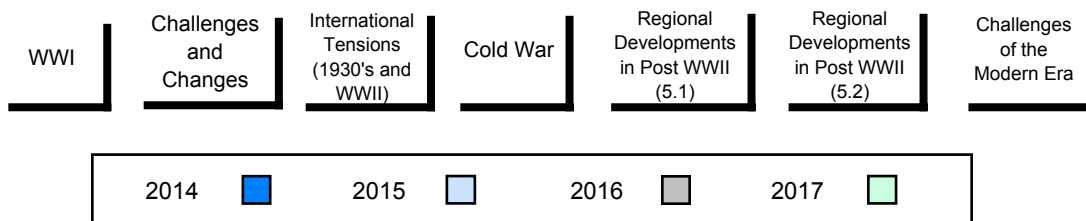
Difference from Provincial Mean, 2014-2017

School data with 5 or fewer students withheld for reasons of confidentiality.



4 Year Public Exam (Subtest) Mark Trend 2014-2017

School data with 5 or fewer students withheld for reasons of confidentiality.



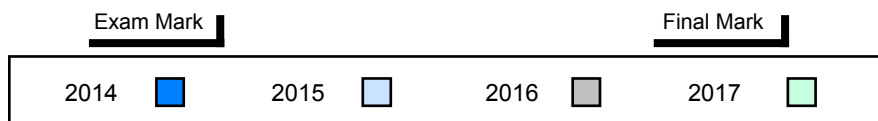
▼ ▲ The school result may appear numerically the same as the district/province due to rounding. The arrow indicates a negligible difference.

* The overall Public Exam is equated. Therefore, subtest scores may vary from the overall exam mark.

		Public Exam Mark <small>School vs Region School vs Province</small>	Final Mark <small>School vs Region School vs Province</small>
Number of Students	1		
World History 3201	School Region Province	<i>School data with 5 or fewer students withheld for reasons of confidentiality.</i>	<i>School data with 5 or fewer students withheld for reasons of confidentiality.</i>
<u>Subtest</u>	School Region Province		
WWI	School Region Province		
Challenges and Changes	School Region Province		
International Tensions (1930's and WWII)	School Region Province		
Cold War	School Region Province		
Regional Developments in Post WWII (5.1)	School Region Province		
Regional Developments in Post WWII (5.2)	School Region Province		
Challenges of the Modern Era	School Region Province		

Average Score, 2014-2017

School data with 5 or fewer students withheld for reasons of confidentiality.



▼ ▲ The school result may appear numerically the same as the district/province due to rounding. The arrow indicates a negligible difference.

* The overall Public Exam is equated. Therefore, subtest scores may vary from the overall exam mark.

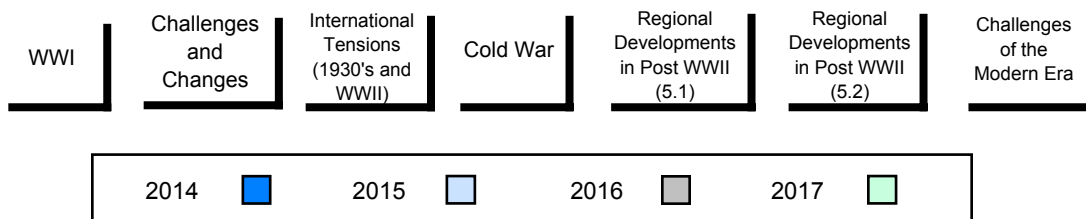
Difference from Provincial Mean, 2014-2017

School data with 5 or fewer students withheld for reasons of confidentiality.



4 Year Public Exam (Subtest) Mark Trend 2014-2017

School data with 5 or fewer students withheld for reasons of confidentiality.



▼ ▲ The school result may appear numerically the same as the district/province due to rounding. The arrow indicates a negligible difference.

* The overall Public Exam is equated. Therefore, subtest scores may vary from the overall exam mark.

Number of Students 16

World History 3201

Subtest

WWI

Challenges and Changes

International Tensions (1930's and WWII)

Cold War

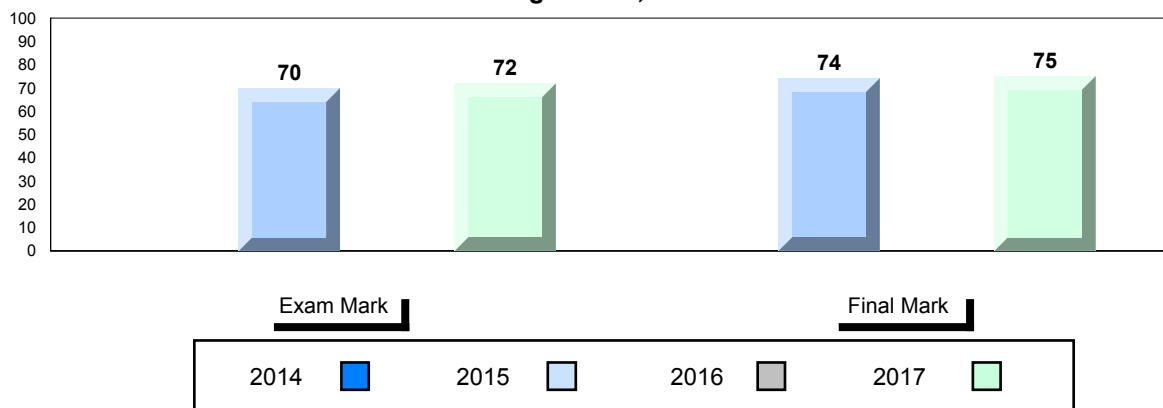
Regional Developments in Post WWII (5.1)

Regional Developments in Post WWII (5.2)

Challenges of the Modern Era

		Public Exam Mark	School vs Region	School vs Province	Final Mark	School vs Region	School vs Province
	School	72.0	▲	▲	75.1	▲	▲
	Region	64.6			69.4		
	Province	65.5			70.4		
WWI	School	80.0	▲	▲			
	Region	76.6					
	Province	74.5					
Challenges and Changes	School	74.1	▲	▲			
	Region	69.0					
	Province	70.2					
International Tensions (1930's and WWII)	School	71.6	▲	▲			
	Region	66.5					
	Province	65.7					
Cold War	School	62.7	▲	▲			
	Region	54.7					
	Province	54.4					
Regional Developments in Post WWII (5.1)	School	70.1	▲	▲			
	Region	60.8					
	Province	58.7					
Regional Developments in Post WWII (5.2)	School	-999.0					
	Region	59.9					
	Province	57.1					
Challenges of the Modern Era	School	61.2	▲	▲			
	Region	52.3					
	Province	51.6					

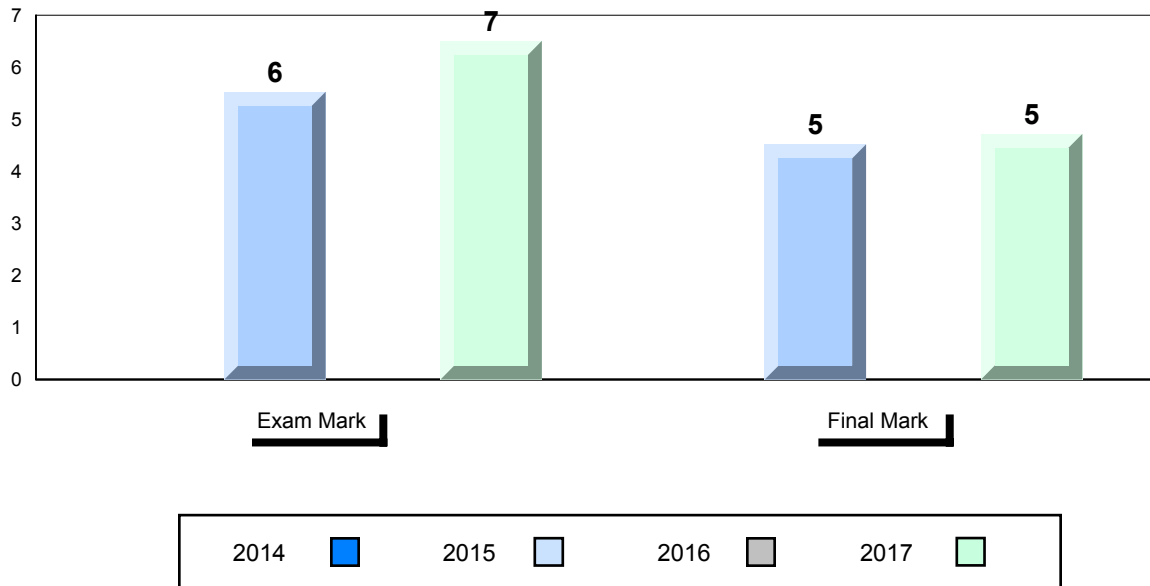
Average Score, 2014-2017



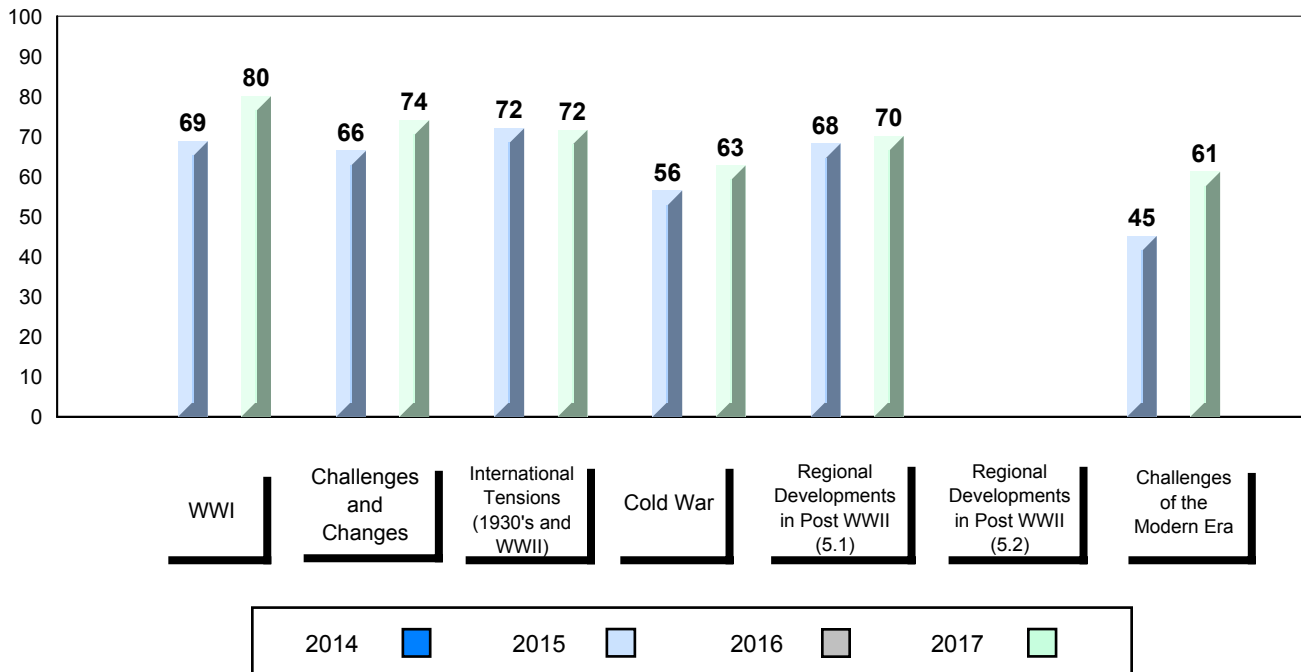
▼ ▲ The school result may appear numerically the same as the district/province due to rounding. The arrow indicates a negligible difference.

* The overall Public Exam is equated. Therefore, subtest scores may vary from the overall exam mark.

Difference from Provincial Mean, 2014-2017



4 Year Public Exam (Subtest) Mark Trend 2014-2017



▼ ▲ The school result may appear numerically the same as the district/province due to rounding. The arrow indicates a negligible difference.

* The overall Public Exam is equated. Therefore, subtest scores may vary from the overall exam mark.

Number of Students

9

Public Exam Mark

School vs Region

School vs Province

Final Mark

School vs Region

School vs Province

World History 3201

School
Region
Province

58.2
64.6
65.5



63.2
69.4
70.4



Subtest

WWI

School
Region
Province

70.1
76.6
74.5



Challenges and Changes

School
Region
Province

58.7
69.0
70.2



International Tensions (1930's and WWII)

School
Region
Province

56.8
66.5
65.7



Cold War

School
Region
Province

50.0
54.7
54.4



Regional Developments in Post WWII (5.1)

School
Region
Province

44.4
60.8
58.7



Regional Developments in Post WWII (5.2)

School
Region
Province

-999.0
59.9
57.1

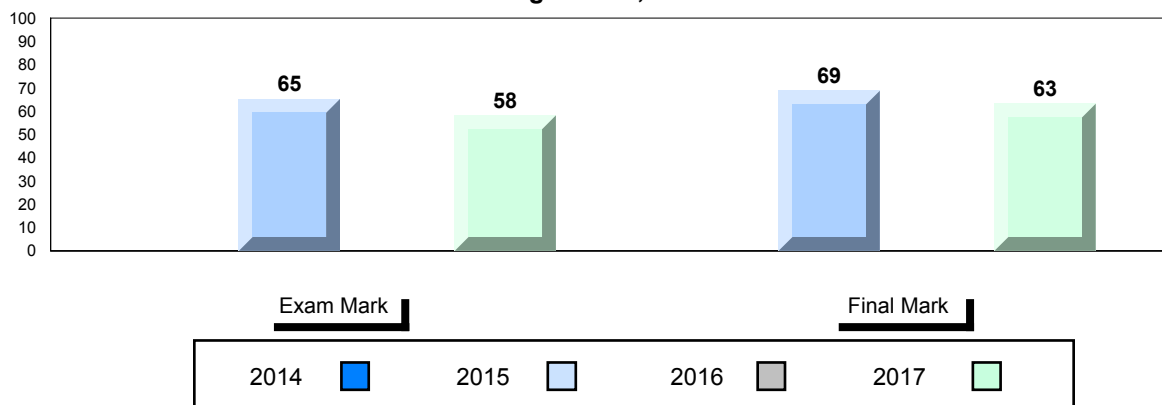
Challenges of the Modern Era

School
Region
Province

46.0
52.3
51.6



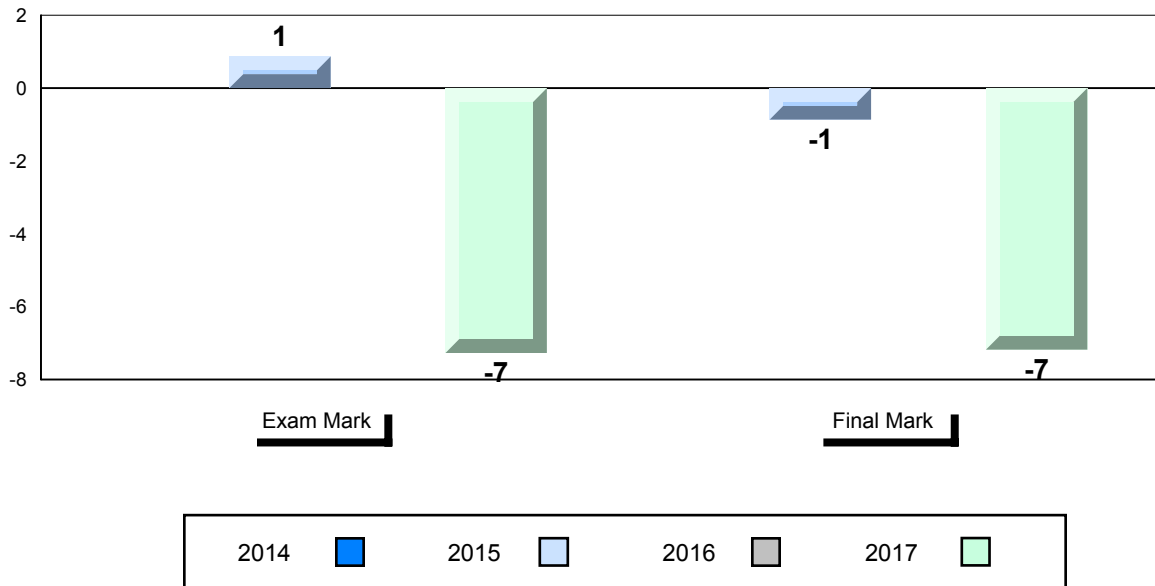
Average Score, 2014-2017



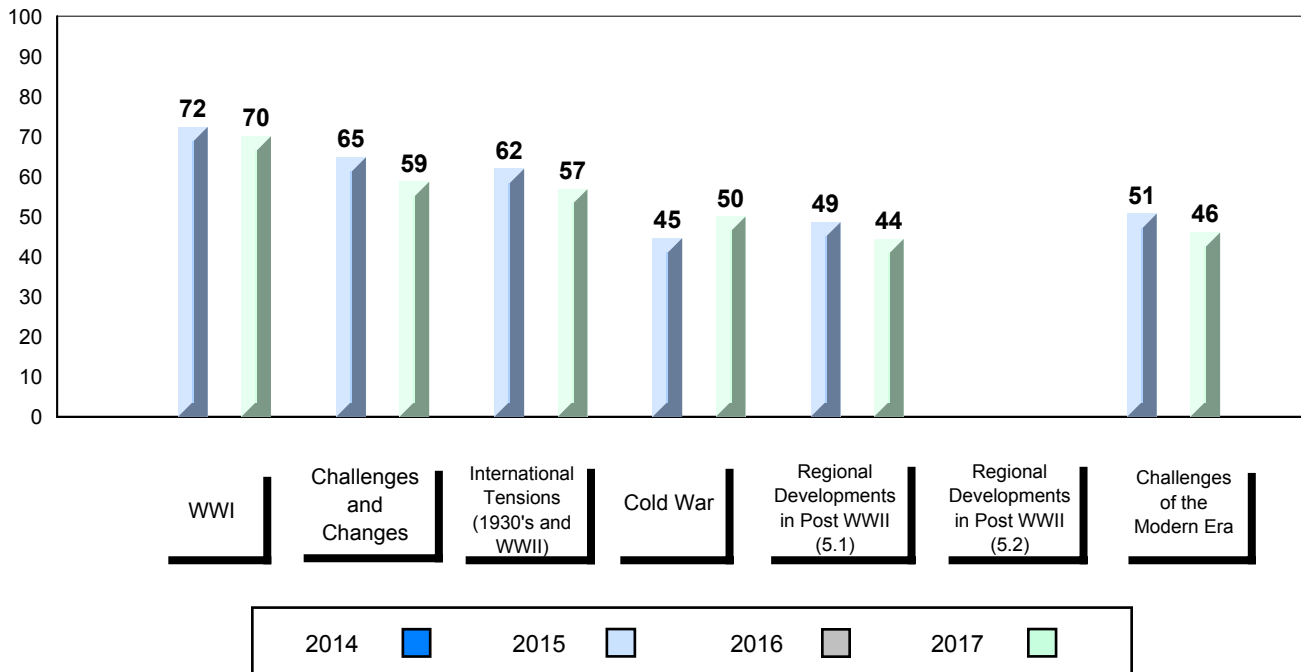
▼ ▲ The school result may appear numerically the same as the district/province due to rounding. The arrow indicates a negligible difference.

* The overall Public Exam is equated. Therefore, subtest scores may vary from the overall exam mark.

Difference from Provincial Mean, 2014-2017



4 Year Public Exam (Subtest) Mark Trend 2014-2017

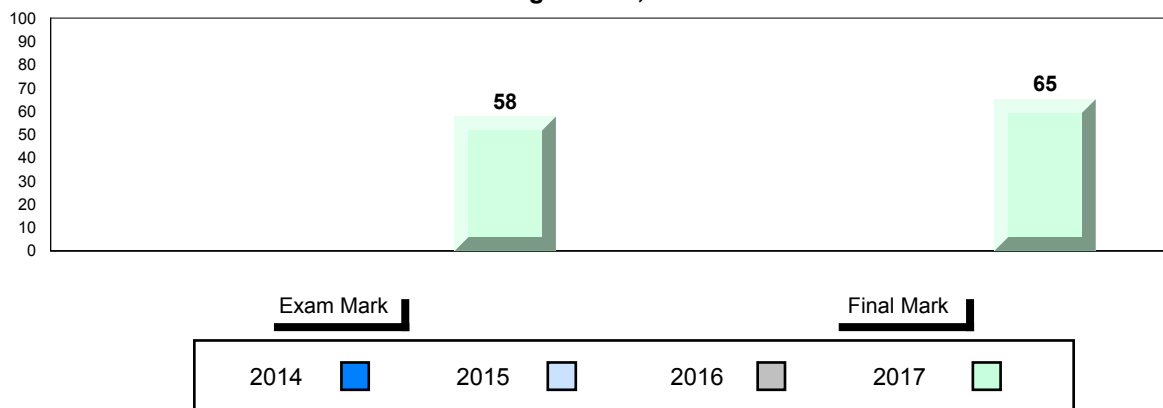


▼ ▲ The school result may appear numerically the same as the district/province due to rounding. The arrow indicates a negligible difference.

* The overall Public Exam is equated. Therefore, subtest scores may vary from the overall exam mark.

Number of Students		8						
		Public Exam Mark	School vs Region	School vs Province	Final Mark	School vs Region	School vs Province	
World History 3201	School	57.7	▼	▼	65.2 69.4 70.4	▼	▼	
	Region	64.6						
	Province	65.5						
<u>Subtest</u>								
WWI	School	77.7	▲	▲				
	Region	76.6						
	Province	74.5						
Challenges and Changes	School	72.8	▲	▲				
	Region	69.0						
	Province	70.2						
International Tensions (1930's and WWII)	School	74.3	▲	▲				
	Region	66.5						
	Province	65.7						
Cold War	School	71.9	▲	▲				
	Region	54.7						
	Province	54.4						
Regional Developments in Post WWII (5.1)	School	77.7	▲	▲				
	Region	60.8						
	Province	58.7						
Regional Developments in Post WWII (5.2)	School	-999.0						
	Region	59.9						
	Province	57.1						
Challenges of the Modern Era	School	70.5	▲	▲				
	Region	52.3						
	Province	51.6						

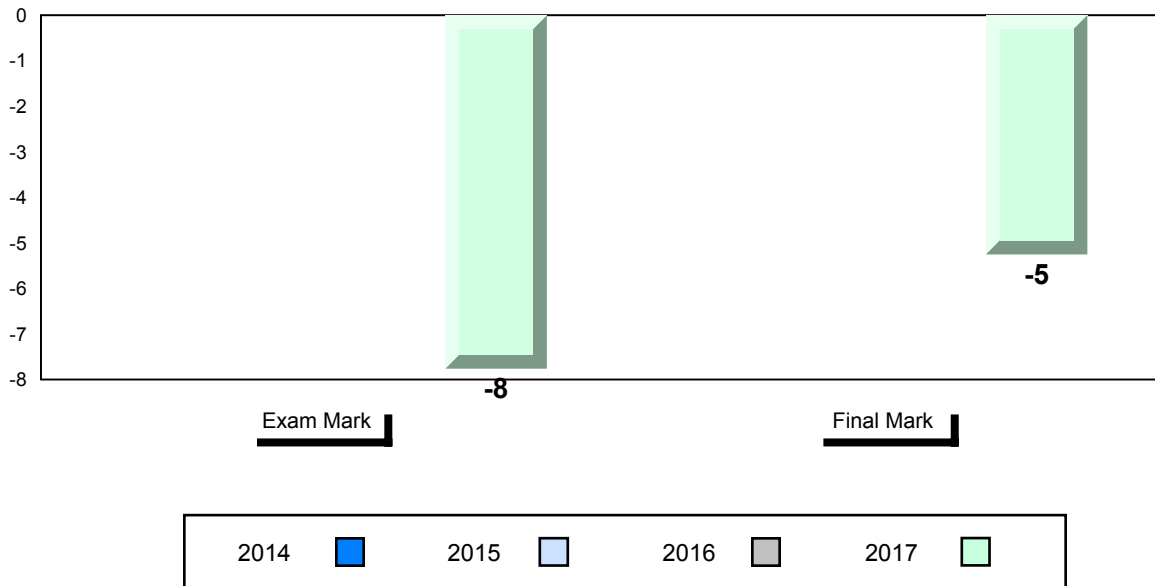
Average Score, 2014-2017



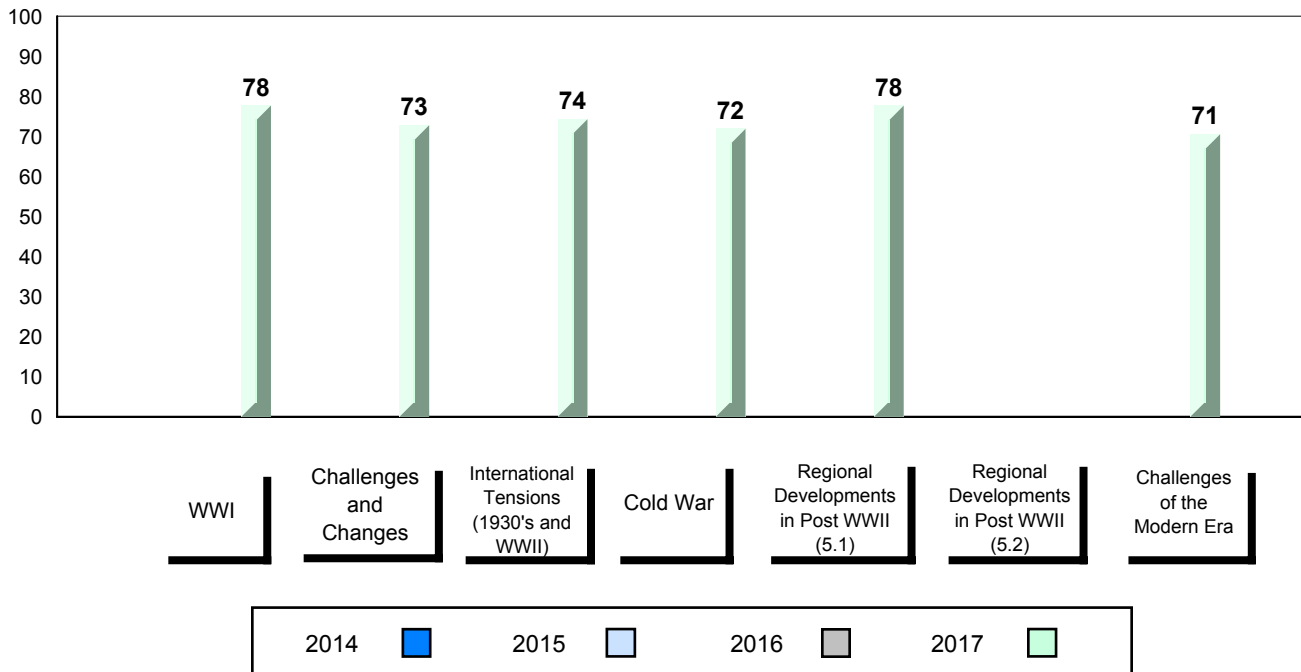
▼ ▲ The school result may appear numerically the same as the district/province due to rounding. The arrow indicates a negligible difference.

* The overall Public Exam is equated. Therefore, subtest scores may vary from the overall exam mark.

Difference from Provincial Mean, 2014-2017



4 Year Public Exam (Subtest) Mark Trend 2014-2017



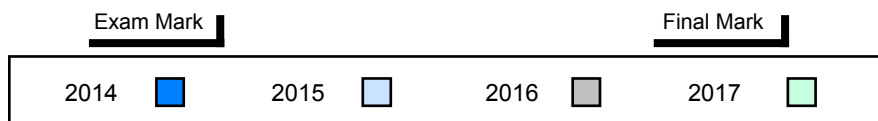
▼ ▲ The school result may appear numerically the same as the district/province due to rounding. The arrow indicates a negligible difference.

* The overall Public Exam is equated. Therefore, subtest scores may vary from the overall exam mark.

		Public Exam Mark	School vs Region	School vs Province	Final Mark	School vs Region	School vs Province
Number of Students	2						
World History 3201	School Region Province	<i>School data with 5 or fewer students withheld for reasons of confidentiality.</i>		<i>School data with 5 or fewer students withheld for reasons of confidentiality.</i>			
<u>Subtest</u>							
WWI	School Region Province						
Challenges and Changes	School Region Province						
International Tensions (1930's and WWII)	School Region Province						
Cold War	School Region Province						
Regional Developments in Post WWII (5.1)	School Region Province						
Regional Developments in Post WWII (5.2)	School Region Province						
Challenges of the Modern Era	School Region Province						

Average Score, 2014-2017

School data with 5 or fewer students withheld for reasons of confidentiality.



▼ ▲ The school result may appear numerically the same as the district/province due to rounding. The arrow indicates a negligible difference.

* The overall Public Exam is equated. Therefore, subtest scores may vary from the overall exam mark.

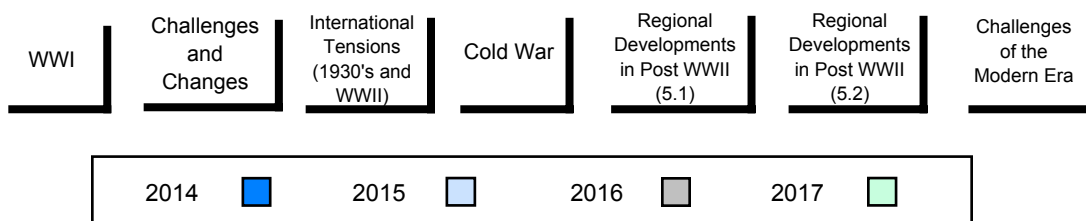
Difference from Provincial Mean, 2014-2017

School data with 5 or fewer students withheld for reasons of confidentiality.



4 Year Public Exam (Subtest) Mark Trend 2014-2017

School data with 5 or fewer students withheld for reasons of confidentiality.

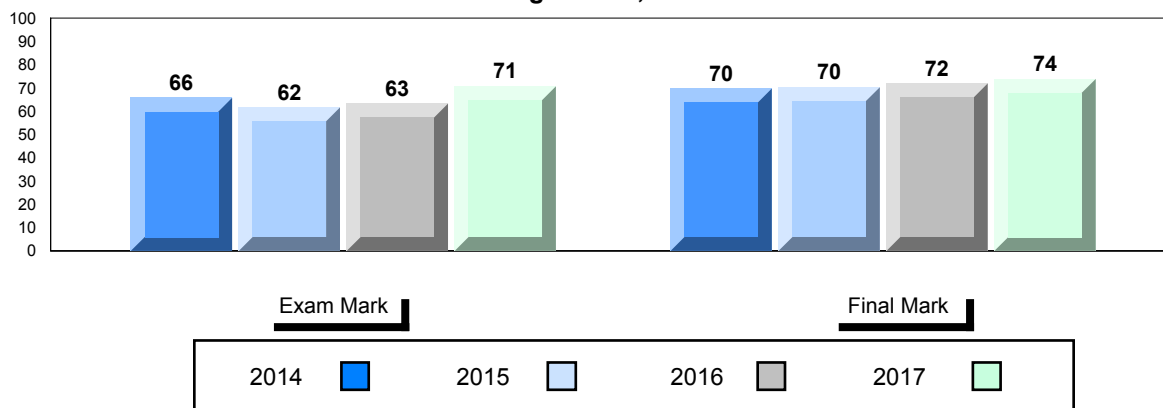


▼ ▲ The school result may appear numerically the same as the district/province due to rounding. The arrow indicates a negligible difference.

* The overall Public Exam is equated. Therefore, subtest scores may vary from the overall exam mark.

Number of Students		19	Public Exam Mark			Final Mark		
			School vs Region	School vs Province	School vs Region	School vs Province		
World History 3201	School	70.7	▲	▲	73.9	▲	▲	
	Region	64.6			69.4			
	Province	65.5			70.4			
Subtest								
WWI	School	79.8	▲	▲				
	Region	76.6						
	Province	74.5						
Challenges and Changes	School	74.6	▲	▲				
	Region	69.0						
	Province	70.2						
International Tensions (1930's and WWII)	School	72.4	▲	▲				
	Region	66.5						
	Province	65.7						
Cold War	School	57.1	▲	▲				
	Region	54.7						
	Province	54.4						
Regional Developments in Post WWII (5.1)	School	-999.0						
	Region	60.8						
	Province	58.7						
Regional Developments in Post WWII (5.2)	School	62.8	▲	▲				
	Region	59.9						
	Province	57.1						
Challenges of the Modern Era	School	55.3	▲	▲				
	Region	52.3						
	Province	51.6						

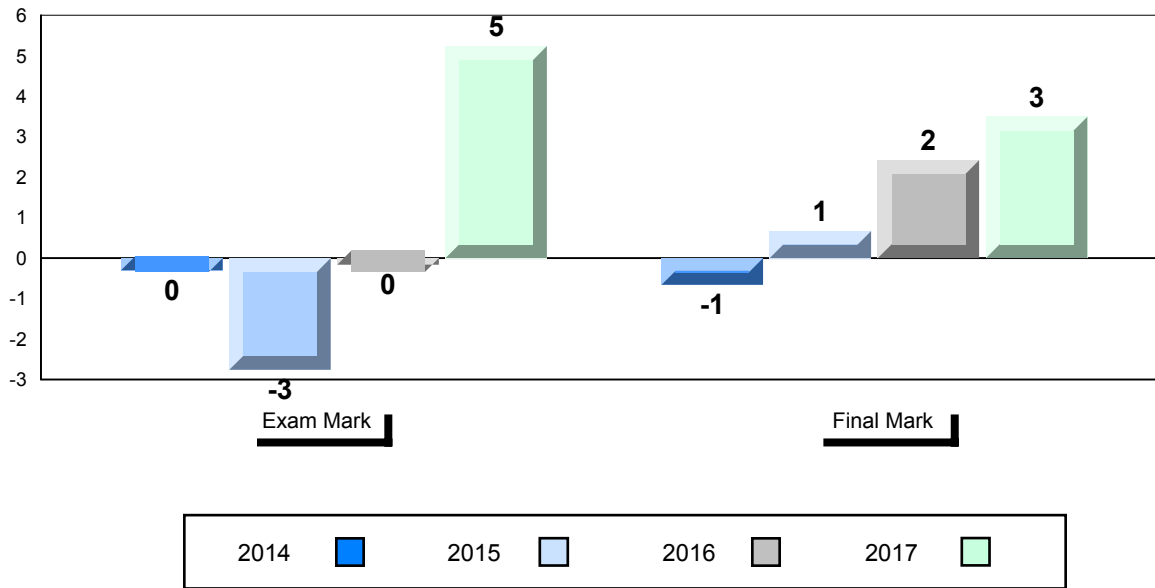
Average Score, 2014-2017



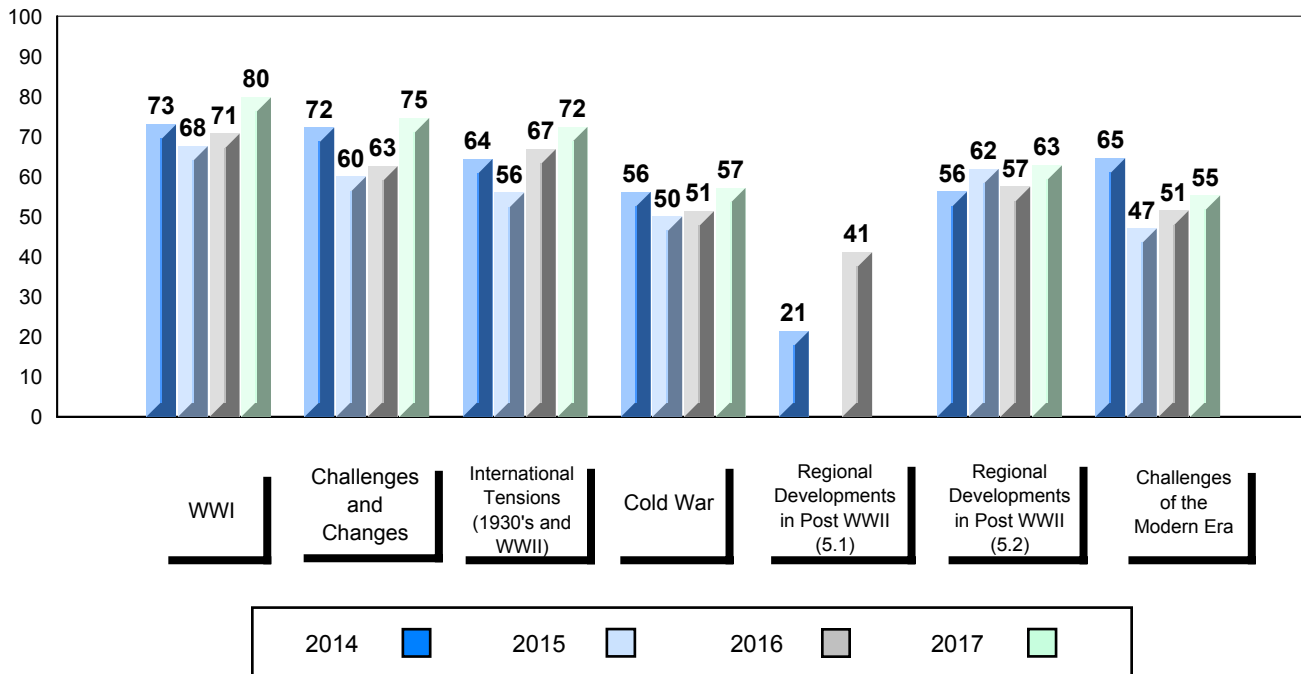
▼ ▲ The school result may appear numerically the same as the district/province due to rounding. The arrow indicates a negligible difference.

* The overall Public Exam is equated. Therefore, subtest scores may vary from the overall exam mark.

Difference from Provincial Mean, 2014-2017



4 Year Public Exam (Subtest) Mark Trend 2014-2017

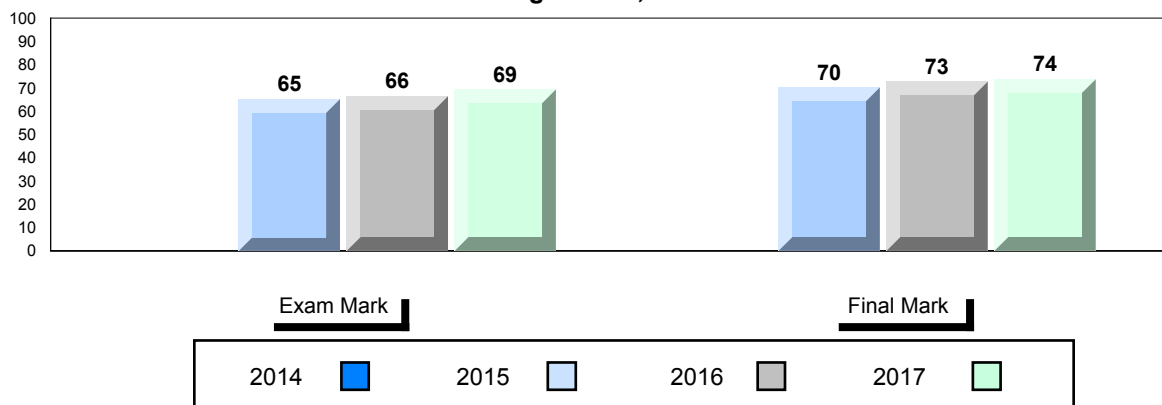


▼ ▲ The school result may appear numerically the same as the district/province due to rounding. The arrow indicates a negligible difference.

* The overall Public Exam is equated. Therefore, subtest scores may vary from the overall exam mark.

Number of Students		24	Public Exam Mark			Final Mark		
			School vs Region	School vs Province	School vs Region	School vs Province		
World History 3201	School	69.4	▲	▲	73.8	▲	▲	
	Region	65.0			70.5			
	Province	65.5			70.4			
Subtest								
WWI	School	82.3	▲	▲				
	Region	73.6						
	Province	74.5						
Challenges and Changes	School	76.5	▲	▲				
	Region	69.5						
	Province	70.2						
International Tensions (1930's and WWII)	School	63.9	▼	▼				
	Region	65.1						
	Province	65.7						
Cold War	School	56.3	▲	▲				
	Region	52.9						
	Province	54.4						
Regional Developments in Post WWII (5.1)	School	69.2	▲	▲				
	Region	58.1						
	Province	58.7						
Regional Developments in Post WWII (5.2)	School	26.8	▼	▼				
	Region	54.2						
	Province	57.1						
Challenges of the Modern Era	School	55.4	▲	▲				
	Region	51.0						
	Province	51.6						

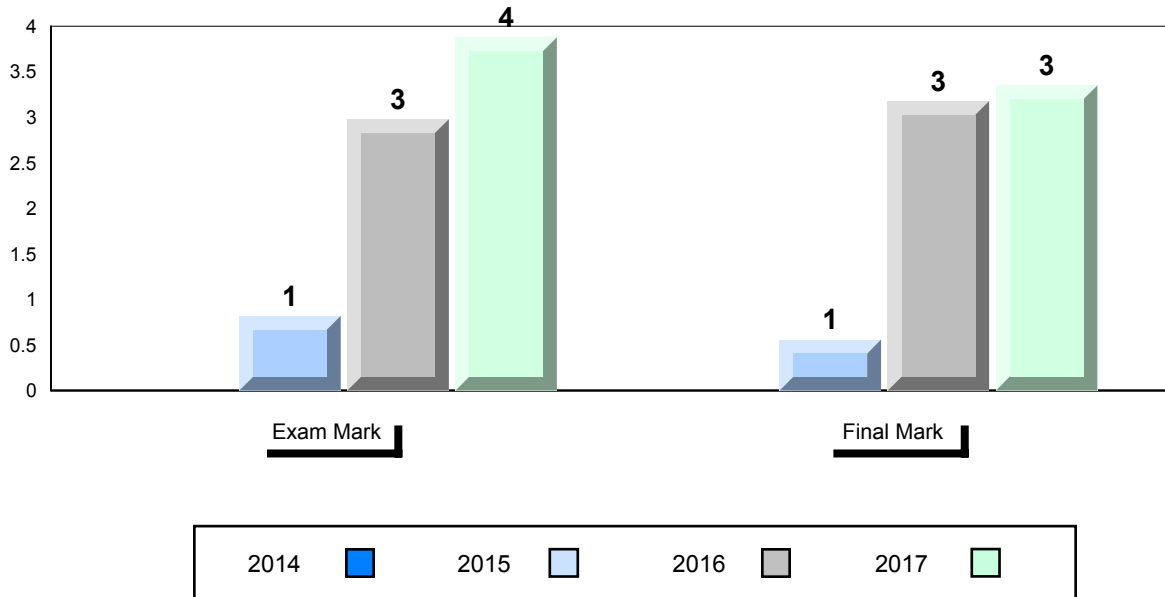
Average Score, 2014-2017



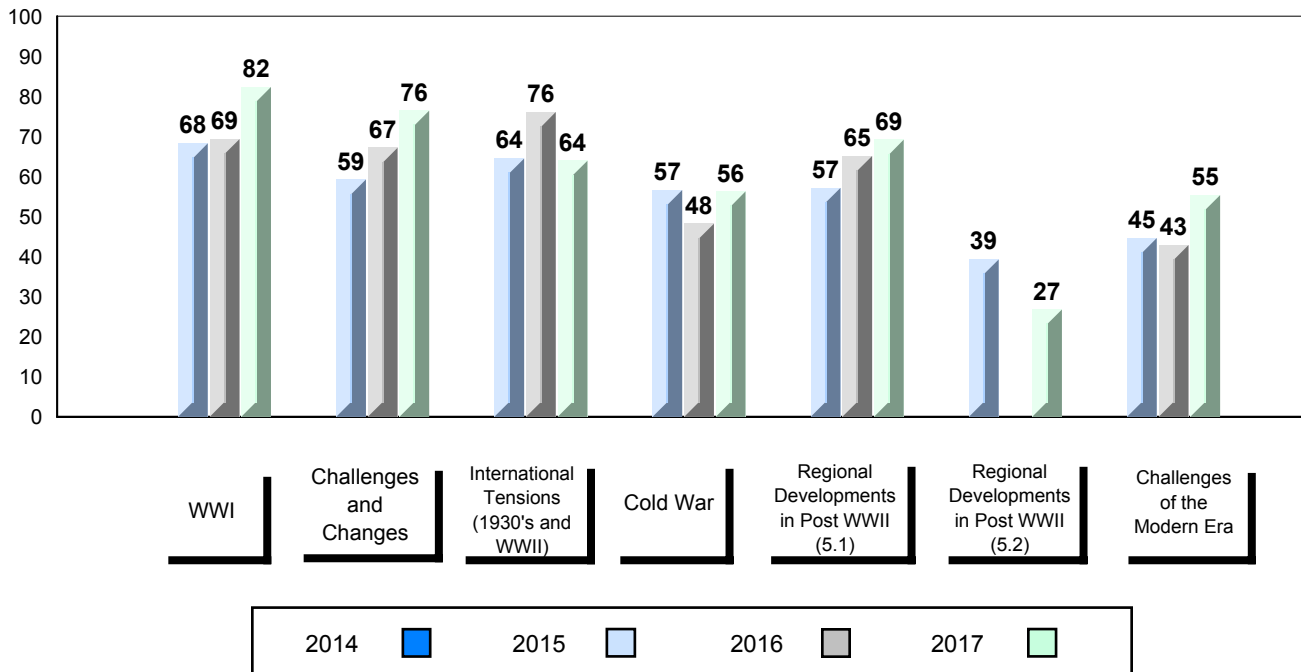
▼ ▲ The school result may appear numerically the same as the district/province due to rounding. The arrow indicates a negligible difference.

* The overall Public Exam is equated. Therefore, subtest scores may vary from the overall exam mark.

Difference from Provincial Mean, 2014-2017



4 Year Public Exam (Subtest) Mark Trend 2014-2017

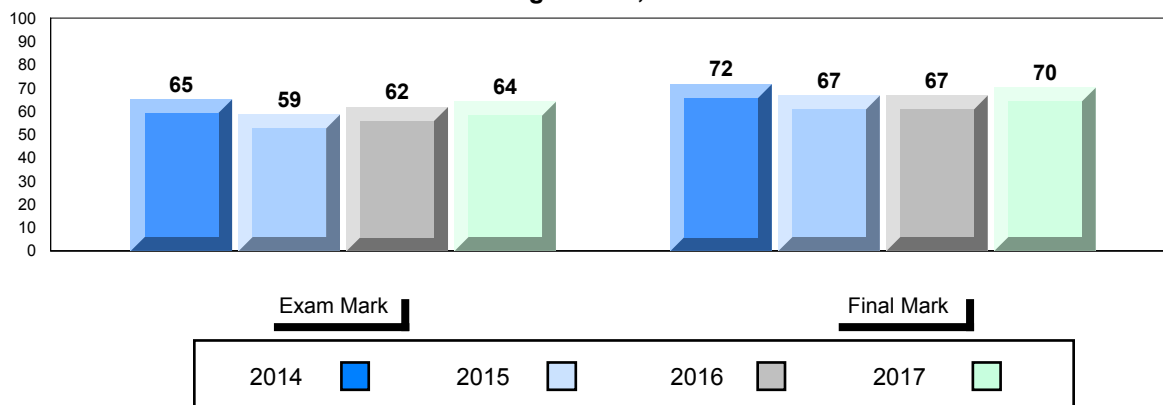


▼ ▲ The school result may appear numerically the same as the district/province due to rounding. The arrow indicates a negligible difference.

* The overall Public Exam is equated. Therefore, subtest scores may vary from the overall exam mark.

Number of Students		53	Public Exam Mark			Final Mark		
			School vs Region	School vs Province	School vs Region	School vs Province		
World History 3201	School	64.1	▼	▼	70.1	▼	▼	
	Region	65.0			70.5			
	Province	65.5			70.4			
Subtest								
WWI	School	72.6	▼	▼				
	Region	73.6						
	Province	74.5						
Challenges and Changes	School	69.0	▼	▼				
	Region	69.5						
	Province	70.2						
International Tensions (1930's and WWII)	School	65.1	▲	▼				
	Region	65.1						
	Province	65.7						
Cold War	School	51.0	▼	▼				
	Region	52.9						
	Province	54.4						
Regional Developments in Post WWII (5.1)	School	57.3	▼	▼				
	Region	58.1						
	Province	58.7						
Regional Developments in Post WWII (5.2)	School	21.4	▼	▼				
	Region	54.2						
	Province	57.1						
Challenges of the Modern Era	School	49.6	▼	▼				
	Region	51.0						
	Province	51.6						

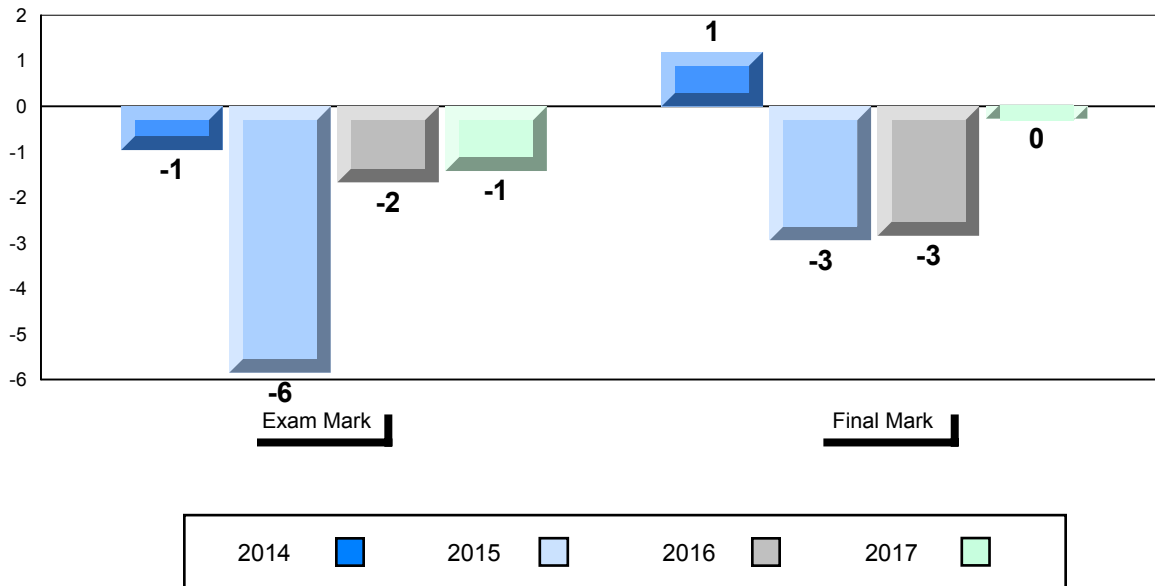
Average Score, 2014-2017



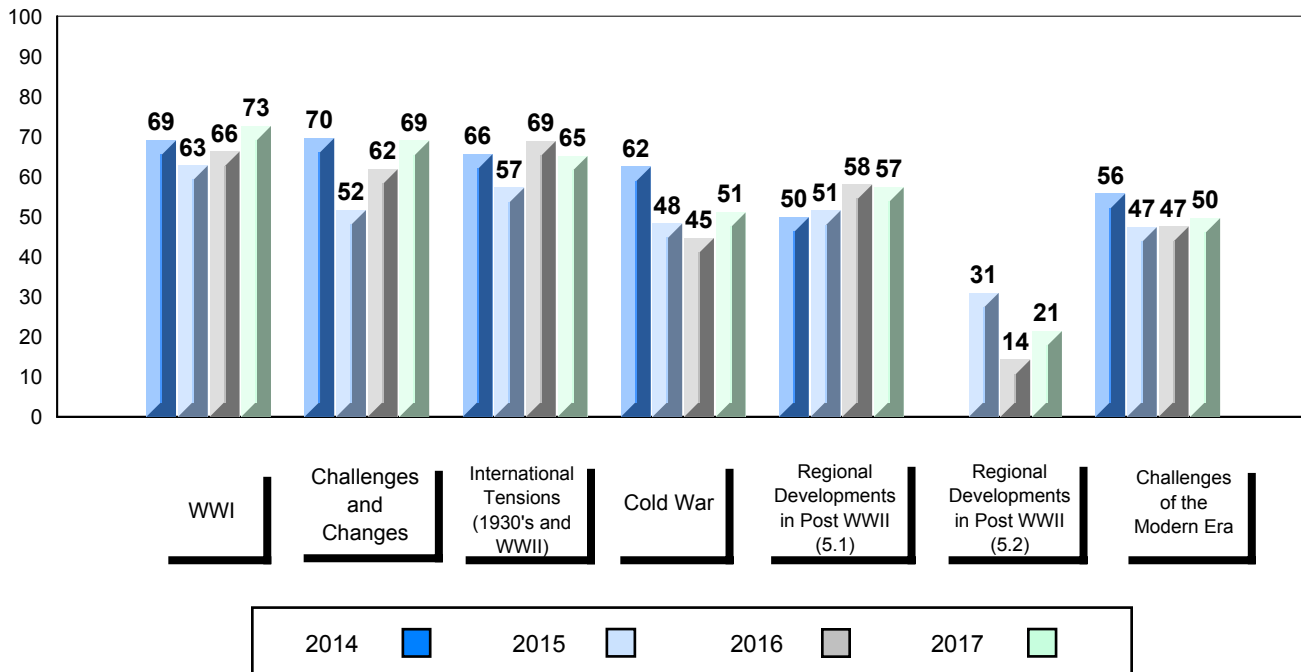
▼ ▲ The school result may appear numerically the same as the district/province due to rounding. The arrow indicates a negligible difference.

* The overall Public Exam is equated. Therefore, subtest scores may vary from the overall exam mark.

Difference from Provincial Mean, 2014-2017



4 Year Public Exam (Subtest) Mark Trend 2014-2017

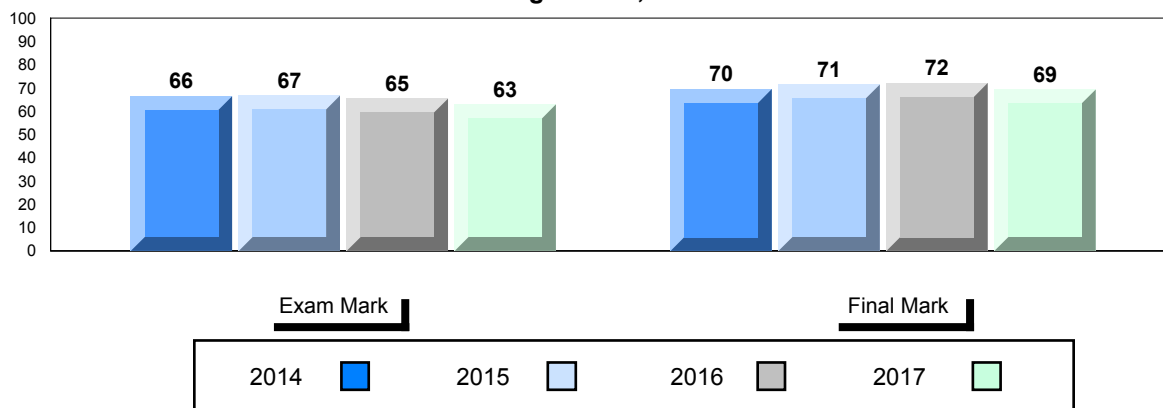


▼ ▲ The school result may appear numerically the same as the district/province due to rounding. The arrow indicates a negligible difference.

* The overall Public Exam is equated. Therefore, subtest scores may vary from the overall exam mark.

Number of Students		43	Public Exam Mark			Final Mark			
			School vs Region	School vs Province	School vs Region	School vs Province			
World History 3201	School	63.0	▼	▼	69.4	▼			
	Region	65.0							
	Province	65.5							
Subtest	School	70.1	▼	▼					
	WWI	Region	73.6						
		Province	74.5						
Challenges and Changes		School	63.9	▼					▼
	Region	69.5							
	Province	70.2							
International Tensions (1930's and WWII)	School	66.6	▲	▲					
	Region	65.1							
	Province	65.7							
Cold War	School	47.3	▼	▼					
	Region	52.9							
	Province	54.4							
Regional Developments in Post WWII (5.1)	School	61.8	▲	▲					
	Region	58.1							
	Province	58.7							
Regional Developments in Post WWII (5.2)	School	-999.0							
	Region	54.2							
	Province	57.1							
Challenges of the Modern Era	School	53.5	▲	▲					
	Region	51.0							
	Province	51.6							


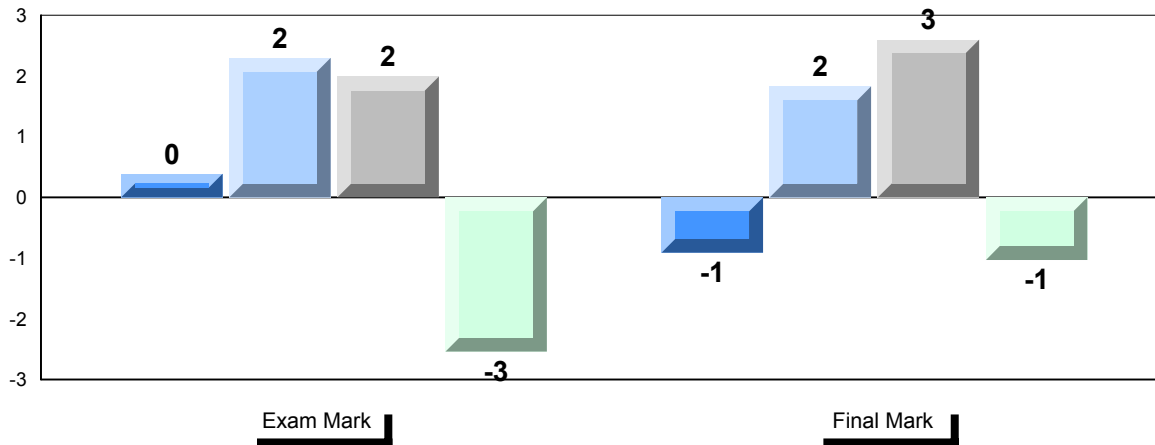
Average Score, 2014-2017




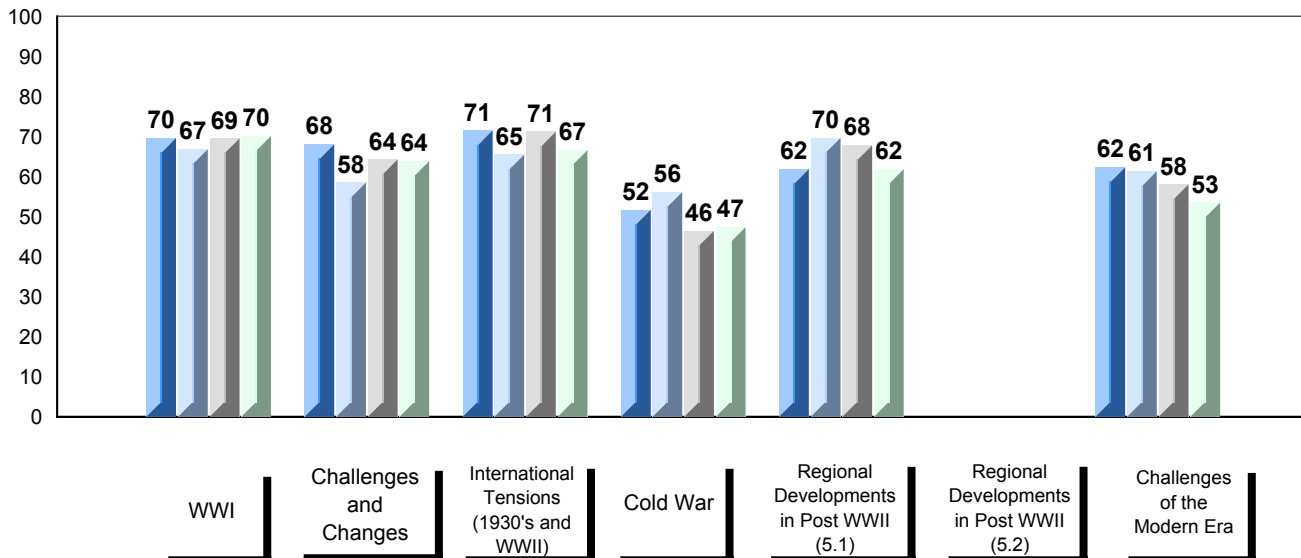
▼ ▲ The school result may appear numerically the same as the district/province due to rounding. The arrow indicates a negligible difference.

* The overall Public Exam is equated. Therefore, subtest scores may vary from the overall exam mark.

Difference from Provincial Mean, 2014-2017



4 Year Public Exam (Subtest) Mark Trend 2014-2017



▼ ▲ The school result may appear numerically the same as the district/province due to rounding. The arrow indicates a negligible difference.

* The overall Public Exam is equated. Therefore, subtest scores may vary from the overall exam mark.

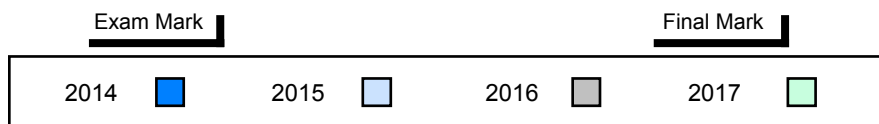
Number of Students	3
World History 3201	School Region Province
<u>Subtest</u>	School Region Province
WWI	School Region Province
Challenges and Changes	School Region Province
International Tensions (1930's and WWII)	School Region Province
Cold War	School Region Province
Regional Developments in Post WWII (5.1)	School Region Province
Regional Developments in Post WWII (5.2)	School Region Province
Challenges of the Modern Era	School Region Province

Public Exam Mark	School vs Region	School vs Province
<i>School data with 5 or fewer students withheld for reasons of confidentiality.</i>		

Final Mark	School vs Region	School vs Province
<i>School data with 5 or fewer students withheld for reasons of confidentiality.</i>		

Average Score, 2014-2017

School data with 5 or fewer students withheld for reasons of confidentiality.

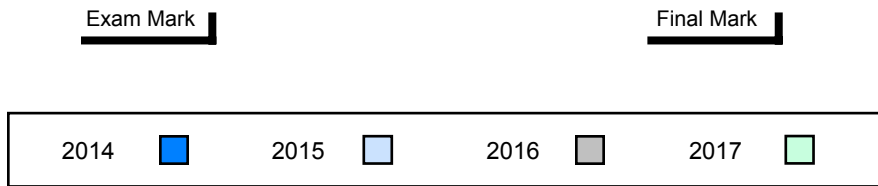


▼ ▲ The school result may appear numerically the same as the district/province due to rounding. The arrow indicates a negligible difference.

* The overall Public Exam is equated. Therefore, subtest scores may vary from the overall exam mark.

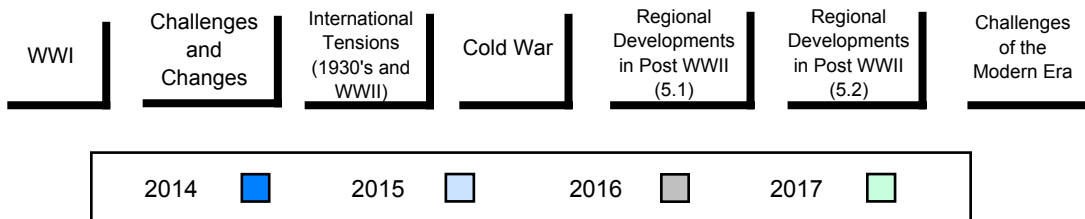
Difference from Provincial Mean, 2014-2017

School data with 5 or fewer students withheld for reasons of confidentiality.



4 Year Public Exam (Subtest) Mark Trend 2014-2017

School data with 5 or fewer students withheld for reasons of confidentiality.



▼ ▲ The school result may appear numerically the same as the district/province due to rounding. The arrow indicates a negligible difference.

* The overall Public Exam is equated. Therefore, subtest scores may vary from the overall exam mark.

Number of Students 3

Public Exam Mark School vs Region School vs Province

Final Mark School vs Region School vs Province

World History 3201 School
Region
Province

School data with 5 or fewer students withheld for reasons of confidentiality.

School data with 5 or fewer students withheld for reasons of confidentiality.

Subtest
WWI School
Region
Province

Challenges and Changes School
Region
Province

International Tensions (1930's and WWII) School
Region
Province

Cold War School
Region
Province

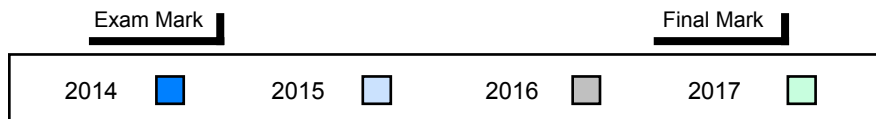
Regional Developments in Post WWII (5.1) School
Region
Province

Regional Developments in Post WWII (5.2) School
Region
Province

Challenges of the Modern Era School
Region
Province

Average Score, 2014-2017

School data with 5 or fewer students withheld for reasons of confidentiality.

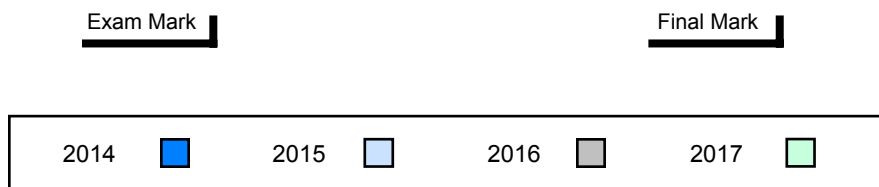


▼ ▲ The school result may appear numerically the same as the district/province due to rounding. The arrow indicates a negligible difference.

* The overall Public Exam is equated. Therefore, subtest scores may vary from the overall exam mark.

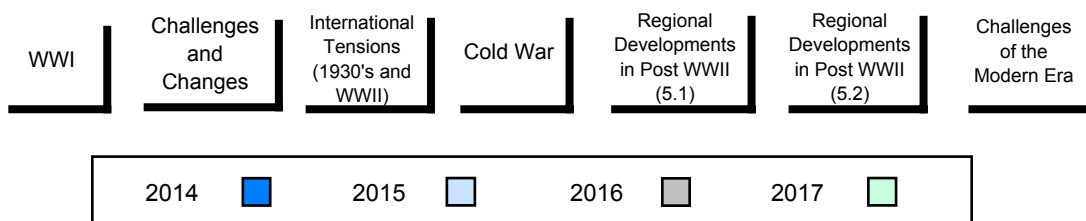
Difference from Provincial Mean, 2014-2017

School data with 5 or fewer students withheld for reasons of confidentiality.



4 Year Public Exam (Subtest) Mark Trend 2014-2017

School data with 5 or fewer students withheld for reasons of confidentiality.

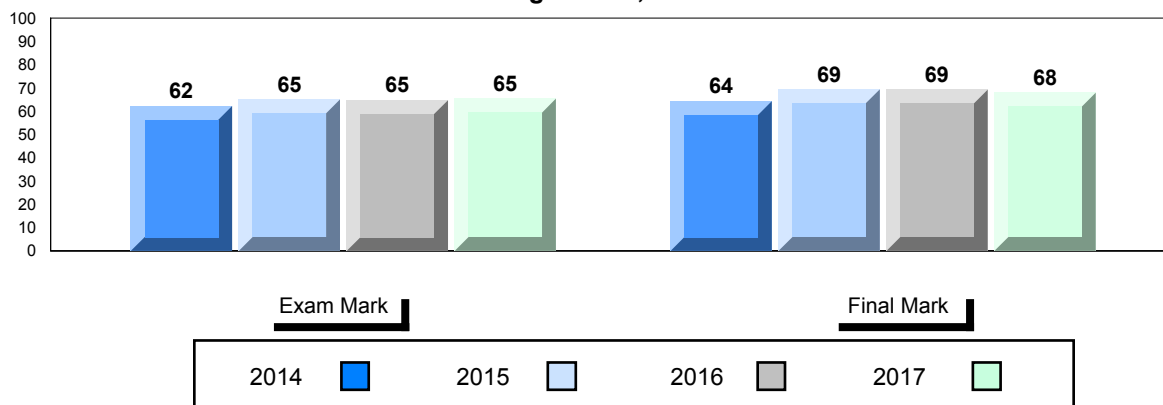


▼ ▲ The school result may appear numerically the same as the district/province due to rounding. The arrow indicates a negligible difference.

* The overall Public Exam is equated. Therefore, subtest scores may vary from the overall exam mark.

Number of Students		17	Public Exam Mark			Final Mark					
			School vs Region	School vs Province	School vs Region	School vs Province					
World History 3201	School	65.4	▲	▼	67.9	▼	67.9	▼			
	Region	65.0							70.5		
	Province	65.5							70.4		
Subtest											
WWI	School	73.3	▼	▼							
	Region	73.6									
	Province	74.5									
Challenges and Changes	School	75.3	▲	▲							
	Region	69.5									
	Province	70.2									
International Tensions (1930's and WWII)	School	64.4	▼	▼							
	Region	65.1									
	Province	65.7									
Cold War	School	55.3	▲	▲							
	Region	52.9									
	Province	54.4									
Regional Developments in Post WWII (5.1)	School	44.2	▼	▼							
	Region	58.1									
	Province	58.7									
Regional Developments in Post WWII (5.2)	School	-999.0									
	Region	54.2									
	Province	57.1									
Challenges of the Modern Era	School	47.9	▼	▼							
	Region	51.0									
	Province	51.6									

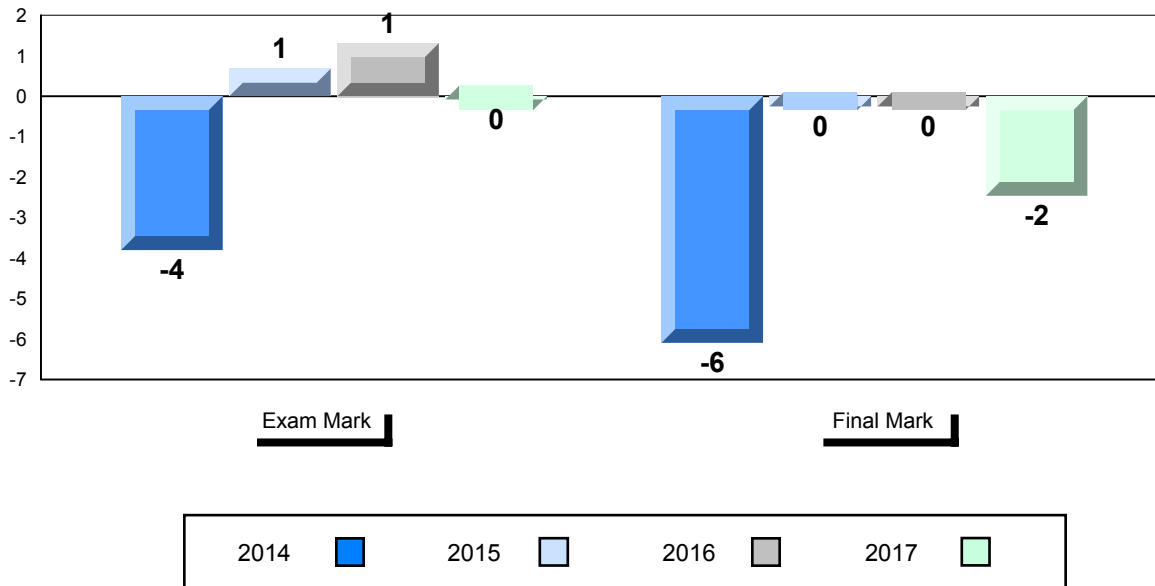
Average Score, 2014-2017



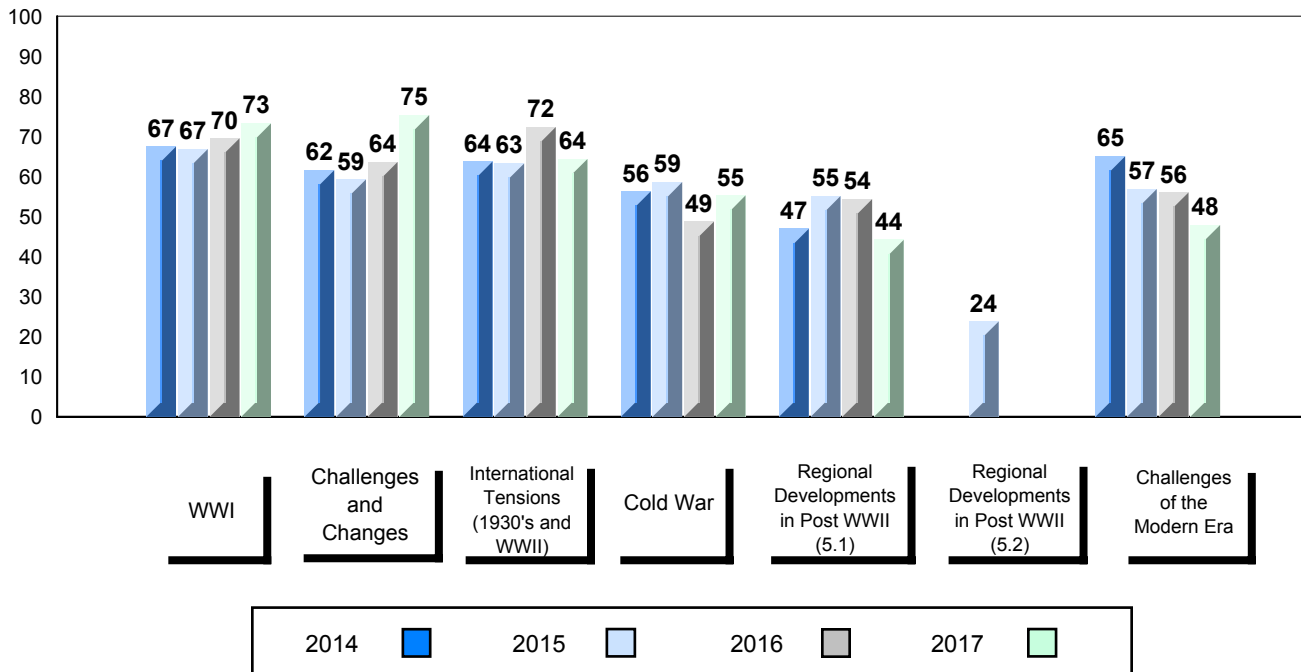
▼ ▲ The school result may appear numerically the same as the district/province due to rounding. The arrow indicates a negligible difference.

* The overall Public Exam is equated. Therefore, subtest scores may vary from the overall exam mark.

Difference from Provincial Mean, 2014-2017



4 Year Public Exam (Subtest) Mark Trend 2014-2017

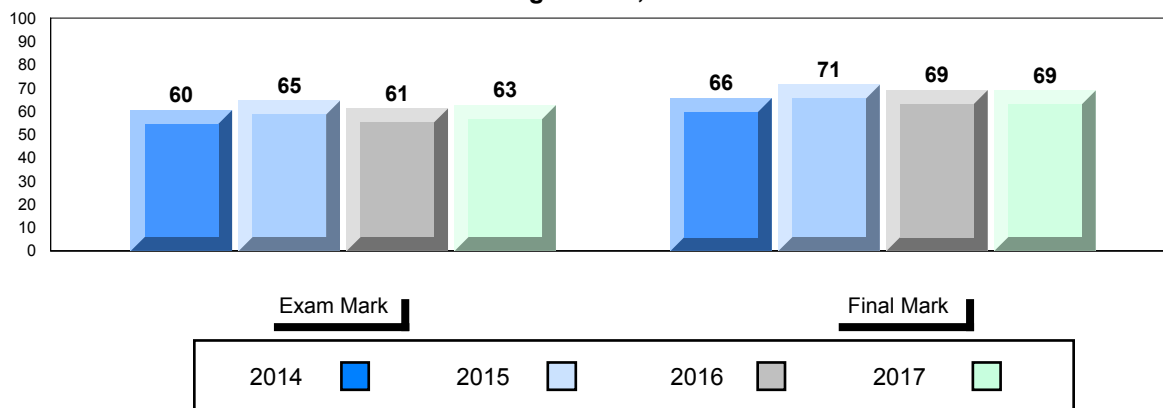


▼ ▲ The school result may appear numerically the same as the district/province due to rounding. The arrow indicates a negligible difference.

* The overall Public Exam is equated. Therefore, subtest scores may vary from the overall exam mark.

Number of Students		78	Public Exam Mark			Final Mark			
			School vs Region	School vs Province	School vs Region	School vs Province			
World History 3201	School	62.6	▼	▼	68.9	▼			
	Region	65.0							
	Province	65.5							
Subtest	School	71.9	▼	▼					
	WWI	Region	73.6						
		Province	74.5						
Challenges and Changes		School	66.6	▼					▼
	Region	69.5							
	Province	70.2							
International Tensions (1930's and WWII)	School	62.8	▼	▼					
	Region	65.1							
	Province	65.7							
Cold War	School	52.8	▼	▼					
	Region	52.9							
	Province	54.4							
Regional Developments in Post WWII (5.1)	School	53.6	▼	▼					
	Region	58.1							
	Province	58.7							
Regional Developments in Post WWII (5.2)	School	-999.0							
	Region	54.2							
	Province	57.1							
Challenges of the Modern Era	School	47.2	▼	▼					
	Region	51.0							
	Province	51.6							


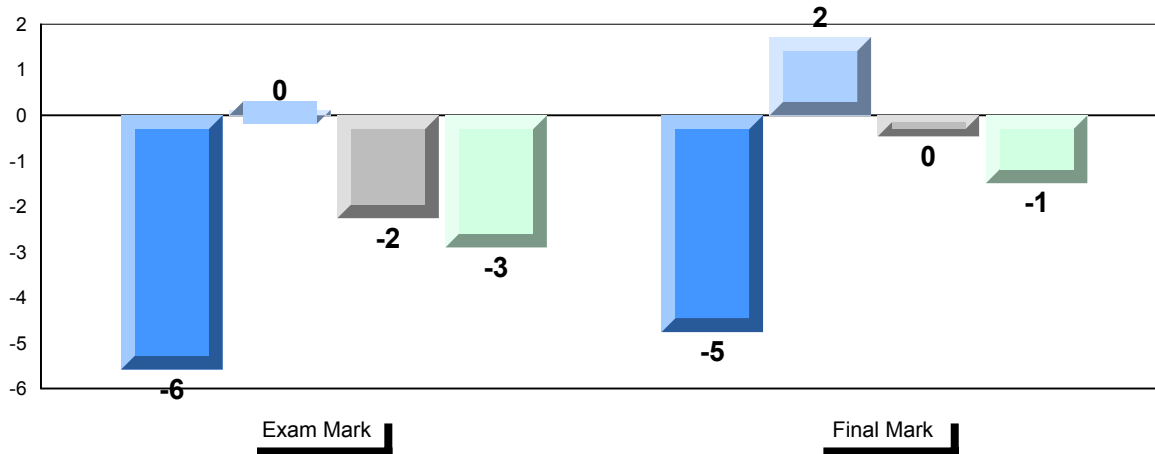
Average Score, 2014-2017




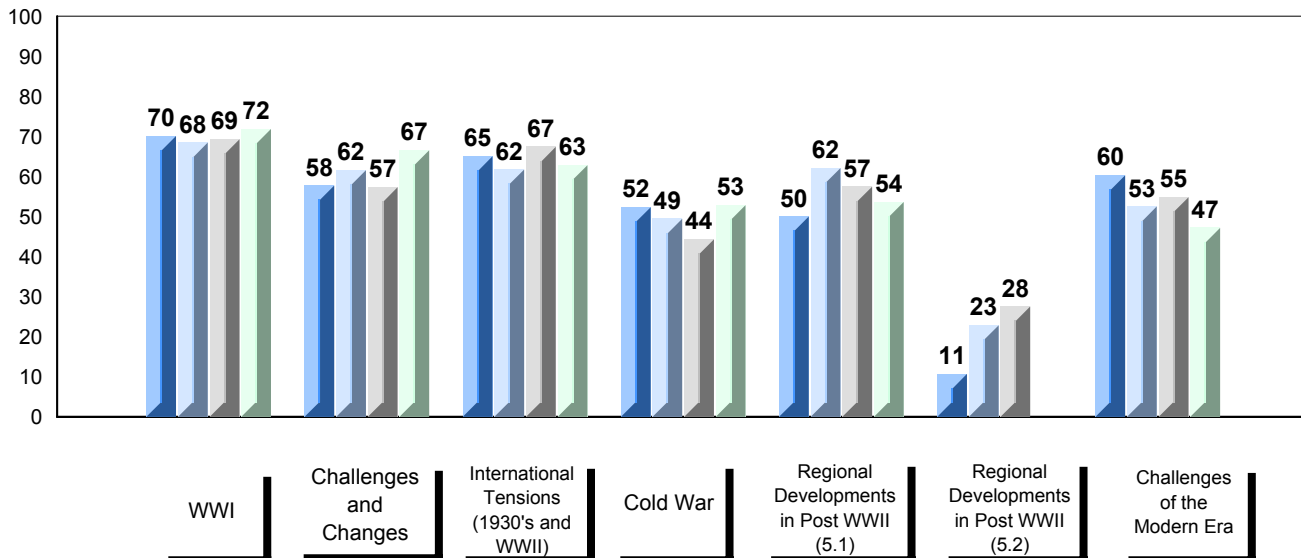
▼ ▲ The school result may appear numerically the same as the district/province due to rounding. The arrow indicates a negligible difference.

* The overall Public Exam is equated. Therefore, subtest scores may vary from the overall exam mark.

Difference from Provincial Mean, 2014-2017



4 Year Public Exam (Subtest) Mark Trend 2014-2017

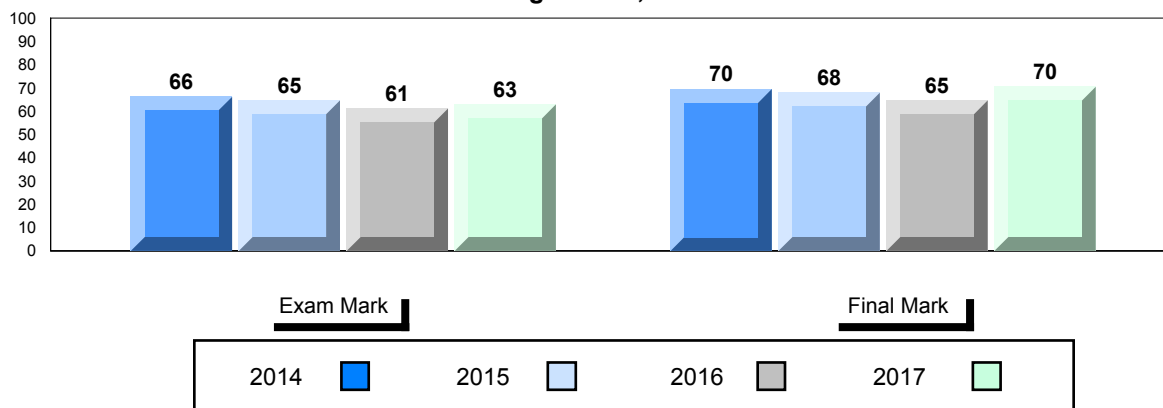


▼ ▲ The school result may appear numerically the same as the district/province due to rounding. The arrow indicates a negligible difference.

* The overall Public Exam is equated. Therefore, subtest scores may vary from the overall exam mark.

Number of Students		29	Public Exam Mark			Final Mark		
			School vs Region	School vs Province	School vs Region	School vs Province		
World History 3201	School	62.9	▼	▼	70.5	▼	▲	
	Region	65.0			70.5			
	Province	65.5			70.4			
Subtest								
WWI	School	72.0	▼	▼				
	Region	73.6						
	Province	74.5						
Challenges and Changes	School	67.7	▼	▼				
	Region	69.5						
	Province	70.2						
International Tensions (1930's and WWII)	School	64.7	▼	▼				
	Region	65.1						
	Province	65.7						
Cold War	School	46.7	▼	▼				
	Region	52.9						
	Province	54.4						
Regional Developments in Post WWII (5.1)	School	56.8	▼	▼				
	Region	58.1						
	Province	58.7						
Regional Developments in Post WWII (5.2)	School	14.3	▼	▼				
	Region	54.2						
	Province	57.1						
Challenges of the Modern Era	School	51.7	▲	▲				
	Region	51.0						
	Province	51.6						

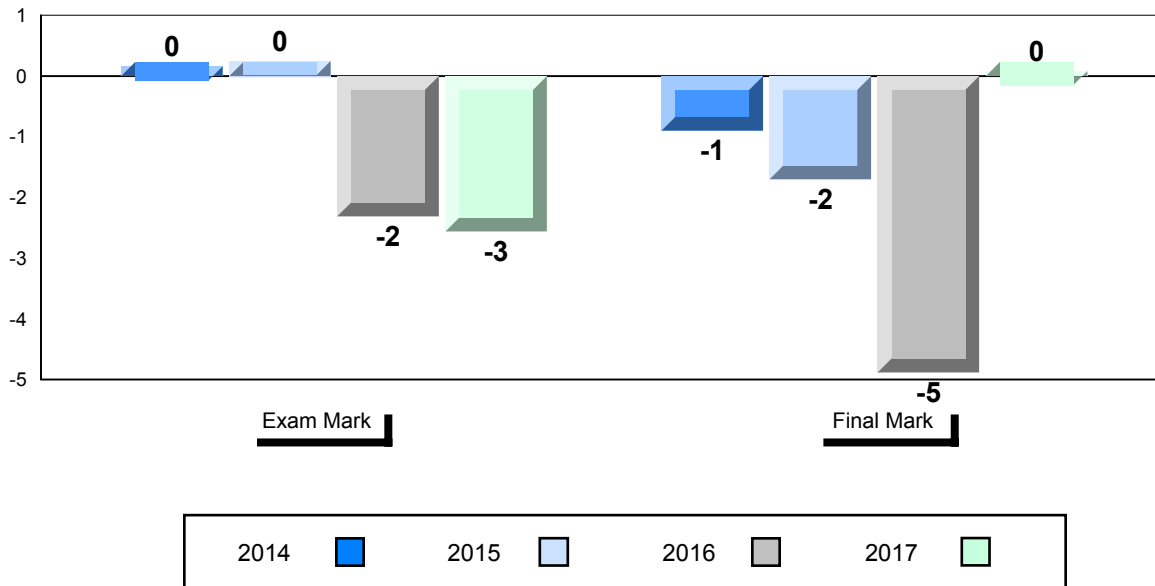
Average Score, 2014-2017



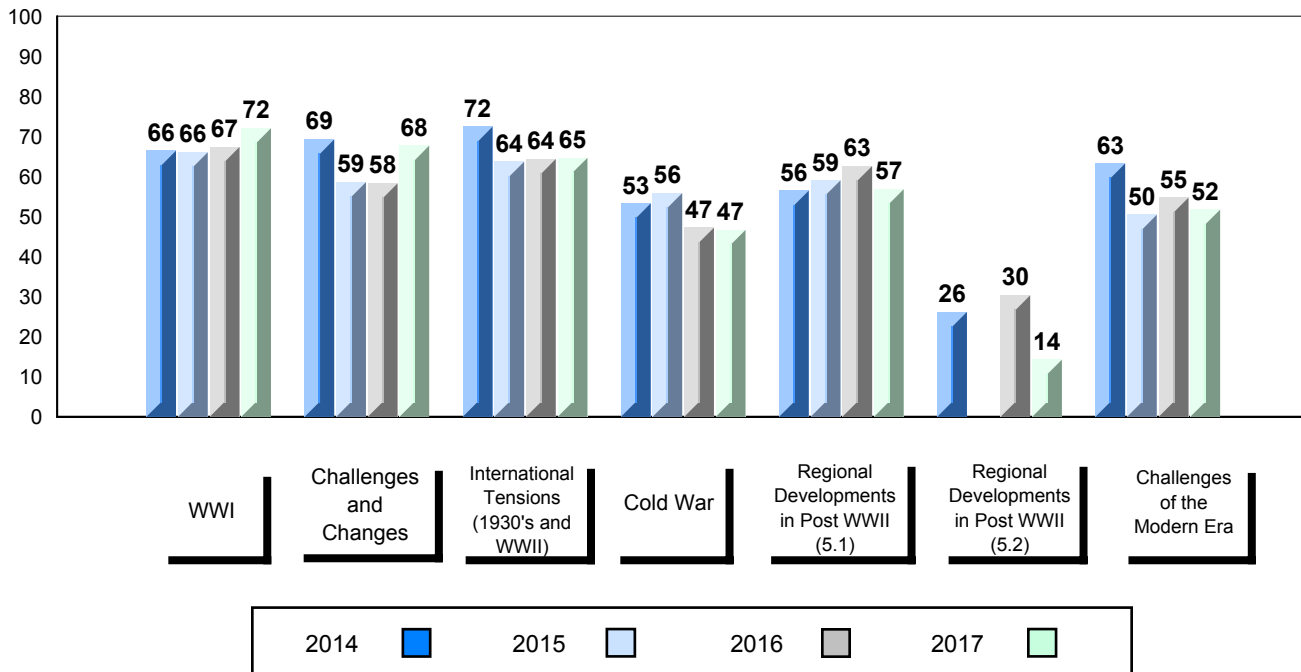
▼ ▲ The school result may appear numerically the same as the district/province due to rounding. The arrow indicates a negligible difference.

* The overall Public Exam is equated. Therefore, subtest scores may vary from the overall exam mark.

Difference from Provincial Mean, 2014-2017



4 Year Public Exam (Subtest) Mark Trend 2014-2017

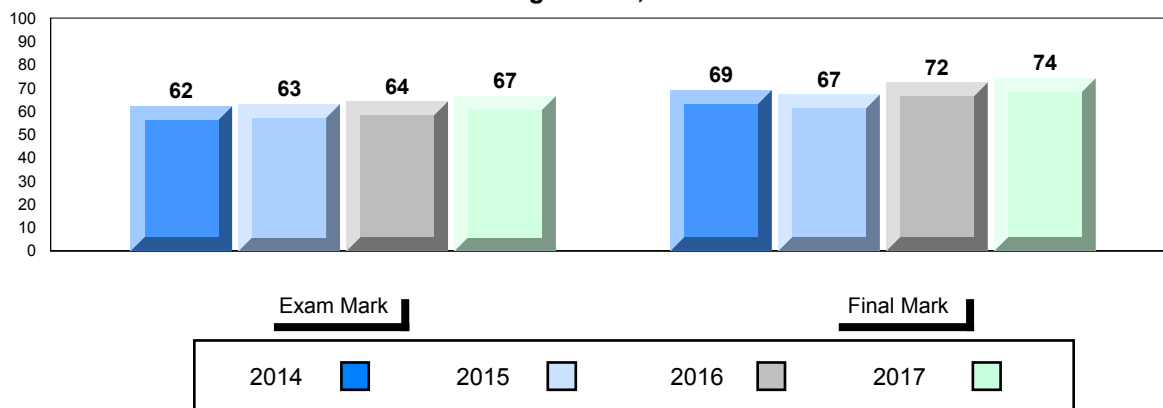


▼ ▲ The school result may appear numerically the same as the district/province due to rounding. The arrow indicates a negligible difference.

* The overall Public Exam is equated. Therefore, subtest scores may vary from the overall exam mark.

Number of Students		31	Public Exam Mark			Final Mark		
			School vs Region	School vs Province	School vs Region	School vs Province		
World History 3201	School	66.6	▲	▲	74.2	▲	▲	
	Region	65.0			70.5			
	Province	65.5			70.4			
Subtest								
WWI	School	74.5	▲	▼				
	Region	73.6						
	Province	74.5						
Challenges and Changes	School	70.4	▲	▲				
	Region	69.5						
	Province	70.2						
International Tensions (1930's and WWII)	School	64.2	▼	▼				
	Region	65.1						
	Province	65.7						
Cold War	School	59.5	▲	▲				
	Region	52.9						
	Province	54.4						
Regional Developments in Post WWII (5.1)	School	-999.0						
	Region	58.1						
	Province	58.7						
Regional Developments in Post WWII (5.2)	School	63.5	▲	▲				
	Region	54.2						
	Province	57.1						
Challenges of the Modern Era	School	48.6	▼	▼				
	Region	51.0						
	Province	51.6						

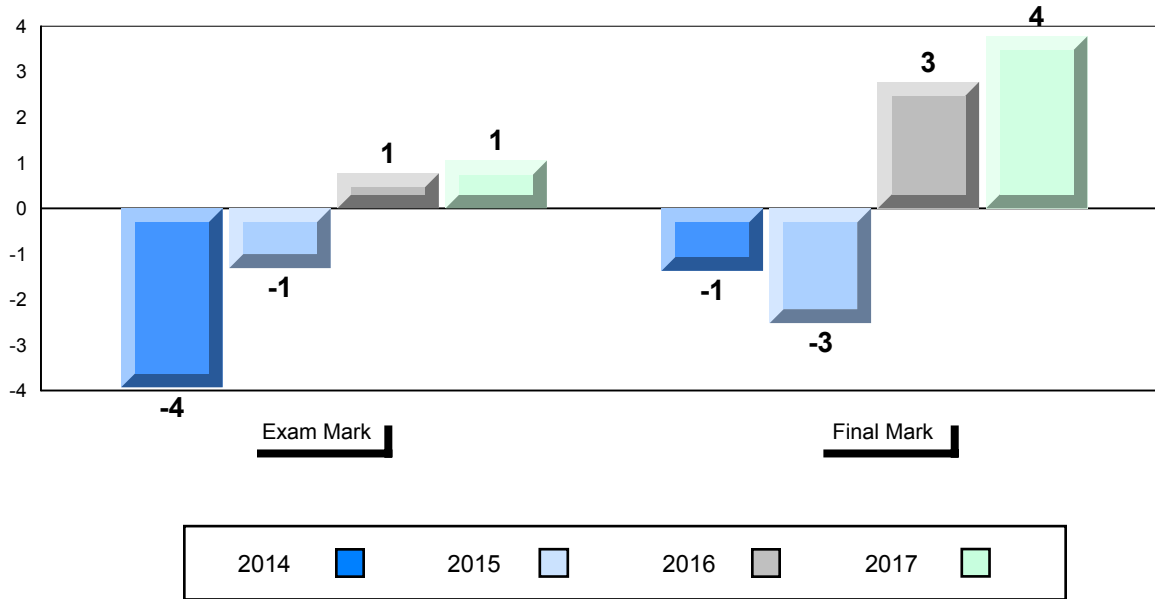
Average Score, 2014-2017



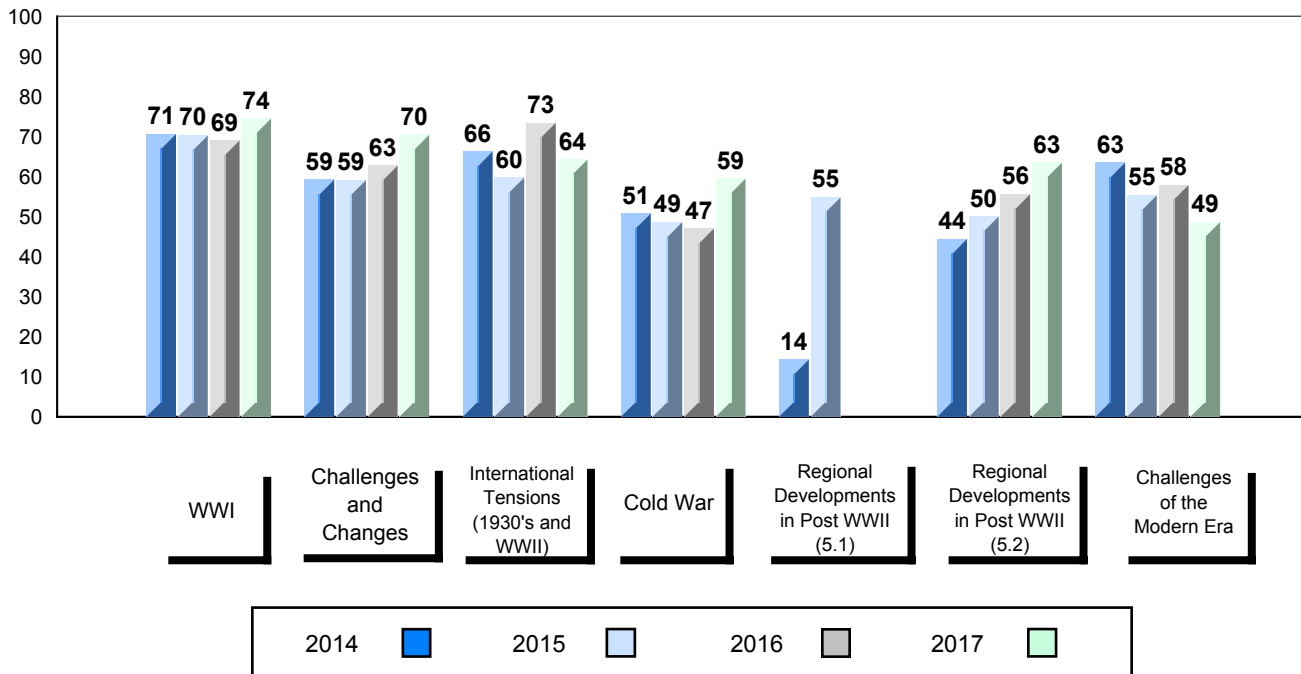
▼ ▲ The school result may appear numerically the same as the district/province due to rounding. The arrow indicates a negligible difference.

* The overall Public Exam is equated. Therefore, subtest scores may vary from the overall exam mark.

Difference from Provincial Mean, 2014-2017



4 Year Public Exam (Subtest) Mark Trend 2014-2017

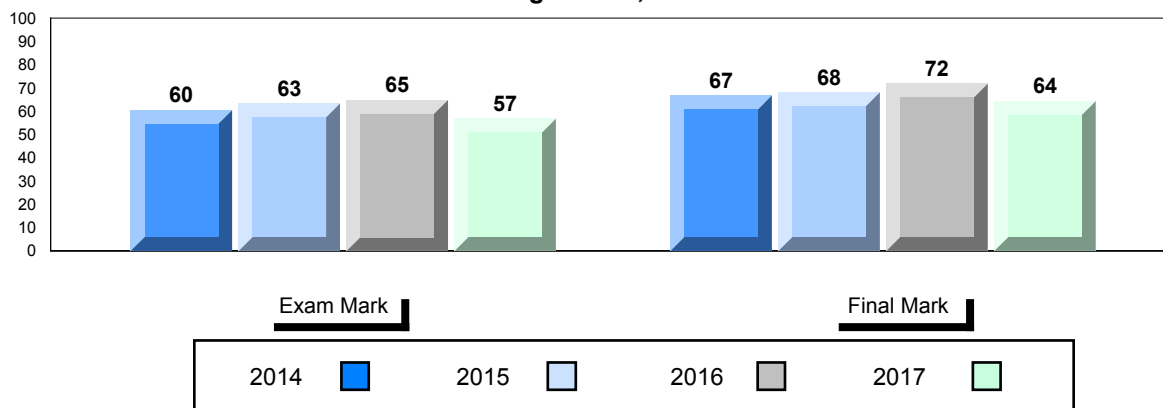


▼ ▲ The school result may appear numerically the same as the district/province due to rounding. The arrow indicates a negligible difference.

* The overall Public Exam is equated. Therefore, subtest scores may vary from the overall exam mark.

Number of Students		16	Public Exam Mark			Final Mark		
			School vs Region	School vs Province	School vs Region	School vs Province		
World History 3201	School	56.8	▼	▼	64.3	▼	▼	
	Region	65.0			70.5			
	Province	65.5			70.4			
Subtest								
WWI	School	63.2	▼	▼				
	Region	73.6						
	Province	74.5						
Challenges and Changes	School	62.6	▼	▼				
	Region	69.5						
	Province	70.2						
International Tensions (1930's and WWII)	School	56.6	▼	▼				
	Region	65.1						
	Province	65.7						
Cold War	School	45.1	▼	▼				
	Region	52.9						
	Province	54.4						
Regional Developments in Post WWII (5.1)	School	31.4	▼	▼				
	Region	58.1						
	Province	58.7						
Regional Developments in Post WWII (5.2)	School	58.9	▲	▲				
	Region	54.2						
	Province	57.1						
Challenges of the Modern Era	School	47.3	▼	▼				
	Region	51.0						
	Province	51.6						

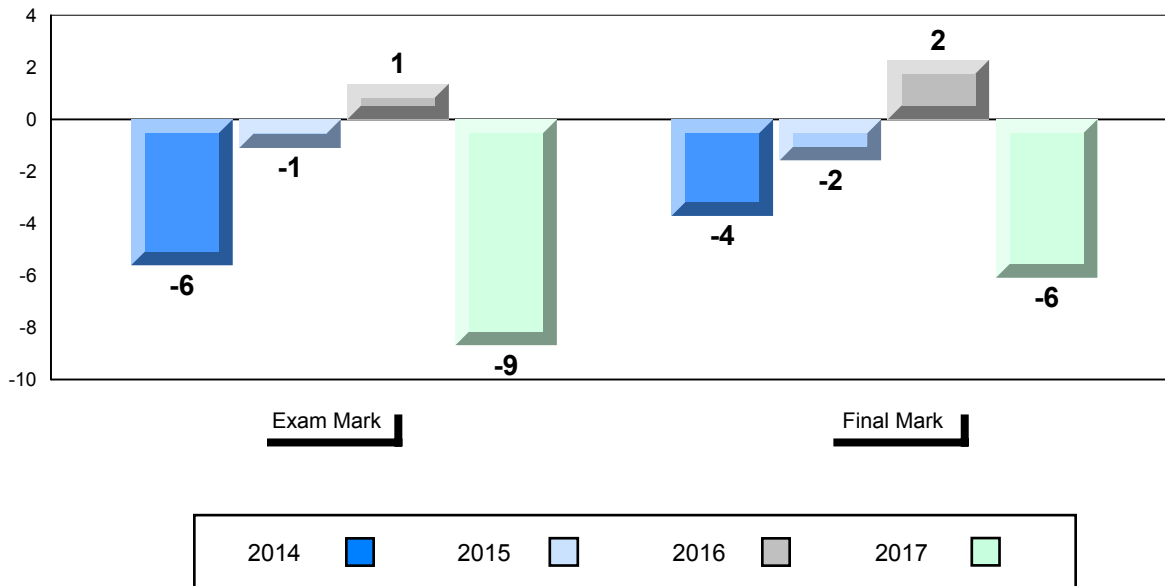
Average Score, 2014-2017



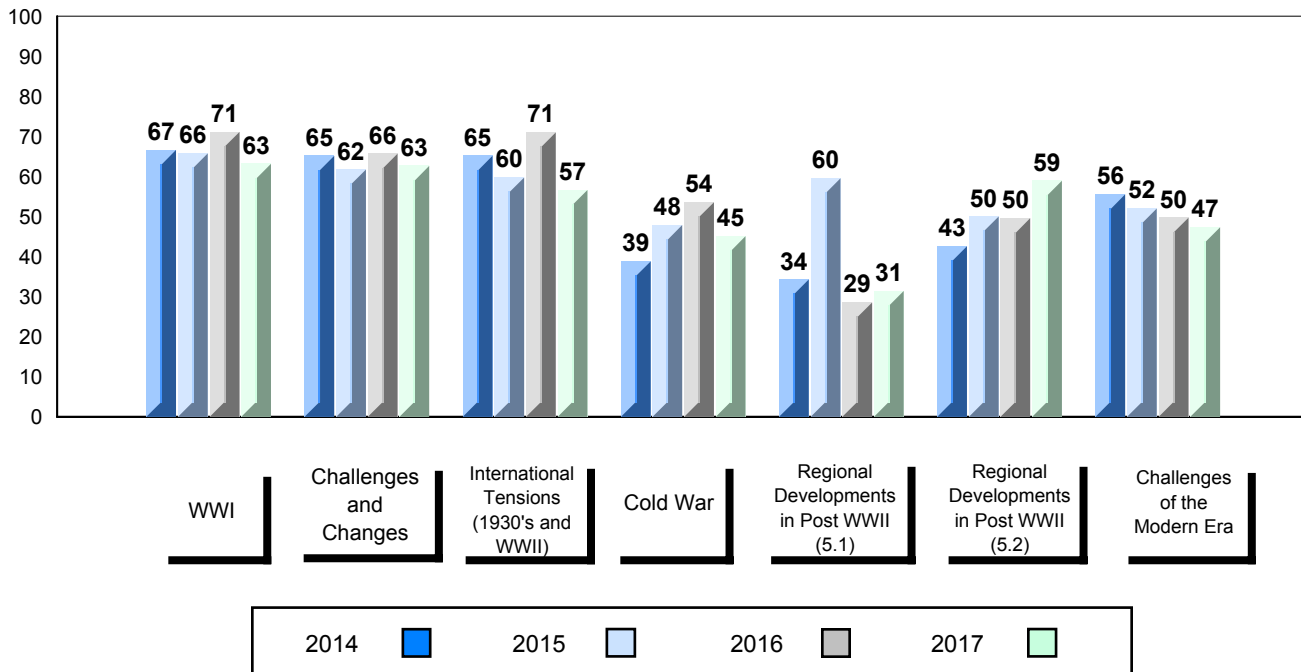
▼ ▲ The school result may appear numerically the same as the district/province due to rounding. The arrow indicates a negligible difference.

* The overall Public Exam is equated. Therefore, subtest scores may vary from the overall exam mark.

Difference from Provincial Mean, 2014-2017



4 Year Public Exam (Subtest) Mark Trend 2014-2017



▼ ▲ The school result may appear numerically the same as the district/province due to rounding. The arrow indicates a negligible difference.

* The overall Public Exam is equated. Therefore, subtest scores may vary from the overall exam mark.

Number of Students

66

World History 3201

Subtest

WWI

Challenges and Changes

International Tensions (1930's and WWII)

Cold War

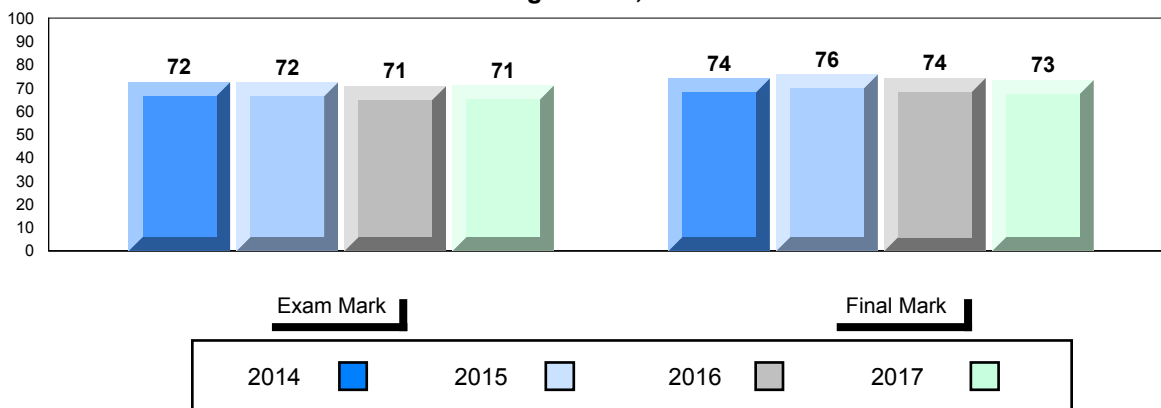
Regional Developments in Post WWII (5.1)

Regional Developments in Post WWII (5.2)

Challenges of the Modern Era

		Public Exam Mark	School vs Region	School vs Province	Final Mark	School vs Region	School vs Province
	School	71.0	▲	▲	73.4 70.5 70.4	▲	▲
	Region	65.0					
	Province	65.5					
	School	78.6	▲	▲			
	Region	73.6					
	Province	74.5					
	School	78.0	▲	▲			
	Region	69.5					
	Province	70.2					
	School	71.9	▲	▲			
	Region	65.1					
	Province	65.7					
	School	60.0	▲	▲			
	Region	52.9					
	Province	54.4					
	School	65.0	▲	▲			
	Region	58.1					
	Province	58.7					
	School	31.0	▼	▼			
	Region	54.2					
	Province	57.1					
	School	54.8	▲	▲			
	Region	51.0					
	Province	51.6					

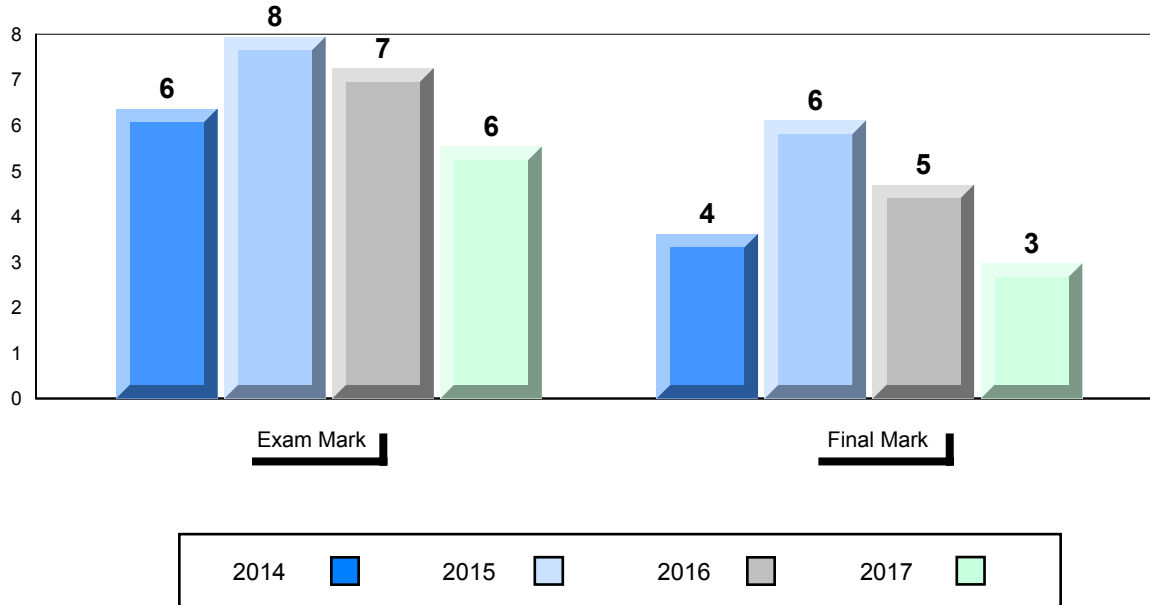
Average Score, 2014-2017



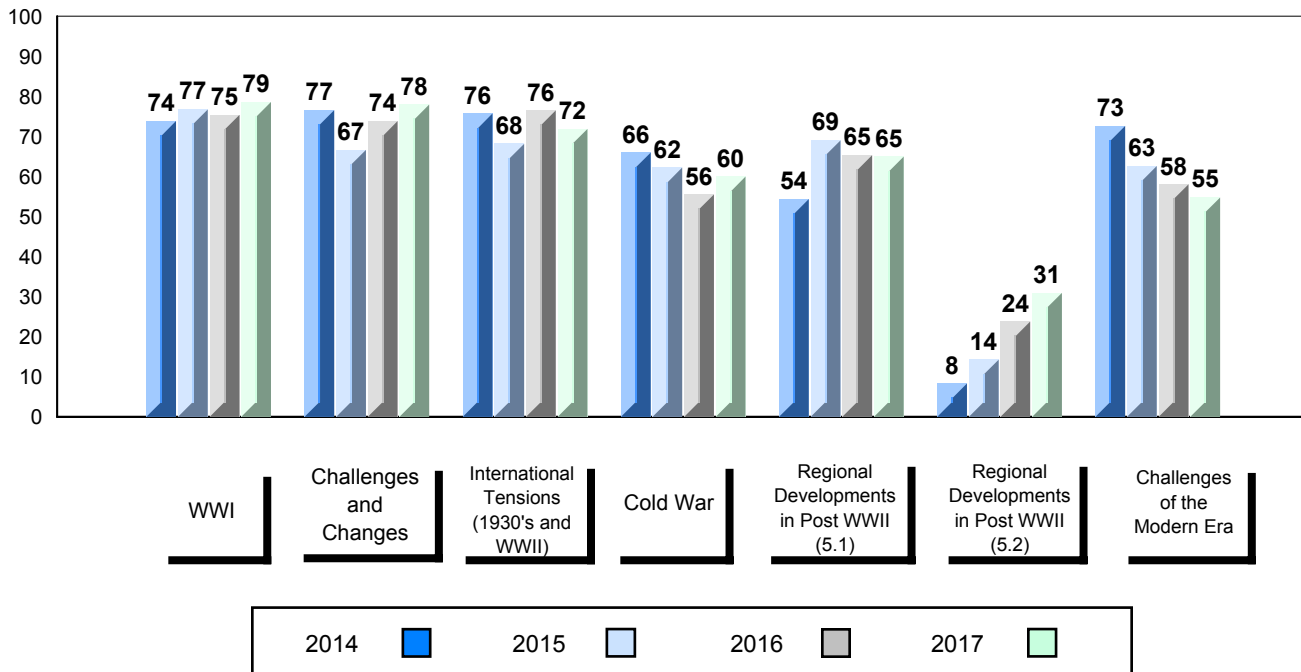
▼ ▲ The school result may appear numerically the same as the district/province due to rounding. The arrow indicates a negligible difference.

* The overall Public Exam is equated. Therefore, subtest scores may vary from the overall exam mark.

Difference from Provincial Mean, 2014-2017



4 Year Public Exam (Subtest) Mark Trend 2014-2017

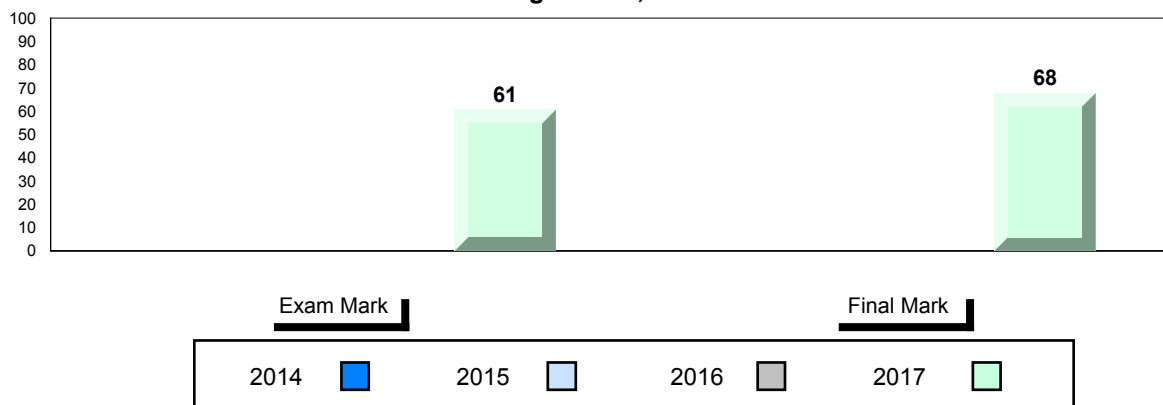


▼ ▲ The school result may appear numerically the same as the district/province due to rounding. The arrow indicates a negligible difference.

* The overall Public Exam is equated. Therefore, subtest scores may vary from the overall exam mark.

Number of Students		18						
		Public Exam Mark	School vs Region	School vs Province	Final Mark	School vs Region	School vs Province	
World History 3201	School	60.7	▼	▼	67.8 70.5 70.4	▼	▼	
	Region	65.0						
	Province	65.5						
<u>Subtest</u>								
WWI	School	66.9	▼	▼				
	Region	73.6						
	Province	74.5						
Challenges and Changes	School	63.5	▼	▼				
	Region	69.5						
	Province	70.2						
International Tensions (1930's and WWII)	School	58.0	▼	▼				
	Region	65.1						
	Province	65.7						
Cold War	School	49.8	▼	▼				
	Region	52.9						
	Province	54.4						
Regional Developments in Post WWII (5.1)	School	57.6	▼	▼				
	Region	58.1						
	Province	58.7						
Regional Developments in Post WWII (5.2)	School	-999.0						
	Region	54.2						
	Province	57.1						
Challenges of the Modern Era	School	59.9	▲	▲				
	Region	51.0						
	Province	51.6						

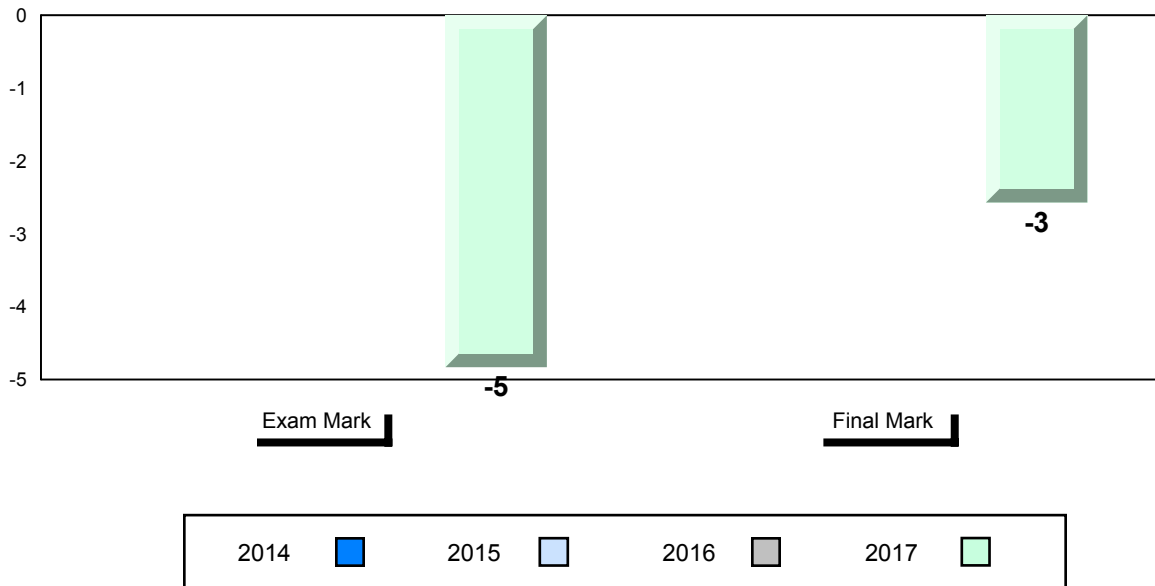
Average Score, 2014-2017



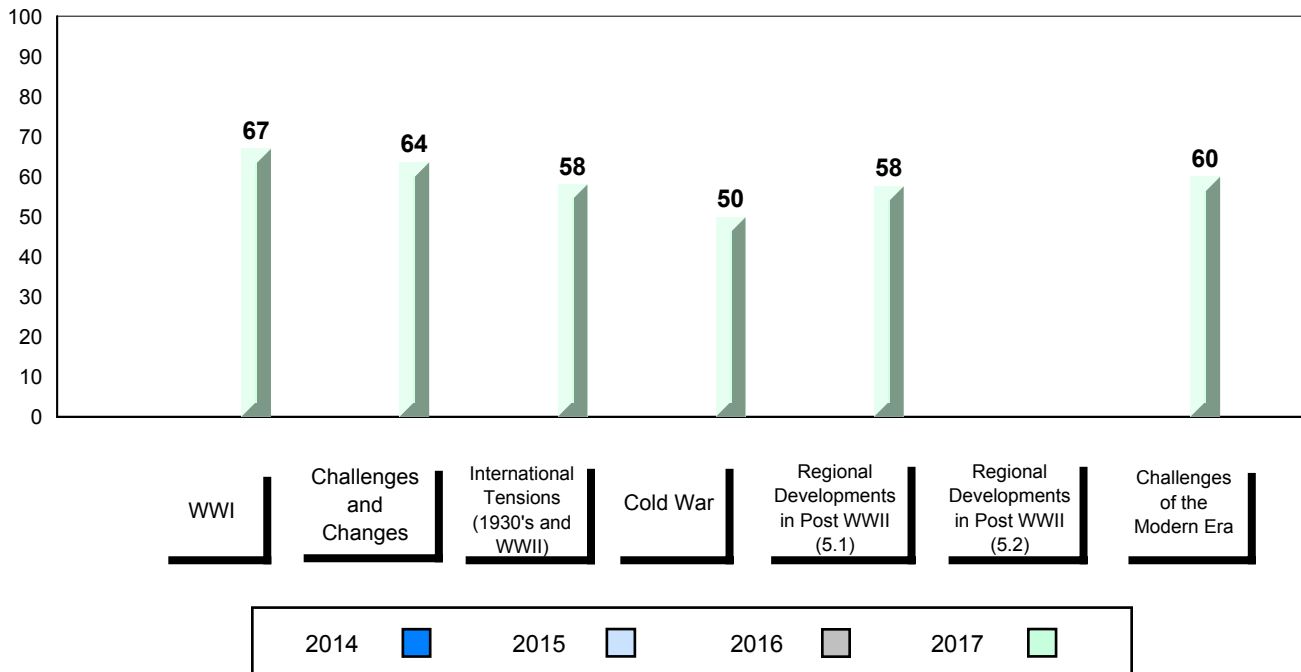
▼ ▲ The school result may appear numerically the same as the district/province due to rounding. The arrow indicates a negligible difference.

* The overall Public Exam is equated. Therefore, subtest scores may vary from the overall exam mark.

Difference from Provincial Mean, 2014-2017



4 Year Public Exam (Subtest) Mark Trend 2014-2017

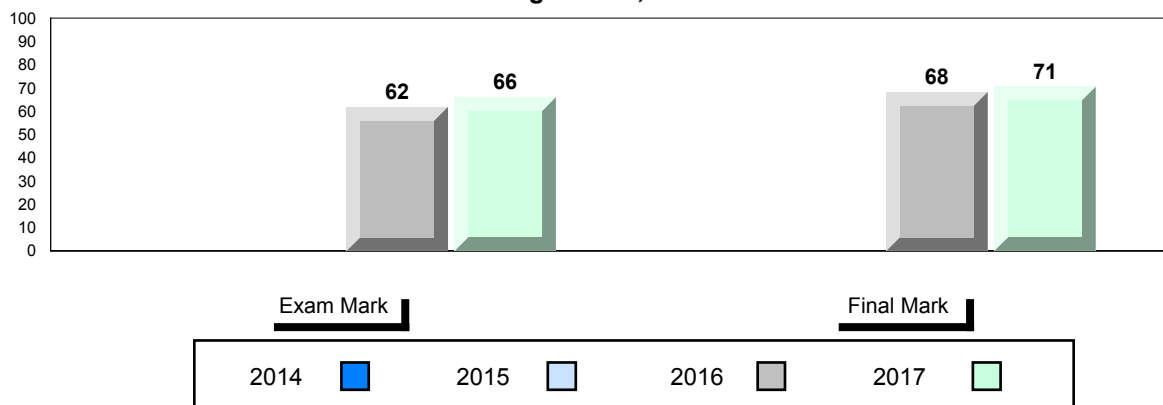


▼ ▲ The school result may appear numerically the same as the district/province due to rounding. The arrow indicates a negligible difference.

* The overall Public Exam is equated. Therefore, subtest scores may vary from the overall exam mark.

Number of Students		48	Public Exam Mark			Final Mark		
			School vs Region	School vs Province	School vs Region	School vs Province		
World History 3201	School	66.0	▲	▲	70.5	▲	▲	
	Region	65.0			70.5			
	Province	65.5			70.4			
Subtest								
WWI	School	77.4	▲	▲				
	Region	73.6						
	Province	74.5						
Challenges and Changes	School	69.4	▼	▼				
	Region	69.5						
	Province	70.2						
International Tensions (1930's and WWII)	School	66.4	▲	▲				
	Region	65.1						
	Province	65.7						
Cold War	School	53.4	▲	▼				
	Region	52.9						
	Province	54.4						
Regional Developments in Post WWII (5.1)	School	59.0	▲	▲				
	Region	58.1						
	Province	58.7						
Regional Developments in Post WWII (5.2)	School	57.1	▲	▲				
	Region	54.2						
	Province	57.1						
Challenges of the Modern Era	School	51.8	▲	▲				
	Region	51.0						
	Province	51.6						

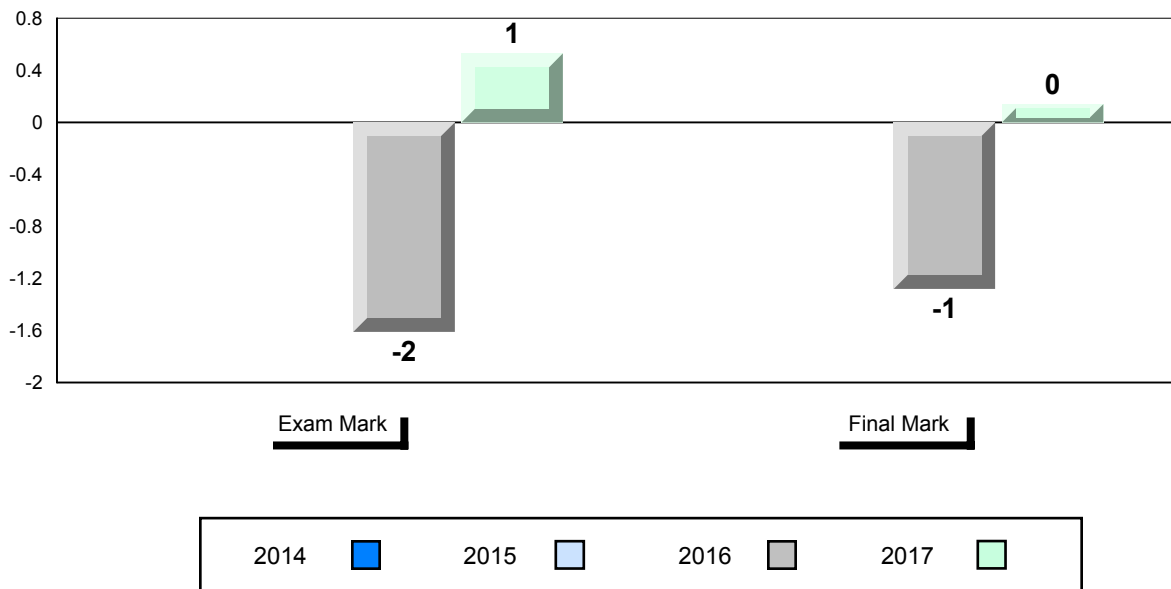
Average Score, 2014-2017



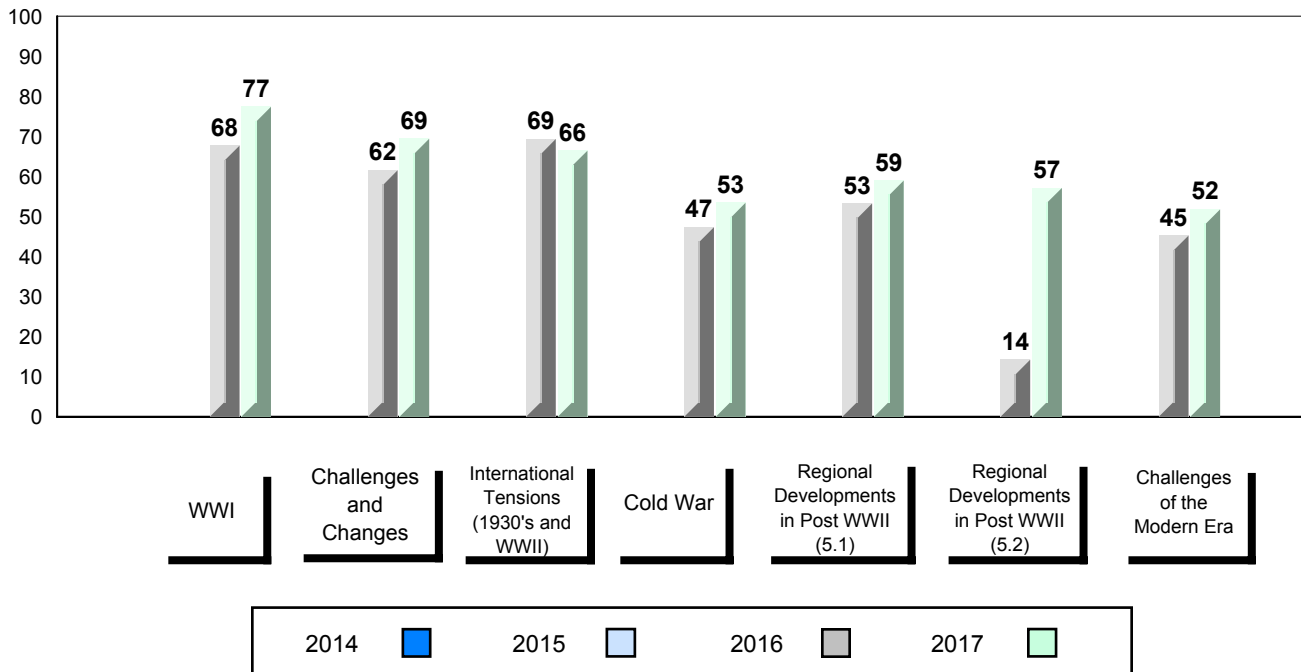
▼ ▲ The school result may appear numerically the same as the district/province due to rounding. The arrow indicates a negligible difference.

* The overall Public Exam is equated. Therefore, subtest scores may vary from the overall exam mark.

Difference from Provincial Mean, 2014-2017



4 Year Public Exam (Subtest) Mark Trend 2014-2017



▼ ▲ The school result may appear numerically the same as the district/province due to rounding. The arrow indicates a negligible difference.

* The overall Public Exam is equated. Therefore, subtest scores may vary from the overall exam mark.

Number of Students

11

Public Exam Mark

School vs Region

School vs Province

Final Mark

School vs Region

School vs Province

World History 3201

School
Region
Province

59.6
72.1
65.5



62.2
75.1
70.4



Subtest

WWI

School
Region
Province

70.0
79.2
74.5



Challenges and Changes

School
Region
Province

60.1
75.1
70.2



International Tensions (1930's and WWII)

School
Region
Province

60.1
71.0
65.7



Cold War

School
Region
Province

47.4
62.4
54.4



Regional Developments in Post WWII (5.1)

School
Region
Province

58.6
75.8
58.7



Regional Developments in Post WWII (5.2)

School
Region
Province

53.6
67.7
57.1



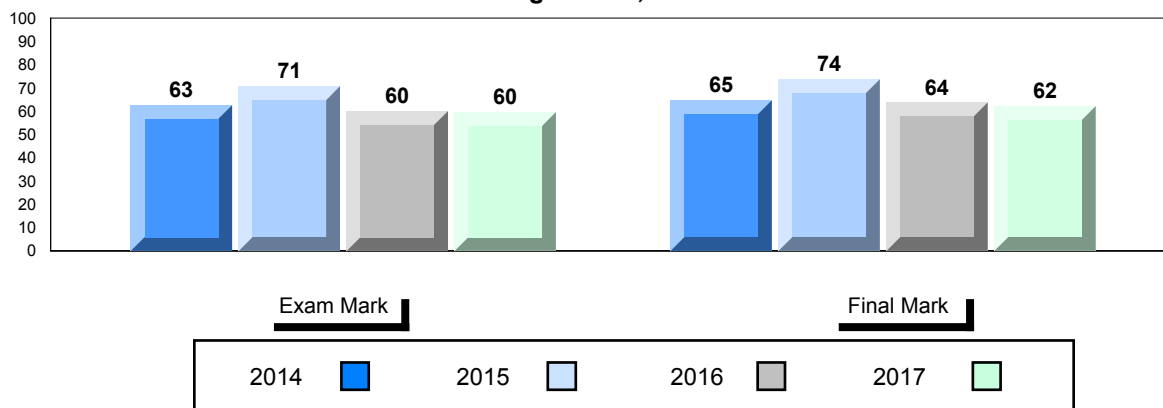
Challenges of the Modern Era

School
Region
Province

42.2
62.0
51.6




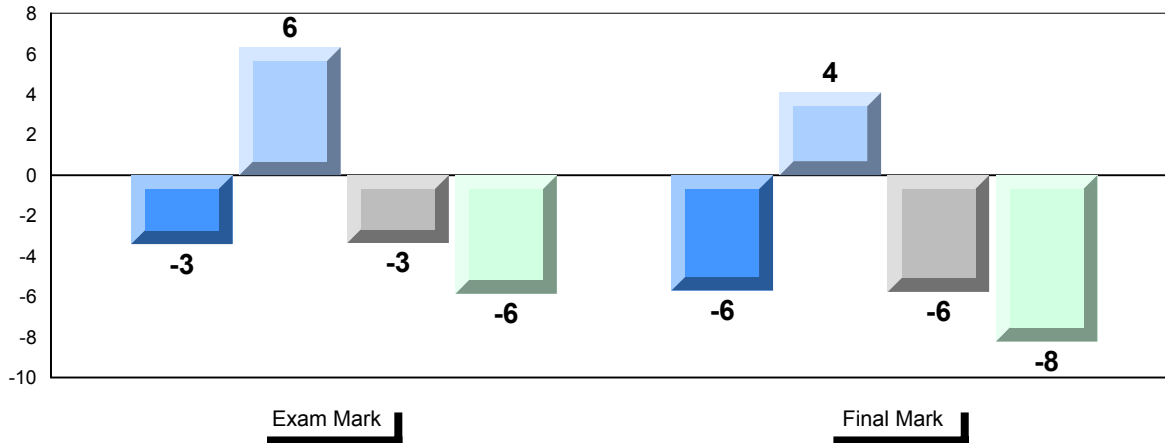
Average Score, 2014-2017



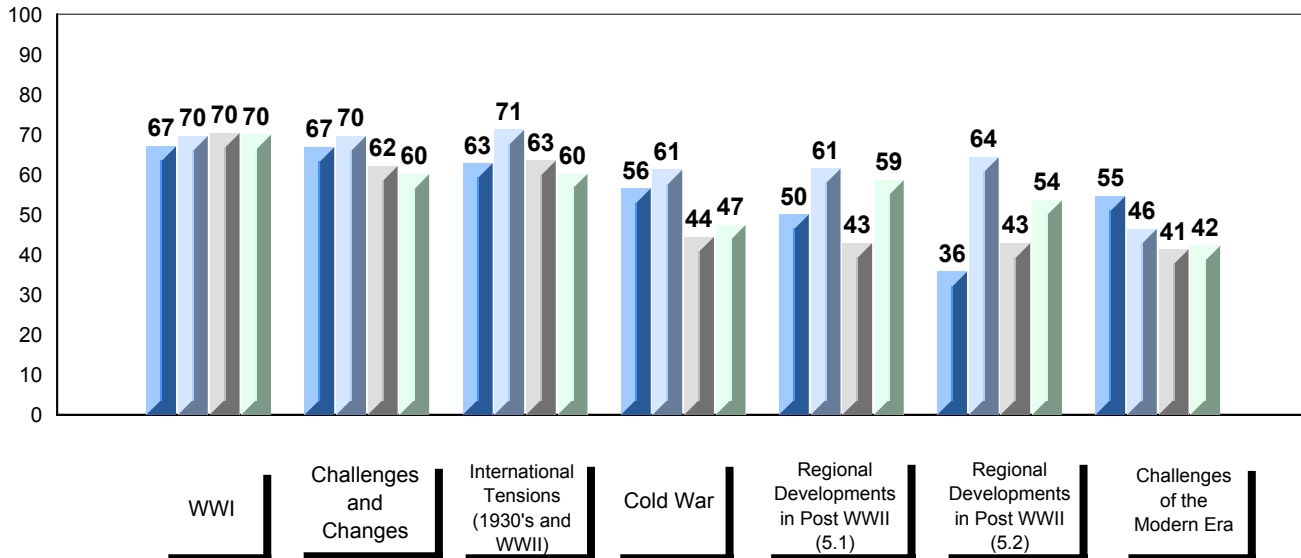
▼ ▲ The school result may appear numerically the same as the district/province due to rounding. The arrow indicates a negligible difference.

* The overall Public Exam is equated. Therefore, subtest scores may vary from the overall exam mark.

Difference from Provincial Mean, 2014-2017



4 Year Public Exam (Subtest) Mark Trend 2014-2017



▼ ▲ The school result may appear numerically the same as the district/province due to rounding. The arrow indicates a negligible difference.

* The overall Public Exam is equated. Therefore, subtest scores may vary from the overall exam mark.

Number of Students

19

World History 3201

Subtest

WWI

Challenges and Changes

International Tensions (1930's and WWII)

Cold War

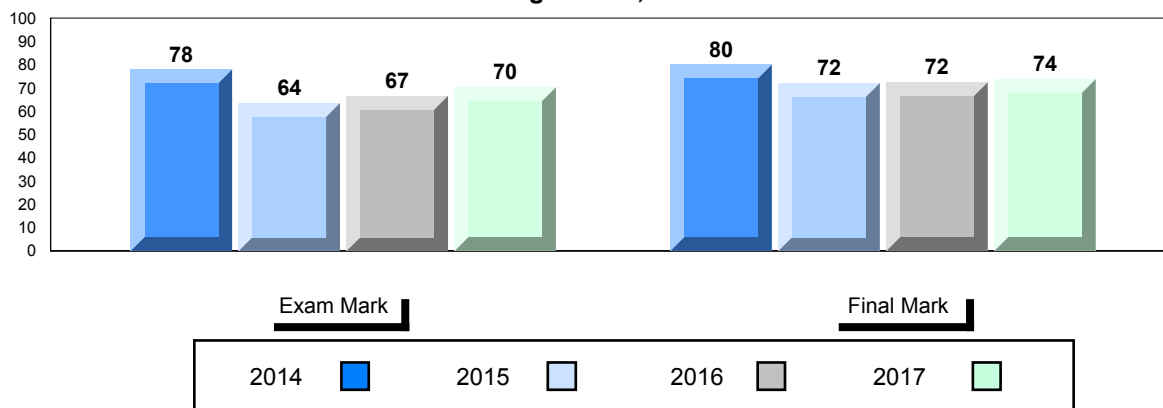
Regional Developments in Post WWII (5.1)

Regional Developments in Post WWII (5.2)

Challenges of the Modern Era

		Public Exam Mark	School vs Region	School vs Province	Final Mark	School vs Region	School vs Province
	School	70.3	▼	▲	73.8 75.1 70.4	▼	▲
	Region	72.1					
	Province	65.5					
WWI	School	77.4	▼	▲			
	Region	79.2					
	Province	74.5					
Challenges and Changes	School	74.5	▼	▲			
	Region	75.1					
	Province	70.2					
International Tensions (1930's and WWII)	School	64.8	▼	▼			
	Region	71.0					
	Province	65.7					
Cold War	School	63.9	▲	▲			
	Region	62.4					
	Province	54.4					
Regional Developments in Post WWII (5.1)	School	35.7	▼	▼			
	Region	75.8					
	Province	58.7					
Regional Developments in Post WWII (5.2)	School	72.7	▲	▲			
	Region	67.7					
	Province	57.1					
Challenges of the Modern Era	School	65.4	▲	▲			
	Region	62.0					
	Province	51.6					

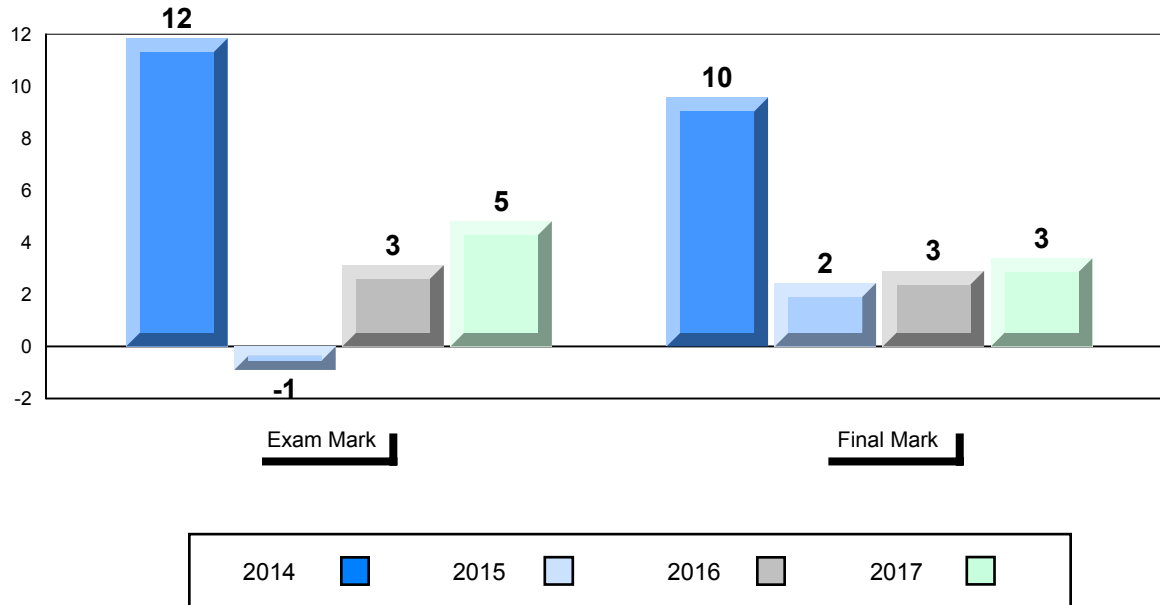
Average Score, 2014-2017



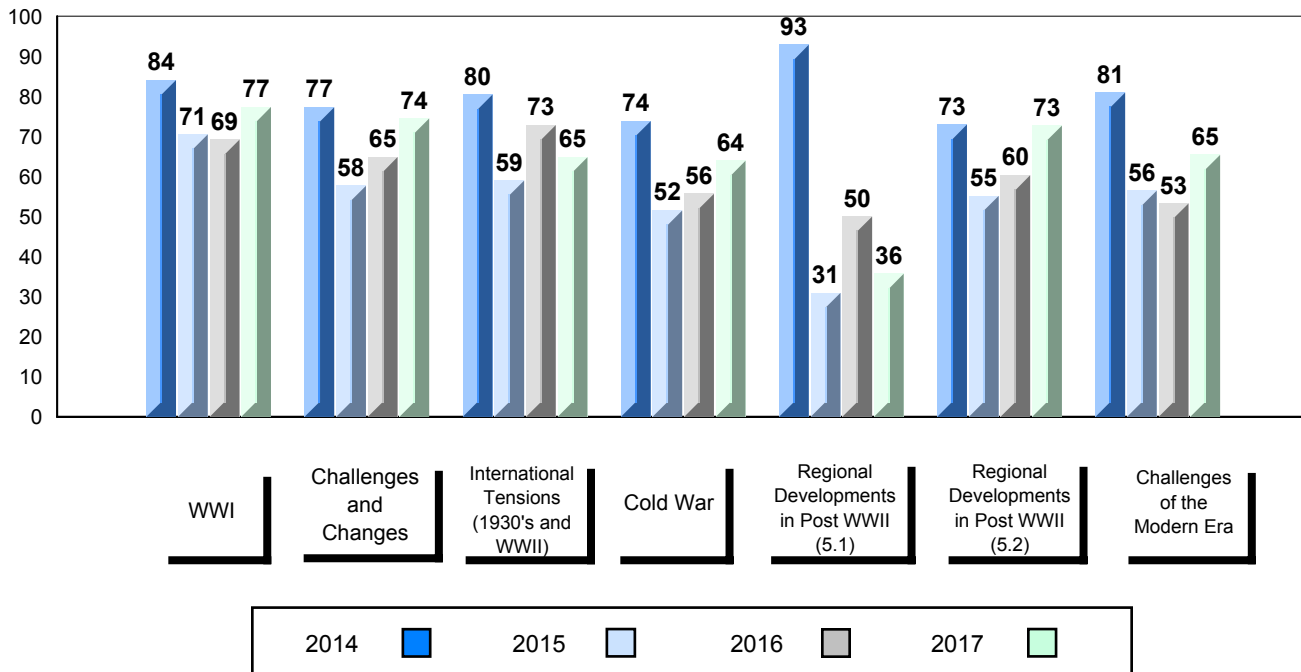
▼ ▲ The school result may appear numerically the same as the district/province due to rounding. The arrow indicates a negligible difference.

* The overall Public Exam is equated. Therefore, subtest scores may vary from the overall exam mark.

Difference from Provincial Mean, 2014-2017



4 Year Public Exam (Subtest) Mark Trend 2014-2017



▼ ▲ The school result may appear numerically the same as the district/province due to rounding. The arrow indicates a negligible difference.

* The overall Public Exam is equated. Therefore, subtest scores may vary from the overall exam mark.

Number of Students

20

Public Exam Mark

School vs Region

School vs Province

Final Mark

School vs Region

School vs Province

World History 3201

School
Region
Province

80.7
72.1
65.5

▲

▲

83.5
75.1
70.4

▲

▲

Subtest

WWI

School
Region
Province

86.1
79.2
74.5

▲

▲

Challenges and Changes

School
Region
Province

83.9
75.1
70.2

▲

▲

International Tensions (1930's and WWII)

School
Region
Province

82.9
71.0
65.7

▲

▲

Cold War

School
Region
Province

69.3
62.4
54.4

▲

▲

Regional Developments in Post WWII (5.1)

School
Region
Province

82.1
75.8
58.7

▲

▲

Regional Developments in Post WWII (5.2)

School
Region
Province

-999.0
67.7
57.1

Challenges of the Modern Era

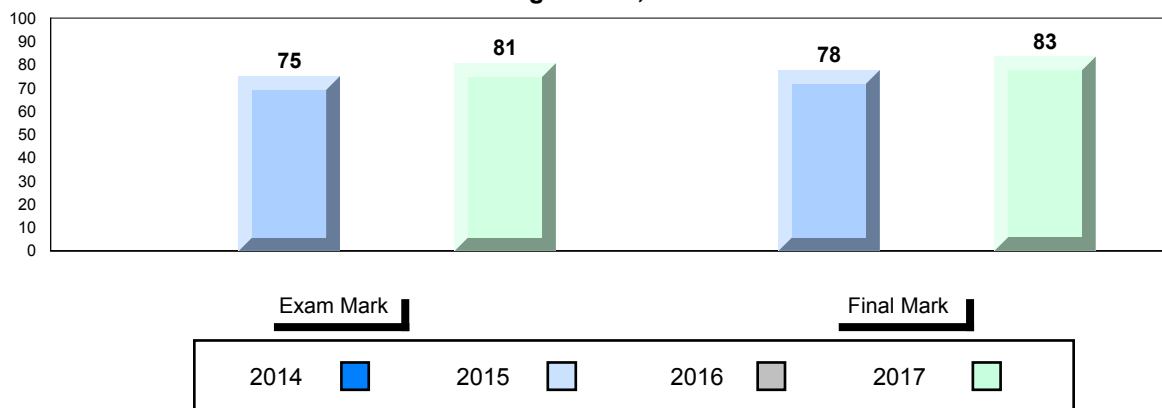
School
Region
Province

69.6
62.0
51.6

▲

▲

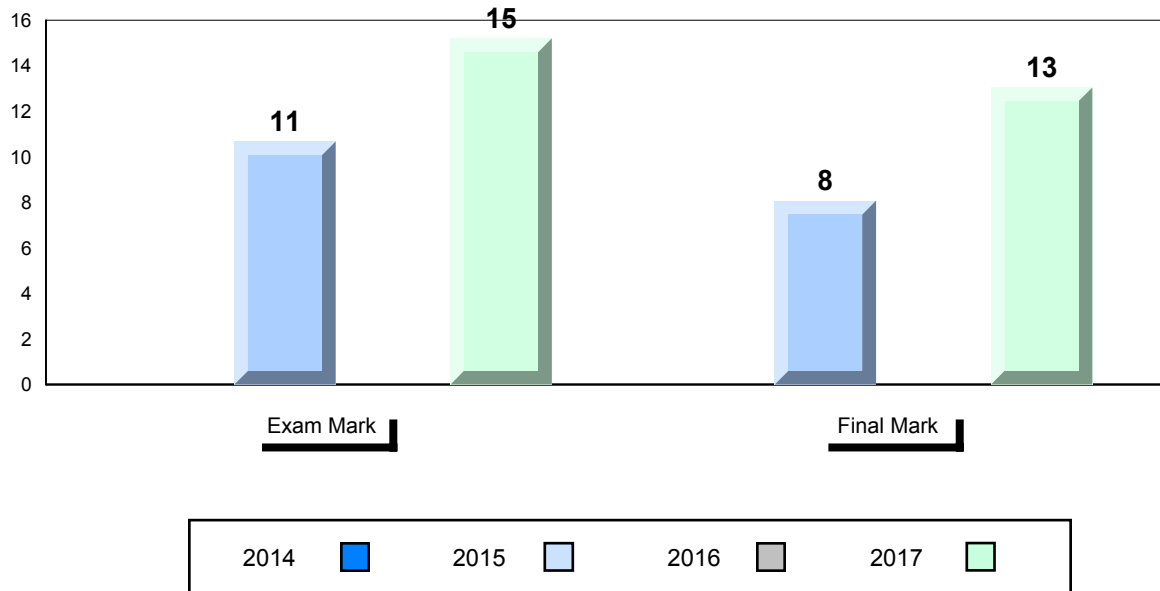
Average Score, 2014-2017



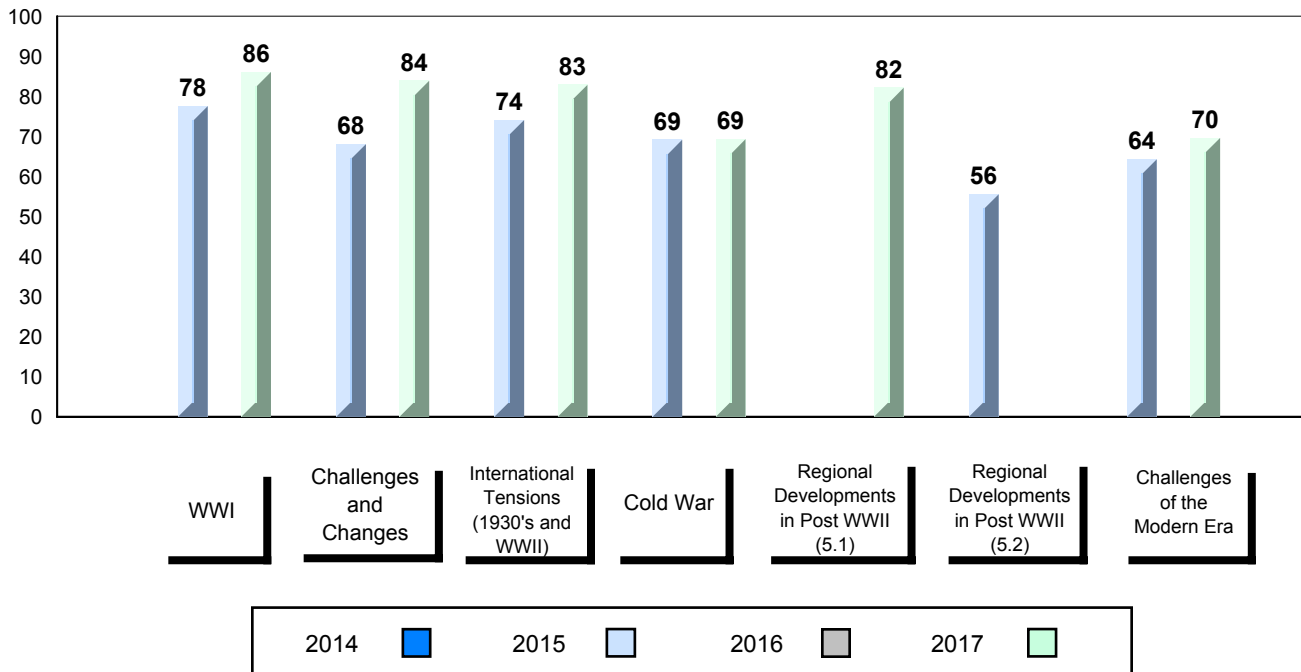
▼ ▲ The school result may appear numerically the same as the district/province due to rounding. The arrow indicates a negligible difference.

* The overall Public Exam is equated. Therefore, subtest scores may vary from the overall exam mark.

Difference from Provincial Mean, 2014-2017



4 Year Public Exam (Subtest) Mark Trend 2014-2017



▼ ▲ The school result may appear numerically the same as the district/province due to rounding. The arrow indicates a negligible difference.

* The overall Public Exam is equated. Therefore, subtest scores may vary from the overall exam mark.