

NI ESD - Labrador Region

#001 - St. Peter's School, Black Tickle

Grades: K,2,5,7,9,11-12

Number of Grades: 7

[FTE Teachers](#) *** : 3.0

Classification: Rural

Offers Distance Education: Yes

[School FTE PTR : 6.3](#)

[District FTE PTR : 11.8](#)

[Provincial FTE PTR : 12.1](#)

Enrolment By Age and Gender

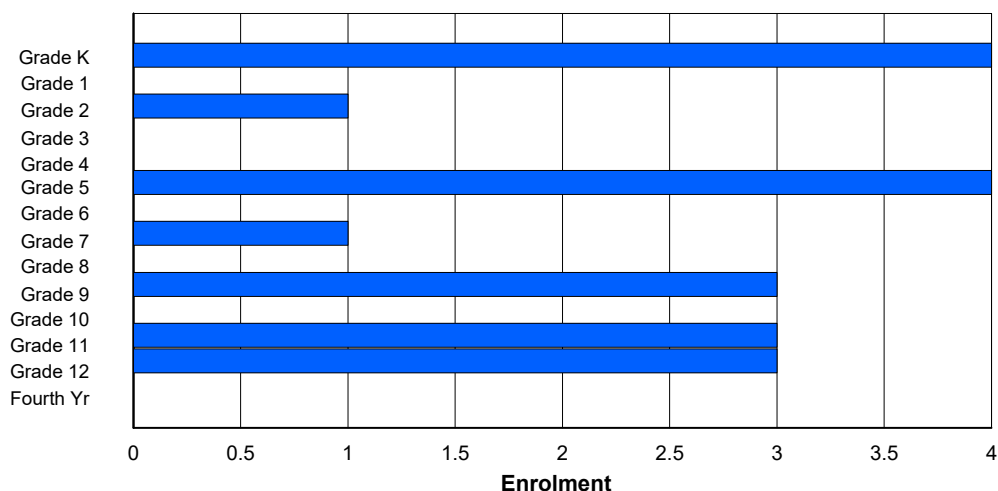
Gender	Age																	Total
	5	6	7	8	9	10	11	12	13	14	15	16	17	18	19	20>		
Male	4	0	0	0	0	1	0	1	0	0	0	2	3	0	0	0	11	
Female	0	0	1	0	0	3	0	0	0	3	0	0	1	0	0	0	8	
Total	4	0	1	0	0	4	0	1	0	3	0	2	4	0	0	0	19	

Enrolment By Grade and Gender

	<u>Grade</u>														
Gender	K	1	2	3	4	5	6	7	8	9	10	11	12	4th	Total
Male	4	0	0	0	0	1	0	1	0	0	0	3	2	0	11
Female	0	0	1	0	0	3	0	0	0	3	0	0	1	0	8
Total	4	0	1	0	0	4	0	1	0	3	0	3	3	0	19

Enrolment By Grade

For 001 - St. Peter's School, Black Tickle



* Data from the 2015-2016 AGR(Enrolment/Age as of the last day in Sept./Dec.)

** Newfoundland Statistics Classification System

*** May include itinerant teachers

NI ESD - Labrador Region

#002 - Henry Gordon Academy, Cartwright

Grades: K-12

Number of Grades: 13

[FTE Teachers](#) *** : 8.0

Classification: Rural

Offers Distance Education: Yes

[School FTE PTR : 8.8](#)

[District FTE PTR : 11.8](#)

[Provincial FTE PTR : 12.1](#)

Enrolment By Age and Gender

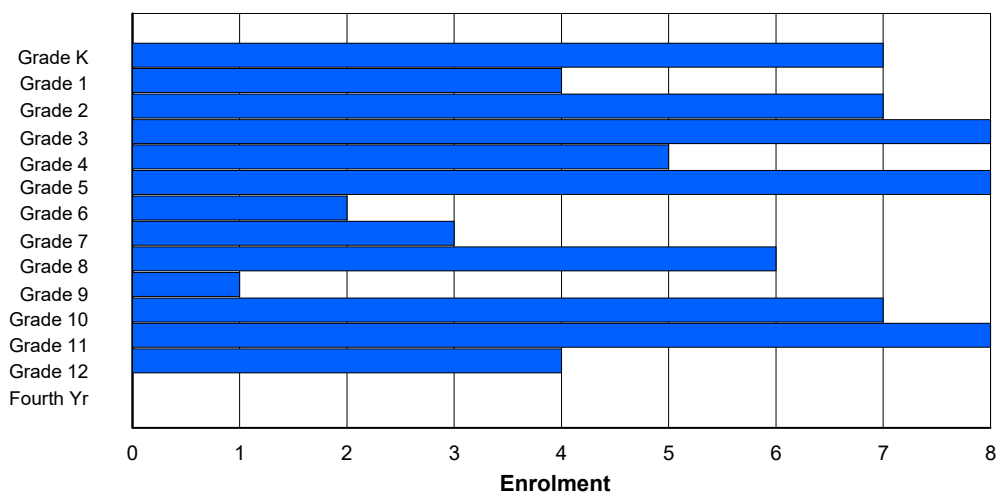
Gender	Age																	Total
	5	6	7	8	9	10	11	12	13	14	15	16	17	18	19	20>		
Male	2	4	2	4	2	6	2	3	2	1	5	4	2	0	0	0	39	
Female	4	1	5	4	3	2	0	0	2	1	3	4	2	0	0	0	31	
Total	6	5	7	8	5	8	2	3	4	2	8	8	4	0	0	0	70	

Enrolment By Grade and Gender

	<u>Grade</u>														
Gender	K	1	2	3	4	5	6	7	8	9	10	11	12	4th	Total
Male	3	3	2	4	2	6	2	3	3	0	5	4	2	0	39
Female	4	1	5	4	3	2	0	0	3	1	2	4	2	0	31
Total	7	4	7	8	5	8	2	3	6	1	7	8	4	0	70

Enrolment By Grade

For 002 - Henry Gordon Academy, Cartwright



* Data from the 2015-2016 AGR(Enrolment/Age as of the last day in Sept./Dec.)

** Newfoundland Statistics Classification System

*** May include itinerant teachers

NI ESD - Labrador Region

#004 - Queen of Peace Middle School, Happy Valley-Goose Bay

Classification: Urban
Offers Distance Education: No

Grades: 4-7

Number of Grades: 4

[School FTE PTR : 13.4](#)

[District FTE PTR : 11.8](#)

[Provincial FTE PTR : 12.1](#)

[FTE Teachers](#) *** : 26.0

Enrolment By Age and Gender

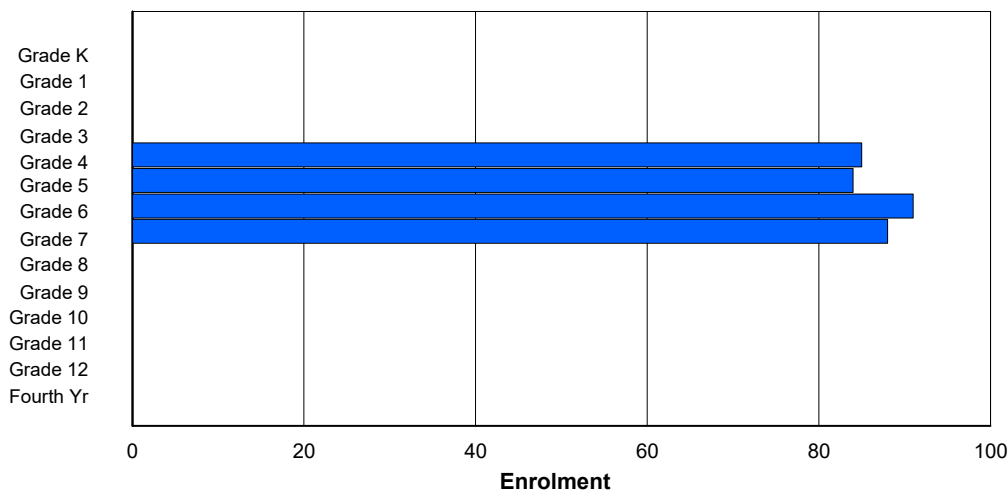
Gender	Age																	Total
	5	6	7	8	9	10	11	12	13	14	15	16	17	18	19	20>		
Male	0	0	0	0	43	34	45	39	2	0	0	0	0	0	0	0	163	
Female	0	0	0	0	39	53	43	49	1	0	0	0	0	0	0	0	185	
Total	0	0	0	0	82	87	88	88	3	0	0	0	0	0	0	0	348	

Enrolment By Grade and Gender

	<u>Grade</u>														
Gender	K	1	2	3	4	5	6	7	8	9	10	11	12	4th	Total
Male	0	0	0	0	46	31	47	39	0	0	0	0	0	0	163
Female	0	0	0	0	39	53	44	49	0	0	0	0	0	0	185
Total	0	0	0	0	85	84	91	88	0	0	0	0	0	0	348

Enrolment By Grade

For 004 - Queen of Peace Middle School, Happy Valley-Goose Bay



* Data from the 2015-2016 AGR(Enrolment/Age as of the last day in Sept./Dec.)

** Newfoundland Statistics Classification System

*** May include itinerant teachers

NI ESD - Labrador Region

#005 - Peacock Primary School, Happy Valley-Goose Bay

Grades: K-3

Number of Grades: 4

[FTE Teachers](#) *** : 26.5

Classification: Urban

Offers Distance Education: No

[School FTE PTR : 14.5](#)

[District FTE PTR : 11.8](#)

[Provincial FTE PTR : 12.1](#)

Enrolment By Age and Gender

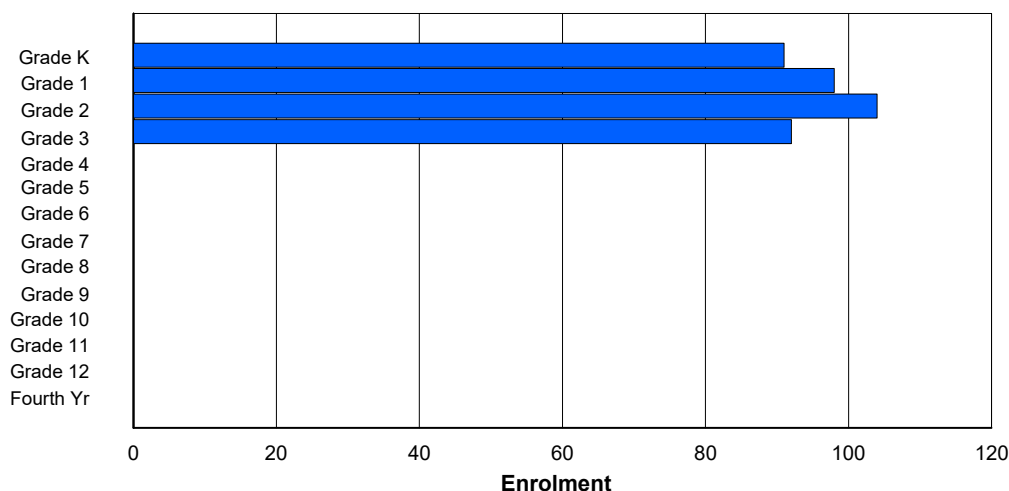
Gender	Age																	Total
	5	6	7	8	9	10	11	12	13	14	15	16	17	18	19	20>		
Male	50	42	61	54	2	0	0	0	0	0	0	0	0	0	0	0	209	
Female	40	56	42	35	2	0	0	0	0	0	0	1	0	0	0	0	176	
Total	90	98	103	89	4	0	0	0	0	0	0	1	0	0	0	0	385	

Enrolment By Grade and Gender

	Grade														
Gender	K	1	2	3	4	5	6	7	8	9	10	11	12	4th	Total
Male	51	42	62	54	0	0	0	0	0	0	0	0	0	0	209
Female	40	56	42	38	0	0	0	0	0	0	0	0	0	0	176
Total	91	98	104	92	0	0	0	0	0	0	0	0	0	0	385

Enrolment By Grade

For 005 - Peacock Primary School, Happy Valley-Goose Bay



* Data from the 2015-2016 AGR(Enrolment/Age as of the last day in Sept./Dec.)

** Newfoundland Statistics Classification System

*** May include itinerant teachers

NI ESD - Labrador Region

#007 - Amos Comenius Memorial School, Hopedale

Grades: K-12

Number of Grades: 13

[FTE Teachers](#) *** : 17.0

Classification: Rural

Offers Distance Education: No

[School FTE PTR : 6.6](#)

[District FTE PTR : 11.8](#)

[Provincial FTE PTR : 12.1](#)

Enrolment By Age and Gender

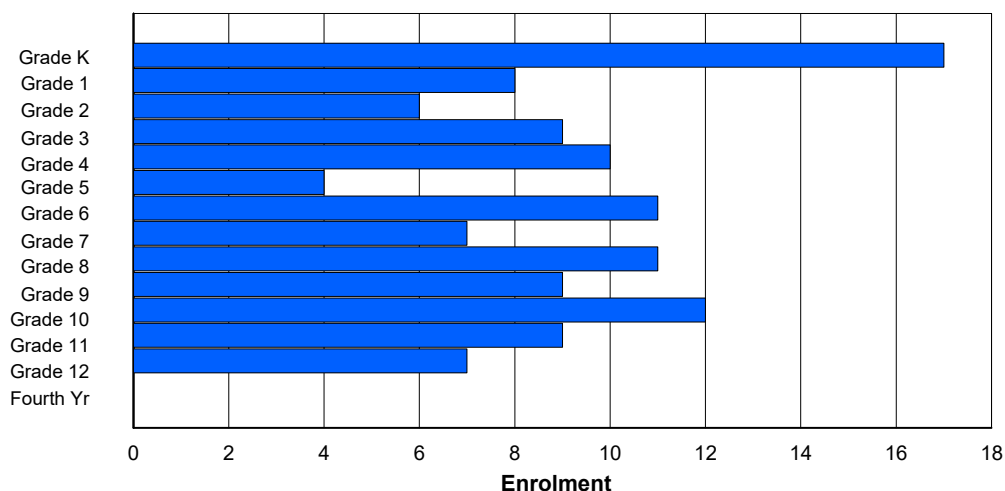
Gender	Age																	Total
	5	6	7	8	9	10	11	12	13	14	15	16	17	18	19	20>		
Male	9	2	1	4	5	1	5	4	5	7	5	3	3	6	1	0	61	
Female	8	6	5	5	5	3	6	1	4	3	3	4	1	4	1	0	59	
Total	17	8	6	9	10	4	11	5	9	10	8	7	4	10	2	0	120	

Enrolment By Grade and Gender

	Grade														
Gender	K	1	2	3	4	5	6	7	8	9	10	11	12	4th	Total
Male	9	2	1	4	5	1	5	5	7	7	8	4	3	0	61
Female	8	6	5	5	5	3	6	2	4	2	4	5	4	0	59
Total	17	8	6	9	10	4	11	7	11	9	12	9	7	0	120

Enrolment By Grade

For 007 - Amos Comenius Memorial School, Hopedale



* Data from the 2015-2016 AGR(Enrolment/Age as of the last day in Sept./Dec.)

** Newfoundland Statistics Classification System

*** May include itinerant teachers

NI ESD - Labrador Region

#008 - A. P. Low Primary, Labrador City

Grades: K-3

Number of Grades: 4

[FTE Teachers](#) *** : 29.5

Classification: Urban

Offers Distance Education: No

[School FTE PTR : 14.5](#)

[District FTE PTR : 11.8](#)

[Provincial FTE PTR : 12.1](#)

Enrolment By Age and Gender

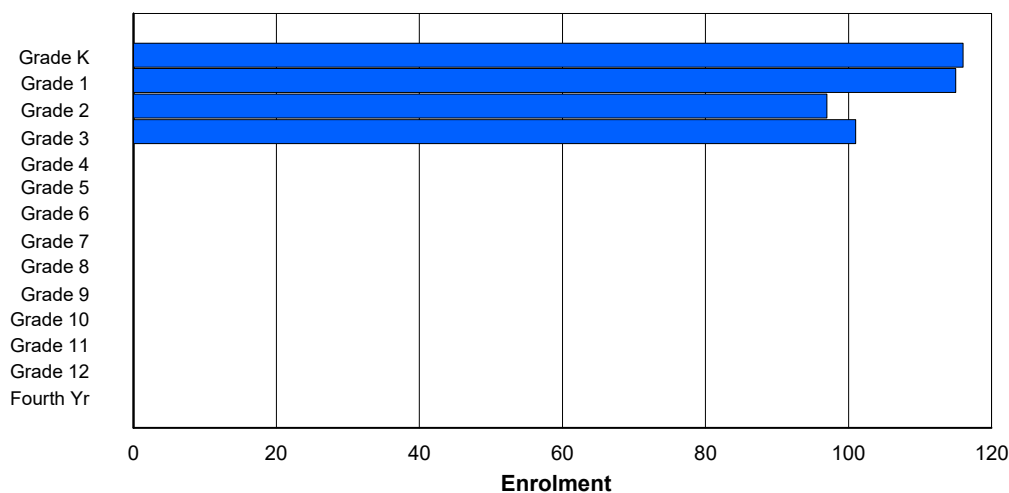
Gender	Age																	Total
	5	6	7	8	9	10	11	12	13	14	15	16	17	18	19	20>		
Male	60	63	55	51	1	0	0	0	0	0	0	0	0	0	0	0	230	
Female	56	51	41	51	0	0	0	0	0	0	0	0	0	0	0	0	199	
Total	116	114	96	102	1	0	0	0	0	0	0	0	0	0	0	0	429	

Enrolment By Grade and Gender

	<u>Grade</u>														
Gender	K	1	2	3	4	5	6	7	8	9	10	11	12	4th	Total
Male	60	63	56	51	0	0	0	0	0	0	0	0	0	0	230
Female	56	52	41	50	0	0	0	0	0	0	0	0	0	0	199
Total	116	115	97	101	0	0	0	0	0	0	0	0	0	0	429

Enrolment By Grade

For 008 - A. P. Low Primary, Labrador City



* Data from the 2015-2016 AGR(Enrolment/Age as of the last day in Sept./Dec.)

** Newfoundland Statistics Classification System

*** May include itinerant teachers

NI ESD - Labrador Region

#010 - Menihek High School, Labrador City

Classification: Urban
Offers Distance Education: Yes

Grades: 8-12

Number of Grades: 5

[School FTE PTR : 15.3](#)

[District FTE PTR : 11.8](#)

[Provincial FTE PTR : 12.1](#)

[FTE Teachers](#) *** : 36.0

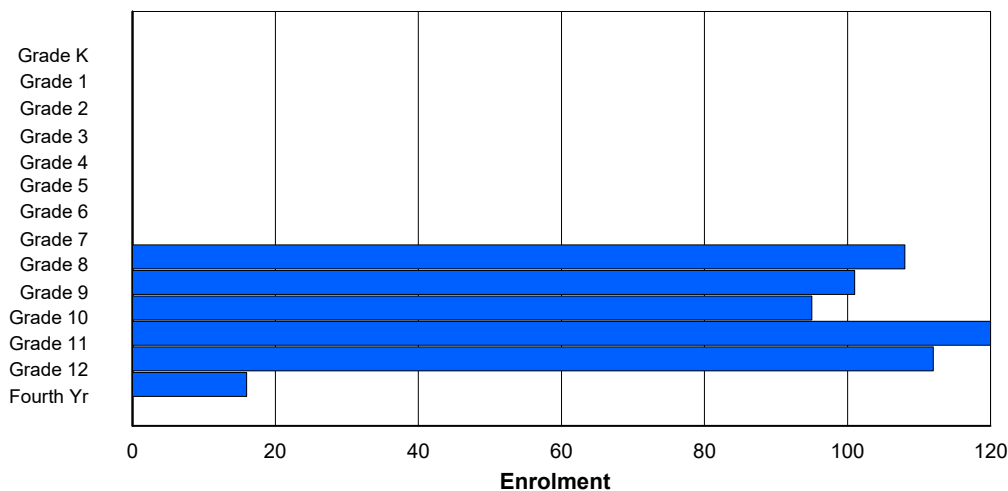
Enrolment By Age and Gender

Gender	Age																	Total
	5	6	7	8	9	10	11	12	13	14	15	16	17	18	19	20>		
Male	0	0	0	0	0	0	0	0	52	48	49	62	71	9	2	0	293	
Female	0	0	0	0	0	0	0	0	50	55	45	51	49	5	2	2	259	
Total	0	0	0	0	0	0	0	0	102	103	94	113	120	14	4	2	552	

Enrolment By Grade and Gender

	<u>Grade</u>														
Gender	K	1	2	3	4	5	6	7	8	9	10	11	12	4th	Total
Male	0	0	0	0	0	0	0	0	54	49	50	64	66	10	293
Female	0	0	0	0	0	0	0	0	54	52	45	56	46	6	259
Total	0	0	0	0	0	0	0	0	108	101	95	120	112	16	552

Enrolment By Grade
For 010 - Menihek High School, Labrador City



* Data from the 2015-2016 AGR(Enrolment/Age as of the last day in Sept./Dec.)

** Newfoundland Statistics Classification System

*** May include itinerant teachers

NI ESD - Labrador Region

#012 - J.C. Erhardt Memorial School, Makkovik

Grades: K-8,10-12

Number of Grades: 12

[FTE Teachers](#) *** : 9.0

Classification: Rural

Offers Distance Education: Yes

[School FTE PTR : 6.7](#)

[District FTE PTR : 11.8](#)

[Provincial FTE PTR : 12.1](#)

Enrolment By Age and Gender

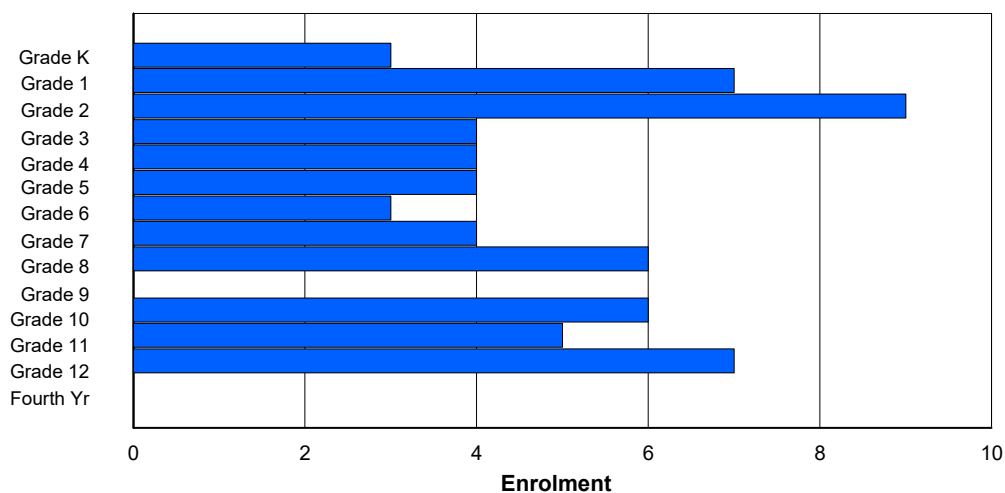
Gender	Age																	Total
	5	6	7	8	9	10	11	12	13	14	15	16	17	18	19	20>		
Male	1	4	3	2	4	3	2	3	5	0	5	1	1	1	0	0	35	
Female	2	3	6	2	0	1	1	1	1	0	1	3	4	2	0	0	27	
Total	3	7	9	4	4	4	3	4	6	0	6	4	5	3	0	0	62	

Enrolment By Grade and Gender

	<u>Grade</u>														
Gender	K	1	2	3	4	5	6	7	8	9	10	11	12	4th	Total
Male	1	4	3	2	4	3	2	3	5	0	5	2	1	0	35
Female	2	3	6	2	0	1	1	1	1	0	1	3	6	0	27
Total	3	7	9	4	4	4	3	4	6	0	6	5	7	0	62

Enrolment By Grade

For 012 - J.C. Erhardt Memorial School, Makkovik



* Data from the 2015-2016 AGR(Enrolment/Age as of the last day in Sept./Dec.)

** Newfoundland Statistics Classification System

*** May include itinerant teachers

NI ESD - Labrador Region

#013 - Mud Lake School, Mud Lake

Classification: Rural
Offers Distance Education: No

Grades: 6

Number of Grades: 1

[School FTE PTR : 1.0](#)

[District FTE PTR : 11.8](#)

[Provincial FTE PTR : 12.1](#)

[FTE Teachers](#) *** : 1.0

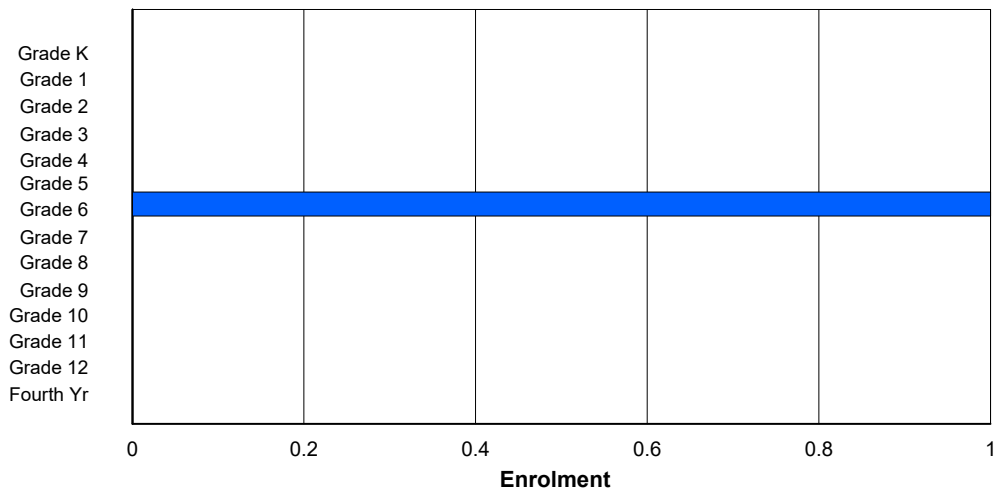
Enrolment By Age and Gender

Gender	Age																	Total
	5	6	7	8	9	10	11	12	13	14	15	16	17	18	19	20>		
Male	0	0	0	0	0	0	0	0	0	0	0	0	0	0	0	0	0	
Female	0	0	0	0	0	0	1	0	0	0	0	0	0	0	0	0	1	
Total	0	0	0	0	0	0	1	0	0	0	0	0	0	0	0	0	1	

Enrolment By Grade and Gender

	<u>Grade</u>														
Gender	K	1	2	3	4	5	6	7	8	9	10	11	12	4th	Total
Male	0	0	0	0	0	0	0	0	0	0	0	0	0	0	0
Female	0	0	0	0	0	0	1	0	0	0	0	0	0	0	1
Total	0	0	0	0	0	0	1	0	0	0	0	0	0	0	1

Enrolment By Grade
For 013 - Mud Lake School, Mud Lake



* Data from the 2015-2016 AGR(Enrolment/Age as of the last day in Sept./Dec.)

** Newfoundland Statistics Classification System

*** May include itinerant teachers

NI ESD - Labrador Region

#014 - Jens Haven Memorial, Nain

Grades: K-12

Number of Grades: 13

[FTE Teachers](#) *** : 20.0

Classification: Rural

Offers Distance Education: No

[School FTE PTR : 11.3](#)

[District FTE PTR : 11.8](#)

[Provincial FTE PTR : 12.1](#)

Enrolment By Age and Gender

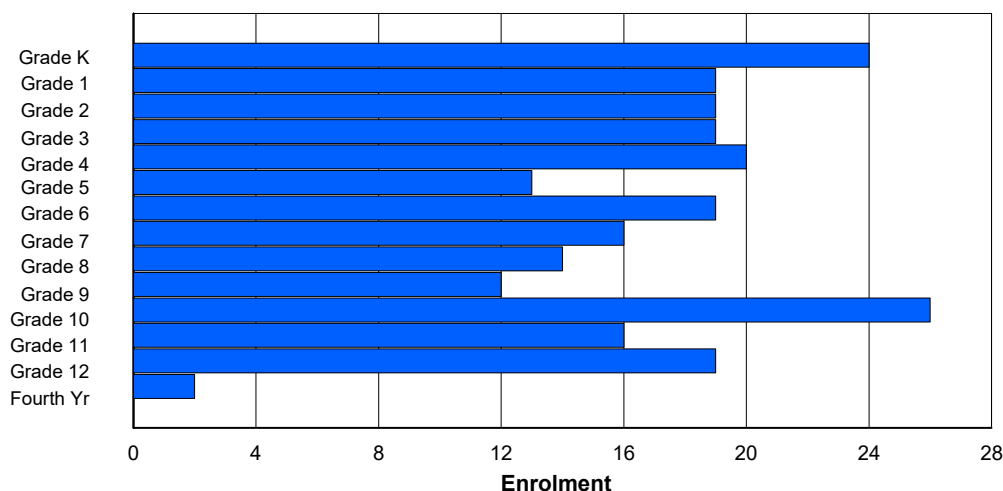
Gender	Age																	Total
	5	6	7	8	9	10	11	12	13	14	15	16	17	18	19	20>		
Male	10	9	10	8	9	6	9	10	12	9	9	7	7	5	0	1	121	
Female	13	8	11	11	12	6	9	4	6	3	10	8	11	2	3	0	117	
Total	23	17	21	19	21	12	18	14	18	12	19	15	18	7	3	1	238	

Enrolment By Grade and Gender

	Grade														
Gender	K	1	2	3	4	5	6	7	8	9	10	11	12	4th	Total
Male	10	11	9	8	8	7	10	10	10	9	15	7	7	0	121
Female	14	8	10	11	12	6	9	6	4	3	11	9	12	2	117
Total	24	19	19	19	20	13	19	16	14	12	26	16	19	2	238

Enrolment By Grade

For 014 - Jens Haven Memorial, Nain



* Data from the 2015-2016 AGR(Enrolment/Age as of the last day in Sept./Dec.)

** Newfoundland Statistics Classification System

*** May include itinerant teachers

NI ESD - Labrador Region

#015 - Lake Melville School, North West River

Grades: K-12

Number of Grades: 13

[FTE Teachers](#) *** : 12.0

Classification: Rural

Offers Distance Education: No

[School FTE PTR : 8.8](#)

[District FTE PTR : 11.8](#)

[Provincial FTE PTR : 12.1](#)

Enrolment By Age and Gender

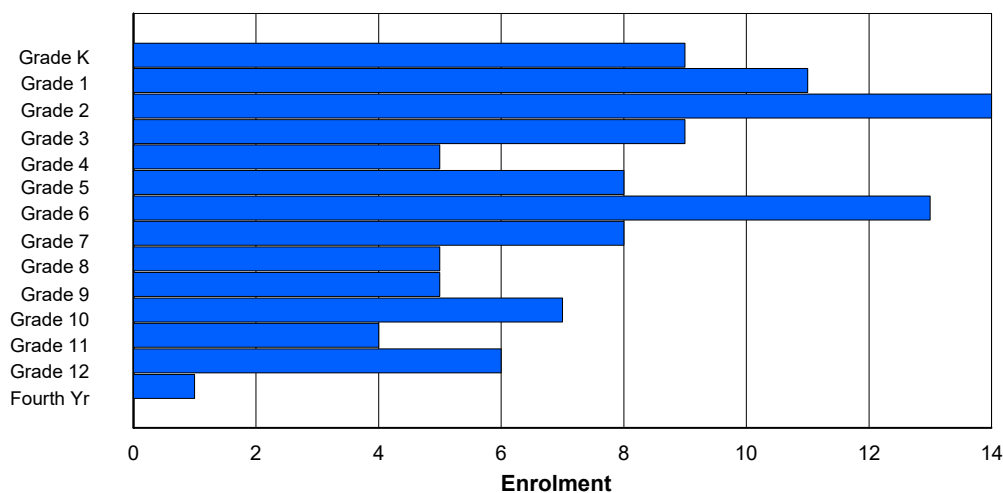
Gender	Age																	Total
	5	6	7	8	9	10	11	12	13	14	15	16	17	18	19	20>		
Male	4	8	7	2	3	3	3	7	2	3	1	3	1	2	0	0	49	
Female	4	4	7	6	3	5	8	2	3	3	5	2	3	1	0	0	56	
Total	8	12	14	8	6	8	11	9	5	6	6	5	4	3	0	0	105	

Enrolment By Grade and Gender

	<u>Grade</u>														
Gender	K	1	2	3	4	5	6	7	8	9	10	11	12	4th	Total
Male	5	7	7	3	2	3	5	6	1	3	2	2	3	0	49
Female	4	4	7	6	3	5	8	2	4	2	5	2	3	1	56
Total	9	11	14	9	5	8	13	8	5	5	7	4	6	1	105

Enrolment By Grade

For 015 - Lake Melville School, North West River



* Data from the 2015-2016 AGR(Enrolment/Age as of the last day in Sept./Dec.)

** Newfoundland Statistics Classification System

*** May include itinerant teachers

NI ESD - Labrador Region

#016 - B.L. Morrison, Postville

Grades: K-9,11-12

Number of Grades: 12

[FTE Teachers](#) *** : 5.0

Classification: Rural

Offers Distance Education: Yes

[School FTE PTR : 5.8](#)

[District FTE PTR : 11.8](#)

[Provincial FTE PTR : 12.1](#)

Enrolment By Age and Gender

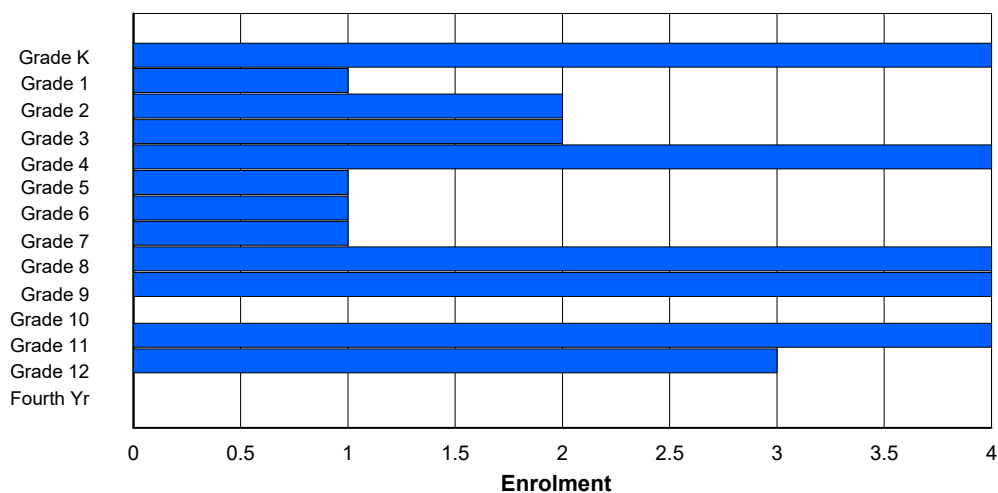
Gender	Age																	Total
	5	6	7	8	9	10	11	12	13	14	15	16	17	18	19	20>		
Male	1	1	1	2	3	1	0	1	1	2	0	1	2	0	0	0	16	
Female	3	0	1	0	1	0	1	0	3	2	0	3	1	0	0	0	15	
Total	4	1	2	2	4	1	1	1	4	4	0	4	3	0	0	0	31	

Enrolment By Grade and Gender

	<u>Grade</u>														
Gender	K	1	2	3	4	5	6	7	8	9	10	11	12	4th	Total
Male	1	1	1	2	3	1	0	1	1	2	0	1	2	0	16
Female	3	0	1	0	1	0	1	0	3	2	0	3	1	0	15
Total	4	1	2	2	4	1	1	1	4	4	0	4	3	0	31

Enrolment By Grade

For 016 - B.L. Morrison, Postville



* Data from the 2015-2016 AGR(Enrolment/Age as of the last day in Sept./Dec.)

** Newfoundland Statistics Classification System

*** May include itinerant teachers

NI ESD - Labrador Region

#017 - Northern Lights Academy, Rigolet

Grades: K-12

Number of Grades: 13

[FTE Teachers](#) *** : 7.0

Classification: Rural

Offers Distance Education: Yes

[School FTE PTR : 8.1](#)

[District FTE PTR : 11.8](#)

[Provincial FTE PTR : 12.1](#)

Enrolment By Age and Gender

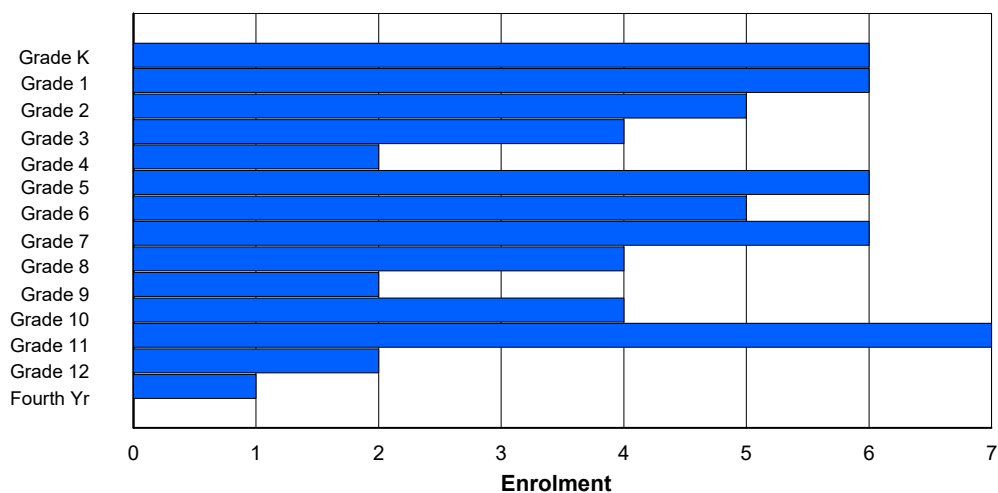
Gender	Age																	Total
	5	6	7	8	9	10	11	12	13	14	15	16	17	18	19	20>		
Male	3	2	3	1	1	1	3	2	2	0	2	2	1	2	0	0	25	
Female	3	4	2	3	1	4	3	3	3	2	2	5	0	0	0	0	35	
Total	6	6	5	4	2	5	6	5	5	2	4	7	1	2	0	0	60	

Enrolment By Grade and Gender

	<u>Grade</u>														
Gender	K	1	2	3	4	5	6	7	8	9	10	11	12	4th	Total
Male	3	2	3	1	1	2	2	2	2	0	2	2	2	1	25
Female	3	4	2	3	1	4	3	4	2	2	2	5	0	0	35
Total	6	6	5	4	2	6	5	6	4	2	4	7	2	1	60

Enrolment By Grade

For 017 - Northern Lights Academy, Rigolet



* Data from the 2015-2016 AGR(Enrolment/Age as of the last day in Sept./Dec.)

** Newfoundland Statistics Classification System

*** May include itinerant teachers

NI ESD - Labrador Region

#381 - J.R. Smallwood Middle School, Wabush

Grades: 4-7

Number of Grades: 4

[FTE Teachers](#) *** : 30.3

Classification: Urban

Offers Distance Education: No

[School FTE PTR : 13.8](#)

[District FTE PTR : 11.8](#)

[Provincial FTE PTR : 12.1](#)

Enrolment By Age and Gender

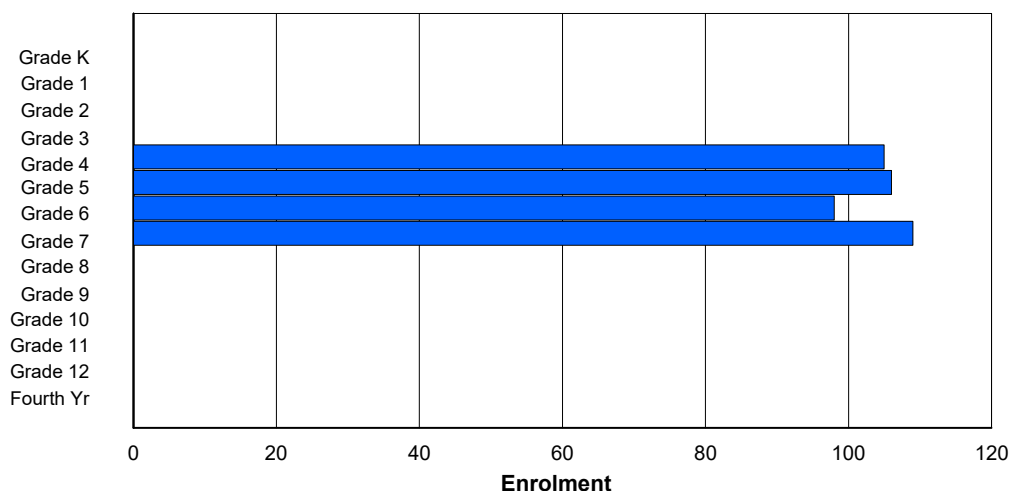
Gender	Age																
	5	6	7	8	9	10	11	12	13	14	15	16	17	18	19	20>	Total
Male	0	0	0	0	61	62	60	47	3	1	0	0	0	0	0	0	234
Female	0	0	0	1	40	46	36	60	1	0	0	0	0	0	0	0	184
Total	0	0	0	1	101	108	96	107	4	1	0	0	0	0	0	0	418

Enrolment By Grade and Gender

	<u>Grade</u>														
Gender	K	1	2	3	4	5	6	7	8	9	10	11	12	4th	Total
Male	0	0	0	0	64	59	62	49	0	0	0	0	0	0	234
Female	0	0	0	0	41	47	36	60	0	0	0	0	0	0	184
Total	0	0	0	0	105	106	98	109	0	0	0	0	0	0	418

Enrolment By Grade

For 381 - J.R. Smallwood Middle School, Wabush



* Data from the 2015-2016 AGR(Enrolment/Age as of the last day in Sept./Dec.)

** Newfoundland Statistics Classification System

*** May include itinerant teachers

NI ESD - Labrador Region

#477 - Mealy Mountain Collegiate, Happy Valley-Goose Bay

Grades: 8-12

Number of Grades: 5

[FTE Teachers](#) *** : 32.0

Classification: Urban

Offers Distance Education: No

[School FTE PTR : 14.8](#)

[District FTE PTR : 11.8](#)

[Provincial FTE PTR : 12.1](#)

Enrolment By Age and Gender

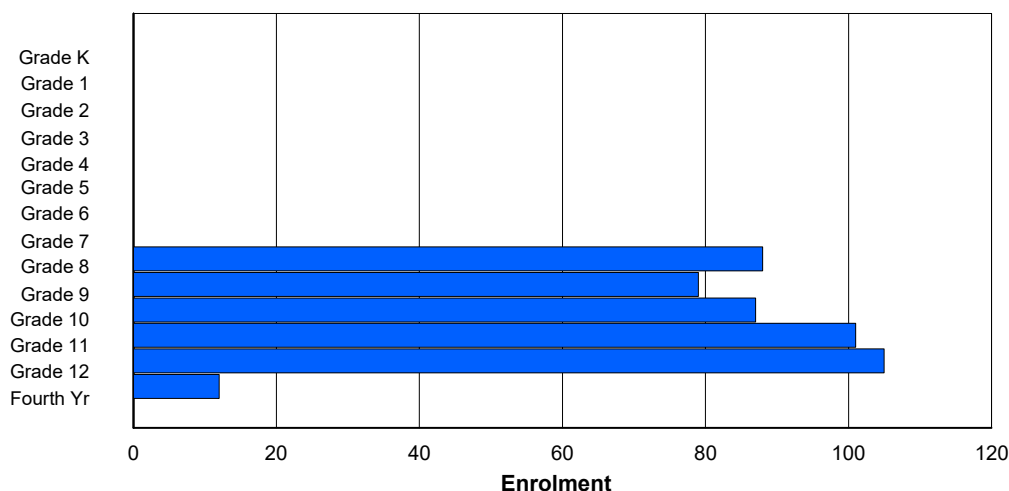
Gender	Age																	Total
	5	6	7	8	9	10	11	12	13	14	15	16	17	18	19	20>		
Male	0	0	0	0	0	0	0	0	38	50	47	51	50	6	1	0	243	
Female	0	0	0	0	0	0	0	0	44	28	42	52	56	5	1	1	229	
Total	0	0	0	0	0	0	0	0	82	78	89	103	106	11	2	1	472	

Enrolment By Grade and Gender

	<u>Grade</u>														
Gender	K	1	2	3	4	5	6	7	8	9	10	11	12	4th	Total
Male	0	0	0	0	0	0	0	0	44	47	48	48	50	6	243
Female	0	0	0	0	0	0	0	0	44	32	39	53	55	6	229
Total	0	0	0	0	0	0	0	0	88	79	87	101	105	12	472

Enrolment By Grade

For 477 - Mealy Mountain Collegiate, Happy Valley-Goose Bay



* Data from the 2015-2016 AGR(Enrolment/Age as of the last day in Sept./Dec.)

** Newfoundland Statistics Classification System

*** May include itinerant teachers

NI ESD - Western Region

#022 - William Gillett Academy, Charlottetown, LAB

Grades: K-12

Number of Grades: 13

[FTE Teachers](#) *** : 6.0

Classification: Rural

Offers Distance Education: Yes

[School FTE PTR : 8.2](#)

[District FTE PTR : 11.4](#)

[Provincial FTE PTR : 12.1](#)

Enrolment By Age and Gender

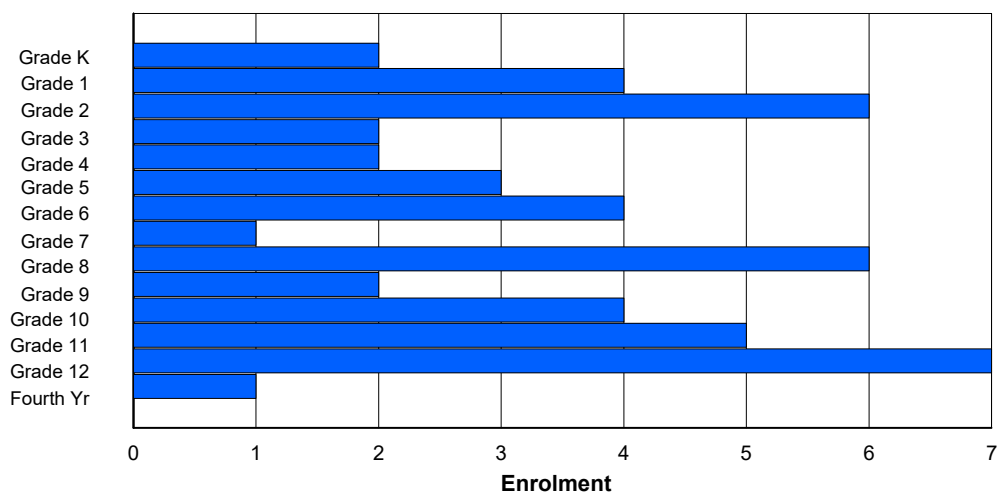
Gender	Age																	Total
	5	6	7	8	9	10	11	12	13	14	15	16	17	18	19	20>		
Male	0	3	3	2	2	2	0	0	2	1	3	3	2	0	0	0	23	
Female	2	1	3	0	0	1	4	1	4	1	1	2	5	0	0	1	26	
Total	2	4	6	2	2	3	4	1	6	2	4	5	7	0	0	1	49	

Enrolment By Grade and Gender

	<u>Grade</u>														
Gender	K	1	2	3	4	5	6	7	8	9	10	11	12	4th	Total
Male	0	3	3	2	2	2	0	0	2	1	3	3	2	0	23
Female	2	1	3	0	0	1	4	1	4	1	1	2	5	1	26
Total	2	4	6	2	2	3	4	1	6	2	4	5	7	1	49

Enrolment By Grade

For 022 - William Gillett Academy, Charlottetown, LAB



* Data from the 2015-2016 AGR(Enrolment/Age as of the last day in Sept./Dec.)

** Newfoundland Statistics Classification System

*** May include itinerant teachers

NI ESD - Western Region

#023 - Sacred Heart AG, Conche

Grades: K-3,5,7-8,11-12

Number of Grades: 9

[FTE Teachers](#) *** : 2.0

Classification: Rural

Offers Distance Education: Yes

[School FTE PTR : 6.5](#)

[District FTE PTR : 11.4](#)

[Provincial FTE PTR : 12.1](#)

Enrolment By Age and Gender

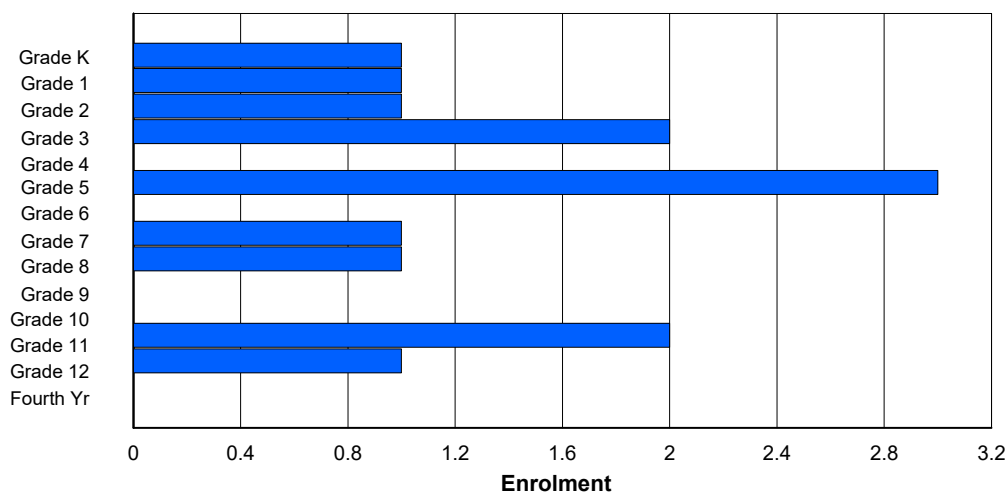
Gender	Age																	Total
	5	6	7	8	9	10	11	12	13	14	15	16	17	18	19	20>		
Male	0	0	1	0	0	1	0	0	0	0	0	1	0	0	0	0	3	
Female	1	1	0	2	0	2	0	1	1	0	0	1	1	0	0	0	10	
Total	1	1	1	2	0	3	0	1	1	0	0	2	1	0	0	0	13	

Enrolment By Grade and Gender

	<u>Grade</u>														
Gender	K	1	2	3	4	5	6	7	8	9	10	11	12	4th	Total
Male	0	0	1	0	0	1	0	0	0	0	0	1	0	0	3
Female	1	1	0	2	0	2	0	1	1	0	0	1	1	0	10
Total	1	1	1	2	0	3	0	1	1	0	0	2	1	0	13

Enrolment By Grade

For 023 - Sacred Heart AG, Conche



* Data from the 2015-2016 AGR(Enrolment/Age as of the last day in Sept./Dec.)

** Newfoundland Statistics Classification System

*** May include itinerant teachers

NI ESD - Western Region

#024 - James Cook Memorial, Cook's Harbour

Grades: K,2,4,9-12

Number of Grades: 7

[FTE Teachers](#) *** : 2.3

Classification: Rural

Offers Distance Education: Yes

[School FTE PTR : 4.4](#)

[District FTE PTR : 11.4](#)

[Provincial FTE PTR : 12.1](#)

Enrolment By Age and Gender

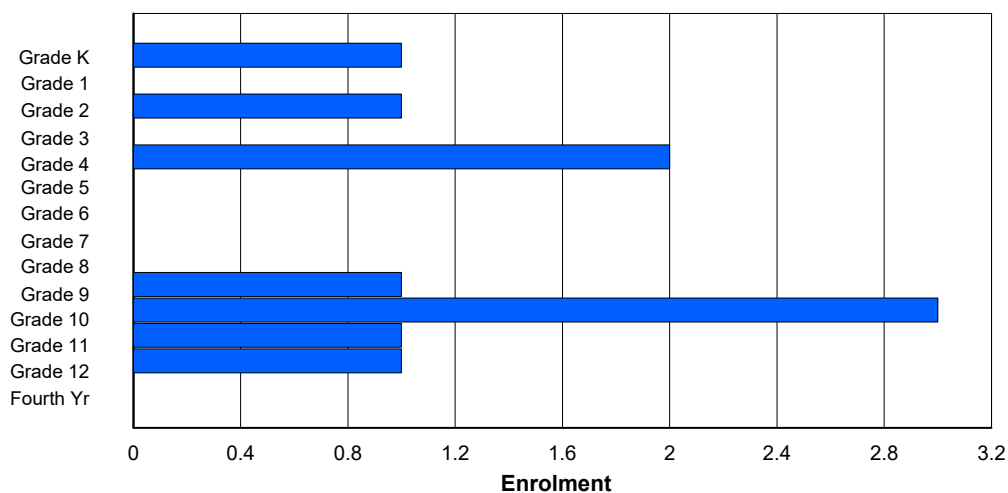
Gender	Age																	Total
	5	6	7	8	9	10	11	12	13	14	15	16	17	18	19	20>		
Male	1	0	0	0	1	0	0	0	0	0	2	1	1	0	0	0	6	
Female	0	0	1	0	1	0	0	0	0	1	1	0	0	0	0	0	4	
Total	1	0	1	0	2	0	0	0	0	1	3	1	1	0	0	0	10	

Enrolment By Grade and Gender

	<u>Grade</u>														
Gender	K	1	2	3	4	5	6	7	8	9	10	11	12	4th	Total
Male	1	0	0	0	1	0	0	0	0	0	2	1	1	0	6
Female	0	0	1	0	1	0	0	0	0	1	1	0	0	0	4
Total	1	0	1	0	2	0	0	0	0	1	3	1	1	0	10

Enrolment By Grade

For 024 - James Cook Memorial, Cook's Harbour



* Data from the 2015-2016 AGR(Enrolment/Age as of the last day in Sept./Dec.)

** Newfoundland Statistics Classification System

*** May include itinerant teachers

NI ESD - Western Region

#026 - H.G. Fillier Academy, Englee

Grades: K-9

Number of Grades: 10

[FTE Teachers](#) *** : 5.3

Classification: Rural

Offers Distance Education: No

[School FTE PTR : 8.0](#)

[District FTE PTR : 11.4](#)

[Provincial FTE PTR : 12.1](#)

Enrolment By Age and Gender

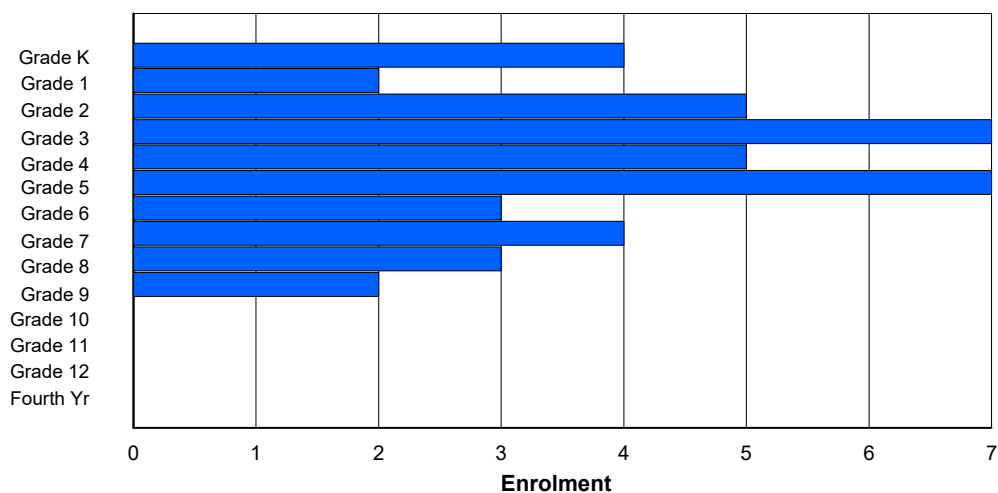
Gender	Age																	Total
	5	6	7	8	9	10	11	12	13	14	15	16	17	18	19	20>		
Male	3	1	4	0	3	2	3	3	1	1	0	0	0	0	0	0	21	
Female	1	1	1	7	2	5	0	1	2	1	0	0	0	0	0	0	21	
Total	4	2	5	7	5	7	3	4	3	2	0	0	0	0	0	0	42	

Enrolment By Grade and Gender

	Grade														
Gender	K	1	2	3	4	5	6	7	8	9	10	11	12	4th	Total
Male	3	1	4	0	3	2	3	3	1	1	0	0	0	0	21
Female	1	1	1	7	2	5	0	1	2	1	0	0	0	0	21
Total	4	2	5	7	5	7	3	4	3	2	0	0	0	0	42

Enrolment By Grade

For 026 - H.G. Fillier Academy, Englee



* Data from the 2015-2016 AGR(Enrolment/Age as of the last day in Sept./Dec.)

** Newfoundland Statistics Classification System

*** May include itinerant teachers

NI ESD - Western Region

#027 - Canon Richards Memorial Academy, Flower's Cove

Classification: Rural

Offers Distance Education: Yes

Grades: K-12

Number of Grades: 13

[School FTE PTR : 11.7](#)

[District FTE PTR : 11.4](#)

[Provincial FTE PTR : 12.1](#)

[FTE Teachers](#) *** : 19.0

Enrolment By Age and Gender

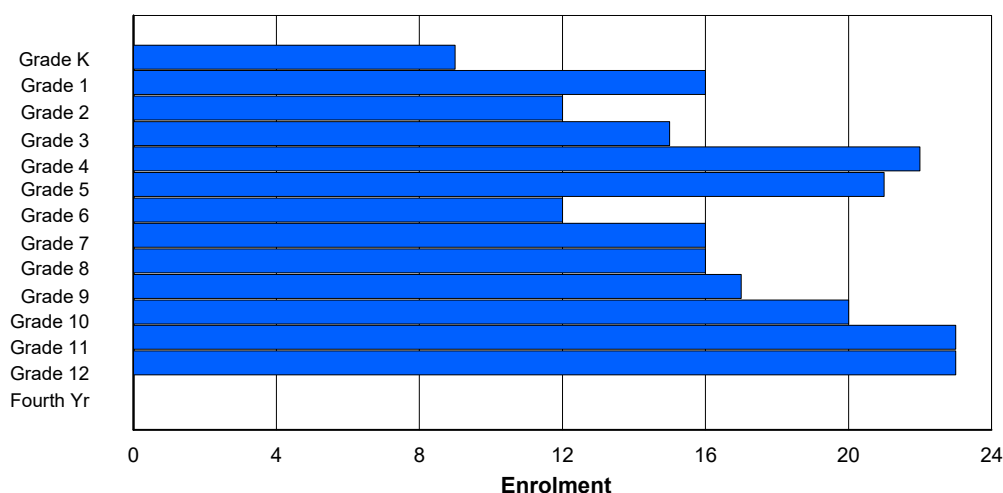
Gender	Age																	Total
	5	6	7	8	9	10	11	12	13	14	15	16	17	18	19	20>		
Male	4	10	6	7	15	12	6	5	11	8	12	12	10	1	0	0	119	
Female	5	6	6	8	7	10	5	10	5	10	8	11	11	1	0	0	103	
Total	9	16	12	15	22	22	11	15	16	18	20	23	21	2	0	0	222	

Enrolment By Grade and Gender

Gender	Grade														Total
	K	1	2	3	4	5	6	7	8	9	10	11	12	4th	
Male	4	10	6	7	15	12	6	6	11	7	12	12	11	0	119
Female	5	6	6	8	7	9	6	10	5	10	8	11	12	0	103
Total	9	16	12	15	22	21	12	16	16	17	20	23	23	0	222

Enrolment By Grade

For 027 - Canon Richards Memorial Academy, Flower's Cove



* Data from the 2015-2016 AGR(Enrolment/Age as of the last day in Sept./Dec.)

** Newfoundland Statistics Classification System

*** May include itinerant teachers

NI ESD - Western Region

#032 - Truman Eddison Memorial, Griquet

Grades: K-6

Number of Grades: 7

[FTE Teachers](#) *** : 4.0

Classification: Rural

Offers Distance Education: No

[School FTE PTR : 7.8](#)

[District FTE PTR : 11.4](#)

[Provincial FTE PTR : 12.1](#)

Enrolment By Age and Gender

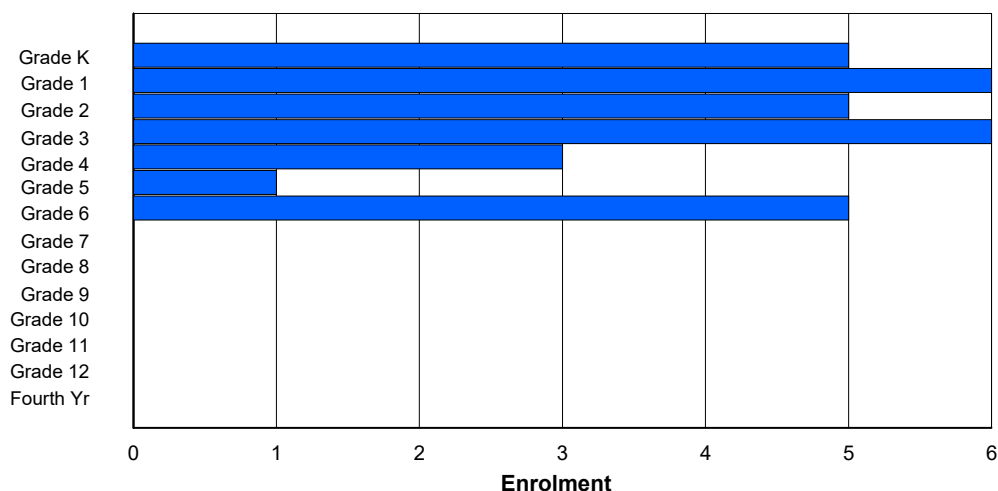
Gender	Age																	Total
	5	6	7	8	9	10	11	12	13	14	15	16	17	18	19	20>		
Male	3	4	3	2	2	1	1	1	0	0	0	0	0	0	0	0	17	
Female	2	2	2	4	1	0	3	0	0	0	0	0	0	0	0	0	14	
Total	5	6	5	6	3	1	4	1	0	0	0	0	0	0	0	0	31	

Enrolment By Grade and Gender

	Grade														
Gender	K	1	2	3	4	5	6	7	8	9	10	11	12	4th	Total
Male	3	4	2	3	2	1	2	0	0	0	0	0	0	0	17
Female	2	2	3	3	1	0	3	0	0	0	0	0	0	0	14
Total	5	6	5	6	3	1	5	0	0	0	0	0	0	0	31

Enrolment By Grade

For 032 - Truman Eddison Memorial, Griquet



* Data from the 2015-2016 AGR(Enrolment/Age as of the last day in Sept./Dec.)

** Newfoundland Statistics Classification System

*** May include itinerant teachers

NI ESD - Western Region

#039 - Mary Simms All-Grade, Main Brook

Grades: K,2-12

Number of Grades: 12

[FTE Teachers](#) *** : 4.5

Classification: Rural

Offers Distance Education: Yes

[School FTE PTR : 6.4](#)

[District FTE PTR : 11.4](#)

[Provincial FTE PTR : 12.1](#)

Enrolment By Age and Gender

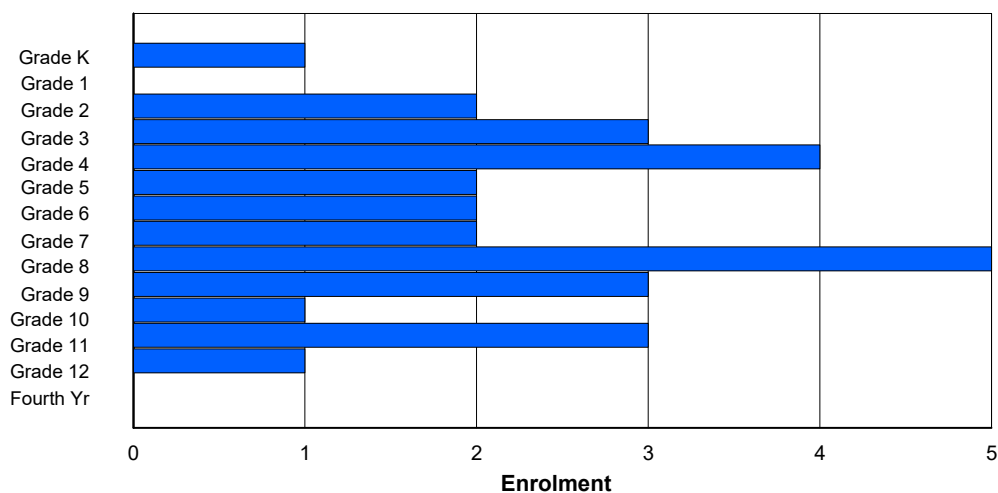
Gender	Age																	Total
	5	6	7	8	9	10	11	12	13	14	15	16	17	18	19	20>		
Male	0	0	1	2	1	1	1	1	3	3	1	0	1	1	0	0	16	
Female	1	0	1	1	3	1	1	1	1	1	0	2	0	0	0	0	13	
Total	1	0	2	3	4	2	2	2	4	4	1	2	1	1	0	0	29	

Enrolment By Grade and Gender

	<u>Grade</u>														
Gender	K	1	2	3	4	5	6	7	8	9	10	11	12	4th	Total
Male	0	0	1	2	1	1	1	1	4	2	1	1	1	0	16
Female	1	0	1	1	3	1	1	1	1	1	0	2	0	0	13
Total	1	0	2	3	4	2	2	2	5	3	1	3	1	0	29

Enrolment By Grade

For 039 - Mary Simms All-Grade, Main Brook



* Data from the 2015-2016 AGR(Enrolment/Age as of the last day in Sept./Dec.)

** Newfoundland Statistics Classification System

*** May include itinerant teachers

NI ESD - Western Region

#040 - St. Mary's AG, Mary's Harbour

Grades: K-12

Number of Grades: 13

[FTE Teachers](#) *** : 7.5

Classification: Rural

Offers Distance Education: Yes

[School FTE PTR : 6.9](#)

[District FTE PTR : 11.4](#)

[Provincial FTE PTR : 12.1](#)

Enrolment By Age and Gender

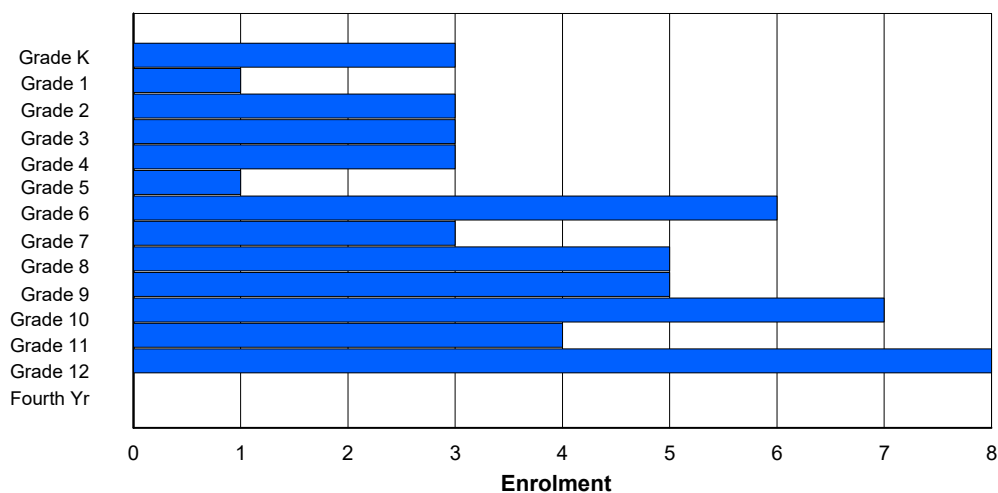
Gender	Age																	Total
	5	6	7	8	9	10	11	12	13	14	15	16	17	18	19	20>		
Male	2	0	2	1	2	0	2	3	2	4	2	5	6	0	0	0	31	
Female	1	1	1	2	1	1	4	0	3	1	4	0	2	0	0	0	21	
Total	3	1	3	3	3	1	6	3	5	5	6	5	8	0	0	0	52	

Enrolment By Grade and Gender

	Grade														
Gender	K	1	2	3	4	5	6	7	8	9	10	11	12	4th	Total
Male	2	0	2	1	2	0	2	3	2	4	3	4	6	0	31
Female	1	1	1	2	1	1	4	0	3	1	4	0	2	0	21
Total	3	1	3	3	3	1	6	3	5	5	7	4	8	0	52

Enrolment By Grade

For 040 - St. Mary's AG, Mary's Harbour



* Data from the 2015-2016 AGR(Enrolment/Age as of the last day in Sept./Dec.)

** Newfoundland Statistics Classification System

*** May include itinerant teachers

NI ESD - Western Region

#041 - Raymond Ward Memorial, Norman Bay

Grades: 3,11

Number of Grades: 2

[FTE Teachers](#) *** : 1.0

Classification: Rural

Offers Distance Education: Yes

[School FTE PTR : 2.0](#)

[District FTE PTR : 11.4](#)

[Provincial FTE PTR : 12.1](#)

Enrolment By Age and Gender

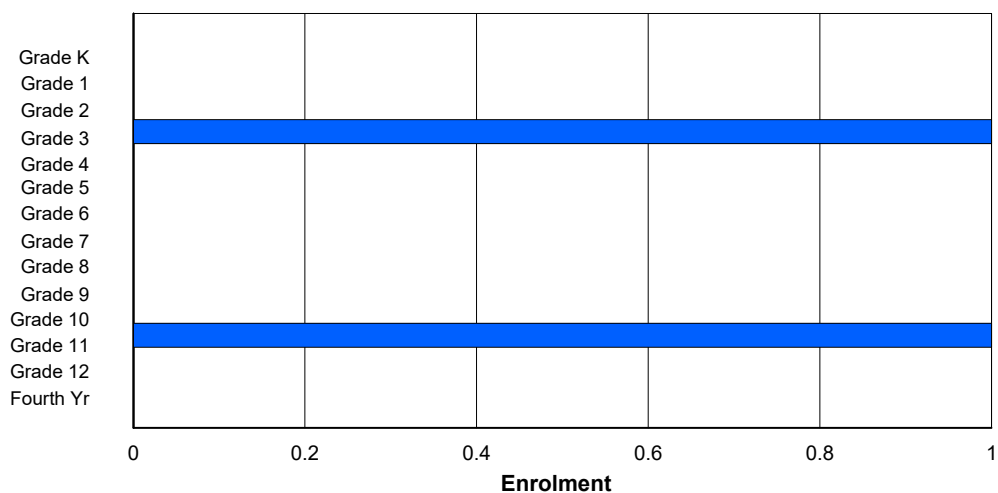
Gender	Age																	Total
	5	6	7	8	9	10	11	12	13	14	15	16	17	18	19	20>		
Male	0	0	0	1	0	0	0	0	0	0	0	1	0	0	0	0	2	
Female	0	0	0	0	0	0	0	0	0	0	0	0	0	0	0	0	0	
Total	0	0	0	1	0	0	0	0	0	0	0	1	0	0	0	0	2	

Enrolment By Grade and Gender

	<u>Grade</u>														
Gender	K	1	2	3	4	5	6	7	8	9	10	11	12	4th	Total
Male	0	0	0	1	0	0	0	0	0	0	0	1	0	0	2
Female	0	0	0	0	0	0	0	0	0	0	0	0	0	0	0
Total	0	0	0	1	0	0	0	0	0	0	0	1	0	0	2

Enrolment By Grade

For 041 - Raymond Ward Memorial, Norman Bay



* Data from the 2015-2016 AGR(Enrolment/Age as of the last day in Sept./Dec.)

** Newfoundland Statistics Classification System

*** May include itinerant teachers

NI ESD - Western Region

#046 - Bayside Academy, Port Hope Simpson

Grades: K-12

Number of Grades: 13

[FTE Teachers](#) *** : 8.0

Classification: Rural

Offers Distance Education: Yes

[School FTE PTR : 8.4](#)

[District FTE PTR : 11.4](#)

[Provincial FTE PTR : 12.1](#)

Enrolment By Age and Gender

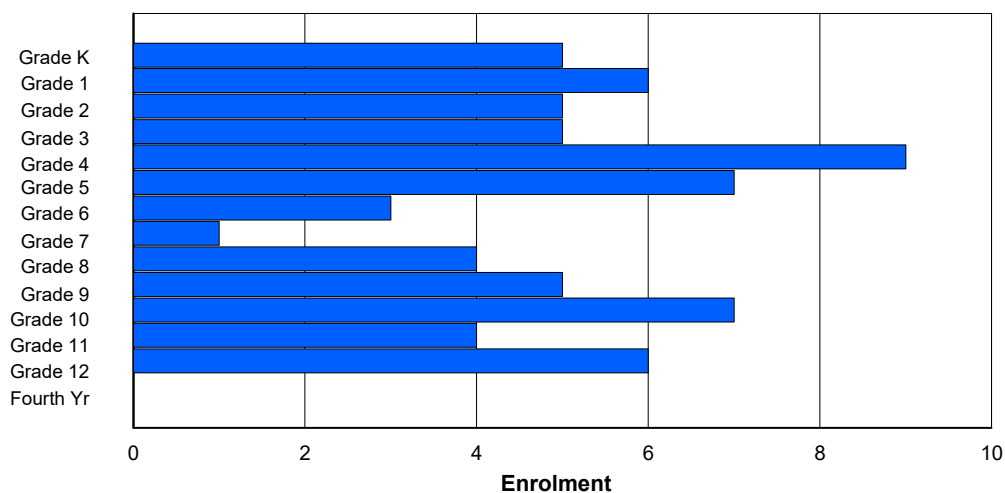
Gender	Age																	Total
	5	6	7	8	9	10	11	12	13	14	15	16	17	18	19	20>		
Male	2	4	3	3	2	4	2	1	1	0	4	2	1	0	0	0	29	
Female	2	2	3	2	7	2	1	1	3	5	3	2	5	0	0	0	38	
Total	4	6	6	5	9	6	3	2	4	5	7	4	6	0	0	0	67	

Enrolment By Grade and Gender

	Grade														
Gender	K	1	2	3	4	5	6	7	8	9	10	11	12	4th	Total
Male	3	4	2	3	2	4	3	0	1	0	4	2	1	0	29
Female	2	2	3	2	7	3	0	1	3	5	3	2	5	0	38
Total	5	6	5	5	9	7	3	1	4	5	7	4	6	0	67

Enrolment By Grade

For 046 - Bayside Academy, Port Hope Simpson



* Data from the 2015-2016 AGR(Enrolment/Age as of the last day in Sept./Dec.)

** Newfoundland Statistics Classification System

*** May include itinerant teachers

NI ESD - Western Region

#050 - Basque Memorial, Red Bay

Grades: K,2-6,8-9,11-12

Number of Grades: 10

[FTE Teachers](#) *** : 3.0

Classification: Rural

Offers Distance Education: Yes

[School FTE PTR : 4.7](#)

[District FTE PTR : 11.4](#)

[Provincial FTE PTR : 12.1](#)

Enrolment By Age and Gender

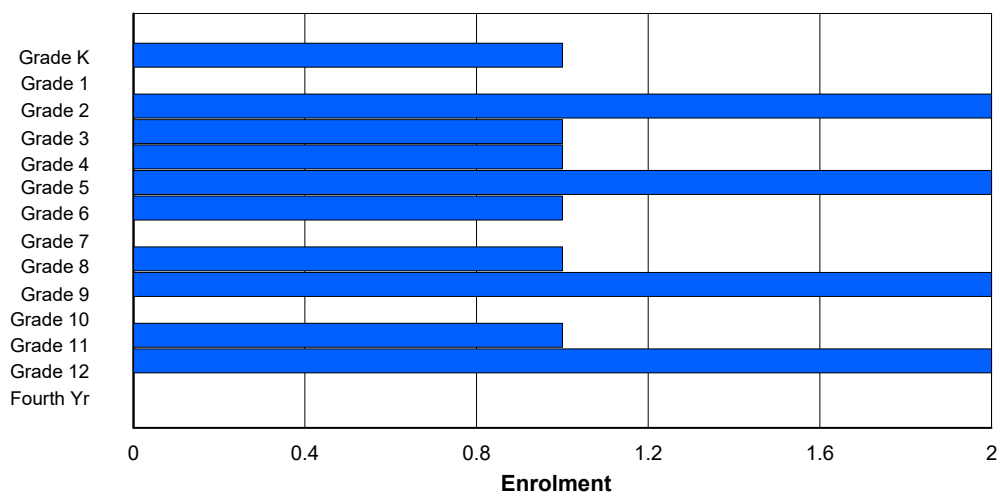
Gender	Age																	Total
	5	6	7	8	9	10	11	12	13	14	15	16	17	18	19	20>		
Male	0	0	1	0	1	1	1	0	0	1	0	1	1	0	0	0	7	
Female	1	0	1	1	0	1	0	0	1	1	0	0	1	0	0	0	7	
Total	1	0	2	1	1	2	1	0	1	2	0	1	2	0	0	0	14	

Enrolment By Grade and Gender

	<u>Grade</u>														
Gender	K	1	2	3	4	5	6	7	8	9	10	11	12	4th	Total
Male	0	0	1	0	1	1	1	0	0	1	0	1	1	0	7
Female	1	0	1	1	0	1	0	0	1	1	0	0	1	0	7
Total	1	0	2	1	1	2	1	0	1	2	0	1	2	0	14

Enrolment By Grade

For 050 - Basque Memorial, Red Bay



* Data from the 2015-2016 AGR(Enrolment/Age as of the last day in Sept./Dec.)

** Newfoundland Statistics Classification System

*** May include itinerant teachers

NI ESD - Western Region

#054 - St. Lewis Academy, St. Lewis

Grades: K-12

Number of Grades: 13

[FTE Teachers](#) *** : 5.0

Classification: Rural

Offers Distance Education: Yes

[School FTE PTR : 6.6](#)

[District FTE PTR : 11.4](#)

[Provincial FTE PTR : 12.1](#)

Enrolment By Age and Gender

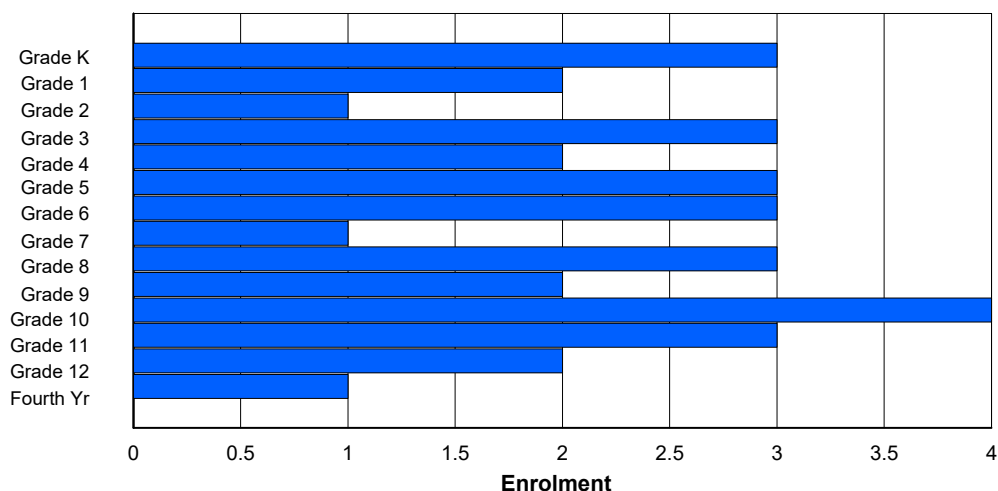
Gender	Age																	Total
	5	6	7	8	9	10	11	12	13	14	15	16	17	18	19	20>		
Male	2	0	1	3	1	2	1	0	1	3	2	1	1	0	0	0	18	
Female	1	2	0	0	1	1	2	1	1	0	2	2	1	1	0	0	15	
Total	3	2	1	3	2	3	3	1	2	3	4	3	2	1	0	0	33	

Enrolment By Grade and Gender

Gender	<u>Grade</u>														Total
	K	1	2	3	4	5	6	7	8	9	10	11	12	4th	
Male	2	0	1	3	1	2	1	0	2	2	2	1	1	0	18
Female	1	2	0	0	1	1	2	1	1	0	2	2	1	1	15
Total	3	2	1	3	2	3	3	1	3	2	4	3	2	1	33

Enrolment By Grade

For 054 - St. Lewis Academy, St. Lewis



* Data from the 2015-2016 AGR(Enrolment/Age as of the last day in Sept./Dec.)

** Newfoundland Statistics Classification System

*** May include itinerant teachers

NI ESD - Western Region

#057 - St. Peter's Academy, Benoit's Cove

Grades: K-9

Number of Grades: 10

[FTE Teachers](#) *** : 15.8

Classification: Rural

Offers Distance Education: No

[School FTE PTR : 10.4](#)

[District FTE PTR : 11.4](#)

[Provincial FTE PTR : 12.1](#)

Enrolment By Age and Gender

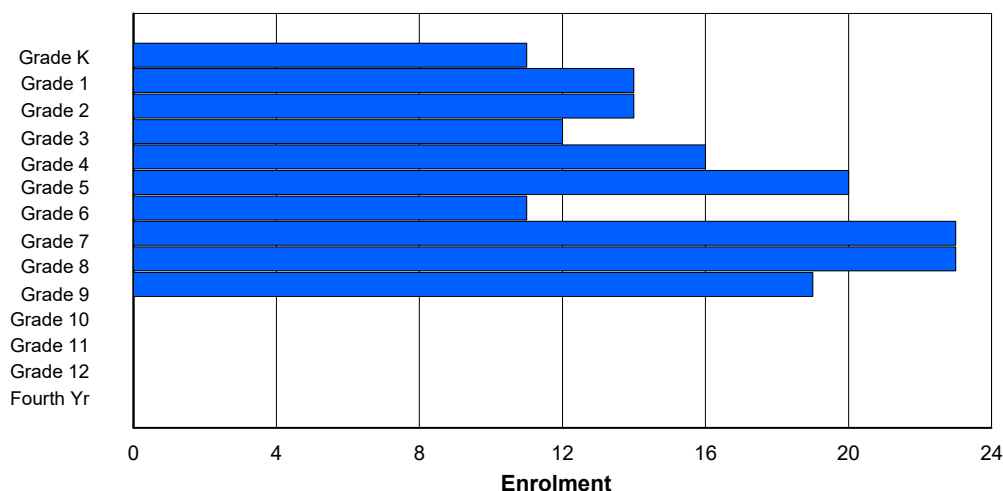
Gender	Age																	Total
	5	6	7	8	9	10	11	12	13	14	15	16	17	18	19	20>		
Male	7	9	6	3	8	12	5	10	13	9	0	0	0	0	0	0	82	
Female	4	5	7	10	8	8	6	13	10	10	0	0	0	0	0	0	81	
Total	11	14	13	13	16	20	11	23	23	19	0	0	0	0	0	0	163	

Enrolment By Grade and Gender

	<u>Grade</u>														
Gender	K	1	2	3	4	5	6	7	8	9	10	11	12	4th	Total
Male	7	9	7	2	8	12	5	10	13	9	0	0	0	0	82
Female	4	5	7	10	8	8	6	13	10	10	0	0	0	0	81
Total	11	14	14	12	16	20	11	23	23	19	0	0	0	0	163

Enrolment By Grade

For 057 - St. Peter's Academy, Benoit's Cove



* Data from the 2015-2016 AGR(Enrolment/Age as of the last day in Sept./Dec.)

** Newfoundland Statistics Classification System

*** May include itinerant teachers

NI ESD - Western Region

#060 - É+cole C.C. Loughlin Elementary, Corner Brook

Grades: K-6

Number of Grades: 7

[FTE Teachers](#) *** : 33.0

Classification: Urban

Offers Distance Education: No

[School FTE PTR : 12.0](#)

[District FTE PTR : 11.4](#)

[Provincial FTE PTR : 12.1](#)

Enrolment By Age and Gender

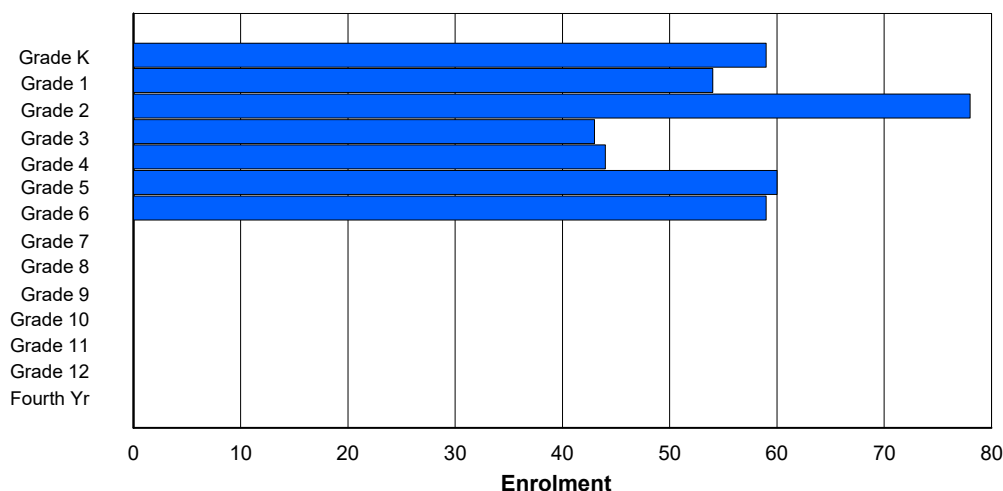
Gender	Age																	Total
	5	6	7	8	9	10	11	12	13	14	15	16	17	18	19	20>		
Male	31	34	42	22	25	24	33	0	0	0	0	0	0	0	0	0	211	
Female	26	22	34	23	20	33	28	0	0	0	0	0	0	0	0	0	186	
Total	57	56	76	45	45	57	61	0	0	0	0	0	0	0	0	0	397	

Enrolment By Grade and Gender

	<u>Grade</u>														
Gender	K	1	2	3	4	5	6	7	8	9	10	11	12	4th	Total
Male	33	32	43	21	25	25	32	0	0	0	0	0	0	0	211
Female	26	22	35	22	19	35	27	0	0	0	0	0	0	0	186
Total	59	54	78	43	44	60	59	0	0	0	0	0	0	0	397

Enrolment By Grade

For 060 - É+cole C.C. Loughlin Elementary, Corner Brook



* Data from the 2015-2016 AGR(Enrolment/Age as of the last day in Sept./Dec.)

** Newfoundland Statistics Classification System

*** May include itinerant teachers

NI ESD - Western Region

#065 - Humber Elementary, Corner Brook

Grades: K-6

Number of Grades: 7

[FTE Teachers](#) *** : 27.0

Classification: Urban

Offers Distance Education: No

[School FTE PTR : 13.6](#)

[District FTE PTR : 11.4](#)

[Provincial FTE PTR : 12.1](#)

Enrolment By Age and Gender

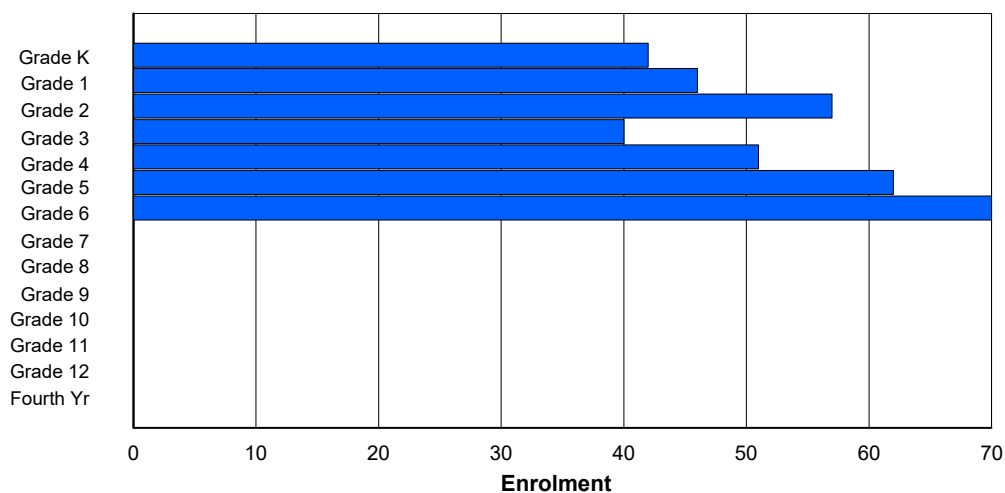
Gender	Age																	Total
	5	6	7	8	9	10	11	12	13	14	15	16	17	18	19	20>		
Male	20	18	30	19	36	29	36	1	0	0	0	0	0	0	0	0	189	
Female	22	28	27	20	16	31	34	1	0	0	0	0	0	0	0	0	179	
Total	42	46	57	39	52	60	70	2	0	0	0	0	0	0	0	0	368	

Enrolment By Grade and Gender

	Grade														
Gender	K	1	2	3	4	5	6	7	8	9	10	11	12	4th	Total
Male	20	18	30	20	35	31	35	0	0	0	0	0	0	0	189
Female	22	28	27	20	16	31	35	0	0	0	0	0	0	0	179
Total	42	46	57	40	51	62	70	0	0	0	0	0	0	0	368

Enrolment By Grade

For 065 - Humber Elementary, Corner Brook



* Data from the 2015-2016 AGR(Enrolment/Age as of the last day in Sept./Dec.)

** Newfoundland Statistics Classification System

*** May include itinerant teachers

NI ESD - Western Region

#066 - J.J. Curling Elementary, Corner Brook

Grades: K-6

Number of Grades: 7

[FTE Teachers](#) *** : 22.8

Classification: Urban

Offers Distance Education: No

[School FTE PTR : 12.8](#)

[District FTE PTR : 11.4](#)

[Provincial FTE PTR : 12.1](#)

Enrolment By Age and Gender

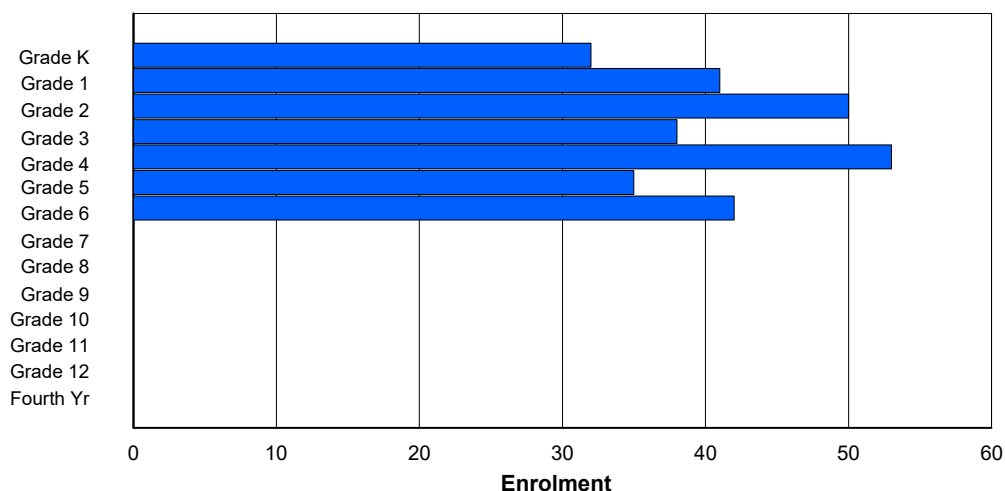
Gender	Age																	Total
	5	6	7	8	9	10	11	12	13	14	15	16	17	18	19	20>		
Male	17	23	27	21	29	22	22	0	0	0	0	0	0	0	0	0	161	
Female	15	18	22	18	24	13	19	1	0	0	0	0	0	0	0	0	130	
Total	32	41	49	39	53	35	41	1	0	0	0	0	0	0	0	0	291	

Enrolment By Grade and Gender

	Grade														
Gender	K	1	2	3	4	5	6	7	8	9	10	11	12	4th	Total
Male	17	23	28	20	30	21	22	0	0	0	0	0	0	0	161
Female	15	18	22	18	23	14	20	0	0	0	0	0	0	0	130
Total	32	41	50	38	53	35	42	0	0	0	0	0	0	0	291

Enrolment By Grade

For 066 - J.J. Curling Elementary, Corner Brook



* Data from the 2015-2016 AGR(Enrolment/Age as of the last day in Sept./Dec.)

** Newfoundland Statistics Classification System

*** May include itinerant teachers

NI ESD - Western Region

#069 - Sacred Heart Elementary, Corner Brook

Grades: K-6

Number of Grades: 7

[FTE Teachers](#) *** : 17.3

Classification: Urban

Offers Distance Education: No

[School FTE PTR : 11.6](#)

[District FTE PTR : 11.4](#)

[Provincial FTE PTR : 12.1](#)

Enrolment By Age and Gender

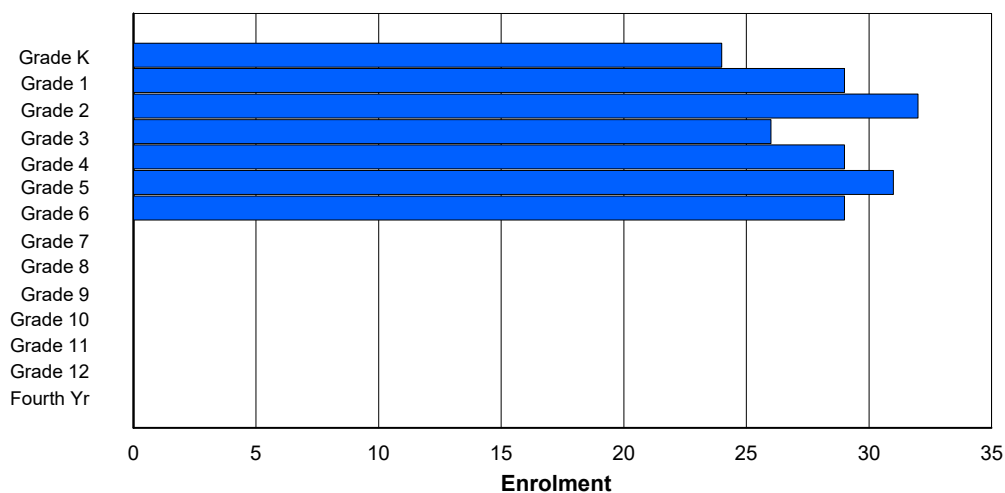
Gender	Age																	Total
	5	6	7	8	9	10	11	12	13	14	15	16	17	18	19	20>		
Male	14	18	16	14	14	18	11	0	0	0	0	0	0	0	0	0	105	
Female	10	11	15	13	15	13	18	0	0	0	0	0	0	0	0	0	95	
Total	24	29	31	27	29	31	29	0	0	0	0	0	0	0	0	0	200	

Enrolment By Grade and Gender

	<u>Grade</u>														
Gender	K	1	2	3	4	5	6	7	8	9	10	11	12	4th	Total
Male	14	18	17	13	14	18	11	0	0	0	0	0	0	0	105
Female	10	11	15	13	15	13	18	0	0	0	0	0	0	0	95
Total	24	29	32	26	29	31	29	0	0	0	0	0	0	0	200

Enrolment By Grade

For 069 - Sacred Heart Elementary, Corner Brook



* Data from the 2015-2016 AGR(Enrolment/Age as of the last day in Sept./Dec.)

** Newfoundland Statistics Classification System

*** May include itinerant teachers

NI ESD - Western Region

#070 - St. Gerard's Elementary, Corner Brook

Grades: K-6

Number of Grades: 7

[FTE Teachers](#) *** : 11.3

Classification: Urban

Offers Distance Education: No

[School FTE PTR : 8.7](#)

[District FTE PTR : 11.4](#)

[Provincial FTE PTR : 12.1](#)

Enrolment By Age and Gender

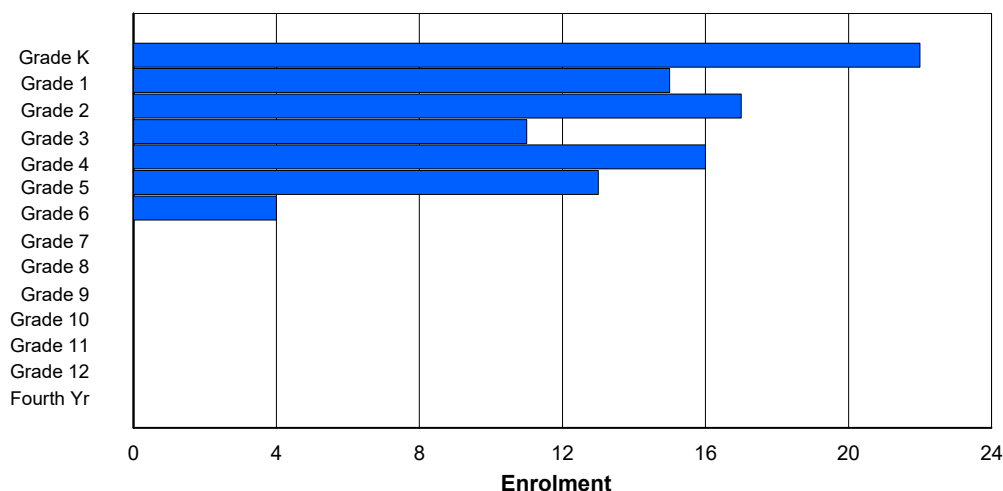
Gender	Age																	Total
	5	6	7	8	9	10	11	12	13	14	15	16	17	18	19	20>		
Male	11	9	10	6	9	8	3	1	0	0	0	0	0	0	0	0	57	
Female	11	6	7	5	7	5	0	0	0	0	0	0	0	0	0	0	41	
Total	22	15	17	11	16	13	3	1	0	0	0	0	0	0	0	0	98	

Enrolment By Grade and Gender

	Grade														
Gender	K	1	2	3	4	5	6	7	8	9	10	11	12	4th	Total
Male	11	9	10	6	9	8	4	0	0	0	0	0	0	0	57
Female	11	6	7	5	7	5	0	0	0	0	0	0	0	0	41
Total	22	15	17	11	16	13	4	0	0	0	0	0	0	0	98

Enrolment By Grade

For 070 - St. Gerard's Elementary, Corner Brook



* Data from the 2015-2016 AGR(Enrolment/Age as of the last day in Sept./Dec.)

** Newfoundland Statistics Classification System

*** May include itinerant teachers

NI ESD - Western Region

#072 - Holy Cross All Grade School, Daniel's Harbour

Grades: K-3,5-12

Number of Grades: 12

[FTE Teachers](#) *** : 4.5

Classification: Rural

Offers Distance Education: Yes

[School FTE PTR : 6.0](#)

[District FTE PTR : 11.4](#)

[Provincial FTE PTR : 12.1](#)

Enrolment By Age and Gender

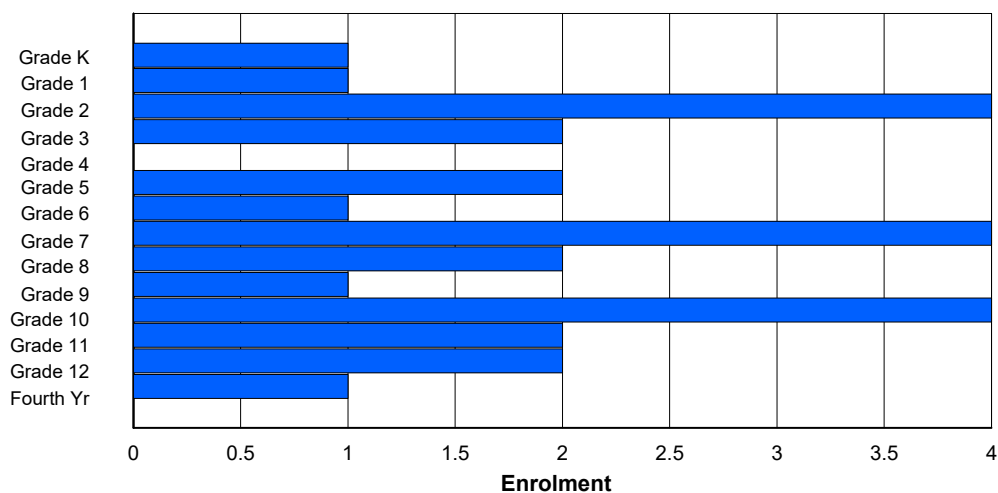
Gender	Age																	Total
	5	6	7	8	9	10	11	12	13	14	15	16	17	18	19	20>		
Male	1	1	2	2	0	1	1	2	1	0	1	2	1	0	1	0	16	
Female	0	0	2	0	0	1	0	2	1	1	1	2	1	0	0	0	11	
Total	1	1	4	2	0	2	1	4	2	1	2	4	2	0	1	0	27	

Enrolment By Grade and Gender

	Grade														
Gender	K	1	2	3	4	5	6	7	8	9	10	11	12	4th	Total
Male	1	1	2	2	0	1	1	2	1	0	3	0	1	1	16
Female	0	0	2	0	0	1	0	2	1	1	1	2	1	0	11
Total	1	1	4	2	0	2	1	4	2	1	4	2	2	1	27

Enrolment By Grade

For 072 - Holy Cross All Grade School, Daniel's Harbour



* Data from the 2015-2016 AGR(Enrolment/Age as of the last day in Sept./Dec.)

** Newfoundland Statistics Classification System

*** May include itinerant teachers

NI ESD - Western Region

#075 - Hampden Academy, Hampden

Grades: K-12

Number of Grades: 13

[FTE Teachers](#) *** : 8.8

Classification: Rural

Offers Distance Education: Yes

[School FTE PTR : 8.0](#)

[District FTE PTR : 11.4](#)

[Provincial FTE PTR : 12.1](#)

Enrolment By Age and Gender

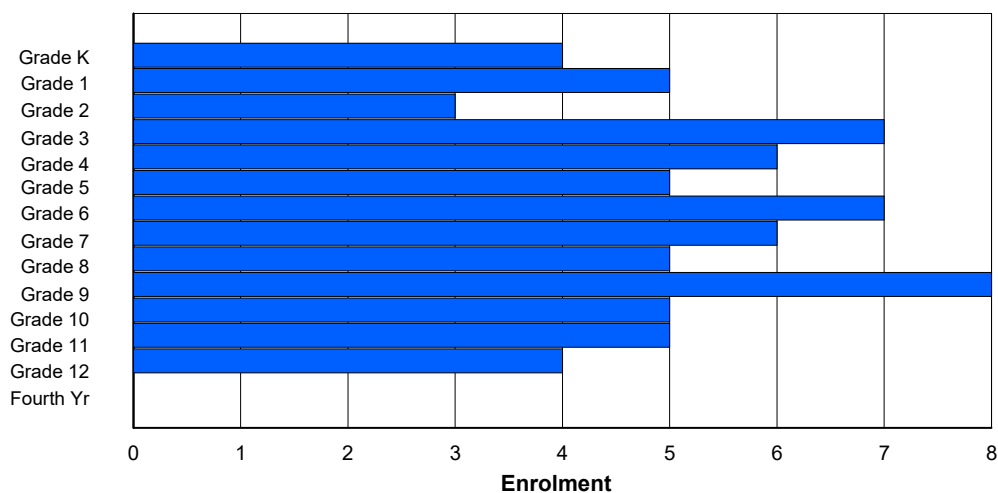
Gender	Age																	Total
	5	6	7	8	9	10	11	12	13	14	15	16	17	18	19	20>		
Male	1	5	1	6	1	1	4	5	1	3	3	2	1	0	0	0	34	
Female	2	1	2	1	5	4	3	1	4	5	2	3	3	0	0	0	36	
Total	3	6	3	7	6	5	7	6	5	8	5	5	4	0	0	0	70	

Enrolment By Grade and Gender

Gender	Grade														Total
	K	1	2	3	4	5	6	7	8	9	10	11	12	4th	
Male	2	4	1	6	1	1	4	5	1	3	3	2	1	0	34
Female	2	1	2	1	5	4	3	1	4	5	2	3	3	0	36
Total	4	5	3	7	6	5	7	6	5	8	5	5	4	0	70

Enrolment By Grade

For 075 - Hampden Academy, Hampden



* Data from the 2015-2016 AGR(Enrolment/Age as of the last day in Sept./Dec.)

** Newfoundland Statistics Classification System

*** May include itinerant teachers

NI ESD - Western Region

#079 - St. James All Grade, Lark Harbour

Grades: K-12

Number of Grades: 13

[FTE Teachers](#) *** : 11.5

Classification: Rural

Offers Distance Education: Yes

[School FTE PTR : 10.1](#)

[District FTE PTR : 11.4](#)

[Provincial FTE PTR : 12.1](#)

Enrolment By Age and Gender

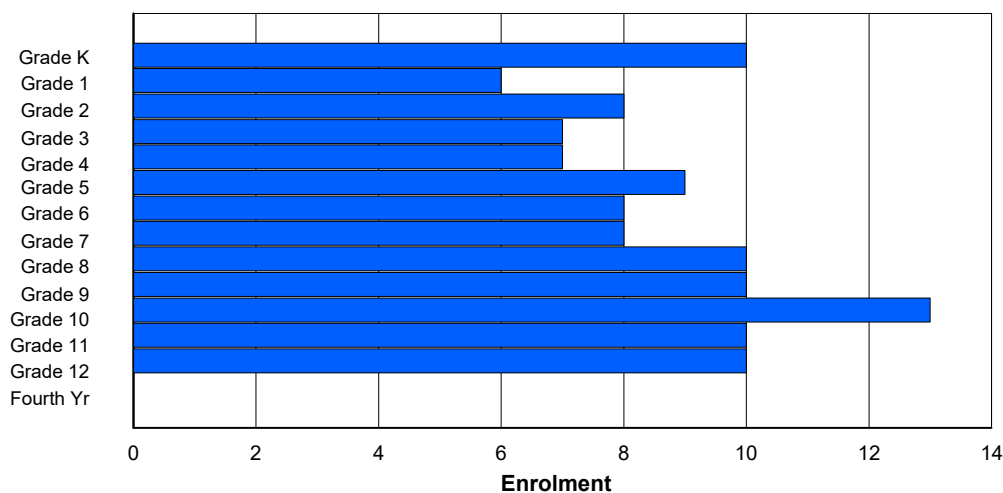
Gender	Age																	Total
	5	6	7	8	9	10	11	12	13	14	15	16	17	18	19	20>		
Male	8	2	3	3	3	4	4	4	5	4	10	5	3	0	0	0	58	
Female	2	4	5	5	3	5	4	4	5	6	3	6	6	0	0	0	58	
Total	10	6	8	8	6	9	8	8	10	10	13	11	9	0	0	0	116	

Enrolment By Grade and Gender

	<u>Grade</u>														
Gender	K	1	2	3	4	5	6	7	8	9	10	11	12	4th	Total
Male	8	2	3	3	3	4	4	4	5	4	10	4	4	0	58
Female	2	4	5	4	4	5	4	4	5	6	3	6	6	0	58
Total	10	6	8	7	7	9	8	8	10	10	13	10	10	0	116

Enrolment By Grade

For 079 - St. James All Grade, Lark Harbour



* Data from the 2015-2016 AGR(Enrolment/Age as of the last day in Sept./Dec.)

** Newfoundland Statistics Classification System

*** May include itinerant teachers

NI ESD - Western Region

#080 - Templeton Academy, Meadows

Grades: K-12

Number of Grades: 13

[FTE Teachers](#) *** : 33.3

Classification: Urban

Offers Distance Education: Yes

[School FTE PTR : 14.5](#)

[District FTE PTR : 11.4](#)

[Provincial FTE PTR : 12.1](#)

Enrolment By Age and Gender

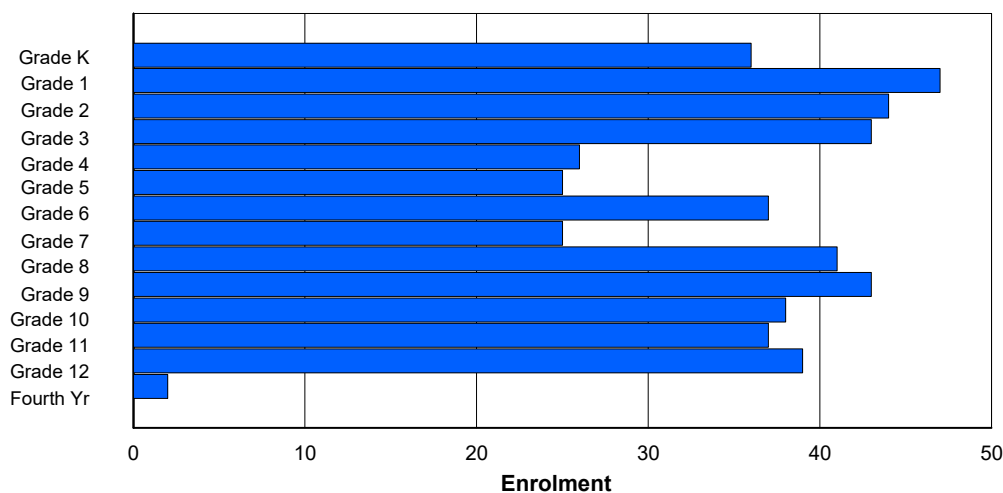
Gender	Age																	Total
	5	6	7	8	9	10	11	12	13	14	15	16	17	18	19	20>		
Male	17	24	27	25	16	13	21	8	19	30	17	18	21	2	0	1	259	
Female	19	23	16	18	10	13	16	17	21	14	20	18	17	2	0	0	224	
Total	36	47	43	43	26	26	37	25	40	44	37	36	38	4	0	1	483	

Enrolment By Grade and Gender

	Grade														
Gender	K	1	2	3	4	5	6	7	8	9	10	11	12	4th	Total
Male	17	24	28	24	17	12	21	8	20	29	18	19	20	2	259
Female	19	23	16	19	9	13	16	17	21	14	20	18	19	0	224
Total	36	47	44	43	26	25	37	25	41	43	38	37	39	2	483

Enrolment By Grade

For 080 - Templeton Academy, Meadows



* Data from the 2015-2016 AGR(Enrolment/Age as of the last day in Sept./Dec.)

** Newfoundland Statistics Classification System

*** May include itinerant teachers

NI ESD - Western Region

#082 - Pasadena Elementary School, Pasadena

Grades: K-6

Number of Grades: 7

[FTE Teachers](#) *** : 19.8

Classification: Rural

Offers Distance Education: No

[School FTE PTR : 13.3](#)

[District FTE PTR : 11.4](#)

[Provincial FTE PTR : 12.1](#)

Enrolment By Age and Gender

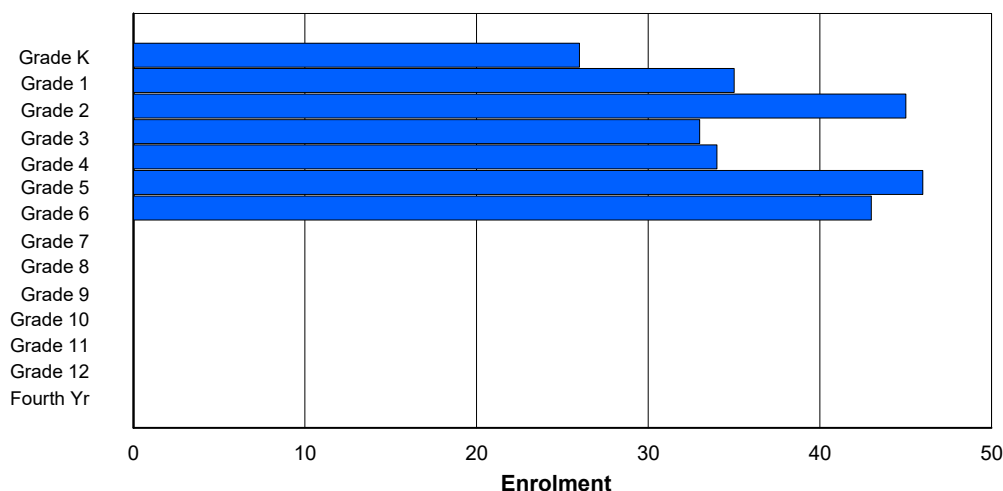
Gender	Age																	Total
	5	6	7	8	9	10	11	12	13	14	15	16	17	18	19	20>		
Male	9	16	25	19	12	25	24	0	0	0	0	0	0	0	0	0	130	
Female	16	20	20	14	20	23	19	0	0	0	0	0	0	0	0	0	132	
Total	25	36	45	33	32	48	43	0	0	0	0	0	0	0	0	0	262	

Enrolment By Grade and Gender

	Grade														
Gender	K	1	2	3	4	5	6	7	8	9	10	11	12	4th	Total
Male	9	16	25	19	13	24	24	0	0	0	0	0	0	0	130
Female	17	19	20	14	21	22	19	0	0	0	0	0	0	0	132
Total	26	35	45	33	34	46	43	0	0	0	0	0	0	0	262

Enrolment By Grade

For 082 - Pasadena Elementary School, Pasadena



* Data from the 2015-2016 AGR(Enrolment/Age as of the last day in Sept./Dec.)

** Newfoundland Statistics Classification System

*** May include itinerant teachers

NI ESD - Western Region

#083 - Pasadena Academy, Pasadena

Grades: 7-12

Number of Grades: 6

[FTE Teachers](#) *** : 17.5

Classification: Rural

Offers Distance Education: Yes

[School FTE PTR : 13.8](#)

[District FTE PTR : 11.4](#)

[Provincial FTE PTR : 12.1](#)

Enrolment By Age and Gender

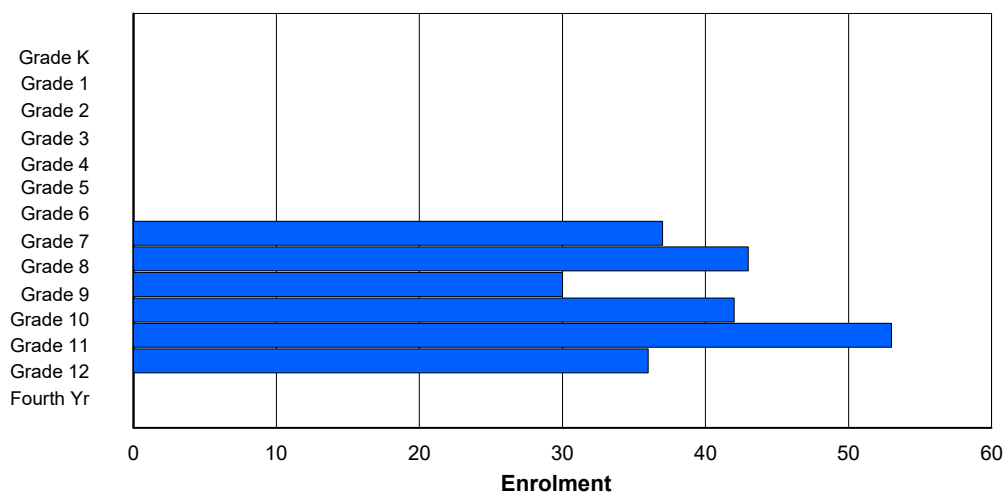
Gender	Age																	Total
	5	6	7	8	9	10	11	12	13	14	15	16	17	18	19	20>		
Male	0	0	0	0	0	0	0	15	22	18	22	29	19	0	0	0	125	
Female	0	0	0	0	0	0	0	22	19	13	18	22	19	3	0	0	116	
Total	0	0	0	0	0	0	0	37	41	31	40	51	38	3	0	0	241	

Enrolment By Grade and Gender

	<u>Grade</u>														
Gender	K	1	2	3	4	5	6	7	8	9	10	11	12	4th	Total
Male	0	0	0	0	0	0	0	15	23	17	24	29	17	0	125
Female	0	0	0	0	0	0	0	22	20	13	18	24	19	0	116
Total	0	0	0	0	0	0	0	37	43	30	42	53	36	0	241

Enrolment By Grade

For 083 - Pasadena Academy, Pasadena



* Data from the 2015-2016 AGR(Enrolment/Age as of the last day in Sept./Dec.)

** Newfoundland Statistics Classification System

*** May include itinerant teachers

NI ESD - Western Region

#086 - Gros Morne Academy, Rocky Harbour

Grades: K-12

Number of Grades: 13

[FTE Teachers](#) *** : 20.5

Classification: Rural

Offers Distance Education: Yes

[School FTE PTR : 9.2](#)

[District FTE PTR : 11.4](#)

[Provincial FTE PTR : 12.1](#)

Enrolment By Age and Gender

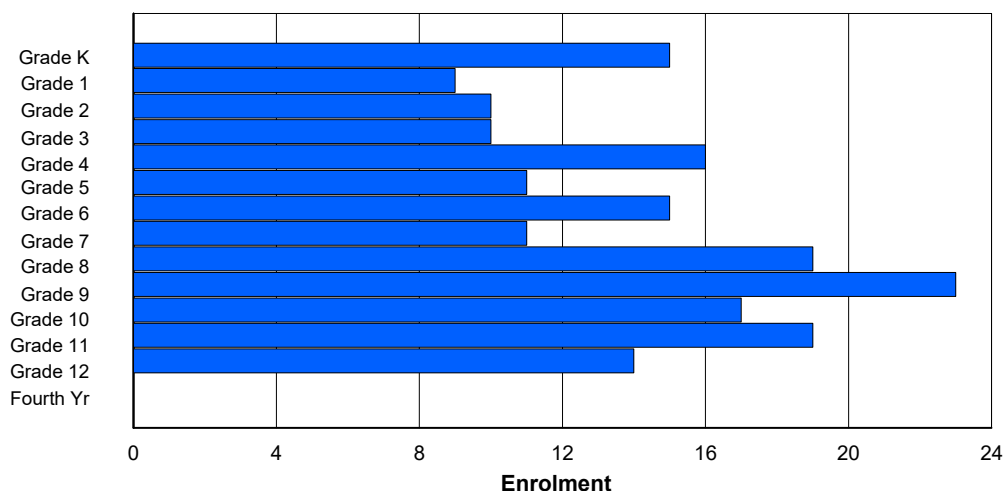
Gender	Age																	Total
	5	6	7	8	9	10	11	12	13	14	15	16	17	18	19	20>		
Male	10	4	4	5	11	8	9	2	10	10	8	7	5	1	0	0	94	
Female	5	5	5	5	6	3	6	9	9	10	10	14	8	0	0	0	95	
Total	15	9	9	10	17	11	15	11	19	20	18	21	13	1	0	0	189	

Enrolment By Grade and Gender

Gender	Grade														Total
	K	1	2	3	4	5	6	7	8	9	10	11	12	4th	
Male	10	4	4	6	10	8	9	2	10	12	7	6	6	0	94
Female	5	5	6	4	6	3	6	9	9	11	10	13	8	0	95
Total	15	9	10	10	16	11	15	11	19	23	17	19	14	0	189

Enrolment By Grade

For 086 - Gros Morne Academy, Rocky Harbour



* Data from the 2015-2016 AGR(Enrolment/Age as of the last day in Sept./Dec.)

** Newfoundland Statistics Classification System

*** May include itinerant teachers

NI ESD - Western Region

#088 - Main River Academy, Pollard's Point

Grades: K-12

Number of Grades: 13

[FTE Teachers](#) *** : 7.8

Classification: Rural

Offers Distance Education: Yes

[School FTE PTR : 7.8](#)

[District FTE PTR : 11.4](#)

[Provincial FTE PTR : 12.1](#)

Enrolment By Age and Gender

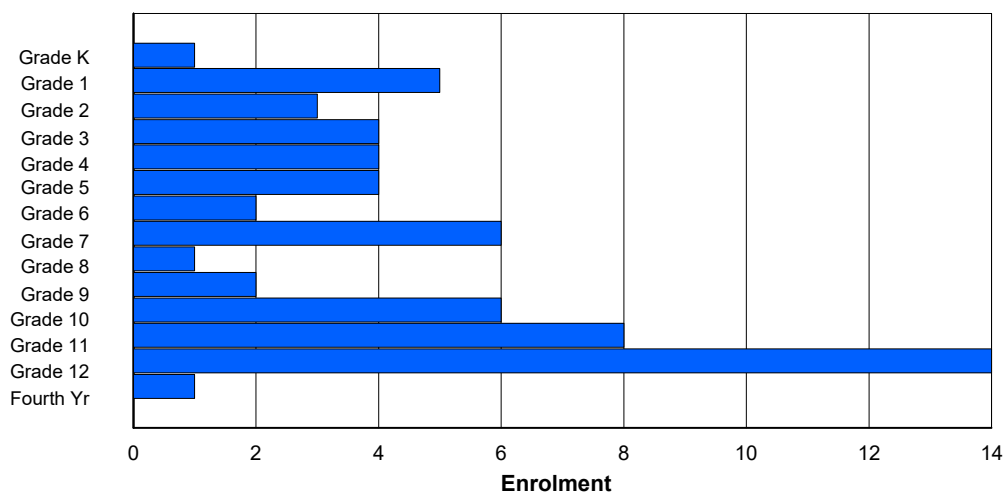
Gender	Age																	Total
	5	6	7	8	9	10	11	12	13	14	15	16	17	18	19	20>		
Male	1	3	2	3	2	2	2	3	0	1	4	6	2	2	0	0	33	
Female	0	2	1	1	2	2	0	2	2	1	2	2	10	1	0	0	28	
Total	1	5	3	4	4	4	2	5	2	2	6	8	12	3	0	0	61	

Enrolment By Grade and Gender

	Grade														
Gender	K	1	2	3	4	5	6	7	8	9	10	11	12	4th	Total
Male	1	3	2	3	2	2	2	3	0	1	4	6	4	0	33
Female	0	2	1	1	2	2	0	3	1	1	2	2	10	1	28
Total	1	5	3	4	4	4	2	6	1	2	6	8	14	1	61

Enrolment By Grade

For 088 - Main River Academy, Pollard's Point



* Data from the 2015-2016 AGR(Enrolment/Age as of the last day in Sept./Dec.)

** Newfoundland Statistics Classification System

*** May include itinerant teachers

NI ESD - Western Region

#089 - Jakeman All Grade, Trout River

Classification: Rural
Offers Distance Education: Yes

Grades: K-12

Number of Grades: 13

[School FTE PTR : 8.0](#)
[District FTE PTR : 11.4](#)
[Provincial FTE PTR : 12.1](#)

[FTE Teachers](#) *** : 10.0

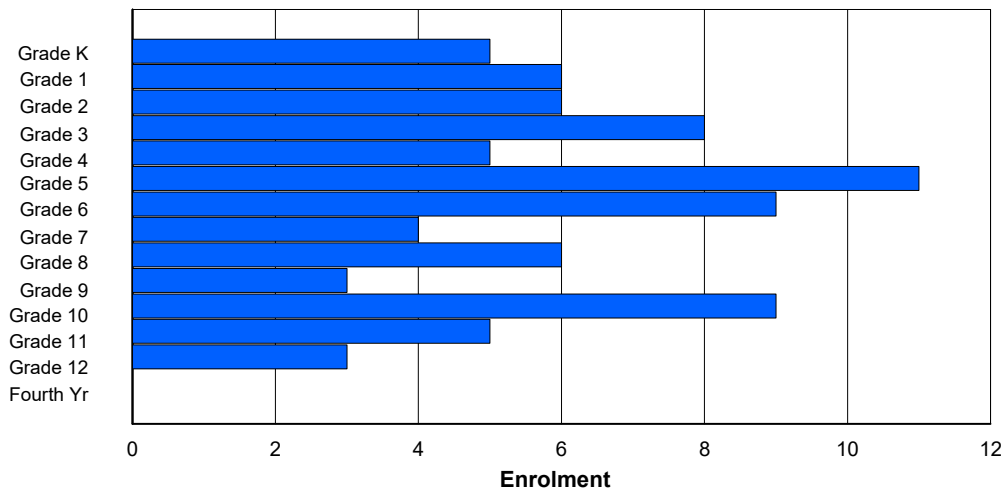
Enrolment By Age and Gender

Gender	Age																
	5	6	7	8	9	10	11	12	13	14	15	16	17	18	19	20>	Total
Male	2	6	5	4	3	5	4	1	4	1	5	2	2	0	0	0	44
Female	3	0	1	3	3	6	6	2	2	2	4	3	1	0	0	0	36
Total	5	6	6	7	6	11	10	3	6	3	9	5	3	0	0	0	80

Enrolment By Grade and Gender

	<u>Grade</u>														
Gender	K	1	2	3	4	5	6	7	8	9	10	11	12	4th	Total
Male	2	6	5	5	2	5	4	1	4	1	5	2	2	0	44
Female	3	0	1	3	3	6	5	3	2	2	4	3	1	0	36
Total	5	6	6	8	5	11	9	4	6	3	9	5	3	0	80

Enrolment By Grade
For 089 - Jakeman All Grade, Trout River



* Data from the 2015-2016 AGR(Enrolment/Age as of the last day in Sept./Dec.)

** Newfoundland Statistics Classification System

*** May include itinerant teachers

NI ESD - Western Region

#091 - Burgeo Academy, Burgeo

Grades: K-12

Number of Grades: 13

[FTE Teachers](#) *** : 12.5

Classification: Rural

Offers Distance Education: Yes

[School FTE PTR : 7.6](#)

[District FTE PTR : 11.4](#)

[Provincial FTE PTR : 12.1](#)

Enrolment By Age and Gender

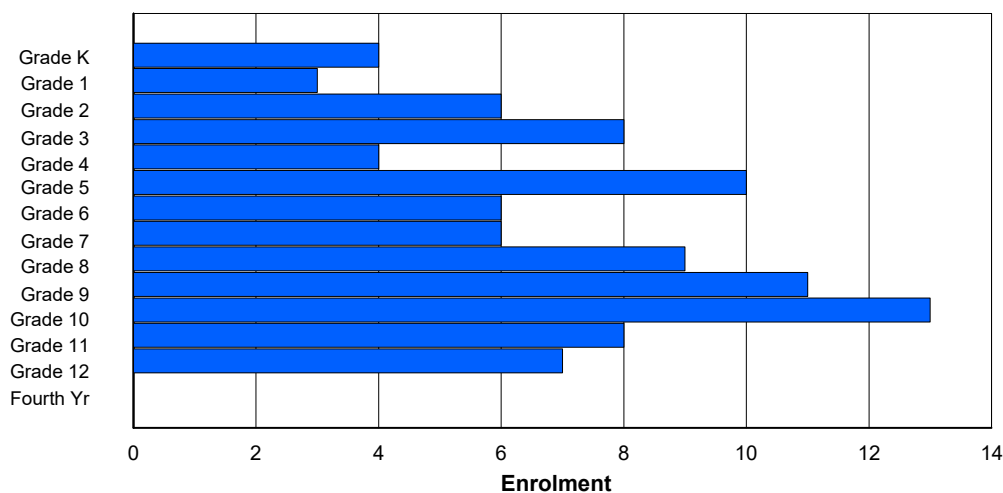
Gender	Age																	Total
	5	6	7	8	9	10	11	12	13	14	15	16	17	18	19	20>		
Male	1	0	5	3	2	7	2	1	3	4	3	5	5	0	0	0	41	
Female	3	3	1	5	2	3	4	5	6	7	10	3	2	0	0	0	54	
Total	4	3	6	8	4	10	6	6	9	11	13	8	7	0	0	0	95	

Enrolment By Grade and Gender

	Grade														
Gender	K	1	2	3	4	5	6	7	8	9	10	11	12	4th	Total
Male	1	0	5	3	2	7	2	1	3	4	3	5	5	0	41
Female	3	3	1	5	2	3	4	5	6	7	10	3	2	0	54
Total	4	3	6	8	4	10	6	6	9	11	13	8	7	0	95

Enrolment By Grade

For 091 - Burgeo Academy, Burgeo



* Data from the 2015-2016 AGR(Enrolment/Age as of the last day in Sept./Dec.)

** Newfoundland Statistics Classification System

*** May include itinerant teachers

NI ESD - Western Region

#092 - Grandy's River Collegiate, Burnt Islands

Grades: K-12

Number of Grades: 13

[FTE Teachers](#) *** : 13.8

Classification: Rural

Offers Distance Education: Yes

[School FTE PTR : 7.9](#)

[District FTE PTR : 11.4](#)

[Provincial FTE PTR : 12.1](#)

Enrolment By Age and Gender

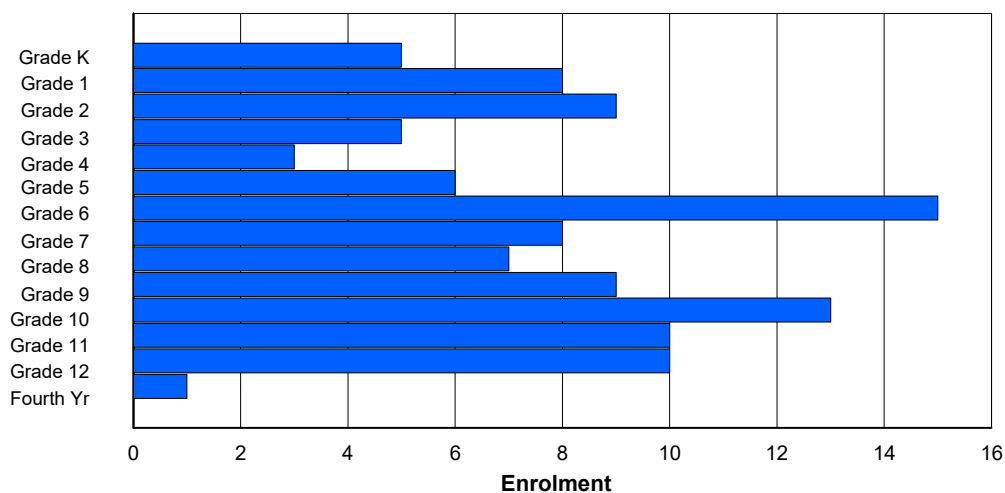
Gender	Age																	Total
	5	6	7	8	9	10	11	12	13	14	15	16	17	18	19	20>		
Male	4	5	4	2	1	2	6	3	4	6	6	5	4	0	0	0	52	
Female	1	3	5	3	2	4	9	5	3	3	6	6	6	1	0	0	57	
Total	5	8	9	5	3	6	15	8	7	9	12	11	10	1	0	0	109	

Enrolment By Grade and Gender

	<u>Grade</u>															
Gender	K	1	2	3	4	5	6	7	8	9	10	11	12	4th	Total	
Male	4	5	4	2	1	2	6	3	4	6	6	5	4	0	52	
Female	1	3	5	3	2	4	9	5	3	3	7	5	6	1	57	
Total	5	8	9	5	3	6	15	8	7	9	13	10	10	1	109	

Enrolment By Grade

For 092 - Grandy's River Collegiate, Burnt Islands



* Data from the 2015-2016 AGR(Enrolment/Age as of the last day in Sept./Dec.)

** Newfoundland Statistics Classification System

*** May include itinerant teachers

NI ESD - Western Region

#096 - Our Lady of the Cape School, Cape St. George

Grades: K-8

Number of Grades: 9

[FTE Teachers](#) *** : 7.5

Classification: Rural

Offers Distance Education: No

[School FTE PTR : 6.4](#)

[District FTE PTR : 11.4](#)

[Provincial FTE PTR : 12.1](#)

Enrolment By Age and Gender

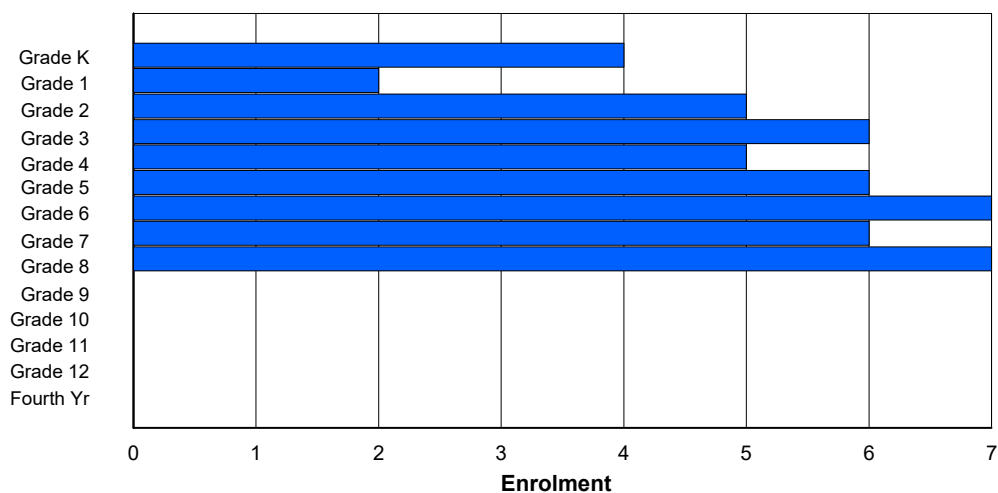
Gender	Age																	Total
	5	6	7	8	9	10	11	12	13	14	15	16	17	18	19	20>		
Male	0	2	3	2	4	4	4	2	1	1	0	0	0	0	0	0	23	
Female	4	0	2	4	1	2	3	4	5	0	0	0	0	0	0	0	25	
Total	4	2	5	6	5	6	7	6	6	1	0	0	0	0	0	0	48	

Enrolment By Grade and Gender

	Grade														
Gender	K	1	2	3	4	5	6	7	8	9	10	11	12	4th	Total
Male	0	2	3	2	4	4	4	2	2	0	0	0	0	0	23
Female	4	0	2	4	1	2	3	4	5	0	0	0	0	0	25
Total	4	2	5	6	5	6	7	6	7	0	0	0	0	0	48

Enrolment By Grade

For 096 - Our Lady of the Cape School, Cape St. George



* Data from the 2015-2016 AGR(Enrolment/Age as of the last day in Sept./Dec.)

** Newfoundland Statistics Classification System

*** May include itinerant teachers

NI ESD - Western Region

#097 - St. James' Elementary, Channel-Port Aux Basques

Grades: K-6

Number of Grades: 7

[FTE Teachers](#) *** : 22.8

Classification: Rural

Offers Distance Education: No

[School FTE PTR : 12.7](#)

[District FTE PTR : 11.4](#)

[Provincial FTE PTR : 12.1](#)

Enrolment By Age and Gender

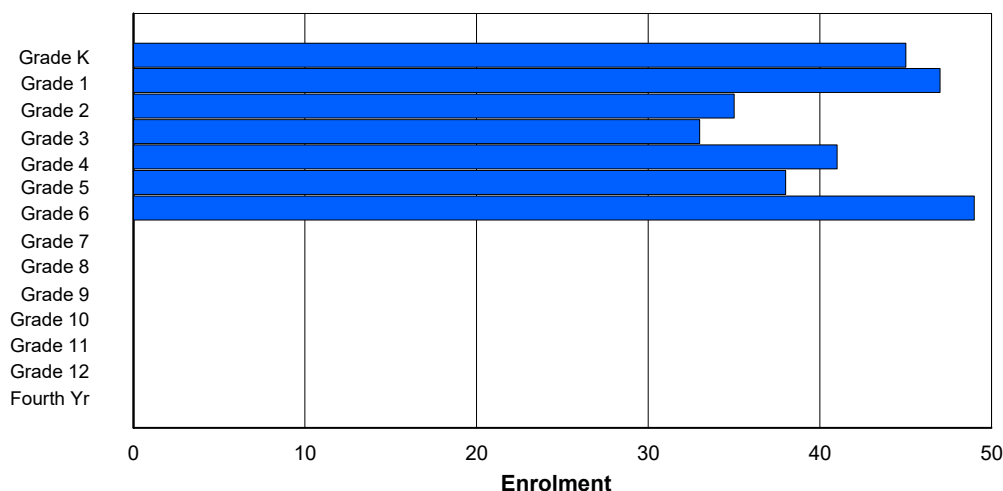
Gender	Age																	Total
	5	6	7	8	9	10	11	12	13	14	15	16	17	18	19	20>		
Male	29	22	17	18	15	17	26	0	0	0	0	0	0	0	0	0	144	
Female	16	25	17	16	26	21	23	0	0	0	0	0	0	0	0	0	144	
Total	45	47	34	34	41	38	49	0	0	0	0	0	0	0	0	0	288	

Enrolment By Grade and Gender

	<u>Grade</u>														
Gender	K	1	2	3	4	5	6	7	8	9	10	11	12	4th	Total
Male	29	22	18	17	15	17	26	0	0	0	0	0	0	0	144
Female	16	25	17	16	26	21	23	0	0	0	0	0	0	0	144
Total	45	47	35	33	41	38	49	0	0	0	0	0	0	0	288

Enrolment By Grade

For 097 - St. James' Elementary, Channel-Port Aux Basques



* Data from the 2015-2016 AGR(Enrolment/Age as of the last day in Sept./Dec.)

** Newfoundland Statistics Classification System

*** May include itinerant teachers

NI ESD - Western Region

#099 - St. James' Regional High School, Channel-Port Aux Basques

Grades: 7-12

Number of Grades: 6

[FTE Teachers](#) *** : 22.0

Classification: Rural

Offers Distance Education: No

[School FTE PTR : 14.0](#)

[District FTE PTR : 11.4](#)

[Provincial FTE PTR : 12.1](#)

Enrolment By Age and Gender

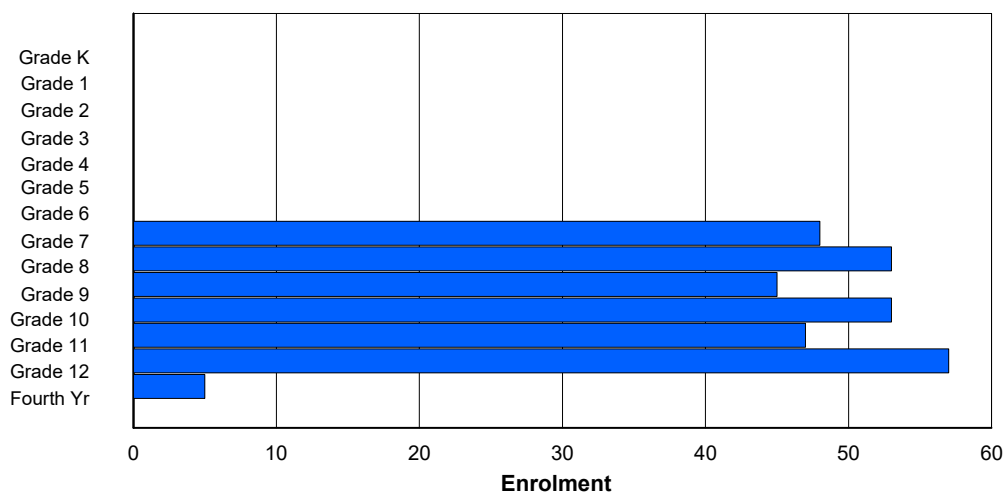
Gender	Age																	Total
	5	6	7	8	9	10	11	12	13	14	15	16	17	18	19	20>		
Male	0	0	0	0	0	0	0	25	26	22	22	23	29	4	1	0	152	
Female	0	0	0	0	0	0	0	22	27	21	28	27	26	5	0	0	156	
Total	0	0	0	0	0	0	0	47	53	43	50	50	55	9	1	0	308	

Enrolment By Grade and Gender

	<u>Grade</u>														
Gender	K	1	2	3	4	5	6	7	8	9	10	11	12	4th	Total
Male	0	0	0	0	0	0	0	25	27	24	22	20	32	2	152
Female	0	0	0	0	0	0	0	23	26	21	31	27	25	3	156
Total	0	0	0	0	0	0	0	48	53	45	53	47	57	5	308

Enrolment By Grade

For 099 - St. James' Regional High School, Channel-Port Aux Basques



* Data from the 2015-2016 AGR(Enrolment/Age as of the last day in Sept./Dec.)

** Newfoundland Statistics Classification System

*** May include itinerant teachers

NI ESD - Western Region

#102 - All Saints All-Grade, Grey River

Grades: K-1,3-5,11-12

Number of Grades: 7

[FTE Teachers](#) *** : 2.6

Classification: Rural

Offers Distance Education: Yes

[School FTE PTR : 4.6](#)

[District FTE PTR : 11.4](#)

[Provincial FTE PTR : 12.1](#)

Enrolment By Age and Gender

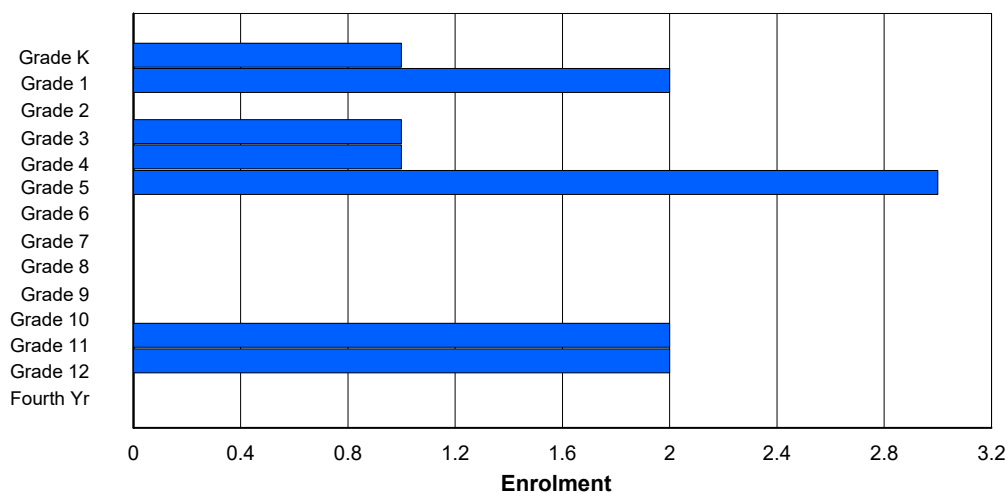
Gender	Age																	Total
	5	6	7	8	9	10	11	12	13	14	15	16	17	18	19	20>		
Male	0	1	0	1	1	2	0	0	0	0	0	2	1	0	0	0	8	
Female	1	1	0	0	0	1	0	0	0	0	0	0	1	0	0	0	4	
Total	1	2	0	1	1	3	0	0	0	0	0	2	2	0	0	0	12	

Enrolment By Grade and Gender

	<u>Grade</u>														
Gender	K	1	2	3	4	5	6	7	8	9	10	11	12	4th	Total
Male	0	1	0	1	1	2	0	0	0	0	0	2	1	0	8
Female	1	1	0	0	0	1	0	0	0	0	0	0	1	0	4
Total	1	2	0	1	1	3	0	0	0	0	0	2	2	0	12

Enrolment By Grade

For 102 - All Saints All-Grade, Grey River



* Data from the 2015-2016 AGR(Enrolment/Age as of the last day in Sept./Dec.)

** Newfoundland Statistics Classification System

*** May include itinerant teachers

NI ESD - Western Region

#103 - LeGallais Memorial, Isle aux Morts

Grades: K-9

Number of Grades: 10

[FTE Teachers](#) *** : 6.3

Classification: Rural

Offers Distance Education: No

[School FTE PTR : 9.0](#)

[District FTE PTR : 11.4](#)

[Provincial FTE PTR : 12.1](#)

Enrolment By Age and Gender

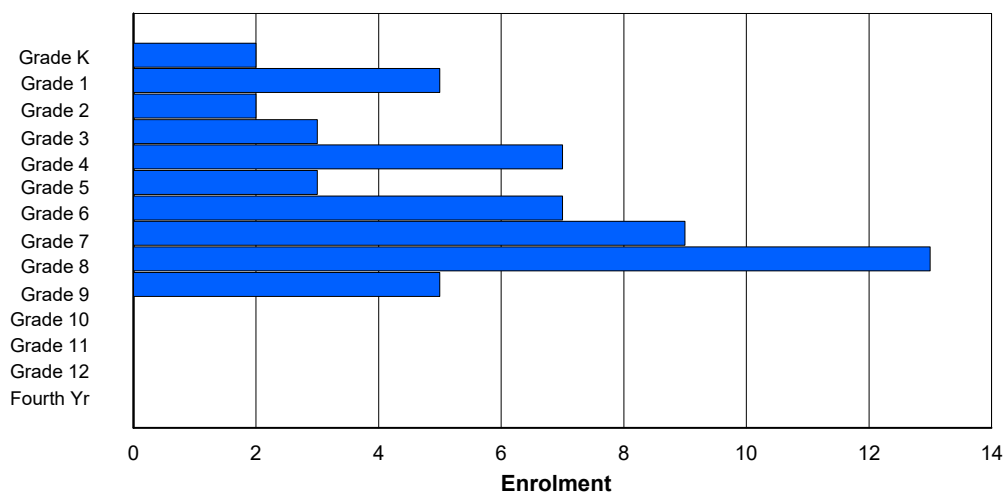
Gender	Age																	Total
	5	6	7	8	9	10	11	12	13	14	15	16	17	18	19	20>		
Male	1	3	2	2	2	2	4	6	5	5	0	0	0	0	0	0	32	
Female	1	2	0	1	5	1	3	3	7	1	0	0	0	0	0	0	24	
Total	2	5	2	3	7	3	7	9	12	6	0	0	0	0	0	0	56	

Enrolment By Grade and Gender

	Grade														
Gender	K	1	2	3	4	5	6	7	8	9	10	11	12	4th	Total
Male	1	3	2	2	2	2	4	6	6	4	0	0	0	0	32
Female	1	2	0	1	5	1	3	3	7	1	0	0	0	0	24
Total	2	5	2	3	7	3	7	9	13	5	0	0	0	0	56

Enrolment By Grade

For 103 - LeGallais Memorial, Isle aux Morts



* Data from the 2015-2016 AGR(Enrolment/Age as of the last day in Sept./Dec.)

** Newfoundland Statistics Classification System

*** May include itinerant teachers

NI ESD - Western Region

#104 - Douglas Academy, La Poile

Grades: 1,3,5

Number of Grades: 3

[FTE Teachers](#) *** : 1.0

Classification: Rural

Offers Distance Education: No

[School FTE PTR : 4.0](#)

[District FTE PTR : 11.4](#)

[Provincial FTE PTR : 12.1](#)

Enrolment By Age and Gender

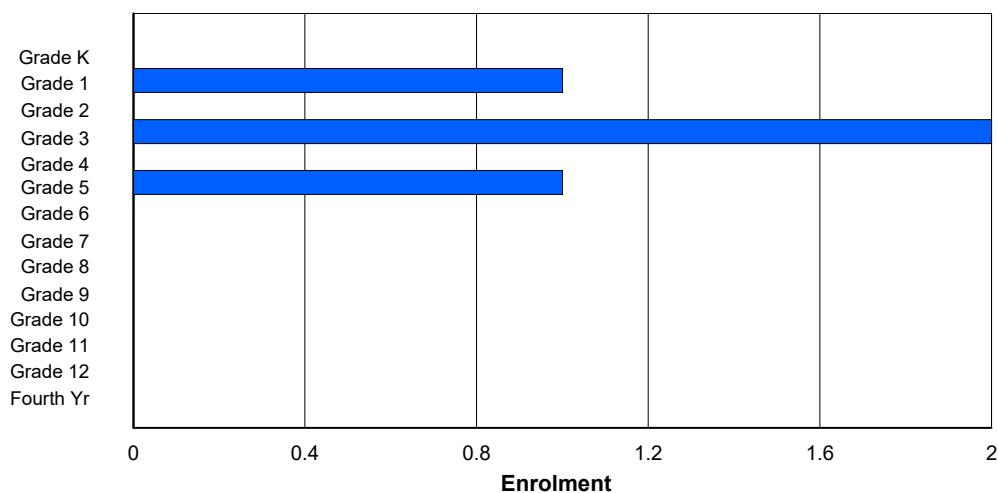
Gender	Age																	Total
	5	6	7	8	9	10	11	12	13	14	15	16	17	18	19	20>		
Male	0	1	0	2	0	1	0	0	0	0	0	0	0	0	0	0	4	
Female	0	0	0	0	0	0	0	0	0	0	0	0	0	0	0	0	0	
Total	0	1	0	2	0	1	0	0	0	0	0	0	0	0	0	0	4	

Enrolment By Grade and Gender

	<u>Grade</u>														
Gender	K	1	2	3	4	5	6	7	8	9	10	11	12	4th	Total
Male	0	1	0	2	0	1	0	0	0	0	0	0	0	0	4
Female	0	0	0	0	0	0	0	0	0	0	0	0	0	0	0
Total	0	1	0	2	0	1	0	0	0	0	0	0	0	0	4

Enrolment By Grade

For 104 - Douglas Academy, La Poile



* Data from the 2015-2016 AGR(Enrolment/Age as of the last day in Sept./Dec.)

** Newfoundland Statistics Classification System

*** May include itinerant teachers

NI ESD - Western Region

#106 - Lourdes Elementary, Lourdes

Grades: K-8

Number of Grades: 9

[FTE Teachers](#) *** : 15.5

Classification: Rural

Offers Distance Education: No

[School FTE PTR : 12.1](#)

[District FTE PTR : 11.4](#)

[Provincial FTE PTR : 12.1](#)

Enrolment By Age and Gender

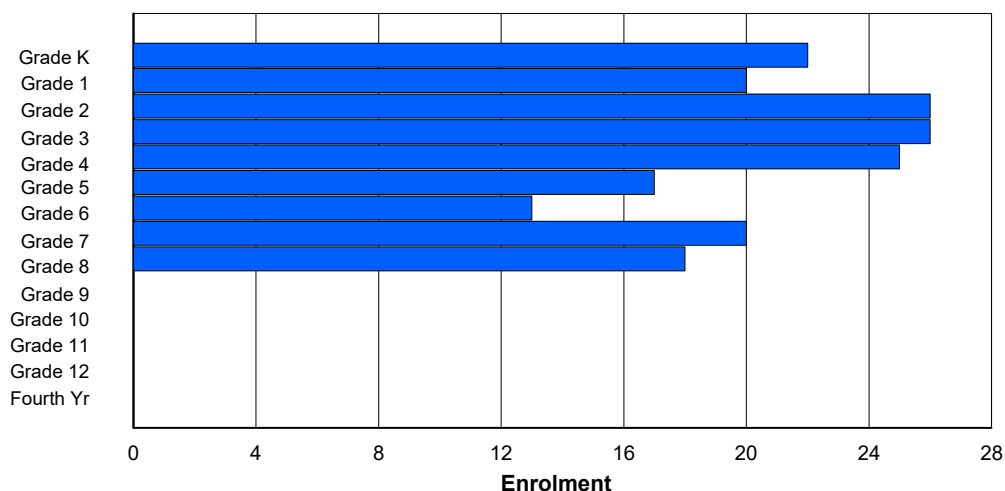
Gender	Age																	Total
	5	6	7	8	9	10	11	12	13	14	15	16	17	18	19	20>		
Male	8	14	14	13	16	9	7	9	9	0	0	0	0	0	0	0	99	
Female	14	6	12	13	9	8	6	11	9	0	0	0	0	0	0	0	88	
Total	22	20	26	26	25	17	13	20	18	0	0	0	0	0	0	0	187	

Enrolment By Grade and Gender

	<u>Grade</u>															
Gender	K	1	2	3	4	5	6	7	8	9	10	11	12	4th	Total	
Male	8	14	14	13	16	9	7	9	9	0	0	0	0	0	99	
Female	14	6	12	13	9	8	6	11	9	0	0	0	0	0	88	
Total	22	20	26	26	25	17	13	20	18	0	0	0	0	0	187	

Enrolment By Grade

For 106 - Lourdes Elementary, Lourdes



* Data from the 2015-2016 AGR(Enrolment/Age as of the last day in Sept./Dec.)

** Newfoundland Statistics Classification System

*** May include itinerant teachers

NI ESD - Western Region

#110 - Piccadilly Central High, Piccadilly

Grades: 9-12

Number of Grades: 4

[FTE Teachers](#) *** : 12.0

Classification: Rural

Offers Distance Education: Yes

[School FTE PTR : 13.2](#)

[District FTE PTR : 11.4](#)

[Provincial FTE PTR : 12.1](#)

Enrolment By Age and Gender

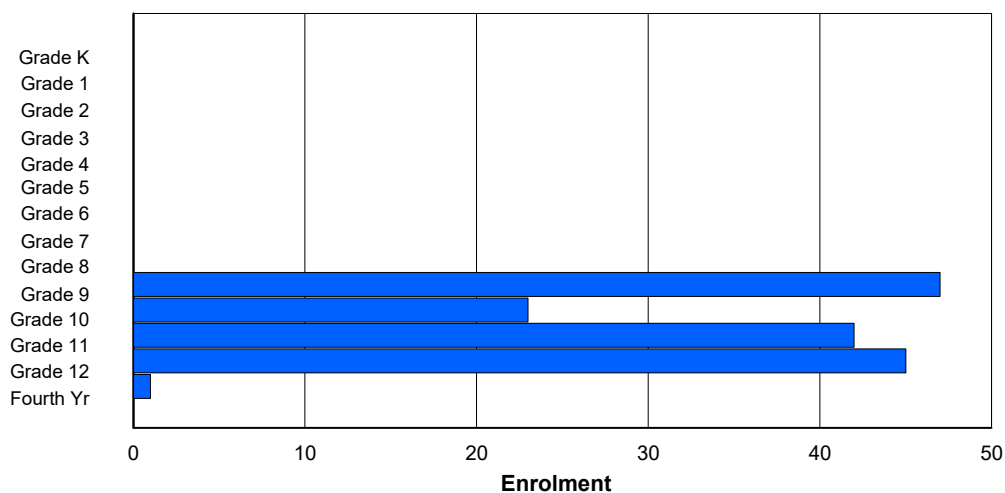
Gender	Age																	Total
	5	6	7	8	9	10	11	12	13	14	15	16	17	18	19	20>		
Male	0	0	0	0	0	0	0	0	0	26	11	17	21	3	1	0	79	
Female	0	0	0	0	0	0	0	0	1	20	12	25	19	2	0	0	79	
Total	0	0	0	0	0	0	0	0	1	46	23	42	40	5	1	0	158	

Enrolment By Grade and Gender

	<u>Grade</u>														
Gender	K	1	2	3	4	5	6	7	8	9	10	11	12	4th	Total
Male	0	0	0	0	0	0	0	0	0	26	11	17	24	1	79
Female	0	0	0	0	0	0	0	0	0	21	12	25	21	0	79
Total	0	0	0	0	0	0	0	0	0	47	23	42	45	1	158

Enrolment By Grade

For 110 - Piccadilly Central High, Piccadilly



* Data from the 2015-2016 AGR(Enrolment/Age as of the last day in Sept./Dec.)

** Newfoundland Statistics Classification System

*** May include itinerant teachers

NI ESD - Western Region

#111 - St. Thomas Aquinas, Port au Port East

Grades: K-8

Number of Grades: 9

[FTE Teachers](#) *** : 11.8

Classification: Rural

Offers Distance Education: No

[School FTE PTR : 8.5](#)

[District FTE PTR : 11.4](#)

[Provincial FTE PTR : 12.1](#)

Enrolment By Age and Gender

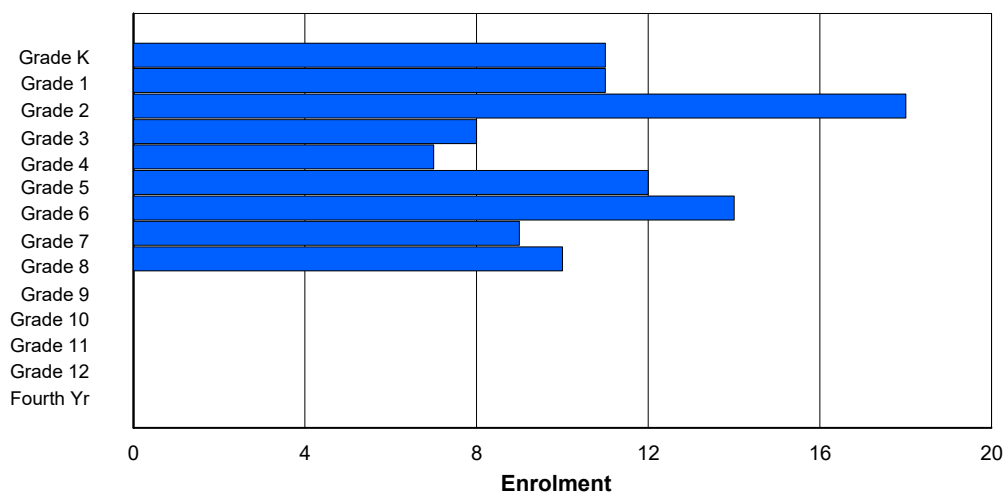
Gender	Age																	Total
	5	6	7	8	9	10	11	12	13	14	15	16	17	18	19	20>		
Male	6	5	7	6	2	8	7	7	4	0	0	0	0	0	0	0	52	
Female	5	6	11	2	5	4	6	3	6	0	0	0	0	0	0	0	48	
Total	11	11	18	8	7	12	13	10	10	0	0	0	0	0	0	0	100	

Enrolment By Grade and Gender

	Grade														
Gender	K	1	2	3	4	5	6	7	8	9	10	11	12	4th	Total
Male	6	5	7	6	2	8	8	6	4	0	0	0	0	0	52
Female	5	6	11	2	5	4	6	3	6	0	0	0	0	0	48
Total	11	11	18	8	7	12	14	9	10	0	0	0	0	0	100

Enrolment By Grade

For 111 - St. Thomas Aquinas, Port au Port East



* Data from the 2015-2016 AGR(Enrolment/Age as of the last day in Sept./Dec.)

** Newfoundland Statistics Classification System

*** May include itinerant teachers

NI ESD - Western Region

#113 - St. Boniface All Grade, Ramea

Grades: K,2-3,5-12

Number of Grades: 11

[FTE Teachers](#) *** : 5.3

Classification: Rural

Offers Distance Education: Yes

[School FTE PTR : 6.6](#)

[District FTE PTR : 11.4](#)

[Provincial FTE PTR : 12.1](#)

Enrolment By Age and Gender

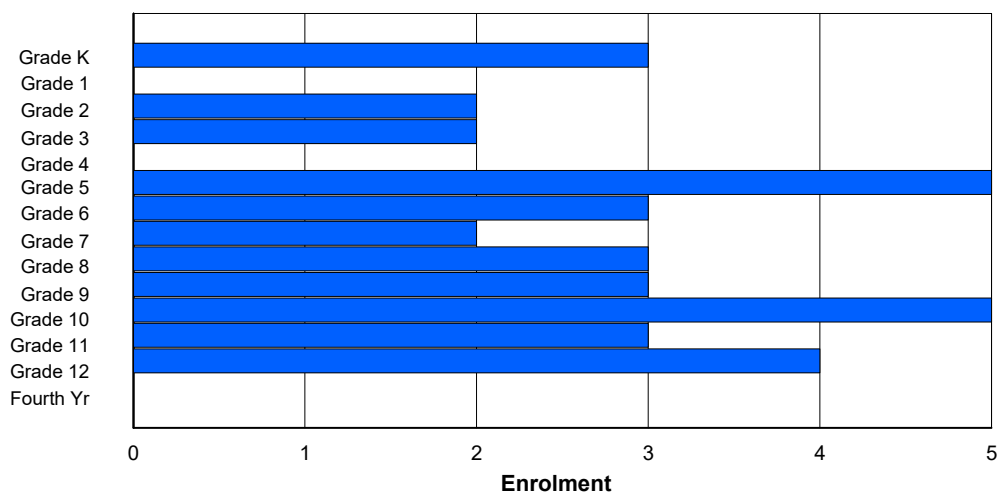
Gender	Age																	Total
	5	6	7	8	9	10	11	12	13	14	15	16	17	18	19	20>		
Male	1	0	1	1	0	3	3	0	3	0	3	2	2	0	0	0	19	
Female	2	0	1	1	0	2	0	2	0	2	3	1	2	0	0	0	16	
Total	3	0	2	2	0	5	3	2	3	2	6	3	4	0	0	0	35	

Enrolment By Grade and Gender

Gender	<u>Grade</u>														Total
	K	1	2	3	4	5	6	7	8	9	10	11	12	4th	
Male	1	0	1	1	0	3	3	0	3	1	2	2	2	0	19
Female	2	0	1	1	0	2	0	2	0	2	3	1	2	0	16
Total	3	0	2	2	0	5	3	2	3	3	5	3	4	0	35

Enrolment By Grade

For 113 - St. Boniface All Grade, Ramea



* Data from the 2015-2016 AGR(Enrolment/Age as of the last day in Sept./Dec.)

** Newfoundland Statistics Classification System

*** May include itinerant teachers

NI ESD - Western Region

#115 - Our Lady of Mercy Elementary, St. George's

Grades: K-8

Number of Grades: 9

[FTE Teachers](#) *** : 12.0

Classification: Rural

Offers Distance Education: No

[School FTE PTR : 12.5](#)

[District FTE PTR : 11.4](#)

[Provincial FTE PTR : 12.1](#)

Enrolment By Age and Gender

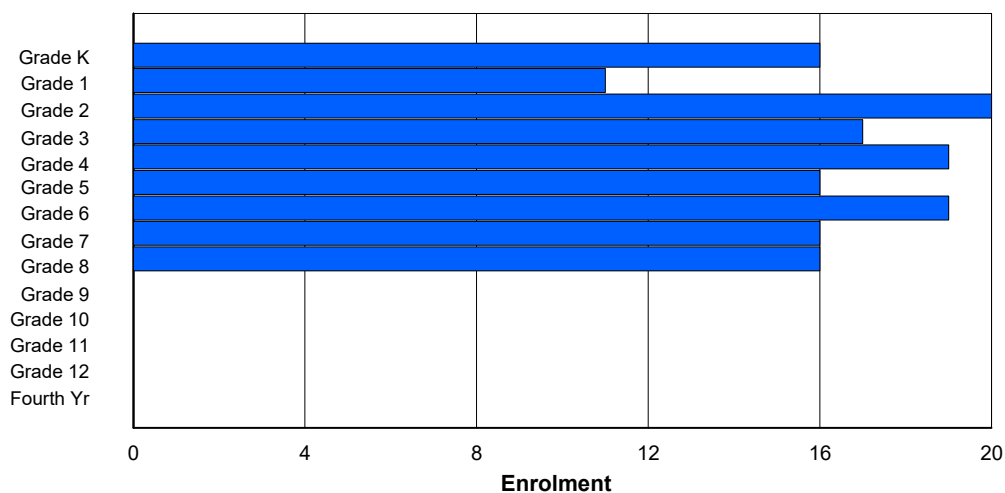
Gender	Age																	Total
	5	6	7	8	9	10	11	12	13	14	15	16	17	18	19	20>		
Male	8	7	9	9	9	8	10	6	5	0	0	0	0	0	0	0	71	
Female	8	4	11	8	10	8	9	10	11	0	0	0	0	0	0	0	79	
Total	16	11	20	17	19	16	19	16	16	0	0	0	0	0	0	0	150	

Enrolment By Grade and Gender

	Grade														
Gender	K	1	2	3	4	5	6	7	8	9	10	11	12	4th	Total
Male	8	7	9	9	9	8	10	6	5	0	0	0	0	0	71
Female	8	4	11	8	10	8	9	10	11	0	0	0	0	0	79
Total	16	11	20	17	19	16	19	16	16	0	0	0	0	0	150

Enrolment By Grade

For 115 - Our Lady of Mercy Elementary, St. George's



* Data from the 2015-2016 AGR(Enrolment/Age as of the last day in Sept./Dec.)

** Newfoundland Statistics Classification System

*** May include itinerant teachers

NI ESD - Western Region

#116 - Appalachia High School, St. George's

Grades: 9-12

Number of Grades: 4

[FTE Teachers](#) *** : 9.8

Classification: Rural

Offers Distance Education: No

[School FTE PTR : 13.5](#)

[District FTE PTR : 11.4](#)

[Provincial FTE PTR : 12.1](#)

Enrolment By Age and Gender

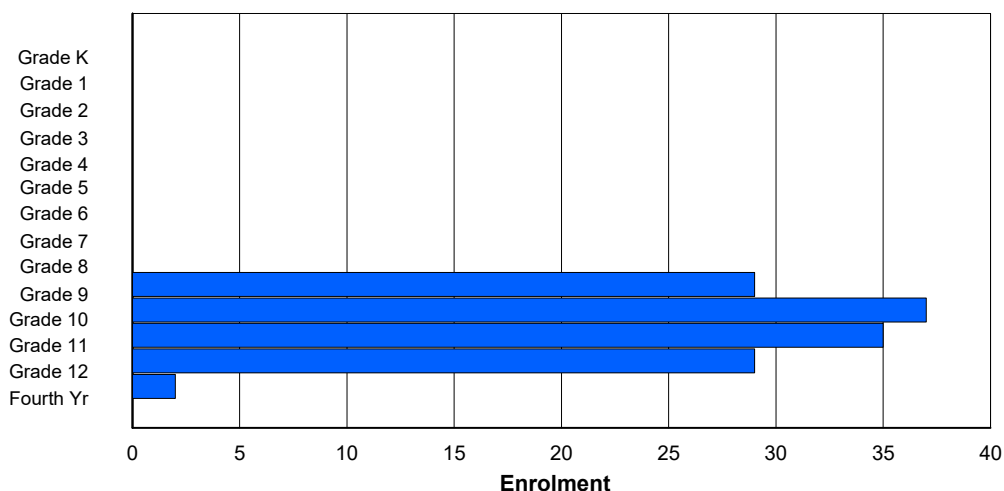
Gender	Age																	Total
	5	6	7	8	9	10	11	12	13	14	15	16	17	18	19	20>		
Male	0	0	0	0	0	0	0	0	0	14	14	15	14	2	0	0	59	
Female	0	0	0	0	0	0	0	0	0	14	21	22	14	2	0	0	73	
Total	0	0	0	0	0	0	0	0	0	28	35	37	28	4	0	0	132	

Enrolment By Grade and Gender

	<u>Grade</u>														
Gender	K	1	2	3	4	5	6	7	8	9	10	11	12	4th	Total
Male	0	0	0	0	0	0	0	0	0	14	16	14	14	1	59
Female	0	0	0	0	0	0	0	0	0	15	21	21	15	1	73
Total	0	0	0	0	0	0	0	0	0	29	37	35	29	2	132

Enrolment By Grade

For 116 - Appalachia High School, St. George's



* Data from the 2015-2016 AGR(Enrolment/Age as of the last day in Sept./Dec.)

** Newfoundland Statistics Classification System

*** May include itinerant teachers

NI ESD - Western Region

#118 - Stephenville Elementary, Stephenville

Grades: 4-5

Number of Grades: 2

[FTE Teachers](#) *** : 13.5

Classification: Urban

Offers Distance Education: No

[School FTE PTR : 13.8](#)

[District FTE PTR : 11.4](#)

[Provincial FTE PTR : 12.1](#)

Enrolment By Age and Gender

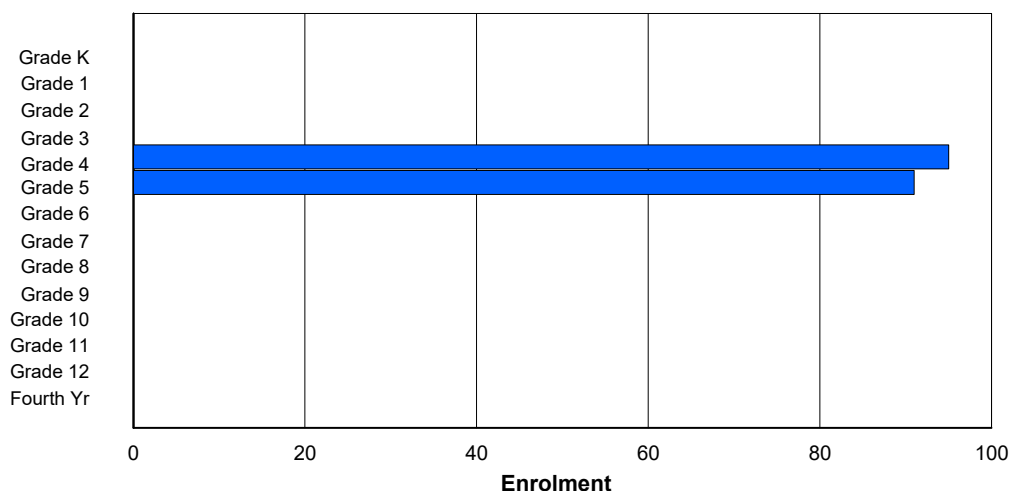
Gender	Age																	Total
	5	6	7	8	9	10	11	12	13	14	15	16	17	18	19	20>		
Male	0	0	0	0	47	56	1	0	0	0	0	0	0	0	0	0	104	
Female	0	0	0	0	48	34	0	0	0	0	0	0	0	0	0	0	82	
Total	0	0	0	0	95	90	1	0	0	0	0	0	0	0	0	0	186	

Enrolment By Grade and Gender

	<u>Grade</u>														
Gender	K	1	2	3	4	5	6	7	8	9	10	11	12	4th	Total
Male	0	0	0	0	47	57	0	0	0	0	0	0	0	0	104
Female	0	0	0	0	48	34	0	0	0	0	0	0	0	0	82
Total	0	0	0	0	95	91	0	0	0	0	0	0	0	0	186

Enrolment By Grade

For 118 - Stephenville Elementary, Stephenville



* Data from the 2015-2016 AGR(Enrolment/Age as of the last day in Sept./Dec.)

** Newfoundland Statistics Classification System

*** May include itinerant teachers

NI ESD - Western Region

#119 - Stephenville High, Stephenville

Grades: 9-12

Number of Grades: 4

[FTE Teachers](#) *** : 28.3

Classification: Urban

Offers Distance Education: No

[School FTE PTR : 15.2](#)

[District FTE PTR : 11.4](#)

[Provincial FTE PTR : 12.1](#)

Enrolment By Age and Gender

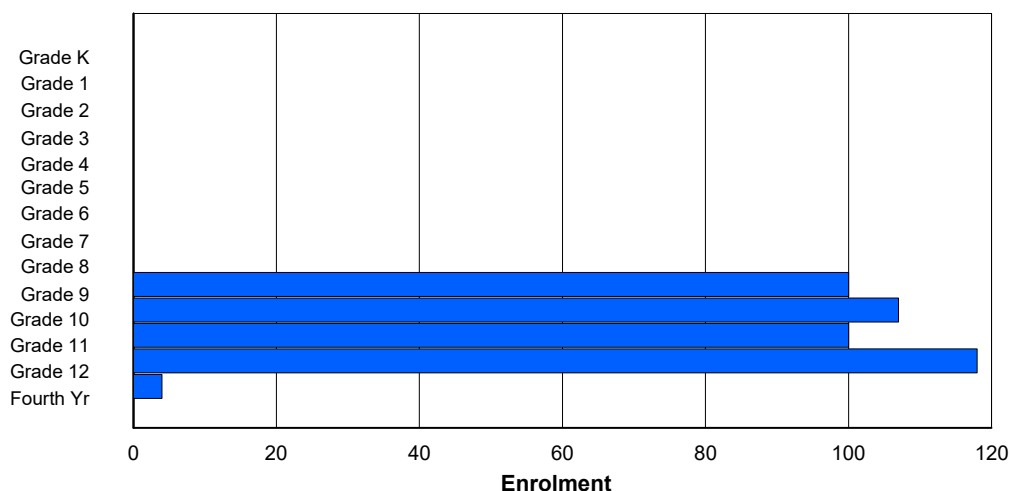
Gender	Age																	Total
	5	6	7	8	9	10	11	12	13	14	15	16	17	18	19	20>		
Male	0	0	0	0	0	0	0	0	0	39	64	46	64	7	1	1	222	
Female	0	0	0	0	0	0	0	0	0	54	45	47	58	2	1	0	207	
Total	0	0	0	0	0	0	0	0	0	93	109	93	122	9	2	1	429	

Enrolment By Grade and Gender

	<u>Grade</u>														
Gender	K	1	2	3	4	5	6	7	8	9	10	11	12	4th	Total
Male	0	0	0	0	0	0	0	0	0	45	62	52	60	3	222
Female	0	0	0	0	0	0	0	0	0	55	45	48	58	1	207
Total	0	0	0	0	0	0	0	0	0	100	107	100	118	4	429

Enrolment By Grade

For 119 - Stephenville High, Stephenville



* Data from the 2015-2016 AGR(Enrolment/Age as of the last day in Sept./Dec.)

** Newfoundland Statistics Classification System

*** May include itinerant teachers

NI ESD - Western Region

#120 - Stephenville Primary, Stephenville

Grades: K-3

Number of Grades: 4

[FTE Teachers](#) *** : 27.0

Classification: Urban

Offers Distance Education: No

[School FTE PTR : 13.0](#)

[District FTE PTR : 11.4](#)

[Provincial FTE PTR : 12.1](#)

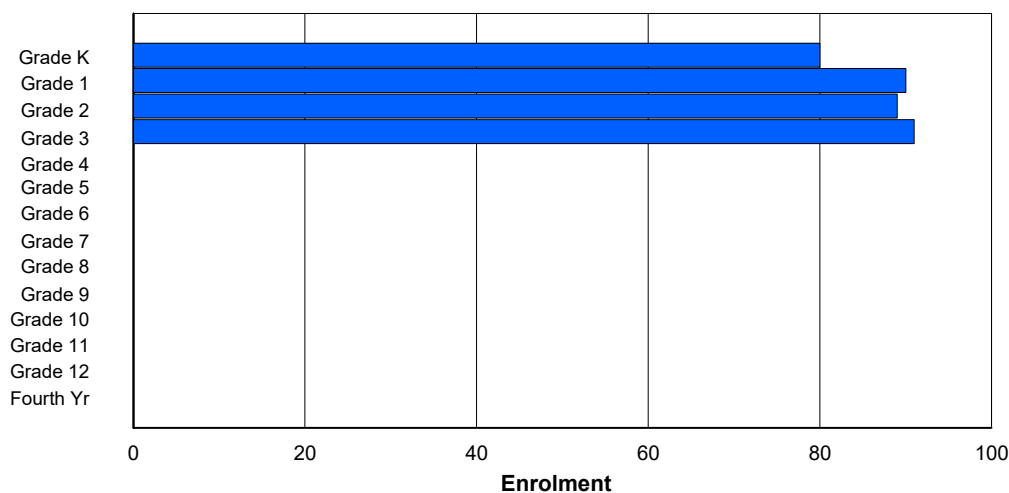
Enrolment By Age and Gender

Gender	Age																	Total
	5	6	7	8	9	10	11	12	13	14	15	16	17	18	19	20>		
Male	44	49	41	31	2	0	0	0	0	0	0	0	0	0	0	0	167	
Female	36	39	50	58	0	0	0	0	0	0	0	0	0	0	0	0	183	
Total	80	88	91	89	2	0	0	0	0	0	0	0	0	0	0	0	350	

Enrolment By Grade and Gender

	<u>Grade</u>															
Gender	K	1	2	3	4	5	6	7	8	9	10	11	12	4th	Total	
Male	44	50	40	33	0	0	0	0	0	0	0	0	0	0	167	
Female	36	40	49	58	0	0	0	0	0	0	0	0	0	0	183	
Total	80	90	89	91	0	0	0	0	0	0	0	0	0	0	350	

Enrolment By Grade For 120 - Stephenville Primary, Stephenville



* Data from the 2015-2016 AGR(Enrolment/Age as of the last day in Sept./Dec.)

** Newfoundland Statistics Classification System

*** May include itinerant teachers

NI ESD - Western Region

#123 - St. Michael's Elementary, Stephenville Crossing

Grades: K-8

Number of Grades: 9

[FTE Teachers](#) *** : 14.5

Classification: Rural

Offers Distance Education: No

[School FTE PTR : 11.1](#)

[District FTE PTR : 11.4](#)

[Provincial FTE PTR : 12.1](#)

Enrolment By Age and Gender

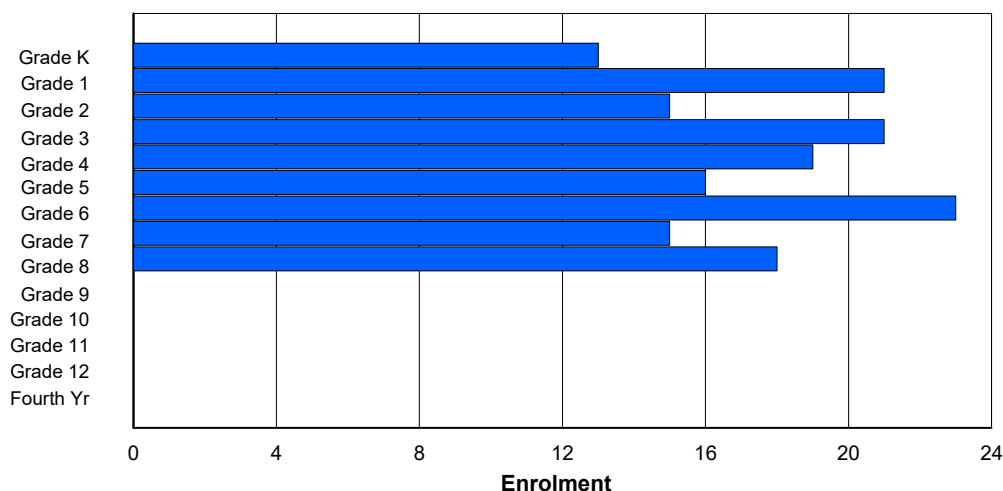
Gender	Age																	Total
	5	6	7	8	9	10	11	12	13	14	15	16	17	18	19	20>		
Male	10	8	6	10	8	6	14	7	7	0	0	0	0	0	0	0	76	
Female	3	13	8	11	12	10	9	8	11	0	0	0	0	0	0	0	85	
Total	13	21	14	21	20	16	23	15	18	0	0	0	0	0	0	0	161	

Enrolment By Grade and Gender

	Grade														
Gender	K	1	2	3	4	5	6	7	8	9	10	11	12	4th	Total
Male	10	8	6	11	7	6	14	7	7	0	0	0	0	0	76
Female	3	13	9	10	12	10	9	8	11	0	0	0	0	0	85
Total	13	21	15	21	19	16	23	15	18	0	0	0	0	0	161

Enrolment By Grade

For 123 - St. Michael's Elementary, Stephenville Crossing



* Data from the 2015-2016 AGR(Enrolment/Age as of the last day in Sept./Dec.)

** Newfoundland Statistics Classification System

*** May include itinerant teachers

NI ESD - Western Region

#137 - St. Simon and St. Jude Academy, Francois

Grades: K-3,7,9-12

Number of Grades: 9

[FTE Teachers](#) *** : 2.6

Classification: Rural

Offers Distance Education: Yes

[School FTE PTR : 4.2](#)

[District FTE PTR : 11.4](#)

[Provincial FTE PTR : 12.1](#)

Enrolment By Age and Gender

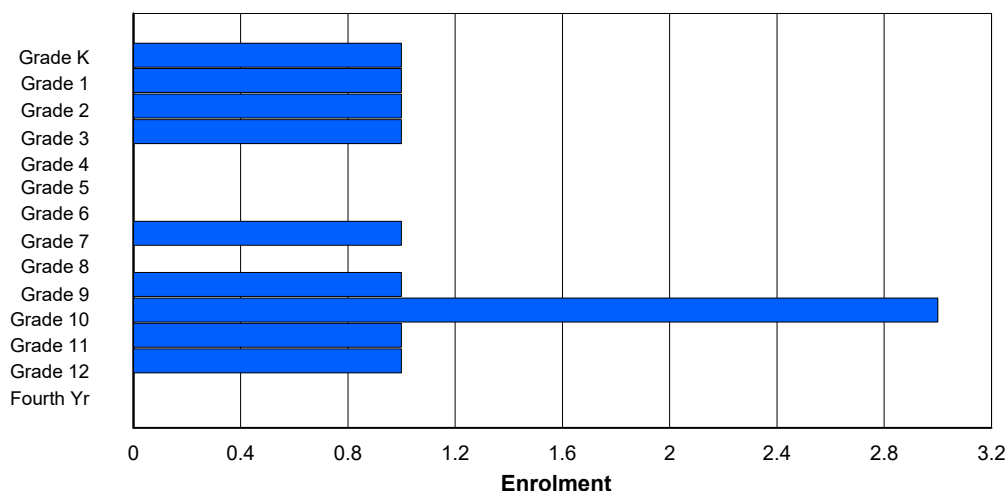
Gender	Age																	Total
	5	6	7	8	9	10	11	12	13	14	15	16	17	18	19	20>		
Male	0	1	1	1	0	0	0	1	0	0	2	0	1	0	0	0	7	
Female	1	0	0	0	0	0	0	0	0	1	1	1	0	0	0	0	4	
Total	1	1	1	1	0	0	0	1	0	1	3	1	1	0	0	0	11	

Enrolment By Grade and Gender

	<u>Grade</u>															
Gender	K	1	2	3	4	5	6	7	8	9	10	11	12	4th	Total	
Male	0	1	1	1	0	0	0	1	0	0	2	0	1	0	7	
Female	1	0	0	0	0	0	0	0	0	1	1	1	0	0	4	
Total	1	1	1	1	0	0	0	1	0	1	3	1	1	0	11	

Enrolment By Grade

For 137 - St. Simon and St. Jude Academy, Francois



* Data from the 2015-2016 AGR(Enrolment/Age as of the last day in Sept./Dec.)

** Newfoundland Statistics Classification System

*** May include itinerant teachers

NI ESD - Western Region

#388 - Long Range Academy, Cow Head

Grades: K-12

Number of Grades: 13

[FTE Teachers](#) *** : 16.0

Classification: Rural

Offers Distance Education: Yes

[School FTE PTR : 7.9](#)

[District FTE PTR : 11.4](#)

[Provincial FTE PTR : 12.1](#)

Enrolment By Age and Gender

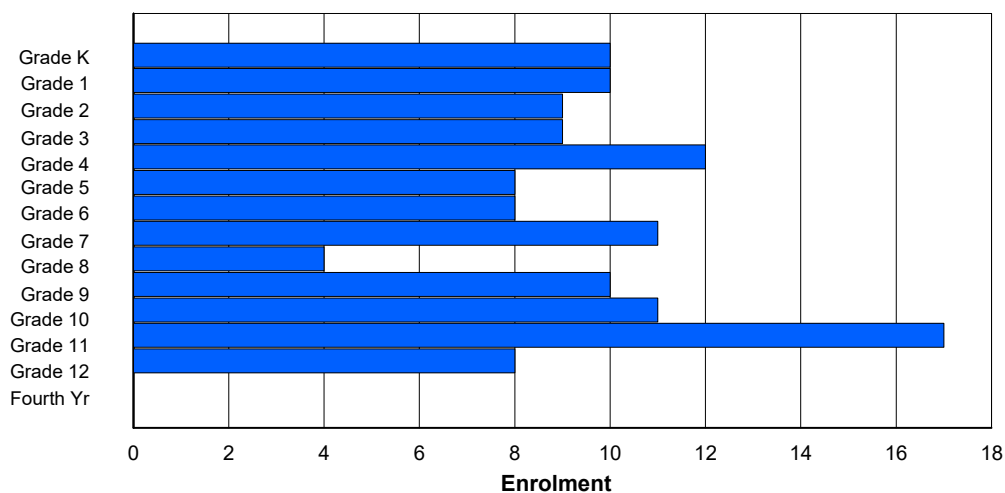
Gender	Age																	Total
	5	6	7	8	9	10	11	12	13	14	15	16	17	18	19	20>		
Male	7	3	5	4	9	7	5	6	1	3	7	8	3	0	0	0	68	
Female	3	7	4	5	2	2	3	5	3	7	4	8	3	3	0	0	59	
Total	10	10	9	9	11	9	8	11	4	10	11	16	6	3	0	0	127	

Enrolment By Grade and Gender

	<u>Grade</u>														
Gender	K	1	2	3	4	5	6	7	8	9	10	11	12	4th	Total
Male	7	3	5	4	10	6	5	6	1	3	7	9	2	0	68
Female	3	7	4	5	2	2	3	5	3	7	4	8	6	0	59
Total	10	10	9	9	12	8	8	11	4	10	11	17	8	0	127

Enrolment By Grade

For 388 - Long Range Academy, Cow Head



* Data from the 2015-2016 AGR(Enrolment/Age as of the last day in Sept./Dec.)

** Newfoundland Statistics Classification System

*** May include itinerant teachers

NI ESD - Western Region

#389 - Elwood Elementary, Deer Lake

Grades: K-5

Number of Grades: 6

[FTE Teachers](#) *** : 27.5

Classification: Rural

Offers Distance Education: No

[School FTE PTR : 15.4](#)

[District FTE PTR : 11.4](#)

[Provincial FTE PTR : 12.1](#)

Enrolment By Age and Gender

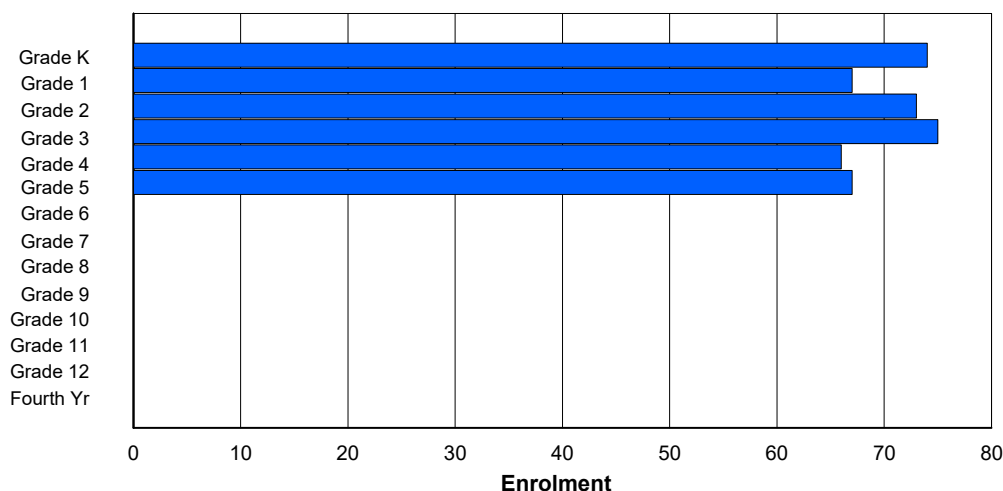
Gender	Age																	Total
	5	6	7	8	9	10	11	12	13	14	15	16	17	18	19	20>		
Male	44	37	41	46	40	31	1	0	0	0	0	0	0	0	0	0	240	
Female	30	29	27	29	32	35	0	0	0	0	0	0	0	0	0	0	182	
Total	74	66	68	75	72	66	1	0	0	0	0	0	0	0	0	0	422	

Enrolment By Grade and Gender

	<u>Grade</u>														
Gender	K	1	2	3	4	5	6	7	8	9	10	11	12	4th	Total
Male	44	38	45	44	37	32	0	0	0	0	0	0	0	0	240
Female	30	29	28	31	29	35	0	0	0	0	0	0	0	0	182
Total	74	67	73	75	66	67	0	0	0	0	0	0	0	0	422

Enrolment By Grade

For 389 - Elwood Elementary, Deer Lake



* Data from the 2015-2016 AGR(Enrolment/Age as of the last day in Sept./Dec.)

** Newfoundland Statistics Classification System

*** May include itinerant teachers

NI ESD - Western Region

#390 - Elwood High School, Deer Lake

Grades: 10-12

Number of Grades: 3

[FTE Teachers](#) *** : 16.0

Classification: Rural

Offers Distance Education: Yes

[School FTE PTR : 13.5](#)

[District FTE PTR : 11.4](#)

[Provincial FTE PTR : 12.1](#)

Enrolment By Age and Gender

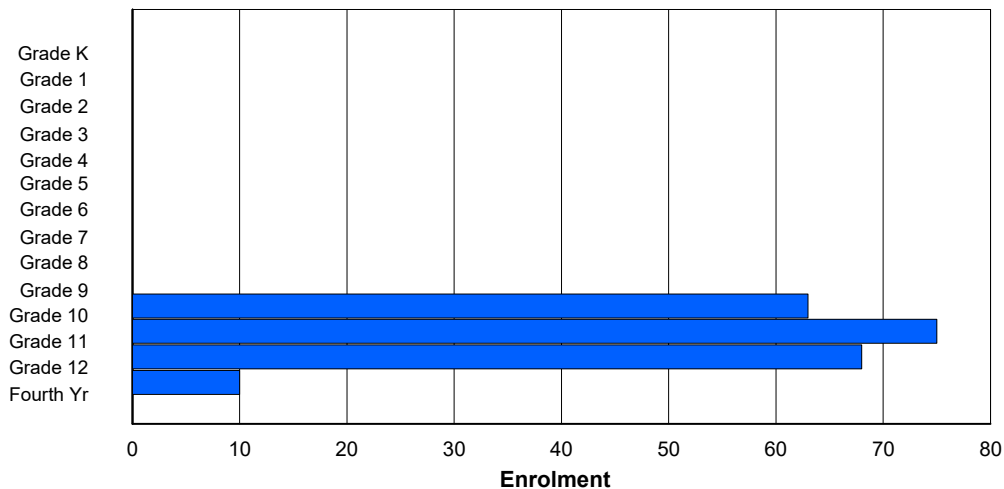
Gender	Age																	Total
	5	6	7	8	9	10	11	12	13	14	15	16	17	18	19	20>		
Male	0	0	0	0	0	0	0	0	0	1	26	39	41	8	0	0	115	
Female	0	0	0	0	0	0	0	0	0	0	27	39	31	1	3	0	101	
Total	0	0	0	0	0	0	0	0	0	1	53	78	72	9	3	0	216	

Enrolment By Grade and Gender

	<u>Grade</u>														
Gender	K	1	2	3	4	5	6	7	8	9	10	11	12	4th	Total
Male	0	0	0	0	0	0	0	0	0	0	34	37	38	6	115
Female	0	0	0	0	0	0	0	0	0	0	29	38	30	4	101
Total	0	0	0	0	0	0	0	0	0	0	63	75	68	10	216

Enrolment By Grade

For 390 - Elwood High School, Deer Lake



* Data from the 2015-2016 AGR(Enrolment/Age as of the last day in Sept./Dec.)

** Newfoundland Statistics Classification System

*** May include itinerant teachers

NI ESD - Western Region

#391 - Xavier Junior High, Deer Lake

Grades: 6-9

Number of Grades: 4

[FTE Teachers](#) *** : 19.5

Classification: Rural

Offers Distance Education: No

[School FTE PTR : 15.1](#)

[District FTE PTR : 11.4](#)

[Provincial FTE PTR : 12.1](#)

Enrolment By Age and Gender

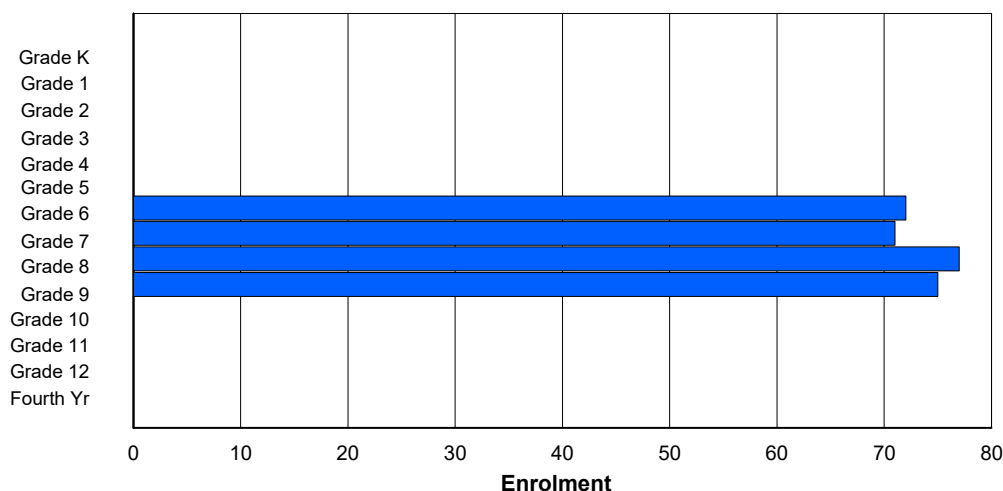
Gender	Age																	Total
	5	6	7	8	9	10	11	12	13	14	15	16	17	18	19	20>		
Male	0	0	0	0	0	0	28	37	43	34	2	0	0	0	0	0	144	
Female	0	0	0	0	0	1	41	35	32	41	1	0	0	0	0	0	151	
Total	0	0	0	0	0	1	69	72	75	75	3	0	0	0	0	0	295	

Enrolment By Grade and Gender

	Grade														
Gender	K	1	2	3	4	5	6	7	8	9	10	11	12	4th	Total
Male	0	0	0	0	0	0	30	36	44	34	0	0	0	0	144
Female	0	0	0	0	0	0	42	35	33	41	0	0	0	0	151
Total	0	0	0	0	0	0	72	71	77	75	0	0	0	0	295

Enrolment By Grade

For 391 - Xavier Junior High, Deer Lake



* Data from the 2015-2016 AGR(Enrolment/Age as of the last day in Sept./Dec.)

** Newfoundland Statistics Classification System

*** May include itinerant teachers

NI ESD - Western Region

#393 - Bonne Bay Academy, Woody Point

Grades: K-12

Number of Grades: 13

[FTE Teachers](#) *** : 7.0

Classification: Rural

Offers Distance Education: Yes

[School FTE PTR : 7.6](#)

[District FTE PTR : 11.4](#)

[Provincial FTE PTR : 12.1](#)

Enrolment By Age and Gender

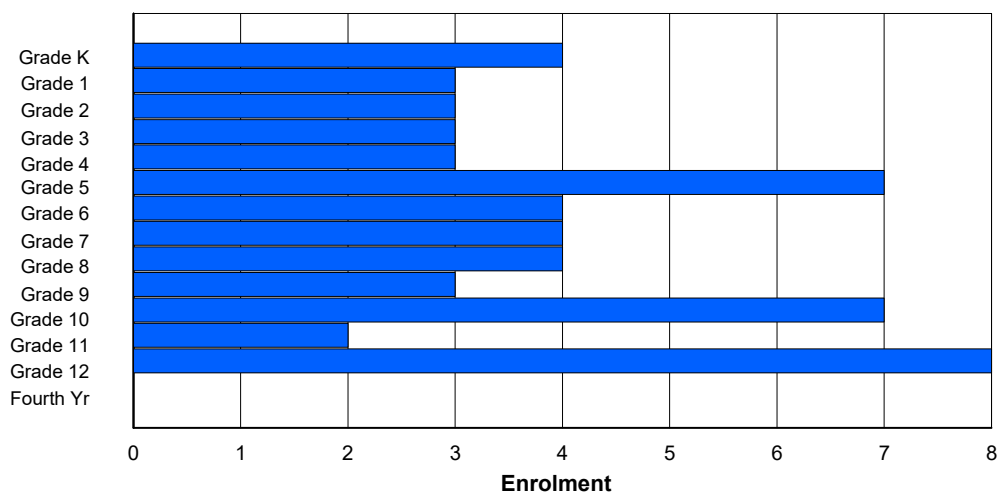
Gender	Age																	Total
	5	6	7	8	9	10	11	12	13	14	15	16	17	18	19	20>		
Male	1	0	1	2	2	2	3	3	3	2	4	0	5	0	0	0	28	
Female	3	3	2	1	1	5	1	1	1	1	3	2	3	0	0	0	27	
Total	4	3	3	3	3	7	4	4	4	3	7	2	8	0	0	0	55	

Enrolment By Grade and Gender

	<u>Grade</u>															
Gender	K	1	2	3	4	5	6	7	8	9	10	11	12	4th	Total	
Male	1	0	1	2	2	2	3	3	3	2	4	0	5	0	28	
Female	3	3	2	1	1	5	1	1	1	1	3	2	3	0	27	
Total	4	3	3	3	3	7	4	4	4	3	7	2	8	0	55	

Enrolment By Grade

For 393 - Bonne Bay Academy, Woody Point



* Data from the 2015-2016 AGR(Enrolment/Age as of the last day in Sept./Dec.)

** Newfoundland Statistics Classification System

*** May include itinerant teachers

NI ESD - Western Region

#394 - E.A. Butler All Grade, McKay's

Grades: K-12

Number of Grades: 13

[FTE Teachers](#) *** : 15.0

Classification: Rural

Offers Distance Education: No

[School FTE PTR : 8.5](#)

[District FTE PTR : 11.4](#)

[Provincial FTE PTR : 12.1](#)

Enrolment By Age and Gender

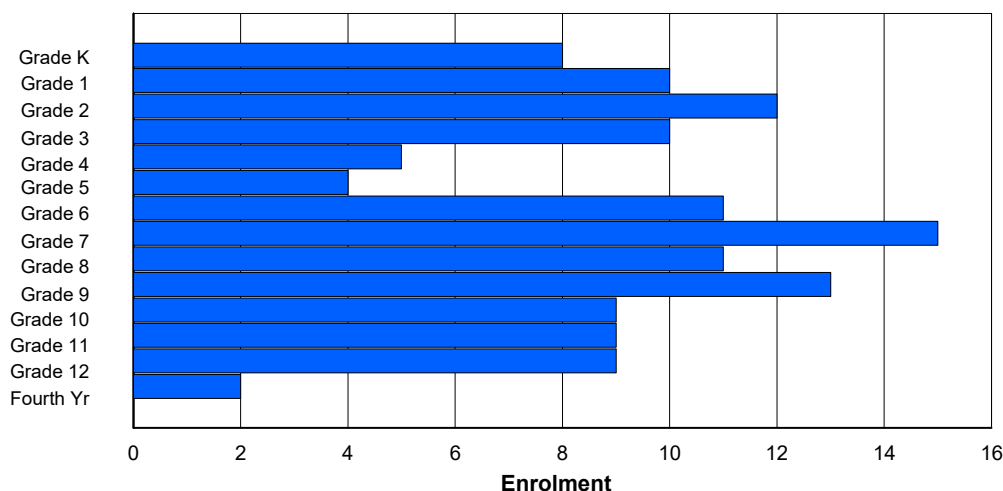
Gender	Age																	Total
	5	6	7	8	9	10	11	12	13	14	15	16	17	18	19	20>		
Male	6	6	5	4	4	2	7	9	7	6	3	3	8	1	0	0	71	
Female	2	4	7	6	1	2	3	6	5	7	4	6	4	0	0	0	57	
Total	8	10	12	10	5	4	10	15	12	13	7	9	12	1	0	0	128	

Enrolment By Grade and Gender

	<u>Grade</u>														
Gender	K	1	2	3	4	5	6	7	8	9	10	11	12	4th	Total
Male	6	6	5	4	4	2	8	9	6	6	4	3	6	2	71
Female	2	4	7	6	1	2	3	6	5	7	5	6	3	0	57
Total	8	10	12	10	5	4	11	15	11	13	9	9	9	2	128

Enrolment By Grade

For 394 - E.A. Butler All Grade, McKay's



* Data from the 2015-2016 AGR(Enrolment/Age as of the last day in Sept./Dec.)

** Newfoundland Statistics Classification System

*** May include itinerant teachers

NI ESD - Western Region

#396 - Stephenville Middle School, Stephenville

Grades: 6-8

Number of Grades: 3

[FTE Teachers](#) *** : 20.8

Classification: Urban

Offers Distance Education: No

[School FTE PTR : 12.7](#)

[District FTE PTR : 11.4](#)

[Provincial FTE PTR : 12.1](#)

Enrolment By Age and Gender

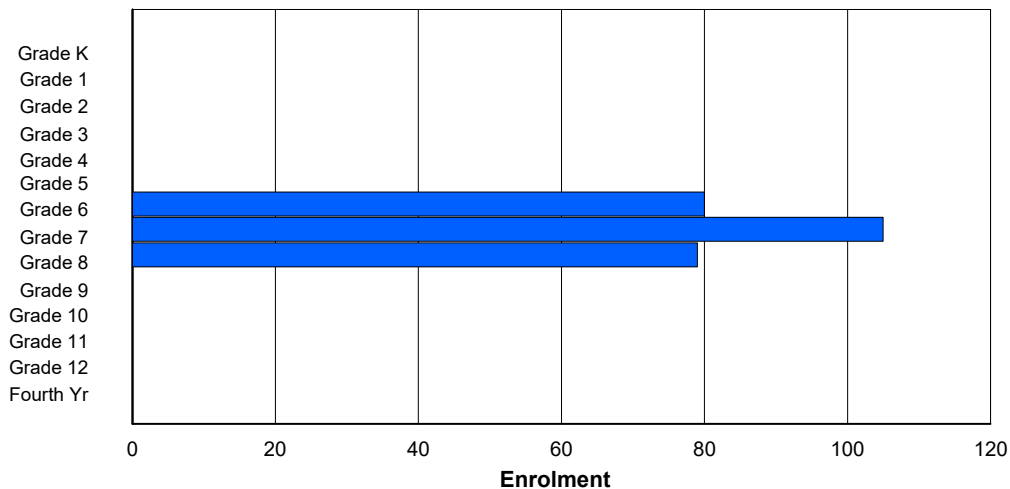
Gender	Age																Total
	5	6	7	8	9	10	11	12	13	14	15	16	17	18	19	20>	
Male	0	0	0	0	0	0	38	45	47	0	0	0	0	0	0	0	130
Female	0	0	0	0	0	0	41	56	37	0	0	0	0	0	0	0	134
Total	0	0	0	0	0	0	79	101	84	0	0	0	0	0	0	0	264

Enrolment By Grade and Gender

Gender	Grade														Total
	K	1	2	3	4	5	6	7	8	9	10	11	12	4th	
Male	0	0	0	0	0	0	39	48	43	0	0	0	0	0	130
Female	0	0	0	0	0	0	41	57	36	0	0	0	0	0	134
Total	0	0	0	0	0	0	80	105	79	0	0	0	0	0	264

Enrolment By Grade

For 396 - Stephenville Middle School, Stephenville



* Data from the 2015-2016 AGR(Enrolment/Age as of the last day in Sept./Dec.)

** Newfoundland Statistics Classification System

*** May include itinerant teachers

NI ESD - Western Region

#397 - Belanger Memorial School, Upper Ferry

Grades: K-12

Number of Grades: 13

[FTE Teachers](#) *** : 18.5

Classification: Rural

Offers Distance Education: Yes

[School FTE PTR : 10.5](#)

[District FTE PTR : 11.4](#)

[Provincial FTE PTR : 12.1](#)

Enrolment By Age and Gender

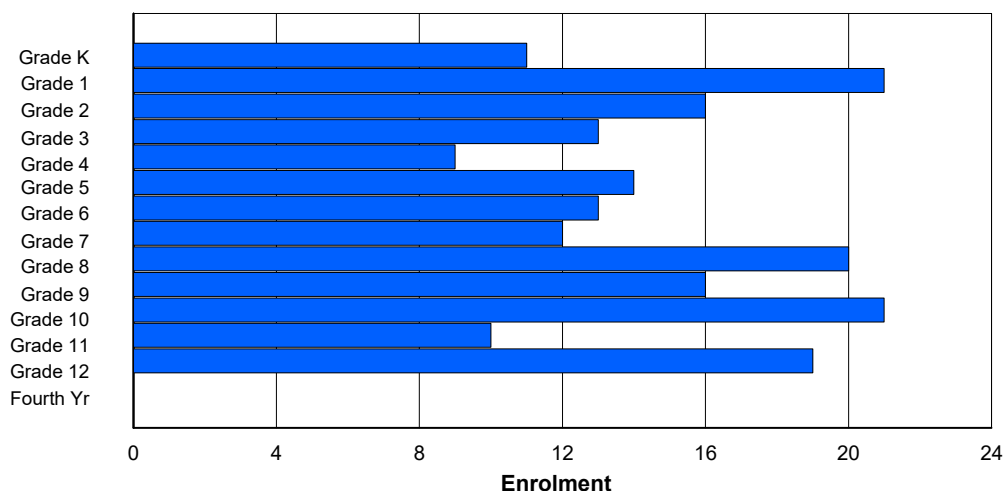
Gender	Age																	Total
	5	6	7	8	9	10	11	12	13	14	15	16	17	18	19	20>		
Male	6	9	7	6	6	5	8	7	11	11	16	6	8	3	0	0	109	
Female	5	11	9	8	3	8	5	6	8	5	5	5	8	0	0	0	86	
Total	11	20	16	14	9	13	13	13	19	16	21	11	16	3	0	0	195	

Enrolment By Grade and Gender

	<u>Grade</u>														
Gender	K	1	2	3	4	5	6	7	8	9	10	11	12	4th	Total
Male	6	9	7	6	6	5	8	7	11	12	16	5	11	0	109
Female	5	12	9	7	3	9	5	5	9	4	5	5	8	0	86
Total	11	21	16	13	9	14	13	12	20	16	21	10	19	0	195

Enrolment By Grade

For 397 - Belanger Memorial School, Upper Ferry



* Data from the 2015-2016 AGR(Enrolment/Age as of the last day in Sept./Dec.)

** Newfoundland Statistics Classification System

*** May include itinerant teachers

NI ESD - Western Region

#463 - Pathfinder Learning Centre, Stephenville

Grades: 10-12

Number of Grades: 3

[FTE Teachers](#) *** : 2.0

Classification: Urban

Offers Distance Education: Yes

[School FTE PTR : 9.0](#)

[District FTE PTR : 11.4](#)

[Provincial FTE PTR : 12.1](#)

Enrolment By Age and Gender

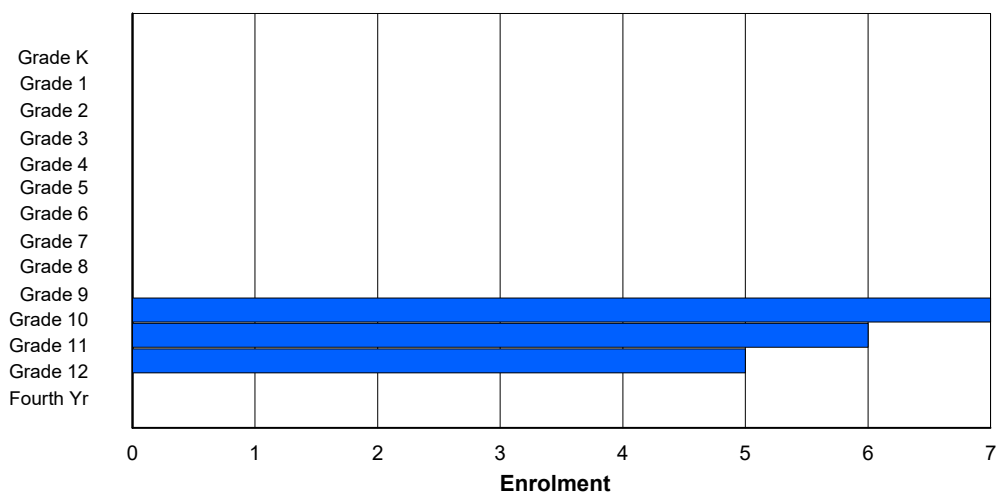
Gender	Age																	Total
	5	6	7	8	9	10	11	12	13	14	15	16	17	18	19	20>		
Male	0	0	0	0	0	0	0	0	0	0	0	1	1	2	0	1	5	
Female	0	0	0	0	0	0	0	0	0	0	0	1	7	1	3	1	13	
Total	0	0	0	0	0	0	0	0	0	0	0	2	8	3	3	2	18	

Enrolment By Grade and Gender

	<u>Grade</u>														
Gender	K	1	2	3	4	5	6	7	8	9	10	11	12	4th	Total
Male	0	0	0	0	0	0	0	0	0	0	2	1	2	0	5
Female	0	0	0	0	0	0	0	0	0	0	5	5	3	0	13
Total	0	0	0	0	0	0	0	0	0	0	7	6	5	0	18

Enrolment By Grade

For 463 - Pathfinder Learning Centre, Stephenville



* Data from the 2015-2016 AGR(Enrolment/Age as of the last day in Sept./Dec.)

** Newfoundland Statistics Classification System

*** May include itinerant teachers

NI ESD - Western Region

#474 - Cloud River Academy, Roddickton

Grades: K-12

Number of Grades: 13

[FTE Teachers](#) *** : 19.8

Classification: Rural

Offers Distance Education: Yes

[School FTE PTR : 8.9](#)

[District FTE PTR : 11.4](#)

[Provincial FTE PTR : 12.1](#)

Enrolment By Age and Gender

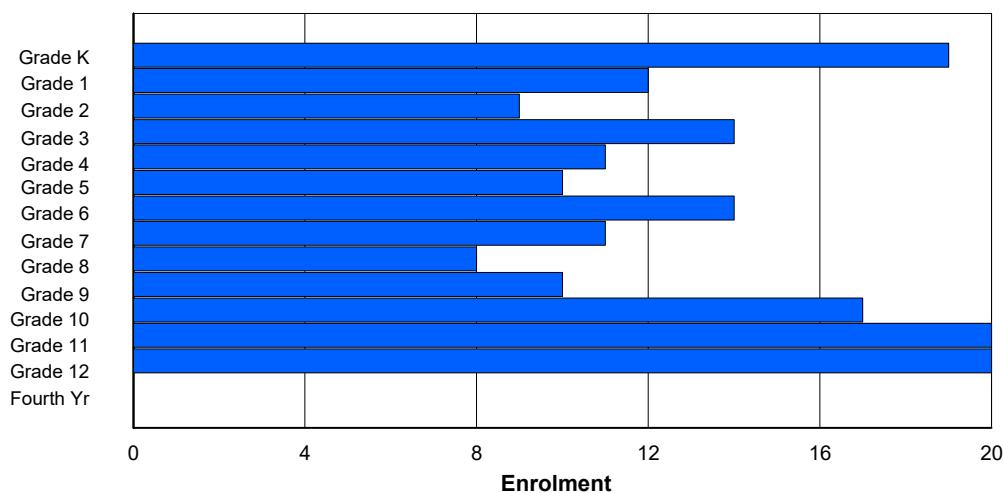
Gender	Age																	Total
	5	6	7	8	9	10	11	12	13	14	15	16	17	18	19	20>		
Male	9	7	4	12	8	4	7	6	6	6	9	13	8	0	0	0	99	
Female	10	5	4	3	3	6	7	5	2	5	7	7	12	0	0	0	76	
Total	19	12	8	15	11	10	14	11	8	11	16	20	20	0	0	0	175	

Enrolment By Grade and Gender

Gender	Grade														Total
	K	1	2	3	4	5	6	7	8	9	10	11	12	4th	
Male	9	7	5	11	8	4	7	6	6	6	9	13	8	0	99
Female	10	5	4	3	3	6	7	5	2	4	8	7	12	0	76
Total	19	12	9	14	11	10	14	11	8	10	17	20	20	0	175

Enrolment By Grade

For 474 - Cloud River Academy, Roddickton



* Data from the 2015-2016 AGR(Enrolment/Age as of the last day in Sept./Dec.)

** Newfoundland Statistics Classification System

*** May include itinerant teachers

NI ESD - Western Region

#475 - Viking Trail Academy, Plum Point

Grades: K-12

Number of Grades: 13

[FTE Teachers](#) *** : 17.5

Classification: Rural

Offers Distance Education: Yes

[School FTE PTR : 10.1](#)

[District FTE PTR : 11.4](#)

[Provincial FTE PTR : 12.1](#)

Enrolment By Age and Gender

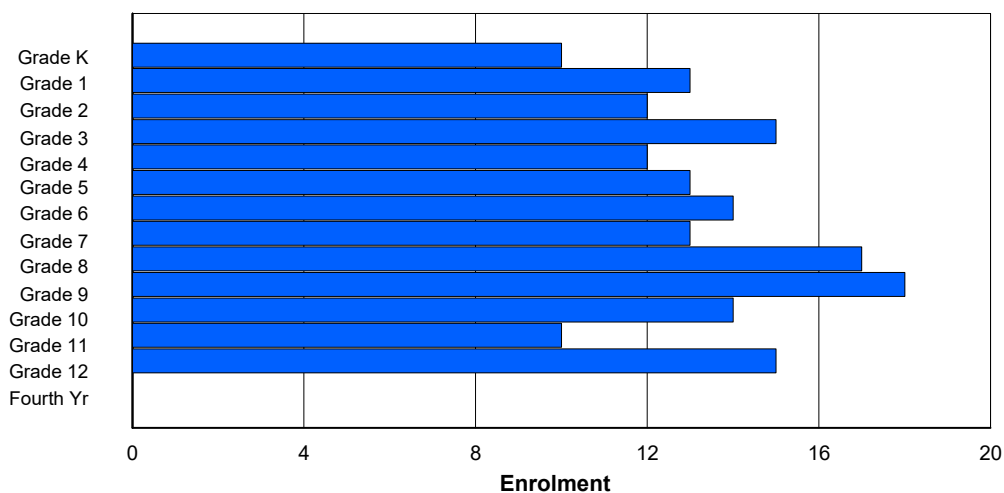
Gender	Age																	Total
	5	6	7	8	9	10	11	12	13	14	15	16	17	18	19	20>		
Male	6	9	8	6	6	4	8	4	6	9	7	3	8	0	0	0	84	
Female	4	4	5	8	6	9	7	8	12	8	7	8	6	0	0	0	92	
Total	10	13	13	14	12	13	15	12	18	17	14	11	14	0	0	0	176	

Enrolment By Grade and Gender

Gender	Grade														Total
	K	1	2	3	4	5	6	7	8	9	10	11	12	4th	
Male	6	9	7	7	6	4	8	4	6	9	7	3	8	0	84
Female	4	4	5	8	6	9	6	9	11	9	7	7	7	0	92
Total	10	13	12	15	12	13	14	13	17	18	14	10	15	0	176

Enrolment By Grade

For 475 - Viking Trail Academy, Plum Point



* Data from the 2015-2016 AGR(Enrolment/Age as of the last day in Sept./Dec.)

** Newfoundland Statistics Classification System

*** May include itinerant teachers

NI ESD - Western Region

#485 - Corner Brook Regional High, Corner Brook

Grades: 10-12

Number of Grades: 3

[FTE Teachers](#) *** : 51.0

Classification: Urban

Offers Distance Education: No

[School FTE PTR : 16.0](#)

[District FTE PTR : 11.4](#)

[Provincial FTE PTR : 12.1](#)

Enrolment By Age and Gender

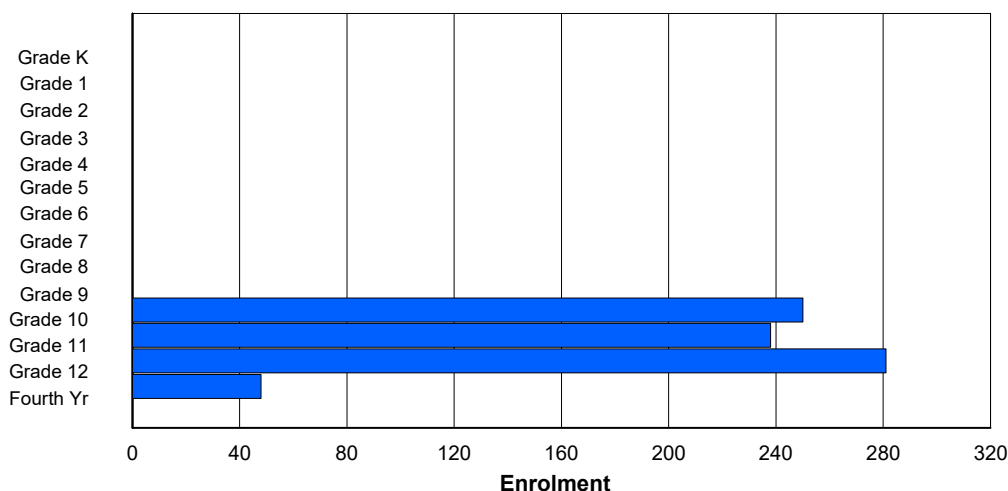
Gender	Age																	Total
	5	6	7	8	9	10	11	12	13	14	15	16	17	18	19	20>		
Male	0	0	0	0	0	0	0	0	0	0	116	113	137	26	9	3	404	
Female	0	0	0	0	0	0	0	0	0	0	123	127	126	26	9	2	413	
Total	0	0	0	0	0	0	0	0	0	0	239	240	263	52	18	5	817	

Enrolment By Grade and Gender

	<u>Grade</u>														
Gender	K	1	2	3	4	5	6	7	8	9	10	11	12	4th	Total
Male	0	0	0	0	0	0	0	0	0	0	123	110	146	25	404
Female	0	0	0	0	0	0	0	0	0	0	127	128	135	23	413
Total	0	0	0	0	0	0	0	0	0	0	250	238	281	48	817

Enrolment By Grade

For 485 - Corner Brook Regional High, Corner Brook



* Data from the 2015-2016 AGR(Enrolment/Age as of the last day in Sept./Dec.)

** Newfoundland Statistics Classification System

*** May include itinerant teachers

NI ESD - Western Region

#487 - Labrador Straits Academy, L'Anse au Loup

Grades: K-12

Number of Grades: 13

[FTE Teachers](#) *** : 16.5

Classification: Rural

Offers Distance Education: No

[School FTE PTR : 9.3](#)

[District FTE PTR : 11.4](#)

[Provincial FTE PTR : 12.1](#)

Enrolment By Age and Gender

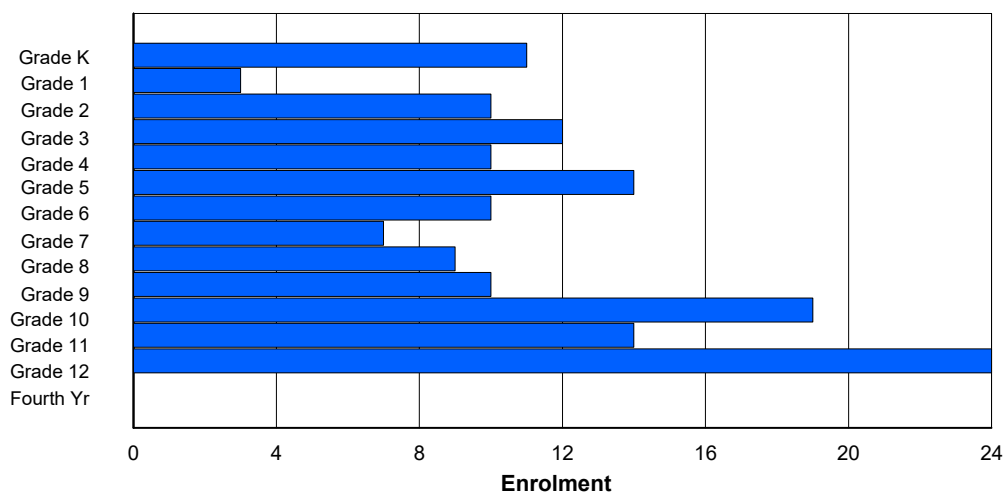
Gender	Age																	Total
	5	6	7	8	9	10	11	12	13	14	15	16	17	18	19	20>		
Male	4	1	6	6	6	6	8	4	3	6	10	6	13	0	0	0	79	
Female	7	2	4	6	4	7	4	2	6	4	8	8	12	0	0	0	74	
Total	11	3	10	12	10	13	12	6	9	10	18	14	25	0	0	0	153	

Enrolment By Grade and Gender

Gender	Grade														Total
	K	1	2	3	4	5	6	7	8	9	10	11	12	4th	
Male	4	1	6	6	6	6	8	4	3	6	10	7	12	0	79
Female	7	2	4	6	4	8	2	3	6	4	9	7	12	0	74
Total	11	3	10	12	10	14	10	7	9	10	19	14	24	0	153

Enrolment By Grade

For 487 - Labrador Straits Academy, L'Anse au Loup



* Data from the 2015-2016 AGR(Enrolment/Age as of the last day in Sept./Dec.)

** Newfoundland Statistics Classification System

*** May include itinerant teachers

NI ESD - Western Region

#488 - French Shore Academy, Port Saunders

Grades: K-12

Number of Grades: 13

[FTE Teachers](#) *** : 21.0

Classification: Rural

Offers Distance Education: No

[School FTE PTR : 11.1](#)

[District FTE PTR : 11.4](#)

[Provincial FTE PTR : 12.1](#)

Enrolment By Age and Gender

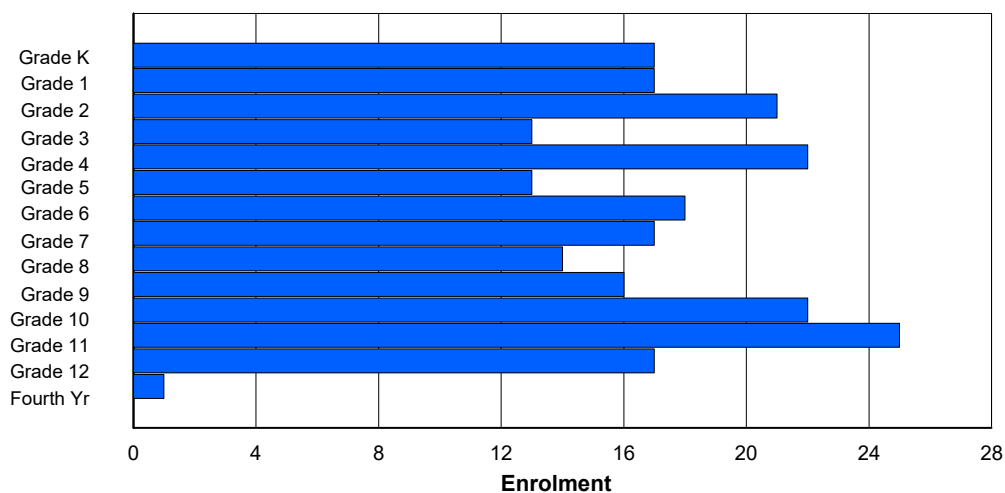
Gender	Age																	Total
	5	6	7	8	9	10	11	12	13	14	15	16	17	18	19	20>		
Male	8	11	10	4	10	4	8	7	8	9	10	7	9	0	0	0	105	
Female	9	6	11	9	12	9	10	9	7	8	11	18	8	1	0	0	128	
Total	17	17	21	13	22	13	18	16	15	17	21	25	17	1	0	0	233	

Enrolment By Grade and Gender

	Grade														
Gender	K	1	2	3	4	5	6	7	8	9	10	11	12	4th	Total
Male	8	11	10	4	10	4	8	7	8	9	10	7	9	0	105
Female	9	6	11	9	12	9	10	10	6	7	12	18	8	1	128
Total	17	17	21	13	22	13	18	17	14	16	22	25	17	1	233

Enrolment By Grade

For 488 - French Shore Academy, Port Saunders



* Data from the 2015-2016 AGR(Enrolment/Age as of the last day in Sept./Dec.)

** Newfoundland Statistics Classification System

*** May include itinerant teachers

NI ESD - Western Region

#953 - White Hills Academy, St. Anthony

Grades: K-12

Number of Grades: 13

[FTE Teachers](#) *** : 30.3

Classification: Rural

Offers Distance Education: Yes

[School FTE PTR : 13.0](#)

[District FTE PTR : 11.4](#)

[Provincial FTE PTR : 12.1](#)

Enrolment By Age and Gender

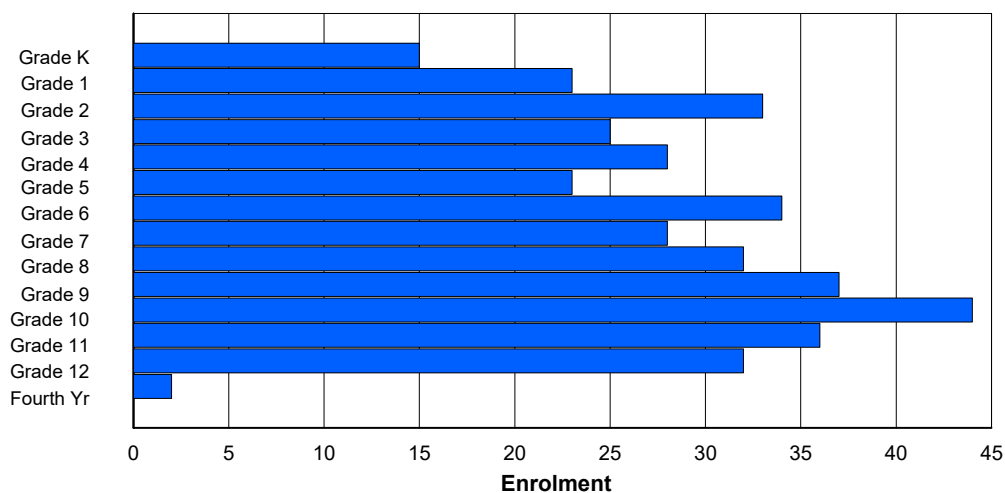
Gender	Age																
	5	6	7	8	9	10	11	12	13	14	15	16	17	18	19	20>	Total
Male	11	16	11	11	19	13	17	16	15	19	17	21	12	5	0	0	203
Female	4	7	21	15	8	11	17	12	18	17	22	16	18	0	2	1	189
Total	15	23	32	26	27	24	34	28	33	36	39	37	30	5	2	1	392

Enrolment By Grade and Gender

	<u>Grade</u>														
Gender	K	1	2	3	4	5	6	7	8	9	10	11	12	4th	Total
Male	11	16	12	10	19	13	17	16	15	19	19	21	14	1	203
Female	4	7	21	15	9	10	17	12	17	18	25	15	18	1	189
Total	15	23	33	25	28	23	34	28	32	37	44	36	32	2	392

Enrolment By Grade

For 953 - White Hills Academy, St. Anthony



* Data from the 2015-2016 AGR(Enrolment/Age as of the last day in Sept./Dec.)

** Newfoundland Statistics Classification System

*** May include itinerant teachers

NI ESD - Western Region

#955 - Corner Brook Intermediate, Corner Brook

Grades: 7-9

Number of Grades: 3

[FTE Teachers](#) *** : 47.0

Classification: Urban

Offers Distance Education: No

[School FTE PTR : 15.0](#)

[District FTE PTR : 11.4](#)

[Provincial FTE PTR : 12.1](#)

Enrolment By Age and Gender

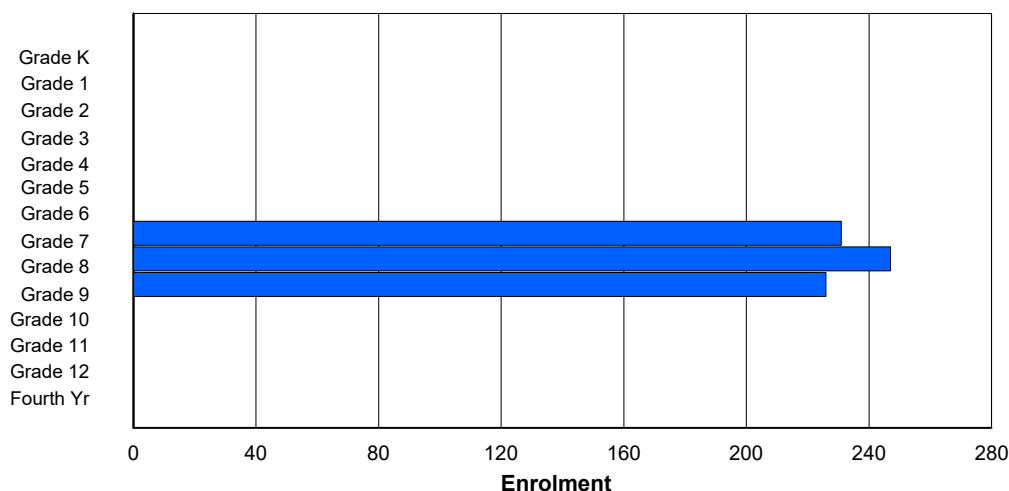
Gender	Age																Total
	5	6	7	8	9	10	11	12	13	14	15	16	17	18	19	20>	
Male	0	0	0	0	0	0	0	120	117	97	3	0	0	0	0	0	337
Female	0	0	0	0	0	0	0	107	129	131	0	0	0	0	0	0	367
Total	0	0	0	0	0	0	0	227	246	228	3	0	0	0	0	0	704

Enrolment By Grade and Gender

	<u>Grade</u>														
Gender	K	1	2	3	4	5	6	7	8	9	10	11	12	4th	Total
Male	0	0	0	0	0	0	0	123	119	95	0	0	0	0	337
Female	0	0	0	0	0	0	0	108	128	131	0	0	0	0	367
Total	0	0	0	0	0	0	0	231	247	226	0	0	0	0	704

Enrolment By Grade

For 955 - Corner Brook Intermediate, Corner Brook



* Data from the 2015-2016 AGR(Enrolment/Age as of the last day in Sept./Dec.)

** Newfoundland Statistics Classification System

*** May include itinerant teachers

NI ESD - Central Region

#125 - Copper Ridge Academy, Baie Verte

Grades: K-12

Number of Grades: 13

[FTE Teachers](#) *** : 21.5

Classification: Rural

Offers Distance Education: Yes

[School FTE PTR : 13.9](#)

[District FTE PTR : 11.8](#)

[Provincial FTE PTR : 12.1](#)

Enrolment By Age and Gender

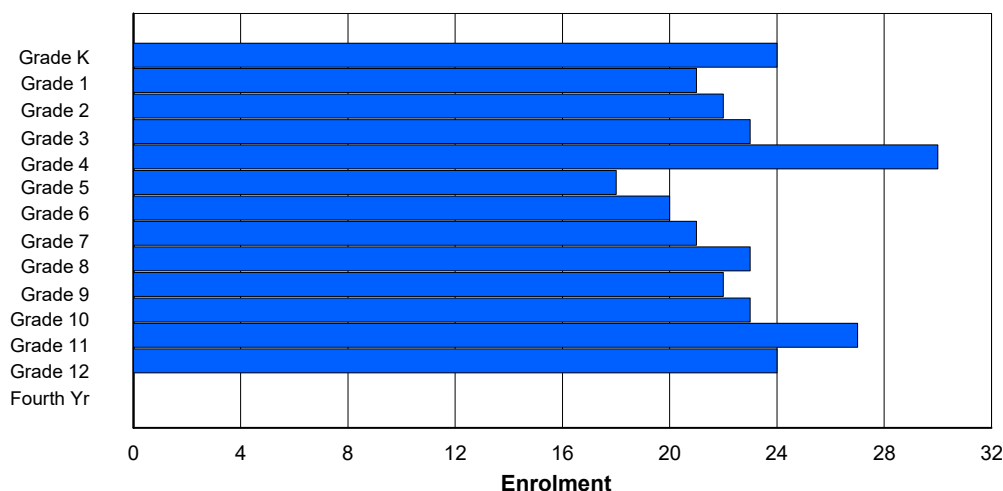
Gender	Age																	Total
	5	6	7	8	9	10	11	12	13	14	15	16	17	18	19	20>		
Male	15	13	13	11	18	6	11	8	12	12	11	16	10	1	0	0	157	
Female	9	8	9	12	12	12	9	13	12	9	12	11	13	0	0	0	141	
Total	24	21	22	23	30	18	20	21	24	21	23	27	23	1	0	0	298	

Enrolment By Grade and Gender

	<u>Grade</u>														
Gender	K	1	2	3	4	5	6	7	8	9	10	11	12	4th	Total
Male	15	13	13	11	18	6	11	8	11	13	11	16	11	0	157
Female	9	8	9	12	12	12	9	13	12	9	12	11	13	0	141
Total	24	21	22	23	30	18	20	21	23	22	23	27	24	0	298

Enrolment By Grade

For 125 - Copper Ridge Academy, Baie Verte



* Data from the 2015-2016 AGR(Enrolment/Age as of the last day in Sept./Dec.)

** Newfoundland Statistics Classification System

*** May include itinerant teachers

NI ESD - Central Region

#128 - Long Island Academy, Beaumont

Grades: 11

Number of Grades: 1

[FTE Teachers](#) *** : 1.0

Classification: Rural

Offers Distance Education: Yes

[School FTE PTR : 1.0](#)

[District FTE PTR : 11.8](#)

[Provincial FTE PTR : 12.1](#)

Enrolment By Age and Gender

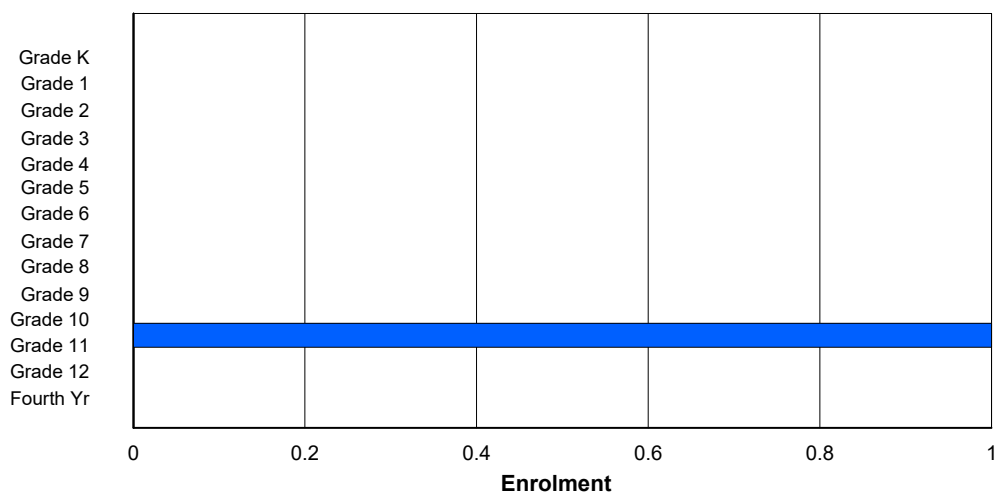
Gender	Age																	Total
	5	6	7	8	9	10	11	12	13	14	15	16	17	18	19	20>		
Male	0	0	0	0	0	0	0	0	0	0	0	0	0	0	0	0	0	
Female	0	0	0	0	0	0	0	0	0	0	0	1	0	0	0	0	1	
Total	0	0	0	0	0	0	0	0	0	0	0	1	0	0	0	0	1	

Enrolment By Grade and Gender

	<u>Grade</u>														
Gender	K	1	2	3	4	5	6	7	8	9	10	11	12	4th	Total
Male	0	0	0	0	0	0	0	0	0	0	0	0	0	0	0
Female	0	0	0	0	0	0	0	0	0	0	0	1	0	0	1
Total	0	0	0	0	0	0	0	0	0	0	0	1	0	0	1

Enrolment By Grade

For 128 - Long Island Academy, Beaumont



* Data from the 2015-2016 AGR(Enrolment/Age as of the last day in Sept./Dec.)

** Newfoundland Statistics Classification System

*** May include itinerant teachers

NI ESD - Central Region

#132 - Botwood Collegiate, Botwood

Grades: 7-12

Number of Grades: 6

[FTE Teachers](#) *** : 22.3

Classification: Urban

Offers Distance Education: Yes

[School FTE PTR : 13.9](#)

[District FTE PTR : 11.8](#)

[Provincial FTE PTR : 12.1](#)

Enrolment By Age and Gender

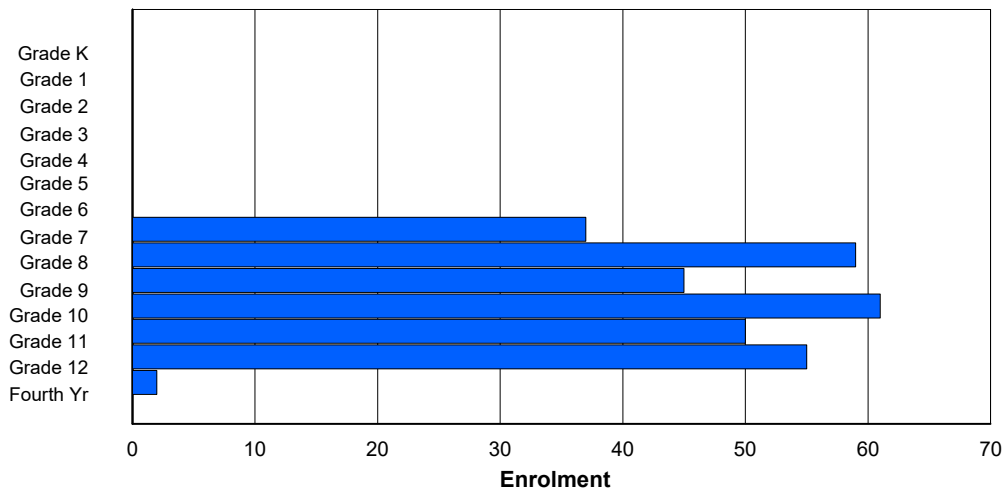
Gender	Age																	Total
	5	6	7	8	9	10	11	12	13	14	15	16	17	18	19	20>		
Male	0	0	0	0	0	0	1	21	23	25	27	24	28	4	0	1	154	
Female	0	0	0	0	0	0	0	14	34	21	28	30	27	1	0	0	155	
Total	0	0	0	0	0	0	1	35	57	46	55	54	55	5	0	1	309	

Enrolment By Grade and Gender

	<u>Grade</u>														
Gender	K	1	2	3	4	5	6	7	8	9	10	11	12	4th	Total
Male	0	0	0	0	0	0	0	22	26	23	30	23	28	2	154
Female	0	0	0	0	0	0	0	15	33	22	31	27	27	0	155
Total	0	0	0	0	0	0	0	37	59	45	61	50	55	2	309

Enrolment By Grade

For 132 - Botwood Collegiate, Botwood



* Data from the 2015-2016 AGR(Enrolment/Age as of the last day in Sept./Dec.)

** Newfoundland Statistics Classification System

*** May include itinerant teachers

NI ESD - Central Region

#133 - Memorial Academy, Botwood

Grades: K-6

Number of Grades: 7

[FTE Teachers](#) *** : 21.8

Classification: Urban

Offers Distance Education: No

[School FTE PTR : 14.3](#)

[District FTE PTR : 11.8](#)

[Provincial FTE PTR : 12.1](#)

Enrolment By Age and Gender

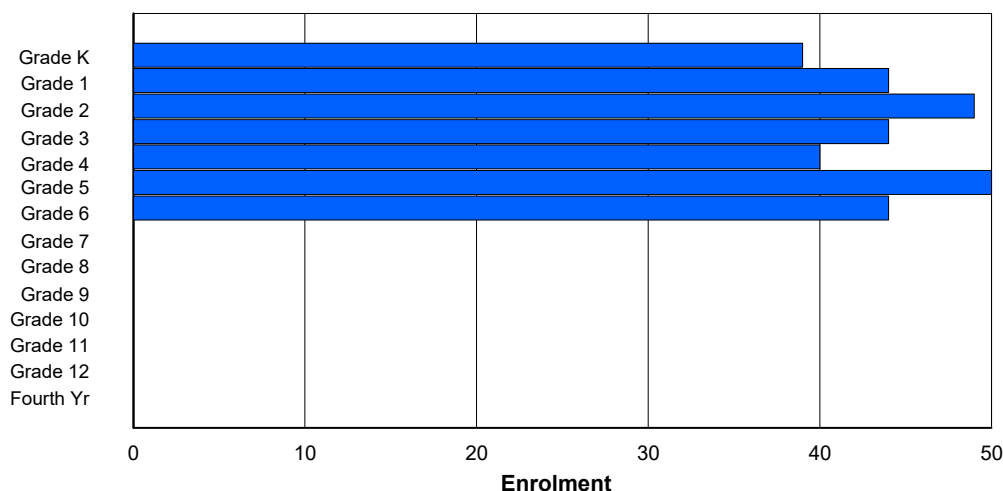
Gender	Age																	Total
	5	6	7	8	9	10	11	12	13	14	15	16	17	18	19	20>		
Male	19	20	29	21	21	25	22	1	0	0	0	0	0	0	0	0	158	
Female	20	24	20	24	16	27	21	0	0	0	0	0	0	0	0	0	152	
Total	39	44	49	45	37	52	43	1	0	0	0	0	0	0	0	0	310	

Enrolment By Grade and Gender

	Grade														
Gender	K	1	2	3	4	5	6	7	8	9	10	11	12	4th	Total
Male	19	20	29	21	22	24	23	0	0	0	0	0	0	0	158
Female	20	24	20	23	18	26	21	0	0	0	0	0	0	0	152
Total	39	44	49	44	40	50	44	0	0	0	0	0	0	0	310

Enrolment By Grade

For 133 - Memorial Academy, Botwood



* Data from the 2015-2016 AGR(Enrolment/Age as of the last day in Sept./Dec.)

** Newfoundland Statistics Classification System

*** May include itinerant teachers

NI ESD - Central Region

#138 - Victoria Academy, Gaultois

Grades: K-3,6-9,11-12

Number of Grades: 10

[FTE Teachers](#) *** : 3.5

Classification: Rural

Offers Distance Education: Yes

[School FTE PTR : 7.1](#)

[District FTE PTR : 11.8](#)

[Provincial FTE PTR : 12.1](#)

Enrolment By Age and Gender

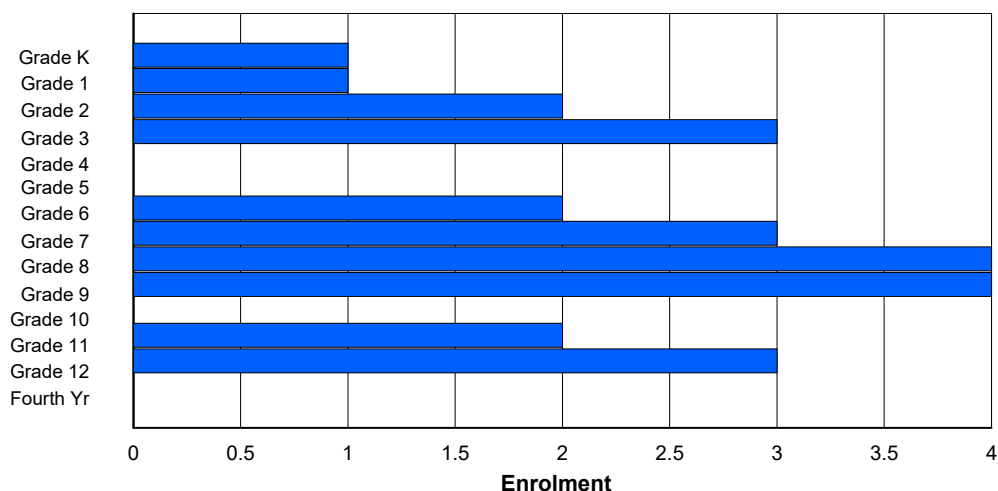
Gender	Age																	Total
	5	6	7	8	9	10	11	12	13	14	15	16	17	18	19	20>		
Male	1	1	2	3	0	0	1	2	2	2	0	1	2	0	0	0	17	
Female	0	0	0	0	0	0	1	1	2	2	0	1	1	0	0	0	8	
Total	1	1	2	3	0	0	2	3	4	4	0	2	3	0	0	0	25	

Enrolment By Grade and Gender

	<u>Grade</u>														
Gender	K	1	2	3	4	5	6	7	8	9	10	11	12	4th	Total
Male	1	1	2	3	0	0	1	2	2	2	0	1	2	0	17
Female	0	0	0	0	0	0	1	1	2	2	0	1	1	0	8
Total	1	1	2	3	0	0	2	3	4	4	0	2	3	0	25

Enrolment By Grade

For 138 - Victoria Academy, Gaultois



* Data from the 2015-2016 AGR(Enrolment/Age as of the last day in Sept./Dec.)

** Newfoundland Statistics Classification System

*** May include itinerant teachers

NI ESD - Central Region

#142 - Woodland Primary, Grand Falls-Windsor

Grades: K-3

Number of Grades: 4

[FTE Teachers](#) *** : 28.0

Classification: Urban

Offers Distance Education: No

[School FTE PTR : 16.2](#)

[District FTE PTR : 11.8](#)

[Provincial FTE PTR : 12.1](#)

Enrolment By Age and Gender

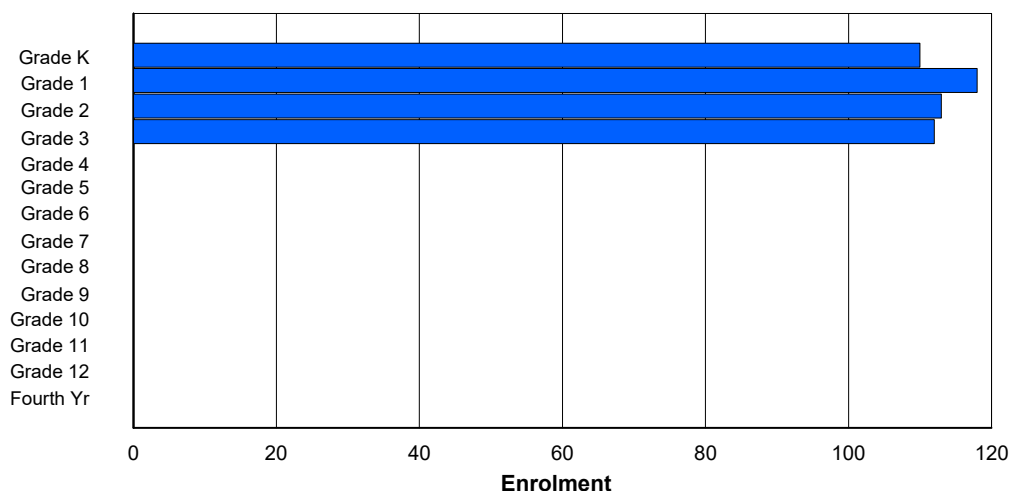
Gender	Age																	Total
	5	6	7	8	9	10	11	12	13	14	15	16	17	18	19	20>		
Male	50	61	63	59	0	0	0	0	0	0	0	0	0	0	0	0	233	
Female	59	58	50	53	0	0	0	0	0	0	0	0	0	0	0	0	220	
Total	109	119	113	112	0	0	0	0	0	0	0	0	0	0	0	0	453	

Enrolment By Grade and Gender

	<u>Grade</u>														
Gender	K	1	2	3	4	5	6	7	8	9	10	11	12	4th	Total
Male	51	60	63	59	0	0	0	0	0	0	0	0	0	0	233
Female	59	58	50	53	0	0	0	0	0	0	0	0	0	0	220
Total	110	118	113	112	0	0	0	0	0	0	0	0	0	0	453

Enrolment By Grade

For 142 - Woodland Primary, Grand Falls-Windsor



* Data from the 2015-2016 AGR(Enrolment/Age as of the last day in Sept./Dec.)

** Newfoundland Statistics Classification System

*** May include itinerant teachers

NI ESD - Central Region

#143 - Millcrest Academy, Grand Falls-Windsor

Grades: 4-6

Number of Grades: 3

[FTE Teachers](#) *** : 26.0

Classification: Urban

Offers Distance Education: No

[School FTE PTR : 12.7](#)

[District FTE PTR : 11.8](#)

[Provincial FTE PTR : 12.1](#)

Enrolment By Age and Gender

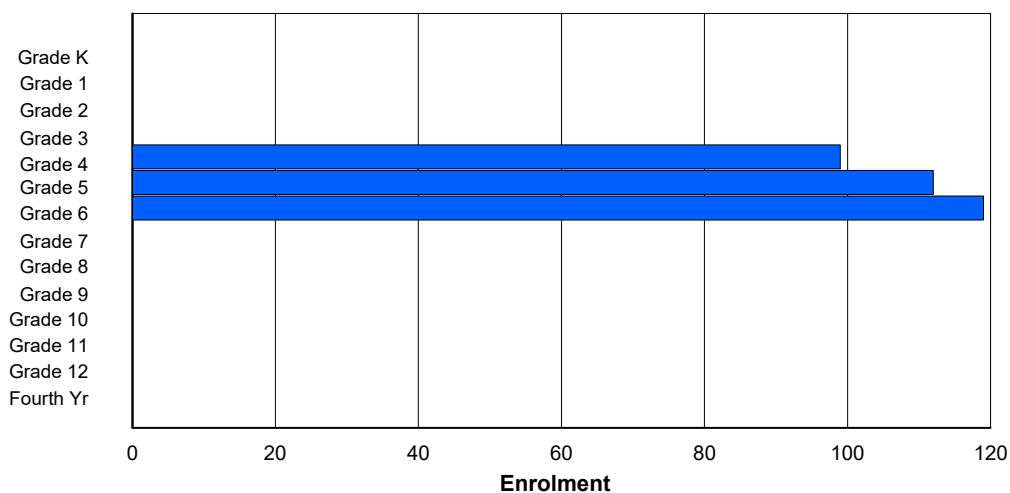
Gender	Age																	Total
	5	6	7	8	9	10	11	12	13	14	15	16	17	18	19	20>		
Male	0	0	0	0	54	53	64	0	0	0	0	0	0	0	0	0	171	
Female	0	0	0	0	46	57	55	1	0	0	0	0	0	0	0	0	159	
Total	0	0	0	0	100	110	119	1	0	0	0	0	0	0	0	0	330	

Enrolment By Grade and Gender

	<u>Grade</u>														
Gender	K	1	2	3	4	5	6	7	8	9	10	11	12	4th	Total
Male	0	0	0	0	53	54	64	0	0	0	0	0	0	0	171
Female	0	0	0	0	46	58	55	0	0	0	0	0	0	0	159
Total	0	0	0	0	99	112	119	0	0	0	0	0	0	0	330

Enrolment By Grade

For 143 - Millcrest Academy, Grand Falls-Windsor



* Data from the 2015-2016 AGR(Enrolment/Age as of the last day in Sept./Dec.)

** Newfoundland Statistics Classification System

*** May include itinerant teachers

NI ESD - Central Region

#144 - Sprucewood Academy, Grand Falls-Windsor

Grades: K-6

Number of Grades: 7

[FTE Teachers](#) *** : 20.8

Classification: Urban

Offers Distance Education: No

[School FTE PTR : 13.5](#)

[District FTE PTR : 11.8](#)

[Provincial FTE PTR : 12.1](#)

Enrolment By Age and Gender

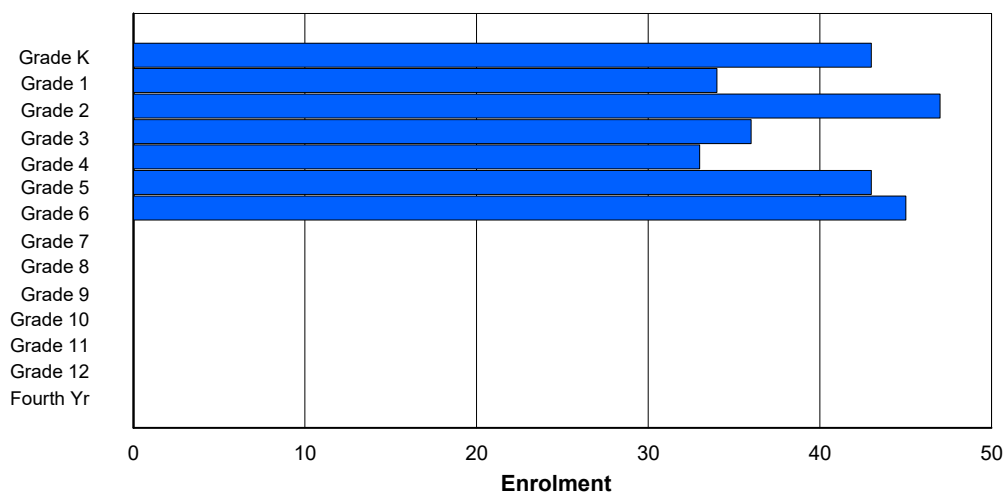
Gender	Age																	Total
	5	6	7	8	9	10	11	12	13	14	15	16	17	18	19	20>		
Male	22	13	22	21	21	23	18	0	0	0	0	0	0	0	0	0	140	
Female	21	21	25	14	12	21	26	1	0	0	0	0	0	0	0	0	141	
Total	43	34	47	35	33	44	44	1	0	0	0	0	0	0	0	0	281	

Enrolment By Grade and Gender

	Grade														
Gender	K	1	2	3	4	5	6	7	8	9	10	11	12	4th	Total
Male	22	13	22	22	21	22	18	0	0	0	0	0	0	0	140
Female	21	21	25	14	12	21	27	0	0	0	0	0	0	0	141
Total	43	34	47	36	33	43	45	0	0	0	0	0	0	0	281

Enrolment By Grade

For 144 - Sprucewood Academy, Grand Falls-Windsor



* Data from the 2015-2016 AGR(Enrolment/Age as of the last day in Sept./Dec.)

** Newfoundland Statistics Classification System

*** May include itinerant teachers

NI ESD - Central Region

#149 - King Academy, Harbour Breton

Grades: 7-12

Number of Grades: 6

[FTE Teachers](#) *** : 11.5

Classification: Rural

Offers Distance Education: Yes

[School FTE PTR : 9.5](#)

[District FTE PTR : 11.8](#)

[Provincial FTE PTR : 12.1](#)

Enrolment By Age and Gender

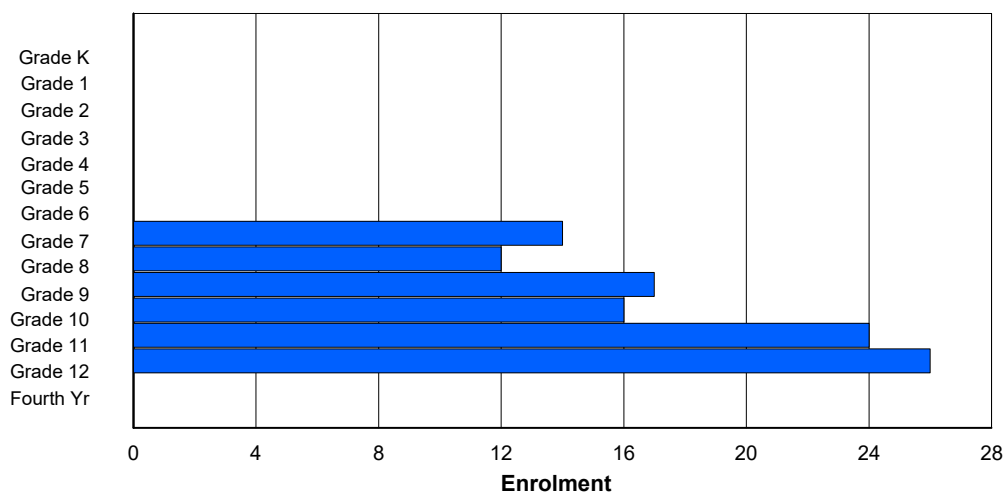
Gender	Age																	Total
	5	6	7	8	9	10	11	12	13	14	15	16	17	18	19	20>		
Male	0	0	0	0	0	0	0	8	5	10	11	10	13	1	0	0	58	
Female	0	0	0	0	0	0	0	6	7	5	7	14	12	0	0	0	51	
Total	0	0	0	0	0	0	0	14	12	15	18	24	25	1	0	0	109	

Enrolment By Grade and Gender

	<u>Grade</u>														
Gender	K	1	2	3	4	5	6	7	8	9	10	11	12	4th	Total
Male	0	0	0	0	0	0	0	8	5	11	10	10	14	0	58
Female	0	0	0	0	0	0	0	6	7	6	6	14	12	0	51
Total	0	0	0	0	0	0	0	14	12	17	16	24	26	0	109

Enrolment By Grade

For 149 - King Academy, Harbour Breton



* Data from the 2015-2016 AGR(Enrolment/Age as of the last day in Sept./Dec.)

** Newfoundland Statistics Classification System

*** May include itinerant teachers

NI ESD - Central Region

#150 - St. Joseph's Elementary, Harbour Breton

Grades: K-6

Number of Grades: 7

[FTE Teachers](#) *** : 10.8

Classification: Rural

Offers Distance Education: No

[School FTE PTR : 10.8](#)

[District FTE PTR : 11.8](#)

[Provincial FTE PTR : 12.1](#)

Enrolment By Age and Gender

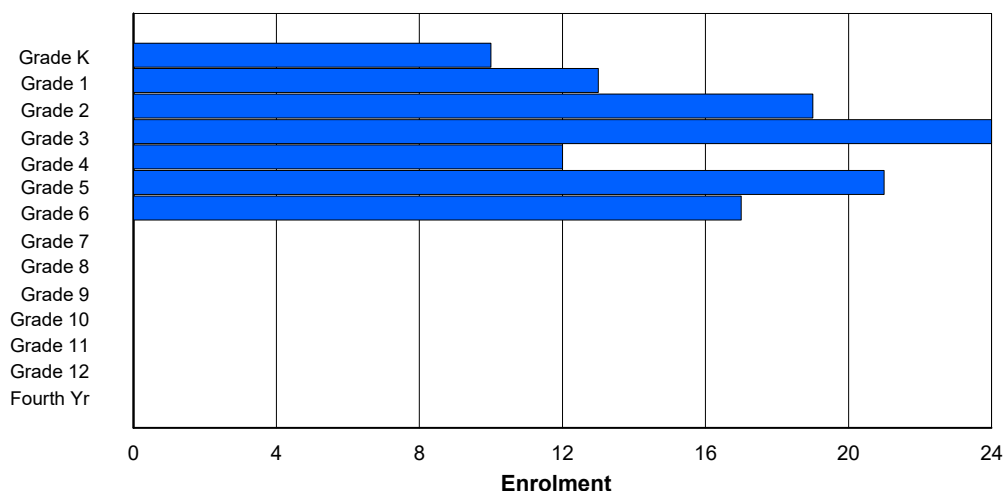
Gender	Age																	Total
	5	6	7	8	9	10	11	12	13	14	15	16	17	18	19	20>		
Male	4	5	12	11	4	10	10	0	0	0	0	0	0	0	0	0	56	
Female	6	8	7	13	8	11	7	0	0	0	0	0	0	0	0	0	60	
Total	10	13	19	24	12	21	17	0	0	0	0	0	0	0	0	0	116	

Enrolment By Grade and Gender

	Grade														
Gender	K	1	2	3	4	5	6	7	8	9	10	11	12	4th	Total
Male	4	5	12	11	4	10	10	0	0	0	0	0	0	0	56
Female	6	8	7	13	8	11	7	0	0	0	0	0	0	0	60
Total	10	13	19	24	12	21	17	0	0	0	0	0	0	0	116

Enrolment By Grade

For 150 - St. Joseph's Elementary, Harbour Breton



* Data from the 2015-2016 AGR(Enrolment/Age as of the last day in Sept./Dec.)

** Newfoundland Statistics Classification System

*** May include itinerant teachers

NI ESD - Central Region

#151 - John Watkins Academy, Hermitage

Grades: K-12

Number of Grades: 13

[FTE Teachers](#) *** : 8.0

Classification: Rural

Offers Distance Education: Yes

[School FTE PTR : 8.3](#)

[District FTE PTR : 11.8](#)

[Provincial FTE PTR : 12.1](#)

Enrolment By Age and Gender

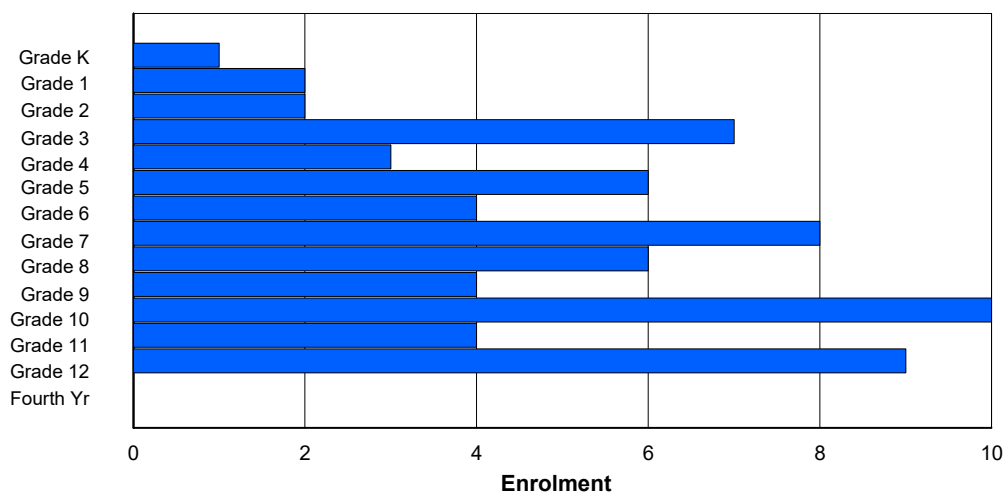
Gender	Age																	Total
	5	6	7	8	9	10	11	12	13	14	15	16	17	18	19	20>		
Male	1	1	0	4	1	3	3	2	2	2	5	4	2	0	0	0	30	
Female	0	1	2	3	2	3	1	5	5	2	4	1	7	0	0	0	36	
Total	1	2	2	7	3	6	4	7	7	4	9	5	9	0	0	0	66	

Enrolment By Grade and Gender

Gender	Grade														Total
	K	1	2	3	4	5	6	7	8	9	10	11	12	4th	
Male	1	1	0	4	1	3	3	2	2	2	6	3	2	0	30
Female	0	1	2	3	2	3	1	6	4	2	4	1	7	0	36
Total	1	2	2	7	3	6	4	8	6	4	10	4	9	0	66

Enrolment By Grade

For 151 - John Watkins Academy, Hermitage



* Data from the 2015-2016 AGR(Enrolment/Age as of the last day in Sept./Dec.)

** Newfoundland Statistics Classification System

*** May include itinerant teachers

NI ESD - Central Region

#152 - Valmont Academy, King's Point

Grades: K-12

Number of Grades: 13

[FTE Teachers](#) *** : 11.3

Classification: Rural

Offers Distance Education: Yes

[School FTE PTR : 9.1](#)

[District FTE PTR : 11.8](#)

[Provincial FTE PTR : 12.1](#)

Enrolment By Age and Gender

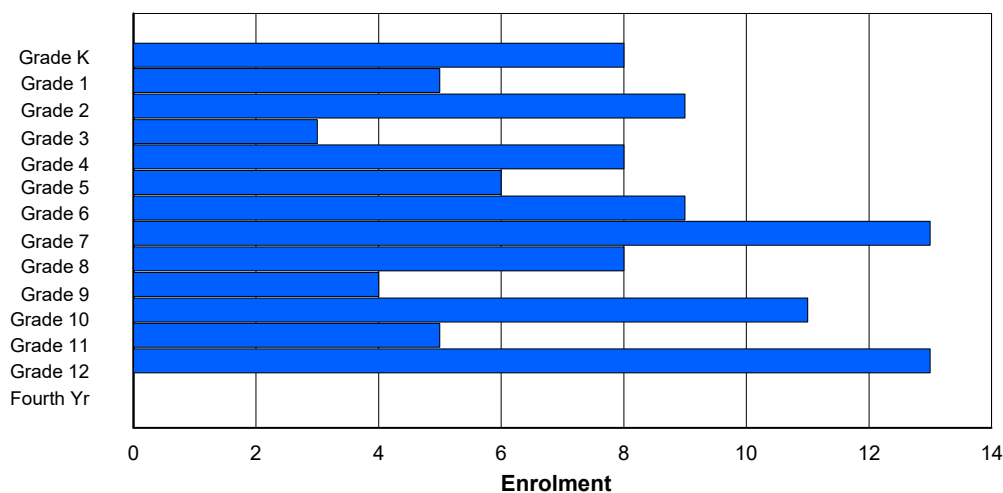
Gender	Age																	Total
	5	6	7	8	9	10	11	12	13	14	15	16	17	18	19	20>		
Male	2	4	3	3	4	2	4	6	2	3	2	2	8	1	0	0	46	
Female	6	1	6	0	4	4	5	7	5	2	8	3	5	0	0	0	56	
Total	8	5	9	3	8	6	9	13	7	5	10	5	13	1	0	0	102	

Enrolment By Grade and Gender

	<u>Grade</u>														
Gender	K	1	2	3	4	5	6	7	8	9	10	11	12	4th	Total
Male	2	4	3	3	4	2	4	6	3	2	2	2	9	0	46
Female	6	1	6	0	4	4	5	7	5	2	9	3	4	0	56
Total	8	5	9	3	8	6	9	13	8	4	11	5	13	0	102

Enrolment By Grade

For 152 - Valmont Academy, King's Point



* Data from the 2015-2016 AGR(Enrolment/Age as of the last day in Sept./Dec.)

** Newfoundland Statistics Classification System

*** May include itinerant teachers

NI ESD - Central Region

#153 - Cape John Collegiate, La Scie

Grades: 7-12

Number of Grades: 6

[FTE Teachers](#) *** : 10.5

Classification: Rural

Offers Distance Education: Yes

[School FTE PTR : 8.9](#)

[District FTE PTR : 11.8](#)

[Provincial FTE PTR : 12.1](#)

Enrolment By Age and Gender

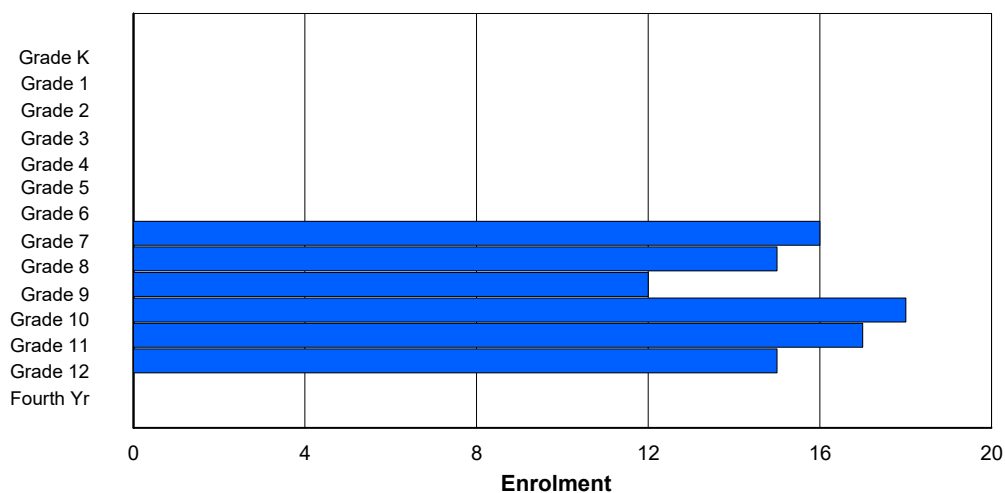
Gender	Age																	Total
	5	6	7	8	9	10	11	12	13	14	15	16	17	18	19	20>		
Male	0	0	0	0	0	0	0	10	8	3	9	7	7	0	0	0	44	
Female	0	0	0	0	0	0	0	6	7	10	8	9	9	0	0	0	49	
Total	0	0	0	0	0	0	0	16	15	13	17	16	16	0	0	0	93	

Enrolment By Grade and Gender

	<u>Grade</u>														
Gender	K	1	2	3	4	5	6	7	8	9	10	11	12	4th	Total
Male	0	0	0	0	0	0	0	10	8	2	10	7	7	0	44
Female	0	0	0	0	0	0	0	6	7	10	8	10	8	0	49
Total	0	0	0	0	0	0	0	16	15	12	18	17	15	0	93

Enrolment By Grade

For 153 - Cape John Collegiate, La Scie



* Data from the 2015-2016 AGR(Enrolment/Age as of the last day in Sept./Dec.)

** Newfoundland Statistics Classification System

*** May include itinerant teachers

NI ESD - Central Region

#154 - Hillside Elementary, La Scie

Grades: K-6

Number of Grades: 7

[FTE Teachers](#) *** : 8.5

Classification: Rural

Offers Distance Education: No

[School FTE PTR : 10.7](#)

[District FTE PTR : 11.8](#)

[Provincial FTE PTR : 12.1](#)

Enrolment By Age and Gender

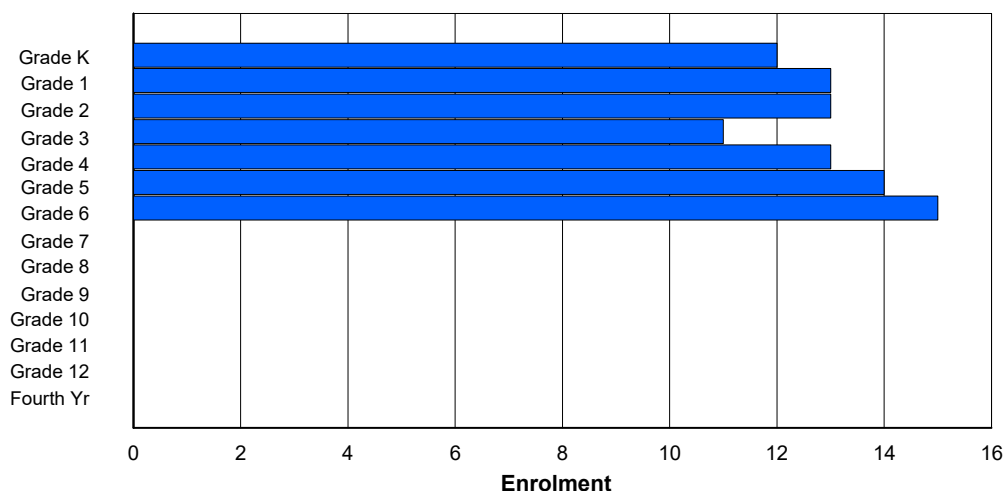
Gender	Age																	Total
	5	6	7	8	9	10	11	12	13	14	15	16	17	18	19	20>		
Male	8	5	9	5	6	9	8	0	0	0	0	0	0	0	0	0	50	
Female	4	8	4	6	7	5	7	0	0	0	0	0	0	0	0	0	41	
Total	12	13	13	11	13	14	15	0	0	0	0	0	0	0	0	0	91	

Enrolment By Grade and Gender

	<u>Grade</u>															
Gender	K	1	2	3	4	5	6	7	8	9	10	11	12	4th	Total	
Male	8	5	9	5	6	9	8	0	0	0	0	0	0	0	50	
Female	4	8	4	6	7	5	7	0	0	0	0	0	0	0	41	
Total	12	13	13	11	13	14	15	0	0	0	0	0	0	0	91	

Enrolment By Grade

For 154 - Hillside Elementary, La Scie



* Data from the 2015-2016 AGR(Enrolment/Age as of the last day in Sept./Dec.)

** Newfoundland Statistics Classification System

*** May include itinerant teachers

NI ESD - Central Region

#155 - Leading Tickles Primary, Leading Tickles

Grades: K-1,3

Number of Grades: 3

[FTE Teachers](#) *** : 1.6

Classification: Rural

Offers Distance Education: No

[School FTE PTR : 6.3](#)

[District FTE PTR : 11.8](#)

[Provincial FTE PTR : 12.1](#)

Enrolment By Age and Gender

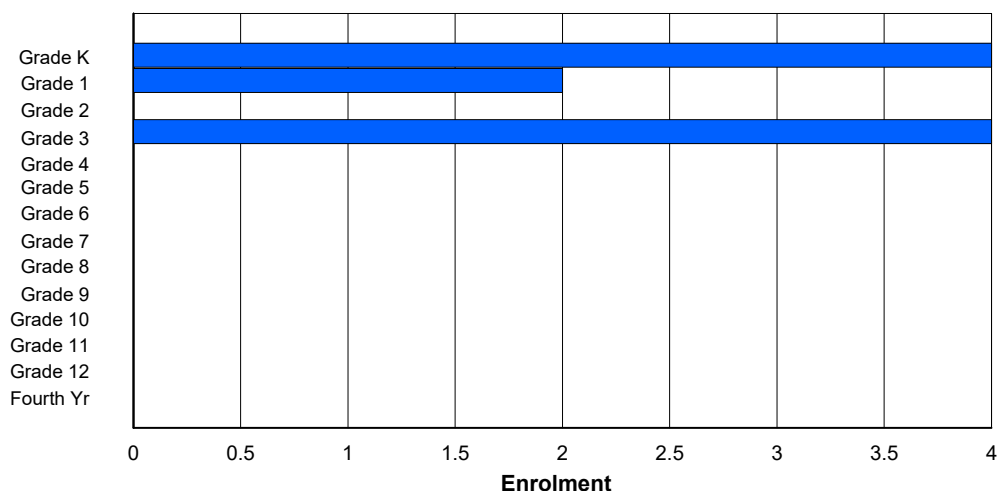
Gender	Age																	Total
	5	6	7	8	9	10	11	12	13	14	15	16	17	18	19	20>		
Male	0	2	0	2	0	0	0	0	0	0	0	0	0	0	0	0	4	
Female	4	0	0	2	0	0	0	0	0	0	0	0	0	0	0	0	6	
Total	4	2	0	4	0	0	0	0	0	0	0	0	0	0	0	0	10	

Enrolment By Grade and Gender

	<u>Grade</u>														
Gender	K	1	2	3	4	5	6	7	8	9	10	11	12	4th	Total
Male	0	2	0	2	0	0	0	0	0	0	0	0	0	0	4
Female	4	0	0	2	0	0	0	0	0	0	0	0	0	0	6
Total	4	2	0	4	0	0	0	0	0	0	0	0	0	0	10

Enrolment By Grade

For 155 - Leading Tickles Primary, Leading Tickles



* Data from the 2015-2016 AGR(Enrolment/Age as of the last day in Sept./Dec.)

** Newfoundland Statistics Classification System

*** May include itinerant teachers

NI ESD - Central Region

#156 - H.L. Strong Academy, Little Bay Islands

Grades: 10,12

Number of Grades: 2

[FTE Teachers](#) *** : 1.0

Classification: Rural

Offers Distance Education: No

[School FTE PTR : 2.0](#)

[District FTE PTR : 11.8](#)

[Provincial FTE PTR : 12.1](#)

Enrolment By Age and Gender

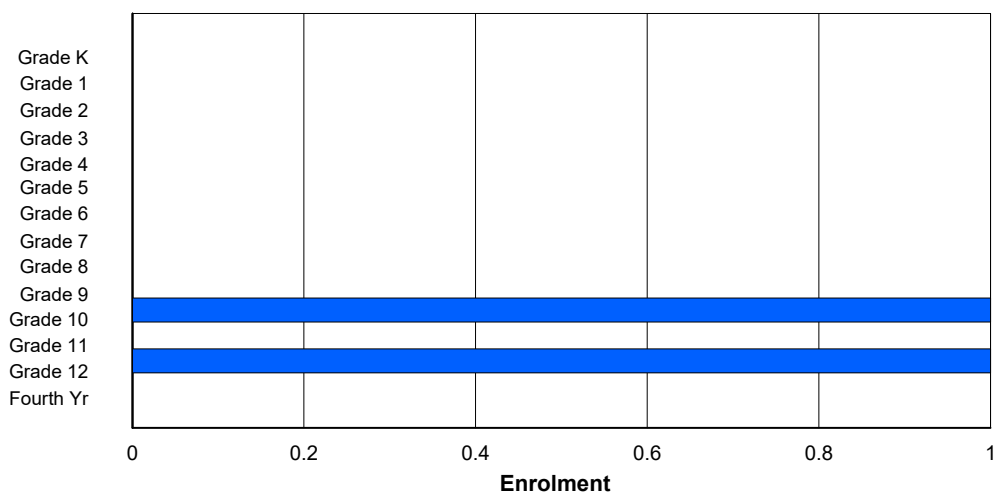
Gender	Age																	Total
	5	6	7	8	9	10	11	12	13	14	15	16	17	18	19	20>		
Male	0	0	0	0	0	0	0	0	0	0	1	0	0	0	0	0	1	
Female	0	0	0	0	0	0	0	0	0	0	0	0	0	1	0	0	1	
Total	0	0	0	0	0	0	0	0	0	0	1	0	0	1	0	0	2	

Enrolment By Grade and Gender

	<u>Grade</u>														
Gender	K	1	2	3	4	5	6	7	8	9	10	11	12	4th	Total
Male	0	0	0	0	0	0	0	0	0	0	1	0	0	0	1
Female	0	0	0	0	0	0	0	0	0	0	0	0	1	0	1
Total	0	0	0	0	0	0	0	0	0	0	1	0	1	0	2

Enrolment By Grade

For 156 - H.L. Strong Academy, Little Bay Islands



* Data from the 2015-2016 AGR(Enrolment/Age as of the last day in Sept./Dec.)

** Newfoundland Statistics Classification System

*** May include itinerant teachers

NI ESD - Central Region

#157 - St. Peter's AG, McCallum

Grades: 3,6,9-10,12

Number of Grades: 5

[FTE Teachers](#) *** : 1.5

Classification: Rural

Offers Distance Education: Yes

[School FTE PTR : 3.3](#)

[District FTE PTR : 11.8](#)

[Provincial FTE PTR : 12.1](#)

Enrolment By Age and Gender

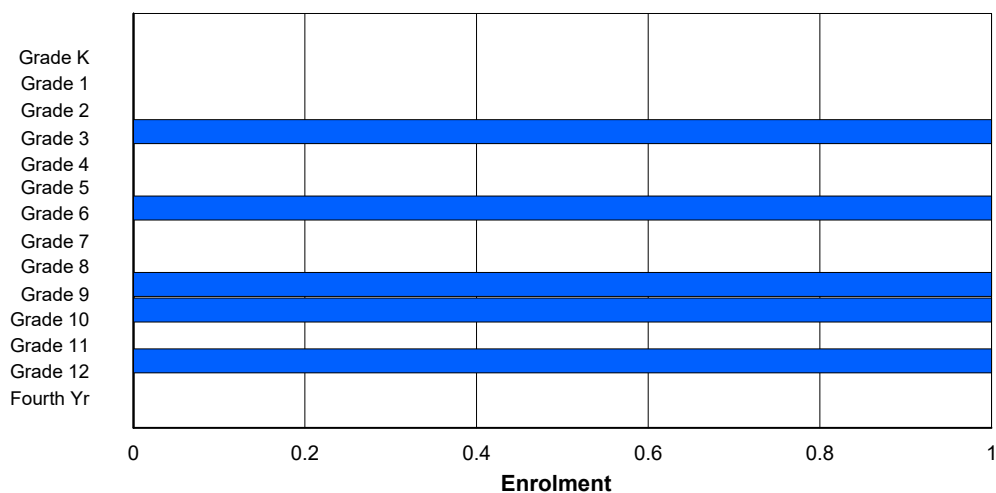
Gender	Age																	Total
	5	6	7	8	9	10	11	12	13	14	15	16	17	18	19	20>		
Male	0	0	0	1	0	0	0	0	0	0	0	0	1	0	0	0	2	
Female	0	0	0	0	0	0	1	0	0	1	1	0	0	0	0	0	3	
Total	0	0	0	1	0	0	1	0	0	1	1	0	1	0	0	0	5	

Enrolment By Grade and Gender

	<u>Grade</u>														
Gender	K	1	2	3	4	5	6	7	8	9	10	11	12	4th	Total
Male	0	0	0	1	0	0	0	0	0	0	0	0	1	0	2
Female	0	0	0	0	0	0	1	0	0	1	1	0	0	0	3
Total	0	0	0	1	0	0	1	0	0	1	1	0	1	0	5

Enrolment By Grade

For 157 - St. Peter's AG, McCallum



* Data from the 2015-2016 AGR(Enrolment/Age as of the last day in Sept./Dec.)

** Newfoundland Statistics Classification System

*** May include itinerant teachers

NI ESD - Central Region

#158 - MSB Regional Academy, Middle Arm

Grades: K-12

Number of Grades: 13

[FTE Teachers](#) *** : 13.0

Classification: Rural

Offers Distance Education: Yes

[School FTE PTR : 10.0](#)

[District FTE PTR : 11.8](#)

[Provincial FTE PTR : 12.1](#)

Enrolment By Age and Gender

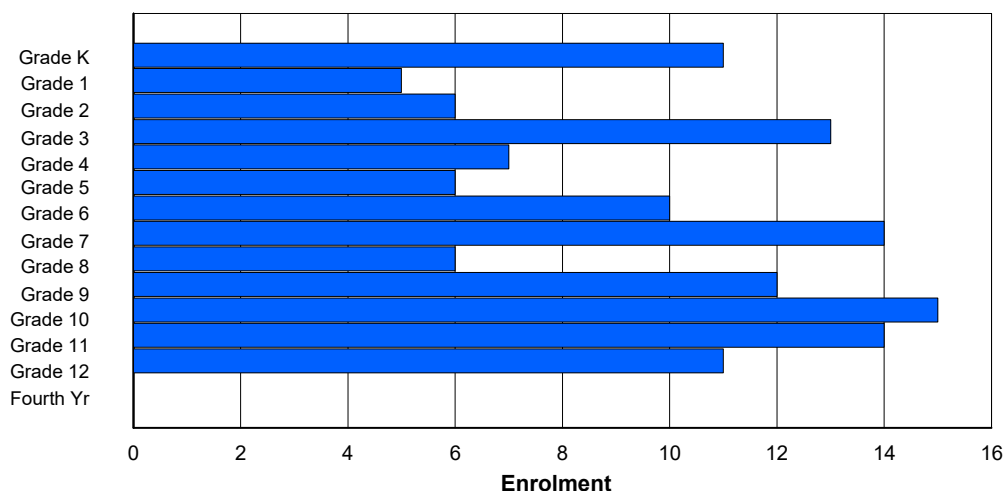
Gender	Age																	Total
	5	6	7	8	9	10	11	12	13	14	15	16	17	18	19	20>		
Male	4	1	1	7	4	3	4	5	4	6	7	8	5	0	0	0	59	
Female	7	4	5	6	2	4	6	9	2	6	8	6	6	0	0	0	71	
Total	11	5	6	13	6	7	10	14	6	12	15	14	11	0	0	0	130	

Enrolment By Grade and Gender

Gender	Grade														Total
	K	1	2	3	4	5	6	7	8	9	10	11	12	4th	
Male	4	1	1	7	4	3	4	5	4	6	7	8	5	0	59
Female	7	4	5	6	3	3	6	9	2	6	8	6	6	0	71
Total	11	5	6	13	7	6	10	14	6	12	15	14	11	0	130

Enrolment By Grade

For 158 - MSB Regional Academy, Middle Arm



* Data from the 2015-2016 AGR(Enrolment/Age as of the last day in Sept./Dec.)

** Newfoundland Statistics Classification System

*** May include itinerant teachers

NI ESD - Central Region

#160 - Bayview Primary, Nipper's Harbour

Classification: Rural

Offers Distance Education: No

Grades: Number of Grades: 0

[School FTE PTR : 3.4e+038](#)

[District FTE PTR : 11.8](#)

[Provincial FTE PTR : 12.1](#)

[FTE Teachers](#) *** : 0.0

Enrolment By Age and Gender

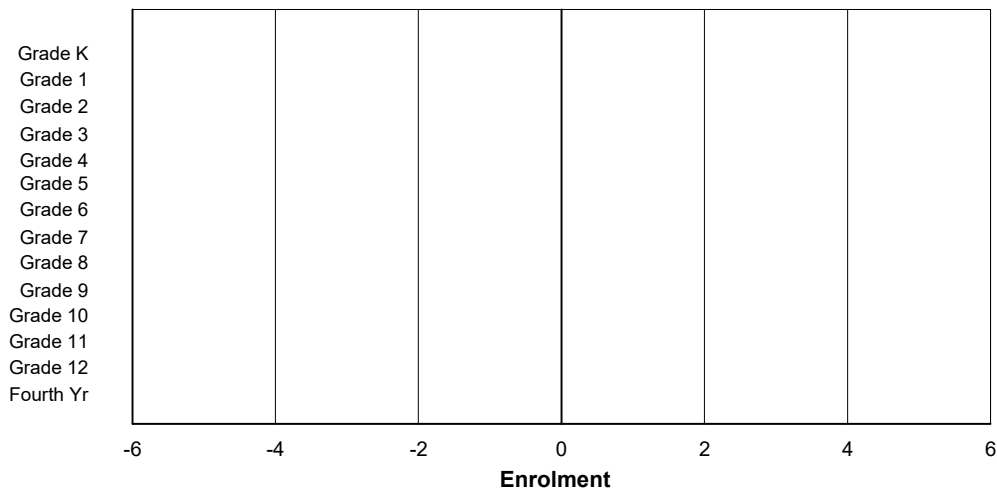
Gender	Age																	Total
	5	6	7	8	9	10	11	12	13	14	15	16	17	18	19	20>		
Male	0	0	0	0	0	0	0	0	0	0	0	0	0	0	0	0	0	
Female	0	0	0	0	0	0	0	0	0	0	0	0	0	0	0	0	0	
Total	0	0	0	0	0	0	0	0	0	0	0	0	0	0	0	0	0	

Enrolment By Grade and Gender

	<u>Grade</u>														
Gender	K	1	2	3	4	5	6	7	8	9	10	11	12	4th	Total
Male	0	0	0	0	0	0	0	0	0	0	0	0	0	0	0
Female	0	0	0	0	0	0	0	0	0	0	0	0	0	0	0
Total	0	0	0	0	0	0	0	0	0	0	0	0	0	0	0

Enrolment By Grade

For 160 - Bayview Primary, Nipper's Harbour



* Data from the 2015-2016 AGR(Enrolment/Age as of the last day in Sept./Dec.)

** Newfoundland Statistics Classification System

*** May include itinerant teachers

NI ESD - Central Region

#162 - Dorset Collegiate, Pilley's Island

Grades: 7-12

Number of Grades: 6

[FTE Teachers](#) *** : 13.8

Classification: Rural

Offers Distance Education: Yes

[School FTE PTR : 11.9](#)

[District FTE PTR : 11.8](#)

[Provincial FTE PTR : 12.1](#)

Enrolment By Age and Gender

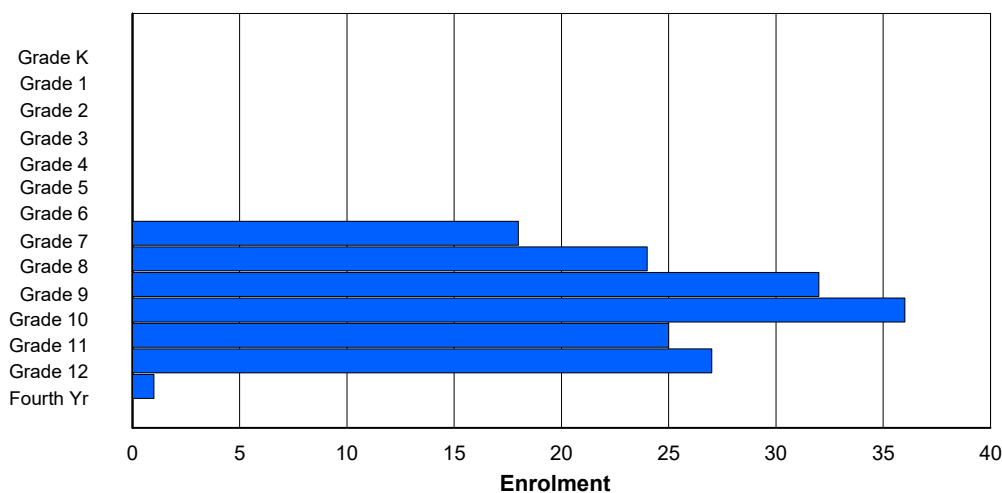
Gender	Age																	Total
	5	6	7	8	9	10	11	12	13	14	15	16	17	18	19	20>		
Male	0	0	0	0	0	0	0	10	15	19	18	21	12	1	0	0	96	
Female	0	0	0	0	0	0	0	8	9	13	14	7	16	0	0	0	67	
Total	0	0	0	0	0	0	0	18	24	32	32	28	28	1	0	0	163	

Enrolment By Grade and Gender

	<u>Grade</u>														
Gender	K	1	2	3	4	5	6	7	8	9	10	11	12	4th	Total
Male	0	0	0	0	0	0	0	10	15	19	20	20	11	1	96
Female	0	0	0	0	0	0	0	8	9	13	16	5	16	0	67
Total	0	0	0	0	0	0	0	18	24	32	36	25	27	1	163

Enrolment By Grade

For 162 - Dorset Collegiate, Pilley's Island



* Data from the 2015-2016 AGR(Enrolment/Age as of the last day in Sept./Dec.)

** Newfoundland Statistics Classification System

*** May include itinerant teachers

NI ESD - Central Region

#163 - Point Leamington Academy, Point Leamington

Grades: K-12

Number of Grades: 13

[FTE Teachers](#) *** : 10.5

Classification: Rural

Offers Distance Education: Yes

[School FTE PTR : 8.5](#)

[District FTE PTR : 11.8](#)

[Provincial FTE PTR : 12.1](#)

Enrolment By Age and Gender

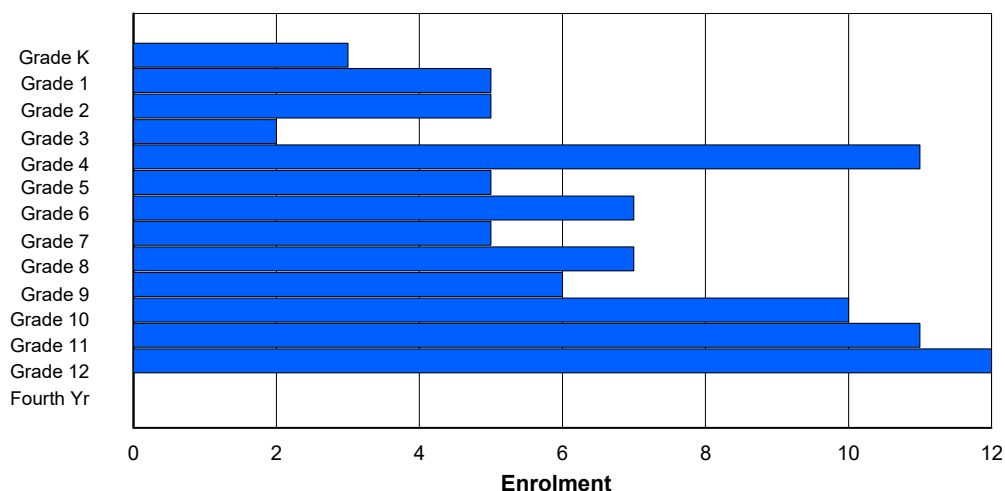
Gender	Age																	Total
	5	6	7	8	9	10	11	12	13	14	15	16	17	18	19	20>		
Male	1	2	3	1	7	2	4	3	4	4	2	6	6	0	0	0	45	
Female	2	3	2	1	4	3	3	2	3	2	8	5	5	1	0	0	44	
Total	3	5	5	2	11	5	7	5	7	6	10	11	11	1	0	0	89	

Enrolment By Grade and Gender

Gender	Grade														Total
	K	1	2	3	4	5	6	7	8	9	10	11	12	4th	
Male	1	2	3	1	7	2	4	3	4	4	2	6	6	0	45
Female	2	3	2	1	4	3	3	2	3	2	8	5	6	0	44
Total	3	5	5	2	11	5	7	5	7	6	10	11	12	0	89

Enrolment By Grade

For 163 - Point Leamington Academy, Point Leamington



* Data from the 2015-2016 AGR(Enrolment/Age as of the last day in Sept./Dec.)

** Newfoundland Statistics Classification System

*** May include itinerant teachers

NI ESD - Central Region

#165 - St. Stephen's AG, Rencontre East

Grades: K,2-8,10-12

Number of Grades: 11

[FTE Teachers](#) *** : 3.5

Classification: Rural

Offers Distance Education: Yes

[School FTE PTR : 6.3](#)

[District FTE PTR : 11.8](#)

[Provincial FTE PTR : 12.1](#)

Enrolment By Age and Gender

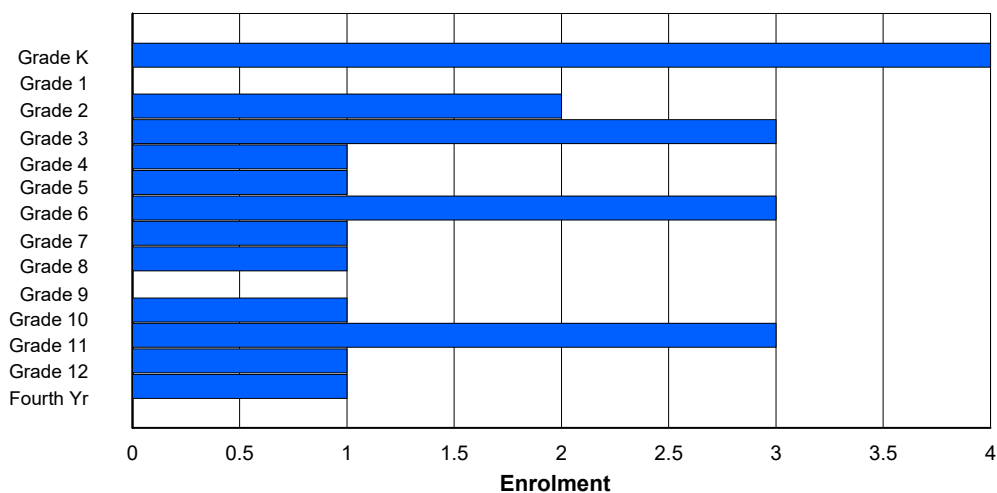
Gender	Age																	Total
	5	6	7	8	9	10	11	12	13	14	15	16	17	18	19	20>		
Male	3	0	0	0	1	0	1	0	0	0	1	2	0	1	0	0	9	
Female	1	0	2	3	0	1	2	1	1	0	0	1	0	1	0	0	13	
Total	4	0	2	3	1	1	3	1	1	0	1	3	0	2	0	0	22	

Enrolment By Grade and Gender

	<u>Grade</u>														
Gender	K	1	2	3	4	5	6	7	8	9	10	11	12	4th	Total
Male	3	0	0	0	1	0	1	0	0	0	1	2	0	1	9
Female	1	0	2	3	0	1	2	1	1	0	0	1	1	0	13
Total	4	0	2	3	1	1	3	1	1	0	1	3	1	1	22

Enrolment By Grade

For 165 - St. Stephen's AG, Rencontre East



* Data from the 2015-2016 AGR(Enrolment/Age as of the last day in Sept./Dec.)

** Newfoundland Statistics Classification System

*** May include itinerant teachers

NI ESD - Central Region

#167 - Green Bay South Academy, Robert's Arm

Grades: K-6

Number of Grades: 7

[FTE Teachers](#) *** : 8.0

Classification: Rural

Offers Distance Education: No

[School FTE PTR : 12.5](#)

[District FTE PTR : 11.8](#)

[Provincial FTE PTR : 12.1](#)

Enrolment By Age and Gender

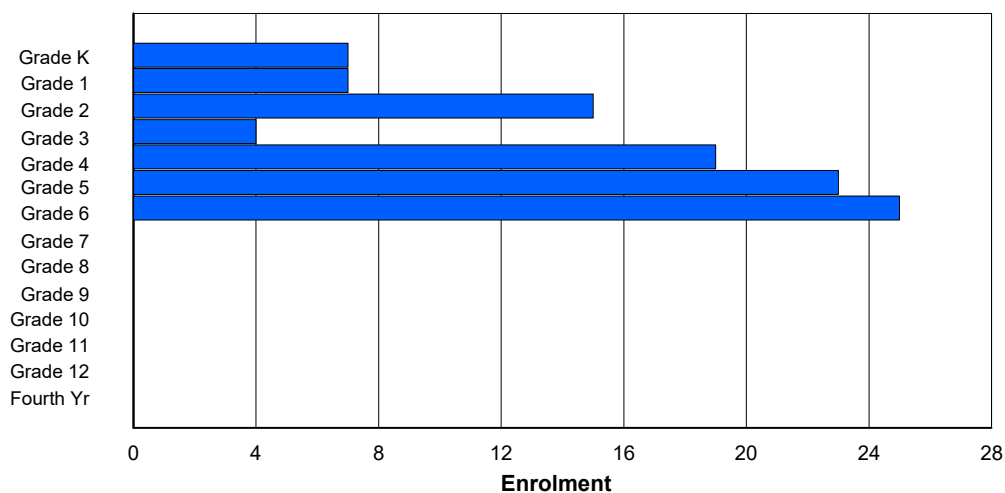
Gender	Age																	Total
	5	6	7	8	9	10	11	12	13	14	15	16	17	18	19	20>		
Male	4	2	9	3	11	14	13	0	0	0	0	0	0	0	0	0	56	
Female	3	5	6	1	8	9	12	0	0	0	0	0	0	0	0	0	44	
Total	7	7	15	4	19	23	25	0	0	0	0	0	0	0	0	0	100	

Enrolment By Grade and Gender

	<u>Grade</u>															
Gender	K	1	2	3	4	5	6	7	8	9	10	11	12	4th	Total	
Male	4	2	9	3	11	14	13	0	0	0	0	0	0	0	56	
Female	3	5	6	1	8	9	12	0	0	0	0	0	0	0	44	
Total	7	7	15	4	19	23	25	0	0	0	0	0	0	0	100	

Enrolment By Grade

For 167 - Green Bay South Academy, Robert's Arm



* Data from the 2015-2016 AGR(Enrolment/Age as of the last day in Sept./Dec.)

** Newfoundland Statistics Classification System

*** May include itinerant teachers

NI ESD - Central Region

#171 - Indian River High School, Springdale

Grades: 7-12

Number of Grades: 6

[FTE Teachers](#) *** : 19.8

Classification: Rural

Offers Distance Education: Yes

[School FTE PTR : 13.1](#)

[District FTE PTR : 11.8](#)

[Provincial FTE PTR : 12.1](#)

Enrolment By Age and Gender

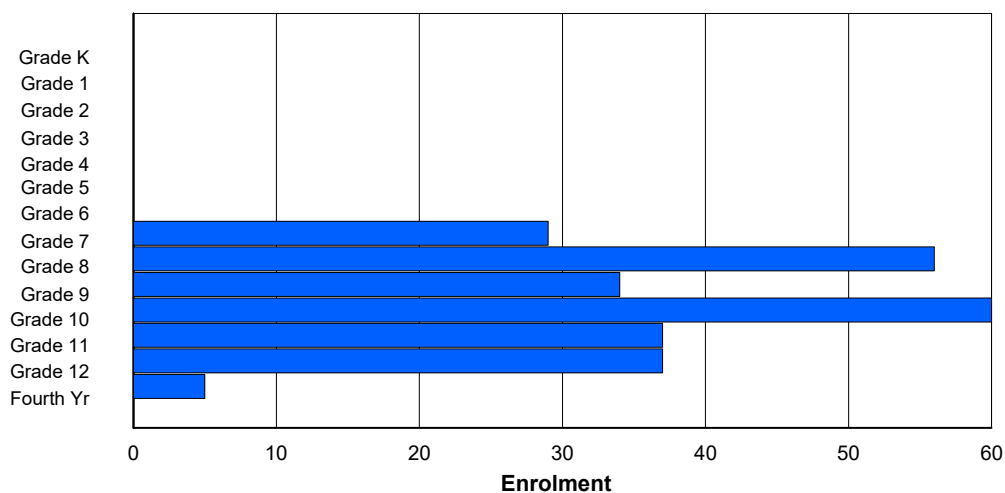
Gender	Age																
	5	6	7	8	9	10	11	12	13	14	15	16	17	18	19	20>	Total
Male	0	0	0	0	0	0	0	9	27	18	19	24	26	3	0	0	126
Female	0	0	0	0	0	0	0	20	29	16	27	20	17	3	0	0	132
Total	0	0	0	0	0	0	0	29	56	34	46	44	43	6	0	0	258

Enrolment By Grade and Gender

	<u>Grade</u>														
Gender	K	1	2	3	4	5	6	7	8	9	10	11	12	4th	Total
Male	0	0	0	0	0	0	0	9	27	18	27	22	20	3	126
Female	0	0	0	0	0	0	0	20	29	16	33	15	17	2	132
Total	0	0	0	0	0	0	0	29	56	34	60	37	37	5	258

Enrolment By Grade

For 171 - Indian River High School, Springdale



* Data from the 2015-2016 AGR(Enrolment/Age as of the last day in Sept./Dec.)

** Newfoundland Statistics Classification System

*** May include itinerant teachers

NI ESD - Central Region

#172 - Brian Peckford Primary, Triton

Grades: K-3

Number of Grades: 4

[FTE Teachers](#) *** : 5.0

Classification: Rural

Offers Distance Education: No

[School FTE PTR : 9.0](#)

[District FTE PTR : 11.8](#)

[Provincial FTE PTR : 12.1](#)

Enrolment By Age and Gender

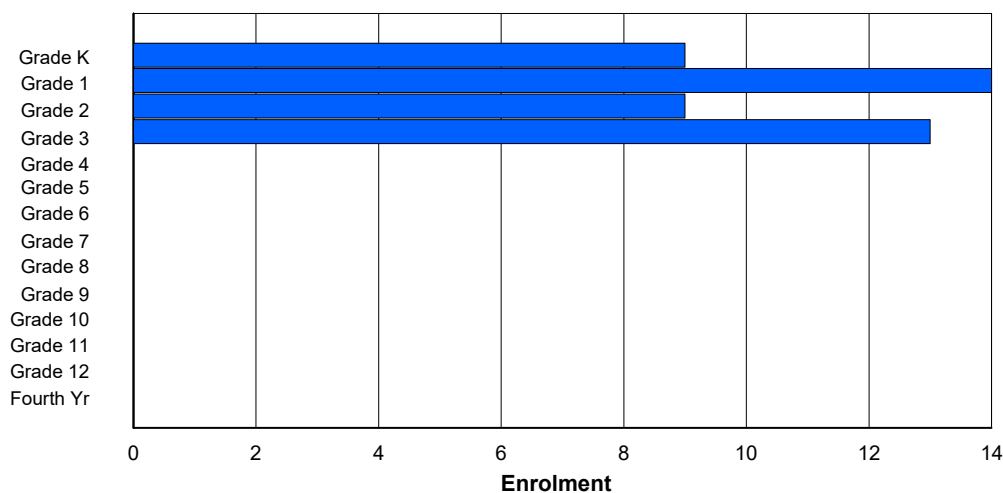
Gender	Age																	Total
	5	6	7	8	9	10	11	12	13	14	15	16	17	18	19	20>		
Male	3	7	5	10	0	0	0	0	0	0	0	0	0	0	0	0	25	
Female	6	7	4	3	0	0	0	0	0	0	0	0	0	0	0	0	20	
Total	9	14	9	13	0	0	0	0	0	0	0	0	0	0	0	0	45	

Enrolment By Grade and Gender

	<u>Grade</u>														
Gender	K	1	2	3	4	5	6	7	8	9	10	11	12	4th	Total
Male	3	7	5	10	0	0	0	0	0	0	0	0	0	0	25
Female	6	7	4	3	0	0	0	0	0	0	0	0	0	0	20
Total	9	14	9	13	0	0	0	0	0	0	0	0	0	0	45

Enrolment By Grade

For 172 - Brian Peckford Primary, Triton



* Data from the 2015-2016 AGR(Enrolment/Age as of the last day in Sept./Dec.)

** Newfoundland Statistics Classification System

*** May include itinerant teachers

NI ESD - Central Region

#174 - St. Peter's Academy, Westport

Grades: K-5,8-11

Number of Grades: 10

[FTE Teachers](#) *** : 5.5

Classification: Rural

Offers Distance Education: Yes

[School FTE PTR : 5.8](#)

[District FTE PTR : 11.8](#)

[Provincial FTE PTR : 12.1](#)

Enrolment By Age and Gender

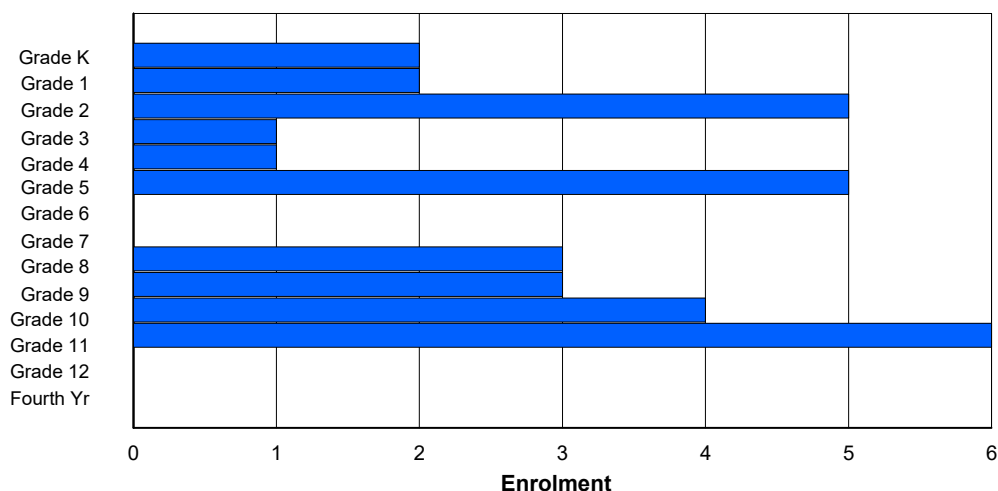
Gender	Age																	Total
	5	6	7	8	9	10	11	12	13	14	15	16	17	18	19	20>		
Male	2	1	0	1	0	2	0	0	0	1	1	3	1	1	0	0	13	
Female	0	1	5	0	1	3	0	0	3	2	2	2	0	0	0	0	19	
Total	2	2	5	1	1	5	0	0	3	3	3	5	1	1	0	0	32	

Enrolment By Grade and Gender

	<u>Grade</u>														
Gender	K	1	2	3	4	5	6	7	8	9	10	11	12	4th	Total
Male	2	1	0	1	0	2	0	0	0	1	1	5	0	0	13
Female	0	1	5	0	1	3	0	0	3	2	3	1	0	0	19
Total	2	2	5	1	1	5	0	0	3	3	4	6	0	0	32

Enrolment By Grade

For 174 - St. Peter's Academy, Westport



* Data from the 2015-2016 AGR(Enrolment/Age as of the last day in Sept./Dec.)

** Newfoundland Statistics Classification System

*** May include itinerant teachers

NI ESD - Central Region

#177 - Greenwood Academy, Campbellton

Grades: K-9

Number of Grades: 10

[FTE Teachers](#) *** : 14.3

Classification: Rural

Offers Distance Education: No

[School FTE PTR : 9.8](#)

[District FTE PTR : 11.8](#)

[Provincial FTE PTR : 12.1](#)

Enrolment By Age and Gender

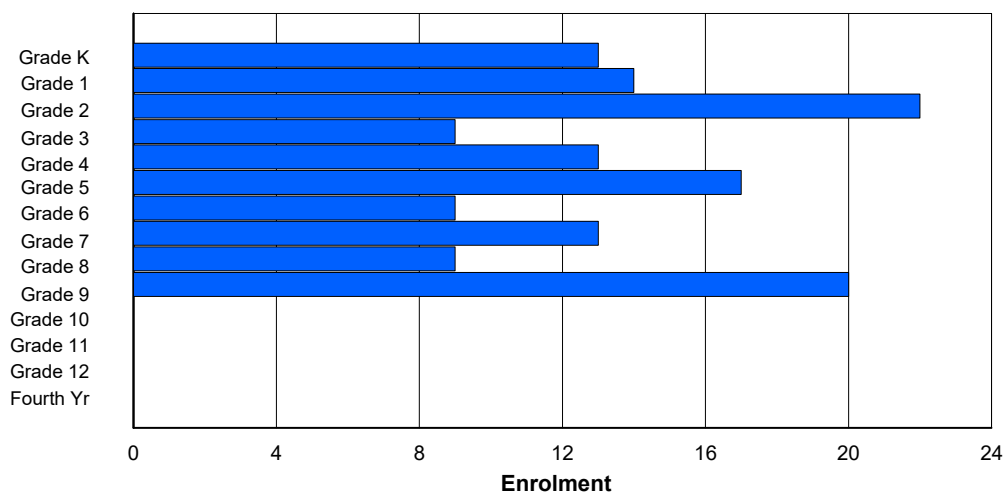
Gender	Age																	Total
	5	6	7	8	9	10	11	12	13	14	15	16	17	18	19	20>		
Male	7	7	14	2	9	12	4	6	4	11	0	0	0	0	0	0	76	
Female	6	7	8	6	5	5	5	7	5	9	0	0	0	0	0	0	63	
Total	13	14	22	8	14	17	9	13	9	20	0	0	0	0	0	0	139	

Enrolment By Grade and Gender

	Grade														
Gender	K	1	2	3	4	5	6	7	8	9	10	11	12	4th	Total
Male	7	7	14	2	9	12	4	6	4	11	0	0	0	0	76
Female	6	7	8	7	4	5	5	7	5	9	0	0	0	0	63
Total	13	14	22	9	13	17	9	13	9	20	0	0	0	0	139

Enrolment By Grade

For 177 - Greenwood Academy, Campbellton



* Data from the 2015-2016 AGR(Enrolment/Age as of the last day in Sept./Dec.)

** Newfoundland Statistics Classification System

*** May include itinerant teachers

NI ESD - Central Region

#178 - Phoenix Academy, Carmanville

Classification: Rural

Offers Distance Education: Yes

Grades: K-12

Number of Grades: 13

[School FTE PTR : 12.5](#)

[District FTE PTR : 11.8](#)

[Provincial FTE PTR : 12.1](#)

[FTE Teachers](#) *** : 19.3

Enrolment By Age and Gender

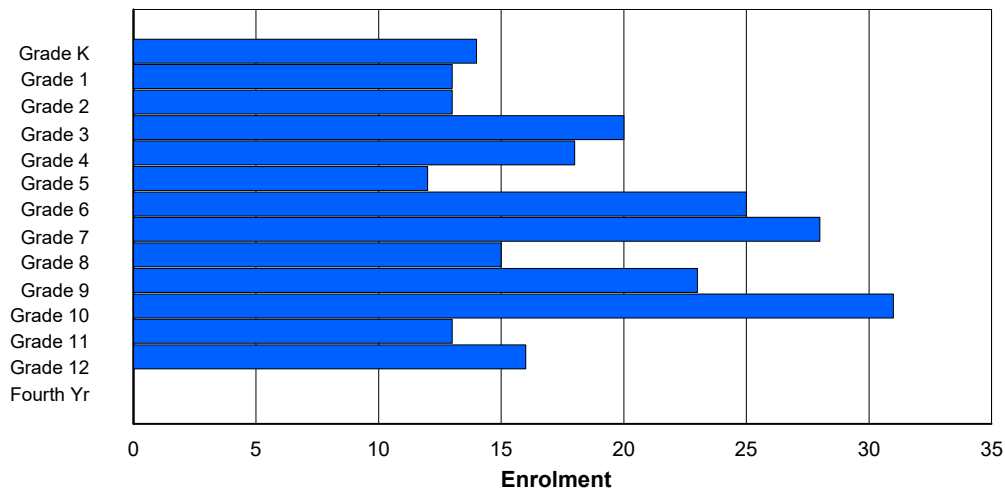
Gender	Age																	Total
	5	6	7	8	9	10	11	12	13	14	15	16	17	18	19	20>		
Male	5	4	5	11	7	4	7	13	8	13	11	5	9	0	0	0	102	
Female	9	9	8	9	11	8	18	15	7	9	18	9	9	0	0	0	139	
Total	14	13	13	20	18	12	25	28	15	22	29	14	18	0	0	0	241	

Enrolment By Grade and Gender

Gender	Grade														Total
	K	1	2	3	4	5	6	7	8	9	10	11	12	4th	
Male	5	4	5	11	7	4	7	13	8	14	12	4	8	0	102
Female	9	9	8	9	11	8	18	15	7	9	19	9	8	0	139
Total	14	13	13	20	18	12	25	28	15	23	31	13	16	0	241

Enrolment By Grade

For 178 - Phoenix Academy, Carmanville



* Data from the 2015-2016 AGR(Enrolment/Age as of the last day in Sept./Dec.)

** Newfoundland Statistics Classification System

*** May include itinerant teachers

NI ESD - Central Region

#179 - Centreville Academy, Centreville-Wareham

Grades: K-9

Number of Grades: 10

[FTE Teachers](#) *** : 12.3

Classification: Rural

Offers Distance Education: No

[School FTE PTR : 9.8](#)

[District FTE PTR : 11.8](#)

[Provincial FTE PTR : 12.1](#)

Enrolment By Age and Gender

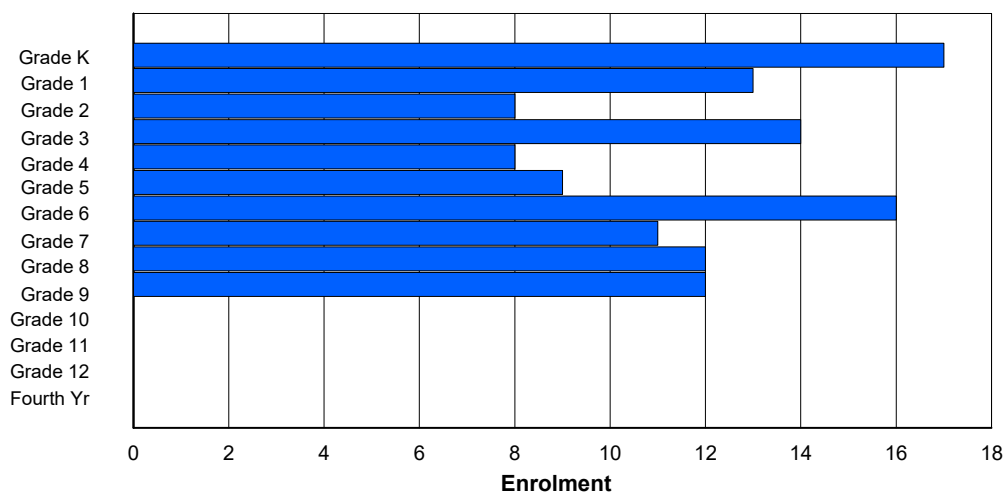
Gender	Age																	Total
	5	6	7	8	9	10	11	12	13	14	15	16	17	18	19	20>		
Male	10	6	4	6	4	7	9	7	5	7	0	0	0	0	0	0	65	
Female	7	7	4	8	4	2	7	4	7	5	0	0	0	0	0	0	55	
Total	17	13	8	14	8	9	16	11	12	12	0	0	0	0	0	0	120	

Enrolment By Grade and Gender

	Grade														
Gender	K	1	2	3	4	5	6	7	8	9	10	11	12	4th	Total
Male	10	6	4	6	4	7	9	7	5	7	0	0	0	0	65
Female	7	7	4	8	4	2	7	4	7	5	0	0	0	0	55
Total	17	13	8	14	8	9	16	11	12	12	0	0	0	0	120

Enrolment By Grade

For 179 - Centreville Academy, Centreville-Wareham



* Data from the 2015-2016 AGR(Enrolment/Age as of the last day in Sept./Dec.)

** Newfoundland Statistics Classification System

*** May include itinerant teachers

NI ESD - Central Region

#180 - A. R. Scammell Academy, Change Islands

Grades: K-2,4-8,10-12

Number of Grades: 11

[FTE Teachers](#) *** : 2.5

Classification: Rural

Offers Distance Education: Yes

[School FTE PTR : 6.0](#)

[District FTE PTR : 11.8](#)

[Provincial FTE PTR : 12.1](#)

Enrolment By Age and Gender

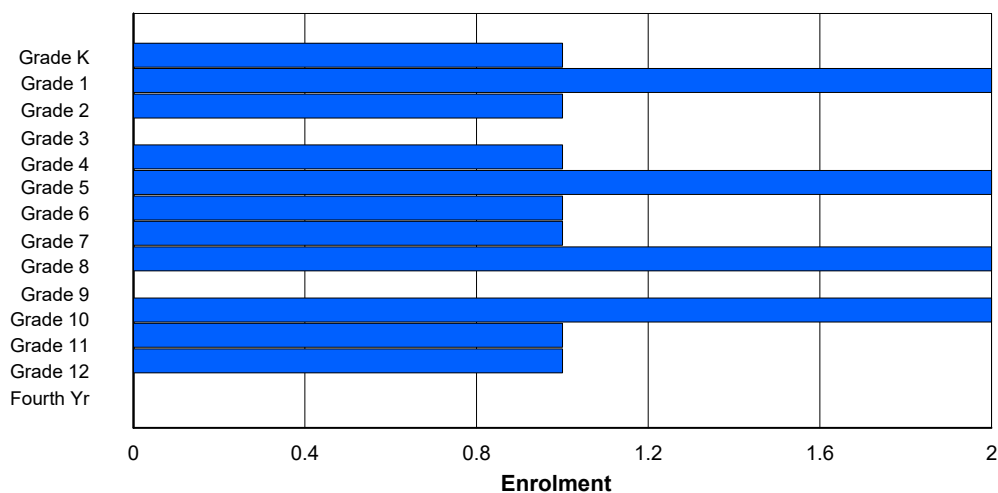
Gender	Age																	Total
	5	6	7	8	9	10	11	12	13	14	15	16	17	18	19	20>		
Male	1	1	0	0	1	0	1	0	1	0	0	0	0	0	0	0	5	
Female	0	1	1	0	0	2	0	1	1	0	2	1	1	0	0	0	10	
Total	1	2	1	0	1	2	1	1	2	0	2	1	1	0	0	0	15	

Enrolment By Grade and Gender

	<u>Grade</u>														
Gender	K	1	2	3	4	5	6	7	8	9	10	11	12	4th	Total
Male	1	1	0	0	1	0	1	0	1	0	0	0	0	0	5
Female	0	1	1	0	0	2	0	1	1	0	2	1	1	0	10
Total	1	2	1	0	1	2	1	1	2	0	2	1	1	0	15

Enrolment By Grade

For 180 - A. R. Scammell Academy, Change Islands



* Data from the 2015-2016 AGR(Enrolment/Age as of the last day in Sept./Dec.)

** Newfoundland Statistics Classification System

*** May include itinerant teachers

NI ESD - Central Region

#182 - Charlottetown Primary, Charlottetown, B.B.

Grades: K-3

Number of Grades: 4

[FTE Teachers](#) *** : 1.6

Classification: Rural

Offers Distance Education: No

[School FTE PTR : 8.1](#)

[District FTE PTR : 11.8](#)

[Provincial FTE PTR : 12.1](#)

Enrolment By Age and Gender

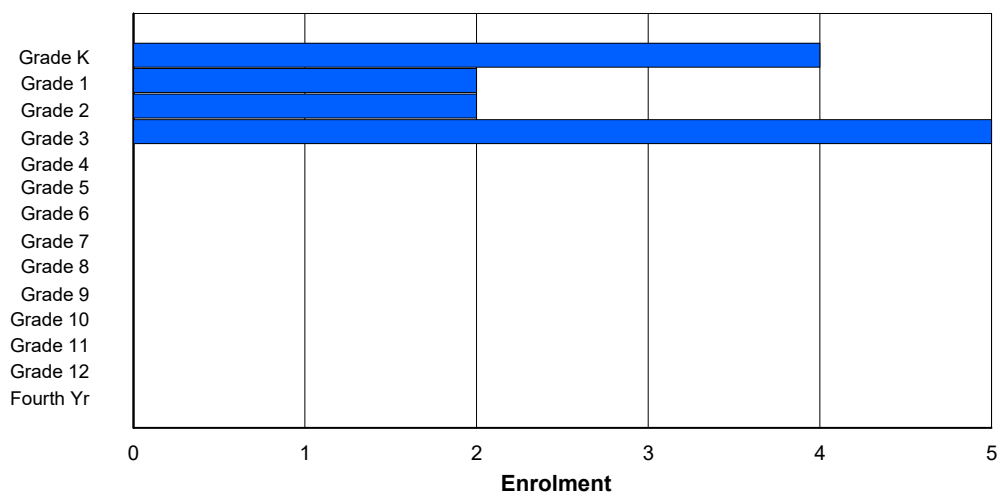
Gender	Age																	Total
	5	6	7	8	9	10	11	12	13	14	15	16	17	18	19	20>		
Male	3	1	0	3	0	0	0	0	0	0	0	0	0	0	0	0	7	
Female	1	1	2	2	0	0	0	0	0	0	0	0	0	0	0	0	6	
Total	4	2	2	5	0	0	0	0	0	0	0	0	0	0	0	0	13	

Enrolment By Grade and Gender

	<u>Grade</u>														
Gender	K	1	2	3	4	5	6	7	8	9	10	11	12	4th	Total
Male	3	1	0	3	0	0	0	0	0	0	0	0	0	0	7
Female	1	1	2	2	0	0	0	0	0	0	0	0	0	0	6
Total	4	2	2	5	0	0	0	0	0	0	0	0	0	0	13

Enrolment By Grade

For 182 - Charlottetown Primary, Charlottetown, B.B.



* Data from the 2015-2016 AGR(Enrolment/Age as of the last day in Sept./Dec.)

** Newfoundland Statistics Classification System

*** May include itinerant teachers

NI ESD - Central Region

#183 - William Mercer Academy, Dover

Grades: K-9

Number of Grades: 10

[FTE Teachers](#) *** : 17.0

Classification: Rural

Offers Distance Education: No

[School FTE PTR : 10.5](#)

[District FTE PTR : 11.8](#)

[Provincial FTE PTR : 12.1](#)

Enrolment By Age and Gender

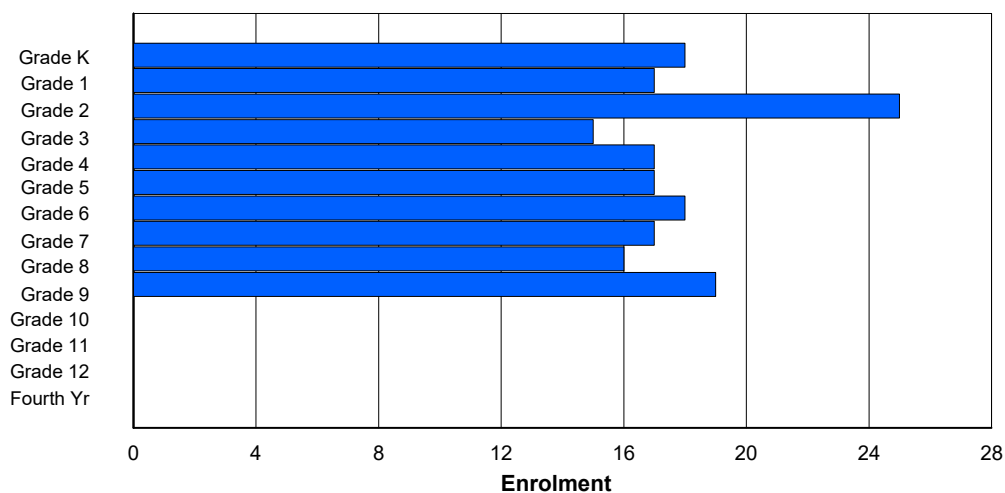
Gender	Age																	Total
	5	6	7	8	9	10	11	12	13	14	15	16	17	18	19	20>		
Male	10	11	15	13	7	9	8	10	8	8	0	0	0	0	0	0	99	
Female	8	6	10	2	10	8	9	8	8	11	0	0	0	0	0	0	80	
Total	18	17	25	15	17	17	17	18	16	19	0	0	0	0	0	0	179	

Enrolment By Grade and Gender

	Grade														
Gender	K	1	2	3	4	5	6	7	8	9	10	11	12	4th	Total
Male	10	11	15	13	7	9	9	9	8	8	0	0	0	0	99
Female	8	6	10	2	10	8	9	8	8	11	0	0	0	0	80
Total	18	17	25	15	17	17	18	17	16	19	0	0	0	0	179

Enrolment By Grade

For 183 - William Mercer Academy, Dover



* Data from the 2015-2016 AGR(Enrolment/Age as of the last day in Sept./Dec.)

** Newfoundland Statistics Classification System

*** May include itinerant teachers

NI ESD - Central Region

#186 - Heritage Academy, Greenspond

Grades: K-1,3

Number of Grades: 3

[FTE Teachers](#) *** : 2.0

Classification: Rural

Offers Distance Education: No

[School FTE PTR : 2.5](#)

[District FTE PTR : 11.8](#)

[Provincial FTE PTR : 12.1](#)

Enrolment By Age and Gender

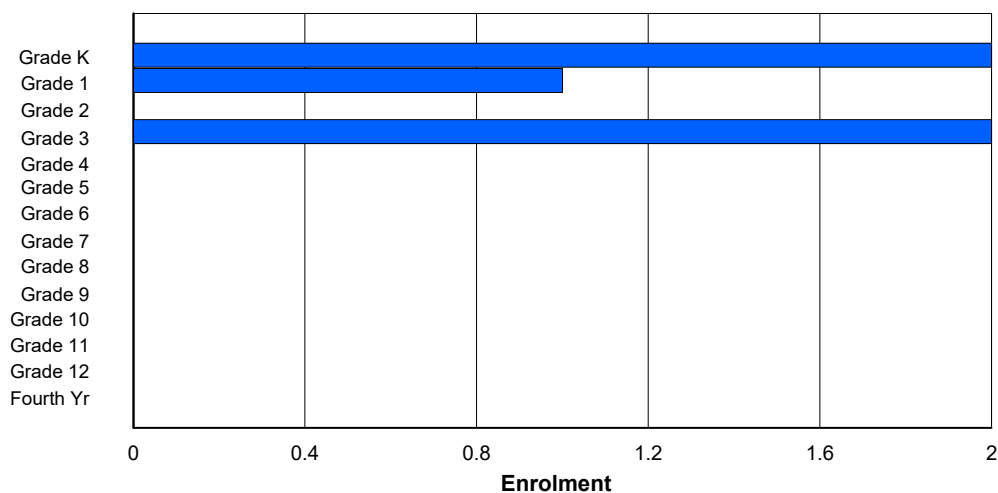
Gender	Age																	Total
	5	6	7	8	9	10	11	12	13	14	15	16	17	18	19	20>		
Male	2	0	0	1	0	0	0	0	0	0	0	0	0	0	0	0	3	
Female	0	1	0	1	0	0	0	0	0	0	0	0	0	0	0	0	2	
Total	2	1	0	2	0	0	0	0	0	0	0	0	0	0	0	0	5	

Enrolment By Grade and Gender

	<u>Grade</u>														
Gender	K	1	2	3	4	5	6	7	8	9	10	11	12	4th	Total
Male	2	0	0	1	0	0	0	0	0	0	0	0	0	0	3
Female	0	1	0	1	0	0	0	0	0	0	0	0	0	0	2
Total	2	1	0	2	0	0	0	0	0	0	0	0	0	0	5

Enrolment By Grade

For 186 - Heritage Academy, Greenspond



* Data from the 2015-2016 AGR(Enrolment/Age as of the last day in Sept./Dec.)

** Newfoundland Statistics Classification System

*** May include itinerant teachers

NI ESD - Central Region

#187 - Jane Collins Academy, Hare Bay

Grades: 10-12

Number of Grades: 3

[FTE Teachers](#) *** : 6.8

Classification: Rural

Offers Distance Education: Yes

[School FTE PTR : 12.0](#)

[District FTE PTR : 11.8](#)

[Provincial FTE PTR : 12.1](#)

Enrolment By Age and Gender

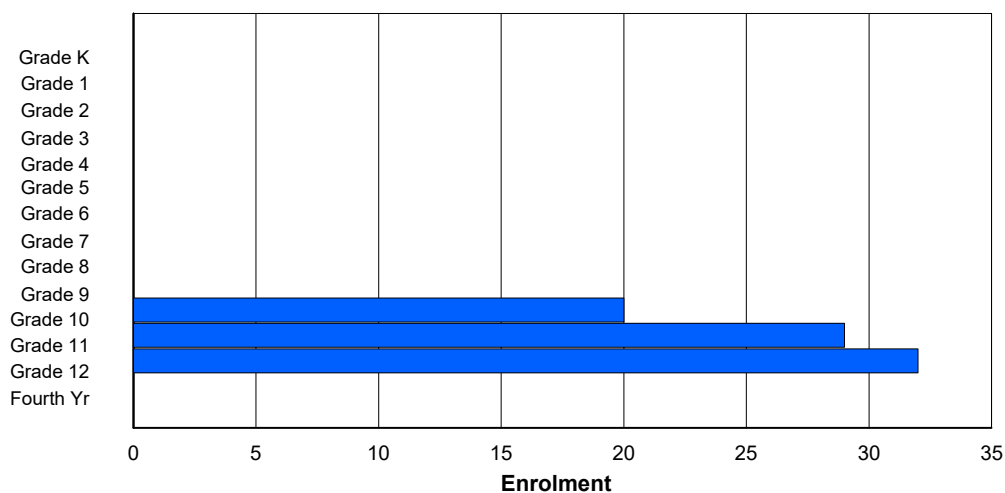
Gender	Age																	Total
	5	6	7	8	9	10	11	12	13	14	15	16	17	18	19	20>		
Male	0	0	0	0	0	0	0	0	0	0	7	11	13	0	0	0	31	
Female	0	0	0	0	0	0	0	0	0	0	13	16	21	0	0	0	50	
Total	0	0	0	0	0	0	0	0	0	0	20	27	34	0	0	0	81	

Enrolment By Grade and Gender

	<u>Grade</u>														
Gender	K	1	2	3	4	5	6	7	8	9	10	11	12	4th	Total
Male	0	0	0	0	0	0	0	0	0	0	7	11	13	0	31
Female	0	0	0	0	0	0	0	0	0	0	13	18	19	0	50
Total	0	0	0	0	0	0	0	0	0	0	20	29	32	0	81

Enrolment By Grade

For 187 - Jane Collins Academy, Hare Bay



* Data from the 2015-2016 AGR(Enrolment/Age as of the last day in Sept./Dec.)

** Newfoundland Statistics Classification System

*** May include itinerant teachers

NI ESD - Central Region

#188 - Sandstone Academy, Ladle Cove

Grades: K-6

Number of Grades: 7

[FTE Teachers](#) *** : 2.5

Classification: Rural

Offers Distance Education: No

[School FTE PTR : 9.6](#)

[District FTE PTR : 11.8](#)

[Provincial FTE PTR : 12.1](#)

Enrolment By Age and Gender

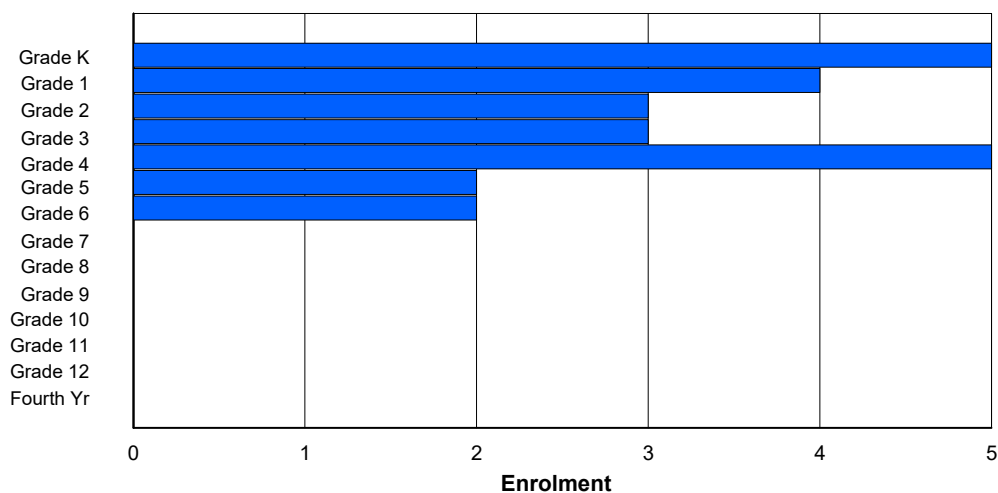
Gender	Age																	Total
	5	6	7	8	9	10	11	12	13	14	15	16	17	18	19	20>		
Male	1	1	1	3	3	1	0	0	0	0	0	0	0	0	0	0	10	
Female	4	3	2	0	2	1	2	0	0	0	0	0	0	0	0	0	14	
Total	5	4	3	3	5	2	2	0	0	0	0	0	0	0	0	0	24	

Enrolment By Grade and Gender

	<u>Grade</u>														
Gender	K	1	2	3	4	5	6	7	8	9	10	11	12	4th	Total
Male	1	1	1	3	3	1	0	0	0	0	0	0	0	0	10
Female	4	3	2	0	2	1	2	0	0	0	0	0	0	0	14
Total	5	4	3	3	5	2	2	0	0	0	0	0	0	0	24

Enrolment By Grade

For 188 - Sandstone Academy, Ladle Cove



* Data from the 2015-2016 AGR(Enrolment/Age as of the last day in Sept./Dec.)

** Newfoundland Statistics Classification System

*** May include itinerant teachers

NI ESD - Central Region

#189 - Lewisporte Academy, Lewisporte

Grades: K-6

Number of Grades: 7

[FTE Teachers](#) *** : 23.8

Classification: Rural

Offers Distance Education: No

[School FTE PTR : 14.1](#)

[District FTE PTR : 11.8](#)

[Provincial FTE PTR : 12.1](#)

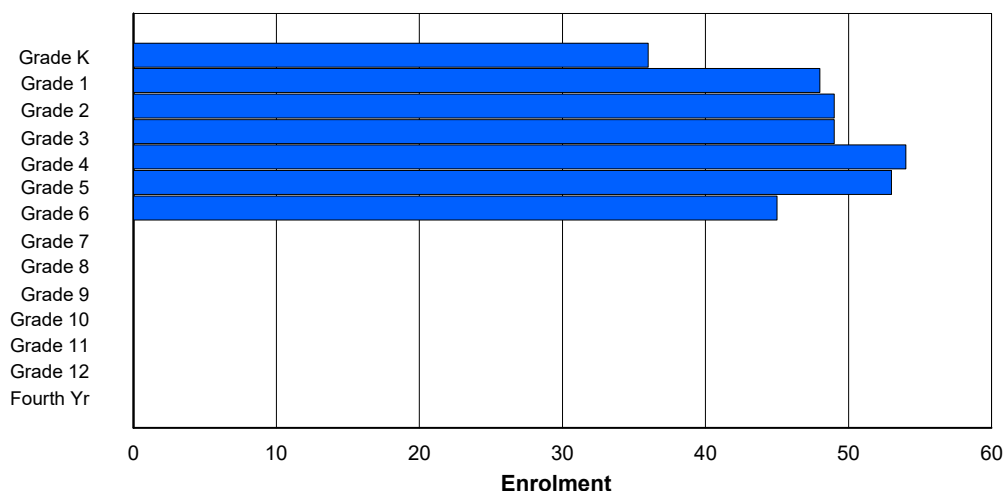
Enrolment By Age and Gender

Gender	Age																	Total
	5	6	7	8	9	10	11	12	13	14	15	16	17	18	19	20>		
Male	22	24	21	24	26	24	22	0	0	0	0	0	0	0	0	0	163	
Female	14	23	28	25	30	28	23	0	0	0	0	0	0	0	0	0	171	
Total	36	47	49	49	56	52	45	0	0	0	0	0	0	0	0	0	334	

Enrolment By Grade and Gender

	<u>Grade</u>															
Gender	K	1	2	3	4	5	6	7	8	9	10	11	12	4th	Total	
Male	22	24	21	24	25	25	22	0	0	0	0	0	0	0	163	
Female	14	24	28	25	29	28	23	0	0	0	0	0	0	0	171	
Total	36	48	49	49	54	53	45	0	0	0	0	0	0	0	334	

Enrolment By Grade For 189 - Lewisporte Academy, Lewisporte



* Data from the 2015-2016 AGR(Enrolment/Age as of the last day in Sept./Dec.)

** Newfoundland Statistics Classification System

*** May include itinerant teachers

NI ESD - Central Region

#190 - Lewisporte Collegiate, Lewisporte

Grades: 10-12

Number of Grades: 3

[FTE Teachers](#) *** : 19.5

Classification: Rural

Offers Distance Education: No

[School FTE PTR : 14.1](#)

[District FTE PTR : 11.8](#)

[Provincial FTE PTR : 12.1](#)

Enrolment By Age and Gender

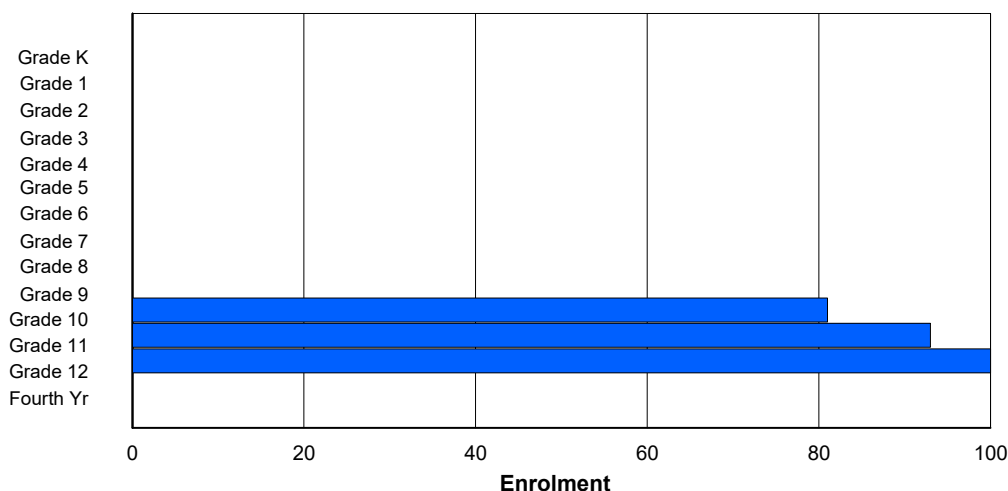
Gender	Age																	Total
	5	6	7	8	9	10	11	12	13	14	15	16	17	18	19	20>		
Male	0	0	0	0	0	0	0	0	0	0	45	41	42	6	4	0	138	
Female	0	0	0	0	0	0	0	0	0	1	32	52	46	5	0	0	136	
Total	0	0	0	0	0	0	0	0	0	1	77	93	88	11	4	0	274	

Enrolment By Grade and Gender

	<u>Grade</u>														
Gender	K	1	2	3	4	5	6	7	8	9	10	11	12	4th	Total
Male	0	0	0	0	0	0	0	0	0	0	47	41	50	0	138
Female	0	0	0	0	0	0	0	0	0	0	34	52	50	0	136
Total	0	0	0	0	0	0	0	0	0	0	81	93	100	0	274

Enrolment By Grade

For 190 - Lewisporte Collegiate, Lewisporte



* Data from the 2015-2016 AGR(Enrolment/Age as of the last day in Sept./Dec.)

** Newfoundland Statistics Classification System

*** May include itinerant teachers

NI ESD - Central Region

#192 - Lumsden Academy, Lumsden

Grades: K-9

Number of Grades: 10

[FTE Teachers](#) *** : 7.5

Classification: Rural

Offers Distance Education: No

[School FTE PTR : 9.9](#)

[District FTE PTR : 11.8](#)

[Provincial FTE PTR : 12.1](#)

Enrolment By Age and Gender

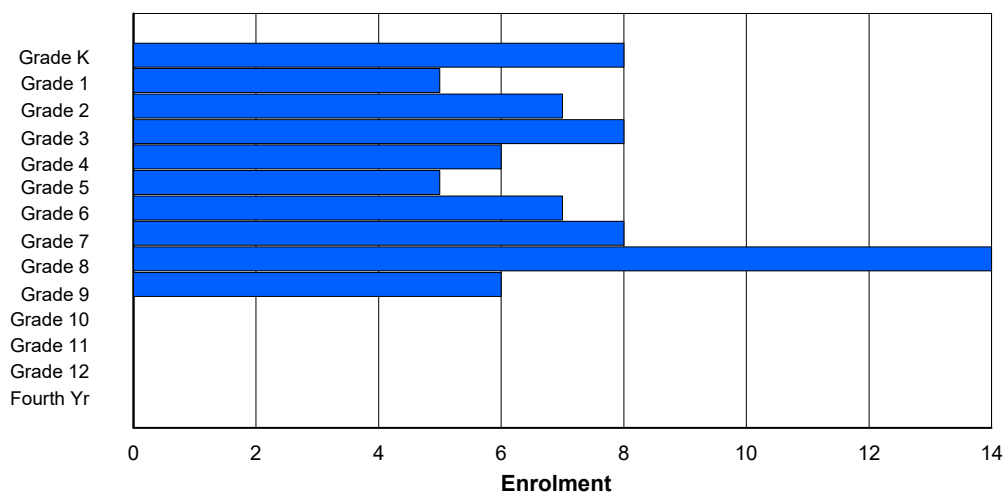
Gender	Age																	Total
	5	6	7	8	9	10	11	12	13	14	15	16	17	18	19	20>		
Male	4	3	5	4	2	2	6	1	8	3	0	0	0	0	0	0	38	
Female	4	2	2	4	4	3	1	7	6	3	0	0	0	0	0	0	36	
Total	8	5	7	8	6	5	7	8	14	6	0	0	0	0	0	0	74	

Enrolment By Grade and Gender

	<u>Grade</u>														
Gender	K	1	2	3	4	5	6	7	8	9	10	11	12	4th	Total
Male	4	3	5	4	2	2	6	1	8	3	0	0	0	0	38
Female	4	2	2	4	4	3	1	7	6	3	0	0	0	0	36
Total	8	5	7	8	6	5	7	8	14	6	0	0	0	0	74

Enrolment By Grade

For 192 - Lumsden Academy, Lumsden



* Data from the 2015-2016 AGR(Enrolment/Age as of the last day in Sept./Dec.)

** Newfoundland Statistics Classification System

*** May include itinerant teachers

NI ESD - Central Region

#194 - Gill Memorial Academy, Musgrave Harbour

Grades: K-12

Number of Grades: 13

[FTE Teachers](#) *** : 13.5

Classification: Rural

Offers Distance Education: Yes

[School FTE PTR : 9.7](#)

[District FTE PTR : 11.8](#)

[Provincial FTE PTR : 12.1](#)

Enrolment By Age and Gender

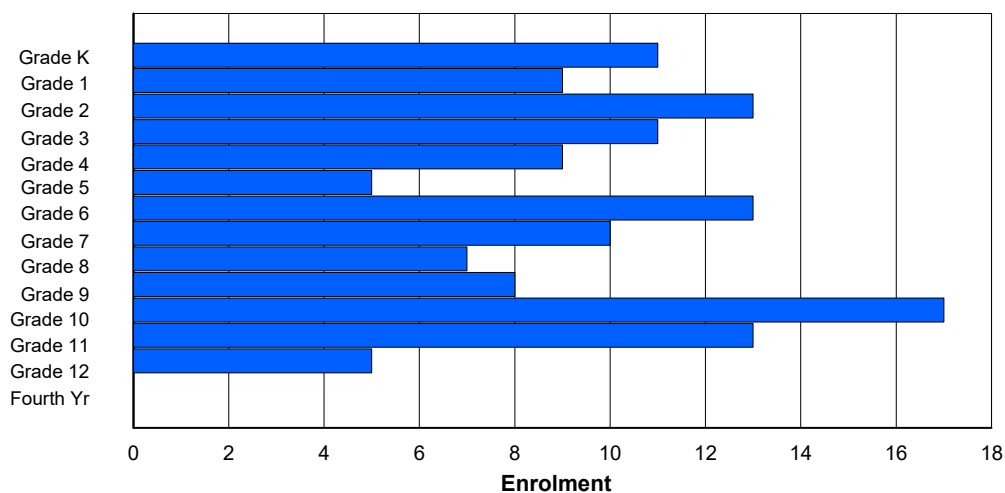
Gender	Age																	Total
	5	6	7	8	9	10	11	12	13	14	15	16	17	18	19	20>		
Male	9	4	3	5	4	4	7	7	2	6	7	10	3	0	0	0	71	
Female	2	5	10	6	5	1	6	3	5	2	10	3	2	0	0	0	60	
Total	11	9	13	11	9	5	13	10	7	8	17	13	5	0	0	0	131	

Enrolment By Grade and Gender

	<u>Grade</u>														
Gender	K	1	2	3	4	5	6	7	8	9	10	11	12	4th	Total
Male	9	4	3	5	4	4	7	7	2	6	7	10	3	0	71
Female	2	5	10	6	5	1	6	3	5	2	10	3	2	0	60
Total	11	9	13	11	9	5	13	10	7	8	17	13	5	0	131

Enrolment By Grade

For 194 - Gill Memorial Academy, Musgrave Harbour



* Data from the 2015-2016 AGR(Enrolment/Age as of the last day in Sept./Dec.)

** Newfoundland Statistics Classification System

*** May include itinerant teachers

NI ESD - Central Region

#196 - St. Gabriel's AG, St. Brendan's

Grades: K-2,4-5,8-11

Number of Grades: 9

[FTE Teachers](#) *** : 2.8

Classification: Rural

Offers Distance Education: Yes

[School FTE PTR : 4.4](#)

[District FTE PTR : 11.8](#)

[Provincial FTE PTR : 12.1](#)

Enrolment By Age and Gender

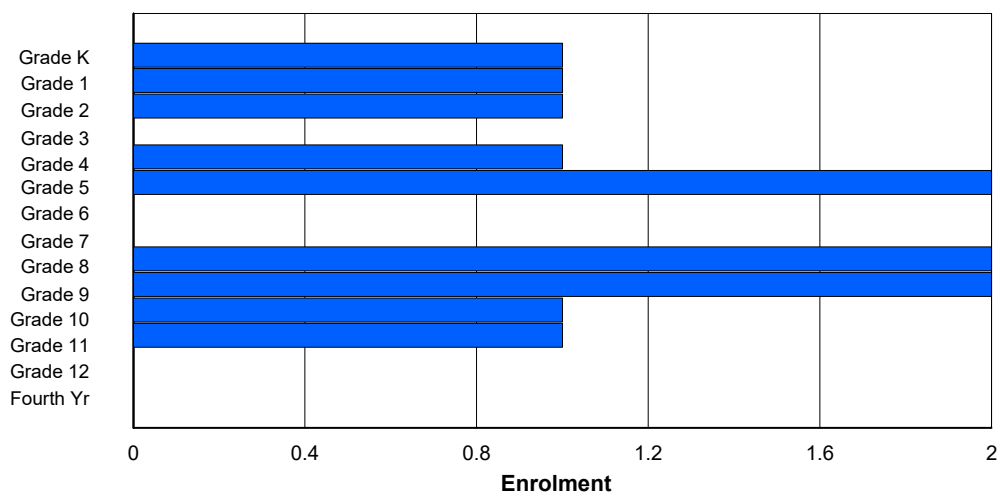
Gender	Age																	Total
	5	6	7	8	9	10	11	12	13	14	15	16	17	18	19	20>		
Male	0	0	1	0	0	0	0	0	1	1	1	1	0	0	0	0	5	
Female	1	1	0	0	1	2	0	0	1	1	0	0	0	0	0	0	7	
Total	1	1	1	0	1	2	0	0	2	2	1	1	0	0	0	0	12	

Enrolment By Grade and Gender

	<u>Grade</u>														
Gender	K	1	2	3	4	5	6	7	8	9	10	11	12	4th	Total
Male	0	0	1	0	0	0	0	0	1	1	1	1	0	0	5
Female	1	1	0	0	1	2	0	0	1	1	0	0	0	0	7
Total	1	1	1	0	1	2	0	0	2	2	1	1	0	0	12

Enrolment By Grade

For 196 - St. Gabriel's AG, St. Brendan's



* Data from the 2015-2016 AGR(Enrolment/Age as of the last day in Sept./Dec.)

** Newfoundland Statistics Classification System

*** May include itinerant teachers

NI ESD - Central Region

#201 - J.M. Olds Collegiate, Twillingate

Grades: 7-12

Number of Grades: 6

[FTE Teachers](#) *** : 11.5

Classification: Rural

Offers Distance Education: Yes

[School FTE PTR : 11.0](#)

[District FTE PTR : 11.8](#)

[Provincial FTE PTR : 12.1](#)

Enrolment By Age and Gender

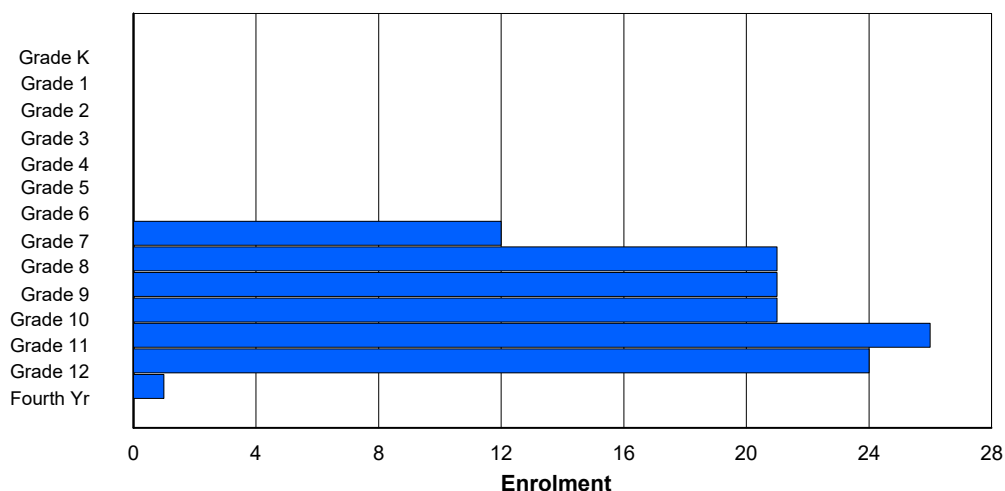
Gender	Age																	Total
	5	6	7	8	9	10	11	12	13	14	15	16	17	18	19	20>		
Male	0	0	0	0	0	0	0	8	10	11	14	15	8	2	0	0	68	
Female	0	0	0	0	0	0	0	5	10	10	6	12	15	0	0	0	58	
Total	0	0	0	0	0	0	0	13	20	21	20	27	23	2	0	0	126	

Enrolment By Grade and Gender

	<u>Grade</u>														
Gender	K	1	2	3	4	5	6	7	8	9	10	11	12	4th	Total
Male	0	0	0	0	0	0	0	7	11	11	15	14	9	1	68
Female	0	0	0	0	0	0	0	5	10	10	6	12	15	0	58
Total	0	0	0	0	0	0	0	12	21	21	21	26	24	1	126

Enrolment By Grade

For 201 - J.M. Olds Collegiate, Twillingate



* Data from the 2015-2016 AGR(Enrolment/Age as of the last day in Sept./Dec.)

** Newfoundland Statistics Classification System

*** May include itinerant teachers

NI ESD - Central Region

#202 - Twillingate Island Elementary, Twillingate

Grades: K-6

Number of Grades: 7

[FTE Teachers](#) *** : 9.0

Classification: Rural

Offers Distance Education: No

[School FTE PTR : 13.6](#)

[District FTE PTR : 11.8](#)

[Provincial FTE PTR : 12.1](#)

Enrolment By Age and Gender

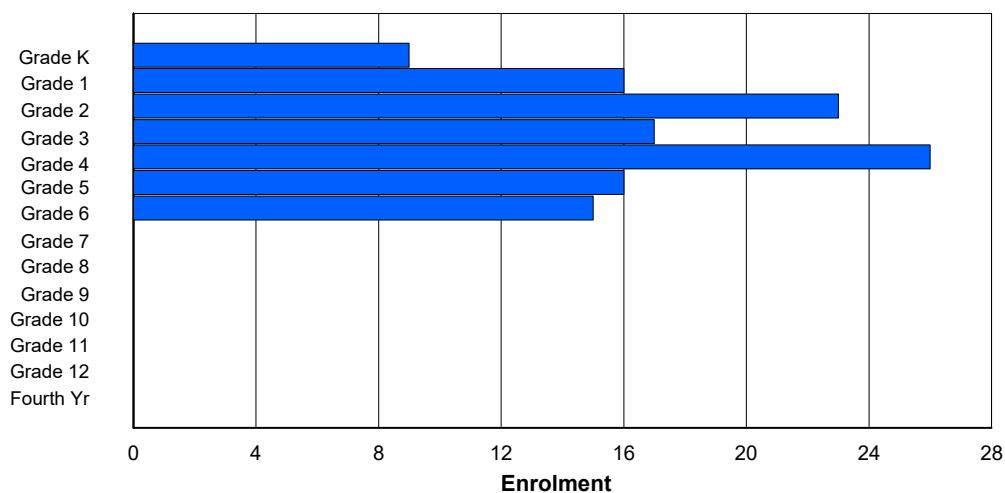
Gender	Age																	Total
	5	6	7	8	9	10	11	12	13	14	15	16	17	18	19	20>		
Male	5	10	14	11	15	8	10	0	0	0	0	0	0	0	0	0	73	
Female	4	6	8	6	11	9	5	0	0	0	0	0	0	0	0	0	49	
Total	9	16	22	17	26	17	15	0	0	0	0	0	0	0	0	0	122	

Enrolment By Grade and Gender

	<u>Grade</u>															
Gender	K	1	2	3	4	5	6	7	8	9	10	11	12	4th	Total	
Male	5	10	15	10	16	7	10	0	0	0	0	0	0	0	73	
Female	4	6	8	7	10	9	5	0	0	0	0	0	0	0	49	
Total	9	16	23	17	26	16	15	0	0	0	0	0	0	0	122	

Enrolment By Grade

For 202 - Twillingate Island Elementary, Twillingate



* Data from the 2015-2016 AGR(Enrolment/Age as of the last day in Sept./Dec.)

** Newfoundland Statistics Classification System

*** May include itinerant teachers

NI ESD - Central Region

#204 - Pearson Academy, Wesleyville

Grades: K-12

Number of Grades: 13

[FTE Teachers](#) *** : 22.8

Classification: Rural

Offers Distance Education: Yes

[School FTE PTR : 11.7](#)

[District FTE PTR : 11.8](#)

[Provincial FTE PTR : 12.1](#)

Enrolment By Age and Gender

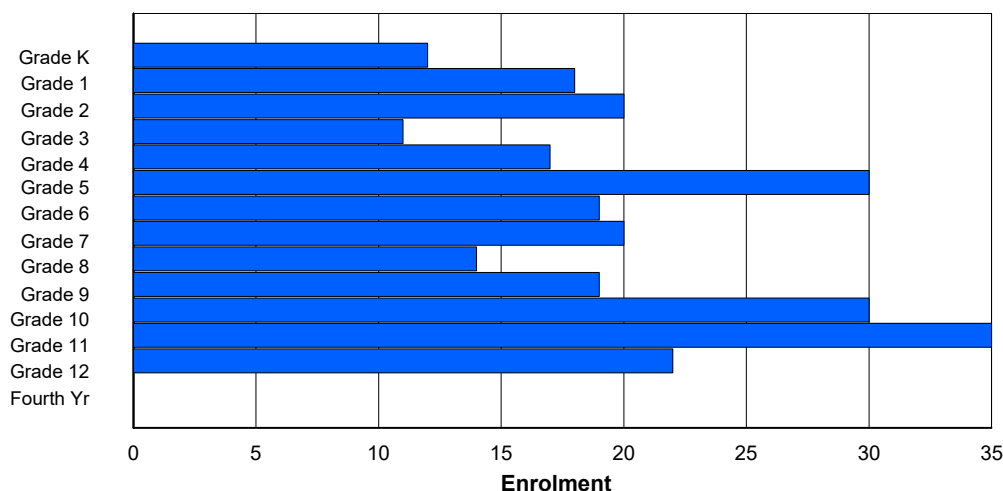
Gender	Age																	Total
	5	6	7	8	9	10	11	12	13	14	15	16	17	18	19	20>		
Male	8	8	14	7	10	13	11	11	9	14	14	17	10	0	0	0	146	
Female	4	10	6	4	7	17	8	9	5	5	16	18	12	0	0	0	121	
Total	12	18	20	11	17	30	19	20	14	19	30	35	22	0	0	0	267	

Enrolment By Grade and Gender

Gender	Grade														Total
	K	1	2	3	4	5	6	7	8	9	10	11	12	4th	
Male	8	8	14	7	10	13	11	11	9	14	14	17	10	0	146
Female	4	10	6	4	7	17	8	9	5	5	16	18	12	0	121
Total	12	18	20	11	17	30	19	20	14	19	30	35	22	0	267

Enrolment By Grade

For 204 - Pearson Academy, Wesleyville



* Data from the 2015-2016 AGR(Enrolment/Age as of the last day in Sept./Dec.)

** Newfoundland Statistics Classification System

*** May include itinerant teachers

NI ESD - Central Region

#206 - Riverwood Academy, Wing's Point

Classification: Rural
Offers Distance Education: Yes

Grades: K-12

Number of Grades: 13

[School FTE PTR : 12.1](#)

[District FTE PTR : 11.8](#)

[Provincial FTE PTR : 12.1](#)

[FTE Teachers](#) *** : 22.8

Enrolment By Age and Gender

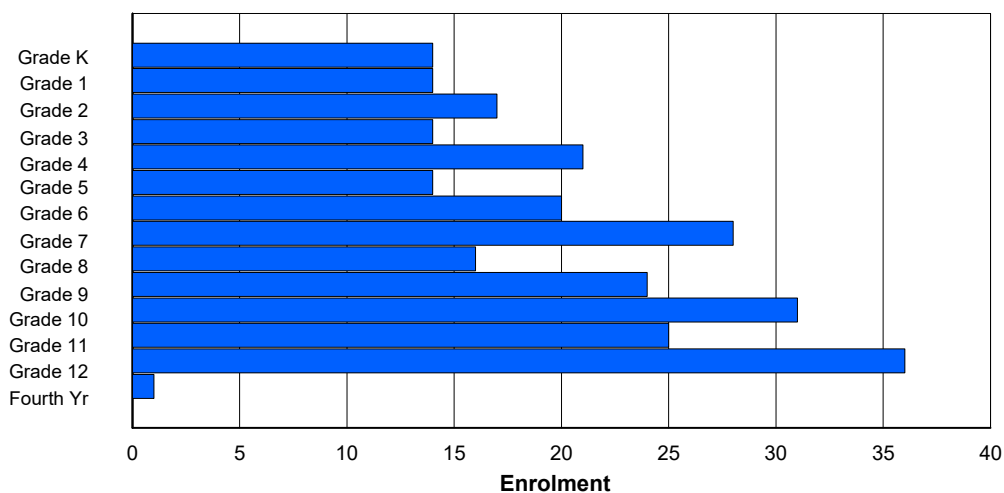
Gender	Age																	Total
	5	6	7	8	9	10	11	12	13	14	15	16	17	18	19	20>		
Male	8	6	7	7	10	10	10	12	8	14	12	12	17	2	0	0	135	
Female	6	7	11	7	11	4	10	16	7	11	19	11	19	1	0	0	140	
Total	14	13	18	14	21	14	20	28	15	25	31	23	36	3	0	0	275	

Enrolment By Grade and Gender

	<u>Grade</u>														
Gender	K	1	2	3	4	5	6	7	8	9	10	11	12	4th	Total
Male	8	6	7	7	10	10	10	12	9	13	12	13	17	1	135
Female	6	8	10	7	11	4	10	16	7	11	19	12	19	0	140
Total	14	14	17	14	21	14	20	28	16	24	31	25	36	1	275

Enrolment By Grade

For 206 - Riverwood Academy, Wing's Point



* Data from the 2015-2016 AGR(Enrolment/Age as of the last day in Sept./Dec.)

** Newfoundland Statistics Classification System

*** May include itinerant teachers

NI ESD - Central Region

#398 - Avoca Collegiate, Badger

Grades: K-9

Number of Grades: 10

[FTE Teachers](#) *** : 10.8

Classification: Urban

Offers Distance Education: No

[School FTE PTR : 7.1](#)

[District FTE PTR : 11.8](#)

[Provincial FTE PTR : 12.1](#)

Enrolment By Age and Gender

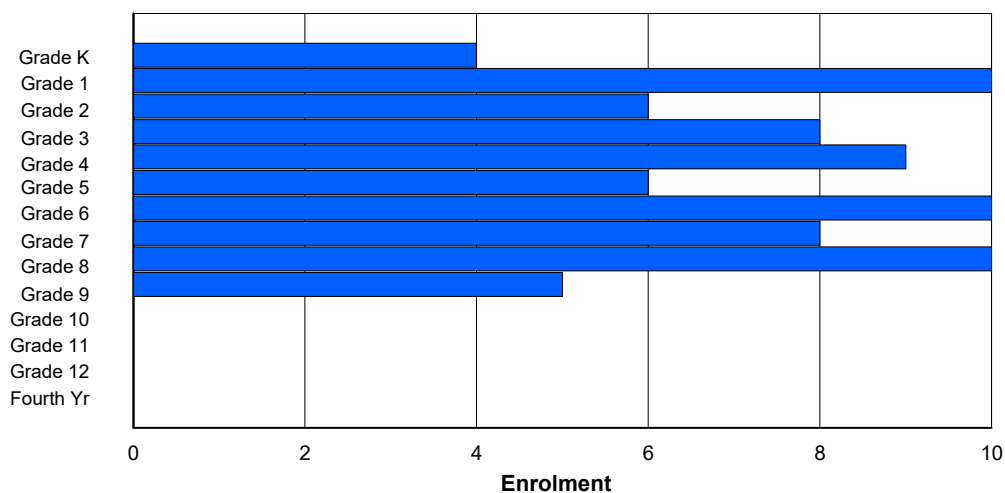
Gender	Age																	Total
	5	6	7	8	9	10	11	12	13	14	15	16	17	18	19	20>		
Male	3	5	2	2	5	4	6	6	4	2	0	0	0	0	0	0	39	
Female	1	5	4	6	4	2	4	1	7	3	0	0	0	0	0	0	37	
Total	4	10	6	8	9	6	10	7	11	5	0	0	0	0	0	0	76	

Enrolment By Grade and Gender

	<u>Grade</u>															
Gender	K	1	2	3	4	5	6	7	8	9	10	11	12	4th	Total	
Male	3	5	2	2	5	4	6	6	4	2	0	0	0	0	39	
Female	1	5	4	6	4	2	4	2	6	3	0	0	0	0	37	
Total	4	10	6	8	9	6	10	8	10	5	0	0	0	0	76	

Enrolment By Grade

For 398 - Avoca Collegiate, Badger



* Data from the 2015-2016 AGR(Enrolment/Age as of the last day in Sept./Dec.)

** Newfoundland Statistics Classification System

*** May include itinerant teachers

NI ESD - Central Region

#400 - Helen Tulk Elementary, Bishop's Falls

Grades: K-6

Number of Grades: 7

[FTE Teachers](#) *** : 16.8

Classification: Rural

Offers Distance Education: No

[School FTE PTR : 11.9](#)

[District FTE PTR : 11.8](#)

[Provincial FTE PTR : 12.1](#)

Enrolment By Age and Gender

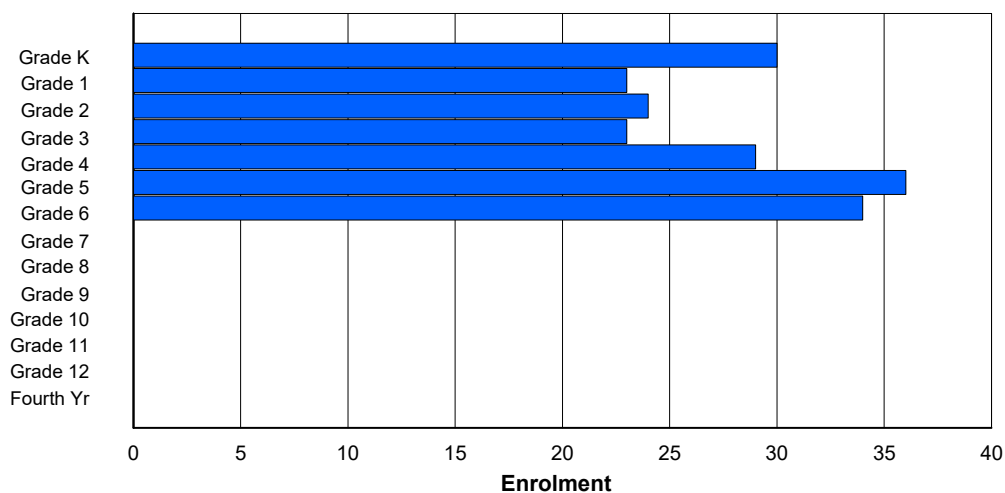
Gender	Age																	Total
	5	6	7	8	9	10	11	12	13	14	15	16	17	18	19	20>		
Male	16	11	10	11	19	16	15	1	0	0	0	0	0	0	0	0	99	
Female	14	12	14	12	10	20	18	0	0	0	0	0	0	0	0	0	100	
Total	30	23	24	23	29	36	33	1	0	0	0	0	0	0	0	0	199	

Enrolment By Grade and Gender

	<u>Grade</u>															
Gender	K	1	2	3	4	5	6	7	8	9	10	11	12	4th	Total	
Male	16	11	10	11	19	16	16	0	0	0	0	0	0	0	99	
Female	14	12	14	12	10	20	18	0	0	0	0	0	0	0	100	
Total	30	23	24	23	29	36	34	0	0	0	0	0	0	0	199	

Enrolment By Grade

For 400 - Helen Tulk Elementary, Bishop's Falls



* Data from the 2015-2016 AGR(Enrolment/Age as of the last day in Sept./Dec.)

** Newfoundland Statistics Classification System

*** May include itinerant teachers

NI ESD - Central Region

#402 - Leo Burke Academy, Bishop's Falls

Grades: 7-12

Number of Grades: 6

[FTE Teachers](#) *** : 15.5

Classification: Rural

Offers Distance Education: Yes

[School FTE PTR : 13.2](#)

[District FTE PTR : 11.8](#)

[Provincial FTE PTR : 12.1](#)

Enrolment By Age and Gender

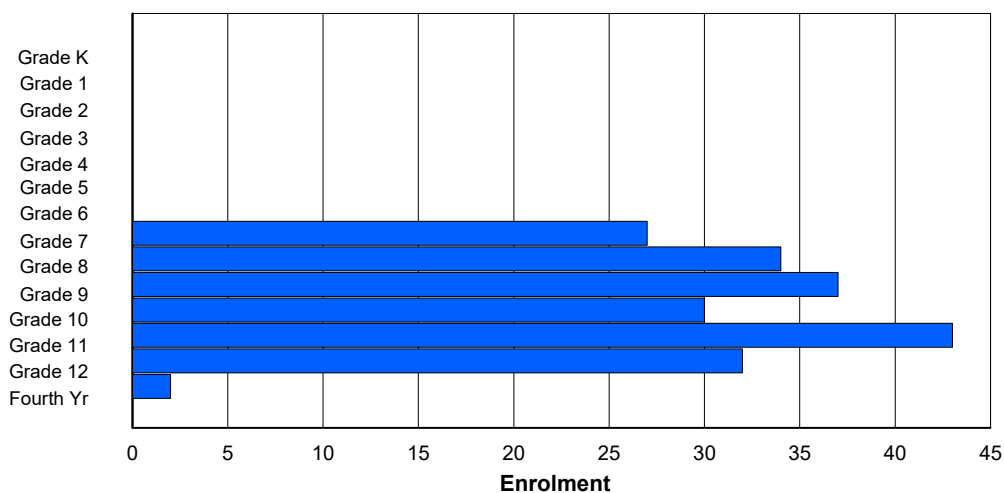
Gender	Age																	Total
	5	6	7	8	9	10	11	12	13	14	15	16	17	18	19	20>		
Male	0	0	0	0	0	0	0	15	22	26	14	22	17	2	0	0	118	
Female	0	0	0	0	0	0	0	11	11	13	16	21	14	1	0	0	87	
Total	0	0	0	0	0	0	0	26	33	39	30	43	31	3	0	0	205	

Enrolment By Grade and Gender

	Grade														
Gender	K	1	2	3	4	5	6	7	8	9	10	11	12	4th	Total
Male	0	0	0	0	0	0	0	16	23	24	14	22	18	1	118
Female	0	0	0	0	0	0	0	11	11	13	16	21	14	1	87
Total	0	0	0	0	0	0	0	27	34	37	30	43	32	2	205

Enrolment By Grade

For 402 - Leo Burke Academy, Bishop's Falls



* Data from the 2015-2016 AGR(Enrolment/Age as of the last day in Sept./Dec.)

** Newfoundland Statistics Classification System

*** May include itinerant teachers

NI ESD - Central Region

#403 - Lakeside Academy, Buchans

Grades: K-12

Number of Grades: 13

[FTE Teachers](#) *** : 11.5

Classification: Rural

Offers Distance Education: Yes

[School FTE PTR : 6.8](#)

[District FTE PTR : 11.8](#)

[Provincial FTE PTR : 12.1](#)

Enrolment By Age and Gender

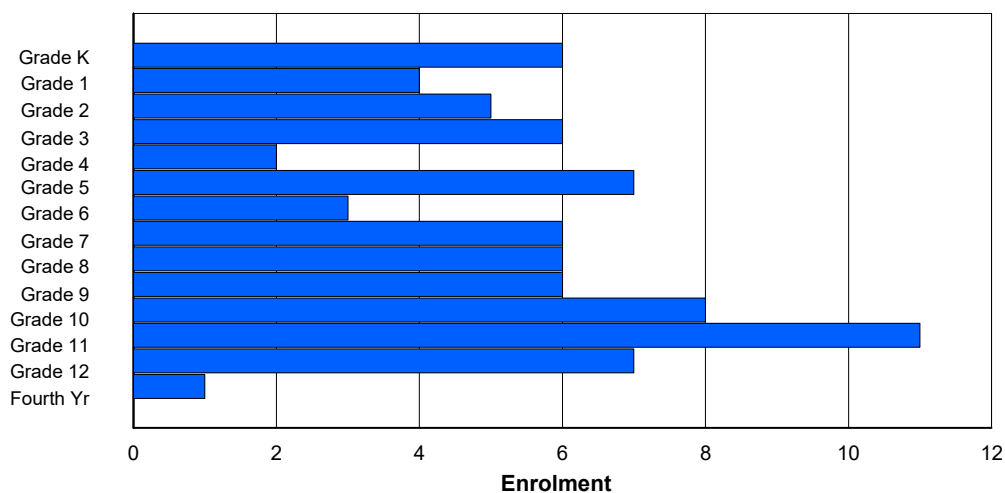
Gender	Age																	Total
	5	6	7	8	9	10	11	12	13	14	15	16	17	18	19	20>		
Male	3	2	1	3	2	5	2	4	2	3	4	4	5	0	1	0	41	
Female	3	2	4	3	0	2	1	2	4	2	5	5	4	0	0	0	37	
Total	6	4	5	6	2	7	3	6	6	5	9	9	9	0	1	0	78	

Enrolment By Grade and Gender

Gender	Grade														Total
	K	1	2	3	4	5	6	7	8	9	10	11	12	4th	
Male	3	2	1	3	2	5	2	4	2	4	3	5	4	1	41
Female	3	2	4	3	0	2	1	2	4	2	5	6	3	0	37
Total	6	4	5	6	2	7	3	6	6	6	8	11	7	1	78

Enrolment By Grade

For 403 - Lakeside Academy, Buchans



* Data from the 2015-2016 AGR(Enrolment/Age as of the last day in Sept./Dec.)

** Newfoundland Statistics Classification System

*** May include itinerant teachers

NI ESD - Central Region

#405 - Cottrell's Cove Academy, Cottrell's Cove

Grades: K-1,3,5-11

Number of Grades: 10

[FTE Teachers](#) *** : 4.0

Classification: Rural

Offers Distance Education: Yes

[School FTE PTR : 5.5](#)

[District FTE PTR : 11.8](#)

[Provincial FTE PTR : 12.1](#)

Enrolment By Age and Gender

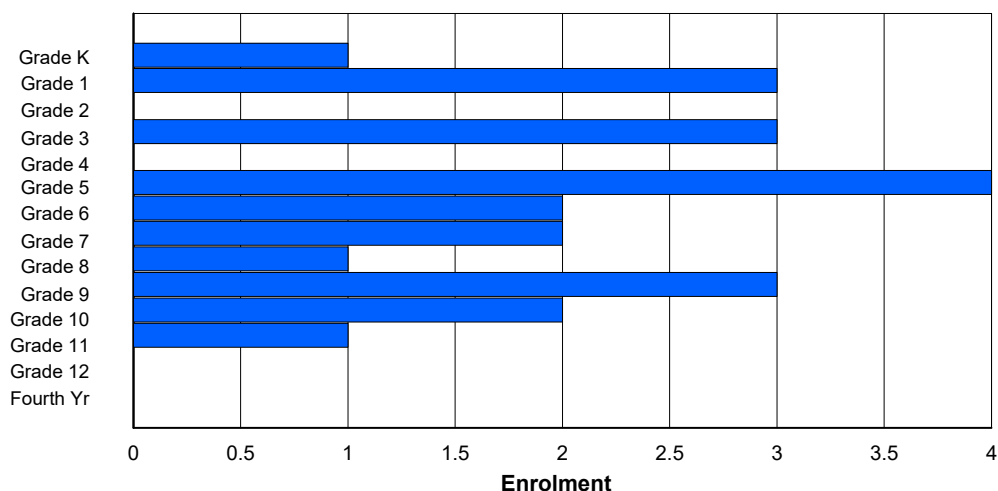
Gender	Age																	Total
	5	6	7	8	9	10	11	12	13	14	15	16	17	18	19	20>		
Male	1	2	0	3	0	4	1	1	0	2	0	0	0	0	0	0	14	
Female	0	1	0	0	0	0	1	1	1	2	1	1	0	0	0	0	8	
Total	1	3	0	3	0	4	2	2	1	4	1	1	0	0	0	0	22	

Enrolment By Grade and Gender

	<u>Grade</u>															
Gender	K	1	2	3	4	5	6	7	8	9	10	11	12	4th	Total	
Male	1	2	0	3	0	4	1	1	0	2	0	0	0	0	14	
Female	0	1	0	0	0	0	1	1	1	1	2	1	0	0	8	
Total	1	3	0	3	0	4	2	2	1	3	2	1	0	0	22	

Enrolment By Grade

For 405 - Cottrell's Cove Academy, Cottrell's Cove



* Data from the 2015-2016 AGR(Enrolment/Age as of the last day in Sept./Dec.)

** Newfoundland Statistics Classification System

*** May include itinerant teachers

NI ESD - Central Region

#406 - Fitzgerald Academy, English Harbour West

Grades: K-12

Number of Grades: 13

[FTE Teachers](#) *** : 18.0

Classification: Rural

Offers Distance Education: Yes

[School FTE PTR : 9.0](#)

[District FTE PTR : 11.8](#)

[Provincial FTE PTR : 12.1](#)

Enrolment By Age and Gender

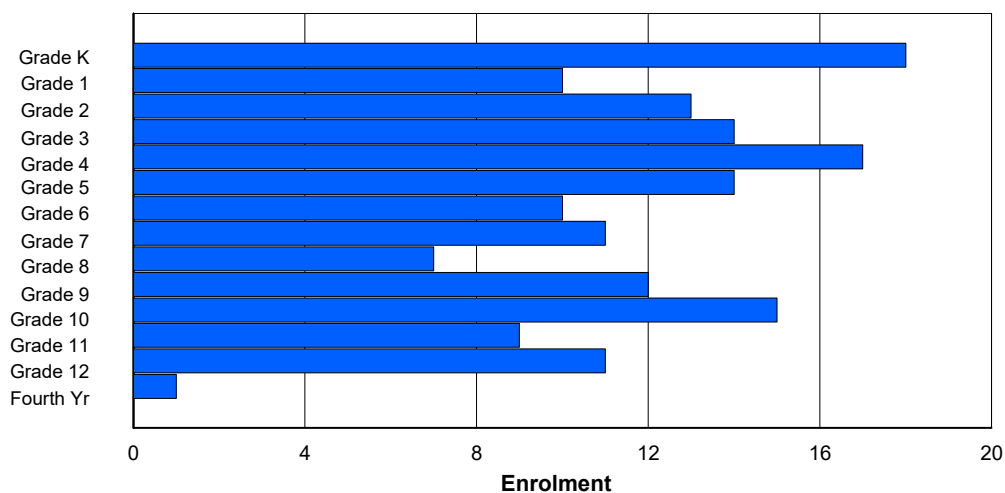
Gender	Age																	Total
	5	6	7	8	9	10	11	12	13	14	15	16	17	18	19	20>		
Male	12	3	5	10	9	6	8	4	4	9	9	4	7	0	1	1	92	
Female	6	7	8	4	8	8	2	7	3	3	5	4	5	0	0	0	70	
Total	18	10	13	14	17	14	10	11	7	12	14	8	12	0	1	1	162	

Enrolment By Grade and Gender

	<u>Grade</u>														
Gender	K	1	2	3	4	5	6	7	8	9	10	11	12	4th	Total
Male	12	3	5	10	9	6	8	4	4	9	10	5	6	1	92
Female	6	7	8	4	8	8	2	7	3	3	5	4	5	0	70
Total	18	10	13	14	17	14	10	11	7	12	15	9	11	1	162

Enrolment By Grade

For 406 - Fitzgerald Academy, English Harbour West



* Data from the 2015-2016 AGR(Enrolment/Age as of the last day in Sept./Dec.)

** Newfoundland Statistics Classification System

*** May include itinerant teachers

NI ESD - Central Region

#407 - Bay d'Espoir Academy, Milltown

Grades: K-12

Number of Grades: 13

[FTE Teachers](#) *** : 21.0

Classification: Rural

Offers Distance Education: Yes

[School FTE PTR : 12.4](#)

[District FTE PTR : 11.8](#)

[Provincial FTE PTR : 12.1](#)

Enrolment By Age and Gender

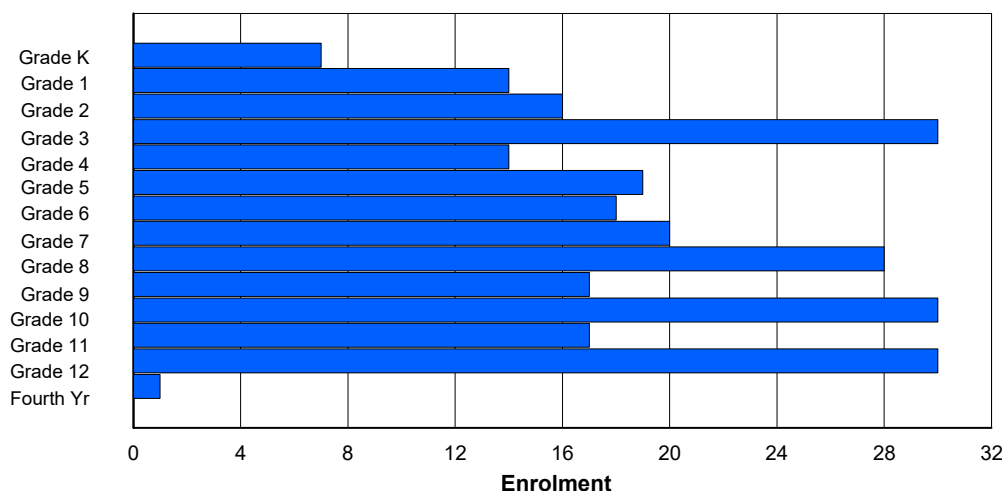
Gender	Age																	Total
	5	6	7	8	9	10	11	12	13	14	15	16	17	18	19	20>		
Male	3	8	8	14	8	11	9	10	16	9	15	9	12	0	0	0	132	
Female	4	6	8	15	7	8	9	10	12	7	16	8	18	0	1	0	129	
Total	7	14	16	29	15	19	18	20	28	16	31	17	30	0	1	0	261	

Enrolment By Grade and Gender

Gender	Grade														Total
	K	1	2	3	4	5	6	7	8	9	10	11	12	4th	
Male	3	8	8	15	7	11	9	10	16	11	13	9	12	0	132
Female	4	6	8	15	7	8	9	10	12	6	17	8	18	1	129
Total	7	14	16	30	14	19	18	20	28	17	30	17	30	1	261

Enrolment By Grade

For 407 - Bay d'Espoir Academy, Milltown



* Data from the 2015-2016 AGR(Enrolment/Age as of the last day in Sept./Dec.)

** Newfoundland Statistics Classification System

*** May include itinerant teachers

NI ESD - Central Region

#409 - Indian River Academy, Springdale

Grades: K-6

Number of Grades: 7

[FTE Teachers](#) *** : 21.0

Classification: Rural

Offers Distance Education: No

[School FTE PTR : 11.5](#)

[District FTE PTR : 11.8](#)

[Provincial FTE PTR : 12.1](#)

Enrolment By Age and Gender

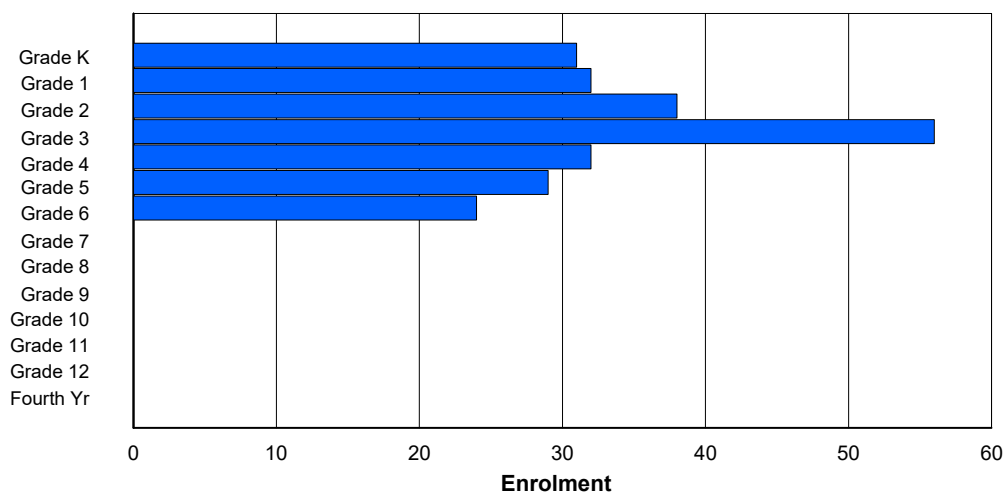
Gender	Age																	Total
	5	6	7	8	9	10	11	12	13	14	15	16	17	18	19	20>		
Male	15	16	16	27	18	16	13	0	0	0	0	0	0	0	0	0	121	
Female	16	16	21	30	13	13	12	0	0	0	0	0	0	0	0	0	121	
Total	31	32	37	57	31	29	25	0	0	0	0	0	0	0	0	0	242	

Enrolment By Grade and Gender

	Grade														
Gender	K	1	2	3	4	5	6	7	8	9	10	11	12	4th	Total
Male	15	16	17	26	19	16	12	0	0	0	0	0	0	0	121
Female	16	16	21	30	13	13	12	0	0	0	0	0	0	0	121
Total	31	32	38	56	32	29	24	0	0	0	0	0	0	0	242

Enrolment By Grade

For 409 - Indian River Academy, Springdale



* Data from the 2015-2016 AGR(Enrolment/Age as of the last day in Sept./Dec.)

** Newfoundland Statistics Classification System

*** May include itinerant teachers

NI ESD - Central Region

#413 - Holy Cross School Complex, Eastport

Grades: K-12

Number of Grades: 13

[FTE Teachers](#) *** : 11.0

Classification: Rural

Offers Distance Education: Yes

[School FTE PTR : 9.6](#)

[District FTE PTR : 11.8](#)

[Provincial FTE PTR : 12.1](#)

Enrolment By Age and Gender

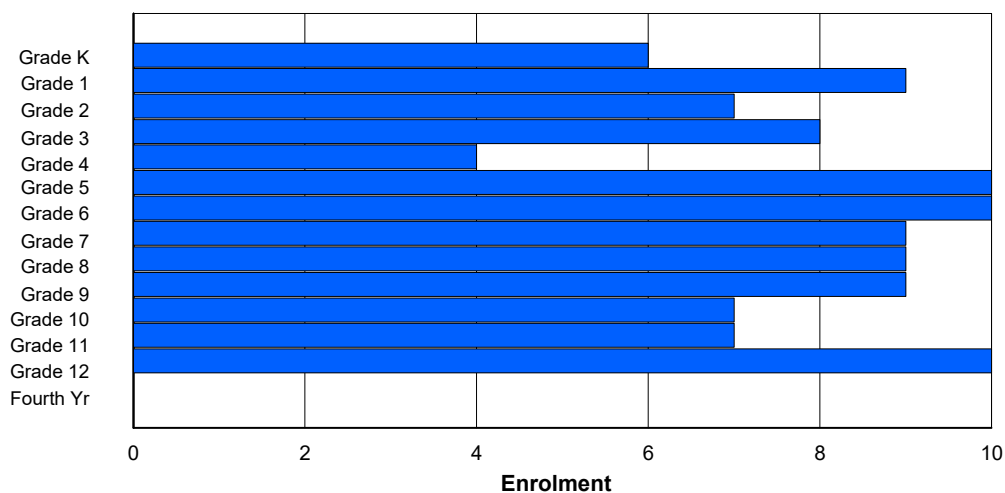
Gender	Age																	Total
	5	6	7	8	9	10	11	12	13	14	15	16	17	18	19	20>		
Male	5	2	3	5	3	5	3	5	7	3	3	4	5	0	0	0	53	
Female	1	7	4	3	1	5	7	4	2	6	4	3	4	1	0	0	52	
Total	6	9	7	8	4	10	10	9	9	9	7	7	9	1	0	0	105	

Enrolment By Grade and Gender

Gender	Grade														Total
	K	1	2	3	4	5	6	7	8	9	10	11	12	4th	
Male	5	2	3	5	3	5	3	5	7	3	3	4	5	0	53
Female	1	7	4	3	1	5	7	4	2	6	4	3	5	0	52
Total	6	9	7	8	4	10	10	9	9	9	7	7	10	0	105

Enrolment By Grade

For 413 - Holy Cross School Complex, Eastport



* Data from the 2015-2016 AGR(Enrolment/Age as of the last day in Sept./Dec.)

** Newfoundland Statistics Classification System

*** May include itinerant teachers

NI ESD - Central Region

#414 - Fogo Island Central Academy, Fogo Island

Grades: K-12

Number of Grades: 13

[FTE Teachers](#) *** : 23.3

Classification: Rural

Offers Distance Education: Yes

[School FTE PTR : 12.0](#)

[District FTE PTR : 11.8](#)

[Provincial FTE PTR : 12.1](#)

Enrolment By Age and Gender

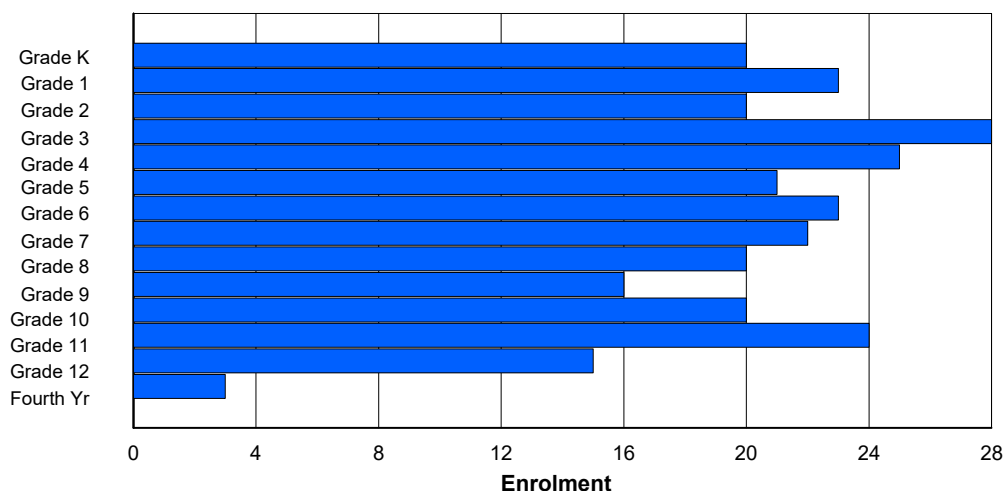
Gender	Age																	Total
	5	6	7	8	9	10	11	12	13	14	15	16	17	18	19	20>		
Male	8	12	9	21	13	14	13	11	12	8	12	10	9	2	0	0	154	
Female	12	11	10	7	13	7	10	11	9	7	7	12	8	2	0	0	126	
Total	20	23	19	28	26	21	23	22	21	15	19	22	17	4	0	0	280	

Enrolment By Grade and Gender

Gender	Grade														Total
	K	1	2	3	4	5	6	7	8	9	10	11	12	4th	
Male	8	12	10	21	12	14	13	11	12	8	12	12	8	1	154
Female	12	11	10	7	13	7	10	11	8	8	8	12	7	2	126
Total	20	23	20	28	25	21	23	22	20	16	20	24	15	3	280

Enrolment By Grade

For 414 - Fogo Island Central Academy, Fogo Island



* Data from the 2015-2016 AGR(Enrolment/Age as of the last day in Sept./Dec.)

** Newfoundland Statistics Classification System

*** May include itinerant teachers

NI ESD - Central Region

#416 - Smallwood Academy, Gambo

Grades: K-12

Number of Grades: 13

[FTE Teachers](#) *** : 21.0

Classification: Rural

Offers Distance Education: Yes

[School FTE PTR : 10.7](#)

[District FTE PTR : 11.8](#)

[Provincial FTE PTR : 12.1](#)

Enrolment By Age and Gender

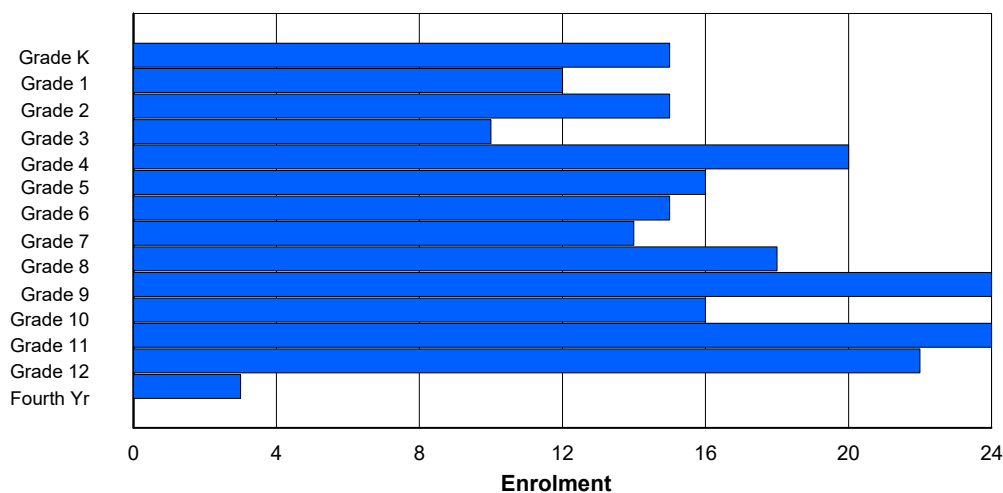
Gender	Age																	Total
	5	6	7	8	9	10	11	12	13	14	15	16	17	18	19	20>		
Male	9	4	6	5	8	13	11	10	11	9	8	10	12	0	0	0	116	
Female	6	8	9	5	11	4	3	4	8	14	8	15	10	2	1	0	108	
Total	15	12	15	10	19	17	14	14	19	23	16	25	22	2	1	0	224	

Enrolment By Grade and Gender

	Grade														
Gender	K	1	2	3	4	5	6	7	8	9	10	11	12	4th	Total
Male	9	4	6	5	9	12	12	10	10	9	8	10	12	0	116
Female	6	8	9	5	11	4	3	4	8	15	8	14	10	3	108
Total	15	12	15	10	20	16	15	14	18	24	16	24	22	3	224

Enrolment By Grade

For 416 - Smallwood Academy, Gambo



* Data from the 2015-2016 AGR(Enrolment/Age as of the last day in Sept./Dec.)

** Newfoundland Statistics Classification System

*** May include itinerant teachers

NI ESD - Central Region

#417 - Gander Academy, Gander

Grades: K-6

Number of Grades: 7

[FTE Teachers](#) *** : 61.5

Classification: Urban

Offers Distance Education: No

[School FTE PTR : 14.8](#)

[District FTE PTR : 11.8](#)

[Provincial FTE PTR : 12.1](#)

Enrolment By Age and Gender

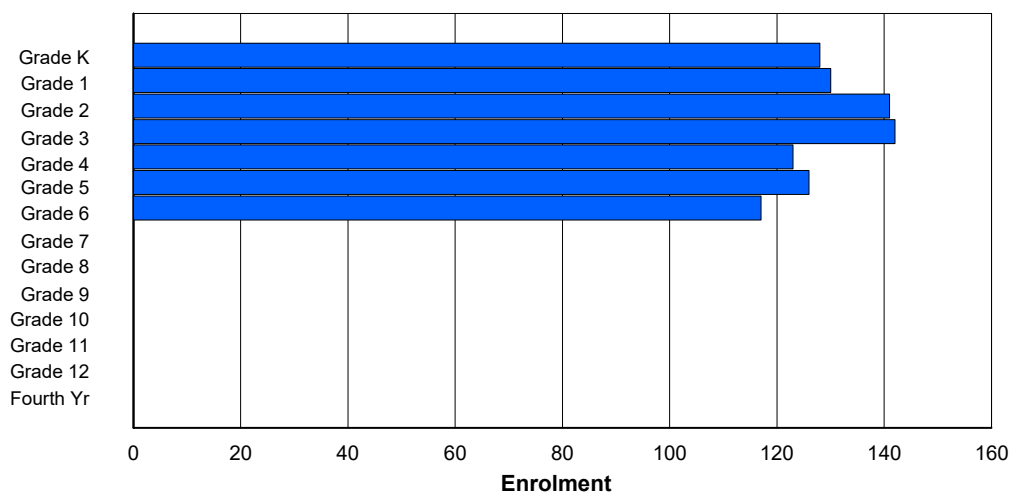
Gender	Age																	Total
	5	6	7	8	9	10	11	12	13	14	15	16	17	18	19	20>		
Male	63	78	72	62	63	67	73	0	0	0	0	0	0	0	0	0	478	
Female	65	52	70	78	59	60	44	1	0	0	0	0	0	0	0	0	429	
Total	128	130	142	140	122	127	117	1	0	0	0	0	0	0	0	0	907	

Enrolment By Grade and Gender

	<u>Grade</u>														
Gender	K	1	2	3	4	5	6	7	8	9	10	11	12	4th	Total
Male	63	78	71	64	64	66	72	0	0	0	0	0	0	0	478
Female	65	52	70	78	59	60	45	0	0	0	0	0	0	0	429
Total	128	130	141	142	123	126	117	0	0	0	0	0	0	0	907

Enrolment By Grade

For 417 - Gander Academy, Gander



* Data from the 2015-2016 AGR(Enrolment/Age as of the last day in Sept./Dec.)

** Newfoundland Statistics Classification System

*** May include itinerant teachers

NI ESD - Central Region

#418 - Gander Collegiate, Gander

Grades: 10-12

Number of Grades: 3

[FTE Teachers](#) *** : 25.8

Classification: Urban

Offers Distance Education: Yes

[School FTE PTR : 15.6](#)

[District FTE PTR : 11.8](#)

[Provincial FTE PTR : 12.1](#)

Enrolment By Age and Gender

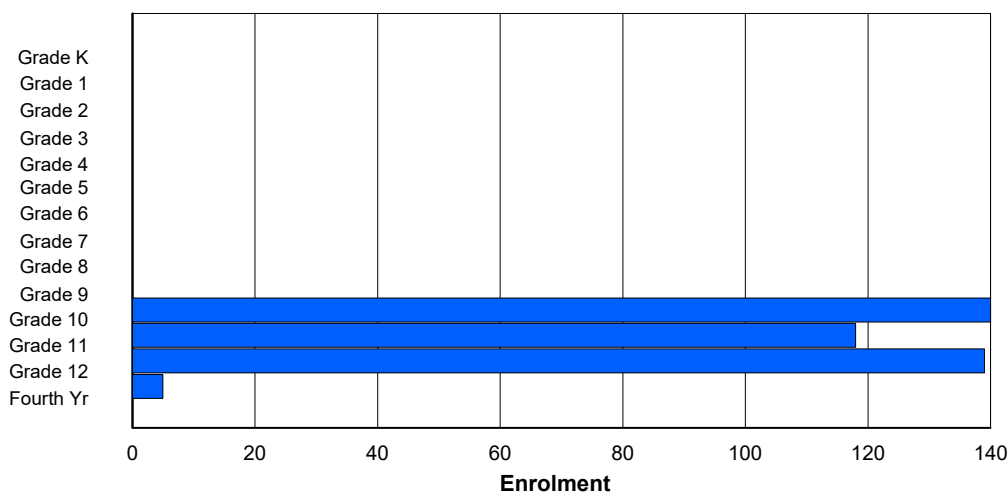
Gender	Age																	Total
	5	6	7	8	9	10	11	12	13	14	15	16	17	18	19	20>		
Male	0	0	0	0	0	0	0	0	0	0	71	51	80	2	1	0	205	
Female	0	0	0	0	0	0	0	0	0	0	62	64	63	7	0	1	197	
Total	0	0	0	0	0	0	0	0	0	0	133	115	143	9	1	1	402	

Enrolment By Grade and Gender

	<u>Grade</u>														
Gender	K	1	2	3	4	5	6	7	8	9	10	11	12	4th	Total
Male	0	0	0	0	0	0	0	0	0	0	78	51	74	2	205
Female	0	0	0	0	0	0	0	0	0	0	62	67	65	3	197
Total	0	0	0	0	0	0	0	0	0	0	140	118	139	5	402

Enrolment By Grade

For 418 - Gander Collegiate, Gander



* Data from the 2015-2016 AGR(Enrolment/Age as of the last day in Sept./Dec.)

** Newfoundland Statistics Classification System

*** May include itinerant teachers

NI ESD - Central Region

#420 - St. Paul's Intermediate School, Gander

Grades: 7-9

Number of Grades: 3

[FTE Teachers](#) *** : 32.3

Classification: Urban

Offers Distance Education: No

[School FTE PTR : 13.5](#)

[District FTE PTR : 11.8](#)

[Provincial FTE PTR : 12.1](#)

Enrolment By Age and Gender

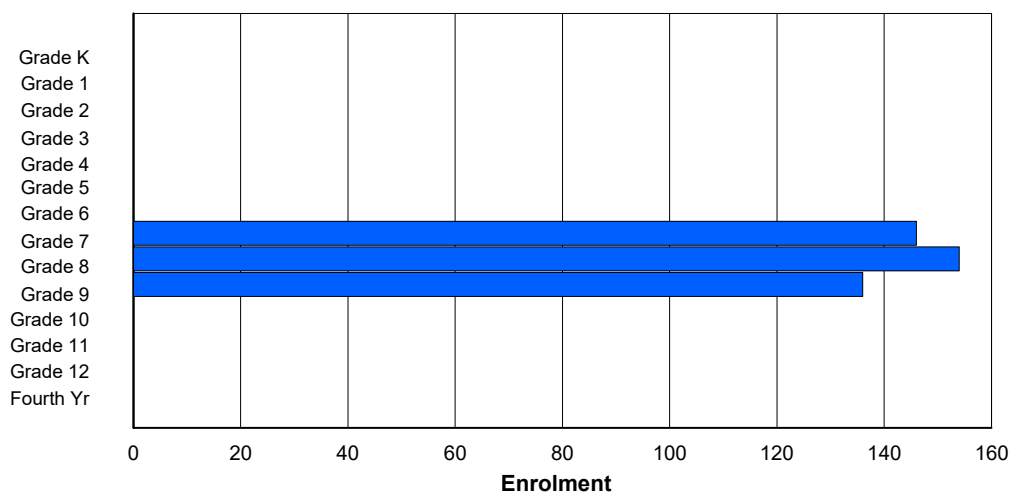
Gender	Age																	Total
	5	6	7	8	9	10	11	12	13	14	15	16	17	18	19	20>		
Male	0	0	0	0	0	0	0	79	72	86	1	0	0	0	0	0	238	
Female	0	0	0	0	0	0	0	66	81	51	0	0	0	0	0	0	198	
Total	0	0	0	0	0	0	0	145	153	137	1	0	0	0	0	0	436	

Enrolment By Grade and Gender

	Grade														
Gender	K	1	2	3	4	5	6	7	8	9	10	11	12	4th	Total
Male	0	0	0	0	0	0	0	80	73	85	0	0	0	0	238
Female	0	0	0	0	0	0	0	66	81	51	0	0	0	0	198
Total	0	0	0	0	0	0	0	146	154	136	0	0	0	0	436

Enrolment By Grade

For 420 - St. Paul's Intermediate School, Gander



* Data from the 2015-2016 AGR(Enrolment/Age as of the last day in Sept./Dec.)

** Newfoundland Statistics Classification System

*** May include itinerant teachers

NI ESD - Central Region

#421 - Lakewood Academy, Glenwood

Grades: K-12

Number of Grades: 13

[FTE Teachers](#) *** : 18.8

Classification: Urban

Offers Distance Education: Yes

[School FTE PTR : 10.5](#)

[District FTE PTR : 11.8](#)

[Provincial FTE PTR : 12.1](#)

Enrolment By Age and Gender

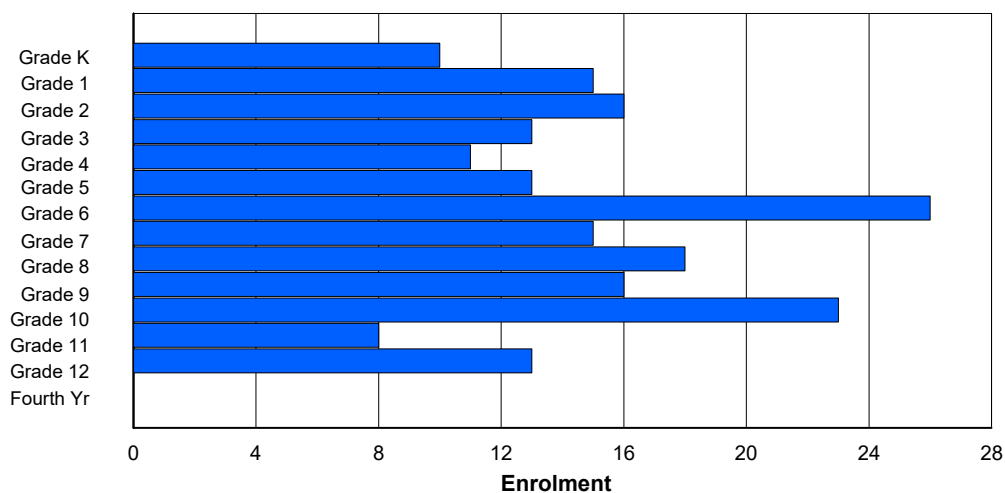
Gender	Age																	Total
	5	6	7	8	9	10	11	12	13	14	15	16	17	18	19	20>		
Male	5	11	7	7	5	8	12	7	11	6	12	5	6	1	0	0	103	
Female	5	4	9	5	7	5	14	8	7	10	8	6	6	0	0	0	94	
Total	10	15	16	12	12	13	26	15	18	16	20	11	12	1	0	0	197	

Enrolment By Grade and Gender

	Grade														
Gender	K	1	2	3	4	5	6	7	8	9	10	11	12	4th	Total
Male	5	11	7	8	4	8	12	7	11	6	13	4	7	0	103
Female	5	4	9	5	7	5	14	8	7	10	10	4	6	0	94
Total	10	15	16	13	11	13	26	15	18	16	23	8	13	0	197

Enrolment By Grade

For 421 - Lakewood Academy, Glenwood



* Data from the 2015-2016 AGR(Enrolment/Age as of the last day in Sept./Dec.)

** Newfoundland Statistics Classification System

*** May include itinerant teachers

NI ESD - Central Region

#422 - Glovertown Academy, Glovertown

Grades: K-12

Number of Grades: 13

[FTE Teachers](#) *** : 25.0

Classification: Rural

Offers Distance Education: Yes

[School FTE PTR : 13.5](#)

[District FTE PTR : 11.8](#)

[Provincial FTE PTR : 12.1](#)

Enrolment By Age and Gender

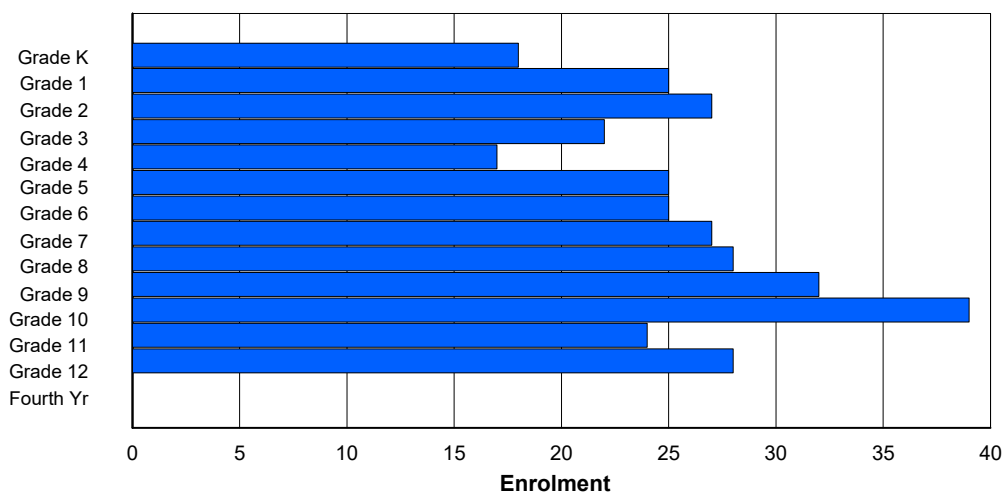
Gender	Age																	Total
	5	6	7	8	9	10	11	12	13	14	15	16	17	18	19	20>		
Male	8	12	15	11	15	13	16	13	15	15	23	8	12	0	0	0	176	
Female	10	13	12	10	3	12	8	14	14	17	12	16	20	0	0	0	161	
Total	18	25	27	21	18	25	24	27	29	32	35	24	32	0	0	0	337	

Enrolment By Grade and Gender

	Grade														
Gender	K	1	2	3	4	5	6	7	8	9	10	11	12	4th	Total
Male	8	12	15	12	14	13	17	13	14	15	27	7	9	0	176
Female	10	13	12	10	3	12	8	14	14	17	12	17	19	0	161
Total	18	25	27	22	17	25	25	27	28	32	39	24	28	0	337

Enrolment By Grade

For 422 - Glovertown Academy, Glovertown



* Data from the 2015-2016 AGR(Enrolment/Age as of the last day in Sept./Dec.)

** Newfoundland Statistics Classification System

*** May include itinerant teachers

NI ESD - Central Region

#426 - Hillview Academy, Norris Arm

Grades: K-9

Number of Grades: 10

[FTE Teachers](#) *** : 10.0

Classification: Rural

Offers Distance Education: No

[School FTE PTR : 8.9](#)

[District FTE PTR : 11.8](#)

[Provincial FTE PTR : 12.1](#)

Enrolment By Age and Gender

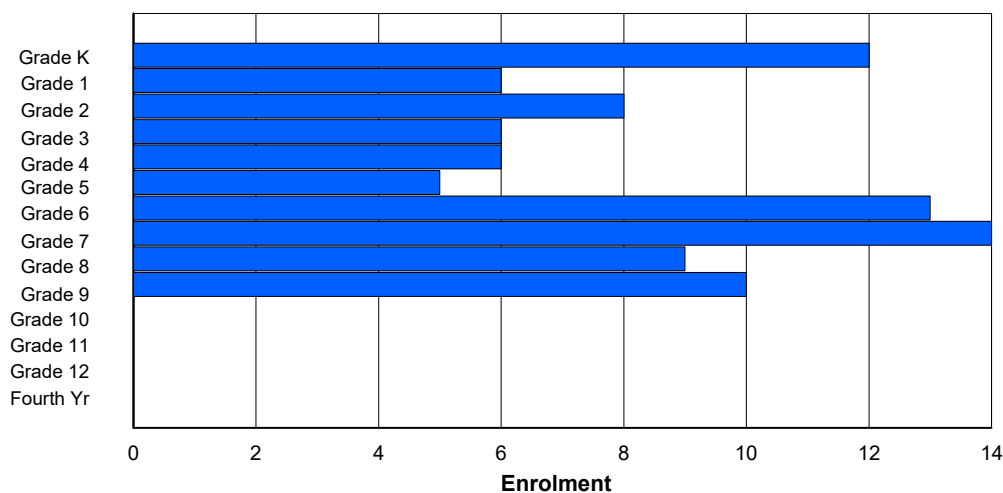
Gender	Age																	Total
	5	6	7	8	9	10	11	12	13	14	15	16	17	18	19	20>		
Male	7	3	3	4	4	3	5	7	5	4	0	0	0	0	0	0	45	
Female	5	3	5	2	1	3	8	7	3	7	0	0	0	0	0	0	44	
Total	12	6	8	6	5	6	13	14	8	11	0	0	0	0	0	0	89	

Enrolment By Grade and Gender

	<u>Grade</u>															
Gender	K	1	2	3	4	5	6	7	8	9	10	11	12	4th	Total	
Male	7	3	3	4	4	3	5	7	6	3	0	0	0	0	45	
Female	5	3	5	2	2	2	8	7	3	7	0	0	0	0	44	
Total	12	6	8	6	6	5	13	14	9	10	0	0	0	0	89	

Enrolment By Grade

For 426 - Hillview Academy, Norris Arm



* Data from the 2015-2016 AGR(Enrolment/Age as of the last day in Sept./Dec.)

** Newfoundland Statistics Classification System

*** May include itinerant teachers

NI ESD - Central Region

#478 - New World Island Academy, Summerford

Grades: K-12

Number of Grades: 13

[FTE Teachers](#) *** : 27.8

Classification: Rural

Offers Distance Education: Yes

[School FTE PTR : 12.3](#)

[District FTE PTR : 11.8](#)

[Provincial FTE PTR : 12.1](#)

Enrolment By Age and Gender

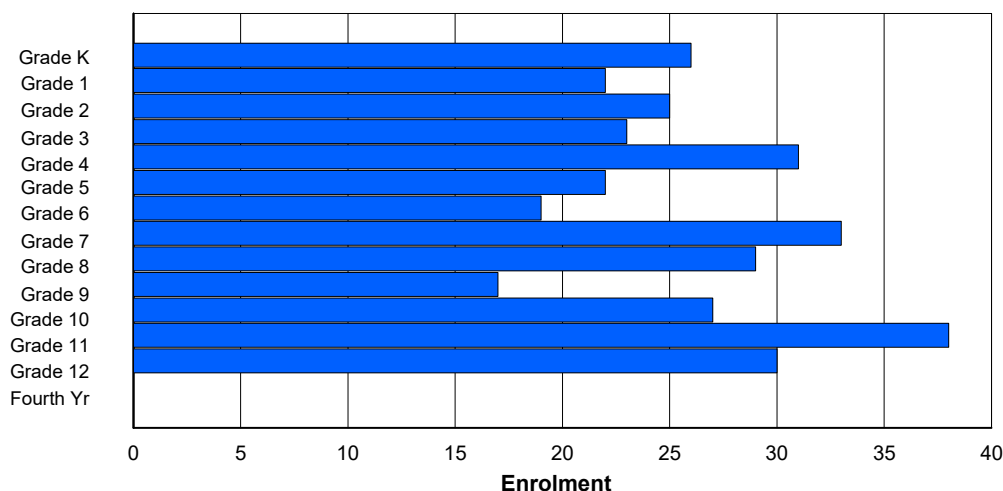
Gender	Age																	Total
	5	6	7	8	9	10	11	12	13	14	15	16	17	18	19	20>		
Male	13	9	13	8	16	13	8	14	13	9	15	22	17	3	0	0	173	
Female	12	13	13	15	15	9	12	18	16	8	11	14	12	1	0	0	169	
Total	25	22	26	23	31	22	20	32	29	17	26	36	29	4	0	0	342	

Enrolment By Grade and Gender

Gender	Grade														Total
	K	1	2	3	4	5	6	7	8	9	10	11	12	4th	
Male	13	9	13	8	16	13	8	14	13	9	16	22	19	0	173
Female	13	13	12	15	15	9	11	19	16	8	11	16	11	0	169
Total	26	22	25	23	31	22	19	33	29	17	27	38	30	0	342

Enrolment By Grade

For 478 - New World Island Academy, Summerford



* Data from the 2015-2016 AGR(Enrolment/Age as of the last day in Sept./Dec.)

** Newfoundland Statistics Classification System

*** May include itinerant teachers

NI ESD - Central Region

#480 - Exploits Valley High, Grand Falls-Windsor

Grades: 10-12

Number of Grades: 3

[FTE Teachers](#) *** : 34.5

Classification: Urban

Offers Distance Education: Yes

[School FTE PTR : 14.4](#)

[District FTE PTR : 11.8](#)

[Provincial FTE PTR : 12.1](#)

Enrolment By Age and Gender

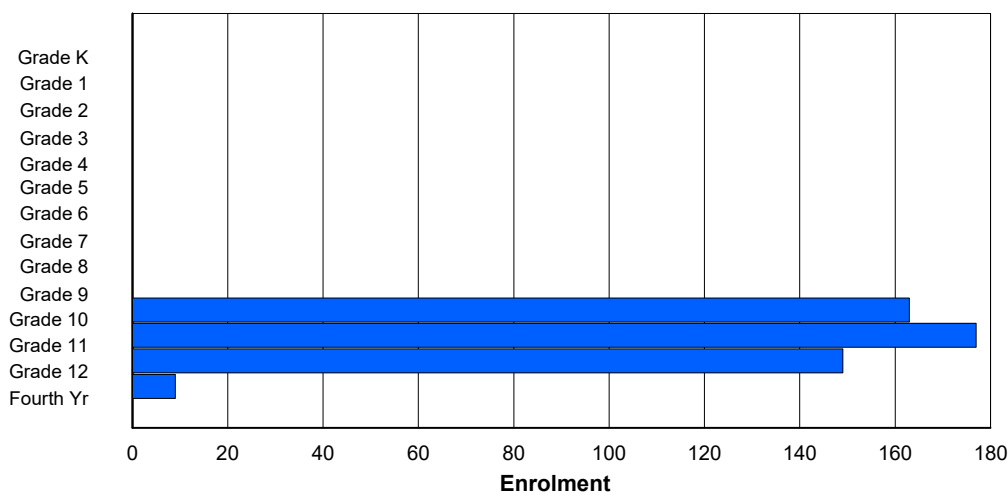
Gender	Age																	Total
	5	6	7	8	9	10	11	12	13	14	15	16	17	18	19	20>		
Male	0	0	0	0	0	0	0	0	0	0	90	85	87	5	4	0	271	
Female	0	0	0	0	0	0	0	0	0	1	70	81	70	5	0	0	227	
Total	0	0	0	0	0	0	0	0	0	1	160	166	157	10	4	0	498	

Enrolment By Grade and Gender

	<u>Grade</u>														
Gender	K	1	2	3	4	5	6	7	8	9	10	11	12	4th	Total
Male	0	0	0	0	0	0	0	0	0	0	91	93	80	7	271
Female	0	0	0	0	0	0	0	0	0	0	72	84	69	2	227
Total	0	0	0	0	0	0	0	0	0	0	163	177	149	9	498

Enrolment By Grade

For 480 - Exploits Valley High, Grand Falls-Windsor



* Data from the 2015-2016 AGR(Enrolment/Age as of the last day in Sept./Dec.)

** Newfoundland Statistics Classification System

*** May include itinerant teachers

NI ESD - Central Region

#481 - Exploits Valley Intermediate, Grand Falls-Windsor

Grades: 7-9

Number of Grades: 3

[FTE Teachers](#) *** : 29.5

Classification: Urban

Offers Distance Education: No

[School FTE PTR : 15.3](#)

[District FTE PTR : 11.8](#)

[Provincial FTE PTR : 12.1](#)

Enrolment By Age and Gender

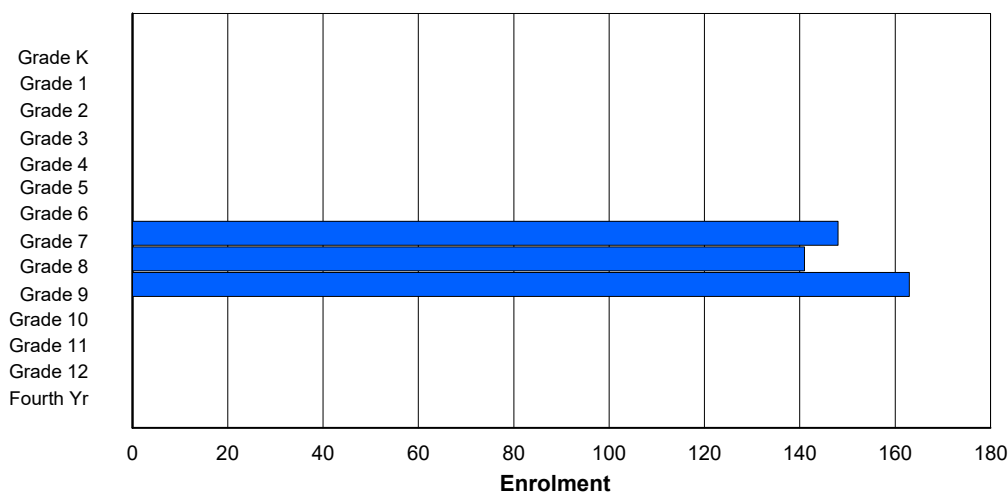
Gender	Age																	Total
	5	6	7	8	9	10	11	12	13	14	15	16	17	18	19	20>		
Male	0	0	0	0	0	0	1	79	64	88	3	0	0	0	0	0	235	
Female	0	0	0	0	0	0	0	67	76	73	1	0	0	0	0	0	217	
Total	0	0	0	0	0	0	1	146	140	161	4	0	0	0	0	0	452	

Enrolment By Grade and Gender

	<u>Grade</u>														
Gender	K	1	2	3	4	5	6	7	8	9	10	11	12	4th	Total
Male	0	0	0	0	0	0	0	81	63	91	0	0	0	0	235
Female	0	0	0	0	0	0	0	67	78	72	0	0	0	0	217
Total	0	0	0	0	0	0	0	148	141	163	0	0	0	0	452

Enrolment By Grade

For 481 - Exploits Valley Intermediate, Grand Falls-Windsor



* Data from the 2015-2016 AGR(Enrolment/Age as of the last day in Sept./Dec.)

** Newfoundland Statistics Classification System

*** May include itinerant teachers

NI ESD - Central Region

#486 - Lewisporte Intermediate, Lewisporte

Grades: 7-9

Number of Grades: 3

[FTE Teachers](#) *** : 9.5

Classification: Rural

Offers Distance Education: No

[School FTE PTR : 16.3](#)

[District FTE PTR : 11.8](#)

[Provincial FTE PTR : 12.1](#)

Enrolment By Age and Gender

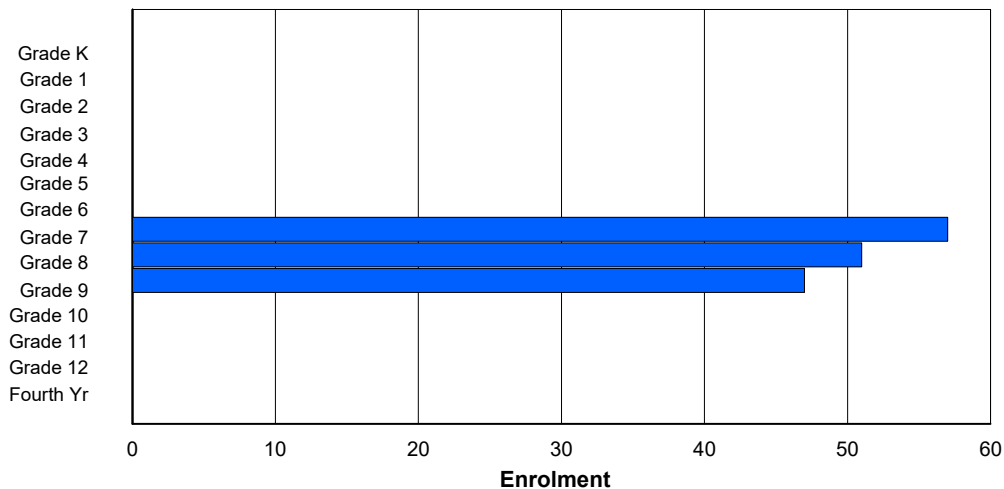
Gender	Age																	Total
	5	6	7	8	9	10	11	12	13	14	15	16	17	18	19	20>		
Male	0	0	0	0	0	0	0	32	20	30	0	0	0	0	0	0	82	
Female	0	0	0	0	0	0	0	25	30	18	0	0	0	0	0	0	73	
Total	0	0	0	0	0	0	0	57	50	48	0	0	0	0	0	0	155	

Enrolment By Grade and Gender

	<u>Grade</u>														
Gender	K	1	2	3	4	5	6	7	8	9	10	11	12	4th	Total
Male	0	0	0	0	0	0	0	32	21	29	0	0	0	0	82
Female	0	0	0	0	0	0	0	25	30	18	0	0	0	0	73
Total	0	0	0	0	0	0	0	57	51	47	0	0	0	0	155

Enrolment By Grade

For 486 - Lewisporte Intermediate, Lewisporte



* Data from the 2015-2016 AGR(Enrolment/Age as of the last day in Sept./Dec.)

** Newfoundland Statistics Classification System

*** May include itinerant teachers

NI ESD - Eastern Region

#209 - Pearce Junior High School, Salt Pond

Grades: 8-9

Number of Grades: 2

[FTE Teachers](#) *** : 16.8

Classification: Rural

Offers Distance Education: No

[School FTE PTR : 14.9](#)

[District FTE PTR : 12.5](#)

[Provincial FTE PTR : 12.1](#)

Enrolment By Age and Gender

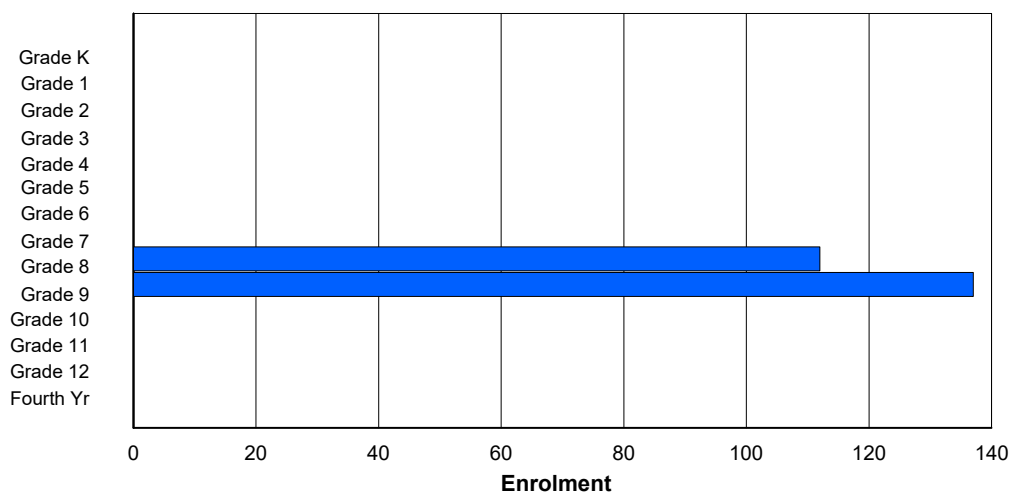
Gender	Age																	Total
	5	6	7	8	9	10	11	12	13	14	15	16	17	18	19	20>		
Male	0	0	0	0	0	0	0	0	49	55	3	0	0	0	0	0	107	
Female	0	0	0	0	0	0	0	1	62	79	0	0	0	0	0	0	142	
Total	0	0	0	0	0	0	0	1	111	134	3	0	0	0	0	0	249	

Enrolment By Grade and Gender

	<u>Grade</u>														
Gender	K	1	2	3	4	5	6	7	8	9	10	11	12	4th	Total
Male	0	0	0	0	0	0	0	0	48	59	0	0	0	0	107
Female	0	0	0	0	0	0	0	0	64	78	0	0	0	0	142
Total	0	0	0	0	0	0	0	0	112	137	0	0	0	0	249

Enrolment By Grade

For 209 - Pearce Junior High School, Salt Pond



* Data from the 2015-2016 AGR(Enrolment/Age as of the last day in Sept./Dec.)

** Newfoundland Statistics Classification System

*** May include itinerant teachers

NI ESD - Eastern Region

#213 - Lake Academy, Fortune

Grades: K-7

Number of Grades: 8

[FTE Teachers](#) *** : 18.0

Classification: Rural

Offers Distance Education: No

[School FTE PTR : 12.6](#)

[District FTE PTR : 12.5](#)

[Provincial FTE PTR : 12.1](#)

Enrolment By Age and Gender

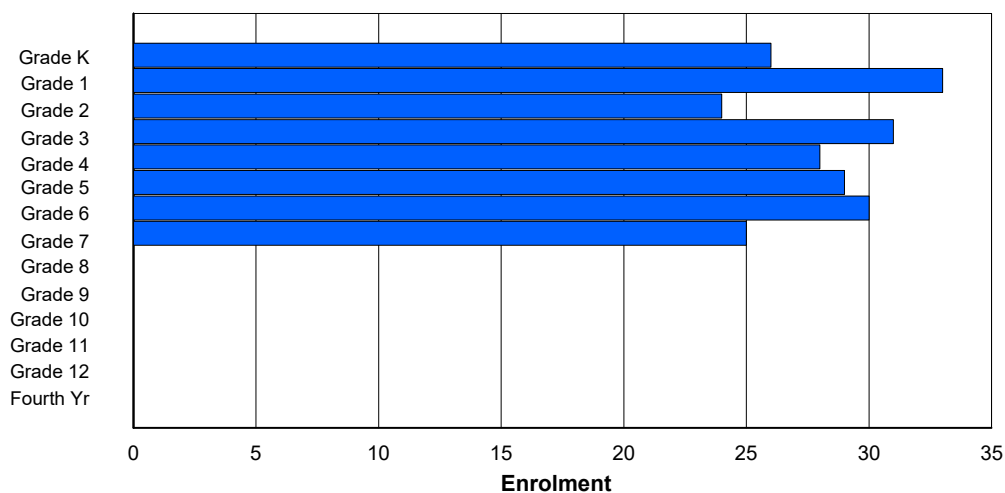
Gender	Age																	Total
	5	6	7	8	9	10	11	12	13	14	15	16	17	18	19	20>		
Male	13	17	11	10	14	14	7	13	0	0	0	0	0	0	0	0	99	
Female	13	15	14	21	14	15	21	14	0	0	0	0	0	0	0	0	127	
Total	26	32	25	31	28	29	28	27	0	0	0	0	0	0	0	0	226	

Enrolment By Grade and Gender

	Grade														
Gender	K	1	2	3	4	5	6	7	8	9	10	11	12	4th	Total
Male	13	18	10	10	14	14	9	11	0	0	0	0	0	0	99
Female	13	15	14	21	14	15	21	14	0	0	0	0	0	0	127
Total	26	33	24	31	28	29	30	25	0	0	0	0	0	0	226

Enrolment By Grade

For 213 - Lake Academy, Fortune



* Data from the 2015-2016 AGR(Enrolment/Age as of the last day in Sept./Dec.)

** Newfoundland Statistics Classification System

*** May include itinerant teachers

NI ESD - Eastern Region

#214 - John Burke High School, Grand Bank

Grades: 8-12

Number of Grades: 5

[FTE Teachers](#) *** : 15.0

Classification: Rural

Offers Distance Education: Yes

[School FTE PTR : 13.1](#)

[District FTE PTR : 12.5](#)

[Provincial FTE PTR : 12.1](#)

Enrolment By Age and Gender

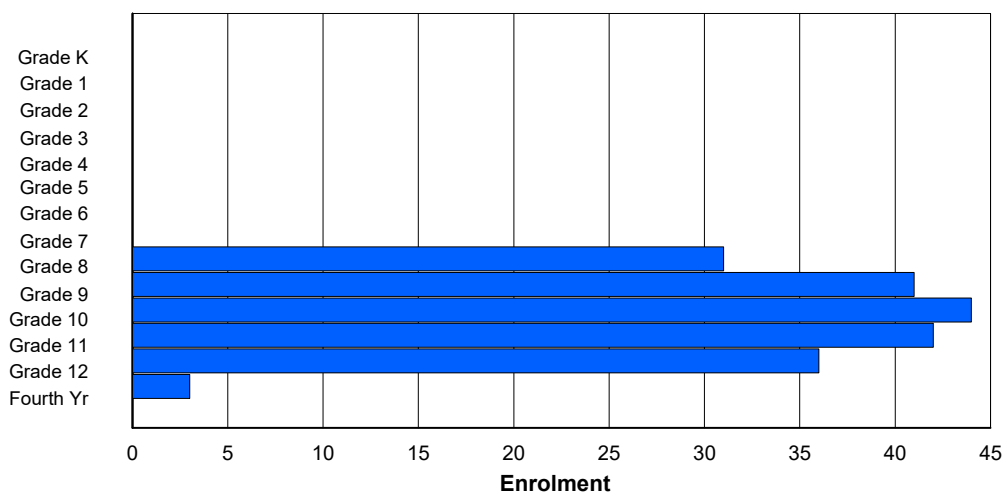
Gender	Age																	Total
	5	6	7	8	9	10	11	12	13	14	15	16	17	18	19	20>		
Male	0	0	0	0	0	0	0	0	18	20	29	17	20	1	0	0	105	
Female	0	0	0	0	0	0	0	0	12	21	15	22	20	2	0	0	92	
Total	0	0	0	0	0	0	0	0	30	41	44	39	40	3	0	0	197	

Enrolment By Grade and Gender

	<u>Grade</u>														
Gender	K	1	2	3	4	5	6	7	8	9	10	11	12	4th	Total
Male	0	0	0	0	0	0	0	0	18	20	30	19	17	1	105
Female	0	0	0	0	0	0	0	0	13	21	14	23	19	2	92
Total	0	0	0	0	0	0	0	0	31	41	44	42	36	3	197

Enrolment By Grade

For 214 - John Burke High School, Grand Bank



* Data from the 2015-2016 AGR(Enrolment/Age as of the last day in Sept./Dec.)

** Newfoundland Statistics Classification System

*** May include itinerant teachers

NI ESD - Eastern Region

#218 - St. Joseph's Academy, Lamaline

Grades: K-12

Number of Grades: 13

[FTE Teachers](#) *** : 10.0

Classification: Rural

Offers Distance Education: Yes

[School FTE PTR : 8.0](#)

[District FTE PTR : 12.5](#)

[Provincial FTE PTR : 12.1](#)

Enrolment By Age and Gender

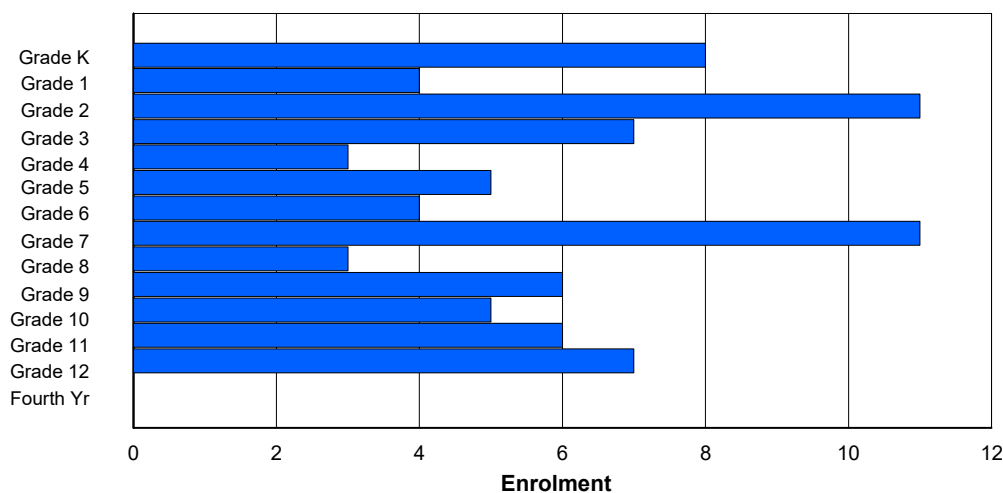
Gender	Age																	Total
	5	6	7	8	9	10	11	12	13	14	15	16	17	18	19	20>		
Male	5	3	9	5	1	4	1	5	1	2	1	1	1	0	0	0	39	
Female	3	1	2	2	2	1	3	6	2	4	4	3	8	0	0	0	41	
Total	8	4	11	7	3	5	4	11	3	6	5	4	9	0	0	0	80	

Enrolment By Grade and Gender

	<u>Grade</u>														
Gender	K	1	2	3	4	5	6	7	8	9	10	11	12	4th	Total
Male	5	3	9	5	1	4	1	5	1	2	1	2	0	0	39
Female	3	1	2	2	2	1	3	6	2	4	4	4	7	0	41
Total	8	4	11	7	3	5	4	11	3	6	5	6	7	0	80

Enrolment By Grade

For 218 - St. Joseph's Academy, Lamaline



* Data from the 2015-2016 AGR(Enrolment/Age as of the last day in Sept./Dec.)

** Newfoundland Statistics Classification System

*** May include itinerant teachers

NI ESD - Eastern Region

#219 - Marystown Central High School, Marystown

Grades: 10-12

Number of Grades: 3

[FTE Teachers](#) *** : 26.0

Classification: Urban

Offers Distance Education: No

[School FTE PTR : 14.1](#)

[District FTE PTR : 12.5](#)

[Provincial FTE PTR : 12.1](#)

Enrolment By Age and Gender

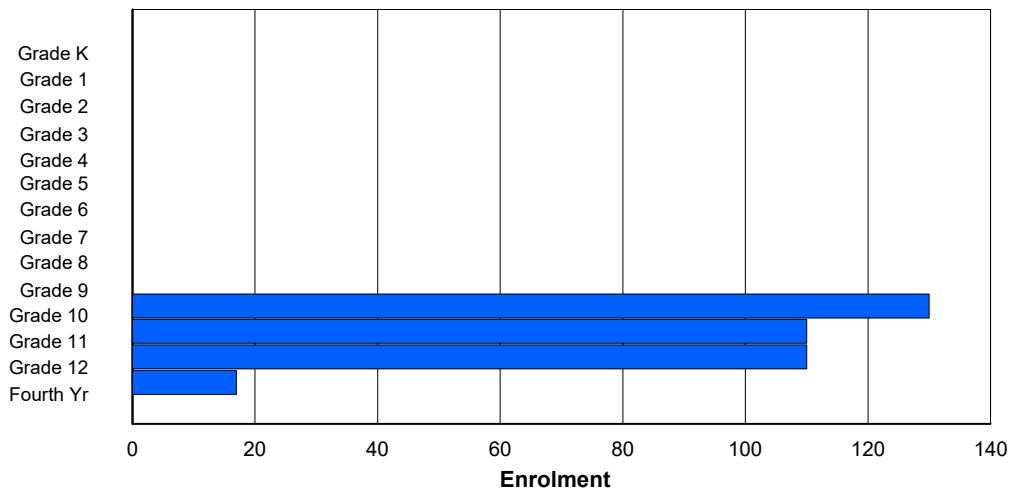
Gender	Age																	Total
	5	6	7	8	9	10	11	12	13	14	15	16	17	18	19	20>		
Male	0	0	0	0	0	0	0	0	0	1	54	63	55	16	1	1	191	
Female	0	0	0	0	0	0	0	0	0	0	45	60	61	8	0	2	176	
Total	0	0	0	0	0	0	0	0	0	1	99	123	116	24	1	3	367	

Enrolment By Grade and Gender

	<u>Grade</u>														
Gender	K	1	2	3	4	5	6	7	8	9	10	11	12	4th	Total
Male	0	0	0	0	0	0	0	0	0	0	71	59	50	11	191
Female	0	0	0	0	0	0	0	0	0	0	59	51	60	6	176
Total	0	0	0	0	0	0	0	0	0	0	130	110	110	17	367

Enrolment By Grade

For 219 - Marystown Central High School, Marystown



* Data from the 2015-2016 AGR(Enrolment/Age as of the last day in Sept./Dec.)

** Newfoundland Statistics Classification System

*** May include itinerant teachers

NI ESD - Eastern Region

#220 - Sacred Heart Academy, Marystown

Grades: K-7

Number of Grades: 8

[FTE Teachers](#) *** : 35.5

Classification: Urban

Offers Distance Education: No

[School FTE PTR : 14.5](#)

[District FTE PTR : 12.5](#)

[Provincial FTE PTR : 12.1](#)

Enrolment By Age and Gender

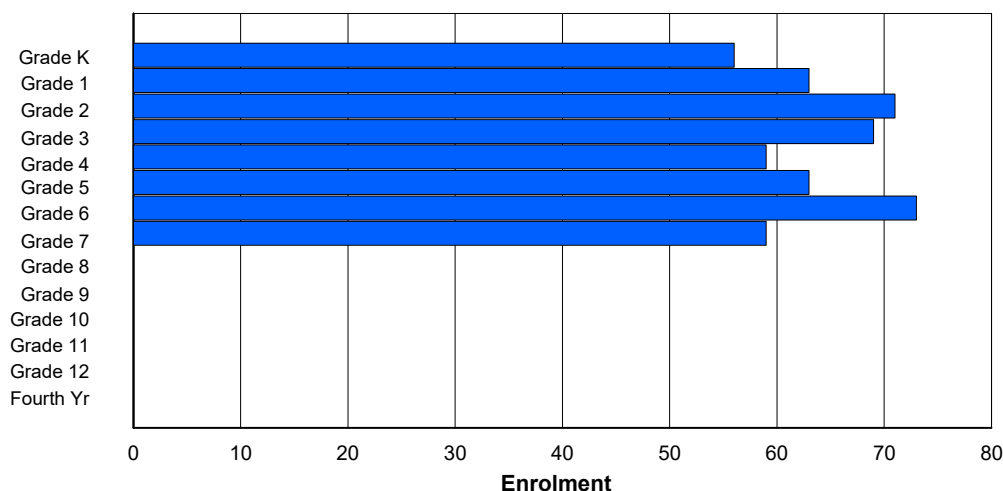
Gender	Age																	Total
	5	6	7	8	9	10	11	12	13	14	15	16	17	18	19	20>		
Male	32	31	46	36	33	24	36	31	2	0	0	0	0	0	0	0	271	
Female	24	31	26	32	26	40	36	27	0	0	0	0	0	0	0	0	242	
Total	56	62	72	68	59	64	72	58	2	0	0	0	0	0	0	0	513	

Enrolment By Grade and Gender

	<u>Grade</u>														
Gender	K	1	2	3	4	5	6	7	8	9	10	11	12	4th	Total
Male	32	32	45	36	33	24	37	32	0	0	0	0	0	0	271
Female	24	31	26	33	26	39	36	27	0	0	0	0	0	0	242
Total	56	63	71	69	59	63	73	59	0	0	0	0	0	0	513

Enrolment By Grade

For 220 - Sacred Heart Academy, Marystown



* Data from the 2015-2016 AGR(Enrolment/Age as of the last day in Sept./Dec.)

** Newfoundland Statistics Classification System

*** May include itinerant teachers

NI ESD - Eastern Region

#223 - Christ the King School, Rushoon

Grades: K-12

Number of Grades: 13

[FTE Teachers](#) *** : 11.3

Classification: Rural

Offers Distance Education: Yes

[School FTE PTR : 9.2](#)

[District FTE PTR : 12.5](#)

[Provincial FTE PTR : 12.1](#)

Enrolment By Age and Gender

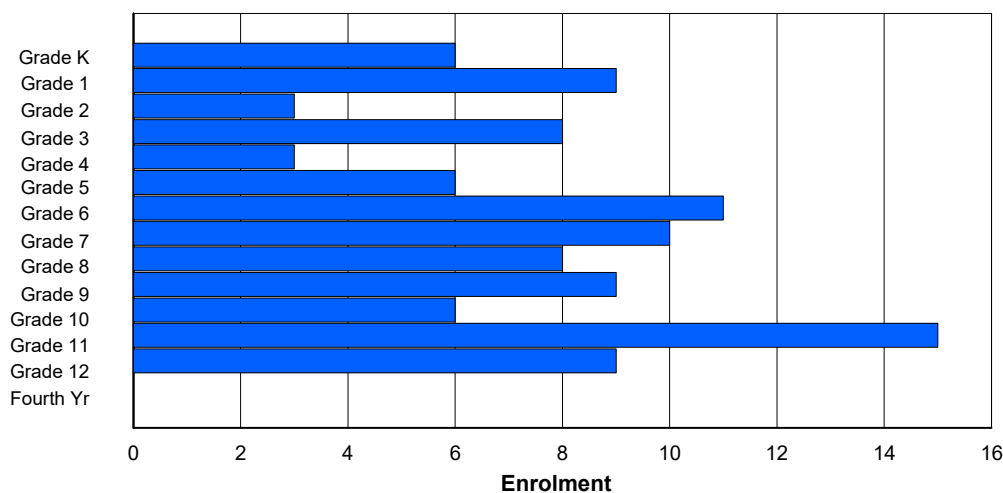
Gender	Age																	Total
	5	6	7	8	9	10	11	12	13	14	15	16	17	18	19	20>		
Male	6	7	1	4	1	4	6	7	5	3	4	11	5	0	0	0	64	
Female	0	2	2	5	1	2	5	3	3	5	3	4	4	0	0	0	39	
Total	6	9	3	9	2	6	11	10	8	8	7	15	9	0	0	0	103	

Enrolment By Grade and Gender

Gender	Grade														Total
	K	1	2	3	4	5	6	7	8	9	10	11	12	4th	
Male	6	7	1	3	2	4	6	7	5	4	3	11	5	0	64
Female	0	2	2	5	1	2	5	3	3	5	3	4	4	0	39
Total	6	9	3	8	3	6	11	10	8	9	6	15	9	0	103

Enrolment By Grade

For 223 - Christ the King School, Rushoon



* Data from the 2015-2016 AGR(Enrolment/Age as of the last day in Sept./Dec.)

** Newfoundland Statistics Classification System

*** May include itinerant teachers

NI ESD - Eastern Region

#224 - Donald C. Jamieson Academy, Burin Bay Arm

Grades: K-7

Number of Grades: 8

[FTE Teachers](#) *** : 24.0

Classification: Rural

Offers Distance Education: No

[School FTE PTR : 14.8](#)

[District FTE PTR : 12.5](#)

[Provincial FTE PTR : 12.1](#)

Enrolment By Age and Gender

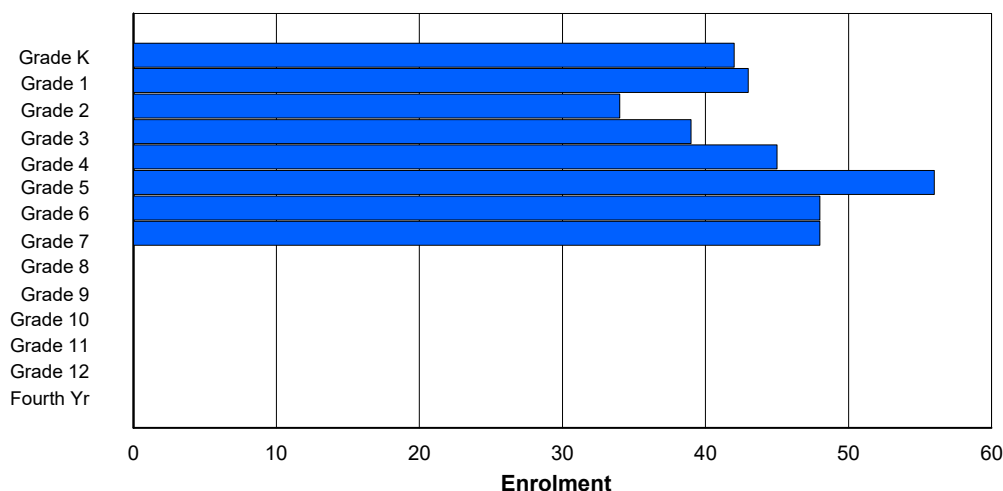
Gender	Age																	Total
	5	6	7	8	9	10	11	12	13	14	15	16	17	18	19	20>		
Male	19	18	17	23	26	35	21	27	0	0	0	0	0	0	0	0	186	
Female	24	23	18	16	17	22	26	23	0	0	0	0	0	0	0	0	169	
Total	43	41	35	39	43	57	47	50	0	0	0	0	0	0	0	0	355	

Enrolment By Grade and Gender

	Grade														
Gender	K	1	2	3	4	5	6	7	8	9	10	11	12	4th	Total
Male	18	20	16	23	28	34	21	26	0	0	0	0	0	0	186
Female	24	23	18	16	17	22	27	22	0	0	0	0	0	0	169
Total	42	43	34	39	45	56	48	48	0	0	0	0	0	0	355

Enrolment By Grade

For 224 - Donald C. Jamieson Academy, Burin Bay Arm



* Data from the 2015-2016 AGR(Enrolment/Age as of the last day in Sept./Dec.)

** Newfoundland Statistics Classification System

*** May include itinerant teachers

NI ESD - Eastern Region

#225 - St. Anne's School, South East Bight

Grades: K-3,6-9

Number of Grades: 8

Classification: Rural

Offers Distance Education: Yes

[School FTE PTR : 5.5](#)

[District FTE PTR : 12.5](#)

[Provincial FTE PTR : 12.1](#)

[FTE Teachers](#) *** : 2.0

Enrolment By Age and Gender

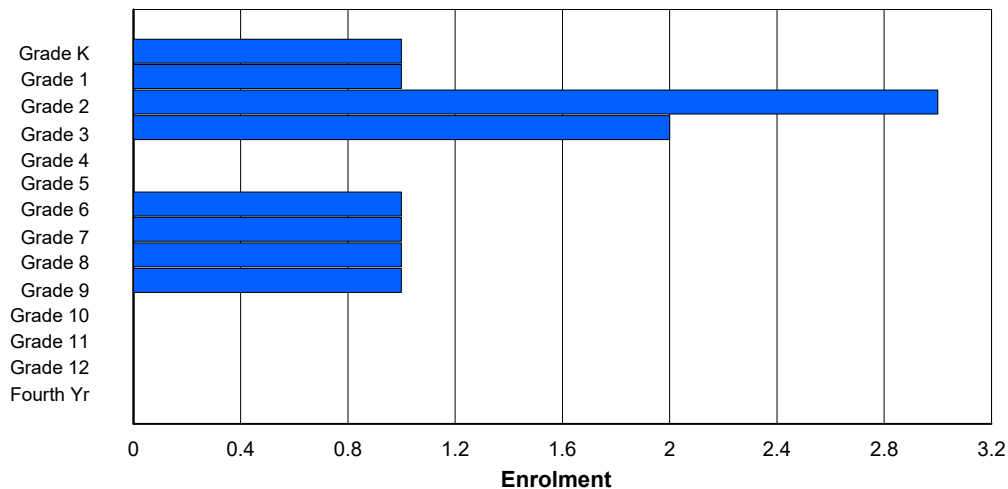
Gender	Age																	Total
	5	6	7	8	9	10	11	12	13	14	15	16	17	18	19	20>		
Male	0	0	1	0	0	0	1	0	1	0	0	0	0	0	0	0	3	
Female	1	1	2	2	0	0	0	1	0	1	0	0	0	0	0	0	8	
Total	1	1	3	2	0	0	1	1	1	1	0	0	0	0	0	0	11	

Enrolment By Grade and Gender

	<u>Grade</u>														
Gender	K	1	2	3	4	5	6	7	8	9	10	11	12	4th	Total
Male	0	0	1	0	0	0	1	0	1	0	0	0	0	0	3
Female	1	1	2	2	0	0	0	1	0	1	0	0	0	0	8
Total	1	1	3	2	0	0	1	1	1	1	0	0	0	0	11

Enrolment By Grade

For 225 - St. Anne's School, South East Bight



* Data from the 2015-2016 AGR(Enrolment/Age as of the last day in Sept./Dec.)

** Newfoundland Statistics Classification System

*** May include itinerant teachers

NI ESD - Eastern Region

#226 - Fortune Bay Academy, St. Bernard's - Jacques Fontaine

Grades: K-12

Number of Grades: 13

[FTE Teachers](#) *** : 12.0

Classification: Rural

Offers Distance Education: Yes

[School FTE PTR : 8.3](#)

[District FTE PTR : 12.5](#)

[Provincial FTE PTR : 12.1](#)

Enrolment By Age and Gender

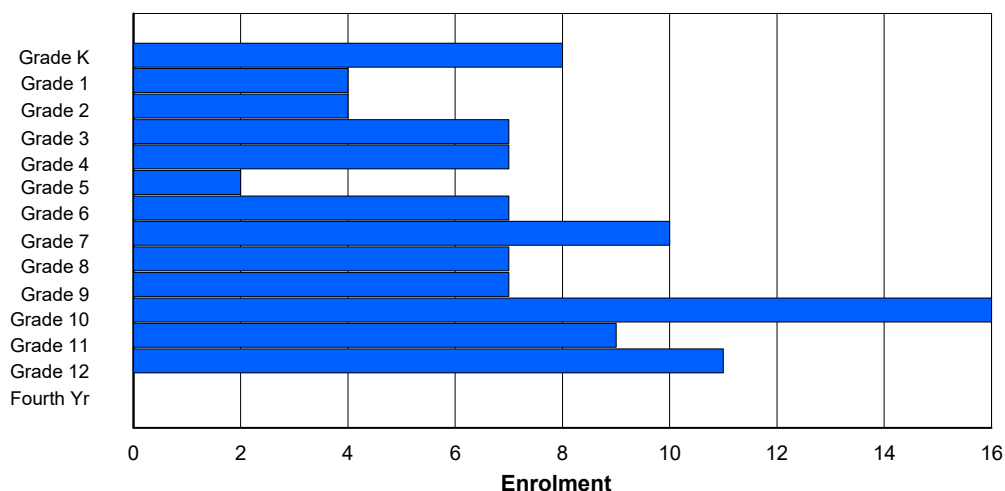
Gender	Age																	Total
	5	6	7	8	9	10	11	12	13	14	15	16	17	18	19	20>		
Male	6	3	2	4	3	0	3	7	4	2	10	4	5	0	0	0	53	
Female	2	1	2	3	4	2	4	4	2	5	6	5	6	0	0	0	46	
Total	8	4	4	7	7	2	7	11	6	7	16	9	11	0	0	0	99	

Enrolment By Grade and Gender

	Grade														
Gender	K	1	2	3	4	5	6	7	8	9	10	11	12	4th	Total
Male	6	3	2	4	3	0	3	7	4	2	10	4	5	0	53
Female	2	1	2	3	4	2	4	3	3	5	6	5	6	0	46
Total	8	4	4	7	7	2	7	10	7	7	16	9	11	0	99

Enrolment By Grade

For 226 - Fortune Bay Academy, St. Bernard's - Jacques Fontaine



* Data from the 2015-2016 AGR(Enrolment/Age as of the last day in Sept./Dec.)

** Newfoundland Statistics Classification System

*** May include itinerant teachers

Provincial FTE PTR : 12.1

NI ESD - Eastern Region

#229 - St. Joseph's All Grade, Terrenceville

Grades: K-12

Number of Grades: 13

[FTE Teachers](#) *** : 11.5

Classification: Rural

Offers Distance Education: Yes

[School FTE PTR : 9.4](#)

[District FTE PTR : 12.5](#)

[Provincial FTE PTR : 12.1](#)

Enrolment By Age and Gender

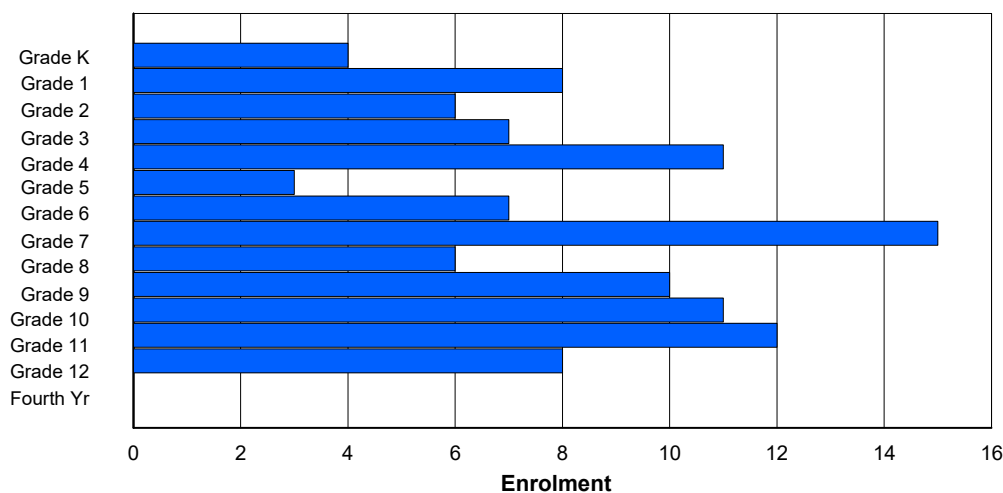
Gender	Age																	Total
	5	6	7	8	9	10	11	12	13	14	15	16	17	18	19	20>		
Male	1	2	4	3	6	1	2	5	4	6	4	8	4	2	0	0	52	
Female	3	6	2	4	4	3	3	10	3	4	7	5	2	0	0	0	56	
Total	4	8	6	7	10	4	5	15	7	10	11	13	6	2	0	0	108	

Enrolment By Grade and Gender

	<u>Grade</u>														
Gender	K	1	2	3	4	5	6	7	8	9	10	11	12	4th	Total
Male	1	2	4	3	6	1	3	5	3	7	4	7	6	0	52
Female	3	6	2	4	5	2	4	10	3	3	7	5	2	0	56
Total	4	8	6	7	11	3	7	15	6	10	11	12	8	0	108

Enrolment By Grade

For 229 - St. Joseph's All Grade, Terrenceville



* Data from the 2015-2016 AGR(Enrolment/Age as of the last day in Sept./Dec.)

** Newfoundland Statistics Classification System

*** May include itinerant teachers

NI ESD - Eastern Region

#231 - Discovery Collegiate, Bonavista

Classification: Rural

Offers Distance Education: No

Grades: 7-12

Number of Grades: 6

[School FTE PTR : 13.5](#)

[District FTE PTR : 12.5](#)

[Provincial FTE PTR : 12.1](#)

[FTE Teachers](#) *** : 22.3

Enrolment By Age and Gender

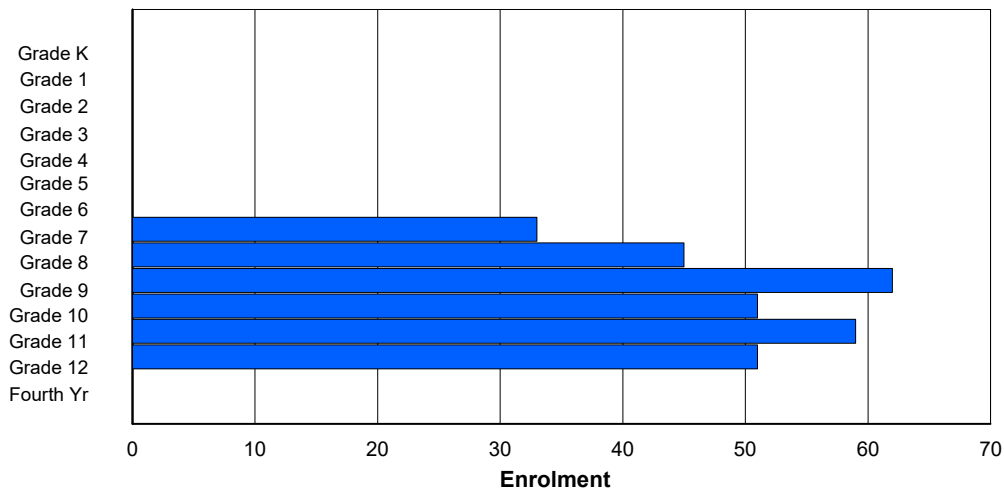
Gender	Age																
	5	6	7	8	9	10	11	12	13	14	15	16	17	18	19	20>	Total
Male	0	0	0	0	0	0	0	18	25	31	22	34	30	1	0	0	161
Female	0	0	0	0	0	0	0	14	19	31	30	25	21	0	0	0	140
Total	0	0	0	0	0	0	0	32	44	62	52	59	51	1	0	0	301

Enrolment By Grade and Gender

	<u>Grade</u>														
Gender	K	1	2	3	4	5	6	7	8	9	10	11	12	4th	Total
Male	0	0	0	0	0	0	0	18	27	30	22	34	30	0	161
Female	0	0	0	0	0	0	0	15	18	32	29	25	21	0	140
Total	0	0	0	0	0	0	0	33	45	62	51	59	51	0	301

Enrolment By Grade

For 231 - Discovery Collegiate, Bonavista



* Data from the 2015-2016 AGR(Enrolment/Age as of the last day in Sept./Dec.)

** Newfoundland Statistics Classification System

*** May include itinerant teachers

NI ESD - Eastern Region

#232 - Matthew Elementary School, Bonavista

Grades: K-6

Number of Grades: 7

[FTE Teachers](#) *** : 19.5

Classification: Rural

Offers Distance Education: No

[School FTE PTR : 12.7](#)

[District FTE PTR : 12.5](#)

[Provincial FTE PTR : 12.1](#)

Enrolment By Age and Gender

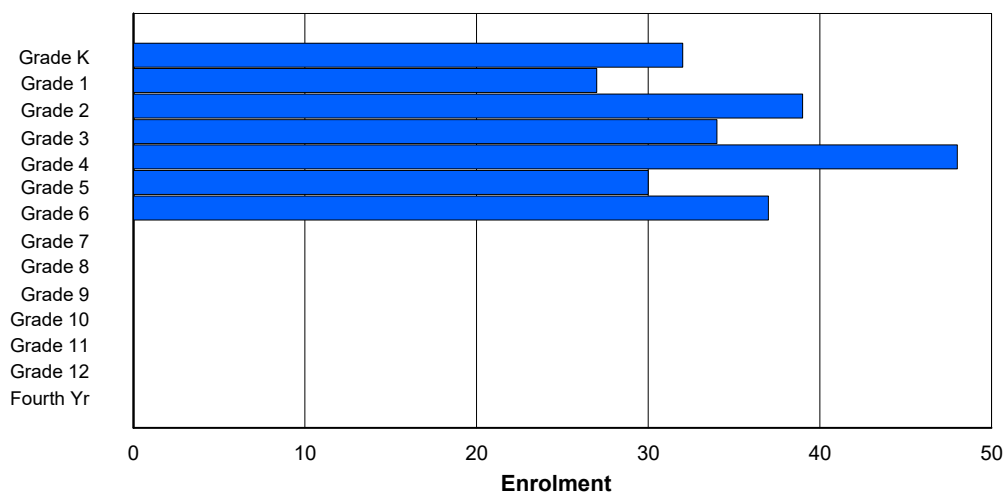
Gender	Age																	Total
	5	6	7	8	9	10	11	12	13	14	15	16	17	18	19	20>		
Male	16	13	21	17	24	17	17	0	0	0	0	0	0	0	0	0	125	
Female	16	14	18	16	25	12	21	0	0	0	0	0	0	0	0	0	122	
Total	32	27	39	33	49	29	38	0	0	0	0	0	0	0	0	0	247	

Enrolment By Grade and Gender

	Grade														
Gender	K	1	2	3	4	5	6	7	8	9	10	11	12	4th	Total
Male	16	13	21	18	23	18	16	0	0	0	0	0	0	0	125
Female	16	14	18	16	25	12	21	0	0	0	0	0	0	0	122
Total	32	27	39	34	48	30	37	0	0	0	0	0	0	0	247

Enrolment By Grade

For 232 - Matthew Elementary School, Bonavista



* Data from the 2015-2016 AGR(Enrolment/Age as of the last day in Sept./Dec.)

** Newfoundland Statistics Classification System

*** May include itinerant teachers

NI ESD - Eastern Region

#234 - Catalina Elementary School, Catalina

Grades: K-8

Number of Grades: 9

[FTE Teachers](#) *** : 11.5

Classification: Rural

Offers Distance Education: No

[School FTE PTR : 9.2](#)

[District FTE PTR : 12.5](#)

[Provincial FTE PTR : 12.1](#)

Enrolment By Age and Gender

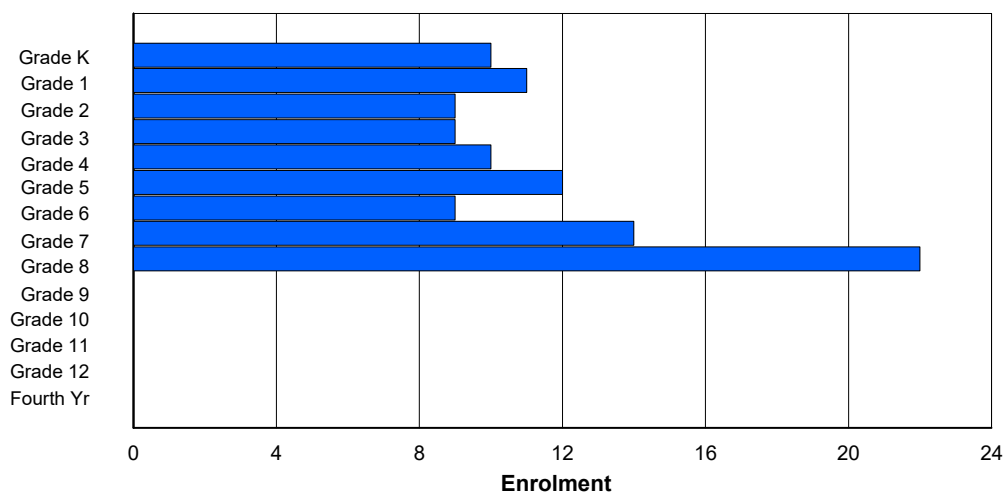
Gender	Age																	Total
	5	6	7	8	9	10	11	12	13	14	15	16	17	18	19	20>		
Male	4	6	5	3	6	7	7	9	9	0	0	0	0	0	0	0	56	
Female	6	5	4	5	5	5	2	4	14	0	0	0	0	0	0	0	50	
Total	10	11	9	8	11	12	9	13	23	0	0	0	0	0	0	0	106	

Enrolment By Grade and Gender

	<u>Grade</u>														
Gender	K	1	2	3	4	5	6	7	8	9	10	11	12	4th	Total
Male	4	6	5	4	5	7	7	9	9	0	0	0	0	0	56
Female	6	5	4	5	5	5	2	5	13	0	0	0	0	0	50
Total	10	11	9	9	10	12	9	14	22	0	0	0	0	0	106

Enrolment By Grade

For 234 - Catalina Elementary School, Catalina



* Data from the 2015-2016 AGR(Enrolment/Age as of the last day in Sept./Dec.)

** Newfoundland Statistics Classification System

*** May include itinerant teachers

NI ESD - Eastern Region

#235 - Clarenville High School, Clarenville

Classification: Urban
Offers Distance Education: Yes

Grades: 10-12

Number of Grades: 3

[School FTE PTR : 15.5](#)

[District FTE PTR : 12.5](#)

[Provincial FTE PTR : 12.1](#)

[FTE Teachers](#) *** : 22.0

Enrolment By Age and Gender

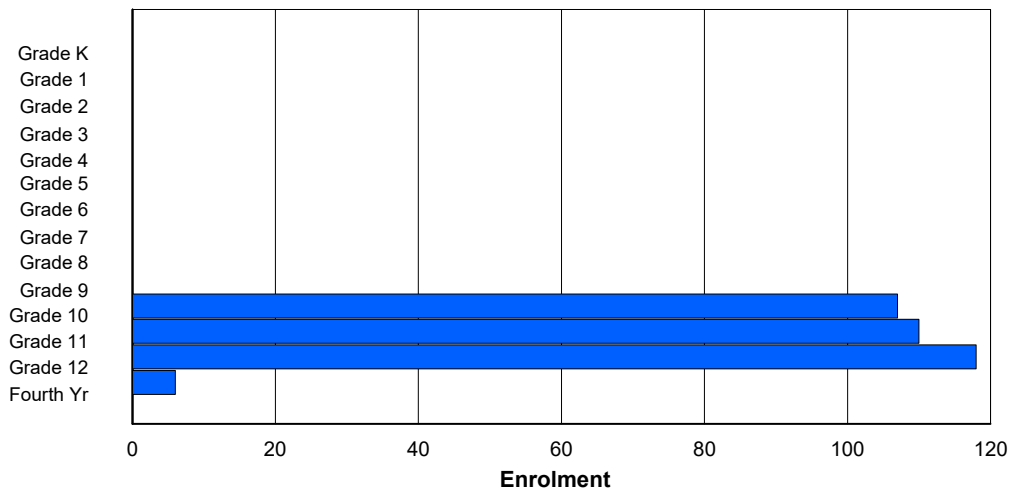
Gender	Age																	Total
	5	6	7	8	9	10	11	12	13	14	15	16	17	18	19	20>		
Male	0	0	0	0	0	0	0	0	0	1	41	66	69	4	1	0	182	
Female	0	0	0	0	0	0	0	0	0	1	58	46	50	4	0	0	159	
Total	0	0	0	0	0	0	0	0	0	2	99	112	119	8	1	0	341	

Enrolment By Grade and Gender

	<u>Grade</u>														
Gender	K	1	2	3	4	5	6	7	8	9	10	11	12	4th	Total
Male	0	0	0	0	0	0	0	0	0	0	46	63	69	4	182
Female	0	0	0	0	0	0	0	0	0	0	61	47	49	2	159
Total	0	0	0	0	0	0	0	0	0	0	107	110	118	6	341

Enrolment By Grade

For 235 - Clarenville High School, Clarenville



* Data from the 2015-2016 AGR(Enrolment/Age as of the last day in Sept./Dec.)

** Newfoundland Statistics Classification System

*** May include itinerant teachers

NI ESD - Eastern Region

#237 - Anthony Paddon Elementary, Musgravetown

Grades: K-6

Number of Grades: 7

[FTE Teachers](#) *** : 14.5

Classification: Rural

Offers Distance Education: No

[School FTE PTR : 12.8](#)

[District FTE PTR : 12.5](#)

[Provincial FTE PTR : 12.1](#)

Enrolment By Age and Gender

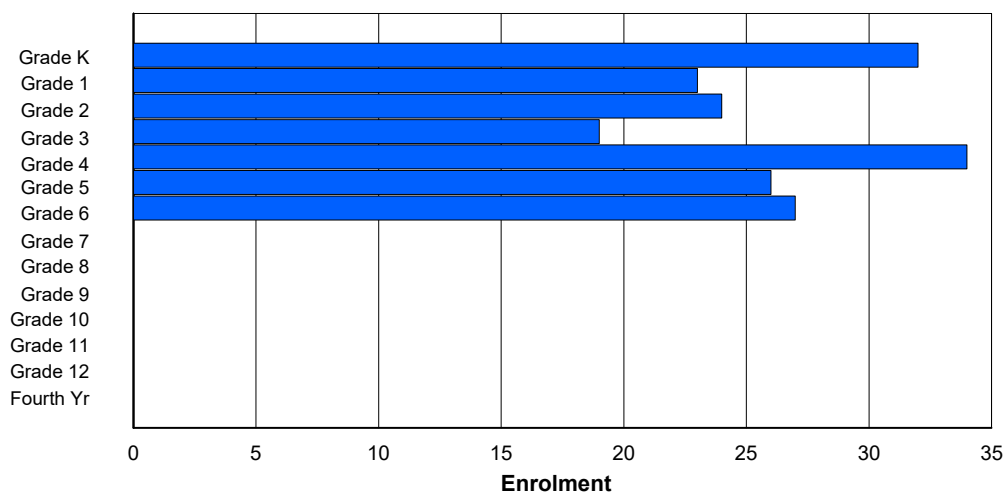
Gender	Age																	Total
	5	6	7	8	9	10	11	12	13	14	15	16	17	18	19	20>		
Male	12	16	15	10	16	12	14	0	0	0	0	0	0	0	0	0	95	
Female	19	8	9	9	18	12	15	0	0	0	0	0	0	0	0	0	90	
Total	31	24	24	19	34	24	29	0	0	0	0	0	0	0	0	0	185	

Enrolment By Grade and Gender

	<u>Grade</u>															
Gender	K	1	2	3	4	5	6	7	8	9	10	11	12	4th	Total	
Male	12	16	15	10	16	14	12	0	0	0	0	0	0	0	95	
Female	20	7	9	9	18	12	15	0	0	0	0	0	0	0	90	
Total	32	23	24	19	34	26	27	0	0	0	0	0	0	0	185	

Enrolment By Grade

For 237 - Anthony Paddon Elementary, Musgravetown



* Data from the 2015-2016 AGR(Enrolment/Age as of the last day in Sept./Dec.)

** Newfoundland Statistics Classification System

*** May include itinerant teachers

NI ESD - Eastern Region

#240 - Bishop White School, Port Rexton

Grades: K-12

Number of Grades: 13

[FTE Teachers](#) *** : 10.8

Classification: Rural

Offers Distance Education: Yes

[School FTE PTR : 9.9](#)

[District FTE PTR : 12.5](#)

[Provincial FTE PTR : 12.1](#)

Enrolment By Age and Gender

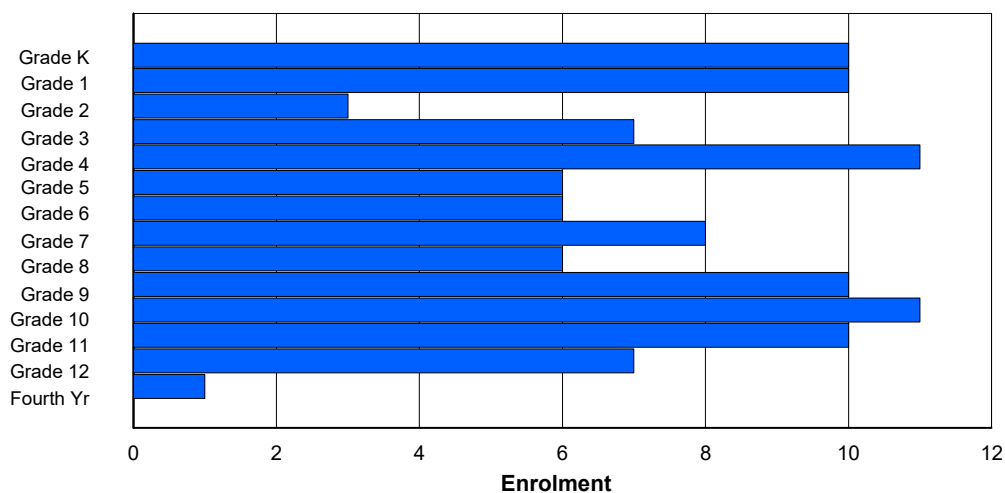
Gender	Age																	Total
	5	6	7	8	9	10	11	12	13	14	15	16	17	18	19	20>		
Male	5	8	1	6	6	2	2	4	4	6	5	4	3	1	0	0	57	
Female	5	2	2	1	5	4	4	4	2	3	6	7	4	0	0	0	49	
Total	10	10	3	7	11	6	6	8	6	9	11	11	7	1	0	0	106	

Enrolment By Grade and Gender

	<u>Grade</u>														
Gender	K	1	2	3	4	5	6	7	8	9	10	11	12	4th	Total
Male	5	8	1	6	6	2	2	4	4	7	4	4	3	1	57
Female	5	2	2	1	5	4	4	4	2	3	7	6	4	0	49
Total	10	10	3	7	11	6	6	8	6	10	11	10	7	1	106

Enrolment By Grade

For 240 - Bishop White School, Port Rexton



* Data from the 2015-2016 AGR(Enrolment/Age as of the last day in Sept./Dec.)

** Newfoundland Statistics Classification System

*** May include itinerant teachers

NI ESD - Eastern Region

#242 - Random Island Academy, Hickman's Harbour

Grades: K,2-12

Number of Grades: 12

[FTE Teachers](#) *** : 15.0

Classification: Rural

Offers Distance Education: Yes

[School FTE PTR : 7.8](#)

[District FTE PTR : 12.5](#)

[Provincial FTE PTR : 12.1](#)

Enrolment By Age and Gender

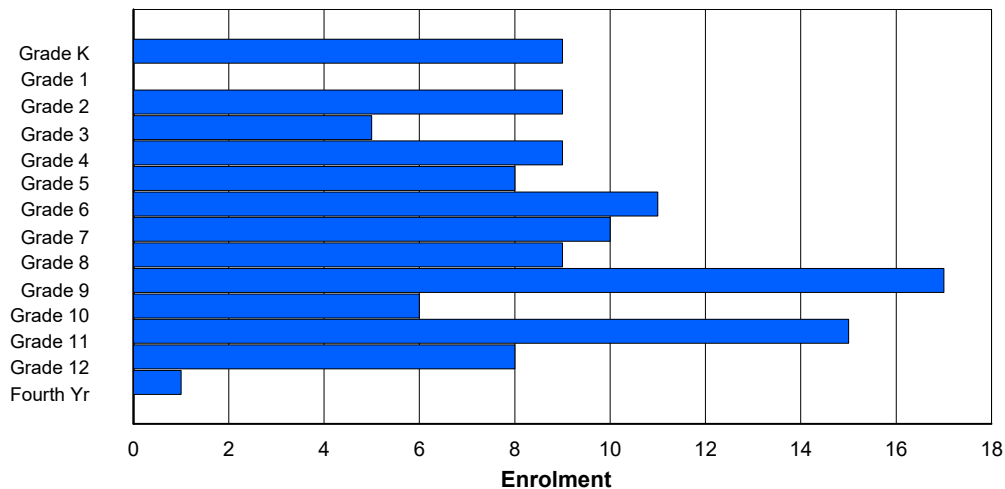
Gender	Age																
	5	6	7	8	9	10	11	12	13	14	15	16	17	18	19	20>	Total
Male	5	1	2	2	8	4	4	5	5	8	3	7	5	0	0	0	59
Female	3	0	7	3	1	4	7	4	5	9	3	6	5	0	0	1	58
Total	8	1	9	5	9	8	11	9	10	17	6	13	10	0	0	1	117

Enrolment By Grade and Gender

	<u>Grade</u>														
Gender	K	1	2	3	4	5	6	7	8	9	10	11	12	4th	Total
Male	6	0	2	2	8	4	4	6	4	8	3	8	4	0	59
Female	3	0	7	3	1	4	7	4	5	9	3	7	4	1	58
Total	9	0	9	5	9	8	11	10	9	17	6	15	8	1	117

Enrolment By Grade

For 242 - Random Island Academy, Hickman's Harbour



* Data from the 2015-2016 AGR(Enrolment/Age as of the last day in Sept./Dec.)

** Newfoundland Statistics Classification System

*** May include itinerant teachers

NI ESD - Eastern Region

#243 - Riverside Elementary, Shoal Harbour

Grades: K-6

Number of Grades: 7

[FTE Teachers](#) *** : 45.0

Classification: Urban

Offers Distance Education: No

[School FTE PTR : 16.1](#)

[District FTE PTR : 12.5](#)

[Provincial FTE PTR : 12.1](#)

Enrolment By Age and Gender

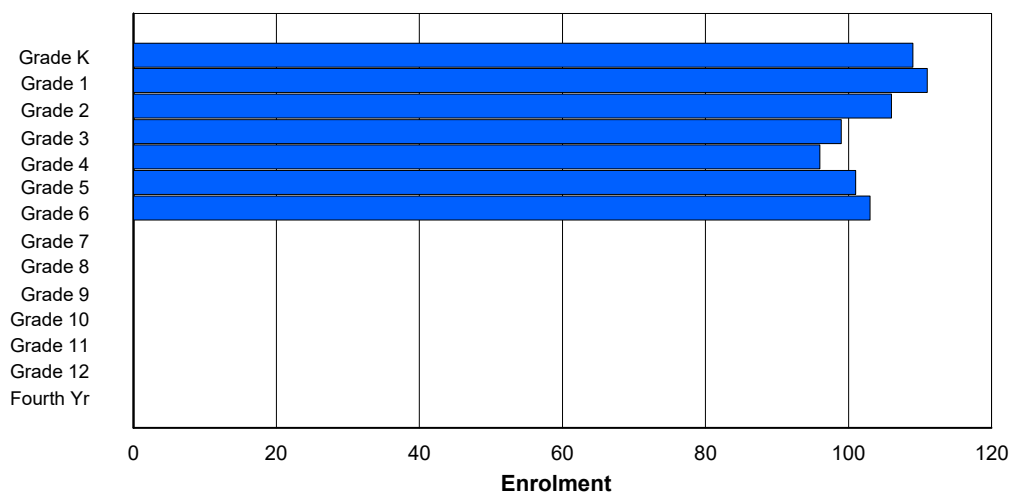
Gender	Age																	Total
	5	6	7	8	9	10	11	12	13	14	15	16	17	18	19	20>		
Male	54	56	59	49	52	50	59	0	0	0	0	0	0	0	0	0	379	
Female	54	56	46	50	44	52	44	0	0	0	0	0	0	0	0	0	346	
Total	108	112	105	99	96	102	103	0	0	0	0	0	0	0	0	0	725	

Enrolment By Grade and Gender

	<u>Grade</u>														
Gender	K	1	2	3	4	5	6	7	8	9	10	11	12	4th	Total
Male	55	55	60	48	53	49	59	0	0	0	0	0	0	0	379
Female	54	56	46	51	43	52	44	0	0	0	0	0	0	0	346
Total	109	111	106	99	96	101	103	0	0	0	0	0	0	0	725

Enrolment By Grade

For 243 - Riverside Elementary, Shoal Harbour



* Data from the 2015-2016 AGR(Enrolment/Age as of the last day in Sept./Dec.)

** Newfoundland Statistics Classification System

*** May include itinerant teachers

NI ESD - Eastern Region

#246 - Swift Current Academy, Swift Current

Grades: K,2,5-12

Number of Grades: 10

[FTE Teachers](#) *** : 5.0

Classification: Rural

Offers Distance Education: Yes

[School FTE PTR : 6.8](#)

[District FTE PTR : 12.5](#)

[Provincial FTE PTR : 12.1](#)

Enrolment By Age and Gender

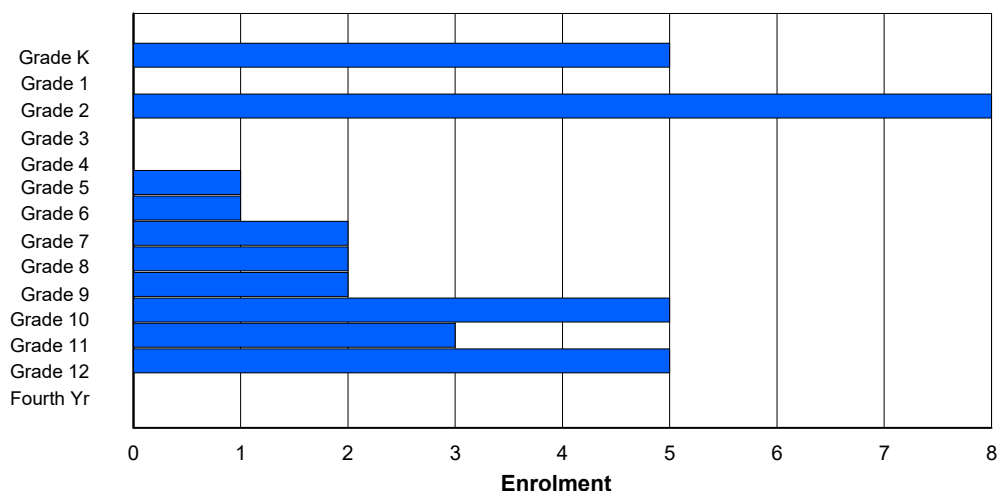
Gender	Age																	Total
	5	6	7	8	9	10	11	12	13	14	15	16	17	18	19	20>		
Male	3	0	4	0	0	0	1	2	0	0	3	2	3	0	0	0	18	
Female	2	0	4	0	0	1	0	0	2	2	2	1	2	0	0	0	16	
Total	5	0	8	0	0	1	1	2	2	2	5	3	5	0	0	0	34	

Enrolment By Grade and Gender

	<u>Grade</u>														
Gender	K	1	2	3	4	5	6	7	8	9	10	11	12	4th	Total
Male	3	0	4	0	0	0	1	2	0	0	3	2	3	0	18
Female	2	0	4	0	0	1	0	0	2	2	2	1	2	0	16
Total	5	0	8	0	0	1	1	2	2	2	5	3	5	0	34

Enrolment By Grade

For 246 - Swift Current Academy, Swift Current



* Data from the 2015-2016 AGR(Enrolment/Age as of the last day in Sept./Dec.)

** Newfoundland Statistics Classification System

*** May include itinerant teachers

School Description Report 2015-16

NI ESD - Eastern Region

#247 - Roncalli Central High, Avondale

Grades: 7-12

Number of Grades: 6

[FTE Teachers](#) *** : 21.8

Classification: Rural

Offers Distance Education: Yes

[School FTE PTR : 14.0](#)

[District FTE PTR : 12.5](#)

[Provincial FTE PTR : 12.1](#)

Enrolment By Age and Gender

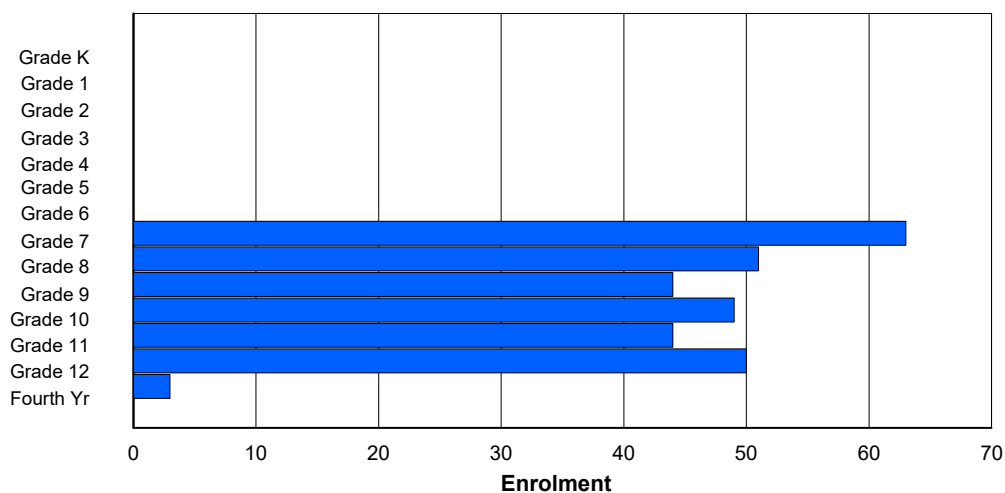
Gender	Age																	Total
	5	6	7	8	9	10	11	12	13	14	15	16	17	18	19	20>		
Male	0	0	0	0	0	0	0	29	21	24	23	20	22	4	0	1	144	
Female	0	0	0	0	0	0	0	33	30	21	25	25	26	0	0	0	160	
Total	0	0	0	0	0	0	0	62	51	45	48	45	48	4	0	1	304	

Enrolment By Grade and Gender

	<u>Grade</u>														
Gender	K	1	2	3	4	5	6	7	8	9	10	11	12	4th	Total
Male	0	0	0	0	0	0	0	29	21	24	23	19	25	3	144
Female	0	0	0	0	0	0	0	34	30	20	26	25	25	0	160
Total	0	0	0	0	0	0	0	63	51	44	49	44	50	3	304

Enrolment By Grade

For 247 - Roncalli Central High, Avondale



* Data from the 2015-2016 AGR(Enrolment/Age as of the last day in Sept./Dec.)

** Newfoundland Statistics Classification System

*** May include itinerant teachers

NI ESD - Eastern Region

#248 - Amalgamated Academy, Bay Roberts

Grades: 4-9

Number of Grades: 6

[FTE Teachers](#) *** : 46.3

Classification: Urban

Offers Distance Education: No

[School FTE PTR : 15.3](#)

[District FTE PTR : 12.5](#)

[Provincial FTE PTR : 12.1](#)

Enrolment By Age and Gender

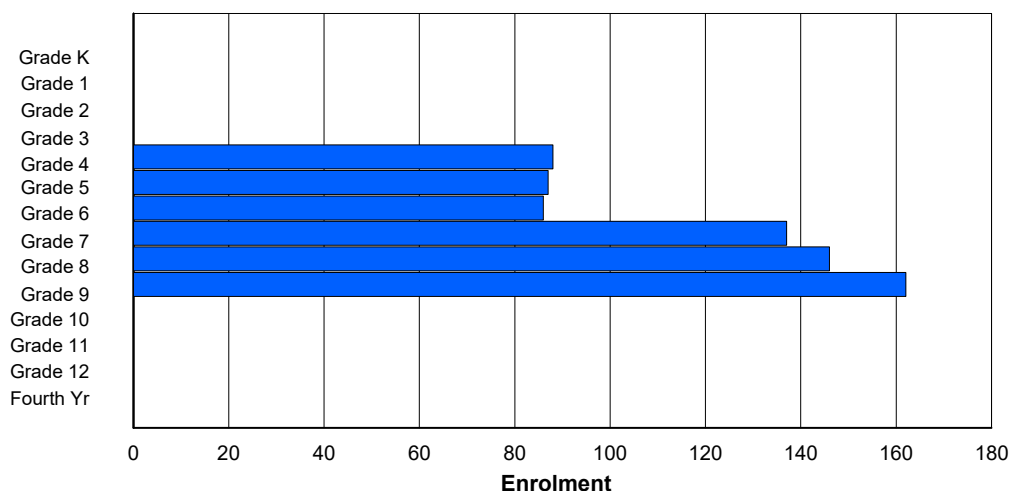
Gender	Age																Total
	5	6	7	8	9	10	11	12	13	14	15	16	17	18	19	20>	
Male	0	0	0	0	44	44	55	75	70	96	2	0	0	0	0	0	386
Female	0	0	0	0	43	44	31	61	75	65	1	0	0	0	0	0	320
Total	0	0	0	0	87	88	86	136	145	161	3	0	0	0	0	0	706

Enrolment By Grade and Gender

	Grade														
Gender	K	1	2	3	4	5	6	7	8	9	10	11	12	4th	Total
Male	0	0	0	0	45	43	55	75	71	97	0	0	0	0	386
Female	0	0	0	0	43	44	31	62	75	65	0	0	0	0	320
Total	0	0	0	0	88	87	86	137	146	162	0	0	0	0	706

Enrolment By Grade

For 248 - Amalgamated Academy, Bay Roberts



* Data from the 2015-2016 AGR(Enrolment/Age as of the last day in Sept./Dec.)

** Newfoundland Statistics Classification System

*** May include itinerant teachers

NI ESD - Eastern Region

#249 - Ascension Collegiate, Bay Roberts

Grades: 10-12

Number of Grades: 3

[FTE Teachers](#) *** : 38.8

Classification: Urban

Offers Distance Education: No

[School FTE PTR : 15.9](#)

[District FTE PTR : 12.5](#)

[Provincial FTE PTR : 12.1](#)

Enrolment By Age and Gender

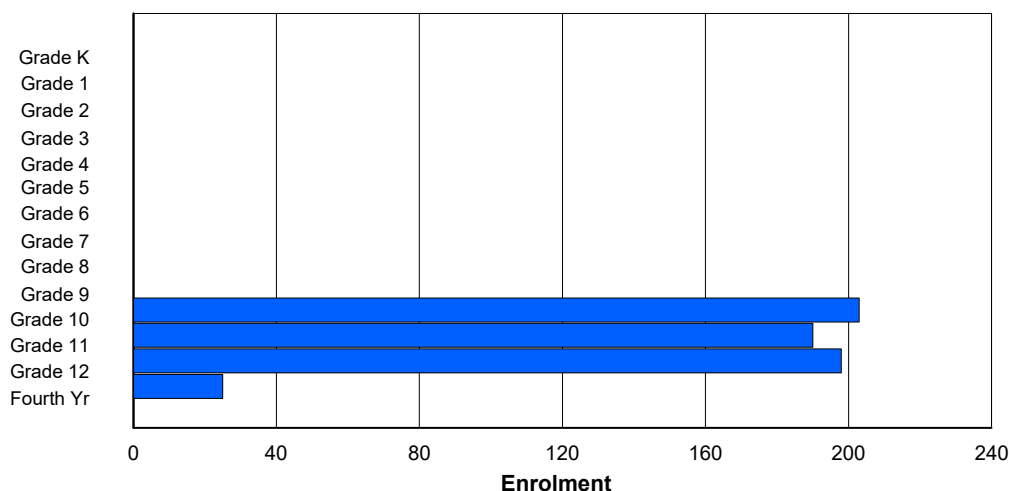
Gender	Age																	Total
	5	6	7	8	9	10	11	12	13	14	15	16	17	18	19	20>		
Male	0	0	0	0	0	0	0	0	0	0	106	94	110	16	2	1	329	
Female	0	0	0	0	0	0	0	0	0	1	92	99	82	10	2	1	287	
Total	0	0	0	0	0	0	0	0	0	1	198	193	192	26	4	2	616	

Enrolment By Grade and Gender

	<u>Grade</u>														
Gender	K	1	2	3	4	5	6	7	8	9	10	11	12	4th	Total
Male	0	0	0	0	0	0	0	0	0	0	109	92	115	13	329
Female	0	0	0	0	0	0	0	0	0	0	94	98	83	12	287
Total	0	0	0	0	0	0	0	0	0	0	203	190	198	25	616

Enrolment By Grade

For 249 - Ascension Collegiate, Bay Roberts



* Data from the 2015-2016 AGR(Enrolment/Age as of the last day in Sept./Dec.)

** Newfoundland Statistics Classification System

*** May include itinerant teachers

NI ESD - Eastern Region

#253 - Carbonear Collegiate, Carbonear

Grades: 9-12

Number of Grades: 4

[FTE Teachers](#) *** : 31.9

Classification: Rural

Offers Distance Education: No

[School FTE PTR : 15.3](#)

[District FTE PTR : 12.5](#)

[Provincial FTE PTR : 12.1](#)

Enrolment By Age and Gender

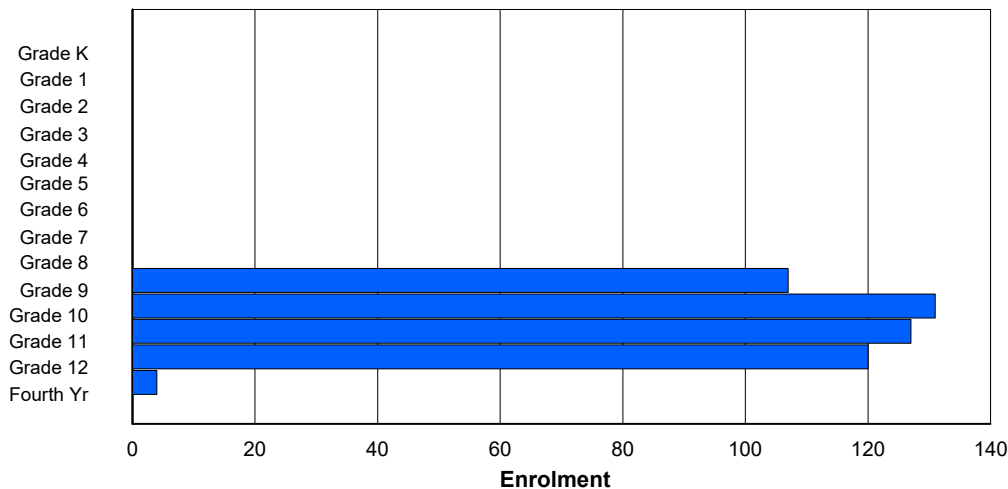
Gender	Age																	Total
	5	6	7	8	9	10	11	12	13	14	15	16	17	18	19	20>		
Male	0	0	0	0	0	0	0	0	0	55	66	70	64	6	0	0	261	
Female	0	0	0	0	0	0	0	0	0	52	59	60	57	0	0	0	228	
Total	0	0	0	0	0	0	0	0	0	107	125	130	121	6	0	0	489	

Enrolment By Grade and Gender

	<u>Grade</u>														
Gender	K	1	2	3	4	5	6	7	8	9	10	11	12	4th	Total
Male	0	0	0	0	0	0	0	0	0	54	72	67	64	4	261
Female	0	0	0	0	0	0	0	0	0	53	59	60	56	0	228
Total	0	0	0	0	0	0	0	0	0	107	131	127	120	4	489

Enrolment By Grade

For 253 - Carbonear Collegiate, Carbonear



* Data from the 2015-2016 AGR(Enrolment/Age as of the last day in Sept./Dec.)

** Newfoundland Statistics Classification System

*** May include itinerant teachers

NI ESD - Eastern Region

#258 - Holy Family Elementary, Chapel Arm

Grades: K-6

Number of Grades: 7

[FTE Teachers](#) *** : 8.9

Classification: Rural

Offers Distance Education: No

[School FTE PTR : 11.6](#)

[District FTE PTR : 12.5](#)

[Provincial FTE PTR : 12.1](#)

Enrolment By Age and Gender

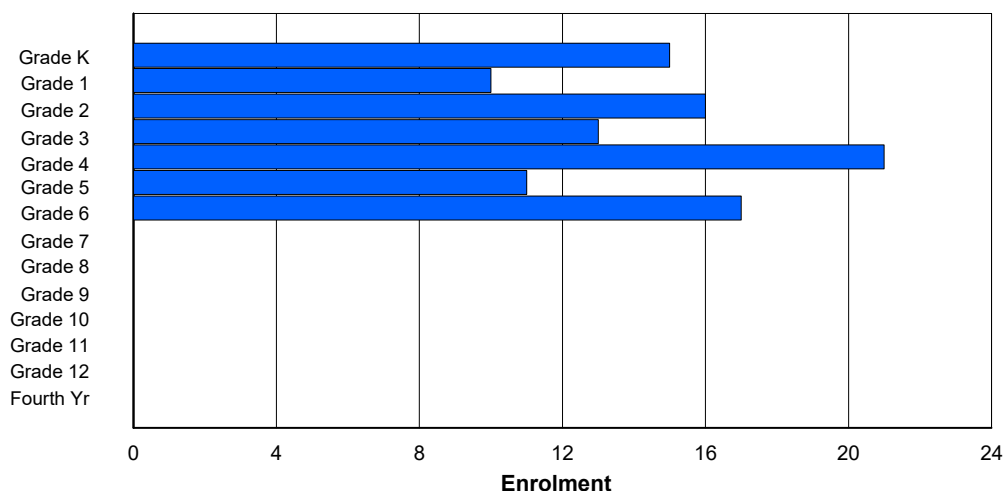
Gender	Age																	Total
	5	6	7	8	9	10	11	12	13	14	15	16	17	18	19	20>		
Male	9	7	8	2	11	7	11	0	0	0	0	0	0	0	0	0	55	
Female	6	3	8	11	10	4	6	0	0	0	0	0	0	0	0	0	48	
Total	15	10	16	13	21	11	17	0	0	0	0	0	0	0	0	0	103	

Enrolment By Grade and Gender

	Grade														
Gender	K	1	2	3	4	5	6	7	8	9	10	11	12	4th	Total
Male	9	7	8	2	11	7	11	0	0	0	0	0	0	0	55
Female	6	3	8	11	10	4	6	0	0	0	0	0	0	0	48
Total	15	10	16	13	21	11	17	0	0	0	0	0	0	0	103

Enrolment By Grade

For 258 - Holy Family Elementary, Chapel Arm



* Data from the 2015-2016 AGR(Enrolment/Age as of the last day in Sept./Dec.)

** Newfoundland Statistics Classification System

*** May include itinerant teachers

NI ESD - Eastern Region

#259 - Coley's Point Primary, Coley's Point

Grades: K-3

Number of Grades: 4

[FTE Teachers](#) *** : 21.5

Classification: Rural

Offers Distance Education: No

[School FTE PTR : 16.1](#)

[District FTE PTR : 12.5](#)

[Provincial FTE PTR : 12.1](#)

Enrolment By Age and Gender

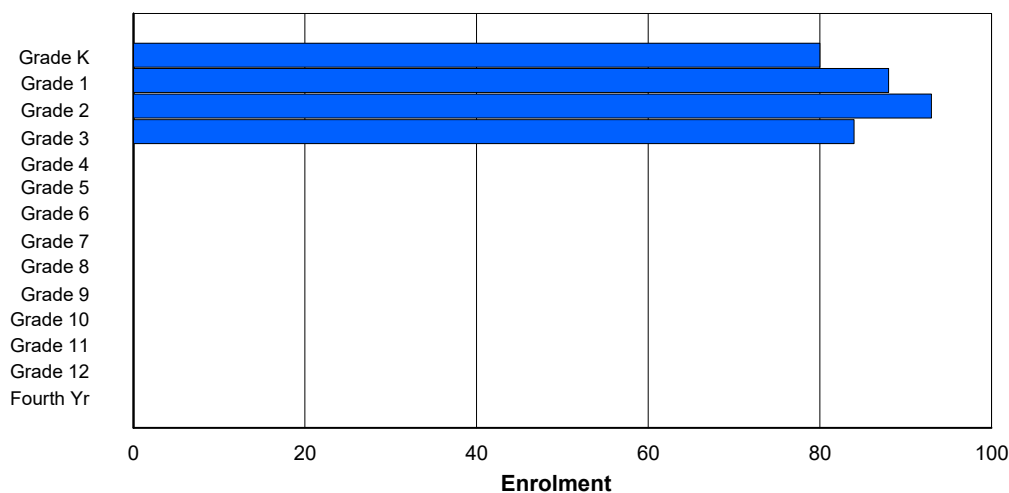
Gender	Age																	Total
	5	6	7	8	9	10	11	12	13	14	15	16	17	18	19	20>		
Male	41	41	47	45	0	0	0	0	0	0	0	0	0	0	0	0	174	
Female	40	46	46	39	0	0	0	0	0	0	0	0	0	0	0	0	171	
Total	81	87	93	84	0	0	0	0	0	0	0	0	0	0	0	0	345	

Enrolment By Grade and Gender

	<u>Grade</u>															
Gender	K	1	2	3	4	5	6	7	8	9	10	11	12	4th	Total	
Male	40	42	47	45	0	0	0	0	0	0	0	0	0	0	174	
Female	40	46	46	39	0	0	0	0	0	0	0	0	0	0	171	
Total	80	88	93	84	0	0	0	0	0	0	0	0	0	0	345	

Enrolment By Grade

For 259 - Coley's Point Primary, Coley's Point



* Data from the 2015-2016 AGR(Enrolment/Age as of the last day in Sept./Dec.)

** Newfoundland Statistics Classification System

*** May include itinerant teachers

NI ESD - Eastern Region

#260 - Immaculate Conception Elementary, Colliers

Grades: K-6

Number of Grades: 7

[FTE Teachers](#) *** : 10.3

Classification: Rural

Offers Distance Education: No

[School FTE PTR : 12.1](#)

[District FTE PTR : 12.5](#)

[Provincial FTE PTR : 12.1](#)

Enrolment By Age and Gender

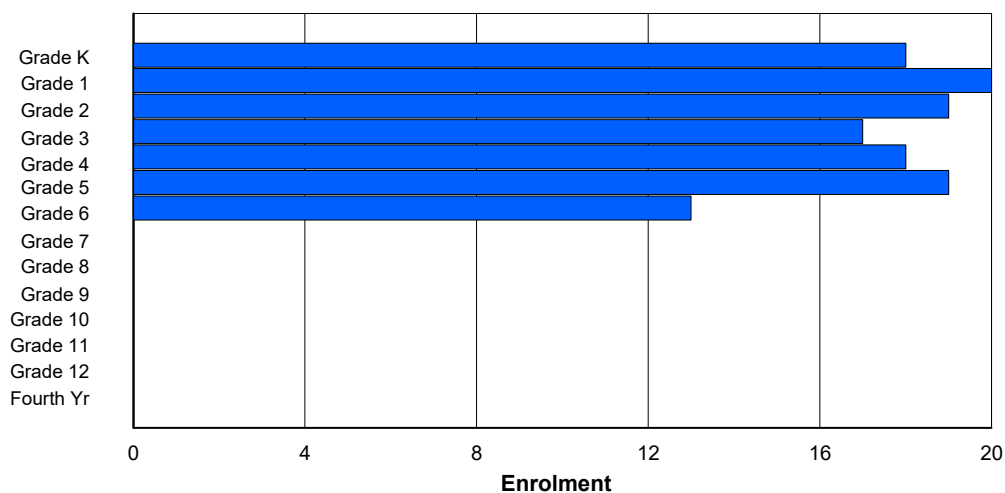
Gender	Age																	Total
	5	6	7	8	9	10	11	12	13	14	15	16	17	18	19	20>		
Male	11	10	8	9	9	10	5	0	0	0	0	0	0	0	0	0	62	
Female	7	10	11	8	9	9	8	0	0	0	0	0	0	0	0	0	62	
Total	18	20	19	17	18	19	13	0	0	0	0	0	0	0	0	0	124	

Enrolment By Grade and Gender

	<u>Grade</u>															
Gender	K	1	2	3	4	5	6	7	8	9	10	11	12	4th	Total	
Male	11	10	8	9	9	10	5	0	0	0	0	0	0	0	62	
Female	7	10	11	8	9	9	8	0	0	0	0	0	0	0	62	
Total	18	20	19	17	18	19	13	0	0	0	0	0	0	0	124	

Enrolment By Grade

For 260 - Immaculate Conception Elementary, Colliers



* Data from the 2015-2016 AGR(Enrolment/Age as of the last day in Sept./Dec.)

** Newfoundland Statistics Classification System

*** May include itinerant teachers

NI ESD - Eastern Region

#262 - Woodland Elementary, Dildo

Grades: K-6

Number of Grades: 7

[FTE Teachers](#) *** : 15.0

Classification: Rural

Offers Distance Education: No

[School FTE PTR : 12.3](#)

[District FTE PTR : 12.5](#)

[Provincial FTE PTR : 12.1](#)

Enrolment By Age and Gender

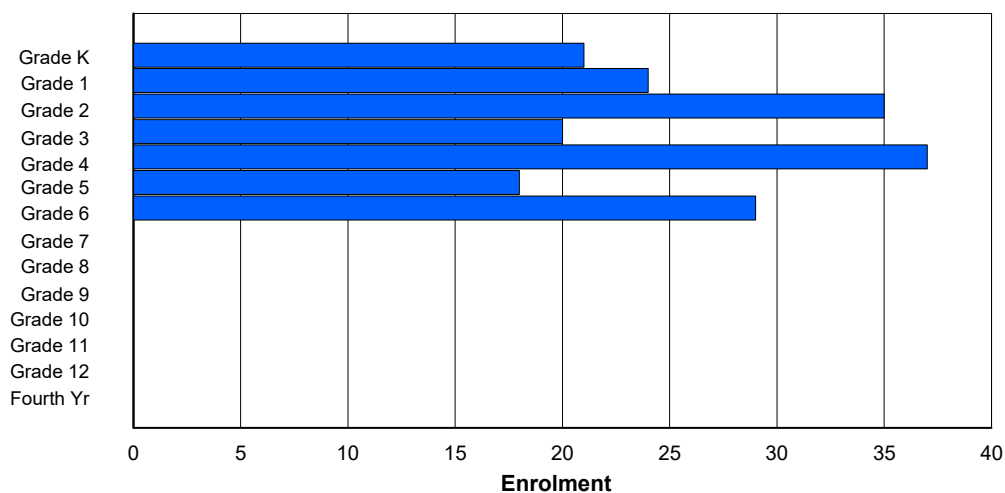
Gender	Age																	Total
	5	6	7	8	9	10	11	12	13	14	15	16	17	18	19	20>		
Male	9	13	16	14	16	10	16	0	0	0	0	0	0	0	0	0	94	
Female	12	11	19	6	21	8	13	0	0	0	0	0	0	0	0	0	90	
Total	21	24	35	20	37	18	29	0	0	0	0	0	0	0	0	0	184	

Enrolment By Grade and Gender

	Grade														
Gender	K	1	2	3	4	5	6	7	8	9	10	11	12	4th	Total
Male	9	13	16	14	16	10	16	0	0	0	0	0	0	0	94
Female	12	11	19	6	21	8	13	0	0	0	0	0	0	0	90
Total	21	24	35	20	37	18	29	0	0	0	0	0	0	0	184

Enrolment By Grade

For 262 - Woodland Elementary, Dildo



* Data from the 2015-2016 AGR(Enrolment/Age as of the last day in Sept./Dec.)

** Newfoundland Statistics Classification System

*** May include itinerant teachers

NI ESD - Eastern Region

#265 - Acreman Elementary, Green's Harbour

Grades: K-6

Number of Grades: 7

[FTE Teachers](#) *** : 11.4

Classification: Rural

Offers Distance Education: No

[School FTE PTR : 13.0](#)

[District FTE PTR : 12.5](#)

[Provincial FTE PTR : 12.1](#)

Enrolment By Age and Gender

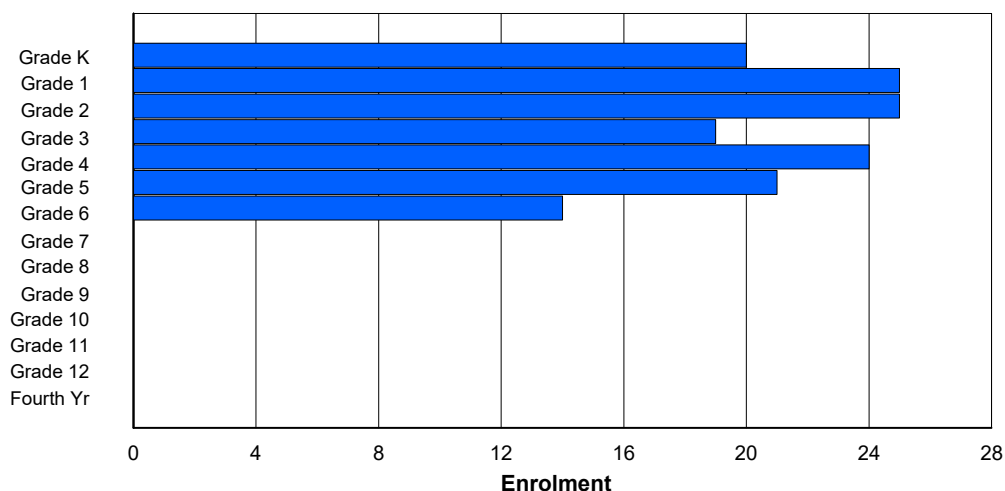
Gender	Age																	Total
	5	6	7	8	9	10	11	12	13	14	15	16	17	18	19	20>		
Male	14	15	11	8	16	8	8	0	0	0	0	0	0	0	0	0	80	
Female	5	10	15	9	11	11	7	0	0	0	0	0	0	0	0	0	68	
Total	19	25	26	17	27	19	15	0	0	0	0	0	0	0	0	0	148	

Enrolment By Grade and Gender

	<u>Grade</u>														
Gender	K	1	2	3	4	5	6	7	8	9	10	11	12	4th	Total
Male	15	14	11	9	15	8	8	0	0	0	0	0	0	0	80
Female	5	11	14	10	9	13	6	0	0	0	0	0	0	0	68
Total	20	25	25	19	24	21	14	0	0	0	0	0	0	0	148

Enrolment By Grade

For 265 - Acreman Elementary, Green's Harbour



* Data from the 2015-2016 AGR(Enrolment/Age as of the last day in Sept./Dec.)

** Newfoundland Statistics Classification System

*** May include itinerant teachers

NI ESD - Eastern Region

#269 - St. Francis School, Harbour Grace

Grades: K-8

Number of Grades: 9

[FTE Teachers](#) *** : 22.8

Classification: Rural

Offers Distance Education: No

[School FTE PTR : 12.7](#)

[District FTE PTR : 12.5](#)

[Provincial FTE PTR : 12.1](#)

Enrolment By Age and Gender

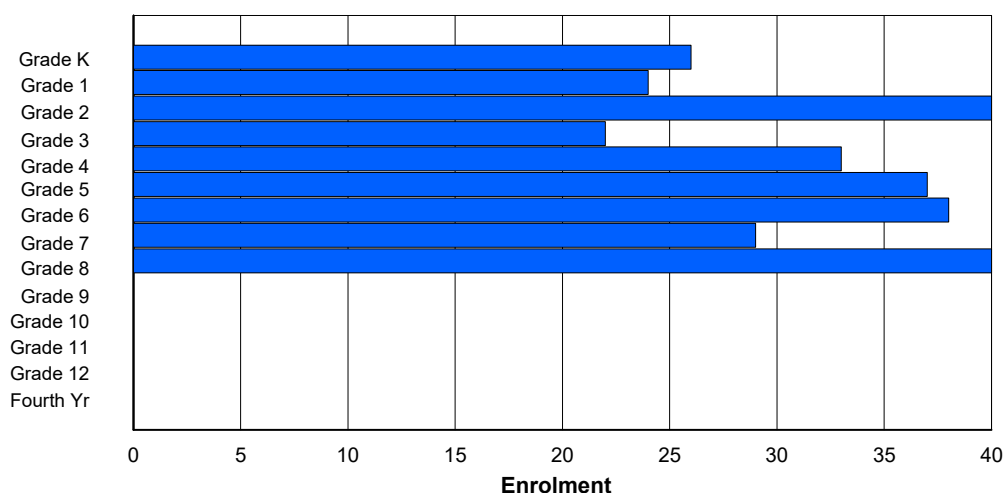
Gender	Age																	Total
	5	6	7	8	9	10	11	12	13	14	15	16	17	18	19	20>		
Male	17	9	23	12	14	18	14	13	21	0	0	0	0	0	0	0	141	
Female	9	15	17	11	18	19	24	17	17	1	0	0	0	0	0	0	148	
Total	26	24	40	23	32	37	38	30	38	1	0	0	0	0	0	0	289	

Enrolment By Grade and Gender

	Grade														
Gender	K	1	2	3	4	5	6	7	8	9	10	11	12	4th	Total
Male	17	9	23	11	15	18	14	12	22	0	0	0	0	0	141
Female	9	15	17	11	18	19	24	17	18	0	0	0	0	0	148
Total	26	24	40	22	33	37	38	29	40	0	0	0	0	0	289

Enrolment By Grade

For 269 - St. Francis School, Harbour Grace



* Data from the 2015-2016 AGR(Enrolment/Age as of the last day in Sept./Dec.)

** Newfoundland Statistics Classification System

*** May include itinerant teachers

NI ESD - Eastern Region

#272 - Holy Cross Elementary, Holyrood

Grades: K-6

Number of Grades: 7

[FTE Teachers](#) *** : 18.8

Classification: Rural

Offers Distance Education: No

[School FTE PTR : 13.3](#)

[District FTE PTR : 12.5](#)

[Provincial FTE PTR : 12.1](#)

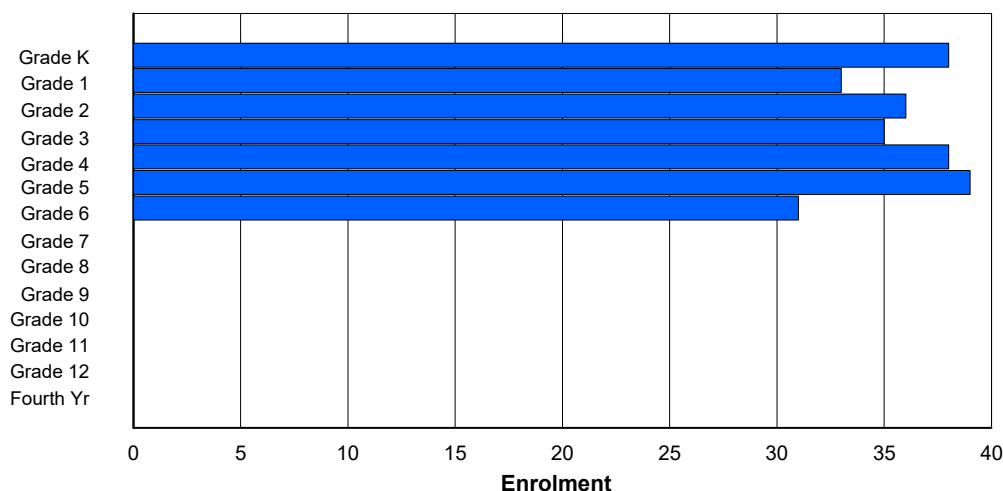
Enrolment By Age and Gender

Gender	Age																	Total
	5	6	7	8	9	10	11	12	13	14	15	16	17	18	19	20>		
Male	18	18	19	15	16	27	15	0	0	0	0	0	0	0	0	0	128	
Female	20	15	17	20	22	12	16	0	0	0	0	0	0	0	0	0	122	
Total	38	33	36	35	38	39	31	0	0	0	0	0	0	0	0	0	250	

Enrolment By Grade and Gender

	<u>Grade</u>														
Gender	K	1	2	3	4	5	6	7	8	9	10	11	12	4th	Total
Male	18	18	19	15	16	27	15	0	0	0	0	0	0	0	128
Female	20	15	17	20	22	12	16	0	0	0	0	0	0	0	122
Total	38	33	36	35	38	39	31	0	0	0	0	0	0	0	250

Enrolment By Grade For 272 - Holy Cross Elementary, Holyrood



* Data from the 2015-2016 AGR(Enrolment/Age as of the last day in Sept./Dec.)

** Newfoundland Statistics Classification System

*** May include itinerant teachers

NI ESD - Eastern Region

#274 - St. Catherine's Academy, Mount Carmel

Grades: K,2-4,6-12

Number of Grades: 11

[FTE Teachers](#) *** : 11.8

Classification: Rural

Offers Distance Education: Yes

[School FTE PTR : 7.7](#)

[District FTE PTR : 12.5](#)

[Provincial FTE PTR : 12.1](#)

Enrolment By Age and Gender

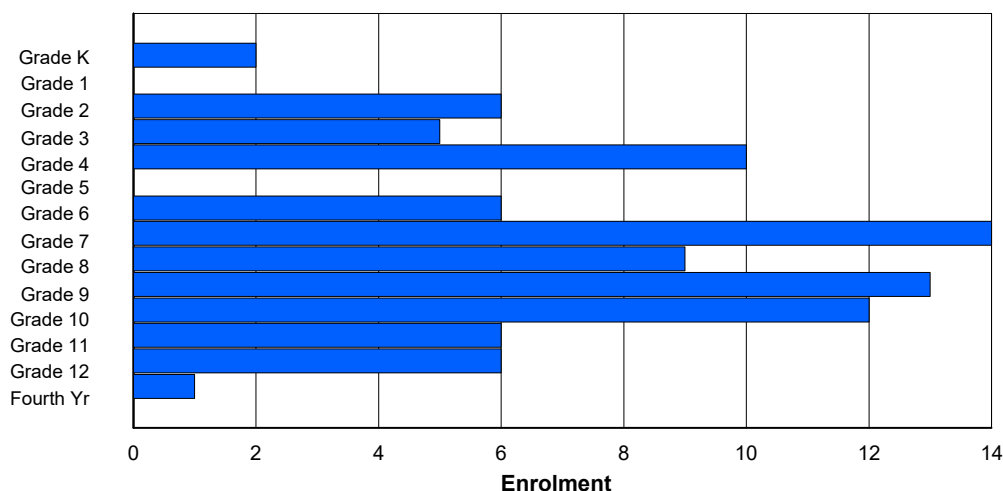
Gender	Age																	Total
	5	6	7	8	9	10	11	12	13	14	15	16	17	18	19	20>		
Male	1	0	3	4	8	0	1	6	5	6	9	5	3	1	1	0	53	
Female	1	0	3	1	2	1	4	7	5	6	3	2	2	0	0	0	37	
Total	2	0	6	5	10	1	5	13	10	12	12	7	5	1	1	0	90	

Enrolment By Grade and Gender

	Grade														
Gender	K	1	2	3	4	5	6	7	8	9	10	11	12	4th	Total
Male	1	0	3	4	8	0	1	7	4	7	9	4	4	1	53
Female	1	0	3	1	2	0	5	7	5	6	3	2	2	0	37
Total	2	0	6	5	10	0	6	14	9	13	12	6	6	1	90

Enrolment By Grade

For 274 - St. Catherine's Academy, Mount Carmel



* Data from the 2015-2016 AGR(Enrolment/Age as of the last day in Sept./Dec.)

** Newfoundland Statistics Classification System

*** May include itinerant teachers

NI ESD - Eastern Region

#278 - All Hallows Elementary, North River

Grades: K-6

Number of Grades: 7

[FTE Teachers](#) *** : 27.8

Classification: Rural

Offers Distance Education: No

[School FTE PTR : 14.4](#)

[District FTE PTR : 12.5](#)

[Provincial FTE PTR : 12.1](#)

Enrolment By Age and Gender

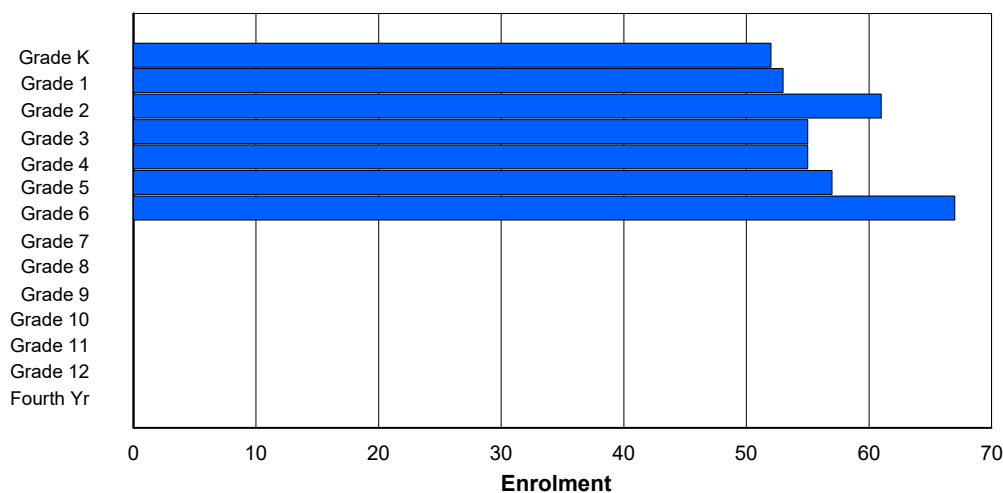
Gender	Age																	Total
	5	6	7	8	9	10	11	12	13	14	15	16	17	18	19	20>		
Male	23	34	28	28	28	31	35	0	0	0	0	0	0	0	0	0	207	
Female	29	19	33	27	26	25	34	0	0	0	0	0	0	0	0	0	193	
Total	52	53	61	55	54	56	69	0	0	0	0	0	0	0	0	0	400	

Enrolment By Grade and Gender

	<u>Grade</u>														
Gender	K	1	2	3	4	5	6	7	8	9	10	11	12	4th	Total
Male	23	34	28	28	29	32	33	0	0	0	0	0	0	0	207
Female	29	19	33	27	26	25	34	0	0	0	0	0	0	0	193
Total	52	53	61	55	55	57	67	0	0	0	0	0	0	0	400

Enrolment By Grade

For 278 - All Hallows Elementary, North River



* Data from the 2015-2016 AGR(Enrolment/Age as of the last day in Sept./Dec.)

** Newfoundland Statistics Classification System

*** May include itinerant teachers

NI ESD - Eastern Region

#280 - Laval High School, Placentia

Grades: 7-12

Number of Grades: 6

[FTE Teachers](#) *** : 16.8

Classification: Rural

Offers Distance Education: No

[School FTE PTR : 13.1](#)

[District FTE PTR : 12.5](#)

[Provincial FTE PTR : 12.1](#)

Enrolment By Age and Gender

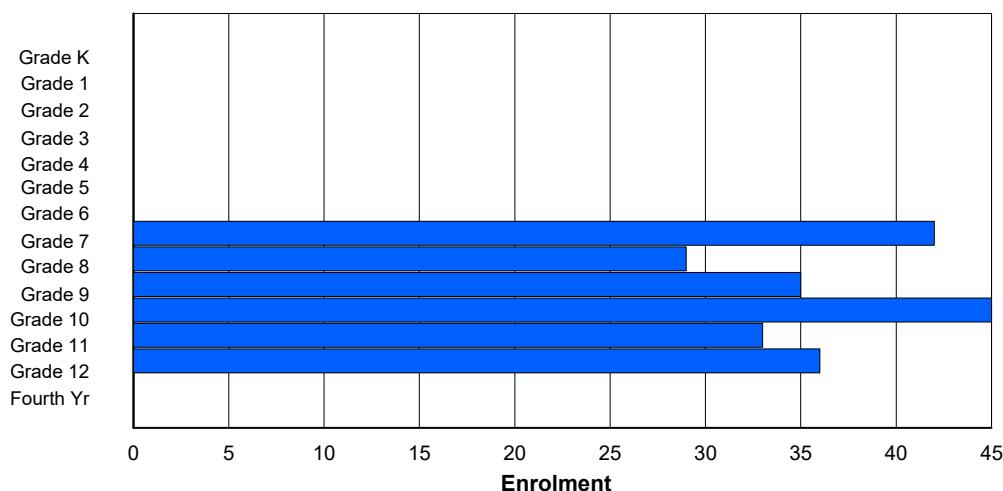
Gender	Age																	Total
	5	6	7	8	9	10	11	12	13	14	15	16	17	18	19	20>		
Male	0	0	0	0	0	0	0	17	18	17	25	15	19	1	0	0	112	
Female	0	0	0	0	0	0	0	23	12	17	22	15	19	0	0	0	108	
Total	0	0	0	0	0	0	0	40	30	34	47	30	38	1	0	0	220	

Enrolment By Grade and Gender

	Grade														
Gender	K	1	2	3	4	5	6	7	8	9	10	11	12	4th	Total
Male	0	0	0	0	0	0	0	20	16	17	24	18	17	0	112
Female	0	0	0	0	0	0	0	22	13	18	21	15	19	0	108
Total	0	0	0	0	0	0	0	42	29	35	45	33	36	0	220

Enrolment By Grade

For 280 - Laval High School, Placentia



* Data from the 2015-2016 AGR(Enrolment/Age as of the last day in Sept./Dec.)

** Newfoundland Statistics Classification System

*** May include itinerant teachers

NI ESD - Eastern Region

#285 - Holy Redeemer Elementary, Spaniard's Bay

Grades: K-9

Number of Grades: 10

Classification: Rural

Offers Distance Education: No

[School FTE PTR : 12.1](#)

[District FTE PTR : 12.5](#)

[Provincial FTE PTR : 12.1](#)

[FTE Teachers](#) *** : 22.8

Enrolment By Age and Gender

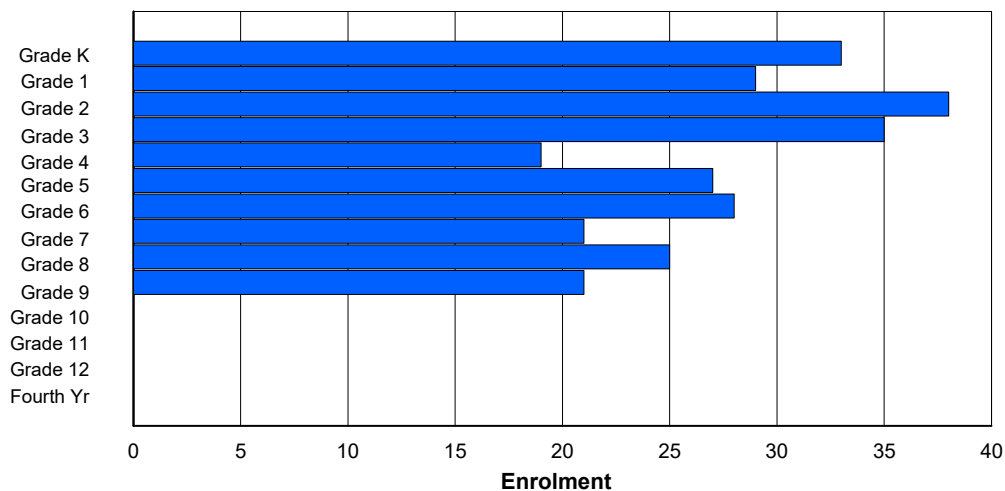
Gender	Age																
	5	6	7	8	9	10	11	12	13	14	15	16	17	18	19	20>	Total
Male	22	16	24	13	13	13	17	8	11	9	0	0	0	0	0	0	146
Female	11	13	14	22	6	14	12	12	14	12	0	0	0	0	0	0	130
Total	33	29	38	35	19	27	29	20	25	21	0	0	0	0	0	0	276

Enrolment By Grade and Gender

	<u>Grade</u>														
Gender	K	1	2	3	4	5	6	7	8	9	10	11	12	4th	Total
Male	22	16	24	13	13	13	17	8	11	9	0	0	0	0	146
Female	11	13	14	22	6	14	11	13	14	12	0	0	0	0	130
Total	33	29	38	35	19	27	28	21	25	21	0	0	0	0	276

Enrolment By Grade

For 285 - Holy Redeemer Elementary, Spaniard's Bay



* Data from the 2015-2016 AGR(Enrolment/Age as of the last day in Sept./Dec.)

** Newfoundland Statistics Classification System

*** May include itinerant teachers

NI ESD - Eastern Region

#286 - Fatima Academy, St. Bride's

Classification: Rural
Offers Distance Education: Yes

Grades: K-12

Number of Grades: 13

[School FTE PTR : 7.5](#)
[District FTE PTR : 12.5](#)
[Provincial FTE PTR : 12.1](#)

[FTE Teachers](#) *** : 8.8

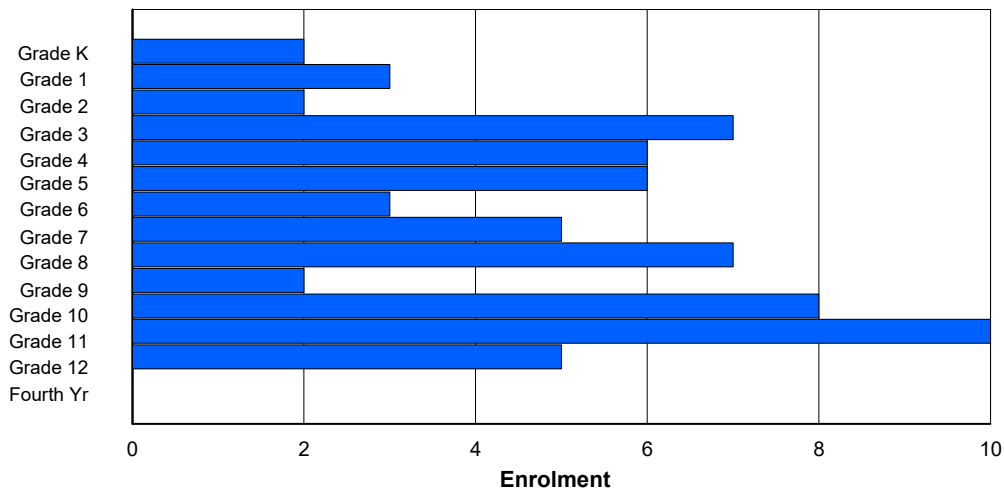
Enrolment By Age and Gender

Gender	Age																	Total
	5	6	7	8	9	10	11	12	13	14	15	16	17	18	19	20>		
Male	1	1	0	4	2	1	1	3	0	2	4	7	3	0	0	0	29	
Female	1	2	2	3	4	5	2	2	7	0	3	4	2	0	0	0	37	
Total	2	3	2	7	6	6	3	5	7	2	7	11	5	0	0	0	66	

Enrolment By Grade and Gender

Gender	<u>Grade</u>														Total
	K	1	2	3	4	5	6	7	8	9	10	11	12	4th	
Male	1	1	0	4	2	1	1	3	0	2	5	6	3	0	29
Female	1	2	2	3	4	5	2	2	7	0	3	4	2	0	37
Total	2	3	2	7	6	6	3	5	7	2	8	10	5	0	66

Enrolment By Grade
For 286 - Fatima Academy, St. Bride's



* Data from the 2015-2016 AGR(Enrolment/Age as of the last day in Sept./Dec.)

** Newfoundland Statistics Classification System

*** May include itinerant teachers

NI ESD - Eastern Region

#287 - Dunne Memorial Academy, St. Mary's

Classification: Rural
Offers Distance Education: Yes

Grades: K-12

Number of Grades: 13

[School FTE PTR : 7.7](#)

[District FTE PTR : 12.5](#)

[Provincial FTE PTR : 12.1](#)

[FTE Teachers](#) *** : 11.5

Enrolment By Age and Gender

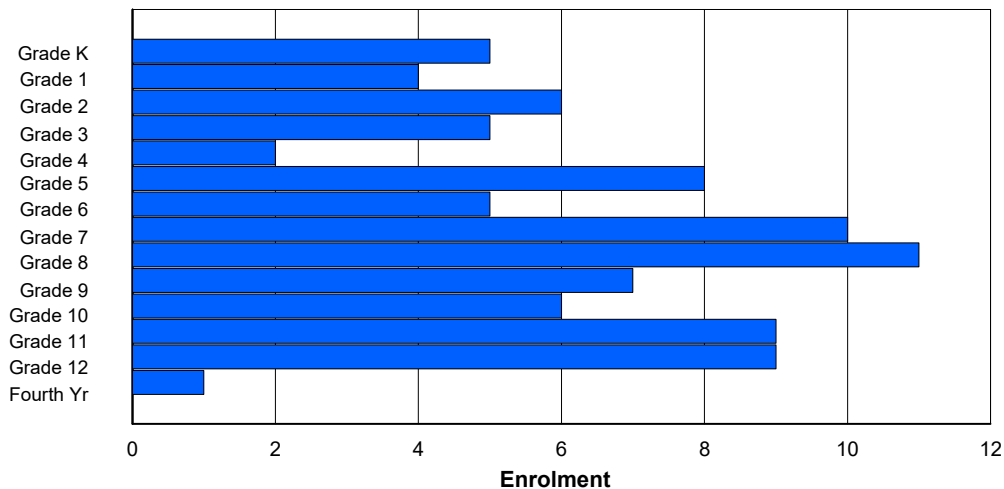
Gender	Age																	Total
	5	6	7	8	9	10	11	12	13	14	15	16	17	18	19	20>		
Male	1	3	3	2	2	4	2	2	6	7	1	5	6	1	0	0	45	
Female	4	1	3	3	0	4	3	8	5	0	5	3	3	1	0	0	43	
Total	5	4	6	5	2	8	5	10	11	7	6	8	9	2	0	0	88	

Enrolment By Grade and Gender

	<u>Grade</u>														
Gender	K	1	2	3	4	5	6	7	8	9	10	11	12	4th	Total
Male	1	3	3	2	2	4	2	2	6	7	1	5	6	1	45
Female	4	1	3	3	0	4	3	8	5	0	5	4	3	0	43
Total	5	4	6	5	2	8	5	10	11	7	6	9	9	1	88

Enrolment By Grade

For 287 - Dunne Memorial Academy, St. Mary's



* Data from the 2015-2016 AGR(Enrolment/Age as of the last day in Sept./Dec.)

** Newfoundland Statistics Classification System

*** May include itinerant teachers

NI ESD - Eastern Region

#289 - St. Peter's Elementary, Upper Island Cove

Grades: K-9

Number of Grades: 10

[FTE Teachers](#) *** : 16.8

Classification: Rural

Offers Distance Education: No

[School FTE PTR : 13.6](#)

[District FTE PTR : 12.5](#)

[Provincial FTE PTR : 12.1](#)

Enrolment By Age and Gender

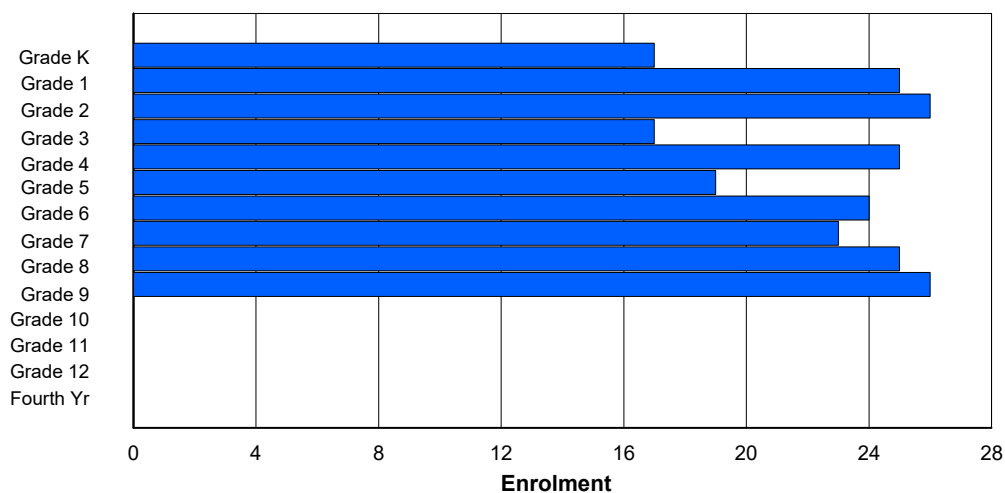
Gender	Age																	Total
	5	6	7	8	9	10	11	12	13	14	15	16	17	18	19	20>		
Male	9	13	9	9	16	8	9	10	10	16	0	0	0	0	0	0	109	
Female	8	12	17	8	9	12	13	13	16	10	0	0	0	0	0	0	118	
Total	17	25	26	17	25	20	22	23	26	26	0	0	0	0	0	0	227	

Enrolment By Grade and Gender

	Grade														
Gender	K	1	2	3	4	5	6	7	8	9	10	11	12	4th	Total
Male	9	13	9	9	16	8	9	11	9	16	0	0	0	0	109
Female	8	12	17	8	9	11	15	12	16	10	0	0	0	0	118
Total	17	25	26	17	25	19	24	23	25	26	0	0	0	0	227

Enrolment By Grade

For 289 - St. Peter's Elementary, Upper Island Cove



* Data from the 2015-2016 AGR(Enrolment/Age as of the last day in Sept./Dec.)

** Newfoundland Statistics Classification System

*** May include itinerant teachers

NI ESD - Eastern Region

#291 - Perlwin Elementary, Winterton

Grades: K-6

Number of Grades: 7

[FTE Teachers](#) *** : 7.8

Classification: Rural

Offers Distance Education: No

[School FTE PTR : 7.9](#)

[District FTE PTR : 12.5](#)

[Provincial FTE PTR : 12.1](#)

Enrolment By Age and Gender

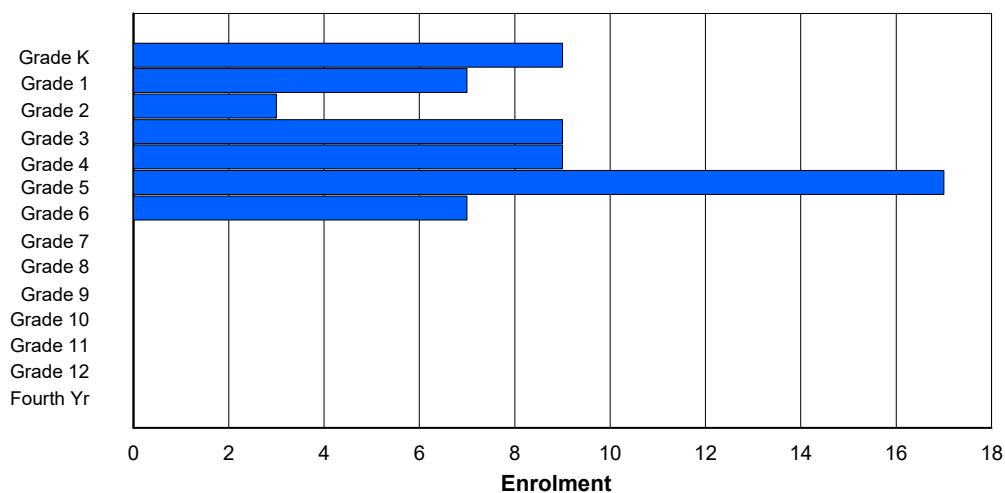
Gender	Age																	Total
	5	6	7	8	9	10	11	12	13	14	15	16	17	18	19	20>		
Male	6	4	2	4	4	6	2	0	0	0	0	0	0	0	0	0	28	
Female	3	3	1	5	5	11	5	0	0	0	0	0	0	0	0	0	33	
Total	9	7	3	9	9	17	7	0	0	0	0	0	0	0	0	0	61	

Enrolment By Grade and Gender

	Grade														
Gender	K	1	2	3	4	5	6	7	8	9	10	11	12	4th	Total
Male	6	4	2	4	4	6	2	0	0	0	0	0	0	0	28
Female	3	3	1	5	5	11	5	0	0	0	0	0	0	0	33
Total	9	7	3	9	9	17	7	0	0	0	0	0	0	0	61

Enrolment By Grade

For 291 - Perlwin Elementary, Winterton



* Data from the 2015-2016 AGR(Enrolment/Age as of the last day in Sept./Dec.)

** Newfoundland Statistics Classification System

*** May include itinerant teachers

NI ESD - Eastern Region

#294 - St. Augustine's Elementary, Bell Island

Grades: K-6

Number of Grades: 7

[FTE Teachers](#) *** : 15.8

Classification: Rural

Offers Distance Education: No

[School FTE PTR : 11.1](#)

[District FTE PTR : 12.5](#)

[Provincial FTE PTR : 12.1](#)

Enrolment By Age and Gender

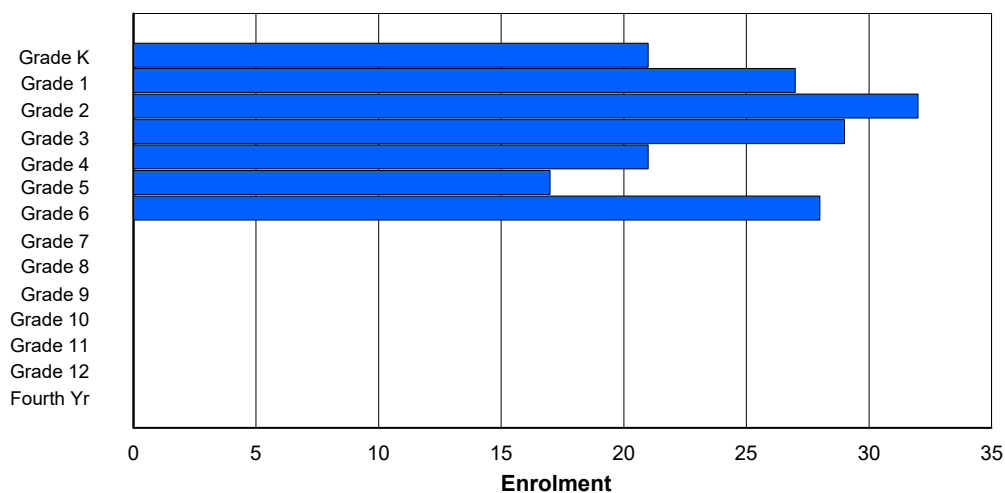
Gender	Age																	Total
	5	6	7	8	9	10	11	12	13	14	15	16	17	18	19	20>		
Male	13	10	12	16	9	9	16	0	0	0	0	0	0	0	0	0	85	
Female	8	17	20	13	12	8	12	0	0	0	0	0	0	0	0	0	90	
Total	21	27	32	29	21	17	28	0	0	0	0	0	0	0	0	0	175	

Enrolment By Grade and Gender

	<u>Grade</u>														
Gender	K	1	2	3	4	5	6	7	8	9	10	11	12	4th	Total
Male	13	10	12	16	9	9	16	0	0	0	0	0	0	0	85
Female	8	17	20	13	12	8	12	0	0	0	0	0	0	0	90
Total	21	27	32	29	21	17	28	0	0	0	0	0	0	0	175

Enrolment By Grade

For 294 - St. Augustine's Elementary, Bell Island



* Data from the 2015-2016 AGR(Enrolment/Age as of the last day in Sept./Dec.)

** Newfoundland Statistics Classification System

*** May include itinerant teachers

NI ESD - Eastern Region

#296 - St. Michael's High, Bell Island

Classification: Rural

Offers Distance Education: Yes

Grades: 7-12

Number of Grades: 6

[School FTE PTR : 10.3](#)

[District FTE PTR : 12.5](#)

[Provincial FTE PTR : 12.1](#)

[FTE Teachers](#) *** : 15.5

Enrolment By Age and Gender

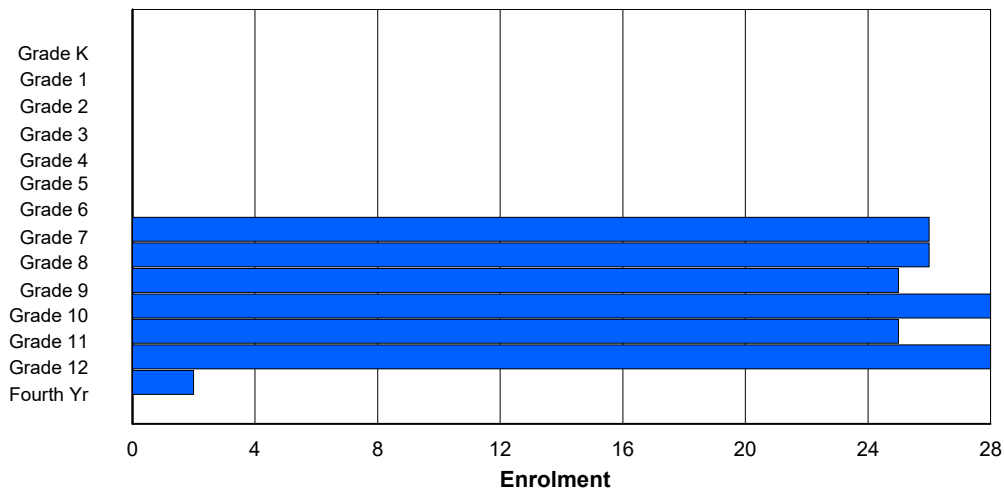
Gender	Age																	Total
	5	6	7	8	9	10	11	12	13	14	15	16	17	18	19	20>		
Male	0	0	0	0	0	0	0	7	11	12	14	10	13	1	0	0	68	
Female	0	0	0	0	0	0	0	19	14	14	13	15	14	3	0	0	92	
Total	0	0	0	0	0	0	0	26	25	26	27	25	27	4	0	0	160	

Enrolment By Grade and Gender

	<u>Grade</u>														
Gender	K	1	2	3	4	5	6	7	8	9	10	11	12	4th	Total
Male	0	0	0	0	0	0	0	7	11	12	15	10	13	0	68
Female	0	0	0	0	0	0	0	19	15	13	13	15	15	2	92
Total	0	0	0	0	0	0	0	26	26	25	28	25	28	2	160

Enrolment By Grade

For 296 - St. Michael's High, Bell Island



* Data from the 2015-2016 AGR(Enrolment/Age as of the last day in Sept./Dec.)

** Newfoundland Statistics Classification System

*** May include itinerant teachers

NI ESD - Eastern Region

#300 - Frank Roberts Junior High, Conception Bay South (Foxtrap)

Grades: 7-9

Number of Grades: 3

[FTE Teachers](#) *** : 37.5

Classification: Urban

Offers Distance Education: No

[School FTE PTR : 15.1](#)

[District FTE PTR : 12.5](#)

[Provincial FTE PTR : 12.1](#)

Enrolment By Age and Gender

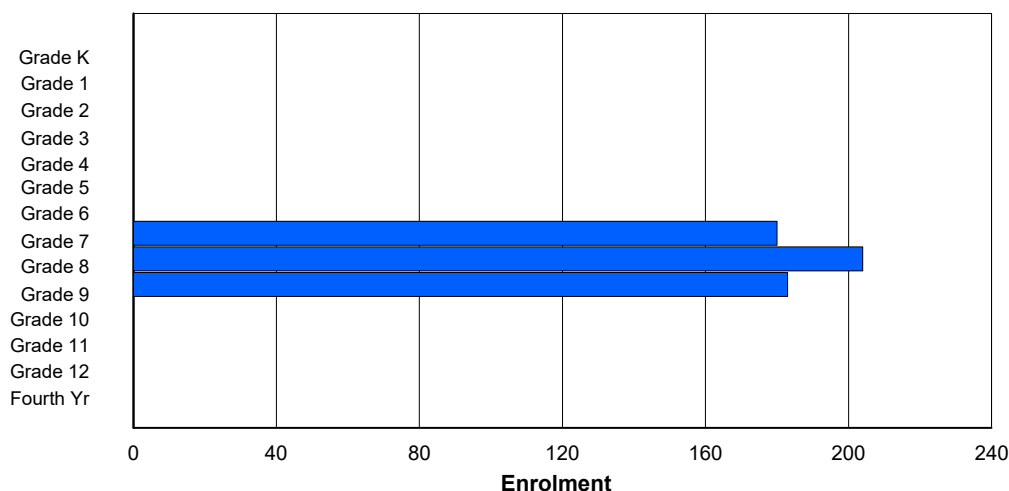
Gender	Age																Total
	5	6	7	8	9	10	11	12	13	14	15	16	17	18	19	20>	
Male	0	0	0	0	0	0	0	93	94	87	2	0	0	0	0	0	276
Female	0	0	0	0	0	0	0	85	105	99	2	0	0	0	0	0	291
Total	0	0	0	0	0	0	0	178	199	186	4	0	0	0	0	0	567

Enrolment By Grade and Gender

	Grade														
Gender	K	1	2	3	4	5	6	7	8	9	10	11	12	4th	Total
Male	0	0	0	0	0	0	0	95	97	84	0	0	0	0	276
Female	0	0	0	0	0	0	0	85	107	99	0	0	0	0	291
Total	0	0	0	0	0	0	0	180	204	183	0	0	0	0	567

Enrolment By Grade

For 300 - Frank Roberts Junior High, Conception Bay South (Foxtrap)



* Data from the 2015-2016 AGR(Enrolment/Age as of the last day in Sept./Dec.)

** Newfoundland Statistics Classification System

*** May include itinerant teachers

NI ESD - Eastern Region

#302 - Queen Elizabeth Regional High, Conception Bay South (Foxtrap)

Grades: 10-12

Number of Grades: 3

[FTE Teachers](#) *** : 38.5

Classification: Urban

Offers Distance Education: Yes

[School FTE PTR : 15.7](#)

[District FTE PTR : 12.5](#)

[Provincial FTE PTR : 12.1](#)

Enrolment By Age and Gender

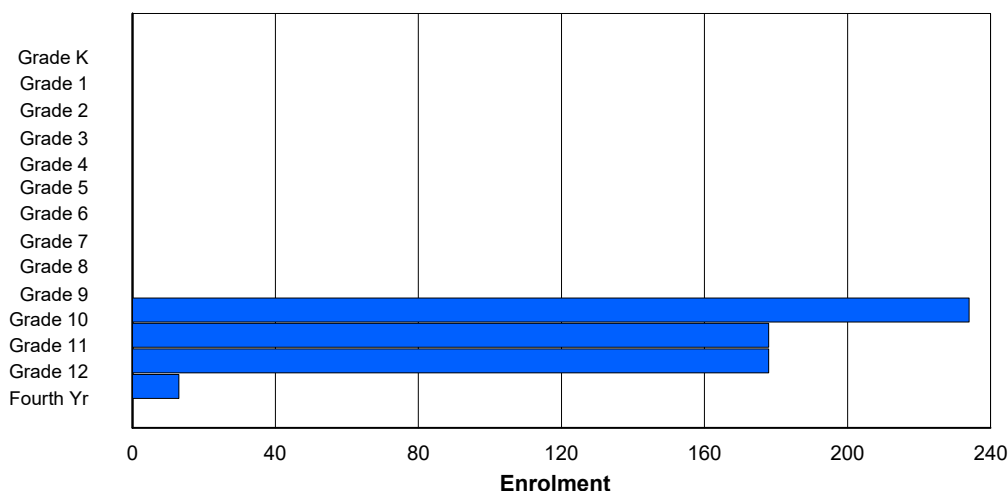
Gender	Age																	Total
	5	6	7	8	9	10	11	12	13	14	15	16	17	18	19	20>		
Male	0	0	0	0	0	0	0	0	0	2	123	86	94	12	4	0	321	
Female	0	0	0	0	0	0	0	0	0	0	101	82	90	8	1	0	282	
Total	0	0	0	0	0	0	0	0	0	2	224	168	184	20	5	0	603	

Enrolment By Grade and Gender

	<u>Grade</u>														
Gender	K	1	2	3	4	5	6	7	8	9	10	11	12	4th	Total
Male	0	0	0	0	0	0	0	0	0	0	129	92	90	10	321
Female	0	0	0	0	0	0	0	0	0	0	105	86	88	3	282
Total	0	0	0	0	0	0	0	0	0	0	234	178	178	13	603

Enrolment By Grade

For 302 - Queen Elizabeth Regional High, Conception Bay South (Foxtrap)



* Data from the 2015-2016 AGR(Enrolment/Age as of the last day in Sept./Dec.)

** Newfoundland Statistics Classification System

*** May include itinerant teachers

NI ESD - Eastern Region

#303 - St. Edward's Elementary, Conception Bay South (Kelligrews)

Grades: K-6

Number of Grades: 7

[FTE Teachers](#) *** : 48.8

Classification: Urban

Offers Distance Education: No

[School FTE PTR : 15.1](#)

[District FTE PTR : 12.5](#)

[Provincial FTE PTR : 12.1](#)

Enrolment By Age and Gender

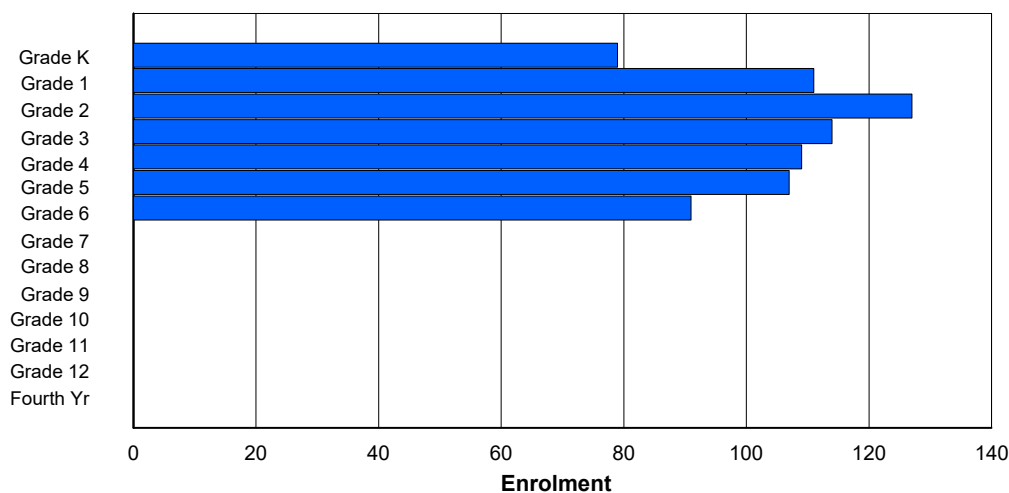
Gender	Age																	Total
	5	6	7	8	9	10	11	12	13	14	15	16	17	18	19	20>		
Male	33	53	62	55	54	54	44	2	0	0	0	0	0	0	0	0	357	
Female	46	58	64	60	55	52	46	0	0	0	0	0	0	0	0	0	381	
Total	79	111	126	115	109	106	90	2	0	0	0	0	0	0	0	0	738	

Enrolment By Grade and Gender

	Grade														
Gender	K	1	2	3	4	5	6	7	8	9	10	11	12	4th	Total
Male	33	53	62	55	54	55	45	0	0	0	0	0	0	0	357
Female	46	58	65	59	55	52	46	0	0	0	0	0	0	0	381
Total	79	111	127	114	109	107	91	0	0	0	0	0	0	0	738

Enrolment By Grade

For 303 - St. Edward's Elementary, Conception Bay South (Kelligrews)



* Data from the 2015-2016 AGR(Enrolment/Age as of the last day in Sept./Dec.)

** Newfoundland Statistics Classification System

*** May include itinerant teachers

NI ESD - Eastern Region

#304 - Holy Spirit High, Conception Bay South (Manuels)

Grades: 9-12

Number of Grades: 4

[FTE Teachers](#) *** : 51.0

Classification: Urban

Offers Distance Education: No

[School FTE PTR : 16.8](#)

[District FTE PTR : 12.5](#)

[Provincial FTE PTR : 12.1](#)

Enrolment By Age and Gender

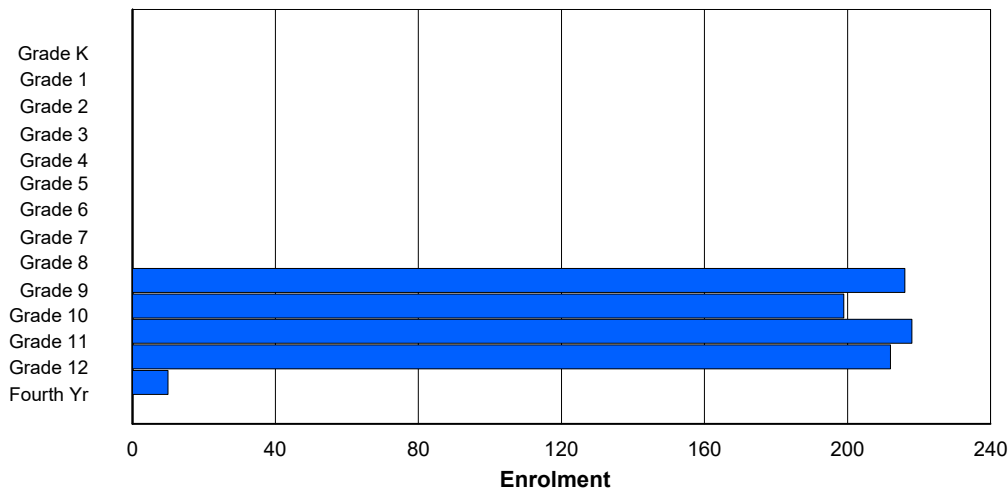
Gender	Age																	Total
	5	6	7	8	9	10	11	12	13	14	15	16	17	18	19	20>		
Male	0	0	0	0	0	0	0	0	0	94	99	118	102	11	0	0	424	
Female	0	0	0	0	0	0	0	0	2	115	96	101	111	6	0	0	431	
Total	0	0	0	0	0	0	0	0	2	209	195	219	213	17	0	0	855	

Enrolment By Grade and Gender

	<u>Grade</u>														
Gender	K	1	2	3	4	5	6	7	8	9	10	11	12	4th	Total
Male	0	0	0	0	0	0	0	0	0	96	104	116	103	5	424
Female	0	0	0	0	0	0	0	0	0	120	95	102	109	5	431
Total	0	0	0	0	0	0	0	0	0	216	199	218	212	10	855

Enrolment By Grade

For 304 - Holy Spirit High, Conception Bay South (Manuels)



* Data from the 2015-2016 AGR(Enrolment/Age as of the last day in Sept./Dec.)

** Newfoundland Statistics Classification System

*** May include itinerant teachers

NI ESD - Eastern Region

#305 - Villanova Junior High, Conception Bay South (Manuels)

Grades: 5-8

Number of Grades: 4

[FTE Teachers](#) *** : 44.0

Classification: Urban

Offers Distance Education: No

[School FTE PTR : 15.2](#)

[District FTE PTR : 12.5](#)

[Provincial FTE PTR : 12.1](#)

Enrolment By Age and Gender

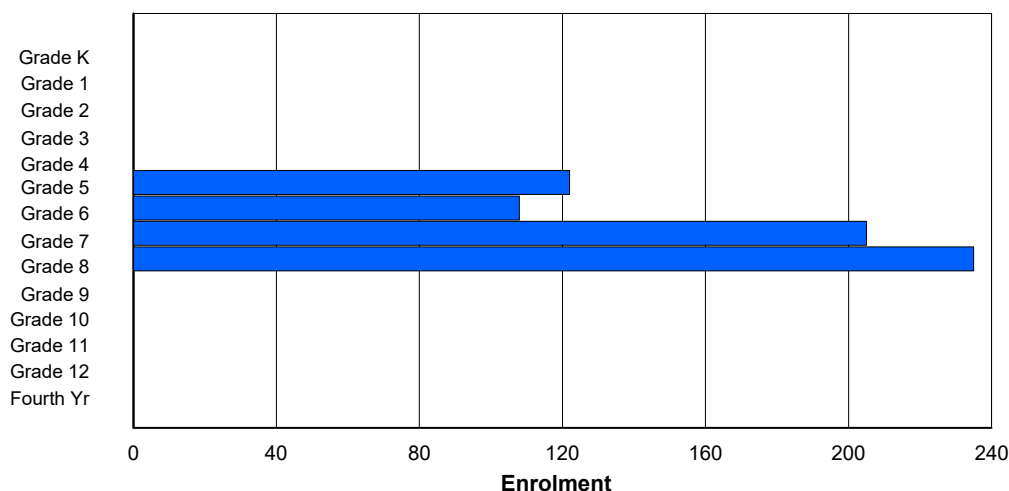
Gender	Age																Total
	5	6	7	8	9	10	11	12	13	14	15	16	17	18	19	20>	
Male	0	0	0	0	0	56	62	102	118	5	0	0	0	0	0	0	343
Female	0	0	0	0	0	66	46	96	112	7	0	0	0	0	0	0	327
Total	0	0	0	0	0	122	108	198	230	12	0	0	0	0	0	0	670

Enrolment By Grade and Gender

Gender	Grade														Total
	K	1	2	3	4	5	6	7	8	9	10	11	12	4th	
Male	0	0	0	0	0	56	61	108	118	0	0	0	0	0	343
Female	0	0	0	0	0	66	47	97	117	0	0	0	0	0	327
Total	0	0	0	0	0	122	108	205	235	0	0	0	0	0	670

Enrolment By Grade

For 305 - Villanova Junior High, Conception Bay South (Manuels)



* Data from the 2015-2016 AGR(Enrolment/Age as of the last day in Sept./Dec.)

** Newfoundland Statistics Classification System

*** May include itinerant teachers

NI ESD - Eastern Region

#306 - St. George's Elementary, Conception Bay South (Manuels)

Grades: K-6

Number of Grades: 7

[FTE Teachers](#) *** : 20.0

Classification: Urban

Offers Distance Education: No

[School FTE PTR : 15.2](#)

[District FTE PTR : 12.5](#)

[Provincial FTE PTR : 12.1](#)

Enrolment By Age and Gender

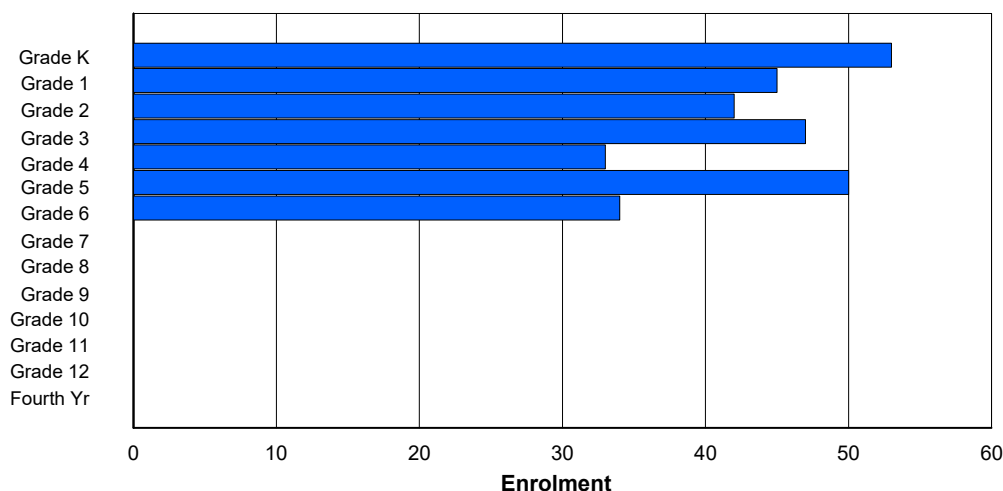
Gender	Age																	Total
	5	6	7	8	9	10	11	12	13	14	15	16	17	18	19	20>		
Male	30	18	24	20	13	23	17	1	0	0	0	0	0	0	0	0	146	
Female	23	24	20	27	21	27	16	0	0	0	0	0	0	0	0	0	158	
Total	53	42	44	47	34	50	33	1	0	0	0	0	0	0	0	0	304	

Enrolment By Grade and Gender

	Grade														
Gender	K	1	2	3	4	5	6	7	8	9	10	11	12	4th	Total
Male	30	20	23	19	13	23	18	0	0	0	0	0	0	0	146
Female	23	25	19	28	20	27	16	0	0	0	0	0	0	0	158
Total	53	45	42	47	33	50	34	0	0	0	0	0	0	0	304

Enrolment By Grade

For 306 - St. George's Elementary, Conception Bay South (Manuels)



* Data from the 2015-2016 AGR(Enrolment/Age as of the last day in Sept./Dec.)

** Newfoundland Statistics Classification System

*** May include itinerant teachers

NI ESD - Eastern Region

#307 - Mobile Central High, Mobile

Classification: Rural
Offers Distance Education: Yes

Grades: 7-12

Number of Grades: 6

[School FTE PTR : 13.4](#)

[District FTE PTR : 12.5](#)

[Provincial FTE PTR : 12.1](#)

[FTE Teachers](#) *** : 18.0

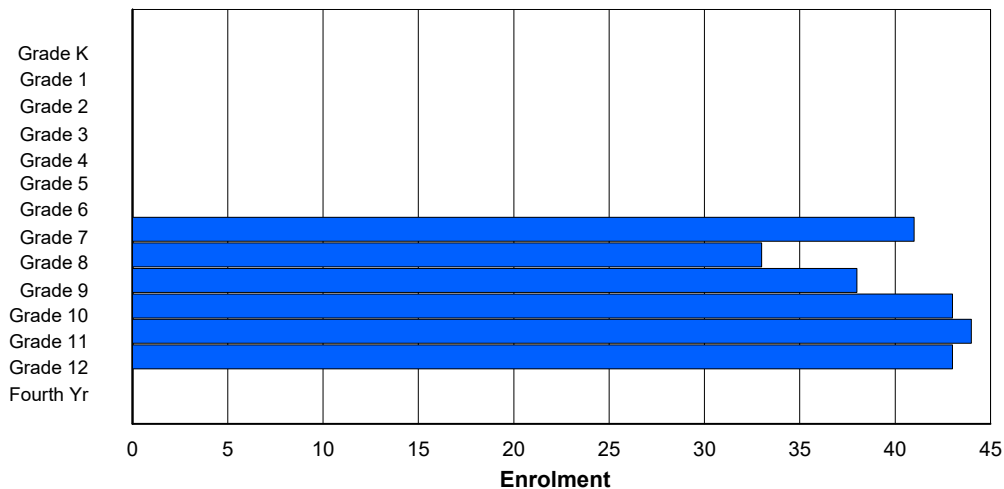
Enrolment By Age and Gender

Gender	Age																	Total
	5	6	7	8	9	10	11	12	13	14	15	16	17	18	19	20>		
Male	0	0	0	0	0	0	0	26	14	20	17	31	20	2	0	0	130	
Female	0	0	0	0	0	0	0	14	20	18	22	15	23	0	0	0	112	
Total	0	0	0	0	0	0	0	40	34	38	39	46	43	2	0	0	242	

Enrolment By Grade and Gender

	<u>Grade</u>														
Gender	K	1	2	3	4	5	6	7	8	9	10	11	12	4th	Total
Male	0	0	0	0	0	0	0	27	13	20	20	30	20	0	130
Female	0	0	0	0	0	0	0	14	20	18	23	14	23	0	112
Total	0	0	0	0	0	0	0	41	33	38	43	44	43	0	242

Enrolment By Grade
For 307 - Mobile Central High, Mobile



* Data from the 2015-2016 AGR(Enrolment/Age as of the last day in Sept./Dec.)

** Newfoundland Statistics Classification System

*** May include itinerant teachers

NI ESD - Eastern Region

#308 - Mary Queen of the World Elementary, Mount Pearl

Grades: K-6

Number of Grades: 7

[FTE Teachers](#) *** : 29.3

Classification: Urban

Offers Distance Education: No

[School FTE PTR : 13.8](#)

[District FTE PTR : 12.5](#)

[Provincial FTE PTR : 12.1](#)

Enrolment By Age and Gender

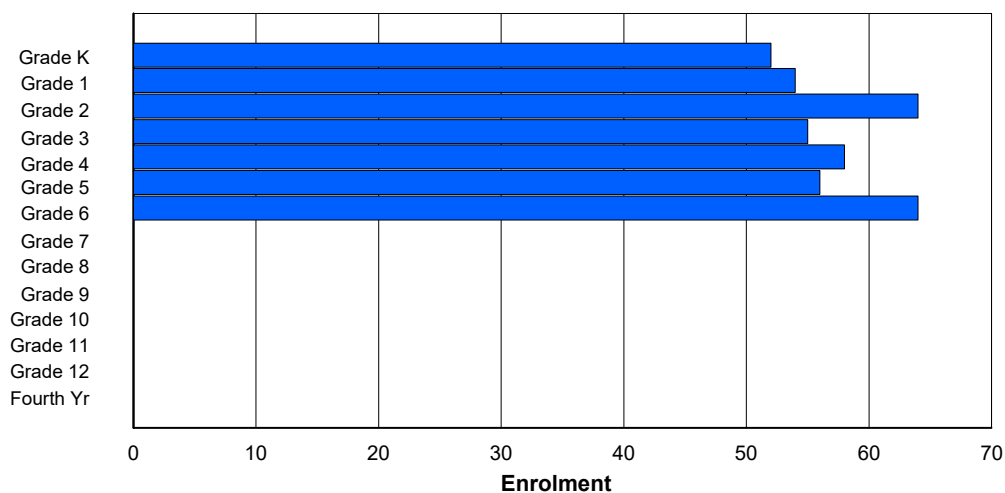
Gender	Age																	Total
	5	6	7	8	9	10	11	12	13	14	15	16	17	18	19	20>		
Male	25	28	33	30	29	32	27	2	0	0	0	0	0	0	0	0	206	
Female	24	27	29	26	30	26	33	2	0	0	0	0	0	0	0	0	197	
Total	49	55	62	56	59	58	60	4	0	0	0	0	0	0	0	0	403	

Enrolment By Grade and Gender

	Grade														
Gender	K	1	2	3	4	5	6	7	8	9	10	11	12	4th	Total
Male	28	27	34	28	28	32	29	0	0	0	0	0	0	0	206
Female	24	27	30	27	30	24	35	0	0	0	0	0	0	0	197
Total	52	54	64	55	58	56	64	0	0	0	0	0	0	0	403

Enrolment By Grade

For 308 - Mary Queen of the World Elementary, Mount Pearl



* Data from the 2015-2016 AGR(Enrolment/Age as of the last day in Sept./Dec.)

** Newfoundland Statistics Classification System

*** May include itinerant teachers

NI ESD - Eastern Region

#309 - Morris Academy, Mount Pearl

Grades: K-5

Number of Grades: 6

[FTE Teachers](#) *** : 20.0

Classification: Urban

Offers Distance Education: No

[School FTE PTR : 14.4](#)

[District FTE PTR : 12.5](#)

[Provincial FTE PTR : 12.1](#)

Enrolment By Age and Gender

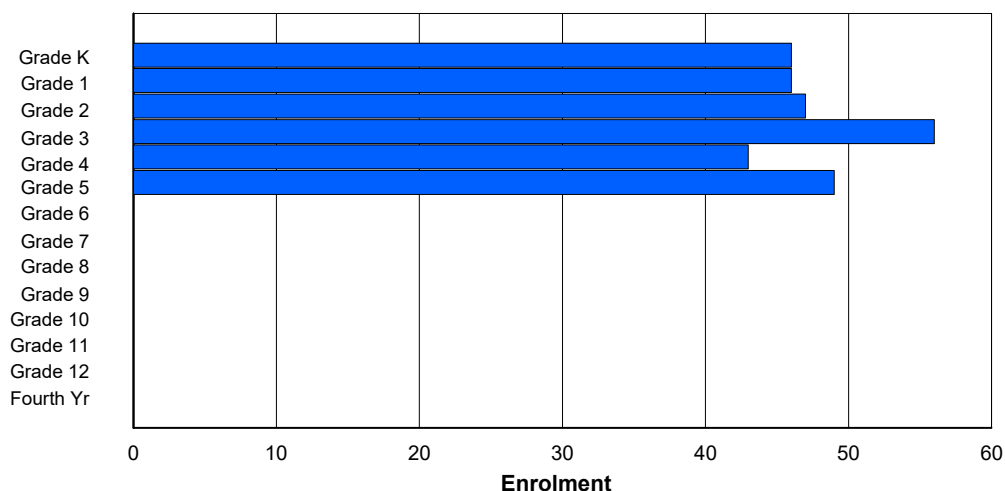
Gender	Age																	Total
	5	6	7	8	9	10	11	12	13	14	15	16	17	18	19	20>		
Male	25	23	27	32	21	24	3	0	0	0	0	0	0	0	0	0	155	
Female	20	23	19	26	20	24	0	0	0	0	0	0	0	0	0	0	132	
Total	45	46	46	58	41	48	3	0	0	0	0	0	0	0	0	0	287	

Enrolment By Grade and Gender

	Grade														
Gender	K	1	2	3	4	5	6	7	8	9	10	11	12	4th	Total
Male	26	23	27	31	23	25	0	0	0	0	0	0	0	0	155
Female	20	23	20	25	20	24	0	0	0	0	0	0	0	0	132
Total	46	46	47	56	43	49	0	0	0	0	0	0	0	0	287

Enrolment By Grade

For 309 - Morris Academy, Mount Pearl



* Data from the 2015-2016 AGR(Enrolment/Age as of the last day in Sept./Dec.)

** Newfoundland Statistics Classification System

*** May include itinerant teachers

NI ESD - Eastern Region

#310 - Mount Pearl Intermediate, Mount Pearl

Grades: 6-8

Number of Grades: 3

[FTE Teachers](#) *** : 36.8

Classification: Urban

Offers Distance Education: No

[School FTE PTR : 13.6](#)

[District FTE PTR : 12.5](#)

[Provincial FTE PTR : 12.1](#)

Enrolment By Age and Gender

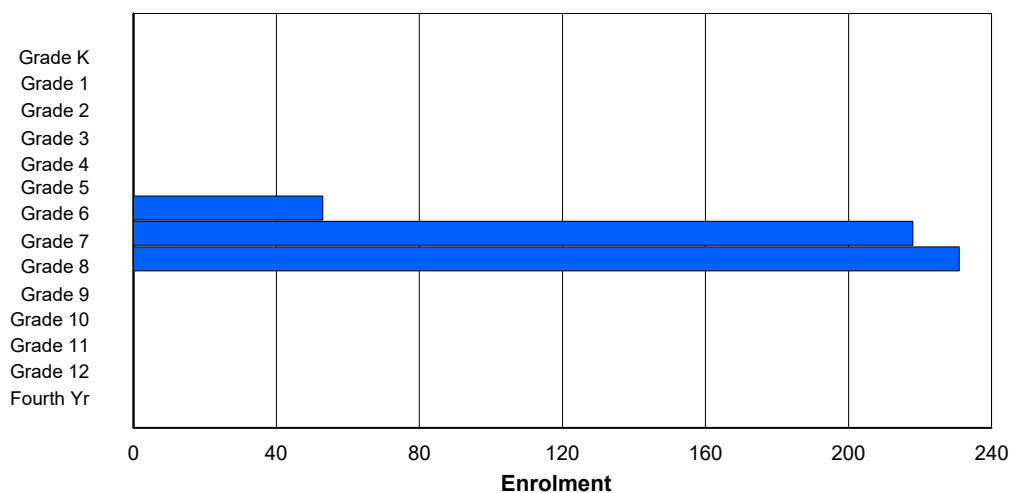
Gender	Age																Total
	5	6	7	8	9	10	11	12	13	14	15	16	17	18	19	20>	
Male	0	0	0	0	0	0	25	112	104	4	1	0	0	0	0	0	246
Female	0	0	0	0	0	0	27	103	123	3	0	0	0	0	0	0	256
Total	0	0	0	0	0	0	52	215	227	7	1	0	0	0	0	0	502

Enrolment By Grade and Gender

	Grade														
Gender	K	1	2	3	4	5	6	7	8	9	10	11	12	4th	Total
Male	0	0	0	0	0	0	26	115	105	0	0	0	0	0	246
Female	0	0	0	0	0	0	27	103	126	0	0	0	0	0	256
Total	0	0	0	0	0	0	53	218	231	0	0	0	0	0	502

Enrolment By Grade

For 310 - Mount Pearl Intermediate, Mount Pearl



* Data from the 2015-2016 AGR(Enrolment/Age as of the last day in Sept./Dec.)

** Newfoundland Statistics Classification System

*** May include itinerant teachers

NI ESD - Eastern Region

#311 - Mount Pearl Senior High, Mount Pearl

Grades: 9-12

Number of Grades: 4

[FTE Teachers](#) *** : 57.7

Classification: Urban

Offers Distance Education: No

[School FTE PTR : 16.2](#)

[District FTE PTR : 12.5](#)

[Provincial FTE PTR : 12.1](#)

Enrolment By Age and Gender

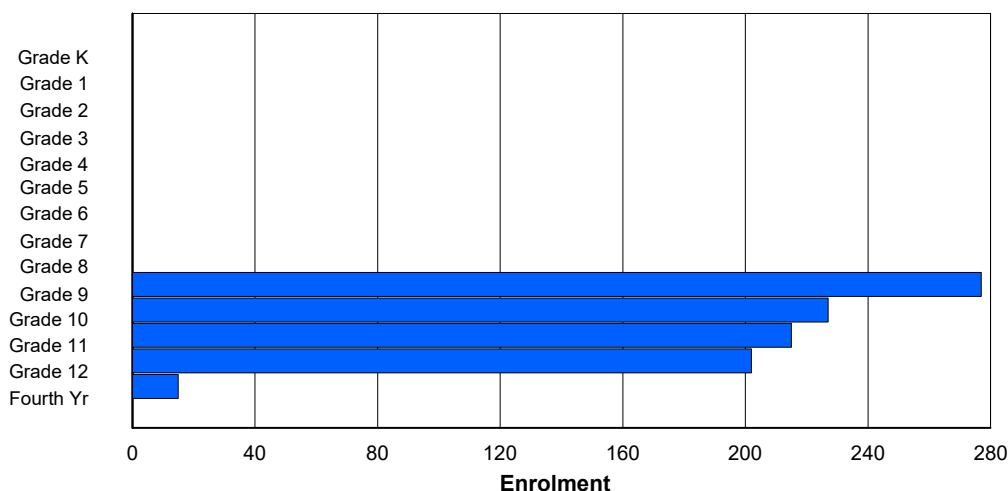
Gender	Age																	Total
	5	6	7	8	9	10	11	12	13	14	15	16	17	18	19	20>		
Male	0	0	0	0	0	0	0	0	0	133	124	95	89	15	2	1	459	
Female	0	0	0	0	0	0	0	0	0	137	103	118	106	9	3	1	477	
Total	0	0	0	0	0	0	0	0	0	270	227	213	195	24	5	2	936	

Enrolment By Grade and Gender

	<u>Grade</u>														
Gender	K	1	2	3	4	5	6	7	8	9	10	11	12	4th	Total
Male	0	0	0	0	0	0	0	0	0	139	122	94	96	8	459
Female	0	0	0	0	0	0	0	0	0	138	105	121	106	7	477
Total	0	0	0	0	0	0	0	0	0	277	227	215	202	15	936

Enrolment By Grade

For 311 - Mount Pearl Senior High, Mount Pearl



* Data from the 2015-2016 AGR(Enrolment/Age as of the last day in Sept./Dec.)

** Newfoundland Statistics Classification System

*** May include itinerant teachers

NI ESD - Eastern Region

#312 - Newtown Elementary, Mount Pearl

Grades: 4-6

Number of Grades: 3

[FTE Teachers](#) *** : 34.0

Classification: Urban

Offers Distance Education: No

[School FTE PTR : 14.5](#)

[District FTE PTR : 12.5](#)

[Provincial FTE PTR : 12.1](#)

Enrolment By Age and Gender

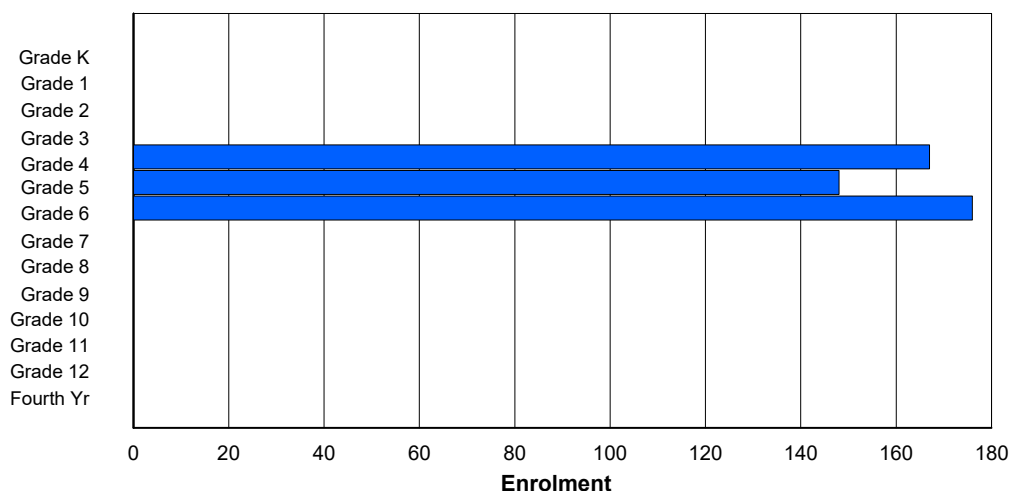
Gender	Age																	Total
	5	6	7	8	9	10	11	12	13	14	15	16	17	18	19	20>		
Male	0	0	0	0	92	72	94	2	0	0	0	0	0	0	0	0	260	
Female	0	0	0	0	74	74	81	2	0	0	0	0	0	0	0	0	231	
Total	0	0	0	0	166	146	175	4	0	0	0	0	0	0	0	0	491	

Enrolment By Grade and Gender

	<u>Grade</u>														
Gender	K	1	2	3	4	5	6	7	8	9	10	11	12	4th	Total
Male	0	0	0	0	93	73	94	0	0	0	0	0	0	0	260
Female	0	0	0	0	74	75	82	0	0	0	0	0	0	0	231
Total	0	0	0	0	167	148	176	0	0	0	0	0	0	0	491

Enrolment By Grade

For 312 - Newtown Elementary, Mount Pearl



* Data from the 2015-2016 AGR(Enrolment/Age as of the last day in Sept./Dec.)

** Newfoundland Statistics Classification System

*** May include itinerant teachers

NI ESD - Eastern Region

#313 - O'Donel High School, Mount Pearl

Grades: 10-12

Number of Grades: 3

[FTE Teachers](#) *** : 39.8

Classification: Urban

Offers Distance Education: No

[School FTE PTR : 15.9](#)

[District FTE PTR : 12.5](#)

[Provincial FTE PTR : 12.1](#)

Enrolment By Age and Gender

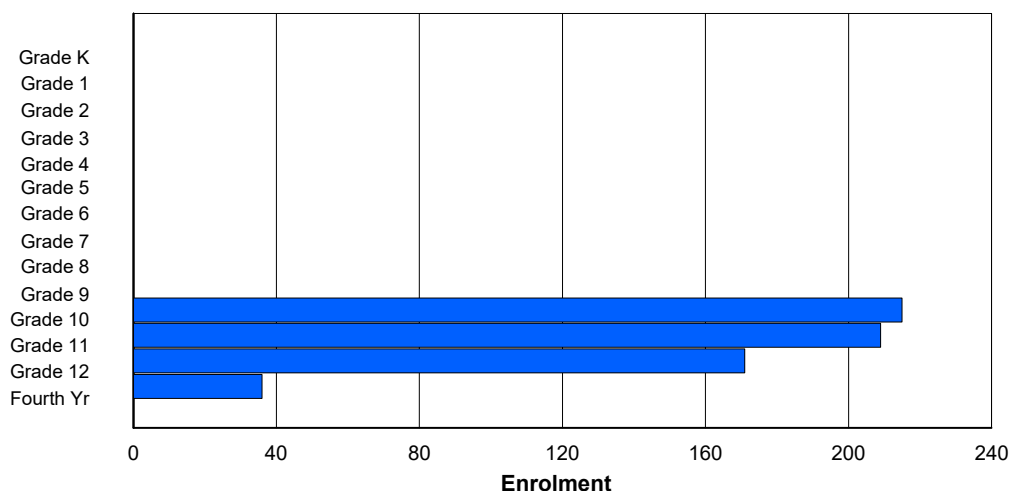
Gender	Age																	Total
	5	6	7	8	9	10	11	12	13	14	15	16	17	18	19	20>		
Male	0	0	0	0	0	0	0	0	0	0	109	116	88	24	4	0	341	
Female	0	0	0	0	0	0	0	0	0	0	95	92	76	23	2	2	290	
Total	0	0	0	0	0	0	0	0	0	0	204	208	164	47	6	2	631	

Enrolment By Grade and Gender

	<u>Grade</u>														
Gender	K	1	2	3	4	5	6	7	8	9	10	11	12	4th	Total
Male	0	0	0	0	0	0	0	0	0	0	116	117	89	19	341
Female	0	0	0	0	0	0	0	0	0	0	99	92	82	17	290
Total	0	0	0	0	0	0	0	0	0	0	215	209	171	36	631

Enrolment By Grade

For 313 - O'Donel High School, Mount Pearl



* Data from the 2015-2016 AGR(Enrolment/Age as of the last day in Sept./Dec.)

** Newfoundland Statistics Classification System

*** May include itinerant teachers

NI ESD - Eastern Region

#315 - St. Peter's Junior High, Mount Pearl

Grades: 7-9

Number of Grades: 3

[FTE Teachers](#) *** : 40.8

Classification: Urban

Offers Distance Education: No

[School FTE PTR : 14.8](#)

[District FTE PTR : 12.5](#)

[Provincial FTE PTR : 12.1](#)

Enrolment By Age and Gender

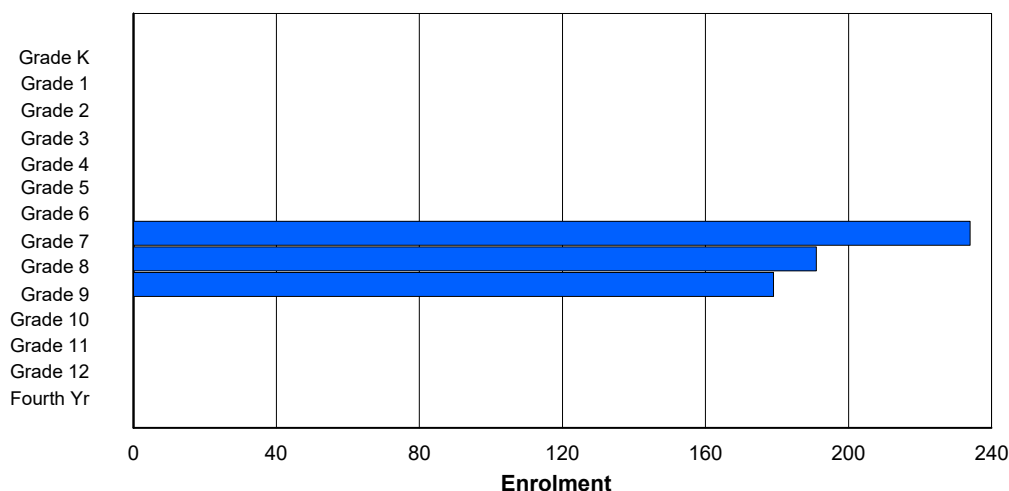
Gender	Age																Total
	5	6	7	8	9	10	11	12	13	14	15	16	17	18	19	20>	
Male	0	0	0	0	0	0	0	125	99	97	5	0	0	0	0	0	326
Female	0	0	0	0	0	0	0	105	93	79	1	0	0	0	0	0	278
Total	0	0	0	0	0	0	0	230	192	176	6	0	0	0	0	0	604

Enrolment By Grade and Gender

	Grade														
Gender	K	1	2	3	4	5	6	7	8	9	10	11	12	4th	Total
Male	0	0	0	0	0	0	0	126	99	101	0	0	0	0	326
Female	0	0	0	0	0	0	0	108	92	78	0	0	0	0	278
Total	0	0	0	0	0	0	0	234	191	179	0	0	0	0	604

Enrolment By Grade

For 315 - St. Peter's Junior High, Mount Pearl



* Data from the 2015-2016 AGR(Enrolment/Age as of the last day in Sept./Dec.)

** Newfoundland Statistics Classification System

*** May include itinerant teachers

NI ESD - Eastern Region

#316 - St. Peter's Primary, Mount Pearl

Grades: K-3

Number of Grades: 4

[FTE Teachers](#) *** : 42.5

Classification: Urban

Offers Distance Education: No

[School FTE PTR : 16.1](#)

[District FTE PTR : 12.5](#)

[Provincial FTE PTR : 12.1](#)

Enrolment By Age and Gender

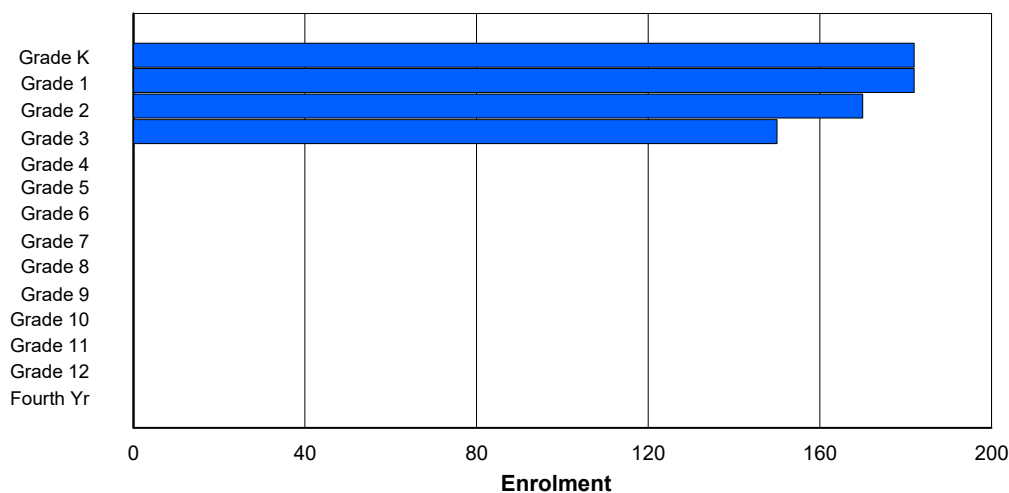
Gender	Age																	Total
	5	6	7	8	9	10	11	12	13	14	15	16	17	18	19	20>		
Male	87	84	89	75	0	0	0	0	0	0	0	0	0	0	0	0	335	
Female	94	95	82	78	0	0	0	0	0	0	0	0	0	0	0	0	349	
Total	181	179	171	153	0	0	0	0	0	0	0	0	0	0	0	0	684	

Enrolment By Grade and Gender

	<u>Grade</u>														
Gender	K	1	2	3	4	5	6	7	8	9	10	11	12	4th	Total
Male	88	85	90	72	0	0	0	0	0	0	0	0	0	0	335
Female	94	97	80	78	0	0	0	0	0	0	0	0	0	0	349
Total	182	182	170	150	0	0	0	0	0	0	0	0	0	0	684

Enrolment By Grade

For 316 - St. Peter's Primary, Mount Pearl



* Data from the 2015-2016 AGR(Enrolment/Age as of the last day in Sept./Dec.)

** Newfoundland Statistics Classification System

*** May include itinerant teachers

NI ESD - Eastern Region

#317 - St. Francis of Assisi Elementary, Logy Bay/Middle Cove/Outer Cove

Grades: K-6

Number of Grades: 7

[FTE Teachers](#) *** : 16.0

Classification: Urban

Offers Distance Education: No

[School FTE PTR : 13.6](#)

[District FTE PTR : 12.5](#)

[Provincial FTE PTR : 12.1](#)

Enrolment By Age and Gender

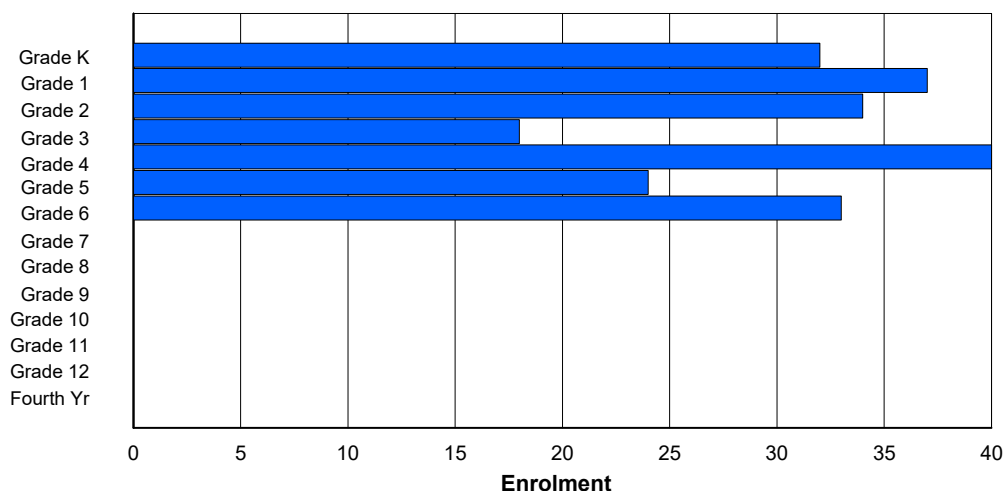
Gender	Age																	Total
	5	6	7	8	9	10	11	12	13	14	15	16	17	18	19	20>		
Male	13	18	19	9	23	10	22	0	0	0	0	0	0	0	0	0	114	
Female	17	20	15	9	17	13	13	0	0	0	0	0	0	0	0	0	104	
Total	30	38	34	18	40	23	35	0	0	0	0	0	0	0	0	0	218	

Enrolment By Grade and Gender

	<u>Grade</u>														
Gender	K	1	2	3	4	5	6	7	8	9	10	11	12	4th	Total
Male	14	18	19	8	24	11	20	0	0	0	0	0	0	0	114
Female	18	19	15	10	16	13	13	0	0	0	0	0	0	0	104
Total	32	37	34	18	40	24	33	0	0	0	0	0	0	0	218

Enrolment By Grade

For 317 - St. Francis of Assisi Elementary, Logy Bay/Middle Cove/Outer Cove



* Data from the 2015-2016 AGR(Enrolment/Age as of the last day in Sept./Dec.)

** Newfoundland Statistics Classification System

*** May include itinerant teachers

NI ESD - Eastern Region

#318 - Holy Family Elementary, Paradise

Grades: K-6

Number of Grades: 7

[FTE Teachers](#) *** : 33.8

Classification: Urban

Offers Distance Education: No

[School FTE PTR : 13.3](#)

[District FTE PTR : 12.5](#)

[Provincial FTE PTR : 12.1](#)

Enrolment By Age and Gender

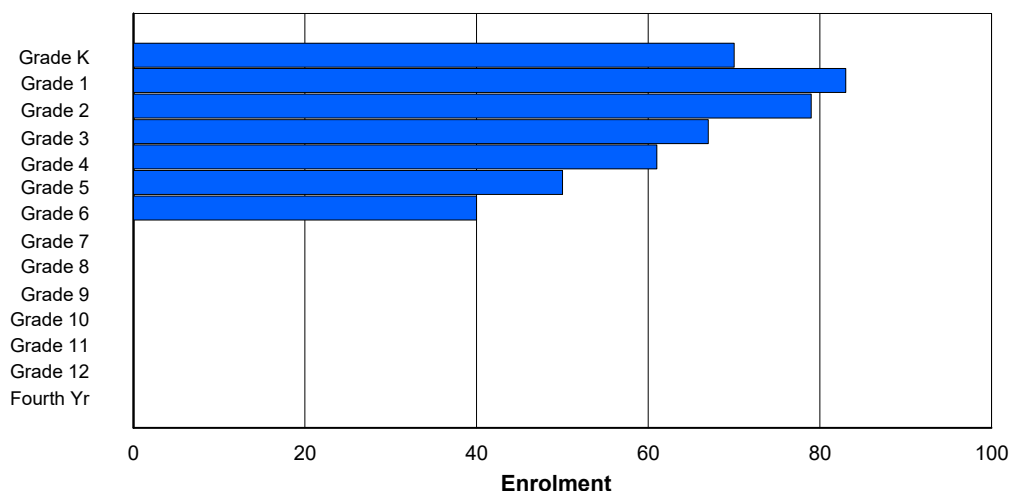
Gender	Age																	Total
	5	6	7	8	9	10	11	12	13	14	15	16	17	18	19	20>		
Male	39	42	40	32	27	29	14	0	0	0	0	0	0	0	0	0	223	
Female	29	41	39	35	34	23	26	0	0	0	0	0	0	0	0	0	227	
Total	68	83	79	67	61	52	40	0	0	0	0	0	0	0	0	0	450	

Enrolment By Grade and Gender

	<u>Grade</u>														
Gender	K	1	2	3	4	5	6	7	8	9	10	11	12	4th	Total
Male	41	41	40	32	28	27	14	0	0	0	0	0	0	0	223
Female	29	42	39	35	33	23	26	0	0	0	0	0	0	0	227
Total	70	83	79	67	61	50	40	0	0	0	0	0	0	0	450

Enrolment By Grade

For 318 - Holy Family Elementary, Paradise



* Data from the 2015-2016 AGR(Enrolment/Age as of the last day in Sept./Dec.)

** Newfoundland Statistics Classification System

*** May include itinerant teachers

NI ESD - Eastern Region

#320 - Beachy Cove Elementary, Portugal Cove - St. Philip's

Grades: K-6

Number of Grades: 7

[FTE Teachers](#) *** : 48.1

Classification: Urban

Offers Distance Education: No

[School FTE PTR : 15.5](#)

[District FTE PTR : 12.5](#)

[Provincial FTE PTR : 12.1](#)

Enrolment By Age and Gender

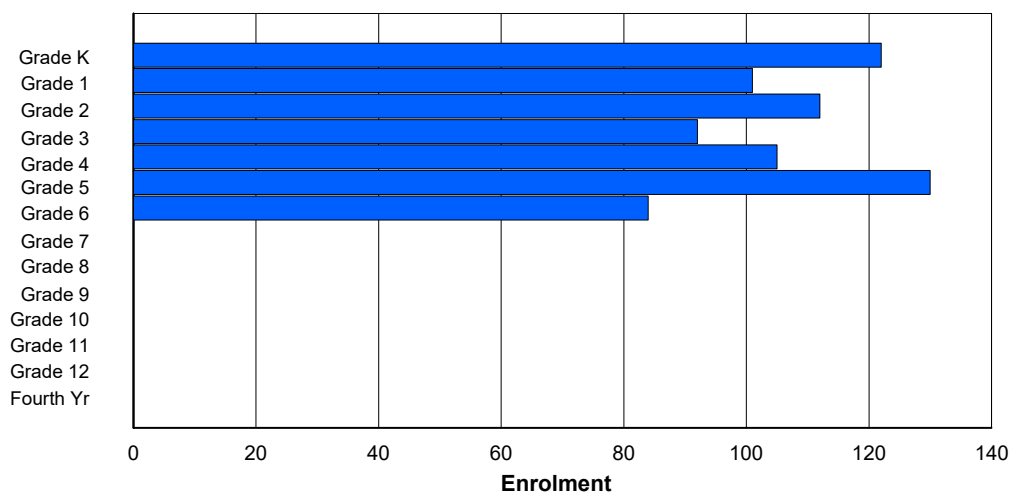
Gender	Age																	Total
	5	6	7	8	9	10	11	12	13	14	15	16	17	18	19	20>		
Male	51	47	57	44	58	61	49	4	0	0	0	0	0	0	0	0	371	
Female	69	55	55	48	47	68	33	0	0	0	0	0	0	0	0	0	375	
Total	120	102	112	92	105	129	82	4	0	0	0	0	0	0	0	0	746	

Enrolment By Grade and Gender

	<u>Grade</u>														
Gender	K	1	2	3	4	5	6	7	8	9	10	11	12	4th	Total
Male	52	47	57	43	59	62	51	0	0	0	0	0	0	0	371
Female	70	54	55	49	46	68	33	0	0	0	0	0	0	0	375
Total	122	101	112	92	105	130	84	0	0	0	0	0	0	0	746

Enrolment By Grade

For 320 - Beachy Cove Elementary, Portugal Cove - St. Philip's



* Data from the 2015-2016 AGR(Enrolment/Age as of the last day in Sept./Dec.)

** Newfoundland Statistics Classification System

*** May include itinerant teachers

NI ESD - Eastern Region

#324 - Beaconsfield Junior High, St. John's

Grades: 7-9

Number of Grades: 3

[FTE Teachers](#) *** : 36.0

Classification: Urban

Offers Distance Education: No

[School FTE PTR : 14.3](#)

[District FTE PTR : 12.5](#)

[Provincial FTE PTR : 12.1](#)

Enrolment By Age and Gender

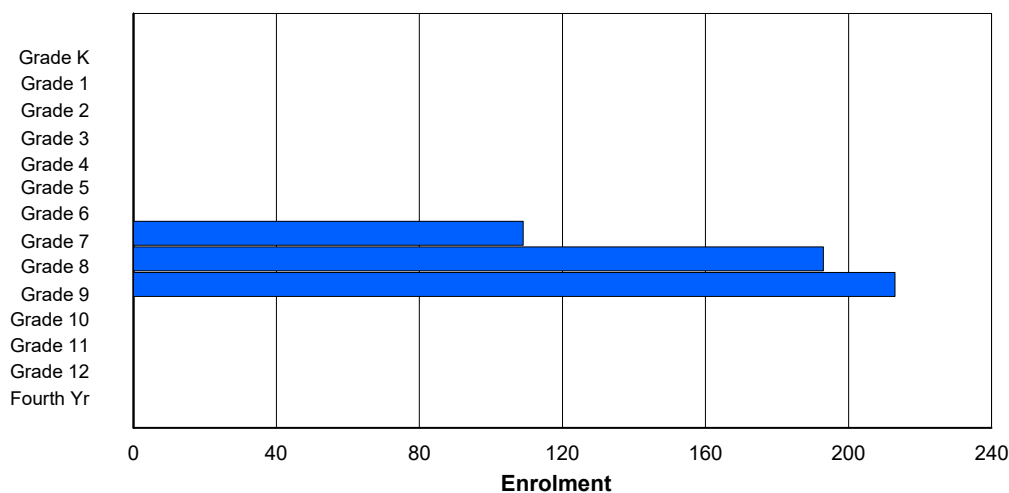
Gender	Age																	Total
	5	6	7	8	9	10	11	12	13	14	15	16	17	18	19	20>		
Male	0	0	0	0	0	0	0	58	100	109	10	0	0	0	0	0	277	
Female	0	0	0	0	0	0	0	52	82	103	1	0	0	0	0	0	238	
Total	0	0	0	0	0	0	0	110	182	212	11	0	0	0	0	0	515	

Enrolment By Grade and Gender

	<u>Grade</u>														
Gender	K	1	2	3	4	5	6	7	8	9	10	11	12	4th	Total
Male	0	0	0	0	0	0	0	57	109	111	0	0	0	0	277
Female	0	0	0	0	0	0	0	52	84	102	0	0	0	0	238
Total	0	0	0	0	0	0	0	109	193	213	0	0	0	0	515

Enrolment By Grade

For 324 - Beaconsfield Junior High, St. John's



* Data from the 2015-2016 AGR(Enrolment/Age as of the last day in Sept./Dec.)

** Newfoundland Statistics Classification System

*** May include itinerant teachers

NI ESD - Eastern Region

#325 - Bishop Abraham Elementary, St. John's

Grades: K-6

Number of Grades: 7

[FTE Teachers](#) *** : 21.6

Classification: Urban

Offers Distance Education: No

[School FTE PTR : 10.0](#)

[District FTE PTR : 12.5](#)

[Provincial FTE PTR : 12.1](#)

Enrolment By Age and Gender

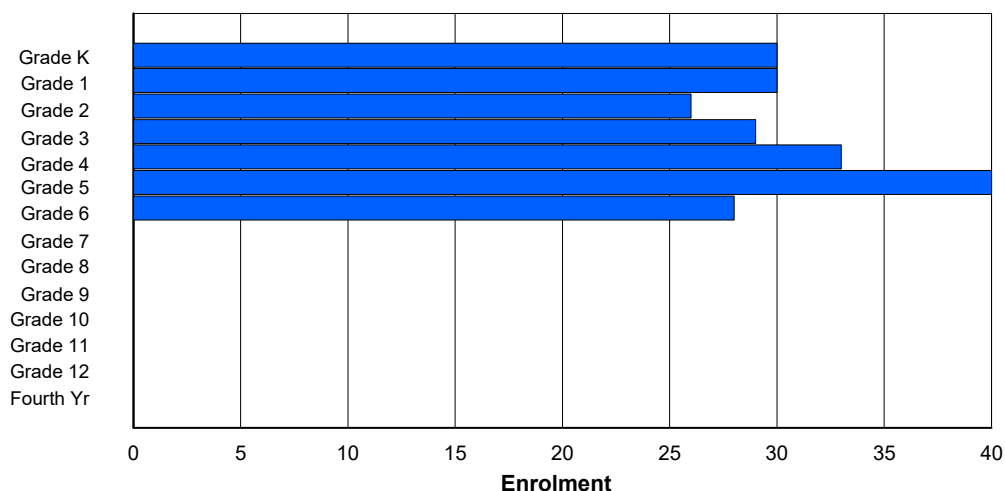
Gender	Age																	Total
	5	6	7	8	9	10	11	12	13	14	15	16	17	18	19	20>		
Male	18	17	17	18	19	21	11	1	0	0	0	0	0	0	0	0	122	
Female	12	11	9	11	15	16	19	1	0	0	0	0	0	0	0	0	94	
Total	30	28	26	29	34	37	30	2	0	0	0	0	0	0	0	0	216	

Enrolment By Grade and Gender

	<u>Grade</u>															
Gender	K	1	2	3	4	5	6	7	8	9	10	11	12	4th	Total	
Male	18	19	16	19	18	22	10	0	0	0	0	0	0	0	122	
Female	12	11	10	10	15	18	18	0	0	0	0	0	0	0	94	
Total	30	30	26	29	33	40	28	0	0	0	0	0	0	0	216	

Enrolment By Grade

For 325 - Bishop Abraham Elementary, St. John's



* Data from the 2015-2016 AGR(Enrolment/Age as of the last day in Sept./Dec.)

** Newfoundland Statistics Classification System

*** May include itinerant teachers

NI ESD - Eastern Region

#326 - Bishop Feild Elementary, St. John's

Grades: K-6

Number of Grades: 7

[FTE Teachers](#) *** : 24.2

Classification: Urban

Offers Distance Education: No

[School FTE PTR : 11.9](#)

[District FTE PTR : 12.5](#)

[Provincial FTE PTR : 12.1](#)

Enrolment By Age and Gender

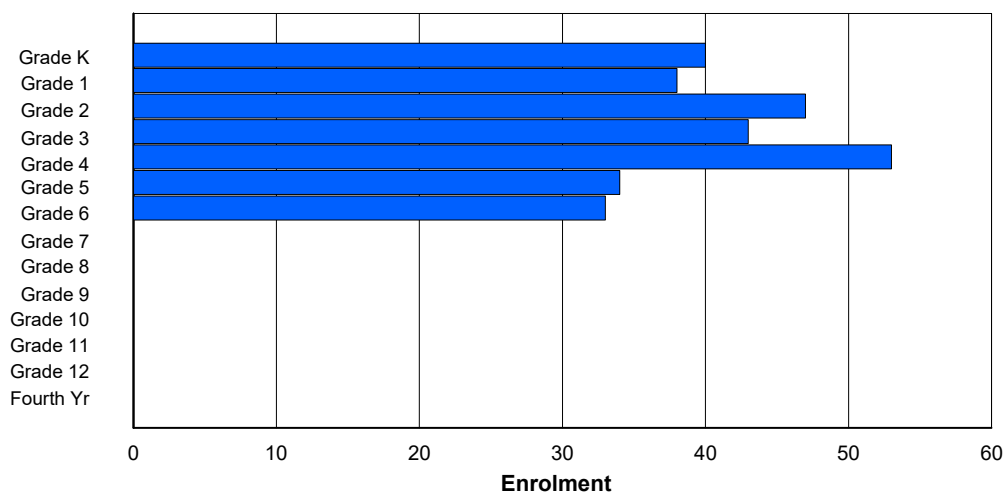
Gender	Age																	Total
	5	6	7	8	9	10	11	12	13	14	15	16	17	18	19	20>		
Male	16	21	26	17	22	20	20	1	0	0	0	0	0	0	0	0	143	
Female	24	17	20	24	32	14	14	0	0	0	0	0	0	0	0	0	145	
Total	40	38	46	41	54	34	34	1	0	0	0	0	0	0	0	0	288	

Enrolment By Grade and Gender

	<u>Grade</u>														
Gender	K	1	2	3	4	5	6	7	8	9	10	11	12	4th	Total
Male	16	21	27	18	22	20	19	0	0	0	0	0	0	0	143
Female	24	17	20	25	31	14	14	0	0	0	0	0	0	0	145
Total	40	38	47	43	53	34	33	0	0	0	0	0	0	0	288

Enrolment By Grade

For 326 - Bishop Feild Elementary, St. John's



* Data from the 2015-2016 AGR(Enrolment/Age as of the last day in Sept./Dec.)

** Newfoundland Statistics Classification System

*** May include itinerant teachers

NI ESD - Eastern Region

#330 - Brother Rice Junior High, St. John's

Grades: 7-9

Number of Grades: 3

[FTE Teachers](#) *** : 27.3

Classification: Urban

Offers Distance Education: No

[School FTE PTR : 12.0](#)

[District FTE PTR : 12.5](#)

[Provincial FTE PTR : 12.1](#)

Enrolment By Age and Gender

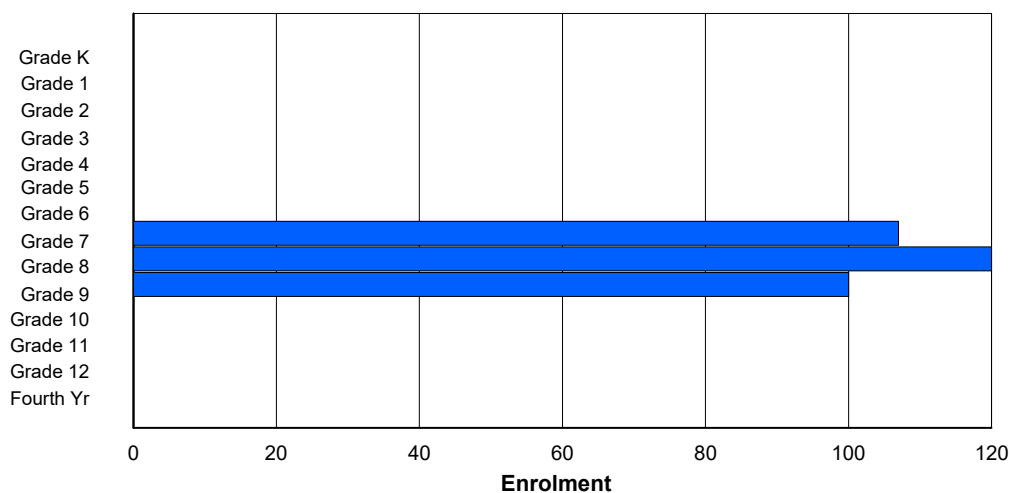
Gender	Age																
	5	6	7	8	9	10	11	12	13	14	15	16	17	18	19	20>	Total
Male	0	0	0	0	1	0	0	46	61	49	8	1	0	0	0	0	166
Female	0	0	1	0	0	0	1	58	51	48	2	0	0	0	0	0	161
Total	0	0	1	0	1	0	1	104	112	97	10	1	0	0	0	0	327

Enrolment By Grade and Gender

	<u>Grade</u>														
Gender	K	1	2	3	4	5	6	7	8	9	10	11	12	4th	Total
Male	0	0	0	0	0	0	0	49	67	50	0	0	0	0	166
Female	0	0	0	0	0	0	0	58	53	50	0	0	0	0	161
Total	0	0	0	0	0	0	0	107	120	100	0	0	0	0	327

Enrolment By Grade

For 330 - Brother Rice Junior High, St. John's



* Data from the 2015-2016 AGR(Enrolment/Age as of the last day in Sept./Dec.)

** Newfoundland Statistics Classification System

*** May include itinerant teachers

NI ESD - Eastern Region

#331 - Cowan Heights Elementary, St. John's

Grades: K-7

Number of Grades: 8

[FTE Teachers](#) *** : 29.8

Classification: Urban

Offers Distance Education: No

[School FTE PTR : 12.2](#)

[District FTE PTR : 12.5](#)

[Provincial FTE PTR : 12.1](#)

Enrolment By Age and Gender

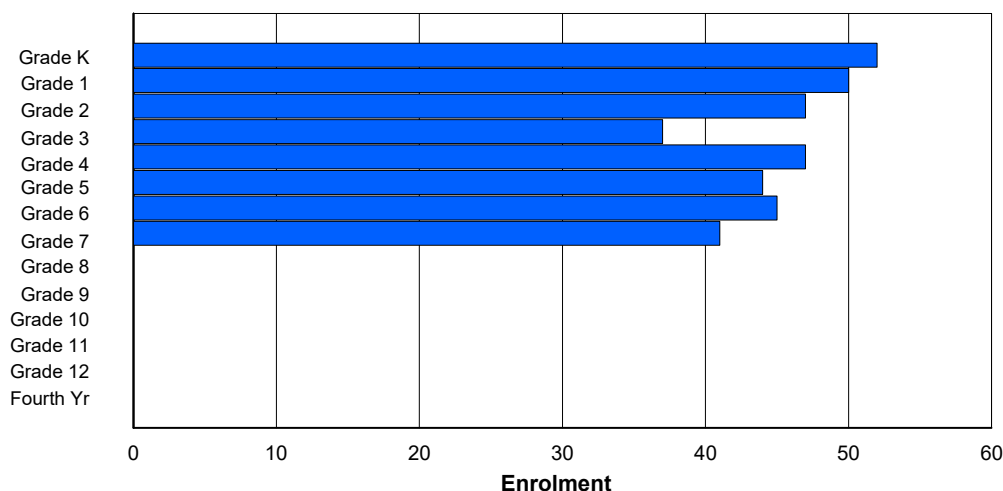
Gender	Age																	Total
	5	6	7	8	9	10	11	12	13	14	15	16	17	18	19	20>		
Male	23	24	21	18	25	20	27	23	0	0	0	0	0	0	0	0	181	
Female	27	26	27	20	21	23	19	18	1	0	0	0	0	0	0	0	182	
Total	50	50	48	38	46	43	46	41	1	0	0	0	0	0	0	0	363	

Enrolment By Grade and Gender

	Grade														
Gender	K	1	2	3	4	5	6	7	8	9	10	11	12	4th	Total
Male	25	23	21	17	26	21	26	22	0	0	0	0	0	0	181
Female	27	27	26	20	21	23	19	19	0	0	0	0	0	0	182
Total	52	50	47	37	47	44	45	41	0	0	0	0	0	0	363

Enrolment By Grade

For 331 - Cowan Heights Elementary, St. John's



* Data from the 2015-2016 AGR(Enrolment/Age as of the last day in Sept./Dec.)

** Newfoundland Statistics Classification System

*** May include itinerant teachers

NI ESD - Eastern Region

#334 - Larkhall Academy, St. John's

Grades: K-6

Number of Grades: 7

[FTE Teachers](#) *** : 28.5

Classification: Urban

Offers Distance Education: No

[School FTE PTR : 14.0](#)

[District FTE PTR : 12.5](#)

[Provincial FTE PTR : 12.1](#)

Enrolment By Age and Gender

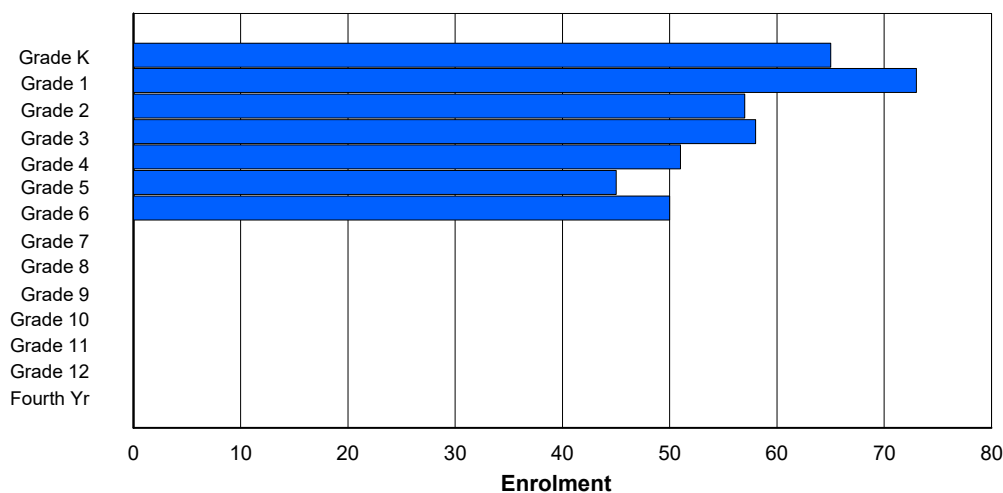
Gender	Age																	Total
	5	6	7	8	9	10	11	12	13	14	15	16	17	18	19	20>		
Male	31	38	28	23	24	21	21	1	0	0	0	0	0	0	0	0	187	
Female	29	35	32	28	34	26	26	2	0	0	0	0	0	0	0	0	212	
Total	60	73	60	51	58	47	47	3	0	0	0	0	0	0	0	0	399	

Enrolment By Grade and Gender

	<u>Grade</u>															
Gender	K	1	2	3	4	5	6	7	8	9	10	11	12	4th	Total	
Male	35	35	27	27	21	19	23	0	0	0	0	0	0	0	187	
Female	30	38	30	31	30	26	27	0	0	0	0	0	0	0	212	
Total	65	73	57	58	51	45	50	0	0	0	0	0	0	0	399	

Enrolment By Grade

For 334 - Larkhall Academy, St. John's



* Data from the 2015-2016 AGR(Enrolment/Age as of the last day in Sept./Dec.)

** Newfoundland Statistics Classification System

*** May include itinerant teachers

NI ESD - Eastern Region

#335 - Leary's Brook Junior High, St. John's

Grades: 7-9

Number of Grades: 3

[FTE Teachers](#) *** : 34.9

Classification: Urban

Offers Distance Education: No

[School FTE PTR : 15.1](#)

[District FTE PTR : 12.5](#)

[Provincial FTE PTR : 12.1](#)

Enrolment By Age and Gender

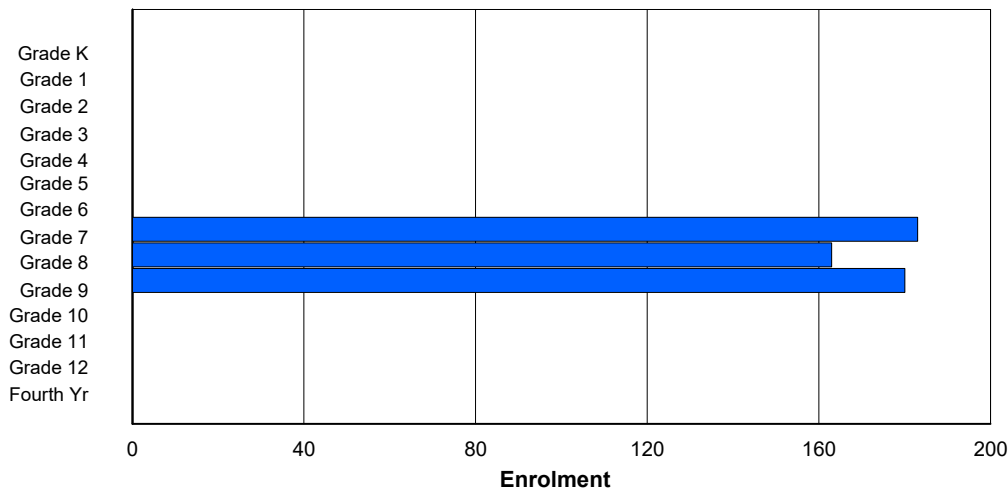
Gender	Age																	Total
	5	6	7	8	9	10	11	12	13	14	15	16	17	18	19	20>		
Male	0	0	0	0	0	0	0	88	95	107	2	0	0	0	0	0	292	
Female	0	0	0	0	0	0	1	88	72	69	4	0	0	0	0	0	234	
Total	0	0	0	0	0	0	1	176	167	176	6	0	0	0	0	0	526	

Enrolment By Grade and Gender

	<u>Grade</u>														
Gender	K	1	2	3	4	5	6	7	8	9	10	11	12	4th	Total
Male	0	0	0	0	0	0	0	93	92	107	0	0	0	0	292
Female	0	0	0	0	0	0	0	90	71	73	0	0	0	0	234
Total	0	0	0	0	0	0	0	183	163	180	0	0	0	0	526

Enrolment By Grade

For 335 - Leary's Brook Junior High, St. John's



* Data from the 2015-2016 AGR(Enrolment/Age as of the last day in Sept./Dec.)

** Newfoundland Statistics Classification System

*** May include itinerant teachers

NI ESD - Eastern Region

#336 - Gonzaga Regional High, St. John's

Grades: 10-12

Number of Grades: 3

[FTE Teachers](#) *** : 45.5

Classification: Urban

Offers Distance Education: Yes

[School FTE PTR : 15.7](#)

[District FTE PTR : 12.5](#)

[Provincial FTE PTR : 12.1](#)

Enrolment By Age and Gender

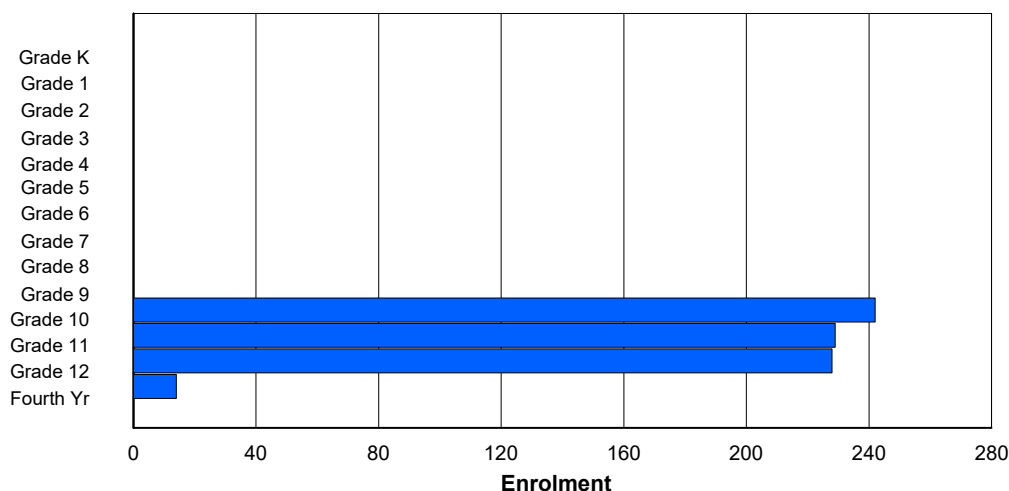
Gender	Age																	Total
	5	6	7	8	9	10	11	12	13	14	15	16	17	18	19	20>		
Male	0	0	0	0	0	0	0	0	0	1	122	107	118	18	1	0	367	
Female	0	0	0	0	0	0	0	0	0	1	108	124	103	9	1	0	346	
Total	0	0	0	0	0	0	0	0	0	2	230	231	221	27	2	0	713	

Enrolment By Grade and Gender

	<u>Grade</u>														
Gender	K	1	2	3	4	5	6	7	8	9	10	11	12	4th	Total
Male	0	0	0	0	0	0	0	0	0	0	129	105	125	8	367
Female	0	0	0	0	0	0	0	0	0	0	113	124	103	6	346
Total	0	0	0	0	0	0	0	0	0	0	242	229	228	14	713

Enrolment By Grade

For 336 - Gonzaga Regional High, St. John's



* Data from the 2015-2016 AGR(Enrolment/Age as of the last day in Sept./Dec.)

** Newfoundland Statistics Classification System

*** May include itinerant teachers

NI ESD - Eastern Region

#337 - Goulds Elementary, St. John's (Goulds)

Grades: K-5

Number of Grades: 6

[FTE Teachers](#) *** : 35.6

Classification: Urban

Offers Distance Education: No

[School FTE PTR : 14.8](#)

[District FTE PTR : 12.5](#)

[Provincial FTE PTR : 12.1](#)

Enrolment By Age and Gender

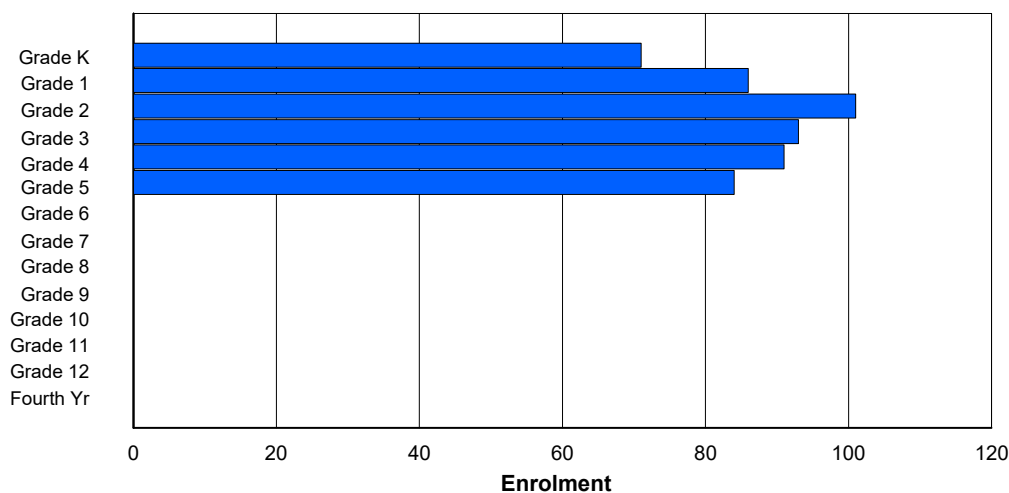
Gender	Age																	Total
	5	6	7	8	9	10	11	12	13	14	15	16	17	18	19	20>		
Male	32	41	58	48	46	35	3	0	0	0	0	0	0	0	0	0	263	
Female	39	44	44	44	45	47	0	0	0	0	0	0	0	0	0	0	263	
Total	71	85	102	92	91	82	3	0	0	0	0	0	0	0	0	0	526	

Enrolment By Grade and Gender

	<u>Grade</u>															
Gender	K	1	2	3	4	5	6	7	8	9	10	11	12	4th	Total	
Male	32	41	58	49	45	38	0	0	0	0	0	0	0	0	263	
Female	39	45	43	44	46	46	0	0	0	0	0	0	0	0	263	
Total	71	86	101	93	91	84	0	0	0	0	0	0	0	0	526	

Enrolment By Grade

For 337 - Goulds Elementary, St. John's (Goulds)



* Data from the 2015-2016 AGR(Enrolment/Age as of the last day in Sept./Dec.)

** Newfoundland Statistics Classification System

*** May include itinerant teachers

NI ESD - Eastern Region

#340 - Holy Heart High School, St. John's

Classification: Urban
Offers Distance Education: No

Grades: 10-12

Number of Grades: 3

[School FTE PTR : 15.9](#)

[District FTE PTR : 12.5](#)

[Provincial FTE PTR : 12.1](#)

[FTE Teachers](#) *** : 61.8

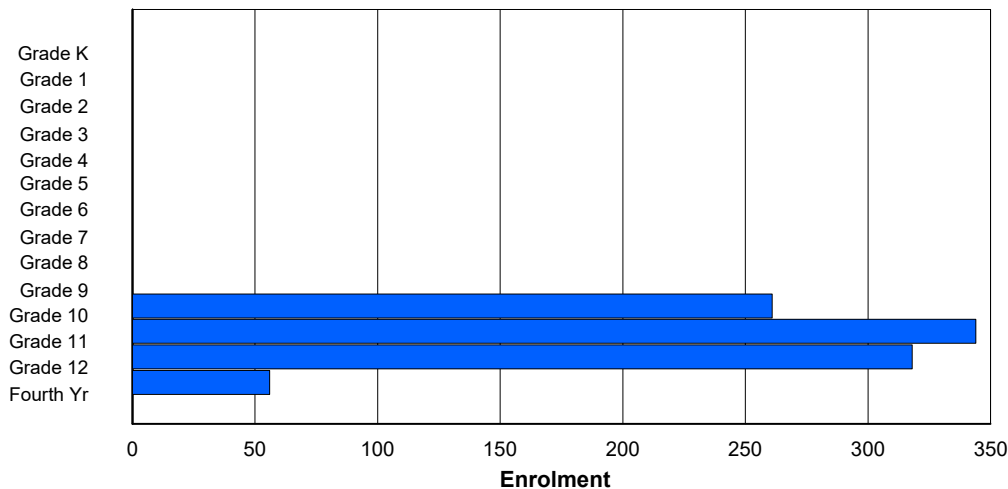
Enrolment By Age and Gender

Gender	Age																	Total
	5	6	7	8	9	10	11	12	13	14	15	16	17	18	19	20>		
Male	0	0	0	0	0	0	0	0	1	0	125	156	146	33	14	11	486	
Female	0	0	0	0	0	0	0	0	0	2	117	176	162	23	4	9	493	
Total	0	0	0	0	0	0	0	0	1	2	242	332	308	56	18	20	979	

Enrolment By Grade and Gender

	<u>Grade</u>														
Gender	K	1	2	3	4	5	6	7	8	9	10	11	12	4th	Total
Male	0	0	0	0	0	0	0	0	0	0	137	162	151	36	486
Female	0	0	0	0	0	0	0	0	0	0	124	182	167	20	493
Total	0	0	0	0	0	0	0	0	0	0	261	344	318	56	979

Enrolment By Grade
For 340 - Holy Heart High School, St. John's



* Data from the 2015-2016 AGR(Enrolment/Age as of the last day in Sept./Dec.)

** Newfoundland Statistics Classification System

*** May include itinerant teachers

NI ESD - Eastern Region

#342 - MacDonald Drive Elementary, St. John's

Grades: K-6

Number of Grades: 7

[FTE Teachers](#) *** : 31.5

Classification: Urban

Offers Distance Education: No

[School FTE PTR : 15.3](#)

[District FTE PTR : 12.5](#)

[Provincial FTE PTR : 12.1](#)

Enrolment By Age and Gender

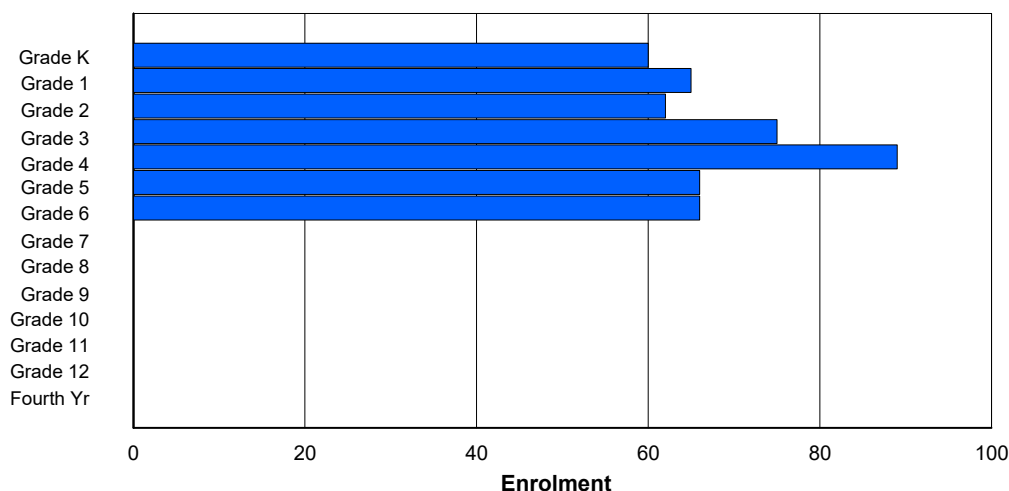
Gender	Age																	Total
	5	6	7	8	9	10	11	12	13	14	15	16	17	18	19	20>		
Male	30	38	19	41	47	31	37	2	0	0	0	0	0	0	0	0	245	
Female	30	28	39	38	39	35	28	1	0	0	0	0	0	0	0	0	238	
Total	60	66	58	79	86	66	65	3	0	0	0	0	0	0	0	0	483	

Enrolment By Grade and Gender

	<u>Grade</u>														
Gender	K	1	2	3	4	5	6	7	8	9	10	11	12	4th	Total
Male	30	38	22	38	50	29	38	0	0	0	0	0	0	0	245
Female	30	27	40	37	39	37	28	0	0	0	0	0	0	0	238
Total	60	65	62	75	89	66	66	0	0	0	0	0	0	0	483

Enrolment By Grade

For 342 - MacDonald Drive Elementary, St. John's



* Data from the 2015-2016 AGR(Enrolment/Age as of the last day in Sept./Dec.)

** Newfoundland Statistics Classification System

*** May include itinerant teachers

NI ESD - Eastern Region

#343 - MacDonald Drive Junior High, St. John's

Grades: 7-9

Number of Grades: 3

[FTE Teachers](#) *** : 44.0

Classification: Urban

Offers Distance Education: No

[School FTE PTR : 15.2](#)

[District FTE PTR : 12.5](#)

[Provincial FTE PTR : 12.1](#)

Enrolment By Age and Gender

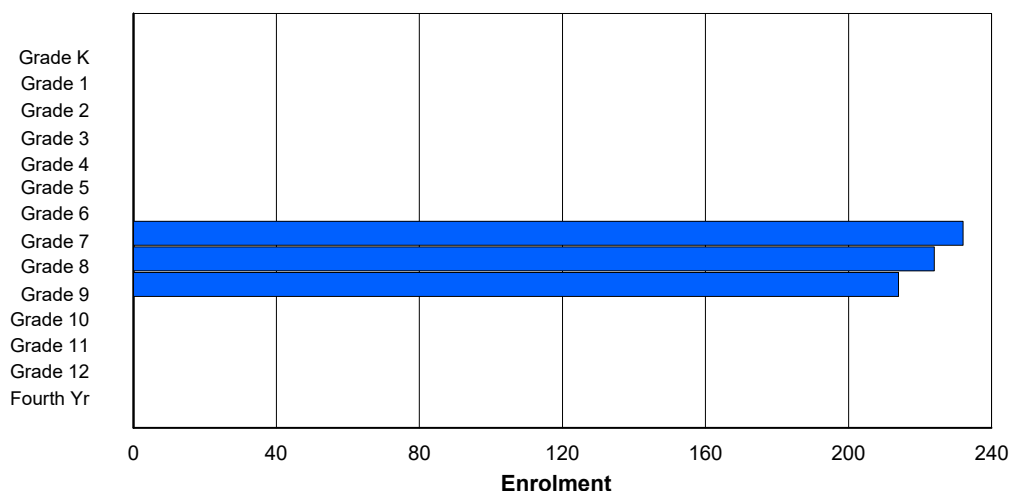
Gender	Age																	Total
	5	6	7	8	9	10	11	12	13	14	15	16	17	18	19	20>		
Male	0	0	0	0	0	0	0	114	123	121	3	0	0	0	0	0	361	
Female	0	0	0	0	0	0	1	107	103	98	0	0	0	0	0	0	309	
Total	0	0	0	0	0	0	1	221	226	219	3	0	0	0	0	0	670	

Enrolment By Grade and Gender

	Grade														
Gender	K	1	2	3	4	5	6	7	8	9	10	11	12	4th	Total
Male	0	0	0	0	0	0	0	118	125	118	0	0	0	0	361
Female	0	0	0	0	0	0	0	114	99	96	0	0	0	0	309
Total	0	0	0	0	0	0	0	232	224	214	0	0	0	0	670

Enrolment By Grade

For 343 - MacDonald Drive Junior High, St. John's



* Data from the 2015-2016 AGR(Enrolment/Age as of the last day in Sept./Dec.)

** Newfoundland Statistics Classification System

*** May include itinerant teachers

NI ESD - Eastern Region

#345 - Mary Queen of Peace Elementary, St. John's

Grades: K-6

Number of Grades: 7

[FTE Teachers](#) *** : 47.4

Classification: Urban

Offers Distance Education: No

[School FTE PTR : 14.5](#)

[District FTE PTR : 12.5](#)

[Provincial FTE PTR : 12.1](#)

Enrolment By Age and Gender

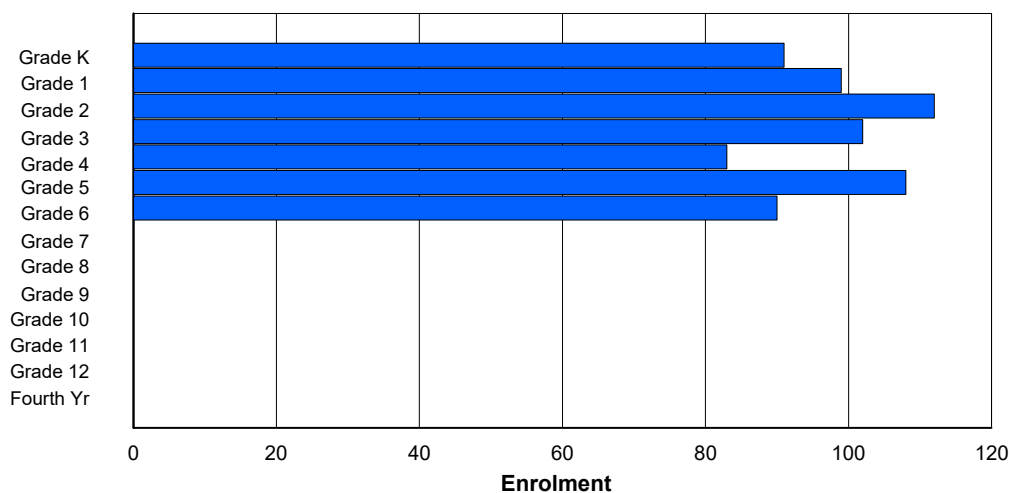
Gender	Age																	Total
	5	6	7	8	9	10	11	12	13	14	15	16	17	18	19	20>		
Male	50	51	52	47	36	56	56	1	0	0	0	0	0	0	0	0	349	
Female	41	48	58	53	47	52	36	1	0	0	0	0	0	0	0	0	336	
Total	91	99	110	100	83	108	92	2	0	0	0	0	0	0	0	0	685	

Enrolment By Grade and Gender

	<u>Grade</u>														
Gender	K	1	2	3	4	5	6	7	8	9	10	11	12	4th	Total
Male	50	51	53	48	37	56	54	0	0	0	0	0	0	0	349
Female	41	48	59	54	46	52	36	0	0	0	0	0	0	0	336
Total	91	99	112	102	83	108	90	0	0	0	0	0	0	0	685

Enrolment By Grade

For 345 - Mary Queen of Peace Elementary, St. John's



* Data from the 2015-2016 AGR(Enrolment/Age as of the last day in Sept./Dec.)

** Newfoundland Statistics Classification System

*** May include itinerant teachers

NI ESD - Eastern Region

#347 - Prince of Wales Collegiate, St. John's

Grades: 10-12

Number of Grades: 3

[FTE Teachers](#) *** : 42.0

Classification: Urban

Offers Distance Education: Yes

[School FTE PTR : 16.0](#)

[District FTE PTR : 12.5](#)

[Provincial FTE PTR : 12.1](#)

Enrolment By Age and Gender

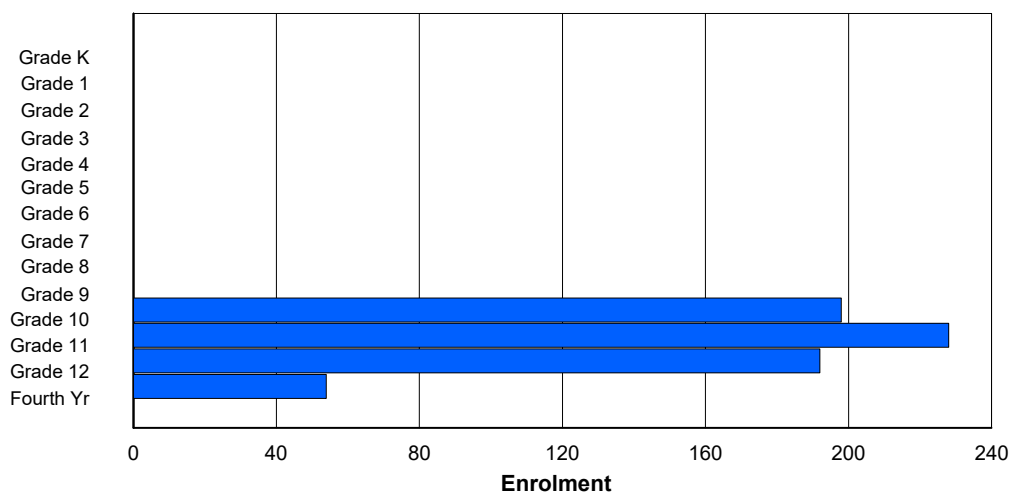
Gender	Age																	Total
	5	6	7	8	9	10	11	12	13	14	15	16	17	18	19	20>		
Male	0	0	0	0	0	0	0	0	0	1	95	133	82	39	3	2	355	
Female	0	0	0	0	0	0	0	0	0	0	80	99	98	36	4	0	317	
Total	0	0	0	0	0	0	0	0	0	1	175	232	180	75	7	2	672	

Enrolment By Grade and Gender

	<u>Grade</u>														
Gender	K	1	2	3	4	5	6	7	8	9	10	11	12	4th	Total
Male	0	0	0	0	0	0	0	0	0	0	112	123	92	28	355
Female	0	0	0	0	0	0	0	0	0	0	86	105	100	26	317
Total	0	0	0	0	0	0	0	0	0	0	198	228	192	54	672

Enrolment By Grade

For 347 - Prince of Wales Collegiate, St. John's



* Data from the 2015-2016 AGR(Enrolment/Age as of the last day in Sept./Dec.)

** Newfoundland Statistics Classification System

*** May include itinerant teachers

NI ESD - Eastern Region

#348 - Roncalli Elementary, St. John's

Grades: K-6

Number of Grades: 7

[FTE Teachers](#) *** : 29.0

Classification: Urban

Offers Distance Education: No

[School FTE PTR : 14.8](#)

[District FTE PTR : 12.5](#)

[Provincial FTE PTR : 12.1](#)

Enrolment By Age and Gender

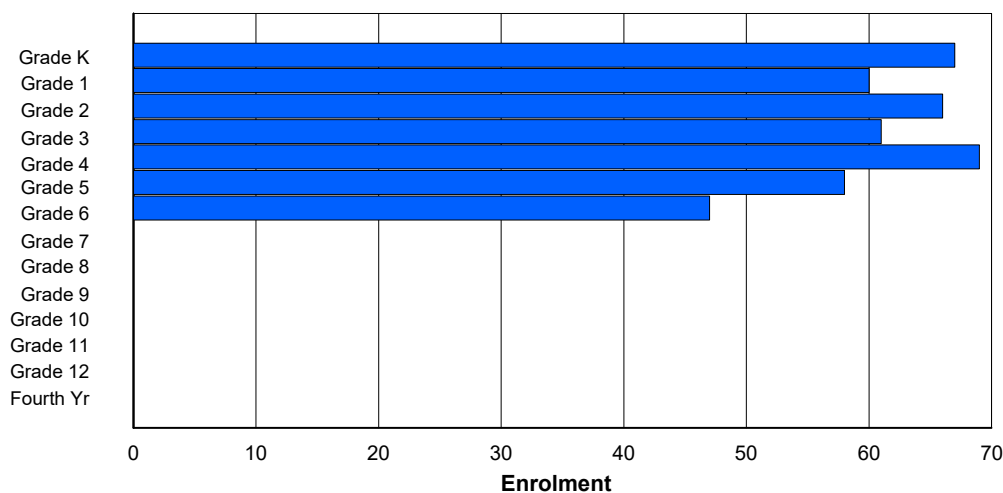
Gender	Age																	Total
	5	6	7	8	9	10	11	12	13	14	15	16	17	18	19	20>		
Male	32	30	31	32	34	33	23	0	0	0	0	0	0	0	0	0	215	
Female	35	28	35	31	32	28	23	1	0	0	0	0	0	0	0	0	213	
Total	67	58	66	63	66	61	46	1	0	0	0	0	0	0	0	0	428	

Enrolment By Grade and Gender

	<u>Grade</u>														
Gender	K	1	2	3	4	5	6	7	8	9	10	11	12	4th	Total
Male	32	31	32	30	37	30	23	0	0	0	0	0	0	0	215
Female	35	29	34	31	32	28	24	0	0	0	0	0	0	0	213
Total	67	60	66	61	69	58	47	0	0	0	0	0	0	0	428

Enrolment By Grade

For 348 - Roncalli Elementary, St. John's



* Data from the 2015-2016 AGR(Enrolment/Age as of the last day in Sept./Dec.)

** Newfoundland Statistics Classification System

*** May include itinerant teachers

NI ESD - Eastern Region

#349 - St. Andrew's Elementary, St. John's

Grades: K-6

Number of Grades: 7

[FTE Teachers](#) *** : 18.0

Classification: Urban

Offers Distance Education: No

[School FTE PTR : 12.2](#)

[District FTE PTR : 12.5](#)

[Provincial FTE PTR : 12.1](#)

Enrolment By Age and Gender

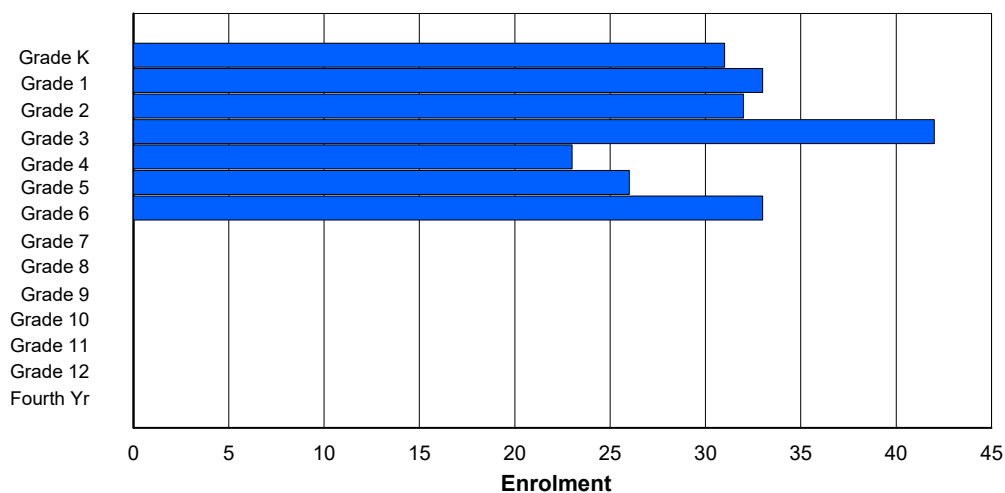
Gender	Age																	Total
	5	6	7	8	9	10	11	12	13	14	15	16	17	18	19	20>		
Male	13	19	16	27	13	14	18	3	0	0	0	0	0	0	0	0	123	
Female	17	14	15	16	10	12	13	0	0	0	0	0	0	0	0	0	97	
Total	30	33	31	43	23	26	31	3	0	0	0	0	0	0	0	0	220	

Enrolment By Grade and Gender

	Grade														
Gender	K	1	2	3	4	5	6	7	8	9	10	11	12	4th	Total
Male	13	20	17	26	12	14	21	0	0	0	0	0	0	0	123
Female	18	13	15	16	11	12	12	0	0	0	0	0	0	0	97
Total	31	33	32	42	23	26	33	0	0	0	0	0	0	0	220

Enrolment By Grade

For 349 - St. Andrew's Elementary, St. John's



* Data from the 2015-2016 AGR(Enrolment/Age as of the last day in Sept./Dec.)

** Newfoundland Statistics Classification System

*** May include itinerant teachers

NI ESD - Eastern Region

#350 - St. John Bosco School, St. John's

Grades: K-9

Number of Grades: 10

[FTE Teachers](#) *** : 19.5

Classification: Urban

Offers Distance Education: No

[School FTE PTR : 10.4](#)

[District FTE PTR : 12.5](#)

[Provincial FTE PTR : 12.1](#)

Enrolment By Age and Gender

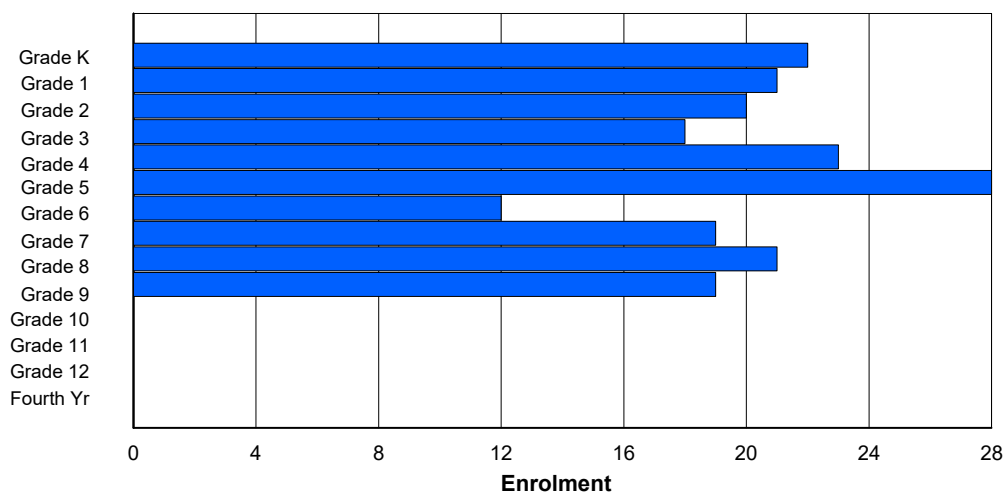
Gender	Age																	Total
	5	6	7	8	9	10	11	12	13	14	15	16	17	18	19	20>		
Male	16	10	11	10	16	20	7	9	9	13	1	0	0	0	0	0	122	
Female	6	11	9	8	6	9	5	9	11	7	0	0	0	0	0	0	81	
Total	22	21	20	18	22	29	12	18	20	20	1	0	0	0	0	0	203	

Enrolment By Grade and Gender

	Grade														
Gender	K	1	2	3	4	5	6	7	8	9	10	11	12	4th	Total
Male	16	10	11	10	17	19	7	10	9	13	0	0	0	0	122
Female	6	11	9	8	6	9	5	9	12	6	0	0	0	0	81
Total	22	21	20	18	23	28	12	19	21	19	0	0	0	0	203

Enrolment By Grade

For 350 - St. John Bosco School, St. John's



* Data from the 2015-2016 AGR(Enrolment/Age as of the last day in Sept./Dec.)

** Newfoundland Statistics Classification System

*** May include itinerant teachers

NI ESD - Eastern Region

#353 - St. Kevin's Junior High, St. John's (Goulds)

Grades: 6-8

Number of Grades: 3

[FTE Teachers](#) *** : 22.1

Classification: Urban

Offers Distance Education: No

[School FTE PTR : 12.8](#)

[District FTE PTR : 12.5](#)

[Provincial FTE PTR : 12.1](#)

Enrolment By Age and Gender

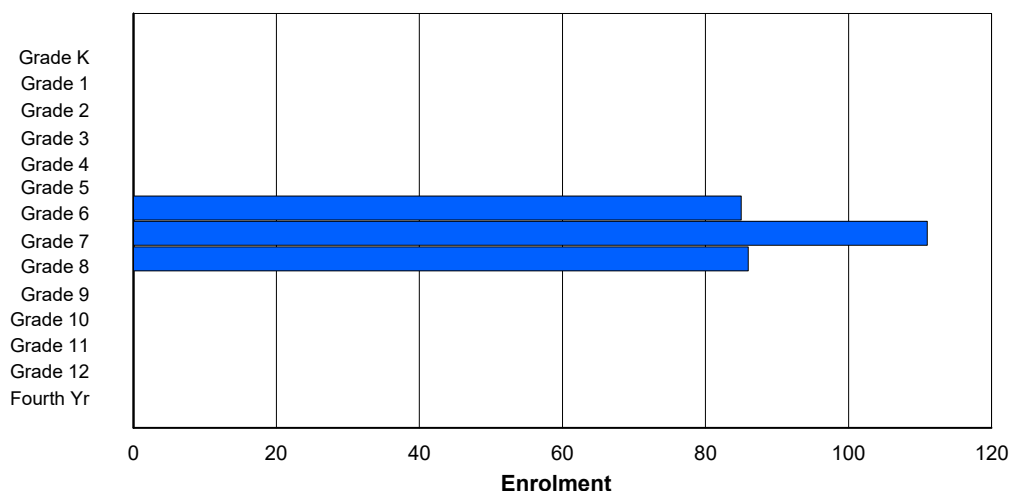
Gender	Age																Total
	5	6	7	8	9	10	11	12	13	14	15	16	17	18	19	20>	
Male	0	0	0	0	0	0	45	58	50	2	0	0	0	0	0	0	155
Female	0	0	0	0	0	0	40	52	33	2	0	0	0	0	0	0	127
Total	0	0	0	0	0	0	85	110	83	4	0	0	0	0	0	0	282

Enrolment By Grade and Gender

Gender	Grade														Total
	K	1	2	3	4	5	6	7	8	9	10	11	12	4th	
Male	0	0	0	0	0	0	45	58	52	0	0	0	0	0	155
Female	0	0	0	0	0	0	40	53	34	0	0	0	0	0	127
Total	0	0	0	0	0	0	85	111	86	0	0	0	0	0	282

Enrolment By Grade

For 353 - St. Kevin's Junior High, St. John's (Goulds)



* Data from the 2015-2016 AGR(Enrolment/Age as of the last day in Sept./Dec.)

** Newfoundland Statistics Classification System

*** May include itinerant teachers

NI ESD - Eastern Region

#354 - St. Kevin's High, St. John's (Goulds)

Classification: Urban
Offers Distance Education: No

Grades: 9-12

Number of Grades: 4

[School FTE PTR : 14.8](#)

[District FTE PTR : 12.5](#)

[Provincial FTE PTR : 12.1](#)

[FTE Teachers](#) *** : 25.5

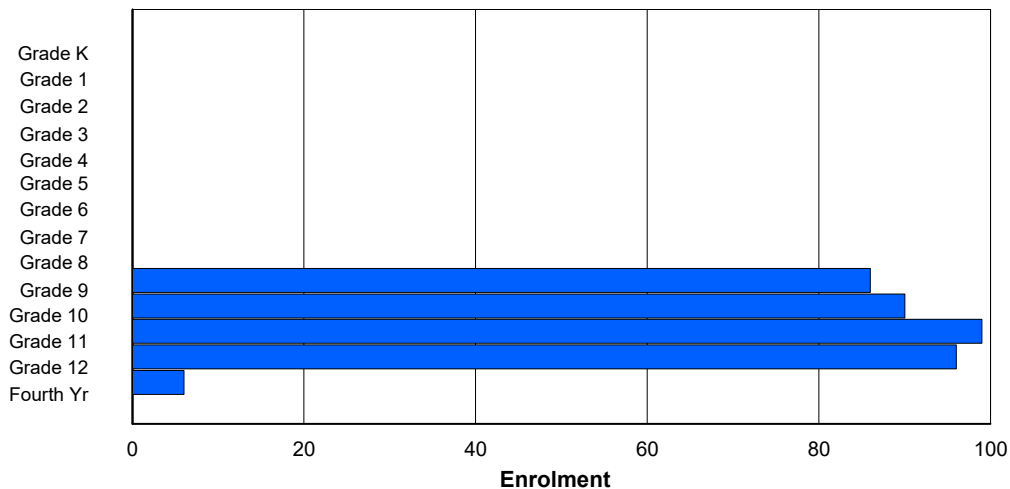
Enrolment By Age and Gender

Gender	Age																	Total
	5	6	7	8	9	10	11	12	13	14	15	16	17	18	19	20>		
Male	0	0	0	0	0	0	0	0	0	46	55	49	49	6	1	0	206	
Female	0	0	0	0	0	0	0	0	0	37	36	48	45	5	0	0	171	
Total	0	0	0	0	0	0	0	0	0	83	91	97	94	11	1	0	377	

Enrolment By Grade and Gender

	<u>Grade</u>														
Gender	K	1	2	3	4	5	6	7	8	9	10	11	12	4th	Total
Male	0	0	0	0	0	0	0	0	0	48	53	52	51	2	206
Female	0	0	0	0	0	0	0	0	0	38	37	47	45	4	171
Total	0	0	0	0	0	0	0	0	0	86	90	99	96	6	377

Enrolment By Grade
For 354 - St. Kevin's High, St. John's (Goulds)



* Data from the 2015-2016 AGR(Enrolment/Age as of the last day in Sept./Dec.)

** Newfoundland Statistics Classification System

*** May include itinerant teachers

NI ESD - Eastern Region

#355 - St. Mary's Elementary, St. John's

Grades: K-6

Number of Grades: 7

[FTE Teachers](#) *** : 12.0

Classification: Urban

Offers Distance Education: No

[School FTE PTR : 14.7](#)

[District FTE PTR : 12.5](#)

[Provincial FTE PTR : 12.1](#)

Enrolment By Age and Gender

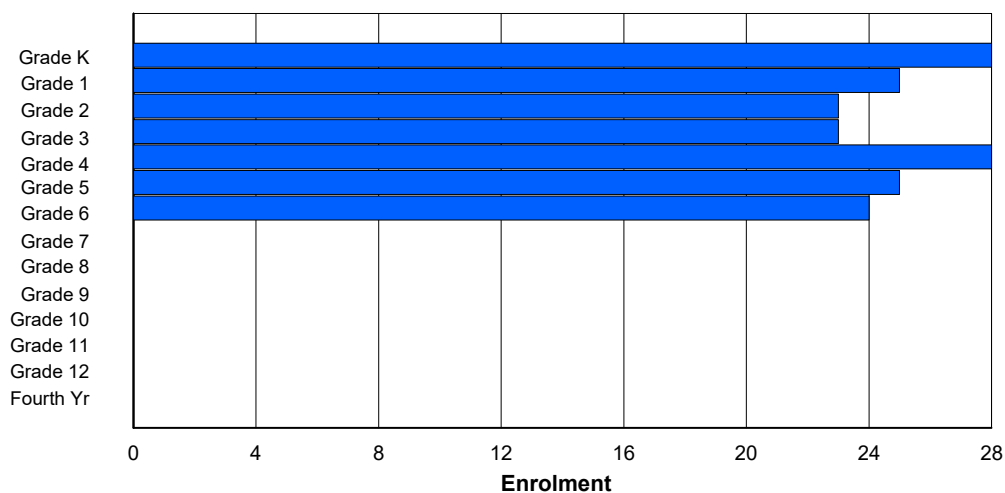
Gender	Age																	Total
	5	6	7	8	9	10	11	12	13	14	15	16	17	18	19	20>		
Male	17	13	11	8	15	15	13	1	0	0	0	0	0	0	0	0	93	
Female	11	10	14	14	14	10	9	1	0	0	0	0	0	0	0	0	83	
Total	28	23	25	22	29	25	22	2	0	0	0	0	0	0	0	0	176	

Enrolment By Grade and Gender

	<u>Grade</u>														
Gender	K	1	2	3	4	5	6	7	8	9	10	11	12	4th	Total
Male	17	15	9	8	15	14	15	0	0	0	0	0	0	0	93
Female	11	10	14	15	13	11	9	0	0	0	0	0	0	0	83
Total	28	25	23	23	28	25	24	0	0	0	0	0	0	0	176

Enrolment By Grade

For 355 - St. Mary's Elementary, St. John's



* Data from the 2015-2016 AGR(Enrolment/Age as of the last day in Sept./Dec.)

** Newfoundland Statistics Classification System

*** May include itinerant teachers

NI ESD - Eastern Region

#356 - St. Matthews Elementary, St. John's

Grades: K-7

Number of Grades: 8

[FTE Teachers](#) *** : 38.8

Classification: Urban

Offers Distance Education: No

[School FTE PTR : 11.5](#)

[District FTE PTR : 12.5](#)

[Provincial FTE PTR : 12.1](#)

Enrolment By Age and Gender

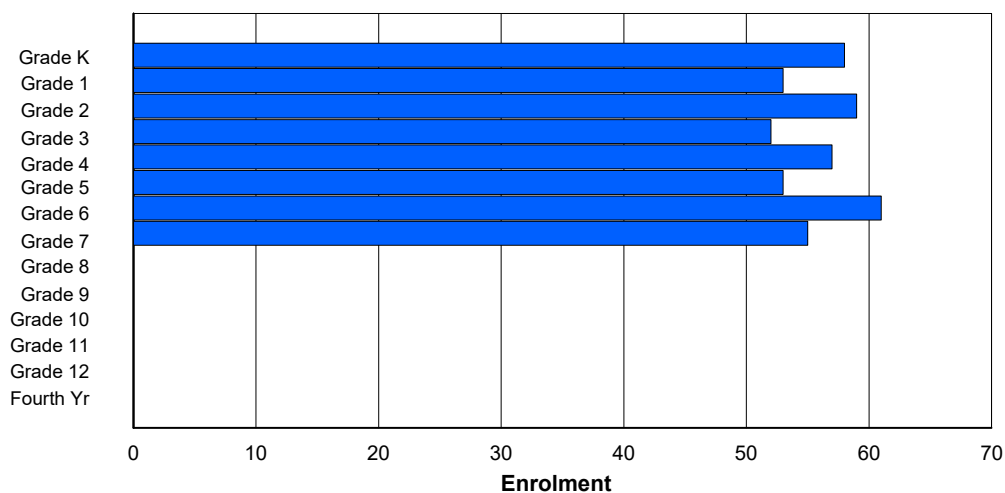
Gender	Age																	Total
	5	6	7	8	9	10	11	12	13	14	15	16	17	18	19	20>		
Male	31	25	38	28	32	24	27	27	2	0	0	0	0	0	0	0	234	
Female	26	26	24	21	28	25	34	28	2	0	0	0	0	0	0	0	214	
Total	57	51	62	49	60	49	61	55	4	0	0	0	0	0	0	0	448	

Enrolment By Grade and Gender

	<u>Grade</u>														
Gender	K	1	2	3	4	5	6	7	8	9	10	11	12	4th	Total
Male	32	25	37	31	29	25	29	26	0	0	0	0	0	0	234
Female	26	28	22	21	28	28	32	29	0	0	0	0	0	0	214
Total	58	53	59	52	57	53	61	55	0	0	0	0	0	0	448

Enrolment By Grade

For 356 - St. Matthews Elementary, St. John's



* Data from the 2015-2016 AGR(Enrolment/Age as of the last day in Sept./Dec.)

** Newfoundland Statistics Classification System

*** May include itinerant teachers

NI ESD - Eastern Region

#359 - St. Paul's Junior High, St. John's

Grades: 7-9

Number of Grades: 3

[FTE Teachers](#) *** : 30.8

Classification: Urban

Offers Distance Education: No

[School FTE PTR : 13.7](#)

[District FTE PTR : 12.5](#)

[Provincial FTE PTR : 12.1](#)

Enrolment By Age and Gender

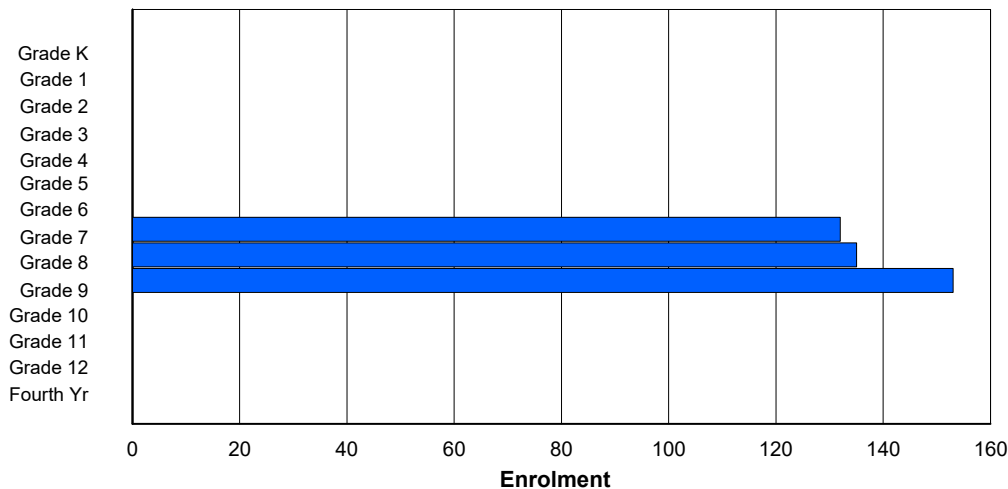
Gender	Age																
	5	6	7	8	9	10	11	12	13	14	15	16	17	18	19	20>	Total
Male	0	0	0	0	0	0	0	59	72	73	0	0	0	0	0	0	204
Female	0	0	0	0	0	0	0	63	66	84	3	0	0	0	0	0	216
Total	0	0	0	0	0	0	0	122	138	157	3	0	0	0	0	0	420

Enrolment By Grade and Gender

	<u>Grade</u>														
Gender	K	1	2	3	4	5	6	7	8	9	10	11	12	4th	Total
Male	0	0	0	0	0	0	0	66	69	69	0	0	0	0	204
Female	0	0	0	0	0	0	0	66	66	84	0	0	0	0	216
Total	0	0	0	0	0	0	0	132	135	153	0	0	0	0	420

Enrolment By Grade

For 359 - St. Paul's Junior High, St. John's



* Data from the 2015-2016 AGR(Enrolment/Age as of the last day in Sept./Dec.)

** Newfoundland Statistics Classification System

*** May include itinerant teachers

NI ESD - Eastern Region

#360 - Rennie's River Elementary School, St. John's

Grades: K-6

Number of Grades: 7

[FTE Teachers](#) *** : 22.0

Classification: Urban

Offers Distance Education: No

[School FTE PTR : 13.1](#)

[District FTE PTR : 12.5](#)

[Provincial FTE PTR : 12.1](#)

Enrolment By Age and Gender

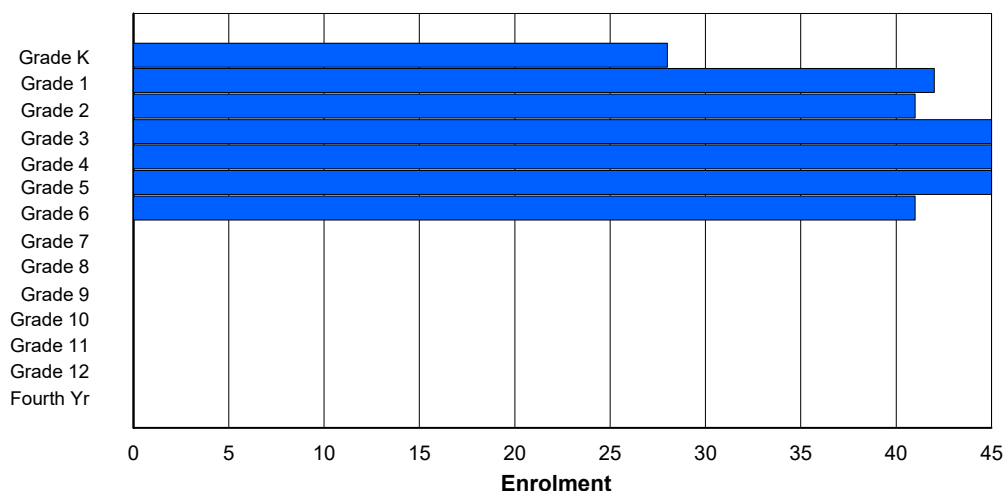
Gender	Age																	Total
	5	6	7	8	9	10	11	12	13	14	15	16	17	18	19	20>		
Male	15	19	18	26	24	24	20	1	0	0	0	0	0	0	0	0	147	
Female	12	24	23	19	19	21	22	0	0	0	0	0	0	0	0	0	140	
Total	27	43	41	45	43	45	42	1	0	0	0	0	0	0	0	0	287	

Enrolment By Grade and Gender

	<u>Grade</u>															
Gender	K	1	2	3	4	5	6	7	8	9	10	11	12	4th	Total	
Male	16	18	18	27	25	24	19	0	0	0	0	0	0	0	147	
Female	12	24	23	18	20	21	22	0	0	0	0	0	0	0	140	
Total	28	42	41	45	45	45	41	0	0	0	0	0	0	0	287	

Enrolment By Grade

For 360 - Rennie's River Elementary School, St. John's



* Data from the 2015-2016 AGR(Enrolment/Age as of the last day in Sept./Dec.)

** Newfoundland Statistics Classification System

*** May include itinerant teachers

NI ESD - Eastern Region

#362 - St. Teresa's School/+cole Ste-ThTrFse, St. John's

Grades: K-6

Number of Grades: 7

[FTE Teachers](#) *** : 37.4

Classification: Urban

Offers Distance Education: No

[School FTE PTR : 14.6](#)

[District FTE PTR : 12.5](#)

[Provincial FTE PTR : 12.1](#)

Enrolment By Age and Gender

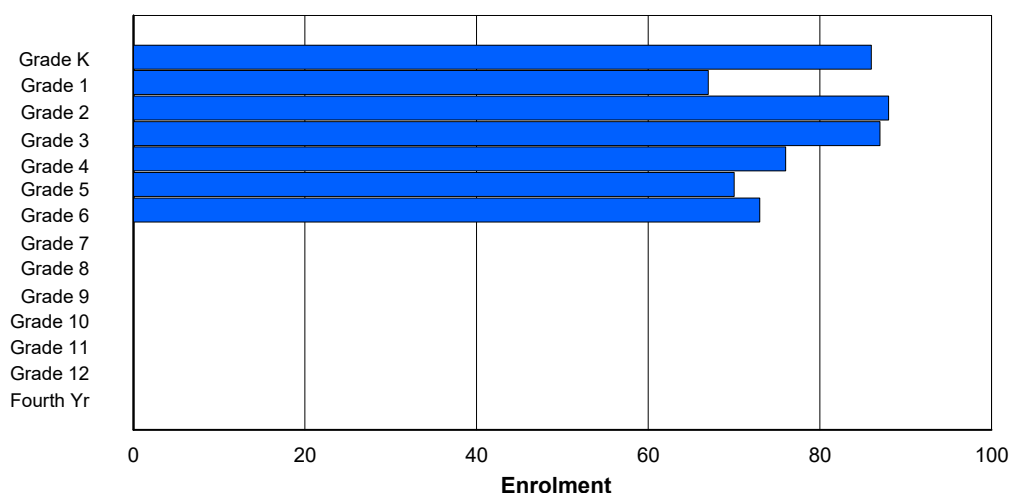
Gender	Age																	Total
	5	6	7	8	9	10	11	12	13	14	15	16	17	18	19	20>		
Male	36	38	43	40	42	35	31	2	0	0	0	0	0	0	0	0	267	
Female	47	28	43	49	32	40	40	1	0	0	0	0	0	0	0	0	280	
Total	83	66	86	89	74	75	71	3	0	0	0	0	0	0	0	0	547	

Enrolment By Grade and Gender

	<u>Grade</u>															
Gender	K	1	2	3	4	5	6	7	8	9	10	11	12	4th	Total	
Male	37	40	43	40	42	32	33	0	0	0	0	0	0	0	267	
Female	49	27	45	47	34	38	40	0	0	0	0	0	0	0	280	
Total	86	67	88	87	76	70	73	0	0	0	0	0	0	0	547	

Enrolment By Grade

For 362 - St. Teresa's School/+cole Ste-ThTrFse, St. John's



* Data from the 2015-2016 AGR(Enrolment/Age as of the last day in Sept./Dec.)

** Newfoundland Statistics Classification System

*** May include itinerant teachers

NI ESD - Eastern Region

#363 - Vanier Elementary, St. John's

Grades: K-6

Number of Grades: 7

[FTE Teachers](#) *** : 22.5

Classification: Urban

Offers Distance Education: No

[School FTE PTR : 13.6](#)

[District FTE PTR : 12.5](#)

[Provincial FTE PTR : 12.1](#)

Enrolment By Age and Gender

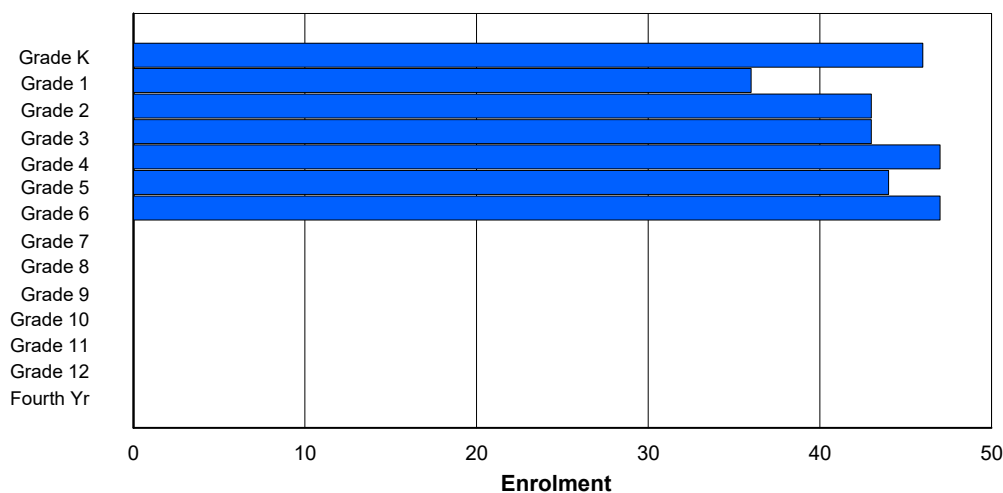
Gender	Age																	Total
	5	6	7	8	9	10	11	12	13	14	15	16	17	18	19	20>		
Male	18	21	22	24	30	16	27	0	0	0	0	0	0	0	0	0	158	
Female	26	16	20	19	18	27	21	1	0	0	0	0	0	0	0	0	148	
Total	44	37	42	43	48	43	48	1	0	0	0	0	0	0	0	0	306	

Enrolment By Grade and Gender

	Grade														
Gender	K	1	2	3	4	5	6	7	8	9	10	11	12	4th	Total
Male	20	20	23	24	29	17	25	0	0	0	0	0	0	0	158
Female	26	16	20	19	18	27	22	0	0	0	0	0	0	0	148
Total	46	36	43	43	47	44	47	0	0	0	0	0	0	0	306

Enrolment By Grade

For 363 - Vanier Elementary, St. John's



* Data from the 2015-2016 AGR(Enrolment/Age as of the last day in Sept./Dec.)

** Newfoundland Statistics Classification System

*** May include itinerant teachers

NI ESD - Eastern Region

#364 - Virginia Park Elementary, St. John's

Grades: K-6

Number of Grades: 7

[FTE Teachers](#) *** : 17.3

Classification: Urban

Offers Distance Education: No

[School FTE PTR : 10.4](#)

[District FTE PTR : 12.5](#)

[Provincial FTE PTR : 12.1](#)

Enrolment By Age and Gender

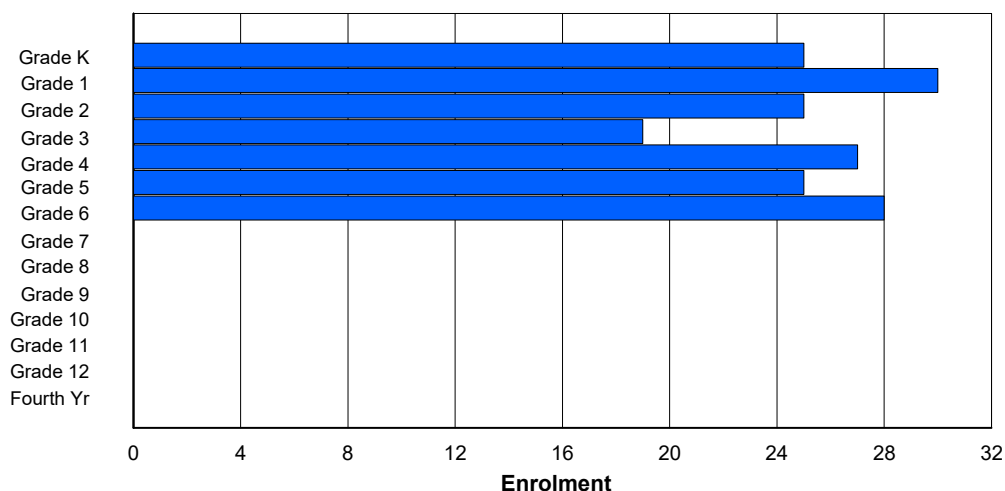
Gender	Age																	Total
	5	6	7	8	9	10	11	12	13	14	15	16	17	18	19	20>		
Male	12	16	9	10	14	13	15	2	0	0	0	0	0	0	0	0	91	
Female	13	14	15	9	13	10	12	2	0	0	0	0	0	0	0	0	88	
Total	25	30	24	19	27	23	27	4	0	0	0	0	0	0	0	0	179	

Enrolment By Grade and Gender

	Grade														
Gender	K	1	2	3	4	5	6	7	8	9	10	11	12	4th	Total
Male	12	16	10	9	15	14	15	0	0	0	0	0	0	0	91
Female	13	14	15	10	12	11	13	0	0	0	0	0	0	0	88
Total	25	30	25	19	27	25	28	0	0	0	0	0	0	0	179

Enrolment By Grade

For 364 - Virginia Park Elementary, St. John's



* Data from the 2015-2016 AGR(Enrolment/Age as of the last day in Sept./Dec.)

** Newfoundland Statistics Classification System

*** May include itinerant teachers

NI ESD - Eastern Region

#366 - Topsail Elementary, Conception Bay South (Topsail)

Grades: K-4

Number of Grades: 5

[FTE Teachers](#) *** : 32.0

Classification: Urban

Offers Distance Education: No

[School FTE PTR : 15.3](#)

[District FTE PTR : 12.5](#)

[Provincial FTE PTR : 12.1](#)

Enrolment By Age and Gender

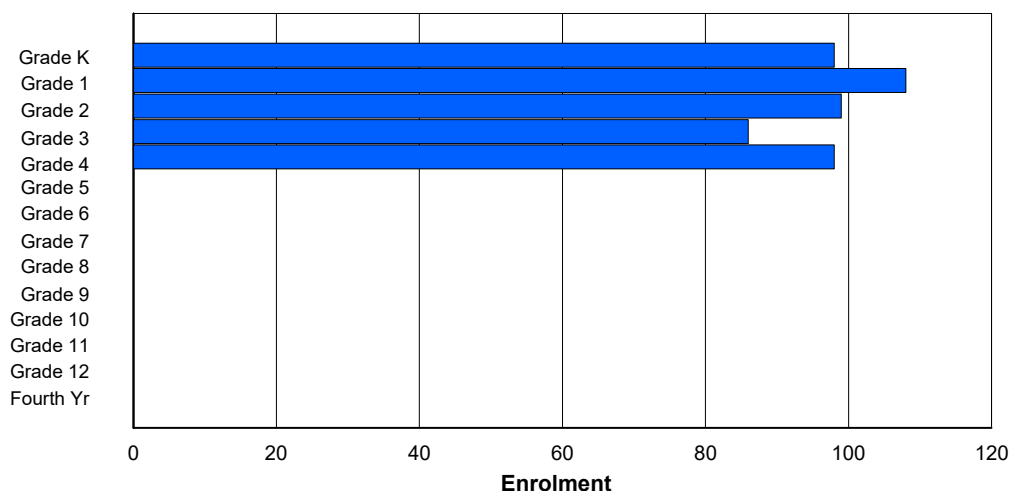
Gender	Age																	Total
	5	6	7	8	9	10	11	12	13	14	15	16	17	18	19	20>		
Male	42	64	41	43	49	0	0	0	0	0	0	0	0	0	0	0	239	
Female	55	45	57	43	50	0	0	0	0	0	0	0	0	0	0	0	250	
Total	97	109	98	86	99	0	0	0	0	0	0	0	0	0	0	0	489	

Enrolment By Grade and Gender

	<u>Grade</u>														
Gender	K	1	2	3	4	5	6	7	8	9	10	11	12	4th	Total
Male	43	63	41	43	49	0	0	0	0	0	0	0	0	0	239
Female	55	45	58	43	49	0	0	0	0	0	0	0	0	0	250
Total	98	108	99	86	98	0	0	0	0	0	0	0	0	0	489

Enrolment By Grade

For 366 - Topsail Elementary, Conception Bay South (Topsail)



* Data from the 2015-2016 AGR(Enrolment/Age as of the last day in Sept./Dec.)

** Newfoundland Statistics Classification System

*** May include itinerant teachers

NI ESD - Eastern Region

#367 - Holy Trinity Elementary, Torbay

Grades: K-6

Number of Grades: 7

[FTE Teachers](#) *** : 55.5

Classification: Urban

Offers Distance Education: No

[School FTE PTR : 15.3](#)

[District FTE PTR : 12.5](#)

[Provincial FTE PTR : 12.1](#)

Enrolment By Age and Gender

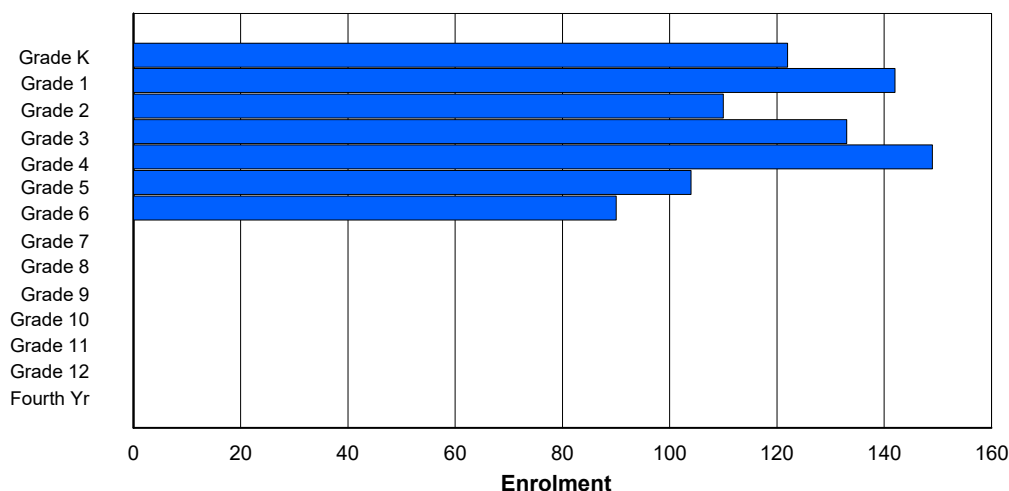
Gender	Age																	Total
	5	6	7	8	9	10	11	12	13	14	15	16	17	18	19	20>		
Male	66	69	57	56	68	55	40	3	0	0	0	0	0	0	0	0	414	
Female	55	71	56	76	79	50	48	1	0	0	0	0	0	0	0	0	436	
Total	121	140	113	132	147	105	88	4	0	0	0	0	0	0	0	0	850	

Enrolment By Grade and Gender

	Grade														
Gender	K	1	2	3	4	5	6	7	8	9	10	11	12	4th	Total
Male	66	71	55	57	70	53	42	0	0	0	0	0	0	0	414
Female	56	71	55	76	79	51	48	0	0	0	0	0	0	0	436
Total	122	142	110	133	149	104	90	0	0	0	0	0	0	0	850

Enrolment By Grade

For 367 - Holy Trinity Elementary, Torbay



* Data from the 2015-2016 AGR(Enrolment/Age as of the last day in Sept./Dec.)

** Newfoundland Statistics Classification System

*** May include itinerant teachers

NI ESD - Eastern Region

#368 - Holy Trinity High, Torbay

Grades: 7-12

Number of Grades: 6

[FTE Teachers](#) *** : 48.5

Classification: Urban

Offers Distance Education: No

[School FTE PTR : 16.1](#)

[District FTE PTR : 12.5](#)

[Provincial FTE PTR : 12.1](#)

Enrolment By Age and Gender

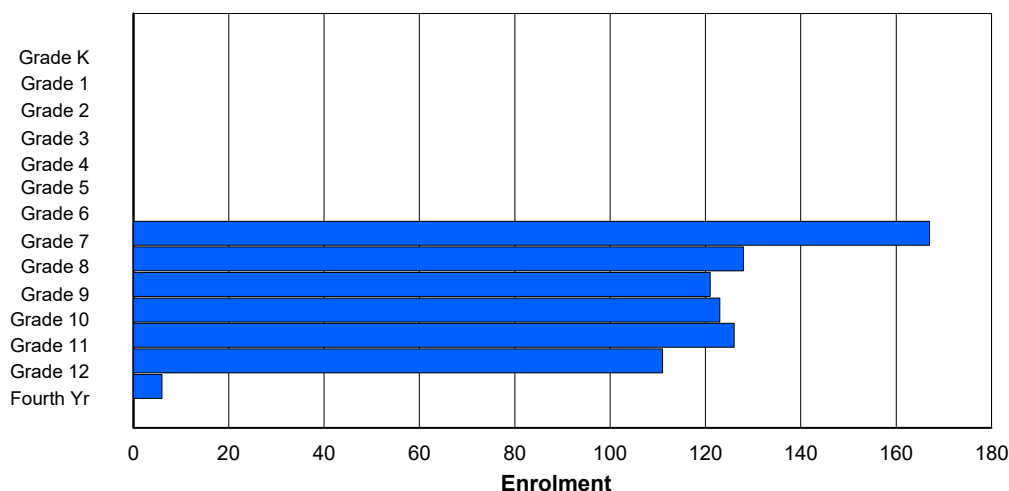
Gender	Age																	Total
	5	6	7	8	9	10	11	12	13	14	15	16	17	18	19	20>		
Male	0	0	0	0	0	0	0	73	64	65	64	66	67	5	3	0	407	
Female	0	0	0	0	0	0	0	90	62	59	58	62	40	4	0	0	375	
Total	0	0	0	0	0	0	0	163	126	124	122	128	107	9	3	0	782	

Enrolment By Grade and Gender

	<u>Grade</u>														
Gender	K	1	2	3	4	5	6	7	8	9	10	11	12	4th	Total
Male	0	0	0	0	0	0	0	75	65	63	67	63	71	3	407
Female	0	0	0	0	0	0	0	92	63	58	56	63	40	3	375
Total	0	0	0	0	0	0	0	167	128	121	123	126	111	6	782

Enrolment By Grade

For 368 - Holy Trinity High, Torbay



* Data from the 2015-2016 AGR(Enrolment/Age as of the last day in Sept./Dec.)

** Newfoundland Statistics Classification System

*** May include itinerant teachers

NI ESD - Eastern Region

#370 - Stella Maris Academy, Trepassey

Grades: 1-12

Number of Grades: 12

[FTE Teachers](#) *** : 5.8

Classification: Rural

Offers Distance Education: Yes

[School FTE PTR : 6.7](#)

[District FTE PTR : 12.5](#)

[Provincial FTE PTR : 12.1](#)

Enrolment By Age and Gender

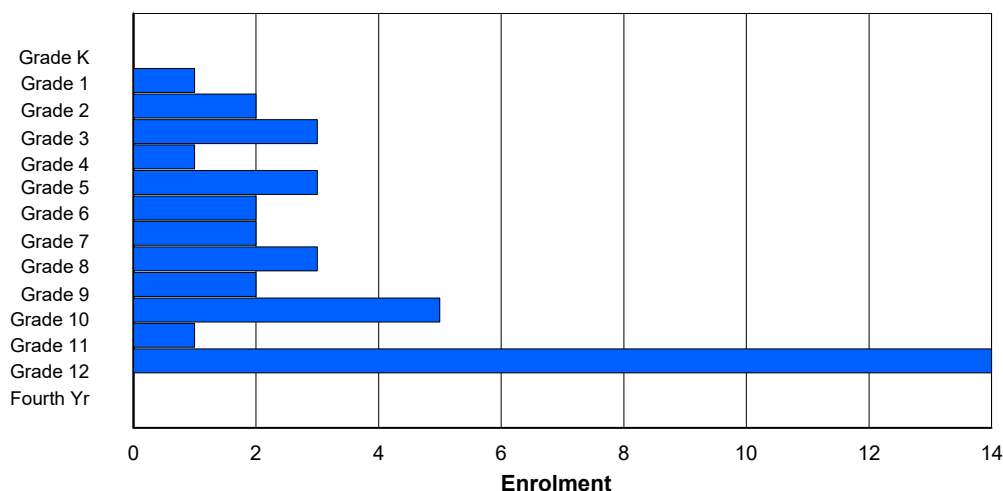
Gender	Age																	Total
	5	6	7	8	9	10	11	12	13	14	15	16	17	18	19	20>		
Male	0	0	2	1	1	2	0	2	1	1	4	1	4	0	0	0	19	
Female	0	1	0	2	0	1	1	1	3	0	1	2	7	1	0	0	20	
Total	0	1	2	3	1	3	1	3	4	1	5	3	11	1	0	0	39	

Enrolment By Grade and Gender

Gender	<u>Grade</u>														Total
	K	1	2	3	4	5	6	7	8	9	10	11	12	4th	
Male	0	0	2	1	1	2	1	1	1	1	4	0	5	0	19
Female	0	1	0	2	0	1	1	1	2	1	1	1	9	0	20
Total	0	1	2	3	1	3	2	2	3	2	5	1	14	0	39

Enrolment By Grade

For 370 - Stella Maris Academy, Trepassey



* Data from the 2015-2016 AGR(Enrolment/Age as of the last day in Sept./Dec.)

** Newfoundland Statistics Classification System

*** May include itinerant teachers

NI ESD - Eastern Region

#371 - Upper Gullies Elementary, Conception Bay South (Upper Gullies)

Classification: Urban

Offers Distance Education: No

Grades: K-6

Number of Grades: 7

[School FTE PTR : 15.4](#)

[District FTE PTR : 12.5](#)

[Provincial FTE PTR : 12.1](#)

[FTE Teachers](#) *** : 31.5

Enrolment By Age and Gender

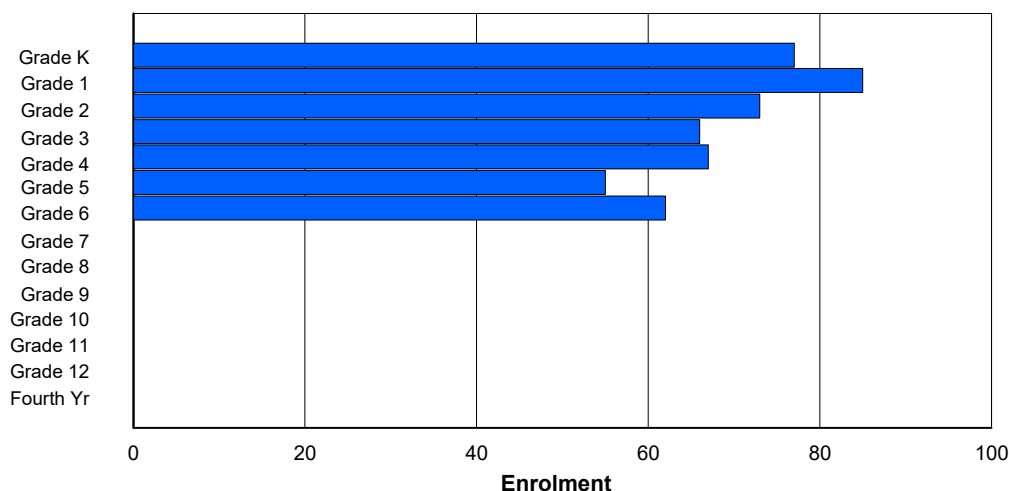
Gender	Age																	Total
	5	6	7	8	9	10	11	12	13	14	15	16	17	18	19	20>		
Male	42	46	43	39	30	33	27	0	0	0	0	0	0	0	0	0	260	
Female	34	40	30	27	36	24	33	1	0	0	0	0	0	0	0	0	225	
Total	76	86	73	66	66	57	60	1	0	0	0	0	0	0	0	0	485	

Enrolment By Grade and Gender

	Grade														
Gender	K	1	2	3	4	5	6	7	8	9	10	11	12	4th	Total
Male	42	46	43	39	31	31	28	0	0	0	0	0	0	0	260
Female	35	39	30	27	36	24	34	0	0	0	0	0	0	0	225
Total	77	85	73	66	67	55	62	0	0	0	0	0	0	0	485

Enrolment By Grade

For 371 - Upper Gullies Elementary, Conception Bay South (Upper Gullies)



* Data from the 2015-2016 AGR(Enrolment/Age as of the last day in Sept./Dec.)

** Newfoundland Statistics Classification System

*** May include itinerant teachers

NI ESD - Eastern Region

#372 - St. Bernard's Elementary, Witless Bay

Grades: K-6

Number of Grades: 7

[FTE Teachers](#) *** : 24.3

Classification: Urban

Offers Distance Education: No

[School FTE PTR : 14.9](#)

[District FTE PTR : 12.5](#)

[Provincial FTE PTR : 12.1](#)

Enrolment By Age and Gender

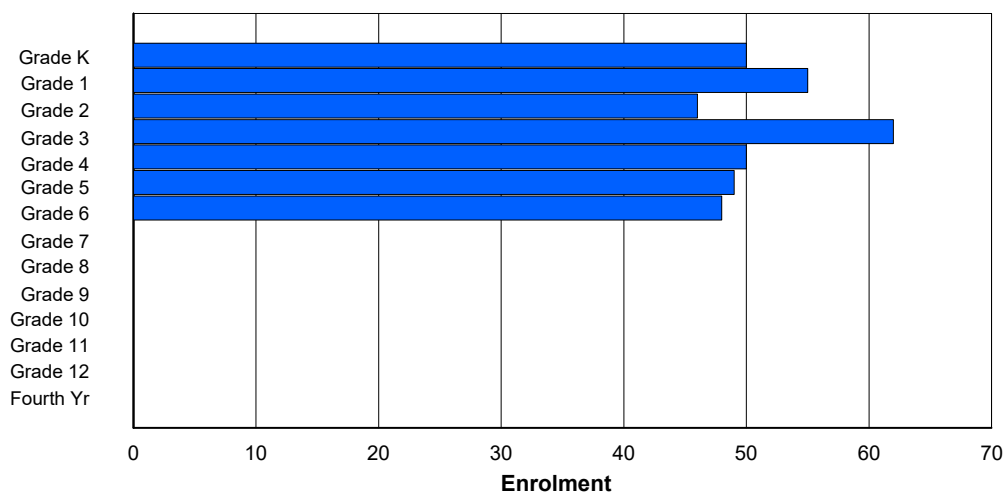
Gender	Age																	Total
	5	6	7	8	9	10	11	12	13	14	15	16	17	18	19	20>		
Male	25	25	16	30	28	22	31	2	0	0	0	0	0	0	0	0	179	
Female	25	30	30	30	24	26	16	0	0	0	0	0	0	0	0	0	181	
Total	50	55	46	60	52	48	47	2	0	0	0	0	0	0	0	0	360	

Enrolment By Grade and Gender

	<u>Grade</u>															
Gender	K	1	2	3	4	5	6	7	8	9	10	11	12	4th	Total	
Male	25	25	16	32	26	22	33	0	0	0	0	0	0	0	179	
Female	25	30	30	30	24	27	15	0	0	0	0	0	0	0	181	
Total	50	55	46	62	50	49	48	0	0	0	0	0	0	0	360	

Enrolment By Grade

For 372 - St. Bernard's Elementary, Witless Bay



* Data from the 2015-2016 AGR(Enrolment/Age as of the last day in Sept./Dec.)

** Newfoundland Statistics Classification System

*** May include itinerant teachers

NI ESD - Eastern Region

#427 - Holy Name of Mary Academy, Lawn

Grades: K-12

Number of Grades: 13

[FTE Teachers](#) *** : 11.0

Classification: Rural

Offers Distance Education: Yes

[School FTE PTR : 9.1](#)

[District FTE PTR : 12.5](#)

[Provincial FTE PTR : 12.1](#)

Enrolment By Age and Gender

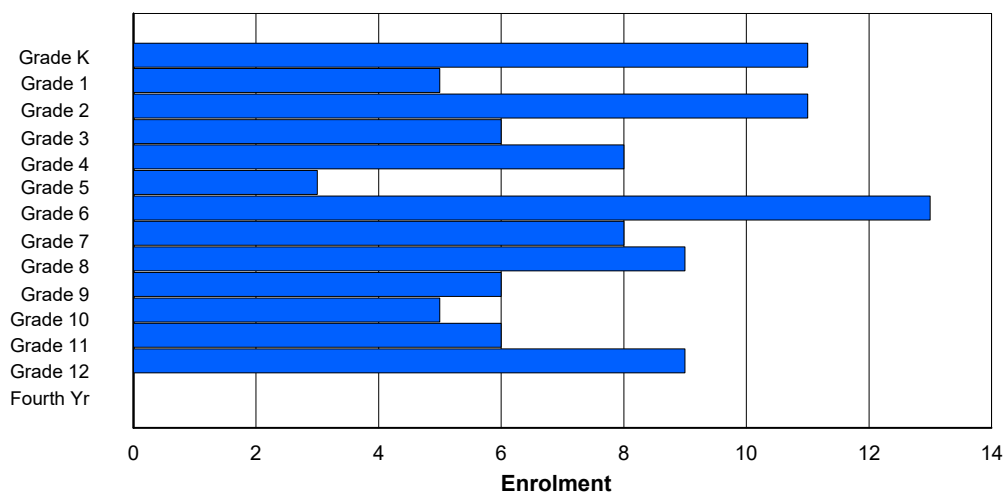
Gender	Age																	Total
	5	6	7	8	9	10	11	12	13	14	15	16	17	18	19	20>		
Male	6	1	1	3	3	3	7	5	2	6	3	2	8	0	0	0	50	
Female	5	4	9	3	5	1	6	3	6	1	2	4	1	0	0	0	50	
Total	11	5	10	6	8	4	13	8	8	7	5	6	9	0	0	0	100	

Enrolment By Grade and Gender

	Grade														
Gender	K	1	2	3	4	5	6	7	8	9	10	11	12	4th	Total
Male	6	1	2	2	4	2	7	5	3	5	3	2	8	0	50
Female	5	4	9	4	4	1	6	3	6	1	2	4	1	0	50
Total	11	5	11	6	8	3	13	8	9	6	5	6	9	0	100

Enrolment By Grade

For 427 - Holy Name of Mary Academy, Lawn



* Data from the 2015-2016 AGR(Enrolment/Age as of the last day in Sept./Dec.)

** Newfoundland Statistics Classification System

*** May include itinerant teachers

NI ESD - Eastern Region

#428 - Clarenville Middle School, Clarenville

Grades: 7-9

Number of Grades: 3

[FTE Teachers](#) *** : 20.5

Classification: Urban

Offers Distance Education: No

[School FTE PTR : 14.4](#)

[District FTE PTR : 12.5](#)

[Provincial FTE PTR : 12.1](#)

Enrolment By Age and Gender

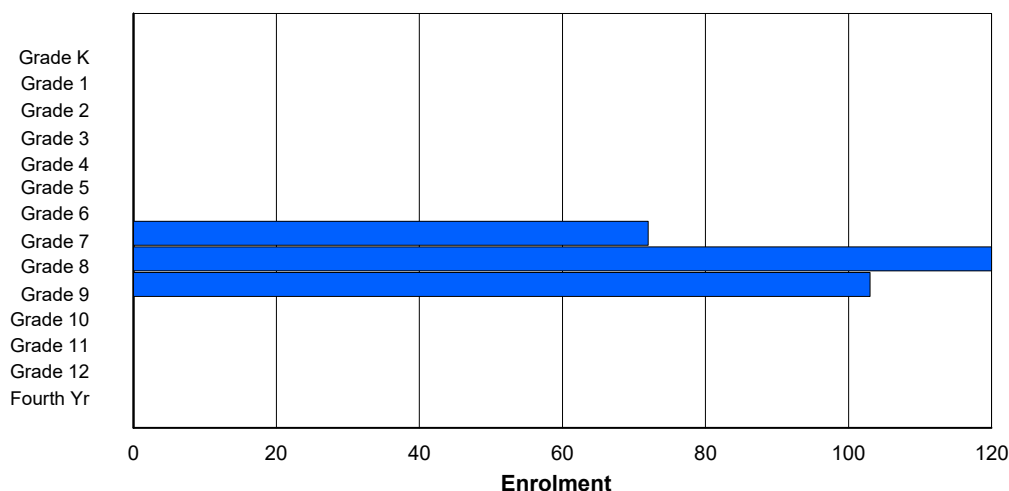
Gender	Age																	Total
	5	6	7	8	9	10	11	12	13	14	15	16	17	18	19	20>		
Male	0	0	0	0	0	0	0	34	65	48	2	0	0	0	0	0	149	
Female	0	0	0	0	0	0	0	37	55	54	0	0	0	0	0	0	146	
Total	0	0	0	0	0	0	0	71	120	102	2	0	0	0	0	0	295	

Enrolment By Grade and Gender

	<u>Grade</u>														
Gender	K	1	2	3	4	5	6	7	8	9	10	11	12	4th	Total
Male	0	0	0	0	0	0	0	34	66	49	0	0	0	0	149
Female	0	0	0	0	0	0	0	38	54	54	0	0	0	0	146
Total	0	0	0	0	0	0	0	72	120	103	0	0	0	0	295

Enrolment By Grade

For 428 - Clarenville Middle School, Clarenville



* Data from the 2015-2016 AGR(Enrolment/Age as of the last day in Sept./Dec.)

** Newfoundland Statistics Classification System

*** May include itinerant teachers

NI ESD - Eastern Region

#430 - St. Mark's School, King's Cove

Grades: K-12

Number of Grades: 13

[FTE Teachers](#) *** : 8.0

Classification: Rural

Offers Distance Education: Yes

[School FTE PTR : 8.3](#)

[District FTE PTR : 12.5](#)

[Provincial FTE PTR : 12.1](#)

Enrolment By Age and Gender

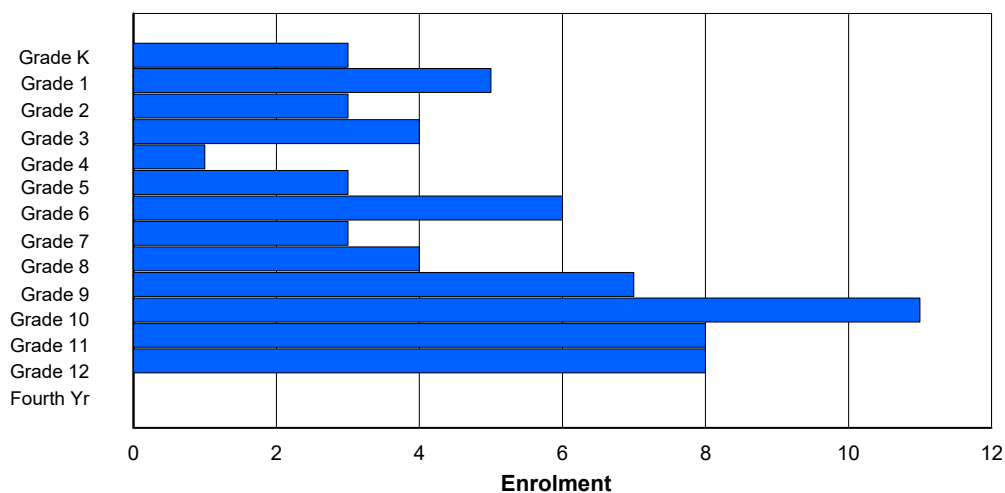
Gender	Age																	Total
	5	6	7	8	9	10	11	12	13	14	15	16	17	18	19	20>		
Male	2	0	1	3	0	1	4	2	1	3	6	3	4	0	0	0	30	
Female	1	5	2	1	1	2	2	1	3	4	5	5	4	0	0	0	36	
Total	3	5	3	4	1	3	6	3	4	7	11	8	8	0	0	0	66	

Enrolment By Grade and Gender

Gender	Grade														Total
	K	1	2	3	4	5	6	7	8	9	10	11	12	4th	
Male	2	0	1	3	0	1	4	2	1	3	6	3	4	0	30
Female	1	5	2	1	1	2	2	1	3	4	5	5	4	0	36
Total	3	5	3	4	1	3	6	3	4	7	11	8	8	0	66

Enrolment By Grade

For 430 - St. Mark's School, King's Cove



* Data from the 2015-2016 AGR(Enrolment/Age as of the last day in Sept./Dec.)

** Newfoundland Statistics Classification System

*** May include itinerant teachers

NI ESD - Eastern Region

#431 - Southwest Arm Academy, Little Heart's Ease

Grades: K-12

Number of Grades: 13

[FTE Teachers](#) *** : 11.5

Classification: Rural

Offers Distance Education: Yes

[School FTE PTR : 7.4](#)

[District FTE PTR : 12.5](#)

[Provincial FTE PTR : 12.1](#)

Enrolment By Age and Gender

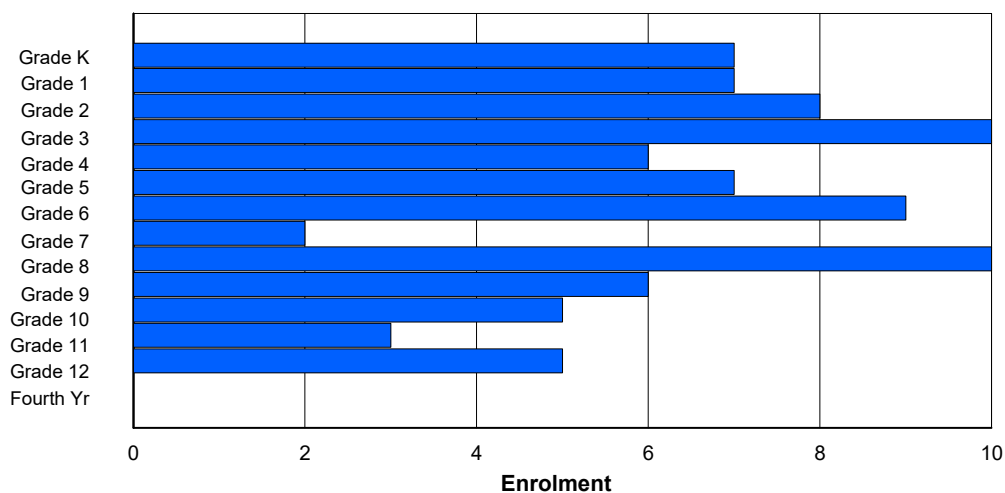
Gender	Age																	Total
	5	6	7	8	9	10	11	12	13	14	15	16	17	18	19	20>		
Male	3	4	3	4	1	3	4	0	6	5	4	1	3	0	0	0	41	
Female	4	3	5	6	5	4	5	2	4	1	1	2	2	0	0	0	44	
Total	7	7	8	10	6	7	9	2	10	6	5	3	5	0	0	0	85	

Enrolment By Grade and Gender

	<u>Grade</u>														
Gender	K	1	2	3	4	5	6	7	8	9	10	11	12	4th	Total
Male	3	4	3	4	1	3	4	0	6	5	4	1	3	0	41
Female	4	3	5	6	5	4	5	2	4	1	1	2	2	0	44
Total	7	7	8	10	6	7	9	2	10	6	5	3	5	0	85

Enrolment By Grade

For 431 - Southwest Arm Academy, Little Heart's Ease



* Data from the 2015-2016 AGR(Enrolment/Age as of the last day in Sept./Dec.)

** Newfoundland Statistics Classification System

*** May include itinerant teachers

NI ESD - Eastern Region

#433 - Tricon Elementary, Bay de Verde

Grades: K-6

Number of Grades: 7

[FTE Teachers](#) *** : 9.8

Classification: Rural

Offers Distance Education: No

[School FTE PTR : 11.3](#)

[District FTE PTR : 12.5](#)

[Provincial FTE PTR : 12.1](#)

Enrolment By Age and Gender

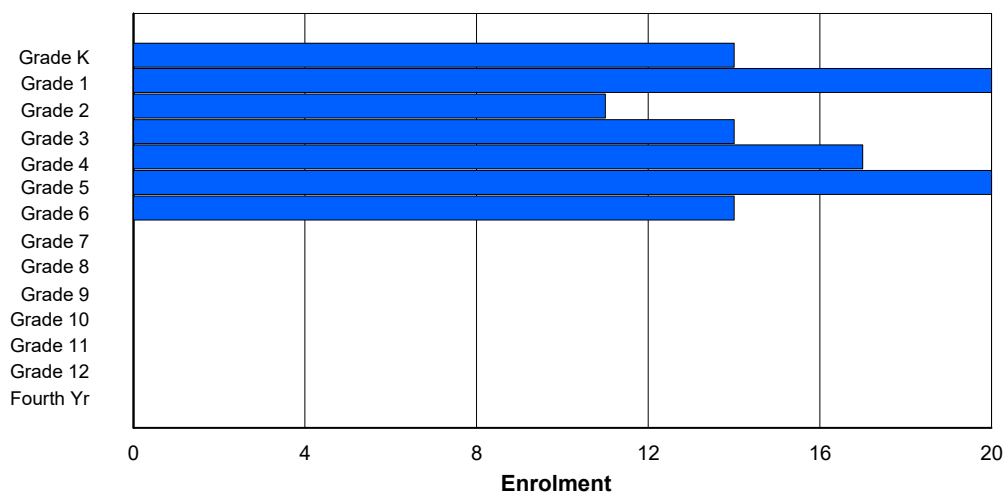
Gender	Age																	Total
	5	6	7	8	9	10	11	12	13	14	15	16	17	18	19	20>		
Male	7	15	3	7	9	11	7	1	0	0	0	0	0	0	0	0	60	
Female	6	6	8	7	8	8	7	0	0	0	0	0	0	0	0	0	50	
Total	13	21	11	14	17	19	14	1	0	0	0	0	0	0	0	0	110	

Enrolment By Grade and Gender

	<u>Grade</u>														
Gender	K	1	2	3	4	5	6	7	8	9	10	11	12	4th	Total
Male	8	14	3	7	9	12	7	0	0	0	0	0	0	0	60
Female	6	6	8	7	8	8	7	0	0	0	0	0	0	0	50
Total	14	20	11	14	17	20	14	0	0	0	0	0	0	0	110

Enrolment By Grade

For 433 - Tricon Elementary, Bay de Verde



* Data from the 2015-2016 AGR(Enrolment/Age as of the last day in Sept./Dec.)

** Newfoundland Statistics Classification System

*** May include itinerant teachers

NI ESD - Eastern Region

#435 - St. Anne's Academy, Dunville

Classification: Rural

Offers Distance Education: No

Grades: K-6

Number of Grades: 7

[School FTE PTR : 12.2](#)

[District FTE PTR : 12.5](#)

[Provincial FTE PTR : 12.1](#)

[FTE Teachers](#) *** : 19.5

Enrolment By Age and Gender

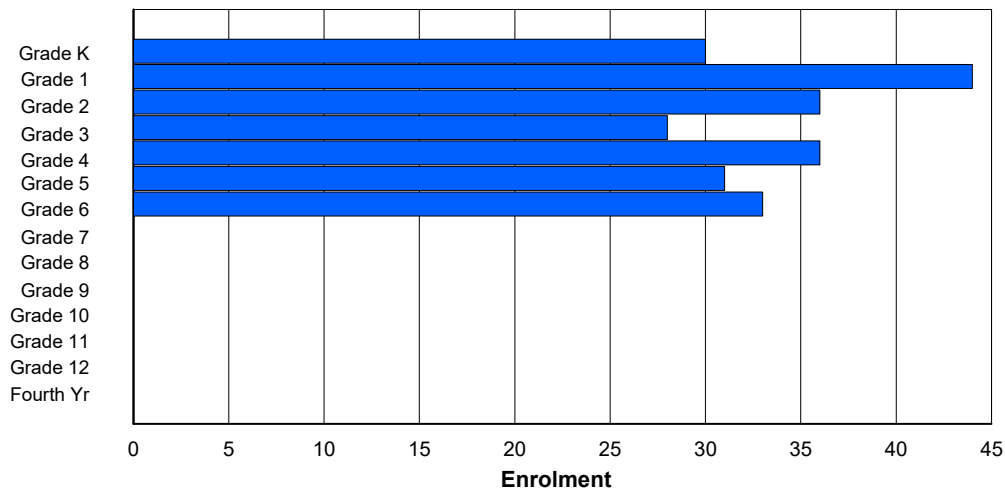
Gender	Age																	Total
	5	6	7	8	9	10	11	12	13	14	15	16	17	18	19	20>		
Male	18	26	20	20	22	15	18	0	0	0	0	0	0	0	0	0	139	
Female	12	18	16	7	16	14	16	0	0	0	0	0	0	0	0	0	99	
Total	30	44	36	27	38	29	34	0	0	0	0	0	0	0	0	0	238	

Enrolment By Grade and Gender

	<u>Grade</u>														
Gender	K	1	2	3	4	5	6	7	8	9	10	11	12	4th	Total
Male	18	26	20	21	21	16	17	0	0	0	0	0	0	0	139
Female	12	18	16	7	15	15	16	0	0	0	0	0	0	0	99
Total	30	44	36	28	36	31	33	0	0	0	0	0	0	0	238

Enrolment By Grade

For 435 - St. Anne's Academy, Dunville



* Data from the 2015-2016 AGR(Enrolment/Age as of the last day in Sept./Dec.)

** Newfoundland Statistics Classification System

*** May include itinerant teachers

NI ESD - Eastern Region

#442 - Persalvic Elementary, Victoria

Grades: K-8

Number of Grades: 9

[FTE Teachers](#) *** : 21.8

Classification: Rural

Offers Distance Education: No

[School FTE PTR : 12.1](#)

[District FTE PTR : 12.5](#)

[Provincial FTE PTR : 12.1](#)

Enrolment By Age and Gender

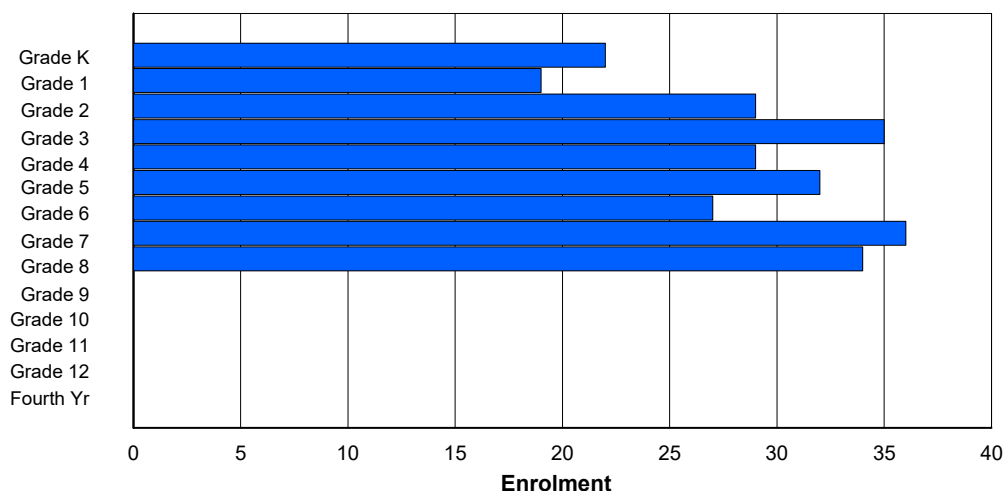
Gender	Age																	Total
	5	6	7	8	9	10	11	12	13	14	15	16	17	18	19	20>		
Male	8	9	19	16	15	14	11	20	15	0	0	0	0	0	0	0	127	
Female	14	10	10	19	14	18	16	16	19	0	0	0	0	0	0	0	136	
Total	22	19	29	35	29	32	27	36	34	0	0	0	0	0	0	0	263	

Enrolment By Grade and Gender

	<u>Grade</u>															
Gender	K	1	2	3	4	5	6	7	8	9	10	11	12	4th	Total	
Male	8	9	19	16	15	14	11	20	15	0	0	0	0	0	127	
Female	14	10	10	19	14	18	16	16	19	0	0	0	0	0	136	
Total	22	19	29	35	29	32	27	36	34	0	0	0	0	0	263	

Enrolment By Grade

For 442 - Persalvic Elementary, Victoria



* Data from the 2015-2016 AGR(Enrolment/Age as of the last day in Sept./Dec.)

** Newfoundland Statistics Classification System

*** May include itinerant teachers

NI ESD - Eastern Region

#444 - Cabot Academy, Western Bay

Grades: K-6

Number of Grades: 7

[FTE Teachers](#) *** : 9.5

Classification: Rural

Offers Distance Education: No

[School FTE PTR : 12.4](#)

[District FTE PTR : 12.5](#)

[Provincial FTE PTR : 12.1](#)

Enrolment By Age and Gender

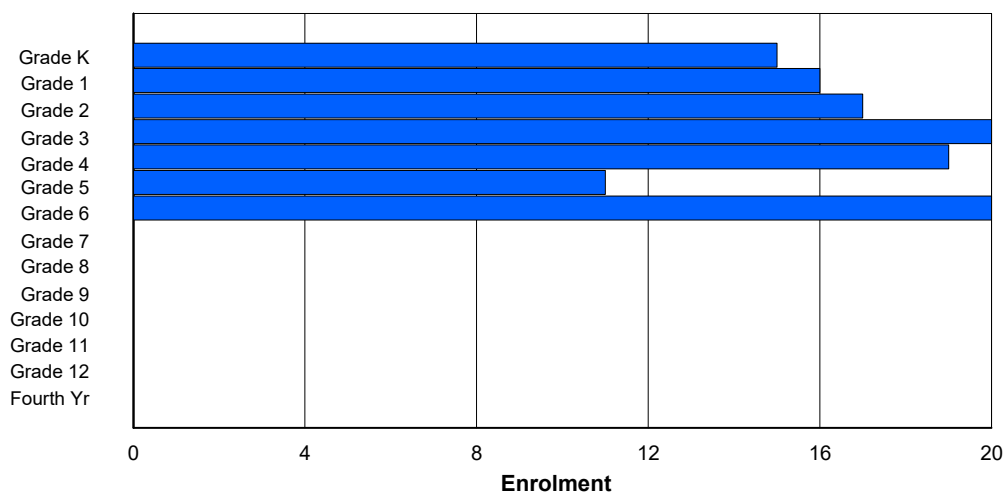
Gender	Age																	Total
	5	6	7	8	9	10	11	12	13	14	15	16	17	18	19	20>		
Male	7	6	6	14	6	5	8	0	0	0	0	0	0	0	0	0	52	
Female	8	10	11	6	13	6	12	0	0	0	0	0	0	0	0	0	66	
Total	15	16	17	20	19	11	20	0	0	0	0	0	0	0	0	0	118	

Enrolment By Grade and Gender

	Grade														
Gender	K	1	2	3	4	5	6	7	8	9	10	11	12	4th	Total
Male	7	6	6	14	6	5	8	0	0	0	0	0	0	0	52
Female	8	10	11	6	13	6	12	0	0	0	0	0	0	0	66
Total	15	16	17	20	19	11	20	0	0	0	0	0	0	0	118

Enrolment By Grade

For 444 - Cabot Academy, Western Bay



* Data from the 2015-2016 AGR(Enrolment/Age as of the last day in Sept./Dec.)

** Newfoundland Statistics Classification System

*** May include itinerant teachers

NI ESD - Eastern Region

#446 - Whitbourne Elementary, Whitbourne

Grades: K-6

Number of Grades: 7

[FTE Teachers](#) *** : 8.0

Classification: Rural

Offers Distance Education: No

[School FTE PTR : 9.8](#)

[District FTE PTR : 12.5](#)

[Provincial FTE PTR : 12.1](#)

Enrolment By Age and Gender

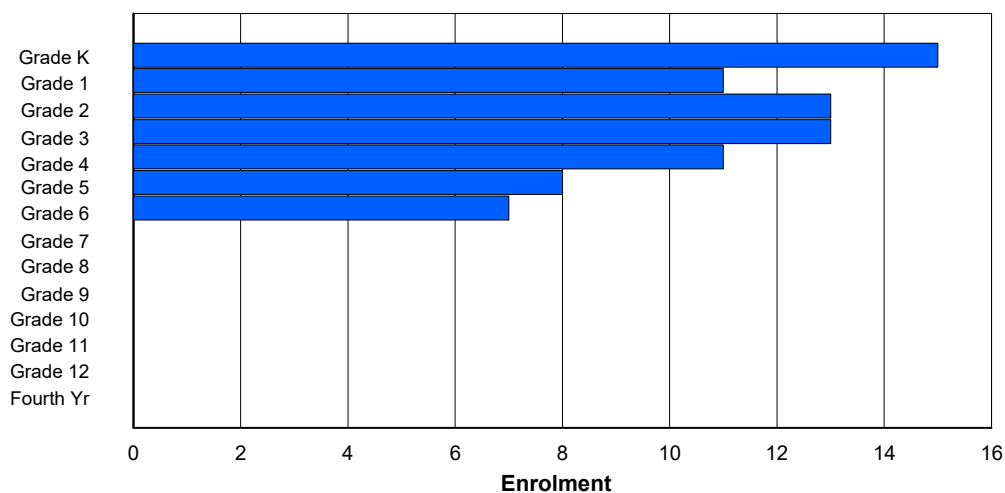
Gender	Age																	Total
	5	6	7	8	9	10	11	12	13	14	15	16	17	18	19	20>		
Male	7	2	8	5	6	5	4	0	0	0	0	0	0	0	0	0	37	
Female	8	9	5	8	5	3	3	0	0	0	0	0	0	0	0	0	41	
Total	15	11	13	13	11	8	7	0	0	0	0	0	0	0	0	0	78	

Enrolment By Grade and Gender

	<u>Grade</u>														
Gender	K	1	2	3	4	5	6	7	8	9	10	11	12	4th	Total
Male	7	2	8	5	6	5	4	0	0	0	0	0	0	0	37
Female	8	9	5	8	5	3	3	0	0	0	0	0	0	0	41
Total	15	11	13	13	11	8	7	0	0	0	0	0	0	0	78

Enrolment By Grade

For 446 - Whitbourne Elementary, Whitbourne



* Data from the 2015-2016 AGR(Enrolment/Age as of the last day in Sept./Dec.)

** Newfoundland Statistics Classification System

*** May include itinerant teachers

NI ESD - Eastern Region

#447 - Baltimore School Complex, Ferryland

Grades: K-12

Number of Grades: 13

[FTE Teachers](#) *** : 20.3

Classification: Rural

Offers Distance Education: Yes

[School FTE PTR : 11.0](#)

[District FTE PTR : 12.5](#)

[Provincial FTE PTR : 12.1](#)

Enrolment By Age and Gender

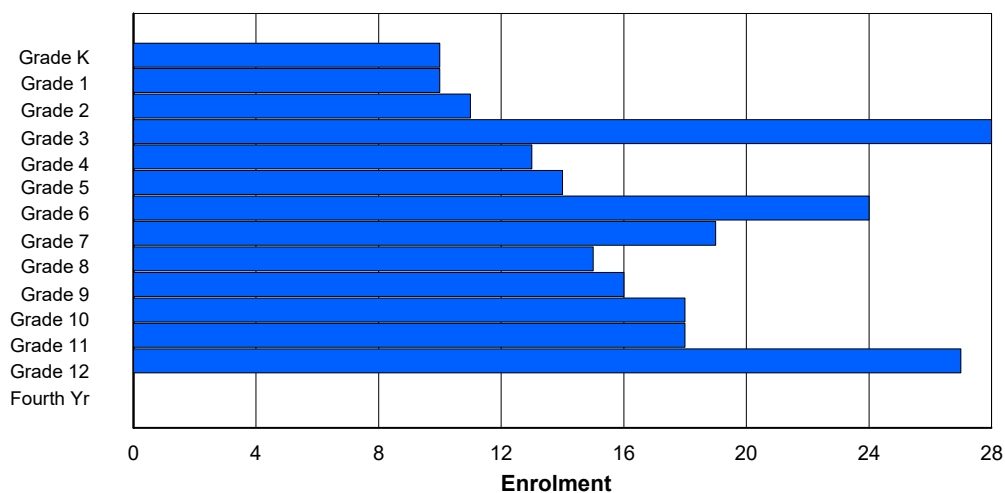
Gender	Age																	Total
	5	6	7	8	9	10	11	12	13	14	15	16	17	18	19	20>		
Male	4	4	6	9	10	8	11	10	7	9	11	9	12	1	0	0	111	
Female	6	6	5	18	4	6	13	8	9	7	8	8	14	0	0	0	112	
Total	10	10	11	27	14	14	24	18	16	16	19	17	26	1	0	0	223	

Enrolment By Grade and Gender

	<u>Grade</u>														
Gender	K	1	2	3	4	5	6	7	8	9	10	11	12	4th	Total
Male	4	4	6	10	9	8	11	11	6	9	11	9	13	0	111
Female	6	6	5	18	4	6	13	8	9	7	7	9	14	0	112
Total	10	10	11	28	13	14	24	19	15	16	18	18	27	0	223

Enrolment By Grade

For 447 - Baltimore School Complex, Ferryland



* Data from the 2015-2016 AGR(Enrolment/Age as of the last day in Sept./Dec.)

** Newfoundland Statistics Classification System

*** May include itinerant teachers

NI ESD - Eastern Region

#452 - District School, St. John's

Grades: 7-12

Number of Grades: 6

[FTE Teachers](#) *** : 20.0

Classification: Urban

Offers Distance Education: No

[School FTE PTR : 2.1](#)

[District FTE PTR : 12.5](#)

[Provincial FTE PTR : 12.1](#)

Enrolment By Age and Gender

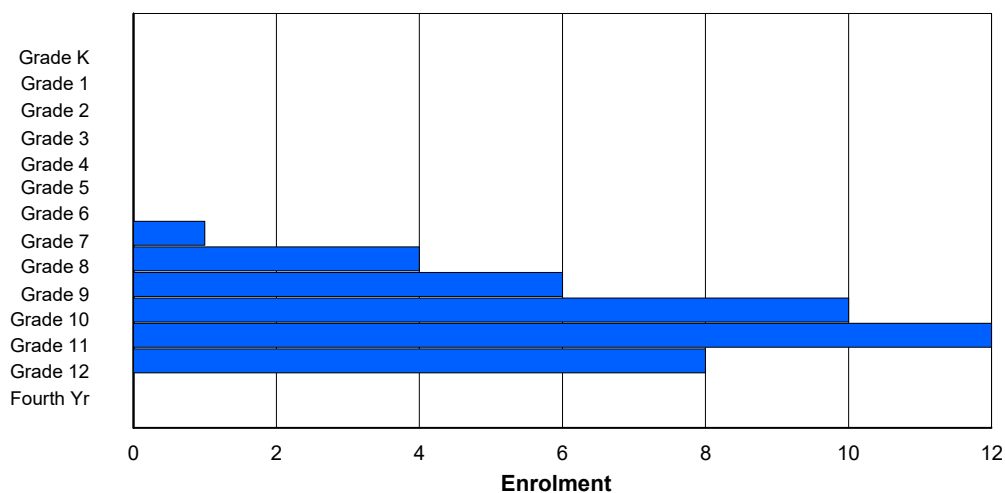
Gender	Age																	Total
	5	6	7	8	9	10	11	12	13	14	15	16	17	18	19	20>		
Male	0	0	0	0	0	0	0	1	2	3	9	5	8	0	0	0	28	
Female	0	0	0	0	0	0	0	0	1	2	1	3	5	1	0	0	13	
Total	0	0	0	0	0	0	0	1	3	5	10	8	13	1	0	0	41	

Enrolment By Grade and Gender

	<u>Grade</u>															
Gender	K	1	2	3	4	5	6	7	8	9	10	11	12	4th	Total	
Male	0	0	0	0	0	0	0	1	3	4	8	7	5	0	28	
Female	0	0	0	0	0	0	0	0	1	2	2	5	3	0	13	
Total	0	0	0	0	0	0	0	1	4	6	10	12	8	0	41	

Enrolment By Grade

For 452 - District School, St. John's



* Data from the 2015-2016 AGR(Enrolment/Age as of the last day in Sept./Dec.)

** Newfoundland Statistics Classification System

*** May include itinerant teachers

NI ESD - Eastern Region

#464 - Crescent Collegiate, Blaketown

Grades: 7-12

Number of Grades: 6

[FTE Teachers](#) *** : 36.5

Classification: Rural

Offers Distance Education: No

[School FTE PTR : 14.6](#)

[District FTE PTR : 12.5](#)

[Provincial FTE PTR : 12.1](#)

Enrolment By Age and Gender

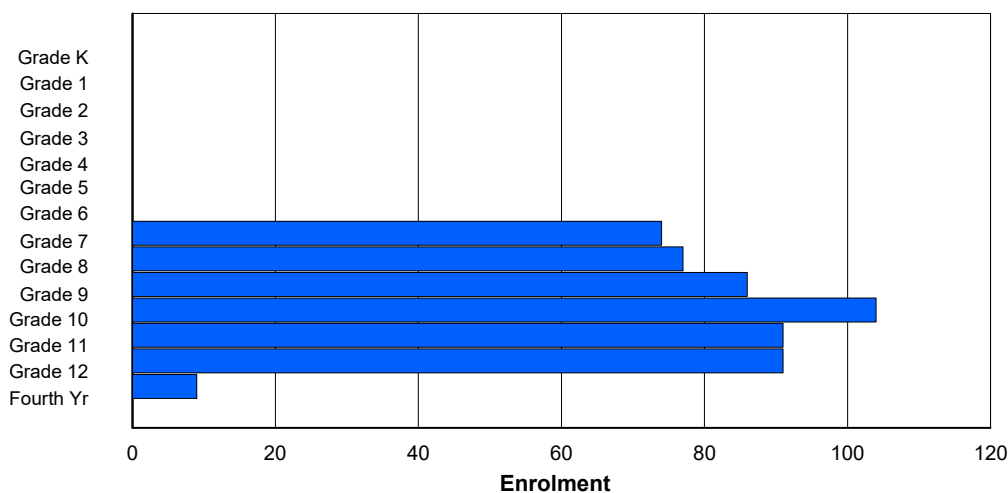
Gender	Age																	Total
	5	6	7	8	9	10	11	12	13	14	15	16	17	18	19	20>		
Male	0	0	0	0	0	0	0	38	38	37	51	45	51	2	0	0	262	
Female	0	0	0	0	0	0	0	35	38	48	54	43	41	9	1	1	270	
Total	0	0	0	0	0	0	0	73	76	85	105	88	92	11	1	1	532	

Enrolment By Grade and Gender

	<u>Grade</u>															
Gender	K	1	2	3	4	5	6	7	8	9	10	11	12	4th	Total	
Male	0	0	0	0	0	0	0	39	38	38	50	48	47	2	262	
Female	0	0	0	0	0	0	0	35	39	48	54	43	44	7	270	
Total	0	0	0	0	0	0	0	74	77	86	104	91	91	9	532	

Enrolment By Grade

For 464 - Crescent Collegiate, Blaketown



* Data from the 2015-2016 AGR(Enrolment/Age as of the last day in Sept./Dec.)

** Newfoundland Statistics Classification System

*** May include itinerant teachers

NI ESD - Eastern Region

#465 - Holy Cross Junior High, St. John's

Grades: 7-9

Number of Grades: 3

Classification: Urban

Offers Distance Education: No

[School FTE PTR : 8.8](#)

[District FTE PTR : 12.5](#)

[Provincial FTE PTR : 12.1](#)

[FTE Teachers](#) *** : 12.3

Enrolment By Age and Gender

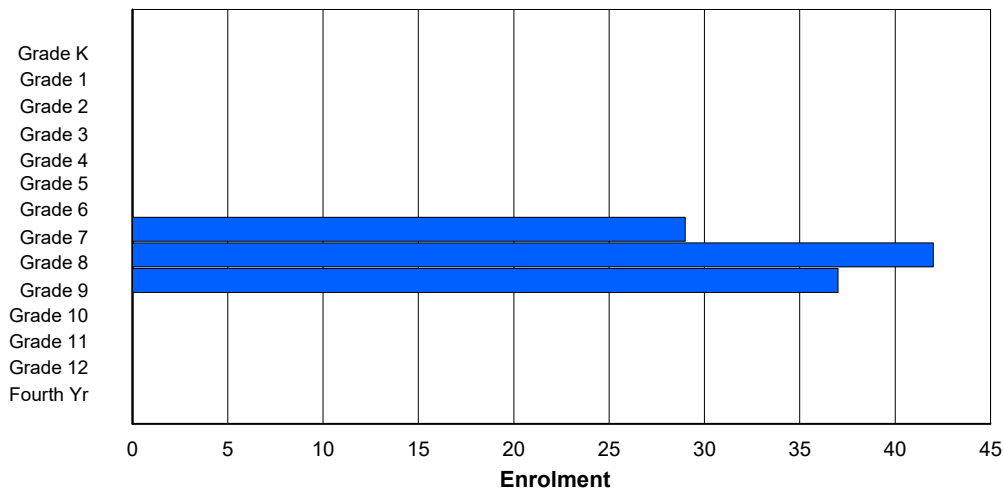
Gender	Age																	Total
	5	6	7	8	9	10	11	12	13	14	15	16	17	18	19	20>		
Male	0	0	0	0	0	0	0	14	22	19	1	0	0	0	0	0	56	
Female	0	0	0	0	0	0	0	13	20	19	0	0	0	0	0	0	52	
Total	0	0	0	0	0	0	0	27	42	38	1	0	0	0	0	0	108	

Enrolment By Grade and Gender

	<u>Grade</u>														
Gender	K	1	2	3	4	5	6	7	8	9	10	11	12	4th	Total
Male	0	0	0	0	0	0	0	15	23	18	0	0	0	0	56
Female	0	0	0	0	0	0	0	14	19	19	0	0	0	0	52
Total	0	0	0	0	0	0	0	29	42	37	0	0	0	0	108

Enrolment By Grade

For 465 - Holy Cross Junior High, St. John's



* Data from the 2015-2016 AGR(Enrolment/Age as of the last day in Sept./Dec.)

** Newfoundland Statistics Classification System

*** May include itinerant teachers

NI ESD - Eastern Region

#468 - Hazelwood Elementary, St. John's

Grades: K-6

Number of Grades: 7

[FTE Teachers](#) *** : 34.0

Classification: Urban

Offers Distance Education: No

[School FTE PTR : 14.9](#)

[District FTE PTR : 12.5](#)

[Provincial FTE PTR : 12.1](#)

Enrolment By Age and Gender

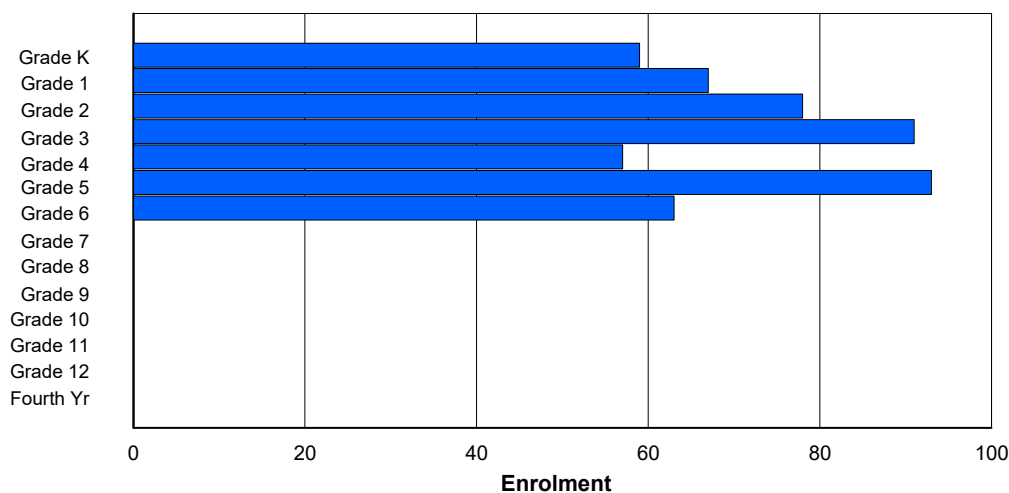
Gender	Age																	Total
	5	6	7	8	9	10	11	12	13	14	15	16	17	18	19	20>		
Male	34	30	40	43	28	50	31	3	1	0	0	0	0	0	0	0	260	
Female	24	37	36	46	34	38	33	0	0	0	0	0	0	0	0	0	248	
Total	58	67	76	89	62	88	64	3	1	0	0	0	0	0	0	0	508	

Enrolment By Grade and Gender

	<u>Grade</u>														
Gender	K	1	2	3	4	5	6	7	8	9	10	11	12	4th	Total
Male	35	30	42	42	26	52	33	0	0	0	0	0	0	0	260
Female	24	37	36	49	31	41	30	0	0	0	0	0	0	0	248
Total	59	67	78	91	57	93	63	0	0	0	0	0	0	0	508

Enrolment By Grade

For 468 - Hazelwood Elementary, St. John's



* Data from the 2015-2016 AGR(Enrolment/Age as of the last day in Sept./Dec.)

** Newfoundland Statistics Classification System

*** May include itinerant teachers

NI ESD - Eastern Region

#471 - Heritage Collegiate, Lethbridge

Classification: Rural
Offers Distance Education: Yes

Grades: 7-12

Number of Grades: 6

[School FTE PTR : 12.2](#)

[District FTE PTR : 12.5](#)

[Provincial FTE PTR : 12.1](#)

[FTE Teachers](#) *** : 14.5

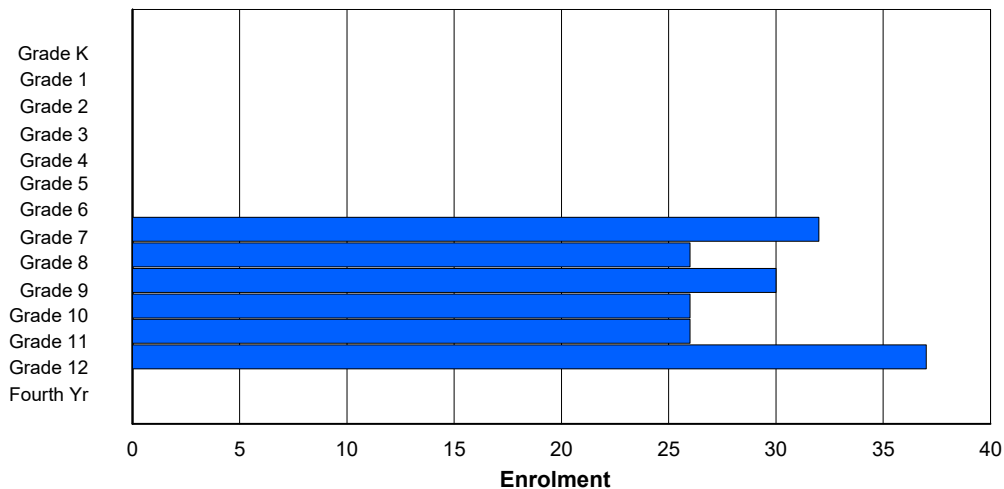
Enrolment By Age and Gender

Gender	Age																	Total
	5	6	7	8	9	10	11	12	13	14	15	16	17	18	19	20>		
Male	0	0	0	0	0	0	0	13	9	16	17	10	18	0	0	1	84	
Female	0	0	0	0	0	0	0	19	15	15	10	16	17	1	0	0	93	
Total	0	0	0	0	0	0	0	32	24	31	27	26	35	1	0	1	177	

Enrolment By Grade and Gender

	<u>Grade</u>															
Gender	K	1	2	3	4	5	6	7	8	9	10	11	12	4th	Total	
Male	0	0	0	0	0	0	0	13	10	16	16	10	19	0	84	
Female	0	0	0	0	0	0	0	19	16	14	10	16	18	0	93	
Total	0	0	0	0	0	0	0	32	26	30	26	26	37	0	177	

Enrolment By Grade
For 471 - Heritage Collegiate, Lethbridge



* Data from the 2015-2016 AGR(Enrolment/Age as of the last day in Sept./Dec.)

** Newfoundland Statistics Classification System

*** May include itinerant teachers

NI ESD - Eastern Region

#473 - Cape St. Francis Elementary, Pouch Cove

Grades: K-6

Number of Grades: 7

[FTE Teachers](#) *** : 23.9

Classification: Urban

Offers Distance Education: No

[School FTE PTR : 13.5](#)

[District FTE PTR : 12.5](#)

[Provincial FTE PTR : 12.1](#)

Enrolment By Age and Gender

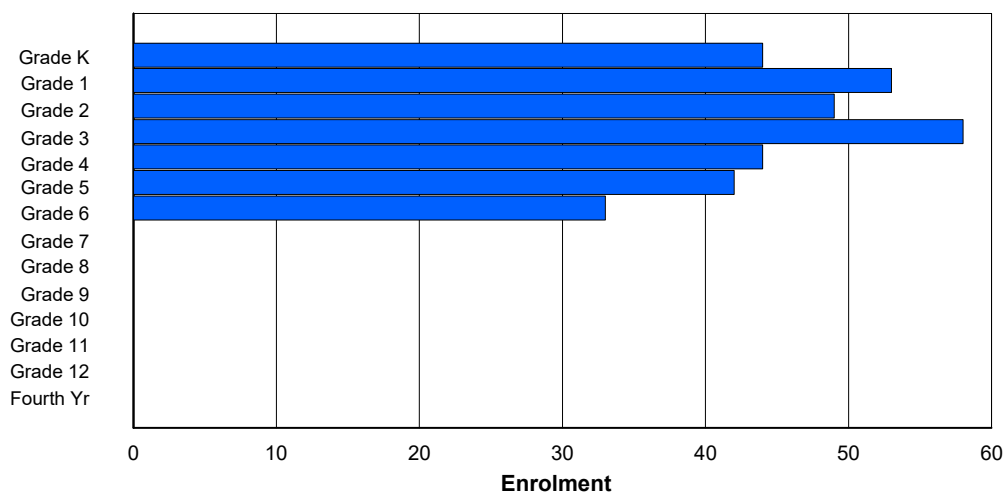
Gender	Age																	Total
	5	6	7	8	9	10	11	12	13	14	15	16	17	18	19	20>		
Male	21	24	28	25	30	21	13	0	0	0	0	0	0	0	0	0	162	
Female	23	27	23	32	16	19	20	0	1	0	0	0	0	0	0	0	161	
Total	44	51	51	57	46	40	33	0	1	0	0	0	0	0	0	0	323	

Enrolment By Grade and Gender

	<u>Grade</u>															
Gender	K	1	2	3	4	5	6	7	8	9	10	11	12	4th	Total	
Male	21	26	26	26	29	22	12	0	0	0	0	0	0	0	162	
Female	23	27	23	32	15	20	21	0	0	0	0	0	0	0	161	
Total	44	53	49	58	44	42	33	0	0	0	0	0	0	0	323	

Enrolment By Grade

For 473 - Cape St. Francis Elementary, Pouch Cove



* Data from the 2015-2016 AGR(Enrolment/Age as of the last day in Sept./Dec.)

** Newfoundland Statistics Classification System

*** May include itinerant teachers

NI ESD - Eastern Region

#476 - Baccalieu Collegiate, Old Perlican

Grades: 7-12

Number of Grades: 6

[FTE Teachers](#) *** : 15.3

Classification: Rural

Offers Distance Education: Yes

[School FTE PTR : 13.0](#)

[District FTE PTR : 12.5](#)

[Provincial FTE PTR : 12.1](#)

Enrolment By Age and Gender

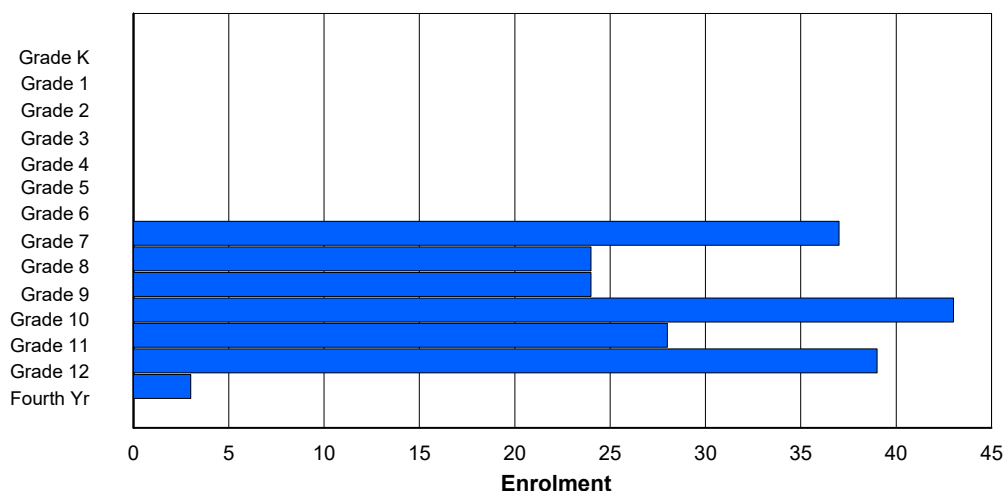
Gender	Age																
	5	6	7	8	9	10	11	12	13	14	15	16	17	18	19	20>	Total
Male	0	0	0	0	0	0	0	21	19	11	23	15	19	1	1	1	111
Female	0	0	0	0	0	0	0	14	6	15	18	13	21	0	0	0	87
Total	0	0	0	0	0	0	0	35	25	26	41	28	40	1	1	1	198

Enrolment By Grade and Gender

	<u>Grade</u>															
Gender	K	1	2	3	4	5	6	7	8	9	10	11	12	4th	Total	
Male	0	0	0	0	0	0	0	22	18	11	24	15	18	3	111	
Female	0	0	0	0	0	0	0	15	6	13	19	13	21	0	87	
Total	0	0	0	0	0	0	0	37	24	24	43	28	39	3	198	

Enrolment By Grade

For 476 - Baccalieu Collegiate, Old Perlican



* Data from the 2015-2016 AGR(Enrolment/Age as of the last day in Sept./Dec.)

** Newfoundland Statistics Classification System

*** May include itinerant teachers

NI ESD - Eastern Region

#489 - Waterford Valley High, St. John's

Grades: 10-12

Number of Grades: 3

[FTE Teachers](#) *** : 50.5

Classification: Urban

Offers Distance Education: No

[School FTE PTR : 15.1](#)

[District FTE PTR : 12.5](#)

[Provincial FTE PTR : 12.1](#)

Enrolment By Age and Gender

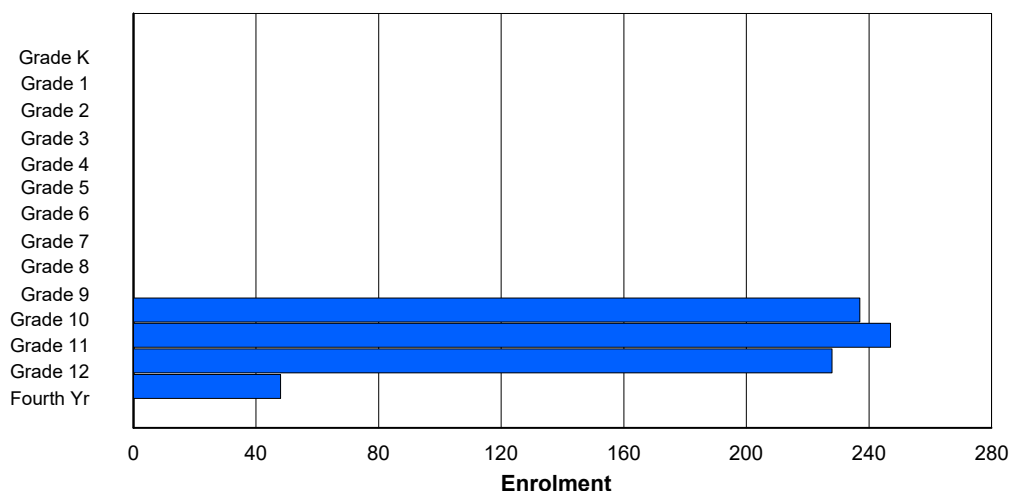
Gender	Age																	Total
	5	6	7	8	9	10	11	12	13	14	15	16	17	18	19	20>		
Male	0	0	0	0	0	0	0	0	0	0	117	112	116	34	11	1	391	
Female	0	0	0	0	0	0	0	0	0	0	106	122	116	19	4	2	369	
Total	0	0	0	0	0	0	0	0	0	0	223	234	232	53	15	3	760	

Enrolment By Grade and Gender

	<u>Grade</u>														
Gender	K	1	2	3	4	5	6	7	8	9	10	11	12	4th	Total
Male	0	0	0	0	0	0	0	0	0	0	127	122	114	28	391
Female	0	0	0	0	0	0	0	0	0	0	110	125	114	20	369
Total	0	0	0	0	0	0	0	0	0	0	237	247	228	48	760

Enrolment By Grade

For 489 - Waterford Valley High, St. John's



* Data from the 2015-2016 AGR(Enrolment/Age as of the last day in Sept./Dec.)

** Newfoundland Statistics Classification System

*** May include itinerant teachers

NI ESD - Eastern Region

#492 - Octagon Pond Elementary, Paradise

Grades: K-6

Number of Grades: 7

[FTE Teachers](#) *** : 31.0

Classification: Urban

Offers Distance Education: No

[School FTE PTR : 13.5](#)

[District FTE PTR : 12.5](#)

[Provincial FTE PTR : 12.1](#)

Enrolment By Age and Gender

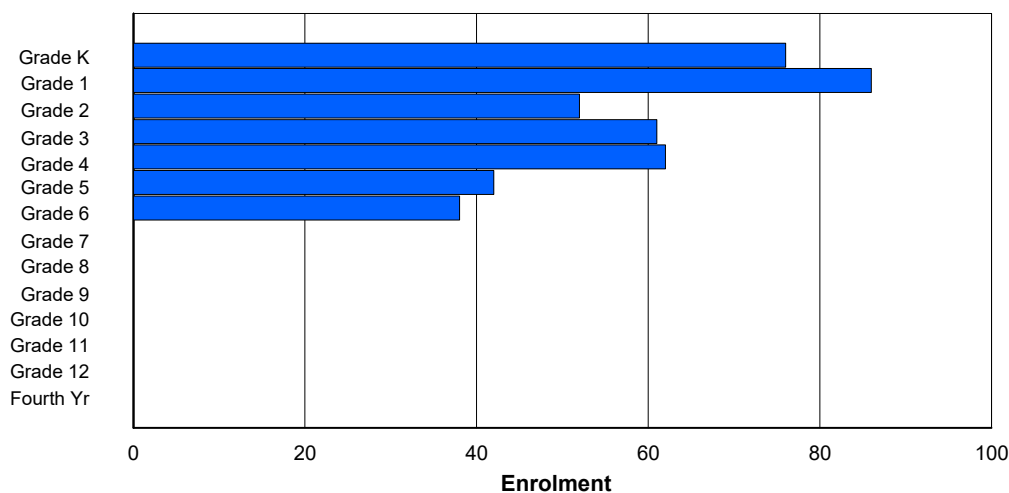
Gender	Age																	Total
	5	6	7	8	9	10	11	12	13	14	15	16	17	18	19	20>		
Male	37	39	27	37	39	21	18	1	0	0	0	0	0	0	0	0	219	
Female	39	46	26	24	21	24	18	0	0	0	0	0	0	0	0	0	198	
Total	76	85	53	61	60	45	36	1	0	0	0	0	0	0	0	0	417	

Enrolment By Grade and Gender

	<u>Grade</u>														
Gender	K	1	2	3	4	5	6	7	8	9	10	11	12	4th	Total
Male	37	39	27	37	41	19	19	0	0	0	0	0	0	0	219
Female	39	47	25	24	21	23	19	0	0	0	0	0	0	0	198
Total	76	86	52	61	62	42	38	0	0	0	0	0	0	0	417

Enrolment By Grade

For 492 - Octagon Pond Elementary, Paradise



* Data from the 2015-2016 AGR(Enrolment/Age as of the last day in Sept./Dec.)

** Newfoundland Statistics Classification System

*** May include itinerant teachers

NI ESD - Eastern Region

#924 - Tricentia Academy, Arnold's Cove

Grades: K-12

Number of Grades: 13

[FTE Teachers](#) *** : 19.8

Classification: Rural

Offers Distance Education: Yes

[School FTE PTR : 12.2](#)

[District FTE PTR : 12.5](#)

[Provincial FTE PTR : 12.1](#)

Enrolment By Age and Gender

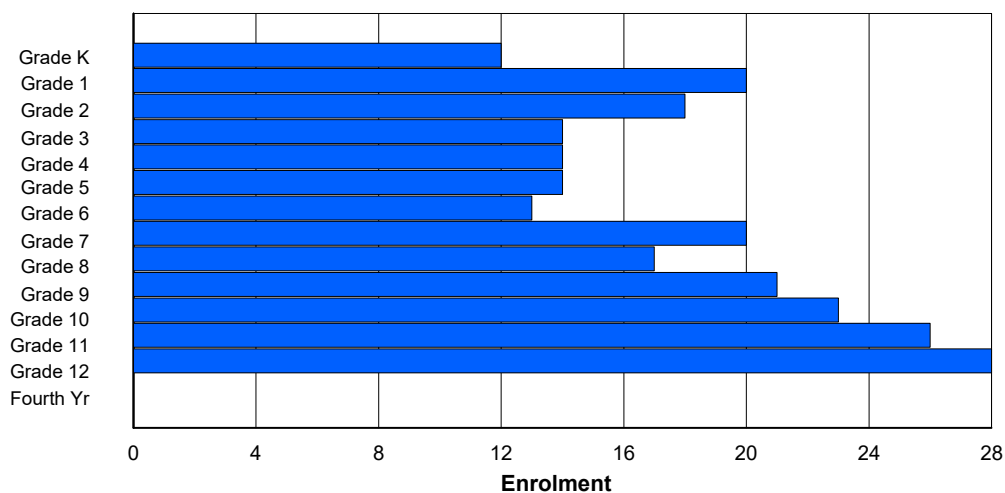
Gender	Age																	Total
	5	6	7	8	9	10	11	12	13	14	15	16	17	18	19	20>		
Male	7	10	7	6	6	6	3	13	6	9	12	8	17	0	0	0	110	
Female	5	10	11	8	7	9	10	7	11	12	11	16	13	0	0	0	130	
Total	12	20	18	14	13	15	13	20	17	21	23	24	30	0	0	0	240	

Enrolment By Grade and Gender

	Grade														
Gender	K	1	2	3	4	5	6	7	8	9	10	11	12	4th	Total
Male	7	10	7	6	6	6	3	13	6	9	12	9	16	0	110
Female	5	10	11	8	8	8	10	7	11	12	11	17	12	0	130
Total	12	20	18	14	14	14	13	20	17	21	23	26	28	0	240

Enrolment By Grade

For 924 - Tricentia Academy, Arnold's Cove



* Data from the 2015-2016 AGR(Enrolment/Age as of the last day in Sept./Dec.)

** Newfoundland Statistics Classification System

*** May include itinerant teachers

NI ESD - Eastern Region

#951 - Paradise Elementary, Paradise

Grades: K-6

Number of Grades: 7

[FTE Teachers](#) *** : 48.8

Classification: Urban

Offers Distance Education: No

[School FTE PTR : 15.1](#)

[District FTE PTR : 12.5](#)

[Provincial FTE PTR : 12.1](#)

Enrolment By Age and Gender

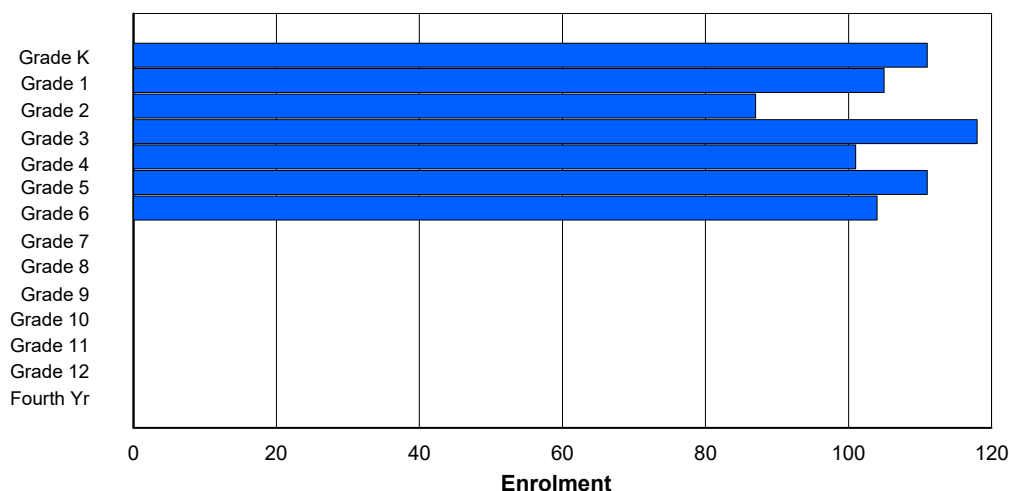
Gender	Age																	Total
	5	6	7	8	9	10	11	12	13	14	15	16	17	18	19	20>		
Male	58	52	45	65	52	54	59	1	0	0	0	0	0	0	0	0	386	
Female	52	50	45	52	51	55	46	0	0	0	0	0	0	0	0	0	351	
Total	110	102	90	117	103	109	105	1	0	0	0	0	0	0	0	0	737	

Enrolment By Grade and Gender

	<u>Grade</u>														
Gender	K	1	2	3	4	5	6	7	8	9	10	11	12	4th	Total
Male	59	53	44	66	49	57	58	0	0	0	0	0	0	0	386
Female	52	52	43	52	52	54	46	0	0	0	0	0	0	0	351
Total	111	105	87	118	101	111	104	0	0	0	0	0	0	0	737

Enrolment By Grade

For 951 - Paradise Elementary, Paradise



* Data from the 2015-2016 AGR(Enrolment/Age as of the last day in Sept./Dec.)

** Newfoundland Statistics Classification System

*** May include itinerant teachers

NI ESD - Eastern Region

#952 - Elizabeth Park Elementary School, Paradise

Grades: K-6

Number of Grades: 7

[FTE Teachers](#) *** : 38.4

Classification: Urban

Offers Distance Education: No

[School FTE PTR : 15.0](#)

[District FTE PTR : 12.5](#)

[Provincial FTE PTR : 12.1](#)

Enrolment By Age and Gender

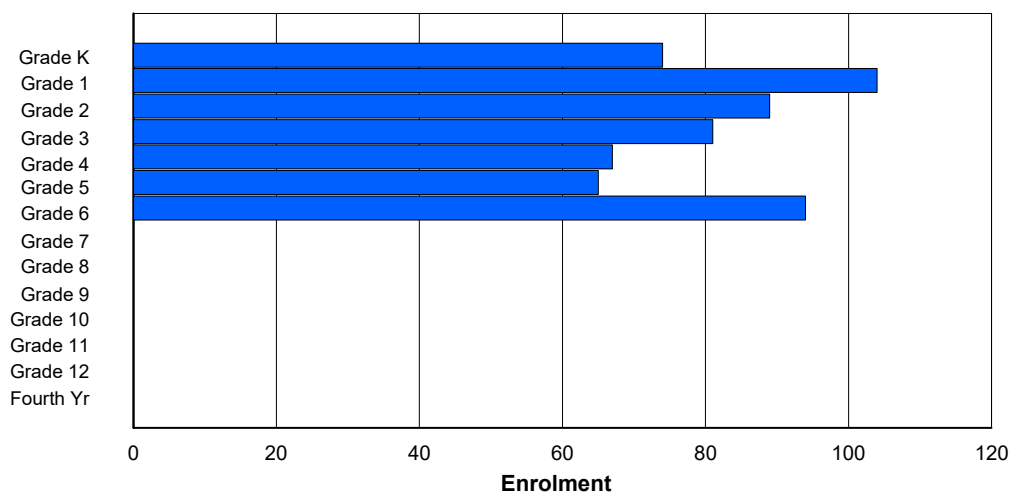
Gender	Age																	Total
	5	6	7	8	9	10	11	12	13	14	15	16	17	18	19	20>		
Male	40	59	46	43	31	31	50	0	0	0	0	0	0	0	0	0	300	
Female	33	43	44	39	37	32	46	0	0	0	0	0	0	0	0	0	274	
Total	73	102	90	82	68	63	96	0	0	0	0	0	0	0	0	0	574	

Enrolment By Grade and Gender

	<u>Grade</u>														
Gender	K	1	2	3	4	5	6	7	8	9	10	11	12	4th	Total
Male	41	60	46	41	31	32	49	0	0	0	0	0	0	0	300
Female	33	44	43	40	36	33	45	0	0	0	0	0	0	0	274
Total	74	104	89	81	67	65	94	0	0	0	0	0	0	0	574

Enrolment By Grade

For 952 - Elizabeth Park Elementary School, Paradise



* Data from the 2015-2016 AGR(Enrolment/Age as of the last day in Sept./Dec.)

** Newfoundland Statistics Classification System

*** May include itinerant teachers

NI ESD - Eastern Region

#954 - Carbonear Academy, Carbonear

Grades: K-8

Number of Grades: 9

[FTE Teachers](#) *** : 32.4

Classification: Rural

Offers Distance Education: No

[School FTE PTR : 14.6](#)

[District FTE PTR : 12.5](#)

[Provincial FTE PTR : 12.1](#)

Enrolment By Age and Gender

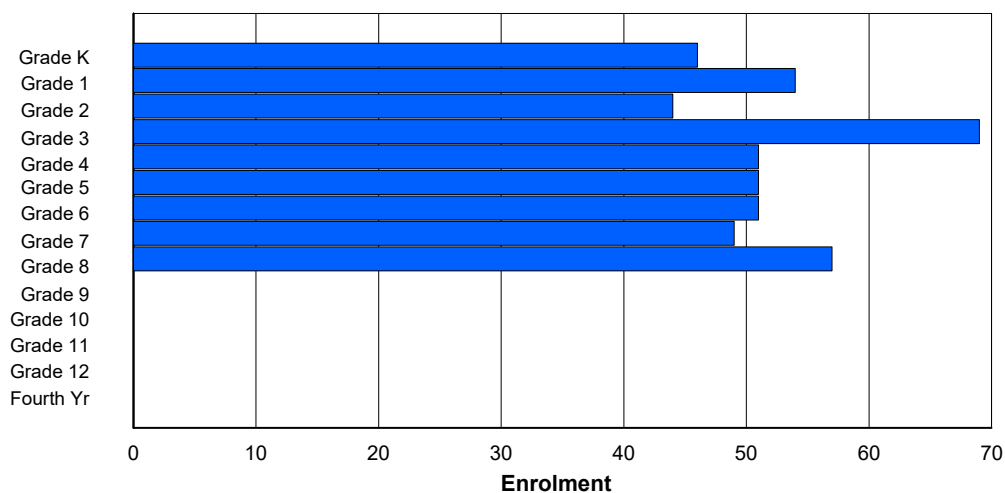
Gender	Age																Total
	5	6	7	8	9	10	11	12	13	14	15	16	17	18	19	20>	
Male	24	29	19	31	27	23	26	22	25	0	0	0	0	0	0	0	226
Female	22	22	28	37	25	27	26	24	35	0	0	0	0	0	0	0	246
Total	46	51	47	68	52	50	52	46	60	0	0	0	0	0	0	0	472

Enrolment By Grade and Gender

Gender	Grade														Total
	K	1	2	3	4	5	6	7	8	9	10	11	12	4th	
Male	24	31	17	32	26	24	25	23	24	0	0	0	0	0	226
Female	22	23	27	37	25	27	26	26	33	0	0	0	0	0	246
Total	46	54	44	69	51	51	51	49	57	0	0	0	0	0	472

Enrolment By Grade

For 954 - Carbonear Academy, Carbonear



* Data from the 2015-2016 AGR(Enrolment/Age as of the last day in Sept./Dec.)

** Newfoundland Statistics Classification System

*** May include itinerant teachers

District 5 - Conseil scolaire francophone

(Francophone School)

#095 - É+cole Notre-Dame du Cap, Cap Saint-Georges

Classification: Rural
Offers Distance Education: No

Grades: K-8

Number of Grades: 9

[School FTE PTR : 7.4](#)

[District FTE PTR : 7.7](#)

[Provincial FTE PTR : 12.1](#)

[FTE Teachers](#) *** : 6.0

Enrolment By Age and Gender

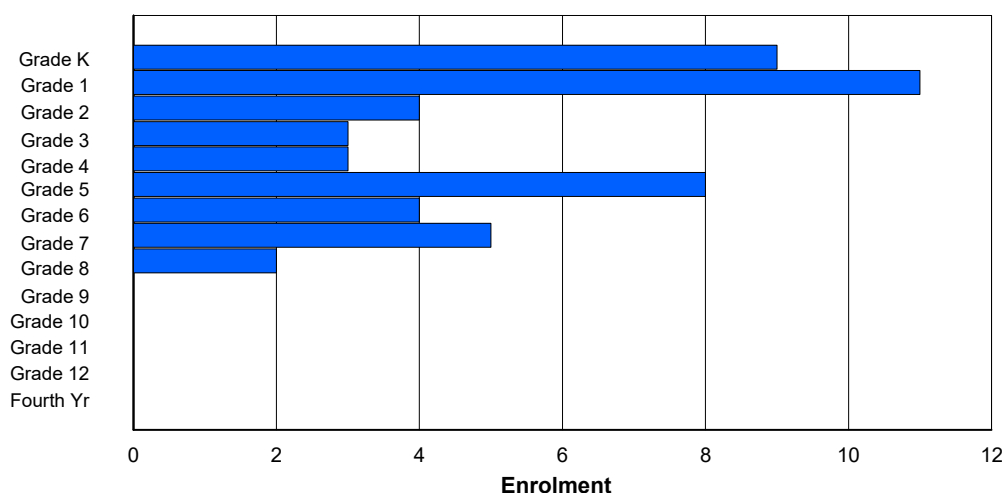
Gender	Age																	Total
	5	6	7	8	9	10	11	12	13	14	15	16	17	18	19	20>		
Male	2	5	3	0	1	4	2	2	1	0	0	0	0	0	0	0	20	
Female	7	6	1	3	2	4	2	3	1	0	0	0	0	0	0	0	29	
Total	9	11	4	3	3	8	4	5	2	0	0	0	0	0	0	0	49	

Enrolment By Grade and Gender

	<u>Grade</u>														
Gender	K	1	2	3	4	5	6	7	8	9	10	11	12	4th	Total
Male	2	5	3	0	1	4	2	2	1	0	0	0	0	0	20
Female	7	6	1	3	2	4	2	3	1	0	0	0	0	0	29
Total	9	11	4	3	3	8	4	5	2	0	0	0	0	0	49

Enrolment By Grade

For 095 - É+cole Notre-Dame du Cap, Cap Saint-Georges



* Data from the 2015-2016 AGR(Enrolment/Age as of the last day in Sept./Dec.)

** Newfoundland Statistics Classification System

*** May include itinerant teachers

District 5 - Conseil scolaire francophone

(Francophone School)

#107 - É+cole Sainte-Anne, La Grand'Terre (Mainland)

Classification: Rural
Offers Distance Education: Yes

Grades: K-12

Number of Grades: 13

[FTE Teachers](#) *** : 9.0

[School FTE PTR : 8.3](#)

[District FTE PTR : 7.7](#)

[Provincial FTE PTR : 12.1](#)

Enrolment By Age and Gender

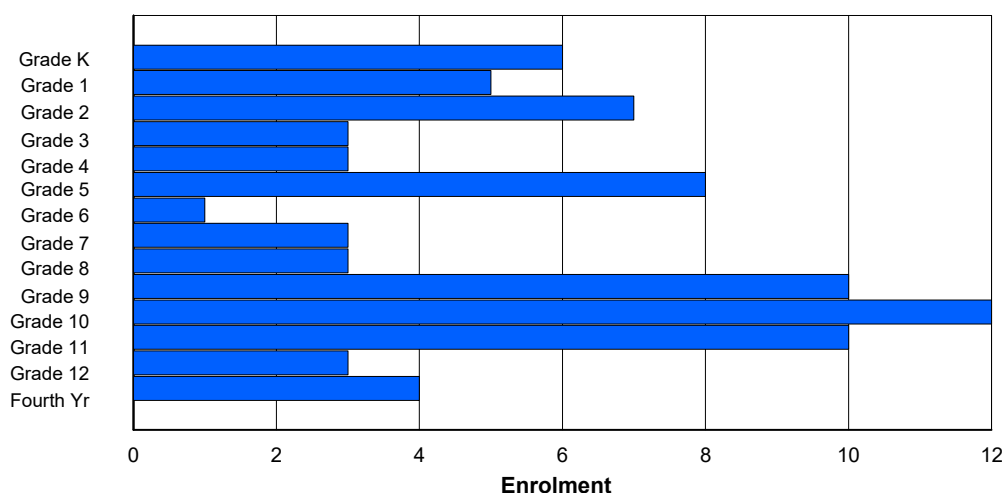
Gender	Age																	Total
	5	6	7	8	9	10	11	12	13	14	15	16	17	18	19	20>		
Male	3	3	6	3	0	5	0	2	1	6	4	4	2	2	0	0	41	
Female	3	2	1	0	3	3	1	1	2	5	7	5	2	2	0	0	37	
Total	6	5	7	3	3	8	1	3	3	11	11	9	4	4	0	0	78	

Enrolment By Grade and Gender

	<u>Grade</u>														
Gender	K	1	2	3	4	5	6	7	8	9	10	11	12	4th	Total
Male	3	3	6	3	0	5	0	2	1	6	4	4	2	2	41
Female	3	2	1	0	3	3	1	1	2	4	8	6	1	2	37
Total	6	5	7	3	3	8	1	3	3	10	12	10	3	4	78

Enrolment By Grade

For 107 - É+cole Sainte-Anne, La Grand'Terre (Mainland)



* Data from the 2015-2016 AGR(Enrolment/Age as of the last day in Sept./Dec.)

** Newfoundland Statistics Classification System

*** May include itinerant teachers

District 5 - Conseil scolaire francophone

(Francophone School)

#459 - Centre Tducatif l'ENVOL, Labrador City

Classification: Urban
Offers Distance Education: No

Grades: K-8

Number of Grades: 9

[School FTE PTR : 6.8](#)

[District FTE PTR : 7.7](#)

[Provincial FTE PTR : 12.1](#)

[FTE Teachers](#) *** : 4.0

Enrolment By Age and Gender

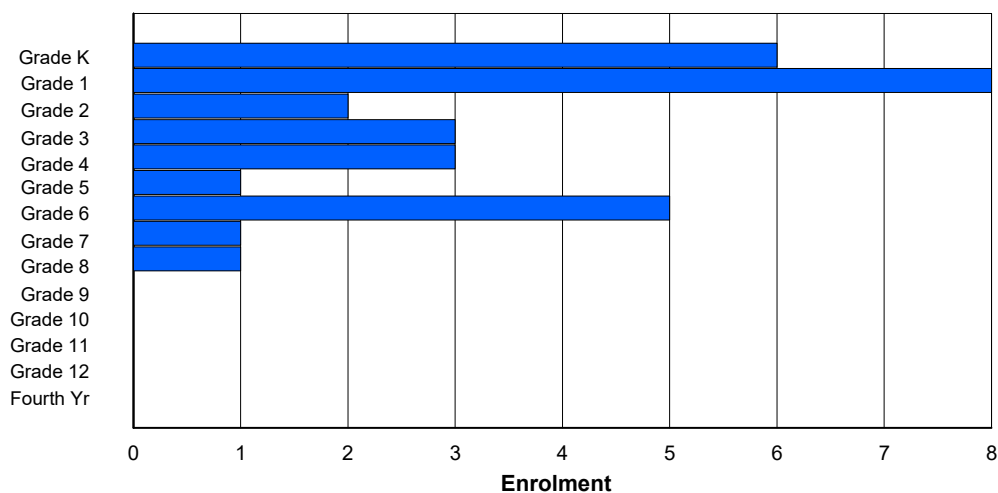
Gender	Age																	Total
	5	6	7	8	9	10	11	12	13	14	15	16	17	18	19	20>		
Male	3	5	1	0	2	1	4	0	0	1	0	0	0	0	0	0	17	
Female	3	3	1	2	1	1	1	1	0	0	0	0	0	0	0	0	13	
Total	6	8	2	2	3	2	5	1	0	1	0	0	0	0	0	0	30	

Enrolment By Grade and Gender

	<u>Grade</u>														
Gender	K	1	2	3	4	5	6	7	8	9	10	11	12	4th	Total
Male	3	5	1	1	2	0	4	0	1	0	0	0	0	0	17
Female	3	3	1	2	1	1	1	1	0	0	0	0	0	0	13
Total	6	8	2	3	3	1	5	1	1	0	0	0	0	0	30

Enrolment By Grade

For 459 - Centre Tducatif l'ENVOL, Labrador City



* Data from the 2015-2016 AGR(Enrolment/Age as of the last day in Sept./Dec.)

** Newfoundland Statistics Classification System

*** May include itinerant teachers

District 5 - Conseil scolaire francophone

(Francophone School)

#460 - É+cole des Grands-Vents, St. John's

Classification: Urban
Offers Distance Education: No

Grades: K-11

Number of Grades: 12

[FTE Teachers](#) *** : 14.0

[School FTE PTR : 11.4](#)

[District FTE PTR : 7.7](#)

[Provincial FTE PTR : 12.1](#)

Enrolment By Age and Gender

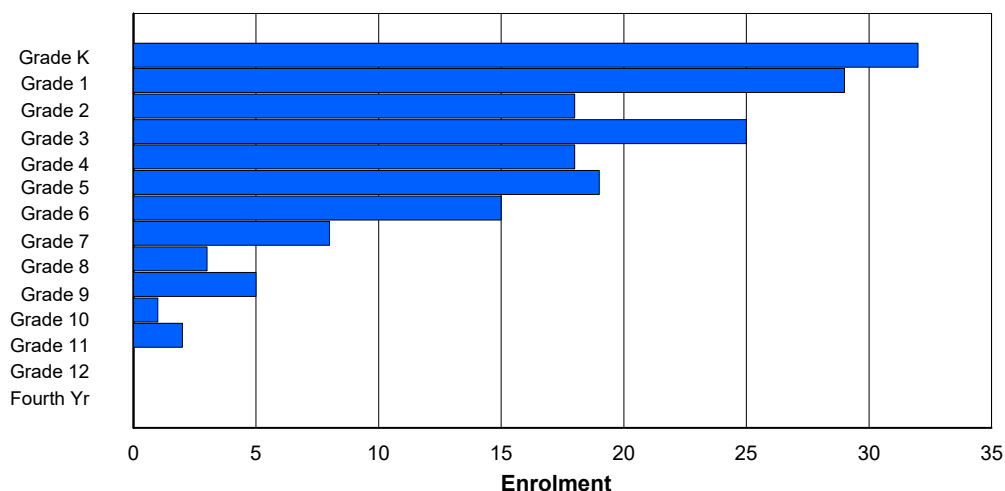
Gender	Age																	Total
	5	6	7	8	9	10	11	12	13	14	15	16	17	18	19	20>		
Male	16	13	11	13	10	10	8	2	3	2	0	1	1	0	0	0	90	
Female	16	18	7	9	8	9	7	5	2	2	1	1	0	0	0	0	85	
Total	32	31	18	22	18	19	15	7	5	4	1	2	1	0	0	0	175	

Enrolment By Grade and Gender

	<u>Grade</u>														
Gender	K	1	2	3	4	5	6	7	8	9	10	11	12	4th	Total
Male	16	12	10	16	9	11	7	4	1	2	1	1	0	0	90
Female	16	17	8	9	9	8	8	4	2	3	0	1	0	0	85
Total	32	29	18	25	18	19	15	8	3	5	1	2	0	0	175

Enrolment By Grade

For 460 - É+cole des Grands-Vents, St. John's



* Data from the 2015-2016 AGR(Enrolment/Age as of the last day in Sept./Dec.)

** Newfoundland Statistics Classification System

*** May include itinerant teachers

District 5 - Conseil scolaire francophone

(Francophone School)

#472 - É+cole BorTale, Happy Valley - Goose Bay

Classification: Urban
Offers Distance Education: Yes

Grades: K,2-5,8

Number of Grades: 6

[FTE Teachers](#) *** : 3.0

[School FTE PTR : 4.3](#)

[District FTE PTR : 7.7](#)

[Provincial FTE PTR : 12.1](#)

Enrolment By Age and Gender

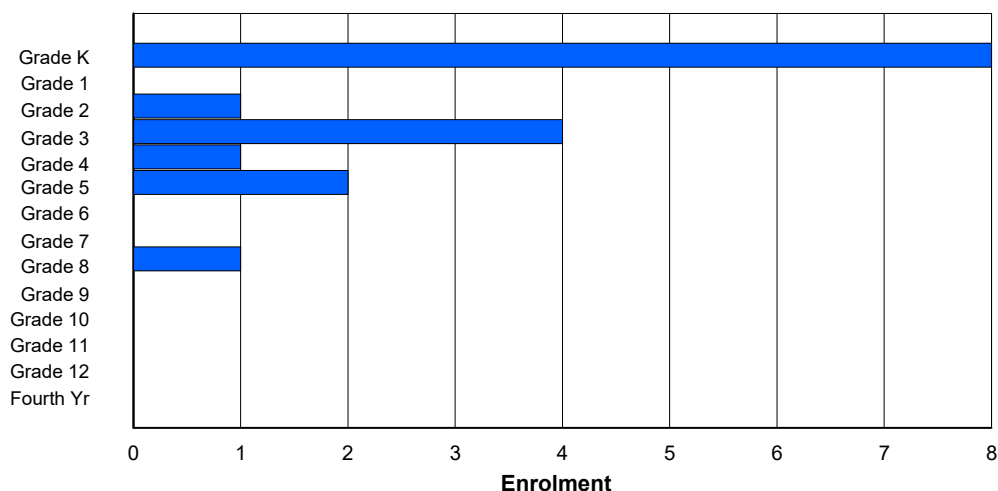
Gender	Age																	Total
	5	6	7	8	9	10	11	12	13	14	15	16	17	18	19	20>		
Male	3	0	2	0	1	1	0	0	1	0	0	0	0	0	0	0	8	
Female	5	0	0	2	1	1	0	0	0	0	0	0	0	0	0	0	9	
Total	8	0	2	2	2	2	0	0	1	0	0	0	0	0	0	0	17	

Enrolment By Grade and Gender

	<u>Grade</u>														
Gender	K	1	2	3	4	5	6	7	8	9	10	11	12	4th	Total
Male	3	0	1	2	0	1	0	0	1	0	0	0	0	0	8
Female	5	0	0	2	1	1	0	0	0	0	0	0	0	0	9
Total	8	0	1	4	1	2	0	0	1	0	0	0	0	0	17

Enrolment By Grade

For 472 - É+cole BorTale, Happy Valley - Goose Bay



* Data from the 2015-2016 AGR(Enrolment/Age as of the last day in Sept./Dec.)

** Newfoundland Statistics Classification System

*** May include itinerant teachers

District 803 - Private

#373 - First Baptist Academy, Mount Pearl

Grades: K,2-9,11

Number of Grades: 10

Classification: Urban

Offers Distance Education: No

[School FTE PTR : 3.4e+038](#)

[FTE Teachers](#) *** : 0.0

[Provincial FTE PTR : 12.1](#)

Enrolment By Age and Gender

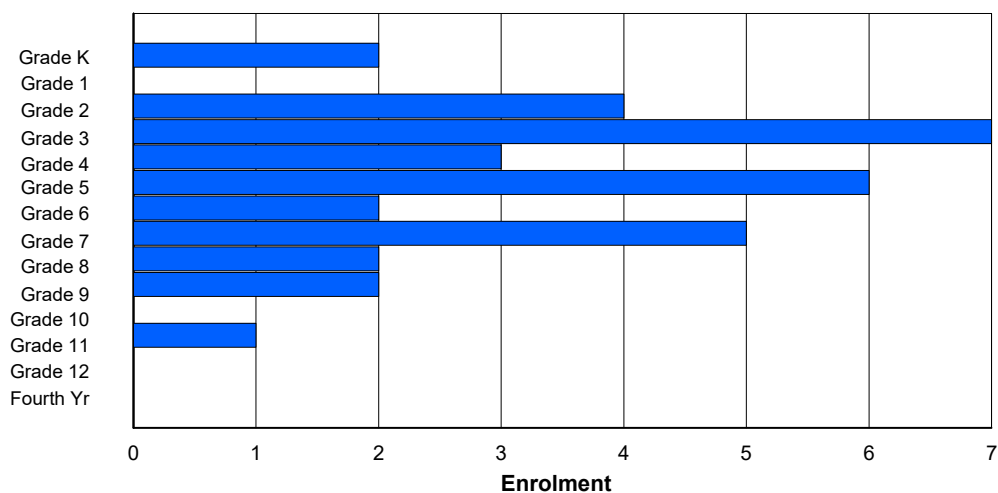
Gender	Age																	Total
	5	6	7	8	9	10	11	12	13	14	15	16	17	18	19	20>		
Male	1	0	2	3	2	3	3	3	0	1	0	0	0	0	0	0	18	
Female	1	0	2	2	2	2	2	1	1	2	0	1	0	0	0	0	16	
Total	2	0	4	5	4	5	5	4	1	3	0	1	0	0	0	0	34	

Enrolment By Grade and Gender

	<u>Grade</u>														
Gender	K	1	2	3	4	5	6	7	8	9	10	11	12	4th	Total
Male	1	0	2	4	2	3	1	4	0	1	0	0	0	0	18
Female	1	0	2	3	1	3	1	1	2	1	0	1	0	0	16
Total	2	0	4	7	3	6	2	5	2	2	0	1	0	0	34

Enrolment By Grade

For 373 - First Baptist Academy, Mount Pearl



* Data from the 2015-2016 AGR(Enrolment/Age as of the last day in Sept./Dec.)

** Newfoundland Statistics Classification System

*** May include itinerant teachers

District 803 - Private

#374 - Murphy Centre, St. John's

Grades: 10-12

Number of Grades: 3

Classification: Urban

Offers Distance Education: No

[School FTE PTR : 3.4e+038](#)

[FTE Teachers](#) *** : 0.0

[Provincial FTE PTR : 12.1](#)

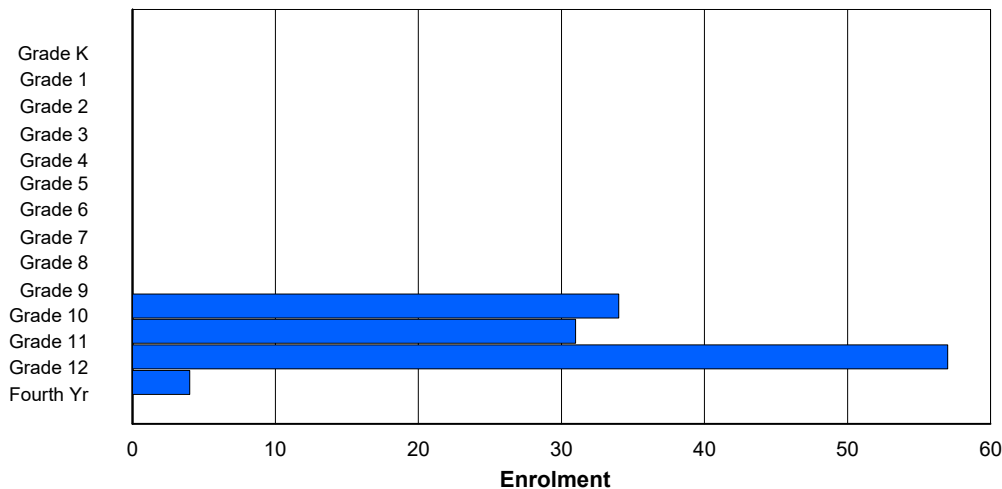
Enrolment By Age and Gender

Gender	Age																	Total
	5	6	7	8	9	10	11	12	13	14	15	16	17	18	19	20>		
Male	0	0	0	0	0	0	0	0	0	0	0	0	1	11	14	32	58	
Female	0	0	0	0	0	0	0	0	0	0	0	0	1	16	22	29	68	
Total	0	0	0	0	0	0	0	0	0	0	0	0	2	27	36	61	126	

Enrolment By Grade and Gender

Gender	<u>Grade</u>														Total
	K	1	2	3	4	5	6	7	8	9	10	11	12	4th	
Male	0	0	0	0	0	0	0	0	0	0	16	12	28	2	58
Female	0	0	0	0	0	0	0	0	0	0	18	19	29	2	68
Total	0	0	0	0	0	0	0	0	0	0	34	31	57	4	126

Enrolment By Grade
For 374 - Murphy Centre, St. John's



* Data from the 2015-2016 AGR(Enrolment/Age as of the last day in Sept./Dec.)

** Newfoundland Statistics Classification System

*** May include itinerant teachers

District 803 - Private

#375 - Lakecrest-St. John's Independent School, St. John's

Grades: K-9

Number of Grades: 10

Classification: Urban

Offers Distance Education: No

[School FTE PTR : 3.4e+038](#)

[FTE Teachers](#) *** : 0.0

[Provincial FTE PTR : 12.1](#)

Enrolment By Age and Gender

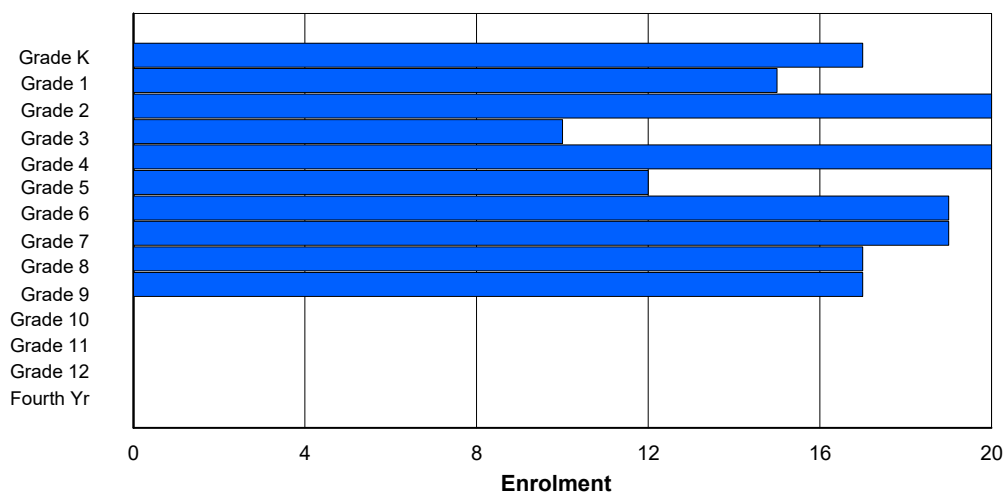
Gender	Age																	Total
	5	6	7	8	9	10	11	12	13	14	15	16	17	18	19	20>		
Male	0	0	0	0	0	0	0	0	0	0	0	0	0	0	0	0	0	
Female	0	0	0	0	0	0	0	0	0	0	0	0	0	0	0	0	0	
Total	0	0	0	0	0	0	0	0	0	0	0	0	0	0	0	0	0	

Enrolment By Grade and Gender

	Grade														
Gender	K	1	2	3	4	5	6	7	8	9	10	11	12	4th	Total
Male	0	0	0	0	0	0	0	0	0	0	0	0	0	0	0
Female	0	0	0	0	0	0	0	0	0	0	0	0	0	0	0
Total	0	0	0	0	0	0	0	0	0	0	0	0	0	0	0

Enrolment By Grade

For 375 - Lakecrest-St. John's Independent School, St. John's



* Data from the 2015-2016 AGR(Enrolment/Age as of the last day in Sept./Dec.)

** Newfoundland Statistics Classification System

*** May include itinerant teachers

District 803 - Private

#450 - St. Bonaventure's College, St. John's

Grades: K-12

Number of Grades: 13

Classification: Urban

Offers Distance Education: No

[School FTE PTR : 3.4e+038](#)

[FTE Teachers](#) *** : 0.0

[Provincial FTE PTR : 12.1](#)

Enrolment By Age and Gender

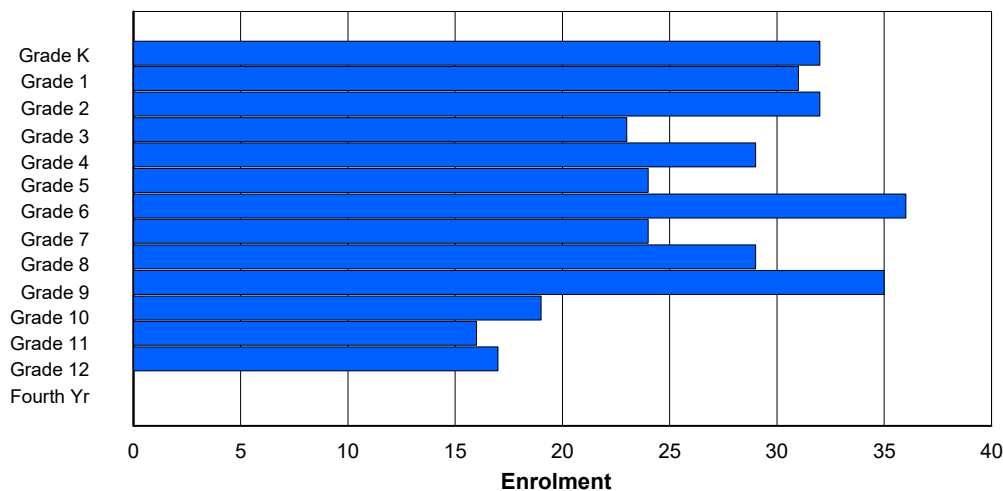
Gender	Age																
	5	6	7	8	9	10	11	12	13	14	15	16	17	18	19	20>	Total
Male	19	20	17	11	12	11	22	14	13	18	15	9	10	0	0	0	191
Female	13	9	16	12	16	13	15	11	16	14	6	9	6	0	0	0	156
Total	32	29	33	23	28	24	37	25	29	32	21	18	16	0	0	0	347

Enrolment By Grade and Gender

	<u>Grade</u>														
Gender	K	1	2	3	4	5	6	7	8	9	10	11	12	4th	Total
Male	19	22	16	10	14	11	20	15	12	20	14	8	10	0	191
Female	13	9	16	13	15	13	16	9	17	15	5	8	7	0	156
Total	32	31	32	23	29	24	36	24	29	35	19	16	17	0	347

Enrolment By Grade

For 450 - St. Bonaventure's College, St. John's



* Data from the 2015-2016 AGR(Enrolment/Age as of the last day in Sept./Dec.)

** Newfoundland Statistics Classification System

*** May include itinerant teachers

District 803 - Private

#453 - Eric G. Lambert All-Grade, Churchill Falls

Grades: K-12

Number of Grades: 13

Classification: Rural

Offers Distance Education: No

[School FTE PTR : 3.4e+038](#)

[FTE Teachers](#) *** : 0.0

[Provincial FTE PTR : 12.1](#)

Enrolment By Age and Gender

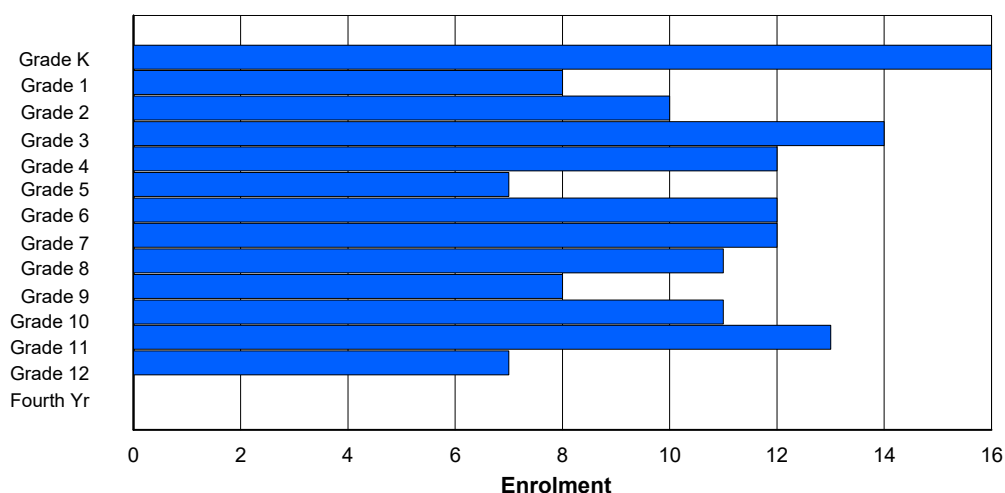
Gender	Age																	Total
	5	6	7	8	9	10	11	12	13	14	15	16	17	18	19	20>		
Male	9	3	4	10	3	2	6	6	8	5	4	8	2	1	0	0	71	
Female	7	5	6	4	9	5	6	6	3	3	7	5	4	0	0	0	70	
Total	16	8	10	14	12	7	12	12	11	8	11	13	6	1	0	0	141	

Enrolment By Grade and Gender

	<u>Grade</u>														
Gender	K	1	2	3	4	5	6	7	8	9	10	11	12	4th	Total
Male	9	3	4	10	3	2	6	6	8	5	4	8	3	0	71
Female	7	5	6	4	9	5	6	6	3	3	7	5	4	0	70
Total	16	8	10	14	12	7	12	12	11	8	11	13	7	0	141

Enrolment By Grade

For 453 - Eric G. Lambert All-Grade, Churchill Falls



* Data from the 2015-2016 AGR(Enrolment/Age as of the last day in Sept./Dec.)

** Newfoundland Statistics Classification System

*** May include itinerant teachers

District 803 - Private

#469 - Immaculate Heart of Mary School, Corner Brook

Grades: K-11

Number of Grades: 12

Classification: Urban

Offers Distance Education: No

[School FTE PTR : 3.4e+038](#)

[FTE Teachers](#) *** : 0.0

[Provincial FTE PTR : 12.1](#)

Enrolment By Age and Gender

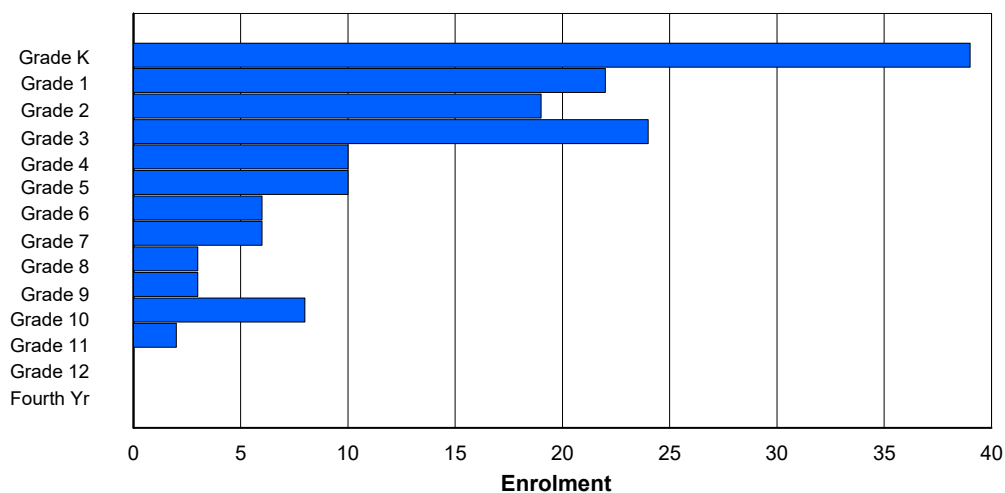
Gender	Age																	Total
	5	6	7	8	9	10	11	12	13	14	15	16	17	18	19	20>		
Male	0	0	0	0	0	0	0	0	0	0	0	0	0	0	0	0	0	
Female	0	0	0	0	0	0	0	0	0	0	0	0	0	0	0	0	0	
Total	0	0	0	0	0	0	0	0	0	0	0	0	0	0	0	0	0	

Enrolment By Grade and Gender

	<u>Grade</u>														
Gender	K	1	2	3	4	5	6	7	8	9	10	11	12	4th	Total
Male	0	0	0	0	0	0	0	0	0	0	0	0	0	0	0
Female	0	0	0	0	0	0	0	0	0	0	0	0	0	0	0
Total	0	0	0	0	0	0	0	0	0	0	0	0	0	0	0

Enrolment By Grade

For 469 - Immaculate Heart of Mary School, Corner Brook



* Data from the 2015-2016 AGR(Enrolment/Age as of the last day in Sept./Dec.)

** Newfoundland Statistics Classification System

*** May include itinerant teachers

District 804 - Native Federal

#018 - Sheshatshiu Innu School, Sheshatshiu

Grades: K-12

Number of Grades: 13

Classification:

Offers Distance Education: Yes

[School FTE PTR : 3.4e+038](#)

[FTE Teachers](#) *** : 0.0

[Provincial FTE PTR : 12.1](#)

Enrolment By Age and Gender

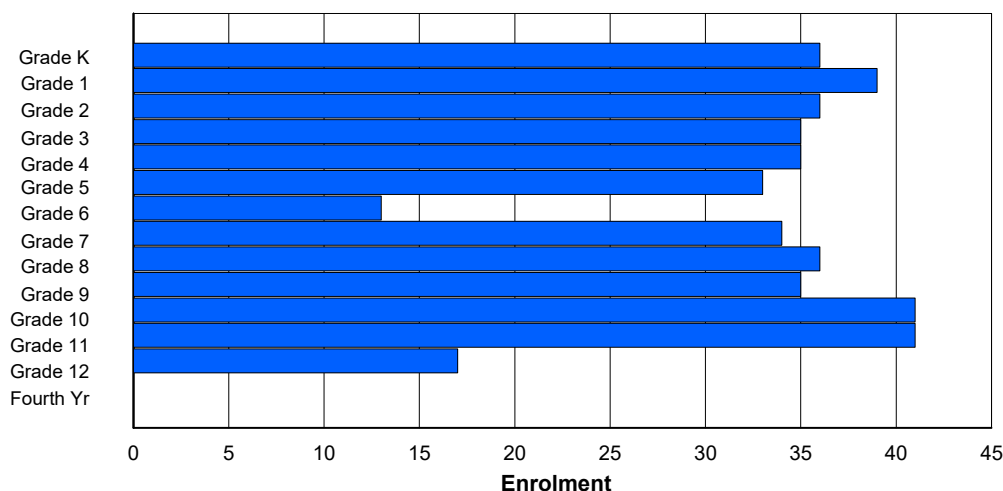
Gender	Age																Total
	5	6	7	8	9	10	11	12	13	14	15	16	17	18	19	20>	
Male	18	25	26	17	19	10	13	12	21	20	15	10	13	3	3	1	226
Female	23	14	14	12	14	14	6	24	9	15	18	16	15	8	1	2	205
Total	41	39	40	29	33	24	19	36	30	35	33	26	28	11	4	3	431

Enrolment By Grade and Gender

Gender	Grade														Total
	K	1	2	3	4	5	6	7	8	9	10	11	12	4th	
Male	17	23	23	21	24	13	6	15	25	17	14	20	8	0	226
Female	19	16	13	14	11	20	7	19	11	18	27	21	9	0	205
Total	36	39	36	35	35	33	13	34	36	35	41	41	17	0	431

Enrolment By Grade

For 018 - Sheshatshiu Innu School, Sheshatshiu



* Data from the 2015-2016 AGR(Enrolment/Age as of the last day in Sept./Dec.)

** Newfoundland Statistics Classification System

*** May include itinerant teachers

District 804 - Native Federal

#019 - Mushuau Innu Natuashish School, Natuashish

Grades: K-12

Number of Grades: 13

Classification:

Offers Distance Education: No

[School FTE PTR : 3.4e+038](#)

[FTE Teachers](#) *** : 0.0

[Provincial FTE PTR : 12.1](#)

Enrolment By Age and Gender

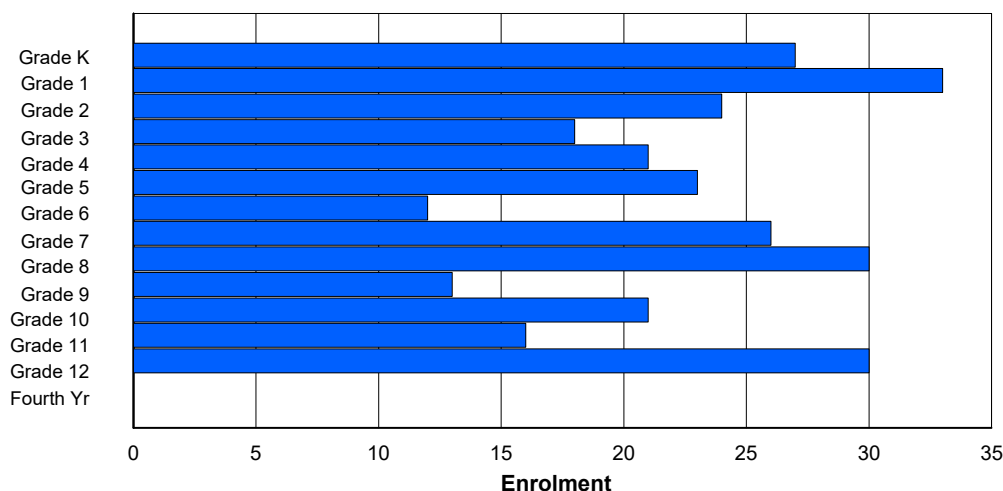
Gender	Age																
	5	6	7	8	9	10	11	12	13	14	15	16	17	18	19	20>	Total
Male	11	13	15	12	12	15	7	12	13	7	7	8	5	4	6	1	148
Female	16	20	9	6	9	8	5	14	17	7	10	6	6	6	6	1	146
Total	27	33	24	18	21	23	12	26	30	14	17	14	11	10	12	2	294

Enrolment By Grade and Gender

	Grade														
Gender	K	1	2	3	4	5	6	7	8	9	10	11	12	4th	Total
Male	11	13	15	12	12	15	7	12	13	6	11	8	13	0	148
Female	16	20	9	6	9	8	5	14	17	7	10	8	17	0	146
Total	27	33	24	18	21	23	12	26	30	13	21	16	30	0	294

Enrolment By Grade

For 019 - Mushuau Innu Natuashish School, Natuashish



* Data from the 2015-2016 AGR(Enrolment/Age as of the last day in Sept./Dec.)

** Newfoundland Statistics Classification System

*** May include itinerant teachers

District 804 - Native Federal

#376 - Se't Anneway Kegnamogwom, Conne River

Grades: K-12

Number of Grades: 13

Classification: Rural

Offers Distance Education: Yes

[School FTE PTR : 3.4e+038](#)

[FTE Teachers](#) *** : 0.0

[Provincial FTE PTR : 12.1](#)

Enrolment By Age and Gender

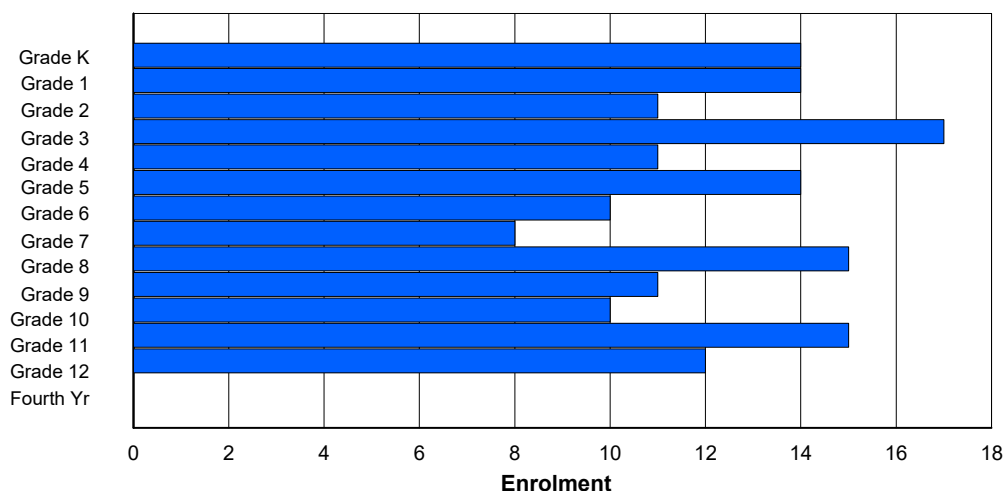
Gender	Age																	Total
	5	6	7	8	9	10	11	12	13	14	15	16	17	18	19	20>		
Male	6	8	10	9	7	10	2	4	8	5	3	7	9	2	0	0	90	
Female	8	6	1	8	4	4	8	4	7	4	6	7	5	0	0	0	72	
Total	14	14	11	17	11	14	10	8	15	9	9	14	14	2	0	0	162	

Enrolment By Grade and Gender

	Grade														
Gender	K	1	2	3	4	5	6	7	8	9	10	11	12	4th	Total
Male	6	8	10	9	7	10	2	4	8	5	5	8	8	0	90
Female	8	6	1	8	4	4	8	4	7	6	5	7	4	0	72
Total	14	14	11	17	11	14	10	8	15	11	10	15	12	0	162

Enrolment By Grade

For 376 - Se't Anneway Kegnamogwom, Conne River



* Data from the 2015-2016 AGR(Enrolment/Age as of the last day in Sept./Dec.)

** Newfoundland Statistics Classification System

*** May include itinerant teachers

Number of Schools: 271

* Data from the 2015-2016 AGR(Enrolment/Age as of the last day in Sept./Dec.)

** Newfoundland Statistics Classification System

*** May include itinerant teachers