



School Climate Survey

Grade Five, 2015-16

(All values are percent agreeing with statements.)

#001 - St. Peter's School, Black Tickle

Response Rate: 100.0

Number of Students

[N=4]

[N=210]

[N=4,492]

SCHOOL IS A PLACE WHERE...

STUDENT SATISFACTION

- (1) School is a place where I like to be
- (2) I am happy with my school
- (3) I am happy with the teachers at my school
- (4) My school is clean
- (5) My school work is interesting
- (6) My school work is challenging

SCHOOL			DISTRICT			PROVINCE		
M	F	Total	M	F	Total	M	F	Total
			69.9	67.0	68.4	77.3	88.0	82.5
			87.4	83.8	85.6	89.3	93.6	91.2
			92.3	91.5	91.9	92.8	95.7	94.2
			91.2	88.6	89.9	80.3	87.3	83.7
			68.6	74.5	71.6	76.4	83.1	79.7
			69.9	68.9	69.4	70.2	70.4	70.4
			79.9	79.1	79.5	81.0	86.3	83.6

LEARNING OPPORTUNITIES

- (7) I am encouraged to try my best at school
- (8) It is easy to get help with my work at school if I need it
- (9) My parents/guardians help me with my school work when I need it
- (10) Other students help me with my school work when I need it
- (11) If I need it, I can get help at school with problems not related to my school work

96.0	95.1	95.6	96.0	97.0	96.4
90.3	89.4	89.9	91.9	92.2	92.0
94.2	95.2	94.7	94.3	96.0	95.1
76.0	74.0	75.0	76.5	84.1	80.2
76.0	84.0	80.1	81.6	86.4	83.9
86.5	87.6	87.0	88.1	91.1	89.5

EXPECTATIONS

- (25) I know the school rules/code of conduct

95.2	96.2	95.7	96.0	97.7	96.9
------	------	------	------	------	------

SCHOOL CLIMATE

- (12) At my school, I treat everyone with respect
- (13) At my school, students treat each other with respect
- (14) At my school, students treat adults with respect
- (15) At my school, adults treat students with respect
- (16) Adults at my school care about me
- (26) I am treated fairly by the adults in my school

95.1	96.1	95.6	96.2	98.2	97.1
89.3	71.4	80.3	82.6	80.8	81.7
90.3	77.9	84.1	92.3	90.4	91.2
94.2	91.5	92.9	94.6	96.0	95.2
96.2	90.4	93.3	94.3	96.0	95.2
95.2	92.5	93.8	90.4	92.7	91.5
93.4	86.6	90.0	91.7	92.4	92.0

SAFETY

- (17) I feel safe at my school
- (18) I feel safe in the school cafeteria
- (19) I feel safe in my classrooms
- (20) I feel safe in the school washrooms
- (21) I feel safe in the school gym
- (22) I feel safe in the gym change rooms
- (23) I feel safe on the school bus
- (24) I feel safe on the school grounds

90.2	85.9	88.0	89.9	91.7	90.8
86.1	83.2	84.6	85.8	89.3	87.6
93.2	83.8	88.5	92.0	94.5	93.2
73.8	65.1	69.4	74.3	74.1	74.2
95.1	89.3	92.2	92.8	93.7	93.2
87.5	70.0	78.4	80.6	80.2	80.4
83.5	77.9	80.7	77.0	78.3	77.7
85.6	87.5	86.5	83.1	88.6	85.8
86.9	80.3	83.5	84.5	86.3	85.4

BULLYING AND HARASSMENT

- (27) In the last month, I have been bullied by being hit, kicked, pushed, or shoved
- (28) In the last month, I have been bullied by being called mean names, been made fun of, or been teased in a hurtful way
- (29) In the last month, I have been bullied by being left out of things on purpose, being left out of groups, or being ignored
- (30) In the last month, I have seen or heard about another student being bullied
- (31) In the last month, I have bullied another student

6.7	3.9	5.3	7.0	4.6	5.8
9.7	14.3	12.0	11.2	11.4	11.3
6.7	10.5	8.6	8.7	11.6	10.2
18.5	15.4	16.9	17.6	17.3	17.5
1.0	0.0	0.5	1.2	0.8	1.0
8.5	8.8	8.7	9.1	9.1	9.2

For each item on the survey, students were asked to indicate the extent to which they agreed to each statement with the following scale: 1 - Strongly disagree, 2 - Disagree somewhat, 3 - Agree somewhat, 4 - Strongly agree, 5 - N/A (Not Applicable).

Survey results highlight the percentage of students who ‘agree somewhat’ or ‘strongly agree’ with each statement.



School Climate Survey

Grade Five, 2015-16

(All values are percent agreeing with statements.)

#002 - Henry Gordon Academy, Cartwright

Response Rate: 100.0

Number of Students

[N=8]

[N=210]

[N=4,492]

SCHOOL IS A PLACE WHERE...

STUDENT SATISFACTION

- (1) School is a place where I like to be
- (2) I am happy with my school
- (3) I am happy with the teachers at my school
- (4) My school is clean
- (5) My school work is interesting
- (6) My school work is challenging

SCHOOL			DISTRICT			PROVINCE		
M	F	Total	M	F	Total	M	F	Total
		100.0	69.9	67.0	68.4	77.3	88.0	82.5
		87.5	87.4	83.8	85.6	89.3	93.6	91.2
		100.0	92.3	91.5	91.9	92.8	95.7	94.2
		100.0	91.2	88.6	89.9	80.3	87.3	83.7
		100.0	68.6	74.5	71.6	76.4	83.1	79.7
		50.0	69.9	68.9	69.4	70.2	70.4	70.4
		89.6	79.9	79.1	79.5	81.0	86.3	83.6

LEARNING OPPORTUNITIES

- (7) I am encouraged to try my best at school
- (8) It is easy to get help with my work at school if I need it
- (9) My parents/guardians help me with my school work when I need it
- (10) Other students help me with my school work when I need it
- (11) If I need it, I can get help at school with problems not related to my school work

		87.5	96.0	95.1	95.6	96.0	97.0	96.4
		85.7	90.3	89.4	89.9	91.9	92.2	92.0
		100.0	94.2	95.2	94.7	94.3	96.0	95.1
		100.0	76.0	74.0	75.0	76.5	84.1	80.2
		75.0	76.0	84.0	80.1	81.6	86.4	83.9
		89.6	86.5	87.6	87.0	88.1	91.1	89.5

EXPECTATIONS

- (25) I know the school rules/code of conduct

		100.0	95.2	96.2	95.7	96.0	97.7	96.9
--	--	-------	------	------	------	------	------	------

SCHOOL CLIMATE

- (12) At my school, I treat everyone with respect
- (13) At my school, students treat each other with respect
- (14) At my school, students treat adults with respect
- (15) At my school, adults treat students with respect
- (16) Adults at my school care about me
- (26) I am treated fairly by the adults in my school

		87.5	95.1	96.1	95.6	96.2	98.2	97.1
		87.5	89.3	71.4	80.3	82.6	80.8	81.7
		87.5	90.3	77.9	84.1	92.3	90.4	91.2
		100.0	94.2	91.5	92.9	94.6	96.0	95.2
		100.0	96.2	90.4	93.3	94.3	96.0	95.2
		87.5	95.2	92.5	93.8	90.4	92.7	91.5
		91.7	93.4	86.6	90.0	91.7	92.4	92.0

SAFETY

- (17) I feel safe at my school
- (18) I feel safe in the school cafeteria
- (19) I feel safe in my classrooms
- (20) I feel safe in the school washrooms
- (21) I feel safe in the school gym
- (22) I feel safe in the gym change rooms
- (23) I feel safe on the school bus
- (24) I feel safe on the school grounds

		100.0	90.2	85.9	88.0	89.9	91.7	90.8
			86.1	83.2	84.6	85.8	89.3	87.6
		100.0	93.2	83.8	88.5	92.0	94.5	93.2
		75.0	73.8	65.1	69.4	74.3	74.1	74.2
		100.0	95.1	89.3	92.2	92.8	93.7	93.2
			87.5	70.0	78.4	80.6	80.2	80.4
		100.0	83.5	77.9	80.7	77.0	78.3	77.7
		100.0	85.6	87.5	86.5	83.1	88.6	85.8
		71.9	86.9	80.3	83.5	84.5	86.3	85.4

BULLYING AND HARASSMENT

- (27) In the last month, I have been bullied by being hit, kicked, pushed, or shoved
- (28) In the last month, I have been bullied by being called mean names, been made fun of, or been teased in a hurtful way
- (29) In the last month, I have been bullied by being left out of things on purpose, being left out of groups, or being ignored
- (30) In the last month, I have seen or heard about another student being bullied
- (31) In the last month, I have bullied another student

		0.0	6.7	3.9	5.3	7.0	4.6	5.8
		0.0	9.7	14.3	12.0	11.2	11.4	11.3
		0.0	6.7	10.5	8.6	8.7	11.6	10.2
		0.0	18.5	15.4	16.9	17.6	17.3	17.5
		0.0	1.0	0.0	0.5	1.2	0.8	1.0
		0.0	8.5	8.8	8.7	9.1	9.1	9.2

For each item on the survey, students were asked to indicate the extent to which they agreed to each statement with the following scale: 1 - Strongly disagree, 2 - Disagree somewhat, 3 - Agree somewhat, 4 - Strongly agree, 5 - N/A (Not Applicable).

Survey results highlight the percentage of students who ‘agree somewhat’ or ‘strongly agree’ with each statement.



School Climate Survey
Grade Five, 2015-16
(All values are percent agreeing with statements.)

#004 - Queen of Peace Middle School, Happy Valley-Goose Bay

Response Rate: 94.0

Number of Students

[N=79]

[N=210]

[N=4,492]

SCHOOL IS A PLACE WHERE...

STUDENT SATISFACTION

- (1) School is a place where I like to be
(2) I am happy with my school
(3) I am happy with the teachers at my school
(4) My school is clean
(5) My school work is interesting
(6) My school work is challenging

SCHOOL			DISTRICT			PROVINCE		
M	F	Total	M	F	Total	M	F	Total
54.8	58.3	57.0	69.9	67.0	68.4	77.3	88.0	82.5
87.1	85.4	86.1	87.4	83.8	85.6	89.3	93.6	91.2
87.1	93.8	91.1	92.3	91.5	91.9	92.8	95.7	94.2
83.9	83.0	83.3	91.2	88.6	89.9	80.3	87.3	83.7
51.6	70.8	63.3	68.6	74.5	71.6	76.4	83.1	79.7
64.5	63.0	63.6	69.9	68.9	69.4	70.2	70.4	70.4
71.5	75.7	74.1	79.9	79.1	79.5	81.0	86.3	83.6

LEARNING OPPORTUNITIES

- (7) I am encouraged to try my best at school
(8) It is easy to get help with my work at school if I need it
(9) My parents/guardians help me with my school work when I need it
(10) Other students help me with my school work when I need it
(11) If I need it, I can get help at school with problems not related to my school work

100.0	95.7	97.4	96.0	95.1	95.6	96.0	97.0	96.4
93.6	93.6	93.6	90.3	89.4	89.9	91.9	92.2	92.0
93.6	93.8	93.7	94.2	95.2	94.7	94.3	96.0	95.1
77.4	75.0	76.0	76.0	74.0	75.0	76.5	84.1	80.2
78.6	85.4	82.9	76.0	84.0	80.1	81.6	86.4	83.9
88.6	88.7	88.7	86.5	87.6	87.0	88.1	91.1	89.5

EXPECTATIONS

- (25) I know the school rules/code of conduct

90.0	93.8	92.3	95.2	96.2	95.7	96.0	97.7	96.9
------	------	------	------	------	------	------	------	------

SCHOOL CLIMATE

- (12) At my school, I treat everyone with respect
(13) At my school, students treat each other with respect
(14) At my school, students treat adults with respect
(15) At my school, adults treat students with respect
(16) Adults at my school care about me
(26) I am treated fairly by the adults in my school

96.7	97.8	97.3	95.1	96.1	95.6	96.2	98.2	97.1
90.3	64.6	74.7	89.3	71.4	80.3	82.6	80.8	81.7
93.6	74.5	82.1	90.3	77.9	84.1	92.3	90.4	91.2
90.3	95.8	93.7	94.2	91.5	92.9	94.6	96.0	95.2
96.8	95.7	96.2	96.2	90.4	93.3	94.3	96.0	95.2
93.6	97.9	96.2	95.2	92.5	93.8	90.4	92.7	91.5
93.5	87.7	90.0	93.4	86.6	90.0	91.7	92.4	92.0

SAFETY

- (17) I feel safe at my school
(18) I feel safe in the school cafeteria
(19) I feel safe in my classrooms
(20) I feel safe in the school washrooms
(21) I feel safe in the school gym
(22) I feel safe in the gym change rooms
(23) I feel safe on the school bus
(24) I feel safe on the school grounds

87.1	85.4	86.1	90.2	85.9	88.0	89.9	91.7	90.8
83.9	80.9	82.1	86.1	83.2	84.6	85.8	89.3	87.6
87.1	87.5	87.3	93.2	83.8	88.5	92.0	94.5	93.2
58.1	70.8	65.8	73.8	65.1	69.4	74.3	74.1	74.2
93.6	84.8	88.3	95.1	89.3	92.2	92.8	93.7	93.2
80.0	79.5	79.7	87.5	70.0	78.4	80.6	80.2	80.4
79.3	78.3	78.7	83.5	77.9	80.7	77.0	78.3	77.7
74.2	87.2	82.1	85.6	87.5	86.5	83.1	88.6	85.8
80.4	81.8	81.3	86.9	80.3	83.5	84.5	86.3	85.4

BULLYING AND HARASSMENT

- (27) In the last month, I have been bullied by being hit, kicked, pushed, or shoved
(28) In the last month, I have been bullied by being called mean names, been made fun of, or been teased in a hurtful way
(29) In the last month, I have been bullied by being left out of things on purpose, being left out of groups, or being ignored
(30) In the last month, I have seen or heard about another student being bullied
(31) In the last month, I have bullied another student

6.5	2.2	3.9	6.7	3.9	5.3	7.0	4.6	5.8
16.1	6.4	10.3	9.7	14.3	12.0	11.2	11.4	11.3
6.5	8.5	7.7	6.7	10.5	8.6	8.7	11.6	10.2
25.8	15.2	19.5	18.5	15.4	16.9	17.6	17.3	17.5
3.2	0.0	1.3	1.0	0.0	0.5	1.2	0.8	1.0
11.6	6.5	8.5	8.5	8.8	8.7	9.1	9.1	9.2

For each item on the survey, students were asked to indicate the extent to which they agreed to each statement with the following scale: 1 - Strongly disagree, 2 - Disagree somewhat, 3 - Agree somewhat, 4 - Strongly agree, 5 - N/A (Not Applicable).

Survey results highlight the percentage of students who ‘agree somewhat’ or ‘strongly agree’ with each statement.



School Climate Survey

Grade Five, 2015-16

(All values are percent agreeing with statements.)

#007 - Amos Comenius Memorial School, Hopedale

Response Rate: 100.0

Number of Students

[N=5]

[N=210]

[N=4,492]

SCHOOL IS A PLACE WHERE...

STUDENT SATISFACTION

- (1) School is a place where I like to be
(2) I am happy with my school
(3) I am happy with the teachers at my school
(4) My school is clean
(5) My school work is interesting
(6) My school work is challenging

SCHOOL			DISTRICT			PROVINCE		
M	F	Total	M	F	Total	M	F	Total
			69.9	67.0	68.4	77.3	88.0	82.5
			87.4	83.8	85.6	89.3	93.6	91.2
			92.3	91.5	91.9	92.8	95.7	94.2
			91.2	88.6	89.9	80.3	87.3	83.7
			68.6	74.5	71.6	76.4	83.1	79.7
			69.9	68.9	69.4	70.2	70.4	70.4
			79.9	79.1	79.5	81.0	86.3	83.6

LEARNING OPPORTUNITIES

- (7) I am encouraged to try my best at school
(8) It is easy to get help with my work at school if I need it
(9) My parents/guardians help me with my school work when I need it
(10) Other students help me with my school work when I need it
(11) If I need it, I can get help at school with problems not related to my school work

96.0	95.1	95.6	96.0	97.0	96.4
90.3	89.4	89.9	91.9	92.2	92.0
94.2	95.2	94.7	94.3	96.0	95.1
76.0	74.0	75.0	76.5	84.1	80.2
76.0	84.0	80.1	81.6	86.4	83.9
86.5	87.6	87.0	88.1	91.1	89.5

EXPECTATIONS

- (25) I know the school rules/code of conduct

95.2	96.2	95.7	96.0	97.7	96.9
------	------	------	------	------	------

SCHOOL CLIMATE

- (12) At my school, I treat everyone with respect
(13) At my school, students treat each other with respect
(14) At my school, students treat adults with respect
(15) At my school, adults treat students with respect
(16) Adults at my school care about me
(26) I am treated fairly by the adults in my school

95.1	96.1	95.6	96.2	98.2	97.1
89.3	71.4	80.3	82.6	80.8	81.7
90.3	77.9	84.1	92.3	90.4	91.2
94.2	91.5	92.9	94.6	96.0	95.2
96.2	90.4	93.3	94.3	96.0	95.2
95.2	92.5	93.8	90.4	92.7	91.5
93.4	86.6	90.0	91.7	92.4	92.0

SAFETY

- (17) I feel safe at my school
(18) I feel safe in the school cafeteria
(19) I feel safe in my classrooms
(20) I feel safe in the school washrooms
(21) I feel safe in the school gym
(22) I feel safe in the gym change rooms
(23) I feel safe on the school bus
(24) I feel safe on the school grounds

90.2	85.9	88.0	89.9	91.7	90.8
86.1	83.2	84.6	85.8	89.3	87.6
93.2	83.8	88.5	92.0	94.5	93.2
73.8	65.1	69.4	74.3	74.1	74.2
95.1	89.3	92.2	92.8	93.7	93.2
87.5	70.0	78.4	80.6	80.2	80.4
83.5	77.9	80.7	77.0	78.3	77.7
85.6	87.5	86.5	83.1	88.6	85.8
86.9	80.3	83.5	84.5	86.3	85.4

BULLYING AND HARASSMENT

- (27) In the last month, I have been bullied by being hit, kicked, pushed, or shoved
(28) In the last month, I have been bullied by being called mean names, been made fun of, or been teased in a hurtful way
(29) In the last month, I have been bullied by being left out of things on purpose, being left out of groups, or being ignored
(30) In the last month, I have seen or heard about another student being bullied
(31) In the last month, I have bullied another student

6.7	3.9	5.3	7.0	4.6	5.8
9.7	14.3	12.0	11.2	11.4	11.3
6.7	10.5	8.6	8.7	11.6	10.2
18.5	15.4	16.9	17.6	17.3	17.5
1.0	0.0	0.5	1.2	0.8	1.0
8.5	8.8	8.7	9.1	9.1	9.2

For each item on the survey, students were asked to indicate the extent to which they agreed to each statement with the following scale: 1 - Strongly disagree, 2 - Disagree somewhat, 3 - Agree somewhat, 4 - Strongly agree, 5 - N/A (Not Applicable).

Survey results highlight the percentage of students who ‘agree somewhat’ or ‘strongly agree’ with each statement.



School Climate Survey

Grade Five, 2015-16

(All values are percent agreeing with statements.)

#012 - J.C. Erhardt Memorial School, Makkovik

Response Rate: 75.0

Number of Students

[N=3]

[N=210]

[N=4,492]

SCHOOL IS A PLACE WHERE...

STUDENT SATISFACTION

- (1) School is a place where I like to be
- (2) I am happy with my school
- (3) I am happy with the teachers at my school
- (4) My school is clean
- (5) My school work is interesting
- (6) My school work is challenging

SCHOOL			DISTRICT			PROVINCE		
M	F	Total	M	F	Total	M	F	Total
			69.9	67.0	68.4	77.3	88.0	82.5
			87.4	83.8	85.6	89.3	93.6	91.2
			92.3	91.5	91.9	92.8	95.7	94.2
			91.2	88.6	89.9	80.3	87.3	83.7
			68.6	74.5	71.6	76.4	83.1	79.7
			69.9	68.9	69.4	70.2	70.4	70.4
			79.9	79.1	79.5	81.0	86.3	83.6

LEARNING OPPORTUNITIES

- (7) I am encouraged to try my best at school
- (8) It is easy to get help with my work at school if I need it
- (9) My parents/guardians help me with my school work when I need it
- (10) Other students help me with my school work when I need it
- (11) If I need it, I can get help at school with problems not related to my school work

96.0	95.1	95.6	96.0	97.0	96.4
90.3	89.4	89.9	91.9	92.2	92.0
94.2	95.2	94.7	94.3	96.0	95.1
76.0	74.0	75.0	76.5	84.1	80.2
76.0	84.0	80.1	81.6	86.4	83.9
86.5	87.6	87.0	88.1	91.1	89.5

EXPECTATIONS

- (25) I know the school rules/code of conduct

95.2	96.2	95.7	96.0	97.7	96.9
------	------	------	------	------	------

SCHOOL CLIMATE

- (12) At my school, I treat everyone with respect
- (13) At my school, students treat each other with respect
- (14) At my school, students treat adults with respect
- (15) At my school, adults treat students with respect
- (16) Adults at my school care about me
- (26) I am treated fairly by the adults in my school

95.1	96.1	95.6	96.2	98.2	97.1
89.3	71.4	80.3	82.6	80.8	81.7
90.3	77.9	84.1	92.3	90.4	91.2
94.2	91.5	92.9	94.6	96.0	95.2
96.2	90.4	93.3	94.3	96.0	95.2
95.2	92.5	93.8	90.4	92.7	91.5
93.4	86.6	90.0	91.7	92.4	92.0

SAFETY

- (17) I feel safe at my school
- (18) I feel safe in the school cafeteria
- (19) I feel safe in my classrooms
- (20) I feel safe in the school washrooms
- (21) I feel safe in the school gym
- (22) I feel safe in the gym change rooms
- (23) I feel safe on the school bus
- (24) I feel safe on the school grounds

90.2	85.9	88.0	89.9	91.7	90.8
86.1	83.2	84.6	85.8	89.3	87.6
93.2	83.8	88.5	92.0	94.5	93.2
73.8	65.1	69.4	74.3	74.1	74.2
95.1	89.3	92.2	92.8	93.7	93.2
87.5	70.0	78.4	80.6	80.2	80.4
83.5	77.9	80.7	77.0	78.3	77.7
85.6	87.5	86.5	83.1	88.6	85.8
86.9	80.3	83.5	84.5	86.3	85.4

BULLYING AND HARASSMENT

- (27) In the last month, I have been bullied by being hit, kicked, pushed, or shoved
- (28) In the last month, I have been bullied by being called mean names, been made fun of, or been teased in a hurtful way
- (29) In the last month, I have been bullied by being left out of things on purpose, being left out of groups, or being ignored
- (30) In the last month, I have seen or heard about another student being bullied
- (31) In the last month, I have bullied another student

6.7	3.9	5.3	7.0	4.6	5.8
9.7	14.3	12.0	11.2	11.4	11.3
6.7	10.5	8.6	8.7	11.6	10.2
18.5	15.4	16.9	17.6	17.3	17.5
1.0	0.0	0.5	1.2	0.8	1.0
8.5	8.8	8.7	9.1	9.1	9.2

For each item on the survey, students were asked to indicate the extent to which they agreed to each statement with the following scale: 1 - Strongly disagree, 2 - Disagree somewhat, 3 - Agree somewhat, 4 - Strongly agree, 5 - N/A (Not Applicable).

Survey results highlight the percentage of students who ‘agree somewhat’ or ‘strongly agree’ with each statement.



School Climate Survey

Grade Five, 2015-16

(All values are percent agreeing with statements.)

#014 - Jens Haven Memorial, Nain

Response Rate: 69.2

Number of Students

[N=9]

[N=210]

[N=4,492]

SCHOOL IS A PLACE WHERE...

STUDENT SATISFACTION

- (1) School is a place where I like to be
- (2) I am happy with my school
- (3) I am happy with the teachers at my school
- (4) My school is clean
- (5) My school work is interesting
- (6) My school work is challenging

SCHOOL			DISTRICT			PROVINCE		
M	F	Total	M	F	Total	M	F	Total
		100.0	69.9	67.0	68.4	77.3	88.0	82.5
		100.0	87.4	83.8	85.6	89.3	93.6	91.2
		100.0	92.3	91.5	91.9	92.8	95.7	94.2
		88.9	91.2	88.6	89.9	80.3	87.3	83.7
		77.8	68.6	74.5	71.6	76.4	83.1	79.7
		55.6	69.9	68.9	69.4	70.2	70.4	70.4
		87.0	79.9	79.1	79.5	81.0	86.3	83.6

LEARNING OPPORTUNITIES

- (7) I am encouraged to try my best at school
- (8) It is easy to get help with my work at school if I need it
- (9) My parents/guardians help me with my school work when I need it
- (10) Other students help me with my school work when I need it
- (11) If I need it, I can get help at school with problems not related to my school work

100.0	96.0	95.1	95.6	96.0	97.0	96.4
77.8	90.3	89.4	89.9	91.9	92.2	92.0
87.5	94.2	95.2	94.7	94.3	96.0	95.1
85.7	76.0	74.0	75.0	76.5	84.1	80.2
87.5	76.0	84.0	80.1	81.6	86.4	83.9
87.7	86.5	87.6	87.0	88.1	91.1	89.5

EXPECTATIONS

- (25) I know the school rules/code of conduct

100.0	95.2	96.2	95.7	96.0	97.7	96.9
-------	------	------	------	------	------	------

SCHOOL CLIMATE

- (12) At my school, I treat everyone with respect
- (13) At my school, students treat each other with respect
- (14) At my school, students treat adults with respect
- (15) At my school, adults treat students with respect
- (16) Adults at my school care about me
- (26) I am treated fairly by the adults in my school

77.8	95.1	96.1	95.6	96.2	98.2	97.1
100.0	89.3	71.4	80.3	82.6	80.8	81.7
100.0	90.3	77.9	84.1	92.3	90.4	91.2
88.9	94.2	91.5	92.9	94.6	96.0	95.2
100.0	96.2	90.4	93.3	94.3	96.0	95.2
100.0	95.2	92.5	93.8	90.4	92.7	91.5
94.4	93.4	86.6	90.0	91.7	92.4	92.0

SAFETY

- (17) I feel safe at my school
- (18) I feel safe in the school cafeteria
- (19) I feel safe in my classrooms
- (20) I feel safe in the school washrooms
- (21) I feel safe in the school gym
- (22) I feel safe in the gym change rooms
- (23) I feel safe on the school bus
- (24) I feel safe on the school grounds

100.0	90.2	85.9	88.0	89.9	91.7	90.8
100.0	86.1	83.2	84.6	85.8	89.3	87.6
100.0	93.2	83.8	88.5	92.0	94.5	93.2
55.6	73.8	65.1	69.4	74.3	74.1	74.2
88.9	95.1	89.3	92.2	92.8	93.7	93.2
50.0	87.5	70.0	78.4	80.6	80.2	80.4
	83.5	77.9	80.7	77.0	78.3	77.7
77.8	85.6	87.5	86.5	83.1	88.6	85.8
71.5	86.9	80.3	83.5	84.5	86.3	85.4

BULLYING AND HARASSMENT

- (27) In the last month, I have been bullied by being hit, kicked, pushed, or shoved
- (28) In the last month, I have been bullied by being called mean names, been made fun of, or been teased in a hurtful way
- (29) In the last month, I have been bullied by being left out of things on purpose, being left out of groups, or being ignored
- (30) In the last month, I have seen or heard about another student being bullied
- (31) In the last month, I have bullied another student

0.0	6.7	3.9	5.3	7.0	4.6	5.8
0.0	9.7	14.3	12.0	11.2	11.4	11.3
22.2	6.7	10.5	8.6	8.7	11.6	10.2
12.5	18.5	15.4	16.9	17.6	17.3	17.5
0.0	1.0	0.0	0.5	1.2	0.8	1.0
6.9	8.5	8.8	8.7	9.1	9.1	9.2

For each item on the survey, students were asked to indicate the extent to which they agreed to each statement with the following scale: 1 - Strongly disagree, 2 - Disagree somewhat, 3 - Agree somewhat, 4 - Strongly agree, 5 - N/A (Not Applicable).

Survey results highlight the percentage of students who ‘agree somewhat’ or ‘strongly agree’ with each statement.



School Climate Survey

Grade Five, 2015-16

(All values are percent agreeing with statements.)

#015 - Lake Melville School, North West River

Response Rate: 75.0

Number of Students

[N=6]

[N=210]

[N=4,492]

SCHOOL IS A PLACE WHERE...

STUDENT SATISFACTION

- (1) School is a place where I like to be
- (2) I am happy with my school
- (3) I am happy with the teachers at my school
- (4) My school is clean
- (5) My school work is interesting
- (6) My school work is challenging

SCHOOL			DISTRICT			PROVINCE		
M	F	Total	M	F	Total	M	F	Total
		66.7	69.9	67.0	68.4	77.3	88.0	82.5
		100.0	87.4	83.8	85.6	89.3	93.6	91.2
		83.3	92.3	91.5	91.9	92.8	95.7	94.2
		66.7	91.2	88.6	89.9	80.3	87.3	83.7
		66.7	68.6	74.5	71.6	76.4	83.1	79.7
		50.0	69.9	68.9	69.4	70.2	70.4	70.4
		72.2	79.9	79.1	79.5	81.0	86.3	83.6

LEARNING OPPORTUNITIES

- (7) I am encouraged to try my best at school
- (8) It is easy to get help with my work at school if I need it
- (9) My parents/guardians help me with my school work when I need it
- (10) Other students help me with my school work when I need it
- (11) If I need it, I can get help at school with problems not related to my school work

100.0	96.0	95.1	95.6	96.0	97.0	96.4
100.0	90.3	89.4	89.9	91.9	92.2	92.0
100.0	94.2	95.2	94.7	94.3	96.0	95.1
66.7	76.0	74.0	75.0	76.5	84.1	80.2
100.0	76.0	84.0	80.1	81.6	86.4	83.9
93.3	86.5	87.6	87.0	88.1	91.1	89.5

EXPECTATIONS

- (25) I know the school rules/code of conduct

100.0	95.2	96.2	95.7	96.0	97.7	96.9
-------	------	------	------	------	------	------

SCHOOL CLIMATE

- (12) At my school, I treat everyone with respect
- (13) At my school, students treat each other with respect
- (14) At my school, students treat adults with respect
- (15) At my school, adults treat students with respect
- (16) Adults at my school care about me
- (26) I am treated fairly by the adults in my school

100.0	95.1	96.1	95.6	96.2	98.2	97.1
83.3	89.3	71.4	80.3	82.6	80.8	81.7
83.3	90.3	77.9	84.1	92.3	90.4	91.2
83.3	94.2	91.5	92.9	94.6	96.0	95.2
83.3	96.2	90.4	93.3	94.3	96.0	95.2
100.0	95.2	92.5	93.8	90.4	92.7	91.5
88.9	93.4	86.6	90.0	91.7	92.4	92.0

SAFETY

- (17) I feel safe at my school
- (18) I feel safe in the school cafeteria
- (19) I feel safe in my classrooms
- (20) I feel safe in the school washrooms
- (21) I feel safe in the school gym
- (22) I feel safe in the gym change rooms
- (23) I feel safe on the school bus
- (24) I feel safe on the school grounds

100.0	90.2	85.9	88.0	89.9	91.7	90.8
	86.1	83.2	84.6	85.8	89.3	87.6
100.0	93.2	83.8	88.5	92.0	94.5	93.2
66.7	73.8	65.1	69.4	74.3	74.1	74.2
100.0	95.1	89.3	92.2	92.8	93.7	93.2
	87.5	70.0	78.4	80.6	80.2	80.4
100.0	83.5	77.9	80.7	77.0	78.3	77.7
50.0	85.6	87.5	86.5	83.1	88.6	85.8
64.6	86.9	80.3	83.5	84.5	86.3	85.4

BULLYING AND HARASSMENT

- (27) In the last month, I have been bullied by being hit, kicked, pushed, or shoved
- (28) In the last month, I have been bullied by being called mean names, been made fun of, or been teased in a hurtful way
- (29) In the last month, I have been bullied by being left out of things on purpose, being left out of groups, or being ignored
- (30) In the last month, I have seen or heard about another student being bullied
- (31) In the last month, I have bullied another student

0.0	6.7	3.9	5.3	7.0	4.6	5.8
16.7	9.7	14.3	12.0	11.2	11.4	11.3
0.0	6.7	10.5	8.6	8.7	11.6	10.2
0.0	18.5	15.4	16.9	17.6	17.3	17.5
0.0	1.0	0.0	0.5	1.2	0.8	1.0
3.3	8.5	8.8	8.7	9.1	9.1	9.2

For each item on the survey, students were asked to indicate the extent to which they agreed to each statement with the following scale: 1 - Strongly disagree, 2 - Disagree somewhat, 3 - Agree somewhat, 4 - Strongly agree, 5 - N/A (Not Applicable).

Survey results highlight the percentage of students who ‘agree somewhat’ or ‘strongly agree’ with each statement.



School Climate Survey

Grade Five, 2015-16

(All values are percent agreeing with statements.)

#381 - J.R. Smallwood Middle School, Wabush

Response Rate: 90.6

Number of Students

[N=96]

[N=210]

[N=4,492]

SCHOOL IS A PLACE WHERE...

STUDENT SATISFACTION

- (1) School is a place where I like to be
(2) I am happy with my school
(3) I am happy with the teachers at my school
(4) My school is clean
(5) My school work is interesting
(6) My school work is challenging

SCHOOL			DISTRICT			PROVINCE		
M	F	Total	M	F	Total	M	F	Total
70.9	68.3	69.8	69.9	67.0	68.4	77.3	88.0	82.5
85.2	80.0	83.0	87.4	83.8	85.6	89.3	93.6	91.2
92.7	87.8	90.6	92.3	91.5	91.9	92.8	95.7	94.2
96.2	97.6	96.8	91.2	88.6	89.9	80.3	87.3	83.7
74.1	70.7	72.6	68.6	74.5	71.6	76.4	83.1	79.7
77.8	77.5	77.7	69.9	68.9	69.4	70.2	70.4	70.4
82.8	80.3	81.8	79.9	79.1	79.5	81.0	86.3	83.6

LEARNING OPPORTUNITIES

- (7) I am encouraged to try my best at school
(8) It is easy to get help with my work at school if I need it
(9) My parents/guardians help me with my school work when I need it
(10) Other students help me with my school work when I need it
(11) If I need it, I can get help at school with problems not related to my school work

96.2	92.5	94.6	96.0	95.1	95.6	96.0	97.0	96.4
90.9	85.4	88.5	90.3	89.4	89.9	91.9	92.2	92.0
96.3	95.1	95.8	94.2	95.2	94.7	94.3	96.0	95.1
69.1	73.2	70.8	76.0	74.0	75.0	76.5	84.1	80.2
76.4	82.9	79.2	76.0	84.0	80.1	81.6	86.4	83.9
85.8	85.8	85.8	86.5	87.6	87.0	88.1	91.1	89.5

EXPECTATIONS

- (25) I know the school rules/code of conduct

96.4	97.5	96.8	95.2	96.2	95.7	96.0	97.7	96.9
------	------	------	------	------	------	------	------	------

SCHOOL CLIMATE

- (12) At my school, I treat everyone with respect
(13) At my school, students treat each other with respect
(14) At my school, students treat adults with respect
(15) At my school, adults treat students with respect
(16) Adults at my school care about me
(26) I am treated fairly by the adults in my school

98.2	95.1	96.8	95.1	96.1	95.6	96.2	98.2	97.1
87.0	75.0	81.9	89.3	71.4	80.3	82.6	80.8	81.7
89.1	77.5	84.2	90.3	77.9	84.1	92.3	90.4	91.2
96.4	85.4	91.7	94.2	91.5	92.9	94.6	96.0	95.2
94.6	82.9	89.6	96.2	90.4	93.3	94.3	96.0	95.2
96.4	82.9	90.6	95.2	92.5	93.8	90.4	92.7	91.5
93.6	83.1	89.1	93.4	86.6	90.0	91.7	92.4	92.0

SAFETY

- (17) I feel safe at my school
(18) I feel safe in the school cafeteria
(19) I feel safe in my classrooms
(20) I feel safe in the school washrooms
(21) I feel safe in the school gym
(22) I feel safe in the gym change rooms
(23) I feel safe on the school bus
(24) I feel safe on the school grounds

90.9	82.9	87.5	90.2	85.9	88.0	89.9	91.7	90.8
86.5	84.6	85.7	86.1	83.2	84.6	85.8	89.3	87.6
94.6	75.0	86.3	93.2	83.8	88.5	92.0	94.5	93.2
85.2	56.1	72.6	73.8	65.1	69.4	74.3	74.1	74.2
96.2	95.0	95.7	95.1	89.3	92.2	92.8	93.7	93.2
94.4	53.9	77.4	87.5	70.0	78.4	80.6	80.2	80.4
84.6	78.4	82.0	83.5	77.9	80.7	77.0	78.3	77.7
92.7	90.0	91.6	85.6	87.5	86.5	83.1	88.6	85.8
90.7	77.0	84.9	86.9	80.3	83.5	84.5	86.3	85.4

BULLYING AND HARASSMENT

- (27) In the last month, I have been bullied by being hit, kicked, pushed, or shoved
(28) In the last month, I have been bullied by being called mean names, been made fun of, or been teased in a hurtful way
(29) In the last month, I have been bullied by being left out of things on purpose, being left out of groups, or being ignored
(30) In the last month, I have seen or heard about another student being bullied
(31) In the last month, I have bullied another student

7.3	7.3	7.3	6.7	3.9	5.3	7.0	4.6	5.8
9.3	26.8	16.8	9.7	14.3	12.0	11.2	11.4	11.3
7.3	14.6	10.4	6.7	10.5	8.6	8.7	11.6	10.2
20.0	19.5	19.8	18.5	15.4	16.9	17.6	17.3	17.5
0.0	0.0	0.0	1.0	0.0	0.5	1.2	0.8	1.0
8.8	13.7	10.9	8.5	8.8	8.7	9.1	9.1	9.2

For each item on the survey, students were asked to indicate the extent to which they agreed to each statement with the following scale: 1 - Strongly disagree, 2 - Disagree somewhat, 3 - Agree somewhat, 4 - Strongly agree, 5 - N/A (Not Applicable).

Survey results highlight the percentage of students who ‘agree somewhat’ or ‘strongly agree’ with each statement.

For each item on the survey, students were asked to indicate the extent to which they agreed to each statement with the following scale: 1 - Strongly disagree, 2 - Disagree somewhat, 3 - Agree somewhat, 4 - Strongly agree, 5 - N/A (Not Applicable).

Survey results highlight the percentage of students who ‘agree somewhat’ or ‘strongly agree’ with each statement.



School Climate Survey
Grade Five, 2015-16

(All values are percent agreeing with statements.)

#022 - William Gillett Academy, Charlottetown, LAB

Response Rate: 100.0

Number of Students

[N=3]

[N=731]

[N=4,492]

SCHOOL IS A PLACE WHERE...

STUDENT SATISFACTION

- (1) School is a place where I like to be
(2) I am happy with my school
(3) I am happy with the teachers at my school
(4) My school is clean
(5) My school work is interesting
(6) My school work is challenging

SCHOOL			DISTRICT			PROVINCE		
M	F	Total	M	F	Total	M	F	Total
			77.5	88.6	83.3	77.3	88.0	82.5
			90.7	92.2	91.6	89.3	93.6	91.2
			94.1	95.8	95.0	92.8	95.7	94.2
			83.2	87.6	85.6	80.3	87.3	83.7
			79.4	81.6	80.5	76.4	83.1	79.7
			70.5	69.0	70.0	70.2	70.4	70.4
			82.6	85.8	84.3	81.0	86.3	83.6

LEARNING OPPORTUNITIES

- (7) I am encouraged to try my best at school
(8) It is easy to get help with my work at school if I need it
(9) My parents/guardians help me with my school work when I need it
(10) Other students help me with my school work when I need it
(11) If I need it, I can get help at school with problems not related to my school work

96.0	97.5	96.8	96.0	97.0	96.4
92.7	90.5	91.7	91.9	92.2	92.0
95.2	93.9	94.6	94.3	96.0	95.1
79.0	86.0	82.8	76.5	84.1	80.2
82.0	84.8	83.6	81.6	86.4	83.9
89.0	90.5	89.9	88.1	91.1	89.5

EXPECTATIONS

- (25) I know the school rules/code of conduct

96.6	98.9	97.8	96.0	97.7	96.9
------	------	------	------	------	------

SCHOOL CLIMATE

- (12) At my school, I treat everyone with respect
(13) At my school, students treat each other with respect
(14) At my school, students treat adults with respect
(15) At my school, adults treat students with respect
(16) Adults at my school care about me
(26) I am treated fairly by the adults in my school

95.2	98.3	96.8	96.2	98.2	97.1
81.5	80.5	81.3	82.6	80.8	81.7
92.4	89.7	91.2	92.3	90.4	91.2
95.2	96.6	96.0	94.6	96.0	95.2
92.6	95.6	94.2	94.3	96.0	95.2
89.6	93.1	91.5	90.4	92.7	91.5
91.1	92.3	91.8	91.7	92.4	92.0

SAFETY

- (17) I feel safe at my school
(18) I feel safe in the school cafeteria
(19) I feel safe in my classrooms
(20) I feel safe in the school washrooms
(21) I feel safe in the school gym
(22) I feel safe in the gym change rooms
(23) I feel safe on the school bus
(24) I feel safe on the school grounds

92.1	91.3	91.7	89.9	91.7	90.8
89.3	91.2	90.5	85.8	89.3	87.6
92.6	94.1	93.4	92.0	94.5	93.2
80.6	75.1	78.0	74.3	74.1	74.2
91.8	94.1	93.0	92.8	93.7	93.2
81.5	80.7	81.2	80.6	80.2	80.4
81.6	78.7	80.5	77.0	78.3	77.7
84.1	88.0	86.3	83.1	88.6	85.8
86.7	86.6	86.8	84.5	86.3	85.4

BULLYING AND HARASSMENT

- (27) In the last month, I have been bullied by being hit, kicked, pushed, or shoved
(28) In the last month, I have been bullied by being called mean names, been made fun of, or been teased in a hurtful way
(29) In the last month, I have been bullied by being left out of things on purpose, being left out of groups, or being ignored
(30) In the last month, I have seen or heard about another student being bullied
(31) In the last month, I have bullied another student

9.2	6.3	7.7	7.0	4.6	5.8
14.3	14.2	14.0	11.2	11.4	11.3
10.7	13.7	12.0	8.7	11.6	10.2
17.5	16.5	16.8	17.6	17.3	17.5
1.4	0.0	0.7	1.2	0.8	1.0
10.6	10.1	10.3	9.1	9.1	9.2

For each item on the survey, students were asked to indicate the extent to which they agreed to each statement with the following scale: 1 - Strongly disagree, 2 - Disagree somewhat, 3 - Agree somewhat, 4 - Strongly agree, 5 - N/A (Not Applicable).

Survey results highlight the percentage of students who ‘agree somewhat’ or ‘strongly agree’ with each statement.



School Climate Survey
Grade Five, 2015-16
(All values are percent agreeing with statements.)

#026 - H.G. Fillier Academy, Englee

Response Rate: 85.7

Number of Students

[N=6]

[N=731]

[N=4,492]

SCHOOL IS A PLACE WHERE...

STUDENT SATISFACTION

- (1) School is a place where I like to be
(2) I am happy with my school
(3) I am happy with the teachers at my school
(4) My school is clean
(5) My school work is interesting
(6) My school work is challenging

SCHOOL			DISTRICT			PROVINCE		
M	F	Total	M	F	Total	M	F	Total
		66.7	77.5	88.6	83.3	77.3	88.0	82.5
		50.0	90.7	92.2	91.6	89.3	93.6	91.2
		100.0	94.1	95.8	95.0	92.8	95.7	94.2
		83.3	83.2	87.6	85.6	80.3	87.3	83.7
		83.3	79.4	81.6	80.5	76.4	83.1	79.7
		50.0	70.5	69.0	70.0	70.2	70.4	70.4
		72.2	82.6	85.8	84.3	81.0	86.3	83.6

LEARNING OPPORTUNITIES

- (7) I am encouraged to try my best at school
(8) It is easy to get help with my work at school if I need it
(9) My parents/guardians help me with my school work when I need it
(10) Other students help me with my school work when I need it
(11) If I need it, I can get help at school with problems not related to my school work

100.0	96.0	97.5	96.8	96.0	97.0	96.4
100.0	92.7	90.5	91.7	91.9	92.2	92.0
100.0	95.2	93.9	94.6	94.3	96.0	95.1
83.3	79.0	86.0	82.8	76.5	84.1	80.2
100.0	82.0	84.8	83.6	81.6	86.4	83.9
96.7	89.0	90.5	89.9	88.1	91.1	89.5

EXPECTATIONS

- (25) I know the school rules/code of conduct

100.0	96.6	98.9	97.8	96.0	97.7	96.9
-------	------	------	------	------	------	------

SCHOOL CLIMATE

- (12) At my school, I treat everyone with respect
(13) At my school, students treat each other with respect
(14) At my school, students treat adults with respect
(15) At my school, adults treat students with respect
(16) Adults at my school care about me
(26) I am treated fairly by the adults in my school

83.3	95.2	98.3	96.8	96.2	98.2	97.1
50.0	81.5	80.5	81.3	82.6	80.8	81.7
83.3	92.4	89.7	91.2	92.3	90.4	91.2
100.0	95.2	96.6	96.0	94.6	96.0	95.2
100.0	92.6	95.6	94.2	94.3	96.0	95.2
100.0	89.6	93.1	91.5	90.4	92.7	91.5
86.1	91.1	92.3	91.8	91.7	92.4	92.0

SAFETY

- (17) I feel safe at my school
(18) I feel safe in the school cafeteria
(19) I feel safe in my classrooms
(20) I feel safe in the school washrooms
(21) I feel safe in the school gym
(22) I feel safe in the gym change rooms
(23) I feel safe on the school bus
(24) I feel safe on the school grounds

66.7	92.1	91.3	91.7	89.9	91.7	90.8
	89.3	91.2	90.5	85.8	89.3	87.6
100.0	92.6	94.1	93.4	92.0	94.5	93.2
66.7	80.6	75.1	78.0	74.3	74.1	74.2
100.0	91.8	94.1	93.0	92.8	93.7	93.2
100.0	81.5	80.7	81.2	80.6	80.2	80.4
	81.6	78.7	80.5	77.0	78.3	77.7
100.0	84.1	88.0	86.3	83.1	88.6	85.8
66.7	86.7	86.6	86.8	84.5	86.3	85.4

BULLYING AND HARASSMENT

- (27) In the last month, I have been bullied by being hit, kicked, pushed, or shoved
(28) In the last month, I have been bullied by being called mean names, been made fun of, or been teased in a hurtful way
(29) In the last month, I have been bullied by being left out of things on purpose, being left out of groups, or being ignored
(30) In the last month, I have seen or heard about another student being bullied
(31) In the last month, I have bullied another student

0.0	9.2	6.3	7.7	7.0	4.6	5.8
0.0	14.3	14.2	14.0	11.2	11.4	11.3
0.0	10.7	13.7	12.0	8.7	11.6	10.2
0.0	17.5	16.5	16.8	17.6	17.3	17.5
0.0	1.4	0.0	0.7	1.2	0.8	1.0
0.0	10.6	10.1	10.3	9.1	9.1	9.2

For each item on the survey, students were asked to indicate the extent to which they agreed to each statement with the following scale: 1 - Strongly disagree, 2 - Disagree somewhat, 3 - Agree somewhat, 4 - Strongly agree, 5 - N/A (Not Applicable).

Survey results highlight the percentage of students who ‘agree somewhat’ or ‘strongly agree’ with each statement.



School Climate Survey

Grade Five, 2015-16

(All values are percent agreeing with statements.)

#027 - Canon Richards Memorial Academy, Flower's Cove

Response Rate: 100.0

Number of Students

[N=21]

[N=731]

[N=4,492]

SCHOOL IS A PLACE WHERE...

STUDENT SATISFACTION

	SCHOOL			DISTRICT			PROVINCE		
	M	F	Total	M	F	Total	M	F	Total
(1) School is a place where I like to be	75.0	100.0	85.7	77.5	88.6	83.3	77.3	88.0	82.5
(2) I am happy with my school	100.0	100.0	100.0	90.7	92.2	91.6	89.3	93.6	91.2
(3) I am happy with the teachers at my school	100.0	100.0	100.0	94.1	95.8	95.0	92.8	95.7	94.2
(4) My school is clean	91.7	100.0	95.2	83.2	87.6	85.6	80.3	87.3	83.7
(5) My school work is interesting	83.3	77.8	81.0	79.4	81.6	80.5	76.4	83.1	79.7
(6) My school work is challenging	50.0	77.8	61.9	70.5	69.0	70.0	70.2	70.4	70.4
	83.3	92.6	87.3	82.6	85.8	84.3	81.0	86.3	83.6

LEARNING OPPORTUNITIES

(7) I am encouraged to try my best at school	100.0	100.0	100.0	96.0	97.5	96.8	96.0	97.0	96.4
(8) It is easy to get help with my work at school if I need it	100.0	100.0	100.0	92.7	90.5	91.7	91.9	92.2	92.0
(9) My parents/guardians help me with my school work when I need it	100.0	100.0	100.0	95.2	93.9	94.6	94.3	96.0	95.1
(10) Other students help me with my school work when I need it	91.7	88.9	90.5	79.0	86.0	82.8	76.5	84.1	80.2
(11) If I need it, I can get help at school with problems <u>not</u> related to my school work	91.7	88.9	90.5	82.0	84.8	83.6	81.6	86.4	83.9
	96.7	95.6	96.2	89.0	90.5	89.9	88.1	91.1	89.5

EXPECTATIONS

(25) I know the school rules/code of conduct	100.0	100.0	100.0	96.6	98.9	97.8	96.0	97.7	96.9
--	-------	-------	-------	------	------	------	------	------	------

SCHOOL CLIMATE

(12) At my school, I treat everyone with respect	100.0	100.0	100.0	95.2	98.3	96.8	96.2	98.2	97.1
(13) At my school, students treat each other with respect	83.3	100.0	90.5	81.5	80.5	81.3	82.6	80.8	81.7
(14) At my school, students treat adults with respect	100.0	100.0	100.0	92.4	89.7	91.2	92.3	90.4	91.2
(15) At my school, adults treat students with respect	100.0	100.0	100.0	95.2	96.6	96.0	94.6	96.0	95.2
(16) Adults at my school care about me	100.0	100.0	100.0	92.6	95.6	94.2	94.3	96.0	95.2
(26) I am treated fairly by the adults in my school	100.0	100.0	100.0	89.6	93.1	91.5	90.4	92.7	91.5
	97.2	100.0	98.4	91.1	92.3	91.8	91.7	92.4	92.0

SAFETY

(17) I feel safe at my school	100.0	100.0	100.0	92.1	91.3	91.7	89.9	91.7	90.8
(18) I feel safe in the school cafeteria	91.7	100.0	95.2	89.3	91.2	90.5	85.8	89.3	87.6
(19) I feel safe in my classrooms	100.0	100.0	100.0	92.6	94.1	93.4	92.0	94.5	93.2
(20) I feel safe in the school washrooms	100.0	88.9	95.2	80.6	75.1	78.0	74.3	74.1	74.2
(21) I feel safe in the school gym	100.0	100.0	100.0	91.8	94.1	93.0	92.8	93.7	93.2
(22) I feel safe in the gym change rooms	100.0	88.9	95.2	81.5	80.7	81.2	80.6	80.2	80.4
(23) I feel safe on the school bus	91.7	88.9	90.5	81.6	78.7	80.5	77.0	78.3	77.7
(24) I feel safe on the school grounds	100.0	100.0	100.0	84.1	88.0	86.3	83.1	88.6	85.8
	97.9	95.8	97.0	86.7	86.6	86.8	84.5	86.3	85.4

BULLYING AND HARASSMENT

(27) In the last month, I have been bullied by being hit, kicked, pushed, or shoved	0.0	11.1	4.8	9.2	6.3	7.7	7.0	4.6	5.8
(28) In the last month, I have been bullied by being called mean names, been made fun of, or been teased in a hurtful way	0.0	11.1	4.8	14.3	14.2	14.0	11.2	11.4	11.3
(29) In the last month, I have been bullied by being left out of things on purpose, being left out of groups, or being ignored	0.0	0.0	0.0	10.7	13.7	12.0	8.7	11.6	10.2
(30) In the last month, I have seen or heard about another student being bullied	8.3	0.0	4.8	17.5	16.5	16.8	17.6	17.3	17.5
(31) In the last month, I have bullied another student	0.0	0.0	0.0	1.4	0.0	0.7	1.2	0.8	1.0
	1.7	4.4	2.9	10.6	10.1	10.3	9.1	9.1	9.2

For each item on the survey, students were asked to indicate the extent to which they agreed to each statement with the following scale: 1 - Strongly disagree, 2 - Disagree somewhat, 3 - Agree somewhat, 4 - Strongly agree, 5 - N/A (Not Applicable).

Survey results highlight the percentage of students who ‘agree somewhat’ or ‘strongly agree’ with each statement.



School Climate Survey

Grade Five, 2015-16

(All values are percent agreeing with statements.)

#032 - Truman Eddison Memorial, Griquet

Response Rate: 100.0

Number of Students

[N=2]

[N=731]

[N=4,492]

SCHOOL IS A PLACE WHERE...

STUDENT SATISFACTION

- (1) School is a place where I like to be
(2) I am happy with my school
(3) I am happy with the teachers at my school
(4) My school is clean
(5) My school work is interesting
(6) My school work is challenging

SCHOOL			DISTRICT			PROVINCE		
M	F	Total	M	F	Total	M	F	Total
			77.5	88.6	83.3	77.3	88.0	82.5
			90.7	92.2	91.6	89.3	93.6	91.2
			94.1	95.8	95.0	92.8	95.7	94.2
			83.2	87.6	85.6	80.3	87.3	83.7
			79.4	81.6	80.5	76.4	83.1	79.7
			70.5	69.0	70.0	70.2	70.4	70.4
			82.6	85.8	84.3	81.0	86.3	83.6

LEARNING OPPORTUNITIES

- (7) I am encouraged to try my best at school
(8) It is easy to get help with my work at school if I need it
(9) My parents/guardians help me with my school work when I need it
(10) Other students help me with my school work when I need it
(11) If I need it, I can get help at school with problems not related to my school work

96.0	97.5	96.8	96.0	97.0	96.4
92.7	90.5	91.7	91.9	92.2	92.0
95.2	93.9	94.6	94.3	96.0	95.1
79.0	86.0	82.8	76.5	84.1	80.2
82.0	84.8	83.6	81.6	86.4	83.9
89.0	90.5	89.9	88.1	91.1	89.5

EXPECTATIONS

- (25) I know the school rules/code of conduct

96.6	98.9	97.8	96.0	97.7	96.9
------	------	------	------	------	------

SCHOOL CLIMATE

- (12) At my school, I treat everyone with respect
(13) At my school, students treat each other with respect
(14) At my school, students treat adults with respect
(15) At my school, adults treat students with respect
(16) Adults at my school care about me
(26) I am treated fairly by the adults in my school

95.2	98.3	96.8	96.2	98.2	97.1
81.5	80.5	81.3	82.6	80.8	81.7
92.4	89.7	91.2	92.3	90.4	91.2
95.2	96.6	96.0	94.6	96.0	95.2
92.6	95.6	94.2	94.3	96.0	95.2
89.6	93.1	91.5	90.4	92.7	91.5
91.1	92.3	91.8	91.7	92.4	92.0

SAFETY

- (17) I feel safe at my school
(18) I feel safe in the school cafeteria
(19) I feel safe in my classrooms
(20) I feel safe in the school washrooms
(21) I feel safe in the school gym
(22) I feel safe in the gym change rooms
(23) I feel safe on the school bus
(24) I feel safe on the school grounds

92.1	91.3	91.7	89.9	91.7	90.8
89.3	91.2	90.5	85.8	89.3	87.6
92.6	94.1	93.4	92.0	94.5	93.2
80.6	75.1	78.0	74.3	74.1	74.2
91.8	94.1	93.0	92.8	93.7	93.2
81.5	80.7	81.2	80.6	80.2	80.4
81.6	78.7	80.5	77.0	78.3	77.7
84.1	88.0	86.3	83.1	88.6	85.8
86.7	86.6	86.8	84.5	86.3	85.4

BULLYING AND HARASSMENT

- (27) In the last month, I have been bullied by being hit, kicked, pushed, or shoved
(28) In the last month, I have been bullied by being called mean names, been made fun of, or been teased in a hurtful way
(29) In the last month, I have been bullied by being left out of things on purpose, being left out of groups, or being ignored
(30) In the last month, I have seen or heard about another student being bullied
(31) In the last month, I have bullied another student

9.2	6.3	7.7	7.0	4.6	5.8
14.3	14.2	14.0	11.2	11.4	11.3
10.7	13.7	12.0	8.7	11.6	10.2
17.5	16.5	16.8	17.6	17.3	17.5
1.4	0.0	0.7	1.2	0.8	1.0
10.6	10.1	10.3	9.1	9.1	9.2

For each item on the survey, students were asked to indicate the extent to which they agreed to each statement with the following scale: 1 - Strongly disagree, 2 - Disagree somewhat, 3 - Agree somewhat, 4 - Strongly agree, 5 - N/A (Not Applicable).

Survey results highlight the percentage of students who ‘agree somewhat’ or ‘strongly agree’ with each statement.

School Climate Survey
Grade Five, 2015-16
 (All values are percent agreeing with statements.)

#039 - Mary Simms All-Grade, Main Brook

Response Rate: 50.0

Number of Students

[N=1]

[N=731]

[N=4,492]

SCHOOL IS A PLACE WHERE...

STUDENT SATISFACTION

- (1) School is a place where I like to be
- (2) I am happy with my school
- (3) I am happy with the teachers at my school
- (4) My school is clean
- (5) My school work is interesting
- (6) My school work is challenging

LEARNING OPPORTUNITIES

- (7) I am encouraged to try my best at school
- (8) It is easy to get help with my work at school if I need it
- (9) My parents/guardians help me with my school work when I need it
- (10) Other students help me with my school work when I need it
- (11) If I need it, I can get help at school with problems not related to my school work

EXPECTATIONS

- (25) I know the school rules/code of conduct

SCHOOL CLIMATE

- (12) At my school, I treat everyone with respect
- (13) At my school, students treat each other with respect
- (14) At my school, students treat adults with respect
- (15) At my school, adults treat students with respect
- (16) Adults at my school care about me
- (26) I am treated fairly by the adults in my school

SAFETY

- (17) I feel safe at my school
- (18) I feel safe in the school cafeteria
- (19) I feel safe in my classrooms
- (20) I feel safe in the school washrooms
- (21) I feel safe in the school gym
- (22) I feel safe in the gym change rooms
- (23) I feel safe on the school bus
- (24) I feel safe on the school grounds

BULLYING AND HARASSMENT

- (27) In the last month, I have been bullied by being hit, kicked, pushed, or shoved
- (28) In the last month, I have been bullied by being called mean names, been made fun of, or been teased in a hurtful way
- (29) In the last month, I have been bullied by being left out of things on purpose, being left out of groups, or being ignored
- (30) In the last month, I have seen or heard about another student being bullied
- (31) In the last month, I have bullied another student

For each item on the survey, students were asked to indicate the extent to which they agreed to each statement with the following scale: 1 - Strongly disagree, 2 - Disagree somewhat, 3 - Agree somewhat, 4 - Strongly agree, 5 - N/A (Not Applicable).

Survey results highlight the percentage of students who 'agree somewhat' or 'strongly agree' with each statement.



School Climate Survey

Grade Five, 2015-16

(All values are percent agreeing with statements.)

#040 - St. Mary's AG, Mary's Harbour

Response Rate: 100.0

Number of Students

[N=1]

[N=731]

[N=4,492]

SCHOOL IS A PLACE WHERE...

STUDENT SATISFACTION

- (1) School is a place where I like to be
(2) I am happy with my school
(3) I am happy with the teachers at my school
(4) My school is clean
(5) My school work is interesting
(6) My school work is challenging

SCHOOL			DISTRICT			PROVINCE		
M	F	Total	M	F	Total	M	F	Total
			77.5	88.6	83.3	77.3	88.0	82.5
			90.7	92.2	91.6	89.3	93.6	91.2
			94.1	95.8	95.0	92.8	95.7	94.2
			83.2	87.6	85.6	80.3	87.3	83.7
			79.4	81.6	80.5	76.4	83.1	79.7
			70.5	69.0	70.0	70.2	70.4	70.4
			82.6	85.8	84.3	81.0	86.3	83.6

LEARNING OPPORTUNITIES

- (7) I am encouraged to try my best at school
(8) It is easy to get help with my work at school if I need it
(9) My parents/guardians help me with my school work when I need it
(10) Other students help me with my school work when I need it
(11) If I need it, I can get help at school with problems not related to my school work

96.0	97.5	96.8	96.0	97.0	96.4
92.7	90.5	91.7	91.9	92.2	92.0
95.2	93.9	94.6	94.3	96.0	95.1
79.0	86.0	82.8	76.5	84.1	80.2
82.0	84.8	83.6	81.6	86.4	83.9
89.0	90.5	89.9	88.1	91.1	89.5

EXPECTATIONS

- (25) I know the school rules/code of conduct

96.6	98.9	97.8	96.0	97.7	96.9
------	------	------	------	------	------

SCHOOL CLIMATE

- (12) At my school, I treat everyone with respect
(13) At my school, students treat each other with respect
(14) At my school, students treat adults with respect
(15) At my school, adults treat students with respect
(16) Adults at my school care about me
(26) I am treated fairly by the adults in my school

95.2	98.3	96.8	96.2	98.2	97.1
81.5	80.5	81.3	82.6	80.8	81.7
92.4	89.7	91.2	92.3	90.4	91.2
95.2	96.6	96.0	94.6	96.0	95.2
92.6	95.6	94.2	94.3	96.0	95.2
89.6	93.1	91.5	90.4	92.7	91.5
91.1	92.3	91.8	91.7	92.4	92.0

SAFETY

- (17) I feel safe at my school
(18) I feel safe in the school cafeteria
(19) I feel safe in my classrooms
(20) I feel safe in the school washrooms
(21) I feel safe in the school gym
(22) I feel safe in the gym change rooms
(23) I feel safe on the school bus
(24) I feel safe on the school grounds

92.1	91.3	91.7	89.9	91.7	90.8
89.3	91.2	90.5	85.8	89.3	87.6
92.6	94.1	93.4	92.0	94.5	93.2
80.6	75.1	78.0	74.3	74.1	74.2
91.8	94.1	93.0	92.8	93.7	93.2
81.5	80.7	81.2	80.6	80.2	80.4
81.6	78.7	80.5	77.0	78.3	77.7
84.1	88.0	86.3	83.1	88.6	85.8
86.7	86.6	86.8	84.5	86.3	85.4

BULLYING AND HARASSMENT

- (27) In the last month, I have been bullied by being hit, kicked, pushed, or shoved
(28) In the last month, I have been bullied by being called mean names, been made fun of, or been teased in a hurtful way
(29) In the last month, I have been bullied by being left out of things on purpose, being left out of groups, or being ignored
(30) In the last month, I have seen or heard about another student being bullied
(31) In the last month, I have bullied another student

9.2	6.3	7.7	7.0	4.6	5.8
14.3	14.2	14.0	11.2	11.4	11.3
10.7	13.7	12.0	8.7	11.6	10.2
17.5	16.5	16.8	17.6	17.3	17.5
1.4	0.0	0.7	1.2	0.8	1.0
10.6	10.1	10.3	9.1	9.1	9.2

For each item on the survey, students were asked to indicate the extent to which they agreed to each statement with the following scale: 1 - Strongly disagree, 2 - Disagree somewhat, 3 - Agree somewhat, 4 - Strongly agree, 5 - N/A (Not Applicable).

Survey results highlight the percentage of students who ‘agree somewhat’ or ‘strongly agree’ with each statement.



School Climate Survey

Grade Five, 2015-16

(All values are percent agreeing with statements.)

#046 - Bayside Academy, Port Hope Simpson

Response Rate: 85.7

Number of Students

[N=6]

[N=731]

[N=4,492]

SCHOOL IS A PLACE WHERE...

STUDENT SATISFACTION

- (1) School is a place where I like to be
- (2) I am happy with my school
- (3) I am happy with the teachers at my school
- (4) My school is clean
- (5) My school work is interesting
- (6) My school work is challenging

SCHOOL			DISTRICT			PROVINCE		
M	F	Total	M	F	Total	M	F	Total
		100.0	77.5	88.6	83.3	77.3	88.0	82.5
		100.0	90.7	92.2	91.6	89.3	93.6	91.2
		100.0	94.1	95.8	95.0	92.8	95.7	94.2
		83.3	83.2	87.6	85.6	80.3	87.3	83.7
		83.3	79.4	81.6	80.5	76.4	83.1	79.7
		100.0	70.5	69.0	70.0	70.2	70.4	70.4
		94.4	82.6	85.8	84.3	81.0	86.3	83.6

LEARNING OPPORTUNITIES

- (7) I am encouraged to try my best at school
- (8) It is easy to get help with my work at school if I need it
- (9) My parents/guardians help me with my school work when I need it
- (10) Other students help me with my school work when I need it
- (11) If I need it, I can get help at school with problems not related to my school work

83.3	96.0	97.5	96.8	96.0	97.0	96.4
83.3	92.7	90.5	91.7	91.9	92.2	92.0
100.0	95.2	93.9	94.6	94.3	96.0	95.1
66.7	79.0	86.0	82.8	76.5	84.1	80.2
66.7	82.0	84.8	83.6	81.6	86.4	83.9
80.0	89.0	90.5	89.9	88.1	91.1	89.5

EXPECTATIONS

- (25) I know the school rules/code of conduct

100.0	96.6	98.9	97.8	96.0	97.7	96.9
-------	------	------	------	------	------	------

SCHOOL CLIMATE

- (12) At my school, I treat everyone with respect
- (13) At my school, students treat each other with respect
- (14) At my school, students treat adults with respect
- (15) At my school, adults treat students with respect
- (16) Adults at my school care about me
- (26) I am treated fairly by the adults in my school

100.0	95.2	98.3	96.8	96.2	98.2	97.1
33.3	81.5	80.5	81.3	82.6	80.8	81.7
83.3	92.4	89.7	91.2	92.3	90.4	91.2
66.7	95.2	96.6	96.0	94.6	96.0	95.2
100.0	92.6	95.6	94.2	94.3	96.0	95.2
100.0	89.6	93.1	91.5	90.4	92.7	91.5
80.6	91.1	92.3	91.8	91.7	92.4	92.0

SAFETY

- (17) I feel safe at my school
- (18) I feel safe in the school cafeteria
- (19) I feel safe in my classrooms
- (20) I feel safe in the school washrooms
- (21) I feel safe in the school gym
- (22) I feel safe in the gym change rooms
- (23) I feel safe on the school bus
- (24) I feel safe on the school grounds

100.0	92.1	91.3	91.7	89.9	91.7	90.8
100.0	89.3	91.2	90.5	85.8	89.3	87.6
100.0	92.6	94.1	93.4	92.0	94.5	93.2
66.7	80.6	75.1	78.0	74.3	74.1	74.2
100.0	91.8	94.1	93.0	92.8	93.7	93.2
33.3	81.5	80.7	81.2	80.6	80.2	80.4
	81.6	78.7	80.5	77.0	78.3	77.7
50.0	84.1	88.0	86.3	83.1	88.6	85.8
68.8	86.7	86.6	86.8	84.5	86.3	85.4

BULLYING AND HARASSMENT

- (27) In the last month, I have been bullied by being hit, kicked, pushed, or shoved
- (28) In the last month, I have been bullied by being called mean names, been made fun of, or been teased in a hurtful way
- (29) In the last month, I have been bullied by being left out of things on purpose, being left out of groups, or being ignored
- (30) In the last month, I have seen or heard about another student being bullied
- (31) In the last month, I have bullied another student

0.0	9.2	6.3	7.7	7.0	4.6	5.8
0.0	14.3	14.2	14.0	11.2	11.4	11.3
16.7	10.7	13.7	12.0	8.7	11.6	10.2
33.3	17.5	16.5	16.8	17.6	17.3	17.5
0.0	1.4	0.0	0.7	1.2	0.8	1.0
10.0	10.6	10.1	10.3	9.1	9.1	9.2

For each item on the survey, students were asked to indicate the extent to which they agreed to each statement with the following scale: 1 - Strongly disagree, 2 - Disagree somewhat, 3 - Agree somewhat, 4 - Strongly agree, 5 - N/A (Not Applicable).

Survey results highlight the percentage of students who ‘agree somewhat’ or ‘strongly agree’ with each statement.



School Climate Survey

Grade Five, 2015-16

(All values are percent agreeing with statements.)

#050 - Basque Memorial, Red Bay

Response Rate: 100.0

Number of Students

[N=2]

[N=731]

[N=4,492]

SCHOOL IS A PLACE WHERE...

STUDENT SATISFACTION

- (1) School is a place where I like to be
(2) I am happy with my school
(3) I am happy with the teachers at my school
(4) My school is clean
(5) My school work is interesting
(6) My school work is challenging

SCHOOL

M F Total

DISTRICT

M F Total

PROVINCE

M F Total

77.5	88.6	83.3	77.3	88.0	82.5
90.7	92.2	91.6	89.3	93.6	91.2
94.1	95.8	95.0	92.8	95.7	94.2
83.2	87.6	85.6	80.3	87.3	83.7
79.4	81.6	80.5	76.4	83.1	79.7
70.5	69.0	70.0	70.2	70.4	70.4
82.6	85.8	84.3	81.0	86.3	83.6

LEARNING OPPORTUNITIES

- (7) I am encouraged to try my best at school
(8) It is easy to get help with my work at school if I need it
(9) My parents/guardians help me with my school work when I need it
(10) Other students help me with my school work when I need it
(11) If I need it, I can get help at school with problems not related to my school work

96.0	97.5	96.8	96.0	97.0	96.4
92.7	90.5	91.7	91.9	92.2	92.0
95.2	93.9	94.6	94.3	96.0	95.1
79.0	86.0	82.8	76.5	84.1	80.2
82.0	84.8	83.6	81.6	86.4	83.9
89.0	90.5	89.9	88.1	91.1	89.5

EXPECTATIONS

- (25) I know the school rules/code of conduct

96.6	98.9	97.8	96.0	97.7	96.9
------	------	------	------	------	------

SCHOOL CLIMATE

- (12) At my school, I treat everyone with respect
(13) At my school, students treat each other with respect
(14) At my school, students treat adults with respect
(15) At my school, adults treat students with respect
(16) Adults at my school care about me
(26) I am treated fairly by the adults in my school

95.2	98.3	96.8	96.2	98.2	97.1
81.5	80.5	81.3	82.6	80.8	81.7
92.4	89.7	91.2	92.3	90.4	91.2
95.2	96.6	96.0	94.6	96.0	95.2
92.6	95.6	94.2	94.3	96.0	95.2
89.6	93.1	91.5	90.4	92.7	91.5
91.1	92.3	91.8	91.7	92.4	92.0

SAFETY

- (17) I feel safe at my school
(18) I feel safe in the school cafeteria
(19) I feel safe in my classrooms
(20) I feel safe in the school washrooms
(21) I feel safe in the school gym
(22) I feel safe in the gym change rooms
(23) I feel safe on the school bus
(24) I feel safe on the school grounds

92.1	91.3	91.7	89.9	91.7	90.8
89.3	91.2	90.5	85.8	89.3	87.6
92.6	94.1	93.4	92.0	94.5	93.2
80.6	75.1	78.0	74.3	74.1	74.2
91.8	94.1	93.0	92.8	93.7	93.2
81.5	80.7	81.2	80.6	80.2	80.4
81.6	78.7	80.5	77.0	78.3	77.7
84.1	88.0	86.3	83.1	88.6	85.8
86.7	86.6	86.8	84.5	86.3	85.4


BULLYING AND HARASSMENT

- (27) In the last month, I have been bullied by being hit, kicked, pushed, or shoved
(28) In the last month, I have been bullied by being called mean names, been made fun of, or been teased in a hurtful way
(29) In the last month, I have been bullied by being left out of things on purpose, being left out of groups, or being ignored
(30) In the last month, I have seen or heard about another student being bullied
(31) In the last month, I have bullied another student

9.2	6.3	7.7	7.0	4.6	5.8
14.3	14.2	14.0	11.2	11.4	11.3
10.7	13.7	12.0	8.7	11.6	10.2
17.5	16.5	16.8	17.6	17.3	17.5
1.4	0.0	0.7	1.2	0.8	1.0
10.6	10.1	10.3	9.1	9.1	9.2

For each item on the survey, students were asked to indicate the extent to which they agreed to each statement with the following scale: 1 - Strongly disagree, 2 - Disagree somewhat, 3 - Agree somewhat, 4 - Strongly agree, 5 - N/A (Not Applicable).

Survey results highlight the percentage of students who ‘agree somewhat’ or ‘strongly agree’ with each statement.

			School Climate Survey Grade Five, 2015-16 (All values are percent agreeing with statements.)		
#054 - St. Lewis Academy, St. Lewis			<div> <div>Response Rate: 66.7</div> <div> <div>Number of Students</div> <div> <div>[N=2]</div> <div>[N=731]</div> <div>[N=4,492]</div> </div> </div> </div>		
SCHOOL IS A PLACE WHERE...			<div> <div>SCHOOL</div> <div>DISTRICT</div> <div>PROVINCE</div> </div>		
STUDENT SATISFACTION			<div> <div>M</div> <div>F</div> <div>Total</div> </div>		
(1) School is a place where I like to be			<div> <div>77.5</div> <div>88.6</div> <div>83.3</div> </div>		
(2) I am happy with my school			<div> <div>90.7</div> <div>92.2</div> <div>91.6</div> </div>		
(3) I am happy with the teachers at my school			<div> <div>94.1</div> <div>95.8</div> <div>95.0</div> </div>		
(4) My school is clean			<div> <div>83.2</div> <div>87.6</div> <div>85.6</div> </div>		
(5) My school work is interesting			<div> <div>79.4</div> <div>81.6</div> <div>80.5</div> </div>		
(6) My school work is challenging			<div> <div>70.5</div> <div>69.0</div> <div>70.0</div> </div>		
			<div> <div>82.6</div> <div>85.8</div> <div>84.3</div> </div>		
LEARNING OPPORTUNITIES					
(7) I am encouraged to try my best at school			<div> <div>96.0</div> <div>97.5</div> <div>96.8</div> </div>		
(8) It is easy to get help with my work at school if I need it			<div> <div>92.7</div> <div>90.5</div> <div>91.7</div> </div>		
(9) My parents/guardians help me with my school work when I need it			<div> <div>95.2</div> <div>93.9</div> <div>94.6</div> </div>		
(10) Other students help me with my school work when I need it			<div> <div>79.0</div> <div>86.0</div> <div>82.8</div> </div>		
(11) If I need it, I can get help at school with problems <u>not</u> related to my school work			<div> <div>82.0</div> <div>84.8</div> <div>83.6</div> </div>		
			<div> <div>89.0</div> <div>90.5</div> <div>89.9</div> </div>		
EXPECTATIONS					
(25) I know the school rules/code of conduct			<div> <div>96.6</div> <div>98.9</div> <div>97.8</div> </div>		
SCHOOL CLIMATE					
(12) At my school, I treat everyone with respect			<div> <div>95.2</div> <div>98.3</div> <div>96.8</div> </div>		
(13) At my school, students treat each other with respect			<div> <div>81.5</div> <div>80.5</div> <div>81.3</div> </div>		
(14) At my school, students treat adults with respect			<div> <div>92.4</div> <div>89.7</div> <div>91.2</div> </div>		
(15) At my school, adults treat students with respect			<div> <div>95.2</div> <div>96.6</div> <div>96.0</div> </div>		
(16) Adults at my school care about me			<div> <div>92.6</div> <div>95.6</div> <div>94.2</div> </div>		
(26) I am treated fairly by the adults in my school			<div> <div>89.6</div> <div>93.1</div> <div>91.5</div> </div>		
			<div> <div>91.1</div> <div>92.3</div> <div>91.8</div> </div>		
SAFETY					
(17) I feel safe at my school			<div> <div>92.1</div> <div>91.3</div> <div>91.7</div> </div>		
(18) I feel safe in the school cafeteria			<div> <div>89.3</div> <div>91.2</div> <div>90.5</div> </div>		
(19) I feel safe in my classrooms			<div> <div>92.6</div> <div>94.1</div> <div>93.4</div> </div>		
(20) I feel safe in the school washrooms			<div> <div>80.6</div> <div>75.1</div> <div>78.0</div> </div>		
(21) I feel safe in the school gym			<div> <div>91.8</div> <div>94.1</div> <div>93.0</div> </div>		
(22) I feel safe in the gym change rooms			<div> <div>81.5</div> <div>80.7</div> <div>81.2</div> </div>		
(23) I feel safe on the school bus			<div> <div>81.6</div> <div>78.7</div> <div>80.5</div> </div>		
(24) I feel safe on the school grounds			<div> <div>84.1</div> <div>88.0</div> <div>86.3</div> </div>		
			<div> <div>86.7</div> <div>86.6</div> <div>86.8</div> </div>		
BULLYING AND HARASSMENT					
(27) In the last month, I have been bullied by being hit, kicked, pushed, or shoved			<div> <div>9.2</div> <div>6.3</div> <div>7.7</div> </div>		
(28) In the last month, I have been bullied by being called mean names, been made fun of, or been teased in a hurtful way			<div> <div>14.3</div> <div>14.2</div> <div>14.0</div> </div>		
(29) In the last month, I have been bullied by being left out of things on purpose, being left out of groups, or being ignored			<div> <div>10.7</div> <div>13.7</div> <div>12.0</div> </div>		
(30) In the last month, I have seen or heard about another student being bullied			<div> <div>17.5</div> <div>16.5</div> <div>16.8</div> </div>		
(31) In the last month, I have bullied another student			<div> <div>1.4</div> <div>0.0</div> <div>0.7</div> </div>		
			<div> <div>10.6</div> <div>10.1</div> <div>10.3</div> </div>		

For each item on the survey, students were asked to indicate the extent to which they agreed to each statement with the following scale: 1 - Strongly disagree, 2 - Disagree somewhat, 3 - Agree somewhat, 4 - Strongly agree, 5 - N/A (Not Applicable).

Survey results highlight the percentage of students who ‘agree somewhat’ or ‘strongly agree’ with each statement.



School Climate Survey

Grade Five, 2015-16

(All values are percent agreeing with statements.)

#057 - St. Peter's Academy, Benoit's Cove

Response Rate: 85.0

Number of Students

[N=17]

[N=731]

[N=4,492]

SCHOOL IS A PLACE WHERE...

STUDENT SATISFACTION

- (1) School is a place where I like to be
(2) I am happy with my school
(3) I am happy with the teachers at my school
(4) My school is clean
(5) My school work is interesting
(6) My school work is challenging

SCHOOL			DISTRICT			PROVINCE		
M	F	Total	M	F	Total	M	F	Total
70.0	57.1	64.7	77.5	88.6	83.3	77.3	88.0	82.5
100.0	71.4	88.2	90.7	92.2	91.6	89.3	93.6	91.2
100.0	85.7	94.1	94.1	95.8	95.0	92.8	95.7	94.2
80.0	42.9	64.7	83.2	87.6	85.6	80.3	87.3	83.7
100.0	71.4	87.5	79.4	81.6	80.5	76.4	83.1	79.7
90.0	57.1	76.5	70.5	69.0	70.0	70.2	70.4	70.4
90.0	64.3	79.3	82.6	85.8	84.3	81.0	86.3	83.6

LEARNING OPPORTUNITIES

- (7) I am encouraged to try my best at school
(8) It is easy to get help with my work at school if I need it
(9) My parents/guardians help me with my school work when I need it
(10) Other students help me with my school work when I need it
(11) If I need it, I can get help at school with problems not related to my school work

100.0	100.0	100.0	96.0	97.5	96.8	96.0	97.0	96.4
100.0	71.4	88.2	92.7	90.5	91.7	91.9	92.2	92.0
100.0	100.0	100.0	95.2	93.9	94.6	94.3	96.0	95.1
80.0	57.1	70.6	79.0	86.0	82.8	76.5	84.1	80.2
80.0	57.1	70.6	82.0	84.8	83.6	81.6	86.4	83.9
92.0	77.1	85.9	89.0	90.5	89.9	88.1	91.1	89.5

EXPECTATIONS

- (25) I know the school rules/code of conduct

100.0	100.0	100.0	96.6	98.9	97.8	96.0	97.7	96.9
-------	-------	-------	------	------	------	------	------	------

SCHOOL CLIMATE

- (12) At my school, I treat everyone with respect
(13) At my school, students treat each other with respect
(14) At my school, students treat adults with respect
(15) At my school, adults treat students with respect
(16) Adults at my school care about me
(26) I am treated fairly by the adults in my school

100.0	100.0	100.0	95.2	98.3	96.8	96.2	98.2	97.1
90.0	57.1	76.5	81.5	80.5	81.3	82.6	80.8	81.7
100.0	71.4	88.2	92.4	89.7	91.2	92.3	90.4	91.2
100.0	85.7	94.1	95.2	96.6	96.0	94.6	96.0	95.2
100.0	100.0	100.0	92.6	95.6	94.2	94.3	96.0	95.2
100.0	85.7	94.1	89.6	93.1	91.5	90.4	92.7	91.5
98.3	83.3	92.2	91.1	92.3	91.8	91.7	92.4	92.0

SAFETY

- (17) I feel safe at my school
(18) I feel safe in the school cafeteria
(19) I feel safe in my classrooms
(20) I feel safe in the school washrooms
(21) I feel safe in the school gym
(22) I feel safe in the gym change rooms
(23) I feel safe on the school bus
(24) I feel safe on the school grounds

100.0	71.4	87.5	92.1	91.3	91.7	89.9	91.7	90.8
90.0	83.3	87.5	89.3	91.2	90.5	85.8	89.3	87.6
90.0	100.0	93.8	92.6	94.1	93.4	92.0	94.5	93.2
90.0	28.6	64.7	80.6	75.1	78.0	74.3	74.1	74.2
90.0	85.7	88.2	91.8	94.1	93.0	92.8	93.7	93.2
90.0	71.4	82.4	81.5	80.7	81.2	80.6	80.2	80.4
70.0	80.0	73.3	81.6	78.7	80.5	77.0	78.3	77.7
100.0	85.7	94.1	84.1	88.0	86.3	83.1	88.6	85.8
90.0	75.8	83.9	86.7	86.6	86.8	84.5	86.3	85.4

BULLYING AND HARASSMENT

- (27) In the last month, I have been bullied by being hit, kicked, pushed, or shoved
(28) In the last month, I have been bullied by being called mean names, been made fun of, or been teased in a hurtful way
(29) In the last month, I have been bullied by being left out of things on purpose, being left out of groups, or being ignored
(30) In the last month, I have seen or heard about another student being bullied
(31) In the last month, I have bullied another student

0.0	0.0	0.0	9.2	6.3	7.7	7.0	4.6	5.8
10.0	28.6	17.7	14.3	14.2	14.0	11.2	11.4	11.3
0.0	0.0	0.0	10.7	13.7	12.0	8.7	11.6	10.2
10.0	14.3	11.8	17.5	16.5	16.8	17.6	17.3	17.5
0.0	0.0	0.0	1.4	0.0	0.7	1.2	0.8	1.0
4.0	8.6	5.9	10.6	10.1	10.3	9.1	9.1	9.2

For each item on the survey, students were asked to indicate the extent to which they agreed to each statement with the following scale: 1 - Strongly disagree, 2 - Disagree somewhat, 3 - Agree somewhat, 4 - Strongly agree, 5 - N/A (Not Applicable).

Survey results highlight the percentage of students who ‘agree somewhat’ or ‘strongly agree’ with each statement.



School Climate Survey
Grade Five, 2015-16

(All values are percent agreeing with statements.)

#060 - École C.C. Loughlin Elementary, Corner Brook

Response Rate: 91.7

Number of Students

[N=55]

[N=731]

[N=4,492]

SCHOOL IS A PLACE WHERE...

STUDENT SATISFACTION

- (1) School is a place where I like to be
(2) I am happy with my school
(3) I am happy with the teachers at my school
(4) My school is clean
(5) My school work is interesting
(6) My school work is challenging

SCHOOL			DISTRICT			PROVINCE		
M	F	Total	M	F	Total	M	F	Total
76.0	100.0	88.9	77.5	88.6	83.3	77.3	88.0	82.5
88.0	96.7	92.7	90.7	92.2	91.6	89.3	93.6	91.2
96.0	96.7	96.4	94.1	95.8	95.0	92.8	95.7	94.2
64.0	75.9	70.4	83.2	87.6	85.6	80.3	87.3	83.7
88.0	86.7	87.3	79.4	81.6	80.5	76.4	83.1	79.7
75.0	80.0	77.8	70.5	69.0	70.0	70.2	70.4	70.4
81.2	89.3	85.6	82.6	85.8	84.3	81.0	86.3	83.6

LEARNING OPPORTUNITIES

- (7) I am encouraged to try my best at school
(8) It is easy to get help with my work at school if I need it
(9) My parents/guardians help me with my school work when I need it
(10) Other students help me with my school work when I need it
(11) If I need it, I can get help at school with problems not related to my school work

91.7	100.0	96.3	96.0	97.5	96.8	96.0	97.0	96.4
92.0	93.1	92.6	92.7	90.5	91.7	91.9	92.2	92.0
95.8	96.7	96.3	95.2	93.9	94.6	94.3	96.0	95.1
79.2	76.7	77.8	79.0	86.0	82.8	76.5	84.1	80.2
96.0	93.3	94.6	82.0	84.8	83.6	81.6	86.4	83.9
90.9	92.0	91.5	89.0	90.5	89.9	88.1	91.1	89.5

EXPECTATIONS

- (25) I know the school rules/code of conduct

92.0	100.0	96.4	96.6	98.9	97.8	96.0	97.7	96.9
------	-------	------	------	------	------	------	------	------

SCHOOL CLIMATE

- (12) At my school, I treat everyone with respect
(13) At my school, students treat each other with respect
(14) At my school, students treat adults with respect
(15) At my school, adults treat students with respect
(16) Adults at my school care about me
(26) I am treated fairly by the adults in my school

83.3	93.3	88.9	95.2	98.3	96.8	96.2	98.2	97.1
88.0	58.6	72.2	81.5	80.5	81.3	82.6	80.8	81.7
87.5	72.4	79.3	92.4	89.7	91.2	92.3	90.4	91.2
92.0	96.7	94.6	95.2	96.6	96.0	94.6	96.0	95.2
88.0	93.3	90.9	92.6	95.6	94.2	94.3	96.0	95.2
84.0	86.7	85.5	89.6	93.1	91.5	90.4	92.7	91.5
87.1	83.5	85.2	91.1	92.3	91.8	91.7	92.4	92.0

SAFETY

- (17) I feel safe at my school
(18) I feel safe in the school cafeteria
(19) I feel safe in my classrooms
(20) I feel safe in the school washrooms
(21) I feel safe in the school gym
(22) I feel safe in the gym change rooms
(23) I feel safe on the school bus
(24) I feel safe on the school grounds

91.3	89.7	90.4	92.1	91.3	91.7	89.9	91.7	90.8
			89.3	91.2	90.5	85.8	89.3	87.6
88.0	86.7	87.3	92.6	94.1	93.4	92.0	94.5	93.2
72.0	50.0	60.4	80.6	75.1	78.0	74.3	74.1	74.2
88.0	96.3	92.3	91.8	94.1	93.0	92.8	93.7	93.2
76.0	75.9	75.9	81.5	80.7	81.2	80.6	80.2	80.4
78.6	85.7	82.1	81.6	78.7	80.5	77.0	78.3	77.7
76.0	83.3	80.0	84.1	88.0	86.3	83.1	88.6	85.8
71.2	70.9	71.1	86.7	86.6	86.8	84.5	86.3	85.4

BULLYING AND HARASSMENT

- (27) In the last month, I have been bullied by being hit, kicked, pushed, or shoved
(28) In the last month, I have been bullied by being called mean names, been made fun of, or been teased in a hurtful way
(29) In the last month, I have been bullied by being left out of things on purpose, being left out of groups, or being ignored
(30) In the last month, I have seen or heard about another student being bullied
(31) In the last month, I have bullied another student

24.0	6.7	14.6	9.2	6.3	7.7	7.0	4.6	5.8
28.0	23.3	25.5	14.3	14.2	14.0	11.2	11.4	11.3
21.7	24.1	23.1	10.7	13.7	12.0	8.7	11.6	10.2
32.0	26.7	29.1	17.5	16.5	16.8	17.6	17.3	17.5
0.0	0.0	0.0	1.4	0.0	0.7	1.2	0.8	1.0
21.1	16.2	18.4	10.6	10.1	10.3	9.1	9.1	9.2

For each item on the survey, students were asked to indicate the extent to which they agreed to each statement with the following scale: 1 - Strongly disagree, 2 - Disagree somewhat, 3 - Agree somewhat, 4 - Strongly agree, 5 - N/A (Not Applicable).

Survey results highlight the percentage of students who ‘agree somewhat’ or ‘strongly agree’ with each statement.



School Climate Survey

Grade Five, 2015-16

(All values are percent agreeing with statements.)

#065 - Humber Elementary, Corner Brook

Response Rate: 95.2

Number of Students

[N=59]

[N=731]

[N=4,492]

SCHOOL IS A PLACE WHERE...

STUDENT SATISFACTION

- (1) School is a place where I like to be
(2) I am happy with my school
(3) I am happy with the teachers at my school
(4) My school is clean
(5) My school work is interesting
(6) My school work is challenging

SCHOOL			DISTRICT			PROVINCE		
M	F	Total	M	F	Total	M	F	Total
85.7	86.2	86.0	77.5	88.6	83.3	77.3	88.0	82.5
96.3	96.8	96.6	90.7	92.2	91.6	89.3	93.6	91.2
100.0	96.8	98.3	94.1	95.8	95.0	92.8	95.7	94.2
85.2	89.7	87.5	83.2	87.6	85.6	80.3	87.3	83.7
88.0	86.7	87.3	79.4	81.6	80.5	76.4	83.1	79.7
69.2	71.0	70.2	70.5	69.0	70.0	70.2	70.4	70.4
87.4	87.8	87.6	82.6	85.8	84.3	81.0	86.3	83.6

LEARNING OPPORTUNITIES

- (7) I am encouraged to try my best at school
(8) It is easy to get help with my work at school if I need it
(9) My parents/guardians help me with my school work when I need it
(10) Other students help me with my school work when I need it
(11) If I need it, I can get help at school with problems not related to my school work

96.4	96.7	96.6	96.0	97.5	96.8	96.0	97.0	96.4
85.2	100.0	93.1	92.7	90.5	91.7	91.9	92.2	92.0
96.2	90.0	92.9	95.2	93.9	94.6	94.3	96.0	95.1
85.2	100.0	92.6	79.0	86.0	82.8	76.5	84.1	80.2
96.3	86.7	91.2	82.0	84.8	83.6	81.6	86.4	83.9
91.9	94.7	93.3	89.0	90.5	89.9	88.1	91.1	89.5

EXPECTATIONS

- (25) I know the school rules/code of conduct

100.0	100.0	100.0	96.6	98.9	97.8	96.0	97.7	96.9
-------	-------	-------	------	------	------	------	------	------

SCHOOL CLIMATE

- (12) At my school, I treat everyone with respect
(13) At my school, students treat each other with respect
(14) At my school, students treat adults with respect
(15) At my school, adults treat students with respect
(16) Adults at my school care about me
(26) I am treated fairly by the adults in my school

100.0	100.0	100.0	95.2	98.3	96.8	96.2	98.2	97.1
85.7	80.7	83.1	81.5	80.5	81.3	82.6	80.8	81.7
100.0	93.6	96.6	92.4	89.7	91.2	92.3	90.4	91.2
92.6	100.0	96.5	95.2	96.6	96.0	94.6	96.0	95.2
88.9	100.0	94.8	92.6	95.6	94.2	94.3	96.0	95.2
78.6	96.8	88.1	89.6	93.1	91.5	90.4	92.7	91.5
91.0	95.2	93.2	91.1	92.3	91.8	91.7	92.4	92.0

SAFETY

- (17) I feel safe at my school
(18) I feel safe in the school cafeteria
(19) I feel safe in my classrooms
(20) I feel safe in the school washrooms
(21) I feel safe in the school gym
(22) I feel safe in the gym change rooms
(23) I feel safe on the school bus
(24) I feel safe on the school grounds

92.6	93.3	93.0	92.1	91.3	91.7	89.9	91.7	90.8
100.0	100.0	100.0	89.3	91.2	90.5	85.8	89.3	87.6
95.8	96.6	96.2	92.6	94.1	93.4	92.0	94.5	93.2
89.3	90.0	89.7	80.6	75.1	78.0	74.3	74.1	74.2
88.5	90.0	89.3	91.8	94.1	93.0	92.8	93.7	93.2
84.0	93.6	89.3	81.5	80.7	81.2	80.6	80.2	80.4
91.7	86.4	89.1	81.6	78.7	80.5	77.0	78.3	77.7
82.1	83.9	83.1	84.1	88.0	86.3	83.1	88.6	85.8
90.5	91.7	91.2	86.7	86.6	86.8	84.5	86.3	85.4

BULLYING AND HARASSMENT

- (27) In the last month, I have been bullied by being hit, kicked, pushed, or shoved
(28) In the last month, I have been bullied by being called mean names, been made fun of, or been teased in a hurtful way
(29) In the last month, I have been bullied by being left out of things on purpose, being left out of groups, or being ignored
(30) In the last month, I have seen or heard about another student being bullied
(31) In the last month, I have bullied another student

7.4	10.0	8.8	9.2	6.3	7.7	7.0	4.6	5.8
17.9	16.1	17.0	14.3	14.2	14.0	11.2	11.4	11.3
17.9	12.9	15.3	10.7	13.7	12.0	8.7	11.6	10.2
21.4	9.7	15.3	17.5	16.5	16.8	17.6	17.3	17.5
0.0	0.0	0.0	1.4	0.0	0.7	1.2	0.8	1.0
12.9	9.7	11.2	10.6	10.1	10.3	9.1	9.1	9.2

For each item on the survey, students were asked to indicate the extent to which they agreed to each statement with the following scale: 1 - Strongly disagree, 2 - Disagree somewhat, 3 - Agree somewhat, 4 - Strongly agree, 5 - N/A (Not Applicable).

Survey results highlight the percentage of students who ‘agree somewhat’ or ‘strongly agree’ with each statement.



School Climate Survey

Grade Five, 2015-16

(All values are percent agreeing with statements.)

#066 - J.J. Curling Elementary, Corner Brook

Response Rate: 82.9

Number of Students

[N=29]

[N=731]

[N=4,492]

SCHOOL IS A PLACE WHERE...

STUDENT SATISFACTION

- (1) School is a place where I like to be
- (2) I am happy with my school
- (3) I am happy with the teachers at my school
- (4) My school is clean
- (5) My school work is interesting
- (6) My school work is challenging

SCHOOL			DISTRICT			PROVINCE		
M	F	Total	M	F	Total	M	F	Total
82.4	91.7	86.2	77.5	88.6	83.3	77.3	88.0	82.5
94.1	91.7	93.1	90.7	92.2	91.6	89.3	93.6	91.2
94.1	100.0	96.6	94.1	95.8	95.0	92.8	95.7	94.2
94.1	83.3	89.7	83.2	87.6	85.6	80.3	87.3	83.7
76.5	81.8	78.6	79.4	81.6	80.5	76.4	83.1	79.7
87.5	81.8	85.2	70.5	69.0	70.0	70.2	70.4	70.4
88.1	88.4	88.2	82.6	85.8	84.3	81.0	86.3	83.6

LEARNING OPPORTUNITIES

- (7) I am encouraged to try my best at school
- (8) It is easy to get help with my work at school if I need it
- (9) My parents/guardians help me with my school work when I need it
- (10) Other students help me with my school work when I need it
- (11) If I need it, I can get help at school with problems not related to my school work

94.1	91.7	93.1	96.0	97.5	96.8	96.0	97.0	96.4
94.1	91.7	93.1	92.7	90.5	91.7	91.9	92.2	92.0
94.1	81.8	89.3	95.2	93.9	94.6	94.3	96.0	95.1
100.0	75.0	89.7	79.0	86.0	82.8	76.5	84.1	80.2
76.5	100.0	85.2	82.0	84.8	83.6	81.6	86.4	83.9
91.8	88.0	90.1	89.0	90.5	89.9	88.1	91.1	89.5

EXPECTATIONS

- (25) I know the school rules/code of conduct

100.0	100.0	100.0	96.6	98.9	97.8	96.0	97.7	96.9
-------	-------	-------	------	------	------	------	------	------

SCHOOL CLIMATE

- (12) At my school, I treat everyone with respect
- (13) At my school, students treat each other with respect
- (14) At my school, students treat adults with respect
- (15) At my school, adults treat students with respect
- (16) Adults at my school care about me
- (26) I am treated fairly by the adults in my school

100.0	91.7	96.6	95.2	98.3	96.8	96.2	98.2	97.1
100.0	100.0	100.0	81.5	80.5	81.3	82.6	80.8	81.7
100.0	100.0	100.0	92.4	89.7	91.2	92.3	90.4	91.2
94.1	91.7	93.1	95.2	96.6	96.0	94.6	96.0	95.2
93.8	100.0	96.3	92.6	95.6	94.2	94.3	96.0	95.2
93.8	90.9	92.6	89.6	93.1	91.5	90.4	92.7	91.5
96.9	95.7	96.4	91.1	92.3	91.8	91.7	92.4	92.0

SAFETY

- (17) I feel safe at my school
- (18) I feel safe in the school cafeteria
- (19) I feel safe in my classrooms
- (20) I feel safe in the school washrooms
- (21) I feel safe in the school gym
- (22) I feel safe in the gym change rooms
- (23) I feel safe on the school bus
- (24) I feel safe on the school grounds

88.2	83.3	86.2	92.1	91.3	91.7	89.9	91.7	90.8
87.5	75.0	83.3	89.3	91.2	90.5	85.8	89.3	87.6
88.2	90.9	89.3	92.6	94.1	93.4	92.0	94.5	93.2
82.4	81.8	82.1	80.6	75.1	78.0	74.3	74.1	74.2
87.5	81.8	85.2	91.8	94.1	93.0	92.8	93.7	93.2
81.3	75.0	78.6	81.5	80.7	81.2	80.6	80.2	80.4
75.0	63.6	70.4	81.6	78.7	80.5	77.0	78.3	77.7
76.5	75.0	75.9	84.1	88.0	86.3	83.1	88.6	85.8
83.3	78.3	81.4	86.7	86.6	86.8	84.5	86.3	85.4

BULLYING AND HARASSMENT

- (27) In the last month, I have been bullied by being hit, kicked, pushed, or shoved
- (28) In the last month, I have been bullied by being called mean names, been made fun of, or been teased in a hurtful way
- (29) In the last month, I have been bullied by being left out of things on purpose, being left out of groups, or being ignored
- (30) In the last month, I have seen or heard about another student being bullied
- (31) In the last month, I have bullied another student

5.9	25.0	13.8	9.2	6.3	7.7	7.0	4.6	5.8
5.9	33.3	17.2	14.3	14.2	14.0	11.2	11.4	11.3
5.9	33.3	17.2	10.7	13.7	12.0	8.7	11.6	10.2
23.5	16.7	20.7	17.5	16.5	16.8	17.6	17.3	17.5
0.0	0.0	0.0	1.4	0.0	0.7	1.2	0.8	1.0
8.2	21.7	13.8	10.6	10.1	10.3	9.1	9.1	9.2

For each item on the survey, students were asked to indicate the extent to which they agreed to each statement with the following scale: 1 - Strongly disagree, 2 - Disagree somewhat, 3 - Agree somewhat, 4 - Strongly agree, 5 - N/A (Not Applicable).

Survey results highlight the percentage of students who ‘agree somewhat’ or ‘strongly agree’ with each statement.



School Climate Survey

Grade Five, 2015-16

(All values are percent agreeing with statements.)

#069 - Sacred Heart Elementary, Corner Brook

Response Rate: 100.0

Number of Students

[N=31]

[N=731]

[N=4,492]

SCHOOL IS A PLACE WHERE...

STUDENT SATISFACTION

	SCHOOL			DISTRICT			PROVINCE		
	M	F	Total	M	F	Total	M	F	Total
(1) School is a place where I like to be	87.5	92.3	90.3	77.5	88.6	83.3	77.3	88.0	82.5
(2) I am happy with my school	100.0	92.3	96.8	90.7	92.2	91.6	89.3	93.6	91.2
(3) I am happy with the teachers at my school	100.0	100.0	100.0	94.1	95.8	95.0	92.8	95.7	94.2
(4) My school is clean	93.8	100.0	96.7	83.2	87.6	85.6	80.3	87.3	83.7
(5) My school work is interesting	81.3	69.2	74.2	79.4	81.6	80.5	76.4	83.1	79.7
(6) My school work is challenging	62.5	61.5	61.3	70.5	69.0	70.0	70.2	70.4	70.4
	87.5	85.9	86.5	82.6	85.8	84.3	81.0	86.3	83.6

LEARNING OPPORTUNITIES

(7) I am encouraged to try my best at school	92.9	100.0	96.6	96.0	97.5	96.8	96.0	97.0	96.4
(8) It is easy to get help with my work at school if I need it	93.8	92.3	93.3	92.7	90.5	91.7	91.9	92.2	92.0
(9) My parents/guardians help me with my school work when I need it	100.0	100.0	100.0	95.2	93.9	94.6	94.3	96.0	95.1
(10) Other students help me with my school work when I need it	87.5	100.0	93.6	79.0	86.0	82.8	76.5	84.1	80.2
(11) If I need it, I can get help at school with problems <u>not</u> related to my school work	81.3	76.9	80.7	82.0	84.8	83.6	81.6	86.4	83.9
	91.1	93.8	92.8	89.0	90.5	89.9	88.1	91.1	89.5

EXPECTATIONS

(25) I know the school rules/code of conduct	100.0	100.0	100.0	96.6	98.9	97.8	96.0	97.7	96.9
--	-------	-------	-------	------	------	------	------	------	------

SCHOOL CLIMATE

(12) At my school, I treat everyone with respect	93.8	100.0	96.8	95.2	98.3	96.8	96.2	98.2	97.1
(13) At my school, students treat each other with respect	87.5	83.3	86.7	81.5	80.5	81.3	82.6	80.8	81.7
(14) At my school, students treat adults with respect	100.0	92.3	96.8	92.4	89.7	91.2	92.3	90.4	91.2
(15) At my school, adults treat students with respect	100.0	100.0	100.0	95.2	96.6	96.0	94.6	96.0	95.2
(16) Adults at my school care about me	100.0	92.3	96.7	92.6	95.6	94.2	94.3	96.0	95.2
(26) I am treated fairly by the adults in my school	93.8	92.3	93.6	89.6	93.1	91.5	90.4	92.7	91.5
	95.8	93.4	95.1	91.1	92.3	91.8	91.7	92.4	92.0

SAFETY

(17) I feel safe at my school	100.0	92.3	96.8	92.1	91.3	91.7	89.9	91.7	90.8
(18) I feel safe in the school cafeteria	93.8	84.6	90.3	89.3	91.2	90.5	85.8	89.3	87.6
(19) I feel safe in my classrooms	100.0	92.3	96.8	92.6	94.1	93.4	92.0	94.5	93.2
(20) I feel safe in the school washrooms	100.0	92.3	96.8	80.6	75.1	78.0	74.3	74.1	74.2
(21) I feel safe in the school gym	87.5	92.3	90.3	91.8	94.1	93.0	92.8	93.7	93.2
(22) I feel safe in the gym change rooms	100.0	90.9	96.6	81.5	80.7	81.2	80.6	80.2	80.4
(23) I feel safe on the school bus	86.7	76.9	83.3	81.6	78.7	80.5	77.0	78.3	77.7
(24) I feel safe on the school grounds	93.8	92.3	93.6	84.1	88.0	86.3	83.1	88.6	85.8
	95.2	89.3	93.0	86.7	86.6	86.8	84.5	86.3	85.4

BULLYING AND HARASSMENT

(27) In the last month, I have been bullied by being hit, kicked, pushed, or shoved	0.0	0.0	0.0	9.2	6.3	7.7	7.0	4.6	5.8
(28) In the last month, I have been bullied by being called mean names, been made fun of, or been teased in a hurtful way	6.3	15.4	9.7	14.3	14.2	14.0	11.2	11.4	11.3
(29) In the last month, I have been bullied by being left out of things on purpose, being left out of groups, or being ignored	6.3	23.1	12.9	10.7	13.7	12.0	8.7	11.6	10.2
(30) In the last month, I have seen or heard about another student being bullied	0.0	15.4	6.5	17.5	16.5	16.8	17.6	17.3	17.5
(31) In the last month, I have bullied another student	0.0	0.0	0.0	1.4	0.0	0.7	1.2	0.8	1.0
	2.5	10.8	5.8	10.6	10.1	10.3	9.1	9.1	9.2

For each item on the survey, students were asked to indicate the extent to which they agreed to each statement with the following scale: 1 - Strongly disagree, 2 - Disagree somewhat, 3 - Agree somewhat, 4 - Strongly agree, 5 - N/A (Not Applicable).

Survey results highlight the percentage of students who ‘agree somewhat’ or ‘strongly agree’ with each statement.



School Climate Survey

Grade Five, 2015-16

(All values are percent agreeing with statements.)

#070 - St. Gerard's Elementary, Corner Brook

Response Rate: 100.0

Number of Students

[N=13]

[N=731]

[N=4,492]

SCHOOL IS A PLACE WHERE...

STUDENT SATISFACTION

- (1) School is a place where I like to be
(2) I am happy with my school
(3) I am happy with the teachers at my school
(4) My school is clean
(5) My school work is interesting
(6) My school work is challenging

SCHOOL			DISTRICT			PROVINCE		
M	F	Total	M	F	Total	M	F	Total
		100.0	77.5	88.6	83.3	77.3	88.0	82.5
		100.0	90.7	92.2	91.6	89.3	93.6	91.2
		92.3	94.1	95.8	95.0	92.8	95.7	94.2
		84.6	83.2	87.6	85.6	80.3	87.3	83.7
		75.0	79.4	81.6	80.5	76.4	83.1	79.7
		84.6	70.5	69.0	70.0	70.2	70.4	70.4
		89.4	82.6	85.8	84.3	81.0	86.3	83.6

LEARNING OPPORTUNITIES

- (7) I am encouraged to try my best at school
(8) It is easy to get help with my work at school if I need it
(9) My parents/guardians help me with my school work when I need it
(10) Other students help me with my school work when I need it
(11) If I need it, I can get help at school with problems not related to my school work

100.0	96.0	97.5	96.8	96.0	97.0	96.4
92.3	92.7	90.5	91.7	91.9	92.2	92.0
84.6	95.2	93.9	94.6	94.3	96.0	95.1
91.7	79.0	86.0	82.8	76.5	84.1	80.2
76.9	82.0	84.8	83.6	81.6	86.4	83.9
89.1	89.0	90.5	89.9	88.1	91.1	89.5

EXPECTATIONS

- (25) I know the school rules/code of conduct

76.9	96.6	98.9	97.8	96.0	97.7	96.9
------	------	------	------	------	------	------

SCHOOL CLIMATE

- (12) At my school, I treat everyone with respect
(13) At my school, students treat each other with respect
(14) At my school, students treat adults with respect
(15) At my school, adults treat students with respect
(16) Adults at my school care about me
(26) I am treated fairly by the adults in my school

76.9	95.2	98.3	96.8	96.2	98.2	97.1
84.6	81.5	80.5	81.3	82.6	80.8	81.7
92.3	92.4	89.7	91.2	92.3	90.4	91.2
92.3	95.2	96.6	96.0	94.6	96.0	95.2
92.3	92.6	95.6	94.2	94.3	96.0	95.2
84.6	89.6	93.1	91.5	90.4	92.7	91.5
87.2	91.1	92.3	91.8	91.7	92.4	92.0

SAFETY

- (17) I feel safe at my school
(18) I feel safe in the school cafeteria
(19) I feel safe in my classrooms
(20) I feel safe in the school washrooms
(21) I feel safe in the school gym
(22) I feel safe in the gym change rooms
(23) I feel safe on the school bus
(24) I feel safe on the school grounds

100.0	92.1	91.3	91.7	89.9	91.7	90.8
92.3	89.3	91.2	90.5	85.8	89.3	87.6
92.3	92.6	94.1	93.4	92.0	94.5	93.2
92.3	80.6	75.1	78.0	74.3	74.1	74.2
84.6	91.8	94.1	93.0	92.8	93.7	93.2
100.0	81.5	80.7	81.2	80.6	80.2	80.4
91.7	81.6	78.7	80.5	77.0	78.3	77.7
100.0	84.1	88.0	86.3	83.1	88.6	85.8
94.2	86.7	86.6	86.8	84.5	86.3	85.4

BULLYING AND HARASSMENT

- (27) In the last month, I have been bullied by being hit, kicked, pushed, or shoved
(28) In the last month, I have been bullied by being called mean names, been made fun of, or been teased in a hurtful way
(29) In the last month, I have been bullied by being left out of things on purpose, being left out of groups, or being ignored
(30) In the last month, I have seen or heard about another student being bullied
(31) In the last month, I have bullied another student

0.0	9.2	6.3	7.7	7.0	4.6	5.8
0.0	14.3	14.2	14.0	11.2	11.4	11.3
0.0	10.7	13.7	12.0	8.7	11.6	10.2
8.3	17.5	16.5	16.8	17.6	17.3	17.5
0.0	1.4	0.0	0.7	1.2	0.8	1.0
1.7	10.6	10.1	10.3	9.1	9.1	9.2

For each item on the survey, students were asked to indicate the extent to which they agreed to each statement with the following scale: 1 - Strongly disagree, 2 - Disagree somewhat, 3 - Agree somewhat, 4 - Strongly agree, 5 - N/A (Not Applicable).

Survey results highlight the percentage of students who ‘agree somewhat’ or ‘strongly agree’ with each statement.



School Climate Survey

Grade Five, 2015-16

(All values are percent agreeing with statements.)

#075 - Hampden Academy, Hampden

Response Rate: 100.0

Number of Students

SCHOOL IS A PLACE WHERE...	SCHOOL			DISTRICT			PROVINCE		
	M	F	Total	M	F	Total	M	F	Total
STUDENT SATISFACTION									
(1) School is a place where I like to be				77.5	88.6	83.3	77.3	88.0	82.5
(2) I am happy with my school				90.7	92.2	91.6	89.3	93.6	91.2
(3) I am happy with the teachers at my school				94.1	95.8	95.0	92.8	95.7	94.2
(4) My school is clean				83.2	87.6	85.6	80.3	87.3	83.7
(5) My school work is interesting				79.4	81.6	80.5	76.4	83.1	79.7
(6) My school work is challenging				70.5	69.0	70.0	70.2	70.4	70.4
				82.6	85.8	84.3	81.0	86.3	83.6
LEARNING OPPORTUNITIES									
(7) I am encouraged to try my best at school				96.0	97.5	96.8	96.0	97.0	96.4
(8) It is easy to get help with my work at school if I need it				92.7	90.5	91.7	91.9	92.2	92.0
(9) My parents/guardians help me with my school work when I need it				95.2	93.9	94.6	94.3	96.0	95.1
(10) Other students help me with my school work when I need it				79.0	86.0	82.8	76.5	84.1	80.2
(11) If I need it, I can get help at school with problems <u>not</u> related to my school work				82.0	84.8	83.6	81.6	86.4	83.9
				89.0	90.5	89.9	88.1	91.1	89.5
EXPECTATIONS									
(25) I know the school rules/code of conduct				96.6	98.9	97.8	96.0	97.7	96.9
SCHOOL CLIMATE									
(12) At my school, I treat everyone with respect				95.2	98.3	96.8	96.2	98.2	97.1
(13) At my school, students treat each other with respect				81.5	80.5	81.3	82.6	80.8	81.7
(14) At my school, students treat adults with respect				92.4	89.7	91.2	92.3	90.4	91.2
(15) At my school, adults treat students with respect				95.2	96.6	96.0	94.6	96.0	95.2
(16) Adults at my school care about me				92.6	95.6	94.2	94.3	96.0	95.2
(26) I am treated fairly by the adults in my school				89.6	93.1	91.5	90.4	92.7	91.5
				91.1	92.3	91.8	91.7	92.4	92.0
SAFETY									
(17) I feel safe at my school				92.1	91.3	91.7	89.9	91.7	90.8
(18) I feel safe in the school cafeteria				89.3	91.2	90.5	85.8	89.3	87.6
(19) I feel safe in my classrooms				92.6	94.1	93.4	92.0	94.5	93.2
(20) I feel safe in the school washrooms				80.6	75.1	78.0	74.3	74.1	74.2
(21) I feel safe in the school gym				91.8	94.1	93.0	92.8	93.7	93.2
(22) I feel safe in the gym change rooms				81.5	80.7	81.2	80.6	80.2	80.4
(23) I feel safe on the school bus				81.6	78.7	80.5	77.0	78.3	77.7
(24) I feel safe on the school grounds				84.1	88.0	86.3	83.1	88.6	85.8
				86.7	86.6	86.8	84.5	86.3	85.4
BULLYING AND HARASSMENT									
(27) In the last month, I have been bullied by being hit, kicked, pushed, or shoved				9.2	6.3	7.7	7.0	4.6	5.8
(28) In the last month, I have been bullied by being called mean names, been made fun of, or been teased in a hurtful way				14.3	14.2	14.0	11.2	11.4	11.3
(29) In the last month, I have been bullied by being left out of things on purpose, being left out of groups, or being ignored				10.7	13.7	12.0	8.7	11.6	10.2
(30) In the last month, I have seen or heard about another student being bullied				17.5	16.5	16.8	17.6	17.3	17.5
(31) In the last month, I have bullied another student				1.4	0.0	0.7	1.2	0.8	1.0
				10.6	10.1	10.3	9.1	9.1	9.2



School Climate Survey

Grade Five, 2015-16

(All values are percent agreeing with statements.)

#079 - St. James All Grade, Lark Harbour

Response Rate: 88.9

Number of Students

[N=8]

[N=731]

[N=4,492]

SCHOOL IS A PLACE WHERE...

STUDENT SATISFACTION

- (1) School is a place where I like to be
- (2) I am happy with my school
- (3) I am happy with the teachers at my school
- (4) My school is clean
- (5) My school work is interesting
- (6) My school work is challenging

SCHOOL			DISTRICT			PROVINCE		
M	F	Total	M	F	Total	M	F	Total
		100.0	77.5	88.6	83.3	77.3	88.0	82.5
		100.0	90.7	92.2	91.6	89.3	93.6	91.2
		100.0	94.1	95.8	95.0	92.8	95.7	94.2
		87.5	83.2	87.6	85.6	80.3	87.3	83.7
		100.0	79.4	81.6	80.5	76.4	83.1	79.7
		100.0	70.5	69.0	70.0	70.2	70.4	70.4
		97.9	82.6	85.8	84.3	81.0	86.3	83.6

LEARNING OPPORTUNITIES

- (7) I am encouraged to try my best at school
- (8) It is easy to get help with my work at school if I need it
- (9) My parents/guardians help me with my school work when I need it
- (10) Other students help me with my school work when I need it
- (11) If I need it, I can get help at school with problems not related to my school work

100.0	96.0	97.5	96.8	96.0	97.0	96.4
87.5	92.7	90.5	91.7	91.9	92.2	92.0
100.0	95.2	93.9	94.6	94.3	96.0	95.1
75.0	79.0	86.0	82.8	76.5	84.1	80.2
62.5	82.0	84.8	83.6	81.6	86.4	83.9
85.0	89.0	90.5	89.9	88.1	91.1	89.5

EXPECTATIONS

- (25) I know the school rules/code of conduct

100.0	96.6	98.9	97.8	96.0	97.7	96.9
-------	------	------	------	------	------	------

SCHOOL CLIMATE

- (12) At my school, I treat everyone with respect
- (13) At my school, students treat each other with respect
- (14) At my school, students treat adults with respect
- (15) At my school, adults treat students with respect
- (16) Adults at my school care about me
- (26) I am treated fairly by the adults in my school

100.0	95.2	98.3	96.8	96.2	98.2	97.1
87.5	81.5	80.5	81.3	82.6	80.8	81.7
87.5	92.4	89.7	91.2	92.3	90.4	91.2
100.0	95.2	96.6	96.0	94.6	96.0	95.2
100.0	92.6	95.6	94.2	94.3	96.0	95.2
87.5	89.6	93.1	91.5	90.4	92.7	91.5
93.8	91.1	92.3	91.8	91.7	92.4	92.0

SAFETY

- (17) I feel safe at my school
- (18) I feel safe in the school cafeteria
- (19) I feel safe in my classrooms
- (20) I feel safe in the school washrooms
- (21) I feel safe in the school gym
- (22) I feel safe in the gym change rooms
- (23) I feel safe on the school bus
- (24) I feel safe on the school grounds

100.0	92.1	91.3	91.7	89.9	91.7	90.8
100.0	89.3	91.2	90.5	85.8	89.3	87.6
100.0	92.6	94.1	93.4	92.0	94.5	93.2
100.0	80.6	75.1	78.0	74.3	74.1	74.2
100.0	91.8	94.1	93.0	92.8	93.7	93.2
100.0	81.5	80.7	81.2	80.6	80.2	80.4
83.3	81.6	78.7	80.5	77.0	78.3	77.7
87.5	84.1	88.0	86.3	83.1	88.6	85.8
96.4	86.7	86.6	86.8	84.5	86.3	85.4

BULLYING AND HARASSMENT

- (27) In the last month, I have been bullied by being hit, kicked, pushed, or shoved
- (28) In the last month, I have been bullied by being called mean names, been made fun of, or been teased in a hurtful way
- (29) In the last month, I have been bullied by being left out of things on purpose, being left out of groups, or being ignored
- (30) In the last month, I have seen or heard about another student being bullied
- (31) In the last month, I have bullied another student

0.0	9.2	6.3	7.7	7.0	4.6	5.8
12.5	14.3	14.2	14.0	11.2	11.4	11.3
25.0	10.7	13.7	12.0	8.7	11.6	10.2
0.0	17.5	16.5	16.8	17.6	17.3	17.5
0.0	1.4	0.0	0.7	1.2	0.8	1.0
7.5	10.6	10.1	10.3	9.1	9.1	9.2

For each item on the survey, students were asked to indicate the extent to which they agreed to each statement with the following scale: 1 - Strongly disagree, 2 - Disagree somewhat, 3 - Agree somewhat, 4 - Strongly agree, 5 - N/A (Not Applicable).

Survey results highlight the percentage of students who ‘agree somewhat’ or ‘strongly agree’ with each statement.



School Climate Survey
Grade Five, 2015-16
(All values are percent agreeing with statements.)

#080 - Templeton Academy, Meadows

Response Rate: 92.0

Number of Students

[N=23]

[N=731]

[N=4,492]

SCHOOL IS A PLACE WHERE...

STUDENT SATISFACTION

- (1) School is a place where I like to be
(2) I am happy with my school
(3) I am happy with the teachers at my school
(4) My school is clean
(5) My school work is interesting
(6) My school work is challenging

SCHOOL			DISTRICT			PROVINCE		
M	F	Total	M	F	Total	M	F	Total
66.7	81.8	73.9	77.5	88.6	83.3	77.3	88.0	82.5
91.7	81.8	87.0	90.7	92.2	91.6	89.3	93.6	91.2
100.0	100.0	100.0	94.1	95.8	95.0	92.8	95.7	94.2
91.7	90.0	90.9	83.2	87.6	85.6	80.3	87.3	83.7
72.7	63.6	68.2	79.4	81.6	80.5	76.4	83.1	79.7
50.0	36.4	43.5	70.5	69.0	70.0	70.2	70.4	70.4
78.8	75.6	77.2	82.6	85.8	84.3	81.0	86.3	83.6

LEARNING OPPORTUNITIES

- (7) I am encouraged to try my best at school
(8) It is easy to get help with my work at school if I need it
(9) My parents/guardians help me with my school work when I need it
(10) Other students help me with my school work when I need it
(11) If I need it, I can get help at school with problems not related to my school work

100.0	90.9	95.7	96.0	97.5	96.8	96.0	97.0	96.4
100.0	72.7	87.0	92.7	90.5	91.7	91.9	92.2	92.0
83.3	100.0	90.9	95.2	93.9	94.6	94.3	96.0	95.1
75.0	80.0	77.3	79.0	86.0	82.8	76.5	84.1	80.2
83.3	63.6	73.9	82.0	84.8	83.6	81.6	86.4	83.9
88.3	81.5	84.9	89.0	90.5	89.9	88.1	91.1	89.5

EXPECTATIONS

- (25) I know the school rules/code of conduct

91.7	100.0	95.7	96.6	98.9	97.8	96.0	97.7	96.9
------	-------	------	------	------	------	------	------	------

SCHOOL CLIMATE

- (12) At my school, I treat everyone with respect
(13) At my school, students treat each other with respect
(14) At my school, students treat adults with respect
(15) At my school, adults treat students with respect
(16) Adults at my school care about me
(26) I am treated fairly by the adults in my school

100.0	100.0	100.0	95.2	98.3	96.8	96.2	98.2	97.1
75.0	81.8	78.3	81.5	80.5	81.3	82.6	80.8	81.7
91.7	81.8	87.0	92.4	89.7	91.2	92.3	90.4	91.2
91.7	100.0	95.7	95.2	96.6	96.0	94.6	96.0	95.2
83.3	90.9	87.0	92.6	95.6	94.2	94.3	96.0	95.2
83.3	100.0	91.3	89.6	93.1	91.5	90.4	92.7	91.5
87.5	92.4	89.9	91.1	92.3	91.8	91.7	92.4	92.0

SAFETY

- (17) I feel safe at my school
(18) I feel safe in the school cafeteria
(19) I feel safe in my classrooms
(20) I feel safe in the school washrooms
(21) I feel safe in the school gym
(22) I feel safe in the gym change rooms
(23) I feel safe on the school bus
(24) I feel safe on the school grounds

83.3	100.0	91.3	92.1	91.3	91.7	89.9	91.7	90.8
91.7	90.9	91.3	89.3	91.2	90.5	85.8	89.3	87.6
90.9	72.7	81.8	92.6	94.1	93.4	92.0	94.5	93.2
75.0	54.6	65.2	80.6	75.1	78.0	74.3	74.1	74.2
100.0	100.0	100.0	91.8	94.1	93.0	92.8	93.7	93.2
75.0	63.6	69.6	81.5	80.7	81.2	80.6	80.2	80.4
91.7	81.8	87.0	81.6	78.7	80.5	77.0	78.3	77.7
83.3	90.9	87.0	84.1	88.0	86.3	83.1	88.6	85.8
86.4	81.8	84.1	86.7	86.6	86.8	84.5	86.3	85.4

BULLYING AND HARASSMENT

- (27) In the last month, I have been bullied by being hit, kicked, pushed, or shoved
(28) In the last month, I have been bullied by being called mean names, been made fun of, or been teased in a hurtful way
(29) In the last month, I have been bullied by being left out of things on purpose, being left out of groups, or being ignored
(30) In the last month, I have seen or heard about another student being bullied
(31) In the last month, I have bullied another student

0.0	9.1	4.4	9.2	6.3	7.7	7.0	4.6	5.8
8.3	18.2	13.0	14.3	14.2	14.0	11.2	11.4	11.3
16.7	9.1	13.0	10.7	13.7	12.0	8.7	11.6	10.2
50.0	36.4	43.5	17.5	16.5	16.8	17.6	17.3	17.5
8.3	0.0	4.4	1.4	0.0	0.7	1.2	0.8	1.0
16.7	14.5	15.7	10.6	10.1	10.3	9.1	9.1	9.2

For each item on the survey, students were asked to indicate the extent to which they agreed to each statement with the following scale: 1 - Strongly disagree, 2 - Disagree somewhat, 3 - Agree somewhat, 4 - Strongly agree, 5 - N/A (Not Applicable).

Survey results highlight the percentage of students who ‘agree somewhat’ or ‘strongly agree’ with each statement.



School Climate Survey
Grade Five, 2015-16
(All values are percent agreeing with statements.)

#082 - Pasadena Elementary School, Pasadena

Response Rate: 87.0

Number of Students

[N=40]

[N=731]

[N=4,492]

SCHOOL IS A PLACE WHERE...

STUDENT SATISFACTION

- (1) School is a place where I like to be
(2) I am happy with my school
(3) I am happy with the teachers at my school
(4) My school is clean
(5) My school work is interesting
(6) My school work is challenging

SCHOOL			DISTRICT			PROVINCE		
M	F	Total	M	F	Total	M	F	Total
71.4	84.2	77.5	77.5	88.6	83.3	77.3	88.0	82.5
71.4	73.7	72.5	90.7	92.2	91.6	89.3	93.6	91.2
90.0	88.9	89.5	94.1	95.8	95.0	92.8	95.7	94.2
57.1	84.2	70.0	83.2	87.6	85.6	80.3	87.3	83.7
85.7	73.7	80.0	79.4	81.6	80.5	76.4	83.1	79.7
55.0	66.7	60.5	70.5	69.0	70.0	70.2	70.4	70.4
71.8	78.6	75.0	82.6	85.8	84.3	81.0	86.3	83.6

LEARNING OPPORTUNITIES

- (7) I am encouraged to try my best at school
(8) It is easy to get help with my work at school if I need it
(9) My parents/guardians help me with my school work when I need it
(10) Other students help me with my school work when I need it
(11) If I need it, I can get help at school with problems not related to my school work

95.2	100.0	97.5	96.0	97.5	96.8	96.0	97.0	96.4
95.2	94.7	95.0	92.7	90.5	91.7	91.9	92.2	92.0
90.5	89.5	90.0	95.2	93.9	94.6	94.3	96.0	95.1
76.2	89.5	82.5	79.0	86.0	82.8	76.5	84.1	80.2
71.4	79.0	75.0	82.0	84.8	83.6	81.6	86.4	83.9
85.7	90.5	88.0	89.0	90.5	89.9	88.1	91.1	89.5

EXPECTATIONS

- (25) I know the school rules/code of conduct

100.0	100.0	100.0	96.6	98.9	97.8	96.0	97.7	96.9
-------	-------	-------	------	------	------	------	------	------

SCHOOL CLIMATE

- (12) At my school, I treat everyone with respect
(13) At my school, students treat each other with respect
(14) At my school, students treat adults with respect
(15) At my school, adults treat students with respect
(16) Adults at my school care about me
(26) I am treated fairly by the adults in my school

95.2	100.0	97.5	95.2	98.3	96.8	96.2	98.2	97.1
71.4	73.7	72.5	81.5	80.5	81.3	82.6	80.8	81.7
81.0	84.2	82.5	92.4	89.7	91.2	92.3	90.4	91.2
95.2	100.0	97.5	95.2	96.6	96.0	94.6	96.0	95.2
90.5	94.7	92.5	92.6	95.6	94.2	94.3	96.0	95.2
90.5	84.2	87.5	89.6	93.1	91.5	90.4	92.7	91.5
87.3	89.5	88.3	91.1	92.3	91.8	91.7	92.4	92.0

SAFETY

- (17) I feel safe at my school
(18) I feel safe in the school cafeteria
(19) I feel safe in my classrooms
(20) I feel safe in the school washrooms
(21) I feel safe in the school gym
(22) I feel safe in the gym change rooms
(23) I feel safe on the school bus
(24) I feel safe on the school grounds

90.5	89.5	90.0	92.1	91.3	91.7	89.9	91.7	90.8
			89.3	91.2	90.5	85.8	89.3	87.6
85.7	89.5	87.5	92.6	94.1	93.4	92.0	94.5	93.2
71.4	68.4	70.0	80.6	75.1	78.0	74.3	74.1	74.2
95.0	94.4	94.7	91.8	94.1	93.0	92.8	93.7	93.2
50.0	0.0	33.3	81.5	80.7	81.2	80.6	80.2	80.4
70.0	88.9	79.0	81.6	78.7	80.5	77.0	78.3	77.7
71.4	94.7	82.5	84.1	88.0	86.3	83.1	88.6	85.8
66.8	65.7	67.1	86.7	86.6	86.8	84.5	86.3	85.4

BULLYING AND HARASSMENT

- (27) In the last month, I have been bullied by being hit, kicked, pushed, or shoved
(28) In the last month, I have been bullied by being called mean names, been made fun of, or been teased in a hurtful way
(29) In the last month, I have been bullied by being left out of things on purpose, being left out of groups, or being ignored
(30) In the last month, I have seen or heard about another student being bullied
(31) In the last month, I have bullied another student

14.3	0.0	7.5	9.2	6.3	7.7	7.0	4.6	5.8
14.3	15.8	15.0	14.3	14.2	14.0	11.2	11.4	11.3
14.3	10.5	12.5	10.7	13.7	12.0	8.7	11.6	10.2
19.1	22.2	20.5	17.5	16.5	16.8	17.6	17.3	17.5
0.0	0.0	0.0	1.4	0.0	0.7	1.2	0.8	1.0
12.4	9.7	11.1	10.6	10.1	10.3	9.1	9.1	9.2

For each item on the survey, students were asked to indicate the extent to which they agreed to each statement with the following scale: 1 - Strongly disagree, 2 - Disagree somewhat, 3 - Agree somewhat, 4 - Strongly agree, 5 - N/A (Not Applicable).

Survey results highlight the percentage of students who ‘agree somewhat’ or ‘strongly agree’ with each statement.



School Climate Survey

Grade Five, 2015-16

(All values are percent agreeing with statements.)

#086 - Gros Morne Academy, Rocky Harbour

Response Rate: 72.7

Number of Students

[N=8]

[N=731]

[N=4,492]

SCHOOL IS A PLACE WHERE...

STUDENT SATISFACTION

- (1) School is a place where I like to be
- (2) I am happy with my school
- (3) I am happy with the teachers at my school
- (4) My school is clean
- (5) My school work is interesting
- (6) My school work is challenging

SCHOOL			DISTRICT			PROVINCE		
M	F	Total	M	F	Total	M	F	Total
		75.0	77.5	88.6	83.3	77.3	88.0	82.5
		100.0	90.7	92.2	91.6	89.3	93.6	91.2
		100.0	94.1	95.8	95.0	92.8	95.7	94.2
		57.1	83.2	87.6	85.6	80.3	87.3	83.7
		75.0	79.4	81.6	80.5	76.4	83.1	79.7
		75.0	70.5	69.0	70.0	70.2	70.4	70.4
		80.4	82.6	85.8	84.3	81.0	86.3	83.6

LEARNING OPPORTUNITIES

- (7) I am encouraged to try my best at school
- (8) It is easy to get help with my work at school if I need it
- (9) My parents/guardians help me with my school work when I need it
- (10) Other students help me with my school work when I need it
- (11) If I need it, I can get help at school with problems not related to my school work

100.0	96.0	97.5	96.8	96.0	97.0	96.4
100.0	92.7	90.5	91.7	91.9	92.2	92.0
100.0	95.2	93.9	94.6	94.3	96.0	95.1
75.0	79.0	86.0	82.8	76.5	84.1	80.2
62.5	82.0	84.8	83.6	81.6	86.4	83.9
87.5	89.0	90.5	89.9	88.1	91.1	89.5

EXPECTATIONS

- (25) I know the school rules/code of conduct

100.0	96.6	98.9	97.8	96.0	97.7	96.9
-------	------	------	------	------	------	------

SCHOOL CLIMATE

- (12) At my school, I treat everyone with respect
- (13) At my school, students treat each other with respect
- (14) At my school, students treat adults with respect
- (15) At my school, adults treat students with respect
- (16) Adults at my school care about me
- (26) I am treated fairly by the adults in my school

100.0	95.2	98.3	96.8	96.2	98.2	97.1
71.4	81.5	80.5	81.3	82.6	80.8	81.7
100.0	92.4	89.7	91.2	92.3	90.4	91.2
100.0	95.2	96.6	96.0	94.6	96.0	95.2
100.0	92.6	95.6	94.2	94.3	96.0	95.2
87.5	89.6	93.1	91.5	90.4	92.7	91.5
93.2	91.1	92.3	91.8	91.7	92.4	92.0

SAFETY

- (17) I feel safe at my school
- (18) I feel safe in the school cafeteria
- (19) I feel safe in my classrooms
- (20) I feel safe in the school washrooms
- (21) I feel safe in the school gym
- (22) I feel safe in the gym change rooms
- (23) I feel safe on the school bus
- (24) I feel safe on the school grounds

100.0	92.1	91.3	91.7	89.9	91.7	90.8
100.0	89.3	91.2	90.5	85.8	89.3	87.6
100.0	92.6	94.1	93.4	92.0	94.5	93.2
62.5	80.6	75.1	78.0	74.3	74.1	74.2
100.0	91.8	94.1	93.0	92.8	93.7	93.2
33.3	81.5	80.7	81.2	80.6	80.2	80.4
100.0	81.6	78.7	80.5	77.0	78.3	77.7
87.5	84.1	88.0	86.3	83.1	88.6	85.8
85.4	86.7	86.6	86.8	84.5	86.3	85.4


BULLYING AND HARASSMENT

- (27) In the last month, I have been bullied by being hit, kicked, pushed, or shoved
- (28) In the last month, I have been bullied by being called mean names, been made fun of, or been teased in a hurtful way
- (29) In the last month, I have been bullied by being left out of things on purpose, being left out of groups, or being ignored
- (30) In the last month, I have seen or heard about another student being bullied
- (31) In the last month, I have bullied another student

0.0	9.2	6.3	7.7	7.0	4.6	5.8
0.0	14.3	14.2	14.0	11.2	11.4	11.3
0.0	10.7	13.7	12.0	8.7	11.6	10.2
12.5	17.5	16.5	16.8	17.6	17.3	17.5
0.0	1.4	0.0	0.7	1.2	0.8	1.0
2.5	10.6	10.1	10.3	9.1	9.1	9.2

For each item on the survey, students were asked to indicate the extent to which they agreed to each statement with the following scale: 1 - Strongly disagree, 2 - Disagree somewhat, 3 - Agree somewhat, 4 - Strongly agree, 5 - N/A (Not Applicable).

Survey results highlight the percentage of students who ‘agree somewhat’ or ‘strongly agree’ with each statement.

			School Climate Survey Grade Five, 2015-16 (All values are percent agreeing with statements.)		
#088 - Main River Academy, Pollard's Point			<div> <div>Response Rate: 100.0</div> <div> <div>Number of Students</div> <div> <div>[N=4]</div> <div>[N=731]</div> <div>[N=4,492]</div> </div> </div> </div>		
SCHOOL IS A PLACE WHERE...			<div> <div>SCHOOL</div> <div>DISTRICT</div> <div>PROVINCE</div> </div>		
STUDENT SATISFACTION			<div> <div>M</div> <div>F</div> <div>Total</div> </div>		
(1) School is a place where I like to be			<div> <div>77.5</div> <div>88.6</div> <div>83.3</div> </div>		
(2) I am happy with my school			<div> <div>90.7</div> <div>92.2</div> <div>91.6</div> </div>		
(3) I am happy with the teachers at my school			<div> <div>94.1</div> <div>95.8</div> <div>95.0</div> </div>		
(4) My school is clean			<div> <div>83.2</div> <div>87.6</div> <div>85.6</div> </div>		
(5) My school work is interesting			<div> <div>79.4</div> <div>81.6</div> <div>80.5</div> </div>		
(6) My school work is challenging			<div> <div>70.5</div> <div>69.0</div> <div>70.0</div> </div>		
			<div> <div>82.6</div> <div>85.8</div> <div>84.3</div> </div>		
LEARNING OPPORTUNITIES					
(7) I am encouraged to try my best at school			<div> <div>96.0</div> <div>97.5</div> <div>96.8</div> </div>		
(8) It is easy to get help with my work at school if I need it			<div> <div>92.7</div> <div>90.5</div> <div>91.7</div> </div>		
(9) My parents/guardians help me with my school work when I need it			<div> <div>95.2</div> <div>93.9</div> <div>94.6</div> </div>		
(10) Other students help me with my school work when I need it			<div> <div>79.0</div> <div>86.0</div> <div>82.8</div> </div>		
(11) If I need it, I can get help at school with problems <u>not</u> related to my school work			<div> <div>82.0</div> <div>84.8</div> <div>83.6</div> </div>		
			<div> <div>89.0</div> <div>90.5</div> <div>89.9</div> </div>		
EXPECTATIONS					
(25) I know the school rules/code of conduct			<div> <div>96.6</div> <div>98.9</div> <div>97.8</div> </div>		
SCHOOL CLIMATE					
(12) At my school, I treat everyone with respect			<div> <div>95.2</div> <div>98.3</div> <div>96.8</div> </div>		
(13) At my school, students treat each other with respect			<div> <div>81.5</div> <div>80.5</div> <div>81.3</div> </div>		
(14) At my school, students treat adults with respect			<div> <div>92.4</div> <div>89.7</div> <div>91.2</div> </div>		
(15) At my school, adults treat students with respect			<div> <div>95.2</div> <div>96.6</div> <div>96.0</div> </div>		
(16) Adults at my school care about me			<div> <div>92.6</div> <div>95.6</div> <div>94.2</div> </div>		
(26) I am treated fairly by the adults in my school			<div> <div>89.6</div> <div>93.1</div> <div>91.5</div> </div>		
			<div> <div>91.1</div> <div>92.3</div> <div>91.8</div> </div>		
SAFETY					
(17) I feel safe at my school			<div> <div>92.1</div> <div>91.3</div> <div>91.7</div> </div>		
(18) I feel safe in the school cafeteria			<div> <div>89.3</div> <div>91.2</div> <div>90.5</div> </div>		
(19) I feel safe in my classrooms			<div> <div>92.6</div> <div>94.1</div> <div>93.4</div> </div>		
(20) I feel safe in the school washrooms			<div> <div>80.6</div> <div>75.1</div> <div>78.0</div> </div>		
(21) I feel safe in the school gym			<div> <div>91.8</div> <div>94.1</div> <div>93.0</div> </div>		
(22) I feel safe in the gym change rooms			<div> <div>81.5</div> <div>80.7</div> <div>81.2</div> </div>		
(23) I feel safe on the school bus			<div> <div>81.6</div> <div>78.7</div> <div>80.5</div> </div>		
(24) I feel safe on the school grounds			<div> <div>84.1</div> <div>88.0</div> <div>86.3</div> </div>		
			<div> <div>86.7</div> <div>86.6</div> <div>86.8</div> </div>		
BULLYING AND HARASSMENT					
(27) In the last month, I have been bullied by being hit, kicked, pushed, or shoved			<div> <div>9.2</div> <div>6.3</div> <div>7.7</div> </div>		
(28) In the last month, I have been bullied by being called mean names, been made fun of, or been teased in a hurtful way			<div> <div>14.3</div> <div>14.2</div> <div>14.0</div> </div>		
(29) In the last month, I have been bullied by being left out of things on purpose, being left out of groups, or being ignored			<div> <div>10.7</div> <div>13.7</div> <div>12.0</div> </div>		
(30) In the last month, I have seen or heard about another student being bullied			<div> <div>17.5</div> <div>16.5</div> <div>16.8</div> </div>		
(31) In the last month, I have bullied another student			<div> <div>1.4</div> <div>0.0</div> <div>0.7</div> </div>		
			<div> <div>10.6</div> <div>10.1</div> <div>10.3</div> </div>		

For each item on the survey, students were asked to indicate the extent to which they agreed to each statement with the following scale: 1 - Strongly disagree, 2 - Disagree somewhat, 3 - Agree somewhat, 4 - Strongly agree, 5 - N/A (Not Applicable).

Survey results highlight the percentage of students who ‘agree somewhat’ or ‘strongly agree’ with each statement.



School Climate Survey

Grade Five, 2015-16

(All values are percent agreeing with statements.)

#089 - Jakeman All Grade, Trout River

Response Rate: 90.9

Number of Students

[N=10]

[N=731]

[N=4,492]

SCHOOL IS A PLACE WHERE...

STUDENT SATISFACTION

- (1) School is a place where I like to be
(2) I am happy with my school
(3) I am happy with the teachers at my school
(4) My school is clean
(5) My school work is interesting
(6) My school work is challenging

SCHOOL			DISTRICT			PROVINCE		
<u>M</u>	<u>F</u>	<u>Total</u>	<u>M</u>	<u>F</u>	<u>Total</u>	<u>M</u>	<u>F</u>	<u>Total</u>
		60.0	77.5	88.6	83.3	77.3	88.0	82.5
		100.0	90.7	92.2	91.6	89.3	93.6	91.2
		70.0	94.1	95.8	95.0	92.8	95.7	94.2
		66.7	83.2	87.6	85.6	80.3	87.3	83.7
		70.0	79.4	81.6	80.5	76.4	83.1	79.7
		44.4	70.5	69.0	70.0	70.2	70.4	70.4
		68.5	82.6	85.8	84.3	81.0	86.3	83.6

LEARNING OPPORTUNITIES

- (7) I am encouraged to try my best at school
(8) It is easy to get help with my work at school if I need it
(9) My parents/guardians help me with my school work when I need it
(10) Other students help me with my school work when I need it
(11) If I need it, I can get help at school with problems not related to my school work

		90.0		96.0	97.5	96.8		96.0	97.0	96.4
		62.5		92.7	90.5	91.7		91.9	92.2	92.0
		70.0		95.2	93.9	94.6		94.3	96.0	95.1
		50.0		79.0	86.0	82.8		76.5	84.1	80.2
		30.0		82.0	84.8	83.6		81.6	86.4	83.9
		60.5		89.0	90.5	89.9		88.1	91.1	89.5

EXPECTATIONS

- (25) I know the school rules/code of conduct

		80.0		96.6	98.9	97.8		96.0	97.7	96.9
--	--	------	--	------	------	------	--	------	------	------

SCHOOL CLIMATE

- (12) At my school, I treat everyone with respect
(13) At my school, students treat each other with respect
(14) At my school, students treat adults with respect
(15) At my school, adults treat students with respect
(16) Adults at my school care about me
(26) I am treated fairly by the adults in my school

		88.9		95.2	98.3	96.8		96.2	98.2	97.1
		30.0		81.5	80.5	81.3		82.6	80.8	81.7
		60.0		92.4	89.7	91.2		92.3	90.4	91.2
		88.9		95.2	96.6	96.0		94.6	96.0	95.2
		77.8		92.6	95.6	94.2		94.3	96.0	95.2
		80.0		89.6	93.1	91.5		90.4	92.7	91.5
		70.9		91.1	92.3	91.8		91.7	92.4	92.0

SAFETY

- (17) I feel safe at my school
(18) I feel safe in the school cafeteria
(19) I feel safe in my classrooms
(20) I feel safe in the school washrooms
(21) I feel safe in the school gym
(22) I feel safe in the gym change rooms
(23) I feel safe on the school bus
(24) I feel safe on the school grounds

		90.0		92.1	91.3	91.7		89.9	91.7	90.8
		57.1		89.3	91.2	90.5		85.8	89.3	87.6
		80.0		92.6	94.1	93.4		92.0	94.5	93.2
		70.0		80.6	75.1	78.0		74.3	74.1	74.2
		90.0		91.8	94.1	93.0		92.8	93.7	93.2
		66.7		81.5	80.7	81.2		80.6	80.2	80.4
		75.0		81.6	78.7	80.5		77.0	78.3	77.7
		60.0		84.1	88.0	86.3		83.1	88.6	85.8
		73.6		86.7	86.6	86.8		84.5	86.3	85.4

BULLYING AND HARASSMENT

- (27) In the last month, I have been bullied by being hit, kicked, pushed, or shoved
(28) In the last month, I have been bullied by being called mean names, been made fun of, or been teased in a hurtful way
(29) In the last month, I have been bullied by being left out of things on purpose, being left out of groups, or being ignored
(30) In the last month, I have seen or heard about another student being bullied
(31) In the last month, I have bullied another student

		30.0		9.2	6.3	7.7		7.0	4.6	5.8
		30.0		14.3	14.2	14.0		11.2	11.4	11.3
		30.0		10.7	13.7	12.0		8.7	11.6	10.2
		40.0		17.5	16.5	16.8		17.6	17.3	17.5
		30.0		1.4	0.0	0.7		1.2	0.8	1.0
		32.0		10.6	10.1	10.3		9.1	9.1	9.2

For each item on the survey, students were asked to indicate the extent to which they agreed to each statement with the following scale: 1 - Strongly disagree, 2 - Disagree somewhat, 3 - Agree somewhat, 4 - Strongly agree, 5 - N/A (Not Applicable).

Survey results highlight the percentage of students who ‘agree somewhat’ or ‘strongly agree’ with each statement.



School Climate Survey

Grade Five, 2015-16

(All values are percent agreeing with statements.)

#091 - Burgeo Academy, Burgeo

Response Rate: 100.0

Number of Students

[N=10]

[N=731]

[N=4,492]

SCHOOL IS A PLACE WHERE...

STUDENT SATISFACTION

- (1) School is a place where I like to be
- (2) I am happy with my school
- (3) I am happy with the teachers at my school
- (4) My school is clean
- (5) My school work is interesting
- (6) My school work is challenging

SCHOOL			DISTRICT			PROVINCE		
M	F	Total	M	F	Total	M	F	Total
		90.0	77.5	88.6	83.3	77.3	88.0	82.5
		100.0	90.7	92.2	91.6	89.3	93.6	91.2
		100.0	94.1	95.8	95.0	92.8	95.7	94.2
		90.0	83.2	87.6	85.6	80.3	87.3	83.7
		70.0	79.4	81.6	80.5	76.4	83.1	79.7
		90.0	70.5	69.0	70.0	70.2	70.4	70.4
		90.0	82.6	85.8	84.3	81.0	86.3	83.6

LEARNING OPPORTUNITIES

- (7) I am encouraged to try my best at school
- (8) It is easy to get help with my work at school if I need it
- (9) My parents/guardians help me with my school work when I need it
- (10) Other students help me with my school work when I need it
- (11) If I need it, I can get help at school with problems not related to my school work

100.0	96.0	97.5	96.8	96.0	97.0	96.4
100.0	92.7	90.5	91.7	91.9	92.2	92.0
100.0	95.2	93.9	94.6	94.3	96.0	95.1
100.0	79.0	86.0	82.8	76.5	84.1	80.2
90.0	82.0	84.8	83.6	81.6	86.4	83.9
98.0	89.0	90.5	89.9	88.1	91.1	89.5

EXPECTATIONS

- (25) I know the school rules/code of conduct

100.0	96.6	98.9	97.8	96.0	97.7	96.9
-------	------	------	------	------	------	------

SCHOOL CLIMATE

- (12) At my school, I treat everyone with respect
- (13) At my school, students treat each other with respect
- (14) At my school, students treat adults with respect
- (15) At my school, adults treat students with respect
- (16) Adults at my school care about me
- (26) I am treated fairly by the adults in my school

100.0	95.2	98.3	96.8	96.2	98.2	97.1
100.0	81.5	80.5	81.3	82.6	80.8	81.7
100.0	92.4	89.7	91.2	92.3	90.4	91.2
100.0	95.2	96.6	96.0	94.6	96.0	95.2
100.0	92.6	95.6	94.2	94.3	96.0	95.2
100.0	89.6	93.1	91.5	90.4	92.7	91.5
100.0	91.1	92.3	91.8	91.7	92.4	92.0

SAFETY

- (17) I feel safe at my school
- (18) I feel safe in the school cafeteria
- (19) I feel safe in my classrooms
- (20) I feel safe in the school washrooms
- (21) I feel safe in the school gym
- (22) I feel safe in the gym change rooms
- (23) I feel safe on the school bus
- (24) I feel safe on the school grounds

100.0	92.1	91.3	91.7	89.9	91.7	90.8
100.0	89.3	91.2	90.5	85.8	89.3	87.6
100.0	92.6	94.1	93.4	92.0	94.5	93.2
100.0	80.6	75.1	78.0	74.3	74.1	74.2
100.0	91.8	94.1	93.0	92.8	93.7	93.2
100.0	81.5	80.7	81.2	80.6	80.2	80.4
100.0	81.6	78.7	80.5	77.0	78.3	77.7
100.0	84.1	88.0	86.3	83.1	88.6	85.8
100.0	86.7	86.6	86.8	84.5	86.3	85.4

BULLYING AND HARASSMENT

- (27) In the last month, I have been bullied by being hit, kicked, pushed, or shoved
- (28) In the last month, I have been bullied by being called mean names, been made fun of, or been teased in a hurtful way
- (29) In the last month, I have been bullied by being left out of things on purpose, being left out of groups, or being ignored
- (30) In the last month, I have seen or heard about another student being bullied
- (31) In the last month, I have bullied another student

0.0	9.2	6.3	7.7	7.0	4.6	5.8
11.1	14.3	14.2	14.0	11.2	11.4	11.3
0.0	10.7	13.7	12.0	8.7	11.6	10.2
0.0	17.5	16.5	16.8	17.6	17.3	17.5
0.0	1.4	0.0	0.7	1.2	0.8	1.0
2.2	10.6	10.1	10.3	9.1	9.1	9.2

For each item on the survey, students were asked to indicate the extent to which they agreed to each statement with the following scale: 1 - Strongly disagree, 2 - Disagree somewhat, 3 - Agree somewhat, 4 - Strongly agree, 5 - N/A (Not Applicable).

Survey results highlight the percentage of students who ‘agree somewhat’ or ‘strongly agree’ with each statement.



School Climate Survey

Grade Five, 2015-16

(All values are percent agreeing with statements.)

#092 - Grandy's River Collegiate, Burnt Islands

Response Rate: 100.0

Number of Students

[N=7]

[N=731]

[N=4,492]

SCHOOL IS A PLACE WHERE...

STUDENT SATISFACTION

- (1) School is a place where I like to be
- (2) I am happy with my school
- (3) I am happy with the teachers at my school
- (4) My school is clean
- (5) My school work is interesting
- (6) My school work is challenging

SCHOOL			DISTRICT			PROVINCE		
M	F	Total	M	F	Total	M	F	Total
		85.7	77.5	88.6	83.3	77.3	88.0	82.5
		100.0	90.7	92.2	91.6	89.3	93.6	91.2
		100.0	94.1	95.8	95.0	92.8	95.7	94.2
		100.0	83.2	87.6	85.6	80.3	87.3	83.7
		100.0	79.4	81.6	80.5	76.4	83.1	79.7
		71.4	70.5	69.0	70.0	70.2	70.4	70.4
		92.9	82.6	85.8	84.3	81.0	86.3	83.6

LEARNING OPPORTUNITIES

- (7) I am encouraged to try my best at school
- (8) It is easy to get help with my work at school if I need it
- (9) My parents/guardians help me with my school work when I need it
- (10) Other students help me with my school work when I need it
- (11) If I need it, I can get help at school with problems not related to my school work

100.0	96.0	97.5	96.8	96.0	97.0	96.4
85.7	92.7	90.5	91.7	91.9	92.2	92.0
100.0	95.2	93.9	94.6	94.3	96.0	95.1
71.4	79.0	86.0	82.8	76.5	84.1	80.2
100.0	82.0	84.8	83.6	81.6	86.4	83.9
91.4	89.0	90.5	89.9	88.1	91.1	89.5

EXPECTATIONS

- (25) I know the school rules/code of conduct

100.0	96.6	98.9	97.8	96.0	97.7	96.9
-------	------	------	------	------	------	------

SCHOOL CLIMATE

- (12) At my school, I treat everyone with respect
- (13) At my school, students treat each other with respect
- (14) At my school, students treat adults with respect
- (15) At my school, adults treat students with respect
- (16) Adults at my school care about me
- (26) I am treated fairly by the adults in my school

100.0	95.2	98.3	96.8	96.2	98.2	97.1
100.0	81.5	80.5	81.3	82.6	80.8	81.7
100.0	92.4	89.7	91.2	92.3	90.4	91.2
100.0	95.2	96.6	96.0	94.6	96.0	95.2
100.0	92.6	95.6	94.2	94.3	96.0	95.2
100.0	89.6	93.1	91.5	90.4	92.7	91.5
100.0	91.1	92.3	91.8	91.7	92.4	92.0

SAFETY

- (17) I feel safe at my school
- (18) I feel safe in the school cafeteria
- (19) I feel safe in my classrooms
- (20) I feel safe in the school washrooms
- (21) I feel safe in the school gym
- (22) I feel safe in the gym change rooms
- (23) I feel safe on the school bus
- (24) I feel safe on the school grounds

100.0	92.1	91.3	91.7	89.9	91.7	90.8
100.0	89.3	91.2	90.5	85.8	89.3	87.6
100.0	92.6	94.1	93.4	92.0	94.5	93.2
100.0	80.6	75.1	78.0	74.3	74.1	74.2
100.0	91.8	94.1	93.0	92.8	93.7	93.2
100.0	81.5	80.7	81.2	80.6	80.2	80.4
100.0	81.6	78.7	80.5	77.0	78.3	77.7
100.0	84.1	88.0	86.3	83.1	88.6	85.8
100.0	86.7	86.6	86.8	84.5	86.3	85.4


BULLYING AND HARASSMENT

- (27) In the last month, I have been bullied by being hit, kicked, pushed, or shoved
- (28) In the last month, I have been bullied by being called mean names, been made fun of, or been teased in a hurtful way
- (29) In the last month, I have been bullied by being left out of things on purpose, being left out of groups, or being ignored
- (30) In the last month, I have seen or heard about another student being bullied
- (31) In the last month, I have bullied another student

16.7	9.2	6.3	7.7	7.0	4.6	5.8
16.7	14.3	14.2	14.0	11.2	11.4	11.3
0.0	10.7	13.7	12.0	8.7	11.6	10.2
0.0	17.5	16.5	16.8	17.6	17.3	17.5
0.0	1.4	0.0	0.7	1.2	0.8	1.0
6.7	10.6	10.1	10.3	9.1	9.1	9.2

For each item on the survey, students were asked to indicate the extent to which they agreed to each statement with the following scale: 1 - Strongly disagree, 2 - Disagree somewhat, 3 - Agree somewhat, 4 - Strongly agree, 5 - N/A (Not Applicable).

Survey results highlight the percentage of students who ‘agree somewhat’ or ‘strongly agree’ with each statement.



School Climate Survey

Grade Five, 2015-16

(All values are percent agreeing with statements.)

#096 - Our Lady of the Cape School, Cape St. George

Response Rate: 100.0

	Number of Students								
	[N=6]			[N=731]			[N=4,492]		
	SCHOOL			DISTRICT			PROVINCE		
	M	F	Total	M	F	Total	M	F	Total
SCHOOL IS A PLACE WHERE...									
STUDENT SATISFACTION									
(1) School is a place where I like to be			83.3	77.5	88.6	83.3	77.3	88.0	82.5
(2) I am happy with my school			66.7	90.7	92.2	91.6	89.3	93.6	91.2
(3) I am happy with the teachers at my school			100.0	94.1	95.8	95.0	92.8	95.7	94.2
(4) My school is clean			100.0	83.2	87.6	85.6	80.3	87.3	83.7
(5) My school work is interesting			33.3	79.4	81.6	80.5	76.4	83.1	79.7
(6) My school work is challenging			100.0	70.5	69.0	70.0	70.2	70.4	70.4
			80.6	82.6	85.8	84.3	81.0	86.3	83.6
LEARNING OPPORTUNITIES									
(7) I am encouraged to try my best at school			100.0	96.0	97.5	96.8	96.0	97.0	96.4
(8) It is easy to get help with my work at school if I need it			100.0	92.7	90.5	91.7	91.9	92.2	92.0
(9) My parents/guardians help me with my school work when I need it			100.0	95.2	93.9	94.6	94.3	96.0	95.1
(10) Other students help me with my school work when I need it			66.7	79.0	86.0	82.8	76.5	84.1	80.2
(11) If I need it, I can get help at school with problems <u>not</u> related to my school work			83.3	82.0	84.8	83.6	81.6	86.4	83.9
			90.0	89.0	90.5	89.9	88.1	91.1	89.5
EXPECTATIONS									
(25) I know the school rules/code of conduct			100.0	96.6	98.9	97.8	96.0	97.7	96.9
SCHOOL CLIMATE									
(12) At my school, I treat everyone with respect			100.0	95.2	98.3	96.8	96.2	98.2	97.1
(13) At my school, students treat each other with respect			66.7	81.5	80.5	81.3	82.6	80.8	81.7
(14) At my school, students treat adults with respect			100.0	92.4	89.7	91.2	92.3	90.4	91.2
(15) At my school, adults treat students with respect			100.0	95.2	96.6	96.0	94.6	96.0	95.2
(16) Adults at my school care about me			100.0	92.6	95.6	94.2	94.3	96.0	95.2
(26) I am treated fairly by the adults in my school			100.0	89.6	93.1	91.5	90.4	92.7	91.5
			94.4	91.1	92.3	91.8	91.7	92.4	92.0
SAFETY									
(17) I feel safe at my school			100.0	92.1	91.3	91.7	89.9	91.7	90.8
(18) I feel safe in the school cafeteria			83.3	89.3	91.2	90.5	85.8	89.3	87.6
(19) I feel safe in my classrooms			100.0	92.6	94.1	93.4	92.0	94.5	93.2
(20) I feel safe in the school washrooms			100.0	80.6	75.1	78.0	74.3	74.1	74.2
(21) I feel safe in the school gym			100.0	91.8	94.1	93.0	92.8	93.7	93.2
(22) I feel safe in the gym change rooms			100.0	81.5	80.7	81.2	80.6	80.2	80.4
(23) I feel safe on the school bus			100.0	81.6	78.7	80.5	77.0	78.3	77.7
(24) I feel safe on the school grounds			100.0	84.1	88.0	86.3	83.1	88.6	85.8
			97.9	86.7	86.6	86.8	84.5	86.3	85.4
BULLYING AND HARASSMENT									
(27) In the last month, I have been bullied by being hit, kicked, pushed, or shoved			0.0	9.2	6.3	7.7	7.0	4.6	5.8
(28) In the last month, I have been bullied by being called mean names, been made fun of, or been teased in a hurtful way			0.0	14.3	14.2	14.0	11.2	11.4	11.3
(29) In the last month, I have been bullied by being left out of things on purpose, being left out of groups, or being ignored			0.0	10.7	13.7	12.0	8.7	11.6	10.2
(30) In the last month, I have seen or heard about another student being bullied			0.0	17.5	16.5	16.8	17.6	17.3	17.5
(31) In the last month, I have bullied another student			0.0	1.4	0.0	0.7	1.2	0.8	1.0
			0.0	10.6	10.1	10.3	9.1	9.1	9.2

For each item on the survey, students were asked to indicate the extent to which they agreed to each statement with the following scale: 1 - Strongly disagree, 2 - Disagree somewhat, 3 - Agree somewhat, 4 - Strongly agree, 5 - N/A (Not Applicable).

Survey results highlight the percentage of students who ‘agree somewhat’ or ‘strongly agree’ with each statement.



School Climate Survey

Grade Five, 2015-16

(All values are percent agreeing with statements.)

#097 - St. James' Elementary, Channel-Port Aux Basques

Response Rate: 97.4

Number of Students

[N=37]

[N=731]

[N=4,492]

SCHOOL IS A PLACE WHERE...

STUDENT SATISFACTION

	SCHOOL			DISTRICT			PROVINCE		
	M	F	Total	M	F	Total	M	F	Total
(1) School is a place where I like to be	87.5	95.2	91.9	77.5	88.6	83.3	77.3	88.0	82.5
(2) I am happy with my school	93.8	100.0	97.2	90.7	92.2	91.6	89.3	93.6	91.2
(3) I am happy with the teachers at my school	93.8	100.0	97.3	94.1	95.8	95.0	92.8	95.7	94.2
(4) My school is clean	100.0	100.0	100.0	83.2	87.6	85.6	80.3	87.3	83.7
(5) My school work is interesting	93.8	100.0	97.3	79.4	81.6	80.5	76.4	83.1	79.7
(6) My school work is challenging	87.5	85.7	86.5	70.5	69.0	70.0	70.2	70.4	70.4
	92.7	96.8	95.0	82.6	85.8	84.3	81.0	86.3	83.6

LEARNING OPPORTUNITIES

(7) I am encouraged to try my best at school	93.8	100.0	97.3	96.0	97.5	96.8	96.0	97.0	96.4
(8) It is easy to get help with my work at school if I need it	87.5	100.0	94.6	92.7	90.5	91.7	91.9	92.2	92.0
(9) My parents/guardians help me with my school work when I need it	100.0	100.0	100.0	95.2	93.9	94.6	94.3	96.0	95.1
(10) Other students help me with my school work when I need it	93.3	100.0	97.2	79.0	86.0	82.8	76.5	84.1	80.2
(11) If I need it, I can get help at school with problems <u>not</u> related to my school work	87.5	90.5	89.2	82.0	84.8	83.6	81.6	86.4	83.9
	92.4	98.1	95.7	89.0	90.5	89.9	88.1	91.1	89.5

EXPECTATIONS

(25) I know the school rules/code of conduct	100.0	100.0	100.0	96.6	98.9	97.8	96.0	97.7	96.9
--	-------	-------	-------	------	------	------	------	------	------

SCHOOL CLIMATE

(12) At my school, I treat everyone with respect	100.0	100.0	100.0	95.2	98.3	96.8	96.2	98.2	97.1
(13) At my school, students treat each other with respect	93.8	90.5	91.9	81.5	80.5	81.3	82.6	80.8	81.7
(14) At my school, students treat adults with respect	93.8	100.0	97.3	92.4	89.7	91.2	92.3	90.4	91.2
(15) At my school, adults treat students with respect	100.0	100.0	100.0	95.2	96.6	96.0	94.6	96.0	95.2
(16) Adults at my school care about me	100.0	100.0	100.0	92.6	95.6	94.2	94.3	96.0	95.2
(26) I am treated fairly by the adults in my school	87.5	95.2	91.9	89.6	93.1	91.5	90.4	92.7	91.5
	95.8	97.6	96.8	91.1	92.3	91.8	91.7	92.4	92.0

SAFETY

(17) I feel safe at my school	93.8	95.2	94.6	92.1	91.3	91.7	89.9	91.7	90.8
(18) I feel safe in the school cafeteria	86.7	81.0	83.3	89.3	91.2	90.5	85.8	89.3	87.6
(19) I feel safe in my classrooms	100.0	95.2	97.3	92.6	94.1	93.4	92.0	94.5	93.2
(20) I feel safe in the school washrooms	68.8	66.7	67.6	80.6	75.1	78.0	74.3	74.1	74.2
(21) I feel safe in the school gym	93.8	95.2	94.6	91.8	94.1	93.0	92.8	93.7	93.2
(22) I feel safe in the gym change rooms	80.0	81.0	80.6	81.5	80.7	81.2	80.6	80.2	80.4
(23) I feel safe on the school bus	77.8	75.0	76.2	81.6	78.7	80.5	77.0	78.3	77.7
(24) I feel safe on the school grounds	75.0	90.5	83.8	84.1	88.0	86.3	83.1	88.6	85.8
	84.5	85.0	84.7	86.7	86.6	86.8	84.5	86.3	85.4

BULLYING AND HARASSMENT

(27) In the last month, I have been bullied by being hit, kicked, pushed, or shoved	0.0	4.8	2.7	9.2	6.3	7.7	7.0	4.6	5.8
(28) In the last month, I have been bullied by being called mean names, been made fun of, or been teased in a hurtful way	0.0	9.5	5.4	14.3	14.2	14.0	11.2	11.4	11.3
(29) In the last month, I have been bullied by being left out of things on purpose, being left out of groups, or being ignored	6.3	9.5	8.1	10.7	13.7	12.0	8.7	11.6	10.2
(30) In the last month, I have seen or heard about another student being bullied	12.5	19.1	16.2	17.5	16.5	16.8	17.6	17.3	17.5
(31) In the last month, I have bullied another student	0.0	0.0	0.0	1.4	0.0	0.7	1.2	0.8	1.0
	3.8	8.6	6.5	10.6	10.1	10.3	9.1	9.1	9.2

For each item on the survey, students were asked to indicate the extent to which they agreed to each statement with the following scale: 1 - Strongly disagree, 2 - Disagree somewhat, 3 - Agree somewhat, 4 - Strongly agree, 5 - N/A (Not Applicable).

Survey results highlight the percentage of students who ‘agree somewhat’ or ‘strongly agree’ with each statement.



School Climate Survey

Grade Five, 2015-16

(All values are percent agreeing with statements.)

#102 - All Saints All-Grade, Grey River

Response Rate: 100.0

Number of Students

[N=3]

[N=731]

[N=4,492]

SCHOOL IS A PLACE WHERE...

STUDENT SATISFACTION

- (1) School is a place where I like to be
- (2) I am happy with my school
- (3) I am happy with the teachers at my school
- (4) My school is clean
- (5) My school work is interesting
- (6) My school work is challenging

SCHOOL			DISTRICT			PROVINCE		
M	F	Total	M	F	Total	M	F	Total
			77.5	88.6	83.3	77.3	88.0	82.5
			90.7	92.2	91.6	89.3	93.6	91.2
			94.1	95.8	95.0	92.8	95.7	94.2
			83.2	87.6	85.6	80.3	87.3	83.7
			79.4	81.6	80.5	76.4	83.1	79.7
			70.5	69.0	70.0	70.2	70.4	70.4
			82.6	85.8	84.3	81.0	86.3	83.6

LEARNING OPPORTUNITIES

- (7) I am encouraged to try my best at school
- (8) It is easy to get help with my work at school if I need it
- (9) My parents/guardians help me with my school work when I need it
- (10) Other students help me with my school work when I need it
- (11) If I need it, I can get help at school with problems not related to my school work

96.0	97.5	96.8	96.0	97.0	96.4
92.7	90.5	91.7	91.9	92.2	92.0
95.2	93.9	94.6	94.3	96.0	95.1
79.0	86.0	82.8	76.5	84.1	80.2
82.0	84.8	83.6	81.6	86.4	83.9
89.0	90.5	89.9	88.1	91.1	89.5

EXPECTATIONS

- (25) I know the school rules/code of conduct

96.6	98.9	97.8	96.0	97.7	96.9
------	------	------	------	------	------

SCHOOL CLIMATE

- (12) At my school, I treat everyone with respect
- (13) At my school, students treat each other with respect
- (14) At my school, students treat adults with respect
- (15) At my school, adults treat students with respect
- (16) Adults at my school care about me
- (26) I am treated fairly by the adults in my school

95.2	98.3	96.8	96.2	98.2	97.1
81.5	80.5	81.3	82.6	80.8	81.7
92.4	89.7	91.2	92.3	90.4	91.2
95.2	96.6	96.0	94.6	96.0	95.2
92.6	95.6	94.2	94.3	96.0	95.2
89.6	93.1	91.5	90.4	92.7	91.5
91.1	92.3	91.8	91.7	92.4	92.0

SAFETY

- (17) I feel safe at my school
- (18) I feel safe in the school cafeteria
- (19) I feel safe in my classrooms
- (20) I feel safe in the school washrooms
- (21) I feel safe in the school gym
- (22) I feel safe in the gym change rooms
- (23) I feel safe on the school bus
- (24) I feel safe on the school grounds

92.1	91.3	91.7	89.9	91.7	90.8
89.3	91.2	90.5	85.8	89.3	87.6
92.6	94.1	93.4	92.0	94.5	93.2
80.6	75.1	78.0	74.3	74.1	74.2
91.8	94.1	93.0	92.8	93.7	93.2
81.5	80.7	81.2	80.6	80.2	80.4
81.6	78.7	80.5	77.0	78.3	77.7
84.1	88.0	86.3	83.1	88.6	85.8
86.7	86.6	86.8	84.5	86.3	85.4

BULLYING AND HARASSMENT

- (27) In the last month, I have been bullied by being hit, kicked, pushed, or shoved
- (28) In the last month, I have been bullied by being called mean names, been made fun of, or been teased in a hurtful way
- (29) In the last month, I have been bullied by being left out of things on purpose, being left out of groups, or being ignored
- (30) In the last month, I have seen or heard about another student being bullied
- (31) In the last month, I have bullied another student

9.2	6.3	7.7	7.0	4.6	5.8
14.3	14.2	14.0	11.2	11.4	11.3
10.7	13.7	12.0	8.7	11.6	10.2
17.5	16.5	16.8	17.6	17.3	17.5
1.4	0.0	0.7	1.2	0.8	1.0
10.6	10.1	10.3	9.1	9.1	9.2

For each item on the survey, students were asked to indicate the extent to which they agreed to each statement with the following scale: 1 - Strongly disagree, 2 - Disagree somewhat, 3 - Agree somewhat, 4 - Strongly agree, 5 - N/A (Not Applicable).

Survey results highlight the percentage of students who ‘agree somewhat’ or ‘strongly agree’ with each statement.



School Climate Survey

Grade Five, 2015-16

(All values are percent agreeing with statements.)

#103 - LeGallais Memorial, Isle aux Morts

Response Rate: 100.0

Number of Students

[N=3]

[N=731]

[N=4,492]

SCHOOL IS A PLACE WHERE...

STUDENT SATISFACTION

- (1) School is a place where I like to be
(2) I am happy with my school
(3) I am happy with the teachers at my school
(4) My school is clean
(5) My school work is interesting
(6) My school work is challenging

SCHOOL			DISTRICT			PROVINCE		
M	F	Total	M	F	Total	M	F	Total
			77.5	88.6	83.3	77.3	88.0	82.5
			90.7	92.2	91.6	89.3	93.6	91.2
			94.1	95.8	95.0	92.8	95.7	94.2
			83.2	87.6	85.6	80.3	87.3	83.7
			79.4	81.6	80.5	76.4	83.1	79.7
			70.5	69.0	70.0	70.2	70.4	70.4
			82.6	85.8	84.3	81.0	86.3	83.6

LEARNING OPPORTUNITIES

- (7) I am encouraged to try my best at school
(8) It is easy to get help with my work at school if I need it
(9) My parents/guardians help me with my school work when I need it
(10) Other students help me with my school work when I need it
(11) If I need it, I can get help at school with problems not related to my school work

96.0	97.5	96.8	96.0	97.0	96.4
92.7	90.5	91.7	91.9	92.2	92.0
95.2	93.9	94.6	94.3	96.0	95.1
79.0	86.0	82.8	76.5	84.1	80.2
82.0	84.8	83.6	81.6	86.4	83.9
89.0	90.5	89.9	88.1	91.1	89.5

EXPECTATIONS

- (25) I know the school rules/code of conduct

96.6	98.9	97.8	96.0	97.7	96.9
------	------	------	------	------	------

SCHOOL CLIMATE

- (12) At my school, I treat everyone with respect
(13) At my school, students treat each other with respect
(14) At my school, students treat adults with respect
(15) At my school, adults treat students with respect
(16) Adults at my school care about me
(26) I am treated fairly by the adults in my school

95.2	98.3	96.8	96.2	98.2	97.1
81.5	80.5	81.3	82.6	80.8	81.7
92.4	89.7	91.2	92.3	90.4	91.2
95.2	96.6	96.0	94.6	96.0	95.2
92.6	95.6	94.2	94.3	96.0	95.2
89.6	93.1	91.5	90.4	92.7	91.5
91.1	92.3	91.8	91.7	92.4	92.0

SAFETY

- (17) I feel safe at my school
(18) I feel safe in the school cafeteria
(19) I feel safe in my classrooms
(20) I feel safe in the school washrooms
(21) I feel safe in the school gym
(22) I feel safe in the gym change rooms
(23) I feel safe on the school bus
(24) I feel safe on the school grounds

92.1	91.3	91.7	89.9	91.7	90.8
89.3	91.2	90.5	85.8	89.3	87.6
92.6	94.1	93.4	92.0	94.5	93.2
80.6	75.1	78.0	74.3	74.1	74.2
91.8	94.1	93.0	92.8	93.7	93.2
81.5	80.7	81.2	80.6	80.2	80.4
81.6	78.7	80.5	77.0	78.3	77.7
84.1	88.0	86.3	83.1	88.6	85.8
86.7	86.6	86.8	84.5	86.3	85.4

BULLYING AND HARASSMENT

- (27) In the last month, I have been bullied by being hit, kicked, pushed, or shoved
(28) In the last month, I have been bullied by being called mean names, been made fun of, or been teased in a hurtful way
(29) In the last month, I have been bullied by being left out of things on purpose, being left out of groups, or being ignored
(30) In the last month, I have seen or heard about another student being bullied
(31) In the last month, I have bullied another student

9.2	6.3	7.7	7.0	4.6	5.8
14.3	14.2	14.0	11.2	11.4	11.3
10.7	13.7	12.0	8.7	11.6	10.2
17.5	16.5	16.8	17.6	17.3	17.5
1.4	0.0	0.7	1.2	0.8	1.0
10.6	10.1	10.3	9.1	9.1	9.2

For each item on the survey, students were asked to indicate the extent to which they agreed to each statement with the following scale: 1 - Strongly disagree, 2 - Disagree somewhat, 3 - Agree somewhat, 4 - Strongly agree, 5 - N/A (Not Applicable).

Survey results highlight the percentage of students who ‘agree somewhat’ or ‘strongly agree’ with each statement.



School Climate Survey

Grade Five, 2015-16

(All values are percent agreeing with statements.)

#106 - Lourdes Elementary, Lourdes

Response Rate: 70.6

Number of Students

[N=12]

[N=731]

[N=4,492]

SCHOOL IS A PLACE WHERE...

STUDENT SATISFACTION

- (1) School is a place where I like to be
- (2) I am happy with my school
- (3) I am happy with the teachers at my school
- (4) My school is clean
- (5) My school work is interesting
- (6) My school work is challenging

SCHOOL			DISTRICT			PROVINCE		
M	F	Total	M	F	Total	M	F	Total
		91.7	77.5	88.6	83.3	77.3	88.0	82.5
		91.7	90.7	92.2	91.6	89.3	93.6	91.2
		91.7	94.1	95.8	95.0	92.8	95.7	94.2
		100.0	83.2	87.6	85.6	80.3	87.3	83.7
		66.7	79.4	81.6	80.5	76.4	83.1	79.7
		33.3	70.5	69.0	70.0	70.2	70.4	70.4
		79.2	82.6	85.8	84.3	81.0	86.3	83.6

LEARNING OPPORTUNITIES

- (7) I am encouraged to try my best at school
- (8) It is easy to get help with my work at school if I need it
- (9) My parents/guardians help me with my school work when I need it
- (10) Other students help me with my school work when I need it
- (11) If I need it, I can get help at school with problems not related to my school work

100.0	96.0	97.5	96.8	96.0	97.0	96.4
100.0	92.7	90.5	91.7	91.9	92.2	92.0
100.0	95.2	93.9	94.6	94.3	96.0	95.1
91.7	79.0	86.0	82.8	76.5	84.1	80.2
91.7	82.0	84.8	83.6	81.6	86.4	83.9
96.7	89.0	90.5	89.9	88.1	91.1	89.5

EXPECTATIONS

- (25) I know the school rules/code of conduct

100.0	96.6	98.9	97.8	96.0	97.7	96.9
-------	------	------	------	------	------	------

SCHOOL CLIMATE

- (12) At my school, I treat everyone with respect
- (13) At my school, students treat each other with respect
- (14) At my school, students treat adults with respect
- (15) At my school, adults treat students with respect
- (16) Adults at my school care about me
- (26) I am treated fairly by the adults in my school

100.0	95.2	98.3	96.8	96.2	98.2	97.1
100.0	81.5	80.5	81.3	82.6	80.8	81.7
91.7	92.4	89.7	91.2	92.3	90.4	91.2
100.0	95.2	96.6	96.0	94.6	96.0	95.2
91.7	92.6	95.6	94.2	94.3	96.0	95.2
91.7	89.6	93.1	91.5	90.4	92.7	91.5
95.8	91.1	92.3	91.8	91.7	92.4	92.0

SAFETY

- (17) I feel safe at my school
- (18) I feel safe in the school cafeteria
- (19) I feel safe in my classrooms
- (20) I feel safe in the school washrooms
- (21) I feel safe in the school gym
- (22) I feel safe in the gym change rooms
- (23) I feel safe on the school bus
- (24) I feel safe on the school grounds

100.0	92.1	91.3	91.7	89.9	91.7	90.8
100.0	89.3	91.2	90.5	85.8	89.3	87.6
100.0	92.6	94.1	93.4	92.0	94.5	93.2
90.9	80.6	75.1	78.0	74.3	74.1	74.2
100.0	91.8	94.1	93.0	92.8	93.7	93.2
91.7	81.5	80.7	81.2	80.6	80.2	80.4
100.0	81.6	78.7	80.5	77.0	78.3	77.7
100.0	84.1	88.0	86.3	83.1	88.6	85.8
97.8	86.7	86.6	86.8	84.5	86.3	85.4

BULLYING AND HARASSMENT

- (27) In the last month, I have been bullied by being hit, kicked, pushed, or shoved
- (28) In the last month, I have been bullied by being called mean names, been made fun of, or been teased in a hurtful way
- (29) In the last month, I have been bullied by being left out of things on purpose, being left out of groups, or being ignored
- (30) In the last month, I have seen or heard about another student being bullied
- (31) In the last month, I have bullied another student

0.0	9.2	6.3	7.7	7.0	4.6	5.8
0.0	14.3	14.2	14.0	11.2	11.4	11.3
0.0	10.7	13.7	12.0	8.7	11.6	10.2
0.0	17.5	16.5	16.8	17.6	17.3	17.5
0.0	1.4	0.0	0.7	1.2	0.8	1.0
0.0	10.6	10.1	10.3	9.1	9.1	9.2

For each item on the survey, students were asked to indicate the extent to which they agreed to each statement with the following scale: 1 - Strongly disagree, 2 - Disagree somewhat, 3 - Agree somewhat, 4 - Strongly agree, 5 - N/A (Not Applicable).

Survey results highlight the percentage of students who ‘agree somewhat’ or ‘strongly agree’ with each statement.



School Climate Survey

Grade Five, 2015-16

(All values are percent agreeing with statements.)

#111 - St. Thomas Aquinas, Port au Port East

Response Rate: 100.0

Number of Students

[N=13]

[N=731]

[N=4,492]

SCHOOL IS A PLACE WHERE...

STUDENT SATISFACTION

- (1) School is a place where I like to be
(2) I am happy with my school
(3) I am happy with the teachers at my school
(4) My school is clean
(5) My school work is interesting
(6) My school work is challenging

SCHOOL			DISTRICT			PROVINCE		
M	F	Total	M	F	Total	M	F	Total
		100.0	77.5	88.6	83.3	77.3	88.0	82.5
		83.3	90.7	92.2	91.6	89.3	93.6	91.2
		83.3	94.1	95.8	95.0	92.8	95.7	94.2
		58.3	83.2	87.6	85.6	80.3	87.3	83.7
		66.7	79.4	81.6	80.5	76.4	83.1	79.7
		75.0	70.5	69.0	70.0	70.2	70.4	70.4
		77.8	82.6	85.8	84.3	81.0	86.3	83.6

LEARNING OPPORTUNITIES

- (7) I am encouraged to try my best at school
(8) It is easy to get help with my work at school if I need it
(9) My parents/guardians help me with my school work when I need it
(10) Other students help me with my school work when I need it
(11) If I need it, I can get help at school with problems not related to my school work

100.0	96.0	97.5	96.8	96.0	97.0	96.4
100.0	92.7	90.5	91.7	91.9	92.2	92.0
91.7	95.2	93.9	94.6	94.3	96.0	95.1
75.0	79.0	86.0	82.8	76.5	84.1	80.2
72.7	82.0	84.8	83.6	81.6	86.4	83.9
87.9	89.0	90.5	89.9	88.1	91.1	89.5

EXPECTATIONS

- (25) I know the school rules/code of conduct

100.0	96.6	98.9	97.8	96.0	97.7	96.9
-------	------	------	------	------	------	------

SCHOOL CLIMATE

- (12) At my school, I treat everyone with respect
(13) At my school, students treat each other with respect
(14) At my school, students treat adults with respect
(15) At my school, adults treat students with respect
(16) Adults at my school care about me
(26) I am treated fairly by the adults in my school

100.0	95.2	98.3	96.8	96.2	98.2	97.1
58.3	81.5	80.5	81.3	82.6	80.8	81.7
66.7	92.4	89.7	91.2	92.3	90.4	91.2
91.7	95.2	96.6	96.0	94.6	96.0	95.2
100.0	92.6	95.6	94.2	94.3	96.0	95.2
83.3	89.6	93.1	91.5	90.4	92.7	91.5
83.3	91.1	92.3	91.8	91.7	92.4	92.0

SAFETY

- (17) I feel safe at my school
(18) I feel safe in the school cafeteria
(19) I feel safe in my classrooms
(20) I feel safe in the school washrooms
(21) I feel safe in the school gym
(22) I feel safe in the gym change rooms
(23) I feel safe on the school bus
(24) I feel safe on the school grounds

75.0	92.1	91.3	91.7	89.9	91.7	90.8
100.0	89.3	91.2	90.5	85.8	89.3	87.6
83.3	92.6	94.1	93.4	92.0	94.5	93.2
58.3	80.6	75.1	78.0	74.3	74.1	74.2
75.0	91.8	94.1	93.0	92.8	93.7	93.2
33.3	81.5	80.7	81.2	80.6	80.2	80.4
72.7	81.6	78.7	80.5	77.0	78.3	77.7
66.7	84.1	88.0	86.3	83.1	88.6	85.8
70.5	86.7	86.6	86.8	84.5	86.3	85.4

BULLYING AND HARASSMENT

- (27) In the last month, I have been bullied by being hit, kicked, pushed, or shoved
(28) In the last month, I have been bullied by being called mean names, been made fun of, or been teased in a hurtful way
(29) In the last month, I have been bullied by being left out of things on purpose, being left out of groups, or being ignored
(30) In the last month, I have seen or heard about another student being bullied
(31) In the last month, I have bullied another student

8.3	9.2	6.3	7.7	7.0	4.6	5.8
25.0	14.3	14.2	14.0	11.2	11.4	11.3
16.7	10.7	13.7	12.0	8.7	11.6	10.2
8.3	17.5	16.5	16.8	17.6	17.3	17.5
0.0	1.4	0.0	0.7	1.2	0.8	1.0
11.7	10.6	10.1	10.3	9.1	9.1	9.2

For each item on the survey, students were asked to indicate the extent to which they agreed to each statement with the following scale: 1 - Strongly disagree, 2 - Disagree somewhat, 3 - Agree somewhat, 4 - Strongly agree, 5 - N/A (Not Applicable).

Survey results highlight the percentage of students who ‘agree somewhat’ or ‘strongly agree’ with each statement.



School Climate Survey

Grade Five, 2015-16

(All values are percent agreeing with statements.)

#115 - Our Lady of Mercy Elementary, St. George's

Response Rate: 100.0

Number of Students

[N=16]

[N=731]

[N=4,492]

SCHOOL IS A PLACE WHERE...

STUDENT SATISFACTION

	SCHOOL			DISTRICT			PROVINCE		
	M	F	Total	M	F	Total	M	F	Total
(1) School is a place where I like to be	100.0	100.0	100.0	77.5	88.6	83.3	77.3	88.0	82.5
(2) I am happy with my school	100.0	100.0	100.0	90.7	92.2	91.6	89.3	93.6	91.2
(3) I am happy with the teachers at my school	100.0	100.0	100.0	94.1	95.8	95.0	92.8	95.7	94.2
(4) My school is clean	100.0	100.0	100.0	83.2	87.6	85.6	80.3	87.3	83.7
(5) My school work is interesting	75.0	100.0	87.5	79.4	81.6	80.5	76.4	83.1	79.7
(6) My school work is challenging	100.0	75.0	87.5	70.5	69.0	70.0	70.2	70.4	70.4
	95.8	95.8	95.8	82.6	85.8	84.3	81.0	86.3	83.6

LEARNING OPPORTUNITIES

(7) I am encouraged to try my best at school	100.0	100.0	100.0	96.0	97.5	96.8	96.0	97.0	96.4
(8) It is easy to get help with my work at school if I need it	100.0	100.0	100.0	92.7	90.5	91.7	91.9	92.2	92.0
(9) My parents/guardians help me with my school work when I need it	100.0	100.0	100.0	95.2	93.9	94.6	94.3	96.0	95.1
(10) Other students help me with my school work when I need it	87.5	100.0	93.8	79.0	86.0	82.8	76.5	84.1	80.2
(11) If I need it, I can get help at school with problems <u>not</u> related to my school work	75.0	100.0	87.5	82.0	84.8	83.6	81.6	86.4	83.9
	92.5	100.0	96.3	89.0	90.5	89.9	88.1	91.1	89.5

EXPECTATIONS

(25) I know the school rules/code of conduct	100.0	100.0	100.0	96.6	98.9	97.8	96.0	97.7	96.9
--	-------	-------	-------	------	------	------	------	------	------

SCHOOL CLIMATE

(12) At my school, I treat everyone with respect	100.0	100.0	100.0	95.2	98.3	96.8	96.2	98.2	97.1
(13) At my school, students treat each other with respect	100.0	100.0	100.0	81.5	80.5	81.3	82.6	80.8	81.7
(14) At my school, students treat adults with respect	100.0	100.0	100.0	92.4	89.7	91.2	92.3	90.4	91.2
(15) At my school, adults treat students with respect	87.5	100.0	93.3	95.2	96.6	96.0	94.6	96.0	95.2
(16) Adults at my school care about me	87.5	100.0	93.8	92.6	95.6	94.2	94.3	96.0	95.2
(26) I am treated fairly by the adults in my school	87.5	100.0	93.8	89.6	93.1	91.5	90.4	92.7	91.5
	93.8	100.0	96.8	91.1	92.3	91.8	91.7	92.4	92.0

SAFETY

(17) I feel safe at my school	100.0	100.0	100.0	92.1	91.3	91.7	89.9	91.7	90.8
(18) I feel safe in the school cafeteria	0.0	100.0	100.0	89.3	91.2	90.5	85.8	89.3	87.6
(19) I feel safe in my classrooms	100.0	100.0	100.0	92.6	94.1	93.4	92.0	94.5	93.2
(20) I feel safe in the school washrooms	87.5	87.5	87.5	80.6	75.1	78.0	74.3	74.1	74.2
(21) I feel safe in the school gym	100.0	100.0	100.0	91.8	94.1	93.0	92.8	93.7	93.2
(22) I feel safe in the gym change rooms	100.0	87.5	91.7	81.5	80.7	81.2	80.6	80.2	80.4
(23) I feel safe on the school bus	85.7	100.0	92.9	81.6	78.7	80.5	77.0	78.3	77.7
(24) I feel safe on the school grounds	87.5	100.0	93.8	84.1	88.0	86.3	83.1	88.6	85.8
	82.6	96.9	95.7	86.7	86.6	86.8	84.5	86.3	85.4

BULLYING AND HARASSMENT

(27) In the last month, I have been bullied by being hit, kicked, pushed, or shoved	0.0	0.0	0.0	9.2	6.3	7.7	7.0	4.6	5.8
(28) In the last month, I have been bullied by being called mean names, been made fun of, or been teased in a hurtful way	0.0	0.0	0.0	14.3	14.2	14.0	11.2	11.4	11.3
(29) In the last month, I have been bullied by being left out of things on purpose, being left out of groups, or being ignored	0.0	0.0	0.0	10.7	13.7	12.0	8.7	11.6	10.2
(30) In the last month, I have seen or heard about another student being bullied	12.5	12.5	12.5	17.5	16.5	16.8	17.6	17.3	17.5
(31) In the last month, I have bullied another student	0.0	0.0	0.0	1.4	0.0	0.7	1.2	0.8	1.0
	2.5	2.5	2.5	10.6	10.1	10.3	9.1	9.1	9.2

For each item on the survey, students were asked to indicate the extent to which they agreed to each statement with the following scale: 1 - Strongly disagree, 2 - Disagree somewhat, 3 - Agree somewhat, 4 - Strongly agree, 5 - N/A (Not Applicable).

Survey results highlight the percentage of students who ‘agree somewhat’ or ‘strongly agree’ with each statement.



School Climate Survey

Grade Five, 2015-16

(All values are percent agreeing with statements.)

#118 - Stephenville Elementary, Stephenville

Response Rate: 86.8

Number of Students

[N=79]

[N=731]

[N=4,492]

SCHOOL IS A PLACE WHERE...

STUDENT SATISFACTION

- (1) School is a place where I like to be
(2) I am happy with my school
(3) I am happy with the teachers at my school
(4) My school is clean
(5) My school work is interesting
(6) My school work is challenging

SCHOOL			DISTRICT			PROVINCE		
M	F	Total	M	F	Total	M	F	Total
85.4	100.0	92.4	77.5	88.6	83.3	77.3	88.0	82.5
92.7	100.0	96.2	90.7	92.2	91.6	89.3	93.6	91.2
92.5	100.0	96.2	94.1	95.8	95.0	92.8	95.7	94.2
92.7	96.9	94.9	83.2	87.6	85.6	80.3	87.3	83.7
78.1	96.9	86.1	79.4	81.6	80.5	76.4	83.1	79.7
65.9	74.2	71.8	70.5	69.0	70.0	70.2	70.4	70.4
84.5	94.7	89.6	82.6	85.8	84.3	81.0	86.3	83.6

LEARNING OPPORTUNITIES

- (7) I am encouraged to try my best at school
(8) It is easy to get help with my work at school if I need it
(9) My parents/guardians help me with my school work when I need it
(10) Other students help me with my school work when I need it
(11) If I need it, I can get help at school with problems not related to my school work

90.2	100.0	94.9	96.0	97.5	96.8	96.0	97.0	96.4
90.2	84.4	88.5	92.7	90.5	91.7	91.9	92.2	92.0
92.5	87.5	91.0	95.2	93.9	94.6	94.3	96.0	95.1
68.3	93.8	81.0	79.0	86.0	82.8	76.5	84.1	80.2
86.8	87.5	88.2	82.0	84.8	83.6	81.6	86.4	83.9
85.6	90.6	88.7	89.0	90.5	89.9	88.1	91.1	89.5

EXPECTATIONS

- (25) I know the school rules/code of conduct

100.0	100.0	100.0	96.6	98.9	97.8	96.0	97.7	96.9
-------	-------	-------	------	------	------	------	------	------

SCHOOL CLIMATE

- (12) At my school, I treat everyone with respect
(13) At my school, students treat each other with respect
(14) At my school, students treat adults with respect
(15) At my school, adults treat students with respect
(16) Adults at my school care about me
(26) I am treated fairly by the adults in my school

95.1	100.0	97.5	95.2	98.3	96.8	96.2	98.2	97.1
82.9	90.3	87.2	81.5	80.5	81.3	82.6	80.8	81.7
90.2	93.8	92.4	92.4	89.7	91.2	92.3	90.4	91.2
97.6	100.0	98.7	95.2	96.6	96.0	94.6	96.0	95.2
92.7	100.0	96.2	92.6	95.6	94.2	94.3	96.0	95.2
92.7	100.0	96.2	89.6	93.1	91.5	90.4	92.7	91.5
91.9	97.3	94.7	91.1	92.3	91.8	91.7	92.4	92.0

SAFETY

- (17) I feel safe at my school
(18) I feel safe in the school cafeteria
(19) I feel safe in my classrooms
(20) I feel safe in the school washrooms
(21) I feel safe in the school gym
(22) I feel safe in the gym change rooms
(23) I feel safe on the school bus
(24) I feel safe on the school grounds

92.7	100.0	96.1	92.1	91.3	91.7	89.9	91.7	90.8
92.3	100.0	96.2	89.3	91.2	90.5	85.8	89.3	87.6
89.7	93.8	92.2	92.6	94.1	93.4	92.0	94.5	93.2
82.5	87.5	85.9	80.6	75.1	78.0	74.3	74.1	74.2
95.1	100.0	97.5	91.8	94.1	93.0	92.8	93.7	93.2
84.2	93.8	89.5	81.5	80.7	81.2	80.6	80.2	80.4
84.6	62.5	76.8	81.6	78.7	80.5	77.0	78.3	77.7
90.2	93.8	92.4	84.1	88.0	86.3	83.1	88.6	85.8
88.9	91.4	90.8	86.7	86.6	86.8	84.5	86.3	85.4

BULLYING AND HARASSMENT

- (27) In the last month, I have been bullied by being hit, kicked, pushed, or shoved
(28) In the last month, I have been bullied by being called mean names, been made fun of, or been teased in a hurtful way
(29) In the last month, I have been bullied by being left out of things on purpose, being left out of groups, or being ignored
(30) In the last month, I have seen or heard about another student being bullied
(31) In the last month, I have bullied another student

9.8	0.0	5.1	9.2	6.3	7.7	7.0	4.6	5.8
14.6	6.3	10.1	14.3	14.2	14.0	11.2	11.4	11.3
14.6	6.3	10.1	10.7	13.7	12.0	8.7	11.6	10.2
17.1	18.8	16.5	17.5	16.5	16.8	17.6	17.3	17.5
0.0	0.0	0.0	1.4	0.0	0.7	1.2	0.8	1.0
11.2	6.3	8.4	10.6	10.1	10.3	9.1	9.1	9.2

For each item on the survey, students were asked to indicate the extent to which they agreed to each statement with the following scale: 1 - Strongly disagree, 2 - Disagree somewhat, 3 - Agree somewhat, 4 - Strongly agree, 5 - N/A (Not Applicable).

Survey results highlight the percentage of students who ‘agree somewhat’ or ‘strongly agree’ with each statement.



School Climate Survey

Grade Five, 2015-16

(All values are percent agreeing with statements.)

#123 - St. Michael's Elementary, Stephenville Crossing

Response Rate: 93.8

Number of Students

[N=15]

[N=731]

[N=4,492]

SCHOOL IS A PLACE WHERE...

STUDENT SATISFACTION

- (1) School is a place where I like to be
- (2) I am happy with my school
- (3) I am happy with the teachers at my school
- (4) My school is clean
- (5) My school work is interesting
- (6) My school work is challenging

SCHOOL			DISTRICT			PROVINCE		
M	F	Total	M	F	Total	M	F	Total
66.7	55.6	60.0	77.5	88.6	83.3	77.3	88.0	82.5
83.3	55.6	66.7	90.7	92.2	91.6	89.3	93.6	91.2
83.3	88.9	86.7	94.1	95.8	95.0	92.8	95.7	94.2
66.7	88.9	80.0	83.2	87.6	85.6	80.3	87.3	83.7
83.3	62.5	71.4	79.4	81.6	80.5	76.4	83.1	79.7
83.3	62.5	71.4	70.5	69.0	70.0	70.2	70.4	70.4
77.8	69.0	72.7	82.6	85.8	84.3	81.0	86.3	83.6

LEARNING OPPORTUNITIES

- (7) I am encouraged to try my best at school
- (8) It is easy to get help with my work at school if I need it
- (9) My parents/guardians help me with my school work when I need it
- (10) Other students help me with my school work when I need it
- (11) If I need it, I can get help at school with problems not related to my school work

100.0	77.8	86.7	96.0	97.5	96.8	96.0	97.0	96.4
100.0	66.7	80.0	92.7	90.5	91.7	91.9	92.2	92.0
83.3	100.0	93.3	95.2	93.9	94.6	94.3	96.0	95.1
50.0	55.6	53.3	79.0	86.0	82.8	76.5	84.1	80.2
100.0	77.8	85.7	82.0	84.8	83.6	81.6	86.4	83.9
86.7	75.6	79.8	89.0	90.5	89.9	88.1	91.1	89.5

EXPECTATIONS

- (25) I know the school rules/code of conduct

83.3	88.9	86.7	96.6	98.9	97.8	96.0	97.7	96.9
------	------	------	------	------	------	------	------	------

SCHOOL CLIMATE

- (12) At my school, I treat everyone with respect
- (13) At my school, students treat each other with respect
- (14) At my school, students treat adults with respect
- (15) At my school, adults treat students with respect
- (16) Adults at my school care about me
- (26) I am treated fairly by the adults in my school

100.0	88.9	92.9	95.2	98.3	96.8	96.2	98.2	97.1
66.7	50.0	57.1	81.5	80.5	81.3	82.6	80.8	81.7
83.3	66.7	73.3	92.4	89.7	91.2	92.3	90.4	91.2
100.0	100.0	100.0	95.2	96.6	96.0	94.6	96.0	95.2
83.3	77.8	80.0	92.6	95.6	94.2	94.3	96.0	95.2
83.3	100.0	93.3	89.6	93.1	91.5	90.4	92.7	91.5
86.1	80.6	82.8	91.1	92.3	91.8	91.7	92.4	92.0

SAFETY

- (17) I feel safe at my school
- (18) I feel safe in the school cafeteria
- (19) I feel safe in my classrooms
- (20) I feel safe in the school washrooms
- (21) I feel safe in the school gym
- (22) I feel safe in the gym change rooms
- (23) I feel safe on the school bus
- (24) I feel safe on the school grounds

100.0	66.7	80.0	92.1	91.3	91.7	89.9	91.7	90.8
83.3	87.5	85.7	89.3	91.2	90.5	85.8	89.3	87.6
100.0	100.0	100.0	92.6	94.1	93.4	92.0	94.5	93.2
66.7	33.3	46.7	80.6	75.1	78.0	74.3	74.1	74.2
100.0	88.9	93.3	91.8	94.1	93.0	92.8	93.7	93.2
83.3	44.4	60.0	81.5	80.7	81.2	80.6	80.2	80.4
100.0	33.3	60.0	81.6	78.7	80.5	77.0	78.3	77.7
83.3	55.6	66.7	84.1	88.0	86.3	83.1	88.6	85.8
89.6	63.7	74.0	86.7	86.6	86.8	84.5	86.3	85.4

BULLYING AND HARASSMENT

- (27) In the last month, I have been bullied by being hit, kicked, pushed, or shoved
- (28) In the last month, I have been bullied by being called mean names, been made fun of, or been teased in a hurtful way
- (29) In the last month, I have been bullied by being left out of things on purpose, being left out of groups, or being ignored
- (30) In the last month, I have seen or heard about another student being bullied
- (31) In the last month, I have bullied another student

0.0	11.1	6.7	9.2	6.3	7.7	7.0	4.6	5.8
16.7	11.1	13.3	14.3	14.2	14.0	11.2	11.4	11.3
16.7	22.2	20.0	10.7	13.7	12.0	8.7	11.6	10.2
16.7	55.6	40.0	17.5	16.5	16.8	17.6	17.3	17.5
0.0	0.0	0.0	1.4	0.0	0.7	1.2	0.8	1.0
10.0	20.0	16.0	10.6	10.1	10.3	9.1	9.1	9.2

For each item on the survey, students were asked to indicate the extent to which they agreed to each statement with the following scale: 1 - Strongly disagree, 2 - Disagree somewhat, 3 - Agree somewhat, 4 - Strongly agree, 5 - N/A (Not Applicable).

Survey results highlight the percentage of students who ‘agree somewhat’ or ‘strongly agree’ with each statement.



School Climate Survey

Grade Five, 2015-16

(All values are percent agreeing with statements.)

#388 - Long Range Academy, Cow Head

Response Rate: 75.0

Number of Students

[N=6]

[N=731]

[N=4,492]

SCHOOL IS A PLACE WHERE...

STUDENT SATISFACTION

- (1) School is a place where I like to be
- (2) I am happy with my school
- (3) I am happy with the teachers at my school
- (4) My school is clean
- (5) My school work is interesting
- (6) My school work is challenging

SCHOOL			DISTRICT			PROVINCE		
M	F	Total	M	F	Total	M	F	Total
		100.0	77.5	88.6	83.3	77.3	88.0	82.5
		100.0	90.7	92.2	91.6	89.3	93.6	91.2
		100.0	94.1	95.8	95.0	92.8	95.7	94.2
		83.3	83.2	87.6	85.6	80.3	87.3	83.7
		100.0	79.4	81.6	80.5	76.4	83.1	79.7
		33.3	70.5	69.0	70.0	70.2	70.4	70.4
		86.1	82.6	85.8	84.3	81.0	86.3	83.6

LEARNING OPPORTUNITIES

- (7) I am encouraged to try my best at school
- (8) It is easy to get help with my work at school if I need it
- (9) My parents/guardians help me with my school work when I need it
- (10) Other students help me with my school work when I need it
- (11) If I need it, I can get help at school with problems not related to my school work

		100.0	96.0	97.5	96.8	96.0	97.0	96.4
		100.0	92.7	90.5	91.7	91.9	92.2	92.0
		100.0	95.2	93.9	94.6	94.3	96.0	95.1
		83.3	79.0	86.0	82.8	76.5	84.1	80.2
		100.0	82.0	84.8	83.6	81.6	86.4	83.9
		96.7	89.0	90.5	89.9	88.1	91.1	89.5

EXPECTATIONS

- (25) I know the school rules/code of conduct

		100.0	96.6	98.9	97.8	96.0	97.7	96.9
--	--	-------	------	------	------	------	------	------

SCHOOL CLIMATE

- (12) At my school, I treat everyone with respect
- (13) At my school, students treat each other with respect
- (14) At my school, students treat adults with respect
- (15) At my school, adults treat students with respect
- (16) Adults at my school care about me
- (26) I am treated fairly by the adults in my school

		100.0	95.2	98.3	96.8	96.2	98.2	97.1
		100.0	81.5	80.5	81.3	82.6	80.8	81.7
		100.0	92.4	89.7	91.2	92.3	90.4	91.2
		100.0	95.2	96.6	96.0	94.6	96.0	95.2
		100.0	92.6	95.6	94.2	94.3	96.0	95.2
		100.0	89.6	93.1	91.5	90.4	92.7	91.5
		100.0	91.1	92.3	91.8	91.7	92.4	92.0

SAFETY

- (17) I feel safe at my school
- (18) I feel safe in the school cafeteria
- (19) I feel safe in my classrooms
- (20) I feel safe in the school washrooms
- (21) I feel safe in the school gym
- (22) I feel safe in the gym change rooms
- (23) I feel safe on the school bus
- (24) I feel safe on the school grounds

		83.3	92.1	91.3	91.7	89.9	91.7	90.8
		83.3	89.3	91.2	90.5	85.8	89.3	87.6
		100.0	92.6	94.1	93.4	92.0	94.5	93.2
		83.3	80.6	75.1	78.0	74.3	74.1	74.2
		100.0	91.8	94.1	93.0	92.8	93.7	93.2
		83.3	81.5	80.7	81.2	80.6	80.2	80.4
		100.0	81.6	78.7	80.5	77.0	78.3	77.7
		83.3	84.1	88.0	86.3	83.1	88.6	85.8
		89.6	86.7	86.6	86.8	84.5	86.3	85.4

BULLYING AND HARASSMENT

- (27) In the last month, I have been bullied by being hit, kicked, pushed, or shoved
- (28) In the last month, I have been bullied by being called mean names, been made fun of, or been teased in a hurtful way
- (29) In the last month, I have been bullied by being left out of things on purpose, being left out of groups, or being ignored
- (30) In the last month, I have seen or heard about another student being bullied
- (31) In the last month, I have bullied another student

		0.0	9.2	6.3	7.7	7.0	4.6	5.8
		0.0	14.3	14.2	14.0	11.2	11.4	11.3
		0.0	10.7	13.7	12.0	8.7	11.6	10.2
		0.0	17.5	16.5	16.8	17.6	17.3	17.5
		0.0	1.4	0.0	0.7	1.2	0.8	1.0
		0.0	10.6	10.1	10.3	9.1	9.1	9.2

For each item on the survey, students were asked to indicate the extent to which they agreed to each statement with the following scale: 1 - Strongly disagree, 2 - Disagree somewhat, 3 - Agree somewhat, 4 - Strongly agree, 5 - N/A (Not Applicable).

Survey results highlight the percentage of students who ‘agree somewhat’ or ‘strongly agree’ with each statement.



School Climate Survey

Grade Five, 2015-16

(All values are percent agreeing with statements.)

#389 - Elwood Elementary, Deer Lake

Response Rate: 89.6

Number of Students

SCHOOL IS A PLACE WHERE...

STUDENT SATISFACTION

	[N=60]			[N=731]			[N=4,492]		
	SCHOOL			DISTRICT			PROVINCE		
	M	F	Total	M	F	Total	M	F	Total
(1) School is a place where I like to be	59.3	75.0	68.3	77.5	88.6	83.3	77.3	88.0	82.5
(2) I am happy with my school	81.5	93.8	88.3	90.7	92.2	91.6	89.3	93.6	91.2
(3) I am happy with the teachers at my school	92.6	93.8	93.3	94.1	95.8	95.0	92.8	95.7	94.2
(4) My school is clean	81.5	90.3	86.4	83.2	87.6	85.6	80.3	87.3	83.7
(5) My school work is interesting	76.9	71.0	74.1	79.4	81.6	80.5	76.4	83.1	79.7
(6) My school work is challenging	63.0	53.1	58.3	70.5	69.0	70.0	70.2	70.4	70.4
	75.8	79.5	78.2	82.6	85.8	84.3	81.0	86.3	83.6

LEARNING OPPORTUNITIES

(7) I am encouraged to try my best at school	100.0	96.9	98.3	96.0	97.5	96.8	96.0	97.0	96.4
(8) It is easy to get help with my work at school if I need it	92.6	90.3	91.5	92.7	90.5	91.7	91.9	92.2	92.0
(9) My parents/guardians help me with my school work when I need it	100.0	90.3	94.9	95.2	93.9	94.6	94.3	96.0	95.1
(10) Other students help me with my school work when I need it	74.1	81.3	78.3	79.0	86.0	82.8	76.5	84.1	80.2
(11) If I need it, I can get help at school with problems <u>not</u> related to my school work	69.2	75.0	72.9	82.0	84.8	83.6	81.6	86.4	83.9
	87.2	86.8	87.2	89.0	90.5	89.9	88.1	91.1	89.5

EXPECTATIONS

(25) I know the school rules/code of conduct	92.6	96.9	95.0	96.6	98.9	97.8	96.0	97.7	96.9
--	------	------	------	------	------	------	------	------	------

SCHOOL CLIMATE

(12) At my school, I treat everyone with respect	96.3	100.0	98.3	95.2	98.3	96.8	96.2	98.2	97.1
(13) At my school, students treat each other with respect	69.2	78.1	74.6	81.5	80.5	81.3	82.6	80.8	81.7
(14) At my school, students treat adults with respect	88.9	90.6	90.0	92.4	89.7	91.2	92.3	90.4	91.2
(15) At my school, adults treat students with respect	96.3	90.3	93.2	95.2	96.6	96.0	94.6	96.0	95.2
(16) Adults at my school care about me	96.3	93.8	95.0	92.6	95.6	94.2	94.3	96.0	95.2
(26) I am treated fairly by the adults in my school	81.5	87.5	85.0	89.6	93.1	91.5	90.4	92.7	91.5
	88.1	90.1	89.4	91.1	92.3	91.8	91.7	92.4	92.0

SAFETY

(17) I feel safe at my school	85.2	90.6	88.3	92.1	91.3	91.7	89.9	91.7	90.8
(18) I feel safe in the school cafeteria	96.0	90.3	93.0	89.3	91.2	90.5	85.8	89.3	87.6
(19) I feel safe in my classrooms	96.3	96.9	96.7	92.6	94.1	93.4	92.0	94.5	93.2
(20) I feel safe in the school washrooms	92.6	71.9	81.7	80.6	75.1	78.0	74.3	74.1	74.2
(21) I feel safe in the school gym	92.6	81.3	86.7	91.8	94.1	93.0	92.8	93.7	93.2
(22) I feel safe in the gym change rooms	92.0	68.8	79.3	81.5	80.7	81.2	80.6	80.2	80.4
(23) I feel safe on the school bus	75.0	48.2	60.4	81.6	78.7	80.5	77.0	78.3	77.7
(24) I feel safe on the school grounds	84.6	87.1	86.2	84.1	88.0	86.3	83.1	88.6	85.8
	89.3	79.4	84.0	86.7	86.6	86.8	84.5	86.3	85.4

BULLYING AND HARASSMENT

(27) In the last month, I have been bullied by being hit, kicked, pushed, or shoved	14.8	15.6	16.7	9.2	6.3	7.7	7.0	4.6	5.8
(28) In the last month, I have been bullied by being called mean names, been made fun of, or been teased in a hurtful way	11.1	12.5	11.7	14.3	14.2	14.0	11.2	11.4	11.3
(29) In the last month, I have been bullied by being left out of things on purpose, being left out of groups, or being ignored	7.4	15.6	11.7	10.7	13.7	12.0	8.7	11.6	10.2
(30) In the last month, I have seen or heard about another student being bullied	11.1	15.6	13.3	17.5	16.5	16.8	17.6	17.3	17.5
(31) In the last month, I have bullied another student	0.0	0.0	0.0	1.4	0.0	0.7	1.2	0.8	1.0
	8.9	11.9	10.7	10.6	10.1	10.3	9.1	9.1	9.2

For each item on the survey, students were asked to indicate the extent to which they agreed to each statement with the following scale: 1 - Strongly disagree, 2 - Disagree somewhat, 3 - Agree somewhat, 4 - Strongly agree, 5 - N/A (Not Applicable).

Survey results highlight the percentage of students who ‘agree somewhat’ or ‘strongly agree’ with each statement.



School Climate Survey

Grade Five, 2015-16

(All values are percent agreeing with statements.)

#393 - Bonne Bay Academy, Woody Point

Response Rate: 57.1

Number of Students

[N=4]

[N=731]

[N=4,492]

SCHOOL IS A PLACE WHERE...

STUDENT SATISFACTION

- (1) School is a place where I like to be
(2) I am happy with my school
(3) I am happy with the teachers at my school
(4) My school is clean
(5) My school work is interesting
(6) My school work is challenging

SCHOOL			DISTRICT			PROVINCE		
M	F	Total	M	F	Total	M	F	Total
			77.5	88.6	83.3	77.3	88.0	82.5
			90.7	92.2	91.6	89.3	93.6	91.2
			94.1	95.8	95.0	92.8	95.7	94.2
			83.2	87.6	85.6	80.3	87.3	83.7
			79.4	81.6	80.5	76.4	83.1	79.7
			70.5	69.0	70.0	70.2	70.4	70.4
			82.6	85.8	84.3	81.0	86.3	83.6

LEARNING OPPORTUNITIES

- (7) I am encouraged to try my best at school
(8) It is easy to get help with my work at school if I need it
(9) My parents/guardians help me with my school work when I need it
(10) Other students help me with my school work when I need it
(11) If I need it, I can get help at school with problems not related to my school work

96.0	97.5	96.8	96.0	97.0	96.4
92.7	90.5	91.7	91.9	92.2	92.0
95.2	93.9	94.6	94.3	96.0	95.1
79.0	86.0	82.8	76.5	84.1	80.2
82.0	84.8	83.6	81.6	86.4	83.9
89.0	90.5	89.9	88.1	91.1	89.5

EXPECTATIONS

- (25) I know the school rules/code of conduct

96.6	98.9	97.8	96.0	97.7	96.9
------	------	------	------	------	------

SCHOOL CLIMATE

- (12) At my school, I treat everyone with respect
(13) At my school, students treat each other with respect
(14) At my school, students treat adults with respect
(15) At my school, adults treat students with respect
(16) Adults at my school care about me
(26) I am treated fairly by the adults in my school

95.2	98.3	96.8	96.2	98.2	97.1
81.5	80.5	81.3	82.6	80.8	81.7
92.4	89.7	91.2	92.3	90.4	91.2
95.2	96.6	96.0	94.6	96.0	95.2
92.6	95.6	94.2	94.3	96.0	95.2
89.6	93.1	91.5	90.4	92.7	91.5
91.1	92.3	91.8	91.7	92.4	92.0

SAFETY

- (17) I feel safe at my school
(18) I feel safe in the school cafeteria
(19) I feel safe in my classrooms
(20) I feel safe in the school washrooms
(21) I feel safe in the school gym
(22) I feel safe in the gym change rooms
(23) I feel safe on the school bus
(24) I feel safe on the school grounds

92.1	91.3	91.7	89.9	91.7	90.8
89.3	91.2	90.5	85.8	89.3	87.6
92.6	94.1	93.4	92.0	94.5	93.2
80.6	75.1	78.0	74.3	74.1	74.2
91.8	94.1	93.0	92.8	93.7	93.2
81.5	80.7	81.2	80.6	80.2	80.4
81.6	78.7	80.5	77.0	78.3	77.7
84.1	88.0	86.3	83.1	88.6	85.8
86.7	86.6	86.8	84.5	86.3	85.4

BULLYING AND HARASSMENT

- (27) In the last month, I have been bullied by being hit, kicked, pushed, or shoved
(28) In the last month, I have been bullied by being called mean names, been made fun of, or been teased in a hurtful way
(29) In the last month, I have been bullied by being left out of things on purpose, being left out of groups, or being ignored
(30) In the last month, I have seen or heard about another student being bullied
(31) In the last month, I have bullied another student

9.2	6.3	7.7	7.0	4.6	5.8
14.3	14.2	14.0	11.2	11.4	11.3
10.7	13.7	12.0	8.7	11.6	10.2
17.5	16.5	16.8	17.6	17.3	17.5
1.4	0.0	0.7	1.2	0.8	1.0
10.6	10.1	10.3	9.1	9.1	9.2

For each item on the survey, students were asked to indicate the extent to which they agreed to each statement with the following scale: 1 - Strongly disagree, 2 - Disagree somewhat, 3 - Agree somewhat, 4 - Strongly agree, 5 - N/A (Not Applicable).

Survey results highlight the percentage of students who ‘agree somewhat’ or ‘strongly agree’ with each statement.



School Climate Survey

Grade Five, 2015-16

(All values are percent agreeing with statements.)

#394 - E.A. Butler All Grade, McKay's

Response Rate: 100.0

Number of Students

[N=5]

[N=731]

[N=4,492]

SCHOOL IS A PLACE WHERE...

STUDENT SATISFACTION

- (1) School is a place where I like to be
- (2) I am happy with my school
- (3) I am happy with the teachers at my school
- (4) My school is clean
- (5) My school work is interesting
- (6) My school work is challenging

SCHOOL			DISTRICT			PROVINCE		
M	F	Total	M	F	Total	M	F	Total
			77.5	88.6	83.3	77.3	88.0	82.5
			90.7	92.2	91.6	89.3	93.6	91.2
			94.1	95.8	95.0	92.8	95.7	94.2
			83.2	87.6	85.6	80.3	87.3	83.7
			79.4	81.6	80.5	76.4	83.1	79.7
			70.5	69.0	70.0	70.2	70.4	70.4
			82.6	85.8	84.3	81.0	86.3	83.6

LEARNING OPPORTUNITIES

- (7) I am encouraged to try my best at school
- (8) It is easy to get help with my work at school if I need it
- (9) My parents/guardians help me with my school work when I need it
- (10) Other students help me with my school work when I need it
- (11) If I need it, I can get help at school with problems not related to my school work

96.0	97.5	96.8	96.0	97.0	96.4
92.7	90.5	91.7	91.9	92.2	92.0
95.2	93.9	94.6	94.3	96.0	95.1
79.0	86.0	82.8	76.5	84.1	80.2
82.0	84.8	83.6	81.6	86.4	83.9
89.0	90.5	89.9	88.1	91.1	89.5

EXPECTATIONS

- (25) I know the school rules/code of conduct

96.6	98.9	97.8	96.0	97.7	96.9
------	------	------	------	------	------

SCHOOL CLIMATE

- (12) At my school, I treat everyone with respect
- (13) At my school, students treat each other with respect
- (14) At my school, students treat adults with respect
- (15) At my school, adults treat students with respect
- (16) Adults at my school care about me
- (26) I am treated fairly by the adults in my school

95.2	98.3	96.8	96.2	98.2	97.1
81.5	80.5	81.3	82.6	80.8	81.7
92.4	89.7	91.2	92.3	90.4	91.2
95.2	96.6	96.0	94.6	96.0	95.2
92.6	95.6	94.2	94.3	96.0	95.2
89.6	93.1	91.5	90.4	92.7	91.5
91.1	92.3	91.8	91.7	92.4	92.0

SAFETY

- (17) I feel safe at my school
- (18) I feel safe in the school cafeteria
- (19) I feel safe in my classrooms
- (20) I feel safe in the school washrooms
- (21) I feel safe in the school gym
- (22) I feel safe in the gym change rooms
- (23) I feel safe on the school bus
- (24) I feel safe on the school grounds

92.1	91.3	91.7	89.9	91.7	90.8
89.3	91.2	90.5	85.8	89.3	87.6
92.6	94.1	93.4	92.0	94.5	93.2
80.6	75.1	78.0	74.3	74.1	74.2
91.8	94.1	93.0	92.8	93.7	93.2
81.5	80.7	81.2	80.6	80.2	80.4
81.6	78.7	80.5	77.0	78.3	77.7
84.1	88.0	86.3	83.1	88.6	85.8
86.7	86.6	86.8	84.5	86.3	85.4

BULLYING AND HARASSMENT

- (27) In the last month, I have been bullied by being hit, kicked, pushed, or shoved
- (28) In the last month, I have been bullied by being called mean names, been made fun of, or been teased in a hurtful way
- (29) In the last month, I have been bullied by being left out of things on purpose, being left out of groups, or being ignored
- (30) In the last month, I have seen or heard about another student being bullied
- (31) In the last month, I have bullied another student

9.2	6.3	7.7	7.0	4.6	5.8
14.3	14.2	14.0	11.2	11.4	11.3
10.7	13.7	12.0	8.7	11.6	10.2
17.5	16.5	16.8	17.6	17.3	17.5
1.4	0.0	0.7	1.2	0.8	1.0
10.6	10.1	10.3	9.1	9.1	9.2

For each item on the survey, students were asked to indicate the extent to which they agreed to each statement with the following scale: 1 - Strongly disagree, 2 - Disagree somewhat, 3 - Agree somewhat, 4 - Strongly agree, 5 - N/A (Not Applicable).

Survey results highlight the percentage of students who ‘agree somewhat’ or ‘strongly agree’ with each statement.



School Climate Survey

Grade Five, 2015-16

(All values are percent agreeing with statements.)

#397 - Belanger Memorial School, Upper Ferry

Response Rate: 100.0

Number of Students

[N=36]

[N=731]

[N=4,492]

SCHOOL IS A PLACE WHERE...

STUDENT SATISFACTION

	SCHOOL			DISTRICT			PROVINCE		
	M	F	Total	M	F	Total	M	F	Total
(1) School is a place where I like to be	68.8	85.0	77.8	77.5	88.6	83.3	77.3	88.0	82.5
(2) I am happy with my school	93.8	90.0	91.7	90.7	92.2	91.6	89.3	93.6	91.2
(3) I am happy with the teachers at my school	81.3	95.0	88.9	94.1	95.8	95.0	92.8	95.7	94.2
(4) My school is clean	75.0	70.0	72.2	83.2	87.6	85.6	80.3	87.3	83.7
(5) My school work is interesting	68.8	75.0	72.2	79.4	81.6	80.5	76.4	83.1	79.7
(6) My school work is challenging	87.5	60.0	72.2	70.5	69.0	70.0	70.2	70.4	70.4
	79.2	79.2	79.2	82.6	85.8	84.3	81.0	86.3	83.6

LEARNING OPPORTUNITIES

(7) I am encouraged to try my best at school	100.0	100.0	100.0	96.0	97.5	96.8	96.0	97.0	96.4
(8) It is easy to get help with my work at school if I need it	81.3	85.0	83.3	92.7	90.5	91.7	91.9	92.2	92.0
(9) My parents/guardians help me with my school work when I need it	100.0	100.0	100.0	95.2	93.9	94.6	94.3	96.0	95.1
(10) Other students help me with my school work when I need it	75.0	95.0	86.1	79.0	86.0	82.8	76.5	84.1	80.2
(11) If I need it, I can get help at school with problems <u>not</u> related to my school work	75.0	94.7	85.7	82.0	84.8	83.6	81.6	86.4	83.9
	86.3	94.9	91.0	89.0	90.5	89.9	88.1	91.1	89.5

EXPECTATIONS

(25) I know the school rules/code of conduct	100.0	100.0	100.0	96.6	98.9	97.8	96.0	97.7	96.9
--	-------	-------	-------	------	------	------	------	------	------

SCHOOL CLIMATE

(12) At my school, I treat everyone with respect	100.0	100.0	100.0	95.2	98.3	96.8	96.2	98.2	97.1
(13) At my school, students treat each other with respect	75.0	68.4	71.4	81.5	80.5	81.3	82.6	80.8	81.7
(14) At my school, students treat adults with respect	100.0	90.0	94.4	92.4	89.7	91.2	92.3	90.4	91.2
(15) At my school, adults treat students with respect	87.5	95.0	91.7	95.2	96.6	96.0	94.6	96.0	95.2
(16) Adults at my school care about me	75.0	95.0	86.1	92.6	95.6	94.2	94.3	96.0	95.2
(26) I am treated fairly by the adults in my school	81.3	95.0	88.9	89.6	93.1	91.5	90.4	92.7	91.5
	86.5	90.6	88.8	91.1	92.3	91.8	91.7	92.4	92.0

SAFETY

(17) I feel safe at my school	87.5	90.0	88.9	92.1	91.3	91.7	89.9	91.7	90.8
(18) I feel safe in the school cafeteria				89.3	91.2	90.5	85.8	89.3	87.6
(19) I feel safe in my classrooms	93.8	94.7	94.3	92.6	94.1	93.4	92.0	94.5	93.2
(20) I feel safe in the school washrooms	81.3	70.0	75.0	80.6	75.1	78.0	74.3	74.1	74.2
(21) I feel safe in the school gym	87.5	95.0	91.7	91.8	94.1	93.0	92.8	93.7	93.2
(22) I feel safe in the gym change rooms	100.0	55.6	73.3	81.5	80.7	81.2	80.6	80.2	80.4
(23) I feel safe on the school bus	85.7	93.8	90.0	81.6	78.7	80.5	77.0	78.3	77.7
(24) I feel safe on the school grounds	87.5	90.0	88.9	84.1	88.0	86.3	83.1	88.6	85.8
	77.9	73.6	75.3	86.7	86.6	86.8	84.5	86.3	85.4

BULLYING AND HARASSMENT

(27) In the last month, I have been bullied by being hit, kicked, pushed, or shoved	31.3	0.0	13.9	9.2	6.3	7.7	7.0	4.6	5.8
(28) In the last month, I have been bullied by being called mean names, been made fun of, or been teased in a hurtful way	50.0	5.0	25.0	14.3	14.2	14.0	11.2	11.4	11.3
(29) In the last month, I have been bullied by being left out of things on purpose, being left out of groups, or being ignored	12.5	20.0	16.7	10.7	13.7	12.0	8.7	11.6	10.2
(30) In the last month, I have seen or heard about another student being bullied	25.0	5.0	13.9	17.5	16.5	16.8	17.6	17.3	17.5
(31) In the last month, I have bullied another student	6.3	0.0	2.8	1.4	0.0	0.7	1.2	0.8	1.0
	25.0	6.0	14.4	10.6	10.1	10.3	9.1	9.1	9.2

For each item on the survey, students were asked to indicate the extent to which they agreed to each statement with the following scale: 1 - Strongly disagree, 2 - Disagree somewhat, 3 - Agree somewhat, 4 - Strongly agree, 5 - N/A (Not Applicable).

Survey results highlight the percentage of students who ‘agree somewhat’ or ‘strongly agree’ with each statement.



School Climate Survey

Grade Five, 2015-16

(All values are percent agreeing with statements.)

#474 - Cloud River Academy, Roddickton

Response Rate: 90.0

Number of Students

[N=9]

[N=731]

[N=4,492]

SCHOOL IS A PLACE WHERE...

STUDENT SATISFACTION

- (1) School is a place where I like to be
- (2) I am happy with my school
- (3) I am happy with the teachers at my school
- (4) My school is clean
- (5) My school work is interesting
- (6) My school work is challenging

SCHOOL			DISTRICT			PROVINCE		
M	F	Total	M	F	Total	M	F	Total
		77.8	77.5	88.6	83.3	77.3	88.0	82.5
		55.6	90.7	92.2	91.6	89.3	93.6	91.2
		100.0	94.1	95.8	95.0	92.8	95.7	94.2
		88.9	83.2	87.6	85.6	80.3	87.3	83.7
		77.8	79.4	81.6	80.5	76.4	83.1	79.7
		66.7	70.5	69.0	70.0	70.2	70.4	70.4
		77.8	82.6	85.8	84.3	81.0	86.3	83.6

LEARNING OPPORTUNITIES

- (7) I am encouraged to try my best at school
- (8) It is easy to get help with my work at school if I need it
- (9) My parents/guardians help me with my school work when I need it
- (10) Other students help me with my school work when I need it
- (11) If I need it, I can get help at school with problems not related to my school work

100.0	96.0	97.5	96.8	96.0	97.0	96.4
100.0	92.7	90.5	91.7	91.9	92.2	92.0
100.0	95.2	93.9	94.6	94.3	96.0	95.1
55.6	79.0	86.0	82.8	76.5	84.1	80.2
75.0	82.0	84.8	83.6	81.6	86.4	83.9
86.1	89.0	90.5	89.9	88.1	91.1	89.5

EXPECTATIONS

- (25) I know the school rules/code of conduct

100.0	96.6	98.9	97.8	96.0	97.7	96.9
-------	------	------	------	------	------	------

SCHOOL CLIMATE

- (12) At my school, I treat everyone with respect
- (13) At my school, students treat each other with respect
- (14) At my school, students treat adults with respect
- (15) At my school, adults treat students with respect
- (16) Adults at my school care about me
- (26) I am treated fairly by the adults in my school

100.0	95.2	98.3	96.8	96.2	98.2	97.1
100.0	81.5	80.5	81.3	82.6	80.8	81.7
88.9	92.4	89.7	91.2	92.3	90.4	91.2
100.0	95.2	96.6	96.0	94.6	96.0	95.2
100.0	92.6	95.6	94.2	94.3	96.0	95.2
100.0	89.6	93.1	91.5	90.4	92.7	91.5
98.1	91.1	92.3	91.8	91.7	92.4	92.0

SAFETY

- (17) I feel safe at my school
- (18) I feel safe in the school cafeteria
- (19) I feel safe in my classrooms
- (20) I feel safe in the school washrooms
- (21) I feel safe in the school gym
- (22) I feel safe in the gym change rooms
- (23) I feel safe on the school bus
- (24) I feel safe on the school grounds

77.8	92.1	91.3	91.7	89.9	91.7	90.8
88.9	89.3	91.2	90.5	85.8	89.3	87.6
77.8	92.6	94.1	93.4	92.0	94.5	93.2
55.6	80.6	75.1	78.0	74.3	74.1	74.2
77.8	91.8	94.1	93.0	92.8	93.7	93.2
80.0	81.5	80.7	81.2	80.6	80.2	80.4
50.0	81.6	78.7	80.5	77.0	78.3	77.7
100.0	84.1	88.0	86.3	83.1	88.6	85.8
76.0	86.7	86.6	86.8	84.5	86.3	85.4

BULLYING AND HARASSMENT

- (27) In the last month, I have been bullied by being hit, kicked, pushed, or shoved
- (28) In the last month, I have been bullied by being called mean names, been made fun of, or been teased in a hurtful way
- (29) In the last month, I have been bullied by being left out of things on purpose, being left out of groups, or being ignored
- (30) In the last month, I have seen or heard about another student being bullied
- (31) In the last month, I have bullied another student

0.0	9.2	6.3	7.7	7.0	4.6	5.8
0.0	14.3	14.2	14.0	11.2	11.4	11.3
0.0	10.7	13.7	12.0	8.7	11.6	10.2
0.0	17.5	16.5	16.8	17.6	17.3	17.5
0.0	1.4	0.0	0.7	1.2	0.8	1.0
0.0	10.6	10.1	10.3	9.1	9.1	9.2

For each item on the survey, students were asked to indicate the extent to which they agreed to each statement with the following scale: 1 - Strongly disagree, 2 - Disagree somewhat, 3 - Agree somewhat, 4 - Strongly agree, 5 - N/A (Not Applicable).

Survey results highlight the percentage of students who ‘agree somewhat’ or ‘strongly agree’ with each statement.



School Climate Survey
Grade Five, 2015-16
(All values are percent agreeing with statements.)

#475 - Viking Trail Academy, Plum Point

Response Rate: 100.0

Number of Students

[N=13]

[N=731]

[N=4,492]

SCHOOL IS A PLACE WHERE...

STUDENT SATISFACTION

- (1) School is a place where I like to be
(2) I am happy with my school
(3) I am happy with the teachers at my school
(4) My school is clean
(5) My school work is interesting
(6) My school work is challenging

SCHOOL			DISTRICT			PROVINCE		
M	F	Total	M	F	Total	M	F	Total
		84.6			77.5			88.6
		84.6			90.7			92.2
		91.7			94.1			95.8
		84.6			83.2			87.6
		69.2			79.4			81.6
		76.9			70.5			69.0
		81.9			82.6			85.8
					84.3			
								81.0
								86.3
								83.6

LEARNING OPPORTUNITIES

- (7) I am encouraged to try my best at school
(8) It is easy to get help with my work at school if I need it
(9) My parents/guardians help me with my school work when I need it
(10) Other students help me with my school work when I need it
(11) If I need it, I can get help at school with problems not related to my school work

		92.3			96.0			97.5
		76.9			92.7			90.5
		92.3			95.2			93.9
		84.6			79.0			86.0
		84.6			82.0			84.8
		86.2			89.0			90.5
					89.9			
								81.0
								97.0
								92.2
								95.1
								80.2
								83.9
								89.5

EXPECTATIONS

- (25) I know the school rules/code of conduct

		100.0			96.6			98.9
					97.8			
								96.0
								97.7
								96.9

SCHOOL CLIMATE

- (12) At my school, I treat everyone with respect
(13) At my school, students treat each other with respect
(14) At my school, students treat adults with respect
(15) At my school, adults treat students with respect
(16) Adults at my school care about me
(26) I am treated fairly by the adults in my school

		100.0			95.2			98.3
		69.2			81.5			80.5
		92.3			92.4			89.7
		92.3			95.2			96.6
		83.3			92.6			95.6
		92.3			89.6			93.1
		88.2			91.1			92.3
					91.8			
								96.2
								98.2
								97.1
								81.7
								91.2
								95.2
								95.2
								91.5
								92.0
								92.4
								92.0

SAFETY

- (17) I feel safe at my school
(18) I feel safe in the school cafeteria
(19) I feel safe in my classrooms
(20) I feel safe in the school washrooms
(21) I feel safe in the school gym
(22) I feel safe in the gym change rooms
(23) I feel safe on the school bus
(24) I feel safe on the school grounds

		76.9			92.1			91.3
		92.3			89.3			91.2
		92.3			92.6			94.1
		61.5			80.6			75.1
		100.0			91.8			94.1
		61.5			81.5			80.7
		75.0			81.6			78.7
		84.6			84.1			88.0
		80.5			86.7			86.6
					86.8			
								89.9
								91.7
								90.8
								87.6
								93.2
								74.2
								93.2
								80.2
								77.7
								85.8
								85.4

BULLYING AND HARASSMENT

- (27) In the last month, I have been bullied by being hit, kicked, pushed, or shoved
(28) In the last month, I have been bullied by being called mean names, been made fun of, or been teased in a hurtful way
(29) In the last month, I have been bullied by being left out of things on purpose, being left out of groups, or being ignored
(30) In the last month, I have seen or heard about another student being bullied
(31) In the last month, I have bullied another student

		7.7			9.2			6.3
		30.8			14.3			14.2
		15.4			10.7			13.7
		0.0			17.5			16.5
		0.0			1.4			0.0
		10.8			10.6			10.1
					10.3			
								7.0
								4.6
								11.3
								10.2
								17.5
								1.0
								9.2

For each item on the survey, students were asked to indicate the extent to which they agreed to each statement with the following scale: 1 - Strongly disagree, 2 - Disagree somewhat, 3 - Agree somewhat, 4 - Strongly agree, 5 - N/A (Not Applicable).

Survey results highlight the percentage of students who ‘agree somewhat’ or ‘strongly agree’ with each statement.



School Climate Survey

Grade Five, 2015-16

(All values are percent agreeing with statements.)

#487 - Labrador Straits Academy, L'Anse au Loup

Response Rate: 100.0

Number of Students

[N=16]

[N=731]

[N=4,492]

SCHOOL IS A PLACE WHERE...

STUDENT SATISFACTION

- (1) School is a place where I like to be
- (2) I am happy with my school
- (3) I am happy with the teachers at my school
- (4) My school is clean
- (5) My school work is interesting
- (6) My school work is challenging

SCHOOL			DISTRICT			PROVINCE		
M	F	Total	M	F	Total	M	F	Total
71.4	77.8	75.0	77.5	88.6	83.3	77.3	88.0	82.5
100.0	88.9	93.3	90.7	92.2	91.6	89.3	93.6	91.2
100.0	88.9	93.8	94.1	95.8	95.0	92.8	95.7	94.2
100.0	88.9	93.8	83.2	87.6	85.6	80.3	87.3	83.7
57.1	88.9	75.0	79.4	81.6	80.5	76.4	83.1	79.7
71.4	88.9	81.3	70.5	69.0	70.0	70.2	70.4	70.4
83.3	87.0	85.3	82.6	85.8	84.3	81.0	86.3	83.6

LEARNING OPPORTUNITIES

- (7) I am encouraged to try my best at school
- (8) It is easy to get help with my work at school if I need it
- (9) My parents/guardians help me with my school work when I need it
- (10) Other students help me with my school work when I need it
- (11) If I need it, I can get help at school with problems not related to my school work

100.0	77.8	87.5	96.0	97.5	96.8	96.0	97.0	96.4
100.0	88.9	93.8	92.7	90.5	91.7	91.9	92.2	92.0
85.7	77.8	81.3	95.2	93.9	94.6	94.3	96.0	95.1
85.7	100.0	93.3	79.0	86.0	82.8	76.5	84.1	80.2
71.4	100.0	86.7	82.0	84.8	83.6	81.6	86.4	83.9
88.6	88.9	88.5	89.0	90.5	89.9	88.1	91.1	89.5

EXPECTATIONS

- (25) I know the school rules/code of conduct

85.7	88.9	87.5	96.6	98.9	97.8	96.0	97.7	96.9
------	------	------	------	------	------	------	------	------

SCHOOL CLIMATE

- (12) At my school, I treat everyone with respect
- (13) At my school, students treat each other with respect
- (14) At my school, students treat adults with respect
- (15) At my school, adults treat students with respect
- (16) Adults at my school care about me
- (26) I am treated fairly by the adults in my school

100.0	88.9	93.8	95.2	98.3	96.8	96.2	98.2	97.1
85.7	100.0	93.3	81.5	80.5	81.3	82.6	80.8	81.7
85.7	88.9	87.5	92.4	89.7	91.2	92.3	90.4	91.2
100.0	88.9	93.8	95.2	96.6	96.0	94.6	96.0	95.2
100.0	88.9	93.8	92.6	95.6	94.2	94.3	96.0	95.2
100.0	88.9	93.8	89.6	93.1	91.5	90.4	92.7	91.5
95.2	90.7	92.6	91.1	92.3	91.8	91.7	92.4	92.0

SAFETY

- (17) I feel safe at my school
- (18) I feel safe in the school cafeteria
- (19) I feel safe in my classrooms
- (20) I feel safe in the school washrooms
- (21) I feel safe in the school gym
- (22) I feel safe in the gym change rooms
- (23) I feel safe on the school bus
- (24) I feel safe on the school grounds

100.0	88.9	93.8	92.1	91.3	91.7	89.9	91.7	90.8
100.0	100.0	100.0	89.3	91.2	90.5	85.8	89.3	87.6
100.0	88.9	93.8	92.6	94.1	93.4	92.0	94.5	93.2
57.1	66.7	62.5	80.6	75.1	78.0	74.3	74.1	74.2
100.0	100.0	100.0	91.8	94.1	93.0	92.8	93.7	93.2
71.4	100.0	84.6	81.5	80.7	81.2	80.6	80.2	80.4
83.3	100.0	91.7	81.6	78.7	80.5	77.0	78.3	77.7
85.7	77.8	81.3	84.1	88.0	86.3	83.1	88.6	85.8
87.2	90.3	88.4	86.7	86.6	86.8	84.5	86.3	85.4

BULLYING AND HARASSMENT

- (27) In the last month, I have been bullied by being hit, kicked, pushed, or shoved
- (28) In the last month, I have been bullied by being called mean names, been made fun of, or been teased in a hurtful way
- (29) In the last month, I have been bullied by being left out of things on purpose, being left out of groups, or being ignored
- (30) In the last month, I have seen or heard about another student being bullied
- (31) In the last month, I have bullied another student

14.3	0.0	6.7	9.2	6.3	7.7	7.0	4.6	5.8
28.6	25.0	26.7	14.3	14.2	14.0	11.2	11.4	11.3
0.0	28.6	14.3	10.7	13.7	12.0	8.7	11.6	10.2
14.3	12.5	13.3	17.5	16.5	16.8	17.6	17.3	17.5
0.0	0.0	0.0	1.4	0.0	0.7	1.2	0.8	1.0
11.4	13.2	12.2	10.6	10.1	10.3	9.1	9.1	9.2

For each item on the survey, students were asked to indicate the extent to which they agreed to each statement with the following scale: 1 - Strongly disagree, 2 - Disagree somewhat, 3 - Agree somewhat, 4 - Strongly agree, 5 - N/A (Not Applicable).

Survey results highlight the percentage of students who ‘agree somewhat’ or ‘strongly agree’ with each statement.



School Climate Survey
Grade Five, 2015-16
(All values are percent agreeing with statements.)

#488 - French Shore Academy, Port Saunders

Response Rate: 100.0

Number of Students

[N=13]

[N=731]

[N=4,492]

SCHOOL IS A PLACE WHERE...

STUDENT SATISFACTION

- (1) School is a place where I like to be
(2) I am happy with my school
(3) I am happy with the teachers at my school
(4) My school is clean
(5) My school work is interesting
(6) My school work is challenging

SCHOOL			DISTRICT			PROVINCE		
M	F	Total	M	F	Total	M	F	Total
		75.0	77.5	88.6	83.3	77.3	88.0	82.5
		100.0	90.7	92.2	91.6	89.3	93.6	91.2
		92.3	94.1	95.8	95.0	92.8	95.7	94.2
		100.0	83.2	87.6	85.6	80.3	87.3	83.7
		58.3	79.4	81.6	80.5	76.4	83.1	79.7
		38.5	70.5	69.0	70.0	70.2	70.4	70.4
		77.4	82.6	85.8	84.3	81.0	86.3	83.6

LEARNING OPPORTUNITIES

- (7) I am encouraged to try my best at school
(8) It is easy to get help with my work at school if I need it
(9) My parents/guardians help me with my school work when I need it
(10) Other students help me with my school work when I need it
(11) If I need it, I can get help at school with problems not related to my school work

100.0	96.0	97.5	96.8	96.0	97.0	96.4
84.6	92.7	90.5	91.7	91.9	92.2	92.0
100.0	95.2	93.9	94.6	94.3	96.0	95.1
84.6	79.0	86.0	82.8	76.5	84.1	80.2
84.6	82.0	84.8	83.6	81.6	86.4	83.9
90.8	89.0	90.5	89.9	88.1	91.1	89.5

EXPECTATIONS

- (25) I know the school rules/code of conduct

100.0	96.6	98.9	97.8	96.0	97.7	96.9
-------	------	------	------	------	------	------

SCHOOL CLIMATE

- (12) At my school, I treat everyone with respect
(13) At my school, students treat each other with respect
(14) At my school, students treat adults with respect
(15) At my school, adults treat students with respect
(16) Adults at my school care about me
(26) I am treated fairly by the adults in my school

92.3	95.2	98.3	96.8	96.2	98.2	97.1
76.9	81.5	80.5	81.3	82.6	80.8	81.7
100.0	92.4	89.7	91.2	92.3	90.4	91.2
100.0	95.2	96.6	96.0	94.6	96.0	95.2
100.0	92.6	95.6	94.2	94.3	96.0	95.2
92.3	89.6	93.1	91.5	90.4	92.7	91.5
93.6	91.1	92.3	91.8	91.7	92.4	92.0

SAFETY

- (17) I feel safe at my school
(18) I feel safe in the school cafeteria
(19) I feel safe in my classrooms
(20) I feel safe in the school washrooms
(21) I feel safe in the school gym
(22) I feel safe in the gym change rooms
(23) I feel safe on the school bus
(24) I feel safe on the school grounds

92.3	92.1	91.3	91.7	89.9	91.7	90.8
76.9	89.3	91.2	90.5	85.8	89.3	87.6
100.0	92.6	94.1	93.4	92.0	94.5	93.2
69.2	80.6	75.1	78.0	74.3	74.1	74.2
100.0	91.8	94.1	93.0	92.8	93.7	93.2
61.5	81.5	80.7	81.2	80.6	80.2	80.4
60.0	81.6	78.7	80.5	77.0	78.3	77.7
76.9	84.1	88.0	86.3	83.1	88.6	85.8
79.6	86.7	86.6	86.8	84.5	86.3	85.4

BULLYING AND HARASSMENT

- (27) In the last month, I have been bullied by being hit, kicked, pushed, or shoved
(28) In the last month, I have been bullied by being called mean names, been made fun of, or been teased in a hurtful way
(29) In the last month, I have been bullied by being left out of things on purpose, being left out of groups, or being ignored
(30) In the last month, I have seen or heard about another student being bullied
(31) In the last month, I have bullied another student

7.7	9.2	6.3	7.7	7.0	4.6	5.8
38.5	14.3	14.2	14.0	11.2	11.4	11.3
30.8	10.7	13.7	12.0	8.7	11.6	10.2
46.2	17.5	16.5	16.8	17.6	17.3	17.5
0.0	1.4	0.0	0.7	1.2	0.8	1.0
24.6	10.6	10.1	10.3	9.1	9.1	9.2

For each item on the survey, students were asked to indicate the extent to which they agreed to each statement with the following scale: 1 - Strongly disagree, 2 - Disagree somewhat, 3 - Agree somewhat, 4 - Strongly agree, 5 - N/A (Not Applicable).

Survey results highlight the percentage of students who ‘agree somewhat’ or ‘strongly agree’ with each statement.



School Climate Survey

Grade Five, 2015-16

(All values are percent agreeing with statements.)

#953 - White Hills Academy, St. Anthony

Response Rate: 95.7

Number of Students

[N=22]

[N=731]

[N=4,492]

SCHOOL IS A PLACE WHERE...

STUDENT SATISFACTION

	SCHOOL			DISTRICT			PROVINCE		
	M	F	Total	M	F	Total	M	F	Total
(1) School is a place where I like to be	75.0	80.0	77.3	77.5	88.6	83.3	77.3	88.0	82.5
(2) I am happy with my school	91.7	100.0	95.5	90.7	92.2	91.6	89.3	93.6	91.2
(3) I am happy with the teachers at my school	91.7	100.0	95.5	94.1	95.8	95.0	92.8	95.7	94.2
(4) My school is clean	58.3	90.0	72.7	83.2	87.6	85.6	80.3	87.3	83.7
(5) My school work is interesting	75.0	90.0	81.8	79.4	81.6	80.5	76.4	83.1	79.7
(6) My school work is challenging	75.0	70.0	72.7	70.5	69.0	70.0	70.2	70.4	70.4
	77.8	88.3	82.6	82.6	85.8	84.3	81.0	86.3	83.6

LEARNING OPPORTUNITIES

(7) I am encouraged to try my best at school	100.0	100.0	100.0	96.0	97.5	96.8	96.0	97.0	96.4
(8) It is easy to get help with my work at school if I need it	100.0	100.0	100.0	92.7	90.5	91.7	91.9	92.2	92.0
(9) My parents/guardians help me with my school work when I need it	100.0	100.0	100.0	95.2	93.9	94.6	94.3	96.0	95.1
(10) Other students help me with my school work when I need it	75.0	90.0	81.8	79.0	86.0	82.8	76.5	84.1	80.2
(11) If I need it, I can get help at school with problems <u>not</u> related to my school work	100.0	80.0	90.5	82.0	84.8	83.6	81.6	86.4	83.9
	95.0	94.0	94.5	89.0	90.5	89.9	88.1	91.1	89.5

EXPECTATIONS

(25) I know the school rules/code of conduct	100.0	100.0	100.0	96.6	98.9	97.8	96.0	97.7	96.9
--	-------	-------	-------	------	------	------	------	------	------

SCHOOL CLIMATE

(12) At my school, I treat everyone with respect	91.7	100.0	95.5	95.2	98.3	96.8	96.2	98.2	97.1
(13) At my school, students treat each other with respect	91.7	100.0	95.5	81.5	80.5	81.3	82.6	80.8	81.7
(14) At my school, students treat adults with respect	91.7	100.0	95.5	92.4	89.7	91.2	92.3	90.4	91.2
(15) At my school, adults treat students with respect	100.0	90.0	95.2	95.2	96.6	96.0	94.6	96.0	95.2
(16) Adults at my school care about me	83.3	90.0	86.4	92.6	95.6	94.2	94.3	96.0	95.2
(26) I am treated fairly by the adults in my school	91.7	90.0	90.9	89.6	93.1	91.5	90.4	92.7	91.5
	91.7	95.0	93.1	91.1	92.3	91.8	91.7	92.4	92.0

SAFETY

(17) I feel safe at my school	91.7	90.0	90.9	92.1	91.3	91.7	89.9	91.7	90.8
(18) I feel safe in the school cafeteria	100.0	100.0	100.0	89.3	91.2	90.5	85.8	89.3	87.6
(19) I feel safe in my classrooms	90.9	100.0	95.2	92.6	94.1	93.4	92.0	94.5	93.2
(20) I feel safe in the school washrooms	75.0	60.0	68.2	80.6	75.1	78.0	74.3	74.1	74.2
(21) I feel safe in the school gym	81.8	90.0	85.7	91.8	94.1	93.0	92.8	93.7	93.2
(22) I feel safe in the gym change rooms	0.0	100.0	33.3	81.5	80.7	81.2	80.6	80.2	80.4
(23) I feel safe on the school bus	70.0	88.9	79.0	81.6	78.7	80.5	77.0	78.3	77.7
(24) I feel safe on the school grounds	83.3	90.0	86.4	84.1	88.0	86.3	83.1	88.6	85.8
	74.1	89.9	79.8	86.7	86.6	86.8	84.5	86.3	85.4

BULLYING AND HARASSMENT

(27) In the last month, I have been bullied by being hit, kicked, pushed, or shoved	16.7	0.0	9.1	9.2	6.3	7.7	7.0	4.6	5.8
(28) In the last month, I have been bullied by being called mean names, been made fun of, or been teased in a hurtful way	8.3	0.0	4.6	14.3	14.2	14.0	11.2	11.4	11.3
(29) In the last month, I have been bullied by being left out of things on purpose, being left out of groups, or being ignored	16.7	0.0	9.1	10.7	13.7	12.0	8.7	11.6	10.2
(30) In the last month, I have seen or heard about another student being bullied	25.0	10.0	18.2	17.5	16.5	16.8	17.6	17.3	17.5
(31) In the last month, I have bullied another student	0.0	0.0	0.0	1.4	0.0	0.7	1.2	0.8	1.0
	13.3	2.0	8.2	10.6	10.1	10.3	9.1	9.1	9.2

For each item on the survey, students were asked to indicate the extent to which they agreed to each statement with the following scale: 1 - Strongly disagree, 2 - Disagree somewhat, 3 - Agree somewhat, 4 - Strongly agree, 5 - N/A (Not Applicable).

Survey results highlight the percentage of students who ‘agree somewhat’ or ‘strongly agree’ with each statement.

For each item on the survey, students were asked to indicate the extent to which they agreed to each statement with the following scale: 1 - Strongly disagree, 2 - Disagree somewhat, 3 - Agree somewhat, 4 - Strongly agree, 5 - N/A (Not Applicable).

Survey results highlight the percentage of students who ‘agree somewhat’ or ‘strongly agree’ with each statement.



School Climate Survey

Grade Five, 2015-16

(All values are percent agreeing with statements.)

#133 - Memorial Academy, Botwood

Response Rate: 86.0

Number of Students

[N=43]

[N=690]

[N=4,492]

SCHOOL IS A PLACE WHERE...

STUDENT SATISFACTION

- (1) School is a place where I like to be
- (2) I am happy with my school
- (3) I am happy with the teachers at my school
- (4) My school is clean
- (5) My school work is interesting
- (6) My school work is challenging

SCHOOL			DISTRICT			PROVINCE		
M	F	Total	M	F	Total	M	F	Total
50.0	82.6	67.4	66.0	86.6	75.7	77.3	88.0	82.5
75.0	95.7	86.1	80.6	94.2	86.7	89.3	93.6	91.2
90.0	95.7	93.0	91.5	96.9	93.9	92.8	95.7	94.2
52.6	82.6	69.1	74.4	86.9	80.1	80.3	87.3	83.7
52.6	78.3	66.7	70.9	83.4	77.0	76.4	83.1	79.7
65.0	69.6	67.4	70.5	68.7	69.6	70.2	70.4	70.4
64.2	84.1	74.9	75.6	86.1	80.5	81.0	86.3	83.6

LEARNING OPPORTUNITIES

- (7) I am encouraged to try my best at school
- (8) It is easy to get help with my work at school if I need it
- (9) My parents/guardians help me with my school work when I need it
- (10) Other students help me with my school work when I need it
- (11) If I need it, I can get help at school with problems not related to my school work

85.0	100.0	92.9	94.4	97.5	95.6	96.0	97.0	96.4
70.0	81.8	76.2	88.5	93.3	90.6	91.9	92.2	92.0
95.0	91.3	93.0	94.3	96.9	95.5	94.3	96.0	95.1
60.0	87.0	74.4	71.4	83.8	77.0	76.5	84.1	80.2
68.4	72.7	70.7	81.6	87.1	84.2	81.6	86.4	83.9
75.7	86.6	81.4	86.0	91.7	88.6	88.1	91.1	89.5

EXPECTATIONS

- (25) I know the school rules/code of conduct

90.0	95.7	93.0	92.6	97.2	94.9	96.0	97.7	96.9
------	------	------	------	------	------	------	------	------

SCHOOL CLIMATE

- (12) At my school, I treat everyone with respect
- (13) At my school, students treat each other with respect
- (14) At my school, students treat adults with respect
- (15) At my school, adults treat students with respect
- (16) Adults at my school care about me
- (26) I am treated fairly by the adults in my school

94.4	100.0	97.6	94.3	97.6	95.7	96.2	98.2	97.1
65.0	73.9	69.8	75.1	77.6	76.2	82.6	80.8	81.7
95.0	82.6	88.4	91.5	91.4	91.2	92.3	90.4	91.2
90.0	95.7	93.0	94.1	97.6	95.5	94.6	96.0	95.2
89.5	95.7	92.9	94.2	96.9	95.4	94.3	96.0	95.2
85.0	91.3	88.4	91.5	93.6	92.4	90.4	92.7	91.5
86.5	89.9	88.3	90.1	92.4	91.1	91.7	92.4	92.0

SAFETY

- (17) I feel safe at my school
- (18) I feel safe in the school cafeteria
- (19) I feel safe in my classrooms
- (20) I feel safe in the school washrooms
- (21) I feel safe in the school gym
- (22) I feel safe in the gym change rooms
- (23) I feel safe on the school bus
- (24) I feel safe on the school grounds

73.7	91.3	83.3	86.7	92.0	89.1	89.9	91.7	90.8
65.0	91.3	79.1	82.5	90.1	86.4	85.8	89.3	87.6
84.2	100.0	92.9	89.9	94.8	92.2	92.0	94.5	93.2
50.0	54.6	52.4	73.2	77.0	74.7	74.3	74.1	74.2
79.0	95.7	88.1	90.5	90.4	90.4	92.8	93.7	93.2
80.0	73.9	76.7	79.3	81.8	80.2	80.6	80.2	80.4
50.0	66.7	59.5	76.7	83.0	79.6	77.0	78.3	77.7
55.0	91.3	74.4	79.2	89.6	84.0	83.1	88.6	85.8
67.1	83.1	75.8	82.2	87.3	84.6	84.5	86.3	85.4

BULLYING AND HARASSMENT

- (27) In the last month, I have been bullied by being hit, kicked, pushed, or shoved
- (28) In the last month, I have been bullied by being called mean names, been made fun of, or been teased in a hurtful way
- (29) In the last month, I have been bullied by being left out of things on purpose, being left out of groups, or being ignored
- (30) In the last month, I have seen or heard about another student being bullied
- (31) In the last month, I have bullied another student

10.0	21.7	16.3	6.5	4.3	5.4	7.0	4.6	5.8
20.0	26.1	23.3	11.9	11.3	11.6	11.2	11.4	11.3
25.0	26.1	25.6	7.1	9.8	8.5	8.7	11.6	10.2
25.0	52.2	39.5	17.5	20.6	19.1	17.6	17.3	17.5
5.0	0.0	2.3	1.1	0.3	0.7	1.2	0.8	1.0
17.0	25.2	21.4	8.8	9.3	9.1	9.1	9.1	9.2

For each item on the survey, students were asked to indicate the extent to which they agreed to each statement with the following scale: 1 - Strongly disagree, 2 - Disagree somewhat, 3 - Agree somewhat, 4 - Strongly agree, 5 - N/A (Not Applicable).

Survey results highlight the percentage of students who ‘agree somewhat’ or ‘strongly agree’ with each statement.



School Climate Survey

Grade Five, 2015-16

(All values are percent agreeing with statements.)

#143 - Millcrest Academy, Grand Falls-Windsor

Response Rate: 88.4

Number of Students

[N=99]

[N=690]

[N=4,492]

SCHOOL IS A PLACE WHERE...

STUDENT SATISFACTION

- (1) School is a place where I like to be
(2) I am happy with my school
(3) I am happy with the teachers at my school
(4) My school is clean
(5) My school work is interesting
(6) My school work is challenging

SCHOOL			DISTRICT			PROVINCE		
M	F	Total	M	F	Total	M	F	Total
85.4	94.1	89.9	66.0	86.6	75.7	77.3	88.0	82.5
95.8	94.1	95.0	80.6	94.2	86.7	89.3	93.6	91.2
97.9	100.0	99.0	91.5	96.9	93.9	92.8	95.7	94.2
87.5	92.2	89.9	74.4	86.9	80.1	80.3	87.3	83.7
78.7	88.2	83.7	70.9	83.4	77.0	76.4	83.1	79.7
66.7	66.7	66.7	70.5	68.7	69.6	70.2	70.4	70.4
85.3	89.2	87.3	75.6	86.1	80.5	81.0	86.3	83.6

LEARNING OPPORTUNITIES

- (7) I am encouraged to try my best at school
(8) It is easy to get help with my work at school if I need it
(9) My parents/guardians help me with my school work when I need it
(10) Other students help me with my school work when I need it
(11) If I need it, I can get help at school with problems not related to my school work

95.8	96.1	96.0	94.4	97.5	95.6	96.0	97.0	96.4
89.6	98.0	93.9	88.5	93.3	90.6	91.9	92.2	92.0
95.7	100.0	98.0	94.3	96.9	95.5	94.3	96.0	95.1
60.4	76.5	68.7	71.4	83.8	77.0	76.5	84.1	80.2
83.3	84.0	83.7	81.6	87.1	84.2	81.6	86.4	83.9
85.0	90.9	88.0	86.0	91.7	88.6	88.1	91.1	89.5

EXPECTATIONS

- (25) I know the school rules/code of conduct

93.6	100.0	96.9	92.6	97.2	94.9	96.0	97.7	96.9
------	-------	------	------	------	------	------	------	------

SCHOOL CLIMATE

- (12) At my school, I treat everyone with respect
(13) At my school, students treat each other with respect
(14) At my school, students treat adults with respect
(15) At my school, adults treat students with respect
(16) Adults at my school care about me
(26) I am treated fairly by the adults in my school

91.5	100.0	95.9	94.3	97.6	95.7	96.2	98.2	97.1
83.0	84.3	83.7	75.1	77.6	76.2	82.6	80.8	81.7
97.9	92.2	95.0	91.5	91.4	91.2	92.3	90.4	91.2
95.8	100.0	98.0	94.1	97.6	95.5	94.6	96.0	95.2
97.9	96.1	97.0	94.2	96.9	95.4	94.3	96.0	95.2
95.7	94.1	94.9	91.5	93.6	92.4	90.4	92.7	91.5
93.6	94.4	94.1	90.1	92.4	91.1	91.7	92.4	92.0

SAFETY

- (17) I feel safe at my school
(18) I feel safe in the school cafeteria
(19) I feel safe in my classrooms
(20) I feel safe in the school washrooms
(21) I feel safe in the school gym
(22) I feel safe in the gym change rooms
(23) I feel safe on the school bus
(24) I feel safe on the school grounds

97.9	96.1	97.0	86.7	92.0	89.1	89.9	91.7	90.8
100.0	100.0	100.0	82.5	90.1	86.4	85.8	89.3	87.6
91.5	95.9	93.8	89.9	94.8	92.2	92.0	94.5	93.2
78.7	78.4	78.6	73.2	77.0	74.7	74.3	74.1	74.2
95.8	90.2	92.9	90.5	90.4	90.4	92.8	93.7	93.2
80.9	82.4	81.6	79.3	81.8	80.2	80.6	80.2	80.4
85.7	94.9	90.1	76.7	83.0	79.6	77.0	78.3	77.7
85.4	92.2	88.9	79.2	89.6	84.0	83.1	88.6	85.8
89.5	91.3	90.4	82.2	87.3	84.6	84.5	86.3	85.4

BULLYING AND HARASSMENT

- (27) In the last month, I have been bullied by being hit, kicked, pushed, or shoved
(28) In the last month, I have been bullied by being called mean names, been made fun of, or been teased in a hurtful way
(29) In the last month, I have been bullied by being left out of things on purpose, being left out of groups, or being ignored
(30) In the last month, I have seen or heard about another student being bullied
(31) In the last month, I have bullied another student

4.2	2.0	3.0	6.5	4.3	5.4	7.0	4.6	5.8
4.3	5.9	5.1	11.9	11.3	11.6	11.2	11.4	11.3
6.3	17.7	12.1	7.1	9.8	8.5	8.7	11.6	10.2
16.7	17.7	17.2	17.5	20.6	19.1	17.6	17.3	17.5
2.1	0.0	1.0	1.1	0.3	0.7	1.2	0.8	1.0
6.7	8.6	7.7	8.8	9.3	9.1	9.1	9.1	9.2

For each item on the survey, students were asked to indicate the extent to which they agreed to each statement with the following scale: 1 - Strongly disagree, 2 - Disagree somewhat, 3 - Agree somewhat, 4 - Strongly agree, 5 - N/A (Not Applicable).

Survey results highlight the percentage of students who ‘agree somewhat’ or ‘strongly agree’ with each statement.



School Climate Survey
Grade Five, 2015-16
(All values are percent agreeing with statements.)

#144 - Sprucewood Academy, Grand Falls-Windsor

Response Rate: 81.4

Number of Students

[N=35] [N=690] [N=4,492]

SCHOOL IS A PLACE WHERE...

STUDENT SATISFACTION

	SCHOOL			DISTRICT			PROVINCE		
	M	F	Total	M	F	Total	M	F	Total
(1) School is a place where I like to be	47.1	87.5	67.7	66.0	86.6	75.7	77.3	88.0	82.5
(2) I am happy with my school	83.3	87.5	85.7	80.6	94.2	86.7	89.3	93.6	91.2
(3) I am happy with the teachers at my school	94.4	100.0	97.1	91.5	96.9	93.9	92.8	95.7	94.2
(4) My school is clean	94.1	93.8	94.1	74.4	86.9	80.1	80.3	87.3	83.7
(5) My school work is interesting	50.0	81.3	65.7	70.9	83.4	77.0	76.4	83.1	79.7
(6) My school work is challenging	61.1	62.5	60.0	70.5	68.7	69.6	70.2	70.4	70.4
	71.7	85.4	78.4	75.6	86.1	80.5	81.0	86.3	83.6

LEARNING OPPORTUNITIES

(7) I am encouraged to try my best at school	94.4	100.0	97.1	94.4	97.5	95.6	96.0	97.0	96.4
(8) It is easy to get help with my work at school if I need it	100.0	93.8	97.1	88.5	93.3	90.6	91.9	92.2	92.0
(9) My parents/guardians help me with my school work when I need it	100.0	100.0	100.0	94.3	96.9	95.5	94.3	96.0	95.1
(10) Other students help me with my school work when I need it	66.7	50.0	60.0	71.4	83.8	77.0	76.5	84.1	80.2
(11) If I need it, I can get help at school with problems <u>not</u> related to my school work	94.4	93.8	94.3	81.6	87.1	84.2	81.6	86.4	83.9
	91.1	87.5	89.7	86.0	91.7	88.6	88.1	91.1	89.5

EXPECTATIONS

(25) I know the school rules/code of conduct	94.4	100.0	97.1	92.6	97.2	94.9	96.0	97.7	96.9
--	------	-------	------	------	------	------	------	------	------

SCHOOL CLIMATE

(12) At my school, I treat everyone with respect	100.0	93.8	97.1	94.3	97.6	95.7	96.2	98.2	97.1
(13) At my school, students treat each other with respect	55.6	81.3	68.6	75.1	77.6	76.2	82.6	80.8	81.7
(14) At my school, students treat adults with respect	77.8	93.8	85.7	91.5	91.4	91.2	92.3	90.4	91.2
(15) At my school, adults treat students with respect	100.0	100.0	100.0	94.1	97.6	95.5	94.6	96.0	95.2
(16) Adults at my school care about me	94.4	100.0	97.1	94.2	96.9	95.4	94.3	96.0	95.2
(26) I am treated fairly by the adults in my school	88.9	93.8	91.4	91.5	93.6	92.4	90.4	92.7	91.5
	86.1	93.8	90.0	90.1	92.4	91.1	91.7	92.4	92.0

SAFETY

(17) I feel safe at my school	77.8	87.5	82.9	86.7	92.0	89.1	89.9	91.7	90.8
(18) I feel safe in the school cafeteria				82.5	90.1	86.4	85.8	89.3	87.6
(19) I feel safe in my classrooms	76.5	87.5	82.4	89.9	94.8	92.2	92.0	94.5	93.2
(20) I feel safe in the school washrooms	66.7	75.0	68.6	73.2	77.0	74.7	74.3	74.1	74.2
(21) I feel safe in the school gym	83.3	87.5	85.7	90.5	90.4	90.4	92.8	93.7	93.2
(22) I feel safe in the gym change rooms	66.7	68.8	65.7	79.3	81.8	80.2	80.6	80.2	80.4
(23) I feel safe on the school bus	81.8	100.0	91.3	76.7	83.0	79.6	77.0	78.3	77.7
(24) I feel safe on the school grounds	83.3	75.0	80.0	79.2	89.6	84.0	83.1	88.6	85.8
	67.0	72.7	69.6	82.2	87.3	84.6	84.5	86.3	85.4

BULLYING AND HARASSMENT

(27) In the last month, I have been bullied by being hit, kicked, pushed, or shoved	11.1	6.3	8.6	6.5	4.3	5.4	7.0	4.6	5.8
(28) In the last month, I have been bullied by being called mean names, been made fun of, or been teased in a hurtful way	16.7	18.8	17.1	11.9	11.3	11.6	11.2	11.4	11.3
(29) In the last month, I have been bullied by being left out of things on purpose, being left out of groups, or being ignored	11.1	25.0	17.1	7.1	9.8	8.5	8.7	11.6	10.2
(30) In the last month, I have seen or heard about another student being bullied	11.1	18.8	14.3	17.5	20.6	19.1	17.6	17.3	17.5
(31) In the last month, I have bullied another student	0.0	0.0	0.0	1.1	0.3	0.7	1.2	0.8	1.0
	10.0	13.8	11.4	8.8	9.3	9.1	9.1	9.1	9.2

For each item on the survey, students were asked to indicate the extent to which they agreed to each statement with the following scale: 1 - Strongly disagree, 2 - Disagree somewhat, 3 - Agree somewhat, 4 - Strongly agree, 5 - N/A (Not Applicable).

Survey results highlight the percentage of students who ‘agree somewhat’ or ‘strongly agree’ with each statement.



School Climate Survey

Grade Five, 2015-16

(All values are percent agreeing with statements.)

#150 - St. Joseph's Elementary, Harbour Breton

Response Rate: 90.5

Number of Students

[N=19]

[N=690]

[N=4,492]

SCHOOL IS A PLACE WHERE...

STUDENT SATISFACTION

- (1) School is a place where I like to be
- (2) I am happy with my school
- (3) I am happy with the teachers at my school
- (4) My school is clean
- (5) My school work is interesting
- (6) My school work is challenging

SCHOOL			DISTRICT			PROVINCE		
M	F	Total	M	F	Total	M	F	Total
100.0	88.9	94.7	66.0	86.6	75.7	77.3	88.0	82.5
100.0	100.0	100.0	80.6	94.2	86.7	89.3	93.6	91.2
100.0	100.0	100.0	91.5	96.9	93.9	92.8	95.7	94.2
100.0	100.0	100.0	74.4	86.9	80.1	80.3	87.3	83.7
100.0	100.0	100.0	70.9	83.4	77.0	76.4	83.1	79.7
100.0	88.9	94.7	70.5	68.7	69.6	70.2	70.4	70.4
100.0	96.3	98.2	75.6	86.1	80.5	81.0	86.3	83.6

LEARNING OPPORTUNITIES

- (7) I am encouraged to try my best at school
- (8) It is easy to get help with my work at school if I need it
- (9) My parents/guardians help me with my school work when I need it
- (10) Other students help me with my school work when I need it
- (11) If I need it, I can get help at school with problems not related to my school work

100.0	100.0	100.0	94.4	97.5	95.6	96.0	97.0	96.4
100.0	100.0	100.0	88.5	93.3	90.6	91.9	92.2	92.0
100.0	100.0	100.0	94.3	96.9	95.5	94.3	96.0	95.1
70.0	77.8	73.7	71.4	83.8	77.0	76.5	84.1	80.2
100.0	88.9	94.7	81.6	87.1	84.2	81.6	86.4	83.9
94.0	93.3	93.7	86.0	91.7	88.6	88.1	91.1	89.5

EXPECTATIONS

- (25) I know the school rules/code of conduct

100.0	100.0	100.0	92.6	97.2	94.9	96.0	97.7	96.9
-------	-------	-------	------	------	------	------	------	------

SCHOOL CLIMATE

- (12) At my school, I treat everyone with respect
- (13) At my school, students treat each other with respect
- (14) At my school, students treat adults with respect
- (15) At my school, adults treat students with respect
- (16) Adults at my school care about me
- (26) I am treated fairly by the adults in my school

100.0	100.0	100.0	94.3	97.6	95.7	96.2	98.2	97.1
75.0	88.9	82.4	75.1	77.6	76.2	82.6	80.8	81.7
100.0	100.0	100.0	91.5	91.4	91.2	92.3	90.4	91.2
90.0	100.0	94.7	94.1	97.6	95.5	94.6	96.0	95.2
100.0	100.0	100.0	94.2	96.9	95.4	94.3	96.0	95.2
90.0	100.0	94.7	91.5	93.6	92.4	90.4	92.7	91.5
92.5	98.1	95.3	90.1	92.4	91.1	91.7	92.4	92.0

SAFETY

- (17) I feel safe at my school
- (18) I feel safe in the school cafeteria
- (19) I feel safe in my classrooms
- (20) I feel safe in the school washrooms
- (21) I feel safe in the school gym
- (22) I feel safe in the gym change rooms
- (23) I feel safe on the school bus
- (24) I feel safe on the school grounds

100.0	100.0	100.0	86.7	92.0	89.1	89.9	91.7	90.8
90.0	66.7	79.0	82.5	90.1	86.4	85.8	89.3	87.6
100.0	100.0	100.0	89.9	94.8	92.2	92.0	94.5	93.2
100.0	88.9	94.7	73.2	77.0	74.7	74.3	74.1	74.2
90.0	77.8	84.2	90.5	90.4	90.4	92.8	93.7	93.2
100.0	100.0	100.0	79.3	81.8	80.2	80.6	80.2	80.4
100.0	100.0	100.0	76.7	83.0	79.6	77.0	78.3	77.7
90.0	100.0	94.7	79.2	89.6	84.0	83.1	88.6	85.8
96.3	91.7	94.1	82.2	87.3	84.6	84.5	86.3	85.4

BULLYING AND HARASSMENT

- (27) In the last month, I have been bullied by being hit, kicked, pushed, or shoved
- (28) In the last month, I have been bullied by being called mean names, been made fun of, or been teased in a hurtful way
- (29) In the last month, I have been bullied by being left out of things on purpose, being left out of groups, or being ignored
- (30) In the last month, I have seen or heard about another student being bullied
- (31) In the last month, I have bullied another student

0.0	0.0	0.0	6.5	4.3	5.4	7.0	4.6	5.8
0.0	11.1	5.3	11.9	11.3	11.6	11.2	11.4	11.3
0.0	0.0	0.0	7.1	9.8	8.5	8.7	11.6	10.2
20.0	22.2	21.1	17.5	20.6	19.1	17.6	17.3	17.5
0.0	0.0	0.0	1.1	0.3	0.7	1.2	0.8	1.0
4.0	6.7	5.3	8.8	9.3	9.1	9.1	9.1	9.2

For each item on the survey, students were asked to indicate the extent to which they agreed to each statement with the following scale: 1 - Strongly disagree, 2 - Disagree somewhat, 3 - Agree somewhat, 4 - Strongly agree, 5 - N/A (Not Applicable).

Survey results highlight the percentage of students who ‘agree somewhat’ or ‘strongly agree’ with each statement.



School Climate Survey

Grade Five, 2015-16

(All values are percent agreeing with statements.)

#151 - John Watkins Academy, Hermitage

Response Rate: 83.3

Number of Students

SCHOOL IS A PLACE WHERE...	[N=5]									[N=690]									[N=4,492]										
	SCHOOL			DISTRICT			PROVINCE			SCHOOL			DISTRICT			PROVINCE			SCHOOL			DISTRICT			PROVINCE				
	M	F	Total	M	F	Total	M	F	Total	M	F	Total	M	F	Total	M	F	Total	M	F	Total	M	F	Total					
STUDENT SATISFACTION																													
(1) School is a place where I like to be																													
(2) I am happy with my school																													
(3) I am happy with the teachers at my school																													
(4) My school is clean																													
(5) My school work is interesting																													
(6) My school work is challenging																													
LEARNING OPPORTUNITIES																													
(7) I am encouraged to try my best at school																													
(8) It is easy to get help with my work at school if I need it																													
(9) My parents/guardians help me with my school work when I need it																													
(10) Other students help me with my school work when I need it																													
(11) If I need it, I can get help at school with problems <u>not</u> related to my school work																													
EXPECTATIONS																													
(25) I know the school rules/code of conduct																													
SCHOOL CLIMATE																													
(12) At my school, I treat everyone with respect																													
(13) At my school, students treat each other with respect																													
(14) At my school, students treat adults with respect																													
(15) At my school, adults treat students with respect																													
(16) Adults at my school care about me																													
(26) I am treated fairly by the adults in my school																													
SAFETY																													
(17) I feel safe at my school																													
(18) I feel safe in the school cafeteria																													
(19) I feel safe in my classrooms																													
(20) I feel safe in the school washrooms																													
(21) I feel safe in the school gym																													
(22) I feel safe in the gym change rooms																													
(23) I feel safe on the school bus																													
(24) I feel safe on the school grounds																													
BULLYING AND HARASSMENT																													
(27) In the last month, I have been bullied by being hit, kicked, pushed, or shoved																													
(28) In the last month, I have been bullied by being called mean names, been made fun of, or been teased in a hurtful way																													
(29) In the last month, I have been bullied by being left out of things on purpose, being left out of groups, or being ignored																													
(30) In the last month, I have seen or heard about another student being bullied																													
(31) In the last month, I have bullied another student																													



School Climate Survey

Grade Five, 2015-16

(All values are percent agreeing with statements.)

#152 - Valmont Academy, King's Point

Response Rate: 83.3

Number of Students

SCHOOL IS A PLACE WHERE...	[N=5]									[N=690]									[N=4,492]								
	SCHOOL			DISTRICT			PROVINCE			SCHOOL			DISTRICT			PROVINCE			SCHOOL			DISTRICT			PROVINCE		
	M	F	Total	M	F	Total	M	F	Total	M	F	Total	M	F	Total	M	F	Total	M	F	Total	M	F	Total			
STUDENT SATISFACTION																											
(1) School is a place where I like to be																											
(2) I am happy with my school																											
(3) I am happy with the teachers at my school																											
(4) My school is clean																											
(5) My school work is interesting																											
(6) My school work is challenging																											
LEARNING OPPORTUNITIES																											
(7) I am encouraged to try my best at school																											
(8) It is easy to get help with my work at school if I need it																											
(9) My parents/guardians help me with my school work when I need it																											
(10) Other students help me with my school work when I need it																											
(11) If I need it, I can get help at school with problems <u>not</u> related to my school work																											
EXPECTATIONS																											
(25) I know the school rules/code of conduct																											
SCHOOL CLIMATE																											
(12) At my school, I treat everyone with respect																											
(13) At my school, students treat each other with respect																											
(14) At my school, students treat adults with respect																											
(15) At my school, adults treat students with respect																											
(16) Adults at my school care about me																											
(26) I am treated fairly by the adults in my school																											
SAFETY																											
(17) I feel safe at my school																											
(18) I feel safe in the school cafeteria																											
(19) I feel safe in my classrooms																											
(20) I feel safe in the school washrooms																											
(21) I feel safe in the school gym																											
(22) I feel safe in the gym change rooms																											
(23) I feel safe on the school bus																											
(24) I feel safe on the school grounds																											
BULLYING AND HARASSMENT																											
(27) In the last month, I have been bullied by being hit, kicked, pushed, or shoved																											
(28) In the last month, I have been bullied by being called mean names, been made fun of, or been teased in a hurtful way																											
(29) In the last month, I have been bullied by being left out of things on purpose, being left out of groups, or being ignored																											
(30) In the last month, I have seen or heard about another student being bullied																											
(31) In the last month, I have bullied another student																											



School Climate Survey

Grade Five, 2015-16

(All values are percent agreeing with statements.)

#154 - Hillside Elementary, La Scie

Response Rate: 78.6

Number of Students

[N=11]

[N=690]

[N=4,492]

SCHOOL IS A PLACE WHERE...

STUDENT SATISFACTION

- (1) School is a place where I like to be
- (2) I am happy with my school
- (3) I am happy with the teachers at my school
- (4) My school is clean
- (5) My school work is interesting
- (6) My school work is challenging

SCHOOL			DISTRICT			PROVINCE		
M	F	Total	M	F	Total	M	F	Total
		81.8	66.0	86.6	75.7	77.3	88.0	82.5
		81.8	80.6	94.2	86.7	89.3	93.6	91.2
		90.0	91.5	96.9	93.9	92.8	95.7	94.2
		72.7	74.4	86.9	80.1	80.3	87.3	83.7
		90.9	70.9	83.4	77.0	76.4	83.1	79.7
		72.7	70.5	68.7	69.6	70.2	70.4	70.4
		81.7	75.6	86.1	80.5	81.0	86.3	83.6

LEARNING OPPORTUNITIES

- (7) I am encouraged to try my best at school
- (8) It is easy to get help with my work at school if I need it
- (9) My parents/guardians help me with my school work when I need it
- (10) Other students help me with my school work when I need it
- (11) If I need it, I can get help at school with problems not related to my school work

88.9	94.4	97.5	95.6	96.0	97.0	96.4
81.8	88.5	93.3	90.6	91.9	92.2	92.0
90.9	94.3	96.9	95.5	94.3	96.0	95.1
80.0	71.4	83.8	77.0	76.5	84.1	80.2
90.0	81.6	87.1	84.2	81.6	86.4	83.9
86.3	86.0	91.7	88.6	88.1	91.1	89.5

EXPECTATIONS

- (25) I know the school rules/code of conduct

100.0	92.6	97.2	94.9	96.0	97.7	96.9
-------	------	------	------	------	------	------

SCHOOL CLIMATE

- (12) At my school, I treat everyone with respect
- (13) At my school, students treat each other with respect
- (14) At my school, students treat adults with respect
- (15) At my school, adults treat students with respect
- (16) Adults at my school care about me
- (26) I am treated fairly by the adults in my school

90.9	94.3	97.6	95.7	96.2	98.2	97.1
45.5	75.1	77.6	76.2	82.6	80.8	81.7
81.8	91.5	91.4	91.2	92.3	90.4	91.2
90.9	94.1	97.6	95.5	94.6	96.0	95.2
90.9	94.2	96.9	95.4	94.3	96.0	95.2
90.9	91.5	93.6	92.4	90.4	92.7	91.5
81.8	90.1	92.4	91.1	91.7	92.4	92.0

SAFETY

- (17) I feel safe at my school
- (18) I feel safe in the school cafeteria
- (19) I feel safe in my classrooms
- (20) I feel safe in the school washrooms
- (21) I feel safe in the school gym
- (22) I feel safe in the gym change rooms
- (23) I feel safe on the school bus
- (24) I feel safe on the school grounds

72.7	86.7	92.0	89.1	89.9	91.7	90.8
100.0	82.5	90.1	86.4	85.8	89.3	87.6
81.8	89.9	94.8	92.2	92.0	94.5	93.2
90.0	73.2	77.0	74.7	74.3	74.1	74.2
90.0	90.5	90.4	90.4	92.8	93.7	93.2
	79.3	81.8	80.2	80.6	80.2	80.4
87.5	76.7	83.0	79.6	77.0	78.3	77.7
80.0	79.2	89.6	84.0	83.1	88.6	85.8
75.3	82.2	87.3	84.6	84.5	86.3	85.4

BULLYING AND HARASSMENT

- (27) In the last month, I have been bullied by being hit, kicked, pushed, or shoved
- (28) In the last month, I have been bullied by being called mean names, been made fun of, or been teased in a hurtful way
- (29) In the last month, I have been bullied by being left out of things on purpose, being left out of groups, or being ignored
- (30) In the last month, I have seen or heard about another student being bullied
- (31) In the last month, I have bullied another student

18.2	6.5	4.3	5.4	7.0	4.6	5.8
18.2	11.9	11.3	11.6	11.2	11.4	11.3
18.2	7.1	9.8	8.5	8.7	11.6	10.2
63.6	17.5	20.6	19.1	17.6	17.3	17.5
0.0	1.1	0.3	0.7	1.2	0.8	1.0
23.6	8.8	9.3	9.1	9.1	9.1	9.2

For each item on the survey, students were asked to indicate the extent to which they agreed to each statement with the following scale: 1 - Strongly disagree, 2 - Disagree somewhat, 3 - Agree somewhat, 4 - Strongly agree, 5 - N/A (Not Applicable).

Survey results highlight the percentage of students who ‘agree somewhat’ or ‘strongly agree’ with each statement.



School Climate Survey

Grade Five, 2015-16

(All values are percent agreeing with statements.)

#158 - MSB Regional Academy, Middle Arm

Response Rate: 66.7

Number of Students

[N=4]			[N=690]			[N=4,492]		
SCHOOL			DISTRICT			PROVINCE		
M	F	Total	M	F	Total	M	F	Total
STUDENT SATISFACTION								
(1) School is a place where I like to be			66.0	86.6	75.7	77.3	88.0	82.5
(2) I am happy with my school			80.6	94.2	86.7	89.3	93.6	91.2
(3) I am happy with the teachers at my school			91.5	96.9	93.9	92.8	95.7	94.2
(4) My school is clean			74.4	86.9	80.1	80.3	87.3	83.7
(5) My school work is interesting			70.9	83.4	77.0	76.4	83.1	79.7
(6) My school work is challenging			70.5	68.7	69.6	70.2	70.4	70.4
			75.6	86.1	80.5	81.0	86.3	83.6
LEARNING OPPORTUNITIES								
(7) I am encouraged to try my best at school			94.4	97.5	95.6	96.0	97.0	96.4
(8) It is easy to get help with my work at school if I need it			88.5	93.3	90.6	91.9	92.2	92.0
(9) My parents/guardians help me with my school work when I need it			94.3	96.9	95.5	94.3	96.0	95.1
(10) Other students help me with my school work when I need it			71.4	83.8	77.0	76.5	84.1	80.2
(11) If I need it, I can get help at school with problems <u>not</u> related to my school work			81.6	87.1	84.2	81.6	86.4	83.9
			86.0	91.7	88.6	88.1	91.1	89.5
EXPECTATIONS								
(25) I know the school rules/code of conduct			92.6	97.2	94.9	96.0	97.7	96.9
SCHOOL CLIMATE								
(12) At my school, I treat everyone with respect			94.3	97.6	95.7	96.2	98.2	97.1
(13) At my school, students treat each other with respect			75.1	77.6	76.2	82.6	80.8	81.7
(14) At my school, students treat adults with respect			91.5	91.4	91.2	92.3	90.4	91.2
(15) At my school, adults treat students with respect			94.1	97.6	95.5	94.6	96.0	95.2
(16) Adults at my school care about me			94.2	96.9	95.4	94.3	96.0	95.2
(26) I am treated fairly by the adults in my school			91.5	93.6	92.4	90.4	92.7	91.5
			90.1	92.4	91.1	91.7	92.4	92.0
SAFETY								
(17) I feel safe at my school			86.7	92.0	89.1	89.9	91.7	90.8
(18) I feel safe in the school cafeteria			82.5	90.1	86.4	85.8	89.3	87.6
(19) I feel safe in my classrooms			89.9	94.8	92.2	92.0	94.5	93.2
(20) I feel safe in the school washrooms			73.2	77.0	74.7	74.3	74.1	74.2
(21) I feel safe in the school gym			90.5	90.4	90.4	92.8	93.7	93.2
(22) I feel safe in the gym change rooms			79.3	81.8	80.2	80.6	80.2	80.4
(23) I feel safe on the school bus			76.7	83.0	79.6	77.0	78.3	77.7
(24) I feel safe on the school grounds			79.2	89.6	84.0	83.1	88.6	85.8
			82.2	87.3	84.6	84.5	86.3	85.4
BULLYING AND HARASSMENT								
(27) In the last month, I have been bullied by being hit, kicked, pushed, or shoved			6.5	4.3	5.4	7.0	4.6	5.8
(28) In the last month, I have been bullied by being called mean names, been made fun of, or been teased in a hurtful way			11.9	11.3	11.6	11.2	11.4	11.3
(29) In the last month, I have been bullied by being left out of things on purpose, being left out of groups, or being ignored			7.1	9.8	8.5	8.7	11.6	10.2
(30) In the last month, I have seen or heard about another student being bullied			17.5	20.6	19.1	17.6	17.3	17.5
(31) In the last month, I have bullied another student			1.1	0.3	0.7	1.2	0.8	1.0
			8.8	9.3	9.1	9.1	9.1	9.2

For each item on the survey, students were asked to indicate the extent to which they agreed to each statement with the following scale: 1 - Strongly disagree, 2 - Disagree somewhat, 3 - Agree somewhat, 4 - Strongly agree, 5 - N/A (Not Applicable).

Survey results highlight the percentage of students who ‘agree somewhat’ or ‘strongly agree’ with each statement.



School Climate Survey
Grade Five, 2015-16

(All values are percent agreeing with statements.)

#163 - Point Leamington Academy, Point Leamington

Response Rate: 60.0

Number of Students

[N=3]

[N=690]

[N=4,492]

SCHOOL IS A PLACE WHERE...

STUDENT SATISFACTION

- (1) School is a place where I like to be
- (2) I am happy with my school
- (3) I am happy with the teachers at my school
- (4) My school is clean
- (5) My school work is interesting
- (6) My school work is challenging

SCHOOL			DISTRICT			PROVINCE		
M	F	Total	M	F	Total	M	F	Total
			66.0	86.6	75.7	77.3	88.0	82.5
			80.6	94.2	86.7	89.3	93.6	91.2
			91.5	96.9	93.9	92.8	95.7	94.2
			74.4	86.9	80.1	80.3	87.3	83.7
			70.9	83.4	77.0	76.4	83.1	79.7
			70.5	68.7	69.6	70.2	70.4	70.4
			75.6	86.1	80.5	81.0	86.3	83.6

LEARNING OPPORTUNITIES

- (7) I am encouraged to try my best at school
- (8) It is easy to get help with my work at school if I need it
- (9) My parents/guardians help me with my school work when I need it
- (10) Other students help me with my school work when I need it
- (11) If I need it, I can get help at school with problems not related to my school work

94.4	97.5	95.6	96.0	97.0	96.4
88.5	93.3	90.6	91.9	92.2	92.0
94.3	96.9	95.5	94.3	96.0	95.1
71.4	83.8	77.0	76.5	84.1	80.2
81.6	87.1	84.2	81.6	86.4	83.9
86.0	91.7	88.6	88.1	91.1	89.5

EXPECTATIONS

- (25) I know the school rules/code of conduct

92.6	97.2	94.9	96.0	97.7	96.9
------	------	------	------	------	------

SCHOOL CLIMATE

- (12) At my school, I treat everyone with respect
- (13) At my school, students treat each other with respect
- (14) At my school, students treat adults with respect
- (15) At my school, adults treat students with respect
- (16) Adults at my school care about me
- (26) I am treated fairly by the adults in my school

94.3	97.6	95.7	96.2	98.2	97.1
75.1	77.6	76.2	82.6	80.8	81.7
91.5	91.4	91.2	92.3	90.4	91.2
94.1	97.6	95.5	94.6	96.0	95.2
94.2	96.9	95.4	94.3	96.0	95.2
91.5	93.6	92.4	90.4	92.7	91.5
90.1	92.4	91.1	91.7	92.4	92.0

SAFETY

- (17) I feel safe at my school
- (18) I feel safe in the school cafeteria
- (19) I feel safe in my classrooms
- (20) I feel safe in the school washrooms
- (21) I feel safe in the school gym
- (22) I feel safe in the gym change rooms
- (23) I feel safe on the school bus
- (24) I feel safe on the school grounds

86.7	92.0	89.1	89.9	91.7	90.8
82.5	90.1	86.4	85.8	89.3	87.6
89.9	94.8	92.2	92.0	94.5	93.2
73.2	77.0	74.7	74.3	74.1	74.2
90.5	90.4	90.4	92.8	93.7	93.2
79.3	81.8	80.2	80.6	80.2	80.4
76.7	83.0	79.6	77.0	78.3	77.7
79.2	89.6	84.0	83.1	88.6	85.8
82.2	87.3	84.6	84.5	86.3	85.4

BULLYING AND HARASSMENT

- (27) In the last month, I have been bullied by being hit, kicked, pushed, or shoved
- (28) In the last month, I have been bullied by being called mean names, been made fun of, or been teased in a hurtful way
- (29) In the last month, I have been bullied by being left out of things on purpose, being left out of groups, or being ignored
- (30) In the last month, I have seen or heard about another student being bullied
- (31) In the last month, I have bullied another student

6.5	4.3	5.4	7.0	4.6	5.8
11.9	11.3	11.6	11.2	11.4	11.3
7.1	9.8	8.5	8.7	11.6	10.2
17.5	20.6	19.1	17.6	17.3	17.5
1.1	0.3	0.7	1.2	0.8	1.0
8.8	9.3	9.1	9.1	9.1	9.2

For each item on the survey, students were asked to indicate the extent to which they agreed to each statement with the following scale: 1 - Strongly disagree, 2 - Disagree somewhat, 3 - Agree somewhat, 4 - Strongly agree, 5 - N/A (Not Applicable).

Survey results highlight the percentage of students who ‘agree somewhat’ or ‘strongly agree’ with each statement.



School Climate Survey

Grade Five, 2015-16

(All values are percent agreeing with statements.)

#167 - Green Bay South Academy, Robert's Arm

Response Rate: 78.3

Number of Students

[N=18]

[N=690]

[N=4,492]

SCHOOL IS A PLACE WHERE...

STUDENT SATISFACTION

	SCHOOL			DISTRICT			PROVINCE		
	M	F	Total	M	F	Total	M	F	Total
(1) School is a place where I like to be	100.0	100.0	100.0	66.0	86.6	75.7	77.3	88.0	82.5
(2) I am happy with my school	90.0	100.0	94.4	80.6	94.2	86.7	89.3	93.6	91.2
(3) I am happy with the teachers at my school	100.0	100.0	100.0	91.5	96.9	93.9	92.8	95.7	94.2
(4) My school is clean	90.0	100.0	94.4	74.4	86.9	80.1	80.3	87.3	83.7
(5) My school work is interesting	90.0	100.0	94.4	70.9	83.4	77.0	76.4	83.1	79.7
(6) My school work is challenging	100.0	62.5	83.3	70.5	68.7	69.6	70.2	70.4	70.4
	95.0	93.8	94.4	75.6	86.1	80.5	81.0	86.3	83.6

LEARNING OPPORTUNITIES

(7) I am encouraged to try my best at school	100.0	100.0	100.0	94.4	97.5	95.6	96.0	97.0	96.4
(8) It is easy to get help with my work at school if I need it	100.0	100.0	100.0	88.5	93.3	90.6	91.9	92.2	92.0
(9) My parents/guardians help me with my school work when I need it	100.0	100.0	100.0	94.3	96.9	95.5	94.3	96.0	95.1
(10) Other students help me with my school work when I need it	90.0	75.0	83.3	71.4	83.8	77.0	76.5	84.1	80.2
(11) If I need it, I can get help at school with problems <u>not</u> related to my school work	100.0	87.5	94.4	81.6	87.1	84.2	81.6	86.4	83.9
	98.0	92.5	95.6	86.0	91.7	88.6	88.1	91.1	89.5

EXPECTATIONS

(25) I know the school rules/code of conduct	100.0	100.0	100.0	92.6	97.2	94.9	96.0	97.7	96.9
--	-------	-------	-------	------	------	------	------	------	------

SCHOOL CLIMATE

(12) At my school, I treat everyone with respect	90.0	87.5	88.9	94.3	97.6	95.7	96.2	98.2	97.1
(13) At my school, students treat each other with respect	80.0	50.0	66.7	75.1	77.6	76.2	82.6	80.8	81.7
(14) At my school, students treat adults with respect	90.0	62.5	77.8	91.5	91.4	91.2	92.3	90.4	91.2
(15) At my school, adults treat students with respect	100.0	100.0	100.0	94.1	97.6	95.5	94.6	96.0	95.2
(16) Adults at my school care about me	100.0	100.0	100.0	94.2	96.9	95.4	94.3	96.0	95.2
(26) I am treated fairly by the adults in my school	100.0	87.5	94.4	91.5	93.6	92.4	90.4	92.7	91.5
	93.3	81.3	88.0	90.1	92.4	91.1	91.7	92.4	92.0

SAFETY

(17) I feel safe at my school	90.0	75.0	83.3	86.7	92.0	89.1	89.9	91.7	90.8
(18) I feel safe in the school cafeteria	90.0	75.0	83.3	82.5	90.1	86.4	85.8	89.3	87.6
(19) I feel safe in my classrooms	90.0	75.0	83.3	89.9	94.8	92.2	92.0	94.5	93.2
(20) I feel safe in the school washrooms	60.0	37.5	50.0	73.2	77.0	74.7	74.3	74.1	74.2
(21) I feel safe in the school gym	70.0	87.5	77.8	90.5	90.4	90.4	92.8	93.7	93.2
(22) I feel safe in the gym change rooms	70.0	62.5	66.7	79.3	81.8	80.2	80.6	80.2	80.4
(23) I feel safe on the school bus	90.0	62.5	77.8	76.7	83.0	79.6	77.0	78.3	77.7
(24) I feel safe on the school grounds	100.0	87.5	94.4	79.2	89.6	84.0	83.1	88.6	85.8
	82.5	70.3	77.1	82.2	87.3	84.6	84.5	86.3	85.4

BULLYING AND HARASSMENT

(27) In the last month, I have been bullied by being hit, kicked, pushed, or shoved	0.0	0.0	0.0	6.5	4.3	5.4	7.0	4.6	5.8
(28) In the last month, I have been bullied by being called mean names, been made fun of, or been teased in a hurtful way	10.0	12.5	11.1	11.9	11.3	11.6	11.2	11.4	11.3
(29) In the last month, I have been bullied by being left out of things on purpose, being left out of groups, or being ignored	0.0	0.0	0.0	7.1	9.8	8.5	8.7	11.6	10.2
(30) In the last month, I have seen or heard about another student being bullied	10.0	25.0	16.7	17.5	20.6	19.1	17.6	17.3	17.5
(31) In the last month, I have bullied another student	0.0	0.0	0.0	1.1	0.3	0.7	1.2	0.8	1.0
	4.0	7.5	5.6	8.8	9.3	9.1	9.1	9.1	9.2

For each item on the survey, students were asked to indicate the extent to which they agreed to each statement with the following scale: 1 - Strongly disagree, 2 - Disagree somewhat, 3 - Agree somewhat, 4 - Strongly agree, 5 - N/A (Not Applicable).

Survey results highlight the percentage of students who ‘agree somewhat’ or ‘strongly agree’ with each statement.



School Climate Survey

Grade Five, 2015-16

(All values are percent agreeing with statements.)

#174 - St. Peter's Academy, Westport

Response Rate: 80.0

Number of Students

[N=4]

[N=690]

[N=4,492]

SCHOOL IS A PLACE WHERE...

STUDENT SATISFACTION

- (1) School is a place where I like to be
(2) I am happy with my school
(3) I am happy with the teachers at my school
(4) My school is clean
(5) My school work is interesting
(6) My school work is challenging

SCHOOL			DISTRICT			PROVINCE		
M	F	Total	M	F	Total	M	F	Total
			66.0	86.6	75.7	77.3	88.0	82.5
			80.6	94.2	86.7	89.3	93.6	91.2
			91.5	96.9	93.9	92.8	95.7	94.2
			74.4	86.9	80.1	80.3	87.3	83.7
			70.9	83.4	77.0	76.4	83.1	79.7
			70.5	68.7	69.6	70.2	70.4	70.4
			75.6	86.1	80.5	81.0	86.3	83.6

LEARNING OPPORTUNITIES

- (7) I am encouraged to try my best at school
(8) It is easy to get help with my work at school if I need it
(9) My parents/guardians help me with my school work when I need it
(10) Other students help me with my school work when I need it
(11) If I need it, I can get help at school with problems not related to my school work

94.4	97.5	95.6	96.0	97.0	96.4
88.5	93.3	90.6	91.9	92.2	92.0
94.3	96.9	95.5	94.3	96.0	95.1
71.4	83.8	77.0	76.5	84.1	80.2
81.6	87.1	84.2	81.6	86.4	83.9
86.0	91.7	88.6	88.1	91.1	89.5

EXPECTATIONS

- (25) I know the school rules/code of conduct

92.6	97.2	94.9	96.0	97.7	96.9
------	------	------	------	------	------

SCHOOL CLIMATE

- (12) At my school, I treat everyone with respect
(13) At my school, students treat each other with respect
(14) At my school, students treat adults with respect
(15) At my school, adults treat students with respect
(16) Adults at my school care about me
(26) I am treated fairly by the adults in my school

94.3	97.6	95.7	96.2	98.2	97.1
75.1	77.6	76.2	82.6	80.8	81.7
91.5	91.4	91.2	92.3	90.4	91.2
94.1	97.6	95.5	94.6	96.0	95.2
94.2	96.9	95.4	94.3	96.0	95.2
91.5	93.6	92.4	90.4	92.7	91.5
90.1	92.4	91.1	91.7	92.4	92.0

SAFETY

- (17) I feel safe at my school
(18) I feel safe in the school cafeteria
(19) I feel safe in my classrooms
(20) I feel safe in the school washrooms
(21) I feel safe in the school gym
(22) I feel safe in the gym change rooms
(23) I feel safe on the school bus
(24) I feel safe on the school grounds

86.7	92.0	89.1	89.9	91.7	90.8
82.5	90.1	86.4	85.8	89.3	87.6
89.9	94.8	92.2	92.0	94.5	93.2
73.2	77.0	74.7	74.3	74.1	74.2
90.5	90.4	90.4	92.8	93.7	93.2
79.3	81.8	80.2	80.6	80.2	80.4
76.7	83.0	79.6	77.0	78.3	77.7
79.2	89.6	84.0	83.1	88.6	85.8
82.2	87.3	84.6	84.5	86.3	85.4

BULLYING AND HARASSMENT

- (27) In the last month, I have been bullied by being hit, kicked, pushed, or shoved
(28) In the last month, I have been bullied by being called mean names, been made fun of, or been teased in a hurtful way
(29) In the last month, I have been bullied by being left out of things on purpose, being left out of groups, or being ignored
(30) In the last month, I have seen or heard about another student being bullied
(31) In the last month, I have bullied another student

6.5	4.3	5.4	7.0	4.6	5.8
11.9	11.3	11.6	11.2	11.4	11.3
7.1	9.8	8.5	8.7	11.6	10.2
17.5	20.6	19.1	17.6	17.3	17.5
1.1	0.3	0.7	1.2	0.8	1.0
8.8	9.3	9.1	9.1	9.1	9.2

For each item on the survey, students were asked to indicate the extent to which they agreed to each statement with the following scale: 1 - Strongly disagree, 2 - Disagree somewhat, 3 - Agree somewhat, 4 - Strongly agree, 5 - N/A (Not Applicable).

Survey results highlight the percentage of students who ‘agree somewhat’ or ‘strongly agree’ with each statement.



School Climate Survey

Grade Five, 2015-16

(All values are percent agreeing with statements.)

#177 - Greenwood Academy, Campbellton

Response Rate: 70.6

Number of Students

[N=12]

[N=690]

[N=4,492]

SCHOOL IS A PLACE WHERE...

STUDENT SATISFACTION

- (1) School is a place where I like to be
- (2) I am happy with my school
- (3) I am happy with the teachers at my school
- (4) My school is clean
- (5) My school work is interesting
- (6) My school work is challenging

SCHOOL			DISTRICT			PROVINCE		
M	F	Total	M	F	Total	M	F	Total
		83.3	66.0	86.6	75.7	77.3	88.0	82.5
		91.7	80.6	94.2	86.7	89.3	93.6	91.2
		100.0	91.5	96.9	93.9	92.8	95.7	94.2
		33.3	74.4	86.9	80.1	80.3	87.3	83.7
		58.3	70.9	83.4	77.0	76.4	83.1	79.7
		72.7	70.5	68.7	69.6	70.2	70.4	70.4
		73.2	75.6	86.1	80.5	81.0	86.3	83.6

LEARNING OPPORTUNITIES

- (7) I am encouraged to try my best at school
- (8) It is easy to get help with my work at school if I need it
- (9) My parents/guardians help me with my school work when I need it
- (10) Other students help me with my school work when I need it
- (11) If I need it, I can get help at school with problems not related to my school work

100.0	94.4	97.5	95.6	96.0	97.0	96.4
83.3	88.5	93.3	90.6	91.9	92.2	92.0
91.7	94.3	96.9	95.5	94.3	96.0	95.1
41.7	71.4	83.8	77.0	76.5	84.1	80.2
66.7	81.6	87.1	84.2	81.6	86.4	83.9
76.7	86.0	91.7	88.6	88.1	91.1	89.5

EXPECTATIONS

- (25) I know the school rules/code of conduct

83.3	92.6	97.2	94.9	96.0	97.7	96.9
------	------	------	------	------	------	------

SCHOOL CLIMATE

- (12) At my school, I treat everyone with respect
- (13) At my school, students treat each other with respect
- (14) At my school, students treat adults with respect
- (15) At my school, adults treat students with respect
- (16) Adults at my school care about me
- (26) I am treated fairly by the adults in my school

100.0	94.3	97.6	95.7	96.2	98.2	97.1
75.0	75.1	77.6	76.2	82.6	80.8	81.7
100.0	91.5	91.4	91.2	92.3	90.4	91.2
100.0	94.1	97.6	95.5	94.6	96.0	95.2
91.7	94.2	96.9	95.4	94.3	96.0	95.2
91.7	91.5	93.6	92.4	90.4	92.7	91.5
93.1	90.1	92.4	91.1	91.7	92.4	92.0

SAFETY

- (17) I feel safe at my school
- (18) I feel safe in the school cafeteria
- (19) I feel safe in my classrooms
- (20) I feel safe in the school washrooms
- (21) I feel safe in the school gym
- (22) I feel safe in the gym change rooms
- (23) I feel safe on the school bus
- (24) I feel safe on the school grounds

75.0	86.7	92.0	89.1	89.9	91.7	90.8
75.0	82.5	90.1	86.4	85.8	89.3	87.6
83.3	89.9	94.8	92.2	92.0	94.5	93.2
50.0	73.2	77.0	74.7	74.3	74.1	74.2
91.7	90.5	90.4	90.4	92.8	93.7	93.2
63.6	79.3	81.8	80.2	80.6	80.2	80.4
66.7	76.7	83.0	79.6	77.0	78.3	77.7
50.0	79.2	89.6	84.0	83.1	88.6	85.8
69.4	82.2	87.3	84.6	84.5	86.3	85.4

BULLYING AND HARASSMENT

- (27) In the last month, I have been bullied by being hit, kicked, pushed, or shoved
- (28) In the last month, I have been bullied by being called mean names, been made fun of, or been teased in a hurtful way
- (29) In the last month, I have been bullied by being left out of things on purpose, being left out of groups, or being ignored
- (30) In the last month, I have seen or heard about another student being bullied
- (31) In the last month, I have bullied another student

16.7	6.5	4.3	5.4	7.0	4.6	5.8
25.0	11.9	11.3	11.6	11.2	11.4	11.3
16.7	7.1	9.8	8.5	8.7	11.6	10.2
41.7	17.5	20.6	19.1	17.6	17.3	17.5
0.0	1.1	0.3	0.7	1.2	0.8	1.0
20.0	8.8	9.3	9.1	9.1	9.1	9.2

For each item on the survey, students were asked to indicate the extent to which they agreed to each statement with the following scale: 1 - Strongly disagree, 2 - Disagree somewhat, 3 - Agree somewhat, 4 - Strongly agree, 5 - N/A (Not Applicable).

Survey results highlight the percentage of students who ‘agree somewhat’ or ‘strongly agree’ with each statement.



School Climate Survey

Grade Five, 2015-16

(All values are percent agreeing with statements.)

#178 - Phoenix Academy, Carmanville

Response Rate: 100.0

Number of Students

[N=12]

[N=690]

[N=4,492]

SCHOOL IS A PLACE WHERE...

STUDENT SATISFACTION

- (1) School is a place where I like to be
- (2) I am happy with my school
- (3) I am happy with the teachers at my school
- (4) My school is clean
- (5) My school work is interesting
- (6) My school work is challenging

SCHOOL			DISTRICT			PROVINCE		
M	F	Total	M	F	Total	M	F	Total
		25.0	66.0	86.6	75.7	77.3	88.0	82.5
		25.0	80.6	94.2	86.7	89.3	93.6	91.2
		41.7	91.5	96.9	93.9	92.8	95.7	94.2
		25.0	74.4	86.9	80.1	80.3	87.3	83.7
		58.3	70.9	83.4	77.0	76.4	83.1	79.7
		41.7	70.5	68.7	69.6	70.2	70.4	70.4
		36.1	75.6	86.1	80.5	81.0	86.3	83.6

LEARNING OPPORTUNITIES

- (7) I am encouraged to try my best at school
- (8) It is easy to get help with my work at school if I need it
- (9) My parents/guardians help me with my school work when I need it
- (10) Other students help me with my school work when I need it
- (11) If I need it, I can get help at school with problems not related to my school work

66.7	94.4	97.5	95.6	96.0	97.0	96.4
72.7	88.5	93.3	90.6	91.9	92.2	92.0
88.9	94.3	96.9	95.5	94.3	96.0	95.1
54.6	71.4	83.8	77.0	76.5	84.1	80.2
63.6	81.6	87.1	84.2	81.6	86.4	83.9
69.3	86.0	91.7	88.6	88.1	91.1	89.5

EXPECTATIONS

- (25) I know the school rules/code of conduct

88.9	92.6	97.2	94.9	96.0	97.7	96.9
------	------	------	------	------	------	------

SCHOOL CLIMATE

- (12) At my school, I treat everyone with respect
- (13) At my school, students treat each other with respect
- (14) At my school, students treat adults with respect
- (15) At my school, adults treat students with respect
- (16) Adults at my school care about me
- (26) I am treated fairly by the adults in my school

54.6	94.3	97.6	95.7	96.2	98.2	97.1
27.3	75.1	77.6	76.2	82.6	80.8	81.7
72.7	91.5	91.4	91.2	92.3	90.4	91.2
90.9	94.1	97.6	95.5	94.6	96.0	95.2
90.9	94.2	96.9	95.4	94.3	96.0	95.2
72.7	91.5	93.6	92.4	90.4	92.7	91.5
68.2	90.1	92.4	91.1	91.7	92.4	92.0

SAFETY

- (17) I feel safe at my school
- (18) I feel safe in the school cafeteria
- (19) I feel safe in my classrooms
- (20) I feel safe in the school washrooms
- (21) I feel safe in the school gym
- (22) I feel safe in the gym change rooms
- (23) I feel safe on the school bus
- (24) I feel safe on the school grounds

45.5	86.7	92.0	89.1	89.9	91.7	90.8
54.6	82.5	90.1	86.4	85.8	89.3	87.6
72.7	89.9	94.8	92.2	92.0	94.5	93.2
36.4	73.2	77.0	74.7	74.3	74.1	74.2
72.7	90.5	90.4	90.4	92.8	93.7	93.2
54.6	79.3	81.8	80.2	80.6	80.2	80.4
40.0	76.7	83.0	79.6	77.0	78.3	77.7
54.6	79.2	89.6	84.0	83.1	88.6	85.8
53.9	82.2	87.3	84.6	84.5	86.3	85.4

BULLYING AND HARASSMENT

- (27) In the last month, I have been bullied by being hit, kicked, pushed, or shoved
- (28) In the last month, I have been bullied by being called mean names, been made fun of, or been teased in a hurtful way
- (29) In the last month, I have been bullied by being left out of things on purpose, being left out of groups, or being ignored
- (30) In the last month, I have seen or heard about another student being bullied
- (31) In the last month, I have bullied another student

0.0	6.5	4.3	5.4	7.0	4.6	5.8
0.0	11.9	11.3	11.6	11.2	11.4	11.3
9.1	7.1	9.8	8.5	8.7	11.6	10.2
27.3	17.5	20.6	19.1	17.6	17.3	17.5
0.0	1.1	0.3	0.7	1.2	0.8	1.0
7.3	8.8	9.3	9.1	9.1	9.1	9.2

For each item on the survey, students were asked to indicate the extent to which they agreed to each statement with the following scale: 1 - Strongly disagree, 2 - Disagree somewhat, 3 - Agree somewhat, 4 - Strongly agree, 5 - N/A (Not Applicable).

Survey results highlight the percentage of students who ‘agree somewhat’ or ‘strongly agree’ with each statement.



School Climate Survey

Grade Five, 2015-16

(All values are percent agreeing with statements.)

#179 - Centreville Academy, Centreville-Wareham

Response Rate: 100.0

Number of Students

[N=9]

[N=690]

[N=4,492]

SCHOOL IS A PLACE WHERE...

STUDENT SATISFACTION

- (1) School is a place where I like to be
(2) I am happy with my school
(3) I am happy with the teachers at my school
(4) My school is clean
(5) My school work is interesting
(6) My school work is challenging

SCHOOL			DISTRICT			PROVINCE		
M	F	Total	M	F	Total	M	F	Total
		55.6	66.0	86.6	75.7	77.3	88.0	82.5
		77.8	80.6	94.2	86.7	89.3	93.6	91.2
		100.0	91.5	96.9	93.9	92.8	95.7	94.2
		100.0	74.4	86.9	80.1	80.3	87.3	83.7
		77.8	70.9	83.4	77.0	76.4	83.1	79.7
		77.8	70.5	68.7	69.6	70.2	70.4	70.4
		81.5	75.6	86.1	80.5	81.0	86.3	83.6

LEARNING OPPORTUNITIES

- (7) I am encouraged to try my best at school
(8) It is easy to get help with my work at school if I need it
(9) My parents/guardians help me with my school work when I need it
(10) Other students help me with my school work when I need it
(11) If I need it, I can get help at school with problems not related to my school work

100.0	94.4	97.5	95.6	96.0	97.0	96.4
100.0	88.5	93.3	90.6	91.9	92.2	92.0
100.0	94.3	96.9	95.5	94.3	96.0	95.1
88.9	71.4	83.8	77.0	76.5	84.1	80.2
87.5	81.6	87.1	84.2	81.6	86.4	83.9
95.3	86.0	91.7	88.6	88.1	91.1	89.5

EXPECTATIONS

- (25) I know the school rules/code of conduct

88.9	92.6	97.2	94.9	96.0	97.7	96.9
------	------	------	------	------	------	------

SCHOOL CLIMATE

- (12) At my school, I treat everyone with respect
(13) At my school, students treat each other with respect
(14) At my school, students treat adults with respect
(15) At my school, adults treat students with respect
(16) Adults at my school care about me
(26) I am treated fairly by the adults in my school

100.0	94.3	97.6	95.7	96.2	98.2	97.1
88.9	75.1	77.6	76.2	82.6	80.8	81.7
100.0	91.5	91.4	91.2	92.3	90.4	91.2
100.0	94.1	97.6	95.5	94.6	96.0	95.2
100.0	94.2	96.9	95.4	94.3	96.0	95.2
100.0	91.5	93.6	92.4	90.4	92.7	91.5
98.1	90.1	92.4	91.1	91.7	92.4	92.0

SAFETY

- (17) I feel safe at my school
(18) I feel safe in the school cafeteria
(19) I feel safe in my classrooms
(20) I feel safe in the school washrooms
(21) I feel safe in the school gym
(22) I feel safe in the gym change rooms
(23) I feel safe on the school bus
(24) I feel safe on the school grounds

100.0	86.7	92.0	89.1	89.9	91.7	90.8
	82.5	90.1	86.4	85.8	89.3	87.6
88.9	89.9	94.8	92.2	92.0	94.5	93.2
66.7	73.2	77.0	74.7	74.3	74.1	74.2
88.9	90.5	90.4	90.4	92.8	93.7	93.2
66.7	79.3	81.8	80.2	80.6	80.2	80.4
85.7	76.7	83.0	79.6	77.0	78.3	77.7
88.9	79.2	89.6	84.0	83.1	88.6	85.8
73.2	82.2	87.3	84.6	84.5	86.3	85.4

BULLYING AND HARASSMENT

- (27) In the last month, I have been bullied by being hit, kicked, pushed, or shoved
(28) In the last month, I have been bullied by being called mean names, been made fun of, or been teased in a hurtful way
(29) In the last month, I have been bullied by being left out of things on purpose, being left out of groups, or being ignored
(30) In the last month, I have seen or heard about another student being bullied
(31) In the last month, I have bullied another student

11.1	6.5	4.3	5.4	7.0	4.6	5.8
0.0	11.9	11.3	11.6	11.2	11.4	11.3
0.0	7.1	9.8	8.5	8.7	11.6	10.2
0.0	17.5	20.6	19.1	17.6	17.3	17.5
0.0	1.1	0.3	0.7	1.2	0.8	1.0
2.2	8.8	9.3	9.1	9.1	9.1	9.2

For each item on the survey, students were asked to indicate the extent to which they agreed to each statement with the following scale: 1 - Strongly disagree, 2 - Disagree somewhat, 3 - Agree somewhat, 4 - Strongly agree, 5 - N/A (Not Applicable).

Survey results highlight the percentage of students who ‘agree somewhat’ or ‘strongly agree’ with each statement.



School Climate Survey

Grade Five, 2015-16

(All values are percent agreeing with statements.)

#180 - A. R. Scammell Academy, Change Islands

Response Rate: 100.0

Number of Students

[N=3]

[N=690]

[N=4,492]

SCHOOL IS A PLACE WHERE...

STUDENT SATISFACTION

- (1) School is a place where I like to be
(2) I am happy with my school
(3) I am happy with the teachers at my school
(4) My school is clean
(5) My school work is interesting
(6) My school work is challenging

SCHOOL			DISTRICT			PROVINCE		
M	F	Total	M	F	Total	M	F	Total
			66.0	86.6	75.7	77.3	88.0	82.5
			80.6	94.2	86.7	89.3	93.6	91.2
			91.5	96.9	93.9	92.8	95.7	94.2
			74.4	86.9	80.1	80.3	87.3	83.7
			70.9	83.4	77.0	76.4	83.1	79.7
			70.5	68.7	69.6	70.2	70.4	70.4
			75.6	86.1	80.5	81.0	86.3	83.6

LEARNING OPPORTUNITIES

- (7) I am encouraged to try my best at school
(8) It is easy to get help with my work at school if I need it
(9) My parents/guardians help me with my school work when I need it
(10) Other students help me with my school work when I need it
(11) If I need it, I can get help at school with problems not related to my school work

94.4	97.5	95.6	96.0	97.0	96.4
88.5	93.3	90.6	91.9	92.2	92.0
94.3	96.9	95.5	94.3	96.0	95.1
71.4	83.8	77.0	76.5	84.1	80.2
81.6	87.1	84.2	81.6	86.4	83.9
86.0	91.7	88.6	88.1	91.1	89.5

EXPECTATIONS

- (25) I know the school rules/code of conduct

92.6	97.2	94.9	96.0	97.7	96.9
------	------	------	------	------	------

SCHOOL CLIMATE

- (12) At my school, I treat everyone with respect
(13) At my school, students treat each other with respect
(14) At my school, students treat adults with respect
(15) At my school, adults treat students with respect
(16) Adults at my school care about me
(26) I am treated fairly by the adults in my school

94.3	97.6	95.7	96.2	98.2	97.1
75.1	77.6	76.2	82.6	80.8	81.7
91.5	91.4	91.2	92.3	90.4	91.2
94.1	97.6	95.5	94.6	96.0	95.2
94.2	96.9	95.4	94.3	96.0	95.2
91.5	93.6	92.4	90.4	92.7	91.5
90.1	92.4	91.1	91.7	92.4	92.0

SAFETY

- (17) I feel safe at my school
(18) I feel safe in the school cafeteria
(19) I feel safe in my classrooms
(20) I feel safe in the school washrooms
(21) I feel safe in the school gym
(22) I feel safe in the gym change rooms
(23) I feel safe on the school bus
(24) I feel safe on the school grounds

86.7	92.0	89.1	89.9	91.7	90.8
82.5	90.1	86.4	85.8	89.3	87.6
89.9	94.8	92.2	92.0	94.5	93.2
73.2	77.0	74.7	74.3	74.1	74.2
90.5	90.4	90.4	92.8	93.7	93.2
79.3	81.8	80.2	80.6	80.2	80.4
76.7	83.0	79.6	77.0	78.3	77.7
79.2	89.6	84.0	83.1	88.6	85.8
82.2	87.3	84.6	84.5	86.3	85.4

BULLYING AND HARASSMENT

- (27) In the last month, I have been bullied by being hit, kicked, pushed, or shoved
(28) In the last month, I have been bullied by being called mean names, been made fun of, or been teased in a hurtful way
(29) In the last month, I have been bullied by being left out of things on purpose, being left out of groups, or being ignored
(30) In the last month, I have seen or heard about another student being bullied
(31) In the last month, I have bullied another student

6.5	4.3	5.4	7.0	4.6	5.8
11.9	11.3	11.6	11.2	11.4	11.3
7.1	9.8	8.5	8.7	11.6	10.2
17.5	20.6	19.1	17.6	17.3	17.5
1.1	0.3	0.7	1.2	0.8	1.0
8.8	9.3	9.1	9.1	9.1	9.2

For each item on the survey, students were asked to indicate the extent to which they agreed to each statement with the following scale: 1 - Strongly disagree, 2 - Disagree somewhat, 3 - Agree somewhat, 4 - Strongly agree, 5 - N/A (Not Applicable).

Survey results highlight the percentage of students who ‘agree somewhat’ or ‘strongly agree’ with each statement.



School Climate Survey

Grade Five, 2015-16

(All values are percent agreeing with statements.)

#183 - William Mercer Academy, Dover

Response Rate: 100.0

Number of Students

[N=17]

[N=690]

[N=4,492]

SCHOOL IS A PLACE WHERE...

STUDENT SATISFACTION

- (1) School is a place where I like to be
(2) I am happy with my school
(3) I am happy with the teachers at my school
(4) My school is clean
(5) My school work is interesting
(6) My school work is challenging

SCHOOL			DISTRICT			PROVINCE		
M	F	Total	M	F	Total	M	F	Total
25.0	87.5	56.3	66.0	86.6	75.7	77.3	88.0	82.5
33.3	75.0	52.9	80.6	94.2	86.7	89.3	93.6	91.2
66.7	100.0	82.4	91.5	96.9	93.9	92.8	95.7	94.2
55.6	75.0	64.7	74.4	86.9	80.1	80.3	87.3	83.7
44.4	87.5	64.7	70.9	83.4	77.0	76.4	83.1	79.7
55.6	25.0	41.2	70.5	68.7	69.6	70.2	70.4	70.4
46.8	75.0	60.4	75.6	86.1	80.5	81.0	86.3	83.6

LEARNING OPPORTUNITIES

- (7) I am encouraged to try my best at school
(8) It is easy to get help with my work at school if I need it
(9) My parents/guardians help me with my school work when I need it
(10) Other students help me with my school work when I need it
(11) If I need it, I can get help at school with problems not related to my school work

88.9	100.0	94.1	94.4	97.5	95.6	96.0	97.0	96.4
57.1	87.5	73.3	88.5	93.3	90.6	91.9	92.2	92.0
100.0	87.5	94.1	94.3	96.9	95.5	94.3	96.0	95.1
88.9	87.5	88.2	71.4	83.8	77.0	76.5	84.1	80.2
77.8	87.5	82.4	81.6	87.1	84.2	81.6	86.4	83.9
82.5	90.0	86.4	86.0	91.7	88.6	88.1	91.1	89.5

EXPECTATIONS

- (25) I know the school rules/code of conduct

77.8	100.0	88.2	92.6	97.2	94.9	96.0	97.7	96.9
------	-------	------	------	------	------	------	------	------

SCHOOL CLIMATE

- (12) At my school, I treat everyone with respect
(13) At my school, students treat each other with respect
(14) At my school, students treat adults with respect
(15) At my school, adults treat students with respect
(16) Adults at my school care about me
(26) I am treated fairly by the adults in my school

100.0	87.5	93.8	94.3	97.6	95.7	96.2	98.2	97.1
66.7	62.5	64.7	75.1	77.6	76.2	82.6	80.8	81.7
100.0	100.0	100.0	91.5	91.4	91.2	92.3	90.4	91.2
88.9	100.0	94.1	94.1	97.6	95.5	94.6	96.0	95.2
88.9	100.0	94.1	94.2	96.9	95.4	94.3	96.0	95.2
88.9	87.5	88.2	91.5	93.6	92.4	90.4	92.7	91.5
88.9	89.6	89.2	90.1	92.4	91.1	91.7	92.4	92.0

SAFETY

- (17) I feel safe at my school
(18) I feel safe in the school cafeteria
(19) I feel safe in my classrooms
(20) I feel safe in the school washrooms
(21) I feel safe in the school gym
(22) I feel safe in the gym change rooms
(23) I feel safe on the school bus
(24) I feel safe on the school grounds

71.4	87.5	80.0	86.7	92.0	89.1	89.9	91.7	90.8
			82.5	90.1	86.4	85.8	89.3	87.6
87.5	87.5	87.5	89.9	94.8	92.2	92.0	94.5	93.2
66.7	75.0	70.6	73.2	77.0	74.7	74.3	74.1	74.2
88.9	87.5	88.2	90.5	90.4	90.4	92.8	93.7	93.2
66.7	87.5	76.5	79.3	81.8	80.2	80.6	80.2	80.4
62.5	87.5	75.0	76.7	83.0	79.6	77.0	78.3	77.7
66.7	87.5	76.5	79.2	89.6	84.0	83.1	88.6	85.8
63.8	75.0	69.3	82.2	87.3	84.6	84.5	86.3	85.4

BULLYING AND HARASSMENT

- (27) In the last month, I have been bullied by being hit, kicked, pushed, or shoved
(28) In the last month, I have been bullied by being called mean names, been made fun of, or been teased in a hurtful way
(29) In the last month, I have been bullied by being left out of things on purpose, being left out of groups, or being ignored
(30) In the last month, I have seen or heard about another student being bullied
(31) In the last month, I have bullied another student

11.1	0.0	5.9	6.5	4.3	5.4	7.0	4.6	5.8
55.6	37.5	47.1	11.9	11.3	11.6	11.2	11.4	11.3
22.2	0.0	11.8	7.1	9.8	8.5	8.7	11.6	10.2
44.4	0.0	23.5	17.5	20.6	19.1	17.6	17.3	17.5
11.1	0.0	5.9	1.1	0.3	0.7	1.2	0.8	1.0
28.9	7.5	18.8	8.8	9.3	9.1	9.1	9.1	9.2

For each item on the survey, students were asked to indicate the extent to which they agreed to each statement with the following scale: 1 - Strongly disagree, 2 - Disagree somewhat, 3 - Agree somewhat, 4 - Strongly agree, 5 - N/A (Not Applicable).

Survey results highlight the percentage of students who ‘agree somewhat’ or ‘strongly agree’ with each statement.

School Climate Survey

Grade Five, 2015-16

(All values are percent agreeing with statements.)

#188 - Sandstone Academy, Ladle Cove

Response Rate: 50.0

Number of Students

[N=1]

[N=690]

[N=4,492]

SCHOOL IS A PLACE WHERE...

STUDENT SATISFACTION

- (1) School is a place where I like to be
- (2) I am happy with my school
- (3) I am happy with the teachers at my school
- (4) My school is clean
- (5) My school work is interesting
- (6) My school work is challenging

LEARNING OPPORTUNITIES

- (7) I am encouraged to try my best at school
- (8) It is easy to get help with my work at school if I need it
- (9) My parents/guardians help me with my school work when I need it
- (10) Other students help me with my school work when I need it
- (11) If I need it, I can get help at school with problems not related to my school work

EXPECTATIONS

- (25) I know the school rules/code of conduct

SCHOOL CLIMATE

- (12) At my school, I treat everyone with respect
- (13) At my school, students treat each other with respect
- (14) At my school, students treat adults with respect
- (15) At my school, adults treat students with respect
- (16) Adults at my school care about me
- (26) I am treated fairly by the adults in my school

SAFETY

- (17) I feel safe at my school
- (18) I feel safe in the school cafeteria
- (19) I feel safe in my classrooms
- (20) I feel safe in the school washrooms
- (21) I feel safe in the school gym
- (22) I feel safe in the gym change rooms
- (23) I feel safe on the school bus
- (24) I feel safe on the school grounds

BULLYING AND HARASSMENT

- (27) In the last month, I have been bullied by being hit, kicked, pushed, or shoved
- (28) In the last month, I have been bullied by being called mean names, been made fun of, or been teased in a hurtful way
- (29) In the last month, I have been bullied by being left out of things on purpose, being left out of groups, or being ignored
- (30) In the last month, I have seen or heard about another student being bullied
- (31) In the last month, I have bullied another student

DISTRICT			PROVINCE		
<u>M</u>	<u>F</u>	<u>Total</u>	<u>M</u>	<u>F</u>	<u>Total</u>

66.0	86.6	75.7	77.3	88.0	82.5
80.6	94.2	86.7	89.3	93.6	91.2
91.5	96.9	93.9	92.8	95.7	94.2
74.4	86.9	80.1	80.3	87.3	83.7
70.9	83.4	77.0	76.4	83.1	79.7
70.5	68.7	69.6	70.2	70.4	70.4
75.6	86.1	80.5	81.0	86.3	83.6

94.4	97.5	95.6	96.0	97.0	96.4
88.5	93.3	90.6	91.9	92.2	92.0
94.3	96.9	95.5	94.3	96.0	95.1
71.4	83.8	77.0	76.5	84.1	80.2
81.6	87.1	84.2	81.6	86.4	83.9
86.0	91.7	88.6	88.1	91.1	89.5

92.6 97.2 94.9 96.0 97.7 96.9

94.3	97.6	95.7	96.2	98.2	97.1
75.1	77.6	76.2	82.6	80.8	81.7
91.5	91.4	91.2	92.3	90.4	91.2
94.1	97.6	95.5	94.6	96.0	95.2
94.2	96.9	95.4	94.3	96.0	95.2
91.5	93.6	92.4	90.4	92.7	91.5
90.1	92.4	91.1	91.7	92.4	92.0

86.7	92.0	89.1	89.9	91.7	90.8
82.5	90.1	86.4	85.8	89.3	87.6
89.9	94.8	92.2	92.0	94.5	93.2
73.2	77.0	74.7	74.3	74.1	74.2
90.5	90.4	90.4	92.8	93.7	93.2
79.3	81.8	80.2	80.6	80.2	80.4
76.7	83.0	79.6	77.0	78.3	77.7
79.2	89.6	84.0	83.1	88.6	85.8
82.2	87.3	84.6	84.5	86.3	85.4

6.5	4.3	5.4	7.0	4.6	5.8
11.9	11.3	11.6	11.2	11.4	11.3
7.1	9.8	8.5	8.7	11.6	10.2
17.5	20.6	19.1	17.6	17.3	17.5
1.1	0.3	0.7	1.2	0.8	1.0
8.8	9.3	9.1	9.1	9.1	9.2

For each item on the survey, students were asked to indicate the extent to which they agreed to each statement with the following scale: 1 - Strongly disagree, 2 - Disagree somewhat, 3 - Agree somewhat, 4 - Strongly agree, 5 - N/A (Not Applicable).

Survey results highlight the percentage of students who 'agree somewhat' or 'strongly agree' with each statement.



School Climate Survey

Grade Five, 2015-16

(All values are percent agreeing with statements.)

#189 - Lewisporte Academy, Lewisporte

Response Rate: 94.3

Number of Students

[N=50]

[N=690]

[N=4,492]

SCHOOL IS A PLACE WHERE...

STUDENT SATISFACTION

- (1) School is a place where I like to be
(2) I am happy with my school
(3) I am happy with the teachers at my school
(4) My school is clean
(5) My school work is interesting
(6) My school work is challenging

SCHOOL			DISTRICT			PROVINCE		
M	F	Total	M	F	Total	M	F	Total
68.2	89.3	80.0	66.0	86.6	75.7	77.3	88.0	82.5
81.8	96.4	90.0	80.6	94.2	86.7	89.3	93.6	91.2
90.9	100.0	96.0	91.5	96.9	93.9	92.8	95.7	94.2
72.7	82.1	78.0	74.4	86.9	80.1	80.3	87.3	83.7
77.3	78.6	78.0	70.9	83.4	77.0	76.4	83.1	79.7
68.2	78.6	74.0	70.5	68.7	69.6	70.2	70.4	70.4
76.5	87.5	82.7	75.6	86.1	80.5	81.0	86.3	83.6

LEARNING OPPORTUNITIES

- (7) I am encouraged to try my best at school
(8) It is easy to get help with my work at school if I need it
(9) My parents/guardians help me with my school work when I need it
(10) Other students help me with my school work when I need it
(11) If I need it, I can get help at school with problems not related to my school work

95.5	100.0	98.0	94.4	97.5	95.6	96.0	97.0	96.4
100.0	100.0	100.0	88.5	93.3	90.6	91.9	92.2	92.0
95.5	96.4	96.0	94.3	96.9	95.5	94.3	96.0	95.1
63.6	89.3	78.0	71.4	83.8	77.0	76.5	84.1	80.2
81.8	92.9	88.0	81.6	87.1	84.2	81.6	86.4	83.9
87.3	95.7	92.0	86.0	91.7	88.6	88.1	91.1	89.5

EXPECTATIONS

- (25) I know the school rules/code of conduct

100.0	96.4	98.0	92.6	97.2	94.9	96.0	97.7	96.9
-------	------	------	------	------	------	------	------	------

SCHOOL CLIMATE

- (12) At my school, I treat everyone with respect
(13) At my school, students treat each other with respect
(14) At my school, students treat adults with respect
(15) At my school, adults treat students with respect
(16) Adults at my school care about me
(26) I am treated fairly by the adults in my school

100.0	100.0	100.0	94.3	97.6	95.7	96.2	98.2	97.1
81.8	85.7	84.0	75.1	77.6	76.2	82.6	80.8	81.7
95.5	96.4	96.0	91.5	91.4	91.2	92.3	90.4	91.2
95.5	96.4	96.0	94.1	97.6	95.5	94.6	96.0	95.2
100.0	96.4	98.0	94.2	96.9	95.4	94.3	96.0	95.2
100.0	96.4	98.0	91.5	93.6	92.4	90.4	92.7	91.5
95.5	95.2	95.3	90.1	92.4	91.1	91.7	92.4	92.0

SAFETY

- (17) I feel safe at my school
(18) I feel safe in the school cafeteria
(19) I feel safe in my classrooms
(20) I feel safe in the school washrooms
(21) I feel safe in the school gym
(22) I feel safe in the gym change rooms
(23) I feel safe on the school bus
(24) I feel safe on the school grounds

90.9	78.6	84.0	86.7	92.0	89.1	89.9	91.7	90.8
81.8	89.3	86.0	82.5	90.1	86.4	85.8	89.3	87.6
95.5	89.3	92.0	89.9	94.8	92.2	92.0	94.5	93.2
68.2	71.4	70.0	73.2	77.0	74.7	74.3	74.1	74.2
95.5	77.8	85.7	90.5	90.4	90.4	92.8	93.7	93.2
50.0	100.0	75.0	79.3	81.8	80.2	80.6	80.2	80.4
66.7	62.5	64.3	76.7	83.0	79.6	77.0	78.3	77.7
85.7	85.7	85.7	79.2	89.6	84.0	83.1	88.6	85.8
79.3	81.8	80.3	82.2	87.3	84.6	84.5	86.3	85.4

BULLYING AND HARASSMENT

- (27) In the last month, I have been bullied by being hit, kicked, pushed, or shoved
(28) In the last month, I have been bullied by being called mean names, been made fun of, or been teased in a hurtful way
(29) In the last month, I have been bullied by being left out of things on purpose, being left out of groups, or being ignored
(30) In the last month, I have seen or heard about another student being bullied
(31) In the last month, I have bullied another student

0.0	3.6	2.0	6.5	4.3	5.4	7.0	4.6	5.8
18.2	14.3	16.0	11.9	11.3	11.6	11.2	11.4	11.3
4.6	21.4	14.0	7.1	9.8	8.5	8.7	11.6	10.2
18.2	14.3	16.0	17.5	20.6	19.1	17.6	17.3	17.5
0.0	0.0	0.0	1.1	0.3	0.7	1.2	0.8	1.0
8.2	10.7	9.6	8.8	9.3	9.1	9.1	9.1	9.2

For each item on the survey, students were asked to indicate the extent to which they agreed to each statement with the following scale: 1 - Strongly disagree, 2 - Disagree somewhat, 3 - Agree somewhat, 4 - Strongly agree, 5 - N/A (Not Applicable).

Survey results highlight the percentage of students who ‘agree somewhat’ or ‘strongly agree’ with each statement.



School Climate Survey

Grade Five, 2015-16

(All values are percent agreeing with statements.)

#194 - Gill Memorial Academy, Musgrave Harbour

Response Rate: 100.0

Number of Students

[N=5]

[N=690]

[N=4,492]

SCHOOL IS A PLACE WHERE...

STUDENT SATISFACTION

- (1) School is a place where I like to be
- (2) I am happy with my school
- (3) I am happy with the teachers at my school
- (4) My school is clean
- (5) My school work is interesting
- (6) My school work is challenging

SCHOOL			DISTRICT			PROVINCE		
M	F	Total	M	F	Total	M	F	Total
			66.0	86.6	75.7	77.3	88.0	82.5
			80.6	94.2	86.7	89.3	93.6	91.2
			91.5	96.9	93.9	92.8	95.7	94.2
			74.4	86.9	80.1	80.3	87.3	83.7
			70.9	83.4	77.0	76.4	83.1	79.7
			70.5	68.7	69.6	70.2	70.4	70.4
			75.6	86.1	80.5	81.0	86.3	83.6

LEARNING OPPORTUNITIES

- (7) I am encouraged to try my best at school
- (8) It is easy to get help with my work at school if I need it
- (9) My parents/guardians help me with my school work when I need it
- (10) Other students help me with my school work when I need it
- (11) If I need it, I can get help at school with problems not related to my school work

94.4	97.5	95.6	96.0	97.0	96.4
88.5	93.3	90.6	91.9	92.2	92.0
94.3	96.9	95.5	94.3	96.0	95.1
71.4	83.8	77.0	76.5	84.1	80.2
81.6	87.1	84.2	81.6	86.4	83.9
86.0	91.7	88.6	88.1	91.1	89.5

EXPECTATIONS

- (25) I know the school rules/code of conduct

92.6	97.2	94.9	96.0	97.7	96.9
------	------	------	------	------	------

SCHOOL CLIMATE

- (12) At my school, I treat everyone with respect
- (13) At my school, students treat each other with respect
- (14) At my school, students treat adults with respect
- (15) At my school, adults treat students with respect
- (16) Adults at my school care about me
- (26) I am treated fairly by the adults in my school

94.3	97.6	95.7	96.2	98.2	97.1
75.1	77.6	76.2	82.6	80.8	81.7
91.5	91.4	91.2	92.3	90.4	91.2
94.1	97.6	95.5	94.6	96.0	95.2
94.2	96.9	95.4	94.3	96.0	95.2
91.5	93.6	92.4	90.4	92.7	91.5
90.1	92.4	91.1	91.7	92.4	92.0

SAFETY

- (17) I feel safe at my school
- (18) I feel safe in the school cafeteria
- (19) I feel safe in my classrooms
- (20) I feel safe in the school washrooms
- (21) I feel safe in the school gym
- (22) I feel safe in the gym change rooms
- (23) I feel safe on the school bus
- (24) I feel safe on the school grounds

86.7	92.0	89.1	89.9	91.7	90.8
82.5	90.1	86.4	85.8	89.3	87.6
89.9	94.8	92.2	92.0	94.5	93.2
73.2	77.0	74.7	74.3	74.1	74.2
90.5	90.4	90.4	92.8	93.7	93.2
79.3	81.8	80.2	80.6	80.2	80.4
76.7	83.0	79.6	77.0	78.3	77.7
79.2	89.6	84.0	83.1	88.6	85.8
82.2	87.3	84.6	84.5	86.3	85.4

BULLYING AND HARASSMENT

- (27) In the last month, I have been bullied by being hit, kicked, pushed, or shoved
- (28) In the last month, I have been bullied by being called mean names, been made fun of, or been teased in a hurtful way
- (29) In the last month, I have been bullied by being left out of things on purpose, being left out of groups, or being ignored
- (30) In the last month, I have seen or heard about another student being bullied
- (31) In the last month, I have bullied another student

6.5	4.3	5.4	7.0	4.6	5.8
11.9	11.3	11.6	11.2	11.4	11.3
7.1	9.8	8.5	8.7	11.6	10.2
17.5	20.6	19.1	17.6	17.3	17.5
1.1	0.3	0.7	1.2	0.8	1.0
8.8	9.3	9.1	9.1	9.1	9.2

For each item on the survey, students were asked to indicate the extent to which they agreed to each statement with the following scale: 1 - Strongly disagree, 2 - Disagree somewhat, 3 - Agree somewhat, 4 - Strongly agree, 5 - N/A (Not Applicable).

Survey results highlight the percentage of students who ‘agree somewhat’ or ‘strongly agree’ with each statement.



School Climate Survey

Grade Five, 2015-16

(All values are percent agreeing with statements.)

#204 - Pearson Academy, Wesleyville

Response Rate: 100.0

Number of Students

[N=32]

[N=690]

[N=4,492]

SCHOOL IS A PLACE WHERE...

STUDENT SATISFACTION

	SCHOOL			DISTRICT			PROVINCE		
	M	F	Total	M	F	Total	M	F	Total
(1) School is a place where I like to be	92.9	100.0	96.9	66.0	86.6	75.7	77.3	88.0	82.5
(2) I am happy with my school	100.0	100.0	100.0	80.6	94.2	86.7	89.3	93.6	91.2
(3) I am happy with the teachers at my school	100.0	94.4	96.9	91.5	96.9	93.9	92.8	95.7	94.2
(4) My school is clean	100.0	100.0	100.0	74.4	86.9	80.1	80.3	87.3	83.7
(5) My school work is interesting	92.9	94.4	93.8	70.9	83.4	77.0	76.4	83.1	79.7
(6) My school work is challenging	64.3	77.8	71.9	70.5	68.7	69.6	70.2	70.4	70.4
	91.7	94.4	93.2	75.6	86.1	80.5	81.0	86.3	83.6

LEARNING OPPORTUNITIES

(7) I am encouraged to try my best at school	100.0	100.0	100.0	94.4	97.5	95.6	96.0	97.0	96.4
(8) It is easy to get help with my work at school if I need it	100.0	94.4	96.9	88.5	93.3	90.6	91.9	92.2	92.0
(9) My parents/guardians help me with my school work when I need it	92.9	100.0	96.9	94.3	96.9	95.5	94.3	96.0	95.1
(10) Other students help me with my school work when I need it	100.0	100.0	100.0	71.4	83.8	77.0	76.5	84.1	80.2
(11) If I need it, I can get help at school with problems <u>not</u> related to my school work	100.0	94.4	96.9	81.6	87.1	84.2	81.6	86.4	83.9
	98.6	97.8	98.1	86.0	91.7	88.6	88.1	91.1	89.5

EXPECTATIONS

(25) I know the school rules/code of conduct	100.0	100.0	100.0	92.6	97.2	94.9	96.0	97.7	96.9
--	-------	-------	-------	------	------	------	------	------	------

SCHOOL CLIMATE

(12) At my school, I treat everyone with respect	100.0	100.0	100.0	94.3	97.6	95.7	96.2	98.2	97.1
(13) At my school, students treat each other with respect	100.0	88.9	93.8	75.1	77.6	76.2	82.6	80.8	81.7
(14) At my school, students treat adults with respect	100.0	100.0	100.0	91.5	91.4	91.2	92.3	90.4	91.2
(15) At my school, adults treat students with respect	100.0	100.0	100.0	94.1	97.6	95.5	94.6	96.0	95.2
(16) Adults at my school care about me	100.0	100.0	100.0	94.2	96.9	95.4	94.3	96.0	95.2
(26) I am treated fairly by the adults in my school	100.0	100.0	100.0	91.5	93.6	92.4	90.4	92.7	91.5
	100.0	98.1	99.0	90.1	92.4	91.1	91.7	92.4	92.0

SAFETY

(17) I feel safe at my school	92.9	100.0	96.8	86.7	92.0	89.1	89.9	91.7	90.8
(18) I feel safe in the school cafeteria	100.0	94.4	96.9	82.5	90.1	86.4	85.8	89.3	87.6
(19) I feel safe in my classrooms	100.0	100.0	100.0	89.9	94.8	92.2	92.0	94.5	93.2
(20) I feel safe in the school washrooms	100.0	77.8	87.5	73.2	77.0	74.7	74.3	74.1	74.2
(21) I feel safe in the school gym	92.9	94.4	93.8	90.5	90.4	90.4	92.8	93.7	93.2
(22) I feel safe in the gym change rooms	100.0	81.3	89.3	79.3	81.8	80.2	80.6	80.2	80.4
(23) I feel safe on the school bus	100.0	100.0	100.0	76.7	83.0	79.6	77.0	78.3	77.7
(24) I feel safe on the school grounds	100.0	94.4	96.9	79.2	89.6	84.0	83.1	88.6	85.8
	98.2	92.8	95.1	82.2	87.3	84.6	84.5	86.3	85.4

BULLYING AND HARASSMENT

(27) In the last month, I have been bullied by being hit, kicked, pushed, or shoved	0.0	0.0	0.0	6.5	4.3	5.4	7.0	4.6	5.8
(28) In the last month, I have been bullied by being called mean names, been made fun of, or been teased in a hurtful way	0.0	5.6	3.1	11.9	11.3	11.6	11.2	11.4	11.3
(29) In the last month, I have been bullied by being left out of things on purpose, being left out of groups, or being ignored	0.0	5.6	3.1	7.1	9.8	8.5	8.7	11.6	10.2
(30) In the last month, I have seen or heard about another student being bullied	0.0	22.2	12.5	17.5	20.6	19.1	17.6	17.3	17.5
(31) In the last month, I have bullied another student	0.0	0.0	0.0	1.1	0.3	0.7	1.2	0.8	1.0
	0.0	6.7	3.8	8.8	9.3	9.1	9.1	9.1	9.2

For each item on the survey, students were asked to indicate the extent to which they agreed to each statement with the following scale: 1 - Strongly disagree, 2 - Disagree somewhat, 3 - Agree somewhat, 4 - Strongly agree, 5 - N/A (Not Applicable).

Survey results highlight the percentage of students who ‘agree somewhat’ or ‘strongly agree’ with each statement.



School Climate Survey

Grade Five, 2015-16

(All values are percent agreeing with statements.)

#206 - Riverwood Academy, Wing's Point

Response Rate: 100.0

Number of Students

[N=14]

[N=690]

[N=4,492]

SCHOOL IS A PLACE WHERE...

STUDENT SATISFACTION

- (1) School is a place where I like to be
(2) I am happy with my school
(3) I am happy with the teachers at my school
(4) My school is clean
(5) My school work is interesting
(6) My school work is challenging

SCHOOL			DISTRICT			PROVINCE		
M	F	Total	M	F	Total	M	F	Total
		92.9	66.0	86.6	75.7	77.3	88.0	82.5
		92.9	80.6	94.2	86.7	89.3	93.6	91.2
		100.0	91.5	96.9	93.9	92.8	95.7	94.2
		38.5	74.4	86.9	80.1	80.3	87.3	83.7
		92.9	70.9	83.4	77.0	76.4	83.1	79.7
		92.9	70.5	68.7	69.6	70.2	70.4	70.4
		85.0	75.6	86.1	80.5	81.0	86.3	83.6

LEARNING OPPORTUNITIES

- (7) I am encouraged to try my best at school
(8) It is easy to get help with my work at school if I need it
(9) My parents/guardians help me with my school work when I need it
(10) Other students help me with my school work when I need it
(11) If I need it, I can get help at school with problems not related to my school work

		92.3	94.4	97.5	95.6	96.0	97.0	96.4
		100.0	88.5	93.3	90.6	91.9	92.2	92.0
		85.7	94.3	96.9	95.5	94.3	96.0	95.1
		92.9	71.4	83.8	77.0	76.5	84.1	80.2
		78.6	81.6	87.1	84.2	81.6	86.4	83.9
		89.9	86.0	91.7	88.6	88.1	91.1	89.5

EXPECTATIONS

- (25) I know the school rules/code of conduct

		100.0	92.6	97.2	94.9	96.0	97.7	96.9
--	--	-------	------	------	------	------	------	------

SCHOOL CLIMATE

- (12) At my school, I treat everyone with respect
(13) At my school, students treat each other with respect
(14) At my school, students treat adults with respect
(15) At my school, adults treat students with respect
(16) Adults at my school care about me
(26) I am treated fairly by the adults in my school

		100.0	94.3	97.6	95.7	96.2	98.2	97.1
		92.3	75.1	77.6	76.2	82.6	80.8	81.7
		71.4	91.5	91.4	91.2	92.3	90.4	91.2
		100.0	94.1	97.6	95.5	94.6	96.0	95.2
		100.0	94.2	96.9	95.4	94.3	96.0	95.2
		100.0	91.5	93.6	92.4	90.4	92.7	91.5
		94.0	90.1	92.4	91.1	91.7	92.4	92.0

SAFETY

- (17) I feel safe at my school
(18) I feel safe in the school cafeteria
(19) I feel safe in my classrooms
(20) I feel safe in the school washrooms
(21) I feel safe in the school gym
(22) I feel safe in the gym change rooms
(23) I feel safe on the school bus
(24) I feel safe on the school grounds

		85.7	86.7	92.0	89.1	89.9	91.7	90.8
		92.9	82.5	90.1	86.4	85.8	89.3	87.6
		92.9	89.9	94.8	92.2	92.0	94.5	93.2
		78.6	73.2	77.0	74.7	74.3	74.1	74.2
		100.0	90.5	90.4	90.4	92.8	93.7	93.2
		92.9	79.3	81.8	80.2	80.6	80.2	80.4
		92.9	76.7	83.0	79.6	77.0	78.3	77.7
		92.9	79.2	89.6	84.0	83.1	88.6	85.8
		91.1	82.2	87.3	84.6	84.5	86.3	85.4

BULLYING AND HARASSMENT

- (27) In the last month, I have been bullied by being hit, kicked, pushed, or shoved
(28) In the last month, I have been bullied by being called mean names, been made fun of, or been teased in a hurtful way
(29) In the last month, I have been bullied by being left out of things on purpose, being left out of groups, or being ignored
(30) In the last month, I have seen or heard about another student being bullied
(31) In the last month, I have bullied another student

		0.0	6.5	4.3	5.4	7.0	4.6	5.8
		0.0	11.9	11.3	11.6	11.2	11.4	11.3
		0.0	7.1	9.8	8.5	8.7	11.6	10.2
		21.4	17.5	20.6	19.1	17.6	17.3	17.5
		0.0	1.1	0.3	0.7	1.2	0.8	1.0
		4.3	8.8	9.3	9.1	9.1	9.1	9.2

For each item on the survey, students were asked to indicate the extent to which they agreed to each statement with the following scale: 1 - Strongly disagree, 2 - Disagree somewhat, 3 - Agree somewhat, 4 - Strongly agree, 5 - N/A (Not Applicable).

Survey results highlight the percentage of students who ‘agree somewhat’ or ‘strongly agree’ with each statement.



School Climate Survey

Grade Five, 2015-16

(All values are percent agreeing with statements.)

#398 - Avoca Collegiate, Badger

Response Rate: 100.0

Number of Students

[N=6]

[N=690]

[N=4,492]

SCHOOL IS A PLACE WHERE...

STUDENT SATISFACTION

- (1) School is a place where I like to be
- (2) I am happy with my school
- (3) I am happy with the teachers at my school
- (4) My school is clean
- (5) My school work is interesting
- (6) My school work is challenging

SCHOOL			DISTRICT			PROVINCE		
M	F	Total	M	F	Total	M	F	Total
		16.7	66.0	86.6	75.7	77.3	88.0	82.5
		66.7	80.6	94.2	86.7	89.3	93.6	91.2
		100.0	91.5	96.9	93.9	92.8	95.7	94.2
		100.0	74.4	86.9	80.1	80.3	87.3	83.7
		66.7	70.9	83.4	77.0	76.4	83.1	79.7
		100.0	70.5	68.7	69.6	70.2	70.4	70.4
		75.0	75.6	86.1	80.5	81.0	86.3	83.6

LEARNING OPPORTUNITIES

- (7) I am encouraged to try my best at school
- (8) It is easy to get help with my work at school if I need it
- (9) My parents/guardians help me with my school work when I need it
- (10) Other students help me with my school work when I need it
- (11) If I need it, I can get help at school with problems not related to my school work

100.0	94.4	97.5	95.6	96.0	97.0	96.4
83.3	88.5	93.3	90.6	91.9	92.2	92.0
100.0	94.3	96.9	95.5	94.3	96.0	95.1
60.0	71.4	83.8	77.0	76.5	84.1	80.2
66.7	81.6	87.1	84.2	81.6	86.4	83.9
82.0	86.0	91.7	88.6	88.1	91.1	89.5

EXPECTATIONS

- (25) I know the school rules/code of conduct

100.0	92.6	97.2	94.9	96.0	97.7	96.9
-------	------	------	------	------	------	------

SCHOOL CLIMATE

- (12) At my school, I treat everyone with respect
- (13) At my school, students treat each other with respect
- (14) At my school, students treat adults with respect
- (15) At my school, adults treat students with respect
- (16) Adults at my school care about me
- (26) I am treated fairly by the adults in my school

100.0	94.3	97.6	95.7	96.2	98.2	97.1
83.3	75.1	77.6	76.2	82.6	80.8	81.7
100.0	91.5	91.4	91.2	92.3	90.4	91.2
100.0	94.1	97.6	95.5	94.6	96.0	95.2
100.0	94.2	96.9	95.4	94.3	96.0	95.2
100.0	91.5	93.6	92.4	90.4	92.7	91.5
97.2	90.1	92.4	91.1	91.7	92.4	92.0

SAFETY

- (17) I feel safe at my school
- (18) I feel safe in the school cafeteria
- (19) I feel safe in my classrooms
- (20) I feel safe in the school washrooms
- (21) I feel safe in the school gym
- (22) I feel safe in the gym change rooms
- (23) I feel safe on the school bus
- (24) I feel safe on the school grounds

83.3	86.7	92.0	89.1	89.9	91.7	90.8
	82.5	90.1	86.4	85.8	89.3	87.6
100.0	89.9	94.8	92.2	92.0	94.5	93.2
100.0	73.2	77.0	74.7	74.3	74.1	74.2
100.0	90.5	90.4	90.4	92.8	93.7	93.2
100.0	79.3	81.8	80.2	80.6	80.2	80.4
	76.7	83.0	79.6	77.0	78.3	77.7
83.3	79.2	89.6	84.0	83.1	88.6	85.8
70.8	82.2	87.3	84.6	84.5	86.3	85.4

BULLYING AND HARASSMENT

- (27) In the last month, I have been bullied by being hit, kicked, pushed, or shoved
- (28) In the last month, I have been bullied by being called mean names, been made fun of, or been teased in a hurtful way
- (29) In the last month, I have been bullied by being left out of things on purpose, being left out of groups, or being ignored
- (30) In the last month, I have seen or heard about another student being bullied
- (31) In the last month, I have bullied another student

0.0	6.5	4.3	5.4	7.0	4.6	5.8
0.0	11.9	11.3	11.6	11.2	11.4	11.3
16.7	7.1	9.8	8.5	8.7	11.6	10.2
0.0	17.5	20.6	19.1	17.6	17.3	17.5
16.7	1.1	0.3	0.7	1.2	0.8	1.0
6.7	8.8	9.3	9.1	9.1	9.1	9.2

For each item on the survey, students were asked to indicate the extent to which they agreed to each statement with the following scale: 1 - Strongly disagree, 2 - Disagree somewhat, 3 - Agree somewhat, 4 - Strongly agree, 5 - N/A (Not Applicable).

Survey results highlight the percentage of students who ‘agree somewhat’ or ‘strongly agree’ with each statement.



School Climate Survey

Grade Five, 2015-16

(All values are percent agreeing with statements.)

#400 - Helen Tulk Elementary, Bishop's Falls

Response Rate: 88.9

Number of Students

[N=32]

[N=690]

[N=4,492]

SCHOOL IS A PLACE WHERE...

STUDENT SATISFACTION

	SCHOOL			DISTRICT			PROVINCE		
	M	F	Total	M	F	Total	M	F	Total
(1) School is a place where I like to be	57.1	88.9	75.0	66.0	86.6	75.7	77.3	88.0	82.5
(2) I am happy with my school	57.1	94.4	78.1	80.6	94.2	86.7	89.3	93.6	91.2
(3) I am happy with the teachers at my school	78.6	94.4	87.5	91.5	96.9	93.9	92.8	95.7	94.2
(4) My school is clean	69.2	100.0	87.1	74.4	86.9	80.1	80.3	87.3	83.7
(5) My school work is interesting	46.2	61.1	54.8	70.9	83.4	77.0	76.4	83.1	79.7
(6) My school work is challenging	78.6	77.8	78.1	70.5	68.7	69.6	70.2	70.4	70.4
	64.5	86.1	76.8	75.6	86.1	80.5	81.0	86.3	83.6

LEARNING OPPORTUNITIES

(7) I am encouraged to try my best at school	85.7	100.0	93.8	94.4	97.5	95.6	96.0	97.0	96.4
(8) It is easy to get help with my work at school if I need it	92.3	83.3	87.1	88.5	93.3	90.6	91.9	92.2	92.0
(9) My parents/guardians help me with my school work when I need it	100.0	100.0	100.0	94.3	96.9	95.5	94.3	96.0	95.1
(10) Other students help me with my school work when I need it	76.9	100.0	90.3	71.4	83.8	77.0	76.5	84.1	80.2
(11) If I need it, I can get help at school with problems <u>not</u> related to my school work	90.9	94.4	93.1	81.6	87.1	84.2	81.6	86.4	83.9
	89.2	95.6	92.9	86.0	91.7	88.6	88.1	91.1	89.5

EXPECTATIONS

(25) I know the school rules/code of conduct	76.9	94.1	86.7	92.6	97.2	94.9	96.0	97.7	96.9
--	------	------	------	------	------	------	------	------	------

SCHOOL CLIMATE

(12) At my school, I treat everyone with respect	100.0	100.0	100.0	94.3	97.6	95.7	96.2	98.2	97.1
(13) At my school, students treat each other with respect	61.5	72.2	67.7	75.1	77.6	76.2	82.6	80.8	81.7
(14) At my school, students treat adults with respect	85.7	83.3	84.4	91.5	91.4	91.2	92.3	90.4	91.2
(15) At my school, adults treat students with respect	92.9	94.4	93.8	94.1	97.6	95.5	94.6	96.0	95.2
(16) Adults at my school care about me	91.7	94.4	93.3	94.2	96.9	95.4	94.3	96.0	95.2
(26) I am treated fairly by the adults in my school	85.7	76.5	80.7	91.5	93.6	92.4	90.4	92.7	91.5
	86.2	86.8	86.6	90.1	92.4	91.1	91.7	92.4	92.0

SAFETY

(17) I feel safe at my school	84.6	94.4	90.3	86.7	92.0	89.1	89.9	91.7	90.8
(18) I feel safe in the school cafeteria	50.0	0.0	33.3	82.5	90.1	86.4	85.8	89.3	87.6
(19) I feel safe in my classrooms	92.3	100.0	96.8	89.9	94.8	92.2	92.0	94.5	93.2
(20) I feel safe in the school washrooms	92.3	77.8	83.9	73.2	77.0	74.7	74.3	74.1	74.2
(21) I feel safe in the school gym	91.7	83.3	86.7	90.5	90.4	90.4	92.8	93.7	93.2
(22) I feel safe in the gym change rooms	90.0	64.7	74.1	79.3	81.8	80.2	80.6	80.2	80.4
(23) I feel safe on the school bus	83.3	66.7	73.3	76.7	83.0	79.6	77.0	78.3	77.7
(24) I feel safe on the school grounds	92.3	82.4	86.7	79.2	89.6	84.0	83.1	88.6	85.8
	84.6	71.2	78.1	82.2	87.3	84.6	84.5	86.3	85.4

BULLYING AND HARASSMENT

(27) In the last month, I have been bullied by being hit, kicked, pushed, or shoved	7.1	5.6	6.3	6.5	4.3	5.4	7.0	4.6	5.8
(28) In the last month, I have been bullied by being called mean names, been made fun of, or been teased in a hurtful way	21.4	22.2	21.9	11.9	11.3	11.6	11.2	11.4	11.3
(29) In the last month, I have been bullied by being left out of things on purpose, being left out of groups, or being ignored	7.1	5.6	6.3	7.1	9.8	8.5	8.7	11.6	10.2
(30) In the last month, I have seen or heard about another student being bullied	21.4	41.2	32.3	17.5	20.6	19.1	17.6	17.3	17.5
(31) In the last month, I have bullied another student	0.0	0.0	0.0	1.1	0.3	0.7	1.2	0.8	1.0
	11.4	14.9	13.3	8.8	9.3	9.1	9.1	9.1	9.2

For each item on the survey, students were asked to indicate the extent to which they agreed to each statement with the following scale: 1 - Strongly disagree, 2 - Disagree somewhat, 3 - Agree somewhat, 4 - Strongly agree, 5 - N/A (Not Applicable).

Survey results highlight the percentage of students who ‘agree somewhat’ or ‘strongly agree’ with each statement.



School Climate Survey

Grade Five, 2015-16

(All values are percent agreeing with statements.)

#403 - Lakeside Academy, Buchans

Response Rate: 85.7

Number of Students

[N=6]

[N=690]

[N=4,492]

SCHOOL IS A PLACE WHERE...

STUDENT SATISFACTION

- (1) School is a place where I like to be
(2) I am happy with my school
(3) I am happy with the teachers at my school
(4) My school is clean
(5) My school work is interesting
(6) My school work is challenging

SCHOOL			DISTRICT			PROVINCE		
M	F	Total	M	F	Total	M	F	Total
		83.3	66.0	86.6	75.7	77.3	88.0	82.5
		66.7	80.6	94.2	86.7	89.3	93.6	91.2
		66.7	91.5	96.9	93.9	92.8	95.7	94.2
		83.3	74.4	86.9	80.1	80.3	87.3	83.7
		83.3	70.9	83.4	77.0	76.4	83.1	79.7
		66.7	70.5	68.7	69.6	70.2	70.4	70.4
		75.0	75.6	86.1	80.5	81.0	86.3	83.6

LEARNING OPPORTUNITIES

- (7) I am encouraged to try my best at school
(8) It is easy to get help with my work at school if I need it
(9) My parents/guardians help me with my school work when I need it
(10) Other students help me with my school work when I need it
(11) If I need it, I can get help at school with problems not related to my school work

100.0	94.4	97.5	95.6	96.0	97.0	96.4
100.0	88.5	93.3	90.6	91.9	92.2	92.0
83.3	94.3	96.9	95.5	94.3	96.0	95.1
100.0	71.4	83.8	77.0	76.5	84.1	80.2
83.3	81.6	87.1	84.2	81.6	86.4	83.9
93.3	86.0	91.7	88.6	88.1	91.1	89.5

EXPECTATIONS

- (25) I know the school rules/code of conduct

100.0	92.6	97.2	94.9	96.0	97.7	96.9
-------	------	------	------	------	------	------

SCHOOL CLIMATE

- (12) At my school, I treat everyone with respect
(13) At my school, students treat each other with respect
(14) At my school, students treat adults with respect
(15) At my school, adults treat students with respect
(16) Adults at my school care about me
(26) I am treated fairly by the adults in my school

100.0	94.3	97.6	95.7	96.2	98.2	97.1
83.3	75.1	77.6	76.2	82.6	80.8	81.7
100.0	91.5	91.4	91.2	92.3	90.4	91.2
100.0	94.1	97.6	95.5	94.6	96.0	95.2
100.0	94.2	96.9	95.4	94.3	96.0	95.2
100.0	91.5	93.6	92.4	90.4	92.7	91.5
97.2	90.1	92.4	91.1	91.7	92.4	92.0

SAFETY

- (17) I feel safe at my school
(18) I feel safe in the school cafeteria
(19) I feel safe in my classrooms
(20) I feel safe in the school washrooms
(21) I feel safe in the school gym
(22) I feel safe in the gym change rooms
(23) I feel safe on the school bus
(24) I feel safe on the school grounds

100.0	86.7	92.0	89.1	89.9	91.7	90.8
	82.5	90.1	86.4	85.8	89.3	87.6
100.0	89.9	94.8	92.2	92.0	94.5	93.2
100.0	73.2	77.0	74.7	74.3	74.1	74.2
83.3	90.5	90.4	90.4	92.8	93.7	93.2
100.0	79.3	81.8	80.2	80.6	80.2	80.4
100.0	76.7	83.0	79.6	77.0	78.3	77.7
66.7	79.2	89.6	84.0	83.1	88.6	85.8
81.3	82.2	87.3	84.6	84.5	86.3	85.4

BULLYING AND HARASSMENT

- (27) In the last month, I have been bullied by being hit, kicked, pushed, or shoved
(28) In the last month, I have been bullied by being called mean names, been made fun of, or been teased in a hurtful way
(29) In the last month, I have been bullied by being left out of things on purpose, being left out of groups, or being ignored
(30) In the last month, I have seen or heard about another student being bullied
(31) In the last month, I have bullied another student

16.7	6.5	4.3	5.4	7.0	4.6	5.8
16.7	11.9	11.3	11.6	11.2	11.4	11.3
0.0	7.1	9.8	8.5	8.7	11.6	10.2
0.0	17.5	20.6	19.1	17.6	17.3	17.5
0.0	1.1	0.3	0.7	1.2	0.8	1.0
6.7	8.8	9.3	9.1	9.1	9.1	9.2

For each item on the survey, students were asked to indicate the extent to which they agreed to each statement with the following scale: 1 - Strongly disagree, 2 - Disagree somewhat, 3 - Agree somewhat, 4 - Strongly agree, 5 - N/A (Not Applicable).

Survey results highlight the percentage of students who ‘agree somewhat’ or ‘strongly agree’ with each statement.



School Climate Survey

Grade Five, 2015-16

(All values are percent agreeing with statements.)

#405 - Cottrell's Cove Academy, Cottrell's Cove

Response Rate: 100.0

Number of Students

[N=4]

[N=690]

[N=4,492]

SCHOOL IS A PLACE WHERE...

STUDENT SATISFACTION

- (1) School is a place where I like to be
(2) I am happy with my school
(3) I am happy with the teachers at my school
(4) My school is clean
(5) My school work is interesting
(6) My school work is challenging

SCHOOL			DISTRICT			PROVINCE		
M	F	Total	M	F	Total	M	F	Total
			66.0	86.6	75.7	77.3	88.0	82.5
			80.6	94.2	86.7	89.3	93.6	91.2
			91.5	96.9	93.9	92.8	95.7	94.2
			74.4	86.9	80.1	80.3	87.3	83.7
			70.9	83.4	77.0	76.4	83.1	79.7
			70.5	68.7	69.6	70.2	70.4	70.4
			75.6	86.1	80.5	81.0	86.3	83.6

LEARNING OPPORTUNITIES

- (7) I am encouraged to try my best at school
(8) It is easy to get help with my work at school if I need it
(9) My parents/guardians help me with my school work when I need it
(10) Other students help me with my school work when I need it
(11) If I need it, I can get help at school with problems not related to my school work

94.4	97.5	95.6	96.0	97.0	96.4
88.5	93.3	90.6	91.9	92.2	92.0
94.3	96.9	95.5	94.3	96.0	95.1
71.4	83.8	77.0	76.5	84.1	80.2
81.6	87.1	84.2	81.6	86.4	83.9
86.0	91.7	88.6	88.1	91.1	89.5

EXPECTATIONS

- (25) I know the school rules/code of conduct

92.6	97.2	94.9	96.0	97.7	96.9
------	------	------	------	------	------

SCHOOL CLIMATE

- (12) At my school, I treat everyone with respect
(13) At my school, students treat each other with respect
(14) At my school, students treat adults with respect
(15) At my school, adults treat students with respect
(16) Adults at my school care about me
(26) I am treated fairly by the adults in my school

94.3	97.6	95.7	96.2	98.2	97.1
75.1	77.6	76.2	82.6	80.8	81.7
91.5	91.4	91.2	92.3	90.4	91.2
94.1	97.6	95.5	94.6	96.0	95.2
94.2	96.9	95.4	94.3	96.0	95.2
91.5	93.6	92.4	90.4	92.7	91.5
90.1	92.4	91.1	91.7	92.4	92.0

SAFETY

- (17) I feel safe at my school
(18) I feel safe in the school cafeteria
(19) I feel safe in my classrooms
(20) I feel safe in the school washrooms
(21) I feel safe in the school gym
(22) I feel safe in the gym change rooms
(23) I feel safe on the school bus
(24) I feel safe on the school grounds

86.7	92.0	89.1	89.9	91.7	90.8
82.5	90.1	86.4	85.8	89.3	87.6
89.9	94.8	92.2	92.0	94.5	93.2
73.2	77.0	74.7	74.3	74.1	74.2
90.5	90.4	90.4	92.8	93.7	93.2
79.3	81.8	80.2	80.6	80.2	80.4
76.7	83.0	79.6	77.0	78.3	77.7
79.2	89.6	84.0	83.1	88.6	85.8
82.2	87.3	84.6	84.5	86.3	85.4


BULLYING AND HARASSMENT

- (27) In the last month, I have been bullied by being hit, kicked, pushed, or shoved
(28) In the last month, I have been bullied by being called mean names, been made fun of, or been teased in a hurtful way
(29) In the last month, I have been bullied by being left out of things on purpose, being left out of groups, or being ignored
(30) In the last month, I have seen or heard about another student being bullied
(31) In the last month, I have bullied another student

6.5	4.3	5.4	7.0	4.6	5.8
11.9	11.3	11.6	11.2	11.4	11.3
7.1	9.8	8.5	8.7	11.6	10.2
17.5	20.6	19.1	17.6	17.3	17.5
1.1	0.3	0.7	1.2	0.8	1.0
8.8	9.3	9.1	9.1	9.1	9.2

For each item on the survey, students were asked to indicate the extent to which they agreed to each statement with the following scale: 1 - Strongly disagree, 2 - Disagree somewhat, 3 - Agree somewhat, 4 - Strongly agree, 5 - N/A (Not Applicable).

Survey results highlight the percentage of students who ‘agree somewhat’ or ‘strongly agree’ with each statement.

			<div>School Climate Survey</div> <div>Grade Five, 2015-16</div> <div>(All values are percent agreeing with statements.)</div>								
#406 - Fitzgerald Academy, English Harbour West			Number of Students								
<div>SCHOOL IS A PLACE WHERE...</div>			Response Rate: 85.7			[N=12]			[N=690]		
STUDENT SATISFACTION			SCHOOL			DISTRICT			PROVINCE		
			<u>M</u>	<u>F</u>	<u>Total</u>	<u>M</u>	<u>F</u>	<u>Total</u>	<u>M</u>	<u>F</u>	<u>Total</u>
(1) School is a place where I like to be					75.0						
(2) I am happy with my school					83.3						
(3) I am happy with the teachers at my school					91.7						
(4) My school is clean					66.7						
(5) My school work is interesting					75.0						
(6) My school work is challenging					63.6						
					75.9						
LEARNING OPPORTUNITIES											
(7) I am encouraged to try my best at school					83.3						
(8) It is easy to get help with my work at school if I need it					90.9						
(9) My parents/guardians help me with my school work when I need it					91.7						
(10) Other students help me with my school work when I need it					83.3						
(11) If I need it, I can get help at school with problems <u>not</u> related to my school work					100.0						
					89.8						
EXPECTATIONS											
(25) I know the school rules/code of conduct					83.3						
SCHOOL CLIMATE											
(12) At my school, I treat everyone with respect					91.7						
(13) At my school, students treat each other with respect					75.0						
(14) At my school, students treat adults with respect					91.7						
(15) At my school, adults treat students with respect					91.7						
(16) Adults at my school care about me					83.3						
(26) I am treated fairly by the adults in my school					75.0						
					84.7						
SAFETY											
(17) I feel safe at my school					83.3						
(18) I feel safe in the school cafeteria					91.7						
(19) I feel safe in my classrooms					100.0						
(20) I feel safe in the school washrooms					66.7						
(21) I feel safe in the school gym					100.0						
(22) I feel safe in the gym change rooms											
(23) I feel safe on the school bus					75.0						
(24) I feel safe on the school grounds					66.7						
					72.9						
BULLYING AND HARASSMENT											
(27) In the last month, I have been bullied by being hit, kicked, pushed, or shoved					8.3						
(28) In the last month, I have been bullied by being called mean names, been made fun of, or been teased in a hurtful way					16.7						
(29) In the last month, I have been bullied by being left out of things on purpose, being left out of groups, or being ignored					8.3						
(30) In the last month, I have seen or heard about another student being bullied					25.0						
(31) In the last month, I have bullied another student					0.0						
					11.7						

For each item on the survey, students were asked to indicate the extent to which they agreed to each statement with the following scale: 1 - Strongly disagree, 2 - Disagree somewhat, 3 - Agree somewhat, 4 - Strongly agree, 5 - N/A (Not Applicable).

Survey results highlight the percentage of students who ‘agree somewhat’ or ‘strongly agree’ with each statement.



School Climate Survey

Grade Five, 2015-16

(All values are percent agreeing with statements.)

#407 - Bay d'Espoir Academy, Milltown

Response Rate: 89.5

Number of Students

[N=17]

[N=690]

[N=4,492]

SCHOOL IS A PLACE WHERE...

STUDENT SATISFACTION

- (1) School is a place where I like to be
- (2) I am happy with my school
- (3) I am happy with the teachers at my school
- (4) My school is clean
- (5) My school work is interesting
- (6) My school work is challenging

SCHOOL			DISTRICT			PROVINCE		
M	F	Total	M	F	Total	M	F	Total
88.9	75.0	82.4	66.0	86.6	75.7	77.3	88.0	82.5
100.0	100.0	100.0	80.6	94.2	86.7	89.3	93.6	91.2
77.8	100.0	88.2	91.5	96.9	93.9	92.8	95.7	94.2
88.9	75.0	82.4	74.4	86.9	80.1	80.3	87.3	83.7
88.9	62.5	76.5	70.9	83.4	77.0	76.4	83.1	79.7
88.9	87.5	88.2	70.5	68.7	69.6	70.2	70.4	70.4
88.9	83.3	86.3	75.6	86.1	80.5	81.0	86.3	83.6

LEARNING OPPORTUNITIES

- (7) I am encouraged to try my best at school
- (8) It is easy to get help with my work at school if I need it
- (9) My parents/guardians help me with my school work when I need it
- (10) Other students help me with my school work when I need it
- (11) If I need it, I can get help at school with problems not related to my school work

100.0	100.0	100.0	94.4	97.5	95.6	96.0	97.0	96.4
88.9	87.5	88.2	88.5	93.3	90.6	91.9	92.2	92.0
100.0	87.5	94.1	94.3	96.9	95.5	94.3	96.0	95.1
77.8	75.0	76.5	71.4	83.8	77.0	76.5	84.1	80.2
88.9	87.5	88.2	81.6	87.1	84.2	81.6	86.4	83.9
91.1	87.5	89.4	86.0	91.7	88.6	88.1	91.1	89.5

EXPECTATIONS

- (25) I know the school rules/code of conduct

100.0	87.5	94.1	92.6	97.2	94.9	96.0	97.7	96.9
-------	------	------	------	------	------	------	------	------

SCHOOL CLIMATE

- (12) At my school, I treat everyone with respect
- (13) At my school, students treat each other with respect
- (14) At my school, students treat adults with respect
- (15) At my school, adults treat students with respect
- (16) Adults at my school care about me
- (26) I am treated fairly by the adults in my school

100.0	87.5	94.1	94.3	97.6	95.7	96.2	98.2	97.1
88.9	50.0	70.6	75.1	77.6	76.2	82.6	80.8	81.7
100.0	75.0	88.2	91.5	91.4	91.2	92.3	90.4	91.2
100.0	87.5	94.1	94.1	97.6	95.5	94.6	96.0	95.2
100.0	87.5	94.1	94.2	96.9	95.4	94.3	96.0	95.2
100.0	100.0	100.0	91.5	93.6	92.4	90.4	92.7	91.5
98.1	81.3	90.2	90.1	92.4	91.1	91.7	92.4	92.0

SAFETY

- (17) I feel safe at my school
- (18) I feel safe in the school cafeteria
- (19) I feel safe in my classrooms
- (20) I feel safe in the school washrooms
- (21) I feel safe in the school gym
- (22) I feel safe in the gym change rooms
- (23) I feel safe on the school bus
- (24) I feel safe on the school grounds

88.9	100.0	93.8	86.7	92.0	89.1	89.9	91.7	90.8
100.0	100.0	100.0	82.5	90.1	86.4	85.8	89.3	87.6
100.0	87.5	94.1	89.9	94.8	92.2	92.0	94.5	93.2
77.8	100.0	88.2	73.2	77.0	74.7	74.3	74.1	74.2
88.9	71.4	81.3	90.5	90.4	90.4	92.8	93.7	93.2
			79.3	81.8	80.2	80.6	80.2	80.4
87.5	87.5	87.5	76.7	83.0	79.6	77.0	78.3	77.7
100.0	87.5	94.1	79.2	89.6	84.0	83.1	88.6	85.8
80.4	79.2	79.9	82.2	87.3	84.6	84.5	86.3	85.4

BULLYING AND HARASSMENT

- (27) In the last month, I have been bullied by being hit, kicked, pushed, or shoved
- (28) In the last month, I have been bullied by being called mean names, been made fun of, or been teased in a hurtful way
- (29) In the last month, I have been bullied by being left out of things on purpose, being left out of groups, or being ignored
- (30) In the last month, I have seen or heard about another student being bullied
- (31) In the last month, I have bullied another student

0.0	0.0	0.0	6.5	4.3	5.4	7.0	4.6	5.8
0.0	12.5	5.9	11.9	11.3	11.6	11.2	11.4	11.3
0.0	0.0	0.0	7.1	9.8	8.5	8.7	11.6	10.2
22.2	12.5	17.7	17.5	20.6	19.1	17.6	17.3	17.5
0.0	0.0	0.0	1.1	0.3	0.7	1.2	0.8	1.0
4.4	5.0	4.7	8.8	9.3	9.1	9.1	9.1	9.2

For each item on the survey, students were asked to indicate the extent to which they agreed to each statement with the following scale: 1 - Strongly disagree, 2 - Disagree somewhat, 3 - Agree somewhat, 4 - Strongly agree, 5 - N/A (Not Applicable).

Survey results highlight the percentage of students who ‘agree somewhat’ or ‘strongly agree’ with each statement.



School Climate Survey

Grade Five, 2015-16

(All values are percent agreeing with statements.)

#409 - Indian River Academy, Springdale

Response Rate: 69.0

Number of Students

[N=20]

[N=690]

[N=4,492]

SCHOOL IS A PLACE WHERE...

STUDENT SATISFACTION

	SCHOOL			DISTRICT			PROVINCE		
	M	F	Total	M	F	Total	M	F	Total
(1) School is a place where I like to be	62.5	75.0	70.0	66.0	86.6	75.7	77.3	88.0	82.5
(2) I am happy with my school	100.0	83.3	90.0	80.6	94.2	86.7	89.3	93.6	91.2
(3) I am happy with the teachers at my school	100.0	100.0	100.0	91.5	96.9	93.9	92.8	95.7	94.2
(4) My school is clean	62.5	91.7	80.0	74.4	86.9	80.1	80.3	87.3	83.7
(5) My school work is interesting	62.5	75.0	70.0	70.9	83.4	77.0	76.4	83.1	79.7
(6) My school work is challenging	75.0	75.0	75.0	70.5	68.7	69.6	70.2	70.4	70.4
	77.1	83.3	80.8	75.6	86.1	80.5	81.0	86.3	83.6

LEARNING OPPORTUNITIES

(7) I am encouraged to try my best at school	100.0	91.7	95.0	94.4	97.5	95.6	96.0	97.0	96.4
(8) It is easy to get help with my work at school if I need it	75.0	100.0	90.0	88.5	93.3	90.6	91.9	92.2	92.0
(9) My parents/guardians help me with my school work when I need it	100.0	83.3	90.0	94.3	96.9	95.5	94.3	96.0	95.1
(10) Other students help me with my school work when I need it	62.5	91.7	80.0	71.4	83.8	77.0	76.5	84.1	80.2
(11) If I need it, I can get help at school with problems <u>not</u> related to my school work	87.5	91.7	90.0	81.6	87.1	84.2	81.6	86.4	83.9
	85.0	91.7	89.0	86.0	91.7	88.6	88.1	91.1	89.5

EXPECTATIONS

(25) I know the school rules/code of conduct	100.0	100.0	100.0	92.6	97.2	94.9	96.0	97.7	96.9
--	-------	-------	-------	------	------	------	------	------	------

SCHOOL CLIMATE

(12) At my school, I treat everyone with respect	100.0	100.0	100.0	94.3	97.6	95.7	96.2	98.2	97.1
(13) At my school, students treat each other with respect	87.5	66.7	75.0	75.1	77.6	76.2	82.6	80.8	81.7
(14) At my school, students treat adults with respect	87.5	100.0	95.0	91.5	91.4	91.2	92.3	90.4	91.2
(15) At my school, adults treat students with respect	87.5	100.0	95.0	94.1	97.6	95.5	94.6	96.0	95.2
(16) Adults at my school care about me	100.0	100.0	100.0	94.2	96.9	95.4	94.3	96.0	95.2
(26) I am treated fairly by the adults in my school	100.0	100.0	100.0	91.5	93.6	92.4	90.4	92.7	91.5
	93.8	94.4	94.2	90.1	92.4	91.1	91.7	92.4	92.0

SAFETY

(17) I feel safe at my school	100.0	100.0	100.0	86.7	92.0	89.1	89.9	91.7	90.8
(18) I feel safe in the school cafeteria	100.0	100.0	100.0	82.5	90.1	86.4	85.8	89.3	87.6
(19) I feel safe in my classrooms	75.0	91.7	85.0	89.9	94.8	92.2	92.0	94.5	93.2
(20) I feel safe in the school washrooms	62.5	75.0	70.0	73.2	77.0	74.7	74.3	74.1	74.2
(21) I feel safe in the school gym	100.0	100.0	100.0	90.5	90.4	90.4	92.8	93.7	93.2
(22) I feel safe in the gym change rooms	62.5	91.7	80.0	79.3	81.8	80.2	80.6	80.2	80.4
(23) I feel safe on the school bus	42.9	81.8	66.7	76.7	83.0	79.6	77.0	78.3	77.7
(24) I feel safe on the school grounds	75.0	91.7	85.0	79.2	89.6	84.0	83.1	88.6	85.8
	77.2	91.5	85.8	82.2	87.3	84.6	84.5	86.3	85.4

BULLYING AND HARASSMENT

(27) In the last month, I have been bullied by being hit, kicked, pushed, or shoved	12.5	0.0	5.0	6.5	4.3	5.4	7.0	4.6	5.8
(28) In the last month, I have been bullied by being called mean names, been made fun of, or been teased in a hurtful way	12.5	0.0	5.0	11.9	11.3	11.6	11.2	11.4	11.3
(29) In the last month, I have been bullied by being left out of things on purpose, being left out of groups, or being ignored	0.0	0.0	0.0	7.1	9.8	8.5	8.7	11.6	10.2
(30) In the last month, I have seen or heard about another student being bullied	0.0	8.3	5.0	17.5	20.6	19.1	17.6	17.3	17.5
(31) In the last month, I have bullied another student	0.0	0.0	0.0	1.1	0.3	0.7	1.2	0.8	1.0
	5.0	1.7	3.0	8.8	9.3	9.1	9.1	9.1	9.2

For each item on the survey, students were asked to indicate the extent to which they agreed to each statement with the following scale: 1 - Strongly disagree, 2 - Disagree somewhat, 3 - Agree somewhat, 4 - Strongly agree, 5 - N/A (Not Applicable).

Survey results highlight the percentage of students who ‘agree somewhat’ or ‘strongly agree’ with each statement.



School Climate Survey

Grade Five, 2015-16

(All values are percent agreeing with statements.)

#413 - Holy Cross School Complex, Eastport

Response Rate: 100.0

Number of Students

[N=10]

[N=690]

[N=4,492]

SCHOOL IS A PLACE WHERE...

STUDENT SATISFACTION

- (1) School is a place where I like to be
- (2) I am happy with my school
- (3) I am happy with the teachers at my school
- (4) My school is clean
- (5) My school work is interesting
- (6) My school work is challenging

SCHOOL			DISTRICT			PROVINCE		
M	F	Total	M	F	Total	M	F	Total
		90.0	66.0	86.6	75.7	77.3	88.0	82.5
		100.0	80.6	94.2	86.7	89.3	93.6	91.2
		100.0	91.5	96.9	93.9	92.8	95.7	94.2
		80.0	74.4	86.9	80.1	80.3	87.3	83.7
		90.0	70.9	83.4	77.0	76.4	83.1	79.7
		80.0	70.5	68.7	69.6	70.2	70.4	70.4
		90.0	75.6	86.1	80.5	81.0	86.3	83.6

LEARNING OPPORTUNITIES

- (7) I am encouraged to try my best at school
- (8) It is easy to get help with my work at school if I need it
- (9) My parents/guardians help me with my school work when I need it
- (10) Other students help me with my school work when I need it
- (11) If I need it, I can get help at school with problems not related to my school work

100.0	94.4	97.5	95.6	96.0	97.0	96.4
90.0	88.5	93.3	90.6	91.9	92.2	92.0
90.0	94.3	96.9	95.5	94.3	96.0	95.1
77.8	71.4	83.8	77.0	76.5	84.1	80.2
80.0	81.6	87.1	84.2	81.6	86.4	83.9
87.6	86.0	91.7	88.6	88.1	91.1	89.5

EXPECTATIONS

- (25) I know the school rules/code of conduct

70.0	92.6	97.2	94.9	96.0	97.7	96.9
------	------	------	------	------	------	------

SCHOOL CLIMATE

- (12) At my school, I treat everyone with respect
- (13) At my school, students treat each other with respect
- (14) At my school, students treat adults with respect
- (15) At my school, adults treat students with respect
- (16) Adults at my school care about me
- (26) I am treated fairly by the adults in my school

100.0	94.3	97.6	95.7	96.2	98.2	97.1
60.0	75.1	77.6	76.2	82.6	80.8	81.7
100.0	91.5	91.4	91.2	92.3	90.4	91.2
100.0	94.1	97.6	95.5	94.6	96.0	95.2
100.0	94.2	96.9	95.4	94.3	96.0	95.2
100.0	91.5	93.6	92.4	90.4	92.7	91.5
93.3	90.1	92.4	91.1	91.7	92.4	92.0

SAFETY

- (17) I feel safe at my school
- (18) I feel safe in the school cafeteria
- (19) I feel safe in my classrooms
- (20) I feel safe in the school washrooms
- (21) I feel safe in the school gym
- (22) I feel safe in the gym change rooms
- (23) I feel safe on the school bus
- (24) I feel safe on the school grounds

90.0	86.7	92.0	89.1	89.9	91.7	90.8
50.0	82.5	90.1	86.4	85.8	89.3	87.6
90.0	89.9	94.8	92.2	92.0	94.5	93.2
60.0	73.2	77.0	74.7	74.3	74.1	74.2
90.0	90.5	90.4	90.4	92.8	93.7	93.2
75.0	79.3	81.8	80.2	80.6	80.2	80.4
100.0	76.7	83.0	79.6	77.0	78.3	77.7
90.0	79.2	89.6	84.0	83.1	88.6	85.8
80.6	82.2	87.3	84.6	84.5	86.3	85.4

BULLYING AND HARASSMENT

- (27) In the last month, I have been bullied by being hit, kicked, pushed, or shoved
- (28) In the last month, I have been bullied by being called mean names, been made fun of, or been teased in a hurtful way
- (29) In the last month, I have been bullied by being left out of things on purpose, being left out of groups, or being ignored
- (30) In the last month, I have seen or heard about another student being bullied
- (31) In the last month, I have bullied another student

10.0	6.5	4.3	5.4	7.0	4.6	5.8
10.0	11.9	11.3	11.6	11.2	11.4	11.3
10.0	7.1	9.8	8.5	8.7	11.6	10.2
0.0	17.5	20.6	19.1	17.6	17.3	17.5
0.0	1.1	0.3	0.7	1.2	0.8	1.0
6.0	8.8	9.3	9.1	9.1	9.1	9.2

For each item on the survey, students were asked to indicate the extent to which they agreed to each statement with the following scale: 1 - Strongly disagree, 2 - Disagree somewhat, 3 - Agree somewhat, 4 - Strongly agree, 5 - N/A (Not Applicable).

Survey results highlight the percentage of students who ‘agree somewhat’ or ‘strongly agree’ with each statement.



School Climate Survey

Grade Five, 2015-16

(All values are percent agreeing with statements.)

#414 - Fogo Island Central Academy, Fogo Island

Response Rate: 71.4

Number of Students

[N=15]

[N=690]

[N=4,492]

SCHOOL IS A PLACE WHERE...

STUDENT SATISFACTION

- (1) School is a place where I like to be
- (2) I am happy with my school
- (3) I am happy with the teachers at my school
- (4) My school is clean
- (5) My school work is interesting
- (6) My school work is challenging

SCHOOL			DISTRICT			PROVINCE		
M	F	Total	M	F	Total	M	F	Total
		73.3	66.0	86.6	75.7	77.3	88.0	82.5
		73.3	80.6	94.2	86.7	89.3	93.6	91.2
		100.0	91.5	96.9	93.9	92.8	95.7	94.2
		93.3	74.4	86.9	80.1	80.3	87.3	83.7
		73.3	70.9	83.4	77.0	76.4	83.1	79.7
		46.7	70.5	68.7	69.6	70.2	70.4	70.4
		76.7	75.6	86.1	80.5	81.0	86.3	83.6

LEARNING OPPORTUNITIES

- (7) I am encouraged to try my best at school
- (8) It is easy to get help with my work at school if I need it
- (9) My parents/guardians help me with my school work when I need it
- (10) Other students help me with my school work when I need it
- (11) If I need it, I can get help at school with problems not related to my school work

100.0	94.4	97.5	95.6	96.0	97.0	96.4
100.0	88.5	93.3	90.6	91.9	92.2	92.0
92.9	94.3	96.9	95.5	94.3	96.0	95.1
93.3	71.4	83.8	77.0	76.5	84.1	80.2
66.7	81.6	87.1	84.2	81.6	86.4	83.9
90.6	86.0	91.7	88.6	88.1	91.1	89.5

EXPECTATIONS

- (25) I know the school rules/code of conduct

93.3	92.6	97.2	94.9	96.0	97.7	96.9
------	------	------	------	------	------	------

SCHOOL CLIMATE

- (12) At my school, I treat everyone with respect
- (13) At my school, students treat each other with respect
- (14) At my school, students treat adults with respect
- (15) At my school, adults treat students with respect
- (16) Adults at my school care about me
- (26) I am treated fairly by the adults in my school

86.7	94.3	97.6	95.7	96.2	98.2	97.1
66.7	75.1	77.6	76.2	82.6	80.8	81.7
93.3	91.5	91.4	91.2	92.3	90.4	91.2
100.0	94.1	97.6	95.5	94.6	96.0	95.2
93.3	94.2	96.9	95.4	94.3	96.0	95.2
93.3	91.5	93.6	92.4	90.4	92.7	91.5
88.9	90.1	92.4	91.1	91.7	92.4	92.0

SAFETY

- (17) I feel safe at my school
- (18) I feel safe in the school cafeteria
- (19) I feel safe in my classrooms
- (20) I feel safe in the school washrooms
- (21) I feel safe in the school gym
- (22) I feel safe in the gym change rooms
- (23) I feel safe on the school bus
- (24) I feel safe on the school grounds

100.0	86.7	92.0	89.1	89.9	91.7	90.8
100.0	82.5	90.1	86.4	85.8	89.3	87.6
100.0	89.9	94.8	92.2	92.0	94.5	93.2
73.3	73.2	77.0	74.7	74.3	74.1	74.2
100.0	90.5	90.4	90.4	92.8	93.7	93.2
100.0	79.3	81.8	80.2	80.6	80.2	80.4
92.9	76.7	83.0	79.6	77.0	78.3	77.7
93.3	79.2	89.6	84.0	83.1	88.6	85.8
94.9	82.2	87.3	84.6	84.5	86.3	85.4

BULLYING AND HARASSMENT

- (27) In the last month, I have been bullied by being hit, kicked, pushed, or shoved
- (28) In the last month, I have been bullied by being called mean names, been made fun of, or been teased in a hurtful way
- (29) In the last month, I have been bullied by being left out of things on purpose, being left out of groups, or being ignored
- (30) In the last month, I have seen or heard about another student being bullied
- (31) In the last month, I have bullied another student

0.0	6.5	4.3	5.4	7.0	4.6	5.8
6.7	11.9	11.3	11.6	11.2	11.4	11.3
6.7	7.1	9.8	8.5	8.7	11.6	10.2
26.7	17.5	20.6	19.1	17.6	17.3	17.5
0.0	1.1	0.3	0.7	1.2	0.8	1.0
8.0	8.8	9.3	9.1	9.1	9.1	9.2

For each item on the survey, students were asked to indicate the extent to which they agreed to each statement with the following scale: 1 - Strongly disagree, 2 - Disagree somewhat, 3 - Agree somewhat, 4 - Strongly agree, 5 - N/A (Not Applicable).

Survey results highlight the percentage of students who ‘agree somewhat’ or ‘strongly agree’ with each statement.



School Climate Survey
Grade Five, 2015-16
(All values are percent agreeing with statements.)

#416 - Smallwood Academy, Gambo

Response Rate: 93.8

Number of Students

[N=15]

[N=690]

[N=4,492]

SCHOOL IS A PLACE WHERE...

STUDENT SATISFACTION

- (1) School is a place where I like to be
(2) I am happy with my school
(3) I am happy with the teachers at my school
(4) My school is clean
(5) My school work is interesting
(6) My school work is challenging

SCHOOL			DISTRICT			PROVINCE		
M	F	Total	M	F	Total	M	F	Total
		80.0			66.0			77.3
		86.7			80.6			89.3
		93.3			91.5			92.8
		100.0			74.4			80.3
		86.7			70.9			76.4
		73.3			70.5			70.2
		86.7			75.6			81.0
					86.1			86.3
					80.5			83.6

LEARNING OPPORTUNITIES

- (7) I am encouraged to try my best at school
(8) It is easy to get help with my work at school if I need it
(9) My parents/guardians help me with my school work when I need it
(10) Other students help me with my school work when I need it
(11) If I need it, I can get help at school with problems not related to my school work

		100.0			94.4			96.0
		93.3			88.5			91.9
		93.3			94.3			94.3
		78.6			71.4			76.5
		86.7			81.6			81.6
		90.4			86.0			88.1
					91.7			91.1
					88.6			89.5

EXPECTATIONS

- (25) I know the school rules/code of conduct

		93.3			92.6			96.0
					97.2			97.7
					94.9			96.9

SCHOOL CLIMATE

- (12) At my school, I treat everyone with respect
(13) At my school, students treat each other with respect
(14) At my school, students treat adults with respect
(15) At my school, adults treat students with respect
(16) Adults at my school care about me
(26) I am treated fairly by the adults in my school

		93.3			94.3			96.2
		86.7			75.1			82.6
		100.0			91.5			92.3
		100.0			94.1			94.6
		100.0			94.2			94.3
		100.0			91.5			90.4
		96.7			90.1			91.7
					92.4			92.4
					91.1			92.0

SAFETY

- (17) I feel safe at my school
(18) I feel safe in the school cafeteria
(19) I feel safe in my classrooms
(20) I feel safe in the school washrooms
(21) I feel safe in the school gym
(22) I feel safe in the gym change rooms
(23) I feel safe on the school bus
(24) I feel safe on the school grounds

		93.3			86.7			89.9
					82.5			85.8
		92.9			89.9			92.0
		60.0			73.2			74.3
		100.0			90.5			92.8
		92.9			79.3			80.6
		92.9			76.7			77.0
		100.0			79.2			83.1
		79.0			82.2			84.5
					87.3			86.3
					84.6			85.4

BULLYING AND HARASSMENT

- (27) In the last month, I have been bullied by being hit, kicked, pushed, or shoved
(28) In the last month, I have been bullied by being called mean names, been made fun of, or been teased in a hurtful way
(29) In the last month, I have been bullied by being left out of things on purpose, being left out of groups, or being ignored
(30) In the last month, I have seen or heard about another student being bullied
(31) In the last month, I have bullied another student

		6.7			6.5			7.0
		0.0			11.9			11.2
		6.7			7.1			8.7
		13.3			17.5			17.6
		0.0			1.1			1.2
		5.3			8.8			9.1
					9.3			9.1
					9.1			9.2

For each item on the survey, students were asked to indicate the extent to which they agreed to each statement with the following scale: 1 - Strongly disagree, 2 - Disagree somewhat, 3 - Agree somewhat, 4 - Strongly agree, 5 - N/A (Not Applicable).

Survey results highlight the percentage of students who ‘agree somewhat’ or ‘strongly agree’ with each statement.



School Climate Survey

Grade Five, 2015-16

(All values are percent agreeing with statements.)

#417 - Gander Academy, Gander

Response Rate: 86.5

Number of Students

[N=109]

[N=690]

[N=4,492]

SCHOOL IS A PLACE WHERE...

STUDENT SATISFACTION

- (1) School is a place where I like to be
- (2) I am happy with my school
- (3) I am happy with the teachers at my school
- (4) My school is clean
- (5) My school work is interesting
- (6) My school work is challenging

SCHOOL			DISTRICT			PROVINCE		
M	F	Total	M	F	Total	M	F	Total
54.6	86.3	69.7	66.0	86.6	75.7	77.3	88.0	82.5
70.9	100.0	83.5	80.6	94.2	86.7	89.3	93.6	91.2
92.6	96.0	93.5	91.5	96.9	93.9	92.8	95.7	94.2
54.6	86.3	69.4	74.4	86.9	80.1	80.3	87.3	83.7
68.5	86.0	76.6	70.9	83.4	77.0	76.4	83.1	79.7
65.5	56.9	61.5	70.5	68.7	69.6	70.2	70.4	70.4
67.8	85.2	75.7	75.6	86.1	80.5	81.0	86.3	83.6

LEARNING OPPORTUNITIES

- (7) I am encouraged to try my best at school
- (8) It is easy to get help with my work at school if I need it
- (9) My parents/guardians help me with my school work when I need it
- (10) Other students help me with my school work when I need it
- (11) If I need it, I can get help at school with problems not related to my school work

94.6	96.0	94.4	94.4	97.5	95.6	96.0	97.0	96.4
85.5	90.2	86.2	88.5	93.3	90.6	91.9	92.2	92.0
92.7	100.0	95.4	94.3	96.9	95.5	94.3	96.0	95.1
69.8	86.3	75.7	71.4	83.8	77.0	76.5	84.1	80.2
75.9	88.2	81.5	81.6	87.1	84.2	81.6	86.4	83.9
83.7	92.1	86.7	86.0	91.7	88.6	88.1	91.1	89.5

EXPECTATIONS

- (25) I know the school rules/code of conduct

94.4	98.0	96.3	92.6	97.2	94.9	96.0	97.7	96.9
------	------	------	------	------	------	------	------	------

SCHOOL CLIMATE

- (12) At my school, I treat everyone with respect
- (13) At my school, students treat each other with respect
- (14) At my school, students treat adults with respect
- (15) At my school, adults treat students with respect
- (16) Adults at my school care about me
- (26) I am treated fairly by the adults in my school

92.7	98.0	94.5	94.3	97.6	95.7	96.2	98.2	97.1
70.4	76.5	73.2	75.1	77.6	76.2	82.6	80.8	81.7
85.5	90.0	86.1	91.5	91.4	91.2	92.3	90.4	91.2
87.3	94.1	89.0	94.1	97.6	95.5	94.6	96.0	95.2
87.3	98.0	91.7	94.2	96.9	95.4	94.3	96.0	95.2
87.3	92.2	89.0	91.5	93.6	92.4	90.4	92.7	91.5
85.1	91.5	87.2	90.1	92.4	91.1	91.7	92.4	92.0

SAFETY

- (17) I feel safe at my school
- (18) I feel safe in the school cafeteria
- (19) I feel safe in my classrooms
- (20) I feel safe in the school washrooms
- (21) I feel safe in the school gym
- (22) I feel safe in the gym change rooms
- (23) I feel safe on the school bus
- (24) I feel safe on the school grounds

77.8	96.1	85.2	86.7	92.0	89.1	89.9	91.7	90.8
66.7	87.5	78.6	82.5	90.1	86.4	85.8	89.3	87.6
88.9	94.1	90.7	89.9	94.8	92.2	92.0	94.5	93.2
70.9	86.0	76.9	73.2	77.0	74.7	74.3	74.1	74.2
85.2	94.1	88.9	90.5	90.4	90.4	92.8	93.7	93.2
81.4	88.2	84.5	79.3	81.8	80.2	80.6	80.2	80.4
68.9	76.2	71.1	76.7	83.0	79.6	77.0	78.3	77.7
68.5	90.0	77.6	79.2	89.6	84.0	83.1	88.6	85.8
76.0	89.0	81.7	82.2	87.3	84.6	84.5	86.3	85.4

BULLYING AND HARASSMENT

- (27) In the last month, I have been bullied by being hit, kicked, pushed, or shoved
- (28) In the last month, I have been bullied by being called mean names, been made fun of, or been teased in a hurtful way
- (29) In the last month, I have been bullied by being left out of things on purpose, being left out of groups, or being ignored
- (30) In the last month, I have seen or heard about another student being bullied
- (31) In the last month, I have bullied another student

7.3	6.0	6.5	6.5	4.3	5.4	7.0	4.6	5.8
14.6	4.0	10.2	11.9	11.3	11.6	11.2	11.4	11.3
5.7	2.0	3.8	7.1	9.8	8.5	8.7	11.6	10.2
21.8	12.0	17.6	17.5	20.6	19.1	17.6	17.3	17.5
0.0	2.0	0.9	1.1	0.3	0.7	1.2	0.8	1.0
9.9	5.2	7.8	8.8	9.3	9.1	9.1	9.1	9.2

For each item on the survey, students were asked to indicate the extent to which they agreed to each statement with the following scale: 1 - Strongly disagree, 2 - Disagree somewhat, 3 - Agree somewhat, 4 - Strongly agree, 5 - N/A (Not Applicable).

Survey results highlight the percentage of students who ‘agree somewhat’ or ‘strongly agree’ with each statement.



School Climate Survey

Grade Five, 2015-16

(All values are percent agreeing with statements.)

#421 - Lakewood Academy, Glenwood

Response Rate: 100.0

Number of Students

[N=13]

[N=690]

[N=4,492]

SCHOOL IS A PLACE WHERE...

STUDENT SATISFACTION

- (1) School is a place where I like to be
(2) I am happy with my school
(3) I am happy with the teachers at my school
(4) My school is clean
(5) My school work is interesting
(6) My school work is challenging

SCHOOL			DISTRICT			PROVINCE		
M	F	Total	M	F	Total	M	F	Total
		38.5	66.0	86.6	75.7	77.3	88.0	82.5
		92.3	80.6	94.2	86.7	89.3	93.6	91.2
		84.6	91.5	96.9	93.9	92.8	95.7	94.2
		100.0	74.4	86.9	80.1	80.3	87.3	83.7
		61.5	70.9	83.4	77.0	76.4	83.1	79.7
		69.2	70.5	68.7	69.6	70.2	70.4	70.4
		74.4	75.6	86.1	80.5	81.0	86.3	83.6

LEARNING OPPORTUNITIES

- (7) I am encouraged to try my best at school
(8) It is easy to get help with my work at school if I need it
(9) My parents/guardians help me with my school work when I need it
(10) Other students help me with my school work when I need it
(11) If I need it, I can get help at school with problems not related to my school work

100.0	94.4	97.5	95.6	96.0	97.0	96.4
84.6	88.5	93.3	90.6	91.9	92.2	92.0
100.0	94.3	96.9	95.5	94.3	96.0	95.1
84.6	71.4	83.8	77.0	76.5	84.1	80.2
84.6	81.6	87.1	84.2	81.6	86.4	83.9
90.8	86.0	91.7	88.6	88.1	91.1	89.5

EXPECTATIONS

- (25) I know the school rules/code of conduct

100.0	92.6	97.2	94.9	96.0	97.7	96.9
-------	------	------	------	------	------	------

SCHOOL CLIMATE

- (12) At my school, I treat everyone with respect
(13) At my school, students treat each other with respect
(14) At my school, students treat adults with respect
(15) At my school, adults treat students with respect
(16) Adults at my school care about me
(26) I am treated fairly by the adults in my school

100.0	94.3	97.6	95.7	96.2	98.2	97.1
76.9	75.1	77.6	76.2	82.6	80.8	81.7
92.3	91.5	91.4	91.2	92.3	90.4	91.2
100.0	94.1	97.6	95.5	94.6	96.0	95.2
100.0	94.2	96.9	95.4	94.3	96.0	95.2
84.6	91.5	93.6	92.4	90.4	92.7	91.5
92.3	90.1	92.4	91.1	91.7	92.4	92.0

SAFETY

- (17) I feel safe at my school
(18) I feel safe in the school cafeteria
(19) I feel safe in my classrooms
(20) I feel safe in the school washrooms
(21) I feel safe in the school gym
(22) I feel safe in the gym change rooms
(23) I feel safe on the school bus
(24) I feel safe on the school grounds

100.0	86.7	92.0	89.1	89.9	91.7	90.8
	82.5	90.1	86.4	85.8	89.3	87.6
100.0	89.9	94.8	92.2	92.0	94.5	93.2
84.6	73.2	77.0	74.7	74.3	74.1	74.2
100.0	90.5	90.4	90.4	92.8	93.7	93.2
92.3	79.3	81.8	80.2	80.6	80.2	80.4
100.0	76.7	83.0	79.6	77.0	78.3	77.7
84.6	79.2	89.6	84.0	83.1	88.6	85.8
82.7	82.2	87.3	84.6	84.5	86.3	85.4

BULLYING AND HARASSMENT

- (27) In the last month, I have been bullied by being hit, kicked, pushed, or shoved
(28) In the last month, I have been bullied by being called mean names, been made fun of, or been teased in a hurtful way
(29) In the last month, I have been bullied by being left out of things on purpose, being left out of groups, or being ignored
(30) In the last month, I have seen or heard about another student being bullied
(31) In the last month, I have bullied another student

15.4	6.5	4.3	5.4	7.0	4.6	5.8
7.7	11.9	11.3	11.6	11.2	11.4	11.3
7.7	7.1	9.8	8.5	8.7	11.6	10.2
7.7	17.5	20.6	19.1	17.6	17.3	17.5
0.0	1.1	0.3	0.7	1.2	0.8	1.0
7.7	8.8	9.3	9.1	9.1	9.1	9.2

For each item on the survey, students were asked to indicate the extent to which they agreed to each statement with the following scale: 1 - Strongly disagree, 2 - Disagree somewhat, 3 - Agree somewhat, 4 - Strongly agree, 5 - N/A (Not Applicable).

Survey results highlight the percentage of students who ‘agree somewhat’ or ‘strongly agree’ with each statement.



School Climate Survey

Grade Five, 2015-16

(All values are percent agreeing with statements.)

#426 - Hillview Academy, Norris Arm

Response Rate: 100.0

Number of Students

[N=5]

[N=690]

[N=4,492]

SCHOOL IS A PLACE WHERE...

STUDENT SATISFACTION

- (1) School is a place where I like to be
- (2) I am happy with my school
- (3) I am happy with the teachers at my school
- (4) My school is clean
- (5) My school work is interesting
- (6) My school work is challenging

SCHOOL			DISTRICT			PROVINCE		
M	F	Total	M	F	Total	M	F	Total
			66.0	86.6	75.7	77.3	88.0	82.5
			80.6	94.2	86.7	89.3	93.6	91.2
			91.5	96.9	93.9	92.8	95.7	94.2
			74.4	86.9	80.1	80.3	87.3	83.7
			70.9	83.4	77.0	76.4	83.1	79.7
			70.5	68.7	69.6	70.2	70.4	70.4
			75.6	86.1	80.5	81.0	86.3	83.6

LEARNING OPPORTUNITIES

- (7) I am encouraged to try my best at school
- (8) It is easy to get help with my work at school if I need it
- (9) My parents/guardians help me with my school work when I need it
- (10) Other students help me with my school work when I need it
- (11) If I need it, I can get help at school with problems not related to my school work

94.4	97.5	95.6	96.0	97.0	96.4
88.5	93.3	90.6	91.9	92.2	92.0
94.3	96.9	95.5	94.3	96.0	95.1
71.4	83.8	77.0	76.5	84.1	80.2
81.6	87.1	84.2	81.6	86.4	83.9
86.0	91.7	88.6	88.1	91.1	89.5

EXPECTATIONS

- (25) I know the school rules/code of conduct

92.6	97.2	94.9	96.0	97.7	96.9
------	------	------	------	------	------

SCHOOL CLIMATE

- (12) At my school, I treat everyone with respect
- (13) At my school, students treat each other with respect
- (14) At my school, students treat adults with respect
- (15) At my school, adults treat students with respect
- (16) Adults at my school care about me
- (26) I am treated fairly by the adults in my school

94.3	97.6	95.7	96.2	98.2	97.1
75.1	77.6	76.2	82.6	80.8	81.7
91.5	91.4	91.2	92.3	90.4	91.2
94.1	97.6	95.5	94.6	96.0	95.2
94.2	96.9	95.4	94.3	96.0	95.2
91.5	93.6	92.4	90.4	92.7	91.5
90.1	92.4	91.1	91.7	92.4	92.0

SAFETY

- (17) I feel safe at my school
- (18) I feel safe in the school cafeteria
- (19) I feel safe in my classrooms
- (20) I feel safe in the school washrooms
- (21) I feel safe in the school gym
- (22) I feel safe in the gym change rooms
- (23) I feel safe on the school bus
- (24) I feel safe on the school grounds

86.7	92.0	89.1	89.9	91.7	90.8
82.5	90.1	86.4	85.8	89.3	87.6
89.9	94.8	92.2	92.0	94.5	93.2
73.2	77.0	74.7	74.3	74.1	74.2
90.5	90.4	90.4	92.8	93.7	93.2
79.3	81.8	80.2	80.6	80.2	80.4
76.7	83.0	79.6	77.0	78.3	77.7
79.2	89.6	84.0	83.1	88.6	85.8
82.2	87.3	84.6	84.5	86.3	85.4

BULLYING AND HARASSMENT

- (27) In the last month, I have been bullied by being hit, kicked, pushed, or shoved
- (28) In the last month, I have been bullied by being called mean names, been made fun of, or been teased in a hurtful way
- (29) In the last month, I have been bullied by being left out of things on purpose, being left out of groups, or being ignored
- (30) In the last month, I have seen or heard about another student being bullied
- (31) In the last month, I have bullied another student

6.5	4.3	5.4	7.0	4.6	5.8
11.9	11.3	11.6	11.2	11.4	11.3
7.1	9.8	8.5	8.7	11.6	10.2
17.5	20.6	19.1	17.6	17.3	17.5
1.1	0.3	0.7	1.2	0.8	1.0
8.8	9.3	9.1	9.1	9.1	9.2

For each item on the survey, students were asked to indicate the extent to which they agreed to each statement with the following scale: 1 - Strongly disagree, 2 - Disagree somewhat, 3 - Agree somewhat, 4 - Strongly agree, 5 - N/A (Not Applicable).

Survey results highlight the percentage of students who ‘agree somewhat’ or ‘strongly agree’ with each statement.



School Climate Survey

Grade Five, 2015-16

(All values are percent agreeing with statements.)

#478 - New World Island Academy, Summerford

Response Rate: 90.9

Number of Students

[N=20]

[N=690]

[N=4,492]

SCHOOL IS A PLACE WHERE...

STUDENT SATISFACTION

- (1) School is a place where I like to be
(2) I am happy with my school
(3) I am happy with the teachers at my school
(4) My school is clean
(5) My school work is interesting
(6) My school work is challenging

SCHOOL			DISTRICT			PROVINCE		
M	F	Total	M	F	Total	M	F	Total
25.0	75.0	45.0	66.0	86.6	75.7	77.3	88.0	82.5
75.0	100.0	85.0	80.6	94.2	86.7	89.3	93.6	91.2
83.3	100.0	90.0	91.5	96.9	93.9	92.8	95.7	94.2
58.3	50.0	55.0	74.4	86.9	80.1	80.3	87.3	83.7
50.0	87.5	65.0	70.9	83.4	77.0	76.4	83.1	79.7
66.7	75.0	70.0	70.5	68.7	69.6	70.2	70.4	70.4
59.7	81.3	68.3	75.6	86.1	80.5	81.0	86.3	83.6

LEARNING OPPORTUNITIES

- (7) I am encouraged to try my best at school
(8) It is easy to get help with my work at school if I need it
(9) My parents/guardians help me with my school work when I need it
(10) Other students help me with my school work when I need it
(11) If I need it, I can get help at school with problems not related to my school work

83.3	100.0	90.0	94.4	97.5	95.6	96.0	97.0	96.4
63.6	87.5	73.7	88.5	93.3	90.6	91.9	92.2	92.0
90.9	100.0	94.7	94.3	96.9	95.5	94.3	96.0	95.1
50.0	62.5	55.0	71.4	83.8	77.0	76.5	84.1	80.2
58.3	62.5	60.0	81.6	87.1	84.2	81.6	86.4	83.9
69.2	82.5	74.7	86.0	91.7	88.6	88.1	91.1	89.5

EXPECTATIONS

- (25) I know the school rules/code of conduct

75.0	87.5	80.0	92.6	97.2	94.9	96.0	97.7	96.9
------	------	------	------	------	------	------	------	------

SCHOOL CLIMATE

- (12) At my school, I treat everyone with respect
(13) At my school, students treat each other with respect
(14) At my school, students treat adults with respect
(15) At my school, adults treat students with respect
(16) Adults at my school care about me
(26) I am treated fairly by the adults in my school

83.3	100.0	89.5	94.3	97.6	95.7	96.2	98.2	97.1
58.3	71.4	63.2	75.1	77.6	76.2	82.6	80.8	81.7
91.7	87.5	90.0	91.5	91.4	91.2	92.3	90.4	91.2
72.7	100.0	83.3	94.1	97.6	95.5	94.6	96.0	95.2
72.7	87.5	79.0	94.2	96.9	95.4	94.3	96.0	95.2
75.0	100.0	85.0	91.5	93.6	92.4	90.4	92.7	91.5
75.6	91.1	81.7	90.1	92.4	91.1	91.7	92.4	92.0

SAFETY

- (17) I feel safe at my school
(18) I feel safe in the school cafeteria
(19) I feel safe in my classrooms
(20) I feel safe in the school washrooms
(21) I feel safe in the school gym
(22) I feel safe in the gym change rooms
(23) I feel safe on the school bus
(24) I feel safe on the school grounds

91.7	75.0	85.0	86.7	92.0	89.1	89.9	91.7	90.8
83.3	75.0	80.0	82.5	90.1	86.4	85.8	89.3	87.6
91.7	87.5	90.0	89.9	94.8	92.2	92.0	94.5	93.2
66.7	87.5	75.0	73.2	77.0	74.7	74.3	74.1	74.2
91.7	87.5	90.0	90.5	90.4	90.4	92.8	93.7	93.2
58.3	71.4	63.2	79.3	81.8	80.2	80.6	80.2	80.4
50.0	87.5	65.0	76.7	83.0	79.6	77.0	78.3	77.7
66.7	75.0	70.0	79.2	89.6	84.0	83.1	88.6	85.8
75.0	80.8	77.3	82.2	87.3	84.6	84.5	86.3	85.4

BULLYING AND HARASSMENT

- (27) In the last month, I have been bullied by being hit, kicked, pushed, or shoved
(28) In the last month, I have been bullied by being called mean names, been made fun of, or been teased in a hurtful way
(29) In the last month, I have been bullied by being left out of things on purpose, being left out of groups, or being ignored
(30) In the last month, I have seen or heard about another student being bullied
(31) In the last month, I have bullied another student

0.0	0.0	0.0	6.5	4.3	5.4	7.0	4.6	5.8
8.3	37.5	20.0	11.9	11.3	11.6	11.2	11.4	11.3
9.1	0.0	5.3	7.1	9.8	8.5	8.7	11.6	10.2
27.3	37.5	31.6	17.5	20.6	19.1	17.6	17.3	17.5
0.0	0.0	0.0	1.1	0.3	0.7	1.2	0.8	1.0
8.9	15.0	11.4	8.8	9.3	9.1	9.1	9.1	9.2

For each item on the survey, students were asked to indicate the extent to which they agreed to each statement with the following scale: 1 - Strongly disagree, 2 - Disagree somewhat, 3 - Agree somewhat, 4 - Strongly agree, 5 - N/A (Not Applicable).

Survey results highlight the percentage of students who ‘agree somewhat’ or ‘strongly agree’ with each statement.

For each item on the survey, students were asked to indicate the extent to which they agreed to each statement with the following scale: 1 - Strongly disagree, 2 - Disagree somewhat, 3 - Agree somewhat, 4 - Strongly agree, 5 - N/A (Not Applicable).

Survey results highlight the percentage of students who ‘agree somewhat’ or ‘strongly agree’ with each statement.



School Climate Survey

Grade Five, 2015-16

(All values are percent agreeing with statements.)

#213 - Lake Academy, Fortune

Response Rate: 89.7

Number of Students

[N=26]

[N=2,770]

[N=4,492]

SCHOOL IS A PLACE WHERE...

STUDENT SATISFACTION

- (1) School is a place where I like to be
- (2) I am happy with my school
- (3) I am happy with the teachers at my school
- (4) My school is clean
- (5) My school work is interesting
- (6) My school work is challenging

SCHOOL			DISTRICT			PROVINCE		
M	F	Total	M	F	Total	M	F	Total
66.7	85.7	76.9	80.5	89.9	85.0	77.3	88.0	82.5
91.7	100.0	96.2	91.2	94.5	92.7	89.3	93.6	91.2
100.0	100.0	100.0	93.0	95.8	94.2	92.8	95.7	94.2
100.0	100.0	100.0	80.3	87.4	83.7	80.3	87.3	83.7
58.3	85.7	73.1	77.6	84.3	80.9	76.4	83.1	79.7
75.0	84.6	80.0	70.2	70.9	70.7	70.2	70.4	70.4
81.9	92.7	87.7	82.1	87.1	84.5	81.0	86.3	83.6

LEARNING OPPORTUNITIES

- (7) I am encouraged to try my best at school
- (8) It is easy to get help with my work at school if I need it
- (9) My parents/guardians help me with my school work when I need it
- (10) Other students help me with my school work when I need it
- (11) If I need it, I can get help at school with problems not related to my school work

100.0	92.9	96.2	96.5	97.1	96.7	96.0	97.0	96.4
91.7	100.0	96.2	92.7	92.8	92.6	91.9	92.2	92.0
100.0	100.0	100.0	94.3	96.5	95.3	94.3	96.0	95.1
58.3	78.6	69.2	77.1	84.6	80.9	76.5	84.1	80.2
66.7	92.9	80.8	81.7	87.2	84.3	81.6	86.4	83.9
83.3	92.9	88.5	88.5	91.6	90.0	88.1	91.1	89.5

EXPECTATIONS

- (25) I know the school rules/code of conduct

91.7	100.0	96.2	96.9	97.6	97.3	96.0	97.7	96.9
------	-------	------	------	------	------	------	------	------

SCHOOL CLIMATE

- (12) At my school, I treat everyone with respect
- (13) At my school, students treat each other with respect
- (14) At my school, students treat adults with respect
- (15) At my school, adults treat students with respect
- (16) Adults at my school care about me
- (26) I am treated fairly by the adults in my school

100.0	100.0	100.0	97.3	98.7	97.9	96.2	98.2	97.1
83.3	92.9	88.5	84.3	82.5	83.3	82.6	80.8	81.7
100.0	92.9	96.2	93.0	91.6	92.2	92.3	90.4	91.2
100.0	100.0	100.0	94.5	95.9	95.1	94.6	96.0	95.2
100.0	100.0	100.0	94.8	96.5	95.6	94.3	96.0	95.2
100.0	100.0	100.0	90.1	92.8	91.3	90.4	92.7	91.5
97.2	97.6	97.4	92.3	93.0	92.6	91.7	92.4	92.0

SAFETY

- (17) I feel safe at my school
- (18) I feel safe in the school cafeteria
- (19) I feel safe in my classrooms
- (20) I feel safe in the school washrooms
- (21) I feel safe in the school gym
- (22) I feel safe in the gym change rooms
- (23) I feel safe on the school bus
- (24) I feel safe on the school grounds

91.7	100.0	96.0	90.2	92.3	91.3	89.9	91.7	90.8
91.7	100.0	96.2	85.9	89.6	87.7	85.8	89.3	87.6
100.0	100.0	100.0	92.3	95.5	93.7	92.0	94.5	93.2
83.3	92.9	88.5	73.0	74.2	73.6	74.3	74.1	74.2
100.0	100.0	100.0	93.7	94.7	94.2	92.8	93.7	93.2
80.0	90.0	86.7	80.7	81.0	81.0	80.6	80.2	80.4
87.5	88.9	88.2	75.4	77.2	76.2	77.0	78.3	77.7
91.7	92.9	92.3	83.9	88.8	86.3	83.1	88.6	85.8
90.7	95.6	93.5	84.4	86.7	85.5	84.5	86.3	85.4

BULLYING AND HARASSMENT

- (27) In the last month, I have been bullied by being hit, kicked, pushed, or shoved
- (28) In the last month, I have been bullied by being called mean names, been made fun of, or been teased in a hurtful way
- (29) In the last month, I have been bullied by being left out of things on purpose, being left out of groups, or being ignored
- (30) In the last month, I have seen or heard about another student being bullied
- (31) In the last month, I have bullied another student

0.0	7.7	4.0	6.4	4.4	5.4	7.0	4.6	5.8
8.3	7.1	7.7	9.9	10.7	10.3	11.2	11.4	11.3
8.3	14.3	11.5	8.6	11.7	10.3	8.7	11.6	10.2
8.3	14.3	11.5	17.3	16.8	17.2	17.6	17.3	17.5
0.0	0.0	0.0	1.1	1.2	1.2	1.2	0.8	1.0
5.0	8.7	7.0	8.6	8.9	8.9	9.1	9.1	9.2

For each item on the survey, students were asked to indicate the extent to which they agreed to each statement with the following scale: 1 - Strongly disagree, 2 - Disagree somewhat, 3 - Agree somewhat, 4 - Strongly agree, 5 - N/A (Not Applicable).

Survey results highlight the percentage of students who ‘agree somewhat’ or ‘strongly agree’ with each statement.



School Climate Survey

Grade Five, 2015-16

(All values are percent agreeing with statements.)

#218 - St. Joseph's Academy, Lamaline

Response Rate: 100.0

Number of Students

[N=5]			[N=2,770]			[N=4,492]		
SCHOOL			DISTRICT			PROVINCE		
M	F	Total	M	F	Total	M	F	Total
STUDENT SATISFACTION								
(1) School is a place where I like to be			80.5	89.9	85.0	77.3	88.0	82.5
(2) I am happy with my school			91.2	94.5	92.7	89.3	93.6	91.2
(3) I am happy with the teachers at my school			93.0	95.8	94.2	92.8	95.7	94.2
(4) My school is clean			80.3	87.4	83.7	80.3	87.3	83.7
(5) My school work is interesting			77.6	84.3	80.9	76.4	83.1	79.7
(6) My school work is challenging			70.2	70.9	70.7	70.2	70.4	70.4
			82.1	87.1	84.5	81.0	86.3	83.6
LEARNING OPPORTUNITIES								
(7) I am encouraged to try my best at school			96.5	97.1	96.7	96.0	97.0	96.4
(8) It is easy to get help with my work at school if I need it			92.7	92.8	92.6	91.9	92.2	92.0
(9) My parents/guardians help me with my school work when I need it			94.3	96.5	95.3	94.3	96.0	95.1
(10) Other students help me with my school work when I need it			77.1	84.6	80.9	76.5	84.1	80.2
(11) If I need it, I can get help at school with problems <u>not</u> related to my school work			81.7	87.2	84.3	81.6	86.4	83.9
			88.5	91.6	90.0	88.1	91.1	89.5
EXPECTATIONS								
(25) I know the school rules/code of conduct			96.9	97.6	97.3	96.0	97.7	96.9
SCHOOL CLIMATE								
(12) At my school, I treat everyone with respect			97.3	98.7	97.9	96.2	98.2	97.1
(13) At my school, students treat each other with respect			84.3	82.5	83.3	82.6	80.8	81.7
(14) At my school, students treat adults with respect			93.0	91.6	92.2	92.3	90.4	91.2
(15) At my school, adults treat students with respect			94.5	95.9	95.1	94.6	96.0	95.2
(16) Adults at my school care about me			94.8	96.5	95.6	94.3	96.0	95.2
(26) I am treated fairly by the adults in my school			90.1	92.8	91.3	90.4	92.7	91.5
			92.3	93.0	92.6	91.7	92.4	92.0
SAFETY								
(17) I feel safe at my school			90.2	92.3	91.3	89.9	91.7	90.8
(18) I feel safe in the school cafeteria			85.9	89.6	87.7	85.8	89.3	87.6
(19) I feel safe in my classrooms			92.3	95.5	93.7	92.0	94.5	93.2
(20) I feel safe in the school washrooms			73.0	74.2	73.6	74.3	74.1	74.2
(21) I feel safe in the school gym			93.7	94.7	94.2	92.8	93.7	93.2
(22) I feel safe in the gym change rooms			80.7	81.0	81.0	80.6	80.2	80.4
(23) I feel safe on the school bus			75.4	77.2	76.2	77.0	78.3	77.7
(24) I feel safe on the school grounds			83.9	88.8	86.3	83.1	88.6	85.8
			84.4	86.7	85.5	84.5	86.3	85.4
BULLYING AND HARASSMENT								
(27) In the last month, I have been bullied by being hit, kicked, pushed, or shoved			6.4	4.4	5.4	7.0	4.6	5.8
(28) In the last month, I have been bullied by being called mean names, been made fun of, or been teased in a hurtful way			9.9	10.7	10.3	11.2	11.4	11.3
(29) In the last month, I have been bullied by being left out of things on purpose, being left out of groups, or being ignored			8.6	11.7	10.3	8.7	11.6	10.2
(30) In the last month, I have seen or heard about another student being bullied			17.3	16.8	17.2	17.6	17.3	17.5
(31) In the last month, I have bullied another student			1.1	1.2	1.2	1.2	0.8	1.0
			8.6	8.9	8.9	9.1	9.1	9.2

For each item on the survey, students were asked to indicate the extent to which they agreed to each statement with the following scale: 1 - Strongly disagree, 2 - Disagree somewhat, 3 - Agree somewhat, 4 - Strongly agree, 5 - N/A (Not Applicable).

Survey results highlight the percentage of students who ‘agree somewhat’ or ‘strongly agree’ with each statement.



School Climate Survey

Grade Five, 2015-16

(All values are percent agreeing with statements.)

#220 - Sacred Heart Academy, Marystown

Response Rate: 77.8

Number of Students

[N=49]

[N=2,770]

[N=4,492]

SCHOOL IS A PLACE WHERE...

STUDENT SATISFACTION

- (1) School is a place where I like to be
(2) I am happy with my school
(3) I am happy with the teachers at my school
(4) My school is clean
(5) My school work is interesting
(6) My school work is challenging

SCHOOL			DISTRICT			PROVINCE		
M	F	Total	M	F	Total	M	F	Total
52.6	86.2	72.9	80.5	89.9	85.0	77.3	88.0	82.5
68.4	86.2	79.2	91.2	94.5	92.7	89.3	93.6	91.2
94.7	92.9	93.6	93.0	95.8	94.2	92.8	95.7	94.2
68.4	75.0	72.3	80.3	87.4	83.7	80.3	87.3	83.7
52.6	53.6	53.2	77.6	84.3	80.9	76.4	83.1	79.7
68.4	60.0	63.3	70.2	70.9	70.7	70.2	70.4	70.4
67.5	75.6	72.4	82.1	87.1	84.5	81.0	86.3	83.6

LEARNING OPPORTUNITIES

- (7) I am encouraged to try my best at school
(8) It is easy to get help with my work at school if I need it
(9) My parents/guardians help me with my school work when I need it
(10) Other students help me with my school work when I need it
(11) If I need it, I can get help at school with problems not related to my school work

89.5	96.7	93.9	96.5	97.1	96.7	96.0	97.0	96.4
79.0	79.3	79.2	92.7	92.8	92.6	91.9	92.2	92.0
100.0	100.0	100.0	94.3	96.5	95.3	94.3	96.0	95.1
57.9	71.4	66.0	77.1	84.6	80.9	76.5	84.1	80.2
72.2	93.1	85.1	81.7	87.2	84.3	81.6	86.4	83.9
79.7	88.1	84.8	88.5	91.6	90.0	88.1	91.1	89.5

EXPECTATIONS

- (25) I know the school rules/code of conduct

73.7	100.0	89.4	96.9	97.6	97.3	96.0	97.7	96.9
------	-------	------	------	------	------	------	------	------

SCHOOL CLIMATE

- (12) At my school, I treat everyone with respect
(13) At my school, students treat each other with respect
(14) At my school, students treat adults with respect
(15) At my school, adults treat students with respect
(16) Adults at my school care about me
(26) I am treated fairly by the adults in my school

94.4	96.7	95.8	97.3	98.7	97.9	96.2	98.2	97.1
84.2	62.1	70.8	84.3	82.5	83.3	82.6	80.8	81.7
84.2	69.0	75.0	93.0	91.6	92.2	92.3	90.4	91.2
77.8	86.7	83.3	94.5	95.9	95.1	94.6	96.0	95.2
89.5	86.2	87.5	94.8	96.5	95.6	94.3	96.0	95.2
84.2	75.0	78.7	90.1	92.8	91.3	90.4	92.7	91.5
85.7	79.3	81.9	92.3	93.0	92.6	91.7	92.4	92.0

SAFETY

- (17) I feel safe at my school
(18) I feel safe in the school cafeteria
(19) I feel safe in my classrooms
(20) I feel safe in the school washrooms
(21) I feel safe in the school gym
(22) I feel safe in the gym change rooms
(23) I feel safe on the school bus
(24) I feel safe on the school grounds

73.7	70.0	71.4	90.2	92.3	91.3	89.9	91.7	90.8
66.7	74.1	71.1	85.9	89.6	87.7	85.8	89.3	87.6
63.2	93.1	81.3	92.3	95.5	93.7	92.0	94.5	93.2
61.1	50.0	54.2	73.0	74.2	73.6	74.3	74.1	74.2
89.5	96.6	93.8	93.7	94.7	94.2	92.8	93.7	93.2
64.3	35.3	48.4	80.7	81.0	81.0	80.6	80.2	80.4
70.6	64.3	66.7	75.4	77.2	76.2	77.0	78.3	77.7
47.4	65.5	58.3	83.9	88.8	86.3	83.1	88.6	85.8
67.0	68.6	68.1	84.4	86.7	85.5	84.5	86.3	85.4

BULLYING AND HARASSMENT

- (27) In the last month, I have been bullied by being hit, kicked, pushed, or shoved
(28) In the last month, I have been bullied by being called mean names, been made fun of, or been teased in a hurtful way
(29) In the last month, I have been bullied by being left out of things on purpose, being left out of groups, or being ignored
(30) In the last month, I have seen or heard about another student being bullied
(31) In the last month, I have bullied another student

5.3	3.5	4.2	6.4	4.4	5.4	7.0	4.6	5.8
0.0	3.3	2.0	9.9	10.7	10.3	11.2	11.4	11.3
15.8	13.8	14.6	8.6	11.7	10.3	8.7	11.6	10.2
26.3	13.3	18.4	17.3	16.8	17.2	17.6	17.3	17.5
0.0	0.0	0.0	1.1	1.2	1.2	1.2	0.8	1.0
9.5	6.8	7.8	8.6	8.9	8.9	9.1	9.1	9.2

For each item on the survey, students were asked to indicate the extent to which they agreed to each statement with the following scale: 1 - Strongly disagree, 2 - Disagree somewhat, 3 - Agree somewhat, 4 - Strongly agree, 5 - N/A (Not Applicable).

Survey results highlight the percentage of students who ‘agree somewhat’ or ‘strongly agree’ with each statement.



School Climate Survey

Grade Five, 2015-16

(All values are percent agreeing with statements.)

#223 - Christ the King School, Rushoon

Response Rate: 83.3

Number of Students

[N=5]

[N=2,770]

[N=4,492]

SCHOOL IS A PLACE WHERE...

STUDENT SATISFACTION

- (1) School is a place where I like to be
- (2) I am happy with my school
- (3) I am happy with the teachers at my school
- (4) My school is clean
- (5) My school work is interesting
- (6) My school work is challenging

SCHOOL			DISTRICT			PROVINCE		
M	F	Total	M	F	Total	M	F	Total
			80.5	89.9	85.0	77.3	88.0	82.5
			91.2	94.5	92.7	89.3	93.6	91.2
			93.0	95.8	94.2	92.8	95.7	94.2
			80.3	87.4	83.7	80.3	87.3	83.7
			77.6	84.3	80.9	76.4	83.1	79.7
			70.2	70.9	70.7	70.2	70.4	70.4
			82.1	87.1	84.5	81.0	86.3	83.6

LEARNING OPPORTUNITIES

- (7) I am encouraged to try my best at school
- (8) It is easy to get help with my work at school if I need it
- (9) My parents/guardians help me with my school work when I need it
- (10) Other students help me with my school work when I need it
- (11) If I need it, I can get help at school with problems not related to my school work

96.5	97.1	96.7	96.0	97.0	96.4
92.7	92.8	92.6	91.9	92.2	92.0
94.3	96.5	95.3	94.3	96.0	95.1
77.1	84.6	80.9	76.5	84.1	80.2
81.7	87.2	84.3	81.6	86.4	83.9
88.5	91.6	90.0	88.1	91.1	89.5

EXPECTATIONS

- (25) I know the school rules/code of conduct

96.9	97.6	97.3	96.0	97.7	96.9
------	------	------	------	------	------

SCHOOL CLIMATE

- (12) At my school, I treat everyone with respect
- (13) At my school, students treat each other with respect
- (14) At my school, students treat adults with respect
- (15) At my school, adults treat students with respect
- (16) Adults at my school care about me
- (26) I am treated fairly by the adults in my school

97.3	98.7	97.9	96.2	98.2	97.1
84.3	82.5	83.3	82.6	80.8	81.7
93.0	91.6	92.2	92.3	90.4	91.2
94.5	95.9	95.1	94.6	96.0	95.2
94.8	96.5	95.6	94.3	96.0	95.2
90.1	92.8	91.3	90.4	92.7	91.5
92.3	93.0	92.6	91.7	92.4	92.0

SAFETY

- (17) I feel safe at my school
- (18) I feel safe in the school cafeteria
- (19) I feel safe in my classrooms
- (20) I feel safe in the school washrooms
- (21) I feel safe in the school gym
- (22) I feel safe in the gym change rooms
- (23) I feel safe on the school bus
- (24) I feel safe on the school grounds

90.2	92.3	91.3	89.9	91.7	90.8
85.9	89.6	87.7	85.8	89.3	87.6
92.3	95.5	93.7	92.0	94.5	93.2
73.0	74.2	73.6	74.3	74.1	74.2
93.7	94.7	94.2	92.8	93.7	93.2
80.7	81.0	81.0	80.6	80.2	80.4
75.4	77.2	76.2	77.0	78.3	77.7
83.9	88.8	86.3	83.1	88.6	85.8
84.4	86.7	85.5	84.5	86.3	85.4

BULLYING AND HARASSMENT

- (27) In the last month, I have been bullied by being hit, kicked, pushed, or shoved
- (28) In the last month, I have been bullied by being called mean names, been made fun of, or been teased in a hurtful way
- (29) In the last month, I have been bullied by being left out of things on purpose, being left out of groups, or being ignored
- (30) In the last month, I have seen or heard about another student being bullied
- (31) In the last month, I have bullied another student

6.4	4.4	5.4	7.0	4.6	5.8
9.9	10.7	10.3	11.2	11.4	11.3
8.6	11.7	10.3	8.7	11.6	10.2
17.3	16.8	17.2	17.6	17.3	17.5
1.1	1.2	1.2	1.2	0.8	1.0
8.6	8.9	8.9	9.1	9.1	9.2

For each item on the survey, students were asked to indicate the extent to which they agreed to each statement with the following scale: 1 - Strongly disagree, 2 - Disagree somewhat, 3 - Agree somewhat, 4 - Strongly agree, 5 - N/A (Not Applicable).

Survey results highlight the percentage of students who ‘agree somewhat’ or ‘strongly agree’ with each statement.

Response Rate: 98.2

Number of Students

[N=55]

[N=2,770]

[N=4,492]

SCHOOL IS A PLACE WHERE...

SCHOOL

DISTRICT

PROVINCE

M	F	Total	M	F	Total	M	F	Total
70.6	76.2	72.7	80.5	89.9	85.0	77.3	88.0	82.5
100.0	90.5	96.4	91.2	94.5	92.7	89.3	93.6	91.2
97.1	85.7	92.7	93.0	95.8	94.2	92.8	95.7	94.2
76.5	90.0	81.5	80.3	87.4	83.7	80.3	87.3	83.7
64.7	80.0	70.4	77.6	84.3	80.9	76.4	83.1	79.7
63.6	71.4	66.7	70.2	70.9	70.7	70.2	70.4	70.4
78.7	82.3	80.1	82.1	87.1	84.5	81.0	86.3	83.6

100.0	90.0	96.3	96.5	97.1	96.7	96.0	97.0	96.4
88.2	81.0	85.5	92.7	92.8	92.6	91.9	92.2	92.0
91.2	90.5	90.9	94.3	96.5	95.3	94.3	96.0	95.1
85.3	81.0	83.6	77.1	84.6	80.9	76.5	84.1	80.2
85.3	76.2	81.8	81.7	87.2	84.3	81.6	86.4	83.9
90.0	83.7	87.6	88.5	91.6	90.0	88.1	91.1	89.5

(25) I know the school rules/code of conduct

97.1 85.0 92.6 96.9 97.6 97.3 96.0 97.7 96.9

- (12) At my school, I treat everyone with respect
- (13) At my school, students treat each other with respect
- (14) At my school, students treat adults with respect
- (15) At my school, adults treat students with respect
- (16) Adults at my school care about me
- (26) I am treated fairly by the adults in my school

94.1	100.0	96.4	97.3	98.7	97.9	96.2	98.2	97.1
76.5	75.0	75.9	84.3	82.5	83.3	82.6	80.8	81.7
97.0	85.7	92.6	93.0	91.6	92.2	92.3	90.4	91.2
97.1	90.5	94.6	94.5	95.9	95.1	94.6	96.0	95.2
97.1	95.2	96.4	94.8	96.5	95.6	94.3	96.0	95.2
93.9	95.0	94.3	90.1	92.8	91.3	90.4	92.7	91.5
92.6	90.2	91.7	92.3	93.0	92.6	91.7	92.4	92.0

- (17) I feel safe at my school
- (18) I feel safe in the school cafeteria
- (19) I feel safe in my classrooms
- (20) I feel safe in the school washrooms
- (21) I feel safe in the school gym
- (22) I feel safe in the gym change rooms
- (23) I feel safe on the school bus
- (24) I feel safe on the school grounds

93.9	95.0	94.3	90.2	92.3	91.3	89.9	91.7	90.8
90.0	94.4	91.7	85.9	89.6	87.7	85.8	89.3	87.6
94.1	85.7	90.9	92.3	95.5	93.7	92.0	94.5	93.2
75.8	76.2	75.9	73.0	74.2	73.6	74.3	74.1	74.2
83.9	90.0	86.3	93.7	94.7	94.2	92.8	93.7	93.2
80.0	0.0	50.0	80.7	81.0	81.0	80.6	80.2	80.4
79.3	80.0	79.6	75.4	77.2	76.2	77.0	78.3	77.7
85.3	76.2	81.8	83.9	88.8	86.3	83.1	88.6	85.8
85.3	74.7	81.3	84.4	86.7	85.5	84.5	86.3	85.4

(27) In the last month, I have been bullied by being hit, kicked, pushed, or shoved

(28) In the last month, I have been bullied by being called mean names, been made fun of, or been teased in a hurtful way

(29) In the last month, I have been bullied by being left out of things on purpose, being left out of groups, or being ignored

(30) In the last month, I have seen or heard about another student being bullied

(31) In the last month, I have bullied another student

5.9	0.0	3.6	6.4	4.4	5.4	7.0	4.6	5.8
5.9	5.3	5.7	9.9	10.7	10.3	11.2	11.4	11.3
5.9	9.5	7.3	8.6	11.7	10.3	8.7	11.6	10.2
20.6	20.0	20.4	17.3	16.8	17.2	17.6	17.3	17.5
2.9	0.0	1.8	1.1	1.2	1.2	1.2	0.8	1.0
8.2	7.0	7.8	8.6	8.9	8.9	9.1	9.1	9.2

Survey results highlight the percentage of students who 'agree somewhat' or 'strongly agree' with each statement.



School Climate Survey

Grade Five, 2015-16

(All values are percent agreeing with statements.)

#228 - St. Lawrence Academy, St. Lawrence

Response Rate: 92.3

Number of Students

[N=12]

[N=2,770]

[N=4,492]

SCHOOL IS A PLACE WHERE...

STUDENT SATISFACTION

- (1) School is a place where I like to be
- (2) I am happy with my school
- (3) I am happy with the teachers at my school
- (4) My school is clean
- (5) My school work is interesting
- (6) My school work is challenging

SCHOOL			DISTRICT			PROVINCE		
M	F	Total	M	F	Total	M	F	Total
		75.0	80.5	89.9	85.0	77.3	88.0	82.5
		91.7	91.2	94.5	92.7	89.3	93.6	91.2
		100.0	93.0	95.8	94.2	92.8	95.7	94.2
		91.7	80.3	87.4	83.7	80.3	87.3	83.7
		83.3	77.6	84.3	80.9	76.4	83.1	79.7
		75.0	70.2	70.9	70.7	70.2	70.4	70.4
		86.1	82.1	87.1	84.5	81.0	86.3	83.6

LEARNING OPPORTUNITIES

- (7) I am encouraged to try my best at school
- (8) It is easy to get help with my work at school if I need it
- (9) My parents/guardians help me with my school work when I need it
- (10) Other students help me with my school work when I need it
- (11) If I need it, I can get help at school with problems not related to my school work

100.0	96.5	97.1	96.7	96.0	97.0	96.4
91.7	92.7	92.8	92.6	91.9	92.2	92.0
100.0	94.3	96.5	95.3	94.3	96.0	95.1
100.0	77.1	84.6	80.9	76.5	84.1	80.2
91.7	81.7	87.2	84.3	81.6	86.4	83.9
96.7	88.5	91.6	90.0	88.1	91.1	89.5

EXPECTATIONS

- (25) I know the school rules/code of conduct

100.0	96.9	97.6	97.3	96.0	97.7	96.9
-------	------	------	------	------	------	------

SCHOOL CLIMATE

- (12) At my school, I treat everyone with respect
- (13) At my school, students treat each other with respect
- (14) At my school, students treat adults with respect
- (15) At my school, adults treat students with respect
- (16) Adults at my school care about me
- (26) I am treated fairly by the adults in my school

100.0	97.3	98.7	97.9	96.2	98.2	97.1
91.7	84.3	82.5	83.3	82.6	80.8	81.7
100.0	93.0	91.6	92.2	92.3	90.4	91.2
100.0	94.5	95.9	95.1	94.6	96.0	95.2
100.0	94.8	96.5	95.6	94.3	96.0	95.2
91.7	90.1	92.8	91.3	90.4	92.7	91.5
97.2	92.3	93.0	92.6	91.7	92.4	92.0

SAFETY

- (17) I feel safe at my school
- (18) I feel safe in the school cafeteria
- (19) I feel safe in my classrooms
- (20) I feel safe in the school washrooms
- (21) I feel safe in the school gym
- (22) I feel safe in the gym change rooms
- (23) I feel safe on the school bus
- (24) I feel safe on the school grounds

60.0	90.2	92.3	91.3	89.9	91.7	90.8
54.6	85.9	89.6	87.7	85.8	89.3	87.6
63.6	92.3	95.5	93.7	92.0	94.5	93.2
50.0	73.0	74.2	73.6	74.3	74.1	74.2
91.7	93.7	94.7	94.2	92.8	93.7	93.2
	80.7	81.0	81.0	80.6	80.2	80.4
87.5	75.4	77.2	76.2	77.0	78.3	77.7
83.3	83.9	88.8	86.3	83.1	88.6	85.8
61.3	84.4	86.7	85.5	84.5	86.3	85.4

BULLYING AND HARASSMENT

- (27) In the last month, I have been bullied by being hit, kicked, pushed, or shoved
- (28) In the last month, I have been bullied by being called mean names, been made fun of, or been teased in a hurtful way
- (29) In the last month, I have been bullied by being left out of things on purpose, being left out of groups, or being ignored
- (30) In the last month, I have seen or heard about another student being bullied
- (31) In the last month, I have bullied another student

8.3	6.4	4.4	5.4	7.0	4.6	5.8
16.7	9.9	10.7	10.3	11.2	11.4	11.3
8.3	8.6	11.7	10.3	8.7	11.6	10.2
16.7	17.3	16.8	17.2	17.6	17.3	17.5
0.0	1.1	1.2	1.2	1.2	0.8	1.0
10.0	8.6	8.9	8.9	9.1	9.1	9.2

For each item on the survey, students were asked to indicate the extent to which they agreed to each statement with the following scale: 1 - Strongly disagree, 2 - Disagree somewhat, 3 - Agree somewhat, 4 - Strongly agree, 5 - N/A (Not Applicable).

Survey results highlight the percentage of students who ‘agree somewhat’ or ‘strongly agree’ with each statement.



School Climate Survey

Grade Five, 2015-16

(All values are percent agreeing with statements.)

#232 - Matthew Elementary School, Bonavista

Response Rate: 96.7

Number of Students

[N=29]

[N=2,770]

[N=4,492]

SCHOOL IS A PLACE WHERE...

STUDENT SATISFACTION

- (1) School is a place where I like to be
- (2) I am happy with my school
- (3) I am happy with the teachers at my school
- (4) My school is clean
- (5) My school work is interesting
- (6) My school work is challenging

SCHOOL			DISTRICT			PROVINCE		
M	F	Total	M	F	Total	M	F	Total
75.0	100.0	82.1	80.5	89.9	85.0	77.3	88.0	82.5
69.2	100.0	82.1	91.2	94.5	92.7	89.3	93.6	91.2
76.9	91.7	86.2	93.0	95.8	94.2	92.8	95.7	94.2
61.5	100.0	75.0	80.3	87.4	83.7	80.3	87.3	83.7
84.6	91.7	85.2	77.6	84.3	80.9	76.4	83.1	79.7
84.6	63.6	77.8	70.2	70.9	70.7	70.2	70.4	70.4
75.3	91.2	81.4	82.1	87.1	84.5	81.0	86.3	83.6

LEARNING OPPORTUNITIES

- (7) I am encouraged to try my best at school
- (8) It is easy to get help with my work at school if I need it
- (9) My parents/guardians help me with my school work when I need it
- (10) Other students help me with my school work when I need it
- (11) If I need it, I can get help at school with problems not related to my school work

92.3	100.0	96.4	96.5	97.1	96.7	96.0	97.0	96.4
84.6	100.0	92.6	92.7	92.8	92.6	91.9	92.2	92.0
92.3	100.0	96.4	94.3	96.5	95.3	94.3	96.0	95.1
61.5	91.7	75.9	77.1	84.6	80.9	76.5	84.1	80.2
69.2	91.7	78.6	81.7	87.2	84.3	81.6	86.4	83.9
80.0	96.7	88.0	88.5	91.6	90.0	88.1	91.1	89.5

EXPECTATIONS

- (25) I know the school rules/code of conduct

92.3	100.0	96.4	96.9	97.6	97.3	96.0	97.7	96.9
------	-------	------	------	------	------	------	------	------

SCHOOL CLIMATE

- (12) At my school, I treat everyone with respect
- (13) At my school, students treat each other with respect
- (14) At my school, students treat adults with respect
- (15) At my school, adults treat students with respect
- (16) Adults at my school care about me
- (26) I am treated fairly by the adults in my school

84.6	100.0	92.6	97.3	98.7	97.9	96.2	98.2	97.1
76.9	83.3	75.9	84.3	82.5	83.3	82.6	80.8	81.7
69.2	91.7	79.3	93.0	91.6	92.2	92.3	90.4	91.2
84.6	100.0	92.9	94.5	95.9	95.1	94.6	96.0	95.2
92.3	100.0	96.6	94.8	96.5	95.6	94.3	96.0	95.2
76.9	100.0	85.7	90.1	92.8	91.3	90.4	92.7	91.5
80.8	95.8	87.1	92.3	93.0	92.6	91.7	92.4	92.0

SAFETY

- (17) I feel safe at my school
- (18) I feel safe in the school cafeteria
- (19) I feel safe in my classrooms
- (20) I feel safe in the school washrooms
- (21) I feel safe in the school gym
- (22) I feel safe in the gym change rooms
- (23) I feel safe on the school bus
- (24) I feel safe on the school grounds

84.6	91.7	88.9	90.2	92.3	91.3	89.9	91.7	90.8
100.0	100.0	100.0	85.9	89.6	87.7	85.8	89.3	87.6
84.6	91.7	82.8	92.3	95.5	93.7	92.0	94.5	93.2
61.5	75.0	67.9	73.0	74.2	73.6	74.3	74.1	74.2
92.3	90.9	92.9	93.7	94.7	94.2	92.8	93.7	93.2
100.0	0.0	100.0	80.7	81.0	81.0	80.6	80.2	80.4
100.0	100.0	100.0	75.4	77.2	76.2	77.0	78.3	77.7
84.6	100.0	89.3	83.9	88.8	86.3	83.1	88.6	85.8
88.5	81.2	90.2	84.4	86.7	85.5	84.5	86.3	85.4

BULLYING AND HARASSMENT

- (27) In the last month, I have been bullied by being hit, kicked, pushed, or shoved
- (28) In the last month, I have been bullied by being called mean names, been made fun of, or been teased in a hurtful way
- (29) In the last month, I have been bullied by being left out of things on purpose, being left out of groups, or being ignored
- (30) In the last month, I have seen or heard about another student being bullied
- (31) In the last month, I have bullied another student

0.0	0.0	3.5	6.4	4.4	5.4	7.0	4.6	5.8
0.0	0.0	0.0	9.9	10.7	10.3	11.2	11.4	11.3
8.3	0.0	7.1	8.6	11.7	10.3	8.7	11.6	10.2
7.7	8.3	10.7	17.3	16.8	17.2	17.6	17.3	17.5
0.0	0.0	3.5	1.1	1.2	1.2	1.2	0.8	1.0
3.2	1.7	5.0	8.6	8.9	8.9	9.1	9.1	9.2

For each item on the survey, students were asked to indicate the extent to which they agreed to each statement with the following scale: 1 - Strongly disagree, 2 - Disagree somewhat, 3 - Agree somewhat, 4 - Strongly agree, 5 - N/A (Not Applicable).

Survey results highlight the percentage of students who ‘agree somewhat’ or ‘strongly agree’ with each statement.



School Climate Survey

Grade Five, 2015-16

(All values are percent agreeing with statements.)

#234 - Catalina Elementary School, Catalina

Response Rate: 100.0

Number of Students

[N=12]

[N=2,770]

[N=4,492]

SCHOOL IS A PLACE WHERE...

STUDENT SATISFACTION

- (1) School is a place where I like to be
- (2) I am happy with my school
- (3) I am happy with the teachers at my school
- (4) My school is clean
- (5) My school work is interesting
- (6) My school work is challenging

SCHOOL			DISTRICT			PROVINCE		
M	F	Total	M	F	Total	M	F	Total
		50.0	80.5	89.9	85.0	77.3	88.0	82.5
		100.0	91.2	94.5	92.7	89.3	93.6	91.2
		100.0	93.0	95.8	94.2	92.8	95.7	94.2
		83.3	80.3	87.4	83.7	80.3	87.3	83.7
		50.0	77.6	84.3	80.9	76.4	83.1	79.7
		91.7	70.2	70.9	70.7	70.2	70.4	70.4
		79.2	82.1	87.1	84.5	81.0	86.3	83.6

LEARNING OPPORTUNITIES

- (7) I am encouraged to try my best at school
- (8) It is easy to get help with my work at school if I need it
- (9) My parents/guardians help me with my school work when I need it
- (10) Other students help me with my school work when I need it
- (11) If I need it, I can get help at school with problems not related to my school work

100.0	96.5	97.1	96.7	96.0	97.0	96.4
83.3	92.7	92.8	92.6	91.9	92.2	92.0
91.7	94.3	96.5	95.3	94.3	96.0	95.1
72.7	77.1	84.6	80.9	76.5	84.1	80.2
83.3	81.7	87.2	84.3	81.6	86.4	83.9
86.2	88.5	91.6	90.0	88.1	91.1	89.5

EXPECTATIONS

- (25) I know the school rules/code of conduct

100.0	96.9	97.6	97.3	96.0	97.7	96.9
-------	------	------	------	------	------	------

SCHOOL CLIMATE

- (12) At my school, I treat everyone with respect
- (13) At my school, students treat each other with respect
- (14) At my school, students treat adults with respect
- (15) At my school, adults treat students with respect
- (16) Adults at my school care about me
- (26) I am treated fairly by the adults in my school

100.0	97.3	98.7	97.9	96.2	98.2	97.1
66.7	84.3	82.5	83.3	82.6	80.8	81.7
100.0	93.0	91.6	92.2	92.3	90.4	91.2
100.0	94.5	95.9	95.1	94.6	96.0	95.2
100.0	94.8	96.5	95.6	94.3	96.0	95.2
83.3	90.1	92.8	91.3	90.4	92.7	91.5
91.7	92.3	93.0	92.6	91.7	92.4	92.0

SAFETY

- (17) I feel safe at my school
- (18) I feel safe in the school cafeteria
- (19) I feel safe in my classrooms
- (20) I feel safe in the school washrooms
- (21) I feel safe in the school gym
- (22) I feel safe in the gym change rooms
- (23) I feel safe on the school bus
- (24) I feel safe on the school grounds

91.7	90.2	92.3	91.3	89.9	91.7	90.8
100.0	85.9	89.6	87.7	85.8	89.3	87.6
100.0	92.3	95.5	93.7	92.0	94.5	93.2
75.0	73.0	74.2	73.6	74.3	74.1	74.2
100.0	93.7	94.7	94.2	92.8	93.7	93.2
90.0	80.7	81.0	81.0	80.6	80.2	80.4
77.8	75.4	77.2	76.2	77.0	78.3	77.7
90.9	83.9	88.8	86.3	83.1	88.6	85.8
90.7	84.4	86.7	85.5	84.5	86.3	85.4

BULLYING AND HARASSMENT

- (27) In the last month, I have been bullied by being hit, kicked, pushed, or shoved
- (28) In the last month, I have been bullied by being called mean names, been made fun of, or been teased in a hurtful way
- (29) In the last month, I have been bullied by being left out of things on purpose, being left out of groups, or being ignored
- (30) In the last month, I have seen or heard about another student being bullied
- (31) In the last month, I have bullied another student

0.0	6.4	4.4	5.4	7.0	4.6	5.8
8.3	9.9	10.7	10.3	11.2	11.4	11.3
0.0	8.6	11.7	10.3	8.7	11.6	10.2
8.3	17.3	16.8	17.2	17.6	17.3	17.5
0.0	1.1	1.2	1.2	1.2	0.8	1.0
3.3	8.6	8.9	8.9	9.1	9.1	9.2

For each item on the survey, students were asked to indicate the extent to which they agreed to each statement with the following scale: 1 - Strongly disagree, 2 - Disagree somewhat, 3 - Agree somewhat, 4 - Strongly agree, 5 - N/A (Not Applicable).

Survey results highlight the percentage of students who ‘agree somewhat’ or ‘strongly agree’ with each statement.



School Climate Survey

Grade Five, 2015-16

(All values are percent agreeing with statements.)

#237 - Anthony Paddon Elementary, Musgravetown

Response Rate: 73.1

Number of Students

[N=19]

[N=2,770]

[N=4,492]

SCHOOL IS A PLACE WHERE...

STUDENT SATISFACTION

- (1) School is a place where I like to be
- (2) I am happy with my school
- (3) I am happy with the teachers at my school
- (4) My school is clean
- (5) My school work is interesting
- (6) My school work is challenging

SCHOOL			DISTRICT			PROVINCE		
M	F	Total	M	F	Total	M	F	Total
62.5	90.9	79.0	80.5	89.9	85.0	77.3	88.0	82.5
75.0	100.0	89.5	91.2	94.5	92.7	89.3	93.6	91.2
100.0	90.9	94.7	93.0	95.8	94.2	92.8	95.7	94.2
87.5	100.0	94.7	80.3	87.4	83.7	80.3	87.3	83.7
85.7	100.0	94.4	77.6	84.3	80.9	76.4	83.1	79.7
87.5	70.0	77.8	70.2	70.9	70.7	70.2	70.4	70.4
83.0	92.0	88.4	82.1	87.1	84.5	81.0	86.3	83.6

LEARNING OPPORTUNITIES

- (7) I am encouraged to try my best at school
- (8) It is easy to get help with my work at school if I need it
- (9) My parents/guardians help me with my school work when I need it
- (10) Other students help me with my school work when I need it
- (11) If I need it, I can get help at school with problems not related to my school work

100.0	90.9	94.7	96.5	97.1	96.7	96.0	97.0	96.4
100.0	90.9	94.7	92.7	92.8	92.6	91.9	92.2	92.0
100.0	100.0	100.0	94.3	96.5	95.3	94.3	96.0	95.1
75.0	81.8	79.0	77.1	84.6	80.9	76.5	84.1	80.2
87.5	90.0	88.9	81.7	87.2	84.3	81.6	86.4	83.9
92.5	90.7	91.5	88.5	91.6	90.0	88.1	91.1	89.5

EXPECTATIONS

- (25) I know the school rules/code of conduct

100.0	100.0	100.0	96.9	97.6	97.3	96.0	97.7	96.9
-------	-------	-------	------	------	------	------	------	------

SCHOOL CLIMATE

- (12) At my school, I treat everyone with respect
- (13) At my school, students treat each other with respect
- (14) At my school, students treat adults with respect
- (15) At my school, adults treat students with respect
- (16) Adults at my school care about me
- (26) I am treated fairly by the adults in my school

100.0	100.0	100.0	97.3	98.7	97.9	96.2	98.2	97.1
100.0	100.0	100.0	84.3	82.5	83.3	82.6	80.8	81.7
100.0	90.9	94.7	93.0	91.6	92.2	92.3	90.4	91.2
100.0	100.0	100.0	94.5	95.9	95.1	94.6	96.0	95.2
100.0	100.0	100.0	94.8	96.5	95.6	94.3	96.0	95.2
100.0	100.0	100.0	90.1	92.8	91.3	90.4	92.7	91.5
100.0	98.5	99.1	92.3	93.0	92.6	91.7	92.4	92.0

SAFETY

- (17) I feel safe at my school
- (18) I feel safe in the school cafeteria
- (19) I feel safe in my classrooms
- (20) I feel safe in the school washrooms
- (21) I feel safe in the school gym
- (22) I feel safe in the gym change rooms
- (23) I feel safe on the school bus
- (24) I feel safe on the school grounds

100.0	81.8	89.5	90.2	92.3	91.3	89.9	91.7	90.8
87.5	100.0	94.7	85.9	89.6	87.7	85.8	89.3	87.6
100.0	90.9	94.7	92.3	95.5	93.7	92.0	94.5	93.2
87.5	90.9	89.5	73.0	74.2	73.6	74.3	74.1	74.2
100.0	100.0	100.0	93.7	94.7	94.2	92.8	93.7	93.2
100.0	0.0	100.0	80.7	81.0	81.0	80.6	80.2	80.4
100.0	90.0	94.1	75.4	77.2	76.2	77.0	78.3	77.7
100.0	100.0	100.0	83.9	88.8	86.3	83.1	88.6	85.8
96.9	81.7	95.3	84.4	86.7	85.5	84.5	86.3	85.4

BULLYING AND HARASSMENT

- (27) In the last month, I have been bullied by being hit, kicked, pushed, or shoved
- (28) In the last month, I have been bullied by being called mean names, been made fun of, or been teased in a hurtful way
- (29) In the last month, I have been bullied by being left out of things on purpose, being left out of groups, or being ignored
- (30) In the last month, I have seen or heard about another student being bullied
- (31) In the last month, I have bullied another student

0.0	9.1	5.3	6.4	4.4	5.4	7.0	4.6	5.8
25.0	9.1	15.8	9.9	10.7	10.3	11.2	11.4	11.3
0.0	18.2	10.5	8.6	11.7	10.3	8.7	11.6	10.2
0.0	9.1	5.3	17.3	16.8	17.2	17.6	17.3	17.5
0.0	0.0	0.0	1.1	1.2	1.2	1.2	0.8	1.0
5.0	9.1	7.4	8.6	8.9	8.9	9.1	9.1	9.2

For each item on the survey, students were asked to indicate the extent to which they agreed to each statement with the following scale: 1 - Strongly disagree, 2 - Disagree somewhat, 3 - Agree somewhat, 4 - Strongly agree, 5 - N/A (Not Applicable).

Survey results highlight the percentage of students who ‘agree somewhat’ or ‘strongly agree’ with each statement.



School Climate Survey

Grade Five, 2015-16


(All values are percent agreeing with statements.)

#240 - Bishop White School, Port Rexton

Response Rate: 83.3

Number of Students

SCHOOL IS A PLACE WHERE...	SCHOOL			DISTRICT			PROVINCE		
	M	F	Total	M	F	Total	M	F	Total
STUDENT SATISFACTION									
(1) School is a place where I like to be				80.5	89.9	85.0	77.3	88.0	82.5
(2) I am happy with my school				91.2	94.5	92.7	89.3	93.6	91.2
(3) I am happy with the teachers at my school				93.0	95.8	94.2	92.8	95.7	94.2
(4) My school is clean				80.3	87.4	83.7	80.3	87.3	83.7
(5) My school work is interesting				77.6	84.3	80.9	76.4	83.1	79.7
(6) My school work is challenging				70.2	70.9	70.7	70.2	70.4	70.4
				82.1	87.1	84.5	81.0	86.3	83.6
LEARNING OPPORTUNITIES									
(7) I am encouraged to try my best at school				96.5	97.1	96.7	96.0	97.0	96.4
(8) It is easy to get help with my work at school if I need it				92.7	92.8	92.6	91.9	92.2	92.0
(9) My parents/guardians help me with my school work when I need it				94.3	96.5	95.3	94.3	96.0	95.1
(10) Other students help me with my school work when I need it				77.1	84.6	80.9	76.5	84.1	80.2
(11) If I need it, I can get help at school with problems <u>not</u> related to my school work				81.7	87.2	84.3	81.6	86.4	83.9
				88.5	91.6	90.0	88.1	91.1	89.5
EXPECTATIONS									
(25) I know the school rules/code of conduct				96.9	97.6	97.3	96.0	97.7	96.9
SCHOOL CLIMATE									
(12) At my school, I treat everyone with respect				97.3	98.7	97.9	96.2	98.2	97.1
(13) At my school, students treat each other with respect				84.3	82.5	83.3	82.6	80.8	81.7
(14) At my school, students treat adults with respect				93.0	91.6	92.2	92.3	90.4	91.2
(15) At my school, adults treat students with respect				94.5	95.9	95.1	94.6	96.0	95.2
(16) Adults at my school care about me				94.8	96.5	95.6	94.3	96.0	95.2
(26) I am treated fairly by the adults in my school				90.1	92.8	91.3	90.4	92.7	91.5
				92.3	93.0	92.6	91.7	92.4	92.0
SAFETY									
(17) I feel safe at my school				90.2	92.3	91.3	89.9	91.7	90.8
(18) I feel safe in the school cafeteria				85.9	89.6	87.7	85.8	89.3	87.6
(19) I feel safe in my classrooms				92.3	95.5	93.7	92.0	94.5	93.2
(20) I feel safe in the school washrooms				73.0	74.2	73.6	74.3	74.1	74.2
(21) I feel safe in the school gym				93.7	94.7	94.2	92.8	93.7	93.2
(22) I feel safe in the gym change rooms				80.7	81.0	81.0	80.6	80.2	80.4
(23) I feel safe on the school bus				75.4	77.2	76.2	77.0	78.3	77.7
(24) I feel safe on the school grounds				83.9	88.8	86.3	83.1	88.6	85.8
				84.4	86.7	85.5	84.5	86.3	85.4
BULLYING AND HARASSMENT									
(27) In the last month, I have been bullied by being hit, kicked, pushed, or shoved				6.4	4.4	5.4	7.0	4.6	5.8
(28) In the last month, I have been bullied by being called mean names, been made fun of, or been teased in a hurtful way				9.9	10.7	10.3	11.2	11.4	11.3
(29) In the last month, I have been bullied by being left out of things on purpose, being left out of groups, or being ignored				8.6	11.7	10.3	8.7	11.6	10.2
(30) In the last month, I have seen or heard about another student being bullied				17.3	16.8	17.2	17.6	17.3	17.5
(31) In the last month, I have bullied another student				1.1	1.2	1.2	1.2	0.8	1.0
				8.6	8.9	8.9	9.1	9.1	9.2



School Climate Survey

Grade Five, 2015-16

(All values are percent agreeing with statements.)

#242 - Random Island Academy, Hickman's Harbour

Response Rate: 100.0

	Number of Students								
	[N=8]			[N=2,770]			[N=4,492]		
SCHOOL IS A PLACE WHERE...	SCHOOL			DISTRICT			PROVINCE		
	M	F	Total	M	F	Total	M	F	Total
STUDENT SATISFACTION									
(1) School is a place where I like to be			100.0	80.5	89.9	85.0	77.3	88.0	82.5
(2) I am happy with my school			100.0	91.2	94.5	92.7	89.3	93.6	91.2
(3) I am happy with the teachers at my school			85.7	93.0	95.8	94.2	92.8	95.7	94.2
(4) My school is clean			100.0	80.3	87.4	83.7	80.3	87.3	83.7
(5) My school work is interesting			100.0	77.6	84.3	80.9	76.4	83.1	79.7
(6) My school work is challenging			50.0	70.2	70.9	70.7	70.2	70.4	70.4
			89.3	82.1	87.1	84.5	81.0	86.3	83.6
LEARNING OPPORTUNITIES									
(7) I am encouraged to try my best at school			100.0	96.5	97.1	96.7	96.0	97.0	96.4
(8) It is easy to get help with my work at school if I need it			50.0	92.7	92.8	92.6	91.9	92.2	92.0
(9) My parents/guardians help me with my school work when I need it			100.0	94.3	96.5	95.3	94.3	96.0	95.1
(10) Other students help me with my school work when I need it			87.5	77.1	84.6	80.9	76.5	84.1	80.2
(11) If I need it, I can get help at school with problems <u>not</u> related to my school work			100.0	81.7	87.2	84.3	81.6	86.4	83.9
			87.5	88.5	91.6	90.0	88.1	91.1	89.5
EXPECTATIONS									
(25) I know the school rules/code of conduct			87.5	96.9	97.6	97.3	96.0	97.7	96.9
SCHOOL CLIMATE									
(12) At my school, I treat everyone with respect			85.7	97.3	98.7	97.9	96.2	98.2	97.1
(13) At my school, students treat each other with respect			87.5	84.3	82.5	83.3	82.6	80.8	81.7
(14) At my school, students treat adults with respect			100.0	93.0	91.6	92.2	92.3	90.4	91.2
(15) At my school, adults treat students with respect			75.0	94.5	95.9	95.1	94.6	96.0	95.2
(16) Adults at my school care about me			62.5	94.8	96.5	95.6	94.3	96.0	95.2
(26) I am treated fairly by the adults in my school			50.0	90.1	92.8	91.3	90.4	92.7	91.5
			76.8	92.3	93.0	92.6	91.7	92.4	92.0
SAFETY									
(17) I feel safe at my school			100.0	90.2	92.3	91.3	89.9	91.7	90.8
(18) I feel safe in the school cafeteria			87.5	85.9	89.6	87.7	85.8	89.3	87.6
(19) I feel safe in my classrooms			100.0	92.3	95.5	93.7	92.0	94.5	93.2
(20) I feel safe in the school washrooms			62.5	73.0	74.2	73.6	74.3	74.1	74.2
(21) I feel safe in the school gym			87.5	93.7	94.7	94.2	92.8	93.7	93.2
(22) I feel safe in the gym change rooms			75.0	80.7	81.0	81.0	80.6	80.2	80.4
(23) I feel safe on the school bus			75.0	75.4	77.2	76.2	77.0	78.3	77.7
(24) I feel safe on the school grounds			87.5	83.9	88.8	86.3	83.1	88.6	85.8
			84.4	84.4	86.7	85.5	84.5	86.3	85.4
BULLYING AND HARASSMENT									
(27) In the last month, I have been bullied by being hit, kicked, pushed, or shoved			12.5	6.4	4.4	5.4	7.0	4.6	5.8
(28) In the last month, I have been bullied by being called mean names, been made fun of, or been teased in a hurtful way			25.0	9.9	10.7	10.3	11.2	11.4	11.3
(29) In the last month, I have been bullied by being left out of things on purpose, being left out of groups, or being ignored			25.0	8.6	11.7	10.3	8.7	11.6	10.2
(30) In the last month, I have seen or heard about another student being bullied			12.5	17.3	16.8	17.2	17.6	17.3	17.5
(31) In the last month, I have bullied another student			12.5	1.1	1.2	1.2	1.2	0.8	1.0
			17.5	8.6	8.9	8.9	9.1	9.1	9.2

For each item on the survey, students were asked to indicate the extent to which they agreed to each statement with the following scale: 1 - Strongly disagree, 2 - Disagree somewhat, 3 - Agree somewhat, 4 - Strongly agree, 5 - N/A (Not Applicable).

Survey results highlight the percentage of students who ‘agree somewhat’ or ‘strongly agree’ with each statement.



School Climate Survey

Grade Five, 2015-16

(All values are percent agreeing with statements.)

#243 - Riverside Elementary, Shoal Harbour

Response Rate: 88.1

Number of Students

[N=89]

[N=2,770]

[N=4,492]

SCHOOL IS A PLACE WHERE...

STUDENT SATISFACTION

	SCHOOL			DISTRICT			PROVINCE		
	M	F	Total	M	F	Total	M	F	Total
(1) School is a place where I like to be	88.9	93.2	91.0	80.5	89.9	85.0	77.3	88.0	82.5
(2) I am happy with my school	88.9	100.0	94.4	91.2	94.5	92.7	89.3	93.6	91.2
(3) I am happy with the teachers at my school	100.0	97.7	98.9	93.0	95.8	94.2	92.8	95.7	94.2
(4) My school is clean	88.6	90.9	89.8	80.3	87.4	83.7	80.3	87.3	83.7
(5) My school work is interesting	71.1	75.0	73.0	77.6	84.3	80.9	76.4	83.1	79.7
(6) My school work is challenging	64.4	60.5	62.5	70.2	70.9	70.7	70.2	70.4	70.4
	83.7	86.2	84.9	82.1	87.1	84.5	81.0	86.3	83.6

LEARNING OPPORTUNITIES

(7) I am encouraged to try my best at school	97.8	100.0	98.9	96.5	97.1	96.7	96.0	97.0	96.4
(8) It is easy to get help with my work at school if I need it	93.3	93.2	93.3	92.7	92.8	92.6	91.9	92.2	92.0
(9) My parents/guardians help me with my school work when I need it	97.8	95.5	96.6	94.3	96.5	95.3	94.3	96.0	95.1
(10) Other students help me with my school work when I need it	86.7	88.6	87.6	77.1	84.6	80.9	76.5	84.1	80.2
(11) If I need it, I can get help at school with problems <u>not</u> related to my school work	86.7	90.9	88.8	81.7	87.2	84.3	81.6	86.4	83.9
	92.4	93.6	93.0	88.5	91.6	90.0	88.1	91.1	89.5

EXPECTATIONS

(25) I know the school rules/code of conduct	95.6	100.0	97.7	96.9	97.6	97.3	96.0	97.7	96.9
--	------	-------	------	------	------	------	------	------	------

SCHOOL CLIMATE

(12) At my school, I treat everyone with respect	95.6	93.2	94.4	97.3	98.7	97.9	96.2	98.2	97.1
(13) At my school, students treat each other with respect	77.8	75.0	76.4	84.3	82.5	83.3	82.6	80.8	81.7
(14) At my school, students treat adults with respect	97.8	97.7	97.7	93.0	91.6	92.2	92.3	90.4	91.2
(15) At my school, adults treat students with respect	100.0	93.2	96.6	94.5	95.9	95.1	94.6	96.0	95.2
(16) Adults at my school care about me	95.6	95.4	95.5	94.8	96.5	95.6	94.3	96.0	95.2
(26) I am treated fairly by the adults in my school	95.6	90.9	93.3	90.1	92.8	91.3	90.4	92.7	91.5
	93.7	90.9	92.3	92.3	93.0	92.6	91.7	92.4	92.0

SAFETY

(17) I feel safe at my school	95.6	93.2	94.4	90.2	92.3	91.3	89.9	91.7	90.8
(18) I feel safe in the school cafeteria	81.8	90.5	86.1	85.9	89.6	87.7	85.8	89.3	87.6
(19) I feel safe in my classrooms	97.8	97.7	97.7	92.3	95.5	93.7	92.0	94.5	93.2
(20) I feel safe in the school washrooms	77.8	69.8	73.9	73.0	74.2	73.6	74.3	74.1	74.2
(21) I feel safe in the school gym	88.6	97.7	93.1	93.7	94.7	94.2	92.8	93.7	93.2
(22) I feel safe in the gym change rooms	70.4	70.4	70.4	80.7	81.0	81.0	80.6	80.2	80.4
(23) I feel safe on the school bus	77.1	81.1	79.2	75.4	77.2	76.2	77.0	78.3	77.7
(24) I feel safe on the school grounds	84.4	88.6	86.5	83.9	88.8	86.3	83.1	88.6	85.8
	84.2	86.1	85.1	84.4	86.7	85.5	84.5	86.3	85.4

BULLYING AND HARASSMENT

(27) In the last month, I have been bullied by being hit, kicked, pushed, or shoved	11.4	4.7	8.1	6.4	4.4	5.4	7.0	4.6	5.8
(28) In the last month, I have been bullied by being called mean names, been made fun of, or been teased in a hurtful way	8.9	9.3	9.1	9.9	10.7	10.3	11.2	11.4	11.3
(29) In the last month, I have been bullied by being left out of things on purpose, being left out of groups, or being ignored	4.4	9.3	6.8	8.6	11.7	10.3	8.7	11.6	10.2
(30) In the last month, I have seen or heard about another student being bullied	15.9	14.3	15.1	17.3	16.8	17.2	17.6	17.3	17.5
(31) In the last month, I have bullied another student	2.3	2.3	2.3	1.1	1.2	1.2	1.2	0.8	1.0
	8.6	8.0	8.3	8.6	8.9	8.9	9.1	9.1	9.2

For each item on the survey, students were asked to indicate the extent to which they agreed to each statement with the following scale: 1 - Strongly disagree, 2 - Disagree somewhat, 3 - Agree somewhat, 4 - Strongly agree, 5 - N/A (Not Applicable).

Survey results highlight the percentage of students who ‘agree somewhat’ or ‘strongly agree’ with each statement.



School Climate Survey

Grade Five, 2015-16

(All values are percent agreeing with statements.)

#246 - Swift Current Academy, Swift Current

Response Rate: 100.0

Number of Students

[N=1]

[N=2,770]

[N=4,492]

SCHOOL IS A PLACE WHERE...

STUDENT SATISFACTION

- (1) School is a place where I like to be
- (2) I am happy with my school
- (3) I am happy with the teachers at my school
- (4) My school is clean
- (5) My school work is interesting
- (6) My school work is challenging

SCHOOL			DISTRICT			PROVINCE		
M	F	Total	M	F	Total	M	F	Total
			80.5	89.9	85.0	77.3	88.0	82.5
			91.2	94.5	92.7	89.3	93.6	91.2
			93.0	95.8	94.2	92.8	95.7	94.2
			80.3	87.4	83.7	80.3	87.3	83.7
			77.6	84.3	80.9	76.4	83.1	79.7
			70.2	70.9	70.7	70.2	70.4	70.4
			82.1	87.1	84.5	81.0	86.3	83.6

LEARNING OPPORTUNITIES

- (7) I am encouraged to try my best at school
- (8) It is easy to get help with my work at school if I need it
- (9) My parents/guardians help me with my school work when I need it
- (10) Other students help me with my school work when I need it
- (11) If I need it, I can get help at school with problems not related to my school work

96.5	97.1	96.7	96.0	97.0	96.4
92.7	92.8	92.6	91.9	92.2	92.0
94.3	96.5	95.3	94.3	96.0	95.1
77.1	84.6	80.9	76.5	84.1	80.2
81.7	87.2	84.3	81.6	86.4	83.9
88.5	91.6	90.0	88.1	91.1	89.5

EXPECTATIONS

- (25) I know the school rules/code of conduct

96.9	97.6	97.3	96.0	97.7	96.9
------	------	------	------	------	------

SCHOOL CLIMATE

- (12) At my school, I treat everyone with respect
- (13) At my school, students treat each other with respect
- (14) At my school, students treat adults with respect
- (15) At my school, adults treat students with respect
- (16) Adults at my school care about me
- (26) I am treated fairly by the adults in my school

97.3	98.7	97.9	96.2	98.2	97.1
84.3	82.5	83.3	82.6	80.8	81.7
93.0	91.6	92.2	92.3	90.4	91.2
94.5	95.9	95.1	94.6	96.0	95.2
94.8	96.5	95.6	94.3	96.0	95.2
90.1	92.8	91.3	90.4	92.7	91.5
92.3	93.0	92.6	91.7	92.4	92.0

SAFETY

- (17) I feel safe at my school
- (18) I feel safe in the school cafeteria
- (19) I feel safe in my classrooms
- (20) I feel safe in the school washrooms
- (21) I feel safe in the school gym
- (22) I feel safe in the gym change rooms
- (23) I feel safe on the school bus
- (24) I feel safe on the school grounds

90.2	92.3	91.3	89.9	91.7	90.8
85.9	89.6	87.7	85.8	89.3	87.6
92.3	95.5	93.7	92.0	94.5	93.2
73.0	74.2	73.6	74.3	74.1	74.2
93.7	94.7	94.2	92.8	93.7	93.2
80.7	81.0	81.0	80.6	80.2	80.4
75.4	77.2	76.2	77.0	78.3	77.7
83.9	88.8	86.3	83.1	88.6	85.8
84.4	86.7	85.5	84.5	86.3	85.4

BULLYING AND HARASSMENT

- (27) In the last month, I have been bullied by being hit, kicked, pushed, or shoved
- (28) In the last month, I have been bullied by being called mean names, been made fun of, or been teased in a hurtful way
- (29) In the last month, I have been bullied by being left out of things on purpose, being left out of groups, or being ignored
- (30) In the last month, I have seen or heard about another student being bullied
- (31) In the last month, I have bullied another student

6.4	4.4	5.4	7.0	4.6	5.8
9.9	10.7	10.3	11.2	11.4	11.3
8.6	11.7	10.3	8.7	11.6	10.2
17.3	16.8	17.2	17.6	17.3	17.5
1.1	1.2	1.2	1.2	0.8	1.0
8.6	8.9	8.9	9.1	9.1	9.2

For each item on the survey, students were asked to indicate the extent to which they agreed to each statement with the following scale: 1 - Strongly disagree, 2 - Disagree somewhat, 3 - Agree somewhat, 4 - Strongly agree, 5 - N/A (Not Applicable).

Survey results highlight the percentage of students who ‘agree somewhat’ or ‘strongly agree’ with each statement.



School Climate Survey

Grade Five, 2015-16

(All values are percent agreeing with statements.)

#248 - Amalgamated Academy, Bay Roberts

Response Rate: 94.3

Number of Students

[N=82]

[N=2,770]

[N=4,492]

SCHOOL IS A PLACE WHERE...

STUDENT SATISFACTION

- (1) School is a place where I like to be
- (2) I am happy with my school
- (3) I am happy with the teachers at my school
- (4) My school is clean
- (5) My school work is interesting
- (6) My school work is challenging

SCHOOL			DISTRICT			PROVINCE		
M	F	Total	M	F	Total	M	F	Total
85.0	97.6	91.5	80.5	89.9	85.0	77.3	88.0	82.5
92.5	97.6	95.1	91.2	94.5	92.7	89.3	93.6	91.2
100.0	97.6	98.8	93.0	95.8	94.2	92.8	95.7	94.2
76.9	95.2	86.4	80.3	87.4	83.7	80.3	87.3	83.7
80.0	92.9	86.6	77.6	84.3	80.9	76.4	83.1	79.7
73.7	73.2	73.4	70.2	70.9	70.7	70.2	70.4	70.4
84.7	92.4	88.6	82.1	87.1	84.5	81.0	86.3	83.6

LEARNING OPPORTUNITIES

- (7) I am encouraged to try my best at school
- (8) It is easy to get help with my work at school if I need it
- (9) My parents/guardians help me with my school work when I need it
- (10) Other students help me with my school work when I need it
- (11) If I need it, I can get help at school with problems not related to my school work

100.0	97.6	98.8	96.5	97.1	96.7	96.0	97.0	96.4
97.5	92.7	95.1	92.7	92.8	92.6	91.9	92.2	92.0
92.3	95.2	93.8	94.3	96.5	95.3	94.3	96.0	95.1
82.5	92.9	87.8	77.1	84.6	80.9	76.5	84.1	80.2
81.6	92.7	87.3	81.7	87.2	84.3	81.6	86.4	83.9
90.8	94.2	92.6	88.5	91.6	90.0	88.1	91.1	89.5

EXPECTATIONS

- (25) I know the school rules/code of conduct

100.0	100.0	100.0	96.9	97.6	97.3	96.0	97.7	96.9
-------	-------	-------	------	------	------	------	------	------

SCHOOL CLIMATE

- (12) At my school, I treat everyone with respect
- (13) At my school, students treat each other with respect
- (14) At my school, students treat adults with respect
- (15) At my school, adults treat students with respect
- (16) Adults at my school care about me
- (26) I am treated fairly by the adults in my school

100.0	100.0	100.0	97.3	98.7	97.9	96.2	98.2	97.1
85.0	87.8	86.4	84.3	82.5	83.3	82.6	80.8	81.7
97.4	95.1	96.3	93.0	91.6	92.2	92.3	90.4	91.2
97.5	97.6	97.5	94.5	95.9	95.1	94.6	96.0	95.2
95.0	97.6	96.3	94.8	96.5	95.6	94.3	96.0	95.2
95.0	95.2	95.1	90.1	92.8	91.3	90.4	92.7	91.5
95.0	95.5	95.3	92.3	93.0	92.6	91.7	92.4	92.0

SAFETY

- (17) I feel safe at my school
- (18) I feel safe in the school cafeteria
- (19) I feel safe in my classrooms
- (20) I feel safe in the school washrooms
- (21) I feel safe in the school gym
- (22) I feel safe in the gym change rooms
- (23) I feel safe on the school bus
- (24) I feel safe on the school grounds

95.0	100.0	97.5	90.2	92.3	91.3	89.9	91.7	90.8
89.7	92.7	91.3	85.9	89.6	87.7	85.8	89.3	87.6
92.1	97.6	95.0	92.3	95.5	93.7	92.0	94.5	93.2
74.4	81.0	77.8	73.0	74.2	73.6	74.3	74.1	74.2
92.3	100.0	96.2	93.7	94.7	94.2	92.8	93.7	93.2
80.0	87.5	84.0	80.7	81.0	81.0	80.6	80.2	80.4
75.8	80.0	77.9	75.4	77.2	76.2	77.0	78.3	77.7
84.6	95.1	90.0	83.9	88.8	86.3	83.1	88.6	85.8
85.5	91.7	88.7	84.4	86.7	85.5	84.5	86.3	85.4

BULLYING AND HARASSMENT

- (27) In the last month, I have been bullied by being hit, kicked, pushed, or shoved
- (28) In the last month, I have been bullied by being called mean names, been made fun of, or been teased in a hurtful way
- (29) In the last month, I have been bullied by being left out of things on purpose, being left out of groups, or being ignored
- (30) In the last month, I have seen or heard about another student being bullied
- (31) In the last month, I have bullied another student

5.0	7.3	6.2	6.4	4.4	5.4	7.0	4.6	5.8
10.0	14.3	12.2	9.9	10.7	10.3	11.2	11.4	11.3
5.1	16.7	11.1	8.6	11.7	10.3	8.7	11.6	10.2
20.0	14.6	17.3	17.3	16.8	17.2	17.6	17.3	17.5
0.0	2.4	1.2	1.1	1.2	1.2	1.2	0.8	1.0
8.0	11.1	9.6	8.6	8.9	8.9	9.1	9.1	9.2

For each item on the survey, students were asked to indicate the extent to which they agreed to each statement with the following scale: 1 - Strongly disagree, 2 - Disagree somewhat, 3 - Agree somewhat, 4 - Strongly agree, 5 - N/A (Not Applicable).

Survey results highlight the percentage of students who ‘agree somewhat’ or ‘strongly agree’ with each statement.



School Climate Survey
Grade Five, 2015-16
(All values are percent agreeing with statements.)

#258 - Holy Family Elementary, Chapel Arm

Response Rate: 100.0

Number of Students

[N=11]

[N=2,770]

[N=4,492]

SCHOOL IS A PLACE WHERE...

STUDENT SATISFACTION

- (1) School is a place where I like to be
(2) I am happy with my school
(3) I am happy with the teachers at my school
(4) My school is clean
(5) My school work is interesting
(6) My school work is challenging

SCHOOL			DISTRICT			PROVINCE		
M	F	Total	M	F	Total	M	F	Total
		81.8	80.5	89.9	85.0	77.3	88.0	82.5
		90.9	91.2	94.5	92.7	89.3	93.6	91.2
		100.0	93.0	95.8	94.2	92.8	95.7	94.2
		100.0	80.3	87.4	83.7	80.3	87.3	83.7
		70.0	77.6	84.3	80.9	76.4	83.1	79.7
		54.6	70.2	70.9	70.7	70.2	70.4	70.4
		82.9	82.1	87.1	84.5	81.0	86.3	83.6

LEARNING OPPORTUNITIES

- (7) I am encouraged to try my best at school
(8) It is easy to get help with my work at school if I need it
(9) My parents/guardians help me with my school work when I need it
(10) Other students help me with my school work when I need it
(11) If I need it, I can get help at school with problems not related to my school work

		90.9	96.5	97.1	96.7	96.0	97.0	96.4
		100.0	92.7	92.8	92.6	91.9	92.2	92.0
		90.9	94.3	96.5	95.3	94.3	96.0	95.1
		81.8	77.1	84.6	80.9	76.5	84.1	80.2
		100.0	81.7	87.2	84.3	81.6	86.4	83.9
		92.7	88.5	91.6	90.0	88.1	91.1	89.5

EXPECTATIONS

- (25) I know the school rules/code of conduct

		100.0	96.9	97.6	97.3	96.0	97.7	96.9
--	--	-------	------	------	------	------	------	------

SCHOOL CLIMATE

- (12) At my school, I treat everyone with respect
(13) At my school, students treat each other with respect
(14) At my school, students treat adults with respect
(15) At my school, adults treat students with respect
(16) Adults at my school care about me
(26) I am treated fairly by the adults in my school

		90.9	97.3	98.7	97.9	96.2	98.2	97.1
		100.0	84.3	82.5	83.3	82.6	80.8	81.7
		90.9	93.0	91.6	92.2	92.3	90.4	91.2
		100.0	94.5	95.9	95.1	94.6	96.0	95.2
		100.0	94.8	96.5	95.6	94.3	96.0	95.2
		100.0	90.1	92.8	91.3	90.4	92.7	91.5
		97.0	92.3	93.0	92.6	91.7	92.4	92.0

SAFETY

- (17) I feel safe at my school
(18) I feel safe in the school cafeteria
(19) I feel safe in my classrooms
(20) I feel safe in the school washrooms
(21) I feel safe in the school gym
(22) I feel safe in the gym change rooms
(23) I feel safe on the school bus
(24) I feel safe on the school grounds

		100.0	90.2	92.3	91.3	89.9	91.7	90.8
		100.0	85.9	89.6	87.7	85.8	89.3	87.6
		100.0	92.3	95.5	93.7	92.0	94.5	93.2
		81.8	73.0	74.2	73.6	74.3	74.1	74.2
		100.0	93.7	94.7	94.2	92.8	93.7	93.2
			80.7	81.0	81.0	80.6	80.2	80.4
		100.0	75.4	77.2	76.2	77.0	78.3	77.7
		90.9	83.9	88.8	86.3	83.1	88.6	85.8
		84.1	84.4	86.7	85.5	84.5	86.3	85.4

BULLYING AND HARASSMENT

- (27) In the last month, I have been bullied by being hit, kicked, pushed, or shoved
(28) In the last month, I have been bullied by being called mean names, been made fun of, or been teased in a hurtful way
(29) In the last month, I have been bullied by being left out of things on purpose, being left out of groups, or being ignored
(30) In the last month, I have seen or heard about another student being bullied
(31) In the last month, I have bullied another student

		0.0	6.4	4.4	5.4	7.0	4.6	5.8
		18.2	9.9	10.7	10.3	11.2	11.4	11.3
		18.2	8.6	11.7	10.3	8.7	11.6	10.2
		36.4	17.3	16.8	17.2	17.6	17.3	17.5
		0.0	1.1	1.2	1.2	1.2	0.8	1.0
		14.5	8.6	8.9	8.9	9.1	9.1	9.2

For each item on the survey, students were asked to indicate the extent to which they agreed to each statement with the following scale: 1 - Strongly disagree, 2 - Disagree somewhat, 3 - Agree somewhat, 4 - Strongly agree, 5 - N/A (Not Applicable).

Survey results highlight the percentage of students who ‘agree somewhat’ or ‘strongly agree’ with each statement.



School Climate Survey

Grade Five, 2015-16

(All values are percent agreeing with statements.)

#260 - Immaculate Conception Elementary, Colliers

Response Rate: 89.5

Number of Students

[N=17]

[N=2,770]

[N=4,492]

SCHOOL IS A PLACE WHERE...

STUDENT SATISFACTION

- (1) School is a place where I like to be
(2) I am happy with my school
(3) I am happy with the teachers at my school
(4) My school is clean
(5) My school work is interesting
(6) My school work is challenging

SCHOOL			DISTRICT			PROVINCE		
M	F	Total	M	F	Total	M	F	Total
90.0	100.0	94.1	80.5	89.9	85.0	77.3	88.0	82.5
80.0	71.4	76.5	91.2	94.5	92.7	89.3	93.6	91.2
100.0	100.0	100.0	93.0	95.8	94.2	92.8	95.7	94.2
100.0	100.0	100.0	80.3	87.4	83.7	80.3	87.3	83.7
90.0	71.4	82.4	77.6	84.3	80.9	76.4	83.1	79.7
40.0	85.7	58.8	70.2	70.9	70.7	70.2	70.4	70.4
83.3	88.1	85.3	82.1	87.1	84.5	81.0	86.3	83.6

LEARNING OPPORTUNITIES

- (7) I am encouraged to try my best at school
(8) It is easy to get help with my work at school if I need it
(9) My parents/guardians help me with my school work when I need it
(10) Other students help me with my school work when I need it
(11) If I need it, I can get help at school with problems not related to my school work

100.0	100.0	100.0	96.5	97.1	96.7	96.0	97.0	96.4
100.0	100.0	100.0	92.7	92.8	92.6	91.9	92.2	92.0
90.0	100.0	94.1	94.3	96.5	95.3	94.3	96.0	95.1
80.0	71.4	76.5	77.1	84.6	80.9	76.5	84.1	80.2
90.0	71.4	82.4	81.7	87.2	84.3	81.6	86.4	83.9
92.0	88.6	90.6	88.5	91.6	90.0	88.1	91.1	89.5

EXPECTATIONS

- (25) I know the school rules/code of conduct

100.0	100.0	100.0	96.9	97.6	97.3	96.0	97.7	96.9
-------	-------	-------	------	------	------	------	------	------

SCHOOL CLIMATE

- (12) At my school, I treat everyone with respect
(13) At my school, students treat each other with respect
(14) At my school, students treat adults with respect
(15) At my school, adults treat students with respect
(16) Adults at my school care about me
(26) I am treated fairly by the adults in my school

100.0	100.0	100.0	97.3	98.7	97.9	96.2	98.2	97.1
70.0	85.7	76.5	84.3	82.5	83.3	82.6	80.8	81.7
100.0	100.0	100.0	93.0	91.6	92.2	92.3	90.4	91.2
90.0	100.0	94.1	94.5	95.9	95.1	94.6	96.0	95.2
100.0	100.0	100.0	94.8	96.5	95.6	94.3	96.0	95.2
100.0	71.4	88.2	90.1	92.8	91.3	90.4	92.7	91.5
93.3	92.9	93.1	92.3	93.0	92.6	91.7	92.4	92.0

SAFETY

- (17) I feel safe at my school
(18) I feel safe in the school cafeteria
(19) I feel safe in my classrooms
(20) I feel safe in the school washrooms
(21) I feel safe in the school gym
(22) I feel safe in the gym change rooms
(23) I feel safe on the school bus
(24) I feel safe on the school grounds

100.0	100.0	100.0	90.2	92.3	91.3	89.9	91.7	90.8
			85.9	89.6	87.7	85.8	89.3	87.6
100.0	100.0	100.0	92.3	95.5	93.7	92.0	94.5	93.2
90.0	85.7	88.2	73.0	74.2	73.6	74.3	74.1	74.2
90.0	85.7	88.2	93.7	94.7	94.2	92.8	93.7	93.2
			80.7	81.0	81.0	80.6	80.2	80.4
100.0	57.1	82.4	75.4	77.2	76.2	77.0	78.3	77.7
100.0	83.3	93.8	83.9	88.8	86.3	83.1	88.6	85.8
72.5	64.0	69.1	84.4	86.7	85.5	84.5	86.3	85.4


BULLYING AND HARASSMENT

- (27) In the last month, I have been bullied by being hit, kicked, pushed, or shoved
(28) In the last month, I have been bullied by being called mean names, been made fun of, or been teased in a hurtful way
(29) In the last month, I have been bullied by being left out of things on purpose, being left out of groups, or being ignored
(30) In the last month, I have seen or heard about another student being bullied
(31) In the last month, I have bullied another student

10.0	16.7	12.5	6.4	4.4	5.4	7.0	4.6	5.8
0.0	42.9	17.7	9.9	10.7	10.3	11.2	11.4	11.3
10.0	14.3	11.8	8.6	11.7	10.3	8.7	11.6	10.2
20.0	28.6	23.5	17.3	16.8	17.2	17.6	17.3	17.5
0.0	0.0	0.0	1.1	1.2	1.2	1.2	0.8	1.0
8.0	20.5	13.1	8.6	8.9	8.9	9.1	9.1	9.2

For each item on the survey, students were asked to indicate the extent to which they agreed to each statement with the following scale: 1 - Strongly disagree, 2 - Disagree somewhat, 3 - Agree somewhat, 4 - Strongly agree, 5 - N/A (Not Applicable).

Survey results highlight the percentage of students who ‘agree somewhat’ or ‘strongly agree’ with each statement.



School Climate Survey

Grade Five, 2015-16

(All values are percent agreeing with statements.)

#262 - Woodland Elementary, Dildo

Response Rate: 83.3

Number of Students

[N=15]

[N=2,770]

[N=4,492]

SCHOOL IS A PLACE WHERE...

STUDENT SATISFACTION

(1) School is a place where I like to be

(2) I am happy with my school

(3) I am happy with the teachers at my school

(4) My school is clean

(5) My school work is interesting

(6) My school work is challenging

SCHOOL

DISTRICT

PROVINCE

M

F

Total

M

F

Total

M

F

Total

87.5

85.7

86.7

80.5

89.9

85.0

77.3

88.0

82.5

100.0

100.0

100.0

91.2

94.5

92.7

89.3

93.6

91.2

87.5

100.0

93.3

93.0

95.8

94.2

92.8

95.7

94.2

75.0

100.0

86.7

80.3

87.4

83.7

80.3

87.3

83.7

71.4

85.7

78.6

77.6

84.3

80.9

76.4

83.1

79.7

85.7

71.4

78.6

70.2

70.9

70.7

70.2

70.4

70.4

84.5

90.5

87.3

82.1

87.1

84.5

81.0

86.3

83.6

LEARNING OPPORTUNITIES

(7) I am encouraged to try my best at school

(8) It is easy to get help with my work at school if I need it

(9) My parents/guardians help me with my school work when I need it

(10) Other students help me with my school work when I need it

(11) If I need it, I can get help at school with problems not related to my school work

100.0

100.0

100.0

96.5

97.1

96.7

96.0

97.0

96.4

100.0

100.0

100.0

92.7

92.8

92.6

91.9

92.2

92.0

100.0

100.0

100.0

94.3

96.5

95.3

94.3

96.0

95.1

87.5

100.0

93.3

77.1

84.6

80.9

76.5

84.1

80.2

75.0

100.0

86.7

81.7

87.2

84.3

81.6

86.4

83.9

92.5

100.0

96.0

88.5

91.6

90.0

88.1

91.1

89.5

EXPECTATIONS

(25) I know the school rules/code of conduct

100.0

100.0

100.0

96.9

97.6

97.3

96.0

97.7

96.9

SCHOOL CLIMATE

(12) At my school, I treat everyone with respect

(13) At my school, students treat each other with respect

(14) At my school, students treat adults with respect

(15) At my school, adults treat students with respect

(16) Adults at my school care about me

(26) I am treated fairly by the adults in my school

100.0

85.7

93.3

97.3

98.7

97.9

96.2

98.2

97.1

87.5

57.1

73.3

84.3

82.5

83.3

82.6

80.8

81.7

100.0

71.4

86.7

93.0

91.6

92.2

92.3

90.4

91.2

87.5

100.0

93.3

94.5

95.9

95.1

94.6

96.0

95.2

87.5

100.0

93.3

94.8

96.5

95.6

94.3

96.0

95.2

87.5

100.0

93.3

90.1

92.8

91.3

90.4

92.7

91.5

91.7

85.7

88.9

92.3

93.0

92.6

91.7

92.4

92.0

SAFETY

(17) I feel safe at my school

(18) I feel safe in the school cafeteria

(19) I feel safe in my classrooms

(20) I feel safe in the school washrooms

(21) I feel safe in the school gym

(22) I feel safe in the gym change rooms

(23) I feel safe on the school bus

(24) I feel safe on the school grounds

100.0

100.0

100.0

90.2

92.3

91.3

89.9

91.7

90.8

75.0

100.0

86.7

85.9

89.6

87.7

85.8

89.3

87.6

100.0

100.0

100.0

92.3

95.5

93.7

92.0

94.5

93.2

100.0

85.7

93.3

73.0

74.2

73.6

74.3

74.1

74.2

100.0

100.0

100.0

93.7

94.7

94.2

92.8

93.7

93.2

75.0

100.0

86.7

80.7

81.0

81.0

80.6

80.2

80.4

42.9

83.3

61.5

75.4

77.2

76.2

77.0

78.3

77.7

87.5

85.7

86.7

83.9

88.8

86.3

83.1

88.6

85.8

85.0

94.3

89.4

84.4

86.7

85.5

84.5

86.3

85.4

BULLYING AND HARASSMENT

(27) In the last month, I have been bullied by being hit, kicked, pushed, or shoved

(28) In the last month, I have been bullied by being called mean names, been made fun of, or been teased in a hurtful way

(29) In the last month, I have been bullied by being left out of things on purpose, being left out of groups, or being ignored

(30) In the last month, I have seen or heard about another student being bullied

(31) In the last month, I have bullied another student

25.0

0.0

13.3

6.4

4.4

5.4

7.0

4.6

5.8

12.5

0.0

6.7

9.9

10.7

10.3

11.2

11.4

11.3

0.0

0.0

0.0

8.6

11.7

10.3

8.7

11.6

10.2

12.5

14.3

13.3

17.3

16.8

17.2

17.6

17.3

17.5

0.0

0.0

0.0

1.1

1.2

1.2

1.2

0.8

1.0

10.0

2.9

6.7

8.6

8.9

8.9

9.1

9.1

9.2



School Climate Survey

Grade Five, 2015-16

(All values are percent agreeing with statements.)

#265 - Acreman Elementary, Green's Harbour

Response Rate: 81.0

Number of Students

[N=17]

[N=2,770]

[N=4,492]

SCHOOL IS A PLACE WHERE...

STUDENT SATISFACTION

- (1) School is a place where I like to be
- (2) I am happy with my school
- (3) I am happy with the teachers at my school
- (4) My school is clean
- (5) My school work is interesting
- (6) My school work is challenging

SCHOOL			DISTRICT			PROVINCE		
M	F	Total	M	F	Total	M	F	Total
100.0	80.0	88.2	80.5	89.9	85.0	77.3	88.0	82.5
100.0	80.0	88.2	91.2	94.5	92.7	89.3	93.6	91.2
100.0	80.0	88.2	93.0	95.8	94.2	92.8	95.7	94.2
100.0	100.0	100.0	80.3	87.4	83.7	80.3	87.3	83.7
71.4	80.0	76.5	77.6	84.3	80.9	76.4	83.1	79.7
100.0	70.0	82.4	70.2	70.9	70.7	70.2	70.4	70.4
95.2	81.7	87.3	82.1	87.1	84.5	81.0	86.3	83.6

LEARNING OPPORTUNITIES

- (7) I am encouraged to try my best at school
- (8) It is easy to get help with my work at school if I need it
- (9) My parents/guardians help me with my school work when I need it
- (10) Other students help me with my school work when I need it
- (11) If I need it, I can get help at school with problems not related to my school work

100.0	100.0	100.0	96.5	97.1	96.7	96.0	97.0	96.4
85.7	88.9	87.5	92.7	92.8	92.6	91.9	92.2	92.0
100.0	90.0	94.1	94.3	96.5	95.3	94.3	96.0	95.1
100.0	90.0	94.1	77.1	84.6	80.9	76.5	84.1	80.2
85.7	90.0	88.2	81.7	87.2	84.3	81.6	86.4	83.9
94.3	91.8	92.8	88.5	91.6	90.0	88.1	91.1	89.5

EXPECTATIONS

- (25) I know the school rules/code of conduct

100.0	100.0	100.0	96.9	97.6	97.3	96.0	97.7	96.9
-------	-------	-------	------	------	------	------	------	------

SCHOOL CLIMATE

- (12) At my school, I treat everyone with respect
- (13) At my school, students treat each other with respect
- (14) At my school, students treat adults with respect
- (15) At my school, adults treat students with respect
- (16) Adults at my school care about me
- (26) I am treated fairly by the adults in my school

100.0	100.0	100.0	97.3	98.7	97.9	96.2	98.2	97.1
85.7	90.0	88.2	84.3	82.5	83.3	82.6	80.8	81.7
100.0	80.0	88.2	93.0	91.6	92.2	92.3	90.4	91.2
100.0	90.0	94.1	94.5	95.9	95.1	94.6	96.0	95.2
100.0	100.0	100.0	94.8	96.5	95.6	94.3	96.0	95.2
100.0	100.0	100.0	90.1	92.8	91.3	90.4	92.7	91.5
97.6	93.3	95.1	92.3	93.0	92.6	91.7	92.4	92.0

SAFETY

- (17) I feel safe at my school
- (18) I feel safe in the school cafeteria
- (19) I feel safe in my classrooms
- (20) I feel safe in the school washrooms
- (21) I feel safe in the school gym
- (22) I feel safe in the gym change rooms
- (23) I feel safe on the school bus
- (24) I feel safe on the school grounds

100.0	88.9	93.8	90.2	92.3	91.3	89.9	91.7	90.8
71.4	80.0	76.5	85.9	89.6	87.7	85.8	89.3	87.6
85.7	100.0	94.1	92.3	95.5	93.7	92.0	94.5	93.2
71.4	80.0	76.5	73.0	74.2	73.6	74.3	74.1	74.2
100.0	100.0	100.0	93.7	94.7	94.2	92.8	93.7	93.2
71.4	88.9	81.3	80.7	81.0	81.0	80.6	80.2	80.4
100.0	88.9	93.8	75.4	77.2	76.2	77.0	78.3	77.7
85.7	100.0	94.1	83.9	88.8	86.3	83.1	88.6	85.8
85.7	90.8	88.7	84.4	86.7	85.5	84.5	86.3	85.4

BULLYING AND HARASSMENT

- (27) In the last month, I have been bullied by being hit, kicked, pushed, or shoved
- (28) In the last month, I have been bullied by being called mean names, been made fun of, or been teased in a hurtful way
- (29) In the last month, I have been bullied by being left out of things on purpose, being left out of groups, or being ignored
- (30) In the last month, I have seen or heard about another student being bullied
- (31) In the last month, I have bullied another student

28.6	30.0	29.4	6.4	4.4	5.4	7.0	4.6	5.8
28.6	40.0	35.3	9.9	10.7	10.3	11.2	11.4	11.3
0.0	30.0	17.7	8.6	11.7	10.3	8.7	11.6	10.2
14.3	70.0	47.1	17.3	16.8	17.2	17.6	17.3	17.5
0.0	20.0	11.8	1.1	1.2	1.2	1.2	0.8	1.0
14.3	38.0	28.2	8.6	8.9	8.9	9.1	9.1	9.2

For each item on the survey, students were asked to indicate the extent to which they agreed to each statement with the following scale: 1 - Strongly disagree, 2 - Disagree somewhat, 3 - Agree somewhat, 4 - Strongly agree, 5 - N/A (Not Applicable).

Survey results highlight the percentage of students who ‘agree somewhat’ or ‘strongly agree’ with each statement.



School Climate Survey

Grade Five, 2015-16

(All values are percent agreeing with statements.)

#269 - St. Francis School, Harbour Grace

Response Rate: 89.2

Number of Students

[N=33]

[N=2,770]

[N=4,492]

SCHOOL IS A PLACE WHERE...

STUDENT SATISFACTION

- (1) School is a place where I like to be
(2) I am happy with my school
(3) I am happy with the teachers at my school
(4) My school is clean
(5) My school work is interesting
(6) My school work is challenging

SCHOOL			DISTRICT			PROVINCE		
M	F	Total	M	F	Total	M	F	Total
81.3	94.1	87.9	80.5	89.9	85.0	77.3	88.0	82.5
87.5	82.4	84.9	91.2	94.5	92.7	89.3	93.6	91.2
93.8	100.0	97.0	93.0	95.8	94.2	92.8	95.7	94.2
87.5	64.7	75.8	80.3	87.4	83.7	80.3	87.3	83.7
62.5	82.4	72.7	77.6	84.3	80.9	76.4	83.1	79.7
75.0	76.5	75.8	70.2	70.9	70.7	70.2	70.4	70.4
81.3	83.3	82.3	82.1	87.1	84.5	81.0	86.3	83.6

LEARNING OPPORTUNITIES

- (7) I am encouraged to try my best at school
(8) It is easy to get help with my work at school if I need it
(9) My parents/guardians help me with my school work when I need it
(10) Other students help me with my school work when I need it
(11) If I need it, I can get help at school with problems not related to my school work

100.0	94.1	96.9	96.5	97.1	96.7	96.0	97.0	96.4
87.5	100.0	93.9	92.7	92.8	92.6	91.9	92.2	92.0
87.5	100.0	93.9	94.3	96.5	95.3	94.3	96.0	95.1
68.8	70.6	69.7	77.1	84.6	80.9	76.5	84.1	80.2
73.3	76.5	75.0	81.7	87.2	84.3	81.6	86.4	83.9
83.4	88.2	85.9	88.5	91.6	90.0	88.1	91.1	89.5

EXPECTATIONS

- (25) I know the school rules/code of conduct

100.0	100.0	100.0	96.9	97.6	97.3	96.0	97.7	96.9
-------	-------	-------	------	------	------	------	------	------

SCHOOL CLIMATE

- (12) At my school, I treat everyone with respect
(13) At my school, students treat each other with respect
(14) At my school, students treat adults with respect
(15) At my school, adults treat students with respect
(16) Adults at my school care about me
(26) I am treated fairly by the adults in my school

100.0	100.0	100.0	97.3	98.7	97.9	96.2	98.2	97.1
81.3	47.1	63.6	84.3	82.5	83.3	82.6	80.8	81.7
87.5	76.5	81.8	93.0	91.6	92.2	92.3	90.4	91.2
87.5	100.0	93.9	94.5	95.9	95.1	94.6	96.0	95.2
87.5	100.0	93.9	94.8	96.5	95.6	94.3	96.0	95.2
87.5	94.1	90.9	90.1	92.8	91.3	90.4	92.7	91.5
88.5	86.3	87.4	92.3	93.0	92.6	91.7	92.4	92.0

SAFETY

- (17) I feel safe at my school
(18) I feel safe in the school cafeteria
(19) I feel safe in my classrooms
(20) I feel safe in the school washrooms
(21) I feel safe in the school gym
(22) I feel safe in the gym change rooms
(23) I feel safe on the school bus
(24) I feel safe on the school grounds

87.5	82.4	84.9	90.2	92.3	91.3	89.9	91.7	90.8
87.5	100.0	93.9	85.9	89.6	87.7	85.8	89.3	87.6
87.5	82.4	84.9	92.3	95.5	93.7	92.0	94.5	93.2
50.0	58.8	54.6	73.0	74.2	73.6	74.3	74.1	74.2
87.5	82.4	84.9	93.7	94.7	94.2	92.8	93.7	93.2
57.1	73.3	65.5	80.7	81.0	81.0	80.6	80.2	80.4
50.0	68.8	59.4	75.4	77.2	76.2	77.0	78.3	77.7
68.8	88.2	78.8	83.9	88.8	86.3	83.1	88.6	85.8
72.0	79.5	75.8	84.4	86.7	85.5	84.5	86.3	85.4

BULLYING AND HARASSMENT

- (27) In the last month, I have been bullied by being hit, kicked, pushed, or shoved
(28) In the last month, I have been bullied by being called mean names, been made fun of, or been teased in a hurtful way
(29) In the last month, I have been bullied by being left out of things on purpose, being left out of groups, or being ignored
(30) In the last month, I have seen or heard about another student being bullied
(31) In the last month, I have bullied another student

0.0	5.9	3.0	6.4	4.4	5.4	7.0	4.6	5.8
12.5	23.5	18.2	9.9	10.7	10.3	11.2	11.4	11.3
12.5	23.5	18.2	8.6	11.7	10.3	8.7	11.6	10.2
43.8	11.8	27.3	17.3	16.8	17.2	17.6	17.3	17.5
0.0	0.0	0.0	1.1	1.2	1.2	1.2	0.8	1.0
13.8	12.9	13.3	8.6	8.9	8.9	9.1	9.1	9.2

For each item on the survey, students were asked to indicate the extent to which they agreed to each statement with the following scale: 1 - Strongly disagree, 2 - Disagree somewhat, 3 - Agree somewhat, 4 - Strongly agree, 5 - N/A (Not Applicable).

Survey results highlight the percentage of students who ‘agree somewhat’ or ‘strongly agree’ with each statement.



School Climate Survey

Grade Five, 2015-16

(All values are percent agreeing with statements.)

#272 - Holy Cross Elementary, Holyrood

Response Rate: 92.3

Number of Students

[N=36]

[N=2,770]

[N=4,492]

SCHOOL IS A PLACE WHERE...

STUDENT SATISFACTION

	SCHOOL			DISTRICT			PROVINCE		
	M	F	Total	M	F	Total	M	F	Total
(1) School is a place where I like to be	95.8	100.0	97.2	80.5	89.9	85.0	77.3	88.0	82.5
(2) I am happy with my school	91.7	100.0	94.4	91.2	94.5	92.7	89.3	93.6	91.2
(3) I am happy with the teachers at my school	100.0	100.0	100.0	93.0	95.8	94.2	92.8	95.7	94.2
(4) My school is clean	100.0	100.0	100.0	80.3	87.4	83.7	80.3	87.3	83.7
(5) My school work is interesting	95.8	100.0	97.2	77.6	84.3	80.9	76.4	83.1	79.7
(6) My school work is challenging	91.7	66.7	83.3	70.2	70.9	70.7	70.2	70.4	70.4
	95.8	94.4	95.4	82.1	87.1	84.5	81.0	86.3	83.6

LEARNING OPPORTUNITIES

(7) I am encouraged to try my best at school	100.0	100.0	100.0	96.5	97.1	96.7	96.0	97.0	96.4
(8) It is easy to get help with my work at school if I need it	91.7	100.0	94.4	92.7	92.8	92.6	91.9	92.2	92.0
(9) My parents/guardians help me with my school work when I need it	91.7	100.0	94.4	94.3	96.5	95.3	94.3	96.0	95.1
(10) Other students help me with my school work when I need it	79.2	100.0	86.1	77.1	84.6	80.9	76.5	84.1	80.2
(11) If I need it, I can get help at school with problems <u>not</u> related to my school work	100.0	100.0	100.0	81.7	87.2	84.3	81.6	86.4	83.9
	92.5	100.0	95.0	88.5	91.6	90.0	88.1	91.1	89.5

EXPECTATIONS

(25) I know the school rules/code of conduct	100.0	100.0	100.0	96.9	97.6	97.3	96.0	97.7	96.9
--	-------	-------	-------	------	------	------	------	------	------

SCHOOL CLIMATE

(12) At my school, I treat everyone with respect	95.8	100.0	97.2	97.3	98.7	97.9	96.2	98.2	97.1
(13) At my school, students treat each other with respect	79.2	91.7	83.3	84.3	82.5	83.3	82.6	80.8	81.7
(14) At my school, students treat adults with respect	95.8	100.0	97.2	93.0	91.6	92.2	92.3	90.4	91.2
(15) At my school, adults treat students with respect	100.0	100.0	100.0	94.5	95.9	95.1	94.6	96.0	95.2
(16) Adults at my school care about me	95.8	100.0	97.2	94.8	96.5	95.6	94.3	96.0	95.2
(26) I am treated fairly by the adults in my school	91.7	100.0	94.4	90.1	92.8	91.3	90.4	92.7	91.5
	93.1	98.6	94.9	92.3	93.0	92.6	91.7	92.4	92.0

SAFETY

(17) I feel safe at my school	87.5	100.0	91.7	90.2	92.3	91.3	89.9	91.7	90.8
(18) I feel safe in the school cafeteria	87.0	100.0	91.4	85.9	89.6	87.7	85.8	89.3	87.6
(19) I feel safe in my classrooms	91.7	100.0	94.4	92.3	95.5	93.7	92.0	94.5	93.2
(20) I feel safe in the school washrooms	75.0	100.0	83.3	73.0	74.2	73.6	74.3	74.1	74.2
(21) I feel safe in the school gym	100.0	100.0	100.0	93.7	94.7	94.2	92.8	93.7	93.2
(22) I feel safe in the gym change rooms	79.2	100.0	86.1	80.7	81.0	81.0	80.6	80.2	80.4
(23) I feel safe on the school bus	58.3	90.9	68.6	75.4	77.2	76.2	77.0	78.3	77.7
(24) I feel safe on the school grounds	91.7	100.0	94.4	83.9	88.8	86.3	83.1	88.6	85.8
	83.8	98.9	88.7	84.4	86.7	85.5	84.5	86.3	85.4

BULLYING AND HARASSMENT

(27) In the last month, I have been bullied by being hit, kicked, pushed, or shoved	12.5	8.3	11.1	6.4	4.4	5.4	7.0	4.6	5.8
(28) In the last month, I have been bullied by being called mean names, been made fun of, or been teased in a hurtful way	12.5	0.0	8.3	9.9	10.7	10.3	11.2	11.4	11.3
(29) In the last month, I have been bullied by being left out of things on purpose, being left out of groups, or being ignored	12.5	0.0	8.3	8.6	11.7	10.3	8.7	11.6	10.2
(30) In the last month, I have seen or heard about another student being bullied	34.8	8.3	25.7	17.3	16.8	17.2	17.6	17.3	17.5
(31) In the last month, I have bullied another student	0.0	0.0	0.0	1.1	1.2	1.2	1.2	0.8	1.0
	14.5	3.3	10.7	8.6	8.9	8.9	9.1	9.1	9.2

For each item on the survey, students were asked to indicate the extent to which they agreed to each statement with the following scale: 1 - Strongly disagree, 2 - Disagree somewhat, 3 - Agree somewhat, 4 - Strongly agree, 5 - N/A (Not Applicable).

Survey results highlight the percentage of students who ‘agree somewhat’ or ‘strongly agree’ with each statement.



School Climate Survey

Grade Five, 2015-16

(All values are percent agreeing with statements.)

#278 - All Hallows Elementary, North River

Response Rate: 77.2

Number of Students

[N=44]

[N=2,770]

[N=4,492]

SCHOOL IS A PLACE WHERE...

STUDENT SATISFACTION

- (1) School is a place where I like to be
(2) I am happy with my school
(3) I am happy with the teachers at my school
(4) My school is clean
(5) My school work is interesting
(6) My school work is challenging

SCHOOL			DISTRICT			PROVINCE		
M	F	Total	M	F	Total	M	F	Total
65.2	95.2	79.6	80.5	89.9	85.0	77.3	88.0	82.5
91.3	95.2	93.2	91.2	94.5	92.7	89.3	93.6	91.2
95.7	85.7	90.9	93.0	95.8	94.2	92.8	95.7	94.2
87.0	90.5	88.6	80.3	87.4	83.7	80.3	87.3	83.7
69.6	71.4	70.5	77.6	84.3	80.9	76.4	83.1	79.7
47.8	61.9	54.6	70.2	70.9	70.7	70.2	70.4	70.4
76.1	83.3	79.5	82.1	87.1	84.5	81.0	86.3	83.6

LEARNING OPPORTUNITIES

- (7) I am encouraged to try my best at school
(8) It is easy to get help with my work at school if I need it
(9) My parents/guardians help me with my school work when I need it
(10) Other students help me with my school work when I need it
(11) If I need it, I can get help at school with problems not related to my school work

91.3	100.0	95.5	96.5	97.1	96.7	96.0	97.0	96.4
100.0	95.2	97.7	92.7	92.8	92.6	91.9	92.2	92.0
95.7	100.0	97.7	94.3	96.5	95.3	94.3	96.0	95.1
81.8	81.0	81.4	77.1	84.6	80.9	76.5	84.1	80.2
81.8	81.0	81.4	81.7	87.2	84.3	81.6	86.4	83.9
90.1	91.4	90.7	88.5	91.6	90.0	88.1	91.1	89.5

EXPECTATIONS

- (25) I know the school rules/code of conduct

100.0	95.2	97.7	96.9	97.6	97.3	96.0	97.7	96.9
-------	------	------	------	------	------	------	------	------

SCHOOL CLIMATE

- (12) At my school, I treat everyone with respect
(13) At my school, students treat each other with respect
(14) At my school, students treat adults with respect
(15) At my school, adults treat students with respect
(16) Adults at my school care about me
(26) I am treated fairly by the adults in my school

95.7	95.0	95.4	97.3	98.7	97.9	96.2	98.2	97.1
65.2	61.9	63.6	84.3	82.5	83.3	82.6	80.8	81.7
91.3	81.0	86.4	93.0	91.6	92.2	92.3	90.4	91.2
91.3	90.5	90.9	94.5	95.9	95.1	94.6	96.0	95.2
95.7	95.2	95.5	94.8	96.5	95.6	94.3	96.0	95.2
81.8	81.0	81.4	90.1	92.8	91.3	90.4	92.7	91.5
86.8	84.1	85.5	92.3	93.0	92.6	91.7	92.4	92.0

SAFETY

- (17) I feel safe at my school
(18) I feel safe in the school cafeteria
(19) I feel safe in my classrooms
(20) I feel safe in the school washrooms
(21) I feel safe in the school gym
(22) I feel safe in the gym change rooms
(23) I feel safe on the school bus
(24) I feel safe on the school grounds

87.0	81.0	84.1	90.2	92.3	91.3	89.9	91.7	90.8
82.6	71.4	77.3	85.9	89.6	87.7	85.8	89.3	87.6
91.3	95.2	93.2	92.3	95.5	93.7	92.0	94.5	93.2
73.9	57.1	65.9	73.0	74.2	73.6	74.3	74.1	74.2
90.9	90.5	90.7	93.7	94.7	94.2	92.8	93.7	93.2
84.6	58.3	72.0	80.7	81.0	81.0	80.6	80.2	80.4
69.6	65.0	67.4	75.4	77.2	76.2	77.0	78.3	77.7
82.6	85.7	84.1	83.9	88.8	86.3	83.1	88.6	85.8
82.8	75.5	79.3	84.4	86.7	85.5	84.5	86.3	85.4


BULLYING AND HARASSMENT

- (27) In the last month, I have been bullied by being hit, kicked, pushed, or shoved
(28) In the last month, I have been bullied by being called mean names, been made fun of, or been teased in a hurtful way
(29) In the last month, I have been bullied by being left out of things on purpose, being left out of groups, or being ignored
(30) In the last month, I have seen or heard about another student being bullied
(31) In the last month, I have bullied another student

8.7	14.3	11.4	6.4	4.4	5.4	7.0	4.6	5.8
8.7	23.8	15.9	9.9	10.7	10.3	11.2	11.4	11.3
8.7	19.1	13.6	8.6	11.7	10.3	8.7	11.6	10.2
43.5	52.4	47.7	17.3	16.8	17.2	17.6	17.3	17.5
4.4	4.8	4.6	1.1	1.2	1.2	1.2	0.8	1.0
14.8	22.9	18.6	8.6	8.9	8.9	9.1	9.1	9.2

For each item on the survey, students were asked to indicate the extent to which they agreed to each statement with the following scale: 1 - Strongly disagree, 2 - Disagree somewhat, 3 - Agree somewhat, 4 - Strongly agree, 5 - N/A (Not Applicable).

Survey results highlight the percentage of students who ‘agree somewhat’ or ‘strongly agree’ with each statement.

			School Climate Survey Grade Five, 2015-16 (All values are percent agreeing with statements.)		
#285 - Holy Redeemer Elementary, Spaniard's Bay			Number of Students		
<div> <div>SCHOOL IS A PLACE WHERE...</div> <div>STUDENT SATISFACTION</div> <div>LEARNING OPPORTUNITIES</div> <div>EXPECTATIONS</div> <div>SCHOOL CLIMATE</div> <div>SAFETY</div> <div>BULLYING AND HARASSMENT</div> </div>			[N=25]	[N=2,770]	[N=4,492]
Response Rate: 92.6					
			SCHOOL		
			M	F	Total
(1) School is a place where I like to be			61.5	75.0	68.0
(2) I am happy with my school			100.0	83.3	92.0
(3) I am happy with the teachers at my school			75.0	72.7	73.9
(4) My school is clean			83.3	75.0	79.2
(5) My school work is interesting			53.9	75.0	64.0
(6) My school work is challenging			69.2	75.0	72.0
			73.8	76.0	74.8
			DISTRICT		
			M	F	Total
(7) I am encouraged to try my best at school			92.3	81.8	87.5
(8) It is easy to get help with my work at school if I need it			75.0	66.7	70.8
(9) My parents/guardians help me with my school work when I need it			100.0	91.7	96.0
(10) Other students help me with my school work when I need it			69.2	33.3	52.0
(11) If I need it, I can get help at school with problems <u>not</u> related to my school work			66.7	58.3	62.5
			80.6	66.4	73.8
			82.1	87.1	84.5
			PROVINCE		
			M	F	Total
			77.3	88.0	82.5
			89.3	93.6	91.2
			92.8	95.7	94.2
			80.3	87.3	83.7
			76.4	83.1	79.7
			70.2	70.4	70.4
			81.0	86.3	83.6
(25) I know the school rules/code of conduct			100.0	100.0	100.0
			96.9	97.6	97.3
			96.0	97.7	96.9
(12) At my school, I treat everyone with respect			100.0	100.0	100.0
(13) At my school, students treat each other with respect			50.0	33.3	41.7
(14) At my school, students treat adults with respect			100.0	63.6	83.3
(15) At my school, adults treat students with respect			76.9	91.7	84.0
(16) Adults at my school care about me			83.3	75.0	79.2
(26) I am treated fairly by the adults in my school			76.9	63.6	70.8
			81.2	71.2	76.5
			92.3	93.0	92.6
			91.7	92.4	92.0
(17) I feel safe at my school			100.0	66.7	84.0
(18) I feel safe in the school cafeteria			76.9	100.0	88.0
(19) I feel safe in my classrooms			100.0	83.3	92.0
(20) I feel safe in the school washrooms			53.9	41.7	48.0
(21) I feel safe in the school gym			69.2	81.8	75.0
(22) I feel safe in the gym change rooms			46.2	33.3	40.0
(23) I feel safe on the school bus			50.0	63.6	56.5
(24) I feel safe on the school grounds			75.0	100.0	87.5
			71.4	71.3	71.4
			84.4	86.7	85.5
			84.5	86.3	85.4
(27) In the last month, I have been bullied by being hit, kicked, pushed, or shoved			7.7	0.0	4.0
(28) In the last month, I have been bullied by being called mean names, been made fun of, or been teased in a hurtful way			7.7	33.3	20.0
(29) In the last month, I have been bullied by being left out of things on purpose, being left out of groups, or being ignored			7.7	41.7	24.0
(30) In the last month, I have seen or heard about another student being bullied			30.8	66.7	48.0
(31) In the last month, I have bullied another student			0.0	0.0	0.0
			10.8	28.3	19.2
			8.6	8.9	8.9
			9.1	9.1	9.2

For each item on the survey, students were asked to indicate the extent to which they agreed to each statement with the following scale: 1 - Strongly disagree, 2 - Disagree somewhat, 3 - Agree somewhat, 4 - Strongly agree, 5 - N/A (Not Applicable).

Survey results highlight the percentage of students who ‘agree somewhat’ or ‘strongly agree’ with each statement.



School Climate Survey

Grade Five, 2015-16

(All values are percent agreeing with statements.)

#286 - Fatima Academy, St. Bride's

Response Rate: 100.0

Number of Students

[N=6]

[N=2,770]

[N=4,492]

SCHOOL IS A PLACE WHERE...

STUDENT SATISFACTION

- (1) School is a place where I like to be
- (2) I am happy with my school
- (3) I am happy with the teachers at my school
- (4) My school is clean
- (5) My school work is interesting
- (6) My school work is challenging

SCHOOL			DISTRICT			PROVINCE		
M	F	Total	M	F	Total	M	F	Total
		100.0	80.5	89.9	85.0	77.3	88.0	82.5
		83.3	91.2	94.5	92.7	89.3	93.6	91.2
		100.0	93.0	95.8	94.2	92.8	95.7	94.2
		100.0	80.3	87.4	83.7	80.3	87.3	83.7
		100.0	77.6	84.3	80.9	76.4	83.1	79.7
		100.0	70.2	70.9	70.7	70.2	70.4	70.4
		97.2	82.1	87.1	84.5	81.0	86.3	83.6

LEARNING OPPORTUNITIES

- (7) I am encouraged to try my best at school
- (8) It is easy to get help with my work at school if I need it
- (9) My parents/guardians help me with my school work when I need it
- (10) Other students help me with my school work when I need it
- (11) If I need it, I can get help at school with problems not related to my school work

		83.3	96.5	97.1	96.7	96.0	97.0	96.4
		100.0	92.7	92.8	92.6	91.9	92.2	92.0
		100.0	94.3	96.5	95.3	94.3	96.0	95.1
		66.7	77.1	84.6	80.9	76.5	84.1	80.2
		83.3	81.7	87.2	84.3	81.6	86.4	83.9
		86.7	88.5	91.6	90.0	88.1	91.1	89.5

EXPECTATIONS

- (25) I know the school rules/code of conduct

		100.0	96.9	97.6	97.3	96.0	97.7	96.9
--	--	-------	------	------	------	------	------	------

SCHOOL CLIMATE

- (12) At my school, I treat everyone with respect
- (13) At my school, students treat each other with respect
- (14) At my school, students treat adults with respect
- (15) At my school, adults treat students with respect
- (16) Adults at my school care about me
- (26) I am treated fairly by the adults in my school

		100.0	97.3	98.7	97.9	96.2	98.2	97.1
		83.3	84.3	82.5	83.3	82.6	80.8	81.7
		100.0	93.0	91.6	92.2	92.3	90.4	91.2
		100.0	94.5	95.9	95.1	94.6	96.0	95.2
		100.0	94.8	96.5	95.6	94.3	96.0	95.2
		66.7	90.1	92.8	91.3	90.4	92.7	91.5
		91.7	92.3	93.0	92.6	91.7	92.4	92.0

SAFETY

- (17) I feel safe at my school
- (18) I feel safe in the school cafeteria
- (19) I feel safe in my classrooms
- (20) I feel safe in the school washrooms
- (21) I feel safe in the school gym
- (22) I feel safe in the gym change rooms
- (23) I feel safe on the school bus
- (24) I feel safe on the school grounds

		100.0	90.2	92.3	91.3	89.9	91.7	90.8
		100.0	85.9	89.6	87.7	85.8	89.3	87.6
		100.0	92.3	95.5	93.7	92.0	94.5	93.2
		100.0	73.0	74.2	73.6	74.3	74.1	74.2
		100.0	93.7	94.7	94.2	92.8	93.7	93.2
		100.0	80.7	81.0	81.0	80.6	80.2	80.4
		100.0	75.4	77.2	76.2	77.0	78.3	77.7
		100.0	83.9	88.8	86.3	83.1	88.6	85.8
		100.0	84.4	86.7	85.5	84.5	86.3	85.4

BULLYING AND HARASSMENT

- (27) In the last month, I have been bullied by being hit, kicked, pushed, or shoved
- (28) In the last month, I have been bullied by being called mean names, been made fun of, or been teased in a hurtful way
- (29) In the last month, I have been bullied by being left out of things on purpose, being left out of groups, or being ignored
- (30) In the last month, I have seen or heard about another student being bullied
- (31) In the last month, I have bullied another student

		0.0	6.4	4.4	5.4	7.0	4.6	5.8
		0.0	9.9	10.7	10.3	11.2	11.4	11.3
		0.0	8.6	11.7	10.3	8.7	11.6	10.2
		16.7	17.3	16.8	17.2	17.6	17.3	17.5
		0.0	1.1	1.2	1.2	1.2	0.8	1.0
		3.3	8.6	8.9	8.9	9.1	9.1	9.2

For each item on the survey, students were asked to indicate the extent to which they agreed to each statement with the following scale: 1 - Strongly disagree, 2 - Disagree somewhat, 3 - Agree somewhat, 4 - Strongly agree, 5 - N/A (Not Applicable).

Survey results highlight the percentage of students who ‘agree somewhat’ or ‘strongly agree’ with each statement.



School Climate Survey

Grade Five, 2015-16

(All values are percent agreeing with statements.)

#287 - Dunne Memorial Academy, St. Mary's

Response Rate: 87.5

Number of Students

[N=7]

[N=2,770]

[N=4,492]

SCHOOL IS A PLACE WHERE...

STUDENT SATISFACTION

- (1) School is a place where I like to be
- (2) I am happy with my school
- (3) I am happy with the teachers at my school
- (4) My school is clean
- (5) My school work is interesting
- (6) My school work is challenging

SCHOOL			DISTRICT			PROVINCE		
M	F	Total	M	F	Total	M	F	Total
		83.3	80.5	89.9	85.0	77.3	88.0	82.5
		85.7	91.2	94.5	92.7	89.3	93.6	91.2
		100.0	93.0	95.8	94.2	92.8	95.7	94.2
		100.0	80.3	87.4	83.7	80.3	87.3	83.7
		100.0	77.6	84.3	80.9	76.4	83.1	79.7
		85.7	70.2	70.9	70.7	70.2	70.4	70.4
		92.5	82.1	87.1	84.5	81.0	86.3	83.6

LEARNING OPPORTUNITIES

- (7) I am encouraged to try my best at school
- (8) It is easy to get help with my work at school if I need it
- (9) My parents/guardians help me with my school work when I need it
- (10) Other students help me with my school work when I need it
- (11) If I need it, I can get help at school with problems not related to my school work

100.0	96.5	97.1	96.7	96.0	97.0	96.4
85.7	92.7	92.8	92.6	91.9	92.2	92.0
100.0	94.3	96.5	95.3	94.3	96.0	95.1
100.0	77.1	84.6	80.9	76.5	84.1	80.2
100.0	81.7	87.2	84.3	81.6	86.4	83.9
97.1	88.5	91.6	90.0	88.1	91.1	89.5

EXPECTATIONS

- (25) I know the school rules/code of conduct

100.0	96.9	97.6	97.3	96.0	97.7	96.9
-------	------	------	------	------	------	------

SCHOOL CLIMATE

- (12) At my school, I treat everyone with respect
- (13) At my school, students treat each other with respect
- (14) At my school, students treat adults with respect
- (15) At my school, adults treat students with respect
- (16) Adults at my school care about me
- (26) I am treated fairly by the adults in my school

85.7	97.3	98.7	97.9	96.2	98.2	97.1
100.0	84.3	82.5	83.3	82.6	80.8	81.7
100.0	93.0	91.6	92.2	92.3	90.4	91.2
100.0	94.5	95.9	95.1	94.6	96.0	95.2
100.0	94.8	96.5	95.6	94.3	96.0	95.2
100.0	90.1	92.8	91.3	90.4	92.7	91.5
97.6	92.3	93.0	92.6	91.7	92.4	92.0

SAFETY

- (17) I feel safe at my school
- (18) I feel safe in the school cafeteria
- (19) I feel safe in my classrooms
- (20) I feel safe in the school washrooms
- (21) I feel safe in the school gym
- (22) I feel safe in the gym change rooms
- (23) I feel safe on the school bus
- (24) I feel safe on the school grounds

100.0	90.2	92.3	91.3	89.9	91.7	90.8
85.7	85.9	89.6	87.7	85.8	89.3	87.6
100.0	92.3	95.5	93.7	92.0	94.5	93.2
57.1	73.0	74.2	73.6	74.3	74.1	74.2
100.0	93.7	94.7	94.2	92.8	93.7	93.2
	80.7	81.0	81.0	80.6	80.2	80.4
85.7	75.4	77.2	76.2	77.0	78.3	77.7
100.0	83.9	88.8	86.3	83.1	88.6	85.8
78.6	84.4	86.7	85.5	84.5	86.3	85.4

BULLYING AND HARASSMENT

- (27) In the last month, I have been bullied by being hit, kicked, pushed, or shoved
- (28) In the last month, I have been bullied by being called mean names, been made fun of, or been teased in a hurtful way
- (29) In the last month, I have been bullied by being left out of things on purpose, being left out of groups, or being ignored
- (30) In the last month, I have seen or heard about another student being bullied
- (31) In the last month, I have bullied another student

0.0	6.4	4.4	5.4	7.0	4.6	5.8
0.0	9.9	10.7	10.3	11.2	11.4	11.3
0.0	8.6	11.7	10.3	8.7	11.6	10.2
14.3	17.3	16.8	17.2	17.6	17.3	17.5
0.0	1.1	1.2	1.2	1.2	0.8	1.0
2.9	8.6	8.9	8.9	9.1	9.1	9.2

For each item on the survey, students were asked to indicate the extent to which they agreed to each statement with the following scale: 1 - Strongly disagree, 2 - Disagree somewhat, 3 - Agree somewhat, 4 - Strongly agree, 5 - N/A (Not Applicable).

Survey results highlight the percentage of students who ‘agree somewhat’ or ‘strongly agree’ with each statement.



School Climate Survey

Grade Five, 2015-16

(All values are percent agreeing with statements.)

#289 - St. Peter's Elementary, Upper Island Cove

Response Rate: 89.5

Number of Students

[N=17]

[N=2,770]

[N=4,492]

SCHOOL IS A PLACE WHERE...

STUDENT SATISFACTION

	SCHOOL			DISTRICT			PROVINCE		
	M	F	Total	M	F	Total	M	F	Total
(1) School is a place where I like to be	100.0	100.0	100.0	80.5	89.9	85.0	77.3	88.0	82.5
(2) I am happy with my school	100.0	100.0	100.0	91.2	94.5	92.7	89.3	93.6	91.2
(3) I am happy with the teachers at my school	100.0	100.0	100.0	93.0	95.8	94.2	92.8	95.7	94.2
(4) My school is clean	100.0	90.9	94.1	80.3	87.4	83.7	80.3	87.3	83.7
(5) My school work is interesting	83.3	100.0	94.1	77.6	84.3	80.9	76.4	83.1	79.7
(6) My school work is challenging	100.0	81.8	88.2	70.2	70.9	70.7	70.2	70.4	70.4
	97.2	95.5	96.1	82.1	87.1	84.5	81.0	86.3	83.6

LEARNING OPPORTUNITIES

(7) I am encouraged to try my best at school	100.0	100.0	100.0	96.5	97.1	96.7	96.0	97.0	96.4
(8) It is easy to get help with my work at school if I need it	100.0	90.9	94.1	92.7	92.8	92.6	91.9	92.2	92.0
(9) My parents/guardians help me with my school work when I need it	100.0	100.0	100.0	94.3	96.5	95.3	94.3	96.0	95.1
(10) Other students help me with my school work when I need it	100.0	100.0	100.0	77.1	84.6	80.9	76.5	84.1	80.2
(11) If I need it, I can get help at school with problems <u>not</u> related to my school work	100.0	90.9	94.1	81.7	87.2	84.3	81.6	86.4	83.9
	100.0	96.4	97.6	88.5	91.6	90.0	88.1	91.1	89.5

EXPECTATIONS

(25) I know the school rules/code of conduct	100.0	100.0	100.0	96.9	97.6	97.3	96.0	97.7	96.9
--	-------	-------	-------	------	------	------	------	------	------

SCHOOL CLIMATE

(12) At my school, I treat everyone with respect	100.0	100.0	100.0	97.3	98.7	97.9	96.2	98.2	97.1
(13) At my school, students treat each other with respect	100.0	90.9	94.1	84.3	82.5	83.3	82.6	80.8	81.7
(14) At my school, students treat adults with respect	100.0	90.9	94.1	93.0	91.6	92.2	92.3	90.4	91.2
(15) At my school, adults treat students with respect	100.0	100.0	100.0	94.5	95.9	95.1	94.6	96.0	95.2
(16) Adults at my school care about me	100.0	100.0	100.0	94.8	96.5	95.6	94.3	96.0	95.2
(26) I am treated fairly by the adults in my school	100.0	81.8	88.2	90.1	92.8	91.3	90.4	92.7	91.5
	100.0	93.9	96.1	92.3	93.0	92.6	91.7	92.4	92.0

SAFETY


(17) I feel safe at my school	100.0	90.9	94.1	90.2	92.3	91.3	89.9	91.7	90.8
(18) I feel safe in the school cafeteria	100.0	90.0	93.3	85.9	89.6	87.7	85.8	89.3	87.6
(19) I feel safe in my classrooms	100.0	90.9	94.1	92.3	95.5	93.7	92.0	94.5	93.2
(20) I feel safe in the school washrooms	100.0	100.0	100.0	73.0	74.2	73.6	74.3	74.1	74.2
(21) I feel safe in the school gym	100.0	90.9	94.1	93.7	94.7	94.2	92.8	93.7	93.2
(22) I feel safe in the gym change rooms	100.0	100.0	100.0	80.7	81.0	81.0	80.6	80.2	80.4
(23) I feel safe on the school bus	100.0	100.0	100.0	75.4	77.2	76.2	77.0	78.3	77.7
(24) I feel safe on the school grounds	100.0	90.9	94.1	83.9	88.8	86.3	83.1	88.6	85.8
	100.0	94.2	96.2	84.4	86.7	85.5	84.5	86.3	85.4

BULLYING AND HARASSMENT

(27) In the last month, I have been bullied by being hit, kicked, pushed, or shoved	0.0	0.0	0.0	6.4	4.4	5.4	7.0	4.6	5.8
(28) In the last month, I have been bullied by being called mean names, been made fun of, or been teased in a hurtful way	0.0	9.1	6.3	9.9	10.7	10.3	11.2	11.4	11.3
(29) In the last month, I have been bullied by being left out of things on purpose, being left out of groups, or being ignored	0.0	9.1	6.3	8.6	11.7	10.3	8.7	11.6	10.2
(30) In the last month, I have seen or heard about another student being bullied	20.0	9.1	12.5	17.3	16.8	17.2	17.6	17.3	17.5
(31) In the last month, I have bullied another student	0.0	0.0	0.0	1.1	1.2	1.2	1.2	0.8	1.0
	4.0	5.5	5.0	8.6	8.9	8.9	9.1	9.1	9.2

For each item on the survey, students were asked to indicate the extent to which they agreed to each statement with the following scale: 1 - Strongly disagree, 2 - Disagree somewhat, 3 - Agree somewhat, 4 - Strongly agree, 5 - N/A (Not Applicable).

Survey results highlight the percentage of students who ‘agree somewhat’ or ‘strongly agree’ with each statement.

			<div>School Climate Survey</div> <div>Grade Five, 2015-16</div> <div>(All values are percent agreeing with statements.)</div>								
#291 - Perlwin Elementary, Winterton			Number of Students								
SCHOOL IS A PLACE WHERE...			Response Rate: 100.0			[N=17]			[N=2,770]		
STUDENT SATISFACTION			SCHOOL			DISTRICT			PROVINCE		
			M	F	Total	M	F	Total	M	F	Total
(1) School is a place where I like to be			83.3	90.9	88.2	80.5	89.9	85.0	77.3	88.0	82.5
(2) I am happy with my school			83.3	90.9	88.2	91.2	94.5	92.7	89.3	93.6	91.2
(3) I am happy with the teachers at my school			100.0	100.0	100.0	93.0	95.8	94.2	92.8	95.7	94.2
(4) My school is clean			100.0	90.9	94.1	80.3	87.4	83.7	80.3	87.3	83.7
(5) My school work is interesting			83.3	72.7	76.5	77.6	84.3	80.9	76.4	83.1	79.7
(6) My school work is challenging			100.0	81.8	88.2	70.2	70.9	70.7	70.2	70.4	70.4
			91.7	87.9	89.2	82.1	87.1	84.5	81.0	86.3	83.6
LEARNING OPPORTUNITIES											
(7) I am encouraged to try my best at school			100.0	100.0	100.0	96.5	97.1	96.7	96.0	97.0	96.4
(8) It is easy to get help with my work at school if I need it			100.0	100.0	100.0	92.7	92.8	92.6	91.9	92.2	92.0
(9) My parents/guardians help me with my school work when I need it			100.0	100.0	100.0	94.3	96.5	95.3	94.3	96.0	95.1
(10) Other students help me with my school work when I need it			100.0	72.7	82.4	77.1	84.6	80.9	76.5	84.1	80.2
(11) If I need it, I can get help at school with problems <u>not</u> related to my school work			83.3	100.0	94.1	81.7	87.2	84.3	81.6	86.4	83.9
			96.7	94.5	95.3	88.5	91.6	90.0	88.1	91.1	89.5
EXPECTATIONS											
(25) I know the school rules/code of conduct			100.0	100.0	100.0	96.9	97.6	97.3	96.0	97.7	96.9
SCHOOL CLIMATE											
(12) At my school, I treat everyone with respect			100.0	100.0	100.0	97.3	98.7	97.9	96.2	98.2	97.1
(13) At my school, students treat each other with respect			66.7	63.6	64.7	84.3	82.5	83.3	82.6	80.8	81.7
(14) At my school, students treat adults with respect			100.0	81.8	88.2	93.0	91.6	92.2	92.3	90.4	91.2
(15) At my school, adults treat students with respect			83.3	100.0	93.8	94.5	95.9	95.1	94.6	96.0	95.2
(16) Adults at my school care about me			100.0	100.0	100.0	94.8	96.5	95.6	94.3	96.0	95.2
(26) I am treated fairly by the adults in my school			83.3	90.9	88.2	90.1	92.8	91.3	90.4	92.7	91.5
			88.9	89.4	89.2	92.3	93.0	92.6	91.7	92.4	92.0
SAFETY											
(17) I feel safe at my school			83.3	90.9	88.2	90.2	92.3	91.3	89.9	91.7	90.8
(18) I feel safe in the school cafeteria			83.3	90.9	88.2	85.9	89.6	87.7	85.8	89.3	87.6
(19) I feel safe in my classrooms			100.0	90.9	94.1	92.3	95.5	93.7	92.0	94.5	93.2
(20) I feel safe in the school washrooms			50.0	81.8	70.6	73.0	74.2	73.6	74.3	74.1	74.2
(21) I feel safe in the school gym			100.0	90.0	93.8	93.7	94.7	94.2	92.8	93.7	93.2
(22) I feel safe in the gym change rooms			66.7	90.0	81.3	80.7	81.0	81.0	80.6	80.2	80.4
(23) I feel safe on the school bus			83.3	88.9	86.7	75.4	77.2	76.2	77.0	78.3	77.7
(24) I feel safe on the school grounds			100.0	80.0	87.5	83.9	88.8	86.3	83.1	88.6	85.8
			83.3	87.9	86.3	84.4	86.7	85.5	84.5	86.3	85.4
BULLYING AND HARASSMENT											
(27) In the last month, I have been bullied by being hit, kicked, pushed, or shoved			16.7	10.0	12.5	6.4	4.4	5.4	7.0	4.6	5.8
(28) In the last month, I have been bullied by being called mean names, been made fun of, or been teased in a hurtful way			16.7	20.0	18.8	9.9	10.7	10.3	11.2	11.4	11.3
(29) In the last month, I have been bullied by being left out of things on purpose, being left out of groups, or being ignored			0.0	30.0	18.8	8.6	11.7	10.3	8.7	11.6	10.2
(30) In the last month, I have seen or heard about another student being bullied			16.7	40.0	31.3	17.3	16.8	17.2	17.6	17.3	17.5
(31) In the last month, I have bullied another student			0.0	0.0	0.0	1.1	1.2	1.2	1.2	0.8	1.0
			10.0	20.0	16.3	8.6	8.9	8.9	9.1	9.1	9.2

For each item on the survey, students were asked to indicate the extent to which they agreed to each statement with the following scale: 1 - Strongly disagree, 2 - Disagree somewhat, 3 - Agree somewhat, 4 - Strongly agree, 5 - N/A (Not Applicable).

Survey results highlight the percentage of students who ‘agree somewhat’ or ‘strongly agree’ with each statement.



School Climate Survey

Grade Five, 2015-16

(All values are percent agreeing with statements.)

#294 - St. Augustine's Elementary, Bell Island

Response Rate: 94.1

Number of Students

[N=16]

[N=2,770]

[N=4,492]

SCHOOL IS A PLACE WHERE...

STUDENT SATISFACTION

- (1) School is a place where I like to be
- (2) I am happy with my school
- (3) I am happy with the teachers at my school
- (4) My school is clean
- (5) My school work is interesting
- (6) My school work is challenging

SCHOOL			DISTRICT			PROVINCE		
M	F	Total	M	F	Total	M	F	Total
87.5	100.0	93.3	80.5	89.9	85.0	77.3	88.0	82.5
75.0	87.5	81.3	91.2	94.5	92.7	89.3	93.6	91.2
100.0	87.5	93.8	93.0	95.8	94.2	92.8	95.7	94.2
100.0	100.0	100.0	80.3	87.4	83.7	80.3	87.3	83.7
57.1	87.5	73.3	77.6	84.3	80.9	76.4	83.1	79.7
75.0	75.0	75.0	70.2	70.9	70.7	70.2	70.4	70.4
82.4	89.6	86.1	82.1	87.1	84.5	81.0	86.3	83.6

LEARNING OPPORTUNITIES

- (7) I am encouraged to try my best at school
- (8) It is easy to get help with my work at school if I need it
- (9) My parents/guardians help me with my school work when I need it
- (10) Other students help me with my school work when I need it
- (11) If I need it, I can get help at school with problems not related to my school work

100.0	100.0	100.0	96.5	97.1	96.7	96.0	97.0	96.4
100.0	100.0	100.0	92.7	92.8	92.6	91.9	92.2	92.0
87.5	87.5	87.5	94.3	96.5	95.3	94.3	96.0	95.1
85.7	62.5	73.3	77.1	84.6	80.9	76.5	84.1	80.2
87.5	100.0	93.8	81.7	87.2	84.3	81.6	86.4	83.9
92.1	90.0	90.9	88.5	91.6	90.0	88.1	91.1	89.5

EXPECTATIONS

- (25) I know the school rules/code of conduct

100.0	100.0	100.0	96.9	97.6	97.3	96.0	97.7	96.9
-------	-------	-------	------	------	------	------	------	------

SCHOOL CLIMATE

- (12) At my school, I treat everyone with respect
- (13) At my school, students treat each other with respect
- (14) At my school, students treat adults with respect
- (15) At my school, adults treat students with respect
- (16) Adults at my school care about me
- (26) I am treated fairly by the adults in my school

100.0	100.0	100.0	97.3	98.7	97.9	96.2	98.2	97.1
100.0	75.0	87.5	84.3	82.5	83.3	82.6	80.8	81.7
100.0	87.5	93.8	93.0	91.6	92.2	92.3	90.4	91.2
100.0	100.0	100.0	94.5	95.9	95.1	94.6	96.0	95.2
100.0	75.0	87.5	94.8	96.5	95.6	94.3	96.0	95.2
87.5	100.0	93.8	90.1	92.8	91.3	90.4	92.7	91.5
97.9	89.6	93.8	92.3	93.0	92.6	91.7	92.4	92.0

SAFETY

- (17) I feel safe at my school
- (18) I feel safe in the school cafeteria
- (19) I feel safe in my classrooms
- (20) I feel safe in the school washrooms
- (21) I feel safe in the school gym
- (22) I feel safe in the gym change rooms
- (23) I feel safe on the school bus
- (24) I feel safe on the school grounds

100.0	100.0	100.0	90.2	92.3	91.3	89.9	91.7	90.8
100.0	100.0	100.0	85.9	89.6	87.7	85.8	89.3	87.6
100.0	100.0	100.0	92.3	95.5	93.7	92.0	94.5	93.2
87.5	100.0	93.8	73.0	74.2	73.6	74.3	74.1	74.2
100.0	100.0	100.0	93.7	94.7	94.2	92.8	93.7	93.2
100.0	100.0	100.0	80.7	81.0	81.0	80.6	80.2	80.4
60.0	71.4	66.7	75.4	77.2	76.2	77.0	78.3	77.7
75.0	100.0	87.5	83.9	88.8	86.3	83.1	88.6	85.8
90.3	96.4	93.5	84.4	86.7	85.5	84.5	86.3	85.4


BULLYING AND HARASSMENT

- (27) In the last month, I have been bullied by being hit, kicked, pushed, or shoved
- (28) In the last month, I have been bullied by being called mean names, been made fun of, or been teased in a hurtful way
- (29) In the last month, I have been bullied by being left out of things on purpose, being left out of groups, or being ignored
- (30) In the last month, I have seen or heard about another student being bullied
- (31) In the last month, I have bullied another student

12.5	0.0	6.3	6.4	4.4	5.4	7.0	4.6	5.8
25.0	0.0	12.5	9.9	10.7	10.3	11.2	11.4	11.3
12.5	12.5	12.5	8.6	11.7	10.3	8.7	11.6	10.2
37.5	12.5	25.0	17.3	16.8	17.2	17.6	17.3	17.5
0.0	0.0	0.0	1.1	1.2	1.2	1.2	0.8	1.0
17.5	5.0	11.3	8.6	8.9	8.9	9.1	9.1	9.2

For each item on the survey, students were asked to indicate the extent to which they agreed to each statement with the following scale: 1 - Strongly disagree, 2 - Disagree somewhat, 3 - Agree somewhat, 4 - Strongly agree, 5 - N/A (Not Applicable).

Survey results highlight the percentage of students who ‘agree somewhat’ or ‘strongly agree’ with each statement.

			<div>School Climate Survey</div> <div>Grade Five, 2015-16</div> <div>(All values are percent agreeing with statements.)</div>								
#303 - St. Edward's Elementary, Conception Bay South (Kelligrews)			Number of Students								
<div>Response Rate: 83.2</div>			<div>[N=89]</div>			<div>[N=2,770]</div>			<div>[N=4,492]</div>		
SCHOOL IS A PLACE WHERE...			SCHOOL			DISTRICT			PROVINCE		
			M	F	Total	M	F	Total	M	F	Total
STUDENT SATISFACTION											
(1) School is a place where I like to be			77.8	88.6	83.2	80.5	89.9	85.0	77.3	88.0	82.5
(2) I am happy with my school			91.1	95.5	93.3	91.2	94.5	92.7	89.3	93.6	91.2
(3) I am happy with the teachers at my school			93.2	97.7	95.5	93.0	95.8	94.2	92.8	95.7	94.2
(4) My school is clean			73.3	75.0	74.2	80.3	87.4	83.7	80.3	87.3	83.7
(5) My school work is interesting			77.3	83.7	80.5	77.6	84.3	80.9	76.4	83.1	79.7
(6) My school work is challenging			73.3	56.8	65.2	70.2	70.9	70.7	70.2	70.4	70.4
			81.0	82.9	81.9	82.1	87.1	84.5	81.0	86.3	83.6
LEARNING OPPORTUNITIES											
(7) I am encouraged to try my best at school			93.3	95.5	94.4	96.5	97.1	96.7	96.0	97.0	96.4
(8) It is easy to get help with my work at school if I need it			93.2	93.2	93.2	92.7	92.8	92.6	91.9	92.2	92.0
(9) My parents/guardians help me with my school work when I need it			97.8	100.0	98.9	94.3	96.5	95.3	94.3	96.0	95.1
(10) Other students help me with my school work when I need it			77.8	85.4	81.4	77.1	84.6	80.9	76.5	84.1	80.2
(11) If I need it, I can get help at school with problems <u>not</u> related to my school work			86.4	93.2	89.8	81.7	87.2	84.3	81.6	86.4	83.9
			89.7	93.4	91.5	88.5	91.6	90.0	88.1	91.1	89.5
EXPECTATIONS											
(25) I know the school rules/code of conduct			93.2	97.7	95.5	96.9	97.6	97.3	96.0	97.7	96.9
SCHOOL CLIMATE											
(12) At my school, I treat everyone with respect			97.8	97.7	97.8	97.3	98.7	97.9	96.2	98.2	97.1
(13) At my school, students treat each other with respect			77.3	81.8	79.6	84.3	82.5	83.3	82.6	80.8	81.7
(14) At my school, students treat adults with respect			95.5	97.7	96.6	93.0	91.6	92.2	92.3	90.4	91.2
(15) At my school, adults treat students with respect			95.6	100.0	97.8	94.5	95.9	95.1	94.6	96.0	95.2
(16) Adults at my school care about me			97.8	97.7	97.7	94.8	96.5	95.6	94.3	96.0	95.2
(26) I am treated fairly by the adults in my school			93.3	100.0	96.6	90.1	92.8	91.3	90.4	92.7	91.5
			92.9	95.8	94.3	92.3	93.0	92.6	91.7	92.4	92.0
SAFETY											
(17) I feel safe at my school			84.1	90.7	87.4	90.2	92.3	91.3	89.9	91.7	90.8
(18) I feel safe in the school cafeteria			88.6	81.8	85.2	85.9	89.6	87.7	85.8	89.3	87.6
(19) I feel safe in my classrooms			97.7	95.5	96.6	92.3	95.5	93.7	92.0	94.5	93.2
(20) I feel safe in the school washrooms			66.7	70.5	68.5	73.0	74.2	73.6	74.3	74.1	74.2
(21) I feel safe in the school gym			100.0	95.5	97.7	93.7	94.7	94.2	92.8	93.7	93.2
(22) I feel safe in the gym change rooms						80.7	81.0	81.0	80.6	80.2	80.4
(23) I feel safe on the school bus			82.9	88.6	85.7	75.4	77.2	76.2	77.0	78.3	77.7
(24) I feel safe on the school grounds			86.7	84.1	85.4	83.9	88.8	86.3	83.1	88.6	85.8
			75.8	75.8	75.8	84.4	86.7	85.5	84.5	86.3	85.4
BULLYING AND HARASSMENT											
(27) In the last month, I have been bullied by being hit, kicked, pushed, or shoved			2.2	6.8	4.5	6.4	4.4	5.4	7.0	4.6	5.8
(28) In the last month, I have been bullied by being called mean names, been made fun of, or been teased in a hurtful way			6.7	16.3	11.4	9.9	10.7	10.3	11.2	11.4	11.3
(29) In the last month, I have been bullied by being left out of things on purpose, being left out of groups, or being ignored			4.6	13.6	9.1	8.6	11.7	10.3	8.7	11.6	10.2
(30) In the last month, I have seen or heard about another student being bullied			13.6	16.3	14.9	17.3	16.8	17.2	17.6	17.3	17.5
(31) In the last month, I have bullied another student			0.0	0.0	0.0	1.1	1.2	1.2	1.2	0.8	1.0
			5.4	10.6	8.0	8.6	8.9	8.9	9.1	9.1	9.2

For each item on the survey, students were asked to indicate the extent to which they agreed to each statement with the following scale: 1 - Strongly disagree, 2 - Disagree somewhat, 3 - Agree somewhat, 4 - Strongly agree, 5 - N/A (Not Applicable).

Survey results highlight the percentage of students who ‘agree somewhat’ or ‘strongly agree’ with each statement.



School Climate Survey
Grade Five, 2015-16
(All values are percent agreeing with statements.)

#305 - Villanova Junior High, Conception Bay South (Manuels)

Response Rate: 94.3

Number of Students

[N=115]

[N=2,770]

[N=4,492]

SCHOOL IS A PLACE WHERE...

STUDENT SATISFACTION

- (1) School is a place where I like to be
(2) I am happy with my school
(3) I am happy with the teachers at my school
(4) My school is clean
(5) My school work is interesting
(6) My school work is challenging

SCHOOL			DISTRICT			PROVINCE		
M	F	Total	M	F	Total	M	F	Total
82.1	93.2	87.8	80.5	89.9	85.0	77.3	88.0	82.5
98.2	98.3	98.3	91.2	94.5	92.7	89.3	93.6	91.2
94.6	100.0	97.4	93.0	95.8	94.2	92.8	95.7	94.2
87.5	100.0	93.9	80.3	87.4	83.7	80.3	87.3	83.7
78.6	89.8	84.4	77.6	84.3	80.9	76.4	83.1	79.7
75.0	60.3	67.5	70.2	70.9	70.7	70.2	70.4	70.4
86.0	90.3	88.2	82.1	87.1	84.5	81.0	86.3	83.6

LEARNING OPPORTUNITIES

- (7) I am encouraged to try my best at school
(8) It is easy to get help with my work at school if I need it
(9) My parents/guardians help me with my school work when I need it
(10) Other students help me with my school work when I need it
(11) If I need it, I can get help at school with problems not related to my school work

94.6	100.0	97.4	96.5	97.1	96.7	96.0	97.0	96.4
87.5	93.2	90.4	92.7	92.8	92.6	91.9	92.2	92.0
98.2	100.0	99.1	94.3	96.5	95.3	94.3	96.0	95.1
75.0	81.0	78.1	77.1	84.6	80.9	76.5	84.1	80.2
76.4	83.1	79.8	81.7	87.2	84.3	81.6	86.4	83.9
86.3	91.5	89.0	88.5	91.6	90.0	88.1	91.1	89.5

EXPECTATIONS

- (25) I know the school rules/code of conduct

100.0	93.1	96.5	96.9	97.6	97.3	96.0	97.7	96.9
-------	------	------	------	------	------	------	------	------

SCHOOL CLIMATE

- (12) At my school, I treat everyone with respect
(13) At my school, students treat each other with respect
(14) At my school, students treat adults with respect
(15) At my school, adults treat students with respect
(16) Adults at my school care about me
(26) I am treated fairly by the adults in my school

100.0	100.0	100.0	97.3	98.7	97.9	96.2	98.2	97.1
96.4	94.8	95.6	84.3	82.5	83.3	82.6	80.8	81.7
100.0	94.8	97.4	93.0	91.6	92.2	92.3	90.4	91.2
96.4	96.6	96.5	94.5	95.9	95.1	94.6	96.0	95.2
96.4	98.3	97.4	94.8	96.5	95.6	94.3	96.0	95.2
92.9	94.9	93.9	90.1	92.8	91.3	90.4	92.7	91.5
97.0	96.6	96.8	92.3	93.0	92.6	91.7	92.4	92.0

SAFETY

- (17) I feel safe at my school
(18) I feel safe in the school cafeteria
(19) I feel safe in my classrooms
(20) I feel safe in the school washrooms
(21) I feel safe in the school gym
(22) I feel safe in the gym change rooms
(23) I feel safe on the school bus
(24) I feel safe on the school grounds

91.1	94.7	92.9	90.2	92.3	91.3	89.9	91.7	90.8
85.2	89.7	87.5	85.9	89.6	87.7	85.8	89.3	87.6
96.3	96.6	96.4	92.3	95.5	93.7	92.0	94.5	93.2
58.9	91.4	75.4	73.0	74.2	73.6	74.3	74.1	74.2
96.4	96.6	96.5	93.7	94.7	94.2	92.8	93.7	93.2
84.6	88.2	86.7	80.7	81.0	81.0	80.6	80.2	80.4
71.1	80.9	76.1	75.4	77.2	76.2	77.0	78.3	77.7
85.7	96.6	91.3	83.9	88.8	86.3	83.1	88.6	85.8
83.7	91.8	87.9	84.4	86.7	85.5	84.5	86.3	85.4

BULLYING AND HARASSMENT

- (27) In the last month, I have been bullied by being hit, kicked, pushed, or shoved
(28) In the last month, I have been bullied by being called mean names, been made fun of, or been teased in a hurtful way
(29) In the last month, I have been bullied by being left out of things on purpose, being left out of groups, or being ignored
(30) In the last month, I have seen or heard about another student being bullied
(31) In the last month, I have bullied another student

1.8	0.0	0.9	6.4	4.4	5.4	7.0	4.6	5.8
1.8	8.6	5.3	9.9	10.7	10.3	11.2	11.4	11.3
3.6	3.4	3.5	8.6	11.7	10.3	8.7	11.6	10.2
3.6	8.5	6.1	17.3	16.8	17.2	17.6	17.3	17.5
1.8	0.0	0.9	1.1	1.2	1.2	1.2	0.8	1.0
2.5	4.1	3.3	8.6	8.9	8.9	9.1	9.1	9.2

For each item on the survey, students were asked to indicate the extent to which they agreed to each statement with the following scale: 1 - Strongly disagree, 2 - Disagree somewhat, 3 - Agree somewhat, 4 - Strongly agree, 5 - N/A (Not Applicable).

Survey results highlight the percentage of students who ‘agree somewhat’ or ‘strongly agree’ with each statement.



School Climate Survey
Grade Five, 2015-16

(All values are percent agreeing with statements.)

#306 - St. George's Elementary, Conception Bay South (Manuels)

Response Rate: 90.0

Number of Students

[N=45]

[N=2,770]

[N=4,492]

SCHOOL IS A PLACE WHERE...

STUDENT SATISFACTION

- (1) School is a place where I like to be
(2) I am happy with my school
(3) I am happy with the teachers at my school
(4) My school is clean
(5) My school work is interesting
(6) My school work is challenging

SCHOOL			DISTRICT			PROVINCE		
M	F	Total	M	F	Total	M	F	Total
95.2	70.8	82.2	80.5	89.9	85.0	77.3	88.0	82.5
100.0	91.7	95.6	91.2	94.5	92.7	89.3	93.6	91.2
100.0	91.7	95.6	93.0	95.8	94.2	92.8	95.7	94.2
71.4	91.7	82.2	80.3	87.4	83.7	80.3	87.3	83.7
90.5	58.3	73.3	77.6	84.3	80.9	76.4	83.1	79.7
76.2	62.5	68.9	70.2	70.9	70.7	70.2	70.4	70.4
88.9	77.8	83.0	82.1	87.1	84.5	81.0	86.3	83.6

LEARNING OPPORTUNITIES

- (7) I am encouraged to try my best at school
(8) It is easy to get help with my work at school if I need it
(9) My parents/guardians help me with my school work when I need it
(10) Other students help me with my school work when I need it
(11) If I need it, I can get help at school with problems not related to my school work

95.0	95.8	95.5	96.5	97.1	96.7	96.0	97.0	96.4
100.0	83.3	91.1	92.7	92.8	92.6	91.9	92.2	92.0
95.0	100.0	97.7	94.3	96.5	95.3	94.3	96.0	95.1
76.2	83.3	80.0	77.1	84.6	80.9	76.5	84.1	80.2
95.2	91.7	93.3	81.7	87.2	84.3	81.6	86.4	83.9
92.3	90.8	91.5	88.5	91.6	90.0	88.1	91.1	89.5

EXPECTATIONS

- (25) I know the school rules/code of conduct

95.2	100.0	97.8	96.9	97.6	97.3	96.0	97.7	96.9
------	-------	------	------	------	------	------	------	------

SCHOOL CLIMATE

- (12) At my school, I treat everyone with respect
(13) At my school, students treat each other with respect
(14) At my school, students treat adults with respect
(15) At my school, adults treat students with respect
(16) Adults at my school care about me
(26) I am treated fairly by the adults in my school

100.0	100.0	100.0	97.3	98.7	97.9	96.2	98.2	97.1
100.0	87.5	93.2	84.3	82.5	83.3	82.6	80.8	81.7
95.2	100.0	97.8	93.0	91.6	92.2	92.3	90.4	91.2
100.0	87.5	93.3	94.5	95.9	95.1	94.6	96.0	95.2
95.2	100.0	97.7	94.8	96.5	95.6	94.3	96.0	95.2
90.5	95.8	93.3	90.1	92.8	91.3	90.4	92.7	91.5
96.8	95.1	95.9	92.3	93.0	92.6	91.7	92.4	92.0

SAFETY

- (17) I feel safe at my school
(18) I feel safe in the school cafeteria
(19) I feel safe in my classrooms
(20) I feel safe in the school washrooms
(21) I feel safe in the school gym
(22) I feel safe in the gym change rooms
(23) I feel safe on the school bus
(24) I feel safe on the school grounds

76.2	91.7	84.4	90.2	92.3	91.3	89.9	91.7	90.8
81.0	83.3	82.2	85.9	89.6	87.7	85.8	89.3	87.6
100.0	100.0	100.0	92.3	95.5	93.7	92.0	94.5	93.2
61.9	56.5	59.1	73.0	74.2	73.6	74.3	74.1	74.2
95.2	100.0	97.7	93.7	94.7	94.2	92.8	93.7	93.2
66.7	81.8	73.9	80.7	81.0	81.0	80.6	80.2	80.4
83.3	89.5	86.5	75.4	77.2	76.2	77.0	78.3	77.7
90.5	95.8	93.3	83.9	88.8	86.3	83.1	88.6	85.8
81.8	87.3	84.7	84.4	86.7	85.5	84.5	86.3	85.4

BULLYING AND HARASSMENT

- (27) In the last month, I have been bullied by being hit, kicked, pushed, or shoved
(28) In the last month, I have been bullied by being called mean names, been made fun of, or been teased in a hurtful way
(29) In the last month, I have been bullied by being left out of things on purpose, being left out of groups, or being ignored
(30) In the last month, I have seen or heard about another student being bullied
(31) In the last month, I have bullied another student

4.8	4.2	4.4	6.4	4.4	5.4	7.0	4.6	5.8
9.5	4.2	6.7	9.9	10.7	10.3	11.2	11.4	11.3
14.3	8.3	11.1	8.6	11.7	10.3	8.7	11.6	10.2
4.8	8.3	6.7	17.3	16.8	17.2	17.6	17.3	17.5
0.0	0.0	0.0	1.1	1.2	1.2	1.2	0.8	1.0
6.7	5.0	5.8	8.6	8.9	8.9	9.1	9.1	9.2

For each item on the survey, students were asked to indicate the extent to which they agreed to each statement with the following scale: 1 - Strongly disagree, 2 - Disagree somewhat, 3 - Agree somewhat, 4 - Strongly agree, 5 - N/A (Not Applicable).

Survey results highlight the percentage of students who ‘agree somewhat’ or ‘strongly agree’ with each statement.



School Climate Survey

Grade Five, 2015-16

(All values are percent agreeing with statements.)

#308 - Mary Queen of the World Elementary, Mount Pearl

Response Rate: 80.4

Number of Students

[N=45]

[N=2,770]

[N=4,492]

SCHOOL IS A PLACE WHERE...

STUDENT SATISFACTION

- (1) School is a place where I like to be
- (2) I am happy with my school
- (3) I am happy with the teachers at my school
- (4) My school is clean
- (5) My school work is interesting
- (6) My school work is challenging

SCHOOL			DISTRICT			PROVINCE		
M	F	Total	M	F	Total	M	F	Total
75.0	73.7	72.7	80.5	89.9	85.0	77.3	88.0	82.5
91.7	79.0	86.4	91.2	94.5	92.7	89.3	93.6	91.2
95.8	95.0	95.6	93.0	95.8	94.2	92.8	95.7	94.2
73.9	94.7	81.4	80.3	87.4	83.7	80.3	87.3	83.7
87.0	79.0	81.4	77.6	84.3	80.9	76.4	83.1	79.7
69.6	73.7	69.8	70.2	70.9	70.7	70.2	70.4	70.4
82.2	82.5	81.2	82.1	87.1	84.5	81.0	86.3	83.6

LEARNING OPPORTUNITIES

- (7) I am encouraged to try my best at school
- (8) It is easy to get help with my work at school if I need it
- (9) My parents/guardians help me with my school work when I need it
- (10) Other students help me with my school work when I need it
- (11) If I need it, I can get help at school with problems not related to my school work

100.0	95.0	97.7	96.5	97.1	96.7	96.0	97.0	96.4
100.0	90.0	93.3	92.7	92.8	92.6	91.9	92.2	92.0
95.8	100.0	97.8	94.3	96.5	95.3	94.3	96.0	95.1
83.3	89.5	84.1	77.1	84.6	80.9	76.5	84.1	80.2
78.3	80.0	79.6	81.7	87.2	84.3	81.6	86.4	83.9
91.5	90.9	90.5	88.5	91.6	90.0	88.1	91.1	89.5

EXPECTATIONS

- (25) I know the school rules/code of conduct

100.0	95.0	95.5	96.9	97.6	97.3	96.0	97.7	96.9
-------	------	------	------	------	------	------	------	------

SCHOOL CLIMATE

- (12) At my school, I treat everyone with respect
- (13) At my school, students treat each other with respect
- (14) At my school, students treat adults with respect
- (15) At my school, adults treat students with respect
- (16) Adults at my school care about me
- (26) I am treated fairly by the adults in my school

100.0	95.0	95.6	97.3	98.7	97.9	96.2	98.2	97.1
65.2	70.0	65.9	84.3	82.5	83.3	82.6	80.8	81.7
79.2	75.0	75.6	93.0	91.6	92.2	92.3	90.4	91.2
100.0	94.7	97.7	94.5	95.9	95.1	94.6	96.0	95.2
100.0	90.0	95.4	94.8	96.5	95.6	94.3	96.0	95.2
91.3	90.0	90.9	90.1	92.8	91.3	90.4	92.7	91.5
89.3	85.8	86.8	92.3	93.0	92.6	91.7	92.4	92.0

SAFETY

- (17) I feel safe at my school
- (18) I feel safe in the school cafeteria
- (19) I feel safe in my classrooms
- (20) I feel safe in the school washrooms
- (21) I feel safe in the school gym
- (22) I feel safe in the gym change rooms
- (23) I feel safe on the school bus
- (24) I feel safe on the school grounds

95.7	70.0	81.8	90.2	92.3	91.3	89.9	91.7	90.8
87.5	89.5	86.4	85.9	89.6	87.7	85.8	89.3	87.6
83.3	90.0	86.7	92.3	95.5	93.7	92.0	94.5	93.2
54.2	60.0	55.6	73.0	74.2	73.6	74.3	74.1	74.2
100.0	89.5	95.2	93.7	94.7	94.2	92.8	93.7	93.2
92.3	100.0	93.8	80.7	81.0	81.0	80.6	80.2	80.4
81.3	53.3	65.6	75.4	77.2	76.2	77.0	78.3	77.7
79.2	75.0	77.8	83.9	88.8	86.3	83.1	88.6	85.8
84.2	78.4	80.4	84.4	86.7	85.5	84.5	86.3	85.4

BULLYING AND HARASSMENT

- (27) In the last month, I have been bullied by being hit, kicked, pushed, or shoved
- (28) In the last month, I have been bullied by being called mean names, been made fun of, or been teased in a hurtful way
- (29) In the last month, I have been bullied by being left out of things on purpose, being left out of groups, or being ignored
- (30) In the last month, I have seen or heard about another student being bullied
- (31) In the last month, I have bullied another student

8.7	5.0	9.1	6.4	4.4	5.4	7.0	4.6	5.8
13.0	30.0	20.5	9.9	10.7	10.3	11.2	11.4	11.3
17.4	25.0	22.7	8.6	11.7	10.3	8.7	11.6	10.2
26.1	10.0	20.5	17.3	16.8	17.2	17.6	17.3	17.5
0.0	5.0	2.3	1.1	1.2	1.2	1.2	0.8	1.0
13.0	15.0	15.0	8.6	8.9	8.9	9.1	9.1	9.2

For each item on the survey, students were asked to indicate the extent to which they agreed to each statement with the following scale: 1 - Strongly disagree, 2 - Disagree somewhat, 3 - Agree somewhat, 4 - Strongly agree, 5 - N/A (Not Applicable).

Survey results highlight the percentage of students who ‘agree somewhat’ or ‘strongly agree’ with each statement.



School Climate Survey

Grade Five, 2015-16

(All values are percent agreeing with statements.)

#309 - Morris Academy, Mount Pearl

Response Rate: 95.9

Number of Students

[N=47]

[N=2,770]

[N=4,492]

SCHOOL IS A PLACE WHERE...

STUDENT SATISFACTION

- (1) School is a place where I like to be
- (2) I am happy with my school
- (3) I am happy with the teachers at my school
- (4) My school is clean
- (5) My school work is interesting
- (6) My school work is challenging

SCHOOL			DISTRICT			PROVINCE		
M	F	Total	M	F	Total	M	F	Total
90.9	80.0	85.1	80.5	89.9	85.0	77.3	88.0	82.5
90.9	92.0	91.5	91.2	94.5	92.7	89.3	93.6	91.2
86.4	95.8	91.3	93.0	95.8	94.2	92.8	95.7	94.2
72.7	80.0	76.6	80.3	87.4	83.7	80.3	87.3	83.7
81.8	68.0	74.5	77.6	84.3	80.9	76.4	83.1	79.7
68.2	48.0	57.5	70.2	70.9	70.7	70.2	70.4	70.4
81.8	77.3	79.4	82.1	87.1	84.5	81.0	86.3	83.6

LEARNING OPPORTUNITIES

- (7) I am encouraged to try my best at school
- (8) It is easy to get help with my work at school if I need it
- (9) My parents/guardians help me with my school work when I need it
- (10) Other students help me with my school work when I need it
- (11) If I need it, I can get help at school with problems not related to my school work

95.5	95.8	95.7	96.5	97.1	96.7	96.0	97.0	96.4
95.2	88.0	91.3	92.7	92.8	92.6	91.9	92.2	92.0
100.0	100.0	100.0	94.3	96.5	95.3	94.3	96.0	95.1
85.7	76.0	80.4	77.1	84.6	80.9	76.5	84.1	80.2
86.4	80.0	83.0	81.7	87.2	84.3	81.6	86.4	83.9
92.6	88.0	90.1	88.5	91.6	90.0	88.1	91.1	89.5

EXPECTATIONS

- (25) I know the school rules/code of conduct

95.2	100.0	97.8	96.9	97.6	97.3	96.0	97.7	96.9
------	-------	------	------	------	------	------	------	------

SCHOOL CLIMATE

- (12) At my school, I treat everyone with respect
- (13) At my school, students treat each other with respect
- (14) At my school, students treat adults with respect
- (15) At my school, adults treat students with respect
- (16) Adults at my school care about me
- (26) I am treated fairly by the adults in my school

95.5	100.0	97.9	97.3	98.7	97.9	96.2	98.2	97.1
90.9	80.0	85.1	84.3	82.5	83.3	82.6	80.8	81.7
90.9	95.8	93.5	93.0	91.6	92.2	92.3	90.4	91.2
90.9	96.0	93.6	94.5	95.9	95.1	94.6	96.0	95.2
90.9	92.0	91.5	94.8	96.5	95.6	94.3	96.0	95.2
95.5	92.0	93.6	90.1	92.8	91.3	90.4	92.7	91.5
92.4	92.6	92.5	92.3	93.0	92.6	91.7	92.4	92.0

SAFETY

- (17) I feel safe at my school
- (18) I feel safe in the school cafeteria
- (19) I feel safe in my classrooms
- (20) I feel safe in the school washrooms
- (21) I feel safe in the school gym
- (22) I feel safe in the gym change rooms
- (23) I feel safe on the school bus
- (24) I feel safe on the school grounds

90.9	80.0	85.1	90.2	92.3	91.3	89.9	91.7	90.8
			85.9	89.6	87.7	85.8	89.3	87.6
100.0	79.2	89.1	92.3	95.5	93.7	92.0	94.5	93.2
86.4	64.0	74.5	73.0	74.2	73.6	74.3	74.1	74.2
94.7	95.8	95.4	93.7	94.7	94.2	92.8	93.7	93.2
			80.7	81.0	81.0	80.6	80.2	80.4
78.6	73.3	75.9	75.4	77.2	76.2	77.0	78.3	77.7
95.5	87.5	91.3	83.9	88.8	86.3	83.1	88.6	85.8
68.3	60.0	63.9	84.4	86.7	85.5	84.5	86.3	85.4

BULLYING AND HARASSMENT

- (27) In the last month, I have been bullied by being hit, kicked, pushed, or shoved
- (28) In the last month, I have been bullied by being called mean names, been made fun of, or been teased in a hurtful way
- (29) In the last month, I have been bullied by being left out of things on purpose, being left out of groups, or being ignored
- (30) In the last month, I have seen or heard about another student being bullied
- (31) In the last month, I have bullied another student

18.2	4.0	10.6	6.4	4.4	5.4	7.0	4.6	5.8
13.6	20.0	17.0	9.9	10.7	10.3	11.2	11.4	11.3
9.1	20.0	14.9	8.6	11.7	10.3	8.7	11.6	10.2
18.2	36.0	27.7	17.3	16.8	17.2	17.6	17.3	17.5
4.6	0.0	2.1	1.1	1.2	1.2	1.2	0.8	1.0
12.7	16.0	14.5	8.6	8.9	8.9	9.1	9.1	9.2

For each item on the survey, students were asked to indicate the extent to which they agreed to each statement with the following scale: 1 - Strongly disagree, 2 - Disagree somewhat, 3 - Agree somewhat, 4 - Strongly agree, 5 - N/A (Not Applicable).

Survey results highlight the percentage of students who ‘agree somewhat’ or ‘strongly agree’ with each statement.



School Climate Survey

Grade Five, 2015-16

(All values are percent agreeing with statements.)

#312 - Newtown Elementary, Mount Pearl

Response Rate: 94.6

Number of Students

[N=140]

[N=2,770]

[N=4,492]

SCHOOL IS A PLACE WHERE...

STUDENT SATISFACTION

- (1) School is a place where I like to be
(2) I am happy with my school
(3) I am happy with the teachers at my school
(4) My school is clean
(5) My school work is interesting
(6) My school work is challenging

SCHOOL			DISTRICT			PROVINCE		
M	F	Total	M	F	Total	M	F	Total
74.3	83.6	79.1	80.5	89.9	85.0	77.3	88.0	82.5
90.1	85.1	87.1	91.2	94.5	92.7	89.3	93.6	91.2
88.7	89.6	89.2	93.0	95.8	94.2	92.8	95.7	94.2
59.2	76.1	66.4	80.3	87.4	83.7	80.3	87.3	83.7
72.9	80.3	76.6	77.6	84.3	80.9	76.4	83.1	79.7
52.1	58.5	55.5	70.2	70.9	70.7	70.2	70.4	70.4
72.9	78.8	75.7	82.1	87.1	84.5	81.0	86.3	83.6

LEARNING OPPORTUNITIES

- (7) I am encouraged to try my best at school
(8) It is easy to get help with my work at school if I need it
(9) My parents/guardians help me with my school work when I need it
(10) Other students help me with my school work when I need it
(11) If I need it, I can get help at school with problems not related to my school work

98.6	87.9	92.8	96.5	97.1	96.7	96.0	97.0	96.4
93.0	90.8	92.0	92.7	92.8	92.6	91.9	92.2	92.0
89.9	92.5	91.3	94.3	96.5	95.3	94.3	96.0	95.1
74.3	68.8	72.1	77.1	84.6	80.9	76.5	84.1	80.2
77.1	84.9	80.4	81.7	87.2	84.3	81.6	86.4	83.9
86.6	85.0	85.7	88.5	91.6	90.0	88.1	91.1	89.5

EXPECTATIONS

- (25) I know the school rules/code of conduct

97.1	95.5	96.4	96.9	97.6	97.3	96.0	97.7	96.9
------	------	------	------	------	------	------	------	------

SCHOOL CLIMATE

- (12) At my school, I treat everyone with respect
(13) At my school, students treat each other with respect
(14) At my school, students treat adults with respect
(15) At my school, adults treat students with respect
(16) Adults at my school care about me
(26) I am treated fairly by the adults in my school

98.6	98.5	97.8	97.3	98.7	97.9	96.2	98.2	97.1
80.6	72.7	76.3	84.3	82.5	83.3	82.6	80.8	81.7
90.0	86.2	87.6	93.0	91.6	92.2	92.3	90.4	91.2
95.7	87.9	92.0	94.5	95.9	95.1	94.6	96.0	95.2
98.5	93.9	96.3	94.8	96.5	95.6	94.3	96.0	95.2
90.1	82.8	86.1	90.1	92.8	91.3	90.4	92.7	91.5
92.3	87.0	89.4	92.3	93.0	92.6	91.7	92.4	92.0

SAFETY

- (17) I feel safe at my school
(18) I feel safe in the school cafeteria
(19) I feel safe in my classrooms
(20) I feel safe in the school washrooms
(21) I feel safe in the school gym
(22) I feel safe in the gym change rooms
(23) I feel safe on the school bus
(24) I feel safe on the school grounds

87.3	92.5	90.0	90.2	92.3	91.3	89.9	91.7	90.8
25.0	100.0	57.1	85.9	89.6	87.7	85.8	89.3	87.6
89.7	93.9	91.8	92.3	95.5	93.7	92.0	94.5	93.2
58.0	71.9	65.2	73.0	74.2	73.6	74.3	74.1	74.2
95.6	95.4	95.5	93.7	94.7	94.2	92.8	93.7	93.2
66.7	75.0	71.4	80.7	81.0	81.0	80.6	80.2	80.4
77.6	70.6	74.1	75.4	77.2	76.2	77.0	78.3	77.7
77.1	84.9	81.2	83.9	88.8	86.3	83.1	88.6	85.8
72.1	85.5	78.3	84.4	86.7	85.5	84.5	86.3	85.4

BULLYING AND HARASSMENT

- (27) In the last month, I have been bullied by being hit, kicked, pushed, or shoved
(28) In the last month, I have been bullied by being called mean names, been made fun of, or been teased in a hurtful way
(29) In the last month, I have been bullied by being left out of things on purpose, being left out of groups, or being ignored
(30) In the last month, I have seen or heard about another student being bullied
(31) In the last month, I have bullied another student

8.5	7.5	7.9	6.4	4.4	5.4	7.0	4.6	5.8
16.9	16.4	16.4	9.9	10.7	10.3	11.2	11.4	11.3
14.1	13.4	13.6	8.6	11.7	10.3	8.7	11.6	10.2
19.7	17.9	19.3	17.3	16.8	17.2	17.6	17.3	17.5
0.0	3.0	1.4	1.1	1.2	1.2	1.2	0.8	1.0
11.8	11.6	11.7	8.6	8.9	8.9	9.1	9.1	9.2

For each item on the survey, students were asked to indicate the extent to which they agreed to each statement with the following scale: 1 - Strongly disagree, 2 - Disagree somewhat, 3 - Agree somewhat, 4 - Strongly agree, 5 - N/A (Not Applicable).

Survey results highlight the percentage of students who ‘agree somewhat’ or ‘strongly agree’ with each statement.



School Climate Survey
Grade Five, 2015-16

(All values are percent agreeing with statements.)

#317 - St. Francis of Assisi Elementary, Logy Bay/Middle Cove/Outer C

Response Rate: 95.8

Number of Students

[N=23]

[N=2,770]

[N=4,492]

SCHOOL IS A PLACE WHERE...

STUDENT SATISFACTION

	SCHOOL			DISTRICT			PROVINCE		
	M	F	Total	M	F	Total	M	F	Total
(1) School is a place where I like to be	77.8	92.3	87.0	80.5	89.9	85.0	77.3	88.0	82.5
(2) I am happy with my school	100.0	100.0	100.0	91.2	94.5	92.7	89.3	93.6	91.2
(3) I am happy with the teachers at my school	100.0	100.0	100.0	93.0	95.8	94.2	92.8	95.7	94.2
(4) My school is clean	100.0	84.6	91.3	80.3	87.4	83.7	80.3	87.3	83.7
(5) My school work is interesting	77.8	92.3	87.0	77.6	84.3	80.9	76.4	83.1	79.7
(6) My school work is challenging	88.9	100.0	95.7	70.2	70.9	70.7	70.2	70.4	70.4
	90.7	94.9	93.5	82.1	87.1	84.5	81.0	86.3	83.6

LEARNING OPPORTUNITIES

(7) I am encouraged to try my best at school	88.9	100.0	95.7	96.5	97.1	96.7	96.0	97.0	96.4
(8) It is easy to get help with my work at school if I need it	88.9	100.0	95.7	92.7	92.8	92.6	91.9	92.2	92.0
(9) My parents/guardians help me with my school work when I need it	100.0	100.0	100.0	94.3	96.5	95.3	94.3	96.0	95.1
(10) Other students help me with my school work when I need it	77.8	100.0	91.3	77.1	84.6	80.9	76.5	84.1	80.2
(11) If I need it, I can get help at school with problems <u>not</u> related to my school work	100.0	92.3	95.7	81.7	87.2	84.3	81.6	86.4	83.9
	91.1	98.5	95.7	88.5	91.6	90.0	88.1	91.1	89.5

EXPECTATIONS

(25) I know the school rules/code of conduct	100.0	100.0	100.0	96.9	97.6	97.3	96.0	97.7	96.9
--	-------	-------	-------	------	------	------	------	------	------

SCHOOL CLIMATE

(12) At my school, I treat everyone with respect	100.0	100.0	100.0	97.3	98.7	97.9	96.2	98.2	97.1
(13) At my school, students treat each other with respect	88.9	100.0	95.7	84.3	82.5	83.3	82.6	80.8	81.7
(14) At my school, students treat adults with respect	100.0	100.0	100.0	93.0	91.6	92.2	92.3	90.4	91.2
(15) At my school, adults treat students with respect	100.0	100.0	100.0	94.5	95.9	95.1	94.6	96.0	95.2
(16) Adults at my school care about me	100.0	100.0	100.0	94.8	96.5	95.6	94.3	96.0	95.2
(26) I am treated fairly by the adults in my school	100.0	100.0	100.0	90.1	92.8	91.3	90.4	92.7	91.5
	98.1	100.0	99.3	92.3	93.0	92.6	91.7	92.4	92.0

SAFETY

(17) I feel safe at my school	100.0	100.0	100.0	90.2	92.3	91.3	89.9	91.7	90.8
(18) I feel safe in the school cafeteria				85.9	89.6	87.7	85.8	89.3	87.6
(19) I feel safe in my classrooms	100.0	100.0	100.0	92.3	95.5	93.7	92.0	94.5	93.2
(20) I feel safe in the school washrooms	100.0	92.3	95.7	73.0	74.2	73.6	74.3	74.1	74.2
(21) I feel safe in the school gym	88.9	100.0	95.7	93.7	94.7	94.2	92.8	93.7	93.2
(22) I feel safe in the gym change rooms	0.0	100.0	100.0	80.7	81.0	81.0	80.6	80.2	80.4
(23) I feel safe on the school bus	87.5	92.3	90.9	75.4	77.2	76.2	77.0	78.3	77.7
(24) I feel safe on the school grounds	100.0	100.0	100.0	83.9	88.8	86.3	83.1	88.6	85.8
	72.0	85.6	85.3	84.4	86.7	85.5	84.5	86.3	85.4

BULLYING AND HARASSMENT

(27) In the last month, I have been bullied by being hit, kicked, pushed, or shoved	0.0	7.7	4.4	6.4	4.4	5.4	7.0	4.6	5.8
(28) In the last month, I have been bullied by being called mean names, been made fun of, or been teased in a hurtful way	0.0	7.7	4.4	9.9	10.7	10.3	11.2	11.4	11.3
(29) In the last month, I have been bullied by being left out of things on purpose, being left out of groups, or being ignored	11.1	23.1	17.4	8.6	11.7	10.3	8.7	11.6	10.2
(30) In the last month, I have seen or heard about another student being bullied	0.0	15.4	8.7	17.3	16.8	17.2	17.6	17.3	17.5
(31) In the last month, I have bullied another student	0.0	7.7	4.4	1.1	1.2	1.2	1.2	0.8	1.0
	2.2	12.3	7.8	8.6	8.9	8.9	9.1	9.1	9.2

For each item on the survey, students were asked to indicate the extent to which they agreed to each statement with the following scale: 1 - Strongly disagree, 2 - Disagree somewhat, 3 - Agree somewhat, 4 - Strongly agree, 5 - N/A (Not Applicable).

Survey results highlight the percentage of students who ‘agree somewhat’ or ‘strongly agree’ with each statement.



School Climate Survey

Grade Five, 2015-16

(All values are percent agreeing with statements.)

#318 - Holy Family Elementary, Paradise

Response Rate: 92.0

Number of Students

[N=46]

[N=2,770]

[N=4,492]

SCHOOL IS A PLACE WHERE...

STUDENT SATISFACTION

	SCHOOL			DISTRICT			PROVINCE		
	M	F	Total	M	F	Total	M	F	Total
(1) School is a place where I like to be	92.3	100.0	95.7	80.5	89.9	85.0	77.3	88.0	82.5
(2) I am happy with my school	100.0	100.0	100.0	91.2	94.5	92.7	89.3	93.6	91.2
(3) I am happy with the teachers at my school	96.2	100.0	97.8	93.0	95.8	94.2	92.8	95.7	94.2
(4) My school is clean	100.0	100.0	100.0	80.3	87.4	83.7	80.3	87.3	83.7
(5) My school work is interesting	92.3	85.0	89.1	77.6	84.3	80.9	76.4	83.1	79.7
(6) My school work is challenging	88.0	85.0	86.7	70.2	70.9	70.7	70.2	70.4	70.4
	94.8	95.0	94.9	82.1	87.1	84.5	81.0	86.3	83.6

LEARNING OPPORTUNITIES

(7) I am encouraged to try my best at school	100.0	100.0	100.0	96.5	97.1	96.7	96.0	97.0	96.4
(8) It is easy to get help with my work at school if I need it	100.0	100.0	100.0	92.7	92.8	92.6	91.9	92.2	92.0
(9) My parents/guardians help me with my school work when I need it	96.2	100.0	97.8	94.3	96.5	95.3	94.3	96.0	95.1
(10) Other students help me with my school work when I need it	68.0	90.0	77.8	77.1	84.6	80.9	76.5	84.1	80.2
(11) If I need it, I can get help at school with problems <u>not</u> related to my school work	96.2	100.0	97.8	81.7	87.2	84.3	81.6	86.4	83.9
	92.1	98.0	94.7	88.5	91.6	90.0	88.1	91.1	89.5

EXPECTATIONS

(25) I know the school rules/code of conduct	96.2	100.0	97.8	96.9	97.6	97.3	96.0	97.7	96.9
--	------	-------	------	------	------	------	------	------	------

SCHOOL CLIMATE

(12) At my school, I treat everyone with respect	100.0	100.0	100.0	97.3	98.7	97.9	96.2	98.2	97.1
(13) At my school, students treat each other with respect	96.0	100.0	97.8	84.3	82.5	83.3	82.6	80.8	81.7
(14) At my school, students treat adults with respect	92.3	100.0	95.7	93.0	91.6	92.2	92.3	90.4	91.2
(15) At my school, adults treat students with respect	100.0	100.0	100.0	94.5	95.9	95.1	94.6	96.0	95.2
(16) Adults at my school care about me	96.2	100.0	97.8	94.8	96.5	95.6	94.3	96.0	95.2
(26) I am treated fairly by the adults in my school	92.3	100.0	95.7	90.1	92.8	91.3	90.4	92.7	91.5
	96.1	100.0	97.8	92.3	93.0	92.6	91.7	92.4	92.0

SAFETY

(17) I feel safe at my school	96.0	95.0	95.6	90.2	92.3	91.3	89.9	91.7	90.8
(18) I feel safe in the school cafeteria	88.5	100.0	93.5	85.9	89.6	87.7	85.8	89.3	87.6
(19) I feel safe in my classrooms	96.2	100.0	97.8	92.3	95.5	93.7	92.0	94.5	93.2
(20) I feel safe in the school washrooms	88.5	75.0	82.6	73.0	74.2	73.6	74.3	74.1	74.2
(21) I feel safe in the school gym	96.0	100.0	97.8	93.7	94.7	94.2	92.8	93.7	93.2
(22) I feel safe in the gym change rooms				80.7	81.0	81.0	80.6	80.2	80.4
(23) I feel safe on the school bus	85.7	100.0	90.5	75.4	77.2	76.2	77.0	78.3	77.7
(24) I feel safe on the school grounds	88.5	80.0	84.8	83.9	88.8	86.3	83.1	88.6	85.8
	79.9	81.3	80.3	84.4	86.7	85.5	84.5	86.3	85.4

BULLYING AND HARASSMENT

(27) In the last month, I have been bullied by being hit, kicked, pushed, or shoved	3.9	0.0	2.2	6.4	4.4	5.4	7.0	4.6	5.8
(28) In the last month, I have been bullied by being called mean names, been made fun of, or been teased in a hurtful way	0.0	0.0	0.0	9.9	10.7	10.3	11.2	11.4	11.3
(29) In the last month, I have been bullied by being left out of things on purpose, being left out of groups, or being ignored	3.9	0.0	2.2	8.6	11.7	10.3	8.7	11.6	10.2
(30) In the last month, I have seen or heard about another student being bullied	15.4	0.0	8.7	17.3	16.8	17.2	17.6	17.3	17.5
(31) In the last month, I have bullied another student	0.0	0.0	0.0	1.1	1.2	1.2	1.2	0.8	1.0
	4.6	0.0	2.6	8.6	8.9	8.9	9.1	9.1	9.2

For each item on the survey, students were asked to indicate the extent to which they agreed to each statement with the following scale: 1 - Strongly disagree, 2 - Disagree somewhat, 3 - Agree somewhat, 4 - Strongly agree, 5 - N/A (Not Applicable).

Survey results highlight the percentage of students who ‘agree somewhat’ or ‘strongly agree’ with each statement.



School Climate Survey

Grade Five, 2015-16

(All values are percent agreeing with statements.)

#320 - Beachy Cove Elementary, Portugal Cove - St. Philip's

Response Rate: 91.5

Number of Students

[N=119]

[N=2,770]

[N=4,492]

SCHOOL IS A PLACE WHERE...

STUDENT SATISFACTION

- (1) School is a place where I like to be
- (2) I am happy with my school
- (3) I am happy with the teachers at my school
- (4) My school is clean
- (5) My school work is interesting
- (6) My school work is challenging

SCHOOL			DISTRICT			PROVINCE		
M	F	Total	M	F	Total	M	F	Total
79.6	92.2	86.4	80.5	89.9	85.0	77.3	88.0	82.5
94.6	100.0	97.5	91.2	94.5	92.7	89.3	93.6	91.2
90.9	95.3	93.3	93.0	95.8	94.2	92.8	95.7	94.2
85.5	95.2	90.7	80.3	87.4	83.7	80.3	87.3	83.7
75.9	90.6	83.9	77.6	84.3	80.9	76.4	83.1	79.7
69.1	90.3	80.3	70.2	70.9	70.7	70.2	70.4	70.4
82.6	93.9	88.7	82.1	87.1	84.5	81.0	86.3	83.6

LEARNING OPPORTUNITIES

- (7) I am encouraged to try my best at school
- (8) It is easy to get help with my work at school if I need it
- (9) My parents/guardians help me with my school work when I need it
- (10) Other students help me with my school work when I need it
- (11) If I need it, I can get help at school with problems not related to my school work

96.4	98.4	97.4	96.5	97.1	96.7	96.0	97.0	96.4
94.4	98.4	96.6	92.7	92.8	92.6	91.9	92.2	92.0
94.4	93.8	94.1	94.3	96.5	95.3	94.3	96.0	95.1
77.4	92.2	85.5	77.1	84.6	80.9	76.5	84.1	80.2
87.0	96.9	92.4	81.7	87.2	84.3	81.6	86.4	83.9
89.9	95.9	93.2	88.5	91.6	90.0	88.1	91.1	89.5

EXPECTATIONS

- (25) I know the school rules/code of conduct

98.2	95.3	96.6	96.9	97.6	97.3	96.0	97.7	96.9
------	------	------	------	------	------	------	------	------

SCHOOL CLIMATE

- (12) At my school, I treat everyone with respect
- (13) At my school, students treat each other with respect
- (14) At my school, students treat adults with respect
- (15) At my school, adults treat students with respect
- (16) Adults at my school care about me
- (26) I am treated fairly by the adults in my school

94.4	96.8	95.7	97.3	98.7	97.9	96.2	98.2	97.1
88.9	88.9	88.9	84.3	82.5	83.3	82.6	80.8	81.7
98.2	93.6	95.7	93.0	91.6	92.2	92.3	90.4	91.2
92.7	96.8	94.9	94.5	95.9	95.1	94.6	96.0	95.2
96.4	100.0	98.3	94.8	96.5	95.6	94.3	96.0	95.2
94.6	95.3	95.0	90.1	92.8	91.3	90.4	92.7	91.5
94.2	95.2	94.7	92.3	93.0	92.6	91.7	92.4	92.0

SAFETY

- (17) I feel safe at my school
- (18) I feel safe in the school cafeteria
- (19) I feel safe in my classrooms
- (20) I feel safe in the school washrooms
- (21) I feel safe in the school gym
- (22) I feel safe in the gym change rooms
- (23) I feel safe on the school bus
- (24) I feel safe on the school grounds

92.6	95.2	94.0	90.2	92.3	91.3	89.9	91.7	90.8
100.0	100.0	100.0	85.9	89.6	87.7	85.8	89.3	87.6
89.1	95.2	92.4	92.3	95.5	93.7	92.0	94.5	93.2
64.8	70.3	67.8	73.0	74.2	73.6	74.3	74.1	74.2
92.3	93.8	93.1	93.7	94.7	94.2	92.8	93.7	93.2
88.9	88.6	88.7	80.7	81.0	81.0	80.6	80.2	80.4
76.9	77.6	77.3	75.4	77.2	76.2	77.0	78.3	77.7
87.3	88.9	88.1	83.9	88.8	86.3	83.1	88.6	85.8
86.5	88.7	87.7	84.4	86.7	85.5	84.5	86.3	85.4

BULLYING AND HARASSMENT

- (27) In the last month, I have been bullied by being hit, kicked, pushed, or shoved
- (28) In the last month, I have been bullied by being called mean names, been made fun of, or been teased in a hurtful way
- (29) In the last month, I have been bullied by being left out of things on purpose, being left out of groups, or being ignored
- (30) In the last month, I have seen or heard about another student being bullied
- (31) In the last month, I have bullied another student

7.6	1.6	4.3	6.4	4.4	5.4	7.0	4.6	5.8
9.1	4.7	6.7	9.9	10.7	10.3	11.2	11.4	11.3
12.7	11.1	11.9	8.6	11.7	10.3	8.7	11.6	10.2
18.2	14.1	16.0	17.3	16.8	17.2	17.6	17.3	17.5
3.6	1.6	2.5	1.1	1.2	1.2	1.2	0.8	1.0
10.2	6.6	8.3	8.6	8.9	8.9	9.1	9.1	9.2

For each item on the survey, students were asked to indicate the extent to which they agreed to each statement with the following scale: 1 - Strongly disagree, 2 - Disagree somewhat, 3 - Agree somewhat, 4 - Strongly agree, 5 - N/A (Not Applicable).

Survey results highlight the percentage of students who ‘agree somewhat’ or ‘strongly agree’ with each statement.



School Climate Survey

Grade Five, 2015-16

(All values are percent agreeing with statements.)

#325 - Bishop Abraham Elementary, St. John's

Response Rate: 80.0

Number of Students

[N=32]

[N=2,770]

[N=4,492]

SCHOOL IS A PLACE WHERE...

STUDENT SATISFACTION

- (1) School is a place where I like to be
(2) I am happy with my school
(3) I am happy with the teachers at my school
(4) My school is clean
(5) My school work is interesting
(6) My school work is challenging

SCHOOL			DISTRICT			PROVINCE		
M	F	Total	M	F	Total	M	F	Total
66.7	78.6	71.9	80.5	89.9	85.0	77.3	88.0	82.5
83.3	92.9	87.5	91.2	94.5	92.7	89.3	93.6	91.2
88.9	78.6	84.4	93.0	95.8	94.2	92.8	95.7	94.2
83.3	85.7	84.4	80.3	87.4	83.7	80.3	87.3	83.7
55.6	57.1	56.3	77.6	84.3	80.9	76.4	83.1	79.7
83.3	85.7	84.4	70.2	70.9	70.7	70.2	70.4	70.4
76.9	79.8	78.1	82.1	87.1	84.5	81.0	86.3	83.6

LEARNING OPPORTUNITIES

- (7) I am encouraged to try my best at school
(8) It is easy to get help with my work at school if I need it
(9) My parents/guardians help me with my school work when I need it
(10) Other students help me with my school work when I need it
(11) If I need it, I can get help at school with problems not related to my school work

94.4	92.9	93.8	96.5	97.1	96.7	96.0	97.0	96.4
58.8	85.7	71.0	92.7	92.8	92.6	91.9	92.2	92.0
100.0	100.0	100.0	94.3	96.5	95.3	94.3	96.0	95.1
61.1	85.7	71.9	77.1	84.6	80.9	76.5	84.1	80.2
83.3	85.7	84.4	81.7	87.2	84.3	81.6	86.4	83.9
79.5	90.0	84.2	88.5	91.6	90.0	88.1	91.1	89.5

EXPECTATIONS

- (25) I know the school rules/code of conduct

94.4	92.9	93.8	96.9	97.6	97.3	96.0	97.7	96.9
------	------	------	------	------	------	------	------	------

SCHOOL CLIMATE

- (12) At my school, I treat everyone with respect
(13) At my school, students treat each other with respect
(14) At my school, students treat adults with respect
(15) At my school, adults treat students with respect
(16) Adults at my school care about me
(26) I am treated fairly by the adults in my school

100.0	100.0	100.0	97.3	98.7	97.9	96.2	98.2	97.1
72.2	50.0	62.5	84.3	82.5	83.3	82.6	80.8	81.7
77.8	71.4	75.0	93.0	91.6	92.2	92.3	90.4	91.2
77.8	78.6	78.1	94.5	95.9	95.1	94.6	96.0	95.2
83.3	78.6	81.3	94.8	96.5	95.6	94.3	96.0	95.2
66.7	71.4	68.8	90.1	92.8	91.3	90.4	92.7	91.5
79.6	75.0	77.6	92.3	93.0	92.6	91.7	92.4	92.0

SAFETY

- (17) I feel safe at my school
(18) I feel safe in the school cafeteria
(19) I feel safe in my classrooms
(20) I feel safe in the school washrooms
(21) I feel safe in the school gym
(22) I feel safe in the gym change rooms
(23) I feel safe on the school bus
(24) I feel safe on the school grounds

72.2	85.7	78.1	90.2	92.3	91.3	89.9	91.7	90.8
82.4	78.6	80.7	85.9	89.6	87.7	85.8	89.3	87.6
83.3	92.9	87.5	92.3	95.5	93.7	92.0	94.5	93.2
66.7	64.3	65.6	73.0	74.2	73.6	74.3	74.1	74.2
100.0	100.0	100.0	93.7	94.7	94.2	92.8	93.7	93.2
75.0	69.2	72.4	80.7	81.0	81.0	80.6	80.2	80.4
71.4	100.0	75.0	75.4	77.2	76.2	77.0	78.3	77.7
55.6	71.4	62.5	83.9	88.8	86.3	83.1	88.6	85.8
75.8	82.8	77.7	84.4	86.7	85.5	84.5	86.3	85.4

BULLYING AND HARASSMENT

- (27) In the last month, I have been bullied by being hit, kicked, pushed, or shoved
(28) In the last month, I have been bullied by being called mean names, been made fun of, or been teased in a hurtful way
(29) In the last month, I have been bullied by being left out of things on purpose, being left out of groups, or being ignored
(30) In the last month, I have seen or heard about another student being bullied
(31) In the last month, I have bullied another student

11.1	21.4	15.6	6.4	4.4	5.4	7.0	4.6	5.8
22.2	21.4	21.9	9.9	10.7	10.3	11.2	11.4	11.3
17.7	28.6	22.6	8.6	11.7	10.3	8.7	11.6	10.2
11.1	35.7	21.9	17.3	16.8	17.2	17.6	17.3	17.5
0.0	0.0	0.0	1.1	1.2	1.2	1.2	0.8	1.0
12.4	21.4	16.4	8.6	8.9	8.9	9.1	9.1	9.2

For each item on the survey, students were asked to indicate the extent to which they agreed to each statement with the following scale: 1 - Strongly disagree, 2 - Disagree somewhat, 3 - Agree somewhat, 4 - Strongly agree, 5 - N/A (Not Applicable).

Survey results highlight the percentage of students who ‘agree somewhat’ or ‘strongly agree’ with each statement.



School Climate Survey

Grade Five, 2015-16

(All values are percent agreeing with statements.)

#326 - Bishop Feild Elementary, St. John's

Response Rate: 82.4

Number of Students

[N=28]

[N=2,770]

[N=4,492]

SCHOOL IS A PLACE WHERE...

STUDENT SATISFACTION

	SCHOOL			DISTRICT			PROVINCE		
	M	F	Total	M	F	Total	M	F	Total
(1) School is a place where I like to be	50.0	100.0	75.0	80.5	89.9	85.0	77.3	88.0	82.5
(2) I am happy with my school	85.7	100.0	92.9	91.2	94.5	92.7	89.3	93.6	91.2
(3) I am happy with the teachers at my school	64.3	100.0	82.1	93.0	95.8	94.2	92.8	95.7	94.2
(4) My school is clean	71.4	84.6	78.6	80.3	87.4	83.7	80.3	87.3	83.7
(5) My school work is interesting	78.6	100.0	88.9	77.6	84.3	80.9	76.4	83.1	79.7
(6) My school work is challenging	85.7	76.9	82.1	70.2	70.9	70.7	70.2	70.4	70.4
	72.6	93.6	83.3	82.1	87.1	84.5	81.0	86.3	83.6

LEARNING OPPORTUNITIES

(7) I am encouraged to try my best at school	100.0	100.0	100.0	96.5	97.1	96.7	96.0	97.0	96.4
(8) It is easy to get help with my work at school if I need it	84.6	100.0	92.3	92.7	92.8	92.6	91.9	92.2	92.0
(9) My parents/guardians help me with my school work when I need it	100.0	100.0	100.0	94.3	96.5	95.3	94.3	96.0	95.1
(10) Other students help me with my school work when I need it	78.6	100.0	89.3	77.1	84.6	80.9	76.5	84.1	80.2
(11) If I need it, I can get help at school with problems <u>not</u> related to my school work	84.6	69.2	77.8	81.7	87.2	84.3	81.6	86.4	83.9
	89.6	93.8	91.9	88.5	91.6	90.0	88.1	91.1	89.5

EXPECTATIONS

(25) I know the school rules/code of conduct	100.0	100.0	100.0	96.9	97.6	97.3	96.0	97.7	96.9
--	-------	-------	-------	------	------	------	------	------	------

SCHOOL CLIMATE

(12) At my school, I treat everyone with respect	92.9	100.0	96.4	97.3	98.7	97.9	96.2	98.2	97.1
(13) At my school, students treat each other with respect	100.0	91.7	96.3	84.3	82.5	83.3	82.6	80.8	81.7
(14) At my school, students treat adults with respect	100.0	100.0	100.0	93.0	91.6	92.2	92.3	90.4	91.2
(15) At my school, adults treat students with respect	100.0	100.0	100.0	94.5	95.9	95.1	94.6	96.0	95.2
(16) Adults at my school care about me	92.9	100.0	96.4	94.8	96.5	95.6	94.3	96.0	95.2
(26) I am treated fairly by the adults in my school	92.9	92.3	92.9	90.1	92.8	91.3	90.4	92.7	91.5
	96.4	97.3	97.0	92.3	93.0	92.6	91.7	92.4	92.0

SAFETY

(17) I feel safe at my school	84.6	100.0	92.6	90.2	92.3	91.3	89.9	91.7	90.8
(18) I feel safe in the school cafeteria	100.0	91.7	96.3	85.9	89.6	87.7	85.8	89.3	87.6
(19) I feel safe in my classrooms	85.7	100.0	92.9	92.3	95.5	93.7	92.0	94.5	93.2
(20) I feel safe in the school washrooms	61.5	69.2	66.7	73.0	74.2	73.6	74.3	74.1	74.2
(21) I feel safe in the school gym	85.7	100.0	92.9	93.7	94.7	94.2	92.8	93.7	93.2
(22) I feel safe in the gym change rooms	100.0	0.0	100.0	80.7	81.0	81.0	80.6	80.2	80.4
(23) I feel safe on the school bus	71.4	100.0	81.8	75.4	77.2	76.2	77.0	78.3	77.7
(24) I feel safe on the school grounds	85.7	92.3	89.3	83.9	88.8	86.3	83.1	88.6	85.8
	84.3	81.7	89.0	84.4	86.7	85.5	84.5	86.3	85.4

BULLYING AND HARASSMENT

(27) In the last month, I have been bullied by being hit, kicked, pushed, or shoved	0.0	0.0	0.0	6.4	4.4	5.4	7.0	4.6	5.8
(28) In the last month, I have been bullied by being called mean names, been made fun of, or been teased in a hurtful way	0.0	0.0	0.0	9.9	10.7	10.3	11.2	11.4	11.3
(29) In the last month, I have been bullied by being left out of things on purpose, being left out of groups, or being ignored	7.1	0.0	3.6	8.6	11.7	10.3	8.7	11.6	10.2
(30) In the last month, I have seen or heard about another student being bullied	7.1	23.1	17.9	17.3	16.8	17.2	17.6	17.3	17.5
(31) In the last month, I have bullied another student	0.0	0.0	0.0	1.1	1.2	1.2	1.2	0.8	1.0
	2.9	4.6	4.3	8.6	8.9	8.9	9.1	9.1	9.2

For each item on the survey, students were asked to indicate the extent to which they agreed to each statement with the following scale: 1 - Strongly disagree, 2 - Disagree somewhat, 3 - Agree somewhat, 4 - Strongly agree, 5 - N/A (Not Applicable).

Survey results highlight the percentage of students who ‘agree somewhat’ or ‘strongly agree’ with each statement.



School Climate Survey

Grade Five, 2015-16

(All values are percent agreeing with statements.)

#331 - Cowan Heights Elementary, St. John's

Response Rate: 100.0

Number of Students

[N=54]

[N=2,770]

[N=4,492]

SCHOOL IS A PLACE WHERE...

STUDENT SATISFACTION

- (1) School is a place where I like to be
- (2) I am happy with my school
- (3) I am happy with the teachers at my school
- (4) My school is clean
- (5) My school work is interesting
- (6) My school work is challenging

SCHOOL			DISTRICT			PROVINCE		
M	F	Total	M	F	Total	M	F	Total
92.6	81.0	87.0	80.5	89.9	85.0	77.3	88.0	82.5
88.9	100.0	92.6	91.2	94.5	92.7	89.3	93.6	91.2
96.3	100.0	94.3	93.0	95.8	94.2	92.8	95.7	94.2
57.7	76.2	67.9	80.3	87.4	83.7	80.3	87.3	83.7
96.0	85.0	92.2	77.6	84.3	80.9	76.4	83.1	79.7
76.9	70.0	73.1	70.2	70.9	70.7	70.2	70.4	70.4
84.7	85.4	84.5	82.1	87.1	84.5	81.0	86.3	83.6

LEARNING OPPORTUNITIES

- (7) I am encouraged to try my best at school
- (8) It is easy to get help with my work at school if I need it
- (9) My parents/guardians help me with my school work when I need it
- (10) Other students help me with my school work when I need it
- (11) If I need it, I can get help at school with problems not related to my school work

88.9	100.0	94.4	96.5	97.1	96.7	96.0	97.0	96.4
96.3	90.5	92.5	92.7	92.8	92.6	91.9	92.2	92.0
96.3	95.2	92.5	94.3	96.5	95.3	94.3	96.0	95.1
72.0	85.7	80.8	77.1	84.6	80.9	76.5	84.1	80.2
77.8	81.0	77.8	81.7	87.2	84.3	81.6	86.4	83.9
86.3	90.5	87.6	88.5	91.6	90.0	88.1	91.1	89.5

EXPECTATIONS

- (25) I know the school rules/code of conduct

100.0	100.0	100.0	96.9	97.6	97.3	96.0	97.7	96.9
-------	-------	-------	------	------	------	------	------	------

SCHOOL CLIMATE

- (12) At my school, I treat everyone with respect
- (13) At my school, students treat each other with respect
- (14) At my school, students treat adults with respect
- (15) At my school, adults treat students with respect
- (16) Adults at my school care about me
- (26) I am treated fairly by the adults in my school

100.0	100.0	100.0	97.3	98.7	97.9	96.2	98.2	97.1
81.5	85.7	85.2	84.3	82.5	83.3	82.6	80.8	81.7
85.2	95.2	88.9	93.0	91.6	92.2	92.3	90.4	91.2
100.0	95.2	96.2	94.5	95.9	95.1	94.6	96.0	95.2
100.0	95.2	96.3	94.8	96.5	95.6	94.3	96.0	95.2
88.9	95.2	90.7	90.1	92.8	91.3	90.4	92.7	91.5
92.6	94.4	92.9	92.3	93.0	92.6	91.7	92.4	92.0

SAFETY

- (17) I feel safe at my school
- (18) I feel safe in the school cafeteria
- (19) I feel safe in my classrooms
- (20) I feel safe in the school washrooms
- (21) I feel safe in the school gym
- (22) I feel safe in the gym change rooms
- (23) I feel safe on the school bus
- (24) I feel safe on the school grounds

92.3	95.0	94.2	90.2	92.3	91.3	89.9	91.7	90.8
64.0	76.2	73.1	85.9	89.6	87.7	85.8	89.3	87.6
88.9	85.7	87.0	92.3	95.5	93.7	92.0	94.5	93.2
70.4	66.7	70.4	73.0	74.2	73.6	74.3	74.1	74.2
92.0	90.5	92.3	93.7	94.7	94.2	92.8	93.7	93.2
82.4	81.8	82.8	80.7	81.0	81.0	80.6	80.2	80.4
80.0	81.3	78.1	75.4	77.2	76.2	77.0	78.3	77.7
74.1	81.0	77.8	83.9	88.8	86.3	83.1	88.6	85.8
80.5	82.3	82.0	84.4	86.7	85.5	84.5	86.3	85.4

BULLYING AND HARASSMENT

- (27) In the last month, I have been bullied by being hit, kicked, pushed, or shoved
- (28) In the last month, I have been bullied by being called mean names, been made fun of, or been teased in a hurtful way
- (29) In the last month, I have been bullied by being left out of things on purpose, being left out of groups, or being ignored
- (30) In the last month, I have seen or heard about another student being bullied
- (31) In the last month, I have bullied another student

3.7	9.5	5.6	6.4	4.4	5.4	7.0	4.6	5.8
7.4	4.8	7.4	9.9	10.7	10.3	11.2	11.4	11.3
11.1	15.0	15.1	8.6	11.7	10.3	8.7	11.6	10.2
14.8	19.1	14.8	17.3	16.8	17.2	17.6	17.3	17.5
0.0	0.0	0.0	1.1	1.2	1.2	1.2	0.8	1.0
7.4	9.7	8.6	8.6	8.9	8.9	9.1	9.1	9.2

For each item on the survey, students were asked to indicate the extent to which they agreed to each statement with the following scale: 1 - Strongly disagree, 2 - Disagree somewhat, 3 - Agree somewhat, 4 - Strongly agree, 5 - N/A (Not Applicable).

Survey results highlight the percentage of students who ‘agree somewhat’ or ‘strongly agree’ with each statement.



School Climate Survey

Grade Five, 2015-16

(All values are percent agreeing with statements.)

#334 - Larkhall Academy, St. John's

Response Rate: 93.3

Number of Students

[N=42]

[N=2,770]

[N=4,492]

SCHOOL IS A PLACE WHERE...

STUDENT SATISFACTION

- (1) School is a place where I like to be
- (2) I am happy with my school
- (3) I am happy with the teachers at my school
- (4) My school is clean
- (5) My school work is interesting
- (6) My school work is challenging

SCHOOL			DISTRICT			PROVINCE		
M	F	Total	M	F	Total	M	F	Total
79.0	95.7	88.1	80.5	89.9	85.0	77.3	88.0	82.5
89.5	100.0	95.2	91.2	94.5	92.7	89.3	93.6	91.2
94.7	100.0	97.6	93.0	95.8	94.2	92.8	95.7	94.2
68.4	91.3	81.0	80.3	87.4	83.7	80.3	87.3	83.7
89.5	100.0	95.0	77.6	84.3	80.9	76.4	83.1	79.7
57.9	52.2	54.8	70.2	70.9	70.7	70.2	70.4	70.4
79.8	89.9	85.3	82.1	87.1	84.5	81.0	86.3	83.6

LEARNING OPPORTUNITIES

- (7) I am encouraged to try my best at school
- (8) It is easy to get help with my work at school if I need it
- (9) My parents/guardians help me with my school work when I need it
- (10) Other students help me with my school work when I need it
- (11) If I need it, I can get help at school with problems not related to my school work

89.5	100.0	95.2	96.5	97.1	96.7	96.0	97.0	96.4
73.7	87.0	81.0	92.7	92.8	92.6	91.9	92.2	92.0
73.7	86.4	80.5	94.3	96.5	95.3	94.3	96.0	95.1
73.7	90.9	82.9	77.1	84.6	80.9	76.5	84.1	80.2
63.2	87.0	76.2	81.7	87.2	84.3	81.6	86.4	83.9
74.7	90.2	83.2	88.5	91.6	90.0	88.1	91.1	89.5

EXPECTATIONS

- (25) I know the school rules/code of conduct

94.7	100.0	97.6	96.9	97.6	97.3	96.0	97.7	96.9
------	-------	------	------	------	------	------	------	------

SCHOOL CLIMATE

- (12) At my school, I treat everyone with respect
- (13) At my school, students treat each other with respect
- (14) At my school, students treat adults with respect
- (15) At my school, adults treat students with respect
- (16) Adults at my school care about me
- (26) I am treated fairly by the adults in my school

89.5	100.0	95.2	97.3	98.7	97.9	96.2	98.2	97.1
73.7	59.1	65.9	84.3	82.5	83.3	82.6	80.8	81.7
84.2	68.2	75.6	93.0	91.6	92.2	92.3	90.4	91.2
94.7	100.0	97.6	94.5	95.9	95.1	94.6	96.0	95.2
94.7	100.0	97.6	94.8	96.5	95.6	94.3	96.0	95.2
84.2	91.3	88.1	90.1	92.8	91.3	90.4	92.7	91.5
86.8	86.4	86.7	92.3	93.0	92.6	91.7	92.4	92.0

SAFETY

- (17) I feel safe at my school
- (18) I feel safe in the school cafeteria
- (19) I feel safe in my classrooms
- (20) I feel safe in the school washrooms
- (21) I feel safe in the school gym
- (22) I feel safe in the gym change rooms
- (23) I feel safe on the school bus
- (24) I feel safe on the school grounds

72.2	87.0	80.5	90.2	92.3	91.3	89.9	91.7	90.8
73.7	60.9	66.7	85.9	89.6	87.7	85.8	89.3	87.6
79.0	91.3	85.7	92.3	95.5	93.7	92.0	94.5	93.2
63.2	39.1	50.0	73.0	74.2	73.6	74.3	74.1	74.2
89.5	86.4	87.8	93.7	94.7	94.2	92.8	93.7	93.2
100.0	0.0	100.0	80.7	81.0	81.0	80.6	80.2	80.4
80.0	42.9	58.3	75.4	77.2	76.2	77.0	78.3	77.7
68.4	73.9	71.4	83.9	88.8	86.3	83.1	88.6	85.8
78.2	60.2	75.1	84.4	86.7	85.5	84.5	86.3	85.4

BULLYING AND HARASSMENT

- (27) In the last month, I have been bullied by being hit, kicked, pushed, or shoved
- (28) In the last month, I have been bullied by being called mean names, been made fun of, or been teased in a hurtful way
- (29) In the last month, I have been bullied by being left out of things on purpose, being left out of groups, or being ignored
- (30) In the last month, I have seen or heard about another student being bullied
- (31) In the last month, I have bullied another student

15.8	8.7	11.9	6.4	4.4	5.4	7.0	4.6	5.8
21.1	30.4	26.2	9.9	10.7	10.3	11.2	11.4	11.3
15.8	0.0	7.1	8.6	11.7	10.3	8.7	11.6	10.2
26.3	56.5	42.9	17.3	16.8	17.2	17.6	17.3	17.5
0.0	4.4	2.4	1.1	1.2	1.2	1.2	0.8	1.0
15.8	20.0	18.1	8.6	8.9	8.9	9.1	9.1	9.2

For each item on the survey, students were asked to indicate the extent to which they agreed to each statement with the following scale: 1 - Strongly disagree, 2 - Disagree somewhat, 3 - Agree somewhat, 4 - Strongly agree, 5 - N/A (Not Applicable).

Survey results highlight the percentage of students who ‘agree somewhat’ or ‘strongly agree’ with each statement.



School Climate Survey

Grade Five, 2015-16

(All values are percent agreeing with statements.)

#337 - Goulds Elementary, St. John's (Goulds)

Response Rate: 89.3

Number of Students

[N=75]

[N=2,770]

[N=4,492]

SCHOOL IS A PLACE WHERE...

STUDENT SATISFACTION

- (1) School is a place where I like to be
- (2) I am happy with my school
- (3) I am happy with the teachers at my school
- (4) My school is clean
- (5) My school work is interesting
- (6) My school work is challenging

SCHOOL			DISTRICT			PROVINCE		
M	F	Total	M	F	Total	M	F	Total
91.2	90.0	89.3	80.5	89.9	85.0	77.3	88.0	82.5
97.1	87.2	90.5	91.2	94.5	92.7	89.3	93.6	91.2
100.0	97.5	98.7	93.0	95.8	94.2	92.8	95.7	94.2
85.3	62.5	73.3	80.3	87.4	83.7	80.3	87.3	83.7
91.2	80.0	84.0	77.6	84.3	80.9	76.4	83.1	79.7
70.6	70.0	70.7	70.2	70.9	70.7	70.2	70.4	70.4
89.2	81.2	84.4	82.1	87.1	84.5	81.0	86.3	83.6

LEARNING OPPORTUNITIES

- (7) I am encouraged to try my best at school
- (8) It is easy to get help with my work at school if I need it
- (9) My parents/guardians help me with my school work when I need it
- (10) Other students help me with my school work when I need it
- (11) If I need it, I can get help at school with problems not related to my school work

97.1	100.0	98.7	96.5	97.1	96.7	96.0	97.0	96.4
97.1	95.0	96.0	92.7	92.8	92.6	91.9	92.2	92.0
85.3	97.5	92.0	94.3	96.5	95.3	94.3	96.0	95.1
82.4	85.0	84.0	77.1	84.6	80.9	76.5	84.1	80.2
85.3	89.7	87.8	81.7	87.2	84.3	81.6	86.4	83.9
89.4	93.4	91.7	88.5	91.6	90.0	88.1	91.1	89.5

EXPECTATIONS

- (25) I know the school rules/code of conduct

100.0	100.0	100.0	96.9	97.6	97.3	96.0	97.7	96.9
-------	-------	-------	------	------	------	------	------	------

SCHOOL CLIMATE

- (12) At my school, I treat everyone with respect
- (13) At my school, students treat each other with respect
- (14) At my school, students treat adults with respect
- (15) At my school, adults treat students with respect
- (16) Adults at my school care about me
- (26) I am treated fairly by the adults in my school

100.0	97.4	98.7	97.3	98.7	97.9	96.2	98.2	97.1
85.3	76.9	81.1	84.3	82.5	83.3	82.6	80.8	81.7
100.0	90.0	94.7	93.0	91.6	92.2	92.3	90.4	91.2
100.0	97.5	98.7	94.5	95.9	95.1	94.6	96.0	95.2
97.1	97.5	97.3	94.8	96.5	95.6	94.3	96.0	95.2
93.9	95.0	94.6	90.1	92.8	91.3	90.4	92.7	91.5
96.0	92.4	94.2	92.3	93.0	92.6	91.7	92.4	92.0

SAFETY

- (17) I feel safe at my school
- (18) I feel safe in the school cafeteria
- (19) I feel safe in my classrooms
- (20) I feel safe in the school washrooms
- (21) I feel safe in the school gym
- (22) I feel safe in the gym change rooms
- (23) I feel safe on the school bus
- (24) I feel safe on the school grounds

94.1	90.0	92.0	90.2	92.3	91.3	89.9	91.7	90.8
90.3	97.3	94.2	85.9	89.6	87.7	85.8	89.3	87.6
97.1	100.0	98.7	92.3	95.5	93.7	92.0	94.5	93.2
70.6	57.5	64.0	73.0	74.2	73.6	74.3	74.1	74.2
91.2	87.5	89.3	93.7	94.7	94.2	92.8	93.7	93.2
92.0	84.6	88.5	80.7	81.0	81.0	80.6	80.2	80.4
66.7	62.2	64.8	75.4	77.2	76.2	77.0	78.3	77.7
91.2	82.5	86.7	83.9	88.8	86.3	83.1	88.6	85.8
86.6	82.7	84.8	84.4	86.7	85.5	84.5	86.3	85.4

BULLYING AND HARASSMENT

- (27) In the last month, I have been bullied by being hit, kicked, pushed, or shoved
- (28) In the last month, I have been bullied by being called mean names, been made fun of, or been teased in a hurtful way
- (29) In the last month, I have been bullied by being left out of things on purpose, being left out of groups, or being ignored
- (30) In the last month, I have seen or heard about another student being bullied
- (31) In the last month, I have bullied another student

5.9	2.5	4.0	6.4	4.4	5.4	7.0	4.6	5.8
2.9	15.0	9.3	9.9	10.7	10.3	11.2	11.4	11.3
8.8	12.5	10.7	8.6	11.7	10.3	8.7	11.6	10.2
14.7	10.0	12.0	17.3	16.8	17.2	17.6	17.3	17.5
0.0	0.0	0.0	1.1	1.2	1.2	1.2	0.8	1.0
6.5	8.0	7.2	8.6	8.9	8.9	9.1	9.1	9.2

For each item on the survey, students were asked to indicate the extent to which they agreed to each statement with the following scale: 1 - Strongly disagree, 2 - Disagree somewhat, 3 - Agree somewhat, 4 - Strongly agree, 5 - N/A (Not Applicable).

Survey results highlight the percentage of students who ‘agree somewhat’ or ‘strongly agree’ with each statement.

School Climate Survey
Grade Five, 2015-16
 (All values are percent agreeing with statements.)

#342 - MacDonald Drive Elementary, St. John's

Response Rate: 95.5

Number of Students

[N=63]

[N=2,770]

[N=4,492]

SCHOOL IS A PLACE WHERE...

STUDENT SATISFACTION

- (1) School is a place where I like to be
- (2) I am happy with my school
- (3) I am happy with the teachers at my school
- (4) My school is clean
- (5) My school work is interesting
- (6) My school work is challenging

LEARNING OPPORTUNITIES

- (7) I am encouraged to try my best at school
- (8) It is easy to get help with my work at school if I need it
- (9) My parents/guardians help me with my school work when I need it
- (10) Other students help me with my school work when I need it
- (11) If I need it, I can get help at school with problems not related to my school work

EXPECTATIONS

- (25) I know the school rules/code of conduct

SCHOOL CLIMATE

- (12) At my school, I treat everyone with respect
- (13) At my school, students treat each other with respect
- (14) At my school, students treat adults with respect
- (15) At my school, adults treat students with respect
- (16) Adults at my school care about me
- (26) I am treated fairly by the adults in my school

SAFETY

- (17) I feel safe at my school
- (18) I feel safe in the school cafeteria
- (19) I feel safe in my classrooms
- (20) I feel safe in the school washrooms
- (21) I feel safe in the school gym
- (22) I feel safe in the gym change rooms
- (23) I feel safe on the school bus
- (24) I feel safe on the school grounds

BULLYING AND HARASSMENT

- (27) In the last month, I have been bullied by being hit, kicked, pushed, or shoved
- (28) In the last month, I have been bullied by being called mean names, been made fun of, or been teased in a hurtful way
- (29) In the last month, I have been bullied by being left out of things on purpose, being left out of groups, or being ignored
- (30) In the last month, I have seen or heard about another student being bullied
- (31) In the last month, I have bullied another student

SCHOOL			DISTRICT			PROVINCE		
<u>M</u>	<u>F</u>	<u>Total</u>	<u>M</u>	<u>F</u>	<u>Total</u>	<u>M</u>	<u>F</u>	<u>Total</u>
79.2	92.3	87.3	80.5	89.9	85.0	77.3	88.0	82.5
79.2	100.0	92.1	91.2	94.5	92.7	89.3	93.6	91.2
95.7	100.0	98.4	93.0	95.8	94.2	92.8	95.7	94.2
83.3	92.3	88.9	80.3	87.4	83.7	80.3	87.3	83.7
87.5	89.5	88.7	77.6	84.3	80.9	76.4	83.1	79.7
79.2	64.1	69.8	70.2	70.9	70.7	70.2	70.4	70.4
84.0	89.7	87.5	82.1	87.1	84.5	81.0	86.3	83.6
100.0	97.4	98.4	96.5	97.1	96.7	96.0	97.0	96.4
91.7	94.9	93.7	92.7	92.8	92.6	91.9	92.2	92.0
100.0	100.0	100.0	94.3	96.5	95.3	94.3	96.0	95.1
66.7	89.5	80.7	77.1	84.6	80.9	76.5	84.1	80.2
73.9	87.2	82.3	81.7	87.2	84.3	81.6	86.4	83.9
86.5	93.8	91.0	88.5	91.6	90.0	88.1	91.1	89.5
100.0	100.0	100.0	96.9	97.6	97.3	96.0	97.7	96.9
95.8	100.0	98.4	97.3	98.7	97.9	96.2	98.2	97.1
91.7	89.7	90.5	84.3	82.5	83.3	82.6	80.8	81.7
95.8	100.0	98.4	93.0	91.6	92.2	92.3	90.4	91.2
95.8	100.0	98.4	94.5	95.9	95.1	94.6	96.0	95.2
91.7	97.4	95.2	94.8	96.5	95.6	94.3	96.0	95.2
95.8	97.4	96.8	90.1	92.8	91.3	90.4	92.7	91.5
94.4	97.4	96.3	92.3	93.0	92.6	91.7	92.4	92.0
83.3	100.0	93.7	90.2	92.3	91.3	89.9	91.7	90.8
66.7	100.0	83.3	85.9	89.6	87.7	85.8	89.3	87.6
79.2	100.0	91.8	92.3	95.5	93.7	92.0	94.5	93.2
83.3	84.6	84.1	73.0	74.2	73.6	74.3	74.1	74.2
95.7	100.0	98.3	93.7	94.7	94.2	92.8	93.7	93.2
85.7	100.0	92.9	80.7	81.0	81.0	80.6	80.2	80.4
64.7	86.7	75.0	75.4	77.2	76.2	77.0	78.3	77.7
87.5	94.9	92.1	83.9	88.8	86.3	83.1	88.6	85.8
80.8	95.8	88.9	84.4	86.7	85.5	84.5	86.3	85.4
4.4	5.1	4.8	6.4	4.4	5.4	7.0	4.6	5.8
17.4	10.3	12.9	9.9	10.7	10.3	11.2	11.4	11.3
9.1	8.1	8.5	8.6	11.7	10.3	8.7	11.6	10.2
26.1	12.8	17.7	17.3	16.8	17.2	17.6	17.3	17.5
4.4	0.0	1.6	1.1	1.2	1.2	1.2	0.8	1.0
12.3	7.3	9.1	8.6	8.9	8.9	9.1	9.1	9.2

For each item on the survey, students were asked to indicate the extent to which they agreed to each statement with the following scale: 1 - Strongly disagree, 2 - Disagree somewhat, 3 - Agree somewhat, 4 - Strongly agree, 5 - N/A (Not Applicable).

Survey results highlight the percentage of students who 'agree somewhat' or 'strongly agree' with each statement.



School Climate Survey

Grade Five, 2015-16

(All values are percent agreeing with statements.)

#345 - Mary Queen of Peace Elementary, St. John's

Response Rate: 91.7

Number of Students

[N=99]

[N=2,770]

[N=4,492]

SCHOOL IS A PLACE WHERE...

STUDENT SATISFACTION

- (1) School is a place where I like to be
(2) I am happy with my school
(3) I am happy with the teachers at my school
(4) My school is clean
(5) My school work is interesting
(6) My school work is challenging

SCHOOL			DISTRICT			PROVINCE		
M	F	Total	M	F	Total	M	F	Total
77.6	89.6	82.7	80.5	89.9	85.0	77.3	88.0	82.5
93.9	89.6	91.8	91.2	94.5	92.7	89.3	93.6	91.2
93.8	95.8	93.8	93.0	95.8	94.2	92.8	95.7	94.2
59.2	79.6	68.7	80.3	87.4	83.7	80.3	87.3	83.7
83.7	83.3	83.7	77.6	84.3	80.9	76.4	83.1	79.7
75.5	79.6	77.8	70.2	70.9	70.7	70.2	70.4	70.4
80.6	86.3	83.1	82.1	87.1	84.5	81.0	86.3	83.6

LEARNING OPPORTUNITIES

- (7) I am encouraged to try my best at school
(8) It is easy to get help with my work at school if I need it
(9) My parents/guardians help me with my school work when I need it
(10) Other students help me with my school work when I need it
(11) If I need it, I can get help at school with problems not related to my school work

98.0	97.9	98.0	96.5	97.1	96.7	96.0	97.0	96.4
98.0	98.0	98.0	92.7	92.8	92.6	91.9	92.2	92.0
91.8	93.8	92.9	94.3	96.5	95.3	94.3	96.0	95.1
83.7	81.3	82.7	77.1	84.6	80.9	76.5	84.1	80.2
89.8	85.1	87.6	81.7	87.2	84.3	81.6	86.4	83.9
92.2	91.2	91.8	88.5	91.6	90.0	88.1	91.1	89.5

EXPECTATIONS

- (25) I know the school rules/code of conduct

95.9	100.0	98.0	96.9	97.6	97.3	96.0	97.7	96.9
------	-------	------	------	------	------	------	------	------

SCHOOL CLIMATE

- (12) At my school, I treat everyone with respect
(13) At my school, students treat each other with respect
(14) At my school, students treat adults with respect
(15) At my school, adults treat students with respect
(16) Adults at my school care about me
(26) I am treated fairly by the adults in my school

95.9	100.0	97.9	97.3	98.7	97.9	96.2	98.2	97.1
83.3	83.3	83.3	84.3	82.5	83.3	82.6	80.8	81.7
93.6	93.9	93.8	93.0	91.6	92.2	92.3	90.4	91.2
89.6	93.8	90.7	94.5	95.9	95.1	94.6	96.0	95.2
89.8	98.0	93.9	94.8	96.5	95.6	94.3	96.0	95.2
85.7	89.8	86.9	90.1	92.8	91.3	90.4	92.7	91.5
89.7	93.1	91.1	92.3	93.0	92.6	91.7	92.4	92.0

SAFETY

- (17) I feel safe at my school
(18) I feel safe in the school cafeteria
(19) I feel safe in my classrooms
(20) I feel safe in the school washrooms
(21) I feel safe in the school gym
(22) I feel safe in the gym change rooms
(23) I feel safe on the school bus
(24) I feel safe on the school grounds

87.0	91.8	88.5	90.2	92.3	91.3	89.9	91.7	90.8
83.3	100.0	88.9	85.9	89.6	87.7	85.8	89.3	87.6
100.0	95.7	97.9	92.3	95.5	93.7	92.0	94.5	93.2
81.3	78.3	79.0	73.0	74.2	73.6	74.3	74.1	74.2
97.8	93.8	95.7	93.7	94.7	94.2	92.8	93.7	93.2
83.3	57.1	69.2	80.7	81.0	81.0	80.6	80.2	80.4
87.5	80.0	84.3	75.4	77.2	76.2	77.0	78.3	77.7
91.8	89.6	89.8	83.9	88.8	86.3	83.1	88.6	85.8
89.0	85.8	86.7	84.4	86.7	85.5	84.5	86.3	85.4

BULLYING AND HARASSMENT

- (27) In the last month, I have been bullied by being hit, kicked, pushed, or shoved
(28) In the last month, I have been bullied by being called mean names, been made fun of, or been teased in a hurtful way
(29) In the last month, I have been bullied by being left out of things on purpose, being left out of groups, or being ignored
(30) In the last month, I have seen or heard about another student being bullied
(31) In the last month, I have bullied another student

6.1	4.1	5.1	6.4	4.4	5.4	7.0	4.6	5.8
8.2	2.1	6.1	9.9	10.7	10.3	11.2	11.4	11.3
8.2	14.3	12.1	8.6	11.7	10.3	8.7	11.6	10.2
14.3	14.6	15.3	17.3	16.8	17.2	17.6	17.3	17.5
0.0	2.0	1.0	1.1	1.2	1.2	1.2	0.8	1.0
7.3	7.4	7.9	8.6	8.9	8.9	9.1	9.1	9.2

For each item on the survey, students were asked to indicate the extent to which they agreed to each statement with the following scale: 1 - Strongly disagree, 2 - Disagree somewhat, 3 - Agree somewhat, 4 - Strongly agree, 5 - N/A (Not Applicable).

Survey results highlight the percentage of students who ‘agree somewhat’ or ‘strongly agree’ with each statement.



School Climate Survey

Grade Five, 2015-16

(All values are percent agreeing with statements.)

#348 - Roncalli Elementary, St. John's

Response Rate: 100.0

Number of Students

[N=61]

[N=2,770]

[N=4,492]

SCHOOL IS A PLACE WHERE...

STUDENT SATISFACTION

- (1) School is a place where I like to be
(2) I am happy with my school
(3) I am happy with the teachers at my school
(4) My school is clean
(5) My school work is interesting
(6) My school work is challenging

SCHOOL			DISTRICT			PROVINCE		
M	F	Total	M	F	Total	M	F	Total
87.5	96.4	91.8	80.5	89.9	85.0	77.3	88.0	82.5
96.9	100.0	98.4	91.2	94.5	92.7	89.3	93.6	91.2
100.0	100.0	100.0	93.0	95.8	94.2	92.8	95.7	94.2
100.0	100.0	100.0	80.3	87.4	83.7	80.3	87.3	83.7
78.1	96.4	86.9	77.6	84.3	80.9	76.4	83.1	79.7
77.4	85.7	81.7	70.2	70.9	70.7	70.2	70.4	70.4
90.0	96.4	93.1	82.1	87.1	84.5	81.0	86.3	83.6

LEARNING OPPORTUNITIES

- (7) I am encouraged to try my best at school
(8) It is easy to get help with my work at school if I need it
(9) My parents/guardians help me with my school work when I need it
(10) Other students help me with my school work when I need it
(11) If I need it, I can get help at school with problems not related to my school work

100.0	100.0	100.0	96.5	97.1	96.7	96.0	97.0	96.4
96.9	96.4	96.7	92.7	92.8	92.6	91.9	92.2	92.0
96.9	92.9	95.1	94.3	96.5	95.3	94.3	96.0	95.1
84.4	92.9	88.5	77.1	84.6	80.9	76.5	84.1	80.2
90.6	96.4	93.4	81.7	87.2	84.3	81.6	86.4	83.9
93.8	95.7	94.8	88.5	91.6	90.0	88.1	91.1	89.5

EXPECTATIONS

- (25) I know the school rules/code of conduct

100.0	100.0	100.0	96.9	97.6	97.3	96.0	97.7	96.9
-------	-------	-------	------	------	------	------	------	------

SCHOOL CLIMATE

- (12) At my school, I treat everyone with respect
(13) At my school, students treat each other with respect
(14) At my school, students treat adults with respect
(15) At my school, adults treat students with respect
(16) Adults at my school care about me
(26) I am treated fairly by the adults in my school

100.0	100.0	100.0	97.3	98.7	97.9	96.2	98.2	97.1
87.1	85.7	86.7	84.3	82.5	83.3	82.6	80.8	81.7
96.9	100.0	98.4	93.0	91.6	92.2	92.3	90.4	91.2
96.9	100.0	98.4	94.5	95.9	95.1	94.6	96.0	95.2
96.9	100.0	98.3	94.8	96.5	95.6	94.3	96.0	95.2
93.8	100.0	96.7	90.1	92.8	91.3	90.4	92.7	91.5
95.2	97.6	96.4	92.3	93.0	92.6	91.7	92.4	92.0

SAFETY

- (17) I feel safe at my school
(18) I feel safe in the school cafeteria
(19) I feel safe in my classrooms
(20) I feel safe in the school washrooms
(21) I feel safe in the school gym
(22) I feel safe in the gym change rooms
(23) I feel safe on the school bus
(24) I feel safe on the school grounds

100.0	92.9	96.7	90.2	92.3	91.3	89.9	91.7	90.8
100.0	96.3	98.3	85.9	89.6	87.7	85.8	89.3	87.6
100.0	96.4	98.3	92.3	95.5	93.7	92.0	94.5	93.2
93.3	85.7	89.8	73.0	74.2	73.6	74.3	74.1	74.2
100.0	96.4	98.4	93.7	94.7	94.2	92.8	93.7	93.2
88.9	88.5	88.9	80.7	81.0	81.0	80.6	80.2	80.4
100.0	66.7	88.9	75.4	77.2	76.2	77.0	78.3	77.7
84.4	89.3	86.9	83.9	88.8	86.3	83.1	88.6	85.8
95.8	89.0	93.3	84.4	86.7	85.5	84.5	86.3	85.4

BULLYING AND HARASSMENT

- (27) In the last month, I have been bullied by being hit, kicked, pushed, or shoved
(28) In the last month, I have been bullied by being called mean names, been made fun of, or been teased in a hurtful way
(29) In the last month, I have been bullied by being left out of things on purpose, being left out of groups, or being ignored
(30) In the last month, I have seen or heard about another student being bullied
(31) In the last month, I have bullied another student

9.4	3.6	6.6	6.4	4.4	5.4	7.0	4.6	5.8
18.8	7.1	13.1	9.9	10.7	10.3	11.2	11.4	11.3
3.1	18.5	10.0	8.6	11.7	10.3	8.7	11.6	10.2
9.4	28.6	18.0	17.3	16.8	17.2	17.6	17.3	17.5
0.0	0.0	0.0	1.1	1.2	1.2	1.2	0.8	1.0
8.1	11.6	9.5	8.6	8.9	8.9	9.1	9.1	9.2

For each item on the survey, students were asked to indicate the extent to which they agreed to each statement with the following scale: 1 - Strongly disagree, 2 - Disagree somewhat, 3 - Agree somewhat, 4 - Strongly agree, 5 - N/A (Not Applicable).

Survey results highlight the percentage of students who ‘agree somewhat’ or ‘strongly agree’ with each statement.



School Climate Survey

Grade Five, 2015-16

(All values are percent agreeing with statements.)

#349 - St. Andrew's Elementary, St. John's

Response Rate: 88.5

Number of Students

[N=23]

[N=2,770]

[N=4,492]

SCHOOL IS A PLACE WHERE...

STUDENT SATISFACTION

- (1) School is a place where I like to be
(2) I am happy with my school
(3) I am happy with the teachers at my school
(4) My school is clean
(5) My school work is interesting
(6) My school work is challenging

SCHOOL			DISTRICT			PROVINCE		
M	F	Total	M	F	Total	M	F	Total
88.9	78.6	82.6	80.5	89.9	85.0	77.3	88.0	82.5
66.7	92.9	82.6	91.2	94.5	92.7	89.3	93.6	91.2
88.9	100.0	95.7	93.0	95.8	94.2	92.8	95.7	94.2
66.7	92.9	82.6	80.3	87.4	83.7	80.3	87.3	83.7
55.6	85.7	73.9	77.6	84.3	80.9	76.4	83.1	79.7
44.4	57.1	52.2	70.2	70.9	70.7	70.2	70.4	70.4
68.5	84.5	78.3	82.1	87.1	84.5	81.0	86.3	83.6

LEARNING OPPORTUNITIES

- (7) I am encouraged to try my best at school
(8) It is easy to get help with my work at school if I need it
(9) My parents/guardians help me with my school work when I need it
(10) Other students help me with my school work when I need it
(11) If I need it, I can get help at school with problems not related to my school work

100.0	100.0	100.0	96.5	97.1	96.7	96.0	97.0	96.4
55.6	92.9	78.3	92.7	92.8	92.6	91.9	92.2	92.0
77.8	85.7	82.6	94.3	96.5	95.3	94.3	96.0	95.1
55.6	78.6	69.6	77.1	84.6	80.9	76.5	84.1	80.2
55.6	38.5	45.5	81.7	87.2	84.3	81.6	86.4	83.9
68.9	79.1	75.2	88.5	91.6	90.0	88.1	91.1	89.5

EXPECTATIONS

- (25) I know the school rules/code of conduct

77.8	100.0	91.3	96.9	97.6	97.3	96.0	97.7	96.9
------	-------	------	------	------	------	------	------	------

SCHOOL CLIMATE

- (12) At my school, I treat everyone with respect
(13) At my school, students treat each other with respect
(14) At my school, students treat adults with respect
(15) At my school, adults treat students with respect
(16) Adults at my school care about me
(26) I am treated fairly by the adults in my school

87.5	100.0	95.5	97.3	98.7	97.9	96.2	98.2	97.1
77.8	64.3	69.6	84.3	82.5	83.3	82.6	80.8	81.7
77.8	100.0	90.9	93.0	91.6	92.2	92.3	90.4	91.2
88.9	100.0	95.7	94.5	95.9	95.1	94.6	96.0	95.2
77.8	100.0	91.3	94.8	96.5	95.6	94.3	96.0	95.2
77.8	92.9	87.0	90.1	92.8	91.3	90.4	92.7	91.5
81.3	92.9	88.3	92.3	93.0	92.6	91.7	92.4	92.0

SAFETY

- (17) I feel safe at my school
(18) I feel safe in the school cafeteria
(19) I feel safe in my classrooms
(20) I feel safe in the school washrooms
(21) I feel safe in the school gym
(22) I feel safe in the gym change rooms
(23) I feel safe on the school bus
(24) I feel safe on the school grounds

77.8	92.9	87.0	90.2	92.3	91.3	89.9	91.7	90.8
85.7	85.7	85.7	85.9	89.6	87.7	85.8	89.3	87.6
88.9	92.9	91.3	92.3	95.5	93.7	92.0	94.5	93.2
55.6	71.4	65.2	73.0	74.2	73.6	74.3	74.1	74.2
100.0	78.6	87.0	93.7	94.7	94.2	92.8	93.7	93.2
85.7	78.6	81.0	80.7	81.0	81.0	80.6	80.2	80.4
100.0	0.0	100.0	75.4	77.2	76.2	77.0	78.3	77.7
88.9	78.6	82.6	83.9	88.8	86.3	83.1	88.6	85.8
85.3	72.3	85.0	84.4	86.7	85.5	84.5	86.3	85.4

BULLYING AND HARASSMENT

- (27) In the last month, I have been bullied by being hit, kicked, pushed, or shoved
(28) In the last month, I have been bullied by being called mean names, been made fun of, or been teased in a hurtful way
(29) In the last month, I have been bullied by being left out of things on purpose, being left out of groups, or being ignored
(30) In the last month, I have seen or heard about another student being bullied
(31) In the last month, I have bullied another student

0.0	14.3	8.7	6.4	4.4	5.4	7.0	4.6	5.8
11.1	14.3	13.0	9.9	10.7	10.3	11.2	11.4	11.3
33.3	23.1	27.3	8.6	11.7	10.3	8.7	11.6	10.2
11.1	15.4	13.6	17.3	16.8	17.2	17.6	17.3	17.5
11.1	0.0	4.4	1.1	1.2	1.2	1.2	0.8	1.0
13.3	13.4	13.4	8.6	8.9	8.9	9.1	9.1	9.2

For each item on the survey, students were asked to indicate the extent to which they agreed to each statement with the following scale: 1 - Strongly disagree, 2 - Disagree somewhat, 3 - Agree somewhat, 4 - Strongly agree, 5 - N/A (Not Applicable).

Survey results highlight the percentage of students who ‘agree somewhat’ or ‘strongly agree’ with each statement.



School Climate Survey

Grade Five, 2015-16

(All values are percent agreeing with statements.)

#350 - St. John Bosco School, St. John's

Response Rate: 92.9

Number of Students

[N=26]

[N=2,770]

[N=4,492]

SCHOOL IS A PLACE WHERE...

STUDENT SATISFACTION

- (1) School is a place where I like to be
- (2) I am happy with my school
- (3) I am happy with the teachers at my school
- (4) My school is clean
- (5) My school work is interesting
- (6) My school work is challenging

SCHOOL			DISTRICT			PROVINCE		
M	F	Total	M	F	Total	M	F	Total
83.3	100.0	88.5	80.5	89.9	85.0	77.3	88.0	82.5
100.0	87.5	96.2	91.2	94.5	92.7	89.3	93.6	91.2
88.9	100.0	92.3	93.0	95.8	94.2	92.8	95.7	94.2
94.4	87.5	92.3	80.3	87.4	83.7	80.3	87.3	83.7
83.3	75.0	80.8	77.6	84.3	80.9	76.4	83.1	79.7
66.7	87.5	73.1	70.2	70.9	70.7	70.2	70.4	70.4
86.1	89.6	87.2	82.1	87.1	84.5	81.0	86.3	83.6

LEARNING OPPORTUNITIES

- (7) I am encouraged to try my best at school
- (8) It is easy to get help with my work at school if I need it
- (9) My parents/guardians help me with my school work when I need it
- (10) Other students help me with my school work when I need it
- (11) If I need it, I can get help at school with problems not related to my school work

94.4	100.0	96.2	96.5	97.1	96.7	96.0	97.0	96.4
94.4	100.0	96.2	92.7	92.8	92.6	91.9	92.2	92.0
94.4	100.0	96.2	94.3	96.5	95.3	94.3	96.0	95.1
61.1	87.5	69.2	77.1	84.6	80.9	76.5	84.1	80.2
94.4	75.0	88.5	81.7	87.2	84.3	81.6	86.4	83.9
87.8	92.5	89.2	88.5	91.6	90.0	88.1	91.1	89.5

EXPECTATIONS

- (25) I know the school rules/code of conduct

100.0	100.0	100.0	96.9	97.6	97.3	96.0	97.7	96.9
-------	-------	-------	------	------	------	------	------	------

SCHOOL CLIMATE

- (12) At my school, I treat everyone with respect
- (13) At my school, students treat each other with respect
- (14) At my school, students treat adults with respect
- (15) At my school, adults treat students with respect
- (16) Adults at my school care about me
- (26) I am treated fairly by the adults in my school

100.0	100.0	100.0	97.3	98.7	97.9	96.2	98.2	97.1
77.8	75.0	76.9	84.3	82.5	83.3	82.6	80.8	81.7
94.4	85.7	92.0	93.0	91.6	92.2	92.3	90.4	91.2
100.0	87.5	96.2	94.5	95.9	95.1	94.6	96.0	95.2
94.4	100.0	96.2	94.8	96.5	95.6	94.3	96.0	95.2
88.9	100.0	92.3	90.1	92.8	91.3	90.4	92.7	91.5
92.6	91.4	92.3	92.3	93.0	92.6	91.7	92.4	92.0

SAFETY

- (17) I feel safe at my school
- (18) I feel safe in the school cafeteria
- (19) I feel safe in my classrooms
- (20) I feel safe in the school washrooms
- (21) I feel safe in the school gym
- (22) I feel safe in the gym change rooms
- (23) I feel safe on the school bus
- (24) I feel safe on the school grounds

88.9	100.0	92.3	90.2	92.3	91.3	89.9	91.7	90.8
84.6	100.0	89.5	85.9	89.6	87.7	85.8	89.3	87.6
88.9	100.0	92.3	92.3	95.5	93.7	92.0	94.5	93.2
83.3	62.5	76.9	73.0	74.2	73.6	74.3	74.1	74.2
82.4	100.0	88.0	93.7	94.7	94.2	92.8	93.7	93.2
33.3	0.0	33.3	80.7	81.0	81.0	80.6	80.2	80.4
75.0	100.0	83.3	75.4	77.2	76.2	77.0	78.3	77.7
88.9	87.5	88.5	83.9	88.8	86.3	83.1	88.6	85.8
78.2	81.3	80.5	84.4	86.7	85.5	84.5	86.3	85.4

BULLYING AND HARASSMENT

- (27) In the last month, I have been bullied by being hit, kicked, pushed, or shoved
- (28) In the last month, I have been bullied by being called mean names, been made fun of, or been teased in a hurtful way
- (29) In the last month, I have been bullied by being left out of things on purpose, being left out of groups, or being ignored
- (30) In the last month, I have seen or heard about another student being bullied
- (31) In the last month, I have bullied another student

0.0	0.0	0.0	6.4	4.4	5.4	7.0	4.6	5.8
16.7	0.0	11.5	9.9	10.7	10.3	11.2	11.4	11.3
5.6	0.0	3.9	8.6	11.7	10.3	8.7	11.6	10.2
22.2	0.0	15.4	17.3	16.8	17.2	17.6	17.3	17.5
0.0	0.0	0.0	1.1	1.2	1.2	1.2	0.8	1.0
8.9	0.0	6.2	8.6	8.9	8.9	9.1	9.1	9.2

For each item on the survey, students were asked to indicate the extent to which they agreed to each statement with the following scale: 1 - Strongly disagree, 2 - Disagree somewhat, 3 - Agree somewhat, 4 - Strongly agree, 5 - N/A (Not Applicable).

Survey results highlight the percentage of students who ‘agree somewhat’ or ‘strongly agree’ with each statement.



School Climate Survey

Grade Five, 2015-16

(All values are percent agreeing with statements.)

#355 - St. Mary's Elementary, St. John's

Response Rate: 76.0

Number of Students

[N=19]

[N=2,770]

[N=4,492]

SCHOOL IS A PLACE WHERE...

STUDENT SATISFACTION

- (1) School is a place where I like to be
(2) I am happy with my school
(3) I am happy with the teachers at my school
(4) My school is clean
(5) My school work is interesting
(6) My school work is challenging

SCHOOL			DISTRICT			PROVINCE		
M	F	Total	M	F	Total	M	F	Total
76.9	66.7	73.7	80.5	89.9	85.0	77.3	88.0	82.5
84.6	66.7	79.0	91.2	94.5	92.7	89.3	93.6	91.2
91.7	50.0	77.8	93.0	95.8	94.2	92.8	95.7	94.2
100.0	50.0	84.2	80.3	87.4	83.7	80.3	87.3	83.7
84.6	33.3	68.4	77.6	84.3	80.9	76.4	83.1	79.7
84.6	66.7	79.0	70.2	70.9	70.7	70.2	70.4	70.4
87.1	55.6	77.0	82.1	87.1	84.5	81.0	86.3	83.6

LEARNING OPPORTUNITIES

- (7) I am encouraged to try my best at school
(8) It is easy to get help with my work at school if I need it
(9) My parents/guardians help me with my school work when I need it
(10) Other students help me with my school work when I need it
(11) If I need it, I can get help at school with problems not related to my school work

92.3	66.7	84.2	96.5	97.1	96.7	96.0	97.0	96.4
92.3	50.0	79.0	92.7	92.8	92.6	91.9	92.2	92.0
92.3	50.0	79.0	94.3	96.5	95.3	94.3	96.0	95.1
84.6	50.0	73.7	77.1	84.6	80.9	76.5	84.1	80.2
76.9	66.7	73.7	81.7	87.2	84.3	81.6	86.4	83.9
87.7	56.7	77.9	88.5	91.6	90.0	88.1	91.1	89.5

EXPECTATIONS

- (25) I know the school rules/code of conduct

92.3	66.7	84.2	96.9	97.6	97.3	96.0	97.7	96.9
------	------	------	------	------	------	------	------	------

SCHOOL CLIMATE

- (12) At my school, I treat everyone with respect
(13) At my school, students treat each other with respect
(14) At my school, students treat adults with respect
(15) At my school, adults treat students with respect
(16) Adults at my school care about me
(26) I am treated fairly by the adults in my school

92.3	83.3	89.5	97.3	98.7	97.9	96.2	98.2	97.1
84.6	66.7	79.0	84.3	82.5	83.3	82.6	80.8	81.7
91.7	80.0	88.2	93.0	91.6	92.2	92.3	90.4	91.2
84.6	66.7	79.0	94.5	95.9	95.1	94.6	96.0	95.2
92.3	66.7	84.2	94.8	96.5	95.6	94.3	96.0	95.2
84.6	50.0	73.7	90.1	92.8	91.3	90.4	92.7	91.5
88.4	68.9	82.3	92.3	93.0	92.6	91.7	92.4	92.0

SAFETY

- (17) I feel safe at my school
(18) I feel safe in the school cafeteria
(19) I feel safe in my classrooms
(20) I feel safe in the school washrooms
(21) I feel safe in the school gym
(22) I feel safe in the gym change rooms
(23) I feel safe on the school bus
(24) I feel safe on the school grounds

92.3	66.7	84.2	90.2	92.3	91.3	89.9	91.7	90.8
			85.9	89.6	87.7	85.8	89.3	87.6
84.6	66.7	79.0	92.3	95.5	93.7	92.0	94.5	93.2
100.0	50.0	84.2	73.0	74.2	73.6	74.3	74.1	74.2
84.6	66.7	79.0	93.7	94.7	94.2	92.8	93.7	93.2
			80.7	81.0	81.0	80.6	80.2	80.4
92.3	50.0	79.0	75.4	77.2	76.2	77.0	78.3	77.7
84.6	66.7	79.0	83.9	88.8	86.3	83.1	88.6	85.8
67.3	45.8	60.5	84.4	86.7	85.5	84.5	86.3	85.4

BULLYING AND HARASSMENT

- (27) In the last month, I have been bullied by being hit, kicked, pushed, or shoved
(28) In the last month, I have been bullied by being called mean names, been made fun of, or been teased in a hurtful way
(29) In the last month, I have been bullied by being left out of things on purpose, being left out of groups, or being ignored
(30) In the last month, I have seen or heard about another student being bullied
(31) In the last month, I have bullied another student

8.3	0.0	5.6	6.4	4.4	5.4	7.0	4.6	5.8
0.0	16.7	5.6	9.9	10.7	10.3	11.2	11.4	11.3
7.7	16.7	10.5	8.6	11.7	10.3	8.7	11.6	10.2
0.0	16.7	5.6	17.3	16.8	17.2	17.6	17.3	17.5
7.7	0.0	5.3	1.1	1.2	1.2	1.2	0.8	1.0
4.7	10.0	6.5	8.6	8.9	8.9	9.1	9.1	9.2

For each item on the survey, students were asked to indicate the extent to which they agreed to each statement with the following scale: 1 - Strongly disagree, 2 - Disagree somewhat, 3 - Agree somewhat, 4 - Strongly agree, 5 - N/A (Not Applicable).

Survey results highlight the percentage of students who ‘agree somewhat’ or ‘strongly agree’ with each statement.



School Climate Survey

Grade Five, 2015-16

(All values are percent agreeing with statements.)

#356 - St. Matthews Elementary, St. John's

Response Rate: 90.6

Number of Students

[N=48]

[N=2,770]

[N=4,492]

SCHOOL IS A PLACE WHERE...

STUDENT SATISFACTION

	SCHOOL			DISTRICT			PROVINCE		
	M	F	Total	M	F	Total	M	F	Total
(1) School is a place where I like to be	86.4	88.5	87.5	80.5	89.9	85.0	77.3	88.0	82.5
(2) I am happy with my school	100.0	100.0	100.0	91.2	94.5	92.7	89.3	93.6	91.2
(3) I am happy with the teachers at my school	100.0	100.0	100.0	93.0	95.8	94.2	92.8	95.7	94.2
(4) My school is clean	86.4	92.3	89.6	80.3	87.4	83.7	80.3	87.3	83.7
(5) My school work is interesting	72.7	84.6	79.2	77.6	84.3	80.9	76.4	83.1	79.7
(6) My school work is challenging	59.1	80.8	70.8	70.2	70.9	70.7	70.2	70.4	70.4
	84.1	91.0	87.8	82.1	87.1	84.5	81.0	86.3	83.6

LEARNING OPPORTUNITIES

(7) I am encouraged to try my best at school	100.0	92.3	95.8	96.5	97.1	96.7	96.0	97.0	96.4
(8) It is easy to get help with my work at school if I need it	90.9	92.3	91.7	92.7	92.8	92.6	91.9	92.2	92.0
(9) My parents/guardians help me with my school work when I need it	100.0	96.2	97.9	94.3	96.5	95.3	94.3	96.0	95.1
(10) Other students help me with my school work when I need it	81.8	88.5	85.4	77.1	84.6	80.9	76.5	84.1	80.2
(11) If I need it, I can get help at school with problems <u>not</u> related to my school work	100.0	88.5	93.8	81.7	87.2	84.3	81.6	86.4	83.9
	94.5	91.5	92.9	88.5	91.6	90.0	88.1	91.1	89.5

EXPECTATIONS

(25) I know the school rules/code of conduct	95.5	100.0	97.9	96.9	97.6	97.3	96.0	97.7	96.9
--	------	-------	------	------	------	------	------	------	------

SCHOOL CLIMATE

(12) At my school, I treat everyone with respect	100.0	100.0	100.0	97.3	98.7	97.9	96.2	98.2	97.1
(13) At my school, students treat each other with respect	90.5	100.0	95.7	84.3	82.5	83.3	82.6	80.8	81.7
(14) At my school, students treat adults with respect	95.2	100.0	97.9	93.0	91.6	92.2	92.3	90.4	91.2
(15) At my school, adults treat students with respect	95.2	100.0	97.8	94.5	95.9	95.1	94.6	96.0	95.2
(16) Adults at my school care about me	100.0	96.2	97.9	94.8	96.5	95.6	94.3	96.0	95.2
(26) I am treated fairly by the adults in my school	90.9	96.2	93.8	90.1	92.8	91.3	90.4	92.7	91.5
	95.3	98.7	97.2	92.3	93.0	92.6	91.7	92.4	92.0

SAFETY

(17) I feel safe at my school	100.0	96.0	97.8	90.2	92.3	91.3	89.9	91.7	90.8
(18) I feel safe in the school cafeteria	90.9	92.3	91.7	85.9	89.6	87.7	85.8	89.3	87.6
(19) I feel safe in my classrooms	95.5	96.0	95.7	92.3	95.5	93.7	92.0	94.5	93.2
(20) I feel safe in the school washrooms	68.2	69.2	68.8	73.0	74.2	73.6	74.3	74.1	74.2
(21) I feel safe in the school gym	100.0	92.3	95.8	93.7	94.7	94.2	92.8	93.7	93.2
(22) I feel safe in the gym change rooms	50.0	0.0	50.0	80.7	81.0	81.0	80.6	80.2	80.4
(23) I feel safe on the school bus	50.0	100.0	75.0	75.4	77.2	76.2	77.0	78.3	77.7
(24) I feel safe on the school grounds	90.9	92.3	91.7	83.9	88.8	86.3	83.1	88.6	85.8
	80.7	79.8	83.3	84.4	86.7	85.5	84.5	86.3	85.4

BULLYING AND HARASSMENT

(27) In the last month, I have been bullied by being hit, kicked, pushed, or shoved	0.0	0.0	0.0	6.4	4.4	5.4	7.0	4.6	5.8
(28) In the last month, I have been bullied by being called mean names, been made fun of, or been teased in a hurtful way	4.6	0.0	2.1	9.9	10.7	10.3	11.2	11.4	11.3
(29) In the last month, I have been bullied by being left out of things on purpose, being left out of groups, or being ignored	9.1	7.7	8.3	8.6	11.7	10.3	8.7	11.6	10.2
(30) In the last month, I have seen or heard about another student being bullied	9.1	3.9	6.3	17.3	16.8	17.2	17.6	17.3	17.5
(31) In the last month, I have bullied another student	0.0	0.0	0.0	1.1	1.2	1.2	1.2	0.8	1.0
	4.5	2.3	3.3	8.6	8.9	8.9	9.1	9.1	9.2

For each item on the survey, students were asked to indicate the extent to which they agreed to each statement with the following scale: 1 - Strongly disagree, 2 - Disagree somewhat, 3 - Agree somewhat, 4 - Strongly agree, 5 - N/A (Not Applicable).

Survey results highlight the percentage of students who ‘agree somewhat’ or ‘strongly agree’ with each statement.



School Climate Survey

Grade Five, 2015-16

(All values are percent agreeing with statements.)

#360 - Rennie's River Elementary School, St. John's

Response Rate: 82.2

Number of Students

[N=37]

[N=2,770]

[N=4,492]

SCHOOL IS A PLACE WHERE...

STUDENT SATISFACTION

- (1) School is a place where I like to be
(2) I am happy with my school
(3) I am happy with the teachers at my school
(4) My school is clean
(5) My school work is interesting
(6) My school work is challenging

SCHOOL			DISTRICT			PROVINCE		
M	F	Total	M	F	Total	M	F	Total
76.2	81.3	78.4	80.5	89.9	85.0	77.3	88.0	82.5
71.4	81.3	75.7	91.2	94.5	92.7	89.3	93.6	91.2
85.0	100.0	91.7	93.0	95.8	94.2	92.8	95.7	94.2
68.4	37.5	54.3	80.3	87.4	83.7	80.3	87.3	83.7
60.0	93.3	74.3	77.6	84.3	80.9	76.4	83.1	79.7
66.7	87.5	75.7	70.2	70.9	70.7	70.2	70.4	70.4
71.3	80.1	75.0	82.1	87.1	84.5	81.0	86.3	83.6

LEARNING OPPORTUNITIES

- (7) I am encouraged to try my best at school
(8) It is easy to get help with my work at school if I need it
(9) My parents/guardians help me with my school work when I need it
(10) Other students help me with my school work when I need it
(11) If I need it, I can get help at school with problems not related to my school work

95.0	87.5	91.7	96.5	97.1	96.7	96.0	97.0	96.4
94.7	100.0	97.1	92.7	92.8	92.6	91.9	92.2	92.0
95.0	100.0	97.2	94.3	96.5	95.3	94.3	96.0	95.1
55.6	75.0	64.7	77.1	84.6	80.9	76.5	84.1	80.2
70.0	81.3	75.0	81.7	87.2	84.3	81.6	86.4	83.9
82.1	88.8	85.1	88.5	91.6	90.0	88.1	91.1	89.5

EXPECTATIONS

- (25) I know the school rules/code of conduct

89.5	100.0	94.3	96.9	97.6	97.3	96.0	97.7	96.9
------	-------	------	------	------	------	------	------	------

SCHOOL CLIMATE

- (12) At my school, I treat everyone with respect
(13) At my school, students treat each other with respect
(14) At my school, students treat adults with respect
(15) At my school, adults treat students with respect
(16) Adults at my school care about me
(26) I am treated fairly by the adults in my school

95.2	100.0	97.3	97.3	98.7	97.9	96.2	98.2	97.1
85.7	71.4	80.0	84.3	82.5	83.3	82.6	80.8	81.7
75.0	62.5	69.4	93.0	91.6	92.2	92.3	90.4	91.2
90.0	100.0	94.4	94.5	95.9	95.1	94.6	96.0	95.2
95.2	93.8	94.6	94.8	96.5	95.6	94.3	96.0	95.2
84.2	87.5	85.7	90.1	92.8	91.3	90.4	92.7	91.5
87.6	85.9	86.9	92.3	93.0	92.6	91.7	92.4	92.0

SAFETY

- (17) I feel safe at my school
(18) I feel safe in the school cafeteria
(19) I feel safe in my classrooms
(20) I feel safe in the school washrooms
(21) I feel safe in the school gym
(22) I feel safe in the gym change rooms
(23) I feel safe on the school bus
(24) I feel safe on the school grounds

80.0	86.7	82.9	90.2	92.3	91.3	89.9	91.7	90.8
87.5	84.6	86.2	85.9	89.6	87.7	85.8	89.3	87.6
90.0	100.0	94.4	92.3	95.5	93.7	92.0	94.5	93.2
65.0	56.3	61.1	73.0	74.2	73.6	74.3	74.1	74.2
90.0	87.5	88.9	93.7	94.7	94.2	92.8	93.7	93.2
100.0	100.0	100.0	80.7	81.0	81.0	80.6	80.2	80.4
71.4	30.0	47.1	75.4	77.2	76.2	77.0	78.3	77.7
80.0	86.7	82.9	83.9	88.8	86.3	83.1	88.6	85.8
83.0	79.0	80.4	84.4	86.7	85.5	84.5	86.3	85.4

BULLYING AND HARASSMENT

- (27) In the last month, I have been bullied by being hit, kicked, pushed, or shoved
(28) In the last month, I have been bullied by being called mean names, been made fun of, or been teased in a hurtful way
(29) In the last month, I have been bullied by being left out of things on purpose, being left out of groups, or being ignored
(30) In the last month, I have seen or heard about another student being bullied
(31) In the last month, I have bullied another student

14.3	12.5	13.5	6.4	4.4	5.4	7.0	4.6	5.8
10.0	18.8	13.9	9.9	10.7	10.3	11.2	11.4	11.3
14.3	0.0	8.1	8.6	11.7	10.3	8.7	11.6	10.2
28.6	18.8	24.3	17.3	16.8	17.2	17.6	17.3	17.5
0.0	0.0	0.0	1.1	1.2	1.2	1.2	0.8	1.0
13.4	10.0	12.0	8.6	8.9	8.9	9.1	9.1	9.2

For each item on the survey, students were asked to indicate the extent to which they agreed to each statement with the following scale: 1 - Strongly disagree, 2 - Disagree somewhat, 3 - Agree somewhat, 4 - Strongly agree, 5 - N/A (Not Applicable).

Survey results highlight the percentage of students who ‘agree somewhat’ or ‘strongly agree’ with each statement.



School Climate Survey

Grade Five, 2015-16

(All values are percent agreeing with statements.)

#362 - St. Teresa's School/Ecole Ste-Thérèse, St. John's

Response Rate: 97.1

Number of Students

[N=68]

[N=2,770]

[N=4,492]

SCHOOL IS A PLACE WHERE...

STUDENT SATISFACTION

- (1) School is a place where I like to be
(2) I am happy with my school
(3) I am happy with the teachers at my school
(4) My school is clean
(5) My school work is interesting
(6) My school work is challenging

SCHOOL			DISTRICT			PROVINCE		
M	F	Total	M	F	Total	M	F	Total
89.3	91.9	90.9	80.5	89.9	85.0	77.3	88.0	82.5
82.8	97.3	91.0	91.2	94.5	92.7	89.3	93.6	91.2
93.1	97.3	95.6	93.0	95.8	94.2	92.8	95.7	94.2
85.7	89.2	86.6	80.3	87.4	83.7	80.3	87.3	83.7
82.8	97.3	89.7	77.6	84.3	80.9	76.4	83.1	79.7
64.3	75.7	71.6	70.2	70.9	70.7	70.2	70.4	70.4
83.0	91.4	87.6	82.1	87.1	84.5	81.0	86.3	83.6

LEARNING OPPORTUNITIES

- (7) I am encouraged to try my best at school
(8) It is easy to get help with my work at school if I need it
(9) My parents/guardians help me with my school work when I need it
(10) Other students help me with my school work when I need it
(11) If I need it, I can get help at school with problems not related to my school work

96.6	97.3	95.6	96.5	97.1	96.7	96.0	97.0	96.4
96.4	94.6	95.5	92.7	92.8	92.6	91.9	92.2	92.0
82.8	100.0	92.4	94.3	96.5	95.3	94.3	96.0	95.1
66.7	89.2	80.0	77.1	84.6	80.9	76.5	84.1	80.2
92.6	86.1	87.7	81.7	87.2	84.3	81.6	86.4	83.9
87.0	93.4	90.2	88.5	91.6	90.0	88.1	91.1	89.5

EXPECTATIONS

- (25) I know the school rules/code of conduct

89.3	100.0	95.5	96.9	97.6	97.3	96.0	97.7	96.9
------	-------	------	------	------	------	------	------	------

SCHOOL CLIMATE

- (12) At my school, I treat everyone with respect
(13) At my school, students treat each other with respect
(14) At my school, students treat adults with respect
(15) At my school, adults treat students with respect
(16) Adults at my school care about me
(26) I am treated fairly by the adults in my school

92.6	97.3	93.9	97.3	98.7	97.9	96.2	98.2	97.1
89.7	77.8	83.6	84.3	82.5	83.3	82.6	80.8	81.7
82.8	91.9	88.1	93.0	91.6	92.2	92.3	90.4	91.2
92.9	100.0	96.9	94.5	95.9	95.1	94.6	96.0	95.2
86.2	100.0	94.0	94.8	96.5	95.6	94.3	96.0	95.2
86.2	97.3	92.5	90.1	92.8	91.3	90.4	92.7	91.5
88.4	94.0	91.5	92.3	93.0	92.6	91.7	92.4	92.0

SAFETY

- (17) I feel safe at my school
(18) I feel safe in the school cafeteria
(19) I feel safe in my classrooms
(20) I feel safe in the school washrooms
(21) I feel safe in the school gym
(22) I feel safe in the gym change rooms
(23) I feel safe on the school bus
(24) I feel safe on the school grounds

89.7	97.3	94.0	90.2	92.3	91.3	89.9	91.7	90.8
96.4	97.3	97.0	85.9	89.6	87.7	85.8	89.3	87.6
93.1	97.3	94.1	92.3	95.5	93.7	92.0	94.5	93.2
72.4	91.7	82.1	73.0	74.2	73.6	74.3	74.1	74.2
92.9	100.0	96.9	93.7	94.7	94.2	92.8	93.7	93.2
86.4	96.6	92.3	80.7	81.0	81.0	80.6	80.2	80.4
66.7	66.7	65.5	75.4	77.2	76.2	77.0	78.3	77.7
81.5	91.7	87.7	83.9	88.8	86.3	83.1	88.6	85.8
84.9	92.3	88.7	84.4	86.7	85.5	84.5	86.3	85.4


BULLYING AND HARASSMENT

- (27) In the last month, I have been bullied by being hit, kicked, pushed, or shoved
(28) In the last month, I have been bullied by being called mean names, been made fun of, or been teased in a hurtful way
(29) In the last month, I have been bullied by being left out of things on purpose, being left out of groups, or being ignored
(30) In the last month, I have seen or heard about another student being bullied
(31) In the last month, I have bullied another student

7.1	2.7	4.6	6.4	4.4	5.4	7.0	4.6	5.8
7.1	8.1	7.7	9.9	10.7	10.3	11.2	11.4	11.3
11.1	5.7	8.1	8.6	11.7	10.3	8.7	11.6	10.2
32.1	19.4	24.6	17.3	16.8	17.2	17.6	17.3	17.5
0.0	2.7	1.5	1.1	1.2	1.2	1.2	0.8	1.0
11.5	7.7	9.3	8.6	8.9	8.9	9.1	9.1	9.2

For each item on the survey, students were asked to indicate the extent to which they agreed to each statement with the following scale: 1 - Strongly disagree, 2 - Disagree somewhat, 3 - Agree somewhat, 4 - Strongly agree, 5 - N/A (Not Applicable).

Survey results highlight the percentage of students who ‘agree somewhat’ or ‘strongly agree’ with each statement.



School Climate Survey

Grade Five, 2015-16

(All values are percent agreeing with statements.)

#363 - Vanier Elementary, St. John's

Response Rate: 93.2

Number of Students															
			[N=41]			[N=2,770]			[N=4,492]						
SCHOOL			DISTRICT			PROVINCE									
M	F	Total	M	F	Total	M	F	Total	M	F	Total	M	F	Total	
STUDENT SATISFACTION															
(1) School is a place where I like to be	94.1	91.7	92.7	80.5	89.9	85.0	77.3	88.0	82.5						
(2) I am happy with my school	100.0	95.8	97.6	91.2	94.5	92.7	89.3	93.6	91.2						
(3) I am happy with the teachers at my school	94.1	100.0	97.6	93.0	95.8	94.2	92.8	95.7	94.2						
(4) My school is clean	82.4	91.7	87.8	80.3	87.4	83.7	80.3	87.3	83.7						
(5) My school work is interesting	76.5	91.3	85.0	77.6	84.3	80.9	76.4	83.1	79.7						
(6) My school work is challenging	58.8	60.9	60.0	70.2	70.9	70.7	70.2	70.4	70.4						
	84.3	88.6	86.8	82.1	87.1	84.5	81.0	86.3	83.6						
LEARNING OPPORTUNITIES															
(7) I am encouraged to try my best at school	100.0	100.0	100.0	96.5	97.1	96.7	96.0	97.0	96.4						
(8) It is easy to get help with my work at school if I need it	100.0	100.0	100.0	92.7	92.8	92.6	91.9	92.2	92.0						
(9) My parents/guardians help me with my school work when I need it	100.0	100.0	100.0	94.3	96.5	95.3	94.3	96.0	95.1						
(10) Other students help me with my school work when I need it	87.5	87.0	87.2	77.1	84.6	80.9	76.5	84.1	80.2						
(11) If I need it, I can get help at school with problems <u>not</u> related to my school work	82.4	81.8	82.1	81.7	87.2	84.3	81.6	86.4	83.9						
	94.0	93.8	93.8	88.5	91.6	90.0	88.1	91.1	89.5						
EXPECTATIONS															
(25) I know the school rules/code of conduct	94.1	100.0	97.6	96.9	97.6	97.3	96.0	97.7	96.9						
SCHOOL CLIMATE															
(12) At my school, I treat everyone with respect	100.0	100.0	100.0	97.3	98.7	97.9	96.2	98.2	97.1						
(13) At my school, students treat each other with respect	94.1	91.7	92.7	84.3	82.5	83.3	82.6	80.8	81.7						
(14) At my school, students treat adults with respect	88.2	95.8	92.7	93.0	91.6	92.2	92.3	90.4	91.2						
(15) At my school, adults treat students with respect	94.1	95.8	95.1	94.5	95.9	95.1	94.6	96.0	95.2						
(16) Adults at my school care about me	94.1	95.7	95.0	94.8	96.5	95.6	94.3	96.0	95.2						
(26) I am treated fairly by the adults in my school	82.4	83.3	82.9	90.1	92.8	91.3	90.4	92.7	91.5						
	92.2	93.7	93.1	92.3	93.0	92.6	91.7	92.4	92.0						
SAFETY															
(17) I feel safe at my school	100.0	95.7	97.5	90.2	92.3	91.3	89.9	91.7	90.8						
(18) I feel safe in the school cafeteria	100.0	0.0	100.0	85.9	89.6	87.7	85.8	89.3	87.6						
(19) I feel safe in my classrooms	94.1	100.0	97.6	92.3	95.5	93.7	92.0	94.5	93.2						
(20) I feel safe in the school washrooms	100.0	91.7	95.1	73.0	74.2	73.6	74.3	74.1	74.2						
(21) I feel safe in the school gym	100.0	100.0	100.0	93.7	94.7	94.2	92.8	93.7	93.2						
(22) I feel safe in the gym change rooms	100.0	100.0	100.0	80.7	81.0	81.0	80.6	80.2	80.4						
(23) I feel safe on the school bus	100.0	100.0	100.0	75.4	77.2	76.2	77.0	78.3	77.7						
(24) I feel safe on the school grounds	88.2	87.5	87.8	83.9	88.8	86.3	83.1	88.6	85.8						
	97.8	84.4	97.2	84.4	86.7	85.5	84.5	86.3	85.4						
BULLYING AND HARASSMENT															
(27) In the last month, I have been bullied by being hit, kicked, pushed, or shoved	0.0	0.0	0.0	6.4	4.4	5.4	7.0	4.6	5.8						
(28) In the last month, I have been bullied by being called mean names, been made fun of, or been teased in a hurtful way	11.8	4.2	7.3	9.9	10.7	10.3	11.2	11.4	11.3						
(29) In the last month, I have been bullied by being left out of things on purpose, being left out of groups, or being ignored	0.0	8.3	5.1	8.6	11.7	10.3	8.7	11.6	10.2						
(30) In the last month, I have seen or heard about another student being bullied	5.9	12.5	9.8	17.3	16.8	17.2	17.6	17.3	17.5						
(31) In the last month, I have bullied another student	0.0	0.0	0.0	1.1	1.2	1.2	1.2	0.8	1.0						
	3.5	5.0	4.4	8.6	8.9	8.9	9.1	9.1	9.2						

For each item on the survey, students were asked to indicate the extent to which they agreed to each statement with the following scale: 1 - Strongly disagree, 2 - Disagree somewhat, 3 - Agree somewhat, 4 - Strongly agree, 5 - N/A (Not Applicable).

Survey results highlight the percentage of students who ‘agree somewhat’ or ‘strongly agree’ with each statement.



School Climate Survey
Grade Five, 2015-16
(All values are percent agreeing with statements.)

#364 - Virginia Park Elementary, St. John's

Response Rate: 76.0

Number of Students

[N=19]

[N=2,770]

[N=4,492]

SCHOOL IS A PLACE WHERE...

STUDENT SATISFACTION

	SCHOOL			DISTRICT			PROVINCE		
	M	F	Total	M	F	Total	M	F	Total
(1) School is a place where I like to be	92.3	50.0	79.0	80.5	89.9	85.0	77.3	88.0	82.5
(2) I am happy with my school	100.0	100.0	100.0	91.2	94.5	92.7	89.3	93.6	91.2
(3) I am happy with the teachers at my school	91.7	100.0	94.4	93.0	95.8	94.2	92.8	95.7	94.2
(4) My school is clean	100.0	100.0	100.0	80.3	87.4	83.7	80.3	87.3	83.7
(5) My school work is interesting	76.9	83.3	79.0	77.6	84.3	80.9	76.4	83.1	79.7
(6) My school work is challenging	53.9	60.0	55.6	70.2	70.9	70.7	70.2	70.4	70.4
	85.8	82.2	84.7	82.1	87.1	84.5	81.0	86.3	83.6

LEARNING OPPORTUNITIES

(7) I am encouraged to try my best at school	92.3	100.0	94.7	96.5	97.1	96.7	96.0	97.0	96.4
(8) It is easy to get help with my work at school if I need it	100.0	100.0	100.0	92.7	92.8	92.6	91.9	92.2	92.0
(9) My parents/guardians help me with my school work when I need it	83.3	100.0	87.5	94.3	96.5	95.3	94.3	96.0	95.1
(10) Other students help me with my school work when I need it	75.0	80.0	76.5	77.1	84.6	80.9	76.5	84.1	80.2
(11) If I need it, I can get help at school with problems <u>not</u> related to my school work	92.3	100.0	94.7	81.7	87.2	84.3	81.6	86.4	83.9
	88.6	96.0	90.7	88.5	91.6	90.0	88.1	91.1	89.5

EXPECTATIONS

(25) I know the school rules/code of conduct	100.0	100.0	100.0	96.9	97.6	97.3	96.0	97.7	96.9
--	-------	-------	-------	------	------	------	------	------	------

SCHOOL CLIMATE

(12) At my school, I treat everyone with respect	100.0	100.0	100.0	97.3	98.7	97.9	96.2	98.2	97.1
(13) At my school, students treat each other with respect	91.7	80.0	88.2	84.3	82.5	83.3	82.6	80.8	81.7
(14) At my school, students treat adults with respect	100.0	100.0	100.0	93.0	91.6	92.2	92.3	90.4	91.2
(15) At my school, adults treat students with respect	91.7	100.0	94.4	94.5	95.9	95.1	94.6	96.0	95.2
(16) Adults at my school care about me	100.0	83.3	94.7	94.8	96.5	95.6	94.3	96.0	95.2
(26) I am treated fairly by the adults in my school	100.0	100.0	100.0	90.1	92.8	91.3	90.4	92.7	91.5
	97.2	93.9	96.2	92.3	93.0	92.6	91.7	92.4	92.0

SAFETY

(17) I feel safe at my school	91.7	83.3	88.9	90.2	92.3	91.3	89.9	91.7	90.8
(18) I feel safe in the school cafeteria	92.3	60.0	83.3	85.9	89.6	87.7	85.8	89.3	87.6
(19) I feel safe in my classrooms	100.0	100.0	100.0	92.3	95.5	93.7	92.0	94.5	93.2
(20) I feel safe in the school washrooms	100.0	60.0	88.9	73.0	74.2	73.6	74.3	74.1	74.2
(21) I feel safe in the school gym	100.0	100.0	100.0	93.7	94.7	94.2	92.8	93.7	93.2
(22) I feel safe in the gym change rooms	100.0	100.0	100.0	80.7	81.0	81.0	80.6	80.2	80.4
(23) I feel safe on the school bus	66.7	100.0	80.0	75.4	77.2	76.2	77.0	78.3	77.7
(24) I feel safe on the school grounds	100.0	80.0	94.4	83.9	88.8	86.3	83.1	88.6	85.8
	93.8	85.4	91.9	84.4	86.7	85.5	84.5	86.3	85.4

BULLYING AND HARASSMENT

(27) In the last month, I have been bullied by being hit, kicked, pushed, or shoved	0.0	0.0	0.0	6.4	4.4	5.4	7.0	4.6	5.8
(28) In the last month, I have been bullied by being called mean names, been made fun of, or been teased in a hurtful way	15.4	0.0	10.5	9.9	10.7	10.3	11.2	11.4	11.3
(29) In the last month, I have been bullied by being left out of things on purpose, being left out of groups, or being ignored	15.4	0.0	10.5	8.6	11.7	10.3	8.7	11.6	10.2
(30) In the last month, I have seen or heard about another student being bullied	0.0	0.0	0.0	17.3	16.8	17.2	17.6	17.3	17.5
(31) In the last month, I have bullied another student	7.7	0.0	5.3	1.1	1.2	1.2	1.2	0.8	1.0
	7.7	0.0	5.3	8.6	8.9	8.9	9.1	9.1	9.2

For each item on the survey, students were asked to indicate the extent to which they agreed to each statement with the following scale: 1 - Strongly disagree, 2 - Disagree somewhat, 3 - Agree somewhat, 4 - Strongly agree, 5 - N/A (Not Applicable).

Survey results highlight the percentage of students who ‘agree somewhat’ or ‘strongly agree’ with each statement.



School Climate Survey

Grade Five, 2015-16

(All values are percent agreeing with statements.)

#367 - Holy Trinity Elementary, Torbay

Response Rate: 87.5

Number of Students

[N=91]

[N=2,770]

[N=4,492]

SCHOOL IS A PLACE WHERE...

STUDENT SATISFACTION

- (1) School is a place where I like to be
- (2) I am happy with my school
- (3) I am happy with the teachers at my school
- (4) My school is clean
- (5) My school work is interesting
- (6) My school work is challenging

SCHOOL			DISTRICT			PROVINCE		
M	F	Total	M	F	Total	M	F	Total
89.1	97.6	93.3	80.5	89.9	85.0	77.3	88.0	82.5
93.3	97.6	95.5	91.2	94.5	92.7	89.3	93.6	91.2
89.4	90.5	90.1	93.0	95.8	94.2	92.8	95.7	94.2
95.7	92.7	94.4	80.3	87.4	83.7	80.3	87.3	83.7
89.4	90.5	90.1	77.6	84.3	80.9	76.4	83.1	79.7
76.6	78.6	76.9	70.2	70.9	70.7	70.2	70.4	70.4
88.9	91.2	90.1	82.1	87.1	84.5	81.0	86.3	83.6

LEARNING OPPORTUNITIES

- (7) I am encouraged to try my best at school
- (8) It is easy to get help with my work at school if I need it
- (9) My parents/guardians help me with my school work when I need it
- (10) Other students help me with my school work when I need it
- (11) If I need it, I can get help at school with problems not related to my school work

95.7	97.6	96.6	96.5	97.1	96.7	96.0	97.0	96.4
95.7	83.3	90.0	92.7	92.8	92.6	91.9	92.2	92.0
95.7	97.6	96.7	94.3	96.5	95.3	94.3	96.0	95.1
82.6	83.3	83.3	77.1	84.6	80.9	76.5	84.1	80.2
83.0	85.7	83.5	81.7	87.2	84.3	81.6	86.4	83.9
90.5	89.5	90.0	88.5	91.6	90.0	88.1	91.1	89.5

EXPECTATIONS

- (25) I know the school rules/code of conduct

100.0	97.6	98.9	96.9	97.6	97.3	96.0	97.7	96.9
-------	------	------	------	------	------	------	------	------

SCHOOL CLIMATE

- (12) At my school, I treat everyone with respect
- (13) At my school, students treat each other with respect
- (14) At my school, students treat adults with respect
- (15) At my school, adults treat students with respect
- (16) Adults at my school care about me
- (26) I am treated fairly by the adults in my school

100.0	100.0	100.0	97.3	98.7	97.9	96.2	98.2	97.1
89.1	97.6	92.2	84.3	82.5	83.3	82.6	80.8	81.7
95.7	100.0	97.8	93.0	91.6	92.2	92.3	90.4	91.2
95.7	92.7	94.4	94.5	95.9	95.1	94.6	96.0	95.2
93.5	95.2	94.4	94.8	96.5	95.6	94.3	96.0	95.2
95.7	95.2	95.6	90.1	92.8	91.3	90.4	92.7	91.5
95.0	96.8	95.7	92.3	93.0	92.6	91.7	92.4	92.0

SAFETY

- (17) I feel safe at my school
- (18) I feel safe in the school cafeteria
- (19) I feel safe in my classrooms
- (20) I feel safe in the school washrooms
- (21) I feel safe in the school gym
- (22) I feel safe in the gym change rooms
- (23) I feel safe on the school bus
- (24) I feel safe on the school grounds

97.8	95.2	96.7	90.2	92.3	91.3	89.9	91.7	90.8
91.1	90.2	90.9	85.9	89.6	87.7	85.8	89.3	87.6
97.8	95.1	96.6	92.3	95.5	93.7	92.0	94.5	93.2
80.4	78.1	79.8	73.0	74.2	73.6	74.3	74.1	74.2
100.0	92.9	96.7	93.7	94.7	94.2	92.8	93.7	93.2
93.1	85.2	89.7	80.7	81.0	81.0	80.6	80.2	80.4
78.1	87.9	83.6	75.4	77.2	76.2	77.0	78.3	77.7
93.6	92.7	93.3	83.9	88.8	86.3	83.1	88.6	85.8
91.5	89.7	90.9	84.4	86.7	85.5	84.5	86.3	85.4

BULLYING AND HARASSMENT

- (27) In the last month, I have been bullied by being hit, kicked, pushed, or shoved
- (28) In the last month, I have been bullied by being called mean names, been made fun of, or been teased in a hurtful way
- (29) In the last month, I have been bullied by being left out of things on purpose, being left out of groups, or being ignored
- (30) In the last month, I have seen or heard about another student being bullied
- (31) In the last month, I have bullied another student

2.1	0.0	1.1	6.4	4.4	5.4	7.0	4.6	5.8
8.5	7.1	8.8	9.9	10.7	10.3	11.2	11.4	11.3
2.1	2.4	3.3	8.6	11.7	10.3	8.7	11.6	10.2
6.4	7.1	6.6	17.3	16.8	17.2	17.6	17.3	17.5
0.0	0.0	0.0	1.1	1.2	1.2	1.2	0.8	1.0
3.8	3.3	4.0	8.6	8.9	8.9	9.1	9.1	9.2

For each item on the survey, students were asked to indicate the extent to which they agreed to each statement with the following scale: 1 - Strongly disagree, 2 - Disagree somewhat, 3 - Agree somewhat, 4 - Strongly agree, 5 - N/A (Not Applicable).

Survey results highlight the percentage of students who ‘agree somewhat’ or ‘strongly agree’ with each statement.

Response Rate: 100.0

[N=56]

[N=2,770]

[N=4,492]

SCHOOL IS A PLACE WHERE...

- (1) School is a place where I like to be
- (2) I am happy with my school
- (3) I am happy with the teachers at my school
- (4) My school is clean
- (5) My school work is interesting
- (6) My school work is challenging

- (7) I am encouraged to try my best at school
- (8) It is easy to get help with my work at school if I need it
- (9) My parents/guardians help me with my school work when I need it
- (10) Other students help me with my school work when I need it
- (11) If I need it, I can get help at school with problems not related to my school work

(25) I know the school rules/code of conduct

- (12) At my school, I treat everyone with respect
- (13) At my school, students treat each other with respect
- (14) At my school, students treat adults with respect
- (15) At my school, adults treat students with respect
- (16) Adults at my school care about me
- (26) I am treated fairly by the adults in my school

- (17) I feel safe at my school
- (18) I feel safe in the school cafeteria
- (19) I feel safe in my classrooms
- (20) I feel safe in the school washrooms
- (21) I feel safe in the school gym
- (22) I feel safe in the gym change rooms
- (23) I feel safe on the school bus
- (24) I feel safe on the school grounds

(27) In the last month, I have been bullied by being hit, kicked, pushed, or shoved

(28) In the last month, I have been bullied by being called mean names, been made fun of, or been teased in a hurtful way

(29) In the last month, I have been bullied by being left out of things on purpose, being left out of groups, or being ignored

(30) In the last month, I have seen or heard about another student being bullied

(31) In the last month, I have bullied another student

Survey results highlight the percentage of students who 'agree somewhat' or 'strongly agree' with each statement.



School Climate Survey

Grade Five, 2015-16

(All values are percent agreeing with statements.)

#372 - St. Bernard's Elementary, Witless Bay

Response Rate: 91.8

Number of Students

[N=45]

[N=2,770]

[N=4,492]

SCHOOL IS A PLACE WHERE...

STUDENT SATISFACTION

	SCHOOL			DISTRICT			PROVINCE		
	M	F	Total	M	F	Total	M	F	Total
(1) School is a place where I like to be	50.0	88.5	68.9	80.5	89.9	85.0	77.3	88.0	82.5
(2) I am happy with my school	81.3	96.2	84.4	91.2	94.5	92.7	89.3	93.6	91.2
(3) I am happy with the teachers at my school	68.8	92.3	79.6	93.0	95.8	94.2	92.8	95.7	94.2
(4) My school is clean	75.0	80.8	77.8	80.3	87.4	83.7	80.3	87.3	83.7
(5) My school work is interesting	62.5	82.6	71.4	77.6	84.3	80.9	76.4	83.1	79.7
(6) My school work is challenging	73.3	53.9	61.4	70.2	70.9	70.7	70.2	70.4	70.4
	68.5	82.4	73.9	82.1	87.1	84.5	81.0	86.3	83.6

LEARNING OPPORTUNITIES

(7) I am encouraged to try my best at school	100.0	96.2	95.5	96.5	97.1	96.7	96.0	97.0	96.4
(8) It is easy to get help with my work at school if I need it	81.3	80.8	75.6	92.7	92.8	92.6	91.9	92.2	92.0
(9) My parents/guardians help me with my school work when I need it	87.5	100.0	93.3	94.3	96.5	95.3	94.3	96.0	95.1
(10) Other students help me with my school work when I need it	87.5	92.3	86.7	77.1	84.6	80.9	76.5	84.1	80.2
(11) If I need it, I can get help at school with problems <u>not</u> related to my school work	61.5	92.3	76.2	81.7	87.2	84.3	81.6	86.4	83.9
	83.6	92.3	85.4	88.5	91.6	90.0	88.1	91.1	89.5

EXPECTATIONS

(25) I know the school rules/code of conduct	100.0	100.0	100.0	96.9	97.6	97.3	96.0	97.7	96.9
--	-------	-------	-------	------	------	------	------	------	------

SCHOOL CLIMATE

(12) At my school, I treat everyone with respect	93.8	100.0	97.8	97.3	98.7	97.9	96.2	98.2	97.1
(13) At my school, students treat each other with respect	73.3	88.0	79.1	84.3	82.5	83.3	82.6	80.8	81.7
(14) At my school, students treat adults with respect	87.5	88.0	84.1	93.0	91.6	92.2	92.3	90.4	91.2
(15) At my school, adults treat students with respect	87.5	100.0	93.3	94.5	95.9	95.1	94.6	96.0	95.2
(16) Adults at my school care about me	93.3	96.0	95.4	94.8	96.5	95.6	94.3	96.0	95.2
(26) I am treated fairly by the adults in my school	68.8	92.3	80.0	90.1	92.8	91.3	90.4	92.7	91.5
	84.0	94.1	88.3	92.3	93.0	92.6	91.7	92.4	92.0

SAFETY

(17) I feel safe at my school	92.9	96.2	95.4	90.2	92.3	91.3	89.9	91.7	90.8
(18) I feel safe in the school cafeteria	75.0	96.0	86.4	85.9	89.6	87.7	85.8	89.3	87.6
(19) I feel safe in my classrooms	81.3	96.2	88.9	92.3	95.5	93.7	92.0	94.5	93.2
(20) I feel safe in the school washrooms	62.5	84.6	73.3	73.0	74.2	73.6	74.3	74.1	74.2
(21) I feel safe in the school gym	68.8	95.8	81.0	93.7	94.7	94.2	92.8	93.7	93.2
(22) I feel safe in the gym change rooms	75.0	84.0	79.6	80.7	81.0	81.0	80.6	80.2	80.4
(23) I feel safe on the school bus	85.7	78.3	80.0	75.4	77.2	76.2	77.0	78.3	77.7
(24) I feel safe on the school grounds	75.0	96.2	86.7	83.9	88.8	86.3	83.1	88.6	85.8
	77.0	90.9	83.9	84.4	86.7	85.5	84.5	86.3	85.4

BULLYING AND HARASSMENT

(27) In the last month, I have been bullied by being hit, kicked, pushed, or shoved	12.5	0.0	4.4	6.4	4.4	5.4	7.0	4.6	5.8
(28) In the last month, I have been bullied by being called mean names, been made fun of, or been teased in a hurtful way	12.5	23.1	17.8	9.9	10.7	10.3	11.2	11.4	11.3
(29) In the last month, I have been bullied by being left out of things on purpose, being left out of groups, or being ignored	6.3	11.5	11.1	8.6	11.7	10.3	8.7	11.6	10.2
(30) In the last month, I have seen or heard about another student being bullied	25.0	11.5	20.0	17.3	16.8	17.2	17.6	17.3	17.5
(31) In the last month, I have bullied another student	0.0	0.0	0.0	1.1	1.2	1.2	1.2	0.8	1.0
	11.3	9.2	10.7	8.6	8.9	8.9	9.1	9.1	9.2

For each item on the survey, students were asked to indicate the extent to which they agreed to each statement with the following scale: 1 - Strongly disagree, 2 - Disagree somewhat, 3 - Agree somewhat, 4 - Strongly agree, 5 - N/A (Not Applicable).

Survey results highlight the percentage of students who ‘agree somewhat’ or ‘strongly agree’ with each statement.



School Climate Survey

Grade Five, 2015-16

(All values are percent agreeing with statements.)

#427 - Holy Name of Mary Academy, Lawn

Response Rate: 100.0

Number of Students

[N=3]

[N=2,770]

[N=4,492]

SCHOOL IS A PLACE WHERE...

STUDENT SATISFACTION

- (1) School is a place where I like to be
- (2) I am happy with my school
- (3) I am happy with the teachers at my school
- (4) My school is clean
- (5) My school work is interesting
- (6) My school work is challenging

SCHOOL			DISTRICT			PROVINCE		
M	F	Total	M	F	Total	M	F	Total
			80.5	89.9	85.0	77.3	88.0	82.5
			91.2	94.5	92.7	89.3	93.6	91.2
			93.0	95.8	94.2	92.8	95.7	94.2
			80.3	87.4	83.7	80.3	87.3	83.7
			77.6	84.3	80.9	76.4	83.1	79.7
			70.2	70.9	70.7	70.2	70.4	70.4
			82.1	87.1	84.5	81.0	86.3	83.6

LEARNING OPPORTUNITIES

- (7) I am encouraged to try my best at school
- (8) It is easy to get help with my work at school if I need it
- (9) My parents/guardians help me with my school work when I need it
- (10) Other students help me with my school work when I need it
- (11) If I need it, I can get help at school with problems not related to my school work

96.5	97.1	96.7	96.0	97.0	96.4
92.7	92.8	92.6	91.9	92.2	92.0
94.3	96.5	95.3	94.3	96.0	95.1
77.1	84.6	80.9	76.5	84.1	80.2
81.7	87.2	84.3	81.6	86.4	83.9
88.5	91.6	90.0	88.1	91.1	89.5

EXPECTATIONS

- (25) I know the school rules/code of conduct

96.9	97.6	97.3	96.0	97.7	96.9
------	------	------	------	------	------

SCHOOL CLIMATE

- (12) At my school, I treat everyone with respect
- (13) At my school, students treat each other with respect
- (14) At my school, students treat adults with respect
- (15) At my school, adults treat students with respect
- (16) Adults at my school care about me
- (26) I am treated fairly by the adults in my school

97.3	98.7	97.9	96.2	98.2	97.1
84.3	82.5	83.3	82.6	80.8	81.7
93.0	91.6	92.2	92.3	90.4	91.2
94.5	95.9	95.1	94.6	96.0	95.2
94.8	96.5	95.6	94.3	96.0	95.2
90.1	92.8	91.3	90.4	92.7	91.5
92.3	93.0	92.6	91.7	92.4	92.0

SAFETY

- (17) I feel safe at my school
- (18) I feel safe in the school cafeteria
- (19) I feel safe in my classrooms
- (20) I feel safe in the school washrooms
- (21) I feel safe in the school gym
- (22) I feel safe in the gym change rooms
- (23) I feel safe on the school bus
- (24) I feel safe on the school grounds

90.2	92.3	91.3	89.9	91.7	90.8
85.9	89.6	87.7	85.8	89.3	87.6
92.3	95.5	93.7	92.0	94.5	93.2
73.0	74.2	73.6	74.3	74.1	74.2
93.7	94.7	94.2	92.8	93.7	93.2
80.7	81.0	81.0	80.6	80.2	80.4
75.4	77.2	76.2	77.0	78.3	77.7
83.9	88.8	86.3	83.1	88.6	85.8
84.4	86.7	85.5	84.5	86.3	85.4

BULLYING AND HARASSMENT

- (27) In the last month, I have been bullied by being hit, kicked, pushed, or shoved
- (28) In the last month, I have been bullied by being called mean names, been made fun of, or been teased in a hurtful way
- (29) In the last month, I have been bullied by being left out of things on purpose, being left out of groups, or being ignored
- (30) In the last month, I have seen or heard about another student being bullied
- (31) In the last month, I have bullied another student

6.4	4.4	5.4	7.0	4.6	5.8
9.9	10.7	10.3	11.2	11.4	11.3
8.6	11.7	10.3	8.7	11.6	10.2
17.3	16.8	17.2	17.6	17.3	17.5
1.1	1.2	1.2	1.2	0.8	1.0
8.6	8.9	8.9	9.1	9.1	9.2

For each item on the survey, students were asked to indicate the extent to which they agreed to each statement with the following scale: 1 - Strongly disagree, 2 - Disagree somewhat, 3 - Agree somewhat, 4 - Strongly agree, 5 - N/A (Not Applicable).

Survey results highlight the percentage of students who ‘agree somewhat’ or ‘strongly agree’ with each statement.



School Climate Survey

Grade Five, 2015-16

(All values are percent agreeing with statements.)

#430 - St. Mark's School, King's Cove

Response Rate: 66.7

Number of Students

SCHOOL IS A PLACE WHERE...	SCHOOL			DISTRICT			PROVINCE		
	M	F	Total	M	F	Total	M	F	Total
STUDENT SATISFACTION									
(1) School is a place where I like to be				80.5	89.9	85.0	77.3	88.0	82.5
(2) I am happy with my school				91.2	94.5	92.7	89.3	93.6	91.2
(3) I am happy with the teachers at my school				93.0	95.8	94.2	92.8	95.7	94.2
(4) My school is clean				80.3	87.4	83.7	80.3	87.3	83.7
(5) My school work is interesting				77.6	84.3	80.9	76.4	83.1	79.7
(6) My school work is challenging				70.2	70.9	70.7	70.2	70.4	70.4
				82.1	87.1	84.5	81.0	86.3	83.6
LEARNING OPPORTUNITIES									
(7) I am encouraged to try my best at school				96.5	97.1	96.7	96.0	97.0	96.4
(8) It is easy to get help with my work at school if I need it				92.7	92.8	92.6	91.9	92.2	92.0
(9) My parents/guardians help me with my school work when I need it				94.3	96.5	95.3	94.3	96.0	95.1
(10) Other students help me with my school work when I need it				77.1	84.6	80.9	76.5	84.1	80.2
(11) If I need it, I can get help at school with problems <u>not</u> related to my school work				81.7	87.2	84.3	81.6	86.4	83.9
				88.5	91.6	90.0	88.1	91.1	89.5
EXPECTATIONS									
(25) I know the school rules/code of conduct				96.9	97.6	97.3	96.0	97.7	96.9
SCHOOL CLIMATE									
(12) At my school, I treat everyone with respect				97.3	98.7	97.9	96.2	98.2	97.1
(13) At my school, students treat each other with respect				84.3	82.5	83.3	82.6	80.8	81.7
(14) At my school, students treat adults with respect				93.0	91.6	92.2	92.3	90.4	91.2
(15) At my school, adults treat students with respect				94.5	95.9	95.1	94.6	96.0	95.2
(16) Adults at my school care about me				94.8	96.5	95.6	94.3	96.0	95.2
(26) I am treated fairly by the adults in my school				90.1	92.8	91.3	90.4	92.7	91.5
				92.3	93.0	92.6	91.7	92.4	92.0
SAFETY									
(17) I feel safe at my school				90.2	92.3	91.3	89.9	91.7	90.8
(18) I feel safe in the school cafeteria				85.9	89.6	87.7	85.8	89.3	87.6
(19) I feel safe in my classrooms				92.3	95.5	93.7	92.0	94.5	93.2
(20) I feel safe in the school washrooms				73.0	74.2	73.6	74.3	74.1	74.2
(21) I feel safe in the school gym				93.7	94.7	94.2	92.8	93.7	93.2
(22) I feel safe in the gym change rooms				80.7	81.0	81.0	80.6	80.2	80.4
(23) I feel safe on the school bus				75.4	77.2	76.2	77.0	78.3	77.7
(24) I feel safe on the school grounds				83.9	88.8	86.3	83.1	88.6	85.8
				84.4	86.7	85.5	84.5	86.3	85.4
BULLYING AND HARASSMENT									
(27) In the last month, I have been bullied by being hit, kicked, pushed, or shoved				6.4	4.4	5.4	7.0	4.6	5.8
(28) In the last month, I have been bullied by being called mean names, been made fun of, or been teased in a hurtful way				9.9	10.7	10.3	11.2	11.4	11.3
(29) In the last month, I have been bullied by being left out of things on purpose, being left out of groups, or being ignored				8.6	11.7	10.3	8.7	11.6	10.2
(30) In the last month, I have seen or heard about another student being bullied				17.3	16.8	17.2	17.6	17.3	17.5
(31) In the last month, I have bullied another student				1.1	1.2	1.2	1.2	0.8	1.0
				8.6	8.9	8.9	9.1	9.1	9.2



School Climate Survey

Grade Five, 2015-16

(All values are percent agreeing with statements.)

#431 - Southwest Arm Academy, Little Heart's Ease

Response Rate: 100.0

Number of Students

[N=8]

[N=2,770]

[N=4,492]

SCHOOL IS A PLACE WHERE...

STUDENT SATISFACTION

- (1) School is a place where I like to be
(2) I am happy with my school
(3) I am happy with the teachers at my school
(4) My school is clean
(5) My school work is interesting
(6) My school work is challenging

SCHOOL			DISTRICT			PROVINCE		
M	F	Total	M	F	Total	M	F	Total
		87.5	80.5	89.9	85.0	77.3	88.0	82.5
		87.5	91.2	94.5	92.7	89.3	93.6	91.2
		100.0	93.0	95.8	94.2	92.8	95.7	94.2
		75.0	80.3	87.4	83.7	80.3	87.3	83.7
		62.5	77.6	84.3	80.9	76.4	83.1	79.7
		87.5	70.2	70.9	70.7	70.2	70.4	70.4
		83.3	82.1	87.1	84.5	81.0	86.3	83.6

LEARNING OPPORTUNITIES

- (7) I am encouraged to try my best at school
(8) It is easy to get help with my work at school if I need it
(9) My parents/guardians help me with my school work when I need it
(10) Other students help me with my school work when I need it
(11) If I need it, I can get help at school with problems not related to my school work

		87.5	96.5	97.1	96.7	96.0	97.0	96.4
		100.0	92.7	92.8	92.6	91.9	92.2	92.0
		87.5	94.3	96.5	95.3	94.3	96.0	95.1
		62.5	77.1	84.6	80.9	76.5	84.1	80.2
		75.0	81.7	87.2	84.3	81.6	86.4	83.9
		82.5	88.5	91.6	90.0	88.1	91.1	89.5

EXPECTATIONS

- (25) I know the school rules/code of conduct

		100.0	96.9	97.6	97.3	96.0	97.7	96.9
--	--	-------	------	------	------	------	------	------

SCHOOL CLIMATE

- (12) At my school, I treat everyone with respect
(13) At my school, students treat each other with respect
(14) At my school, students treat adults with respect
(15) At my school, adults treat students with respect
(16) Adults at my school care about me
(26) I am treated fairly by the adults in my school

		87.5	97.3	98.7	97.9	96.2	98.2	97.1
		87.5	84.3	82.5	83.3	82.6	80.8	81.7
		100.0	93.0	91.6	92.2	92.3	90.4	91.2
		100.0	94.5	95.9	95.1	94.6	96.0	95.2
		100.0	94.8	96.5	95.6	94.3	96.0	95.2
		100.0	90.1	92.8	91.3	90.4	92.7	91.5
		95.8	92.3	93.0	92.6	91.7	92.4	92.0

SAFETY

- (17) I feel safe at my school
(18) I feel safe in the school cafeteria
(19) I feel safe in my classrooms
(20) I feel safe in the school washrooms
(21) I feel safe in the school gym
(22) I feel safe in the gym change rooms
(23) I feel safe on the school bus
(24) I feel safe on the school grounds

		87.5	90.2	92.3	91.3	89.9	91.7	90.8
		62.5	85.9	89.6	87.7	85.8	89.3	87.6
		75.0	92.3	95.5	93.7	92.0	94.5	93.2
		62.5	73.0	74.2	73.6	74.3	74.1	74.2
		87.5	93.7	94.7	94.2	92.8	93.7	93.2
		75.0	80.7	81.0	81.0	80.6	80.2	80.4
		83.3	75.4	77.2	76.2	77.0	78.3	77.7
		87.5	83.9	88.8	86.3	83.1	88.6	85.8
		77.6	84.4	86.7	85.5	84.5	86.3	85.4

BULLYING AND HARASSMENT

- (27) In the last month, I have been bullied by being hit, kicked, pushed, or shoved
(28) In the last month, I have been bullied by being called mean names, been made fun of, or been teased in a hurtful way
(29) In the last month, I have been bullied by being left out of things on purpose, being left out of groups, or being ignored
(30) In the last month, I have seen or heard about another student being bullied
(31) In the last month, I have bullied another student

		0.0	6.4	4.4	5.4	7.0	4.6	5.8
		0.0	9.9	10.7	10.3	11.2	11.4	11.3
		0.0	8.6	11.7	10.3	8.7	11.6	10.2
		12.5	17.3	16.8	17.2	17.6	17.3	17.5
		12.5	1.1	1.2	1.2	1.2	0.8	1.0
		5.0	8.6	8.9	8.9	9.1	9.1	9.2

For each item on the survey, students were asked to indicate the extent to which they agreed to each statement with the following scale: 1 - Strongly disagree, 2 - Disagree somewhat, 3 - Agree somewhat, 4 - Strongly agree, 5 - N/A (Not Applicable).

Survey results highlight the percentage of students who ‘agree somewhat’ or ‘strongly agree’ with each statement.



School Climate Survey

Grade Five, 2015-16

(All values are percent agreeing with statements.)

#433 - Tricon Elementary, Bay de Verde

Response Rate: 95.0

Number of Students

[N=19]

[N=2,770]

[N=4,492]

SCHOOL IS A PLACE WHERE...

STUDENT SATISFACTION

- (1) School is a place where I like to be
- (2) I am happy with my school
- (3) I am happy with the teachers at my school
- (4) My school is clean
- (5) My school work is interesting
- (6) My school work is challenging

SCHOOL			DISTRICT			PROVINCE		
M	F	Total	M	F	Total	M	F	Total
100.0	87.5	94.7	80.5	89.9	85.0	77.3	88.0	82.5
100.0	100.0	100.0	91.2	94.5	92.7	89.3	93.6	91.2
100.0	87.5	94.4	93.0	95.8	94.2	92.8	95.7	94.2
90.0	100.0	94.4	80.3	87.4	83.7	80.3	87.3	83.7
72.7	87.5	79.0	77.6	84.3	80.9	76.4	83.1	79.7
72.7	87.5	79.0	70.2	70.9	70.7	70.2	70.4	70.4
89.2	91.7	90.3	82.1	87.1	84.5	81.0	86.3	83.6

LEARNING OPPORTUNITIES

- (7) I am encouraged to try my best at school
- (8) It is easy to get help with my work at school if I need it
- (9) My parents/guardians help me with my school work when I need it
- (10) Other students help me with my school work when I need it
- (11) If I need it, I can get help at school with problems not related to my school work

100.0	100.0	100.0	96.5	97.1	96.7	96.0	97.0	96.4
100.0	100.0	100.0	92.7	92.8	92.6	91.9	92.2	92.0
100.0	100.0	100.0	94.3	96.5	95.3	94.3	96.0	95.1
100.0	100.0	100.0	77.1	84.6	80.9	76.5	84.1	80.2
81.8	100.0	89.5	81.7	87.2	84.3	81.6	86.4	83.9
96.4	100.0	97.9	88.5	91.6	90.0	88.1	91.1	89.5

EXPECTATIONS

- (25) I know the school rules/code of conduct

100.0	100.0	100.0	96.9	97.6	97.3	96.0	97.7	96.9
-------	-------	-------	------	------	------	------	------	------

SCHOOL CLIMATE

- (12) At my school, I treat everyone with respect
- (13) At my school, students treat each other with respect
- (14) At my school, students treat adults with respect
- (15) At my school, adults treat students with respect
- (16) Adults at my school care about me
- (26) I am treated fairly by the adults in my school

100.0	100.0	100.0	97.3	98.7	97.9	96.2	98.2	97.1
100.0	100.0	100.0	84.3	82.5	83.3	82.6	80.8	81.7
100.0	100.0	100.0	93.0	91.6	92.2	92.3	90.4	91.2
100.0	100.0	100.0	94.5	95.9	95.1	94.6	96.0	95.2
100.0	100.0	100.0	94.8	96.5	95.6	94.3	96.0	95.2
100.0	100.0	100.0	90.1	92.8	91.3	90.4	92.7	91.5
100.0	100.0	100.0	92.3	93.0	92.6	91.7	92.4	92.0

SAFETY

- (17) I feel safe at my school
- (18) I feel safe in the school cafeteria
- (19) I feel safe in my classrooms
- (20) I feel safe in the school washrooms
- (21) I feel safe in the school gym
- (22) I feel safe in the gym change rooms
- (23) I feel safe on the school bus
- (24) I feel safe on the school grounds

100.0	100.0	100.0	90.2	92.3	91.3	89.9	91.7	90.8
100.0	100.0	100.0	85.9	89.6	87.7	85.8	89.3	87.6
100.0	100.0	100.0	92.3	95.5	93.7	92.0	94.5	93.2
90.9	100.0	94.7	73.0	74.2	73.6	74.3	74.1	74.2
100.0	100.0	100.0	93.7	94.7	94.2	92.8	93.7	93.2
100.0	100.0	100.0	80.7	81.0	81.0	80.6	80.2	80.4
100.0	100.0	100.0	75.4	77.2	76.2	77.0	78.3	77.7
100.0	100.0	100.0	83.9	88.8	86.3	83.1	88.6	85.8
98.9	100.0	99.3	84.4	86.7	85.5	84.5	86.3	85.4

BULLYING AND HARASSMENT

- (27) In the last month, I have been bullied by being hit, kicked, pushed, or shoved
- (28) In the last month, I have been bullied by being called mean names, been made fun of, or been teased in a hurtful way
- (29) In the last month, I have been bullied by being left out of things on purpose, being left out of groups, or being ignored
- (30) In the last month, I have seen or heard about another student being bullied
- (31) In the last month, I have bullied another student

0.0	0.0	0.0	6.4	4.4	5.4	7.0	4.6	5.8
0.0	0.0	0.0	9.9	10.7	10.3	11.2	11.4	11.3
0.0	0.0	0.0	8.6	11.7	10.3	8.7	11.6	10.2
0.0	12.5	5.3	17.3	16.8	17.2	17.6	17.3	17.5
0.0	0.0	0.0	1.1	1.2	1.2	1.2	0.8	1.0
0.0	2.5	1.1	8.6	8.9	8.9	9.1	9.1	9.2

For each item on the survey, students were asked to indicate the extent to which they agreed to each statement with the following scale: 1 - Strongly disagree, 2 - Disagree somewhat, 3 - Agree somewhat, 4 - Strongly agree, 5 - N/A (Not Applicable).

Survey results highlight the percentage of students who ‘agree somewhat’ or ‘strongly agree’ with each statement.



School Climate Survey

Grade Five, 2015-16

(All values are percent agreeing with statements.)

#435 - St. Anne's Academy, Dunville

Response Rate: 100.0

Number of Students

[N=31]

[N=2,770]

[N=4,492]

SCHOOL IS A PLACE WHERE...

STUDENT SATISFACTION

- (1) School is a place where I like to be
- (2) I am happy with my school
- (3) I am happy with the teachers at my school
- (4) My school is clean
- (5) My school work is interesting
- (6) My school work is challenging

SCHOOL			DISTRICT			PROVINCE		
M	F	Total	M	F	Total	M	F	Total
73.3	100.0	87.1	80.5	89.9	85.0	77.3	88.0	82.5
85.7	100.0	93.3	91.2	94.5	92.7	89.3	93.6	91.2
100.0	92.9	96.6	93.0	95.8	94.2	92.8	95.7	94.2
78.6	87.5	83.3	80.3	87.4	83.7	80.3	87.3	83.7
60.0	75.0	67.7	77.6	84.3	80.9	76.4	83.1	79.7
66.7	87.5	77.4	70.2	70.9	70.7	70.2	70.4	70.4
77.4	90.5	84.2	82.1	87.1	84.5	81.0	86.3	83.6

LEARNING OPPORTUNITIES

- (7) I am encouraged to try my best at school
- (8) It is easy to get help with my work at school if I need it
- (9) My parents/guardians help me with my school work when I need it
- (10) Other students help me with my school work when I need it
- (11) If I need it, I can get help at school with problems not related to my school work

100.0	100.0	100.0	96.5	97.1	96.7	96.0	97.0	96.4
93.3	100.0	96.8	92.7	92.8	92.6	91.9	92.2	92.0
93.3	93.8	93.6	94.3	96.5	95.3	94.3	96.0	95.1
66.7	75.0	71.0	77.1	84.6	80.9	76.5	84.1	80.2
80.0	68.8	74.2	81.7	87.2	84.3	81.6	86.4	83.9
86.7	87.5	87.1	88.5	91.6	90.0	88.1	91.1	89.5

EXPECTATIONS

- (25) I know the school rules/code of conduct

93.3	100.0	96.8	96.9	97.6	97.3	96.0	97.7	96.9
------	-------	------	------	------	------	------	------	------

SCHOOL CLIMATE

- (12) At my school, I treat everyone with respect
- (13) At my school, students treat each other with respect
- (14) At my school, students treat adults with respect
- (15) At my school, adults treat students with respect
- (16) Adults at my school care about me
- (26) I am treated fairly by the adults in my school

100.0	100.0	100.0	97.3	98.7	97.9	96.2	98.2	97.1
92.9	75.0	83.3	84.3	82.5	83.3	82.6	80.8	81.7
100.0	87.5	93.3	93.0	91.6	92.2	92.3	90.4	91.2
100.0	100.0	100.0	94.5	95.9	95.1	94.6	96.0	95.2
93.3	93.8	93.6	94.8	96.5	95.6	94.3	96.0	95.2
93.3	87.5	90.3	90.1	92.8	91.3	90.4	92.7	91.5
96.6	90.6	93.4	92.3	93.0	92.6	91.7	92.4	92.0

SAFETY

- (17) I feel safe at my school
- (18) I feel safe in the school cafeteria
- (19) I feel safe in my classrooms
- (20) I feel safe in the school washrooms
- (21) I feel safe in the school gym
- (22) I feel safe in the gym change rooms
- (23) I feel safe on the school bus
- (24) I feel safe on the school grounds

93.3	93.8	93.6	90.2	92.3	91.3	89.9	91.7	90.8
93.3	93.8	93.6	85.9	89.6	87.7	85.8	89.3	87.6
93.3	100.0	96.8	92.3	95.5	93.7	92.0	94.5	93.2
73.3	81.3	77.4	73.0	74.2	73.6	74.3	74.1	74.2
86.7	93.8	90.3	93.7	94.7	94.2	92.8	93.7	93.2
70.0	100.0	80.0	80.7	81.0	81.0	80.6	80.2	80.4
66.7	53.3	60.0	75.4	77.2	76.2	77.0	78.3	77.7
86.7	93.8	90.3	83.9	88.8	86.3	83.1	88.6	85.8
82.9	88.7	85.2	84.4	86.7	85.5	84.5	86.3	85.4

BULLYING AND HARASSMENT

- (27) In the last month, I have been bullied by being hit, kicked, pushed, or shoved
- (28) In the last month, I have been bullied by being called mean names, been made fun of, or been teased in a hurtful way
- (29) In the last month, I have been bullied by being left out of things on purpose, being left out of groups, or being ignored
- (30) In the last month, I have seen or heard about another student being bullied
- (31) In the last month, I have bullied another student

7.7	0.0	3.5	6.4	4.4	5.4	7.0	4.6	5.8
0.0	0.0	0.0	9.9	10.7	10.3	11.2	11.4	11.3
7.7	12.5	10.3	8.6	11.7	10.3	8.7	11.6	10.2
15.4	18.8	17.2	17.3	16.8	17.2	17.6	17.3	17.5
0.0	0.0	0.0	1.1	1.2	1.2	1.2	0.8	1.0
6.2	6.3	6.2	8.6	8.9	8.9	9.1	9.1	9.2

For each item on the survey, students were asked to indicate the extent to which they agreed to each statement with the following scale: 1 - Strongly disagree, 2 - Disagree somewhat, 3 - Agree somewhat, 4 - Strongly agree, 5 - N/A (Not Applicable).

Survey results highlight the percentage of students who ‘agree somewhat’ or ‘strongly agree’ with each statement.



School Climate Survey

Grade Five, 2015-16

(All values are percent agreeing with statements.)

#442 - Persalvic Elementary, Victoria

Response Rate: 93.8

Number of Students

[N=30]

[N=2,770]

[N=4,492]

SCHOOL IS A PLACE WHERE...

STUDENT SATISFACTION

- (1) School is a place where I like to be
(2) I am happy with my school
(3) I am happy with the teachers at my school
(4) My school is clean
(5) My school work is interesting
(6) My school work is challenging

SCHOOL			DISTRICT			PROVINCE		
M	F	Total	M	F	Total	M	F	Total
61.5	82.4	73.3	80.5	89.9	85.0	77.3	88.0	82.5
92.3	88.2	90.0	91.2	94.5	92.7	89.3	93.6	91.2
76.9	100.0	90.0	93.0	95.8	94.2	92.8	95.7	94.2
61.5	94.1	80.0	80.3	87.4	83.7	80.3	87.3	83.7
76.9	82.4	80.0	77.6	84.3	80.9	76.4	83.1	79.7
46.2	64.7	56.7	70.2	70.9	70.7	70.2	70.4	70.4
69.2	85.3	78.3	82.1	87.1	84.5	81.0	86.3	83.6

LEARNING OPPORTUNITIES

- (7) I am encouraged to try my best at school
(8) It is easy to get help with my work at school if I need it
(9) My parents/guardians help me with my school work when I need it
(10) Other students help me with my school work when I need it
(11) If I need it, I can get help at school with problems not related to my school work

100.0	100.0	100.0	96.5	97.1	96.7	96.0	97.0	96.4
100.0	88.2	93.3	92.7	92.8	92.6	91.9	92.2	92.0
91.7	94.1	93.1	94.3	96.5	95.3	94.3	96.0	95.1
75.0	76.5	75.9	77.1	84.6	80.9	76.5	84.1	80.2
66.7	88.2	79.3	81.7	87.2	84.3	81.6	86.4	83.9
86.7	89.4	88.3	88.5	91.6	90.0	88.1	91.1	89.5

EXPECTATIONS

- (25) I know the school rules/code of conduct

84.6	100.0	93.1	96.9	97.6	97.3	96.0	97.7	96.9
------	-------	------	------	------	------	------	------	------

SCHOOL CLIMATE

- (12) At my school, I treat everyone with respect
(13) At my school, students treat each other with respect
(14) At my school, students treat adults with respect
(15) At my school, adults treat students with respect
(16) Adults at my school care about me
(26) I am treated fairly by the adults in my school

76.9	100.0	90.0	97.3	98.7	97.9	96.2	98.2	97.1
76.9	64.7	70.0	84.3	82.5	83.3	82.6	80.8	81.7
76.9	82.4	80.0	93.0	91.6	92.2	92.3	90.4	91.2
92.3	100.0	96.7	94.5	95.9	95.1	94.6	96.0	95.2
92.3	100.0	96.6	94.8	96.5	95.6	94.3	96.0	95.2
83.3	100.0	93.1	90.1	92.8	91.3	90.4	92.7	91.5
83.1	91.2	87.7	92.3	93.0	92.6	91.7	92.4	92.0

SAFETY

- (17) I feel safe at my school
(18) I feel safe in the school cafeteria
(19) I feel safe in my classrooms
(20) I feel safe in the school washrooms
(21) I feel safe in the school gym
(22) I feel safe in the gym change rooms
(23) I feel safe on the school bus
(24) I feel safe on the school grounds

75.0	100.0	89.7	90.2	92.3	91.3	89.9	91.7	90.8
66.7	100.0	75.0	85.9	89.6	87.7	85.8	89.3	87.6
84.6	93.8	89.7	92.3	95.5	93.7	92.0	94.5	93.2
53.9	64.7	60.0	73.0	74.2	73.6	74.3	74.1	74.2
76.9	100.0	89.7	93.7	94.7	94.2	92.8	93.7	93.2
100.0	0.0	100.0	80.7	81.0	81.0	80.6	80.2	80.4
69.2	83.3	76.0	75.4	77.2	76.2	77.0	78.3	77.7
61.5	88.2	76.7	83.9	88.8	86.3	83.1	88.6	85.8
73.5	78.8	82.1	84.4	86.7	85.5	84.5	86.3	85.4

BULLYING AND HARASSMENT

- (27) In the last month, I have been bullied by being hit, kicked, pushed, or shoved
(28) In the last month, I have been bullied by being called mean names, been made fun of, or been teased in a hurtful way
(29) In the last month, I have been bullied by being left out of things on purpose, being left out of groups, or being ignored
(30) In the last month, I have seen or heard about another student being bullied
(31) In the last month, I have bullied another student

0.0	0.0	0.0	6.4	4.4	5.4	7.0	4.6	5.8
15.4	5.9	10.0	9.9	10.7	10.3	11.2	11.4	11.3
0.0	5.9	3.3	8.6	11.7	10.3	8.7	11.6	10.2
30.8	29.4	30.0	17.3	16.8	17.2	17.6	17.3	17.5
7.7	5.9	6.7	1.1	1.2	1.2	1.2	0.8	1.0
10.8	9.4	10.0	8.6	8.9	8.9	9.1	9.1	9.2

For each item on the survey, students were asked to indicate the extent to which they agreed to each statement with the following scale: 1 - Strongly disagree, 2 - Disagree somewhat, 3 - Agree somewhat, 4 - Strongly agree, 5 - N/A (Not Applicable).

Survey results highlight the percentage of students who ‘agree somewhat’ or ‘strongly agree’ with each statement.



School Climate Survey

Grade Five, 2015-16

(All values are percent agreeing with statements.)

#444 - Cabot Academy, Western Bay

Response Rate: 100.0

Number of Students

[N=11]

[N=2,770]

[N=4,492]

SCHOOL IS A PLACE WHERE...

STUDENT SATISFACTION

- (1) School is a place where I like to be
- (2) I am happy with my school
- (3) I am happy with the teachers at my school
- (4) My school is clean
- (5) My school work is interesting
- (6) My school work is challenging

SCHOOL			DISTRICT			PROVINCE		
M	F	Total	M	F	Total	M	F	Total
		90.9	80.5	89.9	85.0	77.3	88.0	82.5
		100.0	91.2	94.5	92.7	89.3	93.6	91.2
		100.0	93.0	95.8	94.2	92.8	95.7	94.2
		100.0	80.3	87.4	83.7	80.3	87.3	83.7
		81.8	77.6	84.3	80.9	76.4	83.1	79.7
		72.7	70.2	70.9	70.7	70.2	70.4	70.4
		90.9	82.1	87.1	84.5	81.0	86.3	83.6

LEARNING OPPORTUNITIES

- (7) I am encouraged to try my best at school
- (8) It is easy to get help with my work at school if I need it
- (9) My parents/guardians help me with my school work when I need it
- (10) Other students help me with my school work when I need it
- (11) If I need it, I can get help at school with problems not related to my school work

100.0	96.5	97.1	96.7	96.0	97.0	96.4
81.8	92.7	92.8	92.6	91.9	92.2	92.0
100.0	94.3	96.5	95.3	94.3	96.0	95.1
90.9	77.1	84.6	80.9	76.5	84.1	80.2
72.7	81.7	87.2	84.3	81.6	86.4	83.9
89.1	88.5	91.6	90.0	88.1	91.1	89.5

EXPECTATIONS

- (25) I know the school rules/code of conduct

100.0	96.9	97.6	97.3	96.0	97.7	96.9
-------	------	------	------	------	------	------

SCHOOL CLIMATE

- (12) At my school, I treat everyone with respect
- (13) At my school, students treat each other with respect
- (14) At my school, students treat adults with respect
- (15) At my school, adults treat students with respect
- (16) Adults at my school care about me
- (26) I am treated fairly by the adults in my school

100.0	97.3	98.7	97.9	96.2	98.2	97.1
100.0	84.3	82.5	83.3	82.6	80.8	81.7
100.0	93.0	91.6	92.2	92.3	90.4	91.2
100.0	94.5	95.9	95.1	94.6	96.0	95.2
100.0	94.8	96.5	95.6	94.3	96.0	95.2
90.9	90.1	92.8	91.3	90.4	92.7	91.5
98.5	92.3	93.0	92.6	91.7	92.4	92.0

SAFETY

- (17) I feel safe at my school
- (18) I feel safe in the school cafeteria
- (19) I feel safe in my classrooms
- (20) I feel safe in the school washrooms
- (21) I feel safe in the school gym
- (22) I feel safe in the gym change rooms
- (23) I feel safe on the school bus
- (24) I feel safe on the school grounds

100.0	90.2	92.3	91.3	89.9	91.7	90.8
100.0	85.9	89.6	87.7	85.8	89.3	87.6
90.9	92.3	95.5	93.7	92.0	94.5	93.2
81.8	73.0	74.2	73.6	74.3	74.1	74.2
90.0	93.7	94.7	94.2	92.8	93.7	93.2
90.0	80.7	81.0	81.0	80.6	80.2	80.4
81.8	75.4	77.2	76.2	77.0	78.3	77.7
81.8	83.9	88.8	86.3	83.1	88.6	85.8
89.5	84.4	86.7	85.5	84.5	86.3	85.4

BULLYING AND HARASSMENT

- (27) In the last month, I have been bullied by being hit, kicked, pushed, or shoved
- (28) In the last month, I have been bullied by being called mean names, been made fun of, or been teased in a hurtful way
- (29) In the last month, I have been bullied by being left out of things on purpose, being left out of groups, or being ignored
- (30) In the last month, I have seen or heard about another student being bullied
- (31) In the last month, I have bullied another student

0.0	6.4	4.4	5.4	7.0	4.6	5.8
0.0	9.9	10.7	10.3	11.2	11.4	11.3
0.0	8.6	11.7	10.3	8.7	11.6	10.2
27.3	17.3	16.8	17.2	17.6	17.3	17.5
0.0	1.1	1.2	1.2	1.2	0.8	1.0
5.5	8.6	8.9	8.9	9.1	9.1	9.2

For each item on the survey, students were asked to indicate the extent to which they agreed to each statement with the following scale: 1 - Strongly disagree, 2 - Disagree somewhat, 3 - Agree somewhat, 4 - Strongly agree, 5 - N/A (Not Applicable).

Survey results highlight the percentage of students who ‘agree somewhat’ or ‘strongly agree’ with each statement.



School Climate Survey

Grade Five, 2015-16

(All values are percent agreeing with statements.)

#446 - Whitbourne Elementary, Whitbourne

Response Rate: 75.0

Number of Students

[N=6]

[N=2,770]

[N=4,492]

SCHOOL IS A PLACE WHERE...

STUDENT SATISFACTION

- (1) School is a place where I like to be
- (2) I am happy with my school
- (3) I am happy with the teachers at my school
- (4) My school is clean
- (5) My school work is interesting
- (6) My school work is challenging

SCHOOL			DISTRICT			PROVINCE		
M	F	Total	M	F	Total	M	F	Total
		66.7	80.5	89.9	85.0	77.3	88.0	82.5
		83.3	91.2	94.5	92.7	89.3	93.6	91.2
		66.7	93.0	95.8	94.2	92.8	95.7	94.2
		83.3	80.3	87.4	83.7	80.3	87.3	83.7
		0.0	77.6	84.3	80.9	76.4	83.1	79.7
		66.7	70.2	70.9	70.7	70.2	70.4	70.4
		61.1	82.1	87.1	84.5	81.0	86.3	83.6

LEARNING OPPORTUNITIES

- (7) I am encouraged to try my best at school
- (8) It is easy to get help with my work at school if I need it
- (9) My parents/guardians help me with my school work when I need it
- (10) Other students help me with my school work when I need it
- (11) If I need it, I can get help at school with problems not related to my school work

100.0	96.5	97.1	96.7	96.0	97.0	96.4
100.0	92.7	92.8	92.6	91.9	92.2	92.0
100.0	94.3	96.5	95.3	94.3	96.0	95.1
100.0	77.1	84.6	80.9	76.5	84.1	80.2
66.7	81.7	87.2	84.3	81.6	86.4	83.9
93.3	88.5	91.6	90.0	88.1	91.1	89.5

EXPECTATIONS

- (25) I know the school rules/code of conduct

100.0	96.9	97.6	97.3	96.0	97.7	96.9
-------	------	------	------	------	------	------

SCHOOL CLIMATE

- (12) At my school, I treat everyone with respect
- (13) At my school, students treat each other with respect
- (14) At my school, students treat adults with respect
- (15) At my school, adults treat students with respect
- (16) Adults at my school care about me
- (26) I am treated fairly by the adults in my school

100.0	97.3	98.7	97.9	96.2	98.2	97.1
66.7	84.3	82.5	83.3	82.6	80.8	81.7
83.3	93.0	91.6	92.2	92.3	90.4	91.2
83.3	94.5	95.9	95.1	94.6	96.0	95.2
83.3	94.8	96.5	95.6	94.3	96.0	95.2
83.3	90.1	92.8	91.3	90.4	92.7	91.5
83.3	92.3	93.0	92.6	91.7	92.4	92.0

SAFETY

- (17) I feel safe at my school
- (18) I feel safe in the school cafeteria
- (19) I feel safe in my classrooms
- (20) I feel safe in the school washrooms
- (21) I feel safe in the school gym
- (22) I feel safe in the gym change rooms
- (23) I feel safe on the school bus
- (24) I feel safe on the school grounds

83.3	90.2	92.3	91.3	89.9	91.7	90.8
100.0	85.9	89.6	87.7	85.8	89.3	87.6
100.0	92.3	95.5	93.7	92.0	94.5	93.2
83.3	73.0	74.2	73.6	74.3	74.1	74.2
100.0	93.7	94.7	94.2	92.8	93.7	93.2
	80.7	81.0	81.0	80.6	80.2	80.4
100.0	75.4	77.2	76.2	77.0	78.3	77.7
100.0	83.9	88.8	86.3	83.1	88.6	85.8
83.3	84.4	86.7	85.5	84.5	86.3	85.4

BULLYING AND HARASSMENT

- (27) In the last month, I have been bullied by being hit, kicked, pushed, or shoved
- (28) In the last month, I have been bullied by being called mean names, been made fun of, or been teased in a hurtful way
- (29) In the last month, I have been bullied by being left out of things on purpose, being left out of groups, or being ignored
- (30) In the last month, I have seen or heard about another student being bullied
- (31) In the last month, I have bullied another student

16.7	6.4	4.4	5.4	7.0	4.6	5.8
16.7	9.9	10.7	10.3	11.2	11.4	11.3
0.0	8.6	11.7	10.3	8.7	11.6	10.2
16.7	17.3	16.8	17.2	17.6	17.3	17.5
0.0	1.1	1.2	1.2	1.2	0.8	1.0
10.0	8.6	8.9	8.9	9.1	9.1	9.2

For each item on the survey, students were asked to indicate the extent to which they agreed to each statement with the following scale: 1 - Strongly disagree, 2 - Disagree somewhat, 3 - Agree somewhat, 4 - Strongly agree, 5 - N/A (Not Applicable).

Survey results highlight the percentage of students who ‘agree somewhat’ or ‘strongly agree’ with each statement.



School Climate Survey

Grade Five, 2015-16

(All values are percent agreeing with statements.)

#447 - Baltimore School Complex, Ferryland

Response Rate: 100.0

Number of Students

[N=14]

[N=2,770]

[N=4,492]

SCHOOL IS A PLACE WHERE...

STUDENT SATISFACTION

- (1) School is a place where I like to be
(2) I am happy with my school
(3) I am happy with the teachers at my school
(4) My school is clean
(5) My school work is interesting
(6) My school work is challenging

SCHOOL			DISTRICT			PROVINCE		
M	F	Total	M	F	Total	M	F	Total
75.0	100.0	85.7	80.5	89.9	85.0	77.3	88.0	82.5
87.5	100.0	92.9	91.2	94.5	92.7	89.3	93.6	91.2
100.0	100.0	100.0	93.0	95.8	94.2	92.8	95.7	94.2
50.0	83.3	64.3	80.3	87.4	83.7	80.3	87.3	83.7
87.5	83.3	85.7	77.6	84.3	80.9	76.4	83.1	79.7
75.0	100.0	85.7	70.2	70.9	70.7	70.2	70.4	70.4
79.2	94.4	85.7	82.1	87.1	84.5	81.0	86.3	83.6

LEARNING OPPORTUNITIES

- (7) I am encouraged to try my best at school
(8) It is easy to get help with my work at school if I need it
(9) My parents/guardians help me with my school work when I need it
(10) Other students help me with my school work when I need it
(11) If I need it, I can get help at school with problems not related to my school work

100.0	100.0	100.0	96.5	97.1	96.7	96.0	97.0	96.4
100.0	83.3	92.9	92.7	92.8	92.6	91.9	92.2	92.0
100.0	100.0	100.0	94.3	96.5	95.3	94.3	96.0	95.1
87.5	100.0	92.3	77.1	84.6	80.9	76.5	84.1	80.2
75.0	83.3	78.6	81.7	87.2	84.3	81.6	86.4	83.9
92.5	93.3	92.7	88.5	91.6	90.0	88.1	91.1	89.5

EXPECTATIONS

- (25) I know the school rules/code of conduct

100.0	100.0	100.0	96.9	97.6	97.3	96.0	97.7	96.9
-------	-------	-------	------	------	------	------	------	------

SCHOOL CLIMATE

- (12) At my school, I treat everyone with respect
(13) At my school, students treat each other with respect
(14) At my school, students treat adults with respect
(15) At my school, adults treat students with respect
(16) Adults at my school care about me
(26) I am treated fairly by the adults in my school

100.0	100.0	100.0	97.3	98.7	97.9	96.2	98.2	97.1
87.5	100.0	92.9	84.3	82.5	83.3	82.6	80.8	81.7
100.0	100.0	100.0	93.0	91.6	92.2	92.3	90.4	91.2
100.0	100.0	100.0	94.5	95.9	95.1	94.6	96.0	95.2
100.0	100.0	100.0	94.8	96.5	95.6	94.3	96.0	95.2
87.5	100.0	92.9	90.1	92.8	91.3	90.4	92.7	91.5
95.8	100.0	97.6	92.3	93.0	92.6	91.7	92.4	92.0

SAFETY

- (17) I feel safe at my school
(18) I feel safe in the school cafeteria
(19) I feel safe in my classrooms
(20) I feel safe in the school washrooms
(21) I feel safe in the school gym
(22) I feel safe in the gym change rooms
(23) I feel safe on the school bus
(24) I feel safe on the school grounds

100.0	100.0	100.0	90.2	92.3	91.3	89.9	91.7	90.8
100.0	66.7	85.7	85.9	89.6	87.7	85.8	89.3	87.6
100.0	100.0	100.0	92.3	95.5	93.7	92.0	94.5	93.2
62.5	83.3	71.4	73.0	74.2	73.6	74.3	74.1	74.2
100.0	100.0	100.0	93.7	94.7	94.2	92.8	93.7	93.2
			80.7	81.0	81.0	80.6	80.2	80.4
42.9	40.0	41.7	75.4	77.2	76.2	77.0	78.3	77.7
100.0	100.0	100.0	83.9	88.8	86.3	83.1	88.6	85.8
75.7	73.8	74.9	84.4	86.7	85.5	84.5	86.3	85.4

BULLYING AND HARASSMENT

- (27) In the last month, I have been bullied by being hit, kicked, pushed, or shoved
(28) In the last month, I have been bullied by being called mean names, been made fun of, or been teased in a hurtful way
(29) In the last month, I have been bullied by being left out of things on purpose, being left out of groups, or being ignored
(30) In the last month, I have seen or heard about another student being bullied
(31) In the last month, I have bullied another student

12.5	0.0	7.1	6.4	4.4	5.4	7.0	4.6	5.8
12.5	0.0	7.1	9.9	10.7	10.3	11.2	11.4	11.3
0.0	0.0	0.0	8.6	11.7	10.3	8.7	11.6	10.2
25.0	0.0	14.3	17.3	16.8	17.2	17.6	17.3	17.5
0.0	0.0	0.0	1.1	1.2	1.2	1.2	0.8	1.0
10.0	0.0	5.7	8.6	8.9	8.9	9.1	9.1	9.2

For each item on the survey, students were asked to indicate the extent to which they agreed to each statement with the following scale: 1 - Strongly disagree, 2 - Disagree somewhat, 3 - Agree somewhat, 4 - Strongly agree, 5 - N/A (Not Applicable).

Survey results highlight the percentage of students who ‘agree somewhat’ or ‘strongly agree’ with each statement.



School Climate Survey

Grade Five, 2015-16

(All values are percent agreeing with statements.)

#468 - Hazelwood Elementary, St. John's

Response Rate: 89.2

Number of Students

[N=83]

[N=2,770]

[N=4,492]

SCHOOL IS A PLACE WHERE...

STUDENT SATISFACTION

- (1) School is a place where I like to be
- (2) I am happy with my school
- (3) I am happy with the teachers at my school
- (4) My school is clean
- (5) My school work is interesting
- (6) My school work is challenging

SCHOOL			DISTRICT			PROVINCE		
M	F	Total	M	F	Total	M	F	Total
84.4	100.0	91.5	80.5	89.9	85.0	77.3	88.0	82.5
84.4	97.3	90.2	91.2	94.5	92.7	89.3	93.6	91.2
91.1	100.0	95.1	93.0	95.8	94.2	92.8	95.7	94.2
59.1	80.6	68.8	80.3	87.4	83.7	80.3	87.3	83.7
71.1	94.4	81.5	77.6	84.3	80.9	76.4	83.1	79.7
77.8	75.7	76.8	70.2	70.9	70.7	70.2	70.4	70.4
78.0	91.3	84.0	82.1	87.1	84.5	81.0	86.3	83.6

LEARNING OPPORTUNITIES

- (7) I am encouraged to try my best at school
- (8) It is easy to get help with my work at school if I need it
- (9) My parents/guardians help me with my school work when I need it
- (10) Other students help me with my school work when I need it
- (11) If I need it, I can get help at school with problems not related to my school work

91.3	100.0	95.1	96.5	97.1	96.7	96.0	97.0	96.4
91.1	97.3	93.9	92.7	92.8	92.6	91.9	92.2	92.0
95.6	100.0	97.6	94.3	96.5	95.3	94.3	96.0	95.1
67.4	89.2	77.1	77.1	84.6	80.9	76.5	84.1	80.2
60.9	80.6	69.5	81.7	87.2	84.3	81.6	86.4	83.9
81.2	93.4	86.6	88.5	91.6	90.0	88.1	91.1	89.5

EXPECTATIONS

- (25) I know the school rules/code of conduct

93.3	91.9	92.7	96.9	97.6	97.3	96.0	97.7	96.9
------	------	------	------	------	------	------	------	------

SCHOOL CLIMATE

- (12) At my school, I treat everyone with respect
- (13) At my school, students treat each other with respect
- (14) At my school, students treat adults with respect
- (15) At my school, adults treat students with respect
- (16) Adults at my school care about me
- (26) I am treated fairly by the adults in my school

97.8	100.0	98.8	97.3	98.7	97.9	96.2	98.2	97.1
75.6	89.2	81.7	84.3	82.5	83.3	82.6	80.8	81.7
84.8	94.6	89.2	93.0	91.6	92.2	92.3	90.4	91.2
89.1	97.3	92.8	94.5	95.9	95.1	94.6	96.0	95.2
89.1	100.0	94.0	94.8	96.5	95.6	94.3	96.0	95.2
78.3	97.3	86.8	90.1	92.8	91.3	90.4	92.7	91.5
85.8	96.4	90.5	92.3	93.0	92.6	91.7	92.4	92.0

SAFETY

- (17) I feel safe at my school
- (18) I feel safe in the school cafeteria
- (19) I feel safe in my classrooms
- (20) I feel safe in the school washrooms
- (21) I feel safe in the school gym
- (22) I feel safe in the gym change rooms
- (23) I feel safe on the school bus
- (24) I feel safe on the school grounds

82.6	88.2	85.0	90.2	92.3	91.3	89.9	91.7	90.8
85.7	90.5	87.8	85.9	89.6	87.7	85.8	89.3	87.6
84.1	100.0	91.3	92.3	95.5	93.7	92.0	94.5	93.2
71.7	75.7	73.5	73.0	74.2	73.6	74.3	74.1	74.2
91.1	97.3	93.9	93.7	94.7	94.2	92.8	93.7	93.2
70.8	62.5	66.7	80.7	81.0	81.0	80.6	80.2	80.4
50.0	68.2	57.4	75.4	77.2	76.2	77.0	78.3	77.7
73.9	91.4	81.5	83.9	88.8	86.3	83.1	88.6	85.8
76.3	84.2	79.6	84.4	86.7	85.5	84.5	86.3	85.4

BULLYING AND HARASSMENT

- (27) In the last month, I have been bullied by being hit, kicked, pushed, or shoved
- (28) In the last month, I have been bullied by being called mean names, been made fun of, or been teased in a hurtful way
- (29) In the last month, I have been bullied by being left out of things on purpose, being left out of groups, or being ignored
- (30) In the last month, I have seen or heard about another student being bullied
- (31) In the last month, I have bullied another student

15.2	2.7	9.6	6.4	4.4	5.4	7.0	4.6	5.8
4.4	18.9	11.0	9.9	10.7	10.3	11.2	11.4	11.3
13.0	13.5	13.3	8.6	11.7	10.3	8.7	11.6	10.2
21.7	13.5	18.1	17.3	16.8	17.2	17.6	17.3	17.5
0.0	0.0	0.0	1.1	1.2	1.2	1.2	0.8	1.0
10.9	9.7	10.4	8.6	8.9	8.9	9.1	9.1	9.2

For each item on the survey, students were asked to indicate the extent to which they agreed to each statement with the following scale: 1 - Strongly disagree, 2 - Disagree somewhat, 3 - Agree somewhat, 4 - Strongly agree, 5 - N/A (Not Applicable).

Survey results highlight the percentage of students who ‘agree somewhat’ or ‘strongly agree’ with each statement.



School Climate Survey

Grade Five, 2015-16

(All values are percent agreeing with statements.)

#473 - Cape St. Francis Elementary, Pouch Cove

Response Rate: 92.9

Number of Students

[N=39]

[N=2,770]

[N=4,492]

SCHOOL IS A PLACE WHERE...

STUDENT SATISFACTION

- (1) School is a place where I like to be
(2) I am happy with my school
(3) I am happy with the teachers at my school
(4) My school is clean
(5) My school work is interesting
(6) My school work is challenging

SCHOOL			DISTRICT			PROVINCE		
M	F	Total	M	F	Total	M	F	Total
94.7	85.0	89.7	80.5	89.9	85.0	77.3	88.0	82.5
100.0	100.0	100.0	91.2	94.5	92.7	89.3	93.6	91.2
100.0	100.0	100.0	93.0	95.8	94.2	92.8	95.7	94.2
94.4	100.0	97.4	80.3	87.4	83.7	80.3	87.3	83.7
100.0	95.0	97.4	77.6	84.3	80.9	76.4	83.1	79.7
79.0	85.0	82.1	70.2	70.9	70.7	70.2	70.4	70.4
94.7	94.2	94.4	82.1	87.1	84.5	81.0	86.3	83.6

LEARNING OPPORTUNITIES

- (7) I am encouraged to try my best at school
(8) It is easy to get help with my work at school if I need it
(9) My parents/guardians help me with my school work when I need it
(10) Other students help me with my school work when I need it
(11) If I need it, I can get help at school with problems not related to my school work

100.0	100.0	100.0	96.5	97.1	96.7	96.0	97.0	96.4
100.0	100.0	100.0	92.7	92.8	92.6	91.9	92.2	92.0
100.0	100.0	100.0	94.3	96.5	95.3	94.3	96.0	95.1
100.0	84.2	91.9	77.1	84.6	80.9	76.5	84.1	80.2
89.5	100.0	94.9	81.7	87.2	84.3	81.6	86.4	83.9
97.9	96.8	97.4	88.5	91.6	90.0	88.1	91.1	89.5

EXPECTATIONS

- (25) I know the school rules/code of conduct

100.0	95.0	97.4	96.9	97.6	97.3	96.0	97.7	96.9
-------	------	------	------	------	------	------	------	------

SCHOOL CLIMATE

- (12) At my school, I treat everyone with respect
(13) At my school, students treat each other with respect
(14) At my school, students treat adults with respect
(15) At my school, adults treat students with respect
(16) Adults at my school care about me
(26) I am treated fairly by the adults in my school

100.0	100.0	100.0	97.3	98.7	97.9	96.2	98.2	97.1
94.4	100.0	97.4	84.3	82.5	83.3	82.6	80.8	81.7
100.0	100.0	100.0	93.0	91.6	92.2	92.3	90.4	91.2
100.0	100.0	100.0	94.5	95.9	95.1	94.6	96.0	95.2
100.0	100.0	100.0	94.8	96.5	95.6	94.3	96.0	95.2
100.0	100.0	100.0	90.1	92.8	91.3	90.4	92.7	91.5
99.1	100.0	99.6	92.3	93.0	92.6	91.7	92.4	92.0

SAFETY

- (17) I feel safe at my school
(18) I feel safe in the school cafeteria
(19) I feel safe in my classrooms
(20) I feel safe in the school washrooms
(21) I feel safe in the school gym
(22) I feel safe in the gym change rooms
(23) I feel safe on the school bus
(24) I feel safe on the school grounds

94.7	100.0	97.4	90.2	92.3	91.3	89.9	91.7	90.8
100.0	100.0	100.0	85.9	89.6	87.7	85.8	89.3	87.6
94.7	100.0	97.4	92.3	95.5	93.7	92.0	94.5	93.2
79.0	95.0	87.2	73.0	74.2	73.6	74.3	74.1	74.2
100.0	100.0	100.0	93.7	94.7	94.2	92.8	93.7	93.2
100.0	75.0	85.7	80.7	81.0	81.0	80.6	80.2	80.4
82.4	100.0	91.7	75.4	77.2	76.2	77.0	78.3	77.7
89.5	100.0	94.9	83.9	88.8	86.3	83.1	88.6	85.8
92.5	96.3	94.3	84.4	86.7	85.5	84.5	86.3	85.4

BULLYING AND HARASSMENT

- (27) In the last month, I have been bullied by being hit, kicked, pushed, or shoved
(28) In the last month, I have been bullied by being called mean names, been made fun of, or been teased in a hurtful way
(29) In the last month, I have been bullied by being left out of things on purpose, being left out of groups, or being ignored
(30) In the last month, I have seen or heard about another student being bullied
(31) In the last month, I have bullied another student

0.0	0.0	0.0	6.4	4.4	5.4	7.0	4.6	5.8
5.3	0.0	2.6	9.9	10.7	10.3	11.2	11.4	11.3
0.0	5.0	2.6	8.6	11.7	10.3	8.7	11.6	10.2
5.3	10.0	7.7	17.3	16.8	17.2	17.6	17.3	17.5
0.0	0.0	0.0	1.1	1.2	1.2	1.2	0.8	1.0
2.1	3.0	2.6	8.6	8.9	8.9	9.1	9.1	9.2

For each item on the survey, students were asked to indicate the extent to which they agreed to each statement with the following scale: 1 - Strongly disagree, 2 - Disagree somewhat, 3 - Agree somewhat, 4 - Strongly agree, 5 - N/A (Not Applicable).

Survey results highlight the percentage of students who ‘agree somewhat’ or ‘strongly agree’ with each statement.



School Climate Survey

Grade Five, 2015-16

(All values are percent agreeing with statements.)

#492 - Octagon Pond Elementary, Paradise

Response Rate: 100.0

Number of Students

[N=43]

[N=2,770]

[N=4,492]

SCHOOL IS A PLACE WHERE...

STUDENT SATISFACTION

	SCHOOL			DISTRICT			PROVINCE		
	M	F	Total	M	F	Total	M	F	Total
(1) School is a place where I like to be	72.2	91.7	83.3	80.5	89.9	85.0	77.3	88.0	82.5
(2) I am happy with my school	100.0	100.0	100.0	91.2	94.5	92.7	89.3	93.6	91.2
(3) I am happy with the teachers at my school	100.0	100.0	100.0	93.0	95.8	94.2	92.8	95.7	94.2
(4) My school is clean	50.0	83.3	69.1	80.3	87.4	83.7	80.3	87.3	83.7
(5) My school work is interesting	94.7	79.2	86.1	77.6	84.3	80.9	76.4	83.1	79.7
(6) My school work is challenging	61.1	58.3	59.5	70.2	70.9	70.7	70.2	70.4	70.4
	79.7	85.4	83.0	82.1	87.1	84.5	81.0	86.3	83.6

LEARNING OPPORTUNITIES

(7) I am encouraged to try my best at school	100.0	95.8	97.7	96.5	97.1	96.7	96.0	97.0	96.4
(8) It is easy to get help with my work at school if I need it	100.0	95.8	97.7	92.7	92.8	92.6	91.9	92.2	92.0
(9) My parents/guardians help me with my school work when I need it	94.7	87.5	90.7	94.3	96.5	95.3	94.3	96.0	95.1
(10) Other students help me with my school work when I need it	79.0	79.2	79.1	77.1	84.6	80.9	76.5	84.1	80.2
(11) If I need it, I can get help at school with problems <u>not</u> related to my school work	94.7	95.8	95.4	81.7	87.2	84.3	81.6	86.4	83.9
	93.7	90.8	92.1	88.5	91.6	90.0	88.1	91.1	89.5

EXPECTATIONS

(25) I know the school rules/code of conduct	100.0	95.8	97.7	96.9	97.6	97.3	96.0	97.7	96.9
--	-------	------	------	------	------	------	------	------	------

SCHOOL CLIMATE

(12) At my school, I treat everyone with respect	100.0	100.0	100.0	97.3	98.7	97.9	96.2	98.2	97.1
(13) At my school, students treat each other with respect	94.7	91.7	93.0	84.3	82.5	83.3	82.6	80.8	81.7
(14) At my school, students treat adults with respect	94.7	100.0	97.7	93.0	91.6	92.2	92.3	90.4	91.2
(15) At my school, adults treat students with respect	100.0	100.0	100.0	94.5	95.9	95.1	94.6	96.0	95.2
(16) Adults at my school care about me	89.5	95.8	93.0	94.8	96.5	95.6	94.3	96.0	95.2
(26) I am treated fairly by the adults in my school	94.7	100.0	97.7	90.1	92.8	91.3	90.4	92.7	91.5
	95.6	97.9	96.9	92.3	93.0	92.6	91.7	92.4	92.0

SAFETY

(17) I feel safe at my school	84.2	87.5	86.1	90.2	92.3	91.3	89.9	91.7	90.8
(18) I feel safe in the school cafeteria	79.0	83.3	81.4	85.9	89.6	87.7	85.8	89.3	87.6
(19) I feel safe in my classrooms	84.2	91.7	88.4	92.3	95.5	93.7	92.0	94.5	93.2
(20) I feel safe in the school washrooms	66.7	62.5	64.3	73.0	74.2	73.6	74.3	74.1	74.2
(21) I feel safe in the school gym	89.5	95.7	92.9	93.7	94.7	94.2	92.8	93.7	93.2
(22) I feel safe in the gym change rooms	100.0	100.0	100.0	80.7	81.0	81.0	80.6	80.2	80.4
(23) I feel safe on the school bus	76.5	87.0	82.5	75.4	77.2	76.2	77.0	78.3	77.7
(24) I feel safe on the school grounds	84.2	91.7	88.4	83.9	88.8	86.3	83.1	88.6	85.8
	83.0	87.4	85.5	84.4	86.7	85.5	84.5	86.3	85.4

BULLYING AND HARASSMENT

(27) In the last month, I have been bullied by being hit, kicked, pushed, or shoved	0.0	0.0	0.0	6.4	4.4	5.4	7.0	4.6	5.8
(28) In the last month, I have been bullied by being called mean names, been made fun of, or been teased in a hurtful way	5.3	0.0	2.3	9.9	10.7	10.3	11.2	11.4	11.3
(29) In the last month, I have been bullied by being left out of things on purpose, being left out of groups, or being ignored	0.0	8.3	4.8	8.6	11.7	10.3	8.7	11.6	10.2
(30) In the last month, I have seen or heard about another student being bullied	5.3	20.8	14.0	17.3	16.8	17.2	17.6	17.3	17.5
(31) In the last month, I have bullied another student	0.0	0.0	0.0	1.1	1.2	1.2	1.2	0.8	1.0
	2.1	5.8	4.2	8.6	8.9	8.9	9.1	9.1	9.2

For each item on the survey, students were asked to indicate the extent to which they agreed to each statement with the following scale: 1 - Strongly disagree, 2 - Disagree somewhat, 3 - Agree somewhat, 4 - Strongly agree, 5 - N/A (Not Applicable).

Survey results highlight the percentage of students who ‘agree somewhat’ or ‘strongly agree’ with each statement.



School Climate Survey
Grade Five, 2015-16
(All values are percent agreeing with statements.)

#924 - Tricentia Academy, Arnold's Cove

Response Rate: 92.9

Number of Students

[N=13]

[N=2,770]

[N=4,492]

SCHOOL IS A PLACE WHERE...

STUDENT SATISFACTION

	SCHOOL			DISTRICT			PROVINCE		
	M	F	Total	M	F	Total	M	F	Total
(1) School is a place where I like to be	100.0	100.0	100.0	80.5	89.9	85.0	77.3	88.0	82.5
(2) I am happy with my school	100.0	100.0	100.0	91.2	94.5	92.7	89.3	93.6	91.2
(3) I am happy with the teachers at my school	100.0	100.0	100.0	93.0	95.8	94.2	92.8	95.7	94.2
(4) My school is clean	100.0	100.0	100.0	80.3	87.4	83.7	80.3	87.3	83.7
(5) My school work is interesting	83.3	100.0	92.3	77.6	84.3	80.9	76.4	83.1	79.7
(6) My school work is challenging	100.0	85.7	92.3	70.2	70.9	70.7	70.2	70.4	70.4
	97.2	97.6	97.4	82.1	87.1	84.5	81.0	86.3	83.6

LEARNING OPPORTUNITIES

(7) I am encouraged to try my best at school	100.0	100.0	100.0	96.5	97.1	96.7	96.0	97.0	96.4
(8) It is easy to get help with my work at school if I need it	100.0	100.0	100.0	92.7	92.8	92.6	91.9	92.2	92.0
(9) My parents/guardians help me with my school work when I need it	100.0	85.7	92.3	94.3	96.5	95.3	94.3	96.0	95.1
(10) Other students help me with my school work when I need it	100.0	100.0	100.0	77.1	84.6	80.9	76.5	84.1	80.2
(11) If I need it, I can get help at school with problems <u>not</u> related to my school work	100.0	100.0	100.0	81.7	87.2	84.3	81.6	86.4	83.9
	100.0	97.1	98.5	88.5	91.6	90.0	88.1	91.1	89.5

EXPECTATIONS

(25) I know the school rules/code of conduct	100.0	100.0	100.0	96.9	97.6	97.3	96.0	97.7	96.9
--	-------	-------	-------	------	------	------	------	------	------

SCHOOL CLIMATE

(12) At my school, I treat everyone with respect	100.0	100.0	100.0	97.3	98.7	97.9	96.2	98.2	97.1
(13) At my school, students treat each other with respect	100.0	100.0	100.0	84.3	82.5	83.3	82.6	80.8	81.7
(14) At my school, students treat adults with respect	100.0	100.0	100.0	93.0	91.6	92.2	92.3	90.4	91.2
(15) At my school, adults treat students with respect	100.0	100.0	100.0	94.5	95.9	95.1	94.6	96.0	95.2
(16) Adults at my school care about me	100.0	100.0	100.0	94.8	96.5	95.6	94.3	96.0	95.2
(26) I am treated fairly by the adults in my school	83.3	100.0	92.3	90.1	92.8	91.3	90.4	92.7	91.5
	97.2	100.0	98.7	92.3	93.0	92.6	91.7	92.4	92.0

SAFETY

(17) I feel safe at my school	100.0	100.0	100.0	90.2	92.3	91.3	89.9	91.7	90.8
(18) I feel safe in the school cafeteria	100.0	100.0	100.0	85.9	89.6	87.7	85.8	89.3	87.6
(19) I feel safe in my classrooms	100.0	100.0	100.0	92.3	95.5	93.7	92.0	94.5	93.2
(20) I feel safe in the school washrooms	83.3	100.0	92.3	73.0	74.2	73.6	74.3	74.1	74.2
(21) I feel safe in the school gym	100.0	100.0	100.0	93.7	94.7	94.2	92.8	93.7	93.2
(22) I feel safe in the gym change rooms	100.0	100.0	100.0	80.7	81.0	81.0	80.6	80.2	80.4
(23) I feel safe on the school bus	100.0	0.0	100.0	75.4	77.2	76.2	77.0	78.3	77.7
(24) I feel safe on the school grounds	100.0	100.0	100.0	83.9	88.8	86.3	83.1	88.6	85.8
	97.9	87.5	99.0	84.4	86.7	85.5	84.5	86.3	85.4

BULLYING AND HARASSMENT

(27) In the last month, I have been bullied by being hit, kicked, pushed, or shoved	16.7	0.0	7.7	6.4	4.4	5.4	7.0	4.6	5.8
(28) In the last month, I have been bullied by being called mean names, been made fun of, or been teased in a hurtful way	50.0	14.3	30.8	9.9	10.7	10.3	11.2	11.4	11.3
(29) In the last month, I have been bullied by being left out of things on purpose, being left out of groups, or being ignored	33.3	0.0	15.4	8.6	11.7	10.3	8.7	11.6	10.2
(30) In the last month, I have seen or heard about another student being bullied	33.3	14.3	23.1	17.3	16.8	17.2	17.6	17.3	17.5
(31) In the last month, I have bullied another student	0.0	0.0	0.0	1.1	1.2	1.2	1.2	0.8	1.0
	26.7	5.7	15.4	8.6	8.9	8.9	9.1	9.1	9.2

For each item on the survey, students were asked to indicate the extent to which they agreed to each statement with the following scale: 1 - Strongly disagree, 2 - Disagree somewhat, 3 - Agree somewhat, 4 - Strongly agree, 5 - N/A (Not Applicable).

Survey results highlight the percentage of students who ‘agree somewhat’ or ‘strongly agree’ with each statement.



School Climate Survey

Grade Five, 2015-16

(All values are percent agreeing with statements.)

#951 - Paradise Elementary, Paradise

Response Rate: 93.7

Number of Students

[N=104]

[N=2,770]

[N=4,492]

SCHOOL IS A PLACE WHERE...

STUDENT SATISFACTION

- (1) School is a place where I like to be
- (2) I am happy with my school
- (3) I am happy with the teachers at my school
- (4) My school is clean
- (5) My school work is interesting
- (6) My school work is challenging

SCHOOL			DISTRICT			PROVINCE		
M	F	Total	M	F	Total	M	F	Total
83.9	87.2	85.6	80.5	89.9	85.0	77.3	88.0	82.5
94.6	95.7	95.2	91.2	94.5	92.7	89.3	93.6	91.2
90.9	95.7	93.1	93.0	95.8	94.2	92.8	95.7	94.2
85.7	87.2	86.5	80.3	87.4	83.7	80.3	87.3	83.7
83.6	87.0	85.3	77.6	84.3	80.9	76.4	83.1	79.7
72.7	70.2	71.8	70.2	70.9	70.7	70.2	70.4	70.4
85.2	87.2	86.3	82.1	87.1	84.5	81.0	86.3	83.6

LEARNING OPPORTUNITIES

- (7) I am encouraged to try my best at school
- (8) It is easy to get help with my work at school if I need it
- (9) My parents/guardians help me with my school work when I need it
- (10) Other students help me with my school work when I need it
- (11) If I need it, I can get help at school with problems not related to my school work

96.4	97.8	97.1	96.5	97.1	96.7	96.0	97.0	96.4
92.9	91.3	92.2	92.7	92.8	92.6	91.9	92.2	92.0
100.0	97.9	99.0	94.3	96.5	95.3	94.3	96.0	95.1
68.5	84.4	76.0	77.1	84.6	80.9	76.5	84.1	80.2
75.9	86.7	81.0	81.7	87.2	84.3	81.6	86.4	83.9
86.7	91.6	89.1	88.5	91.6	90.0	88.1	91.1	89.5

EXPECTATIONS

- (25) I know the school rules/code of conduct

100.0	95.7	98.1	96.9	97.6	97.3	96.0	97.7	96.9
-------	------	------	------	------	------	------	------	------

SCHOOL CLIMATE

- (12) At my school, I treat everyone with respect
- (13) At my school, students treat each other with respect
- (14) At my school, students treat adults with respect
- (15) At my school, adults treat students with respect
- (16) Adults at my school care about me
- (26) I am treated fairly by the adults in my school

98.2	97.7	98.0	97.3	98.7	97.9	96.2	98.2	97.1
90.6	81.8	86.7	84.3	82.5	83.3	82.6	80.8	81.7
94.6	97.7	96.0	93.0	91.6	92.2	92.3	90.4	91.2
92.9	95.6	94.1	94.5	95.9	95.1	94.6	96.0	95.2
92.9	95.6	94.1	94.8	96.5	95.6	94.3	96.0	95.2
91.1	93.5	92.2	90.1	92.8	91.3	90.4	92.7	91.5
93.4	93.6	93.5	92.3	93.0	92.6	91.7	92.4	92.0

SAFETY

- (17) I feel safe at my school
- (18) I feel safe in the school cafeteria
- (19) I feel safe in my classrooms
- (20) I feel safe in the school washrooms
- (21) I feel safe in the school gym
- (22) I feel safe in the gym change rooms
- (23) I feel safe on the school bus
- (24) I feel safe on the school grounds

94.6	95.5	95.1	90.2	92.3	91.3	89.9	91.7	90.8
87.0	95.5	90.9	85.9	89.6	87.7	85.8	89.3	87.6
91.1	97.8	94.1	92.3	95.5	93.7	92.0	94.5	93.2
85.2	75.6	81.0	73.0	74.2	73.6	74.3	74.1	74.2
96.2	95.4	95.8	93.7	94.7	94.2	92.8	93.7	93.2
85.3	80.0	82.6	80.7	81.0	81.0	80.6	80.2	80.4
72.4	69.0	70.7	75.4	77.2	76.2	77.0	78.3	77.7
85.7	89.1	87.4	83.9	88.8	86.3	83.1	88.6	85.8
87.2	87.2	87.2	84.4	86.7	85.5	84.5	86.3	85.4

BULLYING AND HARASSMENT

- (27) In the last month, I have been bullied by being hit, kicked, pushed, or shoved
- (28) In the last month, I have been bullied by being called mean names, been made fun of, or been teased in a hurtful way
- (29) In the last month, I have been bullied by being left out of things on purpose, being left out of groups, or being ignored
- (30) In the last month, I have seen or heard about another student being bullied
- (31) In the last month, I have bullied another student

5.4	4.4	4.9	6.4	4.4	5.4	7.0	4.6	5.8
12.5	6.7	9.8	9.9	10.7	10.3	11.2	11.4	11.3
12.5	13.0	12.6	8.6	11.7	10.3	8.7	11.6	10.2
12.5	10.9	11.7	17.3	16.8	17.2	17.6	17.3	17.5
0.0	2.2	1.0	1.1	1.2	1.2	1.2	0.8	1.0
8.6	7.4	8.0	8.6	8.9	8.9	9.1	9.1	9.2

For each item on the survey, students were asked to indicate the extent to which they agreed to each statement with the following scale: 1 - Strongly disagree, 2 - Disagree somewhat, 3 - Agree somewhat, 4 - Strongly agree, 5 - N/A (Not Applicable).

Survey results highlight the percentage of students who ‘agree somewhat’ or ‘strongly agree’ with each statement.



School Climate Survey

Grade Five, 2015-16

(All values are percent agreeing with statements.)

#952 - Elizabeth Park Elementary School, Paradise

Response Rate: 95.4

Number of Students

[N=62]

[N=2,770]

[N=4,492]

SCHOOL IS A PLACE WHERE...

STUDENT SATISFACTION

- (1) School is a place where I like to be
(2) I am happy with my school
(3) I am happy with the teachers at my school
(4) My school is clean
(5) My school work is interesting
(6) My school work is challenging

SCHOOL			DISTRICT			PROVINCE		
M	F	Total	M	F	Total	M	F	Total
80.0	93.6	87.1	80.5	89.9	85.0	77.3	88.0	82.5
90.0	93.6	91.9	91.2	94.5	92.7	89.3	93.6	91.2
83.3	96.8	90.3	93.0	95.8	94.2	92.8	95.7	94.2
83.3	90.3	87.1	80.3	87.4	83.7	80.3	87.3	83.7
72.4	74.2	73.8	77.6	84.3	80.9	76.4	83.1	79.7
60.0	74.2	67.7	70.2	70.9	70.7	70.2	70.4	70.4
78.2	87.1	83.0	82.1	87.1	84.5	81.0	86.3	83.6

LEARNING OPPORTUNITIES

- (7) I am encouraged to try my best at school
(8) It is easy to get help with my work at school if I need it
(9) My parents/guardians help me with my school work when I need it
(10) Other students help me with my school work when I need it
(11) If I need it, I can get help at school with problems not related to my school work

96.7	100.0	98.4	96.5	97.1	96.7	96.0	97.0	96.4
96.6	96.8	96.7	92.7	92.8	92.6	91.9	92.2	92.0
90.0	90.3	90.3	94.3	96.5	95.3	94.3	96.0	95.1
90.0	83.9	87.1	77.1	84.6	80.9	76.5	84.1	80.2
72.4	87.1	80.3	81.7	87.2	84.3	81.6	86.4	83.9
89.1	91.6	90.6	88.5	91.6	90.0	88.1	91.1	89.5

EXPECTATIONS

- (25) I know the school rules/code of conduct

93.3	96.7	95.1	96.9	97.6	97.3	96.0	97.7	96.9
------	------	------	------	------	------	------	------	------

SCHOOL CLIMATE

- (12) At my school, I treat everyone with respect
(13) At my school, students treat each other with respect
(14) At my school, students treat adults with respect
(15) At my school, adults treat students with respect
(16) Adults at my school care about me
(26) I am treated fairly by the adults in my school

93.3	100.0	96.8	97.3	98.7	97.9	96.2	98.2	97.1
86.7	90.3	88.7	84.3	82.5	83.3	82.6	80.8	81.7
96.7	90.3	93.6	93.0	91.6	92.2	92.3	90.4	91.2
86.7	93.3	90.2	94.5	95.9	95.1	94.6	96.0	95.2
96.7	96.8	96.8	94.8	96.5	95.6	94.3	96.0	95.2
86.2	90.0	88.3	90.1	92.8	91.3	90.4	92.7	91.5
91.0	93.5	92.4	92.3	93.0	92.6	91.7	92.4	92.0

SAFETY

- (17) I feel safe at my school
(18) I feel safe in the school cafeteria
(19) I feel safe in my classrooms
(20) I feel safe in the school washrooms
(21) I feel safe in the school gym
(22) I feel safe in the gym change rooms
(23) I feel safe on the school bus
(24) I feel safe on the school grounds

93.1	90.3	91.8	90.2	92.3	91.3	89.9	91.7	90.8
82.8	90.3	86.9	85.9	89.6	87.7	85.8	89.3	87.6
100.0	93.6	96.8	92.3	95.5	93.7	92.0	94.5	93.2
64.3	74.2	70.0	73.0	74.2	73.6	74.3	74.1	74.2
93.3	93.6	93.6	93.7	94.7	94.2	92.8	93.7	93.2
100.0	83.3	92.3	80.7	81.0	81.0	80.6	80.2	80.4
16.7	75.0	50.0	75.4	77.2	76.2	77.0	78.3	77.7
69.0	83.9	77.1	83.9	88.8	86.3	83.1	88.6	85.8
77.4	85.5	82.3	84.4	86.7	85.5	84.5	86.3	85.4

BULLYING AND HARASSMENT

- (27) In the last month, I have been bullied by being hit, kicked, pushed, or shoved
(28) In the last month, I have been bullied by being called mean names, been made fun of, or been teased in a hurtful way
(29) In the last month, I have been bullied by being left out of things on purpose, being left out of groups, or being ignored
(30) In the last month, I have seen or heard about another student being bullied
(31) In the last month, I have bullied another student

13.3	6.5	9.7	6.4	4.4	5.4	7.0	4.6	5.8
16.7	9.7	12.9	9.9	10.7	10.3	11.2	11.4	11.3
10.7	9.7	10.0	8.6	11.7	10.3	8.7	11.6	10.2
23.3	16.1	19.4	17.3	16.8	17.2	17.6	17.3	17.5
0.0	3.2	1.6	1.1	1.2	1.2	1.2	0.8	1.0
12.8	9.0	10.7	8.6	8.9	8.9	9.1	9.1	9.2

For each item on the survey, students were asked to indicate the extent to which they agreed to each statement with the following scale: 1 - Strongly disagree, 2 - Disagree somewhat, 3 - Agree somewhat, 4 - Strongly agree, 5 - N/A (Not Applicable).

Survey results highlight the percentage of students who ‘agree somewhat’ or ‘strongly agree’ with each statement.



School Climate Survey

Grade Five, 2015-16

(All values are percent agreeing with statements.)

#954 - Carbonear Academy, Carbonear

Response Rate: 94.1

Number of Students

[N=48]

[N=2,770]

[N=4,492]

SCHOOL IS A PLACE WHERE...

STUDENT SATISFACTION

- (1) School is a place where I like to be
(2) I am happy with my school
(3) I am happy with the teachers at my school
(4) My school is clean
(5) My school work is interesting
(6) My school work is challenging

SCHOOL			DISTRICT			PROVINCE		
M	F	Total	M	F	Total	M	F	Total
90.9	88.5	89.6	80.5	89.9	85.0	77.3	88.0	82.5
100.0	96.2	97.9	91.2	94.5	92.7	89.3	93.6	91.2
90.9	100.0	95.8	93.0	95.8	94.2	92.8	95.7	94.2
77.3	84.6	81.3	80.3	87.4	83.7	80.3	87.3	83.7
72.7	80.8	77.1	77.6	84.3	80.9	76.4	83.1	79.7
50.0	65.4	58.3	70.2	70.9	70.7	70.2	70.4	70.4
80.3	85.9	83.3	82.1	87.1	84.5	81.0	86.3	83.6

LEARNING OPPORTUNITIES

- (7) I am encouraged to try my best at school
(8) It is easy to get help with my work at school if I need it
(9) My parents/guardians help me with my school work when I need it
(10) Other students help me with my school work when I need it
(11) If I need it, I can get help at school with problems not related to my school work

90.9	100.0	95.8	96.5	97.1	96.7	96.0	97.0	96.4
90.9	96.2	93.8	92.7	92.8	92.6	91.9	92.2	92.0
95.5	92.0	93.6	94.3	96.5	95.3	94.3	96.0	95.1
59.1	96.0	78.7	77.1	84.6	80.9	76.5	84.1	80.2
66.7	80.8	74.5	81.7	87.2	84.3	81.6	86.4	83.9
80.6	93.0	87.3	88.5	91.6	90.0	88.1	91.1	89.5

EXPECTATIONS

- (25) I know the school rules/code of conduct

100.0	100.0	100.0	96.9	97.6	97.3	96.0	97.7	96.9
-------	-------	-------	------	------	------	------	------	------

SCHOOL CLIMATE

- (12) At my school, I treat everyone with respect
(13) At my school, students treat each other with respect
(14) At my school, students treat adults with respect
(15) At my school, adults treat students with respect
(16) Adults at my school care about me
(26) I am treated fairly by the adults in my school

100.0	100.0	100.0	97.3	98.7	97.9	96.2	98.2	97.1
77.3	80.8	79.2	84.3	82.5	83.3	82.6	80.8	81.7
90.5	80.8	85.1	93.0	91.6	92.2	92.3	90.4	91.2
100.0	100.0	100.0	94.5	95.9	95.1	94.6	96.0	95.2
100.0	100.0	100.0	94.8	96.5	95.6	94.3	96.0	95.2
95.5	100.0	97.9	90.1	92.8	91.3	90.4	92.7	91.5
93.9	93.6	93.7	92.3	93.0	92.6	91.7	92.4	92.0

SAFETY

- (17) I feel safe at my school
(18) I feel safe in the school cafeteria
(19) I feel safe in my classrooms
(20) I feel safe in the school washrooms
(21) I feel safe in the school gym
(22) I feel safe in the gym change rooms
(23) I feel safe on the school bus
(24) I feel safe on the school grounds

86.4	100.0	93.8	90.2	92.3	91.3	89.9	91.7	90.8
81.8	88.5	85.4	85.9	89.6	87.7	85.8	89.3	87.6
95.5	100.0	97.9	92.3	95.5	93.7	92.0	94.5	93.2
68.2	65.4	66.7	73.0	74.2	73.6	74.3	74.1	74.2
86.4	88.5	87.5	93.7	94.7	94.2	92.8	93.7	93.2
70.0	73.9	72.1	80.7	81.0	81.0	80.6	80.2	80.4
61.9	73.1	68.1	75.4	77.2	76.2	77.0	78.3	77.7
77.3	96.2	87.5	83.9	88.8	86.3	83.1	88.6	85.8
78.4	85.7	82.4	84.4	86.7	85.5	84.5	86.3	85.4

BULLYING AND HARASSMENT

- (27) In the last month, I have been bullied by being hit, kicked, pushed, or shoved
(28) In the last month, I have been bullied by being called mean names, been made fun of, or been teased in a hurtful way
(29) In the last month, I have been bullied by being left out of things on purpose, being left out of groups, or being ignored
(30) In the last month, I have seen or heard about another student being bullied
(31) In the last month, I have bullied another student


0.0	7.7	4.2	6.4	4.4	5.4	7.0	4.6	5.8
4.6	15.4	10.4	9.9	10.7	10.3	11.2	11.4	11.3
9.1	26.9	18.8	8.6	11.7	10.3	8.7	11.6	10.2
13.6	23.1	18.8	17.3	16.8	17.2	17.6	17.3	17.5
0.0	0.0	0.0	1.1	1.2	1.2	1.2	0.8	1.0
5.5	14.6	10.4	8.6	8.9	8.9	9.1	9.1	9.2

For each item on the survey, students were asked to indicate the extent to which they agreed to each statement with the following scale: 1 - Strongly disagree, 2 - Disagree somewhat, 3 - Agree somewhat, 4 - Strongly agree, 5 - N/A (Not Applicable).

Survey results highlight the percentage of students who ‘agree somewhat’ or ‘strongly agree’ with each statement.

For each item on the survey, students were asked to indicate the extent to which they agreed to each statement with the following scale: 1 - Strongly disagree, 2 - Disagree somewhat, 3 - Agree somewhat, 4 - Strongly agree, 5 - N/A (Not Applicable).

Survey results highlight the percentage of students who ‘agree somewhat’ or ‘strongly agree’ with each statement.

			School Climate Survey Grade Five, 2015-16 (All values are percent agreeing with statements.)		
#095 - École Notre-Dame du Cap, Cap Saint-Georges			<div> <div>Response Rate: 100.0</div> <div> <div>Number of Students</div> <div> <div>[N=8]</div> <div>[N=38]</div> <div>[N=4,492]</div> </div> </div> </div>		
SCHOOL IS A PLACE WHERE...			<div> <div>SCHOOL</div> <div>DISTRICT</div> <div>PROVINCE</div> </div>		
STUDENT SATISFACTION			<div> <div>M</div> <div>F</div> <div>Total</div> </div>		
(1) School is a place where I like to be			<div> <div>50.0</div> <div>72.7</div> <div>68.8</div> <div>71.1</div> </div>		
(2) I am happy with my school			<div> <div>75.0</div> <div>90.9</div> <div>81.3</div> <div>86.8</div> </div>		
(3) I am happy with the teachers at my school			<div> <div>100.0</div> <div>100.0</div> <div>87.5</div> <div>94.7</div> </div>		
(4) My school is clean			<div> <div>75.0</div> <div>72.7</div> <div>68.8</div> <div>71.1</div> </div>		
(5) My school work is interesting			<div> <div>87.5</div> <div>63.6</div> <div>62.5</div> <div>63.2</div> </div>		
(6) My school work is challenging			<div> <div>100.0</div> <div>54.6</div> <div>80.0</div> <div>64.9</div> </div>		
			<div> <div>81.3</div> <div>75.8</div> <div>74.8</div> <div>75.3</div> </div>		
LEARNING OPPORTUNITIES					
(7) I am encouraged to try my best at school			<div> <div>100.0</div> <div>95.5</div> <div>81.3</div> <div>89.5</div> </div>		
(8) It is easy to get help with my work at school if I need it			<div> <div>100.0</div> <div>95.5</div> <div>75.0</div> <div>86.8</div> </div>		
(9) My parents/guardians help me with my school work when I need it			<div> <div>100.0</div> <div>95.2</div> <div>87.5</div> <div>91.9</div> </div>		
(10) Other students help me with my school work when I need it			<div> <div>87.5</div> <div>77.3</div> <div>73.3</div> <div>75.7</div> </div>		
(11) If I need it, I can get help at school with problems <u>not</u> related to my school work			<div> <div>100.0</div> <div>90.0</div> <div>68.8</div> <div>80.6</div> </div>		
			<div> <div>97.5</div> <div>90.7</div> <div>77.2</div> <div>84.9</div> </div>		
EXPECTATIONS					
(25) I know the school rules/code of conduct			<div> <div>100.0</div> <div>90.9</div> <div>93.8</div> <div>92.1</div> </div>		
SCHOOL CLIMATE					
(12) At my school, I treat everyone with respect			<div> <div>87.5</div> <div>86.4</div> <div>93.8</div> <div>89.5</div> </div>		
(13) At my school, students treat each other with respect			<div> <div>75.0</div> <div>68.2</div> <div>66.7</div> <div>67.6</div> </div>		
(14) At my school, students treat adults with respect			<div> <div>75.0</div> <div>90.9</div> <div>50.0</div> <div>73.7</div> </div>		
(15) At my school, adults treat students with respect			<div> <div>100.0</div> <div>100.0</div> <div>87.5</div> <div>94.7</div> </div>		
(16) Adults at my school care about me			<div> <div>100.0</div> <div>90.9</div> <div>81.3</div> <div>86.8</div> </div>		
(26) I am treated fairly by the adults in my school			<div> <div>100.0</div> <div>90.5</div> <div>68.8</div> <div>81.1</div> </div>		
			<div> <div>89.6</div> <div>87.8</div> <div>74.7</div> <div>82.2</div> </div>		
SAFETY					
(17) I feel safe at my school			<div> <div>87.5</div> <div>81.0</div> <div>80.0</div> <div>80.6</div> </div>		
(18) I feel safe in the school cafeteria			<div> <div>87.5</div> <div>72.7</div> <div>62.5</div> <div>68.4</div> </div>		
(19) I feel safe in my classrooms			<div> <div>100.0</div> <div>95.5</div> <div>87.5</div> <div>92.1</div> </div>		
(20) I feel safe in the school washrooms			<div> <div>85.7</div> <div>81.0</div> <div>43.8</div> <div>64.9</div> </div>		
(21) I feel safe in the school gym			<div> <div>87.5</div> <div>85.7</div> <div>93.3</div> <div>88.9</div> </div>		
(22) I feel safe in the gym change rooms			<div> <div></div> <div>81.3</div> <div>63.6</div> <div>74.1</div> </div>		
(23) I feel safe on the school bus			<div> <div>87.5</div> <div>85.7</div> <div>66.7</div> <div>78.8</div> </div>		
(24) I feel safe on the school grounds			<div> <div>87.5</div> <div>77.3</div> <div>73.3</div> <div>75.7</div> </div>		
			<div> <div>77.9</div> <div>82.5</div> <div>71.3</div> <div>77.9</div> </div>		
BULLYING AND HARASSMENT					
(27) In the last month, I have been bullied by being hit, kicked, pushed, or shoved			<div> <div>25.0</div> <div>10.0</div> <div>6.3</div> <div>8.3</div> </div>		
(28) In the last month, I have been bullied by being called mean names, been made fun of, or been teased in a hurtful way			<div> <div>25.0</div> <div>35.0</div> <div>6.3</div> <div>22.2</div> </div>		
(29) In the last month, I have been bullied by being left out of things on purpose, being left out of groups, or being ignored			<div> <div>0.0</div> <div>20.0</div> <div>12.5</div> <div>16.7</div> </div>		
(30) In the last month, I have seen or heard about another student being bullied			<div> <div>25.0</div> <div>25.0</div> <div>25.0</div> <div>25.0</div> </div>		
(31) In the last month, I have bullied another student			<div> <div>0.0</div> <div>0.0</div> <div>0.0</div> <div>0.0</div> </div>		
			<div> <div>15.0</div> <div>18.0</div> <div>10.0</div> <div>14.4</div> </div>		

For each item on the survey, students were asked to indicate the extent to which they agreed to each statement with the following scale: 1 - Strongly disagree, 2 - Disagree somewhat, 3 - Agree somewhat, 4 - Strongly agree, 5 - N/A (Not Applicable).

Survey results highlight the percentage of students who ‘agree somewhat’ or ‘strongly agree’ with each statement.



School Climate Survey
Grade Five, 2015-16
(All values are percent agreeing with statements.)

#107 - École Sainte-Anne, La Grand'Terre (Mainland)

Response Rate: 100.0

Number of Students

[N=9]

[N=38]

[N=4,492]

SCHOOL IS A PLACE WHERE...

STUDENT SATISFACTION

- (1) School is a place where I like to be
(2) I am happy with my school
(3) I am happy with the teachers at my school
(4) My school is clean
(5) My school work is interesting
(6) My school work is challenging

SCHOOL			DISTRICT			PROVINCE		
M	F	Total	M	F	Total	M	F	Total
		66.7			72.7			77.3
		77.8			90.9			89.3
		100.0			100.0			92.8
		66.7			72.7			80.3
		66.7			63.6			76.4
		66.7			54.6			70.2
		74.1			75.8			81.0
					74.8			86.3
					75.3			83.6

LEARNING OPPORTUNITIES

- (7) I am encouraged to try my best at school
(8) It is easy to get help with my work at school if I need it
(9) My parents/guardians help me with my school work when I need it
(10) Other students help me with my school work when I need it
(11) If I need it, I can get help at school with problems not related to my school work

		88.9			95.5			96.0
		66.7			95.5			91.9
		100.0			95.2			94.3
		88.9			77.3			76.5
		62.5			90.0			81.6
		81.4			90.7			88.1
					77.2			91.1
					84.9			89.5

EXPECTATIONS

- (25) I know the school rules/code of conduct

		77.8			90.9			96.0
					93.8			97.7
					92.1			96.9

SCHOOL CLIMATE

- (12) At my school, I treat everyone with respect
(13) At my school, students treat each other with respect
(14) At my school, students treat adults with respect
(15) At my school, adults treat students with respect
(16) Adults at my school care about me
(26) I am treated fairly by the adults in my school

		88.9			86.4			96.2
		77.8			68.2			82.6
		66.7			90.9			92.3
		100.0			100.0			94.6
		66.7			90.9			94.3
		75.0			90.5			90.4
		79.2			87.8			91.7
					74.7			92.4
					82.2			92.0

SAFETY

- (17) I feel safe at my school
(18) I feel safe in the school cafeteria
(19) I feel safe in my classrooms
(20) I feel safe in the school washrooms
(21) I feel safe in the school gym
(22) I feel safe in the gym change rooms
(23) I feel safe on the school bus
(24) I feel safe on the school grounds

		77.8			81.0			89.9
		66.7			72.7			85.8
		88.9			95.5			92.0
		77.8			81.0			74.3
		88.9			85.7			92.8
		75.0			81.3			80.6
		62.5			85.7			77.0
		66.7			77.3			83.1
		75.5			82.5			84.5
					71.3			86.3
					77.9			85.4

BULLYING AND HARASSMENT

- (27) In the last month, I have been bullied by being hit, kicked, pushed, or shoved
(28) In the last month, I have been bullied by being called mean names, been made fun of, or been teased in a hurtful way
(29) In the last month, I have been bullied by being left out of things on purpose, being left out of groups, or being ignored
(30) In the last month, I have seen or heard about another student being bullied
(31) In the last month, I have bullied another student

		12.5			10.0			7.0
		12.5			35.0			11.2
		12.5			20.0			8.7
		14.3			25.0			17.6
		0.0			0.0			1.2
		10.4			18.0			9.1
					10.0			9.1
					14.4			9.2

For each item on the survey, students were asked to indicate the extent to which they agreed to each statement with the following scale: 1 - Strongly disagree, 2 - Disagree somewhat, 3 - Agree somewhat, 4 - Strongly agree, 5 - N/A (Not Applicable).

Survey results highlight the percentage of students who ‘agree somewhat’ or ‘strongly agree’ with each statement.



School Climate Survey

Grade Five, 2015-16

(All values are percent agreeing with statements.)

#460 - École des Grands-Vents, St. John's

SCHOOL IS A PLACE WHERE...	Number of Students								
	Response Rate: 100.0			[N=19]			[N=38]		
	[N=4,492]								
STUDENT SATISFACTION	SCHOOL			DISTRICT			PROVINCE		
	M	F	Total	M	F	Total	M	F	Total
(1) School is a place where I like to be	90.9	62.5	79.0	72.7	68.8	71.1	77.3	88.0	82.5
(2) I am happy with my school	100.0	87.5	94.7	90.9	81.3	86.8	89.3	93.6	91.2
(3) I am happy with the teachers at my school	100.0	75.0	89.5	100.0	87.5	94.7	92.8	95.7	94.2
(4) My school is clean	63.6	75.0	68.4	72.7	68.8	71.1	80.3	87.3	83.7
(5) My school work is interesting	54.6	50.0	52.6	63.6	62.5	63.2	76.4	83.1	79.7
(6) My school work is challenging	36.4	62.5	47.4	54.6	80.0	64.9	70.2	70.4	70.4
	74.2	68.8	71.9	75.8	74.8	75.3	81.0	86.3	83.6
LEARNING OPPORTUNITIES									
	M	F	Total	M	F	Total	M	F	Total
(7) I am encouraged to try my best at school	90.9	75.0	84.2	95.5	81.3	89.5	96.0	97.0	96.4
(8) It is easy to get help with my work at school if I need it	100.0	75.0	89.5	95.5	75.0	86.8	91.9	92.2	92.0
(9) My parents/guardians help me with my school work when I need it	90.9	75.0	84.2	95.2	87.5	91.9	94.3	96.0	95.1
(10) Other students help me with my school work when I need it	72.7	62.5	68.4	77.3	73.3	75.7	76.5	84.1	80.2
(11) If I need it, I can get help at school with problems <u>not</u> related to my school work	90.9	75.0	84.2	90.0	68.8	80.6	81.6	86.4	83.9
	89.1	72.5	82.1	90.7	77.2	84.9	88.1	91.1	89.5
EXPECTATIONS									
	M	F	Total	M	F	Total	M	F	Total
(25) I know the school rules/code of conduct	100.0	87.5	94.7	90.9	93.8	92.1	96.0	97.7	96.9
SCHOOL CLIMATE									
	M	F	Total	M	F	Total	M	F	Total
(12) At my school, I treat everyone with respect	90.9	100.0	94.7	86.4	93.8	89.5	96.2	98.2	97.1
(13) At my school, students treat each other with respect	45.5	71.4	55.6	68.2	66.7	67.6	82.6	80.8	81.7
(14) At my school, students treat adults with respect	90.9	50.0	73.7	90.9	50.0	73.7	92.3	90.4	91.2
(15) At my school, adults treat students with respect	100.0	75.0	89.5	100.0	87.5	94.7	94.6	96.0	95.2
(16) Adults at my school care about me	90.9	87.5	89.5	90.9	81.3	86.8	94.3	96.0	95.2
(26) I am treated fairly by the adults in my school	90.9	50.0	73.7	90.5	68.8	81.1	90.4	92.7	91.5
	84.8	72.3	79.4	87.8	74.7	82.2	91.7	92.4	92.0
SAFETY									
	M	F	Total	M	F	Total	M	F	Total
(17) I feel safe at my school	90.0	71.4	82.4	81.0	80.0	80.6	89.9	91.7	90.8
(18) I feel safe in the school cafeteria				72.7	62.5	68.4	85.8	89.3	87.6
(19) I feel safe in my classrooms	100.0	75.0	89.5	95.5	87.5	92.1	92.0	94.5	93.2
(20) I feel safe in the school washrooms	72.7	37.5	57.9	81.0	43.8	64.9	74.3	74.1	74.2
(21) I feel safe in the school gym	90.9	87.5	89.5	85.7	93.3	88.9	92.8	93.7	93.2
(22) I feel safe in the gym change rooms	81.8	62.5	73.7	81.3	63.6	74.1	80.6	80.2	80.4
(23) I feel safe on the school bus	80.0	80.0	80.0	85.7	66.7	78.8	77.0	78.3	77.7
(24) I feel safe on the school grounds	90.9	57.1	77.8	77.3	73.3	75.7	83.1	88.6	85.8
	75.8	58.9	68.8	82.5	71.3	77.9	84.5	86.3	85.4
BULLYING AND HARASSMENT									
	M	F	Total	M	F	Total	M	F	Total
(27) In the last month, I have been bullied by being hit, kicked, pushed, or shoved	0.0	0.0	0.0	10.0	6.3	8.3	7.0	4.6	5.8
(28) In the last month, I have been bullied by being called mean names, been made fun of, or been teased in a hurtful way	36.4	12.5	26.3	35.0	6.3	22.2	11.2	11.4	11.3
(29) In the last month, I have been bullied by being left out of things on purpose, being left out of groups, or being ignored	18.2	25.0	21.1	20.0	12.5	16.7	8.7	11.6	10.2
(30) In the last month, I have seen or heard about another student being bullied	27.3	25.0	26.3	25.0	25.0	25.0	17.6	17.3	17.5
(31) In the last month, I have bullied another student	0.0	0.0	0.0	0.0	0.0	0.0	1.2	0.8	1.0
	16.4	12.5	14.7	18.0	10.0	14.4	9.1	9.1	9.2

For each item on the survey, students were asked to indicate the extent to which they agreed to each statement with the following scale: 1 - Strongly disagree, 2 - Disagree somewhat, 3 - Agree somewhat, 4 - Strongly agree, 5 - N/A (Not Applicable).

Survey results highlight the percentage of students who ‘agree somewhat’ or ‘strongly agree’ with each statement.



School Climate Survey

Grade Five, 2015-16

(All values are percent agreeing with statements.)

#472 - École Boréale, Happy Valley - Goose Bay

Response Rate: 100.0

Number of Students

[N=2]

[N=38]

[N=4,492]

SCHOOL IS A PLACE WHERE...

STUDENT SATISFACTION

- (1) School is a place where I like to be
(2) I am happy with my school
(3) I am happy with the teachers at my school
(4) My school is clean
(5) My school work is interesting
(6) My school work is challenging

SCHOOL			DISTRICT			PROVINCE		
M	F	Total	M	F	Total	M	F	Total
			72.7	68.8	71.1	77.3	88.0	82.5
			90.9	81.3	86.8	89.3	93.6	91.2
			100.0	87.5	94.7	92.8	95.7	94.2
			72.7	68.8	71.1	80.3	87.3	83.7
			63.6	62.5	63.2	76.4	83.1	79.7
			54.6	80.0	64.9	70.2	70.4	70.4
			75.8	74.8	75.3	81.0	86.3	83.6

LEARNING OPPORTUNITIES

- (7) I am encouraged to try my best at school
(8) It is easy to get help with my work at school if I need it
(9) My parents/guardians help me with my school work when I need it
(10) Other students help me with my school work when I need it
(11) If I need it, I can get help at school with problems not related to my school work

95.5	81.3	89.5	96.0	97.0	96.4
95.5	75.0	86.8	91.9	92.2	92.0
95.2	87.5	91.9	94.3	96.0	95.1
77.3	73.3	75.7	76.5	84.1	80.2
90.0	68.8	80.6	81.6	86.4	83.9
90.7	77.2	84.9	88.1	91.1	89.5

EXPECTATIONS

- (25) I know the school rules/code of conduct

90.9	93.8	92.1	96.0	97.7	96.9
------	------	------	------	------	------

SCHOOL CLIMATE

- (12) At my school, I treat everyone with respect
(13) At my school, students treat each other with respect
(14) At my school, students treat adults with respect
(15) At my school, adults treat students with respect
(16) Adults at my school care about me
(26) I am treated fairly by the adults in my school

86.4	93.8	89.5	96.2	98.2	97.1
68.2	66.7	67.6	82.6	80.8	81.7
90.9	50.0	73.7	92.3	90.4	91.2
100.0	87.5	94.7	94.6	96.0	95.2
90.9	81.3	86.8	94.3	96.0	95.2
90.5	68.8	81.1	90.4	92.7	91.5
87.8	74.7	82.2	91.7	92.4	92.0

SAFETY

- (17) I feel safe at my school
(18) I feel safe in the school cafeteria
(19) I feel safe in my classrooms
(20) I feel safe in the school washrooms
(21) I feel safe in the school gym
(22) I feel safe in the gym change rooms
(23) I feel safe on the school bus
(24) I feel safe on the school grounds

81.0	80.0	80.6	89.9	91.7	90.8
72.7	62.5	68.4	85.8	89.3	87.6
95.5	87.5	92.1	92.0	94.5	93.2
81.0	43.8	64.9	74.3	74.1	74.2
85.7	93.3	88.9	92.8	93.7	93.2
81.3	63.6	74.1	80.6	80.2	80.4
85.7	66.7	78.8	77.0	78.3	77.7
77.3	73.3	75.7	83.1	88.6	85.8
82.5	71.3	77.9	84.5	86.3	85.4

BULLYING AND HARASSMENT

- (27) In the last month, I have been bullied by being hit, kicked, pushed, or shoved
(28) In the last month, I have been bullied by being called mean names, been made fun of, or been teased in a hurtful way
(29) In the last month, I have been bullied by being left out of things on purpose, being left out of groups, or being ignored
(30) In the last month, I have seen or heard about another student being bullied
(31) In the last month, I have bullied another student

10.0	6.3	8.3	7.0	4.6	5.8
35.0	6.3	22.2	11.2	11.4	11.3
20.0	12.5	16.7	8.7	11.6	10.2
25.0	25.0	25.0	17.6	17.3	17.5
0.0	0.0	0.0	1.2	0.8	1.0
18.0	10.0	14.4	9.1	9.1	9.2

For each item on the survey, students were asked to indicate the extent to which they agreed to each statement with the following scale: 1 - Strongly disagree, 2 - Disagree somewhat, 3 - Agree somewhat, 4 - Strongly agree, 5 - N/A (Not Applicable).

Survey results highlight the percentage of students who ‘agree somewhat’ or ‘strongly agree’ with each statement.

For each item on the survey, students were asked to indicate the extent to which they agreed to each statement with the following scale: 1 - Strongly disagree, 2 - Disagree somewhat, 3 - Agree somewhat, 4 - Strongly agree, 5 - N/A (Not Applicable).

Survey results highlight the percentage of students who ‘agree somewhat’ or ‘strongly agree’ with each statement.



School Climate Survey

Grade Five, 2015-16

(All values are percent agreeing with statements.)

#450 - St. Bonaventure's College, St. John's

Response Rate: 91.7

Number of Students

[N=22]

[N=29]

[N=4,492]

SCHOOL IS A PLACE WHERE...

STUDENT SATISFACTION

- (1) School is a place where I like to be
- (2) I am happy with my school
- (3) I am happy with the teachers at my school
- (4) My school is clean
- (5) My school work is interesting
- (6) My school work is challenging

SCHOOL			DISTRICT			PROVINCE		
M	F	Total	M	F	Total	M	F	Total
100.0	100.0	100.0	100.0	100.0	100.0	77.3	88.0	82.5
100.0	100.0	100.0	100.0	100.0	100.0	89.3	93.6	91.2
88.9	100.0	95.5	90.9	100.0	96.6	92.8	95.7	94.2
88.9	91.7	90.5	81.8	94.1	89.3	80.3	87.3	83.7
77.8	91.7	85.7	81.8	94.1	89.3	76.4	83.1	79.7
88.9	91.7	90.5	90.9	88.2	89.3	70.2	70.4	70.4
90.7	95.8	93.7	90.9	96.1	94.1	81.0	86.3	83.6

LEARNING OPPORTUNITIES

- (7) I am encouraged to try my best at school
- (8) It is easy to get help with my work at school if I need it
- (9) My parents/guardians help me with my school work when I need it
- (10) Other students help me with my school work when I need it
- (11) If I need it, I can get help at school with problems not related to my school work

100.0	100.0	100.0	100.0	100.0	100.0	96.0	97.0	96.4
100.0	100.0	100.0	100.0	100.0	100.0	91.9	92.2	92.0
100.0	100.0	100.0	90.9	100.0	96.6	94.3	96.0	95.1
77.8	83.3	81.0	81.8	88.2	85.7	76.5	84.1	80.2
77.8	84.6	81.8	81.8	88.9	86.2	81.6	86.4	83.9
91.1	93.6	92.6	90.9	95.4	93.7	88.1	91.1	89.5

EXPECTATIONS

- (25) I know the school rules/code of conduct

100.0	100.0	100.0	100.0	100.0	100.0	96.0	97.7	96.9
-------	-------	-------	-------	-------	-------	------	------	------

SCHOOL CLIMATE

- (12) At my school, I treat everyone with respect
- (13) At my school, students treat each other with respect
- (14) At my school, students treat adults with respect
- (15) At my school, adults treat students with respect
- (16) Adults at my school care about me
- (26) I am treated fairly by the adults in my school

100.0	92.3	95.5	100.0	94.4	96.6	96.2	98.2	97.1
100.0	92.3	95.5	100.0	94.4	96.6	82.6	80.8	81.7
88.9	100.0	95.2	90.9	100.0	96.4	92.3	90.4	91.2
77.8	92.3	86.4	81.8	94.4	89.7	94.6	96.0	95.2
66.7	100.0	85.7	72.7	100.0	89.3	94.3	96.0	95.2
55.6	100.0	81.8	63.6	100.0	86.2	90.4	92.7	91.5
81.5	96.2	90.0	84.9	97.2	92.4	91.7	92.4	92.0

SAFETY

- (17) I feel safe at my school
- (18) I feel safe in the school cafeteria
- (19) I feel safe in my classrooms
- (20) I feel safe in the school washrooms
- (21) I feel safe in the school gym
- (22) I feel safe in the gym change rooms
- (23) I feel safe on the school bus
- (24) I feel safe on the school grounds

88.9	100.0	95.5	90.9	100.0	96.6	89.9	91.7	90.8
88.9	91.7	90.5	88.9	91.7	90.5	85.8	89.3	87.6
88.9	100.0	95.2	90.9	100.0	96.4	92.0	94.5	93.2
88.9	83.3	85.7	90.0	88.2	88.9	74.3	74.1	74.2
100.0	92.3	95.5	100.0	94.4	96.4	92.8	93.7	93.2
60.0	87.5	76.9	60.0	87.5	76.9	80.6	80.2	80.4
100.0	0.0	100.0	100.0	100.0	100.0	77.0	78.3	77.7
88.9	84.6	86.4	90.9	88.9	89.7	83.1	88.6	85.8
88.1	79.9	90.7	89.0	93.8	91.9	84.5	86.3	85.4

BULLYING AND HARASSMENT

- (27) In the last month, I have been bullied by being hit, kicked, pushed, or shoved
- (28) In the last month, I have been bullied by being called mean names, been made fun of, or been teased in a hurtful way
- (29) In the last month, I have been bullied by being left out of things on purpose, being left out of groups, or being ignored
- (30) In the last month, I have seen or heard about another student being bullied
- (31) In the last month, I have bullied another student

33.3	0.0	13.6	27.3	0.0	10.3	7.0	4.6	5.8
55.6	0.0	22.7	45.5	0.0	17.2	11.2	11.4	11.3
33.3	0.0	13.6	27.3	0.0	10.3	8.7	11.6	10.2
33.3	8.3	19.1	27.3	5.9	14.3	17.6	17.3	17.5
0.0	0.0	0.0	0.0	0.0	0.0	1.2	0.8	1.0
31.1	1.7	13.8	25.5	1.2	10.4	9.1	9.1	9.2

For each item on the survey, students were asked to indicate the extent to which they agreed to each statement with the following scale: 1 - Strongly disagree, 2 - Disagree somewhat, 3 - Agree somewhat, 4 - Strongly agree, 5 - N/A (Not Applicable).

Survey results highlight the percentage of students who ‘agree somewhat’ or ‘strongly agree’ with each statement.



School Climate Survey

Grade Five, 2015-16

(All values are percent agreeing with statements.)

#453 - Eric G. Lambert All-Grade, Churchill Falls

Response Rate: 100.0

Number of Students

[N=7]

[N=29]

[N=4,492]

SCHOOL IS A PLACE WHERE...

STUDENT SATISFACTION

- (1) School is a place where I like to be
- (2) I am happy with my school
- (3) I am happy with the teachers at my school
- (4) My school is clean
- (5) My school work is interesting
- (6) My school work is challenging

SCHOOL			DISTRICT			PROVINCE		
M	F	Total	M	F	Total	M	F	Total
		100.0	100.0	100.0	100.0	77.3	88.0	82.5
		100.0	100.0	100.0	100.0	89.3	93.6	91.2
		100.0	90.9	100.0	96.6	92.8	95.7	94.2
		85.7	81.8	94.1	89.3	80.3	87.3	83.7
		100.0	81.8	94.1	89.3	76.4	83.1	79.7
		85.7	90.9	88.2	89.3	70.2	70.4	70.4
		95.2	90.9	96.1	94.1	81.0	86.3	83.6

LEARNING OPPORTUNITIES

- (7) I am encouraged to try my best at school
- (8) It is easy to get help with my work at school if I need it
- (9) My parents/guardians help me with my school work when I need it
- (10) Other students help me with my school work when I need it
- (11) If I need it, I can get help at school with problems not related to my school work

		100.0	100.0	100.0	100.0	96.0	97.0	96.4
		100.0	100.0	100.0	100.0	91.9	92.2	92.0
		85.7	90.9	100.0	96.6	94.3	96.0	95.1
		100.0	81.8	88.2	85.7	76.5	84.1	80.2
		100.0	81.8	88.9	86.2	81.6	86.4	83.9
		97.1	90.9	95.4	93.7	88.1	91.1	89.5

EXPECTATIONS

- (25) I know the school rules/code of conduct

		100.0	100.0	100.0	100.0	96.0	97.7	96.9
--	--	-------	-------	-------	-------	------	------	------

SCHOOL CLIMATE

- (12) At my school, I treat everyone with respect
- (13) At my school, students treat each other with respect
- (14) At my school, students treat adults with respect
- (15) At my school, adults treat students with respect
- (16) Adults at my school care about me
- (26) I am treated fairly by the adults in my school

		100.0	100.0	94.4	96.6	96.2	98.2	97.1
		100.0	100.0	94.4	96.6	82.6	80.8	81.7
		100.0	90.9	100.0	96.4	92.3	90.4	91.2
		100.0	81.8	94.4	89.7	94.6	96.0	95.2
		100.0	72.7	100.0	89.3	94.3	96.0	95.2
		100.0	63.6	100.0	86.2	90.4	92.7	91.5
		100.0	84.9	97.2	92.4	91.7	92.4	92.0

SAFETY

- (17) I feel safe at my school
- (18) I feel safe in the school cafeteria
- (19) I feel safe in my classrooms
- (20) I feel safe in the school washrooms
- (21) I feel safe in the school gym
- (22) I feel safe in the gym change rooms
- (23) I feel safe on the school bus
- (24) I feel safe on the school grounds

		100.0	90.9	100.0	96.6	89.9	91.7	90.8
			88.9	91.7	90.5	85.8	89.3	87.6
		100.0	90.9	100.0	96.4	92.0	94.5	93.2
		100.0	90.0	88.2	88.9	74.3	74.1	74.2
		100.0	100.0	94.4	96.4	92.8	93.7	93.2
			60.0	87.5	76.9	80.6	80.2	80.4
		100.0	100.0	100.0	100.0	77.0	78.3	77.7
		100.0	90.9	88.9	89.7	83.1	88.6	85.8
		75.0	89.0	93.8	91.9	84.5	86.3	85.4

BULLYING AND HARASSMENT

- (27) In the last month, I have been bullied by being hit, kicked, pushed, or shoved
- (28) In the last month, I have been bullied by being called mean names, been made fun of, or been teased in a hurtful way
- (29) In the last month, I have been bullied by being left out of things on purpose, being left out of groups, or being ignored
- (30) In the last month, I have seen or heard about another student being bullied
- (31) In the last month, I have bullied another student

		0.0	27.3	0.0	10.3	7.0	4.6	5.8
		0.0	45.5	0.0	17.2	11.2	11.4	11.3
		0.0	27.3	0.0	10.3	8.7	11.6	10.2
		0.0	27.3	5.9	14.3	17.6	17.3	17.5
		0.0	0.0	0.0	0.0	1.2	0.8	1.0
		0.0	25.5	1.2	10.4	9.1	9.1	9.2

For each item on the survey, students were asked to indicate the extent to which they agreed to each statement with the following scale: 1 - Strongly disagree, 2 - Disagree somewhat, 3 - Agree somewhat, 4 - Strongly agree, 5 - N/A (Not Applicable).

Survey results highlight the percentage of students who ‘agree somewhat’ or ‘strongly agree’ with each statement.

For each item on the survey, students were asked to indicate the extent to which they agreed to each statement with the following scale: 1 - Strongly disagree, 2 - Disagree somewhat, 3 - Agree somewhat, 4 - Strongly agree, 5 - N/A (Not Applicable).

Survey results highlight the percentage of students who ‘agree somewhat’ or ‘strongly agree’ with each statement.



School Climate Survey

Grade Five, 2015-16

(All values are percent agreeing with statements.)

#018 - Sheshatshiu Innu School, Sheshatshiu

Response Rate: 33.3

Number of Students

[N=11]

[N=24]

[N=4,492]

SCHOOL IS A PLACE WHERE...

STUDENT SATISFACTION

- (1) School is a place where I like to be
(2) I am happy with my school
(3) I am happy with the teachers at my school
(4) My school is clean
(5) My school work is interesting
(6) My school work is challenging

SCHOOL			DISTRICT			PROVINCE			
<u>M</u>	<u>F</u>	<u>Total</u>	<u>M</u>	<u>F</u>	<u>Total</u>	<u>M</u>	<u>F</u>	<u>Total</u>	
		90.9		92.9	90.0	91.7	77.3	88.0	82.5
		90.9		85.7	100.0	91.7	89.3	93.6	91.2
		81.8		78.6	90.0	83.3	92.8	95.7	94.2
		90.9		85.7	70.0	79.2	80.3	87.3	83.7
		81.8		85.7	80.0	83.3	76.4	83.1	79.7
		72.7		57.1	80.0	66.7	70.2	70.4	70.4
		84.9		81.0	85.0	82.6	81.0	86.3	83.6

LEARNING OPPORTUNITIES

- (7) I am encouraged to try my best at school
(8) It is easy to get help with my work at school if I need it
(9) My parents/guardians help me with my school work when I need it
(10) Other students help me with my school work when I need it
(11) If I need it, I can get help at school with problems not related to my school work

		90.9		92.9	90.0	91.7		96.0	97.0	96.4
		63.6		78.6	90.0	83.3		91.9	92.2	92.0
		70.0		69.2	88.9	77.3		94.3	96.0	95.1
		63.6		69.2	70.0	69.6		76.5	84.1	80.2
		63.6		85.7	70.0	79.2		81.6	86.4	83.9
		70.4		79.1	81.8	80.2		88.1	91.1	89.5

EXPECTATIONS

- (25) I know the school rules/code of conduct

		81.8		92.9	90.0	91.7		96.0	97.7	96.9
--	--	------	--	------	------	------	--	------	------	------

SCHOOL CLIMATE

- (12) At my school, I treat everyone with respect
(13) At my school, students treat each other with respect
(14) At my school, students treat adults with respect
(15) At my school, adults treat students with respect
(16) Adults at my school care about me
(26) I am treated fairly by the adults in my school

		72.7		85.7	90.0	87.5		96.2	98.2	97.1
		81.8		85.7	70.0	79.2		82.6	80.8	81.7
		63.6		57.1	90.0	70.8		92.3	90.4	91.2
		100.0		100.0	90.0	95.8		94.6	96.0	95.2
		100.0		100.0	100.0	100.0		94.3	96.0	95.2
		81.8		100.0	70.0	87.5		90.4	92.7	91.5
		83.3		88.1	85.0	86.8		91.7	92.4	92.0

SAFETY

- (17) I feel safe at my school
(18) I feel safe in the school cafeteria
(19) I feel safe in my classrooms
(20) I feel safe in the school washrooms
(21) I feel safe in the school gym
(22) I feel safe in the gym change rooms
(23) I feel safe on the school bus
(24) I feel safe on the school grounds

		90.9		92.9	90.0	91.7		89.9	91.7	90.8
		66.7		0.0	100.0	66.7		85.8	89.3	87.6
		80.0		91.7	80.0	86.4		92.0	94.5	93.2
		45.5		57.1	50.0	54.2		74.3	74.1	74.2
		90.9		85.7	90.0	87.5		92.8	93.7	93.2
		20.0		20.0	20.0	20.0		80.6	80.2	80.4
		27.3		50.0	50.0	50.0		77.0	78.3	77.7
		54.6		64.3	80.0	70.8		83.1	88.6	85.8
		59.5		57.7	70.0	65.9		84.5	86.3	85.4

BULLYING AND HARASSMENT

- (27) In the last month, I have been bullied by being hit, kicked, pushed, or shoved
(28) In the last month, I have been bullied by being called mean names, been made fun of, or been teased in a hurtful way
(29) In the last month, I have been bullied by being left out of things on purpose, being left out of groups, or being ignored
(30) In the last month, I have seen or heard about another student being bullied
(31) In the last month, I have bullied another student

		9.1		7.1	0.0	4.2		7.0	4.6	5.8
		18.2		0.0	20.0	8.3		11.2	11.4	11.3
		10.0		0.0	11.1	4.4		8.7	11.6	10.2
		36.4		21.4	30.0	25.0		17.6	17.3	17.5
		18.2		7.1	10.0	8.3		1.2	0.8	1.0
		18.4		7.1	14.2	10.0		9.1	9.1	9.2

For each item on the survey, students were asked to indicate the extent to which they agreed to each statement with the following scale: 1 - Strongly disagree, 2 - Disagree somewhat, 3 - Agree somewhat, 4 - Strongly agree, 5 - N/A (Not Applicable).

Survey results highlight the percentage of students who ‘agree somewhat’ or ‘strongly agree’ with each statement.



School Climate Survey

Grade Five, 2015-16

(All values are percent agreeing with statements.)

#376 - Se't Anneway Kegnamogwom, Conne River

Response Rate: 92.9

Number of Students

[N=13]

[N=24]

[N=4,492]

SCHOOL IS A PLACE WHERE...

STUDENT SATISFACTION

- (1) School is a place where I like to be
- (2) I am happy with my school
- (3) I am happy with the teachers at my school
- (4) My school is clean
- (5) My school work is interesting
- (6) My school work is challenging

SCHOOL			DISTRICT			PROVINCE		
M	F	Total	M	F	Total	M	F	Total
		92.3	92.9	90.0	91.7	77.3	88.0	82.5
		92.3	85.7	100.0	91.7	89.3	93.6	91.2
		84.6	78.6	90.0	83.3	92.8	95.7	94.2
		69.2	85.7	70.0	79.2	80.3	87.3	83.7
		84.6	85.7	80.0	83.3	76.4	83.1	79.7
		61.5	57.1	80.0	66.7	70.2	70.4	70.4
		80.8	81.0	85.0	82.6	81.0	86.3	83.6

LEARNING OPPORTUNITIES

- (7) I am encouraged to try my best at school
- (8) It is easy to get help with my work at school if I need it
- (9) My parents/guardians help me with my school work when I need it
- (10) Other students help me with my school work when I need it
- (11) If I need it, I can get help at school with problems not related to my school work

		92.3	92.9	90.0	91.7	96.0	97.0	96.4
		100.0	78.6	90.0	83.3	91.9	92.2	92.0
		83.3	69.2	88.9	77.3	94.3	96.0	95.1
		75.0	69.2	70.0	69.6	76.5	84.1	80.2
		92.3	85.7	70.0	79.2	81.6	86.4	83.9
		88.6	79.1	81.8	80.2	88.1	91.1	89.5

EXPECTATIONS

- (25) I know the school rules/code of conduct

		100.0	92.9	90.0	91.7	96.0	97.7	96.9
--	--	-------	------	------	------	------	------	------

SCHOOL CLIMATE

- (12) At my school, I treat everyone with respect
- (13) At my school, students treat each other with respect
- (14) At my school, students treat adults with respect
- (15) At my school, adults treat students with respect
- (16) Adults at my school care about me
- (26) I am treated fairly by the adults in my school

		100.0	85.7	90.0	87.5	96.2	98.2	97.1
		76.9	85.7	70.0	79.2	82.6	80.8	81.7
		76.9	57.1	90.0	70.8	92.3	90.4	91.2
		92.3	100.0	90.0	95.8	94.6	96.0	95.2
		100.0	100.0	100.0	100.0	94.3	96.0	95.2
		92.3	100.0	70.0	87.5	90.4	92.7	91.5
		89.7	88.1	85.0	86.8	91.7	92.4	92.0

SAFETY

- (17) I feel safe at my school
- (18) I feel safe in the school cafeteria
- (19) I feel safe in my classrooms
- (20) I feel safe in the school washrooms
- (21) I feel safe in the school gym
- (22) I feel safe in the gym change rooms
- (23) I feel safe on the school bus
- (24) I feel safe on the school grounds

		92.3	92.9	90.0	91.7	89.9	91.7	90.8
			0.0	100.0	66.7	85.8	89.3	87.6
		91.7	91.7	80.0	86.4	92.0	94.5	93.2
		61.5	57.1	50.0	54.2	74.3	74.1	74.2
		84.6	85.7	90.0	87.5	92.8	93.7	93.2
			20.0	20.0	20.0	80.6	80.2	80.4
		72.7	50.0	50.0	50.0	77.0	78.3	77.7
		84.6	64.3	80.0	70.8	83.1	88.6	85.8
		60.9	57.7	70.0	65.9	84.5	86.3	85.4

BULLYING AND HARASSMENT

- (27) In the last month, I have been bullied by being hit, kicked, pushed, or shoved
- (28) In the last month, I have been bullied by being called mean names, been made fun of, or been teased in a hurtful way
- (29) In the last month, I have been bullied by being left out of things on purpose, being left out of groups, or being ignored
- (30) In the last month, I have seen or heard about another student being bullied
- (31) In the last month, I have bullied another student

		0.0	7.1	0.0	4.2	7.0	4.6	5.8
		0.0	0.0	20.0	8.3	11.2	11.4	11.3
		0.0	0.0	11.1	4.4	8.7	11.6	10.2
		15.4	21.4	30.0	25.0	17.6	17.3	17.5
		0.0	7.1	10.0	8.3	1.2	0.8	1.0
		3.1	7.1	14.2	10.0	9.1	9.1	9.2

For each item on the survey, students were asked to indicate the extent to which they agreed to each statement with the following scale: 1 - Strongly disagree, 2 - Disagree somewhat, 3 - Agree somewhat, 4 - Strongly agree, 5 - N/A (Not Applicable).

Survey results highlight the percentage of students who ‘agree somewhat’ or ‘strongly agree’ with each statement.

For each item on the survey, students were asked to indicate the extent to which they agreed to each statement with the following scale: 1 - Strongly disagree, 2 - Disagree somewhat, 3 - Agree somewhat, 4 - Strongly agree, 5 - N/A (Not Applicable).

Survey results highlight the percentage of students who ‘agree somewhat’ or ‘strongly agree’ with each statement.