

School Climate Survey
Grades 10-12, 2015-16

NLESD - Labrador Region

#001 - St. Peter's School, Black Tickle

Response Rate: 66.7

	[N=4] SCHOOL			[N=496] DISTRICT			[N=12,024] PROVINCE		
	M	E	Total	M	E	Total	M	E	Total
STUDENT SATISFACTION									
1) School is a place where I like to be.				63.3	59.2	61.3	61.4	63.4	62.3
2) I am satisfied with the quality of education I am receiving at my school.				79.0	79.6	79.4	79.8	80.9	80.2
3) I am satisfied with the quality of teaching at my school.				84.1	76.8	80.2	79.5	79.7	79.5
4) My school is clean and well maintained.				75.8	79.8	77.3	74.9	73.9	74.3
5) My school work is interesting.				58.4	55.7	57.3	52.4	60.4	56.3
6) My school work is challenging.				74.8	78.4	76.5	79.4	83.2	81.2
				72.6	71.6	72.0	71.2	73.6	72.3
LEARNING OPPORTUNITIES									
7) I can get help regarding post-secondary planning at my school.				91.7	89.2	90	83.3	83.1	83.2
8) I get help regarding scholarships at my school.				89.5	84.1	86	81.0	80.6	80.8
11) I can easily access programs and services at school to get help with my school work if I need it.				63.5	57.9	80	79.6	79.6	79.6
12) My parents/guardians are available to help me with my school work if I need it.				76.8	68.1	72	73.3	68.5	71.0
13) My peers are available to help me with my school work if I need it.				82.0	74.9	78	79.5	82.8	81.1
14) If I need it, I can get help at school with problems not related to school work.				75.4	70.9	73	73.1	72.7	72.9
15) I am satisfied with the opportunities I have to use technology to learn at my school.				69.0	70.3	70	65.2	68.9	67.0
				81.1	76.4	78.7	76.4	76.6	76.5
PARTICIPATION									
16) I am satisfied with the opportunities I have to participate in physical activities at my school.				76.5	72.8	75	76.9	77.4	77.1
17) I am satisfied with the opprtunities I have to paticipate in fine arts programs and/or activities at my school(e.g., art club, band, choir, drama).				73.6	79.5	76	75.1	76.8	76.0
18) I am satisfied with the opprtunities I have to paticipate in extra-curricular groups/activities at my school.				77.1	75.1	76	75.3	77.4	76.3
19) I am satisfied with the opprtunities I have to paticipate in science activities at my school(e.g., fairs, competitions, clubs).				52.1	45.3	49	56.7	55.0	55.9
				69.8	68.2	69.0	71.0	71.6	71.3
SCHOOL CLIMATE									
20) At my school, I treat everyone with respect.				86.9	91.0	89	87.6	94.9	91.3
21) At my school, students treat each other with respect.				57.3	51.5	55	58.3	49.9	54.0
22) At my school, students treat staff with respect.				64.2	60.9	63	67.4	63.0	65.2
23) At my school, staff treat students with respect.				78.3	77.4	78	76.7	76.6	76.5
24) At my school, staff treat each other with respect.				90.1	93.6	92	92.7	95.5	94.0
25) Staff at my school care about me.				84.4	79.8	82	77.6	77.9	77.7
26) At my school, students of different sexual orientations are treated with respect.				82.1	82.6	83	77.7	80.3	79.0
27) At my school, students of different race are treated with respect.				89.4	88.5	89	87.8	89.5	88.6
37) I am treated fairly by the staff in my school.				82.8	82.0	81	77.2	78.0	77.5
38) I am satisfied with the anti-drug policies and programs being offered at my school (e.g.presentatiions, guest speakers, assemblies)				73.7	80.0	73	68.8	68.4	68.6
39) There is a pressure to do drugs among students from my school.				47.9	47.8	48	40.8	33.9	37.6
				76.1	75.0	75.7	73.9	73.9	73.6
EXPECTATIONS									
9) My opinions are important at school.				63.5	57.9	61	53.9	55.2	54.5
10) I am encouraged to try my best at school.				83.9	85.0	84	83.2	86.1	84.7
36) I know the school rules/code of conduct.				83.5	81.6	82	75.9	84.2	80.0
				77.0	74.8	75.9	71.0	75.2	73.1
SAFETY									
28) I feel safe at school.				83.1	82.0	83	80.4	79.7	80.1
29) I feel safe in the school cafeteria.				88.8	80.0	85	83.8	84.0	83.9
30) I feel safe in my classrooms.				88.1	85.8	87	86.6	87.7	87.1
31) I feel safe in the school washrooms.				77.6	78.6	78	75.3	78.4	76.8
32) I feel safe in the school gym.				85.6	80.7	83	85.2	83.4	84.2
33) I feel safe in the gym change rooms.				84.0	80.4	82	79.8	83.0	81.3
34) I feel safe on the school bus.				88.2	83.8	87	81.0	76.8	78.9
35) I feel safe on school grounds.				87.2	83.1	85	80.7	81.9	81.2
				85.3	81.8	83.7	81.6	81.9	81.7
DRUGS AND ALCOHOL									
40) I am satisfied with the anti-alcohol policies and programs being offered at my school (e.g., presentations, guest speakers, assemblies)				72.3	70.7	71.8	66.3	66.1	66.2
41) There is a pressure to drink alcohol among students from my school.				48.7	49.3	48.8	48.4	43.8	46.2
42) I am satisfied with the anti-smoking policies and programs being offered at my school (e.g., presentations, guest speakers, assemblies)				63.5	63.3	63.7	62.6	61.8	62.2
43) There is a pressure to smoke cigarettes among students from my school.				43.9	45.9	45.0	37.5	31.4	34.6
				57.1	57.3	57.3	53.7	50.8	52.3

For items 1-43, values are percent agreeing with the statement. Students were asked to indicate the extent to which they agreed to each statement with the following scale: 1-Strongly Disagree, 2-Disagree Somewhat, 3-Agree Somewhat, 4-Strongly Agree, 5-N/A- Not applicable

Survey results highlight the percentage of students who ‘Agree Somewhat’ or ‘Agree Strongly’ with each statement.

For items 44-55, students had 4 choices: A-Never, B-Once or Twice, C-Every Week, D-Multiple Times a Week.



School Climate Survey
Grades 10-12, 2015-16

NLESD - Labrador Region

#001 - St. Peter's School, Black Tickle

Response Rate: 66.7

	[N=4] SCHOOL				[N=496] DISTRICT				[N=12,024] PROVINCE			
	A	B	C	D	A	B	C	D	A	B	C	D
BULLYING AND HARASSMENT												
(44) In the last month I have been bullied or harassed physically (e.g. hit, kicked, pushed, shoved around, locked indoors).					85.5	10.7	1.6	2.3	83.0	12.4	1.8	2.8
(45) In the last month I have been bullied or harassed verbally (e.g. called mean names, made fun of, teased in a hurtful way).					68.9	23.2	4.3	3.7	63.2	24.9	5.6	6.3
(46) In the last month I have been bullied or harassed indirectly (e.g. left out of things on purpose, excluded from a group of friends,					72.5	19.0	5.5	3.1	66.6	21.3	6.0	6.1
(47) In the last month I have been sexually harassed (e.g. other students making sexual jokes, comments or gestures towards me).					89.4	6.7	1.0	2.9	84.3	9.9	2.3	3.5
(48) In the last month I have been bullied or harassed electronically (e.g. teased or bullied using a computer or a mobile phone).					85.6	10.5	1.9	2.1	82.5	11.8	2.3	3.3
(49) In the last month I have seen or heard about another student being bullied or harassed.					48.9	33.1	11.0	7.0	37.4	38.3	12.6	11.7
(50) In the last month I have taken part in bullying or harassing another student.					88.1	8.4	1.4	2.1	89.3	7.5	1.1	2.1
(51) In the last month I have been involved in a physical fight.					92.2	5.1	0.8	1.9	91.1	5.7	0.9	2.2
DRUGS AND ALCOHOL												
(52) In the last month I have used illegal drugs.					79.7	11.3	1.8	7.2	80.0	10.4	2.7	6.9
(53) In the last month I have abused prescription drugs.					91.6	3.3	1.7	3.5	92.7	3.4	1.1	2.7
(54) In the last month I have consumed alcohol.					61.2	24.6	8.4	5.8	54.7	29.2	8.9	7.3
(55) In the last month I have smoked cigarettes.					71.1	8.8	3.9	16.2	79.8	7.7	2.1	10.4

For items 1-43, values are percent agreeing with the statement. Students were asked to indicate the extent to which they agreed to each statement with the following scale: 1-Strongly Disagree, 2-Disagree Somewhat, 3-Agree Somewhat, 4-Strongly Agree, 5-N/A- Not applicable

Survey results highlight the percentage of students who ‘Agree Somewhat’ or ‘Agree Strongly’ with each statement.

For items 44-55, students had 4 choices: A-Never, B-Once or Twice, C-Every Week, D-Multiple Times a Week.



School Climate Survey
Grades 10-12, 2015-16

NLESD - Labrador Region

#002 - Henry Gordon Academy, Cartwright


Response Rate: 100.0

	[N=19] SCHOOL			[N=496] DISTRICT			[N=12,024] PROVINCE		
	M	F	Total	M	F	Total	M	F	Total
STUDENT SATISFACTION									
(1) School is a place where I like to be.	50.0	55.6	52.6	63.3	59.2	61.3	61.4	63.4	62.3
(2) I am satisfied with the quality of education I am receiving at my school.	90.0	88.9	89.5	79.0	79.6	79.4	79.8	80.9	80.2
(3) I am satisfied with the quality of teaching at my school.	90.0	100.0	94.7	84.1	76.8	80.2	79.5	79.7	79.5
(4) My school is clean and well maintained.	70.0	88.9	79.0	75.8	79.8	77.3	74.9	73.9	74.3
(5) My school work is interesting.	60.0	44.4	52.6	58.4	55.7	57.3	52.4	60.4	56.3
(6) My school work is challenging.	80.0	66.7	73.7	74.8	78.4	76.5	79.4	83.2	81.2
	73.3	74.1	73.7	72.6	71.6	72.0	71.2	73.6	72.3
LEARNING OPPORTUNITIES									
(7) I can get help regarding post-secondary planning at my school.	100.0	100.0	100.0	91.7	89.2	90	83.3	83.1	83.2
(8) I get help regarding scholarships at my school.	87.5	88.9	88.2	89.5	84.1	86	81.0	80.6	80.8
(11) I can easily access programs and services at school to get help with my school work if I need it.	80.0	77.8	79.0	63.5	57.9	80	79.6	79.6	79.6
(12) My parents/guardians are available to help me with my school work if I need it.	60.0	55.6	57.9	76.8	68.1	72	73.3	68.5	71.0
(13) My peers are available to help me with my school work if I need it.	80.0	77.8	79.0	82.0	74.9	78	79.5	82.8	81.1
(14) If I need it, I can get help at school with problems not related to school work.	20.0	77.8	47.4	75.4	70.9	73	73.1	72.7	72.9
(15) I am satisfied with the opportunities I have to use technology to learn at my school.	70.0	55.6	63.2	69.0	70.3	70	65.2	68.9	67.0
	71.1	76.2	73.5	81.1	76.4	78.7	76.4	76.6	76.5
PARTICIPATION									
(16) I am satisfied with the opportunities I have to participate in physical activities at my school.	70.0	55.6	63.2	76.5	72.8	75	76.9	77.4	77.1
(17) I am satisfied with the opprtunities I have to paticipate in fine arts programs and/or activities at my school(e.g., art club, band, choir, drama).	60.0	55.6	57.9	73.6	79.5	76	75.1	76.8	76.0
(18) I am satisfied with the opprtunities I have to paticipate in extra-curricular groups/activities at my school.	80.0	77.8	79.0	77.1	75.1	76	75.3	77.4	76.3
(19) I am satisfied with the opprtunities I have to paticipate in science activities at my school(e.g., fairs, competitions, clubs).	40.0	22.2	31.6	52.1	45.3	49	56.7	55.0	55.9
	62.5	52.8	57.9	69.8	68.2	69.0	71.0	71.6	71.3
SCHOOL CLIMATE									
(20) At my school, I treat everyone with respect.	60.0	88.9	73.7	86.9	91.0	89	87.6	94.9	91.3
(21) At my school, students treat each other with respect.	50.0	44.4	47.4	57.3	51.5	55	58.3	49.9	54.0
(22) At my school, students treat staff with respect.	70.0	66.7	68.4	64.2	60.9	63	67.4	63.0	65.2
(23) At my school, staff treat students with respect.	90.0	100.0	94.7	78.3	77.4	78	76.7	76.6	76.5
(24) At my school, staff treat each other with respect.	80.0	100.0	89.5	90.1	93.6	92	92.7	95.5	94.0
(25) Staff at my school care about me.	88.9	100.0	94.4	84.4	79.8	82	77.6	77.9	77.7
(26) At my school, students of different sexual orientations are treated with respect.	87.5	66.7	81.8	82.1	82.6	83	77.7	80.3	79.0
(27) At my school, students of different race are treated with respect.	100.0	100.0	100.0	89.4	88.5	89	87.8	89.5	88.6
(37) I am treated fairly by the staff in my school.	90.0	100.0	94.7	82.8	82.0	81	77.2	78.0	77.5
(38) I am satisfied with the anti-drug policies and programs being offered at my school (e.g.presentation, guest speakers, assemblies)	87.5	66.7	76.5	73.7	80.0	73	68.8	68.4	68.6
(39) There is a pressure to do drugs among students from my school.	50.0	33.3	42.1	47.9	47.8	48	40.8	33.9	37.6
	77.6	78.8	78.5	76.1	75.0	75.7	73.9	73.9	73.6
EXPECTATIONS									
(9) My opinions are important at school.	60.0	77.8	68.4	63.5	57.9	61	53.9	55.2	54.5
(10) I am encouraged to try my best at school.	90.0	88.9	89.5	83.9	85.0	84	83.2	86.1	84.7
(36) I know the school rules/code of conduct.	90.0	66.7	79.0	83.5	81.6	82	75.9	84.2	80.0
	80.0	77.8	78.9	77.0	74.8	75.9	71.0	75.2	73.1
SAFETY									
(28) I feel safe at school.	70.0	77.8	73.7	83.1	82.0	83	80.4	79.7	80.1
(29) I feel safe in the school cafeteria.	100.0	100.0	100.0	88.8	80.0	85	83.8	84.0	83.9
(30) I feel safe in my classrooms.	60.0	88.9	73.7	88.1	85.8	87	86.6	87.7	87.1
(31) I feel safe in the school washrooms.	70.0	88.9	79.0	77.6	78.6	78	75.3	78.4	76.8
(32) I feel safe in the school gym.	75.0	77.8	76.5	85.6	80.7	83	85.2	83.4	84.2
(33) I feel safe in the gym change rooms.	83.3	100.0	85.7	84.0	80.4	82	79.8	83.0	81.3
(34) I feel safe on the school bus.	77.8	100.0	81.8	88.2	83.8	87	81.0	76.8	78.9
(35) I feel safe on school grounds.	80.0	100.0	89.5	87.2	83.1	85	80.7	81.9	81.2
	77.0	91.7	82.5	85.3	81.8	83.7	81.6	81.9	81.7
DRUGS AND ALCOHOL									
(40) I am satisfied with the anti-alcohol policies and programs being offered at my school (e.g., presentations, guest speakers, assemblies)	88.9	77.8	83.3	72.3	70.7	71.8	66.3	66.1	66.2
(41) There is a pressure to drink alcohol among students from my school.	40.0	55.6	47.4	48.7	49.3	48.8	48.4	43.8	46.2
(42) I am satisfied with the anti-smoking policies and programs being offered at my school (e.g., presentations, guest speakers, assemblies)	62.5	55.6	58.8	63.5	63.3	63.7	62.6	61.8	62.2
(43) There is a pressure to smoke cigarettes among students from my school.	60.0	55.6	57.9	43.9	45.9	45.0	37.5	31.4	34.6
	62.8	61.1	61.9	57.1	57.3	57.3	53.7	50.8	52.3

For items 1-43, values are percent agreeing with the statement. Students were asked to indicate the extent to which they agreed to each statement with the following scale: 1-Strongly Disagree, 2-Disagree Somewhat, 3-Agree Somewhat, 4-Strongly Agree, 5-N/A- Not applicable

Survey results highlight the percentage of students who ‘Agree Somewhat’ or ‘Agree Strongly’ with each statement.

For items 44-55, students had 4 choices: A-Never, B-Once or Twice, C-Every Week, D-Multiple Times a Week.



School Climate Survey

Grades 10-12, 2015-16

NLESD - Labrador Region

#002 - Henry Gordon Academy, Cartwright

Response Rate: 100.0

	[N=19] SCHOOL				[N=496] DISTRICT				[N=12,024] PROVINCE			
	A	B	C	D	A	B	C	D	A	B	C	D
BULLYING AND HARASSMENT												
44) In the last month I have been bullied or harassed physically (e.g. hit, kicked, pushed, shoved around, locked indoors).	73.7	5.3	10.5	10.5	85.5	10.7	1.6	2.3	83.0	12.4	1.8	2.8
45) In the last month I have been bullied or harassed verbally (e.g. called mean names, made fun of, teased in a hurtful way).	63.2	15.8	15.8	5.3	68.9	23.2	4.3	3.7	63.2	24.9	5.6	6.3
46) In the last month I have been bullied or harassed indirectly (e.g. left out of things on purpose, excluded from a group of friends,	63.2	26.3	5.3	5.3	72.5	19.0	5.5	3.1	66.6	21.3	6.0	6.1
47) In the last month I have been sexually harassed (e.g. other students making sexual jokes, comments or gestures towards me).	84.2	10.5	0.0	5.3	89.4	6.7	1.0	2.9	84.3	9.9	2.3	3.5
48) In the last month I have been bullied or harassed electronically (e.g. teased or bullied using a computer or a mobile phone).	73.7	15.8	5.3	5.3	85.6	10.5	1.9	2.1	82.5	11.8	2.3	3.3
49) In the last month I have seen or heard about another student being bullied or harassed.	21.1	42.1	10.5	26.3	48.9	33.1	11.0	7.0	37.4	38.3	12.6	11.7
50) In the last month I have taken part in bullying or harassing another student.	52.6	26.3	0.0	21.1	88.1	8.4	1.4	2.1	89.3	7.5	1.1	2.1
51) In the last month I have been involved in a physical fight.	68.4	15.8	5.3	10.5	92.2	5.1	0.8	1.9	91.1	5.7	0.9	2.2
DRUGS AND ALCOHOL												
52) In the last month I have used illegal drugs.	73.7	10.5	0.0	15.8	79.7	11.3	1.8	7.2	80.0	10.4	2.7	6.9
53) In the last month I have abused prescription drugs.	79.0	0.0	10.5	10.5	91.6	3.3	1.7	3.5	92.7	3.4	1.1	2.7
54) In the last month I have consumed alcohol.	36.8	36.8	15.8	10.5	61.2	24.6	8.4	5.8	54.7	29.2	8.9	7.3
55) In the last month I have smoked cigarettes.	63.2	5.3	10.5	21.1	71.1	8.8	3.9	16.2	79.8	7.7	2.1	10.4

For items 1-43, values are percent agreeing with the statement. Students were asked to indicate the extent to which they agreed to each statement with the following scale: 1-Strongly Disagree, 2-Disagree Somewhat, 3-Agree Somewhat, 4-Strongly Agree, 5-N/A- Not applicable

Survey results highlight the percentage of students who ‘Agree Somewhat’ or ‘Agree Strongly’ with each statement.

For items 44-55, students had 4 choices: A-Never, B-Once or Twice, C-Every Week, D-Multiple Times a Week.

Newfoundland Labrador			School Climate Survey Grades 10-12, 2015-16								
NLESD - Labrador Region											
#007 - Amos Comenius Memorial School, Hopedale			Response Rate: 67.9								
			[N=19] SCHOOL			[N=496] DISTRICT			[N=12,024] PROVINCE		
			M	E	Total	M	E	Total	M	E	Total
STUDENT SATISFACTION											
1) School is a place where I like to be.			70.0	100.0	84.2	63.3	59.2	61.3	61.4	63.4	62.3
2) I am satisfied with the quality of education I am receiving at my school.			100.0	88.9	94.7	79.0	79.6	79.4	79.8	80.9	80.2
3) I am satisfied with the quality of teaching at my school.			90.0	88.9	89.5	84.1	76.8	80.2	79.5	79.7	79.5
4) My school is clean and well maintained.			90.0	55.6	73.7	75.8	79.8	77.3	74.9	73.9	74.3
5) My school work is interesting.			80.0	88.9	84.2	58.4	55.7	57.3	52.4	60.4	56.3
6) My school work is challenging.			80.0	77.8	79.0	74.8	78.4	76.5	79.4	83.2	81.2
			85.0	83.3	84.2	72.6	71.6	72.0	71.2	73.6	72.3
LEARNING OPPORTUNITIES											
7) I can get help regarding post-secondary planning at my school.			100.0	100.0	100.0	91.7	89.2	90	83.3	83.1	83.2
8) I get help regarding scholarships at my school.			100.0	100.0	100.0	89.5	84.1	86	81.0	80.6	80.8
11) I can easily access programs and services at school to get help with my school work if I need it.			90.0	100.0	94.7	63.5	57.9	80	79.6	79.6	79.6
12) My parents/guardians are available to help me with my school work if I need it.			90.0	88.9	89.5	76.8	68.1	72	73.3	68.5	71.0
13) My peers are available to help me with my school work if I need it.			80.0	77.8	79.0	82.0	74.9	78	79.5	82.8	81.1
14) If I need it, I can get help at school with problems not related to school work.			90.0	66.7	79.0	75.4	70.9	73	73.1	72.7	72.9
15) I am satisfied with the opportunities I have to use technology to learn at my school.			80.0	88.9	84.2	69.0	70.3	70	65.2	68.9	67.0
			90.0	88.9	89.5	81.1	76.4	78.7	76.4	76.6	76.5
PARTICIPATION											
16) I am satisfied with the opportunities I have to participate in physical activities at my school.			90.0	100.0	94.7	76.5	72.8	75	76.9	77.4	77.1
17) I am satisfied with the opprtunities I have to paticipate in fine arts programs and/or activities at my school(e.g., art club, band, choir, drama).			60.0	88.9	73.7	73.6	79.5	76	75.1	76.8	76.0
18) I am satisfied with the opprtunities I have to paticipate in extra-curricular groups/activities at my school.			70.0	75.0	72.2	77.1	75.1	76	75.3	77.4	76.3
19) I am satisfied with the opprtunities I have to paticipate in science activities at my school(e.g., fairs, competitions, clubs).			50.0	77.8	63.2	52.1	45.3	49	56.7	55.0	55.9
			67.5	85.4	76.0	69.8	68.2	69.0	71.0	71.6	71.3
SCHOOL CLIMATE											
20) At my school, I treat everyone with respect.			100.0	88.9	94.7	86.9	91.0	89	87.6	94.9	91.3
21) At my school, students treat each other with respect.			70.0	44.4	57.9	57.3	51.5	55	58.3	49.9	54.0
22) At my school, students treat staff with respect.			90.0	44.4	68.4	64.2	60.9	63	67.4	63.0	65.2
23) At my school, staff treat students with respect.			90.0	100.0	94.7	78.3	77.4	78	76.7	76.6	76.5
24) At my school, staff treat each other with respect.			100.0	100.0	100.0	90.1	93.6	92	92.7	95.5	94.0
25) Staff at my school care about me.			90.0	66.7	79.0	84.4	79.8	82	77.6	77.9	77.7
26) At my school, students of different sexual orientations are treated with respect.			66.7	85.7	75.0	82.1	82.6	83	77.7	80.3	79.0
27) At my school, students of different race are treated with respect.			100.0	88.9	94.1	89.4	88.5	89	87.8	89.5	88.6
37) I am treated fairly by the staff in my school.			90.0	77.8	84.2	82.8	82.0	81	77.2	78.0	77.5
38) I am satisfied with the anti-drug policies and programs being offered at my school (e.g.presentationis, guest speakers, assemblies)			87.5	100.0	93.3	73.7	80.0	73	68.8	68.4	68.6
39) There is a pressure to do drugs among students from my school.			40.0	37.5	38.9	47.9	47.8	48	40.8	33.9	37.6
			84.0	75.8	80.0	76.1	75.0	75.7	73.9	73.9	73.6
EXPECTATIONS											
9) My opinions are important at school.			80.0	77.8	79.0	63.5	57.9	61	53.9	55.2	54.5
10) I am encouraged to try my best at school.			90.0	100.0	94.7	83.9	85.0	84	83.2	86.1	84.7
36) I know the school rules/code of conduct.			80.0	77.8	79.0	83.5	81.6	82	75.9	84.2	80.0
			83.3	85.2	84.2	77.0	74.8	75.9	71.0	75.2	73.1
SAFETY											
28) I feel safe at school.			80.0	88.9	84.2	83.1	82.0	83	80.4	79.7	80.1
29) I feel safe in the school cafeteria.			100.0	0.0	100.0	88.8	80.0	85	83.8	84.0	83.9
30) I feel safe in my classrooms.			90.0	100.0	94.7	88.1	85.8	87	86.6	87.7	87.1
31) I feel safe in the school washrooms.			70.0	100.0	84.2	77.6	78.6	78	75.3	78.4	76.8
32) I feel safe in the school gym.			100.0	100.0	100.0	85.6	80.7	83	85.2	83.4	84.2
33) I feel safe in the gym change rooms.			75.0	100.0	83.3	84.0	80.4	82	79.8	83.0	81.3
34) I feel safe on the school bus.			100.0	0.0	100.0	88.2	83.8	87	81.0	76.8	78.9
35) I feel safe on school grounds.			100.0	87.5	94.4	87.2	83.1	85	80.7	81.9	81.2
			89.4	72.0	92.6	85.3	81.8	83.7	81.6	81.9	81.7
DRUGS AND ALCOHOL											
40) I am satisfied with the anti-alcohol policies and programs being offered at my school (e.g., presentations, guest speakers, assemblies)			77.8	87.5	82.4	72.3	70.7	71.8	66.3	66.1	66.2
41) There is a pressure to drink alcohol among students from my school.			30.0	22.2	26.3	48.7	49.3	48.8	48.4	43.8	46.2
42) I am satisfied with the anti-smoking policies and programs being offered at my school (e.g., presentations, guest speakers, assemblies)			55.6	100.0	77.8	63.5	63.3	63.7	62.6	61.8	62.2
43) There is a pressure to smoke cigarettes among students from my school.			50.0	33.3	42.1	43.9	45.9	45.0	37.5	31.4	34.6
			53.3	60.8	57.1	57.1	57.3	57.3	53.7	50.8	52.3

For items 1-43, values are percent agreeing with the statement. Students were asked to indicate the extent to which they agreed to each statement with the following scale: 1-Strongly Disagree, 2-Disagree Somewhat, 3-Agree Somewhat, 4-Strongly Agree, 5-N/A- Not applicable

Survey results highlight the percentage of students who ‘Agree Somewhat’ or ‘Agree Strongly’ with each statement.

For items 44-55, students had 4 choices: A-Never, B-Once or Twice, C-Every Week, D-Multiple Times a Week.

NLESD - Labrador Region

#007 - Amos Comenius Memorial School, Hopedale

Response Rate: 67.9

	[N=19]				[N=496]				[N=12,024]			
	SCHOOL				DISTRICT				PROVINCE			
	A	B	C	D	A	B	C	D	A	B	C	D
BULLYING AND HARASSMENT												
(44) In the last month I have been bullied or harassed physically (e.g. hit, kicked, pushed, shoved around, locked indoors).	79.0	21.1	0.0	0.0	85.5	10.7	1.6	2.3	83.0	12.4	1.8	2.8
(45) In the last month I have been bullied or harassed verbally (e.g. called mean names, made fun of, teased in a hurtful way).	63.2	26.3	5.3	5.3	68.9	23.2	4.3	3.7	63.2	24.9	5.6	6.3
(46) In the last month I have been bullied or harassed indirectly (e.g. left out of things on purpose, excluded from a group of friends,	89.5	5.3	5.3	0.0	72.5	19.0	5.5	3.1	66.6	21.3	6.0	6.1
(47) In the last month I have been sexually harassed (e.g. other students making sexual jokes, comments or gestures towards me).	89.5	10.5	0.0	0.0	89.4	6.7	1.0	2.9	84.3	9.9	2.3	3.5
(48) In the last month I have been bullied or harassed electronically (e.g. teased or bullied using a computer or a mobile phone).	94.7	0.0	0.0	5.3	85.6	10.5	1.9	2.1	82.5	11.8	2.3	3.3
(49) In the last month I have seen or heard about another student being bullied or harassed.	42.1	52.6	0.0	5.3	48.9	33.1	11.0	7.0	37.4	38.3	12.6	11.7
(50) In the last month I have taken part in bullying or harassing another student.	89.5	5.3	5.3	0.0	88.1	8.4	1.4	2.1	89.3	7.5	1.1	2.1
(51) In the last month I have been involved in a physical fight.	89.5	10.5	0.0	0.0	92.2	5.1	0.8	1.9	91.1	5.7	0.9	2.2
DRUGS AND ALCOHOL												
(52) In the last month I have used illegal drugs.	84.2	15.8	0.0	0.0	79.7	11.3	1.8	7.2	80.0	10.4	2.7	6.9
(53) In the last month I have abused prescription drugs.	100.0	0.0	0.0	0.0	91.6	3.3	1.7	3.5	92.7	3.4	1.1	2.7
(54) In the last month I have consumed alcohol.	84.2	10.5	0.0	5.3	61.2	24.6	8.4	5.8	54.7	29.2	8.9	7.3
(55) In the last month I have smoked cigarettes.	36.8	5.3	10.5	47.4	71.1	8.8	3.9	16.2	79.8	7.7	2.1	10.4

For items 1-43, values are percent agreeing with the statement. Students were asked to indicate the extent to which they agreed to each statement with the following scale: 1-Strongly Disagree, 2-Disagree Somewhat, 3-Agree Somewhat, 4-Strongly Agree, 5-N/A- Not applicable

Survey results highlight the percentage of students who ‘Agree Somewhat’ or ‘Agree Strongly’ with each statement.

For items 44-55, students had 4 choices: A-Never, B-Once or Twice, C-Every Week, D-Multiple Times a Week.



School Climate Survey
Grades 10-12, 2015-16

NLESD - Labrador Region

#010 - Menihek High School, Labrador City

Response Rate: 58.3

	[N=200] SCHOOL			[N=496] DISTRICT			[N=12,024] PROVINCE		
	M	F	Total	M	F	Total	M	F	Total
STUDENT SATISFACTION									
(1) School is a place where I like to be.	58.8	55.1	57.0	63.3	59.2	61.3	61.4	63.4	62.3
(2) I am satisfied with the quality of education I am receiving at my school.	70.6	71.9	72.0	79.0	79.6	79.4	79.8	80.9	80.2
(3) I am satisfied with the quality of teaching at my school.	82.2	66.3	74.9	84.1	76.8	80.2	79.5	79.7	79.5
(4) My school is clean and well maintained.	66.7	72.7	68.8	75.8	79.8	77.3	74.9	73.9	74.3
(5) My school work is interesting.	55.0	52.3	54.4	58.4	55.7	57.3	52.4	60.4	56.3
(6) My school work is challenging.	72.0	82.8	76.5	74.8	78.4	76.5	79.4	83.2	81.2
	67.5	66.8	67.3	72.6	71.6	72.0	71.2	73.6	72.3
LEARNING OPPORTUNITIES									
(7) I can get help regarding post-secondary planning at my school.	90.8	92.3	90.6	91.7	89.2	90	83.3	83.1	83.2
(8) I get help regarding scholarships at my school.	84.4	84.4	83.8	89.5	84.1	86	81.0	80.6	80.8
(11) I can easily access programs and services at school to get help with my school work if I need it.	82.2	74.2	78.4	63.5	57.9	80	79.6	79.6	79.6
(12) My parents/guardians are available to help me with my school work if I need it.	77.0	65.2	71.7	76.8	68.1	72	73.3	68.5	71.0
(13) My peers are available to help me with my school work if I need it.	79.0	75.3	76.8	82.0	74.9	78	79.5	82.8	81.1
(14) If I need it, I can get help at school with problems not related to school work.	79.4	72.7	75.9	75.4	70.9	73	73.1	72.7	72.9
(15) I am satisfied with the opportunities I have to use technology to learn at my school.	70.7	83.2	76.7	69.0	70.3	70	65.2	68.9	67.0
	80.5	78.2	79.1	81.1	76.4	78.7	76.4	76.6	76.5
PARTICIPATION									
(16) I am satisfied with the opportunities I have to participate in physical activities at my school.	73.5	71.9	73.0	76.5	72.8	75	76.9	77.4	77.1
(17) I am satisfied with the opprtunities I have to paticipate in fine arts programs and/or activities at my school(e.g., art club, band, choir, drama).	68.0	71.6	69.5	73.6	79.5	76	75.1	76.8	76.0
(18) I am satisfied with the opprtunities I have to paticipate in extra-curricular groups/activities at my school.	73.5	63.6	69.4	77.1	75.1	76	75.3	77.4	76.3
(19) I am satisfied with the opprtunities I have to paticipate in science activities at my school(e.g., fairs, competitions, clubs).	49.0	38.2	44.4	52.1	45.3	49	56.7	55.0	55.9
	66.0	61.3	64.1	69.8	68.2	69.0	71.0	71.6	71.3
SCHOOL CLIMATE									
(20) At my school, I treat everyone with respect.	88.0	89.9	89.4	86.9	91.0	89	87.6	94.9	91.3
(21) At my school, students treat each other with respect.	53.5	55.1	55.3	57.3	51.5	55	58.3	49.9	54.0
(22) At my school, students treat staff with respect.	60.4	64.0	62.8	64.2	60.9	63	67.4	63.0	65.2
(23) At my school, staff treat students with respect.	77.8	72.7	75.5	78.3	77.4	78	76.7	76.6	76.5
(24) At my school, staff treat each other with respect.	89.9	94.3	91.3	90.1	93.6	92	92.7	95.5	94.0
(25) Staff at my school care about me.	83.3	78.8	81.6	84.4	79.8	82	77.6	77.9	77.7
(26) At my school, students of different sexual orientations are treated with respect.	76.7	75.9	77.4	82.1	82.6	83	77.7	80.3	79.0
(27) At my school, students of different race are treated with respect.	87.6	85.9	86.8	89.4	88.5	89	87.8	89.5	88.6
(37) I am treated fairly by the staff in my school.	83.7	72.7	78.8	82.8	82.0	81	77.2	78.0	77.5
(38) I am satisfied with the anti-drug policies and programs being offered at my school (e.g.presentation, guest speakers, assemblies)	67.7	72.9	71.0	73.7	80.0	73	68.8	68.4	68.6
(39) There is a pressure to do drugs among students from my school.	54.1	55.3	54.7	47.9	47.8	48	40.8	33.9	37.6
	74.8	74.3	75.0	76.1	75.0	75.7	73.9	73.9	73.6
EXPECTATIONS									
(9) My opinions are important at school.	56.6	55.1	55.3	63.5	57.9	61	53.9	55.2	54.5
(10) I am encouraged to try my best at school.	85.0	79.6	82.2	83.9	85.0	84	83.2	86.1	84.7
(36) I know the school rules/code of conduct.	84.4	82.8	83.3	83.5	81.6	82	75.9	84.2	80.0
	75.3	72.5	73.6	77.0	74.8	75.9	71.0	75.2	73.1
SAFETY									
(28) I feel safe at school.	83.8	78.4	82.1	83.1	82.0	83	80.4	79.7	80.1
(29) I feel safe in the school cafeteria.	88.0	76.8	82.9	88.8	80.0	85	83.8	84.0	83.9
(30) I feel safe in my classrooms.	88.9	80.7	85.1	88.1	85.8	87	86.6	87.7	87.1
(31) I feel safe in the school washrooms.	83.8	75.0	80.0	77.6	78.6	78	75.3	78.4	76.8
(32) I feel safe in the school gym.	88.0	75.6	82.7	85.6	80.7	83	85.2	83.4	84.2
(33) I feel safe in the gym change rooms.	86.7	78.1	82.7	84.0	80.4	82	79.8	83.0	81.3
(34) I feel safe on the school bus.	90.1	80.9	86.5	88.2	83.8	87	81.0	76.8	78.9
(35) I feel safe on school grounds.	87.9	80.2	85.1	87.2	83.1	85	80.7	81.9	81.2
	87.2	78.2	83.4	85.3	81.8	83.7	81.6	81.9	81.7
DRUGS AND ALCOHOL									
(40) I am satisfied with the anti-alcohol policies and programs being offered at my school (e.g., presentations, guest speakers, assemblies)	66.3	70.9	69.3	72.3	70.7	71.8	66.3	66.1	66.2
(41) There is a pressure to drink alcohol among students from my school.	53.2	54.7	53.4	48.7	49.3	48.8	48.4	43.8	46.2
(42) I am satisfied with the anti-smoking policies and programs being offered at my school (e.g., presentations, guest speakers, assemblies)	57.7	62.4	61.1	63.5	63.3	63.7	62.6	61.8	62.2
(43) There is a pressure to smoke cigarettes among students from my school.	43.4	46.0	44.9	43.9	45.9	45.0	37.5	31.4	34.6
	55.2	58.5	57.2	57.1	57.3	57.3	53.7	50.8	52.3

For items 1-43, values are percent agreeing with the statement. Students were asked to indicate the extent to which they agreed to each statement with the following scale: 1-Strongly Disagree, 2-Disagree Somewhat, 3-Agree Somewhat, 4-Strongly Agree, 5-N/A- Not applicable

Survey results highlight the percentage of students who ‘Agree Somewhat’ or ‘Agree Strongly’ with each statement.

For items 44-55, students had 4 choices: A-Never, B-Once or Twice, C-Every Week, D-Multiple Times a Week.



School Climate Survey
Grades 10-12, 2015-16

NLESD - Labrador Region

#010 - Menihek High School, Labrador City

Response Rate: 58.3

	[N=200] SCHOOL				[N=496] DISTRICT				[N=12,024] PROVINCE			
	A	B	C	D	A	B	C	D	A	B	C	D
BULLYING AND HARASSMENT												
(44) In the last month I have been bullied or harassed physically (e.g. hit, kicked, pushed, shoved around, locked indoors).	90.8	6.6	1.0	1.5	85.5	10.7	1.6	2.3	83.0	12.4	1.8	2.8
(45) In the last month I have been bullied or harassed verbally (e.g. called mean names, made fun of, teased in a hurtful way).	73.0	18.9	3.6	4.6	68.9	23.2	4.3	3.7	63.2	24.9	5.6	6.3
(46) In the last month I have been bullied or harassed indirectly (e.g. left out of things on purpose, excluded from a group of friends,	73.6	17.3	6.6	2.5	72.5	19.0	5.5	3.1	66.6	21.3	6.0	6.1
(47) In the last month I have been sexually harassed (e.g. other students making sexual jokes, comments or gestures towards me).	91.9	4.1	1.0	3.1	89.4	6.7	1.0	2.9	84.3	9.9	2.3	3.5
(48) In the last month I have been bullied or harassed electronically (e.g. teased or bullied using a computer or a mobile phone).	87.3	9.1	1.5	2.0	85.6	10.5	1.9	2.1	82.5	11.8	2.3	3.3
(49) In the last month I have seen or heard about another student being bullied or harassed.	51.3	28.9	14.7	5.1	48.9	33.1	11.0	7.0	37.4	38.3	12.6	11.7
(50) In the last month I have taken part in bullying or harassing another student.	92.9	5.6	1.0	0.5	88.1	8.4	1.4	2.1	89.3	7.5	1.1	2.1
(51) In the last month I have been involved in a physical fight.	95.4	4.1	0.0	0.5	92.2	5.1	0.8	1.9	91.1	5.7	0.9	2.2
DRUGS AND ALCOHOL												
(52) In the last month I have used illegal drugs.	82.1	7.7	1.5	8.7	79.7	11.3	1.8	7.2	80.0	10.4	2.7	6.9
(53) In the last month I have abused prescription drugs.	92.3	4.6	0.5	2.6	91.6	3.3	1.7	3.5	92.7	3.4	1.1	2.7
(54) In the last month I have consumed alcohol.	60.2	23.0	10.2	6.6	61.2	24.6	8.4	5.8	54.7	29.2	8.9	7.3
(55) In the last month I have smoked cigarettes.	80.1	4.1	2.6	13.3	71.1	8.8	3.9	16.2	79.8	7.7	2.1	10.4

For items 1-43, values are percent agreeing with the statement. Students were asked to indicate the extent to which they agreed to each statement with the following scale: 1-Strongly Disagree, 2-Disagree Somewhat, 3-Agree Somewhat, 4-Strongly Agree, 5-N/A- Not applicable

Survey results highlight the percentage of students who ‘Agree Somewhat’ or ‘Agree Strongly’ with each statement.

For items 44-55, students had 4 choices: A-Never, B-Once or Twice, C-Every Week, D-Multiple Times a Week.



School Climate Survey
Grades 10-12, 2015-16

NLESD - Labrador Region

#012 - J.C. Erhardt Memorial School, Makkovik

Response Rate: 66.7

STUDENT SATISFACTION

	[N=12] SCHOOL			[N=496] DISTRICT			[N=12,024] PROVINCE		
	M	E	Total	M	E	Total	M	E	Total
(1) School is a place where I like to be.			41.7	63.3	59.2	61.3	61.4	63.4	62.3
(2) I am satisfied with the quality of education I am receiving at my school.			83.3	79.0	79.6	79.4	79.8	80.9	80.2
(3) I am satisfied with the quality of teaching at my school.			66.7	84.1	76.8	80.2	79.5	79.7	79.5
(4) My school is clean and well maintained.			66.7	75.8	79.8	77.3	74.9	73.9	74.3
(5) My school work is interesting.			25.0	58.4	55.7	57.3	52.4	60.4	56.3
(6) My school work is challenging.			75.0	74.8	78.4	76.5	79.4	83.2	81.2
			59.7	72.6	71.6	72.0	71.2	73.6	72.3

LEARNING OPPORTUNITIES

(7) I can get help regarding post-secondary planning at my school.			83.3	91.7	89.2	90	83.3	83.1	83.2
(8) I get help regarding scholarships at my school.			58.3	89.5	84.1	86	81.0	80.6	80.8
(11) I can easily access programs and services at school to get help with my school work if I need it.			66.7	63.5	57.9	80	79.6	79.6	79.6
(12) My parents/guardians are available to help me with my school work if I need it.			83.3	76.8	68.1	72	73.3	68.5	71.0
(13) My peers are available to help me with my school work if I need it.			81.8	82.0	74.9	78	79.5	82.8	81.1
(14) If I need it, I can get help at school with problems not related to school work.			25.0	75.4	70.9	73	73.1	72.7	72.9
(15) I am satisfied with the opportunities I have to use technology to learn at my school.			41.7	69.0	70.3	70	65.2	68.9	67.0
			62.9	81.1	76.4	78.7	76.4	76.6	76.5

PARTICIPATION

(16) I am satisfied with the opportunities I have to participate in physical activities at my school.			58.3	76.5	72.8	75	76.9	77.4	77.1
(17) I am satisfied with the opprtunities I have to paticipate in fine arts programs and/or activities at my school(e.g., art club, band, choir, drama).			58.3	73.6	79.5	76	75.1	76.8	76.0
(18) I am satisfied with the opprtunities I have to paticipate in extra-curricular groups/activities at my school.			58.3	77.1	75.1	76	75.3	77.4	76.3
(19) I am satisfied with the opprtunities I have to paticipate in science activities at my school(e.g., fairs, competitions, clubs).			16.7	52.1	45.3	49	56.7	55.0	55.9
			47.9	69.8	68.2	69.0	71.0	71.6	71.3

SCHOOL CLIMATE

(20) At my school, I treat everyone with respect.			83.3	86.9	91.0	89	87.6	94.9	91.3
(21) At my school, students treat each other with respect.			75.0	57.3	51.5	55	58.3	49.9	54.0
(22) At my school, students treat staff with respect.			83.3	64.2	60.9	63	67.4	63.0	65.2
(23) At my school, staff treat students with respect.			66.7	78.3	77.4	78	76.7	76.6	76.5
(24) At my school, staff treat each other with respect.			91.7	90.1	93.6	92	92.7	95.5	94.0
(25) Staff at my school care about me.			83.3	84.4	79.8	82	77.6	77.9	77.7
(26) At my school, students of different sexual orientations are treated with respect.			100.0	82.1	82.6	83	77.7	80.3	79.0
(27) At my school, students of different race are treated with respect.			75.0	89.4	88.5	89	87.8	89.5	88.6
(37) I am treated fairly by the staff in my school.			66.7	82.8	82.0	81	77.2	78.0	77.5
(38) I am satisfied with the anti-drug policies and programs being offered at my school (e.g.presentation, guest speakers, assemblies)			72.7	73.7	80.0	73	68.8	68.4	68.6
(39) There is a pressure to do drugs among students from my school.			8.3	47.9	47.8	48	40.8	33.9	37.6
			73.3	76.1	75.0	75.7	73.9	73.9	73.6

EXPECTATIONS

(9) My opinions are important at school.			58.3	63.5	57.9	61	53.9	55.2	54.5
(10) I am encouraged to try my best at school.			90.9	83.9	85.0	84	83.2	86.1	84.7
(36) I know the school rules/code of conduct.			66.7	83.5	81.6	82	75.9	84.2	80.0
			72.0	77.0	74.8	75.9	71.0	75.2	73.1

SAFETY

(28) I feel safe at school.			58.3	83.1	82.0	83	80.4	79.7	80.1
(29) I feel safe in the school cafeteria.			33.3	88.8	80.0	85	83.8	84.0	83.9
(30) I feel safe in my classrooms.			66.7	88.1	85.8	87	86.6	87.7	87.1
(31) I feel safe in the school washrooms.			75.0	77.6	78.6	78	75.3	78.4	76.8
(32) I feel safe in the school gym.			75.0	85.6	80.7	83	85.2	83.4	84.2
(33) I feel safe in the gym change rooms.			50.0	84.0	80.4	82	79.8	83.0	81.3
(34) I feel safe on the school bus.			100.0	88.2	83.8	87	81.0	76.8	78.9
(35) I feel safe on school grounds.			75.0	87.2	83.1	85	80.7	81.9	81.2
			66.7	85.3	81.8	83.7	81.6	81.9	81.7


DRUGS AND ALCOHOL

(40) I am satisfied with the anti-alcohol policies and programs being offered at my school (e.g., presentations, guest speakers, assemblies)			54.6	72.3	70.7	71.8	66.3	66.1	66.2
(41) There is a pressure to drink alcohol among students from my school.			16.7	48.7	49.3	48.8	48.4	43.8	46.2
(42) I am satisfied with the anti-smoking policies and programs being offered at my school (e.g., presentations, guest speakers, assemblies)			50.0	63.5	63.3	63.7	62.6	61.8	62.2
(43) There is a pressure to smoke cigarettes among students from my school.			16.7	43.9	45.9	45.0	37.5	31.4	34.6
			34.5	57.1	57.3	57.3	53.7	50.8	52.3

For items 1-43, values are percent agreeing with the statement. Students were asked to indicate the extent to which they agreed to each statement with the following scale: 1-Strongly Disagree, 2-Disagree Somewhat, 3-Agree Somewhat, 4-Strongly Agree, 5-N/A- Not applicable

Survey results highlight the percentage of students who ‘Agree Somewhat’ or ‘Agree Strongly’ with each statement.

For items 44-55, students had 4 choices: A-Never, B-Once or Twice, C-Every Week, D-Multiple Times a Week.

		School Climate Survey Grades 10-12, 2015-16											
NLESD - Labrador Region													
#012 - J.C. Erhardt Memorial School, Makkovik		Response Rate: 66.7											
		[N=12] SCHOOL				[N=496] DISTRICT				[N=12,024] PROVINCE			
BULLYING AND HARASSMENT		A	B	C	D	A	B	C	D	A	B	C	D
(44) In the last month I have been bullied or harassed physically (e.g. hit, kicked, pushed, shoved around, locked indoors).		91.7	8.3	0.0	0.0	85.5	10.7	1.6	2.3	83.0	12.4	1.8	2.8
(45) In the last month I have been bullied or harassed verbally (e.g. called mean names, made fun of, teased in a hurtful way).		66.7	33.3	0.0	0.0	68.9	23.2	4.3	3.7	63.2	24.9	5.6	6.3
(46) In the last month I have been bullied or harassed indirectly (e.g. left out of things on purpose, excluded from a group of friends,		83.3	16.7	0.0	0.0	72.5	19.0	5.5	3.1	66.6	21.3	6.0	6.1
(47) In the last month I have been sexually harassed (e.g. other students making sexual jokes, comments or gestures towards me).		100.0	0.0	0.0	0.0	89.4	6.7	1.0	2.9	84.3	9.9	2.3	3.5
(48) In the last month I have been bullied or harassed electronically (e.g. teased or bullied using a computer or a mobile phone).		81.8	18.2	0.0	0.0	85.6	10.5	1.9	2.1	82.5	11.8	2.3	3.3
(49) In the last month I have seen or heard about another student being bullied or harassed.		66.7	16.7	8.3	8.3	48.9	33.1	11.0	7.0	37.4	38.3	12.6	11.7
(50) In the last month I have taken part in bullying or harassing another student.		83.3	16.7	0.0	0.0	88.1	8.4	1.4	2.1	89.3	7.5	1.1	2.1
(51) In the last month I have been involved in a physical fight.		83.3	16.7	0.0	0.0	92.2	5.1	0.8	1.9	91.1	5.7	0.9	2.2
DRUGS AND ALCOHOL													
(52) In the last month I have used illegal drugs.		91.7	0.0	8.3	0.0	79.7	11.3	1.8	7.2	80.0	10.4	2.7	6.9
(53) In the last month I have abused prescription drugs.		75.0	16.7	0.0	8.3	91.6	3.3	1.7	3.5	92.7	3.4	1.1	2.7
(54) In the last month I have consumed alcohol.		66.7	33.3	0.0	0.0	61.2	24.6	8.4	5.8	54.7	29.2	8.9	7.3
(55) In the last month I have smoked cigarettes.		66.7	16.7	0.0	16.7	71.1	8.8	3.9	16.2	79.8	7.7	2.1	10.4

For items 1-43, values are percent agreeing with the statement. Students were asked to indicate the extent to which they agreed to each statement with the following scale: 1-Strongly Disagree, 2-Disagree Somewhat, 3-Agree Somewhat, 4-Strongly Agree, 5-N/A- Not applicable

Survey results highlight the percentage of students who ‘Agree Somewhat’ or ‘Agree Strongly’ with each statement.


For items 44-55, students had 4 choices: A-Never, B-Once or Twice, C-Every Week, D-Multiple Times a Week.

Newfoundland Labrador			School Climate Survey Grades 10-12, 2015-16								
NLESD - Labrador Region											
#014 - Jens Haven Memorial, Nain			Response Rate: 58.7								
			[N=37] SCHOOL			[N=496] DISTRICT			[N=12,024] PROVINCE		
			M	F	Total	M	F	Total	M	F	Total
STUDENT SATISFACTION											
1) School is a place where I like to be.			83.3	50.0	67.6	63.3	59.2	61.3	61.4	63.4	62.3
2) I am satisfied with the quality of education I am receiving at my school.			88.9	88.9	89.2	79.0	79.6	79.4	79.8	80.9	80.2
3) I am satisfied with the quality of teaching at my school.			83.3	100.0	91.7	84.1	76.8	80.2	79.5	79.7	79.5
4) My school is clean and well maintained.			61.1	61.1	62.2	75.8	79.8	77.3	74.9	73.9	74.3
5) My school work is interesting.			82.4	61.1	72.2	58.4	55.7	57.3	52.4	60.4	56.3
6) My school work is challenging.			66.7	94.4	81.1	74.8	78.4	76.5	79.4	83.2	81.2
			77.6	75.9	77.3	72.6	71.6	72.0	71.2	73.6	72.3
LEARNING OPPORTUNITIES											
7) I can get help regarding post-secondary planning at my school.			100.0	88.2	93.9	91.7	89.2	90	83.3	83.1	83.2
8) I get help regarding scholarships at my school.			100.0	82.4	90.3	89.5	84.1	86	81.0	80.6	80.8
11) I can easily access programs and services at school to get help with my school work if I need it.			83.3	72.2	78.4	63.5	57.9	80	79.6	79.6	79.6
12) My parents/guardians are available to help me with my school work if I need it.			77.8	55.6	67.6	76.8	68.1	72	73.3	68.5	71.0
13) My peers are available to help me with my school work if I need it.			77.8	66.7	73.0	82.0	74.9	78	79.5	82.8	81.1
14) If I need it, I can get help at school with problems not related to school work.			72.2	72.2	73.0	75.4	70.9	73	73.1	72.7	72.9
15) I am satisfied with the opportunities I have to use technology to learn at my school.			94.1	88.9	91.7	69.0	70.3	70	65.2	68.9	67.0
			86.5	75.2	81.1	81.1	76.4	78.7	76.4	76.6	76.5
PARTICIPATION											
16) I am satisfied with the opportunities I have to participate in physical activities at my school.			88.9	66.7	78.4	76.5	72.8	75	76.9	77.4	77.1
17) I am satisfied with the opprtunities I have to paticipate in fine arts programs and/or activities at my school(e.g., art club, band, choir, drama).			77.8	94.4	86.5	73.6	79.5	76	75.1	76.8	76.0
18) I am satisfied with the opprtunities I have to paticipate in extra-curricular groups/activities at my school.			83.3	83.3	83.8	77.1	75.1	76	75.3	77.4	76.3
19) I am satisfied with the opprtunities I have to paticipate in science activities at my school(e.g., fairs, competitions, clubs).			66.7	50.0	56.8	52.1	45.3	49	56.7	55.0	55.9
			79.2	73.6	76.4	69.8	68.2	69.0	71.0	71.6	71.3
SCHOOL CLIMATE											
20) At my school, I treat everyone with respect.			94.4	94.4	94.6	86.9	91.0	89	87.6	94.9	91.3
21) At my school, students treat each other with respect.			55.6	22.2	40.5	57.3	51.5	55	58.3	49.9	54.0
22) At my school, students treat staff with respect.			66.7	50.0	59.5	64.2	60.9	63	67.4	63.0	65.2
23) At my school, staff treat students with respect.			83.3	72.2	78.4	78.3	77.4	78	76.7	76.6	76.5
24) At my school, staff treat each other with respect.			100.0	100.0	100.0	90.1	93.6	92	92.7	95.5	94.0
25) Staff at my school care about me.			100.0	88.2	94.3	84.4	79.8	82	77.6	77.9	77.7
26) At my school, students of different sexual orientations are treated with respect.			92.9	76.9	85.7	82.1	82.6	83	77.7	80.3	79.0
27) At my school, students of different race are treated with respect.			86.7	84.6	86.2	89.4	88.5	89	87.8	89.5	88.6
37) I am treated fairly by the staff in my school.			94.4	88.9	91.9	82.8	82.0	81	77.2	78.0	77.5
38) I am satisfied with the anti-drug policies and programs being offered at my school (e.g.presentatiions, guest speakers, assemblies)			93.8	77.8	85.7	73.7	80.0	73	68.8	68.4	68.6
39) There is a pressure to do drugs among students from my school.			29.4	50.0	41.7	47.9	47.8	48	40.8	33.9	37.6
			81.6	73.2	78.0	76.1	75.0	75.7	73.9	73.9	73.6
EXPECTATIONS											
9) My opinions are important at school.			83.3	55.6	70.3	63.5	57.9	61	53.9	55.2	54.5
10) I am encouraged to try my best at school.			94.4	94.4	94.6	83.9	85.0	84	83.2	86.1	84.7
36) I know the school rules/code of conduct.			88.9	72.2	81.1	83.5	81.6	82	75.9	84.2	80.0
			88.9	74.1	82.0	77.0	74.8	75.9	71.0	75.2	73.1
SAFETY											
28) I feel safe at school.			82.4	83.3	83.3	83.1	82.0	83	80.4	79.7	80.1
29) I feel safe in the school cafeteria.			100.0	100.0	100.0	88.8	80.0	85	83.8	84.0	83.9
30) I feel safe in my classrooms.			100.0	100.0	100.0	88.1	85.8	87	86.6	87.7	87.1
31) I feel safe in the school washrooms.			66.7	72.2	70.3	77.6	78.6	78	75.3	78.4	76.8
32) I feel safe in the school gym.			88.9	87.5	88.6	85.6	80.7	83	85.2	83.4	84.2
33) I feel safe in the gym change rooms.			60.0	85.7	76.9	84.0	80.4	82	79.8	83.0	81.3
34) I feel safe on the school bus.			100.0	100.0	100.0	88.2	83.8	87	81.0	76.8	78.9
35) I feel safe on school grounds.			88.9	83.3	86.5	87.2	83.1	85	80.7	81.9	81.2
			85.9	89.0	88.2	85.3	81.8	83.7	81.6	81.9	81.7
DRUGS AND ALCOHOL											
40) I am satisfied with the anti-alcohol policies and programs being offered at my school (e.g., presentations, guest speakers, assemblies)			86.7	55.6	70.6	72.3	70.7	71.8	66.3	66.1	66.2
41) There is a pressure to drink alcohol among students from my school.			25.0	55.6	41.2	48.7	49.3	48.8	48.4	43.8	46.2
42) I am satisfied with the anti-smoking policies and programs being offered at my school (e.g., presentations, guest speakers, assemblies)			64.7	61.1	63.9	63.5	63.3	63.7	62.6	61.8	62.2
43) There is a pressure to smoke cigarettes among students from my school.			62.5	66.7	65.7	43.9	45.9	45.0	37.5	31.4	34.6
			59.7	59.7	60.3	57.1	57.3	57.3	53.7	50.8	52.3

For items 1-43, values are percent agreeing with the statement. Students were asked to indicate the extent to which they agreed to each statement with the following scale: 1-Strongly Disagree, 2-Disagree Somewhat, 3-Agree Somewhat, 4-Strongly Agree, 5-N/A- Not applicable

Survey results highlight the percentage of students who ‘Agree Somewhat’ or ‘Agree Strongly’ with each statement.

For items 44-55, students had 4 choices: A-Never, B-Once or Twice, C-Every Week, D-Multiple Times a Week.

		School Climate Survey Grades 10-12, 2015-16											
NLESD - Labrador Region		Response Rate: 58.7											
#014 - Jens Haven Memorial, Nain													
		[N=37] SCHOOL				[N=496] DISTRICT				[N=12,024] PROVINCE			
BULLYING AND HARASSMENT		A	B	C	D	A	B	C	D	A	B	C	D
(44) In the last month I have been bullied or harassed physically (e.g. hit, kicked, pushed, shoved around, locked indoors).		69.4	22.2	2.8	5.6	85.5	10.7	1.6	2.3	83.0	12.4	1.8	2.8
(45) In the last month I have been bullied or harassed verbally (e.g. called mean names, made fun of, teased in a hurtful way).		46.0	40.5	8.1	5.4	68.9	23.2	4.3	3.7	63.2	24.9	5.6	6.3
(46) In the last month I have been bullied or harassed indirectly (e.g. left out of things on purpose, excluded from a group of friends,		62.2	24.3	10.8	2.7	72.5	19.0	5.5	3.1	66.6	21.3	6.0	6.1
(47) In the last month I have been sexually harassed (e.g. other students making sexual jokes, comments or gestures towards me).		89.2	5.4	2.7	2.7	89.4	6.7	1.0	2.9	84.3	9.9	2.3	3.5
(48) In the last month I have been bullied or harassed electronically (e.g. teased or bullied using a computer or a mobile phone).		80.6	16.7	2.8	0.0	85.6	10.5	1.9	2.1	82.5	11.8	2.3	3.3
(49) In the last month I have seen or heard about another student being bullied or harassed.		35.1	40.5	10.8	13.5	48.9	33.1	11.0	7.0	37.4	38.3	12.6	11.7
(50) In the last month I have taken part in bullying or harassing another student.		80.6	19.4	0.0	0.0	88.1	8.4	1.4	2.1	89.3	7.5	1.1	2.1
(51) In the last month I have been involved in a physical fight.		94.6	2.7	2.7	0.0	92.2	5.1	0.8	1.9	91.1	5.7	0.9	2.2
DRUGS AND ALCOHOL													
(52) In the last month I have used illegal drugs.		86.5	13.5	0.0	0.0	79.7	11.3	1.8	7.2	80.0	10.4	2.7	6.9
(53) In the last month I have abused prescription drugs.		100.0	0.0	0.0	0.0	91.6	3.3	1.7	3.5	92.7	3.4	1.1	2.7
(54) In the last month I have consumed alcohol.		72.2	27.8	0.0	0.0	61.2	24.6	8.4	5.8	54.7	29.2	8.9	7.3
(55) In the last month I have smoked cigarettes.		37.8	21.6	8.1	32.4	71.1	8.8	3.9	16.2	79.8	7.7	2.1	10.4

For items 1-43, values are percent agreeing with the statement. Students were asked to indicate the extent to which they agreed to each statement with the following scale: 1-Strongly Disagree, 2-Disagree Somewhat, 3-Agree Somewhat, 4-Strongly Agree, 5-N/A- Not applicable

Survey results highlight the percentage of students who ‘Agree Somewhat’ or ‘Agree Strongly’ with each statement.

For items 44-55, students had 4 choices: A-Never, B-Once or Twice, C-Every Week, D-Multiple Times a Week.



School Climate Survey
Grades 10-12, 2015-16

NLESD - Labrador Region

#015 - Lake Melville School, North West River

Response Rate: 66.7

STUDENT SATISFACTION

	[N=12] SCHOOL			[N=496] DISTRICT			[N=12,024] PROVINCE		
	M	E	Total	M	E	Total	M	E	Total
(1) School is a place where I like to be.			75.0	63.3	59.2	61.3	61.4	63.4	62.3
(2) I am satisfied with the quality of education I am receiving at my school.			100.0	79.0	79.6	79.4	79.8	80.9	80.2
(3) I am satisfied with the quality of teaching at my school.			100.0	84.1	76.8	80.2	79.5	79.7	79.5
(4) My school is clean and well maintained.			41.7	75.8	79.8	77.3	74.9	73.9	74.3
(5) My school work is interesting.			83.3	58.4	55.7	57.3	52.4	60.4	56.3
(6) My school work is challenging.			50.0	74.8	78.4	76.5	79.4	83.2	81.2
			75.0	72.6	71.6	72.0	71.2	73.6	72.3

LEARNING OPPORTUNITIES

(7) I can get help regarding post-secondary planning at my school.			75.0	91.7	89.2	90	83.3	83.1	83.2
(8) I get help regarding scholarships at my school.			75.0	89.5	84.1	86	81.0	80.6	80.8
(11) I can easily access programs and services at school to get help with my school work if I need it.			58.3	63.5	57.9	80	79.6	79.6	79.6
(12) My parents/guardians are available to help me with my school work if I need it.			50.0	76.8	68.1	72	73.3	68.5	71.0
(13) My peers are available to help me with my school work if I need it.			75.0	82.0	74.9	78	79.5	82.8	81.1
(14) If I need it, I can get help at school with problems not related to school work.			66.7	75.4	70.9	73	73.1	72.7	72.9
(15) I am satisfied with the opportunities I have to use technology to learn at my school.			83.3	69.0	70.3	70	65.2	68.9	67.0
			69.0	81.1	76.4	78.7	76.4	76.6	76.5

PARTICIPATION

(16) I am satisfied with the opportunities I have to participate in physical activities at my school.			83.3	76.5	72.8	75	76.9	77.4	77.1
(17) I am satisfied with the opprtunities I have to paticipate in fine arts programs and/or activities at my school(e.g., art club, band, choir, drama).			41.7	73.6	79.5	76	75.1	76.8	76.0
(18) I am satisfied with the opprtunities I have to paticipate in extra-curricular groups/activities at my school.			58.3	77.1	75.1	76	75.3	77.4	76.3
(19) I am satisfied with the opprtunities I have to paticipate in science activities at my school(e.g., fairs, competitions, clubs).			33.3	52.1	45.3	49	56.7	55.0	55.9
			54.2	69.8	68.2	69.0	71.0	71.6	71.3

SCHOOL CLIMATE

(20) At my school, I treat everyone with respect.			91.7	86.9	91.0	89	87.6	94.9	91.3
(21) At my school, students treat each other with respect.			50.0	57.3	51.5	55	58.3	49.9	54.0
(22) At my school, students treat staff with respect.			91.7	64.2	60.9	63	67.4	63.0	65.2
(23) At my school, staff treat students with respect.			100.0	78.3	77.4	78	76.7	76.6	76.5
(24) At my school, staff treat each other with respect.			100.0	90.1	93.6	92	92.7	95.5	94.0
(25) Staff at my school care about me.			75.0	84.4	79.8	82	77.6	77.9	77.7
(26) At my school, students of different sexual orientations are treated with respect.			100.0	82.1	82.6	83	77.7	80.3	79.0
(27) At my school, students of different race are treated with respect.			100.0	89.4	88.5	89	87.8	89.5	88.6
(37) I am treated fairly by the staff in my school.			100.0	82.8	82.0	81	77.2	78.0	77.5
(38) I am satisfied with the anti-drug policies and programs being offered at my school (e.g.presentation, guest speakers, assemblies)			54.6	73.7	80.0	73	68.8	68.4	68.6
(39) There is a pressure to do drugs among students from my school.			0.0	47.9	47.8	48	40.8	33.9	37.6
			78.4	76.1	75.0	75.7	73.9	73.9	73.6

EXPECTATIONS

(9) My opinions are important at school.			66.7	63.5	57.9	61	53.9	55.2	54.5
(10) I am encouraged to try my best at school.			81.8	83.9	85.0	84	83.2	86.1	84.7
(36) I know the school rules/code of conduct.			100.0	83.5	81.6	82	75.9	84.2	80.0
			82.8	77.0	74.8	75.9	71.0	75.2	73.1

SAFETY

(28) I feel safe at school.			100.0	83.1	82.0	83	80.4	79.7	80.1
(29) I feel safe in the school cafeteria.			75.0	88.8	80.0	85	83.8	84.0	83.9
(30) I feel safe in my classrooms.			90.9	88.1	85.8	87	86.6	87.7	87.1
(31) I feel safe in the school washrooms.			100.0	77.6	78.6	78	75.3	78.4	76.8
(32) I feel safe in the school gym.			100.0	85.6	80.7	83	85.2	83.4	84.2
(33) I feel safe in the gym change rooms.			60.0	84.0	80.4	82	79.8	83.0	81.3
(34) I feel safe on the school bus.			83.3	88.2	83.8	87	81.0	76.8	78.9
(35) I feel safe on school grounds.			83.3	87.2	83.1	85	80.7	81.9	81.2
			86.6	85.3	81.8	83.7	81.6	81.9	81.7


DRUGS AND ALCOHOL

(40) I am satisfied with the anti-alcohol policies and programs being offered at my school (e.g., presentations, guest speakers, assemblies)			45.5	72.3	70.7	71.8	66.3	66.1	66.2
(41) There is a pressure to drink alcohol among students from my school.			16.7	48.7	49.3	48.8	48.4	43.8	46.2
(42) I am satisfied with the anti-smoking policies and programs being offered at my school (e.g., presentations, guest speakers, assemblies)			33.3	63.5	63.3	63.7	62.6	61.8	62.2
(43) There is a pressure to smoke cigarettes among students from my school.			0.0	43.9	45.9	45.0	37.5	31.4	34.6
			23.9	57.1	57.3	57.3	53.7	50.8	52.3

For items 1-43, values are percent agreeing with the statement. Students were asked to indicate the extent to which they agreed to each statement with the following scale: 1-Strongly Disagree, 2-Disagree Somewhat, 3-Agree Somewhat, 4-Strongly Agree, 5-N/A- Not applicable

Survey results highlight the percentage of students who ‘Agree Somewhat’ or ‘Agree Strongly’ with each statement.

For items 44-55, students had 4 choices: A-Never, B-Once or Twice, C-Every Week, D-Multiple Times a Week.

				School Climate Survey Grades 10-12, 2015-16											
NLESD - Labrador Region															
#015 - Lake Melville School, North West River				Response Rate: 66.7											
				[N=12] SCHOOL				[N=496] DISTRICT				[N=12,024] PROVINCE			
BULLYING AND HARASSMENT				A	B	C	D	A	B	C	D	A	B	C	D
(44) In the last month I have been bullied or harassed physically (e.g. hit, kicked, pushed, shoved around, locked indoors).				75.0	16.7	8.3	0.0	85.5	10.7	1.6	2.3	83.0	12.4	1.8	2.8
(45) In the last month I have been bullied or harassed verbally (e.g. called mean names, made fun of, teased in a hurtful way).				66.7	25.0	8.3	0.0	68.9	23.2	4.3	3.7	63.2	24.9	5.6	6.3
(46) In the last month I have been bullied or harassed indirectly (e.g. left out of things on purpose, excluded from a group of friends,				75.0	16.7	8.3	0.0	72.5	19.0	5.5	3.1	66.6	21.3	6.0	6.1
(47) In the last month I have been sexually harassed (e.g. other students making sexual jokes, comments or gestures towards me).				100.0	0.0	0.0	0.0	89.4	6.7	1.0	2.9	84.3	9.9	2.3	3.5
(48) In the last month I have been bullied or harassed electronically (e.g. teased or bullied using a computer or a mobile phone).				83.3	16.7	0.0	0.0	85.6	10.5	1.9	2.1	82.5	11.8	2.3	3.3
(49) In the last month I have seen or heard about another student being bullied or harassed.				25.0	50.0	25.0	0.0	48.9	33.1	11.0	7.0	37.4	38.3	12.6	11.7
(50) In the last month I have taken part in bullying or harassing another student.				83.3	16.7	0.0	0.0	88.1	8.4	1.4	2.1	89.3	7.5	1.1	2.1
(51) In the last month I have been involved in a physical fight.				100.0	0.0	0.0	0.0	92.2	5.1	0.8	1.9	91.1	5.7	0.9	2.2
DRUGS AND ALCOHOL															
(52) In the last month I have used illegal drugs.				75.0	25.0	0.0	0.0	79.7	11.3	1.8	7.2	80.0	10.4	2.7	6.9
(53) In the last month I have abused prescription drugs.				100.0	0.0	0.0	0.0	91.6	3.3	1.7	3.5	92.7	3.4	1.1	2.7
(54) In the last month I have consumed alcohol.				83.3	16.7	0.0	0.0	61.2	24.6	8.4	5.8	54.7	29.2	8.9	7.3
(55) In the last month I have smoked cigarettes.				91.7	8.3	0.0	0.0	71.1	8.8	3.9	16.2	79.8	7.7	2.1	10.4

For items 1-43, values are percent agreeing with the statement. Students were asked to indicate the extent to which they agreed to each statement with the following scale: 1-Strongly Disagree, 2-Disagree Somewhat, 3-Agree Somewhat, 4-Strongly Agree, 5-N/A- Not applicable

Survey results highlight the percentage of students who ‘Agree Somewhat’ or ‘Agree Strongly’ with each statement.

For items 44-55, students had 4 choices: A-Never, B-Once or Twice, C-Every Week, D-Multiple Times a Week.



School Climate Survey
Grades 10-12, 2015-16

NLESD - Labrador Region

#016 - B.L. Morrison, Postville

Response Rate: 100.0

	[N=7] SCHOOL			[N=496] DISTRICT			[N=12,024] PROVINCE		
	M	E	Total	M	E	Total	M	E	Total
STUDENT SATISFACTION									
(1) School is a place where I like to be.			57.1	63.3	59.2	61.3	61.4	63.4	62.3
(2) I am satisfied with the quality of education I am receiving at my school.			71.4	79.0	79.6	79.4	79.8	80.9	80.2
(3) I am satisfied with the quality of teaching at my school.			85.7	84.1	76.8	80.2	79.5	79.7	79.5
(4) My school is clean and well maintained.			85.7	75.8	79.8	77.3	74.9	73.9	74.3
(5) My school work is interesting.			42.9	58.4	55.7	57.3	52.4	60.4	56.3
(6) My school work is challenging.			71.4	74.8	78.4	76.5	79.4	83.2	81.2
			69.0	72.6	71.6	72.0	71.2	73.6	72.3
LEARNING OPPORTUNITIES									
(7) I can get help regarding post-secondary planning at my school.			100.0	91.7	89.2	90	83.3	83.1	83.2
(8) I get help regarding scholarships at my school.			85.7	89.5	84.1	86	81.0	80.6	80.8
(11) I can easily access programs and services at school to get help with my school work if I need it.			85.7	63.5	57.9	80	79.6	79.6	79.6
(12) My parents/guardians are available to help me with my school work if I need it.			57.1	76.8	68.1	72	73.3	68.5	71.0
(13) My peers are available to help me with my school work if I need it.			100.0	82.0	74.9	78	79.5	82.8	81.1
(14) If I need it, I can get help at school with problems not related to school work.			71.4	75.4	70.9	73	73.1	72.7	72.9
(15) I am satisfied with the opportunities I have to use technology to learn at my school.			57.1	69.0	70.3	70	65.2	68.9	67.0
			79.6	81.1	76.4	78.7	76.4	76.6	76.5
PARTICIPATION									
(16) I am satisfied with the opportunities I have to participate in physical activities at my school.			100.0	76.5	72.8	75	76.9	77.4	77.1
(17) I am satisfied with the opprtunities I have to paticipate in fine arts programs and/or activities at my school(e.g., art club, band, choir, drama).			85.7	73.6	79.5	76	75.1	76.8	76.0
(18) I am satisfied with the opprtunities I have to paticipate in extra-curricular groups/activities at my school.			85.7	77.1	75.1	76	75.3	77.4	76.3
(19) I am satisfied with the opprtunities I have to paticipate in science activities at my school(e.g., fairs, competitions, clubs).			57.1	52.1	45.3	49	56.7	55.0	55.9
			82.1	69.8	68.2	69.0	71.0	71.6	71.3
SCHOOL CLIMATE									
(20) At my school, I treat everyone with respect.			100.0	86.9	91.0	89	87.6	94.9	91.3
(21) At my school, students treat each other with respect.			85.7	57.3	51.5	55	58.3	49.9	54.0
(22) At my school, students treat staff with respect.			85.7	64.2	60.9	63	67.4	63.0	65.2
(23) At my school, staff treat students with respect.			100.0	78.3	77.4	78	76.7	76.6	76.5
(24) At my school, staff treat each other with respect.			100.0	90.1	93.6	92	92.7	95.5	94.0
(25) Staff at my school care about me.			85.7	84.4	79.8	82	77.6	77.9	77.7
(26) At my school, students of different sexual orientations are treated with respect.			50.0	82.1	82.6	83	77.7	80.3	79.0
(27) At my school, students of different race are treated with respect.			100.0	89.4	88.5	89	87.8	89.5	88.6
(37) I am treated fairly by the staff in my school.			100.0	82.8	82.0	81	77.2	78.0	77.5
(38) I am satisfied with the anti-drug policies and programs being offered at my school (e.g.presentation, guest speakers, assemblies)			100.0	73.7	80.0	73	68.8	68.4	68.6
(39) There is a pressure to do drugs among students from my school.			0.0	47.9	47.8	48	40.8	33.9	37.6
			82.5	76.1	75.0	75.7	73.9	73.9	73.6
EXPECTATIONS									
(9) My opinions are important at school.			71.4	63.5	57.9	61	53.9	55.2	54.5
(10) I am encouraged to try my best at school.			100.0	83.9	85.0	84	83.2	86.1	84.7
(36) I know the school rules/code of conduct.			71.4	83.5	81.6	82	75.9	84.2	80.0
			81.0	77.0	74.8	75.9	71.0	75.2	73.1
SAFETY									
(28) I feel safe at school.			85.7	83.1	82.0	83	80.4	79.7	80.1
(29) I feel safe in the school cafeteria.			100.0	88.8	80.0	85	83.8	84.0	83.9
(30) I feel safe in my classrooms.			100.0	88.1	85.8	87	86.6	87.7	87.1
(31) I feel safe in the school washrooms.			71.4	77.6	78.6	78	75.3	78.4	76.8
(32) I feel safe in the school gym.			85.7	85.6	80.7	83	85.2	83.4	84.2
(33) I feel safe in the gym change rooms.			66.7	84.0	80.4	82	79.8	83.0	81.3
(34) I feel safe on the school bus.			0.0	88.2	83.8	87	81.0	76.8	78.9
(35) I feel safe on school grounds.			100.0	87.2	83.1	85	80.7	81.9	81.2
			76.2	85.3	81.8	83.7	81.6	81.9	81.7
DRUGS AND ALCOHOL									
(40) I am satisfied with the anti-alcohol policies and programs being offered at my school (e.g., presentations, guest speakers, assemblies)			80.0	72.3	70.7	71.8	66.3	66.1	66.2
(41) There is a pressure to drink alcohol among students from my school.			0.0	48.7	49.3	48.8	48.4	43.8	46.2
(42) I am satisfied with the anti-smoking policies and programs being offered at my school (e.g., presentations, guest speakers, assemblies)			60.0	63.5	63.3	63.7	62.6	61.8	62.2
(43) There is a pressure to smoke cigarettes among students from my school.			14.3	43.9	45.9	45.0	37.5	31.4	34.6
			38.6	57.1	57.3	57.3	53.7	50.8	52.3

For items 1-43, values are percent agreeing with the statement. Students were asked to indicate the extent to which they agreed to each statement with the following scale: 1-Strongly Disagree, 2-Disagree Somewhat, 3-Agree Somewhat, 4-Strongly Agree, 5-N/A- Not applicable

Survey results highlight the percentage of students who ‘Agree Somewhat’ or ‘Agree Strongly’ with each statement.

For items 44-55, students had 4 choices: A-Never, B-Once or Twice, C-Every Week, D-Multiple Times a Week.

<div><div><div><div><div></div><div></div></div><div><div></div><div></div></div></div><div><div></div><div></div></div><div><div></div><div></div></div></div><div>Newfoundland Labrador</div></div>												
School Climate Survey Grades 10-12, 2015-16												
NLESD - Labrador Region												
#016 - B.L. Morrison, Postville												
Response Rate: 100.0												
	[N=7]				[N=496]				[N=12,024]			
	<u>SCHOOL</u>				<u>DISTRICT</u>				<u>PROVINCE</u>			
	<u>A</u>	<u>B</u>	<u>C</u>	<u>D</u>	<u>A</u>	<u>B</u>	<u>C</u>	<u>D</u>	<u>A</u>	<u>B</u>	<u>C</u>	<u>D</u>
BULLYING AND HARASSMENT												
(44) In the last month I have been bullied or harassed physically (e.g. hit, kicked, pushed, shoved around, locked indoors).	100.0	0.0	0.0	0.0	85.5	10.7	1.6	2.3	83.0	12.4	1.8	2.8
(45) In the last month I have been bullied or harassed verbally (e.g. called mean names, made fun of, teased in a hurtful way).	83.3	16.7	0.0	0.0	68.9	23.2	4.3	3.7	63.2	24.9	5.6	6.3
(46) In the last month I have been bullied or harassed indirectly (e.g. left out of things on purpose, excluded from a group of friends,	71.4	28.6	0.0	0.0	72.5	19.0	5.5	3.1	66.6	21.3	6.0	6.1
(47) In the last month I have been sexually harassed (e.g. other students making sexual jokes, comments or gestures towards me).	71.4	28.6	0.0	0.0	89.4	6.7	1.0	2.9	84.3	9.9	2.3	3.5
(48) In the last month I have been bullied or harassed electronically (e.g. teased or bullied using a computer or a mobile phone).	100.0	0.0	0.0	0.0	85.6	10.5	1.9	2.1	82.5	11.8	2.3	3.3
(49) In the last month I have seen or heard about another student being bullied or harassed.	71.4	28.6	0.0	0.0	48.9	33.1	11.0	7.0	37.4	38.3	12.6	11.7
(50) In the last month I have taken part in bullying or harassing another student.	100.0	0.0	0.0	0.0	88.1	8.4	1.4	2.1	89.3	7.5	1.1	2.1
(51) In the last month I have been involved in a physical fight.	85.7	14.3	0.0	0.0	92.2	5.1	0.8	1.9	91.1	5.7	0.9	2.2
DRUGS AND ALCOHOL												
(52) In the last month I have used illegal drugs.	100.0	0.0	0.0	0.0	79.7	11.3	1.8	7.2	80.0	10.4	2.7	6.9
(53) In the last month I have abused prescription drugs.	100.0	0.0	0.0	0.0	91.6	3.3	1.7	3.5	92.7	3.4	1.1	2.7
(54) In the last month I have consumed alcohol.	100.0	0.0	0.0	0.0	61.2	24.6	8.4	5.8	54.7	29.2	8.9	7.3
(55) In the last month I have smoked cigarettes.	100.0	0.0	0.0	0.0	71.1	8.8	3.9	16.2	79.8	7.7	2.1	10.4

For items 1-43, values are percent agreeing with the statement. Students were asked to indicate the extent to which they agreed to each statement with the following scale: 1-Strongly Disagree, 2-Disagree Somewhat, 3-Agree Somewhat, 4-Strongly Agree, 5-N/A- Not applicable

Survey results highlight the percentage of students who ‘Agree Somewhat’ or ‘Agree Strongly’ with each statement.

For items 44-55, students had 4 choices: A-Never, B-Once or Twice, C-Every Week, D-Multiple Times a Week.

Newfoundland
Labrador

School Climate Survey

Grades 10-12, 2015-16

NLESD - Labrador Region

#477 - Mealy Mountain Collegiate, Happy Valley-Goose Bay

Response Rate: 61.0

	[N=186] SCHOOL			[N=496] DISTRICT			[N=12,024] PROVINCE		
	M	E	Total	M	E	Total	M	E	Total
STUDENT SATISFACTION									
1) School is a place where I like to be.	66.3	60.9	64.0	63.3	59.2	61.3	61.4	63.4	62.3
2) I am satisfied with the quality of education I am receiving at my school.	81.3	81.5	81.1	79.0	79.6	79.4	79.8	80.9	80.2
3) I am satisfied with the quality of teaching at my school.	84.4	76.9	80.3	84.1	76.8	80.2	79.5	79.7	79.5
4) My school is clean and well maintained.	87.0	97.8	91.9	75.8	79.8	77.3	74.9	73.9	74.3
5) My school work is interesting.	53.3	56.7	55.2	58.4	55.7	57.3	52.4	60.4	56.3
6) My school work is challenging.	77.2	76.7	77.2	74.8	78.4	76.5	79.4	83.2	81.2
	74.9	75.1	74.9	72.6	71.6	72.0	71.2	73.6	72.3
LEARNING OPPORTUNITIES									
7) I can get help regarding post-secondary planning at my school.	89.2	86.6	87.4	91.7	89.2	90	83.3	83.1	83.2
8) I get help regarding scholarships at my school.	91.8	87.2	89.7	89.5	84.1	86	81.0	80.6	80.8
11) I can easily access programs and services at school to get help with my school work if I need it.	83.7	81.1	82.6	63.5	57.9	80	79.6	79.6	79.6
12) My parents/guardians are available to help me with my school work if I need it.	78.3	72.8	75.3	76.8	68.1	72	73.3	68.5	71.0
13) My peers are available to help me with my school work if I need it.	84.6	75.0	80.0	82.0	74.9	78	79.5	82.8	81.1
14) If I need it, I can get help at school with problems not related to school work.	80.4	70.7	75.8	75.4	70.9	73	73.1	72.7	72.9
15) I am satisfied with the opportunities I have to use technology to learn at my school.	62.2	53.9	58.6	69.0	70.3	70	65.2	68.9	67.0
	81.5	75.3	78.5	81.1	76.4	78.7	76.4	76.6	76.5
PARTICIPATION									
16) I am satisfied with the opportunities I have to participate in physical activities at my school.	76.9	73.9	75.1	76.5	72.8	75	76.9	77.4	77.1
17) I am satisfied with the opprtunities I have to paticipate in fine arts programs and/or activities at my school(e.g., art club, band, choir, drama).	83.7	88.0	86.0	73.6	79.5	76	75.1	76.8	76.0
18) I am satisfied with the opprtunities I have to paticipate in extra-curricular groups/activities at my school.	83.2	84.8	84.2	77.1	75.1	76	75.3	77.4	76.3
19) I am satisfied with the opprtunities I have to paticipate in science activities at my school(e.g., fairs, competitions, clubs).	57.8	53.9	56.3	52.1	45.3	49	56.7	55.0	55.9
	75.4	75.1	75.4	69.8	68.2	69.0	71.0	71.6	71.3
SCHOOL CLIMATE									
20) At my school, I treat everyone with respect.	86.7	91.2	89.1	86.9	91.0	89	87.6	94.9	91.3
21) At my school, students treat each other with respect.	60.4	51.1	55.7	57.3	51.5	55	58.3	49.9	54.0
22) At my school, students treat staff with respect.	60.4	56.5	58.9	64.2	60.9	63	67.4	63.0	65.2
23) At my school, staff treat students with respect.	73.6	75.0	74.1	78.3	77.4	78	76.7	76.6	76.5
24) At my school, staff treat each other with respect.	86.7	90.2	88.6	90.1	93.6	92	92.7	95.5	94.0
25) Staff at my school care about me.	80.0	78.9	78.6	84.4	79.8	82	77.6	77.9	77.7
26) At my school, students of different sexual orientations are treated with respect.	86.1	87.5	86.9	82.1	82.6	83	77.7	80.3	79.0
27) At my school, students of different race are treated with respect.	90.1	89.7	90.0	89.4	88.5	89	87.8	89.5	88.6
37) I am treated fairly by the staff in my school.	77.0	81.1	78.8	82.8	82.0	81	77.2	78.0	77.5
38) I am satisfied with the anti-drug policies and programs being offered at my school (e.g.presentatiions, guest speakers, assemblies)	74.4	68.5	71.2	73.7	80.0	73	68.8	68.4	68.6
39) There is a pressure to do drugs among students from my school.	52.9	52.2	51.9	47.9	47.8	48	40.8	33.9	37.6
	75.3	74.7	74.9	76.1	75.0	75.7	73.9	73.9	73.6
EXPECTATIONS									
9) My opinions are important at school.	61.5	58.9	60.7	63.5	57.9	61	53.9	55.2	54.5
10) I am encouraged to try my best at school.	78.9	84.6	82.0	83.9	85.0	84	83.2	86.1	84.7
36) I know the school rules/code of conduct.	80.7	83.7	82.4	83.5	81.6	82	75.9	84.2	80.0
	73.7	75.7	75.0	77.0	74.8	75.9	71.0	75.2	73.1
SAFETY									
28) I feel safe at school.	83.5	84.6	84.2	83.1	82.0	83	80.4	79.7	80.1
29) I feel safe in the school cafeteria.	89.3	82.5	86.1	88.8	80.0	85	83.8	84.0	83.9
30) I feel safe in my classrooms.	89.0	85.9	86.5	88.1	85.8	87	86.6	87.7	87.1
31) I feel safe in the school washrooms.	76.1	79.4	77.5	77.6	78.6	78	75.3	78.4	76.8
32) I feel safe in the school gym.	81.4	81.2	80.9	85.6	80.7	83	85.2	83.4	84.2
33) I feel safe in the gym change rooms.	83.3	85.4	83.9	84.0	80.4	82	79.8	83.0	81.3
34) I feel safe on the school bus.	86.8	86.1	86.6	88.2	83.8	87	81.0	76.8	78.9
35) I feel safe on school grounds.	87.8	83.7	85.3	87.2	83.1	85	80.7	81.9	81.2
	84.7	83.6	83.9	85.3	81.8	83.7	81.6	81.9	81.7
DRUGS AND ALCOHOL									
40) I am satisfied with the anti-alcohol policies and programs being offered at my school (e.g., presentations, guest speakers, assemblies)	78.6	71.9	74.9	72.3	70.7	71.8	66.3	66.1	66.2
41) There is a pressure to drink alcohol among students from my school.	55.8	53.9	54.8	48.7	49.3	48.8	48.4	43.8	46.2
42) I am satisfied with the anti-smoking policies and programs being offered at my school (e.g., presentations, guest speakers, assemblies)	72.6	63.6	67.8	63.5	63.3	63.7	62.6	61.8	62.2
43) There is a pressure to smoke cigarettes among students from my school.	44.2	50.0	47.2	43.9	45.9	45.0	37.5	31.4	34.6
	62.8	59.9	61.2	57.1	57.3	57.3	53.7	50.8	52.3

For items 1-43, values are percent agreeing with the statement. Students were asked to indicate the extent to which they agreed to each statement with the following scale: 1-Strongly Disagree, 2-Disagree Somewhat, 3-Agree Somewhat, 4-Strongly Agree, 5-N/A- Not applicable

Survey results highlight the percentage of students who ‘Agree Somewhat’ or ‘Agree Strongly’ with each statement.

For items 44-55, students had 4 choices: A-Never, B-Once or Twice, C-Every Week, D-Multiple Times a Week.

<div><div><div><div><div></div><div></div></div><div><div></div><div></div></div></div><div><div></div><div></div></div><div><div></div><div></div></div></div><div>Newfoundland Labrador</div></div>												
School Climate Survey Grades 10-12, 2015-16												
NLESD - Labrador Region												
#477 - Mealy Mountain Collegiate, Happy Valley-Goose Bay												
Response Rate: 61.0												
BULLYING AND HARASSMENT (44) In the last month I have been bullied or harassed physically (e.g. hit, kicked, pushed, shoved around, locked indoors). (45) In the last month I have been bullied or harassed verbally (e.g. called mean names, made fun of, teased in a hurtful way). (46) In the last month I have been bullied or harassed indirectly (e.g. left out of things on purpose, excluded from a group of friends, (47) In the last month I have been sexually harassed (e.g. other students making sexual jokes, comments or gestures towards me). (48) In the last month I have been bullied or harassed electronically (e.g. teased or bullied using a computer or a mobile phone). (49) In the last month I have seen or heard about another student being bullied or harassed. (50) In the last month I have taken part in bullying or harassing another student. (51) In the last month I have been involved in a physical fight. DRUGS AND ALCOHOL (52) In the last month I have used illegal drugs. (53) In the last month I have abused prescription drugs. (54) In the last month I have consumed alcohol. (55) In the last month I have smoked cigarettes.	[N=186] <u>SCHOOL</u>				[N=496] <u>DISTRICT</u>				[N=12,024] <u>PROVINCE</u>			
	<u>A</u>	<u>B</u>	<u>C</u>	<u>D</u>	<u>A</u>	<u>B</u>	<u>C</u>	<u>D</u>	<u>A</u>	<u>B</u>	<u>C</u>	<u>D</u>
	84.2	12.6	1.1	2.2	85.5	10.7	1.6	2.3	83.0	12.4	1.8	2.8
	70.0	24.0	3.3	2.7	68.9	23.2	4.3	3.7	63.2	24.9	5.6	6.3
	71.0	20.8	3.8	4.4	72.5	19.0	5.5	3.1	66.6	21.3	6.0	6.1
	86.3	9.3	1.1	3.3	89.4	6.7	1.0	2.9	84.3	9.9	2.3	3.5
	84.4	11.1	2.2	2.2	85.6	10.5	1.9	2.1	82.5	11.8	2.3	3.3
	51.1	34.1	8.2	6.6	48.9	33.1	11.0	7.0	37.4	38.3	12.6	11.7
	87.8	7.2	2.2	2.8	88.1	8.4	1.4	2.1	89.3	7.5	1.1	2.1
	91.1	4.5	1.1	3.4	92.2	5.1	0.8	1.9	91.1	5.7	0.9	2.2
	74.2	14.8	2.8	8.2	79.7	11.3	1.8	7.2	80.0	10.4	2.7	6.9
	89.4	2.8	2.8	5.0	91.6	3.3	1.7	3.5	92.7	3.4	1.1	2.7
	56.6	26.9	9.9	6.6	61.2	24.6	8.4	5.8	54.7	29.2	8.9	7.3
	70.2	11.6	3.9	14.4	71.1	8.8	3.9	16.2	79.8	7.7	2.1	10.4

For items 1-43, values are percent agreeing with the statement. Students were asked to indicate the extent to which they agreed to each statement with the following scale: 1-Strongly Disagree, 2-Disagree Somewhat, 3-Agree Somewhat, 4-Strongly Agree, 5-N/A- Not applicable

Survey results highlight the percentage of students who ‘Agree Somewhat’ or ‘Agree Strongly’ with each statement.

For items 44-55, students had 4 choices: A-Never, B-Once or Twice, C-Every Week, D-Multiple Times a Week.

NLESD - Labrador Region

#477 - Mealy Mountain Collegiate, Happy Valley-Goose Bay

Response Rate: 61.0

For items 1-43, values are percent agreeing with the statement. Students were asked to indicate the extent to which they agreed to each statement with the following scale: 1-Strongly Disagree, 2-Disagree Somewhat, 3-Agree Somewhat, 4-Strongly Agree, 5-N/A- Not applicable

Survey results highlight the percentage of students who ‘Agree Somewhat’ or ‘Agree Strongly’ with each statement.


For items 44-55, students had 4 choices: A-Never, B-Once or Twice, C-Every Week, D-Multiple Times a Week.

Newfoundland Labrador			School Climate Survey Grades 10-12, 2015-16								
NLESD - Western Region											
#022 - William Gillett Academy, Charlottetown, LAB			Response Rate: 88.2								
			[N=15] SCHOOL			[N=2,126] DISTRICT			[N=12,024] PROVINCE		
			M	F	Total	M	F	Total	M	F	Total
STUDENT SATISFACTION											
1) School is a place where I like to be.			33.3	77.8	60.0	61.5	65.0	63.4	61.4	63.4	62.3
2) I am satisfied with the quality of education I am receiving at my school.			50.0	88.9	73.3	80.6	83.3	81.9	79.8	80.9	80.2
3) I am satisfied with the quality of teaching at my school.			33.3	100.0	73.3	81.2	81.0	81.0	79.5	79.7	79.5
4) My school is clean and well maintained.			83.3	100.0	93.3	72.4	72.0	72.1	74.9	73.9	74.3
5) My school work is interesting.			33.3	88.9	66.7	53.5	63.6	58.5	52.4	60.4	56.3
6) My school work is challenging.			66.7	77.8	73.3	80.5	81.5	80.9	79.4	83.2	81.2
			50.0	88.9	73.3	71.6	74.4	73.0	71.2	73.6	72.3
LEARNING OPPORTUNITIES											
7) I can get help regarding post-secondary planning at my school.			66.7	100.0	86.7	84.8	86.1	85	83.3	83.1	83.2
8) I get help regarding scholarships at my school.			83.3	100.0	93.3	84.7	84.8	85	81.0	80.6	80.8
11) I can easily access programs and services at school to get help with my school work if I need it.			83.3	88.9	86.7	54.3	56.9	80	79.6	79.6	79.6
12) My parents/guardians are available to help me with my school work if I need it.			50.0	88.9	73.3	73.4	72.2	73	73.3	68.5	71.0
13) My peers are available to help me with my school work if I need it.			33.3	88.9	66.7	80.1	85.2	83	79.5	82.8	81.1
14) If I need it, I can get help at school with problems not related to school work.			50.0	88.9	73.3	76.1	77.9	77	73.1	72.7	72.9
15) I am satisfied with the opportunities I have to use technology to learn at my school.			66.7	77.8	73.3	68.5	73.3	71	65.2	68.9	67.0
			61.9	90.5	79.0	78.3	80.0	79.0	76.4	76.6	76.5
PARTICIPATION											
16) I am satisfied with the opportunities I have to participate in physical activities at my school.			33.3	88.9	66.7	77.9	79.1	79	76.9	77.4	77.1
17) I am satisfied with the opprtunities I have to paticipate in fine arts programs and/or activities at my school(e.g., art club, band, choir, drama).			33.3	33.3	33.3	71.9	70.9	71	75.1	76.8	76.0
18) I am satisfied with the opprtunities I have to paticipate in extra-curricular groups/activities at my school.			66.7	88.9	80.0	74.3	75.7	75	75.3	77.4	76.3
19) I am satisfied with the opprtunities I have to paticipate in science activities at my school(e.g., fairs, competitions, clubs).			40.0	33.3	35.7	50.1	46.4	48	56.7	55.0	55.9
			43.3	61.1	53.9	68.5	68.0	68.3	71.0	71.6	71.3
SCHOOL CLIMATE											
20) At my school, I treat everyone with respect.			83.3	88.9	86.7	89.0	96.1	93	87.6	94.9	91.3
21) At my school, students treat each other with respect.			66.7	88.9	80.0	60.7	51.2	56	58.3	49.9	54.0
22) At my school, students treat staff with respect.			66.7	77.8	73.3	70.9	65.3	68	67.4	63.0	65.2
23) At my school, staff treat students with respect.			33.3	77.8	60.0	78.2	78.6	78	76.7	76.6	76.5
24) At my school, staff treat each other with respect.			66.7	100.0	86.7	93.0	96.7	95	92.7	95.5	94.0
25) Staff at my school care about me.			33.3	77.8	60.0	77.8	80.2	79	77.6	77.9	77.7
26) At my school, students of different sexual orientations are treated with respect.			50.0	100.0	77.8	78.2	81.9	80	77.7	80.3	79.0
27) At my school, students of different race are treated with respect.			66.7	100.0	86.7	88.0	91.1	90	87.8	89.5	88.6
37) I am treated fairly by the staff in my school.			33.3	77.8	60.0	79.6	83.6	80	77.2	78.0	77.5
38) I am satisfied with the anti-drug policies and programs being offered at my school (e.g.presentationis, guest speakers, assemblies)			83.3	88.9	86.7	74.2	87.8	76	68.8	68.4	68.6
39) There is a pressure to do drugs among students from my school.			50.0	0.0	20.0	39.2	33.0	36	40.8	33.9	37.6
			57.6	79.8	70.7	75.3	75.8	75.5	73.9	73.9	73.6
EXPECTATIONS											
9) My opinions are important at school.			50.0	77.8	66.7	54.3	56.9	56	53.9	55.2	54.5
10) I am encouraged to try my best at school.			50.0	100.0	80.0	84.1	88.7	87	83.2	86.1	84.7
36) I know the school rules/code of conduct.			60.0	100.0	85.7	80.8	89.8	85	75.9	84.2	80.0
			53.3	92.6	77.5	73.1	78.5	75.8	71.0	75.2	73.1
SAFETY											
28) I feel safe at school.			50.0	88.9	73.3	82.7	83.6	83	80.4	79.7	80.1
29) I feel safe in the school cafeteria.			40.0	100.0	76.9	86.5	87.8	87	83.8	84.0	83.9
30) I feel safe in my classrooms.			66.7	100.0	86.7	87.6	89.8	89	86.6	87.7	87.1
31) I feel safe in the school washrooms.			50.0	100.0	80.0	78.0	82.7	80	75.3	78.4	76.8
32) I feel safe in the school gym.			66.7	100.0	86.7	86.8	87.9	87	85.2	83.4	84.2
33) I feel safe in the gym change rooms.			66.7	100.0	86.7	82.5	87.2	85	79.8	83.0	81.3
34) I feel safe on the school bus.			33.3	100.0	66.7	80.9	78.4	80	81.0	76.8	78.9
35) I feel safe on school grounds.			66.7	100.0	86.7	84.4	88.3	86	80.7	81.9	81.2
			55.0	98.6	80.5	83.7	85.7	84.7	81.6	81.9	81.7
DRUGS AND ALCOHOL											
40) I am satisfied with the anti-alcohol policies and programs being offered at my school (e.g., presentations, guest speakers, assemblies)			83.3	77.8	80.0	72.4	76.0	74.1	66.3	66.1	66.2
41) There is a pressure to drink alcohol among students from my school.			33.3	0.0	13.3	49.4	42.9	46.1	48.4	43.8	46.2
42) I am satisfied with the anti-smoking policies and programs being offered at my school (e.g., presentations, guest speakers, assemblies)			100.0	77.8	85.7	69.8	73.8	71.9	62.6	61.8	62.2
43) There is a pressure to smoke cigarettes among students from my school.			40.0	0.0	14.3	41.2	35.5	38.4	37.5	31.4	34.6
			64.2	38.9	48.3	58.2	57.1	57.6	53.7	50.8	52.3

For items 1-43, values are percent agreeing with the statement. Students were asked to indicate the extent to which they agreed to each statement with the following scale: 1-Strongly Disagree, 2-Disagree Somewhat, 3-Agree Somewhat, 4-Strongly Agree, 5-N/A- Not applicable

Survey results highlight the percentage of students who ‘Agree Somewhat’ or ‘Agree Strongly’ with each statement.


For items 44-55, students had 4 choices: A-Never, B-Once or Twice, C-Every Week, D-Multiple Times a Week.

				School Climate Survey Grades 10-12, 2015-16											
NLESD - Western Region															
#022 - William Gillett Academy, Charlottetown, LAB				Response Rate: 88.2											
				[N=15] SCHOOL				[N=2,126] DISTRICT				[N=12,024] PROVINCE			
BULLYING AND HARASSMENT				A	B	C	D	A	B	C	D	A	B	C	D
(44) In the last month I have been bullied or harassed physically (e.g. hit, kicked, pushed, shoved around, locked indoors).				80.0	13.3	0.0	6.7	83.0	13.3	1.5	2.2	83.0	12.4	1.8	2.8
(45) In the last month I have been bullied or harassed verbally (e.g. called mean names, made fun of, teased in a hurtful way).				66.7	20.0	0.0	13.3	63.4	25.1	5.5	5.9	63.2	24.9	5.6	6.3
(46) In the last month I have been bullied or harassed indirectly (e.g. left out of things on purpose, excluded from a group of friends,				66.7	20.0	6.7	6.7	68.7	20.1	5.8	5.4	66.6	21.3	6.0	6.1
(47) In the last month I have been sexually harassed (e.g. other students making sexual jokes, comments or gestures towards me).				80.0	13.3	0.0	6.7	85.1	9.7	2.3	2.9	84.3	9.9	2.3	3.5
(48) In the last month I have been bullied or harassed electronically (e.g. teased or bullied using a computer or a mobile phone).				78.6	14.3	0.0	7.1	83.9	12.0	1.8	2.3	82.5	11.8	2.3	3.3
(49) In the last month I have seen or heard about another student being bullied or harassed.				60.0	20.0	0.0	20.0	40.9	38.4	12.1	8.6	37.4	38.3	12.6	11.7
(50) In the last month I have taken part in bullying or harassing another student.				86.7	6.7	0.0	6.7	90.2	7.8	0.7	1.4	89.3	7.5	1.1	2.1
(51) In the last month I have been involved in a physical fight.				73.3	20.0	0.0	6.7	92.2	5.5	0.7	1.6	91.1	5.7	0.9	2.2
DRUGS AND ALCOHOL															
(52) In the last month I have used illegal drugs.				100.0	0.0	0.0	0.0	81.4	9.9	2.9	5.8	80.0	10.4	2.7	6.9
(53) In the last month I have abused prescription drugs.				100.0	0.0	0.0	0.0	94.3	2.9	0.8	2.1	92.7	3.4	1.1	2.7
(54) In the last month I have consumed alcohol.				73.3	20.0	6.7	0.0	52.7	31.1	9.3	6.9	54.7	29.2	8.9	7.3
(55) In the last month I have smoked cigarettes.				80.0	0.0	0.0	20.0	77.4	8.2	2.2	12.3	79.8	7.7	2.1	10.4

For items 1-43, values are percent agreeing with the statement. Students were asked to indicate the extent to which they agreed to each statement with the following scale: 1-Strongly Disagree, 2-Disagree Somewhat, 3-Agree Somewhat, 4-Strongly Agree, 5-N/A- Not applicable

Survey results highlight the percentage of students who ‘Agree Somewhat’ or ‘Agree Strongly’ with each statement.

For items 44-55, students had 4 choices: A-Never, B-Once or Twice, C-Every Week, D-Multiple Times a Week.

			School Climate Survey Grades 10-12, 2015-16								
NLESD - Western Region											
#023 - Sacred Heart AG, Conche			<div>Response Rate: 66.7</div>								
			[N=2] SCHOOL			[N=2,126] DISTRICT			[N=12,024] PROVINCE		
			<u>M</u>	<u>E</u>	<u>Total</u>	<u>M</u>	<u>E</u>	<u>Total</u>	<u>M</u>	<u>E</u>	<u>Total</u>
STUDENT SATISFACTION											
1) School is a place where I like to be.						61.5	65.0	63.4	61.4	63.4	62.3
2) I am satisfied with the quality of education I am receiving at my school.						80.6	83.3	81.9	79.8	80.9	80.2
3) I am satisfied with the quality of teaching at my school.						81.2	81.0	81.0	79.5	79.7	79.5
4) My school is clean and well maintained.						72.4	72.0	72.1	74.9	73.9	74.3
5) My school work is interesting.						53.5	63.6	58.5	52.4	60.4	56.3
6) My school work is challenging.						80.5	81.5	80.9	79.4	83.2	81.2
						71.6	74.4	73.0	71.2	73.6	72.3
LEARNING OPPORTUNITIES											
7) I can get help regarding post-secondary planning at my school.						84.8	86.1	85	83.3	83.1	83.2
8) I get help regarding scholarships at my school.						84.7	84.8	85	81.0	80.6	80.8
11) I can easily access programs and services at school to get help with my school work if I need it.						54.3	56.9	80	79.6	79.6	79.6
12) My parents/guardians are available to help me with my school work if I need it.						73.4	72.2	73	73.3	68.5	71.0
13) My peers are available to help me with my school work if I need it.						80.1	85.2	83	79.5	82.8	81.1
14) If I need it, I can get help at school with problems not related to school work.						76.1	77.9	77	73.1	72.7	72.9
15) I am satisfied with the opportunities I have to use technology to learn at my school.						68.5	73.3	71	65.2	68.9	67.0
						78.3	80.0	79.0	76.4	76.6	76.5
PARTICIPATION											
16) I am satisfied with the opportunities I have to participate in physical activities at my school.						77.9	79.1	79	76.9	77.4	77.1
17) I am satisfied with the opprtunities I have to paticipate in fine arts programs and/or activities at my school(e.g., art club, band, choir, drama).						71.9	70.9	71	75.1	76.8	76.0
18) I am satisfied with the opprtunities I have to paticipate in extra-curricular groups/activities at my school.						74.3	75.7	75	75.3	77.4	76.3
19) I am satisfied with the opprtunities I have to paticipate in science activities at my school(e.g., fairs, competitions, clubs).						50.1	46.4	48	56.7	55.0	55.9
						68.5	68.0	68.3	71.0	71.6	71.3
SCHOOL CLIMATE											
20) At my school, I treat everyone with respect.						89.0	96.1	93	87.6	94.9	91.3
21) At my school, students treat each other with respect.						60.7	51.2	56	58.3	49.9	54.0
22) At my school, students treat staff with respect.						70.9	65.3	68	67.4	63.0	65.2
23) At my school, staff treat students with respect.						78.2	78.6	78	76.7	76.6	76.5
24) At my school, staff treat each other with respect.						93.0	96.7	95	92.7	95.5	94.0
25) Staff at my school care about me.						77.8	80.2	79	77.6	77.9	77.7
26) At my school, students of different sexual orientations are treated with respect.						78.2	81.9	80	77.7	80.3	79.0
27) At my school, students of different race are treated with respect.						88.0	91.1	90	87.8	89.5	88.6
37) I am treated fairly by the staff in my school.						79.6	83.6	80	77.2	78.0	77.5
38) I am satisfied with the anti-drug policies and programs being offered at my school (e.g.presentatiions, guest speakers, assemblies)						74.2	87.8	76	68.8	68.4	68.6
39) There is a pressure to do drugs among students from my school.						39.2	33.0	36	40.8	33.9	37.6
						75.3	75.8	75.5	73.9	73.9	73.6
EXPECTATIONS											
9) My opinions are important at school.						54.3	56.9	56	53.9	55.2	54.5
10) I am encouraged to try my best at school.						84.1	88.7	87	83.2	86.1	84.7
36) I know the school rules/code of conduct.						80.8	89.8	85	75.9	84.2	80.0
						73.1	78.5	75.8	71.0	75.2	73.1
SAFETY											
28) I feel safe at school.						82.7	83.6	83	80.4	79.7	80.1
29) I feel safe in the school cafeteria.						86.5	87.8	87	83.8	84.0	83.9
30) I feel safe in my classrooms.						87.6	89.8	89	86.6	87.7	87.1
31) I feel safe in the school washrooms.						78.0	82.7	80	75.3	78.4	76.8
32) I feel safe in the school gym.						86.8	87.9	87	85.2	83.4	84.2
33) I feel safe in the gym change rooms.						82.5	87.2	85	79.8	83.0	81.3
34) I feel safe on the school bus.						80.9	78.4	80	81.0	76.8	78.9
35) I feel safe on school grounds.						84.4	88.3	86	80.7	81.9	81.2
						83.7	85.7	84.7	81.6	81.9	81.7
DRUGS AND ALCOHOL											
40) I am satisfied with the anti-alcohol policies and programs being offered at my school (e.g., presentations, guest speakers, assemblies)						72.4	76.0	74.1	66.3	66.1	66.2
41) There is a pressure to drink alcohol among students from my school.						49.4	42.9	46.1	48.4	43.8	46.2
42) I am satisfied with the anti-smoking policies and programs being offered at my school (e.g., presentations, guest speakers, assemblies)						69.8	73.8	71.9	62.6	61.8	62.2
43) There is a pressure to smoke cigarettes among students from my school.						41.2	35.5	38.4	37.5	31.4	34.6
						58.2	57.1	57.6	53.7	50.8	52.3

For items 1-43, values are percent agreeing with the statement. Students were asked to indicate the extent to which they agreed to each statement with the following scale: 1-Strongly Disagree, 2-Disagree Somewhat, 3-Agree Somewhat, 4-Strongly Agree, 5-N/A- Not applicable

Survey results highlight the percentage of students who ‘Agree Somewhat’ or ‘Agree Strongly’ with each statement.

For items 44-55, students had 4 choices: A-Never, B-Once or Twice, C-Every Week, D-Multiple Times a Week.

NLESD - Western Region

#023 - Sacred Heart AG, Conche

Response Rate: 66.7

	[N=2] SCHOOL				[N=2,126] DISTRICT				[N=12,024] PROVINCE			
	A	B	C	D	A	B	C	D	A	B	C	D
BULLYING AND HARASSMENT												
(44) In the last month I have been bullied or harassed physically (e.g. hit, kicked, pushed, shoved around, locked indoors).					83.0	13.3	1.5	2.2	83.0	12.4	1.8	2.8
(45) In the last month I have been bullied or harassed verbally (e.g. called mean names, made fun of, teased in a hurtful way).					63.4	25.1	5.5	5.9	63.2	24.9	5.6	6.3
(46) In the last month I have been bullied or harassed indirectly (e.g. left out of things on purpose, excluded from a group of friends,					68.7	20.1	5.8	5.4	66.6	21.3	6.0	6.1
(47) In the last month I have been sexually harassed (e.g. other students making sexual jokes, comments or gestures towards me).					85.1	9.7	2.3	2.9	84.3	9.9	2.3	3.5
(48) In the last month I have been bullied or harassed electronically (e.g. teased or bullied using a computer or a mobile phone).					83.9	12.0	1.8	2.3	82.5	11.8	2.3	3.3
(49) In the last month I have seen or heard about another student being bullied or harassed.					40.9	38.4	12.1	8.6	37.4	38.3	12.6	11.7
(50) In the last month I have taken part in bullying or harassing another student.					90.2	7.8	0.7	1.4	89.3	7.5	1.1	2.1
(51) In the last month I have been involved in a physical fight.					92.2	5.5	0.7	1.6	91.1	5.7	0.9	2.2
DRUGS AND ALCOHOL												
(52) In the last month I have used illegal drugs.					81.4	9.9	2.9	5.8	80.0	10.4	2.7	6.9
(53) In the last month I have abused prescription drugs.					94.3	2.9	0.8	2.1	92.7	3.4	1.1	2.7
(54) In the last month I have consumed alcohol.					52.7	31.1	9.3	6.9	54.7	29.2	8.9	7.3
(55) In the last month I have smoked cigarettes.					77.4	8.2	2.2	12.3	79.8	7.7	2.1	10.4

For items 1-43, values are percent agreeing with the statement. Students were asked to indicate the extent to which they agreed to each statement with the following scale: 1-Strongly Disagree, 2-Disagree Somewhat, 3-Agree Somewhat, 4-Strongly Agree, 5-N/A- Not applicable

Survey results highlight the percentage of students who ‘Agree Somewhat’ or ‘Agree Strongly’ with each statement.

For items 44-55, students had 4 choices: A-Never, B-Once or Twice, C-Every Week, D-Multiple Times a Week.

STUDENT SATISFACTION

- (1) School is a place where I like to be.
- (2) I am satisfied with the quality of education I am receiving at my school.
- (3) I am satisfied with the quality of teaching at my school.
- (4) My school is clean and well maintained.
- (5) My school work is interesting.
- (6) My school work is challenging.

LEARNING OPPORTUNITIES

- (7) I can get help regarding post-secondary planning at my school.
- (8) I get help regarding scholarships at my school.
- (11) I can easily access programs and services at school to get help with my school work if I need it.
- (12) My parents/guardians are available to help me with my school work if I need it.
- (13) My peers are available to help me with my school work if I need it.
- (14) If I need it, I can get help at school with problems not related to school work.
- (15) I am satisfied with the opportunities I have to use technology to learn at my school.

PARTICIPATION

- (16) I am satisfied with the opportunities I have to participate in physical activities at my school.
- (17) I am satisfied with the opportunities I have to participate in fine arts programs and/or activities at my school (e.g., art club, band, choir, drama).
- (18) I am satisfied with the opportunities I have to participate in extra-curricular groups/activities at my school.
- (19) I am satisfied with the opportunities I have to participate in science activities at my school (e.g., fairs, competitions, clubs).

SCHOOL CLIMATE

- (20) At my school, I treat everyone with respect.
- (21) At my school, students treat each other with respect.
- (22) At my school, students treat staff with respect.
- (23) At my school, staff treat students with respect.
- (24) At my school, staff treat each other with respect.
- (25) Staff at my school care about me.
- (26) At my school, students of different sexual orientations are treated with respect.
- (27) At my school, students of different race are treated with respect.
- (37) I am treated fairly by the staff in my school.
- (38) I am satisfied with the anti-drug policies and programs being offered at my school (e.g. presentations, guest speakers, assemblies)
- (39) There is a pressure to do drugs among students from my school.

EXPECTATIONS

- (9) My opinions are important at school.
(10) I am encouraged to try my best at school.
(36) I know the school rules/code of conduct.

SAFETY

- (28) I feel safe at school.
- (29) I feel safe in the school cafeteria.
- (30) I feel safe in my classrooms.
- (31) I feel safe in the school washrooms.
- (32) I feel safe in the school gym.
- (33) I feel safe in the gym change rooms.
- (34) I feel safe on the school bus.
- (35) I feel safe on school grounds.

DRUGS AND ALCOHOL

- (40) I am satisfied with the anti-alcohol policies and programs being offered at my school (e.g., presentations, guest speakers, assemblies)
- (41) There is a pressure to drink alcohol among students from my school.
- (42) I am satisfied with the anti-smoking policies and programs being offered at my school (e.g., presentations, guest speakers, assemblies)
- (43) There is a pressure to smoke cigarettes among students from my school.

For items 1-43, values are percent agreeing with the statement. Students were asked to indicate the extent to which they agreed to each statement with the following scale: 1-Strongly Disagree, 2-Disagree Somewhat, 3-Agree Somewhat, 4-Strongly Agree, 5-N/A- Not applicable

Survey results highlight the percentage of students who 'Agree Somewhat' or 'Agree Strongly' with each statement.

For items 44-55, students had 4 choices: A-Never, B-Once or Twice, C-Every Week, D-Multiple Times a Week.

NLESD - Western Region

#024 - James Cook Memorial, Cook's Harbour


Response Rate: 60.0

	[N=3] SCHOOL				[N=2,126] DISTRICT				[N=12,024] PROVINCE			
	A	B	C	D	A	B	C	D	A	B	C	D
BULLYING AND HARASSMENT												
(44) In the last month I have been bullied or harassed physically (e.g. hit, kicked, pushed, shoved around, locked indoors).					83.0	13.3	1.5	2.2	83.0	12.4	1.8	2.8
(45) In the last month I have been bullied or harassed verbally (e.g. called mean names, made fun of, teased in a hurtful way).					63.4	25.1	5.5	5.9	63.2	24.9	5.6	6.3
(46) In the last month I have been bullied or harassed indirectly (e.g. left out of things on purpose, excluded from a group of friends,					68.7	20.1	5.8	5.4	66.6	21.3	6.0	6.1
(47) In the last month I have been sexually harassed (e.g. other students making sexual jokes, comments or gestures towards me).					85.1	9.7	2.3	2.9	84.3	9.9	2.3	3.5
(48) In the last month I have been bullied or harassed electronically (e.g. teased or bullied using a computer or a mobile phone).					83.9	12.0	1.8	2.3	82.5	11.8	2.3	3.3
(49) In the last month I have seen or heard about another student being bullied or harassed.					40.9	38.4	12.1	8.6	37.4	38.3	12.6	11.7
(50) In the last month I have taken part in bullying or harassing another student.					90.2	7.8	0.7	1.4	89.3	7.5	1.1	2.1
(51) In the last month I have been involved in a physical fight.					92.2	5.5	0.7	1.6	91.1	5.7	0.9	2.2
DRUGS AND ALCOHOL												
(52) In the last month I have used illegal drugs.					81.4	9.9	2.9	5.8	80.0	10.4	2.7	6.9
(53) In the last month I have abused prescription drugs.					94.3	2.9	0.8	2.1	92.7	3.4	1.1	2.7
(54) In the last month I have consumed alcohol.					52.7	31.1	9.3	6.9	54.7	29.2	8.9	7.3
(55) In the last month I have smoked cigarettes.					77.4	8.2	2.2	12.3	79.8	7.7	2.1	10.4

For items 1-43, values are percent agreeing with the statement. Students were asked to indicate the extent to which they agreed to each statement with the following scale: 1-Strongly Disagree, 2-Disagree Somewhat, 3-Agree Somewhat, 4-Strongly Agree, 5-N/A- Not applicable

Survey results highlight the percentage of students who ‘Agree Somewhat’ or ‘Agree Strongly’ with each statement.


For items 44-55, students had 4 choices: A-Never, B-Once or Twice, C-Every Week, D-Multiple Times a Week.

			School Climate Survey								
			Grades 10-12, 2015-16								
NLESD - Western Region											
#027 - Canon Richards Memorial Academy, Flower's Cove						Response Rate: 97.0					
			[N=64] SCHOOL			[N=2,126] DISTRICT			[N=12,024] PROVINCE		
			M	F	Total	M	F	Total	M	F	Total
STUDENT SATISFACTION											
1) School is a place where I like to be.			32.4	66.7	48.4	61.5	65.0	63.4	61.4	63.4	62.3
2) I am satisfied with the quality of education I am receiving at my school.			82.4	93.3	87.5	80.6	83.3	81.9	79.8	80.9	80.2
3) I am satisfied with the quality of teaching at my school.			79.4	93.3	85.9	81.2	81.0	81.0	79.5	79.7	79.5
4) My school is clean and well maintained.			79.4	93.3	85.9	72.4	72.0	72.1	74.9	73.9	74.3
5) My school work is interesting.			38.2	73.3	54.7	53.5	63.6	58.5	52.4	60.4	56.3
6) My school work is challenging.			76.5	75.9	76.2	80.5	81.5	80.9	79.4	83.2	81.2
			64.7	82.6	73.1	71.6	74.4	73.0	71.2	73.6	72.3
LEARNING OPPORTUNITIES											
7) I can get help regarding post-secondary planning at my school.			89.7	88.5	89.1	84.8	86.1	85	83.3	83.1	83.2
8) I get help regarding scholarships at my school.			87.5	100.0	93.3	84.7	84.8	85	81.0	80.6	80.8
11) I can easily access programs and services at school to get help with my school work if I need it.			82.4	83.3	82.8	54.3	56.9	80	79.6	79.6	79.6
12) My parents/guardians are available to help me with my school work if I need it.			69.7	86.7	77.8	73.4	72.2	73	73.3	68.5	71.0
13) My peers are available to help me with my school work if I need it.			79.4	93.3	85.9	80.1	85.2	83	79.5	82.8	81.1
14) If I need it, I can get help at school with problems not related to school work.			88.2	86.7	87.5	76.1	77.9	77	73.1	72.7	72.9
15) I am satisfied with the opportunities I have to use technology to learn at my school.			75.8	93.3	84.1	68.5	73.3	71	65.2	68.9	67.0
			81.8	90.3	85.8	78.3	80.0	79.0	76.4	76.6	76.5
PARTICIPATION											
16) I am satisfied with the opportunities I have to participate in physical activities at my school.			72.7	93.3	82.5	77.9	79.1	79	76.9	77.4	77.1
17) I am satisfied with the opprtunities I have to paticipate in fine arts programs and/or activities at my school(e.g., art club, band, choir, drama).			58.8	73.3	65.6	71.9	70.9	71	75.1	76.8	76.0
18) I am satisfied with the opprtunities I have to paticipate in extra-curricular groups/activities at my school.			70.6	86.7	78.1	74.3	75.7	75	75.3	77.4	76.3
19) I am satisfied with the opprtunities I have to paticipate in science activities at my school(e.g., fairs, competitions, clubs).			41.2	53.3	46.9	50.1	46.4	48	56.7	55.0	55.9
			60.8	76.7	68.3	68.5	68.0	68.3	71.0	71.6	71.3
SCHOOL CLIMATE											
20) At my school, I treat everyone with respect.			76.5	96.6	85.7	89.0	96.1	93	87.6	94.9	91.3
21) At my school, students treat each other with respect.			72.7	66.7	69.8	60.7	51.2	56	58.3	49.9	54.0
22) At my school, students treat staff with respect.			67.7	70.0	68.8	70.9	65.3	68	67.4	63.0	65.2
23) At my school, staff treat students with respect.			64.7	90.0	76.6	78.2	78.6	78	76.7	76.6	76.5
24) At my school, staff treat each other with respect.			82.4	100.0	90.6	93.0	96.7	95	92.7	95.5	94.0
25) Staff at my school care about me.			63.6	86.7	74.6	77.8	80.2	79	77.6	77.9	77.7
26) At my school, students of different sexual orientations are treated with respect.			71.0	76.0	73.2	78.2	81.9	80	77.7	80.3	79.0
27) At my school, students of different race are treated with respect.			72.7	96.6	83.9	88.0	91.1	90	87.8	89.5	88.6
37) I am treated fairly by the staff in my school.			59.4	93.3	75.8	79.6	83.6	80	77.2	78.0	77.5
38) I am satisfied with the anti-drug policies and programs being offered at my school (e.g.presentationis, guest speakers, assemblies)			70.6	86.2	77.8	74.2	87.8	76	68.8	68.4	68.6
39) There is a pressure to do drugs among students from my school.			17.7	20.7	19.1	39.2	33.0	36	40.8	33.9	37.6
			65.4	80.2	72.3	75.3	75.8	75.5	73.9	73.9	73.6
EXPECTATIONS											
9) My opinions are important at school.			46.9	66.7	56.5	54.3	56.9	56	53.9	55.2	54.5
10) I am encouraged to try my best at school.			82.4	100.0	90.6	84.1	88.7	87	83.2	86.1	84.7
36) I know the school rules/code of conduct.			64.7	90.0	76.6	80.8	89.8	85	75.9	84.2	80.0
			64.6	85.6	74.5	73.1	78.5	75.8	71.0	75.2	73.1
SAFETY											
28) I feel safe at school.			70.6	96.7	82.8	82.7	83.6	83	80.4	79.7	80.1
29) I feel safe in the school cafeteria.			78.1	93.3	85.5	86.5	87.8	87	83.8	84.0	83.9
30) I feel safe in my classrooms.			75.8	93.3	84.1	87.6	89.8	89	86.6	87.7	87.1
31) I feel safe in the school washrooms.			76.5	100.0	87.5	78.0	82.7	80	75.3	78.4	76.8
32) I feel safe in the school gym.			78.8	90.0	84.1	86.8	87.9	87	85.2	83.4	84.2
33) I feel safe in the gym change rooms.			78.8	93.3	85.7	82.5	87.2	85	79.8	83.0	81.3
34) I feel safe on the school bus.			75.0	91.3	81.8	80.9	78.4	80	81.0	76.8	78.9
35) I feel safe on school grounds.			79.4	100.0	89.1	84.4	88.3	86	80.7	81.9	81.2
			76.6	94.7	85.1	83.7	85.7	84.7	81.6	81.9	81.7
DRUGS AND ALCOHOL											
40) I am satisfied with the anti-alcohol policies and programs being offered at my school (e.g., presentations, guest speakers, assemblies)			64.7	89.7	76.2	72.4	76.0	74.1	66.3	66.1	66.2
41) There is a pressure to drink alcohol among students from my school.			41.2	50.0	45.3	49.4	42.9	46.1	48.4	43.8	46.2
42) I am satisfied with the anti-smoking policies and programs being offered at my school (e.g., presentations, guest speakers, assemblies)			61.8	82.8	71.4	69.8	73.8	71.9	62.6	61.8	62.2
43) There is a pressure to smoke cigarettes among students from my school.			17.7	23.3	20.3	41.2	35.5	38.4	37.5	31.4	34.6
			46.3	61.4	53.3	58.2	57.1	57.6	53.7	50.8	52.3

For items 1-43, values are percent agreeing with the statement. Students were asked to indicate the extent to which they agreed to each statement with the following scale: 1-Strongly Disagree, 2-Disagree Somewhat, 3-Agree Somewhat, 4-Strongly Agree, 5-N/A- Not applicable

Survey results highlight the percentage of students who ‘Agree Somewhat’ or ‘Agree Strongly’ with each statement.

For items 44-55, students had 4 choices: A-Never, B-Once or Twice, C-Every Week, D-Multiple Times a Week.

		School Climate Survey Grades 10-12, 2015-16											
NLESD - Western Region													
#027 - Canon Richards Memorial Academy, Flower's Cove		Response Rate: 97.0											
		[N=64] SCHOOL				[N=2,126] DISTRICT				[N=12,024] PROVINCE			
BULLYING AND HARASSMENT		A	B	C	D	A	B	C	D	A	B	C	D
(44) In the last month I have been bullied or harassed physically (e.g. hit, kicked, pushed, shoved around, locked indoors).		85.9	12.5	0.0	1.6	83.0	13.3	1.5	2.2	83.0	12.4	1.8	2.8
(45) In the last month I have been bullied or harassed verbally (e.g. called mean names, made fun of, teased in a hurtful way).		67.2	26.6	4.7	1.6	63.4	25.1	5.5	5.9	63.2	24.9	5.6	6.3
(46) In the last month I have been bullied or harassed indirectly (e.g. left out of things on purpose, excluded from a group of friends,		75.0	18.8	3.1	3.1	68.7	20.1	5.8	5.4	66.6	21.3	6.0	6.1
(47) In the last month I have been sexually harassed (e.g. other students making sexual jokes, comments or gestures towards me).		87.5	9.4	1.6	1.6	85.1	9.7	2.3	2.9	84.3	9.9	2.3	3.5
(48) In the last month I have been bullied or harassed electronically (e.g. teased or bullied using a computer or a mobile phone).		82.8	10.9	3.1	3.1	83.9	12.0	1.8	2.3	82.5	11.8	2.3	3.3
(49) In the last month I have seen or heard about another student being bullied or harassed.		46.0	39.7	9.5	4.8	40.9	38.4	12.1	8.6	37.4	38.3	12.6	11.7
(50) In the last month I have taken part in bullying or harassing another student.		84.4	12.5	0.0	3.1	90.2	7.8	0.7	1.4	89.3	7.5	1.1	2.1
(51) In the last month I have been involved in a physical fight.		89.1	6.3	1.6	3.1	92.2	5.5	0.7	1.6	91.1	5.7	0.9	2.2
DRUGS AND ALCOHOL													
(52) In the last month I have used illegal drugs.		81.3	15.6	1.6	1.6	81.4	9.9	2.9	5.8	80.0	10.4	2.7	6.9
(53) In the last month I have abused prescription drugs.		85.7	11.1	1.6	1.6	94.3	2.9	0.8	2.1	92.7	3.4	1.1	2.7
(54) In the last month I have consumed alcohol.		53.1	25.0	10.9	10.9	52.7	31.1	9.3	6.9	54.7	29.2	8.9	7.3
(55) In the last month I have smoked cigarettes.		76.6	9.4	4.7	9.4	77.4	8.2	2.2	12.3	79.8	7.7	2.1	10.4

For items 1-43, values are percent agreeing with the statement. Students were asked to indicate the extent to which they agreed to each statement with the following scale: 1-Strongly Disagree, 2-Disagree Somewhat, 3-Agree Somewhat, 4-Strongly Agree, 5-N/A- Not applicable

Survey results highlight the percentage of students who ‘Agree Somewhat’ or ‘Agree Strongly’ with each statement.

For items 44-55, students had 4 choices: A-Never, B-Once or Twice, C-Every Week, D-Multiple Times a Week.



School Climate Survey
Grades 10-12, 2015-16

NLESD - Western Region
#039 - Mary Simms All-Grade, Main Brook

Response Rate: 60.0

STUDENT SATISFACTION	[N=3] SCHOOL			[N=2,126] DISTRICT			[N=12,024] PROVINCE		
	M	E	Total	M	E	Total	M	E	Total
(1) School is a place where I like to be.				61.5	65.0	63.4	61.4	63.4	62.3
(2) I am satisfied with the quality of education I am receiving at my school.				80.6	83.3	81.9	79.8	80.9	80.2
(3) I am satisfied with the quality of teaching at my school.				81.2	81.0	81.0	79.5	79.7	79.5
(4) My school is clean and well maintained.				72.4	72.0	72.1	74.9	73.9	74.3
(5) My school work is interesting.				53.5	63.6	58.5	52.4	60.4	56.3
(6) My school work is challenging.				80.5	81.5	80.9	79.4	83.2	81.2
				71.6	74.4	73.0	71.2	73.6	72.3
LEARNING OPPORTUNITIES									
(7) I can get help regarding post-secondary planning at my school.				84.8	86.1	85	83.3	83.1	83.2
(8) I get help regarding scholarships at my school.				84.7	84.8	85	81.0	80.6	80.8
(11) I can easily access programs and services at school to get help with my school work if I need it.				54.3	56.9	80	79.6	79.6	79.6
(12) My parents/guardians are available to help me with my school work if I need it.				73.4	72.2	73	73.3	68.5	71.0
(13) My peers are available to help me with my school work if I need it.				80.1	85.2	83	79.5	82.8	81.1
(14) If I need it, I can get help at school with problems not related to school work.				76.1	77.9	77	73.1	72.7	72.9
(15) I am satisfied with the opportunities I have to use technology to learn at my school.				68.5	73.3	71	65.2	68.9	67.0
				78.3	80.0	79.0	76.4	76.6	76.5
PARTICIPATION									
(16) I am satisfied with the opportunities I have to participate in physical activities at my school.				77.9	79.1	79	76.9	77.4	77.1
(17) I am satisfied with the opprtunities I have to paticipate in fine arts programs and/or activities at my school(e.g., art club, band, choir, drama).				71.9	70.9	71	75.1	76.8	76.0
(18) I am satisfied with the opprtunities I have to paticipate in extra-curricular groups/activities at my school.				74.3	75.7	75	75.3	77.4	76.3
(19) I am satisfied with the opprtunities I have to paticipate in science activities at my school(e.g., fairs, competitions, clubs).				50.1	46.4	48	56.7	55.0	55.9
				68.5	68.0	68.3	71.0	71.6	71.3
SCHOOL CLIMATE									
(20) At my school, I treat everyone with respect.				89.0	96.1	93	87.6	94.9	91.3
(21) At my school, students treat each other with respect.				60.7	51.2	56	58.3	49.9	54.0
(22) At my school, students treat staff with respect.				70.9	65.3	68	67.4	63.0	65.2
(23) At my school, staff treat students with respect.				78.2	78.6	78	76.7	76.6	76.5
(24) At my school, staff treat each other with respect.				93.0	96.7	95	92.7	95.5	94.0
(25) Staff at my school care about me.				77.8	80.2	79	77.6	77.9	77.7
(26) At my school, students of different sexual orientations are treated with respect.				78.2	81.9	80	77.7	80.3	79.0
(27) At my school, students of different race are treated with respect.				88.0	91.1	90	87.8	89.5	88.6
(37) I am treated fairly by the staff in my school.				79.6	83.6	80	77.2	78.0	77.5
(38) I am satisfied with the anti-drug policies and programs being offered at my school (e.g.presentation, guest speakers, assemblies)				74.2	87.8	76	68.8	68.4	68.6
(39) There is a pressure to do drugs among students from my school.				39.2	33.0	36	40.8	33.9	37.6
				75.3	75.8	75.5	73.9	73.9	73.6
EXPECTATIONS									
(9) My opinions are important at school.				54.3	56.9	56	53.9	55.2	54.5
(10) I am encouraged to try my best at school.				84.1	88.7	87	83.2	86.1	84.7
(36) I know the school rules/code of conduct.				80.8	89.8	85	75.9	84.2	80.0
				73.1	78.5	75.8	71.0	75.2	73.1
SAFETY									
(28) I feel safe at school.				82.7	83.6	83	80.4	79.7	80.1
(29) I feel safe in the school cafeteria.				86.5	87.8	87	83.8	84.0	83.9
(30) I feel safe in my classrooms.				87.6	89.8	89	86.6	87.7	87.1
(31) I feel safe in the school washrooms.				78.0	82.7	80	75.3	78.4	76.8
(32) I feel safe in the school gym.				86.8	87.9	87	85.2	83.4	84.2
(33) I feel safe in the gym change rooms.				82.5	87.2	85	79.8	83.0	81.3
(34) I feel safe on the school bus.				80.9	78.4	80	81.0	76.8	78.9
(35) I feel safe on school grounds.				84.4	88.3	86	80.7	81.9	81.2
				83.7	85.7	84.7	81.6	81.9	81.7
DRUGS AND ALCOHOL									
(40) I am satisfied with the anti-alcohol policies and programs being offered at my school (e.g., presentations, guest speakers, assemblies)				72.4	76.0	74.1	66.3	66.1	66.2
(41) There is a pressure to drink alcohol among students from my school.				49.4	42.9	46.1	48.4	43.8	46.2
(42) I am satisfied with the anti-smoking policies and programs being offered at my school (e.g., presentations, guest speakers, assemblies)				69.8	73.8	71.9	62.6	61.8	62.2
(43) There is a pressure to smoke cigarettes among students from my school.				41.2	35.5	38.4	37.5	31.4	34.6
				58.2	57.1	57.6	53.7	50.8	52.3

For items 1-43, values are percent agreeing with the statement. Students were asked to indicate the extent to which they agreed to each statement with the following scale: 1-Strongly Disagree, 2-Disagree Somewhat, 3-Agree Somewhat, 4-Strongly Agree, 5-N/A- Not applicable

Survey results highlight the percentage of students who ‘Agree Somewhat’ or ‘Agree Strongly’ with each statement.

For items 44-55, students had 4 choices: A-Never, B-Once or Twice, C-Every Week, D-Multiple Times a Week.

NLESD - Western Region

#039 - Mary Simms All-Grade, Main Brook

Response Rate: 60.0

	[N=3] SCHOOL				[N=2,126] DISTRICT				[N=12,024] PROVINCE			
	A	B	C	D	A	B	C	D	A	B	C	D
BULLYING AND HARASSMENT												
(44) In the last month I have been bullied or harassed physically (e.g. hit, kicked, pushed, shoved around, locked indoors).					83.0	13.3	1.5	2.2	83.0	12.4	1.8	2.8
(45) In the last month I have been bullied or harassed verbally (e.g. called mean names, made fun of, teased in a hurtful way).					63.4	25.1	5.5	5.9	63.2	24.9	5.6	6.3
(46) In the last month I have been bullied or harassed indirectly (e.g. left out of things on purpose, excluded from a group of friends,					68.7	20.1	5.8	5.4	66.6	21.3	6.0	6.1
(47) In the last month I have been sexually harassed (e.g. other students making sexual jokes, comments or gestures towards me).					85.1	9.7	2.3	2.9	84.3	9.9	2.3	3.5
(48) In the last month I have been bullied or harassed electronically (e.g. teased or bullied using a computer or a mobile phone).					83.9	12.0	1.8	2.3	82.5	11.8	2.3	3.3
(49) In the last month I have seen or heard about another student being bullied or harassed.					40.9	38.4	12.1	8.6	37.4	38.3	12.6	11.7
(50) In the last month I have taken part in bullying or harassing another student.					90.2	7.8	0.7	1.4	89.3	7.5	1.1	2.1
(51) In the last month I have been involved in a physical fight.					92.2	5.5	0.7	1.6	91.1	5.7	0.9	2.2
DRUGS AND ALCOHOL												
(52) In the last month I have used illegal drugs.					81.4	9.9	2.9	5.8	80.0	10.4	2.7	6.9
(53) In the last month I have abused prescription drugs.					94.3	2.9	0.8	2.1	92.7	3.4	1.1	2.7
(54) In the last month I have consumed alcohol.					52.7	31.1	9.3	6.9	54.7	29.2	8.9	7.3
(55) In the last month I have smoked cigarettes.					77.4	8.2	2.2	12.3	79.8	7.7	2.1	10.4

For items 1-43, values are percent agreeing with the statement. Students were asked to indicate the extent to which they agreed to each statement with the following scale: 1-Strongly Disagree, 2-Disagree Somewhat, 3-Agree Somewhat, 4-Strongly Agree, 5-N/A- Not applicable

Survey results highlight the percentage of students who ‘Agree Somewhat’ or ‘Agree Strongly’ with each statement.

For items 44-55, students had 4 choices: A-Never, B-Once or Twice, C-Every Week, D-Multiple Times a Week.

Newfoundland
Labrador

School Climate Survey

Grades 10-12, 2015-16

NLESD - Western Region

#040 - St. Mary's AG, Mary's Harbour

Response Rate: 89.5

STUDENT SATISFACTION

1) School is a place where I like to be.

2) I am satisfied with the quality of education I am receiving at my school.

3) I am satisfied with the quality of teaching at my school.

4) My school is clean and well maintained.

5) My school work is interesting.

6) My school work is challenging.

[N=17]
SCHOOL

M

E

Total

[N=2,126]
DISTRICT

M

E

Total

[N=12,024]
PROVINCE

M

E

Total

52.9

61.5

65.0

63.4

61.4

63.4

62.3

82.4

80.6

83.3

81.9

79.8

80.9

80.2

82.4

81.2

81.0

81.0

79.5

79.7

79.5

76.5

72.4

72.0

72.1

74.9

73.9

74.3

47.1

53.5

63.6

58.5

52.4

60.4

56.3

94.1

80.5

81.5

80.9

79.4

83.2

81.2

72.5

71.6

74.4

73.0

71.2

73.6

72.3

LEARNING OPPORTUNITIES

7) I can get help regarding post-secondary planning at my school.

8) I get help regarding scholarships at my school.

11) I can easily access programs and services at school to get help with my school work if I need it.

12) My parents/guardians are available to help me with my school work if I need it.

13) My peers are available to help me with my school work if I need it.

14) If I need it, I can get help at school with problems not related to school work.

15) I am satisfied with the opportunities I have to use technology to learn at my school.

[N=17]
SCHOOL

M

E

Total

[N=2,126]
DISTRICT

M

E

Total

[N=12,024]
PROVINCE

M

E

Total

100.0

84.8

86.1

85

83.3

83.1

83.2

84.6

84.7

84.8

85

81.0

80.6

80.8

70.6

54.3

56.9

80

79.6

79.6

79.6

70.6

73.4

72.2

73

73.3

68.5

71.0

75.0

80.1

85.2

83

79.5

82.8

81.1

88.2

76.1

77.9

77

73.1

72.7

72.9

47.1

68.5

73.3

71

65.2

68.9

67.0

76.6

78.3

80.0

79.0

76.4

76.6

76.5

PARTICIPATION

16) I am satisfied with the opportunities I have to participate in physical activities at my school.

17) I am satisfied with the opprtunities I have to paticipate in fine arts programs and/or activities at my school(e.g., art club, band, choir, drama).

18) I am satisfied with the opprtunities I have to paticipate in extra-curricular groups/activities at my school.

19) I am satisfied with the opprtunities I have to paticipate in science activities at my school(e.g., fairs, competitions, clubs).

[N=17]
SCHOOL

M

E

Total

[N=2,126]
DISTRICT

M

E

Total

[N=12,024]
PROVINCE

M

E

Total

64.7

77.9

79.1

79

76.9

77.4

77.1

41.2

71.9

70.9

71

75.1

76.8

76.0

70.6

74.3

75.7

75

75.3

77.4

76.3

47.1

50.1

46.4

48

56.7

55.0

55.9

55.9

68.5

68.0

68.3

71.0

71.6

71.3

SCHOOL CLIMATE

20) At my school, I treat everyone with respect.

21) At my school, students treat each other with respect.

22) At my school, students treat staff with respect.

23) At my school, staff treat students with respect.

24) At my school, staff treat each other with respect.

25) Staff at my school care about me.

26) At my school, students of different sexual orientations are treated with respect.

27) At my school, students of different race are treated with respect.

37) I am treated fairly by the staff in my school.

38) I am satisfied with the anti-drug policies and programs being offered at my school (e.g.presentationis, guest speakers, assemblies)

39) There is a pressure to do drugs among students from my school.

[N=17]
SCHOOL

M

E

Total

[N=2,126]
DISTRICT

M

E

Total

[N=12,024]
PROVINCE

M

E

Total

88.2

89.0

96.1

93

87.6

94.9

91.3

52.9

60.7

51.2

56

58.3

49.9

54.0

52.9

70.9

65.3

68

67.4

63.0

65.2

47.1

78.2

78.6

78

76.7

76.6

76.5

70.6

93.0

96.7

95

92.7

95.5

94.0

86.7

77.8

80.2

79

77.6

77.9

77.7

66.7

78.2

81.9

80

77.7

80.3

79.0

75.0

88.0

91.1

90

87.8

89.5

88.6

76.5

79.6

83.6

80

77.2

78.0

77.5

68.8

74.2

87.8

76

68.8

68.4

68.6

43.8

39.2

33.0

36

40.8

33.9

37.6

66.3

75.3

75.8

75.5

73.9

73.9

73.6

EXPECTATIONS

9) My opinions are important at school.

10) I am encouraged to try my best at school.

36) I know the school rules/code of conduct.

[N=17]
SCHOOL

M

E

Total

[N=2,126]
DISTRICT

M

E

Total

[N=12,024]
PROVINCE

M

E

Total

68.8

54.3

56.9

56

53.9

55.2

54.5

93.8

84.1

88.7

87

83.2

86.1

84.7

58.8

80.8

89.8

85

75.9

84.2

80.0

73.8

73.1

78.5

75.8

71.0

75.2

73.1

SAFETY

28) I feel safe at school.

29) I feel safe in the school cafeteria.

30) I feel safe in my classrooms.

31) I feel safe in the school washrooms.

32) I feel safe in the school gym.

33) I feel safe in the gym change rooms.

34) I feel safe on the school bus.

35) I feel safe on school grounds.

[N=17]
SCHOOL

M

E

Total

[N=2,126]
DISTRICT

M

E

Total

[N=12,024]
PROVINCE

M

E

Total

82.4

82.7

83.6

83

80.4

79.7

80.1

66.7

86.5

87.8

87

83.8

84.0

83.9

88.2

87.6

89.8

89

86.6

87.7

87.1

88.2

78.0

82.7

80

75.3

78.4

76.8

93.8

86.8

87.9

87

85.2

83.4

84.2

75.0

82.5

87.2

85

79.8

83.0

81.3

83.3

80.9

78.4

80

81.0

76.8

78.9

93.8

84.4

88.3

86

80.7

81.9

81.2

83.9

83.7

85.7

84.7

81.6

81.9

81.7

DRUGS AND ALCOHOL

40) I am satisfied with the anti-alcohol policies and programs being offered at my school (e.g., presentations, guest speakers, assemblies)

41) There is a pressure to drink alcohol among students from my school.

42) I am satisfied with the anti-smoking policies and programs being offered at my school (e.g., presentations, guest speakers, assemblies)

43) There is a pressure to smoke cigarettes among students from my school.

[N=17]
SCHOOL

M

E

Total

[N=2,126]
DISTRICT

M

E

Total

[N=12,024]
PROVINCE

M

E

Total

62.5

72.4

76.0

74.1

66.3

66.1

66.2

40.0

49.4

42.9

46.1

48.4

43.8

46.2

66.7

69.8

73.8

71.9

62.6

61.8

62.2

35.3

41.2

35.5

38.4

37.5

31.4

34.6

51.1

58.2

57.1

57.6

53.7

50.8

52.3

For items 1-43, values are percent agreeing with the statement. Students were asked to indicate the extent to which they agreed to each statement with the following scale: 1-Strongly Disagree, 2-Disagree Somewhat, 3-Agree Somewhat, 4-Strongly Agree, 5-N/A- Not applicable

Survey results highlight the percentage of students who ‘Agree Somewhat’ or ‘Agree Strongly’ with each statement.

For items 44-55, students had 4 choices: A-Never, B-Once or Twice, C-Every Week, D-Multiple Times a Week.



School Climate Survey
Grades 10-12, 2015-16

NLESD - Western Region

#040 - St. Mary's AG, Mary's Harbour

Response Rate: 89.5

	[N=17] SCHOOL				[N=2,126] DISTRICT				[N=12,024] PROVINCE			
	A	B	C	D	A	B	C	D	A	B	C	D
BULLYING AND HARASSMENT												
(44) In the last month I have been bullied or harassed physically (e.g. hit, kicked, pushed, shoved around, locked indoors).	76.5	11.8	5.9	5.9	83.0	13.3	1.5	2.2	83.0	12.4	1.8	2.8
(45) In the last month I have been bullied or harassed verbally (e.g. called mean names, made fun of, teased in a hurtful way).	70.6	17.7	0.0	11.8	63.4	25.1	5.5	5.9	63.2	24.9	5.6	6.3
(46) In the last month I have been bullied or harassed indirectly (e.g. left out of things on purpose, excluded from a group of friends,	82.4	11.8	0.0	5.9	68.7	20.1	5.8	5.4	66.6	21.3	6.0	6.1
(47) In the last month I have been sexually harassed (e.g. other students making sexual jokes, comments or gestures towards me).	88.2	5.9	0.0	5.9	85.1	9.7	2.3	2.9	84.3	9.9	2.3	3.5
(48) In the last month I have been bullied or harassed electronically (e.g. teased or bullied using a computer or a mobile phone).	94.1	5.9	0.0	0.0	83.9	12.0	1.8	2.3	82.5	11.8	2.3	3.3
(49) In the last month I have seen or heard about another student being bullied or harassed.	47.1	35.3	11.8	5.9	40.9	38.4	12.1	8.6	37.4	38.3	12.6	11.7
(50) In the last month I have taken part in bullying or harassing another student.	94.1	0.0	5.9	0.0	90.2	7.8	0.7	1.4	89.3	7.5	1.1	2.1
(51) In the last month I have been involved in a physical fight.	88.2	5.9	0.0	5.9	92.2	5.5	0.7	1.6	91.1	5.7	0.9	2.2
DRUGS AND ALCOHOL												
(52) In the last month I have used illegal drugs.	76.5	17.7	0.0	5.9	81.4	9.9	2.9	5.8	80.0	10.4	2.7	6.9
(53) In the last month I have abused prescription drugs.	94.1	0.0	0.0	5.9	94.3	2.9	0.8	2.1	92.7	3.4	1.1	2.7
(54) In the last month I have consumed alcohol.	41.2	35.3	11.8	11.8	52.7	31.1	9.3	6.9	54.7	29.2	8.9	7.3
(55) In the last month I have smoked cigarettes.	64.7	0.0	5.9	29.4	77.4	8.2	2.2	12.3	79.8	7.7	2.1	10.4

For items 1-43, values are percent agreeing with the statement. Students were asked to indicate the extent to which they agreed to each statement with the following scale: 1-Strongly Disagree, 2-Disagree Somewhat, 3-Agree Somewhat, 4-Strongly Agree, 5-N/A- Not applicable

Survey results highlight the percentage of students who ‘Agree Somewhat’ or ‘Agree Strongly’ with each statement.

For items 44-55, students had 4 choices: A-Never, B-Once or Twice, C-Every Week, D-Multiple Times a Week.



School Climate Survey
Grades 10-12, 2015-16

NLESD - Western Region

#041 - Raymond Ward Memorial, Norman Bay

Response Rate: 100.0

	[N=1] SCHOOL			[N=2,126] DISTRICT			[N=12,024] PROVINCE		
	M	E	Total	M	E	Total	M	E	Total
STUDENT SATISFACTION									
(1) School is a place where I like to be.				61.5	65.0	63.4	61.4	63.4	62.3
(2) I am satisfied with the quality of education I am receiving at my school.				80.6	83.3	81.9	79.8	80.9	80.2
(3) I am satisfied with the quality of teaching at my school.				81.2	81.0	81.0	79.5	79.7	79.5
(4) My school is clean and well maintained.				72.4	72.0	72.1	74.9	73.9	74.3
(5) My school work is interesting.				53.5	63.6	58.5	52.4	60.4	56.3
(6) My school work is challenging.				80.5	81.5	80.9	79.4	83.2	81.2
				71.6	74.4	73.0	71.2	73.6	72.3
LEARNING OPPORTUNITIES									
(7) I can get help regarding post-secondary planning at my school.				84.8	86.1	85	83.3	83.1	83.2
(8) I get help regarding scholarships at my school.				84.7	84.8	85	81.0	80.6	80.8
(11) I can easily access programs and services at school to get help with my school work if I need it.				54.3	56.9	80	79.6	79.6	79.6
(12) My parents/guardians are available to help me with my school work if I need it.				73.4	72.2	73	73.3	68.5	71.0
(13) My peers are available to help me with my school work if I need it.				80.1	85.2	83	79.5	82.8	81.1
(14) If I need it, I can get help at school with problems not related to school work.				76.1	77.9	77	73.1	72.7	72.9
(15) I am satisfied with the opportunities I have to use technology to learn at my school.				68.5	73.3	71	65.2	68.9	67.0
				78.3	80.0	79.0	76.4	76.6	76.5
PARTICIPATION									
(16) I am satisfied with the opportunities I have to participate in physical activities at my school.				77.9	79.1	79	76.9	77.4	77.1
(17) I am satisfied with the opprtunities I have to paticipate in fine arts programs and/or activities at my school(e.g., art club, band, choir, drama).				71.9	70.9	71	75.1	76.8	76.0
(18) I am satisfied with the opprtunities I have to paticipate in extra-curricular groups/activities at my school.				74.3	75.7	75	75.3	77.4	76.3
(19) I am satisfied with the opprtunities I have to paticipate in science activities at my school(e.g., fairs, competitions, clubs).				50.1	46.4	48	56.7	55.0	55.9
				68.5	68.0	68.3	71.0	71.6	71.3
SCHOOL CLIMATE									
(20) At my school, I treat everyone with respect.				89.0	96.1	93	87.6	94.9	91.3
(21) At my school, students treat each other with respect.				60.7	51.2	56	58.3	49.9	54.0
(22) At my school, students treat staff with respect.				70.9	65.3	68	67.4	63.0	65.2
(23) At my school, staff treat students with respect.				78.2	78.6	78	76.7	76.6	76.5
(24) At my school, staff treat each other with respect.				93.0	96.7	95	92.7	95.5	94.0
(25) Staff at my school care about me.				77.8	80.2	79	77.6	77.9	77.7
(26) At my school, students of different sexual orientations are treated with respect.				78.2	81.9	80	77.7	80.3	79.0
(27) At my school, students of different race are treated with respect.				88.0	91.1	90	87.8	89.5	88.6
(37) I am treated fairly by the staff in my school.				79.6	83.6	80	77.2	78.0	77.5
(38) I am satisfied with the anti-drug policies and programs being offered at my school (e.g.presentation, guest speakers, assemblies)				74.2	87.8	76	68.8	68.4	68.6
(39) There is a pressure to do drugs among students from my school.				39.2	33.0	36	40.8	33.9	37.6
				75.3	75.8	75.5	73.9	73.9	73.6
EXPECTATIONS									
(9) My opinions are important at school.				54.3	56.9	56	53.9	55.2	54.5
(10) I am encouraged to try my best at school.				84.1	88.7	87	83.2	86.1	84.7
(36) I know the school rules/code of conduct.				80.8	89.8	85	75.9	84.2	80.0
				73.1	78.5	75.8	71.0	75.2	73.1
SAFETY									
(28) I feel safe at school.				82.7	83.6	83	80.4	79.7	80.1
(29) I feel safe in the school cafeteria.				86.5	87.8	87	83.8	84.0	83.9
(30) I feel safe in my classrooms.				87.6	89.8	89	86.6	87.7	87.1
(31) I feel safe in the school washrooms.				78.0	82.7	80	75.3	78.4	76.8
(32) I feel safe in the school gym.				86.8	87.9	87	85.2	83.4	84.2
(33) I feel safe in the gym change rooms.				82.5	87.2	85	79.8	83.0	81.3
(34) I feel safe on the school bus.				80.9	78.4	80	81.0	76.8	78.9
(35) I feel safe on school grounds.				84.4	88.3	86	80.7	81.9	81.2
				83.7	85.7	84.7	81.6	81.9	81.7
DRUGS AND ALCOHOL									
(40) I am satisfied with the anti-alcohol policies and programs being offered at my school (e.g., presentations, guest speakers, assemblies)				72.4	76.0	74.1	66.3	66.1	66.2
(41) There is a pressure to drink alcohol among students from my school.				49.4	42.9	46.1	48.4	43.8	46.2
(42) I am satisfied with the anti-smoking policies and programs being offered at my school (e.g., presentations, guest speakers, assemblies)				69.8	73.8	71.9	62.6	61.8	62.2
(43) There is a pressure to smoke cigarettes among students from my school.				41.2	35.5	38.4	37.5	31.4	34.6
				58.2	57.1	57.6	53.7	50.8	52.3

For items 1-43, values are percent agreeing with the statement. Students were asked to indicate the extent to which they agreed to each statement with the following scale: 1-Strongly Disagree, 2-Disagree Somewhat, 3-Agree Somewhat, 4-Strongly Agree, 5-N/A- Not applicable

Survey results highlight the percentage of students who ‘Agree Somewhat’ or ‘Agree Strongly’ with each statement.

For items 44-55, students had 4 choices: A-Never, B-Once or Twice, C-Every Week, D-Multiple Times a Week.

NLESD - Western Region

#041 - Raymond Ward Memorial, Norman Bay

Response Rate: 100.0

	[N=1] SCHOOL				[N=2,126] DISTRICT				[N=12,024] PROVINCE			
	A	B	C	D	A	B	C	D	A	B	C	D
BULLYING AND HARASSMENT												
(44) In the last month I have been bullied or harassed physically (e.g. hit, kicked, pushed, shoved around, locked indoors).					83.0	13.3	1.5	2.2	83.0	12.4	1.8	2.8
(45) In the last month I have been bullied or harassed verbally (e.g. called mean names, made fun of, teased in a hurtful way).					63.4	25.1	5.5	5.9	63.2	24.9	5.6	6.3
(46) In the last month I have been bullied or harassed indirectly (e.g. left out of things on purpose, excluded from a group of friends,					68.7	20.1	5.8	5.4	66.6	21.3	6.0	6.1
(47) In the last month I have been sexually harassed (e.g. other students making sexual jokes, comments or gestures towards me).					85.1	9.7	2.3	2.9	84.3	9.9	2.3	3.5
(48) In the last month I have been bullied or harassed electronically (e.g. teased or bullied using a computer or a mobile phone).					83.9	12.0	1.8	2.3	82.5	11.8	2.3	3.3
(49) In the last month I have seen or heard about another student being bullied or harassed.					40.9	38.4	12.1	8.6	37.4	38.3	12.6	11.7
(50) In the last month I have taken part in bullying or harassing another student.					90.2	7.8	0.7	1.4	89.3	7.5	1.1	2.1
(51) In the last month I have been involved in a physical fight.					92.2	5.5	0.7	1.6	91.1	5.7	0.9	2.2
DRUGS AND ALCOHOL												
(52) In the last month I have used illegal drugs.					81.4	9.9	2.9	5.8	80.0	10.4	2.7	6.9
(53) In the last month I have abused prescription drugs.					94.3	2.9	0.8	2.1	92.7	3.4	1.1	2.7
(54) In the last month I have consumed alcohol.					52.7	31.1	9.3	6.9	54.7	29.2	8.9	7.3
(55) In the last month I have smoked cigarettes.					77.4	8.2	2.2	12.3	79.8	7.7	2.1	10.4

For items 1-43, values are percent agreeing with the statement. Students were asked to indicate the extent to which they agreed to each statement with the following scale: 1-Strongly Disagree, 2-Disagree Somewhat, 3-Agree Somewhat, 4-Strongly Agree, 5-N/A- Not applicable

Survey results highlight the percentage of students who ‘Agree Somewhat’ or ‘Agree Strongly’ with each statement.

For items 44-55, students had 4 choices: A-Never, B-Once or Twice, C-Every Week, D-Multiple Times a Week.



School Climate Survey
Grades 10-12, 2015-16

NLESD - Western Region

#046 - Bayside Academy, Port Hope Simpson

Response Rate: 82.4

STUDENT SATISFACTION

	[N=14] SCHOOL			[N=2,126] DISTRICT			[N=12,024] PROVINCE		
	M	E	Total	M	E	Total	M	E	Total
(1) School is a place where I like to be.			35.7	61.5	65.0	63.4	61.4	63.4	62.3
(2) I am satisfied with the quality of education I am receiving at my school.			78.6	80.6	83.3	81.9	79.8	80.9	80.2
(3) I am satisfied with the quality of teaching at my school.			71.4	81.2	81.0	81.0	79.5	79.7	79.5
(4) My school is clean and well maintained.			28.6	72.4	72.0	72.1	74.9	73.9	74.3
(5) My school work is interesting.			35.7	53.5	63.6	58.5	52.4	60.4	56.3
(6) My school work is challenging.			78.6	80.5	81.5	80.9	79.4	83.2	81.2
			54.8	71.6	74.4	73.0	71.2	73.6	72.3

LEARNING OPPORTUNITIES

(7) I can get help regarding post-secondary planning at my school.	100.0	84.8	86.1	85	83.3	83.1	83.2
(8) I get help regarding scholarships at my school.	66.7	84.7	84.8	85	81.0	80.6	80.8
(11) I can easily access programs and services at school to get help with my school work if I need it.	78.6	54.3	56.9	80	79.6	79.6	79.6
(12) My parents/guardians are available to help me with my school work if I need it.	64.3	73.4	72.2	73	73.3	68.5	71.0
(13) My peers are available to help me with my school work if I need it.	92.9	80.1	85.2	83	79.5	82.8	81.1
(14) If I need it, I can get help at school with problems not related to school work.	64.3	76.1	77.9	77	73.1	72.7	72.9
(15) I am satisfied with the opportunities I have to use technology to learn at my school.	71.4	68.5	73.3	71	65.2	68.9	67.0
	76.9	78.3	80.0	79.0	76.4	76.6	76.5

PARTICIPATION

(16) I am satisfied with the opportunities I have to participate in physical activities at my school.	85.7	77.9	79.1	79	76.9	77.4	77.1
(17) I am satisfied with the opprtunities I have to paticipate in fine arts programs and/or activities at my school(e.g., art club, band, choir, drama).	28.6	71.9	70.9	71	75.1	76.8	76.0
(18) I am satisfied with the opprtunities I have to paticipate in extra-curricular groups/activities at my school.	64.3	74.3	75.7	75	75.3	77.4	76.3
(19) I am satisfied with the opprtunities I have to paticipate in science activities at my school(e.g., fairs, competitions, clubs).	28.6	50.1	46.4	48	56.7	55.0	55.9
	51.8	68.5	68.0	68.3	71.0	71.6	71.3

SCHOOL CLIMATE

(20) At my school, I treat everyone with respect.	100.0	89.0	96.1	93	87.6	94.9	91.3
(21) At my school, students treat each other with respect.	57.1	60.7	51.2	56	58.3	49.9	54.0
(22) At my school, students treat staff with respect.	85.7	70.9	65.3	68	67.4	63.0	65.2
(23) At my school, staff treat students with respect.	71.4	78.2	78.6	78	76.7	76.6	76.5
(24) At my school, staff treat each other with respect.	92.9	93.0	96.7	95	92.7	95.5	94.0
(25) Staff at my school care about me.	42.9	77.8	80.2	79	77.6	77.9	77.7
(26) At my school, students of different sexual orientations are treated with respect.	85.7	78.2	81.9	80	77.7	80.3	79.0
(27) At my school, students of different race are treated with respect.	100.0	88.0	91.1	90	87.8	89.5	88.6
(37) I am treated fairly by the staff in my school.	46.2	79.6	83.6	80	77.2	78.0	77.5
(38) I am satisfied with the anti-drug policies and programs being offered at my school (e.g.presentation, guest speakers, assemblies)	66.7	74.2	87.8	76	68.8	68.4	68.6
(39) There is a pressure to do drugs among students from my school.	33.3	39.2	33.0	36	40.8	33.9	37.6
	71.1	75.3	75.8	75.5	73.9	73.9	73.6

EXPECTATIONS

(9) My opinions are important at school.	21.4	54.3	56.9	56	53.9	55.2	54.5
(10) I am encouraged to try my best at school.	71.4	84.1	88.7	87	83.2	86.1	84.7
(36) I know the school rules/code of conduct.	85.7	80.8	89.8	85	75.9	84.2	80.0
	59.5	73.1	78.5	75.8	71.0	75.2	73.1

SAFETY

(28) I feel safe at school.	78.6	82.7	83.6	83	80.4	79.7	80.1
(29) I feel safe in the school cafeteria.	75.0	86.5	87.8	87	83.8	84.0	83.9
(30) I feel safe in my classrooms.	78.6	87.6	89.8	89	86.6	87.7	87.1
(31) I feel safe in the school washrooms.	64.3	78.0	82.7	80	75.3	78.4	76.8
(32) I feel safe in the school gym.	85.7	86.8	87.9	87	85.2	83.4	84.2
(33) I feel safe in the gym change rooms.	85.7	82.5	87.2	85	79.8	83.0	81.3
(34) I feel safe on the school bus.	60.0	80.9	78.4	80	81.0	76.8	78.9
(35) I feel safe on school grounds.	85.7	84.4	88.3	86	80.7	81.9	81.2
	76.7	83.7	85.7	84.7	81.6	81.9	81.7


DRUGS AND ALCOHOL

(40) I am satisfied with the anti-alcohol policies and programs being offered at my school (e.g., presentations, guest speakers, assemblies)	66.7	72.4	76.0	74.1	66.3	66.1	66.2
(41) There is a pressure to drink alcohol among students from my school.	28.6	49.4	42.9	46.1	48.4	43.8	46.2
(42) I am satisfied with the anti-smoking policies and programs being offered at my school (e.g., presentations, guest speakers, assemblies)	60.0	69.8	73.8	71.9	62.6	61.8	62.2
(43) There is a pressure to smoke cigarettes among students from my school.	38.5	41.2	35.5	38.4	37.5	31.4	34.6
	48.4	58.2	57.1	57.6	53.7	50.8	52.3

For items 1-43, values are percent agreeing with the statement. Students were asked to indicate the extent to which they agreed to each statement with the following scale: 1-Strongly Disagree, 2-Disagree Somewhat, 3-Agree Somewhat, 4-Strongly Agree, 5-N/A- Not applicable

Survey results highlight the percentage of students who ‘Agree Somewhat’ or ‘Agree Strongly’ with each statement.

For items 44-55, students had 4 choices: A-Never, B-Once or Twice, C-Every Week, D-Multiple Times a Week.

				School Climate Survey Grades 10-12, 2015-16											
NLESD - Western Region															
#046 - Bayside Academy, Port Hope Simpson				Response Rate: 82.4											
				[N=14] SCHOOL				[N=2,126] DISTRICT				[N=12,024] PROVINCE			
BULLYING AND HARASSMENT				A	B	C	D	A	B	C	D	A	B	C	D
(44) In the last month I have been bullied or harassed physically (e.g. hit, kicked, pushed, shoved around, locked indoors).				100.0	0.0	0.0	0.0	83.0	13.3	1.5	2.2	83.0	12.4	1.8	2.8
(45) In the last month I have been bullied or harassed verbally (e.g. called mean names, made fun of, teased in a hurtful way).				71.4	21.4	0.0	7.1	63.4	25.1	5.5	5.9	63.2	24.9	5.6	6.3
(46) In the last month I have been bullied or harassed indirectly (e.g. left out of things on purpose, excluded from a group of friends,				85.7	14.3	0.0	0.0	68.7	20.1	5.8	5.4	66.6	21.3	6.0	6.1
(47) In the last month I have been sexually harassed (e.g. other students making sexual jokes, comments or gestures towards me).				85.7	7.1	0.0	7.1	85.1	9.7	2.3	2.9	84.3	9.9	2.3	3.5
(48) In the last month I have been bullied or harassed electronically (e.g. teased or bullied using a computer or a mobile phone).				100.0	0.0	0.0	0.0	83.9	12.0	1.8	2.3	82.5	11.8	2.3	3.3
(49) In the last month I have seen or heard about another student being bullied or harassed.				35.7	50.0	0.0	14.3	40.9	38.4	12.1	8.6	37.4	38.3	12.6	11.7
(50) In the last month I have taken part in bullying or harassing another student.				100.0	0.0	0.0	0.0	90.2	7.8	0.7	1.4	89.3	7.5	1.1	2.1
(51) In the last month I have been involved in a physical fight.				85.7	14.3	0.0	0.0	92.2	5.5	0.7	1.6	91.1	5.7	0.9	2.2
DRUGS AND ALCOHOL															
(52) In the last month I have used illegal drugs.				92.9	7.1	0.0	0.0	81.4	9.9	2.9	5.8	80.0	10.4	2.7	6.9
(53) In the last month I have abused prescription drugs.				92.9	7.1	0.0	0.0	94.3	2.9	0.8	2.1	92.7	3.4	1.1	2.7
(54) In the last month I have consumed alcohol.				57.1	42.9	0.0	0.0	52.7	31.1	9.3	6.9	54.7	29.2	8.9	7.3
(55) In the last month I have smoked cigarettes.				85.7	7.1	0.0	7.1	77.4	8.2	2.2	12.3	79.8	7.7	2.1	10.4

For items 1-43, values are percent agreeing with the statement. Students were asked to indicate the extent to which they agreed to each statement with the following scale: 1-Strongly Disagree, 2-Disagree Somewhat, 3-Agree Somewhat, 4-Strongly Agree, 5-N/A- Not applicable

Survey results highlight the percentage of students who ‘Agree Somewhat’ or ‘Agree Strongly’ with each statement.

For items 44-55, students had 4 choices: A-Never, B-Once or Twice, C-Every Week, D-Multiple Times a Week.



School Climate Survey
Grades 10-12, 2015-16

NLESD - Western Region
#050 - Basque Memorial, Red Bay

Response Rate: 33.3

	[N=1] SCHOOL			[N=2,126] DISTRICT			[N=12,024] PROVINCE		
	M	E	Total	M	E	Total	M	E	Total
STUDENT SATISFACTION									
(1) School is a place where I like to be.				61.5	65.0	63.4	61.4	63.4	62.3
(2) I am satisfied with the quality of education I am receiving at my school.				80.6	83.3	81.9	79.8	80.9	80.2
(3) I am satisfied with the quality of teaching at my school.				81.2	81.0	81.0	79.5	79.7	79.5
(4) My school is clean and well maintained.				72.4	72.0	72.1	74.9	73.9	74.3
(5) My school work is interesting.				53.5	63.6	58.5	52.4	60.4	56.3
(6) My school work is challenging.				80.5	81.5	80.9	79.4	83.2	81.2
				71.6	74.4	73.0	71.2	73.6	72.3
LEARNING OPPORTUNITIES									
(7) I can get help regarding post-secondary planning at my school.				84.8	86.1	85	83.3	83.1	83.2
(8) I get help regarding scholarships at my school.				84.7	84.8	85	81.0	80.6	80.8
(11) I can easily access programs and services at school to get help with my school work if I need it.				54.3	56.9	80	79.6	79.6	79.6
(12) My parents/guardians are available to help me with my school work if I need it.				73.4	72.2	73	73.3	68.5	71.0
(13) My peers are available to help me with my school work if I need it.				80.1	85.2	83	79.5	82.8	81.1
(14) If I need it, I can get help at school with problems not related to school work.				76.1	77.9	77	73.1	72.7	72.9
(15) I am satisfied with the opportunities I have to use technology to learn at my school.				68.5	73.3	71	65.2	68.9	67.0
				78.3	80.0	79.0	76.4	76.6	76.5
PARTICIPATION									
(16) I am satisfied with the opportunities I have to participate in physical activities at my school.				77.9	79.1	79	76.9	77.4	77.1
(17) I am satisfied with the opprtunities I have to paticipate in fine arts programs and/or activities at my school(e.g., art club, band, choir, drama).				71.9	70.9	71	75.1	76.8	76.0
(18) I am satisfied with the opprtunities I have to paticipate in extra-curricular groups/activities at my school.				74.3	75.7	75	75.3	77.4	76.3
(19) I am satisfied with the opprtunities I have to paticipate in science activities at my school(e.g., fairs, competitions, clubs).				50.1	46.4	48	56.7	55.0	55.9
				68.5	68.0	68.3	71.0	71.6	71.3
SCHOOL CLIMATE									
(20) At my school, I treat everyone with respect.				89.0	96.1	93	87.6	94.9	91.3
(21) At my school, students treat each other with respect.				60.7	51.2	56	58.3	49.9	54.0
(22) At my school, students treat staff with respect.				70.9	65.3	68	67.4	63.0	65.2
(23) At my school, staff treat students with respect.				78.2	78.6	78	76.7	76.6	76.5
(24) At my school, staff treat each other with respect.				93.0	96.7	95	92.7	95.5	94.0
(25) Staff at my school care about me.				77.8	80.2	79	77.6	77.9	77.7
(26) At my school, students of different sexual orientations are treated with respect.				78.2	81.9	80	77.7	80.3	79.0
(27) At my school, students of different race are treated with respect.				88.0	91.1	90	87.8	89.5	88.6
(37) I am treated fairly by the staff in my school.				79.6	83.6	80	77.2	78.0	77.5
(38) I am satisfied with the anti-drug policies and programs being offered at my school (e.g.presentation, guest speakers, assemblies)				74.2	87.8	76	68.8	68.4	68.6
(39) There is a pressure to do drugs among students from my school.				39.2	33.0	36	40.8	33.9	37.6
				75.3	75.8	75.5	73.9	73.9	73.6
EXPECTATIONS									
(9) My opinions are important at school.				54.3	56.9	56	53.9	55.2	54.5
(10) I am encouraged to try my best at school.				84.1	88.7	87	83.2	86.1	84.7
(36) I know the school rules/code of conduct.				80.8	89.8	85	75.9	84.2	80.0
				73.1	78.5	75.8	71.0	75.2	73.1
SAFETY									
(28) I feel safe at school.				82.7	83.6	83	80.4	79.7	80.1
(29) I feel safe in the school cafeteria.				86.5	87.8	87	83.8	84.0	83.9
(30) I feel safe in my classrooms.				87.6	89.8	89	86.6	87.7	87.1
(31) I feel safe in the school washrooms.				78.0	82.7	80	75.3	78.4	76.8
(32) I feel safe in the school gym.				86.8	87.9	87	85.2	83.4	84.2
(33) I feel safe in the gym change rooms.				82.5	87.2	85	79.8	83.0	81.3
(34) I feel safe on the school bus.				80.9	78.4	80	81.0	76.8	78.9
(35) I feel safe on school grounds.				84.4	88.3	86	80.7	81.9	81.2
				83.7	85.7	84.7	81.6	81.9	81.7
DRUGS AND ALCOHOL									
(40) I am satisfied with the anti-alcohol policies and programs being offered at my school (e.g., presentations, guest speakers, assemblies)				72.4	76.0	74.1	66.3	66.1	66.2
(41) There is a pressure to drink alcohol among students from my school.				49.4	42.9	46.1	48.4	43.8	46.2
(42) I am satisfied with the anti-smoking policies and programs being offered at my school (e.g., presentations, guest speakers, assemblies)				69.8	73.8	71.9	62.6	61.8	62.2
(43) There is a pressure to smoke cigarettes among students from my school.				41.2	35.5	38.4	37.5	31.4	34.6
				58.2	57.1	57.6	53.7	50.8	52.3

For items 1-43, values are percent agreeing with the statement. Students were asked to indicate the extent to which they agreed to each statement with the following scale: 1-Strongly Disagree, 2-Disagree Somewhat, 3-Agree Somewhat, 4-Strongly Agree, 5-N/A- Not applicable

Survey results highlight the percentage of students who ‘Agree Somewhat’ or ‘Agree Strongly’ with each statement.

For items 44-55, students had 4 choices: A-Never, B-Once or Twice, C-Every Week, D-Multiple Times a Week.



School Climate Survey
Grades 10-12, 2015-16

NLESD - Western Region
#050 - Basque Memorial, Red Bay

Response Rate: 33.3

	[N=1] SCHOOL				[N=2,126] DISTRICT				[N=12,024] PROVINCE			
	A	B	C	D	A	B	C	D	A	B	C	D
BULLYING AND HARASSMENT												
(44) In the last month I have been bullied or harassed physically (e.g. hit, kicked, pushed, shoved around, locked indoors).					83.0	13.3	1.5	2.2	83.0	12.4	1.8	2.8
(45) In the last month I have been bullied or harassed verbally (e.g. called mean names, made fun of, teased in a hurtful way).					63.4	25.1	5.5	5.9	63.2	24.9	5.6	6.3
(46) In the last month I have been bullied or harassed indirectly (e.g. left out of things on purpose, excluded from a group of friends,					68.7	20.1	5.8	5.4	66.6	21.3	6.0	6.1
(47) In the last month I have been sexually harassed (e.g. other students making sexual jokes, comments or gestures towards me).					85.1	9.7	2.3	2.9	84.3	9.9	2.3	3.5
(48) In the last month I have been bullied or harassed electronically (e.g. teased or bullied using a computer or a mobile phone).					83.9	12.0	1.8	2.3	82.5	11.8	2.3	3.3
(49) In the last month I have seen or heard about another student being bullied or harassed.					40.9	38.4	12.1	8.6	37.4	38.3	12.6	11.7
(50) In the last month I have taken part in bullying or harassing another student.					90.2	7.8	0.7	1.4	89.3	7.5	1.1	2.1
(51) In the last month I have been involved in a physical fight.					92.2	5.5	0.7	1.6	91.1	5.7	0.9	2.2
DRUGS AND ALCOHOL												
(52) In the last month I have used illegal drugs.					81.4	9.9	2.9	5.8	80.0	10.4	2.7	6.9
(53) In the last month I have abused prescription drugs.					94.3	2.9	0.8	2.1	92.7	3.4	1.1	2.7
(54) In the last month I have consumed alcohol.					52.7	31.1	9.3	6.9	54.7	29.2	8.9	7.3
(55) In the last month I have smoked cigarettes.					77.4	8.2	2.2	12.3	79.8	7.7	2.1	10.4

For items 1-43, values are percent agreeing with the statement. Students were asked to indicate the extent to which they agreed to each statement with the following scale: 1-Strongly Disagree, 2-Disagree Somewhat, 3-Agree Somewhat, 4-Strongly Agree, 5-N/A- Not applicable

Survey results highlight the percentage of students who ‘Agree Somewhat’ or ‘Agree Strongly’ with each statement.

For items 44-55, students had 4 choices: A-Never, B-Once or Twice, C-Every Week, D-Multiple Times a Week.



School Climate Survey
Grades 10-12, 2015-16

NLESD - Western Region

#054 - St. Lewis Academy, St. Lewis

Response Rate: 100.0

	[N=10] SCHOOL			[N=2,126] DISTRICT			[N=12,024] PROVINCE		
	M	E	Total	M	E	Total	M	E	Total
STUDENT SATISFACTION									
(1) School is a place where I like to be.			70.0	61.5	65.0	63.4	61.4	63.4	62.3
(2) I am satisfied with the quality of education I am receiving at my school.			90.0	80.6	83.3	81.9	79.8	80.9	80.2
(3) I am satisfied with the quality of teaching at my school.			100.0	81.2	81.0	81.0	79.5	79.7	79.5
(4) My school is clean and well maintained.			100.0	72.4	72.0	72.1	74.9	73.9	74.3
(5) My school work is interesting.			70.0	53.5	63.6	58.5	52.4	60.4	56.3
(6) My school work is challenging.			80.0	80.5	81.5	80.9	79.4	83.2	81.2
			85.0	71.6	74.4	73.0	71.2	73.6	72.3
LEARNING OPPORTUNITIES									
(7) I can get help regarding post-secondary planning at my school.			87.5	84.8	86.1	85	83.3	83.1	83.2
(8) I get help regarding scholarships at my school.			87.5	84.7	84.8	85	81.0	80.6	80.8
(11) I can easily access programs and services at school to get help with my school work if I need it.			90.0	54.3	56.9	80	79.6	79.6	79.6
(12) My parents/guardians are available to help me with my school work if I need it.			70.0	73.4	72.2	73	73.3	68.5	71.0
(13) My peers are available to help me with my school work if I need it.			70.0	80.1	85.2	83	79.5	82.8	81.1
(14) If I need it, I can get help at school with problems not related to school work.			70.0	76.1	77.9	77	73.1	72.7	72.9
(15) I am satisfied with the opportunities I have to use technology to learn at my school.			90.0	68.5	73.3	71	65.2	68.9	67.0
			80.7	78.3	80.0	79.0	76.4	76.6	76.5
PARTICIPATION									
(16) I am satisfied with the opportunities I have to participate in physical activities at my school.			60.0	77.9	79.1	79	76.9	77.4	77.1
(17) I am satisfied with the opprtunities I have to paticipate in fine arts programs and/or activities at my school(e.g., art club, band, choir, drama).			70.0	71.9	70.9	71	75.1	76.8	76.0
(18) I am satisfied with the opprtunities I have to paticipate in extra-curricular groups/activities at my school.			70.0	74.3	75.7	75	75.3	77.4	76.3
(19) I am satisfied with the opprtunities I have to paticipate in science activities at my school(e.g., fairs, competitions, clubs).			50.0	50.1	46.4	48	56.7	55.0	55.9
			62.5	68.5	68.0	68.3	71.0	71.6	71.3
SCHOOL CLIMATE									
(20) At my school, I treat everyone with respect.			100.0	89.0	96.1	93	87.6	94.9	91.3
(21) At my school, students treat each other with respect.			50.0	60.7	51.2	56	58.3	49.9	54.0
(22) At my school, students treat staff with respect.			90.0	70.9	65.3	68	67.4	63.0	65.2
(23) At my school, staff treat students with respect.			80.0	78.2	78.6	78	76.7	76.6	76.5
(24) At my school, staff treat each other with respect.			90.0	93.0	96.7	95	92.7	95.5	94.0
(25) Staff at my school care about me.			70.0	77.8	80.2	79	77.6	77.9	77.7
(26) At my school, students of different sexual orientations are treated with respect.			100.0	78.2	81.9	80	77.7	80.3	79.0
(27) At my school, students of different race are treated with respect.			100.0	88.0	91.1	90	87.8	89.5	88.6
(37) I am treated fairly by the staff in my school.			90.0	79.6	83.6	80	77.2	78.0	77.5
(38) I am satisfied with the anti-drug policies and programs being offered at my school (e.g.presentation, guest speakers, assemblies)			90.0	74.2	87.8	76	68.8	68.4	68.6
(39) There is a pressure to do drugs among students from my school.			0.0	39.2	33.0	36	40.8	33.9	37.6
			78.2	75.3	75.8	75.5	73.9	73.9	73.6
EXPECTATIONS									
(9) My opinions are important at school.			70.0	54.3	56.9	56	53.9	55.2	54.5
(10) I am encouraged to try my best at school.			100.0	84.1	88.7	87	83.2	86.1	84.7
(36) I know the school rules/code of conduct.			100.0	80.8	89.8	85	75.9	84.2	80.0
			90.0	73.1	78.5	75.8	71.0	75.2	73.1
SAFETY									
(28) I feel safe at school.			90.0	82.7	83.6	83	80.4	79.7	80.1
(29) I feel safe in the school cafeteria.			100.0	86.5	87.8	87	83.8	84.0	83.9
(30) I feel safe in my classrooms.			100.0	87.6	89.8	89	86.6	87.7	87.1
(31) I feel safe in the school washrooms.			100.0	78.0	82.7	80	75.3	78.4	76.8
(32) I feel safe in the school gym.			100.0	86.8	87.9	87	85.2	83.4	84.2
(33) I feel safe in the gym change rooms.			100.0	82.5	87.2	85	79.8	83.0	81.3
(34) I feel safe on the school bus.			100.0	80.9	78.4	80	81.0	76.8	78.9
(35) I feel safe on school grounds.			100.0	84.4	88.3	86	80.7	81.9	81.2
			98.8	83.7	85.7	84.7	81.6	81.9	81.7
DRUGS AND ALCOHOL									
(40) I am satisfied with the anti-alcohol policies and programs being offered at my school (e.g., presentations, guest speakers, assemblies)			90.0	72.4	76.0	74.1	66.3	66.1	66.2
(41) There is a pressure to drink alcohol among students from my school.			50.0	49.4	42.9	46.1	48.4	43.8	46.2
(42) I am satisfied with the anti-smoking policies and programs being offered at my school (e.g., presentations, guest speakers, assemblies)			80.0	69.8	73.8	71.9	62.6	61.8	62.2
(43) There is a pressure to smoke cigarettes among students from my school.			40.0	41.2	35.5	38.4	37.5	31.4	34.6
			65.0	58.2	57.1	57.6	53.7	50.8	52.3

For items 1-43, values are percent agreeing with the statement. Students were asked to indicate the extent to which they agreed to each statement with the following scale: 1-Strongly Disagree, 2-Disagree Somewhat, 3-Agree Somewhat, 4-Strongly Agree, 5-N/A- Not applicable

Survey results highlight the percentage of students who ‘Agree Somewhat’ or ‘Agree Strongly’ with each statement.

For items 44-55, students had 4 choices: A-Never, B-Once or Twice, C-Every Week, D-Multiple Times a Week.

NLESD - Western Region

#054 - St. Lewis Academy, St. Lewis

Response Rate: 100.0

	[N=10] SCHOOL				[N=2,126] DISTRICT				[N=12,024] PROVINCE			
	A	B	C	D	A	B	C	D	A	B	C	D
BULLYING AND HARASSMENT												
(44) In the last month I have been bullied or harassed physically (e.g. hit, kicked, pushed, shoved around, locked indoors).	60.0	30.0	10.0	0.0	83.0	13.3	1.5	2.2	83.0	12.4	1.8	2.8
(45) In the last month I have been bullied or harassed verbally (e.g. called mean names, made fun of, teased in a hurtful way).	70.0	20.0	10.0	0.0	63.4	25.1	5.5	5.9	63.2	24.9	5.6	6.3
(46) In the last month I have been bullied or harassed indirectly (e.g. left out of things on purpose, excluded from a group of friends,	80.0	10.0	10.0	0.0	68.7	20.1	5.8	5.4	66.6	21.3	6.0	6.1
(47) In the last month I have been sexually harassed (e.g. other students making sexual jokes, comments or gestures towards me).	90.0	10.0	0.0	0.0	85.1	9.7	2.3	2.9	84.3	9.9	2.3	3.5
(48) In the last month I have been bullied or harassed electronically (e.g. teased or bullied using a computer or a mobile phone).	80.0	20.0	0.0	0.0	83.9	12.0	1.8	2.3	82.5	11.8	2.3	3.3
(49) In the last month I have seen or heard about another student being bullied or harassed.	20.0	50.0	10.0	20.0	40.9	38.4	12.1	8.6	37.4	38.3	12.6	11.7
(50) In the last month I have taken part in bullying or harassing another student.	80.0	20.0	0.0	0.0	90.2	7.8	0.7	1.4	89.3	7.5	1.1	2.1
(51) In the last month I have been involved in a physical fight.	90.0	10.0	0.0	0.0	92.2	5.5	0.7	1.6	91.1	5.7	0.9	2.2
DRUGS AND ALCOHOL												
(52) In the last month I have used illegal drugs.	100.0	0.0	0.0	0.0	81.4	9.9	2.9	5.8	80.0	10.4	2.7	6.9
(53) In the last month I have abused prescription drugs.	100.0	0.0	0.0	0.0	94.3	2.9	0.8	2.1	92.7	3.4	1.1	2.7
(54) In the last month I have consumed alcohol.	20.0	30.0	40.0	10.0	52.7	31.1	9.3	6.9	54.7	29.2	8.9	7.3
(55) In the last month I have smoked cigarettes.	60.0	10.0	10.0	20.0	77.4	8.2	2.2	12.3	79.8	7.7	2.1	10.4

For items 1-43, values are percent agreeing with the statement. Students were asked to indicate the extent to which they agreed to each statement with the following scale: 1-Strongly Disagree, 2-Disagree Somewhat, 3-Agree Somewhat, 4-Strongly Agree, 5-N/A- Not applicable

Survey results highlight the percentage of students who ‘Agree Somewhat’ or ‘Agree Strongly’ with each statement.

For items 44-55, students had 4 choices: A-Never, B-Once or Twice, C-Every Week, D-Multiple Times a Week.



School Climate Survey
Grades 10-12, 2015-16

NLESD - Western Region

#072 - Holy Cross All Grade School, Daniel's Harbour


Response Rate: 77.8

	[N=7] SCHOOL			[N=2,126] DISTRICT			[N=12,024] PROVINCE		
	M	E	Total	M	E	Total	M	E	Total
STUDENT SATISFACTION									
(1) School is a place where I like to be.			57.1	61.5	65.0	63.4	61.4	63.4	62.3
(2) I am satisfied with the quality of education I am receiving at my school.			57.1	80.6	83.3	81.9	79.8	80.9	80.2
(3) I am satisfied with the quality of teaching at my school.			100.0	81.2	81.0	81.0	79.5	79.7	79.5
(4) My school is clean and well maintained.			28.6	72.4	72.0	72.1	74.9	73.9	74.3
(5) My school work is interesting.			57.1	53.5	63.6	58.5	52.4	60.4	56.3
(6) My school work is challenging.			50.0	80.5	81.5	80.9	79.4	83.2	81.2
			58.3	71.6	74.4	73.0	71.2	73.6	72.3
LEARNING OPPORTUNITIES									
(7) I can get help regarding post-secondary planning at my school.			85.7	84.8	86.1	85	83.3	83.1	83.2
(8) I get help regarding scholarships at my school.			85.7	84.7	84.8	85	81.0	80.6	80.8
(11) I can easily access programs and services at school to get help with my school work if I need it.			100.0	54.3	56.9	80	79.6	79.6	79.6
(12) My parents/guardians are available to help me with my school work if I need it.			85.7	73.4	72.2	73	73.3	68.5	71.0
(13) My peers are available to help me with my school work if I need it.			83.3	80.1	85.2	83	79.5	82.8	81.1
(14) If I need it, I can get help at school with problems not related to school work.			85.7	76.1	77.9	77	73.1	72.7	72.9
(15) I am satisfied with the opportunities I have to use technology to learn at my school.			71.4	68.5	73.3	71	65.2	68.9	67.0
			85.4	78.3	80.0	79.0	76.4	76.6	76.5
PARTICIPATION									
(16) I am satisfied with the opportunities I have to participate in physical activities at my school.			71.4	77.9	79.1	79	76.9	77.4	77.1
(17) I am satisfied with the opprtunities I have to paticipate in fine arts programs and/or activities at my school(e.g., art club, band, choir, drama).			57.1	71.9	70.9	71	75.1	76.8	76.0
(18) I am satisfied with the opprtunities I have to paticipate in extra-curricular groups/activities at my school.			71.4	74.3	75.7	75	75.3	77.4	76.3
(19) I am satisfied with the opprtunities I have to paticipate in science activities at my school(e.g., fairs, competitions, clubs).			71.4	50.1	46.4	48	56.7	55.0	55.9
			67.9	68.5	68.0	68.3	71.0	71.6	71.3
SCHOOL CLIMATE									
(20) At my school, I treat everyone with respect.			85.7	89.0	96.1	93	87.6	94.9	91.3
(21) At my school, students treat each other with respect.			57.1	60.7	51.2	56	58.3	49.9	54.0
(22) At my school, students treat staff with respect.			85.7	70.9	65.3	68	67.4	63.0	65.2
(23) At my school, staff treat students with respect.			57.1	78.2	78.6	78	76.7	76.6	76.5
(24) At my school, staff treat each other with respect.			100.0	93.0	96.7	95	92.7	95.5	94.0
(25) Staff at my school care about me.			100.0	77.8	80.2	79	77.6	77.9	77.7
(26) At my school, students of different sexual orientations are treated with respect.			100.0	78.2	81.9	80	77.7	80.3	79.0
(27) At my school, students of different race are treated with respect.			100.0	88.0	91.1	90	87.8	89.5	88.6
(37) I am treated fairly by the staff in my school.			100.0	79.6	83.6	80	77.2	78.0	77.5
(38) I am satisfied with the anti-drug policies and programs being offered at my school (e.g.presentation, guest speakers, assemblies)			100.0	74.2	87.8	76	68.8	68.4	68.6
(39) There is a pressure to do drugs among students from my school.			57.1	39.2	33.0	36	40.8	33.9	37.6
			85.7	75.3	75.8	75.5	73.9	73.9	73.6
EXPECTATIONS									
(9) My opinions are important at school.			100.0	54.3	56.9	56	53.9	55.2	54.5
(10) I am encouraged to try my best at school.			85.7	84.1	88.7	87	83.2	86.1	84.7
(36) I know the school rules/code of conduct.			100.0	80.8	89.8	85	75.9	84.2	80.0
			95.2	73.1	78.5	75.8	71.0	75.2	73.1
SAFETY									
(28) I feel safe at school.			100.0	82.7	83.6	83	80.4	79.7	80.1
(29) I feel safe in the school cafeteria.			100.0	86.5	87.8	87	83.8	84.0	83.9
(30) I feel safe in my classrooms.			85.7	87.6	89.8	89	86.6	87.7	87.1
(31) I feel safe in the school washrooms.			100.0	78.0	82.7	80	75.3	78.4	76.8
(32) I feel safe in the school gym.			100.0	86.8	87.9	87	85.2	83.4	84.2
(33) I feel safe in the gym change rooms.			100.0	82.5	87.2	85	79.8	83.0	81.3
(34) I feel safe on the school bus.			100.0	80.9	78.4	80	81.0	76.8	78.9
(35) I feel safe on school grounds.			100.0	84.4	88.3	86	80.7	81.9	81.2
			98.2	83.7	85.7	84.7	81.6	81.9	81.7
DRUGS AND ALCOHOL									
(40) I am satisfied with the anti-alcohol policies and programs being offered at my school (e.g., presentations, guest speakers, assemblies)			100.0	72.4	76.0	74.1	66.3	66.1	66.2
(41) There is a pressure to drink alcohol among students from my school.			57.1	49.4	42.9	46.1	48.4	43.8	46.2
(42) I am satisfied with the anti-smoking policies and programs being offered at my school (e.g., presentations, guest speakers, assemblies)			85.7	69.8	73.8	71.9	62.6	61.8	62.2
(43) There is a pressure to smoke cigarettes among students from my school.			57.1	41.2	35.5	38.4	37.5	31.4	34.6
			75.0	58.2	57.1	57.6	53.7	50.8	52.3

For items 1-43, values are percent agreeing with the statement. Students were asked to indicate the extent to which they agreed to each statement with the following scale: 1-Strongly Disagree, 2-Disagree Somewhat, 3-Agree Somewhat, 4-Strongly Agree, 5-N/A- Not applicable

Survey results highlight the percentage of students who ‘Agree Somewhat’ or ‘Agree Strongly’ with each statement.

For items 44-55, students had 4 choices: A-Never, B-Once or Twice, C-Every Week, D-Multiple Times a Week.

		School Climate Survey Grades 10-12, 2015-16											
NLESD - Western Region													
#072 - Holy Cross All Grade School, Daniel's Harbour		Response Rate: 77.8											
		[N=7] SCHOOL				[N=2,126] DISTRICT				[N=12,024] PROVINCE			
BULLYING AND HARASSMENT		A	B	C	D	A	B	C	D	A	B	C	D
(44) In the last month I have been bullied or harassed physically (e.g. hit, kicked, pushed, shoved around, locked indoors).		71.4	28.6	0.0	0.0	83.0	13.3	1.5	2.2	83.0	12.4	1.8	2.8
(45) In the last month I have been bullied or harassed verbally (e.g. called mean names, made fun of, teased in a hurtful way).		42.9	42.9	0.0	14.3	63.4	25.1	5.5	5.9	63.2	24.9	5.6	6.3
(46) In the last month I have been bullied or harassed indirectly (e.g. left out of things on purpose, excluded from a group of friends,		57.1	28.6	0.0	14.3	68.7	20.1	5.8	5.4	66.6	21.3	6.0	6.1
(47) In the last month I have been sexually harassed (e.g. other students making sexual jokes, comments or gestures towards me).		71.4	28.6	0.0	0.0	85.1	9.7	2.3	2.9	84.3	9.9	2.3	3.5
(48) In the last month I have been bullied or harassed electronically (e.g. teased or bullied using a computer or a mobile phone).		71.4	28.6	0.0	0.0	83.9	12.0	1.8	2.3	82.5	11.8	2.3	3.3
(49) In the last month I have seen or heard about another student being bullied or harassed.		85.7	14.3	0.0	0.0	40.9	38.4	12.1	8.6	37.4	38.3	12.6	11.7
(50) In the last month I have taken part in bullying or harassing another student.		100.0	0.0	0.0	0.0	90.2	7.8	0.7	1.4	89.3	7.5	1.1	2.1
(51) In the last month I have been involved in a physical fight.		57.1	42.9	0.0	0.0	92.2	5.5	0.7	1.6	91.1	5.7	0.9	2.2
DRUGS AND ALCOHOL													
(52) In the last month I have used illegal drugs.		100.0	0.0	0.0	0.0	81.4	9.9	2.9	5.8	80.0	10.4	2.7	6.9
(53) In the last month I have abused prescription drugs.		100.0	0.0	0.0	0.0	94.3	2.9	0.8	2.1	92.7	3.4	1.1	2.7
(54) In the last month I have consumed alcohol.		57.1	0.0	14.3	28.6	52.7	31.1	9.3	6.9	54.7	29.2	8.9	7.3
(55) In the last month I have smoked cigarettes.		71.4	28.6	0.0	0.0	77.4	8.2	2.2	12.3	79.8	7.7	2.1	10.4

For items 1-43, values are percent agreeing with the statement. Students were asked to indicate the extent to which they agreed to each statement with the following scale: 1-Strongly Disagree, 2-Disagree Somewhat, 3-Agree Somewhat, 4-Strongly Agree, 5-N/A- Not applicable

Survey results highlight the percentage of students who ‘Agree Somewhat’ or ‘Agree Strongly’ with each statement.

For items 44-55, students had 4 choices: A-Never, B-Once or Twice, C-Every Week, D-Multiple Times a Week.

Newfoundland
Labrador

School Climate Survey

Grades 10-12, 2015-16

NLESD - Western Region

#075 - Hampden Academy, Hampden


Response Rate: 78.6

	[N=11] SCHOOL			[N=2,126] DISTRICT			[N=12,024] PROVINCE		
	M	E	Total	M	E	Total	M	E	Total
STUDENT SATISFACTION									
1) School is a place where I like to be.			63.6	61.5	65.0	63.4	61.4	63.4	62.3
2) I am satisfied with the quality of education I am receiving at my school.			100.0	80.6	83.3	81.9	79.8	80.9	80.2
3) I am satisfied with the quality of teaching at my school.			100.0	81.2	81.0	81.0	79.5	79.7	79.5
4) My school is clean and well maintained.			90.9	72.4	72.0	72.1	74.9	73.9	74.3
5) My school work is interesting.			63.6	53.5	63.6	58.5	52.4	60.4	56.3
6) My school work is challenging.			81.8	80.5	81.5	80.9	79.4	83.2	81.2
			83.3	71.6	74.4	73.0	71.2	73.6	72.3
LEARNING OPPORTUNITIES									
7) I can get help regarding post-secondary planning at my school.			100.0	84.8	86.1	85	83.3	83.1	83.2
8) I get help regarding scholarships at my school.			100.0	84.7	84.8	85	81.0	80.6	80.8
11) I can easily access programs and services at school to get help with my school work if I need it.			90.9	54.3	56.9	80	79.6	79.6	79.6
12) My parents/guardians are available to help me with my school work if I need it.			72.7	73.4	72.2	73	73.3	68.5	71.0
13) My peers are available to help me with my school work if I need it.			90.9	80.1	85.2	83	79.5	82.8	81.1
14) If I need it, I can get help at school with problems not related to school work.			90.9	76.1	77.9	77	73.1	72.7	72.9
15) I am satisfied with the opportunities I have to use technology to learn at my school.			100.0	68.5	73.3	71	65.2	68.9	67.0
			92.2	78.3	80.0	79.0	76.4	76.6	76.5
PARTICIPATION									
16) I am satisfied with the opportunities I have to participate in physical activities at my school.			81.8	77.9	79.1	79	76.9	77.4	77.1
17) I am satisfied with the opprtunities I have to paticipate in fine arts programs and/or activities at my school(e.g., art club, band, choir, drama).			18.2	71.9	70.9	71	75.1	76.8	76.0
18) I am satisfied with the opprtunities I have to paticipate in extra-curricular groups/activities at my school.			81.8	74.3	75.7	75	75.3	77.4	76.3
19) I am satisfied with the opprtunities I have to paticipate in science activities at my school(e.g., fairs, competitions, clubs).			81.8	50.1	46.4	48	56.7	55.0	55.9
			65.9	68.5	68.0	68.3	71.0	71.6	71.3
SCHOOL CLIMATE									
20) At my school, I treat everyone with respect.			100.0	89.0	96.1	93	87.6	94.9	91.3
21) At my school, students treat each other with respect.			100.0	60.7	51.2	56	58.3	49.9	54.0
22) At my school, students treat staff with respect.			81.8	70.9	65.3	68	67.4	63.0	65.2
23) At my school, staff treat students with respect.			100.0	78.2	78.6	78	76.7	76.6	76.5
24) At my school, staff treat each other with respect.			100.0	93.0	96.7	95	92.7	95.5	94.0
25) Staff at my school care about me.			100.0	77.8	80.2	79	77.6	77.9	77.7
26) At my school, students of different sexual orientations are treated with respect.			100.0	78.2	81.9	80	77.7	80.3	79.0
27) At my school, students of different race are treated with respect.			100.0	88.0	91.1	90	87.8	89.5	88.6
37) I am treated fairly by the staff in my school.			90.9	79.6	83.6	80	77.2	78.0	77.5
38) I am satisfied with the anti-drug policies and programs being offered at my school (e.g.presentatiions, guest speakers, assemblies)			100.0	74.2	87.8	76	68.8	68.4	68.6
39) There is a pressure to do drugs among students from my school.			9.1	39.2	33.0	36	40.8	33.9	37.6
			89.3	75.3	75.8	75.5	73.9	73.9	73.6
EXPECTATIONS									
9) My opinions are important at school.			72.7	54.3	56.9	56	53.9	55.2	54.5
10) I am encouraged to try my best at school.			100.0	84.1	88.7	87	83.2	86.1	84.7
36) I know the school rules/code of conduct.			100.0	80.8	89.8	85	75.9	84.2	80.0
			90.9	73.1	78.5	75.8	71.0	75.2	73.1
SAFETY									
28) I feel safe at school.			81.8	82.7	83.6	83	80.4	79.7	80.1
29) I feel safe in the school cafeteria.			100.0	86.5	87.8	87	83.8	84.0	83.9
30) I feel safe in my classrooms.			100.0	87.6	89.8	89	86.6	87.7	87.1
31) I feel safe in the school washrooms.			90.9	78.0	82.7	80	75.3	78.4	76.8
32) I feel safe in the school gym.			100.0	86.8	87.9	87	85.2	83.4	84.2
33) I feel safe in the gym change rooms.			90.9	82.5	87.2	85	79.8	83.0	81.3
34) I feel safe on the school bus.			100.0	80.9	78.4	80	81.0	76.8	78.9
35) I feel safe on school grounds.			100.0	84.4	88.3	86	80.7	81.9	81.2
			95.5	83.7	85.7	84.7	81.6	81.9	81.7
DRUGS AND ALCOHOL									
40) I am satisfied with the anti-alcohol policies and programs being offered at my school (e.g., presentations, guest speakers, assemblies)			90.9	72.4	76.0	74.1	66.3	66.1	66.2
41) There is a pressure to drink alcohol among students from my school.			9.1	49.4	42.9	46.1	48.4	43.8	46.2
42) I am satisfied with the anti-smoking policies and programs being offered at my school (e.g., presentations, guest speakers, assemblies)			100.0	69.8	73.8	71.9	62.6	61.8	62.2
43) There is a pressure to smoke cigarettes among students from my school.			9.1	41.2	35.5	38.4	37.5	31.4	34.6
			52.3	58.2	57.1	57.6	53.7	50.8	52.3

For items 1-43, values are percent agreeing with the statement. Students were asked to indicate the extent to which they agreed to each statement with the following scale: 1-Strongly Disagree, 2-Disagree Somewhat, 3-Agree Somewhat, 4-Strongly Agree, 5-N/A- Not applicable

Survey results highlight the percentage of students who ‘Agree Somewhat’ or ‘Agree Strongly’ with each statement.

For items 44-55, students had 4 choices: A-Never, B-Once or Twice, C-Every Week, D-Multiple Times a Week.

				School Climate Survey Grades 10-12, 2015-16											
NLESD - Western Region															
#075 - Hampden Academy, Hampden				Response Rate: 78.6											
				[N=11] SCHOOL				[N=2,126] DISTRICT				[N=12,024] PROVINCE			
BULLYING AND HARASSMENT				A	B	C	D	A	B	C	D	A	B	C	D
(44) In the last month I have been bullied or harassed physically (e.g. hit, kicked, pushed, shoved around, locked indoors).				90.0	0.0	10.0	0.0	83.0	13.3	1.5	2.2	83.0	12.4	1.8	2.8
(45) In the last month I have been bullied or harassed verbally (e.g. called mean names, made fun of, teased in a hurtful way).				63.6	18.2	18.2	0.0	63.4	25.1	5.5	5.9	63.2	24.9	5.6	6.3
(46) In the last month I have been bullied or harassed indirectly (e.g. left out of things on purpose, excluded from a group of friends,				63.6	27.3	9.1	0.0	68.7	20.1	5.8	5.4	66.6	21.3	6.0	6.1
(47) In the last month I have been sexually harassed (e.g. other students making sexual jokes, comments or gestures towards me).				100.0	0.0	0.0	0.0	85.1	9.7	2.3	2.9	84.3	9.9	2.3	3.5
(48) In the last month I have been bullied or harassed electronically (e.g. teased or bullied using a computer or a mobile phone).				90.9	0.0	9.1	0.0	83.9	12.0	1.8	2.3	82.5	11.8	2.3	3.3
(49) In the last month I have seen or heard about another student being bullied or harassed.				45.5	36.4	9.1	9.1	40.9	38.4	12.1	8.6	37.4	38.3	12.6	11.7
(50) In the last month I have taken part in bullying or harassing another student.				100.0	0.0	0.0	0.0	90.2	7.8	0.7	1.4	89.3	7.5	1.1	2.1
(51) In the last month I have been involved in a physical fight.				100.0	0.0	0.0	0.0	92.2	5.5	0.7	1.6	91.1	5.7	0.9	2.2
DRUGS AND ALCOHOL															
(52) In the last month I have used illegal drugs.				100.0	0.0	0.0	0.0	81.4	9.9	2.9	5.8	80.0	10.4	2.7	6.9
(53) In the last month I have abused prescription drugs.				100.0	0.0	0.0	0.0	94.3	2.9	0.8	2.1	92.7	3.4	1.1	2.7
(54) In the last month I have consumed alcohol.				72.7	27.3	0.0	0.0	52.7	31.1	9.3	6.9	54.7	29.2	8.9	7.3
(55) In the last month I have smoked cigarettes.				100.0	0.0	0.0	0.0	77.4	8.2	2.2	12.3	79.8	7.7	2.1	10.4

For items 1-43, values are percent agreeing with the statement. Students were asked to indicate the extent to which they agreed to each statement with the following scale: 1-Strongly Disagree, 2-Disagree Somewhat, 3-Agree Somewhat, 4-Strongly Agree, 5-N/A- Not applicable

Survey results highlight the percentage of students who ‘Agree Somewhat’ or ‘Agree Strongly’ with each statement.

For items 44-55, students had 4 choices: A-Never, B-Once or Twice, C-Every Week, D-Multiple Times a Week.

Newfoundland
Labrador

School Climate Survey

Grades 10-12, 2015-16

NLESD - Western Region

#079 - St. James All Grade, Lark Harbour


Response Rate: 63.6

STUDENT SATISFACTION	[N=21] SCHOOL			[N=2,126] DISTRICT			[N=12,024] PROVINCE		
	M	F	Total	M	F	Total	M	F	Total
1) School is a place where I like to be.	41.7	87.5	61.9	61.5	65.0	63.4	61.4	63.4	62.3
2) I am satisfied with the quality of education I am receiving at my school.	58.3	85.7	65.0	80.6	83.3	81.9	79.8	80.9	80.2
3) I am satisfied with the quality of teaching at my school.	83.3	75.0	81.0	81.2	81.0	81.0	79.5	79.7	79.5
4) My school is clean and well maintained.	75.0	87.5	81.0	72.4	72.0	72.1	74.9	73.9	74.3
5) My school work is interesting.	33.3	71.4	50.0	53.5	63.6	58.5	52.4	60.4	56.3
6) My school work is challenging.	90.9	50.0	75.0	80.5	81.5	80.9	79.4	83.2	81.2
	63.8	76.2	69.0	71.6	74.4	73.0	71.2	73.6	72.3
LEARNING OPPORTUNITIES									
7) I can get help regarding post-secondary planning at my school.	75.0	85.7	81.3	84.8	86.1	85	83.3	83.1	83.2
8) I get help regarding scholarships at my school.	77.8	87.5	83.3	84.7	84.8	85	81.0	80.6	80.8
11) I can easily access programs and services at school to get help with my school work if I need it.	66.7	50.0	57.1	54.3	56.9	80	79.6	79.6	79.6
12) My parents/guardians are available to help me with my school work if I need it.	75.0	37.5	57.1	73.4	72.2	73	73.3	68.5	71.0
13) My peers are available to help me with my school work if I need it.	66.7	75.0	66.7	80.1	85.2	83	79.5	82.8	81.1
14) If I need it, I can get help at school with problems not related to school work.	58.3	75.0	66.7	76.1	77.9	77	73.1	72.7	72.9
15) I am satisfied with the opportunities I have to use technology to learn at my school.	75.0	87.5	76.2	68.5	73.3	71	65.2	68.9	67.0
	70.6	71.2	69.8	78.3	80.0	79.0	76.4	76.6	76.5
PARTICIPATION									
16) I am satisfied with the opportunities I have to participate in physical activities at my school.	83.3	62.5	76.2	77.9	79.1	79	76.9	77.4	77.1
17) I am satisfied with the opprtunities I have to paticipate in fine arts programs and/or activities at my school(e.g., art club, band, choir, drama).	25.0	25.0	28.6	71.9	70.9	71	75.1	76.8	76.0
18) I am satisfied with the opprtunities I have to paticipate in extra-curricular groups/activities at my school.	50.0	37.5	47.6	74.3	75.7	75	75.3	77.4	76.3
19) I am satisfied with the opprtunities I have to paticipate in science activities at my school(e.g., fairs, competitions, clubs).	8.3	25.0	19.1	50.1	46.4	48	56.7	55.0	55.9
	41.7	37.5	42.9	68.5	68.0	68.3	71.0	71.6	71.3
SCHOOL CLIMATE									
20) At my school, I treat everyone with respect.	83.3	87.5	85.7	89.0	96.1	93	87.6	94.9	91.3
21) At my school, students treat each other with respect.	50.0	62.5	57.1	60.7	51.2	56	58.3	49.9	54.0
22) At my school, students treat staff with respect.	33.3	62.5	47.6	70.9	65.3	68	67.4	63.0	65.2
23) At my school, staff treat students with respect.	75.0	87.5	81.0	78.2	78.6	78	76.7	76.6	76.5
24) At my school, staff treat each other with respect.	91.7	100.0	95.2	93.0	96.7	95	92.7	95.5	94.0
25) Staff at my school care about me.	81.8	100.0	89.5	77.8	80.2	79	77.6	77.9	77.7
26) At my school, students of different sexual orientations are treated with respect.	72.7	50.0	65.0	78.2	81.9	80	77.7	80.3	79.0
27) At my school, students of different race are treated with respect.	85.7	100.0	92.3	88.0	91.1	90	87.8	89.5	88.6
37) I am treated fairly by the staff in my school.	91.7	100.0	95.2	79.6	83.6	80	77.2	78.0	77.5
38) I am satisfied with the anti-drug policies and programs being offered at my school (e.g.presentation, guest speakers, assemblies)	81.8	100.0	89.5	74.2	87.8	76	68.8	68.4	68.6
39) There is a pressure to do drugs among students from my school.	25.0	12.5	23.8	39.2	33.0	36	40.8	33.9	37.6
	70.2	78.4	74.7	75.3	75.8	75.5	73.9	73.9	73.6
EXPECTATIONS									
9) My opinions are important at school.	50.0	75.0	61.9	54.3	56.9	56	53.9	55.2	54.5
10) I am encouraged to try my best at school.	83.3	100.0	90.5	84.1	88.7	87	83.2	86.1	84.7
36) I know the school rules/code of conduct.	91.7	100.0	95.2	80.8	89.8	85	75.9	84.2	80.0
	75.0	91.7	82.5	73.1	78.5	75.8	71.0	75.2	73.1
SAFETY									
28) I feel safe at school.	83.3	100.0	90.5	82.7	83.6	83	80.4	79.7	80.1
29) I feel safe in the school cafeteria.	100.0	100.0	100.0	86.5	87.8	87	83.8	84.0	83.9
30) I feel safe in my classrooms.	91.7	100.0	95.2	87.6	89.8	89	86.6	87.7	87.1
31) I feel safe in the school washrooms.	91.7	100.0	95.2	78.0	82.7	80	75.3	78.4	76.8
32) I feel safe in the school gym.	91.7	100.0	95.2	86.8	87.9	87	85.2	83.4	84.2
33) I feel safe in the gym change rooms.	83.3	100.0	90.5	82.5	87.2	85	79.8	83.0	81.3
34) I feel safe on the school bus.	91.7	100.0	94.7	80.9	78.4	80	81.0	76.8	78.9
35) I feel safe on school grounds.	91.7	100.0	95.2	84.4	88.3	86	80.7	81.9	81.2
	90.6	100.0	94.6	83.7	85.7	84.7	81.6	81.9	81.7
DRUGS AND ALCOHOL									
40) I am satisfied with the anti-alcohol policies and programs being offered at my school (e.g., presentations, guest speakers, assemblies)	81.8	100.0	89.5	72.4	76.0	74.1	66.3	66.1	66.2
41) There is a pressure to drink alcohol among students from my school.	58.3	12.5	42.9	49.4	42.9	46.1	48.4	43.8	46.2
42) I am satisfied with the anti-smoking policies and programs being offered at my school (e.g., presentations, guest speakers, assemblies)	81.8	100.0	88.9	69.8	73.8	71.9	62.6	61.8	62.2
43) There is a pressure to smoke cigarettes among students from my school.	83.3	25.0	61.9	41.2	35.5	38.4	37.5	31.4	34.6
	76.3	59.4	70.8	58.2	57.1	57.6	53.7	50.8	52.3

For items 1-43, values are percent agreeing with the statement. Students were asked to indicate the extent to which they agreed to each statement with the following scale: 1-Strongly Disagree, 2-Disagree Somewhat, 3-Agree Somewhat, 4-Strongly Agree, 5-N/A- Not applicable

Survey results highlight the percentage of students who ‘Agree Somewhat’ or ‘Agree Strongly’ with each statement.

For items 44-55, students had 4 choices: A-Never, B-Once or Twice, C-Every Week, D-Multiple Times a Week.



School Climate Survey

Grades 10-12, 2015-16

NLESD - Western Region

#079 - St. James All Grade, Lark Harbour

Response Rate: 63.6

	[N=21] SCHOOL				[N=2,126] DISTRICT				[N=12,024] PROVINCE			
	A	B	C	D	A	B	C	D	A	B	C	D
BULLYING AND HARASSMENT												
44) In the last month I have been bullied or harassed physically (e.g. hit, kicked, pushed, shoved around, locked indoors).	85.7	9.5	0.0	4.8	83.0	13.3	1.5	2.2	83.0	12.4	1.8	2.8
45) In the last month I have been bullied or harassed verbally (e.g. called mean names, made fun of, teased in a hurtful way).	61.9	33.3	0.0	4.8	63.4	25.1	5.5	5.9	63.2	24.9	5.6	6.3
46) In the last month I have been bullied or harassed indirectly (e.g. left out of things on purpose, excluded from a group of friends,	71.4	23.8	0.0	4.8	68.7	20.1	5.8	5.4	66.6	21.3	6.0	6.1
47) In the last month I have been sexually harassed (e.g. other students making sexual jokes, comments or gestures towards me).	90.5	9.5	0.0	0.0	85.1	9.7	2.3	2.9	84.3	9.9	2.3	3.5
48) In the last month I have been bullied or harassed electronically (e.g. teased or bullied using a computer or a mobile phone).	95.2	0.0	0.0	4.8	83.9	12.0	1.8	2.3	82.5	11.8	2.3	3.3
49) In the last month I have seen or heard about another student being bullied or harassed.	33.3	57.1	0.0	9.5	40.9	38.4	12.1	8.6	37.4	38.3	12.6	11.7
50) In the last month I have taken part in bullying or harassing another student.	95.2	0.0	0.0	4.8	90.2	7.8	0.7	1.4	89.3	7.5	1.1	2.1
51) In the last month I have been involved in a physical fight.	76.2	19.1	0.0	4.8	92.2	5.5	0.7	1.6	91.1	5.7	0.9	2.2
DRUGS AND ALCOHOL												
52) In the last month I have used illegal drugs.	90.0	10.0	0.0	0.0	81.4	9.9	2.9	5.8	80.0	10.4	2.7	6.9
53) In the last month I have abused prescription drugs.	100.0	0.0	0.0	0.0	94.3	2.9	0.8	2.1	92.7	3.4	1.1	2.7
54) In the last month I have consumed alcohol.	30.0	50.0	15.0	5.0	52.7	31.1	9.3	6.9	54.7	29.2	8.9	7.3
55) In the last month I have smoked cigarettes.	65.0	20.0	5.0	10.0	77.4	8.2	2.2	12.3	79.8	7.7	2.1	10.4

For items 1-43, values are percent agreeing with the statement. Students were asked to indicate the extent to which they agreed to each statement with the following scale: 1-Strongly Disagree, 2-Disagree Somewhat, 3-Agree Somewhat, 4-Strongly Agree, 5-N/A- Not applicable

Survey results highlight the percentage of students who ‘Agree Somewhat’ or ‘Agree Strongly’ with each statement.

For items 44-55, students had 4 choices: A-Never, B-Once or Twice, C-Every Week, D-Multiple Times a Week.

Newfoundland
Labrador

School Climate Survey

Grades 10-12, 2015-16

NLESD - Western Region

#080 - Templeton Academy, Meadows


Response Rate: 81.9

STUDENT SATISFACTION	[N=95] SCHOOL			[N=2,126] DISTRICT			[N=12,024] PROVINCE		
	M	F	Total	M	F	Total	M	F	Total
1) School is a place where I like to be.	43.9	54.0	50.0	61.5	65.0	63.4	61.4	63.4	62.3
2) I am satisfied with the quality of education I am receiving at my school.	61.9	63.3	62.8	80.6	83.3	81.9	79.8	80.9	80.2
3) I am satisfied with the quality of teaching at my school.	73.8	79.6	76.6	81.2	81.0	81.0	79.5	79.7	79.5
4) My school is clean and well maintained.	46.3	58.0	51.1	72.4	72.0	72.1	74.9	73.9	74.3
5) My school work is interesting.	34.2	64.0	50.0	53.5	63.6	58.5	52.4	60.4	56.3
6) My school work is challenging.	90.5	88.0	88.4	80.5	81.5	80.9	79.4	83.2	81.2
	58.4	67.8	63.1	71.6	74.4	73.0	71.2	73.6	72.3
LEARNING OPPORTUNITIES									
7) I can get help regarding post-secondary planning at my school.	64.9	89.4	78.2	84.8	86.1	85	83.3	83.1	83.2
8) I get help regarding scholarships at my school.	75.0	81.6	78.3	84.7	84.8	85	81.0	80.6	80.8
11) I can easily access programs and services at school to get help with my school work if I need it.	71.4	71.4	70.2	54.3	56.9	80	79.6	79.6	79.6
12) My parents/guardians are available to help me with my school work if I need it.	81.0	80.0	79.0	73.4	72.2	73	73.3	68.5	71.0
13) My peers are available to help me with my school work if I need it.	73.2	92.0	83.0	80.1	85.2	83	79.5	82.8	81.1
14) If I need it, I can get help at school with problems not related to school work.	64.3	78.0	71.6	76.1	77.9	77	73.1	72.7	72.9
15) I am satisfied with the opportunities I have to use technology to learn at my school.	64.3	74.0	70.2	68.5	73.3	71	65.2	68.9	67.0
	70.6	80.9	75.8	78.3	80.0	79.0	76.4	76.6	76.5
PARTICIPATION									
16) I am satisfied with the opportunities I have to participate in physical activities at my school.	57.1	56.0	56.8	77.9	79.1	79	76.9	77.4	77.1
17) I am satisfied with the opprtunities I have to paticipate in fine arts programs and/or activities at my school(e.g., art club, band, choir, drama).	59.5	62.0	60.0	71.9	70.9	71	75.1	76.8	76.0
18) I am satisfied with the opprtunities I have to paticipate in extra-curricular groups/activities at my school.	57.1	55.1	56.4	74.3	75.7	75	75.3	77.4	76.3
19) I am satisfied with the opprtunities I have to paticipate in science activities at my school(e.g., fairs, competitions, clubs).	42.9	40.0	41.1	50.1	46.4	48	56.7	55.0	55.9
	54.2	53.3	53.6	68.5	68.0	68.3	71.0	71.6	71.3
SCHOOL CLIMATE									
20) At my school, I treat everyone with respect.	88.1	96.0	91.6	89.0	96.1	93	87.6	94.9	91.3
21) At my school, students treat each other with respect.	35.7	49.0	41.5	60.7	51.2	56	58.3	49.9	54.0
22) At my school, students treat staff with respect.	61.9	56.0	57.9	70.9	65.3	68	67.4	63.0	65.2
23) At my school, staff treat students with respect.	57.1	72.0	63.2	78.2	78.6	78	76.7	76.6	76.5
24) At my school, staff treat each other with respect.	97.6	100.0	99.0	93.0	96.7	95	92.7	95.5	94.0
25) Staff at my school care about me.	57.5	70.8	63.3	77.8	80.2	79	77.6	77.9	77.7
26) At my school, students of different sexual orientations are treated with respect.	40.5	56.0	48.4	78.2	81.9	80	77.7	80.3	79.0
27) At my school, students of different race are treated with respect.	65.9	80.0	73.4	88.0	91.1	90	87.8	89.5	88.6
37) I am treated fairly by the staff in my school.	63.4	74.0	68.1	79.6	83.6	80	77.2	78.0	77.5
38) I am satisfied with the anti-drug policies and programs being offered at my school (e.g.presentation, guest speakers, assemblies)	58.5	79.6	68.8	74.2	87.8	76	68.8	68.4	68.6
39) There is a pressure to do drugs among students from my school.	52.4	38.0	43.2	39.2	33.0	36	40.8	33.9	37.6
	61.7	70.1	65.3	75.3	75.8	75.5	73.9	73.9	73.6
EXPECTATIONS									
9) My opinions are important at school.	31.0	30.6	29.8	54.3	56.9	56	53.9	55.2	54.5
10) I am encouraged to try my best at school.	76.2	88.0	83.2	84.1	88.7	87	83.2	86.1	84.7
36) I know the school rules/code of conduct.	83.3	95.8	88.2	80.8	89.8	85	75.9	84.2	80.0
	63.5	71.5	67.0	73.1	78.5	75.8	71.0	75.2	73.1
SAFETY									
28) I feel safe at school.	76.2	82.0	79.0	82.7	83.6	83	80.4	79.7	80.1
29) I feel safe in the school cafeteria.	78.6	85.7	83.0	86.5	87.8	87	83.8	84.0	83.9
30) I feel safe in my classrooms.	78.6	80.0	79.0	87.6	89.8	89	86.6	87.7	87.1
31) I feel safe in the school washrooms.	64.3	86.0	75.5	78.0	82.7	80	75.3	78.4	76.8
32) I feel safe in the school gym.	76.2	79.2	78.5	86.8	87.9	87	85.2	83.4	84.2
33) I feel safe in the gym change rooms.	71.4	85.1	77.2	82.5	87.2	85	79.8	83.0	81.3
34) I feel safe on the school bus.	69.1	73.3	71.1	80.9	78.4	80	81.0	76.8	78.9
35) I feel safe on school grounds.	73.8	88.0	82.1	84.4	88.3	86	80.7	81.9	81.2
	73.5	82.4	78.2	83.7	85.7	84.7	81.6	81.9	81.7
DRUGS AND ALCOHOL									
40) I am satisfied with the anti-alcohol policies and programs being offered at my school (e.g., presentations, guest speakers, assemblies)	58.5	81.3	69.6	72.4	76.0	74.1	66.3	66.1	66.2
41) There is a pressure to drink alcohol among students from my school.	40.5	44.0	41.1	49.4	42.9	46.1	48.4	43.8	46.2
42) I am satisfied with the anti-smoking policies and programs being offered at my school (e.g., presentations, guest speakers, assemblies)	57.1	77.6	67.0	69.8	73.8	71.9	62.6	61.8	62.2
43) There is a pressure to smoke cigarettes among students from my school.	47.6	32.7	39.4	41.2	35.5	38.4	37.5	31.4	34.6
	50.9	58.9	54.3	58.2	57.1	57.6	53.7	50.8	52.3

For items 1-43, values are percent agreeing with the statement. Students were asked to indicate the extent to which they agreed to each statement with the following scale: 1-Strongly Disagree, 2-Disagree Somewhat, 3-Agree Somewhat, 4-Strongly Agree, 5-N/A- Not applicable

Survey results highlight the percentage of students who ‘Agree Somewhat’ or ‘Agree Strongly’ with each statement.

For items 44-55, students had 4 choices: A-Never, B-Once or Twice, C-Every Week, D-Multiple Times a Week.



School Climate Survey

Grades 10-12, 2015-16

NLESD - Western Region

#080 - Templeton Academy, Meadows

Response Rate: 81.9

	[N=95] SCHOOL				[N=2,126] DISTRICT				[N=12,024] PROVINCE			
	A	B	C	D	A	B	C	D	A	B	C	D
BULLYING AND HARASSMENT												
44) In the last month I have been bullied or harassed physically (e.g. hit, kicked, pushed, shoved around, locked indoors).	74.7	15.8	3.2	6.3	83.0	13.3	1.5	2.2	83.0	12.4	1.8	2.8
45) In the last month I have been bullied or harassed verbally (e.g. called mean names, made fun of, teased in a hurtful way).	48.4	34.7	4.2	12.6	63.4	25.1	5.5	5.9	63.2	24.9	5.6	6.3
46) In the last month I have been bullied or harassed indirectly (e.g. left out of things on purpose, excluded from a group of friends,	57.6	18.5	14.1	9.8	68.7	20.1	5.8	5.4	66.6	21.3	6.0	6.1
47) In the last month I have been sexually harassed (e.g. other students making sexual jokes, comments or gestures towards me).	72.6	15.8	5.3	6.3	85.1	9.7	2.3	2.9	84.3	9.9	2.3	3.5
48) In the last month I have been bullied or harassed electronically (e.g. teased or bullied using a computer or a mobile phone).	82.1	10.5	2.1	5.3	83.9	12.0	1.8	2.3	82.5	11.8	2.3	3.3
49) In the last month I have seen or heard about another student being bullied or harassed.	33.7	33.7	11.6	21.1	40.9	38.4	12.1	8.6	37.4	38.3	12.6	11.7
50) In the last month I have taken part in bullying or harassing another student.	92.5	4.3	0.0	3.2	90.2	7.8	0.7	1.4	89.3	7.5	1.1	2.1
51) In the last month I have been involved in a physical fight.	95.7	1.1	1.1	2.1	92.2	5.5	0.7	1.6	91.1	5.7	0.9	2.2
DRUGS AND ALCOHOL												
52) In the last month I have used illegal drugs.	77.7	9.6	2.1	10.6	81.4	9.9	2.9	5.8	80.0	10.4	2.7	6.9
53) In the last month I have abused prescription drugs.	93.6	3.2	1.1	2.1	94.3	2.9	0.8	2.1	92.7	3.4	1.1	2.7
54) In the last month I have consumed alcohol.	49.5	33.7	6.3	10.5	52.7	31.1	9.3	6.9	54.7	29.2	8.9	7.3
55) In the last month I have smoked cigarettes.	80.0	7.4	3.2	9.5	77.4	8.2	2.2	12.3	79.8	7.7	2.1	10.4

For items 1-43, values are percent agreeing with the statement. Students were asked to indicate the extent to which they agreed to each statement with the following scale: 1-Strongly Disagree, 2-Disagree Somewhat, 3-Agree Somewhat, 4-Strongly Agree, 5-N/A- Not applicable

Survey results highlight the percentage of students who ‘Agree Somewhat’ or ‘Agree Strongly’ with each statement.


For items 44-55, students had 4 choices: A-Never, B-Once or Twice, C-Every Week, D-Multiple Times a Week.

Newfoundland Labrador			School Climate Survey Grades 10-12, 2015-16								
NLESD - Western Region											
#083 - Pasadena Academy, Pasadena			Response Rate: 81.7								
			[N=107] SCHOOL			[N=2,126] DISTRICT			[N=12,024] PROVINCE		
			M	F	Total	M	F	Total	M	F	Total
STUDENT SATISFACTION											
1) School is a place where I like to be.			75.0	53.2	66.0	61.5	65.0	63.4	61.4	63.4	62.3
2) I am satisfied with the quality of education I am receiving at my school.			76.8	79.2	78.5	80.6	83.3	81.9	79.8	80.9	80.2
3) I am satisfied with the quality of teaching at my school.			70.9	81.3	76.4	81.2	81.0	81.0	79.5	79.7	79.5
4) My school is clean and well maintained.			66.7	54.2	61.9	72.4	72.0	72.1	74.9	73.9	74.3
5) My school work is interesting.			48.2	55.3	52.8	53.5	63.6	58.5	52.4	60.4	56.3
6) My school work is challenging.			82.1	78.7	81.1	80.5	81.5	80.9	79.4	83.2	81.2
			70.0	67.0	69.5	71.6	74.4	73.0	71.2	73.6	72.3
LEARNING OPPORTUNITIES											
7) I can get help regarding post-secondary planning at my school.			84.1	81.1	82.1	84.8	86.1	85	83.3	83.1	83.2
8) I get help regarding scholarships at my school.			81.0	77.8	79.0	84.7	84.8	85	81.0	80.6	80.8
11) I can easily access programs and services at school to get help with my school work if I need it.			67.9	70.8	69.2	54.3	56.9	80	79.6	79.6	79.6
12) My parents/guardians are available to help me with my school work if I need it.			87.5	83.3	84.1	73.4	72.2	73	73.3	68.5	71.0
13) My peers are available to help me with my school work if I need it.			85.5	85.1	84.8	80.1	85.2	83	79.5	82.8	81.1
14) If I need it, I can get help at school with problems not related to school work.			73.2	66.7	70.1	76.1	77.9	77	73.1	72.7	72.9
15) I am satisfied with the opportunities I have to use technology to learn at my school.			48.2	61.7	55.7	68.5	73.3	71	65.2	68.9	67.0
			75.3	75.2	75.0	78.3	80.0	79.0	76.4	76.6	76.5
PARTICIPATION											
16) I am satisfied with the opportunities I have to participate in physical activities at my school.			76.8	80.9	79.3	77.9	79.1	79	76.9	77.4	77.1
17) I am satisfied with the opprtunities I have to paticipate in fine arts programs and/or activities at my school(e.g., art club, band, choir, drama).			73.2	81.3	77.6	71.9	70.9	71	75.1	76.8	76.0
18) I am satisfied with the opprtunities I have to paticipate in extra-curricular groups/activities at my school.			60.7	75.0	68.2	74.3	75.7	75	75.3	77.4	76.3
19) I am satisfied with the opprtunities I have to paticipate in science activities at my school(e.g., fairs, competitions, clubs).			42.9	47.9	44.9	50.1	46.4	48	56.7	55.0	55.9
			63.4	71.3	67.5	68.5	68.0	68.3	71.0	71.6	71.3
SCHOOL CLIMATE											
20) At my school, I treat everyone with respect.			91.1	97.9	94.3	89.0	96.1	93	87.6	94.9	91.3
21) At my school, students treat each other with respect.			64.3	47.9	57.9	60.7	51.2	56	58.3	49.9	54.0
22) At my school, students treat staff with respect.			67.9	52.1	60.8	70.9	65.3	68	67.4	63.0	65.2
23) At my school, staff treat students with respect.			83.9	85.4	85.1	78.2	78.6	78	76.7	76.6	76.5
24) At my school, staff treat each other with respect.			92.7	97.9	95.2	93.0	96.7	95	92.7	95.5	94.0
25) Staff at my school care about me.			80.0	78.7	80.0	77.8	80.2	79	77.6	77.9	77.7
26) At my school, students of different sexual orientations are treated with respect.			80.9	72.5	77.8	78.2	81.9	80	77.7	80.3	79.0
27) At my school, students of different race are treated with respect.			90.6	93.3	92.1	88.0	91.1	90	87.8	89.5	88.6
37) I am treated fairly by the staff in my school.			80.4	83.0	82.1	79.6	83.6	80	77.2	78.0	77.5
38) I am satisfied with the anti-drug policies and programs being offered at my school (e.g.presentationis, guest speakers, assemblies)			78.2	78.3	78.9	74.2	87.8	76	68.8	68.4	68.6
39) There is a pressure to do drugs among students from my school.			46.4	29.2	37.4	39.2	33.0	36	40.8	33.9	37.6
			77.8	74.2	76.5	75.3	75.8	75.5	73.9	73.9	73.6
EXPECTATIONS											
9) My opinions are important at school.			57.4	63.8	60.6	54.3	56.9	56	53.9	55.2	54.5
10) I am encouraged to try my best at school.			89.1	85.1	87.6	84.1	88.7	87	83.2	86.1	84.7
36) I know the school rules/code of conduct.			83.9	83.0	84.0	80.8	89.8	85	75.9	84.2	80.0
			76.8	77.3	77.4	73.1	78.5	75.8	71.0	75.2	73.1
SAFETY											
28) I feel safe at school.			91.1	89.4	90.6	82.7	83.6	83	80.4	79.7	80.1
29) I feel safe in the school cafeteria.			95.5	90.0	93.1	86.5	87.8	87	83.8	84.0	83.9
30) I feel safe in my classrooms.			94.6	87.5	91.6	87.6	89.8	89	86.6	87.7	87.1
31) I feel safe in the school washrooms.			92.7	81.3	87.7	78.0	82.7	80	75.3	78.4	76.8
32) I feel safe in the school gym.			96.2	87.0	92.1	86.8	87.9	87	85.2	83.4	84.2
33) I feel safe in the gym change rooms.			89.8	82.5	87.0	82.5	87.2	85	79.8	83.0	81.3
34) I feel safe on the school bus.			88.5	94.7	89.4	80.9	78.4	80	81.0	76.8	78.9
35) I feel safe on school grounds.			92.9	87.0	90.5	84.4	88.3	86	80.7	81.9	81.2
			92.6	87.4	90.2	83.7	85.7	84.7	81.6	81.9	81.7
DRUGS AND ALCOHOL											
40) I am satisfied with the anti-alcohol policies and programs being offered at my school (e.g., presentations, guest speakers, assemblies)			74.1	67.4	71.8	72.4	76.0	74.1	66.3	66.1	66.2
41) There is a pressure to drink alcohol among students from my school.			48.2	35.4	43.0	49.4	42.9	46.1	48.4	43.8	46.2
42) I am satisfied with the anti-smoking policies and programs being offered at my school (e.g., presentations, guest speakers, assemblies)			65.5	63.0	65.4	69.8	73.8	71.9	62.6	61.8	62.2
43) There is a pressure to smoke cigarettes among students from my school.			42.9	27.1	34.6	41.2	35.5	38.4	37.5	31.4	34.6
			57.6	48.2	53.7	58.2	57.1	57.6	53.7	50.8	52.3

For items 1-43, values are percent agreeing with the statement. Students were asked to indicate the extent to which they agreed to each statement with the following scale: 1-Strongly Disagree, 2-Disagree Somewhat, 3-Agree Somewhat, 4-Strongly Agree, 5-N/A- Not applicable

Survey results highlight the percentage of students who ‘Agree Somewhat’ or ‘Agree Strongly’ with each statement.

For items 44-55, students had 4 choices: A-Never, B-Once or Twice, C-Every Week, D-Multiple Times a Week.



School Climate Survey

Grades 10-12, 2015-16

NLESD - Western Region

#083 - Pasadena Academy, Pasadena

Response Rate: 81.7

[N=107]

SCHOOL

[N=2,126]

DISTRICT

[N=12,024]

PROVINCE

A

B

C

D

A

B

C

D

A

B

C

D

BULLYING AND HARASSMENT

44) In the last month I have been bullied or harassed physically (e.g. hit, kicked, pushed, shoved around, locked indoors).

79.4

15.9

0.9

3.7

45) In the last month I have been bullied or harassed verbally (e.g. called mean names, made fun of, teased in a hurtful way).

59.8

32.7

2.8

4.7

46) In the last month I have been bullied or harassed indirectly (e.g. left out of things on purpose, excluded from a group of friends,

63.6

28.0

2.8

5.6

47) In the last month I have been sexually harassed (e.g. other students making sexual jokes, comments or gestures towards me).

77.6

16.8

3.7

1.9

48) In the last month I have been bullied or harassed electronically (e.g. teased or bullied using a computer or a mobile phone).

86.0

8.4

2.8

2.8

49) In the last month I have seen or heard about another student being bullied or harassed.

34.6

51.4

9.4

4.7

50) In the last month I have taken part in bullying or harassing another student.

85.9

11.3

0.9

1.9

51) In the last month I have been involved in a physical fight.

89.7

6.5

1.9

1.9

DRUGS AND ALCOHOL

52) In the last month I have used illegal drugs.

76.6

14.0

2.8

6.5

53) In the last month I have abused prescription drugs.

94.3

0.9

2.8

1.9

54) In the last month I have consumed alcohol.

43.9

39.3

10.3

6.5

55) In the last month I have smoked cigarettes.

77.4

9.4

0.9

12.3

81.4

9.9

2.9

5.8

94.3

2.9

0.8

2.1

52.7

31.1

9.3

6.9

77.4

8.2

2.2

12.3

80.0

10.4

2.7

6.9

92.7

3.4

1.1

2.7

54.7

29.2

8.9

7.3

79.8

7.7

2.1

10.4

For items 1-43, values are percent agreeing with the statement. Students were asked to indicate the extent to which they agreed to each statement with the following scale: 1-Strongly Disagree, 2-Disagree Somewhat, 3-Agree Somewhat, 4-Strongly Agree, 5-N/A- Not applicable

Survey results highlight the percentage of students who ‘Agree Somewhat’ or ‘Agree Strongly’ with each statement.

For items 44-55, students had 4 choices: A-Never, B-Once or Twice, C-Every Week, D-Multiple Times a Week.

Newfoundland
Labrador

School Climate Survey

Grades 10-12, 2015-16

NLESD - Western Region

#086 - Gros Morne Academy, Rocky Harbour

Response Rate: 82.0

	[N=41] SCHOOL			[N=2,126] DISTRICT			[N=12,024] PROVINCE		
	M	F	Total	M	F	Total	M	F	Total
STUDENT SATISFACTION									
1) School is a place where I like to be.	47.1	54.2	51.2	61.5	65.0	63.4	61.4	63.4	62.3
2) I am satisfied with the quality of education I am receiving at my school.	94.1	79.2	85.4	80.6	83.3	81.9	79.8	80.9	80.2
3) I am satisfied with the quality of teaching at my school.	82.4	83.3	82.9	81.2	81.0	81.0	79.5	79.7	79.5
4) My school is clean and well maintained.	52.9	60.9	57.5	72.4	72.0	72.1	74.9	73.9	74.3
5) My school work is interesting.	47.1	70.8	61.0	53.5	63.6	58.5	52.4	60.4	56.3
6) My school work is challenging.	70.6	91.7	82.9	80.5	81.5	80.9	79.4	83.2	81.2
	65.7	73.3	70.2	71.6	74.4	73.0	71.2	73.6	72.3
LEARNING OPPORTUNITIES									
7) I can get help regarding post-secondary planning at my school.	100.0	95.7	97.4	84.8	86.1	85	83.3	83.1	83.2
8) I get help regarding scholarships at my school.	93.3	83.3	87.2	84.7	84.8	85	81.0	80.6	80.8
11) I can easily access programs and services at school to get help with my school work if I need it.	88.2	91.7	90.2	54.3	56.9	80	79.6	79.6	79.6
12) My parents/guardians are available to help me with my school work if I need it.	82.4	79.2	80.5	73.4	72.2	73	73.3	68.5	71.0
13) My peers are available to help me with my school work if I need it.	82.4	83.3	82.9	80.1	85.2	83	79.5	82.8	81.1
14) If I need it, I can get help at school with problems not related to school work.	88.2	86.4	87.2	76.1	77.9	77	73.1	72.7	72.9
15) I am satisfied with the opportunities I have to use technology to learn at my school.	52.9	83.3	70.7	68.5	73.3	71	65.2	68.9	67.0
	83.9	86.1	85.2	78.3	80.0	79.0	76.4	76.6	76.5
PARTICIPATION									
16) I am satisfied with the opportunities I have to participate in physical activities at my school.	76.5	83.3	80.5	77.9	79.1	79	76.9	77.4	77.1
17) I am satisfied with the opprtunities I have to paticipate in fine arts programs and/or activities at my school(e.g., art club, band, choir, drama).	76.5	79.2	78.1	71.9	70.9	71	75.1	76.8	76.0
18) I am satisfied with the opprtunities I have to paticipate in extra-curricular groups/activities at my school.	82.4	83.3	82.9	74.3	75.7	75	75.3	77.4	76.3
19) I am satisfied with the opprtunities I have to paticipate in science activities at my school(e.g., fairs, competitions, clubs).	25.0	37.5	32.5	50.1	46.4	48	56.7	55.0	55.9
	65.1	70.8	68.5	68.5	68.0	68.3	71.0	71.6	71.3
SCHOOL CLIMATE									
20) At my school, I treat everyone with respect.	82.4	95.8	90.2	89.0	96.1	93	87.6	94.9	91.3
21) At my school, students treat each other with respect.	58.8	70.8	65.9	60.7	51.2	56	58.3	49.9	54.0
22) At my school, students treat staff with respect.	76.5	79.2	78.1	70.9	65.3	68	67.4	63.0	65.2
23) At my school, staff treat students with respect.	76.5	91.7	85.4	78.2	78.6	78	76.7	76.6	76.5
24) At my school, staff treat each other with respect.	93.8	100.0	97.5	93.0	96.7	95	92.7	95.5	94.0
25) Staff at my school care about me.	85.7	87.0	86.5	77.8	80.2	79	77.6	77.9	77.7
26) At my school, students of different sexual orientations are treated with respect.	62.5	95.7	82.1	78.2	81.9	80	77.7	80.3	79.0
27) At my school, students of different race are treated with respect.	80.0	90.0	86.7	88.0	91.1	90	87.8	89.5	88.6
37) I am treated fairly by the staff in my school.	76.5	83.3	80.5	79.6	83.6	80	77.2	78.0	77.5
38) I am satisfied with the anti-drug policies and programs being offered at my school (e.g.presentationi, guest speakers, assemblies)	76.5	81.8	79.5	74.2	87.8	76	68.8	68.4	68.6
39) There is a pressure to do drugs among students from my school.	31.3	50.0	42.5	39.2	33.0	36	40.8	33.9	37.6
	72.8	84.1	79.5	75.3	75.8	75.5	73.9	73.9	73.6
EXPECTATIONS									
9) My opinions are important at school.	47.1	70.8	61.0	54.3	56.9	56	53.9	55.2	54.5
10) I am encouraged to try my best at school.	82.4	95.8	90.2	84.1	88.7	87	83.2	86.1	84.7
36) I know the school rules/code of conduct.	73.3	72.7	73.0	80.8	89.8	85	75.9	84.2	80.0
	67.6	79.8	74.7	73.1	78.5	75.8	71.0	75.2	73.1
SAFETY									
28) I feel safe at school.	88.2	87.5	87.8	82.7	83.6	83	80.4	79.7	80.1
29) I feel safe in the school cafeteria.	94.1	87.5	90.2	86.5	87.8	87	83.8	84.0	83.9
30) I feel safe in my classrooms.	94.1	95.8	95.1	87.6	89.8	89	86.6	87.7	87.1
31) I feel safe in the school washrooms.	50.0	83.3	70.0	78.0	82.7	80	75.3	78.4	76.8
32) I feel safe in the school gym.	88.2	95.8	92.7	86.8	87.9	87	85.2	83.4	84.2
33) I feel safe in the gym change rooms.	80.0	87.0	84.2	82.5	87.2	85	79.8	83.0	81.3
34) I feel safe on the school bus.	63.6	65.0	64.5	80.9	78.4	80	81.0	76.8	78.9
35) I feel safe on school grounds.	93.8	95.8	95.0	84.4	88.3	86	80.7	81.9	81.2
	81.5	87.2	84.9	83.7	85.7	84.7	81.6	81.9	81.7
DRUGS AND ALCOHOL									
40) I am satisfied with the anti-alcohol policies and programs being offered at my school (e.g., presentations, guest speakers, assemblies)	75.0	81.8	79.0	72.4	76.0	74.1	66.3	66.1	66.2
41) There is a pressure to drink alcohol among students from my school.	47.1	54.2	51.2	49.4	42.9	46.1	48.4	43.8	46.2
42) I am satisfied with the anti-smoking policies and programs being offered at my school (e.g., presentations, guest speakers, assemblies)	70.6	78.3	75.0	69.8	73.8	71.9	62.6	61.8	62.2
43) There is a pressure to smoke cigarettes among students from my school.	47.1	54.2	51.2	41.2	35.5	38.4	37.5	31.4	34.6
	59.9	67.1	64.1	58.2	57.1	57.6	53.7	50.8	52.3

For items 1-43, values are percent agreeing with the statement. Students were asked to indicate the extent to which they agreed to each statement with the following scale: 1-Strongly Disagree, 2-Disagree Somewhat, 3-Agree Somewhat, 4-Strongly Agree, 5-N/A- Not applicable

Survey results highlight the percentage of students who ‘Agree Somewhat’ or ‘Agree Strongly’ with each statement.

For items 44-55, students had 4 choices: A-Never, B-Once or Twice, C-Every Week, D-Multiple Times a Week.

<div><div><div>Newfoundland Labrador</div></div><div>School Climate Survey Grades 10-12, 2015-16</div></div>												
NLESD - Western Region												
#086 - Gros Morne Academy, Rocky Harbour												
Response Rate: 82.0												
	[N=41]				[N=2,126]				[N=12,024]			
	SCHOOL				DISTRICT				PROVINCE			
	A	B	C	D	A	B	C	D	A	B	C	D
BULLYING AND HARASSMENT												
(44) In the last month I have been bullied or harassed physically (e.g. hit, kicked, pushed, shoved around, locked indoors).	82.9	14.6	2.4	0.0	83.0	13.3	1.5	2.2	83.0	12.4	1.8	2.8
(45) In the last month I have been bullied or harassed verbally (e.g. called mean names, made fun of, teased in a hurtful way).	52.5	27.5	10.0	10.0	63.4	25.1	5.5	5.9	63.2	24.9	5.6	6.3
(46) In the last month I have been bullied or harassed indirectly (e.g. left out of things on purpose, excluded from a group of friends,	63.4	24.4	0.0	12.2	68.7	20.1	5.8	5.4	66.6	21.3	6.0	6.1
(47) In the last month I have been sexually harassed (e.g. other students making sexual jokes, comments or gestures towards me).	85.4	12.2	0.0	2.4	85.1	9.7	2.3	2.9	84.3	9.9	2.3	3.5
(48) In the last month I have been bullied or harassed electronically (e.g. teased or bullied using a computer or a mobile phone).	85.0	15.0	0.0	0.0	83.9	12.0	1.8	2.3	82.5	11.8	2.3	3.3
(49) In the last month I have seen or heard about another student being bullied or harassed.	43.9	43.9	12.2	0.0	40.9	38.4	12.1	8.6	37.4	38.3	12.6	11.7
(50) In the last month I have taken part in bullying or harassing another student.	92.7	4.9	2.4	0.0	90.2	7.8	0.7	1.4	89.3	7.5	1.1	2.1
(51) In the last month I have been involved in a physical fight.	87.8	12.2	0.0	0.0	92.2	5.5	0.7	1.6	91.1	5.7	0.9	2.2
DRUGS AND ALCOHOL												
(52) In the last month I have used illegal drugs.	80.5	12.2	0.0	7.3	81.4	9.9	2.9	5.8	80.0	10.4	2.7	6.9
(53) In the last month I have abused prescription drugs.	92.7	7.3	0.0	0.0	94.3	2.9	0.8	2.1	92.7	3.4	1.1	2.7
(54) In the last month I have consumed alcohol.	46.3	48.8	4.9	0.0	52.7	31.1	9.3	6.9	54.7	29.2	8.9	7.3
(55) In the last month I have smoked cigarettes.	85.4	9.8	0.0	4.9	77.4	8.2	2.2	12.3	79.8	7.7	2.1	10.4

For items 1-43, values are percent agreeing with the statement. Students were asked to indicate the extent to which they agreed to each statement with the following scale: 1-Strongly Disagree, 2-Disagree Somewhat, 3-Agree Somewhat, 4-Strongly Agree, 5-N/A- Not applicable

Survey results highlight the percentage of students who ‘Agree Somewhat’ or ‘Agree Strongly’ with each statement.

For items 44-55, students had 4 choices: A-Never, B-Once or Twice, C-Every Week, D-Multiple Times a Week.



School Climate Survey
Grades 10-12, 2015-16

NLESD - Western Region

#088 - Main River Academy, Pollard's Point


Response Rate: 89.7

	[N=26] SCHOOL			[N=2,126] DISTRICT			[N=12,024] PROVINCE		
	M	F	Total	M	F	Total	M	F	Total
STUDENT SATISFACTION									
(1) School is a place where I like to be.	46.2	83.3	65.4	61.5	65.0	63.4	61.4	63.4	62.3
(2) I am satisfied with the quality of education I am receiving at my school.	92.3	83.3	88.5	80.6	83.3	81.9	79.8	80.9	80.2
(3) I am satisfied with the quality of teaching at my school.	76.9	83.3	80.8	81.2	81.0	81.0	79.5	79.7	79.5
(4) My school is clean and well maintained.	92.3	91.7	92.3	72.4	72.0	72.1	74.9	73.9	74.3
(5) My school work is interesting.	23.1	66.7	42.3	53.5	63.6	58.5	52.4	60.4	56.3
(6) My school work is challenging.	76.9	75.0	76.9	80.5	81.5	80.9	79.4	83.2	81.2
	67.9	80.6	74.4	71.6	74.4	73.0	71.2	73.6	72.3
LEARNING OPPORTUNITIES									
(7) I can get help regarding post-secondary planning at my school.	100.0	100.0	100.0	84.8	86.1	85	83.3	83.1	83.2
(8) I get help regarding scholarships at my school.	90.9	83.3	87.5	84.7	84.8	85	81.0	80.6	80.8
(11) I can easily access programs and services at school to get help with my school work if I need it.	92.3	75.0	84.6	54.3	56.9	80	79.6	79.6	79.6
(12) My parents/guardians are available to help me with my school work if I need it.	46.2	81.8	64.0	73.4	72.2	73	73.3	68.5	71.0
(13) My peers are available to help me with my school work if I need it.	84.6	91.7	88.5	80.1	85.2	83	79.5	82.8	81.1
(14) If I need it, I can get help at school with problems not related to school work.	91.7	91.7	92.0	76.1	77.9	77	73.1	72.7	72.9
(15) I am satisfied with the opportunities I have to use technology to learn at my school.	84.6	83.3	84.6	68.5	73.3	71	65.2	68.9	67.0
	84.3	86.7	85.9	78.3	80.0	79.0	76.4	76.6	76.5
PARTICIPATION									
(16) I am satisfied with the opportunities I have to participate in physical activities at my school.	76.9	75.0	76.9	77.9	79.1	79	76.9	77.4	77.1
(17) I am satisfied with the opprtunities I have to paticipate in fine arts programs and/or activities at my school(e.g., art club, band, choir, drama).	41.7	41.7	44.0	71.9	70.9	71	75.1	76.8	76.0
(18) I am satisfied with the opprtunities I have to paticipate in extra-curricular groups/activities at my school.	83.3	83.3	84.0	74.3	75.7	75	75.3	77.4	76.3
(19) I am satisfied with the opprtunities I have to paticipate in science activities at my school(e.g., fairs, competitions, clubs).	46.2	50.0	50.0	50.1	46.4	48	56.7	55.0	55.9
	62.0	62.5	63.7	68.5	68.0	68.3	71.0	71.6	71.3
SCHOOL CLIMATE									
(20) At my school, I treat everyone with respect.	92.3	91.7	92.3	89.0	96.1	93	87.6	94.9	91.3
(21) At my school, students treat each other with respect.	33.3	33.3	36.0	60.7	51.2	56	58.3	49.9	54.0
(22) At my school, students treat staff with respect.	84.6	75.0	80.8	70.9	65.3	68	67.4	63.0	65.2
(23) At my school, staff treat students with respect.	76.9	91.7	84.6	78.2	78.6	78	76.7	76.6	76.5
(24) At my school, staff treat each other with respect.	92.3	100.0	96.2	93.0	96.7	95	92.7	95.5	94.0
(25) Staff at my school care about me.	69.2	100.0	83.3	77.8	80.2	79	77.6	77.9	77.7
(26) At my school, students of different sexual orientations are treated with respect.	75.0	91.7	84.0	78.2	81.9	80	77.7	80.3	79.0
(27) At my school, students of different race are treated with respect.	92.3	100.0	95.8	88.0	91.1	90	87.8	89.5	88.6
(37) I am treated fairly by the staff in my school.	76.9	83.3	80.0	79.6	83.6	80	77.2	78.0	77.5
(38) I am satisfied with the anti-drug policies and programs being offered at my school (e.g.presentation, guest speakers, assemblies)	83.3	100.0	92.0	74.2	87.8	76	68.8	68.4	68.6
(39) There is a pressure to do drugs among students from my school.	30.8	0.0	15.4	39.2	33.0	36	40.8	33.9	37.6
	73.4	78.8	76.4	75.3	75.8	75.5	73.9	73.9	73.6
EXPECTATIONS									
(9) My opinions are important at school.	23.1	81.8	52.0	54.3	56.9	56	53.9	55.2	54.5
(10) I am encouraged to try my best at school.	76.9	83.3	80.8	84.1	88.7	87	83.2	86.1	84.7
(36) I know the school rules/code of conduct.	84.6	91.7	88.5	80.8	89.8	85	75.9	84.2	80.0
	61.5	85.6	73.7	73.1	78.5	75.8	71.0	75.2	73.1
SAFETY									
(28) I feel safe at school.	69.2	100.0	84.6	82.7	83.6	83	80.4	79.7	80.1
(29) I feel safe in the school cafeteria.	92.3	83.3	88.5	86.5	87.8	87	83.8	84.0	83.9
(30) I feel safe in my classrooms.	84.6	91.7	88.5	87.6	89.8	89	86.6	87.7	87.1
(31) I feel safe in the school washrooms.	84.6	83.3	84.6	78.0	82.7	80	75.3	78.4	76.8
(32) I feel safe in the school gym.	84.6	83.3	84.6	86.8	87.9	87	85.2	83.4	84.2
(33) I feel safe in the gym change rooms.	83.3	91.7	88.0	82.5	87.2	85	79.8	83.0	81.3
(34) I feel safe on the school bus.	76.9	87.5	81.8	80.9	78.4	80	81.0	76.8	78.9
(35) I feel safe on school grounds.	69.2	91.7	80.8	84.4	88.3	86	80.7	81.9	81.2
	80.6	89.1	85.2	83.7	85.7	84.7	81.6	81.9	81.7
DRUGS AND ALCOHOL									
(40) I am satisfied with the anti-alcohol policies and programs being offered at my school (e.g., presentations, guest speakers, assemblies)	76.9	91.7	84.6	72.4	76.0	74.1	66.3	66.1	66.2
(41) There is a pressure to drink alcohol among students from my school.	46.2	25.0	34.6	49.4	42.9	46.1	48.4	43.8	46.2
(42) I am satisfied with the anti-smoking policies and programs being offered at my school (e.g., presentations, guest speakers, assemblies)	84.6	91.7	88.5	69.8	73.8	71.9	62.6	61.8	62.2
(43) There is a pressure to smoke cigarettes among students from my school.	30.8	8.3	19.2	41.2	35.5	38.4	37.5	31.4	34.6
	59.6	54.2	56.7	58.2	57.1	57.6	53.7	50.8	52.3

For items 1-43, values are percent agreeing with the statement. Students were asked to indicate the extent to which they agreed to each statement with the following scale: 1-Strongly Disagree, 2-Disagree Somewhat, 3-Agree Somewhat, 4-Strongly Agree, 5-N/A- Not applicable

Survey results highlight the percentage of students who ‘Agree Somewhat’ or ‘Agree Strongly’ with each statement.


For items 44-55, students had 4 choices: A-Never, B-Once or Twice, C-Every Week, D-Multiple Times a Week.

				School Climate Survey Grades 10-12, 2015-16											
NLESD - Western Region															
#088 - Main River Academy, Pollard's Point				Response Rate: 89.7											
				[N=26] SCHOOL				[N=2,126] DISTRICT				[N=12,024] PROVINCE			
BULLYING AND HARASSMENT				A	B	C	D	A	B	C	D	A	B	C	D
(44) In the last month I have been bullied or harassed physically (e.g. hit, kicked, pushed, shoved around, locked indoors).				80.8	19.2	0.0	0.0	83.0	13.3	1.5	2.2	83.0	12.4	1.8	2.8
(45) In the last month I have been bullied or harassed verbally (e.g. called mean names, made fun of, teased in a hurtful way).				42.3	46.2	7.7	3.9	63.4	25.1	5.5	5.9	63.2	24.9	5.6	6.3
(46) In the last month I have been bullied or harassed indirectly (e.g. left out of things on purpose, excluded from a group of friends,				69.2	19.2	11.5	0.0	68.7	20.1	5.8	5.4	66.6	21.3	6.0	6.1
(47) In the last month I have been sexually harassed (e.g. other students making sexual jokes, comments or gestures towards me).				80.8	19.2	0.0	0.0	85.1	9.7	2.3	2.9	84.3	9.9	2.3	3.5
(48) In the last month I have been bullied or harassed electronically (e.g. teased or bullied using a computer or a mobile phone).				84.6	15.4	0.0	0.0	83.9	12.0	1.8	2.3	82.5	11.8	2.3	3.3
(49) In the last month I have seen or heard about another student being bullied or harassed.				26.9	46.2	23.1	3.9	40.9	38.4	12.1	8.6	37.4	38.3	12.6	11.7
(50) In the last month I have taken part in bullying or harassing another student.				76.9	23.1	0.0	0.0	90.2	7.8	0.7	1.4	89.3	7.5	1.1	2.1
(51) In the last month I have been involved in a physical fight.				92.3	3.9	3.9	0.0	92.2	5.5	0.7	1.6	91.1	5.7	0.9	2.2
DRUGS AND ALCOHOL															
(52) In the last month I have used illegal drugs.				88.5	7.7	3.9	0.0	81.4	9.9	2.9	5.8	80.0	10.4	2.7	6.9
(53) In the last month I have abused prescription drugs.				96.2	0.0	3.9	0.0	94.3	2.9	0.8	2.1	92.7	3.4	1.1	2.7
(54) In the last month I have consumed alcohol.				61.5	19.2	15.4	3.9	52.7	31.1	9.3	6.9	54.7	29.2	8.9	7.3
(55) In the last month I have smoked cigarettes.				88.5	3.9	3.9	3.9	77.4	8.2	2.2	12.3	79.8	7.7	2.1	10.4

For items 1-43, values are percent agreeing with the statement. Students were asked to indicate the extent to which they agreed to each statement with the following scale: 1-Strongly Disagree, 2-Disagree Somewhat, 3-Agree Somewhat, 4-Strongly Agree, 5-N/A- Not applicable

Survey results highlight the percentage of students who ‘Agree Somewhat’ or ‘Agree Strongly’ with each statement.

For items 44-55, students had 4 choices: A-Never, B-Once or Twice, C-Every Week, D-Multiple Times a Week.

			School Climate Survey								
			Grades 10-12, 2015-16								
NLESD - Western Region											
#089 - Jakeman All Grade, Trout River			Response Rate: 82.4								
			[N=14] SCHOOL			[N=2,126] DISTRICT			[N=12,024] PROVINCE		
			M	E	Total	M	E	Total	M	E	Total
STUDENT SATISFACTION											
1) School is a place where I like to be.			75.0	33.3	57.1	61.5	65.0	63.4	61.4	63.4	62.3
2) I am satisfied with the quality of education I am receiving at my school.			50.0	83.3	64.3	80.6	83.3	81.9	79.8	80.9	80.2
3) I am satisfied with the quality of teaching at my school.			37.5	83.3	57.1	81.2	81.0	81.0	79.5	79.7	79.5
4) My school is clean and well maintained.			50.0	66.7	57.1	72.4	72.0	72.1	74.9	73.9	74.3
5) My school work is interesting.			37.5	50.0	42.9	53.5	63.6	58.5	52.4	60.4	56.3
6) My school work is challenging.			57.1	83.3	69.2	80.5	81.5	80.9	79.4	83.2	81.2
			51.2	66.7	58.0	71.6	74.4	73.0	71.2	73.6	72.3
LEARNING OPPORTUNITIES											
7) I can get help regarding post-secondary planning at my school.			66.7	100.0	77.8	84.8	86.1	85	83.3	83.1	83.2
8) I get help regarding scholarships at my school.			40.0	100.0	66.7	84.7	84.8	85	81.0	80.6	80.8
11) I can easily access programs and services at school to get help with my school work if I need it.			25.0	100.0	57.1	54.3	56.9	80	79.6	79.6	79.6
12) My parents/guardians are available to help me with my school work if I need it.			75.0	50.0	64.3	73.4	72.2	73	73.3	68.5	71.0
13) My peers are available to help me with my school work if I need it.			75.0	50.0	64.3	80.1	85.2	83	79.5	82.8	81.1
14) If I need it, I can get help at school with problems not related to school work.			50.0	66.7	57.1	76.1	77.9	77	73.1	72.7	72.9
15) I am satisfied with the opportunities I have to use technology to learn at my school.			25.0	100.0	57.1	68.5	73.3	71	65.2	68.9	67.0
			51.0	81.0	63.5	78.3	80.0	79.0	76.4	76.6	76.5
PARTICIPATION											
16) I am satisfied with the opportunities I have to participate in physical activities at my school.			50.0	33.3	42.9	77.9	79.1	79	76.9	77.4	77.1
17) I am satisfied with the opprtunities I have to paticipate in fine arts programs and/or activities at my school(e.g., art club, band, choir, drama).			37.5	50.0	42.9	71.9	70.9	71	75.1	76.8	76.0
18) I am satisfied with the opprtunities I have to paticipate in extra-curricular groups/activities at my school.			62.5	50.0	57.1	74.3	75.7	75	75.3	77.4	76.3
19) I am satisfied with the opprtunities I have to paticipate in science activities at my school(e.g., fairs, competitions, clubs).			50.0	33.3	42.9	50.1	46.4	48	56.7	55.0	55.9
			50.0	41.7	46.4	68.5	68.0	68.3	71.0	71.6	71.3
SCHOOL CLIMATE											
20) At my school, I treat everyone with respect.			87.5	100.0	92.9	89.0	96.1	93	87.6	94.9	91.3
21) At my school, students treat each other with respect.			62.5	16.7	42.9	60.7	51.2	56	58.3	49.9	54.0
22) At my school, students treat staff with respect.			62.5	33.3	50.0	70.9	65.3	68	67.4	63.0	65.2
23) At my school, staff treat students with respect.			50.0	50.0	50.0	78.2	78.6	78	76.7	76.6	76.5
24) At my school, staff treat each other with respect.			75.0	100.0	84.6	93.0	96.7	95	92.7	95.5	94.0
25) Staff at my school care about me.			57.1	100.0	75.0	77.8	80.2	79	77.6	77.9	77.7
26) At my school, students of different sexual orientations are treated with respect.			60.0	50.0	57.1	78.2	81.9	80	77.7	80.3	79.0
27) At my school, students of different race are treated with respect.			100.0	83.3	92.3	88.0	91.1	90	87.8	89.5	88.6
37) I am treated fairly by the staff in my school.			71.4	66.7	69.2	79.6	83.6	80	77.2	78.0	77.5
38) I am satisfied with the anti-drug policies and programs being offered at my school (e.g.presentatiions, guest speakers, assemblies)			37.5	80.0	53.9	74.2	87.8	76	68.8	68.4	68.6
39) There is a pressure to do drugs among students from my school.			50.0	50.0	50.0	39.2	33.0	36	40.8	33.9	37.6
			64.9	66.4	65.3	75.3	75.8	75.5	73.9	73.9	73.6
EXPECTATIONS											
9) My opinions are important at school.			50.0	33.3	42.9	54.3	56.9	56	53.9	55.2	54.5
10) I am encouraged to try my best at school.			75.0	100.0	85.7	84.1	88.7	87	83.2	86.1	84.7
36) I know the school rules/code of conduct.			87.5	100.0	92.9	80.8	89.8	85	75.9	84.2	80.0
			70.8	77.8	73.8	73.1	78.5	75.8	71.0	75.2	73.1
SAFETY											
28) I feel safe at school.			75.0	20.0	53.9	82.7	83.6	83	80.4	79.7	80.1
29) I feel safe in the school cafeteria.			100.0	100.0	100.0	86.5	87.8	87	83.8	84.0	83.9
30) I feel safe in my classrooms.			87.5	40.0	69.2	87.6	89.8	89	86.6	87.7	87.1
31) I feel safe in the school washrooms.			75.0	100.0	85.7	78.0	82.7	80	75.3	78.4	76.8
32) I feel safe in the school gym.			100.0	16.7	64.3	86.8	87.9	87	85.2	83.4	84.2
33) I feel safe in the gym change rooms.			100.0	100.0	100.0	82.5	87.2	85	79.8	83.0	81.3
34) I feel safe on the school bus.			100.0	100.0	100.0	80.9	78.4	80	81.0	76.8	78.9
35) I feel safe on school grounds.			85.7	40.0	66.7	84.4	88.3	86	80.7	81.9	81.2
			90.4	64.6	80.0	83.7	85.7	84.7	81.6	81.9	81.7
DRUGS AND ALCOHOL											
40) I am satisfied with the anti-alcohol policies and programs being offered at my school (e.g., presentations, guest speakers, assemblies)			42.9	80.0	58.3	72.4	76.0	74.1	66.3	66.1	66.2
41) There is a pressure to drink alcohol among students from my school.			37.5	60.0	46.2	49.4	42.9	46.1	48.4	43.8	46.2
42) I am satisfied with the anti-smoking policies and programs being offered at my school (e.g., presentations, guest speakers, assemblies)			50.0	60.0	53.9	69.8	73.8	71.9	62.6	61.8	62.2
43) There is a pressure to smoke cigarettes among students from my school.			25.0	66.7	42.9	41.2	35.5	38.4	37.5	31.4	34.6
			38.8	66.7	50.3	58.2	57.1	57.6	53.7	50.8	52.3

For items 1-43, values are percent agreeing with the statement. Students were asked to indicate the extent to which they agreed to each statement with the following scale: 1-Strongly Disagree, 2-Disagree Somewhat, 3-Agree Somewhat, 4-Strongly Agree, 5-N/A- Not applicable

Survey results highlight the percentage of students who ‘Agree Somewhat’ or ‘Agree Strongly’ with each statement.

For items 44-55, students had 4 choices: A-Never, B-Once or Twice, C-Every Week, D-Multiple Times a Week.

NLESD - Western Region

#089 - Jakeman All Grade, Trout River


Response Rate: 82.4

	[N=14]				[N=2,126]				[N=12,024]			
	SCHOOL				DISTRICT				PROVINCE			
	A	B	C	D	A	B	C	D	A	B	C	D
BULLYING AND HARASSMENT												
(44) In the last month I have been bullied or harassed physically (e.g. hit, kicked, pushed, shoved around, locked indoors).	50.0	35.7	0.0	14.3	83.0	13.3	1.5	2.2	83.0	12.4	1.8	2.8
(45) In the last month I have been bullied or harassed verbally (e.g. called mean names, made fun of, teased in a hurtful way).	28.6	50.0	0.0	21.4	63.4	25.1	5.5	5.9	63.2	24.9	5.6	6.3
(46) In the last month I have been bullied or harassed indirectly (e.g. left out of things on purpose, excluded from a group of friends,	71.4	7.1	14.3	7.1	68.7	20.1	5.8	5.4	66.6	21.3	6.0	6.1
(47) In the last month I have been sexually harassed (e.g. other students making sexual jokes, comments or gestures towards me).	71.4	14.3	14.3	0.0	85.1	9.7	2.3	2.9	84.3	9.9	2.3	3.5
(48) In the last month I have been bullied or harassed electronically (e.g. teased or bullied using a computer or a mobile phone).	78.6	21.4	0.0	0.0	83.9	12.0	1.8	2.3	82.5	11.8	2.3	3.3
(49) In the last month I have seen or heard about another student being bullied or harassed.	28.6	42.9	14.3	14.3	40.9	38.4	12.1	8.6	37.4	38.3	12.6	11.7
(50) In the last month I have taken part in bullying or harassing another student.	78.6	21.4	0.0	0.0	90.2	7.8	0.7	1.4	89.3	7.5	1.1	2.1
(51) In the last month I have been involved in a physical fight.	78.6	21.4	0.0	0.0	92.2	5.5	0.7	1.6	91.1	5.7	0.9	2.2
DRUGS AND ALCOHOL												
(52) In the last month I have used illegal drugs.	71.4	14.3	0.0	14.3	81.4	9.9	2.9	5.8	80.0	10.4	2.7	6.9
(53) In the last month I have abused prescription drugs.	100.0	0.0	0.0	0.0	94.3	2.9	0.8	2.1	92.7	3.4	1.1	2.7
(54) In the last month I have consumed alcohol.	42.9	57.1	0.0	0.0	52.7	31.1	9.3	6.9	54.7	29.2	8.9	7.3
(55) In the last month I have smoked cigarettes.	71.4	14.3	0.0	14.3	77.4	8.2	2.2	12.3	79.8	7.7	2.1	10.4

For items 1-43, values are percent agreeing with the statement. Students were asked to indicate the extent to which they agreed to each statement with the following scale: 1-Strongly Disagree, 2-Disagree Somewhat, 3-Agree Somewhat, 4-Strongly Agree, 5-N/A- Not applicable

Survey results highlight the percentage of students who ‘Agree Somewhat’ or ‘Agree Strongly’ with each statement.

For items 44-55, students had 4 choices: A-Never, B-Once or Twice, C-Every Week, D-Multiple Times a Week.

			School Climate Survey								
			Grades 10-12, 2015-16								
NLESD - Western Region											
#091 - Burgeo Academy, Burgeo						Response Rate: 89.3					
			[N=25] SCHOOL			[N=2,126] DISTRICT			[N=12,024] PROVINCE		
			M	F	Total	M	F	Total	M	F	Total
STUDENT SATISFACTION											
1) School is a place where I like to be.			83.3	84.6	84.0	61.5	65.0	63.4	61.4	63.4	62.3
2) I am satisfied with the quality of education I am receiving at my school.			91.7	100.0	96.0	80.6	83.3	81.9	79.8	80.9	80.2
3) I am satisfied with the quality of teaching at my school.			83.3	100.0	92.0	81.2	81.0	81.0	79.5	79.7	79.5
4) My school is clean and well maintained.			100.0	92.3	96.0	72.4	72.0	72.1	74.9	73.9	74.3
5) My school work is interesting.			66.7	92.3	80.0	53.5	63.6	58.5	52.4	60.4	56.3
6) My school work is challenging.			100.0	75.0	87.5	80.5	81.5	80.9	79.4	83.2	81.2
			87.5	90.7	89.3	71.6	74.4	73.0	71.2	73.6	72.3
LEARNING OPPORTUNITIES											
7) I can get help regarding post-secondary planning at my school.			100.0	90.0	95.2	84.8	86.1	85	83.3	83.1	83.2
8) I get help regarding scholarships at my school.			100.0	90.9	95.2	84.7	84.8	85	81.0	80.6	80.8
11) I can easily access programs and services at school to get help with my school work if I need it.			91.7	100.0	96.0	54.3	56.9	80	79.6	79.6	79.6
12) My parents/guardians are available to help me with my school work if I need it.			83.3	76.9	80.0	73.4	72.2	73	73.3	68.5	71.0
13) My peers are available to help me with my school work if I need it.			75.0	76.9	76.0	80.1	85.2	83	79.5	82.8	81.1
14) If I need it, I can get help at school with problems not related to school work.			100.0	100.0	100.0	76.1	77.9	77	73.1	72.7	72.9
15) I am satisfied with the opportunities I have to use technology to learn at my school.			83.3	84.6	84.0	68.5	73.3	71	65.2	68.9	67.0
			90.5	88.5	89.5	78.3	80.0	79.0	76.4	76.6	76.5
PARTICIPATION											
16) I am satisfied with the opportunities I have to participate in physical activities at my school.			91.7	100.0	96.0	77.9	79.1	79	76.9	77.4	77.1
17) I am satisfied with the opprtunities I have to paticipate in fine arts programs and/or activities at my school(e.g., art club, band, choir, drama).			83.3	76.9	80.0	71.9	70.9	71	75.1	76.8	76.0
18) I am satisfied with the opprtunities I have to paticipate in extra-curricular groups/activities at my school.			100.0	84.6	92.0	74.3	75.7	75	75.3	77.4	76.3
19) I am satisfied with the opprtunities I have to paticipate in science activities at my school(e.g., fairs, competitions, clubs).			50.0	41.7	45.8	50.1	46.4	48	56.7	55.0	55.9
			81.3	75.8	78.5	68.5	68.0	68.3	71.0	71.6	71.3
SCHOOL CLIMATE											
20) At my school, I treat everyone with respect.			83.3	92.3	88.0	89.0	96.1	93	87.6	94.9	91.3
21) At my school, students treat each other with respect.			75.0	53.9	64.0	60.7	51.2	56	58.3	49.9	54.0
22) At my school, students treat staff with respect.			83.3	76.9	80.0	70.9	65.3	68	67.4	63.0	65.2
23) At my school, staff treat students with respect.			100.0	92.3	96.0	78.2	78.6	78	76.7	76.6	76.5
24) At my school, staff treat each other with respect.			100.0	92.3	96.0	93.0	96.7	95	92.7	95.5	94.0
25) Staff at my school care about me.			100.0	100.0	100.0	77.8	80.2	79	77.6	77.9	77.7
26) At my school, students of different sexual orientations are treated with respect.			75.0	88.9	82.4	78.2	81.9	80	77.7	80.3	79.0
27) At my school, students of different race are treated with respect.			83.3	100.0	92.3	88.0	91.1	90	87.8	89.5	88.6
37) I am treated fairly by the staff in my school.			83.3	76.9	80.0	79.6	83.6	80	77.2	78.0	77.5
38) I am satisfied with the anti-drug policies and programs being offered at my school (e.g.presentatiions, guest speakers, assemblies)			81.8	83.3	82.6	74.2	87.8	76	68.8	68.4	68.6
39) There is a pressure to do drugs among students from my school.			8.3	30.8	20.0	39.2	33.0	36	40.8	33.9	37.6
			79.4	80.7	80.1	75.3	75.8	75.5	73.9	73.9	73.6
EXPECTATIONS											
9) My opinions are important at school.			66.7	84.6	76.0	54.3	56.9	56	53.9	55.2	54.5
10) I am encouraged to try my best at school.			100.0	100.0	100.0	84.1	88.7	87	83.2	86.1	84.7
36) I know the school rules/code of conduct.			100.0	92.3	96.0	80.8	89.8	85	75.9	84.2	80.0
			88.9	92.3	90.7	73.1	78.5	75.8	71.0	75.2	73.1
SAFETY											
28) I feel safe at school.			100.0	92.3	96.0	82.7	83.6	83	80.4	79.7	80.1
29) I feel safe in the school cafeteria.			50.0	0.0	50.0	86.5	87.8	87	83.8	84.0	83.9
30) I feel safe in my classrooms.			100.0	92.3	96.0	87.6	89.8	89	86.6	87.7	87.1
31) I feel safe in the school washrooms.			100.0	100.0	100.0	78.0	82.7	80	75.3	78.4	76.8
32) I feel safe in the school gym.			100.0	100.0	100.0	86.8	87.9	87	85.2	83.4	84.2
33) I feel safe in the gym change rooms.			81.8	100.0	91.7	82.5	87.2	85	79.8	83.0	81.3
34) I feel safe on the school bus.			87.5	100.0	93.8	80.9	78.4	80	81.0	76.8	78.9
35) I feel safe on school grounds.			100.0	100.0	100.0	84.4	88.3	86	80.7	81.9	81.2
			89.9	85.6	90.9	83.7	85.7	84.7	81.6	81.9	81.7
DRUGS AND ALCOHOL											
40) I am satisfied with the anti-alcohol policies and programs being offered at my school (e.g., presentations, guest speakers, assemblies)			75.0	76.9	76.0	72.4	76.0	74.1	66.3	66.1	66.2
41) There is a pressure to drink alcohol among students from my school.			50.0	61.5	56.0	49.4	42.9	46.1	48.4	43.8	46.2
42) I am satisfied with the anti-smoking policies and programs being offered at my school (e.g., presentations, guest speakers, assemblies)			83.3	76.9	80.0	69.8	73.8	71.9	62.6	61.8	62.2
43) There is a pressure to smoke cigarettes among students from my school.			33.3	46.2	40.0	41.2	35.5	38.4	37.5	31.4	34.6
			60.4	65.4	63.0	58.2	57.1	57.6	53.7	50.8	52.3

For items 1-43, values are percent agreeing with the statement. Students were asked to indicate the extent to which they agreed to each statement with the following scale: 1-Strongly Disagree, 2-Disagree Somewhat, 3-Agree Somewhat, 4-Strongly Agree, 5-N/A- Not applicable

Survey results highlight the percentage of students who ‘Agree Somewhat’ or ‘Agree Strongly’ with each statement.

For items 44-55, students had 4 choices: A-Never, B-Once or Twice, C-Every Week, D-Multiple Times a Week.

<div><div><div>Newfoundland Labrador</div></div><div>School Climate Survey Grades 10-12, 2015-16</div></div>												
NLESD - Western Region												
#091 - Burgeo Academy, Burgeo												
Response Rate: 89.3												
BULLYING AND HARASSMENT (44) In the last month I have been bullied or harassed physically (e.g. hit, kicked, pushed, shoved around, locked indoors). (45) In the last month I have been bullied or harassed verbally (e.g. called mean names, made fun of, teased in a hurtful way). (46) In the last month I have been bullied or harassed indirectly (e.g. left out of things on purpose, excluded from a group of friends, (47) In the last month I have been sexually harassed (e.g. other students making sexual jokes, comments or gestures towards me). (48) In the last month I have been bullied or harassed electronically (e.g. teased or bullied using a computer or a mobile phone). (49) In the last month I have seen or heard about another student being bullied or harassed. (50) In the last month I have taken part in bullying or harassing another student. (51) In the last month I have been involved in a physical fight. DRUGS AND ALCOHOL (52) In the last month I have used illegal drugs. (53) In the last month I have abused prescription drugs. (54) In the last month I have consumed alcohol. (55) In the last month I have smoked cigarettes.	[N=25] SCHOOL				[N=2,126] DISTRICT				[N=12,024] PROVINCE			
	A	B	C	D	A	B	C	D	A	B	C	D
	88.0	12.0	0.0	0.0	83.0	13.3	1.5	2.2	83.0	12.4	1.8	2.8
	64.0	16.0	12.0	8.0	63.4	25.1	5.5	5.9	63.2	24.9	5.6	6.3
	84.0	4.0	8.0	4.0	68.7	20.1	5.8	5.4	66.6	21.3	6.0	6.1
	88.0	8.0	0.0	4.0	85.1	9.7	2.3	2.9	84.3	9.9	2.3	3.5
	76.0	24.0	0.0	0.0	83.9	12.0	1.8	2.3	82.5	11.8	2.3	3.3
	40.0	28.0	20.0	12.0	40.9	38.4	12.1	8.6	37.4	38.3	12.6	11.7
	80.0	16.0	4.0	0.0	90.2	7.8	0.7	1.4	89.3	7.5	1.1	2.1
	88.0	12.0	0.0	0.0	92.2	5.5	0.7	1.6	91.1	5.7	0.9	2.2
	92.0	8.0	0.0	0.0	81.4	9.9	2.9	5.8	80.0	10.4	2.7	6.9
	96.0	4.0	0.0	0.0	94.3	2.9	0.8	2.1	92.7	3.4	1.1	2.7
	36.0	28.0	28.0	8.0	52.7	31.1	9.3	6.9	54.7	29.2	8.9	7.3
	64.0	24.0	4.0	8.0	77.4	8.2	2.2	12.3	79.8	7.7	2.1	10.4

For items 1-43, values are percent agreeing with the statement. Students were asked to indicate the extent to which they agreed to each statement with the following scale: 1-Strongly Disagree, 2-Disagree Somewhat, 3-Agree Somewhat, 4-Strongly Agree, 5-N/A- Not applicable

Survey results highlight the percentage of students who ‘Agree Somewhat’ or ‘Agree Strongly’ with each statement.


For items 44-55, students had 4 choices: A-Never, B-Once or Twice, C-Every Week, D-Multiple Times a Week.

Newfoundland Labrador			School Climate Survey Grades 10-12, 2015-16								
NLESD - Western Region											
#092 - Grandy's River Collegiate, Burnt Islands			Response Rate: 97.1								
			[N=33] SCHOOL			[N=2,126] DISTRICT			[N=12,024] PROVINCE		
			M	E	Total	M	E	Total	M	E	Total
STUDENT SATISFACTION											
1) School is a place where I like to be.			73.3	83.3	78.8	61.5	65.0	63.4	61.4	63.4	62.3
2) I am satisfied with the quality of education I am receiving at my school.			80.0	88.9	84.9	80.6	83.3	81.9	79.8	80.9	80.2
3) I am satisfied with the quality of teaching at my school.			93.3	88.9	90.9	81.2	81.0	81.0	79.5	79.7	79.5
4) My school is clean and well maintained.			100.0	83.3	90.9	72.4	72.0	72.1	74.9	73.9	74.3
5) My school work is interesting.			46.7	72.2	60.6	53.5	63.6	58.5	52.4	60.4	56.3
6) My school work is challenging.			60.0	88.9	75.8	80.5	81.5	80.9	79.4	83.2	81.2
			75.6	84.3	80.3	71.6	74.4	73.0	71.2	73.6	72.3
LEARNING OPPORTUNITIES											
7) I can get help regarding post-secondary planning at my school.			100.0	94.4	96.9	84.8	86.1	85	83.3	83.1	83.2
8) I get help regarding scholarships at my school.			100.0	94.1	96.8	84.7	84.8	85	81.0	80.6	80.8
11) I can easily access programs and services at school to get help with my school work if I need it.			93.3	83.3	87.9	54.3	56.9	80	79.6	79.6	79.6
12) My parents/guardians are available to help me with my school work if I need it.			46.7	55.6	51.5	73.4	72.2	73	73.3	68.5	71.0
13) My peers are available to help me with my school work if I need it.			60.0	72.2	66.7	80.1	85.2	83	79.5	82.8	81.1
14) If I need it, I can get help at school with problems not related to school work.			73.3	77.8	75.8	76.1	77.9	77	73.1	72.7	72.9
15) I am satisfied with the opportunities I have to use technology to learn at my school.			53.3	83.3	69.7	68.5	73.3	71	65.2	68.9	67.0
			75.2	80.1	77.9	78.3	80.0	79.0	76.4	76.6	76.5
PARTICIPATION											
16) I am satisfied with the opportunities I have to participate in physical activities at my school.			73.3	100.0	87.9	77.9	79.1	79	76.9	77.4	77.1
17) I am satisfied with the opprtunities I have to paticipate in fine arts programs and/or activities at my school(e.g., art club, band, choir, drama).			33.3	38.9	36.4	71.9	70.9	71	75.1	76.8	76.0
18) I am satisfied with the opprtunities I have to paticipate in extra-curricular groups/activities at my school.			86.7	72.2	78.8	74.3	75.7	75	75.3	77.4	76.3
19) I am satisfied with the opprtunities I have to paticipate in science activities at my school(e.g., fairs, competitions, clubs).			26.7	11.1	18.2	50.1	46.4	48	56.7	55.0	55.9
			55.0	55.6	55.3	68.5	68.0	68.3	71.0	71.6	71.3
SCHOOL CLIMATE											
20) At my school, I treat everyone with respect.			100.0	94.4	97.0	89.0	96.1	93	87.6	94.9	91.3
21) At my school, students treat each other with respect.			73.3	61.1	66.7	60.7	51.2	56	58.3	49.9	54.0
22) At my school, students treat staff with respect.			86.7	83.3	84.9	70.9	65.3	68	67.4	63.0	65.2
23) At my school, staff treat students with respect.			80.0	83.3	81.8	78.2	78.6	78	76.7	76.6	76.5
24) At my school, staff treat each other with respect.			100.0	100.0	100.0	93.0	96.7	95	92.7	95.5	94.0
25) Staff at my school care about me.			71.4	88.2	80.7	77.8	80.2	79	77.6	77.9	77.7
26) At my school, students of different sexual orientations are treated with respect.			100.0	68.8	82.1	78.2	81.9	80	77.7	80.3	79.0
27) At my school, students of different race are treated with respect.			100.0	60.0	77.8	88.0	91.1	90	87.8	89.5	88.6
37) I am treated fairly by the staff in my school.			64.3	88.2	77.4	79.6	83.6	80	77.2	78.0	77.5
38) I am satisfied with the anti-drug policies and programs being offered at my school (e.g.presentationis, guest speakers, assemblies)			93.3	81.3	87.1	74.2	87.8	76	68.8	68.4	68.6
39) There is a pressure to do drugs among students from my school.			13.3	11.1	12.1	39.2	33.0	36	40.8	33.9	37.6
			80.2	74.5	77.0	75.3	75.8	75.5	73.9	73.9	73.6
EXPECTATIONS											
9) My opinions are important at school.			50.0	55.6	53.1	54.3	56.9	56	53.9	55.2	54.5
10) I am encouraged to try my best at school.			100.0	100.0	100.0	84.1	88.7	87	83.2	86.1	84.7
36) I know the school rules/code of conduct.			93.3	88.2	90.6	80.8	89.8	85	75.9	84.2	80.0
			81.1	81.3	81.3	73.1	78.5	75.8	71.0	75.2	73.1
SAFETY											
28) I feel safe at school.			100.0	94.4	97.0	82.7	83.6	83	80.4	79.7	80.1
29) I feel safe in the school cafeteria.			100.0	100.0	100.0	86.5	87.8	87	83.8	84.0	83.9
30) I feel safe in my classrooms.			93.3	100.0	97.0	87.6	89.8	89	86.6	87.7	87.1
31) I feel safe in the school washrooms.			93.3	94.4	93.9	78.0	82.7	80	75.3	78.4	76.8
32) I feel safe in the school gym.			100.0	100.0	100.0	86.8	87.9	87	85.2	83.4	84.2
33) I feel safe in the gym change rooms.			100.0	100.0	100.0	82.5	87.2	85	79.8	83.0	81.3
34) I feel safe on the school bus.			92.9	81.3	86.7	80.9	78.4	80	81.0	76.8	78.9
35) I feel safe on school grounds.			100.0	100.0	100.0	84.4	88.3	86	80.7	81.9	81.2
			97.4	96.3	96.8	83.7	85.7	84.7	81.6	81.9	81.7
DRUGS AND ALCOHOL											
40) I am satisfied with the anti-alcohol policies and programs being offered at my school (e.g., presentations, guest speakers, assemblies)			86.7	82.4	84.4	72.4	76.0	74.1	66.3	66.1	66.2
41) There is a pressure to drink alcohol among students from my school.			60.0	38.9	48.5	49.4	42.9	46.1	48.4	43.8	46.2
42) I am satisfied with the anti-smoking policies and programs being offered at my school (e.g., presentations, guest speakers, assemblies)			93.3	82.4	87.5	69.8	73.8	71.9	62.6	61.8	62.2
43) There is a pressure to smoke cigarettes among students from my school.			20.0	16.7	18.2	41.2	35.5	38.4	37.5	31.4	34.6
			65.0	55.1	59.6	58.2	57.1	57.6	53.7	50.8	52.3

For items 1-43, values are percent agreeing with the statement. Students were asked to indicate the extent to which they agreed to each statement with the following scale: 1-Strongly Disagree, 2-Disagree Somewhat, 3-Agree Somewhat, 4-Strongly Agree, 5-N/A- Not applicable

Survey results highlight the percentage of students who ‘Agree Somewhat’ or ‘Agree Strongly’ with each statement.

For items 44-55, students had 4 choices: A-Never, B-Once or Twice, C-Every Week, D-Multiple Times a Week.

		School Climate Survey Grades 10-12, 2015-16											
NLESD - Western Region													
#092 - Grandy's River Collegiate, Burnt Islands		Response Rate: 97.1											
		[N=33] SCHOOL				[N=2,126] DISTRICT				[N=12,024] PROVINCE			
BULLYING AND HARASSMENT		A	B	C	D	A	B	C	D	A	B	C	D
(44) In the last month I have been bullied or harassed physically (e.g. hit, kicked, pushed, shoved around, locked indoors).		78.8	21.2	0.0	0.0	83.0	13.3	1.5	2.2	83.0	12.4	1.8	2.8
(45) In the last month I have been bullied or harassed verbally (e.g. called mean names, made fun of, teased in a hurtful way).		54.6	24.2	9.1	12.1	63.4	25.1	5.5	5.9	63.2	24.9	5.6	6.3
(46) In the last month I have been bullied or harassed indirectly (e.g. left out of things on purpose, excluded from a group of friends,		57.6	21.2	12.1	9.1	68.7	20.1	5.8	5.4	66.6	21.3	6.0	6.1
(47) In the last month I have been sexually harassed (e.g. other students making sexual jokes, comments or gestures towards me).		90.9	9.1	0.0	0.0	85.1	9.7	2.3	2.9	84.3	9.9	2.3	3.5
(48) In the last month I have been bullied or harassed electronically (e.g. teased or bullied using a computer or a mobile phone).		75.8	24.2	0.0	0.0	83.9	12.0	1.8	2.3	82.5	11.8	2.3	3.3
(49) In the last month I have seen or heard about another student being bullied or harassed.		42.4	45.5	12.1	0.0	40.9	38.4	12.1	8.6	37.4	38.3	12.6	11.7
(50) In the last month I have taken part in bullying or harassing another student.		96.9	3.1	0.0	0.0	90.2	7.8	0.7	1.4	89.3	7.5	1.1	2.1
(51) In the last month I have been involved in a physical fight.		93.9	6.1	0.0	0.0	92.2	5.5	0.7	1.6	91.1	5.7	0.9	2.2
DRUGS AND ALCOHOL													
(52) In the last month I have used illegal drugs.		87.9	12.1	0.0	0.0	81.4	9.9	2.9	5.8	80.0	10.4	2.7	6.9
(53) In the last month I have abused prescription drugs.		90.9	9.1	0.0	0.0	94.3	2.9	0.8	2.1	92.7	3.4	1.1	2.7
(54) In the last month I have consumed alcohol.		30.3	36.4	27.3	6.1	52.7	31.1	9.3	6.9	54.7	29.2	8.9	7.3
(55) In the last month I have smoked cigarettes.		78.8	9.1	3.0	9.1	77.4	8.2	2.2	12.3	79.8	7.7	2.1	10.4

For items 1-43, values are percent agreeing with the statement. Students were asked to indicate the extent to which they agreed to each statement with the following scale: 1-Strongly Disagree, 2-Disagree Somewhat, 3-Agree Somewhat, 4-Strongly Agree, 5-N/A- Not applicable

Survey results highlight the percentage of students who ‘Agree Somewhat’ or ‘Agree Strongly’ with each statement.

For items 44-55, students had 4 choices: A-Never, B-Once or Twice, C-Every Week, D-Multiple Times a Week.

Newfoundland Labrador			School Climate Survey Grades 10-12, 2015-16								
NLESD - Western Region											
#099 - St. James' Regional High School, Channel-Port Aux Basques			Response Rate: 70.4								
			[N=114] SCHOOL			[N=2,126] DISTRICT			[N=12,024] PROVINCE		
			M	F	Total	M	F	Total	M	F	Total
STUDENT SATISFACTION											
1) School is a place where I like to be.			57.1	54.0	56.1	61.5	65.0	63.4	61.4	63.4	62.3
2) I am satisfied with the quality of education I am receiving at my school.			81.6	85.7	84.2	80.6	83.3	81.9	79.8	80.9	80.2
3) I am satisfied with the quality of teaching at my school.			77.6	81.0	79.8	81.2	81.0	81.0	79.5	79.7	79.5
4) My school is clean and well maintained.			61.2	57.1	59.7	72.4	72.0	72.1	74.9	73.9	74.3
5) My school work is interesting.			57.1	53.2	54.9	53.5	63.6	58.5	52.4	60.4	56.3
6) My school work is challenging.			71.4	76.2	74.6	80.5	81.5	80.9	79.4	83.2	81.2
			67.7	67.9	68.2	71.6	74.4	73.0	71.2	73.6	72.3
LEARNING OPPORTUNITIES											
7) I can get help regarding post-secondary planning at my school.			87.5	94.7	90.7	84.8	86.1	85	83.3	83.1	83.2
8) I get help regarding scholarships at my school.			87.0	94.6	91.3	84.7	84.8	85	81.0	80.6	80.8
11) I can easily access programs and services at school to get help with my school work if I need it.			87.8	77.8	82.5	54.3	56.9	80	79.6	79.6	79.6
12) My parents/guardians are available to help me with my school work if I need it.			75.0	69.8	70.8	73.4	72.2	73	73.3	68.5	71.0
13) My peers are available to help me with my school work if I need it.			81.6	87.3	85.0	80.1	85.2	83	79.5	82.8	81.1
14) If I need it, I can get help at school with problems not related to school work.			83.7	87.1	85.0	76.1	77.9	77	73.1	72.7	72.9
15) I am satisfied with the opportunities I have to use technology to learn at my school.			75.5	82.5	79.7	68.5	73.3	71	65.2	68.9	67.0
			82.6	84.8	83.5	78.3	80.0	79.0	76.4	76.6	76.5
PARTICIPATION											
16) I am satisfied with the opportunities I have to participate in physical activities at my school.			79.2	73.0	75.2	77.9	79.1	79	76.9	77.4	77.1
17) I am satisfied with the opprtunities I have to paticipate in fine arts programs and/or activities at my school(e.g., art club, band, choir, drama).			77.1	69.8	73.5	71.9	70.9	71	75.1	76.8	76.0
18) I am satisfied with the opprtunities I have to paticipate in extra-curricular groups/activities at my school.			75.5	71.4	71.9	74.3	75.7	75	75.3	77.4	76.3
19) I am satisfied with the opprtunities I have to paticipate in science activities at my school(e.g., fairs, competitions, clubs).			63.3	36.5	48.3	50.1	46.4	48	56.7	55.0	55.9
			73.8	62.7	67.2	68.5	68.0	68.3	71.0	71.6	71.3
SCHOOL CLIMATE											
20) At my school, I treat everyone with respect.			85.4	95.2	91.1	89.0	96.1	93	87.6	94.9	91.3
21) At my school, students treat each other with respect.			68.8	46.0	55.8	60.7	51.2	56	58.3	49.9	54.0
22) At my school, students treat staff with respect.			85.4	63.5	73.5	70.9	65.3	68	67.4	63.0	65.2
23) At my school, staff treat students with respect.			83.3	68.3	75.2	78.2	78.6	78	76.7	76.6	76.5
24) At my school, staff treat each other with respect.			93.8	88.7	91.1	93.0	96.7	95	92.7	95.5	94.0
25) Staff at my school care about me.			83.3	74.2	78.6	77.8	80.2	79	77.6	77.9	77.7
26) At my school, students of different sexual orientations are treated with respect.			80.4	83.6	82.6	78.2	81.9	80	77.7	80.3	79.0
27) At my school, students of different race are treated with respect.			87.0	87.1	87.3	88.0	91.1	90	87.8	89.5	88.6
37) I am treated fairly by the staff in my school.			85.4	72.6	78.4	79.6	83.6	80	77.2	78.0	77.5
38) I am satisfied with the anti-drug policies and programs being offered at my school (e.g.presentationis, guest speakers, assemblies)			78.3	80.7	80.0	74.2	87.8	76	68.8	68.4	68.6
39) There is a pressure to do drugs among students from my school.			40.4	41.9	41.4	39.2	33.0	36	40.8	33.9	37.6
			79.2	72.9	75.9	75.3	75.8	75.5	73.9	73.9	73.6
EXPECTATIONS											
9) My opinions are important at school.			61.2	63.5	62.3	54.3	56.9	56	53.9	55.2	54.5
10) I am encouraged to try my best at school.			85.7	90.3	88.5	84.1	88.7	87	83.2	86.1	84.7
36) I know the school rules/code of conduct.			78.7	91.8	86.4	80.8	89.8	85	75.9	84.2	80.0
			75.2	81.9	79.0	73.1	78.5	75.8	71.0	75.2	73.1
SAFETY											
28) I feel safe at school.			80.4	72.6	76.4	82.7	83.6	83	80.4	79.7	80.1
29) I feel safe in the school cafeteria.			80.0	91.5	86.8	86.5	87.8	87	83.8	84.0	83.9
30) I feel safe in my classrooms.			83.3	85.7	85.0	87.6	89.8	89	86.6	87.7	87.1
31) I feel safe in the school washrooms.			76.6	82.5	79.5	78.0	82.7	80	75.3	78.4	76.8
32) I feel safe in the school gym.			87.0	85.3	86.2	86.8	87.9	87	85.2	83.4	84.2
33) I feel safe in the gym change rooms.			79.6	89.8	85.6	82.5	87.2	85	79.8	83.0	81.3
34) I feel safe on the school bus.			77.5	74.5	76.4	80.9	78.4	80	81.0	76.8	78.9
35) I feel safe on school grounds.			83.3	83.9	83.9	84.4	88.3	86	80.7	81.9	81.2
			81.0	83.2	82.5	83.7	85.7	84.7	81.6	81.9	81.7
DRUGS AND ALCOHOL											
40) I am satisfied with the anti-alcohol policies and programs being offered at my school (e.g., presentations, guest speakers, assemblies)			74.5	75.0	75.2	72.4	76.0	74.1	66.3	66.1	66.2
41) There is a pressure to drink alcohol among students from my school.			48.9	41.3	44.6	49.4	42.9	46.1	48.4	43.8	46.2
42) I am satisfied with the anti-smoking policies and programs being offered at my school (e.g., presentations, guest speakers, assemblies)			56.5	73.8	67.0	69.8	73.8	71.9	62.6	61.8	62.2
43) There is a pressure to smoke cigarettes among students from my school.			33.3	41.9	38.4	41.2	35.5	38.4	37.5	31.4	34.6
			53.3	58.0	56.3	58.2	57.1	57.6	53.7	50.8	52.3

For items 1-43, values are percent agreeing with the statement. Students were asked to indicate the extent to which they agreed to each statement with the following scale: 1-Strongly Disagree, 2-Disagree Somewhat, 3-Agree Somewhat, 4-Strongly Agree, 5-N/A- Not applicable

Survey results highlight the percentage of students who ‘Agree Somewhat’ or ‘Agree Strongly’ with each statement.

For items 44-55, students had 4 choices: A-Never, B-Once or Twice, C-Every Week, D-Multiple Times a Week.



School Climate Survey
Grades 10-12, 2015-16

NLESD - Western Region

#099 - St. James' Regional High School, Channel-Port Aux Basques

Response Rate: 70.4

	[N=114] SCHOOL				[N=2,126] DISTRICT				[N=12,024] PROVINCE			
	A	B	C	D	A	B	C	D	A	B	C	D
BULLYING AND HARASSMENT												
(44) In the last month I have been bullied or harassed physically (e.g. hit, kicked, pushed, shoved around, locked indoors).	78.8	14.2	3.5	3.5	83.0	13.3	1.5	2.2	83.0	12.4	1.8	2.8
(45) In the last month I have been bullied or harassed verbally (e.g. called mean names, made fun of, teased in a hurtful way).	63.7	23.9	6.2	6.2	63.4	25.1	5.5	5.9	63.2	24.9	5.6	6.3
(46) In the last month I have been bullied or harassed indirectly (e.g. left out of things on purpose, excluded from a group of friends,	69.9	19.5	3.5	7.1	68.7	20.1	5.8	5.4	66.6	21.3	6.0	6.1
(47) In the last month I have been sexually harassed (e.g. other students making sexual jokes, comments or gestures towards me).	80.4	10.7	2.7	6.3	85.1	9.7	2.3	2.9	84.3	9.9	2.3	3.5
(48) In the last month I have been bullied or harassed electronically (e.g. teased or bullied using a computer or a mobile phone).	77.0	14.2	4.4	4.4	83.9	12.0	1.8	2.3	82.5	11.8	2.3	3.3
(49) In the last month I have seen or heard about another student being bullied or harassed.	39.8	36.3	11.5	12.4	40.9	38.4	12.1	8.6	37.4	38.3	12.6	11.7
(50) In the last month I have taken part in bullying or harassing another student.	87.6	8.0	0.9	3.5	90.2	7.8	0.7	1.4	89.3	7.5	1.1	2.1
(51) In the last month I have been involved in a physical fight.	91.1	4.5	0.9	3.6	92.2	5.5	0.7	1.6	91.1	5.7	0.9	2.2
DRUGS AND ALCOHOL												
(52) In the last month I have used illegal drugs.	72.6	9.7	6.2	11.5	81.4	9.9	2.9	5.8	80.0	10.4	2.7	6.9
(53) In the last month I have abused prescription drugs.	92.0	0.0	1.8	6.3	94.3	2.9	0.8	2.1	92.7	3.4	1.1	2.7
(54) In the last month I have consumed alcohol.	45.1	28.3	15.9	10.6	52.7	31.1	9.3	6.9	54.7	29.2	8.9	7.3
(55) In the last month I have smoked cigarettes.	65.2	9.8	1.8	23.2	77.4	8.2	2.2	12.3	79.8	7.7	2.1	10.4

For items 1-43, values are percent agreeing with the statement. Students were asked to indicate the extent to which they agreed to each statement with the following scale: 1-Strongly Disagree, 2-Disagree Somewhat, 3-Agree Somewhat, 4-Strongly Agree, 5-N/A- Not applicable

Survey results highlight the percentage of students who ‘Agree Somewhat’ or ‘Agree Strongly’ with each statement.

For items 44-55, students had 4 choices: A-Never, B-Once or Twice, C-Every Week, D-Multiple Times a Week.

STUDENT SATISFACTION

- (1) School is a place where I like to be.
- (2) I am satisfied with the quality of education I am receiving at my school.
- (3) I am satisfied with the quality of teaching at my school.
- (4) My school is clean and well maintained.
- (5) My school work is interesting.
- (6) My school work is challenging.

[N=5]			[N=2,126]			[N=12,024]		
SCHOOL			DISTRICT			PROVINCE		
<u>M</u>	<u>F</u>	<u>Total</u>	<u>M</u>	<u>F</u>	<u>Total</u>	<u>M</u>	<u>F</u>	<u>Total</u>
			61.5	65.0	63.4	61.4	63.4	62.3
			80.6	83.3	81.9	79.8	80.9	80.2
			81.2	81.0	81.0	79.5	79.7	79.5
			72.4	72.0	72.1	74.9	73.9	74.3
			53.5	63.6	58.5	52.4	60.4	56.3
			80.5	81.5	80.9	79.4	83.2	81.2
			71.6	74.4	73.0	71.2	73.6	72.3

LEARNING OPPORTUNITIES

- (7) I can get help regarding post-secondary planning at my school.
- (8) I get help regarding scholarships at my school.
- (11) I can easily access programs and services at school to get help with my school work if I need it.
- (12) My parents/guardians are available to help me with my school work if I need it.
- (13) My peers are available to help me with my school work if I need it.
- (14) If I need it, I can get help at school with problems not related to school work.
- (15) I am satisfied with the opportunities I have to use technology to learn at my school.

84.8	86.1	85	83.3	83.1	83.2
84.7	84.8	85	81.0	80.6	80.8
54.3	56.9	80	79.6	79.6	79.6
73.4	72.2	73	73.3	68.5	71.0
80.1	85.2	83	79.5	82.8	81.1
76.1	77.9	77	73.1	72.7	72.9
68.5	73.3	71	65.2	68.9	67.0
78.3	80.0	79.0	76.4	76.6	76.5

PARTICIPATION

- (16) I am satisfied with the opportunities I have to participate in physical activities at my school.
- (17) I am satisfied with the opportunities I have to participate in fine arts programs and/or activities at my school (e.g., art club, band, choir, drama).
- (18) I am satisfied with the opportunities I have to participate in extra-curricular groups/activities at my school.
- (19) I am satisfied with the opportunities I have to participate in science activities at my school (e.g., fairs, competitions, clubs).

77.9	79.1	79	76.9	77.4	77.1
71.9	70.9	71	75.1	76.8	76.0
74.3	75.7	75	75.3	77.4	76.3
50.1	46.4	48	56.7	55.0	55.9
68.5	68.0	68.3	71.0	71.6	71.3

SCHOOL CLIMATE

- (20) At my school, I treat everyone with respect.
- (21) At my school, students treat each other with respect.
- (22) At my school, students treat staff with respect.
- (23) At my school, staff treat students with respect.
- (24) At my school, staff treat each other with respect.
- (25) Staff at my school care about me.
- (26) At my school, students of different sexual orientations are treated with respect.

89.0	96.1	93	87.6	94.9	91.3
60.7	51.2	56	58.3	49.9	54.0
70.9	65.3	68	67.4	63.0	65.2
78.2	78.6	78	76.7	76.6	76.5
93.0	96.7	95	92.7	95.5	94.0
77.8	80.2	79	77.6	77.9	77.7
78.2	81.9	80	77.7	80.3	79.0

- (27) At my school, students of different race are treated with respect.
- (37) I am treated fairly by the staff in my school.
- (38) I am satisfied with the anti-drug policies and programs being offered at my school (e.g. presentations, guest speakers, assemblies)
- (39) There is a pressure to do drugs among students from my school.

88.0	91.1	90	87.8	89.5	88.6
79.6	83.6	80	77.2	78.0	77.5
74.2	87.8	76	68.8	68.4	68.6
39.2	33.0	36	40.8	33.9	37.6
75.3	75.8	75.5	73.9	73.9	73.6

EXPECTATIONS

- (9) My opinions are important at school.
(10) I am encouraged to try my best at school.
(36) I know the school rules/code of conduct.

54.3	56.9	56	53.9	55.2	54.5
84.1	88.7	87	83.2	86.1	84.7
80.8	89.8	85	75.9	84.2	80.0
73.1	78.5	75.8	71.0	75.2	73.1

SAFETY

- (28) I feel safe at school.
- (29) I feel safe in the school cafeteria.
- (30) I feel safe in my classrooms.
- (31) I feel safe in the school washrooms.
- (32) I feel safe in the school gym.
- (33) I feel safe in the gym change rooms.
- (34) I feel safe on the school bus.
- (35) I feel safe on school grounds.

82.7	83.6	83	80.4	79.7	80.1
86.5	87.8	87	83.8	84.0	83.9
87.6	89.8	89	86.6	87.7	87.1
78.0	82.7	80	75.3	78.4	76.8
86.8	87.9	87	85.2	83.4	84.2
82.5	87.2	85	79.8	83.0	81.3
80.9	78.4	80	81.0	76.8	78.9
84.4	88.3	86	80.7	81.9	81.2
83.7	85.7	84.7	81.6	81.9	81.7

DRUGS AND ALCOHOL

- (40) I am satisfied with the anti-alcohol policies and programs being offered at my school (e.g., presentations, guest speakers, assemblies)
- (41) There is a pressure to drink alcohol among students from my school.
- (42) I am satisfied with the anti-smoking policies and programs being offered at my school (e.g., presentations, guest speakers, assemblies)
- (43) There is a pressure to smoke cigarettes among students from my school.

72.4	76.0	74.1	66.3	66.1	66.2
49.4	42.9	46.1	48.4	43.8	46.2
69.8	73.8	71.9	62.6	61.8	62.2
41.2	35.5	38.4	37.5	31.4	34.6
58.2	57.1	57.6	53.7	50.8	52.3

For items 1-43, values are percent agreeing with the statement. Students were asked to indicate the extent to which they agreed to each statement with the following scale: 1-Strongly Disagree, 2-Disagree Somewhat, 3-Agree Somewhat, 4-Strongly Agree, 5-N/A- Not applicable

Survey results highlight the percentage of students who 'Agree Somewhat' or 'Agree Strongly' with each statement.

For items 44-55, students had 4 choices: A-Never, B-Once or Twice, C-Every Week, D-Multiple Times a Week.

NLESD - Western Region

#102 - All Saints All-Grade, Grey River


Response Rate: 100.0

	[N=5] SCHOOL				[N=2,126] DISTRICT				[N=12,024] PROVINCE			
	A	B	C	D	A	B	C	D	A	B	C	D
BULLYING AND HARASSMENT												
(44) In the last month I have been bullied or harassed physically (e.g. hit, kicked, pushed, shoved around, locked indoors).					83.0	13.3	1.5	2.2	83.0	12.4	1.8	2.8
(45) In the last month I have been bullied or harassed verbally (e.g. called mean names, made fun of, teased in a hurtful way).					63.4	25.1	5.5	5.9	63.2	24.9	5.6	6.3
(46) In the last month I have been bullied or harassed indirectly (e.g. left out of things on purpose, excluded from a group of friends,					68.7	20.1	5.8	5.4	66.6	21.3	6.0	6.1
(47) In the last month I have been sexually harassed (e.g. other students making sexual jokes, comments or gestures towards me).					85.1	9.7	2.3	2.9	84.3	9.9	2.3	3.5
(48) In the last month I have been bullied or harassed electronically (e.g. teased or bullied using a computer or a mobile phone).					83.9	12.0	1.8	2.3	82.5	11.8	2.3	3.3
(49) In the last month I have seen or heard about another student being bullied or harassed.					40.9	38.4	12.1	8.6	37.4	38.3	12.6	11.7
(50) In the last month I have taken part in bullying or harassing another student.					90.2	7.8	0.7	1.4	89.3	7.5	1.1	2.1
(51) In the last month I have been involved in a physical fight.					92.2	5.5	0.7	1.6	91.1	5.7	0.9	2.2
DRUGS AND ALCOHOL												
(52) In the last month I have used illegal drugs.					81.4	9.9	2.9	5.8	80.0	10.4	2.7	6.9
(53) In the last month I have abused prescription drugs.					94.3	2.9	0.8	2.1	92.7	3.4	1.1	2.7
(54) In the last month I have consumed alcohol.					52.7	31.1	9.3	6.9	54.7	29.2	8.9	7.3
(55) In the last month I have smoked cigarettes.					77.4	8.2	2.2	12.3	79.8	7.7	2.1	10.4

For items 1-43, values are percent agreeing with the statement. Students were asked to indicate the extent to which they agreed to each statement with the following scale: 1-Strongly Disagree, 2-Disagree Somewhat, 3-Agree Somewhat, 4-Strongly Agree, 5-N/A- Not applicable

Survey results highlight the percentage of students who ‘Agree Somewhat’ or ‘Agree Strongly’ with each statement.

For items 44-55, students had 4 choices: A-Never, B-Once or Twice, C-Every Week, D-Multiple Times a Week.

			School Climate Survey								
			Grades 10-12, 2015-16								
NLESD - Western Region											
#110 - Piccadilly Central High, Piccadilly			Response Rate: 78.4								
			[N=87] SCHOOL			[N=2,126] DISTRICT			[N=12,024] PROVINCE		
			M	F	Total	M	F	Total	M	F	Total
STUDENT SATISFACTION											
1) School is a place where I like to be.			77.8	83.0	81.4	61.5	65.0	63.4	61.4	63.4	62.3
2) I am satisfied with the quality of education I am receiving at my school.			97.2	93.6	95.4	80.6	83.3	81.9	79.8	80.9	80.2
3) I am satisfied with the quality of teaching at my school.			97.3	100.0	98.8	81.2	81.0	81.0	79.5	79.7	79.5
4) My school is clean and well maintained.			94.4	78.3	84.7	72.4	72.0	72.1	74.9	73.9	74.3
5) My school work is interesting.			72.2	85.1	79.1	53.5	63.6	58.5	52.4	60.4	56.3
6) My school work is challenging.			83.3	76.6	80.2	80.5	81.5	80.9	79.4	83.2	81.2
			87.0	86.1	86.6	71.6	74.4	73.0	71.2	73.6	72.3
LEARNING OPPORTUNITIES											
7) I can get help regarding post-secondary planning at my school.			84.9	86.1	86.1	84.8	86.1	85	83.3	83.1	83.2
8) I get help regarding scholarships at my school.			93.3	81.4	86.7	84.7	84.8	85	81.0	80.6	80.8
11) I can easily access programs and services at school to get help with my school work if I need it.			91.9	91.3	91.9	54.3	56.9	80	79.6	79.6	79.6
12) My parents/guardians are available to help me with my school work if I need it.			78.4	57.5	67.8	73.4	72.2	73	73.3	68.5	71.0
13) My peers are available to help me with my school work if I need it.			83.8	80.4	82.4	80.1	85.2	83	79.5	82.8	81.1
14) If I need it, I can get help at school with problems not related to school work.			83.8	87.2	86.2	76.1	77.9	77	73.1	72.7	72.9
15) I am satisfied with the opportunities I have to use technology to learn at my school.			80.6	72.3	76.7	68.5	73.3	71	65.2	68.9	67.0
			85.2	79.5	82.5	78.3	80.0	79.0	76.4	76.6	76.5
PARTICIPATION											
16) I am satisfied with the opportunities I have to participate in physical activities at my school.			91.9	87.2	89.5	77.9	79.1	79	76.9	77.4	77.1
17) I am satisfied with the opprtunities I have to paticipate in fine arts programs and/or activities at my school(e.g., art club, band, choir, drama).			73.0	48.9	58.6	71.9	70.9	71	75.1	76.8	76.0
18) I am satisfied with the opprtunities I have to paticipate in extra-curricular groups/activities at my school.			75.7	72.3	72.4	74.3	75.7	75	75.3	77.4	76.3
19) I am satisfied with the opprtunities I have to paticipate in science activities at my school(e.g., fairs, competitions, clubs).			56.8	45.7	51.2	50.1	46.4	48	56.7	55.0	55.9
			74.3	63.5	67.9	68.5	68.0	68.3	71.0	71.6	71.3
SCHOOL CLIMATE											
20) At my school, I treat everyone with respect.			91.9	95.5	94.1	89.0	96.1	93	87.6	94.9	91.3
21) At my school, students treat each other with respect.			81.1	60.9	68.6	60.7	51.2	56	58.3	49.9	54.0
22) At my school, students treat staff with respect.			91.9	83.0	85.1	70.9	65.3	68	67.4	63.0	65.2
23) At my school, staff treat students with respect.			94.6	89.4	89.7	78.2	78.6	78	76.7	76.6	76.5
24) At my school, staff treat each other with respect.			100.0	97.9	97.7	93.0	96.7	95	92.7	95.5	94.0
25) Staff at my school care about me.			97.1	93.3	93.9	77.8	80.2	79	77.6	77.9	77.7
26) At my school, students of different sexual orientations are treated with respect.			94.3	95.7	94.1	78.2	81.9	80	77.7	80.3	79.0
27) At my school, students of different race are treated with respect.			100.0	97.3	98.6	88.0	91.1	90	87.8	89.5	88.6
37) I am treated fairly by the staff in my school.			94.6	83.0	87.4	79.6	83.6	80	77.2	78.0	77.5
38) I am satisfied with the anti-drug policies and programs being offered at my school (e.g.presentation, guest speakers, assemblies)			94.1	95.7	95.2	74.2	87.8	76	68.8	68.4	68.6
39) There is a pressure to do drugs among students from my school.			59.5	40.4	48.3	39.2	33.0	36	40.8	33.9	37.6
			90.8	84.7	86.6	75.3	75.8	75.5	73.9	73.9	73.6
EXPECTATIONS											
9) My opinions are important at school.			73.0	72.3	72.4	54.3	56.9	56	53.9	55.2	54.5
10) I am encouraged to try my best at school.			91.9	97.9	95.4	84.1	88.7	87	83.2	86.1	84.7
36) I know the school rules/code of conduct.			91.9	95.6	94.1	80.8	89.8	85	75.9	84.2	80.0
			85.6	88.6	87.3	73.1	78.5	75.8	71.0	75.2	73.1
SAFETY											
28) I feel safe at school.			97.3	91.3	93.0	82.7	83.6	83	80.4	79.7	80.1
29) I feel safe in the school cafeteria.			100.0	91.5	94.3	86.5	87.8	87	83.8	84.0	83.9
30) I feel safe in my classrooms.			100.0	93.6	95.4	87.6	89.8	89	86.6	87.7	87.1
31) I feel safe in the school washrooms.			94.6	83.0	87.4	78.0	82.7	80	75.3	78.4	76.8
32) I feel safe in the school gym.			97.2	95.6	95.2	86.8	87.9	87	85.2	83.4	84.2
33) I feel safe in the gym change rooms.			97.2	90.9	92.8	82.5	87.2	85	79.8	83.0	81.3
34) I feel safe on the school bus.			94.1	80.0	85.4	80.9	78.4	80	81.0	76.8	78.9
35) I feel safe on school grounds.			91.9	95.7	93.1	84.4	88.3	86	80.7	81.9	81.2
			96.5	90.2	92.1	83.7	85.7	84.7	81.6	81.9	81.7
DRUGS AND ALCOHOL											
40) I am satisfied with the anti-alcohol policies and programs being offered at my school (e.g., presentations, guest speakers, assemblies)			94.1	95.7	94.0	72.4	76.0	74.1	66.3	66.1	66.2
41) There is a pressure to drink alcohol among students from my school.			61.1	36.2	47.7	49.4	42.9	46.1	48.4	43.8	46.2
42) I am satisfied with the anti-smoking policies and programs being offered at my school (e.g., presentations, guest speakers, assemblies)			88.6	93.6	91.8	69.8	73.8	71.9	62.6	61.8	62.2
43) There is a pressure to smoke cigarettes among students from my school.			62.2	36.2	48.3	41.2	35.5	38.4	37.5	31.4	34.6
			76.5	65.4	70.4	58.2	57.1	57.6	53.7	50.8	52.3

For items 1-43, values are percent agreeing with the statement. Students were asked to indicate the extent to which they agreed to each statement with the following scale: 1-Strongly Disagree, 2-Disagree Somewhat, 3-Agree Somewhat, 4-Strongly Agree, 5-N/A- Not applicable

Survey results highlight the percentage of students who ‘Agree Somewhat’ or ‘Agree Strongly’ with each statement.

For items 44-55, students had 4 choices: A-Never, B-Once or Twice, C-Every Week, D-Multiple Times a Week.



School Climate Survey
Grades 10-12, 2015-16

NLESD - Western Region

#110 - Piccadilly Central High, Piccadilly

Response Rate: 78.4

	[N=87] SCHOOL				[N=2,126] DISTRICT				[N=12,024] PROVINCE			
	A	B	C	D	A	B	C	D	A	B	C	D
BULLYING AND HARASSMENT												
(44) In the last month I have been bullied or harassed physically (e.g. hit, kicked, pushed, shoved around, locked indoors).	87.2	12.8	0.0	0.0	83.0	13.3	1.5	2.2	83.0	12.4	1.8	2.8
(45) In the last month I have been bullied or harassed verbally (e.g. called mean names, made fun of, teased in a hurtful way).	67.8	24.1	3.5	4.6	63.4	25.1	5.5	5.9	63.2	24.9	5.6	6.3
(46) In the last month I have been bullied or harassed indirectly (e.g. left out of things on purpose, excluded from a group of friends,	77.0	20.7	0.0	2.3	68.7	20.1	5.8	5.4	66.6	21.3	6.0	6.1
(47) In the last month I have been sexually harassed (e.g. other students making sexual jokes, comments or gestures towards me).	92.0	5.8	1.2	1.2	85.1	9.7	2.3	2.9	84.3	9.9	2.3	3.5
(48) In the last month I have been bullied or harassed electronically (e.g. teased or bullied using a computer or a mobile phone).	90.8	5.8	1.2	2.3	83.9	12.0	1.8	2.3	82.5	11.8	2.3	3.3
(49) In the last month I have seen or heard about another student being bullied or harassed.	52.3	38.4	5.8	3.5	40.9	38.4	12.1	8.6	37.4	38.3	12.6	11.7
(50) In the last month I have taken part in bullying or harassing another student.	94.2	5.8	0.0	0.0	90.2	7.8	0.7	1.4	89.3	7.5	1.1	2.1
(51) In the last month I have been involved in a physical fight.	100.0	0.0	0.0	0.0	92.2	5.5	0.7	1.6	91.1	5.7	0.9	2.2
DRUGS AND ALCOHOL												
(52) In the last month I have used illegal drugs.	81.6	11.5	4.6	2.3	81.4	9.9	2.9	5.8	80.0	10.4	2.7	6.9
(53) In the last month I have abused prescription drugs.	94.2	3.5	1.2	1.2	94.3	2.9	0.8	2.1	92.7	3.4	1.1	2.7
(54) In the last month I have consumed alcohol.	58.6	32.2	5.8	3.5	52.7	31.1	9.3	6.9	54.7	29.2	8.9	7.3
(55) In the last month I have smoked cigarettes.	77.0	6.9	8.1	8.1	77.4	8.2	2.2	12.3	79.8	7.7	2.1	10.4

For items 1-43, values are percent agreeing with the statement. Students were asked to indicate the extent to which they agreed to each statement with the following scale: 1-Strongly Disagree, 2-Disagree Somewhat, 3-Agree Somewhat, 4-Strongly Agree, 5-N/A- Not applicable

Survey results highlight the percentage of students who ‘Agree Somewhat’ or ‘Agree Strongly’ with each statement.

For items 44-55, students had 4 choices: A-Never, B-Once or Twice, C-Every Week, D-Multiple Times a Week.



School Climate Survey
Grades 10-12, 2015-16

NLESD - Western Region

#113 - St. Boniface All Grade, Ramea


Response Rate: 100.0

	[N=12] SCHOOL			[N=2,126] DISTRICT			[N=12,024] PROVINCE		
	M	E	Total	M	E	Total	M	E	Total
STUDENT SATISFACTION									
(1) School is a place where I like to be.			83.3	61.5	65.0	63.4	61.4	63.4	62.3
(2) I am satisfied with the quality of education I am receiving at my school.			100.0	80.6	83.3	81.9	79.8	80.9	80.2
(3) I am satisfied with the quality of teaching at my school.			100.0	81.2	81.0	81.0	79.5	79.7	79.5
(4) My school is clean and well maintained.			100.0	72.4	72.0	72.1	74.9	73.9	74.3
(5) My school work is interesting.			83.3	53.5	63.6	58.5	52.4	60.4	56.3
(6) My school work is challenging.			100.0	80.5	81.5	80.9	79.4	83.2	81.2
			94.4	71.6	74.4	73.0	71.2	73.6	72.3
LEARNING OPPORTUNITIES									
(7) I can get help regarding post-secondary planning at my school.			90.9	84.8	86.1	85	83.3	83.1	83.2
(8) I get help regarding scholarships at my school.			90.9	84.7	84.8	85	81.0	80.6	80.8
(11) I can easily access programs and services at school to get help with my school work if I need it.			91.7	54.3	56.9	80	79.6	79.6	79.6
(12) My parents/guardians are available to help me with my school work if I need it.			75.0	73.4	72.2	73	73.3	68.5	71.0
(13) My peers are available to help me with my school work if I need it.			100.0	80.1	85.2	83	79.5	82.8	81.1
(14) If I need it, I can get help at school with problems not related to school work.			91.7	76.1	77.9	77	73.1	72.7	72.9
(15) I am satisfied with the opportunities I have to use technology to learn at my school.			100.0	68.5	73.3	71	65.2	68.9	67.0
			91.5	78.3	80.0	79.0	76.4	76.6	76.5
PARTICIPATION									
(16) I am satisfied with the opportunities I have to participate in physical activities at my school.			100.0	77.9	79.1	79	76.9	77.4	77.1
(17) I am satisfied with the opprtunities I have to paticipate in fine arts programs and/or activities at my school(e.g., art club, band, choir, drama).			75.0	71.9	70.9	71	75.1	76.8	76.0
(18) I am satisfied with the opprtunities I have to paticipate in extra-curricular groups/activities at my school.			100.0	74.3	75.7	75	75.3	77.4	76.3
(19) I am satisfied with the opprtunities I have to paticipate in science activities at my school(e.g., fairs, competitions, clubs).			45.5	50.1	46.4	48	56.7	55.0	55.9
			80.1	68.5	68.0	68.3	71.0	71.6	71.3
SCHOOL CLIMATE									
(20) At my school, I treat everyone with respect.			100.0	89.0	96.1	93	87.6	94.9	91.3
(21) At my school, students treat each other with respect.			100.0	60.7	51.2	56	58.3	49.9	54.0
(22) At my school, students treat staff with respect.			100.0	70.9	65.3	68	67.4	63.0	65.2
(23) At my school, staff treat students with respect.			100.0	78.2	78.6	78	76.7	76.6	76.5
(24) At my school, staff treat each other with respect.			100.0	93.0	96.7	95	92.7	95.5	94.0
(25) Staff at my school care about me.			100.0	77.8	80.2	79	77.6	77.9	77.7
(26) At my school, students of different sexual orientations are treated with respect.			100.0	78.2	81.9	80	77.7	80.3	79.0
(27) At my school, students of different race are treated with respect.			100.0	88.0	91.1	90	87.8	89.5	88.6
(37) I am treated fairly by the staff in my school.			100.0	79.6	83.6	80	77.2	78.0	77.5
(38) I am satisfied with the anti-drug policies and programs being offered at my school (e.g.presentation, guest speakers, assemblies)			100.0	74.2	87.8	76	68.8	68.4	68.6
(39) There is a pressure to do drugs among students from my school.			0.0	39.2	33.0	36	40.8	33.9	37.6
			90.9	75.3	75.8	75.5	73.9	73.9	73.6
EXPECTATIONS									
(9) My opinions are important at school.			100.0	54.3	56.9	56	53.9	55.2	54.5
(10) I am encouraged to try my best at school.			100.0	84.1	88.7	87	83.2	86.1	84.7
(36) I know the school rules/code of conduct.			100.0	80.8	89.8	85	75.9	84.2	80.0
			100.0	73.1	78.5	75.8	71.0	75.2	73.1
SAFETY									
(28) I feel safe at school.			100.0	82.7	83.6	83	80.4	79.7	80.1
(29) I feel safe in the school cafeteria.			0.0	86.5	87.8	87	83.8	84.0	83.9
(30) I feel safe in my classrooms.			100.0	87.6	89.8	89	86.6	87.7	87.1
(31) I feel safe in the school washrooms.			100.0	78.0	82.7	80	75.3	78.4	76.8
(32) I feel safe in the school gym.			100.0	86.8	87.9	87	85.2	83.4	84.2
(33) I feel safe in the gym change rooms.			100.0	82.5	87.2	85	79.8	83.0	81.3
(34) I feel safe on the school bus.			0.0	80.9	78.4	80	81.0	76.8	78.9
(35) I feel safe on school grounds.			100.0	84.4	88.3	86	80.7	81.9	81.2
			75.0	83.7	85.7	84.7	81.6	81.9	81.7
DRUGS AND ALCOHOL									
(40) I am satisfied with the anti-alcohol policies and programs being offered at my school (e.g., presentations, guest speakers, assemblies)			100.0	72.4	76.0	74.1	66.3	66.1	66.2
(41) There is a pressure to drink alcohol among students from my school.			8.3	49.4	42.9	46.1	48.4	43.8	46.2
(42) I am satisfied with the anti-smoking policies and programs being offered at my school (e.g., presentations, guest speakers, assemblies)			91.7	69.8	73.8	71.9	62.6	61.8	62.2
(43) There is a pressure to smoke cigarettes among students from my school.			0.0	41.2	35.5	38.4	37.5	31.4	34.6
			50.0	58.2	57.1	57.6	53.7	50.8	52.3

For items 1-43, values are percent agreeing with the statement. Students were asked to indicate the extent to which they agreed to each statement with the following scale: 1-Strongly Disagree, 2-Disagree Somewhat, 3-Agree Somewhat, 4-Strongly Agree, 5-N/A- Not applicable

Survey results highlight the percentage of students who ‘Agree Somewhat’ or ‘Agree Strongly’ with each statement.

For items 44-55, students had 4 choices: A-Never, B-Once or Twice, C-Every Week, D-Multiple Times a Week.



School Climate Survey

Grades 10-12, 2015-16

NLESD - Western Region

#113 - St. Boniface All Grade, Ramea


Response Rate: 100.0

	[N=12] SCHOOL				[N=2,126] DISTRICT				[N=12,024] PROVINCE			
	A	B	C	D	A	B	C	D	A	B	C	D
BULLYING AND HARASSMENT												
44) In the last month I have been bullied or harassed physically (e.g. hit, kicked, pushed, shoved around, locked indoors).	100.0	0.0	0.0	0.0	83.0	13.3	1.5	2.2	83.0	12.4	1.8	2.8
45) In the last month I have been bullied or harassed verbally (e.g. called mean names, made fun of, teased in a hurtful way).	75.0	16.7	0.0	8.3	63.4	25.1	5.5	5.9	63.2	24.9	5.6	6.3
46) In the last month I have been bullied or harassed indirectly (e.g. left out of things on purpose, excluded from a group of friends,	83.3	0.0	8.3	8.3	68.7	20.1	5.8	5.4	66.6	21.3	6.0	6.1
47) In the last month I have been sexually harassed (e.g. other students making sexual jokes, comments or gestures towards me).	100.0	0.0	0.0	0.0	85.1	9.7	2.3	2.9	84.3	9.9	2.3	3.5
48) In the last month I have been bullied or harassed electronically (e.g. teased or bullied using a computer or a mobile phone).	91.7	0.0	0.0	8.3	83.9	12.0	1.8	2.3	82.5	11.8	2.3	3.3
49) In the last month I have seen or heard about another student being bullied or harassed.	41.7	58.3	0.0	0.0	40.9	38.4	12.1	8.6	37.4	38.3	12.6	11.7
50) In the last month I have taken part in bullying or harassing another student.	91.7	8.3	0.0	0.0	90.2	7.8	0.7	1.4	89.3	7.5	1.1	2.1
51) In the last month I have been involved in a physical fight.	100.0	0.0	0.0	0.0	92.2	5.5	0.7	1.6	91.1	5.7	0.9	2.2
DRUGS AND ALCOHOL												
52) In the last month I have used illegal drugs.	100.0	0.0	0.0	0.0	81.4	9.9	2.9	5.8	80.0	10.4	2.7	6.9
53) In the last month I have abused prescription drugs.	100.0	0.0	0.0	0.0	94.3	2.9	0.8	2.1	92.7	3.4	1.1	2.7
54) In the last month I have consumed alcohol.	75.0	25.0	0.0	0.0	52.7	31.1	9.3	6.9	54.7	29.2	8.9	7.3
55) In the last month I have smoked cigarettes.	91.7	8.3	0.0	0.0	77.4	8.2	2.2	12.3	79.8	7.7	2.1	10.4

For items 1-43, values are percent agreeing with the statement. Students were asked to indicate the extent to which they agreed to each statement with the following scale: 1-Strongly Disagree, 2-Disagree Somewhat, 3-Agree Somewhat, 4-Strongly Agree, 5-N/A- Not applicable

Survey results highlight the percentage of students who ‘Agree Somewhat’ or ‘Agree Strongly’ with each statement.

For items 44-55, students had 4 choices: A-Never, B-Once or Twice, C-Every Week, D-Multiple Times a Week.

			School Climate Survey								
Grades 10-12, 2015-16											
NLESD - Western Region											
#116 - Appalachia High School, St. George's						Response Rate: 78.6					
			[N=81] SCHOOL			[N=2,126] DISTRICT			[N=12,024] PROVINCE		
			M	F	Total	M	F	Total	M	F	Total
STUDENT SATISFACTION											
1) School is a place where I like to be.			62.2	72.7	67.9	61.5	65.0	63.4	61.4	63.4	62.3
2) I am satisfied with the quality of education I am receiving at my school.			72.2	95.5	85.0	80.6	83.3	81.9	79.8	80.9	80.2
3) I am satisfied with the quality of teaching at my school.			89.2	95.5	92.6	81.2	81.0	81.0	79.5	79.7	79.5
4) My school is clean and well maintained.			86.1	93.0	89.9	72.4	72.0	72.1	74.9	73.9	74.3
5) My school work is interesting.			61.1	58.1	59.5	53.5	63.6	58.5	52.4	60.4	56.3
6) My school work is challenging.			64.9	61.4	63.0	80.5	81.5	80.9	79.4	83.2	81.2
			72.6	79.4	76.3	71.6	74.4	73.0	71.2	73.6	72.3
LEARNING OPPORTUNITIES											
7) I can get help regarding post-secondary planning at my school.			74.3	88.1	81.8	84.8	86.1	85	83.3	83.1	83.2
8) I get help regarding scholarships at my school.			66.7	87.8	78.4	84.7	84.8	85	81.0	80.6	80.8
11) I can easily access programs and services at school to get help with my school work if I need it.			73.0	72.7	72.8	54.3	56.9	80	79.6	79.6	79.6
12) My parents/guardians are available to help me with my school work if I need it.			75.0	63.6	68.8	73.4	72.2	73	73.3	68.5	71.0
13) My peers are available to help me with my school work if I need it.			73.0	88.4	81.3	80.1	85.2	83	79.5	82.8	81.1
14) If I need it, I can get help at school with problems not related to school work.			67.6	79.6	74.1	76.1	77.9	77	73.1	72.7	72.9
15) I am satisfied with the opportunities I have to use technology to learn at my school.			51.4	61.4	56.8	68.5	73.3	71	65.2	68.9	67.0
			68.7	77.4	73.4	78.3	80.0	79.0	76.4	76.6	76.5
PARTICIPATION											
16) I am satisfied with the opportunities I have to participate in physical activities at my school.			62.2	75.0	69.1	77.9	79.1	79	76.9	77.4	77.1
17) I am satisfied with the opprtunities I have to paticipate in fine arts programs and/or activities at my school(e.g., art club, band, choir, drama).			73.0	77.3	75.3	71.9	70.9	71	75.1	76.8	76.0
18) I am satisfied with the opprtunities I have to paticipate in extra-curricular groups/activities at my school.			64.9	76.7	71.3	74.3	75.7	75	75.3	77.4	76.3
19) I am satisfied with the opprtunities I have to paticipate in science activities at my school(e.g., fairs, competitions, clubs).			44.4	32.5	38.2	50.1	46.4	48	56.7	55.0	55.9
			61.1	65.4	63.5	68.5	68.0	68.3	71.0	71.6	71.3
SCHOOL CLIMATE											
20) At my school, I treat everyone with respect.			83.3	93.2	88.8	89.0	96.1	93	87.6	94.9	91.3
21) At my school, students treat each other with respect.			56.8	43.2	49.4	60.7	51.2	56	58.3	49.9	54.0
22) At my school, students treat staff with respect.			65.7	68.2	67.1	70.9	65.3	68	67.4	63.0	65.2
23) At my school, staff treat students with respect.			75.7	81.8	79.0	78.2	78.6	78	76.7	76.6	76.5
24) At my school, staff treat each other with respect.			88.9	97.7	93.8	93.0	96.7	95	92.7	95.5	94.0
25) Staff at my school care about me.			71.4	93.2	83.5	77.8	80.2	79	77.6	77.9	77.7
26) At my school, students of different sexual orientations are treated with respect.			72.2	90.9	82.5	78.2	81.9	80	77.7	80.3	79.0
27) At my school, students of different race are treated with respect.			91.2	93.2	92.3	88.0	91.1	90	87.8	89.5	88.6
37) I am treated fairly by the staff in my school.			75.0	88.4	82.3	79.6	83.6	80	77.2	78.0	77.5
38) I am satisfied with the anti-drug policies and programs being offered at my school (e.g.presentationis, guest speakers, assemblies)			64.9	69.1	67.1	74.2	87.8	76	68.8	68.4	68.6
39) There is a pressure to do drugs among students from my school.			62.2	38.6	49.4	39.2	33.0	36	40.8	33.9	37.6
			73.4	77.9	75.9	75.3	75.8	75.5	73.9	73.9	73.6
EXPECTATIONS											
9) My opinions are important at school.			62.2	62.8	62.5	54.3	56.9	56	53.9	55.2	54.5
10) I am encouraged to try my best at school.			86.1	86.4	86.3	84.1	88.7	87	83.2	86.1	84.7
36) I know the school rules/code of conduct.			70.3	86.4	79.0	80.8	89.8	85	75.9	84.2	80.0
			72.8	78.5	75.9	73.1	78.5	75.8	71.0	75.2	73.1
SAFETY											
28) I feel safe at school.			75.7	95.5	86.4	82.7	83.6	83	80.4	79.7	80.1
29) I feel safe in the school cafeteria.			80.6	90.7	86.1	86.5	87.8	87	83.8	84.0	83.9
30) I feel safe in my classrooms.			83.8	97.7	91.3	87.6	89.8	89	86.6	87.7	87.1
31) I feel safe in the school washrooms.			73.0	88.6	81.5	78.0	82.7	80	75.3	78.4	76.8
32) I feel safe in the school gym.			81.1	92.7	87.2	86.8	87.9	87	85.2	83.4	84.2
33) I feel safe in the gym change rooms.			73.0	90.0	81.8	82.5	87.2	85	79.8	83.0	81.3
34) I feel safe on the school bus.			76.5	81.1	78.9	80.9	78.4	80	81.0	76.8	78.9
35) I feel safe on school grounds.			81.1	93.0	87.5	84.4	88.3	86	80.7	81.9	81.2
			78.1	91.2	85.1	83.7	85.7	84.7	81.6	81.9	81.7
DRUGS AND ALCOHOL											
40) I am satisfied with the anti-alcohol policies and programs being offered at my school (e.g., presentations, guest speakers, assemblies)			70.3	71.4	70.9	72.4	76.0	74.1	66.3	66.1	66.2
41) There is a pressure to drink alcohol among students from my school.			55.6	37.2	45.6	49.4	42.9	46.1	48.4	43.8	46.2
42) I am satisfied with the anti-smoking policies and programs being offered at my school (e.g., presentations, guest speakers, assemblies)			63.9	57.1	60.3	69.8	73.8	71.9	62.6	61.8	62.2
43) There is a pressure to smoke cigarettes among students from my school.			43.2	36.4	39.5	41.2	35.5	38.4	37.5	31.4	34.6
			58.2	50.5	54.1	58.2	57.1	57.6	53.7	50.8	52.3

For items 1-43, values are percent agreeing with the statement. Students were asked to indicate the extent to which they agreed to each statement with the following scale: 1-Strongly Disagree, 2-Disagree Somewhat, 3-Agree Somewhat, 4-Strongly Agree, 5-N/A- Not applicable

Survey results highlight the percentage of students who ‘Agree Somewhat’ or ‘Agree Strongly’ with each statement.

For items 44-55, students had 4 choices: A-Never, B-Once or Twice, C-Every Week, D-Multiple Times a Week.

<div><div><div><div><div></div><div></div></div><div><div></div><div></div></div></div><div>Newfoundland Labrador</div></div></div>												
School Climate Survey Grades 10-12, 2015-16												
NLESD - Western Region												
#116 - Appalachia High School, St. George's												
Response Rate: 78.6												
	[N=81]				[N=2,126]				[N=12,024]			
	SCHOOL				DISTRICT				PROVINCE			
	A	B	C	D	A	B	C	D	A	B	C	D
BULLYING AND HARASSMENT												
(44) In the last month I have been bullied or harassed physically (e.g. hit, kicked, pushed, shoved around, locked indoors).	76.5	14.8	3.7	4.9	83.0	13.3	1.5	2.2	83.0	12.4	1.8	2.8
(45) In the last month I have been bullied or harassed verbally (e.g. called mean names, made fun of, teased in a hurtful way).	56.8	22.2	12.4	8.6	63.4	25.1	5.5	5.9	63.2	24.9	5.6	6.3
(46) In the last month I have been bullied or harassed indirectly (e.g. left out of things on purpose, excluded from a group of friends,	68.4	16.5	6.3	8.9	68.7	20.1	5.8	5.4	66.6	21.3	6.0	6.1
(47) In the last month I have been sexually harassed (e.g. other students making sexual jokes, comments or gestures towards me).	80.3	13.6	2.5	3.7	85.1	9.7	2.3	2.9	84.3	9.9	2.3	3.5
(48) In the last month I have been bullied or harassed electronically (e.g. teased or bullied using a computer or a mobile phone).	77.8	12.4	7.4	2.5	83.9	12.0	1.8	2.3	82.5	11.8	2.3	3.3
(49) In the last month I have seen or heard about another student being bullied or harassed.	38.3	30.9	19.8	11.1	40.9	38.4	12.1	8.6	37.4	38.3	12.6	11.7
(50) In the last month I have taken part in bullying or harassing another student.	85.0	11.3	2.5	1.3	90.2	7.8	0.7	1.4	89.3	7.5	1.1	2.1
(51) In the last month I have been involved in a physical fight.	90.0	6.3	2.5	1.3	92.2	5.5	0.7	1.6	91.1	5.7	0.9	2.2
DRUGS AND ALCOHOL												
(52) In the last month I have used illegal drugs.	67.9	13.6	4.9	13.6	81.4	9.9	2.9	5.8	80.0	10.4	2.7	6.9
(53) In the last month I have abused prescription drugs.	90.0	2.5	1.3	6.3	94.3	2.9	0.8	2.1	92.7	3.4	1.1	2.7
(54) In the last month I have consumed alcohol.	50.6	28.4	11.1	9.9	52.7	31.1	9.3	6.9	54.7	29.2	8.9	7.3
(55) In the last month I have smoked cigarettes.	69.1	8.6	3.7	18.5	77.4	8.2	2.2	12.3	79.8	7.7	2.1	10.4

For items 1-43, values are percent agreeing with the statement. Students were asked to indicate the extent to which they agreed to each statement with the following scale: 1-Strongly Disagree, 2-Disagree Somewhat, 3-Agree Somewhat, 4-Strongly Agree, 5-N/A- Not applicable

Survey results highlight the percentage of students who ‘Agree Somewhat’ or ‘Agree Strongly’ with each statement.


For items 44-55, students had 4 choices: A-Never, B-Once or Twice, C-Every Week, D-Multiple Times a Week.

STUDENT SATISFACTION	[N=249]			[N=2,126]			[N=12,024]		
	SCHOOL			DISTRICT			PROVINCE		
	M	F	Total	M	F	Total	M	F	Total
1) School is a place where I like to be.	64.3	67.8	65.9	61.5	65.0	63.4	61.4	63.4	62.3
2) I am satisfied with the quality of education I am receiving at my school.	81.0	76.0	78.3	80.6	83.3	81.9	79.8	80.9	80.2
3) I am satisfied with the quality of teaching at my school.	82.5	59.7	70.9	81.2	81.0	81.0	79.5	79.7	79.5
4) My school is clean and well maintained.	60.0	47.9	53.6	72.4	72.0	72.1	74.9	73.9	74.3
5) My school work is interesting.	49.2	54.2	51.2	53.5	63.6	58.5	52.4	60.4	56.3
6) My school work is challenging.	77.2	77.7	77.6	80.5	81.5	80.9	79.4	83.2	81.2
	69.0	63.9	66.3	71.6	74.4	73.0	71.2	73.6	72.3
EARNING OPPORTUNITIES									
7) I can get help regarding post-secondary planning at my school.	76.6	66.7	71.8	84.8	86.1	85	83.3	83.1	83.2
8) I get help regarding scholarships at my school.	83.2	67.9	75.4	84.7	84.8	85	81.0	80.6	80.8
9) I can easily access programs and services at school to get help with my school work if I need it.	78.4	73.6	75.8	54.3	56.9	80	79.6	79.6	79.6
10) My parents/guardians are available to help me with my school work if I need it.	67.5	69.2	67.7	73.4	72.2	73	73.3	68.5	71.0
11) My peers are available to help me with my school work if I need it.	79.8	83.5	81.4	80.1	85.2	83	79.5	82.8	81.1
12) If I need it, I can get help at school with problems not related to school work.	73.0	66.9	69.5	76.1	77.9	77	73.1	72.7	72.9
13) I am satisfied with the opportunities I have to use technology to learn at my school.	65.6	61.2	63.3	68.5	73.3	71	65.2	68.9	67.0
	74.9	69.8	72.1	78.3	80.0	79.0	76.4	76.6	76.5
ARTICIPATION									
14) I am satisfied with the opportunities I have to participate in physical activities at my school.	72.2	71.9	71.9	77.9	79.1	79	76.9	77.4	77.1
15) I am satisfied with the opportunities I have to participate in fine arts programs and/or activities at my school(e.g., art club, band, choir, drama).	80.0	78.5	79.0	71.9	70.9	71	75.1	76.8	76.0
16) I am satisfied with the opportunities I have to participate in extra-curricular groups/activities at my school.	70.6	70.8	70.5	74.3	75.7	75	75.3	77.4	76.3
17) I am satisfied with the opportunities I have to participate in science activities at my school(e.g., fairs, competitions, clubs).	37.4	34.7	35.9	50.1	46.4	48	56.7	55.0	55.9
	65.1	64.0	64.3	68.5	68.0	68.3	71.0	71.6	71.3
SCHOOL CLIMATE									
18) At my school, I treat everyone with respect.	84.9	99.2	92.0	89.0	96.1	93	87.6	94.9	91.3
19) At my school, students treat each other with respect.	50.0	45.8	47.6	60.7	51.2	56	58.3	49.9	54.0
20) At my school, students treat staff with respect.	61.9	59.2	60.5	70.9	65.3	68	67.4	63.0	65.2
21) At my school, staff treat students with respect.	75.0	73.1	73.5	78.2	78.6	78	76.7	76.6	76.5
22) At my school, staff treat each other with respect.	89.4	94.9	91.8	93.0	96.7	95	92.7	95.5	94.0
23) Staff at my school care about me.	73.1	69.6	70.8	77.8	80.2	79	77.6	77.9	77.7
24) At my school, students of different sexual orientations are treated with respect.	76.0	77.1	76.3	78.2	81.9	80	77.7	80.3	79.0
25) At my school, students of different race are treated with respect.	87.7	85.5	86.3	88.0	91.1	90	87.8	89.5	88.6
26) I am treated fairly by the staff in my school.	78.7	73.7	76.0	79.6	83.6	80	77.2	78.0	77.5
27) I am satisfied with the anti-drug policies and programs being offered at my school (e.g. presentations, guest speakers, assemblies)	76.2	70.1	73.3	74.2	87.8	76	68.8	68.4	68.6
28) There is a pressure to do drugs among students from my school.	37.4	41.2	39.8	39.2	33.0	36	40.8	33.9	37.6
	71.9	71.8	71.6	75.3	75.8	75.5	73.9	73.9	73.6
EXPECTATIONS									
29) My opinions are important at school.	51.6	51.2	51.0	54.3	56.9	56	53.9	55.2	54.5
30) I am encouraged to try my best at school.	80.8	80.8	81.0	84.1	88.7	87	83.2	86.1	84.7
31) I know the school rules/code of conduct.	76.6	85.7	81.2	80.8	89.8	85	75.9	84.2	80.0
	69.7	72.6	71.1	73.1	78.5	75.8	71.0	75.2	73.1
SAFETY									
32) I feel safe at school.	77.4	71.4	74.7	82.7	83.6	83	80.4	79.7	80.1
33) I feel safe in the school cafeteria.	82.2	80.9	81.2	86.5	87.8	87	83.8	84.0	83.9

For items 1-43, values are percent agreeing with the statement. Students were asked to indicate the extent to which they agreed to each statement with the following scale: 1-Strongly Disagree, 2-Disagree Somewhat, 3-Agree Somewhat, 4-Strongly Agree, 5-N/A- Not applicable

Survey results highlight the percentage of students who 'Agree Somewhat' or 'Agree Strongly' with each statement.

For items 44-55, students had 4 choices: A-Never, B-Once or Twice, C-Every Week, D-Multiple Times a Week.

		School Climate Survey Grades 10-12, 2015-16											
NLESD - Western Region													
#119 - Stephenville High, Stephenville		Response Rate: 75.7											
		[N=249] SCHOOL				[N=2,126] DISTRICT				[N=12,024] PROVINCE			
BULLYING AND HARASSMENT		A	B	C	D	A	B	C	D	A	B	C	D
(44) In the last month I have been bullied or harassed physically (e.g. hit, kicked, pushed, shoved around, locked indoors).		82.9	13.5	1.6	2.0	83.0	13.3	1.5	2.2	83.0	12.4	1.8	2.8
(45) In the last month I have been bullied or harassed verbally (e.g. called mean names, made fun of, teased in a hurtful way).		64.1	24.5	4.5	6.9	63.4	25.1	5.5	5.9	63.2	24.9	5.6	6.3
(46) In the last month I have been bullied or harassed indirectly (e.g. left out of things on purpose, excluded from a group of friends,		68.9	20.1	4.9	6.2	68.7	20.1	5.8	5.4	66.6	21.3	6.0	6.1
(47) In the last month I have been sexually harassed (e.g. other students making sexual jokes, comments or gestures towards me).		83.6	11.5	2.1	2.9	85.1	9.7	2.3	2.9	84.3	9.9	2.3	3.5
(48) In the last month I have been bullied or harassed electronically (e.g. teased or bullied using a computer or a mobile phone).		82.0	13.5	2.1	2.5	83.9	12.0	1.8	2.3	82.5	11.8	2.3	3.3
(49) In the last month I have seen or heard about another student being bullied or harassed.		37.9	40.7	11.1	10.3	40.9	38.4	12.1	8.6	37.4	38.3	12.6	11.7
(50) In the last month I have taken part in bullying or harassing another student.		88.9	9.5	0.4	1.2	90.2	7.8	0.7	1.4	89.3	7.5	1.1	2.1
(51) In the last month I have been involved in a physical fight.		93.0	5.8	0.4	0.8	92.2	5.5	0.7	1.6	91.1	5.7	0.9	2.2
DRUGS AND ALCOHOL													
(52) In the last month I have used illegal drugs.		85.6	7.4	2.1	4.9	81.4	9.9	2.9	5.8	80.0	10.4	2.7	6.9
(53) In the last month I have abused prescription drugs.		95.1	2.9	0.0	2.1	94.3	2.9	0.8	2.1	92.7	3.4	1.1	2.7
(54) In the last month I have consumed alcohol.		52.9	37.6	4.6	5.0	52.7	31.1	9.3	6.9	54.7	29.2	8.9	7.3
(55) In the last month I have smoked cigarettes.		86.9	4.1	1.2	7.8	77.4	8.2	2.2	12.3	79.8	7.7	2.1	10.4

For items 1-43, values are percent agreeing with the statement. Students were asked to indicate the extent to which they agreed to each statement with the following scale: 1-Strongly Disagree, 2-Disagree Somewhat, 3-Agree Somewhat, 4-Strongly Agree, 5-N/A- Not applicable

Survey results highlight the percentage of students who ‘Agree Somewhat’ or ‘Agree Strongly’ with each statement.


For items 44-55, students had 4 choices: A-Never, B-Once or Twice, C-Every Week, D-Multiple Times a Week.

Newfoundland Labrador			School Climate Survey Grades 10-12, 2015-16								
NLESD - Western Region											
#388 - Long Range Academy, Cow Head			Response Rate: 77.8								
			[N=28] SCHOOL			[N=2,126] DISTRICT			[N=12,024] PROVINCE		
			M	E	Total	M	E	Total	M	E	Total
STUDENT SATISFACTION											
1) School is a place where I like to be.			37.5	27.3	35.7	61.5	65.0	63.4	61.4	63.4	62.3
2) I am satisfied with the quality of education I am receiving at my school.			100.0	100.0	100.0	80.6	83.3	81.9	79.8	80.9	80.2
3) I am satisfied with the quality of teaching at my school.			93.3	100.0	96.3	81.2	81.0	81.0	79.5	79.7	79.5
4) My school is clean and well maintained.			81.3	90.0	85.2	72.4	72.0	72.1	74.9	73.9	74.3
5) My school work is interesting.			56.3	63.6	60.7	53.5	63.6	58.5	52.4	60.4	56.3
6) My school work is challenging.			87.5	81.8	85.7	80.5	81.5	80.9	79.4	83.2	81.2
			76.0	77.1	77.3	71.6	74.4	73.0	71.2	73.6	72.3
LEARNING OPPORTUNITIES											
7) I can get help regarding post-secondary planning at my school.			93.3	90.9	92.6	84.8	86.1	85	83.3	83.1	83.2
8) I get help regarding scholarships at my school.			87.5	90.9	89.3	84.7	84.8	85	81.0	80.6	80.8
11) I can easily access programs and services at school to get help with my school work if I need it.			100.0	90.9	96.4	54.3	56.9	80	79.6	79.6	79.6
12) My parents/guardians are available to help me with my school work if I need it.			100.0	81.8	92.9	73.4	72.2	73	73.3	68.5	71.0
13) My peers are available to help me with my school work if I need it.			100.0	100.0	100.0	80.1	85.2	83	79.5	82.8	81.1
14) If I need it, I can get help at school with problems not related to school work.			81.3	90.9	85.7	76.1	77.9	77	73.1	72.7	72.9
15) I am satisfied with the opportunities I have to use technology to learn at my school.			81.3	90.9	85.7	68.5	73.3	71	65.2	68.9	67.0
			91.9	90.9	91.8	78.3	80.0	79.0	76.4	76.6	76.5
PARTICIPATION											
16) I am satisfied with the opportunities I have to participate in physical activities at my school.			100.0	90.9	96.4	77.9	79.1	79	76.9	77.4	77.1
17) I am satisfied with the opprtunities I have to paticipate in fine arts programs and/or activities at my school(e.g., art club, band, choir, drama).			68.8	81.8	75.0	71.9	70.9	71	75.1	76.8	76.0
18) I am satisfied with the opprtunities I have to paticipate in extra-curricular groups/activities at my school.			93.8	90.9	92.9	74.3	75.7	75	75.3	77.4	76.3
19) I am satisfied with the opprtunities I have to paticipate in science activities at my school(e.g., fairs, competitions, clubs).			56.3	70.0	63.0	50.1	46.4	48	56.7	55.0	55.9
			79.7	83.4	81.8	68.5	68.0	68.3	71.0	71.6	71.3
SCHOOL CLIMATE											
20) At my school, I treat everyone with respect.			100.0	90.9	96.3	89.0	96.1	93	87.6	94.9	91.3
21) At my school, students treat each other with respect.			81.3	72.7	75.0	60.7	51.2	56	58.3	49.9	54.0
22) At my school, students treat staff with respect.			81.3	72.7	75.0	70.9	65.3	68	67.4	63.0	65.2
23) At my school, staff treat students with respect.			81.3	72.7	78.6	78.2	78.6	78	76.7	76.6	76.5
24) At my school, staff treat each other with respect.			93.8	100.0	96.4	93.0	96.7	95	92.7	95.5	94.0
25) Staff at my school care about me.			81.3	81.8	82.1	77.8	80.2	79	77.6	77.9	77.7
26) At my school, students of different sexual orientations are treated with respect.			87.5	90.9	89.3	78.2	81.9	80	77.7	80.3	79.0
27) At my school, students of different race are treated with respect.			81.3	100.0	89.3	88.0	91.1	90	87.8	89.5	88.6
37) I am treated fairly by the staff in my school.			68.8	72.7	71.4	79.6	83.6	80	77.2	78.0	77.5
38) I am satisfied with the anti-drug policies and programs being offered at my school (e.g.presentatiions, guest speakers, assemblies)			80.0	100.0	88.9	74.2	87.8	76	68.8	68.4	68.6
39) There is a pressure to do drugs among students from my school.			12.5	9.1	10.7	39.2	33.0	36	40.8	33.9	37.6
			77.2	78.5	77.6	75.3	75.8	75.5	73.9	73.9	73.6
EXPECTATIONS											
9) My opinions are important at school.			50.0	54.6	53.6	54.3	56.9	56	53.9	55.2	54.5
10) I am encouraged to try my best at school.			100.0	90.9	96.4	84.1	88.7	87	83.2	86.1	84.7
36) I know the school rules/code of conduct.			81.3	100.0	89.3	80.8	89.8	85	75.9	84.2	80.0
			77.1	81.8	79.8	73.1	78.5	75.8	71.0	75.2	73.1
SAFETY											
28) I feel safe at school.			75.0	81.8	78.6	82.7	83.6	83	80.4	79.7	80.1
29) I feel safe in the school cafeteria.			81.3	90.9	85.7	86.5	87.8	87	83.8	84.0	83.9
30) I feel safe in my classrooms.			87.5	90.9	89.3	87.6	89.8	89	86.6	87.7	87.1
31) I feel safe in the school washrooms.			87.5	81.8	85.7	78.0	82.7	80	75.3	78.4	76.8
32) I feel safe in the school gym.			93.8	100.0	96.4	86.8	87.9	87	85.2	83.4	84.2
33) I feel safe in the gym change rooms.			93.8	90.9	92.9	82.5	87.2	85	79.8	83.0	81.3
34) I feel safe on the school bus.			93.8	100.0	96.0	80.9	78.4	80	81.0	76.8	78.9
35) I feel safe on school grounds.			87.5	90.9	89.3	84.4	88.3	86	80.7	81.9	81.2
			87.5	90.9	89.2	83.7	85.7	84.7	81.6	81.9	81.7
DRUGS AND ALCOHOL											
40) I am satisfied with the anti-alcohol policies and programs being offered at my school (e.g., presentations, guest speakers, assemblies)			100.0	90.9	96.3	72.4	76.0	74.1	66.3	66.1	66.2
41) There is a pressure to drink alcohol among students from my school.			43.8	27.3	35.7	49.4	42.9	46.1	48.4	43.8	46.2
42) I am satisfied with the anti-smoking policies and programs being offered at my school (e.g., presentations, guest speakers, assemblies)			93.3	81.8	88.9	69.8	73.8	71.9	62.6	61.8	62.2
43) There is a pressure to smoke cigarettes among students from my school.			37.5	27.3	35.7	41.2	35.5	38.4	37.5	31.4	34.6
			68.6	56.8	64.2	58.2	57.1	57.6	53.7	50.8	52.3

For items 1-43, values are percent agreeing with the statement. Students were asked to indicate the extent to which they agreed to each statement with the following scale: 1-Strongly Disagree, 2-Disagree Somewhat, 3-Agree Somewhat, 4-Strongly Agree, 5-N/A- Not applicable

Survey results highlight the percentage of students who ‘Agree Somewhat’ or ‘Agree Strongly’ with each statement.


For items 44-55, students had 4 choices: A-Never, B-Once or Twice, C-Every Week, D-Multiple Times a Week.

		School Climate Survey Grades 10-12, 2015-16											
NLESD - Western Region													
#388 - Long Range Academy, Cow Head		Response Rate: 77.8											
		[N=28] SCHOOL				[N=2,126] DISTRICT				[N=12,024] PROVINCE			
BULLYING AND HARASSMENT		A	B	C	D	A	B	C	D	A	B	C	D
(44) In the last month I have been bullied or harassed physically (e.g. hit, kicked, pushed, shoved around, locked indoors).		92.9	7.1	0.0	0.0	83.0	13.3	1.5	2.2	83.0	12.4	1.8	2.8
(45) In the last month I have been bullied or harassed verbally (e.g. called mean names, made fun of, teased in a hurtful way).		75.0	17.9	3.6	3.6	63.4	25.1	5.5	5.9	63.2	24.9	5.6	6.3
(46) In the last month I have been bullied or harassed indirectly (e.g. left out of things on purpose, excluded from a group of friends,		71.4	17.9	0.0	10.7	68.7	20.1	5.8	5.4	66.6	21.3	6.0	6.1
(47) In the last month I have been sexually harassed (e.g. other students making sexual jokes, comments or gestures towards me).		96.4	3.6	0.0	0.0	85.1	9.7	2.3	2.9	84.3	9.9	2.3	3.5
(48) In the last month I have been bullied or harassed electronically (e.g. teased or bullied using a computer or a mobile phone).		92.9	3.6	0.0	3.6	83.9	12.0	1.8	2.3	82.5	11.8	2.3	3.3
(49) In the last month I have seen or heard about another student being bullied or harassed.		46.4	46.4	3.6	3.6	40.9	38.4	12.1	8.6	37.4	38.3	12.6	11.7
(50) In the last month I have taken part in bullying or harassing another student.		96.4	3.6	0.0	0.0	90.2	7.8	0.7	1.4	89.3	7.5	1.1	2.1
(51) In the last month I have been involved in a physical fight.		92.9	3.6	0.0	3.6	92.2	5.5	0.7	1.6	91.1	5.7	0.9	2.2
DRUGS AND ALCOHOL													
(52) In the last month I have used illegal drugs.		64.3	25.0	3.6	7.1	81.4	9.9	2.9	5.8	80.0	10.4	2.7	6.9
(53) In the last month I have abused prescription drugs.		96.4	3.6	0.0	0.0	94.3	2.9	0.8	2.1	92.7	3.4	1.1	2.7
(54) In the last month I have consumed alcohol.		32.1	42.9	10.7	14.3	52.7	31.1	9.3	6.9	54.7	29.2	8.9	7.3
(55) In the last month I have smoked cigarettes.		67.9	10.7	0.0	21.4	77.4	8.2	2.2	12.3	79.8	7.7	2.1	10.4

For items 1-43, values are percent agreeing with the statement. Students were asked to indicate the extent to which they agreed to each statement with the following scale: 1-Strongly Disagree, 2-Disagree Somewhat, 3-Agree Somewhat, 4-Strongly Agree, 5-N/A- Not applicable

Survey results highlight the percentage of students who ‘Agree Somewhat’ or ‘Agree Strongly’ with each statement.

For items 44-55, students had 4 choices: A-Never, B-Once or Twice, C-Every Week, D-Multiple Times a Week.

			School Climate Survey								
NLESD - Western Region			Grades 10-12, 2015-16								
#390 - Elwood High School, Deer Lake						Response Rate: 69.0					
			[N=149] SCHOOL			[N=2,126] DISTRICT			[N=12,024] PROVINCE		
			M	F	Total	M	F	Total	M	F	Total
STUDENT SATISFACTION											
1) School is a place where I like to be.			63.3	70.3	66.4	61.5	65.0	63.4	61.4	63.4	62.3
2) I am satisfied with the quality of education I am receiving at my school.			78.5	77.8	77.7	80.6	83.3	81.9	79.8	80.9	80.2
3) I am satisfied with the quality of teaching at my school.			74.7	75.0	74.5	81.2	81.0	81.0	79.5	79.7	79.5
4) My school is clean and well maintained.			82.1	87.5	83.8	72.4	72.0	72.1	74.9	73.9	74.3
5) My school work is interesting.			58.2	64.5	59.9	53.5	63.6	58.5	52.4	60.4	56.3
6) My school work is challenging.			80.5	95.3	87.0	80.5	81.5	80.9	79.4	83.2	81.2
			72.9	78.4	74.9	71.6	74.4	73.0	71.2	73.6	72.3
LEARNING OPPORTUNITIES											
7) I can get help regarding post-secondary planning at my school.			89.4	81.8	86.6	84.8	86.1	85	83.3	83.1	83.2
8) I get help regarding scholarships at my school.			84.4	82.0	83.3	84.7	84.8	85	81.0	80.6	80.8
11) I can easily access programs and services at school to get help with my school work if I need it.			78.2	79.7	77.7	54.3	56.9	80	79.6	79.6	79.6
12) My parents/guardians are available to help me with my school work if I need it.			73.1	75.0	74.3	73.4	72.2	73	73.3	68.5	71.0
13) My peers are available to help me with my school work if I need it.			75.3	93.8	82.3	80.1	85.2	83	79.5	82.8	81.1
14) If I need it, I can get help at school with problems not related to school work.			66.2	75.0	69.4	76.1	77.9	77	73.1	72.7	72.9
15) I am satisfied with the opportunities I have to use technology to learn at my school.			69.6	82.8	75.2	68.5	73.3	71	65.2	68.9	67.0
			76.6	81.4	78.4	78.3	80.0	79.0	76.4	76.6	76.5
PARTICIPATION											
16) I am satisfied with the opportunities I have to participate in physical activities at my school.			76.9	74.6	76.2	77.9	79.1	79	76.9	77.4	77.1
17) I am satisfied with the opprtunities I have to paticipate in fine arts programs and/or activities at my school(e.g., art club, band, choir, drama).			71.4	70.3	72.1	71.9	70.9	71	75.1	76.8	76.0
18) I am satisfied with the opprtunities I have to paticipate in extra-curricular groups/activities at my school.			70.5	76.6	73.0	74.3	75.7	75	75.3	77.4	76.3
19) I am satisfied with the opprtunities I have to paticipate in science activities at my school(e.g., fairs, competitions, clubs).			50.0	57.8	54.1	50.1	46.4	48	56.7	55.0	55.9
			67.2	69.8	68.8	68.5	68.0	68.3	71.0	71.6	71.3
SCHOOL CLIMATE											
20) At my school, I treat everyone with respect.			89.7	96.9	93.2	89.0	96.1	93	87.6	94.9	91.3
21) At my school, students treat each other with respect.			58.2	51.6	54.4	60.7	51.2	56	58.3	49.9	54.0
22) At my school, students treat staff with respect.			62.0	73.4	66.4	70.9	65.3	68	67.4	63.0	65.2
23) At my school, staff treat students with respect.			75.0	76.2	76.6	78.2	78.6	78	76.7	76.6	76.5
24) At my school, staff treat each other with respect.			94.7	96.8	95.8	93.0	96.7	95	92.7	95.5	94.0
25) Staff at my school care about me.			80.8	83.1	81.9	77.8	80.2	79	77.6	77.9	77.7
26) At my school, students of different sexual orientations are treated with respect.			87.5	90.5	88.7	78.2	81.9	80	77.7	80.3	79.0
27) At my school, students of different race are treated with respect.			92.8	93.7	92.0	88.0	91.1	90	87.8	89.5	88.6
37) I am treated fairly by the staff in my school.			74.0	84.4	79.0	79.6	83.6	80	77.2	78.0	77.5
38) I am satisfied with the anti-drug policies and programs being offered at my school (e.g.presentationis, guest speakers, assemblies)			71.0	74.2	71.5	74.2	87.8	76	68.8	68.4	68.6
39) There is a pressure to do drugs among students from my school.			40.8	38.1	40.0	39.2	33.0	36	40.8	33.9	37.6
			75.1	78.1	76.3	75.3	75.8	75.5	73.9	73.9	73.6
EXPECTATIONS											
9) My opinions are important at school.			49.4	54.7	52.4	54.3	56.9	56	53.9	55.2	54.5
10) I am encouraged to try my best at school.			84.8	92.2	88.6	84.1	88.7	87	83.2	86.1	84.7
36) I know the school rules/code of conduct.			80.3	87.1	83.3	80.8	89.8	85	75.9	84.2	80.0
			71.5	78.0	74.8	73.1	78.5	75.8	71.0	75.2	73.1
SAFETY											
28) I feel safe at school.			78.7	84.1	80.6	82.7	83.6	83	80.4	79.7	80.1
29) I feel safe in the school cafeteria.			86.1	82.5	84.3	86.5	87.8	87	83.8	84.0	83.9
30) I feel safe in my classrooms.			82.9	92.1	87.6	87.6	89.8	89	86.6	87.7	87.1
31) I feel safe in the school washrooms.			81.3	81.0	81.3	78.0	82.7	80	75.3	78.4	76.8
32) I feel safe in the school gym.			86.1	88.5	87.7	86.8	87.9	87	85.2	83.4	84.2
33) I feel safe in the gym change rooms.			78.1	86.2	82.5	82.5	87.2	85	79.8	83.0	81.3
34) I feel safe on the school bus.			78.6	81.1	79.7	80.9	78.4	80	81.0	76.8	78.9
35) I feel safe on school grounds.			80.0	87.3	84.0	84.4	88.3	86	80.7	81.9	81.2
			81.5	85.4	83.4	83.7	85.7	84.7	81.6	81.9	81.7
DRUGS AND ALCOHOL											
40) I am satisfied with the anti-alcohol policies and programs being offered at my school (e.g., presentations, guest speakers, assemblies)			62.9	66.7	63.2	72.4	76.0	74.1	66.3	66.1	66.2
41) There is a pressure to drink alcohol among students from my school.			52.0	42.9	47.2	49.4	42.9	46.1	48.4	43.8	46.2
42) I am satisfied with the anti-smoking policies and programs being offered at my school (e.g., presentations, guest speakers, assemblies)			67.6	79.7	73.1	69.8	73.8	71.9	62.6	61.8	62.2
43) There is a pressure to smoke cigarettes among students from my school.			48.1	45.3	46.9	41.2	35.5	38.4	37.5	31.4	34.6
			57.6	58.6	57.6	58.2	57.1	57.6	53.7	50.8	52.3

For items 1-43, values are percent agreeing with the statement. Students were asked to indicate the extent to which they agreed to each statement with the following scale: 1-Strongly Disagree, 2-Disagree Somewhat, 3-Agree Somewhat, 4-Strongly Agree, 5-N/A- Not applicable

Survey results highlight the percentage of students who ‘Agree Somewhat’ or ‘Agree Strongly’ with each statement.

For items 44-55, students had 4 choices: A-Never, B-Once or Twice, C-Every Week, D-Multiple Times a Week.

<div><div><div><div><div></div><div></div></div><div><div></div><div></div></div></div><div><div></div><div></div></div><div><div></div><div></div></div></div><div>Newfoundland Labrador</div></div>												
School Climate Survey Grades 10-12, 2015-16												
NLESD - Western Region												
#390 - Elwood High School, Deer Lake												
Response Rate: 69.0												
BULLYING AND HARASSMENT (44) In the last month I have been bullied or harassed physically (e.g. hit, kicked, pushed, shoved around, locked indoors). (45) In the last month I have been bullied or harassed verbally (e.g. called mean names, made fun of, teased in a hurtful way). (46) In the last month I have been bullied or harassed indirectly (e.g. left out of things on purpose, excluded from a group of friends, (47) In the last month I have been sexually harassed (e.g. other students making sexual jokes, comments or gestures towards me). (48) In the last month I have been bullied or harassed electronically (e.g. teased or bullied using a computer or a mobile phone). (49) In the last month I have seen or heard about another student being bullied or harassed. (50) In the last month I have taken part in bullying or harassing another student. (51) In the last month I have been involved in a physical fight. DRUGS AND ALCOHOL (52) In the last month I have used illegal drugs. (53) In the last month I have abused prescription drugs. (54) In the last month I have consumed alcohol. (55) In the last month I have smoked cigarettes.	[N=149] <u>SCHOOL</u>				[N=2,126] <u>DISTRICT</u>				[N=12,024] <u>PROVINCE</u>			
	<u>A</u>	<u>B</u>	<u>C</u>	<u>D</u>	<u>A</u>	<u>B</u>	<u>C</u>	<u>D</u>	<u>A</u>	<u>B</u>	<u>C</u>	<u>D</u>
	84.8	10.3	1.4	3.5	83.0	13.3	1.5	2.2	83.0	12.4	1.8	2.8
	68.8	18.8	8.3	4.2	63.4	25.1	5.5	5.9	63.2	24.9	5.6	6.3
	71.0	13.8	9.7	5.5	68.7	20.1	5.8	5.4	66.6	21.3	6.0	6.1
	84.1	6.9	3.5	5.5	85.1	9.7	2.3	2.9	84.3	9.9	2.3	3.5
	84.1	11.0	2.1	2.8	83.9	12.0	1.8	2.3	82.5	11.8	2.3	3.3
	53.1	26.2	11.0	9.7	40.9	38.4	12.1	8.6	37.4	38.3	12.6	11.7
	90.3	5.6	1.4	2.8	90.2	7.8	0.7	1.4	89.3	7.5	1.1	2.1
	88.4	4.8	1.4	5.5	92.2	5.5	0.7	1.6	91.1	5.7	0.9	2.2
	77.4	6.2	5.5	11.0	81.4	9.9	2.9	5.8	80.0	10.4	2.7	6.9
	92.3	3.5	0.7	3.5	94.3	2.9	0.8	2.1	92.7	3.4	1.1	2.7
	60.7	25.5	2.8	11.0	52.7	31.1	9.3	6.9	54.7	29.2	8.9	7.3
	75.7	5.6	2.8	16.0	77.4	8.2	2.2	12.3	79.8	7.7	2.1	10.4

For items 1-43, values are percent agreeing with the statement. Students were asked to indicate the extent to which they agreed to each statement with the following scale: 1-Strongly Disagree, 2-Disagree Somewhat, 3-Agree Somewhat, 4-Strongly Agree, 5-N/A- Not applicable

Survey results highlight the percentage of students who ‘Agree Somewhat’ or ‘Agree Strongly’ with each statement.

For items 44-55, students had 4 choices: A-Never, B-Once or Twice, C-Every Week, D-Multiple Times a Week.

Newfoundland Labrador			School Climate Survey Grades 10-12, 2015-16								
NLESD - Western Region											
#393 - Bonne Bay Academy, Woody Point			Response Rate: 82.4								
			[N=14] SCHOOL			[N=2,126] DISTRICT			[N=12,024] PROVINCE		
			M	E	Total	M	E	Total	M	E	Total
STUDENT SATISFACTION											
1) School is a place where I like to be.					78.6	61.5	65.0	63.4	61.4	63.4	62.3
2) I am satisfied with the quality of education I am receiving at my school.					57.1	80.6	83.3	81.9	79.8	80.9	80.2
3) I am satisfied with the quality of teaching at my school.					85.7	81.2	81.0	81.0	79.5	79.7	79.5
4) My school is clean and well maintained.					64.3	72.4	72.0	72.1	74.9	73.9	74.3
5) My school work is interesting.					69.2	53.5	63.6	58.5	52.4	60.4	56.3
6) My school work is challenging.					71.4	80.5	81.5	80.9	79.4	83.2	81.2
					71.1	71.6	74.4	73.0	71.2	73.6	72.3
EARNING OPPORTUNITIES											
7) I can get help regarding post-secondary planning at my school.					91.7	84.8	86.1	85	83.3	83.1	83.2
8) I get help regarding scholarships at my school.					75.0	84.7	84.8	85	81.0	80.6	80.8
11) I can easily access programs and services at school to get help with my school work if I need it.					50.0	54.3	56.9	80	79.6	79.6	79.6
12) My parents/guardians are available to help me with my school work if I need it.					71.4	73.4	72.2	73	73.3	68.5	71.0
13) My peers are available to help me with my school work if I need it.					84.6	80.1	85.2	83	79.5	82.8	81.1
14) If I need it, I can get help at school with problems not related to school work.					92.9	76.1	77.9	77	73.1	72.7	72.9
15) I am satisfied with the opportunities I have to use technology to learn at my school.					71.4	68.5	73.3	71	65.2	68.9	67.0
					76.7	78.3	80.0	79.0	76.4	76.6	76.5
PARTICIPATION											
16) I am satisfied with the opportunities I have to participate in physical activities at my school.					85.7	77.9	79.1	79	76.9	77.4	77.1
17) I am satisfied with the opprtunities I have to paticipate in fine arts programs and/or activities at my school(e.g., art club, band, choir, drama).					14.3	71.9	70.9	71	75.1	76.8	76.0
18) I am satisfied with the opprtunities I have to paticipate in extra-curricular groups/activities at my school.					57.1	74.3	75.7	75	75.3	77.4	76.3
19) I am satisfied with the opprtunities I have to paticipate in science activities at my school(e.g., fairs, competitions, clubs).					28.6	50.1	46.4	48	56.7	55.0	55.9
					46.4	68.5	68.0	68.3	71.0	71.6	71.3
SCHOOL CLIMATE											
20) At my school, I treat everyone with respect.					100.0	89.0	96.1	93	87.6	94.9	91.3
21) At my school, students treat each other with respect.					78.6	60.7	51.2	56	58.3	49.9	54.0
22) At my school, students treat staff with respect.					92.9	70.9	65.3	68	67.4	63.0	65.2
23) At my school, staff treat students with respect.					92.9	78.2	78.6	78	76.7	76.6	76.5
24) At my school, staff treat each other with respect.					92.9	93.0	96.7	95	92.7	95.5	94.0
25) Staff at my school care about me.					92.3	77.8	80.2	79	77.6	77.9	77.7
26) At my school, students of different sexual orientations are treated with respect.					100.0	78.2	81.9	80	77.7	80.3	79.0
27) At my school, students of different race are treated with respect.					100.0	88.0	91.1	90	87.8	89.5	88.6
37) I am treated fairly by the staff in my school.					92.9	79.6	83.6	80	77.2	78.0	77.5
38) I am satisfied with the anti-drug policies and programs being offered at my school (e.g.presentatiions, guest speakers, assemblies)					58.3	74.2	87.8	76	68.8	68.4	68.6
39) There is a pressure to do drugs among students from my school.					14.3	39.2	33.0	36	40.8	33.9	37.6
					83.2	75.3	75.8	75.5	73.9	73.9	73.6
EXPECTATIONS											
9) My opinions are important at school.					71.4	54.3	56.9	56	53.9	55.2	54.5
10) I am encouraged to try my best at school.					84.6	84.1	88.7	87	83.2	86.1	84.7
36) I know the school rules/code of conduct.					92.9	80.8	89.8	85	75.9	84.2	80.0
					83.0	73.1	78.5	75.8	71.0	75.2	73.1
SAFETY											
28) I feel safe at school.					92.9	82.7	83.6	83	80.4	79.7	80.1
29) I feel safe in the school cafeteria.					55.6	86.5	87.8	87	83.8	84.0	83.9
30) I feel safe in my classrooms.					85.7	87.6	89.8	89	86.6	87.7	87.1
31) I feel safe in the school washrooms.					78.6	78.0	82.7	80	75.3	78.4	76.8
32) I feel safe in the school gym.					92.9	86.8	87.9	87	85.2	83.4	84.2
33) I feel safe in the gym change rooms.					85.7	82.5	87.2	85	79.8	83.0	81.3
34) I feel safe on the school bus.					62.5	80.9	78.4	80	81.0	76.8	78.9
35) I feel safe on school grounds.					85.7	84.4	88.3	86	80.7	81.9	81.2
					79.9	83.7	85.7	84.7	81.6	81.9	81.7
DRUGS AND ALCOHOL											
40) I am satisfied with the anti-alcohol policies and programs being offered at my school (e.g., presentations, guest speakers, assemblies)					75.0	72.4	76.0	74.1	66.3	66.1	66.2
41) There is a pressure to drink alcohol among students from my school.					35.7	49.4	42.9	46.1	48.4	43.8	46.2
42) I am satisfied with the anti-smoking policies and programs being offered at my school (e.g., presentations, guest speakers, assemblies)					81.8	69.8	73.8	71.9	62.6	61.8	62.2
43) There is a pressure to smoke cigarettes among students from my school.					28.6	41.2	35.5	38.4	37.5	31.4	34.6
					55.3	58.2	57.1	57.6	53.7	50.8	52.3

For items 1-43, values are percent agreeing with the statement. Students were asked to indicate the extent to which they agreed to each statement with the following scale: 1-Strongly Disagree, 2-Disagree Somewhat, 3-Agree Somewhat, 4-Strongly Agree, 5-N/A- Not applicable

Survey results highlight the percentage of students who ‘Agree Somewhat’ or ‘Agree Strongly’ with each statement.

For items 44-55, students had 4 choices: A-Never, B-Once or Twice, C-Every Week, D-Multiple Times a Week.

<div><div><div>Newfoundland Labrador</div></div><div>School Climate Survey Grades 10-12, 2015-16</div></div>												
NLESD - Western Region												
#393 - Bonne Bay Academy, Woody Point												
Response Rate: 82.4												
BULLYING AND HARASSMENT (44) In the last month I have been bullied or harassed physically (e.g. hit, kicked, pushed, shoved around, locked indoors). (45) In the last month I have been bullied or harassed verbally (e.g. called mean names, made fun of, teased in a hurtful way). (46) In the last month I have been bullied or harassed indirectly (e.g. left out of things on purpose, excluded from a group of friends, (47) In the last month I have been sexually harassed (e.g. other students making sexual jokes, comments or gestures towards me). (48) In the last month I have been bullied or harassed electronically (e.g. teased or bullied using a computer or a mobile phone). (49) In the last month I have seen or heard about another student being bullied or harassed. (50) In the last month I have taken part in bullying or harassing another student. (51) In the last month I have been involved in a physical fight. DRUGS AND ALCOHOL (52) In the last month I have used illegal drugs. (53) In the last month I have abused prescription drugs. (54) In the last month I have consumed alcohol. (55) In the last month I have smoked cigarettes.	[N=14] SCHOOL				[N=2,126] DISTRICT				[N=12,024] PROVINCE			
	A	B	C	D	A	B	C	D	A	B	C	D
	71.4	21.4	7.1	0.0	83.0	13.3	1.5	2.2	83.0	12.4	1.8	2.8
	50.0	28.6	14.3	7.1	63.4	25.1	5.5	5.9	63.2	24.9	5.6	6.3
	57.1	28.6	14.3	0.0	68.7	20.1	5.8	5.4	66.6	21.3	6.0	6.1
	64.3	28.6	7.1	0.0	85.1	9.7	2.3	2.9	84.3	9.9	2.3	3.5
	71.4	21.4	7.1	0.0	83.9	12.0	1.8	2.3	82.5	11.8	2.3	3.3
	50.0	42.9	7.1	0.0	40.9	38.4	12.1	8.6	37.4	38.3	12.6	11.7
	85.7	14.3	0.0	0.0	90.2	7.8	0.7	1.4	89.3	7.5	1.1	2.1
	92.9	7.1	0.0	0.0	92.2	5.5	0.7	1.6	91.1	5.7	0.9	2.2
	92.9	0.0	0.0	7.1	81.4	9.9	2.9	5.8	80.0	10.4	2.7	6.9
	100.0	0.0	0.0	0.0	94.3	2.9	0.8	2.1	92.7	3.4	1.1	2.7
	71.4	14.3	0.0	14.3	52.7	31.1	9.3	6.9	54.7	29.2	8.9	7.3
	78.6	7.1	0.0	14.3	77.4	8.2	2.2	12.3	79.8	7.7	2.1	10.4

For items 1-43, values are percent agreeing with the statement. Students were asked to indicate the extent to which they agreed to each statement with the following scale: 1-Strongly Disagree, 2-Disagree Somewhat, 3-Agree Somewhat, 4-Strongly Agree, 5-N/A- Not applicable

Survey results highlight the percentage of students who ‘Agree Somewhat’ or ‘Agree Strongly’ with each statement.


For items 44-55, students had 4 choices: A-Never, B-Once or Twice, C-Every Week, D-Multiple Times a Week.

Newfoundland Labrador			School Climate Survey Grades 10-12, 2015-16								
NLESD - Western Region											
#394 - E.A. Butler All Grade, McKay's			Response Rate: 65.5								
			[N=19] SCHOOL			[N=2,126] DISTRICT			[N=12,024] PROVINCE		
			M	F	Total	M	F	Total	M	F	Total
STUDENT SATISFACTION											
1) School is a place where I like to be.			71.4	54.6	57.9	61.5	65.0	63.4	61.4	63.4	62.3
2) I am satisfied with the quality of education I am receiving at my school.			85.7	63.6	73.7	80.6	83.3	81.9	79.8	80.9	80.2
3) I am satisfied with the quality of teaching at my school.			85.7	45.5	57.9	81.2	81.0	81.0	79.5	79.7	79.5
4) My school is clean and well maintained.			42.9	36.4	36.8	72.4	72.0	72.1	74.9	73.9	74.3
5) My school work is interesting.			71.4	72.7	68.4	53.5	63.6	58.5	52.4	60.4	56.3
6) My school work is challenging.			85.7	90.0	88.9	80.5	81.5	80.9	79.4	83.2	81.2
			73.8	60.5	63.9	71.6	74.4	73.0	71.2	73.6	72.3
LEARNING OPPORTUNITIES											
7) I can get help regarding post-secondary planning at my school.			66.7	87.5	80.0	84.8	86.1	85	83.3	83.1	83.2
8) I get help regarding scholarships at my school.			85.7	87.5	87.5	84.7	84.8	85	81.0	80.6	80.8
11) I can easily access programs and services at school to get help with my school work if I need it.			42.9	63.6	52.6	54.3	56.9	80	79.6	79.6	79.6
12) My parents/guardians are available to help me with my school work if I need it.			42.9	54.6	52.6	73.4	72.2	73	73.3	68.5	71.0
13) My peers are available to help me with my school work if I need it.			71.4	81.8	79.0	80.1	85.2	83	79.5	82.8	81.1
14) If I need it, I can get help at school with problems not related to school work.			71.4	81.8	79.0	76.1	77.9	77	73.1	72.7	72.9
15) I am satisfied with the opportunities I have to use technology to learn at my school.			100.0	63.6	79.0	68.5	73.3	71	65.2	68.9	67.0
			68.7	74.4	72.8	78.3	80.0	79.0	76.4	76.6	76.5
PARTICIPATION											
16) I am satisfied with the opportunities I have to participate in physical activities at my school.			100.0	72.7	84.2	77.9	79.1	79	76.9	77.4	77.1
17) I am satisfied with the opprtunities I have to paticipate in fine arts programs and/or activities at my school(e.g., art club, band, choir, drama).			42.9	54.6	47.4	71.9	70.9	71	75.1	76.8	76.0
18) I am satisfied with the opprtunities I have to paticipate in extra-curricular groups/activities at my school.			71.4	63.6	68.4	74.3	75.7	75	75.3	77.4	76.3
19) I am satisfied with the opprtunities I have to paticipate in science activities at my school(e.g., fairs, competitions, clubs).			42.9	36.4	36.8	50.1	46.4	48	56.7	55.0	55.9
			64.3	56.8	59.2	68.5	68.0	68.3	71.0	71.6	71.3
SCHOOL CLIMATE											
20) At my school, I treat everyone with respect.			100.0	90.9	94.7	89.0	96.1	93	87.6	94.9	91.3
21) At my school, students treat each other with respect.			57.1	45.5	47.4	60.7	51.2	56	58.3	49.9	54.0
22) At my school, students treat staff with respect.			85.7	45.5	57.9	70.9	65.3	68	67.4	63.0	65.2
23) At my school, staff treat students with respect.			85.7	63.6	68.4	78.2	78.6	78	76.7	76.6	76.5
24) At my school, staff treat each other with respect.			100.0	100.0	94.7	93.0	96.7	95	92.7	95.5	94.0
25) Staff at my school care about me.			85.7	72.7	79.0	77.8	80.2	79	77.6	77.9	77.7
26) At my school, students of different sexual orientations are treated with respect.			80.0	33.3	53.3	78.2	81.9	80	77.7	80.3	79.0
27) At my school, students of different race are treated with respect.			85.7	80.0	83.3	88.0	91.1	90	87.8	89.5	88.6
37) I am treated fairly by the staff in my school.			100.0	63.6	73.7	79.6	83.6	80	77.2	78.0	77.5
38) I am satisfied with the anti-drug policies and programs being offered at my school (e.g.presentationis, guest speakers, assemblies)			57.1	63.6	63.2	74.2	87.8	76	68.8	68.4	68.6
39) There is a pressure to do drugs among students from my school.			28.6	30.0	33.3	39.2	33.0	36	40.8	33.9	37.6
			78.7	62.6	68.1	75.3	75.8	75.5	73.9	73.9	73.6
EXPECTATIONS											
9) My opinions are important at school.			42.9	36.4	36.8	54.3	56.9	56	53.9	55.2	54.5
10) I am encouraged to try my best at school.			100.0	90.9	94.7	84.1	88.7	87	83.2	86.1	84.7
36) I know the school rules/code of conduct.			100.0	90.9	94.4	80.8	89.8	85	75.9	84.2	80.0
			81.0	72.7	75.3	73.1	78.5	75.8	71.0	75.2	73.1
SAFETY											
28) I feel safe at school.			85.7	70.0	77.8	82.7	83.6	83	80.4	79.7	80.1
29) I feel safe in the school cafeteria.			100.0	72.7	84.2	86.5	87.8	87	83.8	84.0	83.9
30) I feel safe in my classrooms.			100.0	63.6	79.0	87.6	89.8	89	86.6	87.7	87.1
31) I feel safe in the school washrooms.			85.7	54.6	68.4	78.0	82.7	80	75.3	78.4	76.8
32) I feel safe in the school gym.			100.0	72.7	84.2	86.8	87.9	87	85.2	83.4	84.2
33) I feel safe in the gym change rooms.			85.7	81.8	84.2	82.5	87.2	85	79.8	83.0	81.3
34) I feel safe on the school bus.			85.7	44.4	58.8	80.9	78.4	80	81.0	76.8	78.9
35) I feel safe on school grounds.			85.7	81.8	84.2	84.4	88.3	86	80.7	81.9	81.2
			91.1	67.7	77.6	83.7	85.7	84.7	81.6	81.9	81.7
DRUGS AND ALCOHOL											
40) I am satisfied with the anti-alcohol policies and programs being offered at my school (e.g., presentations, guest speakers, assemblies)			71.4	72.7	73.7	72.4	76.0	74.1	66.3	66.1	66.2
41) There is a pressure to drink alcohol among students from my school.			42.9	20.0	27.8	49.4	42.9	46.1	48.4	43.8	46.2
42) I am satisfied with the anti-smoking policies and programs being offered at my school (e.g., presentations, guest speakers, assemblies)			71.4	63.6	68.4	69.8	73.8	71.9	62.6	61.8	62.2
43) There is a pressure to smoke cigarettes among students from my school.			42.9	63.6	52.6	41.2	35.5	38.4	37.5	31.4	34.6
			57.1	55.0	55.6	58.2	57.1	57.6	53.7	50.8	52.3

For items 1-43, values are percent agreeing with the statement. Students were asked to indicate the extent to which they agreed to each statement with the following scale: 1-Strongly Disagree, 2-Disagree Somewhat, 3-Agree Somewhat, 4-Strongly Agree, 5-N/A- Not applicable

Survey results highlight the percentage of students who ‘Agree Somewhat’ or ‘Agree Strongly’ with each statement.


For items 44-55, students had 4 choices: A-Never, B-Once or Twice, C-Every Week, D-Multiple Times a Week.

		School Climate Survey Grades 10-12, 2015-16											
NLESD - Western Region													
#394 - E.A. Butler All Grade, McKay's		Response Rate: 65.5											
		[N=19] SCHOOL				[N=2,126] DISTRICT				[N=12,024] PROVINCE			
BULLYING AND HARASSMENT		A	B	C	D	A	B	C	D	A	B	C	D
(44) In the last month I have been bullied or harassed physically (e.g. hit, kicked, pushed, shoved around, locked indoors).		79.0	15.8	5.3	0.0	83.0	13.3	1.5	2.2	83.0	12.4	1.8	2.8
(45) In the last month I have been bullied or harassed verbally (e.g. called mean names, made fun of, teased in a hurtful way).		42.1	31.6	21.1	5.3	63.4	25.1	5.5	5.9	63.2	24.9	5.6	6.3
(46) In the last month I have been bullied or harassed indirectly (e.g. left out of things on purpose, excluded from a group of friends,		73.7	21.1	5.3	0.0	68.7	20.1	5.8	5.4	66.6	21.3	6.0	6.1
(47) In the last month I have been sexually harassed (e.g. other students making sexual jokes, comments or gestures towards me).		89.5	10.5	0.0	0.0	85.1	9.7	2.3	2.9	84.3	9.9	2.3	3.5
(48) In the last month I have been bullied or harassed electronically (e.g. teased or bullied using a computer or a mobile phone).		79.0	15.8	0.0	5.3	83.9	12.0	1.8	2.3	82.5	11.8	2.3	3.3
(49) In the last month I have seen or heard about another student being bullied or harassed.		0.0	31.6	47.4	21.1	40.9	38.4	12.1	8.6	37.4	38.3	12.6	11.7
(50) In the last month I have taken part in bullying or harassing another student.		63.2	31.6	0.0	5.3	90.2	7.8	0.7	1.4	89.3	7.5	1.1	2.1
(51) In the last month I have been involved in a physical fight.		89.5	5.3	0.0	5.3	92.2	5.5	0.7	1.6	91.1	5.7	0.9	2.2
DRUGS AND ALCOHOL													
(52) In the last month I have used illegal drugs.		84.2	10.5	0.0	5.3	81.4	9.9	2.9	5.8	80.0	10.4	2.7	6.9
(53) In the last month I have abused prescription drugs.		89.5	10.5	0.0	0.0	94.3	2.9	0.8	2.1	92.7	3.4	1.1	2.7
(54) In the last month I have consumed alcohol.		36.8	47.4	15.8	0.0	52.7	31.1	9.3	6.9	54.7	29.2	8.9	7.3
(55) In the last month I have smoked cigarettes.		73.7	10.5	0.0	15.8	77.4	8.2	2.2	12.3	79.8	7.7	2.1	10.4

For items 1-43, values are percent agreeing with the statement. Students were asked to indicate the extent to which they agreed to each statement with the following scale: 1-Strongly Disagree, 2-Disagree Somewhat, 3-Agree Somewhat, 4-Strongly Agree, 5-N/A- Not applicable

Survey results highlight the percentage of students who ‘Agree Somewhat’ or ‘Agree Strongly’ with each statement.


For items 44-55, students had 4 choices: A-Never, B-Once or Twice, C-Every Week, D-Multiple Times a Week.

			School Climate Survey								
			Grades 10-12, 2015-16								
NLESD - Western Region											
#397 - Belanger Memorial School, Upper Ferry			Response Rate: 82.0								
			[N=41] SCHOOL			[N=2,126] DISTRICT			[N=12,024] PROVINCE		
STUDENT SATISFACTION			M	E	Total	M	E	Total	M	E	Total
1) School is a place where I like to be.			64.3	69.2	65.9	61.5	65.0	63.4	61.4	63.4	62.3
2) I am satisfied with the quality of education I am receiving at my school.			70.4	100.0	80.0	80.6	83.3	81.9	79.8	80.9	80.2
3) I am satisfied with the quality of teaching at my school.			75.0	100.0	82.5	81.2	81.0	81.0	79.5	79.7	79.5
4) My school is clean and well maintained.			75.0	61.5	70.7	72.4	72.0	72.1	74.9	73.9	74.3
5) My school work is interesting.			63.0	61.5	62.5	53.5	63.6	58.5	52.4	60.4	56.3
6) My school work is challenging.			77.8	69.2	75.0	80.5	81.5	80.9	79.4	83.2	81.2
			70.9	76.9	72.8	71.6	74.4	73.0	71.2	73.6	72.3
LEARNING OPPORTUNITIES											
7) I can get help regarding post-secondary planning at my school.			78.6	81.8	79.5	84.8	86.1	85	83.3	83.1	83.2
8) I get help regarding scholarships at my school.			85.2	81.8	84.2	84.7	84.8	85	81.0	80.6	80.8
11) I can easily access programs and services at school to get help with my school work if I need it.			67.9	61.5	65.9	54.3	56.9	80	79.6	79.6	79.6
12) My parents/guardians are available to help me with my school work if I need it.			55.6	76.9	62.5	73.4	72.2	73	73.3	68.5	71.0
13) My peers are available to help me with my school work if I need it.			88.5	61.5	79.5	80.1	85.2	83	79.5	82.8	81.1
14) If I need it, I can get help at school with problems not related to school work.			81.5	76.9	80.0	76.1	77.9	77	73.1	72.7	72.9
15) I am satisfied with the opportunities I have to use technology to learn at my school.			67.9	69.2	68.3	68.5	73.3	71	65.2	68.9	67.0
			75.0	72.8	74.3	78.3	80.0	79.0	76.4	76.6	76.5
PARTICIPATION											
16) I am satisfied with the opportunities I have to participate in physical activities at my school.			75.0	69.2	73.2	77.9	79.1	79	76.9	77.4	77.1
17) I am satisfied with the opprtunities I have to paticipate in fine arts programs and/or activities at my school(e.g., art club, band, choir, drama).			59.3	53.9	57.5	71.9	70.9	71	75.1	76.8	76.0
18) I am satisfied with the opprtunities I have to paticipate in extra-curricular groups/activities at my school.			75.0	92.3	80.5	74.3	75.7	75	75.3	77.4	76.3
19) I am satisfied with the opprtunities I have to paticipate in science activities at my school(e.g., fairs, competitions, clubs).			37.0	30.8	35.0	50.1	46.4	48	56.7	55.0	55.9
			61.6	61.5	61.5	68.5	68.0	68.3	71.0	71.6	71.3
SCHOOL CLIMATE											
20) At my school, I treat everyone with respect.			89.3	100.0	92.7	89.0	96.1	93	87.6	94.9	91.3
21) At my school, students treat each other with respect.			42.9	30.8	39.0	60.7	51.2	56	58.3	49.9	54.0
22) At my school, students treat staff with respect.			64.3	46.2	58.5	70.9	65.3	68	67.4	63.0	65.2
23) At my school, staff treat students with respect.			71.4	84.6	75.6	78.2	78.6	78	76.7	76.6	76.5
24) At my school, staff treat each other with respect.			92.6	100.0	95.0	93.0	96.7	95	92.7	95.5	94.0
25) Staff at my school care about me.			75.0	91.7	80.0	77.8	80.2	79	77.6	77.9	77.7
26) At my school, students of different sexual orientations are treated with respect.			54.2	69.2	59.5	78.2	81.9	80	77.7	80.3	79.0
27) At my school, students of different race are treated with respect.			76.2	66.7	74.1	88.0	91.1	90	87.8	89.5	88.6
37) I am treated fairly by the staff in my school.			75.0	84.6	78.1	79.6	83.6	80	77.2	78.0	77.5
38) I am satisfied with the anti-drug policies and programs being offered at my school (e.g.presentation, guest speakers, assemblies)			68.0	50.0	62.2	74.2	87.8	76	68.8	68.4	68.6
39) There is a pressure to do drugs among students from my school.			57.7	61.5	59.0	39.2	33.0	36	40.8	33.9	37.6
			69.7	71.4	70.3	75.3	75.8	75.5	73.9	73.9	73.6
EXPECTATIONS											
9) My opinions are important at school.			55.6	30.8	47.5	54.3	56.9	56	53.9	55.2	54.5
10) I am encouraged to try my best at school.			78.6	84.6	80.5	84.1	88.7	87	83.2	86.1	84.7
36) I know the school rules/code of conduct.			88.9	100.0	92.5	80.8	89.8	85	75.9	84.2	80.0
			74.3	71.8	73.5	73.1	78.5	75.8	71.0	75.2	73.1
SAFETY											
28) I feel safe at school.			80.8	76.9	79.5	82.7	83.6	83	80.4	79.7	80.1
29) I feel safe in the school cafeteria.			88.5	84.6	87.2	86.5	87.8	87	83.8	84.0	83.9
30) I feel safe in my classrooms.			81.5	84.6	82.5	87.6	89.8	89	86.6	87.7	87.1
31) I feel safe in the school washrooms.			76.9	92.3	82.1	78.0	82.7	80	75.3	78.4	76.8
32) I feel safe in the school gym.			76.9	84.6	79.5	86.8	87.9	87	85.2	83.4	84.2
33) I feel safe in the gym change rooms.			73.1	92.3	79.5	82.5	87.2	85	79.8	83.0	81.3
34) I feel safe on the school bus.			76.0	72.7	75.0	80.9	78.4	80	81.0	76.8	78.9
35) I feel safe on school grounds.			81.5	92.3	85.0	84.4	88.3	86	80.7	81.9	81.2
			79.4	85.1	81.3	83.7	85.7	84.7	81.6	81.9	81.7
DRUGS AND ALCOHOL											
40) I am satisfied with the anti-alcohol policies and programs being offered at my school (e.g., presentations, guest speakers, assemblies)			55.6	61.5	57.5	72.4	76.0	74.1	66.3	66.1	66.2
41) There is a pressure to drink alcohol among students from my school.			56.0	46.2	52.6	49.4	42.9	46.1	48.4	43.8	46.2
42) I am satisfied with the anti-smoking policies and programs being offered at my school (e.g., presentations, guest speakers, assemblies)			60.0	46.2	55.3	69.8	73.8	71.9	62.6	61.8	62.2
43) There is a pressure to smoke cigarettes among students from my school.			55.6	53.9	55.0	41.2	35.5	38.4	37.5	31.4	34.6
			56.8	51.9	55.1	58.2	57.1	57.6	53.7	50.8	52.3

For items 1-43, values are percent agreeing with the statement. Students were asked to indicate the extent to which they agreed to each statement with the following scale: 1-Strongly Disagree, 2-Disagree Somewhat, 3-Agree Somewhat, 4-Strongly Agree, 5-N/A- Not applicable

Survey results highlight the percentage of students who ‘Agree Somewhat’ or ‘Agree Strongly’ with each statement.

For items 44-55, students had 4 choices: A-Never, B-Once or Twice, C-Every Week, D-Multiple Times a Week.

		School Climate Survey Grades 10-12, 2015-16											
NLESD - Western Region		Response Rate: 82.0											
#397 - Belanger Memorial School, Upper Ferry													
		[N=41] SCHOOL				[N=2,126] DISTRICT				[N=12,024] PROVINCE			
BULLYING AND HARASSMENT		A	B	C	D	A	B	C	D	A	B	C	D
(44) In the last month I have been bullied or harassed physically (e.g. hit, kicked, pushed, shoved around, locked indoors).		73.2	22.0	4.9	0.0	83.0	13.3	1.5	2.2	83.0	12.4	1.8	2.8
(45) In the last month I have been bullied or harassed verbally (e.g. called mean names, made fun of, teased in a hurtful way).		46.3	36.6	12.2	4.9	63.4	25.1	5.5	5.9	63.2	24.9	5.6	6.3
(46) In the last month I have been bullied or harassed indirectly (e.g. left out of things on purpose, excluded from a group of friends,		65.9	19.5	12.2	2.4	68.7	20.1	5.8	5.4	66.6	21.3	6.0	6.1
(47) In the last month I have been sexually harassed (e.g. other students making sexual jokes, comments or gestures towards me).		82.9	4.9	2.4	9.8	85.1	9.7	2.3	2.9	84.3	9.9	2.3	3.5
(48) In the last month I have been bullied or harassed electronically (e.g. teased or bullied using a computer or a mobile phone).		80.5	17.1	2.4	0.0	83.9	12.0	1.8	2.3	82.5	11.8	2.3	3.3
(49) In the last month I have seen or heard about another student being bullied or harassed.		45.0	30.0	22.5	2.5	40.9	38.4	12.1	8.6	37.4	38.3	12.6	11.7
(50) In the last month I have taken part in bullying or harassing another student.		87.8	9.8	0.0	2.4	90.2	7.8	0.7	1.4	89.3	7.5	1.1	2.1
(51) In the last month I have been involved in a physical fight.		95.0	2.5	2.5	0.0	92.2	5.5	0.7	1.6	91.1	5.7	0.9	2.2
DRUGS AND ALCOHOL													
(52) In the last month I have used illegal drugs.		78.1	12.2	4.9	4.9	81.4	9.9	2.9	5.8	80.0	10.4	2.7	6.9
(53) In the last month I have abused prescription drugs.		92.7	2.4	0.0	4.9	94.3	2.9	0.8	2.1	92.7	3.4	1.1	2.7
(54) In the last month I have consumed alcohol.		58.5	22.0	14.6	4.9	52.7	31.1	9.3	6.9	54.7	29.2	8.9	7.3
(55) In the last month I have smoked cigarettes.		70.7	4.9	9.8	14.6	77.4	8.2	2.2	12.3	79.8	7.7	2.1	10.4

For items 1-43, values are percent agreeing with the statement. Students were asked to indicate the extent to which they agreed to each statement with the following scale: 1-Strongly Disagree, 2-Disagree Somewhat, 3-Agree Somewhat, 4-Strongly Agree, 5-N/A- Not applicable

Survey results highlight the percentage of students who ‘Agree Somewhat’ or ‘Agree Strongly’ with each statement.


For items 44-55, students had 4 choices: A-Never, B-Once or Twice, C-Every Week, D-Multiple Times a Week.

Newfoundland Labrador			School Climate Survey Grades 10-12, 2015-16								
NLESD - Western Region											
#474 - Cloud River Academy, Roddickton			Response Rate: 77.2								
			[N=44] SCHOOL			[N=2,126] DISTRICT			[N=12,024] PROVINCE		
			M	F	Total	M	F	Total	M	F	Total
STUDENT SATISFACTION											
1) School is a place where I like to be.			40.9	50.0	45.5	61.5	65.0	63.4	61.4	63.4	62.3
2) I am satisfied with the quality of education I am receiving at my school.			77.3	90.9	84.1	80.6	83.3	81.9	79.8	80.9	80.2
3) I am satisfied with the quality of teaching at my school.			77.3	95.5	86.4	81.2	81.0	81.0	79.5	79.7	79.5
4) My school is clean and well maintained.			77.3	72.7	75.0	72.4	72.0	72.1	74.9	73.9	74.3
5) My school work is interesting.			31.8	54.6	43.2	53.5	63.6	58.5	52.4	60.4	56.3
6) My school work is challenging.			54.6	72.7	63.6	80.5	81.5	80.9	79.4	83.2	81.2
			59.8	72.7	66.3	71.6	74.4	73.0	71.2	73.6	72.3
LEARNING OPPORTUNITIES											
7) I can get help regarding post-secondary planning at my school.			85.0	80.0	82.5	84.8	86.1	85	83.3	83.1	83.2
8) I get help regarding scholarships at my school.			90.5	88.9	89.7	84.7	84.8	85	81.0	80.6	80.8
11) I can easily access programs and services at school to get help with my school work if I need it.			63.6	77.3	70.5	54.3	56.9	80	79.6	79.6	79.6
12) My parents/guardians are available to help me with my school work if I need it.			77.3	81.8	79.6	73.4	72.2	73	73.3	68.5	71.0
13) My peers are available to help me with my school work if I need it.			68.2	86.4	77.3	80.1	85.2	83	79.5	82.8	81.1
14) If I need it, I can get help at school with problems not related to school work.			59.1	81.8	70.5	76.1	77.9	77	73.1	72.7	72.9
15) I am satisfied with the opportunities I have to use technology to learn at my school.			59.1	54.6	56.8	68.5	73.3	71	65.2	68.9	67.0
			71.8	78.7	75.3	78.3	80.0	79.0	76.4	76.6	76.5
PARTICIPATION											
16) I am satisfied with the opportunities I have to participate in physical activities at my school.			63.6	72.7	68.2	77.9	79.1	79	76.9	77.4	77.1
17) I am satisfied with the opprtunities I have to paticipate in fine arts programs and/or activities at my school(e.g., art club, band, choir, drama).			40.9	27.3	34.1	71.9	70.9	71	75.1	76.8	76.0
18) I am satisfied with the opprtunities I have to paticipate in extra-curricular groups/activities at my school.			59.1	72.7	65.9	74.3	75.7	75	75.3	77.4	76.3
19) I am satisfied with the opprtunities I have to paticipate in science activities at my school(e.g., fairs, competitions, clubs).			36.4	22.7	29.6	50.1	46.4	48	56.7	55.0	55.9
			50.0	48.9	49.4	68.5	68.0	68.3	71.0	71.6	71.3
SCHOOL CLIMATE											
20) At my school, I treat everyone with respect.			90.9	95.5	93.2	89.0	96.1	93	87.6	94.9	91.3
21) At my school, students treat each other with respect.			50.0	59.1	54.6	60.7	51.2	56	58.3	49.9	54.0
22) At my school, students treat staff with respect.			59.1	68.2	63.6	70.9	65.3	68	67.4	63.0	65.2
23) At my school, staff treat students with respect.			77.3	86.4	81.8	78.2	78.6	78	76.7	76.6	76.5
24) At my school, staff treat each other with respect.			100.0	100.0	100.0	93.0	96.7	95	92.7	95.5	94.0
25) Staff at my school care about me.			63.6	72.7	68.2	77.8	80.2	79	77.6	77.9	77.7
26) At my school, students of different sexual orientations are treated with respect.			53.3	73.3	63.3	78.2	81.9	80	77.7	80.3	79.0
27) At my school, students of different race are treated with respect.			88.2	88.2	88.2	88.0	91.1	90	87.8	89.5	88.6
37) I am treated fairly by the staff in my school.			63.6	54.6	59.1	79.6	83.6	80	77.2	78.0	77.5
38) I am satisfied with the anti-drug policies and programs being offered at my school (e.g.presentatiions, guest speakers, assemblies)			75.0	95.2	85.4	74.2	87.8	76	68.8	68.4	68.6
39) There is a pressure to do drugs among students from my school.			23.8	13.6	18.6	39.2	33.0	36	40.8	33.9	37.6
			67.7	73.3	70.5	75.3	75.8	75.5	73.9	73.9	73.6
EXPECTATIONS											
9) My opinions are important at school.			45.5	72.7	59.1	54.3	56.9	56	53.9	55.2	54.5
10) I am encouraged to try my best at school.			68.2	90.9	79.6	84.1	88.7	87	83.2	86.1	84.7
36) I know the school rules/code of conduct.			81.8	95.5	88.6	80.8	89.8	85	75.9	84.2	80.0
			65.2	86.4	75.8	73.1	78.5	75.8	71.0	75.2	73.1
SAFETY											
28) I feel safe at school.			76.2	81.8	79.1	82.7	83.6	83	80.4	79.7	80.1
29) I feel safe in the school cafeteria.			81.0	90.0	85.4	86.5	87.8	87	83.8	84.0	83.9
30) I feel safe in my classrooms.			86.4	86.4	86.4	87.6	89.8	89	86.6	87.7	87.1
31) I feel safe in the school washrooms.			68.2	86.4	77.3	78.0	82.7	80	75.3	78.4	76.8
32) I feel safe in the school gym.			68.2	90.9	79.6	86.8	87.9	87	85.2	83.4	84.2
33) I feel safe in the gym change rooms.			65.0	95.5	81.0	82.5	87.2	85	79.8	83.0	81.3
34) I feel safe on the school bus.			62.5	66.7	64.3	80.9	78.4	80	81.0	76.8	78.9
35) I feel safe on school grounds.			77.3	90.9	84.1	84.4	88.3	86	80.7	81.9	81.2
			73.1	86.1	79.6	83.7	85.7	84.7	81.6	81.9	81.7
DRUGS AND ALCOHOL											
40) I am satisfied with the anti-alcohol policies and programs being offered at my school (e.g., presentations, guest speakers, assemblies)			81.0	81.0	81.0	72.4	76.0	74.1	66.3	66.1	66.2
41) There is a pressure to drink alcohol among students from my school.			38.1	31.8	34.9	49.4	42.9	46.1	48.4	43.8	46.2
42) I am satisfied with the anti-smoking policies and programs being offered at my school (e.g., presentations, guest speakers, assemblies)			76.2	90.5	83.3	69.8	73.8	71.9	62.6	61.8	62.2
43) There is a pressure to smoke cigarettes among students from my school.			42.9	31.8	37.2	41.2	35.5	38.4	37.5	31.4	34.6
			59.5	58.8	59.1	58.2	57.1	57.6	53.7	50.8	52.3

For items 1-43, values are percent agreeing with the statement. Students were asked to indicate the extent to which they agreed to each statement with the following scale: 1-Strongly Disagree, 2-Disagree Somewhat, 3-Agree Somewhat, 4-Strongly Agree, 5-N/A- Not applicable

Survey results highlight the percentage of students who ‘Agree Somewhat’ or ‘Agree Strongly’ with each statement.

For items 44-55, students had 4 choices: A-Never, B-Once or Twice, C-Every Week, D-Multiple Times a Week.

		School Climate Survey Grades 10-12, 2015-16											
NLESD - Western Region													
#474 - Cloud River Academy, Roddickton		Response Rate: 77.2											
		[N=44] SCHOOL				[N=2,126] DISTRICT				[N=12,024] PROVINCE			
BULLYING AND HARASSMENT		A	B	C	D	A	B	C	D	A	B	C	D
(44) In the last month I have been bullied or harassed physically (e.g. hit, kicked, pushed, shoved around, locked indoors).		79.6	18.2	0.0	2.3	83.0	13.3	1.5	2.2	83.0	12.4	1.8	2.8
(45) In the last month I have been bullied or harassed verbally (e.g. called mean names, made fun of, teased in a hurtful way).		65.9	15.9	9.1	9.1	63.4	25.1	5.5	5.9	63.2	24.9	5.6	6.3
(46) In the last month I have been bullied or harassed indirectly (e.g. left out of things on purpose, excluded from a group of friends,		59.1	31.8	4.6	4.6	68.7	20.1	5.8	5.4	66.6	21.3	6.0	6.1
(47) In the last month I have been sexually harassed (e.g. other students making sexual jokes, comments or gestures towards me).		88.6	11.4	0.0	0.0	85.1	9.7	2.3	2.9	84.3	9.9	2.3	3.5
(48) In the last month I have been bullied or harassed electronically (e.g. teased or bullied using a computer or a mobile phone).		88.6	9.1	0.0	2.3	83.9	12.0	1.8	2.3	82.5	11.8	2.3	3.3
(49) In the last month I have seen or heard about another student being bullied or harassed.		45.5	31.8	9.1	13.6	40.9	38.4	12.1	8.6	37.4	38.3	12.6	11.7
(50) In the last month I have taken part in bullying or harassing another student.		86.4	11.4	0.0	2.3	90.2	7.8	0.7	1.4	89.3	7.5	1.1	2.1
(51) In the last month I have been involved in a physical fight.		97.7	2.3	0.0	0.0	92.2	5.5	0.7	1.6	91.1	5.7	0.9	2.2
DRUGS AND ALCOHOL													
(52) In the last month I have used illegal drugs.		97.7	2.3	0.0	0.0	81.4	9.9	2.9	5.8	80.0	10.4	2.7	6.9
(53) In the last month I have abused prescription drugs.		100.0	0.0	0.0	0.0	94.3	2.9	0.8	2.1	92.7	3.4	1.1	2.7
(54) In the last month I have consumed alcohol.		74.4	20.9	0.0	4.7	52.7	31.1	9.3	6.9	54.7	29.2	8.9	7.3
(55) In the last month I have smoked cigarettes.		77.3	6.8	0.0	15.9	77.4	8.2	2.2	12.3	79.8	7.7	2.1	10.4

For items 1-43, values are percent agreeing with the statement. Students were asked to indicate the extent to which they agreed to each statement with the following scale: 1-Strongly Disagree, 2-Disagree Somewhat, 3-Agree Somewhat, 4-Strongly Agree, 5-N/A- Not applicable

Survey results highlight the percentage of students who ‘Agree Somewhat’ or ‘Agree Strongly’ with each statement.


For items 44-55, students had 4 choices: A-Never, B-Once or Twice, C-Every Week, D-Multiple Times a Week.

Newfoundland Labrador			School Climate Survey Grades 10-12, 2015-16								
NLESD - Western Region											
#475 - Viking Trail Academy, Plum Point			Response Rate: 97.4								
			[N=38] SCHOOL			[N=2,126] DISTRICT			[N=12,024] PROVINCE		
			M	F	Total	M	F	Total	M	F	Total
STUDENT SATISFACTION											
1) School is a place where I like to be.			64.7	38.1	50.0	61.5	65.0	63.4	61.4	63.4	62.3
2) I am satisfied with the quality of education I am receiving at my school.			88.2	85.7	86.8	80.6	83.3	81.9	79.8	80.9	80.2
3) I am satisfied with the quality of teaching at my school.			94.1	71.4	81.6	81.2	81.0	81.0	79.5	79.7	79.5
4) My school is clean and well maintained.			82.4	85.0	83.8	72.4	72.0	72.1	74.9	73.9	74.3
5) My school work is interesting.			52.9	38.1	44.7	53.5	63.6	58.5	52.4	60.4	56.3
6) My school work is challenging.			88.2	90.5	89.5	80.5	81.5	80.9	79.4	83.2	81.2
			78.4	68.1	72.7	71.6	74.4	73.0	71.2	73.6	72.3
LEARNING OPPORTUNITIES											
7) I can get help regarding post-secondary planning at my school.			93.3	85.0	88.6	84.8	86.1	85	83.3	83.1	83.2
8) I get help regarding scholarships at my school.			86.7	80.0	82.9	84.7	84.8	85	81.0	80.6	80.8
11) I can easily access programs and services at school to get help with my school work if I need it.			88.2	66.7	76.3	54.3	56.9	80	79.6	79.6	79.6
12) My parents/guardians are available to help me with my school work if I need it.			76.5	52.4	63.2	73.4	72.2	73	73.3	68.5	71.0
13) My peers are available to help me with my school work if I need it.			88.2	71.4	79.0	80.1	85.2	83	79.5	82.8	81.1
14) If I need it, I can get help at school with problems not related to school work.			70.6	61.9	65.8	76.1	77.9	77	73.1	72.7	72.9
15) I am satisfied with the opportunities I have to use technology to learn at my school.			82.4	66.7	73.7	68.5	73.3	71	65.2	68.9	67.0
			83.7	69.2	75.6	78.3	80.0	79.0	76.4	76.6	76.5
PARTICIPATION											
16) I am satisfied with the opportunities I have to participate in physical activities at my school.			76.5	90.5	84.2	77.9	79.1	79	76.9	77.4	77.1
17) I am satisfied with the opprtunities I have to paticipate in fine arts programs and/or activities at my school(e.g., art club, band, choir, drama).			76.5	52.4	63.2	71.9	70.9	71	75.1	76.8	76.0
18) I am satisfied with the opprtunities I have to paticipate in extra-curricular groups/activities at my school.			94.1	61.9	76.3	74.3	75.7	75	75.3	77.4	76.3
19) I am satisfied with the opprtunities I have to paticipate in science activities at my school(e.g., fairs, competitions, clubs).			64.7	33.3	47.4	50.1	46.4	48	56.7	55.0	55.9
			77.9	59.5	67.8	68.5	68.0	68.3	71.0	71.6	71.3
SCHOOL CLIMATE											
20) At my school, I treat everyone with respect.			88.2	95.2	92.1	89.0	96.1	93	87.6	94.9	91.3
21) At my school, students treat each other with respect.			76.5	71.4	73.7	60.7	51.2	56	58.3	49.9	54.0
22) At my school, students treat staff with respect.			82.4	90.5	86.8	70.9	65.3	68	67.4	63.0	65.2
23) At my school, staff treat students with respect.			88.2	85.7	86.8	78.2	78.6	78	76.7	76.6	76.5
24) At my school, staff treat each other with respect.			88.2	95.2	92.1	93.0	96.7	95	92.7	95.5	94.0
25) Staff at my school care about me.			82.4	79.0	80.6	77.8	80.2	79	77.6	77.9	77.7
26) At my school, students of different sexual orientations are treated with respect.			77.8	66.7	72.2	78.2	81.9	80	77.7	80.3	79.0
27) At my school, students of different race are treated with respect.			100.0	100.0	100.0	88.0	91.1	90	87.8	89.5	88.6
37) I am treated fairly by the staff in my school.			87.5	90.5	89.2	79.6	83.6	80	77.2	78.0	77.5
38) I am satisfied with the anti-drug policies and programs being offered at my school (e.g.presentatiions, guest speakers, assemblies)			81.3	81.0	81.1	74.2	87.8	76	68.8	68.4	68.6
39) There is a pressure to do drugs among students from my school.			23.5	19.1	21.1	39.2	33.0	36	40.8	33.9	37.6
			79.6	79.5	79.6	75.3	75.8	75.5	73.9	73.9	73.6
EXPECTATIONS											
9) My opinions are important at school.			76.5	42.9	57.9	54.3	56.9	56	53.9	55.2	54.5
10) I am encouraged to try my best at school.			82.4	85.7	84.2	84.1	88.7	87	83.2	86.1	84.7
36) I know the school rules/code of conduct.			82.4	100.0	92.1	80.8	89.8	85	75.9	84.2	80.0
			80.4	76.2	78.1	73.1	78.5	75.8	71.0	75.2	73.1
SAFETY											
28) I feel safe at school.			82.4	85.7	84.2	82.7	83.6	83	80.4	79.7	80.1
29) I feel safe in the school cafeteria.			88.2	89.5	88.9	86.5	87.8	87	83.8	84.0	83.9
30) I feel safe in my classrooms.			82.4	81.0	81.6	87.6	89.8	89	86.6	87.7	87.1
31) I feel safe in the school washrooms.			88.2	81.0	84.2	78.0	82.7	80	75.3	78.4	76.8
32) I feel safe in the school gym.			82.4	81.0	81.6	86.8	87.9	87	85.2	83.4	84.2
33) I feel safe in the gym change rooms.			88.2	85.7	86.8	82.5	87.2	85	79.8	83.0	81.3
34) I feel safe on the school bus.			80.0	61.1	69.7	80.9	78.4	80	81.0	76.8	78.9
35) I feel safe on school grounds.			88.2	90.5	89.5	84.4	88.3	86	80.7	81.9	81.2
			85.0	81.9	83.3	83.7	85.7	84.7	81.6	81.9	81.7
DRUGS AND ALCOHOL											
40) I am satisfied with the anti-alcohol policies and programs being offered at my school (e.g., presentations, guest speakers, assemblies)			68.8	68.4	68.6	72.4	76.0	74.1	66.3	66.1	66.2
41) There is a pressure to drink alcohol among students from my school.			35.3	30.0	32.4	49.4	42.9	46.1	48.4	43.8	46.2
42) I am satisfied with the anti-smoking policies and programs being offered at my school (e.g., presentations, guest speakers, assemblies)			62.5	73.7	68.6	69.8	73.8	71.9	62.6	61.8	62.2
43) There is a pressure to smoke cigarettes among students from my school.			29.4	9.5	18.4	41.2	35.5	38.4	37.5	31.4	34.6
			49.0	45.4	47.0	58.2	57.1	57.6	53.7	50.8	52.3

For items 1-43, values are percent agreeing with the statement. Students were asked to indicate the extent to which they agreed to each statement with the following scale: 1-Strongly Disagree, 2-Disagree Somewhat, 3-Agree Somewhat, 4-Strongly Agree, 5-N/A- Not applicable

Survey results highlight the percentage of students who ‘Agree Somewhat’ or ‘Agree Strongly’ with each statement.

For items 44-55, students had 4 choices: A-Never, B-Once or Twice, C-Every Week, D-Multiple Times a Week.



School Climate Survey

Grades 10-12, 2015-16

NLESD - Western Region

#475 - Viking Trail Academy, Plum Point

Response Rate: 97.4

	[N=38] SCHOOL				[N=2,126] DISTRICT				[N=12,024] PROVINCE			
	A	B	C	D	A	B	C	D	A	B	C	D
BULLYING AND HARASSMENT												
44) In the last month I have been bullied or harassed physically (e.g. hit, kicked, pushed, shoved around, locked indoors).	97.4	0.0	0.0	2.6	83.0	13.3	1.5	2.2	83.0	12.4	1.8	2.8
45) In the last month I have been bullied or harassed verbally (e.g. called mean names, made fun of, teased in a hurtful way).	76.3	10.5	5.3	7.9	63.4	25.1	5.5	5.9	63.2	24.9	5.6	6.3
46) In the last month I have been bullied or harassed indirectly (e.g. left out of things on purpose, excluded from a group of friends,	76.3	13.2	2.6	7.9	68.7	20.1	5.8	5.4	66.6	21.3	6.0	6.1
47) In the last month I have been sexually harassed (e.g. other students making sexual jokes, comments or gestures towards me).	86.8	10.5	0.0	2.6	85.1	9.7	2.3	2.9	84.3	9.9	2.3	3.5
48) In the last month I have been bullied or harassed electronically (e.g. teased or bullied using a computer or a mobile phone).	86.8	10.5	0.0	2.6	83.9	12.0	1.8	2.3	82.5	11.8	2.3	3.3
49) In the last month I have seen or heard about another student being bullied or harassed.	57.9	29.0	5.3	7.9	40.9	38.4	12.1	8.6	37.4	38.3	12.6	11.7
50) In the last month I have taken part in bullying or harassing another student.	97.4	0.0	2.6	0.0	90.2	7.8	0.7	1.4	89.3	7.5	1.1	2.1
51) In the last month I have been involved in a physical fight.	100.0	0.0	0.0	0.0	92.2	5.5	0.7	1.6	91.1	5.7	0.9	2.2
DRUGS AND ALCOHOL												
52) In the last month I have used illegal drugs.	86.5	8.1	5.4	0.0	81.4	9.9	2.9	5.8	80.0	10.4	2.7	6.9
53) In the last month I have abused prescription drugs.	100.0	0.0	0.0	0.0	94.3	2.9	0.8	2.1	92.7	3.4	1.1	2.7
54) In the last month I have consumed alcohol.	50.0	36.8	7.9	5.3	52.7	31.1	9.3	6.9	54.7	29.2	8.9	7.3
55) In the last month I have smoked cigarettes.	81.6	2.6	0.0	15.8	77.4	8.2	2.2	12.3	79.8	7.7	2.1	10.4

For items 1-43, values are percent agreeing with the statement. Students were asked to indicate the extent to which they agreed to each statement with the following scale: 1-Strongly Disagree, 2-Disagree Somewhat, 3-Agree Somewhat, 4-Strongly Agree, 5-N/A- Not applicable

Survey results highlight the percentage of students who ‘Agree Somewhat’ or ‘Agree Strongly’ with each statement.

For items 44-55, students had 4 choices: A-Never, B-Once or Twice, C-Every Week, D-Multiple Times a Week.

Newfoundland Labrador			School Climate Survey Grades 10-12, 2015-16								
NLESD - Western Region											
#485 - Corner Brook Regional High, Corner Brook			Response Rate: 67.1								
			[N=548] SCHOOL			[N=2,126] DISTRICT			[N=12,024] PROVINCE		
			M	F	Total	M	F	Total	M	F	Total
STUDENT SATISFACTION											
1) School is a place where I like to be.			67.3	68.3	68.0	61.5	65.0	63.4	61.4	63.4	62.3
2) I am satisfied with the quality of education I am receiving at my school.			84.4	87.3	85.9	80.6	83.3	81.9	79.8	80.9	80.2
3) I am satisfied with the quality of teaching at my school.			83.3	84.3	83.7	81.2	81.0	81.0	79.5	79.7	79.5
4) My school is clean and well maintained.			70.0	76.9	73.8	72.4	72.0	72.1	74.9	73.9	74.3
5) My school work is interesting.			60.2	70.1	65.5	53.5	63.6	58.5	52.4	60.4	56.3
6) My school work is challenging.			85.2	85.5	85.0	80.5	81.5	80.9	79.4	83.2	81.2
			75.1	78.7	77.0	71.6	74.4	73.0	71.2	73.6	72.3
LEARNING OPPORTUNITIES											
7) I can get help regarding post-secondary planning at my school.			89.1	91.1	90.0	84.8	86.1	85	83.3	83.1	83.2
8) I get help regarding scholarships at my school.			88.4	89.5	88.9	84.7	84.8	85	81.0	80.6	80.8
11) I can easily access programs and services at school to get help with my school work if I need it.			87.8	88.6	88.3	54.3	56.9	80	79.6	79.6	79.6
12) My parents/guardians are available to help me with my school work if I need it.			74.9	73.4	74.4	73.4	72.2	73	73.3	68.5	71.0
13) My peers are available to help me with my school work if I need it.			84.7	85.3	84.9	80.1	85.2	83	79.5	82.8	81.1
14) If I need it, I can get help at school with problems not related to school work.			82.1	77.4	79.5	76.1	77.9	77	73.1	72.7	72.9
15) I am satisfied with the opportunities I have to use technology to learn at my school.			70.0	72.3	71.3	68.5	73.3	71	65.2	68.9	67.0
			82.4	82.5	82.5	78.3	80.0	79.0	76.4	76.6	76.5
PARTICIPATION											
16) I am satisfied with the opportunities I have to participate in physical activities at my school.			88.3	86.9	87.6	77.9	79.1	79	76.9	77.4	77.1
17) I am satisfied with the opprtunities I have to paticipate in fine arts programs and/or activities at my school(e.g., art club, band, choir, drama).			87.1	91.6	89.4	71.9	70.9	71	75.1	76.8	76.0
18) I am satisfied with the opprtunities I have to paticipate in extra-curricular groups/activities at my school.			84.0	85.7	85.0	74.3	75.7	75	75.3	77.4	76.3
19) I am satisfied with the opprtunities I have to paticipate in science activities at my school(e.g., fairs, competitions, clubs).			65.2	67.7	66.6	50.1	46.4	48	56.7	55.0	55.9
			81.1	83.0	82.1	68.5	68.0	68.3	71.0	71.6	71.3
SCHOOL CLIMATE											
20) At my school, I treat everyone with respect.			92.8	96.0	94.5	89.0	96.1	93	87.6	94.9	91.3
21) At my school, students treat each other with respect.			64.3	48.7	56.3	60.7	51.2	56	58.3	49.9	54.0
22) At my school, students treat staff with respect.			76.1	62.6	69.2	70.9	65.3	68	67.4	63.0	65.2
23) At my school, staff treat students with respect.			84.0	81.0	82.4	78.2	78.6	78	76.7	76.6	76.5
24) At my school, staff treat each other with respect.			95.8	97.1	96.5	93.0	96.7	95	92.7	95.5	94.0
25) Staff at my school care about me.			82.0	81.3	81.4	77.8	80.2	79	77.6	77.9	77.7
26) At my school, students of different sexual orientations are treated with respect.			85.8	86.8	86.5	78.2	81.9	80	77.7	80.3	79.0
27) At my school, students of different race are treated with respect.			92.0	94.0	93.2	88.0	91.1	90	87.8	89.5	88.6
37) I am treated fairly by the staff in my school.			87.6	86.4	87.1	79.6	83.6	80	77.2	78.0	77.5
38) I am satisfied with the anti-drug policies and programs being offered at my school (e.g.presentatiions, guest speakers, assemblies)			70.8	77.7	74.2	74.2	87.8	76	68.8	68.4	68.6
39) There is a pressure to do drugs among students from my school.			39.7	34.0	36.8	39.2	33.0	36	40.8	33.9	37.6
			79.2	76.9	78.0	75.3	75.8	75.5	73.9	73.9	73.6
EXPECTATIONS											
9) My opinions are important at school.			57.1	57.2	57.3	54.3	56.9	56	53.9	55.2	54.5
10) I am encouraged to try my best at school.			84.9	88.0	86.5	84.1	88.7	87	83.2	86.1	84.7
36) I know the school rules/code of conduct.			80.2	90.0	85.1	80.8	89.8	85	75.9	84.2	80.0
			74.0	78.4	76.3	73.1	78.5	75.8	71.0	75.2	73.1
SAFETY											
28) I feel safe at school.			87.8	86.8	87.5	82.7	83.6	83	80.4	79.7	80.1
29) I feel safe in the school cafeteria.			91.3	88.4	90.0	86.5	87.8	87	83.8	84.0	83.9
30) I feel safe in my classrooms.			92.8	94.2	93.6	87.6	89.8	89	86.6	87.7	87.1
31) I feel safe in the school washrooms.			79.0	82.1	80.7	78.0	82.7	80	75.3	78.4	76.8
32) I feel safe in the school gym.			91.7	91.6	91.6	86.8	87.9	87	85.2	83.4	84.2
33) I feel safe in the gym change rooms.			87.6	86.0	86.8	82.5	87.2	85	79.8	83.0	81.3
34) I feel safe on the school bus.			86.1	84.3	85.2	80.9	78.4	80	81.0	76.8	78.9
35) I feel safe on school grounds.			86.2	88.6	87.6	84.4	88.3	86	80.7	81.9	81.2
			87.8	87.7	87.9	83.7	85.7	84.7	81.6	81.9	81.7
DRUGS AND ALCOHOL											
40) I am satisfied with the anti-alcohol policies and programs being offered at my school (e.g., presentations, guest speakers, assemblies)			71.7	76.4	73.8	72.4	76.0	74.1	66.3	66.1	66.2
41) There is a pressure to drink alcohol among students from my school.			51.5	45.4	48.2	49.4	42.9	46.1	48.4	43.8	46.2
42) I am satisfied with the anti-smoking policies and programs being offered at my school (e.g., presentations, guest speakers, assemblies)			70.5	74.4	72.2	69.8	73.8	71.9	62.6	61.8	62.2
43) There is a pressure to smoke cigarettes among students from my school.			40.2	35.1	37.6	41.2	35.5	38.4	37.5	31.4	34.6
			58.5	57.8	58.0	58.2	57.1	57.6	53.7	50.8	52.3

For items 1-43, values are percent agreeing with the statement. Students were asked to indicate the extent to which they agreed to each statement with the following scale: 1-Strongly Disagree, 2-Disagree Somewhat, 3-Agree Somewhat, 4-Strongly Agree, 5-N/A- Not applicable

Survey results highlight the percentage of students who ‘Agree Somewhat’ or ‘Agree Strongly’ with each statement.

For items 44-55, students had 4 choices: A-Never, B-Once or Twice, C-Every Week, D-Multiple Times a Week.



School Climate Survey
Grades 10-12, 2015-16

NLESD - Western Region

#485 - Corner Brook Regional High, Corner Brook

Response Rate: 67.1

	[N=548] SCHOOL				[N=2,126] DISTRICT				[N=12,024] PROVINCE			
	A	B	C	D	A	B	C	D	A	B	C	D
BULLYING AND HARASSMENT												
(44) In the last month I have been bullied or harassed physically (e.g. hit, kicked, pushed, shoved around, locked indoors).	86.3	11.4	0.7	1.7	83.0	13.3	1.5	2.2	83.0	12.4	1.8	2.8
(45) In the last month I have been bullied or harassed verbally (e.g. called mean names, made fun of, teased in a hurtful way).	67.8	25.3	3.7	3.3	63.4	25.1	5.5	5.9	63.2	24.9	5.6	6.3
(46) In the last month I have been bullied or harassed indirectly (e.g. left out of things on purpose, excluded from a group of friends,	66.4	23.2	6.8	3.7	68.7	20.1	5.8	5.4	66.6	21.3	6.0	6.1
(47) In the last month I have been sexually harassed (e.g. other students making sexual jokes, comments or gestures towards me).	88.8	6.6	2.6	2.0	85.1	9.7	2.3	2.9	84.3	9.9	2.3	3.5
(48) In the last month I have been bullied or harassed electronically (e.g. teased or bullied using a computer or a mobile phone).	84.2	12.5	1.3	2.0	83.9	12.0	1.8	2.3	82.5	11.8	2.3	3.3
(49) In the last month I have seen or heard about another student being bullied or harassed.	37.8	41.9	13.7	6.6	40.9	38.4	12.1	8.6	37.4	38.3	12.6	11.7
(50) In the last month I have taken part in bullying or harassing another student.	93.2	5.5	0.6	0.7	90.2	7.8	0.7	1.4	89.3	7.5	1.1	2.1
(51) In the last month I have been involved in a physical fight.	93.7	4.8	0.4	1.1	92.2	5.5	0.7	1.6	91.1	5.7	0.9	2.2
DRUGS AND ALCOHOL												
(52) In the last month I have used illegal drugs.	81.1	9.9	2.8	6.3	81.4	9.9	2.9	5.8	80.0	10.4	2.7	6.9
(53) In the last month I have abused prescription drugs.	95.4	2.6	0.6	1.5	94.3	2.9	0.8	2.1	92.7	3.4	1.1	2.7
(54) In the last month I have consumed alcohol.	55.7	29.3	10.0	5.0	52.7	31.1	9.3	6.9	54.7	29.2	8.9	7.3
(55) In the last month I have smoked cigarettes.	77.3	10.1	1.3	11.4	77.4	8.2	2.2	12.3	79.8	7.7	2.1	10.4

For items 1-43, values are percent agreeing with the statement. Students were asked to indicate the extent to which they agreed to each statement with the following scale: 1-Strongly Disagree, 2-Disagree Somewhat, 3-Agree Somewhat, 4-Strongly Agree, 5-N/A- Not applicable

Survey results highlight the percentage of students who ‘Agree Somewhat’ or ‘Agree Strongly’ with each statement.

For items 44-55, students had 4 choices: A-Never, B-Once or Twice, C-Every Week, D-Multiple Times a Week.

Newfoundland Labrador			School Climate Survey Grades 10-12, 2015-16								
NLESD - Western Region											
#487 - Labrador Straits Academy, L'Anse au Loup			Response Rate: 87.7								
			[N=50] SCHOOL			[N=2,126] DISTRICT			[N=12,024] PROVINCE		
			M	E	Total	M	E	Total	M	E	Total
STUDENT SATISFACTION											
1) School is a place where I like to be.			56.0	66.7	61.2	61.5	65.0	63.4	61.4	63.4	62.3
2) I am satisfied with the quality of education I am receiving at my school.			84.6	87.5	86.0	80.6	83.3	81.9	79.8	80.9	80.2
3) I am satisfied with the quality of teaching at my school.			73.1	87.5	80.0	81.2	81.0	81.0	79.5	79.7	79.5
4) My school is clean and well maintained.			84.0	83.3	83.7	72.4	72.0	72.1	74.9	73.9	74.3
5) My school work is interesting.			46.2	62.5	54.0	53.5	63.6	58.5	52.4	60.4	56.3
6) My school work is challenging.			88.5	83.3	86.0	80.5	81.5	80.9	79.4	83.2	81.2
			72.1	78.5	75.1	71.6	74.4	73.0	71.2	73.6	72.3
LEARNING OPPORTUNITIES											
7) I can get help regarding post-secondary planning at my school.			84.0	100.0	91.7	84.8	86.1	85	83.3	83.1	83.2
8) I get help regarding scholarships at my school.			90.9	100.0	95.7	84.7	84.8	85	81.0	80.6	80.8
11) I can easily access programs and services at school to get help with my school work if I need it.			69.2	73.9	71.4	54.3	56.9	80	79.6	79.6	79.6
12) My parents/guardians are available to help me with my school work if I need it.			56.0	79.2	67.4	73.4	72.2	73	73.3	68.5	71.0
13) My peers are available to help me with my school work if I need it.			69.2	79.2	74.0	80.1	85.2	83	79.5	82.8	81.1
14) If I need it, I can get help at school with problems not related to school work.			76.9	91.7	84.0	76.1	77.9	77	73.1	72.7	72.9
15) I am satisfied with the opportunities I have to use technology to learn at my school.			57.7	73.9	65.3	68.5	73.3	71	65.2	68.9	67.0
			72.0	85.4	78.5	78.3	80.0	79.0	76.4	76.6	76.5
PARTICIPATION											
16) I am satisfied with the opportunities I have to participate in physical activities at my school.			61.5	95.8	78.0	77.9	79.1	79	76.9	77.4	77.1
17) I am satisfied with the opprtunities I have to paticipate in fine arts programs and/or activities at my school(e.g., art club, band, choir, drama).			76.9	87.5	82.0	71.9	70.9	71	75.1	76.8	76.0
18) I am satisfied with the opprtunities I have to paticipate in extra-curricular groups/activities at my school.			65.4	87.5	76.0	74.3	75.7	75	75.3	77.4	76.3
19) I am satisfied with the opprtunities I have to paticipate in science activities at my school(e.g., fairs, competitions, clubs).			57.7	50.0	54.0	50.1	46.4	48	56.7	55.0	55.9
			65.4	80.2	72.5	68.5	68.0	68.3	71.0	71.6	71.3
SCHOOL CLIMATE											
20) At my school, I treat everyone with respect.			88.0	100.0	93.9	89.0	96.1	93	87.6	94.9	91.3
21) At my school, students treat each other with respect.			48.0	29.2	38.8	60.7	51.2	56	58.3	49.9	54.0
22) At my school, students treat staff with respect.			44.0	41.7	42.9	70.9	65.3	68	67.4	63.0	65.2
23) At my school, staff treat students with respect.			61.5	66.7	64.0	78.2	78.6	78	76.7	76.6	76.5
24) At my school, staff treat each other with respect.			84.6	95.8	90.0	93.0	96.7	95	92.7	95.5	94.0
25) Staff at my school care about me.			65.2	81.8	73.3	77.8	80.2	79	77.6	77.9	77.7
26) At my school, students of different sexual orientations are treated with respect.			66.7	66.7	66.7	78.2	81.9	80	77.7	80.3	79.0
27) At my school, students of different race are treated with respect.			88.5	83.3	86.0	88.0	91.1	90	87.8	89.5	88.6
37) I am treated fairly by the staff in my school.			61.5	87.5	74.0	79.6	83.6	80	77.2	78.0	77.5
38) I am satisfied with the anti-drug policies and programs being offered at my school (e.g.presentatiions, guest speakers, assemblies)			84.0	91.7	87.8	74.2	87.8	76	68.8	68.4	68.6
39) There is a pressure to do drugs among students from my school.			38.5	16.7	28.0	39.2	33.0	36	40.8	33.9	37.6
			66.4	69.2	67.8	75.3	75.8	75.5	73.9	73.9	73.6
EXPECTATIONS											
9) My opinions are important at school.			28.0	50.0	38.3	54.3	56.9	56	53.9	55.2	54.5
10) I am encouraged to try my best at school.			84.0	87.0	85.4	84.1	88.7	87	83.2	86.1	84.7
36) I know the school rules/code of conduct.			69.2	91.7	80.0	80.8	89.8	85	75.9	84.2	80.0
			60.4	76.2	67.9	73.1	78.5	75.8	71.0	75.2	73.1
SAFETY											
28) I feel safe at school.			73.1	83.3	78.0	82.7	83.6	83	80.4	79.7	80.1
29) I feel safe in the school cafeteria.			86.4	91.3	88.9	86.5	87.8	87	83.8	84.0	83.9
30) I feel safe in my classrooms.			92.3	91.7	92.0	87.6	89.8	89	86.6	87.7	87.1
31) I feel safe in the school washrooms.			69.2	91.7	80.0	78.0	82.7	80	75.3	78.4	76.8
32) I feel safe in the school gym.			84.0	95.8	89.8	86.8	87.9	87	85.2	83.4	84.2
33) I feel safe in the gym change rooms.			80.8	91.7	86.0	82.5	87.2	85	79.8	83.0	81.3
34) I feel safe on the school bus.			63.6	54.6	59.1	80.9	78.4	80	81.0	76.8	78.9
35) I feel safe on school grounds.			83.3	91.7	87.5	84.4	88.3	86	80.7	81.9	81.2
			79.1	86.5	82.7	83.7	85.7	84.7	81.6	81.9	81.7
DRUGS AND ALCOHOL											
40) I am satisfied with the anti-alcohol policies and programs being offered at my school (e.g., presentations, guest speakers, assemblies)			76.9	87.0	81.6	72.4	76.0	74.1	66.3	66.1	66.2
41) There is a pressure to drink alcohol among students from my school.			48.0	41.7	44.9	49.4	42.9	46.1	48.4	43.8	46.2
42) I am satisfied with the anti-smoking policies and programs being offered at my school (e.g., presentations, guest speakers, assemblies)			72.0	79.2	75.5	69.8	73.8	71.9	62.6	61.8	62.2
43) There is a pressure to smoke cigarettes among students from my school.			32.0	29.2	30.6	41.2	35.5	38.4	37.5	31.4	34.6
			57.2	59.2	58.2	58.2	57.1	57.6	53.7	50.8	52.3

For items 1-43, values are percent agreeing with the statement. Students were asked to indicate the extent to which they agreed to each statement with the following scale: 1-Strongly Disagree, 2-Disagree Somewhat, 3-Agree Somewhat, 4-Strongly Agree, 5-N/A- Not applicable

Survey results highlight the percentage of students who ‘Agree Somewhat’ or ‘Agree Strongly’ with each statement.

For items 44-55, students had 4 choices: A-Never, B-Once or Twice, C-Every Week, D-Multiple Times a Week.

NLESD - Western Region

#487 - Labrador Straits Academy, L'Anse au Loup

Response Rate: 87.7

	[N=50] SCHOOL				[N=2,126] DISTRICT				[N=12,024] PROVINCE			
	A	B	C	D	A	B	C	D	A	B	C	D
BULLYING AND HARASSMENT												
(44) In the last month I have been bullied or harassed physically (e.g. hit, kicked, pushed, shoved around, locked indoors).	82.0	18.0	0.0	0.0	83.0	13.3	1.5	2.2	83.0	12.4	1.8	2.8
(45) In the last month I have been bullied or harassed verbally (e.g. called mean names, made fun of, teased in a hurtful way).	48.0	38.0	6.0	8.0	63.4	25.1	5.5	5.9	63.2	24.9	5.6	6.3
(46) In the last month I have been bullied or harassed indirectly (e.g. left out of things on purpose, excluded from a group of friends,	60.0	26.0	4.0	10.0	68.7	20.1	5.8	5.4	66.6	21.3	6.0	6.1
(47) In the last month I have been sexually harassed (e.g. other students making sexual jokes, comments or gestures towards me).	81.6	12.2	2.0	4.1	85.1	9.7	2.3	2.9	84.3	9.9	2.3	3.5
(48) In the last month I have been bullied or harassed electronically (e.g. teased or bullied using a computer or a mobile phone).	80.0	18.0	0.0	2.0	83.9	12.0	1.8	2.3	82.5	11.8	2.3	3.3
(49) In the last month I have seen or heard about another student being bullied or harassed.	28.0	38.0	24.0	10.0	40.9	38.4	12.1	8.6	37.4	38.3	12.6	11.7
(50) In the last month I have taken part in bullying or harassing another student.	87.8	12.2	0.0	0.0	90.2	7.8	0.7	1.4	89.3	7.5	1.1	2.1
(51) In the last month I have been involved in a physical fight.	86.0	14.0	0.0	0.0	92.2	5.5	0.7	1.6	91.1	5.7	0.9	2.2
DRUGS AND ALCOHOL												
(52) In the last month I have used illegal drugs.	86.0	8.0	4.0	2.0	81.4	9.9	2.9	5.8	80.0	10.4	2.7	6.9
(53) In the last month I have abused prescription drugs.	96.0	4.0	0.0	0.0	94.3	2.9	0.8	2.1	92.7	3.4	1.1	2.7
(54) In the last month I have consumed alcohol.	56.0	22.0	16.0	6.0	52.7	31.1	9.3	6.9	54.7	29.2	8.9	7.3
(55) In the last month I have smoked cigarettes.	78.0	2.0	2.0	18.0	77.4	8.2	2.2	12.3	79.8	7.7	2.1	10.4

For items 1-43, values are percent agreeing with the statement. Students were asked to indicate the extent to which they agreed to each statement with the following scale: 1-Strongly Disagree, 2-Disagree Somewhat, 3-Agree Somewhat, 4-Strongly Agree, 5-N/A- Not applicable

Survey results highlight the percentage of students who ‘Agree Somewhat’ or ‘Agree Strongly’ with each statement.

For items 44-55, students had 4 choices: A-Never, B-Once or Twice, C-Every Week, D-Multiple Times a Week.

Newfoundland Labrador		School Climate Survey Grades 10-12, 2015-16									
NLESD - Western Region			Response Rate: 73.8								
#488 - French Shore Academy, Port Saunders											
			[N=48] SCHOOL			[N=2,126] DISTRICT			[N=12,024] PROVINCE		
			M	F	Total	M	F	Total	M	F	Total
STUDENT SATISFACTION											
1) School is a place where I like to be.			23.5	57.1	45.8	61.5	65.0	63.4	61.4	63.4	62.3
2) I am satisfied with the quality of education I am receiving at my school.			64.7	53.6	58.3	80.6	83.3	81.9	79.8	80.9	80.2
3) I am satisfied with the quality of teaching at my school.			82.4	46.4	60.4	81.2	81.0	81.0	79.5	79.7	79.5
4) My school is clean and well maintained.			58.8	57.1	57.5	72.4	72.0	72.1	74.9	73.9	74.3
5) My school work is interesting.			35.3	53.6	43.8	53.5	63.6	58.5	52.4	60.4	56.3
6) My school work is challenging.			70.6	71.4	68.8	80.5	81.5	80.9	79.4	83.2	81.2
			55.9	56.5	55.8	71.6	74.4	73.0	71.2	73.6	72.3
LEARNING OPPORTUNITIES											
7) I can get help regarding post-secondary planning at my school.			53.3	40.0	48.8	84.8	86.1	85	83.3	83.1	83.2
8) I get help regarding scholarships at my school.			50.0	42.3	46.3	84.7	84.8	85	81.0	80.6	80.8
11) I can easily access programs and services at school to get help with my school work if I need it.			58.8	60.7	62.5	54.3	56.9	80	79.6	79.6	79.6
12) My parents/guardians are available to help me with my school work if I need it.			76.5	67.9	70.8	73.4	72.2	73	73.3	68.5	71.0
13) My peers are available to help me with my school work if I need it.			76.5	85.7	83.3	80.1	85.2	83	79.5	82.8	81.1
14) If I need it, I can get help at school with problems not related to school work.			76.5	71.4	75.0	76.1	77.9	77	73.1	72.7	72.9
15) I am satisfied with the opportunities I have to use technology to learn at my school.			82.4	89.3	85.4	68.5	73.3	71	65.2	68.9	67.0
			67.7	65.3	67.5	78.3	80.0	79.0	76.4	76.6	76.5
PARTICIPATION											
16) I am satisfied with the opportunities I have to participate in physical activities at my school.			58.8	53.6	56.3	77.9	79.1	79	76.9	77.4	77.1
17) I am satisfied with the opprtunities I have to paticipate in fine arts programs and/or activities at my school(e.g., art club, band, choir, drama).			52.9	35.7	41.7	71.9	70.9	71	75.1	76.8	76.0
18) I am satisfied with the opprtunities I have to paticipate in extra-curricular groups/activities at my school.			68.8	46.4	53.2	74.3	75.7	75	75.3	77.4	76.3
19) I am satisfied with the opprtunities I have to paticipate in science activities at my school(e.g., fairs, competitions, clubs).			29.4	14.3	20.8	50.1	46.4	48	56.7	55.0	55.9
			52.5	37.5	43.0	68.5	68.0	68.3	71.0	71.6	71.3
SCHOOL CLIMATE											
20) At my school, I treat everyone with respect.			76.5	89.3	83.3	89.0	96.1	93	87.6	94.9	91.3
21) At my school, students treat each other with respect.			41.2	50.0	47.9	60.7	51.2	56	58.3	49.9	54.0
22) At my school, students treat staff with respect.			41.2	50.0	47.9	70.9	65.3	68	67.4	63.0	65.2
23) At my school, staff treat students with respect.			64.7	57.1	60.4	78.2	78.6	78	76.7	76.6	76.5
24) At my school, staff treat each other with respect.			94.1	92.9	93.8	93.0	96.7	95	92.7	95.5	94.0
25) Staff at my school care about me.			62.5	64.3	63.0	77.8	80.2	79	77.6	77.9	77.7
26) At my school, students of different sexual orientations are treated with respect.			62.5	78.6	74.5	78.2	81.9	80	77.7	80.3	79.0
27) At my school, students of different race are treated with respect.			64.7	89.3	81.3	88.0	91.1	90	87.8	89.5	88.6
37) I am treated fairly by the staff in my school.			87.5	67.9	72.3	79.6	83.6	80	77.2	78.0	77.5
38) I am satisfied with the anti-drug policies and programs being offered at my school (e.g.presentation, guest speakers, assemblies)			58.8	67.9	66.7	74.2	87.8	76	68.8	68.4	68.6
39) There is a pressure to do drugs among students from my school.			64.7	46.4	54.2	39.2	33.0	36	40.8	33.9	37.6
			65.3	68.5	67.8	75.3	75.8	75.5	73.9	73.9	73.6
EXPECTATIONS											
9) My opinions are important at school.			35.3	39.3	37.5	54.3	56.9	56	53.9	55.2	54.5
10) I am encouraged to try my best at school.			76.5	67.9	72.9	84.1	88.7	87	83.2	86.1	84.7
36) I know the school rules/code of conduct.			82.4	92.6	89.4	80.8	89.8	85	75.9	84.2	80.0
			64.7	66.6	66.6	73.1	78.5	75.8	71.0	75.2	73.1
SAFETY											
28) I feel safe at school.			52.9	64.3	62.5	82.7	83.6	83	80.4	79.7	80.1
29) I feel safe in the school cafeteria.			64.7	82.1	77.1	86.5	87.8	87	83.8	84.0	83.9
30) I feel safe in my classrooms.			47.1	78.6	68.8	87.6	89.8	89	86.6	87.7	87.1
31) I feel safe in the school washrooms.			64.7	75.0	72.9	78.0	82.7	80	75.3	78.4	76.8
32) I feel safe in the school gym.			64.7	60.7	64.6	86.8	87.9	87	85.2	83.4	84.2
33) I feel safe in the gym change rooms.			70.6	71.4	70.8	82.5	87.2	85	79.8	83.0	81.3
34) I feel safe on the school bus.			60.0	50.0	55.8	80.9	78.4	80	81.0	76.8	78.9
35) I feel safe on school grounds.			82.4	82.1	83.3	84.4	88.3	86	80.7	81.9	81.2
			63.4	70.5	69.5	83.7	85.7	84.7	81.6	81.9	81.7
DRUGS AND ALCOHOL											
40) I am satisfied with the anti-alcohol policies and programs being offered at my school (e.g., presentations, guest speakers, assemblies)			64.7	71.4	70.8	72.4	76.0	74.1	66.3	66.1	66.2
41) There is a pressure to drink alcohol among students from my school.			88.2	67.9	77.1	49.4	42.9	46.1	48.4	43.8	46.2
42) I am satisfied with the anti-smoking policies and programs being offered at my school (e.g., presentations, guest speakers, assemblies)			58.8	71.4	66.7	69.8	73.8	71.9	62.6	61.8	62.2
43) There is a pressure to smoke cigarettes among students from my school.			58.8	64.3	60.4	41.2	35.5	38.4	37.5	31.4	34.6
			67.6	68.8	68.8	58.2	57.1	57.6	53.7	50.8	52.3

For items 1-43, values are percent agreeing with the statement. Students were asked to indicate the extent to which they agreed to each statement with the following scale: 1-Strongly Disagree, 2-Disagree Somewhat, 3-Agree Somewhat, 4-Strongly Agree, 5-N/A- Not applicable

Survey results highlight the percentage of students who ‘Agree Somewhat’ or ‘Agree Strongly’ with each statement.

For items 44-55, students had 4 choices: A-Never, B-Once or Twice, C-Every Week, D-Multiple Times a Week.

<div><div><div><div><div></div><div></div></div><div><div></div><div></div></div></div><div><div></div><div></div></div><div><div></div><div></div></div></div><div>Newfoundland Labrador</div></div>												
School Climate Survey Grades 10-12, 2015-16												
NLESD - Western Region												
#488 - French Shore Academy, Port Saunders												
Response Rate: 73.8												
	[N=48]				[N=2,126]				[N=12,024]			
	SCHOOL				DISTRICT				PROVINCE			
	A	B	C	D	A	B	C	D	A	B	C	D
BULLYING AND HARASSMENT												
(44) In the last month I have been bullied or harassed physically (e.g. hit, kicked, pushed, shoved around, locked indoors).	77.1	22.9	0.0	0.0	83.0	13.3	1.5	2.2	83.0	12.4	1.8	2.8
(45) In the last month I have been bullied or harassed verbally (e.g. called mean names, made fun of, teased in a hurtful way).	62.5	29.2	6.3	2.1	63.4	25.1	5.5	5.9	63.2	24.9	5.6	6.3
(46) In the last month I have been bullied or harassed indirectly (e.g. left out of things on purpose, excluded from a group of friends,	70.8	22.9	4.2	2.1	68.7	20.1	5.8	5.4	66.6	21.3	6.0	6.1
(47) In the last month I have been sexually harassed (e.g. other students making sexual jokes, comments or gestures towards me).	81.3	12.5	6.3	0.0	85.1	9.7	2.3	2.9	84.3	9.9	2.3	3.5
(48) In the last month I have been bullied or harassed electronically (e.g. teased or bullied using a computer or a mobile phone).	87.5	12.5	0.0	0.0	83.9	12.0	1.8	2.3	82.5	11.8	2.3	3.3
(49) In the last month I have seen or heard about another student being bullied or harassed.	22.9	45.8	16.7	14.6	40.9	38.4	12.1	8.6	37.4	38.3	12.6	11.7
(50) In the last month I have taken part in bullying or harassing another student.	89.6	10.4	0.0	0.0	90.2	7.8	0.7	1.4	89.3	7.5	1.1	2.1
(51) In the last month I have been involved in a physical fight.	89.6	8.3	2.1	0.0	92.2	5.5	0.7	1.6	91.1	5.7	0.9	2.2
DRUGS AND ALCOHOL												
(52) In the last month I have used illegal drugs.	79.2	16.7	4.2	0.0	81.4	9.9	2.9	5.8	80.0	10.4	2.7	6.9
(53) In the last month I have abused prescription drugs.	89.6	4.2	4.2	2.1	94.3	2.9	0.8	2.1	92.7	3.4	1.1	2.7
(54) In the last month I have consumed alcohol.	40.4	27.7	17.0	14.9	52.7	31.1	9.3	6.9	54.7	29.2	8.9	7.3
(55) In the last month I have smoked cigarettes.	78.3	4.4	4.4	13.0	77.4	8.2	2.2	12.3	79.8	7.7	2.1	10.4

For items 1-43, values are percent agreeing with the statement. Students were asked to indicate the extent to which they agreed to each statement with the following scale: 1-Strongly Disagree, 2-Disagree Somewhat, 3-Agree Somewhat, 4-Strongly Agree, 5-N/A- Not applicable

Survey results highlight the percentage of students who ‘Agree Somewhat’ or ‘Agree Strongly’ with each statement.

For items 44-55, students had 4 choices: A-Never, B-Once or Twice, C-Every Week, D-Multiple Times a Week.

Newfoundland
Labrador

School Climate Survey
Grades 10-12, 2015-16

NLESD - Western Region

#953 - White Hills Academy, St. Anthony

Response Rate: 78.1

STUDENT SATISFACTION	[N=89] SCHOOL			[N=2,126] DISTRICT			[N=12,024] PROVINCE		
	M	F	Total	M	F	Total	M	F	Total
1) School is a place where I like to be.	65.0	62.2	61.8	61.5	65.0	63.4	61.4	63.4	62.3
2) I am satisfied with the quality of education I am receiving at my school.	81.6	75.6	77.0	80.6	83.3	81.9	79.8	80.9	80.2
3) I am satisfied with the quality of teaching at my school.	82.1	75.6	77.3	81.2	81.0	81.0	79.5	79.7	79.5
4) My school is clean and well maintained.	92.3	82.2	85.2	72.4	72.0	72.1	74.9	73.9	74.3
5) My school work is interesting.	50.0	46.7	48.3	53.5	63.6	58.5	52.4	60.4	56.3
6) My school work is challenging.	84.6	88.9	86.4	80.5	81.5	80.9	79.4	83.2	81.2
	75.9	71.9	72.7	71.6	74.4	73.0	71.2	73.6	72.3
LEARNING OPPORTUNITIES									
7) I can get help regarding post-secondary planning at my school.	84.6	90.7	87.2	84.8	86.1	85	83.3	83.1	83.2
8) I get help regarding scholarships at my school.	83.8	90.5	85.5	84.7	84.8	85	81.0	80.6	80.8
11) I can easily access programs and services at school to get help with my school work if I need it.	82.5	80.0	79.8	54.3	56.9	80	79.6	79.6	79.6
12) My parents/guardians are available to help me with my school work if I need it.	75.0	77.3	76.1	73.4	72.2	73	73.3	68.5	71.0
13) My peers are available to help me with my school work if I need it.	74.4	86.7	80.7	80.1	85.2	83	79.5	82.8	81.1
14) If I need it, I can get help at school with problems not related to school work.	60.0	71.1	65.2	76.1	77.9	77	73.1	72.7	72.9
15) I am satisfied with the opportunities I have to use technology to learn at my school.	71.8	71.4	70.6	68.5	73.3	71	65.2	68.9	67.0
	76.0	81.1	77.9	78.3	80.0	79.0	76.4	76.6	76.5
PARTICIPATION									
16) I am satisfied with the opportunities I have to participate in physical activities at my school.	80.0	73.3	75.3	77.9	79.1	79	76.9	77.4	77.1
17) I am satisfied with the opprtunities I have to paticipate in fine arts programs and/or activities at my school(e.g., art club, band, choir, drama).	64.1	57.8	61.4	71.9	70.9	71	75.1	76.8	76.0
18) I am satisfied with the opprtunities I have to paticipate in extra-curricular groups/activities at my school.	66.7	68.9	67.1	74.3	75.7	75	75.3	77.4	76.3
19) I am satisfied with the opprtunities I have to paticipate in science activities at my school(e.g., fairs, competitions, clubs).	36.8	26.7	32.2	50.1	46.4	48	56.7	55.0	55.9
	61.9	56.7	59.0	68.5	68.0	68.3	71.0	71.6	71.3
SCHOOL CLIMATE									
20) At my school, I treat everyone with respect.	85.0	95.5	89.8	89.0	96.1	93	87.6	94.9	91.3
21) At my school, students treat each other with respect.	57.5	52.3	54.6	60.7	51.2	56	58.3	49.9	54.0
22) At my school, students treat staff with respect.	72.5	71.1	71.9	70.9	65.3	68	67.4	63.0	65.2
23) At my school, staff treat students with respect.	79.5	75.6	76.1	78.2	78.6	78	76.7	76.6	76.5
24) At my school, staff treat each other with respect.	94.9	97.7	94.3	93.0	96.7	95	92.7	95.5	94.0
25) Staff at my school care about me.	79.5	77.3	77.0	77.8	80.2	79	77.6	77.9	77.7
26) At my school, students of different sexual orientations are treated with respect.	89.5	82.2	83.9	78.2	81.9	80	77.7	80.3	79.0
27) At my school, students of different race are treated with respect.	92.3	88.9	89.8	88.0	91.1	90	87.8	89.5	88.6
37) I am treated fairly by the staff in my school.	74.4	77.8	75.0	79.6	83.6	80	77.2	78.0	77.5
38) I am satisfied with the anti-drug policies and programs being offered at my school (e.g.presentationis, guest speakers, assemblies)	73.7	67.4	69.4	74.2	87.8	76	68.8	68.4	68.6
39) There is a pressure to do drugs among students from my school.	41.0	29.6	35.6	39.2	33.0	36	40.8	33.9	37.6
	76.3	74.1	74.3	75.3	75.8	75.5	73.9	73.9	73.6
EXPECTATIONS									
9) My opinions are important at school.	53.9	46.7	50.0	54.3	56.9	56	53.9	55.2	54.5
10) I am encouraged to try my best at school.	76.9	93.2	83.9	84.1	88.7	87	83.2	86.1	84.7
36) I know the school rules/code of conduct.	84.6	82.2	81.8	80.8	89.8	85	75.9	84.2	80.0
	71.8	74.0	71.9	73.1	78.5	75.8	71.0	75.2	73.1
SAFETY									
28) I feel safe at school.	89.7	77.8	81.8	82.7	83.6	83	80.4	79.7	80.1
29) I feel safe in the school cafeteria.	84.2	84.4	82.8	86.5	87.8	87	83.8	84.0	83.9
30) I feel safe in my classrooms.	84.2	91.1	86.2	87.6	89.8	89	86.6	87.7	87.1
31) I feel safe in the school washrooms.	76.3	80.0	77.0	78.0	82.7	80	75.3	78.4	76.8
32) I feel safe in the school gym.	92.3	81.4	84.9	86.8	87.9	87	85.2	83.4	84.2
33) I feel safe in the gym change rooms.	87.2	81.4	83.7	82.5	87.2	85	79.8	83.0	81.3
34) I feel safe on the school bus.	84.9	73.5	78.6	80.9	78.4	80	81.0	76.8	78.9
35) I feel safe on school grounds.	87.2	77.3	80.5	84.4	88.3	86	80.7	81.9	81.2
	85.8	80.9	81.9	83.7	85.7	84.7	81.6	81.9	81.7
DRUGS AND ALCOHOL									
40) I am satisfied with the anti-alcohol policies and programs being offered at my school (e.g., presentations, guest speakers, assemblies)	68.4	65.9	66.3	72.4	76.0	74.1	66.3	66.1	66.2
41) There is a pressure to drink alcohol among students from my school.	56.4	56.8	56.3	49.4	42.9	46.1	48.4	43.8	46.2
42) I am satisfied with the anti-smoking policies and programs being offered at my school (e.g., presentations, guest speakers, assemblies)	65.8	67.4	65.9	69.8	73.8	71.9	62.6	61.8	62.2
43) There is a pressure to smoke cigarettes among students from my school.	56.4	28.9	42.1	41.2	35.5	38.4	37.5	31.4	34.6
	61.8	54.8	57.6	58.2	57.1	57.6	53.7	50.8	52.3

For items 1-43, values are percent agreeing with the statement. Students were asked to indicate the extent to which they agreed to each statement with the following scale: 1-Strongly Disagree, 2-Disagree Somewhat, 3-Agree Somewhat, 4-Strongly Agree, 5-N/A- Not applicable

Survey results highlight the percentage of students who ‘Agree Somewhat’ or ‘Agree Strongly’ with each statement.

For items 44-55, students had 4 choices: A-Never, B-Once or Twice, C-Every Week, D-Multiple Times a Week.

<div><div><div>Newfoundland Labrador</div></div><div>School Climate Survey Grades 10-12, 2015-16</div></div>												
NLESD - Western Region												
#953 - White Hills Academy, St. Anthony												
Response Rate: 78.1												
	[N=89]				[N=2,126]				[N=12,024]			
	SCHOOL				DISTRICT				PROVINCE			
	A	B	C	D	A	B	C	D	A	B	C	D
BULLYING AND HARASSMENT												
(44) In the last month I have been bullied or harassed physically (e.g. hit, kicked, pushed, shoved around, locked indoors).	84.1	11.4	2.3	2.3	83.0	13.3	1.5	2.2	83.0	12.4	1.8	2.8
(45) In the last month I have been bullied or harassed verbally (e.g. called mean names, made fun of, teased in a hurtful way).	68.2	15.9	5.7	10.2	63.4	25.1	5.5	5.9	63.2	24.9	5.6	6.3
(46) In the last month I have been bullied or harassed indirectly (e.g. left out of things on purpose, excluded from a group of friends,	77.3	11.4	3.4	8.0	68.7	20.1	5.8	5.4	66.6	21.3	6.0	6.1
(47) In the last month I have been sexually harassed (e.g. other students making sexual jokes, comments or gestures towards me).	86.4	9.1	1.1	3.4	85.1	9.7	2.3	2.9	84.3	9.9	2.3	3.5
(48) In the last month I have been bullied or harassed electronically (e.g. teased or bullied using a computer or a mobile phone).	89.8	9.1	0.0	1.1	83.9	12.0	1.8	2.3	82.5	11.8	2.3	3.3
(49) In the last month I have seen or heard about another student being bullied or harassed.	54.6	30.7	5.7	9.1	40.9	38.4	12.1	8.6	37.4	38.3	12.6	11.7
(50) In the last month I have taken part in bullying or harassing another student.	92.1	6.8	0.0	1.1	90.2	7.8	0.7	1.4	89.3	7.5	1.1	2.1
(51) In the last month I have been involved in a physical fight.	95.5	3.4	0.0	1.1	92.2	5.5	0.7	1.6	91.1	5.7	0.9	2.2
DRUGS AND ALCOHOL												
(52) In the last month I have used illegal drugs.	81.6	12.6	2.3	3.5	81.4	9.9	2.9	5.8	80.0	10.4	2.7	6.9
(53) In the last month I have abused prescription drugs.	93.2	3.4	0.0	3.4	94.3	2.9	0.8	2.1	92.7	3.4	1.1	2.7
(54) In the last month I have consumed alcohol.	53.4	28.4	6.8	11.4	52.7	31.1	9.3	6.9	54.7	29.2	8.9	7.3
(55) In the last month I have smoked cigarettes.	77.3	13.6	1.1	8.0	77.4	8.2	2.2	12.3	79.8	7.7	2.1	10.4

For items 1-43, values are percent agreeing with the statement. Students were asked to indicate the extent to which they agreed to each statement with the following scale: 1-Strongly Disagree, 2-Disagree Somewhat, 3-Agree Somewhat, 4-Strongly Agree, 5-N/A- Not applicable


Survey results highlight the percentage of students who ‘Agree Somewhat’ or ‘Agree Strongly’ with each statement.

For items 44-55, students had 4 choices: A-Never, B-Once or Twice, C-Every Week, D-Multiple Times a Week.

NLESD - Western Region

#953 - White Hills Academy, St. Anthony

Response Rate: 78.1

			School Climate Survey								
			Grades 10-12, 2015-16								
NLESD - Central Region											
#125 - Copper Ridge Academy, Baie Verte						Response Rate: 56.8					
			[N=42] SCHOOL			[N=2,156] DISTRICT			[N=12,024] PROVINCE		
			M	E	Total	M	E	Total	M	E	Total
STUDENT SATISFACTION											
1) School is a place where I like to be.			52.4	89.5	66.7	52.6	58.2	55.3	61.4	63.4	62.3
2) I am satisfied with the quality of education I am receiving at my school.			81.0	77.8	78.1	72.4	75.7	73.9	79.8	80.9	80.2
3) I am satisfied with the quality of teaching at my school.			90.5	77.8	80.5	73.0	77.4	75.2	79.5	79.7	79.5
4) My school is clean and well maintained.			76.2	83.3	80.5	72.9	73.3	73.1	74.9	73.9	74.3
5) My school work is interesting.			33.3	63.2	45.2	48.5	55.3	52.0	52.4	60.4	56.3
6) My school work is challenging.			85.0	84.2	85.4	78.3	81.6	79.9	79.4	83.2	81.2
			69.7	79.3	72.7	66.3	70.3	68.2	71.2	73.6	72.3
EARNING OPPORTUNITIES											
7) I can get help regarding post-secondary planning at my school.			94.7	82.4	86.8	81.7	82.7	82	83.3	83.1	83.2
8) I get help regarding scholarships at my school.			90.0	82.4	84.6	78.3	80.5	79	81.0	80.6	80.8
11) I can easily access programs and services at school to get help with my school work if I need it.			76.2	84.2	78.6	51.2	51.5	77	79.6	79.6	79.6
12) My parents/guardians are available to help me with my school work if I need it.			76.2	79.0	76.2	73.4	69.0	71	73.3	68.5	71.0
13) My peers are available to help me with my school work if I need it.			76.2	89.5	81.0	79.0	81.9	81	79.5	82.8	81.1
14) If I need it, I can get help at school with problems not related to school work.			71.4	84.2	76.2	69.7	74.4	72	73.1	72.7	72.9
15) I am satisfied with the opportunities I have to use technology to learn at my school.			81.0	84.2	81.0	59.4	64.3	62	65.2	68.9	67.0
			80.8	83.7	80.6	74.0	75.8	74.9	76.4	76.6	76.5
PARTICIPATION											
16) I am satisfied with the opportunities I have to participate in physical activities at my school.			71.4	84.2	76.2	74.9	71.3	73	76.9	77.4	77.1
17) I am satisfied with the opprtunities I have to paticipate in fine arts programs and/or activities at my school(e.g., art club, band, choir, drama).			57.1	36.8	47.6	63.7	66.0	65	75.1	76.8	76.0
18) I am satisfied with the opprtunities I have to paticipate in extra-curricular groups/activities at my school.			76.2	57.9	66.7	68.6	66.9	68	75.3	77.4	76.3
19) I am satisfied with the opprtunities I have to paticipate in science activities at my school(e.g., fairs, competitions, clubs).			33.3	31.6	33.3	40.4	34.4	37	56.7	55.0	55.9
			59.5	52.6	56.0	61.9	59.6	60.9	71.0	71.6	71.3
SCHOOL CLIMATE											
20) At my school, I treat everyone with respect.			90.5	100.0	95.2	86.1	95.3	91	87.6	94.9	91.3
21) At my school, students treat each other with respect.			42.9	36.8	40.5	53.0	41.9	47	58.3	49.9	54.0
22) At my school, students treat staff with respect.			57.1	36.8	47.6	61.1	55.7	58	67.4	63.0	65.2
23) At my school, staff treat students with respect.			81.0	79.0	78.6	73.3	73.9	74	76.7	76.6	76.5
24) At my school, staff treat each other with respect.			95.2	94.4	95.1	90.9	95.1	93	92.7	95.5	94.0
25) Staff at my school care about me.			66.7	77.8	70.7	71.4	76.9	74	77.6	77.9	77.7
26) At my school, students of different sexual orientations are treated with respect.			65.0	63.2	63.4	70.4	74.9	73	77.7	80.3	79.0
27) At my school, students of different race are treated with respect.			89.5	81.3	83.8	83.4	87.9	86	87.8	89.5	88.6
37) I am treated fairly by the staff in my school.			71.4	79.0	73.8	71.9	76.0	74	77.2	78.0	77.5
38) I am satisfied with the anti-drug policies and programs being offered at my school (e.g.presentationis, guest speakers, assemblies)			66.7	68.4	66.7	62.5	80.6	63	68.8	68.4	68.6
39) There is a pressure to do drugs among students from my school.			42.9	26.3	35.7	44.6	39.9	42	40.8	33.9	37.6
			69.9	67.5	68.3	69.9	70.9	70.4	73.9	73.9	73.6
EXPECTATIONS											
9) My opinions are important at school.			52.4	52.6	50.0	51.2	51.5	52	53.9	55.2	54.5
10) I am encouraged to try my best at school.			85.7	94.7	88.1	82.1	84.1	83	83.2	86.1	84.7
36) I know the school rules/code of conduct.			71.4	89.5	78.6	74.8	84.5	80	75.9	84.2	80.0
			69.8	78.9	72.2	69.4	73.4	71.5	71.0	75.2	73.1
SAFETY											
28) I feel safe at school.			57.1	94.7	73.8	74.5	76.0	75	80.4	79.7	80.1
29) I feel safe in the school cafeteria.			65.0	94.7	78.1	76.9	80.6	79	83.8	84.0	83.9
30) I feel safe in my classrooms.			57.1	94.7	73.8	81.6	85.8	84	86.6	87.7	87.1
31) I feel safe in the school washrooms.			61.9	89.5	71.4	73.1	77.1	75	75.3	78.4	76.8
32) I feel safe in the school gym.			71.4	89.5	78.6	81.9	80.7	81	85.2	83.4	84.2
33) I feel safe in the gym change rooms.			66.7	94.7	78.6	76.0	81.0	78	79.8	83.0	81.3
34) I feel safe on the school bus.			70.0	84.2	75.6	77.5	78.6	78	81.0	76.8	78.9
35) I feel safe on school grounds.			66.7	84.2	71.4	77.2	79.0	78	80.7	81.9	81.2
			64.5	90.8	75.2	77.3	79.8	78.6	81.6	81.9	81.7
DRUGS AND ALCOHOL											
40) I am satisfied with the anti-alcohol policies and programs being offered at my school (e.g., presentations, guest speakers, assemblies)			66.7	61.1	63.4	61.4	62.2	61.8	66.3	66.1	66.2
41) There is a pressure to drink alcohol among students from my school.			57.1	26.3	43.9	53.6	49.3	51.3	48.4	43.8	46.2
42) I am satisfied with the anti-smoking policies and programs being offered at my school (e.g., presentations, guest speakers, assemblies)			60.0	52.6	56.1	58.7	56.8	57.7	62.6	61.8	62.2
43) There is a pressure to smoke cigarettes among students from my school.			28.6	26.3	28.6	42.9	37.2	40.0	37.5	31.4	34.6
			53.1	41.6	48.0	54.1	51.4	52.7	53.7	50.8	52.3

For items 1-43, values are percent agreeing with the statement. Students were asked to indicate the extent to which they agreed to each statement with the following scale: 1-Strongly Disagree, 2-Disagree Somewhat, 3-Agree Somewhat, 4-Strongly Agree, 5-N/A- Not applicable

Survey results highlight the percentage of students who ‘Agree Somewhat’ or ‘Agree Strongly’ with each statement.

For items 44-55, students had 4 choices: A-Never, B-Once or Twice, C-Every Week, D-Multiple Times a Week.

<div><div><div><div><div></div><div></div></div><div><div></div><div></div></div></div><div><div></div><div></div></div><div><div></div><div></div></div></div><div>Newfoundland Labrador</div></div>												
School Climate Survey Grades 10-12, 2015-16												
NLESD - Central Region												
#125 - Copper Ridge Academy, Baie Verte												
Response Rate: 56.8												
	[N=42]				[N=2,156]				[N=12,024]			
	SCHOOL				DISTRICT				PROVINCE			
	A	B	C	D	A	B	C	D	A	B	C	D
BULLYING AND HARASSMENT												
(44) In the last month I have been bullied or harassed physically (e.g. hit, kicked, pushed, shoved around, locked indoors).	81.0	14.3	2.4	2.4	79.6	13.9	3.0	3.5	83.0	12.4	1.8	2.8
(45) In the last month I have been bullied or harassed verbally (e.g. called mean names, made fun of, teased in a hurtful way).	63.4	24.4	9.8	2.4	59.3	26.5	6.2	8.0	63.2	24.9	5.6	6.3
(46) In the last month I have been bullied or harassed indirectly (e.g. left out of things on purpose, excluded from a group of friends,	71.4	21.4	4.8	2.4	62.9	22.9	7.2	7.1	66.6	21.3	6.0	6.1
(47) In the last month I have been sexually harassed (e.g. other students making sexual jokes, comments or gestures towards me).	85.7	11.9	0.0	2.4	83.6	10.2	2.3	3.9	84.3	9.9	2.3	3.5
(48) In the last month I have been bullied or harassed electronically (e.g. teased or bullied using a computer or a mobile phone).	95.1	4.9	0.0	0.0	79.7	13.3	2.9	4.2	82.5	11.8	2.3	3.3
(49) In the last month I have seen or heard about another student being bullied or harassed.	14.3	31.0	31.0	23.8	30.7	40.5	14.1	14.7	37.4	38.3	12.6	11.7
(50) In the last month I have taken part in bullying or harassing another student.	92.9	7.1	0.0	0.0	87.2	8.6	1.5	2.7	89.3	7.5	1.1	2.1
(51) In the last month I have been involved in a physical fight.	92.9	7.1	0.0	0.0	89.7	6.7	1.0	2.6	91.1	5.7	0.9	2.2
DRUGS AND ALCOHOL												
(52) In the last month I have used illegal drugs.	90.5	4.8	0.0	4.8	80.4	9.5	2.6	7.5	80.0	10.4	2.7	6.9
(53) In the last month I have abused prescription drugs.	100.0	0.0	0.0	0.0	92.2	3.4	1.4	3.1	92.7	3.4	1.1	2.7
(54) In the last month I have consumed alcohol.	57.1	33.3	4.8	4.8	54.1	28.7	9.2	8.1	54.7	29.2	8.9	7.3
(55) In the last month I have smoked cigarettes.	85.7	4.8	2.4	7.1	79.2	7.8	2.0	11.0	79.8	7.7	2.1	10.4

For items 1-43, values are percent agreeing with the statement. Students were asked to indicate the extent to which they agreed to each statement with the following scale: 1-Strongly Disagree, 2-Disagree Somewhat, 3-Agree Somewhat, 4-Strongly Agree, 5-N/A- Not applicable

Survey results highlight the percentage of students who ‘Agree Somewhat’ or ‘Agree Strongly’ with each statement.

For items 44-55, students had 4 choices: A-Never, B-Once or Twice, C-Every Week, D-Multiple Times a Week.

NLESD - Central Region

#128 - Long Island Academy, Beaumont

Response Rate: 100.0

STUDENT SATISFACTION

- (1) School is a place where I like to be.
- (2) I am satisfied with the quality of education I am receiving at my school.
- (3) I am satisfied with the quality of teaching at my school.
- (4) My school is clean and well maintained.
- (5) My school work is interesting.
- (6) My school work is challenging.

[N=1]			[N=2,156]			[N=12,024]		
SCHOOL			DISTRICT			PROVINCE		
<u>M</u>	<u>F</u>	<u>Total</u>	<u>M</u>	<u>F</u>	<u>Total</u>	<u>M</u>	<u>F</u>	<u>Total</u>
			52.6	58.2	55.3	61.4	63.4	62.3
			72.4	75.7	73.9	79.8	80.9	80.2
			73.0	77.4	75.2	79.5	79.7	79.5
			72.9	73.3	73.1	74.9	73.9	74.3
			48.5	55.3	52.0	52.4	60.4	56.3
			78.3	81.6	79.9	79.4	83.2	81.2
			66.3	70.3	68.2	71.2	73.6	72.3

LEARNING OPPORTUNITIES

- (7) I can get help regarding post-secondary planning at my school.
- (8) I get help regarding scholarships at my school.
- (11) I can easily access programs and services at school to get help with my school work if I need it.
- (12) My parents/guardians are available to help me with my school work if I need it.
- (13) My peers are available to help me with my school work if I need it.
- (14) If I need it, I can get help at school with problems not related to school work.
- (15) I am satisfied with the opportunities I have to use technology to learn at my school.

81.7	82.7	82	83.3	83.1	83.2
78.3	80.5	79	81.0	80.6	80.8
51.2	51.5	77	79.6	79.6	79.6
73.4	69.0	71	73.3	68.5	71.0
79.0	81.9	81	79.5	82.8	81.1
69.7	74.4	72	73.1	72.7	72.9
59.4	64.3	62	65.2	68.9	67.0
74.0	75.8	74.9	76.4	76.6	76.5

PARTICIPATION

- (16) I am satisfied with the opportunities I have to participate in physical activities at my school.
- (17) I am satisfied with the opportunities I have to participate in fine arts programs and/or activities at my school (e.g., art club, band, choir, drama).
- (18) I am satisfied with the opportunities I have to participate in extra-curricular groups/activities at my school.
- (19) I am satisfied with the opportunities I have to participate in science activities at my school (e.g., fairs, competitions, clubs).

74.9	71.3	73	76.9	77.4	77.1
63.7	66.0	65	75.1	76.8	76.0
68.6	66.9	68	75.3	77.4	76.3
40.4	34.4	37	56.7	55.0	55.9
61.9	59.6	60.9	71.0	71.6	71.3

SCHOOL CLIMATE

- (20) At my school, I treat everyone with respect.
- (21) At my school, students treat each other with respect.
- (22) At my school, students treat staff with respect.
- (23) At my school, staff treat students with respect.
- (24) At my school, staff treat each other with respect.
- (25) Staff at my school care about me.
- (26) At my school, students of different sexual orientations are treated with respect.
- (27) At my school, students of different race are treated with respect.
- (37) I am treated fairly by the staff in my school.
- (38) I am satisfied with the anti-drug policies and programs being offered at my school (e.g. presentations, guest speakers, assemblies)
- (39) There is a pressure to do drugs among students from my school.

86.1	95.3	91	87.6	94.9	91.3
53.0	41.9	47	58.3	49.9	54.0
61.1	55.7	58	67.4	63.0	65.2
73.3	73.9	74	76.7	76.6	76.5
90.9	95.1	93	92.7	95.5	94.0
71.4	76.9	74	77.6	77.9	77.7
70.4	74.9	73	77.7	80.3	79.0
83.4	87.9	86	87.8	89.5	88.6
71.9	76.0	74	77.2	78.0	77.5
62.5	80.6	63	68.8	68.4	68.6
44.6	39.9	42	40.8	33.9	37.6
69.9	70.9	70.4	73.9	73.9	73.6

EXPECTATIONS

- (9) My opinions are important at school.
(10) I am encouraged to try my best at school.
(36) I know the school rules/code of conduct.

51.2	51.5	52	53.9	55.2	54.5
82.1	84.1	83	83.2	86.1	84.7
74.8	84.5	80	75.9	84.2	80.0
69.4	73.4	71.5	71.0	75.2	73.1

SAFETY

- (28) I feel safe at school.
- (29) I feel safe in the school cafeteria.
- (30) I feel safe in my classrooms.
- (31) I feel safe in the school washrooms.
- (32) I feel safe in the school gym.
- (33) I feel safe in the gym change rooms.
- (34) I feel safe on the school bus.
- (35) I feel safe on school grounds.

74.5	76.0	75	80.4	79.7	80.1
76.9	80.6	79	83.8	84.0	83.9
81.6	85.8	84	86.6	87.7	87.1
73.1	77.1	75	75.3	78.4	76.8
81.9	80.7	81	85.2	83.4	84.2
76.0	81.0	78	79.8	83.0	81.3
77.5	78.6	78	81.0	76.8	78.9
77.2	79.0	78	80.7	81.9	81.2
77.3	79.8	78.6	81.6	81.9	81.7

DRUGS AND ALCOHOL

- (40) I am satisfied with the anti-alcohol policies and programs being offered at my school (e.g., presentations, guest speakers, assemblies)
- (41) There is a pressure to drink alcohol among students from my school.
- (42) I am satisfied with the anti-smoking policies and programs being offered at my school (e.g., presentations, guest speakers, assemblies)
- (43) There is a pressure to smoke cigarettes among students from my school.

61.4	62.2	61.8	66.3	66.1	66.2
53.6	49.3	51.3	48.4	43.8	46.2
58.7	56.8	57.7	62.6	61.8	62.2
42.9	37.2	40.0	37.5	31.4	34.6
54.1	51.4	52.7	53.7	50.8	52.3

For items 1-43, values are percent agreeing with the statement. Students were asked to indicate the extent to which they agreed to each statement with the following scale: 1-Strongly Disagree, 2-Disagree Somewhat, 3-Agree Somewhat, 4-Strongly Agree, 5-N/A- Not applicable

Survey results highlight the percentage of students who 'Agree Somewhat' or 'Agree Strongly' with each statement.

For items 44-55, students had 4 choices: A-Never, B-Once or Twice, C-Every Week, D-Multiple Times a Week.

NLESD - Central Region

#128 - Long Island Academy, Beaumont

Response Rate: 100.0

	[N=1] SCHOOL				[N=2,156] DISTRICT				[N=12,024] PROVINCE			
	A	B	C	D	A	B	C	D	A	B	C	D
BULLYING AND HARASSMENT												
(44) In the last month I have been bullied or harassed physically (e.g. hit, kicked, pushed, shoved around, locked indoors).					79.6	13.9	3.0	3.5	83.0	12.4	1.8	2.8
(45) In the last month I have been bullied or harassed verbally (e.g. called mean names, made fun of, teased in a hurtful way).					59.3	26.5	6.2	8.0	63.2	24.9	5.6	6.3
(46) In the last month I have been bullied or harassed indirectly (e.g. left out of things on purpose, excluded from a group of friends,					62.9	22.9	7.2	7.1	66.6	21.3	6.0	6.1
(47) In the last month I have been sexually harassed (e.g. other students making sexual jokes, comments or gestures towards me).					83.6	10.2	2.3	3.9	84.3	9.9	2.3	3.5
(48) In the last month I have been bullied or harassed electronically (e.g. teased or bullied using a computer or a mobile phone).					79.7	13.3	2.9	4.2	82.5	11.8	2.3	3.3
(49) In the last month I have seen or heard about another student being bullied or harassed.					30.7	40.5	14.1	14.7	37.4	38.3	12.6	11.7
(50) In the last month I have taken part in bullying or harassing another student.					87.2	8.6	1.5	2.7	89.3	7.5	1.1	2.1
(51) In the last month I have been involved in a physical fight.					89.7	6.7	1.0	2.6	91.1	5.7	0.9	2.2
DRUGS AND ALCOHOL												
(52) In the last month I have used illegal drugs.					80.4	9.5	2.6	7.5	80.0	10.4	2.7	6.9
(53) In the last month I have abused prescription drugs.					92.2	3.4	1.4	3.1	92.7	3.4	1.1	2.7
(54) In the last month I have consumed alcohol.					54.1	28.7	9.2	8.1	54.7	29.2	8.9	7.3
(55) In the last month I have smoked cigarettes.					79.2	7.8	2.0	11.0	79.8	7.7	2.1	10.4

For items 1-43, values are percent agreeing with the statement. Students were asked to indicate the extent to which they agreed to each statement with the following scale: 1-Strongly Disagree, 2-Disagree Somewhat, 3-Agree Somewhat, 4-Strongly Agree, 5-N/A- Not applicable

Survey results highlight the percentage of students who ‘Agree Somewhat’ or ‘Agree Strongly’ with each statement.

For items 44-55, students had 4 choices: A-Never, B-Once or Twice, C-Every Week, D-Multiple Times a Week.

STUDENT SATISFACTION	[N=131]			[N=2,156]			[N=12,024]		
	SCHOOL			DISTRICT			PROVINCE		
	M	F	Total	M	F	Total	M	F	Total
1) School is a place where I like to be.	57.6	51.4	54.2	52.6	58.2	55.3	61.4	63.4	62.3
2) I am satisfied with the quality of education I am receiving at my school.	62.7	58.3	60.3	72.4	75.7	73.9	79.8	80.9	80.2
3) I am satisfied with the quality of teaching at my school.	66.1	59.7	62.6	73.0	77.4	75.2	79.5	79.7	79.5
4) My school is clean and well maintained.	76.3	58.3	66.4	72.9	73.3	73.1	74.9	73.9	74.3
5) My school work is interesting.	50.0	45.8	47.7	48.5	55.3	52.0	52.4	60.4	56.3
6) My school work is challenging.	71.9	71.8	71.9	78.3	81.6	79.9	79.4	83.2	81.2
	64.1	57.6	60.5	66.3	70.3	68.2	71.2	73.6	72.3
EARNING OPPORTUNITIES									
7) I can get help regarding post-secondary planning at my school.	84.6	62.9	72.1	81.7	82.7	82	83.3	83.1	83.2
8) I get help regarding scholarships at my school.	76.9	72.1	74.2	78.3	80.5	79	81.0	80.6	80.8
9) I can easily access programs and services at school to get help with my school work if I need it.	81.4	77.8	79.4	51.2	51.5	77	79.6	79.6	79.6
10) My parents/guardians are available to help me with my school work if I need it.	79.7	69.0	73.9	73.4	69.0	71	73.3	68.5	71.0
11) My peers are available to help me with my school work if I need it.	70.7	93.0	83.0	79.0	81.9	81	79.5	82.8	81.1
12) If I need it, I can get help at school with problems not related to school work.	78.0	64.3	70.5	69.7	74.4	72	73.1	72.7	72.9
13) I am satisfied with the opportunities I have to use technology to learn at my school.	59.3	57.8	58.5	59.4	64.3	62	65.2	68.9	67.0
	75.8	71.0	73.1	74.0	75.8	74.9	76.4	76.6	76.5
ARTICIPATION									
14) I am satisfied with the opportunities I have to participate in physical activities at my school.	69.5	66.7	67.9	74.9	71.3	73	76.9	77.4	77.1
15) I am satisfied with the opportunities I have to participate in fine arts programs and/or activities at my school(e.g., art club, band, choir, drama).	75.9	76.4	76.2	63.7	66.0	65	75.1	76.8	76.0
16) I am satisfied with the opportunities I have to participate in extra-curricular groups/activities at my school.	69.5	58.3	63.4	68.6	66.9	68	75.3	77.4	76.3
17) I am satisfied with the opportunities I have to participate in science activities at my school(e.g., fairs, competitions, clubs).	50.0	26.4	36.9	40.4	34.4	37	56.7	55.0	55.9
	66.2	56.9	61.1	61.9	59.6	60.9	71.0	71.6	71.3
SCHOOL CLIMATE									
18) At my school, I treat everyone with respect.	78.0	94.4	87.0	86.1	95.3	91	87.6	94.9	91.3
19) At my school, students treat each other with respect.	61.0	26.4	42.0	53.0	41.9	47	58.3	49.9	54.0
20) At my school, students treat staff with respect.	62.1	33.3	46.2	61.1	55.7	58	67.4	63.0	65.2
21) At my school, staff treat students with respect.	81.4	58.3	68.7	73.3	73.9	74	76.7	76.6	76.5
22) At my school, staff treat each other with respect.	86.4	94.4	90.8	90.9	95.1	93	92.7	95.5	94.0
23) Staff at my school care about me.	69.5	64.3	66.7	71.4	76.9	74	77.6	77.9	77.7
24) At my school, students of different sexual orientations are treated with respect.	73.2	75.4	74.4	70.4	74.9	73	77.7	80.3	79.0
25) At my school, students of different race are treated with respect.	82.0	89.1	86.0	83.4	87.9	86	87.8	89.5	88.6
26) I am treated fairly by the staff in my school.	74.6	64.8	69.2	71.9	76.0	74	77.2	78.0	77.5
27) I am satisfied with the anti-drug policies and programs being offered at my school (e.g. presentations, guest speakers, assemblies)	63.2	56.3	59.4	62.5	80.6	63	68.8	68.4	68.6
28) There is a pressure to do drugs among students from my school.	46.6	45.8	46.2	44.6	39.9	42	40.8	33.9	37.6
	70.7	63.9	67.0	69.9	70.9	70.4	73.9	73.9	73.6
EXPECTATIONS									
29) My opinions are important at school.	57.9	32.9	44.1	51.2	51.5	52	53.9	55.2	54.5
30) I am encouraged to try my best at school.	86.2	78.6	82.0	82.1	84.1	83	83.2	86.1	84.7
31) I know the school rules/code of conduct.	71.2	76.1	73.9	74.8	84.5	80	75.9	84.2	80.0
	71.8	62.5	66.7	69.4	73.4	71.5	71.0	75.2	73.1
SAFETY									
32) I feel safe at school.	78.0	68.1	72.5	74.5	76.0	75	80.4	79.7	80.1
33) I feel safe in the school cafeteria.	77.6	73.6	75.4	76.9	80.6	79	83.8	84.0	83.9

For items 1-43, values are percent agreeing with the statement. Students were asked to indicate the extent to which they agreed to each statement with the following scale: 1-Strongly Disagree, 2-Disagree Somewhat, 3-Agree Somewhat, 4-Strongly Agree, 5-N/A- Not applicable

Survey results highlight the percentage of students who 'Agree Somewhat' or 'Agree Strongly' with each statement.

For items 44-55, students had 4 choices: A-Never, B-Once or Twice, C-Every Week, D-Multiple Times a Week.

<div><div><div><div><div></div><div></div></div><div><div></div><div></div></div></div><div><div></div><div></div></div><div><div></div><div></div></div></div><div>Newfoundland Labrador</div></div>												
School Climate Survey Grades 10-12, 2015-16												
NLESD - Central Region												
#132 - Botwood Collegiate, Botwood												
Response Rate: 78.0												
BULLYING AND HARASSMENT (44) In the last month I have been bullied or harassed physically (e.g. hit, kicked, pushed, shoved around, locked indoors). (45) In the last month I have been bullied or harassed verbally (e.g. called mean names, made fun of, teased in a hurtful way). (46) In the last month I have been bullied or harassed indirectly (e.g. left out of things on purpose, excluded from a group of friends, (47) In the last month I have been sexually harassed (e.g. other students making sexual jokes, comments or gestures towards me). (48) In the last month I have been bullied or harassed electronically (e.g. teased or bullied using a computer or a mobile phone). (49) In the last month I have seen or heard about another student being bullied or harassed. (50) In the last month I have taken part in bullying or harassing another student. (51) In the last month I have been involved in a physical fight. DRUGS AND ALCOHOL (52) In the last month I have used illegal drugs. (53) In the last month I have abused prescription drugs. (54) In the last month I have consumed alcohol. (55) In the last month I have smoked cigarettes.	[N=131] <u>SCHOOL</u>				[N=2,156] <u>DISTRICT</u>				[N=12,024] <u>PROVINCE</u>			
	<u>A</u>	<u>B</u>	<u>C</u>	<u>D</u>	<u>A</u>	<u>B</u>	<u>C</u>	<u>D</u>	<u>A</u>	<u>B</u>	<u>C</u>	<u>D</u>
	80.9	8.4	6.1	4.6	79.6	13.9	3.0	3.5	83.0	12.4	1.8	2.8
	63.4	20.6	4.6	11.5	59.3	26.5	6.2	8.0	63.2	24.9	5.6	6.3
	60.8	20.8	7.7	10.8	62.9	22.9	7.2	7.1	66.6	21.3	6.0	6.1
	82.3	11.5	2.3	3.9	83.6	10.2	2.3	3.9	84.3	9.9	2.3	3.5
	77.3	13.3	0.8	8.6	79.7	13.3	2.9	4.2	82.5	11.8	2.3	3.3
	27.7	39.2	17.7	15.4	30.7	40.5	14.1	14.7	37.4	38.3	12.6	11.7
	88.5	7.7	0.8	3.1	87.2	8.6	1.5	2.7	89.3	7.5	1.1	2.1
	93.1	3.1	0.0	3.8	89.7	6.7	1.0	2.6	91.1	5.7	0.9	2.2
	68.7	13.0	6.1	12.2	80.4	9.5	2.6	7.5	80.0	10.4	2.7	6.9
	88.6	6.1	1.5	3.8	92.2	3.4	1.4	3.1	92.7	3.4	1.1	2.7
	45.0	39.7	6.1	9.2	54.1	28.7	9.2	8.1	54.7	29.2	8.9	7.3
	68.7	13.7	1.5	16.0	79.2	7.8	2.0	11.0	79.8	7.7	2.1	10.4

For items 1-43, values are percent agreeing with the statement. Students were asked to indicate the extent to which they agreed to each statement with the following scale: 1-Strongly Disagree, 2-Disagree Somewhat, 3-Agree Somewhat, 4-Strongly Agree, 5-N/A- Not applicable

Survey results highlight the percentage of students who ‘Agree Somewhat’ or ‘Agree Strongly’ with each statement.

For items 44-55, students had 4 choices: A-Never, B-Once or Twice, C-Every Week, D-Multiple Times a Week.

STUDENT SATISFACTION

- (1) School is a place where I like to be.
- (2) I am satisfied with the quality of education I am receiving at my school.
- (3) I am satisfied with the quality of teaching at my school.
- (4) My school is clean and well maintained.
- (5) My school work is interesting.
- (6) My school work is challenging.

[N=5]			[N=2,156]			[N=12,024]		
SCHOOL			DISTRICT			PROVINCE		
<u>M</u>	<u>F</u>	<u>Total</u>	<u>M</u>	<u>F</u>	<u>Total</u>	<u>M</u>	<u>F</u>	<u>Total</u>
			52.6	58.2	55.3	61.4	63.4	62.3
			72.4	75.7	73.9	79.8	80.9	80.2
			73.0	77.4	75.2	79.5	79.7	79.5
			72.9	73.3	73.1	74.9	73.9	74.3
			48.5	55.3	52.0	52.4	60.4	56.3
			78.3	81.6	79.9	79.4	83.2	81.2
			66.3	70.3	68.2	71.2	73.6	72.3

LEARNING OPPORTUNITIES

- (7) I can get help regarding post-secondary planning at my school.
- (8) I get help regarding scholarships at my school.
- (11) I can easily access programs and services at school to get help with my school work if I need it.
- (12) My parents/guardians are available to help me with my school work if I need it.
- (13) My peers are available to help me with my school work if I need it.
- (14) If I need it, I can get help at school with problems not related to school work.
- (15) I am satisfied with the opportunities I have to use technology to learn at my school.

81.7	82.7	82	83.3	83.1	83.2
78.3	80.5	79	81.0	80.6	80.8
51.2	51.5	77	79.6	79.6	79.6
73.4	69.0	71	73.3	68.5	71.0
79.0	81.9	81	79.5	82.8	81.1
69.7	74.4	72	73.1	72.7	72.9
59.4	64.3	62	65.2	68.9	67.0
74.0	75.8	74.9	76.4	76.6	76.5

PARTICIPATION

- (16) I am satisfied with the opportunities I have to participate in physical activities at my school.
- (17) I am satisfied with the opportunities I have to participate in fine arts programs and/or activities at my school (e.g., art club, band, choir, drama).
- (18) I am satisfied with the opportunities I have to participate in extra-curricular groups/activities at my school.
- (19) I am satisfied with the opportunities I have to participate in science activities at my school (e.g., fairs, competitions, clubs).

74.9	71.3	73	76.9	77.4	77.1
63.7	66.0	65	75.1	76.8	76.0
68.6	66.9	68	75.3	77.4	76.3
40.4	34.4	37	56.7	55.0	55.9
61.9	59.6	60.9	71.0	71.6	71.3

SCHOOL CLIMATE

- (20) At my school, I treat everyone with respect.
- (21) At my school, students treat each other with respect.
- (22) At my school, students treat staff with respect.
- (23) At my school, staff treat students with respect.
- (24) At my school, staff treat each other with respect.
- (25) Staff at my school care about me.
- (26) At my school, students of different sexual orientations are treated with respect.

86.1	95.3	91	87.6	94.9	91.3
53.0	41.9	47	58.3	49.9	54.0
61.1	55.7	58	67.4	63.0	65.2
73.3	73.9	74	76.7	76.6	76.5
90.9	95.1	93	92.7	95.5	94.0
71.4	76.9	74	77.6	77.9	77.7
70.4	74.9	73	77.7	80.3	79.0

- (27) At my school, students of different race are treated with respect.
- (37) I am treated fairly by the staff in my school.
- (38) I am satisfied with the anti-drug policies and programs being offered at my school (e.g. presentations, guest speakers, assemblies)
- (39) There is a pressure to do drugs among students from my school.

83.4	87.9	86	87.8	89.5	88.6
71.9	76.0	74	77.2	78.0	77.5
62.5	80.6	63	68.8	68.4	68.6
44.6	39.9	42	40.8	33.9	37.6
69.9	70.9	70.4	73.9	73.9	73.6

EXPECTATIONS

- (9) My opinions are important at school.
(10) I am encouraged to try my best at school.
(36) I know the school rules/code of conduct.

51.2	51.5	52	53.9	55.2	54.5
82.1	84.1	83	83.2	86.1	84.7
74.8	84.5	80	75.9	84.2	80.0
69.4	73.4	71.5	71.0	75.2	73.1

SAFETY

- (28) I feel safe at school.
- (29) I feel safe in the school cafeteria.
- (30) I feel safe in my classrooms.
- (31) I feel safe in the school washrooms.
- (32) I feel safe in the school gym.
- (33) I feel safe in the gym change rooms.
- (34) I feel safe on the school bus.
- (35) I feel safe on school grounds.

74.5	76.0	75	80.4	79.7	80.1
76.9	80.6	79	83.8	84.0	83.9
81.6	85.8	84	86.6	87.7	87.1
73.1	77.1	75	75.3	78.4	76.8
81.9	80.7	81	85.2	83.4	84.2
76.0	81.0	78	79.8	83.0	81.3
77.5	78.6	78	81.0	76.8	78.9
77.2	79.0	78	80.7	81.9	81.2
77.3	79.8	78.6	81.6	81.9	81.7

DRUGS AND ALCOHOL


- (40) I am satisfied with the anti-alcohol policies and programs being offered at my school (e.g., presentations, guest speakers, assemblies)
- (41) There is a pressure to drink alcohol among students from my school.
- (42) I am satisfied with the anti-smoking policies and programs being offered at my school (e.g., presentations, guest speakers, assemblies)
- (43) There is a pressure to smoke cigarettes among students from my school.

61.4	62.2	61.8	66.3	66.1	66.2
53.6	49.3	51.3	48.4	43.8	46.2
58.7	56.8	57.7	62.6	61.8	62.2
42.9	37.2	40.0	37.5	31.4	34.6
54.1	51.4	52.7	53.7	50.8	52.3

For items 1-43, values are percent agreeing with the statement. Students were asked to indicate the extent to which they agreed to each statement with the following scale: 1-Strongly Disagree, 2-Disagree Somewhat, 3-Agree Somewhat, 4-Strongly Agree, 5-N/A- Not applicable

Survey results highlight the percentage of students who 'Agree Somewhat' or 'Agree Strongly' with each statement.

For items 44-55, students had 4 choices: A-Never, B-Once or Twice, C-Every Week, D-Multiple Times a Week.



NLESD - Central Region

#138 - Victoria Academy, Gaultois

School Climate Survey

Grades 10-12, 2015-16

Response Rate: 100.0

	[N=5] SCHOOL				[N=2,156] DISTRICT				[N=12,024] PROVINCE			
	A	B	C	D	A	B	C	D	A	B	C	D
BULLYING AND HARASSMENT												
44) In the last month I have been bullied or harassed physically (e.g. hit, kicked, pushed, shoved around, locked indoors).					79.6	13.9	3.0	3.5	83.0	12.4	1.8	2.8
45) In the last month I have been bullied or harassed verbally (e.g. called mean names, made fun of, teased in a hurtful way).					59.3	26.5	6.2	8.0	63.2	24.9	5.6	6.3
46) In the last month I have been bullied or harassed indirectly (e.g. left out of things on purpose, excluded from a group of friends,					62.9	22.9	7.2	7.1	66.6	21.3	6.0	6.1
47) In the last month I have been sexually harassed (e.g. other students making sexual jokes, comments or gestures towards me).					83.6	10.2	2.3	3.9	84.3	9.9	2.3	3.5
48) In the last month I have been bullied or harassed electronically (e.g. teased or bullied using a computer or a mobile phone).					79.7	13.3	2.9	4.2	82.5	11.8	2.3	3.3
49) In the last month I have seen or heard about another student being bullied or harassed.					30.7	40.5	14.1	14.7	37.4	38.3	12.6	11.7
50) In the last month I have taken part in bullying or harassing another student.					87.2	8.6	1.5	2.7	89.3	7.5	1.1	2.1
51) In the last month I have been involved in a physical fight.					89.7	6.7	1.0	2.6	91.1	5.7	0.9	2.2
DRUGS AND ALCOHOL												
52) In the last month I have used illegal drugs.					80.4	9.5	2.6	7.5	80.0	10.4	2.7	6.9
53) In the last month I have abused prescription drugs.					92.2	3.4	1.4	3.1	92.7	3.4	1.1	2.7
54) In the last month I have consumed alcohol.					54.1	28.7	9.2	8.1	54.7	29.2	8.9	7.3
55) In the last month I have smoked cigarettes.					79.2	7.8	2.0	11.0	79.8	7.7	2.1	10.4

For items 1-43, values are percent agreeing with the statement. Students were asked to indicate the extent to which they agreed to each statement with the following scale: 1-Strongly Disagree, 2-Disagree Somewhat, 3-Agree Somewhat, 4-Strongly Agree, 5-N/A- Not applicable

Survey results highlight the percentage of students who ‘Agree Somewhat’ or ‘Agree Strongly’ with each statement.


For items 44-55, students had 4 choices: A-Never, B-Once or Twice, C-Every Week, D-Multiple Times a Week.

Newfoundland Labrador			School Climate Survey Grades 10-12, 2015-16								
NLESD - Central Region											
#149 - King Academy, Harbour Breton			Response Rate: 89.4								
			[N=59] SCHOOL			[N=2,156] DISTRICT			[N=12,024] PROVINCE		
			M	F	Total	M	F	Total	M	F	Total
STUDENT SATISFACTION											
1) School is a place where I like to be.			53.3	72.4	62.7	52.6	58.2	55.3	61.4	63.4	62.3
2) I am satisfied with the quality of education I am receiving at my school.			93.3	93.1	93.2	72.4	75.7	73.9	79.8	80.9	80.2
3) I am satisfied with the quality of teaching at my school.			93.3	93.1	93.2	73.0	77.4	75.2	79.5	79.7	79.5
4) My school is clean and well maintained.			76.7	96.6	86.4	72.9	73.3	73.1	74.9	73.9	74.3
5) My school work is interesting.			40.0	55.2	47.5	48.5	55.3	52.0	52.4	60.4	56.3
6) My school work is challenging.			96.7	72.4	84.8	78.3	81.6	79.9	79.4	83.2	81.2
			75.6	80.5	78.0	66.3	70.3	68.2	71.2	73.6	72.3
LEARNING OPPORTUNITIES											
7) I can get help regarding post-secondary planning at my school.			100.0	100.0	100.0	81.7	82.7	82	83.3	83.1	83.2
8) I get help regarding scholarships at my school.			100.0	100.0	100.0	78.3	80.5	79	81.0	80.6	80.8
11) I can easily access programs and services at school to get help with my school work if I need it.			93.3	96.6	94.9	51.2	51.5	77	79.6	79.6	79.6
12) My parents/guardians are available to help me with my school work if I need it.			53.3	62.1	57.6	73.4	69.0	71	73.3	68.5	71.0
13) My peers are available to help me with my school work if I need it.			93.3	96.6	94.9	79.0	81.9	81	79.5	82.8	81.1
14) If I need it, I can get help at school with problems not related to school work.			83.3	93.1	88.1	69.7	74.4	72	73.1	72.7	72.9
15) I am satisfied with the opportunities I have to use technology to learn at my school.			80.0	89.7	84.8	59.4	64.3	62	65.2	68.9	67.0
			86.2	91.1	88.6	74.0	75.8	74.9	76.4	76.6	76.5
PARTICIPATION											
16) I am satisfied with the opportunities I have to participate in physical activities at my school.			83.3	86.2	84.8	74.9	71.3	73	76.9	77.4	77.1
17) I am satisfied with the opprtunities I have to paticipate in fine arts programs and/or activities at my school(e.g., art club, band, choir, drama).			46.7	31.0	39.0	63.7	66.0	65	75.1	76.8	76.0
18) I am satisfied with the opprtunities I have to paticipate in extra-curricular groups/activities at my school.			63.3	75.9	69.5	68.6	66.9	68	75.3	77.4	76.3
19) I am satisfied with the opprtunities I have to paticipate in science activities at my school(e.g., fairs, competitions, clubs).			30.0	41.4	35.6	40.4	34.4	37	56.7	55.0	55.9
			55.8	58.6	57.2	61.9	59.6	60.9	71.0	71.6	71.3
SCHOOL CLIMATE											
20) At my school, I treat everyone with respect.			100.0	100.0	100.0	86.1	95.3	91	87.6	94.9	91.3
21) At my school, students treat each other with respect.			53.3	44.8	49.2	53.0	41.9	47	58.3	49.9	54.0
22) At my school, students treat staff with respect.			66.7	86.2	76.3	61.1	55.7	58	67.4	63.0	65.2
23) At my school, staff treat students with respect.			86.7	86.2	86.4	73.3	73.9	74	76.7	76.6	76.5
24) At my school, staff treat each other with respect.			100.0	96.6	98.3	90.9	95.1	93	92.7	95.5	94.0
25) Staff at my school care about me.			86.7	92.9	89.7	71.4	76.9	74	77.6	77.9	77.7
26) At my school, students of different sexual orientations are treated with respect.			76.9	78.6	77.8	70.4	74.9	73	77.7	80.3	79.0
27) At my school, students of different race are treated with respect.			90.0	92.9	91.4	83.4	87.9	86	87.8	89.5	88.6
37) I am treated fairly by the staff in my school.			89.7	79.3	84.5	71.9	76.0	74	77.2	78.0	77.5
38) I am satisfied with the anti-drug policies and programs being offered at my school (e.g.presentatiions, guest speakers, assemblies)			76.7	86.2	81.4	62.5	80.6	63	68.8	68.4	68.6
39) There is a pressure to do drugs among students from my school.			13.3	6.9	10.2	44.6	39.9	42	40.8	33.9	37.6
			76.4	77.3	76.8	69.9	70.9	70.4	73.9	73.9	73.6
EXPECTATIONS											
9) My opinions are important at school.			60.0	75.9	67.8	51.2	51.5	52	53.9	55.2	54.5
10) I am encouraged to try my best at school.			90.0	100.0	94.8	82.1	84.1	83	83.2	86.1	84.7
36) I know the school rules/code of conduct.			73.3	100.0	86.4	74.8	84.5	80	75.9	84.2	80.0
			74.4	92.0	83.0	69.4	73.4	71.5	71.0	75.2	73.1
SAFETY											
28) I feel safe at school.			100.0	82.8	91.5	74.5	76.0	75	80.4	79.7	80.1
29) I feel safe in the school cafeteria.			0.0	0.0	0.0	76.9	80.6	79	83.8	84.0	83.9
30) I feel safe in my classrooms.			100.0	93.1	96.6	81.6	85.8	84	86.6	87.7	87.1
31) I feel safe in the school washrooms.			93.3	93.1	93.2	73.1	77.1	75	75.3	78.4	76.8
32) I feel safe in the school gym.			100.0	86.2	93.2	81.9	80.7	81	85.2	83.4	84.2
33) I feel safe in the gym change rooms.			96.2	92.0	94.1	76.0	81.0	78	79.8	83.0	81.3
34) I feel safe on the school bus.			100.0	90.9	96.4	77.5	78.6	78	81.0	76.8	78.9
35) I feel safe on school grounds.			100.0	96.6	98.3	77.2	79.0	78	80.7	81.9	81.2
			86.2	79.3	82.9	77.3	79.8	78.6	81.6	81.9	81.7
DRUGS AND ALCOHOL											
40) I am satisfied with the anti-alcohol policies and programs being offered at my school (e.g., presentations, guest speakers, assemblies)			80.0	79.3	79.7	61.4	62.2	61.8	66.3	66.1	66.2
41) There is a pressure to drink alcohol among students from my school.			60.0	62.1	61.0	53.6	49.3	51.3	48.4	43.8	46.2
42) I am satisfied with the anti-smoking policies and programs being offered at my school (e.g., presentations, guest speakers, assemblies)			80.0	82.8	81.4	58.7	56.8	57.7	62.6	61.8	62.2
43) There is a pressure to smoke cigarettes among students from my school.			13.3	10.3	11.9	42.9	37.2	40.0	37.5	31.4	34.6
			58.3	58.6	58.5	54.1	51.4	52.7	53.7	50.8	52.3

For items 1-43, values are percent agreeing with the statement. Students were asked to indicate the extent to which they agreed to each statement with the following scale: 1-Strongly Disagree, 2-Disagree Somewhat, 3-Agree Somewhat, 4-Strongly Agree, 5-N/A- Not applicable

Survey results highlight the percentage of students who ‘Agree Somewhat’ or ‘Agree Strongly’ with each statement.

For items 44-55, students had 4 choices: A-Never, B-Once or Twice, C-Every Week, D-Multiple Times a Week.

		School Climate Survey Grades 10-12, 2015-16											
NLESD - Central Region													
#149 - King Academy, Harbour Breton		Response Rate: 89.4											
		[N=59] SCHOOL				[N=2,156] DISTRICT				[N=12,024] PROVINCE			
BULLYING AND HARASSMENT		A	B	C	D	A	B	C	D	A	B	C	D
(44) In the last month I have been bullied or harassed physically (e.g. hit, kicked, pushed, shoved around, locked indoors).		88.1	11.9	0.0	0.0	79.6	13.9	3.0	3.5	83.0	12.4	1.8	2.8
(45) In the last month I have been bullied or harassed verbally (e.g. called mean names, made fun of, teased in a hurtful way).		74.6	20.3	3.4	1.7	59.3	26.5	6.2	8.0	63.2	24.9	5.6	6.3
(46) In the last month I have been bullied or harassed indirectly (e.g. left out of things on purpose, excluded from a group of friends,		71.2	20.3	1.7	6.8	62.9	22.9	7.2	7.1	66.6	21.3	6.0	6.1
(47) In the last month I have been sexually harassed (e.g. other students making sexual jokes, comments or gestures towards me).		89.8	6.8	1.7	1.7	83.6	10.2	2.3	3.9	84.3	9.9	2.3	3.5
(48) In the last month I have been bullied or harassed electronically (e.g. teased or bullied using a computer or a mobile phone).		94.9	5.1	0.0	0.0	79.7	13.3	2.9	4.2	82.5	11.8	2.3	3.3
(49) In the last month I have seen or heard about another student being bullied or harassed.		40.7	45.8	5.1	8.5	30.7	40.5	14.1	14.7	37.4	38.3	12.6	11.7
(50) In the last month I have taken part in bullying or harassing another student.		93.2	5.1	1.7	0.0	87.2	8.6	1.5	2.7	89.3	7.5	1.1	2.1
(51) In the last month I have been involved in a physical fight.		94.9	5.1	0.0	0.0	89.7	6.7	1.0	2.6	91.1	5.7	0.9	2.2
DRUGS AND ALCOHOL													
(52) In the last month I have used illegal drugs.		94.9	3.4	1.7	0.0	80.4	9.5	2.6	7.5	80.0	10.4	2.7	6.9
(53) In the last month I have abused prescription drugs.		100.0	0.0	0.0	0.0	92.2	3.4	1.4	3.1	92.7	3.4	1.1	2.7
(54) In the last month I have consumed alcohol.		27.1	20.3	45.8	6.8	54.1	28.7	9.2	8.1	54.7	29.2	8.9	7.3
(55) In the last month I have smoked cigarettes.		75.9	13.8	1.7	8.6	79.2	7.8	2.0	11.0	79.8	7.7	2.1	10.4

For items 1-43, values are percent agreeing with the statement. Students were asked to indicate the extent to which they agreed to each statement with the following scale: 1-Strongly Disagree, 2-Disagree Somewhat, 3-Agree Somewhat, 4-Strongly Agree, 5-N/A- Not applicable

Survey results highlight the percentage of students who ‘Agree Somewhat’ or ‘Agree Strongly’ with each statement.

For items 44-55, students had 4 choices: A-Never, B-Once or Twice, C-Every Week, D-Multiple Times a Week.

Newfoundland
Labrador

School Climate Survey

Grades 10-12, 2015-16

NLESD - Central Region

#151 - John Watkins Academy, Hermitage

Response Rate: 82.6

	[N=19] SCHOOL			[N=2,156] DISTRICT			[N=12,024] PROVINCE		
	M	E	Total	M	E	Total	M	E	Total
STUDENT SATISFACTION									
1) School is a place where I like to be.	44.4	40.0	42.1	52.6	58.2	55.3	61.4	63.4	62.3
2) I am satisfied with the quality of education I am receiving at my school.	66.7	80.0	73.7	72.4	75.7	73.9	79.8	80.9	80.2
3) I am satisfied with the quality of teaching at my school.	77.8	100.0	89.5	73.0	77.4	75.2	79.5	79.7	79.5
4) My school is clean and well maintained.	88.9	70.0	79.0	72.9	73.3	73.1	74.9	73.9	74.3
5) My school work is interesting.	55.6	70.0	63.2	48.5	55.3	52.0	52.4	60.4	56.3
6) My school work is challenging.	66.7	80.0	73.7	78.3	81.6	79.9	79.4	83.2	81.2
	66.7	73.3	70.2	66.3	70.3	68.2	71.2	73.6	72.3
LEARNING OPPORTUNITIES									
7) I can get help regarding post-secondary planning at my school.	28.6	70.0	52.9	81.7	82.7	82	83.3	83.1	83.2
8) I get help regarding scholarships at my school.	25.0	55.6	41.2	78.3	80.5	79	81.0	80.6	80.8
11) I can easily access programs and services at school to get help with my school work if I need it.	55.6	60.0	57.9	51.2	51.5	77	79.6	79.6	79.6
12) My parents/guardians are available to help me with my school work if I need it.	44.4	80.0	63.2	73.4	69.0	71	73.3	68.5	71.0
13) My peers are available to help me with my school work if I need it.	44.4	70.0	57.9	79.0	81.9	81	79.5	82.8	81.1
14) If I need it, I can get help at school with problems not related to school work.	22.2	90.0	57.9	69.7	74.4	72	73.1	72.7	72.9
15) I am satisfied with the opportunities I have to use technology to learn at my school.	25.0	70.0	50.0	59.4	64.3	62	65.2	68.9	67.0
	35.0	70.8	54.4	74.0	75.8	74.9	76.4	76.6	76.5
PARTICIPATION									
16) I am satisfied with the opportunities I have to participate in physical activities at my school.	33.3	40.0	36.8	74.9	71.3	73	76.9	77.4	77.1
17) I am satisfied with the opprtunities I have to paticipate in fine arts programs and/or activities at my school(e.g., art club, band, choir, drama).	22.2	10.0	15.8	63.7	66.0	65	75.1	76.8	76.0
18) I am satisfied with the opprtunities I have to paticipate in extra-curricular groups/activities at my school.	22.2	20.0	21.1	68.6	66.9	68	75.3	77.4	76.3
19) I am satisfied with the opprtunities I have to paticipate in science activities at my school(e.g., fairs, competitions, clubs).	11.1	20.0	15.8	40.4	34.4	37	56.7	55.0	55.9
	22.2	22.5	22.4	61.9	59.6	60.9	71.0	71.6	71.3
SCHOOL CLIMATE									
20) At my school, I treat everyone with respect.	66.7	100.0	84.2	86.1	95.3	91	87.6	94.9	91.3
21) At my school, students treat each other with respect.	33.3	10.0	21.1	53.0	41.9	47	58.3	49.9	54.0
22) At my school, students treat staff with respect.	66.7	70.0	68.4	61.1	55.7	58	67.4	63.0	65.2
23) At my school, staff treat students with respect.	66.7	90.0	79.0	73.3	73.9	74	76.7	76.6	76.5
24) At my school, staff treat each other with respect.	88.9	100.0	94.7	90.9	95.1	93	92.7	95.5	94.0
25) Staff at my school care about me.	55.6	90.0	73.7	71.4	76.9	74	77.6	77.9	77.7
26) At my school, students of different sexual orientations are treated with respect.	57.1	100.0	82.4	70.4	74.9	73	77.7	80.3	79.0
27) At my school, students of different race are treated with respect.	66.7	100.0	75.0	83.4	87.9	86	87.8	89.5	88.6
37) I am treated fairly by the staff in my school.	62.5	70.0	66.7	71.9	76.0	74	77.2	78.0	77.5
38) I am satisfied with the anti-drug policies and programs being offered at my school (e.g.presentationis, guest speakers, assemblies)	44.4	42.9	43.8	62.5	80.6	63	68.8	68.4	68.6
39) There is a pressure to do drugs among students from my school.	55.6	0.0	26.3	44.6	39.9	42	40.8	33.9	37.6
	60.4	70.3	65.0	69.9	70.9	70.4	73.9	73.9	73.6
EXPECTATIONS									
9) My opinions are important at school.	44.4	40.0	42.1	51.2	51.5	52	53.9	55.2	54.5
10) I am encouraged to try my best at school.	55.6	100.0	79.0	82.1	84.1	83	83.2	86.1	84.7
36) I know the school rules/code of conduct.	77.8	90.0	84.2	74.8	84.5	80	75.9	84.2	80.0
	59.3	76.7	68.4	69.4	73.4	71.5	71.0	75.2	73.1
SAFETY									
28) I feel safe at school.	77.8	60.0	68.4	74.5	76.0	75	80.4	79.7	80.1
29) I feel safe in the school cafeteria.	66.7	85.7	76.9	76.9	80.6	79	83.8	84.0	83.9
30) I feel safe in my classrooms.	77.8	80.0	79.0	81.6	85.8	84	86.6	87.7	87.1
31) I feel safe in the school washrooms.	77.8	50.0	63.2	73.1	77.1	75	75.3	78.4	76.8
32) I feel safe in the school gym.	77.8	77.8	77.8	81.9	80.7	81	85.2	83.4	84.2
33) I feel safe in the gym change rooms.	83.3	66.7	77.8	76.0	81.0	78	79.8	83.0	81.3
34) I feel safe on the school bus.	57.1	100.0	72.7	77.5	78.6	78	81.0	76.8	78.9
35) I feel safe on school grounds.	75.0	80.0	77.8	77.2	79.0	78	80.7	81.9	81.2
	74.2	75.0	74.2	77.3	79.8	78.6	81.6	81.9	81.7
DRUGS AND ALCOHOL									
40) I am satisfied with the anti-alcohol policies and programs being offered at my school (e.g., presentations, guest speakers, assemblies)	44.4	42.9	43.8	61.4	62.2	61.8	66.3	66.1	66.2
41) There is a pressure to drink alcohol among students from my school.	55.6	33.3	44.4	53.6	49.3	51.3	48.4	43.8	46.2
42) I am satisfied with the anti-smoking policies and programs being offered at my school (e.g., presentations, guest speakers, assemblies)	44.4	42.9	43.8	58.7	56.8	57.7	62.6	61.8	62.2
43) There is a pressure to smoke cigarettes among students from my school.	55.6	0.0	26.3	42.9	37.2	40.0	37.5	31.4	34.6
	50.0	29.8	39.6	54.1	51.4	52.7	53.7	50.8	52.3

For items 1-43, values are percent agreeing with the statement. Students were asked to indicate the extent to which they agreed to each statement with the following scale: 1-Strongly Disagree, 2-Disagree Somewhat, 3-Agree Somewhat, 4-Strongly Agree, 5-N/A- Not applicable

Survey results highlight the percentage of students who ‘Agree Somewhat’ or ‘Agree Strongly’ with each statement.

For items 44-55, students had 4 choices: A-Never, B-Once or Twice, C-Every Week, D-Multiple Times a Week.

<div><div><div><div><div></div><div></div></div><div><div></div><div></div></div></div><div><div></div><div></div></div><div><div></div><div></div></div></div><div>Newfoundland Labrador</div></div>												
School Climate Survey Grades 10-12, 2015-16												
NLESD - Central Region												
#151 - John Watkins Academy, Hermitage												
Response Rate: 82.6												
BULLYING AND HARASSMENT (44) In the last month I have been bullied or harassed physically (e.g. hit, kicked, pushed, shoved around, locked indoors). (45) In the last month I have been bullied or harassed verbally (e.g. called mean names, made fun of, teased in a hurtful way). (46) In the last month I have been bullied or harassed indirectly (e.g. left out of things on purpose, excluded from a group of friends, (47) In the last month I have been sexually harassed (e.g. other students making sexual jokes, comments or gestures towards me). (48) In the last month I have been bullied or harassed electronically (e.g. teased or bullied using a computer or a mobile phone). (49) In the last month I have seen or heard about another student being bullied or harassed. (50) In the last month I have taken part in bullying or harassing another student. (51) In the last month I have been involved in a physical fight. DRUGS AND ALCOHOL (52) In the last month I have used illegal drugs. (53) In the last month I have abused prescription drugs. (54) In the last month I have consumed alcohol. (55) In the last month I have smoked cigarettes.	[N=19] SCHOOL				[N=2,156] DISTRICT				[N=12,024] PROVINCE			
	A	B	C	D	A	B	C	D	A	B	C	D
	84.2	10.5	5.3	0.0	79.6	13.9	3.0	3.5	83.0	12.4	1.8	2.8
	42.1	42.1	0.0	15.8	59.3	26.5	6.2	8.0	63.2	24.9	5.6	6.3
	47.4	31.6	10.5	10.5	62.9	22.9	7.2	7.1	66.6	21.3	6.0	6.1
	94.7	5.3	0.0	0.0	83.6	10.2	2.3	3.9	84.3	9.9	2.3	3.5
	63.2	21.1	10.5	5.3	79.7	13.3	2.9	4.2	82.5	11.8	2.3	3.3
	21.1	42.1	15.8	21.1	30.7	40.5	14.1	14.7	37.4	38.3	12.6	11.7
	84.2	5.3	0.0	10.5	87.2	8.6	1.5	2.7	89.3	7.5	1.1	2.1
	89.5	5.3	0.0	5.3	89.7	6.7	1.0	2.6	91.1	5.7	0.9	2.2
	52.6	31.6	5.3	10.5	80.4	9.5	2.6	7.5	80.0	10.4	2.7	6.9
	84.2	5.3	0.0	10.5	92.2	3.4	1.4	3.1	92.7	3.4	1.1	2.7
	21.1	21.1	36.8	21.1	54.1	28.7	9.2	8.1	54.7	29.2	8.9	7.3
	57.9	36.8	0.0	5.3	79.2	7.8	2.0	11.0	79.8	7.7	2.1	10.4

For items 1-43, values are percent agreeing with the statement. Students were asked to indicate the extent to which they agreed to each statement with the following scale: 1-Strongly Disagree, 2-Disagree Somewhat, 3-Agree Somewhat, 4-Strongly Agree, 5-N/A- Not applicable

Survey results highlight the percentage of students who ‘Agree Somewhat’ or ‘Agree Strongly’ with each statement.

For items 44-55, students had 4 choices: A-Never, B-Once or Twice, C-Every Week, D-Multiple Times a Week.

Newfoundland
Labrador

School Climate Survey

Grades 10-12, 2015-16

NLESD - Central Region

#152 - Valmont Academy, King's Point


Response Rate: 62.1

	[N=18] SCHOOL			[N=2,156] DISTRICT			[N=12,024] PROVINCE		
	M	F	Total	M	F	Total	M	F	Total
STUDENT SATISFACTION									
1) School is a place where I like to be.	100.0	88.9	94.4	52.6	58.2	55.3	61.4	63.4	62.3
2) I am satisfied with the quality of education I am receiving at my school.	100.0	88.9	94.4	72.4	75.7	73.9	79.8	80.9	80.2
3) I am satisfied with the quality of teaching at my school.	88.9	88.9	88.9	73.0	77.4	75.2	79.5	79.7	79.5
4) My school is clean and well maintained.	77.8	33.3	55.6	72.9	73.3	73.1	74.9	73.9	74.3
5) My school work is interesting.	88.9	77.8	83.3	48.5	55.3	52.0	52.4	60.4	56.3
6) My school work is challenging.	100.0	100.0	100.0	78.3	81.6	79.9	79.4	83.2	81.2
	92.6	79.6	86.1	66.3	70.3	68.2	71.2	73.6	72.3
LEARNING OPPORTUNITIES									
7) I can get help regarding post-secondary planning at my school.	100.0	100.0	100.0	81.7	82.7	82	83.3	83.1	83.2
8) I get help regarding scholarships at my school.	88.9	88.9	88.9	78.3	80.5	79	81.0	80.6	80.8
11) I can easily access programs and services at school to get help with my school work if I need it.	88.9	100.0	94.4	51.2	51.5	77	79.6	79.6	79.6
12) My parents/guardians are available to help me with my school work if I need it.	88.9	77.8	83.3	73.4	69.0	71	73.3	68.5	71.0
13) My peers are available to help me with my school work if I need it.	88.9	100.0	94.4	79.0	81.9	81	79.5	82.8	81.1
14) If I need it, I can get help at school with problems not related to school work.	66.7	100.0	83.3	69.7	74.4	72	73.1	72.7	72.9
15) I am satisfied with the opportunities I have to use technology to learn at my school.	88.9	77.8	83.3	59.4	64.3	62	65.2	68.9	67.0
	87.3	92.1	89.7	74.0	75.8	74.9	76.4	76.6	76.5
PARTICIPATION									
16) I am satisfied with the opportunities I have to participate in physical activities at my school.	100.0	100.0	100.0	74.9	71.3	73	76.9	77.4	77.1
17) I am satisfied with the opprtunities I have to paticipate in fine arts programs and/or activities at my school(e.g., art club, band, choir, drama).	44.4	44.4	44.4	63.7	66.0	65	75.1	76.8	76.0
18) I am satisfied with the opprtunities I have to paticipate in extra-curricular groups/activities at my school.	77.8	77.8	77.8	68.6	66.9	68	75.3	77.4	76.3
19) I am satisfied with the opprtunities I have to paticipate in science activities at my school(e.g., fairs, competitions, clubs).	37.5	11.1	23.5	40.4	34.4	37	56.7	55.0	55.9
	64.9	58.3	61.4	61.9	59.6	60.9	71.0	71.6	71.3
SCHOOL CLIMATE									
20) At my school, I treat everyone with respect.	88.9	100.0	94.4	86.1	95.3	91	87.6	94.9	91.3
21) At my school, students treat each other with respect.	77.8	100.0	88.9	53.0	41.9	47	58.3	49.9	54.0
22) At my school, students treat staff with respect.	88.9	100.0	94.4	61.1	55.7	58	67.4	63.0	65.2
23) At my school, staff treat students with respect.	77.8	88.9	83.3	73.3	73.9	74	76.7	76.6	76.5
24) At my school, staff treat each other with respect.	100.0	100.0	100.0	90.9	95.1	93	92.7	95.5	94.0
25) Staff at my school care about me.	87.5	100.0	94.1	71.4	76.9	74	77.6	77.9	77.7
26) At my school, students of different sexual orientations are treated with respect.	83.3	100.0	92.3	70.4	74.9	73	77.7	80.3	79.0
27) At my school, students of different race are treated with respect.	75.0	100.0	83.3	83.4	87.9	86	87.8	89.5	88.6
37) I am treated fairly by the staff in my school.	66.7	88.9	77.8	71.9	76.0	74	77.2	78.0	77.5
38) I am satisfied with the anti-drug policies and programs being offered at my school (e.g.presentatiions, guest speakers, assemblies)	77.8	77.8	77.8	62.5	80.6	63	68.8	68.4	68.6
39) There is a pressure to do drugs among students from my school.	11.1	0.0	5.6	44.6	39.9	42	40.8	33.9	37.6
	75.9	86.9	81.1	69.9	70.9	70.4	73.9	73.9	73.6
EXPECTATIONS									
9) My opinions are important at school.	77.8	66.7	72.2	51.2	51.5	52	53.9	55.2	54.5
10) I am encouraged to try my best at school.	100.0	88.9	94.4	82.1	84.1	83	83.2	86.1	84.7
36) I know the school rules/code of conduct.	88.9	100.0	94.4	74.8	84.5	80	75.9	84.2	80.0
	88.9	85.2	87.0	69.4	73.4	71.5	71.0	75.2	73.1
SAFETY									
28) I feel safe at school.	77.8	100.0	88.9	74.5	76.0	75	80.4	79.7	80.1
29) I feel safe in the school cafeteria.	100.0	100.0	100.0	76.9	80.6	79	83.8	84.0	83.9
30) I feel safe in my classrooms.	77.8	100.0	88.9	81.6	85.8	84	86.6	87.7	87.1
31) I feel safe in the school washrooms.	77.8	100.0	88.9	73.1	77.1	75	75.3	78.4	76.8
32) I feel safe in the school gym.	88.9	100.0	94.1	81.9	80.7	81	85.2	83.4	84.2
33) I feel safe in the gym change rooms.	87.5	100.0	93.8	76.0	81.0	78	79.8	83.0	81.3
34) I feel safe on the school bus.	87.5	100.0	93.3	77.5	78.6	78	81.0	76.8	78.9
35) I feel safe on school grounds.	88.9	100.0	94.4	77.2	79.0	78	80.7	81.9	81.2
	85.8	100.0	92.8	77.3	79.8	78.6	81.6	81.9	81.7
DRUGS AND ALCOHOL									
40) I am satisfied with the anti-alcohol policies and programs being offered at my school (e.g., presentations, guest speakers, assemblies)	62.5	87.5	75.0	61.4	62.2	61.8	66.3	66.1	66.2
41) There is a pressure to drink alcohol among students from my school.	55.6	0.0	27.8	53.6	49.3	51.3	48.4	43.8	46.2
42) I am satisfied with the anti-smoking policies and programs being offered at my school (e.g., presentations, guest speakers, assemblies)	62.5	83.3	71.4	58.7	56.8	57.7	62.6	61.8	62.2
43) There is a pressure to smoke cigarettes among students from my school.	11.1	0.0	5.6	42.9	37.2	40.0	37.5	31.4	34.6
	47.9	42.7	44.9	54.1	51.4	52.7	53.7	50.8	52.3

For items 1-43, values are percent agreeing with the statement. Students were asked to indicate the extent to which they agreed to each statement with the following scale: 1-Strongly Disagree, 2-Disagree Somewhat, 3-Agree Somewhat, 4-Strongly Agree, 5-N/A- Not applicable

Survey results highlight the percentage of students who ‘Agree Somewhat’ or ‘Agree Strongly’ with each statement.

For items 44-55, students had 4 choices: A-Never, B-Once or Twice, C-Every Week, D-Multiple Times a Week.

		School Climate Survey Grades 10-12, 2015-16											
NLESD - Central Region		Response Rate: 62.1											
#152 - Valmont Academy, King's Point													
		[N=18] SCHOOL				[N=2,156] DISTRICT				[N=12,024] PROVINCE			
BULLYING AND HARASSMENT		A	B	C	D	A	B	C	D	A	B	C	D
(44) In the last month I have been bullied or harassed physically (e.g. hit, kicked, pushed, shoved around, locked indoors).		94.4	0.0	5.6	0.0	79.6	13.9	3.0	3.5	83.0	12.4	1.8	2.8
(45) In the last month I have been bullied or harassed verbally (e.g. called mean names, made fun of, teased in a hurtful way).		83.3	16.7	0.0	0.0	59.3	26.5	6.2	8.0	63.2	24.9	5.6	6.3
(46) In the last month I have been bullied or harassed indirectly (e.g. left out of things on purpose, excluded from a group of friends,		94.4	5.6	0.0	0.0	62.9	22.9	7.2	7.1	66.6	21.3	6.0	6.1
(47) In the last month I have been sexually harassed (e.g. other students making sexual jokes, comments or gestures towards me).		94.4	0.0	0.0	5.6	83.6	10.2	2.3	3.9	84.3	9.9	2.3	3.5
(48) In the last month I have been bullied or harassed electronically (e.g. teased or bullied using a computer or a mobile phone).		100.0	0.0	0.0	0.0	79.7	13.3	2.9	4.2	82.5	11.8	2.3	3.3
(49) In the last month I have seen or heard about another student being bullied or harassed.		44.4	50.0	0.0	5.6	30.7	40.5	14.1	14.7	37.4	38.3	12.6	11.7
(50) In the last month I have taken part in bullying or harassing another student.		88.9	5.6	0.0	5.6	87.2	8.6	1.5	2.7	89.3	7.5	1.1	2.1
(51) In the last month I have been involved in a physical fight.		94.4	0.0	0.0	5.6	89.7	6.7	1.0	2.6	91.1	5.7	0.9	2.2
DRUGS AND ALCOHOL													
(52) In the last month I have used illegal drugs.		88.9	0.0	0.0	11.1	80.4	9.5	2.6	7.5	80.0	10.4	2.7	6.9
(53) In the last month I have abused prescription drugs.		88.9	11.1	0.0	0.0	92.2	3.4	1.4	3.1	92.7	3.4	1.1	2.7
(54) In the last month I have consumed alcohol.		44.4	33.3	5.6	16.7	54.1	28.7	9.2	8.1	54.7	29.2	8.9	7.3
(55) In the last month I have smoked cigarettes.		88.9	0.0	0.0	11.1	79.2	7.8	2.0	11.0	79.8	7.7	2.1	10.4

For items 1-43, values are percent agreeing with the statement. Students were asked to indicate the extent to which they agreed to each statement with the following scale: 1-Strongly Disagree, 2-Disagree Somewhat, 3-Agree Somewhat, 4-Strongly Agree, 5-N/A- Not applicable

Survey results highlight the percentage of students who ‘Agree Somewhat’ or ‘Agree Strongly’ with each statement.


For items 44-55, students had 4 choices: A-Never, B-Once or Twice, C-Every Week, D-Multiple Times a Week.

Newfoundland Labrador			School Climate Survey Grades 10-12, 2015-16								
NLESD - Central Region											
#153 - Cape John Collegiate, La Scie			Response Rate: 94.0								
			[N=47] SCHOOL			[N=2,156] DISTRICT			[N=12,024] PROVINCE		
			M	E	Total	M	E	Total	M	E	Total
STUDENT SATISFACTION											
1) School is a place where I like to be.			34.8	41.7	38.3	52.6	58.2	55.3	61.4	63.4	62.3
2) I am satisfied with the quality of education I am receiving at my school.			65.2	75.0	70.2	72.4	75.7	73.9	79.8	80.9	80.2
3) I am satisfied with the quality of teaching at my school.			69.6	70.8	70.2	73.0	77.4	75.2	79.5	79.7	79.5
4) My school is clean and well maintained.			69.6	83.3	76.6	72.9	73.3	73.1	74.9	73.9	74.3
5) My school work is interesting.			36.4	39.1	37.8	48.5	55.3	52.0	52.4	60.4	56.3
6) My school work is challenging.			82.6	83.3	83.0	78.3	81.6	79.9	79.4	83.2	81.2
			59.7	65.5	62.7	66.3	70.3	68.2	71.2	73.6	72.3
LEARNING OPPORTUNITIES											
7) I can get help regarding post-secondary planning at my school.			86.7	90.0	88.6	81.7	82.7	82	83.3	83.1	83.2
8) I get help regarding scholarships at my school.			87.5	95.0	91.7	78.3	80.5	79	81.0	80.6	80.8
11) I can easily access programs and services at school to get help with my school work if I need it.			73.9	91.7	83.0	51.2	51.5	77	79.6	79.6	79.6
12) My parents/guardians are available to help me with my school work if I need it.			69.6	83.3	76.6	73.4	69.0	71	73.3	68.5	71.0
13) My peers are available to help me with my school work if I need it.			82.6	87.0	84.8	79.0	81.9	81	79.5	82.8	81.1
14) If I need it, I can get help at school with problems not related to school work.			52.2	75.0	63.8	69.7	74.4	72	73.1	72.7	72.9
15) I am satisfied with the opportunities I have to use technology to learn at my school.			65.2	83.3	74.5	59.4	64.3	62	65.2	68.9	67.0
			74.0	86.5	80.4	74.0	75.8	74.9	76.4	76.6	76.5
PARTICIPATION											
16) I am satisfied with the opportunities I have to participate in physical activities at my school.			73.9	62.5	68.1	74.9	71.3	73	76.9	77.4	77.1
17) I am satisfied with the opprtunities I have to paticipate in fine arts programs and/or activities at my school(e.g., art club, band, choir, drama).			39.1	20.8	29.8	63.7	66.0	65	75.1	76.8	76.0
18) I am satisfied with the opprtunities I have to paticipate in extra-curricular groups/activities at my school.			60.9	37.5	48.9	68.6	66.9	68	75.3	77.4	76.3
19) I am satisfied with the opprtunities I have to paticipate in science activities at my school(e.g., fairs, competitions, clubs).			56.5	45.8	51.1	40.4	34.4	37	56.7	55.0	55.9
			57.6	41.7	49.5	61.9	59.6	60.9	71.0	71.6	71.3
SCHOOL CLIMATE											
20) At my school, I treat everyone with respect.			78.3	100.0	89.4	86.1	95.3	91	87.6	94.9	91.3
21) At my school, students treat each other with respect.			78.3	70.8	74.5	53.0	41.9	47	58.3	49.9	54.0
22) At my school, students treat staff with respect.			78.3	83.3	80.9	61.1	55.7	58	67.4	63.0	65.2
23) At my school, staff treat students with respect.			65.2	79.2	72.3	73.3	73.9	74	76.7	76.6	76.5
24) At my school, staff treat each other with respect.			91.3	95.8	93.6	90.9	95.1	93	92.7	95.5	94.0
25) Staff at my school care about me.			56.5	87.0	71.7	71.4	76.9	74	77.6	77.9	77.7
26) At my school, students of different sexual orientations are treated with respect.			81.8	100.0	90.5	70.4	74.9	73	77.7	80.3	79.0
27) At my school, students of different race are treated with respect.			95.7	100.0	97.8	83.4	87.9	86	87.8	89.5	88.6
37) I am treated fairly by the staff in my school.			60.9	78.3	69.6	71.9	76.0	74	77.2	78.0	77.5
38) I am satisfied with the anti-drug policies and programs being offered at my school (e.g.presentatiions, guest speakers, assemblies)			61.9	66.7	64.3	62.5	80.6	63	68.8	68.4	68.6
39) There is a pressure to do drugs among students from my school.			34.8	0.0	17.4	44.6	39.9	42	40.8	33.9	37.6
			71.2	78.3	74.7	69.9	70.9	70.4	73.9	73.9	73.6
EXPECTATIONS											
9) My opinions are important at school.			60.9	54.2	57.5	51.2	51.5	52	53.9	55.2	54.5
10) I am encouraged to try my best at school.			73.9	91.3	82.6	82.1	84.1	83	83.2	86.1	84.7
36) I know the school rules/code of conduct.			69.6	69.6	69.6	74.8	84.5	80	75.9	84.2	80.0
			68.1	71.7	69.9	69.4	73.4	71.5	71.0	75.2	73.1
SAFETY											
28) I feel safe at school.			82.6	95.8	89.4	74.5	76.0	75	80.4	79.7	80.1
29) I feel safe in the school cafeteria.			85.7	100.0	92.7	76.9	80.6	79	83.8	84.0	83.9
30) I feel safe in my classrooms.			87.0	100.0	93.6	81.6	85.8	84	86.6	87.7	87.1
31) I feel safe in the school washrooms.			87.0	91.7	89.4	73.1	77.1	75	75.3	78.4	76.8
32) I feel safe in the school gym.			87.0	95.2	90.9	81.9	80.7	81	85.2	83.4	84.2
33) I feel safe in the gym change rooms.			87.0	100.0	93.0	76.0	81.0	78	79.8	83.0	81.3
34) I feel safe on the school bus.			81.3	100.0	88.5	77.5	78.6	78	81.0	76.8	78.9
35) I feel safe on school grounds.			87.0	95.8	91.5	77.2	79.0	78	80.7	81.9	81.2
			85.5	97.3	91.1	77.3	79.8	78.6	81.6	81.9	81.7
DRUGS AND ALCOHOL											
40) I am satisfied with the anti-alcohol policies and programs being offered at my school (e.g., presentations, guest speakers, assemblies)			52.4	57.1	54.8	61.4	62.2	61.8	66.3	66.1	66.2
41) There is a pressure to drink alcohol among students from my school.			34.8	41.7	38.3	53.6	49.3	51.3	48.4	43.8	46.2
42) I am satisfied with the anti-smoking policies and programs being offered at my school (e.g., presentations, guest speakers, assemblies)			61.9	66.7	64.3	58.7	56.8	57.7	62.6	61.8	62.2
43) There is a pressure to smoke cigarettes among students from my school.			13.0	0.0	6.4	42.9	37.2	40.0	37.5	31.4	34.6
			40.5	41.4	40.9	54.1	51.4	52.7	53.7	50.8	52.3

For items 1-43, values are percent agreeing with the statement. Students were asked to indicate the extent to which they agreed to each statement with the following scale: 1-Strongly Disagree, 2-Disagree Somewhat, 3-Agree Somewhat, 4-Strongly Agree, 5-N/A- Not applicable

Survey results highlight the percentage of students who ‘Agree Somewhat’ or ‘Agree Strongly’ with each statement.

For items 44-55, students had 4 choices: A-Never, B-Once or Twice, C-Every Week, D-Multiple Times a Week.

				School Climate Survey Grades 10-12, 2015-16											
NLESD - Central Region															
#153 - Cape John Collegiate, La Scie				Response Rate: 94.0											
				[N=47] SCHOOL				[N=2,156] DISTRICT				[N=12,024] PROVINCE			
BULLYING AND HARASSMENT				A	B	C	D	A	B	C	D	A	B	C	D
(44) In the last month I have been bullied or harassed physically (e.g. hit, kicked, pushed, shoved around, locked indoors).				70.2	19.2	4.3	6.4	79.6	13.9	3.0	3.5	83.0	12.4	1.8	2.8
(45) In the last month I have been bullied or harassed verbally (e.g. called mean names, made fun of, teased in a hurtful way).				53.2	34.0	6.4	6.4	59.3	26.5	6.2	8.0	63.2	24.9	5.6	6.3
(46) In the last month I have been bullied or harassed indirectly (e.g. left out of things on purpose, excluded from a group of friends,				63.8	25.5	4.3	6.4	62.9	22.9	7.2	7.1	66.6	21.3	6.0	6.1
(47) In the last month I have been sexually harassed (e.g. other students making sexual jokes, comments or gestures towards me).				76.6	17.0	4.3	2.1	83.6	10.2	2.3	3.9	84.3	9.9	2.3	3.5
(48) In the last month I have been bullied or harassed electronically (e.g. teased or bullied using a computer or a mobile phone).				83.0	14.9	0.0	2.1	79.7	13.3	2.9	4.2	82.5	11.8	2.3	3.3
(49) In the last month I have seen or heard about another student being bullied or harassed.				51.1	27.7	12.8	8.5	30.7	40.5	14.1	14.7	37.4	38.3	12.6	11.7
(50) In the last month I have taken part in bullying or harassing another student.				80.9	14.9	0.0	4.3	87.2	8.6	1.5	2.7	89.3	7.5	1.1	2.1
(51) In the last month I have been involved in a physical fight.				85.1	12.8	0.0	2.1	89.7	6.7	1.0	2.6	91.1	5.7	0.9	2.2
DRUGS AND ALCOHOL															
(52) In the last month I have used illegal drugs.				80.9	19.2	0.0	0.0	80.4	9.5	2.6	7.5	80.0	10.4	2.7	6.9
(53) In the last month I have abused prescription drugs.				95.7	2.1	0.0	2.1	92.2	3.4	1.4	3.1	92.7	3.4	1.1	2.7
(54) In the last month I have consumed alcohol.				40.4	38.3	17.0	4.3	54.1	28.7	9.2	8.1	54.7	29.2	8.9	7.3
(55) In the last month I have smoked cigarettes.				82.6	15.2	2.2	0.0	79.2	7.8	2.0	11.0	79.8	7.7	2.1	10.4

For items 1-43, values are percent agreeing with the statement. Students were asked to indicate the extent to which they agreed to each statement with the following scale: 1-Strongly Disagree, 2-Disagree Somewhat, 3-Agree Somewhat, 4-Strongly Agree, 5-N/A- Not applicable

Survey results highlight the percentage of students who ‘Agree Somewhat’ or ‘Agree Strongly’ with each statement.

For items 44-55, students had 4 choices: A-Never, B-Once or Twice, C-Every Week, D-Multiple Times a Week.



School Climate Survey
Grades 10-12, 2015-16

NLESD - Central Region

#156 - H.L. Strong Academy, Little Bay Islands


Response Rate: 100.0

STUDENT SATISFACTION	[N=2] SCHOOL			[N=2,156] DISTRICT			[N=12,024] PROVINCE		
	M	E	Total	M	E	Total	M	E	Total
(1) School is a place where I like to be.				52.6	58.2	55.3	61.4	63.4	62.3
(2) I am satisfied with the quality of education I am receiving at my school.				72.4	75.7	73.9	79.8	80.9	80.2
(3) I am satisfied with the quality of teaching at my school.				73.0	77.4	75.2	79.5	79.7	79.5
(4) My school is clean and well maintained.				72.9	73.3	73.1	74.9	73.9	74.3
(5) My school work is interesting.				48.5	55.3	52.0	52.4	60.4	56.3
(6) My school work is challenging.				78.3	81.6	79.9	79.4	83.2	81.2
				66.3	70.3	68.2	71.2	73.6	72.3
LEARNING OPPORTUNITIES									
(7) I can get help regarding post-secondary planning at my school.				81.7	82.7	82	83.3	83.1	83.2
(8) I get help regarding scholarships at my school.				78.3	80.5	79	81.0	80.6	80.8
(11) I can easily access programs and services at school to get help with my school work if I need it.				51.2	51.5	77	79.6	79.6	79.6
(12) My parents/guardians are available to help me with my school work if I need it.				73.4	69.0	71	73.3	68.5	71.0
(13) My peers are available to help me with my school work if I need it.				79.0	81.9	81	79.5	82.8	81.1
(14) If I need it, I can get help at school with problems not related to school work.				69.7	74.4	72	73.1	72.7	72.9
(15) I am satisfied with the opportunities I have to use technology to learn at my school.				59.4	64.3	62	65.2	68.9	67.0
				74.0	75.8	74.9	76.4	76.6	76.5
PARTICIPATION									
(16) I am satisfied with the opportunities I have to participate in physical activities at my school.				74.9	71.3	73	76.9	77.4	77.1
(17) I am satisfied with the opprtunities I have to paticipate in fine arts programs and/or activities at my school(e.g., art club, band, choir, drama).				63.7	66.0	65	75.1	76.8	76.0
(18) I am satisfied with the opprtunities I have to paticipate in extra-curricular groups/activities at my school.				68.6	66.9	68	75.3	77.4	76.3
(19) I am satisfied with the opprtunities I have to paticipate in science activities at my school(e.g., fairs, competitions, clubs).				40.4	34.4	37	56.7	55.0	55.9
				61.9	59.6	60.9	71.0	71.6	71.3
SCHOOL CLIMATE									
(20) At my school, I treat everyone with respect.				86.1	95.3	91	87.6	94.9	91.3
(21) At my school, students treat each other with respect.				53.0	41.9	47	58.3	49.9	54.0
(22) At my school, students treat staff with respect.				61.1	55.7	58	67.4	63.0	65.2
(23) At my school, staff treat students with respect.				73.3	73.9	74	76.7	76.6	76.5
(24) At my school, staff treat each other with respect.				90.9	95.1	93	92.7	95.5	94.0
(25) Staff at my school care about me.				71.4	76.9	74	77.6	77.9	77.7
(26) At my school, students of different sexual orientations are treated with respect.				70.4	74.9	73	77.7	80.3	79.0
(27) At my school, students of different race are treated with respect.				83.4	87.9	86	87.8	89.5	88.6
(37) I am treated fairly by the staff in my school.				71.9	76.0	74	77.2	78.0	77.5
(38) I am satisfied with the anti-drug policies and programs being offered at my school (e.g.presentation, guest speakers, assemblies)				62.5	80.6	63	68.8	68.4	68.6
(39) There is a pressure to do drugs among students from my school.				44.6	39.9	42	40.8	33.9	37.6
				69.9	70.9	70.4	73.9	73.9	73.6
EXPECTATIONS									
(9) My opinions are important at school.				51.2	51.5	52	53.9	55.2	54.5
(10) I am encouraged to try my best at school.				82.1	84.1	83	83.2	86.1	84.7
(36) I know the school rules/code of conduct.				74.8	84.5	80	75.9	84.2	80.0
				69.4	73.4	71.5	71.0	75.2	73.1
SAFETY									
(28) I feel safe at school.				74.5	76.0	75	80.4	79.7	80.1
(29) I feel safe in the school cafeteria.				76.9	80.6	79	83.8	84.0	83.9
(30) I feel safe in my classrooms.				81.6	85.8	84	86.6	87.7	87.1
(31) I feel safe in the school washrooms.				73.1	77.1	75	75.3	78.4	76.8
(32) I feel safe in the school gym.				81.9	80.7	81	85.2	83.4	84.2
(33) I feel safe in the gym change rooms.				76.0	81.0	78	79.8	83.0	81.3
(34) I feel safe on the school bus.				77.5	78.6	78	81.0	76.8	78.9
(35) I feel safe on school grounds.				77.2	79.0	78	80.7	81.9	81.2
				77.3	79.8	78.6	81.6	81.9	81.7
DRUGS AND ALCOHOL									
(40) I am satisfied with the anti-alcohol policies and programs being offered at my school (e.g., presentations, guest speakers, assemblies)				61.4	62.2	61.8	66.3	66.1	66.2
(41) There is a pressure to drink alcohol among students from my school.				53.6	49.3	51.3	48.4	43.8	46.2
(42) I am satisfied with the anti-smoking policies and programs being offered at my school (e.g., presentations, guest speakers, assemblies)				58.7	56.8	57.7	62.6	61.8	62.2
(43) There is a pressure to smoke cigarettes among students from my school.				42.9	37.2	40.0	37.5	31.4	34.6
				54.1	51.4	52.7	53.7	50.8	52.3

For items 1-43, values are percent agreeing with the statement. Students were asked to indicate the extent to which they agreed to each statement with the following scale: 1-Strongly Disagree, 2-Disagree Somewhat, 3-Agree Somewhat, 4-Strongly Agree, 5-N/A- Not applicable

Survey results highlight the percentage of students who ‘Agree Somewhat’ or ‘Agree Strongly’ with each statement.

For items 44-55, students had 4 choices: A-Never, B-Once or Twice, C-Every Week, D-Multiple Times a Week.

		School Climate Survey Grades 10-12, 2015-16											
NLESD - Central Region		Response Rate: 100.0											
#156 - H.L. Strong Academy, Little Bay Islands													
		[N=2] SCHOOL				[N=2,156] DISTRICT				[N=12,024] PROVINCE			
BULLYING AND HARASSMENT		A	B	C	D	A	B	C	D	A	B	C	D
(44) In the last month I have been bullied or harassed physically (e.g. hit, kicked, pushed, shoved around, locked indoors).						79.6	13.9	3.0	3.5	83.0	12.4	1.8	2.8
(45) In the last month I have been bullied or harassed verbally (e.g. called mean names, made fun of, teased in a hurtful way).						59.3	26.5	6.2	8.0	63.2	24.9	5.6	6.3
(46) In the last month I have been bullied or harassed indirectly (e.g. left out of things on purpose, excluded from a group of friends,						62.9	22.9	7.2	7.1	66.6	21.3	6.0	6.1
(47) In the last month I have been sexually harassed (e.g. other students making sexual jokes, comments or gestures towards me).						83.6	10.2	2.3	3.9	84.3	9.9	2.3	3.5
(48) In the last month I have been bullied or harassed electronically (e.g. teased or bullied using a computer or a mobile phone).						79.7	13.3	2.9	4.2	82.5	11.8	2.3	3.3
(49) In the last month I have seen or heard about another student being bullied or harassed.						30.7	40.5	14.1	14.7	37.4	38.3	12.6	11.7
(50) In the last month I have taken part in bullying or harassing another student.						87.2	8.6	1.5	2.7	89.3	7.5	1.1	2.1
(51) In the last month I have been involved in a physical fight.						89.7	6.7	1.0	2.6	91.1	5.7	0.9	2.2
DRUGS AND ALCOHOL													
(52) In the last month I have used illegal drugs.						80.4	9.5	2.6	7.5	80.0	10.4	2.7	6.9
(53) In the last month I have abused prescription drugs.						92.2	3.4	1.4	3.1	92.7	3.4	1.1	2.7
(54) In the last month I have consumed alcohol.						54.1	28.7	9.2	8.1	54.7	29.2	8.9	7.3
(55) In the last month I have smoked cigarettes.						79.2	7.8	2.0	11.0	79.8	7.7	2.1	10.4

For items 1-43, values are percent agreeing with the statement. Students were asked to indicate the extent to which they agreed to each statement with the following scale: 1-Strongly Disagree, 2-Disagree Somewhat, 3-Agree Somewhat, 4-Strongly Agree, 5-N/A- Not applicable

Survey results highlight the percentage of students who ‘Agree Somewhat’ or ‘Agree Strongly’ with each statement.

For items 44-55, students had 4 choices: A-Never, B-Once or Twice, C-Every Week, D-Multiple Times a Week.



School Climate Survey
Grades 10-12, 2015-16

NLESD - Central Region
#157 - St. Peter's AG, McCallum


Response Rate: 100.0

	[N=2] SCHOOL			[N=2,156] DISTRICT			[N=12,024] PROVINCE		
	M	E	Total	M	E	Total	M	E	Total
STUDENT SATISFACTION									
(1) School is a place where I like to be.				52.6	58.2	55.3	61.4	63.4	62.3
(2) I am satisfied with the quality of education I am receiving at my school.				72.4	75.7	73.9	79.8	80.9	80.2
(3) I am satisfied with the quality of teaching at my school.				73.0	77.4	75.2	79.5	79.7	79.5
(4) My school is clean and well maintained.				72.9	73.3	73.1	74.9	73.9	74.3
(5) My school work is interesting.				48.5	55.3	52.0	52.4	60.4	56.3
(6) My school work is challenging.				78.3	81.6	79.9	79.4	83.2	81.2
				66.3	70.3	68.2	71.2	73.6	72.3
LEARNING OPPORTUNITIES									
(7) I can get help regarding post-secondary planning at my school.				81.7	82.7	82	83.3	83.1	83.2
(8) I get help regarding scholarships at my school.				78.3	80.5	79	81.0	80.6	80.8
(11) I can easily access programs and services at school to get help with my school work if I need it.				51.2	51.5	77	79.6	79.6	79.6
(12) My parents/guardians are available to help me with my school work if I need it.				73.4	69.0	71	73.3	68.5	71.0
(13) My peers are available to help me with my school work if I need it.				79.0	81.9	81	79.5	82.8	81.1
(14) If I need it, I can get help at school with problems not related to school work.				69.7	74.4	72	73.1	72.7	72.9
(15) I am satisfied with the opportunities I have to use technology to learn at my school.				59.4	64.3	62	65.2	68.9	67.0
				74.0	75.8	74.9	76.4	76.6	76.5
PARTICIPATION									
(16) I am satisfied with the opportunities I have to participate in physical activities at my school.				74.9	71.3	73	76.9	77.4	77.1
(17) I am satisfied with the opprtunities I have to paticipate in fine arts programs and/or activities at my school(e.g., art club, band, choir, drama).				63.7	66.0	65	75.1	76.8	76.0
(18) I am satisfied with the opprtunities I have to paticipate in extra-curricular groups/activities at my school.				68.6	66.9	68	75.3	77.4	76.3
(19) I am satisfied with the opprtunities I have to paticipate in science activities at my school(e.g., fairs, competitions, clubs).				40.4	34.4	37	56.7	55.0	55.9
				61.9	59.6	60.9	71.0	71.6	71.3
SCHOOL CLIMATE									
(20) At my school, I treat everyone with respect.				86.1	95.3	91	87.6	94.9	91.3
(21) At my school, students treat each other with respect.				53.0	41.9	47	58.3	49.9	54.0
(22) At my school, students treat staff with respect.				61.1	55.7	58	67.4	63.0	65.2
(23) At my school, staff treat students with respect.				73.3	73.9	74	76.7	76.6	76.5
(24) At my school, staff treat each other with respect.				90.9	95.1	93	92.7	95.5	94.0
(25) Staff at my school care about me.				71.4	76.9	74	77.6	77.9	77.7
(26) At my school, students of different sexual orientations are treated with respect.				70.4	74.9	73	77.7	80.3	79.0
(27) At my school, students of different race are treated with respect.				83.4	87.9	86	87.8	89.5	88.6
(37) I am treated fairly by the staff in my school.				71.9	76.0	74	77.2	78.0	77.5
(38) I am satisfied with the anti-drug policies and programs being offered at my school (e.g.presentation, guest speakers, assemblies)				62.5	80.6	63	68.8	68.4	68.6
(39) There is a pressure to do drugs among students from my school.				44.6	39.9	42	40.8	33.9	37.6
				69.9	70.9	70.4	73.9	73.9	73.6
EXPECTATIONS									
(9) My opinions are important at school.				51.2	51.5	52	53.9	55.2	54.5
(10) I am encouraged to try my best at school.				82.1	84.1	83	83.2	86.1	84.7
(36) I know the school rules/code of conduct.				74.8	84.5	80	75.9	84.2	80.0
				69.4	73.4	71.5	71.0	75.2	73.1
SAFETY									
(28) I feel safe at school.				74.5	76.0	75	80.4	79.7	80.1
(29) I feel safe in the school cafeteria.				76.9	80.6	79	83.8	84.0	83.9
(30) I feel safe in my classrooms.				81.6	85.8	84	86.6	87.7	87.1
(31) I feel safe in the school washrooms.				73.1	77.1	75	75.3	78.4	76.8
(32) I feel safe in the school gym.				81.9	80.7	81	85.2	83.4	84.2
(33) I feel safe in the gym change rooms.				76.0	81.0	78	79.8	83.0	81.3
(34) I feel safe on the school bus.				77.5	78.6	78	81.0	76.8	78.9
(35) I feel safe on school grounds.				77.2	79.0	78	80.7	81.9	81.2
				77.3	79.8	78.6	81.6	81.9	81.7
DRUGS AND ALCOHOL									
(40) I am satisfied with the anti-alcohol policies and programs being offered at my school (e.g., presentations, guest speakers, assemblies)				61.4	62.2	61.8	66.3	66.1	66.2
(41) There is a pressure to drink alcohol among students from my school.				53.6	49.3	51.3	48.4	43.8	46.2
(42) I am satisfied with the anti-smoking policies and programs being offered at my school (e.g., presentations, guest speakers, assemblies)				58.7	56.8	57.7	62.6	61.8	62.2
(43) There is a pressure to smoke cigarettes among students from my school.				42.9	37.2	40.0	37.5	31.4	34.6
				54.1	51.4	52.7	53.7	50.8	52.3

For items 1-43, values are percent agreeing with the statement. Students were asked to indicate the extent to which they agreed to each statement with the following scale: 1-Strongly Disagree, 2-Disagree Somewhat, 3-Agree Somewhat, 4-Strongly Agree, 5-N/A- Not applicable

Survey results highlight the percentage of students who ‘Agree Somewhat’ or ‘Agree Strongly’ with each statement.

For items 44-55, students had 4 choices: A-Never, B-Once or Twice, C-Every Week, D-Multiple Times a Week.



NLESD - Central Region

#157 - St. Peter's AG, McCallum

School Climate Survey

Grades 10-12, 2015-16

Response Rate: 100.0

	[N=2] SCHOOL				[N=2,156] DISTRICT				[N=12,024] PROVINCE			
	A	B	C	D	A	B	C	D	A	B	C	D
BULLYING AND HARASSMENT												
44) In the last month I have been bullied or harassed physically (e.g. hit, kicked, pushed, shoved around, locked indoors).					79.6	13.9	3.0	3.5	83.0	12.4	1.8	2.8
45) In the last month I have been bullied or harassed verbally (e.g. called mean names, made fun of, teased in a hurtful way).					59.3	26.5	6.2	8.0	63.2	24.9	5.6	6.3
46) In the last month I have been bullied or harassed indirectly (e.g. left out of things on purpose, excluded from a group of friends,					62.9	22.9	7.2	7.1	66.6	21.3	6.0	6.1
47) In the last month I have been sexually harassed (e.g. other students making sexual jokes, comments or gestures towards me).					83.6	10.2	2.3	3.9	84.3	9.9	2.3	3.5
48) In the last month I have been bullied or harassed electronically (e.g. teased or bullied using a computer or a mobile phone).					79.7	13.3	2.9	4.2	82.5	11.8	2.3	3.3
49) In the last month I have seen or heard about another student being bullied or harassed.					30.7	40.5	14.1	14.7	37.4	38.3	12.6	11.7
50) In the last month I have taken part in bullying or harassing another student.					87.2	8.6	1.5	2.7	89.3	7.5	1.1	2.1
51) In the last month I have been involved in a physical fight.					89.7	6.7	1.0	2.6	91.1	5.7	0.9	2.2
DRUGS AND ALCOHOL												
52) In the last month I have used illegal drugs.					80.4	9.5	2.6	7.5	80.0	10.4	2.7	6.9
53) In the last month I have abused prescription drugs.					92.2	3.4	1.4	3.1	92.7	3.4	1.1	2.7
54) In the last month I have consumed alcohol.					54.1	28.7	9.2	8.1	54.7	29.2	8.9	7.3
55) In the last month I have smoked cigarettes.					79.2	7.8	2.0	11.0	79.8	7.7	2.1	10.4

For items 1-43, values are percent agreeing with the statement. Students were asked to indicate the extent to which they agreed to each statement with the following scale: 1-Strongly Disagree, 2-Disagree Somewhat, 3-Agree Somewhat, 4-Strongly Agree, 5-N/A- Not applicable

Survey results highlight the percentage of students who ‘Agree Somewhat’ or ‘Agree Strongly’ with each statement.

For items 44-55, students had 4 choices: A-Never, B-Once or Twice, C-Every Week, D-Multiple Times a Week.

Newfoundland
Labrador

School Climate Survey

Grades 10-12, 2015-16

NLESD - Central Region

#158 - MSB Regional Academy, Middle Arm


Response Rate: 92.5

	[N=37] SCHOOL			[N=2,156] DISTRICT			[N=12,024] PROVINCE		
	M	F	Total	M	F	Total	M	F	Total
STUDENT SATISFACTION									
1) School is a place where I like to be.	61.1	63.2	62.2	52.6	58.2	55.3	61.4	63.4	62.3
2) I am satisfied with the quality of education I am receiving at my school.	72.2	84.2	78.4	72.4	75.7	73.9	79.8	80.9	80.2
3) I am satisfied with the quality of teaching at my school.	77.8	84.2	81.1	73.0	77.4	75.2	79.5	79.7	79.5
4) My school is clean and well maintained.	50.0	31.6	40.5	72.9	73.3	73.1	74.9	73.9	74.3
5) My school work is interesting.	64.7	57.9	61.1	48.5	55.3	52.0	52.4	60.4	56.3
6) My school work is challenging.	72.2	94.7	83.8	78.3	81.6	79.9	79.4	83.2	81.2
	66.3	69.3	67.8	66.3	70.3	68.2	71.2	73.6	72.3
LEARNING OPPORTUNITIES									
7) I can get help regarding post-secondary planning at my school.	85.7	94.1	90.3	81.7	82.7	82	83.3	83.1	83.2
8) I get help regarding scholarships at my school.	78.6	86.7	82.8	78.3	80.5	79	81.0	80.6	80.8
11) I can easily access programs and services at school to get help with my school work if I need it.	88.9	84.2	86.5	51.2	51.5	77	79.6	79.6	79.6
12) My parents/guardians are available to help me with my school work if I need it.	77.8	84.2	81.1	73.4	69.0	71	73.3	68.5	71.0
13) My peers are available to help me with my school work if I need it.	88.9	84.2	86.5	79.0	81.9	81	79.5	82.8	81.1
14) If I need it, I can get help at school with problems not related to school work.	77.8	84.2	81.1	69.7	74.4	72	73.1	72.7	72.9
15) I am satisfied with the opportunities I have to use technology to learn at my school.	61.1	73.7	67.6	59.4	64.3	62	65.2	68.9	67.0
	79.8	84.5	82.3	74.0	75.8	74.9	76.4	76.6	76.5
PARTICIPATION									
16) I am satisfied with the opportunities I have to participate in physical activities at my school.	88.9	73.7	81.1	74.9	71.3	73	76.9	77.4	77.1
17) I am satisfied with the opprtunities I have to paticipate in fine arts programs and/or activities at my school(e.g., art club, band, choir, drama).	33.3	36.8	35.1	63.7	66.0	65	75.1	76.8	76.0
18) I am satisfied with the opprtunities I have to paticipate in extra-curricular groups/activities at my school.	66.7	68.4	67.6	68.6	66.9	68	75.3	77.4	76.3
19) I am satisfied with the opprtunities I have to paticipate in science activities at my school(e.g., fairs, competitions, clubs).	27.8	27.8	27.8	40.4	34.4	37	56.7	55.0	55.9
	54.2	51.7	52.9	61.9	59.6	60.9	71.0	71.6	71.3
SCHOOL CLIMATE									
20) At my school, I treat everyone with respect.	94.4	89.5	91.9	86.1	95.3	91	87.6	94.9	91.3
21) At my school, students treat each other with respect.	55.6	52.6	54.1	53.0	41.9	47	58.3	49.9	54.0
22) At my school, students treat staff with respect.	55.6	84.2	70.3	61.1	55.7	58	67.4	63.0	65.2
23) At my school, staff treat students with respect.	94.4	79.0	86.5	73.3	73.9	74	76.7	76.6	76.5
24) At my school, staff treat each other with respect.	100.0	94.4	97.2	90.9	95.1	93	92.7	95.5	94.0
25) Staff at my school care about me.	76.5	89.5	83.3	71.4	76.9	74	77.6	77.9	77.7
26) At my school, students of different sexual orientations are treated with respect.	60.0	76.9	69.6	70.4	74.9	73	77.7	80.3	79.0
27) At my school, students of different race are treated with respect.	83.3	84.2	83.8	83.4	87.9	86	87.8	89.5	88.6
37) I am treated fairly by the staff in my school.	94.4	84.2	89.2	71.9	76.0	74	77.2	78.0	77.5
38) I am satisfied with the anti-drug policies and programs being offered at my school (e.g.presentatiions, guest speakers, assemblies)	68.8	68.4	68.6	62.5	80.6	63	68.8	68.4	68.6
39) There is a pressure to do drugs among students from my school.	33.3	47.4	40.5	44.6	39.9	42	40.8	33.9	37.6
	74.2	77.3	75.9	69.9	70.9	70.4	73.9	73.9	73.6
EXPECTATIONS									
9) My opinions are important at school.	77.8	57.9	67.6	51.2	51.5	52	53.9	55.2	54.5
10) I am encouraged to try my best at school.	88.9	79.0	83.8	82.1	84.1	83	83.2	86.1	84.7
36) I know the school rules/code of conduct.	72.2	94.7	83.8	74.8	84.5	80	75.9	84.2	80.0
	79.6	77.2	78.4	69.4	73.4	71.5	71.0	75.2	73.1
SAFETY									
28) I feel safe at school.	77.8	73.7	75.7	74.5	76.0	75	80.4	79.7	80.1
29) I feel safe in the school cafeteria.	77.8	79.0	78.4	76.9	80.6	79	83.8	84.0	83.9
30) I feel safe in my classrooms.	83.3	68.4	75.7	81.6	85.8	84	86.6	87.7	87.1
31) I feel safe in the school washrooms.	66.7	73.7	70.3	73.1	77.1	75	75.3	78.4	76.8
32) I feel safe in the school gym.	88.9	79.0	83.8	81.9	80.7	81	85.2	83.4	84.2
33) I feel safe in the gym change rooms.	77.8	83.3	80.6	76.0	81.0	78	79.8	83.0	81.3
34) I feel safe on the school bus.	84.6	53.9	69.2	77.5	78.6	78	81.0	76.8	78.9
35) I feel safe on school grounds.	83.3	63.2	73.0	77.2	79.0	78	80.7	81.9	81.2
	80.0	71.8	75.8	77.3	79.8	78.6	81.6	81.9	81.7
DRUGS AND ALCOHOL									
40) I am satisfied with the anti-alcohol policies and programs being offered at my school (e.g., presentations, guest speakers, assemblies)	64.7	63.2	63.9	61.4	62.2	61.8	66.3	66.1	66.2
41) There is a pressure to drink alcohol among students from my school.	47.1	31.6	38.9	53.6	49.3	51.3	48.4	43.8	46.2
42) I am satisfied with the anti-smoking policies and programs being offered at my school (e.g., presentations, guest speakers, assemblies)	64.7	57.9	61.1	58.7	56.8	57.7	62.6	61.8	62.2
43) There is a pressure to smoke cigarettes among students from my school.	44.4	36.8	40.5	42.9	37.2	40.0	37.5	31.4	34.6
	55.2	47.4	51.1	54.1	51.4	52.7	53.7	50.8	52.3

For items 1-43, values are percent agreeing with the statement. Students were asked to indicate the extent to which they agreed to each statement with the following scale: 1-Strongly Disagree, 2-Disagree Somewhat, 3-Agree Somewhat, 4-Strongly Agree, 5-N/A- Not applicable

Survey results highlight the percentage of students who ‘Agree Somewhat’ or ‘Agree Strongly’ with each statement.

For items 44-55, students had 4 choices: A-Never, B-Once or Twice, C-Every Week, D-Multiple Times a Week.

		School Climate Survey Grades 10-12, 2015-16											
NLESD - Central Region													
#158 - MSB Regional Academy, Middle Arm		Response Rate: 92.5											
		[N=37] SCHOOL				[N=2,156] DISTRICT				[N=12,024] PROVINCE			
BULLYING AND HARASSMENT		A	B	C	D	A	B	C	D	A	B	C	D
(44) In the last month I have been bullied or harassed physically (e.g. hit, kicked, pushed, shoved around, locked indoors).		78.4	16.2	0.0	5.4	79.6	13.9	3.0	3.5	83.0	12.4	1.8	2.8
(45) In the last month I have been bullied or harassed verbally (e.g. called mean names, made fun of, teased in a hurtful way).		59.5	10.8	8.1	21.6	59.3	26.5	6.2	8.0	63.2	24.9	5.6	6.3
(46) In the last month I have been bullied or harassed indirectly (e.g. left out of things on purpose, excluded from a group of friends,		73.0	10.8	2.7	13.5	62.9	22.9	7.2	7.1	66.6	21.3	6.0	6.1
(47) In the last month I have been sexually harassed (e.g. other students making sexual jokes, comments or gestures towards me).		83.8	13.5	2.7	0.0	83.6	10.2	2.3	3.9	84.3	9.9	2.3	3.5
(48) In the last month I have been bullied or harassed electronically (e.g. teased or bullied using a computer or a mobile phone).		91.7	5.6	0.0	2.8	79.7	13.3	2.9	4.2	82.5	11.8	2.3	3.3
(49) In the last month I have seen or heard about another student being bullied or harassed.		32.4	43.2	13.5	10.8	30.7	40.5	14.1	14.7	37.4	38.3	12.6	11.7
(50) In the last month I have taken part in bullying or harassing another student.		91.9	5.4	0.0	2.7	87.2	8.6	1.5	2.7	89.3	7.5	1.1	2.1
(51) In the last month I have been involved in a physical fight.		94.6	5.4	0.0	0.0	89.7	6.7	1.0	2.6	91.1	5.7	0.9	2.2
DRUGS AND ALCOHOL													
(52) In the last month I have used illegal drugs.		91.9	8.1	0.0	0.0	80.4	9.5	2.6	7.5	80.0	10.4	2.7	6.9
(53) In the last month I have abused prescription drugs.		100.0	0.0	0.0	0.0	92.2	3.4	1.4	3.1	92.7	3.4	1.1	2.7
(54) In the last month I have consumed alcohol.		83.3	11.1	2.8	2.8	54.1	28.7	9.2	8.1	54.7	29.2	8.9	7.3
(55) In the last month I have smoked cigarettes.		83.8	8.1	2.7	5.4	79.2	7.8	2.0	11.0	79.8	7.7	2.1	10.4

For items 1-43, values are percent agreeing with the statement. Students were asked to indicate the extent to which they agreed to each statement with the following scale: 1-Strongly Disagree, 2-Disagree Somewhat, 3-Agree Somewhat, 4-Strongly Agree, 5-N/A- Not applicable

Survey results highlight the percentage of students who ‘Agree Somewhat’ or ‘Agree Strongly’ with each statement.


For items 44-55, students had 4 choices: A-Never, B-Once or Twice, C-Every Week, D-Multiple Times a Week.

Newfoundland Labrador			School Climate Survey Grades 10-12, 2015-16								
NLESD - Central Region											
#162 - Dorset Collegiate, Pilley's Island			Response Rate: 57.3								
			[N=51] SCHOOL			[N=2,156] DISTRICT			[N=12,024] PROVINCE		
			M	E	Total	M	E	Total	M	E	Total
STUDENT SATISFACTION											
1) School is a place where I like to be.			16.0	48.0	31.4	52.6	58.2	55.3	61.4	63.4	62.3
2) I am satisfied with the quality of education I am receiving at my school.			48.0	56.0	51.0	72.4	75.7	73.9	79.8	80.9	80.2
3) I am satisfied with the quality of teaching at my school.			40.0	64.0	52.9	73.0	77.4	75.2	79.5	79.7	79.5
4) My school is clean and well maintained.			40.0	36.0	37.3	72.9	73.3	73.1	74.9	73.9	74.3
5) My school work is interesting.			20.8	32.0	26.0	48.5	55.3	52.0	52.4	60.4	56.3
6) My school work is challenging.			76.0	80.0	78.4	78.3	81.6	79.9	79.4	83.2	81.2
			40.1	52.7	46.2	66.3	70.3	68.2	71.2	73.6	72.3
LEARNING OPPORTUNITIES											
7) I can get help regarding post-secondary planning at my school.			85.0	100.0	93.0	81.7	82.7	82	83.3	83.1	83.2
8) I get help regarding scholarships at my school.			83.3	95.0	89.5	78.3	80.5	79	81.0	80.6	80.8
11) I can easily access programs and services at school to get help with my school work if I need it.			40.0	72.0	56.9	51.2	51.5	77	79.6	79.6	79.6
12) My parents/guardians are available to help me with my school work if I need it.			56.0	52.0	54.9	73.4	69.0	71	73.3	68.5	71.0
13) My peers are available to help me with my school work if I need it.			79.2	68.0	74.0	79.0	81.9	81	79.5	82.8	81.1
14) If I need it, I can get help at school with problems not related to school work.			60.0	80.0	68.6	69.7	74.4	72	73.1	72.7	72.9
15) I am satisfied with the opportunities I have to use technology to learn at my school.			40.0	40.0	41.2	59.4	64.3	62	65.2	68.9	67.0
			63.4	72.4	68.3	74.0	75.8	74.9	76.4	76.6	76.5
PARTICIPATION											
16) I am satisfied with the opportunities I have to participate in physical activities at my school.			64.0	72.0	68.6	74.9	71.3	73	76.9	77.4	77.1
17) I am satisfied with the opprtunities I have to paticipate in fine arts programs and/or activities at my school(e.g., art club, band, choir, drama).			24.0	36.0	29.4	63.7	66.0	65	75.1	76.8	76.0
18) I am satisfied with the opprtunities I have to paticipate in extra-curricular groups/activities at my school.			40.0	16.0	27.5	68.6	66.9	68	75.3	77.4	76.3
19) I am satisfied with the opprtunities I have to paticipate in science activities at my school(e.g., fairs, competitions, clubs).			24.0	20.0	21.6	40.4	34.4	37	56.7	55.0	55.9
			38.0	36.0	36.8	61.9	59.6	60.9	71.0	71.6	71.3
SCHOOL CLIMATE											
20) At my school, I treat everyone with respect.			80.0	95.7	85.7	86.1	95.3	91	87.6	94.9	91.3
21) At my school, students treat each other with respect.			16.0	40.0	27.5	53.0	41.9	47	58.3	49.9	54.0
22) At my school, students treat staff with respect.			52.0	48.0	49.0	61.1	55.7	58	67.4	63.0	65.2
23) At my school, staff treat students with respect.			32.0	75.0	52.0	73.3	73.9	74	76.7	76.6	76.5
24) At my school, staff treat each other with respect.			87.5	100.0	92.0	90.9	95.1	93	92.7	95.5	94.0
25) Staff at my school care about me.			29.2	75.0	51.0	71.4	76.9	74	77.6	77.9	77.7
26) At my school, students of different sexual orientations are treated with respect.			54.2	60.0	56.0	70.4	74.9	73	77.7	80.3	79.0
27) At my school, students of different race are treated with respect.			53.3	94.1	72.7	83.4	87.9	86	87.8	89.5	88.6
37) I am treated fairly by the staff in my school.			41.7	83.3	63.3	71.9	76.0	74	77.2	78.0	77.5
38) I am satisfied with the anti-drug policies and programs being offered at my school (e.g.presentatiions, guest speakers, assemblies)			62.5	58.3	59.2	62.5	80.6	63	68.8	68.4	68.6
39) There is a pressure to do drugs among students from my school.			48.0	32.0	41.2	44.6	39.9	42	40.8	33.9	37.6
			50.6	69.2	59.1	69.9	70.9	70.4	73.9	73.9	73.6
EXPECTATIONS											
9) My opinions are important at school.			28.0	36.0	33.3	51.2	51.5	52	53.9	55.2	54.5
10) I am encouraged to try my best at school.			64.0	80.0	72.6	82.1	84.1	83	83.2	86.1	84.7
36) I know the school rules/code of conduct.			56.0	76.0	66.7	74.8	84.5	80	75.9	84.2	80.0
			49.3	64.0	57.5	69.4	73.4	71.5	71.0	75.2	73.1
SAFETY											
28) I feel safe at school.			44.0	72.0	56.9	74.5	76.0	75	80.4	79.7	80.1
29) I feel safe in the school cafeteria.			52.0	68.0	60.8	76.9	80.6	79	83.8	84.0	83.9
30) I feel safe in my classrooms.			60.0	87.5	74.0	81.6	85.8	84	86.6	87.7	87.1
31) I feel safe in the school washrooms.			48.0	72.0	60.8	73.1	77.1	75	75.3	78.4	76.8
32) I feel safe in the school gym.			64.0	62.5	64.0	81.9	80.7	81	85.2	83.4	84.2
33) I feel safe in the gym change rooms.			48.0	70.8	60.0	76.0	81.0	78	79.8	83.0	81.3
34) I feel safe on the school bus.			50.0	59.1	55.3	77.5	78.6	78	81.0	76.8	78.9
35) I feel safe on school grounds.			56.0	72.0	64.7	77.2	79.0	78	80.7	81.9	81.2
			52.8	70.5	62.1	77.3	79.8	78.6	81.6	81.9	81.7
DRUGS AND ALCOHOL											
40) I am satisfied with the anti-alcohol policies and programs being offered at my school (e.g., presentations, guest speakers, assemblies)			50.0	62.5	57.1	61.4	62.2	61.8	66.3	66.1	66.2
41) There is a pressure to drink alcohol among students from my school.			48.0	28.0	39.2	53.6	49.3	51.3	48.4	43.8	46.2
42) I am satisfied with the anti-smoking policies and programs being offered at my school (e.g., presentations, guest speakers, assemblies)			33.3	50.0	42.9	58.7	56.8	57.7	62.6	61.8	62.2
43) There is a pressure to smoke cigarettes among students from my school.			48.0	29.2	40.0	42.9	37.2	40.0	37.5	31.4	34.6
			44.8	42.4	44.8	54.1	51.4	52.7	53.7	50.8	52.3

For items 1-43, values are percent agreeing with the statement. Students were asked to indicate the extent to which they agreed to each statement with the following scale: 1-Strongly Disagree, 2-Disagree Somewhat, 3-Agree Somewhat, 4-Strongly Agree, 5-N/A- Not applicable

Survey results highlight the percentage of students who ‘Agree Somewhat’ or ‘Agree Strongly’ with each statement.

For items 44-55, students had 4 choices: A-Never, B-Once or Twice, C-Every Week, D-Multiple Times a Week.



School Climate Survey

Grades 10-12, 2015-16

NLESD - Central Region

#162 - Dorset Collegiate, Pilley's Island

Response Rate: 57.3

	[N=51] SCHOOL				[N=2,156] DISTRICT				[N=12,024] PROVINCE			
	A	B	C	D	A	B	C	D	A	B	C	D
BULLYING AND HARASSMENT												
44) In the last month I have been bullied or harassed physically (e.g. hit, kicked, pushed, shoved around, locked indoors).	76.5	15.7	3.9	3.9	79.6	13.9	3.0	3.5	83.0	12.4	1.8	2.8
45) In the last month I have been bullied or harassed verbally (e.g. called mean names, made fun of, teased in a hurtful way).	45.1	29.4	11.8	13.7	59.3	26.5	6.2	8.0	63.2	24.9	5.6	6.3
46) In the last month I have been bullied or harassed indirectly (e.g. left out of things on purpose, excluded from a group of friends,	47.1	33.3	9.8	9.8	62.9	22.9	7.2	7.1	66.6	21.3	6.0	6.1
47) In the last month I have been sexually harassed (e.g. other students making sexual jokes, comments or gestures towards me).	84.3	9.8	2.0	3.9	83.6	10.2	2.3	3.9	84.3	9.9	2.3	3.5
48) In the last month I have been bullied or harassed electronically (e.g. teased or bullied using a computer or a mobile phone).	72.6	17.7	7.8	2.0	79.7	13.3	2.9	4.2	82.5	11.8	2.3	3.3
49) In the last month I have seen or heard about another student being bullied or harassed.	31.4	41.2	15.7	11.8	30.7	40.5	14.1	14.7	37.4	38.3	12.6	11.7
50) In the last month I have taken part in bullying or harassing another student.	84.3	13.7	0.0	2.0	87.2	8.6	1.5	2.7	89.3	7.5	1.1	2.1
51) In the last month I have been involved in a physical fight.	88.2	7.8	0.0	3.9	89.7	6.7	1.0	2.6	91.1	5.7	0.9	2.2
DRUGS AND ALCOHOL												
52) In the last month I have used illegal drugs.	72.6	9.8	2.0	15.7	80.4	9.5	2.6	7.5	80.0	10.4	2.7	6.9
53) In the last month I have abused prescription drugs.	88.2	7.8	0.0	3.9	92.2	3.4	1.4	3.1	92.7	3.4	1.1	2.7
54) In the last month I have consumed alcohol.	52.9	31.4	7.8	7.8	54.1	28.7	9.2	8.1	54.7	29.2	8.9	7.3
55) In the last month I have smoked cigarettes.	78.4	11.8	0.0	9.8	79.2	7.8	2.0	11.0	79.8	7.7	2.1	10.4

For items 1-43, values are percent agreeing with the statement. Students were asked to indicate the extent to which they agreed to each statement with the following scale: 1-Strongly Disagree, 2-Disagree Somewhat, 3-Agree Somewhat, 4-Strongly Agree, 5-N/A- Not applicable

Survey results highlight the percentage of students who ‘Agree Somewhat’ or ‘Agree Strongly’ with each statement.

For items 44-55, students had 4 choices: A-Never, B-Once or Twice, C-Every Week, D-Multiple Times a Week.

Newfoundland
Labrador

School Climate Survey

Grades 10-12, 2015-16

NLESD - Central Region

#163 - Point Leamington Academy, Point Leamington

Response Rate: 75.8

	[N=25] SCHOOL			[N=2,156] DISTRICT			[N=12,024] PROVINCE		
	M	E	Total	M	E	Total	M	E	Total
STUDENT SATISFACTION									
1) School is a place where I like to be.	60.0	80.0	72.0	52.6	58.2	55.3	61.4	63.4	62.3
2) I am satisfied with the quality of education I am receiving at my school.	80.0	100.0	92.0	72.4	75.7	73.9	79.8	80.9	80.2
3) I am satisfied with the quality of teaching at my school.	90.0	93.3	92.0	73.0	77.4	75.2	79.5	79.7	79.5
4) My school is clean and well maintained.	90.0	93.3	92.0	72.9	73.3	73.1	74.9	73.9	74.3
5) My school work is interesting.	40.0	26.7	32.0	48.5	55.3	52.0	52.4	60.4	56.3
6) My school work is challenging.	100.0	85.7	91.3	78.3	81.6	79.9	79.4	83.2	81.2
	76.7	79.8	78.6	66.3	70.3	68.2	71.2	73.6	72.3
LEARNING OPPORTUNITIES									
7) I can get help regarding post-secondary planning at my school.	80.0	73.3	76.0	81.7	82.7	82	83.3	83.1	83.2
8) I get help regarding scholarships at my school.	70.0	71.4	70.8	78.3	80.5	79	81.0	80.6	80.8
11) I can easily access programs and services at school to get help with my school work if I need it.	90.0	80.0	84.0	51.2	51.5	77	79.6	79.6	79.6
12) My parents/guardians are available to help me with my school work if I need it.	90.0	71.4	79.2	73.4	69.0	71	73.3	68.5	71.0
13) My peers are available to help me with my school work if I need it.	90.0	100.0	96.0	79.0	81.9	81	79.5	82.8	81.1
14) If I need it, I can get help at school with problems not related to school work.	100.0	53.3	72.0	69.7	74.4	72	73.1	72.7	72.9
15) I am satisfied with the opportunities I have to use technology to learn at my school.	40.0	40.0	40.0	59.4	64.3	62	65.2	68.9	67.0
	80.0	69.9	74.0	74.0	75.8	74.9	76.4	76.6	76.5
PARTICIPATION									
16) I am satisfied with the opportunities I have to participate in physical activities at my school.	50.0	20.0	32.0	74.9	71.3	73	76.9	77.4	77.1
17) I am satisfied with the opprtunities I have to paticipate in fine arts programs and/or activities at my school(e.g., art club, band, choir, drama).	30.0	6.7	16.0	63.7	66.0	65	75.1	76.8	76.0
18) I am satisfied with the opprtunities I have to paticipate in extra-curricular groups/activities at my school.	30.0	6.7	16.0	68.6	66.9	68	75.3	77.4	76.3
19) I am satisfied with the opprtunities I have to paticipate in science activities at my school(e.g., fairs, competitions, clubs).	20.0	0.0	8.0	40.4	34.4	37	56.7	55.0	55.9
	32.5	8.3	18.0	61.9	59.6	60.9	71.0	71.6	71.3
SCHOOL CLIMATE									
20) At my school, I treat everyone with respect.	100.0	100.0	100.0	86.1	95.3	91	87.6	94.9	91.3
21) At my school, students treat each other with respect.	90.0	93.3	92.0	53.0	41.9	47	58.3	49.9	54.0
22) At my school, students treat staff with respect.	100.0	100.0	100.0	61.1	55.7	58	67.4	63.0	65.2
23) At my school, staff treat students with respect.	100.0	100.0	100.0	73.3	73.9	74	76.7	76.6	76.5
24) At my school, staff treat each other with respect.	100.0	100.0	100.0	90.9	95.1	93	92.7	95.5	94.0
25) Staff at my school care about me.	100.0	93.3	95.8	71.4	76.9	74	77.6	77.9	77.7
26) At my school, students of different sexual orientations are treated with respect.	100.0	100.0	100.0	70.4	74.9	73	77.7	80.3	79.0
27) At my school, students of different race are treated with respect.	100.0	100.0	100.0	83.4	87.9	86	87.8	89.5	88.6
37) I am treated fairly by the staff in my school.	100.0	86.7	92.0	71.9	76.0	74	77.2	78.0	77.5
38) I am satisfied with the anti-drug policies and programs being offered at my school (e.g.presentatiions, guest speakers, assemblies)	70.0	23.1	43.5	62.5	80.6	63	68.8	68.4	68.6
39) There is a pressure to do drugs among students from my school.	20.0	0.0	8.0	44.6	39.9	42	40.8	33.9	37.6
	89.1	81.5	84.7	69.9	70.9	70.4	73.9	73.9	73.6
EXPECTATIONS									
9) My opinions are important at school.	70.0	46.7	56.0	51.2	51.5	52	53.9	55.2	54.5
10) I am encouraged to try my best at school.	100.0	86.7	92.0	82.1	84.1	83	83.2	86.1	84.7
36) I know the school rules/code of conduct.	90.0	100.0	95.8	74.8	84.5	80	75.9	84.2	80.0
	86.7	77.8	81.3	69.4	73.4	71.5	71.0	75.2	73.1
SAFETY									
28) I feel safe at school.	100.0	100.0	100.0	74.5	76.0	75	80.4	79.7	80.1
29) I feel safe in the school cafeteria.	100.0	100.0	100.0	76.9	80.6	79	83.8	84.0	83.9
30) I feel safe in my classrooms.	100.0	100.0	100.0	81.6	85.8	84	86.6	87.7	87.1
31) I feel safe in the school washrooms.	100.0	100.0	100.0	73.1	77.1	75	75.3	78.4	76.8
32) I feel safe in the school gym.	100.0	100.0	100.0	81.9	80.7	81	85.2	83.4	84.2
33) I feel safe in the gym change rooms.	88.9	100.0	95.8	76.0	81.0	78	79.8	83.0	81.3
34) I feel safe on the school bus.	100.0	100.0	100.0	77.5	78.6	78	81.0	76.8	78.9
35) I feel safe on school grounds.	100.0	100.0	100.0	77.2	79.0	78	80.7	81.9	81.2
	98.6	100.0	99.5	77.3	79.8	78.6	81.6	81.9	81.7
DRUGS AND ALCOHOL									
40) I am satisfied with the anti-alcohol policies and programs being offered at my school (e.g., presentations, guest speakers, assemblies)	60.0	15.4	34.8	61.4	62.2	61.8	66.3	66.1	66.2
41) There is a pressure to drink alcohol among students from my school.	50.0	33.3	40.0	53.6	49.3	51.3	48.4	43.8	46.2
42) I am satisfied with the anti-smoking policies and programs being offered at my school (e.g., presentations, guest speakers, assemblies)	60.0	15.4	34.8	58.7	56.8	57.7	62.6	61.8	62.2
43) There is a pressure to smoke cigarettes among students from my school.	10.0	0.0	4.0	42.9	37.2	40.0	37.5	31.4	34.6
	45.0	16.0	28.4	54.1	51.4	52.7	53.7	50.8	52.3
<div>For items 1-43, values are percent agreeing with the statement. Students were asked to indicate the extent to which they agreed to each statement with the following scale: 1-Strongly Disagree, 2-Disagree Somewhat, 3-Agree Somewhat, 4-Strongly Agree, 5-N/A- Not applicable</div> <div>Survey results highlight the percentage of students who ‘Agree Somewhat’ or ‘Agree Strongly’ with each statement.</div> <div>For items 44-55, students had 4 choices: A-Never, B-Once or Twice, C-Every Week, D-Multiple Times a Week.</div>									

NLESD - Central Region

#163 - Point Leamington Academy, Point Leamington


Response Rate: 75.8

	[N=25]				[N=2,156]				[N=12,024]			
	SCHOOL				DISTRICT				PROVINCE			
	A	B	C	D	A	B	C	D	A	B	C	D
BULLYING AND HARASSMENT												
(44) In the last month I have been bullied or harassed physically (e.g. hit, kicked, pushed, shoved around, locked indoors).	96.0	4.0	0.0	0.0	79.6	13.9	3.0	3.5	83.0	12.4	1.8	2.8
(45) In the last month I have been bullied or harassed verbally (e.g. called mean names, made fun of, teased in a hurtful way).	76.0	20.0	0.0	4.0	59.3	26.5	6.2	8.0	63.2	24.9	5.6	6.3
(46) In the last month I have been bullied or harassed indirectly (e.g. left out of things on purpose, excluded from a group of friends,	80.0	16.0	0.0	4.0	62.9	22.9	7.2	7.1	66.6	21.3	6.0	6.1
(47) In the last month I have been sexually harassed (e.g. other students making sexual jokes, comments or gestures towards me).	96.0	4.0	0.0	0.0	83.6	10.2	2.3	3.9	84.3	9.9	2.3	3.5
(48) In the last month I have been bullied or harassed electronically (e.g. teased or bullied using a computer or a mobile phone).	100.0	0.0	0.0	0.0	79.7	13.3	2.9	4.2	82.5	11.8	2.3	3.3
(49) In the last month I have seen or heard about another student being bullied or harassed.	72.0	28.0	0.0	0.0	30.7	40.5	14.1	14.7	37.4	38.3	12.6	11.7
(50) In the last month I have taken part in bullying or harassing another student.	100.0	0.0	0.0	0.0	87.2	8.6	1.5	2.7	89.3	7.5	1.1	2.1
(51) In the last month I have been involved in a physical fight.	100.0	0.0	0.0	0.0	89.7	6.7	1.0	2.6	91.1	5.7	0.9	2.2
DRUGS AND ALCOHOL												
(52) In the last month I have used illegal drugs.	96.0	4.0	0.0	0.0	80.4	9.5	2.6	7.5	80.0	10.4	2.7	6.9
(53) In the last month I have abused prescription drugs.	100.0	0.0	0.0	0.0	92.2	3.4	1.4	3.1	92.7	3.4	1.1	2.7
(54) In the last month I have consumed alcohol.	48.0	24.0	16.0	12.0	54.1	28.7	9.2	8.1	54.7	29.2	8.9	7.3
(55) In the last month I have smoked cigarettes.	96.0	0.0	0.0	4.0	79.2	7.8	2.0	11.0	79.8	7.7	2.1	10.4

For items 1-43, values are percent agreeing with the statement. Students were asked to indicate the extent to which they agreed to each statement with the following scale: 1-Strongly Disagree, 2-Disagree Somewhat, 3-Agree Somewhat, 4-Strongly Agree, 5-N/A- Not applicable

Survey results highlight the percentage of students who ‘Agree Somewhat’ or ‘Agree Strongly’ with each statement.


For items 44-55, students had 4 choices: A-Never, B-Once or Twice, C-Every Week, D-Multiple Times a Week.

			School Climate Survey								
			Grades 10-12, 2015-16								
NLESD - Central Region											
#171 - Indian River High School, Springdale						Response Rate: 74.8					
			[N=104] SCHOOL			[N=2,156] DISTRICT			[N=12,024] PROVINCE		
			M	F	Total	M	F	Total	M	F	Total
STUDENT SATISFACTION											
1) School is a place where I like to be.			44.8	52.2	48.1	52.6	58.2	55.3	61.4	63.4	62.3
2) I am satisfied with the quality of education I am receiving at my school.			75.9	56.5	67.3	72.4	75.7	73.9	79.8	80.9	80.2
3) I am satisfied with the quality of teaching at my school.			68.4	56.5	63.1	73.0	77.4	75.2	79.5	79.7	79.5
4) My school is clean and well maintained.			75.4	65.2	70.9	72.9	73.3	73.1	74.9	73.9	74.3
5) My school work is interesting.			59.7	45.7	53.4	48.5	55.3	52.0	52.4	60.4	56.3
6) My school work is challenging.			80.7	82.6	81.6	78.3	81.6	79.9	79.4	83.2	81.2
			67.5	59.8	64.1	66.3	70.3	68.2	71.2	73.6	72.3
LEARNING OPPORTUNITIES											
7) I can get help regarding post-secondary planning at my school.			86.5	95.1	90.3	81.7	82.7	82	83.3	83.1	83.2
8) I get help regarding scholarships at my school.			83.0	90.2	86.4	78.3	80.5	79	81.0	80.6	80.8
11) I can easily access programs and services at school to get help with my school work if I need it.			84.5	80.4	82.7	51.2	51.5	77	79.6	79.6	79.6
12) My parents/guardians are available to help me with my school work if I need it.			84.5	65.2	76.0	73.4	69.0	71	73.3	68.5	71.0
13) My peers are available to help me with my school work if I need it.			82.8	75.6	79.6	79.0	81.9	81	79.5	82.8	81.1
14) If I need it, I can get help at school with problems not related to school work.			69.0	69.6	69.2	69.7	74.4	72	73.1	72.7	72.9
15) I am satisfied with the opportunities I have to use technology to learn at my school.			41.4	47.8	44.2	59.4	64.3	62	65.2	68.9	67.0
			75.9	74.9	75.5	74.0	75.8	74.9	76.4	76.6	76.5
PARTICIPATION											
16) I am satisfied with the opportunities I have to participate in physical activities at my school.			89.7	76.1	83.7	74.9	71.3	73	76.9	77.4	77.1
17) I am satisfied with the opprtunities I have to paticipate in fine arts programs and/or activities at my school(e.g., art club, band, choir, drama).			68.4	58.7	64.1	63.7	66.0	65	75.1	76.8	76.0
18) I am satisfied with the opprtunities I have to paticipate in extra-curricular groups/activities at my school.			66.7	60.0	63.7	68.6	66.9	68	75.3	77.4	76.3
19) I am satisfied with the opprtunities I have to paticipate in science activities at my school(e.g., fairs, competitions, clubs).			33.9	37.0	35.3	40.4	34.4	37	56.7	55.0	55.9
			64.7	57.9	61.7	61.9	59.6	60.9	71.0	71.6	71.3
SCHOOL CLIMATE											
20) At my school, I treat everyone with respect.			86.0	87.0	86.4	86.1	95.3	91	87.6	94.9	91.3
21) At my school, students treat each other with respect.			33.3	28.3	31.1	53.0	41.9	47	58.3	49.9	54.0
22) At my school, students treat staff with respect.			45.6	52.2	48.5	61.1	55.7	58	67.4	63.0	65.2
23) At my school, staff treat students with respect.			66.7	65.2	66.0	73.3	73.9	74	76.7	76.6	76.5
24) At my school, staff treat each other with respect.			94.6	97.8	96.0	90.9	95.1	93	92.7	95.5	94.0
25) Staff at my school care about me.			67.9	69.8	68.7	71.4	76.9	74	77.6	77.9	77.7
26) At my school, students of different sexual orientations are treated with respect.			73.2	80.0	76.2	70.4	74.9	73	77.7	80.3	79.0
27) At my school, students of different race are treated with respect.			89.3	95.7	92.2	83.4	87.9	86	87.8	89.5	88.6
37) I am treated fairly by the staff in my school.			69.8	63.6	67.0	71.9	76.0	74	77.2	78.0	77.5
38) I am satisfied with the anti-drug policies and programs being offered at my school (e.g.presentatiions, guest speakers, assemblies)			69.8	65.9	68.0	62.5	80.6	63	68.8	68.4	68.6
39) There is a pressure to do drugs among students from my school.			57.9	41.3	50.5	44.6	39.9	42	40.8	33.9	37.6
			68.6	67.9	68.2	69.9	70.9	70.4	73.9	73.9	73.6
EXPECTATIONS											
9) My opinions are important at school.			38.6	37.8	38.2	51.2	51.5	52	53.9	55.2	54.5
10) I am encouraged to try my best at school.			87.7	84.8	86.4	82.1	84.1	83	83.2	86.1	84.7
36) I know the school rules/code of conduct.			72.7	80.4	76.2	74.8	84.5	80	75.9	84.2	80.0
			66.4	67.7	67.0	69.4	73.4	71.5	71.0	75.2	73.1
SAFETY											
28) I feel safe at school.			66.7	67.4	67.0	74.5	76.0	75	80.4	79.7	80.1
29) I feel safe in the school cafeteria.			69.1	75.6	72.0	76.9	80.6	79	83.8	84.0	83.9
30) I feel safe in my classrooms.			80.7	76.1	78.6	81.6	85.8	84	86.6	87.7	87.1
31) I feel safe in the school washrooms.			66.1	60.0	63.4	73.1	77.1	75	75.3	78.4	76.8
32) I feel safe in the school gym.			78.2	66.7	73.0	81.9	80.7	81	85.2	83.4	84.2
33) I feel safe in the gym change rooms.			66.7	70.5	68.4	76.0	81.0	78	79.8	83.0	81.3
34) I feel safe on the school bus.			70.3	82.9	76.4	77.5	78.6	78	81.0	76.8	78.9
35) I feel safe on school grounds.			67.9	73.9	70.6	77.2	79.0	78	80.7	81.9	81.2
			70.7	71.6	71.2	77.3	79.8	78.6	81.6	81.9	81.7
DRUGS AND ALCOHOL											
40) I am satisfied with the anti-alcohol policies and programs being offered at my school (e.g., presentations, guest speakers, assemblies)			65.5	70.5	67.7	61.4	62.2	61.8	66.3	66.1	66.2
41) There is a pressure to drink alcohol among students from my school.			65.5	45.7	56.4	53.6	49.3	51.3	48.4	43.8	46.2
42) I am satisfied with the anti-smoking policies and programs being offered at my school (e.g., presentations, guest speakers, assemblies)			68.5	64.4	66.7	58.7	56.8	57.7	62.6	61.8	62.2
43) There is a pressure to smoke cigarettes among students from my school.			53.6	41.3	48.0	42.9	37.2	40.0	37.5	31.4	34.6
			63.2	55.5	59.7	54.1	51.4	52.7	53.7	50.8	52.3

For items 1-43, values are percent agreeing with the statement. Students were asked to indicate the extent to which they agreed to each statement with the following scale: 1-Strongly Disagree, 2-Disagree Somewhat, 3-Agree Somewhat, 4-Strongly Agree, 5-N/A- Not applicable

Survey results highlight the percentage of students who ‘Agree Somewhat’ or ‘Agree Strongly’ with each statement.

For items 44-55, students had 4 choices: A-Never, B-Once or Twice, C-Every Week, D-Multiple Times a Week.



School Climate Survey

Grades 10-12, 2015-16

NLESD - Central Region

#171 - Indian River High School, Springdale

Response Rate: 74.8

[N=104]

SCHOOL

[N=2,156]

DISTRICT

[N=12,024]

PROVINCE

A

B

C

D

A

B

C

D

A

B

C

D

BULLYING AND HARASSMENT

44) In the last month I have been bullied or harassed physically (e.g. hit, kicked, pushed, shoved around, locked indoors).

45) In the last month I have been bullied or harassed verbally (e.g. called mean names, made fun of, teased in a hurtful way).

46) In the last month I have been bullied or harassed indirectly (e.g. left out of things on purpose, excluded from a group of friends,

47) In the last month I have been sexually harassed (e.g. other students making sexual jokes, comments or gestures towards me).

48) In the last month I have been bullied or harassed electronically (e.g. teased or bullied using a computer or a mobile phone).

49) In the last month I have seen or heard about another student being bullied or harassed.

50) In the last month I have taken part in bullying or harassing another student.

51) In the last month I have been involved in a physical fight.

52) In the last month I have used illegal drugs.

53) In the last month I have abused prescription drugs.

54) In the last month I have consumed alcohol.

55) In the last month I have smoked cigarettes.

57.3

26.2

6.8

9.7

79.6

13.9

3.0

3.5

83.0

12.4

1.8

2.8

37.9

35.9

8.7

17.5

59.3

26.5

6.2

8.0

63.2

24.9

5.6

6.3

43.1

31.4

12.8

12.8

62.9

22.9

7.2

7.1

66.6

21.3

6.0

6.1

73.8

14.6

2.9

8.7

83.6

10.2

2.3

3.9

84.3

9.9

2.3

3.5

70.9

16.5

3.9

8.7

79.7

13.3

2.9

4.2

82.5

11.8

2.3

3.3

16.7

38.2

21.6

23.5

30.7

40.5

14.1

14.7

37.4

38.3

12.6

11.7

75.7

11.7

4.9

7.8

87.2

8.6

1.5

2.7

89.3

7.5

1.1

2.1

76.5

16.7

2.0

4.9

89.7

6.7

1.0

2.6

91.1

5.7

0.9

2.2

68.9

9.7

3.9

17.5

80.4

9.5

2.6

7.5

80.0

10.4

2.7

6.9

89.2

3.9

2.9

3.9

92.2

3.4

1.4

3.1

92.7

3.4

1.1

2.7

56.3

30.1

4.9

8.7

54.1

28.7

9.2

8.1

54.7

29.2

8.9

7.3

68.0

10.7

4.9

16.5

79.2

7.8

2.0

11.0

79.8

7.7


2.1


10.4

For items 1-43, values are percent agreeing with the statement. Students were asked to indicate the extent to which they agreed to each statement with the following scale: 1-Strongly Disagree, 2-Disagree Somewhat, 3-Agree Somewhat, 4-Strongly Agree, 5-N/A- Not applicable

Survey results highlight the percentage of students who ‘Agree Somewhat’ or ‘Agree Strongly’ with each statement.

For items 44-55, students had 4 choices: A-Never, B-Once or Twice, C-Every Week, D-Multiple Times a Week.

			School Climate Survey					
Grades 10-12, 2015-16								
NLESD - Central Region						Response Rate: 70.0		
#174 - St. Peter's Academy, Westport								



School Climate Survey

Grades 10-12, 2015-16

NLESD - Central Region

#174 - St. Peter's Academy, Westport

Response Rate: 70.0

	[N=7] SCHOOL				[N=2,156] DISTRICT				[N=12,024] PROVINCE			
	A	B	C	D	A	B	C	D	A	B	C	D
BULLYING AND HARASSMENT												
44) In the last month I have been bullied or harassed physically (e.g. hit, kicked, pushed, shoved around, locked indoors).	71.4	28.6	0.0	0.0	79.6	13.9	3.0	3.5	83.0	12.4	1.8	2.8
45) In the last month I have been bullied or harassed verbally (e.g. called mean names, made fun of, teased in a hurtful way).	71.4	28.6	0.0	0.0	59.3	26.5	6.2	8.0	63.2	24.9	5.6	6.3
46) In the last month I have been bullied or harassed indirectly (e.g. left out of things on purpose, excluded from a group of friends,	42.9	57.1	0.0	0.0	62.9	22.9	7.2	7.1	66.6	21.3	6.0	6.1
47) In the last month I have been sexually harassed (e.g. other students making sexual jokes, comments or gestures towards me).	85.7	14.3	0.0	0.0	83.6	10.2	2.3	3.9	84.3	9.9	2.3	3.5
48) In the last month I have been bullied or harassed electronically (e.g. teased or bullied using a computer or a mobile phone).	85.7	14.3	0.0	0.0	79.7	13.3	2.9	4.2	82.5	11.8	2.3	3.3
49) In the last month I have seen or heard about another student being bullied or harassed.	85.7	14.3	0.0	0.0	30.7	40.5	14.1	14.7	37.4	38.3	12.6	11.7
50) In the last month I have taken part in bullying or harassing another student.	71.4	28.6	0.0	0.0	87.2	8.6	1.5	2.7	89.3	7.5	1.1	2.1
51) In the last month I have been involved in a physical fight.	100.0	0.0	0.0	0.0	89.7	6.7	1.0	2.6	91.1	5.7	0.9	2.2
DRUGS AND ALCOHOL												
52) In the last month I have used illegal drugs.	85.7	0.0	14.3	0.0	80.4	9.5	2.6	7.5	80.0	10.4	2.7	6.9
53) In the last month I have abused prescription drugs.	100.0	0.0	0.0	0.0	92.2	3.4	1.4	3.1	92.7	3.4	1.1	2.7
54) In the last month I have consumed alcohol.	71.4	28.6	0.0	0.0	54.1	28.7	9.2	8.1	54.7	29.2	8.9	7.3
55) In the last month I have smoked cigarettes.	71.4	28.6	0.0	0.0	79.2	7.8	2.0	11.0	79.8	7.7	2.1	10.4

For items 1-43, values are percent agreeing with the statement. Students were asked to indicate the extent to which they agreed to each statement with the following scale: 1-Strongly Disagree, 2-Disagree Somewhat, 3-Agree Somewhat, 4-Strongly Agree, 5-N/A- Not applicable

Survey results highlight the percentage of students who ‘Agree Somewhat’ or ‘Agree Strongly’ with each statement.


For items 44-55, students had 4 choices: A-Never, B-Once or Twice, C-Every Week, D-Multiple Times a Week.

Newfoundland Labrador			School Climate Survey Grades 10-12, 2015-16								
NLESD - Central Region			Response Rate: 76.7								
#178 - Phoenix Academy, Carmanville											
			[N=46] SCHOOL			[N=2,156] DISTRICT			[N=12,024] PROVINCE		
			M	E	Total	M	E	Total	M	E	Total
STUDENT SATISFACTION											
1) School is a place where I like to be.			13.3	19.4	17.4	52.6	58.2	55.3	61.4	63.4	62.3
2) I am satisfied with the quality of education I am receiving at my school.			42.9	58.1	53.3	72.4	75.7	73.9	79.8	80.9	80.2
3) I am satisfied with the quality of teaching at my school.			33.3	74.2	60.9	73.0	77.4	75.2	79.5	79.7	79.5
4) My school is clean and well maintained.			26.7	48.4	41.3	72.9	73.3	73.1	74.9	73.9	74.3
5) My school work is interesting.			7.1	35.5	26.7	48.5	55.3	52.0	52.4	60.4	56.3
6) My school work is challenging.			46.7	70.0	62.2	78.3	81.6	79.9	79.4	83.2	81.2
			28.3	50.9	43.6	66.3	70.3	68.2	71.2	73.6	72.3
LEARNING OPPORTUNITIES											
7) I can get help regarding post-secondary planning at my school.			40.0	96.6	77.3	81.7	82.7	82	83.3	83.1	83.2
8) I get help regarding scholarships at my school.			53.3	92.9	79.1	78.3	80.5	79	81.0	80.6	80.8
11) I can easily access programs and services at school to get help with my school work if I need it.			26.7	58.1	47.8	51.2	51.5	77	79.6	79.6	79.6
12) My parents/guardians are available to help me with my school work if I need it.			60.0	80.7	73.9	73.4	69.0	71	73.3	68.5	71.0
13) My peers are available to help me with my school work if I need it.			28.6	77.4	62.2	79.0	81.9	81	79.5	82.8	81.1
14) If I need it, I can get help at school with problems not related to school work.			33.3	74.2	60.9	69.7	74.4	72	73.1	72.7	72.9
15) I am satisfied with the opportunities I have to use technology to learn at my school.			13.3	48.4	37.0	59.4	64.3	62	65.2	68.9	67.0
			36.5	75.4	62.6	74.0	75.8	74.9	76.4	76.6	76.5
PARTICIPATION											
16) I am satisfied with the opportunities I have to participate in physical activities at my school.			40.0	32.3	34.8	74.9	71.3	73	76.9	77.4	77.1
17) I am satisfied with the opprtunities I have to paticipate in fine arts programs and/or activities at my school(e.g., art club, band, choir, drama).			13.3	41.9	32.6	63.7	66.0	65	75.1	76.8	76.0
18) I am satisfied with the opprtunities I have to paticipate in extra-curricular groups/activities at my school.			20.0	32.3	28.3	68.6	66.9	68	75.3	77.4	76.3
19) I am satisfied with the opprtunities I have to paticipate in science activities at my school(e.g., fairs, competitions, clubs).			13.3	35.5	28.3	40.4	34.4	37	56.7	55.0	55.9
			21.7	35.5	31.0	61.9	59.6	60.9	71.0	71.6	71.3
SCHOOL CLIMATE											
20) At my school, I treat everyone with respect.			46.7	93.6	78.3	86.1	95.3	91	87.6	94.9	91.3
21) At my school, students treat each other with respect.			20.0	19.4	19.6	53.0	41.9	47	58.3	49.9	54.0
22) At my school, students treat staff with respect.			33.3	38.7	37.0	61.1	55.7	58	67.4	63.0	65.2
23) At my school, staff treat students with respect.			26.7	54.8	45.7	73.3	73.9	74	76.7	76.6	76.5
24) At my school, staff treat each other with respect.			64.3	90.0	81.8	90.9	95.1	93	92.7	95.5	94.0
25) Staff at my school care about me.			28.6	61.3	51.1	71.4	76.9	74	77.6	77.9	77.7
26) At my school, students of different sexual orientations are treated with respect.			40.0	35.5	37.0	70.4	74.9	73	77.7	80.3	79.0
27) At my school, students of different race are treated with respect.			57.1	83.3	75.0	83.4	87.9	86	87.8	89.5	88.6
37) I am treated fairly by the staff in my school.			26.7	58.1	47.8	71.9	76.0	74	77.2	78.0	77.5
38) I am satisfied with the anti-drug policies and programs being offered at my school (e.g.presentationis, guest speakers, assemblies)			26.7	46.7	40.0	62.5	80.6	63	68.8	68.4	68.6
39) There is a pressure to do drugs among students from my school.			50.0	38.7	42.2	44.6	39.9	42	40.8	33.9	37.6
			38.2	56.4	50.5	69.9	70.9	70.4	73.9	73.9	73.6
EXPECTATIONS											
9) My opinions are important at school.			20.0	23.3	22.2	51.2	51.5	52	53.9	55.2	54.5
10) I am encouraged to try my best at school.			42.9	58.1	53.3	82.1	84.1	83	83.2	86.1	84.7
36) I know the school rules/code of conduct.			50.0	90.3	77.8	74.8	84.5	80	75.9	84.2	80.0
			37.6	57.2	51.1	69.4	73.4	71.5	71.0	75.2	73.1
SAFETY											
28) I feel safe at school.			28.6	54.8	46.7	74.5	76.0	75	80.4	79.7	80.1
29) I feel safe in the school cafeteria.			38.5	53.3	48.8	76.9	80.6	79	83.8	84.0	83.9
30) I feel safe in my classrooms.			46.7	60.0	55.6	81.6	85.8	84	86.6	87.7	87.1
31) I feel safe in the school washrooms.			40.0	54.8	50.0	73.1	77.1	75	75.3	78.4	76.8
32) I feel safe in the school gym.			46.7	58.1	54.4	81.9	80.7	81	85.2	83.4	84.2
33) I feel safe in the gym change rooms.			35.7	66.7	56.8	76.0	81.0	78	79.8	83.0	81.3
34) I feel safe on the school bus.			53.3	62.1	59.1	77.5	78.6	78	81.0	76.8	78.9
35) I feel safe on school grounds.			40.0	64.5	56.5	77.2	79.0	78	80.7	81.9	81.2
			41.2	59.3	53.5	77.3	79.8	78.6	81.6	81.9	81.7
DRUGS AND ALCOHOL											
40) I am satisfied with the anti-alcohol policies and programs being offered at my school (e.g., presentations, guest speakers, assemblies)			40.0	53.3	48.9	61.4	62.2	61.8	66.3	66.1	66.2
41) There is a pressure to drink alcohol among students from my school.			46.7	35.5	39.1	53.6	49.3	51.3	48.4	43.8	46.2
42) I am satisfied with the anti-smoking policies and programs being offered at my school (e.g., presentations, guest speakers, assemblies)			35.7	48.3	44.2	58.7	56.8	57.7	62.6	61.8	62.2
43) There is a pressure to smoke cigarettes among students from my school.			53.3	35.5	41.3	42.9	37.2	40.0	37.5	31.4	34.6
			43.9	43.1	43.4	54.1	51.4	52.7	53.7	50.8	52.3

For items 1-43, values are percent agreeing with the statement. Students were asked to indicate the extent to which they agreed to each statement with the following scale: 1-Strongly Disagree, 2-Disagree Somewhat, 3-Agree Somewhat, 4-Strongly Agree, 5-N/A- Not applicable

Survey results highlight the percentage of students who ‘Agree Somewhat’ or ‘Agree Strongly’ with each statement.

For items 44-55, students had 4 choices: A-Never, B-Once or Twice, C-Every Week, D-Multiple Times a Week.

		School Climate Survey Grades 10-12, 2015-16											
NLESD - Central Region		Response Rate: 76.7											
#178 - Phoenix Academy, Carmanville													
		[N=46] SCHOOL				[N=2,156] DISTRICT				[N=12,024] PROVINCE			
BULLYING AND HARASSMENT		A	B	C	D	A	B	C	D	A	B	C	D
(44) In the last month I have been bullied or harassed physically (e.g. hit, kicked, pushed, shoved around, locked indoors).		69.6	13.0	6.5	10.9	79.6	13.9	3.0	3.5	83.0	12.4	1.8	2.8
(45) In the last month I have been bullied or harassed verbally (e.g. called mean names, made fun of, teased in a hurtful way).		54.4	13.0	10.9	21.7	59.3	26.5	6.2	8.0	63.2	24.9	5.6	6.3
(46) In the last month I have been bullied or harassed indirectly (e.g. left out of things on purpose, excluded from a group of friends,		60.9	13.0	6.5	19.6	62.9	22.9	7.2	7.1	66.6	21.3	6.0	6.1
(47) In the last month I have been sexually harassed (e.g. other students making sexual jokes, comments or gestures towards me).		80.4	4.4	0.0	15.2	83.6	10.2	2.3	3.9	84.3	9.9	2.3	3.5
(48) In the last month I have been bullied or harassed electronically (e.g. teased or bullied using a computer or a mobile phone).		69.6	13.0	4.4	13.0	79.7	13.3	2.9	4.2	82.5	11.8	2.3	3.3
(49) In the last month I have seen or heard about another student being bullied or harassed.		19.6	30.4	13.0	37.0	30.7	40.5	14.1	14.7	37.4	38.3	12.6	11.7
(50) In the last month I have taken part in bullying or harassing another student.		87.0	4.4	0.0	8.7	87.2	8.6	1.5	2.7	89.3	7.5	1.1	2.1
(51) In the last month I have been involved in a physical fight.		78.3	8.7	0.0	13.0	89.7	6.7	1.0	2.6	91.1	5.7	0.9	2.2
DRUGS AND ALCOHOL													
(52) In the last month I have used illegal drugs.		82.2	4.4	0.0	13.3	80.4	9.5	2.6	7.5	80.0	10.4	2.7	6.9
(53) In the last month I have abused prescription drugs.		82.2	6.7	0.0	11.1	92.2	3.4	1.4	3.1	92.7	3.4	1.1	2.7
(54) In the last month I have consumed alcohol.		53.5	23.3	7.0	16.3	54.1	28.7	9.2	8.1	54.7	29.2	8.9	7.3
(55) In the last month I have smoked cigarettes.		69.6	6.5	2.2	21.7	79.2	7.8	2.0	11.0	79.8	7.7	2.1	10.4

For items 1-43, values are percent agreeing with the statement. Students were asked to indicate the extent to which they agreed to each statement with the following scale: 1-Strongly Disagree, 2-Disagree Somewhat, 3-Agree Somewhat, 4-Strongly Agree, 5-N/A- Not applicable

Survey results highlight the percentage of students who ‘Agree Somewhat’ or ‘Agree Strongly’ with each statement.

For items 44-55, students had 4 choices: A-Never, B-Once or Twice, C-Every Week, D-Multiple Times a Week.

Newfoundland
Labrador

School Climate Survey

Grades 10-12, 2015-16

NLESD - Central Region

#180 - A. R. Scammell Academy, Change Islands

Response Rate: 75.0

STUDENT SATISFACTION	[N=3] SCHOOL			[N=2,156] DISTRICT			[N=12,024] PROVINCE		
	M	F	Total	M	F	Total	M	F	Total
1) School is a place where I like to be.				52.6	58.2	55.3	61.4	63.4	62.3
2) I am satisfied with the quality of education I am receiving at my school.				72.4	75.7	73.9	79.8	80.9	80.2
3) I am satisfied with the quality of teaching at my school.				73.0	77.4	75.2	79.5	79.7	79.5
4) My school is clean and well maintained.				72.9	73.3	73.1	74.9	73.9	74.3
5) My school work is interesting.				48.5	55.3	52.0	52.4	60.4	56.3
6) My school work is challenging.				78.3	81.6	79.9	79.4	83.2	81.2
				66.3	70.3	68.2	71.2	73.6	72.3
LEARNING OPPORTUNITIES									
7) I can get help regarding post-secondary planning at my school.				81.7	82.7	82	83.3	83.1	83.2
8) I get help regarding scholarships at my school.				78.3	80.5	79	81.0	80.6	80.8
11) I can easily access programs and services at school to get help with my school work if I need it.				51.2	51.5	77	79.6	79.6	79.6
12) My parents/guardians are available to help me with my school work if I need it.				73.4	69.0	71	73.3	68.5	71.0
13) My peers are available to help me with my school work if I need it.				79.0	81.9	81	79.5	82.8	81.1
14) If I need it, I can get help at school with problems not related to school work.				69.7	74.4	72	73.1	72.7	72.9
15) I am satisfied with the opportunities I have to use technology to learn at my school.				59.4	64.3	62	65.2	68.9	67.0
				74.0	75.8	74.9	76.4	76.6	76.5
PARTICIPATION									
16) I am satisfied with the opportunities I have to participate in physical activities at my school.				74.9	71.3	73	76.9	77.4	77.1
17) I am satisfied with the opprtunities I have to paticipate in fine arts programs and/or activities at my school(e.g., art club, band, choir, drama).				63.7	66.0	65	75.1	76.8	76.0
18) I am satisfied with the opprtunities I have to paticipate in extra-curricular groups/activities at my school.				68.6	66.9	68	75.3	77.4	76.3
19) I am satisfied with the opprtunities I have to paticipate in science activities at my school(e.g., fairs, competitions, clubs).				40.4	34.4	37	56.7	55.0	55.9
				61.9	59.6	60.9	71.0	71.6	71.3
SCHOOL CLIMATE									
20) At my school, I treat everyone with respect.				86.1	95.3	91	87.6	94.9	91.3
21) At my school, students treat each other with respect.				53.0	41.9	47	58.3	49.9	54.0
22) At my school, students treat staff with respect.				61.1	55.7	58	67.4	63.0	65.2
23) At my school, staff treat students with respect.				73.3	73.9	74	76.7	76.6	76.5
24) At my school, staff treat each other with respect.				90.9	95.1	93	92.7	95.5	94.0
25) Staff at my school care about me.				71.4	76.9	74	77.6	77.9	77.7
26) At my school, students of different sexual orientations are treated with respect.				70.4	74.9	73	77.7	80.3	79.0
27) At my school, students of different race are treated with respect.				83.4	87.9	86	87.8	89.5	88.6
37) I am treated fairly by the staff in my school.				71.9	76.0	74	77.2	78.0	77.5
38) I am satisfied with the anti-drug policies and programs being offered at my school (e.g.presentationis, guest speakers, assemblies)				62.5	80.6	63	68.8	68.4	68.6
39) There is a pressure to do drugs among students from my school.				44.6	39.9	42	40.8	33.9	37.6
				69.9	70.9	70.4	73.9	73.9	73.6
EXPECTATIONS									
9) My opinions are important at school.				51.2	51.5	52	53.9	55.2	54.5
10) I am encouraged to try my best at school.				82.1	84.1	83	83.2	86.1	84.7
36) I know the school rules/code of conduct.				74.8	84.5	80	75.9	84.2	80.0
				69.4	73.4	71.5	71.0	75.2	73.1
SAFETY									
28) I feel safe at school.				74.5	76.0	75	80.4	79.7	80.1
29) I feel safe in the school cafeteria.				76.9	80.6	79	83.8	84.0	83.9
30) I feel safe in my classrooms.				81.6	85.8	84	86.6	87.7	87.1
31) I feel safe in the school washrooms.				73.1	77.1	75	75.3	78.4	76.8
32) I feel safe in the school gym.				81.9	80.7	81	85.2	83.4	84.2
33) I feel safe in the gym change rooms.				76.0	81.0	78	79.8	83.0	81.3
34) I feel safe on the school bus.				77.5	78.6	78	81.0	76.8	78.9
35) I feel safe on school grounds.				77.2	79.0	78	80.7	81.9	81.2
				77.3	79.8	78.6	81.6	81.9	81.7
DRUGS AND ALCOHOL									
40) I am satisfied with the anti-alcohol policies and programs being offered at my school (e.g., presentations, guest speakers, assemblies)				61.4	62.2	61.8	66.3	66.1	66.2
41) There is a pressure to drink alcohol among students from my school.				53.6	49.3	51.3	48.4	43.8	46.2
42) I am satisfied with the anti-smoking policies and programs being offered at my school (e.g., presentations, guest speakers, assemblies)				58.7	56.8	57.7	62.6	61.8	62.2
43) There is a pressure to smoke cigarettes among students from my school.				42.9	37.2	40.0	37.5	31.4	34.6
				54.1	51.4	52.7	53.7	50.8	52.3

For items 1-43, values are percent agreeing with the statement. Students were asked to indicate the extent to which they agreed to each statement with the following scale: 1-Strongly Disagree, 2-Disagree Somewhat, 3-Agree Somewhat, 4-Strongly Agree, 5-N/A- Not applicable

Survey results highlight the percentage of students who ‘Agree Somewhat’ or ‘Agree Strongly’ with each statement.

For items 44-55, students had 4 choices: A-Never, B-Once or Twice, C-Every Week, D-Multiple Times a Week.

NLESD - Central Region

#180 - A. R. Scammell Academy, Change Islands

Response Rate: 75.0

	[N=3] SCHOOL				[N=2,156] DISTRICT				[N=12,024] PROVINCE			
	A	B	C	D	A	B	C	D	A	B	C	D
BULLYING AND HARASSMENT												
(44) In the last month I have been bullied or harassed physically (e.g. hit, kicked, pushed, shoved around, locked indoors).					79.6	13.9	3.0	3.5	83.0	12.4	1.8	2.8
(45) In the last month I have been bullied or harassed verbally (e.g. called mean names, made fun of, teased in a hurtful way).					59.3	26.5	6.2	8.0	63.2	24.9	5.6	6.3
(46) In the last month I have been bullied or harassed indirectly (e.g. left out of things on purpose, excluded from a group of friends,					62.9	22.9	7.2	7.1	66.6	21.3	6.0	6.1
(47) In the last month I have been sexually harassed (e.g. other students making sexual jokes, comments or gestures towards me).					83.6	10.2	2.3	3.9	84.3	9.9	2.3	3.5
(48) In the last month I have been bullied or harassed electronically (e.g. teased or bullied using a computer or a mobile phone).					79.7	13.3	2.9	4.2	82.5	11.8	2.3	3.3
(49) In the last month I have seen or heard about another student being bullied or harassed.					30.7	40.5	14.1	14.7	37.4	38.3	12.6	11.7
(50) In the last month I have taken part in bullying or harassing another student.					87.2	8.6	1.5	2.7	89.3	7.5	1.1	2.1
(51) In the last month I have been involved in a physical fight.					89.7	6.7	1.0	2.6	91.1	5.7	0.9	2.2
DRUGS AND ALCOHOL												
(52) In the last month I have used illegal drugs.					80.4	9.5	2.6	7.5	80.0	10.4	2.7	6.9
(53) In the last month I have abused prescription drugs.					92.2	3.4	1.4	3.1	92.7	3.4	1.1	2.7
(54) In the last month I have consumed alcohol.					54.1	28.7	9.2	8.1	54.7	29.2	8.9	7.3
(55) In the last month I have smoked cigarettes.					79.2	7.8	2.0	11.0	79.8	7.7	2.1	10.4

For items 1-43, values are percent agreeing with the statement. Students were asked to indicate the extent to which they agreed to each statement with the following scale: 1-Strongly Disagree, 2-Disagree Somewhat, 3-Agree Somewhat, 4-Strongly Agree, 5-N/A- Not applicable

Survey results highlight the percentage of students who ‘Agree Somewhat’ or ‘Agree Strongly’ with each statement.

For items 44-55, students had 4 choices: A-Never, B-Once or Twice, C-Every Week, D-Multiple Times a Week.

Newfoundland Labrador			School Climate Survey Grades 10-12, 2015-16								
NLESD - Central Region											
#187 - Jane Collins Academy, Hare Bay			Response Rate: 79.0								
			[N=64] SCHOOL			[N=2,156] DISTRICT			[N=12,024] PROVINCE		
			M	F	Total	M	F	Total	M	F	Total
STUDENT SATISFACTION											
1) School is a place where I like to be.			84.0	59.5	68.8	52.6	58.2	55.3	61.4	63.4	62.3
2) I am satisfied with the quality of education I am receiving at my school.			88.0	86.5	87.5	72.4	75.7	73.9	79.8	80.9	80.2
3) I am satisfied with the quality of teaching at my school.			80.0	81.1	81.3	73.0	77.4	75.2	79.5	79.7	79.5
4) My school is clean and well maintained.			92.0	100.0	96.9	72.9	73.3	73.1	74.9	73.9	74.3
5) My school work is interesting.			64.0	67.6	65.6	48.5	55.3	52.0	52.4	60.4	56.3
6) My school work is challenging.			76.0	91.9	85.9	78.3	81.6	79.9	79.4	83.2	81.2
			80.7	81.1	81.0	66.3	70.3	68.2	71.2	73.6	72.3
LEARNING OPPORTUNITIES											
7) I can get help regarding post-secondary planning at my school.			100.0	91.2	94.9	81.7	82.7	82	83.3	83.1	83.2
8) I get help regarding scholarships at my school.			85.0	84.9	85.5	78.3	80.5	79	81.0	80.6	80.8
11) I can easily access programs and services at school to get help with my school work if I need it.			100.0	86.5	92.2	51.2	51.5	77	79.6	79.6	79.6
12) My parents/guardians are available to help me with my school work if I need it.			80.0	64.9	70.3	73.4	69.0	71	73.3	68.5	71.0
13) My peers are available to help me with my school work if I need it.			88.0	86.5	85.9	79.0	81.9	81	79.5	82.8	81.1
14) If I need it, I can get help at school with problems not related to school work.			92.0	70.3	79.7	69.7	74.4	72	73.1	72.7	72.9
15) I am satisfied with the opportunities I have to use technology to learn at my school.			88.0	83.8	85.9	59.4	64.3	62	65.2	68.9	67.0
			90.4	81.1	84.9	74.0	75.8	74.9	76.4	76.6	76.5
PARTICIPATION											
16) I am satisfied with the opportunities I have to participate in physical activities at my school.			96.0	94.6	95.3	74.9	71.3	73	76.9	77.4	77.1
17) I am satisfied with the opprtunities I have to paticipate in fine arts programs and/or activities at my school(e.g., art club, band, choir, drama).			75.0	83.8	81.0	63.7	66.0	65	75.1	76.8	76.0
18) I am satisfied with the opprtunities I have to paticipate in extra-curricular groups/activities at my school.			84.0	81.1	82.8	68.6	66.9	68	75.3	77.4	76.3
19) I am satisfied with the opprtunities I have to paticipate in science activities at my school(e.g., fairs, competitions, clubs).			64.0	54.1	59.4	40.4	34.4	37	56.7	55.0	55.9
			79.8	78.4	79.6	61.9	59.6	60.9	71.0	71.6	71.3
SCHOOL CLIMATE											
20) At my school, I treat everyone with respect.			96.0	97.2	96.8	86.1	95.3	91	87.6	94.9	91.3
21) At my school, students treat each other with respect.			92.0	67.6	76.6	53.0	41.9	47	58.3	49.9	54.0
22) At my school, students treat staff with respect.			76.0	54.1	62.5	61.1	55.7	58	67.4	63.0	65.2
23) At my school, staff treat students with respect.			88.0	83.8	84.4	73.3	73.9	74	76.7	76.6	76.5
24) At my school, staff treat each other with respect.			100.0	97.3	98.4	90.9	95.1	93	92.7	95.5	94.0
25) Staff at my school care about me.			95.5	86.5	90.2	71.4	76.9	74	77.6	77.9	77.7
26) At my school, students of different sexual orientations are treated with respect.			90.0	88.6	89.5	70.4	74.9	73	77.7	80.3	79.0
27) At my school, students of different race are treated with respect.			93.3	83.3	88.6	83.4	87.9	86	87.8	89.5	88.6
37) I am treated fairly by the staff in my school.			96.0	83.8	87.5	71.9	76.0	74	77.2	78.0	77.5
38) I am satisfied with the anti-drug policies and programs being offered at my school (e.g.presentatiions, guest speakers, assemblies)			91.7	65.7	77.1	62.5	80.6	63	68.8	68.4	68.6
39) There is a pressure to do drugs among students from my school.			72.0	58.3	63.5	44.6	39.9	42	40.8	33.9	37.6
			90.0	78.7	83.2	69.9	70.9	70.4	73.9	73.9	73.6
EXPECTATIONS											
9) My opinions are important at school.			64.0	65.7	64.5	51.2	51.5	52	53.9	55.2	54.5
10) I am encouraged to try my best at school.			96.0	83.8	89.1	82.1	84.1	83	83.2	86.1	84.7
36) I know the school rules/code of conduct.			91.7	82.9	86.9	74.8	84.5	80	75.9	84.2	80.0
			83.9	77.5	80.2	69.4	73.4	71.5	71.0	75.2	73.1
SAFETY											
28) I feel safe at school.			92.0	94.6	93.8	74.5	76.0	75	80.4	79.7	80.1
29) I feel safe in the school cafeteria.			100.0	88.9	94.1	76.9	80.6	79	83.8	84.0	83.9
30) I feel safe in my classrooms.			95.8	94.6	95.2	81.6	85.8	84	86.6	87.7	87.1
31) I feel safe in the school washrooms.			91.7	91.9	92.1	73.1	77.1	75	75.3	78.4	76.8
32) I feel safe in the school gym.			96.0	94.6	95.3	81.9	80.7	81	85.2	83.4	84.2
33) I feel safe in the gym change rooms.			92.0	94.1	93.4	76.0	81.0	78	79.8	83.0	81.3
34) I feel safe on the school bus.			87.5	90.9	89.8	77.5	78.6	78	81.0	76.8	78.9
35) I feel safe on school grounds.			96.0	91.9	92.2	77.2	79.0	78	80.7	81.9	81.2
			93.9	92.7	93.2	77.3	79.8	78.6	81.6	81.9	81.7
DRUGS AND ALCOHOL											
40) I am satisfied with the anti-alcohol policies and programs being offered at my school (e.g., presentations, guest speakers, assemblies)			91.7	72.2	80.7	61.4	62.2	61.8	66.3	66.1	66.2
41) There is a pressure to drink alcohol among students from my school.			79.2	58.3	66.1	53.6	49.3	51.3	48.4	43.8	46.2
42) I am satisfied with the anti-smoking policies and programs being offered at my school (e.g., presentations, guest speakers, assemblies)			82.6	54.3	66.7	58.7	56.8	57.7	62.6	61.8	62.2
43) There is a pressure to smoke cigarettes among students from my school.			72.0	56.8	62.5	42.9	37.2	40.0	37.5	31.4	34.6
			81.4	60.4	69.0	54.1	51.4	52.7	53.7	50.8	52.3

For items 1-43, values are percent agreeing with the statement. Students were asked to indicate the extent to which they agreed to each statement with the following scale: 1-Strongly Disagree, 2-Disagree Somewhat, 3-Agree Somewhat, 4-Strongly Agree, 5-N/A- Not applicable

Survey results highlight the percentage of students who ‘Agree Somewhat’ or ‘Agree Strongly’ with each statement.

For items 44-55, students had 4 choices: A-Never, B-Once or Twice, C-Every Week, D-Multiple Times a Week.



School Climate Survey
Grades 10-12, 2015-16

NLESD - Central Region

#187 - Jane Collins Academy, Hare Bay


Response Rate: 79.0

	[N=64] SCHOOL				[N=2,156] DISTRICT				[N=12,024] PROVINCE			
	A	B	C	D	A	B	C	D	A	B	C	D
BULLYING AND HARASSMENT												
(44) In the last month I have been bullied or harassed physically (e.g. hit, kicked, pushed, shoved around, locked indoors).	78.1	17.2	0.0	4.7	79.6	13.9	3.0	3.5	83.0	12.4	1.8	2.8
(45) In the last month I have been bullied or harassed verbally (e.g. called mean names, made fun of, teased in a hurtful way).	65.1	23.8	4.8	6.4	59.3	26.5	6.2	8.0	63.2	24.9	5.6	6.3
(46) In the last month I have been bullied or harassed indirectly (e.g. left out of things on purpose, excluded from a group of friends,	67.2	17.2	9.4	6.3	62.9	22.9	7.2	7.1	66.6	21.3	6.0	6.1
(47) In the last month I have been sexually harassed (e.g. other students making sexual jokes, comments or gestures towards me).	78.1	18.8	3.1	0.0	83.6	10.2	2.3	3.9	84.3	9.9	2.3	3.5
(48) In the last month I have been bullied or harassed electronically (e.g. teased or bullied using a computer or a mobile phone).	71.4	20.6	1.6	6.4	79.7	13.3	2.9	4.2	82.5	11.8	2.3	3.3
(49) In the last month I have seen or heard about another student being bullied or harassed.	26.6	53.1	7.8	12.5	30.7	40.5	14.1	14.7	37.4	38.3	12.6	11.7
(50) In the last month I have taken part in bullying or harassing another student.	77.8	19.1	1.6	1.6	87.2	8.6	1.5	2.7	89.3	7.5	1.1	2.1
(51) In the last month I have been involved in a physical fight.	82.5	12.7	1.6	3.2	89.7	6.7	1.0	2.6	91.1	5.7	0.9	2.2
DRUGS AND ALCOHOL												
(52) In the last month I have used illegal drugs.	74.6	11.1	1.6	12.7	80.4	9.5	2.6	7.5	80.0	10.4	2.7	6.9
(53) In the last month I have abused prescription drugs.	93.8	1.6	0.0	4.7	92.2	3.4	1.4	3.1	92.7	3.4	1.1	2.7
(54) In the last month I have consumed alcohol.	40.6	28.1	14.1	17.2	54.1	28.7	9.2	8.1	54.7	29.2	8.9	7.3
(55) In the last month I have smoked cigarettes.	70.3	6.3	3.1	20.3	79.2	7.8	2.0	11.0	79.8	7.7	2.1	10.4

For items 1-43, values are percent agreeing with the statement. Students were asked to indicate the extent to which they agreed to each statement with the following scale: 1-Strongly Disagree, 2-Disagree Somewhat, 3-Agree Somewhat, 4-Strongly Agree, 5-N/A- Not applicable

Survey results highlight the percentage of students who ‘Agree Somewhat’ or ‘Agree Strongly’ with each statement.

For items 44-55, students had 4 choices: A-Never, B-Once or Twice, C-Every Week, D-Multiple Times a Week.

			School Climate Survey								
			Grades 10-12, 2015-16								
NLESD - Central Region											
#190 - Lewisporte Collegiate, Lewisporte						Response Rate: 79.2					
			[N=217] SCHOOL			[N=2,156] DISTRICT			[N=12,024] PROVINCE		
			M	F	Total	M	F	Total	M	F	Total
STUDENT SATISFACTION											
1) School is a place where I like to be.			50.9	54.4	53.0	52.6	58.2	55.3	61.4	63.4	62.3
2) I am satisfied with the quality of education I am receiving at my school.			73.0	83.5	78.2	72.4	75.7	73.9	79.8	80.9	80.2
3) I am satisfied with the quality of teaching at my school.			75.0	80.2	77.2	73.0	77.4	75.2	79.5	79.7	79.5
4) My school is clean and well maintained.			74.8	77.7	76.4	72.9	73.3	73.1	74.9	73.9	74.3
5) My school work is interesting.			36.9	58.8	47.4	48.5	55.3	52.0	52.4	60.4	56.3
6) My school work is challenging.			76.4	85.4	80.9	78.3	81.6	79.9	79.4	83.2	81.2
			64.5	73.3	68.9	66.3	70.3	68.2	71.2	73.6	72.3
LEARNING OPPORTUNITIES											
7) I can get help regarding post-secondary planning at my school.			87.1	85.9	86.2	81.7	82.7	82	83.3	83.1	83.2
8) I get help regarding scholarships at my school.			91.2	86.2	88.9	78.3	80.5	79	81.0	80.6	80.8
11) I can easily access programs and services at school to get help with my school work if I need it.			71.4	70.9	70.5	51.2	51.5	77	79.6	79.6	79.6
12) My parents/guardians are available to help me with my school work if I need it.			70.5	67.0	68.7	73.4	69.0	71	73.3	68.5	71.0
13) My peers are available to help me with my school work if I need it.			70.3	77.7	74.1	79.0	81.9	81	79.5	82.8	81.1
14) If I need it, I can get help at school with problems not related to school work.			58.9	64.1	61.8	69.7	74.4	72	73.1	72.7	72.9
15) I am satisfied with the opportunities I have to use technology to learn at my school.			45.5	52.9	48.6	59.4	64.3	62	65.2	68.9	67.0
			70.7	72.1	71.2	74.0	75.8	74.9	76.4	76.6	76.5
PARTICIPATION											
16) I am satisfied with the opportunities I have to participate in physical activities at my school.			75.0	72.8	74.2	74.9	71.3	73	76.9	77.4	77.1
17) I am satisfied with the opprtunities I have to paticipate in fine arts programs and/or activities at my school(e.g., art club, band, choir, drama).			79.5	81.6	80.7	63.7	66.0	65	75.1	76.8	76.0
18) I am satisfied with the opprtunities I have to paticipate in extra-curricular groups/activities at my school.			74.8	80.6	77.8	68.6	66.9	68	75.3	77.4	76.3
19) I am satisfied with the opprtunities I have to paticipate in science activities at my school(e.g., fairs, competitions, clubs).			44.1	38.2	40.9	40.4	34.4	37	56.7	55.0	55.9
			68.3	68.3	68.4	61.9	59.6	60.9	71.0	71.6	71.3
SCHOOL CLIMATE											
20) At my school, I treat everyone with respect.			87.4	94.0	90.6	86.1	95.3	91	87.6	94.9	91.3
21) At my school, students treat each other with respect.			50.9	31.1	41.9	53.0	41.9	47	58.3	49.9	54.0
22) At my school, students treat staff with respect.			53.6	51.0	52.8	61.1	55.7	58	67.4	63.0	65.2
23) At my school, staff treat students with respect.			70.3	79.6	75.0	73.3	73.9	74	76.7	76.6	76.5
24) At my school, staff treat each other with respect.			94.6	97.1	95.8	90.9	95.1	93	92.7	95.5	94.0
25) Staff at my school care about me.			63.9	78.2	70.6	71.4	76.9	74	77.6	77.9	77.7
26) At my school, students of different sexual orientations are treated with respect.			56.7	67.7	62.3	70.4	74.9	73	77.7	80.3	79.0
27) At my school, students of different race are treated with respect.			87.3	83.0	85.4	83.4	87.9	86	87.8	89.5	88.6
37) I am treated fairly by the staff in my school.			67.3	76.5	71.5	71.9	76.0	74	77.2	78.0	77.5
38) I am satisfied with the anti-drug policies and programs being offered at my school (e.g.presentatiions, guest speakers, assemblies)			44.8	49.5	46.6	62.5	80.6	63	68.8	68.4	68.6
39) There is a pressure to do drugs among students from my school.			60.4	49.0	55.4	44.6	39.9	42	40.8	33.9	37.6
			67.0	68.8	68.0	69.9	70.9	70.4	73.9	73.9	73.6
EXPECTATIONS											
9) My opinions are important at school.			45.9	44.1	45.5	51.2	51.5	52	53.9	55.2	54.5
10) I am encouraged to try my best at school.			81.3	78.2	80.0	82.1	84.1	83	83.2	86.1	84.7
36) I know the school rules/code of conduct.			73.9	80.2	77.1	74.8	84.5	80	75.9	84.2	80.0
			67.0	67.5	67.5	69.4	73.4	71.5	71.0	75.2	73.1
SAFETY											
28) I feel safe at school.			72.7	69.9	71.6	74.5	76.0	75	80.4	79.7	80.1
29) I feel safe in the school cafeteria.			77.1	84.4	80.8	76.9	80.6	79	83.8	84.0	83.9
30) I feel safe in my classrooms.			82.9	90.3	86.6	81.6	85.8	84	86.6	87.7	87.1
31) I feel safe in the school washrooms.			66.1	71.8	69.1	73.1	77.1	75	75.3	78.4	76.8
32) I feel safe in the school gym.			81.5	87.9	84.5	81.9	80.7	81	85.2	83.4	84.2
33) I feel safe in the gym change rooms.			78.1	86.3	81.9	76.0	81.0	78	79.8	83.0	81.3
34) I feel safe on the school bus.			74.3	86.9	80.1	77.5	78.6	78	81.0	76.8	78.9
35) I feel safe on school grounds.			73.9	80.2	77.1	77.2	79.0	78	80.7	81.9	81.2
			75.8	82.2	79.0	77.3	79.8	78.6	81.6	81.9	81.7
DRUGS AND ALCOHOL											
40) I am satisfied with the anti-alcohol policies and programs being offered at my school (e.g., presentations, guest speakers, assemblies)			41.0	46.9	43.4	61.4	62.2	61.8	66.3	66.1	66.2
41) There is a pressure to drink alcohol among students from my school.			65.1	56.4	61.3	53.6	49.3	51.3	48.4	43.8	46.2
42) I am satisfied with the anti-smoking policies and programs being offered at my school (e.g., presentations, guest speakers, assemblies)			38.3	42.1	39.7	58.7	56.8	57.7	62.6	61.8	62.2
43) There is a pressure to smoke cigarettes among students from my school.			59.5	41.2	50.7	42.9	37.2	40.0	37.5	31.4	34.6
			51.0	46.7	48.8	54.1	51.4	52.7	53.7	50.8	52.3

For items 1-43, values are percent agreeing with the statement. Students were asked to indicate the extent to which they agreed to each statement with the following scale: 1-Strongly Disagree, 2-Disagree Somewhat, 3-Agree Somewhat, 4-Strongly Agree, 5-N/A- Not applicable

Survey results highlight the percentage of students who ‘Agree Somewhat’ or ‘Agree Strongly’ with each statement.

For items 44-55, students had 4 choices: A-Never, B-Once or Twice, C-Every Week, D-Multiple Times a Week.

<div><div><div><div><div></div><div></div></div><div><div></div><div></div></div></div><div><div></div><div></div></div><div><div></div><div></div></div></div><div>Newfoundland Labrador</div></div>												
School Climate Survey Grades 10-12, 2015-16												
NLESD - Central Region												
#190 - Lewisporte Collegiate, Lewisporte												
Response Rate: 79.2												
	[N=217]				[N=2,156]				[N=12,024]			
	SCHOOL				DISTRICT				PROVINCE			
	A	B	C	D	A	B	C	D	A	B	C	D
BULLYING AND HARASSMENT												
(44) In the last month I have been bullied or harassed physically (e.g. hit, kicked, pushed, shoved around, locked indoors).	82.5	13.4	1.4	2.8	79.6	13.9	3.0	3.5	83.0	12.4	1.8	2.8
(45) In the last month I have been bullied or harassed verbally (e.g. called mean names, made fun of, teased in a hurtful way).	56.2	28.6	8.8	6.5	59.3	26.5	6.2	8.0	63.2	24.9	5.6	6.3
(46) In the last month I have been bullied or harassed indirectly (e.g. left out of things on purpose, excluded from a group of friends,	58.5	27.2	7.8	6.5	62.9	22.9	7.2	7.1	66.6	21.3	6.0	6.1
(47) In the last month I have been sexually harassed (e.g. other students making sexual jokes, comments or gestures towards me).	85.7	8.8	1.4	4.2	83.6	10.2	2.3	3.9	84.3	9.9	2.3	3.5
(48) In the last month I have been bullied or harassed electronically (e.g. teased or bullied using a computer or a mobile phone).	78.8	14.8	3.2	3.2	79.7	13.3	2.9	4.2	82.5	11.8	2.3	3.3
(49) In the last month I have seen or heard about another student being bullied or harassed.	29.6	43.5	12.0	14.8	30.7	40.5	14.1	14.7	37.4	38.3	12.6	11.7
(50) In the last month I have taken part in bullying or harassing another student.	86.2	9.2	2.8	1.8	87.2	8.6	1.5	2.7	89.3	7.5	1.1	2.1
(51) In the last month I have been involved in a physical fight.	90.8	6.0	0.9	2.3	89.7	6.7	1.0	2.6	91.1	5.7	0.9	2.2
DRUGS AND ALCOHOL												
(52) In the last month I have used illegal drugs.	79.3	7.8	2.3	10.6	80.4	9.5	2.6	7.5	80.0	10.4	2.7	6.9
(53) In the last month I have abused prescription drugs.	92.5	4.2	0.5	2.8	92.2	3.4	1.4	3.1	92.7	3.4	1.1	2.7
(54) In the last month I have consumed alcohol.	64.4	25.9	4.2	5.6	54.1	28.7	9.2	8.1	54.7	29.2	8.9	7.3
(55) In the last month I have smoked cigarettes.	84.8	6.5	0.9	7.8	79.2	7.8	2.0	11.0	79.8	7.7	2.1	10.4

For items 1-43, values are percent agreeing with the statement. Students were asked to indicate the extent to which they agreed to each statement with the following scale: 1-Strongly Disagree, 2-Disagree Somewhat, 3-Agree Somewhat, 4-Strongly Agree, 5-N/A- Not applicable

Survey results highlight the percentage of students who ‘Agree Somewhat’ or ‘Agree Strongly’ with each statement.

For items 44-55, students had 4 choices: A-Never, B-Once or Twice, C-Every Week, D-Multiple Times a Week.

Newfoundland
Labrador

School Climate Survey

Grades 10-12, 2015-16

NLESD - Central Region

#194 - Gill Memorial Academy, Musgrave Harbour


Response Rate: 97.1

	[N=34] SCHOOL			[N=2,156] DISTRICT			[N=12,024] PROVINCE		
	M	F	Total	M	F	Total	M	F	Total
STUDENT SATISFACTION									
1) School is a place where I like to be.	71.4	84.6	76.5	52.6	58.2	55.3	61.4	63.4	62.3
2) I am satisfied with the quality of education I am receiving at my school.	100.0	92.3	97.1	72.4	75.7	73.9	79.8	80.9	80.2
3) I am satisfied with the quality of teaching at my school.	95.2	92.3	94.1	73.0	77.4	75.2	79.5	79.7	79.5
4) My school is clean and well maintained.	95.2	100.0	97.1	72.9	73.3	73.1	74.9	73.9	74.3
5) My school work is interesting.	71.4	76.9	73.5	48.5	55.3	52.0	52.4	60.4	56.3
6) My school work is challenging.	90.5	100.0	94.1	78.3	81.6	79.9	79.4	83.2	81.2
	87.3	91.0	88.7	66.3	70.3	68.2	71.2	73.6	72.3
LEARNING OPPORTUNITIES									
7) I can get help regarding post-secondary planning at my school.	100.0	100.0	100.0	81.7	82.7	82	83.3	83.1	83.2
8) I get help regarding scholarships at my school.	83.3	80.0	82.1	78.3	80.5	79	81.0	80.6	80.8
11) I can easily access programs and services at school to get help with my school work if I need it.	85.7	76.9	82.4	51.2	51.5	77	79.6	79.6	79.6
12) My parents/guardians are available to help me with my school work if I need it.	76.2	76.9	76.5	73.4	69.0	71	73.3	68.5	71.0
13) My peers are available to help me with my school work if I need it.	95.2	84.6	91.2	79.0	81.9	81	79.5	82.8	81.1
14) If I need it, I can get help at school with problems not related to school work.	81.0	84.6	82.4	69.7	74.4	72	73.1	72.7	72.9
15) I am satisfied with the opportunities I have to use technology to learn at my school.	90.5	92.3	91.2	59.4	64.3	62	65.2	68.9	67.0
	87.4	85.1	86.5	74.0	75.8	74.9	76.4	76.6	76.5
PARTICIPATION									
16) I am satisfied with the opportunities I have to participate in physical activities at my school.	85.7	76.9	82.4	74.9	71.3	73	76.9	77.4	77.1
17) I am satisfied with the opprtunities I have to paticipate in fine arts programs and/or activities at my school(e.g., art club, band, choir, drama).	52.4	38.5	47.1	63.7	66.0	65	75.1	76.8	76.0
18) I am satisfied with the opprtunities I have to paticipate in extra-curricular groups/activities at my school.	66.7	61.5	64.7	68.6	66.9	68	75.3	77.4	76.3
19) I am satisfied with the opprtunities I have to paticipate in science activities at my school(e.g., fairs, competitions, clubs).	33.3	30.8	32.4	40.4	34.4	37	56.7	55.0	55.9
	59.5	51.9	56.6	61.9	59.6	60.9	71.0	71.6	71.3
SCHOOL CLIMATE									
20) At my school, I treat everyone with respect.	100.0	100.0	100.0	86.1	95.3	91	87.6	94.9	91.3
21) At my school, students treat each other with respect.	90.5	69.2	82.4	53.0	41.9	47	58.3	49.9	54.0
22) At my school, students treat staff with respect.	100.0	84.6	94.1	61.1	55.7	58	67.4	63.0	65.2
23) At my school, staff treat students with respect.	90.5	84.6	88.2	73.3	73.9	74	76.7	76.6	76.5
24) At my school, staff treat each other with respect.	100.0	100.0	100.0	90.9	95.1	93	92.7	95.5	94.0
25) Staff at my school care about me.	90.0	76.9	84.9	71.4	76.9	74	77.6	77.9	77.7
26) At my school, students of different sexual orientations are treated with respect.	100.0	100.0	100.0	70.4	74.9	73	77.7	80.3	79.0
27) At my school, students of different race are treated with respect.	100.0	100.0	100.0	83.4	87.9	86	87.8	89.5	88.6
37) I am treated fairly by the staff in my school.	100.0	84.6	93.9	71.9	76.0	74	77.2	78.0	77.5
38) I am satisfied with the anti-drug policies and programs being offered at my school (e.g.presentatiions, guest speakers, assemblies)	85.0	83.3	84.4	62.5	80.6	63	68.8	68.4	68.6
39) There is a pressure to do drugs among students from my school.	19.1	23.1	20.6	44.6	39.9	42	40.8	33.9	37.6
	88.6	82.4	86.2	69.9	70.9	70.4	73.9	73.9	73.6
EXPECTATIONS									
9) My opinions are important at school.	85.0	84.6	84.9	51.2	51.5	52	53.9	55.2	54.5
10) I am encouraged to try my best at school.	95.2	92.3	94.1	82.1	84.1	83	83.2	86.1	84.7
36) I know the school rules/code of conduct.	95.2	100.0	97.1	74.8	84.5	80	75.9	84.2	80.0
	91.8	92.3	92.0	69.4	73.4	71.5	71.0	75.2	73.1
SAFETY									
28) I feel safe at school.	95.2	100.0	97.1	74.5	76.0	75	80.4	79.7	80.1
29) I feel safe in the school cafeteria.	94.7	100.0	96.9	76.9	80.6	79	83.8	84.0	83.9
30) I feel safe in my classrooms.	95.2	100.0	97.1	81.6	85.8	84	86.6	87.7	87.1
31) I feel safe in the school washrooms.	95.2	100.0	97.1	73.1	77.1	75	75.3	78.4	76.8
32) I feel safe in the school gym.	90.5	100.0	94.1	81.9	80.7	81	85.2	83.4	84.2
33) I feel safe in the gym change rooms.	95.0	100.0	97.0	76.0	81.0	78	79.8	83.0	81.3
34) I feel safe on the school bus.	100.0	100.0	100.0	77.5	78.6	78	81.0	76.8	78.9
35) I feel safe on school grounds.	100.0	100.0	100.0	77.2	79.0	78	80.7	81.9	81.2
	95.7	100.0	97.4	77.3	79.8	78.6	81.6	81.9	81.7
DRUGS AND ALCOHOL									
40) I am satisfied with the anti-alcohol policies and programs being offered at my school (e.g., presentations, guest speakers, assemblies)	79.0	90.9	83.3	61.4	62.2	61.8	66.3	66.1	66.2
41) There is a pressure to drink alcohol among students from my school.	42.9	30.8	38.2	53.6	49.3	51.3	48.4	43.8	46.2
42) I am satisfied with the anti-smoking policies and programs being offered at my school (e.g., presentations, guest speakers, assemblies)	79.0	81.8	80.0	58.7	56.8	57.7	62.6	61.8	62.2
43) There is a pressure to smoke cigarettes among students from my school.	33.3	23.1	29.4	42.9	37.2	40.0	37.5	31.4	34.6
	58.5	56.6	57.7	54.1	51.4	52.7	53.7	50.8	52.3

For items 1-43, values are percent agreeing with the statement. Students were asked to indicate the extent to which they agreed to each statement with the following scale: 1-Strongly Disagree, 2-Disagree Somewhat, 3-Agree Somewhat, 4-Strongly Agree, 5-N/A- Not applicable

Survey results highlight the percentage of students who ‘Agree Somewhat’ or ‘Agree Strongly’ with each statement.

For items 44-55, students had 4 choices: A-Never, B-Once or Twice, C-Every Week, D-Multiple Times a Week.

				School Climate Survey Grades 10-12, 2015-16											
NLESD - Central Region															
#194 - Gill Memorial Academy, Musgrave Harbour				Response Rate: 97.1											
				[N=34] SCHOOL				[N=2,156] DISTRICT				[N=12,024] PROVINCE			
BULLYING AND HARASSMENT				A	B	C	D	A	B	C	D	A	B	C	D
(44) In the last month I have been bullied or harassed physically (e.g. hit, kicked, pushed, shoved around, locked indoors).				100.0	0.0	0.0	0.0	79.6	13.9	3.0	3.5	83.0	12.4	1.8	2.8
(45) In the last month I have been bullied or harassed verbally (e.g. called mean names, made fun of, teased in a hurtful way).				76.5	23.5	0.0	0.0	59.3	26.5	6.2	8.0	63.2	24.9	5.6	6.3
(46) In the last month I have been bullied or harassed indirectly (e.g. left out of things on purpose, excluded from a group of friends,				79.4	11.8	8.8	0.0	62.9	22.9	7.2	7.1	66.6	21.3	6.0	6.1
(47) In the last month I have been sexually harassed (e.g. other students making sexual jokes, comments or gestures towards me).				97.1	0.0	2.9	0.0	83.6	10.2	2.3	3.9	84.3	9.9	2.3	3.5
(48) In the last month I have been bullied or harassed electronically (e.g. teased or bullied using a computer or a mobile phone).				91.2	8.8	0.0	0.0	79.7	13.3	2.9	4.2	82.5	11.8	2.3	3.3
(49) In the last month I have seen or heard about another student being bullied or harassed.				50.0	47.1	2.9	0.0	30.7	40.5	14.1	14.7	37.4	38.3	12.6	11.7
(50) In the last month I have taken part in bullying or harassing another student.				97.1	2.9	0.0	0.0	87.2	8.6	1.5	2.7	89.3	7.5	1.1	2.1
(51) In the last month I have been involved in a physical fight.				91.2	5.9	0.0	2.9	89.7	6.7	1.0	2.6	91.1	5.7	0.9	2.2
DRUGS AND ALCOHOL															
(52) In the last month I have used illegal drugs.				82.4	8.8	2.9	5.9	80.4	9.5	2.6	7.5	80.0	10.4	2.7	6.9
(53) In the last month I have abused prescription drugs.				94.1	0.0	0.0	5.9	92.2	3.4	1.4	3.1	92.7	3.4	1.1	2.7
(54) In the last month I have consumed alcohol.				48.5	30.3	9.1	12.1	54.1	28.7	9.2	8.1	54.7	29.2	8.9	7.3
(55) In the last month I have smoked cigarettes.				82.4	5.9	0.0	11.8	79.2	7.8	2.0	11.0	79.8	7.7	2.1	10.4

For items 1-43, values are percent agreeing with the statement. Students were asked to indicate the extent to which they agreed to each statement with the following scale: 1-Strongly Disagree, 2-Disagree Somewhat, 3-Agree Somewhat, 4-Strongly Agree, 5-N/A- Not applicable

Survey results highlight the percentage of students who ‘Agree Somewhat’ or ‘Agree Strongly’ with each statement.

For items 44-55, students had 4 choices: A-Never, B-Once or Twice, C-Every Week, D-Multiple Times a Week.

NLESD - Central Region

#196 - St. Gabriel's AG, St. Brendan's

Response Rate: 50.0

	[N=1] SCHOOL				[N=2,156] DISTRICT				[N=12,024] PROVINCE			
	A	B	C	D	A	B	C	D	A	B	C	D
BULLYING AND HARASSMENT												
(44) In the last month I have been bullied or harassed physically (e.g. hit, kicked, pushed, shoved around, locked indoors).					79.6	13.9	3.0	3.5	83.0	12.4	1.8	2.8
(45) In the last month I have been bullied or harassed verbally (e.g. called mean names, made fun of, teased in a hurtful way).					59.3	26.5	6.2	8.0	63.2	24.9	5.6	6.3
(46) In the last month I have been bullied or harassed indirectly (e.g. left out of things on purpose, excluded from a group of friends,					62.9	22.9	7.2	7.1	66.6	21.3	6.0	6.1
(47) In the last month I have been sexually harassed (e.g. other students making sexual jokes, comments or gestures towards me).					83.6	10.2	2.3	3.9	84.3	9.9	2.3	3.5
(48) In the last month I have been bullied or harassed electronically (e.g. teased or bullied using a computer or a mobile phone).					79.7	13.3	2.9	4.2	82.5	11.8	2.3	3.3
(49) In the last month I have seen or heard about another student being bullied or harassed.					30.7	40.5	14.1	14.7	37.4	38.3	12.6	11.7
(50) In the last month I have taken part in bullying or harassing another student.					87.2	8.6	1.5	2.7	89.3	7.5	1.1	2.1
(51) In the last month I have been involved in a physical fight.					89.7	6.7	1.0	2.6	91.1	5.7	0.9	2.2
DRUGS AND ALCOHOL												
(52) In the last month I have used illegal drugs.					80.4	9.5	2.6	7.5	80.0	10.4	2.7	6.9
(53) In the last month I have abused prescription drugs.					92.2	3.4	1.4	3.1	92.7	3.4	1.1	2.7
(54) In the last month I have consumed alcohol.					54.1	28.7	9.2	8.1	54.7	29.2	8.9	7.3
(55) In the last month I have smoked cigarettes.					79.2	7.8	2.0	11.0	79.8	7.7	2.1	10.4

For items 1-43, values are percent agreeing with the statement. Students were asked to indicate the extent to which they agreed to each statement with the following scale: 1-Strongly Disagree, 2-Disagree Somewhat, 3-Agree Somewhat, 4-Strongly Agree, 5-N/A- Not applicable

Survey results highlight the percentage of students who ‘Agree Somewhat’ or ‘Agree Strongly’ with each statement.

For items 44-55, students had 4 choices: A-Never, B-Once or Twice, C-Every Week, D-Multiple Times a Week.

Newfoundland
Labrador

School Climate Survey

Grades 10-12, 2015-16

NLESD - Central Region

#201 - J.M. Olds Collegiate, Twillingate


Response Rate: 69.4

	[N=50] SCHOOL			[N=2,156] DISTRICT			[N=12,024] PROVINCE		
	M	F	Total	M	F	Total	M	F	Total
STUDENT SATISFACTION									
1) School is a place where I like to be.	69.2	70.8	70.0	52.6	58.2	55.3	61.4	63.4	62.3
2) I am satisfied with the quality of education I am receiving at my school.	65.4	79.2	72.0	72.4	75.7	73.9	79.8	80.9	80.2
3) I am satisfied with the quality of teaching at my school.	96.2	95.8	96.0	73.0	77.4	75.2	79.5	79.7	79.5
4) My school is clean and well maintained.	88.5	95.8	92.0	72.9	73.3	73.1	74.9	73.9	74.3
5) My school work is interesting.	61.5	62.5	62.0	48.5	55.3	52.0	52.4	60.4	56.3
6) My school work is challenging.	84.6	87.5	86.0	78.3	81.6	79.9	79.4	83.2	81.2
	77.6	81.9	79.7	66.3	70.3	68.2	71.2	73.6	72.3
LEARNING OPPORTUNITIES									
7) I can get help regarding post-secondary planning at my school.	92.0	91.7	91.8	81.7	82.7	82	83.3	83.1	83.2
8) I get help regarding scholarships at my school.	96.0	95.8	95.9	78.3	80.5	79	81.0	80.6	80.8
11) I can easily access programs and services at school to get help with my school work if I need it.	92.3	91.7	92.0	51.2	51.5	77	79.6	79.6	79.6
12) My parents/guardians are available to help me with my school work if I need it.	73.1	75.0	74.0	73.4	69.0	71	73.3	68.5	71.0
13) My peers are available to help me with my school work if I need it.	80.8	87.5	84.0	79.0	81.9	81	79.5	82.8	81.1
14) If I need it, I can get help at school with problems not related to school work.	88.5	91.7	90.0	69.7	74.4	72	73.1	72.7	72.9
15) I am satisfied with the opportunities I have to use technology to learn at my school.	65.4	62.5	64.0	59.4	64.3	62	65.2	68.9	67.0
	84.0	85.1	84.5	74.0	75.8	74.9	76.4	76.6	76.5
PARTICIPATION									
16) I am satisfied with the opportunities I have to participate in physical activities at my school.	69.2	75.0	72.0	74.9	71.3	73	76.9	77.4	77.1
17) I am satisfied with the opprtunities I have to paticipate in fine arts programs and/or activities at my school(e.g., art club, band, choir, drama).	65.4	79.2	72.0	63.7	66.0	65	75.1	76.8	76.0
18) I am satisfied with the opprtunities I have to paticipate in extra-curricular groups/activities at my school.	80.8	83.3	82.0	68.6	66.9	68	75.3	77.4	76.3
19) I am satisfied with the opprtunities I have to paticipate in science activities at my school(e.g., fairs, competitions, clubs).	57.7	54.2	56.0	40.4	34.4	37	56.7	55.0	55.9
	68.3	72.9	70.5	61.9	59.6	60.9	71.0	71.6	71.3
SCHOOL CLIMATE									
20) At my school, I treat everyone with respect.	100.0	100.0	100.0	86.1	95.3	91	87.6	94.9	91.3
21) At my school, students treat each other with respect.	84.6	83.3	84.0	53.0	41.9	47	58.3	49.9	54.0
22) At my school, students treat staff with respect.	88.5	91.7	90.0	61.1	55.7	58	67.4	63.0	65.2
23) At my school, staff treat students with respect.	92.3	100.0	96.0	73.3	73.9	74	76.7	76.6	76.5
24) At my school, staff treat each other with respect.	96.2	100.0	98.0	90.9	95.1	93	92.7	95.5	94.0
25) Staff at my school care about me.	92.3	95.8	94.0	71.4	76.9	74	77.6	77.9	77.7
26) At my school, students of different sexual orientations are treated with respect.	96.2	95.8	96.0	70.4	74.9	73	77.7	80.3	79.0
27) At my school, students of different race are treated with respect.	100.0	100.0	100.0	83.4	87.9	86	87.8	89.5	88.6
37) I am treated fairly by the staff in my school.	84.6	100.0	91.8	71.9	76.0	74	77.2	78.0	77.5
38) I am satisfied with the anti-drug policies and programs being offered at my school (e.g.presentationi, guest speakers, assemblies)	84.6	83.3	84.0	62.5	80.6	63	68.8	68.4	68.6
39) There is a pressure to do drugs among students from my school.	16.0	25.0	20.4	44.6	39.9	42	40.8	33.9	37.6
	85.0	88.6	86.8	69.9	70.9	70.4	73.9	73.9	73.6
EXPECTATIONS									
9) My opinions are important at school.	65.4	82.6	73.5	51.2	51.5	52	53.9	55.2	54.5
10) I am encouraged to try my best at school.	88.5	95.8	92.0	82.1	84.1	83	83.2	86.1	84.7
36) I know the school rules/code of conduct.	76.9	79.2	78.0	74.8	84.5	80	75.9	84.2	80.0
	76.9	85.9	81.2	69.4	73.4	71.5	71.0	75.2	73.1
SAFETY									
28) I feel safe at school.	92.3	95.8	94.0	74.5	76.0	75	80.4	79.7	80.1
29) I feel safe in the school cafeteria.	82.6	100.0	91.5	76.9	80.6	79	83.8	84.0	83.9
30) I feel safe in my classrooms.	92.3	100.0	96.0	81.6	85.8	84	86.6	87.7	87.1
31) I feel safe in the school washrooms.	92.3	100.0	96.0	73.1	77.1	75	75.3	78.4	76.8
32) I feel safe in the school gym.	96.2	95.8	96.0	81.9	80.7	81	85.2	83.4	84.2
33) I feel safe in the gym change rooms.	96.0	100.0	98.0	76.0	81.0	78	79.8	83.0	81.3
34) I feel safe on the school bus.	90.9	92.9	91.7	77.5	78.6	78	81.0	76.8	78.9
35) I feel safe on school grounds.	96.2	100.0	98.0	77.2	79.0	78	80.7	81.9	81.2
	92.3	98.1	95.1	77.3	79.8	78.6	81.6	81.9	81.7
DRUGS AND ALCOHOL									
40) I am satisfied with the anti-alcohol policies and programs being offered at my school (e.g., presentations, guest speakers, assemblies)	76.9	91.7	84.0	61.4	62.2	61.8	66.3	66.1	66.2
41) There is a pressure to drink alcohol among students from my school.	23.1	29.2	26.0	53.6	49.3	51.3	48.4	43.8	46.2
42) I am satisfied with the anti-smoking policies and programs being offered at my school (e.g., presentations, guest speakers, assemblies)	64.0	70.8	67.4	58.7	56.8	57.7	62.6	61.8	62.2
43) There is a pressure to smoke cigarettes among students from my school.	3.9	12.5	8.0	42.9	37.2	40.0	37.5	31.4	34.6
	42.0	51.0	46.3	54.1	51.4	52.7	53.7	50.8	52.3

For items 1-43, values are percent agreeing with the statement. Students were asked to indicate the extent to which they agreed to each statement with the following scale: 1-Strongly Disagree, 2-Disagree Somewhat, 3-Agree Somewhat, 4-Strongly Agree, 5-N/A- Not applicable

Survey results highlight the percentage of students who ‘Agree Somewhat’ or ‘Agree Strongly’ with each statement.

For items 44-55, students had 4 choices: A-Never, B-Once or Twice, C-Every Week, D-Multiple Times a Week.



School Climate Survey

Grades 10-12, 2015-16

NLESD - Central Region

#201 - J.M. Olds Collegiate, Twillingate


Response Rate: 69.4

	[N=50] SCHOOL				[N=2,156] DISTRICT				[N=12,024] PROVINCE			
	A	B	C	D	A	B	C	D	A	B	C	D
BULLYING AND HARASSMENT												
44) In the last month I have been bullied or harassed physically (e.g. hit, kicked, pushed, shoved around, locked indoors).	88.0	12.0	0.0	0.0	79.6	13.9	3.0	3.5	83.0	12.4	1.8	2.8
45) In the last month I have been bullied or harassed verbally (e.g. called mean names, made fun of, teased in a hurtful way).	70.0	28.0	2.0	0.0	59.3	26.5	6.2	8.0	63.2	24.9	5.6	6.3
46) In the last month I have been bullied or harassed indirectly (e.g. left out of things on purpose, excluded from a group of friends,	70.0	22.0	6.0	2.0	62.9	22.9	7.2	7.1	66.6	21.3	6.0	6.1
47) In the last month I have been sexually harassed (e.g. other students making sexual jokes, comments or gestures towards me).	96.0	4.0	0.0	0.0	83.6	10.2	2.3	3.9	84.3	9.9	2.3	3.5
48) In the last month I have been bullied or harassed electronically (e.g. teased or bullied using a computer or a mobile phone).	84.0	14.0	2.0	0.0	79.7	13.3	2.9	4.2	82.5	11.8	2.3	3.3
49) In the last month I have seen or heard about another student being bullied or harassed.	36.0	60.0	4.0	0.0	30.7	40.5	14.1	14.7	37.4	38.3	12.6	11.7
50) In the last month I have taken part in bullying or harassing another student.	94.0	6.0	0.0	0.0	87.2	8.6	1.5	2.7	89.3	7.5	1.1	2.1
51) In the last month I have been involved in a physical fight.	100.0	0.0	0.0	0.0	89.7	6.7	1.0	2.6	91.1	5.7	0.9	2.2
DRUGS AND ALCOHOL												
52) In the last month I have used illegal drugs.	96.0	4.0	0.0	0.0	80.4	9.5	2.6	7.5	80.0	10.4	2.7	6.9
53) In the last month I have abused prescription drugs.	100.0	0.0	0.0	0.0	92.2	3.4	1.4	3.1	92.7	3.4	1.1	2.7
54) In the last month I have consumed alcohol.	74.0	22.0	4.0	0.0	54.1	28.7	9.2	8.1	54.7	29.2	8.9	7.3
55) In the last month I have smoked cigarettes.	94.0	2.0	0.0	4.0	79.2	7.8	2.0	11.0	79.8	7.7	2.1	10.4

For items 1-43, values are percent agreeing with the statement. Students were asked to indicate the extent to which they agreed to each statement with the following scale: 1-Strongly Disagree, 2-Disagree Somewhat, 3-Agree Somewhat, 4-Strongly Agree, 5-N/A- Not applicable

Survey results highlight the percentage of students who ‘Agree Somewhat’ or ‘Agree Strongly’ with each statement.

For items 44-55, students had 4 choices: A-Never, B-Once or Twice, C-Every Week, D-Multiple Times a Week.

			School Climate Survey								
			Grades 10-12, 2015-16								
NLESD - Central Region											
#204 - Pearson Academy, Wesleyville						Response Rate: 82.8					
			[N=72] SCHOOL			[N=2,156] DISTRICT			[N=12,024] PROVINCE		
			M	F	Total	M	F	Total	M	F	Total
STUDENT SATISFACTION											
1) School is a place where I like to be.			31.4	59.5	45.8	52.6	58.2	55.3	61.4	63.4	62.3
2) I am satisfied with the quality of education I am receiving at my school.			77.1	70.3	73.6	72.4	75.7	73.9	79.8	80.9	80.2
3) I am satisfied with the quality of teaching at my school.			74.3	78.4	76.4	73.0	77.4	75.2	79.5	79.7	79.5
4) My school is clean and well maintained.			74.3	89.2	81.9	72.9	73.3	73.1	74.9	73.9	74.3
5) My school work is interesting.			20.0	54.1	37.5	48.5	55.3	52.0	52.4	60.4	56.3
6) My school work is challenging.			60.0	67.6	63.9	78.3	81.6	79.9	79.4	83.2	81.2
			56.2	69.8	63.2	66.3	70.3	68.2	71.2	73.6	72.3
LEARNING OPPORTUNITIES											
7) I can get help regarding post-secondary planning at my school.			70.6	66.7	68.6	81.7	82.7	82	83.3	83.1	83.2
8) I get help regarding scholarships at my school.			78.1	62.9	70.2	78.3	80.5	79	81.0	80.6	80.8
11) I can easily access programs and services at school to get help with my school work if I need it.			74.3	89.2	81.9	51.2	51.5	77	79.6	79.6	79.6
12) My parents/guardians are available to help me with my school work if I need it.			80.0	75.7	77.8	73.4	69.0	71	73.3	68.5	71.0
13) My peers are available to help me with my school work if I need it.			80.0	91.9	86.1	79.0	81.9	81	79.5	82.8	81.1
14) If I need it, I can get help at school with problems not related to school work.			52.9	81.1	67.6	69.7	74.4	72	73.1	72.7	72.9
15) I am satisfied with the opportunities I have to use technology to learn at my school.			48.6	70.3	59.7	59.4	64.3	62	65.2	68.9	67.0
			69.2	76.8	73.1	74.0	75.8	74.9	76.4	76.6	76.5
PARTICIPATION											
16) I am satisfied with the opportunities I have to participate in physical activities at my school.			52.9	73.0	63.4	74.9	71.3	73	76.9	77.4	77.1
17) I am satisfied with the opprtunities I have to paticipate in fine arts programs and/or activities at my school(e.g., art club, band, choir, drama).			41.2	48.7	45.1	63.7	66.0	65	75.1	76.8	76.0
18) I am satisfied with the opprtunities I have to paticipate in extra-curricular groups/activities at my school.			55.9	70.3	63.4	68.6	66.9	68	75.3	77.4	76.3
19) I am satisfied with the opprtunities I have to paticipate in science activities at my school(e.g., fairs, competitions, clubs).			20.6	29.7	25.4	40.4	34.4	37	56.7	55.0	55.9
			42.6	55.4	49.3	61.9	59.6	60.9	71.0	71.6	71.3
SCHOOL CLIMATE											
20) At my school, I treat everyone with respect.			74.3	97.3	86.1	86.1	95.3	91	87.6	94.9	91.3
21) At my school, students treat each other with respect.			55.9	37.8	46.5	53.0	41.9	47	58.3	49.9	54.0
22) At my school, students treat staff with respect.			60.0	54.1	56.9	61.1	55.7	58	67.4	63.0	65.2
23) At my school, staff treat students with respect.			62.9	73.0	68.1	73.3	73.9	74	76.7	76.6	76.5
24) At my school, staff treat each other with respect.			80.0	94.6	87.5	90.9	95.1	93	92.7	95.5	94.0
25) Staff at my school care about me.			58.8	77.8	68.6	71.4	76.9	74	77.6	77.9	77.7
26) At my school, students of different sexual orientations are treated with respect.			64.5	58.1	61.3	70.4	74.9	73	77.7	80.3	79.0
27) At my school, students of different race are treated with respect.			76.5	82.9	79.7	83.4	87.9	86	87.8	89.5	88.6
37) I am treated fairly by the staff in my school.			47.1	73.0	60.6	71.9	76.0	74	77.2	78.0	77.5
38) I am satisfied with the anti-drug policies and programs being offered at my school (e.g.presentatiions, guest speakers, assemblies)			50.0	78.4	65.2	62.5	80.6	63	68.8	68.4	68.6
39) There is a pressure to do drugs among students from my school.			45.7	27.8	36.6	44.6	39.9	42	40.8	33.9	37.6
			61.4	68.6	65.2	69.9	70.9	70.4	73.9	73.9	73.6
EXPECTATIONS											
9) My opinions are important at school.			37.1	54.1	45.8	51.2	51.5	52	53.9	55.2	54.5
10) I am encouraged to try my best at school.			74.3	86.5	80.6	82.1	84.1	83	83.2	86.1	84.7
36) I know the school rules/code of conduct.			58.8	73.0	66.2	74.8	84.5	80	75.9	84.2	80.0
			56.8	71.2	64.2	69.4	73.4	71.5	71.0	75.2	73.1
SAFETY											
28) I feel safe at school.			74.3	81.1	77.8	74.5	76.0	75	80.4	79.7	80.1
29) I feel safe in the school cafeteria.			77.1	86.1	81.7	76.9	80.6	79	83.8	84.0	83.9
30) I feel safe in my classrooms.			82.9	83.8	83.3	81.6	85.8	84	86.6	87.7	87.1
31) I feel safe in the school washrooms.			77.1	78.4	77.8	73.1	77.1	75	75.3	78.4	76.8
32) I feel safe in the school gym.			77.1	86.5	81.9	81.9	80.7	81	85.2	83.4	84.2
33) I feel safe in the gym change rooms.			71.4	83.8	77.8	76.0	81.0	78	79.8	83.0	81.3
34) I feel safe on the school bus.			78.1	81.8	80.0	77.5	78.6	78	81.0	76.8	78.9
35) I feel safe on school grounds.			76.5	86.5	81.7	77.2	79.0	78	80.7	81.9	81.2
			76.8	83.5	80.2	77.3	79.8	78.6	81.6	81.9	81.7
DRUGS AND ALCOHOL											
40) I am satisfied with the anti-alcohol policies and programs being offered at my school (e.g., presentations, guest speakers, assemblies)			63.6	81.1	72.9	61.4	62.2	61.8	66.3	66.1	66.2
41) There is a pressure to drink alcohol among students from my school.			55.9	43.2	49.3	53.6	49.3	51.3	48.4	43.8	46.2
42) I am satisfied with the anti-smoking policies and programs being offered at my school (e.g., presentations, guest speakers, assemblies)			42.4	73.0	58.6	58.7	56.8	57.7	62.6	61.8	62.2
43) There is a pressure to smoke cigarettes among students from my school.			34.3	24.3	29.2	42.9	37.2	40.0	37.5	31.4	34.6
			49.1	55.4	52.5	54.1	51.4	52.7	53.7	50.8	52.3

For items 1-43, values are percent agreeing with the statement. Students were asked to indicate the extent to which they agreed to each statement with the following scale: 1-Strongly Disagree, 2-Disagree Somewhat, 3-Agree Somewhat, 4-Strongly Agree, 5-N/A- Not applicable

Survey results highlight the percentage of students who ‘Agree Somewhat’ or ‘Agree Strongly’ with each statement.

For items 44-55, students had 4 choices: A-Never, B-Once or Twice, C-Every Week, D-Multiple Times a Week.

<div><div><div>Newfoundland Labrador</div></div><div>School Climate Survey Grades 10-12, 2015-16</div></div>												
NLESD - Central Region												
#204 - Pearson Academy, Wesleyville												
Response Rate: 82.8												
BULLYING AND HARASSMENT (44) In the last month I have been bullied or harassed physically (e.g. hit, kicked, pushed, shoved around, locked indoors). (45) In the last month I have been bullied or harassed verbally (e.g. called mean names, made fun of, teased in a hurtful way). (46) In the last month I have been bullied or harassed indirectly (e.g. left out of things on purpose, excluded from a group of friends, (47) In the last month I have been sexually harassed (e.g. other students making sexual jokes, comments or gestures towards me). (48) In the last month I have been bullied or harassed electronically (e.g. teased or bullied using a computer or a mobile phone). (49) In the last month I have seen or heard about another student being bullied or harassed. (50) In the last month I have taken part in bullying or harassing another student. (51) In the last month I have been involved in a physical fight. DRUGS AND ALCOHOL (52) In the last month I have used illegal drugs. (53) In the last month I have abused prescription drugs. (54) In the last month I have consumed alcohol. (55) In the last month I have smoked cigarettes.	[N=72] SCHOOL				[N=2,156] DISTRICT				[N=12,024] PROVINCE			
	A	B	C	D	A	B	C	D	A	B	C	D
	83.3	11.1	4.2	1.4	79.6	13.9	3.0	3.5	83.0	12.4	1.8	2.8
	59.7	20.8	11.1	8.3	59.3	26.5	6.2	8.0	63.2	24.9	5.6	6.3
	68.1	18.1	8.3	5.6	62.9	22.9	7.2	7.1	66.6	21.3	6.0	6.1
	80.0	17.1	0.0	2.9	83.6	10.2	2.3	3.9	84.3	9.9	2.3	3.5
	83.3	11.1	2.8	2.8	79.7	13.3	2.9	4.2	82.5	11.8	2.3	3.3
	33.3	44.4	13.9	8.3	30.7	40.5	14.1	14.7	37.4	38.3	12.6	11.7
	87.3	7.0	2.8	2.8	87.2	8.6	1.5	2.7	89.3	7.5	1.1	2.1
	83.3	12.5	1.4	2.8	89.7	6.7	1.0	2.6	91.1	5.7	0.9	2.2
	79.2	9.7	5.6	5.6	80.4	9.5	2.6	7.5	80.0	10.4	2.7	6.9
	91.6	4.2	1.4	2.8	92.2	3.4	1.4	3.1	92.7	3.4	1.1	2.7
	32.4	45.1	7.0	15.5	54.1	28.7	9.2	8.1	54.7	29.2	8.9	7.3
	80.6	6.9	1.4	11.1	79.2	7.8	2.0	11.0	79.8	7.7	2.1	10.4

For items 1-43, values are percent agreeing with the statement. Students were asked to indicate the extent to which they agreed to each statement with the following scale: 1-Strongly Disagree, 2-Disagree Somewhat, 3-Agree Somewhat, 4-Strongly Agree, 5-N/A- Not applicable

Survey results highlight the percentage of students who ‘Agree Somewhat’ or ‘Agree Strongly’ with each statement.


For items 44-55, students had 4 choices: A-Never, B-Once or Twice, C-Every Week, D-Multiple Times a Week.

Newfoundland Labrador			School Climate Survey Grades 10-12, 2015-16								
NLESD - Central Region											
#206 - Riverwood Academy, Wing's Point			Response Rate: 59.1								
			[N=55] SCHOOL			[N=2,156] DISTRICT			[N=12,024] PROVINCE		
			M	F	Total	M	F	Total	M	F	Total
STUDENT SATISFACTION											
1) School is a place where I like to be.			29.2	56.7	45.5	52.6	58.2	55.3	61.4	63.4	62.3
2) I am satisfied with the quality of education I am receiving at my school.			45.8	70.0	60.0	72.4	75.7	73.9	79.8	80.9	80.2
3) I am satisfied with the quality of teaching at my school.			41.7	73.3	60.0	73.0	77.4	75.2	79.5	79.7	79.5
4) My school is clean and well maintained.			37.5	53.3	47.3	72.9	73.3	73.1	74.9	73.9	74.3
5) My school work is interesting.			37.5	53.3	47.3	48.5	55.3	52.0	52.4	60.4	56.3
6) My school work is challenging.			75.0	60.0	67.3	78.3	81.6	79.9	79.4	83.2	81.2
			44.4	61.1	54.5	66.3	70.3	68.2	71.2	73.6	72.3
LEARNING OPPORTUNITIES											
7) I can get help regarding post-secondary planning at my school.			60.9	51.7	56.6	81.7	82.7	82	83.3	83.1	83.2
8) I get help regarding scholarships at my school.			54.6	62.1	59.6	78.3	80.5	79	81.0	80.6	80.8
11) I can easily access programs and services at school to get help with my school work if I need it.			54.2	46.7	49.1	51.2	51.5	77	79.6	79.6	79.6
12) My parents/guardians are available to help me with my school work if I need it.			70.8	73.3	72.7	73.4	69.0	71	73.3	68.5	71.0
13) My peers are available to help me with my school work if I need it.			62.5	66.7	65.5	79.0	81.9	81	79.5	82.8	81.1
14) If I need it, I can get help at school with problems not related to school work.			41.7	46.7	45.5	69.7	74.4	72	73.1	72.7	72.9
15) I am satisfied with the opportunities I have to use technology to learn at my school.			33.3	36.7	34.6	59.4	64.3	62	65.2	68.9	67.0
			54.0	54.8	54.8	74.0	75.8	74.9	76.4	76.6	76.5
PARTICIPATION											
16) I am satisfied with the opportunities I have to participate in physical activities at my school.			60.9	73.3	68.5	74.9	71.3	73	76.9	77.4	77.1
17) I am satisfied with the opprtunities I have to paticipate in fine arts programs and/or activities at my school(e.g., art club, band, choir, drama).			20.8	20.0	21.8	63.7	66.0	65	75.1	76.8	76.0
18) I am satisfied with the opprtunities I have to paticipate in extra-curricular groups/activities at my school.			50.0	43.3	45.5	68.6	66.9	68	75.3	77.4	76.3
19) I am satisfied with the opprtunities I have to paticipate in science activities at my school(e.g., fairs, competitions, clubs).			37.5	20.0	27.3	40.4	34.4	37	56.7	55.0	55.9
			42.3	39.2	40.8	61.9	59.6	60.9	71.0	71.6	71.3
SCHOOL CLIMATE											
20) At my school, I treat everyone with respect.			70.8	83.3	78.2	86.1	95.3	91	87.6	94.9	91.3
21) At my school, students treat each other with respect.			50.0	20.0	32.7	53.0	41.9	47	58.3	49.9	54.0
22) At my school, students treat staff with respect.			58.3	30.0	41.8	61.1	55.7	58	67.4	63.0	65.2
23) At my school, staff treat students with respect.			70.8	50.0	60.0	73.3	73.9	74	76.7	76.6	76.5
24) At my school, staff treat each other with respect.			79.2	93.1	87.0	90.9	95.1	93	92.7	95.5	94.0
25) Staff at my school care about me.			50.0	53.6	52.8	71.4	76.9	74	77.6	77.9	77.7
26) At my school, students of different sexual orientations are treated with respect.			47.8	53.3	51.9	70.4	74.9	73	77.7	80.3	79.0
27) At my school, students of different race are treated with respect.			52.6	71.4	62.5	83.4	87.9	86	87.8	89.5	88.6
37) I am treated fairly by the staff in my school.			54.2	60.0	58.2	71.9	76.0	74	77.2	78.0	77.5
38) I am satisfied with the anti-drug policies and programs being offered at my school (e.g.presentationis, guest speakers, assemblies)			54.2	73.3	65.5	62.5	80.6	63	68.8	68.4	68.6
39) There is a pressure to do drugs among students from my school.			45.5	36.7	39.6	44.6	39.9	42	40.8	33.9	37.6
			57.6	56.8	57.3	69.9	70.9	70.4	73.9	73.9	73.6
EXPECTATIONS											
9) My opinions are important at school.			37.5	32.1	35.9	51.2	51.5	52	53.9	55.2	54.5
10) I am encouraged to try my best at school.			66.7	75.9	72.2	82.1	84.1	83	83.2	86.1	84.7
36) I know the school rules/code of conduct.			75.0	83.3	80.0	74.8	84.5	80	75.9	84.2	80.0
			59.7	63.8	62.7	69.4	73.4	71.5	71.0	75.2	73.1
SAFETY											
28) I feel safe at school.			70.8	76.7	74.6	74.5	76.0	75	80.4	79.7	80.1
29) I feel safe in the school cafeteria.			69.6	76.7	74.1	76.9	80.6	79	83.8	84.0	83.9
30) I feel safe in my classrooms.			72.7	76.7	75.5	81.6	85.8	84	86.6	87.7	87.1
31) I feel safe in the school washrooms.			70.8	56.7	63.6	73.1	77.1	75	75.3	78.4	76.8
32) I feel safe in the school gym.			82.6	73.3	77.8	81.9	80.7	81	85.2	83.4	84.2
33) I feel safe in the gym change rooms.			66.7	76.7	72.7	76.0	81.0	78	79.8	83.0	81.3
34) I feel safe on the school bus.			70.8	73.3	72.7	77.5	78.6	78	81.0	76.8	78.9
35) I feel safe on school grounds.			70.8	73.3	72.7	77.2	79.0	78	80.7	81.9	81.2
			71.9	72.9	73.0	77.3	79.8	78.6	81.6	81.9	81.7
DRUGS AND ALCOHOL											
40) I am satisfied with the anti-alcohol policies and programs being offered at my school (e.g., presentations, guest speakers, assemblies)			43.5	58.6	50.9	61.4	62.2	61.8	66.3	66.1	66.2
41) There is a pressure to drink alcohol among students from my school.			43.5	44.8	45.3	53.6	49.3	51.3	48.4	43.8	46.2
42) I am satisfied with the anti-smoking policies and programs being offered at my school (e.g., presentations, guest speakers, assemblies)			50.0	56.7	54.6	58.7	56.8	57.7	62.6	61.8	62.2
43) There is a pressure to smoke cigarettes among students from my school.			43.5	36.7	40.7	42.9	37.2	40.0	37.5	31.4	34.6
			45.1	49.2	47.9	54.1	51.4	52.7	53.7	50.8	52.3

For items 1-43, values are percent agreeing with the statement. Students were asked to indicate the extent to which they agreed to each statement with the following scale: 1-Strongly Disagree, 2-Disagree Somewhat, 3-Agree Somewhat, 4-Strongly Agree, 5-N/A- Not applicable

Survey results highlight the percentage of students who ‘Agree Somewhat’ or ‘Agree Strongly’ with each statement.

For items 44-55, students had 4 choices: A-Never, B-Once or Twice, C-Every Week, D-Multiple Times a Week.

		School Climate Survey Grades 10-12, 2015-16											
NLESD - Central Region													
#206 - Riverwood Academy, Wing's Point		Response Rate: 59.1											
		[N=55] SCHOOL				[N=2,156] DISTRICT				[N=12,024] PROVINCE			
BULLYING AND HARASSMENT		A	B	C	D	A	B	C	D	A	B	C	D
(44) In the last month I have been bullied or harassed physically (e.g. hit, kicked, pushed, shoved around, locked indoors).		67.3	18.2	3.6	10.9	79.6	13.9	3.0	3.5	83.0	12.4	1.8	2.8
(45) In the last month I have been bullied or harassed verbally (e.g. called mean names, made fun of, teased in a hurtful way).		61.8	23.6	1.8	12.7	59.3	26.5	6.2	8.0	63.2	24.9	5.6	6.3
(46) In the last month I have been bullied or harassed indirectly (e.g. left out of things on purpose, excluded from a group of friends,		65.5	18.2	3.6	12.7	62.9	22.9	7.2	7.1	66.6	21.3	6.0	6.1
(47) In the last month I have been sexually harassed (e.g. other students making sexual jokes, comments or gestures towards me).		85.5	5.5	1.8	7.3	83.6	10.2	2.3	3.9	84.3	9.9	2.3	3.5
(48) In the last month I have been bullied or harassed electronically (e.g. teased or bullied using a computer or a mobile phone).		71.7	13.2	7.6	7.6	79.7	13.3	2.9	4.2	82.5	11.8	2.3	3.3
(49) In the last month I have seen or heard about another student being bullied or harassed.		34.6	34.6	12.7	18.2	30.7	40.5	14.1	14.7	37.4	38.3	12.6	11.7
(50) In the last month I have taken part in bullying or harassing another student.		89.1	3.6	0.0	7.3	87.2	8.6	1.5	2.7	89.3	7.5	1.1	2.1
(51) In the last month I have been involved in a physical fight.		90.9	3.6	1.8	3.6	89.7	6.7	1.0	2.6	91.1	5.7	0.9	2.2
DRUGS AND ALCOHOL													
(52) In the last month I have used illegal drugs.		81.5	7.4	1.9	9.3	80.4	9.5	2.6	7.5	80.0	10.4	2.7	6.9
(53) In the last month I have abused prescription drugs.		90.7	1.9	1.9	5.6	92.2	3.4	1.4	3.1	92.7	3.4	1.1	2.7
(54) In the last month I have consumed alcohol.		52.7	21.8	9.1	16.4	54.1	28.7	9.2	8.1	54.7	29.2	8.9	7.3
(55) In the last month I have smoked cigarettes.		76.4	7.3	1.8	14.6	79.2	7.8	2.0	11.0	79.8	7.7	2.1	10.4

For items 1-43, values are percent agreeing with the statement. Students were asked to indicate the extent to which they agreed to each statement with the following scale: 1-Strongly Disagree, 2-Disagree Somewhat, 3-Agree Somewhat, 4-Strongly Agree, 5-N/A- Not applicable

Survey results highlight the percentage of students who ‘Agree Somewhat’ or ‘Agree Strongly’ with each statement.

For items 44-55, students had 4 choices: A-Never, B-Once or Twice, C-Every Week, D-Multiple Times a Week.

Newfoundland Labrador			School Climate Survey Grades 10-12, 2015-16								
NLESD - Central Region											
#402 - Leo Burke Academy, Bishop's Falls			Response Rate: 72.9								
			[N=78] SCHOOL			[N=2,156] DISTRICT			[N=12,024] PROVINCE		
			M	F	Total	M	F	Total	M	F	Total
STUDENT SATISFACTION											
1) School is a place where I like to be.			38.2	43.6	39.0	52.6	58.2	55.3	61.4	63.4	62.3
2) I am satisfied with the quality of education I am receiving at my school.			48.6	52.6	49.4	72.4	75.7	73.9	79.8	80.9	80.2
3) I am satisfied with the quality of teaching at my school.			52.9	63.9	58.1	73.0	77.4	75.2	79.5	79.7	79.5
4) My school is clean and well maintained.			22.9	16.2	19.7	72.9	73.3	73.1	74.9	73.9	74.3
5) My school work is interesting.			34.3	39.5	36.4	48.5	55.3	52.0	52.4	60.4	56.3
6) My school work is challenging.			60.0	69.2	65.4	78.3	81.6	79.9	79.4	83.2	81.2
			42.8	47.5	44.7	66.3	70.3	68.2	71.2	73.6	72.3
LEARNING OPPORTUNITIES											
7) I can get help regarding post-secondary planning at my school.			60.6	62.2	63.5	81.7	82.7	82	83.3	83.1	83.2
8) I get help regarding scholarships at my school.			54.8	47.2	53.5	78.3	80.5	79	81.0	80.6	80.8
11) I can easily access programs and services at school to get help with my school work if I need it.			62.9	69.2	65.4	51.2	51.5	77	79.6	79.6	79.6
12) My parents/guardians are available to help me with my school work if I need it.			57.1	61.5	60.3	73.4	69.0	71	73.3	68.5	71.0
13) My peers are available to help me with my school work if I need it.			61.8	64.1	64.9	79.0	81.9	81	79.5	82.8	81.1
14) If I need it, I can get help at school with problems not related to school work.			58.8	66.7	61.0	69.7	74.4	72	73.1	72.7	72.9
15) I am satisfied with the opportunities I have to use technology to learn at my school.			37.1	26.3	31.2	59.4	64.3	62	65.2	68.9	67.0
			56.2	56.7	57.1	74.0	75.8	74.9	76.4	76.6	76.5
PARTICIPATION											
16) I am satisfied with the opportunities I have to participate in physical activities at my school.			54.3	26.3	39.0	74.9	71.3	73	76.9	77.4	77.1
17) I am satisfied with the opprtunities I have to paticipate in fine arts programs and/or activities at my school(e.g., art club, band, choir, drama).			37.1	39.5	40.3	63.7	66.0	65	75.1	76.8	76.0
18) I am satisfied with the opprtunities I have to paticipate in extra-curricular groups/activities at my school.			45.7	30.8	39.7	68.6	66.9	68	75.3	77.4	76.3
19) I am satisfied with the opprtunities I have to paticipate in science activities at my school(e.g., fairs, competitions, clubs).			20.0	18.4	19.5	40.4	34.4	37	56.7	55.0	55.9
			39.3	28.7	34.6	61.9	59.6	60.9	71.0	71.6	71.3
SCHOOL CLIMATE											
20) At my school, I treat everyone with respect.			80.0	87.2	84.6	86.1	95.3	91	87.6	94.9	91.3
21) At my school, students treat each other with respect.			40.0	30.8	34.6	53.0	41.9	47	58.3	49.9	54.0
22) At my school, students treat staff with respect.			42.9	30.8	35.9	61.1	55.7	58	67.4	63.0	65.2
23) At my school, staff treat students with respect.			51.4	56.4	53.9	73.3	73.9	74	76.7	76.6	76.5
24) At my school, staff treat each other with respect.			80.0	92.3	85.9	90.9	95.1	93	92.7	95.5	94.0
25) Staff at my school care about me.			58.8	58.3	59.5	71.4	76.9	74	77.6	77.9	77.7
26) At my school, students of different sexual orientations are treated with respect.			44.0	54.6	49.2	70.4	74.9	73	77.7	80.3	79.0
27) At my school, students of different race are treated with respect.			43.5	74.2	61.4	83.4	87.9	86	87.8	89.5	88.6
37) I am treated fairly by the staff in my school.			51.4	53.9	52.6	71.9	76.0	74	77.2	78.0	77.5
38) I am satisfied with the anti-drug policies and programs being offered at my school (e.g.presentatiions, guest speakers, assemblies)			35.3	37.5	37.1	62.5	80.6	63	68.8	68.4	68.6
39) There is a pressure to do drugs among students from my school.			38.2	43.2	40.0	44.6	39.9	42	40.8	33.9	37.6
			51.4	56.3	54.1	69.9	70.9	70.4	73.9	73.9	73.6
EXPECTATIONS											
9) My opinions are important at school.			31.4	23.1	26.9	51.2	51.5	52	53.9	55.2	54.5
10) I am encouraged to try my best at school.			64.7	59.5	62.7	82.1	84.1	83	83.2	86.1	84.7
36) I know the school rules/code of conduct.			50.0	64.1	58.4	74.8	84.5	80	75.9	84.2	80.0
			48.7	48.9	49.3	69.4	73.4	71.5	71.0	75.2	73.1
SAFETY											
28) I feel safe at school.			34.3	53.9	44.9	74.5	76.0	75	80.4	79.7	80.1
29) I feel safe in the school cafeteria.			0.0	66.7	20.0	76.9	80.6	79	83.8	84.0	83.9
30) I feel safe in my classrooms.			54.3	79.0	66.2	81.6	85.8	84	86.6	87.7	87.1
31) I feel safe in the school washrooms.			31.4	48.7	41.0	73.1	77.1	75	75.3	78.4	76.8
32) I feel safe in the school gym.			60.0	79.0	70.1	81.9	80.7	81	85.2	83.4	84.2
33) I feel safe in the gym change rooms.			50.0	56.8	52.1	76.0	81.0	78	79.8	83.0	81.3
34) I feel safe on the school bus.			45.8	44.4	44.4	77.5	78.6	78	81.0	76.8	78.9
35) I feel safe on school grounds.			40.0	71.1	55.8	77.2	79.0	78	80.7	81.9	81.2
			39.5	62.4	49.3	77.3	79.8	78.6	81.6	81.9	81.7
DRUGS AND ALCOHOL											
40) I am satisfied with the anti-alcohol policies and programs being offered at my school (e.g., presentations, guest speakers, assemblies)			33.3	25.8	30.9	61.4	62.2	61.8	66.3	66.1	66.2
41) There is a pressure to drink alcohol among students from my school.			48.6	61.5	53.9	53.6	49.3	51.3	48.4	43.8	46.2
42) I am satisfied with the anti-smoking policies and programs being offered at my school (e.g., presentations, guest speakers, assemblies)			33.3	29.0	32.4	58.7	56.8	57.7	62.6	61.8	62.2
43) There is a pressure to smoke cigarettes among students from my school.			45.7	41.0	42.3	42.9	37.2	40.0	37.5	31.4	34.6
			40.2	39.4	39.8	54.1	51.4	52.7	53.7	50.8	52.3

For items 1-43, values are percent agreeing with the statement. Students were asked to indicate the extent to which they agreed to each statement with the following scale: 1-Strongly Disagree, 2-Disagree Somewhat, 3-Agree Somewhat, 4-Strongly Agree, 5-N/A- Not applicable

Survey results highlight the percentage of students who ‘Agree Somewhat’ or ‘Agree Strongly’ with each statement.

For items 44-55, students had 4 choices: A-Never, B-Once or Twice, C-Every Week, D-Multiple Times a Week.

<div><div><div>Newfoundland Labrador</div></div><div>School Climate Survey Grades 10-12, 2015-16</div></div>												
NLESD - Central Region												
#402 - Leo Burke Academy, Bishop's Falls												
Response Rate: 72.9												
	[N=78]				[N=2,156]				[N=12,024]			
	SCHOOL				DISTRICT				PROVINCE			
	A	B	C	D	A	B	C	D	A	B	C	D
BULLYING AND HARASSMENT												
(44) In the last month I have been bullied or harassed physically (e.g. hit, kicked, pushed, shoved around, locked indoors).	83.3	10.3	3.9	2.6	79.6	13.9	3.0	3.5	83.0	12.4	1.8	2.8
(45) In the last month I have been bullied or harassed verbally (e.g. called mean names, made fun of, teased in a hurtful way).	62.8	21.8	6.4	9.0	59.3	26.5	6.2	8.0	63.2	24.9	5.6	6.3
(46) In the last month I have been bullied or harassed indirectly (e.g. left out of things on purpose, excluded from a group of friends,	61.0	22.1	10.4	6.5	62.9	22.9	7.2	7.1	66.6	21.3	6.0	6.1
(47) In the last month I have been sexually harassed (e.g. other students making sexual jokes, comments or gestures towards me).	88.3	5.2	3.9	2.6	83.6	10.2	2.3	3.9	84.3	9.9	2.3	3.5
(48) In the last month I have been bullied or harassed electronically (e.g. teased or bullied using a computer or a mobile phone).	75.3	16.9	6.5	1.3	79.7	13.3	2.9	4.2	82.5	11.8	2.3	3.3
(49) In the last month I have seen or heard about another student being bullied or harassed.	37.3	33.3	16.0	13.3	30.7	40.5	14.1	14.7	37.4	38.3	12.6	11.7
(50) In the last month I have taken part in bullying or harassing another student.	88.2	6.6	2.6	2.6	87.2	8.6	1.5	2.7	89.3	7.5	1.1	2.1
(51) In the last month I have been involved in a physical fight.	89.7	3.9	3.9	2.6	89.7	6.7	1.0	2.6	91.1	5.7	0.9	2.2
DRUGS AND ALCOHOL												
(52) In the last month I have used illegal drugs.	80.5	11.7	1.3	6.5	80.4	9.5	2.6	7.5	80.0	10.4	2.7	6.9
(53) In the last month I have abused prescription drugs.	93.5	2.6	3.9	0.0	92.2	3.4	1.4	3.1	92.7	3.4	1.1	2.7
(54) In the last month I have consumed alcohol.	57.7	26.9	7.7	7.7	54.1	28.7	9.2	8.1	54.7	29.2	8.9	7.3
(55) In the last month I have smoked cigarettes.	84.6	6.4	2.6	6.4	79.2	7.8	2.0	11.0	79.8	7.7	2.1	10.4

For items 1-43, values are percent agreeing with the statement. Students were asked to indicate the extent to which they agreed to each statement with the following scale: 1-Strongly Disagree, 2-Disagree Somewhat, 3-Agree Somewhat, 4-Strongly Agree, 5-N/A- Not applicable

Survey results highlight the percentage of students who ‘Agree Somewhat’ or ‘Agree Strongly’ with each statement.

For items 44-55, students had 4 choices: A-Never, B-Once or Twice, C-Every Week, D-Multiple Times a Week.

Newfoundland
Labrador

School Climate Survey

Grades 10-12, 2015-16

NLESD - Central Region

#403 - Lakeside Academy, Buchans

Response Rate: 74.1

	[N=20] SCHOOL			[N=2,156] DISTRICT			[N=12,024] PROVINCE		
	M	F	Total	M	F	Total	M	F	Total
STUDENT SATISFACTION									
1) School is a place where I like to be.	50.0	80.0	65.0	52.6	58.2	55.3	61.4	63.4	62.3
2) I am satisfied with the quality of education I am receiving at my school.	80.0	90.0	85.0	72.4	75.7	73.9	79.8	80.9	80.2
3) I am satisfied with the quality of teaching at my school.	80.0	100.0	90.0	73.0	77.4	75.2	79.5	79.7	79.5
4) My school is clean and well maintained.	66.7	40.0	52.6	72.9	73.3	73.1	74.9	73.9	74.3
5) My school work is interesting.	50.0	60.0	55.0	48.5	55.3	52.0	52.4	60.4	56.3
6) My school work is challenging.	80.0	80.0	80.0	78.3	81.6	79.9	79.4	83.2	81.2
	67.8	75.0	71.3	66.3	70.3	68.2	71.2	73.6	72.3
LEARNING OPPORTUNITIES									
7) I can get help regarding post-secondary planning at my school.	100.0	90.0	95.0	81.7	82.7	82	83.3	83.1	83.2
8) I get help regarding scholarships at my school.	77.8	75.0	76.5	78.3	80.5	79	81.0	80.6	80.8
11) I can easily access programs and services at school to get help with my school work if I need it.	80.0	50.0	65.0	51.2	51.5	77	79.6	79.6	79.6
12) My parents/guardians are available to help me with my school work if I need it.	40.0	70.0	55.0	73.4	69.0	71	73.3	68.5	71.0
13) My peers are available to help me with my school work if I need it.	60.0	80.0	70.0	79.0	81.9	81	79.5	82.8	81.1
14) If I need it, I can get help at school with problems not related to school work.	60.0	100.0	80.0	69.7	74.4	72	73.1	72.7	72.9
15) I am satisfied with the opportunities I have to use technology to learn at my school.	50.0	40.0	45.0	59.4	64.3	62	65.2	68.9	67.0
	66.8	72.1	69.5	74.0	75.8	74.9	76.4	76.6	76.5
PARTICIPATION									
16) I am satisfied with the opportunities I have to participate in physical activities at my school.	50.0	20.0	35.0	74.9	71.3	73	76.9	77.4	77.1
17) I am satisfied with the opprtunities I have to paticipate in fine arts programs and/or activities at my school(e.g., art club, band, choir, drama).	70.0	60.0	65.0	63.7	66.0	65	75.1	76.8	76.0
18) I am satisfied with the opprtunities I have to paticipate in extra-curricular groups/activities at my school.	50.0	50.0	50.0	68.6	66.9	68	75.3	77.4	76.3
19) I am satisfied with the opprtunities I have to paticipate in science activities at my school(e.g., fairs, competitions, clubs).	20.0	20.0	20.0	40.4	34.4	37	56.7	55.0	55.9
	47.5	37.5	42.5	61.9	59.6	60.9	71.0	71.6	71.3
SCHOOL CLIMATE									
20) At my school, I treat everyone with respect.	90.0	90.0	90.0	86.1	95.3	91	87.6	94.9	91.3
21) At my school, students treat each other with respect.	60.0	40.0	50.0	53.0	41.9	47	58.3	49.9	54.0
22) At my school, students treat staff with respect.	80.0	40.0	60.0	61.1	55.7	58	67.4	63.0	65.2
23) At my school, staff treat students with respect.	90.0	90.0	90.0	73.3	73.9	74	76.7	76.6	76.5
24) At my school, staff treat each other with respect.	100.0	90.0	94.7	90.9	95.1	93	92.7	95.5	94.0
25) Staff at my school care about me.	80.0	70.0	75.0	71.4	76.9	74	77.6	77.9	77.7
26) At my school, students of different sexual orientations are treated with respect.	88.9	77.8	83.3	70.4	74.9	73	77.7	80.3	79.0
27) At my school, students of different race are treated with respect.	100.0	0.0	100.0	83.4	87.9	86	87.8	89.5	88.6
37) I am treated fairly by the staff in my school.	90.0	50.0	70.0	71.9	76.0	74	77.2	78.0	77.5
38) I am satisfied with the anti-drug policies and programs being offered at my school (e.g.presentatiions, guest speakers, assemblies)	87.5	80.0	83.3	62.5	80.6	63	68.8	68.4	68.6
39) There is a pressure to do drugs among students from my school.	0.0	30.0	15.0	44.6	39.9	42	40.8	33.9	37.6
	78.8	59.8	73.8	69.9	70.9	70.4	73.9	73.9	73.6
EXPECTATIONS									
9) My opinions are important at school.	50.0	60.0	55.0	51.2	51.5	52	53.9	55.2	54.5
10) I am encouraged to try my best at school.	100.0	100.0	100.0	82.1	84.1	83	83.2	86.1	84.7
36) I know the school rules/code of conduct.	90.0	100.0	95.0	74.8	84.5	80	75.9	84.2	80.0
	80.0	86.7	83.3	69.4	73.4	71.5	71.0	75.2	73.1
SAFETY									
28) I feel safe at school.	80.0	80.0	80.0	74.5	76.0	75	80.4	79.7	80.1
29) I feel safe in the school cafeteria.	100.0	100.0	100.0	76.9	80.6	79	83.8	84.0	83.9
30) I feel safe in my classrooms.	100.0	90.0	95.0	81.6	85.8	84	86.6	87.7	87.1
31) I feel safe in the school washrooms.	90.0	70.0	80.0	73.1	77.1	75	75.3	78.4	76.8
32) I feel safe in the school gym.	100.0	80.0	90.0	81.9	80.7	81	85.2	83.4	84.2
33) I feel safe in the gym change rooms.	100.0	100.0	100.0	76.0	81.0	78	79.8	83.0	81.3
34) I feel safe on the school bus.	100.0	66.7	81.8	77.5	78.6	78	81.0	76.8	78.9
35) I feel safe on school grounds.	100.0	70.0	85.0	77.2	79.0	78	80.7	81.9	81.2
	96.3	82.1	89.0	77.3	79.8	78.6	81.6	81.9	81.7
DRUGS AND ALCOHOL									
40) I am satisfied with the anti-alcohol policies and programs being offered at my school (e.g., presentations, guest speakers, assemblies)	87.5	80.0	83.3	61.4	62.2	61.8	66.3	66.1	66.2
41) There is a pressure to drink alcohol among students from my school.	20.0	50.0	35.0	53.6	49.3	51.3	48.4	43.8	46.2
42) I am satisfied with the anti-smoking policies and programs being offered at my school (e.g., presentations, guest speakers, assemblies)	75.0	80.0	77.8	58.7	56.8	57.7	62.6	61.8	62.2
43) There is a pressure to smoke cigarettes among students from my school.	0.0	20.0	10.0	42.9	37.2	40.0	37.5	31.4	34.6
	45.6	57.5	51.5	54.1	51.4	52.7	53.7	50.8	52.3

For items 1-43, values are percent agreeing with the statement. Students were asked to indicate the extent to which they agreed to each statement with the following scale: 1-Strongly Disagree, 2-Disagree Somewhat, 3-Agree Somewhat, 4-Strongly Agree, 5-N/A- Not applicable

Survey results highlight the percentage of students who ‘Agree Somewhat’ or ‘Agree Strongly’ with each statement.

For items 44-55, students had 4 choices: A-Never, B-Once or Twice, C-Every Week, D-Multiple Times a Week.

NLESD - Central Region

#403 - Lakeside Academy, Buchans

Response Rate: 74.1

	[N=20] SCHOOL				[N=2,156] DISTRICT				[N=12,024] PROVINCE			
	A	B	C	D	A	B	C	D	A	B	C	D
BULLYING AND HARASSMENT												
(44) In the last month I have been bullied or harassed physically (e.g. hit, kicked, pushed, shoved around, locked indoors).	63.2	31.6	5.3	0.0	79.6	13.9	3.0	3.5	83.0	12.4	1.8	2.8
(45) In the last month I have been bullied or harassed verbally (e.g. called mean names, made fun of, teased in a hurtful way).	45.0	40.0	5.0	10.0	59.3	26.5	6.2	8.0	63.2	24.9	5.6	6.3
(46) In the last month I have been bullied or harassed indirectly (e.g. left out of things on purpose, excluded from a group of friends,	60.0	20.0	10.0	10.0	62.9	22.9	7.2	7.1	66.6	21.3	6.0	6.1
(47) In the last month I have been sexually harassed (e.g. other students making sexual jokes, comments or gestures towards me).	75.0	20.0	0.0	5.0	83.6	10.2	2.3	3.9	84.3	9.9	2.3	3.5
(48) In the last month I have been bullied or harassed electronically (e.g. teased or bullied using a computer or a mobile phone).	90.0	5.0	5.0	0.0	79.7	13.3	2.9	4.2	82.5	11.8	2.3	3.3
(49) In the last month I have seen or heard about another student being bullied or harassed.	30.0	50.0	15.0	5.0	30.7	40.5	14.1	14.7	37.4	38.3	12.6	11.7
(50) In the last month I have taken part in bullying or harassing another student.	90.0	10.0	0.0	0.0	87.2	8.6	1.5	2.7	89.3	7.5	1.1	2.1
(51) In the last month I have been involved in a physical fight.	95.0	5.0	0.0	0.0	89.7	6.7	1.0	2.6	91.1	5.7	0.9	2.2
DRUGS AND ALCOHOL												
(52) In the last month I have used illegal drugs.	94.7	0.0	0.0	5.3	80.4	9.5	2.6	7.5	80.0	10.4	2.7	6.9
(53) In the last month I have abused prescription drugs.	100.0	0.0	0.0	0.0	92.2	3.4	1.4	3.1	92.7	3.4	1.1	2.7
(54) In the last month I have consumed alcohol.	63.2	26.3	10.5	0.0	54.1	28.7	9.2	8.1	54.7	29.2	8.9	7.3
(55) In the last month I have smoked cigarettes.	89.5	5.3	0.0	5.3	79.2	7.8	2.0	11.0	79.8	7.7	2.1	10.4

For items 1-43, values are percent agreeing with the statement. Students were asked to indicate the extent to which they agreed to each statement with the following scale: 1-Strongly Disagree, 2-Disagree Somewhat, 3-Agree Somewhat, 4-Strongly Agree, 5-N/A- Not applicable

Survey results highlight the percentage of students who ‘Agree Somewhat’ or ‘Agree Strongly’ with each statement.

For items 44-55, students had 4 choices: A-Never, B-Once or Twice, C-Every Week, D-Multiple Times a Week.

STUDENT SATISFACTION

- (1) School is a place where I like to be.
- (2) I am satisfied with the quality of education I am receiving at my school.
- (3) I am satisfied with the quality of teaching at my school.
- (4) My school is clean and well maintained.
- (5) My school work is interesting.
- (6) My school work is challenging.

[N=2]			[N=2,156]			[N=12,024]		
SCHOOL			DISTRICT			PROVINCE		
<u>M</u>	<u>F</u>	<u>Total</u>	<u>M</u>	<u>F</u>	<u>Total</u>	<u>M</u>	<u>F</u>	<u>Total</u>
			52.6	58.2	55.3	61.4	63.4	62.3
			72.4	75.7	73.9	79.8	80.9	80.2
			73.0	77.4	75.2	79.5	79.7	79.5
			72.9	73.3	73.1	74.9	73.9	74.3
			48.5	55.3	52.0	52.4	60.4	56.3
			78.3	81.6	79.9	79.4	83.2	81.2
			66.3	70.3	68.2	71.2	73.6	72.3

LEARNING OPPORTUNITIES

- (7) I can get help regarding post-secondary planning at my school.
- (8) I get help regarding scholarships at my school.
- (11) I can easily access programs and services at school to get help with my school work if I need it.
- (12) My parents/guardians are available to help me with my school work if I need it.
- (13) My peers are available to help me with my school work if I need it.
- (14) If I need it, I can get help at school with problems not related to school work.
- (15) I am satisfied with the opportunities I have to use technology to learn at my school.

81.7	82.7	82	83.3	83.1	83.2
78.3	80.5	79	81.0	80.6	80.8
51.2	51.5	77	79.6	79.6	79.6
73.4	69.0	71	73.3	68.5	71.0
79.0	81.9	81	79.5	82.8	81.1
69.7	74.4	72	73.1	72.7	72.9
59.4	64.3	62	65.2	68.9	67.0
74.0	75.8	74.9	76.4	76.6	76.5

PARTICIPATION

- (16) I am satisfied with the opportunities I have to participate in physical activities at my school.
- (17) I am satisfied with the opportunities I have to participate in fine arts programs and/or activities at my school (e.g., art club, band, choir, drama).
- (18) I am satisfied with the opportunities I have to participate in extra-curricular groups/activities at my school.
- (19) I am satisfied with the opportunities I have to participate in science activities at my school (e.g., fairs, competitions, clubs).

74.9	71.3	73	76.9	77.4	77.1
63.7	66.0	65	75.1	76.8	76.0
68.6	66.9	68	75.3	77.4	76.3
40.4	34.4	37	56.7	55.0	55.9
61.9	59.6	60.9	71.0	71.6	71.3

SCHOOL CLIMATE

- (20) At my school, I treat everyone with respect.
- (21) At my school, students treat each other with respect.
- (22) At my school, students treat staff with respect.
- (23) At my school, staff treat students with respect.
- (24) At my school, staff treat each other with respect.
- (25) Staff at my school care about me.
- (26) At my school, students of different sexual orientations are treated with respect.
- (27) At my school, students of different race are treated with respect.
- (37) I am treated fairly by the staff in my school.
- (38) I am satisfied with the anti-drug policies and programs being offered at my school (e.g. presentations, guest speakers, assemblies)
- (39) There is a pressure to do drugs among students from my school.

86.1	95.3	91	87.6	94.9	91.3
53.0	41.9	47	58.3	49.9	54.0
61.1	55.7	58	67.4	63.0	65.2
73.3	73.9	74	76.7	76.6	76.5
90.9	95.1	93	92.7	95.5	94.0
71.4	76.9	74	77.6	77.9	77.7
70.4	74.9	73	77.7	80.3	79.0
83.4	87.9	86	87.8	89.5	88.6
71.9	76.0	74	77.2	78.0	77.5
62.5	80.6	63	68.8	68.4	68.6
44.6	39.9	42	40.8	33.9	37.6
69.9	70.9	70.4	73.9	73.9	73.6

EXPECTATIONS

- (9) My opinions are important at school.
(10) I am encouraged to try my best at school.
(36) I know the school rules/code of conduct.

51.2	51.5	52	53.9	55.2	54.5
82.1	84.1	83	83.2	86.1	84.7
74.8	84.5	80	75.9	84.2	80.0
69.4	73.4	71.5	71.0	75.2	73.1

SAFETY

- (28) I feel safe at school.
- (29) I feel safe in the school cafeteria.
- (30) I feel safe in my classrooms.
- (31) I feel safe in the school washrooms.
- (32) I feel safe in the school gym.
- (33) I feel safe in the gym change rooms.
- (34) I feel safe on the school bus.
- (35) I feel safe on school grounds.

74.5	76.0	75	80.4	79.7	80.1
76.9	80.6	79	83.8	84.0	83.9
81.6	85.8	84	86.6	87.7	87.1
73.1	77.1	75	75.3	78.4	76.8
81.9	80.7	81	85.2	83.4	84.2
76.0	81.0	78	79.8	83.0	81.3
77.5	78.6	78	81.0	76.8	78.9
77.2	79.0	78	80.7	81.9	81.2
77.3	79.8	78.6	81.6	81.9	81.7

DRUGS AND ALCOHOL

- (40) I am satisfied with the anti-alcohol policies and programs being offered at my school (e.g., presentations, guest speakers, assemblies)
- (41) There is a pressure to drink alcohol among students from my school.
- (42) I am satisfied with the anti-smoking policies and programs being offered at my school (e.g., presentations, guest speakers, assemblies)
- (43) There is a pressure to smoke cigarettes among students from my school.

61.4	62.2	61.8	66.3	66.1	66.2
53.6	49.3	51.3	48.4	43.8	46.2
58.7	56.8	57.7	62.6	61.8	62.2
42.9	37.2	40.0	37.5	31.4	34.6
54.1	51.4	52.7	53.7	50.8	52.3

For items 1-43, values are percent agreeing with the statement. Students were asked to indicate the extent to which they agreed to each statement with the following scale: 1-Strongly Disagree, 2-Disagree Somewhat, 3-Agree Somewhat, 4-Strongly Agree, 5-N/A- Not applicable

Survey results highlight the percentage of students who 'Agree Somewhat' or 'Agree Strongly' with each statement.

For items 44-55, students had 4 choices: A-Never, B-Once or Twice, C-Every Week, D-Multiple Times a Week.

NLESD - Central Region

#405 - Cottrell's Cove Academy, Cottrell's Cove


Response Rate: 66.7

	[N=2] SCHOOL				[N=2,156] DISTRICT				[N=12,024] PROVINCE			
	A	B	C	D	A	B	C	D	A	B	C	D
BULLYING AND HARASSMENT												
(44) In the last month I have been bullied or harassed physically (e.g. hit, kicked, pushed, shoved around, locked indoors).					79.6	13.9	3.0	3.5	83.0	12.4	1.8	2.8
(45) In the last month I have been bullied or harassed verbally (e.g. called mean names, made fun of, teased in a hurtful way).					59.3	26.5	6.2	8.0	63.2	24.9	5.6	6.3
(46) In the last month I have been bullied or harassed indirectly (e.g. left out of things on purpose, excluded from a group of friends,					62.9	22.9	7.2	7.1	66.6	21.3	6.0	6.1
(47) In the last month I have been sexually harassed (e.g. other students making sexual jokes, comments or gestures towards me).					83.6	10.2	2.3	3.9	84.3	9.9	2.3	3.5
(48) In the last month I have been bullied or harassed electronically (e.g. teased or bullied using a computer or a mobile phone).					79.7	13.3	2.9	4.2	82.5	11.8	2.3	3.3
(49) In the last month I have seen or heard about another student being bullied or harassed.					30.7	40.5	14.1	14.7	37.4	38.3	12.6	11.7
(50) In the last month I have taken part in bullying or harassing another student.					87.2	8.6	1.5	2.7	89.3	7.5	1.1	2.1
(51) In the last month I have been involved in a physical fight.					89.7	6.7	1.0	2.6	91.1	5.7	0.9	2.2
DRUGS AND ALCOHOL												
(52) In the last month I have used illegal drugs.					80.4	9.5	2.6	7.5	80.0	10.4	2.7	6.9
(53) In the last month I have abused prescription drugs.					92.2	3.4	1.4	3.1	92.7	3.4	1.1	2.7
(54) In the last month I have consumed alcohol.					54.1	28.7	9.2	8.1	54.7	29.2	8.9	7.3
(55) In the last month I have smoked cigarettes.					79.2	7.8	2.0	11.0	79.8	7.7	2.1	10.4

For items 1-43, values are percent agreeing with the statement. Students were asked to indicate the extent to which they agreed to each statement with the following scale: 1-Strongly Disagree, 2-Disagree Somewhat, 3-Agree Somewhat, 4-Strongly Agree, 5-N/A- Not applicable

Survey results highlight the percentage of students who ‘Agree Somewhat’ or ‘Agree Strongly’ with each statement.

For items 44-55, students had 4 choices: A-Never, B-Once or Twice, C-Every Week, D-Multiple Times a Week.

			School Climate Survey								
Grades 10-12, 2015-16											
NLESD - Central Region											
#406 - Fitzgerald Academy, English Harbour West						Response Rate: 69.4					
			[N=25] SCHOOL			[N=2,156] DISTRICT			[N=12,024] PROVINCE		
			M	F	Total	M	F	Total	M	F	Total
STUDENT SATISFACTION											
1) School is a place where I like to be.			46.7	44.4	44.0	52.6	58.2	55.3	61.4	63.4	62.3
2) I am satisfied with the quality of education I am receiving at my school.			60.0	100.0	72.0	72.4	75.7	73.9	79.8	80.9	80.2
3) I am satisfied with the quality of teaching at my school.			60.0	88.9	68.0	73.0	77.4	75.2	79.5	79.7	79.5
4) My school is clean and well maintained.			80.0	100.0	88.0	72.9	73.3	73.1	74.9	73.9	74.3
5) My school work is interesting.			46.7	44.4	44.0	48.5	55.3	52.0	52.4	60.4	56.3
6) My school work is challenging.			71.4	88.9	75.0	78.3	81.6	79.9	79.4	83.2	81.2
			60.8	77.8	65.2	66.3	70.3	68.2	71.2	73.6	72.3
LEARNING OPPORTUNITIES											
7) I can get help regarding post-secondary planning at my school.			66.7	88.9	72.0	81.7	82.7	82	83.3	83.1	83.2
8) I get help regarding scholarships at my school.			66.7	55.6	60.0	78.3	80.5	79	81.0	80.6	80.8
11) I can easily access programs and services at school to get help with my school work if I need it.			80.0	88.9	84.0	51.2	51.5	77	79.6	79.6	79.6
12) My parents/guardians are available to help me with my school work if I need it.			71.4	66.7	66.7	73.4	69.0	71	73.3	68.5	71.0
13) My peers are available to help me with my school work if I need it.			80.0	88.9	83.3	79.0	81.9	81	79.5	82.8	81.1
14) If I need it, I can get help at school with problems not related to school work.			53.3	77.8	60.0	69.7	74.4	72	73.1	72.7	72.9
15) I am satisfied with the opportunities I have to use technology to learn at my school.			73.3	88.9	80.0	59.4	64.3	62	65.2	68.9	67.0
			70.2	79.4	72.3	74.0	75.8	74.9	76.4	76.6	76.5
PARTICIPATION											
16) I am satisfied with the opportunities I have to participate in physical activities at my school.			78.6	77.8	79.2	74.9	71.3	73	76.9	77.4	77.1
17) I am satisfied with the opprtunities I have to paticipate in fine arts programs and/or activities at my school(e.g., art club, band, choir, drama).			28.6	22.2	29.2	63.7	66.0	65	75.1	76.8	76.0
18) I am satisfied with the opprtunities I have to paticipate in extra-curricular groups/activities at my school.			60.0	66.7	64.0	68.6	66.9	68	75.3	77.4	76.3
19) I am satisfied with the opprtunities I have to paticipate in science activities at my school(e.g., fairs, competitions, clubs).			26.7	33.3	32.0	40.4	34.4	37	56.7	55.0	55.9
			48.5	50.0	51.1	61.9	59.6	60.9	71.0	71.6	71.3
SCHOOL CLIMATE											
20) At my school, I treat everyone with respect.			92.9	88.9	91.7	86.1	95.3	91	87.6	94.9	91.3
21) At my school, students treat each other with respect.			40.0	44.4	40.0	53.0	41.9	47	58.3	49.9	54.0
22) At my school, students treat staff with respect.			60.0	55.6	60.0	61.1	55.7	58	67.4	63.0	65.2
23) At my school, staff treat students with respect.			80.0	55.6	72.0	73.3	73.9	74	76.7	76.6	76.5
24) At my school, staff treat each other with respect.			85.7	100.0	91.7	90.9	95.1	93	92.7	95.5	94.0
25) Staff at my school care about me.			73.3	55.6	64.0	71.4	76.9	74	77.6	77.9	77.7
26) At my school, students of different sexual orientations are treated with respect.			40.0	14.3	34.8	70.4	74.9	73	77.7	80.3	79.0
27) At my school, students of different race are treated with respect.			58.3	50.0	56.3	83.4	87.9	86	87.8	89.5	88.6
37) I am treated fairly by the staff in my school.			78.6	77.8	79.2	71.9	76.0	74	77.2	78.0	77.5
38) I am satisfied with the anti-drug policies and programs being offered at my school (e.g.presentatiions, guest speakers, assemblies)			73.3	77.8	72.0	62.5	80.6	63	68.8	68.4	68.6
39) There is a pressure to do drugs among students from my school.			66.7	44.4	56.0	44.6	39.9	42	40.8	33.9	37.6
			68.1	60.4	65.2	69.9	70.9	70.4	73.9	73.9	73.6
EXPECTATIONS											
9) My opinions are important at school.			53.3	33.3	44.0	51.2	51.5	52	53.9	55.2	54.5
10) I am encouraged to try my best at school.			73.3	66.7	72.0	82.1	84.1	83	83.2	86.1	84.7
36) I know the school rules/code of conduct.			80.0	88.9	84.0	74.8	84.5	80	75.9	84.2	80.0
			68.9	63.0	66.7	69.4	73.4	71.5	71.0	75.2	73.1
SAFETY											
28) I feel safe at school.			80.0	55.6	72.0	74.5	76.0	75	80.4	79.7	80.1
29) I feel safe in the school cafeteria.			73.3	77.8	76.0	76.9	80.6	79	83.8	84.0	83.9
30) I feel safe in my classrooms.			86.7	77.8	84.0	81.6	85.8	84	86.6	87.7	87.1
31) I feel safe in the school washrooms.			66.7	55.6	64.0	73.1	77.1	75	75.3	78.4	76.8
32) I feel safe in the school gym.			86.7	44.4	72.0	81.9	80.7	81	85.2	83.4	84.2
33) I feel safe in the gym change rooms.			60.0	44.4	56.0	76.0	81.0	78	79.8	83.0	81.3
34) I feel safe on the school bus.			91.7	77.8	85.7	77.5	78.6	78	81.0	76.8	78.9
35) I feel safe on school grounds.			86.7	77.8	84.0	77.2	79.0	78	80.7	81.9	81.2
			79.0	63.9	74.2	77.3	79.8	78.6	81.6	81.9	81.7
DRUGS AND ALCOHOL											
40) I am satisfied with the anti-alcohol policies and programs being offered at my school (e.g., presentations, guest speakers, assemblies)			46.7	75.0	54.2	61.4	62.2	61.8	66.3	66.1	66.2
41) There is a pressure to drink alcohol among students from my school.			73.3	44.4	60.0	53.6	49.3	51.3	48.4	43.8	46.2
42) I am satisfied with the anti-smoking policies and programs being offered at my school (e.g., presentations, guest speakers, assemblies)			53.3	87.5	66.7	58.7	56.8	57.7	62.6	61.8	62.2
43) There is a pressure to smoke cigarettes among students from my school.			50.0	33.3	45.8	42.9	37.2	40.0	37.5	31.4	34.6
			55.8	60.1	56.7	54.1	51.4	52.7	53.7	50.8	52.3

For items 1-43, values are percent agreeing with the statement. Students were asked to indicate the extent to which they agreed to each statement with the following scale: 1-Strongly Disagree, 2-Disagree Somewhat, 3-Agree Somewhat, 4-Strongly Agree, 5-N/A- Not applicable

Survey results highlight the percentage of students who ‘Agree Somewhat’ or ‘Agree Strongly’ with each statement.

For items 44-55, students had 4 choices: A-Never, B-Once or Twice, C-Every Week, D-Multiple Times a Week.

NLESD - Central Region

#406 - Fitzgerald Academy, English Harbour West

Response Rate: 69.4

	[N=25]				[N=2,156]				[N=12,024]			
	SCHOOL				DISTRICT				PROVINCE			
	A	B	C	D	A	B	C	D	A	B	C	D
BULLYING AND HARASSMENT												
(44) In the last month I have been bullied or harassed physically (e.g. hit, kicked, pushed, shoved around, locked indoors).	92.0	4.0	4.0	0.0	79.6	13.9	3.0	3.5	83.0	12.4	1.8	2.8
(45) In the last month I have been bullied or harassed verbally (e.g. called mean names, made fun of, teased in a hurtful way).	72.0	24.0	4.0	0.0	59.3	26.5	6.2	8.0	63.2	24.9	5.6	6.3
(46) In the last month I have been bullied or harassed indirectly (e.g. left out of things on purpose, excluded from a group of friends,	76.0	16.0	8.0	0.0	62.9	22.9	7.2	7.1	66.6	21.3	6.0	6.1
(47) In the last month I have been sexually harassed (e.g. other students making sexual jokes, comments or gestures towards me).	96.0	0.0	4.0	0.0	83.6	10.2	2.3	3.9	84.3	9.9	2.3	3.5
(48) In the last month I have been bullied or harassed electronically (e.g. teased or bullied using a computer or a mobile phone).	80.0	12.0	4.0	4.0	79.7	13.3	2.9	4.2	82.5	11.8	2.3	3.3
(49) In the last month I have seen or heard about another student being bullied or harassed.	44.0	24.0	20.0	12.0	30.7	40.5	14.1	14.7	37.4	38.3	12.6	11.7
(50) In the last month I have taken part in bullying or harassing another student.	88.0	12.0	0.0	0.0	87.2	8.6	1.5	2.7	89.3	7.5	1.1	2.1
(51) In the last month I have been involved in a physical fight.	87.5	12.5	0.0	0.0	89.7	6.7	1.0	2.6	91.1	5.7	0.9	2.2
DRUGS AND ALCOHOL												
(52) In the last month I have used illegal drugs.	70.8	12.5	8.3	8.3	80.4	9.5	2.6	7.5	80.0	10.4	2.7	6.9
(53) In the last month I have abused prescription drugs.	88.0	12.0	0.0	0.0	92.2	3.4	1.4	3.1	92.7	3.4	1.1	2.7
(54) In the last month I have consumed alcohol.	64.0	16.0	20.0	0.0	54.1	28.7	9.2	8.1	54.7	29.2	8.9	7.3
(55) In the last month I have smoked cigarettes.	64.0	12.0	16.0	8.0	79.2	7.8	2.0	11.0	79.8	7.7	2.1	10.4

For items 1-43, values are percent agreeing with the statement. Students were asked to indicate the extent to which they agreed to each statement with the following scale: 1-Strongly Disagree, 2-Disagree Somewhat, 3-Agree Somewhat, 4-Strongly Agree, 5-N/A- Not applicable

Survey results highlight the percentage of students who ‘Agree Somewhat’ or ‘Agree Strongly’ with each statement.

For items 44-55, students had 4 choices: A-Never, B-Once or Twice, C-Every Week, D-Multiple Times a Week.

Newfoundland
Labrador

School Climate Survey

Grades 10-12, 2015-16

NLESD - Central Region

#407 - Bay d'Espoir Academy, Milltown

Response Rate: 69.2

	[N=54] SCHOOL			[N=2,156] DISTRICT			[N=12,024] PROVINCE		
	M	F	Total	M	F	Total	M	F	Total
STUDENT SATISFACTION									
1) School is a place where I like to be.	81.0	43.8	57.4	52.6	58.2	55.3	61.4	63.4	62.3
2) I am satisfied with the quality of education I am receiving at my school.	95.2	53.1	68.5	72.4	75.7	73.9	79.8	80.9	80.2
3) I am satisfied with the quality of teaching at my school.	95.0	67.7	76.9	73.0	77.4	75.2	79.5	79.7	79.5
4) My school is clean and well maintained.	90.5	53.1	66.7	72.9	73.3	73.1	74.9	73.9	74.3
5) My school work is interesting.	61.9	58.1	58.5	48.5	55.3	52.0	52.4	60.4	56.3
6) My school work is challenging.	95.2	77.4	83.0	78.3	81.6	79.9	79.4	83.2	81.2
	86.5	58.9	68.5	66.3	70.3	68.2	71.2	73.6	72.3
LEARNING OPPORTUNITIES									
7) I can get help regarding post-secondary planning at my school.	95.0	86.2	89.8	81.7	82.7	82	83.3	83.1	83.2
8) I get help regarding scholarships at my school.	88.9	86.7	87.5	78.3	80.5	79	81.0	80.6	80.8
11) I can easily access programs and services at school to get help with my school work if I need it.	85.7	68.8	74.1	51.2	51.5	77	79.6	79.6	79.6
12) My parents/guardians are available to help me with my school work if I need it.	71.4	59.4	63.0	73.4	69.0	71	73.3	68.5	71.0
13) My peers are available to help me with my school work if I need it.	90.5	78.1	81.5	79.0	81.9	81	79.5	82.8	81.1
14) If I need it, I can get help at school with problems not related to school work.	90.5	90.6	88.9	69.7	74.4	72	73.1	72.7	72.9
15) I am satisfied with the opportunities I have to use technology to learn at my school.	57.1	53.1	53.7	59.4	64.3	62	65.2	68.9	67.0
	82.7	74.7	76.9	74.0	75.8	74.9	76.4	76.6	76.5
PARTICIPATION									
16) I am satisfied with the opportunities I have to participate in physical activities at my school.	90.5	87.1	88.7	74.9	71.3	73	76.9	77.4	77.1
17) I am satisfied with the opprtunities I have to paticipate in fine arts programs and/or activities at my school(e.g., art club, band, choir, drama).	85.7	78.1	81.5	63.7	66.0	65	75.1	76.8	76.0
18) I am satisfied with the opprtunities I have to paticipate in extra-curricular groups/activities at my school.	90.5	68.8	75.9	68.6	66.9	68	75.3	77.4	76.3
19) I am satisfied with the opprtunities I have to paticipate in science activities at my school(e.g., fairs, competitions, clubs).	38.1	18.8	25.9	40.4	34.4	37	56.7	55.0	55.9
	76.2	63.2	68.0	61.9	59.6	60.9	71.0	71.6	71.3
SCHOOL CLIMATE									
20) At my school, I treat everyone with respect.	100.0	96.9	98.2	86.1	95.3	91	87.6	94.9	91.3
21) At my school, students treat each other with respect.	71.4	46.9	55.6	53.0	41.9	47	58.3	49.9	54.0
22) At my school, students treat staff with respect.	85.7	56.3	66.7	61.1	55.7	58	67.4	63.0	65.2
23) At my school, staff treat students with respect.	100.0	74.2	83.0	73.3	73.9	74	76.7	76.6	76.5
24) At my school, staff treat each other with respect.	100.0	93.6	96.2	90.9	95.1	93	92.7	95.5	94.0
25) Staff at my school care about me.	95.0	71.0	78.9	71.4	76.9	74	77.6	77.9	77.7
26) At my school, students of different sexual orientations are treated with respect.	100.0	80.7	88.5	70.4	74.9	73	77.7	80.3	79.0
27) At my school, students of different race are treated with respect.	100.0	75.9	85.7	83.4	87.9	86	87.8	89.5	88.6
37) I am treated fairly by the staff in my school.	95.2	62.5	74.1	71.9	76.0	74	77.2	78.0	77.5
38) I am satisfied with the anti-drug policies and programs being offered at my school (e.g.presentationis, guest speakers, assemblies)	81.0	64.3	71.4	62.5	80.6	63	68.8	68.4	68.6
39) There is a pressure to do drugs among students from my school.	14.3	25.8	20.8	44.6	39.9	42	40.8	33.9	37.6
	85.7	68.0	74.4	69.9	70.9	70.4	73.9	73.9	73.6
EXPECTATIONS									
9) My opinions are important at school.	61.9	40.6	48.2	51.2	51.5	52	53.9	55.2	54.5
10) I am encouraged to try my best at school.	95.0	78.1	83.0	82.1	84.1	83	83.2	86.1	84.7
36) I know the school rules/code of conduct.	90.5	80.0	82.7	74.8	84.5	80	75.9	84.2	80.0
	82.5	66.3	71.3	69.4	73.4	71.5	71.0	75.2	73.1
SAFETY									
28) I feel safe at school.	85.7	46.9	61.1	74.5	76.0	75	80.4	79.7	80.1
29) I feel safe in the school cafeteria.	95.0	66.7	78.0	76.9	80.6	79	83.8	84.0	83.9
30) I feel safe in my classrooms.	95.0	71.9	81.1	81.6	85.8	84	86.6	87.7	87.1
31) I feel safe in the school washrooms.	85.0	75.0	79.3	73.1	77.1	75	75.3	78.4	76.8
32) I feel safe in the school gym.	95.0	61.3	75.0	81.9	80.7	81	85.2	83.4	84.2
33) I feel safe in the gym change rooms.	71.4	55.6	59.5	76.0	81.0	78	79.8	83.0	81.3
34) I feel safe on the school bus.	84.2	44.4	61.7	77.5	78.6	78	81.0	76.8	78.9
35) I feel safe on school grounds.	85.0	65.6	71.7	77.2	79.0	78	80.7	81.9	81.2
	87.0	60.9	70.9	77.3	79.8	78.6	81.6	81.9	81.7
DRUGS AND ALCOHOL									
40) I am satisfied with the anti-alcohol policies and programs being offered at my school (e.g., presentations, guest speakers, assemblies)	71.4	67.9	69.4	61.4	62.2	61.8	66.3	66.1	66.2
41) There is a pressure to drink alcohol among students from my school.	52.4	37.5	42.6	53.6	49.3	51.3	48.4	43.8	46.2
42) I am satisfied with the anti-smoking policies and programs being offered at my school (e.g., presentations, guest speakers, assemblies)	85.0	67.9	75.0	58.7	56.8	57.7	62.6	61.8	62.2
43) There is a pressure to smoke cigarettes among students from my school.	4.8	21.9	14.8	42.9	37.2	40.0	37.5	31.4	34.6
	53.4	48.8	50.4	54.1	51.4	52.7	53.7	50.8	52.3

For items 1-43, values are percent agreeing with the statement. Students were asked to indicate the extent to which they agreed to each statement with the following scale: 1-Strongly Disagree, 2-Disagree Somewhat, 3-Agree Somewhat, 4-Strongly Agree, 5-N/A- Not applicable

Survey results highlight the percentage of students who ‘Agree Somewhat’ or ‘Agree Strongly’ with each statement.

For items 44-55, students had 4 choices: A-Never, B-Once or Twice, C-Every Week, D-Multiple Times a Week.

<div><div><div>Newfoundland Labrador</div></div><div>School Climate Survey Grades 10-12, 2015-16</div></div>												
NLESD - Central Region												
#407 - Bay d'Espoir Academy, Milltown												
Response Rate: 69.2												
BULLYING AND HARASSMENT (44) In the last month I have been bullied or harassed physically (e.g. hit, kicked, pushed, shoved around, locked indoors). (45) In the last month I have been bullied or harassed verbally (e.g. called mean names, made fun of, teased in a hurtful way). (46) In the last month I have been bullied or harassed indirectly (e.g. left out of things on purpose, excluded from a group of friends, (47) In the last month I have been sexually harassed (e.g. other students making sexual jokes, comments or gestures towards me). (48) In the last month I have been bullied or harassed electronically (e.g. teased or bullied using a computer or a mobile phone). (49) In the last month I have seen or heard about another student being bullied or harassed. (50) In the last month I have taken part in bullying or harassing another student. (51) In the last month I have been involved in a physical fight. DRUGS AND ALCOHOL (52) In the last month I have used illegal drugs. (53) In the last month I have abused prescription drugs. (54) In the last month I have consumed alcohol. (55) In the last month I have smoked cigarettes.	[N=54] <u>SCHOOL</u>				[N=2,156] <u>DISTRICT</u>				[N=12,024] <u>PROVINCE</u>			
	A	B	C	D	A	B	C	D	A	B	C	D
	79.6	13.0	7.4	0.0	79.6	13.9	3.0	3.5	83.0	12.4	1.8	2.8
	53.7	33.3	7.4	5.6	59.3	26.5	6.2	8.0	63.2	24.9	5.6	6.3
	63.0	20.4	9.3	7.4	62.9	22.9	7.2	7.1	66.6	21.3	6.0	6.1
	70.4	13.0	5.6	11.1	83.6	10.2	2.3	3.9	84.3	9.9	2.3	3.5
	75.9	18.5	3.7	1.9	79.7	13.3	2.9	4.2	82.5	11.8	2.3	3.3
	24.1	50.0	22.2	3.7	30.7	40.5	14.1	14.7	37.4	38.3	12.6	11.7
	90.7	7.4	1.9	0.0	87.2	8.6	1.5	2.7	89.3	7.5	1.1	2.1
	90.7	7.4	1.9	0.0	89.7	6.7	1.0	2.6	91.1	5.7	0.9	2.2
	72.2	18.5	7.4	1.9	80.4	9.5	2.6	7.5	80.0	10.4	2.7	6.9
	90.7	3.7	3.7	1.9	92.2	3.4	1.4	3.1	92.7	3.4	1.1	2.7
	38.9	29.6	22.2	9.3	54.1	28.7	9.2	8.1	54.7	29.2	8.9	7.3
	85.2	7.4	1.9	5.6	79.2	7.8	2.0	11.0	79.8	7.7	2.1	10.4

For items 1-43, values are percent agreeing with the statement. Students were asked to indicate the extent to which they agreed to each statement with the following scale: 1-Strongly Disagree, 2-Disagree Somewhat, 3-Agree Somewhat, 4-Strongly Agree, 5-N/A- Not applicable


Survey results highlight the percentage of students who ‘Agree Somewhat’ or ‘Agree Strongly’ with each statement.

For items 44-55, students had 4 choices: A-Never, B-Once or Twice, C-Every Week, D-Multiple Times a Week.

For items 1-43, values are percent agreeing with the statement. Students were asked to indicate the extent to which they agreed to each statement with the following scale: 1-Strongly Disagree, 2-Disagree Somewhat, 3-Agree Somewhat, 4-Strongly Agree, 5-N/A- Not applicable

Survey results highlight the percentage of students who ‘Agree Somewhat’ or ‘Agree Strongly’ with each statement.

For items 44-55, students had 4 choices: A-Never, B-Once or Twice, C-Every Week, D-Multiple Times a Week.

		School Climate Survey Grades 10-12, 2015-16											
NLESD - Central Region		Response Rate: 91.7											
#413 - Holy Cross School Complex, Eastport													
		[N=22] SCHOOL				[N=2,156] DISTRICT				[N=12,024] PROVINCE			
BULLYING AND HARASSMENT		A	B	C	D	A	B	C	D	A	B	C	D
(44) In the last month I have been bullied or harassed physically (e.g. hit, kicked, pushed, shoved around, locked indoors).		68.2	27.3	4.6	0.0	79.6	13.9	3.0	3.5	83.0	12.4	1.8	2.8
(45) In the last month I have been bullied or harassed verbally (e.g. called mean names, made fun of, teased in a hurtful way).		59.1	36.4	0.0	4.6	59.3	26.5	6.2	8.0	63.2	24.9	5.6	6.3
(46) In the last month I have been bullied or harassed indirectly (e.g. left out of things on purpose, excluded from a group of friends,		63.6	31.8	0.0	4.6	62.9	22.9	7.2	7.1	66.6	21.3	6.0	6.1
(47) In the last month I have been sexually harassed (e.g. other students making sexual jokes, comments or gestures towards me).		77.3	22.7	0.0	0.0	83.6	10.2	2.3	3.9	84.3	9.9	2.3	3.5
(48) In the last month I have been bullied or harassed electronically (e.g. teased or bullied using a computer or a mobile phone).		72.7	27.3	0.0	0.0	79.7	13.3	2.9	4.2	82.5	11.8	2.3	3.3
(49) In the last month I have seen or heard about another student being bullied or harassed.		45.5	50.0	0.0	4.6	30.7	40.5	14.1	14.7	37.4	38.3	12.6	11.7
(50) In the last month I have taken part in bullying or harassing another student.		90.9	9.1	0.0	0.0	87.2	8.6	1.5	2.7	89.3	7.5	1.1	2.1
(51) In the last month I have been involved in a physical fight.		90.9	9.1	0.0	0.0	89.7	6.7	1.0	2.6	91.1	5.7	0.9	2.2
DRUGS AND ALCOHOL													
(52) In the last month I have used illegal drugs.		86.4	9.1	4.6	0.0	80.4	9.5	2.6	7.5	80.0	10.4	2.7	6.9
(53) In the last month I have abused prescription drugs.		95.5	4.6	0.0	0.0	92.2	3.4	1.4	3.1	92.7	3.4	1.1	2.7
(54) In the last month I have consumed alcohol.		59.1	36.4	4.6	0.0	54.1	28.7	9.2	8.1	54.7	29.2	8.9	7.3
(55) In the last month I have smoked cigarettes.		63.6	9.1	0.0	27.3	79.2	7.8	2.0	11.0	79.8	7.7	2.1	10.4

For items 1-43, values are percent agreeing with the statement. Students were asked to indicate the extent to which they agreed to each statement with the following scale: 1-Strongly Disagree, 2-Disagree Somewhat, 3-Agree Somewhat, 4-Strongly Agree, 5-N/A- Not applicable

Survey results highlight the percentage of students who ‘Agree Somewhat’ or ‘Agree Strongly’ with each statement.

For items 44-55, students had 4 choices: A-Never, B-Once or Twice, C-Every Week, D-Multiple Times a Week.

Newfoundland Labrador			School Climate Survey Grades 10-12, 2015-16								
NLESD - Central Region											
#414 - Fogo Island Central Academy, Fogo Island			Response Rate: 74.2								
			[N=46] SCHOOL			[N=2,156] DISTRICT			[N=12,024] PROVINCE		
			M	F	Total	M	F	Total	M	F	Total
STUDENT SATISFACTION											
1) School is a place where I like to be.			63.6	70.8	67.4	52.6	58.2	55.3	61.4	63.4	62.3
2) I am satisfied with the quality of education I am receiving at my school.			72.7	83.3	78.3	72.4	75.7	73.9	79.8	80.9	80.2
3) I am satisfied with the quality of teaching at my school.			77.3	83.3	80.4	73.0	77.4	75.2	79.5	79.7	79.5
4) My school is clean and well maintained.			72.7	87.5	80.4	72.9	73.3	73.1	74.9	73.9	74.3
5) My school work is interesting.			68.2	65.2	66.7	48.5	55.3	52.0	52.4	60.4	56.3
6) My school work is challenging.			86.4	75.0	80.4	78.3	81.6	79.9	79.4	83.2	81.2
			73.5	77.5	75.6	66.3	70.3	68.2	71.2	73.6	72.3
LEARNING OPPORTUNITIES											
7) I can get help regarding post-secondary planning at my school.			89.5	95.5	92.7	81.7	82.7	82	83.3	83.1	83.2
8) I get help regarding scholarships at my school.			89.5	100.0	94.7	78.3	80.5	79	81.0	80.6	80.8
11) I can easily access programs and services at school to get help with my school work if I need it.			86.4	79.2	82.6	51.2	51.5	77	79.6	79.6	79.6
12) My parents/guardians are available to help me with my school work if I need it.			68.2	58.3	63.0	73.4	69.0	71	73.3	68.5	71.0
13) My peers are available to help me with my school work if I need it.			77.3	83.3	80.4	79.0	81.9	81	79.5	82.8	81.1
14) If I need it, I can get help at school with problems not related to school work.			81.8	79.2	80.4	69.7	74.4	72	73.1	72.7	72.9
15) I am satisfied with the opportunities I have to use technology to learn at my school.			72.7	70.8	71.7	59.4	64.3	62	65.2	68.9	67.0
			80.8	80.9	80.8	74.0	75.8	74.9	76.4	76.6	76.5
PARTICIPATION											
16) I am satisfied with the opportunities I have to participate in physical activities at my school.			72.7	79.2	76.1	74.9	71.3	73	76.9	77.4	77.1
17) I am satisfied with the opprtunities I have to paticipate in fine arts programs and/or activities at my school(e.g., art club, band, choir, drama).			54.6	70.8	63.0	63.7	66.0	65	75.1	76.8	76.0
18) I am satisfied with the opprtunities I have to paticipate in extra-curricular groups/activities at my school.			63.6	79.2	71.7	68.6	66.9	68	75.3	77.4	76.3
19) I am satisfied with the opprtunities I have to paticipate in science activities at my school(e.g., fairs, competitions, clubs).			45.5	33.3	39.1	40.4	34.4	37	56.7	55.0	55.9
			59.1	65.6	62.5	61.9	59.6	60.9	71.0	71.6	71.3
SCHOOL CLIMATE											
20) At my school, I treat everyone with respect.			68.2	100.0	84.8	86.1	95.3	91	87.6	94.9	91.3
21) At my school, students treat each other with respect.			50.0	45.8	47.8	53.0	41.9	47	58.3	49.9	54.0
22) At my school, students treat staff with respect.			59.1	54.2	56.5	61.1	55.7	58	67.4	63.0	65.2
23) At my school, staff treat students with respect.			63.6	79.2	71.7	73.3	73.9	74	76.7	76.6	76.5
24) At my school, staff treat each other with respect.			90.9	91.3	91.1	90.9	95.1	93	92.7	95.5	94.0
25) Staff at my school care about me.			76.2	82.6	79.6	71.4	76.9	74	77.6	77.9	77.7
26) At my school, students of different sexual orientations are treated with respect.			81.0	90.9	86.1	70.4	74.9	73	77.7	80.3	79.0
27) At my school, students of different race are treated with respect.			81.3	100.0	90.6	83.4	87.9	86	87.8	89.5	88.6
37) I am treated fairly by the staff in my school.			61.9	82.6	72.7	71.9	76.0	74	77.2	78.0	77.5
38) I am satisfied with the anti-drug policies and programs being offered at my school (e.g.presentationis, guest speakers, assemblies)			57.1	70.8	64.4	62.5	80.6	63	68.8	68.4	68.6
39) There is a pressure to do drugs among students from my school.			27.3	39.1	33.3	44.6	39.9	42	40.8	33.9	37.6
			65.1	76.1	70.8	69.9	70.9	70.4	73.9	73.9	73.6
EXPECTATIONS											
9) My opinions are important at school.			59.1	65.2	62.2	51.2	51.5	52	53.9	55.2	54.5
10) I am encouraged to try my best at school.			90.9	91.7	91.3	82.1	84.1	83	83.2	86.1	84.7
36) I know the school rules/code of conduct.			71.4	82.6	77.3	74.8	84.5	80	75.9	84.2	80.0
			73.8	79.8	76.9	69.4	73.4	71.5	71.0	75.2	73.1
SAFETY											
28) I feel safe at school.			81.8	100.0	91.1	74.5	76.0	75	80.4	79.7	80.1
29) I feel safe in the school cafeteria.			81.8	100.0	91.3	76.9	80.6	79	83.8	84.0	83.9
30) I feel safe in my classrooms.			90.9	95.8	93.5	81.6	85.8	84	86.6	87.7	87.1
31) I feel safe in the school washrooms.			86.4	95.8	91.3	73.1	77.1	75	75.3	78.4	76.8
32) I feel safe in the school gym.			95.5	100.0	97.8	81.9	80.7	81	85.2	83.4	84.2
33) I feel safe in the gym change rooms.			90.5	95.7	93.2	76.0	81.0	78	79.8	83.0	81.3
34) I feel safe on the school bus.			86.4	91.3	88.9	77.5	78.6	78	81.0	76.8	78.9
35) I feel safe on school grounds.			85.7	95.8	91.1	77.2	79.0	78	80.7	81.9	81.2
			87.4	96.8	92.3	77.3	79.8	78.6	81.6	81.9	81.7
DRUGS AND ALCOHOL											
40) I am satisfied with the anti-alcohol policies and programs being offered at my school (e.g., presentations, guest speakers, assemblies)			50.0	70.8	60.9	61.4	62.2	61.8	66.3	66.1	66.2
41) There is a pressure to drink alcohol among students from my school.			50.0	37.5	43.5	53.6	49.3	51.3	48.4	43.8	46.2
42) I am satisfied with the anti-smoking policies and programs being offered at my school (e.g., presentations, guest speakers, assemblies)			42.9	47.8	45.5	58.7	56.8	57.7	62.6	61.8	62.2
43) There is a pressure to smoke cigarettes among students from my school.			54.6	33.3	43.5	42.9	37.2	40.0	37.5	31.4	34.6
			49.4	47.4	48.3	54.1	51.4	52.7	53.7	50.8	52.3

For items 1-43, values are percent agreeing with the statement. Students were asked to indicate the extent to which they agreed to each statement with the following scale: 1-Strongly Disagree, 2-Disagree Somewhat, 3-Agree Somewhat, 4-Strongly Agree, 5-N/A- Not applicable

Survey results highlight the percentage of students who ‘Agree Somewhat’ or ‘Agree Strongly’ with each statement.

For items 44-55, students had 4 choices: A-Never, B-Once or Twice, C-Every Week, D-Multiple Times a Week.

NLESD - Central Region

#414 - Fogo Island Central Academy, Fogo Island


Response Rate: 74.2

	[N=46]				[N=2,156]				[N=12,024]			
	SCHOOL				DISTRICT				PROVINCE			
	A	B	C	D	A	B	C	D	A	B	C	D
BULLYING AND HARASSMENT												
(44) In the last month I have been bullied or harassed physically (e.g. hit, kicked, pushed, shoved around, locked indoors).	69.6	26.1	4.4	0.0	79.6	13.9	3.0	3.5	83.0	12.4	1.8	2.8
(45) In the last month I have been bullied or harassed verbally (e.g. called mean names, made fun of, teased in a hurtful way).	45.7	37.0	8.7	8.7	59.3	26.5	6.2	8.0	63.2	24.9	5.6	6.3
(46) In the last month I have been bullied or harassed indirectly (e.g. left out of things on purpose, excluded from a group of friends,	60.9	30.4	4.4	4.4	62.9	22.9	7.2	7.1	66.6	21.3	6.0	6.1
(47) In the last month I have been sexually harassed (e.g. other students making sexual jokes, comments or gestures towards me).	67.4	30.4	0.0	2.2	83.6	10.2	2.3	3.9	84.3	9.9	2.3	3.5
(48) In the last month I have been bullied or harassed electronically (e.g. teased or bullied using a computer or a mobile phone).	82.6	10.9	2.2	4.4	79.7	13.3	2.9	4.2	82.5	11.8	2.3	3.3
(49) In the last month I have seen or heard about another student being bullied or harassed.	34.8	43.5	13.0	8.7	30.7	40.5	14.1	14.7	37.4	38.3	12.6	11.7
(50) In the last month I have taken part in bullying or harassing another student.	82.6	10.9	6.5	0.0	87.2	8.6	1.5	2.7	89.3	7.5	1.1	2.1
(51) In the last month I have been involved in a physical fight.	86.7	11.1	2.2	0.0	89.7	6.7	1.0	2.6	91.1	5.7	0.9	2.2
DRUGS AND ALCOHOL												
(52) In the last month I have used illegal drugs.	78.3	17.4	0.0	4.4	80.4	9.5	2.6	7.5	80.0	10.4	2.7	6.9
(53) In the last month I have abused prescription drugs.	93.5	6.5	0.0	0.0	92.2	3.4	1.4	3.1	92.7	3.4	1.1	2.7
(54) In the last month I have consumed alcohol.	32.6	43.5	19.6	4.4	54.1	28.7	9.2	8.1	54.7	29.2	8.9	7.3
(55) In the last month I have smoked cigarettes.	76.1	2.2	2.2	19.6	79.2	7.8	2.0	11.0	79.8	7.7	2.1	10.4

For items 1-43, values are percent agreeing with the statement. Students were asked to indicate the extent to which they agreed to each statement with the following scale: 1-Strongly Disagree, 2-Disagree Somewhat, 3-Agree Somewhat, 4-Strongly Agree, 5-N/A- Not applicable

Survey results highlight the percentage of students who ‘Agree Somewhat’ or ‘Agree Strongly’ with each statement.

For items 44-55, students had 4 choices: A-Never, B-Once or Twice, C-Every Week, D-Multiple Times a Week.

			School Climate Survey								
			Grades 10-12, 2015-16								
NLESD - Central Region											
#416 - Smallwood Academy, Gambo						Response Rate: 86.2					
			[N=56] SCHOOL			[N=2,156] DISTRICT			[N=12,024] PROVINCE		
			M	F	Total	M	F	Total	M	F	Total
STUDENT SATISFACTION											
1) School is a place where I like to be.			65.4	86.2	75.0	52.6	58.2	55.3	61.4	63.4	62.3
2) I am satisfied with the quality of education I am receiving at my school.			88.5	79.3	83.9	72.4	75.7	73.9	79.8	80.9	80.2
3) I am satisfied with the quality of teaching at my school.			92.0	86.2	89.1	73.0	77.4	75.2	79.5	79.7	79.5
4) My school is clean and well maintained.			100.0	96.6	98.2	72.9	73.3	73.1	74.9	73.9	74.3
5) My school work is interesting.			69.2	55.2	62.5	48.5	55.3	52.0	52.4	60.4	56.3
6) My school work is challenging.			88.5	96.3	92.6	78.3	81.6	79.9	79.4	83.2	81.2
			83.9	83.3	83.6	66.3	70.3	68.2	71.2	73.6	72.3
EARNING OPPORTUNITIES											
7) I can get help regarding post-secondary planning at my school.			100.0	92.9	96.2	81.7	82.7	82	83.3	83.1	83.2
8) I get help regarding scholarships at my school.			95.8	93.1	94.4	78.3	80.5	79	81.0	80.6	80.8
11) I can easily access programs and services at school to get help with my school work if I need it.			92.3	96.6	94.6	51.2	51.5	77	79.6	79.6	79.6
12) My parents/guardians are available to help me with my school work if I need it.			73.1	72.4	73.2	73.4	69.0	71	73.3	68.5	71.0
13) My peers are available to help me with my school work if I need it.			92.3	82.8	87.5	79.0	81.9	81	79.5	82.8	81.1
14) If I need it, I can get help at school with problems not related to school work.			92.3	93.1	92.9	69.7	74.4	72	73.1	72.7	72.9
15) I am satisfied with the opportunities I have to use technology to learn at my school.			84.6	96.6	91.1	59.4	64.3	62	65.2	68.9	67.0
			90.1	89.6	90.0	74.0	75.8	74.9	76.4	76.6	76.5
PARTICIPATION											
16) I am satisfied with the opportunities I have to participate in physical activities at my school.			100.0	86.2	92.9	74.9	71.3	73	76.9	77.4	77.1
17) I am satisfied with the opprtunities I have to paticipate in fine arts programs and/or activities at my school(e.g., art club, band, choir, drama).			80.8	79.3	80.4	63.7	66.0	65	75.1	76.8	76.0
18) I am satisfied with the opprtunities I have to paticipate in extra-curricular groups/activities at my school.			92.3	78.6	85.5	68.6	66.9	68	75.3	77.4	76.3
19) I am satisfied with the opprtunities I have to paticipate in science activities at my school(e.g., fairs, competitions, clubs).			42.3	17.2	28.6	40.4	34.4	37	56.7	55.0	55.9
			78.8	65.3	71.8	61.9	59.6	60.9	71.0	71.6	71.3
SCHOOL CLIMATE											
20) At my school, I treat everyone with respect.			96.2	100.0	98.2	86.1	95.3	91	87.6	94.9	91.3
21) At my school, students treat each other with respect.			73.1	65.5	69.6	53.0	41.9	47	58.3	49.9	54.0
22) At my school, students treat staff with respect.			96.2	93.1	94.6	61.1	55.7	58	67.4	63.0	65.2
23) At my school, staff treat students with respect.			88.5	93.1	91.1	73.3	73.9	74	76.7	76.6	76.5
24) At my school, staff treat each other with respect.			100.0	100.0	100.0	90.9	95.1	93	92.7	95.5	94.0
25) Staff at my school care about me.			92.3	89.3	90.9	71.4	76.9	74	77.6	77.9	77.7
26) At my school, students of different sexual orientations are treated with respect.			96.0	100.0	98.2	70.4	74.9	73	77.7	80.3	79.0
27) At my school, students of different race are treated with respect.			100.0	100.0	100.0	83.4	87.9	86	87.8	89.5	88.6
37) I am treated fairly by the staff in my school.			84.6	96.6	91.1	71.9	76.0	74	77.2	78.0	77.5
38) I am satisfied with the anti-drug policies and programs being offered at my school (e.g.presentationis, guest speakers, assemblies)			92.0	89.3	88.9	62.5	80.6	63	68.8	68.4	68.6
39) There is a pressure to do drugs among students from my school.			23.1	20.7	23.2	44.6	39.9	42	40.8	33.9	37.6
			85.6	86.1	86.0	69.9	70.9	70.4	73.9	73.9	73.6
EXPECTATIONS											
9) My opinions are important at school.			61.5	77.8	70.4	51.2	51.5	52	53.9	55.2	54.5
10) I am encouraged to try my best at school.			100.0	93.1	96.4	82.1	84.1	83	83.2	86.1	84.7
36) I know the school rules/code of conduct.			88.5	96.6	92.9	74.8	84.5	80	75.9	84.2	80.0
			83.3	89.1	86.6	69.4	73.4	71.5	71.0	75.2	73.1
SAFETY											
28) I feel safe at school.			92.3	92.9	92.7	74.5	76.0	75	80.4	79.7	80.1
29) I feel safe in the school cafeteria.			92.9	86.7	90.0	76.9	80.6	79	83.8	84.0	83.9
30) I feel safe in my classrooms.			92.3	96.6	94.6	81.6	85.8	84	86.6	87.7	87.1
31) I feel safe in the school washrooms.			92.3	96.4	94.6	73.1	77.1	75	75.3	78.4	76.8
32) I feel safe in the school gym.			96.2	89.7	92.9	81.9	80.7	81	85.2	83.4	84.2
33) I feel safe in the gym change rooms.			92.0	96.3	92.5	76.0	81.0	78	79.8	83.0	81.3
34) I feel safe on the school bus.			92.3	92.3	92.5	77.5	78.6	78	81.0	76.8	78.9
35) I feel safe on school grounds.			92.3	89.3	90.9	77.2	79.0	78	80.7	81.9	81.2
			92.8	92.5	92.6	77.3	79.8	78.6	81.6	81.9	81.7
DRUGS AND ALCOHOL											
40) I am satisfied with the anti-alcohol policies and programs being offered at my school (e.g., presentations, guest speakers, assemblies)			88.5	89.3	87.3	61.4	62.2	61.8	66.3	66.1	66.2
41) There is a pressure to drink alcohol among students from my school.			53.9	34.5	44.6	53.6	49.3	51.3	48.4	43.8	46.2
42) I am satisfied with the anti-smoking policies and programs being offered at my school (e.g., presentations, guest speakers, assemblies)			91.7	78.6	83.0	58.7	56.8	57.7	62.6	61.8	62.2
43) There is a pressure to smoke cigarettes among students from my school.			26.9	13.8	21.4	42.9	37.2	40.0	37.5	31.4	34.6
			65.2	54.0	59.1	54.1	51.4	52.7	53.7	50.8	52.3

For items 1-43, values are percent agreeing with the statement. Students were asked to indicate the extent to which they agreed to each statement with the following scale: 1-Strongly Disagree, 2-Disagree Somewhat, 3-Agree Somewhat, 4-Strongly Agree, 5-N/A- Not applicable

Survey results highlight the percentage of students who ‘Agree Somewhat’ or ‘Agree Strongly’ with each statement.

For items 44-55, students had 4 choices: A-Never, B-Once or Twice, C-Every Week, D-Multiple Times a Week.

<div><div><div>Newfoundland Labrador</div></div><div>School Climate Survey Grades 10-12, 2015-16</div></div>												
NLESD - Central Region												
#416 - Smallwood Academy, Gambo												
Response Rate: 86.2												
	[N=56]				[N=2,156]				[N=12,024]			
	SCHOOL				DISTRICT				PROVINCE			
	A	B	C	D	A	B	C	D	A	B	C	D
BULLYING AND HARASSMENT												
(44) In the last month I have been bullied or harassed physically (e.g. hit, kicked, pushed, shoved around, locked indoors).	85.7	12.5	1.8	0.0	79.6	13.9	3.0	3.5	83.0	12.4	1.8	2.8
(45) In the last month I have been bullied or harassed verbally (e.g. called mean names, made fun of, teased in a hurtful way).	50.0	41.1	3.6	5.4	59.3	26.5	6.2	8.0	63.2	24.9	5.6	6.3
(46) In the last month I have been bullied or harassed indirectly (e.g. left out of things on purpose, excluded from a group of friends,	57.1	26.8	10.7	5.4	62.9	22.9	7.2	7.1	66.6	21.3	6.0	6.1
(47) In the last month I have been sexually harassed (e.g. other students making sexual jokes, comments or gestures towards me).	87.5	8.9	3.6	0.0	83.6	10.2	2.3	3.9	84.3	9.9	2.3	3.5
(48) In the last month I have been bullied or harassed electronically (e.g. teased or bullied using a computer or a mobile phone).	73.2	25.0	0.0	1.8	79.7	13.3	2.9	4.2	82.5	11.8	2.3	3.3
(49) In the last month I have seen or heard about another student being bullied or harassed.	23.2	55.4	14.3	7.1	30.7	40.5	14.1	14.7	37.4	38.3	12.6	11.7
(50) In the last month I have taken part in bullying or harassing another student.	91.1	8.9	0.0	0.0	87.2	8.6	1.5	2.7	89.3	7.5	1.1	2.1
(51) In the last month I have been involved in a physical fight.	92.9	7.1	0.0	0.0	89.7	6.7	1.0	2.6	91.1	5.7	0.9	2.2
DRUGS AND ALCOHOL												
(52) In the last month I have used illegal drugs.	91.1	7.1	0.0	1.8	80.4	9.5	2.6	7.5	80.0	10.4	2.7	6.9
(53) In the last month I have abused prescription drugs.	98.2	1.8	0.0	0.0	92.2	3.4	1.4	3.1	92.7	3.4	1.1	2.7
(54) In the last month I have consumed alcohol.	55.4	37.5	3.6	3.6	54.1	28.7	9.2	8.1	54.7	29.2	8.9	7.3
(55) In the last month I have smoked cigarettes.	85.7	10.7	0.0	3.6	79.2	7.8	2.0	11.0	79.8	7.7	2.1	10.4

For items 1-43, values are percent agreeing with the statement. Students were asked to indicate the extent to which they agreed to each statement with the following scale: 1-Strongly Disagree, 2-Disagree Somewhat, 3-Agree Somewhat, 4-Strongly Agree, 5-N/A- Not applicable

Survey results highlight the percentage of students who ‘Agree Somewhat’ or ‘Agree Strongly’ with each statement.

For items 44-55, students had 4 choices: A-Never, B-Once or Twice, C-Every Week, D-Multiple Times a Week.

Newfoundland
Labrador

School Climate Survey

Grades 10-12, 2015-16

NLESD - Central Region

#418 - Gander Collegiate, Gander


Response Rate: 60.0

	[N=241] SCHOOL			[N=2,156] DISTRICT			[N=12,024] PROVINCE		
	M	F	Total	M	F	Total	M	F	Total
STUDENT SATISFACTION									
1) School is a place where I like to be.	70.2	72.3	70.8	52.6	58.2	55.3	61.4	63.4	62.3
2) I am satisfied with the quality of education I am receiving at my school.	79.7	84.9	81.6	72.4	75.7	73.9	79.8	80.9	80.2
3) I am satisfied with the quality of teaching at my school.	80.4	87.9	83.5	73.0	77.4	75.2	79.5	79.7	79.5
4) My school is clean and well maintained.	84.8	85.6	85.2	72.9	73.3	73.1	74.9	73.9	74.3
5) My school work is interesting.	60.4	67.0	63.7	48.5	55.3	52.0	52.4	60.4	56.3
6) My school work is challenging.	79.8	84.6	82.4	78.3	81.6	79.9	79.4	83.2	81.2
	75.9	80.4	77.9	66.3	70.3	68.2	71.2	73.6	72.3
LEARNING OPPORTUNITIES									
7) I can get help regarding post-secondary planning at my school.	89.2	92.9	91.5	81.7	82.7	82	83.3	83.1	83.2
8) I get help regarding scholarships at my school.	82.5	86.6	85.1	78.3	80.5	79	81.0	80.6	80.8
11) I can easily access programs and services at school to get help with my school work if I need it.	83.2	85.7	84.9	51.2	51.5	77	79.6	79.6	79.6
12) My parents/guardians are available to help me with my school work if I need it.	77.7	72.4	75.4	73.4	69.0	71	73.3	68.5	71.0
13) My peers are available to help me with my school work if I need it.	88.5	84.9	86.6	79.0	81.9	81	79.5	82.8	81.1
14) If I need it, I can get help at school with problems not related to school work.	82.3	84.6	84.0	69.7	74.4	72	73.1	72.7	72.9
15) I am satisfied with the opportunities I have to use technology to learn at my school.	69.0	75.4	71.9	59.4	64.3	62	65.2	68.9	67.0
	81.8	83.2	82.8	74.0	75.8	74.9	76.4	76.6	76.5
PARTICIPATION									
16) I am satisfied with the opportunities I have to participate in physical activities at my school.	82.5	75.6	79.2	74.9	71.3	73	76.9	77.4	77.1
17) I am satisfied with the opprtunities I have to paticipate in fine arts programs and/or activities at my school(e.g., art club, band, choir, drama).	85.8	89.0	87.4	63.7	66.0	65	75.1	76.8	76.0
18) I am satisfied with the opprtunities I have to paticipate in extra-curricular groups/activities at my school.	85.1	84.9	85.0	68.6	66.9	68	75.3	77.4	76.3
19) I am satisfied with the opprtunities I have to paticipate in science activities at my school(e.g., fairs, competitions, clubs).	52.2	48.3	49.6	40.4	34.4	37	56.7	55.0	55.9
	76.4	74.4	75.3	61.9	59.6	60.9	71.0	71.6	71.3
SCHOOL CLIMATE									
20) At my school, I treat everyone with respect.	90.2	96.6	93.7	86.1	95.3	91	87.6	94.9	91.3
21) At my school, students treat each other with respect.	62.2	60.5	61.6	53.0	41.9	47	58.3	49.9	54.0
22) At my school, students treat staff with respect.	74.3	74.8	75.0	61.1	55.7	58	67.4	63.0	65.2
23) At my school, staff treat students with respect.	81.6	82.1	81.9	73.3	73.9	74	76.7	76.6	76.5
24) At my school, staff treat each other with respect.	94.7	94.9	94.5	90.9	95.1	93	92.7	95.5	94.0
25) Staff at my school care about me.	78.0	86.7	82.5	71.4	76.9	74	77.6	77.9	77.7
26) At my school, students of different sexual orientations are treated with respect.	82.4	81.0	82.2	70.4	74.9	73	77.7	80.3	79.0
27) At my school, students of different race are treated with respect.	89.2	93.2	91.5	83.4	87.9	86	87.8	89.5	88.6
37) I am treated fairly by the staff in my school.	83.5	84.6	84.5	71.9	76.0	74	77.2	78.0	77.5
38) I am satisfied with the anti-drug policies and programs being offered at my school (e.g.presentationis, guest speakers, assemblies)	74.5	75.2	74.2	62.5	80.6	63	68.8	68.4	68.6
39) There is a pressure to do drugs among students from my school.	36.0	31.4	33.6	44.6	39.9	42	40.8	33.9	37.6
	77.0	78.3	77.7	69.9	70.9	70.4	73.9	73.9	73.6
EXPECTATIONS									
9) My opinions are important at school.	62.0	71.2	67.2	51.2	51.5	52	53.9	55.2	54.5
10) I am encouraged to try my best at school.	88.4	91.5	89.8	82.1	84.1	83	83.2	86.1	84.7
36) I know the school rules/code of conduct.	79.3	88.0	83.8	74.8	84.5	80	75.9	84.2	80.0
	76.5	83.6	80.3	69.4	73.4	71.5	71.0	75.2	73.1
SAFETY									
28) I feel safe at school.	88.5	87.3	88.2	74.5	76.0	75	80.4	79.7	80.1
29) I feel safe in the school cafeteria.	90.0	90.4	90.1	76.9	80.6	79	83.8	84.0	83.9
30) I feel safe in my classrooms.	90.1	92.3	91.4	81.6	85.8	84	86.6	87.7	87.1
31) I feel safe in the school washrooms.	86.5	82.8	84.6	73.1	77.1	75	75.3	78.4	76.8
32) I feel safe in the school gym.	90.0	88.5	89.1	81.9	80.7	81	85.2	83.4	84.2
33) I feel safe in the gym change rooms.	90.0	83.0	86.8	76.0	81.0	78	79.8	83.0	81.3
34) I feel safe on the school bus.	86.3	77.8	82.4	77.5	78.6	78	81.0	76.8	78.9
35) I feel safe on school grounds.	89.1	86.4	87.6	77.2	79.0	78	80.7	81.9	81.2
	88.8	86.1	87.5	77.3	79.8	78.6	81.6	81.9	81.7
DRUGS AND ALCOHOL									
40) I am satisfied with the anti-alcohol policies and programs being offered at my school (e.g., presentations, guest speakers, assemblies)	75.0	69.9	72.2	61.4	62.2	61.8	66.3	66.1	66.2
41) There is a pressure to drink alcohol among students from my school.	52.3	49.6	50.0	53.6	49.3	51.3	48.4	43.8	46.2
42) I am satisfied with the anti-smoking policies and programs being offered at my school (e.g., presentations, guest speakers, assemblies)	70.8	67.0	67.9	58.7	56.8	57.7	62.6	61.8	62.2
43) There is a pressure to smoke cigarettes among students from my school.	34.2	34.2	33.8	42.9	37.2	40.0	37.5	31.4	34.6
	58.1	55.2	56.0	54.1	51.4	52.7	53.7	50.8	52.3

For items 1-43, values are percent agreeing with the statement. Students were asked to indicate the extent to which they agreed to each statement with the following scale: 1-Strongly Disagree, 2-Disagree Somewhat, 3-Agree Somewhat, 4-Strongly Agree, 5-N/A- Not applicable

Survey results highlight the percentage of students who ‘Agree Somewhat’ or ‘Agree Strongly’ with each statement.

For items 44-55, students had 4 choices: A-Never, B-Once or Twice, C-Every Week, D-Multiple Times a Week.



School Climate Survey

Grades 10-12, 2015-16

NLESD - Central Region

#418 - Gander Collegiate, Gander

Response Rate: 60.0

	[N=241] SCHOOL				[N=2,156] DISTRICT				[N=12,024] PROVINCE			
	A	B	C	D	A	B	C	D	A	B	C	D
BULLYING AND HARASSMENT												
44) In the last month I have been bullied or harassed physically (e.g. hit, kicked, pushed, shoved around, locked indoors).	85.3	10.9	1.7	2.1	79.6	13.9	3.0	3.5	83.0	12.4	1.8	2.8
45) In the last month I have been bullied or harassed verbally (e.g. called mean names, made fun of, teased in a hurtful way).	65.6	23.5	5.5	5.5	59.3	26.5	6.2	8.0	63.2	24.9	5.6	6.3
46) In the last month I have been bullied or harassed indirectly (e.g. left out of things on purpose, excluded from a group of friends,	65.1	23.8	7.7	3.4	62.9	22.9	7.2	7.1	66.6	21.3	6.0	6.1
47) In the last month I have been sexually harassed (e.g. other students making sexual jokes, comments or gestures towards me).	84.7	9.8	2.6	3.0	83.6	10.2	2.3	3.9	84.3	9.9	2.3	3.5
48) In the last month I have been bullied or harassed electronically (e.g. teased or bullied using a computer or a mobile phone).	78.5	13.5	4.2	3.8	79.7	13.3	2.9	4.2	82.5	11.8	2.3	3.3
49) In the last month I have seen or heard about another student being bullied or harassed.	33.3	42.3	13.3	11.1	30.7	40.5	14.1	14.7	37.4	38.3	12.6	11.7
50) In the last month I have taken part in bullying or harassing another student.	89.7	8.1	1.7	0.4	87.2	8.6	1.5	2.7	89.3	7.5	1.1	2.1
51) In the last month I have been involved in a physical fight.	93.2	3.8	1.7	1.3	89.7	6.7	1.0	2.6	91.1	5.7	0.9	2.2
DRUGS AND ALCOHOL												
52) In the last month I have used illegal drugs.	88.5	7.7	1.3	2.6	80.4	9.5	2.6	7.5	80.0	10.4	2.7	6.9
53) In the last month I have abused prescription drugs.	95.3	1.7	2.1	0.9	92.2	3.4	1.4	3.1	92.7	3.4	1.1	2.7
54) In the last month I have consumed alcohol.	67.5	21.4	6.8	4.3	54.1	28.7	9.2	8.1	54.7	29.2	8.9	7.3
55) In the last month I have smoked cigarettes.	88.0	5.2	1.7	5.2	79.2	7.8	2.0	11.0	79.8	7.7	2.1	10.4

For items 1-43, values are percent agreeing with the statement. Students were asked to indicate the extent to which they agreed to each statement with the following scale: 1-Strongly Disagree, 2-Disagree Somewhat, 3-Agree Somewhat, 4-Strongly Agree, 5-N/A- Not applicable

Survey results highlight the percentage of students who ‘Agree Somewhat’ or ‘Agree Strongly’ with each statement.


For items 44-55, students had 4 choices: A-Never, B-Once or Twice, C-Every Week, D-Multiple Times a Week.

Newfoundland Labrador			School Climate Survey Grades 10-12, 2015-16								
NLESD - Central Region											
#421 - Lakewood Academy, Glenwood			Response Rate: 68.2								
			[N=30] SCHOOL			[N=2,156] DISTRICT			[N=12,024] PROVINCE		
			M	E	Total	M	E	Total	M	E	Total
STUDENT SATISFACTION											
1) School is a place where I like to be.			64.3	56.3	60.0	52.6	58.2	55.3	61.4	63.4	62.3
2) I am satisfied with the quality of education I am receiving at my school.			85.7	87.5	86.7	72.4	75.7	73.9	79.8	80.9	80.2
3) I am satisfied with the quality of teaching at my school.			92.9	87.5	90.0	73.0	77.4	75.2	79.5	79.7	79.5
4) My school is clean and well maintained.			100.0	87.5	93.3	72.9	73.3	73.1	74.9	73.9	74.3
5) My school work is interesting.			85.7	50.0	66.7	48.5	55.3	52.0	52.4	60.4	56.3
6) My school work is challenging.			78.6	75.0	76.7	78.3	81.6	79.9	79.4	83.2	81.2
			84.5	74.0	78.9	66.3	70.3	68.2	71.2	73.6	72.3
LEARNING OPPORTUNITIES											
7) I can get help regarding post-secondary planning at my school.			84.6	75.0	79.3	81.7	82.7	82	83.3	83.1	83.2
8) I get help regarding scholarships at my school.			75.0	68.8	71.4	78.3	80.5	79	81.0	80.6	80.8
11) I can easily access programs and services at school to get help with my school work if I need it.			85.7	62.5	73.3	51.2	51.5	77	79.6	79.6	79.6
12) My parents/guardians are available to help me with my school work if I need it.			78.6	62.5	70.0	73.4	69.0	71	73.3	68.5	71.0
13) My peers are available to help me with my school work if I need it.			85.7	75.0	80.0	79.0	81.9	81	79.5	82.8	81.1
14) If I need it, I can get help at school with problems not related to school work.			85.7	75.0	80.0	69.7	74.4	72	73.1	72.7	72.9
15) I am satisfied with the opportunities I have to use technology to learn at my school.			64.3	75.0	70.0	59.4	64.3	62	65.2	68.9	67.0
			79.9	70.5	74.9	74.0	75.8	74.9	76.4	76.6	76.5
PARTICIPATION											
16) I am satisfied with the opportunities I have to participate in physical activities at my school.			78.6	68.8	73.3	74.9	71.3	73	76.9	77.4	77.1
17) I am satisfied with the opprtunities I have to paticipate in fine arts programs and/or activities at my school(e.g., art club, band, choir, drama).			64.3	68.8	66.7	63.7	66.0	65	75.1	76.8	76.0
18) I am satisfied with the opprtunities I have to paticipate in extra-curricular groups/activities at my school.			85.7	75.0	80.0	68.6	66.9	68	75.3	77.4	76.3
19) I am satisfied with the opprtunities I have to paticipate in science activities at my school(e.g., fairs, competitions, clubs).			23.1	43.8	34.5	40.4	34.4	37	56.7	55.0	55.9
			62.9	64.1	63.6	61.9	59.6	60.9	71.0	71.6	71.3
SCHOOL CLIMATE											
20) At my school, I treat everyone with respect.			92.9	93.3	93.1	86.1	95.3	91	87.6	94.9	91.3
21) At my school, students treat each other with respect.			78.6	56.3	66.7	53.0	41.9	47	58.3	49.9	54.0
22) At my school, students treat staff with respect.			85.7	68.8	76.7	61.1	55.7	58	67.4	63.0	65.2
23) At my school, staff treat students with respect.			78.6	62.5	70.0	73.3	73.9	74	76.7	76.6	76.5
24) At my school, staff treat each other with respect.			92.9	81.3	86.7	90.9	95.1	93	92.7	95.5	94.0
25) Staff at my school care about me.			85.7	61.5	74.1	71.4	76.9	74	77.6	77.9	77.7
26) At my school, students of different sexual orientations are treated with respect.			70.0	66.7	68.2	70.4	74.9	73	77.7	80.3	79.0
27) At my school, students of different race are treated with respect.			75.0	57.1	63.6	83.4	87.9	86	87.8	89.5	88.6
37) I am treated fairly by the staff in my school.			78.6	75.0	76.7	71.9	76.0	74	77.2	78.0	77.5
38) I am satisfied with the anti-drug policies and programs being offered at my school (e.g.presentatiions, guest speakers, assemblies)			71.4	86.7	79.3	62.5	80.6	63	68.8	68.4	68.6
39) There is a pressure to do drugs among students from my school.			21.4	18.8	20.0	44.6	39.9	42	40.8	33.9	37.6
			75.5	66.2	70.5	69.9	70.9	70.4	73.9	73.9	73.6
EXPECTATIONS											
9) My opinions are important at school.			71.4	60.0	65.5	51.2	51.5	52	53.9	55.2	54.5
10) I am encouraged to try my best at school.			85.7	81.3	83.3	82.1	84.1	83	83.2	86.1	84.7
36) I know the school rules/code of conduct.			78.6	93.8	86.7	74.8	84.5	80	75.9	84.2	80.0
			78.6	78.3	78.5	69.4	73.4	71.5	71.0	75.2	73.1
SAFETY											
28) I feel safe at school.			92.9	87.5	90.0	74.5	76.0	75	80.4	79.7	80.1
29) I feel safe in the school cafeteria.			50.0	66.7	62.5	76.9	80.6	79	83.8	84.0	83.9
30) I feel safe in my classrooms.			92.9	81.3	86.7	81.6	85.8	84	86.6	87.7	87.1
31) I feel safe in the school washrooms.			92.9	87.5	90.0	73.1	77.1	75	75.3	78.4	76.8
32) I feel safe in the school gym.			92.9	75.0	83.3	81.9	80.7	81	85.2	83.4	84.2
33) I feel safe in the gym change rooms.			92.9	75.0	83.3	76.0	81.0	78	79.8	83.0	81.3
34) I feel safe on the school bus.			90.0	87.5	88.5	77.5	78.6	78	81.0	76.8	78.9
35) I feel safe on school grounds.			92.9	93.3	93.1	77.2	79.0	78	80.7	81.9	81.2
			87.1	81.7	84.7	77.3	79.8	78.6	81.6	81.9	81.7
DRUGS AND ALCOHOL											
40) I am satisfied with the anti-alcohol policies and programs being offered at my school (e.g., presentations, guest speakers, assemblies)			64.3	85.7	75.0	61.4	62.2	61.8	66.3	66.1	66.2
41) There is a pressure to drink alcohol among students from my school.			50.0	37.5	43.3	53.6	49.3	51.3	48.4	43.8	46.2
42) I am satisfied with the anti-smoking policies and programs being offered at my school (e.g., presentations, guest speakers, assemblies)			64.3	73.3	69.0	58.7	56.8	57.7	62.6	61.8	62.2
43) There is a pressure to smoke cigarettes among students from my school.			42.9	40.0	41.4	42.9	37.2	40.0	37.5	31.4	34.6
			55.4	59.1	57.2	54.1	51.4	52.7	53.7	50.8	52.3

For items 1-43, values are percent agreeing with the statement. Students were asked to indicate the extent to which they agreed to each statement with the following scale: 1-Strongly Disagree, 2-Disagree Somewhat, 3-Agree Somewhat, 4-Strongly Agree, 5-N/A- Not applicable

Survey results highlight the percentage of students who ‘Agree Somewhat’ or ‘Agree Strongly’ with each statement.


For items 44-55, students had 4 choices: A-Never, B-Once or Twice, C-Every Week, D-Multiple Times a Week.

		School Climate Survey Grades 10-12, 2015-16											
NLESD - Central Region		Response Rate: 68.2											
#421 - Lakewood Academy, Glenwood													
		[N=30] SCHOOL				[N=2,156] DISTRICT				[N=12,024] PROVINCE			
BULLYING AND HARASSMENT		A	B	C	D	A	B	C	D	A	B	C	D
(44) In the last month I have been bullied or harassed physically (e.g. hit, kicked, pushed, shoved around, locked indoors).		80.0	20.0	0.0	0.0	79.6	13.9	3.0	3.5	83.0	12.4	1.8	2.8
(45) In the last month I have been bullied or harassed verbally (e.g. called mean names, made fun of, teased in a hurtful way).		63.3	30.0	6.7	0.0	59.3	26.5	6.2	8.0	63.2	24.9	5.6	6.3
(46) In the last month I have been bullied or harassed indirectly (e.g. left out of things on purpose, excluded from a group of friends,		70.0	23.3	6.7	0.0	62.9	22.9	7.2	7.1	66.6	21.3	6.0	6.1
(47) In the last month I have been sexually harassed (e.g. other students making sexual jokes, comments or gestures towards me).		93.3	3.3	3.3	0.0	83.6	10.2	2.3	3.9	84.3	9.9	2.3	3.5
(48) In the last month I have been bullied or harassed electronically (e.g. teased or bullied using a computer or a mobile phone).		86.7	13.3	0.0	0.0	79.7	13.3	2.9	4.2	82.5	11.8	2.3	3.3
(49) In the last month I have seen or heard about another student being bullied or harassed.		56.7	26.7	13.3	3.3	30.7	40.5	14.1	14.7	37.4	38.3	12.6	11.7
(50) In the last month I have taken part in bullying or harassing another student.		93.3	6.7	0.0	0.0	87.2	8.6	1.5	2.7	89.3	7.5	1.1	2.1
(51) In the last month I have been involved in a physical fight.		90.0	10.0	0.0	0.0	89.7	6.7	1.0	2.6	91.1	5.7	0.9	2.2
DRUGS AND ALCOHOL													
(52) In the last month I have used illegal drugs.		90.0	3.3	0.0	6.7	80.4	9.5	2.6	7.5	80.0	10.4	2.7	6.9
(53) In the last month I have abused prescription drugs.		96.7	3.3	0.0	0.0	92.2	3.4	1.4	3.1	92.7	3.4	1.1	2.7
(54) In the last month I have consumed alcohol.		33.3	53.3	10.0	3.3	54.1	28.7	9.2	8.1	54.7	29.2	8.9	7.3
(55) In the last month I have smoked cigarettes.		63.3	10.0	0.0	26.7	79.2	7.8	2.0	11.0	79.8	7.7	2.1	10.4

For items 1-43, values are percent agreeing with the statement. Students were asked to indicate the extent to which they agreed to each statement with the following scale: 1-Strongly Disagree, 2-Disagree Somewhat, 3-Agree Somewhat, 4-Strongly Agree, 5-N/A- Not applicable

Survey results highlight the percentage of students who ‘Agree Somewhat’ or ‘Agree Strongly’ with each statement.


For items 44-55, students had 4 choices: A-Never, B-Once or Twice, C-Every Week, D-Multiple Times a Week.

			School Climate Survey								
			Grades 10-12, 2015-16								
NLESD - Central Region											
#422 - Glovertown Academy, Glovertown						Response Rate: 83.5					
			[N=76] SCHOOL			[N=2,156] DISTRICT			[N=12,024] PROVINCE		
			M	F	Total	M	F	Total	M	F	Total
STUDENT SATISFACTION											
1) School is a place where I like to be.			38.9	64.1	51.3	52.6	58.2	55.3	61.4	63.4	62.3
2) I am satisfied with the quality of education I am receiving at my school.			47.2	71.8	60.5	72.4	75.7	73.9	79.8	80.9	80.2
3) I am satisfied with the quality of teaching at my school.			50.0	76.9	64.5	73.0	77.4	75.2	79.5	79.7	79.5
4) My school is clean and well maintained.			52.8	56.4	55.3	72.9	73.3	73.1	74.9	73.9	74.3
5) My school work is interesting.			34.3	63.2	48.7	48.5	55.3	52.0	52.4	60.4	56.3
6) My school work is challenging.			77.8	84.6	81.6	78.3	81.6	79.9	79.4	83.2	81.2
			50.2	69.5	60.3	66.3	70.3	68.2	71.2	73.6	72.3
LEARNING OPPORTUNITIES											
7) I can get help regarding post-secondary planning at my school.			70.8	75.9	73.6	81.7	82.7	82	83.3	83.1	83.2
8) I get help regarding scholarships at my school.			60.9	72.4	67.3	78.3	80.5	79	81.0	80.6	80.8
11) I can easily access programs and services at school to get help with my school work if I need it.			77.8	74.4	76.3	51.2	51.5	77	79.6	79.6	79.6
12) My parents/guardians are available to help me with my school work if I need it.			77.1	56.4	65.3	73.4	69.0	71	73.3	68.5	71.0
13) My peers are available to help me with my school work if I need it.			85.7	79.5	82.7	79.0	81.9	81	79.5	82.8	81.1
14) If I need it, I can get help at school with problems not related to school work.			66.7	76.9	72.4	69.7	74.4	72	73.1	72.7	72.9
15) I am satisfied with the opportunities I have to use technology to learn at my school.			63.9	63.2	64.0	59.4	64.3	62	65.2	68.9	67.0
			71.8	71.2	71.7	74.0	75.8	74.9	76.4	76.6	76.5
PARTICIPATION											
16) I am satisfied with the opportunities I have to participate in physical activities at my school.			77.1	84.6	81.3	74.9	71.3	73	76.9	77.4	77.1
17) I am satisfied with the opprtunities I have to paticipate in fine arts programs and/or activities at my school(e.g., art club, band, choir, drama).			55.6	74.4	65.8	63.7	66.0	65	75.1	76.8	76.0
18) I am satisfied with the opprtunities I have to paticipate in extra-curricular groups/activities at my school.			80.0	71.8	76.0	68.6	66.9	68	75.3	77.4	76.3
19) I am satisfied with the opprtunities I have to paticipate in science activities at my school(e.g., fairs, competitions, clubs).			38.9	20.5	29.0	40.4	34.4	37	56.7	55.0	55.9
			62.9	62.8	63.0	61.9	59.6	60.9	71.0	71.6	71.3
SCHOOL CLIMATE											
20) At my school, I treat everyone with respect.			83.3	100.0	92.1	86.1	95.3	91	87.6	94.9	91.3
21) At my school, students treat each other with respect.			25.0	23.1	23.7	53.0	41.9	47	58.3	49.9	54.0
22) At my school, students treat staff with respect.			38.9	41.0	39.5	61.1	55.7	58	67.4	63.0	65.2
23) At my school, staff treat students with respect.			63.9	61.5	63.2	73.3	73.9	74	76.7	76.6	76.5
24) At my school, staff treat each other with respect.			88.6	97.4	93.3	90.9	95.1	93	92.7	95.5	94.0
25) Staff at my school care about me.			77.1	76.9	77.3	71.4	76.9	74	77.6	77.9	77.7
26) At my school, students of different sexual orientations are treated with respect.			57.1	75.7	67.1	70.4	74.9	73	77.7	80.3	79.0
27) At my school, students of different race are treated with respect.			65.6	81.1	72.9	83.4	87.9	86	87.8	89.5	88.6
37) I am treated fairly by the staff in my school.			54.3	53.9	53.3	71.9	76.0	74	77.2	78.0	77.5
38) I am satisfied with the anti-drug policies and programs being offered at my school (e.g.presentation, guest speakers, assemblies)			65.7	59.5	63.0	62.5	80.6	63	68.8	68.4	68.6
39) There is a pressure to do drugs among students from my school.			51.4	69.2	60.0	44.6	39.9	42	40.8	33.9	37.6
			61.0	67.2	64.1	69.9	70.9	70.4	73.9	73.9	73.6
EXPECTATIONS											
9) My opinions are important at school.			33.3	38.5	35.5	51.2	51.5	52	53.9	55.2	54.5
10) I am encouraged to try my best at school.			75.0	86.8	81.3	82.1	84.1	83	83.2	86.1	84.7
36) I know the school rules/code of conduct.			66.7	82.1	73.7	74.8	84.5	80	75.9	84.2	80.0
			58.3	69.1	63.5	69.4	73.4	71.5	71.0	75.2	73.1
SAFETY											
28) I feel safe at school.			72.2	66.7	69.7	74.5	76.0	75	80.4	79.7	80.1
29) I feel safe in the school cafeteria.			76.7	81.5	79.3	76.9	80.6	79	83.8	84.0	83.9
30) I feel safe in my classrooms.			75.0	74.4	75.0	81.6	85.8	84	86.6	87.7	87.1
31) I feel safe in the school washrooms.			72.2	66.7	69.7	73.1	77.1	75	75.3	78.4	76.8
32) I feel safe in the school gym.			72.2	59.0	65.8	81.9	80.7	81	85.2	83.4	84.2
33) I feel safe in the gym change rooms.			72.2	74.4	73.7	76.0	81.0	78	79.8	83.0	81.3
34) I feel safe on the school bus.			75.0	69.7	71.2	77.5	78.6	78	81.0	76.8	78.9
35) I feel safe on school grounds.			72.2	71.1	70.7	77.2	79.0	78	80.7	81.9	81.2
			73.5	70.4	71.9	77.3	79.8	78.6	81.6	81.9	81.7
DRUGS AND ALCOHOL											
40) I am satisfied with the anti-alcohol policies and programs being offered at my school (e.g., presentations, guest speakers, assemblies)			61.8	59.5	61.1	61.4	62.2	61.8	66.3	66.1	66.2
41) There is a pressure to drink alcohol among students from my school.			45.7	76.3	62.2	53.6	49.3	51.3	48.4	43.8	46.2
42) I am satisfied with the anti-smoking policies and programs being offered at my school (e.g., presentations, guest speakers, assemblies)			58.8	37.1	47.1	58.7	56.8	57.7	62.6	61.8	62.2
43) There is a pressure to smoke cigarettes among students from my school.			50.0	71.1	61.3	42.9	37.2	40.0	37.5	31.4	34.6
			54.1	61.0	57.9	54.1	51.4	52.7	53.7	50.8	52.3

For items 1-43, values are percent agreeing with the statement. Students were asked to indicate the extent to which they agreed to each statement with the following scale: 1-Strongly Disagree, 2-Disagree Somewhat, 3-Agree Somewhat, 4-Strongly Agree, 5-N/A- Not applicable

Survey results highlight the percentage of students who ‘Agree Somewhat’ or ‘Agree Strongly’ with each statement.

For items 44-55, students had 4 choices: A-Never, B-Once or Twice, C-Every Week, D-Multiple Times a Week.

												
School Climate Survey Grades 10-12, 2015-16												
NLESD - Central Region												
#422 - Glovertown Academy, Glovertown												
Response Rate: 83.5												
BULLYING AND HARASSMENT (44) In the last month I have been bullied or harassed physically (e.g. hit, kicked, pushed, shoved around, locked indoors). (45) In the last month I have been bullied or harassed verbally (e.g. called mean names, made fun of, teased in a hurtful way). (46) In the last month I have been bullied or harassed indirectly (e.g. left out of things on purpose, excluded from a group of friends, (47) In the last month I have been sexually harassed (e.g. other students making sexual jokes, comments or gestures towards me). (48) In the last month I have been bullied or harassed electronically (e.g. teased or bullied using a computer or a mobile phone). (49) In the last month I have seen or heard about another student being bullied or harassed. (50) In the last month I have taken part in bullying or harassing another student. (51) In the last month I have been involved in a physical fight. DRUGS AND ALCOHOL (52) In the last month I have used illegal drugs. (53) In the last month I have abused prescription drugs. (54) In the last month I have consumed alcohol. (55) In the last month I have smoked cigarettes.	[N=76] <u>SCHOOL</u>				[N=2,156] <u>DISTRICT</u>				[N=12,024] <u>PROVINCE</u>			
	<u>A</u>	<u>B</u>	<u>C</u>	<u>D</u>	<u>A</u>	<u>B</u>	<u>C</u>	<u>D</u>	<u>A</u>	<u>B</u>	<u>C</u>	<u>D</u>
	69.7	23.7	2.6	4.0	79.6	13.9	3.0	3.5	83.0	12.4	1.8	2.8
	38.2	40.8	9.2	11.8	59.3	26.5	6.2	8.0	63.2	24.9	5.6	6.3
	59.2	29.0	6.6	5.3	62.9	22.9	7.2	7.1	66.6	21.3	6.0	6.1
	69.7	19.7	5.3	5.3	83.6	10.2	2.3	3.9	84.3	9.9	2.3	3.5
	78.7	14.7	0.0	6.7	79.7	13.3	2.9	4.2	82.5	11.8	2.3	3.3
	15.8	35.5	30.3	18.4	30.7	40.5	14.1	14.7	37.4	38.3	12.6	11.7
	84.2	9.2	2.6	4.0	87.2	8.6	1.5	2.7	89.3	7.5	1.1	2.1
	84.2	14.5	0.0	1.3	89.7	6.7	1.0	2.6	91.1	5.7	0.9	2.2
	85.5	2.6	1.3	10.5	80.4	9.5	2.6	7.5	80.0	10.4	2.7	6.9
	89.5	2.6	4.0	4.0	92.2	3.4	1.4	3.1	92.7	3.4	1.1	2.7
	57.3	25.3	8.0	9.3	54.1	28.7	9.2	8.1	54.7	29.2	8.9	7.3
	69.7	6.6	1.3	22.4	79.2	7.8	2.0	11.0	79.8	7.7	2.1	10.4

For items 1-43, values are percent agreeing with the statement. Students were asked to indicate the extent to which they agreed to each statement with the following scale: 1-Strongly Disagree, 2-Disagree Somewhat, 3-Agree Somewhat, 4-Strongly Agree, 5-N/A- Not applicable

Survey results highlight the percentage of students who ‘Agree Somewhat’ or ‘Agree Strongly’ with each statement.

For items 44-55, students had 4 choices: A-Never, B-Once or Twice, C-Every Week, D-Multiple Times a Week.

Newfoundland Labrador			School Climate Survey Grades 10-12, 2015-16								
NLESD - Central Region											
#478 - New World Island Academy, Summerford			Response Rate: 75.8								
			[N=72] SCHOOL			[N=2,156] DISTRICT			[N=12,024] PROVINCE		
			M	F	Total	M	F	Total	M	F	Total
STUDENT SATISFACTION											
1) School is a place where I like to be.			33.3	30.3	33.3	52.6	58.2	55.3	61.4	63.4	62.3
2) I am satisfied with the quality of education I am receiving at my school.			69.4	64.5	67.1	72.4	75.7	73.9	79.8	80.9	80.2
3) I am satisfied with the quality of teaching at my school.			69.4	69.7	70.8	73.0	77.4	75.2	79.5	79.7	79.5
4) My school is clean and well maintained.			66.7	75.8	70.8	72.9	73.3	73.1	74.9	73.9	74.3
5) My school work is interesting.			38.9	39.4	40.3	48.5	55.3	52.0	52.4	60.4	56.3
6) My school work is challenging.			66.7	69.7	66.7	78.3	81.6	79.9	79.4	83.2	81.2
			57.4	58.2	58.2	66.3	70.3	68.2	71.2	73.6	72.3
LEARNING OPPORTUNITIES											
7) I can get help regarding post-secondary planning at my school.			64.7	80.0	70.2	81.7	82.7	82	83.3	83.1	83.2
8) I get help regarding scholarships at my school.			64.7	74.2	68.7	78.3	80.5	79	81.0	80.6	80.8
11) I can easily access programs and services at school to get help with my school work if I need it.			58.3	57.6	59.7	51.2	51.5	77	79.6	79.6	79.6
12) My parents/guardians are available to help me with my school work if I need it.			66.7	75.8	72.2	73.4	69.0	71	73.3	68.5	71.0
13) My peers are available to help me with my school work if I need it.			80.6	66.7	75.0	79.0	81.9	81	79.5	82.8	81.1
14) If I need it, I can get help at school with problems not related to school work.			52.8	48.5	51.4	69.7	74.4	72	73.1	72.7	72.9
15) I am satisfied with the opportunities I have to use technology to learn at my school.			58.3	65.6	62.0	59.4	64.3	62	65.2	68.9	67.0
			63.7	66.9	65.6	74.0	75.8	74.9	76.4	76.6	76.5
PARTICIPATION											
16) I am satisfied with the opportunities I have to participate in physical activities at my school.			69.4	69.7	68.1	74.9	71.3	73	76.9	77.4	77.1
17) I am satisfied with the opprtunities I have to paticipate in fine arts programs and/or activities at my school(e.g., art club, band, choir, drama).			55.6	72.7	65.3	63.7	66.0	65	75.1	76.8	76.0
18) I am satisfied with the opprtunities I have to paticipate in extra-curricular groups/activities at my school.			58.3	75.8	68.1	68.6	66.9	68	75.3	77.4	76.3
19) I am satisfied with the opprtunities I have to paticipate in science activities at my school(e.g., fairs, competitions, clubs).			30.6	39.4	37.5	40.4	34.4	37	56.7	55.0	55.9
			53.5	64.4	59.7	61.9	59.6	60.9	71.0	71.6	71.3
SCHOOL CLIMATE											
20) At my school, I treat everyone with respect.			91.7	90.9	91.7	86.1	95.3	91	87.6	94.9	91.3
21) At my school, students treat each other with respect.			34.3	27.3	32.4	53.0	41.9	47	58.3	49.9	54.0
22) At my school, students treat staff with respect.			50.0	54.6	51.4	61.1	55.7	58	67.4	63.0	65.2
23) At my school, staff treat students with respect.			68.6	57.6	63.4	73.3	73.9	74	76.7	76.6	76.5
24) At my school, staff treat each other with respect.			91.4	93.9	93.0	90.9	95.1	93	92.7	95.5	94.0
25) Staff at my school care about me.			71.4	53.1	62.9	71.4	76.9	74	77.6	77.9	77.7
26) At my school, students of different sexual orientations are treated with respect.			42.9	66.7	53.5	70.4	74.9	73	77.7	80.3	79.0
27) At my school, students of different race are treated with respect.			97.1	93.8	94.3	83.4	87.9	86	87.8	89.5	88.6
37) I am treated fairly by the staff in my school.			60.0	63.6	62.0	71.9	76.0	74	77.2	78.0	77.5
38) I am satisfied with the anti-drug policies and programs being offered at my school (e.g.presentatiions, guest speakers, assemblies)			48.5	61.3	55.2	62.5	80.6	63	68.8	68.4	68.6
39) There is a pressure to do drugs among students from my school.			50.0	54.6	52.8	44.6	39.9	42	40.8	33.9	37.6
			64.2	65.2	64.8	69.9	70.9	70.4	73.9	73.9	73.6
EXPECTATIONS											
9) My opinions are important at school.			44.4	28.1	39.4	51.2	51.5	52	53.9	55.2	54.5
10) I am encouraged to try my best at school.			72.2	77.4	75.7	82.1	84.1	83	83.2	86.1	84.7
36) I know the school rules/code of conduct.			80.0	78.8	78.9	74.8	84.5	80	75.9	84.2	80.0
			65.6	61.4	64.7	69.4	73.4	71.5	71.0	75.2	73.1
SAFETY											
28) I feel safe at school.			71.4	74.2	72.5	74.5	76.0	75	80.4	79.7	80.1
29) I feel safe in the school cafeteria.			72.2	75.8	73.6	76.9	80.6	79	83.8	84.0	83.9
30) I feel safe in my classrooms.			77.8	81.8	79.2	81.6	85.8	84	86.6	87.7	87.1
31) I feel safe in the school washrooms.			66.7	72.7	69.4	73.1	77.1	75	75.3	78.4	76.8
32) I feel safe in the school gym.			85.3	81.8	82.9	81.9	80.7	81	85.2	83.4	84.2
33) I feel safe in the gym change rooms.			69.4	84.4	76.1	76.0	81.0	78	79.8	83.0	81.3
34) I feel safe on the school bus.			77.1	87.5	81.4	77.5	78.6	78	81.0	76.8	78.9
35) I feel safe on school grounds.			75.0	87.9	80.6	77.2	79.0	78	80.7	81.9	81.2
			74.4	80.8	76.9	77.3	79.8	78.6	81.6	81.9	81.7
DRUGS AND ALCOHOL											
40) I am satisfied with the anti-alcohol policies and programs being offered at my school (e.g., presentations, guest speakers, assemblies)			50.0	64.5	58.8	61.4	62.2	61.8	66.3	66.1	66.2
41) There is a pressure to drink alcohol among students from my school.			50.0	51.6	50.0	53.6	49.3	51.3	48.4	43.8	46.2
42) I am satisfied with the anti-smoking policies and programs being offered at my school (e.g., presentations, guest speakers, assemblies)			45.5	72.7	60.9	58.7	56.8	57.7	62.6	61.8	62.2
43) There is a pressure to smoke cigarettes among students from my school.			41.7	45.5	42.3	42.9	37.2	40.0	37.5	31.4	34.6
			46.8	58.6	53.0	54.1	51.4	52.7	53.7	50.8	52.3

For items 1-43, values are percent agreeing with the statement. Students were asked to indicate the extent to which they agreed to each statement with the following scale: 1-Strongly Disagree, 2-Disagree Somewhat, 3-Agree Somewhat, 4-Strongly Agree, 5-N/A- Not applicable

Survey results highlight the percentage of students who ‘Agree Somewhat’ or ‘Agree Strongly’ with each statement.

For items 44-55, students had 4 choices: A-Never, B-Once or Twice, C-Every Week, D-Multiple Times a Week.

<div><div><div><div><div></div><div></div></div><div><div></div><div></div></div></div><div><div></div><div></div></div><div><div></div><div></div></div></div><div>Newfoundland Labrador</div></div>												
School Climate Survey Grades 10-12, 2015-16												
NLESD - Central Region												
#478 - New World Island Academy, Summerford												
Response Rate: 75.8												
BULLYING AND HARASSMENT (44) In the last month I have been bullied or harassed physically (e.g. hit, kicked, pushed, shoved around, locked indoors). (45) In the last month I have been bullied or harassed verbally (e.g. called mean names, made fun of, teased in a hurtful way). (46) In the last month I have been bullied or harassed indirectly (e.g. left out of things on purpose, excluded from a group of friends, (47) In the last month I have been sexually harassed (e.g. other students making sexual jokes, comments or gestures towards me). (48) In the last month I have been bullied or harassed electronically (e.g. teased or bullied using a computer or a mobile phone). (49) In the last month I have seen or heard about another student being bullied or harassed. (50) In the last month I have taken part in bullying or harassing another student. (51) In the last month I have been involved in a physical fight.	[N=72] <u>SCHOOL</u>				[N=2,156] <u>DISTRICT</u>				[N=12,024] <u>PROVINCE</u>			
	A	B	C	D	A	B	C	D	A	B	C	D
	72.2	19.4	4.2	4.2	79.6	13.9	3.0	3.5	83.0	12.4	1.8	2.8
	52.8	31.9	8.3	6.9	59.3	26.5	6.2	8.0	63.2	24.9	5.6	6.3
	61.1	22.2	6.9	9.7	62.9	22.9	7.2	7.1	66.6	21.3	6.0	6.1
	86.1	8.3	1.4	4.2	83.6	10.2	2.3	3.9	84.3	9.9	2.3	3.5
	81.9	8.3	4.2	5.6	79.7	13.3	2.9	4.2	82.5	11.8	2.3	3.3
	32.4	40.9	8.5	18.3	30.7	40.5	14.1	14.7	37.4	38.3	12.6	11.7
	91.6	4.2	1.4	2.8	87.2	8.6	1.5	2.7	89.3	7.5	1.1	2.1
	86.1	9.7	2.8	1.4	89.7	6.7	1.0	2.6	91.1	5.7	0.9	2.2
	DRUGS AND ALCOHOL											
(52) In the last month I have used illegal drugs.	86.1	2.8	4.2	6.9	80.4	9.5	2.6	7.5	80.0	10.4	2.7	6.9
(53) In the last month I have abused prescription drugs.	94.4	0.0	2.8	2.8	92.2	3.4	1.4	3.1	92.7	3.4	1.1	2.7
(54) In the last month I have consumed alcohol.	68.1	22.2	5.6	4.2	54.1	28.7	9.2	8.1	54.7	29.2	8.9	7.3
(55) In the last month I have smoked cigarettes.	80.3	8.5	2.8	8.5	79.2	7.8	2.0	11.0	79.8	7.7	2.1	10.4

For items 1-43, values are percent agreeing with the statement. Students were asked to indicate the extent to which they agreed to each statement with the following scale: 1-Strongly Disagree, 2-Disagree Somewhat, 3-Agree Somewhat, 4-Strongly Agree, 5-N/A- Not applicable

Survey results highlight the percentage of students who ‘Agree Somewhat’ or ‘Agree Strongly’ with each statement.


For items 44-55, students had 4 choices: A-Never, B-Once or Twice, C-Every Week, D-Multiple Times a Week.

Newfoundland Labrador			School Climate Survey Grades 10-12, 2015-16								
NLESD - Central Region											
#480 - Exploits Valley High, Grand Falls-Windsor			Response Rate: 68.7								
			[N=342] SCHOOL			[N=2,156] DISTRICT			[N=12,024] PROVINCE		
			M	F	Total	M	F	Total	M	F	Total
STUDENT SATISFACTION											
1) School is a place where I like to be.			49.1	56.7	53.2	52.6	58.2	55.3	61.4	63.4	62.3
2) I am satisfied with the quality of education I am receiving at my school.			73.3	80.7	77.1	72.4	75.7	73.9	79.8	80.9	80.2
3) I am satisfied with the quality of teaching at my school.			70.6	75.7	73.5	73.0	77.4	75.2	79.5	79.7	79.5
4) My school is clean and well maintained.			73.3	79.4	76.7	72.9	73.3	73.1	74.9	73.9	74.3
5) My school work is interesting.			47.2	59.2	53.4	48.5	55.3	52.0	52.4	60.4	56.3
6) My school work is challenging.			81.7	87.7	84.5	78.3	81.6	79.9	79.4	83.2	81.2
			65.9	73.2	69.7	66.3	70.3	68.2	71.2	73.6	72.3
LEARNING OPPORTUNITIES											
7) I can get help regarding post-secondary planning at my school.			74.5	75.8	75.4	81.7	82.7	82	83.3	83.1	83.2
8) I get help regarding scholarships at my school.			69.7	75.7	72.9	78.3	80.5	79	81.0	80.6	80.8
11) I can easily access programs and services at school to get help with my school work if I need it.			73.6	77.1	75.7	51.2	51.5	77	79.6	79.6	79.6
12) My parents/guardians are available to help me with my school work if I need it.			76.1	67.3	71.9	73.4	69.0	71	73.3	68.5	71.0
13) My peers are available to help me with my school work if I need it.			78.0	82.3	80.4	79.0	81.9	81	79.5	82.8	81.1
14) If I need it, I can get help at school with problems not related to school work.			67.5	71.4	69.8	69.7	74.4	72	73.1	72.7	72.9
15) I am satisfied with the opportunities I have to use technology to learn at my school.			61.4	66.5	64.5	59.4	64.3	62	65.2	68.9	67.0
			71.5	73.7	72.9	74.0	75.8	74.9	76.4	76.6	76.5
PARTICIPATION											
16) I am satisfied with the opportunities I have to participate in physical activities at my school.			74.9	75.3	75.7	74.9	71.3	73	76.9	77.4	77.1
17) I am satisfied with the opprtunities I have to paticipate in fine arts programs and/or activities at my school(e.g., art club, band, choir, drama).			78.4	87.7	83.5	63.7	66.0	65	75.1	76.8	76.0
18) I am satisfied with the opprtunities I have to paticipate in extra-curricular groups/activities at my school.			67.5	77.1	72.8	68.6	66.9	68	75.3	77.4	76.3
19) I am satisfied with the opprtunities I have to paticipate in science activities at my school(e.g., fairs, competitions, clubs).			46.2	39.6	42.8	40.4	34.4	37	56.7	55.0	55.9
			66.7	69.9	68.7	61.9	59.6	60.9	71.0	71.6	71.3
SCHOOL CLIMATE											
20) At my school, I treat everyone with respect.			83.3	97.1	89.7	86.1	95.3	91	87.6	94.9	91.3
21) At my school, students treat each other with respect.			42.9	29.2	35.6	53.0	41.9	47	58.3	49.9	54.0
22) At my school, students treat staff with respect.			45.4	39.2	42.7	61.1	55.7	58	67.4	63.0	65.2
23) At my school, staff treat students with respect.			67.9	70.8	69.4	73.3	73.9	74	76.7	76.6	76.5
24) At my school, staff treat each other with respect.			84.5	92.3	88.1	90.9	95.1	93	92.7	95.5	94.0
25) Staff at my school care about me.			69.9	77.8	73.9	71.4	76.9	74	77.6	77.9	77.7
26) At my school, students of different sexual orientations are treated with respect.			71.1	76.7	73.8	70.4	74.9	73	77.7	80.3	79.0
27) At my school, students of different race are treated with respect.			80.3	88.6	84.5	83.4	87.9	86	87.8	89.5	88.6
37) I am treated fairly by the staff in my school.			73.4	81.3	77.7	71.9	76.0	74	77.2	78.0	77.5
38) I am satisfied with the anti-drug policies and programs being offered at my school (e.g.presentatiions, guest speakers, assemblies)			52.3	53.4	52.8	62.5	80.6	63	68.8	68.4	68.6
39) There is a pressure to do drugs among students from my school.			60.1	59.9	60.2	44.6	39.9	42	40.8	33.9	37.6
			66.4	69.6	68.0	69.9	70.9	70.4	73.9	73.9	73.6
EXPECTATIONS											
9) My opinions are important at school.			45.2	53.3	49.7	51.2	51.5	52	53.9	55.2	54.5
10) I am encouraged to try my best at school.			79.0	86.5	82.9	82.1	84.1	83	83.2	86.1	84.7
36) I know the school rules/code of conduct.			75.0	88.9	82.0	74.8	84.5	80	75.9	84.2	80.0
			66.4	76.2	71.6	69.4	73.4	71.5	71.0	75.2	73.1
SAFETY											
28) I feel safe at school.			64.3	68.4	66.3	74.5	76.0	75	80.4	79.7	80.1
29) I feel safe in the school cafeteria.			69.5	70.7	70.2	76.9	80.6	79	83.8	84.0	83.9
30) I feel safe in my classrooms.			75.8	86.0	81.1	81.6	85.8	84	86.6	87.7	87.1
31) I feel safe in the school washrooms.			66.3	80.0	73.3	73.1	77.1	75	75.3	78.4	76.8
32) I feel safe in the school gym.			71.2	79.5	75.4	81.9	80.7	81	85.2	83.4	84.2
33) I feel safe in the gym change rooms.			64.0	81.9	73.1	76.0	81.0	78	79.8	83.0	81.3
34) I feel safe on the school bus.			70.7	79.6	74.8	77.5	78.6	78	81.0	76.8	78.9
35) I feel safe on school grounds.			66.7	64.3	65.6	77.2	79.0	78	80.7	81.9	81.2
			68.6	76.3	72.5	77.3	79.8	78.6	81.6	81.9	81.7
DRUGS AND ALCOHOL											
40) I am satisfied with the anti-alcohol policies and programs being offered at my school (e.g., presentations, guest speakers, assemblies)			56.5	52.8	54.7	61.4	62.2	61.8	66.3	66.1	66.2
41) There is a pressure to drink alcohol among students from my school.			57.9	57.7	57.8	53.6	49.3	51.3	48.4	43.8	46.2
42) I am satisfied with the anti-smoking policies and programs being offered at my school (e.g., presentations, guest speakers, assemblies)			56.3	49.4	52.7	58.7	56.8	57.7	62.6	61.8	62.2
43) There is a pressure to smoke cigarettes among students from my school.			58.4	54.7	56.4	42.9	37.2	40.0	37.5	31.4	34.6
			57.3	53.7	55.4	54.1	51.4	52.7	53.7	50.8	52.3

For items 1-43, values are percent agreeing with the statement. Students were asked to indicate the extent to which they agreed to each statement with the following scale: 1-Strongly Disagree, 2-Disagree Somewhat, 3-Agree Somewhat, 4-Strongly Agree, 5-N/A- Not applicable

Survey results highlight the percentage of students who ‘Agree Somewhat’ or ‘Agree Strongly’ with each statement.

For items 44-55, students had 4 choices: A-Never, B-Once or Twice, C-Every Week, D-Multiple Times a Week.

												
School Climate Survey Grades 10-12, 2015-16												
NLESD - Central Region												
#480 - Exploits Valley High, Grand Falls-Windsor												
Response Rate: 68.7												
BULLYING AND HARASSMENT (44) In the last month I have been bullied or harassed physically (e.g. hit, kicked, pushed, shoved around, locked indoors). (45) In the last month I have been bullied or harassed verbally (e.g. called mean names, made fun of, teased in a hurtful way). (46) In the last month I have been bullied or harassed indirectly (e.g. left out of things on purpose, excluded from a group of friends, (47) In the last month I have been sexually harassed (e.g. other students making sexual jokes, comments or gestures towards me). (48) In the last month I have been bullied or harassed electronically (e.g. teased or bullied using a computer or a mobile phone). (49) In the last month I have seen or heard about another student being bullied or harassed. (50) In the last month I have taken part in bullying or harassing another student. (51) In the last month I have been involved in a physical fight.	[N=342] <u>SCHOOL</u>				[N=2,156] <u>DISTRICT</u>				[N=12,024] <u>PROVINCE</u>			
	<u>A</u>	<u>B</u>	<u>C</u>	<u>D</u>	<u>A</u>	<u>B</u>	<u>C</u>	<u>D</u>	<u>A</u>	<u>B</u>	<u>C</u>	<u>D</u>
	81.1	10.9	2.7	5.3	79.6	13.9	3.0	3.5	83.0	12.4	1.8	2.8
	63.4	23.6	5.6	7.4	59.3	26.5	6.2	8.0	63.2	24.9	5.6	6.3
	63.0	22.2	6.8	8.0	62.9	22.9	7.2	7.1	66.6	21.3	6.0	6.1
	84.7	7.1	3.0	5.3	83.6	10.2	2.3	3.9	84.3	9.9	2.3	3.5
	79.8	11.9	3.0	5.4	79.7	13.3	2.9	4.2	82.5	11.8	2.3	3.3
	22.8	37.3	15.4	24.6	30.7	40.5	14.1	14.7	37.4	38.3	12.6	11.7
	84.9	9.5	1.2	4.5	87.2	8.6	1.5	2.7	89.3	7.5	1.1	2.1
	90.5	3.9	0.9	4.8	89.7	6.7	1.0	2.6	91.1	5.7	0.9	2.2
	DRUGS AND ALCOHOL											
(52) In the last month I have used illegal drugs.	73.4	13.6	3.6	9.5	80.4	9.5	2.6	7.5	80.0	10.4	2.7	6.9
(53) In the last month I have abused prescription drugs.	86.7	4.8	2.1	6.5	92.2	3.4	1.4	3.1	92.7	3.4	1.1	2.7
(54) In the last month I have consumed alcohol.	51.2	29.9	7.7	11.2	54.1	28.7	9.2	8.1	54.7	29.2	8.9	7.3
(55) In the last month I have smoked cigarettes.	76.9	6.5	3.0	13.6	79.2	7.8	2.0	11.0	79.8	7.7	2.1	10.4

For items 1-43, values are percent agreeing with the statement. Students were asked to indicate the extent to which they agreed to each statement with the following scale: 1-Strongly Disagree, 2-Disagree Somewhat, 3-Agree Somewhat, 4-Strongly Agree, 5-N/A- Not applicable

Survey results highlight the percentage of students who ‘Agree Somewhat’ or ‘Agree Strongly’ with each statement.

For items 44-55, students had 4 choices: A-Never, B-Once or Twice, C-Every Week, D-Multiple Times a Week.

NLESD - Central Region

#480 - Exploits Valley High, Grand Falls-Windsor

Response Rate: 68.7

For items 1-43, values are percent agreeing with the statement. Students were asked to indicate the extent to which they agreed to each statement with the following scale: 1-Strongly Disagree, 2-Disagree Somewhat, 3-Agree Somewhat, 4-Strongly Agree, 5-N/A- Not applicable

Survey results highlight the percentage of students who ‘Agree Somewhat’ or ‘Agree Strongly’ with each statement.

For items 44-55, students had 4 choices: A-Never, B-Once or Twice, C-Every Week, D-Multiple Times a Week.

Newfoundland Labrador			School Climate Survey Grades 10-12, 2015-16								
NLESD - Eastern Region											
#214 - John Burke High School, Grand Bank			Response Rate: 84.8								
			[N=106] SCHOOL			[N=7,053] DISTRICT			[N=12,024] PROVINCE		
			M	F	Total	M	F	Total	M	F	Total
STUDENT SATISFACTION											
1) School is a place where I like to be.			52.7	74.0	63.2	63.4	64.4	63.8	61.4	63.4	62.3
2) I am satisfied with the quality of education I am receiving at my school.			81.8	84.0	83.0	81.5	81.6	81.5	79.8	80.9	80.2
3) I am satisfied with the quality of teaching at my school.			81.8	92.0	86.8	80.3	79.9	80.0	79.5	79.7	79.5
4) My school is clean and well maintained.			92.7	86.0	89.6	76.2	73.8	75.0	74.9	73.9	74.3
5) My school work is interesting.			40.0	62.0	50.9	52.4	60.8	56.4	52.4	60.4	56.3
6) My school work is challenging.			80.0	80.0	80.2	79.7	84.4	81.9	79.4	83.2	81.2
			71.5	79.7	75.6	72.2	74.2	73.1	71.2	73.6	72.3
LEARNING OPPORTUNITIES											
7) I can get help regarding post-secondary planning at my school.			77.3	89.4	83.7	82.7	81.5	82	83.3	83.1	83.2
8) I get help regarding scholarships at my school.			85.4	93.6	89.9	79.8	78.9	79	81.0	80.6	80.8
11) I can easily access programs and services at school to get help with my school work if I need it.			67.3	70.0	68.9	53.2	54.9	80	79.6	79.6	79.6
12) My parents/guardians are available to help me with my school work if I need it.			63.6	72.0	67.9	73.3	67.2	70	73.3	68.5	71.0
13) My peers are available to help me with my school work if I need it.			76.4	88.0	82.1	79.1	82.8	81	79.5	82.8	81.1
14) If I need it, I can get help at school with problems not related to school work.			75.9	86.0	81.0	72.9	70.4	72	73.1	72.7	72.9
15) I am satisfied with the opportunities I have to use technology to learn at my school.			66.7	72.0	69.5	65.6	68.5	67	65.2	68.9	67.0
			73.2	81.6	77.6	76.2	75.6	75.9	76.4	76.6	76.5
PARTICIPATION											
16) I am satisfied with the opportunities I have to participate in physical activities at my school.			63.6	78.0	70.8	77.2	79.1	78	76.9	77.4	77.1
17) I am satisfied with the opprtunities I have to paticipate in fine arts programs and/or activities at my school(e.g., art club, band, choir, drama).			69.1	62.0	66.0	79.8	82.3	81	75.1	76.8	76.0
18) I am satisfied with the opprtunities I have to paticipate in extra-curricular groups/activities at my school.			50.0	76.0	62.9	77.7	81.8	80	75.3	77.4	76.3
19) I am satisfied with the opprtunities I have to paticipate in science activities at my school(e.g., fairs, competitions, clubs).			58.2	56.0	56.6	63.8	65.0	64	56.7	55.0	55.9
			60.2	68.0	64.1	74.6	77.0	75.8	71.0	71.6	71.3
SCHOOL CLIMATE											
20) At my school, I treat everyone with respect.			85.5	95.9	90.5	87.6	94.6	91	87.6	94.9	91.3
21) At my school, students treat each other with respect.			54.6	49.0	51.4	58.6	51.5	55	58.3	49.9	54.0
22) At my school, students treat staff with respect.			52.7	72.0	62.3	67.9	64.1	66	67.4	63.0	65.2
23) At my school, staff treat students with respect.			74.6	86.0	80.2	76.8	76.2	76	76.7	76.6	76.5
24) At my school, staff treat each other with respect.			94.6	98.0	96.2	93.2	95.3	94	92.7	95.5	94.0
25) Staff at my school care about me.			77.8	96.0	86.7	78.4	77.0	78	77.6	77.9	77.7
26) At my school, students of different sexual orientations are treated with respect.			58.8	60.0	59.8	79.1	81.1	80	77.7	80.3	79.0
27) At my school, students of different race are treated with respect.			76.5	95.8	86.0	88.6	89.3	89	87.8	89.5	88.6
37) I am treated fairly by the staff in my school.			76.4	83.7	80.0	77.4	79.1	77	77.2	78.0	77.5
38) I am satisfied with the anti-drug policies and programs being offered at my school (e.g.presentationis, guest speakers, assemblies)			54.4	66.7	60.0	68.3	83.8	67	68.8	68.4	68.6
39) There is a pressure to do drugs among students from my school.			29.6	20.4	26.0	40.3	31.7	36	40.8	33.9	37.6
			66.8	74.9	70.8	74.2	73.1	73.6	73.9	73.9	73.6
EXPECTATIONS											
9) My opinions are important at school.			60.0	58.0	59.4	53.2	54.9	54	53.9	55.2	54.5
10) I am encouraged to try my best at school.			89.1	96.0	92.5	83.1	85.7	84	83.2	86.1	84.7
36) I know the school rules/code of conduct.			69.1	88.0	77.4	74.1	82.3	78	75.9	84.2	80.0
			72.7	80.7	76.4	70.1	74.3	72.1	71.0	75.2	73.1
SAFETY											
28) I feel safe at school.			81.8	82.0	82.1	80.9	79.1	80	80.4	79.7	80.1
29) I feel safe in the school cafeteria.			80.0	89.7	85.0	84.4	83.8	84	83.8	84.0	83.9
30) I feel safe in my classrooms.			89.1	82.0	85.9	87.4	87.5	87	86.6	87.7	87.1
31) I feel safe in the school washrooms.			79.6	92.0	85.7	74.9	77.3	76	75.3	78.4	76.8
32) I feel safe in the school gym.			92.0	91.9	92.1	85.5	82.8	84	85.2	83.4	84.2
33) I feel safe in the gym change rooms.			87.8	75.0	82.6	79.7	82.3	81	79.8	83.0	81.3
34) I feel safe on the school bus.			77.1	94.3	85.7	81.5	75.3	78	81.0	76.8	78.9
35) I feel safe on school grounds.			85.5	87.8	86.7	79.9	80.3	80	80.7	81.9	81.2
			84.1	86.8	85.7	81.8	81.0	81.3	81.6	81.9	81.7
DRUGS AND ALCOHOL											
40) I am satisfied with the anti-alcohol policies and programs being offered at my school (e.g., presentations, guest speakers, assemblies)			43.8	63.3	53.1	65.3	63.5	64.4	66.3	66.1	66.2
41) There is a pressure to drink alcohol among students from my school.			43.6	32.0	38.7	47.2	42.5	45.1	48.4	43.8	46.2
42) I am satisfied with the anti-smoking policies and programs being offered at my school (e.g., presentations, guest speakers, assemblies)			44.7	53.3	48.4	61.4	59.1	60.2	62.6	61.8	62.2
43) There is a pressure to smoke cigarettes among students from my school.			25.5	18.0	22.6	35.1	27.7	31.6	37.5	31.4	34.6
			39.4	41.7	40.7	52.2	48.2	50.3	53.7	50.8	52.3

For items 1-43, values are percent agreeing with the statement. Students were asked to indicate the extent to which they agreed to each statement with the following scale: 1-Strongly Disagree, 2-Disagree Somewhat, 3-Agree Somewhat, 4-Strongly Agree, 5-N/A- Not applicable

Survey results highlight the percentage of students who ‘Agree Somewhat’ or ‘Agree Strongly’ with each statement.

For items 44-55, students had 4 choices: A-Never, B-Once or Twice, C-Every Week, D-Multiple Times a Week.



School Climate Survey
Grades 10-12, 2015-16

NLESD - Eastern Region

#214 - John Burke High School, Grand Bank

Response Rate: 84.8

	[N=106] SCHOOL				[N=7,053] DISTRICT				[N=12,024] PROVINCE			
	A	B	C	D	A	B	C	D	A	B	C	D
BULLYING AND HARASSMENT												
(44) In the last month I have been bullied or harassed physically (e.g. hit, kicked, pushed, shoved around, locked indoors).	89.6	6.6	0.9	2.8	83.6	11.9	1.6	2.9	83.0	12.4	1.8	2.8
(45) In the last month I have been bullied or harassed verbally (e.g. called mean names, made fun of, teased in a hurtful way).	66.0	18.9	8.5	6.6	63.7	24.6	5.6	6.2	63.2	24.9	5.6	6.3
(46) In the last month I have been bullied or harassed indirectly (e.g. left out of things on purpose, excluded from a group of friends,	64.2	20.8	7.6	7.6	66.6	21.3	5.8	6.3	66.6	21.3	6.0	6.1
(47) In the last month I have been sexually harassed (e.g. other students making sexual jokes, comments or gestures towards me).	85.9	7.6	2.8	3.8	83.8	10.2	2.3	3.7	84.3	9.9	2.3	3.5
(48) In the last month I have been bullied or harassed electronically (e.g. teased or bullied using a computer or a mobile phone).	79.1	16.2	0.0	4.8	82.6	11.5	2.4	3.5	82.5	11.8	2.3	3.3
(49) In the last month I have seen or heard about another student being bullied or harassed.	35.9	34.0	8.5	21.7	37.3	37.9	12.5	12.3	37.4	38.3	12.6	11.7
(50) In the last month I have taken part in bullying or harassing another student.	88.6	7.6	1.0	2.9	89.6	7.2	1.1	2.1	89.3	7.5	1.1	2.1
(51) In the last month I have been involved in a physical fight.	94.3	3.8	0.0	1.9	91.1	5.6	1.0	2.3	91.1	5.7	0.9	2.2
DRUGS AND ALCOHOL												
(52) In the last month I have used illegal drugs.	80.2	9.4	4.7	5.7	79.5	10.7	2.7	7.1	80.0	10.4	2.7	6.9
(53) In the last month I have abused prescription drugs.	92.5	4.7	0.0	2.8	92.4	3.7	1.1	2.7	92.7	3.4	1.1	2.7
(54) In the last month I have consumed alcohol.	42.9	27.6	13.3	16.2	54.9	29.1	8.6	7.3	54.7	29.2	8.9	7.3
(55) In the last month I have smoked cigarettes.	82.1	6.6	2.8	8.5	81.6	7.4	2.0	9.0	79.8	7.7	2.1	10.4

For items 1-43, values are percent agreeing with the statement. Students were asked to indicate the extent to which they agreed to each statement with the following scale: 1-Strongly Disagree, 2-Disagree Somewhat, 3-Agree Somewhat, 4-Strongly Agree, 5-N/A- Not applicable

Survey results highlight the percentage of students who ‘Agree Somewhat’ or ‘Agree Strongly’ with each statement.

For items 44-55, students had 4 choices: A-Never, B-Once or Twice, C-Every Week, D-Multiple Times a Week.

Newfoundland
Labrador

School Climate Survey

Grades 10-12, 2015-16

NLESD - Eastern Region

#218 - St. Joseph's Academy, Lamaline

Response Rate: 88.9

STUDENT SATISFACTION

1) School is a place where I like to be.

2) I am satisfied with the quality of education I am receiving at my school.

3) I am satisfied with the quality of teaching at my school.

4) My school is clean and well maintained.

5) My school work is interesting.

6) My school work is challenging.

[N=16]
SCHOOL

M

E

Total

[N=7,053]
DISTRICT

M

E

Total

[N=12,024]
PROVINCE

M

E

Total

56.3

63.4

64.4

63.8

61.4

63.4

62.3

56.3

81.5

81.6

81.5

79.8

80.9

80.2

75.0

80.3

79.9

80.0

79.5

79.7

79.5

93.8

76.2

73.8

75.0

74.9

73.9

74.3

50.0

52.4

60.8

56.4

52.4

60.4

56.3

75.0

79.7

84.4

81.9

79.4

83.2

81.2

67.7

72.2

74.2

73.1

71.2

73.6

72.3

LEARNING OPPORTUNITIES

7) I can get help regarding post-secondary planning at my school.

8) I get help regarding scholarships at my school.

11) I can easily access programs and services at school to get help with my school work if I need it.

12) My parents/guardians are available to help me with my school work if I need it.

13) My peers are available to help me with my school work if I need it.

14) If I need it, I can get help at school with problems not related to school work.

15) I am satisfied with the opportunities I have to use technology to learn at my school.

83.3

82.7

81.5

82

83.3

83.1

83.2

84.6

79.8

78.9

79

81.0

80.6

80.8

81.3

53.2

54.9

80

79.6

79.6

79.6

62.5

73.3

67.2

70

73.3

68.5

71.0

75.0

79.1

82.8

81

79.5

82.8

81.1

81.3

72.9

70.4

72

73.1

72.7

72.9

81.3

65.6

68.5

67

65.2

68.9

67.0

78.5

76.2

75.6

75.9

76.4

76.6

76.5

PARTICIPATION

16) I am satisfied with the opportunities I have to participate in physical activities at my school.

17) I am satisfied with the opprtunities I have to paticipate in fine arts programs and/or activities at my school(e.g., art club, band, choir, drama).

18) I am satisfied with the opprtunities I have to paticipate in extra-curricular groups/activities at my school.

19) I am satisfied with the opprtunities I have to paticipate in science activities at my school(e.g., fairs, competitions, clubs).

75.0

77.2

79.1

78

76.9

77.4

77.1

53.3

79.8

82.3

81

75.1

76.8

76.0

66.7

77.7

81.8

80

75.3

77.4

76.3

56.3

63.8

65.0

64

56.7

55.0

55.9

62.8

74.6

77.0

75.8

71.0

71.6

71.3

SCHOOL CLIMATE

20) At my school, I treat everyone with respect.

21) At my school, students treat each other with respect.

22) At my school, students treat staff with respect.

23) At my school, staff treat students with respect.

24) At my school, staff treat each other with respect.

25) Staff at my school care about me.

26) At my school, students of different sexual orientations are treated with respect.

93.8

87.6

94.6

91

87.6

94.9

91.3

68.8

58.6

51.5

55

58.3

49.9

54.0

81.3

67.9

64.1

66

67.4

63.0

65.2

93.8

76.8

76.2

76

76.7

76.6

76.5

87.5

93.2

95.3

94

92.7

95.5

94.0

50.0

78.4

77.0

78

77.6

77.9

77.7

100.0

79.1

81.1

80

77.7

80.3

79.0

100.0

88.6

89.3

89

87.8

89.5

88.6

73.3

77.4

79.1

77

77.2

78.0

77.5

85.7

68.3

83.8

67

68.8

68.4

68.6

18.8

40.3

31.7

36

40.8

33.9

37.6

77.5

74.2

73.1

73.6

73.9

73.9

73.6

EXPECTATIONS

9) My opinions are important at school.

10) I am encouraged to try my best at school.

36) I know the school rules/code of conduct.

53.3

53.2

54.9

54

53.9

55.2

54.5

87.5

83.1

85.7

84

83.2

86.1

84.7

75.0

74.1

82.3

78

75.9

84.2

80.0

71.9

70.1

74.3

72.1

71.0

75.2

73.1

SAFETY

28) I feel safe at school.

29) I feel safe in the school cafeteria.

30) I feel safe in my classrooms.

31) I feel safe in the school washrooms.

32) I feel safe in the school gym.

33) I feel safe in the gym change rooms.

34) I feel safe on the school bus.

35) I feel safe on school grounds.

81.3

80.9

79.1

80

80.4

79.7

80.1

86.7

84.4

83.8

84

83.8

84.0

83.9

87.5

87.4

87.5

87

86.6

87.7

87.1

87.5

74.9

77.3

76

75.3

78.4

76.8

93.8

85.5

82.8

84

85.2

83.4

84.2

86.7

79.7

82.3

81

79.8

83.0

81.3

78.6

81.5

75.3

78

81.0

76.8

78.9

81.3

79.9

80.3

80

80.7

81.9

81.2

85.4

81.8

81.0

81.3

81.6

81.9

81.7

DRUGS AND ALCOHOL

40) I am satisfied with the anti-alcohol policies and programs being offered at my school (e.g., presentations, guest speakers, assemblies)

41) There is a pressure to drink alcohol among students from my school.

42) I am satisfied with the anti-smoking policies and programs being offered at my school (e.g., presentations, guest speakers, assemblies)

43) There is a pressure to smoke cigarettes among students from my school.

78.6

65.3

63.5

64.4

66.3

66.1

66.2

12.5

47.2

42.5

45.1

48.4

43.8

46.2

78.6

61.4

59.1

60.2

62.6

61.8

62.2

25.0

35.1

27.7

31.6

37.5

31.4

34.6

48.7

52.2

48.2

50.3

53.7

50.8

52.3

For items 1-43, values are percent agreeing with the statement. Students were asked to indicate the extent to which they agreed to each statement with the following scale: 1-Strongly Disagree, 2-Disagree Somewhat, 3-Agree Somewhat, 4-Strongly Agree, 5-N/A- Not applicable

Survey results highlight the percentage of students who ‘Agree Somewhat’ or ‘Agree Strongly’ with each statement.

For items 44-55, students had 4 choices: A-Never, B-Once or Twice, C-Every Week, D-Multiple Times a Week.



School Climate Survey
Grades 10-12, 2015-16

NLESD - Eastern Region
#218 - St. Joseph's Academy, Lamaline


Response Rate: 88.9

	[N=16] SCHOOL				[N=7,053] DISTRICT				[N=12,024] PROVINCE			
	A	B	C	D	A	B	C	D	A	B	C	D
BULLYING AND HARASSMENT												
(44) In the last month I have been bullied or harassed physically (e.g. hit, kicked, pushed, shoved around, locked indoors).	81.3	18.8	0.0	0.0	83.6	11.9	1.6	2.9	83.0	12.4	1.8	2.8
(45) In the last month I have been bullied or harassed verbally (e.g. called mean names, made fun of, teased in a hurtful way).	87.5	12.5	0.0	0.0	63.7	24.6	5.6	6.2	63.2	24.9	5.6	6.3
(46) In the last month I have been bullied or harassed indirectly (e.g. left out of things on purpose, excluded from a group of friends,	81.3	18.8	0.0	0.0	66.6	21.3	5.8	6.3	66.6	21.3	6.0	6.1
(47) In the last month I have been sexually harassed (e.g. other students making sexual jokes, comments or gestures towards me).	87.5	6.3	0.0	6.3	83.8	10.2	2.3	3.7	84.3	9.9	2.3	3.5
(48) In the last month I have been bullied or harassed electronically (e.g. teased or bullied using a computer or a mobile phone).	100.0	0.0	0.0	0.0	82.6	11.5	2.4	3.5	82.5	11.8	2.3	3.3
(49) In the last month I have seen or heard about another student being bullied or harassed.	68.8	25.0	0.0	6.3	37.3	37.9	12.5	12.3	37.4	38.3	12.6	11.7
(50) In the last month I have taken part in bullying or harassing another student.	93.8	6.3	0.0	0.0	89.6	7.2	1.1	2.1	89.3	7.5	1.1	2.1
(51) In the last month I have been involved in a physical fight.	87.5	12.5	0.0	0.0	91.1	5.6	1.0	2.3	91.1	5.7	0.9	2.2
DRUGS AND ALCOHOL												
(52) In the last month I have used illegal drugs.	87.5	6.3	0.0	6.3	79.5	10.7	2.7	7.1	80.0	10.4	2.7	6.9
(53) In the last month I have abused prescription drugs.	93.8	0.0	6.3	0.0	92.4	3.7	1.1	2.7	92.7	3.4	1.1	2.7
(54) In the last month I have consumed alcohol.	43.8	31.3	25.0	0.0	54.9	29.1	8.6	7.3	54.7	29.2	8.9	7.3
(55) In the last month I have smoked cigarettes.	75.0	12.5	0.0	12.5	81.6	7.4	2.0	9.0	79.8	7.7	2.1	10.4

For items 1-43, values are percent agreeing with the statement. Students were asked to indicate the extent to which they agreed to each statement with the following scale: 1-Strongly Disagree, 2-Disagree Somewhat, 3-Agree Somewhat, 4-Strongly Agree, 5-N/A- Not applicable

Survey results highlight the percentage of students who ‘Agree Somewhat’ or ‘Agree Strongly’ with each statement.


For items 44-55, students had 4 choices: A-Never, B-Once or Twice, C-Every Week, D-Multiple Times a Week.

			School Climate Survey								
			Grades 10-12, 2015-16								
NLESD - Eastern Region											
#219 - Marystown Central High School, Marystown						Response Rate: 76.6					
			[N=281] SCHOOL			[N=7,053] DISTRICT			[N=12,024] PROVINCE		
			M	F	Total	M	F	Total	M	F	Total
STUDENT SATISFACTION											
1) School is a place where I like to be.			75.2	76.6	75.4	63.4	64.4	63.8	61.4	63.4	62.3
2) I am satisfied with the quality of education I am receiving at my school.			86.5	87.0	86.1	81.5	81.6	81.5	79.8	80.9	80.2
3) I am satisfied with the quality of teaching at my school.			85.7	86.0	85.3	80.3	79.9	80.0	79.5	79.7	79.5
4) My school is clean and well maintained.			86.5	87.5	87.1	76.2	73.8	75.0	74.9	73.9	74.3
5) My school work is interesting.			57.3	66.7	61.9	52.4	60.8	56.4	52.4	60.4	56.3
6) My school work is challenging.			81.6	88.3	85.0	79.7	84.4	81.9	79.4	83.2	81.2
			78.8	82.0	80.1	72.2	74.2	73.1	71.2	73.6	72.3
LEARNING OPPORTUNITIES											
7) I can get help regarding post-secondary planning at my school.			89.9	95.2	92.7	82.7	81.5	82	83.3	83.1	83.2
8) I get help regarding scholarships at my school.			88.7	91.6	89.8	79.8	78.9	79	81.0	80.6	80.8
11) I can easily access programs and services at school to get help with my school work if I need it.			82.3	87.5	84.2	53.2	54.9	80	79.6	79.6	79.6
12) My parents/guardians are available to help me with my school work if I need it.			80.7	68.6	74.2	73.3	67.2	70	73.3	68.5	71.0
13) My peers are available to help me with my school work if I need it.			83.6	86.2	84.6	79.1	82.8	81	79.5	82.8	81.1
14) If I need it, I can get help at school with problems not related to school work.			85.1	81.2	82.9	72.9	70.4	72	73.1	72.7	72.9
15) I am satisfied with the opportunities I have to use technology to learn at my school.			70.7	76.8	73.2	65.6	68.5	67	65.2	68.9	67.0
			83.0	83.9	83.1	76.2	75.6	75.9	76.4	76.6	76.5
PARTICIPATION											
16) I am satisfied with the opportunities I have to participate in physical activities at my school.			87.1	80.4	83.6	77.2	79.1	78	76.9	77.4	77.1
17) I am satisfied with the opprtunities I have to paticipate in fine arts programs and/or activities at my school(e.g., art club, band, choir, drama).			83.7	81.9	82.2	79.8	82.3	81	75.1	76.8	76.0
18) I am satisfied with the opprtunities I have to paticipate in extra-curricular groups/activities at my school.			80.6	82.6	81.4	77.7	81.8	80	75.3	77.4	76.3
19) I am satisfied with the opprtunities I have to paticipate in science activities at my school(e.g., fairs, competitions, clubs).			77.7	83.3	79.9	63.8	65.0	64	56.7	55.0	55.9
			82.3	82.1	81.8	74.6	77.0	75.8	71.0	71.6	71.3
SCHOOL CLIMATE											
20) At my school, I treat everyone with respect.			93.5	95.7	93.9	87.6	94.6	91	87.6	94.9	91.3
21) At my school, students treat each other with respect.			65.3	51.8	58.2	58.6	51.5	55	58.3	49.9	54.0
22) At my school, students treat staff with respect.			71.4	68.8	69.6	67.9	64.1	66	67.4	63.0	65.2
23) At my school, staff treat students with respect.			84.3	90.6	86.8	76.8	76.2	76	76.7	76.6	76.5
24) At my school, staff treat each other with respect.			97.1	94.9	95.7	93.2	95.3	94	92.7	95.5	94.0
25) Staff at my school care about me.			83.8	84.7	84.3	78.4	77.0	78	77.6	77.9	77.7
26) At my school, students of different sexual orientations are treated with respect.			82.5	83.6	82.8	79.1	81.1	80	77.7	80.3	79.0
27) At my school, students of different race are treated with respect.			95.6	97.8	96.3	88.6	89.3	89	87.8	89.5	88.6
37) I am treated fairly by the staff in my school.			84.8	89.6	86.6	77.4	79.1	77	77.2	78.0	77.5
38) I am satisfied with the anti-drug policies and programs being offered at my school (e.g.presentatiions, guest speakers, assemblies)			83.6	72.8	77.6	68.3	83.8	67	68.8	68.4	68.6
39) There is a pressure to do drugs among students from my school.			39.3	39.4	39.8	40.3	31.7	36	40.8	33.9	37.6
			80.1	79.1	79.2	74.2	73.1	73.6	73.9	73.9	73.6
EXPECTATIONS											
9) My opinions are important at school.			60.7	70.6	65.5	53.2	54.9	54	53.9	55.2	54.5
10) I am encouraged to try my best at school.			89.3	86.9	87.5	83.1	85.7	84	83.2	86.1	84.7
36) I know the school rules/code of conduct.			84.4	90.4	86.7	74.1	82.3	78	75.9	84.2	80.0
			78.1	82.6	79.9	70.1	74.3	72.1	71.0	75.2	73.1
SAFETY											
28) I feel safe at school.			83.7	84.8	84.3	80.9	79.1	80	80.4	79.7	80.1
29) I feel safe in the school cafeteria.			86.4	93.3	90.0	84.4	83.8	84	83.8	84.0	83.9
30) I feel safe in my classrooms.			87.2	92.8	89.7	87.4	87.5	87	86.6	87.7	87.1
31) I feel safe in the school washrooms.			80.9	82.6	81.5	74.9	77.3	76	75.3	78.4	76.8
32) I feel safe in the school gym.			84.3	88.7	86.3	85.5	82.8	84	85.2	83.4	84.2
33) I feel safe in the gym change rooms.			77.2	85.7	81.6	79.7	82.3	81	79.8	83.0	81.3
34) I feel safe on the school bus.			88.5	88.0	88.4	81.5	75.3	78	81.0	76.8	78.9
35) I feel safe on school grounds.			85.5	94.9	90.2	79.9	80.3	80	80.7	81.9	81.2
			84.2	88.8	86.5	81.8	81.0	81.3	81.6	81.9	81.7
DRUGS AND ALCOHOL											
40) I am satisfied with the anti-alcohol policies and programs being offered at my school (e.g., presentations, guest speakers, assemblies)			74.4	71.5	72.8	65.3	63.5	64.4	66.3	66.1	66.2
41) There is a pressure to drink alcohol among students from my school.			53.3	49.3	51.6	47.2	42.5	45.1	48.4	43.8	46.2
42) I am satisfied with the anti-smoking policies and programs being offered at my school (e.g., presentations, guest speakers, assemblies)			66.9	67.9	66.9	61.4	59.1	60.2	62.6	61.8	62.2
43) There is a pressure to smoke cigarettes among students from my school.			34.3	29.9	32.3	35.1	27.7	31.6	37.5	31.4	34.6
			57.2	54.7	55.9	52.2	48.2	50.3	53.7	50.8	52.3

For items 1-43, values are percent agreeing with the statement. Students were asked to indicate the extent to which they agreed to each statement with the following scale: 1-Strongly Disagree, 2-Disagree Somewhat, 3-Agree Somewhat, 4-Strongly Agree, 5-N/A- Not applicable

Survey results highlight the percentage of students who ‘Agree Somewhat’ or ‘Agree Strongly’ with each statement.

For items 44-55, students had 4 choices: A-Never, B-Once or Twice, C-Every Week, D-Multiple Times a Week.



School Climate Survey

Grades 10-12, 2015-16

NLESD - Eastern Region

#219 - Marystown Central High School, Marystown

Response Rate: 76.6

	[N=281] SCHOOL				[N=7,053] DISTRICT				[N=12,024] PROVINCE			
	A	B	C	D	A	B	C	D	A	B	C	D
BULLYING AND HARASSMENT												
44) In the last month I have been bullied or harassed physically (e.g. hit, kicked, pushed, shoved around, locked indoors).	85.4	12.5	1.4	0.7	83.6	11.9	1.6	2.9	83.0	12.4	1.8	2.8
45) In the last month I have been bullied or harassed verbally (e.g. called mean names, made fun of, teased in a hurtful way).	64.5	27.2	4.3	3.9	63.7	24.6	5.6	6.2	63.2	24.9	5.6	6.3
46) In the last month I have been bullied or harassed indirectly (e.g. left out of things on purpose, excluded from a group of friends,	67.5	22.5	6.4	3.6	66.6	21.3	5.8	6.3	66.6	21.3	6.0	6.1
47) In the last month I have been sexually harassed (e.g. other students making sexual jokes, comments or gestures towards me).	84.3	9.3	2.9	3.6	83.8	10.2	2.3	3.7	84.3	9.9	2.3	3.5
48) In the last month I have been bullied or harassed electronically (e.g. teased or bullied using a computer or a mobile phone).	80.0	14.6	2.9	2.5	82.6	11.5	2.4	3.5	82.5	11.8	2.3	3.3
49) In the last month I have seen or heard about another student being bullied or harassed.	45.9	36.5	10.1	7.6	37.3	37.9	12.5	12.3	37.4	38.3	12.6	11.7
50) In the last month I have taken part in bullying or harassing another student.	90.7	7.9	0.7	0.7	89.6	7.2	1.1	2.1	89.3	7.5	1.1	2.1
51) In the last month I have been involved in a physical fight.	93.9	4.7	0.7	0.7	91.1	5.6	1.0	2.3	91.1	5.7	0.9	2.2
DRUGS AND ALCOHOL												
52) In the last month I have used illegal drugs.	85.3	10.8	1.8	2.2	79.5	10.7	2.7	7.1	80.0	10.4	2.7	6.9
53) In the last month I have abused prescription drugs.	95.4	2.9	1.1	0.7	92.4	3.7	1.1	2.7	92.7	3.4	1.1	2.7
54) In the last month I have consumed alcohol.	52.7	29.4	12.5	5.4	54.9	29.1	8.6	7.3	54.7	29.2	8.9	7.3
55) In the last month I have smoked cigarettes.	81.5	9.6	1.1	7.8	81.6	7.4	2.0	9.0	79.8	7.7	2.1	10.4

For items 1-43, values are percent agreeing with the statement. Students were asked to indicate the extent to which they agreed to each statement with the following scale: 1-Strongly Disagree, 2-Disagree Somewhat, 3-Agree Somewhat, 4-Strongly Agree, 5-N/A- Not applicable

Survey results highlight the percentage of students who ‘Agree Somewhat’ or ‘Agree Strongly’ with each statement.

For items 44-55, students had 4 choices: A-Never, B-Once or Twice, C-Every Week, D-Multiple Times a Week.

Newfoundland
Labrador

School Climate Survey

Grades 10-12, 2015-16

NLESD - Eastern Region

#223 - Christ the King School, Rushoon


Response Rate: 80.0

	[N=24] SCHOOL			[N=7,053] DISTRICT			[N=12,024] PROVINCE		
	M	F	Total	M	F	Total	M	F	Total
STUDENT SATISFACTION									
1) School is a place where I like to be.	87.5	75.0	83.3	63.4	64.4	63.8	61.4	63.4	62.3
2) I am satisfied with the quality of education I am receiving at my school.	81.3	87.5	83.3	81.5	81.6	81.5	79.8	80.9	80.2
3) I am satisfied with the quality of teaching at my school.	87.5	100.0	91.7	80.3	79.9	80.0	79.5	79.7	79.5
4) My school is clean and well maintained.	100.0	100.0	100.0	76.2	73.8	75.0	74.9	73.9	74.3
5) My school work is interesting.	62.5	75.0	66.7	52.4	60.8	56.4	52.4	60.4	56.3
6) My school work is challenging.	75.0	87.5	79.2	79.7	84.4	81.9	79.4	83.2	81.2
	82.3	87.5	84.0	72.2	74.2	73.1	71.2	73.6	72.3
LEARNING OPPORTUNITIES									
7) I can get help regarding post-secondary planning at my school.	81.3	71.4	78.3	82.7	81.5	82	83.3	83.1	83.2
8) I get help regarding scholarships at my school.	62.5	85.7	69.6	79.8	78.9	79	81.0	80.6	80.8
11) I can easily access programs and services at school to get help with my school work if I need it.	81.3	87.5	83.3	53.2	54.9	80	79.6	79.6	79.6
12) My parents/guardians are available to help me with my school work if I need it.	75.0	62.5	70.8	73.3	67.2	70	73.3	68.5	71.0
13) My peers are available to help me with my school work if I need it.	81.3	37.5	66.7	79.1	82.8	81	79.5	82.8	81.1
14) If I need it, I can get help at school with problems not related to school work.	68.8	50.0	62.5	72.9	70.4	72	73.1	72.7	72.9
15) I am satisfied with the opportunities I have to use technology to learn at my school.	75.0	87.5	79.2	65.6	68.5	67	65.2	68.9	67.0
	75.0	68.9	72.9	76.2	75.6	75.9	76.4	76.6	76.5
PARTICIPATION									
16) I am satisfied with the opportunities I have to participate in physical activities at my school.	87.5	87.5	87.5	77.2	79.1	78	76.9	77.4	77.1
17) I am satisfied with the opprtunities I have to paticipate in fine arts programs and/or activities at my school(e.g., art club, band, choir, drama).	75.0	75.0	75.0	79.8	82.3	81	75.1	76.8	76.0
18) I am satisfied with the opprtunities I have to paticipate in extra-curricular groups/activities at my school.	75.0	62.5	70.8	77.7	81.8	80	75.3	77.4	76.3
19) I am satisfied with the opprtunities I have to paticipate in science activities at my school(e.g., fairs, competitions, clubs).	50.0	62.5	54.2	63.8	65.0	64	56.7	55.0	55.9
	71.9	71.9	71.9	74.6	77.0	75.8	71.0	71.6	71.3
SCHOOL CLIMATE									
20) At my school, I treat everyone with respect.	81.3	100.0	87.5	87.6	94.6	91	87.6	94.9	91.3
21) At my school, students treat each other with respect.	75.0	25.0	58.3	58.6	51.5	55	58.3	49.9	54.0
22) At my school, students treat staff with respect.	81.3	37.5	66.7	67.9	64.1	66	67.4	63.0	65.2
23) At my school, staff treat students with respect.	93.3	100.0	95.7	76.8	76.2	76	76.7	76.6	76.5
24) At my school, staff treat each other with respect.	93.8	100.0	95.8	93.2	95.3	94	92.7	95.5	94.0
25) Staff at my school care about me.	93.3	85.7	90.9	78.4	77.0	78	77.6	77.9	77.7
26) At my school, students of different sexual orientations are treated with respect.	66.7	40.0	58.8	79.1	81.1	80	77.7	80.3	79.0
27) At my school, students of different race are treated with respect.	60.0	100.0	66.7	88.6	89.3	89	87.8	89.5	88.6
37) I am treated fairly by the staff in my school.	87.5	100.0	91.7	77.4	79.1	77	77.2	78.0	77.5
38) I am satisfied with the anti-drug policies and programs being offered at my school (e.g.presentatiions, guest speakers, assemblies)	78.6	75.0	77.3	68.3	83.8	67	68.8	68.4	68.6
39) There is a pressure to do drugs among students from my school.	25.0	37.5	29.2	40.3	31.7	36	40.8	33.9	37.6
	76.0	72.8	74.4	74.2	73.1	73.6	73.9	73.9	73.6
EXPECTATIONS									
9) My opinions are important at school.	81.3	62.5	75.0	53.2	54.9	54	53.9	55.2	54.5
10) I am encouraged to try my best at school.	93.8	100.0	95.8	83.1	85.7	84	83.2	86.1	84.7
36) I know the school rules/code of conduct.	75.0	75.0	75.0	74.1	82.3	78	75.9	84.2	80.0
	83.3	79.2	81.9	70.1	74.3	72.1	71.0	75.2	73.1
SAFETY									
28) I feel safe at school.	81.3	87.5	83.3	80.9	79.1	80	80.4	79.7	80.1
29) I feel safe in the school cafeteria.	78.6	87.5	81.8	84.4	83.8	84	83.8	84.0	83.9
30) I feel safe in my classrooms.	93.8	75.0	87.5	87.4	87.5	87	86.6	87.7	87.1
31) I feel safe in the school washrooms.	81.3	100.0	87.5	74.9	77.3	76	75.3	78.4	76.8
32) I feel safe in the school gym.	92.9	75.0	86.4	85.5	82.8	84	85.2	83.4	84.2
33) I feel safe in the gym change rooms.	81.8	100.0	87.5	79.7	82.3	81	79.8	83.0	81.3
34) I feel safe on the school bus.	91.7	87.5	90.0	81.5	75.3	78	81.0	76.8	78.9
35) I feel safe on school grounds.	87.5	100.0	91.7	79.9	80.3	80	80.7	81.9	81.2
	86.1	89.1	87.0	81.8	81.0	81.3	81.6	81.9	81.7
DRUGS AND ALCOHOL									
40) I am satisfied with the anti-alcohol policies and programs being offered at my school (e.g., presentations, guest speakers, assemblies)	69.2	75.0	71.4	65.3	63.5	64.4	66.3	66.1	66.2
41) There is a pressure to drink alcohol among students from my school.	18.8	87.5	41.7	47.2	42.5	45.1	48.4	43.8	46.2
42) I am satisfied with the anti-smoking policies and programs being offered at my school (e.g., presentations, guest speakers, assemblies)	53.9	50.0	52.4	61.4	59.1	60.2	62.6	61.8	62.2
43) There is a pressure to smoke cigarettes among students from my school.	25.0	37.5	29.2	35.1	27.7	31.6	37.5	31.4	34.6
	41.7	62.5	48.7	52.2	48.2	50.3	53.7	50.8	52.3

For items 1-43, values are percent agreeing with the statement. Students were asked to indicate the extent to which they agreed to each statement with the following scale: 1-Strongly Disagree, 2-Disagree Somewhat, 3-Agree Somewhat, 4-Strongly Agree, 5-N/A- Not applicable

Survey results highlight the percentage of students who ‘Agree Somewhat’ or ‘Agree Strongly’ with each statement.

For items 44-55, students had 4 choices: A-Never, B-Once or Twice, C-Every Week, D-Multiple Times a Week.

				School Climate Survey Grades 10-12, 2015-16											
NLESD - Eastern Region															
#223 - Christ the King School, Rushoon				Response Rate: 80.0											
				[N=24] SCHOOL				[N=7,053] DISTRICT				[N=12,024] PROVINCE			
BULLYING AND HARASSMENT				A	B	C	D	A	B	C	D	A	B	C	D
(44) In the last month I have been bullied or harassed physically (e.g. hit, kicked, pushed, shoved around, locked indoors).				79.2	12.5	0.0	8.3	83.6	11.9	1.6	2.9	83.0	12.4	1.8	2.8
(45) In the last month I have been bullied or harassed verbally (e.g. called mean names, made fun of, teased in a hurtful way).				66.7	12.5	8.3	12.5	63.7	24.6	5.6	6.2	63.2	24.9	5.6	6.3
(46) In the last month I have been bullied or harassed indirectly (e.g. left out of things on purpose, excluded from a group of friends,				58.3	20.8	4.2	16.7	66.6	21.3	5.8	6.3	66.6	21.3	6.0	6.1
(47) In the last month I have been sexually harassed (e.g. other students making sexual jokes, comments or gestures towards me).				83.3	8.3	4.2	4.2	83.8	10.2	2.3	3.7	84.3	9.9	2.3	3.5
(48) In the last month I have been bullied or harassed electronically (e.g. teased or bullied using a computer or a mobile phone).				83.3	4.2	4.2	8.3	82.6	11.5	2.4	3.5	82.5	11.8	2.3	3.3
(49) In the last month I have seen or heard about another student being bullied or harassed.				41.7	33.3	4.2	20.8	37.3	37.9	12.5	12.3	37.4	38.3	12.6	11.7
(50) In the last month I have taken part in bullying or harassing another student.				87.5	4.2	0.0	8.3	89.6	7.2	1.1	2.1	89.3	7.5	1.1	2.1
(51) In the last month I have been involved in a physical fight.				87.5	4.2	0.0	8.3	91.1	5.6	1.0	2.3	91.1	5.7	0.9	2.2
DRUGS AND ALCOHOL															
(52) In the last month I have used illegal drugs.				83.3	0.0	0.0	16.7	79.5	10.7	2.7	7.1	80.0	10.4	2.7	6.9
(53) In the last month I have abused prescription drugs.				95.8	0.0	0.0	4.2	92.4	3.7	1.1	2.7	92.7	3.4	1.1	2.7
(54) In the last month I have consumed alcohol.				37.5	41.7	0.0	20.8	54.9	29.1	8.6	7.3	54.7	29.2	8.9	7.3
(55) In the last month I have smoked cigarettes.				70.8	16.7	0.0	12.5	81.6	7.4	2.0	9.0	79.8	7.7	2.1	10.4

For items 1-43, values are percent agreeing with the statement. Students were asked to indicate the extent to which they agreed to each statement with the following scale: 1-Strongly Disagree, 2-Disagree Somewhat, 3-Agree Somewhat, 4-Strongly Agree, 5-N/A- Not applicable

Survey results highlight the percentage of students who ‘Agree Somewhat’ or ‘Agree Strongly’ with each statement.


For items 44-55, students had 4 choices: A-Never, B-Once or Twice, C-Every Week, D-Multiple Times a Week.

Newfoundland Labrador			School Climate Survey Grades 10-12, 2015-16								
NLESD - Eastern Region			#226 - Fortune Bay Academy, St. Bernard's - Jacques Fontaine						Response Rate: 83.3		
			[N=30] SCHOOL			[N=7,053] DISTRICT			[N=12,024] PROVINCE		
			M	F	Total	M	F	Total	M	F	Total
STUDENT SATISFACTION											
1) School is a place where I like to be.			56.3	71.4	63.3	63.4	64.4	63.8	61.4	63.4	62.3
2) I am satisfied with the quality of education I am receiving at my school.			81.3	85.7	83.3	81.5	81.6	81.5	79.8	80.9	80.2
3) I am satisfied with the quality of teaching at my school.			87.5	78.6	83.3	80.3	79.9	80.0	79.5	79.7	79.5
4) My school is clean and well maintained.			87.5	85.7	86.7	76.2	73.8	75.0	74.9	73.9	74.3
5) My school work is interesting.			50.0	71.4	60.0	52.4	60.8	56.4	52.4	60.4	56.3
6) My school work is challenging.			81.3	85.7	83.3	79.7	84.4	81.9	79.4	83.2	81.2
			74.0	79.8	76.7	72.2	74.2	73.1	71.2	73.6	72.3
LEARNING OPPORTUNITIES											
7) I can get help regarding post-secondary planning at my school.			85.7	100.0	92.9	82.7	81.5	82	83.3	83.1	83.2
8) I get help regarding scholarships at my school.			85.7	92.9	89.3	79.8	78.9	79	81.0	80.6	80.8
11) I can easily access programs and services at school to get help with my school work if I need it.			81.3	85.7	83.3	53.2	54.9	80	79.6	79.6	79.6
12) My parents/guardians are available to help me with my school work if I need it.			73.3	64.3	69.0	73.3	67.2	70	73.3	68.5	71.0
13) My peers are available to help me with my school work if I need it.			86.7	85.7	86.2	79.1	82.8	81	79.5	82.8	81.1
14) If I need it, I can get help at school with problems not related to school work.			73.3	78.6	75.9	72.9	70.4	72	73.1	72.7	72.9
15) I am satisfied with the opportunities I have to use technology to learn at my school.			80.0	57.1	69.0	65.6	68.5	67	65.2	68.9	67.0
			80.9	80.6	80.8	76.2	75.6	75.9	76.4	76.6	76.5
PARTICIPATION											
16) I am satisfied with the opportunities I have to participate in physical activities at my school.			85.7	92.3	88.9	77.2	79.1	78	76.9	77.4	77.1
17) I am satisfied with the opprtunities I have to paticipate in fine arts programs and/or activities at my school(e.g., art club, band, choir, drama).			73.3	57.1	65.5	79.8	82.3	81	75.1	76.8	76.0
18) I am satisfied with the opprtunities I have to paticipate in extra-curricular groups/activities at my school.			80.0	71.4	75.9	77.7	81.8	80	75.3	77.4	76.3
19) I am satisfied with the opprtunities I have to paticipate in science activities at my school(e.g., fairs, competitions, clubs).			53.3	50.0	51.7	63.8	65.0	64	56.7	55.0	55.9
			73.1	67.7	70.5	74.6	77.0	75.8	71.0	71.6	71.3
SCHOOL CLIMATE											
20) At my school, I treat everyone with respect.			93.3	85.7	89.7	87.6	94.6	91	87.6	94.9	91.3
21) At my school, students treat each other with respect.			80.0	46.2	64.3	58.6	51.5	55	58.3	49.9	54.0
22) At my school, students treat staff with respect.			93.3	57.1	75.9	67.9	64.1	66	67.4	63.0	65.2
23) At my school, staff treat students with respect.			80.0	64.3	72.4	76.8	76.2	76	76.7	76.6	76.5
24) At my school, staff treat each other with respect.			100.0	92.9	96.6	93.2	95.3	94	92.7	95.5	94.0
25) Staff at my school care about me.			86.7	71.4	79.3	78.4	77.0	78	77.6	77.9	77.7
26) At my school, students of different sexual orientations are treated with respect.			71.4	76.9	75.0	79.1	81.1	80	77.7	80.3	79.0
27) At my school, students of different race are treated with respect.			75.0	80.0	77.8	88.6	89.3	89	87.8	89.5	88.6
37) I am treated fairly by the staff in my school.			73.3	64.3	69.0	77.4	79.1	77	77.2	78.0	77.5
38) I am satisfied with the anti-drug policies and programs being offered at my school (e.g.presentatiions, guest speakers, assemblies)			80.0	76.9	78.6	68.3	83.8	67	68.8	68.4	68.6
39) There is a pressure to do drugs among students from my school.			40.0	21.4	31.0	40.3	31.7	36	40.8	33.9	37.6
			79.4	67.0	73.6	74.2	73.1	73.6	73.9	73.9	73.6
EXPECTATIONS											
9) My opinions are important at school.			68.8	64.3	66.7	53.2	54.9	54	53.9	55.2	54.5
10) I am encouraged to try my best at school.			75.0	78.6	76.7	83.1	85.7	84	83.2	86.1	84.7
36) I know the school rules/code of conduct.			80.0	64.3	72.4	74.1	82.3	78	75.9	84.2	80.0
			74.6	69.1	71.9	70.1	74.3	72.1	71.0	75.2	73.1
SAFETY											
28) I feel safe at school.			93.3	71.4	82.8	80.9	79.1	80	80.4	79.7	80.1
29) I feel safe in the school cafeteria.			90.9	72.7	81.8	84.4	83.8	84	83.8	84.0	83.9
30) I feel safe in my classrooms.			93.3	85.7	89.7	87.4	87.5	87	86.6	87.7	87.1
31) I feel safe in the school washrooms.			86.7	78.6	82.8	74.9	77.3	76	75.3	78.4	76.8
32) I feel safe in the school gym.			92.9	78.6	85.7	85.5	82.8	84	85.2	83.4	84.2
33) I feel safe in the gym change rooms.			86.7	100.0	92.9	79.7	82.3	81	79.8	83.0	81.3
34) I feel safe on the school bus.			88.9	83.3	85.7	81.5	75.3	78	81.0	76.8	78.9
35) I feel safe on school grounds.			86.7	85.7	86.2	79.9	80.3	80	80.7	81.9	81.2
			89.9	82.0	85.9	81.8	81.0	81.3	81.6	81.9	81.7
DRUGS AND ALCOHOL											
40) I am satisfied with the anti-alcohol policies and programs being offered at my school (e.g., presentations, guest speakers, assemblies)			86.7	69.2	78.6	65.3	63.5	64.4	66.3	66.1	66.2
41) There is a pressure to drink alcohol among students from my school.			66.7	71.4	69.0	47.2	42.5	45.1	48.4	43.8	46.2
42) I am satisfied with the anti-smoking policies and programs being offered at my school (e.g., presentations, guest speakers, assemblies)			73.3	78.6	75.9	61.4	59.1	60.2	62.6	61.8	62.2
43) There is a pressure to smoke cigarettes among students from my school.			60.0	50.0	55.2	35.1	27.7	31.6	37.5	31.4	34.6
			71.7	67.3	69.6	52.2	48.2	50.3	53.7	50.8	52.3

For items 1-43, values are percent agreeing with the statement. Students were asked to indicate the extent to which they agreed to each statement with the following scale: 1-Strongly Disagree, 2-Disagree Somewhat, 3-Agree Somewhat, 4-Strongly Agree, 5-N/A- Not applicable

Survey results highlight the percentage of students who ‘Agree Somewhat’ or ‘Agree Strongly’ with each statement.


For items 44-55, students had 4 choices: A-Never, B-Once or Twice, C-Every Week, D-Multiple Times a Week.

				School Climate Survey Grades 10-12, 2015-16											
NLESD - Eastern Region															
#226 - Fortune Bay Academy, St. Bernard's - Jacques Fontaine				Response Rate: 83.3											
				[N=30] SCHOOL				[N=7,053] DISTRICT				[N=12,024] PROVINCE			
BULLYING AND HARASSMENT				A	B	C	D	A	B	C	D	A	B	C	D
(44) In the last month I have been bullied or harassed physically (e.g. hit, kicked, pushed, shoved around, locked indoors).				89.7	6.9	0.0	3.5	83.6	11.9	1.6	2.9	83.0	12.4	1.8	2.8
(45) In the last month I have been bullied or harassed verbally (e.g. called mean names, made fun of, teased in a hurtful way).				72.4	20.7	3.5	3.5	63.7	24.6	5.6	6.2	63.2	24.9	5.6	6.3
(46) In the last month I have been bullied or harassed indirectly (e.g. left out of things on purpose, excluded from a group of friends,				72.4	13.8	6.9	6.9	66.6	21.3	5.8	6.3	66.6	21.3	6.0	6.1
(47) In the last month I have been sexually harassed (e.g. other students making sexual jokes, comments or gestures towards me).				71.4	17.9	3.6	7.1	83.8	10.2	2.3	3.7	84.3	9.9	2.3	3.5
(48) In the last month I have been bullied or harassed electronically (e.g. teased or bullied using a computer or a mobile phone).				89.3	3.6	0.0	7.1	82.6	11.5	2.4	3.5	82.5	11.8	2.3	3.3
(49) In the last month I have seen or heard about another student being bullied or harassed.				60.7	28.6	0.0	10.7	37.3	37.9	12.5	12.3	37.4	38.3	12.6	11.7
(50) In the last month I have taken part in bullying or harassing another student.				89.7	6.9	3.5	0.0	89.6	7.2	1.1	2.1	89.3	7.5	1.1	2.1
(51) In the last month I have been involved in a physical fight.				86.2	13.8	0.0	0.0	91.1	5.6	1.0	2.3	91.1	5.7	0.9	2.2
DRUGS AND ALCOHOL															
(52) In the last month I have used illegal drugs.				72.4	17.2	0.0	10.3	79.5	10.7	2.7	7.1	80.0	10.4	2.7	6.9
(53) In the last month I have abused prescription drugs.				86.2	3.5	6.9	3.5	92.4	3.7	1.1	2.7	92.7	3.4	1.1	2.7
(54) In the last month I have consumed alcohol.				44.8	34.5	6.9	13.8	54.9	29.1	8.6	7.3	54.7	29.2	8.9	7.3
(55) In the last month I have smoked cigarettes.				72.4	13.8	6.9	6.9	81.6	7.4	2.0	9.0	79.8	7.7	2.1	10.4

For items 1-43, values are percent agreeing with the statement. Students were asked to indicate the extent to which they agreed to each statement with the following scale: 1-Strongly Disagree, 2-Disagree Somewhat, 3-Agree Somewhat, 4-Strongly Agree, 5-N/A- Not applicable

Survey results highlight the percentage of students who ‘Agree Somewhat’ or ‘Agree Strongly’ with each statement.


For items 44-55, students had 4 choices: A-Never, B-Once or Twice, C-Every Week, D-Multiple Times a Week.

			School Climate Survey								
			Grades 10-12, 2015-16								
NLESD - Eastern Region											
#228 - St. Lawrence Academy, St. Lawrence						Response Rate: 84.1					
			[N=37] SCHOOL			[N=7,053] DISTRICT			[N=12,024] PROVINCE		
STUDENT SATISFACTION			M	F	Total	M	F	Total	M	F	Total
1) School is a place where I like to be.			61.1	79.0	70.3	63.4	64.4	63.8	61.4	63.4	62.3
2) I am satisfied with the quality of education I am receiving at my school.			88.9	89.5	89.2	81.5	81.6	81.5	79.8	80.9	80.2
3) I am satisfied with the quality of teaching at my school.			88.2	89.5	88.9	80.3	79.9	80.0	79.5	79.7	79.5
4) My school is clean and well maintained.			88.9	79.0	83.8	76.2	73.8	75.0	74.9	73.9	74.3
5) My school work is interesting.			61.1	84.2	73.0	52.4	60.8	56.4	52.4	60.4	56.3
6) My school work is challenging.			61.1	84.2	73.0	79.7	84.4	81.9	79.4	83.2	81.2
			74.9	84.2	79.7	72.2	74.2	73.1	71.2	73.6	72.3
LEARNING OPPORTUNITIES											
7) I can get help regarding post-secondary planning at my school.			82.4	79.0	80.6	82.7	81.5	82	83.3	83.1	83.2
8) I get help regarding scholarships at my school.			100.0	84.2	91.7	79.8	78.9	79	81.0	80.6	80.8
11) I can easily access programs and services at school to get help with my school work if I need it.			77.8	84.2	81.1	53.2	54.9	80	79.6	79.6	79.6
12) My parents/guardians are available to help me with my school work if I need it.			83.3	73.7	78.4	73.3	67.2	70	73.3	68.5	71.0
13) My peers are available to help me with my school work if I need it.			88.9	73.7	81.1	79.1	82.8	81	79.5	82.8	81.1
14) If I need it, I can get help at school with problems not related to school work.			88.9	89.5	89.2	72.9	70.4	72	73.1	72.7	72.9
15) I am satisfied with the opportunities I have to use technology to learn at my school.			66.7	63.2	64.9	65.6	68.5	67	65.2	68.9	67.0
			84.0	78.2	81.0	76.2	75.6	75.9	76.4	76.6	76.5
PARTICIPATION											
16) I am satisfied with the opportunities I have to participate in physical activities at my school.			94.4	89.5	91.9	77.2	79.1	78	76.9	77.4	77.1
17) I am satisfied with the opprtunities I have to paticipate in fine arts programs and/or activities at my school(e.g., art club, band, choir, drama).			77.8	68.4	73.0	79.8	82.3	81	75.1	76.8	76.0
18) I am satisfied with the opprtunities I have to paticipate in extra-curricular groups/activities at my school.			88.2	100.0	94.4	77.7	81.8	80	75.3	77.4	76.3
19) I am satisfied with the opprtunities I have to paticipate in science activities at my school(e.g., fairs, competitions, clubs).			55.6	42.1	48.7	63.8	65.0	64	56.7	55.0	55.9
			79.0	75.0	77.0	74.6	77.0	75.8	71.0	71.6	71.3
SCHOOL CLIMATE											
20) At my school, I treat everyone with respect.			94.1	89.5	91.7	87.6	94.6	91	87.6	94.9	91.3
21) At my school, students treat each other with respect.			55.6	27.8	41.7	58.6	51.5	55	58.3	49.9	54.0
22) At my school, students treat staff with respect.			61.1	63.2	62.2	67.9	64.1	66	67.4	63.0	65.2
23) At my school, staff treat students with respect.			94.4	94.7	94.6	76.8	76.2	76	76.7	76.6	76.5
24) At my school, staff treat each other with respect.			100.0	94.7	97.3	93.2	95.3	94	92.7	95.5	94.0
25) Staff at my school care about me.			94.4	100.0	97.1	78.4	77.0	78	77.6	77.9	77.7
26) At my school, students of different sexual orientations are treated with respect.			88.9	89.5	89.2	79.1	81.1	80	77.7	80.3	79.0
27) At my school, students of different race are treated with respect.			83.3	100.0	91.9	88.6	89.3	89	87.8	89.5	88.6
37) I am treated fairly by the staff in my school.			94.4	100.0	97.3	77.4	79.1	77	77.2	78.0	77.5
38) I am satisfied with the anti-drug policies and programs being offered at my school (e.g.presentationis, guest speakers, assemblies)			75.0	63.2	68.6	68.3	83.8	67	68.8	68.4	68.6
39) There is a pressure to do drugs among students from my school.			22.2	22.2	22.2	40.3	31.7	36	40.8	33.9	37.6
			78.5	76.8	77.6	74.2	73.1	73.6	73.9	73.9	73.6
EXPECTATIONS											
9) My opinions are important at school.			76.5	88.9	82.9	53.2	54.9	54	53.9	55.2	54.5
10) I am encouraged to try my best at school.			88.9	100.0	94.6	83.1	85.7	84	83.2	86.1	84.7
36) I know the school rules/code of conduct.			77.8	89.5	83.8	74.1	82.3	78	75.9	84.2	80.0
			81.0	92.8	87.1	70.1	74.3	72.1	71.0	75.2	73.1
SAFETY											
28) I feel safe at school.			58.8	31.6	44.4	80.9	79.1	80	80.4	79.7	80.1
29) I feel safe in the school cafeteria.			72.2	47.4	59.5	84.4	83.8	84	83.8	84.0	83.9
30) I feel safe in my classrooms.			72.2	57.9	64.9	87.4	87.5	87	86.6	87.7	87.1
31) I feel safe in the school washrooms.			66.7	47.4	56.8	74.9	77.3	76	75.3	78.4	76.8
32) I feel safe in the school gym.			94.4	70.6	82.9	85.5	82.8	84	85.2	83.4	84.2
33) I feel safe in the gym change rooms.			72.7	83.3	76.5	79.7	82.3	81	79.8	83.0	81.3
34) I feel safe on the school bus.			100.0	75.0	90.5	81.5	75.3	78	81.0	76.8	78.9
35) I feel safe on school grounds.			83.3	68.4	75.7	79.9	80.3	80	80.7	81.9	81.2
			77.6	60.2	68.9	81.8	81.0	81.3	81.6	81.9	81.7
DRUGS AND ALCOHOL											
40) I am satisfied with the anti-alcohol policies and programs being offered at my school (e.g., presentations, guest speakers, assemblies)			62.5	52.6	57.1	65.3	63.5	64.4	66.3	66.1	66.2
41) There is a pressure to drink alcohol among students from my school.			55.6	52.6	54.1	47.2	42.5	45.1	48.4	43.8	46.2
42) I am satisfied with the anti-smoking policies and programs being offered at my school (e.g., presentations, guest speakers, assemblies)			50.0	52.9	51.5	61.4	59.1	60.2	62.6	61.8	62.2
43) There is a pressure to smoke cigarettes among students from my school.			27.8	36.8	32.4	35.1	27.7	31.6	37.5	31.4	34.6
			49.0	48.8	48.8	52.2	48.2	50.3	53.7	50.8	52.3

For items 1-43, values are percent agreeing with the statement. Students were asked to indicate the extent to which they agreed to each statement with the following scale: 1-Strongly Disagree, 2-Disagree Somewhat, 3-Agree Somewhat, 4-Strongly Agree, 5-N/A- Not applicable

Survey results highlight the percentage of students who ‘Agree Somewhat’ or ‘Agree Strongly’ with each statement.

For items 44-55, students had 4 choices: A-Never, B-Once or Twice, C-Every Week, D-Multiple Times a Week.

<div><div></div><div>School Climate Survey Grades 10-12, 2015-16</div></div>												
NLESD - Eastern Region												
#228 - St. Lawrence Academy, St. Lawrence												
Response Rate: 84.1												
	[N=37]				[N=7,053]				[N=12,024]			
	SCHOOL				DISTRICT				PROVINCE			
	A	B	C	D	A	B	C	D	A	B	C	D
BULLYING AND HARASSMENT												
(44) In the last month I have been bullied or harassed physically (e.g. hit, kicked, pushed, shoved around, locked indoors).	66.7	22.2	0.0	11.1	83.6	11.9	1.6	2.9	83.0	12.4	1.8	2.8
(45) In the last month I have been bullied or harassed verbally (e.g. called mean names, made fun of, teased in a hurtful way).	50.0	27.8	11.1	11.1	63.7	24.6	5.6	6.2	63.2	24.9	5.6	6.3
(46) In the last month I have been bullied or harassed indirectly (e.g. left out of things on purpose, excluded from a group of friends,	52.9	29.4	5.9	11.8	66.6	21.3	5.8	6.3	66.6	21.3	6.0	6.1
(47) In the last month I have been sexually harassed (e.g. other students making sexual jokes, comments or gestures towards me).	80.0	11.4	2.9	5.7	83.8	10.2	2.3	3.7	84.3	9.9	2.3	3.5
(48) In the last month I have been bullied or harassed electronically (e.g. teased or bullied using a computer or a mobile phone).	74.3	17.1	2.9	5.7	82.6	11.5	2.4	3.5	82.5	11.8	2.3	3.3
(49) In the last month I have seen or heard about another student being bullied or harassed.	27.8	30.6	16.7	25.0	37.3	37.9	12.5	12.3	37.4	38.3	12.6	11.7
(50) In the last month I have taken part in bullying or harassing another student.	80.0	17.1	0.0	2.9	89.6	7.2	1.1	2.1	89.3	7.5	1.1	2.1
(51) In the last month I have been involved in a physical fight.	97.1	2.9	0.0	0.0	91.1	5.6	1.0	2.3	91.1	5.7	0.9	2.2
DRUGS AND ALCOHOL												
(52) In the last month I have used illegal drugs.	88.6	8.6	2.9	0.0	79.5	10.7	2.7	7.1	80.0	10.4	2.7	6.9
(53) In the last month I have abused prescription drugs.	97.1	2.9	0.0	0.0	92.4	3.7	1.1	2.7	92.7	3.4	1.1	2.7
(54) In the last month I have consumed alcohol.	60.0	31.4	8.6	0.0	54.9	29.1	8.6	7.3	54.7	29.2	8.9	7.3
(55) In the last month I have smoked cigarettes.	85.7	8.6	0.0	5.7	81.6	7.4	2.0	9.0	79.8	7.7	2.1	10.4

For items 1-43, values are percent agreeing with the statement. Students were asked to indicate the extent to which they agreed to each statement with the following scale: 1-Strongly Disagree, 2-Disagree Somewhat, 3-Agree Somewhat, 4-Strongly Agree, 5-N/A- Not applicable

Survey results highlight the percentage of students who ‘Agree Somewhat’ or ‘Agree Strongly’ with each statement.

For items 44-55, students had 4 choices: A-Never, B-Once or Twice, C-Every Week, D-Multiple Times a Week.



School Climate Survey
Grades 10-12, 2015-16

NLESD - Eastern Region

#229 - St. Joseph's All Grade, Terrenceville

Response Rate: 64.5

	[N=20] SCHOOL			[N=7,053] DISTRICT			[N=12,024] PROVINCE		
	M	F	Total	M	F	Total	M	F	Total
STUDENT SATISFACTION									
(1) School is a place where I like to be.	60.0	33.3	47.4	63.4	64.4	63.8	61.4	63.4	62.3
(2) I am satisfied with the quality of education I am receiving at my school.	72.7	66.7	70.0	81.5	81.6	81.5	79.8	80.9	80.2
(3) I am satisfied with the quality of teaching at my school.	72.7	66.7	70.0	80.3	79.9	80.0	79.5	79.7	79.5
(4) My school is clean and well maintained.	90.9	100.0	95.0	76.2	73.8	75.0	74.9	73.9	74.3
(5) My school work is interesting.	54.6	33.3	45.0	52.4	60.8	56.4	52.4	60.4	56.3
(6) My school work is challenging.	72.7	77.8	75.0	79.7	84.4	81.9	79.4	83.2	81.2
	70.6	63.0	67.1	72.2	74.2	73.1	71.2	73.6	72.3
LEARNING OPPORTUNITIES									
(7) I can get help regarding post-secondary planning at my school.	50.0	87.5	68.8	82.7	81.5	82	83.3	83.1	83.2
(8) I get help regarding scholarships at my school.	55.6	62.5	58.8	79.8	78.9	79	81.0	80.6	80.8
(11) I can easily access programs and services at school to get help with my school work if I need it.	54.6	66.7	60.0	53.2	54.9	80	79.6	79.6	79.6
(12) My parents/guardians are available to help me with my school work if I need it.	72.7	55.6	65.0	73.3	67.2	70	73.3	68.5	71.0
(13) My peers are available to help me with my school work if I need it.	81.8	100.0	90.0	79.1	82.8	81	79.5	82.8	81.1
(14) If I need it, I can get help at school with problems not related to school work.	63.6	66.7	65.0	72.9	70.4	72	73.1	72.7	72.9
(15) I am satisfied with the opportunities I have to use technology to learn at my school.	63.6	33.3	50.0	65.6	68.5	67	65.2	68.9	67.0
	63.1	67.5	65.4	76.2	75.6	75.9	76.4	76.6	76.5
PARTICIPATION									
(16) I am satisfied with the opportunities I have to participate in physical activities at my school.	90.9	100.0	95.0	77.2	79.1	78	76.9	77.4	77.1
(17) I am satisfied with the opprtunities I have to paticipate in fine arts programs and/or activities at my school(e.g., art club, band, choir, drama).	54.6	66.7	60.0	79.8	82.3	81	75.1	76.8	76.0
(18) I am satisfied with the opprtunities I have to paticipate in extra-curricular groups/activities at my school.	63.6	66.7	65.0	77.7	81.8	80	75.3	77.4	76.3
(19) I am satisfied with the opprtunities I have to paticipate in science activities at my school(e.g., fairs, competitions, clubs).	63.6	77.8	70.0	63.8	65.0	64	56.7	55.0	55.9
	68.2	77.8	72.5	74.6	77.0	75.8	71.0	71.6	71.3
SCHOOL CLIMATE									
(20) At my school, I treat everyone with respect.	72.7	88.9	80.0	87.6	94.6	91	87.6	94.9	91.3
(21) At my school, students treat each other with respect.	63.6	50.0	57.9	58.6	51.5	55	58.3	49.9	54.0
(22) At my school, students treat staff with respect.	63.6	44.4	55.0	67.9	64.1	66	67.4	63.0	65.2
(23) At my school, staff treat students with respect.	100.0	44.4	75.0	76.8	76.2	76	76.7	76.6	76.5
(24) At my school, staff treat each other with respect.	100.0	100.0	100.0	93.2	95.3	94	92.7	95.5	94.0
(25) Staff at my school care about me.	80.0	87.5	83.3	78.4	77.0	78	77.6	77.9	77.7
(26) At my school, students of different sexual orientations are treated with respect.	57.1	100.0	72.7	79.1	81.1	80	77.7	80.3	79.0
(27) At my school, students of different race are treated with respect.	100.0	100.0	100.0	88.6	89.3	89	87.8	89.5	88.6
(37) I am treated fairly by the staff in my school.	72.7	55.6	65.0	77.4	79.1	77	77.2	78.0	77.5
(38) I am satisfied with the anti-drug policies and programs being offered at my school (e.g.presentation, guest speakers, assemblies)	70.0	44.4	57.9	68.3	83.8	67	68.8	68.4	68.6
(39) There is a pressure to do drugs among students from my school.	36.4	33.3	35.0	40.3	31.7	36	40.8	33.9	37.6
	74.2	68.1	71.1	74.2	73.1	73.6	73.9	73.9	73.6
EXPECTATIONS									
(9) My opinions are important at school.	54.6	22.2	40.0	53.2	54.9	54	53.9	55.2	54.5
(10) I am encouraged to try my best at school.	63.6	88.9	75.0	83.1	85.7	84	83.2	86.1	84.7
(36) I know the school rules/code of conduct.	81.8	100.0	90.0	74.1	82.3	78	75.9	84.2	80.0
	66.7	70.4	68.3	70.1	74.3	72.1	71.0	75.2	73.1
SAFETY									
(28) I feel safe at school.	81.8	55.6	70.0	80.9	79.1	80	80.4	79.7	80.1
(29) I feel safe in the school cafeteria.	80.0	57.1	70.6	84.4	83.8	84	83.8	84.0	83.9
(30) I feel safe in my classrooms.	81.8	55.6	70.0	87.4	87.5	87	86.6	87.7	87.1
(31) I feel safe in the school washrooms.	81.8	77.8	80.0	74.9	77.3	76	75.3	78.4	76.8
(32) I feel safe in the school gym.	80.0	66.7	73.7	85.5	82.8	84	85.2	83.4	84.2
(33) I feel safe in the gym change rooms.	77.8	87.5	82.4	79.7	82.3	81	79.8	83.0	81.3
(34) I feel safe on the school bus.	62.5	80.0	69.2	81.5	75.3	78	81.0	76.8	78.9
(35) I feel safe on school grounds.	72.7	77.8	75.0	79.9	80.3	80	80.7	81.9	81.2
	77.3	69.7	73.9	81.8	81.0	81.3	81.6	81.9	81.7
DRUGS AND ALCOHOL									
(40) I am satisfied with the anti-alcohol policies and programs being offered at my school (e.g., presentations, guest speakers, assemblies)	70.0	44.4	57.9	65.3	63.5	64.4	66.3	66.1	66.2
(41) There is a pressure to drink alcohol among students from my school.	63.6	33.3	50.0	47.2	42.5	45.1	48.4	43.8	46.2
(42) I am satisfied with the anti-smoking policies and programs being offered at my school (e.g., presentations, guest speakers, assemblies)	66.7	33.3	50.0	61.4	59.1	60.2	62.6	61.8	62.2
(43) There is a pressure to smoke cigarettes among students from my school.	45.5	33.3	40.0	35.1	27.7	31.6	37.5	31.4	34.6
	61.4	36.1	49.5	52.2	48.2	50.3	53.7	50.8	52.3

For items 1-43, values are percent agreeing with the statement. Students were asked to indicate the extent to which they agreed to each statement with the following scale: 1-Strongly Disagree, 2-Disagree Somewhat, 3-Agree Somewhat, 4-Strongly Agree, 5-N/A- Not applicable

Survey results highlight the percentage of students who ‘Agree Somewhat’ or ‘Agree Strongly’ with each statement.


For items 44-55, students had 4 choices: A-Never, B-Once or Twice, C-Every Week, D-Multiple Times a Week.

<div><div><div><div><div></div><div></div></div><div><div></div><div></div></div></div><div><div></div><div></div></div><div><div></div><div></div></div></div><div>Newfoundland Labrador</div></div>												
School Climate Survey Grades 10-12, 2015-16												
NLESD - Eastern Region												
#229 - St. Joseph's All Grade, Terrenceville												
Response Rate: 64.5												
	[N=20]				[N=7,053]				[N=12,024]			
	SCHOOL				DISTRICT				PROVINCE			
	A	B	C	D	A	B	C	D	A	B	C	D
BULLYING AND HARASSMENT												
(44) In the last month I have been bullied or harassed physically (e.g. hit, kicked, pushed, shoved around, locked indoors).	90.0	10.0	0.0	0.0	83.6	11.9	1.6	2.9	83.0	12.4	1.8	2.8
(45) In the last month I have been bullied or harassed verbally (e.g. called mean names, made fun of, teased in a hurtful way).	65.0	20.0	15.0	0.0	63.7	24.6	5.6	6.2	63.2	24.9	5.6	6.3
(46) In the last month I have been bullied or harassed indirectly (e.g. left out of things on purpose, excluded from a group of friends,	80.0	20.0	0.0	0.0	66.6	21.3	5.8	6.3	66.6	21.3	6.0	6.1
(47) In the last month I have been sexually harassed (e.g. other students making sexual jokes, comments or gestures towards me).	90.0	10.0	0.0	0.0	83.8	10.2	2.3	3.7	84.3	9.9	2.3	3.5
(48) In the last month I have been bullied or harassed electronically (e.g. teased or bullied using a computer or a mobile phone).	68.4	26.3	5.3	0.0	82.6	11.5	2.4	3.5	82.5	11.8	2.3	3.3
(49) In the last month I have seen or heard about another student being bullied or harassed.	50.0	30.0	20.0	0.0	37.3	37.9	12.5	12.3	37.4	38.3	12.6	11.7
(50) In the last month I have taken part in bullying or harassing another student.	84.2	15.8	0.0	0.0	89.6	7.2	1.1	2.1	89.3	7.5	1.1	2.1
(51) In the last month I have been involved in a physical fight.	95.0	5.0	0.0	0.0	91.1	5.6	1.0	2.3	91.1	5.7	0.9	2.2
DRUGS AND ALCOHOL												
(52) In the last month I have used illegal drugs.	90.0	5.0	5.0	0.0	79.5	10.7	2.7	7.1	80.0	10.4	2.7	6.9
(53) In the last month I have abused prescription drugs.	100.0	0.0	0.0	0.0	92.4	3.7	1.1	2.7	92.7	3.4	1.1	2.7
(54) In the last month I have consumed alcohol.	50.0	25.0	15.0	10.0	54.9	29.1	8.6	7.3	54.7	29.2	8.9	7.3
(55) In the last month I have smoked cigarettes.	70.0	15.0	0.0	15.0	81.6	7.4	2.0	9.0	79.8	7.7	2.1	10.4

For items 1-43, values are percent agreeing with the statement. Students were asked to indicate the extent to which they agreed to each statement with the following scale: 1-Strongly Disagree, 2-Disagree Somewhat, 3-Agree Somewhat, 4-Strongly Agree, 5-N/A- Not applicable

Survey results highlight the percentage of students who ‘Agree Somewhat’ or ‘Agree Strongly’ with each statement.


For items 44-55, students had 4 choices: A-Never, B-Once or Twice, C-Every Week, D-Multiple Times a Week.

			School Climate Survey								
			Grades 10-12, 2015-16								
NLESD - Eastern Region											
#231 - Discovery Collegiate, Bonavista						Response Rate: 86.3					
			[N=139] SCHOOL			[N=7,053] DISTRICT			[N=12,024] PROVINCE		
			M	F	Total	M	F	Total	M	F	Total
STUDENT SATISFACTION											
1) School is a place where I like to be.			63.8	65.7	64.8	63.4	64.4	63.8	61.4	63.4	62.3
2) I am satisfied with the quality of education I am receiving at my school.			89.9	95.5	92.0	81.5	81.6	81.5	79.8	80.9	80.2
3) I am satisfied with the quality of teaching at my school.			84.1	91.0	87.8	80.3	79.9	80.0	79.5	79.7	79.5
4) My school is clean and well maintained.			94.1	98.5	96.4	76.2	73.8	75.0	74.9	73.9	74.3
5) My school work is interesting.			58.0	56.7	56.5	52.4	60.8	56.4	52.4	60.4	56.3
6) My school work is challenging.			78.3	92.5	84.2	79.7	84.4	81.9	79.4	83.2	81.2
			78.0	83.3	80.3	72.2	74.2	73.1	71.2	73.6	72.3
LEARNING OPPORTUNITIES											
7) I can get help regarding post-secondary planning at my school.			91.1	92.9	92.0	82.7	81.5	82	83.3	83.1	83.2
8) I get help regarding scholarships at my school.			88.5	83.7	86.6	79.8	78.9	79	81.0	80.6	80.8
11) I can easily access programs and services at school to get help with my school work if I need it.			87.0	86.6	87.1	53.2	54.9	80	79.6	79.6	79.6
12) My parents/guardians are available to help me with my school work if I need it.			72.5	77.3	75.4	73.3	67.2	70	73.3	68.5	71.0
13) My peers are available to help me with my school work if I need it.			84.1	89.4	87.0	79.1	82.8	81	79.5	82.8	81.1
14) If I need it, I can get help at school with problems not related to school work.			76.8	76.1	76.3	72.9	70.4	72	73.1	72.7	72.9
15) I am satisfied with the opportunities I have to use technology to learn at my school.			60.9	65.2	63.0	65.6	68.5	67	65.2	68.9	67.0
			80.1	81.6	81.0	76.2	75.6	75.9	76.4	76.6	76.5
PARTICIPATION											
16) I am satisfied with the opportunities I have to participate in physical activities at my school.			83.8	77.6	81.2	77.2	79.1	78	76.9	77.4	77.1
17) I am satisfied with the opprtunities I have to paticipate in fine arts programs and/or activities at my school(e.g., art club, band, choir, drama).			79.7	84.9	82.6	79.8	82.3	81	75.1	76.8	76.0
18) I am satisfied with the opprtunities I have to paticipate in extra-curricular groups/activities at my school.			79.7	76.9	78.8	77.7	81.8	80	75.3	77.4	76.3
19) I am satisfied with the opprtunities I have to paticipate in science activities at my school(e.g., fairs, competitions, clubs).			37.7	21.5	29.2	63.8	65.0	64	56.7	55.0	55.9
			70.2	65.2	68.0	74.6	77.0	75.8	71.0	71.6	71.3
SCHOOL CLIMATE											
20) At my school, I treat everyone with respect.			95.6	100.0	97.1	87.6	94.6	91	87.6	94.9	91.3
21) At my school, students treat each other with respect.			65.2	40.9	54.4	58.6	51.5	55	58.3	49.9	54.0
22) At my school, students treat staff with respect.			82.6	74.6	77.7	67.9	64.1	66	67.4	63.0	65.2
23) At my school, staff treat students with respect.			89.9	71.2	81.2	76.8	76.2	76	76.7	76.6	76.5
24) At my school, staff treat each other with respect.			97.1	97.0	97.1	93.2	95.3	94	92.7	95.5	94.0
25) Staff at my school care about me.			85.9	67.2	76.9	78.4	77.0	78	77.6	77.9	77.7
26) At my school, students of different sexual orientations are treated with respect.			53.7	53.1	53.7	79.1	81.1	80	77.7	80.3	79.0
27) At my school, students of different race are treated with respect.			90.5	86.4	88.7	88.6	89.3	89	87.8	89.5	88.6
37) I am treated fairly by the staff in my school.			82.1	62.7	73.0	77.4	79.1	77	77.2	78.0	77.5
38) I am satisfied with the anti-drug policies and programs being offered at my school (e.g.presentatiions, guest speakers, assemblies)			75.0	58.5	66.9	68.3	83.8	67	68.8	68.4	68.6
39) There is a pressure to do drugs among students from my school.			37.7	25.4	31.7	40.3	31.7	36	40.8	33.9	37.6
			77.8	67.0	72.6	74.2	73.1	73.6	73.9	73.9	73.6
EXPECTATIONS											
9) My opinions are important at school.			63.8	55.2	59.4	53.2	54.9	54	53.9	55.2	54.5
10) I am encouraged to try my best at school.			89.9	91.0	90.7	83.1	85.7	84	83.2	86.1	84.7
36) I know the school rules/code of conduct.			88.4	89.4	89.1	74.1	82.3	78	75.9	84.2	80.0
			80.7	78.6	79.7	70.1	74.3	72.1	71.0	75.2	73.1
SAFETY											
28) I feel safe at school.			88.4	83.6	86.3	80.9	79.1	80	80.4	79.7	80.1
29) I feel safe in the school cafeteria.			88.7	87.5	88.4	84.4	83.8	84	83.8	84.0	83.9
30) I feel safe in my classrooms.			89.9	92.5	91.4	87.4	87.5	87	86.6	87.7	87.1
31) I feel safe in the school washrooms.			79.7	85.1	82.7	74.9	77.3	76	75.3	78.4	76.8
32) I feel safe in the school gym.			89.6	83.9	87.0	85.5	82.8	84	85.2	83.4	84.2
33) I feel safe in the gym change rooms.			83.3	88.7	86.2	79.7	82.3	81	79.8	83.0	81.3
34) I feel safe on the school bus.			83.3	79.3	81.8	81.5	75.3	78	81.0	76.8	78.9
35) I feel safe on school grounds.			86.6	83.6	85.4	79.9	80.3	80	80.7	81.9	81.2
			86.2	85.5	86.1	81.8	81.0	81.3	81.6	81.9	81.7
DRUGS AND ALCOHOL											
40) I am satisfied with the anti-alcohol policies and programs being offered at my school (e.g., presentations, guest speakers, assemblies)			72.7	56.3	63.9	65.3	63.5	64.4	66.3	66.1	66.2
41) There is a pressure to drink alcohol among students from my school.			52.9	41.8	47.1	47.2	42.5	45.1	48.4	43.8	46.2
42) I am satisfied with the anti-smoking policies and programs being offered at my school (e.g., presentations, guest speakers, assemblies)			63.2	56.3	59.3	61.4	59.1	60.2	62.6	61.8	62.2
43) There is a pressure to smoke cigarettes among students from my school.			29.0	20.9	24.6	35.1	27.7	31.6	37.5	31.4	34.6
			54.5	43.8	48.7	52.2	48.2	50.3	53.7	50.8	52.3

For items 1-43, values are percent agreeing with the statement. Students were asked to indicate the extent to which they agreed to each statement with the following scale: 1-Strongly Disagree, 2-Disagree Somewhat, 3-Agree Somewhat, 4-Strongly Agree, 5-N/A- Not applicable

Survey results highlight the percentage of students who ‘Agree Somewhat’ or ‘Agree Strongly’ with each statement.

For items 44-55, students had 4 choices: A-Never, B-Once or Twice, C-Every Week, D-Multiple Times a Week.

												
School Climate Survey Grades 10-12, 2015-16												
NLESD - Eastern Region												
#231 - Discovery Collegiate, Bonavista												
Response Rate: 86.3												
	[N=139]				[N=7,053]				[N=12,024]			
	<u>SCHOOL</u>				<u>DISTRICT</u>				<u>PROVINCE</u>			
BULLYING AND HARASSMENT	A	B	C	D	A	B	C	D	A	B	C	D
(44) In the last month I have been bullied or harassed physically (e.g. hit, kicked, pushed, shoved around, locked indoors).	77.7	18.0	2.2	2.2	83.6	11.9	1.6	2.9	83.0	12.4	1.8	2.8
(45) In the last month I have been bullied or harassed verbally (e.g. called mean names, made fun of, teased in a hurtful way).	54.0	33.1	6.5	6.5	63.7	24.6	5.6	6.2	63.2	24.9	5.6	6.3
(46) In the last month I have been bullied or harassed indirectly (e.g. left out of things on purpose, excluded from a group of friends,	61.9	25.2	7.2	5.8	66.6	21.3	5.8	6.3	66.6	21.3	6.0	6.1
(47) In the last month I have been sexually harassed (e.g. other students making sexual jokes, comments or gestures towards me).	82.0	14.4	0.7	2.9	83.8	10.2	2.3	3.7	84.3	9.9	2.3	3.5
(48) In the last month I have been bullied or harassed electronically (e.g. teased or bullied using a computer or a mobile phone).	76.3	16.6	2.9	4.3	82.6	11.5	2.4	3.5	82.5	11.8	2.3	3.3
(49) In the last month I have seen or heard about another student being bullied or harassed.	24.6	44.2	18.1	13.0	37.3	37.9	12.5	12.3	37.4	38.3	12.6	11.7
(50) In the last month I have taken part in bullying or harassing another student.	84.8	10.9	2.9	1.5	89.6	7.2	1.1	2.1	89.3	7.5	1.1	2.1
(51) In the last month I have been involved in a physical fight.	92.8	2.9	2.9	1.5	91.1	5.6	1.0	2.3	91.1	5.7	0.9	2.2
DRUGS AND ALCOHOL												
(52) In the last month I have used illegal drugs.	87.8	5.0	2.2	5.0	79.5	10.7	2.7	7.1	80.0	10.4	2.7	6.9
(53) In the last month I have abused prescription drugs.	97.1	1.4	0.7	0.7	92.4	3.7	1.1	2.7	92.7	3.4	1.1	2.7
(54) In the last month I have consumed alcohol.	48.2	36.0	11.5	4.3	54.9	29.1	8.6	7.3	54.7	29.2	8.9	7.3
(55) In the last month I have smoked cigarettes.	88.5	2.2	0.0	9.4	81.6	7.4	2.0	9.0	79.8	7.7	2.1	10.4

For items 1-43, values are percent agreeing with the statement. Students were asked to indicate the extent to which they agreed to each statement with the following scale: 1-Strongly Disagree, 2-Disagree Somewhat, 3-Agree Somewhat, 4-Strongly Agree, 5-N/A- Not applicable

Survey results highlight the percentage of students who ‘Agree Somewhat’ or ‘Agree Strongly’ with each statement.

For items 44-55, students had 4 choices: A-Never, B-Once or Twice, C-Every Week, D-Multiple Times a Week.

Newfoundland Labrador			School Climate Survey Grades 10-12, 2015-16								
NLESD - Eastern Region											
#240 - Bishop White School, Port Rexton			Response Rate: 89.7								
			[N=26] SCHOOL			[N=7,053] DISTRICT			[N=12,024] PROVINCE		
			M	F	Total	M	F	Total	M	F	Total
STUDENT SATISFACTION											
1) School is a place where I like to be.			80.0	68.8	73.1	63.4	64.4	63.8	61.4	63.4	62.3
2) I am satisfied with the quality of education I am receiving at my school.			80.0	81.3	80.8	81.5	81.6	81.5	79.8	80.9	80.2
3) I am satisfied with the quality of teaching at my school.			90.0	75.0	80.8	80.3	79.9	80.0	79.5	79.7	79.5
4) My school is clean and well maintained.			100.0	100.0	100.0	76.2	73.8	75.0	74.9	73.9	74.3
5) My school work is interesting.			60.0	68.8	65.4	52.4	60.8	56.4	52.4	60.4	56.3
6) My school work is challenging.			70.0	100.0	88.5	79.7	84.4	81.9	79.4	83.2	81.2
			80.0	82.3	81.4	72.2	74.2	73.1	71.2	73.6	72.3
LEARNING OPPORTUNITIES											
7) I can get help regarding post-secondary planning at my school.			88.9	70.0	79.0	82.7	81.5	82	83.3	83.1	83.2
8) I get help regarding scholarships at my school.			100.0	80.0	89.5	79.8	78.9	79	81.0	80.6	80.8
11) I can easily access programs and services at school to get help with my school work if I need it.			100.0	87.5	92.3	53.2	54.9	80	79.6	79.6	79.6
12) My parents/guardians are available to help me with my school work if I need it.			100.0	87.5	92.3	73.3	67.2	70	73.3	68.5	71.0
13) My peers are available to help me with my school work if I need it.			90.0	93.8	92.3	79.1	82.8	81	79.5	82.8	81.1
14) If I need it, I can get help at school with problems not related to school work.			90.0	62.5	73.1	72.9	70.4	72	73.1	72.7	72.9
15) I am satisfied with the opportunities I have to use technology to learn at my school.			90.0	75.0	80.8	65.6	68.5	67	65.2	68.9	67.0
			94.1	79.5	85.6	76.2	75.6	75.9	76.4	76.6	76.5
PARTICIPATION											
16) I am satisfied with the opportunities I have to participate in physical activities at my school.			80.0	93.8	88.5	77.2	79.1	78	76.9	77.4	77.1
17) I am satisfied with the opprtunities I have to paticipate in fine arts programs and/or activities at my school(e.g., art club, band, choir, drama).			100.0	80.0	88.0	79.8	82.3	81	75.1	76.8	76.0
18) I am satisfied with the opprtunities I have to paticipate in extra-curricular groups/activities at my school.			90.0	87.5	88.5	77.7	81.8	80	75.3	77.4	76.3
19) I am satisfied with the opprtunities I have to paticipate in science activities at my school(e.g., fairs, competitions, clubs).			50.0	50.0	50.0	63.8	65.0	64	56.7	55.0	55.9
			80.0	77.8	78.7	74.6	77.0	75.8	71.0	71.6	71.3
SCHOOL CLIMATE											
20) At my school, I treat everyone with respect.			100.0	93.8	96.2	87.6	94.6	91	87.6	94.9	91.3
21) At my school, students treat each other with respect.			80.0	56.3	65.4	58.6	51.5	55	58.3	49.9	54.0
22) At my school, students treat staff with respect.			70.0	68.8	69.2	67.9	64.1	66	67.4	63.0	65.2
23) At my school, staff treat students with respect.			80.0	68.8	73.1	76.8	76.2	76	76.7	76.6	76.5
24) At my school, staff treat each other with respect.			90.0	100.0	96.2	93.2	95.3	94	92.7	95.5	94.0
25) Staff at my school care about me.			100.0	81.3	88.5	78.4	77.0	78	77.6	77.9	77.7
26) At my school, students of different sexual orientations are treated with respect.			66.7	92.3	84.2	79.1	81.1	80	77.7	80.3	79.0
27) At my school, students of different race are treated with respect.			100.0	100.0	100.0	88.6	89.3	89	87.8	89.5	88.6
37) I am treated fairly by the staff in my school.			90.0	81.3	84.6	77.4	79.1	77	77.2	78.0	77.5
38) I am satisfied with the anti-drug policies and programs being offered at my school (e.g.presentatiions, guest speakers, assemblies)			80.0	62.5	69.2	68.3	83.8	67	68.8	68.4	68.6
39) There is a pressure to do drugs among students from my school.			30.0	20.0	24.0	40.3	31.7	36	40.8	33.9	37.6
			80.6	75.0	77.3	74.2	73.1	73.6	73.9	73.9	73.6
EXPECTATIONS											
9) My opinions are important at school.			80.0	75.0	76.9	53.2	54.9	54	53.9	55.2	54.5
10) I am encouraged to try my best at school.			100.0	100.0	100.0	83.1	85.7	84	83.2	86.1	84.7
36) I know the school rules/code of conduct.			80.0	81.3	80.8	74.1	82.3	78	75.9	84.2	80.0
			86.7	85.4	85.9	70.1	74.3	72.1	71.0	75.2	73.1
SAFETY											
28) I feel safe at school.			100.0	93.8	96.2	80.9	79.1	80	80.4	79.7	80.1
29) I feel safe in the school cafeteria.			100.0	100.0	100.0	84.4	83.8	84	83.8	84.0	83.9
30) I feel safe in my classrooms.			100.0	100.0	100.0	87.4	87.5	87	86.6	87.7	87.1
31) I feel safe in the school washrooms.			100.0	100.0	100.0	74.9	77.3	76	75.3	78.4	76.8
32) I feel safe in the school gym.			100.0	100.0	100.0	85.5	82.8	84	85.2	83.4	84.2
33) I feel safe in the gym change rooms.			100.0	100.0	100.0	79.7	82.3	81	79.8	83.0	81.3
34) I feel safe on the school bus.			77.8	68.8	72.0	81.5	75.3	78	81.0	76.8	78.9
35) I feel safe on school grounds.			100.0	100.0	100.0	79.9	80.3	80	80.7	81.9	81.2
			97.2	95.3	96.0	81.8	81.0	81.3	81.6	81.9	81.7
DRUGS AND ALCOHOL											
40) I am satisfied with the anti-alcohol policies and programs being offered at my school (e.g., presentations, guest speakers, assemblies)			70.0	75.0	73.1	65.3	63.5	64.4	66.3	66.1	66.2
41) There is a pressure to drink alcohol among students from my school.			30.0	43.8	38.5	47.2	42.5	45.1	48.4	43.8	46.2
42) I am satisfied with the anti-smoking policies and programs being offered at my school (e.g., presentations, guest speakers, assemblies)			66.7	66.7	66.7	61.4	59.1	60.2	62.6	61.8	62.2
43) There is a pressure to smoke cigarettes among students from my school.			30.0	31.3	30.8	35.1	27.7	31.6	37.5	31.4	34.6
			49.2	54.2	52.2	52.2	48.2	50.3	53.7	50.8	52.3

For items 1-43, values are percent agreeing with the statement. Students were asked to indicate the extent to which they agreed to each statement with the following scale: 1-Strongly Disagree, 2-Disagree Somewhat, 3-Agree Somewhat, 4-Strongly Agree, 5-N/A- Not applicable

Survey results highlight the percentage of students who ‘Agree Somewhat’ or ‘Agree Strongly’ with each statement.

For items 44-55, students had 4 choices: A-Never, B-Once or Twice, C-Every Week, D-Multiple Times a Week.



School Climate Survey
Grades 10-12, 2015-16

NLESD - Eastern Region

#240 - Bishop White School, Port Rexton

Response Rate: 89.7

	[N=26] SCHOOL				[N=7,053] DISTRICT				[N=12,024] PROVINCE			
	A	B	C	D	A	B	C	D	A	B	C	D
BULLYING AND HARASSMENT												
(44) In the last month I have been bullied or harassed physically (e.g. hit, kicked, pushed, shoved around, locked indoors).	100.0	0.0	0.0	0.0	83.6	11.9	1.6	2.9	83.0	12.4	1.8	2.8
(45) In the last month I have been bullied or harassed verbally (e.g. called mean names, made fun of, teased in a hurtful way).	65.4	23.1	0.0	11.5	63.7	24.6	5.6	6.2	63.2	24.9	5.6	6.3
(46) In the last month I have been bullied or harassed indirectly (e.g. left out of things on purpose, excluded from a group of friends,	57.7	34.6	0.0	7.7	66.6	21.3	5.8	6.3	66.6	21.3	6.0	6.1
(47) In the last month I have been sexually harassed (e.g. other students making sexual jokes, comments or gestures towards me).	88.5	7.7	3.9	0.0	83.8	10.2	2.3	3.7	84.3	9.9	2.3	3.5
(48) In the last month I have been bullied or harassed electronically (e.g. teased or bullied using a computer or a mobile phone).	80.8	11.5	3.9	3.9	82.6	11.5	2.4	3.5	82.5	11.8	2.3	3.3
(49) In the last month I have seen or heard about another student being bullied or harassed.	53.9	23.1	11.5	11.5	37.3	37.9	12.5	12.3	37.4	38.3	12.6	11.7
(50) In the last month I have taken part in bullying or harassing another student.	88.5	11.5	0.0	0.0	89.6	7.2	1.1	2.1	89.3	7.5	1.1	2.1
(51) In the last month I have been involved in a physical fight.	92.3	3.9	3.9	0.0	91.1	5.6	1.0	2.3	91.1	5.7	0.9	2.2
DRUGS AND ALCOHOL												
(52) In the last month I have used illegal drugs.	80.8	15.4	3.9	0.0	79.5	10.7	2.7	7.1	80.0	10.4	2.7	6.9
(53) In the last month I have abused prescription drugs.	96.2	0.0	3.9	0.0	92.4	3.7	1.1	2.7	92.7	3.4	1.1	2.7
(54) In the last month I have consumed alcohol.	30.8	61.5	7.7	0.0	54.9	29.1	8.6	7.3	54.7	29.2	8.9	7.3
(55) In the last month I have smoked cigarettes.	80.0	12.0	0.0	8.0	81.6	7.4	2.0	9.0	79.8	7.7	2.1	10.4

For items 1-43, values are percent agreeing with the statement. Students were asked to indicate the extent to which they agreed to each statement with the following scale: 1-Strongly Disagree, 2-Disagree Somewhat, 3-Agree Somewhat, 4-Strongly Agree, 5-N/A- Not applicable


Survey results highlight the percentage of students who ‘Agree Somewhat’ or ‘Agree Strongly’ with each statement.

For items 44-55, students had 4 choices: A-Never, B-Once or Twice, C-Every Week, D-Multiple Times a Week.

For items 1-43, values are percent agreeing with the statement. Students were asked to indicate the extent to which they agreed to each statement with the following scale: 1-Strongly Disagree, 2-Disagree Somewhat, 3-Agree Somewhat, 4-Strongly Agree, 5-N/A- Not applicable

Survey results highlight the percentage of students who ‘Agree Somewhat’ or ‘Agree Strongly’ with each statement.

For items 44-55, students had 4 choices: A-Never, B-Once or Twice, C-Every Week, D-Multiple Times a Week.

		School Climate Survey Grades 10-12, 2015-16											
NLESD - Eastern Region													
#242 - Random Island Academy, Hickman's Harbour		Response Rate: 80.0											
		[N=24] SCHOOL				[N=7,053] DISTRICT				[N=12,024] PROVINCE			
BULLYING AND HARASSMENT		A	B	C	D	A	B	C	D	A	B	C	D
(44) In the last month I have been bullied or harassed physically (e.g. hit, kicked, pushed, shoved around, locked indoors).		91.7	8.3	0.0	0.0	83.6	11.9	1.6	2.9	83.0	12.4	1.8	2.8
(45) In the last month I have been bullied or harassed verbally (e.g. called mean names, made fun of, teased in a hurtful way).		87.5	12.5	0.0	0.0	63.7	24.6	5.6	6.2	63.2	24.9	5.6	6.3
(46) In the last month I have been bullied or harassed indirectly (e.g. left out of things on purpose, excluded from a group of friends,		82.6	13.0	4.4	0.0	66.6	21.3	5.8	6.3	66.6	21.3	6.0	6.1
(47) In the last month I have been sexually harassed (e.g. other students making sexual jokes, comments or gestures towards me).		91.7	0.0	8.3	0.0	83.8	10.2	2.3	3.7	84.3	9.9	2.3	3.5
(48) In the last month I have been bullied or harassed electronically (e.g. teased or bullied using a computer or a mobile phone).		95.8	4.2	0.0	0.0	82.6	11.5	2.4	3.5	82.5	11.8	2.3	3.3
(49) In the last month I have seen or heard about another student being bullied or harassed.		62.5	29.2	8.3	0.0	37.3	37.9	12.5	12.3	37.4	38.3	12.6	11.7
(50) In the last month I have taken part in bullying or harassing another student.		91.7	8.3	0.0	0.0	89.6	7.2	1.1	2.1	89.3	7.5	1.1	2.1
(51) In the last month I have been involved in a physical fight.		95.8	4.2	0.0	0.0	91.1	5.6	1.0	2.3	91.1	5.7	0.9	2.2
DRUGS AND ALCOHOL													
(52) In the last month I have used illegal drugs.		100.0	0.0	0.0	0.0	79.5	10.7	2.7	7.1	80.0	10.4	2.7	6.9
(53) In the last month I have abused prescription drugs.		100.0	0.0	0.0	0.0	92.4	3.7	1.1	2.7	92.7	3.4	1.1	2.7
(54) In the last month I have consumed alcohol.		41.7	41.7	16.7	0.0	54.9	29.1	8.6	7.3	54.7	29.2	8.9	7.3
(55) In the last month I have smoked cigarettes.		87.5	4.2	0.0	8.3	81.6	7.4	2.0	9.0	79.8	7.7	2.1	10.4

For items 1-43, values are percent agreeing with the statement. Students were asked to indicate the extent to which they agreed to each statement with the following scale: 1-Strongly Disagree, 2-Disagree Somewhat, 3-Agree Somewhat, 4-Strongly Agree, 5-N/A- Not applicable


Survey results highlight the percentage of students who ‘Agree Somewhat’ or ‘Agree Strongly’ with each statement.

For items 44-55, students had 4 choices: A-Never, B-Once or Twice, C-Every Week, D-Multiple Times a Week.

For items 1-43, values are percent agreeing with the statement. Students were asked to indicate the extent to which they agreed to each statement with the following scale: 1-Strongly Disagree, 2-Disagree Somewhat, 3-Agree Somewhat, 4-Strongly Agree, 5-N/A- Not applicable

Survey results highlight the percentage of students who ‘Agree Somewhat’ or ‘Agree Strongly’ with each statement.

For items 44-55, students had 4 choices: A-Never, B-Once or Twice, C-Every Week, D-Multiple Times a Week.

				School Climate Survey Grades 10-12, 2015-16											
NLESD - Eastern Region															
#246 - Swift Current Academy, Swift Current				Response Rate: 100.0											
				[N=13] SCHOOL				[N=7,053] DISTRICT				[N=12,024] PROVINCE			
BULLYING AND HARASSMENT				A	B	C	D	A	B	C	D	A	B	C	D
(44) In the last month I have been bullied or harassed physically (e.g. hit, kicked, pushed, shoved around, locked indoors).				100.0	0.0	0.0	0.0	83.6	11.9	1.6	2.9	83.0	12.4	1.8	2.8
(45) In the last month I have been bullied or harassed verbally (e.g. called mean names, made fun of, teased in a hurtful way).				61.5	23.1	0.0	15.4	63.7	24.6	5.6	6.2	63.2	24.9	5.6	6.3
(46) In the last month I have been bullied or harassed indirectly (e.g. left out of things on purpose, excluded from a group of friends,				92.3	7.7	0.0	0.0	66.6	21.3	5.8	6.3	66.6	21.3	6.0	6.1
(47) In the last month I have been sexually harassed (e.g. other students making sexual jokes, comments or gestures towards me).				100.0	0.0	0.0	0.0	83.8	10.2	2.3	3.7	84.3	9.9	2.3	3.5
(48) In the last month I have been bullied or harassed electronically (e.g. teased or bullied using a computer or a mobile phone).				100.0	0.0	0.0	0.0	82.6	11.5	2.4	3.5	82.5	11.8	2.3	3.3
(49) In the last month I have seen or heard about another student being bullied or harassed.				76.9	23.1	0.0	0.0	37.3	37.9	12.5	12.3	37.4	38.3	12.6	11.7
(50) In the last month I have taken part in bullying or harassing another student.				84.6	15.4	0.0	0.0	89.6	7.2	1.1	2.1	89.3	7.5	1.1	2.1
(51) In the last month I have been involved in a physical fight.				92.3	7.7	0.0	0.0	91.1	5.6	1.0	2.3	91.1	5.7	0.9	2.2
DRUGS AND ALCOHOL															
(52) In the last month I have used illegal drugs.				100.0	0.0	0.0	0.0	79.5	10.7	2.7	7.1	80.0	10.4	2.7	6.9
(53) In the last month I have abused prescription drugs.				100.0	0.0	0.0	0.0	92.4	3.7	1.1	2.7	92.7	3.4	1.1	2.7
(54) In the last month I have consumed alcohol.				92.3	7.7	0.0	0.0	54.9	29.1	8.6	7.3	54.7	29.2	8.9	7.3
(55) In the last month I have smoked cigarettes.				100.0	0.0	0.0	0.0	81.6	7.4	2.0	9.0	79.8	7.7	2.1	10.4

For items 1-43, values are percent agreeing with the statement. Students were asked to indicate the extent to which they agreed to each statement with the following scale: 1-Strongly Disagree, 2-Disagree Somewhat, 3-Agree Somewhat, 4-Strongly Agree, 5-N/A- Not applicable

Survey results highlight the percentage of students who ‘Agree Somewhat’ or ‘Agree Strongly’ with each statement.


For items 44-55, students had 4 choices: A-Never, B-Once or Twice, C-Every Week, D-Multiple Times a Week.

Newfoundland Labrador			School Climate Survey Grades 10-12, 2015-16								
NLESD - Eastern Region											
#247 - Roncalli Central High, Avondale			Response Rate: 79.5								
			[N=116] SCHOOL			[N=7,053] DISTRICT			[N=12,024] PROVINCE		
			M	F	Total	M	F	Total	M	F	Total
STUDENT SATISFACTION											
1) School is a place where I like to be.			69.4	66.2	67.2	63.4	64.4	63.8	61.4	63.4	62.3
2) I am satisfied with the quality of education I am receiving at my school.			77.6	86.2	81.9	81.5	81.6	81.5	79.8	80.9	80.2
3) I am satisfied with the quality of teaching at my school.			79.6	89.2	85.3	80.3	79.9	80.0	79.5	79.7	79.5
4) My school is clean and well maintained.			70.8	66.2	67.0	76.2	73.8	75.0	74.9	73.9	74.3
5) My school work is interesting.			61.2	59.4	60.0	52.4	60.8	56.4	52.4	60.4	56.3
6) My school work is challenging.			75.5	84.4	80.9	79.7	84.4	81.9	79.4	83.2	81.2
			72.3	75.2	73.7	72.2	74.2	73.1	71.2	73.6	72.3
LEARNING OPPORTUNITIES											
7) I can get help regarding post-secondary planning at my school.			79.0	86.0	83.5	82.7	81.5	82	83.3	83.1	83.2
8) I get help regarding scholarships at my school.			85.0	95.1	91.3	79.8	78.9	79	81.0	80.6	80.8
11) I can easily access programs and services at school to get help with my school work if I need it.			73.5	78.5	75.9	53.2	54.9	80	79.6	79.6	79.6
12) My parents/guardians are available to help me with my school work if I need it.			67.4	67.7	68.1	73.3	67.2	70	73.3	68.5	71.0
13) My peers are available to help me with my school work if I need it.			81.6	92.2	87.7	79.1	82.8	81	79.5	82.8	81.1
14) If I need it, I can get help at school with problems not related to school work.			73.5	78.5	75.9	72.9	70.4	72	73.1	72.7	72.9
15) I am satisfied with the opportunities I have to use technology to learn at my school.			63.3	70.8	66.4	65.6	68.5	67	65.2	68.9	67.0
			74.7	81.2	78.4	76.2	75.6	75.9	76.4	76.6	76.5
PARTICIPATION											
16) I am satisfied with the opportunities I have to participate in physical activities at my school.			83.7	76.9	78.5	77.2	79.1	78	76.9	77.4	77.1
17) I am satisfied with the opprtunities I have to paticipate in fine arts programs and/or activities at my school(e.g., art club, band, choir, drama).			65.3	61.5	62.1	79.8	82.3	81	75.1	76.8	76.0
18) I am satisfied with the opprtunities I have to paticipate in extra-curricular groups/activities at my school.			85.7	76.2	79.0	77.7	81.8	80	75.3	77.4	76.3
19) I am satisfied with the opprtunities I have to paticipate in science activities at my school(e.g., fairs, competitions, clubs).			46.9	53.9	50.0	63.8	65.0	64	56.7	55.0	55.9
			70.4	67.1	67.4	74.6	77.0	75.8	71.0	71.6	71.3
SCHOOL CLIMATE											
20) At my school, I treat everyone with respect.			79.6	95.4	88.8	87.6	94.6	91	87.6	94.9	91.3
21) At my school, students treat each other with respect.			61.2	46.2	51.7	58.6	51.5	55	58.3	49.9	54.0
22) At my school, students treat staff with respect.			79.6	63.1	69.8	67.9	64.1	66	67.4	63.0	65.2
23) At my school, staff treat students with respect.			79.2	83.1	80.9	76.8	76.2	76	76.7	76.6	76.5
24) At my school, staff treat each other with respect.			91.7	96.9	94.7	93.2	95.3	94	92.7	95.5	94.0
25) Staff at my school care about me.			73.9	82.5	77.5	78.4	77.0	78	77.6	77.9	77.7
26) At my school, students of different sexual orientations are treated with respect.			72.1	69.8	69.4	79.1	81.1	80	77.7	80.3	79.0
27) At my school, students of different race are treated with respect.			83.7	84.4	83.5	88.6	89.3	89	87.8	89.5	88.6
37) I am treated fairly by the staff in my school.			72.9	87.5	79.8	77.4	79.1	77	77.2	78.0	77.5
38) I am satisfied with the anti-drug policies and programs being offered at my school (e.g.presentatiions, guest speakers, assemblies)			71.4	71.0	70.8	68.3	83.8	67	68.8	68.4	68.6
39) There is a pressure to do drugs among students from my school.			34.0	34.4	34.5	40.3	31.7	36	40.8	33.9	37.6
			72.7	74.0	72.9	74.2	73.1	73.6	73.9	73.9	73.6
EXPECTATIONS											
9) My opinions are important at school.			58.3	54.7	55.3	53.2	54.9	54	53.9	55.2	54.5
10) I am encouraged to try my best at school.			81.6	95.4	88.8	83.1	85.7	84	83.2	86.1	84.7
36) I know the school rules/code of conduct.			62.5	85.9	76.3	74.1	82.3	78	75.9	84.2	80.0
			67.5	78.7	73.5	70.1	74.3	72.1	71.0	75.2	73.1
SAFETY											
28) I feel safe at school.			75.0	83.1	80.0	80.9	79.1	80	80.4	79.7	80.1
29) I feel safe in the school cafeteria.			79.1	83.3	81.9	84.4	83.8	84	83.8	84.0	83.9
30) I feel safe in my classrooms.			87.5	86.2	87.0	87.4	87.5	87	86.6	87.7	87.1
31) I feel safe in the school washrooms.			85.7	84.6	84.5	74.9	77.3	76	75.3	78.4	76.8
32) I feel safe in the school gym.			91.1	88.7	89.9	85.5	82.8	84	85.2	83.4	84.2
33) I feel safe in the gym change rooms.			82.2	88.3	86.0	79.7	82.3	81	79.8	83.0	81.3
34) I feel safe on the school bus.			75.0	72.4	73.0	81.5	75.3	78	81.0	76.8	78.9
35) I feel safe on school grounds.			77.6	83.1	80.2	79.9	80.3	80	80.7	81.9	81.2
			81.6	83.7	82.8	81.8	81.0	81.3	81.6	81.9	81.7
DRUGS AND ALCOHOL											
40) I am satisfied with the anti-alcohol policies and programs being offered at my school (e.g., presentations, guest speakers, assemblies)			76.2	66.7	70.1	65.3	63.5	64.4	66.3	66.1	66.2
41) There is a pressure to drink alcohol among students from my school.			42.6	45.3	45.1	47.2	42.5	45.1	48.4	43.8	46.2
42) I am satisfied with the anti-smoking policies and programs being offered at my school (e.g., presentations, guest speakers, assemblies)			68.2	60.7	62.6	61.4	59.1	60.2	62.6	61.8	62.2
43) There is a pressure to smoke cigarettes among students from my school.			30.6	27.0	29.0	35.1	27.7	31.6	37.5	31.4	34.6
			54.4	49.9	51.7	52.2	48.2	50.3	53.7	50.8	52.3

For items 1-43, values are percent agreeing with the statement. Students were asked to indicate the extent to which they agreed to each statement with the following scale: 1-Strongly Disagree, 2-Disagree Somewhat, 3-Agree Somewhat, 4-Strongly Agree, 5-N/A- Not applicable

Survey results highlight the percentage of students who ‘Agree Somewhat’ or ‘Agree Strongly’ with each statement.

For items 44-55, students had 4 choices: A-Never, B-Once or Twice, C-Every Week, D-Multiple Times a Week.



School Climate Survey

Grades 10-12, 2015-16

NLESD - Eastern Region

#247 - Roncalli Central High, Avondale


Response Rate: 79.5

	[N=116] SCHOOL				[N=7,053] DISTRICT				[N=12,024] PROVINCE			
	A	B	C	D	A	B	C	D	A	B	C	D
BULLYING AND HARASSMENT												
44) In the last month I have been bullied or harassed physically (e.g. hit, kicked, pushed, shoved around, locked indoors).	81.9	13.8	0.0	4.3	83.6	11.9	1.6	2.9	83.0	12.4	1.8	2.8
45) In the last month I have been bullied or harassed verbally (e.g. called mean names, made fun of, teased in a hurtful way).	62.9	22.4	6.9	7.8	63.7	24.6	5.6	6.2	63.2	24.9	5.6	6.3
46) In the last month I have been bullied or harassed indirectly (e.g. left out of things on purpose, excluded from a group of friends,	67.2	19.0	8.6	5.2	66.6	21.3	5.8	6.3	66.6	21.3	6.0	6.1
47) In the last month I have been sexually harassed (e.g. other students making sexual jokes, comments or gestures towards me).	78.5	12.9	2.6	6.0	83.8	10.2	2.3	3.7	84.3	9.9	2.3	3.5
48) In the last month I have been bullied or harassed electronically (e.g. teased or bullied using a computer or a mobile phone).	77.6	14.7	2.6	5.2	82.6	11.5	2.4	3.5	82.5	11.8	2.3	3.3
49) In the last month I have seen or heard about another student being bullied or harassed.	22.4	31.0	20.7	25.9	37.3	37.9	12.5	12.3	37.4	38.3	12.6	11.7
50) In the last month I have taken part in bullying or harassing another student.	87.7	7.9	0.9	3.5	89.6	7.2	1.1	2.1	89.3	7.5	1.1	2.1
51) In the last month I have been involved in a physical fight.	93.0	5.2	0.0	1.7	91.1	5.6	1.0	2.3	91.1	5.7	0.9	2.2
DRUGS AND ALCOHOL												
52) In the last month I have used illegal drugs.	71.6	19.0	4.3	5.2	79.5	10.7	2.7	7.1	80.0	10.4	2.7	6.9
53) In the last month I have abused prescription drugs.	93.1	4.3	0.0	2.6	92.4	3.7	1.1	2.7	92.7	3.4	1.1	2.7
54) In the last month I have consumed alcohol.	48.3	39.7	4.3	7.8	54.9	29.1	8.6	7.3	54.7	29.2	8.9	7.3
55) In the last month I have smoked cigarettes.	85.3	5.2	0.9	8.6	81.6	7.4	2.0	9.0	79.8	7.7	2.1	10.4

For items 1-43, values are percent agreeing with the statement. Students were asked to indicate the extent to which they agreed to each statement with the following scale: 1-Strongly Disagree, 2-Disagree Somewhat, 3-Agree Somewhat, 4-Strongly Agree, 5-N/A- Not applicable

Survey results highlight the percentage of students who ‘Agree Somewhat’ or ‘Agree Strongly’ with each statement.


For items 44-55, students had 4 choices: A-Never, B-Once or Twice, C-Every Week, D-Multiple Times a Week.

			School Climate Survey								
			Grades 10-12, 2015-16								
NLESD - Eastern Region											
#249 - Ascension Collegiate, Bay Roberts						Response Rate: 72.6					
			[N=447] SCHOOL			[N=7,053] DISTRICT			[N=12,024] PROVINCE		
			M	F	Total	M	F	Total	M	F	Total
STUDENT SATISFACTION											
1) School is a place where I like to be.			75.1	75.4	74.9	63.4	64.4	63.8	61.4	63.4	62.3
2) I am satisfied with the quality of education I am receiving at my school.			87.0	88.9	88.1	81.5	81.6	81.5	79.8	80.9	80.2
3) I am satisfied with the quality of teaching at my school.			87.0	86.9	86.5	80.3	79.9	80.0	79.5	79.7	79.5
4) My school is clean and well maintained.			79.2	82.8	80.5	76.2	73.8	75.0	74.9	73.9	74.3
5) My school work is interesting.			61.1	67.6	63.4	52.4	60.8	56.4	52.4	60.4	56.3
6) My school work is challenging.			79.7	85.1	82.5	79.7	84.4	81.9	79.4	83.2	81.2
			78.2	81.1	79.3	72.2	74.2	73.1	71.2	73.6	72.3
LEARNING OPPORTUNITIES											
7) I can get help regarding post-secondary planning at my school.			89.2	90.6	89.8	82.7	81.5	82	83.3	83.1	83.2
8) I get help regarding scholarships at my school.			87.1	87.8	87.6	79.8	78.9	79	81.0	80.6	80.8
11) I can easily access programs and services at school to get help with my school work if I need it.			89.8	85.6	87.2	53.2	54.9	80	79.6	79.6	79.6
12) My parents/guardians are available to help me with my school work if I need it.			77.9	65.1	71.5	73.3	67.2	70	73.3	68.5	71.0
13) My peers are available to help me with my school work if I need it.			83.8	83.6	83.8	79.1	82.8	81	79.5	82.8	81.1
14) If I need it, I can get help at school with problems not related to school work.			80.6	80.0	80.2	72.9	70.4	72	73.1	72.7	72.9
15) I am satisfied with the opportunities I have to use technology to learn at my school.			69.3	73.6	71.7	65.6	68.5	67	65.2	68.9	67.0
			82.5	80.9	81.7	76.2	75.6	75.9	76.4	76.6	76.5
PARTICIPATION											
16) I am satisfied with the opportunities I have to participate in physical activities at my school.			86.1	85.2	85.7	77.2	79.1	78	76.9	77.4	77.1
17) I am satisfied with the opprtunities I have to paticipate in fine arts programs and/or activities at my school(e.g., art club, band, choir, drama).			88.0	88.4	88.3	79.8	82.3	81	75.1	76.8	76.0
18) I am satisfied with the opprtunities I have to paticipate in extra-curricular groups/activities at my school.			86.6	88.8	87.8	77.7	81.8	80	75.3	77.4	76.3
19) I am satisfied with the opprtunities I have to paticipate in science activities at my school(e.g., fairs, competitions, clubs).			68.2	68.1	68.2	63.8	65.0	64	56.7	55.0	55.9
			82.2	82.6	82.5	74.6	77.0	75.8	71.0	71.6	71.3
SCHOOL CLIMATE											
20) At my school, I treat everyone with respect.			90.3	94.9	92.8	87.6	94.6	91	87.6	94.9	91.3
21) At my school, students treat each other with respect.			59.9	47.2	53.2	58.6	51.5	55	58.3	49.9	54.0
22) At my school, students treat staff with respect.			68.2	59.3	63.3	67.9	64.1	66	67.4	63.0	65.2
23) At my school, staff treat students with respect.			81.9	80.1	80.3	76.8	76.2	76	76.7	76.6	76.5
24) At my school, staff treat each other with respect.			94.9	98.6	96.4	93.2	95.3	94	92.7	95.5	94.0
25) Staff at my school care about me.			83.3	83.4	82.9	78.4	77.0	78	77.6	77.9	77.7
26) At my school, students of different sexual orientations are treated with respect.			80.2	84.0	81.5	79.1	81.1	80	77.7	80.3	79.0
27) At my school, students of different race are treated with respect.			88.0	88.8	88.3	88.6	89.3	89	87.8	89.5	88.6
37) I am treated fairly by the staff in my school.			79.9	76.6	77.8	77.4	79.1	77	77.2	78.0	77.5
38) I am satisfied with the anti-drug policies and programs being offered at my school (e.g.presentatiions, guest speakers, assemblies)			73.0	63.2	68.1	68.3	83.8	67	68.8	68.4	68.6
39) There is a pressure to do drugs among students from my school.			44.7	37.9	41.6	40.3	31.7	36	40.8	33.9	37.6
			76.7	74.0	75.1	74.2	73.1	73.6	73.9	73.9	73.6
EXPECTATIONS											
9) My opinions are important at school.			62.4	62.2	61.9	53.2	54.9	54	53.9	55.2	54.5
10) I am encouraged to try my best at school.			87.5	91.1	89.2	83.1	85.7	84	83.2	86.1	84.7
36) I know the school rules/code of conduct.			76.4	82.7	79.2	74.1	82.3	78	75.9	84.2	80.0
			75.4	78.7	76.8	70.1	74.3	72.1	71.0	75.2	73.1
SAFETY											
28) I feel safe at school.			79.2	87.4	83.3	80.9	79.1	80	80.4	79.7	80.1
29) I feel safe in the school cafeteria.			87.0	90.3	88.4	84.4	83.8	84	83.8	84.0	83.9
30) I feel safe in my classrooms.			87.5	91.7	89.2	87.4	87.5	87	86.6	87.7	87.1
31) I feel safe in the school washrooms.			74.8	82.9	78.3	74.9	77.3	76	75.3	78.4	76.8
32) I feel safe in the school gym.			84.0	88.0	85.7	85.5	82.8	84	85.2	83.4	84.2
33) I feel safe in the gym change rooms.			83.1	88.2	85.4	79.7	82.3	81	79.8	83.0	81.3
34) I feel safe on the school bus.			79.2	81.6	79.7	81.5	75.3	78	81.0	76.8	78.9
35) I feel safe on school grounds.			78.5	85.1	81.7	79.9	80.3	80	80.7	81.9	81.2
			81.7	86.9	84.0	81.8	81.0	81.3	81.6	81.9	81.7
DRUGS AND ALCOHOL											
40) I am satisfied with the anti-alcohol policies and programs being offered at my school (e.g., presentations, guest speakers, assemblies)			70.2	61.0	65.3	65.3	63.5	64.4	66.3	66.1	66.2
41) There is a pressure to drink alcohol among students from my school.			48.6	45.8	47.4	47.2	42.5	45.1	48.4	43.8	46.2
42) I am satisfied with the anti-smoking policies and programs being offered at my school (e.g., presentations, guest speakers, assemblies)			68.9	59.4	64.0	61.4	59.1	60.2	62.6	61.8	62.2
43) There is a pressure to smoke cigarettes among students from my school.			42.8	40.7	41.9	35.1	27.7	31.6	37.5	31.4	34.6
			57.6	51.7	54.7	52.2	48.2	50.3	53.7	50.8	52.3

For items 1-43, values are percent agreeing with the statement. Students were asked to indicate the extent to which they agreed to each statement with the following scale: 1-Strongly Disagree, 2-Disagree Somewhat, 3-Agree Somewhat, 4-Strongly Agree, 5-N/A- Not applicable

Survey results highlight the percentage of students who ‘Agree Somewhat’ or ‘Agree Strongly’ with each statement.

For items 44-55, students had 4 choices: A-Never, B-Once or Twice, C-Every Week, D-Multiple Times a Week.



School Climate Survey

Grades 10-12, 2015-16

NLESD - Eastern Region

#249 - Ascension Collegiate, Bay Roberts


Response Rate: 72.6

	[N=447] SCHOOL				[N=7,053] DISTRICT				[N=12,024] PROVINCE			
	A	B	C	D	A	B	C	D	A	B	C	D
BULLYING AND HARASSMENT												
44) In the last month I have been bullied or harassed physically (e.g. hit, kicked, pushed, shoved around, locked indoors).	82.0	10.6	2.3	5.2	83.6	11.9	1.6	2.9	83.0	12.4	1.8	2.8
45) In the last month I have been bullied or harassed verbally (e.g. called mean names, made fun of, teased in a hurtful way).	62.9	22.3	6.1	8.8	63.7	24.6	5.6	6.2	63.2	24.9	5.6	6.3
46) In the last month I have been bullied or harassed indirectly (e.g. left out of things on purpose, excluded from a group of friends,	67.7	19.7	5.2	7.5	66.6	21.3	5.8	6.3	66.6	21.3	6.0	6.1
47) In the last month I have been sexually harassed (e.g. other students making sexual jokes, comments or gestures towards me).	82.9	8.1	2.5	6.5	83.8	10.2	2.3	3.7	84.3	9.9	2.3	3.5
48) In the last month I have been bullied or harassed electronically (e.g. teased or bullied using a computer or a mobile phone).	83.0	9.7	1.8	5.4	82.6	11.5	2.4	3.5	82.5	11.8	2.3	3.3
49) In the last month I have seen or heard about another student being bullied or harassed.	43.6	31.9	9.2	15.3	37.3	37.9	12.5	12.3	37.4	38.3	12.6	11.7
50) In the last month I have taken part in bullying or harassing another student.	88.8	7.1	0.2	3.9	89.6	7.2	1.1	2.1	89.3	7.5	1.1	2.1
51) In the last month I have been involved in a physical fight.	92.6	2.9	1.1	3.4	91.1	5.6	1.0	2.3	91.1	5.7	0.9	2.2
DRUGS AND ALCOHOL												
52) In the last month I have used illegal drugs.	83.6	7.6	1.6	7.2	79.5	10.7	2.7	7.1	80.0	10.4	2.7	6.9
53) In the last month I have abused prescription drugs.	91.5	3.2	0.9	4.5	92.4	3.7	1.1	2.7	92.7	3.4	1.1	2.7
54) In the last month I have consumed alcohol.	53.7	27.2	10.1	9.0	54.9	29.1	8.6	7.3	54.7	29.2	8.9	7.3
55) In the last month I have smoked cigarettes.	82.2	6.1	2.5	9.2	81.6	7.4	2.0	9.0	79.8	7.7	2.1	10.4

For items 1-43, values are percent agreeing with the statement. Students were asked to indicate the extent to which they agreed to each statement with the following scale: 1-Strongly Disagree, 2-Disagree Somewhat, 3-Agree Somewhat, 4-Strongly Agree, 5-N/A- Not applicable

Survey results highlight the percentage of students who ‘Agree Somewhat’ or ‘Agree Strongly’ with each statement.


For items 44-55, students had 4 choices: A-Never, B-Once or Twice, C-Every Week, D-Multiple Times a Week.

			School Climate Survey								
			Grades 10-12, 2015-16								
NLESD - Eastern Region											
#253 - Carbonear Collegiate, Carbonear						Response Rate: 82.5					
			[N=315] SCHOOL			[N=7,053] DISTRICT			[N=12,024] PROVINCE		
			M	F	Total	M	F	Total	M	F	Total
STUDENT SATISFACTION											
1) School is a place where I like to be.			52.1	64.8	58.1	63.4	64.4	63.8	61.4	63.4	62.3
2) I am satisfied with the quality of education I am receiving at my school.			80.6	69.0	74.9	81.5	81.6	81.5	79.8	80.9	80.2
3) I am satisfied with the quality of teaching at my school.			82.4	71.7	77.8	80.3	79.9	80.0	79.5	79.7	79.5
4) My school is clean and well maintained.			60.0	46.9	54.3	76.2	73.8	75.0	74.9	73.9	74.3
5) My school work is interesting.			45.7	64.6	54.0	52.4	60.8	56.4	52.4	60.4	56.3
6) My school work is challenging.			73.5	79.9	76.9	79.7	84.4	81.9	79.4	83.2	81.2
			65.7	66.1	66.0	72.2	74.2	73.1	71.2	73.6	72.3
LEARNING OPPORTUNITIES											
7) I can get help regarding post-secondary planning at my school.			80.9	83.2	82.3	82.7	81.5	82	83.3	83.1	83.2
8) I get help regarding scholarships at my school.			77.7	80.0	79.1	79.8	78.9	79	81.0	80.6	80.8
11) I can easily access programs and services at school to get help with my school work if I need it.			83.6	81.3	82.8	53.2	54.9	80	79.6	79.6	79.6
12) My parents/guardians are available to help me with my school work if I need it.			78.7	73.1	75.8	73.3	67.2	70	73.3	68.5	71.0
13) My peers are available to help me with my school work if I need it.			78.1	87.5	82.4	79.1	82.8	81	79.5	82.8	81.1
14) If I need it, I can get help at school with problems not related to school work.			67.9	62.1	65.7	72.9	70.4	72	73.1	72.7	72.9
15) I am satisfied with the opportunities I have to use technology to learn at my school.			60.4	60.0	60.2	65.6	68.5	67	65.2	68.9	67.0
			75.3	75.3	75.5	76.2	75.6	75.9	76.4	76.6	76.5
PARTICIPATION											
16) I am satisfied with the opportunities I have to participate in physical activities at my school.			70.3	57.6	64.3	77.2	79.1	78	76.9	77.4	77.1
17) I am satisfied with the opprtunities I have to paticipate in fine arts programs and/or activities at my school(e.g., art club, band, choir, drama).			73.5	77.9	75.3	79.8	82.3	81	75.1	76.8	76.0
18) I am satisfied with the opprtunities I have to paticipate in extra-curricular groups/activities at my school.			70.9	70.1	71.0	77.7	81.8	80	75.3	77.4	76.3
19) I am satisfied with the opprtunities I have to paticipate in science activities at my school(e.g., fairs, competitions, clubs).			50.6	41.7	46.7	63.8	65.0	64	56.7	55.0	55.9
			66.3	61.8	64.3	74.6	77.0	75.8	71.0	71.6	71.3
SCHOOL CLIMATE											
20) At my school, I treat everyone with respect.			80.5	93.7	86.8	87.6	94.6	91	87.6	94.9	91.3
21) At my school, students treat each other with respect.			35.4	37.2	36.6	58.6	51.5	55	58.3	49.9	54.0
22) At my school, students treat staff with respect.			51.5	50.3	51.4	67.9	64.1	66	67.4	63.0	65.2
23) At my school, staff treat students with respect.			75.6	68.3	72.3	76.8	76.2	76	76.7	76.6	76.5
24) At my school, staff treat each other with respect.			87.5	88.8	88.3	93.2	95.3	94	92.7	95.5	94.0
25) Staff at my school care about me.			78.6	74.8	76.9	78.4	77.0	78	77.6	77.9	77.7
26) At my school, students of different sexual orientations are treated with respect.			61.9	67.1	64.6	79.1	81.1	80	77.7	80.3	79.0
27) At my school, students of different race are treated with respect.			81.9	82.1	82.3	88.6	89.3	89	87.8	89.5	88.6
37) I am treated fairly by the staff in my school.			70.4	67.1	69.4	77.4	79.1	77	77.2	78.0	77.5
38) I am satisfied with the anti-drug policies and programs being offered at my school (e.g.presentation, guest speakers, assemblies)			60.4	49.6	55.4	68.3	83.8	67	68.8	68.4	68.6
39) There is a pressure to do drugs among students from my school.			40.9	39.3	40.3	40.3	31.7	36	40.8	33.9	37.6
			65.9	65.3	65.8	74.2	73.1	73.6	73.9	73.9	73.6
EXPECTATIONS											
9) My opinions are important at school.			43.6	52.8	48.4	53.2	54.9	54	53.9	55.2	54.5
10) I am encouraged to try my best at school.			81.1	84.6	83.0	83.1	85.7	84	83.2	86.1	84.7
36) I know the school rules/code of conduct.			68.7	83.9	75.9	74.1	82.3	78	75.9	84.2	80.0
			64.5	73.8	69.1	70.1	74.3	72.1	71.0	75.2	73.1
SAFETY											
28) I feel safe at school.			74.7	70.3	73.1	80.9	79.1	80	80.4	79.7	80.1
29) I feel safe in the school cafeteria.			78.4	69.2	74.3	84.4	83.8	84	83.8	84.0	83.9
30) I feel safe in my classrooms.			82.1	79.3	81.0	87.4	87.5	87	86.6	87.7	87.1
31) I feel safe in the school washrooms.			68.1	70.1	68.9	74.9	77.3	76	75.3	78.4	76.8
32) I feel safe in the school gym.			80.5	69.7	75.7	85.5	82.8	84	85.2	83.4	84.2
33) I feel safe in the gym change rooms.			71.0	71.3	70.8	79.7	82.3	81	79.8	83.0	81.3
34) I feel safe on the school bus.			83.1	74.0	78.9	81.5	75.3	78	81.0	76.8	78.9
35) I feel safe on school grounds.			76.7	72.5	75.2	79.9	80.3	80	80.7	81.9	81.2
			76.8	72.1	74.7	81.8	81.0	81.3	81.6	81.9	81.7
DRUGS AND ALCOHOL											
40) I am satisfied with the anti-alcohol policies and programs being offered at my school (e.g., presentations, guest speakers, assemblies)			54.6	50.0	52.0	65.3	63.5	64.4	66.3	66.1	66.2
41) There is a pressure to drink alcohol among students from my school.			50.3	50.4	50.7	47.2	42.5	45.1	48.4	43.8	46.2
42) I am satisfied with the anti-smoking policies and programs being offered at my school (e.g., presentations, guest speakers, assemblies)			53.9	48.2	51.5	61.4	59.1	60.2	62.6	61.8	62.2
43) There is a pressure to smoke cigarettes among students from my school.			41.6	46.2	44.1	35.1	27.7	31.6	37.5	31.4	34.6
			50.1	48.7	49.6	52.2	48.2	50.3	53.7	50.8	52.3

For items 1-43, values are percent agreeing with the statement. Students were asked to indicate the extent to which they agreed to each statement with the following scale: 1-Strongly Disagree, 2-Disagree Somewhat, 3-Agree Somewhat, 4-Strongly Agree, 5-N/A- Not applicable

Survey results highlight the percentage of students who ‘Agree Somewhat’ or ‘Agree Strongly’ with each statement.

For items 44-55, students had 4 choices: A-Never, B-Once or Twice, C-Every Week, D-Multiple Times a Week.

		School Climate Survey Grades 10-12, 2015-16											
NLESD - Eastern Region													
#253 - Carbonear Collegiate, Carbonear		Response Rate: 82.5											
		[N=315] SCHOOL				[N=7,053] DISTRICT				[N=12,024] PROVINCE			
BULLYING AND HARASSMENT		A	B	C	D	A	B	C	D	A	B	C	D
(44) In the last month I have been bullied or harassed physically (e.g. hit, kicked, pushed, shoved around, locked indoors).		79.2	14.1	1.3	5.4	83.6	11.9	1.6	2.9	83.0	12.4	1.8	2.8
(45) In the last month I have been bullied or harassed verbally (e.g. called mean names, made fun of, teased in a hurtful way).		58.5	25.2	8.0	8.3	63.7	24.6	5.6	6.2	63.2	24.9	5.6	6.3
(46) In the last month I have been bullied or harassed indirectly (e.g. left out of things on purpose, excluded from a group of friends,		65.8	22.4	5.4	6.4	66.6	21.3	5.8	6.3	66.6	21.3	6.0	6.1
(47) In the last month I have been sexually harassed (e.g. other students making sexual jokes, comments or gestures towards me).		84.1	8.0	3.2	4.8	83.8	10.2	2.3	3.7	84.3	9.9	2.3	3.5
(48) In the last month I have been bullied or harassed electronically (e.g. teased or bullied using a computer or a mobile phone).		79.8	11.9	3.9	4.5	82.6	11.5	2.4	3.5	82.5	11.8	2.3	3.3
(49) In the last month I have seen or heard about another student being bullied or harassed.		27.8	42.7	11.7	17.8	37.3	37.9	12.5	12.3	37.4	38.3	12.6	11.7
(50) In the last month I have taken part in bullying or harassing another student.		88.1	7.7	1.3	2.9	89.6	7.2	1.1	2.1	89.3	7.5	1.1	2.1
(51) In the last month I have been involved in a physical fight.		90.5	6.7	1.3	1.6	91.1	5.6	1.0	2.3	91.1	5.7	0.9	2.2
DRUGS AND ALCOHOL													
(52) In the last month I have used illegal drugs.		85.0	7.4	1.9	5.8	79.5	10.7	2.7	7.1	80.0	10.4	2.7	6.9
(53) In the last month I have abused prescription drugs.		93.6	2.9	1.0	2.6	92.4	3.7	1.1	2.7	92.7	3.4	1.1	2.7
(54) In the last month I have consumed alcohol.		55.0	26.8	8.6	9.6	54.9	29.1	8.6	7.3	54.7	29.2	8.9	7.3
(55) In the last month I have smoked cigarettes.		75.5	5.7	2.9	15.9	81.6	7.4	2.0	9.0	79.8	7.7	2.1	10.4

For items 1-43, values are percent agreeing with the statement. Students were asked to indicate the extent to which they agreed to each statement with the following scale: 1-Strongly Disagree, 2-Disagree Somewhat, 3-Agree Somewhat, 4-Strongly Agree, 5-N/A- Not applicable

Survey results highlight the percentage of students who ‘Agree Somewhat’ or ‘Agree Strongly’ with each statement.

For items 44-55, students had 4 choices: A-Never, B-Once or Twice, C-Every Week, D-Multiple Times a Week.

Newfoundland
Labrador

School Climate Survey

Grades 10-12, 2015-16

NLESD - Eastern Region

#274 - St. Catherine's Academy, Mount Carmel


Response Rate: 84.0

	[N=21] SCHOOL			[N=7,053] DISTRICT			[N=12,024] PROVINCE		
	M	F	Total	M	F	Total	M	F	Total
STUDENT SATISFACTION									
1) School is a place where I like to be.	46.7	83.3	57.1	63.4	64.4	63.8	61.4	63.4	62.3
2) I am satisfied with the quality of education I am receiving at my school.	86.7	83.3	85.7	81.5	81.6	81.5	79.8	80.9	80.2
3) I am satisfied with the quality of teaching at my school.	86.7	83.3	85.7	80.3	79.9	80.0	79.5	79.7	79.5
4) My school is clean and well maintained.	80.0	66.7	76.2	76.2	73.8	75.0	74.9	73.9	74.3
5) My school work is interesting.	50.0	83.3	60.0	52.4	60.8	56.4	52.4	60.4	56.3
6) My school work is challenging.	40.0	66.7	47.6	79.7	84.4	81.9	79.4	83.2	81.2
	65.0	77.8	68.7	72.2	74.2	73.1	71.2	73.6	72.3
LEARNING OPPORTUNITIES									
7) I can get help regarding post-secondary planning at my school.	91.7	100.0	94.4	82.7	81.5	82	83.3	83.1	83.2
8) I get help regarding scholarships at my school.	87.5	100.0	92.3	79.8	78.9	79	81.0	80.6	80.8
11) I can easily access programs and services at school to get help with my school work if I need it.	93.3	83.3	90.5	53.2	54.9	80	79.6	79.6	79.6
12) My parents/guardians are available to help me with my school work if I need it.	80.0	83.3	81.0	73.3	67.2	70	73.3	68.5	71.0
13) My peers are available to help me with my school work if I need it.	86.7	100.0	90.5	79.1	82.8	81	79.5	82.8	81.1
14) If I need it, I can get help at school with problems not related to school work.	80.0	83.3	81.0	72.9	70.4	72	73.1	72.7	72.9
15) I am satisfied with the opportunities I have to use technology to learn at my school.	86.7	100.0	90.5	65.6	68.5	67	65.2	68.9	67.0
	86.5	92.9	88.6	76.2	75.6	75.9	76.4	76.6	76.5
PARTICIPATION									
16) I am satisfied with the opportunities I have to participate in physical activities at my school.	73.3	66.7	71.4	77.2	79.1	78	76.9	77.4	77.1
17) I am satisfied with the opprtunities I have to paticipate in fine arts programs and/or activities at my school(e.g., art club, band, choir, drama).	42.9	66.7	50.0	79.8	82.3	81	75.1	76.8	76.0
18) I am satisfied with the opprtunities I have to paticipate in extra-curricular groups/activities at my school.	66.7	83.3	71.4	77.7	81.8	80	75.3	77.4	76.3
19) I am satisfied with the opprtunities I have to paticipate in science activities at my school(e.g., fairs, competitions, clubs).	26.7	60.0	35.0	63.8	65.0	64	56.7	55.0	55.9
	52.4	69.2	57.0	74.6	77.0	75.8	71.0	71.6	71.3
SCHOOL CLIMATE									
20) At my school, I treat everyone with respect.	86.7	100.0	90.5	87.6	94.6	91	87.6	94.9	91.3
21) At my school, students treat each other with respect.	73.3	50.0	66.7	58.6	51.5	55	58.3	49.9	54.0
22) At my school, students treat staff with respect.	73.3	66.7	71.4	67.9	64.1	66	67.4	63.0	65.2
23) At my school, staff treat students with respect.	86.7	50.0	76.2	76.8	76.2	76	76.7	76.6	76.5
24) At my school, staff treat each other with respect.	100.0	100.0	100.0	93.2	95.3	94	92.7	95.5	94.0
25) Staff at my school care about me.	85.7	83.3	85.0	78.4	77.0	78	77.6	77.9	77.7
26) At my school, students of different sexual orientations are treated with respect.	100.0	100.0	100.0	79.1	81.1	80	77.7	80.3	79.0
27) At my school, students of different race are treated with respect.	87.5	100.0	90.0	88.6	89.3	89	87.8	89.5	88.6
37) I am treated fairly by the staff in my school.	100.0	66.7	90.5	77.4	79.1	77	77.2	78.0	77.5
38) I am satisfied with the anti-drug policies and programs being offered at my school (e.g.presentatiions, guest speakers, assemblies)	64.3	83.3	70.0	68.3	83.8	67	68.8	68.4	68.6
39) There is a pressure to do drugs among students from my school.	6.7	0.0	4.8	40.3	31.7	36	40.8	33.9	37.6
	78.6	72.7	76.8	74.2	73.1	73.6	73.9	73.9	73.6
EXPECTATIONS									
9) My opinions are important at school.	71.4	80.0	73.7	53.2	54.9	54	53.9	55.2	54.5
10) I am encouraged to try my best at school.	100.0	83.3	95.2	83.1	85.7	84	83.2	86.1	84.7
36) I know the school rules/code of conduct.	93.3	83.3	90.5	74.1	82.3	78	75.9	84.2	80.0
	88.3	82.2	86.5	70.1	74.3	72.1	71.0	75.2	73.1
SAFETY									
28) I feel safe at school.	80.0	83.3	81.0	80.9	79.1	80	80.4	79.7	80.1
29) I feel safe in the school cafeteria.	86.7	83.3	85.7	84.4	83.8	84	83.8	84.0	83.9
30) I feel safe in my classrooms.	93.3	83.3	90.5	87.4	87.5	87	86.6	87.7	87.1
31) I feel safe in the school washrooms.	93.3	83.3	90.5	74.9	77.3	76	75.3	78.4	76.8
32) I feel safe in the school gym.	92.9	83.3	90.0	85.5	82.8	84	85.2	83.4	84.2
33) I feel safe in the gym change rooms.	92.9	83.3	90.0	79.7	82.3	81	79.8	83.0	81.3
34) I feel safe on the school bus.	53.9	50.0	52.6	81.5	75.3	78	81.0	76.8	78.9
35) I feel safe on school grounds.	80.0	66.7	76.2	79.9	80.3	80	80.7	81.9	81.2
	84.1	77.1	82.1	81.8	81.0	81.3	81.6	81.9	81.7
DRUGS AND ALCOHOL									
40) I am satisfied with the anti-alcohol policies and programs being offered at my school (e.g., presentations, guest speakers, assemblies)	66.7	83.3	72.2	65.3	63.5	64.4	66.3	66.1	66.2
41) There is a pressure to drink alcohol among students from my school.	15.4	16.7	15.8	47.2	42.5	45.1	48.4	43.8	46.2
42) I am satisfied with the anti-smoking policies and programs being offered at my school (e.g., presentations, guest speakers, assemblies)	46.2	83.3	57.9	61.4	59.1	60.2	62.6	61.8	62.2
43) There is a pressure to smoke cigarettes among students from my school.	20.0	0.0	14.3	35.1	27.7	31.6	37.5	31.4	34.6
	37.1	45.8	40.0	52.2	48.2	50.3	53.7	50.8	52.3

For items 1-43, values are percent agreeing with the statement. Students were asked to indicate the extent to which they agreed to each statement with the following scale: 1-Strongly Disagree, 2-Disagree Somewhat, 3-Agree Somewhat, 4-Strongly Agree, 5-N/A- Not applicable

Survey results highlight the percentage of students who ‘Agree Somewhat’ or ‘Agree Strongly’ with each statement.

For items 44-55, students had 4 choices: A-Never, B-Once or Twice, C-Every Week, D-Multiple Times a Week.

		School Climate Survey Grades 10-12, 2015-16											
NLESD - Eastern Region													
#274 - St. Catherine's Academy, Mount Carmel		Response Rate: 84.0											
		[N=21] SCHOOL				[N=7,053] DISTRICT				[N=12,024] PROVINCE			
BULLYING AND HARASSMENT		A	B	C	D	A	B	C	D	A	B	C	D
(44) In the last month I have been bullied or harassed physically (e.g. hit, kicked, pushed, shoved around, locked indoors).		81.0	14.3	0.0	4.8	83.6	11.9	1.6	2.9	83.0	12.4	1.8	2.8
(45) In the last month I have been bullied or harassed verbally (e.g. called mean names, made fun of, teased in a hurtful way).		81.0	9.5	4.8	4.8	63.7	24.6	5.6	6.2	63.2	24.9	5.6	6.3
(46) In the last month I have been bullied or harassed indirectly (e.g. left out of things on purpose, excluded from a group of friends,		85.7	9.5	0.0	4.8	66.6	21.3	5.8	6.3	66.6	21.3	6.0	6.1
(47) In the last month I have been sexually harassed (e.g. other students making sexual jokes, comments or gestures towards me).		85.7	4.8	9.5	0.0	83.8	10.2	2.3	3.7	84.3	9.9	2.3	3.5
(48) In the last month I have been bullied or harassed electronically (e.g. teased or bullied using a computer or a mobile phone).		90.5	9.5	0.0	0.0	82.6	11.5	2.4	3.5	82.5	11.8	2.3	3.3
(49) In the last month I have seen or heard about another student being bullied or harassed.		47.6	33.3	14.3	4.8	37.3	37.9	12.5	12.3	37.4	38.3	12.6	11.7
(50) In the last month I have taken part in bullying or harassing another student.		95.2	4.8	0.0	0.0	89.6	7.2	1.1	2.1	89.3	7.5	1.1	2.1
(51) In the last month I have been involved in a physical fight.		95.2	4.8	0.0	0.0	91.1	5.6	1.0	2.3	91.1	5.7	0.9	2.2
DRUGS AND ALCOHOL													
(52) In the last month I have used illegal drugs.		85.7	9.5	4.8	0.0	79.5	10.7	2.7	7.1	80.0	10.4	2.7	6.9
(53) In the last month I have abused prescription drugs.		100.0	0.0	0.0	0.0	92.4	3.7	1.1	2.7	92.7	3.4	1.1	2.7
(54) In the last month I have consumed alcohol.		61.9	23.8	0.0	14.3	54.9	29.1	8.6	7.3	54.7	29.2	8.9	7.3
(55) In the last month I have smoked cigarettes.		66.7	14.3	4.8	14.3	81.6	7.4	2.0	9.0	79.8	7.7	2.1	10.4

For items 1-43, values are percent agreeing with the statement. Students were asked to indicate the extent to which they agreed to each statement with the following scale: 1-Strongly Disagree, 2-Disagree Somewhat, 3-Agree Somewhat, 4-Strongly Agree, 5-N/A- Not applicable

Survey results highlight the percentage of students who ‘Agree Somewhat’ or ‘Agree Strongly’ with each statement.


For items 44-55, students had 4 choices: A-Never, B-Once or Twice, C-Every Week, D-Multiple Times a Week.

Newfoundland Labrador			School Climate Survey Grades 10-12, 2015-16								
NLESD - Eastern Region											
#280 - Laval High School, Placentia			Response Rate: 79.8								
			[N=91] SCHOOL			[N=7,053] DISTRICT			[N=12,024] PROVINCE		
			M	F	Total	M	F	Total	M	F	Total
STUDENT SATISFACTION											
1) School is a place where I like to be.			59.6	68.3	61.5	63.4	64.4	63.8	61.4	63.4	62.3
2) I am satisfied with the quality of education I am receiving at my school.			80.9	70.0	75.6	81.5	81.6	81.5	79.8	80.9	80.2
3) I am satisfied with the quality of teaching at my school.			87.0	70.7	77.8	80.3	79.9	80.0	79.5	79.7	79.5
4) My school is clean and well maintained.			97.8	95.1	96.7	76.2	73.8	75.0	74.9	73.9	74.3
5) My school work is interesting.			46.8	65.9	55.0	52.4	60.8	56.4	52.4	60.4	56.3
6) My school work is challenging.			82.6	85.4	84.4	79.7	84.4	81.9	79.4	83.2	81.2
			75.8	75.9	75.2	72.2	74.2	73.1	71.2	73.6	72.3
LEARNING OPPORTUNITIES											
7) I can get help regarding post-secondary planning at my school.			84.6	89.7	87.7	82.7	81.5	82	83.3	83.1	83.2
8) I get help regarding scholarships at my school.			80.0	74.4	77.8	79.8	78.9	79	81.0	80.6	80.8
11) I can easily access programs and services at school to get help with my school work if I need it.			80.4	85.4	83.3	53.2	54.9	80	79.6	79.6	79.6
12) My parents/guardians are available to help me with my school work if I need it.			72.3	75.6	73.6	73.3	67.2	70	73.3	68.5	71.0
13) My peers are available to help me with my school work if I need it.			82.6	80.5	81.1	79.1	82.8	81	79.5	82.8	81.1
14) If I need it, I can get help at school with problems not related to school work.			66.0	65.9	67.0	72.9	70.4	72	73.1	72.7	72.9
15) I am satisfied with the opportunities I have to use technology to learn at my school.			80.4	65.0	73.0	65.6	68.5	67	65.2	68.9	67.0
			78.1	76.6	77.7	76.2	75.6	75.9	76.4	76.6	76.5
PARTICIPATION											
16) I am satisfied with the opportunities I have to participate in physical activities at my school.			80.9	80.0	81.1	77.2	79.1	78	76.9	77.4	77.1
17) I am satisfied with the opprtunities I have to paticipate in fine arts programs and/or activities at my school(e.g., art club, band, choir, drama).			83.0	70.7	76.9	79.8	82.3	81	75.1	76.8	76.0
18) I am satisfied with the opprtunities I have to paticipate in extra-curricular groups/activities at my school.			78.7	85.0	81.1	77.7	81.8	80	75.3	77.4	76.3
19) I am satisfied with the opprtunities I have to paticipate in science activities at my school(e.g., fairs, competitions, clubs).			51.1	34.2	44.0	63.8	65.0	64	56.7	55.0	55.9
			73.4	67.5	70.8	74.6	77.0	75.8	71.0	71.6	71.3
SCHOOL CLIMATE											
20) At my school, I treat everyone with respect.			91.3	100.0	95.6	87.6	94.6	91	87.6	94.9	91.3
21) At my school, students treat each other with respect.			63.8	41.5	53.9	58.6	51.5	55	58.3	49.9	54.0
22) At my school, students treat staff with respect.			78.7	61.0	71.1	67.9	64.1	66	67.4	63.0	65.2
23) At my school, staff treat students with respect.			85.1	78.1	81.3	76.8	76.2	76	76.7	76.6	76.5
24) At my school, staff treat each other with respect.			97.9	100.0	98.9	93.2	95.3	94	92.7	95.5	94.0
25) Staff at my school care about me.			89.1	79.5	84.1	78.4	77.0	78	77.6	77.9	77.7
26) At my school, students of different sexual orientations are treated with respect.			81.8	70.7	77.3	79.1	81.1	80	77.7	80.3	79.0
27) At my school, students of different race are treated with respect.			95.0	90.0	93.1	88.6	89.3	89	87.8	89.5	88.6
37) I am treated fairly by the staff in my school.			82.2	79.5	80.5	77.4	79.1	77	77.2	78.0	77.5
38) I am satisfied with the anti-drug policies and programs being offered at my school (e.g.presentatiions, guest speakers, assemblies)			72.7	64.1	68.6	68.3	83.8	67	68.8	68.4	68.6
39) There is a pressure to do drugs among students from my school.			28.3	22.5	25.8	40.3	31.7	36	40.8	33.9	37.6
			78.7	71.5	75.5	74.2	73.1	73.6	73.9	73.9	73.6
EXPECTATIONS											
9) My opinions are important at school.			59.6	41.0	51.7	53.2	54.9	54	53.9	55.2	54.5
10) I am encouraged to try my best at school.			93.5	80.5	87.8	83.1	85.7	84	83.2	86.1	84.7
36) I know the school rules/code of conduct.			84.8	87.5	85.4	74.1	82.3	78	75.9	84.2	80.0
			79.3	69.7	75.0	70.1	74.3	72.1	71.0	75.2	73.1
SAFETY											
28) I feel safe at school.			89.4	78.1	83.5	80.9	79.1	80	80.4	79.7	80.1
29) I feel safe in the school cafeteria.			91.3	87.8	88.9	84.4	83.8	84	83.8	84.0	83.9
30) I feel safe in my classrooms.			89.1	90.2	88.9	87.4	87.5	87	86.6	87.7	87.1
31) I feel safe in the school washrooms.			83.0	87.8	84.6	74.9	77.3	76	75.3	78.4	76.8
32) I feel safe in the school gym.			82.2	86.8	83.7	85.5	82.8	84	85.2	83.4	84.2
33) I feel safe in the gym change rooms.			84.1	86.8	84.7	79.7	82.3	81	79.8	83.0	81.3
34) I feel safe on the school bus.			79.5	80.0	78.8	81.5	75.3	78	81.0	76.8	78.9
35) I feel safe on school grounds.			89.1	87.8	87.8	79.9	80.3	80	80.7	81.9	81.2
			86.0	85.7	85.1	81.8	81.0	81.3	81.6	81.9	81.7
DRUGS AND ALCOHOL											
40) I am satisfied with the anti-alcohol policies and programs being offered at my school (e.g., presentations, guest speakers, assemblies)			65.1	67.5	65.1	65.3	63.5	64.4	66.3	66.1	66.2
41) There is a pressure to drink alcohol among students from my school.			47.8	29.3	40.0	47.2	42.5	45.1	48.4	43.8	46.2
42) I am satisfied with the anti-smoking policies and programs being offered at my school (e.g., presentations, guest speakers, assemblies)			67.4	57.5	62.4	61.4	59.1	60.2	62.6	61.8	62.2
43) There is a pressure to smoke cigarettes among students from my school.			31.9	9.8	22.0	35.1	27.7	31.6	37.5	31.4	34.6
			53.1	41.0	47.4	52.2	48.2	50.3	53.7	50.8	52.3

For items 1-43, values are percent agreeing with the statement. Students were asked to indicate the extent to which they agreed to each statement with the following scale: 1-Strongly Disagree, 2-Disagree Somewhat, 3-Agree Somewhat, 4-Strongly Agree, 5-N/A- Not applicable

Survey results highlight the percentage of students who ‘Agree Somewhat’ or ‘Agree Strongly’ with each statement.

For items 44-55, students had 4 choices: A-Never, B-Once or Twice, C-Every Week, D-Multiple Times a Week.



School Climate Survey

Grades 10-12, 2015-16

NLESD - Eastern Region

#280 - Laval High School, Placentia

Response Rate: 79.8

	[N=91] SCHOOL				[N=7,053] DISTRICT				[N=12,024] PROVINCE			
	A	B	C	D	A	B	C	D	A	B	C	D
BULLYING AND HARASSMENT												
44) In the last month I have been bullied or harassed physically (e.g. hit, kicked, pushed, shoved around, locked indoors).	90.1	9.9	0.0	0.0	83.6	11.9	1.6	2.9	83.0	12.4	1.8	2.8
45) In the last month I have been bullied or harassed verbally (e.g. called mean names, made fun of, teased in a hurtful way).	63.7	27.5	5.5	3.3	63.7	24.6	5.6	6.2	63.2	24.9	5.6	6.3
46) In the last month I have been bullied or harassed indirectly (e.g. left out of things on purpose, excluded from a group of friends,	71.4	19.8	4.4	4.4	66.6	21.3	5.8	6.3	66.6	21.3	6.0	6.1
47) In the last month I have been sexually harassed (e.g. other students making sexual jokes, comments or gestures towards me).	92.3	3.3	2.2	2.2	83.8	10.2	2.3	3.7	84.3	9.9	2.3	3.5
48) In the last month I have been bullied or harassed electronically (e.g. teased or bullied using a computer or a mobile phone).	80.0	14.4	2.2	3.3	82.6	11.5	2.4	3.5	82.5	11.8	2.3	3.3
49) In the last month I have seen or heard about another student being bullied or harassed.	33.0	41.8	20.9	4.4	37.3	37.9	12.5	12.3	37.4	38.3	12.6	11.7
50) In the last month I have taken part in bullying or harassing another student.	90.1	7.7	2.2	0.0	89.6	7.2	1.1	2.1	89.3	7.5	1.1	2.1
51) In the last month I have been involved in a physical fight.	87.9	8.8	2.2	1.1	91.1	5.6	1.0	2.3	91.1	5.7	0.9	2.2
DRUGS AND ALCOHOL												
52) In the last month I have used illegal drugs.	91.2	5.5	3.3	0.0	79.5	10.7	2.7	7.1	80.0	10.4	2.7	6.9
53) In the last month I have abused prescription drugs.	92.3	4.4	2.2	1.1	92.4	3.7	1.1	2.7	92.7	3.4	1.1	2.7
54) In the last month I have consumed alcohol.	50.0	35.6	5.6	8.9	54.9	29.1	8.6	7.3	54.7	29.2	8.9	7.3
55) In the last month I have smoked cigarettes.	83.5	8.8	1.1	6.6	81.6	7.4	2.0	9.0	79.8	7.7	2.1	10.4

For items 1-43, values are percent agreeing with the statement. Students were asked to indicate the extent to which they agreed to each statement with the following scale: 1-Strongly Disagree, 2-Disagree Somewhat, 3-Agree Somewhat, 4-Strongly Agree, 5-N/A- Not applicable

Survey results highlight the percentage of students who ‘Agree Somewhat’ or ‘Agree Strongly’ with each statement.


For items 44-55, students had 4 choices: A-Never, B-Once or Twice, C-Every Week, D-Multiple Times a Week.

Newfoundland Labrador			School Climate Survey Grades 10-12, 2015-16								
NLESD - Eastern Region											
#286 - Fatima Academy, St. Bride's			Response Rate: 95.7								
			[N=22] SCHOOL			[N=7,053] DISTRICT			[N=12,024] PROVINCE		
			M	F	Total	M	F	Total	M	F	Total
STUDENT SATISFACTION											
1) School is a place where I like to be.			76.9	100.0	86.4	63.4	64.4	63.8	61.4	63.4	62.3
2) I am satisfied with the quality of education I am receiving at my school.			92.3	100.0	95.5	81.5	81.6	81.5	79.8	80.9	80.2
3) I am satisfied with the quality of teaching at my school.			92.3	88.9	90.9	80.3	79.9	80.0	79.5	79.7	79.5
4) My school is clean and well maintained.			100.0	100.0	100.0	76.2	73.8	75.0	74.9	73.9	74.3
5) My school work is interesting.			69.2	100.0	81.8	52.4	60.8	56.4	52.4	60.4	56.3
6) My school work is challenging.			84.6	66.7	77.3	79.7	84.4	81.9	79.4	83.2	81.2
			85.9	92.6	88.6	72.2	74.2	73.1	71.2	73.6	72.3
LEARNING OPPORTUNITIES											
7) I can get help regarding post-secondary planning at my school.			92.3	100.0	95.5	82.7	81.5	82	83.3	83.1	83.2
8) I get help regarding scholarships at my school.			92.3	88.9	90.9	79.8	78.9	79	81.0	80.6	80.8
11) I can easily access programs and services at school to get help with my school work if I need it.			76.9	88.9	81.8	53.2	54.9	80	79.6	79.6	79.6
12) My parents/guardians are available to help me with my school work if I need it.			76.9	100.0	86.4	73.3	67.2	70	73.3	68.5	71.0
13) My peers are available to help me with my school work if I need it.			92.3	100.0	95.5	79.1	82.8	81	79.5	82.8	81.1
14) If I need it, I can get help at school with problems not related to school work.			84.6	88.9	86.4	72.9	70.4	72	73.1	72.7	72.9
15) I am satisfied with the opportunities I have to use technology to learn at my school.			84.6	88.9	86.4	65.6	68.5	67	65.2	68.9	67.0
			85.7	93.7	89.0	76.2	75.6	75.9	76.4	76.6	76.5
PARTICIPATION											
16) I am satisfied with the opportunities I have to participate in physical activities at my school.			84.6	88.9	86.4	77.2	79.1	78	76.9	77.4	77.1
17) I am satisfied with the opprtunities I have to paticipate in fine arts programs and/or activities at my school(e.g., art club, band, choir, drama).			61.5	55.6	59.1	79.8	82.3	81	75.1	76.8	76.0
18) I am satisfied with the opprtunities I have to paticipate in extra-curricular groups/activities at my school.			100.0	77.8	90.9	77.7	81.8	80	75.3	77.4	76.3
19) I am satisfied with the opprtunities I have to paticipate in science activities at my school(e.g., fairs, competitions, clubs).			61.5	55.6	59.1	63.8	65.0	64	56.7	55.0	55.9
			76.9	69.4	73.9	74.6	77.0	75.8	71.0	71.6	71.3
SCHOOL CLIMATE											
20) At my school, I treat everyone with respect.			100.0	100.0	100.0	87.6	94.6	91	87.6	94.9	91.3
21) At my school, students treat each other with respect.			92.3	100.0	95.5	58.6	51.5	55	58.3	49.9	54.0
22) At my school, students treat staff with respect.			84.6	100.0	90.9	67.9	64.1	66	67.4	63.0	65.2
23) At my school, staff treat students with respect.			92.3	100.0	95.5	76.8	76.2	76	76.7	76.6	76.5
24) At my school, staff treat each other with respect.			92.3	100.0	95.5	93.2	95.3	94	92.7	95.5	94.0
25) Staff at my school care about me.			92.3	100.0	95.5	78.4	77.0	78	77.6	77.9	77.7
26) At my school, students of different sexual orientations are treated with respect.			83.3	100.0	90.0	79.1	81.1	80	77.7	80.3	79.0
27) At my school, students of different race are treated with respect.			90.9	100.0	95.0	88.6	89.3	89	87.8	89.5	88.6
37) I am treated fairly by the staff in my school.			100.0	100.0	100.0	77.4	79.1	77	77.2	78.0	77.5
38) I am satisfied with the anti-drug policies and programs being offered at my school (e.g.presentationis, guest speakers, assemblies)			92.3	88.9	90.9	68.3	83.8	67	68.8	68.4	68.6
39) There is a pressure to do drugs among students from my school.			16.7	22.2	19.1	40.3	31.7	36	40.8	33.9	37.6
			85.2	91.9	88.0	74.2	73.1	73.6	73.9	73.9	73.6
EXPECTATIONS											
9) My opinions are important at school.			84.6	100.0	90.9	53.2	54.9	54	53.9	55.2	54.5
10) I am encouraged to try my best at school.			100.0	100.0	100.0	83.1	85.7	84	83.2	86.1	84.7
36) I know the school rules/code of conduct.			84.6	100.0	90.5	74.1	82.3	78	75.9	84.2	80.0
			89.7	100.0	93.8	70.1	74.3	72.1	71.0	75.2	73.1
SAFETY											
28) I feel safe at school.			100.0	100.0	100.0	80.9	79.1	80	80.4	79.7	80.1
29) I feel safe in the school cafeteria.			100.0	100.0	100.0	84.4	83.8	84	83.8	84.0	83.9
30) I feel safe in my classrooms.			100.0	100.0	100.0	87.4	87.5	87	86.6	87.7	87.1
31) I feel safe in the school washrooms.			92.3	100.0	95.5	74.9	77.3	76	75.3	78.4	76.8
32) I feel safe in the school gym.			100.0	100.0	100.0	85.5	82.8	84	85.2	83.4	84.2
33) I feel safe in the gym change rooms.			84.6	100.0	90.9	79.7	82.3	81	79.8	83.0	81.3
34) I feel safe on the school bus.			76.9	66.7	72.7	81.5	75.3	78	81.0	76.8	78.9
35) I feel safe on school grounds.			92.3	100.0	95.5	79.9	80.3	80	80.7	81.9	81.2
			93.3	95.8	94.3	81.8	81.0	81.3	81.6	81.9	81.7
DRUGS AND ALCOHOL											
40) I am satisfied with the anti-alcohol policies and programs being offered at my school (e.g., presentations, guest speakers, assemblies)			92.3	88.9	90.9	65.3	63.5	64.4	66.3	66.1	66.2
41) There is a pressure to drink alcohol among students from my school.			15.4	12.5	14.3	47.2	42.5	45.1	48.4	43.8	46.2
42) I am satisfied with the anti-smoking policies and programs being offered at my school (e.g., presentations, guest speakers, assemblies)			84.6	88.9	86.4	61.4	59.1	60.2	62.6	61.8	62.2
43) There is a pressure to smoke cigarettes among students from my school.			15.4	11.1	13.6	35.1	27.7	31.6	37.5	31.4	34.6
			51.9	50.3	51.3	52.2	48.2	50.3	53.7	50.8	52.3

For items 1-43, values are percent agreeing with the statement. Students were asked to indicate the extent to which they agreed to each statement with the following scale: 1-Strongly Disagree, 2-Disagree Somewhat, 3-Agree Somewhat, 4-Strongly Agree, 5-N/A- Not applicable

Survey results highlight the percentage of students who ‘Agree Somewhat’ or ‘Agree Strongly’ with each statement.

For items 44-55, students had 4 choices: A-Never, B-Once or Twice, C-Every Week, D-Multiple Times a Week.

				School Climate Survey Grades 10-12, 2015-16															
NLESD - Eastern Region																			
#286 - Fatima Academy, St. Bride's				Response Rate: 95.7															
				[N=22] SCHOOL				[N=7,053] DISTRICT				[N=12,024] PROVINCE							
BULLYING AND HARASSMENT				A	B	C	D	A	B	C	D	A	B	C	D				
(44) In the last month I have been bullied or harassed physically (e.g. hit, kicked, pushed, shoved around, locked indoors).				77.3	22.7	0.0	0.0	83.6	11.9	1.6	2.9	83.0	12.4	1.8	2.8				
(45) In the last month I have been bullied or harassed verbally (e.g. called mean names, made fun of, teased in a hurtful way).				72.7	22.7	4.6	0.0	63.7	24.6	5.6	6.2	63.2	24.9	5.6	6.3				
(46) In the last month I have been bullied or harassed indirectly (e.g. left out of things on purpose, excluded from a group of friends,				90.9	4.6	0.0	4.6	66.6	21.3	5.8	6.3	66.6	21.3	6.0	6.1				
(47) In the last month I have been sexually harassed (e.g. other students making sexual jokes, comments or gestures towards me).				95.5	0.0	0.0	4.6	83.8	10.2	2.3	3.7	84.3	9.9	2.3	3.5				
(48) In the last month I have been bullied or harassed electronically (e.g. teased or bullied using a computer or a mobile phone).				95.5	4.6	0.0	0.0	82.6	11.5	2.4	3.5	82.5	11.8	2.3	3.3				
(49) In the last month I have seen or heard about another student being bullied or harassed.				77.3	18.2	4.6	0.0	37.3	37.9	12.5	12.3	37.4	38.3	12.6	11.7				
(50) In the last month I have taken part in bullying or harassing another student.				100.0	0.0	0.0	0.0	89.6	7.2	1.1	2.1	89.3	7.5	1.1	2.1				
(51) In the last month I have been involved in a physical fight.				95.5	4.6	0.0	0.0	91.1	5.6	1.0	2.3	91.1	5.7	0.9	2.2				
DRUGS AND ALCOHOL																			
(52) In the last month I have used illegal drugs.				100.0	0.0	0.0	0.0	79.5	10.7	2.7	7.1	80.0	10.4	2.7	6.9				
(53) In the last month I have abused prescription drugs.				100.0	0.0	0.0	0.0	92.4	3.7	1.1	2.7	92.7	3.4	1.1	2.7				
(54) In the last month I have consumed alcohol.				100.0	0.0	0.0	0.0	54.9	29.1	8.6	7.3	54.7	29.2	8.9	7.3				
(55) In the last month I have smoked cigarettes.				100.0	0.0	0.0	0.0	81.6	7.4	2.0	9.0	79.8	7.7	2.1	10.4				

For items 1-43, values are percent agreeing with the statement. Students were asked to indicate the extent to which they agreed to each statement with the following scale: 1-Strongly Disagree, 2-Disagree Somewhat, 3-Agree Somewhat, 4-Strongly Agree, 5-N/A- Not applicable


Survey results highlight the percentage of students who ‘Agree Somewhat’ or ‘Agree Strongly’ with each statement.

For items 44-55, students had 4 choices: A-Never, B-Once or Twice, C-Every Week, D-Multiple Times a Week.

For items 1-43, values are percent agreeing with the statement. Students were asked to indicate the extent to which they agreed to each statement with the following scale: 1-Strongly Disagree, 2-Disagree Somewhat, 3-Agree Somewhat, 4-Strongly Agree, 5-N/A- Not applicable

Survey results highlight the percentage of students who ‘Agree Somewhat’ or ‘Agree Strongly’ with each statement.


For items 44-55, students had 4 choices: A-Never, B-Once or Twice, C-Every Week, D-Multiple Times a Week.

				School Climate Survey Grades 10-12, 2015-16											
NLESD - Eastern Region															
#287 - Dunne Memorial Academy, St. Mary's				Response Rate: 64.0											
				[N=16] SCHOOL				[N=7,053] DISTRICT				[N=12,024] PROVINCE			
BULLYING AND HARASSMENT				A	B	C	D	A	B	C	D	A	B	C	D
(44) In the last month I have been bullied or harassed physically (e.g. hit, kicked, pushed, shoved around, locked indoors).				100.0	0.0	0.0	0.0	83.6	11.9	1.6	2.9	83.0	12.4	1.8	2.8
(45) In the last month I have been bullied or harassed verbally (e.g. called mean names, made fun of, teased in a hurtful way).				81.3	12.5	0.0	6.3	63.7	24.6	5.6	6.2	63.2	24.9	5.6	6.3
(46) In the last month I have been bullied or harassed indirectly (e.g. left out of things on purpose, excluded from a group of friends,				87.5	6.3	0.0	6.3	66.6	21.3	5.8	6.3	66.6	21.3	6.0	6.1
(47) In the last month I have been sexually harassed (e.g. other students making sexual jokes, comments or gestures towards me).				81.3	18.8	0.0	0.0	83.8	10.2	2.3	3.7	84.3	9.9	2.3	3.5
(48) In the last month I have been bullied or harassed electronically (e.g. teased or bullied using a computer or a mobile phone).				100.0	0.0	0.0	0.0	82.6	11.5	2.4	3.5	82.5	11.8	2.3	3.3
(49) In the last month I have seen or heard about another student being bullied or harassed.				75.0	12.5	12.5	0.0	37.3	37.9	12.5	12.3	37.4	38.3	12.6	11.7
(50) In the last month I have taken part in bullying or harassing another student.				100.0	0.0	0.0	0.0	89.6	7.2	1.1	2.1	89.3	7.5	1.1	2.1
(51) In the last month I have been involved in a physical fight.				100.0	0.0	0.0	0.0	91.1	5.6	1.0	2.3	91.1	5.7	0.9	2.2
DRUGS AND ALCOHOL															
(52) In the last month I have used illegal drugs.				100.0	0.0	0.0	0.0	79.5	10.7	2.7	7.1	80.0	10.4	2.7	6.9
(53) In the last month I have abused prescription drugs.				100.0	0.0	0.0	0.0	92.4	3.7	1.1	2.7	92.7	3.4	1.1	2.7
(54) In the last month I have consumed alcohol.				56.3	25.0	12.5	6.3	54.9	29.1	8.6	7.3	54.7	29.2	8.9	7.3
(55) In the last month I have smoked cigarettes.				93.8	0.0	0.0	6.3	81.6	7.4	2.0	9.0	79.8	7.7	2.1	10.4

For items 1-43, values are percent agreeing with the statement. Students were asked to indicate the extent to which they agreed to each statement with the following scale: 1-Strongly Disagree, 2-Disagree Somewhat, 3-Agree Somewhat, 4-Strongly Agree, 5-N/A- Not applicable

Survey results highlight the percentage of students who ‘Agree Somewhat’ or ‘Agree Strongly’ with each statement.


For items 44-55, students had 4 choices: A-Never, B-Once or Twice, C-Every Week, D-Multiple Times a Week.

			School Climate Survey								
			Grades 10-12, 2015-16								
NLESD - Eastern Region											
#296 - St. Michael's High, Bell Island						Response Rate: 69.9					
			[N=58] SCHOOL			[N=7,053] DISTRICT			[N=12,024] PROVINCE		
			M	F	Total	M	F	Total	M	F	Total
STUDENT SATISFACTION											
1) School is a place where I like to be.			85.0	63.2	70.7	63.4	64.4	63.8	61.4	63.4	62.3
2) I am satisfied with the quality of education I am receiving at my school.			95.0	81.6	86.2	81.5	81.6	81.5	79.8	80.9	80.2
3) I am satisfied with the quality of teaching at my school.			100.0	92.1	94.8	80.3	79.9	80.0	79.5	79.7	79.5
4) My school is clean and well maintained.			100.0	91.9	94.7	76.2	73.8	75.0	74.9	73.9	74.3
5) My school work is interesting.			60.0	76.3	70.7	52.4	60.8	56.4	52.4	60.4	56.3
6) My school work is challenging.			90.0	84.2	86.2	79.7	84.4	81.9	79.4	83.2	81.2
			88.3	81.5	83.9	72.2	74.2	73.1	71.2	73.6	72.3
LEARNING OPPORTUNITIES											
7) I can get help regarding post-secondary planning at my school.			100.0	81.6	87.3	82.7	81.5	82	83.3	83.1	83.2
8) I get help regarding scholarships at my school.			94.1	81.6	85.5	79.8	78.9	79	81.0	80.6	80.8
11) I can easily access programs and services at school to get help with my school work if I need it.			95.0	81.6	86.2	53.2	54.9	80	79.6	79.6	79.6
12) My parents/guardians are available to help me with my school work if I need it.			80.0	73.7	75.9	73.3	67.2	70	73.3	68.5	71.0
13) My peers are available to help me with my school work if I need it.			94.7	81.6	86.0	79.1	82.8	81	79.5	82.8	81.1
14) If I need it, I can get help at school with problems not related to school work.			80.0	63.2	69.0	72.9	70.4	72	73.1	72.7	72.9
15) I am satisfied with the opportunities I have to use technology to learn at my school.			70.0	78.4	75.4	65.6	68.5	67	65.2	68.9	67.0
			87.7	77.4	80.7	76.2	75.6	75.9	76.4	76.6	76.5
PARTICIPATION											
16) I am satisfied with the opportunities I have to participate in physical activities at my school.			85.0	76.3	79.3	77.2	79.1	78	76.9	77.4	77.1
17) I am satisfied with the opprtunities I have to paticipate in fine arts programs and/or activities at my school(e.g., art club, band, choir, drama).			75.0	76.3	75.9	79.8	82.3	81	75.1	76.8	76.0
18) I am satisfied with the opprtunities I have to paticipate in extra-curricular groups/activities at my school.			90.0	68.4	75.9	77.7	81.8	80	75.3	77.4	76.3
19) I am satisfied with the opprtunities I have to paticipate in science activities at my school(e.g., fairs, competitions, clubs).			55.0	79.0	70.7	63.8	65.0	64	56.7	55.0	55.9
			76.3	75.0	75.4	74.6	77.0	75.8	71.0	71.6	71.3
SCHOOL CLIMATE											
20) At my school, I treat everyone with respect.			80.0	86.8	84.5	87.6	94.6	91	87.6	94.9	91.3
21) At my school, students treat each other with respect.			55.0	57.9	56.9	58.6	51.5	55	58.3	49.9	54.0
22) At my school, students treat staff with respect.			75.0	73.7	74.1	67.9	64.1	66	67.4	63.0	65.2
23) At my school, staff treat students with respect.			89.5	73.7	79.0	76.8	76.2	76	76.7	76.6	76.5
24) At my school, staff treat each other with respect.			94.7	86.8	89.5	93.2	95.3	94	92.7	95.5	94.0
25) Staff at my school care about me.			79.0	81.1	80.4	78.4	77.0	78	77.6	77.9	77.7
26) At my school, students of different sexual orientations are treated with respect.			68.4	77.8	74.6	79.1	81.1	80	77.7	80.3	79.0
27) At my school, students of different race are treated with respect.			80.0	66.7	71.8	88.6	89.3	89	87.8	89.5	88.6
37) I am treated fairly by the staff in my school.			80.0	79.0	79.3	77.4	79.1	77	77.2	78.0	77.5
38) I am satisfied with the anti-drug policies and programs being offered at my school (e.g.presentationis, guest speakers, assemblies)			80.0	78.4	79.0	68.3	83.8	67	68.8	68.4	68.6
39) There is a pressure to do drugs among students from my school.			50.0	31.6	37.9	40.3	31.7	36	40.8	33.9	37.6
			75.6	72.1	73.3	74.2	73.1	73.6	73.9	73.9	73.6
EXPECTATIONS											
9) My opinions are important at school.			60.0	55.3	56.9	53.2	54.9	54	53.9	55.2	54.5
10) I am encouraged to try my best at school.			90.0	86.8	87.9	83.1	85.7	84	83.2	86.1	84.7
36) I know the school rules/code of conduct.			80.0	83.8	82.5	74.1	82.3	78	75.9	84.2	80.0
			76.7	75.3	75.8	70.1	74.3	72.1	71.0	75.2	73.1
SAFETY											
28) I feel safe at school.			90.0	75.7	80.7	80.9	79.1	80	80.4	79.7	80.1
29) I feel safe in the school cafeteria.			95.0	81.1	86.0	84.4	83.8	84	83.8	84.0	83.9
30) I feel safe in my classrooms.			100.0	84.2	89.7	87.4	87.5	87	86.6	87.7	87.1
31) I feel safe in the school washrooms.			80.0	84.2	82.8	74.9	77.3	76	75.3	78.4	76.8
32) I feel safe in the school gym.			90.0	70.3	77.2	85.5	82.8	84	85.2	83.4	84.2
33) I feel safe in the gym change rooms.			89.5	74.3	79.6	79.7	82.3	81	79.8	83.0	81.3
34) I feel safe on the school bus.			84.2	76.7	79.6	81.5	75.3	78	81.0	76.8	78.9
35) I feel safe on school grounds.			85.0	84.2	84.5	79.9	80.3	80	80.7	81.9	81.2
			89.2	78.8	82.5	81.8	81.0	81.3	81.6	81.9	81.7
DRUGS AND ALCOHOL											
40) I am satisfied with the anti-alcohol policies and programs being offered at my school (e.g., presentations, guest speakers, assemblies)			65.0	75.7	71.9	65.3	63.5	64.4	66.3	66.1	66.2
41) There is a pressure to drink alcohol among students from my school.			60.0	44.7	50.0	47.2	42.5	45.1	48.4	43.8	46.2
42) I am satisfied with the anti-smoking policies and programs being offered at my school (e.g., presentations, guest speakers, assemblies)			70.0	78.4	75.4	61.4	59.1	60.2	62.6	61.8	62.2
43) There is a pressure to smoke cigarettes among students from my school.			50.0	23.7	32.8	35.1	27.7	31.6	37.5	31.4	34.6
			61.3	55.6	57.5	52.2	48.2	50.3	53.7	50.8	52.3

For items 1-43, values are percent agreeing with the statement. Students were asked to indicate the extent to which they agreed to each statement with the following scale: 1-Strongly Disagree, 2-Disagree Somewhat, 3-Agree Somewhat, 4-Strongly Agree, 5-N/A- Not applicable

Survey results highlight the percentage of students who ‘Agree Somewhat’ or ‘Agree Strongly’ with each statement.


For items 44-55, students had 4 choices: A-Never, B-Once or Twice, C-Every Week, D-Multiple Times a Week.

				School Climate Survey Grades 10-12, 2015-16															
NLESD - Eastern Region																			
#296 - St. Michael's High, Bell Island				Response Rate: 69.9															
				[N=58] SCHOOL				[N=7,053] DISTRICT				[N=12,024] PROVINCE							
BULLYING AND HARASSMENT				A	B	C	D	A	B	C	D	A	B	C	D				
(44) In the last month I have been bullied or harassed physically (e.g. hit, kicked, pushed, shoved around, locked indoors).				75.9	22.4	0.0	1.7	83.6	11.9	1.6	2.9	83.0	12.4	1.8	2.8				
(45) In the last month I have been bullied or harassed verbally (e.g. called mean names, made fun of, teased in a hurtful way).				50.0	32.8	12.1	5.2	63.7	24.6	5.6	6.2	63.2	24.9	5.6	6.3				
(46) In the last month I have been bullied or harassed indirectly (e.g. left out of things on purpose, excluded from a group of friends,				56.9	27.6	8.6	6.9	66.6	21.3	5.8	6.3	66.6	21.3	6.0	6.1				
(47) In the last month I have been sexually harassed (e.g. other students making sexual jokes, comments or gestures towards me).				81.0	15.5	1.7	1.7	83.8	10.2	2.3	3.7	84.3	9.9	2.3	3.5				
(48) In the last month I have been bullied or harassed electronically (e.g. teased or bullied using a computer or a mobile phone).				79.3	13.8	3.5	3.5	82.6	11.5	2.4	3.5	82.5	11.8	2.3	3.3				
(49) In the last month I have seen or heard about another student being bullied or harassed.				32.8	37.9	12.1	17.2	37.3	37.9	12.5	12.3	37.4	38.3	12.6	11.7				
(50) In the last month I have taken part in bullying or harassing another student.				79.0	15.8	1.8	3.5	89.6	7.2	1.1	2.1	89.3	7.5	1.1	2.1				
(51) In the last month I have been involved in a physical fight.				86.2	10.3	0.0	3.5	91.1	5.6	1.0	2.3	91.1	5.7	0.9	2.2				
DRUGS AND ALCOHOL																			
(52) In the last month I have used illegal drugs.				82.8	6.9	1.7	8.6	79.5	10.7	2.7	7.1	80.0	10.4	2.7	6.9				
(53) In the last month I have abused prescription drugs.				89.7	5.2	3.5	1.7	92.4	3.7	1.1	2.7	92.7	3.4	1.1	2.7				
(54) In the last month I have consumed alcohol.				56.9	29.3	3.5	10.3	54.9	29.1	8.6	7.3	54.7	29.2	8.9	7.3				
(55) In the last month I have smoked cigarettes.				82.8	3.5	0.0	13.8	81.6	7.4	2.0	9.0	79.8	7.7	2.1	10.4				

For items 1-43, values are percent agreeing with the statement. Students were asked to indicate the extent to which they agreed to each statement with the following scale: 1-Strongly Disagree, 2-Disagree Somewhat, 3-Agree Somewhat, 4-Strongly Agree, 5-N/A- Not applicable

Survey results highlight the percentage of students who ‘Agree Somewhat’ or ‘Agree Strongly’ with each statement.


For items 44-55, students had 4 choices: A-Never, B-Once or Twice, C-Every Week, D-Multiple Times a Week.

			School Climate Survey								
			Grades 10-12, 2015-16								
NLESD - Eastern Region											
#302 - Queen Elizabeth Regional High, Conception Bay South (Foxtrap)						Response Rate: 67.3					
			[N=406] SCHOOL			[N=7,053] DISTRICT			[N=12,024] PROVINCE		
			M	F	Total	M	F	Total	M	F	Total
STUDENT SATISFACTION											
1) School is a place where I like to be.			51.3	57.5	54.6	63.4	64.4	63.8	61.4	63.4	62.3
2) I am satisfied with the quality of education I am receiving at my school.			73.7	82.1	78.0	81.5	81.6	81.5	79.8	80.9	80.2
3) I am satisfied with the quality of teaching at my school.			72.1	77.0	74.9	80.3	79.9	80.0	79.5	79.7	79.5
4) My school is clean and well maintained.			54.8	42.5	49.3	76.2	73.8	75.0	74.9	73.9	74.3
5) My school work is interesting.			39.1	61.7	50.5	52.4	60.8	56.4	52.4	60.4	56.3
6) My school work is challenging.			72.4	82.1	77.1	79.7	84.4	81.9	79.4	83.2	81.2
			60.6	67.1	64.1	72.2	74.2	73.1	71.2	73.6	72.3
LEARNING OPPORTUNITIES											
7) I can get help regarding post-secondary planning at my school.			79.1	69.3	74.1	82.7	81.5	82	83.3	83.1	83.2
8) I get help regarding scholarships at my school.			74.0	68.1	71.4	79.8	78.9	79	81.0	80.6	80.8
11) I can easily access programs and services at school to get help with my school work if I need it.			69.2	73.6	71.4	53.2	54.9	80	79.6	79.6	79.6
12) My parents/guardians are available to help me with my school work if I need it.			65.8	60.7	63.3	73.3	67.2	70	73.3	68.5	71.0
13) My peers are available to help me with my school work if I need it.			77.9	82.1	80.1	79.1	82.8	81	79.5	82.8	81.1
14) If I need it, I can get help at school with problems not related to school work.			70.6	67.2	69.1	72.9	70.4	72	73.1	72.7	72.9
15) I am satisfied with the opportunities I have to use technology to learn at my school.			59.3	60.7	60.1	65.6	68.5	67	65.2	68.9	67.0
			70.8	68.8	69.9	76.2	75.6	75.9	76.4	76.6	76.5
PARTICIPATION											
16) I am satisfied with the opportunities I have to participate in physical activities at my school.			77.2	77.1	77.0	77.2	79.1	78	76.9	77.4	77.1
17) I am satisfied with the opprtunities I have to paticipate in fine arts programs and/or activities at my school(e.g., art club, band, choir, drama).			73.4	81.1	77.3	79.8	82.3	81	75.1	76.8	76.0
18) I am satisfied with the opprtunities I have to paticipate in extra-curricular groups/activities at my school.			70.7	79.5	75.3	77.7	81.8	80	75.3	77.4	76.3
19) I am satisfied with the opprtunities I have to paticipate in science activities at my school(e.g., fairs, competitions, clubs).			48.5	48.2	48.4	63.8	65.0	64	56.7	55.0	55.9
			67.4	71.5	69.5	74.6	77.0	75.8	71.0	71.6	71.3
SCHOOL CLIMATE											
20) At my school, I treat everyone with respect.			82.8	92.5	87.9	87.6	94.6	91	87.6	94.9	91.3
21) At my school, students treat each other with respect.			41.7	43.7	42.8	58.6	51.5	55	58.3	49.9	54.0
22) At my school, students treat staff with respect.			53.3	48.8	51.0	67.9	64.1	66	67.4	63.0	65.2
23) At my school, staff treat students with respect.			69.9	78.5	74.4	76.8	76.2	76	76.7	76.6	76.5
24) At my school, staff treat each other with respect.			90.2	94.5	92.5	93.2	95.3	94	92.7	95.5	94.0
25) Staff at my school care about me.			70.6	74.1	72.8	78.4	77.0	78	77.6	77.9	77.7
26) At my school, students of different sexual orientations are treated with respect.			74.6	75.5	74.9	79.1	81.1	80	77.7	80.3	79.0
27) At my school, students of different race are treated with respect.			81.7	79.9	80.3	88.6	89.3	89	87.8	89.5	88.6
37) I am treated fairly by the staff in my school.			70.6	77.1	74.1	77.4	79.1	77	77.2	78.0	77.5
38) I am satisfied with the anti-drug policies and programs being offered at my school (e.g.presentationis, guest speakers, assemblies)			57.8	58.1	58.4	68.3	83.8	67	68.8	68.4	68.6
39) There is a pressure to do drugs among students from my school.			52.5	34.5	44.1	40.3	31.7	36	40.8	33.9	37.6
			67.8	68.8	68.5	74.2	73.1	73.6	73.9	73.9	73.6
EXPECTATIONS											
9) My opinions are important at school.			40.6	41.3	40.9	53.2	54.9	54	53.9	55.2	54.5
10) I am encouraged to try my best at school.			71.4	81.9	77.1	83.1	85.7	84	83.2	86.1	84.7
36) I know the school rules/code of conduct.			71.4	76.1	73.9	74.1	82.3	78	75.9	84.2	80.0
			61.2	66.5	63.9	70.1	74.3	72.1	71.0	75.2	73.1
SAFETY											
28) I feel safe at school.			66.2	68.0	67.6	80.9	79.1	80	80.4	79.7	80.1
29) I feel safe in the school cafeteria.			78.7	79.9	79.6	84.4	83.8	84	83.8	84.0	83.9
30) I feel safe in my classrooms.			80.1	81.0	80.9	87.4	87.5	87	86.6	87.7	87.1
31) I feel safe in the school washrooms.			59.0	59.0	58.9	74.9	77.3	76	75.3	78.4	76.8
32) I feel safe in the school gym.			74.0	68.0	70.9	85.5	82.8	84	85.2	83.4	84.2
33) I feel safe in the gym change rooms.			65.4	72.3	69.1	79.7	82.3	81	79.8	83.0	81.3
34) I feel safe on the school bus.			70.0	64.4	67.3	81.5	75.3	78	81.0	76.8	78.9
35) I feel safe on school grounds.			69.5	71.6	71.0	79.9	80.3	80	80.7	81.9	81.2
			70.3	70.5	70.7	81.8	81.0	81.3	81.6	81.9	81.7
DRUGS AND ALCOHOL											
40) I am satisfied with the anti-alcohol policies and programs being offered at my school (e.g., presentations, guest speakers, assemblies)			59.4	53.9	57.0	65.3	63.5	64.4	66.3	66.1	66.2
41) There is a pressure to drink alcohol among students from my school.			56.1	43.9	50.3	47.2	42.5	45.1	48.4	43.8	46.2
42) I am satisfied with the anti-smoking policies and programs being offered at my school (e.g., presentations, guest speakers, assemblies)			55.6	50.0	53.3	61.4	59.1	60.2	62.6	61.8	62.2
43) There is a pressure to smoke cigarettes among students from my school.			42.9	29.4	36.5	35.1	27.7	31.6	37.5	31.4	34.6
			53.5	44.3	49.3	52.2	48.2	50.3	53.7	50.8	52.3

For items 1-43, values are percent agreeing with the statement. Students were asked to indicate the extent to which they agreed to each statement with the following scale: 1-Strongly Disagree, 2-Disagree Somewhat, 3-Agree Somewhat, 4-Strongly Agree, 5-N/A- Not applicable

Survey results highlight the percentage of students who ‘Agree Somewhat’ or ‘Agree Strongly’ with each statement.


For items 44-55, students had 4 choices: A-Never, B-Once or Twice, C-Every Week, D-Multiple Times a Week.

		School Climate Survey Grades 10-12, 2015-16											
NLESD - Eastern Region													
#302 - Queen Elizabeth Regional High, Conception Bay South (Foxtrap)		Response Rate: 67.3											
		[N=406] SCHOOL				[N=7,053] DISTRICT				[N=12,024] PROVINCE			
BULLYING AND HARASSMENT		A	B	C	D	A	B	C	D	A	B	C	D
(44) In the last month I have been bullied or harassed physically (e.g. hit, kicked, pushed, shoved around, locked indoors).		75.1	19.2	1.7	4.0	83.6	11.9	1.6	2.9	83.0	12.4	1.8	2.8
(45) In the last month I have been bullied or harassed verbally (e.g. called mean names, made fun of, teased in a hurtful way).		53.9	29.8	6.5	9.9	63.7	24.6	5.6	6.2	63.2	24.9	5.6	6.3
(46) In the last month I have been bullied or harassed indirectly (e.g. left out of things on purpose, excluded from a group of friends,		59.1	25.7	6.7	8.5	66.6	21.3	5.8	6.3	66.6	21.3	6.0	6.1
(47) In the last month I have been sexually harassed (e.g. other students making sexual jokes, comments or gestures towards me).		77.4	14.4	3.0	5.2	83.8	10.2	2.3	3.7	84.3	9.9	2.3	3.5
(48) In the last month I have been bullied or harassed electronically (e.g. teased or bullied using a computer or a mobile phone).		77.9	14.2	1.7	6.2	82.6	11.5	2.4	3.5	82.5	11.8	2.3	3.3
(49) In the last month I have seen or heard about another student being bullied or harassed.		23.8	37.4	20.8	18.1	37.3	37.9	12.5	12.3	37.4	38.3	12.6	11.7
(50) In the last month I have taken part in bullying or harassing another student.		86.8	7.5	2.8	3.0	89.6	7.2	1.1	2.1	89.3	7.5	1.1	2.1
(51) In the last month I have been involved in a physical fight.		85.6	8.9	1.5	4.0	91.1	5.6	1.0	2.3	91.1	5.7	0.9	2.2
DRUGS AND ALCOHOL													
(52) In the last month I have used illegal drugs.		73.5	12.1	4.0	10.4	79.5	10.7	2.7	7.1	80.0	10.4	2.7	6.9
(53) In the last month I have abused prescription drugs.		87.8	4.5	2.0	5.7	92.4	3.7	1.1	2.7	92.7	3.4	1.1	2.7
(54) In the last month I have consumed alcohol.		48.9	29.4	10.0	11.7	54.9	29.1	8.6	7.3	54.7	29.2	8.9	7.3
(55) In the last month I have smoked cigarettes.		76.7	8.2	3.2	11.9	81.6	7.4	2.0	9.0	79.8	7.7	2.1	10.4

For items 1-43, values are percent agreeing with the statement. Students were asked to indicate the extent to which they agreed to each statement with the following scale: 1-Strongly Disagree, 2-Disagree Somewhat, 3-Agree Somewhat, 4-Strongly Agree, 5-N/A- Not applicable

Survey results highlight the percentage of students who ‘Agree Somewhat’ or ‘Agree Strongly’ with each statement.

For items 44-55, students had 4 choices: A-Never, B-Once or Twice, C-Every Week, D-Multiple Times a Week.

			School Climate Survey								
			Grades 10-12, 2015-16								
NLESD - Eastern Region											
#304 - Holy Spirit High, Conception Bay South (Manuels)						Response Rate: 80.6					
			[N=515] SCHOOL			[N=7,053] DISTRICT			[N=12,024] PROVINCE		
			M	F	Total	M	F	Total	M	F	Total
STUDENT SATISFACTION											
1) School is a place where I like to be.			63.2	67.4	65.4	63.4	64.4	63.8	61.4	63.4	62.3
2) I am satisfied with the quality of education I am receiving at my school.			79.4	82.7	80.5	81.5	81.6	81.5	79.8	80.9	80.2
3) I am satisfied with the quality of teaching at my school.			74.1	81.1	77.4	80.3	79.9	80.0	79.5	79.7	79.5
4) My school is clean and well maintained.			77.1	83.4	79.7	76.2	73.8	75.0	74.9	73.9	74.3
5) My school work is interesting.			49.4	55.8	51.9	52.4	60.8	56.4	52.4	60.4	56.3
6) My school work is challenging.			78.6	85.1	81.6	79.7	84.4	81.9	79.4	83.2	81.2
			70.3	75.9	72.7	72.2	74.2	73.1	71.2	73.6	72.3
LEARNING OPPORTUNITIES											
7) I can get help regarding post-secondary planning at my school.			76.1	73.5	74.6	82.7	81.5	82	83.3	83.1	83.2
8) I get help regarding scholarships at my school.			80.4	79.1	79.3	79.8	78.9	79	81.0	80.6	80.8
11) I can easily access programs and services at school to get help with my school work if I need it.			78.4	81.9	80.2	53.2	54.9	80	79.6	79.6	79.6
12) My parents/guardians are available to help me with my school work if I need it.			72.2	67.4	70.4	73.3	67.2	70	73.3	68.5	71.0
13) My peers are available to help me with my school work if I need it.			78.0	85.5	81.4	79.1	82.8	81	79.5	82.8	81.1
14) If I need it, I can get help at school with problems not related to school work.			65.8	52.3	59.3	72.9	70.4	72	73.1	72.7	72.9
15) I am satisfied with the opportunities I have to use technology to learn at my school.			63.5	71.8	67.4	65.6	68.5	67	65.2	68.9	67.0
			73.5	73.1	73.2	76.2	75.6	75.9	76.4	76.6	76.5
PARTICIPATION											
16) I am satisfied with the opportunities I have to participate in physical activities at my school.			75.6	84.3	79.9	77.2	79.1	78	76.9	77.4	77.1
17) I am satisfied with the opprtunities I have to paticipate in fine arts programs and/or activities at my school(e.g., art club, band, choir, drama).			81.9	88.3	85.0	79.8	82.3	81	75.1	76.8	76.0
18) I am satisfied with the opprtunities I have to paticipate in extra-curricular groups/activities at my school.			82.1	87.5	84.5	77.7	81.8	80	75.3	77.4	76.3
19) I am satisfied with the opprtunities I have to paticipate in science activities at my school(e.g., fairs, competitions, clubs).			72.3	81.3	76.6	63.8	65.0	64	56.7	55.0	55.9
			77.9	85.4	81.5	74.6	77.0	75.8	71.0	71.6	71.3
SCHOOL CLIMATE											
20) At my school, I treat everyone with respect.			87.1	95.5	91.3	87.6	94.6	91	87.6	94.9	91.3
21) At my school, students treat each other with respect.			61.8	54.7	58.5	58.6	51.5	55	58.3	49.9	54.0
22) At my school, students treat staff with respect.			67.3	68.3	67.3	67.9	64.1	66	67.4	63.0	65.2
23) At my school, staff treat students with respect.			71.0	75.2	72.9	76.8	76.2	76	76.7	76.6	76.5
24) At my school, staff treat each other with respect.			91.5	97.5	94.3	93.2	95.3	94	92.7	95.5	94.0
25) Staff at my school care about me.			73.3	70.9	72.6	78.4	77.0	78	77.6	77.9	77.7
26) At my school, students of different sexual orientations are treated with respect.			87.6	89.5	88.7	79.1	81.1	80	77.7	80.3	79.0
27) At my school, students of different race are treated with respect.			93.0	94.6	93.9	88.6	89.3	89	87.8	89.5	88.6
37) I am treated fairly by the staff in my school.			73.1	71.7	72.5	77.4	79.1	77	77.2	78.0	77.5
38) I am satisfied with the anti-drug policies and programs being offered at my school (e.g.presentatiions, guest speakers, assemblies)			75.3	76.6	75.7	68.3	83.8	67	68.8	68.4	68.6
39) There is a pressure to do drugs among students from my school.			39.0	24.0	31.7	40.3	31.7	36	40.8	33.9	37.6
			74.5	74.4	74.5	74.2	73.1	73.6	73.9	73.9	73.6
EXPECTATIONS											
9) My opinions are important at school.			47.1	49.0	47.6	53.2	54.9	54	53.9	55.2	54.5
10) I am encouraged to try my best at school.			78.7	88.3	83.5	83.1	85.7	84	83.2	86.1	84.7
36) I know the school rules/code of conduct.			69.1	82.3	75.4	74.1	82.3	78	75.9	84.2	80.0
			65.0	73.2	68.8	70.1	74.3	72.1	71.0	75.2	73.1
SAFETY											
28) I feel safe at school.			82.4	83.8	83.3	80.9	79.1	80	80.4	79.7	80.1
29) I feel safe in the school cafeteria.			85.9	83.9	85.0	84.4	83.8	84	83.8	84.0	83.9
30) I feel safe in my classrooms.			88.6	87.1	88.1	87.4	87.5	87	86.6	87.7	87.1
31) I feel safe in the school washrooms.			75.7	79.7	77.8	74.9	77.3	76	75.3	78.4	76.8
32) I feel safe in the school gym.			87.5	85.2	86.4	85.5	82.8	84	85.2	83.4	84.2
33) I feel safe in the gym change rooms.			80.2	82.7	81.5	79.7	82.3	81	79.8	83.0	81.3
34) I feel safe on the school bus.			85.3	80.2	82.8	81.5	75.3	78	81.0	76.8	78.9
35) I feel safe on school grounds.			82.8	82.0	82.5	79.9	80.3	80	80.7	81.9	81.2
			83.5	83.1	83.4	81.8	81.0	81.3	81.6	81.9	81.7
DRUGS AND ALCOHOL											
40) I am satisfied with the anti-alcohol policies and programs being offered at my school (e.g., presentations, guest speakers, assemblies)			75.4	78.6	76.7	65.3	63.5	64.4	66.3	66.1	66.2
41) There is a pressure to drink alcohol among students from my school.			49.4	40.6	45.1	47.2	42.5	45.1	48.4	43.8	46.2
42) I am satisfied with the anti-smoking policies and programs being offered at my school (e.g., presentations, guest speakers, assemblies)			69.6	73.7	71.2	61.4	59.1	60.2	62.6	61.8	62.2
43) There is a pressure to smoke cigarettes among students from my school.			30.9	17.5	24.3	35.1	27.7	31.6	37.5	31.4	34.6
			56.3	52.6	54.3	52.2	48.2	50.3	53.7	50.8	52.3

For items 1-43, values are percent agreeing with the statement. Students were asked to indicate the extent to which they agreed to each statement with the following scale: 1-Strongly Disagree, 2-Disagree Somewhat, 3-Agree Somewhat, 4-Strongly Agree, 5-N/A- Not applicable

Survey results highlight the percentage of students who ‘Agree Somewhat’ or ‘Agree Strongly’ with each statement.


For items 44-55, students had 4 choices: A-Never, B-Once or Twice, C-Every Week, D-Multiple Times a Week.

	[N=515]				[N=7,053]				[N=12,024]			
	<u>SCHOOL</u>				<u>DISTRICT</u>				<u>PROVINCE</u>			
BULLYING AND HARASSMENT	<u>A</u>	<u>B</u>	<u>C</u>	<u>D</u>	<u>A</u>	<u>B</u>	<u>C</u>	<u>D</u>	<u>A</u>	<u>B</u>	<u>C</u>	<u>D</u>
(44) In the last month I have been bullied or harassed physically (e.g. hit, kicked, pushed, shoved around, locked indoors).	80.1	16.6	0.8	2.5	83.6	11.9	1.6	2.9	83.0	12.4	1.8	2.8
(45) In the last month I have been bullied or harassed verbally (e.g. called mean names, made fun of, teased in a hurtful way).	60.9	29.3	4.3	5.5	63.7	24.6	5.6	6.2	63.2	24.9	5.6	6.3
(46) In the last month I have been bullied or harassed indirectly (e.g. left out of things on purpose, excluded from a group of friends,	66.3	22.2	5.5	6.0	66.6	21.3	5.8	6.3	66.6	21.3	6.0	6.1
(47) In the last month I have been sexually harassed (e.g. other students making sexual jokes, comments or gestures towards me).	82.9	11.1	1.4	4.7	83.8	10.2	2.3	3.7	84.3	9.9	2.3	3.5
(48) In the last month I have been bullied or harassed electronically (e.g. teased or bullied using a computer or a mobile phone).	83.6	11.7	1.6	3.1	82.6	11.5	2.4	3.5	82.5	11.8	2.3	3.3
(49) In the last month I have seen or heard about another student being bullied or harassed.	34.8	41.8	13.5	10.0	37.3	37.9	12.5	12.3	37.4	38.3	12.6	11.7
(50) In the last month I have taken part in bullying or harassing another student.	92.9	4.5	0.6	2.0	89.6	7.2	1.1	2.1	89.3	7.5	1.1	2.1
(51) In the last month I have been involved in a physical fight.	93.4	3.5	0.4	2.7	91.1	5.6	1.0	2.3	91.1	5.7	0.9	2.2
DRUGS AND ALCOHOL												
(52) In the last month I have used illegal drugs.	79.6	10.9	2.7	6.8	79.5	10.7	2.7	7.1	80.0	10.4	2.7	6.9
(53) In the last month I have abused prescription drugs.	94.3	2.3	0.4	2.9	92.4	3.7	1.1	2.7	92.7	3.4	1.1	2.7
(54) In the last month I have consumed alcohol.	54.5	30.3	8.4	6.8	54.9	29.1	8.6	7.3	54.7	29.2	8.9	7.3
(55) In the last month I have smoked cigarettes.	84.6	6.6	1.4	7.4	81.6	7.4	2.0	9.0	79.8	7.7	2.1	10.4

For items 1-43, values are percent agreeing with the statement. Students were asked to indicate the extent to which they agreed to each statement with the following scale: 1-Strongly Disagree, 2-Disagree Somewhat, 3-Agree Somewhat, 4-Strongly Agree, 5-N/A- Not applicable

Survey results highlight the percentage of students who 'Agree Somewhat' or 'Agree Strongly' with each statement.

For items 44-55, students had 4 choices: A-Never, B-Once or Twice, C-Every Week, D-Multiple Times a Week.

		School Climate Survey Grades 10-12, 2015-16											
NLESD - Eastern Region		Response Rate: 70.8											
#307 - Mobile Central High, Mobile													
		[N=92] SCHOOL				[N=7,053] DISTRICT				[N=12,024] PROVINCE			
BULLYING AND HARASSMENT		A	B	C	D	A	B	C	D	A	B	C	D
(44) In the last month I have been bullied or harassed physically (e.g. hit, kicked, pushed, shoved around, locked indoors).		81.5	12.0	3.3	3.3	83.6	11.9	1.6	2.9	83.0	12.4	1.8	2.8
(45) In the last month I have been bullied or harassed verbally (e.g. called mean names, made fun of, teased in a hurtful way).		70.7	18.5	9.8	1.1	63.7	24.6	5.6	6.2	63.2	24.9	5.6	6.3
(46) In the last month I have been bullied or harassed indirectly (e.g. left out of things on purpose, excluded from a group of friends,		72.8	20.7	4.4	2.2	66.6	21.3	5.8	6.3	66.6	21.3	6.0	6.1
(47) In the last month I have been sexually harassed (e.g. other students making sexual jokes, comments or gestures towards me).		81.5	10.9	4.4	3.3	83.8	10.2	2.3	3.7	84.3	9.9	2.3	3.5
(48) In the last month I have been bullied or harassed electronically (e.g. teased or bullied using a computer or a mobile phone).		86.8	11.0	1.1	1.1	82.6	11.5	2.4	3.5	82.5	11.8	2.3	3.3
(49) In the last month I have seen or heard about another student being bullied or harassed.		46.2	36.3	6.6	11.0	37.3	37.9	12.5	12.3	37.4	38.3	12.6	11.7
(50) In the last month I have taken part in bullying or harassing another student.		90.2	7.6	1.1	1.1	89.6	7.2	1.1	2.1	89.3	7.5	1.1	2.1
(51) In the last month I have been involved in a physical fight.		92.4	5.4	1.1	1.1	91.1	5.6	1.0	2.3	91.1	5.7	0.9	2.2
DRUGS AND ALCOHOL													
(52) In the last month I have used illegal drugs.		85.7	3.3	2.2	8.8	79.5	10.7	2.7	7.1	80.0	10.4	2.7	6.9
(53) In the last month I have abused prescription drugs.		94.6	3.3	0.0	2.2	92.4	3.7	1.1	2.7	92.7	3.4	1.1	2.7
(54) In the last month I have consumed alcohol.		56.0	29.7	7.7	6.6	54.9	29.1	8.6	7.3	54.7	29.2	8.9	7.3
(55) In the last month I have smoked cigarettes.		89.0	1.1	1.1	8.8	81.6	7.4	2.0	9.0	79.8	7.7	2.1	10.4

For items 1-43, values are percent agreeing with the statement. Students were asked to indicate the extent to which they agreed to each statement with the following scale: 1-Strongly Disagree, 2-Disagree Somewhat, 3-Agree Somewhat, 4-Strongly Agree, 5-N/A- Not applicable

Survey results highlight the percentage of students who ‘Agree Somewhat’ or ‘Agree Strongly’ with each statement.

For items 44-55, students had 4 choices: A-Never, B-Once or Twice, C-Every Week, D-Multiple Times a Week.

Newfoundland Labrador			School Climate Survey Grades 10-12, 2015-16								
NLESD - Eastern Region											
#311 - Mount Pearl Senior High, Mount Pearl			Response Rate: 73.6								
			[N=485] SCHOOL			[N=7,053] DISTRICT			[N=12,024] PROVINCE		
			M	F	Total	M	F	Total	M	F	Total
STUDENT SATISFACTION											
1) School is a place where I like to be.			62.1	61.7	62.0	63.4	64.4	63.8	61.4	63.4	62.3
2) I am satisfied with the quality of education I am receiving at my school.			79.8	79.8	80.0	81.5	81.6	81.5	79.8	80.9	80.2
3) I am satisfied with the quality of teaching at my school.			78.9	71.8	75.3	80.3	79.9	80.0	79.5	79.7	79.5
4) My school is clean and well maintained.			55.7	55.1	55.7	76.2	73.8	75.0	74.9	73.9	74.3
5) My school work is interesting.			52.7	60.8	57.6	52.4	60.8	56.4	52.4	60.4	56.3
6) My school work is challenging.			82.8	85.8	84.3	79.7	84.4	81.9	79.4	83.2	81.2
			68.7	69.2	69.1	72.2	74.2	73.1	71.2	73.6	72.3
LEARNING OPPORTUNITIES											
7) I can get help regarding post-secondary planning at my school.			80.3	75.1	77.4	82.7	81.5	82	83.3	83.1	83.2
8) I get help regarding scholarships at my school.			82.2	75.4	78.7	79.8	78.9	79	81.0	80.6	80.8
11) I can easily access programs and services at school to get help with my school work if I need it.			76.0	81.1	78.9	53.2	54.9	80	79.6	79.6	79.6
12) My parents/guardians are available to help me with my school work if I need it.			69.7	60.9	65.7	73.3	67.2	70	73.3	68.5	71.0
13) My peers are available to help me with my school work if I need it.			76.3	83.3	80.2	79.1	82.8	81	79.5	82.8	81.1
14) If I need it, I can get help at school with problems not related to school work.			63.0	60.2	62.1	72.9	70.4	72	73.1	72.7	72.9
15) I am satisfied with the opportunities I have to use technology to learn at my school.			70.3	69.5	70.2	65.6	68.5	67	65.2	68.9	67.0
			74.0	72.2	73.3	76.2	75.6	75.9	76.4	76.6	76.5
PARTICIPATION											
16) I am satisfied with the opportunities I have to participate in physical activities at my school.			80.3	83.3	82.1	77.2	79.1	78	76.9	77.4	77.1
17) I am satisfied with the opprtunities I have to paticipate in fine arts programs and/or activities at my school(e.g., art club, band, choir, drama).			79.5	87.5	83.4	79.8	82.3	81	75.1	76.8	76.0
18) I am satisfied with the opprtunities I have to paticipate in extra-curricular groups/activities at my school.			80.3	88.7	84.8	77.7	81.8	80	75.3	77.4	76.3
19) I am satisfied with the opprtunities I have to paticipate in science activities at my school(e.g., fairs, competitions, clubs).			81.2	86.1	83.7	63.8	65.0	64	56.7	55.0	55.9
			80.3	86.4	83.5	74.6	77.0	75.8	71.0	71.6	71.3
SCHOOL CLIMATE											
20) At my school, I treat everyone with respect.			83.6	92.7	88.8	87.6	94.6	91	87.6	94.9	91.3
21) At my school, students treat each other with respect.			51.4	54.3	52.6	58.6	51.5	55	58.3	49.9	54.0
22) At my school, students treat staff with respect.			65.0	66.5	66.5	67.9	64.1	66	67.4	63.0	65.2
23) At my school, staff treat students with respect.			73.5	75.7	75.0	76.8	76.2	76	76.7	76.6	76.5
24) At my school, staff treat each other with respect.			92.6	94.2	93.5	93.2	95.3	94	92.7	95.5	94.0
25) Staff at my school care about me.			71.2	69.0	70.3	78.4	77.0	78	77.6	77.9	77.7
26) At my school, students of different sexual orientations are treated with respect.			70.0	81.8	76.6	79.1	81.1	80	77.7	80.3	79.0
27) At my school, students of different race are treated with respect.			85.9	87.7	87.2	88.6	89.3	89	87.8	89.5	88.6
37) I am treated fairly by the staff in my school.			76.2	77.9	77.4	77.4	79.1	77	77.2	78.0	77.5
38) I am satisfied with the anti-drug policies and programs being offered at my school (e.g.presentatiions, guest speakers, assemblies)			60.7	55.9	58.6	68.3	83.8	67	68.8	68.4	68.6
39) There is a pressure to do drugs among students from my school.			43.0	35.7	39.0	40.3	31.7	36	40.8	33.9	37.6
			70.3	71.9	71.4	74.2	73.1	73.6	73.9	73.9	73.6
EXPECTATIONS											
9) My opinions are important at school.			47.0	45.9	46.5	53.2	54.9	54	53.9	55.2	54.5
10) I am encouraged to try my best at school.			81.7	82.0	81.6	83.1	85.7	84	83.2	86.1	84.7
36) I know the school rules/code of conduct.			70.1	79.5	75.3	74.1	82.3	78	75.9	84.2	80.0
			66.2	69.2	67.8	70.1	74.3	72.1	71.0	75.2	73.1
SAFETY											
28) I feel safe at school.			73.9	81.0	77.6	80.9	79.1	80	80.4	79.7	80.1
29) I feel safe in the school cafeteria.			85.6	82.6	84.3	84.4	83.8	84	83.8	84.0	83.9
30) I feel safe in my classrooms.			88.5	89.1	88.9	87.4	87.5	87	86.6	87.7	87.1
31) I feel safe in the school washrooms.			71.8	73.4	72.7	74.9	77.3	76	75.3	78.4	76.8
32) I feel safe in the school gym.			85.8	83.6	84.9	85.5	82.8	84	85.2	83.4	84.2
33) I feel safe in the gym change rooms.			74.4	74.2	74.5	79.7	82.3	81	79.8	83.0	81.3
34) I feel safe on the school bus.			78.5	72.6	75.6	81.5	75.3	78	81.0	76.8	78.9
35) I feel safe on school grounds.			72.2	72.2	72.6	79.9	80.3	80	80.7	81.9	81.2
			78.8	78.6	78.9	81.8	81.0	81.3	81.6	81.9	81.7
DRUGS AND ALCOHOL											
40) I am satisfied with the anti-alcohol policies and programs being offered at my school (e.g., presentations, guest speakers, assemblies)			60.6	56.5	59.0	65.3	63.5	64.4	66.3	66.1	66.2
41) There is a pressure to drink alcohol among students from my school.			52.1	48.8	50.1	47.2	42.5	45.1	48.4	43.8	46.2
42) I am satisfied with the anti-smoking policies and programs being offered at my school (e.g., presentations, guest speakers, assemblies)			54.2	47.0	50.6	61.4	59.1	60.2	62.6	61.8	62.2
43) There is a pressure to smoke cigarettes among students from my school.			37.5	29.0	32.9	35.1	27.7	31.6	37.5	31.4	34.6
			51.1	45.3	48.1	52.2	48.2	50.3	53.7	50.8	52.3

For items 1-43, values are percent agreeing with the statement. Students were asked to indicate the extent to which they agreed to each statement with the following scale: 1-Strongly Disagree, 2-Disagree Somewhat, 3-Agree Somewhat, 4-Strongly Agree, 5-N/A- Not applicable

Survey results highlight the percentage of students who ‘Agree Somewhat’ or ‘Agree Strongly’ with each statement.

For items 44-55, students had 4 choices: A-Never, B-Once or Twice, C-Every Week, D-Multiple Times a Week.

NLESD - Eastern Region

#311 - Mount Pearl Senior High, Mount Pearl

Response Rate: 73.6

	[N=485]				[N=7,053]				[N=12,024]			
	SCHOOL				DISTRICT				PROVINCE			
	A	B	C	D	A	B	C	D	A	B	C	D
BULLYING AND HARASSMENT												
(44) In the last month I have been bullied or harassed physically (e.g. hit, kicked, pushed, shoved around, locked indoors).	83.9	11.5	2.1	2.5	83.6	11.9	1.6	2.9	83.0	12.4	1.8	2.8
(45) In the last month I have been bullied or harassed verbally (e.g. called mean names, made fun of, teased in a hurtful way).	62.8	25.7	5.9	5.6	63.7	24.6	5.6	6.2	63.2	24.9	5.6	6.3
(46) In the last month I have been bullied or harassed indirectly (e.g. left out of things on purpose, excluded from a group of friends,	64.5	19.8	8.4	7.3	66.6	21.3	5.8	6.3	66.6	21.3	6.0	6.1
(47) In the last month I have been sexually harassed (e.g. other students making sexual jokes, comments or gestures towards me).	81.4	12.1	3.3	3.1	83.8	10.2	2.3	3.7	84.3	9.9	2.3	3.5
(48) In the last month I have been bullied or harassed electronically (e.g. teased or bullied using a computer or a mobile phone).	82.3	12.5	2.7	2.5	82.6	11.5	2.4	3.5	82.5	11.8	2.3	3.3
(49) In the last month I have seen or heard about another student being bullied or harassed.	31.2	41.1	14.9	12.8	37.3	37.9	12.5	12.3	37.4	38.3	12.6	11.7
(50) In the last month I have taken part in bullying or harassing another student.	91.2	4.8	1.9	2.1	89.6	7.2	1.1	2.1	89.3	7.5	1.1	2.1
(51) In the last month I have been involved in a physical fight.	89.5	5.9	1.3	3.4	91.1	5.6	1.0	2.3	91.1	5.7	0.9	2.2
DRUGS AND ALCOHOL												
(52) In the last month I have used illegal drugs.	77.9	13.2	1.5	7.5	79.5	10.7	2.7	7.1	80.0	10.4	2.7	6.9
(53) In the last month I have abused prescription drugs.	90.6	4.8	1.1	3.6	92.4	3.7	1.1	2.7	92.7	3.4	1.1	2.7
(54) In the last month I have consumed alcohol.	50.7	32.8	9.2	7.3	54.9	29.1	8.6	7.3	54.7	29.2	8.9	7.3
(55) In the last month I have smoked cigarettes.	83.1	6.7	1.3	9.0	81.6	7.4	2.0	9.0	79.8	7.7	2.1	10.4

For items 1-43, values are percent agreeing with the statement. Students were asked to indicate the extent to which they agreed to each statement with the following scale: 1-Strongly Disagree, 2-Disagree Somewhat, 3-Agree Somewhat, 4-Strongly Agree, 5-N/A- Not applicable

Survey results highlight the percentage of students who ‘Agree Somewhat’ or ‘Agree Strongly’ with each statement.


For items 44-55, students had 4 choices: A-Never, B-Once or Twice, C-Every Week, D-Multiple Times a Week.

STUDENT SATISFACTION	[N=394]			[N=7,053]			[N=12,024]		
	SCHOOL			DISTRICT			PROVINCE		
	M	F	Total	M	F	Total	M	F	Total
1) School is a place where I like to be.	58.4	50.0	55.5	63.4	64.4	63.8	61.4	63.4	62.3
2) I am satisfied with the quality of education I am receiving at my school.	71.3	79.0	75.0	81.5	81.6	81.5	79.8	80.9	80.2
3) I am satisfied with the quality of teaching at my school.	75.4	75.7	76.0	80.3	79.9	80.0	79.5	79.7	79.5
4) My school is clean and well maintained.	73.8	68.1	72.1	76.2	73.8	75.0	74.9	73.9	74.3
5) My school work is interesting.	44.8	52.1	48.9	52.4	60.8	56.4	52.4	60.4	56.3
6) My school work is challenging.	73.1	83.0	77.5	79.7	84.4	81.9	79.4	83.2	81.2
	66.1	68.0	67.5	72.2	74.2	73.1	71.2	73.6	72.3
EARNING OPPORTUNITIES									
7) I can get help regarding post-secondary planning at my school.	79.8	81.1	80.4	82.7	81.5	82	83.3	83.1	83.2
8) I get help regarding scholarships at my school.	71.4	78.9	74.1	79.8	78.9	79	81.0	80.6	80.8
9) I can easily access programs and services at school to get help with my school work if I need it.	75.2	79.4	77.8	53.2	54.9	80	79.6	79.6	79.6
10) My parents/guardians are available to help me with my school work if I need it.	68.6	59.1	65.1	73.3	67.2	70	73.3	68.5	71.0
11) My peers are available to help me with my school work if I need it.	70.7	71.6	71.5	79.1	82.8	81	79.5	82.8	81.1
12) If I need it, I can get help at school with problems not related to school work.	65.1	68.2	66.8	72.9	70.4	72	73.1	72.7	72.9
13) I am satisfied with the opportunities I have to use technology to learn at my school.	55.5	61.7	59.0	65.6	68.5	67	65.2	68.9	67.0
	69.5	71.4	70.7	76.2	75.6	75.9	76.4	76.6	76.5
ARTICIPATION									
14) I am satisfied with the opportunities I have to participate in physical activities at my school.	74.0	78.8	76.4	77.2	79.1	78	76.9	77.4	77.1
15) I am satisfied with the opportunities I have to participate in fine arts programs and/or activities at my school(e.g., art club, band, choir, drama).	77.1	84.7	80.6	79.8	82.3	81	75.1	76.8	76.0
16) I am satisfied with the opportunities I have to participate in extra-curricular groups/activities at my school.	69.1	77.4	73.1	77.7	81.8	80	75.3	77.4	76.3
17) I am satisfied with the opportunities I have to participate in science activities at my school(e.g., fairs, competitions, clubs).	61.4	65.1	63.1	63.8	65.0	64	56.7	55.0	55.9
	70.4	76.5	73.3	74.6	77.0	75.8	71.0	71.6	71.3
SCHOOL CLIMATE									
18) At my school, I treat everyone with respect.	81.3	91.2	85.9	87.6	94.6	91	87.6	94.9	91.3
19) At my school, students treat each other with respect.	48.3	40.6	45.0	58.6	51.5	55	58.3	49.9	54.0
20) At my school, students treat staff with respect.	52.9	52.7	53.5	67.9	64.1	66	67.4	63.0	65.2
21) At my school, staff treat students with respect.	69.5	69.6	69.7	76.8	76.2	76	76.7	76.6	76.5
22) At my school, staff treat each other with respect.	92.3	94.7	93.1	93.2	95.3	94	92.7	95.5	94.0
23) Staff at my school care about me.	66.7	71.6	69.5	78.4	77.0	78	77.6	77.9	77.7
24) At my school, students of different sexual orientations are treated with respect.	74.5	74.3	74.4	79.1	81.1	80	77.7	80.3	79.0
25) At my school, students of different race are treated with respect.	83.3	85.4	84.2	88.6	89.3	89	87.8	89.5	88.6
26) I am treated fairly by the staff in my school.	71.4	73.9	73.1	77.4	79.1	77	77.2	78.0	77.5
27) I am satisfied with the anti-drug policies and programs being offered at my school (e.g. presentations, guest speakers, assemblies)	62.0	67.5	65.1	68.3	83.8	67	68.8	68.4	68.6
28) There is a pressure to do drugs among students from my school.	48.5	38.9	43.9	40.3	31.7	36	40.8	33.9	37.6
	68.3	69.1	68.9	74.2	73.1	73.6	73.9	73.9	73.6
EXPECTATIONS									
29) My opinions are important at school.	45.2	47.6	46.9	53.2	54.9	54	53.9	55.2	54.5
30) I am encouraged to try my best at school.	71.6	82.8	77.4	83.1	85.7	84	83.2	86.1	84.7
31) I know the school rules/code of conduct.	75.5	77.5	76.6	74.1	82.3	78	75.9	84.2	80.0
	64.1	69.3	67.0	70.1	74.3	72.1	71.0	75.2	73.1
SAFETY									
32) I feel safe at school.	76.0	70.8	74.2	80.9	79.1	80	80.4	79.7	80.1
33) I feel safe in the school cafeteria.	75.0	67.9	72.1	84.4	83.8	84	83.8	84.0	83.9

For items 1-43, values are percent agreeing with the statement. Students were asked to indicate the extent to which they agreed to each statement with the following scale: 1-Strongly Disagree, 2-Disagree Somewhat, 3-Agree Somewhat, 4-Strongly Agree, 5-N/A- Not applicable

Survey results highlight the percentage of students who 'Agree Somewhat' or 'Agree Strongly' with each statement.


For items 44-55, students had 4 choices: A-Never, B-Once or Twice, C-Every Week, D-Multiple Times a Week.

		School Climate Survey Grades 10-12, 2015-16											
NLESD - Eastern Region													
#313 - O'Donel High School, Mount Pearl		Response Rate: 62.4											
		[N=394] SCHOOL				[N=7,053] DISTRICT				[N=12,024] PROVINCE			
BULLYING AND HARASSMENT		A	B	C	D	A	B	C	D	A	B	C	D
(44) In the last month I have been bullied or harassed physically (e.g. hit, kicked, pushed, shoved around, locked indoors).		82.9	11.0	2.6	3.6	83.6	11.9	1.6	2.9	83.0	12.4	1.8	2.8
(45) In the last month I have been bullied or harassed verbally (e.g. called mean names, made fun of, teased in a hurtful way).		61.6	24.0	5.4	9.0	63.7	24.6	5.6	6.2	63.2	24.9	5.6	6.3
(46) In the last month I have been bullied or harassed indirectly (e.g. left out of things on purpose, excluded from a group of friends,		65.7	20.5	5.4	8.4	66.6	21.3	5.8	6.3	66.6	21.3	6.0	6.1
(47) In the last month I have been sexually harassed (e.g. other students making sexual jokes, comments or gestures towards me).		83.4	11.0	1.5	4.1	83.8	10.2	2.3	3.7	84.3	9.9	2.3	3.5
(48) In the last month I have been bullied or harassed electronically (e.g. teased or bullied using a computer or a mobile phone).		79.5	11.8	3.6	5.1	82.6	11.5	2.4	3.5	82.5	11.8	2.3	3.3
(49) In the last month I have seen or heard about another student being bullied or harassed.		31.9	39.1	15.9	13.1	37.3	37.9	12.5	12.3	37.4	38.3	12.6	11.7
(50) In the last month I have taken part in bullying or harassing another student.		84.8	9.3	2.8	3.1	89.6	7.2	1.1	2.1	89.3	7.5	1.1	2.1
(51) In the last month I have been involved in a physical fight.		89.7	5.9	1.3	3.1	91.1	5.6	1.0	2.3	91.1	5.7	0.9	2.2
DRUGS AND ALCOHOL													
(52) In the last month I have used illegal drugs.		72.7	14.8	1.5	11.0	79.5	10.7	2.7	7.1	80.0	10.4	2.7	6.9
(53) In the last month I have abused prescription drugs.		89.0	4.4	0.8	5.9	92.4	3.7	1.1	2.7	92.7	3.4	1.1	2.7
(54) In the last month I have consumed alcohol.		54.7	27.6	10.0	7.7	54.9	29.1	8.6	7.3	54.7	29.2	8.9	7.3
(55) In the last month I have smoked cigarettes.		76.0	9.4	2.3	12.2	81.6	7.4	2.0	9.0	79.8	7.7	2.1	10.4

For items 1-43, values are percent agreeing with the statement. Students were asked to indicate the extent to which they agreed to each statement with the following scale: 1-Strongly Disagree, 2-Disagree Somewhat, 3-Agree Somewhat, 4-Strongly Agree, 5-N/A- Not applicable

Survey results highlight the percentage of students who ‘Agree Somewhat’ or ‘Agree Strongly’ with each statement.

For items 44-55, students had 4 choices: A-Never, B-Once or Twice, C-Every Week, D-Multiple Times a Week.

			School Climate Survey						
			Grades 10-12, 2015-16						
NLESD - Eastern Region									
#336 - Gonzaga Regional High, St. John's						Response Rate: 71.4			
	[N=509] SCHOOL			[N=7,053] DISTRICT			[N=12,024] PROVINCE		
	M	F	Total	M	F	Total	M	F	Total
STUDENT SATISFACTION									
1) School is a place where I like to be.	69.7	64.8	66.9	63.4	64.4	63.8	61.4	63.4	62.3
2) I am satisfied with the quality of education I am receiving at my school.	85.8	87.1	86.2	81.5	81.6	81.5	79.8	80.9	80.2
3) I am satisfied with the quality of teaching at my school.	84.7	83.2	84.0	80.3	79.9	80.0	79.5	79.7	79.5
4) My school is clean and well maintained.	82.6	82.8	81.9	76.2	73.8	75.0	74.9	73.9	74.3
5) My school work is interesting.	57.8	59.9	58.2	52.4	60.8	56.4	52.4	60.4	56.3
6) My school work is challenging.	87.0	87.5	86.9	79.7	84.4	81.9	79.4	83.2	81.2
	77.9	77.5	77.3	72.2	74.2	73.1	71.2	73.6	72.3
LEARNING OPPORTUNITIES									
7) I can get help regarding post-secondary planning at my school.	84.9	82.7	83.5	82.7	81.5	82	83.3	83.1	83.2
8) I get help regarding scholarships at my school.	80.9	75.0	78.1	79.8	78.9	79	81.0	80.6	80.8
11) I can easily access programs and services at school to get help with my school work if I need it.	84.3	80.0	82.1	53.2	54.9	80	79.6	79.6	79.6
12) My parents/guardians are available to help me with my school work if I need it.	73.6	72.0	73.3	73.3	67.2	70	73.3	68.5	71.0
13) My peers are available to help me with my school work if I need it.	82.9	80.1	81.4	79.1	82.8	81	79.5	82.8	81.1
14) If I need it, I can get help at school with problems not related to school work.	79.7	75.8	77.7	72.9	70.4	72	73.1	72.7	72.9
15) I am satisfied with the opportunities I have to use technology to learn at my school.	63.3	62.9	62.5	65.6	68.5	67	65.2	68.9	67.0
	78.5	75.5	77.0	76.2	75.6	75.9	76.4	76.6	76.5
PARTICIPATION									
16) I am satisfied with the opportunities I have to participate in physical activities at my school.	79.3	81.1	79.5	77.2	79.1	78	76.9	77.4	77.1
17) I am satisfied with the opprtunities I have to paticipate in fine arts programs and/or activities at my school(e.g., art club, band, choir, drama).	88.6	79.4	84.2	79.8	82.3	81	75.1	76.8	76.0
18) I am satisfied with the opprtunities I have to paticipate in extra-curricular groups/activities at my school.	84.0	81.1	81.9	77.7	81.8	80	75.3	77.4	76.3
19) I am satisfied with the opprtunities I have to paticipate in science activities at my school(e.g., fairs, competitions, clubs).	75.0	61.3	68.1	63.8	65.0	64	56.7	55.0	55.9
	81.7	75.7	78.4	74.6	77.0	75.8	71.0	71.6	71.3
SCHOOL CLIMATE									
20) At my school, I treat everyone with respect.	91.0	96.1	93.5	87.6	94.6	91	87.6	94.9	91.3
21) At my school, students treat each other with respect.	76.6	62.7	70.0	58.6	51.5	55	58.3	49.9	54.0
22) At my school, students treat staff with respect.	84.0	76.0	80.1	67.9	64.1	66	67.4	63.0	65.2
23) At my school, staff treat students with respect.	85.5	75.0	80.4	76.8	76.2	76	76.7	76.6	76.5
24) At my school, staff treat each other with respect.	96.9	96.9	96.6	93.2	95.3	94	92.7	95.5	94.0
25) Staff at my school care about me.	86.0	80.4	83.0	78.4	77.0	78	77.6	77.9	77.7
26) At my school, students of different sexual orientations are treated with respect.	90.5	85.8	88.0	79.1	81.1	80	77.7	80.3	79.0
27) At my school, students of different race are treated with respect.	95.0	91.1	92.8	88.6	89.3	89	87.8	89.5	88.6
37) I am treated fairly by the staff in my school.	85.8	76.7	81.3	77.4	79.1	77	77.2	78.0	77.5
38) I am satisfied with the anti-drug policies and programs being offered at my school (e.g.presentatiions, guest speakers, assemblies)	81.8	71.8	76.5	68.3	83.8	67	68.8	68.4	68.6
39) There is a pressure to do drugs among students from my school.	28.8	26.8	28.2	40.3	31.7	36	40.8	33.9	37.6
	82.0	76.3	79.1	74.2	73.1	73.6	73.9	73.9	73.6
EXPECTATIONS									
9) My opinions are important at school.	59.3	60.9	59.8	53.2	54.9	54	53.9	55.2	54.5
10) I am encouraged to try my best at school.	89.4	83.1	86.1	83.1	85.7	84	83.2	86.1	84.7
36) I know the school rules/code of conduct.	78.7	82.7	80.7	74.1	82.3	78	75.9	84.2	80.0
	75.8	75.6	75.5	70.1	74.3	72.1	71.0	75.2	73.1
SAFETY									
28) I feel safe at school.	90.9	84.9	87.9	80.9	79.1	80	80.4	79.7	80.1
29) I feel safe in the school cafeteria.	93.7	88.2	91.0	84.4	83.8	84	83.8	84.0	83.9
30) I feel safe in my classrooms.	92.9	91.9	92.1	87.4	87.5	87	86.6	87.7	87.1
31) I feel safe in the school washrooms.	82.2	81.9	82.1	74.9	77.3	76	75.3	78.4	76.8
32) I feel safe in the school gym.	91.6	89.9	90.5	85.5	82.8	84	85.2	83.4	84.2
33) I feel safe in the gym change rooms.	89.5	87.0	88.1	79.7	82.3	81	79.8	83.0	81.3
34) I feel safe on the school bus.	88.9	72.3	81.4	81.5	75.3	78	81.0	76.8	78.9
35) I feel safe on school grounds.	89.7	84.9	87.3	79.9	80.3	80	80.7	81.9	81.2
	89.9	85.1	87.5	81.8	81.0	81.3	81.6	81.9	81.7
DRUGS AND ALCOHOL									
40) I am satisfied with the anti-alcohol policies and programs being offered at my school (e.g., presentations, guest speakers, assemblies)	74.7	68.3	71.2	65.3	63.5	64.4	66.3	66.1	66.2
41) There is a pressure to drink alcohol among students from my school.	35.9	44.8	40.3	47.2	42.5	45.1	48.4	43.8	46.2
42) I am satisfied with the anti-smoking policies and programs being offered at my school (e.g., presentations, guest speakers, assemblies)	73.7	64.7	69.1	61.4	59.1	60.2	62.6	61.8	62.2
43) There is a pressure to smoke cigarettes among students from my school.	15.5	14.3	15.4	35.1	27.7	31.6	37.5	31.4	34.6
	49.9	48.0	49.0	52.2	48.2	50.3	53.7	50.8	52.3

For items 1-43, values are percent agreeing with the statement. Students were asked to indicate the extent to which they agreed to each statement with the following scale: 1-Strongly Disagree, 2-Disagree Somewhat, 3-Agree Somewhat, 4-Strongly Agree, 5-N/A- Not applicable

Survey results highlight the percentage of students who ‘Agree Somewhat’ or ‘Agree Strongly’ with each statement.

For items 44-55, students had 4 choices: A-Never, B-Once or Twice, C-Every Week, D-Multiple Times a Week.

NLESD - Eastern Region

#336 - Gonzaga Regional High, St. John's

Response Rate: 71.4

	[N=509]				[N=7,053]				[N=12,024]			
	SCHOOL				DISTRICT				PROVINCE			
	A	B	C	D	A	B	C	D	A	B	C	D
BULLYING AND HARASSMENT												
(44) In the last month I have been bullied or harassed physically (e.g. hit, kicked, pushed, shoved around, locked indoors).	91.9	5.5	0.6	2.0	83.6	11.9	1.6	2.9	83.0	12.4	1.8	2.8
(45) In the last month I have been bullied or harassed verbally (e.g. called mean names, made fun of, teased in a hurtful way).	73.9	18.8	3.8	3.6	63.7	24.6	5.6	6.2	63.2	24.9	5.6	6.3
(46) In the last month I have been bullied or harassed indirectly (e.g. left out of things on purpose, excluded from a group of friends,	68.9	23.4	4.8	3.0	66.6	21.3	5.8	6.3	66.6	21.3	6.0	6.1
(47) In the last month I have been sexually harassed (e.g. other students making sexual jokes, comments or gestures towards me).	88.1	8.3	1.4	2.2	83.8	10.2	2.3	3.7	84.3	9.9	2.3	3.5
(48) In the last month I have been bullied or harassed electronically (e.g. teased or bullied using a computer or a mobile phone).	87.9	8.7	1.8	1.6	82.6	11.5	2.4	3.5	82.5	11.8	2.3	3.3
(49) In the last month I have seen or heard about another student being bullied or harassed.	47.1	38.6	7.7	6.5	37.3	37.9	12.5	12.3	37.4	38.3	12.6	11.7
(50) In the last month I have taken part in bullying or harassing another student.	93.1	5.6	0.6	0.8	89.6	7.2	1.1	2.1	89.3	7.5	1.1	2.1
(51) In the last month I have been involved in a physical fight.	92.9	4.7	0.6	1.8	91.1	5.6	1.0	2.3	91.1	5.7	0.9	2.2
DRUGS AND ALCOHOL												
(52) In the last month I have used illegal drugs.	79.7	9.1	3.9	7.3	79.5	10.7	2.7	7.1	80.0	10.4	2.7	6.9
(53) In the last month I have abused prescription drugs.	94.1	2.6	2.2	1.2	92.4	3.7	1.1	2.7	92.7	3.4	1.1	2.7
(54) In the last month I have consumed alcohol.	58.0	27.0	9.5	5.5	54.9	29.1	8.6	7.3	54.7	29.2	8.9	7.3
(55) In the last month I have smoked cigarettes.	87.2	6.5	2.0	4.3	81.6	7.4	2.0	9.0	79.8	7.7	2.1	10.4

For items 1-43, values are percent agreeing with the statement. Students were asked to indicate the extent to which they agreed to each statement with the following scale: 1-Strongly Disagree, 2-Disagree Somewhat, 3-Agree Somewhat, 4-Strongly Agree, 5-N/A- Not applicable

Survey results highlight the percentage of students who ‘Agree Somewhat’ or ‘Agree Strongly’ with each statement.

For items 44-55, students had 4 choices: A-Never, B-Once or Twice, C-Every Week, D-Multiple Times a Week.

Newfoundland Labrador			School Climate Survey Grades 10-12, 2015-16								
NLESD - Eastern Region											
#340 - Holy Heart High School, St. John's			Response Rate: 61.0								
			[N=597] SCHOOL			[N=7,053] DISTRICT			[N=12,024] PROVINCE		
			M	F	Total	M	F	Total	M	F	Total
STUDENT SATISFACTION											
1) School is a place where I like to be.			75.2	67.3	70.7	63.4	64.4	63.8	61.4	63.4	62.3
2) I am satisfied with the quality of education I am receiving at my school.			85.9	89.9	87.3	81.5	81.6	81.5	79.8	80.9	80.2
3) I am satisfied with the quality of teaching at my school.			83.4	86.7	84.5	80.3	79.9	80.0	79.5	79.7	79.5
4) My school is clean and well maintained.			62.8	63.5	63.3	76.2	73.8	75.0	74.9	73.9	74.3
5) My school work is interesting.			60.8	67.3	63.6	52.4	60.8	56.4	52.4	60.4	56.3
6) My school work is challenging.			84.3	89.0	86.4	79.7	84.4	81.9	79.4	83.2	81.2
			75.4	77.3	76.0	72.2	74.2	73.1	71.2	73.6	72.3
LEARNING OPPORTUNITIES											
7) I can get help regarding post-secondary planning at my school.			85.7	86.9	86.4	82.7	81.5	82	83.3	83.1	83.2
8) I get help regarding scholarships at my school.			80.6	78.7	79.8	79.8	78.9	79	81.0	80.6	80.8
11) I can easily access programs and services at school to get help with my school work if I need it.			92.0	86.7	89.6	53.2	54.9	80	79.6	79.6	79.6
12) My parents/guardians are available to help me with my school work if I need it.			75.4	63.4	69.5	73.3	67.2	70	73.3	68.5	71.0
13) My peers are available to help me with my school work if I need it.			82.9	83.0	83.0	79.1	82.8	81	79.5	82.8	81.1
14) If I need it, I can get help at school with problems not related to school work.			75.7	71.3	73.3	72.9	70.4	72	73.1	72.7	72.9
15) I am satisfied with the opportunities I have to use technology to learn at my school.			68.0	70.8	68.9	65.6	68.5	67	65.2	68.9	67.0
			80.0	77.2	78.6	76.2	75.6	75.9	76.4	76.6	76.5
PARTICIPATION											
16) I am satisfied with the opportunities I have to participate in physical activities at my school.			84.7	77.8	81.3	77.2	79.1	78	76.9	77.4	77.1
17) I am satisfied with the opprtunities I have to paticipate in fine arts programs and/or activities at my school(e.g., art club, band, choir, drama).			84.7	89.8	86.9	79.8	82.3	81	75.1	76.8	76.0
18) I am satisfied with the opprtunities I have to paticipate in extra-curricular groups/activities at my school.			84.5	88.7	86.4	77.7	81.8	80	75.3	77.4	76.3
19) I am satisfied with the opprtunities I have to paticipate in science activities at my school(e.g., fairs, competitions, clubs).			81.3	81.9	81.5	63.8	65.0	64	56.7	55.0	55.9
			83.8	84.6	84.0	74.6	77.0	75.8	71.0	71.6	71.3
SCHOOL CLIMATE											
20) At my school, I treat everyone with respect.			91.3	95.1	93.1	87.6	94.6	91	87.6	94.9	91.3
21) At my school, students treat each other with respect.			73.1	63.5	68.0	58.6	51.5	55	58.3	49.9	54.0
22) At my school, students treat staff with respect.			78.5	74.5	76.3	67.9	64.1	66	67.4	63.0	65.2
23) At my school, staff treat students with respect.			80.7	79.5	80.0	76.8	76.2	76	76.7	76.6	76.5
24) At my school, staff treat each other with respect.			95.3	94.7	95.1	93.2	95.3	94	92.7	95.5	94.0
25) Staff at my school care about me.			84.4	78.6	81.3	78.4	77.0	78	77.6	77.9	77.7
26) At my school, students of different sexual orientations are treated with respect.			87.5	90.0	88.6	79.1	81.1	80	77.7	80.3	79.0
27) At my school, students of different race are treated with respect.			90.9	88.6	89.7	88.6	89.3	89	87.8	89.5	88.6
37) I am treated fairly by the staff in my school.			83.5	80.9	82.1	77.4	79.1	77	77.2	78.0	77.5
38) I am satisfied with the anti-drug policies and programs being offered at my school (e.g.presentatiions, guest speakers, assemblies)			74.9	75.8	75.3	68.3	83.8	67	68.8	68.4	68.6
39) There is a pressure to do drugs among students from my school.			45.6	27.1	36.8	40.3	31.7	36	40.8	33.9	37.6
			80.5	77.1	78.7	74.2	73.1	73.6	73.9	73.9	73.6
EXPECTATIONS											
9) My opinions are important at school.			59.3	64.4	61.5	53.2	54.9	54	53.9	55.2	54.5
10) I am encouraged to try my best at school.			87.6	87.5	87.5	83.1	85.7	84	83.2	86.1	84.7
36) I know the school rules/code of conduct.			78.5	86.2	82.1	74.1	82.3	78	75.9	84.2	80.0
			75.1	79.4	77.1	70.1	74.3	72.1	71.0	75.2	73.1
SAFETY											
28) I feel safe at school.			91.3	85.2	87.7	80.9	79.1	80	80.4	79.7	80.1
29) I feel safe in the school cafeteria.			86.8	87.1	86.4	84.4	83.8	84	83.8	84.0	83.9
30) I feel safe in my classrooms.			93.0	90.2	91.0	87.4	87.5	87	86.6	87.7	87.1
31) I feel safe in the school washrooms.			76.9	79.9	77.6	74.9	77.3	76	75.3	78.4	76.8
32) I feel safe in the school gym.			91.4	89.6	89.9	85.5	82.8	84	85.2	83.4	84.2
33) I feel safe in the gym change rooms.			86.5	88.1	86.5	79.7	82.3	81	79.8	83.0	81.3
34) I feel safe on the school bus.			90.7	81.4	86.1	81.5	75.3	78	81.0	76.8	78.9
35) I feel safe on school grounds.			85.8	86.8	85.6	79.9	80.3	80	80.7	81.9	81.2
			87.8	86.0	86.3	81.8	81.0	81.3	81.6	81.9	81.7
DRUGS AND ALCOHOL											
40) I am satisfied with the anti-alcohol policies and programs being offered at my school (e.g., presentations, guest speakers, assemblies)			71.3	68.8	70.1	65.3	63.5	64.4	66.3	66.1	66.2
41) There is a pressure to drink alcohol among students from my school.			49.8	36.7	43.5	47.2	42.5	45.1	48.4	43.8	46.2
42) I am satisfied with the anti-smoking policies and programs being offered at my school (e.g., presentations, guest speakers, assemblies)			64.0	61.6	62.9	61.4	59.1	60.2	62.6	61.8	62.2
43) There is a pressure to smoke cigarettes among students from my school.			31.2	19.2	25.7	35.1	27.7	31.6	37.5	31.4	34.6
			54.1	46.5	50.6	52.2	48.2	50.3	53.7	50.8	52.3

For items 1-43, values are percent agreeing with the statement. Students were asked to indicate the extent to which they agreed to each statement with the following scale: 1-Strongly Disagree, 2-Disagree Somewhat, 3-Agree Somewhat, 4-Strongly Agree, 5-N/A- Not applicable

Survey results highlight the percentage of students who ‘Agree Somewhat’ or ‘Agree Strongly’ with each statement.


For items 44-55, students had 4 choices: A-Never, B-Once or Twice, C-Every Week, D-Multiple Times a Week.

<div><div><div><div><div></div><div></div></div><div><div></div><div></div></div></div><div><div></div><div></div></div><div><div></div><div></div></div></div><div>Newfoundland Labrador</div></div>												
School Climate Survey Grades 10-12, 2015-16												
NLESD - Eastern Region												
#340 - Holy Heart High School, St. John's												
Response Rate: 61.0												
BULLYING AND HARASSMENT (44) In the last month I have been bullied or harassed physically (e.g. hit, kicked, pushed, shoved around, locked indoors). (45) In the last month I have been bullied or harassed verbally (e.g. called mean names, made fun of, teased in a hurtful way). (46) In the last month I have been bullied or harassed indirectly (e.g. left out of things on purpose, excluded from a group of friends, (47) In the last month I have been sexually harassed (e.g. other students making sexual jokes, comments or gestures towards me). (48) In the last month I have been bullied or harassed electronically (e.g. teased or bullied using a computer or a mobile phone). (49) In the last month I have seen or heard about another student being bullied or harassed. (50) In the last month I have taken part in bullying or harassing another student. (51) In the last month I have been involved in a physical fight.	[N=597] <u>SCHOOL</u>				[N=7,053] <u>DISTRICT</u>				[N=12,024] <u>PROVINCE</u>			
	<u>A</u>	<u>B</u>	<u>C</u>	<u>D</u>	<u>A</u>	<u>B</u>	<u>C</u>	<u>D</u>	<u>A</u>	<u>B</u>	<u>C</u>	<u>D</u>
	87.0	8.1	2.2	2.7	83.6	11.9	1.6	2.9	83.0	12.4	1.8	2.8
	71.2	20.6	3.0	5.2	63.7	24.6	5.6	6.2	63.2	24.9	5.6	6.3
	69.3	19.5	6.1	5.1	66.6	21.3	5.8	6.3	66.6	21.3	6.0	6.1
	84.0	10.5	2.0	3.6	83.8	10.2	2.3	3.7	84.3	9.9	2.3	3.5
	85.8	8.3	2.5	3.4	82.6	11.5	2.4	3.5	82.5	11.8	2.3	3.3
	43.3	38.6	8.5	9.6	37.3	37.9	12.5	12.3	37.4	38.3	12.6	11.7
	89.4	7.3	0.7	2.7	89.6	7.2	1.1	2.1	89.3	7.5	1.1	2.1
	90.9	6.4	1.0	1.7	91.1	5.6	1.0	2.3	91.1	5.7	0.9	2.2
	DRUGS AND ALCOHOL											
(52) In the last month I have used illegal drugs.	75.3	11.7	4.9	8.1	79.5	10.7	2.7	7.1	80.0	10.4	2.7	6.9
(53) In the last month I have abused prescription drugs.	90.4	4.7	1.9	3.0	92.4	3.7	1.1	2.7	92.7	3.4	1.1	2.7
(54) In the last month I have consumed alcohol.	62.4	25.5	6.4	5.7	54.9	29.1	8.6	7.3	54.7	29.2	8.9	7.3
(55) In the last month I have smoked cigarettes.	83.1	8.4	2.5	5.9	81.6	7.4	2.0	9.0	79.8	7.7	2.1	10.4

For items 1-43, values are percent agreeing with the statement. Students were asked to indicate the extent to which they agreed to each statement with the following scale: 1-Strongly Disagree, 2-Disagree Somewhat, 3-Agree Somewhat, 4-Strongly Agree, 5-N/A- Not applicable

Survey results highlight the percentage of students who ‘Agree Somewhat’ or ‘Agree Strongly’ with each statement.

For items 44-55, students had 4 choices: A-Never, B-Once or Twice, C-Every Week, D-Multiple Times a Week.

		School Climate Survey Grades 10-12, 2015-16											
NLESD - Eastern Region													
#347 - Prince of Wales Collegiate, St. John's		Response Rate: 58.3											
		[N=392] SCHOOL				[N=7,053] DISTRICT				[N=12,024] PROVINCE			
BULLYING AND HARASSMENT		A	B	C	D	A	B	C	D	A	B	C	D
(44) In the last month I have been bullied or harassed physically (e.g. hit, kicked, pushed, shoved around, locked indoors).		80.1	13.5	2.0	4.3	83.6	11.9	1.6	2.9	83.0	12.4	1.8	2.8
(45) In the last month I have been bullied or harassed verbally (e.g. called mean names, made fun of, teased in a hurtful way).		61.2	24.5	6.9	7.4	63.7	24.6	5.6	6.2	63.2	24.9	5.6	6.3
(46) In the last month I have been bullied or harassed indirectly (e.g. left out of things on purpose, excluded from a group of friends,		64.0	21.6	5.9	8.5	66.6	21.3	5.8	6.3	66.6	21.3	6.0	6.1
(47) In the last month I have been sexually harassed (e.g. other students making sexual jokes, comments or gestures towards me).		81.3	11.5	2.6	4.6	83.8	10.2	2.3	3.7	84.3	9.9	2.3	3.5
(48) In the last month I have been bullied or harassed electronically (e.g. teased or bullied using a computer or a mobile phone).		82.5	11.9	2.6	3.1	82.6	11.5	2.4	3.5	82.5	11.8	2.3	3.3
(49) In the last month I have seen or heard about another student being bullied or harassed.		31.5	38.5	13.9	16.2	37.3	37.9	12.5	12.3	37.4	38.3	12.6	11.7
(50) In the last month I have taken part in bullying or harassing another student.		87.9	9.0	0.3	2.8	89.6	7.2	1.1	2.1	89.3	7.5	1.1	2.1
(51) In the last month I have been involved in a physical fight.		88.5	7.7	1.3	2.6	91.1	5.6	1.0	2.3	91.1	5.7	0.9	2.2
DRUGS AND ALCOHOL													
(52) In the last month I have used illegal drugs.		78.2	13.4	1.5	6.9	79.5	10.7	2.7	7.1	80.0	10.4	2.7	6.9
(53) In the last month I have abused prescription drugs.		94.4	3.8	0.0	1.8	92.4	3.7	1.1	2.7	92.7	3.4	1.1	2.7
(54) In the last month I have consumed alcohol.		62.7	26.6	3.3	7.4	54.9	29.1	8.6	7.3	54.7	29.2	8.9	7.3
(55) In the last month I have smoked cigarettes.		81.3	10.0	1.8	6.9	81.6	7.4	2.0	9.0	79.8	7.7	2.1	10.4

For items 1-43, values are percent agreeing with the statement. Students were asked to indicate the extent to which they agreed to each statement with the following scale: 1-Strongly Disagree, 2-Disagree Somewhat, 3-Agree Somewhat, 4-Strongly Agree, 5-N/A- Not applicable

Survey results highlight the percentage of students who ‘Agree Somewhat’ or ‘Agree Strongly’ with each statement.


For items 44-55, students had 4 choices: A-Never, B-Once or Twice, C-Every Week, D-Multiple Times a Week.

Newfoundland Labrador			School Climate Survey Grades 10-12, 2015-16								
NLESD - Eastern Region											
#354 - St. Kevin's High, St. John's (Goulds)			Response Rate: 81.8								
			[N=238] SCHOOL			[N=7,053] DISTRICT			[N=12,024] PROVINCE		
			M	F	Total	M	F	Total	M	F	Total
STUDENT SATISFACTION											
1) School is a place where I like to be.			59.1	69.6	64.0	63.4	64.4	63.8	61.4	63.4	62.3
2) I am satisfied with the quality of education I am receiving at my school.			88.7	83.3	86.5	81.5	81.6	81.5	79.8	80.9	80.2
3) I am satisfied with the quality of teaching at my school.			84.2	89.2	86.5	80.3	79.9	80.0	79.5	79.7	79.5
4) My school is clean and well maintained.			92.4	86.3	89.8	76.2	73.8	75.0	74.9	73.9	74.3
5) My school work is interesting.			56.8	66.3	61.3	52.4	60.8	56.4	52.4	60.4	56.3
6) My school work is challenging.			86.2	90.1	88.0	79.7	84.4	81.9	79.4	83.2	81.2
			77.9	80.8	79.3	72.2	74.2	73.1	71.2	73.6	72.3
LEARNING OPPORTUNITIES											
7) I can get help regarding post-secondary planning at my school.			92.2	90.0	91.4	82.7	81.5	82	83.3	83.1	83.2
8) I get help regarding scholarships at my school.			91.5	88.0	90.1	79.8	78.9	79	81.0	80.6	80.8
11) I can easily access programs and services at school to get help with my school work if I need it.			87.1	83.2	85.5	53.2	54.9	80	79.6	79.6	79.6
12) My parents/guardians are available to help me with my school work if I need it.			80.5	74.3	77.5	73.3	67.2	70	73.3	68.5	71.0
13) My peers are available to help me with my school work if I need it.			84.1	86.0	85.0	79.1	82.8	81	79.5	82.8	81.1
14) If I need it, I can get help at school with problems not related to school work.			80.3	84.3	82.2	72.9	70.4	72	73.1	72.7	72.9
15) I am satisfied with the opportunities I have to use technology to learn at my school.			78.0	82.4	80.1	65.6	68.5	67	65.2	68.9	67.0
			84.8	84.0	84.5	76.2	75.6	75.9	76.4	76.6	76.5
PARTICIPATION											
16) I am satisfied with the opportunities I have to participate in physical activities at my school.			82.7	83.3	83.1	77.2	79.1	78	76.9	77.4	77.1
17) I am satisfied with the opprtunities I have to paticipate in fine arts programs and/or activities at my school(e.g., art club, band, choir, drama).			83.5	86.1	84.8	79.8	82.3	81	75.1	76.8	76.0
18) I am satisfied with the opprtunities I have to paticipate in extra-curricular groups/activities at my school.			81.8	87.1	84.3	77.7	81.8	80	75.3	77.4	76.3
19) I am satisfied with the opprtunities I have to paticipate in science activities at my school(e.g., fairs, competitions, clubs).			62.1	68.6	64.8	63.8	65.0	64	56.7	55.0	55.9
			77.5	81.3	79.2	74.6	77.0	75.8	71.0	71.6	71.3
SCHOOL CLIMATE											
20) At my school, I treat everyone with respect.			91.7	99.0	94.9	87.6	94.6	91	87.6	94.9	91.3
21) At my school, students treat each other with respect.			66.2	65.7	66.2	58.6	51.5	55	58.3	49.9	54.0
22) At my school, students treat staff with respect.			73.7	75.5	74.7	67.9	64.1	66	67.4	63.0	65.2
23) At my school, staff treat students with respect.			82.7	82.4	82.3	76.8	76.2	76	76.7	76.6	76.5
24) At my school, staff treat each other with respect.			94.7	96.0	95.3	93.2	95.3	94	92.7	95.5	94.0
25) Staff at my school care about me.			87.9	81.4	85.2	78.4	77.0	78	77.6	77.9	77.7
26) At my school, students of different sexual orientations are treated with respect.			87.2	87.3	87.3	79.1	81.1	80	77.7	80.3	79.0
27) At my school, students of different race are treated with respect.			96.0	93.1	94.8	88.6	89.3	89	87.8	89.5	88.6
37) I am treated fairly by the staff in my school.			89.3	82.0	85.8	77.4	79.1	77	77.2	78.0	77.5
38) I am satisfied with the anti-drug policies and programs being offered at my school (e.g.presentatiions, guest speakers, assemblies)			76.0	71.0	74.0	68.3	83.8	67	68.8	68.4	68.6
39) There is a pressure to do drugs among students from my school.			33.1	39.8	36.2	40.3	31.7	36	40.8	33.9	37.6
			79.9	79.4	79.7	74.2	73.1	73.6	73.9	73.9	73.6
EXPECTATIONS											
9) My opinions are important at school.			64.1	71.3	67.1	53.2	54.9	54	53.9	55.2	54.5
10) I am encouraged to try my best at school.			85.7	87.3	86.5	83.1	85.7	84	83.2	86.1	84.7
36) I know the school rules/code of conduct.			81.7	88.1	84.6	74.1	82.3	78	75.9	84.2	80.0
			77.2	82.2	79.4	70.1	74.3	72.1	71.0	75.2	73.1
SAFETY											
28) I feel safe at school.			85.0	85.3	85.2	80.9	79.1	80	80.4	79.7	80.1
29) I feel safe in the school cafeteria.			85.8	87.3	86.6	84.4	83.8	84	83.8	84.0	83.9
30) I feel safe in my classrooms.			87.1	90.2	88.6	87.4	87.5	87	86.6	87.7	87.1
31) I feel safe in the school washrooms.			79.6	83.3	81.4	74.9	77.3	76	75.3	78.4	76.8
32) I feel safe in the school gym.			89.2	88.2	88.9	85.5	82.8	84	85.2	83.4	84.2
33) I feel safe in the gym change rooms.			82.9	88.0	85.4	79.7	82.3	81	79.8	83.0	81.3
34) I feel safe on the school bus.			88.0	85.5	87.1	81.5	75.3	78	81.0	76.8	78.9
35) I feel safe on school grounds.			82.7	81.0	82.1	79.9	80.3	80	80.7	81.9	81.2
			85.0	86.1	85.6	81.8	81.0	81.3	81.6	81.9	81.7
DRUGS AND ALCOHOL											
40) I am satisfied with the anti-alcohol policies and programs being offered at my school (e.g., presentations, guest speakers, assemblies)			66.1	64.4	65.6	65.3	63.5	64.4	66.3	66.1	66.2
41) There is a pressure to drink alcohol among students from my school.			36.2	33.3	35.0	47.2	42.5	45.1	48.4	43.8	46.2
42) I am satisfied with the anti-smoking policies and programs being offered at my school (e.g., presentations, guest speakers, assemblies)			68.0	59.6	64.6	61.4	59.1	60.2	62.6	61.8	62.2
43) There is a pressure to smoke cigarettes among students from my school.			31.5	27.2	29.8	35.1	27.7	31.6	37.5	31.4	34.6
			50.5	46.1	48.8	52.2	48.2	50.3	53.7	50.8	52.3

For items 1-43, values are percent agreeing with the statement. Students were asked to indicate the extent to which they agreed to each statement with the following scale: 1-Strongly Disagree, 2-Disagree Somewhat, 3-Agree Somewhat, 4-Strongly Agree, 5-N/A- Not applicable

Survey results highlight the percentage of students who ‘Agree Somewhat’ or ‘Agree Strongly’ with each statement.


For items 44-55, students had 4 choices: A-Never, B-Once or Twice, C-Every Week, D-Multiple Times a Week.

		School Climate Survey Grades 10-12, 2015-16											
NLESD - Eastern Region													
#354 - St. Kevin's High, St. John's (Goulds)		Response Rate: 81.8											
		[N=238] SCHOOL				[N=7,053] DISTRICT				[N=12,024] PROVINCE			
BULLYING AND HARASSMENT		A	B	C	D	A	B	C	D	A	B	C	D
(44) In the last month I have been bullied or harassed physically (e.g. hit, kicked, pushed, shoved around, locked indoors).		87.3	10.2	1.3	1.3	83.6	11.9	1.6	2.9	83.0	12.4	1.8	2.8
(45) In the last month I have been bullied or harassed verbally (e.g. called mean names, made fun of, teased in a hurtful way).		65.0	24.5	6.3	4.2	63.7	24.6	5.6	6.2	63.2	24.9	5.6	6.3
(46) In the last month I have been bullied or harassed indirectly (e.g. left out of things on purpose, excluded from a group of friends,		66.7	20.7	5.9	6.8	66.6	21.3	5.8	6.3	66.6	21.3	6.0	6.1
(47) In the last month I have been sexually harassed (e.g. other students making sexual jokes, comments or gestures towards me).		87.3	8.0	2.5	2.1	83.8	10.2	2.3	3.7	84.3	9.9	2.3	3.5
(48) In the last month I have been bullied or harassed electronically (e.g. teased or bullied using a computer or a mobile phone).		80.9	13.6	3.0	2.5	82.6	11.5	2.4	3.5	82.5	11.8	2.3	3.3
(49) In the last month I have seen or heard about another student being bullied or harassed.		45.3	35.2	9.8	9.8	37.3	37.9	12.5	12.3	37.4	38.3	12.6	11.7
(50) In the last month I have taken part in bullying or harassing another student.		92.8	5.9	0.4	0.9	89.6	7.2	1.1	2.1	89.3	7.5	1.1	2.1
(51) In the last month I have been involved in a physical fight.		92.0	5.9	0.4	1.7	91.1	5.6	1.0	2.3	91.1	5.7	0.9	2.2
DRUGS AND ALCOHOL													
(52) In the last month I have used illegal drugs.		81.4	11.8	2.5	4.2	79.5	10.7	2.7	7.1	80.0	10.4	2.7	6.9
(53) In the last month I have abused prescription drugs.		93.2	4.2	0.4	2.1	92.4	3.7	1.1	2.7	92.7	3.4	1.1	2.7
(54) In the last month I have consumed alcohol.		57.4	31.7	7.2	3.8	54.9	29.1	8.6	7.3	54.7	29.2	8.9	7.3
(55) In the last month I have smoked cigarettes.		86.1	8.9	0.4	4.6	81.6	7.4	2.0	9.0	79.8	7.7	2.1	10.4

For items 1-43, values are percent agreeing with the statement. Students were asked to indicate the extent to which they agreed to each statement with the following scale: 1-Strongly Disagree, 2-Disagree Somewhat, 3-Agree Somewhat, 4-Strongly Agree, 5-N/A- Not applicable

Survey results highlight the percentage of students who ‘Agree Somewhat’ or ‘Agree Strongly’ with each statement.

For items 44-55, students had 4 choices: A-Never, B-Once or Twice, C-Every Week, D-Multiple Times a Week.

			School Climate Survey								
			Grades 10-12, 2015-16								
NLESD - Eastern Region											
#368 - Holy Trinity High, Torbay						Response Rate: 79.8					
			[N=292] SCHOOL			[N=7,053] DISTRICT			[N=12,024] PROVINCE		
			M	F	Total	M	F	Total	M	F	Total
STUDENT SATISFACTION											
1) School is a place where I like to be.			49.7	55.6	52.4	63.4	64.4	63.8	61.4	63.4	62.3
2) I am satisfied with the quality of education I am receiving at my school.			75.2	78.6	77.1	81.5	81.6	81.5	79.8	80.9	80.2
3) I am satisfied with the quality of teaching at my school.			73.0	75.2	74.4	80.3	79.9	80.0	79.5	79.7	79.5
4) My school is clean and well maintained.			78.8	62.7	71.8	76.2	73.8	75.0	74.9	73.9	74.3
5) My school work is interesting.			48.8	57.1	53.3	52.4	60.8	56.4	52.4	60.4	56.3
6) My school work is challenging.			86.7	87.3	86.9	79.7	84.4	81.9	79.4	83.2	81.2
			68.7	69.4	69.3	72.2	74.2	73.1	71.2	73.6	72.3
LEARNING OPPORTUNITIES											
7) I can get help regarding post-secondary planning at my school.			71.9	72.9	71.7	82.7	81.5	82	83.3	83.1	83.2
8) I get help regarding scholarships at my school.			66.1	70.0	67.8	79.8	78.9	79	81.0	80.6	80.8
11) I can easily access programs and services at school to get help with my school work if I need it.			65.6	76.2	70.1	53.2	54.9	80	79.6	79.6	79.6
12) My parents/guardians are available to help me with my school work if I need it.			71.1	69.1	69.7	73.3	67.2	70	73.3	68.5	71.0
13) My peers are available to help me with my school work if I need it.			76.1	78.6	77.2	79.1	82.8	81	79.5	82.8	81.1
14) If I need it, I can get help at school with problems not related to school work.			67.7	76.2	71.2	72.9	70.4	72	73.1	72.7	72.9
15) I am satisfied with the opportunities I have to use technology to learn at my school.			52.2	59.5	56.2	65.6	68.5	67	65.2	68.9	67.0
			67.2	71.8	69.1	76.2	75.6	75.9	76.4	76.6	76.5
PARTICIPATION											
16) I am satisfied with the opportunities I have to participate in physical activities at my school.			57.8	77.0	66.1	77.2	79.1	78	76.9	77.4	77.1
17) I am satisfied with the opprtunities I have to paticipate in fine arts programs and/or activities at my school(e.g., art club, band, choir, drama).			80.1	80.2	80.5	79.8	82.3	81	75.1	76.8	76.0
18) I am satisfied with the opprtunities I have to paticipate in extra-curricular groups/activities at my school.			73.9	76.8	75.3	77.7	81.8	80	75.3	77.4	76.3
19) I am satisfied with the opprtunities I have to paticipate in science activities at my school(e.g., fairs, competitions, clubs).			64.8	73.8	69.0	63.8	65.0	64	56.7	55.0	55.9
			69.1	76.9	72.7	74.6	77.0	75.8	71.0	71.6	71.3
SCHOOL CLIMATE											
20) At my school, I treat everyone with respect.			83.8	90.5	86.9	87.6	94.6	91	87.6	94.9	91.3
21) At my school, students treat each other with respect.			52.5	46.0	49.5	58.6	51.5	55	58.3	49.9	54.0
22) At my school, students treat staff with respect.			59.0	57.9	58.6	67.9	64.1	66	67.4	63.0	65.2
23) At my school, staff treat students with respect.			64.0	71.4	67.8	76.8	76.2	76	76.7	76.6	76.5
24) At my school, staff treat each other with respect.			89.4	95.2	92.1	93.2	95.3	94	92.7	95.5	94.0
25) Staff at my school care about me.			64.8	72.6	68.6	78.4	77.0	78	77.6	77.9	77.7
26) At my school, students of different sexual orientations are treated with respect.			72.1	73.4	72.8	79.1	81.1	80	77.7	80.3	79.0
27) At my school, students of different race are treated with respect.			82.9	89.3	86.0	88.6	89.3	89	87.8	89.5	88.6
37) I am treated fairly by the staff in my school.			62.5	75.4	68.4	77.4	79.1	77	77.2	78.0	77.5
38) I am satisfied with the anti-drug policies and programs being offered at my school (e.g.presentatiions, guest speakers, assemblies)			61.2	67.0	63.9	68.3	83.8	67	68.8	68.4	68.6
39) There is a pressure to do drugs among students from my school.			40.3	34.2	38.0	40.3	31.7	36	40.8	33.9	37.6
			66.6	70.3	68.4	74.2	73.1	73.6	73.9	73.9	73.6
EXPECTATIONS											
9) My opinions are important at school.			40.6	47.2	43.8	53.2	54.9	54	53.9	55.2	54.5
10) I am encouraged to try my best at school.			74.2	78.6	76.2	83.1	85.7	84	83.2	86.1	84.7
36) I know the school rules/code of conduct.			67.1	88.1	76.4	74.1	82.3	78	75.9	84.2	80.0
			60.6	71.3	65.4	70.1	74.3	72.1	71.0	75.2	73.1
SAFETY											
28) I feel safe at school.			72.5	68.0	71.0	80.9	79.1	80	80.4	79.7	80.1
29) I feel safe in the school cafeteria.			76.1	73.3	75.3	84.4	83.8	84	83.8	84.0	83.9
30) I feel safe in my classrooms.			80.1	82.5	81.5	87.4	87.5	87	86.6	87.7	87.1
31) I feel safe in the school washrooms.			73.3	67.5	70.9	74.9	77.3	76	75.3	78.4	76.8
32) I feel safe in the school gym.			83.0	78.3	80.9	85.5	82.8	84	85.2	83.4	84.2
33) I feel safe in the gym change rooms.			72.4	77.3	74.7	79.7	82.3	81	79.8	83.0	81.3
34) I feel safe on the school bus.			75.6	69.5	73.4	81.5	75.3	78	81.0	76.8	78.9
35) I feel safe on school grounds.			73.3	78.4	76.0	79.9	80.3	80	80.7	81.9	81.2
			75.8	74.4	75.5	81.8	81.0	81.3	81.6	81.9	81.7
DRUGS AND ALCOHOL											
40) I am satisfied with the anti-alcohol policies and programs being offered at my school (e.g., presentations, guest speakers, assemblies)			58.7	61.7	60.0	65.3	63.5	64.4	66.3	66.1	66.2
41) There is a pressure to drink alcohol among students from my school.			37.3	44.0	40.6	47.2	42.5	45.1	48.4	43.8	46.2
42) I am satisfied with the anti-smoking policies and programs being offered at my school (e.g., presentations, guest speakers, assemblies)			56.8	52.5	55.0	61.4	59.1	60.2	62.6	61.8	62.2
43) There is a pressure to smoke cigarettes among students from my school.			32.3	33.3	32.5	35.1	27.7	31.6	37.5	31.4	34.6
			46.3	47.9	47.0	52.2	48.2	50.3	53.7	50.8	52.3

For items 1-43, values are percent agreeing with the statement. Students were asked to indicate the extent to which they agreed to each statement with the following scale: 1-Strongly Disagree, 2-Disagree Somewhat, 3-Agree Somewhat, 4-Strongly Agree, 5-N/A- Not applicable

Survey results highlight the percentage of students who ‘Agree Somewhat’ or ‘Agree Strongly’ with each statement.

For items 44-55, students had 4 choices: A-Never, B-Once or Twice, C-Every Week, D-Multiple Times a Week.



School Climate Survey
Grades 10-12, 2015-16

NLESD - Eastern Region
#368 - Holy Trinity High, Torbay


Response Rate: 79.8

	[N=292] SCHOOL				[N=7,053] DISTRICT				[N=12,024] PROVINCE			
	A	B	C	D	A	B	C	D	A	B	C	D
BULLYING AND HARASSMENT												
(44) In the last month I have been bullied or harassed physically (e.g. hit, kicked, pushed, shoved around, locked indoors).	79.8	16.1	2.1	2.1	83.6	11.9	1.6	2.9	83.0	12.4	1.8	2.8
(45) In the last month I have been bullied or harassed verbally (e.g. called mean names, made fun of, teased in a hurtful way).	61.3	26.7	6.9	5.1	63.7	24.6	5.6	6.2	63.2	24.9	5.6	6.3
(46) In the last month I have been bullied or harassed indirectly (e.g. left out of things on purpose, excluded from a group of friends,	64.3	23.7	5.5	6.5	66.6	21.3	5.8	6.3	66.6	21.3	6.0	6.1
(47) In the last month I have been sexually harassed (e.g. other students making sexual jokes, comments or gestures towards me).	83.6	11.6	1.7	3.1	83.8	10.2	2.3	3.7	84.3	9.9	2.3	3.5
(48) In the last month I have been bullied or harassed electronically (e.g. teased or bullied using a computer or a mobile phone).	80.5	13.7	1.7	4.1	82.6	11.5	2.4	3.5	82.5	11.8	2.3	3.3
(49) In the last month I have seen or heard about another student being bullied or harassed.	33.6	37.7	14.7	14.0	37.3	37.9	12.5	12.3	37.4	38.3	12.6	11.7
(50) In the last month I have taken part in bullying or harassing another student.	87.7	8.2	1.7	2.4	89.6	7.2	1.1	2.1	89.3	7.5	1.1	2.1
(51) In the last month I have been involved in a physical fight.	89.7	5.5	1.7	3.1	91.1	5.6	1.0	2.3	91.1	5.7	0.9	2.2
DRUGS AND ALCOHOL												
(52) In the last month I have used illegal drugs.	75.0	11.3	3.4	10.3	79.5	10.7	2.7	7.1	80.0	10.4	2.7	6.9
(53) In the last month I have abused prescription drugs.	92.1	4.5	1.7	1.7	92.4	3.7	1.1	2.7	92.7	3.4	1.1	2.7
(54) In the last month I have consumed alcohol.	57.9	26.4	9.3	6.5	54.9	29.1	8.6	7.3	54.7	29.2	8.9	7.3
(55) In the last month I have smoked cigarettes.	77.0	6.5	3.8	12.7	81.6	7.4	2.0	9.0	79.8	7.7	2.1	10.4

For items 1-43, values are percent agreeing with the statement. Students were asked to indicate the extent to which they agreed to each statement with the following scale: 1-Strongly Disagree, 2-Disagree Somewhat, 3-Agree Somewhat, 4-Strongly Agree, 5-N/A- Not applicable

Survey results highlight the percentage of students who ‘Agree Somewhat’ or ‘Agree Strongly’ with each statement.


For items 44-55, students had 4 choices: A-Never, B-Once or Twice, C-Every Week, D-Multiple Times a Week.

				School Climate Survey Grades 10-12, 2015-16											
NLESD - Eastern Region															
#370 - Stella Maris Academy, Trepassey				Response Rate: 70.0											
				[N=14] SCHOOL				[N=7,053] DISTRICT				[N=12,024] PROVINCE			
BULLYING AND HARASSMENT				A	B	C	D	A	B	C	D	A	B	C	D
(44) In the last month I have been bullied or harassed physically (e.g. hit, kicked, pushed, shoved around, locked indoors).				92.9	7.1	0.0	0.0	83.6	11.9	1.6	2.9	83.0	12.4	1.8	2.8
(45) In the last month I have been bullied or harassed verbally (e.g. called mean names, made fun of, teased in a hurtful way).				85.7	0.0	7.1	7.1	63.7	24.6	5.6	6.2	63.2	24.9	5.6	6.3
(46) In the last month I have been bullied or harassed indirectly (e.g. left out of things on purpose, excluded from a group of friends,				85.7	7.1	7.1	0.0	66.6	21.3	5.8	6.3	66.6	21.3	6.0	6.1
(47) In the last month I have been sexually harassed (e.g. other students making sexual jokes, comments or gestures towards me).				100.0	0.0	0.0	0.0	83.8	10.2	2.3	3.7	84.3	9.9	2.3	3.5
(48) In the last month I have been bullied or harassed electronically (e.g. teased or bullied using a computer or a mobile phone).				100.0	0.0	0.0	0.0	82.6	11.5	2.4	3.5	82.5	11.8	2.3	3.3
(49) In the last month I have seen or heard about another student being bullied or harassed.				57.1	14.3	21.4	7.1	37.3	37.9	12.5	12.3	37.4	38.3	12.6	11.7
(50) In the last month I have taken part in bullying or harassing another student.				100.0	0.0	0.0	0.0	89.6	7.2	1.1	2.1	89.3	7.5	1.1	2.1
(51) In the last month I have been involved in a physical fight.				92.9	7.1	0.0	0.0	91.1	5.6	1.0	2.3	91.1	5.7	0.9	2.2
DRUGS AND ALCOHOL															
(52) In the last month I have used illegal drugs.				85.7	7.1	0.0	7.1	79.5	10.7	2.7	7.1	80.0	10.4	2.7	6.9
(53) In the last month I have abused prescription drugs.				92.9	7.1	0.0	0.0	92.4	3.7	1.1	2.7	92.7	3.4	1.1	2.7
(54) In the last month I have consumed alcohol.				64.3	21.4	7.1	7.1	54.9	29.1	8.6	7.3	54.7	29.2	8.9	7.3
(55) In the last month I have smoked cigarettes.				92.9	0.0	0.0	7.1	81.6	7.4	2.0	9.0	79.8	7.7	2.1	10.4

For items 1-43, values are percent agreeing with the statement. Students were asked to indicate the extent to which they agreed to each statement with the following scale: 1-Strongly Disagree, 2-Disagree Somewhat, 3-Agree Somewhat, 4-Strongly Agree, 5-N/A- Not applicable

Survey results highlight the percentage of students who ‘Agree Somewhat’ or ‘Agree Strongly’ with each statement.

For items 44-55, students had 4 choices: A-Never, B-Once or Twice, C-Every Week, D-Multiple Times a Week.

			School Climate Survey								
			Grades 10-12, 2015-16								
NLESD - Eastern Region											
#427 - Holy Name of Mary Academy, Lawn			Response Rate: 85.0								
			[N=17] SCHOOL			[N=7,053] DISTRICT			[N=12,024] PROVINCE		
			M	E	Total	M	E	Total	M	E	Total
STUDENT SATISFACTION											
1) School is a place where I like to be.			88.9	85.7	88.2	63.4	64.4	63.8	61.4	63.4	62.3
2) I am satisfied with the quality of education I am receiving at my school.			100.0	100.0	100.0	81.5	81.6	81.5	79.8	80.9	80.2
3) I am satisfied with the quality of teaching at my school.			100.0	100.0	100.0	80.3	79.9	80.0	79.5	79.7	79.5
4) My school is clean and well maintained.			100.0	100.0	100.0	76.2	73.8	75.0	74.9	73.9	74.3
5) My school work is interesting.			55.6	85.7	64.7	52.4	60.8	56.4	52.4	60.4	56.3
6) My school work is challenging.			77.8	85.7	82.4	79.7	84.4	81.9	79.4	83.2	81.2
			87.0	92.9	89.2	72.2	74.2	73.1	71.2	73.6	72.3
LEARNING OPPORTUNITIES											
7) I can get help regarding post-secondary planning at my school.			100.0	85.7	94.1	82.7	81.5	82	83.3	83.1	83.2
8) I get help regarding scholarships at my school.			100.0	85.7	94.1	79.8	78.9	79	81.0	80.6	80.8
11) I can easily access programs and services at school to get help with my school work if I need it.			100.0	100.0	100.0	53.2	54.9	80	79.6	79.6	79.6
12) My parents/guardians are available to help me with my school work if I need it.			66.7	85.7	76.5	73.3	67.2	70	73.3	68.5	71.0
13) My peers are available to help me with my school work if I need it.			66.7	85.7	76.5	79.1	82.8	81	79.5	82.8	81.1
14) If I need it, I can get help at school with problems not related to school work.			77.8	85.7	82.4	72.9	70.4	72	73.1	72.7	72.9
15) I am satisfied with the opportunities I have to use technology to learn at my school.			88.9	100.0	94.1	65.6	68.5	67	65.2	68.9	67.0
			85.7	89.8	88.2	76.2	75.6	75.9	76.4	76.6	76.5
PARTICIPATION											
16) I am satisfied with the opportunities I have to participate in physical activities at my school.			88.9	100.0	94.1	77.2	79.1	78	76.9	77.4	77.1
17) I am satisfied with the opprtunities I have to paticipate in fine arts programs and/or activities at my school(e.g., art club, band, choir, drama).			77.8	71.4	76.5	79.8	82.3	81	75.1	76.8	76.0
18) I am satisfied with the opprtunities I have to paticipate in extra-curricular groups/activities at my school.			100.0	85.7	94.1	77.7	81.8	80	75.3	77.4	76.3
19) I am satisfied with the opprtunities I have to paticipate in science activities at my school(e.g., fairs, competitions, clubs).			88.9	85.7	88.2	63.8	65.0	64	56.7	55.0	55.9
			88.9	85.7	88.2	74.6	77.0	75.8	71.0	71.6	71.3
SCHOOL CLIMATE											
20) At my school, I treat everyone with respect.			88.9	85.7	88.2	87.6	94.6	91	87.6	94.9	91.3
21) At my school, students treat each other with respect.			44.4	71.4	58.8	58.6	51.5	55	58.3	49.9	54.0
22) At my school, students treat staff with respect.			55.6	57.1	58.8	67.9	64.1	66	67.4	63.0	65.2
23) At my school, staff treat students with respect.			100.0	100.0	100.0	76.8	76.2	76	76.7	76.6	76.5
24) At my school, staff treat each other with respect.			100.0	100.0	100.0	93.2	95.3	94	92.7	95.5	94.0
25) Staff at my school care about me.			100.0	100.0	100.0	78.4	77.0	78	77.6	77.9	77.7
26) At my school, students of different sexual orientations are treated with respect.			62.5	85.7	75.0	79.1	81.1	80	77.7	80.3	79.0
27) At my school, students of different race are treated with respect.			100.0	100.0	100.0	88.6	89.3	89	87.8	89.5	88.6
37) I am treated fairly by the staff in my school.			88.9	100.0	93.8	77.4	79.1	77	77.2	78.0	77.5
38) I am satisfied with the anti-drug policies and programs being offered at my school (e.g.presentationis, guest speakers, assemblies)			75.0	100.0	87.5	68.3	83.8	67	68.8	68.4	68.6
39) There is a pressure to do drugs among students from my school.			0.0	0.0	0.0	40.3	31.7	36	40.8	33.9	37.6
			74.1	81.8	78.4	74.2	73.1	73.6	73.9	73.9	73.6
EXPECTATIONS											
9) My opinions are important at school.			55.6	100.0	76.5	53.2	54.9	54	53.9	55.2	54.5
10) I am encouraged to try my best at school.			88.9	85.7	88.2	83.1	85.7	84	83.2	86.1	84.7
36) I know the school rules/code of conduct.			88.9	85.7	88.2	74.1	82.3	78	75.9	84.2	80.0
			77.8	90.5	84.3	70.1	74.3	72.1	71.0	75.2	73.1
SAFETY											
28) I feel safe at school.			88.9	85.7	88.2	80.9	79.1	80	80.4	79.7	80.1
29) I feel safe in the school cafeteria.			100.0	100.0	100.0	84.4	83.8	84	83.8	84.0	83.9
30) I feel safe in my classrooms.			88.9	100.0	94.1	87.4	87.5	87	86.6	87.7	87.1
31) I feel safe in the school washrooms.			88.9	85.7	88.2	74.9	77.3	76	75.3	78.4	76.8
32) I feel safe in the school gym.			88.9	85.7	88.2	85.5	82.8	84	85.2	83.4	84.2
33) I feel safe in the gym change rooms.			100.0	100.0	100.0	79.7	82.3	81	79.8	83.0	81.3
34) I feel safe on the school bus.			85.7	100.0	91.7	81.5	75.3	78	81.0	76.8	78.9
35) I feel safe on school grounds.			88.9	85.7	88.2	79.9	80.3	80	80.7	81.9	81.2
			91.3	92.9	92.3	81.8	81.0	81.3	81.6	81.9	81.7
DRUGS AND ALCOHOL											
40) I am satisfied with the anti-alcohol policies and programs being offered at my school (e.g., presentations, guest speakers, assemblies)			75.0	100.0	87.5	65.3	63.5	64.4	66.3	66.1	66.2
41) There is a pressure to drink alcohol among students from my school.			11.1	0.0	5.9	47.2	42.5	45.1	48.4	43.8	46.2
42) I am satisfied with the anti-smoking policies and programs being offered at my school (e.g., presentations, guest speakers, assemblies)			50.0	100.0	75.0	61.4	59.1	60.2	62.6	61.8	62.2
43) There is a pressure to smoke cigarettes among students from my school.			0.0	0.0	0.0	35.1	27.7	31.6	37.5	31.4	34.6
			34.0	50.0	42.1	52.2	48.2	50.3	53.7	50.8	52.3

For items 1-43, values are percent agreeing with the statement. Students were asked to indicate the extent to which they agreed to each statement with the following scale: 1-Strongly Disagree, 2-Disagree Somewhat, 3-Agree Somewhat, 4-Strongly Agree, 5-N/A- Not applicable

Survey results highlight the percentage of students who ‘Agree Somewhat’ or ‘Agree Strongly’ with each statement.

For items 44-55, students had 4 choices: A-Never, B-Once or Twice, C-Every Week, D-Multiple Times a Week.

NLESD - Eastern Region

#427 - Holy Name of Mary Academy, Lawn

Response Rate: 85.0

	[N=17] SCHOOL				[N=7,053] DISTRICT				[N=12,024] PROVINCE			
	A	B	C	D	A	B	C	D	A	B	C	D
BULLYING AND HARASSMENT												
(44) In the last month I have been bullied or harassed physically (e.g. hit, kicked, pushed, shoved around, locked indoors).	88.2	11.8	0.0	0.0	83.6	11.9	1.6	2.9	83.0	12.4	1.8	2.8
(45) In the last month I have been bullied or harassed verbally (e.g. called mean names, made fun of, teased in a hurtful way).	64.7	29.4	5.9	0.0	63.7	24.6	5.6	6.2	63.2	24.9	5.6	6.3
(46) In the last month I have been bullied or harassed indirectly (e.g. left out of things on purpose, excluded from a group of friends,	88.2	5.9	5.9	0.0	66.6	21.3	5.8	6.3	66.6	21.3	6.0	6.1
(47) In the last month I have been sexually harassed (e.g. other students making sexual jokes, comments or gestures towards me).	100.0	0.0	0.0	0.0	83.8	10.2	2.3	3.7	84.3	9.9	2.3	3.5
(48) In the last month I have been bullied or harassed electronically (e.g. teased or bullied using a computer or a mobile phone).	88.2	5.9	5.9	0.0	82.6	11.5	2.4	3.5	82.5	11.8	2.3	3.3
(49) In the last month I have seen or heard about another student being bullied or harassed.	41.2	29.4	17.7	11.8	37.3	37.9	12.5	12.3	37.4	38.3	12.6	11.7
(50) In the last month I have taken part in bullying or harassing another student.	76.5	23.5	0.0	0.0	89.6	7.2	1.1	2.1	89.3	7.5	1.1	2.1
(51) In the last month I have been involved in a physical fight.	93.8	6.3	0.0	0.0	91.1	5.6	1.0	2.3	91.1	5.7	0.9	2.2
DRUGS AND ALCOHOL												
(52) In the last month I have used illegal drugs.	88.2	11.8	0.0	0.0	79.5	10.7	2.7	7.1	80.0	10.4	2.7	6.9
(53) In the last month I have abused prescription drugs.	100.0	0.0	0.0	0.0	92.4	3.7	1.1	2.7	92.7	3.4	1.1	2.7
(54) In the last month I have consumed alcohol.	58.8	35.3	5.9	0.0	54.9	29.1	8.6	7.3	54.7	29.2	8.9	7.3
(55) In the last month I have smoked cigarettes.	94.1	5.9	0.0	0.0	81.6	7.4	2.0	9.0	79.8	7.7	2.1	10.4

For items 1-43, values are percent agreeing with the statement. Students were asked to indicate the extent to which they agreed to each statement with the following scale: 1-Strongly Disagree, 2-Disagree Somewhat, 3-Agree Somewhat, 4-Strongly Agree, 5-N/A- Not applicable

Survey results highlight the percentage of students who ‘Agree Somewhat’ or ‘Agree Strongly’ with each statement.


For items 44-55, students had 4 choices: A-Never, B-Once or Twice, C-Every Week, D-Multiple Times a Week.

Newfoundland Labrador			School Climate Survey Grades 10-12, 2015-16								
NLESD - Eastern Region											
#430 - St. Mark's School, King's Cove			Response Rate: 77.8								
			[N=21] SCHOOL			[N=7,053] DISTRICT			[N=12,024] PROVINCE		
			M	F	Total	M	F	Total	M	F	Total
STUDENT SATISFACTION											
1) School is a place where I like to be.			66.7	33.3	47.6	63.4	64.4	63.8	61.4	63.4	62.3
2) I am satisfied with the quality of education I am receiving at my school.			100.0	50.0	71.4	81.5	81.6	81.5	79.8	80.9	80.2
3) I am satisfied with the quality of teaching at my school.			88.9	50.0	66.7	80.3	79.9	80.0	79.5	79.7	79.5
4) My school is clean and well maintained.			88.9	100.0	95.2	76.2	73.8	75.0	74.9	73.9	74.3
5) My school work is interesting.			55.6	58.3	57.1	52.4	60.8	56.4	52.4	60.4	56.3
6) My school work is challenging.			55.6	83.3	71.4	79.7	84.4	81.9	79.4	83.2	81.2
			75.9	62.5	68.3	72.2	74.2	73.1	71.2	73.6	72.3
LEARNING OPPORTUNITIES											
7) I can get help regarding post-secondary planning at my school.			88.9	70.0	79.0	82.7	81.5	82	83.3	83.1	83.2
8) I get help regarding scholarships at my school.			88.9	60.0	73.7	79.8	78.9	79	81.0	80.6	80.8
11) I can easily access programs and services at school to get help with my school work if I need it.			77.8	58.3	66.7	53.2	54.9	80	79.6	79.6	79.6
12) My parents/guardians are available to help me with my school work if I need it.			66.7	66.7	66.7	73.3	67.2	70	73.3	68.5	71.0
13) My peers are available to help me with my school work if I need it.			66.7	91.7	81.0	79.1	82.8	81	79.5	82.8	81.1
14) If I need it, I can get help at school with problems not related to school work.			55.6	58.3	57.1	72.9	70.4	72	73.1	72.7	72.9
15) I am satisfied with the opportunities I have to use technology to learn at my school.			88.9	75.0	81.0	65.6	68.5	67	65.2	68.9	67.0
			76.2	68.6	72.1	76.2	75.6	75.9	76.4	76.6	76.5
PARTICIPATION											
16) I am satisfied with the opportunities I have to participate in physical activities at my school.			77.8	91.7	85.7	77.2	79.1	78	76.9	77.4	77.1
17) I am satisfied with the opprtunities I have to paticipate in fine arts programs and/or activities at my school(e.g., art club, band, choir, drama).			66.7	75.0	71.4	79.8	82.3	81	75.1	76.8	76.0
18) I am satisfied with the opprtunities I have to paticipate in extra-curricular groups/activities at my school.			87.5	91.7	90.0	77.7	81.8	80	75.3	77.4	76.3
19) I am satisfied with the opprtunities I have to paticipate in science activities at my school(e.g., fairs, competitions, clubs).			44.4	50.0	47.6	63.8	65.0	64	56.7	55.0	55.9
			69.1	77.1	73.7	74.6	77.0	75.8	71.0	71.6	71.3
SCHOOL CLIMATE											
20) At my school, I treat everyone with respect.			88.9	100.0	95.2	87.6	94.6	91	87.6	94.9	91.3
21) At my school, students treat each other with respect.			66.7	66.7	66.7	58.6	51.5	55	58.3	49.9	54.0
22) At my school, students treat staff with respect.			77.8	75.0	76.2	67.9	64.1	66	67.4	63.0	65.2
23) At my school, staff treat students with respect.			55.6	25.0	38.1	76.8	76.2	76	76.7	76.6	76.5
24) At my school, staff treat each other with respect.			87.5	100.0	95.0	93.2	95.3	94	92.7	95.5	94.0
25) Staff at my school care about me.			85.7	83.3	84.2	78.4	77.0	78	77.6	77.9	77.7
26) At my school, students of different sexual orientations are treated with respect.			100.0	100.0	100.0	79.1	81.1	80	77.7	80.3	79.0
27) At my school, students of different race are treated with respect.			100.0	100.0	100.0	88.6	89.3	89	87.8	89.5	88.6
37) I am treated fairly by the staff in my school.			100.0	41.7	65.0	77.4	79.1	77	77.2	78.0	77.5
38) I am satisfied with the anti-drug policies and programs being offered at my school (e.g.presentationis, guest speakers, assemblies)			87.5	63.6	73.7	68.3	83.8	67	68.8	68.4	68.6
39) There is a pressure to do drugs among students from my school.			12.5	8.3	10.0	40.3	31.7	36	40.8	33.9	37.6
			78.4	69.4	73.1	74.2	73.1	73.6	73.9	73.9	73.6
EXPECTATIONS											
9) My opinions are important at school.			66.7	75.0	71.4	53.2	54.9	54	53.9	55.2	54.5
10) I am encouraged to try my best at school.			88.9	83.3	85.7	83.1	85.7	84	83.2	86.1	84.7
36) I know the school rules/code of conduct.			77.8	91.7	85.7	74.1	82.3	78	75.9	84.2	80.0
			77.8	83.3	81.0	70.1	74.3	72.1	71.0	75.2	73.1
SAFETY											
28) I feel safe at school.			100.0	100.0	100.0	80.9	79.1	80	80.4	79.7	80.1
29) I feel safe in the school cafeteria.			100.0	100.0	100.0	84.4	83.8	84	83.8	84.0	83.9
30) I feel safe in my classrooms.			100.0	100.0	100.0	87.4	87.5	87	86.6	87.7	87.1
31) I feel safe in the school washrooms.			100.0	100.0	100.0	74.9	77.3	76	75.3	78.4	76.8
32) I feel safe in the school gym.			100.0	100.0	100.0	85.5	82.8	84	85.2	83.4	84.2
33) I feel safe in the gym change rooms.			100.0	100.0	100.0	79.7	82.3	81	79.8	83.0	81.3
34) I feel safe on the school bus.			100.0	100.0	100.0	81.5	75.3	78	81.0	76.8	78.9
35) I feel safe on school grounds.			100.0	100.0	100.0	79.9	80.3	80	80.7	81.9	81.2
			100.0	100.0	100.0	81.8	81.0	81.3	81.6	81.9	81.7
DRUGS AND ALCOHOL											
40) I am satisfied with the anti-alcohol policies and programs being offered at my school (e.g., presentations, guest speakers, assemblies)			85.7	54.6	66.7	65.3	63.5	64.4	66.3	66.1	66.2
41) There is a pressure to drink alcohol among students from my school.			11.1	36.4	25.0	47.2	42.5	45.1	48.4	43.8	46.2
42) I am satisfied with the anti-smoking policies and programs being offered at my school (e.g., presentations, guest speakers, assemblies)			87.5	54.6	68.4	61.4	59.1	60.2	62.6	61.8	62.2
43) There is a pressure to smoke cigarettes among students from my school.			0.0	0.0	0.0	35.1	27.7	31.6	37.5	31.4	34.6
			46.1	36.4	40.0	52.2	48.2	50.3	53.7	50.8	52.3

For items 1-43, values are percent agreeing with the statement. Students were asked to indicate the extent to which they agreed to each statement with the following scale: 1-Strongly Disagree, 2-Disagree Somewhat, 3-Agree Somewhat, 4-Strongly Agree, 5-N/A- Not applicable

Survey results highlight the percentage of students who ‘Agree Somewhat’ or ‘Agree Strongly’ with each statement.

For items 44-55, students had 4 choices: A-Never, B-Once or Twice, C-Every Week, D-Multiple Times a Week.

				School Climate Survey Grades 10-12, 2015-16															
NLESD - Eastern Region																			
#430 - St. Mark's School, King's Cove				Response Rate: 77.8															
				[N=21] SCHOOL				[N=7,053] DISTRICT				[N=12,024] PROVINCE							
BULLYING AND HARASSMENT				A	B	C	D	A	B	C	D	A	B	C	D				
(44) In the last month I have been bullied or harassed physically (e.g. hit, kicked, pushed, shoved around, locked indoors).				100.0	0.0	0.0	0.0	83.6	11.9	1.6	2.9	83.0	12.4	1.8	2.8				
(45) In the last month I have been bullied or harassed verbally (e.g. called mean names, made fun of, teased in a hurtful way).				81.0	14.3	0.0	4.8	63.7	24.6	5.6	6.2	63.2	24.9	5.6	6.3				
(46) In the last month I have been bullied or harassed indirectly (e.g. left out of things on purpose, excluded from a group of friends,				85.7	14.3	0.0	0.0	66.6	21.3	5.8	6.3	66.6	21.3	6.0	6.1				
(47) In the last month I have been sexually harassed (e.g. other students making sexual jokes, comments or gestures towards me).				95.2	4.8	0.0	0.0	83.8	10.2	2.3	3.7	84.3	9.9	2.3	3.5				
(48) In the last month I have been bullied or harassed electronically (e.g. teased or bullied using a computer or a mobile phone).				95.2	0.0	0.0	4.8	82.6	11.5	2.4	3.5	82.5	11.8	2.3	3.3				
(49) In the last month I have seen or heard about another student being bullied or harassed.				66.7	19.1	9.5	4.8	37.3	37.9	12.5	12.3	37.4	38.3	12.6	11.7				
(50) In the last month I have taken part in bullying or harassing another student.				100.0	0.0	0.0	0.0	89.6	7.2	1.1	2.1	89.3	7.5	1.1	2.1				
(51) In the last month I have been involved in a physical fight.				90.5	9.5	0.0	0.0	91.1	5.6	1.0	2.3	91.1	5.7	0.9	2.2				
DRUGS AND ALCOHOL																			
(52) In the last month I have used illegal drugs.				100.0	0.0	0.0	0.0	79.5	10.7	2.7	7.1	80.0	10.4	2.7	6.9				
(53) In the last month I have abused prescription drugs.				100.0	0.0	0.0	0.0	92.4	3.7	1.1	2.7	92.7	3.4	1.1	2.7				
(54) In the last month I have consumed alcohol.				66.7	33.3	0.0	0.0	54.9	29.1	8.6	7.3	54.7	29.2	8.9	7.3				
(55) In the last month I have smoked cigarettes.				100.0	0.0	0.0	0.0	81.6	7.4	2.0	9.0	79.8	7.7	2.1	10.4				

For items 1-43, values are percent agreeing with the statement. Students were asked to indicate the extent to which they agreed to each statement with the following scale: 1-Strongly Disagree, 2-Disagree Somewhat, 3-Agree Somewhat, 4-Strongly Agree, 5-N/A- Not applicable

Survey results highlight the percentage of students who ‘Agree Somewhat’ or ‘Agree Strongly’ with each statement.


For items 44-55, students had 4 choices: A-Never, B-Once or Twice, C-Every Week, D-Multiple Times a Week.

Newfoundland Labrador		School Climate Survey Grades 10-12, 2015-16								
NLESD - Eastern Region										
#431 - Southwest Arm Academy, Little Heart's Ease		Response Rate: 100.0								
		[N=13] SCHOOL			[N=7,053] DISTRICT			[N=12,024] PROVINCE		
		M	E	Total	M	E	Total	M	E	Total
STUDENT SATISFACTION										
1) School is a place where I like to be.				53.9	63.4	64.4	63.8	61.4	63.4	62.3
2) I am satisfied with the quality of education I am receiving at my school.				92.3	81.5	81.6	81.5	79.8	80.9	80.2
3) I am satisfied with the quality of teaching at my school.				91.7	80.3	79.9	80.0	79.5	79.7	79.5
4) My school is clean and well maintained.				100.0	76.2	73.8	75.0	74.9	73.9	74.3
5) My school work is interesting.				61.5	52.4	60.8	56.4	52.4	60.4	56.3
6) My school work is challenging.				66.7	79.7	84.4	81.9	79.4	83.2	81.2
				77.7	72.2	74.2	73.1	71.2	73.6	72.3
LEARNING OPPORTUNITIES										
7) I can get help regarding post-secondary planning at my school.				100.0	82.7	81.5	82	83.3	83.1	83.2
8) I get help regarding scholarships at my school.				92.3	79.8	78.9	79	81.0	80.6	80.8
11) I can easily access programs and services at school to get help with my school work if I need it.				92.3	53.2	54.9	80	79.6	79.6	79.6
12) My parents/guardians are available to help me with my school work if I need it.				76.9	73.3	67.2	70	73.3	68.5	71.0
13) My peers are available to help me with my school work if I need it.				84.6	79.1	82.8	81	79.5	82.8	81.1
14) If I need it, I can get help at school with problems not related to school work.				83.3	72.9	70.4	72	73.1	72.7	72.9
15) I am satisfied with the opportunities I have to use technology to learn at my school.				100.0	65.6	68.5	67	65.2	68.9	67.0
				89.9	76.2	75.6	75.9	76.4	76.6	76.5
PARTICIPATION										
16) I am satisfied with the opportunities I have to participate in physical activities at my school.				92.3	77.2	79.1	78	76.9	77.4	77.1
17) I am satisfied with the opprtunities I have to paticipate in fine arts programs and/or activities at my school(e.g., art club, band, choir, drama).				84.6	79.8	82.3	81	75.1	76.8	76.0
18) I am satisfied with the opprtunities I have to paticipate in extra-curricular groups/activities at my school.				84.6	77.7	81.8	80	75.3	77.4	76.3
19) I am satisfied with the opprtunities I have to paticipate in science activities at my school(e.g., fairs, competitions, clubs).				83.3	63.8	65.0	64	56.7	55.0	55.9
				86.2	74.6	77.0	75.8	71.0	71.6	71.3
SCHOOL CLIMATE										
20) At my school, I treat everyone with respect.				92.3	87.6	94.6	91	87.6	94.9	91.3
21) At my school, students treat each other with respect.				84.6	58.6	51.5	55	58.3	49.9	54.0
22) At my school, students treat staff with respect.				92.3	67.9	64.1	66	67.4	63.0	65.2
23) At my school, staff treat students with respect.				92.3	76.8	76.2	76	76.7	76.6	76.5
24) At my school, staff treat each other with respect.				100.0	93.2	95.3	94	92.7	95.5	94.0
25) Staff at my school care about me.				100.0	78.4	77.0	78	77.6	77.9	77.7
26) At my school, students of different sexual orientations are treated with respect.				100.0	79.1	81.1	80	77.7	80.3	79.0
27) At my school, students of different race are treated with respect.				100.0	88.6	89.3	89	87.8	89.5	88.6
37) I am treated fairly by the staff in my school.				92.3	77.4	79.1	77	77.2	78.0	77.5
38) I am satisfied with the anti-drug policies and programs being offered at my school (e.g.presentatiions, guest speakers, assemblies)				100.0	68.3	83.8	67	68.8	68.4	68.6
39) There is a pressure to do drugs among students from my school.				23.1	40.3	31.7	36	40.8	33.9	37.6
				88.8	74.2	73.1	73.6	73.9	73.9	73.6
EXPECTATIONS										
9) My opinions are important at school.				69.2	53.2	54.9	54	53.9	55.2	54.5
10) I am encouraged to try my best at school.				100.0	83.1	85.7	84	83.2	86.1	84.7
36) I know the school rules/code of conduct.				76.9	74.1	82.3	78	75.9	84.2	80.0
				82.1	70.1	74.3	72.1	71.0	75.2	73.1
SAFETY										
28) I feel safe at school.				92.3	80.9	79.1	80	80.4	79.7	80.1
29) I feel safe in the school cafeteria.				92.3	84.4	83.8	84	83.8	84.0	83.9
30) I feel safe in my classrooms.				92.3	87.4	87.5	87	86.6	87.7	87.1
31) I feel safe in the school washrooms.				92.3	74.9	77.3	76	75.3	78.4	76.8
32) I feel safe in the school gym.				92.3	85.5	82.8	84	85.2	83.4	84.2
33) I feel safe in the gym change rooms.				92.3	79.7	82.3	81	79.8	83.0	81.3
34) I feel safe on the school bus.				91.7	81.5	75.3	78	81.0	76.8	78.9
35) I feel safe on school grounds.				91.7	79.9	80.3	80	80.7	81.9	81.2
				92.2	81.8	81.0	81.3	81.6	81.9	81.7
DRUGS AND ALCOHOL										
40) I am satisfied with the anti-alcohol policies and programs being offered at my school (e.g., presentations, guest speakers, assemblies)				84.6	65.3	63.5	64.4	66.3	66.1	66.2
41) There is a pressure to drink alcohol among students from my school.				46.2	47.2	42.5	45.1	48.4	43.8	46.2
42) I am satisfied with the anti-smoking policies and programs being offered at my school (e.g., presentations, guest speakers, assemblies)				100.0	61.4	59.1	60.2	62.6	61.8	62.2
43) There is a pressure to smoke cigarettes among students from my school.				16.7	35.1	27.7	31.6	37.5	31.4	34.6
				61.9	52.2	48.2	50.3	53.7	50.8	52.3

For items 1-43, values are percent agreeing with the statement. Students were asked to indicate the extent to which they agreed to each statement with the following scale: 1-Strongly Disagree, 2-Disagree Somewhat, 3-Agree Somewhat, 4-Strongly Agree, 5-N/A- Not applicable

Survey results highlight the percentage of students who ‘Agree Somewhat’ or ‘Agree Strongly’ with each statement.


For items 44-55, students had 4 choices: A-Never, B-Once or Twice, C-Every Week, D-Multiple Times a Week.

				School Climate Survey Grades 10-12, 2015-16											
NLESD - Eastern Region															
#431 - Southwest Arm Academy, Little Heart's Ease				Response Rate: 100.0											
				[N=13] SCHOOL				[N=7,053] DISTRICT				[N=12,024] PROVINCE			
BULLYING AND HARASSMENT				A	B	C	D	A	B	C	D	A	B	C	D
(44) In the last month I have been bullied or harassed physically (e.g. hit, kicked, pushed, shoved around, locked indoors).				92.3	7.7	0.0	0.0	83.6	11.9	1.6	2.9	83.0	12.4	1.8	2.8
(45) In the last month I have been bullied or harassed verbally (e.g. called mean names, made fun of, teased in a hurtful way).				69.2	23.1	0.0	7.7	63.7	24.6	5.6	6.2	63.2	24.9	5.6	6.3
(46) In the last month I have been bullied or harassed indirectly (e.g. left out of things on purpose, excluded from a group of friends,				76.9	7.7	7.7	7.7	66.6	21.3	5.8	6.3	66.6	21.3	6.0	6.1
(47) In the last month I have been sexually harassed (e.g. other students making sexual jokes, comments or gestures towards me).				92.3	0.0	0.0	7.7	83.8	10.2	2.3	3.7	84.3	9.9	2.3	3.5
(48) In the last month I have been bullied or harassed electronically (e.g. teased or bullied using a computer or a mobile phone).				76.9	15.4	0.0	7.7	82.6	11.5	2.4	3.5	82.5	11.8	2.3	3.3
(49) In the last month I have seen or heard about another student being bullied or harassed.				69.2	15.4	15.4	0.0	37.3	37.9	12.5	12.3	37.4	38.3	12.6	11.7
(50) In the last month I have taken part in bullying or harassing another student.				100.0	0.0	0.0	0.0	89.6	7.2	1.1	2.1	89.3	7.5	1.1	2.1
(51) In the last month I have been involved in a physical fight.				100.0	0.0	0.0	0.0	91.1	5.6	1.0	2.3	91.1	5.7	0.9	2.2
DRUGS AND ALCOHOL															
(52) In the last month I have used illegal drugs.				100.0	0.0	0.0	0.0	79.5	10.7	2.7	7.1	80.0	10.4	2.7	6.9
(53) In the last month I have abused prescription drugs.				92.3	7.7	0.0	0.0	92.4	3.7	1.1	2.7	92.7	3.4	1.1	2.7
(54) In the last month I have consumed alcohol.				38.5	53.9	0.0	7.7	54.9	29.1	8.6	7.3	54.7	29.2	8.9	7.3
(55) In the last month I have smoked cigarettes.				61.5	23.1	7.7	7.7	81.6	7.4	2.0	9.0	79.8	7.7	2.1	10.4

For items 1-43, values are percent agreeing with the statement. Students were asked to indicate the extent to which they agreed to each statement with the following scale: 1-Strongly Disagree, 2-Disagree Somewhat, 3-Agree Somewhat, 4-Strongly Agree, 5-N/A- Not applicable

Survey results highlight the percentage of students who ‘Agree Somewhat’ or ‘Agree Strongly’ with each statement.


For items 44-55, students had 4 choices: A-Never, B-Once or Twice, C-Every Week, D-Multiple Times a Week.

			School Climate Survey								
			Grades 10-12, 2015-16								
NLESD - Eastern Region											
#447 - Baltimore School Complex, Ferryland						Response Rate: 88.9					
			[N=56] SCHOOL			[N=7,053] DISTRICT			[N=12,024] PROVINCE		
			M	F	Total	M	F	Total	M	F	Total
STUDENT SATISFACTION											
1) School is a place where I like to be.			60.0	58.3	57.1	63.4	64.4	63.8	61.4	63.4	62.3
2) I am satisfied with the quality of education I am receiving at my school.			82.8	62.5	72.7	81.5	81.6	81.5	79.8	80.9	80.2
3) I am satisfied with the quality of teaching at my school.			83.3	66.7	75.0	80.3	79.9	80.0	79.5	79.7	79.5
4) My school is clean and well maintained.			60.0	62.5	62.5	76.2	73.8	75.0	74.9	73.9	74.3
5) My school work is interesting.			58.6	45.8	52.7	52.4	60.8	56.4	52.4	60.4	56.3
6) My school work is challenging.			86.2	83.3	85.5	79.7	84.4	81.9	79.4	83.2	81.2
			71.8	63.2	67.6	72.2	74.2	73.1	71.2	73.6	72.3
LEARNING OPPORTUNITIES											
7) I can get help regarding post-secondary planning at my school.			81.5	59.1	72.6	82.7	81.5	82	83.3	83.1	83.2
8) I get help regarding scholarships at my school.			80.8	56.5	70.6	79.8	78.9	79	81.0	80.6	80.8
11) I can easily access programs and services at school to get help with my school work if I need it.			83.3	62.5	75.0	53.2	54.9	80	79.6	79.6	79.6
12) My parents/guardians are available to help me with my school work if I need it.			76.7	62.5	71.4	73.3	67.2	70	73.3	68.5	71.0
13) My peers are available to help me with my school work if I need it.			82.1	83.3	83.0	79.1	82.8	81	79.5	82.8	81.1
14) If I need it, I can get help at school with problems not related to school work.			73.3	45.8	62.5	72.9	70.4	72	73.1	72.7	72.9
15) I am satisfied with the opportunities I have to use technology to learn at my school.			90.0	54.2	73.2	65.6	68.5	67	65.2	68.9	67.0
			81.1	60.6	72.6	76.2	75.6	75.9	76.4	76.6	76.5
PARTICIPATION											
16) I am satisfied with the opportunities I have to participate in physical activities at my school.			82.8	66.7	76.4	77.2	79.1	78	76.9	77.4	77.1
17) I am satisfied with the opprtunities I have to paticipate in fine arts programs and/or activities at my school(e.g., art club, band, choir, drama).			62.1	41.7	54.6	79.8	82.3	81	75.1	76.8	76.0
18) I am satisfied with the opprtunities I have to paticipate in extra-curricular groups/activities at my school.			63.3	45.8	57.1	77.7	81.8	80	75.3	77.4	76.3
19) I am satisfied with the opprtunities I have to paticipate in science activities at my school(e.g., fairs, competitions, clubs).			50.0	33.3	42.9	63.8	65.0	64	56.7	55.0	55.9
			64.5	46.9	57.7	74.6	77.0	75.8	71.0	71.6	71.3
SCHOOL CLIMATE											
20) At my school, I treat everyone with respect.			100.0	95.8	98.2	87.6	94.6	91	87.6	94.9	91.3
21) At my school, students treat each other with respect.			53.3	37.5	46.4	58.6	51.5	55	58.3	49.9	54.0
22) At my school, students treat staff with respect.			83.3	50.0	69.6	67.9	64.1	66	67.4	63.0	65.2
23) At my school, staff treat students with respect.			63.3	29.2	50.0	76.8	76.2	76	76.7	76.6	76.5
24) At my school, staff treat each other with respect.			96.7	100.0	98.2	93.2	95.3	94	92.7	95.5	94.0
25) Staff at my school care about me.			76.7	47.8	61.8	78.4	77.0	78	77.6	77.9	77.7
26) At my school, students of different sexual orientations are treated with respect.			77.8	65.2	73.1	79.1	81.1	80	77.7	80.3	79.0
27) At my school, students of different race are treated with respect.			86.2	100.0	92.6	88.6	89.3	89	87.8	89.5	88.6
37) I am treated fairly by the staff in my school.			63.3	52.2	60.0	77.4	79.1	77	77.2	78.0	77.5
38) I am satisfied with the anti-drug policies and programs being offered at my school (e.g.presentationis, guest speakers, assemblies)			73.3	65.2	70.9	68.3	83.8	67	68.8	68.4	68.6
39) There is a pressure to do drugs among students from my school.			30.0	33.3	32.1	40.3	31.7	36	40.8	33.9	37.6
			73.1	61.5	68.5	74.2	73.1	73.6	73.9	73.9	73.6
EXPECTATIONS											
9) My opinions are important at school.			43.3	29.2	35.7	53.2	54.9	54	53.9	55.2	54.5
10) I am encouraged to try my best at school.			93.3	66.7	82.1	83.1	85.7	84	83.2	86.1	84.7
36) I know the school rules/code of conduct.			70.0	91.7	80.4	74.1	82.3	78	75.9	84.2	80.0
			68.9	62.5	66.1	70.1	74.3	72.1	71.0	75.2	73.1
SAFETY											
28) I feel safe at school.			90.0	58.3	75.0	80.9	79.1	80	80.4	79.7	80.1
29) I feel safe in the school cafeteria.			96.7	70.8	85.7	84.4	83.8	84	83.8	84.0	83.9
30) I feel safe in my classrooms.			96.7	83.3	91.1	87.4	87.5	87	86.6	87.7	87.1
31) I feel safe in the school washrooms.			90.0	62.5	78.6	74.9	77.3	76	75.3	78.4	76.8
32) I feel safe in the school gym.			86.2	79.2	83.6	85.5	82.8	84	85.2	83.4	84.2
33) I feel safe in the gym change rooms.			86.7	79.2	83.9	79.7	82.3	81	79.8	83.0	81.3
34) I feel safe on the school bus.			89.7	65.0	80.4	81.5	75.3	78	81.0	76.8	78.9
35) I feel safe on school grounds.			93.3	70.8	83.9	79.9	80.3	80	80.7	81.9	81.2
			91.2	71.1	82.8	81.8	81.0	81.3	81.6	81.9	81.7
DRUGS AND ALCOHOL											
40) I am satisfied with the anti-alcohol policies and programs being offered at my school (e.g., presentations, guest speakers, assemblies)			69.0	50.0	62.3	65.3	63.5	64.4	66.3	66.1	66.2
41) There is a pressure to drink alcohol among students from my school.			33.3	65.2	47.3	47.2	42.5	45.1	48.4	43.8	46.2
42) I am satisfied with the anti-smoking policies and programs being offered at my school (e.g., presentations, guest speakers, assemblies)			66.7	45.8	58.9	61.4	59.1	60.2	62.6	61.8	62.2
43) There is a pressure to smoke cigarettes among students from my school.			13.3	25.0	19.6	35.1	27.7	31.6	37.5	31.4	34.6
			45.6	46.5	47.0	52.2	48.2	50.3	53.7	50.8	52.3

For items 1-43, values are percent agreeing with the statement. Students were asked to indicate the extent to which they agreed to each statement with the following scale: 1-Strongly Disagree, 2-Disagree Somewhat, 3-Agree Somewhat, 4-Strongly Agree, 5-N/A- Not applicable

Survey results highlight the percentage of students who ‘Agree Somewhat’ or ‘Agree Strongly’ with each statement.

For items 44-55, students had 4 choices: A-Never, B-Once or Twice, C-Every Week, D-Multiple Times a Week.



School Climate Survey

Grades 10-12, 2015-16

NLESD - Eastern Region

#447 - Baltimore School Complex, Ferryland

Response Rate: 88.9

	[N=56] SCHOOL				[N=7,053] DISTRICT				[N=12,024] PROVINCE			
	A	B	C	D	A	B	C	D	A	B	C	D
BULLYING AND HARASSMENT												
44) In the last month I have been bullied or harassed physically (e.g. hit, kicked, pushed, shoved around, locked indoors).	85.7	10.7	3.6	0.0	83.6	11.9	1.6	2.9	83.0	12.4	1.8	2.8
45) In the last month I have been bullied or harassed verbally (e.g. called mean names, made fun of, teased in a hurtful way).	58.9	30.4	5.4	5.4	63.7	24.6	5.6	6.2	63.2	24.9	5.6	6.3
46) In the last month I have been bullied or harassed indirectly (e.g. left out of things on purpose, excluded from a group of friends,	50.0	41.1	8.9	0.0	66.6	21.3	5.8	6.3	66.6	21.3	6.0	6.1
47) In the last month I have been sexually harassed (e.g. other students making sexual jokes, comments or gestures towards me).	87.5	8.9	1.8	1.8	83.8	10.2	2.3	3.7	84.3	9.9	2.3	3.5
48) In the last month I have been bullied or harassed electronically (e.g. teased or bullied using a computer or a mobile phone).	82.1	16.1	1.8	0.0	82.6	11.5	2.4	3.5	82.5	11.8	2.3	3.3
49) In the last month I have seen or heard about another student being bullied or harassed.	35.7	30.4	21.4	12.5	37.3	37.9	12.5	12.3	37.4	38.3	12.6	11.7
50) In the last month I have taken part in bullying or harassing another student.	89.3	10.7	0.0	0.0	89.6	7.2	1.1	2.1	89.3	7.5	1.1	2.1
51) In the last month I have been involved in a physical fight.	94.6	5.4	0.0	0.0	91.1	5.6	1.0	2.3	91.1	5.7	0.9	2.2
DRUGS AND ALCOHOL												
52) In the last month I have used illegal drugs.	83.9	12.5	1.8	1.8	79.5	10.7	2.7	7.1	80.0	10.4	2.7	6.9
53) In the last month I have abused prescription drugs.	96.4	3.6	0.0	0.0	92.4	3.7	1.1	2.7	92.7	3.4	1.1	2.7
54) In the last month I have consumed alcohol.	33.9	48.2	10.7	7.1	54.9	29.1	8.6	7.3	54.7	29.2	8.9	7.3
55) In the last month I have smoked cigarettes.	73.2	16.1	3.6	7.1	81.6	7.4	2.0	9.0	79.8	7.7	2.1	10.4

For items 1-43, values are percent agreeing with the statement. Students were asked to indicate the extent to which they agreed to each statement with the following scale: 1-Strongly Disagree, 2-Disagree Somewhat, 3-Agree Somewhat, 4-Strongly Agree, 5-N/A- Not applicable

Survey results highlight the percentage of students who ‘Agree Somewhat’ or ‘Agree Strongly’ with each statement.

For items 44-55, students had 4 choices: A-Never, B-Once or Twice, C-Every Week, D-Multiple Times a Week.

Newfoundland
Labrador

School Climate Survey

Grades 10-12, 2015-16

NLESD - Eastern Region

#452 - District School, St. John's


Response Rate: 50.0

	[N=15] SCHOOL			[N=7,053] DISTRICT			[N=12,024] PROVINCE		
	M	E	Total	M	E	Total	M	E	Total
STUDENT SATISFACTION									
1) School is a place where I like to be.			80.0	63.4	64.4	63.8	61.4	63.4	62.3
2) I am satisfied with the quality of education I am receiving at my school.			100.0	81.5	81.6	81.5	79.8	80.9	80.2
3) I am satisfied with the quality of teaching at my school.			100.0	80.3	79.9	80.0	79.5	79.7	79.5
4) My school is clean and well maintained.			100.0	76.2	73.8	75.0	74.9	73.9	74.3
5) My school work is interesting.			80.0	52.4	60.8	56.4	52.4	60.4	56.3
6) My school work is challenging.			73.3	79.7	84.4	81.9	79.4	83.2	81.2
			88.9	72.2	74.2	73.1	71.2	73.6	72.3
LEARNING OPPORTUNITIES									
7) I can get help regarding post-secondary planning at my school.			88.9	82.7	81.5	82	83.3	83.1	83.2
8) I get help regarding scholarships at my school.			100.0	79.8	78.9	79	81.0	80.6	80.8
11) I can easily access programs and services at school to get help with my school work if I need it.			92.9	53.2	54.9	80	79.6	79.6	79.6
12) My parents/guardians are available to help me with my school work if I need it.			93.3	73.3	67.2	70	73.3	68.5	71.0
13) My peers are available to help me with my school work if I need it.			73.3	79.1	82.8	81	79.5	82.8	81.1
14) If I need it, I can get help at school with problems not related to school work.			92.9	72.9	70.4	72	73.1	72.7	72.9
15) I am satisfied with the opportunities I have to use technology to learn at my school.			80.0	65.6	68.5	67	65.2	68.9	67.0
			88.8	76.2	75.6	75.9	76.4	76.6	76.5
PARTICIPATION									
16) I am satisfied with the opportunities I have to participate in physical activities at my school.			80.0	77.2	79.1	78	76.9	77.4	77.1
17) I am satisfied with the opprtunities I have to paticipate in fine arts programs and/or activities at my school(e.g., art club, band, choir, drama).			53.3	79.8	82.3	81	75.1	76.8	76.0
18) I am satisfied with the opprtunities I have to paticipate in extra-curricular groups/activities at my school.			53.3	77.7	81.8	80	75.3	77.4	76.3
19) I am satisfied with the opprtunities I have to paticipate in science activities at my school(e.g., fairs, competitions, clubs).			53.3	63.8	65.0	64	56.7	55.0	55.9
			60.0	74.6	77.0	75.8	71.0	71.6	71.3
SCHOOL CLIMATE									
20) At my school, I treat everyone with respect.			93.3	87.6	94.6	91	87.6	94.9	91.3
21) At my school, students treat each other with respect.			80.0	58.6	51.5	55	58.3	49.9	54.0
22) At my school, students treat staff with respect.			100.0	67.9	64.1	66	67.4	63.0	65.2
23) At my school, staff treat students with respect.			100.0	76.8	76.2	76	76.7	76.6	76.5
24) At my school, staff treat each other with respect.			100.0	93.2	95.3	94	92.7	95.5	94.0
25) Staff at my school care about me.			100.0	78.4	77.0	78	77.6	77.9	77.7
26) At my school, students of different sexual orientations are treated with respect.			91.7	79.1	81.1	80	77.7	80.3	79.0
27) At my school, students of different race are treated with respect.			100.0	88.6	89.3	89	87.8	89.5	88.6
37) I am treated fairly by the staff in my school.			100.0	77.4	79.1	77	77.2	78.0	77.5
38) I am satisfied with the anti-drug policies and programs being offered at my school (e.g.presentatiions, guest speakers, assemblies)			58.3	68.3	83.8	67	68.8	68.4	68.6
39) There is a pressure to do drugs among students from my school.			14.3	40.3	31.7	36	40.8	33.9	37.6
			85.2	74.2	73.1	73.6	73.9	73.9	73.6
EXPECTATIONS									
9) My opinions are important at school.			93.3	53.2	54.9	54	53.9	55.2	54.5
10) I am encouraged to try my best at school.			100.0	83.1	85.7	84	83.2	86.1	84.7
36) I know the school rules/code of conduct.			93.3	74.1	82.3	78	75.9	84.2	80.0
			95.6	70.1	74.3	72.1	71.0	75.2	73.1
SAFETY									
28) I feel safe at school.			100.0	80.9	79.1	80	80.4	79.7	80.1
29) I feel safe in the school cafeteria.			100.0	84.4	83.8	84	83.8	84.0	83.9
30) I feel safe in my classrooms.			100.0	87.4	87.5	87	86.6	87.7	87.1
31) I feel safe in the school washrooms.			100.0	74.9	77.3	76	75.3	78.4	76.8
32) I feel safe in the school gym.			100.0	85.5	82.8	84	85.2	83.4	84.2
33) I feel safe in the gym change rooms.			100.0	79.7	82.3	81	79.8	83.0	81.3
34) I feel safe on the school bus.			100.0	81.5	75.3	78	81.0	76.8	78.9
35) I feel safe on school grounds.			100.0	79.9	80.3	80	80.7	81.9	81.2
			100.0	81.8	81.0	81.3	81.6	81.9	81.7
DRUGS AND ALCOHOL									
40) I am satisfied with the anti-alcohol policies and programs being offered at my school (e.g., presentations, guest speakers, assemblies)			72.7	65.3	63.5	64.4	66.3	66.1	66.2
41) There is a pressure to drink alcohol among students from my school.			14.3	47.2	42.5	45.1	48.4	43.8	46.2
42) I am satisfied with the anti-smoking policies and programs being offered at my school (e.g., presentations, guest speakers, assemblies)			66.7	61.4	59.1	60.2	62.6	61.8	62.2
43) There is a pressure to smoke cigarettes among students from my school.			20.0	35.1	27.7	31.6	37.5	31.4	34.6
			43.4	52.2	48.2	50.3	53.7	50.8	52.3

For items 1-43, values are percent agreeing with the statement. Students were asked to indicate the extent to which they agreed to each statement with the following scale: 1-Strongly Disagree, 2-Disagree Somewhat, 3-Agree Somewhat, 4-Strongly Agree, 5-N/A- Not applicable

Survey results highlight the percentage of students who ‘Agree Somewhat’ or ‘Agree Strongly’ with each statement.


For items 44-55, students had 4 choices: A-Never, B-Once or Twice, C-Every Week, D-Multiple Times a Week.

		School Climate Survey Grades 10-12, 2015-16											
NLESD - Eastern Region													
#452 - District School, St. John's		Response Rate: 50.0											
		[N=15] SCHOOL				[N=7,053] DISTRICT				[N=12,024] PROVINCE			
BULLYING AND HARASSMENT		A	B	C	D	A	B	C	D	A	B	C	D
(44) In the last month I have been bullied or harassed physically (e.g. hit, kicked, pushed, shoved around, locked indoors).		86.7	13.3	0.0	0.0	83.6	11.9	1.6	2.9	83.0	12.4	1.8	2.8
(45) In the last month I have been bullied or harassed verbally (e.g. called mean names, made fun of, teased in a hurtful way).		86.7	13.3	0.0	0.0	63.7	24.6	5.6	6.2	63.2	24.9	5.6	6.3
(46) In the last month I have been bullied or harassed indirectly (e.g. left out of things on purpose, excluded from a group of friends,		100.0	0.0	0.0	0.0	66.6	21.3	5.8	6.3	66.6	21.3	6.0	6.1
(47) In the last month I have been sexually harassed (e.g. other students making sexual jokes, comments or gestures towards me).		100.0	0.0	0.0	0.0	83.8	10.2	2.3	3.7	84.3	9.9	2.3	3.5
(48) In the last month I have been bullied or harassed electronically (e.g. teased or bullied using a computer or a mobile phone).		93.3	6.7	0.0	0.0	82.6	11.5	2.4	3.5	82.5	11.8	2.3	3.3
(49) In the last month I have seen or heard about another student being bullied or harassed.		60.0	33.3	6.7	0.0	37.3	37.9	12.5	12.3	37.4	38.3	12.6	11.7
(50) In the last month I have taken part in bullying or harassing another student.		80.0	13.3	0.0	6.7	89.6	7.2	1.1	2.1	89.3	7.5	1.1	2.1
(51) In the last month I have been involved in a physical fight.		80.0	13.3	0.0	6.7	91.1	5.6	1.0	2.3	91.1	5.7	0.9	2.2
DRUGS AND ALCOHOL													
(52) In the last month I have used illegal drugs.		53.3	13.3	6.7	26.7	79.5	10.7	2.7	7.1	80.0	10.4	2.7	6.9
(53) In the last month I have abused prescription drugs.		73.3	6.7	13.3	6.7	92.4	3.7	1.1	2.7	92.7	3.4	1.1	2.7
(54) In the last month I have consumed alcohol.		60.0	20.0	6.7	13.3	54.9	29.1	8.6	7.3	54.7	29.2	8.9	7.3
(55) In the last month I have smoked cigarettes.		66.7	6.7	0.0	26.7	81.6	7.4	2.0	9.0	79.8	7.7	2.1	10.4

For items 1-43, values are percent agreeing with the statement. Students were asked to indicate the extent to which they agreed to each statement with the following scale: 1-Strongly Disagree, 2-Disagree Somewhat, 3-Agree Somewhat, 4-Strongly Agree, 5-N/A- Not applicable

Survey results highlight the percentage of students who ‘Agree Somewhat’ or ‘Agree Strongly’ with each statement.


For items 44-55, students had 4 choices: A-Never, B-Once or Twice, C-Every Week, D-Multiple Times a Week.

			School Climate Survey								
Grades 10-12, 2015-16											
NLESD - Eastern Region											
#464 - Crescent Collegiate, Blaketown						Response Rate: 75.9					
			[N=224] SCHOOL			[N=7,053] DISTRICT			[N=12,024] PROVINCE		
			M	F	Total	M	F	Total	M	F	Total
STUDENT SATISFACTION											
1) School is a place where I like to be.			54.1	51.8	53.1	63.4	64.4	63.8	61.4	63.4	62.3
2) I am satisfied with the quality of education I am receiving at my school.			73.4	78.1	75.9	81.5	81.6	81.5	79.8	80.9	80.2
3) I am satisfied with the quality of teaching at my school.			73.2	75.4	74.4	80.3	79.9	80.0	79.5	79.7	79.5
4) My school is clean and well maintained.			77.1	90.4	83.9	76.2	73.8	75.0	74.9	73.9	74.3
5) My school work is interesting.			48.2	50.0	49.3	52.4	60.8	56.4	52.4	60.4	56.3
6) My school work is challenging.			75.7	79.7	77.4	79.7	84.4	81.9	79.4	83.2	81.2
			66.9	70.9	69.0	72.2	74.2	73.1	71.2	73.6	72.3
LEARNING OPPORTUNITIES											
7) I can get help regarding post-secondary planning at my school.			83.8	76.8	80.4	82.7	81.5	82	83.3	83.1	83.2
8) I get help regarding scholarships at my school.			80.7	80.0	80.4	79.8	78.9	79	81.0	80.6	80.8
11) I can easily access programs and services at school to get help with my school work if I need it.			74.1	77.2	75.8	53.2	54.9	80	79.6	79.6	79.6
12) My parents/guardians are available to help me with my school work if I need it.			71.6	63.2	67.4	73.3	67.2	70	73.3	68.5	71.0
13) My peers are available to help me with my school work if I need it.			71.7	75.9	74.0	79.1	82.8	81	79.5	82.8	81.1
14) If I need it, I can get help at school with problems not related to school work.			70.4	68.1	69.4	72.9	70.4	72	73.1	72.7	72.9
15) I am satisfied with the opportunities I have to use technology to learn at my school.			60.8	62.0	61.5	65.6	68.5	67	65.2	68.9	67.0
			73.3	71.9	72.7	76.2	75.6	75.9	76.4	76.6	76.5
PARTICIPATION											
16) I am satisfied with the opportunities I have to participate in physical activities at my school.			69.7	70.5	70.3	77.2	79.1	78	76.9	77.4	77.1
17) I am satisfied with the opprtunities I have to paticipate in fine arts programs and/or activities at my school(e.g., art club, band, choir, drama).			69.4	85.0	77.0	79.8	82.3	81	75.1	76.8	76.0
18) I am satisfied with the opprtunities I have to paticipate in extra-curricular groups/activities at my school.			63.9	77.0	70.3	77.7	81.8	80	75.3	77.4	76.3
19) I am satisfied with the opprtunities I have to paticipate in science activities at my school(e.g., fairs, competitions, clubs).			43.5	49.1	46.3	63.8	65.0	64	56.7	55.0	55.9
			61.6	70.4	66.0	74.6	77.0	75.8	71.0	71.6	71.3
SCHOOL CLIMATE											
20) At my school, I treat everyone with respect.			81.5	88.5	85.1	87.6	94.6	91	87.6	94.9	91.3
21) At my school, students treat each other with respect.			52.3	53.6	52.7	58.6	51.5	55	58.3	49.9	54.0
22) At my school, students treat staff with respect.			59.8	64.6	62.0	67.9	64.1	66	67.4	63.0	65.2
23) At my school, staff treat students with respect.			63.3	65.2	64.0	76.8	76.2	76	76.7	76.6	76.5
24) At my school, staff treat each other with respect.			88.9	92.7	90.9	93.2	95.3	94	92.7	95.5	94.0
25) Staff at my school care about me.			66.7	71.6	68.8	78.4	77.0	78	77.6	77.9	77.7
26) At my school, students of different sexual orientations are treated with respect.			75.5	81.7	78.7	79.1	81.1	80	77.7	80.3	79.0
27) At my school, students of different race are treated with respect.			86.5	90.7	88.7	88.6	89.3	89	87.8	89.5	88.6
37) I am treated fairly by the staff in my school.			67.3	70.3	69.0	77.4	79.1	77	77.2	78.0	77.5
38) I am satisfied with the anti-drug policies and programs being offered at my school (e.g.presentatiions, guest speakers, assemblies)			56.7	59.3	58.2	68.3	83.8	67	68.8	68.4	68.6
39) There is a pressure to do drugs among students from my school.			47.6	35.7	41.7	40.3	31.7	36	40.8	33.9	37.6
			67.8	70.3	69.1	74.2	73.1	73.6	73.9	73.9	73.6
EXPECTATIONS											
9) My opinions are important at school.			37.7	50.0	43.8	53.2	54.9	54	53.9	55.2	54.5
10) I am encouraged to try my best at school.			74.1	78.6	76.0	83.1	85.7	84	83.2	86.1	84.7
36) I know the school rules/code of conduct.			66.4	80.4	73.6	74.1	82.3	78	75.9	84.2	80.0
			59.4	69.6	64.5	70.1	74.3	72.1	71.0	75.2	73.1
SAFETY											
28) I feel safe at school.			71.3	75.0	73.3	80.9	79.1	80	80.4	79.7	80.1
29) I feel safe in the school cafeteria.			75.0	87.3	81.3	84.4	83.8	84	83.8	84.0	83.9
30) I feel safe in my classrooms.			76.9	83.0	80.1	87.4	87.5	87	86.6	87.7	87.1
31) I feel safe in the school washrooms.			71.6	80.4	76.1	74.9	77.3	76	75.3	78.4	76.8
32) I feel safe in the school gym.			74.5	81.7	78.2	85.5	82.8	84	85.2	83.4	84.2
33) I feel safe in the gym change rooms.			71.2	75.0	73.2	79.7	82.3	81	79.8	83.0	81.3
34) I feel safe on the school bus.			73.1	75.2	74.3	81.5	75.3	78	81.0	76.8	78.9
35) I feel safe on school grounds.			64.8	75.9	70.6	79.9	80.3	80	80.7	81.9	81.2
			72.3	79.2	75.9	81.8	81.0	81.3	81.6	81.9	81.7
DRUGS AND ALCOHOL											
40) I am satisfied with the anti-alcohol policies and programs being offered at my school (e.g., presentations, guest speakers, assemblies)			56.9	57.8	57.6	65.3	63.5	64.4	66.3	66.1	66.2
41) There is a pressure to drink alcohol among students from my school.			57.6	42.3	50.0	47.2	42.5	45.1	48.4	43.8	46.2
42) I am satisfied with the anti-smoking policies and programs being offered at my school (e.g., presentations, guest speakers, assemblies)			50.5	54.1	52.6	61.4	59.1	60.2	62.6	61.8	62.2
43) There is a pressure to smoke cigarettes among students from my school.			54.2	36.6	45.5	35.1	27.7	31.6	37.5	31.4	34.6
			54.8	47.7	51.4	52.2	48.2	50.3	53.7	50.8	52.3

For items 1-43, values are percent agreeing with the statement. Students were asked to indicate the extent to which they agreed to each statement with the following scale: 1-Strongly Disagree, 2-Disagree Somewhat, 3-Agree Somewhat, 4-Strongly Agree, 5-N/A- Not applicable

Survey results highlight the percentage of students who ‘Agree Somewhat’ or ‘Agree Strongly’ with each statement.

For items 44-55, students had 4 choices: A-Never, B-Once or Twice, C-Every Week, D-Multiple Times a Week.



School Climate Survey

Grades 10-12, 2015-16

NLESD - Eastern Region

#464 - Crescent Collegiate, Blaketown

Response Rate: 75.9

	[N=224] SCHOOL				[N=7,053] DISTRICT				[N=12,024] PROVINCE			
	A	B	C	D	A	B	C	D	A	B	C	D
BULLYING AND HARASSMENT												
44) In the last month I have been bullied or harassed physically (e.g. hit, kicked, pushed, shoved around, locked indoors).	79.7	12.2	3.6	4.5	83.6	11.9	1.6	2.9	83.0	12.4	1.8	2.8
45) In the last month I have been bullied or harassed verbally (e.g. called mean names, made fun of, teased in a hurtful way).	60.2	25.3	6.3	8.1	63.7	24.6	5.6	6.2	63.2	24.9	5.6	6.3
46) In the last month I have been bullied or harassed indirectly (e.g. left out of things on purpose, excluded from a group of friends,	66.1	18.1	4.5	11.3	66.6	21.3	5.8	6.3	66.6	21.3	6.0	6.1
47) In the last month I have been sexually harassed (e.g. other students making sexual jokes, comments or gestures towards me).	81.0	11.8	2.7	4.5	83.8	10.2	2.3	3.7	84.3	9.9	2.3	3.5
48) In the last month I have been bullied or harassed electronically (e.g. teased or bullied using a computer or a mobile phone).	73.8	15.8	6.3	4.1	82.6	11.5	2.4	3.5	82.5	11.8	2.3	3.3
49) In the last month I have seen or heard about another student being bullied or harassed.	38.0	40.3	10.0	11.8	37.3	37.9	12.5	12.3	37.4	38.3	12.6	11.7
50) In the last month I have taken part in bullying or harassing another student.	90.1	5.0	1.4	3.6	89.6	7.2	1.1	2.1	89.3	7.5	1.1	2.1
51) In the last month I have been involved in a physical fight.	87.3	8.1	0.9	3.6	91.1	5.6	1.0	2.3	91.1	5.7	0.9	2.2
DRUGS AND ALCOHOL												
52) In the last month I have used illegal drugs.	75.1	10.9	4.5	9.5	79.5	10.7	2.7	7.1	80.0	10.4	2.7	6.9
53) In the last month I have abused prescription drugs.	86.8	5.9	2.7	4.6	92.4	3.7	1.1	2.7	92.7	3.4	1.1	2.7
54) In the last month I have consumed alcohol.	46.2	31.2	9.5	13.1	54.9	29.1	8.6	7.3	54.7	29.2	8.9	7.3
55) In the last month I have smoked cigarettes.	69.8	8.6	2.7	18.9	81.6	7.4	2.0	9.0	79.8	7.7	2.1	10.4

For items 1-43, values are percent agreeing with the statement. Students were asked to indicate the extent to which they agreed to each statement with the following scale: 1-Strongly Disagree, 2-Disagree Somewhat, 3-Agree Somewhat, 4-Strongly Agree, 5-N/A- Not applicable

Survey results highlight the percentage of students who ‘Agree Somewhat’ or ‘Agree Strongly’ with each statement.

For items 44-55, students had 4 choices: A-Never, B-Once or Twice, C-Every Week, D-Multiple Times a Week.

Newfoundland Labrador			School Climate Survey Grades 10-12, 2015-16								
NLESD - Eastern Region											
#471 - Heritage Collegiate, Lethbridge			Response Rate: 86.5								
			[N=77] SCHOOL			[N=7,053] DISTRICT			[N=12,024] PROVINCE		
			M	F	Total	M	F	Total	M	F	Total
STUDENT SATISFACTION											
1) School is a place where I like to be.			48.7	60.5	54.6	63.4	64.4	63.8	61.4	63.4	62.3
2) I am satisfied with the quality of education I am receiving at my school.			79.5	92.1	85.7	81.5	81.6	81.5	79.8	80.9	80.2
3) I am satisfied with the quality of teaching at my school.			87.2	89.5	88.3	80.3	79.9	80.0	79.5	79.7	79.5
4) My school is clean and well maintained.			79.5	89.2	84.2	76.2	73.8	75.0	74.9	73.9	74.3
5) My school work is interesting.			42.1	60.5	51.3	52.4	60.8	56.4	52.4	60.4	56.3
6) My school work is challenging.			69.2	89.5	79.2	79.7	84.4	81.9	79.4	83.2	81.2
			67.7	80.2	73.9	72.2	74.2	73.1	71.2	73.6	72.3
LEARNING OPPORTUNITIES											
7) I can get help regarding post-secondary planning at my school.			85.7	94.1	90.3	82.7	81.5	82	83.3	83.1	83.2
8) I get help regarding scholarships at my school.			78.6	91.4	85.7	79.8	78.9	79	81.0	80.6	80.8
11) I can easily access programs and services at school to get help with my school work if I need it.			92.3	94.7	93.5	53.2	54.9	80	79.6	79.6	79.6
12) My parents/guardians are available to help me with my school work if I need it.			61.5	67.6	64.5	73.3	67.2	70	73.3	68.5	71.0
13) My peers are available to help me with my school work if I need it.			76.3	86.8	81.6	79.1	82.8	81	79.5	82.8	81.1
14) If I need it, I can get help at school with problems not related to school work.			77.8	79.0	78.4	72.9	70.4	72	73.1	72.7	72.9
15) I am satisfied with the opportunities I have to use technology to learn at my school.			87.2	86.8	87.0	65.6	68.5	67	65.2	68.9	67.0
			79.9	85.8	83.0	76.2	75.6	75.9	76.4	76.6	76.5
PARTICIPATION											
16) I am satisfied with the opportunities I have to participate in physical activities at my school.			71.1	92.1	81.6	77.2	79.1	78	76.9	77.4	77.1
17) I am satisfied with the opprtunities I have to paticipate in fine arts programs and/or activities at my school(e.g., art club, band, choir, drama).			84.2	79.0	81.6	79.8	82.3	81	75.1	76.8	76.0
18) I am satisfied with the opprtunities I have to paticipate in extra-curricular groups/activities at my school.			76.3	84.2	80.3	77.7	81.8	80	75.3	77.4	76.3
19) I am satisfied with the opprtunities I have to paticipate in science activities at my school(e.g., fairs, competitions, clubs).			65.8	42.1	54.0	63.8	65.0	64	56.7	55.0	55.9
			74.3	74.3	74.3	74.6	77.0	75.8	71.0	71.6	71.3
SCHOOL CLIMATE											
20) At my school, I treat everyone with respect.			89.7	97.4	93.5	87.6	94.6	91	87.6	94.9	91.3
21) At my school, students treat each other with respect.			69.2	52.6	61.0	58.6	51.5	55	58.3	49.9	54.0
22) At my school, students treat staff with respect.			84.6	79.0	81.8	67.9	64.1	66	67.4	63.0	65.2
23) At my school, staff treat students with respect.			89.7	89.5	89.6	76.8	76.2	76	76.7	76.6	76.5
24) At my school, staff treat each other with respect.			92.3	97.4	94.8	93.2	95.3	94	92.7	95.5	94.0
25) Staff at my school care about me.			92.1	84.2	88.2	78.4	77.0	78	77.6	77.9	77.7
26) At my school, students of different sexual orientations are treated with respect.			83.8	88.6	86.1	79.1	81.1	80	77.7	80.3	79.0
27) At my school, students of different race are treated with respect.			92.3	92.1	92.2	88.6	89.3	89	87.8	89.5	88.6
37) I am treated fairly by the staff in my school.			92.3	84.2	88.3	77.4	79.1	77	77.2	78.0	77.5
38) I am satisfied with the anti-drug policies and programs being offered at my school (e.g.presentatiions, guest speakers, assemblies)			74.4	76.3	75.3	68.3	83.8	67	68.8	68.4	68.6
39) There is a pressure to do drugs among students from my school.			28.2	50.0	39.0	40.3	31.7	36	40.8	33.9	37.6
			80.8	81.0	80.9	74.2	73.1	73.6	73.9	73.9	73.6
EXPECTATIONS											
9) My opinions are important at school.			40.5	60.5	50.7	53.2	54.9	54	53.9	55.2	54.5
10) I am encouraged to try my best at school.			87.2	94.6	90.8	83.1	85.7	84	83.2	86.1	84.7
36) I know the school rules/code of conduct.			76.9	94.7	85.7	74.1	82.3	78	75.9	84.2	80.0
			68.2	83.3	75.7	70.1	74.3	72.1	71.0	75.2	73.1
SAFETY											
28) I feel safe at school.			89.7	79.0	84.4	80.9	79.1	80	80.4	79.7	80.1
29) I feel safe in the school cafeteria.			89.5	89.2	89.3	84.4	83.8	84	83.8	84.0	83.9
30) I feel safe in my classrooms.			94.9	86.8	90.9	87.4	87.5	87	86.6	87.7	87.1
31) I feel safe in the school washrooms.			82.1	86.8	84.4	74.9	77.3	76	75.3	78.4	76.8
32) I feel safe in the school gym.			94.9	89.5	92.2	85.5	82.8	84	85.2	83.4	84.2
33) I feel safe in the gym change rooms.			92.3	84.2	88.3	79.7	82.3	81	79.8	83.0	81.3
34) I feel safe on the school bus.			90.6	71.9	81.3	81.5	75.3	78	81.0	76.8	78.9
35) I feel safe on school grounds.			94.9	86.8	90.9	79.9	80.3	80	80.7	81.9	81.2
			91.1	84.3	87.7	81.8	81.0	81.3	81.6	81.9	81.7
DRUGS AND ALCOHOL											
40) I am satisfied with the anti-alcohol policies and programs being offered at my school (e.g., presentations, guest speakers, assemblies)			74.4	68.4	71.4	65.3	63.5	64.4	66.3	66.1	66.2
41) There is a pressure to drink alcohol among students from my school.			42.1	44.7	43.4	47.2	42.5	45.1	48.4	43.8	46.2
42) I am satisfied with the anti-smoking policies and programs being offered at my school (e.g., presentations, guest speakers, assemblies)			69.2	57.9	63.6	61.4	59.1	60.2	62.6	61.8	62.2
43) There is a pressure to smoke cigarettes among students from my school.			52.6	43.2	48.0	35.1	27.7	31.6	37.5	31.4	34.6
			59.6	53.6	56.6	52.2	48.2	50.3	53.7	50.8	52.3

For items 1-43, values are percent agreeing with the statement. Students were asked to indicate the extent to which they agreed to each statement with the following scale: 1-Strongly Disagree, 2-Disagree Somewhat, 3-Agree Somewhat, 4-Strongly Agree, 5-N/A- Not applicable

Survey results highlight the percentage of students who ‘Agree Somewhat’ or ‘Agree Strongly’ with each statement.

For items 44-55, students had 4 choices: A-Never, B-Once or Twice, C-Every Week, D-Multiple Times a Week.

<div><div><div>Newfoundland Labrador</div></div><div>School Climate Survey Grades 10-12, 2015-16</div></div>												
NLESD - Eastern Region												
#471 - Heritage Collegiate, Lethbridge												
Response Rate: 86.5												
	[N=77]				[N=7,053]				[N=12,024]			
	SCHOOL				DISTRICT				PROVINCE			
	A	B	C	D	A	B	C	D	A	B	C	D
BULLYING AND HARASSMENT												
(44) In the last month I have been bullied or harassed physically (e.g. hit, kicked, pushed, shoved around, locked indoors).	83.1	13.0	0.0	3.9	83.6	11.9	1.6	2.9	83.0	12.4	1.8	2.8
(45) In the last month I have been bullied or harassed verbally (e.g. called mean names, made fun of, teased in a hurtful way).	63.6	26.0	6.5	3.9	63.7	24.6	5.6	6.2	63.2	24.9	5.6	6.3
(46) In the last month I have been bullied or harassed indirectly (e.g. left out of things on purpose, excluded from a group of friends,	69.7	17.1	6.6	6.6	66.6	21.3	5.8	6.3	66.6	21.3	6.0	6.1
(47) In the last month I have been sexually harassed (e.g. other students making sexual jokes, comments or gestures towards me).	81.8	13.0	1.3	3.9	83.8	10.2	2.3	3.7	84.3	9.9	2.3	3.5
(48) In the last month I have been bullied or harassed electronically (e.g. teased or bullied using a computer or a mobile phone).	84.2	9.2	1.3	5.3	82.6	11.5	2.4	3.5	82.5	11.8	2.3	3.3
(49) In the last month I have seen or heard about another student being bullied or harassed.	48.7	34.2	9.2	7.9	37.3	37.9	12.5	12.3	37.4	38.3	12.6	11.7
(50) In the last month I have taken part in bullying or harassing another student.	90.8	6.6	0.0	2.6	89.6	7.2	1.1	2.1	89.3	7.5	1.1	2.1
(51) In the last month I have been involved in a physical fight.	92.2	3.9	1.3	2.6	91.1	5.6	1.0	2.3	91.1	5.7	0.9	2.2
DRUGS AND ALCOHOL												
(52) In the last month I have used illegal drugs.	72.7	7.8	2.6	16.9	79.5	10.7	2.7	7.1	80.0	10.4	2.7	6.9
(53) In the last month I have abused prescription drugs.	93.4	4.0	1.3	1.3	92.4	3.7	1.1	2.7	92.7	3.4	1.1	2.7
(54) In the last month I have consumed alcohol.	49.4	33.8	9.1	7.8	54.9	29.1	8.6	7.3	54.7	29.2	8.9	7.3
(55) In the last month I have smoked cigarettes.	63.6	13.0	3.9	19.5	81.6	7.4	2.0	9.0	79.8	7.7	2.1	10.4

For items 1-43, values are percent agreeing with the statement. Students were asked to indicate the extent to which they agreed to each statement with the following scale: 1-Strongly Disagree, 2-Disagree Somewhat, 3-Agree Somewhat, 4-Strongly Agree, 5-N/A- Not applicable

Survey results highlight the percentage of students who ‘Agree Somewhat’ or ‘Agree Strongly’ with each statement.

For items 44-55, students had 4 choices: A-Never, B-Once or Twice, C-Every Week, D-Multiple Times a Week.

Newfoundland Labrador			School Climate Survey Grades 10-12, 2015-16								
NLESD - Eastern Region											
#476 - Baccalieu Collegiate, Old Perican			Response Rate: 87.6								
			[N=99] SCHOOL			[N=7,053] DISTRICT			[N=12,024] PROVINCE		
			M	F	Total	M	F	Total	M	F	Total
STUDENT SATISFACTION											
1) School is a place where I like to be.			46.2	67.4	55.6	63.4	64.4	63.8	61.4	63.4	62.3
2) I am satisfied with the quality of education I am receiving at my school.			86.5	93.5	89.9	81.5	81.6	81.5	79.8	80.9	80.2
3) I am satisfied with the quality of teaching at my school.			76.9	97.8	86.9	80.3	79.9	80.0	79.5	79.7	79.5
4) My school is clean and well maintained.			86.3	100.0	92.9	76.2	73.8	75.0	74.9	73.9	74.3
5) My school work is interesting.			48.1	67.4	57.1	52.4	60.8	56.4	52.4	60.4	56.3
6) My school work is challenging.			86.5	88.9	87.8	79.7	84.4	81.9	79.4	83.2	81.2
			71.8	85.8	78.3	72.2	74.2	73.1	71.2	73.6	72.3
LEARNING OPPORTUNITIES											
7) I can get help regarding post-secondary planning at my school.			80.4	90.7	85.3	82.7	81.5	82	83.3	83.1	83.2
8) I get help regarding scholarships at my school.			80.0	88.6	83.2	79.8	78.9	79	81.0	80.6	80.8
11) I can easily access programs and services at school to get help with my school work if I need it.			74.5	93.5	83.7	53.2	54.9	80	79.6	79.6	79.6
12) My parents/guardians are available to help me with my school work if I need it.			82.7	84.8	82.8	73.3	67.2	70	73.3	68.5	71.0
13) My peers are available to help me with my school work if I need it.			71.2	89.1	79.8	79.1	82.8	81	79.5	82.8	81.1
14) If I need it, I can get help at school with problems not related to school work.			75.0	80.4	76.8	72.9	70.4	72	73.1	72.7	72.9
15) I am satisfied with the opportunities I have to use technology to learn at my school.			75.0	80.4	76.8	65.6	68.5	67	65.2	68.9	67.0
			77.0	86.8	81.2	76.2	75.6	75.9	76.4	76.6	76.5
PARTICIPATION											
16) I am satisfied with the opportunities I have to participate in physical activities at my school.			72.6	82.6	77.6	77.2	79.1	78	76.9	77.4	77.1
17) I am satisfied with the opprtunities I have to paticipate in fine arts programs and/or activities at my school(e.g., art club, band, choir, drama).			76.5	87.0	81.6	79.8	82.3	81	75.1	76.8	76.0
18) I am satisfied with the opprtunities I have to paticipate in extra-curricular groups/activities at my school.			66.7	84.1	74.0	77.7	81.8	80	75.3	77.4	76.3
19) I am satisfied with the opprtunities I have to paticipate in science activities at my school(e.g., fairs, competitions, clubs).			50.0	66.7	58.3	63.8	65.0	64	56.7	55.0	55.9
			66.4	80.1	72.9	74.6	77.0	75.8	71.0	71.6	71.3
SCHOOL CLIMATE											
20) At my school, I treat everyone with respect.			82.7	97.8	89.9	87.6	94.6	91	87.6	94.9	91.3
21) At my school, students treat each other with respect.			44.2	41.3	42.4	58.6	51.5	55	58.3	49.9	54.0
22) At my school, students treat staff with respect.			76.9	78.3	77.8	67.9	64.1	66	67.4	63.0	65.2
23) At my school, staff treat students with respect.			65.4	87.0	74.8	76.8	76.2	76	76.7	76.6	76.5
24) At my school, staff treat each other with respect.			92.3	97.8	95.0	93.2	95.3	94	92.7	95.5	94.0
25) Staff at my school care about me.			72.0	84.4	77.1	78.4	77.0	78	77.6	77.9	77.7
26) At my school, students of different sexual orientations are treated with respect.			60.0	78.3	68.0	79.1	81.1	80	77.7	80.3	79.0
27) At my school, students of different race are treated with respect.			64.7	87.0	74.5	88.6	89.3	89	87.8	89.5	88.6
37) I am treated fairly by the staff in my school.			66.0	84.8	75.3	77.4	79.1	77	77.2	78.0	77.5
38) I am satisfied with the anti-drug policies and programs being offered at my school (e.g.presentationis, guest speakers, assemblies)			56.0	76.1	65.0	68.3	83.8	67	68.8	68.4	68.6
39) There is a pressure to do drugs among students from my school.			57.7	45.5	52.6	40.3	31.7	36	40.8	33.9	37.6
			67.1	78.0	72.0	74.2	73.1	73.6	73.9	73.9	73.6
EXPECTATIONS											
9) My opinions are important at school.			45.1	48.9	46.4	53.2	54.9	54	53.9	55.2	54.5
10) I am encouraged to try my best at school.			88.2	91.3	89.8	83.1	85.7	84	83.2	86.1	84.7
36) I know the school rules/code of conduct.			78.4	91.1	83.5	74.1	82.3	78	75.9	84.2	80.0
			70.6	77.1	73.2	70.1	74.3	72.1	71.0	75.2	73.1
SAFETY											
28) I feel safe at school.			78.9	89.1	83.8	80.9	79.1	80	80.4	79.7	80.1
29) I feel safe in the school cafeteria.			82.0	93.5	87.6	84.4	83.8	84	83.8	84.0	83.9
30) I feel safe in my classrooms.			82.7	95.7	88.9	87.4	87.5	87	86.6	87.7	87.1
31) I feel safe in the school washrooms.			76.9	95.7	85.9	74.9	77.3	76	75.3	78.4	76.8
32) I feel safe in the school gym.			86.5	95.7	89.9	85.5	82.8	84	85.2	83.4	84.2
33) I feel safe in the gym change rooms.			76.9	93.3	83.7	79.7	82.3	81	79.8	83.0	81.3
34) I feel safe on the school bus.			80.4	76.9	79.1	81.5	75.3	78	81.0	76.8	78.9
35) I feel safe on school grounds.			86.5	91.3	88.9	79.9	80.3	80	80.7	81.9	81.2
			81.4	91.4	86.0	81.8	81.0	81.3	81.6	81.9	81.7
DRUGS AND ALCOHOL											
40) I am satisfied with the anti-alcohol policies and programs being offered at my school (e.g., presentations, guest speakers, assemblies)			60.0	71.1	64.6	65.3	63.5	64.4	66.3	66.1	66.2
41) There is a pressure to drink alcohol among students from my school.			58.0	47.8	53.6	47.2	42.5	45.1	48.4	43.8	46.2
42) I am satisfied with the anti-smoking policies and programs being offered at my school (e.g., presentations, guest speakers, assemblies)			64.0	75.6	68.8	61.4	59.1	60.2	62.6	61.8	62.2
43) There is a pressure to smoke cigarettes among students from my school.			46.2	34.8	40.4	35.1	27.7	31.6	37.5	31.4	34.6
			57.0	57.3	56.8	52.2	48.2	50.3	53.7	50.8	52.3

For items 1-43, values are percent agreeing with the statement. Students were asked to indicate the extent to which they agreed to each statement with the following scale: 1-Strongly Disagree, 2-Disagree Somewhat, 3-Agree Somewhat, 4-Strongly Agree, 5-N/A- Not applicable

Survey results highlight the percentage of students who ‘Agree Somewhat’ or ‘Agree Strongly’ with each statement.

For items 44-55, students had 4 choices: A-Never, B-Once or Twice, C-Every Week, D-Multiple Times a Week.



School Climate Survey
Grades 10-12, 2015-16

NLESD - Eastern Region

#476 - Baccalieu Collegiate, Old Perican

Response Rate: 87.6

	[N=99] SCHOOL				[N=7,053] DISTRICT				[N=12,024] PROVINCE			
	A	B	C	D	A	B	C	D	A	B	C	D
BULLYING AND HARASSMENT												
(44) In the last month I have been bullied or harassed physically (e.g. hit, kicked, pushed, shoved around, locked indoors).	79.8	14.1	2.0	4.0	83.6	11.9	1.6	2.9	83.0	12.4	1.8	2.8
(45) In the last month I have been bullied or harassed verbally (e.g. called mean names, made fun of, teased in a hurtful way).	43.4	39.4	6.1	11.1	63.7	24.6	5.6	6.2	63.2	24.9	5.6	6.3
(46) In the last month I have been bullied or harassed indirectly (e.g. left out of things on purpose, excluded from a group of friends,	54.6	31.3	9.1	5.1	66.6	21.3	5.8	6.3	66.6	21.3	6.0	6.1
(47) In the last month I have been sexually harassed (e.g. other students making sexual jokes, comments or gestures towards me).	81.8	10.1	2.0	6.1	83.8	10.2	2.3	3.7	84.3	9.9	2.3	3.5
(48) In the last month I have been bullied or harassed electronically (e.g. teased or bullied using a computer or a mobile phone).	78.8	16.2	1.0	4.0	82.6	11.5	2.4	3.5	82.5	11.8	2.3	3.3
(49) In the last month I have seen or heard about another student being bullied or harassed.	23.2	36.4	22.2	18.2	37.3	37.9	12.5	12.3	37.4	38.3	12.6	11.7
(50) In the last month I have taken part in bullying or harassing another student.	79.8	14.1	3.0	3.0	89.6	7.2	1.1	2.1	89.3	7.5	1.1	2.1
(51) In the last month I have been involved in a physical fight.	86.7	9.2	1.0	3.1	91.1	5.6	1.0	2.3	91.1	5.7	0.9	2.2
DRUGS AND ALCOHOL												
(52) In the last month I have used illegal drugs.	70.7	10.1	5.1	14.1	79.5	10.7	2.7	7.1	80.0	10.4	2.7	6.9
(53) In the last month I have abused prescription drugs.	83.7	10.2	0.0	6.1	92.4	3.7	1.1	2.7	92.7	3.4	1.1	2.7
(54) In the last month I have consumed alcohol.	39.4	35.4	11.1	14.1	54.9	29.1	8.6	7.3	54.7	29.2	8.9	7.3
(55) In the last month I have smoked cigarettes.	72.7	6.1	3.0	18.2	81.6	7.4	2.0	9.0	79.8	7.7	2.1	10.4

For items 1-43, values are percent agreeing with the statement. Students were asked to indicate the extent to which they agreed to each statement with the following scale: 1-Strongly Disagree, 2-Disagree Somewhat, 3-Agree Somewhat, 4-Strongly Agree, 5-N/A- Not applicable

Survey results highlight the percentage of students who ‘Agree Somewhat’ or ‘Agree Strongly’ with each statement.

For items 44-55, students had 4 choices: A-Never, B-Once or Twice, C-Every Week, D-Multiple Times a Week.

Newfoundland
Labrador

School Climate Survey

Grades 10-12, 2015-16

NLESD - Eastern Region

#489 - Waterford Valley High, St. John's


Response Rate: 61.1

	[N=464] SCHOOL			[N=7,053] DISTRICT			[N=12,024] PROVINCE		
	M	F	Total	M	F	Total	M	F	Total
STUDENT SATISFACTION									
1) School is a place where I like to be.	62.9	61.0	61.9	63.4	64.4	63.8	61.4	63.4	62.3
2) I am satisfied with the quality of education I am receiving at my school.	76.3	74.3	75.2	81.5	81.6	81.5	79.8	80.9	80.2
3) I am satisfied with the quality of teaching at my school.	75.7	72.5	73.8	80.3	79.9	80.0	79.5	79.7	79.5
4) My school is clean and well maintained.	81.8	86.6	84.1	76.2	73.8	75.0	74.9	73.9	74.3
5) My school work is interesting.	47.6	50.0	48.7	52.4	60.8	56.4	52.4	60.4	56.3
6) My school work is challenging.	76.1	76.5	76.5	79.7	84.4	81.9	79.4	83.2	81.2
	70.1	70.1	70.0	72.2	74.2	73.1	71.2	73.6	72.3
LEARNING OPPORTUNITIES									
7) I can get help regarding post-secondary planning at my school.	75.5	84.5	80.7	82.7	81.5	82	83.3	83.1	83.2
8) I get help regarding scholarships at my school.	75.0	78.8	77.1	79.8	78.9	79	81.0	80.6	80.8
11) I can easily access programs and services at school to get help with my school work if I need it.	73.1	76.8	75.3	53.2	54.9	80	79.6	79.6	79.6
12) My parents/guardians are available to help me with my school work if I need it.	68.5	72.6	71.0	73.3	67.2	70	73.3	68.5	71.0
13) My peers are available to help me with my school work if I need it.	73.9	81.2	77.7	79.1	82.8	81	79.5	82.8	81.1
14) If I need it, I can get help at school with problems not related to school work.	72.6	75.8	73.9	72.9	70.4	72	73.1	72.7	72.9
15) I am satisfied with the opportunities I have to use technology to learn at my school.	59.4	69.3	64.4	65.6	68.5	67	65.2	68.9	67.0
	71.1	77.0	74.3	76.2	75.6	75.9	76.4	76.6	76.5
PARTICIPATION									
16) I am satisfied with the opportunities I have to participate in physical activities at my school.	75.6	84.0	79.7	77.2	79.1	78	76.9	77.4	77.1
17) I am satisfied with the opprtunities I have to paticipate in fine arts programs and/or activities at my school(e.g., art club, band, choir, drama).	84.6	89.1	86.3	79.8	82.3	81	75.1	76.8	76.0
18) I am satisfied with the opprtunities I have to paticipate in extra-curricular groups/activities at my school.	74.8	84.8	80.0	77.7	81.8	80	75.3	77.4	76.3
19) I am satisfied with the opprtunities I have to paticipate in science activities at my school(e.g., fairs, competitions, clubs).	71.3	77.4	74.6	63.8	65.0	64	56.7	55.0	55.9
	76.6	83.8	80.2	74.6	77.0	75.8	71.0	71.6	71.3
SCHOOL CLIMATE									
20) At my school, I treat everyone with respect.	89.7	95.8	92.8	87.6	94.6	91	87.6	94.9	91.3
21) At my school, students treat each other with respect.	50.7	47.7	48.7	58.6	51.5	55	58.3	49.9	54.0
22) At my school, students treat staff with respect.	57.8	59.6	58.4	67.9	64.1	66	67.4	63.0	65.2
23) At my school, staff treat students with respect.	74.2	77.9	76.1	76.8	76.2	76	76.7	76.6	76.5
24) At my school, staff treat each other with respect.	92.5	95.0	93.9	93.2	95.3	94	92.7	95.5	94.0
25) Staff at my school care about me.	74.6	77.9	76.3	78.4	77.0	78	77.6	77.9	77.7
26) At my school, students of different sexual orientations are treated with respect.	84.1	86.8	85.4	79.1	81.1	80	77.7	80.3	79.0
27) At my school, students of different race are treated with respect.	89.9	88.2	88.7	88.6	89.3	89	87.8	89.5	88.6
37) I am treated fairly by the staff in my school.	77.3	75.5	76.1	77.4	79.1	77	77.2	78.0	77.5
38) I am satisfied with the anti-drug policies and programs being offered at my school (e.g.presentatiions, guest speakers, assemblies)	55.1	57.9	56.7	68.3	83.8	67	68.8	68.4	68.6
39) There is a pressure to do drugs among students from my school.	40.9	31.4	36.1	40.3	31.7	36	40.8	33.9	37.6
	71.5	72.1	71.7	74.2	73.1	73.6	73.9	73.9	73.6
EXPECTATIONS									
9) My opinions are important at school.	49.3	47.9	48.6	53.2	54.9	54	53.9	55.2	54.5
10) I am encouraged to try my best at school.	80.6	80.9	80.4	83.1	85.7	84	83.2	86.1	84.7
36) I know the school rules/code of conduct.	66.2	75.6	71.1	74.1	82.3	78	75.9	84.2	80.0
	65.4	68.1	66.7	70.1	74.3	72.1	71.0	75.2	73.1
SAFETY									
28) I feel safe at school.	78.4	72.8	75.4	80.9	79.1	80	80.4	79.7	80.1
29) I feel safe in the school cafeteria.	83.5	80.9	81.5	84.4	83.8	84	83.8	84.0	83.9
30) I feel safe in my classrooms.	87.2	86.2	86.5	87.4	87.5	87	86.6	87.7	87.1
31) I feel safe in the school washrooms.	73.5	80.3	76.6	74.9	77.3	76	75.3	78.4	76.8
32) I feel safe in the school gym.	84.7	80.5	81.8	85.5	82.8	84	85.2	83.4	84.2
33) I feel safe in the gym change rooms.	78.8	83.1	80.3	79.7	82.3	81	79.8	83.0	81.3
34) I feel safe on the school bus.	76.0	68.2	71.3	81.5	75.3	78	81.0	76.8	78.9
35) I feel safe on school grounds.	74.3	69.7	71.5	79.9	80.3	80	80.7	81.9	81.2
	79.5	77.7	78.1	81.8	81.0	81.3	81.6	81.9	81.7
DRUGS AND ALCOHOL									
40) I am satisfied with the anti-alcohol policies and programs being offered at my school (e.g., presentations, guest speakers, assemblies)	54.7	55.9	55.5	65.3	63.5	64.4	66.3	66.1	66.2
41) There is a pressure to drink alcohol among students from my school.	44.0	40.9	42.7	47.2	42.5	45.1	48.4	43.8	46.2
42) I am satisfied with the anti-smoking policies and programs being offered at my school (e.g., presentations, guest speakers, assemblies)	50.8	52.0	51.7	61.4	59.1	60.2	62.6	61.8	62.2
43) There is a pressure to smoke cigarettes among students from my school.	37.8	31.8	34.7	35.1	27.7	31.6	37.5	31.4	34.6
	46.8	45.2	46.1	52.2	48.2	50.3	53.7	50.8	52.3

For items 1-43, values are percent agreeing with the statement. Students were asked to indicate the extent to which they agreed to each statement with the following scale: 1-Strongly Disagree, 2-Disagree Somewhat, 3-Agree Somewhat, 4-Strongly Agree, 5-N/A- Not applicable

Survey results highlight the percentage of students who ‘Agree Somewhat’ or ‘Agree Strongly’ with each statement.

For items 44-55, students had 4 choices: A-Never, B-Once or Twice, C-Every Week, D-Multiple Times a Week.

		School Climate Survey Grades 10-12, 2015-16											
NLESD - Eastern Region													
#489 - Waterford Valley High, St. John's		Response Rate: 61.1											
		[N=464] SCHOOL				[N=7,053] DISTRICT				[N=12,024] PROVINCE			
BULLYING AND HARASSMENT		A	B	C	D	A	B	C	D	A	B	C	D
(44) In the last month I have been bullied or harassed physically (e.g. hit, kicked, pushed, shoved around, locked indoors).		89.5	7.6	1.1	1.7	83.6	11.9	1.6	2.9	83.0	12.4	1.8	2.8
(45) In the last month I have been bullied or harassed verbally (e.g. called mean names, made fun of, teased in a hurtful way).		68.9	23.1	4.8	3.3	63.7	24.6	5.6	6.2	63.2	24.9	5.6	6.3
(46) In the last month I have been bullied or harassed indirectly (e.g. left out of things on purpose, excluded from a group of friends,		71.2	18.6	3.5	6.8	66.6	21.3	5.8	6.3	66.6	21.3	6.0	6.1
(47) In the last month I have been sexually harassed (e.g. other students making sexual jokes, comments or gestures towards me).		86.9	9.2	1.7	2.2	83.8	10.2	2.3	3.7	84.3	9.9	2.3	3.5
(48) In the last month I have been bullied or harassed electronically (e.g. teased or bullied using a computer or a mobile phone).		88.1	7.3	1.5	3.1	82.6	11.5	2.4	3.5	82.5	11.8	2.3	3.3
(49) In the last month I have seen or heard about another student being bullied or harassed.		42.3	36.2	11.0	10.5	37.3	37.9	12.5	12.3	37.4	38.3	12.6	11.7
(50) In the last month I have taken part in bullying or harassing another student.		92.1	5.9	0.9	1.1	89.6	7.2	1.1	2.1	89.3	7.5	1.1	2.1
(51) In the last month I have been involved in a physical fight.		92.8	3.3	1.5	2.4	91.1	5.6	1.0	2.3	91.1	5.7	0.9	2.2
DRUGS AND ALCOHOL													
(52) In the last month I have used illegal drugs.		79.2	12.7	2.4	5.7	79.5	10.7	2.7	7.1	80.0	10.4	2.7	6.9
(53) In the last month I have abused prescription drugs.		93.7	3.9	0.4	2.0	92.4	3.7	1.1	2.7	92.7	3.4	1.1	2.7
(54) In the last month I have consumed alcohol.		63.9	24.9	6.8	4.4	54.9	29.1	8.6	7.3	54.7	29.2	8.9	7.3
(55) In the last month I have smoked cigarettes.		86.4	6.6	0.7	6.4	81.6	7.4	2.0	9.0	79.8	7.7	2.1	10.4

For items 1-43, values are percent agreeing with the statement. Students were asked to indicate the extent to which they agreed to each statement with the following scale: 1-Strongly Disagree, 2-Disagree Somewhat, 3-Agree Somewhat, 4-Strongly Agree, 5-N/A- Not applicable

Survey results highlight the percentage of students who ‘Agree Somewhat’ or ‘Agree Strongly’ with each statement.

For items 44-55, students had 4 choices: A-Never, B-Once or Twice, C-Every Week, D-Multiple Times a Week.



School Climate Survey
Grades 10-12, 2015-16

NLESD - Eastern Region

#924 - Tricentia Academy, Arnold's Cove


Response Rate: 76.6

	[N=59] SCHOOL			[N=7,053] DISTRICT			[N=12,024] PROVINCE		
	M	F	Total	M	F	Total	M	F	Total
STUDENT SATISFACTION									
(1) School is a place where I like to be.	43.5	52.9	49.2	63.4	64.4	63.8	61.4	63.4	62.3
(2) I am satisfied with the quality of education I am receiving at my school.	91.3	79.4	84.8	81.5	81.6	81.5	79.8	80.9	80.2
(3) I am satisfied with the quality of teaching at my school.	78.3	79.4	78.0	80.3	79.9	80.0	79.5	79.7	79.5
(4) My school is clean and well maintained.	91.3	70.6	78.0	76.2	73.8	75.0	74.9	73.9	74.3
(5) My school work is interesting.	52.2	55.9	55.9	52.4	60.8	56.4	52.4	60.4	56.3
(6) My school work is challenging.	73.9	82.4	79.7	79.7	84.4	81.9	79.4	83.2	81.2
	71.7	70.1	70.9	72.2	74.2	73.1	71.2	73.6	72.3
LEARNING OPPORTUNITIES									
(7) I can get help regarding post-secondary planning at my school.	85.0	73.5	78.6	82.7	81.5	82	83.3	83.1	83.2
(8) I get help regarding scholarships at my school.	80.0	72.7	76.4	79.8	78.9	79	81.0	80.6	80.8
(11) I can easily access programs and services at school to get help with my school work if I need it.	87.0	75.8	79.3	53.2	54.9	80	79.6	79.6	79.6
(12) My parents/guardians are available to help me with my school work if I need it.	95.7	57.6	74.1	73.3	67.2	70	73.3	68.5	71.0
(13) My peers are available to help me with my school work if I need it.	82.6	73.5	78.0	79.1	82.8	81	79.5	82.8	81.1
(14) If I need it, I can get help at school with problems not related to school work.	78.3	66.7	70.7	72.9	70.4	72	73.1	72.7	72.9
(15) I am satisfied with the opportunities I have to use technology to learn at my school.	52.2	64.7	61.0	65.6	68.5	67	65.2	68.9	67.0
	80.1	69.2	74.0	76.2	75.6	75.9	76.4	76.6	76.5
PARTICIPATION									
(16) I am satisfied with the opportunities I have to participate in physical activities at my school.	73.9	72.7	74.1	77.2	79.1	78	76.9	77.4	77.1
(17) I am satisfied with the opprtunities I have to paticipate in fine arts programs and/or activities at my school(e.g., art club, band, choir, drama).	78.3	67.7	72.9	79.8	82.3	81	75.1	76.8	76.0
(18) I am satisfied with the opprtunities I have to paticipate in extra-curricular groups/activities at my school.	78.3	79.4	78.0	77.7	81.8	80	75.3	77.4	76.3
(19) I am satisfied with the opprtunities I have to paticipate in science activities at my school(e.g., fairs, competitions, clubs).	59.1	29.4	41.4	63.8	65.0	64	56.7	55.0	55.9
	72.4	62.3	66.6	74.6	77.0	75.8	71.0	71.6	71.3
SCHOOL CLIMATE									
(20) At my school, I treat everyone with respect.	95.5	97.1	96.6	87.6	94.6	91	87.6	94.9	91.3
(21) At my school, students treat each other with respect.	73.9	52.9	61.0	58.6	51.5	55	58.3	49.9	54.0
(22) At my school, students treat staff with respect.	82.6	64.7	72.9	67.9	64.1	66	67.4	63.0	65.2
(23) At my school, staff treat students with respect.	82.6	70.6	76.3	76.8	76.2	76	76.7	76.6	76.5
(24) At my school, staff treat each other with respect.	91.3	85.3	88.1	93.2	95.3	94	92.7	95.5	94.0
(25) Staff at my school care about me.	82.6	67.7	74.6	78.4	77.0	78	77.6	77.9	77.7
(26) At my school, students of different sexual orientations are treated with respect.	73.9	76.5	76.3	79.1	81.1	80	77.7	80.3	79.0
(27) At my school, students of different race are treated with respect.	78.6	70.0	73.5	88.6	89.3	89	87.8	89.5	88.6
(37) I am treated fairly by the staff in my school.	77.3	78.8	77.2	77.4	79.1	77	77.2	78.0	77.5
(38) I am satisfied with the anti-drug policies and programs being offered at my school (e.g.presentationis, guest speakers, assemblies)	78.3	72.7	75.9	68.3	83.8	67	68.8	68.4	68.6
(39) There is a pressure to do drugs among students from my school.	26.1	26.5	27.1	40.3	31.7	36	40.8	33.9	37.6
	76.6	69.3	72.7	74.2	73.1	73.6	73.9	73.9	73.6
EXPECTATIONS									
(9) My opinions are important at school.	52.2	47.1	49.2	53.2	54.9	54	53.9	55.2	54.5
(10) I am encouraged to try my best at school.	91.3	81.8	86.2	83.1	85.7	84	83.2	86.1	84.7
(36) I know the school rules/code of conduct.	81.8	76.5	77.6	74.1	82.3	78	75.9	84.2	80.0
	75.1	68.5	71.0	70.1	74.3	72.1	71.0	75.2	73.1
SAFETY									
(28) I feel safe at school.	91.3	84.9	86.2	80.9	79.1	80	80.4	79.7	80.1
(29) I feel safe in the school cafeteria.	82.6	87.5	86.0	84.4	83.8	84	83.8	84.0	83.9
(30) I feel safe in my classrooms.	87.0	85.3	84.8	87.4	87.5	87	86.6	87.7	87.1
(31) I feel safe in the school washrooms.	87.0	73.5	79.7	74.9	77.3	76	75.3	78.4	76.8
(32) I feel safe in the school gym.	90.9	76.5	82.8	85.5	82.8	84	85.2	83.4	84.2
(33) I feel safe in the gym change rooms.	95.0	78.8	85.5	79.7	82.3	81	79.8	83.0	81.3
(34) I feel safe on the school bus.	82.4	28.6	47.8	81.5	75.3	78	81.0	76.8	78.9
(35) I feel safe on school grounds.	91.3	88.2	89.7	79.9	80.3	80	80.7	81.9	81.2
	88.4	75.4	80.3	81.8	81.0	81.3	81.6	81.9	81.7
DRUGS AND ALCOHOL									
(40) I am satisfied with the anti-alcohol policies and programs being offered at my school (e.g., presentations, guest speakers, assemblies)	60.9	71.9	66.7	65.3	63.5	64.4	66.3	66.1	66.2
(41) There is a pressure to drink alcohol among students from my school.	56.5	50.0	52.5	47.2	42.5	45.1	48.4	43.8	46.2
(42) I am satisfied with the anti-smoking policies and programs being offered at my school (e.g., presentations, guest speakers, assemblies)	69.6	75.8	74.1	61.4	59.1	60.2	62.6	61.8	62.2
(43) There is a pressure to smoke cigarettes among students from my school.	34.8	32.4	33.9	35.1	27.7	31.6	37.5	31.4	34.6
	55.4	57.5	56.8	52.2	48.2	50.3	53.7	50.8	52.3

For items 1-43, values are percent agreeing with the statement. Students were asked to indicate the extent to which they agreed to each statement with the following scale: 1-Strongly Disagree, 2-Disagree Somewhat, 3-Agree Somewhat, 4-Strongly Agree, 5-N/A- Not applicable

Survey results highlight the percentage of students who ‘Agree Somewhat’ or ‘Agree Strongly’ with each statement.

For items 44-55, students had 4 choices: A-Never, B-Once or Twice, C-Every Week, D-Multiple Times a Week.

		School Climate Survey Grades 10-12, 2015-16											
NLESD - Eastern Region													
#924 - Tricentia Academy, Arnold's Cove		Response Rate: 76.6											
		[N=59] SCHOOL				[N=7,053] DISTRICT				[N=12,024] PROVINCE			
BULLYING AND HARASSMENT		A	B	C	D	A	B	C	D	A	B	C	D
(44) In the last month I have been bullied or harassed physically (e.g. hit, kicked, pushed, shoved around, locked indoors).		84.8	10.2	1.7	3.4	83.6	11.9	1.6	2.9	83.0	12.4	1.8	2.8
(45) In the last month I have been bullied or harassed verbally (e.g. called mean names, made fun of, teased in a hurtful way).		62.7	23.7	6.8	6.8	63.7	24.6	5.6	6.2	63.2	24.9	5.6	6.3
(46) In the last month I have been bullied or harassed indirectly (e.g. left out of things on purpose, excluded from a group of friends,		59.3	27.1	5.1	8.5	66.6	21.3	5.8	6.3	66.6	21.3	6.0	6.1
(47) In the last month I have been sexually harassed (e.g. other students making sexual jokes, comments or gestures towards me).		84.8	8.5	6.8	0.0	83.8	10.2	2.3	3.7	84.3	9.9	2.3	3.5
(48) In the last month I have been bullied or harassed electronically (e.g. teased or bullied using a computer or a mobile phone).		81.4	13.6	0.0	5.1	82.6	11.5	2.4	3.5	82.5	11.8	2.3	3.3
(49) In the last month I have seen or heard about another student being bullied or harassed.		44.1	37.3	11.9	6.8	37.3	37.9	12.5	12.3	37.4	38.3	12.6	11.7
(50) In the last month I have taken part in bullying or harassing another student.		91.5	6.8	1.7	0.0	89.6	7.2	1.1	2.1	89.3	7.5	1.1	2.1
(51) In the last month I have been involved in a physical fight.		91.5	5.1	3.4	0.0	91.1	5.6	1.0	2.3	91.1	5.7	0.9	2.2
DRUGS AND ALCOHOL													
(52) In the last month I have used illegal drugs.		88.1	8.5	1.7	1.7	79.5	10.7	2.7	7.1	80.0	10.4	2.7	6.9
(53) In the last month I have abused prescription drugs.		94.8	1.7	3.5	0.0	92.4	3.7	1.1	2.7	92.7	3.4	1.1	2.7
(54) In the last month I have consumed alcohol.		31.6	35.1	19.3	14.0	54.9	29.1	8.6	7.3	54.7	29.2	8.9	7.3
(55) In the last month I have smoked cigarettes.		91.4	5.2	1.7	1.7	81.6	7.4	2.0	9.0	79.8	7.7	2.1	10.4

For items 1-43, values are percent agreeing with the statement. Students were asked to indicate the extent to which they agreed to each statement with the following scale: 1-Strongly Disagree, 2-Disagree Somewhat, 3-Agree Somewhat, 4-Strongly Agree, 5-N/A- Not applicable

Survey results highlight the percentage of students who ‘Agree Somewhat’ or ‘Agree Strongly’ with each statement.

For items 44-55, students had 4 choices: A-Never, B-Once or Twice, C-Every Week, D-Multiple Times a Week.

NLESD - Eastern Region

#924 - Tricentia Academy, Arnold's Cove

Response Rate: 76.6

For items 1-43, values are percent agreeing with the statement. Students were asked to indicate the extent to which they agreed to each statement with the following scale: 1-Strongly Disagree, 2-Disagree Somewhat, 3-Agree Somewhat, 4-Strongly Agree, 5-N/A- Not applicable

Survey results highlight the percentage of students who ‘Agree Somewhat’ or ‘Agree Strongly’ with each statement.

For items 44-55, students had 4 choices: A-Never, B-Once or Twice, C-Every Week, D-Multiple Times a Week.

STUDENT SATISFACTION	[N=21]			[N=24]			[N=12,024]		
	SCHOOL			DISTRICT			PROVINCE		
	M	F	Total	M	F	Total	M	F	Total
1) School is a place where I like to be.	37.5	63.6	52.4	44.4	66.7	58.3	61.4	63.4	62.3
2) I am satisfied with the quality of education I am receiving at my school.	37.5	45.5	38.1	44.4	50.0	45.8	79.8	80.9	80.2
3) I am satisfied with the quality of teaching at my school.	37.5	63.6	47.6	44.4	66.7	54.2	79.5	79.7	79.5
4) My school is clean and well maintained.	75.0	90.9	81.0	77.8	91.7	83.3	74.9	73.9	74.3
5) My school work is interesting.	37.5	63.6	47.6	44.4	66.7	54.2	52.4	60.4	56.3
6) My school work is challenging.	62.5	63.6	66.7	66.7	66.7	70.8	79.4	83.2	81.2
	47.9	65.2	55.6	53.7	68.1	61.1	71.2	73.6	72.3
EARNING OPPORTUNITIES									
7) I can get help regarding post-secondary planning at my school.	37.5	72.7	60.0	44.4	75.0	65	83.3	83.1	83.2
8) I get help regarding scholarships at my school.	33.3	37.5	37.5	42.9	44.4	47	81.0	80.6	80.8
9) I can easily access programs and services at school to get help with my school work if I need it.	50.0	45.5	47.6	77.8	50.0	50	79.6	79.6	79.6
10) My parents/guardians are available to help me with my school work if I need it.	50.0	81.8	71.4	44.4	83.3	71	73.3	68.5	71.0
11) My peers are available to help me with my school work if I need it.	100.0	90.9	95.0	100.0	91.7	96	79.5	82.8	81.1
12) If I need it, I can get help at school with problems not related to school work.	28.6	45.5	40.0	37.5	50.0	48	73.1	72.7	72.9
13) I am satisfied with the opportunities I have to use technology to learn at my school.	62.5	100.0	85.7	66.7	91.7	79	65.2	68.9	67.0
	51.7	67.7	62.5	55.9	69.4	65.2	76.4	76.6	76.5
ARTICIPATION									
14) I am satisfied with the opportunities I have to participate in physical activities at my school.	75.0	54.6	66.7	66.7	58.3	63	76.9	77.4	77.1
15) I am satisfied with the opportunities I have to participate in fine arts programs and/or activities at my school(e.g., art club, band, choir, drama).	62.5	54.6	61.9	55.6	50.0	54	75.1	76.8	76.0
16) I am satisfied with the opportunities I have to participate in extra-curricular groups/activities at my school.	28.6	36.4	35.0	25.0	33.3	30	75.3	77.4	76.3
17) I am satisfied with the opportunities I have to participate in science activities at my school(e.g., fairs, competitions, clubs).	33.3	30.0	33.3	42.9	27.3	38	56.7	55.0	55.9
	49.9	43.9	49.2	47.5	42.2	46.3	71.0	71.6	71.3
SCHOOL CLIMATE									
18) At my school, I treat everyone with respect.	87.5	81.8	85.7	88.9	83.3	88	87.6	94.9	91.3
19) At my school, students treat each other with respect.	62.5	45.5	47.6	55.6	41.7	46	58.3	49.9	54.0
20) At my school, students treat staff with respect.	50.0	45.5	47.6	55.6	50.0	54	67.4	63.0	65.2
21) At my school, staff treat students with respect.	87.5	81.8	85.0	88.9	83.3	87	76.7	76.6	76.5
22) At my school, staff treat each other with respect.	87.5	100.0	95.0	88.9	100.0	96	92.7	95.5	94.0
23) Staff at my school care about me.	87.5	72.7	81.0	88.9	72.7	83	77.6	77.9	77.7
24) At my school, students of different sexual orientations are treated with respect.	100.0	100.0	100.0	100.0	100.0	100	77.7	80.3	79.0
25) At my school, students of different race are treated with respect.	100.0	100.0	100.0	100.0	100.0	100	87.8	89.5	88.6
26) I am treated fairly by the staff in my school.	100.0	100.0	100.0	100.0	75.0	100	77.2	78.0	77.5
27) I am satisfied with the anti-drug policies and programs being offered at my school (e.g. presentations, guest speakers, assemblies)	50.0	81.8	66.7	55.6	83.3	70	68.8	68.4	68.6
28) There is a pressure to do drugs among students from my school.	12.5	18.2	14.3	22.2	16.7	17	40.8	33.9	37.6
	75.0	75.2	74.8	76.8	75.6	76.3	73.9	73.9	73.6
EXPECTATIONS									
29) My opinions are important at school.	75.0	54.6	61.9	77.8	50.0	63	53.9	55.2	54.5
30) I am encouraged to try my best at school.	75.0	90.9	81.0	77.8	91.7	83	83.2	86.1	84.7
31) I know the school rules/code of conduct.	100.0	90.9	90.5	100.0	91.7	92	75.9	84.2	80.0
	83.3	78.8	77.8	85.2	77.8	79.2	71.0	75.2	73.1
SAFETY									
32) I feel safe at school.	87.5	72.7	81.0	88.9	75.0	83	80.4	79.7	80.1
33) I feel safe in the school cafeteria.	83.3	81.8	83.3	85.7	83.3	86	83.8	84.0	83.9
34) I feel safe in my classrooms.	87.5	81.8	85.7	88.9	83.3	88	86.6	87.7	87.1
35) I feel safe in the school washrooms.	62.5	36.4	52.4	66.7	41.7	58	75.3	78.4	76.8
36) I feel safe in the school gym.	87.5	90.9	85.7	88.9	91.7	88	85.2	83.4	84.2
37) I feel safe in the gym change rooms.	87.5	81.8	81.0	88.9	83.3	83	79.8	83.0	81.3
38) I feel safe on the school bus.	83.3	30.0	50.0	85.7	36.4	57	81.0	76.8	78.9
39) I feel safe on school grounds.	85.7	81.8	85.0	87.5	83.3	87	80.7	81.9	81.2
	83.1	69.7	75.5	85.1	72.3	78.7	81.6	81.9	81.7
DRUGS AND ALCOHOL									
40) I am satisfied with the anti-alcohol policies and programs being offered at my school (e.g., presentations, guest speakers, assemblies)	37.5	81.8	61.9	44.4	75.0	60.9	66.3	66.1	66.2
41) There is a pressure to drink alcohol among students from my school.	12.5	30.0	20.0	22.2	27.3	21.7	48.4	43.8	46.2
42) I am satisfied with the anti-smoking policies and programs being offered at my school (e.g., presentations, guest speakers, assemblies)	37.5	81.8	61.9	44.4	75.0	60.9	62.6	61.8	62.2
43) There is a pressure to smoke cigarettes among students from my school.	12.5	18.2	14.3	22.2	16.7	16.7	37.5	31.4	34.6
	25.0	53.0	39.5	33.3	48.5	40.0	53.7	50.8	52.3

For items 1-43, values are percent agreeing with the statement. Students were asked to indicate the extent to which they agreed to each statement with the following scale: 1-Strongly Disagree, 2-Disagree Somewhat, 3-Agree Somewhat, 4-Strongly Agree, 5-N/A- Not applicable

Survey results highlight the percentage of students who 'Agree Somewhat' or 'Agree Strongly' with each statement.

For items 44-55, students had 4 choices: A-Never, B-Once or Twice, C-Every Week, D-Multiple Times a Week.

<div><div><div>Newfoundland Labrador</div></div><div>School Climate Survey Grades 10-12, 2015-16</div></div>												
District 5 - Conseil scolaire francophone												
#107 - École Sainte-Anne, La Grand'Terre (Mainland)												
Response Rate: 72.4												
	[N=21]				[N=24]				[N=12,024]			
	SCHOOL				DISTRICT				PROVINCE			
	A	B	C	D	A	B	C	D	A	B	C	D
BULLYING AND HARASSMENT												
(44) In the last month I have been bullied or harassed physically (e.g. hit, kicked, pushed, shoved around, locked indoors).	81.0	19.1	0.0	0.0	83.3	16.7	0.0	0.0	83.0	12.4	1.8	2.8
(45) In the last month I have been bullied or harassed verbally (e.g. called mean names, made fun of, teased in a hurtful way).	66.7	14.3	9.5	9.5	58.3	20.8	8.3	12.5	63.2	24.9	5.6	6.3
(46) In the last month I have been bullied or harassed indirectly (e.g. left out of things on purpose, excluded from a group of friends,	66.7	23.8	4.8	4.8	66.7	25.0	4.2	4.2	66.6	21.3	6.0	6.1
(47) In the last month I have been sexually harassed (e.g. other students making sexual jokes, comments or gestures towards me).	85.7	9.5	4.8	0.0	83.3	12.5	4.2	0.0	84.3	9.9	2.3	3.5
(48) In the last month I have been bullied or harassed electronically (e.g. teased or bullied using a computer or a mobile phone).	85.7	14.3	0.0	0.0	87.5	12.5	0.0	0.0	82.5	11.8	2.3	3.3
(49) In the last month I have seen or heard about another student being bullied or harassed.	23.8	52.4	14.3	9.5	25.0	54.2	12.5	8.3	37.4	38.3	12.6	11.7
(50) In the last month I have taken part in bullying or harassing another student.	85.7	14.3	0.0	0.0	87.5	12.5	0.0	0.0	89.3	7.5	1.1	2.1
(51) In the last month I have been involved in a physical fight.	95.2	0.0	4.8	0.0	95.8	0.0	4.2	0.0	91.1	5.7	0.9	2.2
DRUGS AND ALCOHOL												
(52) In the last month I have used illegal drugs.	81.0	9.5	0.0	9.5	83.3	8.3	0.0	8.3	80.0	10.4	2.7	6.9
(53) In the last month I have abused prescription drugs.	95.2	0.0	4.8	0.0	95.8	0.0	4.2	0.0	92.7	3.4	1.1	2.7
(54) In the last month I have consumed alcohol.	47.6	38.1	14.3	0.0	54.2	33.3	12.5	0.0	54.7	29.2	8.9	7.3
(55) In the last month I have smoked cigarettes.	85.7	14.3	0.0	0.0	87.5	12.5	0.0	0.0	79.8	7.7	2.1	10.4

For items 1-43, values are percent agreeing with the statement. Students were asked to indicate the extent to which they agreed to each statement with the following scale: 1-Strongly Disagree, 2-Disagree Somewhat, 3-Agree Somewhat, 4-Strongly Agree, 5-N/A- Not applicable

Survey results highlight the percentage of students who ‘Agree Somewhat’ or ‘Agree Strongly’ with each statement.

For items 44-55, students had 4 choices: A-Never, B-Once or Twice, C-Every Week, D-Multiple Times a Week.



School Climate Survey
Grades 10-12, 2015-16

District 5 - Conseil scolaire francophone

#460 - École des Grands-Vents, St. John's

Response Rate: 100.0

STUDENT SATISFACTION	[N=3] SCHOOL			[N=24] DISTRICT			[N=12,024] PROVINCE		
	M	E	Total	M	E	Total	M	E	Total
(1) School is a place where I like to be.				44.4	66.7	58.3	61.4	63.4	62.3
(2) I am satisfied with the quality of education I am receiving at my school.				44.4	50.0	45.8	79.8	80.9	80.2
(3) I am satisfied with the quality of teaching at my school.				44.4	66.7	54.2	79.5	79.7	79.5
(4) My school is clean and well maintained.				77.8	91.7	83.3	74.9	73.9	74.3
(5) My school work is interesting.				44.4	66.7	54.2	52.4	60.4	56.3
(6) My school work is challenging.				66.7	66.7	70.8	79.4	83.2	81.2
				53.7	68.1	61.1	71.2	73.6	72.3
LEARNING OPPORTUNITIES									
(7) I can get help regarding post-secondary planning at my school.				44.4	75.0	65	83.3	83.1	83.2
(8) I get help regarding scholarships at my school.				42.9	44.4	47	81.0	80.6	80.8
(11) I can easily access programs and services at school to get help with my school work if I need it.				77.8	50.0	50	79.6	79.6	79.6
(12) My parents/guardians are available to help me with my school work if I need it.				44.4	83.3	71	73.3	68.5	71.0
(13) My peers are available to help me with my school work if I need it.				100.0	91.7	96	79.5	82.8	81.1
(14) If I need it, I can get help at school with problems not related to school work.				37.5	50.0	48	73.1	72.7	72.9
(15) I am satisfied with the opportunities I have to use technology to learn at my school.				66.7	91.7	79	65.2	68.9	67.0
				55.9	69.4	65.2	76.4	76.6	76.5
PARTICIPATION									
(16) I am satisfied with the opportunities I have to participate in physical activities at my school.				66.7	58.3	63	76.9	77.4	77.1
(17) I am satisfied with the opprtunities I have to paticipate in fine arts programs and/or activities at my school(e.g., art club, band, choir, drama).				55.6	50.0	54	75.1	76.8	76.0
(18) I am satisfied with the opprtunities I have to paticipate in extra-curricular groups/activities at my school.				25.0	33.3	30	75.3	77.4	76.3
(19) I am satisfied with the opprtunities I have to paticipate in science activities at my school(e.g., fairs, competitions, clubs).				42.9	27.3	38	56.7	55.0	55.9
				47.5	42.2	46.3	71.0	71.6	71.3
SCHOOL CLIMATE									
(20) At my school, I treat everyone with respect.				88.9	83.3	88	87.6	94.9	91.3
(21) At my school, students treat each other with respect.				55.6	41.7	46	58.3	49.9	54.0
(22) At my school, students treat staff with respect.				55.6	50.0	54	67.4	63.0	65.2
(23) At my school, staff treat students with respect.				88.9	83.3	87	76.7	76.6	76.5
(24) At my school, staff treat each other with respect.				88.9	100.0	96	92.7	95.5	94.0
(25) Staff at my school care about me.				88.9	72.7	83	77.6	77.9	77.7
(26) At my school, students of different sexual orientations are treated with respect.				100.0	100.0	100	77.7	80.3	79.0
(27) At my school, students of different race are treated with respect.				100.0	100.0	100	87.8	89.5	88.6
(37) I am treated fairly by the staff in my school.				100.0	75.0	100	77.2	78.0	77.5
(38) I am satisfied with the anti-drug policies and programs being offered at my school (e.g.presentation, guest speakers, assemblies)				55.6	83.3	70	68.8	68.4	68.6
(39) There is a pressure to do drugs among students from my school.				22.2	16.7	17	40.8	33.9	37.6
				76.8	75.6	76.3	73.9	73.9	73.6
EXPECTATIONS									
(9) My opinions are important at school.				77.8	50.0	63	53.9	55.2	54.5
(10) I am encouraged to try my best at school.				77.8	91.7	83	83.2	86.1	84.7
(36) I know the school rules/code of conduct.				100.0	91.7	92	75.9	84.2	80.0
				85.2	77.8	79.2	71.0	75.2	73.1
SAFETY									
(28) I feel safe at school.				88.9	75.0	83	80.4	79.7	80.1
(29) I feel safe in the school cafeteria.				85.7	83.3	86	83.8	84.0	83.9
(30) I feel safe in my classrooms.				88.9	83.3	88	86.6	87.7	87.1
(31) I feel safe in the school washrooms.				66.7	41.7	58	75.3	78.4	76.8
(32) I feel safe in the school gym.				88.9	91.7	88	85.2	83.4	84.2
(33) I feel safe in the gym change rooms.				88.9	83.3	83	79.8	83.0	81.3
(34) I feel safe on the school bus.				85.7	36.4	57	81.0	76.8	78.9
(35) I feel safe on school grounds.				87.5	83.3	87	80.7	81.9	81.2
				85.1	72.3	78.7	81.6	81.9	81.7
DRUGS AND ALCOHOL									
(40) I am satisfied with the anti-alcohol policies and programs being offered at my school (e.g., presentations, guest speakers, assemblies)				44.4	75.0	60.9	66.3	66.1	66.2
(41) There is a pressure to drink alcohol among students from my school.				22.2	27.3	21.7	48.4	43.8	46.2
(42) I am satisfied with the anti-smoking policies and programs being offered at my school (e.g., presentations, guest speakers, assemblies)				44.4	75.0	60.9	62.6	61.8	62.2
(43) There is a pressure to smoke cigarettes among students from my school.				22.2	16.7	16.7	37.5	31.4	34.6
				33.3	48.5	40.0	53.7	50.8	52.3

For items 1-43, values are percent agreeing with the statement. Students were asked to indicate the extent to which they agreed to each statement with the following scale: 1-Strongly Disagree, 2-Disagree Somewhat, 3-Agree Somewhat, 4-Strongly Agree, 5-N/A- Not applicable

Survey results highlight the percentage of students who ‘Agree Somewhat’ or ‘Agree Strongly’ with each statement.

For items 44-55, students had 4 choices: A-Never, B-Once or Twice, C-Every Week, D-Multiple Times a Week.

District 5 - Conseil scolaire francophone

#460 - École des Grands-Vents, St. John's

Response Rate: 100.0

	[N=3] SCHOOL				[N=24] DISTRICT				[N=12,024] PROVINCE			
	A	B	C	D	A	B	C	D	A	B	C	D
BULLYING AND HARASSMENT												
(44) In the last month I have been bullied or harassed physically (e.g. hit, kicked, pushed, shoved around, locked indoors).					83.3	16.7	0.0	0.0	83.0	12.4	1.8	2.8
(45) In the last month I have been bullied or harassed verbally (e.g. called mean names, made fun of, teased in a hurtful way).					58.3	20.8	8.3	12.5	63.2	24.9	5.6	6.3
(46) In the last month I have been bullied or harassed indirectly (e.g. left out of things on purpose, excluded from a group of friends,					66.7	25.0	4.2	4.2	66.6	21.3	6.0	6.1
(47) In the last month I have been sexually harassed (e.g. other students making sexual jokes, comments or gestures towards me).					83.3	12.5	4.2	0.0	84.3	9.9	2.3	3.5
(48) In the last month I have been bullied or harassed electronically (e.g. teased or bullied using a computer or a mobile phone).					87.5	12.5	0.0	0.0	82.5	11.8	2.3	3.3
(49) In the last month I have seen or heard about another student being bullied or harassed.					25.0	54.2	12.5	8.3	37.4	38.3	12.6	11.7
(50) In the last month I have taken part in bullying or harassing another student.					87.5	12.5	0.0	0.0	89.3	7.5	1.1	2.1
(51) In the last month I have been involved in a physical fight.					95.8	0.0	4.2	0.0	91.1	5.7	0.9	2.2
DRUGS AND ALCOHOL												
(52) In the last month I have used illegal drugs.					83.3	8.3	0.0	8.3	80.0	10.4	2.7	6.9
(53) In the last month I have abused prescription drugs.					95.8	0.0	4.2	0.0	92.7	3.4	1.1	2.7
(54) In the last month I have consumed alcohol.					54.2	33.3	12.5	0.0	54.7	29.2	8.9	7.3
(55) In the last month I have smoked cigarettes.					87.5	12.5	0.0	0.0	79.8	7.7	2.1	10.4

For items 1-43, values are percent agreeing with the statement. Students were asked to indicate the extent to which they agreed to each statement with the following scale: 1-Strongly Disagree, 2-Disagree Somewhat, 3-Agree Somewhat, 4-Strongly Agree, 5-N/A- Not applicable

Survey results highlight the percentage of students who ‘Agree Somewhat’ or ‘Agree Strongly’ with each statement.

For items 44-55, students had 4 choices: A-Never, B-Once or Twice, C-Every Week, D-Multiple Times a Week.

District 5 - Conseil scolaire francophone


#460 - École des Grands-Vents, St. John's

Response Rate: 100.0

For items 1-43, values are percent agreeing with the statement. Students were asked to indicate the extent to which they agreed to each statement with the following scale: 1-Strongly Disagree, 2-Disagree Somewhat, 3-Agree Somewhat, 4-Strongly Agree, 5-N/A- Not applicable

Survey results highlight the percentage of students who ‘Agree Somewhat’ or ‘Agree Strongly’ with each statement.

For items 44-55, students had 4 choices: A-Never, B-Once or Twice, C-Every Week, D-Multiple Times a Week.



School Climate Survey

Grades 10-12, 2015-16

District 803 - Private

#374 - Murphy Centre, St. John's

Response Rate: 53.2

	[N=67] SCHOOL				[N=137] DISTRICT				[N=12,024] PROVINCE			
	A	B	C	D	A	B	C	D	A	B	C	D
BULLYING AND HARASSMENT												
44) In the last month I have been bullied or harassed physically (e.g. hit, kicked, pushed, shoved around, locked indoors).	100.0	0.0	0.0	0.0	97.0	2.3	0.8	0.0	83.0	12.4	1.8	2.8
45) In the last month I have been bullied or harassed verbally (e.g. called mean names, made fun of, teased in a hurtful way).	88.7	11.3	0.0	0.0	75.0	19.7	4.6	0.8	63.2	24.9	5.6	6.3
46) In the last month I have been bullied or harassed indirectly (e.g. left out of things on purpose, excluded from a group of friends,	90.3	6.5	3.2	0.0	75.6	18.3	3.8	2.3	66.6	21.3	6.0	6.1
47) In the last month I have been sexually harassed (e.g. other students making sexual jokes, comments or gestures towards me).	96.8	0.0	0.0	3.2	90.2	6.8	1.5	1.5	84.3	9.9	2.3	3.5
48) In the last month I have been bullied or harassed electronically (e.g. teased or bullied using a computer or a mobile phone).	93.6	4.8	1.6	0.0	93.1	4.6	2.3	0.0	82.5	11.8	2.3	3.3
49) In the last month I have seen or heard about another student being bullied or harassed.	79.0	19.4	1.6	0.0	58.0	35.1	6.1	0.8	37.4	38.3	12.6	11.7
50) In the last month I have taken part in bullying or harassing another student.	98.4	1.6	0.0	0.0	95.4	3.9	0.8	0.0	89.3	7.5	1.1	2.1
51) In the last month I have been involved in a physical fight.	93.6	4.8	0.0	1.6	93.9	4.6	0.0	1.5	91.1	5.7	0.9	2.2
DRUGS AND ALCOHOL												
52) In the last month I have used illegal drugs.	65.6	9.8	8.2	16.4	80.2	6.1	5.3	8.4	80.0	10.4	2.7	6.9
53) In the last month I have abused prescription drugs.	93.6	1.6	0.0	4.8	95.5	0.8	0.8	3.0	92.7	3.4	1.1	2.7
54) In the last month I have consumed alcohol.	49.2	29.5	9.8	11.5	59.5	26.7	7.6	6.1	54.7	29.2	8.9	7.3
55) In the last month I have smoked cigarettes.	54.8	6.5	3.2	35.5	73.5	4.6	2.3	19.7	79.8	7.7	2.1	10.4

For items 1-43, values are percent agreeing with the statement. Students were asked to indicate the extent to which they agreed to each statement with the following scale: 1-Strongly Disagree, 2-Disagree Somewhat, 3-Agree Somewhat, 4-Strongly Agree, 5-N/A- Not applicable

Survey results highlight the percentage of students who ‘Agree Somewhat’ or ‘Agree Strongly’ with each statement.


For items 44-55, students had 4 choices: A-Never, B-Once or Twice, C-Every Week, D-Multiple Times a Week.

Newfoundland Labrador			School Climate Survey Grades 10-12, 2015-16								
District 803 - Private											
#450 - St. Bonaventure's College, St. John's			Response Rate: 82.7								
			[N=43] SCHOOL			[N=137] DISTRICT			[N=12,024] PROVINCE		
			M	F	Total	M	F	Total	M	F	Total
STUDENT SATISFACTION											
1) School is a place where I like to be.			96.7	66.7	88.4	84.7	82.5	83.9	61.4	63.4	62.3
2) I am satisfied with the quality of education I am receiving at my school.			96.7	100.0	97.7	94.4	96.8	94.9	79.8	80.9	80.2
3) I am satisfied with the quality of teaching at my school.			100.0	100.0	100.0	97.2	98.4	97.8	79.5	79.7	79.5
4) My school is clean and well maintained.			66.7	72.7	69.1	84.7	95.2	89.7	74.9	73.9	74.3
5) My school work is interesting.			73.3	91.7	79.1	75.0	87.3	80.3	52.4	60.4	56.3
6) My school work is challenging.			93.3	100.0	95.4	84.7	95.2	89.8	79.4	83.2	81.2
			87.8	88.5	88.3	86.8	92.6	89.4	71.2	73.6	72.3
LEARNING OPPORTUNITIES											
7) I can get help regarding post-secondary planning at my school.			92.9	100.0	95.1	95.5	100.0	98	83.3	83.1	83.2
8) I get help regarding scholarships at my school.			96.3	100.0	97.4	96.8	93.0	95	81.0	80.6	80.8
11) I can easily access programs and services at school to get help with my school work if I need it.			89.7	91.7	90.5	81.4	91.9	90	79.6	79.6	79.6
12) My parents/guardians are available to help me with my school work if I need it.			76.7	66.7	74.4	65.3	61.0	63	73.3	68.5	71.0
13) My peers are available to help me with my school work if I need it.			90.0	83.3	88.4	84.5	88.9	87	79.5	82.8	81.1
14) If I need it, I can get help at school with problems not related to school work.			86.7	83.3	86.1	84.7	87.3	86	73.1	72.7	72.9
15) I am satisfied with the opportunities I have to use technology to learn at my school.			63.3	54.6	61.9	69.4	83.9	76	65.2	68.9	67.0
			85.1	82.8	84.8	83.6	86.6	85.0	76.4	76.6	76.5
PARTICIPATION											
16) I am satisfied with the opportunities I have to participate in physical activities at my school.			86.7	41.7	74.4	76.4	77.8	77	76.9	77.4	77.1
17) I am satisfied with the opprtunities I have to paticipate in fine arts programs and/or activities at my school(e.g., art club, band, choir, drama).			93.3	83.3	90.7	68.1	77.4	73	75.1	76.8	76.0
18) I am satisfied with the opprtunities I have to paticipate in extra-curricular groups/activities at my school.			90.0	83.3	88.4	75.0	72.6	74	75.3	77.4	76.3
19) I am satisfied with the opprtunities I have to paticipate in science activities at my school(e.g., fairs, competitions, clubs).			90.0	91.7	90.7	61.1	59.3	60	56.7	55.0	55.9
			90.0	75.0	86.0	70.1	71.8	70.9	71.0	71.6	71.3
SCHOOL CLIMATE											
20) At my school, I treat everyone with respect.			86.7	100.0	90.7	90.1	100.0	95	87.6	94.9	91.3
21) At my school, students treat each other with respect.			90.0	91.7	90.7	85.9	88.9	88	58.3	49.9	54.0
22) At my school, students treat staff with respect.			96.7	100.0	97.7	91.7	96.8	94	67.4	63.0	65.2
23) At my school, staff treat students with respect.			96.7	100.0	97.7	89.9	96.8	93	76.7	76.6	76.5
24) At my school, staff treat each other with respect.			100.0	100.0	100.0	98.6	100.0	99	92.7	95.5	94.0
25) Staff at my school care about me.			96.6	100.0	97.6	92.5	98.4	95	77.6	77.9	77.7
26) At my school, students of different sexual orientations are treated with respect.			86.2	83.3	85.7	91.8	94.8	93	77.7	80.3	79.0
27) At my school, students of different race are treated with respect.			93.3	100.0	95.4	96.9	100.0	98	87.8	89.5	88.6
37) I am treated fairly by the staff in my school.			89.7	100.0	92.7	86.6	100.0	93	77.2	78.0	77.5
38) I am satisfied with the anti-drug policies and programs being offered at my school (e.g.presentatiions, guest speakers, assemblies)			89.3	100.0	92.3	87.3	100.0	88	68.8	68.4	68.6
39) There is a pressure to do drugs among students from my school.			6.7	10.0	7.3	13.2	16.7	15	40.8	33.9	37.6
			84.7	89.5	86.2	84.0	89.4	86.5	73.9	73.9	73.6
EXPECTATIONS											
9) My opinions are important at school.			93.1	91.7	92.9	81.4	91.9	87	53.9	55.2	54.5
10) I am encouraged to try my best at school.			96.7	100.0	97.7	90.3	98.4	94	83.2	86.1	84.7
36) I know the school rules/code of conduct.			93.3	91.7	93.0	89.9	95.2	92	75.9	84.2	80.0
			94.4	94.4	94.5	87.2	95.2	91.1	71.0	75.2	73.1
SAFETY											
28) I feel safe at school.			93.1	100.0	95.2	94.1	100.0	96	80.4	79.7	80.1
29) I feel safe in the school cafeteria.			93.3	100.0	95.4	94.4	100.0	97	83.8	84.0	83.9
30) I feel safe in my classrooms.			96.7	100.0	97.7	95.7	100.0	98	86.6	87.7	87.1
31) I feel safe in the school washrooms.			86.7	100.0	90.7	91.3	100.0	95	75.3	78.4	76.8
32) I feel safe in the school gym.			93.3	100.0	95.4	93.0	100.0	96	85.2	83.4	84.2
33) I feel safe in the gym change rooms.			85.7	100.0	90.0	92.0	100.0	96	79.8	83.0	81.3
34) I feel safe on the school bus.			75.0	100.0	85.7	90.0	100.0	93	81.0	76.8	78.9
35) I feel safe on school grounds.			100.0	100.0	100.0	95.5	100.0	98	80.7	81.9	81.2
			90.5	100.0	93.8	93.2	100.0	96.1	81.6	81.9	81.7
DRUGS AND ALCOHOL											
40) I am satisfied with the anti-alcohol policies and programs being offered at my school (e.g., presentations, guest speakers, assemblies)			78.6	100.0	84.2	79.0	86.5	82.6	66.3	66.1	66.2
41) There is a pressure to drink alcohol among students from my school.			30.0	16.7	27.9	23.5	18.3	22.3	48.4	43.8	46.2
42) I am satisfied with the anti-smoking policies and programs being offered at my school (e.g., presentations, guest speakers, assemblies)			71.4	90.9	76.9	71.0	84.0	77.0	62.6	61.8	62.2
43) There is a pressure to smoke cigarettes among students from my school.			3.3	0.0	2.3	14.7	14.8	15.3	37.5	31.4	34.6
			45.8	51.9	47.8	47.1	50.9	49.3	53.7	50.8	52.3

For items 1-43, values are percent agreeing with the statement. Students were asked to indicate the extent to which they agreed to each statement with the following scale: 1-Strongly Disagree, 2-Disagree Somewhat, 3-Agree Somewhat, 4-Strongly Agree, 5-N/A- Not applicable

Survey results highlight the percentage of students who ‘Agree Somewhat’ or ‘Agree Strongly’ with each statement.

For items 44-55, students had 4 choices: A-Never, B-Once or Twice, C-Every Week, D-Multiple Times a Week.

		School Climate Survey Grades 10-12, 2015-16											
District 803 - Private													
#450 - St. Bonaventure's College, St. John's		Response Rate: 82.7											
		[N=43] SCHOOL				[N=137] DISTRICT				[N=12,024] PROVINCE			
BULLYING AND HARASSMENT		A	B	C	D	A	B	C	D	A	B	C	D
(44) In the last month I have been bullied or harassed physically (e.g. hit, kicked, pushed, shoved around, locked indoors).		95.4	2.3	2.3	0.0	97.0	2.3	0.8	0.0	83.0	12.4	1.8	2.8
(45) In the last month I have been bullied or harassed verbally (e.g. called mean names, made fun of, teased in a hurtful way).		72.1	23.3	4.7	0.0	75.0	19.7	4.6	0.8	63.2	24.9	5.6	6.3
(46) In the last month I have been bullied or harassed indirectly (e.g. left out of things on purpose, excluded from a group of friends,		66.7	26.2	2.4	4.8	75.6	18.3	3.8	2.3	66.6	21.3	6.0	6.1
(47) In the last month I have been sexually harassed (e.g. other students making sexual jokes, comments or gestures towards me).		88.4	9.3	2.3	0.0	90.2	6.8	1.5	1.5	84.3	9.9	2.3	3.5
(48) In the last month I have been bullied or harassed electronically (e.g. teased or bullied using a computer or a mobile phone).		97.6	0.0	2.4	0.0	93.1	4.6	2.3	0.0	82.5	11.8	2.3	3.3
(49) In the last month I have seen or heard about another student being bullied or harassed.		44.2	51.2	4.7	0.0	58.0	35.1	6.1	0.8	37.4	38.3	12.6	11.7
(50) In the last month I have taken part in bullying or harassing another student.		97.6	2.4	0.0	0.0	95.4	3.9	0.8	0.0	89.3	7.5	1.1	2.1
(51) In the last month I have been involved in a physical fight.		95.4	4.7	0.0	0.0	93.9	4.6	0.0	1.5	91.1	5.7	0.9	2.2
DRUGS AND ALCOHOL													
(52) In the last month I have used illegal drugs.		95.4	0.0	4.7	0.0	80.2	6.1	5.3	8.4	80.0	10.4	2.7	6.9
(53) In the last month I have abused prescription drugs.		97.7	0.0	2.3	0.0	95.5	0.8	0.8	3.0	92.7	3.4	1.1	2.7
(54) In the last month I have consumed alcohol.		72.1	23.3	4.7	0.0	59.5	26.7	7.6	6.1	54.7	29.2	8.9	7.3
(55) In the last month I have smoked cigarettes.		95.4	2.3	0.0	2.3	73.5	4.6	2.3	19.7	79.8	7.7	2.1	10.4

For items 1-43, values are percent agreeing with the statement. Students were asked to indicate the extent to which they agreed to each statement with the following scale: 1-Strongly Disagree, 2-Disagree Somewhat, 3-Agree Somewhat, 4-Strongly Agree, 5-N/A- Not applicable

Survey results highlight the percentage of students who ‘Agree Somewhat’ or ‘Agree Strongly’ with each statement.

For items 44-55, students had 4 choices: A-Never, B-Once or Twice, C-Every Week, D-Multiple Times a Week.

#453 - Eric G. Lambert All-Grade, Churchill Falls


Response Rate: 87.1

STUDENT SATISFACTION	[N=27]			[N=137]			[N=12,024]		
	SCHOOL			DISTRICT			PROVINCE		
	M	F	Total	M	F	Total	M	F	Total
(1) School is a place where I like to be.	38.5	78.6	59.3	84.7	82.5	83.9	61.4	63.4	62.3
(2) I am satisfied with the quality of education I am receiving at my school.	84.6	92.9	88.9	94.4	96.8	94.9	79.8	80.9	80.2
(3) I am satisfied with the quality of teaching at my school.	84.6	92.3	88.5	97.2	98.4	97.8	79.5	79.7	79.5
(4) My school is clean and well maintained.	92.3	100.0	96.3	84.7	95.2	89.7	74.9	73.9	74.3
(5) My school work is interesting.	46.2	71.4	59.3	75.0	87.3	80.3	52.4	60.4	56.3
(6) My school work is challenging.	76.9	92.9	85.2	84.7	95.2	89.8	79.4	83.2	81.2
	70.5	88.0	79.6	86.8	92.6	89.4	71.2	73.6	72.3
LEARNING OPPORTUNITIES									
(7) I can get help regarding post-secondary planning at my school.	91.7	100.0	96.0	95.5	100.0	98	83.3	83.1	83.2
(8) I get help regarding scholarships at my school.	90.0	84.6	87.0	96.8	93.0	95	81.0	80.6	80.8
(11) I can easily access programs and services at school to get help with my school work if I need it.	76.9	78.6	77.8	81.4	91.9	90	79.6	79.6	79.6
(12) My parents/guardians are available to help me with my school work if I need it.	46.2	64.3	55.6	65.3	61.0	63	73.3	68.5	71.0
(13) My peers are available to help me with my school work if I need it.	83.3	92.9	88.5	84.5	88.9	87	79.5	82.8	81.1
(14) If I need it, I can get help at school with problems not related to school work.	46.2	57.1	51.9	84.7	87.3	86	73.1	72.7	72.9
(15) I am satisfied with the opportunities I have to use technology to learn at my school.	46.2	85.7	66.7	69.4	83.9	76	65.2	68.9	67.0
	68.6	80.5	74.8	83.6	86.6	85.0	76.4	76.6	76.5
PARTICIPATION									
(16) I am satisfied with the opportunities I have to participate in physical activities at my school.	76.9	92.9	85.2	76.4	77.8	77	76.9	77.4	77.1
(17) I am satisfied with the opprtunities I have to paticipate in fine arts programs and/or activities at my school(e.g., art club, band, choir, drama).	61.5	100.0	81.5	68.1	77.4	73	75.1	76.8	76.0
(18) I am satisfied with the opprtunities I have to paticipate in extra-curricular groups/activities at my school.	76.9	92.9	85.2	75.0	72.6	74	75.3	77.4	76.3
(19) I am satisfied with the opprtunities I have to paticipate in science activities at my school(e.g., fairs, competitions, clubs).	30.8	35.7	33.3	61.1	59.3	60	56.7	55.0	55.9
	61.5	80.4	71.3	70.1	71.8	70.9	71.0	71.6	71.3
SCHOOL CLIMATE									
(20) At my school, I treat everyone with respect.	83.3	100.0	92.3	90.1	100.0	95	87.6	94.9	91.3
(21) At my school, students treat each other with respect.	58.3	64.3	61.5	85.9	88.9	88	58.3	49.9	54.0
(22) At my school, students treat staff with respect.	69.2	85.7	77.8	91.7	96.8	94	67.4	63.0	65.2
(23) At my school, staff treat students with respect.	61.5	92.9	77.8	89.9	96.8	93	76.7	76.6	76.5
(24) At my school, staff treat each other with respect.	92.3	100.0	96.3	98.6	100.0	99	92.7	95.5	94.0
(25) Staff at my school care about me.	66.7	92.9	80.8	92.5	98.4	95	77.6	77.9	77.7
(26) At my school, students of different sexual orientations are treated with respect.	87.5	90.0	88.9	91.8	94.8	93	77.7	80.3	79.0
(27) At my school, students of different race are treated with respect.	100.0	100.0	100.0	96.9	100.0	98	87.8	89.5	88.6
(37) I am treated fairly by the staff in my school.	61.5	100.0	81.5	86.6	100.0	93	77.2	78.0	77.5
(38) I am satisfied with the anti-drug policies and programs being offered at my school (e.g.presentatiions, guest speakers, assemblies)	66.7	66.7	66.7	87.3	100.0	88	68.8	68.4	68.6
(39) There is a pressure to do drugs among students from my school.	15.4	21.4	18.5	13.2	16.7	15	40.8	33.9	37.6
	69.3	83.1	76.5	84.0	89.4	86.5	73.9	73.9	73.6
EXPECTIONS									
(9) My opinions are important at school.	38.5	78.6	59.3	81.4	91.9	87	53.9	55.2	54.5
(10) I am encouraged to try my best at school.	69.2	92.3	80.8	90.3	98.4	94	83.2	86.1	84.7
(36) I know the school rules/code of conduct.	69.2	92.9	81.5	89.9	95.2	92	75.9	84.2	80.0
	59.0	87.9	73.8	87.2	95.2	91.1	71.0	75.2	73.1
SAFETY									
(28) I feel safe at school.	84.6	100.0	92.6	94.1	100.0	96	80.4	79.7	80.1
(29) I feel safe in the school cafeteria.	100.0	100.0	100.0	94.4	100.0	97	83.8	84.0	83.9
(30) I feel safe in my classrooms.	92.3	100.0	96.3	95.7	100.0	98	86.6	87.7	87.1
(31) I feel safe in the school washrooms.	92.3	100.0	96.3	91.3	100.0	95	75.3	78.4	76.8
(32) I feel safe in the school gym.	92.3	100.0	96.3	93.0	100.0	96	85.2	83.4	84.2
(33) I feel safe in the gym change rooms.	100.0	100.0	100.0	92.0	100.0	96	79.8	83.0	81.3
(34) I feel safe on the school bus.	100.0	100.0	100.0	90.0	100.0	93	81.0	76.8	78.9
(35) I feel safe on school grounds.	91.7	100.0	96.2	95.5	100.0	98	80.7	81.9	81.2
	94.2	100.0	97.2	93.2	100.0	96.1	81.6	81.9	81.7
DRUGS AND ALCOHOL									
(40) I am satisfied with the anti-alcohol policies and programs being offered at my school (e.g., presentations, guest speakers, assemblies)	69.2	61.5	65.4	79.0	86.5	82.6	66.3	66.1	66.2
(41) There is a pressure to drink alcohol among students from my school.	23.1	15.4	19.2	23.5	18.3	22.3	48.4	43.8	46.2
(42) I am satisfied with the anti-smoking policies and programs being offered at my school (e.g., presentations, guest speakers, assemblies)	58.3	58.3	58.3	71.0	84.0	77.0	62.6	61.8	62.2
(43) There is a pressure to smoke cigarettes among students from my school.	23.1	21.4	22.2	14.7	14.8	15.3	37.5	31.4	34.6
	43.4	39.2	41.3	47.1	50.9	49.3	53.7	50.8	52.3

For items 1-43, values are percent agreeing with the statement. Students were asked to indicate the extent to which they agreed to each statement with the following scale: 1-Strongly Disagree, 2-Disagree Somewhat, 3-Agree Somewhat, 4-Strongly Agree, 5-N/A- Not applicable

Survey results highlight the percentage of students who 'Agree Somewhat' or 'Agree Strongly' with each statement.

For items 44-55, students had 4 choices: A-Never, B-Once or Twice, C-Every Week, D-Multiple Times a Week.

		School Climate Survey Grades 10-12, 2015-16											
District 803 - Private													
#453 - Eric G. Lambert All-Grade, Churchill Falls		Response Rate: 87.1											
		[N=27] SCHOOL				[N=137] DISTRICT				[N=12,024] PROVINCE			
BULLYING AND HARASSMENT		A	B	C	D	A	B	C	D	A	B	C	D
(44) In the last month I have been bullied or harassed physically (e.g. hit, kicked, pushed, shoved around, locked indoors).		92.6	7.4	0.0	0.0	97.0	2.3	0.8	0.0	83.0	12.4	1.8	2.8
(45) In the last month I have been bullied or harassed verbally (e.g. called mean names, made fun of, teased in a hurtful way).		48.2	33.3	14.8	3.7	75.0	19.7	4.6	0.8	63.2	24.9	5.6	6.3
(46) In the last month I have been bullied or harassed indirectly (e.g. left out of things on purpose, excluded from a group of friends,		55.6	33.3	7.4	3.7	75.6	18.3	3.8	2.3	66.6	21.3	6.0	6.1
(47) In the last month I have been sexually harassed (e.g. other students making sexual jokes, comments or gestures towards me).		77.8	18.5	3.7	0.0	90.2	6.8	1.5	1.5	84.3	9.9	2.3	3.5
(48) In the last month I have been bullied or harassed electronically (e.g. teased or bullied using a computer or a mobile phone).		85.2	11.1	3.7	0.0	93.1	4.6	2.3	0.0	82.5	11.8	2.3	3.3
(49) In the last month I have seen or heard about another student being bullied or harassed.		30.8	46.2	19.2	3.9	58.0	35.1	6.1	0.8	37.4	38.3	12.6	11.7
(50) In the last month I have taken part in bullying or harassing another student.		84.6	11.5	3.9	0.0	95.4	3.9	0.8	0.0	89.3	7.5	1.1	2.1
(51) In the last month I have been involved in a physical fight.		92.6	3.7	0.0	3.7	93.9	4.6	0.0	1.5	91.1	5.7	0.9	2.2
DRUGS AND ALCOHOL													
(52) In the last month I have used illegal drugs.		88.9	7.4	0.0	3.7	80.2	6.1	5.3	8.4	80.0	10.4	2.7	6.9
(53) In the last month I have abused prescription drugs.		96.3	0.0	0.0	3.7	95.5	0.8	0.8	3.0	92.7	3.4	1.1	2.7
(54) In the last month I have consumed alcohol.		63.0	25.9	7.4	3.7	59.5	26.7	7.6	6.1	54.7	29.2	8.9	7.3
(55) In the last month I have smoked cigarettes.		81.5	3.7	3.7	11.1	73.5	4.6	2.3	19.7	79.8	7.7	2.1	10.4

For items 1-43, values are percent agreeing with the statement. Students were asked to indicate the extent to which they agreed to each statement with the following scale: 1-Strongly Disagree, 2-Disagree Somewhat, 3-Agree Somewhat, 4-Strongly Agree, 5-N/A- Not applicable

Survey results highlight the percentage of students who ‘Agree Somewhat’ or ‘Agree Strongly’ with each statement.

For items 44-55, students had 4 choices: A-Never, B-Once or Twice, C-Every Week, D-Multiple Times a Week.

District 803 - Private

#453 - Eric G. Lambert All-Grade, Churchill Falls

Response Rate: 87.1

For items 1-43, values are percent agreeing with the statement. Students were asked to indicate the extent to which they agreed to each statement with the following scale: 1-Strongly Disagree, 2-Disagree Somewhat, 3-Agree Somewhat, 4-Strongly Agree, 5-N/A- Not applicable

Survey results highlight the percentage of students who ‘Agree Somewhat’ or ‘Agree Strongly’ with each statement.

For items 44-55, students had 4 choices: A-Never, B-Once or Twice, C-Every Week, D-Multiple Times a Week.

Newfoundland
Labrador

School Climate Survey

Grades 10-12, 2015-16

District 804 - Native Federal

#018 - Sheshatshiu Innu School, Sheshatshiu

Response Rate: 11.1

STUDENT SATISFACTION

1) School is a place where I like to be.

2) I am satisfied with the quality of education I am receiving at my school.

3) I am satisfied with the quality of teaching at my school.

4) My school is clean and well maintained.

5) My school work is interesting.

6) My school work is challenging.

[N=11]
SCHOOL

M

E

Total

[N=32]
DISTRICT

M

E

Total

[N=12,024]
PROVINCE

M

E

Total

100.0

71.4

82.4

77.4

61.4

63.4

62.3

90.9

100.0

83.3

90.6

79.8

80.9

80.2

100.0

100.0

88.9

93.8

79.5

79.7

79.5

90.9

15.4

61.1

41.9

74.9

73.9

74.3

90.9

42.9

66.7

56.3

52.4

60.4

56.3

90.9

71.4

77.8

75.0

79.4

83.2

81.2

93.9

66.9

76.7

72.5

71.2

73.6

72.3

LEARNING OPPORTUNITIES

7) I can get help regarding post-secondary planning at my school.

8) I get help regarding scholarships at my school.

11) I can easily access programs and services at school to get help with my school work if I need it.

12) My parents/guardians are available to help me with my school work if I need it.

13) My peers are available to help me with my school work if I need it.

14) If I need it, I can get help at school with problems not related to school work.

15) I am satisfied with the opportunities I have to use technology to learn at my school.

[N=11]
SCHOOL

M

E

Total

[N=32]
DISTRICT

M

E

Total

[N=12,024]
PROVINCE

M

E

Total

90.0

78.6

71.4

75

83.3

83.1

83.2

90.9

92.9

82.4

87

81.0

80.6

80.8

45.5

50.0

66.7

78

79.6

79.6

79.6

54.6

71.4

77.8

75

73.3

68.5

71.0

63.6

78.6

83.3

81

79.5

82.8

81.1

81.8

85.7

77.8

81

73.1

72.7

72.9

100.0

50.0

83.3

69

65.2

68.9

67.0

75.2

76.5

79.1

78.1

76.4

76.6

76.5

PARTICIPATION

16) I am satisfied with the opportunities I have to participate in physical activities at my school.

17) I am satisfied with the opprtunities I have to paticipate in fine arts programs and/or activities at my school(e.g., art club, band, choir, drama).

18) I am satisfied with the opprtunities I have to paticipate in extra-curricular groups/activities at my school.

19) I am satisfied with the opprtunities I have to paticipate in science activities at my school(e.g., fairs, competitions, clubs).

[N=11]
SCHOOL

M

E

Total

[N=32]
DISTRICT

M

E

Total

[N=12,024]
PROVINCE

M

E

Total

100.0

85.7

93.8

90

76.9

77.4

77.1

81.8

35.7

44.4

41

75.1

76.8

76.0

45.5

57.1

55.6

56

75.3

77.4

76.3

63.6

21.4

47.1

35

56.7

55.0

55.9

72.7

50.0

60.2

55.6

71.0

71.6

71.3

SCHOOL CLIMATE

20) At my school, I treat everyone with respect.

21) At my school, students treat each other with respect.

22) At my school, students treat staff with respect.

23) At my school, staff treat students with respect.

24) At my school, staff treat each other with respect.

25) Staff at my school care about me.

26) At my school, students of different sexual orientations are treated with respect.

27) At my school, students of different race are treated with respect.

37) I am treated fairly by the staff in my school.

38) I am satisfied with the anti-drug policies and programs being offered at my school (e.g.presentatiions, guest speakers, assemblies)

39) There is a pressure to do drugs among students from my school.

[N=11]
SCHOOL

M

E

Total

[N=32]
DISTRICT

M

E

Total

[N=12,024]
PROVINCE

M

E

Total

90.9

92.9

100.0

97

87.6

94.9

91.3

18.2

50.0

27.8

38

58.3

49.9

54.0

60.0

71.4

64.7

68

67.4

63.0

65.2

100.0

100.0

100.0

100

76.7

76.6

76.5

90.9

100.0

94.4

97

92.7

95.5

94.0

90.0

100.0

88.2

94

77.6

77.9

77.7

100.0

76.9

66.7

71

77.7

80.3

79.0

90.0

100.0

87.5

92

87.8

89.5

88.6

77.8

92.3

94.1

93

77.2

78.0

77.5

100.0

81.8

100.0

93

68.8

68.4

68.6

54.6

23.1

33.3

29

40.8

33.9

37.6

79.3

80.8

77.9

79.2

73.9

73.9

73.6

EXPECTATIONS

9) My opinions are important at school.

10) I am encouraged to try my best at school.

36) I know the school rules/code of conduct.

[N=11]
SCHOOL

M

E

Total

[N=32]
DISTRICT

M

E

Total

[N=12,024]
PROVINCE

M

E

Total

90.9

50.0

66.7

59

53.9

55.2

54.5

100.0

92.9

100.0

97

83.2

86.1

84.7

100.0

64.3

88.9

78

75.9

84.2

80.0

97.0

69.1

85.2

78.1

71.0

75.2

73.1

SAFETY

28) I feel safe at school.

29) I feel safe in the school cafeteria.

30) I feel safe in my classrooms.

31) I feel safe in the school washrooms.

32) I feel safe in the school gym.

33) I feel safe in the gym change rooms.

34) I feel safe on the school bus.

35) I feel safe on school grounds.

[N=11]
SCHOOL

M

E

Total

[N=32]
DISTRICT

M

E

Total

[N=12,024]
PROVINCE

M

E

Total

100.0

100.0

94.1

97

80.4

79.7

80.1

100.0

100.0

100.0

100

83.8

84.0

83.9

100.0

100.0

94.1

97

86.6

87.7

87.1

90.9

50.0

64.7

58

75.3

78.4

76.8

100.0

100.0

88.2

94

85.2

83.4

84.2

75.0

80.0

69.2

74

79.8

83.0

81.3

90.0

77.8

75.0

76

81.0

76.8

78.9

90.9

85.7

88.2

87

80.7

81.9

81.2

93.4

86.7

84.2

85.3

81.6

81.9

81.7

DRUGS AND ALCOHOL

40) I am satisfied with the anti-alcohol policies and programs being offered at my school (e.g., presentations, guest speakers, assemblies)

41) There is a pressure to drink alcohol among students from my school.

42) I am satisfied with the anti-smoking policies and programs being offered at my school (e.g., presentations, guest speakers, assemblies)

43) There is a pressure to smoke cigarettes among students from my school.

[N=11]
SCHOOL

M

E

Total

[N=32]
DISTRICT

M

E

Total

[N=12,024]
PROVINCE

M

E

Total

90.0

70.0

77.8

75.0

66.3

66.1

66.2

40.0

28.6

35.3

32.3

48.4

43.8

46.2

77.8

61.5

66.7

64.3

62.6

61.8

62.2

55.6

14.3

25.0

20.0

37.5

31.4

34.6

65.8

43.6

51.2

47.9

53.7


50.8

52.3

For items 1-43, values are percent agreeing with the statement. Students were asked to indicate the extent to which they agreed to each statement with the following scale: 1-Strongly Disagree, 2-Disagree Somewhat, 3-Agree Somewhat, 4-Strongly Agree, 5-N/A- Not applicable

Survey results highlight the percentage of students who ‘Agree Somewhat’ or ‘Agree Strongly’ with each statement.

For items 44-55, students had 4 choices: A-Never, B-Once or Twice, C-Every Week, D-Multiple Times a Week.



School Climate Survey

Grades 10-12, 2015-16

District 804 - Native Federal

#018 - Sheshatshiu Innu School, Sheshatshiu


Response Rate: 11.1

	[N=11] SCHOOL				[N=32] DISTRICT				[N=12,024] PROVINCE			
	A	B	C	D	A	B	C	D	A	B	C	D
BULLYING AND HARASSMENT												
44) In the last month I have been bullied or harassed physically (e.g. hit, kicked, pushed, shoved around, locked indoors).	81.8	18.2	0.0	0.0	87.5	12.5	0.0	0.0	83.0	12.4	1.8	2.8
45) In the last month I have been bullied or harassed verbally (e.g. called mean names, made fun of, teased in a hurtful way).	45.5	36.4	9.1	9.1	62.5	31.3	3.1	3.1	63.2	24.9	5.6	6.3
46) In the last month I have been bullied or harassed indirectly (e.g. left out of things on purpose, excluded from a group of friends,	63.6	18.2	9.1	9.1	71.0	19.4	6.5	3.2	66.6	21.3	6.0	6.1
47) In the last month I have been sexually harassed (e.g. other students making sexual jokes, comments or gestures towards me).	90.9	9.1	0.0	0.0	96.9	3.1	0.0	0.0	84.3	9.9	2.3	3.5
48) In the last month I have been bullied or harassed electronically (e.g. teased or bullied using a computer or a mobile phone).	63.6	36.4	0.0	0.0	77.4	22.6	0.0	0.0	82.5	11.8	2.3	3.3
49) In the last month I have seen or heard about another student being bullied or harassed.	40.0	40.0	20.0	0.0	35.5	41.9	12.9	9.7	37.4	38.3	12.6	11.7
50) In the last month I have taken part in bullying or harassing another student.	100.0	0.0	0.0	0.0	96.9	0.0	0.0	3.1	89.3	7.5	1.1	2.1
51) In the last month I have been involved in a physical fight.	81.8	18.2	0.0	0.0	93.8	6.3	0.0	0.0	91.1	5.7	0.9	2.2
DRUGS AND ALCOHOL												
52) In the last month I have used illegal drugs.	40.0	50.0	0.0	10.0	66.7	20.0	6.7	6.7	80.0	10.4	2.7	6.9
53) In the last month I have abused prescription drugs.	100.0	0.0	0.0	0.0	100.0	0.0	0.0	0.0	92.7	3.4	1.1	2.7
54) In the last month I have consumed alcohol.	45.5	36.4	18.2	0.0	37.5	37.5	15.6	9.4	54.7	29.2	8.9	7.3
55) In the last month I have smoked cigarettes.	0.0	27.3	36.4	36.4	58.1	12.9	12.9	16.1	79.8	7.7	2.1	10.4

For items 1-43, values are percent agreeing with the statement. Students were asked to indicate the extent to which they agreed to each statement with the following scale: 1-Strongly Disagree, 2-Disagree Somewhat, 3-Agree Somewhat, 4-Strongly Agree, 5-N/A- Not applicable

Survey results highlight the percentage of students who ‘Agree Somewhat’ or ‘Agree Strongly’ with each statement.

For items 44-55, students had 4 choices: A-Never, B-Once or Twice, C-Every Week, D-Multiple Times a Week.



School Climate Survey

Grades 10-12, 2015-16

District 804 - Native Federal

#376 - Se't Anneway Kegnamogwom, Conne River

Response Rate: 56.8

	[N=21] SCHOOL				[N=32] DISTRICT				[N=12,024] PROVINCE			
	A	B	C	D	A	B	C	D	A	B	C	D
BULLYING AND HARASSMENT												
44) In the last month I have been bullied or harassed physically (e.g. hit, kicked, pushed, shoved around, locked indoors).	90.5	9.5	0.0	0.0	87.5	12.5	0.0	0.0	83.0	12.4	1.8	2.8
45) In the last month I have been bullied or harassed verbally (e.g. called mean names, made fun of, teased in a hurtful way).	71.4	28.6	0.0	0.0	62.5	31.3	3.1	3.1	63.2	24.9	5.6	6.3
46) In the last month I have been bullied or harassed indirectly (e.g. left out of things on purpose, excluded from a group of friends,	75.0	20.0	5.0	0.0	71.0	19.4	6.5	3.2	66.6	21.3	6.0	6.1
47) In the last month I have been sexually harassed (e.g. other students making sexual jokes, comments or gestures towards me).	100.0	0.0	0.0	0.0	96.9	3.1	0.0	0.0	84.3	9.9	2.3	3.5
48) In the last month I have been bullied or harassed electronically (e.g. teased or bullied using a computer or a mobile phone).	85.0	15.0	0.0	0.0	77.4	22.6	0.0	0.0	82.5	11.8	2.3	3.3
49) In the last month I have seen or heard about another student being bullied or harassed.	33.3	42.9	9.5	14.3	35.5	41.9	12.9	9.7	37.4	38.3	12.6	11.7
50) In the last month I have taken part in bullying or harassing another student.	95.2	0.0	0.0	4.8	96.9	0.0	0.0	3.1	89.3	7.5	1.1	2.1
51) In the last month I have been involved in a physical fight.	100.0	0.0	0.0	0.0	93.8	6.3	0.0	0.0	91.1	5.7	0.9	2.2
DRUGS AND ALCOHOL												
52) In the last month I have used illegal drugs.	80.0	5.0	10.0	5.0	66.7	20.0	6.7	6.7	80.0	10.4	2.7	6.9
53) In the last month I have abused prescription drugs.	100.0	0.0	0.0	0.0	100.0	0.0	0.0	0.0	92.7	3.4	1.1	2.7
54) In the last month I have consumed alcohol.	33.3	38.1	14.3	14.3	37.5	37.5	15.6	9.4	54.7	29.2	8.9	7.3
55) In the last month I have smoked cigarettes.	90.0	5.0	0.0	5.0	58.1	12.9	12.9	16.1	79.8	7.7	2.1	10.4

For items 1-43, values are percent agreeing with the statement. Students were asked to indicate the extent to which they agreed to each statement with the following scale: 1-Strongly Disagree, 2-Disagree Somewhat, 3-Agree Somewhat, 4-Strongly Agree, 5-N/A- Not applicable

Survey results highlight the percentage of students who ‘Agree Somewhat’ or ‘Agree Strongly’ with each statement.

For items 44-55, students had 4 choices: A-Never, B-Once or Twice, C-Every Week, D-Multiple Times a Week.

District 804 - Native Federal

#376 - Se't Anneway Kegnamogwom, Conne River

Response Rate: 56.8

For items 1-43, values are percent agreeing with the statement. Students were asked to indicate the extent to which they agreed to each statement with the following scale: 1-Strongly Disagree, 2-Disagree Somewhat, 3-Agree Somewhat, 4-Strongly Agree, 5-N/A- Not applicable

Survey results highlight the percentage of students who ‘Agree Somewhat’ or ‘Agree Strongly’ with each statement.

For items 44-55, students had 4 choices: A-Never, B-Once or Twice, C-Every Week, D-Multiple Times a Week.