

Number of Students

17

World History 3201

Subtest

WWI

Challenges and Changes

International Tensions (1930's and WWII)

Cold War

Regional Developments in Post WWII (5.1)

Regional Developments in Post WWII (5.2)

Challenges of the Modern Era

School
Region
Province

School
Region
Province

School
Region
Province

School
Region
Province

School
Region
Province

School
Region
Province

School
Region
Province

School
Region
Province

Public Exam Mark

School vs Region

School vs Province

58.5
61.2
63.5

67.1
68.1
68.9

58.4
61.2
62.6

64.0
65.2
69.4

42.0
48.4
48.8

41.1
47.8
57.6

-999.0
-999.0
49.3

46.2
48.5
52.4



Final Mark

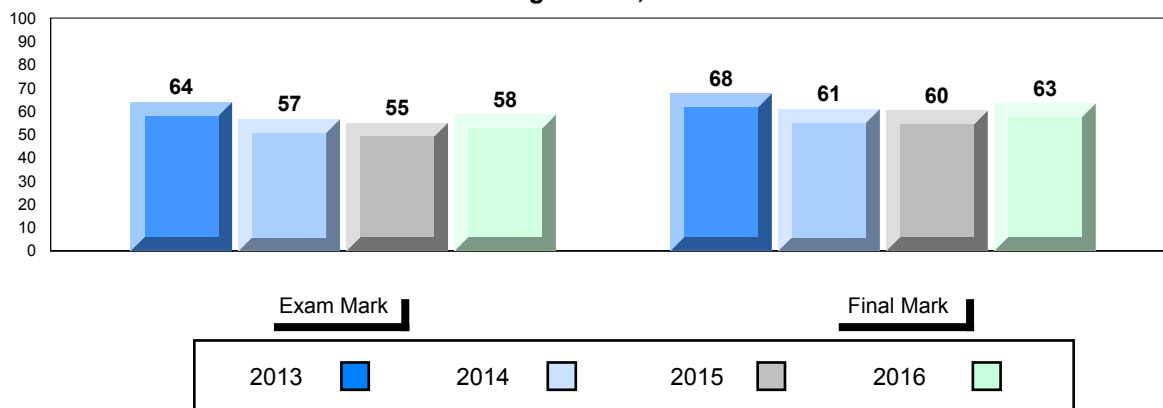
School vs Region

School vs Province

63.4
67.3
69.5



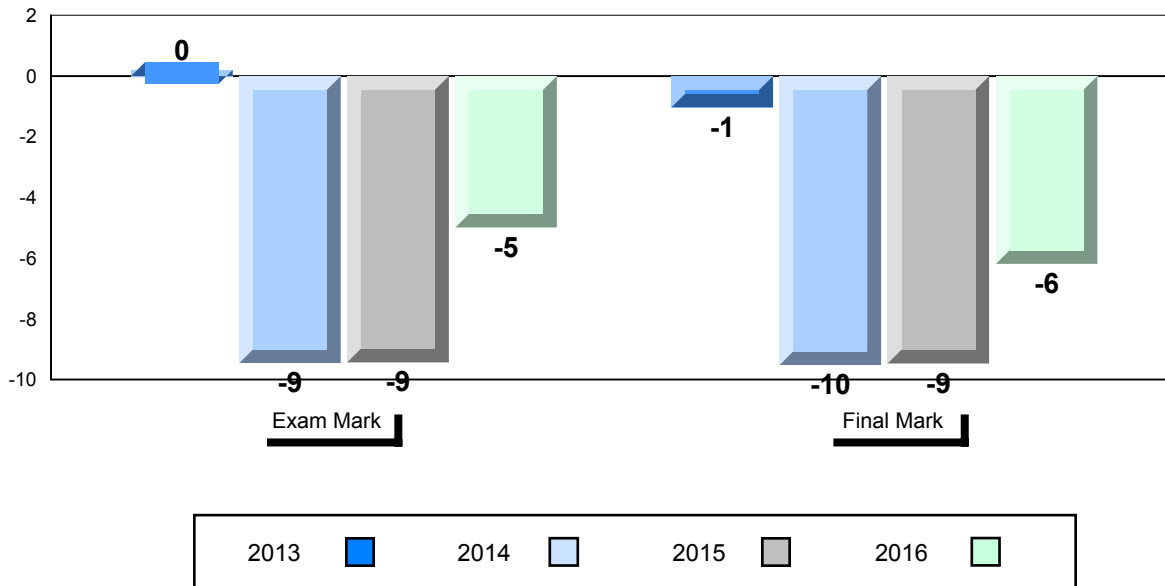
Average Score, 2013-2016



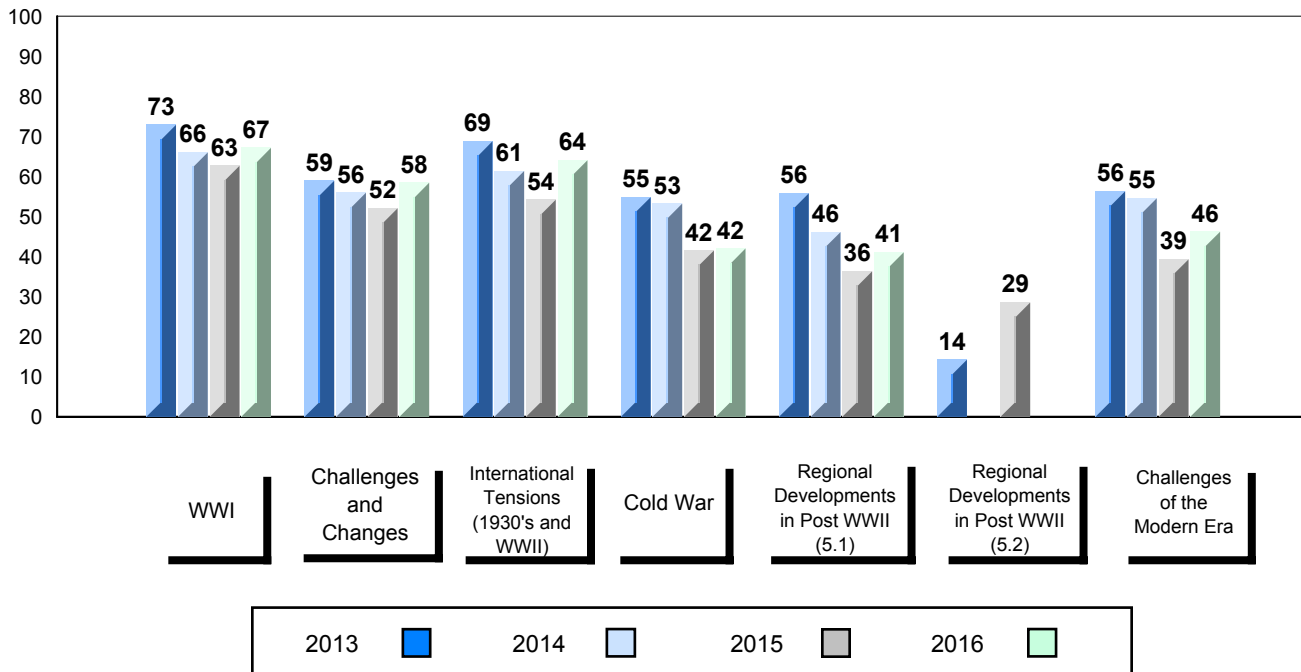
▼ ▲ The school result may appear numerically the same as the district/province due to rounding. The arrow indicates a negligible difference.

* The overall Public Exam is equated. Therefore, subtest scores may vary from the overall exam mark.

Difference from Provincial Mean, 2013-2016



4 Year Public Exam (Subtest) Mark Trend 2013-2016



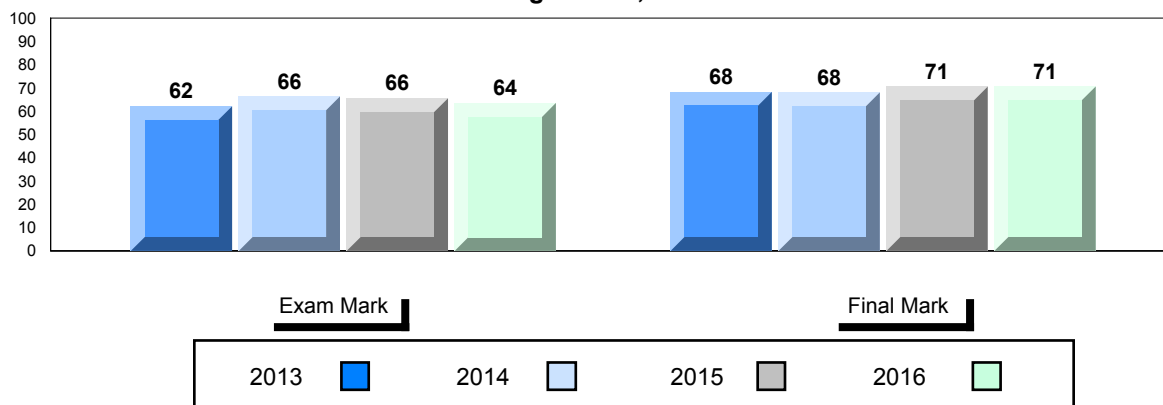
▼ ▲ The school result may appear numerically the same as the district/province due to rounding. The arrow indicates a negligible difference.

* The overall Public Exam is equated. Therefore, subtest scores may vary from the overall exam mark.

Number of Students 20

		Public Exam Mark	School vs Region	School vs Province	Final Mark	School vs Region	School vs Province
World History 3201	School	63.6	▲	▲	70.7	▲	▲
	Region	61.2					
	Province	63.5					
Subtest	School	68.9	▲	▲			
	Region	68.1					
	Province	68.9					
WWI	School	68.9	▲	▲			
	Region	68.1					
	Province	68.9					
Challenges and Changes	School	63.6	▲	▲			
	Region	61.2					
	Province	62.6					
International Tensions (1930's and WWII)	School	66.2	▲	▼			
	Region	65.2					
	Province	69.4					
Cold War	School	53.8	▲	▲			
	Region	48.4					
	Province	48.8					
Regional Developments in Post WWII (5.1)	School	53.4	▲	▼			
	Region	47.8					
	Province	57.6					
Regional Developments in Post WWII (5.2)	School	-999.0					
	Region	-999.0					
	Province	49.3					
Challenges of the Modern Era	School	50.4	▲	▼			
	Region	48.5					
	Province	52.4					


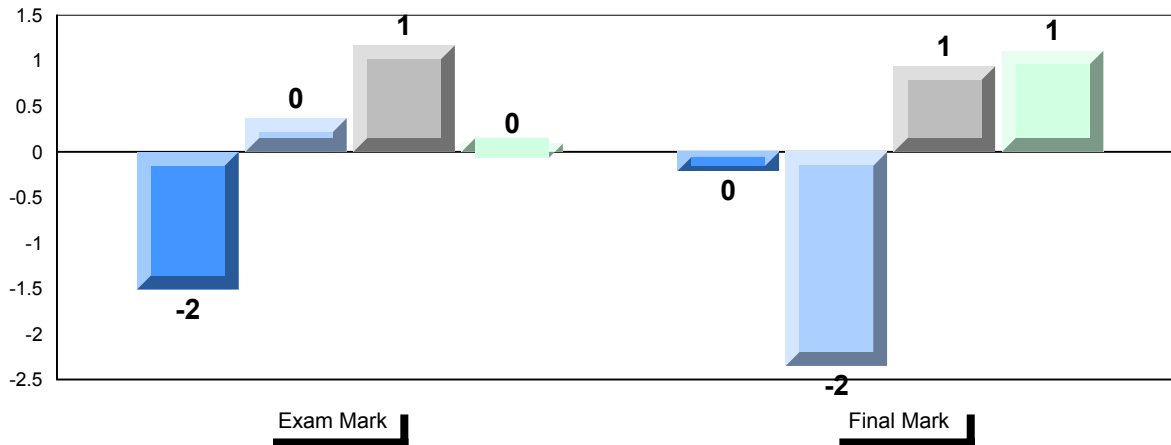
Average Score, 2013-2016



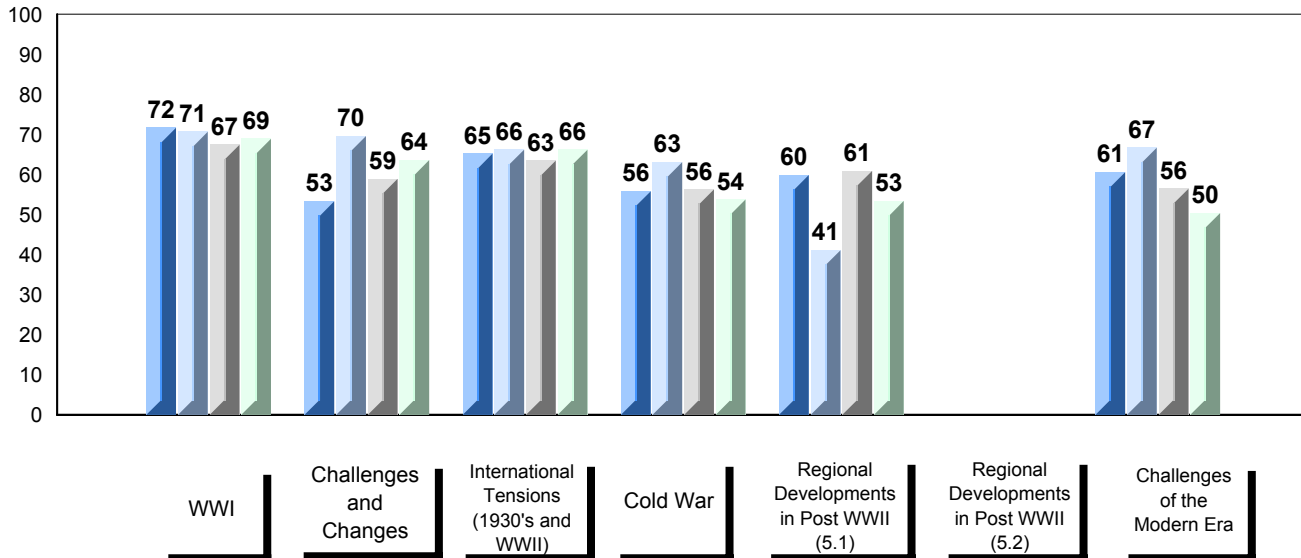
▼ ▲ The school result may appear numerically the same as the district/province due to rounding. The arrow indicates a negligible difference.

* The overall Public Exam is equated. Therefore, subtest scores may vary from the overall exam mark.

Difference from Provincial Mean, 2013-2016



4 Year Public Exam (Subtest) Mark Trend 2013-2016



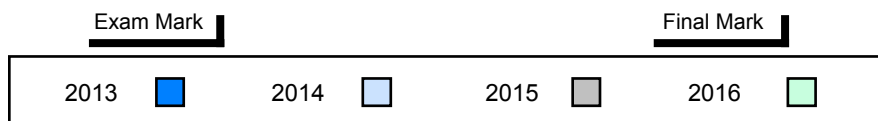
▼ ▲ The school result may appear numerically the same as the district/province due to rounding. The arrow indicates a negligible difference.

* The overall Public Exam is equated. Therefore, subtest scores may vary from the overall exam mark.

		Public Exam Mark School vs Region School vs Province	Final Mark School vs Region School vs Province
Number of Students	1		
World History 3201	School Region Province	<i>School data with 5 or fewer students withheld for reasons of confidentiality.</i>	<i>School data with 5 or fewer students withheld for reasons of confidentiality.</i>
<u>Subtest</u>	School Region Province		
WWI	School Region Province		
Challenges and Changes	School Region Province		
International Tensions (1930's and WWII)	School Region Province		
Cold War	School Region Province		
Regional Developments in Post WWII (5.1)	School Region Province		
Regional Developments in Post WWII (5.2)	School Region Province		
Challenges of the Modern Era	School Region Province		

Average Score, 2013-2016

School data with 5 or fewer students withheld for reasons of confidentiality.

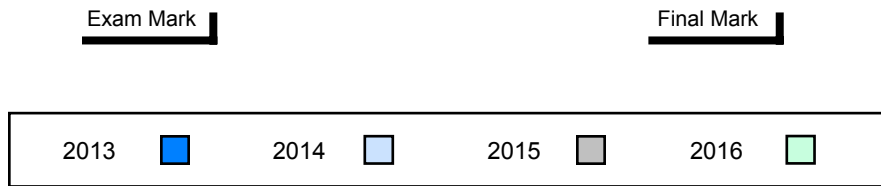


▼ ▲ The school result may appear numerically the same as the district/province due to rounding. The arrow indicates a negligible difference.

* The overall Public Exam is equated. Therefore, subtest scores may vary from the overall exam mark.

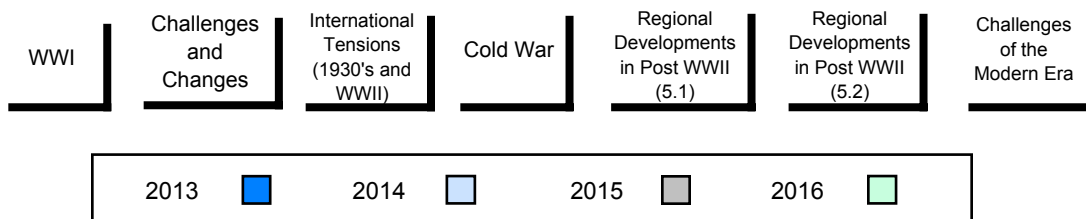
Difference from Provincial Mean, 2013-2016

School data with 5 or fewer students withheld for reasons of confidentiality.



4 Year Public Exam (Subtest) Mark Trend 2013-2016

School data with 5 or fewer students withheld for reasons of confidentiality.



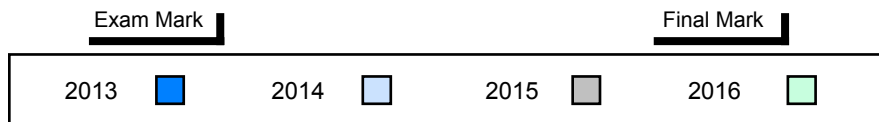
▼ ▲ The school result may appear numerically the same as the district/province due to rounding. The arrow indicates a negligible difference.

* The overall Public Exam is equated. Therefore, subtest scores may vary from the overall exam mark.

Number of Students	1	<table border="1"> <tr> <td>Public Exam Mark</td> <td>School vs Region</td> <td>School vs Province</td> </tr> <tr> <td colspan="3" style="text-align: center;"><i>School data with 5 or fewer students withheld for reasons of confidentiality.</i></td> </tr> </table>	Public Exam Mark	School vs Region	School vs Province	<i>School data with 5 or fewer students withheld for reasons of confidentiality.</i>			<table border="1"> <tr> <td>Final Mark</td> <td>School vs Region</td> <td>School vs Province</td> </tr> <tr> <td colspan="3" style="text-align: center;"><i>School data with 5 or fewer students withheld for reasons of confidentiality.</i></td> </tr> </table>	Final Mark	School vs Region	School vs Province	<i>School data with 5 or fewer students withheld for reasons of confidentiality.</i>		
Public Exam Mark	School vs Region		School vs Province												
<i>School data with 5 or fewer students withheld for reasons of confidentiality.</i>															
Final Mark	School vs Region		School vs Province												
<i>School data with 5 or fewer students withheld for reasons of confidentiality.</i>															
World History 3201	School Region Province														
<u>Subtest</u>	School Region Province														
WWI	School Region Province														
Challenges and Changes	School Region Province														
International Tensions (1930's and WWII)	School Region Province														
Cold War	School Region Province														
Regional Developments in Post WWII (5.1)	School Region Province														
Regional Developments in Post WWII (5.2)	School Region Province														
Challenges of the Modern Era	School Region Province														

Average Score, 2013-2016

School data with 5 or fewer students withheld for reasons of confidentiality.

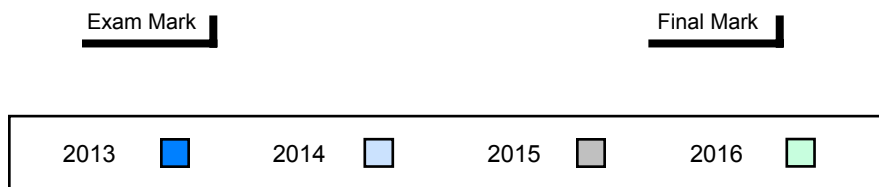


▼ ▲ The school result may appear numerically the same as the district/province due to rounding. The arrow indicates a negligible difference.

* The overall Public Exam is equated. Therefore, subtest scores may vary from the overall exam mark.

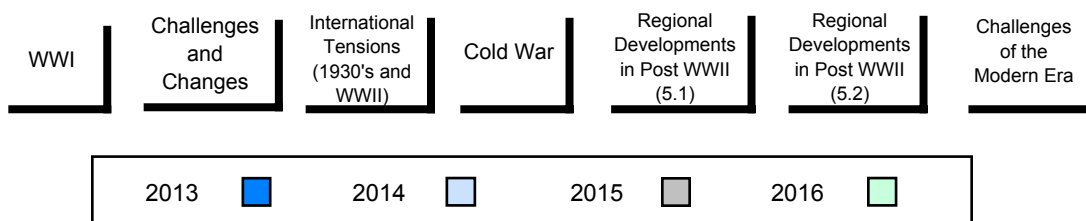
Difference from Provincial Mean, 2013-2016

School data with 5 or fewer students withheld for reasons of confidentiality.



4 Year Public Exam (Subtest) Mark Trend 2013-2016

School data with 5 or fewer students withheld for reasons of confidentiality.



▼ ▲ The school result may appear numerically the same as the district/province due to rounding. The arrow indicates a negligible difference.

* The overall Public Exam is equated. Therefore, subtest scores may vary from the overall exam mark.

Number of Students 3

Public Exam Mark	School vs Region	School vs Province
-------------------------	------------------	--------------------

Final Mark	School vs Region	School vs Province
-------------------	------------------	--------------------

World History 3201

School
Region
Province

School data with 5 or fewer students withheld for reasons of confidentiality.

School data with 5 or fewer students withheld for reasons of confidentiality.

Subtest

WWI

School
Region
Province

Challenges and Changes

School
Region
Province

International Tensions (1930's and WWII)

School
Region
Province

Cold War

School
Region
Province

Regional Developments in Post WWII (5.1)

School
Region
Province

Regional Developments in Post WWII (5.2)

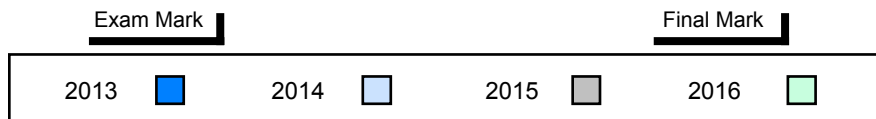
School
Region
Province

Challenges of the Modern Era

School
Region
Province

Average Score, 2013-2016

School data with 5 or fewer students withheld for reasons of confidentiality.

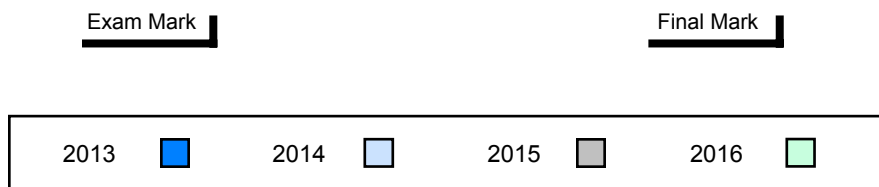


▼ ▲ The school result may appear numerically the same as the district/province due to rounding. The arrow indicates a negligible difference.

* The overall Public Exam is equated. Therefore, subtest scores may vary from the overall exam mark.

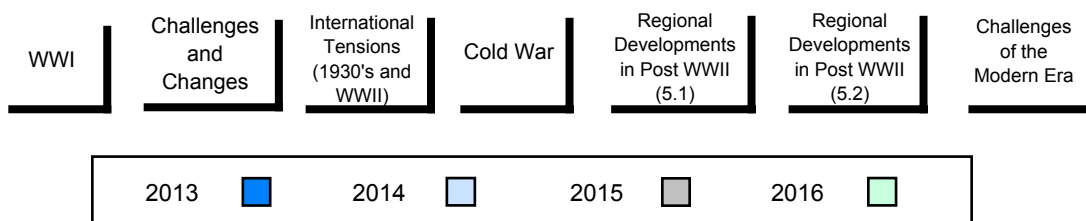
Difference from Provincial Mean, 2013-2016

School data with 5 or fewer students withheld for reasons of confidentiality.



4 Year Public Exam (Subtest) Mark Trend 2013-2016

School data with 5 or fewer students withheld for reasons of confidentiality.

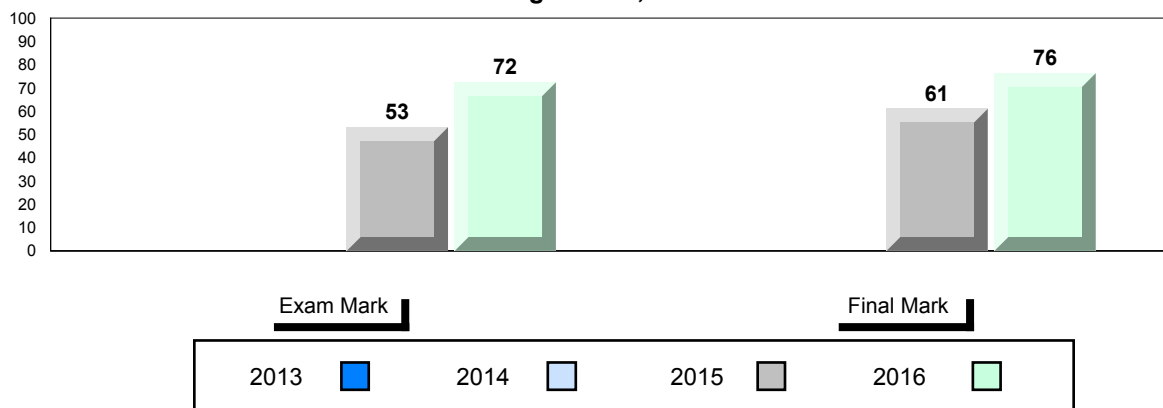


▼ ▲ The school result may appear numerically the same as the district/province due to rounding. The arrow indicates a negligible difference.

* The overall Public Exam is equated. Therefore, subtest scores may vary from the overall exam mark.

Number of Students		9	Public Exam Mark			Final Mark		
			School vs Region	School vs Province	School vs Region	School vs Province		
World History 3201	School	72.4	▲	▲	76.3	▲	▲	
	Region	64.8			69.7			
	Province	63.5			69.5			
Subtest								
WWI	School	75.4	▲	▲				
	Region	69.4						
	Province	68.9						
Challenges and Changes	School	70.3	▲	▲				
	Region	63.8						
	Province	62.6						
International Tensions (1930's and WWII)	School	79.3	▲	▲				
	Region	70.4						
	Province	69.4						
Cold War	School	65.5	▲	▲				
	Region	54.5						
	Province	48.8						
Regional Developments in Post WWII (5.1)	School	64.3	▲	▲				
	Region	56.3						
	Province	57.6						
Regional Developments in Post WWII (5.2)	School	-999.0						
	Region	0.0						
	Province	49.3						
Challenges of the Modern Era	School	57.9	▲	▲				
	Region	54.0						
	Province	52.4						

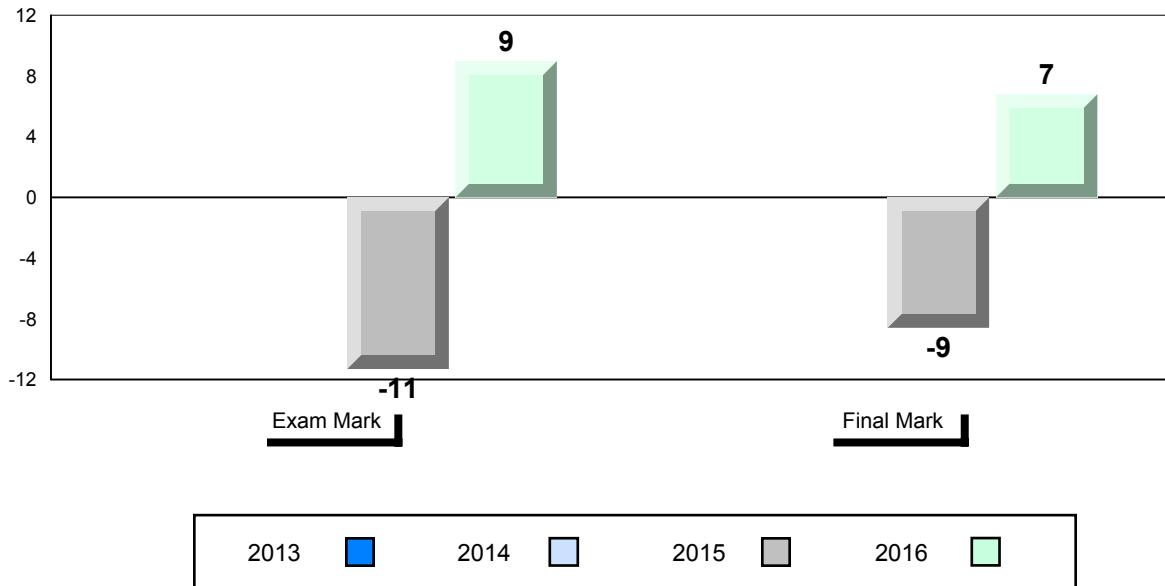
Average Score, 2013-2016



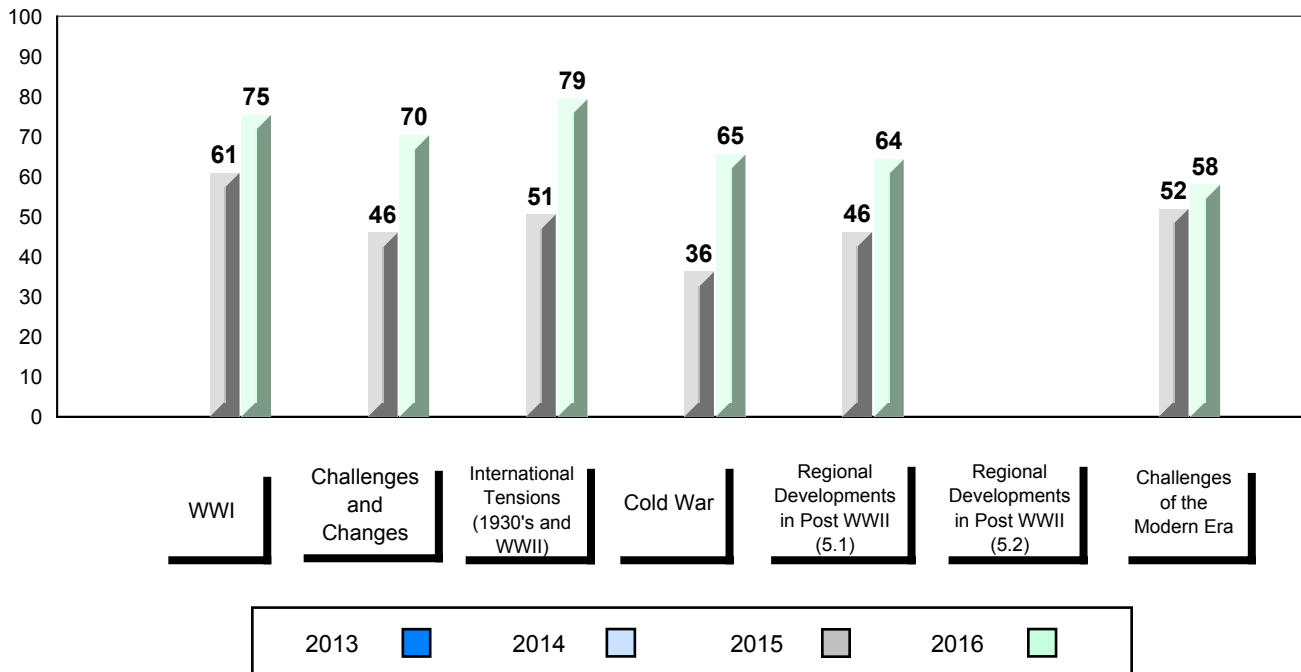
▼ ▲ The school result may appear numerically the same as the district/province due to rounding. The arrow indicates a negligible difference.

* The overall Public Exam is equated. Therefore, subtest scores may vary from the overall exam mark.

Difference from Provincial Mean, 2013-2016



4 Year Public Exam (Subtest) Mark Trend 2013-2016



▼ ▲ The school result may appear numerically the same as the district/province due to rounding. The arrow indicates a negligible difference.

* The overall Public Exam is equated. Therefore, subtest scores may vary from the overall exam mark.

Number of Students

80

World History 3201

Subtest

WWI

Challenges and Changes

International Tensions (1930's and WWII)

Cold War

Regional Developments in Post WWII (5.1)

Regional Developments in Post WWII (5.2)

Challenges of the Modern Era

School
Region
Province

School
Region
Province

School
Region
Province

School
Region
Province

School
Region
Province

School
Region
Province

School
Region
Province

School
Region
Province

Public Exam Mark

School vs Region

School vs Province

64.3
64.8
63.5



69.2
69.4
68.9



63.0
63.8
62.6



70.3
70.4
69.4



53.4
54.5
48.8



55.4
56.3
57.6



0.0
0.0
49.3



52.9
54.0
52.4



Final Mark

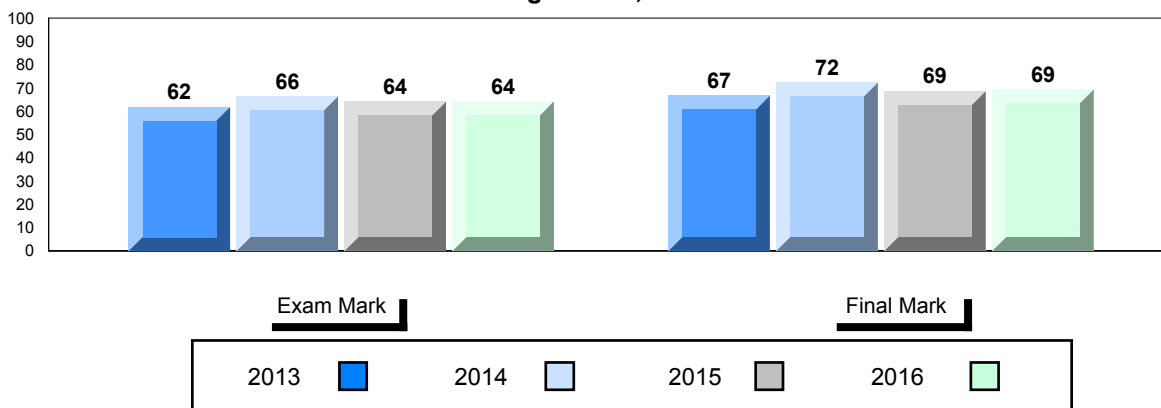
School vs Region

School vs Province

69.3
69.7
69.5



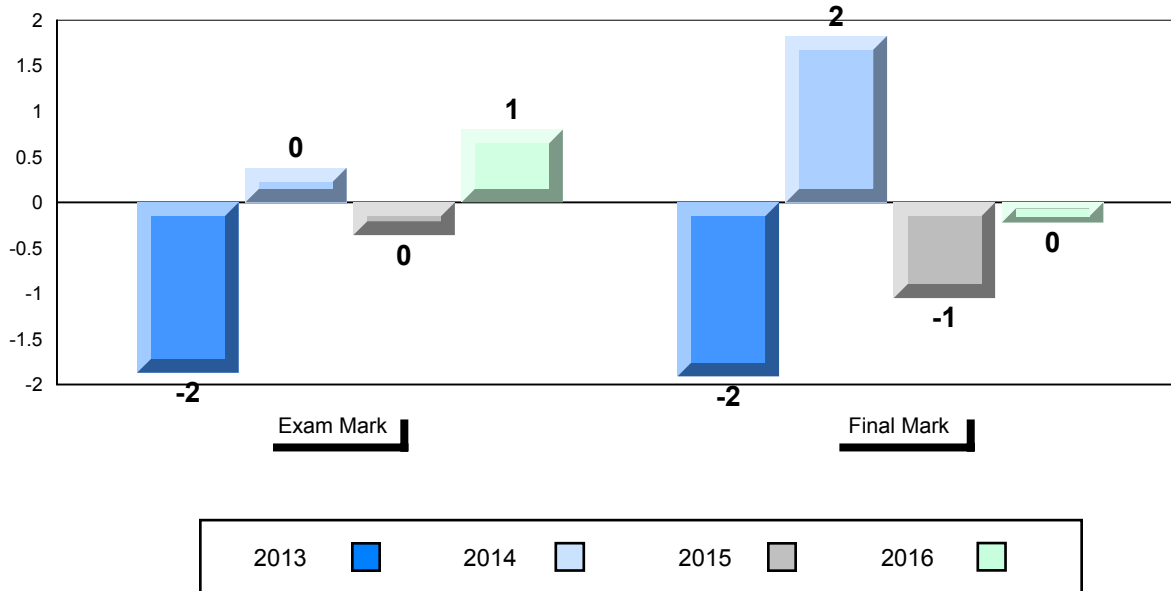
Average Score, 2013-2016



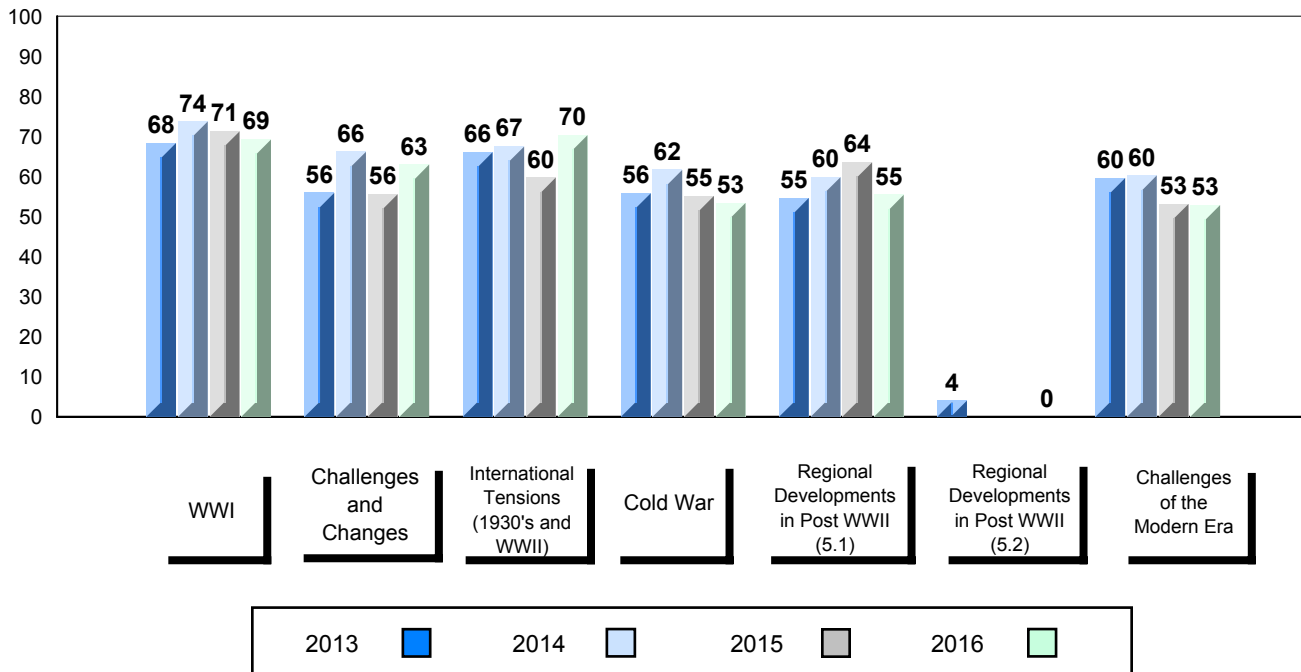
▼ ▲ The school result may appear numerically the same as the district/province due to rounding. The arrow indicates a negligible difference.

* The overall Public Exam is equated. Therefore, subtest scores may vary from the overall exam mark.

Difference from Provincial Mean, 2013-2016



4 Year Public Exam (Subtest) Mark Trend 2013-2016



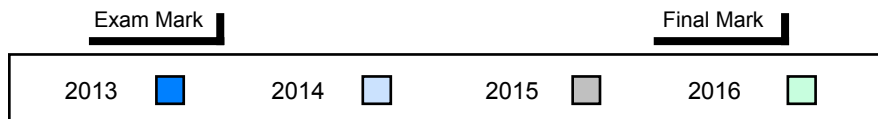
▼ ▲ The school result may appear numerically the same as the district/province due to rounding. The arrow indicates a negligible difference.

* The overall Public Exam is equated. Therefore, subtest scores may vary from the overall exam mark.

Number of Students	1	<table border="1"> <thead> <tr> <th>Public Exam Mark</th> <th>School vs Region</th> <th>School vs Province</th> </tr> </thead> <tbody> <tr> <td colspan="3" style="text-align: center;"><i>School data with 5 or fewer students withheld for reasons of confidentiality.</i></td> </tr> </tbody> </table>	Public Exam Mark	School vs Region	School vs Province	<i>School data with 5 or fewer students withheld for reasons of confidentiality.</i>			<table border="1"> <thead> <tr> <th>Final Mark</th> <th>School vs Region</th> <th>School vs Province</th> </tr> </thead> <tbody> <tr> <td colspan="3" style="text-align: center;"><i>School data with 5 or fewer students withheld for reasons of confidentiality.</i></td> </tr> </tbody> </table>	Final Mark	School vs Region	School vs Province	<i>School data with 5 or fewer students withheld for reasons of confidentiality.</i>		
Public Exam Mark	School vs Region		School vs Province												
<i>School data with 5 or fewer students withheld for reasons of confidentiality.</i>															
Final Mark	School vs Region		School vs Province												
<i>School data with 5 or fewer students withheld for reasons of confidentiality.</i>															
World History 3201	School Region Province														
<u>Subtest</u>	School Region Province														
WWI	School Region Province														
Challenges and Changes	School Region Province														
International Tensions (1930's and WWII)	School Region Province														
Cold War	School Region Province														
Regional Developments in Post WWII (5.1)	School Region Province														
Regional Developments in Post WWII (5.2)	School Region Province														
Challenges of the Modern Era	School Region Province														

Average Score, 2013-2016

School data with 5 or fewer students withheld for reasons of confidentiality.

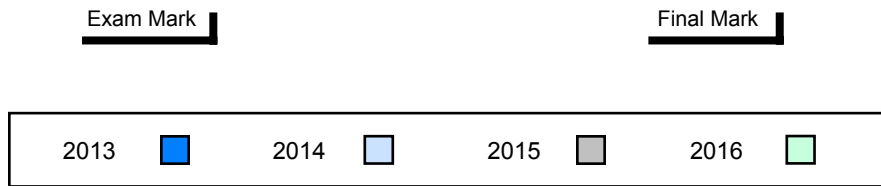


▼ ▲ The school result may appear numerically the same as the district/province due to rounding. The arrow indicates a negligible difference.

* The overall Public Exam is equated. Therefore, subtest scores may vary from the overall exam mark.

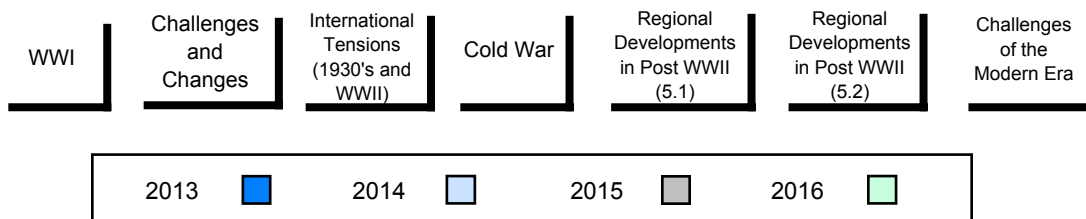
Difference from Provincial Mean, 2013-2016

School data with 5 or fewer students withheld for reasons of confidentiality.



4 Year Public Exam (Subtest) Mark Trend 2013-2016

School data with 5 or fewer students withheld for reasons of confidentiality.



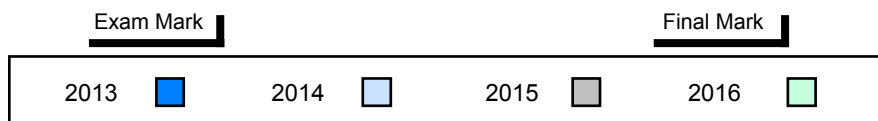
▼ ▲ The school result may appear numerically the same as the district/province due to rounding. The arrow indicates a negligible difference.

* The overall Public Exam is equated. Therefore, subtest scores may vary from the overall exam mark.

Number of Students	1	<p>Public Exam Mark</p> <p>School vs Region School vs Province</p> <p><i>School data with 5 or fewer students withheld for reasons of confidentiality.</i></p>	<p>Final Mark</p> <p>School vs Region School vs Province</p> <p><i>School data with 5 or fewer students withheld for reasons of confidentiality.</i></p>
World History 3201	School Region Province		
<u>Subtest</u>	School Region Province		
WWI	School Region Province		
Challenges and Changes	School Region Province		
International Tensions (1930's and WWII)	School Region Province		
Cold War	School Region Province		
Regional Developments in Post WWII (5.1)	School Region Province		
Regional Developments in Post WWII (5.2)	School Region Province		
Challenges of the Modern Era	School Region Province		

Average Score, 2013-2016

School data with 5 or fewer students withheld for reasons of confidentiality.

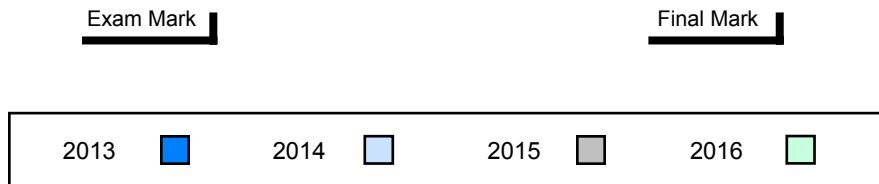


▼ ▲ The school result may appear numerically the same as the district/province due to rounding. The arrow indicates a negligible difference.

* The overall Public Exam is equated. Therefore, subtest scores may vary from the overall exam mark.

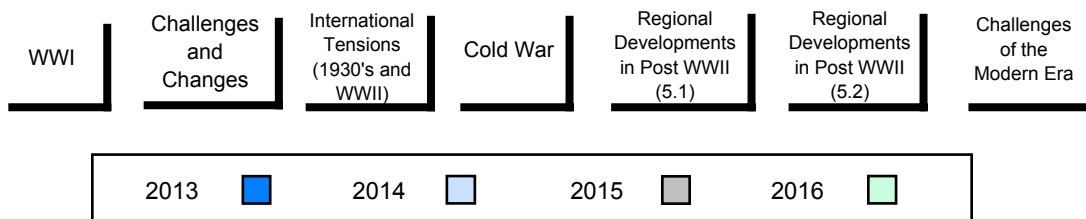
Difference from Provincial Mean, 2013-2016

School data with 5 or fewer students withheld for reasons of confidentiality.



4 Year Public Exam (Subtest) Mark Trend 2013-2016

School data with 5 or fewer students withheld for reasons of confidentiality.



▼ ▲ The school result may appear numerically the same as the district/province due to rounding. The arrow indicates a negligible difference.

* The overall Public Exam is equated. Therefore, subtest scores may vary from the overall exam mark.

Number of Students 3

Public Exam Mark School vs Region School vs Province

Final Mark School vs Region School vs Province

World History 3201 School
Region
Province

School data with 5 or fewer students withheld for reasons of confidentiality.

School data with 5 or fewer students withheld for reasons of confidentiality.

Subtest
WWI School
Region
Province

Challenges and Changes School
Region
Province

International Tensions (1930's and WWII) School
Region
Province

Cold War School
Region
Province

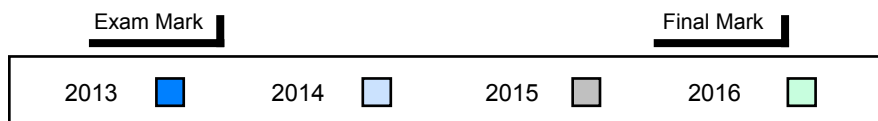
Regional Developments in Post WWII (5.1) School
Region
Province

Regional Developments in Post WWII (5.2) School
Region
Province

Challenges of the Modern Era School
Region
Province

Average Score, 2013-2016

School data with 5 or fewer students withheld for reasons of confidentiality.

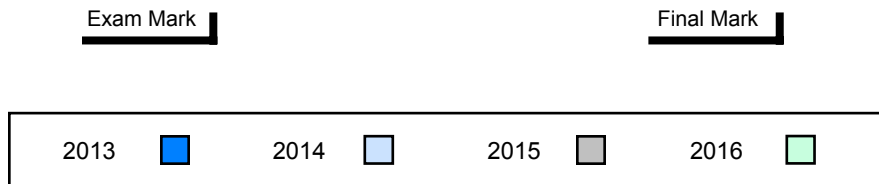


▼ ▲ The school result may appear numerically the same as the district/province due to rounding. The arrow indicates a negligible difference.

* The overall Public Exam is equated. Therefore, subtest scores may vary from the overall exam mark.

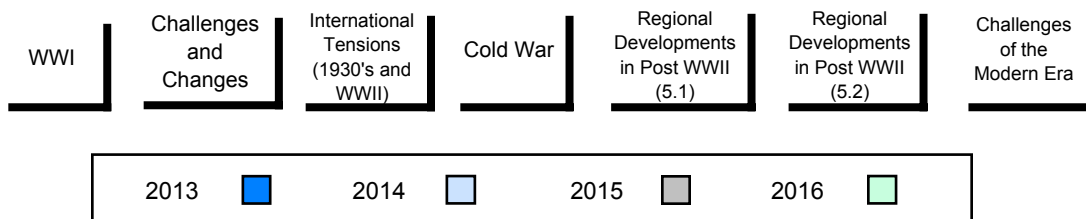
Difference from Provincial Mean, 2013-2016

School data with 5 or fewer students withheld for reasons of confidentiality.



4 Year Public Exam (Subtest) Mark Trend 2013-2016

School data with 5 or fewer students withheld for reasons of confidentiality.



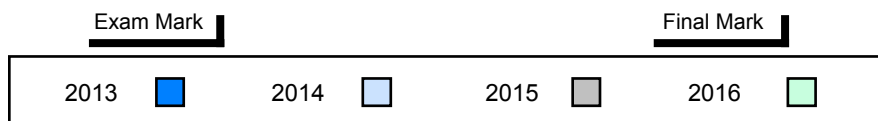
▼ ▲ The school result may appear numerically the same as the district/province due to rounding. The arrow indicates a negligible difference.

* The overall Public Exam is equated. Therefore, subtest scores may vary from the overall exam mark.

Number of Students	1	<p>Public Exam Mark</p> <p align="center">School vs Region School vs Province</p> <p align="center"><i>School data with 5 or fewer students withheld for reasons of confidentiality.</i></p>	<p>Final Mark</p> <p align="center">School vs Region School vs Province</p> <p align="center"><i>School data with 5 or fewer students withheld for reasons of confidentiality.</i></p>
World History 3201	School Region Province		
<u>Subtest</u>	School Region Province		
WWI	School Region Province		
Challenges and Changes	School Region Province		
International Tensions (1930's and WWII)	School Region Province		
Cold War	School Region Province		
Regional Developments in Post WWII (5.1)	School Region Province		
Regional Developments in Post WWII (5.2)	School Region Province		
Challenges of the Modern Era	School Region Province		

Average Score, 2013-2016

School data with 5 or fewer students withheld for reasons of confidentiality.




▼ ▲ The school result may appear numerically the same as the district/province due to rounding. The arrow indicates a negligible difference.

* The overall Public Exam is equated. Therefore, subtest scores may vary from the overall exam mark.

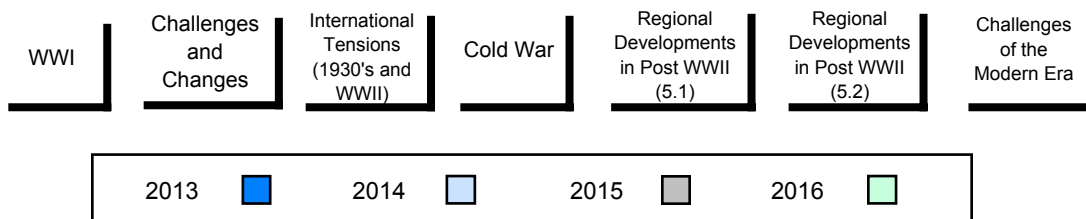
Difference from Provincial Mean, 2013-2016

School data with 5 or fewer students withheld for reasons of confidentiality.



4 Year Public Exam (Subtest) Mark Trend 2013-2016

School data with 5 or fewer students withheld for reasons of confidentiality.



▼ ▲ The school result may appear numerically the same as the district/province due to rounding. The arrow indicates a negligible difference.

* The overall Public Exam is equated. Therefore, subtest scores may vary from the overall exam mark.

Number of Students

1

**Public
Exam
Mark**

School	vs	School
Region		Province

**Final
Mark**

School	vs	School
Region		Province

World History 3201

School
Region
Province

*School data with 5 or fewer
students withheld for reasons of
confidentiality.*

*School data with 5 or fewer
students withheld for reasons of
confidentiality.*

Subtest

WWI

School
Region
Province

**Challenges
and Changes**

School
Region
Province

**International
Tensions (1930's
and WWII)**

School
Region
Province

Cold War

School
Region
Province

**Regional
Developments
in Post WWII (5.1)**

School
Region
Province

**Regional
Developments
in Post WWII (5.2)**

School
Region
Province

**Challenges of the
Modern Era**


School
Region
Province

Average Score, 2013-2016

School data with 5 or fewer students withheld for reasons of confidentiality.

Exam Mark

Final Mark

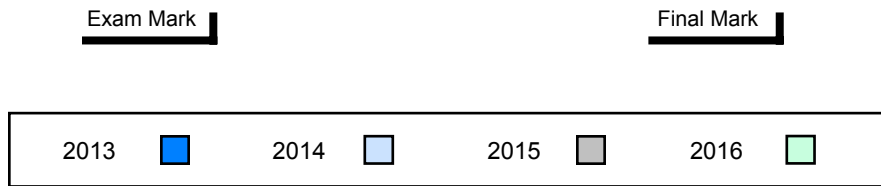


▼ ▲ The school result may appear numerically the same as the district/province due to rounding. The arrow indicates a negligible difference.

* The overall Public Exam is equated. Therefore, subtest scores may vary from the overall exam mark.

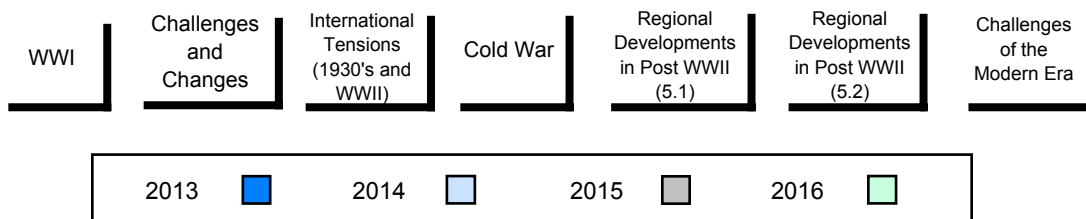
Difference from Provincial Mean, 2013-2016

School data with 5 or fewer students withheld for reasons of confidentiality.



4 Year Public Exam (Subtest) Mark Trend 2013-2016

School data with 5 or fewer students withheld for reasons of confidentiality.



▼ ▲ The school result may appear numerically the same as the district/province due to rounding. The arrow indicates a negligible difference.

* The overall Public Exam is equated. Therefore, subtest scores may vary from the overall exam mark.

Number of Students 3

Public Exam Mark	School vs Region	School vs Province
-------------------------	------------------	--------------------

Final Mark	School vs Region	School vs Province
-------------------	------------------	--------------------

World History 3201 School
Region
Province

School data with 5 or fewer students withheld for reasons of confidentiality.

School data with 5 or fewer students withheld for reasons of confidentiality.

Subtest

WWI School
Region
Province

Challenges and Changes School
Region
Province

International Tensions (1930's and WWII) School
Region
Province

Cold War School
Region
Province

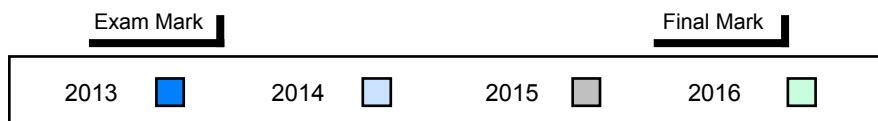
Regional Developments in Post WWII (5.1) School
Region
Province

Regional Developments in Post WWII (5.2) School
Region
Province

Challenges of the Modern Era School
Region
Province

Average Score, 2013-2016

School data with 5 or fewer students withheld for reasons of confidentiality.

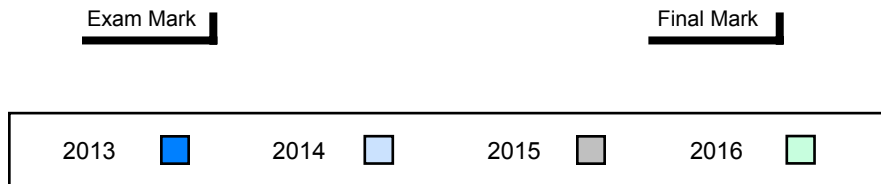


▼ ▲ The school result may appear numerically the same as the district/province due to rounding. The arrow indicates a negligible difference.

* The overall Public Exam is equated. Therefore, subtest scores may vary from the overall exam mark.

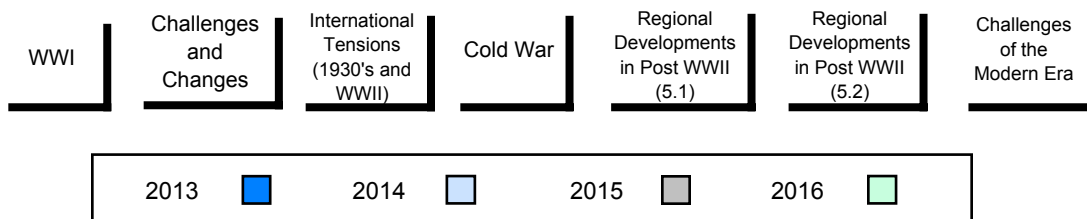
Difference from Provincial Mean, 2013-2016

School data with 5 or fewer students withheld for reasons of confidentiality.



4 Year Public Exam (Subtest) Mark Trend 2013-2016

School data with 5 or fewer students withheld for reasons of confidentiality.



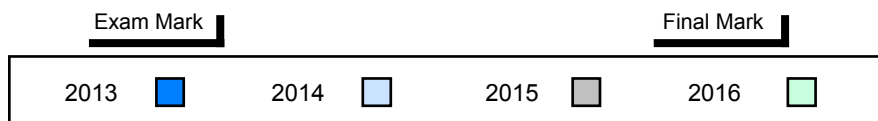
▼ ▲ The school result may appear numerically the same as the district/province due to rounding. The arrow indicates a negligible difference.

* The overall Public Exam is equated. Therefore, subtest scores may vary from the overall exam mark.

Number of Students	1	<table border="1"> <thead> <tr> <th>Public Exam Mark</th> <th>School vs Region</th> <th>School vs Province</th> </tr> </thead> <tbody> <tr> <td colspan="3" style="text-align: center;"><i>School data with 5 or fewer students withheld for reasons of confidentiality.</i></td> </tr> </tbody> </table>	Public Exam Mark	School vs Region	School vs Province	<i>School data with 5 or fewer students withheld for reasons of confidentiality.</i>			<table border="1"> <thead> <tr> <th>Final Mark</th> <th>School vs Region</th> <th>School vs Province</th> </tr> </thead> <tbody> <tr> <td colspan="3" style="text-align: center;"><i>School data with 5 or fewer students withheld for reasons of confidentiality.</i></td> </tr> </tbody> </table>	Final Mark	School vs Region	School vs Province	<i>School data with 5 or fewer students withheld for reasons of confidentiality.</i>		
Public Exam Mark	School vs Region		School vs Province												
<i>School data with 5 or fewer students withheld for reasons of confidentiality.</i>															
Final Mark	School vs Region		School vs Province												
<i>School data with 5 or fewer students withheld for reasons of confidentiality.</i>															
World History 3201	School Region Province														
<u>Subtest</u>	School Region Province														
WWI	School Region Province														
Challenges and Changes	School Region Province														
International Tensions (1930's and WWII)	School Region Province														
Cold War	School Region Province														
Regional Developments in Post WWII (5.1)	School Region Province														
Regional Developments in Post WWII (5.2)	School Region Province														
Challenges of the Modern Era	School Region Province														

Average Score, 2013-2016

School data with 5 or fewer students withheld for reasons of confidentiality.

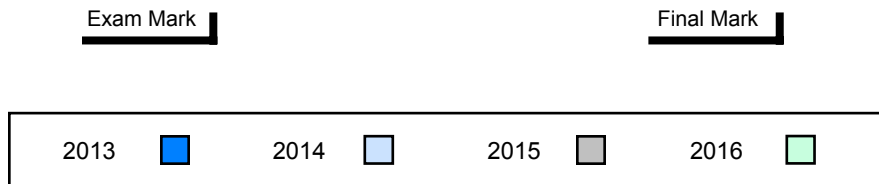


▼ ▲ The school result may appear numerically the same as the district/province due to rounding. The arrow indicates a negligible difference.

* The overall Public Exam is equated. Therefore, subtest scores may vary from the overall exam mark.

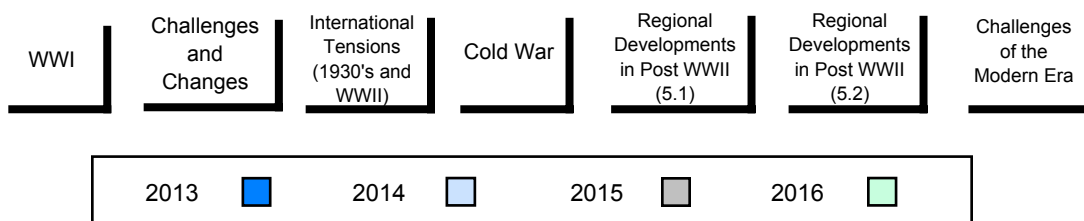
Difference from Provincial Mean, 2013-2016

School data with 5 or fewer students withheld for reasons of confidentiality.



4 Year Public Exam (Subtest) Mark Trend 2013-2016

School data with 5 or fewer students withheld for reasons of confidentiality.

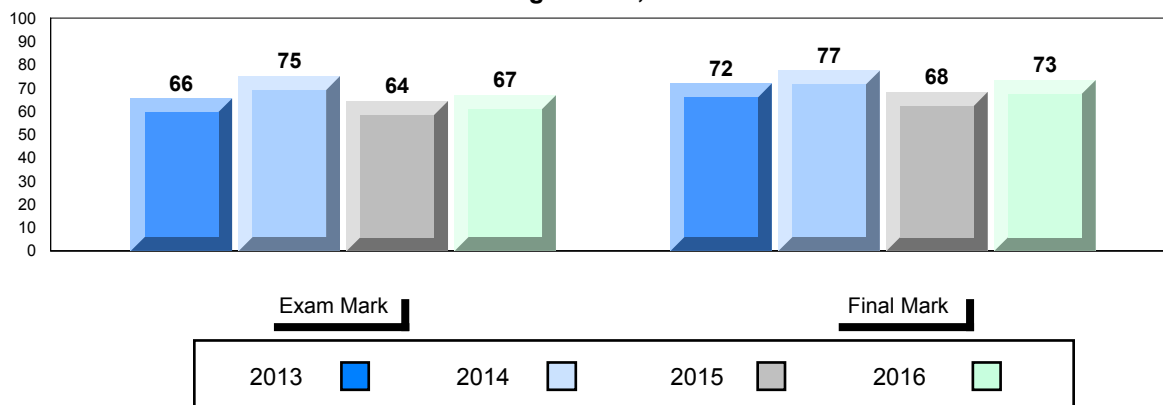


▼ ▲ The school result may appear numerically the same as the district/province due to rounding. The arrow indicates a negligible difference.

* The overall Public Exam is equated. Therefore, subtest scores may vary from the overall exam mark.

Number of Students		36	Public Exam Mark			Final Mark		
			School vs Region	School vs Province	School vs Region	School vs Province		
World History 3201	School	66.9	▲	▲	73.4	▲	▲	
	Region	65.7			72.6			
	Province	63.5			69.5			
Subtest								
WWI	School	73.9	▲	▲				
	Region	72.6						
	Province	68.9						
Challenges and Changes	School	64.0	▲	▲				
	Region	63.3						
	Province	62.6						
International Tensions (1930's and WWII)	School	70.8	▲	▲				
	Region	69.3						
	Province	69.4						
Cold War	School	55.3	▲	▲				
	Region	54.4						
	Province	48.8						
Regional Developments in Post WWII (5.1)	School	64.5	▲	▲				
	Region	63.8						
	Province	57.6						
Regional Developments in Post WWII (5.2)	School	-999.0						
	Region	56.5						
	Province	49.3						
Challenges of the Modern Era	School	51.0	▼	▼				
	Region	53.1						
	Province	52.4						

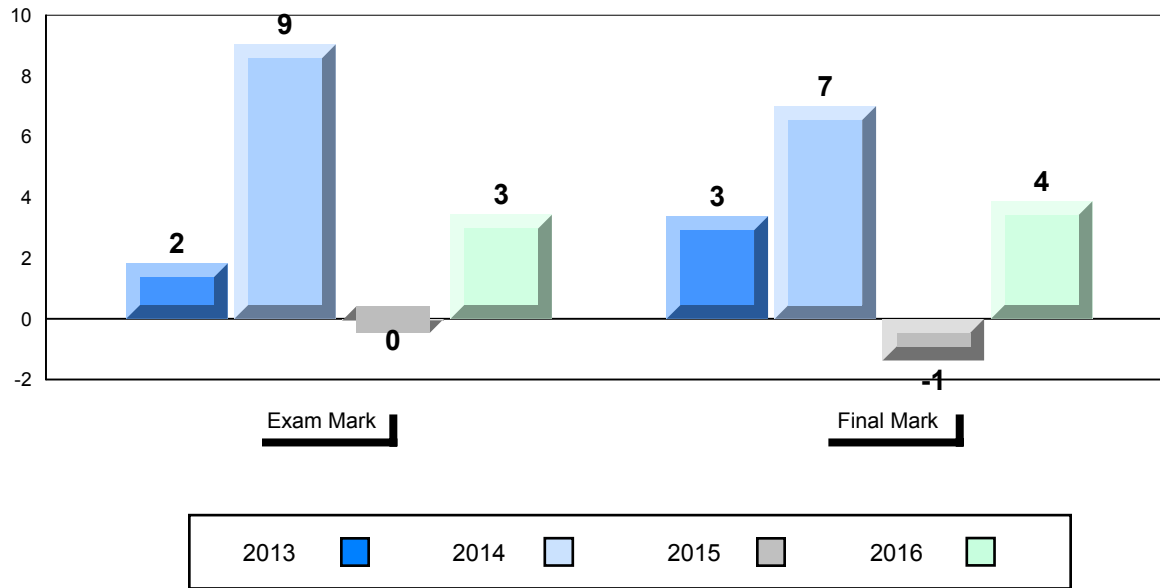
Average Score, 2013-2016



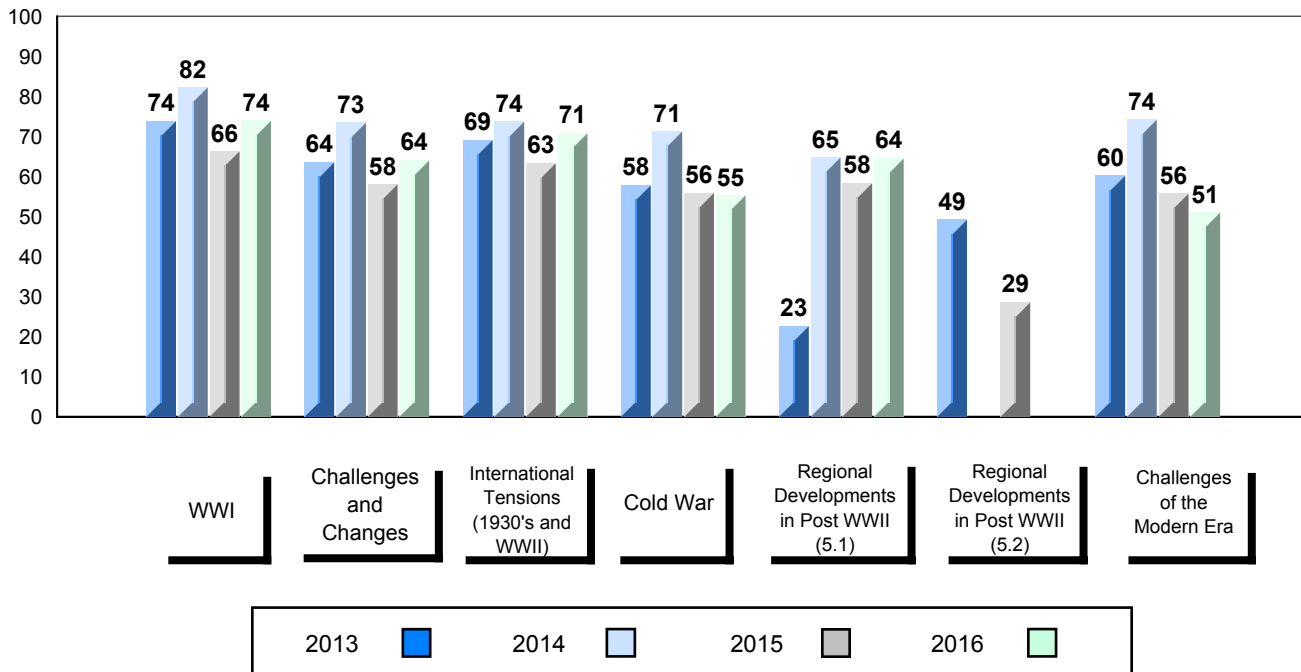
▼ ▲ The school result may appear numerically the same as the district/province due to rounding. The arrow indicates a negligible difference.

* The overall Public Exam is equated. Therefore, subtest scores may vary from the overall exam mark.

Difference from Provincial Mean, 2013-2016



4 Year Public Exam (Subtest) Mark Trend 2013-2016



▼ ▲ The school result may appear numerically the same as the district/province due to rounding. The arrow indicates a negligible difference.

* The overall Public Exam is equated. Therefore, subtest scores may vary from the overall exam mark.

Number of Students

1

Public Exam Mark

School	vs	School
Region		Province

Final Mark

School	vs	School
Region		Province

World History 3201

School
Region
Province

School data with 5 or fewer students withheld for reasons of confidentiality.

School data with 5 or fewer students withheld for reasons of confidentiality.

Subtest

WWI

School
Region
Province

Challenges and Changes

School
Region
Province

International Tensions (1930's and WWII)

School
Region
Province

Cold War

School
Region
Province

Regional Developments in Post WWII (5.1)

School
Region
Province

Regional Developments in Post WWII (5.2)

School
Region
Province

Challenges of the Modern Era


School
Region
Province

Average Score, 2013-2016

School data with 5 or fewer students withheld for reasons of confidentiality.

Exam Mark

Final Mark

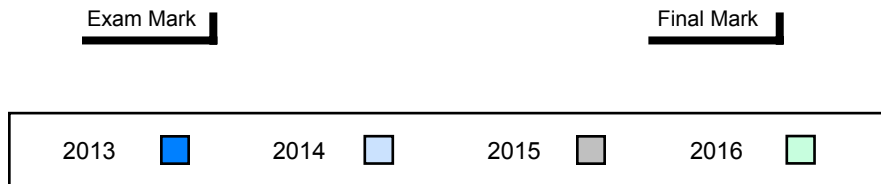


▼ ▲ The school result may appear numerically the same as the district/province due to rounding. The arrow indicates a negligible difference.

* The overall Public Exam is equated. Therefore, subtest scores may vary from the overall exam mark.

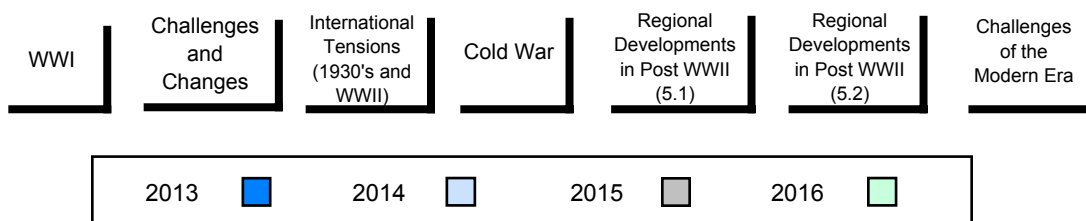
Difference from Provincial Mean, 2013-2016

School data with 5 or fewer students withheld for reasons of confidentiality.



4 Year Public Exam (Subtest) Mark Trend 2013-2016

School data with 5 or fewer students withheld for reasons of confidentiality.



▼ ▲ The school result may appear numerically the same as the district/province due to rounding. The arrow indicates a negligible difference.

* The overall Public Exam is equated. Therefore, subtest scores may vary from the overall exam mark.

Number of Students

30

World History 3201

Subtest

WWI

Challenges and Changes

International Tensions (1930's and WWII)

Cold War

Regional Developments in Post WWII (5.1)

Regional Developments in Post WWII (5.2)

Challenges of the Modern Era

School
Region
Province

School
Region
Province

School
Region
Province

School
Region
Province

School
Region
Province

School
Region
Province

School
Region
Province

School
Region
Province

Public Exam Mark

School vs Region

School vs Province

63.3
65.7
63.5

70.7
72.6
68.9

62.5
63.3
62.6

66.8
69.3
69.4

51.3
54.4
48.8

41.1
63.8
57.6

57.5
56.5
49.3

51.4
53.1
52.4



Final Mark

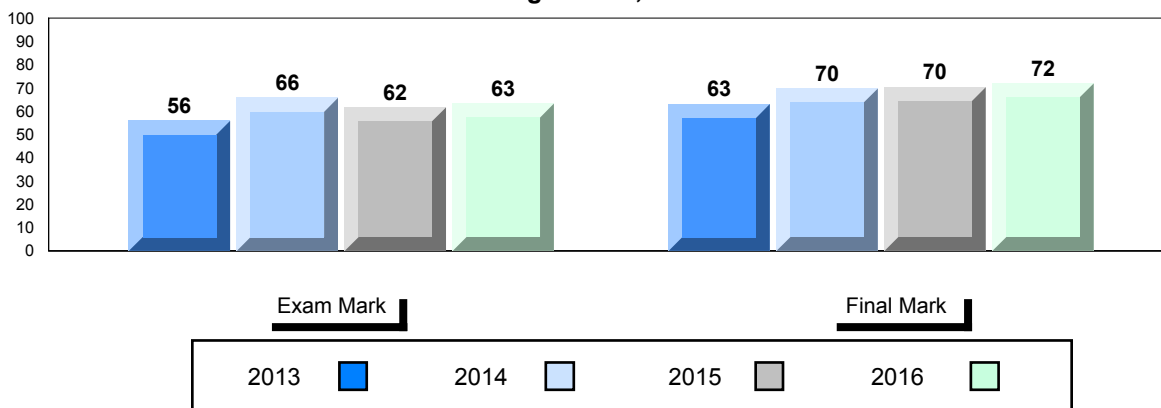
School vs Region

School vs Province

72.0
72.6
69.5



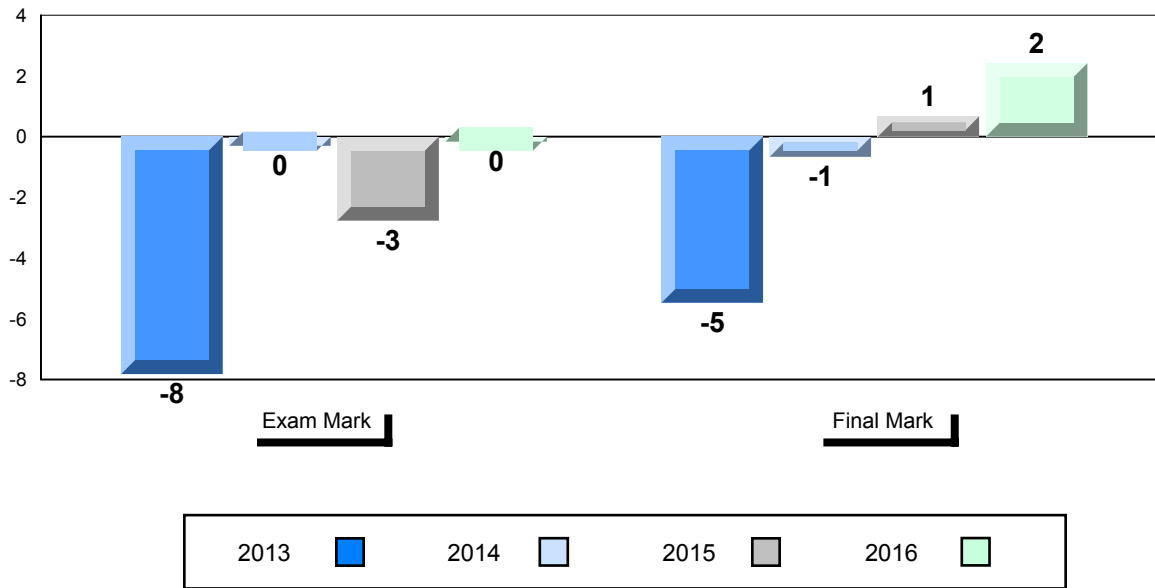
Average Score, 2013-2016



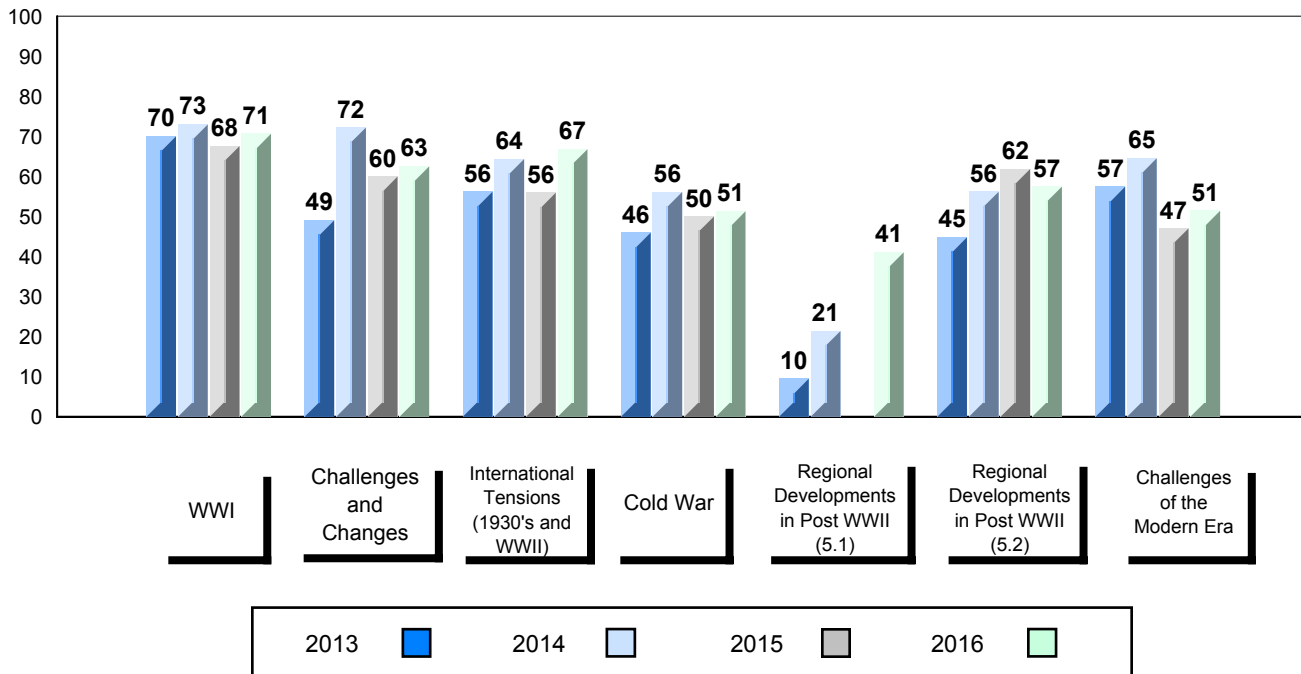
▼ ▲ The school result may appear numerically the same as the district/province due to rounding. The arrow indicates a negligible difference.

* The overall Public Exam is equated. Therefore, subtest scores may vary from the overall exam mark.

Difference from Provincial Mean, 2013-2016



4 Year Public Exam (Subtest) Mark Trend 2013-2016

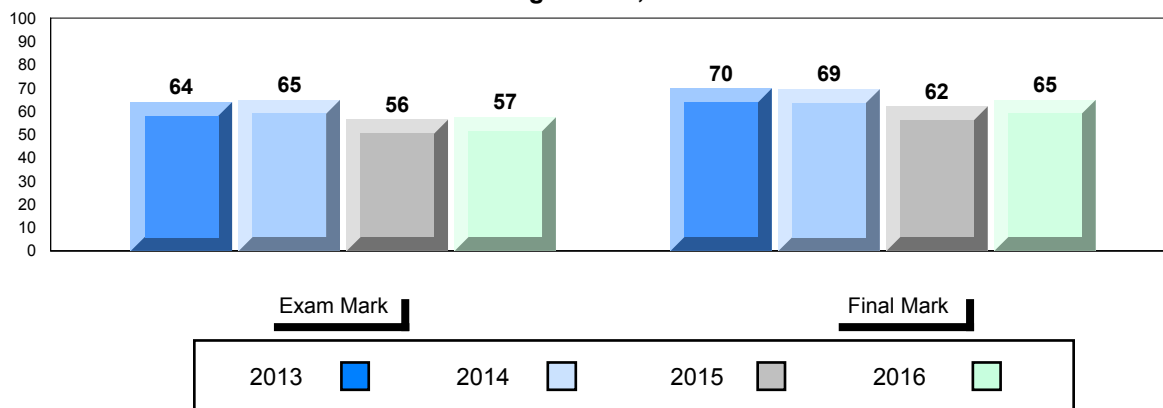


▼ ▲ The school result may appear numerically the same as the district/province due to rounding. The arrow indicates a negligible difference.

* The overall Public Exam is equated. Therefore, subtest scores may vary from the overall exam mark.

Number of Students		32	Public Exam Mark			Final Mark		
			School vs Region	School vs Province	School vs Region	School vs Province		
World History 3201	School	57.4	▼	▼	64.9	▼	▼	
	Region	63.1			69.3			
	Province	63.5			69.5			
Subtest								
WWI	School	62.2	▼	▼				
	Region	68.4						
	Province	68.9						
Challenges and Changes	School	57.8	▼	▼				
	Region	62.3						
	Province	62.6						
International Tensions (1930's and WWII)	School	61.4	▼	▼				
	Region	69.5						
	Province	69.4						
Cold War	School	41.1	▼	▼				
	Region	47.0						
	Province	48.8						
Regional Developments in Post WWII (5.1)	School	53.2	▼	▼				
	Region	58.3						
	Province	57.6						
Regional Developments in Post WWII (5.2)	School	16.7	▼	▼				
	Region	46.1						
	Province	49.3						
Challenges of the Modern Era	School	50.0	▼	▼				
	Region	52.4						
	Province	52.4						


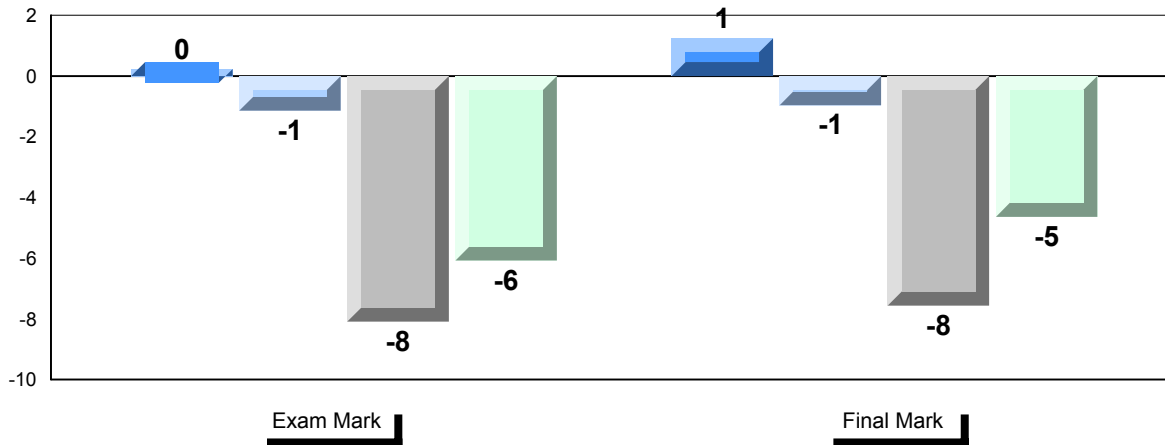
Average Score, 2013-2016



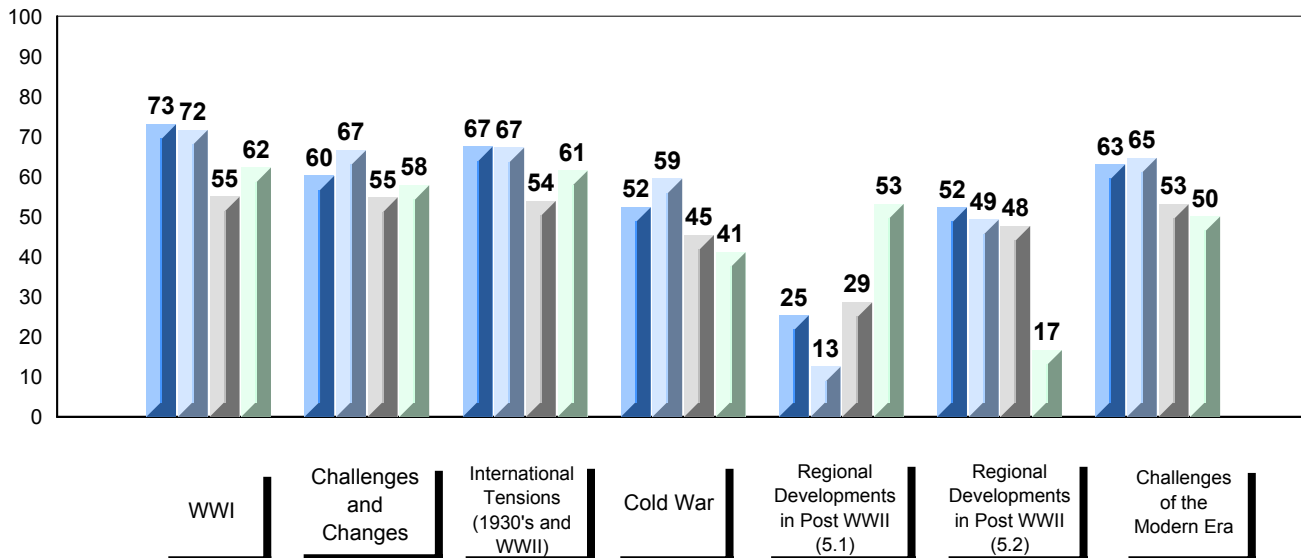
▼ ▲ The school result may appear numerically the same as the district/province due to rounding. The arrow indicates a negligible difference.

* The overall Public Exam is equated. Therefore, subtest scores may vary from the overall exam mark.

Difference from Provincial Mean, 2013-2016



4 Year Public Exam (Subtest) Mark Trend 2013-2016

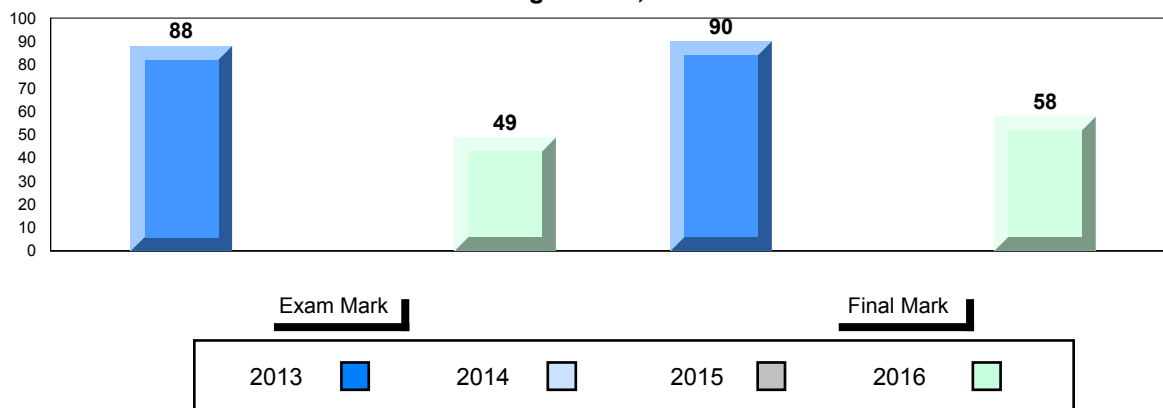


▼ ▲ The school result may appear numerically the same as the district/province due to rounding. The arrow indicates a negligible difference.

* The overall Public Exam is equated. Therefore, subtest scores may vary from the overall exam mark.

Number of Students		6	Public Exam Mark			Final Mark		
			School vs Region	School vs Province	School vs Region	School vs Province		
World History 3201	School		48.7	▼	▼	57.7	▼	▼
	Region		63.1			69.3		
	Province		63.5			69.5		
Subtest								
WWI	School		56.2	▼	▼			
	Region		68.4					
	Province		68.9					
Challenges and Changes	School		48.6	▼	▼			
	Region		62.3					
	Province		62.6					
International Tensions (1930's and WWII)	School		46.8	▼	▼			
	Region		69.5					
	Province		69.4					
Cold War	School		31.6	▼	▼			
	Region		47.0					
	Province		48.8					
Regional Developments in Post WWII (5.1)	School		42.9	▼	▼			
	Region		58.3					
	Province		57.6					
Regional Developments in Post WWII (5.2)	School		-999.0					
	Region		46.1					
	Province		49.3					
Challenges of the Modern Era	School		52.4	▲	▲			
	Region		52.4					
	Province		52.4					

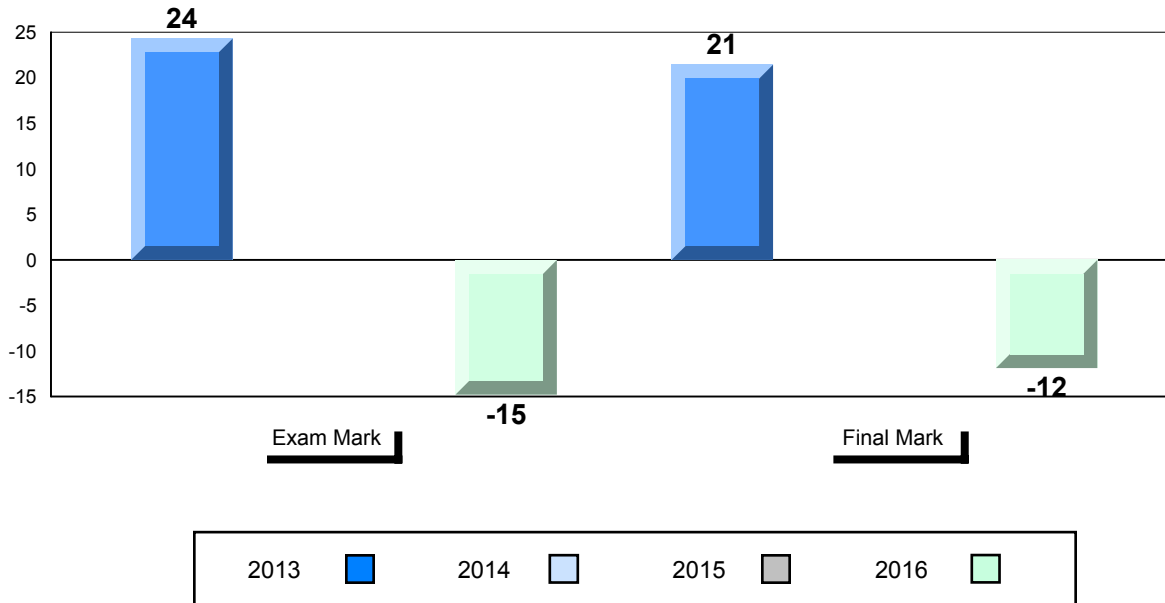
Average Score, 2013-2016



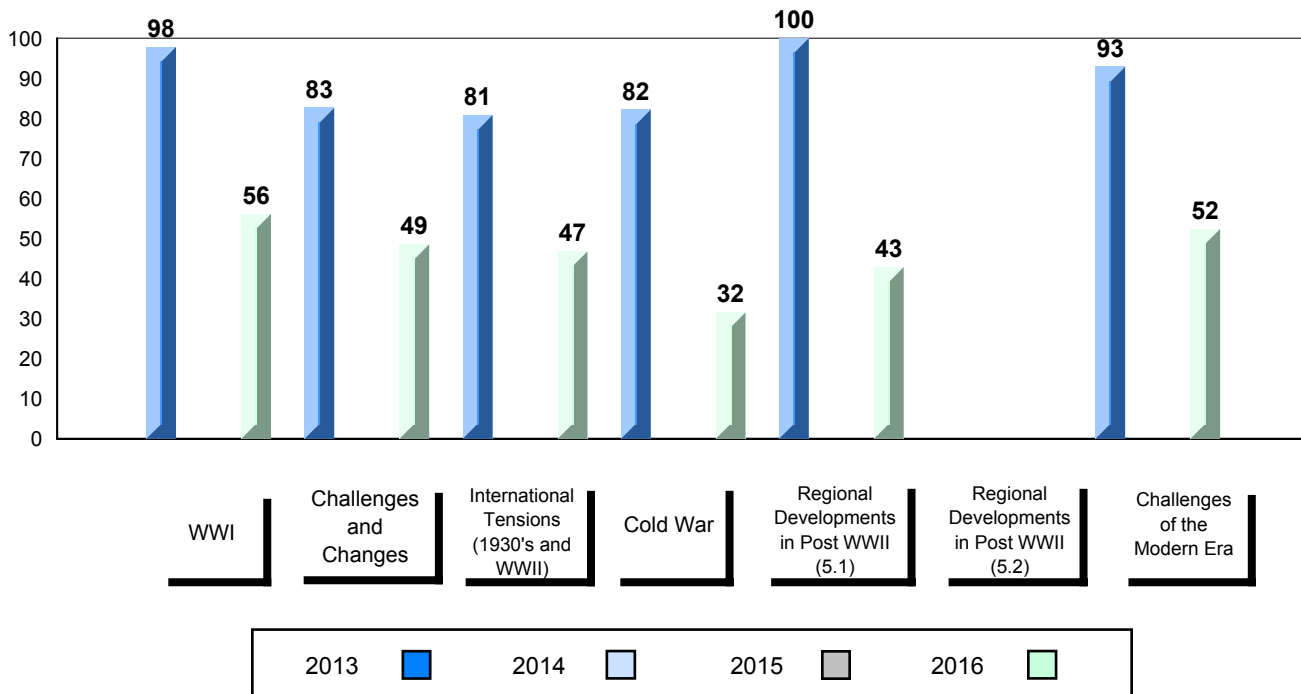
▼ ▲ The school result may appear numerically the same as the district/province due to rounding. The arrow indicates a negligible difference.

* The overall Public Exam is equated. Therefore, subtest scores may vary from the overall exam mark.

Difference from Provincial Mean, 2013-2016



4 Year Public Exam (Subtest) Mark Trend 2013-2016



▼ ▲ The school result may appear numerically the same as the district/province due to rounding. The arrow indicates a negligible difference.

* The overall Public Exam is equated. Therefore, subtest scores may vary from the overall exam mark.

Number of Students 2

Public Exam Mark School vs Region School vs Province

Final Mark School vs Region School vs Province

World History 3201 School
 Region
 Province

School data with 5 or fewer students withheld for reasons of confidentiality.

School data with 5 or fewer students withheld for reasons of confidentiality.

Subtest
WWI School
 Region
 Province

Challenges and Changes School
 Region
 Province

International Tensions (1930's and WWII) School
 Region
 Province

Cold War School
 Region
 Province

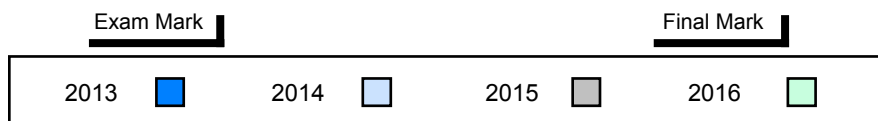
Regional Developments in Post WWII (5.1) School
 Region
 Province

Regional Developments in Post WWII (5.2) School
 Region
 Province

Challenges of the Modern Era School
 Region
 Province

Average Score, 2013-2016

School data with 5 or fewer students withheld for reasons of confidentiality.

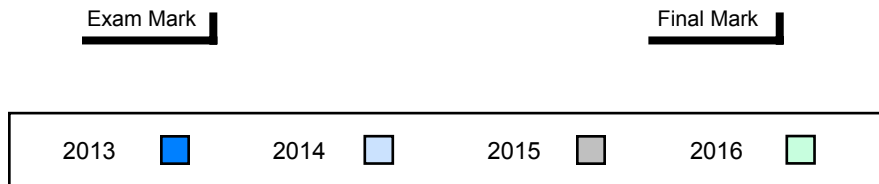


▼ ▲ The school result may appear numerically the same as the district/province due to rounding. The arrow indicates a negligible difference.

* The overall Public Exam is equated. Therefore, subtest scores may vary from the overall exam mark.

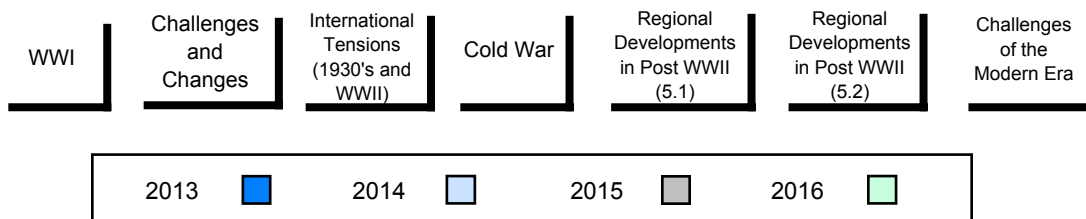
Difference from Provincial Mean, 2013-2016

School data with 5 or fewer students withheld for reasons of confidentiality.



4 Year Public Exam (Subtest) Mark Trend 2013-2016

School data with 5 or fewer students withheld for reasons of confidentiality.

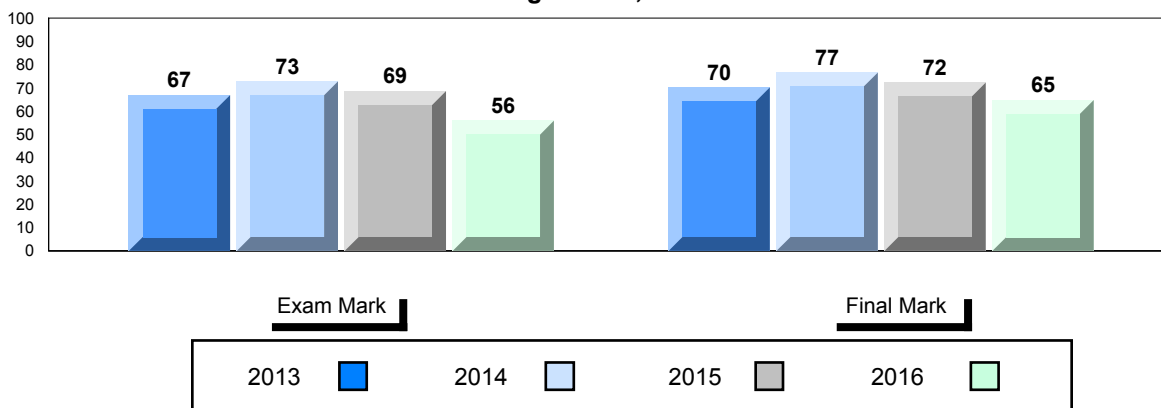


▼ ▲ The school result may appear numerically the same as the district/province due to rounding. The arrow indicates a negligible difference.

* The overall Public Exam is equated. Therefore, subtest scores may vary from the overall exam mark.

Number of Students		16	Public Exam Mark			Final Mark		
			School vs Region	School vs Province	School vs Region	School vs Province		
World History 3201	School	55.9	▼	▼	64.8	▼	▼	
	Region	63.1			69.3			
	Province	63.5			69.5			
Subtest								
WWI	School	53.7	▼	▼				
	Region	68.4						
	Province	68.9						
Challenges and Changes	School	56.9	▼	▼				
	Region	62.3						
	Province	62.6						
International Tensions (1930's and WWII)	School	67.4	▼	▼				
	Region	69.5						
	Province	69.4						
Cold War	School	42.4	▼	▼				
	Region	47.0						
	Province	48.8						
Regional Developments in Post WWII (5.1)	School	41.3	▼	▼				
	Region	58.3						
	Province	57.6						
Regional Developments in Post WWII (5.2)	School	-999.0						
	Region	46.1						
	Province	49.3						
Challenges of the Modern Era	School	43.3	▼	▼				
	Region	52.4						
	Province	52.4						

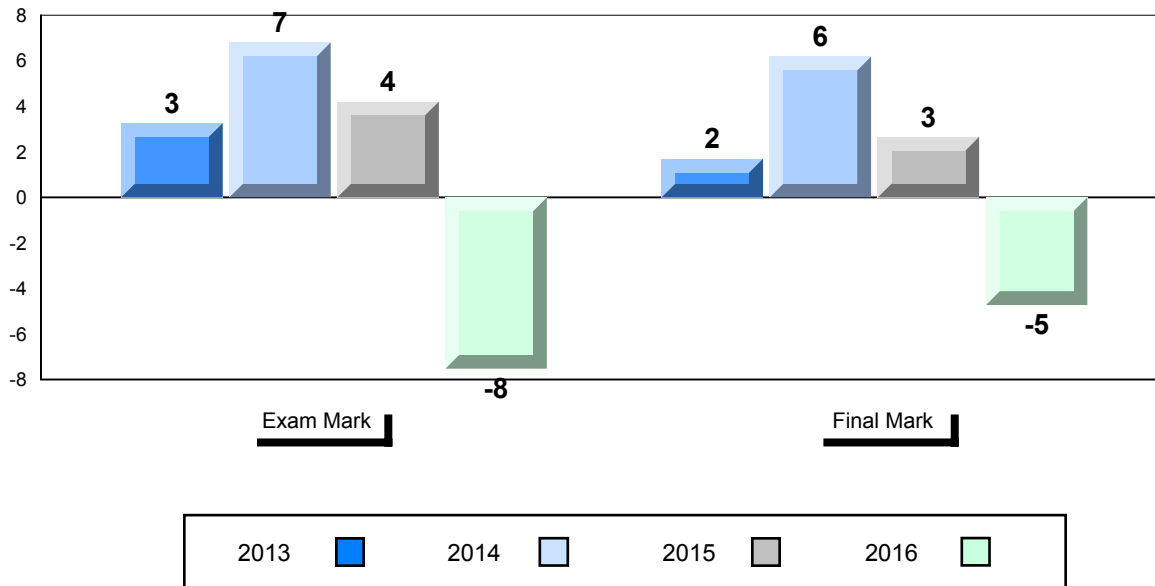
Average Score, 2013-2016



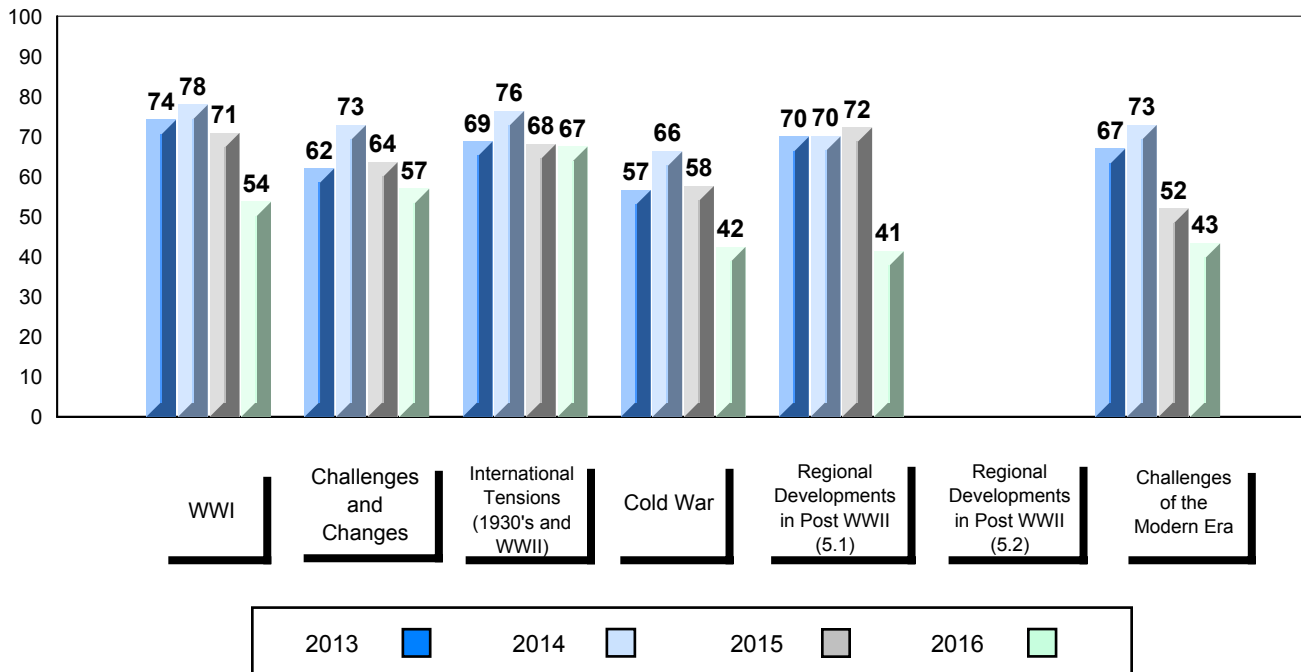
▼ ▲ The school result may appear numerically the same as the district/province due to rounding. The arrow indicates a negligible difference.

* The overall Public Exam is equated. Therefore, subtest scores may vary from the overall exam mark.

Difference from Provincial Mean, 2013-2016



4 Year Public Exam (Subtest) Mark Trend 2013-2016



▼ ▲ The school result may appear numerically the same as the district/province due to rounding. The arrow indicates a negligible difference.

* The overall Public Exam is equated. Therefore, subtest scores may vary from the overall exam mark.

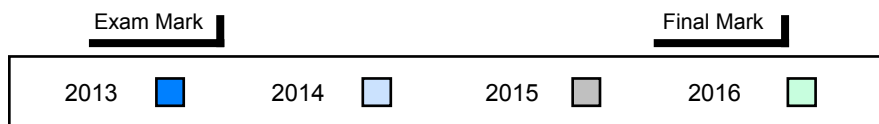
Number of Students	1
World History 3201	School Region Province
Subtest	School Region Province
WWI	School Region Province
Challenges and Changes	School Region Province
International Tensions (1930's and WWII)	School Region Province
Cold War	School Region Province
Regional Developments in Post WWII (5.1)	School Region Province
Regional Developments in Post WWII (5.2)	School Region Province
Challenges of the Modern Era	School Region Province

Public Exam Mark	School vs Region	School vs Province
<i>School data with 5 or fewer students withheld for reasons of confidentiality.</i>		

Final Mark	School vs Region	School vs Province
<i>School data with 5 or fewer students withheld for reasons of confidentiality.</i>		

Average Score, 2013-2016

School data with 5 or fewer students withheld for reasons of confidentiality.

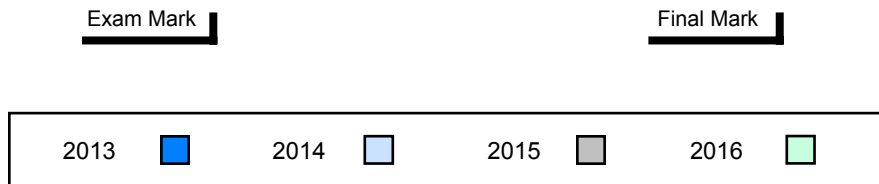


▼ ▲ The school result may appear numerically the same as the district/province due to rounding. The arrow indicates a negligible difference.

* The overall Public Exam is equated. Therefore, subtest scores may vary from the overall exam mark.

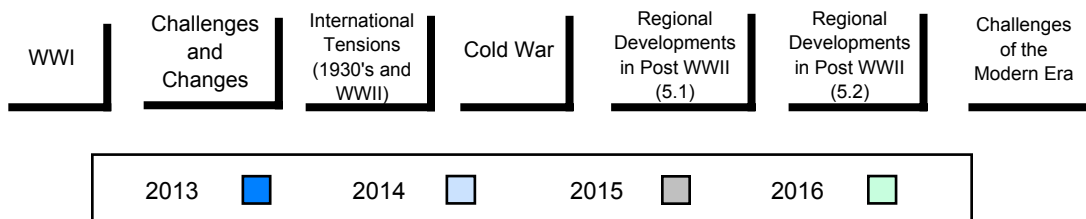
Difference from Provincial Mean, 2013-2016

School data with 5 or fewer students withheld for reasons of confidentiality.



4 Year Public Exam (Subtest) Mark Trend 2013-2016

School data with 5 or fewer students withheld for reasons of confidentiality.

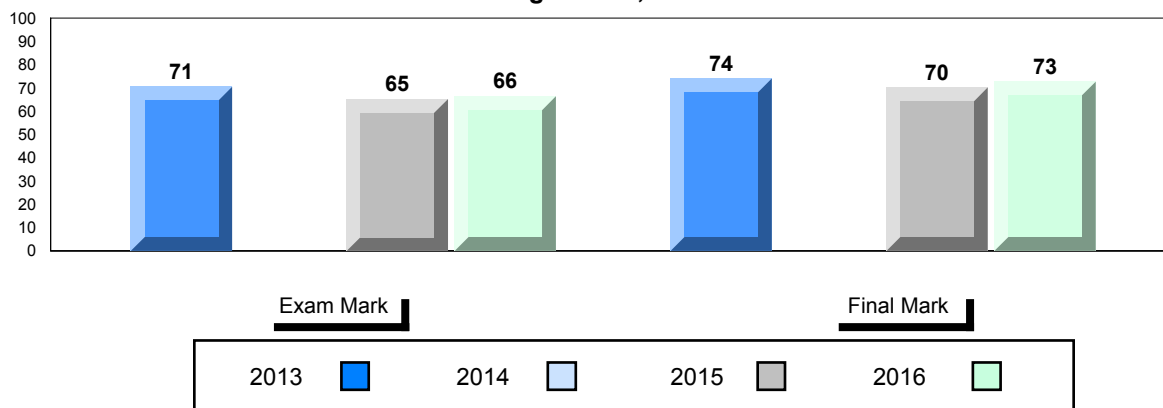


▼ ▲ The school result may appear numerically the same as the district/province due to rounding. The arrow indicates a negligible difference.

* The overall Public Exam is equated. Therefore, subtest scores may vary from the overall exam mark.

Number of Students		18	Public Exam Mark			Final Mark		
			School vs Region	School vs Province	School vs Region	School vs Province		
World History 3201	School	66.4	▲	▲	72.7	▲	▲	
	Region	63.1			69.3			
	Province	63.5			69.5			
Subtest								
WWI	School	69.3	▲	▲				
	Region	68.4						
	Province	68.9						
Challenges and Changes	School	67.2	▲	▲				
	Region	62.3						
	Province	62.6						
International Tensions (1930's and WWII)	School	76.1	▲	▲				
	Region	69.5						
	Province	69.4						
Cold War	School	48.2	▲	▼				
	Region	47.0						
	Province	48.8						
Regional Developments in Post WWII (5.1)	School	65.1	▲	▲				
	Region	58.3						
	Province	57.6						
Regional Developments in Post WWII (5.2)	School	-999.0						
	Region	46.1						
	Province	49.3						
Challenges of the Modern Era	School	42.9	▼	▼				
	Region	52.4						
	Province	52.4						

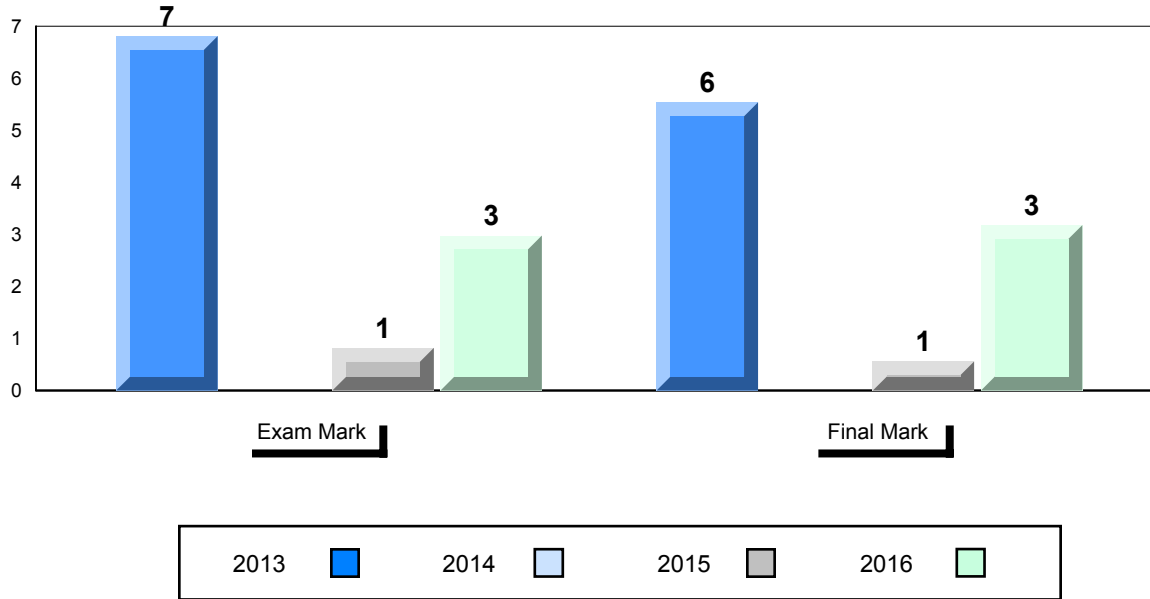
Average Score, 2013-2016



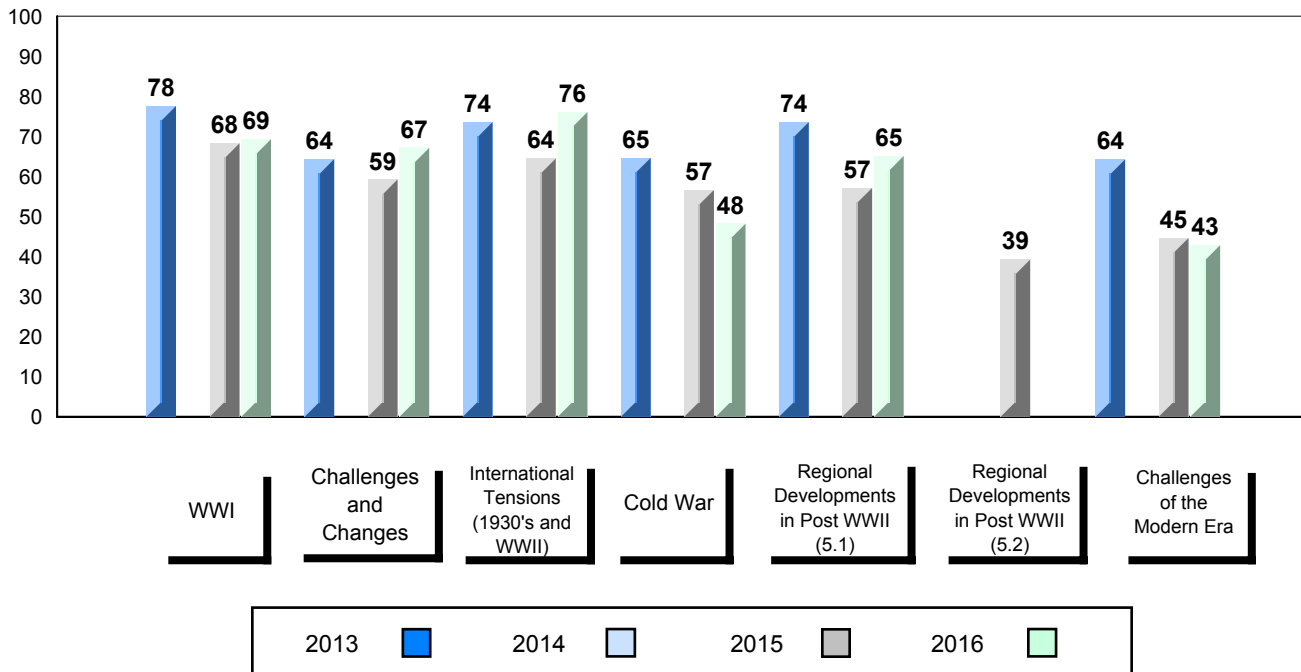
▼ ▲ The school result may appear numerically the same as the district/province due to rounding. The arrow indicates a negligible difference.

* The overall Public Exam is equated. Therefore, subtest scores may vary from the overall exam mark.

Difference from Provincial Mean, 2013-2016



4 Year Public Exam (Subtest) Mark Trend 2013-2016

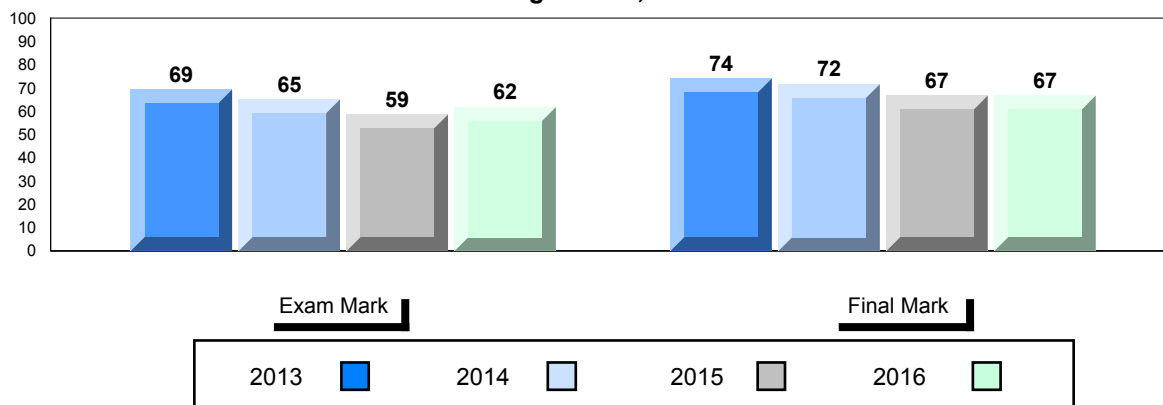


▼ ▲ The school result may appear numerically the same as the district/province due to rounding. The arrow indicates a negligible difference.

* The overall Public Exam is equated. Therefore, subtest scores may vary from the overall exam mark.

Number of Students		48	Public Exam Mark			Final Mark		
			School vs Region	School vs Province	School vs Region	School vs Province		
World History 3201	School	61.8	▼	▼	66.7	▼	▼	
	Region	63.1			69.3			
	Province	63.5			69.5			
Subtest								
WWI	School	66.2	▼	▼				
	Region	68.4						
	Province	68.9						
Challenges and Changes	School	61.8	▼	▼				
	Region	62.3						
	Province	62.6						
International Tensions (1930's and WWII)	School	68.8	▼	▼				
	Region	69.5						
	Province	69.4						
Cold War	School	44.6	▼	▼				
	Region	47.0						
	Province	48.8						
Regional Developments in Post WWII (5.1)	School	58.0	▼	▲				
	Region	58.3						
	Province	57.6						
Regional Developments in Post WWII (5.2)	School	14.3	▼	▼				
	Region	46.1						
	Province	49.3						
Challenges of the Modern Era	School	47.5	▼	▼				
	Region	52.4						
	Province	52.4						


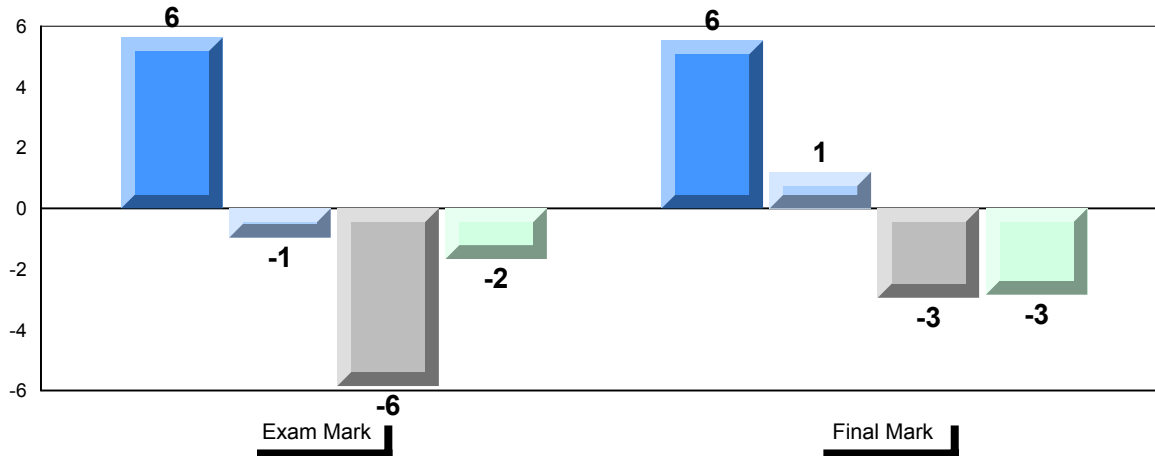
Average Score, 2013-2016



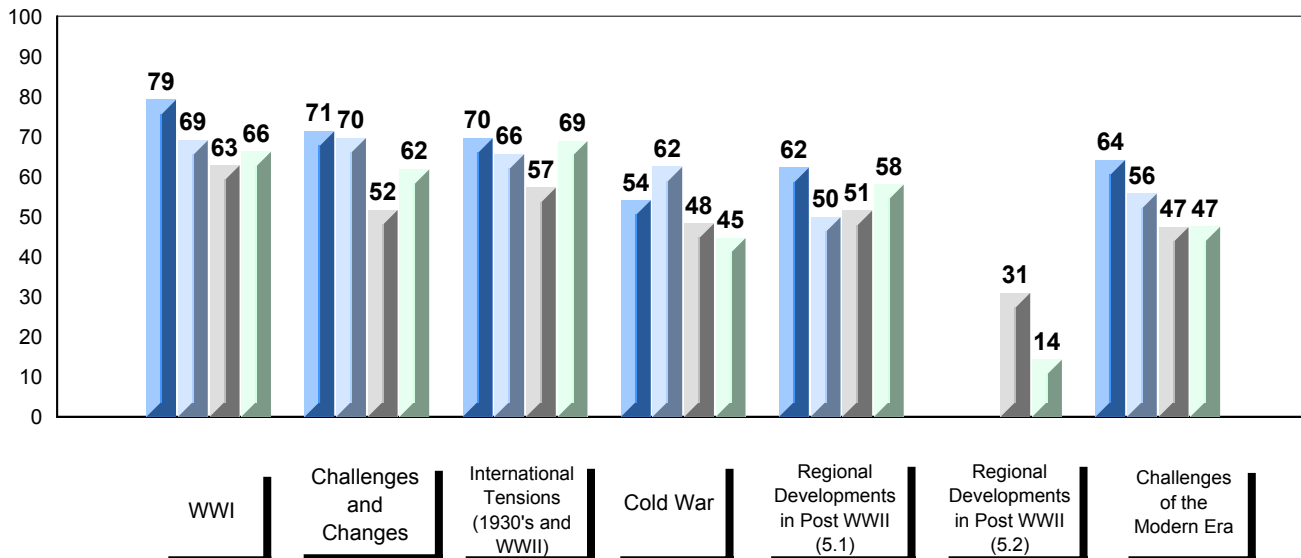
▼ ▲ The school result may appear numerically the same as the district/province due to rounding. The arrow indicates a negligible difference.

* The overall Public Exam is equated. Therefore, subtest scores may vary from the overall exam mark.

Difference from Provincial Mean, 2013-2016



4 Year Public Exam (Subtest) Mark Trend 2013-2016

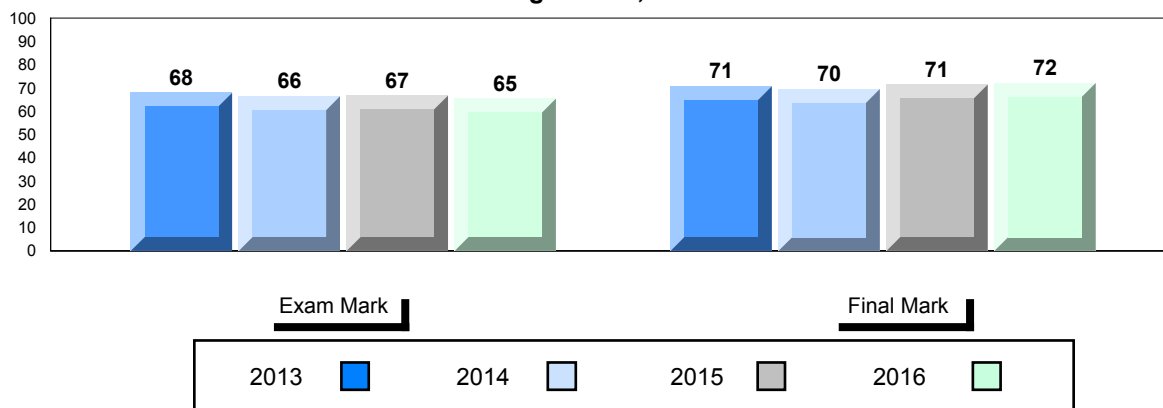


▼ ▲ The school result may appear numerically the same as the district/province due to rounding. The arrow indicates a negligible difference.

* The overall Public Exam is equated. Therefore, subtest scores may vary from the overall exam mark.

Number of Students		42	Public Exam Mark			Final Mark		
			School vs Region	School vs Province	School vs Region	School vs Province		
World History 3201	School	65.5	▲	▲	72.1	▲	▲	
	Region	63.1			69.3			
	Province	63.5			69.5			
Subtest								
WWI	School	69.5	▲	▲				
	Region	68.4						
	Province	68.9						
Challenges and Changes	School	64.2	▲	▲				
	Region	62.3						
	Province	62.6						
International Tensions (1930's and WWII)	School	71.2	▲	▲				
	Region	69.5						
	Province	69.4						
Cold War	School	46.4	▼	▼				
	Region	47.0						
	Province	48.8						
Regional Developments in Post WWII (5.1)	School	67.8	▲	▲				
	Region	58.3						
	Province	57.6						
Regional Developments in Post WWII (5.2)	School	-999.0						
	Region	46.1						
	Province	49.3						
Challenges of the Modern Era	School	58.0	▲	▲				
	Region	52.4						
	Province	52.4						

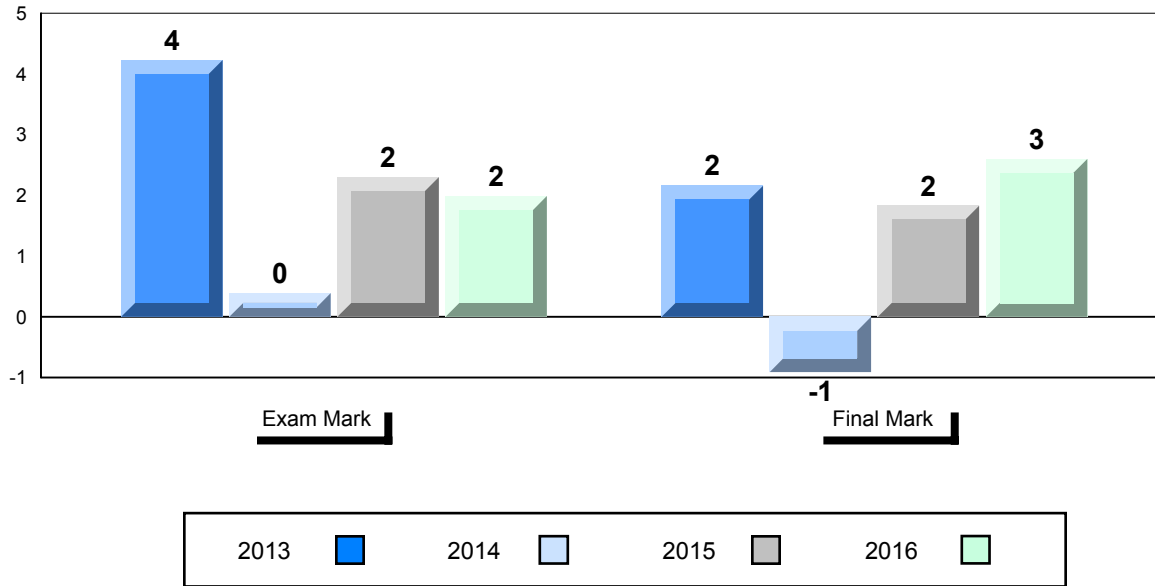
Average Score, 2013-2016



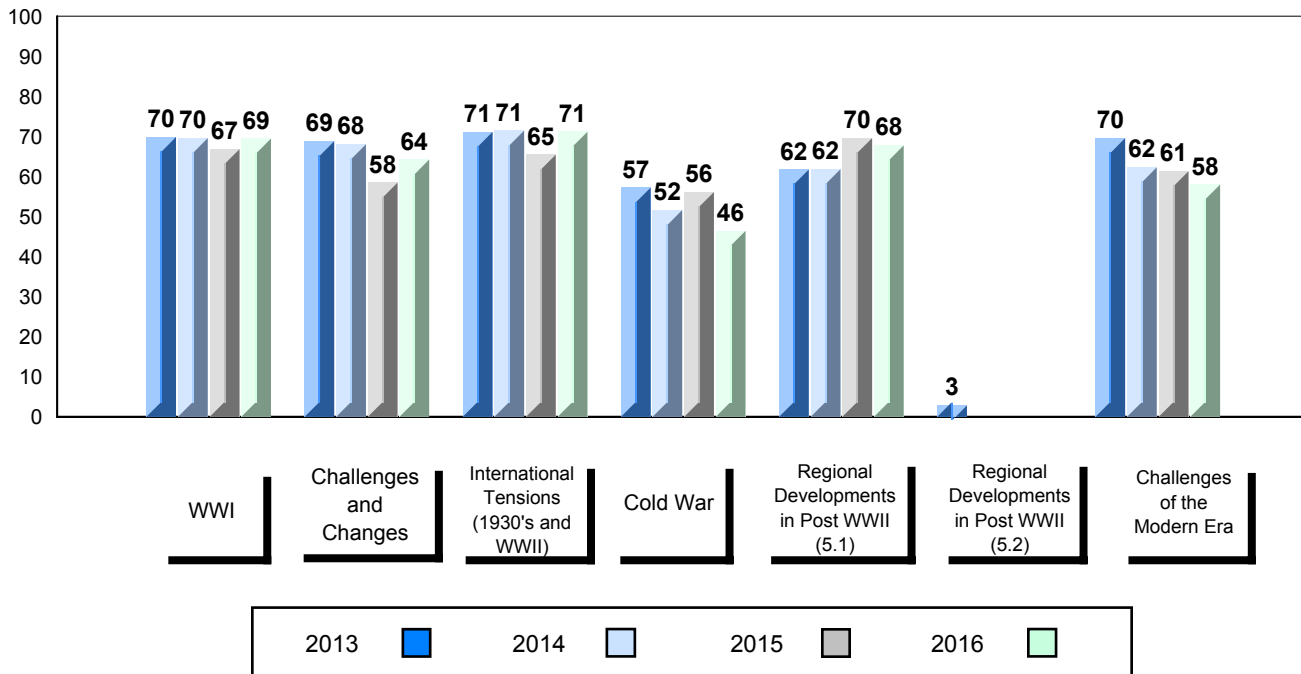
▼ ▲ The school result may appear numerically the same as the district/province due to rounding. The arrow indicates a negligible difference.

* The overall Public Exam is equated. Therefore, subtest scores may vary from the overall exam mark.

Difference from Provincial Mean, 2013-2016



4 Year Public Exam (Subtest) Mark Trend 2013-2016



▼ ▲ The school result may appear numerically the same as the district/province due to rounding. The arrow indicates a negligible difference.

* The overall Public Exam is equated. Therefore, subtest scores may vary from the overall exam mark.

Number of Students

1

Public Exam Mark

School	vs	School
Region		Province

Final Mark

School	vs	School
Region		Province

World History 3201

School
Region
Province

School data with 5 or fewer students withheld for reasons of confidentiality.

School data with 5 or fewer students withheld for reasons of confidentiality.

Subtest

WWI

School
Region
Province

Challenges and Changes

School
Region
Province

International Tensions (1930's and WWII)

School
Region
Province

Cold War

School
Region
Province

Regional Developments in Post WWII (5.1)

School
Region
Province

Regional Developments in Post WWII (5.2)

School
Region
Province

Challenges of the Modern Era

School
Region
Province

Average Score, 2013-2016

School data with 5 or fewer students withheld for reasons of confidentiality.

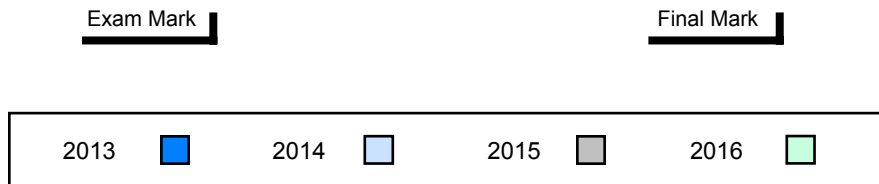


▼ ▲ The school result may appear numerically the same as the district/province due to rounding. The arrow indicates a negligible difference.

* The overall Public Exam is equated. Therefore, subtest scores may vary from the overall exam mark.

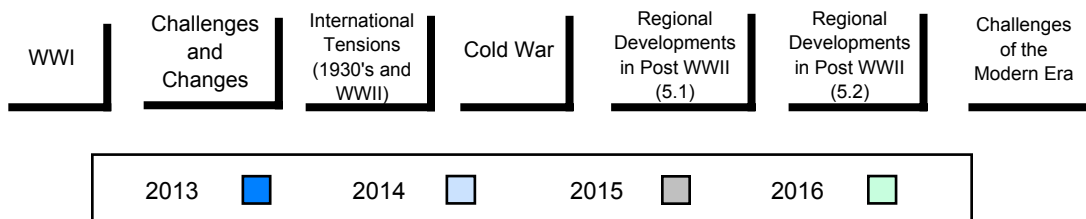
Difference from Provincial Mean, 2013-2016

School data with 5 or fewer students withheld for reasons of confidentiality.



4 Year Public Exam (Subtest) Mark Trend 2013-2016

School data with 5 or fewer students withheld for reasons of confidentiality.

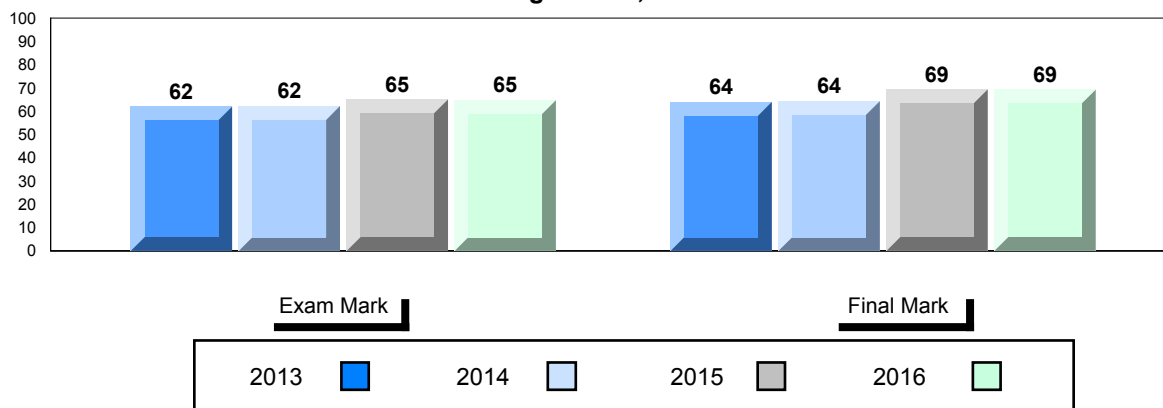


▼ ▲ The school result may appear numerically the same as the district/province due to rounding. The arrow indicates a negligible difference.

* The overall Public Exam is equated. Therefore, subtest scores may vary from the overall exam mark.

Number of Students		31	Public Exam Mark			Final Mark		
			School vs Region	School vs Province	School vs Region	School vs Province		
World History 3201	School	64.8	▲	▲	69.3	▲	▼	
	Region	63.1						
	Province	63.5						
Subtest	School	69.5	▲	▲				
	Region	68.4						
	Province	68.9						
WWI	School	69.5	▲	▲				
	Region	68.4						
	Province	68.9						
Challenges and Changes	School	63.6	▲	▲				
	Region	62.3						
	Province	62.6						
International Tensions (1930's and WWII)	School	72.3	▲	▲				
	Region	69.5						
	Province	69.4						
Cold War	School	48.7	▲	▼				
	Region	47.0						
	Province	48.8						
Regional Developments in Post WWII (5.1)	School	54.3	▼	▼				
	Region	58.3						
	Province	57.6						
Regional Developments in Post WWII (5.2)	School	-999.0						
	Region	46.1						
	Province	49.3						
Challenges of the Modern Era	School	56.0	▲	▲				
	Region	52.4						
	Province	52.4						


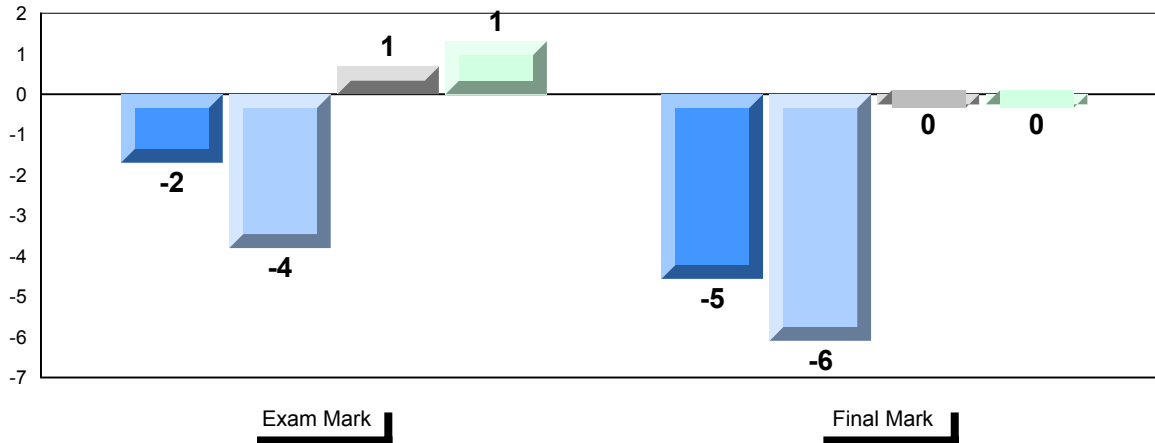
Average Score, 2013-2016



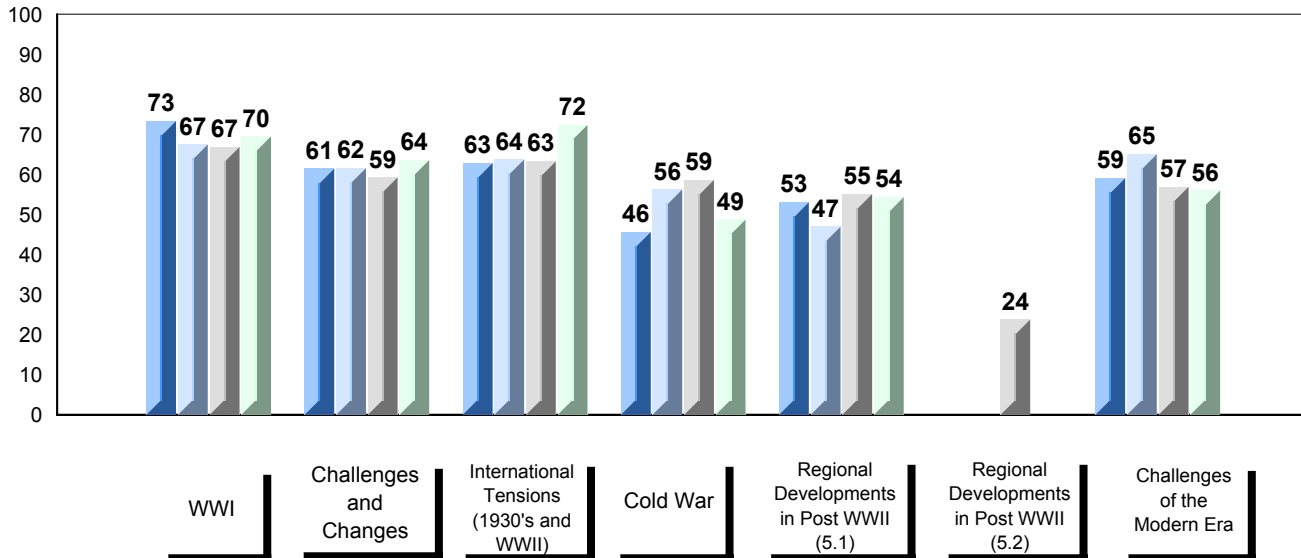
▼ ▲ The school result may appear numerically the same as the district/province due to rounding. The arrow indicates a negligible difference.

* The overall Public Exam is equated. Therefore, subtest scores may vary from the overall exam mark.

Difference from Provincial Mean, 2013-2016



4 Year Public Exam (Subtest) Mark Trend 2013-2016

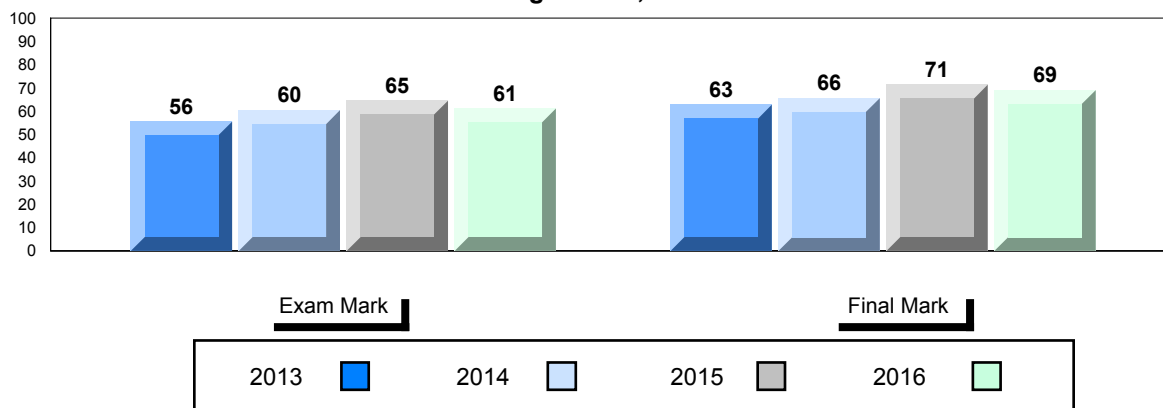


▼ ▲ The school result may appear numerically the same as the district/province due to rounding. The arrow indicates a negligible difference.

* The overall Public Exam is equated. Therefore, subtest scores may vary from the overall exam mark.

Number of Students		82	Public Exam Mark			Final Mark		
			School vs Region	School vs Province	School vs Region	School vs Province		
World History 3201	School	61.2	▼	▼	69.1	▼	▼	
	Region	63.1			69.3			
	Province	63.5			69.5			
Subtest								
WWI	School	69.3	▲	▲				
	Region	68.4						
	Province	68.9						
Challenges and Changes	School	57.3	▼	▼				
	Region	62.3						
	Province	62.6						
International Tensions (1930's and WWII)	School	67.4	▼	▼				
	Region	69.5						
	Province	69.4						
Cold War	School	44.3	▼	▼				
	Region	47.0						
	Province	48.8						
Regional Developments in Post WWII (5.1)	School	57.5	▼	▼				
	Region	58.3						
	Province	57.6						
Regional Developments in Post WWII (5.2)	School	27.6	▼	▼				
	Region	46.1						
	Province	49.3						
Challenges of the Modern Era	School	54.8	▲	▲				
	Region	52.4						
	Province	52.4						


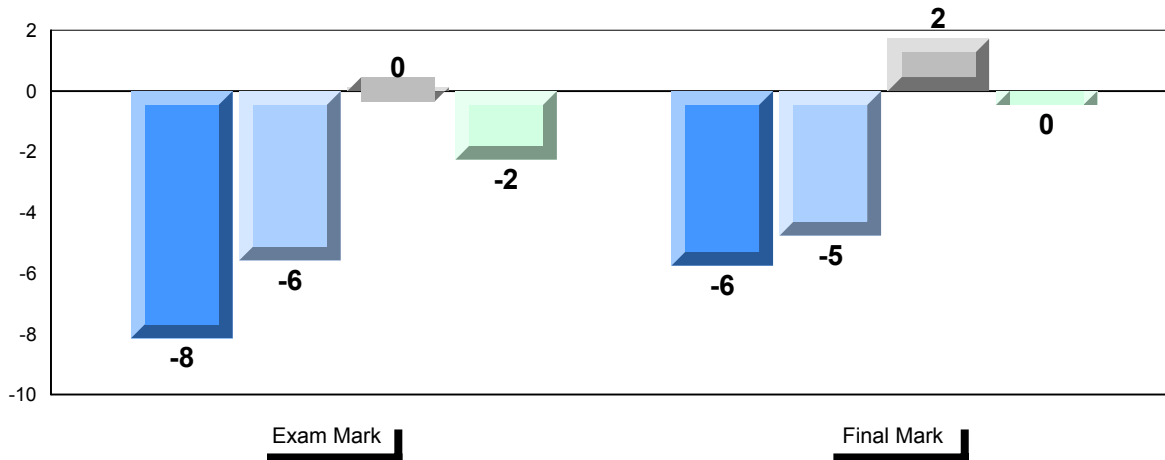
Average Score, 2013-2016




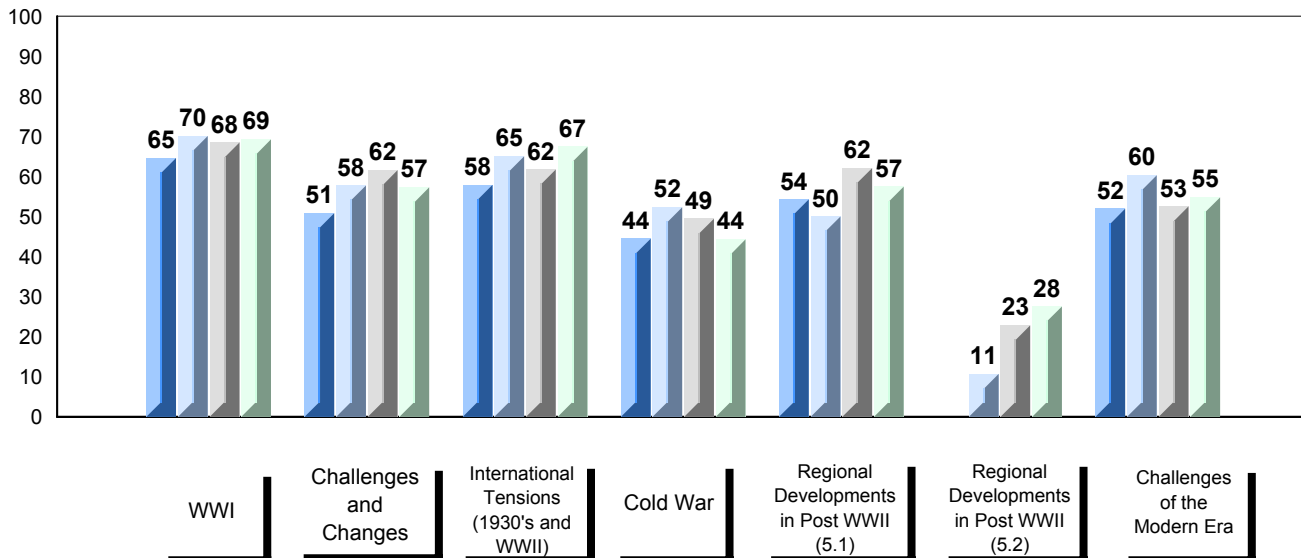
▼ ▲ The school result may appear numerically the same as the district/province due to rounding. The arrow indicates a negligible difference.

* The overall Public Exam is equated. Therefore, subtest scores may vary from the overall exam mark.

Difference from Provincial Mean, 2013-2016



4 Year Public Exam (Subtest) Mark Trend 2013-2016



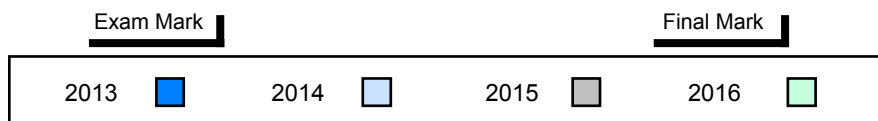
▼ ▲ The school result may appear numerically the same as the district/province due to rounding. The arrow indicates a negligible difference.

* The overall Public Exam is equated. Therefore, subtest scores may vary from the overall exam mark.

Number of Students	5	<p>Public Exam Mark</p> <p align="center">School vs Region School vs Province</p> <p align="center"><i>School data with 5 or fewer students withheld for reasons of confidentiality.</i></p>	<p>Final Mark</p> <p align="center">School vs Region School vs Province</p> <p align="center"><i>School data with 5 or fewer students withheld for reasons of confidentiality.</i></p>
World History 3201	School Region Province		
<u>Subtest</u>	School Region Province		
WWI	School Region Province		
Challenges and Changes	School Region Province		
International Tensions (1930's and WWII)	School Region Province		
Cold War	School Region Province		
Regional Developments in Post WWII (5.1)	School Region Province		
Regional Developments in Post WWII (5.2)	School Region Province		
Challenges of the Modern Era	School Region Province		

Average Score, 2013-2016

School data with 5 or fewer students withheld for reasons of confidentiality.

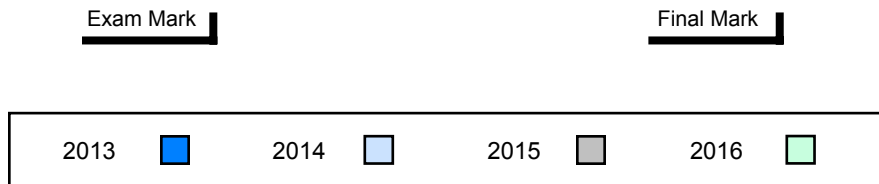


▼ ▲ The school result may appear numerically the same as the district/province due to rounding. The arrow indicates a negligible difference.

* The overall Public Exam is equated. Therefore, subtest scores may vary from the overall exam mark.

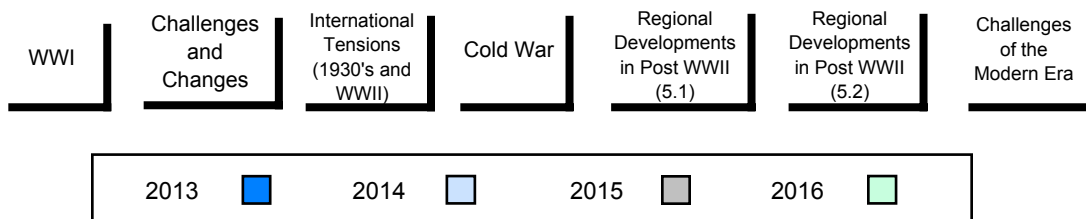
Difference from Provincial Mean, 2013-2016

School data with 5 or fewer students withheld for reasons of confidentiality.



4 Year Public Exam (Subtest) Mark Trend 2013-2016

School data with 5 or fewer students withheld for reasons of confidentiality.

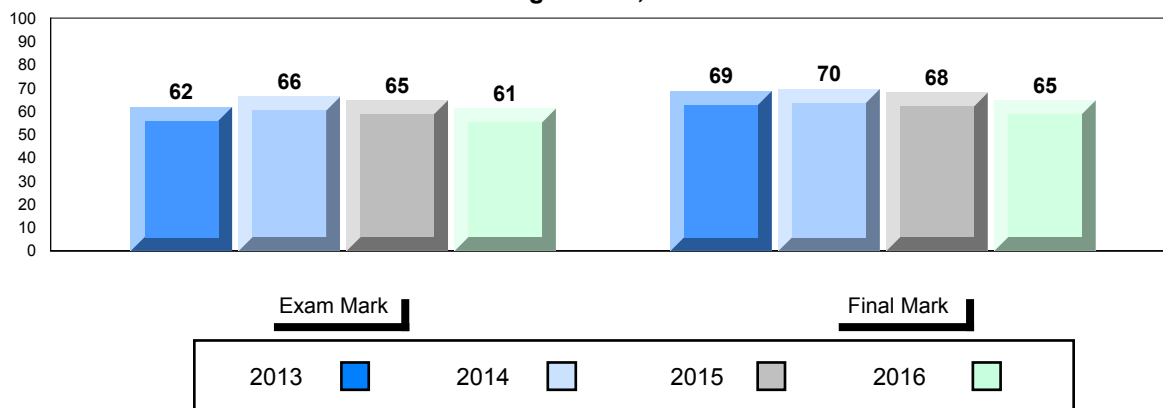


▼ ▲ The school result may appear numerically the same as the district/province due to rounding. The arrow indicates a negligible difference.

* The overall Public Exam is equated. Therefore, subtest scores may vary from the overall exam mark.

Number of Students		41	Public Exam Mark			Final Mark		
			School vs Region	School vs Province	School vs Region	School vs Province		
World History 3201	School	61.2	▼	▼	64.7	▼	▼	
	Region	63.1			69.3			
	Province	63.5			69.5			
Subtest								
WWI	School	67.3	▼	▼				
	Region	68.4						
	Province	68.9						
Challenges and Changes	School	58.3	▼	▼				
	Region	62.3						
	Province	62.6						
International Tensions (1930's and WWII)	School	64.4	▼	▼				
	Region	69.5						
	Province	69.4						
Cold War	School	47.2	▲	▼				
	Region	47.0						
	Province	48.8						
Regional Developments in Post WWII (5.1)	School	62.6	▲	▲				
	Region	58.3						
	Province	57.6						
Regional Developments in Post WWII (5.2)	School	30.4	▼	▼				
	Region	46.1						
	Province	49.3						
Challenges of the Modern Era	School	54.7	▲	▲				
	Region	52.4						
	Province	52.4						


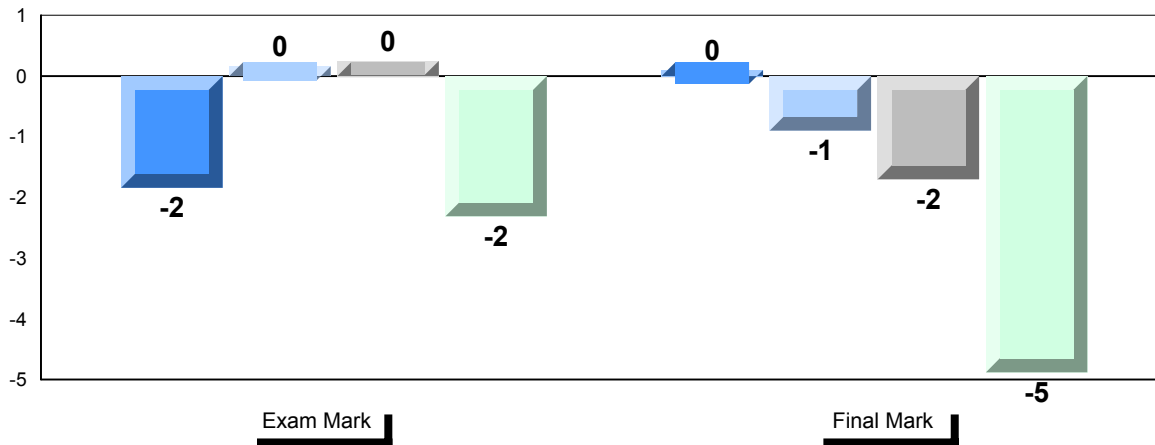
Average Score, 2013-2016



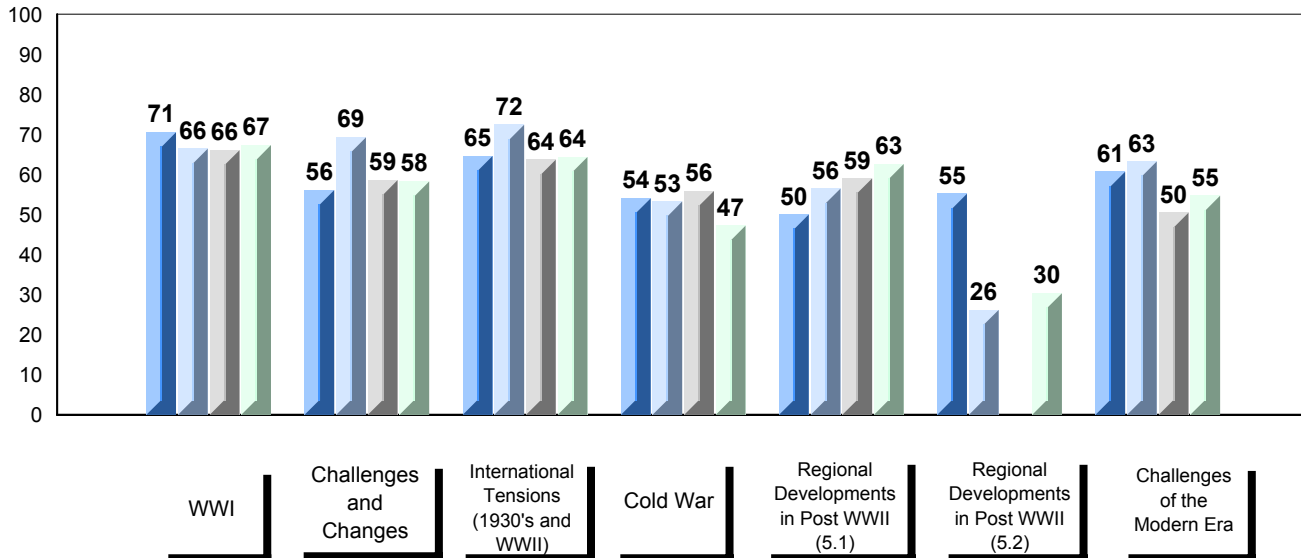
▼ ▲ The school result may appear numerically the same as the district/province due to rounding. The arrow indicates a negligible difference.

* The overall Public Exam is equated. Therefore, subtest scores may vary from the overall exam mark.

Difference from Provincial Mean, 2013-2016



4 Year Public Exam (Subtest) Mark Trend 2013-2016



▼ ▲ The school result may appear numerically the same as the district/province due to rounding. The arrow indicates a negligible difference.

* The overall Public Exam is equated. Therefore, subtest scores may vary from the overall exam mark.

Number of Students

33

World History 3201

Subtest

WWI

Challenges and Changes

International Tensions (1930's and WWII)

Cold War

Regional Developments in Post WWII (5.1)

Regional Developments in Post WWII (5.2)

Challenges of the Modern Era

School
Region
Province

School
Region
Province

School
Region
Province

School
Region
Province

School
Region
Province

School
Region
Province

School
Region
Province

School
Region
Province

Public Exam Mark

School vs Region

School vs Province

63.4
63.1
63.5



67.5
68.4
68.9



65.4
62.3
62.6



69.2
69.5
69.4



48.2
47.0
48.8



45.2
58.3
57.6



55.4
46.1
49.3



49.8
52.4
52.4



Final Mark

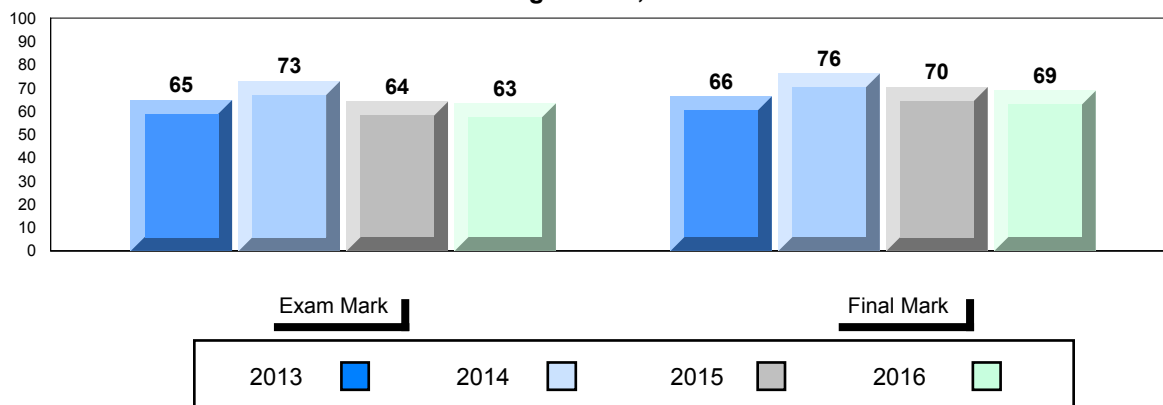
School vs Region

School vs Province

68.8
69.3
69.5



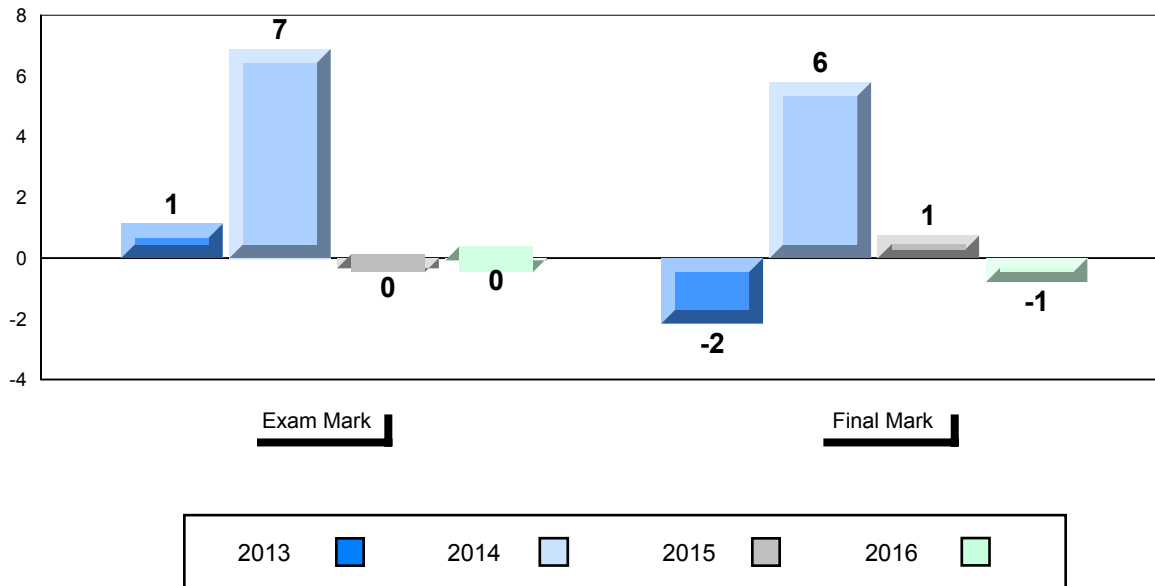
Average Score, 2013-2016



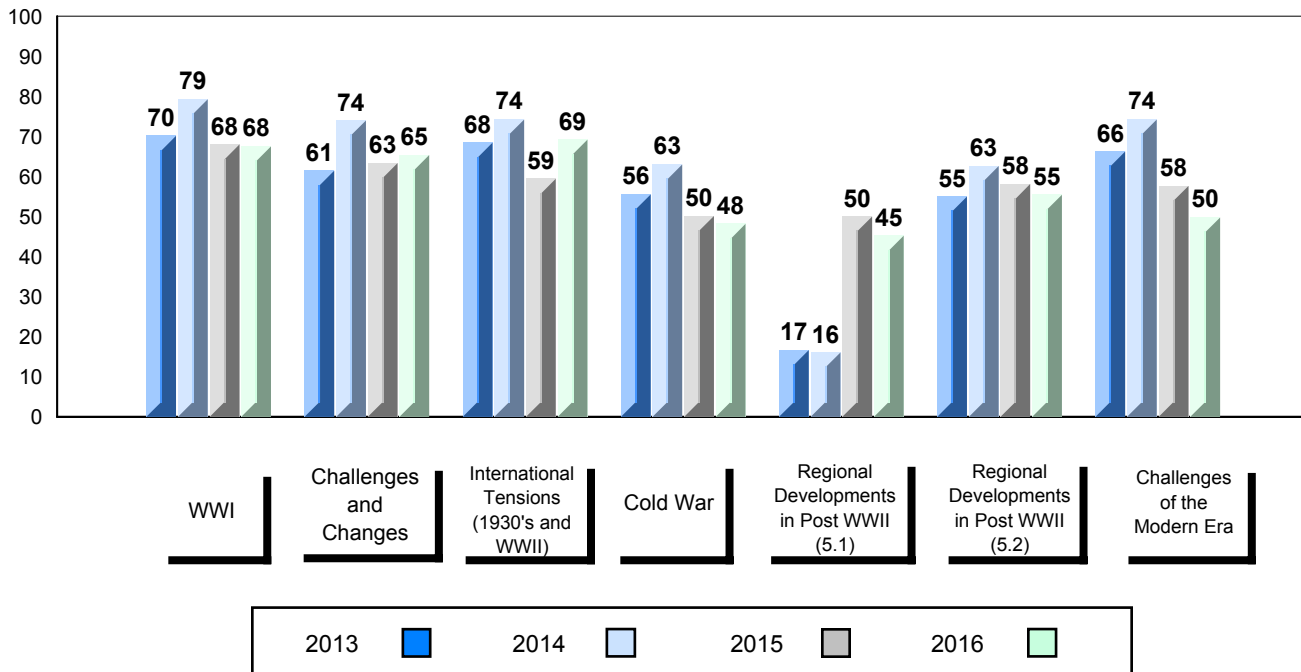
▼ ▲ The school result may appear numerically the same as the district/province due to rounding. The arrow indicates a negligible difference.

* The overall Public Exam is equated. Therefore, subtest scores may vary from the overall exam mark.

Difference from Provincial Mean, 2013-2016



4 Year Public Exam (Subtest) Mark Trend 2013-2016

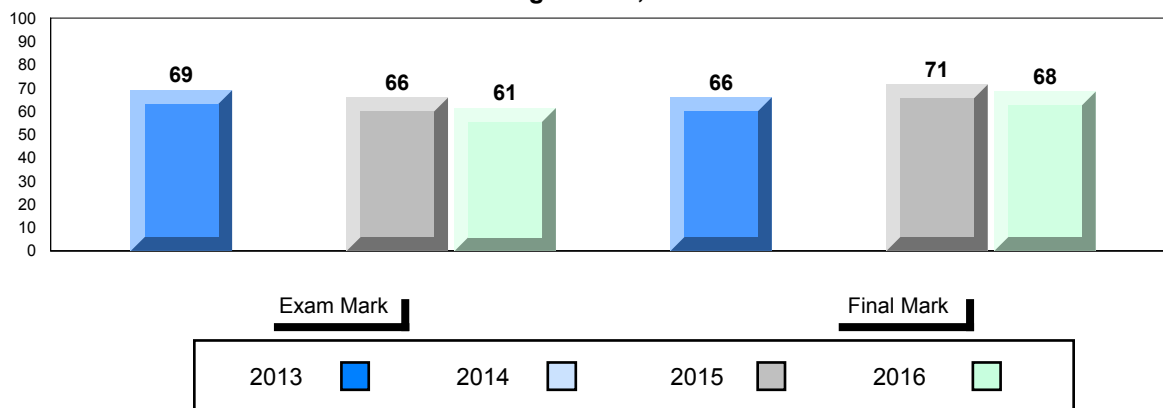


▼ ▲ The school result may appear numerically the same as the district/province due to rounding. The arrow indicates a negligible difference.

* The overall Public Exam is equated. Therefore, subtest scores may vary from the overall exam mark.

Number of Students		75	Public Exam Mark			Final Mark		
			School vs Region	School vs Province	School vs Region	School vs Province		
World History 3201	School	61.4	▼	▼	68.4	▼	▼	
	Region	63.1			69.3			
	Province	63.5			69.5			
Subtest								
WWI	School	67.7	▼	▼				
	Region	68.4						
	Province	68.9						
Challenges and Changes	School	60.4	▼	▼				
	Region	62.3						
	Province	62.6						
International Tensions (1930's and WWII)	School	68.0	▼	▼				
	Region	69.5						
	Province	69.4						
Cold War	School	43.1	▼	▼				
	Region	47.0						
	Province	48.8						
Regional Developments in Post WWII (5.1)	School	55.3	▼	▼				
	Region	58.3						
	Province	57.6						
Regional Developments in Post WWII (5.2)	School	21.4	▼	▼				
	Region	46.1						
	Province	49.3						
Challenges of the Modern Era	School	52.4	▲	▲				
	Region	52.4						
	Province	52.4						

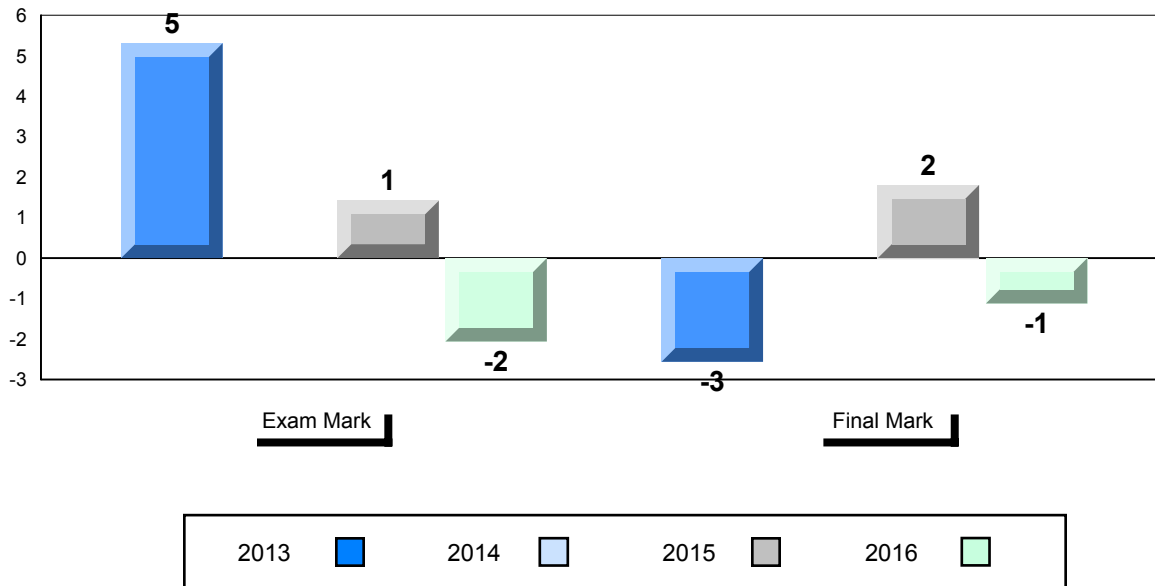
Average Score, 2013-2016



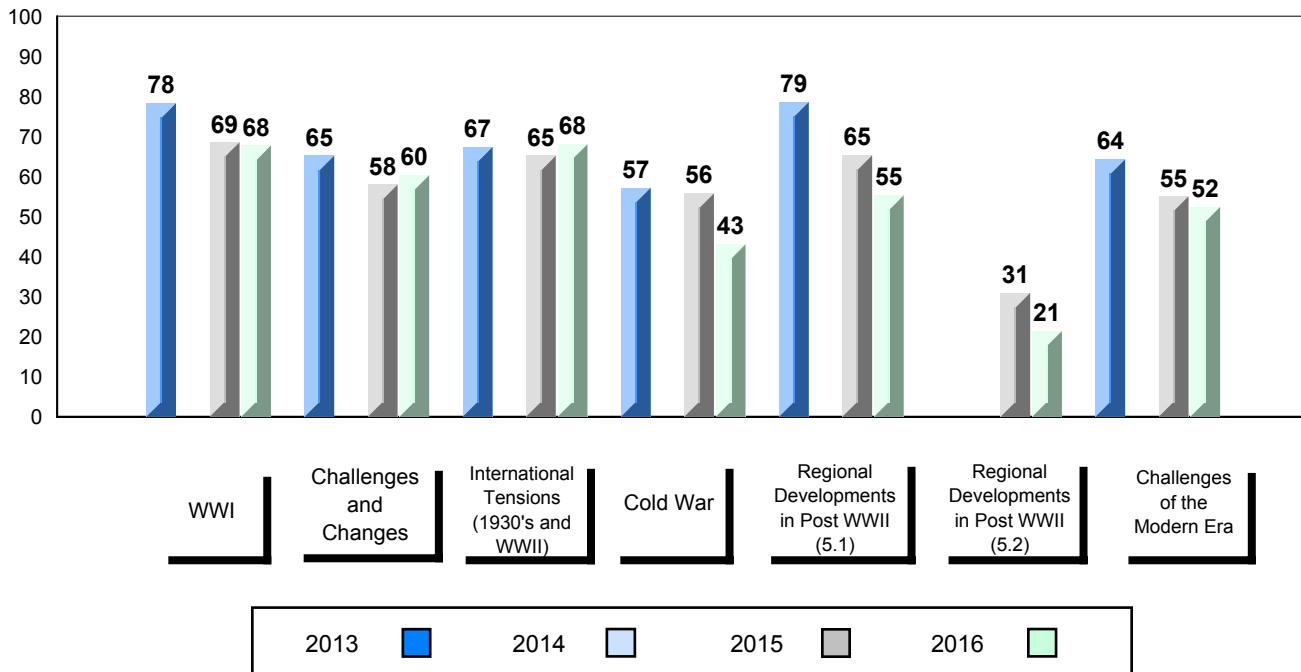
▼ ▲ The school result may appear numerically the same as the district/province due to rounding. The arrow indicates a negligible difference.

* The overall Public Exam is equated. Therefore, subtest scores may vary from the overall exam mark.

Difference from Provincial Mean, 2013-2016



4 Year Public Exam (Subtest) Mark Trend 2013-2016

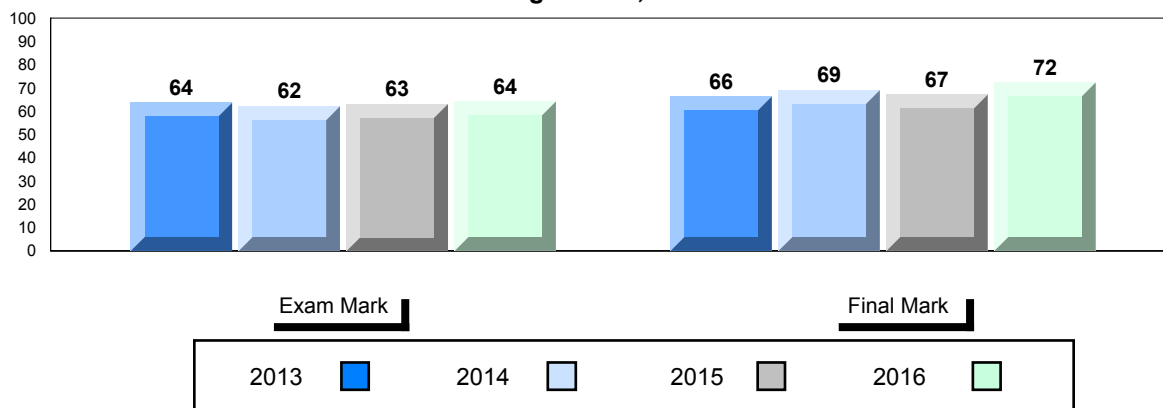


▼ ▲ The school result may appear numerically the same as the district/province due to rounding. The arrow indicates a negligible difference.

* The overall Public Exam is equated. Therefore, subtest scores may vary from the overall exam mark.

Number of Students		31	Public Exam Mark			Final Mark		
			School vs Region	School vs Province	School vs Region	School vs Province		
World History 3201	School	64.2	▲	▲	72.3	▲	▲	
	Region	63.1			69.3			
	Province	63.5			69.5			
Subtest								
WWI	School	68.9	▲	▲				
	Region	68.4						
	Province	68.9						
Challenges and Changes	School	62.7	▲	▲				
	Region	62.3						
	Province	62.6						
International Tensions (1930's and WWII)	School	73.4	▲	▲				
	Region	69.5						
	Province	69.4						
Cold War	School	47.0	▼	▼				
	Region	47.0						
	Province	48.8						
Regional Developments in Post WWII (5.1)	School	-999.0						
	Region	58.3						
	Province	57.6						
Regional Developments in Post WWII (5.2)	School	55.6	▲	▲				
	Region	46.1						
	Province	49.3						
Challenges of the Modern Era	School	57.8	▲	▲				
	Region	52.4						
	Province	52.4						

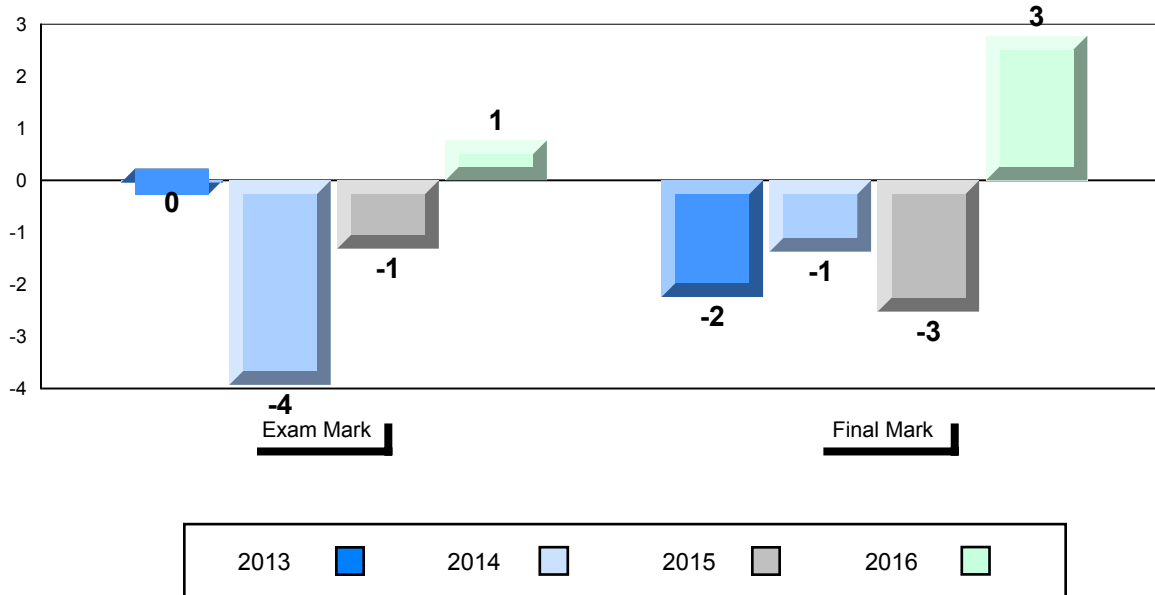
Average Score, 2013-2016



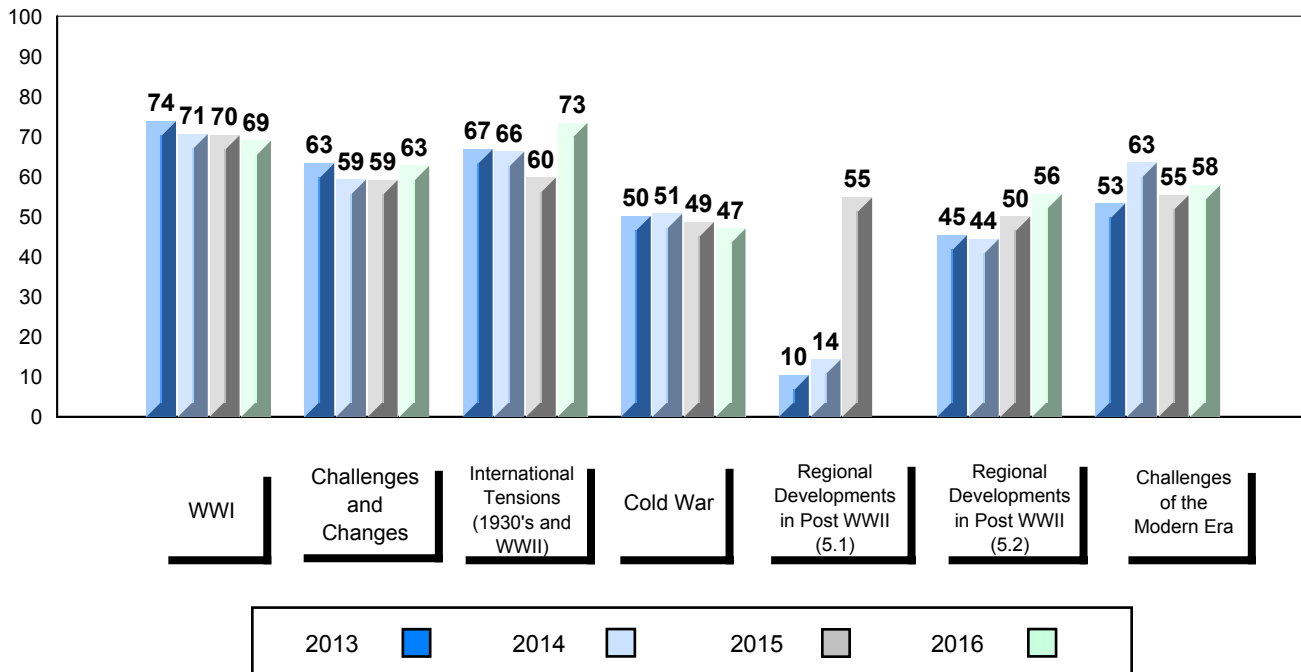
▼ ▲ The school result may appear numerically the same as the district/province due to rounding. The arrow indicates a negligible difference.

* The overall Public Exam is equated. Therefore, subtest scores may vary from the overall exam mark.

Difference from Provincial Mean, 2013-2016



4 Year Public Exam (Subtest) Mark Trend 2013-2016

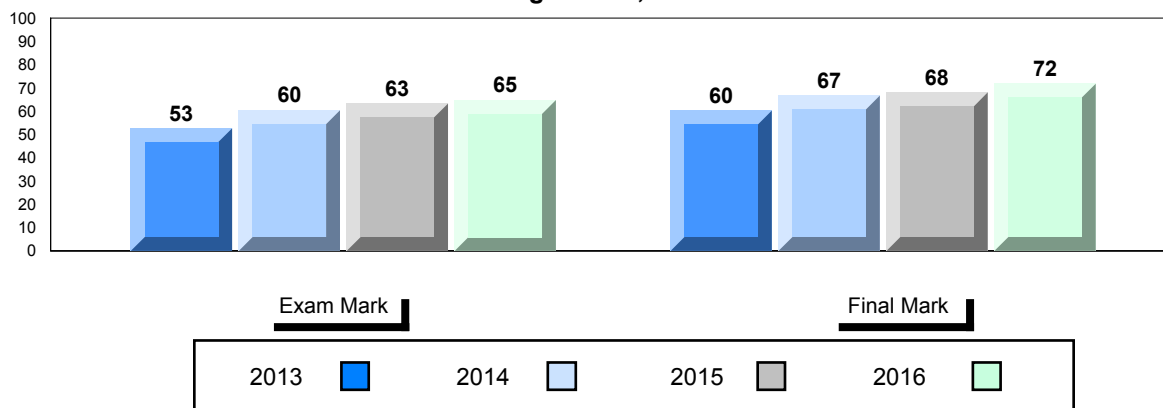


▼ ▲ The school result may appear numerically the same as the district/province due to rounding. The arrow indicates a negligible difference.

* The overall Public Exam is equated. Therefore, subtest scores may vary from the overall exam mark.

Number of Students		24	Public Exam Mark			Final Mark		
			School vs Region	School vs Province	School vs Region	School vs Province		
World History 3201	School	64.8	▲	▲	71.8	▲	▲	
	Region	63.1			69.3			
	Province	63.5			69.5			
Subtest								
WWI	School	71.1	▲	▲				
	Region	68.4						
	Province	68.9						
Challenges and Changes	School	65.7	▲	▲				
	Region	62.3						
	Province	62.6						
International Tensions (1930's and WWII)	School	71.0	▲	▲				
	Region	69.5						
	Province	69.4						
Cold War	School	53.6	▲	▲				
	Region	47.0						
	Province	48.8						
Regional Developments in Post WWII (5.1)	School	28.6	▼	▼				
	Region	58.3						
	Province	57.6						
Regional Developments in Post WWII (5.2)	School	49.6	▲	▲				
	Region	46.1						
	Province	49.3						
Challenges of the Modern Era	School	49.7	▼	▼				
	Region	52.4						
	Province	52.4						

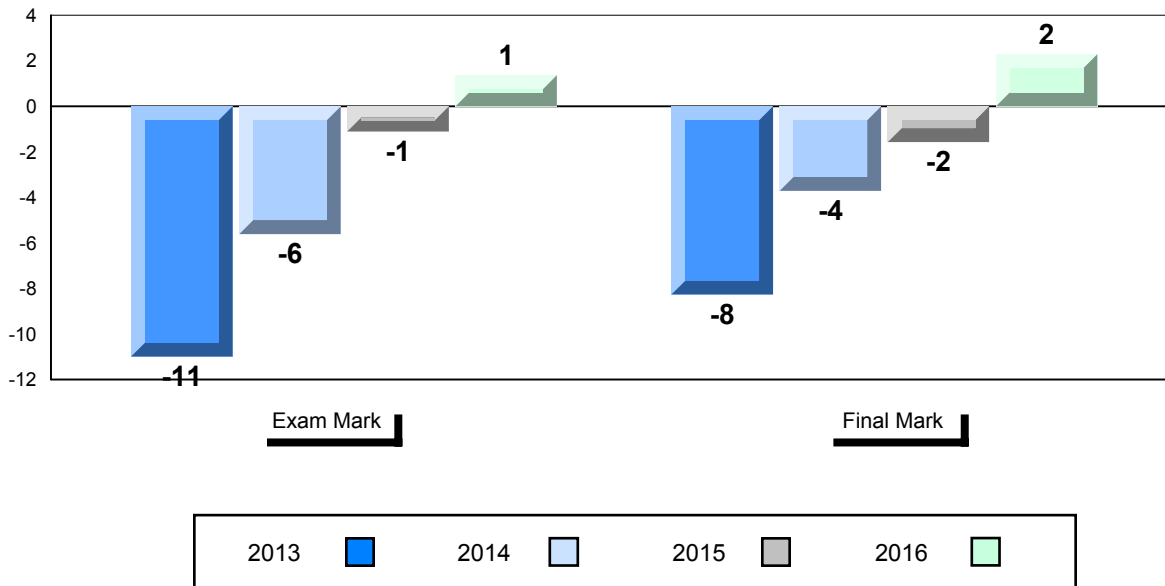
Average Score, 2013-2016



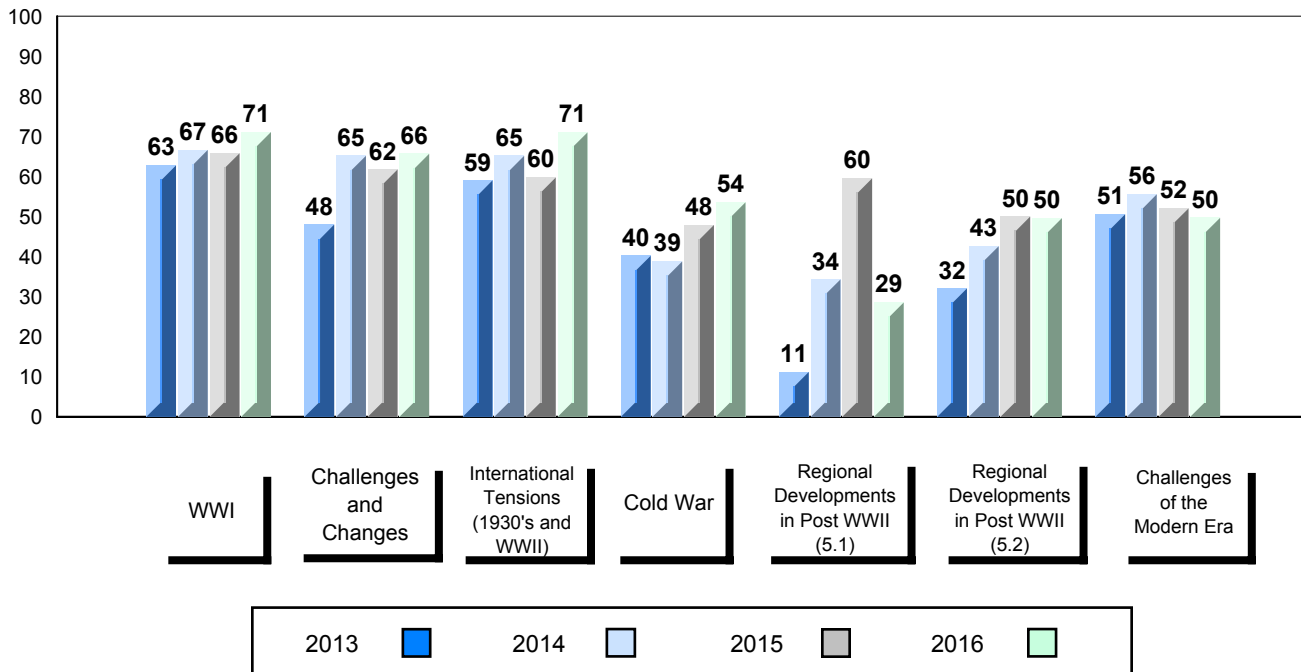
▼ ▲ The school result may appear numerically the same as the district/province due to rounding. The arrow indicates a negligible difference.

* The overall Public Exam is equated. Therefore, subtest scores may vary from the overall exam mark.

Difference from Provincial Mean, 2013-2016



4 Year Public Exam (Subtest) Mark Trend 2013-2016

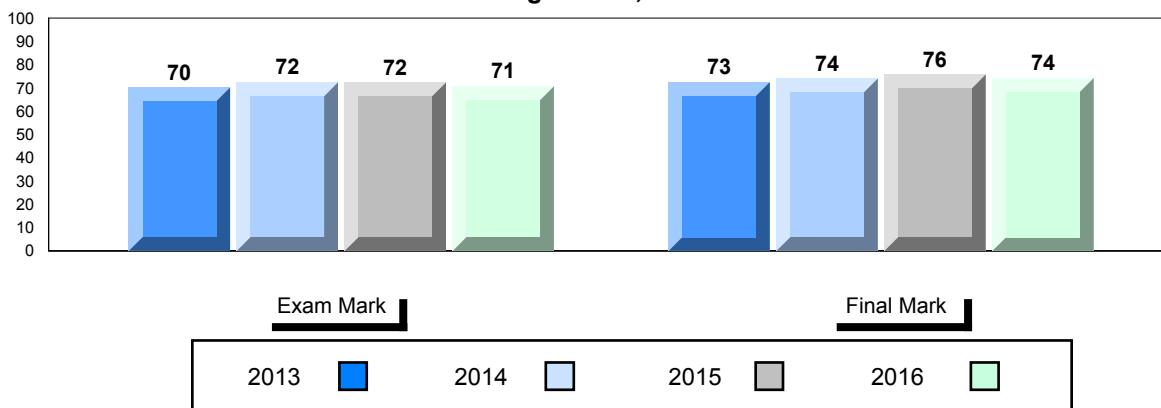


▼ ▲ The school result may appear numerically the same as the district/province due to rounding. The arrow indicates a negligible difference.

* The overall Public Exam is equated. Therefore, subtest scores may vary from the overall exam mark.

Number of Students		57	Public Exam Mark			Final Mark		
			School vs Region	School vs Province	School vs Region	School vs Province		
World History 3201	School	70.7	▲	▲	74.3	▲	▲	
	Region	63.1			69.3			
	Province	63.5			69.5			
<u>Subtest</u>								
WWI	School	75.4	▲	▲				
	Region	68.4						
	Province	68.9						
Challenges and Changes	School	73.8	▲	▲				
	Region	62.3						
	Province	62.6						
International Tensions (1930's and WWII)	School	76.5	▲	▲				
	Region	69.5						
	Province	69.4						
Cold War	School	55.5	▲	▲				
	Region	47.0						
	Province	48.8						
Regional Developments in Post WWII (5.1)	School	65.3	▲	▲				
	Region	58.3						
	Province	57.6						
Regional Developments in Post WWII (5.2)	School	23.8	▼	▼				
	Region	46.1						
	Province	49.3						
Challenges of the Modern Era	School	58.0	▲	▲				
	Region	52.4						
	Province	52.4						

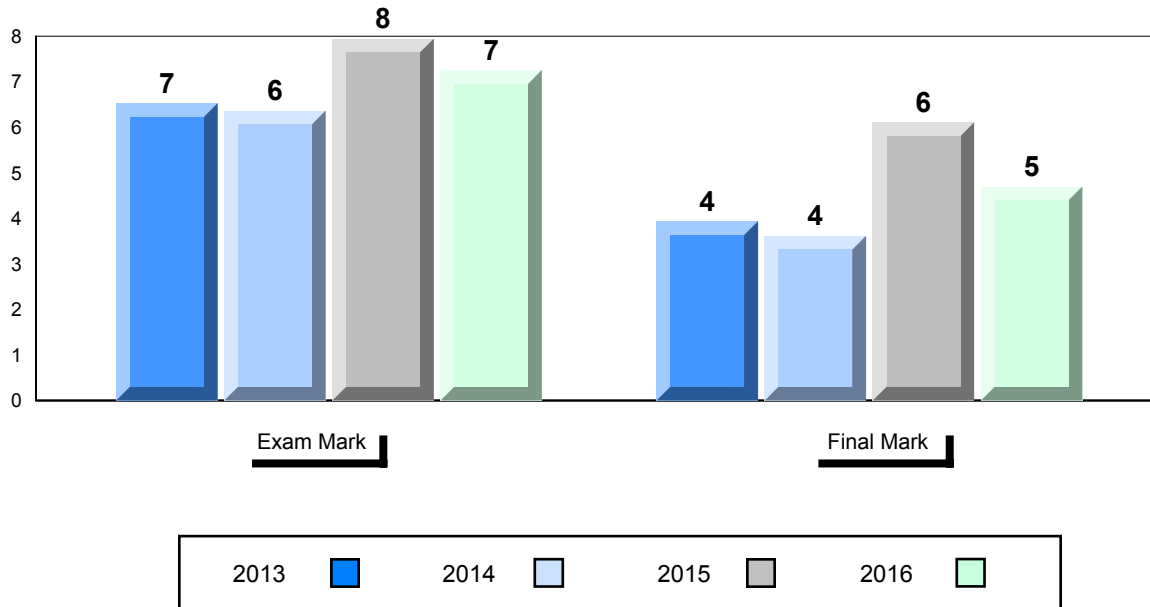
Average Score, 2013-2016



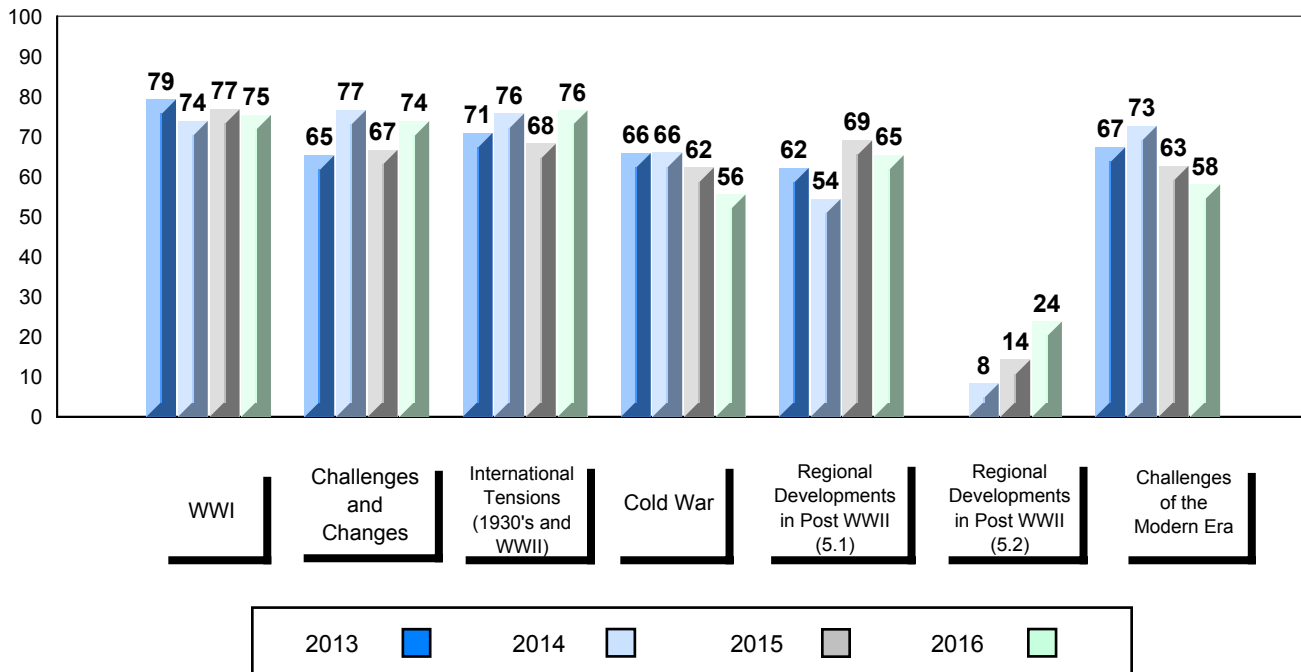
▼ ▲ The school result may appear numerically the same as the district/province due to rounding. The arrow indicates a negligible difference.

* The overall Public Exam is equated. Therefore, subtest scores may vary from the overall exam mark.

Difference from Provincial Mean, 2013-2016



4 Year Public Exam (Subtest) Mark Trend 2013-2016

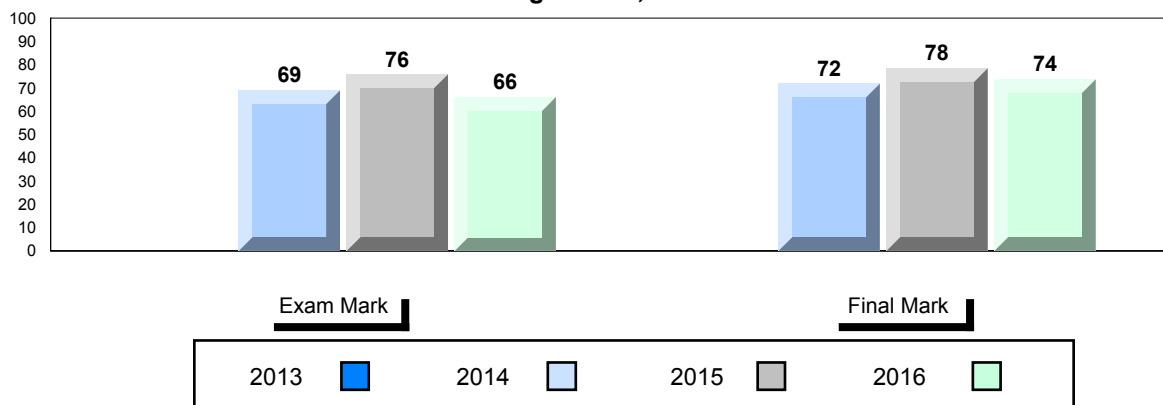


▼ ▲ The school result may appear numerically the same as the district/province due to rounding. The arrow indicates a negligible difference.

* The overall Public Exam is equated. Therefore, subtest scores may vary from the overall exam mark.

Number of Students		11	Public Exam Mark			Final Mark		
			School vs Region	School vs Province	School vs Region	School vs Province		
World History 3201	School	66.1	▲	▲	73.7	▲	▲	
	Region	63.1			69.3			
	Province	63.5			69.5			
Subtest								
WWI	School	76.3	▲	▲				
	Region	68.4						
	Province	68.9						
Challenges and Changes	School	59.7	▼	▼				
	Region	62.3						
	Province	62.6						
International Tensions (1930's and WWII)	School	73.3	▲	▲				
	Region	69.5						
	Province	69.4						
Cold War	School	52.6	▲	▲				
	Region	47.0						
	Province	48.8						
Regional Developments in Post WWII (5.1)	School	69.3	▲	▲				
	Region	58.3						
	Province	57.6						
Regional Developments in Post WWII (5.2)	School	-999.0						
	Region	46.1						
	Province	49.3						
Challenges of the Modern Era	School	40.9	▼	▼				
	Region	52.4						
	Province	52.4						

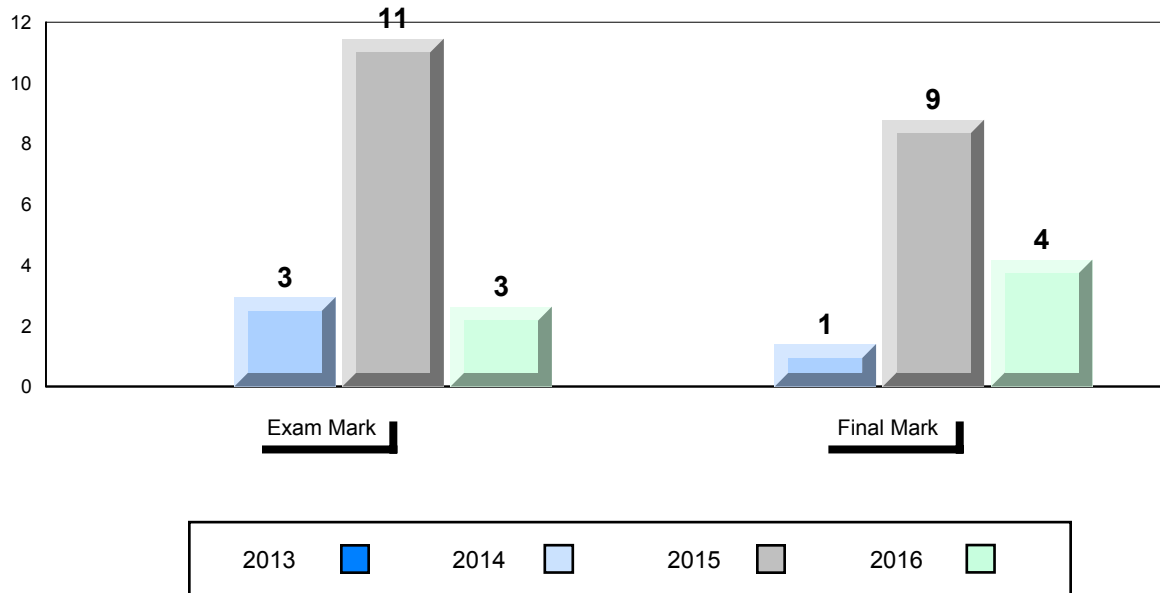
Average Score, 2013-2016



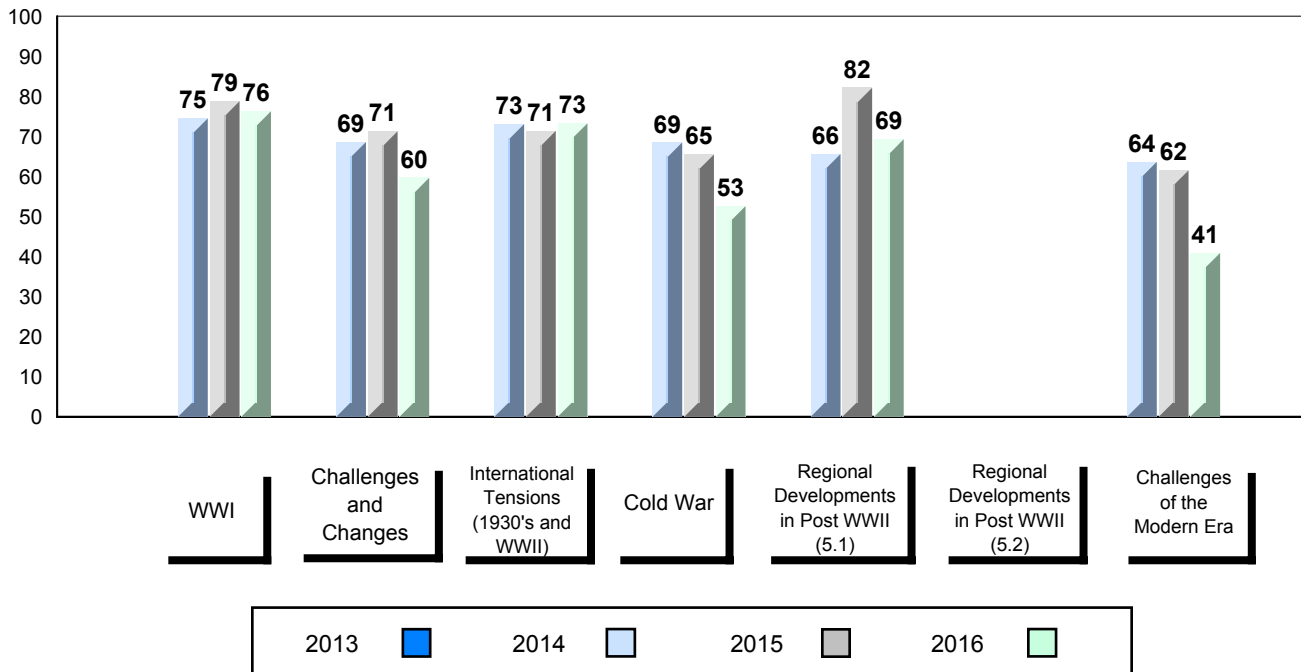
▼ ▲ The school result may appear numerically the same as the district/province due to rounding. The arrow indicates a negligible difference.

* The overall Public Exam is equated. Therefore, subtest scores may vary from the overall exam mark.

Difference from Provincial Mean, 2013-2016



4 Year Public Exam (Subtest) Mark Trend 2013-2016



▼ ▲ The school result may appear numerically the same as the district/province due to rounding. The arrow indicates a negligible difference.

* The overall Public Exam is equated. Therefore, subtest scores may vary from the overall exam mark.

Number of Students

60

World History 3201

Subtest

WWI

Challenges and Changes

International Tensions (1930's and WWII)

Cold War

Regional Developments in Post WWII (5.1)

Regional Developments in Post WWII (5.2)

Challenges of the Modern Era

School
Region
Province

School
Region
Province

School
Region
Province

School
Region
Province

School
Region
Province

School
Region
Province

School
Region
Province

School
Region
Province

Public Exam Mark

School vs Region

School vs Province

61.9
63.1
63.5

67.7
68.4
68.9

61.5
62.3
62.6

69.3
69.5
69.4

47.3
47.0
48.8

53.3
58.3
57.6

14.3
46.1
49.3

45.2
52.4
52.4



Final Mark

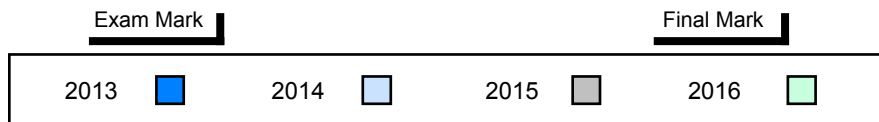
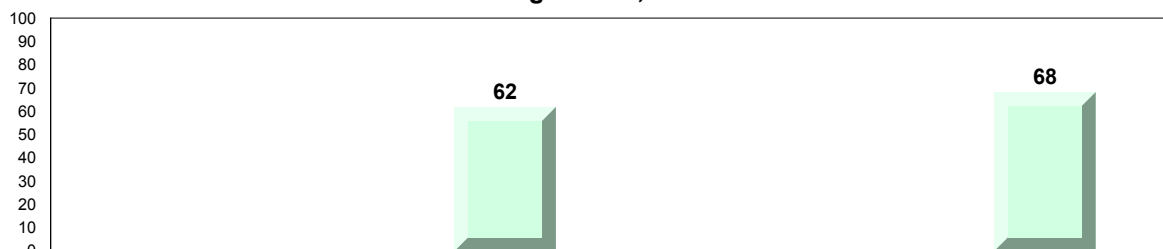
School vs Region

School vs Province

68.3
69.3
69.5



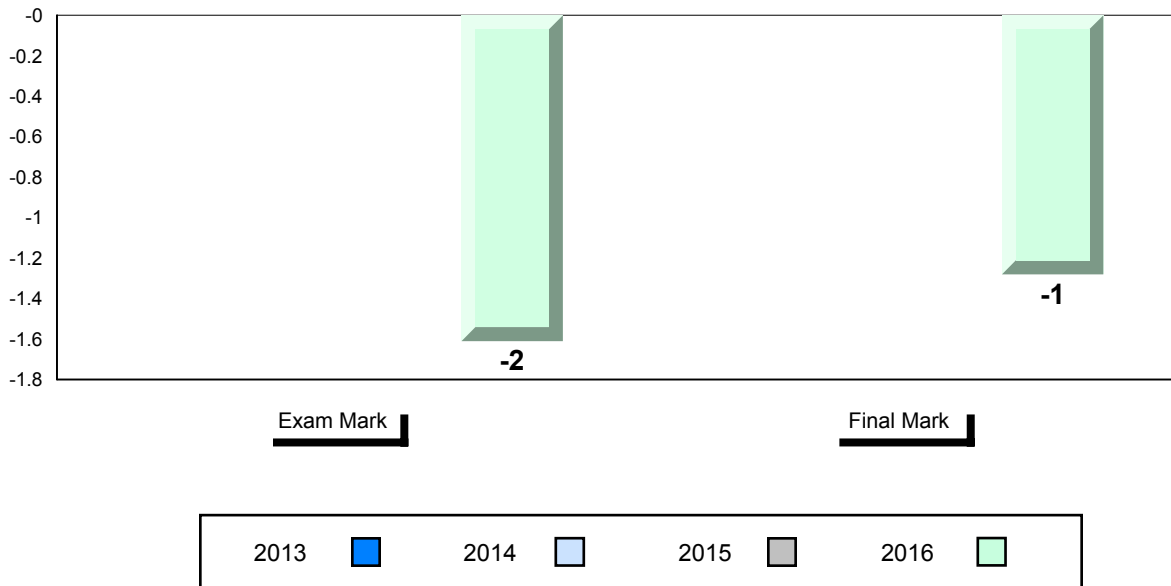
Average Score, 2013-2016



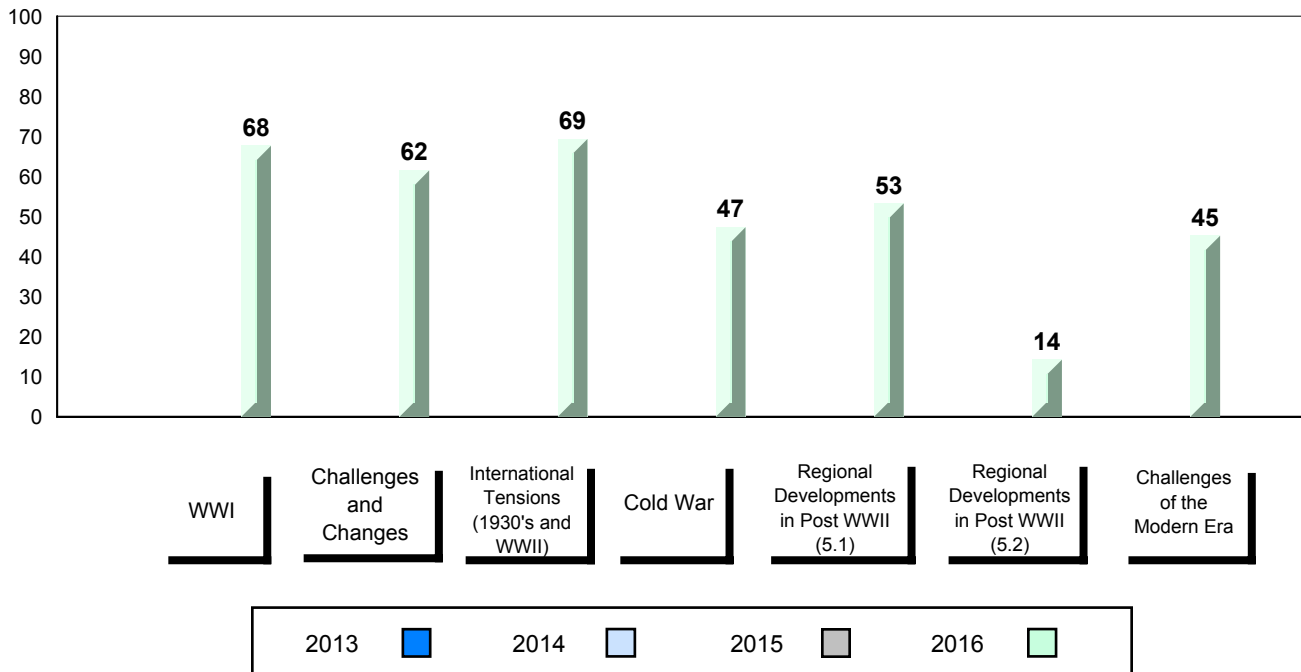
▼ ▲ The school result may appear numerically the same as the district/province due to rounding. The arrow indicates a negligible difference.

* The overall Public Exam is equated. Therefore, subtest scores may vary from the overall exam mark.

Difference from Provincial Mean, 2013-2016



4 Year Public Exam (Subtest) Mark Trend 2013-2016

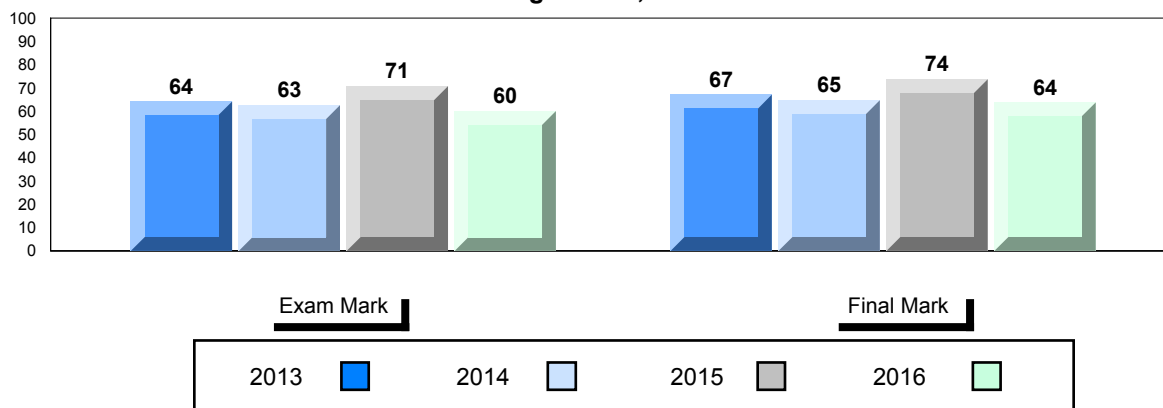


▼ ▲ The school result may appear numerically the same as the district/province due to rounding. The arrow indicates a negligible difference.

* The overall Public Exam is equated. Therefore, subtest scores may vary from the overall exam mark.

Number of Students		9	Public Exam Mark			Final Mark		
			School vs Region	School vs Province	School vs Region	School vs Province		
World History 3201	School	60.1	▼	▼	63.8	▼	▼	
	Region	64.7			69.9			
	Province	63.5			69.5			
Subtest								
WWI	School	70.3	▲	▲				
	Region	68.5						
	Province	68.9						
Challenges and Changes	School	62.1	▼	▼				
	Region	64.3						
	Province	62.6						
International Tensions (1930's and WWII)	School	63.5	▼	▼				
	Region	69.4						
	Province	69.4						
Cold War	School	44.4	▼	▼				
	Region	52.4						
	Province	48.8						
Regional Developments in Post WWII (5.1)	School	42.9	▼	▼				
	Region	43.4						
	Province	57.6						
Regional Developments in Post WWII (5.2)	School	42.9	▼	▼				
	Region	59.4						
	Province	49.3						
Challenges of the Modern Era	School	41.3	▼	▼				
	Region	50.4						
	Province	52.4						

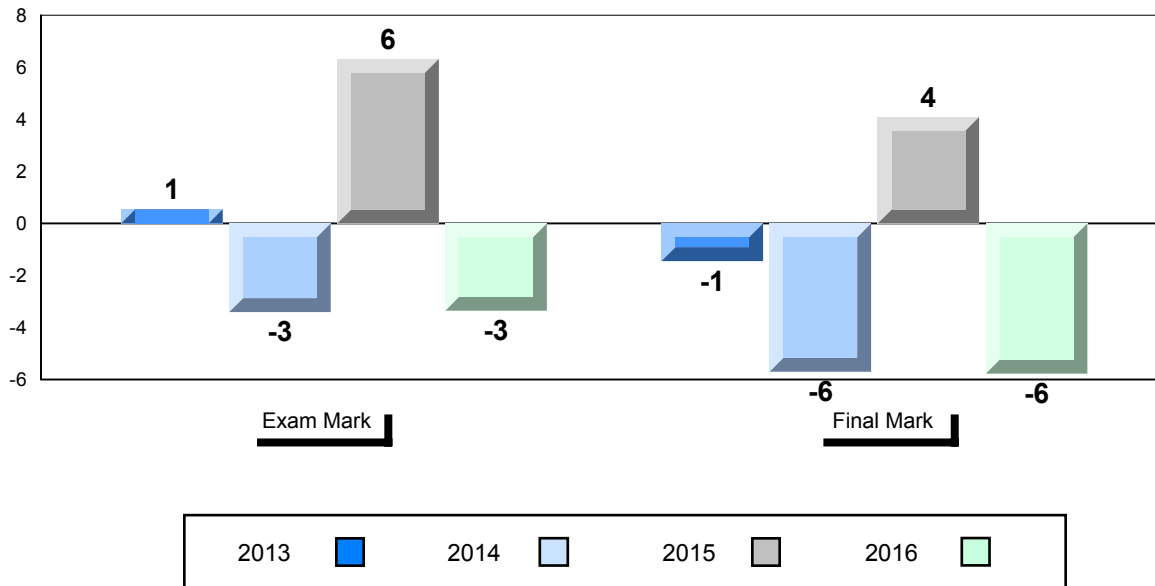
Average Score, 2013-2016



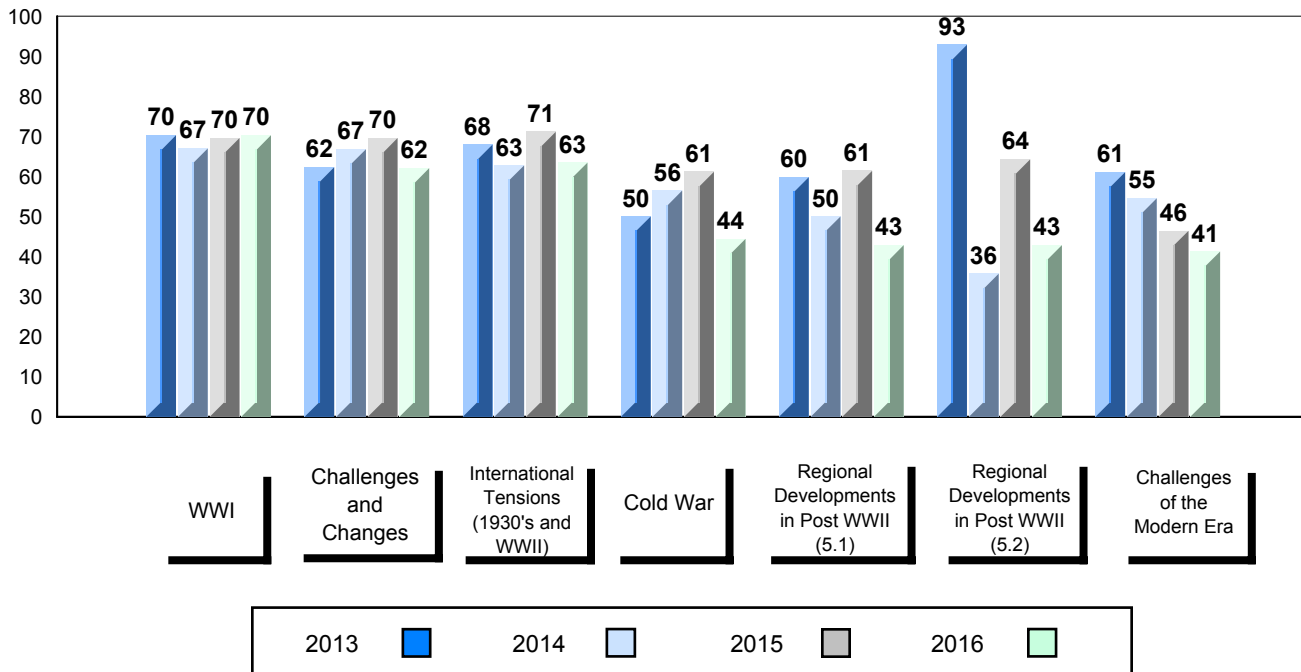
▼ ▲ The school result may appear numerically the same as the district/province due to rounding. The arrow indicates a negligible difference.

* The overall Public Exam is equated. Therefore, subtest scores may vary from the overall exam mark.

Difference from Provincial Mean, 2013-2016



4 Year Public Exam (Subtest) Mark Trend 2013-2016



▼ ▲ The school result may appear numerically the same as the district/province due to rounding. The arrow indicates a negligible difference.

* The overall Public Exam is equated. Therefore, subtest scores may vary from the overall exam mark.

Number of Students 22

World History 3201

Subtest

WWI

Challenges and Changes

International Tensions (1930's and WWII)

Cold War

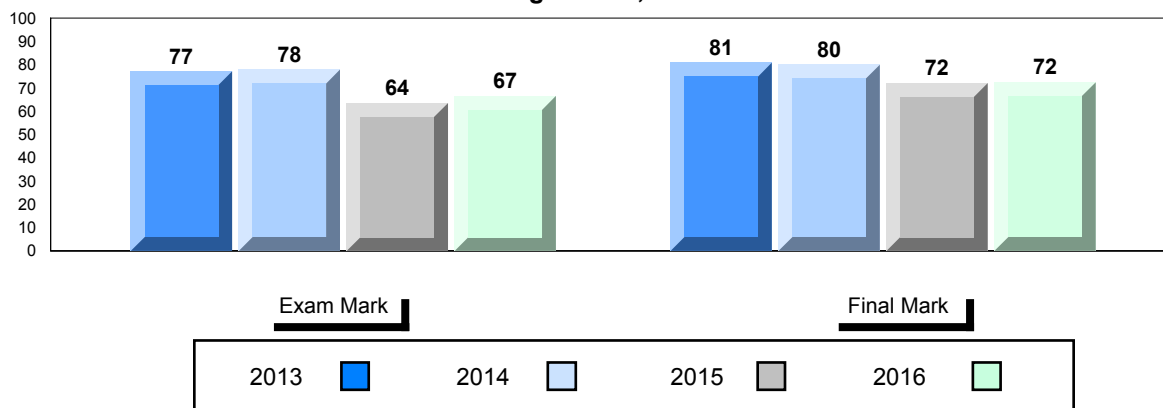
Regional Developments in Post WWII (5.1)

Regional Developments in Post WWII (5.2)

Challenges of the Modern Era

		Public Exam Mark	School vs Region	School vs Province	Final Mark	School vs Region	School vs Province
	School	66.6	▲	▲	72.5	▲	▲
	Region	64.7			69.9		
	Province	63.5			69.5		
WWI	School	69.2	▲	▲			
	Region	68.5					
	Province	68.9					
Challenges and Changes	School	64.8	▲	▲			
	Region	64.3					
	Province	62.6					
International Tensions (1930's and WWII)	School	72.8	▲	▲			
	Region	69.4					
	Province	69.4					
Cold War	School	55.7	▲	▲			
	Region	52.4					
	Province	48.8					
Regional Developments in Post WWII (5.1)	School	50.0	▲	▼			
	Region	43.4					
	Province	57.6					
Regional Developments in Post WWII (5.2)	School	60.3	▲	▲			
	Region	59.4					
	Province	49.3					
Challenges of the Modern Era	School	53.3	▲	▲			
	Region	50.4					
	Province	52.4					

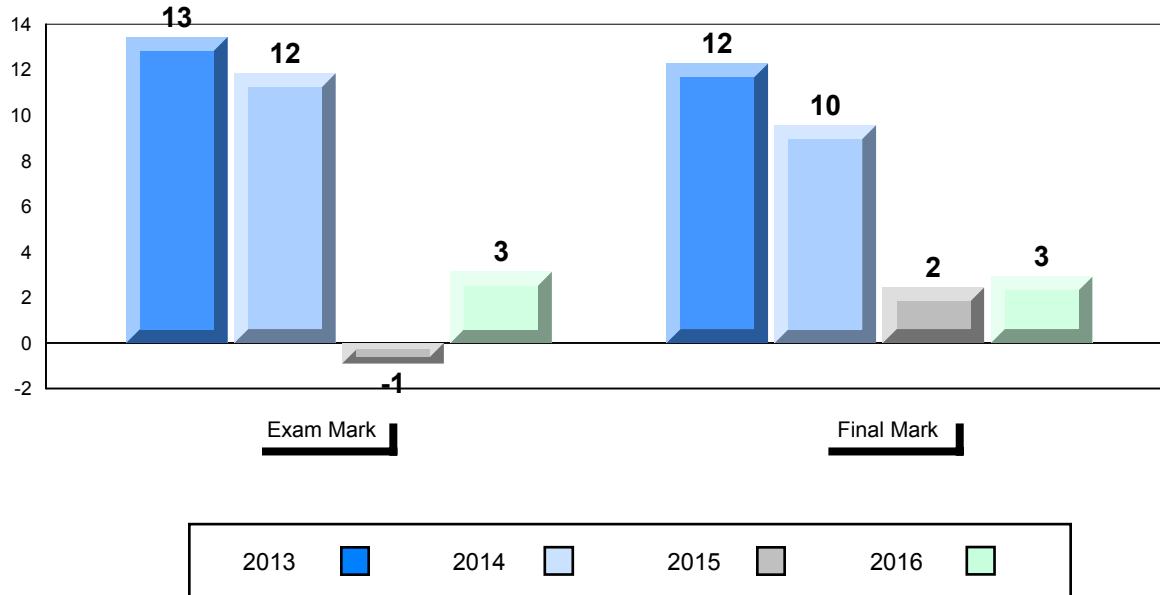
Average Score, 2013-2016



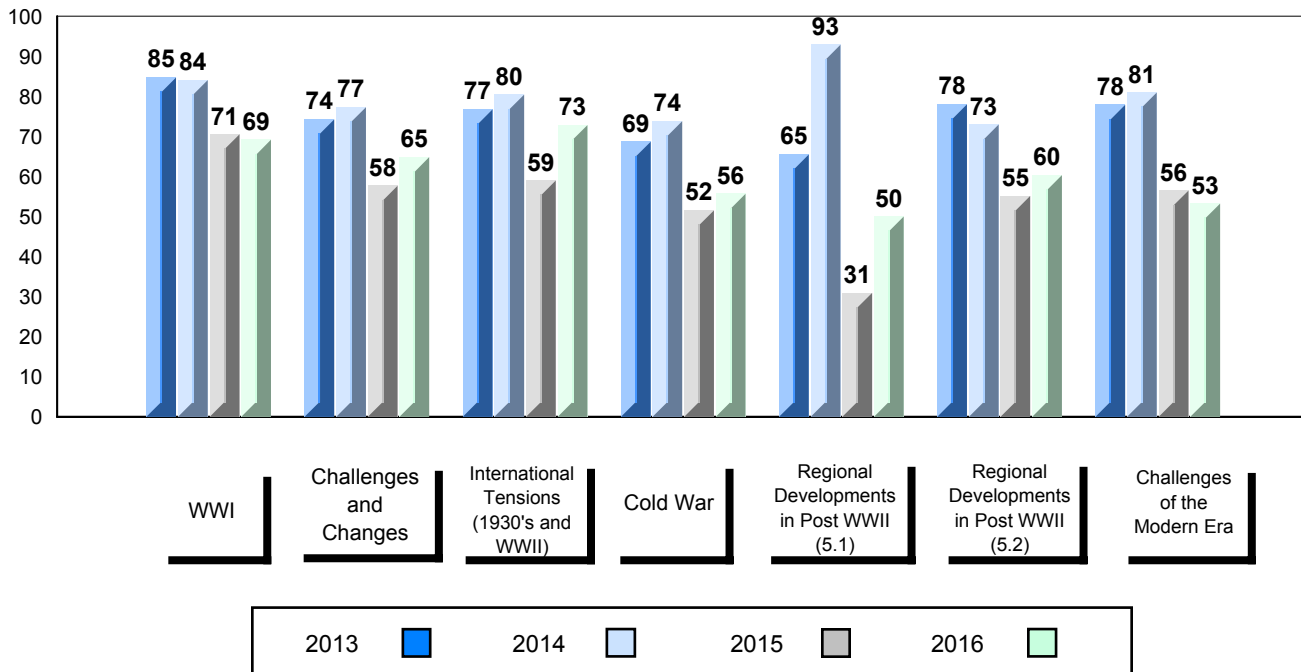
▼ ▲ The school result may appear numerically the same as the district/province due to rounding. The arrow indicates a negligible difference.

* The overall Public Exam is equated. Therefore, subtest scores may vary from the overall exam mark.

Difference from Provincial Mean, 2013-2016



4 Year Public Exam (Subtest) Mark Trend 2013-2016



▼ ▲ The school result may appear numerically the same as the district/province due to rounding. The arrow indicates a negligible difference.

* The overall Public Exam is equated. Therefore, subtest scores may vary from the overall exam mark.

District 803 - Private

#469 - Immaculate Heart of Mary School, Corner Brook

Number of Students

3

Public Exam Mark

School	vs	School
Region		Province

Final Mark

School	vs	School
Region		Province

World History 3201

School
Region
Province

School data with 5 or fewer students withheld for reasons of confidentiality.

School data with 5 or fewer students withheld for reasons of confidentiality.

Subtest

WWI

School
Region
Province

Challenges and Changes

School
Region
Province

International Tensions (1930's and WWII)

School
Region
Province

Cold War

School
Region
Province

Regional Developments in Post WWII (5.1)

School
Region
Province

Regional Developments in Post WWII (5.2)

School
Region
Province

Challenges of the Modern Era

School
Region
Province

Average Score, 2013-2016

School data with 5 or fewer students withheld for reasons of confidentiality.

Exam Mark

Final Mark



▼ ▲ The school result may appear numerically the same as the district/province due to rounding. The arrow indicates a negligible difference.

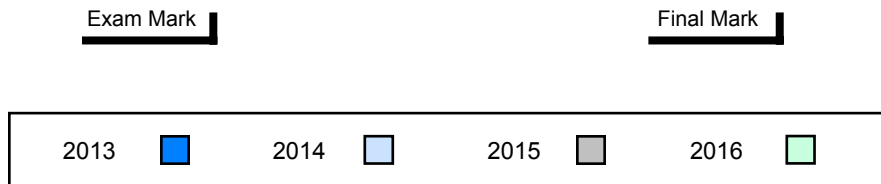
* The overall Public Exam is equated. Therefore, subtest scores may vary from the overall exam mark.

District 803 - Private

#469 - Immaculate Heart of Mary School, Corner Brook

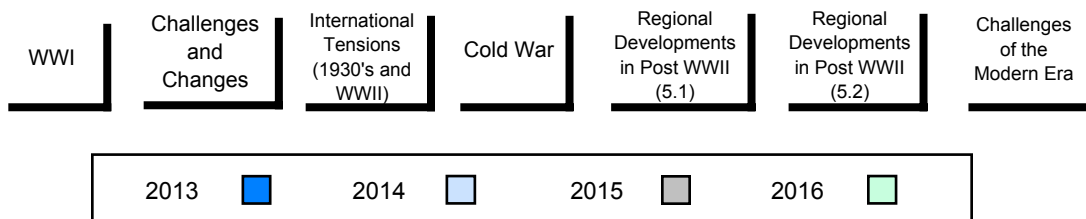
Difference from Provincial Mean, 2013-2016

School data with 5 or fewer students withheld for reasons of confidentiality.



4 Year Public Exam (Subtest) Mark Trend 2013-2016

School data with 5 or fewer students withheld for reasons of confidentiality.



▼ ▲ The school result may appear numerically the same as the district/province due to rounding. The arrow indicates a negligible difference.

* The overall Public Exam is equated. Therefore, subtest scores may vary from the overall exam mark.