

NI, FSD - Labrador Region

#001 - St. Peter's School, Black Tickle

Classification: Rural
Offers Distance Education: Yes

Grades: 1,4,6,8,10-11 Number of Grades: 9

[School FTE PTR : 3.8](#)
[District FTE PTR : 11.5](#)
[Provincial FTE PTR : 12.1](#)

[FTE Teachers](#) *** : 4.0

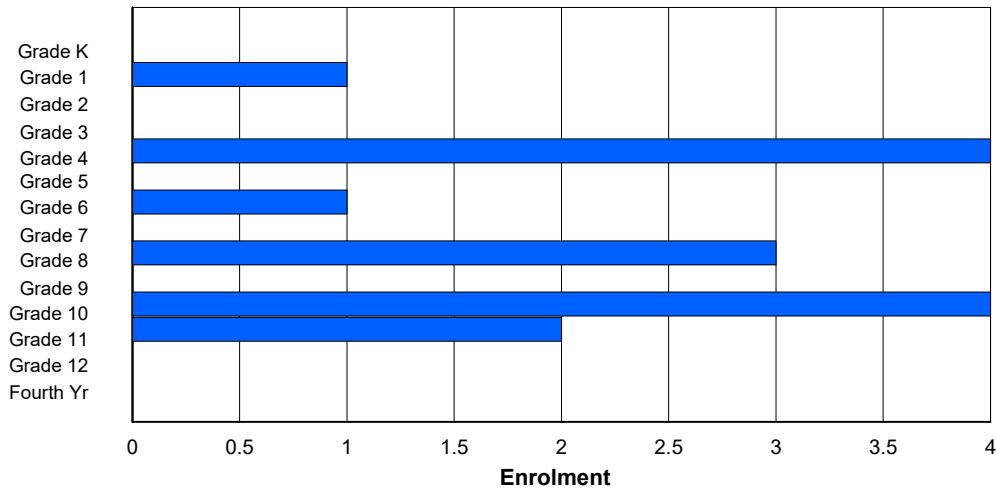
Enrolment By Age and Gender

| Gender | Age | | | | | | | | | | | | | | | | | Total |
|--------------|----------|----------|----------|----------|----------|----------|----------|----------|----------|----------|----------|----------|----------|----------|----------|-----------|---|-------|
| | 5 | 6 | 7 | 8 | 9 | 10 | 11 | 12 | 13 | 14 | 15 | 16 | 17 | 18 | 19 | 20> | | |
| Male | 0 | 0 | 0 | 0 | 1 | 0 | 1 | 0 | 0 | 0 | 3 | 3 | 0 | 0 | 0 | 0 | 8 | |
| Female | 0 | 1 | 0 | 0 | 3 | 0 | 0 | 0 | 3 | 0 | 0 | 0 | 0 | 0 | 0 | 7 | | |
| Total | 0 | 1 | 0 | 0 | 4 | 0 | 1 | 0 | 3 | 0 | 3 | 3 | 0 | 0 | 0 | 15 | | |

Enrolment By Grade and Gender

| Gender | Grade | | | | | | | | | | | | | | | Total |
|--------------|----------|----------|----------|----------|----------|----------|----------|----------|----------|----------|----------|----------|----------|-----------|---|-------|
| | K | 1 | 2 | 3 | 4 | 5 | 6 | 7 | 8 | 9 | 10 | 11 | 12 | 4th | | |
| Male | 0 | 0 | 0 | 0 | 1 | 0 | 1 | 0 | 0 | 0 | 4 | 2 | 0 | 0 | 8 | |
| Female | 0 | 1 | 0 | 0 | 3 | 0 | 0 | 0 | 3 | 0 | 0 | 0 | 0 | 0 | 7 | |
| Total | 0 | 1 | 0 | 0 | 4 | 0 | 1 | 0 | 3 | 0 | 4 | 2 | 0 | 15 | | |

Enrolment By Grade
For 001 - St. Peter's School, Black Tickle



* Data from the 2014-2015 AGR(Enrolment/Age as of the last day in Sept./Dec.)

** Newfoundland Statistics Classification System

*** May include itinerant teachers

NI ESD - Labrador Region

#002 - Henry Gordon Academy, Cartwright

Classification: Rural
Offers Distance Education: Yes

Grades: K-11 Number of Grades: 13

[School FTE PTR : 7.8](#)
[District FTE PTR : 11.5](#)
[Provincial FTE PTR : 12.1](#)

[FTE Teachers](#) *** : 8.0

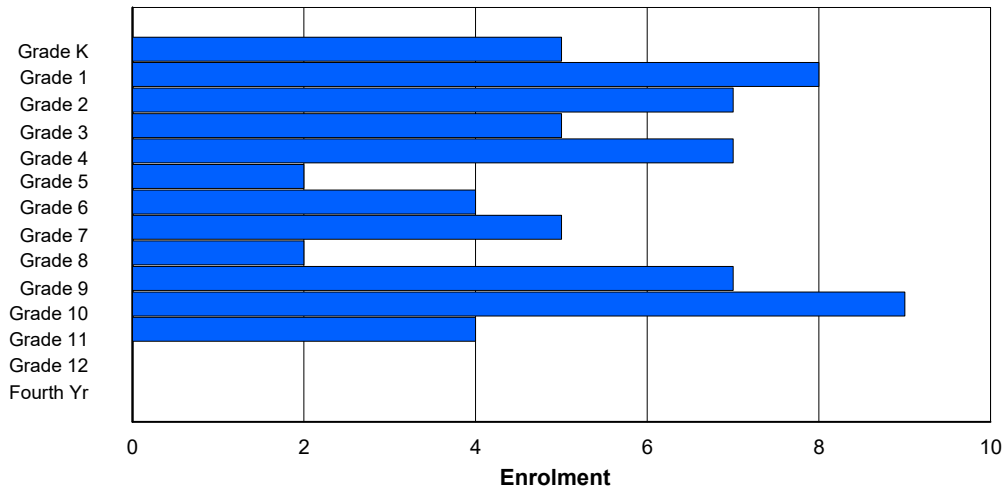
Enrolment By Age and Gender

| Gender | Age | | | | | | | | | | | | | | | | | Total |
|--------------|----------|----------|----------|----------|----------|----------|----------|----------|----------|----------|----------|----------|----------|----------|----------|----------|-----------|-------|
| | 5 | 6 | 7 | 8 | 9 | 10 | 11 | 12 | 13 | 14 | 15 | 16 | 17 | 18 | 19 | 20> | | |
| Male | 3 | 3 | 3 | 2 | 5 | 2 | 3 | 2 | 1 | 5 | 4 | 2 | 1 | 0 | 0 | 0 | 36 | |
| Female | 2 | 5 | 4 | 3 | 2 | 0 | 1 | 2 | 1 | 3 | 4 | 2 | 0 | 0 | 0 | 0 | 29 | |
| Total | 5 | 8 | 7 | 5 | 7 | 2 | 4 | 4 | 2 | 8 | 8 | 4 | 1 | 0 | 0 | 0 | 65 | |

Enrolment By Grade and Gender

| Gender | Grade | | | | | | | | | | | | | | Total |
|--------------|----------|----------|----------|----------|----------|----------|----------|----------|----------|----------|----------|----------|----------|----------|-----------|
| | K | 1 | 2 | 3 | 4 | 5 | 6 | 7 | 8 | 9 | 10 | 11 | 12 | 4th | |
| Male | 3 | 3 | 3 | 2 | 5 | 2 | 3 | 2 | 1 | 5 | 5 | 2 | 0 | 0 | 36 |
| Female | 2 | 5 | 4 | 3 | 2 | 0 | 1 | 3 | 1 | 2 | 4 | 2 | 0 | 0 | 29 |
| Total | 5 | 8 | 7 | 5 | 7 | 2 | 4 | 5 | 2 | 7 | 9 | 4 | 0 | 0 | 65 |

Enrolment By Grade
For 002 - Henry Gordon Academy, Cartwright



* Data from the 2014-2015 AGR(Enrolment/Age as of the last day in Sept./Dec.)

** Newfoundland Statistics Classification System

*** May include itinerant teachers

NI ESD - Labrador Region

#004 - Queen of Peace Middle School, Happy Valley-Goose Bay

Classification: Urban
Offers Distance Education: No

Grades: 4-7 Number of Grades: 4

[School FTE PTR : 13.2](#)
[District FTE PTR : 11.5](#)
[Provincial FTE PTR : 12.1](#)

[FTE Teachers](#) *** : 27.0

Enrolment By Age and Gender

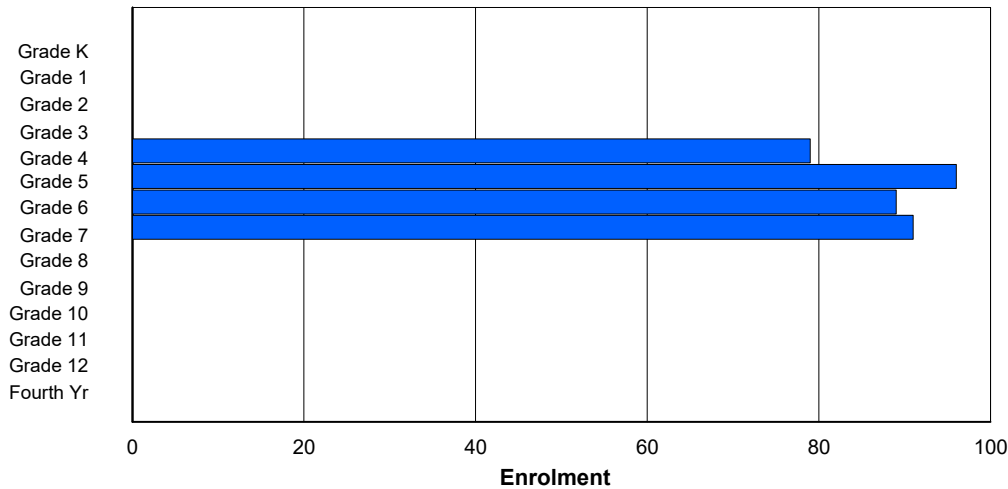
| Gender | Age | | | | | | | | | | | | | | | | | Total |
|--------------|----------|----------|----------|----------|-----------|-----------|-----------|-----------|----------|----------|----------|----------|----------|----------|----------|----------|------------|-------|
| | 5 | 6 | 7 | 8 | 9 | 10 | 11 | 12 | 13 | 14 | 15 | 16 | 17 | 18 | 19 | 20> | | |
| Male | 0 | 0 | 0 | 0 | 29 | 44 | 40 | 42 | 4 | 1 | 0 | 0 | 0 | 0 | 0 | 0 | 160 | |
| Female | 0 | 0 | 0 | 0 | 50 | 48 | 48 | 49 | 0 | 0 | 0 | 0 | 0 | 0 | 0 | 0 | 195 | |
| Total | 0 | 0 | 0 | 0 | 79 | 92 | 88 | 91 | 4 | 1 | 0 | 0 | 0 | 0 | 0 | 0 | 355 | |

Enrolment By Grade and Gender

| Gender | Grade | | | | | | | | | | | | | | Total |
|--------------|----------|----------|----------|----------|-----------|-----------|-----------|-----------|----------|----------|----------|----------|----------|----------|------------|
| | K | 1 | 2 | 3 | 4 | 5 | 6 | 7 | 8 | 9 | 10 | 11 | 12 | 4th | |
| Male | 0 | 0 | 0 | 0 | 29 | 47 | 40 | 44 | 0 | 0 | 0 | 0 | 0 | 0 | 160 |
| Female | 0 | 0 | 0 | 0 | 50 | 49 | 49 | 47 | 0 | 0 | 0 | 0 | 0 | 0 | 195 |
| Total | 0 | 0 | 0 | 0 | 79 | 96 | 89 | 91 | 0 | 0 | 0 | 0 | 0 | 0 | 355 |

Enrolment By Grade

For 004 - Queen of Peace Middle School, Happy Valley-Goose Bay



* Data from the 2014-2015 AGR(Enrolment/Age as of the last day in Sept./Dec.)

** Newfoundland Statistics Classification System

*** May include itinerant teachers

NI ESD - Labrador Region

#005 - Peacock Primary School, Happy Valley-Goose Bay

Classification: Urban
Offers Distance Education: No

Grades: K-3 Number of Grades: 4

[School FTE PTR : 13.3](#)
[District FTE PTR : 11.5](#)
[Provincial FTE PTR : 12.1](#)

[FTE Teachers](#) *** : 25.5

Enrolment By Age and Gender

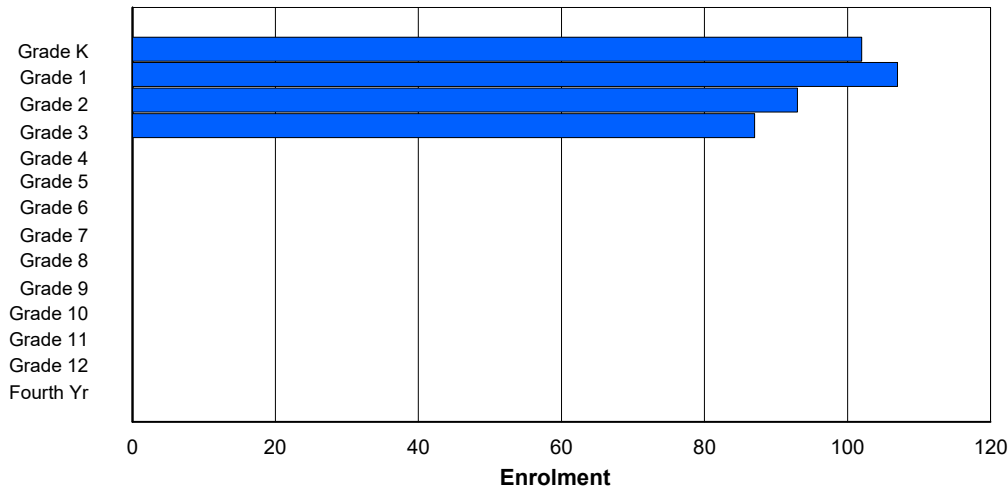
| Gender | Age | | | | | | | | | | | | | | | | | Total |
|--------------|------------|------------|-----------|-----------|----------|----------|----------|----------|----------|----------|----------|----------|----------|----------|----------|----------|----------|------------|
| | 5 | 6 | 7 | 8 | 9 | 10 | 11 | 12 | 13 | 14 | 15 | 16 | 17 | 18 | 19 | 20> | | |
| Male | 39 | 61 | 57 | 44 | 3 | 0 | 0 | 0 | 0 | 0 | 0 | 0 | 0 | 0 | 0 | 0 | 0 | 204 |
| Female | 63 | 43 | 38 | 40 | 0 | 0 | 0 | 0 | 0 | 0 | 1 | 0 | 0 | 0 | 0 | 0 | 0 | 185 |
| Total | 102 | 104 | 95 | 84 | 3 | 0 | 0 | 0 | 0 | 0 | 1 | 0 | 0 | 0 | 0 | 0 | 0 | 389 |

Enrolment By Grade and Gender

| Gender | Grade | | | | | | | | | | | | | | | Total |
|--------------|------------|------------|-----------|-----------|----------|----------|----------|----------|----------|----------|----------|----------|----------|----------|----------|------------|
| | K | 1 | 2 | 3 | 4 | 5 | 6 | 7 | 8 | 9 | 10 | 11 | 12 | 4th | | |
| Male | 39 | 64 | 55 | 46 | 0 | 0 | 0 | 0 | 0 | 0 | 0 | 0 | 0 | 0 | 0 | 204 |
| Female | 63 | 43 | 38 | 41 | 0 | 0 | 0 | 0 | 0 | 0 | 0 | 0 | 0 | 0 | 0 | 185 |
| Total | 102 | 107 | 93 | 87 | 0 | 0 | 0 | 0 | 0 | 0 | 0 | 0 | 0 | 0 | 0 | 389 |

Enrolment By Grade

For 005 - Peacock Primary School, Happy Valley-Goose Bay



* Data from the 2014-2015 AGR(Enrolment/Age as of the last day in Sept./Dec.)

** Newfoundland Statistics Classification System

*** May include itinerant teachers

NI FSD - Labrador Region

#007 - Amos Comenius Memorial School, Hopedale

Grades: K-12 Number of Grades: 13

[FTE Teachers](#) *** : 17.0

Classification: Rural
Offers Distance Education: No

[School FTE PTR : 6.3](#)
[District FTE PTR : 11.5](#)
[Provincial FTE PTR : 12.1](#)

Enrolment By Age and Gender

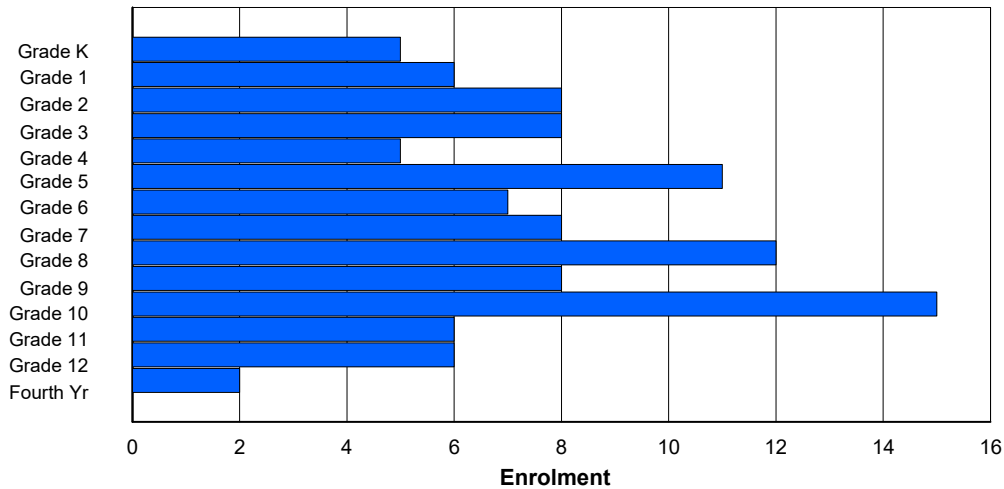
| Gender | Age | | | | | | | | | | | | | | | | | Total |
|--------------|----------|----------|----------|----------|----------|-----------|----------|----------|----------|----------|----------|----------|-----------|----------|----------|----------|------------|-------|
| | 5 | 6 | 7 | 8 | 9 | 10 | 11 | 12 | 13 | 14 | 15 | 16 | 17 | 18 | 19 | 20> | | |
| Male | 1 | 1 | 4 | 3 | 1 | 6 | 3 | 5 | 6 | 5 | 3 | 2 | 6 | 2 | 1 | 0 | 49 | |
| Female | 4 | 5 | 4 | 5 | 5 | 5 | 2 | 3 | 3 | 4 | 5 | 0 | 6 | 5 | 2 | 0 | 58 | |
| Total | 5 | 6 | 8 | 8 | 6 | 11 | 5 | 8 | 9 | 9 | 8 | 2 | 12 | 7 | 3 | 0 | 107 | |

Enrolment By Grade and Gender

| Gender | Grade | | | | | | | | | | | | | | | Total |
|--------------|----------|----------|----------|----------|----------|-----------|----------|----------|-----------|----------|-----------|----------|----------|----------|------------|-------|
| | K | 1 | 2 | 3 | 4 | 5 | 6 | 7 | 8 | 9 | 10 | 11 | 12 | 4th | | |
| Male | 1 | 1 | 4 | 3 | 1 | 6 | 4 | 5 | 8 | 4 | 7 | 1 | 3 | 1 | 49 | |
| Female | 4 | 5 | 4 | 5 | 4 | 5 | 3 | 3 | 4 | 4 | 8 | 5 | 3 | 1 | 58 | |
| Total | 5 | 6 | 8 | 8 | 5 | 11 | 7 | 8 | 12 | 8 | 15 | 6 | 6 | 2 | 107 | |

Enrolment By Grade

For 007 - Amos Comenius Memorial School, Hopedale



* Data from the 2014-2015 AGR(Enrolment/Age as of the last day in Sept./Dec.)

** Newfoundland Statistics Classification System

*** May include itinerant teachers

NI.FSD - Labrador Region

#008 - A. P. Low Primary, Labrador City

Classification: Urban
Offers Distance Education: No

Grades: K-3 Number of Grades: 4

[School FTE PTR : 12.7](#)
[District FTE PTR : 11.5](#)
[Provincial FTE PTR : 12.1](#)

[FTE Teachers](#) *** : 29.0

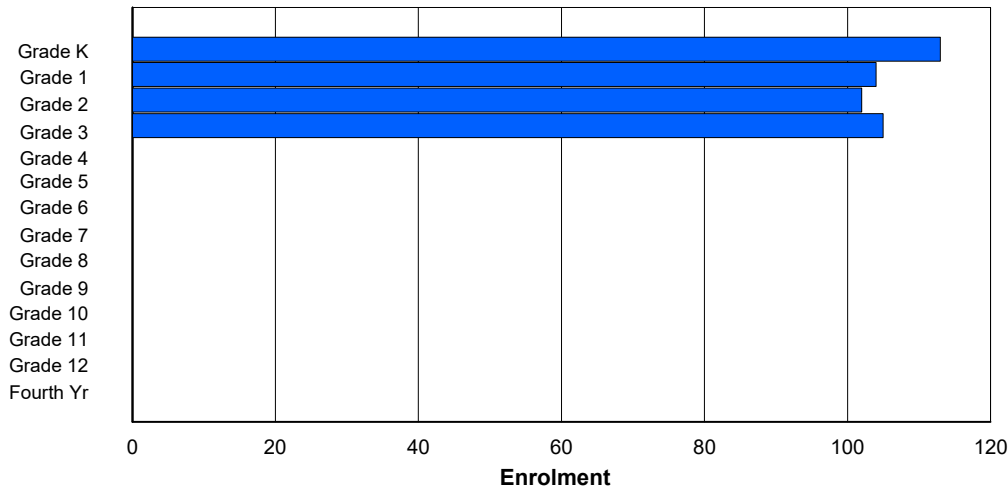
Enrolment By Age and Gender

| Gender | Age | | | | | | | | | | | | | | | | | Total |
|--------------|------------|------------|------------|------------|----------|----------|----------|----------|----------|----------|----------|----------|----------|----------|----------|----------|------------|-------|
| | 5 | 6 | 7 | 8 | 9 | 10 | 11 | 12 | 13 | 14 | 15 | 16 | 17 | 18 | 19 | 20> | | |
| Male | 60 | 60 | 49 | 64 | 1 | 0 | 0 | 0 | 0 | 0 | 0 | 0 | 0 | 0 | 0 | 0 | 234 | |
| Female | 52 | 43 | 54 | 41 | 0 | 0 | 0 | 0 | 0 | 0 | 0 | 0 | 0 | 0 | 0 | 0 | 190 | |
| Total | 112 | 103 | 103 | 105 | 1 | 0 | 0 | 0 | 0 | 0 | 0 | 0 | 0 | 0 | 0 | 0 | 424 | |

Enrolment By Grade and Gender

| Gender | Grade | | | | | | | | | | | | | | | Total |
|--------------|------------|------------|------------|------------|----------|----------|----------|----------|----------|----------|----------|----------|----------|----------|----------|------------|
| | K | 1 | 2 | 3 | 4 | 5 | 6 | 7 | 8 | 9 | 10 | 11 | 12 | 4th | | |
| Male | 60 | 61 | 50 | 63 | 0 | 0 | 0 | 0 | 0 | 0 | 0 | 0 | 0 | 0 | 0 | 234 |
| Female | 53 | 43 | 52 | 42 | 0 | 0 | 0 | 0 | 0 | 0 | 0 | 0 | 0 | 0 | 0 | 190 |
| Total | 113 | 104 | 102 | 105 | 0 | 0 | 0 | 0 | 0 | 0 | 0 | 0 | 0 | 0 | 0 | 424 |

Enrolment By Grade
For 008 - A. P. Low Primary, Labrador City



* Data from the 2014-2015 AGR(Enrolment/Age as of the last day in Sept./Dec.)

** Newfoundland Statistics Classification System

*** May include itinerant teachers

NI FSD - Labrador Region

#010 - Menihek High School, Labrador City

Classification: Urban
Offers Distance Education: Yes

Grades: 8-12 Number of Grades: 5

[School FTE PTR : 16.7](#)
[District FTE PTR : 11.5](#)
[Provincial FTE PTR : 12.1](#)

[FTE Teachers](#) *** : 37.0

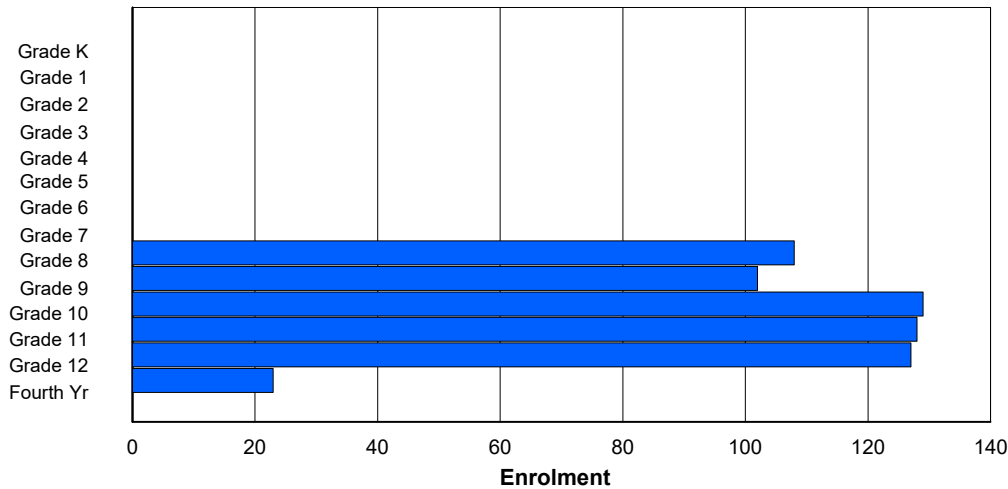
Enrolment By Age and Gender

| Gender | Age | | | | | | | | | | | | | | | | | Total |
|--------------|----------|----------|----------|----------|----------|----------|----------|----------|------------|------------|------------|------------|------------|-----------|----------|----------|------------|-------|
| | 5 | 6 | 7 | 8 | 9 | 10 | 11 | 12 | 13 | 14 | 15 | 16 | 17 | 18 | 19 | 20> | | |
| Male | 0 | 0 | 0 | 0 | 0 | 0 | 0 | 0 | 49 | 56 | 65 | 78 | 66 | 22 | 3 | 1 | 340 | |
| Female | 0 | 0 | 0 | 0 | 0 | 0 | 0 | 0 | 55 | 47 | 56 | 54 | 56 | 8 | 1 | 0 | 277 | |
| Total | 0 | 0 | 0 | 0 | 0 | 0 | 0 | 0 | 104 | 103 | 121 | 132 | 122 | 30 | 4 | 1 | 617 | |

Enrolment By Grade and Gender

| Gender | Grade | | | | | | | | | | | | | | | Total |
|--------------|----------|----------|----------|----------|----------|----------|----------|----------|------------|------------|------------|------------|------------|-----------|------------|-------|
| | K | 1 | 2 | 3 | 4 | 5 | 6 | 7 | 8 | 9 | 10 | 11 | 12 | 4th | | |
| Male | 0 | 0 | 0 | 0 | 0 | 0 | 0 | 0 | 52 | 55 | 68 | 76 | 71 | 18 | 340 | |
| Female | 0 | 0 | 0 | 0 | 0 | 0 | 0 | 0 | 56 | 47 | 61 | 52 | 56 | 5 | 277 | |
| Total | 0 | 0 | 0 | 0 | 0 | 0 | 0 | 0 | 108 | 102 | 129 | 128 | 127 | 23 | 617 | |

Enrolment By Grade
For 010 - Menihek High School, Labrador City



* Data from the 2014-2015 AGR(Enrolment/Age as of the last day in Sept./Dec.)

** Newfoundland Statistics Classification System

*** May include itinerant teachers

NI, FSD - Labrador Region

#012 - J.C. Erhardt Memorial School, Makkovik

Classification: Rural
Offers Distance Education: Yes

Grades: K-7,9-12

Number of Grades: 12

[School FTE PTR : 7.2](#)
[District FTE PTR : 11.5](#)
[Provincial FTE PTR : 12.1](#)

[FTE Teachers](#) *** : 9.0

Enrolment By Age and Gender

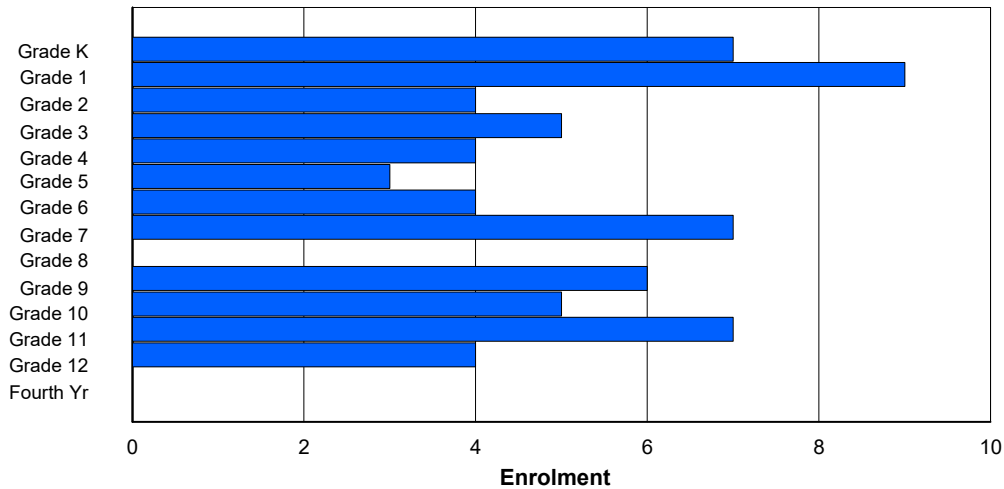
| Gender | Age | | | | | | | | | | | | | | | | | Total |
|--------------|----------|----------|----------|----------|----------|----------|----------|----------|----------|----------|----------|----------|----------|----------|----------|----------|-----------|-------|
| | 5 | 6 | 7 | 8 | 9 | 10 | 11 | 12 | 13 | 14 | 15 | 16 | 17 | 18 | 19 | 20> | | |
| Male | 4 | 3 | 2 | 5 | 3 | 2 | 3 | 5 | 0 | 5 | 1 | 1 | 2 | 0 | 0 | 1 | 37 | |
| Female | 3 | 6 | 2 | 0 | 1 | 1 | 1 | 2 | 0 | 1 | 3 | 4 | 4 | 0 | 0 | 0 | 28 | |
| Total | 7 | 9 | 4 | 5 | 4 | 3 | 4 | 7 | 0 | 6 | 4 | 5 | 6 | 0 | 0 | 1 | 65 | |

Enrolment By Grade and Gender

| Gender | Grade | | | | | | | | | | | | | | Total |
|--------------|----------|----------|----------|----------|----------|----------|----------|----------|----------|----------|----------|----------|----------|----------|-----------|
| | K | 1 | 2 | 3 | 4 | 5 | 6 | 7 | 8 | 9 | 10 | 11 | 12 | 4th | |
| Male | 4 | 3 | 2 | 5 | 3 | 2 | 3 | 5 | 0 | 5 | 2 | 1 | 2 | 0 | 37 |
| Female | 3 | 6 | 2 | 0 | 1 | 1 | 1 | 2 | 0 | 1 | 3 | 6 | 2 | 0 | 28 |
| Total | 7 | 9 | 4 | 5 | 4 | 3 | 4 | 7 | 0 | 6 | 5 | 7 | 4 | 0 | 65 |

Enrolment By Grade

For 012 - J.C. Erhardt Memorial School, Makkovik



* Data from the 2014-2015 AGR(Enrolment/Age as of the last day in Sept./Dec.)

** Newfoundland Statistics Classification System

*** May include itinerant teachers

NI ESD - Labrador Region

#013 - Mud Lake School, Mud Lake

Classification: Rural
Offers Distance Education: No

Grades: 4-5 Number of Grades: 1

[School FTE PTR : 2.0](#)
[District FTE PTR : 11.5](#)
[Provincial FTE PTR : 12.1](#)

[FTE Teachers](#) *** : 1.0

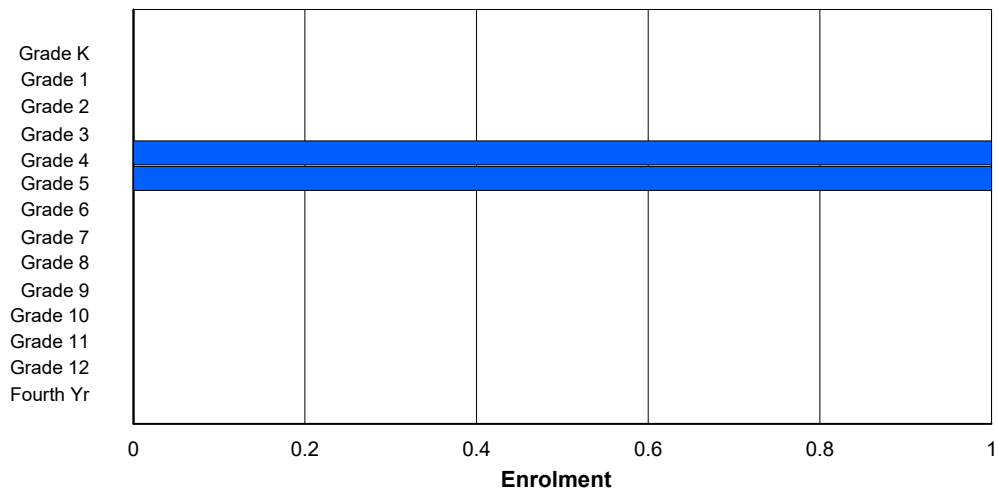
Enrolment By Age and Gender

| Gender | Age | | | | | | | | | | | | | | | | | Total |
|--------------|----------|----------|----------|----------|----------|----------|----------|----------|----------|----------|----------|----------|----------|----------|----------|----------|----------|-------|
| | 5 | 6 | 7 | 8 | 9 | 10 | 11 | 12 | 13 | 14 | 15 | 16 | 17 | 18 | 19 | 20> | | |
| Male | 0 | 0 | 0 | 0 | 0 | 0 | 0 | 0 | 0 | 0 | 0 | 0 | 0 | 0 | 0 | 0 | 0 | 0 |
| Female | 0 | 0 | 0 | 0 | 1 | 1 | 0 | 0 | 0 | 0 | 0 | 0 | 0 | 0 | 0 | 0 | 0 | 2 |
| Total | 0 | 0 | 0 | 0 | 1 | 1 | 0 | 0 | 0 | 0 | 0 | 0 | 0 | 0 | 0 | 0 | 2 | |

Enrolment By Grade and Gender

| Gender | Grade | | | | | | | | | | | | | | | Total |
|--------------|----------|----------|----------|----------|----------|----------|----------|----------|----------|----------|----------|----------|----------|----------|----------|-------|
| | K | 1 | 2 | 3 | 4 | 5 | 6 | 7 | 8 | 9 | 10 | 11 | 12 | 4th | | |
| Male | 0 | 0 | 0 | 0 | 0 | 0 | 0 | 0 | 0 | 0 | 0 | 0 | 0 | 0 | 0 | |
| Female | 0 | 0 | 0 | 0 | 1 | 1 | 0 | 0 | 0 | 0 | 0 | 0 | 0 | 0 | 2 | |
| Total | 0 | 0 | 0 | 0 | 1 | 1 | 0 | 0 | 0 | 0 | 0 | 0 | 0 | 0 | 2 | |

Enrolment By Grade
For 013 - Mud Lake School, Mud Lake



* Data from the 2014-2015 AGR(Enrolment/Age as of the last day in Sept./Dec.)

** Newfoundland Statistics Classification System

*** May include itinerant teachers

NI ESD - Labrador Region

#014 - Jens Haven Memorial, Nain

Classification: Rural
Offers Distance Education: No

Grades: K-12

Number of Grades: 13

[School FTE PTR : 10.5](#)
[District FTE PTR : 11.5](#)
[Provincial FTE PTR : 12.1](#)

[FTE Teachers](#) *** : 22.0

Enrolment By Age and Gender

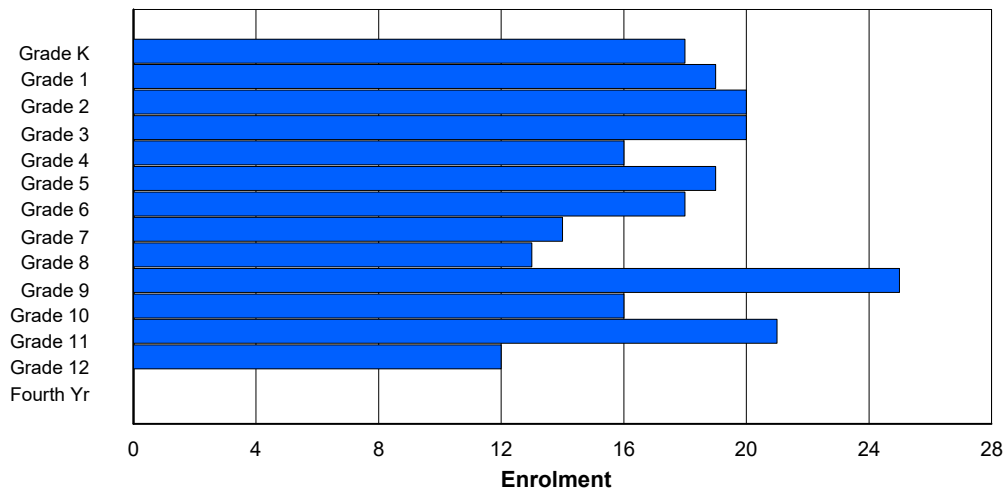
| Gender | Age | | | | | | | | | | | | | | | | Total |
|--------------|-----------|-----------|-----------|-----------|-----------|-----------|-----------|-----------|-----------|-----------|-----------|-----------|-----------|----------|----------|----------|------------|
| | 5 | 6 | 7 | 8 | 9 | 10 | 11 | 12 | 13 | 14 | 15 | 16 | 17 | 18 | 19 | 20> | |
| Male | 9 | 9 | 9 | 9 | 6 | 10 | 11 | 14 | 10 | 10 | 8 | 8 | 8 | 2 | 1 | 0 | 124 |
| Female | 7 | 11 | 11 | 12 | 8 | 9 | 4 | 5 | 3 | 11 | 8 | 12 | 5 | 0 | 1 | 0 | 107 |
| Total | 16 | 20 | 20 | 21 | 14 | 19 | 15 | 19 | 13 | 21 | 16 | 20 | 13 | 2 | 2 | 0 | 231 |

Enrolment By Grade and Gender

| Gender | Grade | | | | | | | | | | | | | | Total |
|--------------|-----------|-----------|-----------|-----------|-----------|-----------|-----------|-----------|-----------|-----------|-----------|-----------|-----------|----------|------------|
| | K | 1 | 2 | 3 | 4 | 5 | 6 | 7 | 8 | 9 | 10 | 11 | 12 | 4th | |
| Male | 11 | 8 | 9 | 8 | 8 | 10 | 12 | 11 | 10 | 14 | 6 | 11 | 6 | 0 | 124 |
| Female | 7 | 11 | 11 | 12 | 8 | 9 | 6 | 3 | 3 | 11 | 10 | 10 | 6 | 0 | 107 |
| Total | 18 | 19 | 20 | 20 | 16 | 19 | 18 | 14 | 13 | 25 | 16 | 21 | 12 | 0 | 231 |

Enrolment By Grade

For 014 - Jens Haven Memorial, Nain



* Data from the 2014-2015 AGR(Enrolment/Age as of the last day in Sept./Dec.)

** Newfoundland Statistics Classification System

*** May include itinerant teachers

NI FSD - Labrador Region

#015 - Lake Melville School, North West River

Classification: Rural
Offers Distance Education: No

Grades: K-12

Number of Grades: 13

[School FTE PTR : 9.2](#)
[District FTE PTR : 11.5](#)
[Provincial FTE PTR : 12.1](#)

[FTE Teachers](#) *** : 11.0

Enrolment By Age and Gender

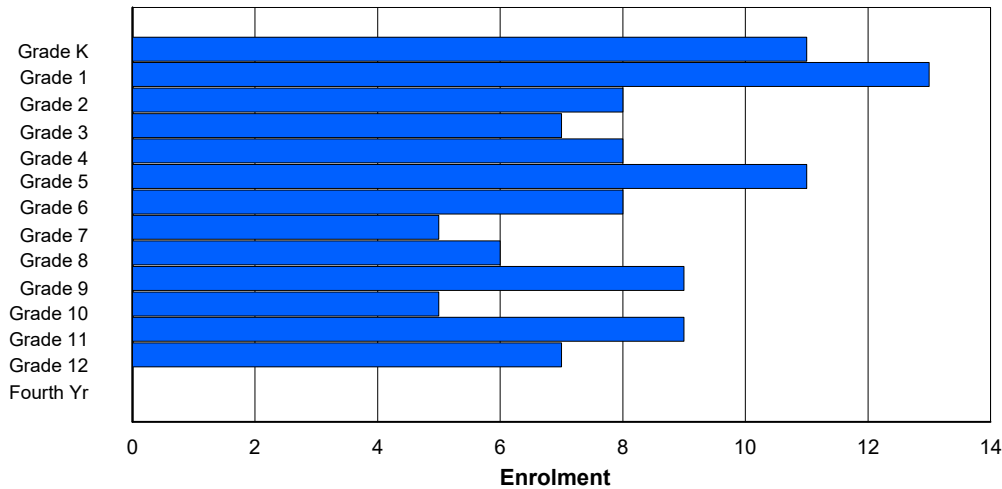
| Gender | Age | | | | | | | | | | | | | | | | | Total |
|--------------|-----------|-----------|----------|----------|----------|-----------|----------|----------|----------|-----------|----------|----------|----------|----------|----------|----------|------------|-------|
| | 5 | 6 | 7 | 8 | 9 | 10 | 11 | 12 | 13 | 14 | 15 | 16 | 17 | 18 | 19 | 20> | | |
| Male | 9 | 7 | 0 | 4 | 4 | 5 | 5 | 1 | 3 | 3 | 2 | 3 | 5 | 0 | 0 | 0 | 51 | |
| Female | 2 | 6 | 7 | 4 | 4 | 6 | 3 | 3 | 3 | 7 | 2 | 4 | 4 | 1 | 0 | 0 | 56 | |
| Total | 11 | 13 | 7 | 8 | 8 | 11 | 8 | 4 | 6 | 10 | 4 | 7 | 9 | 1 | 0 | 0 | 107 | |

Enrolment By Grade and Gender

| Gender | Grade | | | | | | | | | | | | | | Total |
|--------------|-----------|-----------|----------|----------|----------|-----------|----------|----------|----------|----------|----------|----------|----------|----------|------------|
| | K | 1 | 2 | 3 | 4 | 5 | 6 | 7 | 8 | 9 | 10 | 11 | 12 | 4th | |
| Male | 9 | 7 | 1 | 3 | 4 | 5 | 5 | 1 | 4 | 2 | 3 | 4 | 3 | 0 | 51 |
| Female | 2 | 6 | 7 | 4 | 4 | 6 | 3 | 4 | 2 | 7 | 2 | 5 | 4 | 0 | 56 |
| Total | 11 | 13 | 8 | 7 | 8 | 11 | 8 | 5 | 6 | 9 | 5 | 9 | 7 | 0 | 107 |

Enrolment By Grade

For 015 - Lake Melville School, North West River



* Data from the 2014-2015 AGR(Enrolment/Age as of the last day in Sept./Dec.)

** Newfoundland Statistics Classification System

*** May include itinerant teachers

NI ESD - Labrador Region

#016 - B.L. Morrison, Postville

Classification: Rural
Offers Distance Education: Yes

Grades: K-8,10-12 Number of Grades: 13

[School FTE PTR : 5.0](#)
[District FTE PTR : 11.5](#)
[Provincial FTE PTR : 12.1](#)

[FTE Teachers](#) *** : 6.0

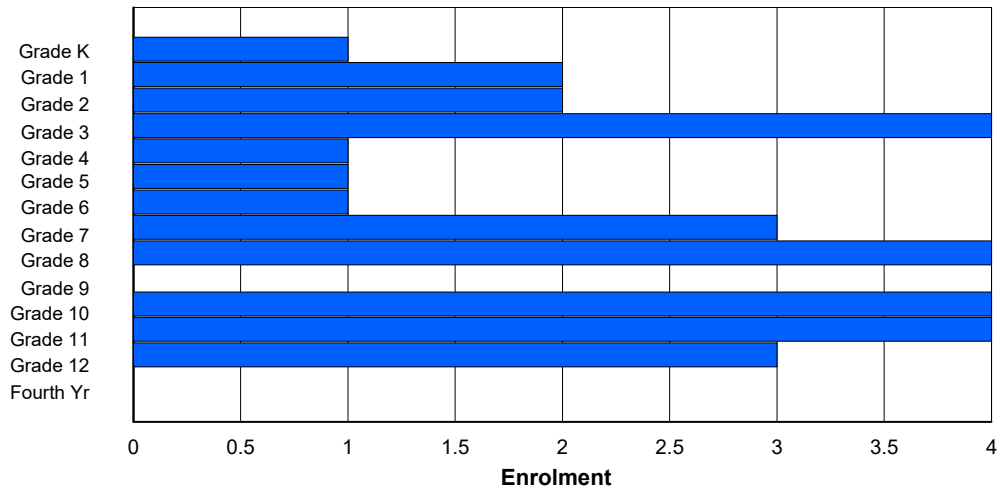
Enrolment By Age and Gender

| Gender | Age | | | | | | | | | | | | | | | | | Total |
|--------------|----------|----------|----------|----------|----------|----------|----------|----------|----------|----------|----------|----------|----------|----------|----------|----------|-----------|-------|
| | 5 | 6 | 7 | 8 | 9 | 10 | 11 | 12 | 13 | 14 | 15 | 16 | 17 | 18 | 19 | 20> | | |
| Male | 1 | 1 | 2 | 3 | 1 | 0 | 1 | 0 | 2 | 0 | 1 | 2 | 3 | 0 | 0 | 0 | 17 | |
| Female | 0 | 1 | 0 | 1 | 0 | 1 | 0 | 3 | 2 | 0 | 3 | 1 | 1 | 0 | 0 | 0 | 13 | |
| Total | 1 | 2 | 2 | 4 | 1 | 1 | 1 | 3 | 4 | 0 | 4 | 3 | 4 | 0 | 0 | 0 | 30 | |

Enrolment By Grade and Gender

| Gender | Grade | | | | | | | | | | | | | | | Total |
|--------------|----------|----------|----------|----------|----------|----------|----------|----------|----------|----------|----------|----------|----------|----------|-----------|-------|
| | K | 1 | 2 | 3 | 4 | 5 | 6 | 7 | 8 | 9 | 10 | 11 | 12 | 4th | | |
| Male | 1 | 1 | 2 | 3 | 1 | 0 | 1 | 0 | 2 | 0 | 1 | 3 | 2 | 0 | 17 | |
| Female | 0 | 1 | 0 | 1 | 0 | 1 | 0 | 3 | 2 | 0 | 3 | 1 | 1 | 0 | 13 | |
| Total | 1 | 2 | 2 | 4 | 1 | 1 | 1 | 3 | 4 | 0 | 4 | 4 | 3 | 0 | 30 | |

Enrolment By Grade
For 016 - B.L. Morrison, Postville



* Data from the 2014-2015 AGR(Enrolment/Age as of the last day in Sept./Dec.)

** Newfoundland Statistics Classification System

*** May include itinerant teachers

NI.FSD - Labrador Region

#017 - Northern Lights Academy, Rigolet

Classification: Rural
Offers Distance Education: Yes

Grades: K-12

Number of Grades: 13

[School FTE PTR : 7.9](#)
[District FTE PTR : 11.5](#)
[Provincial FTE PTR : 12.1](#)

[FTE Teachers](#) *** : 7.0

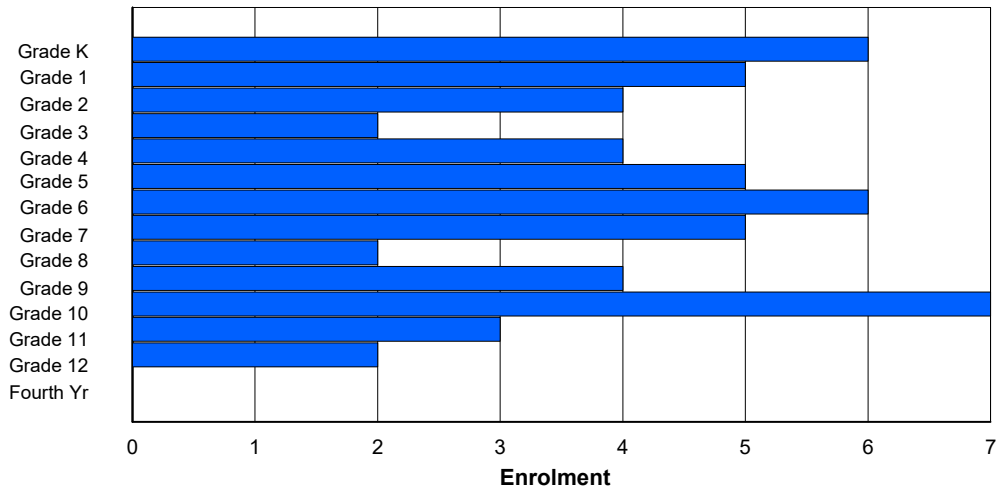
Enrolment By Age and Gender

| Gender | Age | | | | | | | | | | | | | | | | | Total |
|--------------|----------|----------|----------|----------|----------|----------|----------|----------|----------|----------|----------|----------|----------|----------|----------|----------|-----------|-------|
| | 5 | 6 | 7 | 8 | 9 | 10 | 11 | 12 | 13 | 14 | 15 | 16 | 17 | 18 | 19 | 20> | | |
| Male | 2 | 3 | 1 | 1 | 1 | 3 | 2 | 2 | 1 | 2 | 2 | 2 | 2 | 1 | 0 | 0 | 25 | |
| Female | 4 | 2 | 3 | 1 | 2 | 3 | 3 | 3 | 2 | 2 | 5 | 0 | 0 | 0 | 0 | 0 | 30 | |
| Total | 6 | 5 | 4 | 2 | 3 | 6 | 5 | 5 | 3 | 4 | 7 | 2 | 2 | 1 | 0 | 0 | 55 | |

Enrolment By Grade and Gender

| Gender | Grade | | | | | | | | | | | | | | Total |
|--------------|----------|----------|----------|----------|----------|----------|----------|----------|----------|----------|----------|----------|----------|----------|-----------|
| | K | 1 | 2 | 3 | 4 | 5 | 6 | 7 | 8 | 9 | 10 | 11 | 12 | 4th | |
| Male | 2 | 3 | 1 | 1 | 2 | 2 | 2 | 3 | 0 | 2 | 2 | 3 | 2 | 0 | 25 |
| Female | 4 | 2 | 3 | 1 | 2 | 3 | 4 | 2 | 2 | 2 | 5 | 0 | 0 | 0 | 30 |
| Total | 6 | 5 | 4 | 2 | 4 | 5 | 6 | 5 | 2 | 4 | 7 | 3 | 2 | 0 | 55 |

Enrolment By Grade
For 017 - Northern Lights Academy, Rigolet



* Data from the 2014-2015 AGR(Enrolment/Age as of the last day in Sept./Dec.)

** Newfoundland Statistics Classification System

*** May include itinerant teachers

NI.FSD - Labrador Region

#381 - J.R. Smallwood Middle School, Wabush

Classification: Urban
Offers Distance Education: No

Grades: 4-7 Number of Grades: 4

[School FTE PTR : 14.6](#)
[District FTE PTR : 11.5](#)
[Provincial FTE PTR : 12.1](#)

[FTE Teachers](#) *** : 28.8

Enrolment By Age and Gender

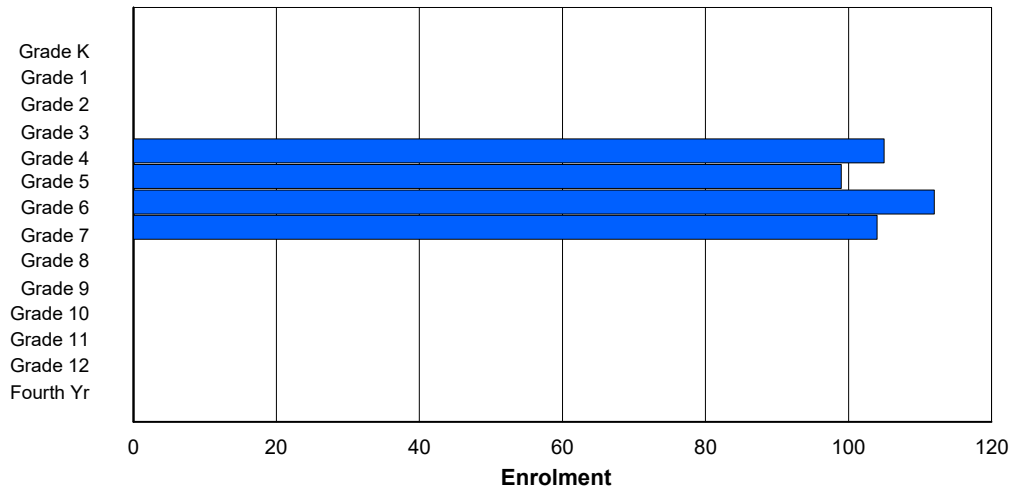
| Gender | Age | | | | | | | | | | | | | | | | | Total |
|--------------|----------|----------|----------|----------|------------|------------|------------|------------|----------|----------|----------|----------|----------|----------|----------|----------|------------|-------|
| | 5 | 6 | 7 | 8 | 9 | 10 | 11 | 12 | 13 | 14 | 15 | 16 | 17 | 18 | 19 | 20> | | |
| Male | 0 | 0 | 0 | 0 | 59 | 64 | 46 | 49 | 1 | 0 | 0 | 0 | 0 | 0 | 0 | 0 | 219 | |
| Female | 0 | 0 | 0 | 0 | 45 | 36 | 64 | 52 | 4 | 0 | 0 | 0 | 0 | 0 | 0 | 0 | 201 | |
| Total | 0 | 0 | 0 | 0 | 104 | 100 | 110 | 101 | 5 | 0 | 0 | 0 | 0 | 0 | 0 | 0 | 420 | |

Enrolment By Grade and Gender

| Gender | Grade | | | | | | | | | | | | | | | Total |
|--------------|----------|----------|----------|----------|------------|-----------|------------|------------|----------|----------|----------|----------|----------|----------|------------|-------|
| | K | 1 | 2 | 3 | 4 | 5 | 6 | 7 | 8 | 9 | 10 | 11 | 12 | 4th | | |
| Male | 0 | 0 | 0 | 0 | 59 | 63 | 48 | 49 | 0 | 0 | 0 | 0 | 0 | 0 | 219 | |
| Female | 0 | 0 | 0 | 0 | 46 | 36 | 64 | 55 | 0 | 0 | 0 | 0 | 0 | 0 | 201 | |
| Total | 0 | 0 | 0 | 0 | 105 | 99 | 112 | 104 | 0 | 0 | 0 | 0 | 0 | 0 | 420 | |

Enrolment By Grade

For 381 - J.R. Smallwood Middle School, Wabush



* Data from the 2014-2015 AGR(Enrolment/Age as of the last day in Sept./Dec.)

** Newfoundland Statistics Classification System

*** May include itinerant teachers

NI ESD - Labrador Region

#477 - Mealy Mountain Collegiate, Happy Valley-Goose Bay

Classification: Urban
Offers Distance Education: No

Grades: 8-12

Number of Grades: 5

[School FTE PTR : 15.0](#)
[District FTE PTR : 11.5](#)
[Provincial FTE PTR : 12.1](#)

[FTE Teachers](#) *** : 31.0

Enrolment By Age and Gender

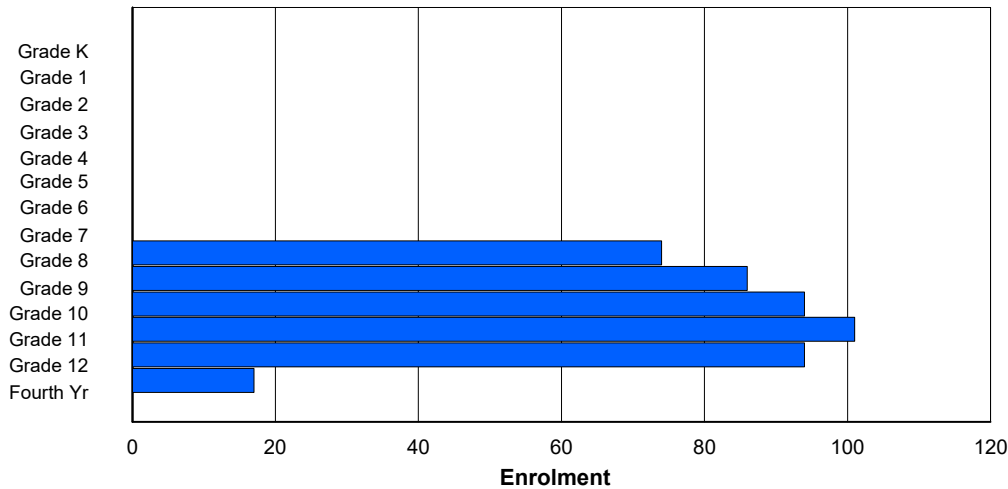
| Gender | Age | | | | | | | | | | | | | | | | | Total |
|--------------|----------|----------|----------|----------|----------|----------|----------|----------|-----------|-----------|-----------|------------|-----------|-----------|----------|----------|------------|-------|
| | 5 | 6 | 7 | 8 | 9 | 10 | 11 | 12 | 13 | 14 | 15 | 16 | 17 | 18 | 19 | 20> | | |
| Male | 0 | 0 | 0 | 0 | 0 | 0 | 0 | 0 | 39 | 47 | 48 | 47 | 51 | 8 | 5 | 0 | 245 | |
| Female | 0 | 0 | 0 | 0 | 0 | 0 | 0 | 0 | 30 | 39 | 49 | 53 | 42 | 7 | 0 | 1 | 221 | |
| Total | 0 | 0 | 0 | 0 | 0 | 0 | 0 | 0 | 69 | 86 | 97 | 100 | 93 | 15 | 5 | 1 | 466 | |

Enrolment By Grade and Gender

| Gender | Grade | | | | | | | | | | | | | | | Total |
|--------------|----------|----------|----------|----------|----------|----------|----------|----------|-----------|-----------|-----------|------------|-----------|-----------|------------|-------|
| | K | 1 | 2 | 3 | 4 | 5 | 6 | 7 | 8 | 9 | 10 | 11 | 12 | 4th | | |
| Male | 0 | 0 | 0 | 0 | 0 | 0 | 0 | 0 | 42 | 48 | 44 | 51 | 48 | 12 | 245 | |
| Female | 0 | 0 | 0 | 0 | 0 | 0 | 0 | 0 | 32 | 38 | 50 | 50 | 46 | 5 | 221 | |
| Total | 0 | 0 | 0 | 0 | 0 | 0 | 0 | 0 | 74 | 86 | 94 | 101 | 94 | 17 | 466 | |

Enrolment By Grade

For 477 - Mealy Mountain Collegiate, Happy Valley-Goose Bay



* Data from the 2014-2015 AGR(Enrolment/Age as of the last day in Sept./Dec.)

** Newfoundland Statistics Classification System

*** May include itinerant teachers

NI FSD - Western Region

#022 - William Gillett Academy, Charlottetown, LAB
Grades: K-12 Number of Grades: 13

Classification: Rural
Offers Distance Education: Yes

[FTE Teachers](#) *** : 6.8

[School FTE PTR : 8.0](#)
[District FTE PTR : 10.8](#)
[Provincial FTE PTR : 12.1](#)

Enrolment By Age and Gender

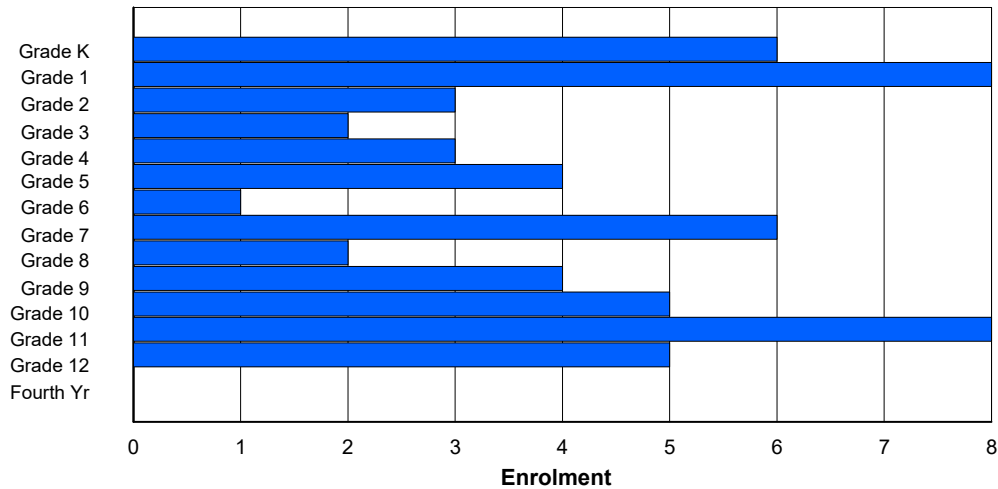
| Gender | Age | | | | | | | | | | | | | | | | | Total |
|--------------|----------|----------|----------|----------|----------|----------|----------|----------|----------|----------|----------|----------|----------|----------|----------|----------|-----------|-------|
| | 5 | 6 | 7 | 8 | 9 | 10 | 11 | 12 | 13 | 14 | 15 | 16 | 17 | 18 | 19 | 20> | | |
| Male | 3 | 4 | 3 | 2 | 2 | 0 | 0 | 2 | 1 | 3 | 3 | 2 | 2 | 0 | 0 | 0 | 27 | |
| Female | 3 | 4 | 0 | 0 | 1 | 4 | 1 | 4 | 1 | 1 | 2 | 6 | 3 | 0 | 0 | 0 | 30 | |
| Total | 6 | 8 | 3 | 2 | 3 | 4 | 1 | 6 | 2 | 4 | 5 | 8 | 5 | 0 | 0 | 0 | 57 | |

Enrolment By Grade and Gender

| Gender | Grade | | | | | | | | | | | | | | | Total |
|--------------|----------|----------|----------|----------|----------|----------|----------|----------|----------|----------|----------|----------|----------|----------|-----------|-------|
| | K | 1 | 2 | 3 | 4 | 5 | 6 | 7 | 8 | 9 | 10 | 11 | 12 | 4th | | |
| Male | 3 | 4 | 3 | 2 | 2 | 0 | 0 | 2 | 1 | 3 | 3 | 2 | 2 | 0 | 27 | |
| Female | 3 | 4 | 0 | 0 | 1 | 4 | 1 | 4 | 1 | 1 | 2 | 6 | 3 | 0 | 30 | |
| Total | 6 | 8 | 3 | 2 | 3 | 4 | 1 | 6 | 2 | 4 | 5 | 8 | 5 | 0 | 57 | |

Enrolment By Grade

For 022 - William Gillett Academy, Charlottetown, LAB



* Data from the 2014-2015 AGR(Enrolment/Age as of the last day in Sept./Dec.)

** Newfoundland Statistics Classification System

*** May include itinerant teachers

NI FSD - Western Region

#023 - Sacred Heart AG, Conche

Classification: Rural
Offers Distance Education: Yes

Grades: K-2,4,6-12 Number of Grades: 9

[School FTE PTR : 7.5](#)
[District FTE PTR : 10.8](#)
[Provincial FTE PTR : 12.1](#)

[FTE Teachers](#) *** : 2.0

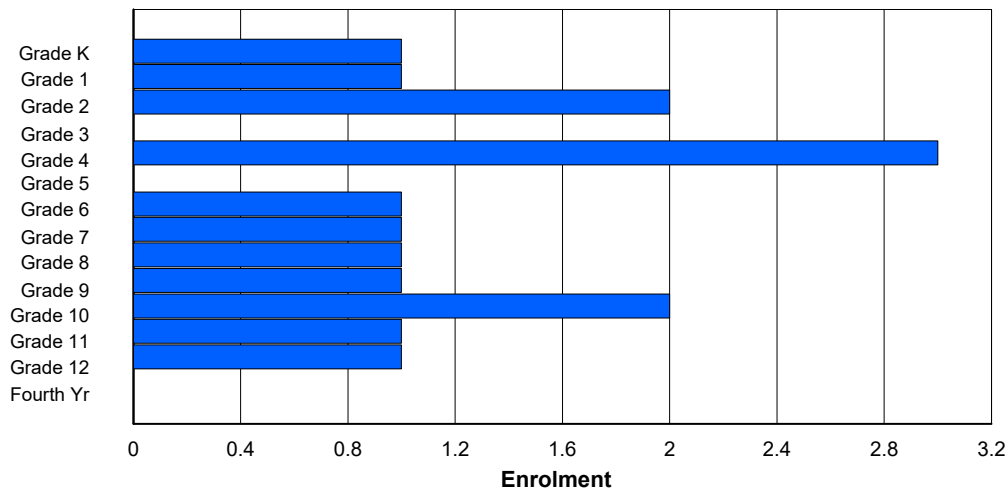
Enrolment By Age and Gender

| Gender | Age | | | | | | | | | | | | | | | | | Total |
|--------------|----------|----------|----------|----------|----------|----------|----------|----------|----------|----------|----------|----------|----------|----------|----------|----------|-----------|-------|
| | 5 | 6 | 7 | 8 | 9 | 10 | 11 | 12 | 13 | 14 | 15 | 16 | 17 | 18 | 19 | 20> | | |
| Male | 0 | 1 | 0 | 0 | 1 | 0 | 0 | 0 | 1 | 0 | 1 | 0 | 1 | 0 | 0 | 0 | 5 | |
| Female | 1 | 0 | 2 | 0 | 2 | 0 | 1 | 1 | 0 | 1 | 1 | 1 | 0 | 0 | 0 | 0 | 10 | |
| Total | 1 | 1 | 2 | 0 | 3 | 0 | 1 | 1 | 1 | 1 | 2 | 1 | 1 | 0 | 0 | 0 | 15 | |

Enrolment By Grade and Gender

| Gender | Grade | | | | | | | | | | | | | | | Total |
|--------------|----------|----------|----------|----------|----------|----------|----------|----------|----------|----------|----------|----------|----------|----------|-----------|-------|
| | K | 1 | 2 | 3 | 4 | 5 | 6 | 7 | 8 | 9 | 10 | 11 | 12 | 4th | | |
| Male | 0 | 1 | 0 | 0 | 1 | 0 | 0 | 0 | 1 | 0 | 1 | 0 | 1 | 0 | 5 | |
| Female | 1 | 0 | 2 | 0 | 2 | 0 | 1 | 1 | 0 | 1 | 1 | 1 | 0 | 0 | 10 | |
| Total | 1 | 1 | 2 | 0 | 3 | 0 | 1 | 1 | 1 | 1 | 2 | 1 | 1 | 0 | 15 | |

Enrolment By Grade
For 023 - Sacred Heart AG, Conche



* Data from the 2014-2015 AGR(Enrolment/Age as of the last day in Sept./Dec.)

** Newfoundland Statistics Classification System

*** May include itinerant teachers

NI FSD - Western Region

#024 - James Cook Memorial, Cook's Harbour

Classification: Rural
Offers Distance Education: Yes

Grades: 3-4,8-12 Number of Grades: 9

[School FTE PTR : 4.0](#)
[District FTE PTR : 10.8](#)
[Provincial FTE PTR : 12.1](#)

[FTE Teachers](#) *** : 3.0

Enrolment By Age and Gender

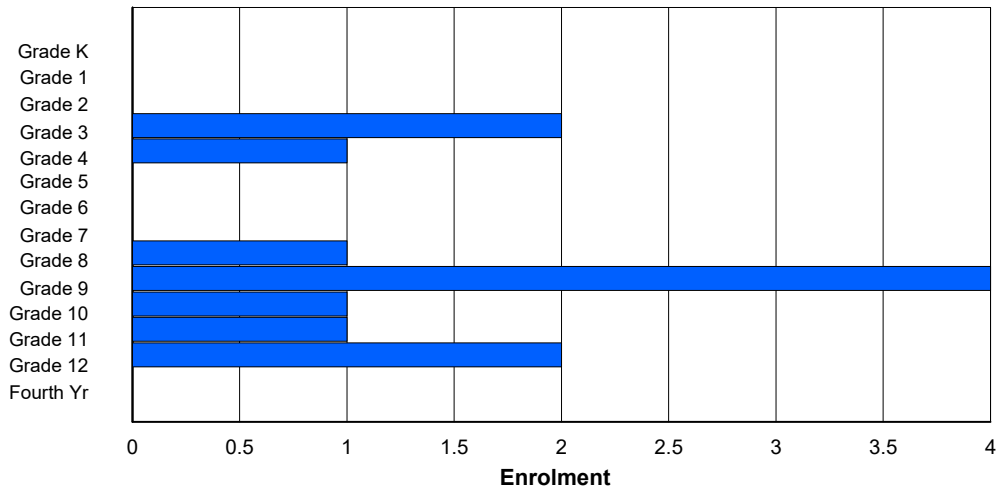
| Gender | Age | | | | | | | | | | | | | | | | | Total |
|--------------|----------|----------|----------|----------|----------|----------|----------|----------|----------|----------|----------|----------|----------|----------|----------|----------|-----------|-------|
| | 5 | 6 | 7 | 8 | 9 | 10 | 11 | 12 | 13 | 14 | 15 | 16 | 17 | 18 | 19 | 20> | | |
| Male | 0 | 0 | 0 | 1 | 0 | 0 | 0 | 0 | 0 | 3 | 1 | 1 | 2 | 0 | 0 | 0 | 8 | |
| Female | 0 | 0 | 0 | 1 | 1 | 0 | 0 | 0 | 1 | 1 | 0 | 0 | 0 | 0 | 0 | 0 | 4 | |
| Total | 0 | 0 | 0 | 2 | 1 | 0 | 0 | 0 | 1 | 4 | 1 | 1 | 2 | 0 | 0 | 0 | 12 | |

Enrolment By Grade and Gender

| Gender | Grade | | | | | | | | | | | | | | | Total |
|--------------|----------|----------|----------|----------|----------|----------|----------|----------|----------|----------|----------|----------|----------|----------|-----------|-------|
| | K | 1 | 2 | 3 | 4 | 5 | 6 | 7 | 8 | 9 | 10 | 11 | 12 | 4th | | |
| Male | 0 | 0 | 0 | 1 | 0 | 0 | 0 | 0 | 0 | 3 | 1 | 1 | 2 | 0 | 8 | |
| Female | 0 | 0 | 0 | 1 | 1 | 0 | 0 | 0 | 1 | 1 | 0 | 0 | 0 | 0 | 4 | |
| Total | 0 | 0 | 0 | 2 | 1 | 0 | 0 | 0 | 1 | 4 | 1 | 1 | 2 | 0 | 12 | |

Enrolment By Grade

For 024 - James Cook Memorial, Cook's Harbour



* Data from the 2014-2015 AGR(Enrolment/Age as of the last day in Sept./Dec.)

** Newfoundland Statistics Classification System

*** May include itinerant teachers

NI FSD - Western Region

#026 - H.G. Fillier Academy, Englee

Classification: Rural
Offers Distance Education: No

Grades: K-9 Number of Grades: 10

[School FTE PTR : 8.2](#)
[District FTE PTR : 10.8](#)
[Provincial FTE PTR : 12.1](#)

[FTE Teachers](#) *** : 5.0

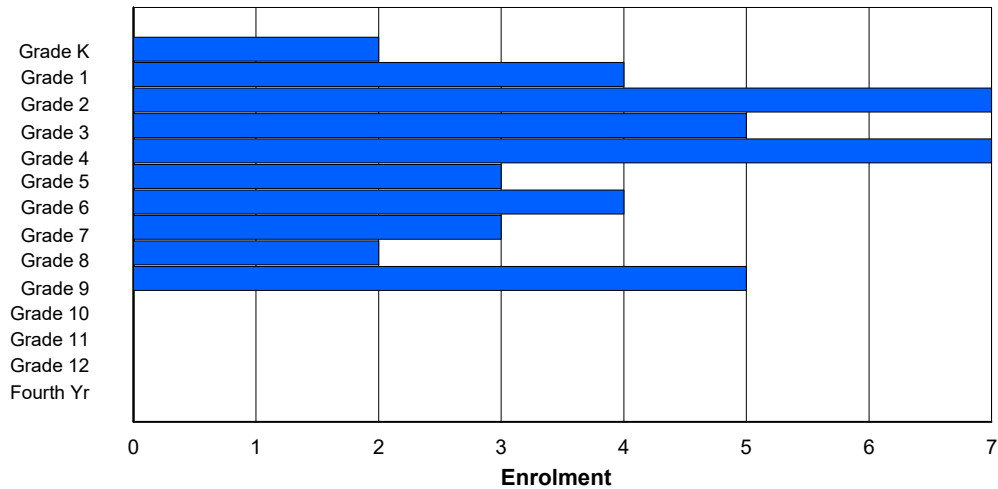
Enrolment By Age and Gender

| Gender | Age | | | | | | | | | | | | | | | | | Total |
|--------------|----------|----------|----------|----------|----------|----------|----------|----------|----------|----------|----------|----------|----------|----------|----------|----------|-----------|-------|
| | 5 | 6 | 7 | 8 | 9 | 10 | 11 | 12 | 13 | 14 | 15 | 16 | 17 | 18 | 19 | 20> | | |
| Male | 1 | 3 | 0 | 3 | 2 | 3 | 3 | 1 | 1 | 4 | 0 | 0 | 0 | 0 | 0 | 0 | 21 | |
| Female | 1 | 1 | 7 | 2 | 5 | 0 | 1 | 2 | 1 | 1 | 0 | 0 | 0 | 0 | 0 | 0 | 21 | |
| Total | 2 | 4 | 7 | 5 | 7 | 3 | 4 | 3 | 2 | 5 | 0 | 0 | 0 | 0 | 0 | 0 | 42 | |

Enrolment By Grade and Gender

| Gender | K | Grade | | | | | | | | | | | | | | Total |
|--------------|----------|----------|----------|----------|----------|----------|----------|----------|----------|----------|----------|----------|----------|----------|-----------|-------|
| | | 1 | 2 | 3 | 4 | 5 | 6 | 7 | 8 | 9 | 10 | 11 | 12 | 4th | | |
| Male | 1 | 3 | 0 | 3 | 2 | 3 | 3 | 1 | 1 | 4 | 0 | 0 | 0 | 0 | 21 | |
| Female | 1 | 1 | 7 | 2 | 5 | 0 | 1 | 2 | 1 | 1 | 0 | 0 | 0 | 0 | 21 | |
| Total | 2 | 4 | 7 | 5 | 7 | 3 | 4 | 3 | 2 | 5 | 0 | 0 | 0 | 0 | 42 | |

Enrolment By Grade
For 026 - H.G. Fillier Academy, Englee



* Data from the 2014-2015 AGR(Enrolment/Age as of the last day in Sept./Dec.)

** Newfoundland Statistics Classification System

*** May include itinerant teachers

NI FSD - Western Region

#027 - Canon Richards Memorial Academy, Flower's Cove

Classification: Rural
Offers Distance Education: Yes

Grades: K-12

Number of Grades: 13

[School FTE PTR : 11.3](#)
[District FTE PTR : 10.8](#)
[Provincial FTE PTR : 12.1](#)

[FTE Teachers](#) *** : 20.0

Enrolment By Age and Gender

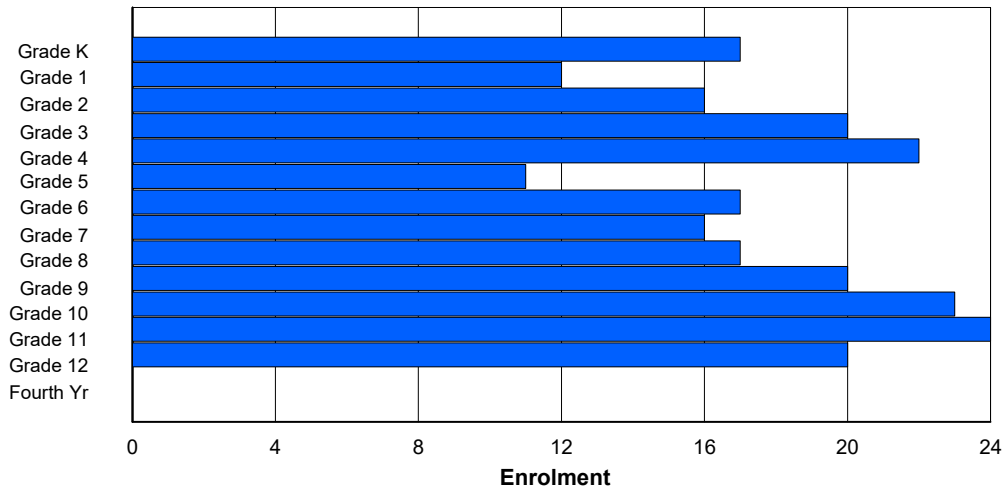
| Gender | Age | | | | | | | | | | | | | | | | | Total |
|--------------|-----------|-----------|-----------|-----------|-----------|-----------|-----------|-----------|-----------|-----------|-----------|-----------|-----------|----------|----------|----------|------------|-------|
| | 5 | 6 | 7 | 8 | 9 | 10 | 11 | 12 | 13 | 14 | 15 | 16 | 17 | 18 | 19 | 20> | | |
| Male | 10 | 7 | 8 | 14 | 13 | 6 | 6 | 11 | 8 | 12 | 12 | 10 | 14 | 0 | 0 | 0 | 131 | |
| Female | 7 | 5 | 8 | 6 | 9 | 5 | 10 | 5 | 10 | 8 | 11 | 12 | 8 | 0 | 0 | 0 | 104 | |
| Total | 17 | 12 | 16 | 20 | 22 | 11 | 16 | 16 | 18 | 20 | 23 | 22 | 22 | 0 | 0 | 0 | 235 | |

Enrolment By Grade and Gender

| Gender | Grade | | | | | | | | | | | | | | Total |
|--------------|-----------|-----------|-----------|-----------|-----------|-----------|-----------|-----------|-----------|-----------|-----------|-----------|-----------|----------|------------|
| | K | 1 | 2 | 3 | 4 | 5 | 6 | 7 | 8 | 9 | 10 | 11 | 12 | 4th | |
| Male | 10 | 7 | 8 | 14 | 13 | 6 | 7 | 11 | 7 | 12 | 12 | 11 | 13 | 0 | 131 |
| Female | 7 | 5 | 8 | 6 | 9 | 5 | 10 | 5 | 10 | 8 | 11 | 13 | 7 | 0 | 104 |
| Total | 17 | 12 | 16 | 20 | 22 | 11 | 17 | 16 | 17 | 20 | 23 | 24 | 20 | 0 | 235 |

Enrolment By Grade

For 027 - Canon Richards Memorial Academy, Flower's Cove



* Data from the 2014-2015 AGR(Enrolment/Age as of the last day in Sept./Dec.)

** Newfoundland Statistics Classification System

*** May include itinerant teachers

NI FSD - Western Region

#032 - Truman Eddison Memorial, Griquet

Classification: Rural
Offers Distance Education: No

Grades: K-6 Number of Grades: 7

[School FTE PTR : 6.3](#)
[District FTE PTR : 10.8](#)
[Provincial FTE PTR : 12.1](#)

[FTE Teachers](#) *** : 4.0

Enrolment By Age and Gender

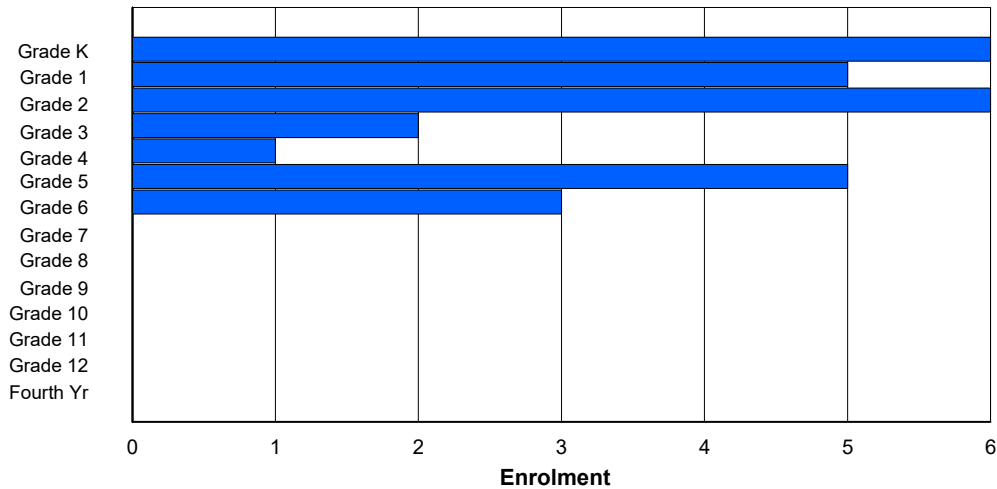
| Gender | Age | | | | | | | | | | | | | | | | | Total |
|--------------|----------|----------|----------|----------|----------|----------|----------|----------|----------|----------|----------|----------|----------|----------|----------|----------|-----------|-------|
| | 5 | 6 | 7 | 8 | 9 | 10 | 11 | 12 | 13 | 14 | 15 | 16 | 17 | 18 | 19 | 20> | | |
| Male | 4 | 3 | 2 | 1 | 1 | 0 | 4 | 0 | 0 | 0 | 0 | 0 | 0 | 0 | 0 | 0 | 15 | |
| Female | 2 | 2 | 4 | 1 | 0 | 3 | 1 | 0 | 0 | 0 | 0 | 0 | 0 | 0 | 0 | 0 | 13 | |
| Total | 6 | 5 | 6 | 2 | 1 | 3 | 5 | 0 | 0 | 0 | 0 | 0 | 0 | 0 | 0 | 0 | 28 | |

Enrolment By Grade and Gender

| Gender | Grade | | | | | | | | | | | | | | | Total |
|--------------|----------|----------|----------|----------|----------|----------|----------|----------|----------|----------|----------|----------|----------|----------|-----------|-------|
| | K | 1 | 2 | 3 | 4 | 5 | 6 | 7 | 8 | 9 | 10 | 11 | 12 | 4th | | |
| Male | 4 | 3 | 2 | 1 | 1 | 2 | 2 | 0 | 0 | 0 | 0 | 0 | 0 | 0 | 15 | |
| Female | 2 | 2 | 4 | 1 | 0 | 3 | 1 | 0 | 0 | 0 | 0 | 0 | 0 | 0 | 13 | |
| Total | 6 | 5 | 6 | 2 | 1 | 5 | 3 | 0 | 0 | 0 | 0 | 0 | 0 | 0 | 28 | |

Enrolment By Grade

For 032 - Truman Eddison Memorial, Griquet



* Data from the 2014-2015 AGR(Enrolment/Age as of the last day in Sept./Dec.)

** Newfoundland Statistics Classification System

*** May include itinerant teachers

NI FSD - Western Region

#039 - Mary Simms All-Grade, Main Brook

Classification: Rural
Offers Distance Education: Yes

Grades: 1-12

Number of Grades: 13

[School FTE PTR : 6.9](#)
[District FTE PTR : 10.8](#)
[Provincial FTE PTR : 12.1](#)

[FTE Teachers](#) *** : 4.5

Enrolment By Age and Gender

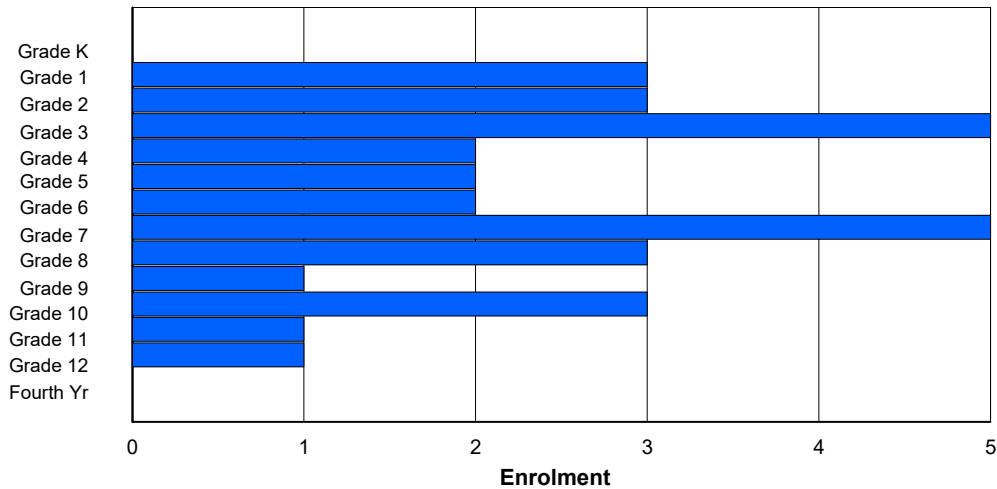
| Gender | Age | | | | | | | | | | | | | | | | | Total |
|--------------|----------|----------|----------|----------|----------|----------|----------|----------|----------|----------|----------|----------|----------|----------|----------|----------|-----------|-------|
| | 5 | 6 | 7 | 8 | 9 | 10 | 11 | 12 | 13 | 14 | 15 | 16 | 17 | 18 | 19 | 20> | | |
| Male | 0 | 1 | 2 | 2 | 1 | 1 | 1 | 3 | 3 | 1 | 0 | 1 | 2 | 0 | 0 | 0 | 18 | |
| Female | 0 | 2 | 1 | 3 | 1 | 1 | 1 | 1 | 1 | 0 | 2 | 0 | 0 | 0 | 0 | 0 | 13 | |
| Total | 0 | 3 | 3 | 5 | 2 | 2 | 2 | 4 | 4 | 1 | 2 | 1 | 2 | 0 | 0 | 0 | 31 | |

Enrolment By Grade and Gender

| Gender | Grade | | | | | | | | | | | | | | | Total |
|--------------|----------|----------|----------|----------|----------|----------|----------|----------|----------|----------|----------|----------|----------|----------|-----------|-------|
| | K | 1 | 2 | 3 | 4 | 5 | 6 | 7 | 8 | 9 | 10 | 11 | 12 | 4th | | |
| Male | 0 | 1 | 2 | 2 | 1 | 1 | 1 | 4 | 2 | 1 | 1 | 1 | 1 | 0 | 18 | |
| Female | 0 | 2 | 1 | 3 | 1 | 1 | 1 | 1 | 1 | 0 | 2 | 0 | 0 | 0 | 13 | |
| Total | 0 | 3 | 3 | 5 | 2 | 2 | 2 | 5 | 3 | 1 | 3 | 1 | 1 | 0 | 31 | |

Enrolment By Grade

For 039 - Mary Simms All-Grade, Main Brook



* Data from the 2014-2015 AGR(Enrolment/Age as of the last day in Sept./Dec.)

** Newfoundland Statistics Classification System

*** May include itinerant teachers

NI FSD - Western Region

#040 - St. Mary's AG, Mary's Harbour

Classification: Rural
Offers Distance Education: Yes

Grades: K-12

Number of Grades: 13

[School FTE PTR : 6.8](#)
[District FTE PTR : 10.8](#)
[Provincial FTE PTR : 12.1](#)

[FTE Teachers](#) *** : 8.0

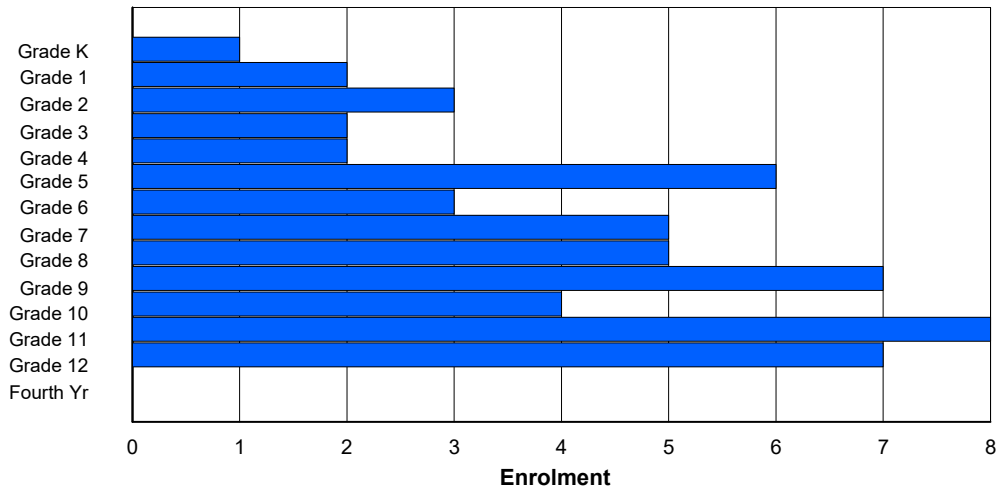
Enrolment By Age and Gender

| Gender | Age | | | | | | | | | | | | | | | | | Total |
|--------------|----------|----------|----------|----------|----------|----------|----------|----------|----------|----------|----------|----------|----------|----------|----------|----------|-----------|-------|
| | 5 | 6 | 7 | 8 | 9 | 10 | 11 | 12 | 13 | 14 | 15 | 16 | 17 | 18 | 19 | 20> | | |
| Male | 0 | 1 | 1 | 2 | 0 | 2 | 3 | 3 | 4 | 3 | 4 | 6 | 3 | 0 | 0 | 0 | 32 | |
| Female | 1 | 1 | 2 | 0 | 2 | 4 | 0 | 2 | 1 | 4 | 0 | 2 | 4 | 0 | 0 | 0 | 23 | |
| Total | 1 | 2 | 3 | 2 | 2 | 6 | 3 | 5 | 5 | 7 | 4 | 8 | 7 | 0 | 0 | 0 | 55 | |

Enrolment By Grade and Gender

| Gender | K | Grade | | | | | | | | | | | | | Total |
|--------------|----------|----------|----------|----------|----------|----------|----------|----------|----------|----------|----------|----------|----------|----------|-----------|
| | | 1 | 2 | 3 | 4 | 5 | 6 | 7 | 8 | 9 | 10 | 11 | 12 | 4th | |
| Male | 0 | 1 | 1 | 2 | 0 | 2 | 3 | 3 | 4 | 3 | 4 | 6 | 3 | 0 | 32 |
| Female | 1 | 1 | 2 | 0 | 2 | 4 | 0 | 2 | 1 | 4 | 0 | 2 | 4 | 0 | 23 |
| Total | 1 | 2 | 3 | 2 | 2 | 6 | 3 | 5 | 5 | 7 | 4 | 8 | 7 | 0 | 55 |

Enrolment By Grade
For 040 - St. Mary's AG, Mary's Harbour



* Data from the 2014-2015 AGR(Enrolment/Age as of the last day in Sept./Dec.)

** Newfoundland Statistics Classification System

*** May include itinerant teachers

NI FSD - Western Region

#041 - Raymond Ward Memorial, Norman Bay

Classification: Rural
Offers Distance Education: Yes

Grades: 2,10,12 Number of Grades: 5

[School FTE PTR : 5.0](#)
[District FTE PTR : 10.8](#)
[Provincial FTE PTR : 12.1](#)

[FTE Teachers](#) *** : 1.0

Enrolment By Age and Gender

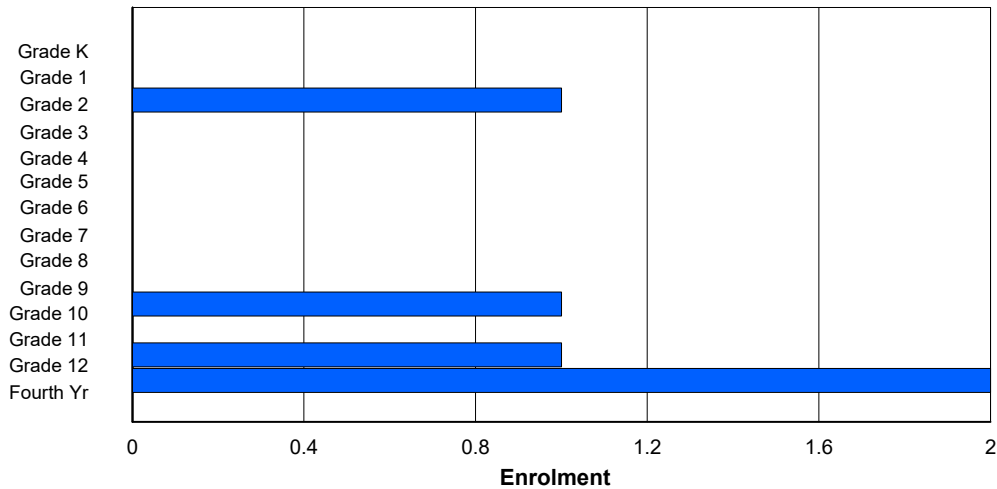
| Gender | Age | | | | | | | | | | | | | | | | | Total |
|--------------|----------|----------|----------|----------|----------|----------|----------|----------|----------|----------|----------|----------|----------|----------|----------|----------|----------|-------|
| | 5 | 6 | 7 | 8 | 9 | 10 | 11 | 12 | 13 | 14 | 15 | 16 | 17 | 18 | 19 | 20> | | |
| Male | 0 | 0 | 1 | 0 | 0 | 0 | 0 | 0 | 0 | 0 | 1 | 0 | 0 | 0 | 0 | 0 | 2 | |
| Female | 0 | 0 | 0 | 0 | 0 | 0 | 0 | 0 | 0 | 0 | 0 | 0 | 1 | 2 | 0 | 0 | 3 | |
| Total | 0 | 0 | 1 | 0 | 0 | 0 | 0 | 0 | 0 | 0 | 1 | 0 | 1 | 2 | 0 | 0 | 5 | |

Enrolment By Grade and Gender

| Gender | Grade | | | | | | | | | | | | | | | Total |
|--------------|----------|----------|----------|----------|----------|----------|----------|----------|----------|----------|----------|----------|----------|----------|----------|-------|
| | K | 1 | 2 | 3 | 4 | 5 | 6 | 7 | 8 | 9 | 10 | 11 | 12 | 4th | | |
| Male | 0 | 0 | 1 | 0 | 0 | 0 | 0 | 0 | 0 | 0 | 1 | 0 | 0 | 0 | 2 | |
| Female | 0 | 0 | 0 | 0 | 0 | 0 | 0 | 0 | 0 | 0 | 0 | 0 | 1 | 2 | 3 | |
| Total | 0 | 0 | 1 | 0 | 0 | 0 | 0 | 0 | 0 | 0 | 1 | 0 | 1 | 2 | 5 | |

Enrolment By Grade

For 041 - Raymond Ward Memorial, Norman Bay



* Data from the 2014-2015 AGR(Enrolment/Age as of the last day in Sept./Dec.)

** Newfoundland Statistics Classification System

*** May include itinerant teachers

NI FSD - Western Region

#046 - Bayside Academy, Port Hope Simpson

Classification: Rural
Offers Distance Education: Yes

Grades: K-12

Number of Grades: 13

[School FTE PTR : 8.3](#)
[District FTE PTR : 10.8](#)
[Provincial FTE PTR : 12.1](#)

[FTE Teachers](#) *** : 8.0

Enrolment By Age and Gender

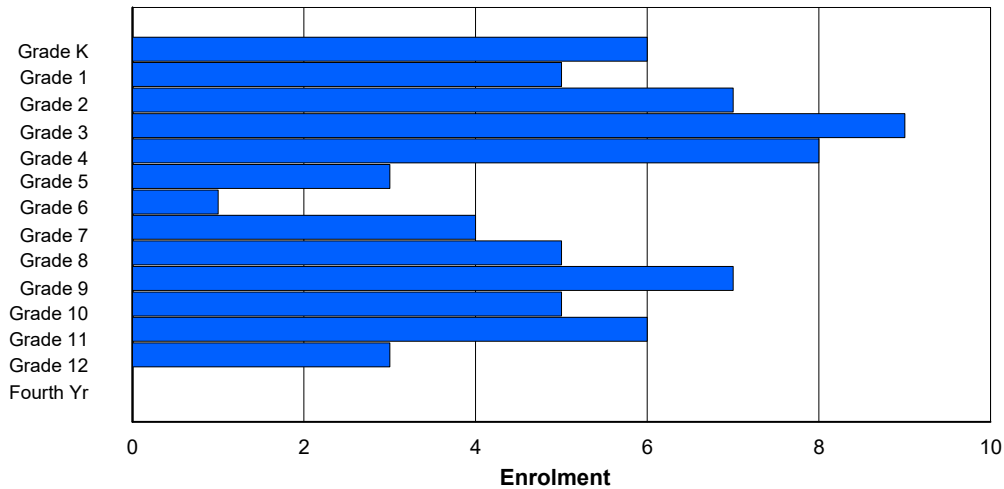
| Gender | Age | | | | | | | | | | | | | | | | | Total |
|--------------|----------|----------|----------|----------|----------|----------|----------|----------|----------|----------|----------|----------|----------|----------|----------|----------|-----------|-------|
| | 5 | 6 | 7 | 8 | 9 | 10 | 11 | 12 | 13 | 14 | 15 | 16 | 17 | 18 | 19 | 20> | | |
| Male | 3 | 3 | 5 | 2 | 3 | 2 | 1 | 1 | 0 | 5 | 3 | 1 | 1 | 0 | 0 | 0 | 30 | |
| Female | 2 | 3 | 2 | 7 | 5 | 0 | 1 | 3 | 5 | 2 | 2 | 5 | 2 | 0 | 0 | 0 | 39 | |
| Total | 5 | 6 | 7 | 9 | 8 | 2 | 2 | 4 | 5 | 7 | 5 | 6 | 3 | 0 | 0 | 0 | 69 | |

Enrolment By Grade and Gender

| Gender | Grade | | | | | | | | | | | | | | Total |
|--------------|----------|----------|----------|----------|----------|----------|----------|----------|----------|----------|----------|----------|----------|----------|-----------|
| | K | 1 | 2 | 3 | 4 | 5 | 6 | 7 | 8 | 9 | 10 | 11 | 12 | 4th | |
| Male | 4 | 2 | 5 | 2 | 3 | 3 | 0 | 1 | 0 | 5 | 3 | 1 | 1 | 0 | 30 |
| Female | 2 | 3 | 2 | 7 | 5 | 0 | 1 | 3 | 5 | 2 | 2 | 5 | 2 | 0 | 39 |
| Total | 6 | 5 | 7 | 9 | 8 | 3 | 1 | 4 | 5 | 7 | 5 | 6 | 3 | 0 | 69 |

Enrolment By Grade

For 046 - Bayside Academy, Port Hope Simpson



* Data from the 2014-2015 AGR(Enrolment/Age as of the last day in Sept./Dec.)

** Newfoundland Statistics Classification System

*** May include itinerant teachers

NI, FSD - Western Region

#050 - Basque Memorial, Red Bay

Classification: Rural
Offers Distance Education: Yes

Grades: 1-2,4,7-8,10-12 Number of Grades: 8

[School FTE PTR : 3.7](#)
[District FTE PTR : 10.8](#)
[Provincial FTE PTR : 12.1](#)

[FTE Teachers](#) *** : 3.0

Enrolment By Age and Gender

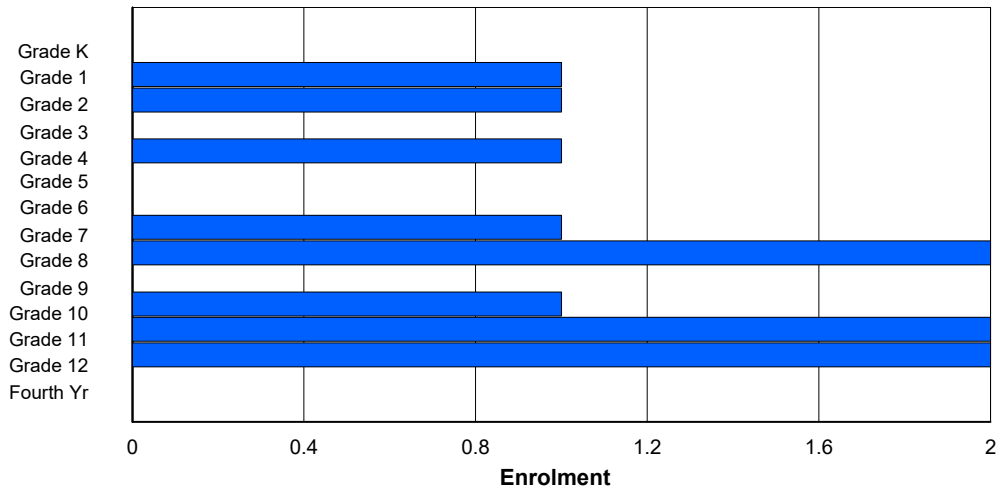
| Gender | Age | | | | | | | | | | | | | | | | | Total |
|--------------|----------|----------|----------|----------|----------|----------|----------|----------|----------|----------|----------|----------|----------|----------|----------|----------|-----------|-------|
| | 5 | 6 | 7 | 8 | 9 | 10 | 11 | 12 | 13 | 14 | 15 | 16 | 17 | 18 | 19 | 20> | | |
| Male | 0 | 1 | 0 | 0 | 1 | 0 | 0 | 0 | 1 | 0 | 1 | 1 | 1 | 1 | 0 | 0 | 7 | |
| Female | 0 | 0 | 1 | 0 | 0 | 0 | 0 | 1 | 1 | 0 | 0 | 1 | 0 | 0 | 0 | 0 | 4 | |
| Total | 0 | 1 | 1 | 0 | 1 | 0 | 0 | 1 | 2 | 0 | 1 | 2 | 1 | 1 | 0 | 0 | 11 | |

Enrolment By Grade and Gender

| Gender | Grade | | | | | | | | | | | | | | Total |
|--------------|----------|----------|----------|----------|----------|----------|----------|----------|----------|----------|----------|----------|----------|----------|-----------|
| | K | 1 | 2 | 3 | 4 | 5 | 6 | 7 | 8 | 9 | 10 | 11 | 12 | 4th | |
| Male | 0 | 1 | 0 | 0 | 1 | 0 | 0 | 0 | 1 | 0 | 1 | 1 | 2 | 0 | 7 |
| Female | 0 | 0 | 1 | 0 | 0 | 0 | 0 | 1 | 1 | 0 | 0 | 1 | 0 | 0 | 4 |
| Total | 0 | 1 | 1 | 0 | 1 | 0 | 0 | 1 | 2 | 0 | 1 | 2 | 2 | 0 | 11 |

Enrolment By Grade

For 050 - Basque Memorial, Red Bay



* Data from the 2014-2015 AGR(Enrolment/Age as of the last day in Sept./Dec.)

** Newfoundland Statistics Classification System

*** May include itinerant teachers

NI, FSD - Western Region

#054 - St. Lewis Academy, St. Lewis

Classification: Rural
Offers Distance Education: Yes

Grades: K,2-12

Number of Grades: 12

[School FTE PTR : 5.9](#)
[District FTE PTR : 10.8](#)
[Provincial FTE PTR : 12.1](#)

[FTE Teachers](#) *** : 5.0

Enrolment By Age and Gender

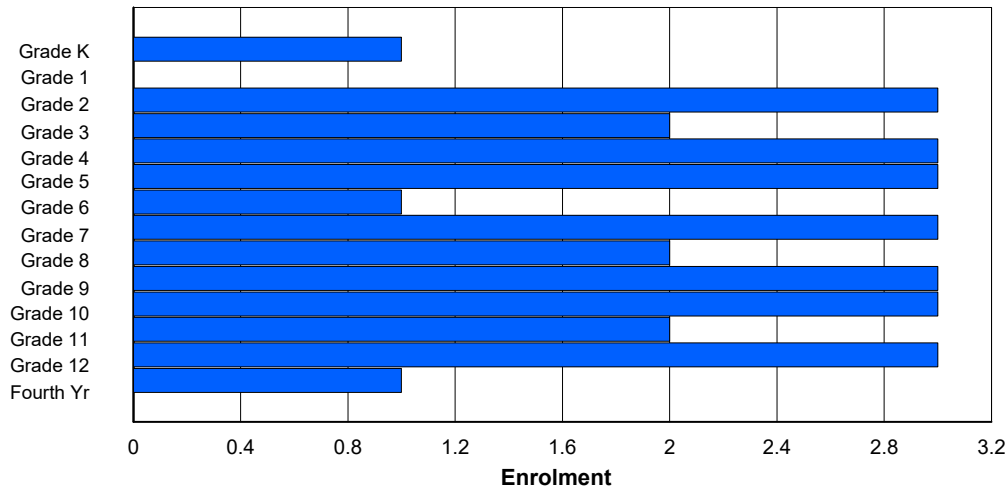
| Gender | Age | | | | | | | | | | | | | | | | | Total |
|--------------|----------|----------|----------|----------|----------|----------|----------|----------|----------|----------|----------|----------|----------|----------|----------|----------|-----------|-------|
| | 5 | 6 | 7 | 8 | 9 | 10 | 11 | 12 | 13 | 14 | 15 | 16 | 17 | 18 | 19 | 20> | | |
| Male | 0 | 0 | 3 | 1 | 2 | 1 | 0 | 1 | 3 | 1 | 1 | 1 | 2 | 0 | 0 | 0 | 16 | |
| Female | 1 | 0 | 0 | 1 | 1 | 2 | 1 | 1 | 0 | 2 | 2 | 1 | 1 | 1 | 0 | 0 | 14 | |
| Total | 1 | 0 | 3 | 2 | 3 | 3 | 1 | 2 | 3 | 3 | 3 | 2 | 3 | 1 | 0 | 0 | 30 | |

Enrolment By Grade and Gender

| Gender | K | Grade | | | | | | | | | | | | | 4th | Total |
|--------------|----------|----------|----------|----------|----------|----------|----------|----------|----------|----------|----------|----------|----------|----------|-----------|-------|
| | | 1 | 2 | 3 | 4 | 5 | 6 | 7 | 8 | 9 | 10 | 11 | 12 | | | |
| Male | 0 | 0 | 3 | 1 | 2 | 1 | 0 | 2 | 2 | 1 | 1 | 1 | 2 | 0 | 16 | |
| Female | 1 | 0 | 0 | 1 | 1 | 2 | 1 | 1 | 0 | 2 | 2 | 1 | 1 | 1 | 14 | |
| Total | 1 | 0 | 3 | 2 | 3 | 3 | 1 | 3 | 2 | 3 | 3 | 2 | 3 | 1 | 30 | |

Enrolment By Grade

For 054 - St. Lewis Academy, St. Lewis



* Data from the 2014-2015 AGR(Enrolment/Age as of the last day in Sept./Dec.)

** Newfoundland Statistics Classification System

*** May include itinerant teachers

NI FSD - Western Region

#057 - St. Peter's Academy, Benoit's Cove

Classification: Rural
Offers Distance Education: No

Grades: K-9 Number of Grades: 10

[School FTE PTR : 10.0](#)
[District FTE PTR : 10.8](#)
[Provincial FTE PTR : 12.1](#)

[FTE Teachers](#) *** : 16.3

Enrolment By Age and Gender

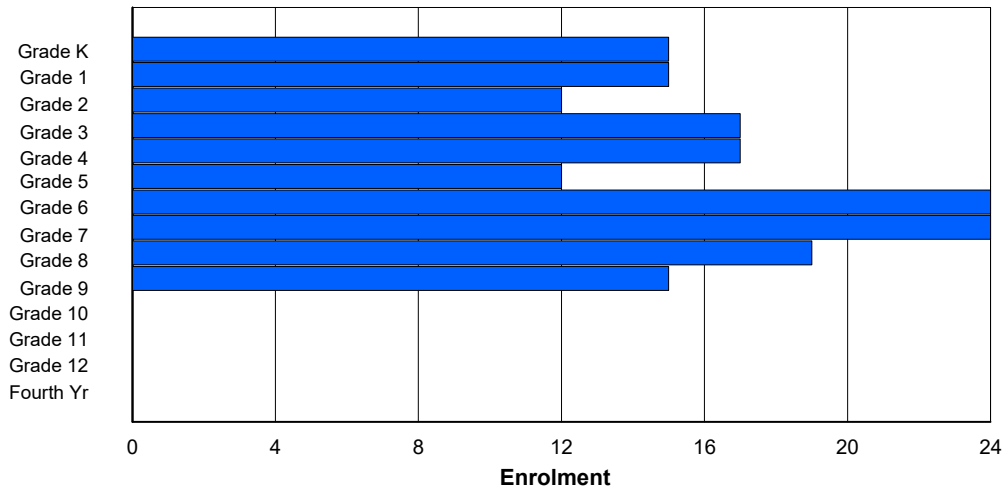
| Gender | Age | | | | | | | | | | | | | | | | Total |
|--------------|-----------|-----------|-----------|-----------|-----------|-----------|-----------|-----------|-----------|-----------|----------|----------|----------|----------|----------|----------|------------|
| | 5 | 6 | 7 | 8 | 9 | 10 | 11 | 12 | 13 | 14 | 15 | 16 | 17 | 18 | 19 | 20> | |
| Male | 9 | 7 | 4 | 9 | 9 | 5 | 10 | 13 | 9 | 7 | 0 | 0 | 0 | 0 | 0 | 0 | 82 |
| Female | 6 | 7 | 9 | 8 | 8 | 7 | 14 | 11 | 10 | 8 | 0 | 0 | 0 | 0 | 0 | 0 | 88 |
| Total | 15 | 14 | 13 | 17 | 17 | 12 | 24 | 24 | 19 | 15 | 0 | 0 | 0 | 0 | 0 | 0 | 170 |

Enrolment By Grade and Gender

| Gender | Grade | | | | | | | | | | | | | | Total |
|--------------|-----------|-----------|-----------|-----------|-----------|-----------|-----------|-----------|-----------|-----------|----------|----------|----------|----------|------------|
| | K | 1 | 2 | 3 | 4 | 5 | 6 | 7 | 8 | 9 | 10 | 11 | 12 | 4th | |
| Male | 9 | 8 | 3 | 9 | 9 | 5 | 10 | 13 | 9 | 7 | 0 | 0 | 0 | 0 | 82 |
| Female | 6 | 7 | 9 | 8 | 8 | 7 | 14 | 11 | 10 | 8 | 0 | 0 | 0 | 0 | 88 |
| Total | 15 | 15 | 12 | 17 | 17 | 12 | 24 | 24 | 19 | 15 | 0 | 0 | 0 | 0 | 170 |

Enrolment By Grade

For 057 - St. Peter's Academy, Benoit's Cove



* Data from the 2014-2015 AGR(Enrolment/Age as of the last day in Sept./Dec.)

** Newfoundland Statistics Classification System

*** May include itinerant teachers

NI FSD - Western Region

#060 - École C.C. Loughlin Elementary, Corner Brook

Classification: Urban
Offers Distance Education: No

Grades: K-6 Number of Grades: 7

[School FTE PTR : 10.9](#)
[District FTE PTR : 10.8](#)
[Provincial FTE PTR : 12.1](#)

[FTE Teachers](#) *** : 35.0

Enrolment By Age and Gender

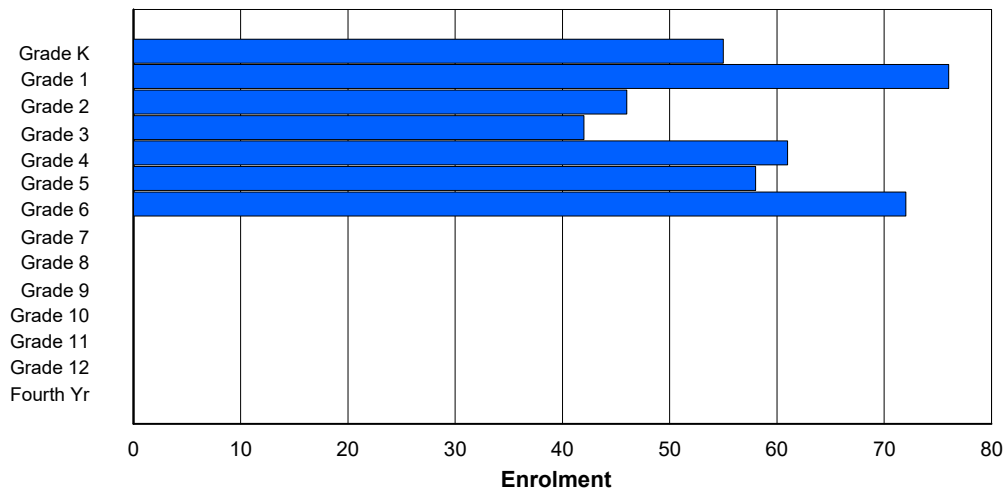
| Gender | Age | | | | | | | | | | | | | | | | Total |
|--------------|-----------|-----------|-----------|-----------|-----------|-----------|-----------|----------|----------|----------|----------|----------|----------|----------|----------|----------|------------|
| | 5 | 6 | 7 | 8 | 9 | 10 | 11 | 12 | 13 | 14 | 15 | 16 | 17 | 18 | 19 | 20> | |
| Male | 32 | 40 | 26 | 24 | 26 | 31 | 36 | 2 | 0 | 0 | 0 | 0 | 0 | 0 | 0 | 0 | 217 |
| Female | 23 | 35 | 21 | 19 | 33 | 28 | 33 | 1 | 0 | 0 | 0 | 0 | 0 | 0 | 0 | 0 | 193 |
| Total | 55 | 75 | 47 | 43 | 59 | 59 | 69 | 3 | 0 | 0 | 0 | 0 | 0 | 0 | 0 | 0 | 410 |

Enrolment By Grade and Gender

| Gender | Grade | | | | | | | | | | | | | | Total |
|--------------|-----------|-----------|-----------|-----------|-----------|-----------|-----------|----------|----------|----------|----------|----------|----------|----------|------------|
| | K | 1 | 2 | 3 | 4 | 5 | 6 | 7 | 8 | 9 | 10 | 11 | 12 | 4th | |
| Male | 32 | 41 | 25 | 24 | 26 | 31 | 38 | 0 | 0 | 0 | 0 | 0 | 0 | 0 | 217 |
| Female | 23 | 35 | 21 | 18 | 35 | 27 | 34 | 0 | 0 | 0 | 0 | 0 | 0 | 0 | 193 |
| Total | 55 | 76 | 46 | 42 | 61 | 58 | 72 | 0 | 0 | 0 | 0 | 0 | 0 | 0 | 410 |

Enrolment By Grade

For 060 - École C.C. Loughlin Elementary, Corner Brook



* Data from the 2014-2015 AGR(Enrolment/Age as of the last day in Sept./Dec.)

** Newfoundland Statistics Classification System

*** May include itinerant teachers

NI FSD - Western Region

#065 - Humber Elementary, Corner Brook

Classification: Urban
Offers Distance Education: No

Grades: K-6 Number of Grades: 7

[School FTE PTR : 12.3](#)
[District FTE PTR : 10.8](#)
[Provincial FTE PTR : 12.1](#)

[FTE Teachers](#) *** : 29.0

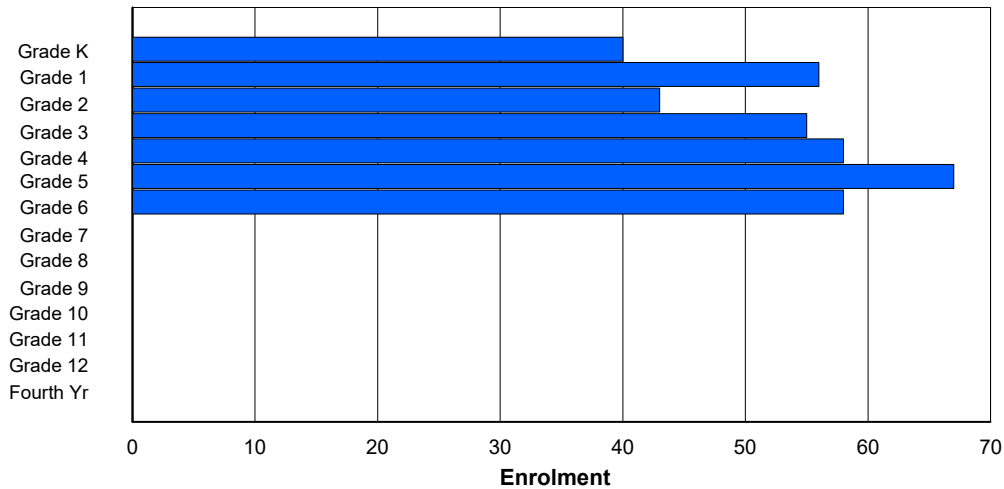
Enrolment By Age and Gender

| Gender | Age | | | | | | | | | | | | | | | | | Total |
|--------------|-----------|-----------|-----------|-----------|-----------|-----------|-----------|----------|----------|----------|----------|----------|----------|----------|----------|----------|------------|-------|
| | 5 | 6 | 7 | 8 | 9 | 10 | 11 | 12 | 13 | 14 | 15 | 16 | 17 | 18 | 19 | 20> | | |
| Male | 15 | 30 | 22 | 38 | 27 | 35 | 26 | 2 | 0 | 0 | 0 | 0 | 0 | 0 | 0 | 0 | 195 | |
| Female | 25 | 27 | 19 | 20 | 27 | 34 | 30 | 0 | 0 | 0 | 0 | 0 | 0 | 0 | 0 | 0 | 182 | |
| Total | 40 | 57 | 41 | 58 | 54 | 69 | 56 | 2 | 0 | 0 | 0 | 0 | 0 | 0 | 0 | 0 | 377 | |

Enrolment By Grade and Gender

| Gender | Grade | | | | | | | | | | | | | | | Total |
|--------------|-----------|-----------|-----------|-----------|-----------|-----------|-----------|----------|----------|----------|----------|----------|----------|----------|------------|-------|
| | K | 1 | 2 | 3 | 4 | 5 | 6 | 7 | 8 | 9 | 10 | 11 | 12 | 4th | | |
| Male | 15 | 29 | 24 | 37 | 28 | 34 | 28 | 0 | 0 | 0 | 0 | 0 | 0 | 0 | 195 | |
| Female | 25 | 27 | 19 | 18 | 30 | 33 | 30 | 0 | 0 | 0 | 0 | 0 | 0 | 0 | 182 | |
| Total | 40 | 56 | 43 | 55 | 58 | 67 | 58 | 0 | 0 | 0 | 0 | 0 | 0 | 0 | 377 | |

Enrolment By Grade
For 065 - Humber Elementary, Corner Brook



* Data from the 2014-2015 AGR(Enrolment/Age as of the last day in Sept./Dec.)

** Newfoundland Statistics Classification System

*** May include itinerant teachers

NI FSD - Western Region

#066 - J.J. Curling Elementary, Corner Brook

Classification: Urban
Offers Distance Education: No

Grades: K-6 Number of Grades: 7

[School FTE PTR : 13.0](#)
[District FTE PTR : 10.8](#)
[Provincial FTE PTR : 12.1](#)

[FTE Teachers](#) *** : 20.5

Enrolment By Age and Gender

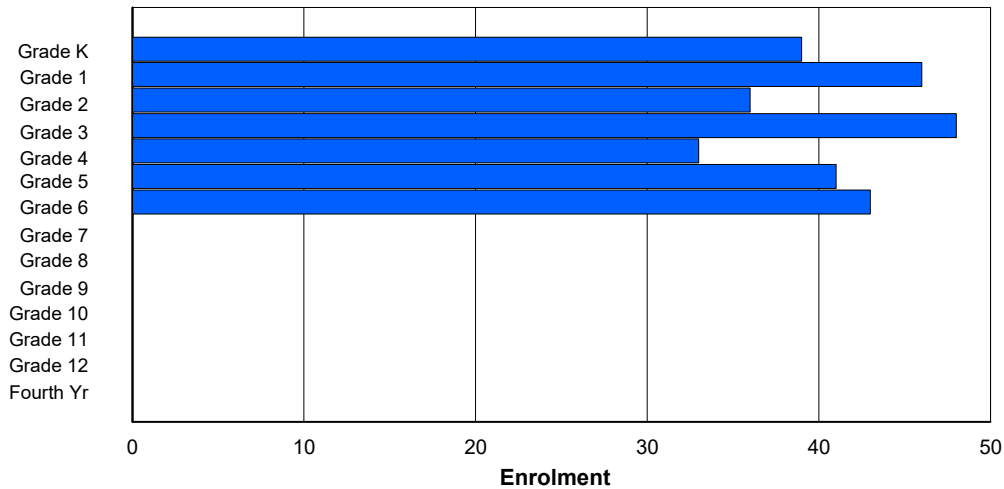
| Gender | Age | | | | | | | | | | | | | | | | | Total |
|--------------|-----------|-----------|-----------|-----------|-----------|-----------|-----------|----------|----------|----------|----------|----------|----------|----------|----------|----------|------------|-------|
| | 5 | 6 | 7 | 8 | 9 | 10 | 11 | 12 | 13 | 14 | 15 | 16 | 17 | 18 | 19 | 20> | | |
| Male | 21 | 25 | 21 | 25 | 22 | 20 | 29 | 0 | 0 | 0 | 0 | 0 | 0 | 0 | 0 | 0 | 163 | |
| Female | 18 | 21 | 15 | 22 | 12 | 20 | 15 | 0 | 0 | 0 | 0 | 0 | 0 | 0 | 0 | 0 | 123 | |
| Total | 39 | 46 | 36 | 47 | 34 | 40 | 44 | 0 | 0 | 0 | 0 | 0 | 0 | 0 | 0 | 0 | 286 | |

Enrolment By Grade and Gender

| Gender | Grade | | | | | | | | | | | | | | | Total |
|--------------|-----------|-----------|-----------|-----------|-----------|-----------|-----------|----------|----------|----------|----------|----------|----------|----------|------------|-------|
| | K | 1 | 2 | 3 | 4 | 5 | 6 | 7 | 8 | 9 | 10 | 11 | 12 | 4th | | |
| Male | 21 | 25 | 21 | 26 | 21 | 20 | 29 | 0 | 0 | 0 | 0 | 0 | 0 | 0 | 163 | |
| Female | 18 | 21 | 15 | 22 | 12 | 21 | 14 | 0 | 0 | 0 | 0 | 0 | 0 | 0 | 123 | |
| Total | 39 | 46 | 36 | 48 | 33 | 41 | 43 | 0 | 0 | 0 | 0 | 0 | 0 | 0 | 286 | |

Enrolment By Grade

For 066 - J.J. Curling Elementary, Corner Brook



* Data from the 2014-2015 AGR(Enrolment/Age as of the last day in Sept./Dec.)

** Newfoundland Statistics Classification System

*** May include itinerant teachers

NI FSD - Western Region

#069 - Sacred Heart Elementary, Corner Brook

Classification: Urban
Offers Distance Education: No

Grades: K-6 Number of Grades: 7

[School FTE PTR : 9.8](#)
[District FTE PTR : 10.8](#)
[Provincial FTE PTR : 12.1](#)

[FTE Teachers](#) *** : 19.0

Enrolment By Age and Gender

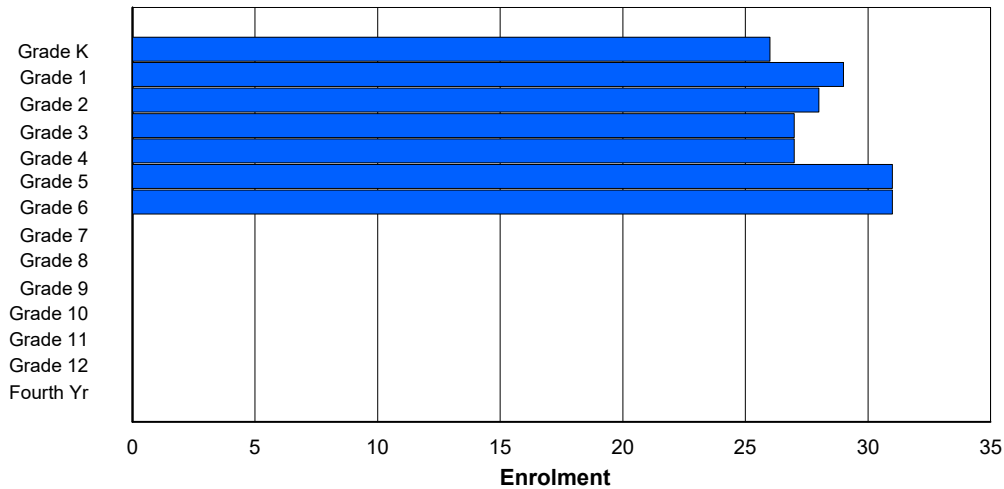
| Gender | Age | | | | | | | | | | | | | | | | Total |
|--------------|-----------|-----------|-----------|-----------|-----------|-----------|-----------|----------|----------|----------|----------|----------|----------|----------|----------|----------|------------|
| | 5 | 6 | 7 | 8 | 9 | 10 | 11 | 12 | 13 | 14 | 15 | 16 | 17 | 18 | 19 | 20> | |
| Male | 16 | 15 | 14 | 13 | 18 | 12 | 13 | 0 | 0 | 0 | 0 | 0 | 0 | 0 | 0 | 0 | 101 |
| Female | 10 | 13 | 15 | 14 | 9 | 19 | 18 | 0 | 0 | 0 | 0 | 0 | 0 | 0 | 0 | 0 | 98 |
| Total | 26 | 28 | 29 | 27 | 27 | 31 | 31 | 0 | 0 | 0 | 0 | 0 | 0 | 0 | 0 | 0 | 199 |

Enrolment By Grade and Gender

| Gender | Grade | | | | | | | | | | | | | | Total |
|--------------|-----------|-----------|-----------|-----------|-----------|-----------|-----------|----------|----------|----------|----------|----------|----------|----------|------------|
| | K | 1 | 2 | 3 | 4 | 5 | 6 | 7 | 8 | 9 | 10 | 11 | 12 | 4th | |
| Male | 16 | 16 | 13 | 13 | 18 | 12 | 13 | 0 | 0 | 0 | 0 | 0 | 0 | 0 | 101 |
| Female | 10 | 13 | 15 | 14 | 9 | 19 | 18 | 0 | 0 | 0 | 0 | 0 | 0 | 0 | 98 |
| Total | 26 | 29 | 28 | 27 | 27 | 31 | 31 | 0 | 0 | 0 | 0 | 0 | 0 | 0 | 199 |

Enrolment By Grade

For 069 - Sacred Heart Elementary, Corner Brook



* Data from the 2014-2015 AGR(Enrolment/Age as of the last day in Sept./Dec.)

** Newfoundland Statistics Classification System

*** May include itinerant teachers

NI FSD - Western Region

#070 - St. Gerard's Elementary, Corner Brook

Classification: Urban
Offers Distance Education: No

Grades: K-6 Number of Grades: 7

[School FTE PTR : 7.1](#)
[District FTE PTR : 10.8](#)
[Provincial FTE PTR : 12.1](#)

[FTE Teachers](#) *** : 12.3

Enrolment By Age and Gender

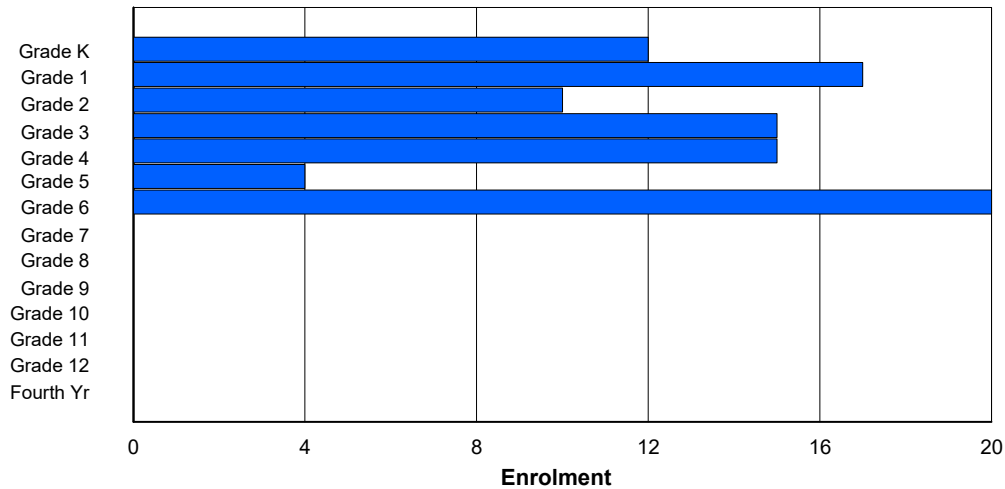
| Gender | Age | | | | | | | | | | | | | | | | | Total |
|--------------|-----------|-----------|-----------|-----------|-----------|----------|-----------|----------|----------|----------|----------|----------|----------|----------|----------|----------|-----------|-------|
| | 5 | 6 | 7 | 8 | 9 | 10 | 11 | 12 | 13 | 14 | 15 | 16 | 17 | 18 | 19 | 20> | | |
| Male | 7 | 11 | 6 | 9 | 8 | 3 | 11 | 1 | 0 | 0 | 0 | 0 | 0 | 0 | 0 | 0 | 56 | |
| Female | 5 | 6 | 4 | 6 | 7 | 0 | 9 | 0 | 0 | 0 | 0 | 0 | 0 | 0 | 0 | 0 | 37 | |
| Total | 12 | 17 | 10 | 15 | 15 | 3 | 20 | 1 | 0 | 0 | 0 | 0 | 0 | 0 | 0 | 0 | 93 | |

Enrolment By Grade and Gender

| Gender | Grade | | | | | | | | | | | | | | | Total |
|--------------|-----------|-----------|-----------|-----------|-----------|----------|-----------|----------|----------|----------|----------|----------|----------|----------|-----------|-------|
| | K | 1 | 2 | 3 | 4 | 5 | 6 | 7 | 8 | 9 | 10 | 11 | 12 | 4th | | |
| Male | 7 | 11 | 6 | 9 | 8 | 4 | 11 | 0 | 0 | 0 | 0 | 0 | 0 | 0 | 56 | |
| Female | 5 | 6 | 4 | 6 | 7 | 0 | 9 | 0 | 0 | 0 | 0 | 0 | 0 | 0 | 37 | |
| Total | 12 | 17 | 10 | 15 | 15 | 4 | 20 | 0 | 0 | 0 | 0 | 0 | 0 | 0 | 93 | |

Enrolment By Grade

For 070 - St. Gerard's Elementary, Corner Brook



* Data from the 2014-2015 AGR(Enrolment/Age as of the last day in Sept./Dec.)

** Newfoundland Statistics Classification System

*** May include itinerant teachers

NI FSD - Western Region

#072 - Holy Cross All Grade School, Daniel's Harbour

Classification: Rural
Offers Distance Education: Yes

Grades: K-2,4-11 Number of Grades: 12

[School FTE PTR : 4.4](#)
[District FTE PTR : 10.8](#)
[Provincial FTE PTR : 12.1](#)

[FTE Teachers](#) *** : 5.8

Enrolment By Age and Gender

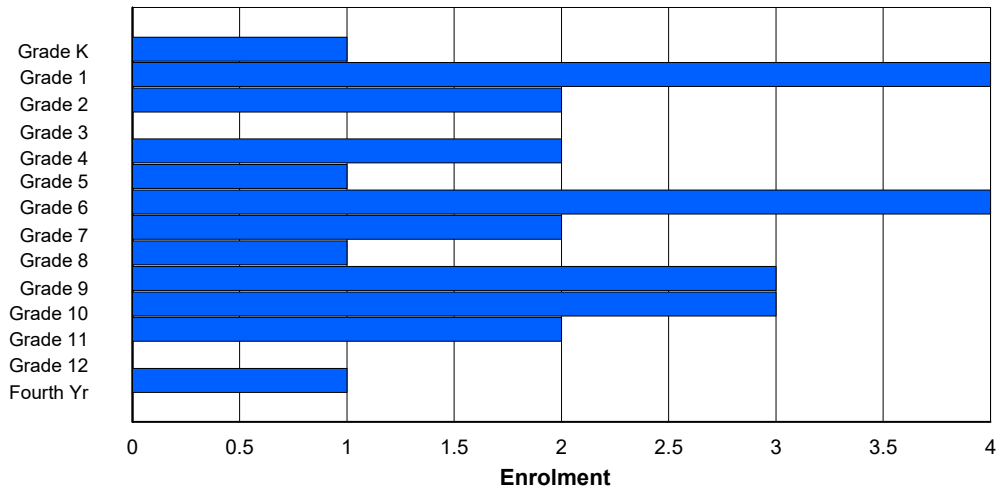
| Gender | Age | | | | | | | | | | | | | | | | | Total |
|--------------|----------|----------|----------|----------|----------|----------|----------|----------|----------|----------|----------|----------|----------|----------|----------|----------|-----------|-------|
| | 5 | 6 | 7 | 8 | 9 | 10 | 11 | 12 | 13 | 14 | 15 | 16 | 17 | 18 | 19 | 20> | | |
| Male | 1 | 2 | 2 | 0 | 1 | 1 | 2 | 1 | 0 | 1 | 2 | 1 | 0 | 1 | 0 | 0 | 15 | |
| Female | 0 | 2 | 0 | 0 | 1 | 0 | 2 | 1 | 1 | 1 | 2 | 1 | 0 | 0 | 0 | 0 | 11 | |
| Total | 1 | 4 | 2 | 0 | 2 | 1 | 4 | 2 | 1 | 2 | 4 | 2 | 0 | 1 | 0 | 0 | 26 | |

Enrolment By Grade and Gender

| Gender | Grade | | | | | | | | | | | | | | | Total |
|--------------|----------|----------|----------|----------|----------|----------|----------|----------|----------|----------|----------|----------|----------|----------|-----------|-------|
| | K | 1 | 2 | 3 | 4 | 5 | 6 | 7 | 8 | 9 | 10 | 11 | 12 | 4th | | |
| Male | 1 | 2 | 2 | 0 | 1 | 1 | 2 | 1 | 0 | 2 | 1 | 1 | 0 | 1 | 15 | |
| Female | 0 | 2 | 0 | 0 | 1 | 0 | 2 | 1 | 1 | 1 | 2 | 1 | 0 | 0 | 11 | |
| Total | 1 | 4 | 2 | 0 | 2 | 1 | 4 | 2 | 1 | 3 | 3 | 2 | 0 | 1 | 26 | |

Enrolment By Grade

For 072 - Holy Cross All Grade School, Daniel's Harbour



* Data from the 2014-2015 AGR(Enrolment/Age as of the last day in Sept./Dec.)

** Newfoundland Statistics Classification System

*** May include itinerant teachers

NI FSD - Western Region

#075 - Hampden Academy, Hampden

Classification: Rural
Offers Distance Education: Yes

Grades: K-12

Number of Grades: 13

[School FTE PTR : 7.4](#)
[District FTE PTR : 10.8](#)
[Provincial FTE PTR : 12.1](#)

[FTE Teachers](#) *** : 9.5

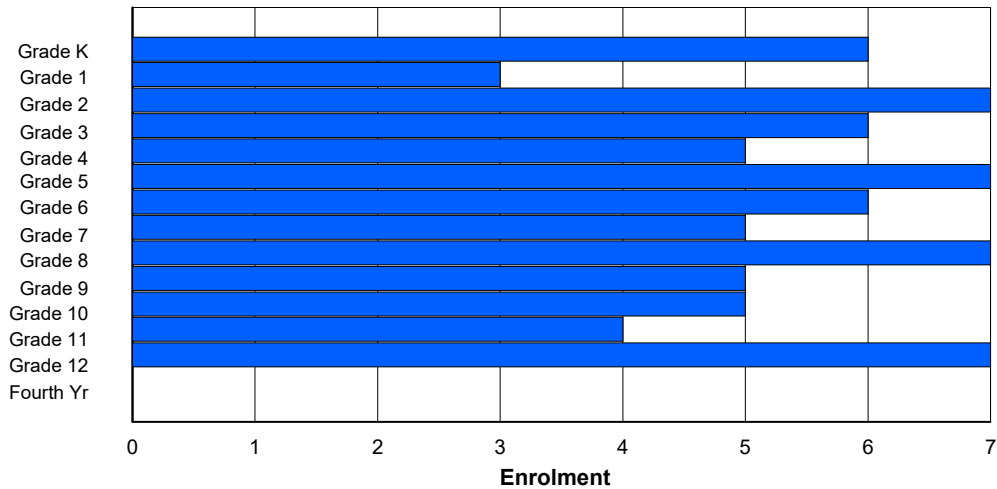
Enrolment By Age and Gender

| Gender | Age | | | | | | | | | | | | | | | | | Total |
|--------------|----------|----------|----------|----------|----------|----------|----------|----------|----------|----------|----------|----------|----------|----------|----------|----------|-----------|-------|
| | 5 | 6 | 7 | 8 | 9 | 10 | 11 | 12 | 13 | 14 | 15 | 16 | 17 | 18 | 19 | 20> | | |
| Male | 5 | 1 | 6 | 1 | 1 | 4 | 5 | 1 | 3 | 3 | 2 | 1 | 3 | 0 | 0 | 0 | 36 | |
| Female | 1 | 2 | 1 | 5 | 4 | 3 | 1 | 4 | 4 | 2 | 3 | 3 | 4 | 0 | 0 | 0 | 37 | |
| Total | 6 | 3 | 7 | 6 | 5 | 7 | 6 | 5 | 7 | 5 | 5 | 4 | 7 | 0 | 0 | 0 | 73 | |

Enrolment By Grade and Gender

| Gender | Grade | | | | | | | | | | | | | | | Total |
|--------------|----------|----------|----------|----------|----------|----------|----------|----------|----------|----------|----------|----------|----------|----------|-----------|-------|
| | K | 1 | 2 | 3 | 4 | 5 | 6 | 7 | 8 | 9 | 10 | 11 | 12 | 4th | | |
| Male | 5 | 1 | 6 | 1 | 1 | 4 | 5 | 1 | 3 | 3 | 2 | 1 | 3 | 0 | 36 | |
| Female | 1 | 2 | 1 | 5 | 4 | 3 | 1 | 4 | 4 | 2 | 3 | 3 | 4 | 0 | 37 | |
| Total | 6 | 3 | 7 | 6 | 5 | 7 | 6 | 5 | 7 | 5 | 5 | 4 | 7 | 0 | 73 | |

Enrolment By Grade
For 075 - Hampden Academy, Hampden



* Data from the 2014-2015 AGR(Enrolment/Age as of the last day in Sept./Dec.)

** Newfoundland Statistics Classification System

*** May include itinerant teachers

NI FSD - Western Region

#079 - St. James All Grade, Lark Harbour

Classification: Rural
Offers Distance Education: Yes

Grades: K-12

Number of Grades: 13

[School FTE PTR : 8.8](#)
[District FTE PTR : 10.8](#)
[Provincial FTE PTR : 12.1](#)

[FTE Teachers](#) *** : 12.8

Enrolment By Age and Gender

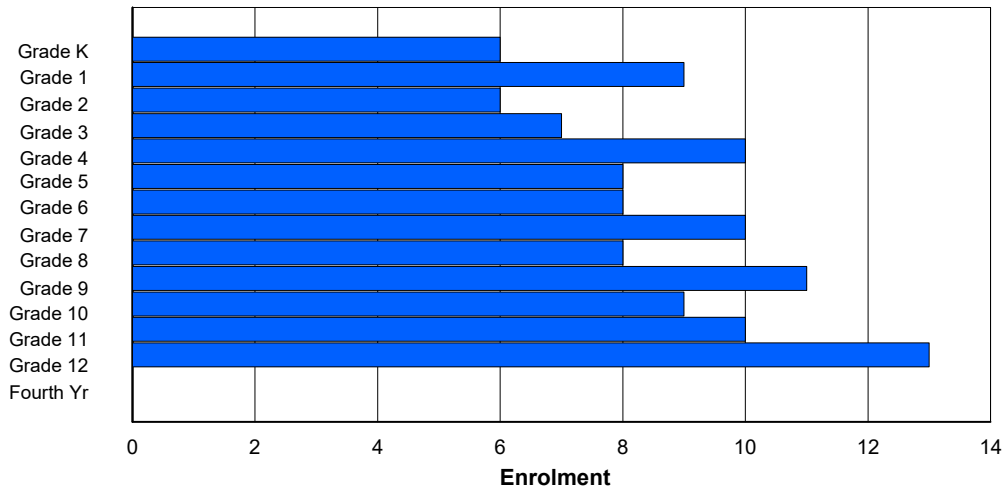
| Gender | Age | | | | | | | | | | | | | | | | | Total |
|--------------|----------|----------|----------|----------|-----------|----------|----------|-----------|----------|-----------|-----------|----------|-----------|----------|----------|----------|------------|-------|
| | 5 | 6 | 7 | 8 | 9 | 10 | 11 | 12 | 13 | 14 | 15 | 16 | 17 | 18 | 19 | 20> | | |
| Male | 2 | 4 | 3 | 3 | 5 | 4 | 4 | 5 | 4 | 9 | 5 | 3 | 6 | 2 | 0 | 0 | 59 | |
| Female | 4 | 5 | 4 | 3 | 5 | 4 | 4 | 5 | 4 | 2 | 5 | 6 | 5 | 0 | 0 | 0 | 56 | |
| Total | 6 | 9 | 7 | 6 | 10 | 8 | 8 | 10 | 8 | 11 | 10 | 9 | 11 | 2 | 0 | 0 | 115 | |

Enrolment By Grade and Gender

| Gender | Grade | | | | | | | | | | | | | | | Total |
|--------------|----------|----------|----------|----------|-----------|----------|----------|-----------|----------|-----------|----------|-----------|-----------|----------|------------|-------|
| | K | 1 | 2 | 3 | 4 | 5 | 6 | 7 | 8 | 9 | 10 | 11 | 12 | 4th | | |
| Male | 2 | 4 | 3 | 3 | 5 | 4 | 4 | 5 | 4 | 9 | 4 | 4 | 8 | 0 | 59 | |
| Female | 4 | 5 | 3 | 4 | 5 | 4 | 4 | 5 | 4 | 2 | 5 | 6 | 5 | 0 | 56 | |
| Total | 6 | 9 | 6 | 7 | 10 | 8 | 8 | 10 | 8 | 11 | 9 | 10 | 13 | 0 | 115 | |

Enrolment By Grade

For 079 - St. James All Grade, Lark Harbour



* Data from the 2014-2015 AGR(Enrolment/Age as of the last day in Sept./Dec.)

** Newfoundland Statistics Classification System

*** May include itinerant teachers

NI FSD - Western Region

#080 - Templeton Academy, Meadows

Classification: Urban
Offers Distance Education: Yes

Grades: K-12

Number of Grades: 13

[School FTE PTR : 13.4](#)
[District FTE PTR : 10.8](#)
[Provincial FTE PTR : 12.1](#)

[FTE Teachers](#) *** : 35.5

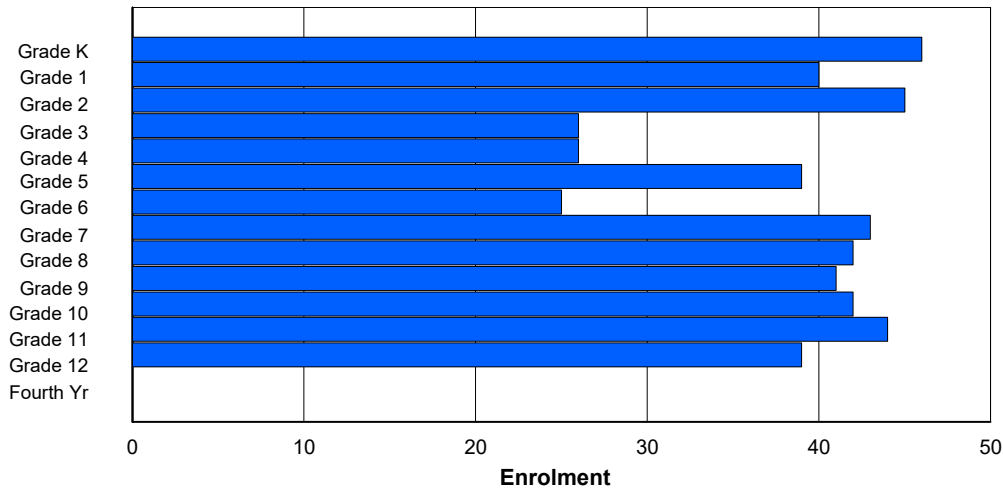
Enrolment By Age and Gender

| Gender | Age | | | | | | | | | | | | | | | | | Total |
|--------------|-----------|-----------|-----------|-----------|-----------|-----------|-----------|-----------|-----------|-----------|-----------|-----------|-----------|----------|----------|----------|------------|-------|
| | 5 | 6 | 7 | 8 | 9 | 10 | 11 | 12 | 13 | 14 | 15 | 16 | 17 | 18 | 19 | 20> | | |
| Male | 25 | 25 | 23 | 16 | 12 | 21 | 8 | 20 | 30 | 18 | 18 | 24 | 27 | 0 | 1 | 1 | 269 | |
| Female | 21 | 14 | 22 | 10 | 15 | 17 | 18 | 22 | 13 | 22 | 19 | 18 | 17 | 1 | 0 | 0 | 229 | |
| Total | 46 | 39 | 45 | 26 | 27 | 38 | 26 | 42 | 43 | 40 | 37 | 42 | 44 | 1 | 1 | 1 | 498 | |

Enrolment By Grade and Gender

| Gender | Grade | | | | | | | | | | | | | | Total |
|--------------|-----------|-----------|-----------|-----------|-----------|-----------|-----------|-----------|-----------|-----------|-----------|-----------|-----------|----------|------------|
| | K | 1 | 2 | 3 | 4 | 5 | 6 | 7 | 8 | 9 | 10 | 11 | 12 | 4th | |
| Male | 25 | 26 | 22 | 17 | 11 | 21 | 8 | 21 | 29 | 18 | 24 | 23 | 24 | 0 | 269 |
| Female | 21 | 14 | 23 | 9 | 15 | 18 | 17 | 22 | 13 | 23 | 18 | 21 | 15 | 0 | 229 |
| Total | 46 | 40 | 45 | 26 | 26 | 39 | 25 | 43 | 42 | 41 | 42 | 44 | 39 | 0 | 498 |

Enrolment By Grade
For 080 - Templeton Academy, Meadows



* Data from the 2014-2015 AGR(Enrolment/Age as of the last day in Sept./Dec.)

** Newfoundland Statistics Classification System

*** May include itinerant teachers

NI ESD - Western Region

#082 - Pasadena Elementary School, Pasadena

Grades: K-6 Number of Grades: 7

[FTE Teachers](#) *** : 19.0

Classification: Rural
Offers Distance Education: No

[School FTE PTR : 13.9](#)
[District FTE PTR : 10.8](#)
[Provincial FTE PTR : 12.1](#)

Enrolment By Age and Gender

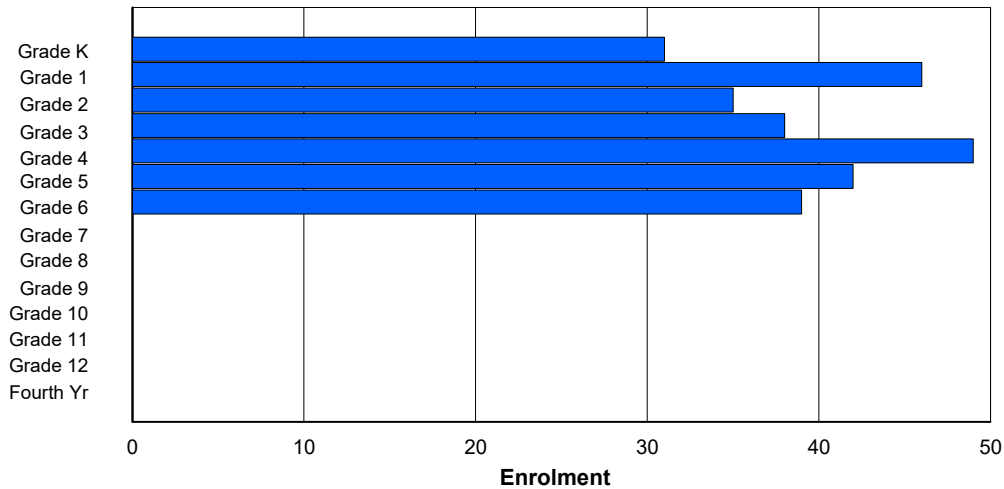
| Gender | Age | | | | | | | | | | | | | | | | Total |
|--------------|-----------|-----------|-----------|-----------|-----------|-----------|-----------|----------|----------|----------|----------|----------|----------|----------|----------|----------|------------|
| | 5 | 6 | 7 | 8 | 9 | 10 | 11 | 12 | 13 | 14 | 15 | 16 | 17 | 18 | 19 | 20> | |
| Male | 14 | 24 | 18 | 14 | 27 | 25 | 15 | 0 | 0 | 0 | 0 | 0 | 0 | 0 | 0 | 0 | 137 |
| Female | 17 | 22 | 17 | 22 | 24 | 18 | 23 | 0 | 0 | 0 | 0 | 0 | 0 | 0 | 0 | 0 | 143 |
| Total | 31 | 46 | 35 | 36 | 51 | 43 | 38 | 0 | 0 | 0 | 0 | 0 | 0 | 0 | 0 | 0 | 280 |

Enrolment By Grade and Gender

| Gender | Grade | | | | | | | | | | | | | | Total |
|--------------|-----------|-----------|-----------|-----------|-----------|-----------|-----------|----------|----------|----------|----------|----------|----------|----------|------------|
| | K | 1 | 2 | 3 | 4 | 5 | 6 | 7 | 8 | 9 | 10 | 11 | 12 | 4th | |
| Male | 14 | 24 | 18 | 15 | 26 | 25 | 15 | 0 | 0 | 0 | 0 | 0 | 0 | 0 | 137 |
| Female | 17 | 22 | 17 | 23 | 23 | 17 | 24 | 0 | 0 | 0 | 0 | 0 | 0 | 0 | 143 |
| Total | 31 | 46 | 35 | 38 | 49 | 42 | 39 | 0 | 0 | 0 | 0 | 0 | 0 | 0 | 280 |

Enrolment By Grade

For 082 - Pasadena Elementary School, Pasadena



* Data from the 2014-2015 AGR(Enrolment/Age as of the last day in Sept./Dec.)

** Newfoundland Statistics Classification System

*** May include itinerant teachers

NI FSD - Western Region

#083 - Pasadena Academy, Pasadena

Classification: Rural
Offers Distance Education: Yes

Grades: 7-12

Number of Grades: 6

[School FTE PTR : 14.4](#)
[District FTE PTR : 10.8](#)
[Provincial FTE PTR : 12.1](#)

[FTE Teachers](#) *** : 17.0

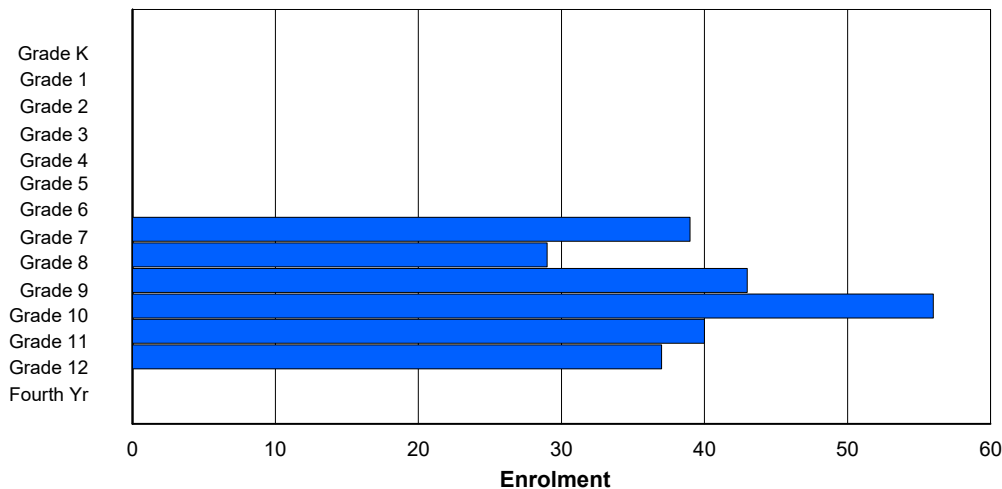
Enrolment By Age and Gender

| Gender | Age | | | | | | | | | | | | | | | | Total |
|--------------|----------|----------|----------|----------|----------|----------|----------|-----------|-----------|-----------|-----------|-----------|-----------|----------|----------|----------|------------|
| | 5 | 6 | 7 | 8 | 9 | 10 | 11 | 12 | 13 | 14 | 15 | 16 | 17 | 18 | 19 | 20> | |
| Male | 0 | 0 | 0 | 0 | 0 | 0 | 0 | 20 | 19 | 21 | 28 | 20 | 18 | 0 | 0 | 0 | 126 |
| Female | 0 | 0 | 0 | 0 | 0 | 0 | 0 | 17 | 11 | 21 | 27 | 20 | 22 | 0 | 0 | 0 | 118 |
| Total | 0 | 0 | 0 | 0 | 0 | 0 | 0 | 37 | 30 | 42 | 55 | 40 | 40 | 0 | 0 | 0 | 244 |

Enrolment By Grade and Gender

| Gender | Grade | | | | | | | | | | | | | | Total |
|--------------|----------|----------|----------|----------|----------|----------|----------|-----------|-----------|-----------|-----------|-----------|-----------|----------|------------|
| | K | 1 | 2 | 3 | 4 | 5 | 6 | 7 | 8 | 9 | 10 | 11 | 12 | 4th | |
| Male | 0 | 0 | 0 | 0 | 0 | 0 | 0 | 21 | 18 | 21 | 30 | 18 | 18 | 0 | 126 |
| Female | 0 | 0 | 0 | 0 | 0 | 0 | 0 | 18 | 11 | 22 | 26 | 22 | 19 | 0 | 118 |
| Total | 0 | 0 | 0 | 0 | 0 | 0 | 0 | 39 | 29 | 43 | 56 | 40 | 37 | 0 | 244 |

Enrolment By Grade
For 083 - Pasadena Academy, Pasadena



* Data from the 2014-2015 AGR(Enrolment/Age as of the last day in Sept./Dec.)

** Newfoundland Statistics Classification System

*** May include itinerant teachers

NI FSD - Western Region

#086 - Gros Morne Academy, Rocky Harbour

Classification: Rural
Offers Distance Education: Yes

Grades: K-12

Number of Grades: 13

[School FTE PTR : 9.5](#)
[District FTE PTR : 10.8](#)
[Provincial FTE PTR : 12.1](#)

[FTE Teachers](#) *** : 20.0

Enrolment By Age and Gender

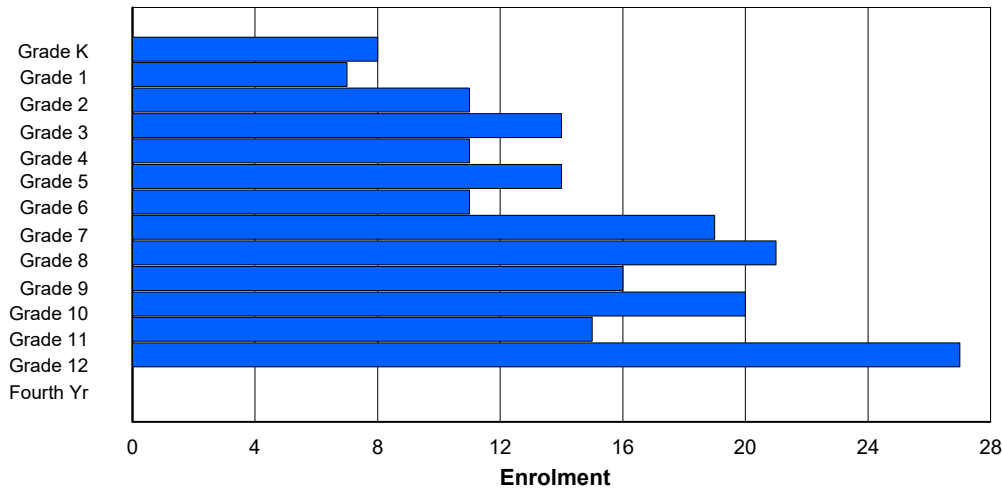
| Gender | Age | | | | | | | | | | | | | | | | | Total |
|--------------|----------|----------|-----------|-----------|-----------|-----------|-----------|-----------|-----------|-----------|-----------|-----------|-----------|----------|----------|----------|------------|-------|
| | 5 | 6 | 7 | 8 | 9 | 10 | 11 | 12 | 13 | 14 | 15 | 16 | 17 | 18 | 19 | 20> | | |
| Male | 3 | 2 | 5 | 9 | 8 | 9 | 2 | 10 | 9 | 8 | 7 | 5 | 17 | 0 | 0 | 0 | 94 | |
| Female | 5 | 5 | 5 | 6 | 3 | 5 | 9 | 9 | 10 | 10 | 13 | 8 | 12 | 0 | 0 | 0 | 100 | |
| Total | 8 | 7 | 10 | 15 | 11 | 14 | 11 | 19 | 19 | 18 | 20 | 13 | 29 | 0 | 0 | 0 | 194 | |

Enrolment By Grade and Gender

| Gender | Grade | | | | | | | | | | | | | | Total |
|--------------|----------|----------|-----------|-----------|-----------|-----------|-----------|-----------|-----------|-----------|-----------|-----------|-----------|----------|------------|
| | K | 1 | 2 | 3 | 4 | 5 | 6 | 7 | 8 | 9 | 10 | 11 | 12 | 4th | |
| Male | 3 | 2 | 6 | 8 | 8 | 9 | 2 | 10 | 11 | 6 | 7 | 7 | 15 | 0 | 94 |
| Female | 5 | 5 | 5 | 6 | 3 | 5 | 9 | 9 | 10 | 10 | 13 | 8 | 12 | 0 | 100 |
| Total | 8 | 7 | 11 | 14 | 11 | 14 | 11 | 19 | 21 | 16 | 20 | 15 | 27 | 0 | 194 |

Enrolment By Grade

For 086 - Gros Morne Academy, Rocky Harbour



* Data from the 2014-2015 AGR(Enrolment/Age as of the last day in Sept./Dec.)

** Newfoundland Statistics Classification System

*** May include itinerant teachers

NI FSD - Western Region

#088 - Main River Academy, Pollard's Point

Classification: Rural
Offers Distance Education: Yes

Grades: K-12

Number of Grades: 13

[School FTE PTR : 7.7](#)
[District FTE PTR : 10.8](#)
[Provincial FTE PTR : 12.1](#)

[FTE Teachers](#) *** : 8.5

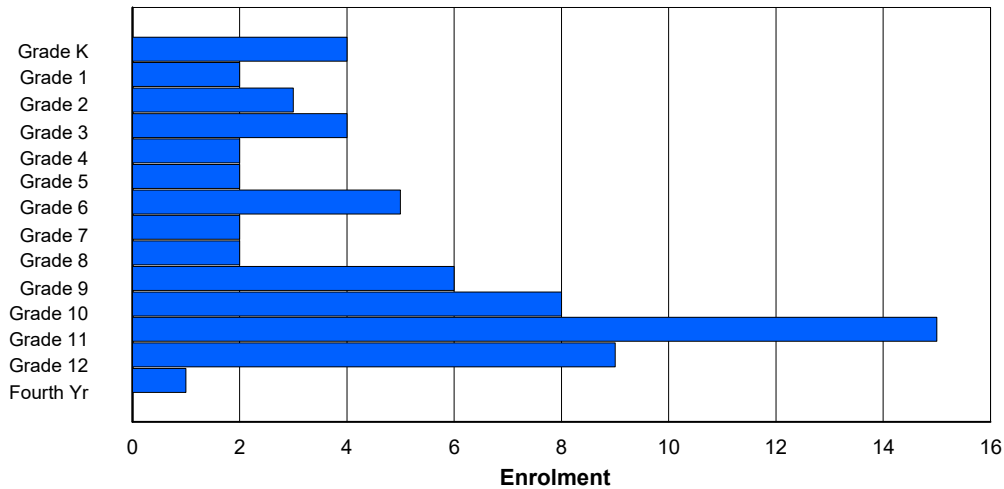
Enrolment By Age and Gender

| Gender | Age | | | | | | | | | | | | | | | | | Total |
|--------------|----------|----------|----------|----------|----------|----------|----------|----------|----------|----------|----------|-----------|-----------|----------|----------|----------|-----------|-------|
| | 5 | 6 | 7 | 8 | 9 | 10 | 11 | 12 | 13 | 14 | 15 | 16 | 17 | 18 | 19 | 20> | | |
| Male | 3 | 1 | 2 | 1 | 2 | 2 | 2 | 1 | 1 | 4 | 7 | 2 | 6 | 0 | 0 | 0 | 34 | |
| Female | 1 | 1 | 1 | 2 | 1 | 0 | 2 | 2 | 1 | 2 | 1 | 11 | 5 | 1 | 0 | 0 | 31 | |
| Total | 4 | 2 | 3 | 3 | 3 | 2 | 4 | 3 | 2 | 6 | 8 | 13 | 11 | 1 | 0 | 0 | 65 | |

Enrolment By Grade and Gender

| Gender | K | Grade | | | | | | | | | | | | | Total |
|--------------|----------|----------|----------|----------|----------|----------|----------|----------|----------|----------|----------|-----------|----------|----------|-----------|
| | | 1 | 2 | 3 | 4 | 5 | 6 | 7 | 8 | 9 | 10 | 11 | 12 | 4th | |
| Male | 3 | 1 | 2 | 2 | 1 | 2 | 2 | 1 | 1 | 4 | 7 | 4 | 4 | 0 | 34 |
| Female | 1 | 1 | 1 | 2 | 1 | 0 | 3 | 1 | 1 | 2 | 1 | 11 | 5 | 1 | 31 |
| Total | 4 | 2 | 3 | 4 | 2 | 2 | 5 | 2 | 2 | 6 | 8 | 15 | 9 | 1 | 65 |

Enrolment By Grade
For 088 - Main River Academy, Pollard's Point



* Data from the 2014-2015 AGR(Enrolment/Age as of the last day in Sept./Dec.)

** Newfoundland Statistics Classification System

*** May include itinerant teachers

NI FSD - Western Region

#089 - Jakeman All Grade, Trout River

Classification: Rural
Offers Distance Education: Yes

Grades: K-12

Number of Grades: 13

[School FTE PTR : 7.5](#)
[District FTE PTR : 10.8](#)
[Provincial FTE PTR : 12.1](#)

[FTE Teachers](#) *** : 10.3

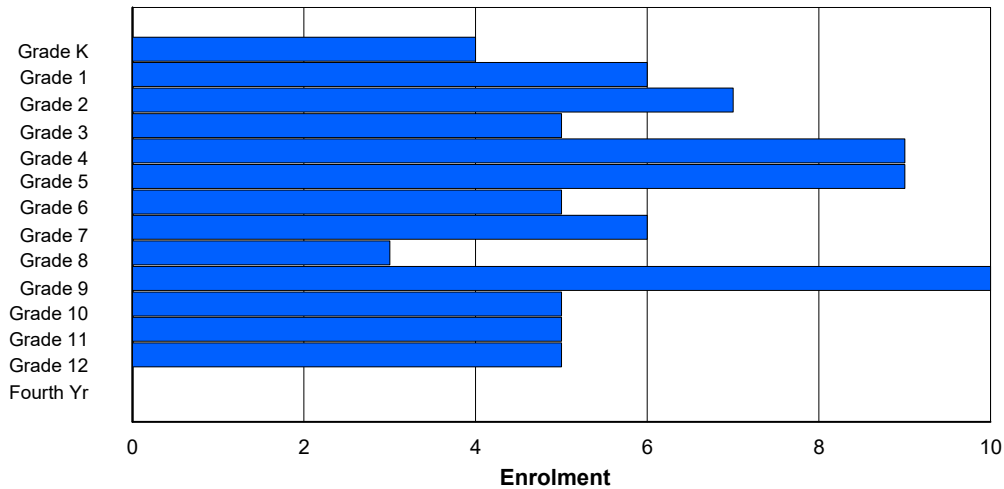
Enrolment By Age and Gender

| Gender | Age | | | | | | | | | | | | | | | | | Total |
|--------------|----------|----------|----------|----------|----------|----------|----------|----------|----------|-----------|----------|----------|----------|----------|----------|----------|-----------|-------|
| | 5 | 6 | 7 | 8 | 9 | 10 | 11 | 12 | 13 | 14 | 15 | 16 | 17 | 18 | 19 | 20> | | |
| Male | 4 | 5 | 5 | 2 | 4 | 4 | 1 | 4 | 1 | 6 | 2 | 2 | 3 | 0 | 0 | 0 | 43 | |
| Female | 0 | 1 | 2 | 3 | 5 | 5 | 4 | 2 | 2 | 4 | 3 | 2 | 3 | 0 | 0 | 0 | 36 | |
| Total | 4 | 6 | 7 | 5 | 9 | 9 | 5 | 6 | 3 | 10 | 5 | 4 | 6 | 0 | 0 | 0 | 79 | |

Enrolment By Grade and Gender

| Gender | Grade | | | | | | | | | | | | | | | Total |
|--------------|----------|----------|----------|----------|----------|----------|----------|----------|----------|-----------|----------|----------|----------|----------|-----------|-------|
| | K | 1 | 2 | 3 | 4 | 5 | 6 | 7 | 8 | 9 | 10 | 11 | 12 | 4th | | |
| Male | 4 | 5 | 5 | 2 | 4 | 4 | 1 | 4 | 1 | 6 | 2 | 2 | 3 | 0 | 43 | |
| Female | 0 | 1 | 2 | 3 | 5 | 5 | 4 | 2 | 2 | 4 | 3 | 3 | 2 | 0 | 36 | |
| Total | 4 | 6 | 7 | 5 | 9 | 9 | 5 | 6 | 3 | 10 | 5 | 5 | 5 | 0 | 79 | |

Enrolment By Grade
For 089 - Jakeman All Grade, Trout River



* Data from the 2014-2015 AGR(Enrolment/Age as of the last day in Sept./Dec.)

** Newfoundland Statistics Classification System

*** May include itinerant teachers

NI FSD - Western Region

#091 - Burgeo Academy, Burgeo

Classification: Rural
Offers Distance Education: Yes

Grades: K-12

Number of Grades: 13

[School FTE PTR : 6.8](#)
[District FTE PTR : 10.8](#)
[Provincial FTE PTR : 12.1](#)

[FTE Teachers](#) *** : 14.0

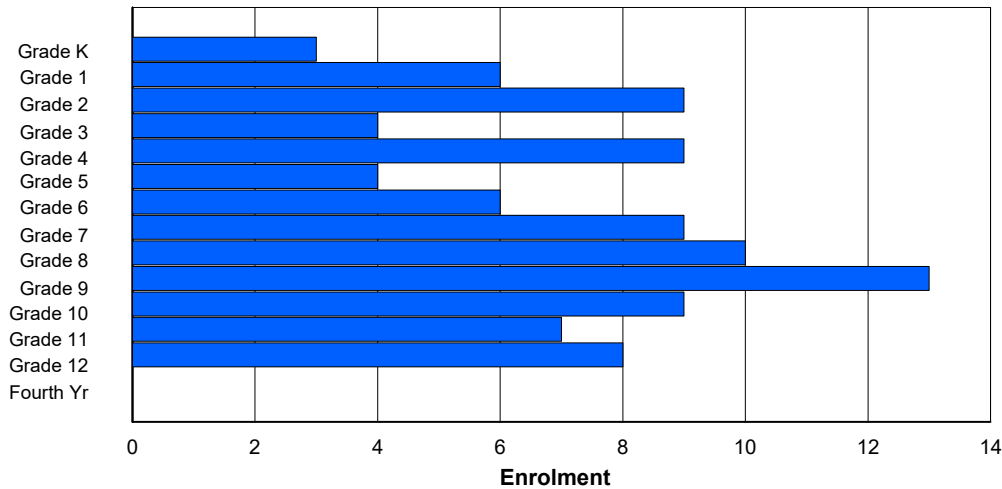
Enrolment By Age and Gender

| Gender | Age | | | | | | | | | | | | | | | | | Total |
|--------------|----------|----------|----------|----------|----------|----------|----------|----------|-----------|-----------|----------|----------|----------|----------|----------|----------|-----------|-------|
| | 5 | 6 | 7 | 8 | 9 | 10 | 11 | 12 | 13 | 14 | 15 | 16 | 17 | 18 | 19 | 20> | | |
| Male | 0 | 5 | 4 | 2 | 7 | 2 | 1 | 3 | 3 | 3 | 5 | 6 | 3 | 0 | 0 | 0 | 44 | |
| Female | 3 | 1 | 5 | 2 | 2 | 2 | 5 | 6 | 7 | 10 | 3 | 2 | 5 | 0 | 0 | 0 | 53 | |
| Total | 3 | 6 | 9 | 4 | 9 | 4 | 6 | 9 | 10 | 13 | 8 | 8 | 8 | 0 | 0 | 0 | 97 | |

Enrolment By Grade and Gender

| Gender | Grade | | | | | | | | | | | | | | Total |
|--------------|----------|----------|----------|----------|----------|----------|----------|----------|-----------|-----------|----------|----------|----------|----------|-----------|
| | K | 1 | 2 | 3 | 4 | 5 | 6 | 7 | 8 | 9 | 10 | 11 | 12 | 4th | |
| Male | 0 | 5 | 4 | 2 | 7 | 2 | 1 | 3 | 3 | 3 | 6 | 5 | 3 | 0 | 44 |
| Female | 3 | 1 | 5 | 2 | 2 | 2 | 5 | 6 | 7 | 10 | 3 | 2 | 5 | 0 | 53 |
| Total | 3 | 6 | 9 | 4 | 9 | 4 | 6 | 9 | 10 | 13 | 9 | 7 | 8 | 0 | 97 |

Enrolment By Grade
For 091 - Burgeo Academy, Burgeo



* Data from the 2014-2015 AGR(Enrolment/Age as of the last day in Sept./Dec.)

** Newfoundland Statistics Classification System

*** May include itinerant teachers

NI FSD - Western Region

#092 - Grandy's River Collegiate, Burnt Islands

Classification: Rural
Offers Distance Education: Yes

Grades: K-12

Number of Grades: 13

[School FTE PTR : 8.6](#)
[District FTE PTR : 10.8](#)
[Provincial FTE PTR : 12.1](#)

[FTE Teachers](#) *** : 13.0

Enrolment By Age and Gender

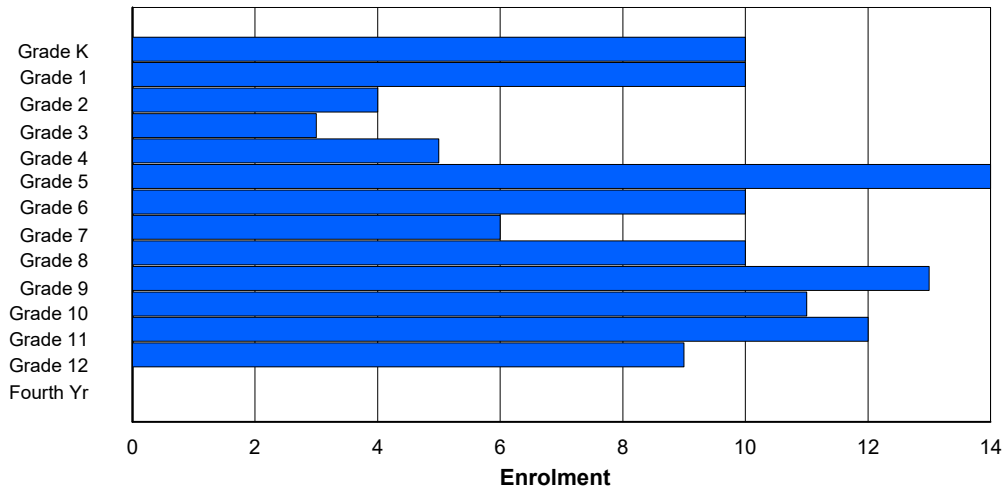
| Gender | Age | | | | | | | | | | | | | | | | | Total |
|--------------|-----------|-----------|----------|----------|----------|-----------|-----------|----------|-----------|-----------|-----------|-----------|----------|----------|----------|----------|------------|-------|
| | 5 | 6 | 7 | 8 | 9 | 10 | 11 | 12 | 13 | 14 | 15 | 16 | 17 | 18 | 19 | 20> | | |
| Male | 6 | 4 | 2 | 1 | 2 | 6 | 3 | 3 | 6 | 7 | 5 | 4 | 5 | 1 | 0 | 0 | 55 | |
| Female | 4 | 6 | 2 | 2 | 3 | 8 | 7 | 3 | 4 | 6 | 6 | 7 | 4 | 0 | 0 | 0 | 62 | |
| Total | 10 | 10 | 4 | 3 | 5 | 14 | 10 | 6 | 10 | 13 | 11 | 11 | 9 | 1 | 0 | 0 | 117 | |

Enrolment By Grade and Gender

| Gender | Grade | | | | | | | | | | | | | | Total |
|--------------|-----------|-----------|----------|----------|----------|-----------|-----------|----------|-----------|-----------|-----------|-----------|----------|----------|------------|
| | K | 1 | 2 | 3 | 4 | 5 | 6 | 7 | 8 | 9 | 10 | 11 | 12 | 4th | |
| Male | 6 | 4 | 2 | 1 | 2 | 6 | 3 | 3 | 6 | 7 | 5 | 5 | 5 | 0 | 55 |
| Female | 4 | 6 | 2 | 2 | 3 | 8 | 7 | 3 | 4 | 6 | 6 | 7 | 4 | 0 | 62 |
| Total | 10 | 10 | 4 | 3 | 5 | 14 | 10 | 6 | 10 | 13 | 11 | 12 | 9 | 0 | 117 |

Enrolment By Grade

For 092 - Grandy's River Collegiate, Burnt Islands



* Data from the 2014-2015 AGR(Enrolment/Age as of the last day in Sept./Dec.)

** Newfoundland Statistics Classification System

*** May include itinerant teachers

NI FSD - Western Region

#096 - Our Lady of the Cape School, Cape St. George

Classification: Rural
Offers Distance Education: No

Grades: K-8 Number of Grades: 9

[School FTE PTR : 6.0](#)
[District FTE PTR : 10.8](#)
[Provincial FTE PTR : 12.1](#)

[FTE Teachers](#) *** : 7.5

Enrolment By Age and Gender

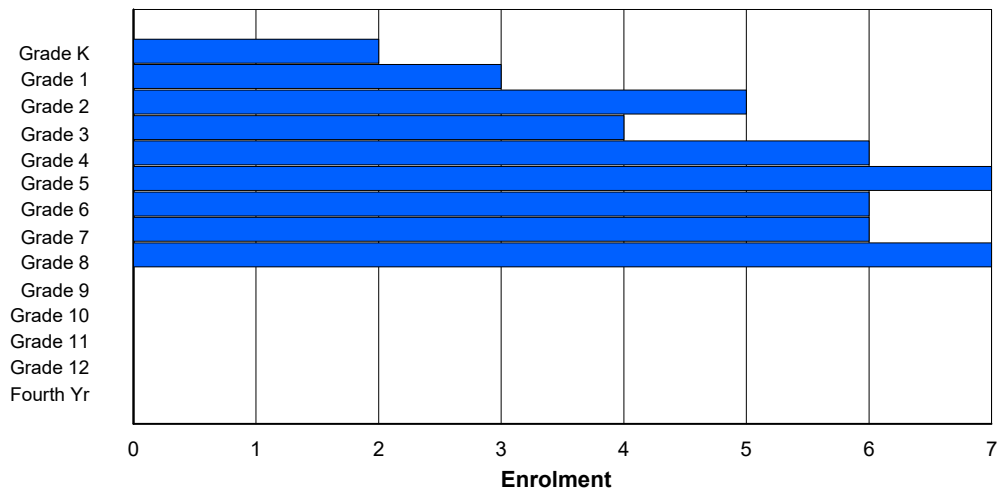
| Gender | Age | | | | | | | | | | | | | | | | | Total |
|--------------|----------|----------|----------|----------|----------|----------|----------|----------|----------|----------|----------|----------|----------|----------|----------|----------|-----------|-------|
| | 5 | 6 | 7 | 8 | 9 | 10 | 11 | 12 | 13 | 14 | 15 | 16 | 17 | 18 | 19 | 20> | | |
| Male | 2 | 2 | 1 | 4 | 4 | 5 | 2 | 2 | 3 | 0 | 0 | 0 | 0 | 0 | 0 | 0 | 25 | |
| Female | 0 | 1 | 4 | 0 | 1 | 3 | 4 | 4 | 4 | 0 | 0 | 0 | 0 | 0 | 0 | 0 | 21 | |
| Total | 2 | 3 | 5 | 4 | 5 | 8 | 6 | 6 | 7 | 0 | 0 | 0 | 0 | 0 | 0 | 0 | 46 | |

Enrolment By Grade and Gender

| Gender | Grade | | | | | | | | | | | | | | | Total |
|--------------|----------|----------|----------|----------|----------|----------|----------|----------|----------|----------|----------|----------|----------|----------|-----------|-------|
| | K | 1 | 2 | 3 | 4 | 5 | 6 | 7 | 8 | 9 | 10 | 11 | 12 | 4th | | |
| Male | 2 | 2 | 1 | 4 | 5 | 4 | 2 | 2 | 3 | 0 | 0 | 0 | 0 | 0 | 25 | |
| Female | 0 | 1 | 4 | 0 | 1 | 3 | 4 | 4 | 4 | 0 | 0 | 0 | 0 | 0 | 21 | |
| Total | 2 | 3 | 5 | 4 | 6 | 7 | 6 | 6 | 7 | 0 | 0 | 0 | 0 | 0 | 46 | |

Enrolment By Grade

For 096 - Our Lady of the Cape School, Cape St. George



* Data from the 2014-2015 AGR(Enrolment/Age as of the last day in Sept./Dec.)

** Newfoundland Statistics Classification System

*** May include itinerant teachers

NI, FSD - Western Region

#097 - St. James' Elementary, Channel-Port Aux Basques

Classification: Rural
Offers Distance Education: No

Grades: K-6 Number of Grades: 7

[School FTE PTR : 11.9](#)
[District FTE PTR : 10.8](#)
[Provincial FTE PTR : 12.1](#)

[FTE Teachers](#) *** : 22.8

Enrolment By Age and Gender

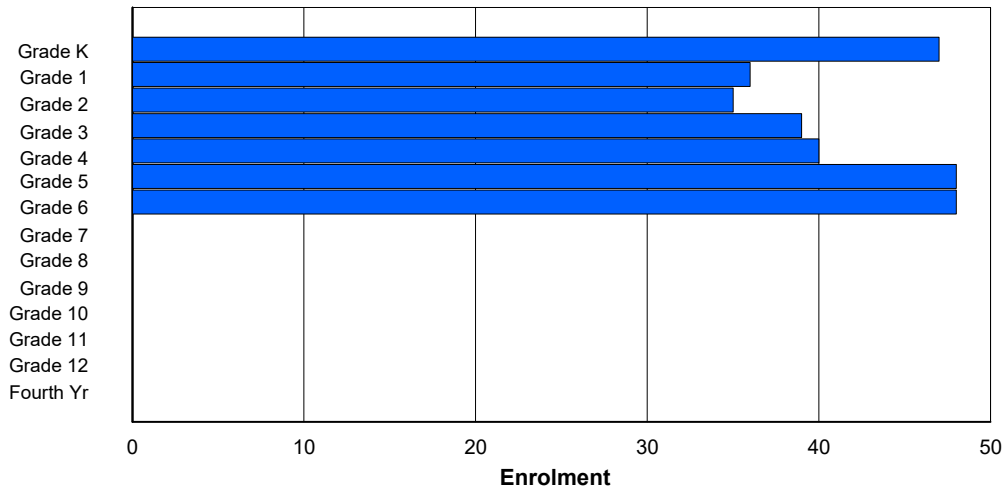
| Gender | Age | | | | | | | | | | | | | | | | Total |
|--------------|-----------|-----------|-----------|-----------|-----------|-----------|-----------|----------|----------|----------|----------|----------|----------|----------|----------|----------|------------|
| | 5 | 6 | 7 | 8 | 9 | 10 | 11 | 12 | 13 | 14 | 15 | 16 | 17 | 18 | 19 | 20> | |
| Male | 21 | 17 | 19 | 15 | 18 | 24 | 26 | 0 | 0 | 0 | 0 | 0 | 0 | 0 | 0 | 0 | 140 |
| Female | 26 | 18 | 17 | 24 | 22 | 24 | 22 | 0 | 0 | 0 | 0 | 0 | 0 | 0 | 0 | 0 | 153 |
| Total | 47 | 35 | 36 | 39 | 40 | 48 | 48 | 0 | 0 | 0 | 0 | 0 | 0 | 0 | 0 | 0 | 293 |

Enrolment By Grade and Gender

| Gender | Grade | | | | | | | | | | | | | | Total |
|--------------|-----------|-----------|-----------|-----------|-----------|-----------|-----------|----------|----------|----------|----------|----------|----------|----------|------------|
| | K | 1 | 2 | 3 | 4 | 5 | 6 | 7 | 8 | 9 | 10 | 11 | 12 | 4th | |
| Male | 21 | 18 | 18 | 15 | 18 | 24 | 26 | 0 | 0 | 0 | 0 | 0 | 0 | 0 | 140 |
| Female | 26 | 18 | 17 | 24 | 22 | 24 | 22 | 0 | 0 | 0 | 0 | 0 | 0 | 0 | 153 |
| Total | 47 | 36 | 35 | 39 | 40 | 48 | 48 | 0 | 0 | 0 | 0 | 0 | 0 | 0 | 293 |

Enrolment By Grade

For 097 - St. James' Elementary, Channel-Port Aux Basques



* Data from the 2014-2015 AGR(Enrolment/Age as of the last day in Sept./Dec.)

** Newfoundland Statistics Classification System

*** May include itinerant teachers

NI FSD - Western Region

#099 - St. James' Regional High School, Channel-Port Aux Basques

Classification: Rural
Offers Distance Education: No

Grades: 7-12

Number of Grades: 6

[School FTE PTR : 13.2](#)
[District FTE PTR : 10.8](#)
[Provincial FTE PTR : 12.1](#)

[FTE Teachers](#) *** : 24.0

Enrolment By Age and Gender

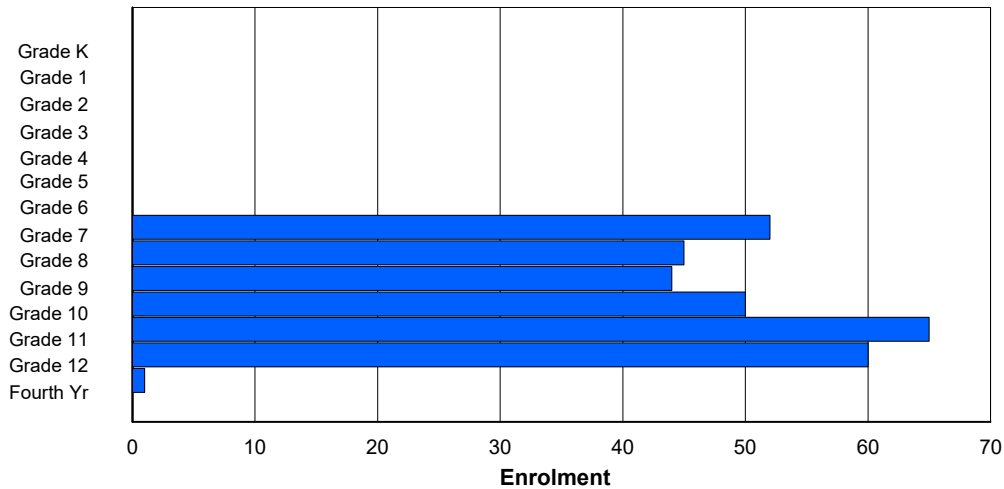
| Gender | Age | | | | | | | | | | | | | | | | Total |
|--------------|----------|----------|----------|----------|----------|----------|----------|-----------|-----------|-----------|-----------|-----------|-----------|-----------|----------|----------|------------|
| | 5 | 6 | 7 | 8 | 9 | 10 | 11 | 12 | 13 | 14 | 15 | 16 | 17 | 18 | 19 | 20> | |
| Male | 0 | 0 | 0 | 0 | 0 | 0 | 0 | 26 | 22 | 19 | 23 | 32 | 28 | 7 | 0 | 0 | 157 |
| Female | 0 | 0 | 0 | 0 | 0 | 0 | 0 | 25 | 22 | 25 | 29 | 23 | 32 | 4 | 0 | 0 | 160 |
| Total | 0 | 0 | 0 | 0 | 0 | 0 | 0 | 51 | 44 | 44 | 52 | 55 | 60 | 11 | 0 | 0 | 317 |

Enrolment By Grade and Gender

| Gender | Grade | | | | | | | | | | | | | | Total |
|--------------|----------|----------|----------|----------|----------|----------|----------|-----------|-----------|-----------|-----------|-----------|-----------|----------|------------|
| | K | 1 | 2 | 3 | 4 | 5 | 6 | 7 | 8 | 9 | 10 | 11 | 12 | 4th | |
| Male | 0 | 0 | 0 | 0 | 0 | 0 | 0 | 27 | 23 | 19 | 21 | 37 | 30 | 0 | 157 |
| Female | 0 | 0 | 0 | 0 | 0 | 0 | 0 | 25 | 22 | 25 | 29 | 28 | 30 | 1 | 160 |
| Total | 0 | 0 | 0 | 0 | 0 | 0 | 0 | 52 | 45 | 44 | 50 | 65 | 60 | 1 | 317 |

Enrolment By Grade

For 099 - St. James' Regional High School, Channel-Port Aux Basques



* Data from the 2014-2015 AGR(Enrolment/Age as of the last day in Sept./Dec.)

** Newfoundland Statistics Classification System

*** May include itinerant teachers

NI FSD - Western Region

#102 - All Saints All-Grade, Grey River

Classification: Rural
Offers Distance Education: Yes

Grades: K,2-4,10-12 Number of Grades: 6

[School FTE PTR : 4.6](#)
[District FTE PTR : 10.8](#)
[Provincial FTE PTR : 12.1](#)

[FTE Teachers](#) *** : 2.9

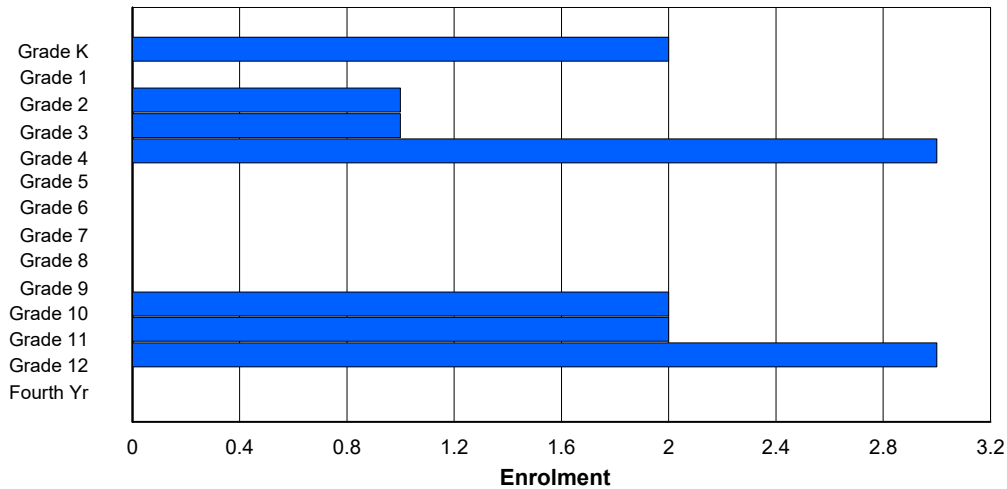
Enrolment By Age and Gender

| Gender | Age | | | | | | | | | | | | | | | | | Total |
|--------------|----------|----------|----------|----------|----------|----------|----------|----------|----------|----------|----------|----------|----------|----------|----------|----------|-----------|-------|
| | 5 | 6 | 7 | 8 | 9 | 10 | 11 | 12 | 13 | 14 | 15 | 16 | 17 | 18 | 19 | 20> | | |
| Male | 1 | 0 | 1 | 1 | 2 | 0 | 0 | 0 | 0 | 0 | 2 | 1 | 1 | 0 | 0 | 0 | 9 | |
| Female | 1 | 0 | 0 | 0 | 1 | 0 | 0 | 0 | 0 | 0 | 0 | 1 | 2 | 0 | 0 | 0 | 5 | |
| Total | 2 | 0 | 1 | 1 | 3 | 0 | 0 | 0 | 0 | 0 | 2 | 2 | 3 | 0 | 0 | 0 | 14 | |

Enrolment By Grade and Gender

| Gender | Grade | | | | | | | | | | | | | | | Total |
|--------------|----------|----------|----------|----------|----------|----------|----------|----------|----------|----------|----------|----------|----------|----------|-----------|-------|
| | K | 1 | 2 | 3 | 4 | 5 | 6 | 7 | 8 | 9 | 10 | 11 | 12 | 4th | | |
| Male | 1 | 0 | 1 | 1 | 2 | 0 | 0 | 0 | 0 | 0 | 2 | 1 | 1 | 0 | 9 | |
| Female | 1 | 0 | 0 | 0 | 1 | 0 | 0 | 0 | 0 | 0 | 0 | 1 | 2 | 0 | 5 | |
| Total | 2 | 0 | 1 | 1 | 3 | 0 | 0 | 0 | 0 | 0 | 2 | 2 | 3 | 0 | 14 | |

Enrolment By Grade
For 102 - All Saints All-Grade, Grey River



* Data from the 2014-2015 AGR(Enrolment/Age as of the last day in Sept./Dec.)

** Newfoundland Statistics Classification System

*** May include itinerant teachers

NI FSD - Western Region

#103 - LeGallais Memorial, Isle aux Morts

Classification: Rural
Offers Distance Education: No

Grades: K-9 Number of Grades: 10

[School FTE PTR : 8.7](#)
[District FTE PTR : 10.8](#)
[Provincial FTE PTR : 12.1](#)

[FTE Teachers](#) *** : 6.8

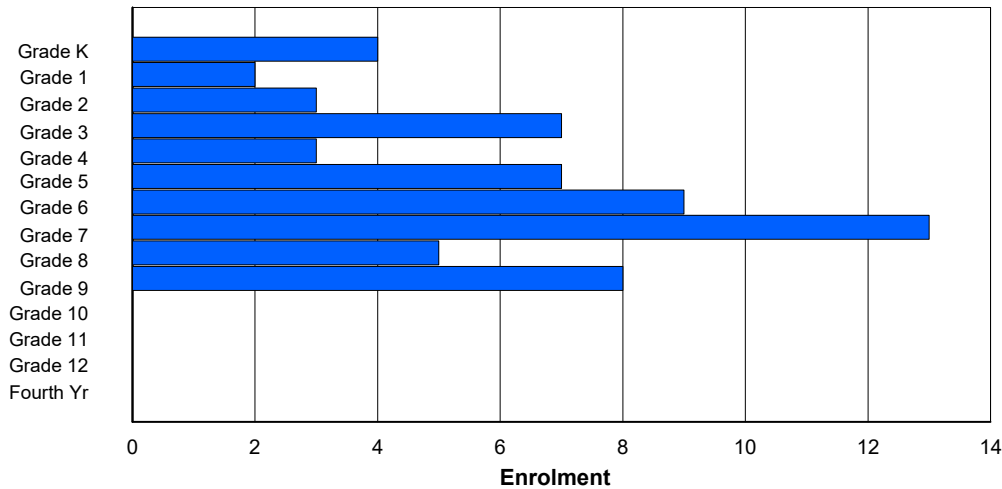
Enrolment By Age and Gender

| Gender | Age | | | | | | | | | | | | | | | | | Total |
|--------------|----------|----------|----------|----------|----------|----------|----------|-----------|----------|----------|----------|----------|----------|----------|----------|----------|-----------|-------|
| | 5 | 6 | 7 | 8 | 9 | 10 | 11 | 12 | 13 | 14 | 15 | 16 | 17 | 18 | 19 | 20> | | |
| Male | 2 | 2 | 2 | 2 | 2 | 4 | 6 | 5 | 5 | 4 | 0 | 0 | 0 | 0 | 0 | 0 | 34 | |
| Female | 2 | 0 | 1 | 5 | 1 | 3 | 3 | 7 | 1 | 4 | 0 | 0 | 0 | 0 | 0 | 0 | 27 | |
| Total | 4 | 2 | 3 | 7 | 3 | 7 | 9 | 12 | 6 | 8 | 0 | 0 | 0 | 0 | 0 | 0 | 61 | |

Enrolment By Grade and Gender

| Gender | K | Grade | | | | | | | | | | | | | 4th | Total |
|--------------|----------|----------|----------|----------|----------|----------|----------|-----------|----------|----------|----------|----------|----------|----------|-----------|-------|
| | | 1 | 2 | 3 | 4 | 5 | 6 | 7 | 8 | 9 | 10 | 11 | 12 | | | |
| Male | 2 | 2 | 2 | 2 | 2 | 4 | 6 | 6 | 4 | 4 | 0 | 0 | 0 | 0 | 34 | |
| Female | 2 | 0 | 1 | 5 | 1 | 3 | 3 | 7 | 1 | 4 | 0 | 0 | 0 | 0 | 27 | |
| Total | 4 | 2 | 3 | 7 | 3 | 7 | 9 | 13 | 5 | 8 | 0 | 0 | 0 | 0 | 61 | |

Enrolment By Grade
For 103 - LeGallais Memorial, Isle aux Morts



* Data from the 2014-2015 AGR(Enrolment/Age as of the last day in Sept./Dec.)

** Newfoundland Statistics Classification System

*** May include itinerant teachers

NI, FSD - Western Region

#104 - Douglas Academy, La Poile

Classification: Rural
Offers Distance Education: No

Grades: K,2,4

Number of Grades: 3

[School FTE PTR : 3.5](#)
[District FTE PTR : 10.8](#)
[Provincial FTE PTR : 12.1](#)

[FTE Teachers](#) *** : 1.0

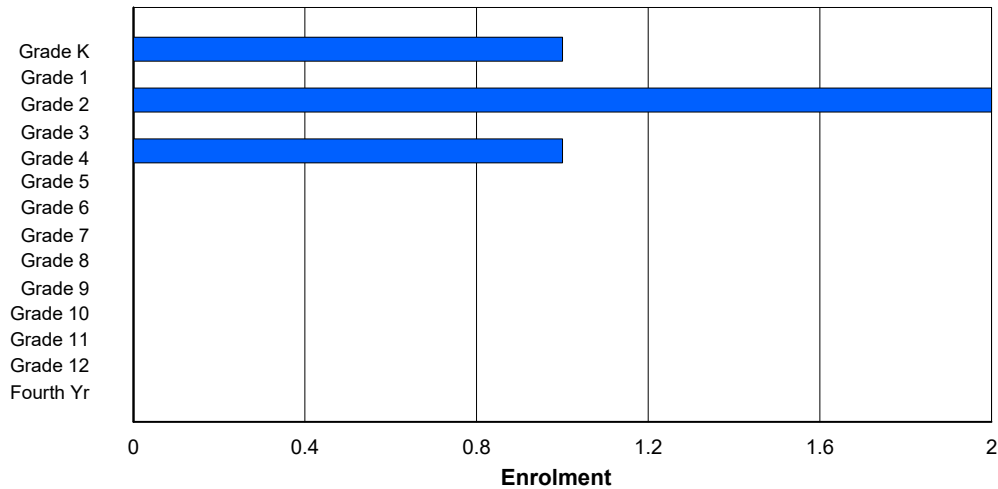
Enrolment By Age and Gender

| Gender | Age | | | | | | | | | | | | | | | | | Total |
|--------------|----------|----------|----------|----------|----------|----------|----------|----------|----------|----------|----------|----------|----------|----------|----------|----------|----------|-------|
| | 5 | 6 | 7 | 8 | 9 | 10 | 11 | 12 | 13 | 14 | 15 | 16 | 17 | 18 | 19 | 20> | | |
| Male | 1 | 0 | 2 | 0 | 1 | 0 | 0 | 0 | 0 | 0 | 0 | 0 | 0 | 0 | 0 | 0 | 4 | |
| Female | 0 | 0 | 0 | 0 | 0 | 0 | 0 | 0 | 0 | 0 | 0 | 0 | 0 | 0 | 0 | 0 | 0 | |
| Total | 1 | 0 | 2 | 0 | 1 | 0 | 0 | 0 | 0 | 0 | 0 | 0 | 0 | 0 | 0 | 0 | 4 | |

Enrolment By Grade and Gender

| Gender | Grade | | | | | | | | | | | | | | | Total |
|--------------|----------|----------|----------|----------|----------|----------|----------|----------|----------|----------|----------|----------|----------|----------|----------|-------|
| | K | 1 | 2 | 3 | 4 | 5 | 6 | 7 | 8 | 9 | 10 | 11 | 12 | 4th | | |
| Male | 1 | 0 | 2 | 0 | 1 | 0 | 0 | 0 | 0 | 0 | 0 | 0 | 0 | 0 | 4 | |
| Female | 0 | 0 | 0 | 0 | 0 | 0 | 0 | 0 | 0 | 0 | 0 | 0 | 0 | 0 | 0 | |
| Total | 1 | 0 | 2 | 0 | 1 | 0 | 0 | 0 | 0 | 0 | 0 | 0 | 0 | 0 | 4 | |

Enrolment By Grade
For 104 - Douglas Academy, La Poile



* Data from the 2014-2015 AGR(Enrolment/Age as of the last day in Sept./Dec.)

** Newfoundland Statistics Classification System

*** May include itinerant teachers

NI FSD - Western Region

#106 - Lourdes Elementary, Lourdes

Classification: Rural
Offers Distance Education: No

Grades: K-8 Number of Grades: 9

[School FTE PTR : 10.8](#)
[District FTE PTR : 10.8](#)
[Provincial FTE PTR : 12.1](#)

[FTE Teachers](#) *** : 15.8

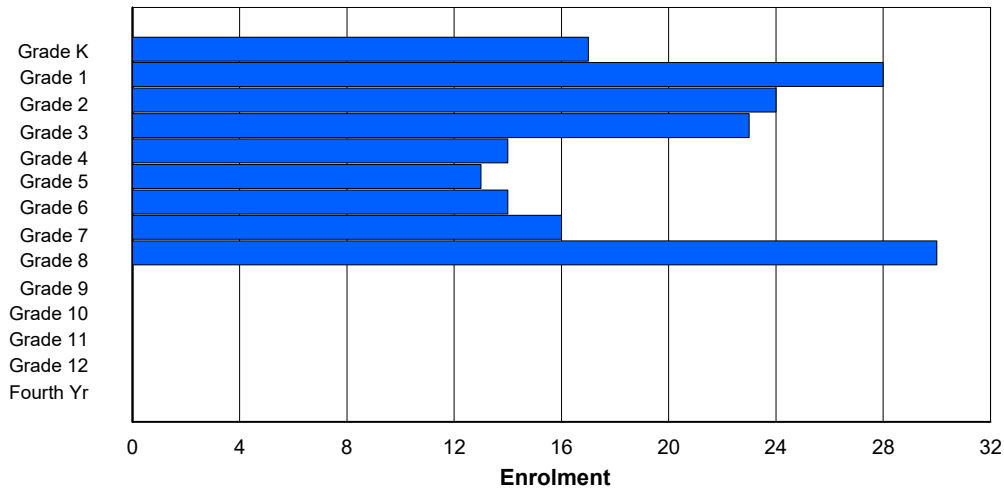
Enrolment By Age and Gender

| Gender | Age | | | | | | | | | | | | | | | | | Total |
|--------------|-----------|-----------|-----------|-----------|-----------|-----------|-----------|-----------|-----------|----------|----------|----------|----------|----------|----------|----------|------------|-------|
| | 5 | 6 | 7 | 8 | 9 | 10 | 11 | 12 | 13 | 14 | 15 | 16 | 17 | 18 | 19 | 20> | | |
| Male | 11 | 17 | 12 | 15 | 9 | 7 | 5 | 8 | 20 | 0 | 0 | 0 | 0 | 0 | 0 | 0 | 104 | |
| Female | 6 | 11 | 12 | 8 | 5 | 6 | 9 | 8 | 10 | 0 | 0 | 0 | 0 | 0 | 0 | 0 | 75 | |
| Total | 17 | 28 | 24 | 23 | 14 | 13 | 14 | 16 | 30 | 0 | 0 | 0 | 0 | 0 | 0 | 0 | 179 | |

Enrolment By Grade and Gender

| Gender | Grade | | | | | | | | | | | | | | | Total |
|--------------|-----------|-----------|-----------|-----------|-----------|-----------|-----------|-----------|-----------|----------|----------|----------|----------|----------|------------|-------|
| | K | 1 | 2 | 3 | 4 | 5 | 6 | 7 | 8 | 9 | 10 | 11 | 12 | 4th | | |
| Male | 11 | 17 | 12 | 15 | 9 | 7 | 5 | 8 | 20 | 0 | 0 | 0 | 0 | 0 | 104 | |
| Female | 6 | 11 | 12 | 8 | 5 | 6 | 9 | 8 | 10 | 0 | 0 | 0 | 0 | 0 | 75 | |
| Total | 17 | 28 | 24 | 23 | 14 | 13 | 14 | 16 | 30 | 0 | 0 | 0 | 0 | 0 | 179 | |

Enrolment By Grade
For 106 - Lourdes Elementary, Lourdes



* Data from the 2014-2015 AGR(Enrolment/Age as of the last day in Sept./Dec.)

** Newfoundland Statistics Classification System

*** May include itinerant teachers

NI FSD - Western Region

#110 - Piccadilly Central High, Piccadilly

Classification: Rural
Offers Distance Education: Yes

Grades: 9-12

Number of Grades: 4

[School FTE PTR : 11.0](#)
[District FTE PTR : 10.8](#)
[Provincial FTE PTR : 12.1](#)

[FTE Teachers](#) *** : 13.0

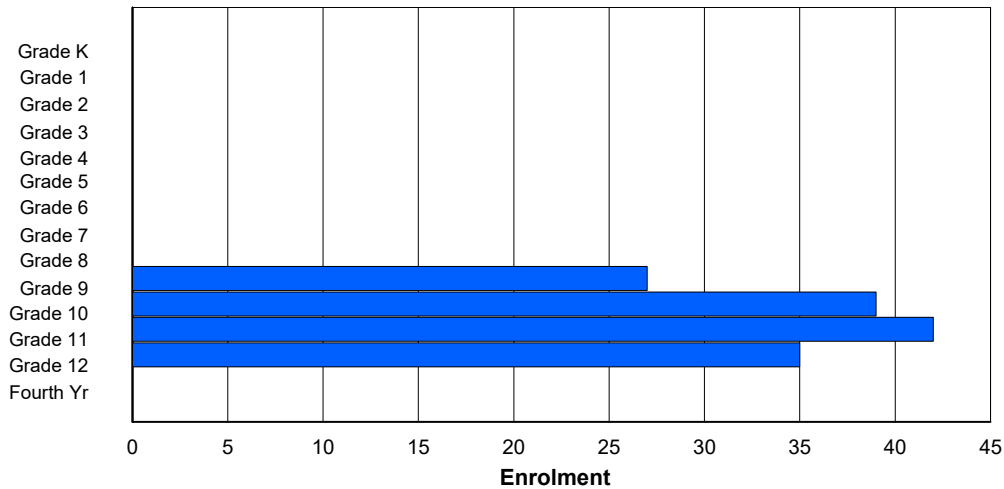
Enrolment By Age and Gender

| Gender | Age | | | | | | | | | | | | | | | | | Total |
|--------------|----------|----------|----------|----------|----------|----------|----------|----------|----------|-----------|-----------|-----------|-----------|----------|----------|----------|------------|-------|
| | 5 | 6 | 7 | 8 | 9 | 10 | 11 | 12 | 13 | 14 | 15 | 16 | 17 | 18 | 19 | 20> | | |
| Male | 0 | 0 | 0 | 0 | 0 | 0 | 0 | 0 | 0 | 12 | 17 | 21 | 19 | 3 | 0 | 0 | 72 | |
| Female | 0 | 0 | 0 | 0 | 0 | 0 | 0 | 0 | 0 | 13 | 23 | 19 | 16 | 0 | 0 | 0 | 71 | |
| Total | 0 | 0 | 0 | 0 | 0 | 0 | 0 | 0 | 0 | 25 | 40 | 40 | 35 | 3 | 0 | 0 | 143 | |

Enrolment By Grade and Gender

| Gender | Grade | | | | | | | | | | | | | | | Total |
|--------------|----------|----------|----------|----------|----------|----------|----------|----------|----------|-----------|-----------|-----------|-----------|----------|------------|-------|
| | K | 1 | 2 | 3 | 4 | 5 | 6 | 7 | 8 | 9 | 10 | 11 | 12 | 4th | | |
| Male | 0 | 0 | 0 | 0 | 0 | 0 | 0 | 0 | 0 | 13 | 17 | 23 | 19 | 0 | 72 | |
| Female | 0 | 0 | 0 | 0 | 0 | 0 | 0 | 0 | 0 | 14 | 22 | 19 | 16 | 0 | 71 | |
| Total | 0 | 0 | 0 | 0 | 0 | 0 | 0 | 0 | 0 | 27 | 39 | 42 | 35 | 0 | 143 | |

Enrolment By Grade
For 110 - Piccadilly Central High, Piccadilly



* Data from the 2014-2015 AGR(Enrolment/Age as of the last day in Sept./Dec.)

** Newfoundland Statistics Classification System

*** May include itinerant teachers

NI FSD - Western Region

#111 - St. Thomas Aquinas, Port au Port East

Classification: Rural
Offers Distance Education: No

Grades: K-8 Number of Grades: 9

[School FTE PTR : 9.6](#)
[District FTE PTR : 10.8](#)
[Provincial FTE PTR : 12.1](#)

[FTE Teachers](#) *** : 11.0

Enrolment By Age and Gender

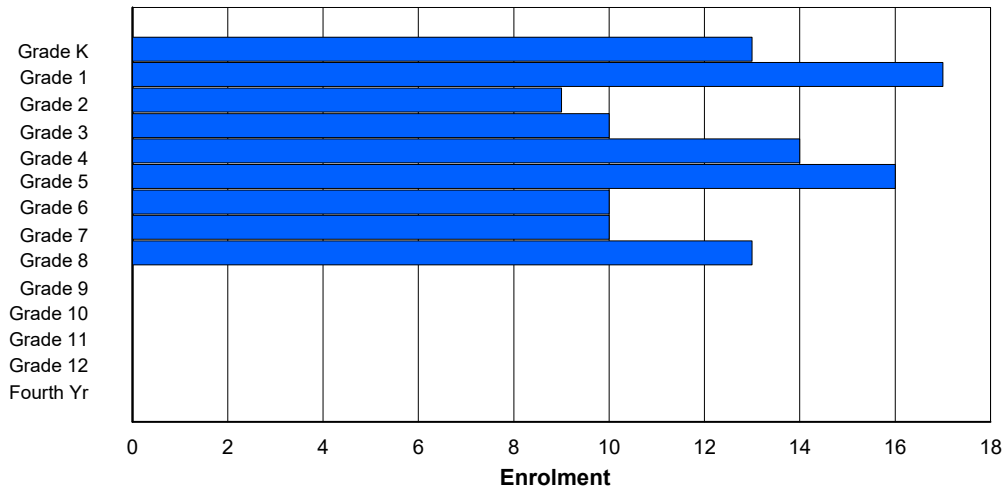
| Gender | Age | | | | | | | | | | | | | | | | | Total |
|--------------|-----------|-----------|----------|-----------|-----------|-----------|-----------|-----------|-----------|----------|----------|----------|----------|----------|----------|----------|------------|-------|
| | 5 | 6 | 7 | 8 | 9 | 10 | 11 | 12 | 13 | 14 | 15 | 16 | 17 | 18 | 19 | 20> | | |
| Male | 7 | 7 | 5 | 4 | 8 | 8 | 7 | 4 | 5 | 0 | 0 | 0 | 0 | 0 | 0 | 0 | 55 | |
| Female | 6 | 10 | 4 | 6 | 6 | 7 | 4 | 6 | 8 | 0 | 0 | 0 | 0 | 0 | 0 | 0 | 57 | |
| Total | 13 | 17 | 9 | 10 | 14 | 15 | 11 | 10 | 13 | 0 | 0 | 0 | 0 | 0 | 0 | 0 | 112 | |

Enrolment By Grade and Gender

| Gender | Grade | | | | | | | | | | | | | | | Total |
|--------------|-----------|-----------|----------|-----------|-----------|-----------|-----------|-----------|-----------|----------|----------|----------|----------|----------|------------|-------|
| | K | 1 | 2 | 3 | 4 | 5 | 6 | 7 | 8 | 9 | 10 | 11 | 12 | 4th | | |
| Male | 7 | 7 | 5 | 4 | 8 | 9 | 6 | 4 | 5 | 0 | 0 | 0 | 0 | 0 | 55 | |
| Female | 6 | 10 | 4 | 6 | 6 | 7 | 4 | 6 | 8 | 0 | 0 | 0 | 0 | 0 | 57 | |
| Total | 13 | 17 | 9 | 10 | 14 | 16 | 10 | 10 | 13 | 0 | 0 | 0 | 0 | 0 | 112 | |

Enrolment By Grade

For 111 - St. Thomas Aquinas, Port au Port East



* Data from the 2014-2015 AGR(Enrolment/Age as of the last day in Sept./Dec.)

** Newfoundland Statistics Classification System

*** May include itinerant teachers

NI FSD - Western Region

#113 - St. Boniface All Grade, Ramea

Classification: Rural
Offers Distance Education: Yes

Grades: 1-12

Number of Grades: 13

[School FTE PTR : 7.5](#)
[District FTE PTR : 10.8](#)
[Provincial FTE PTR : 12.1](#)

[FTE Teachers](#) *** : 5.5

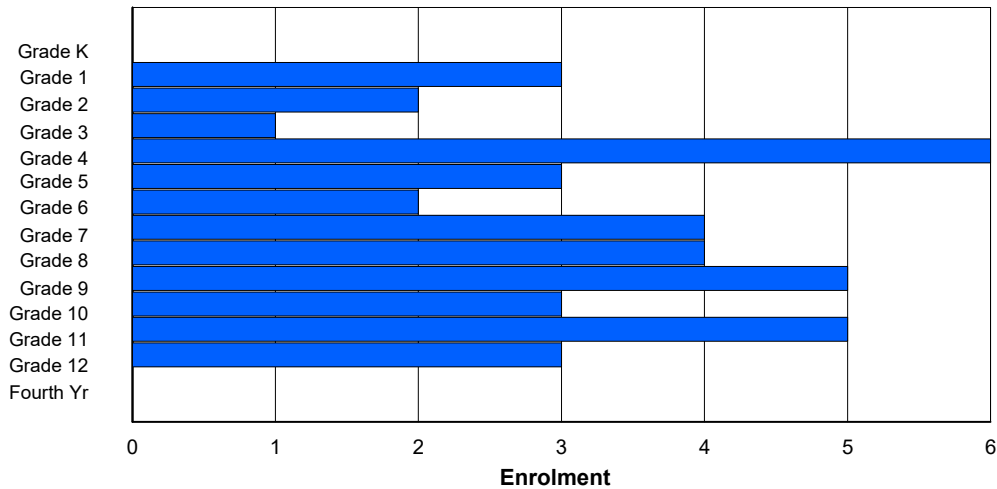
Enrolment By Age and Gender

| Gender | Age | | | | | | | | | | | | | | | | | Total |
|--------------|----------|----------|----------|----------|----------|----------|----------|----------|----------|----------|----------|----------|----------|----------|----------|----------|-----------|-------|
| | 5 | 6 | 7 | 8 | 9 | 10 | 11 | 12 | 13 | 14 | 15 | 16 | 17 | 18 | 19 | 20> | | |
| Male | 0 | 2 | 1 | 1 | 4 | 3 | 0 | 3 | 1 | 3 | 2 | 2 | 2 | 0 | 0 | 0 | 24 | |
| Female | 0 | 1 | 1 | 0 | 2 | 0 | 2 | 1 | 2 | 3 | 1 | 3 | 1 | 0 | 0 | 0 | 17 | |
| Total | 0 | 3 | 2 | 1 | 6 | 3 | 2 | 4 | 3 | 6 | 3 | 5 | 3 | 0 | 0 | 0 | 41 | |

Enrolment By Grade and Gender

| Gender | Grade | | | | | | | | | | | | | | | Total |
|--------------|----------|----------|----------|----------|----------|----------|----------|----------|----------|----------|----------|----------|----------|----------|-----------|-------|
| | K | 1 | 2 | 3 | 4 | 5 | 6 | 7 | 8 | 9 | 10 | 11 | 12 | 4th | | |
| Male | 0 | 2 | 1 | 1 | 4 | 3 | 0 | 3 | 2 | 2 | 2 | 2 | 2 | 0 | 24 | |
| Female | 0 | 1 | 1 | 0 | 2 | 0 | 2 | 1 | 2 | 3 | 1 | 3 | 1 | 0 | 17 | |
| Total | 0 | 3 | 2 | 1 | 6 | 3 | 2 | 4 | 4 | 5 | 3 | 5 | 3 | 0 | 41 | |

Enrolment By Grade
For 113 - St. Boniface All Grade, Ramea



* Data from the 2014-2015 AGR(Enrolment/Age as of the last day in Sept./Dec.)

** Newfoundland Statistics Classification System

*** May include itinerant teachers

NI FSD - Western Region

#115 - Our Lady of Mercy Elementary, St. George's

Grades: K-8 Number of Grades: 9

[FTE Teachers](#) *** : 12.0

Classification: Rural
Offers Distance Education: No

[School FTE PTR : 11.9](#)
[District FTE PTR : 10.8](#)
[Provincial FTE PTR : 12.1](#)

Enrolment By Age and Gender

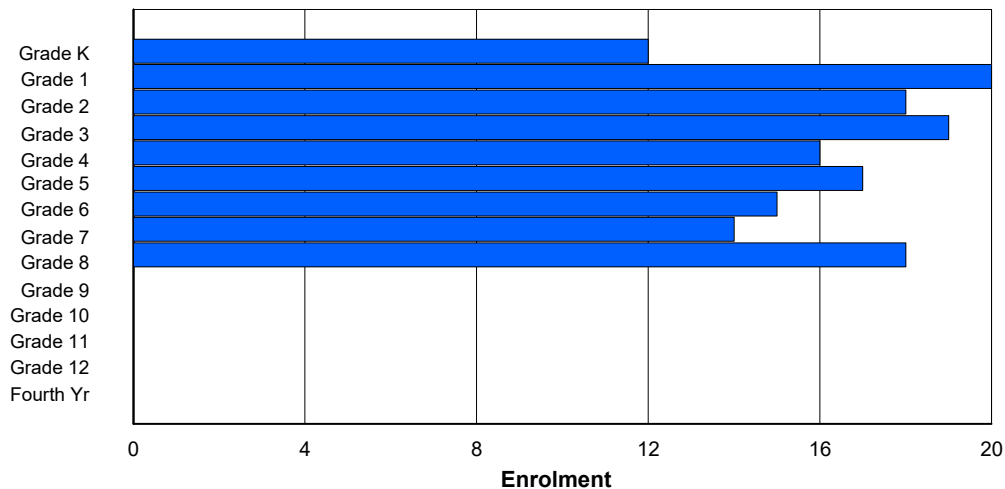
| Gender | Age | | | | | | | | | | | | | | | | | Total |
|--------------|-----------|-----------|-----------|-----------|-----------|-----------|-----------|-----------|-----------|----------|----------|----------|----------|----------|----------|----------|------------|-------|
| | 5 | 6 | 7 | 8 | 9 | 10 | 11 | 12 | 13 | 14 | 15 | 16 | 17 | 18 | 19 | 20> | | |
| Male | 8 | 9 | 9 | 9 | 8 | 10 | 6 | 5 | 11 | 0 | 0 | 0 | 0 | 0 | 0 | 0 | 75 | |
| Female | 4 | 11 | 9 | 10 | 8 | 7 | 9 | 9 | 7 | 0 | 0 | 0 | 0 | 0 | 0 | 0 | 74 | |
| Total | 12 | 20 | 18 | 19 | 16 | 17 | 15 | 14 | 18 | 0 | 0 | 0 | 0 | 0 | 0 | 0 | 149 | |

Enrolment By Grade and Gender

| Gender | Grade | | | | | | | | | | | | | | Total |
|--------------|-----------|-----------|-----------|-----------|-----------|-----------|-----------|-----------|-----------|----------|----------|----------|----------|----------|------------|
| | K | 1 | 2 | 3 | 4 | 5 | 6 | 7 | 8 | 9 | 10 | 11 | 12 | 4th | |
| Male | 8 | 9 | 9 | 9 | 8 | 10 | 6 | 5 | 11 | 0 | 0 | 0 | 0 | 0 | 75 |
| Female | 4 | 11 | 9 | 10 | 8 | 7 | 9 | 9 | 7 | 0 | 0 | 0 | 0 | 0 | 74 |
| Total | 12 | 20 | 18 | 19 | 16 | 17 | 15 | 14 | 18 | 0 | 0 | 0 | 0 | 0 | 149 |

Enrolment By Grade

For 115 - Our Lady of Mercy Elementary, St. George's



* Data from the 2014-2015 AGR(Enrolment/Age as of the last day in Sept./Dec.)

** Newfoundland Statistics Classification System

*** May include itinerant teachers

NI FSD - Western Region

#116 - Appalachia High School, St. George's

Classification: Rural
Offers Distance Education: No

Grades: 9-12

Number of Grades: 4

[School FTE PTR : 11.2](#)
[District FTE PTR : 10.8](#)
[Provincial FTE PTR : 12.1](#)

[FTE Teachers](#) *** : 13.0

Enrolment By Age and Gender

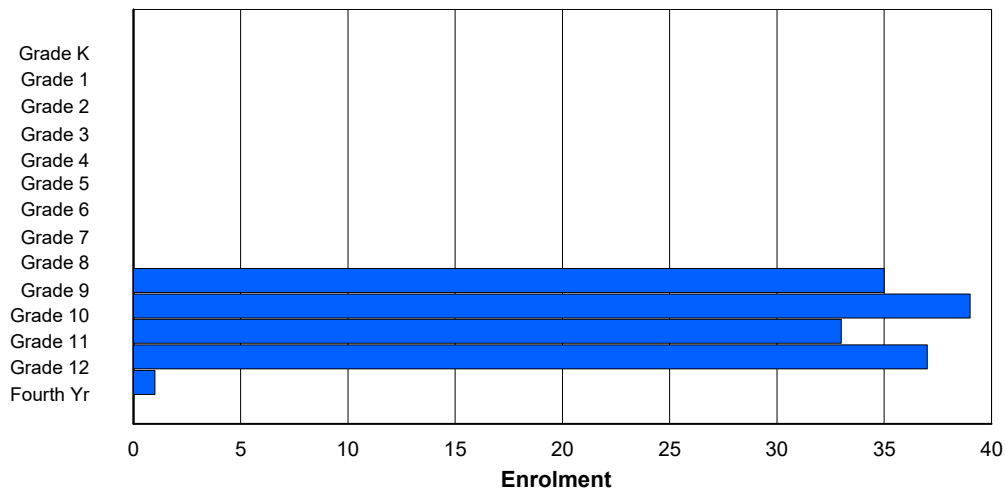
| Gender | Age | | | | | | | | | | | | | | | | | Total |
|--------------|----------|----------|----------|----------|----------|----------|----------|----------|----------|-----------|-----------|-----------|-----------|----------|----------|----------|------------|-------|
| | 5 | 6 | 7 | 8 | 9 | 10 | 11 | 12 | 13 | 14 | 15 | 16 | 17 | 18 | 19 | 20> | | |
| Male | 0 | 0 | 0 | 0 | 0 | 0 | 0 | 0 | 0 | 15 | 16 | 17 | 22 | 3 | 1 | 0 | 74 | |
| Female | 0 | 0 | 0 | 0 | 0 | 0 | 0 | 0 | 0 | 19 | 23 | 15 | 13 | 1 | 0 | 0 | 71 | |
| Total | 0 | 0 | 0 | 0 | 0 | 0 | 0 | 0 | 0 | 34 | 39 | 32 | 35 | 4 | 1 | 0 | 145 | |

Enrolment By Grade and Gender

| Gender | Grade | | | | | | | | | | | | | | | Total |
|--------------|----------|----------|----------|----------|----------|----------|----------|----------|----------|-----------|-----------|-----------|-----------|----------|------------|-------|
| | K | 1 | 2 | 3 | 4 | 5 | 6 | 7 | 8 | 9 | 10 | 11 | 12 | 4th | | |
| Male | 0 | 0 | 0 | 0 | 0 | 0 | 0 | 0 | 0 | 16 | 15 | 18 | 24 | 1 | 74 | |
| Female | 0 | 0 | 0 | 0 | 0 | 0 | 0 | 0 | 0 | 19 | 24 | 15 | 13 | 0 | 71 | |
| Total | 0 | 0 | 0 | 0 | 0 | 0 | 0 | 0 | 0 | 35 | 39 | 33 | 37 | 1 | 145 | |

Enrolment By Grade

For 116 - Appalachia High School, St. George's



* Data from the 2014-2015 AGR(Enrolment/Age as of the last day in Sept./Dec.)

** Newfoundland Statistics Classification System

*** May include itinerant teachers

NI FSD - Western Region

#118 - Stephenville Elementary, Stephenville

Classification: Urban
Offers Distance Education: No

Grades: 4-5 Number of Grades: 2

[School FTE PTR : 11.8](#)
[District FTE PTR : 10.8](#)
[Provincial FTE PTR : 12.1](#)

[FTE Teachers](#) *** : 14.0

Enrolment By Age and Gender

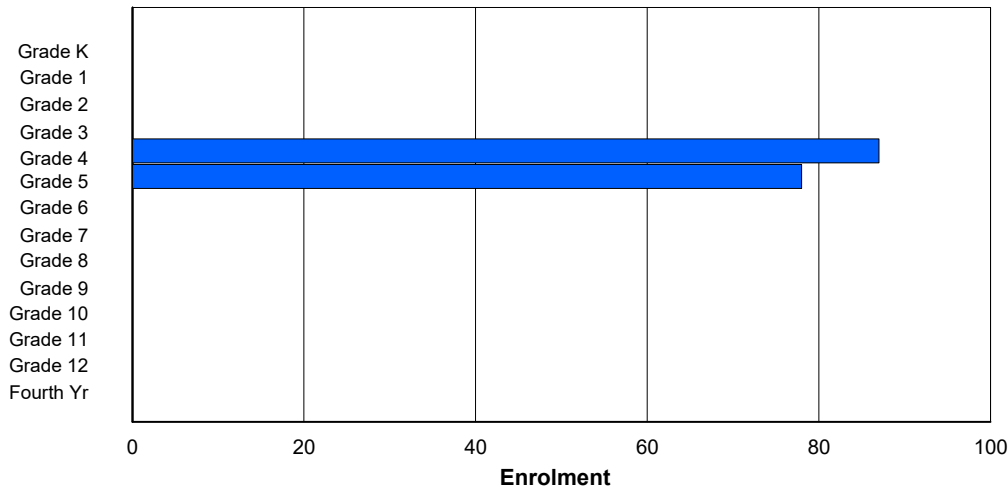
| Gender | Age | | | | | | | | | | | | | | | | | Total |
|--------------|----------|----------|----------|----------|-----------|-----------|----------|----------|----------|----------|----------|----------|----------|----------|----------|----------|------------|-------|
| | 5 | 6 | 7 | 8 | 9 | 10 | 11 | 12 | 13 | 14 | 15 | 16 | 17 | 18 | 19 | 20> | | |
| Male | 0 | 0 | 0 | 0 | 52 | 39 | 1 | 0 | 0 | 0 | 0 | 0 | 0 | 0 | 0 | 0 | 92 | |
| Female | 0 | 0 | 0 | 0 | 34 | 39 | 0 | 0 | 0 | 0 | 0 | 0 | 0 | 0 | 0 | 0 | 73 | |
| Total | 0 | 0 | 0 | 0 | 86 | 78 | 1 | 0 | 0 | 0 | 0 | 0 | 0 | 0 | 0 | 0 | 165 | |

Enrolment By Grade and Gender

| Gender | Grade | | | | | | | | | | | | | | | Total |
|--------------|----------|----------|----------|----------|-----------|-----------|----------|----------|----------|----------|----------|----------|----------|----------|------------|-------|
| | K | 1 | 2 | 3 | 4 | 5 | 6 | 7 | 8 | 9 | 10 | 11 | 12 | 4th | | |
| Male | 0 | 0 | 0 | 0 | 53 | 39 | 0 | 0 | 0 | 0 | 0 | 0 | 0 | 0 | 92 | |
| Female | 0 | 0 | 0 | 0 | 34 | 39 | 0 | 0 | 0 | 0 | 0 | 0 | 0 | 0 | 73 | |
| Total | 0 | 0 | 0 | 0 | 87 | 78 | 0 | 0 | 0 | 0 | 0 | 0 | 0 | 0 | 165 | |

Enrolment By Grade

For 118 - Stephenville Elementary, Stephenville



* Data from the 2014-2015 AGR(Enrolment/Age as of the last day in Sept./Dec.)

** Newfoundland Statistics Classification System

*** May include itinerant teachers

NI FSD - Western Region

#119 - Stephenville High, Stephenville

Classification: Urban
Offers Distance Education: No

Grades: 9-12

Number of Grades: 4

[School FTE PTR : 14.3](#)
[District FTE PTR : 10.8](#)
[Provincial FTE PTR : 12.1](#)

[FTE Teachers](#) *** : 29.8

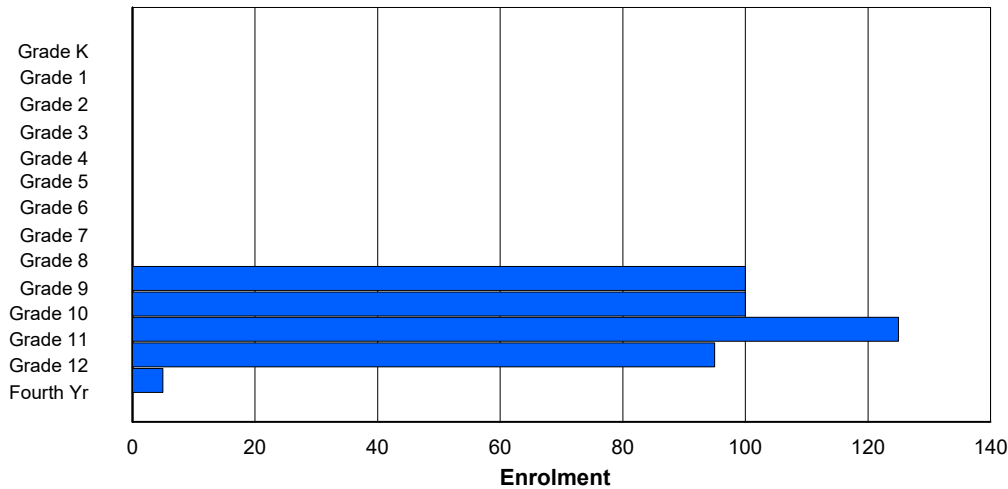
Enrolment By Age and Gender

| Gender | Age | | | | | | | | | | | | | | | | | Total |
|--------------|----------|----------|----------|----------|----------|----------|----------|----------|----------|-----------|-----------|------------|-----------|-----------|----------|----------|------------|-------|
| | 5 | 6 | 7 | 8 | 9 | 10 | 11 | 12 | 13 | 14 | 15 | 16 | 17 | 18 | 19 | 20> | | |
| Male | 0 | 0 | 0 | 0 | 0 | 0 | 0 | 0 | 0 | 55 | 47 | 63 | 46 | 6 | 2 | 0 | 219 | |
| Female | 0 | 0 | 0 | 0 | 0 | 0 | 0 | 0 | 0 | 41 | 47 | 62 | 51 | 4 | 0 | 1 | 206 | |
| Total | 0 | 0 | 0 | 0 | 0 | 0 | 0 | 0 | 0 | 96 | 94 | 125 | 97 | 10 | 2 | 1 | 425 | |

Enrolment By Grade and Gender

| Gender | Grade | | | | | | | | | | | | | | | Total |
|--------------|----------|----------|----------|----------|----------|----------|----------|----------|----------|------------|------------|------------|-----------|----------|------------|-------|
| | K | 1 | 2 | 3 | 4 | 5 | 6 | 7 | 8 | 9 | 10 | 11 | 12 | 4th | | |
| Male | 0 | 0 | 0 | 0 | 0 | 0 | 0 | 0 | 0 | 57 | 51 | 64 | 44 | 3 | 219 | |
| Female | 0 | 0 | 0 | 0 | 0 | 0 | 0 | 0 | 0 | 43 | 49 | 61 | 51 | 2 | 206 | |
| Total | 0 | 0 | 0 | 0 | 0 | 0 | 0 | 0 | 0 | 100 | 100 | 125 | 95 | 5 | 425 | |

Enrolment By Grade
For 119 - Stephenville High, Stephenville



* Data from the 2014-2015 AGR(Enrolment/Age as of the last day in Sept./Dec.)

** Newfoundland Statistics Classification System

*** May include itinerant teachers

NI FSD - Western Region

#120 - Stephenville Primary, Stephenville

Classification: Urban
Offers Distance Education: No

Grades: K-3 Number of Grades: 4

[School FTE PTR : 12.1](#)
[District FTE PTR : 10.8](#)
[Provincial FTE PTR : 12.1](#)

[FTE Teachers](#) *** : 26.0

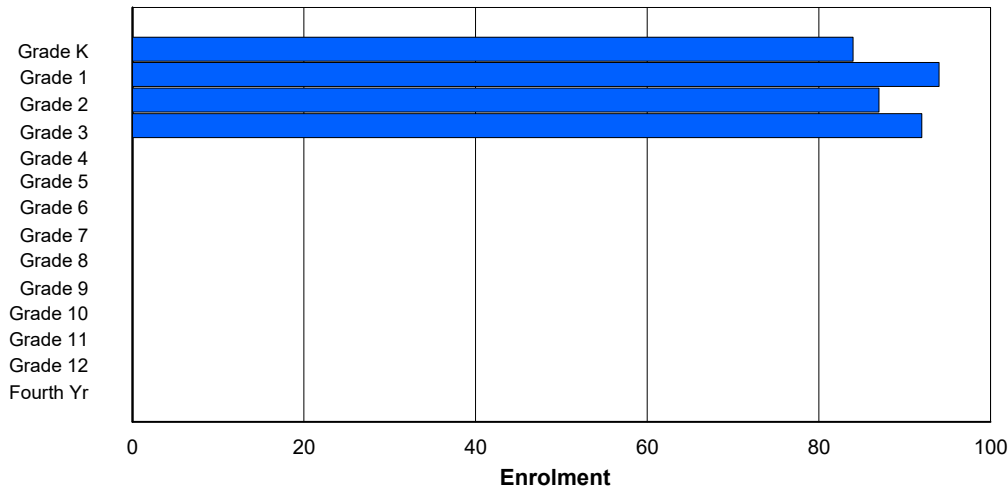
Enrolment By Age and Gender

| Gender | Age | | | | | | | | | | | | | | | | | Total |
|--------------|-----------|-----------|-----------|-----------|----------|----------|----------|----------|----------|----------|----------|----------|----------|----------|----------|----------|------------|-------|
| | 5 | 6 | 7 | 8 | 9 | 10 | 11 | 12 | 13 | 14 | 15 | 16 | 17 | 18 | 19 | 20> | | |
| Male | 46 | 42 | 30 | 48 | 0 | 0 | 0 | 0 | 0 | 0 | 0 | 0 | 0 | 0 | 0 | 0 | 166 | |
| Female | 36 | 53 | 57 | 45 | 0 | 0 | 0 | 0 | 0 | 0 | 0 | 0 | 0 | 0 | 0 | 0 | 191 | |
| Total | 82 | 95 | 87 | 93 | 0 | 0 | 0 | 0 | 0 | 0 | 0 | 0 | 0 | 0 | 0 | 0 | 357 | |

Enrolment By Grade and Gender

| Gender | Grade | | | | | | | | | | | | | | | Total |
|--------------|-----------|-----------|-----------|-----------|----------|----------|----------|----------|----------|----------|----------|----------|----------|----------|------------|-------|
| | K | 1 | 2 | 3 | 4 | 5 | 6 | 7 | 8 | 9 | 10 | 11 | 12 | 4th | | |
| Male | 47 | 41 | 31 | 47 | 0 | 0 | 0 | 0 | 0 | 0 | 0 | 0 | 0 | 0 | 166 | |
| Female | 37 | 53 | 56 | 45 | 0 | 0 | 0 | 0 | 0 | 0 | 0 | 0 | 0 | 0 | 191 | |
| Total | 84 | 94 | 87 | 92 | 0 | 0 | 0 | 0 | 0 | 0 | 0 | 0 | 0 | 0 | 357 | |

Enrolment By Grade
For 120 - Stephenville Primary, Stephenville



* Data from the 2014-2015 AGR(Enrolment/Age as of the last day in Sept./Dec.)

** Newfoundland Statistics Classification System

*** May include itinerant teachers

NI FSD - Western Region

#123 - St. Michael's Elementary, Stephenville Crossing

Classification: Rural
Offers Distance Education: No

Grades: K-8 Number of Grades: 9

[School FTE PTR : 10.3](#)
[District FTE PTR : 10.8](#)
[Provincial FTE PTR : 12.1](#)

[FTE Teachers](#) *** : 15.5

Enrolment By Age and Gender

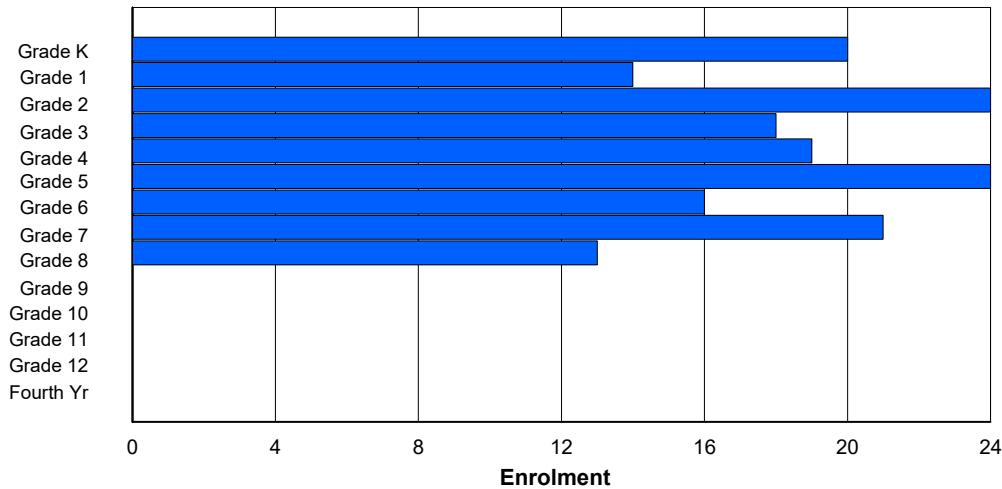
| Gender | Age | | | | | | | | | | | | | | | | | Total |
|--------------|-----------|-----------|-----------|-----------|-----------|-----------|-----------|-----------|-----------|----------|----------|----------|----------|----------|----------|----------|------------|-------|
| | 5 | 6 | 7 | 8 | 9 | 10 | 11 | 12 | 13 | 14 | 15 | 16 | 17 | 18 | 19 | 20> | | |
| Male | 9 | 6 | 12 | 6 | 8 | 16 | 7 | 8 | 4 | 0 | 0 | 0 | 0 | 0 | 0 | 0 | 76 | |
| Female | 12 | 8 | 11 | 13 | 9 | 9 | 10 | 12 | 8 | 1 | 0 | 0 | 0 | 0 | 0 | 0 | 93 | |
| Total | 21 | 14 | 23 | 19 | 17 | 25 | 17 | 20 | 12 | 1 | 0 | 0 | 0 | 0 | 0 | 0 | 169 | |

Enrolment By Grade and Gender

| Gender | Grade | | | | | | | | | | | | | | | Total |
|--------------|-----------|-----------|-----------|-----------|-----------|-----------|-----------|-----------|-----------|----------|----------|----------|----------|----------|------------|-------|
| | K | 1 | 2 | 3 | 4 | 5 | 6 | 7 | 8 | 9 | 10 | 11 | 12 | 4th | | |
| Male | 9 | 6 | 13 | 5 | 9 | 15 | 7 | 8 | 4 | 0 | 0 | 0 | 0 | 0 | 76 | |
| Female | 11 | 8 | 11 | 13 | 10 | 9 | 9 | 13 | 9 | 0 | 0 | 0 | 0 | 0 | 93 | |
| Total | 20 | 14 | 24 | 18 | 19 | 24 | 16 | 21 | 13 | 0 | 0 | 0 | 0 | 0 | 169 | |

Enrolment By Grade

For 123 - St. Michael's Elementary, Stephenville Crossing



* Data from the 2014-2015 AGR(Enrolment/Age as of the last day in Sept./Dec.)

** Newfoundland Statistics Classification System

*** May include itinerant teachers

NI FSD - Western Region

#137 - St. Simon and St. Jude Academy, Francois

Grades: K-2,6,8-11 Number of Grades: 9

[FTE Teachers](#) *** : 1.5

Classification: Rural
Offers Distance Education: Yes

[School FTE PTR : 6.3](#)
[District FTE PTR : 10.8](#)
[Provincial FTE PTR : 12.1](#)

Enrolment By Age and Gender

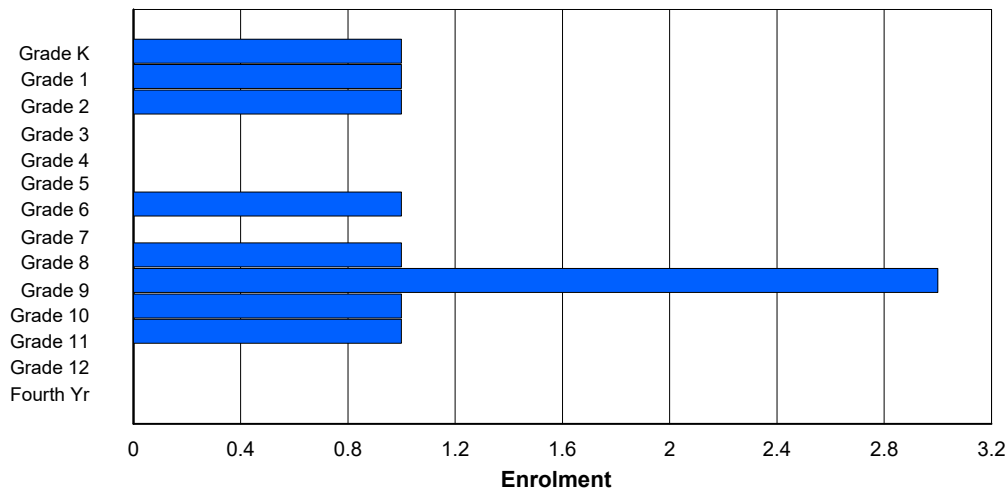
| Gender | Age | | | | | | | | | | | | | | | | | Total |
|--------------|----------|----------|----------|----------|----------|----------|----------|----------|----------|----------|----------|----------|----------|----------|----------|----------|-----------|-------|
| | 5 | 6 | 7 | 8 | 9 | 10 | 11 | 12 | 13 | 14 | 15 | 16 | 17 | 18 | 19 | 20> | | |
| Male | 1 | 1 | 1 | 0 | 0 | 0 | 1 | 0 | 0 | 2 | 0 | 1 | 0 | 0 | 0 | 0 | 7 | |
| Female | 0 | 0 | 0 | 0 | 0 | 0 | 0 | 0 | 1 | 1 | 1 | 0 | 0 | 0 | 0 | 0 | 3 | |
| Total | 1 | 1 | 1 | 0 | 0 | 0 | 1 | 0 | 1 | 3 | 1 | 1 | 0 | 0 | 0 | 0 | 10 | |

Enrolment By Grade and Gender

| Gender | K | Grade | | | | | | | | | | | | | 4th | Total |
|--------------|----------|----------|----------|----------|----------|----------|----------|----------|----------|----------|----------|----------|----------|----------|-----------|-------|
| | | 1 | 2 | 3 | 4 | 5 | 6 | 7 | 8 | 9 | 10 | 11 | 12 | | | |
| Male | 1 | 1 | 1 | 0 | 0 | 0 | 1 | 0 | 0 | 2 | 0 | 1 | 0 | 0 | 7 | |
| Female | 0 | 0 | 0 | 0 | 0 | 0 | 0 | 0 | 1 | 1 | 1 | 0 | 0 | 0 | 3 | |
| Total | 1 | 1 | 1 | 0 | 0 | 0 | 1 | 0 | 1 | 3 | 1 | 1 | 0 | 0 | 10 | |

Enrolment By Grade

For 137 - St. Simon and St. Jude Academy, Francois



* Data from the 2014-2015 AGR(Enrolment/Age as of the last day in Sept./Dec.)

** Newfoundland Statistics Classification System

*** May include itinerant teachers

NI FSD - Western Region

#388 - Long Range Academy, Cow Head

Classification: Rural
Offers Distance Education: Yes

Grades: K-12

Number of Grades: 13

[School FTE PTR : 7.4](#)
[District FTE PTR : 10.8](#)
[Provincial FTE PTR : 12.1](#)

[FTE Teachers](#) *** : 16.0

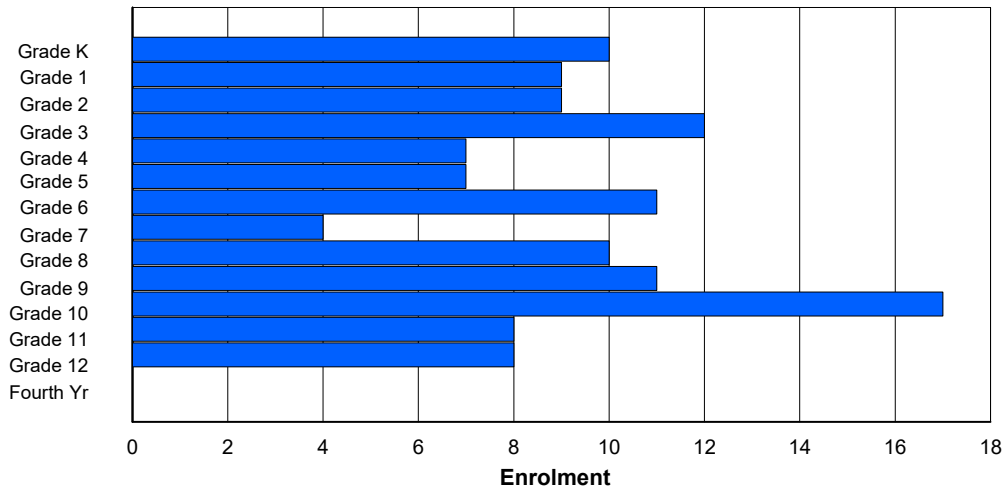
Enrolment By Age and Gender

| Gender | Age | | | | | | | | | | | | | | | | | Total |
|--------------|-----------|----------|----------|-----------|----------|----------|-----------|----------|-----------|-----------|-----------|----------|-----------|----------|----------|----------|------------|-------|
| | 5 | 6 | 7 | 8 | 9 | 10 | 11 | 12 | 13 | 14 | 15 | 16 | 17 | 18 | 19 | 20> | | |
| Male | 3 | 5 | 4 | 9 | 6 | 4 | 6 | 1 | 3 | 7 | 8 | 2 | 5 | 1 | 0 | 0 | 64 | |
| Female | 7 | 4 | 5 | 2 | 2 | 3 | 5 | 3 | 7 | 4 | 8 | 3 | 6 | 0 | 0 | 0 | 59 | |
| Total | 10 | 9 | 9 | 11 | 8 | 7 | 11 | 4 | 10 | 11 | 16 | 5 | 11 | 1 | 0 | 0 | 123 | |

Enrolment By Grade and Gender

| Gender | Grade | | | | | | | | | | | | | | | Total |
|--------------|-----------|----------|----------|-----------|----------|----------|-----------|----------|-----------|-----------|-----------|----------|----------|----------|------------|-------|
| | K | 1 | 2 | 3 | 4 | 5 | 6 | 7 | 8 | 9 | 10 | 11 | 12 | 4th | | |
| Male | 3 | 5 | 4 | 10 | 5 | 4 | 6 | 1 | 3 | 7 | 9 | 2 | 5 | 0 | 64 | |
| Female | 7 | 4 | 5 | 2 | 2 | 3 | 5 | 3 | 7 | 4 | 8 | 6 | 3 | 0 | 59 | |
| Total | 10 | 9 | 9 | 12 | 7 | 7 | 11 | 4 | 10 | 11 | 17 | 8 | 8 | 0 | 123 | |

Enrolment By Grade
For 388 - Long Range Academy, Cow Head



* Data from the 2014-2015 AGR(Enrolment/Age as of the last day in Sept./Dec.)

** Newfoundland Statistics Classification System

*** May include itinerant teachers

NI FSD - Western Region

#389 - Elwood Elementary, Deer Lake

Classification: Rural
Offers Distance Education: No

Grades: K-5 Number of Grades: 6

[School FTE PTR : 12.8](#)
[District FTE PTR : 10.8](#)
[Provincial FTE PTR : 12.1](#)

[FTE Teachers](#) *** : 29.0

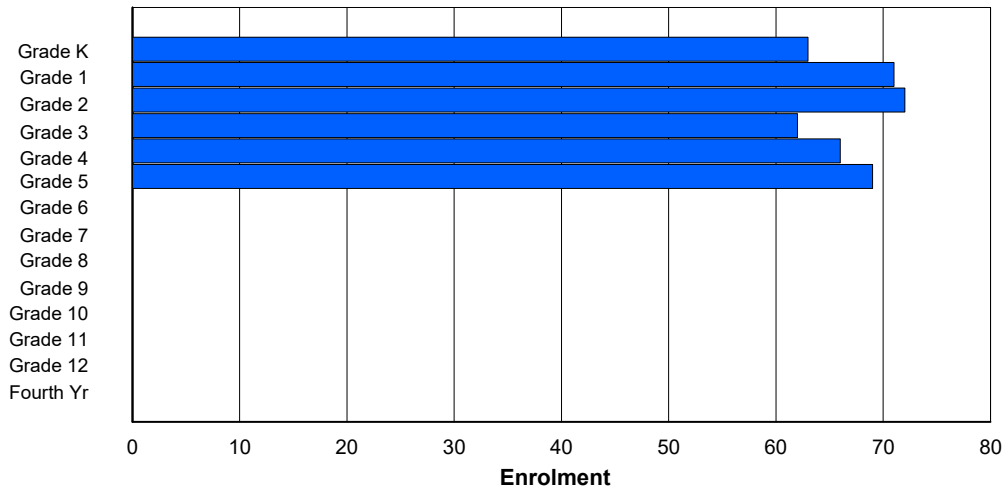
Enrolment By Age and Gender

| Gender | Age | | | | | | | | | | | | | | | | | Total |
|--------------|-----------|-----------|-----------|-----------|-----------|-----------|----------|----------|----------|----------|----------|----------|----------|----------|----------|----------|------------|-------|
| | 5 | 6 | 7 | 8 | 9 | 10 | 11 | 12 | 13 | 14 | 15 | 16 | 17 | 18 | 19 | 20> | | |
| Male | 34 | 40 | 43 | 36 | 30 | 30 | 1 | 0 | 0 | 0 | 0 | 0 | 0 | 0 | 0 | 0 | 214 | |
| Female | 29 | 25 | 28 | 33 | 34 | 39 | 1 | 0 | 0 | 0 | 0 | 0 | 0 | 0 | 0 | 0 | 189 | |
| Total | 63 | 65 | 71 | 69 | 64 | 69 | 2 | 0 | 0 | 0 | 0 | 0 | 0 | 0 | 0 | 0 | 403 | |

Enrolment By Grade and Gender

| Gender | Grade | | | | | | | | | | | | | | | Total |
|--------------|-----------|-----------|-----------|-----------|-----------|-----------|----------|----------|----------|----------|----------|----------|----------|----------|------------|-------|
| | K | 1 | 2 | 3 | 4 | 5 | 6 | 7 | 8 | 9 | 10 | 11 | 12 | 4th | | |
| Male | 34 | 45 | 41 | 33 | 31 | 30 | 0 | 0 | 0 | 0 | 0 | 0 | 0 | 0 | 214 | |
| Female | 29 | 26 | 31 | 29 | 35 | 39 | 0 | 0 | 0 | 0 | 0 | 0 | 0 | 0 | 189 | |
| Total | 63 | 71 | 72 | 62 | 66 | 69 | 0 | 0 | 0 | 0 | 0 | 0 | 0 | 0 | 403 | |

Enrolment By Grade
For 389 - Elwood Elementary, Deer Lake



* Data from the 2014-2015 AGR(Enrolment/Age as of the last day in Sept./Dec.)

** Newfoundland Statistics Classification System

*** May include itinerant teachers

NI FSD - Western Region

#390 - Elwood High School, Deer Lake

Classification: Rural
Offers Distance Education: Yes

Grades: 10-12 Number of Grades: 3

[School FTE PTR : 13.6](#)
[District FTE PTR : 10.8](#)
[Provincial FTE PTR : 12.1](#)

[FTE Teachers](#) *** : 16.8

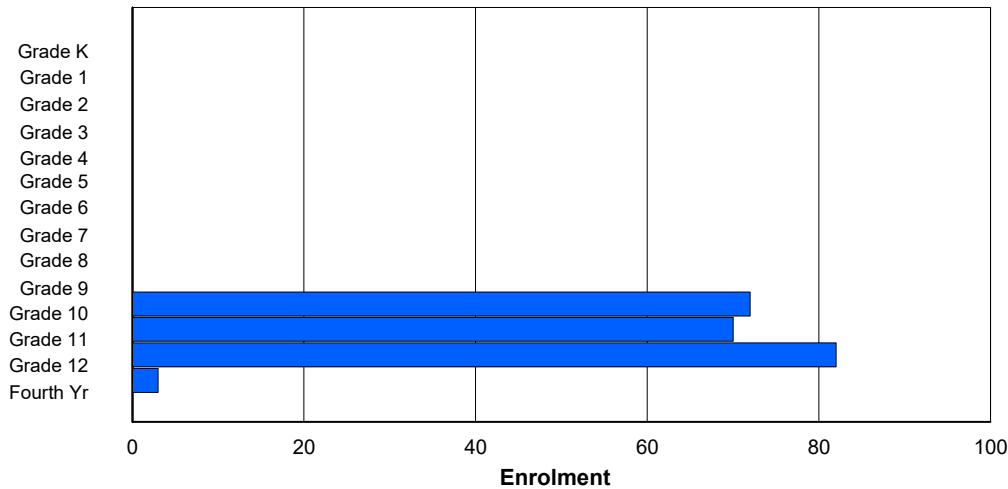
Enrolment By Age and Gender

| Gender | Age | | | | | | | | | | | | | | | | | Total |
|--------------|----------|----------|----------|----------|----------|----------|----------|----------|----------|----------|-----------|-----------|-----------|-----------|----------|----------|------------|-------|
| | 5 | 6 | 7 | 8 | 9 | 10 | 11 | 12 | 13 | 14 | 15 | 16 | 17 | 18 | 19 | 20> | | |
| Male | 0 | 0 | 0 | 0 | 0 | 0 | 0 | 0 | 0 | 0 | 33 | 44 | 35 | 11 | 0 | 0 | 123 | |
| Female | 0 | 0 | 0 | 0 | 0 | 0 | 0 | 0 | 0 | 0 | 34 | 31 | 30 | 8 | 1 | 0 | 104 | |
| Total | 0 | 0 | 0 | 0 | 0 | 0 | 0 | 0 | 0 | 0 | 67 | 75 | 65 | 19 | 1 | 0 | 227 | |

Enrolment By Grade and Gender

| Gender | Grade | | | | | | | | | | | | | | | Total |
|--------------|----------|----------|----------|----------|----------|----------|----------|----------|----------|----------|-----------|-----------|-----------|----------|------------|-------|
| | K | 1 | 2 | 3 | 4 | 5 | 6 | 7 | 8 | 9 | 10 | 11 | 12 | 4th | | |
| Male | 0 | 0 | 0 | 0 | 0 | 0 | 0 | 0 | 0 | 0 | 37 | 40 | 45 | 1 | 123 | |
| Female | 0 | 0 | 0 | 0 | 0 | 0 | 0 | 0 | 0 | 0 | 35 | 30 | 37 | 2 | 104 | |
| Total | 0 | 0 | 0 | 0 | 0 | 0 | 0 | 0 | 0 | 0 | 72 | 70 | 82 | 3 | 227 | |

Enrolment By Grade
For 390 - Elwood High School, Deer Lake



* Data from the 2014-2015 AGR(Enrolment/Age as of the last day in Sept./Dec.)

** Newfoundland Statistics Classification System

*** May include itinerant teachers

NI FSD - Western Region

#391 - Xavier Junior High, Deer Lake

Classification: Rural
Offers Distance Education: No

Grades: 6-9 Number of Grades: 4

[School FTE PTR : 14.2](#)
[District FTE PTR : 10.8](#)
[Provincial FTE PTR : 12.1](#)

[FTE Teachers](#) *** : 20.5

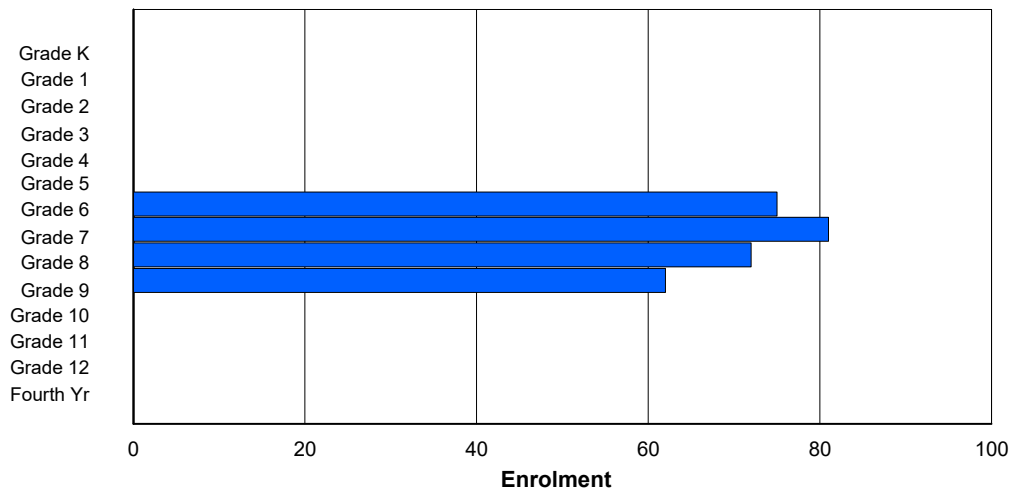
Enrolment By Age and Gender

| Gender | Age | | | | | | | | | | | | | | | | Total |
|--------------|----------|----------|----------|----------|----------|----------|-----------|-----------|-----------|-----------|----------|----------|----------|----------|----------|----------|------------|
| | 5 | 6 | 7 | 8 | 9 | 10 | 11 | 12 | 13 | 14 | 15 | 16 | 17 | 18 | 19 | 20> | |
| Male | 0 | 0 | 0 | 0 | 0 | 0 | 37 | 46 | 33 | 29 | 5 | 0 | 0 | 0 | 0 | 0 | 150 |
| Female | 0 | 0 | 0 | 0 | 0 | 0 | 37 | 33 | 38 | 30 | 2 | 0 | 0 | 0 | 0 | 0 | 140 |
| Total | 0 | 0 | 0 | 0 | 0 | 0 | 74 | 79 | 71 | 59 | 7 | 0 | 0 | 0 | 0 | 0 | 290 |

Enrolment By Grade and Gender

| Gender | Grade | | | | | | | | | | | | | | Total |
|--------------|----------|----------|----------|----------|----------|----------|-----------|-----------|-----------|-----------|----------|----------|----------|----------|------------|
| | K | 1 | 2 | 3 | 4 | 5 | 6 | 7 | 8 | 9 | 10 | 11 | 12 | 4th | |
| Male | 0 | 0 | 0 | 0 | 0 | 0 | 38 | 47 | 32 | 33 | 0 | 0 | 0 | 0 | 150 |
| Female | 0 | 0 | 0 | 0 | 0 | 0 | 37 | 34 | 40 | 29 | 0 | 0 | 0 | 0 | 140 |
| Total | 0 | 0 | 0 | 0 | 0 | 0 | 75 | 81 | 72 | 62 | 0 | 0 | 0 | 0 | 290 |

Enrolment By Grade
For 391 - Xavier Junior High, Deer Lake



* Data from the 2014-2015 AGR(Enrolment/Age as of the last day in Sept./Dec.)

** Newfoundland Statistics Classification System

*** May include itinerant teachers

NI FSD - Western Region

#393 - Bonne Bay Academy, Woody Point

Classification: Rural
Offers Distance Education: Yes

Grades: K-12

Number of Grades: 13

[School FTE PTR : 7.9](#)
[District FTE PTR : 10.8](#)
[Provincial FTE PTR : 12.1](#)

[FTE Teachers](#) *** : 6.8

Enrolment By Age and Gender

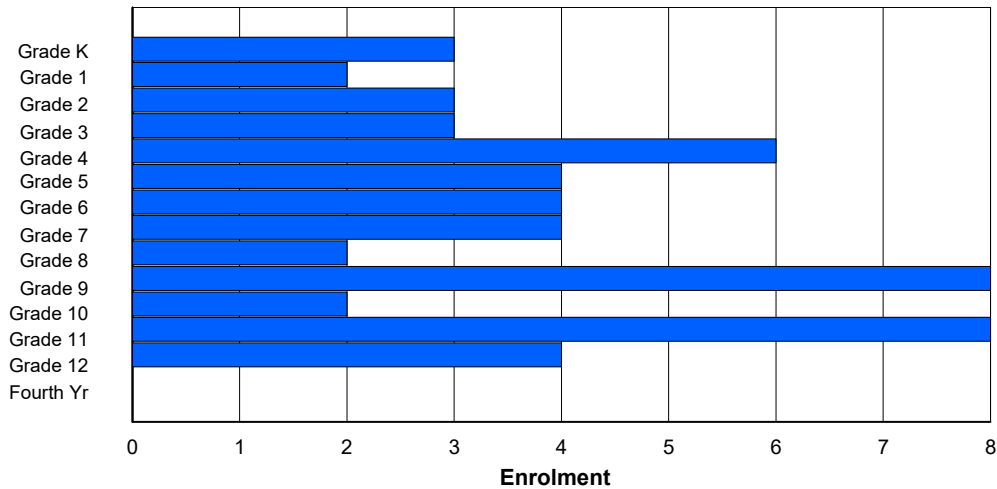
| Gender | Age | | | | | | | | | | | | | | | | | Total |
|--------------|----------|----------|----------|----------|----------|----------|----------|----------|----------|----------|----------|----------|----------|----------|----------|----------|-----------|-------|
| | 5 | 6 | 7 | 8 | 9 | 10 | 11 | 12 | 13 | 14 | 15 | 16 | 17 | 18 | 19 | 20> | | |
| Male | 0 | 0 | 2 | 2 | 2 | 3 | 3 | 3 | 1 | 5 | 0 | 5 | 2 | 0 | 0 | 0 | 28 | |
| Female | 3 | 2 | 1 | 1 | 4 | 1 | 1 | 1 | 1 | 3 | 2 | 3 | 2 | 0 | 0 | 0 | 25 | |
| Total | 3 | 2 | 3 | 3 | 6 | 4 | 4 | 4 | 2 | 8 | 2 | 8 | 4 | 0 | 0 | 0 | 53 | |

Enrolment By Grade and Gender

| Gender | K | Grade | | | | | | | | | | | | | Total |
|--------------|----------|----------|----------|----------|----------|----------|----------|----------|----------|----------|----------|----------|----------|----------|-----------|
| | | 1 | 2 | 3 | 4 | 5 | 6 | 7 | 8 | 9 | 10 | 11 | 12 | 4th | |
| Male | 0 | 0 | 2 | 2 | 2 | 3 | 3 | 3 | 1 | 5 | 0 | 5 | 2 | 0 | 28 |
| Female | 3 | 2 | 1 | 1 | 4 | 1 | 1 | 1 | 1 | 3 | 2 | 3 | 2 | 0 | 25 |
| Total | 3 | 2 | 3 | 3 | 6 | 4 | 4 | 4 | 2 | 8 | 2 | 8 | 4 | 0 | 53 |

Enrolment By Grade

For 393 - Bonne Bay Academy, Woody Point



* Data from the 2014-2015 AGR(Enrolment/Age as of the last day in Sept./Dec.)

** Newfoundland Statistics Classification System

*** May include itinerant teachers

NI FSD - Western Region

#394 - E.A. Butler All Grade, McKay's

Classification: Rural
Offers Distance Education: No

Grades: K-12

Number of Grades: 13

[School FTE PTR : 8.0](#)
[District FTE PTR : 10.8](#)
[Provincial FTE PTR : 12.1](#)

[FTE Teachers](#) *** : 15.8

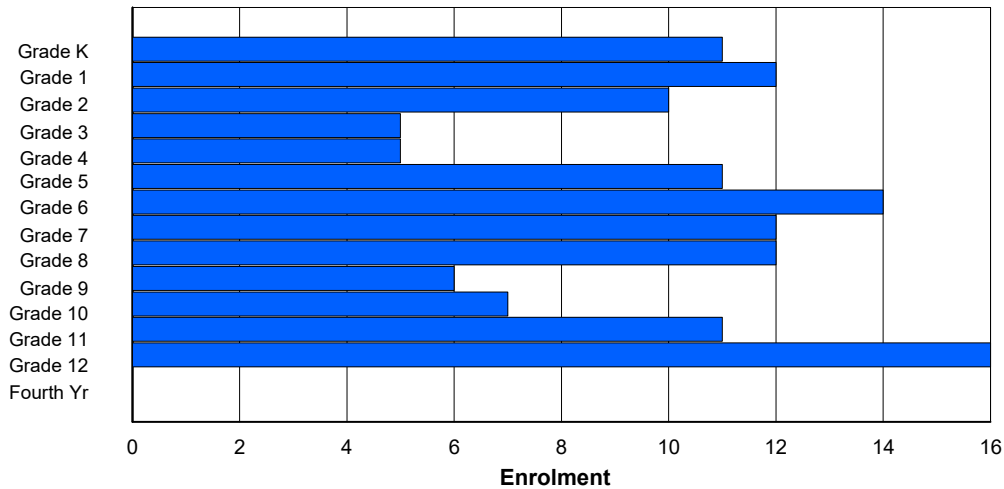
Enrolment By Age and Gender

| Gender | Age | | | | | | | | | | | | | | | | | Total |
|--------------|-----------|-----------|-----------|----------|----------|-----------|-----------|-----------|-----------|----------|----------|-----------|-----------|----------|----------|----------|------------|-------|
| | 5 | 6 | 7 | 8 | 9 | 10 | 11 | 12 | 13 | 14 | 15 | 16 | 17 | 18 | 19 | 20> | | |
| Male | 7 | 5 | 4 | 4 | 2 | 7 | 8 | 8 | 6 | 3 | 1 | 8 | 8 | 0 | 0 | 0 | 71 | |
| Female | 4 | 7 | 6 | 1 | 3 | 3 | 6 | 5 | 6 | 3 | 5 | 5 | 7 | 0 | 0 | 0 | 61 | |
| Total | 11 | 12 | 10 | 5 | 5 | 10 | 14 | 13 | 12 | 6 | 6 | 13 | 15 | 0 | 0 | 0 | 132 | |

Enrolment By Grade and Gender

| Gender | Grade | | | | | | | | | | | | | | Total |
|--------------|-----------|-----------|-----------|----------|----------|-----------|-----------|-----------|-----------|----------|----------|-----------|-----------|----------|------------|
| | K | 1 | 2 | 3 | 4 | 5 | 6 | 7 | 8 | 9 | 10 | 11 | 12 | 4th | |
| Male | 7 | 5 | 4 | 4 | 2 | 8 | 8 | 7 | 6 | 3 | 1 | 7 | 9 | 0 | 71 |
| Female | 4 | 7 | 6 | 1 | 3 | 3 | 6 | 5 | 6 | 3 | 6 | 4 | 7 | 0 | 61 |
| Total | 11 | 12 | 10 | 5 | 5 | 11 | 14 | 12 | 12 | 6 | 7 | 11 | 16 | 0 | 132 |

Enrolment By Grade
For 394 - E.A. Butler All Grade, McKay's



* Data from the 2014-2015 AGR(Enrolment/Age as of the last day in Sept./Dec.)

** Newfoundland Statistics Classification System

*** May include itinerant teachers

NI FSD - Western Region

#396 - Stephenville Middle School, Stephenville

Grades: 6-8

Number of Grades: 3

Classification: Urban

Offers Distance Education: No

[School FTE PTR : 12.9](#)

[District FTE PTR : 10.8](#)

[Provincial FTE PTR : 12.1](#)

[FTE Teachers](#) *** : 21.5

Enrolment By Age and Gender

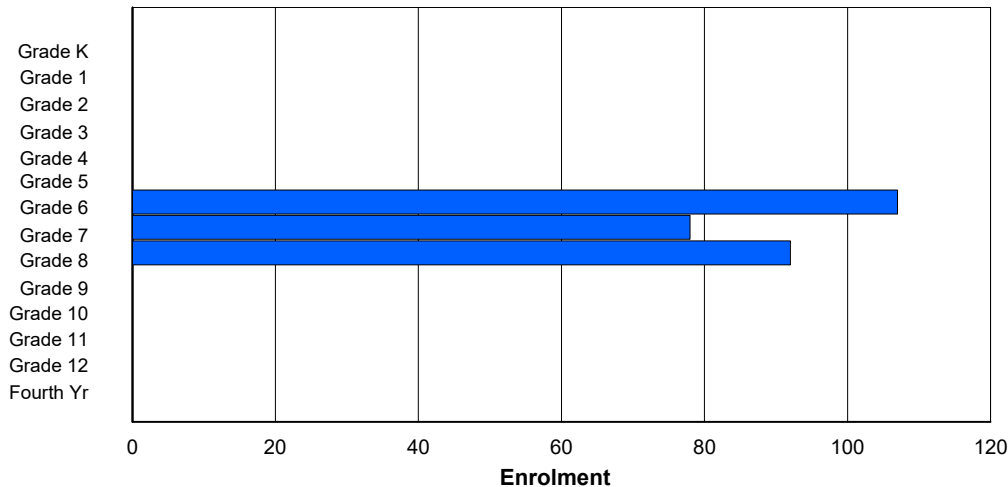
| Gender | Age | | | | | | | | | | | | | | | | Total |
|--------------|----------|----------|----------|----------|----------|----------|------------|-----------|-----------|----------|----------|----------|----------|----------|----------|----------|------------|
| | 5 | 6 | 7 | 8 | 9 | 10 | 11 | 12 | 13 | 14 | 15 | 16 | 17 | 18 | 19 | 20> | |
| Male | 0 | 0 | 0 | 0 | 0 | 0 | 49 | 44 | 34 | 7 | 0 | 0 | 0 | 0 | 0 | 0 | 134 |
| Female | 0 | 0 | 0 | 0 | 0 | 0 | 55 | 35 | 52 | 1 | 0 | 0 | 0 | 0 | 0 | 0 | 143 |
| Total | 0 | 0 | 0 | 0 | 0 | 0 | 104 | 79 | 86 | 8 | 0 | 0 | 0 | 0 | 0 | 0 | 277 |

Enrolment By Grade and Gender

| Gender | Grade | | | | | | | | | | | | | | Total |
|--------------|----------|----------|----------|----------|----------|----------|------------|-----------|-----------|----------|----------|----------|----------|----------|------------|
| | K | 1 | 2 | 3 | 4 | 5 | 6 | 7 | 8 | 9 | 10 | 11 | 12 | 4th | |
| Male | 0 | 0 | 0 | 0 | 0 | 0 | 52 | 42 | 40 | 0 | 0 | 0 | 0 | 0 | 134 |
| Female | 0 | 0 | 0 | 0 | 0 | 0 | 55 | 36 | 52 | 0 | 0 | 0 | 0 | 0 | 143 |
| Total | 0 | 0 | 0 | 0 | 0 | 0 | 107 | 78 | 92 | 0 | 0 | 0 | 0 | 0 | 277 |

Enrolment By Grade

For 396 - Stephenville Middle School, Stephenville



* Data from the 2014-2015 AGR(Enrolment/Age as of the last day in Sept./Dec.)

** Newfoundland Statistics Classification System

*** May include itinerant teachers

NI FSD - Western Region

#397 - Belanger Memorial School, Upper Ferry

Classification: Rural
Offers Distance Education: Yes

Grades: K-12

Number of Grades: 13

[School FTE PTR : 10.0](#)
[District FTE PTR : 10.8](#)
[Provincial FTE PTR : 12.1](#)

[FTE Teachers](#) *** : 19.0

Enrolment By Age and Gender

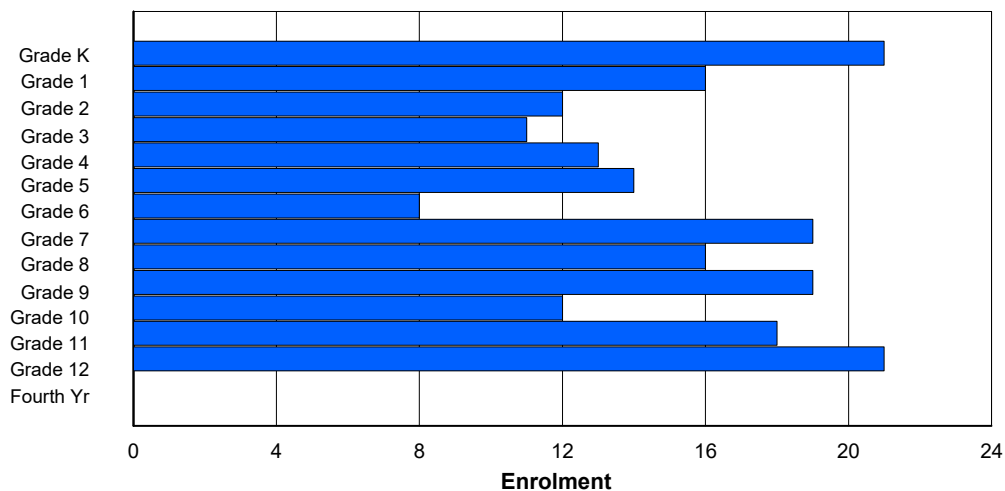
| Gender | Age | | | | | | | | | | | | | | | | | Total |
|--------------|-----------|-----------|-----------|-----------|-----------|-----------|----------|-----------|-----------|-----------|-----------|-----------|-----------|----------|----------|----------|------------|-------|
| | 5 | 6 | 7 | 8 | 9 | 10 | 11 | 12 | 13 | 14 | 15 | 16 | 17 | 18 | 19 | 20> | | |
| Male | 10 | 7 | 6 | 6 | 5 | 8 | 7 | 10 | 11 | 15 | 7 | 7 | 15 | 0 | 0 | 0 | 114 | |
| Female | 11 | 8 | 7 | 5 | 7 | 6 | 2 | 8 | 5 | 4 | 6 | 8 | 9 | 0 | 0 | 0 | 86 | |
| Total | 21 | 15 | 13 | 11 | 12 | 14 | 9 | 18 | 16 | 19 | 13 | 15 | 24 | 0 | 0 | 0 | 200 | |

Enrolment By Grade and Gender

| Gender | Grade | | | | | | | | | | | | | | Total |
|--------------|-----------|-----------|-----------|-----------|-----------|-----------|----------|-----------|-----------|-----------|-----------|-----------|-----------|----------|------------|
| | K | 1 | 2 | 3 | 4 | 5 | 6 | 7 | 8 | 9 | 10 | 11 | 12 | 4th | |
| Male | 10 | 8 | 5 | 6 | 5 | 8 | 7 | 10 | 12 | 15 | 6 | 10 | 12 | 0 | 114 |
| Female | 11 | 8 | 7 | 5 | 8 | 6 | 1 | 9 | 4 | 4 | 6 | 8 | 9 | 0 | 86 |
| Total | 21 | 16 | 12 | 11 | 13 | 14 | 8 | 19 | 16 | 19 | 12 | 18 | 21 | 0 | 200 |

Enrolment By Grade

For 397 - Belanger Memorial School, Upper Ferry



* Data from the 2014-2015 AGR(Enrolment/Age as of the last day in Sept./Dec.)

** Newfoundland Statistics Classification System

*** May include itinerant teachers

NI FSD - Western Region

#463 - Pathfinder Learning Centre, Stephenville

Grades: 10-12 Number of Grades: 3

[FTE Teachers](#) *** : 3.0

Classification: Urban
Offers Distance Education: Yes

[School FTE PTR : 7.0](#)
[District FTE PTR : 10.8](#)
[Provincial FTE PTR : 12.1](#)

Enrolment By Age and Gender

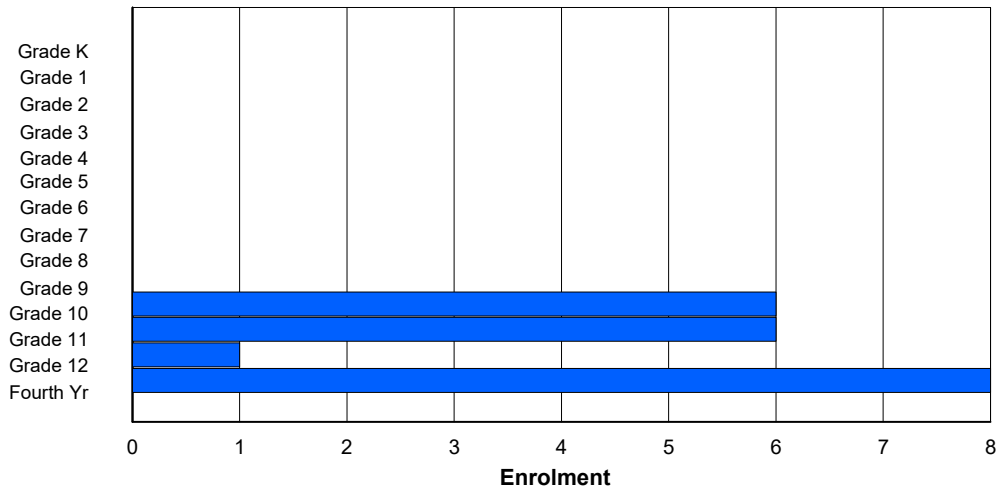
| Gender | Age | | | | | | | | | | | | | | | | | Total |
|--------------|-----|---|---|---|---|----|----|----|----|----|----|----|----|----|----|-----|----|-------|
| | 5 | 6 | 7 | 8 | 9 | 10 | 11 | 12 | 13 | 14 | 15 | 16 | 17 | 18 | 19 | 20> | | |
| Male | 0 | 0 | 0 | 0 | 0 | 0 | 0 | 0 | 0 | 0 | 0 | 0 | 1 | 3 | 0 | 3 | 7 | |
| Female | 0 | 0 | 0 | 0 | 0 | 0 | 0 | 0 | 0 | 0 | 0 | 4 | 3 | 4 | 0 | 3 | 14 | |
| Total | 0 | 0 | 0 | 0 | 0 | 0 | 0 | 0 | 0 | 0 | 0 | 4 | 4 | 7 | 0 | 6 | 21 | |

Enrolment By Grade and Gender

| Gender | Grade | | | | | | | | | | | | | | | Total |
|--------------|-------|---|---|---|---|---|---|---|---|---|----|----|----|-----|----|-------|
| | K | 1 | 2 | 3 | 4 | 5 | 6 | 7 | 8 | 9 | 10 | 11 | 12 | 4th | | |
| Male | 0 | 0 | 0 | 0 | 0 | 0 | 0 | 0 | 0 | 0 | 1 | 1 | 1 | 4 | 7 | |
| Female | 0 | 0 | 0 | 0 | 0 | 0 | 0 | 0 | 0 | 0 | 5 | 5 | 0 | 4 | 14 | |
| Total | 0 | 0 | 0 | 0 | 0 | 0 | 0 | 0 | 0 | 0 | 6 | 6 | 1 | 8 | 21 | |

Enrolment By Grade

For 463 - Pathfinder Learning Centre, Stephenville



* Data from the 2014-2015 AGR(Enrolment/Age as of the last day in Sept./Dec.)

** Newfoundland Statistics Classification System

*** May include itinerant teachers

NI FSD - Western Region

#474 - Cloud River Academy, Roddickton

Classification: Rural
Offers Distance Education: Yes

Grades: K-12

Number of Grades: 13

[School FTE PTR : 8.0](#)
[District FTE PTR : 10.8](#)
[Provincial FTE PTR : 12.1](#)

[FTE Teachers](#) *** : 19.3

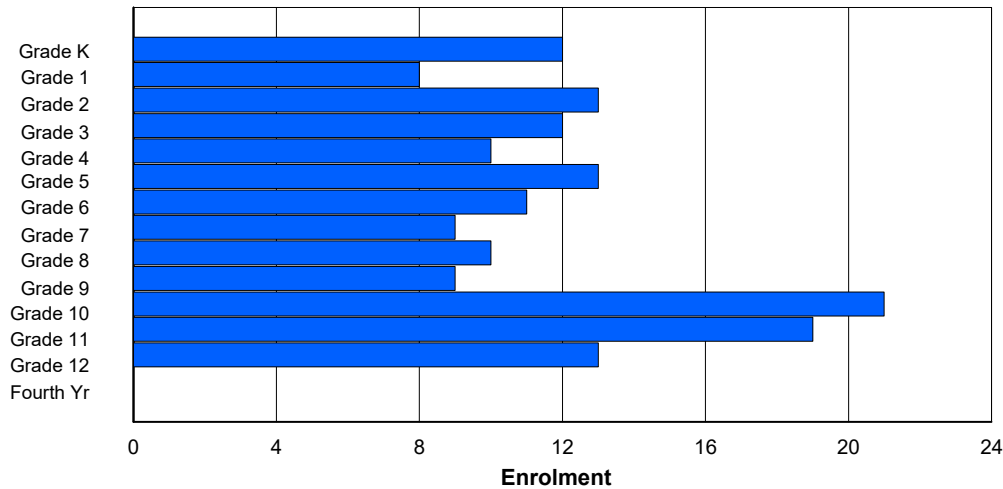
Enrolment By Age and Gender

| Gender | Age | | | | | | | | | | | | | | | | | Total |
|--------------|-----------|----------|-----------|-----------|-----------|-----------|-----------|----------|-----------|----------|-----------|-----------|-----------|----------|----------|----------|------------|-------|
| | 5 | 6 | 7 | 8 | 9 | 10 | 11 | 12 | 13 | 14 | 15 | 16 | 17 | 18 | 19 | 20> | | |
| Male | 7 | 4 | 10 | 8 | 5 | 7 | 6 | 6 | 7 | 4 | 14 | 8 | 7 | 0 | 0 | 0 | 93 | |
| Female | 5 | 4 | 3 | 4 | 5 | 7 | 4 | 2 | 4 | 5 | 7 | 11 | 5 | 1 | 0 | 0 | 67 | |
| Total | 12 | 8 | 13 | 12 | 10 | 14 | 10 | 8 | 11 | 9 | 21 | 19 | 12 | 1 | 0 | 0 | 160 | |

Enrolment By Grade and Gender

| Gender | Grade | | | | | | | | | | | | | | Total |
|--------------|-----------|----------|-----------|-----------|-----------|-----------|-----------|----------|-----------|----------|-----------|-----------|-----------|----------|------------|
| | K | 1 | 2 | 3 | 4 | 5 | 6 | 7 | 8 | 9 | 10 | 11 | 12 | 4th | |
| Male | 7 | 4 | 10 | 8 | 5 | 7 | 6 | 7 | 6 | 4 | 14 | 8 | 7 | 0 | 93 |
| Female | 5 | 4 | 3 | 4 | 5 | 6 | 5 | 2 | 4 | 5 | 7 | 11 | 6 | 0 | 67 |
| Total | 12 | 8 | 13 | 12 | 10 | 13 | 11 | 9 | 10 | 9 | 21 | 19 | 13 | 0 | 160 |

Enrolment By Grade
For 474 - Cloud River Academy, Roddickton



* Data from the 2014-2015 AGR(Enrolment/Age as of the last day in Sept./Dec.)

** Newfoundland Statistics Classification System

*** May include itinerant teachers

NI ESD - Western Region

#475 - Viking Trail Academy, Plum Point

Classification: Rural
Offers Distance Education: Yes

Grades: K-12

Number of Grades: 13

[School FTE PTR : 9.7](#)
[District FTE PTR : 10.8](#)
[Provincial FTE PTR : 12.1](#)

[FTE Teachers](#) *** : 16.8

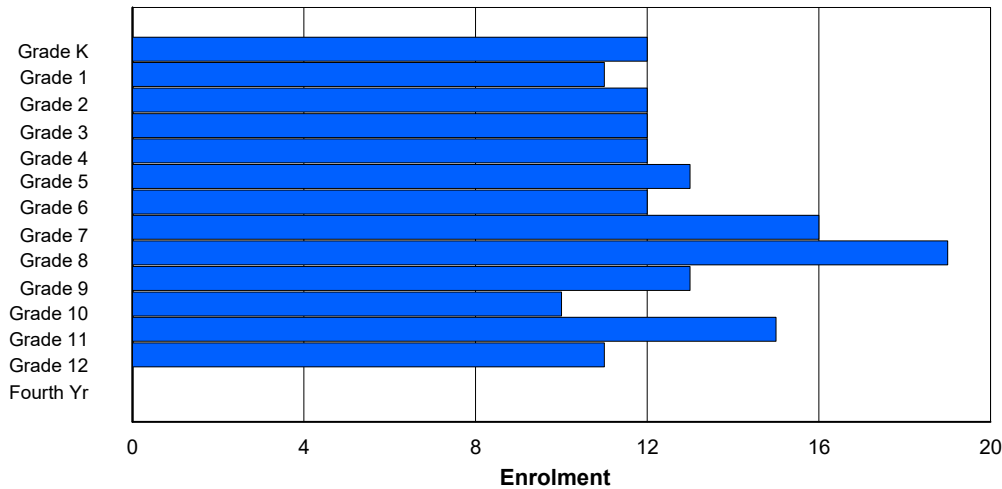
Enrolment By Age and Gender

| Gender | Age | | | | | | | | | | | | | | | | | Total |
|--------------|-----------|-----------|-----------|-----------|-----------|-----------|-----------|-----------|-----------|-----------|-----------|-----------|-----------|----------|----------|----------|------------|-------|
| | 5 | 6 | 7 | 8 | 9 | 10 | 11 | 12 | 13 | 14 | 15 | 16 | 17 | 18 | 19 | 20> | | |
| Male | 8 | 8 | 3 | 6 | 4 | 7 | 3 | 6 | 10 | 6 | 3 | 8 | 7 | 0 | 0 | 0 | 79 | |
| Female | 4 | 4 | 8 | 6 | 8 | 7 | 8 | 11 | 8 | 7 | 8 | 6 | 4 | 0 | 0 | 0 | 89 | |
| Total | 12 | 12 | 11 | 12 | 12 | 14 | 11 | 17 | 18 | 13 | 11 | 14 | 11 | 0 | 0 | 0 | 168 | |

Enrolment By Grade and Gender

| Gender | Grade | | | | | | | | | | | | | | Total |
|--------------|-----------|-----------|-----------|-----------|-----------|-----------|-----------|-----------|-----------|-----------|-----------|-----------|-----------|----------|------------|
| | K | 1 | 2 | 3 | 4 | 5 | 6 | 7 | 8 | 9 | 10 | 11 | 12 | 4th | |
| Male | 8 | 7 | 4 | 6 | 4 | 7 | 3 | 6 | 10 | 6 | 3 | 8 | 7 | 0 | 79 |
| Female | 4 | 4 | 8 | 6 | 8 | 6 | 9 | 10 | 9 | 7 | 7 | 7 | 4 | 0 | 89 |
| Total | 12 | 11 | 12 | 12 | 12 | 13 | 12 | 16 | 19 | 13 | 10 | 15 | 11 | 0 | 168 |

Enrolment By Grade
For 475 - Viking Trail Academy, Plum Point



* Data from the 2014-2015 AGR(Enrolment/Age as of the last day in Sept./Dec.)

** Newfoundland Statistics Classification System

*** May include itinerant teachers

NI FSD - Western Region

#485 - Corner Brook Regional High, Corner Brook

Grades: 10-12 Number of Grades: 3

[FTE Teachers](#) *** : 56.0

Classification: Urban
Offers Distance Education: No

[School FTE PTR : 15.4](#)
[District FTE PTR : 10.8](#)
[Provincial FTE PTR : 12.1](#)

Enrolment By Age and Gender

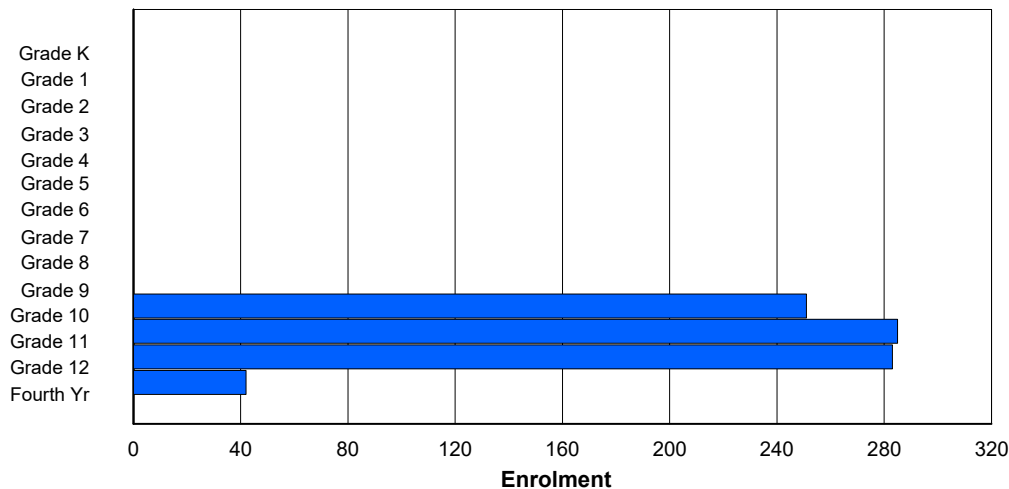
| Gender | Age | | | | | | | | | | | | | | | | | Total |
|--------------|----------|----------|----------|----------|----------|----------|----------|----------|----------|----------|------------|------------|------------|-----------|----------|----------|------------|-------|
| | 5 | 6 | 7 | 8 | 9 | 10 | 11 | 12 | 13 | 14 | 15 | 16 | 17 | 18 | 19 | 20> | | |
| Male | 0 | 0 | 0 | 0 | 0 | 0 | 0 | 0 | 0 | 0 | 110 | 144 | 148 | 29 | 4 | 0 | 435 | |
| Female | 0 | 0 | 0 | 0 | 0 | 0 | 0 | 0 | 0 | 1 | 124 | 135 | 141 | 25 | 0 | 0 | 426 | |
| Total | 0 | 0 | 0 | 0 | 0 | 0 | 0 | 0 | 0 | 1 | 234 | 279 | 289 | 54 | 4 | 0 | 861 | |

Enrolment By Grade and Gender

| Gender | Grade | | | | | | | | | | | | | | | Total |
|--------------|----------|----------|----------|----------|----------|----------|----------|----------|----------|----------|------------|------------|------------|-----------|------------|-------|
| | K | 1 | 2 | 3 | 4 | 5 | 6 | 7 | 8 | 9 | 10 | 11 | 12 | 4th | | |
| Male | 0 | 0 | 0 | 0 | 0 | 0 | 0 | 0 | 0 | 0 | 121 | 148 | 142 | 24 | 435 | |
| Female | 0 | 0 | 0 | 0 | 0 | 0 | 0 | 0 | 0 | 0 | 130 | 137 | 141 | 18 | 426 | |
| Total | 0 | 0 | 0 | 0 | 0 | 0 | 0 | 0 | 0 | 0 | 251 | 285 | 283 | 42 | 861 | |

Enrolment By Grade

For 485 - Corner Brook Regional High, Corner Brook



* Data from the 2014-2015 AGR(Enrolment/Age as of the last day in Sept./Dec.)

** Newfoundland Statistics Classification System

*** May include itinerant teachers

NI FSD - Western Region

#487 - Labrador Straits Academy, L'Anse au Loup

Classification: Rural
Offers Distance Education: No

Grades: K-12 Number of Grades: 13

[School FTE PTR : 8.9](#)
[District FTE PTR : 10.8](#)
[Provincial FTE PTR : 12.1](#)

[FTE Teachers](#) *** : 18.0

Enrolment By Age and Gender

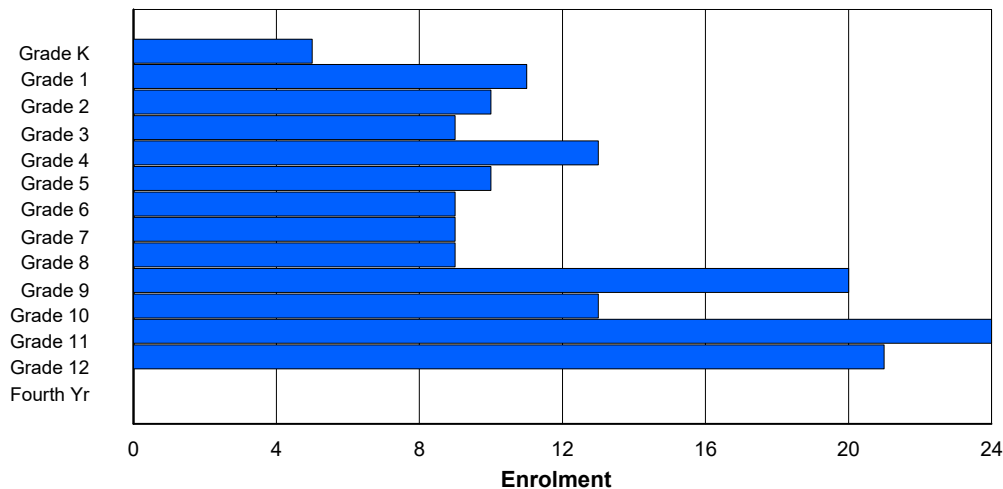
| Gender | Age | | | | | | | | | | | | | | | | | Total |
|--------------|----------|-----------|-----------|----------|-----------|-----------|----------|-----------|----------|-----------|-----------|-----------|-----------|----------|----------|----------|------------|-------|
| | 5 | 6 | 7 | 8 | 9 | 10 | 11 | 12 | 13 | 14 | 15 | 16 | 17 | 18 | 19 | 20> | | |
| Male | 2 | 6 | 6 | 4 | 6 | 8 | 5 | 4 | 5 | 11 | 6 | 12 | 9 | 0 | 0 | 0 | 84 | |
| Female | 3 | 5 | 4 | 5 | 7 | 3 | 2 | 6 | 4 | 8 | 8 | 12 | 12 | 0 | 0 | 0 | 79 | |
| Total | 5 | 11 | 10 | 9 | 13 | 11 | 7 | 10 | 9 | 19 | 14 | 24 | 21 | 0 | 0 | 0 | 163 | |

Enrolment By Grade and Gender

| Gender | Grade | | | | | | | | | | | | | | Total |
|--------------|----------|-----------|-----------|----------|-----------|-----------|----------|----------|----------|-----------|-----------|-----------|-----------|----------|------------|
| | K | 1 | 2 | 3 | 4 | 5 | 6 | 7 | 8 | 9 | 10 | 11 | 12 | 4th | |
| Male | 2 | 6 | 6 | 4 | 6 | 8 | 6 | 3 | 5 | 11 | 6 | 12 | 9 | 0 | 84 |
| Female | 3 | 5 | 4 | 5 | 7 | 2 | 3 | 6 | 4 | 9 | 7 | 12 | 12 | 0 | 79 |
| Total | 5 | 11 | 10 | 9 | 13 | 10 | 9 | 9 | 9 | 20 | 13 | 24 | 21 | 0 | 163 |

Enrolment By Grade

For 487 - Labrador Straits Academy, L'Anse au Loup



* Data from the 2014-2015 AGR(Enrolment/Age as of the last day in Sept./Dec.)

** Newfoundland Statistics Classification System

*** May include itinerant teachers

NI FSD - Western Region

#488 - French Shore Academy, Port Saunders

Classification: Rural
Offers Distance Education: No

Grades: K-12 Number of Grades: 13

[School FTE PTR : 10.7](#)
[District FTE PTR : 10.8](#)
[Provincial FTE PTR : 12.1](#)

[FTE Teachers](#) *** : 21.3

Enrolment By Age and Gender

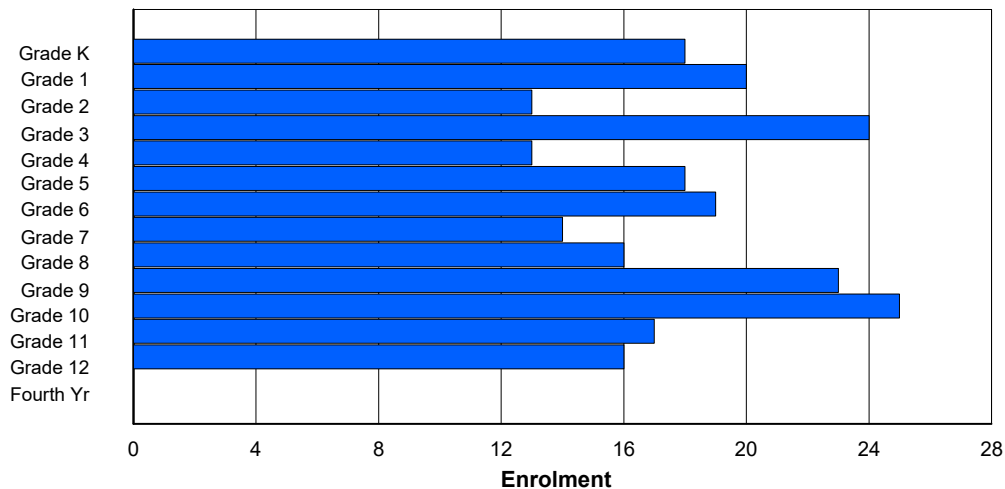
| Gender | Age | | | | | | | | | | | | | | | | | Total |
|--------------|-----------|-----------|-----------|-----------|-----------|-----------|-----------|-----------|-----------|-----------|-----------|-----------|-----------|----------|----------|----------|------------|-------|
| | 5 | 6 | 7 | 8 | 9 | 10 | 11 | 12 | 13 | 14 | 15 | 16 | 17 | 18 | 19 | 20> | | |
| Male | 12 | 10 | 4 | 11 | 4 | 8 | 8 | 8 | 9 | 10 | 7 | 9 | 8 | 0 | 0 | 0 | 108 | |
| Female | 6 | 10 | 9 | 13 | 9 | 10 | 10 | 7 | 8 | 12 | 18 | 7 | 9 | 0 | 0 | 0 | 128 | |
| Total | 18 | 20 | 13 | 24 | 13 | 18 | 18 | 15 | 17 | 22 | 25 | 16 | 17 | 0 | 0 | 0 | 236 | |

Enrolment By Grade and Gender

| Gender | Grade | | | | | | | | | | | | | | Total |
|--------------|-----------|-----------|-----------|-----------|-----------|-----------|-----------|-----------|-----------|-----------|-----------|-----------|-----------|----------|------------|
| | K | 1 | 2 | 3 | 4 | 5 | 6 | 7 | 8 | 9 | 10 | 11 | 12 | 4th | |
| Male | 12 | 10 | 4 | 11 | 4 | 8 | 8 | 8 | 9 | 10 | 7 | 9 | 8 | 0 | 108 |
| Female | 6 | 10 | 9 | 13 | 9 | 10 | 11 | 6 | 7 | 13 | 18 | 8 | 8 | 0 | 128 |
| Total | 18 | 20 | 13 | 24 | 13 | 18 | 19 | 14 | 16 | 23 | 25 | 17 | 16 | 0 | 236 |

Enrolment By Grade

For 488 - French Shore Academy, Port Saunders



* Data from the 2014-2015 AGR(Enrolment/Age as of the last day in Sept./Dec.)

** Newfoundland Statistics Classification System

*** May include itinerant teachers

NI FSD - Western Region

#953 - White Hills Academy, St. Anthony

Classification: Rural
Offers Distance Education: Yes

Grades: K-12

Number of Grades: 13

[School FTE PTR : 11.8](#)
[District FTE PTR : 10.8](#)
[Provincial FTE PTR : 12.1](#)

[FTE Teachers](#) *** : 33.8

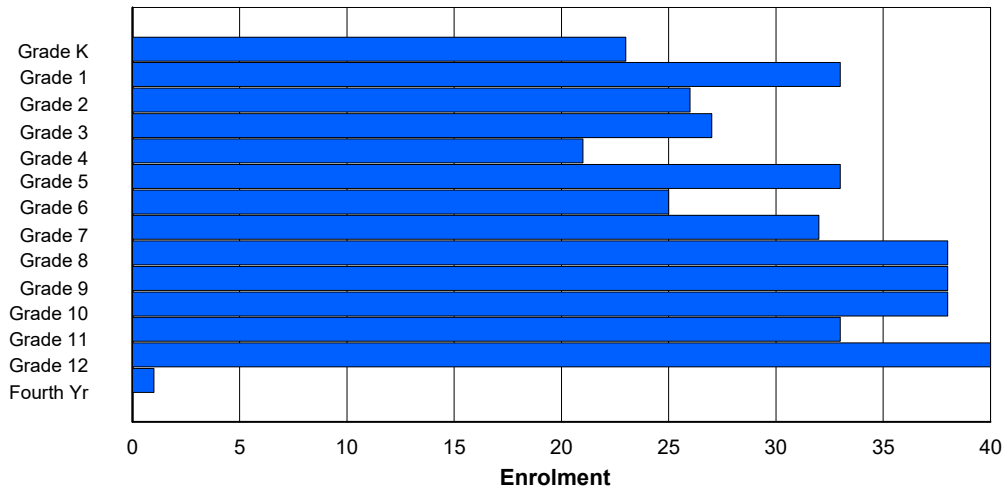
Enrolment By Age and Gender

| Gender | Age | | | | | | | | | | | | | | | | | Total |
|--------------|-----------|-----------|-----------|-----------|-----------|-----------|-----------|-----------|-----------|-----------|-----------|-----------|-----------|----------|----------|----------|------------|-------|
| | 5 | 6 | 7 | 8 | 9 | 10 | 11 | 12 | 13 | 14 | 15 | 16 | 17 | 18 | 19 | 20> | | |
| Male | 16 | 10 | 13 | 17 | 12 | 16 | 15 | 14 | 20 | 15 | 23 | 12 | 20 | 0 | 1 | 0 | 204 | |
| Female | 7 | 22 | 14 | 9 | 10 | 17 | 10 | 19 | 17 | 22 | 15 | 19 | 20 | 2 | 1 | 0 | 204 | |
| Total | 23 | 32 | 27 | 26 | 22 | 33 | 25 | 33 | 37 | 37 | 38 | 31 | 40 | 2 | 2 | 0 | 408 | |

Enrolment By Grade and Gender

| Gender | Grade | | | | | | | | | | | | | | Total |
|--------------|-----------|-----------|-----------|-----------|-----------|-----------|-----------|-----------|-----------|-----------|-----------|-----------|-----------|----------|------------|
| | K | 1 | 2 | 3 | 4 | 5 | 6 | 7 | 8 | 9 | 10 | 11 | 12 | 4th | |
| Male | 16 | 11 | 12 | 17 | 12 | 16 | 15 | 14 | 20 | 15 | 23 | 14 | 19 | 0 | 204 |
| Female | 7 | 22 | 14 | 10 | 9 | 17 | 10 | 18 | 18 | 23 | 15 | 19 | 21 | 1 | 204 |
| Total | 23 | 33 | 26 | 27 | 21 | 33 | 25 | 32 | 38 | 38 | 38 | 33 | 40 | 1 | 408 |

Enrolment By Grade
For 953 - White Hills Academy, St. Anthony



* Data from the 2014-2015 AGR(Enrolment/Age as of the last day in Sept./Dec.)

** Newfoundland Statistics Classification System

*** May include itinerant teachers

NI FSD - Western Region

#955 - Corner Brook Intermediate, Corner Brook

Classification: Urban
Offers Distance Education: No

Grades: 7-9 Number of Grades: 3

[School FTE PTR : 14.7](#)
[District FTE PTR : 10.8](#)
[Provincial FTE PTR : 12.1](#)

[FTE Teachers](#) *** : 47.8

Enrolment By Age and Gender

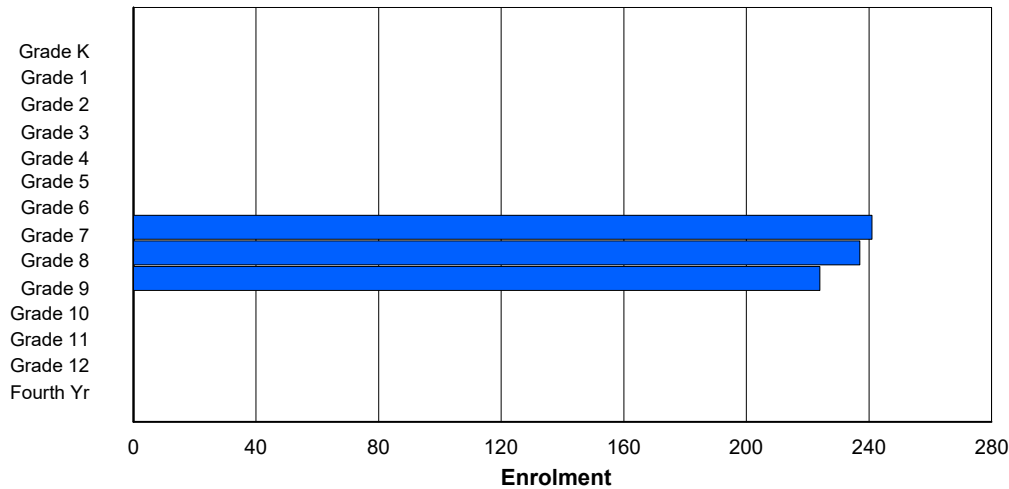
| Gender | Age | | | | | | | | | | | | | | | | Total |
|--------------|----------|----------|----------|----------|----------|----------|----------|------------|------------|------------|-----------|----------|----------|----------|----------|----------|------------|
| | 5 | 6 | 7 | 8 | 9 | 10 | 11 | 12 | 13 | 14 | 15 | 16 | 17 | 18 | 19 | 20> | |
| Male | 0 | 0 | 0 | 0 | 0 | 0 | 1 | 108 | 99 | 99 | 7 | 1 | 0 | 0 | 0 | 0 | 315 |
| Female | 0 | 0 | 0 | 0 | 0 | 0 | 2 | 127 | 136 | 117 | 5 | 0 | 0 | 0 | 0 | 0 | 387 |
| Total | 0 | 0 | 0 | 0 | 0 | 0 | 3 | 235 | 235 | 216 | 12 | 1 | 0 | 0 | 0 | 0 | 702 |

Enrolment By Grade and Gender

| Gender | Grade | | | | | | | | | | | | | | Total |
|--------------|----------|----------|----------|----------|----------|----------|----------|------------|------------|------------|----------|----------|----------|----------|------------|
| | K | 1 | 2 | 3 | 4 | 5 | 6 | 7 | 8 | 9 | 10 | 11 | 12 | 4th | |
| Male | 0 | 0 | 0 | 0 | 0 | 0 | 0 | 112 | 98 | 105 | 0 | 0 | 0 | 0 | 315 |
| Female | 0 | 0 | 0 | 0 | 0 | 0 | 0 | 129 | 139 | 119 | 0 | 0 | 0 | 0 | 387 |
| Total | 0 | 0 | 0 | 0 | 0 | 0 | 0 | 241 | 237 | 224 | 0 | 0 | 0 | 0 | 702 |

Enrolment By Grade

For 955 - Corner Brook Intermediate, Corner Brook



* Data from the 2014-2015 AGR(Enrolment/Age as of the last day in Sept./Dec.)

** Newfoundland Statistics Classification System

*** May include itinerant teachers

NI ESD - Central Region

#125 - Copper Ridge Academy, Baie Verte

Classification: Rural
Offers Distance Education: Yes

Grades: K-12

Number of Grades: 13

[School FTE PTR : 12.6](#)
[District FTE PTR : 11.3](#)
[Provincial FTE PTR : 12.1](#)

[FTE Teachers](#) *** : 23.3

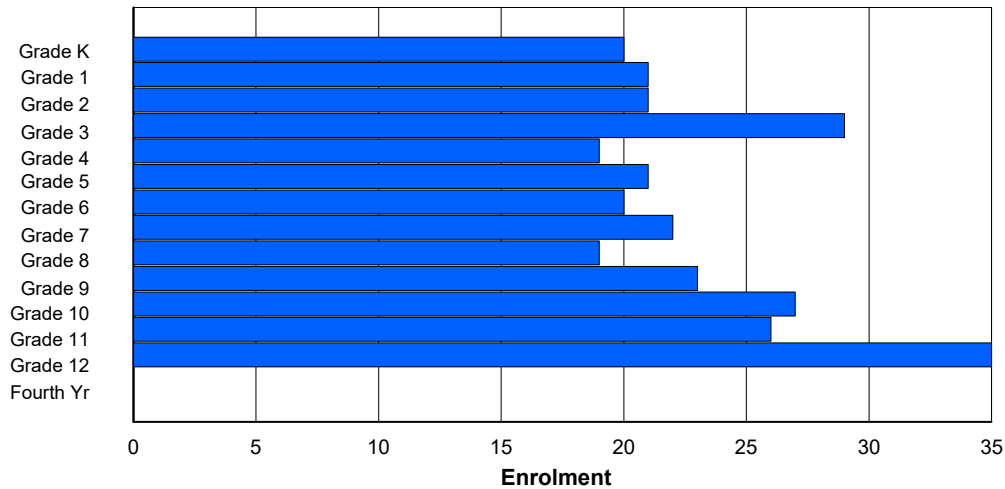
Enrolment By Age and Gender

| Gender | Age | | | | | | | | | | | | | | | | | Total |
|--------------|-----------|-----------|-----------|-----------|-----------|-----------|-----------|-----------|-----------|-----------|-----------|-----------|-----------|----------|----------|----------|------------|-------|
| | 5 | 6 | 7 | 8 | 9 | 10 | 11 | 12 | 13 | 14 | 15 | 16 | 17 | 18 | 19 | 20> | | |
| Male | 13 | 13 | 9 | 19 | 7 | 11 | 10 | 13 | 8 | 11 | 17 | 11 | 20 | 0 | 0 | 0 | 162 | |
| Female | 7 | 8 | 12 | 10 | 12 | 9 | 11 | 10 | 10 | 12 | 10 | 15 | 14 | 1 | 0 | 0 | 141 | |
| Total | 20 | 21 | 21 | 29 | 19 | 20 | 21 | 23 | 18 | 23 | 27 | 26 | 34 | 1 | 0 | 0 | 303 | |

Enrolment By Grade and Gender

| Gender | Grade | | | | | | | | | | | | | | Total |
|--------------|-----------|-----------|-----------|-----------|-----------|-----------|-----------|-----------|-----------|-----------|-----------|-----------|-----------|----------|------------|
| | K | 1 | 2 | 3 | 4 | 5 | 6 | 7 | 8 | 9 | 10 | 11 | 12 | 4th | |
| Male | 13 | 13 | 9 | 19 | 7 | 12 | 9 | 12 | 9 | 11 | 17 | 12 | 19 | 0 | 162 |
| Female | 7 | 8 | 12 | 10 | 12 | 9 | 11 | 10 | 10 | 12 | 10 | 14 | 16 | 0 | 141 |
| Total | 20 | 21 | 21 | 29 | 19 | 21 | 20 | 22 | 19 | 23 | 27 | 26 | 35 | 0 | 303 |

Enrolment By Grade
For 125 - Copper Ridge Academy, Baie Verte



* Data from the 2014-2015 AGR(Enrolment/Age as of the last day in Sept./Dec.)

** Newfoundland Statistics Classification System

*** May include itinerant teachers

NI ESD - Central Region

#128 - Long Island Academy, Beaumont

Grades: 10,12

Number of Grades: 2

[FTE Teachers](#) *** : 1.0

Classification: Rural
Offers Distance Education: Yes

[School FTE PTR : 2.0](#)
[District FTE PTR : 11.3](#)
[Provincial FTE PTR : 12.1](#)

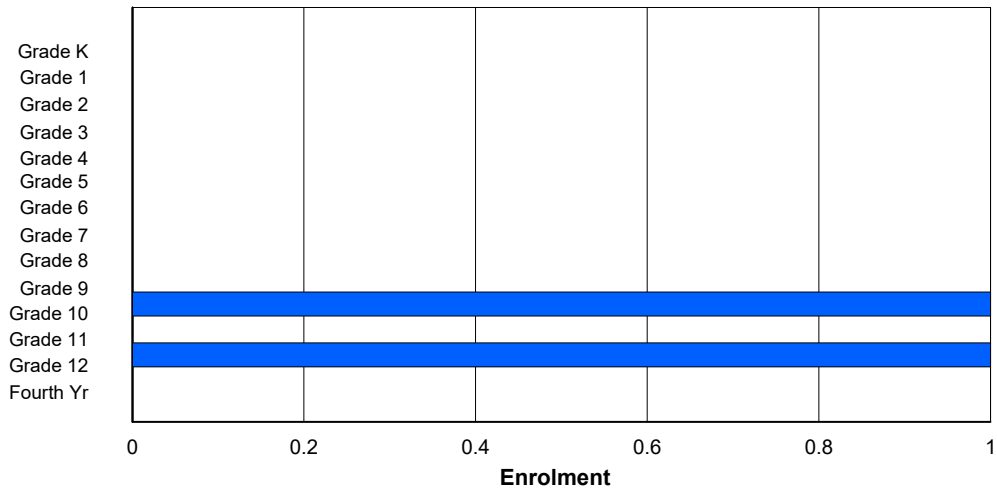
Enrolment By Age and Gender

| Gender | Age | | | | | | | | | | | | | | | | | Total |
|--------------|-----|---|---|---|---|----|----|----|----|----|----|----|----|----|----|-----|---|-------|
| | 5 | 6 | 7 | 8 | 9 | 10 | 11 | 12 | 13 | 14 | 15 | 16 | 17 | 18 | 19 | 20> | | |
| Male | 0 | 0 | 0 | 0 | 0 | 0 | 0 | 0 | 0 | 0 | 0 | 0 | 1 | 0 | 0 | 0 | 1 | |
| Female | 0 | 0 | 0 | 0 | 0 | 0 | 0 | 0 | 0 | 0 | 1 | 0 | 0 | 0 | 0 | 0 | 1 | |
| Total | 0 | 0 | 0 | 0 | 0 | 0 | 0 | 0 | 0 | 0 | 1 | 0 | 1 | 0 | 0 | 0 | 2 | |

Enrolment By Grade and Gender

| Gender | Grade | | | | | | | | | | | | | | | Total |
|--------------|-------|---|---|---|---|---|---|---|---|---|----|----|----|-----|---|-------|
| | K | 1 | 2 | 3 | 4 | 5 | 6 | 7 | 8 | 9 | 10 | 11 | 12 | 4th | | |
| Male | 0 | 0 | 0 | 0 | 0 | 0 | 0 | 0 | 0 | 0 | 0 | 0 | 1 | 0 | 1 | |
| Female | 0 | 0 | 0 | 0 | 0 | 0 | 0 | 0 | 0 | 0 | 1 | 0 | 0 | 0 | 1 | |
| Total | 0 | 0 | 0 | 0 | 0 | 0 | 0 | 0 | 0 | 0 | 1 | 0 | 1 | 0 | 2 | |

Enrolment By Grade
For 128 - Long Island Academy, Beaumont



* Data from the 2014-2015 AGR(Enrolment/Age as of the last day in Sept./Dec.)

** Newfoundland Statistics Classification System

*** May include itinerant teachers

NI ESD - Central Region

#132 - Botwood Collegiate, Botwood

Classification: Urban
Offers Distance Education: Yes

Grades: 7-12

Number of Grades: 6

[School FTE PTR : 13.3](#)
[District FTE PTR : 11.3](#)
[Provincial FTE PTR : 12.1](#)

[FTE Teachers](#) *** : 24.0

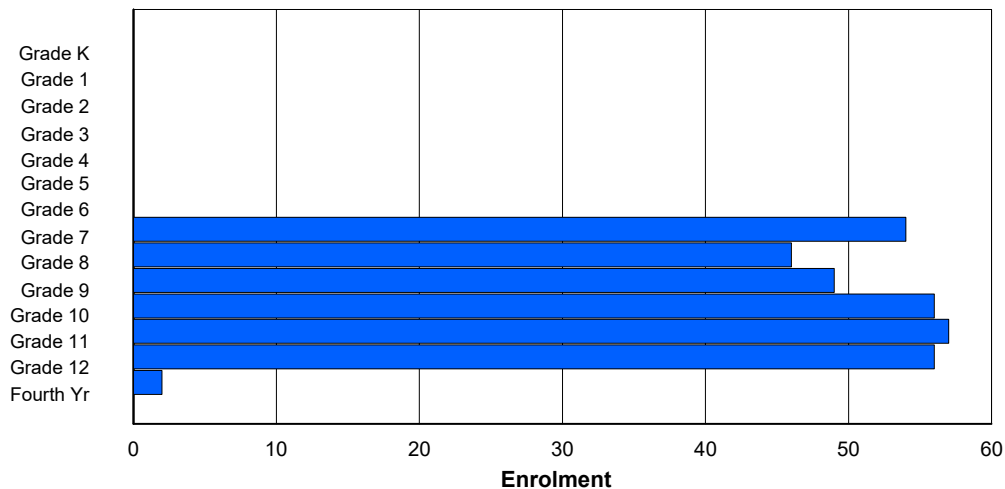
Enrolment By Age and Gender

| Gender | Age | | | | | | | | | | | | | | | | Total |
|--------------|----------|----------|----------|----------|----------|----------|----------|-----------|-----------|-----------|-----------|-----------|-----------|----------|----------|----------|------------|
| | 5 | 6 | 7 | 8 | 9 | 10 | 11 | 12 | 13 | 14 | 15 | 16 | 17 | 18 | 19 | 20> | |
| Male | 0 | 0 | 0 | 0 | 0 | 0 | 0 | 23 | 23 | 24 | 25 | 31 | 32 | 0 | 2 | 0 | 160 |
| Female | 0 | 0 | 0 | 0 | 0 | 0 | 0 | 31 | 21 | 26 | 28 | 27 | 27 | 0 | 0 | 0 | 160 |
| Total | 0 | 0 | 0 | 0 | 0 | 0 | 0 | 54 | 44 | 50 | 53 | 58 | 59 | 0 | 2 | 0 | 320 |

Enrolment By Grade and Gender

| Gender | Grade | | | | | | | | | | | | | | | Total |
|--------------|----------|----------|----------|----------|----------|----------|----------|-----------|-----------|-----------|-----------|-----------|-----------|----------|------------|-------|
| | K | 1 | 2 | 3 | 4 | 5 | 6 | 7 | 8 | 9 | 10 | 11 | 12 | 4th | | |
| Male | 0 | 0 | 0 | 0 | 0 | 0 | 0 | 23 | 24 | 23 | 28 | 30 | 30 | 2 | 160 | |
| Female | 0 | 0 | 0 | 0 | 0 | 0 | 0 | 31 | 22 | 26 | 28 | 27 | 26 | 0 | 160 | |
| Total | 0 | 0 | 0 | 0 | 0 | 0 | 0 | 54 | 46 | 49 | 56 | 57 | 56 | 2 | 320 | |

Enrolment By Grade
For 132 - Botwood Collegiate, Botwood



* Data from the 2014-2015 AGR(Enrolment/Age as of the last day in Sept./Dec.)

** Newfoundland Statistics Classification System

*** May include itinerant teachers

NI ESD - Central Region

#133 - Memorial Academy, Botwood

Classification: Urban
Offers Distance Education: No

Grades: K-6 Number of Grades: 7

[School FTE PTR : 12.7](#)
[District FTE PTR : 11.3](#)
[Provincial FTE PTR : 12.1](#)

[FTE Teachers](#) *** : 21.8

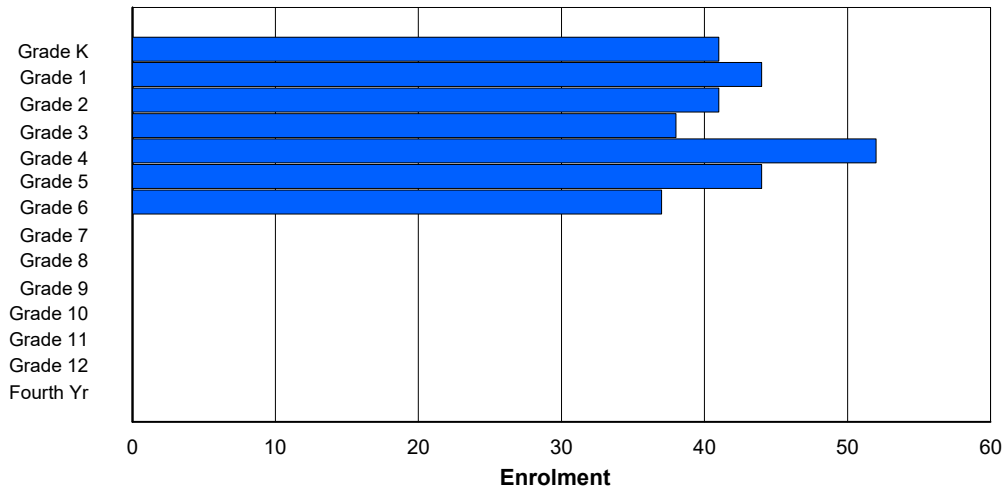
Enrolment By Age and Gender

| Gender | Age | | | | | | | | | | | | | | | | Total |
|--------------|-----------|-----------|-----------|-----------|-----------|-----------|-----------|----------|----------|----------|----------|----------|----------|----------|----------|----------|------------|
| | 5 | 6 | 7 | 8 | 9 | 10 | 11 | 12 | 13 | 14 | 15 | 16 | 17 | 18 | 19 | 20> | |
| Male | 21 | 27 | 19 | 20 | 27 | 23 | 23 | 0 | 0 | 0 | 0 | 0 | 0 | 0 | 0 | 0 | 160 |
| Female | 20 | 17 | 23 | 15 | 27 | 21 | 14 | 0 | 0 | 0 | 0 | 0 | 0 | 0 | 0 | 0 | 137 |
| Total | 41 | 44 | 42 | 35 | 54 | 44 | 37 | 0 | 0 | 0 | 0 | 0 | 0 | 0 | 0 | 0 | 297 |

Enrolment By Grade and Gender

| Gender | Grade | | | | | | | | | | | | | | Total |
|--------------|-----------|-----------|-----------|-----------|-----------|-----------|-----------|----------|----------|----------|----------|----------|----------|----------|------------|
| | K | 1 | 2 | 3 | 4 | 5 | 6 | 7 | 8 | 9 | 10 | 11 | 12 | 4th | |
| Male | 21 | 27 | 19 | 22 | 25 | 23 | 23 | 0 | 0 | 0 | 0 | 0 | 0 | 0 | 160 |
| Female | 20 | 17 | 22 | 16 | 27 | 21 | 14 | 0 | 0 | 0 | 0 | 0 | 0 | 0 | 137 |
| Total | 41 | 44 | 41 | 38 | 52 | 44 | 37 | 0 | 0 | 0 | 0 | 0 | 0 | 0 | 297 |

Enrolment By Grade
For 133 - Memorial Academy, Botwood



* Data from the 2014-2015 AGR(Enrolment/Age as of the last day in Sept./Dec.)

** Newfoundland Statistics Classification System

*** May include itinerant teachers

NI ESD - Central Region

#138 - Victoria Academy, Gaultois

Classification: Rural
Offers Distance Education: Yes

Grades: K-2,5-8,10-12 Number of Grades: 10

[School FTE PTR : 5.6](#)
[District FTE PTR : 11.3](#)
[Provincial FTE PTR : 12.1](#)

[FTE Teachers](#) *** : 4.8

Enrolment By Age and Gender

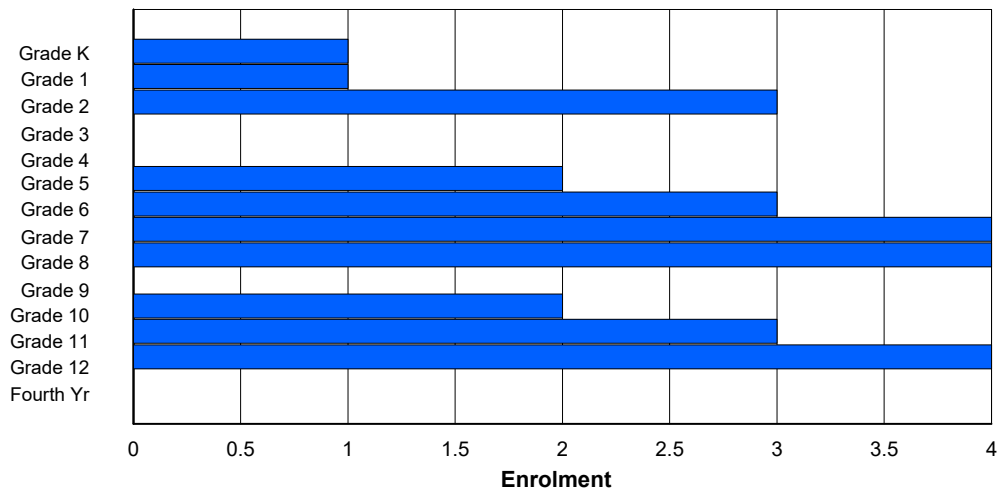
| Gender | Age | | | | | | | | | | | | | | | | | Total |
|--------------|----------|----------|----------|----------|----------|----------|----------|----------|----------|----------|----------|----------|----------|----------|----------|----------|-----------|-------|
| | 5 | 6 | 7 | 8 | 9 | 10 | 11 | 12 | 13 | 14 | 15 | 16 | 17 | 18 | 19 | 20> | | |
| Male | 1 | 1 | 3 | 0 | 0 | 1 | 2 | 2 | 2 | 0 | 1 | 2 | 3 | 0 | 0 | 0 | 18 | |
| Female | 0 | 0 | 0 | 0 | 0 | 1 | 1 | 2 | 2 | 0 | 1 | 1 | 1 | 0 | 0 | 0 | 9 | |
| Total | 1 | 1 | 3 | 0 | 0 | 2 | 3 | 4 | 4 | 0 | 2 | 3 | 4 | 0 | 0 | 0 | 27 | |

Enrolment By Grade and Gender

| Gender | K | Grade | | | | | | | | | | | | | 4th | Total |
|--------------|----------|----------|----------|----------|----------|----------|----------|----------|----------|----------|----------|----------|----------|----------|-----------|-------|
| | | 1 | 2 | 3 | 4 | 5 | 6 | 7 | 8 | 9 | 10 | 11 | 12 | | | |
| Male | 1 | 1 | 3 | 0 | 0 | 1 | 2 | 2 | 2 | 0 | 1 | 2 | 3 | 0 | 18 | |
| Female | 0 | 0 | 0 | 0 | 0 | 1 | 1 | 2 | 2 | 0 | 1 | 1 | 1 | 0 | 9 | |
| Total | 1 | 1 | 3 | 0 | 0 | 2 | 3 | 4 | 4 | 0 | 2 | 3 | 4 | 0 | 27 | |

Enrolment By Grade

For 138 - Victoria Academy, Gaultois



* Data from the 2014-2015 AGR(Enrolment/Age as of the last day in Sept./Dec.)

** Newfoundland Statistics Classification System

*** May include itinerant teachers

NI ESD - Central Region

#142 - Woodland Primary, Grand Falls-Windsor

Grades: K-3

Number of Grades: 4

Classification: Urban

Offers Distance Education: No

[School FTE PTR : 13.8](#)

[District FTE PTR : 11.3](#)

[Provincial FTE PTR : 12.1](#)

[FTE Teachers](#) *** : 27.5

Enrolment By Age and Gender

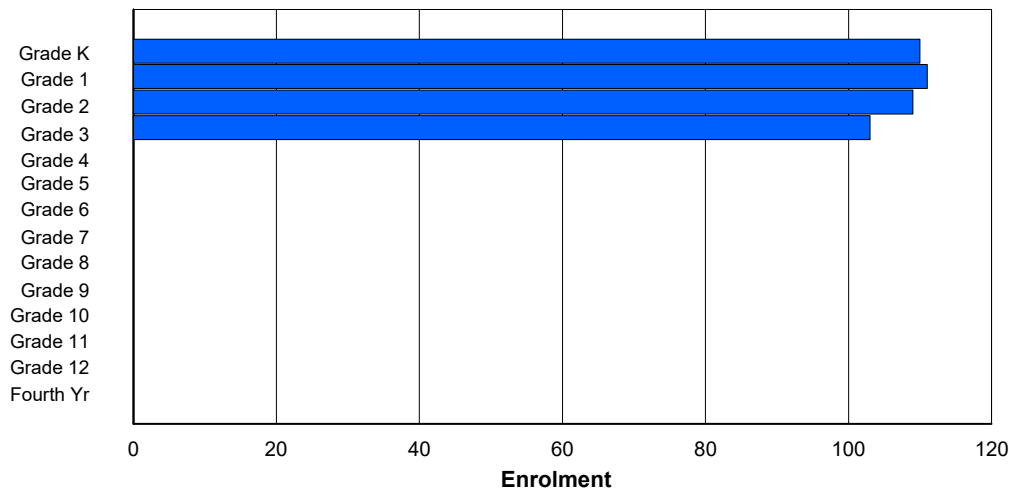
| Gender | Age | | | | | | | | | | | | | | | | | Total |
|--------------|------------|------------|------------|------------|----------|----------|----------|----------|----------|----------|----------|----------|----------|----------|----------|----------|------------|-------|
| | 5 | 6 | 7 | 8 | 9 | 10 | 11 | 12 | 13 | 14 | 15 | 16 | 17 | 18 | 19 | 20> | | |
| Male | 56 | 61 | 58 | 55 | 0 | 0 | 0 | 0 | 0 | 0 | 0 | 0 | 0 | 0 | 0 | 0 | 230 | |
| Female | 54 | 50 | 51 | 48 | 0 | 0 | 0 | 0 | 0 | 0 | 0 | 0 | 0 | 0 | 0 | 0 | 203 | |
| Total | 110 | 111 | 109 | 103 | 0 | 0 | 0 | 0 | 0 | 0 | 0 | 0 | 0 | 0 | 0 | 0 | 433 | |

Enrolment By Grade and Gender

| Gender | Grade | | | | | | | | | | | | | | | Total |
|--------------|------------|------------|------------|------------|----------|----------|----------|----------|----------|----------|----------|----------|----------|----------|----------|------------|
| | K | 1 | 2 | 3 | 4 | 5 | 6 | 7 | 8 | 9 | 10 | 11 | 12 | 4th | | |
| Male | 56 | 61 | 58 | 55 | 0 | 0 | 0 | 0 | 0 | 0 | 0 | 0 | 0 | 0 | 0 | 230 |
| Female | 54 | 50 | 51 | 48 | 0 | 0 | 0 | 0 | 0 | 0 | 0 | 0 | 0 | 0 | 0 | 203 |
| Total | 110 | 111 | 109 | 103 | 0 | 0 | 0 | 0 | 0 | 0 | 0 | 0 | 0 | 0 | 0 | 433 |

Enrolment By Grade

For 142 - Woodland Primary, Grand Falls-Windsor



* Data from the 2014-2015 AGR(Enrolment/Age as of the last day in Sept./Dec.)

** Newfoundland Statistics Classification System

*** May include itinerant teachers

NI ESD - Central Region

#143 - Millcrest Academy, Grand Falls-Windsor

Classification: Urban
Offers Distance Education: No

Grades: 4-6 Number of Grades: 3

[School FTE PTR : 14.0](#)
[District FTE PTR : 11.3](#)
[Provincial FTE PTR : 12.1](#)

[FTE Teachers](#) *** : 24.8

Enrolment By Age and Gender

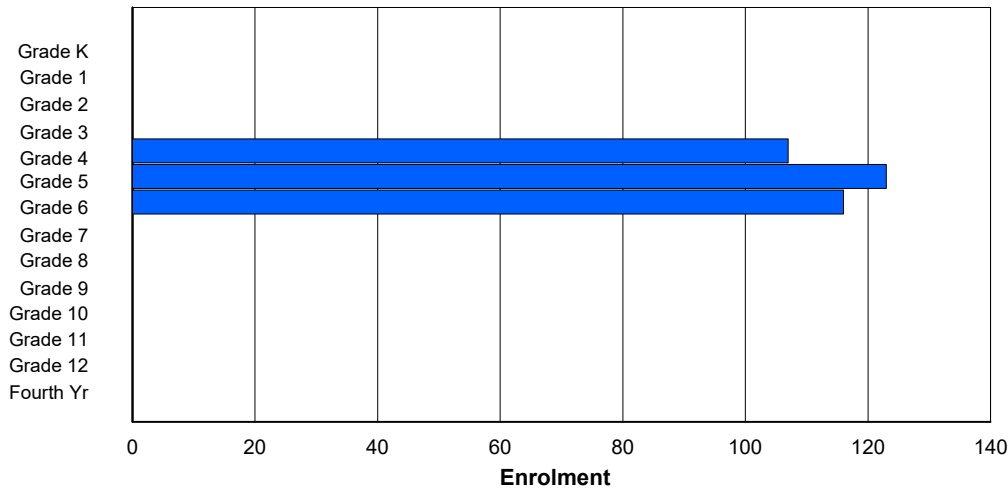
| Gender | Age | | | | | | | | | | | | | | | | | Total |
|--------------|----------|----------|----------|----------|------------|------------|------------|----------|----------|----------|----------|----------|----------|----------|----------|----------|------------|-------|
| | 5 | 6 | 7 | 8 | 9 | 10 | 11 | 12 | 13 | 14 | 15 | 16 | 17 | 18 | 19 | 20> | | |
| Male | 0 | 0 | 0 | 1 | 51 | 67 | 62 | 1 | 0 | 0 | 0 | 0 | 0 | 0 | 0 | 0 | 182 | |
| Female | 0 | 0 | 0 | 0 | 54 | 57 | 52 | 1 | 0 | 0 | 0 | 0 | 0 | 0 | 0 | 0 | 164 | |
| Total | 0 | 0 | 0 | 1 | 105 | 124 | 114 | 2 | 0 | 0 | 0 | 0 | 0 | 0 | 0 | 0 | 346 | |

Enrolment By Grade and Gender

| Gender | Grade | | | | | | | | | | | | | | | Total |
|--------------|----------|----------|----------|----------|------------|------------|------------|----------|----------|----------|----------|----------|----------|----------|------------|-------|
| | K | 1 | 2 | 3 | 4 | 5 | 6 | 7 | 8 | 9 | 10 | 11 | 12 | 4th | | |
| Male | 0 | 0 | 0 | 0 | 52 | 66 | 64 | 0 | 0 | 0 | 0 | 0 | 0 | 0 | 182 | |
| Female | 0 | 0 | 0 | 0 | 55 | 57 | 52 | 0 | 0 | 0 | 0 | 0 | 0 | 0 | 164 | |
| Total | 0 | 0 | 0 | 0 | 107 | 123 | 116 | 0 | 0 | 0 | 0 | 0 | 0 | 0 | 346 | |

Enrolment By Grade

For 143 - Millcrest Academy, Grand Falls-Windsor



* Data from the 2014-2015 AGR(Enrolment/Age as of the last day in Sept./Dec.)

** Newfoundland Statistics Classification System

*** May include itinerant teachers

NI ESD - Central Region

#144 - Sprucewood Academy, Grand Falls-Windsor

Grades: K-6 Number of Grades: 7

[FTE Teachers](#) *** : 19.8

Classification: Urban
Offers Distance Education: No

[School FTE PTR : 12.3](#)
[District FTE PTR : 11.3](#)
[Provincial FTE PTR : 12.1](#)

Enrolment By Age and Gender

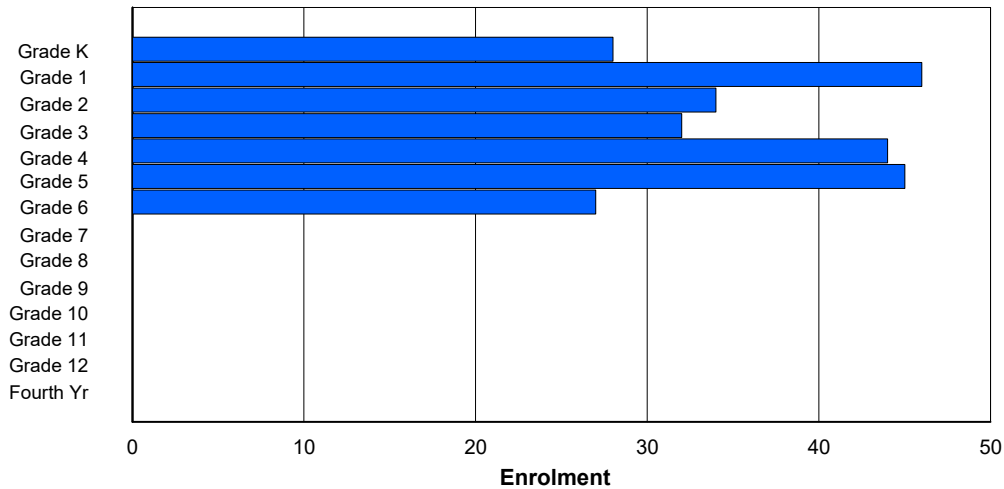
| Gender | Age | | | | | | | | | | | | | | | | | Total |
|--------------|-----------|-----------|-----------|-----------|-----------|-----------|-----------|----------|----------|----------|----------|----------|----------|----------|----------|----------|------------|-------|
| | 5 | 6 | 7 | 8 | 9 | 10 | 11 | 12 | 13 | 14 | 15 | 16 | 17 | 18 | 19 | 20> | | |
| Male | 10 | 20 | 22 | 18 | 20 | 17 | 13 | 0 | 0 | 0 | 0 | 0 | 0 | 0 | 0 | 0 | 120 | |
| Female | 18 | 26 | 12 | 13 | 25 | 28 | 14 | 0 | 0 | 0 | 0 | 0 | 0 | 0 | 0 | 0 | 136 | |
| Total | 28 | 46 | 34 | 31 | 45 | 45 | 27 | 0 | 0 | 0 | 0 | 0 | 0 | 0 | 0 | 0 | 256 | |

Enrolment By Grade and Gender

| Gender | Grade | | | | | | | | | | | | | | | Total |
|--------------|-----------|-----------|-----------|-----------|-----------|-----------|-----------|----------|----------|----------|----------|----------|----------|----------|------------|-------|
| | K | 1 | 2 | 3 | 4 | 5 | 6 | 7 | 8 | 9 | 10 | 11 | 12 | 4th | | |
| Male | 10 | 20 | 22 | 19 | 19 | 17 | 13 | 0 | 0 | 0 | 0 | 0 | 0 | 0 | 120 | |
| Female | 18 | 26 | 12 | 13 | 25 | 28 | 14 | 0 | 0 | 0 | 0 | 0 | 0 | 0 | 136 | |
| Total | 28 | 46 | 34 | 32 | 44 | 45 | 27 | 0 | 0 | 0 | 0 | 0 | 0 | 0 | 256 | |

Enrolment By Grade

For 144 - Sprucewood Academy, Grand Falls-Windsor



* Data from the 2014-2015 AGR(Enrolment/Age as of the last day in Sept./Dec.)

** Newfoundland Statistics Classification System

*** May include itinerant teachers

NI ESD - Central Region

#149 - King Academy, Harbour Breton

Classification: Rural
Offers Distance Education: Yes

Grades: 7-12

Number of Grades: 6

[School FTE PTR : 11.0](#)
[District FTE PTR : 11.3](#)
[Provincial FTE PTR : 12.1](#)

[FTE Teachers](#) *** : 11.0

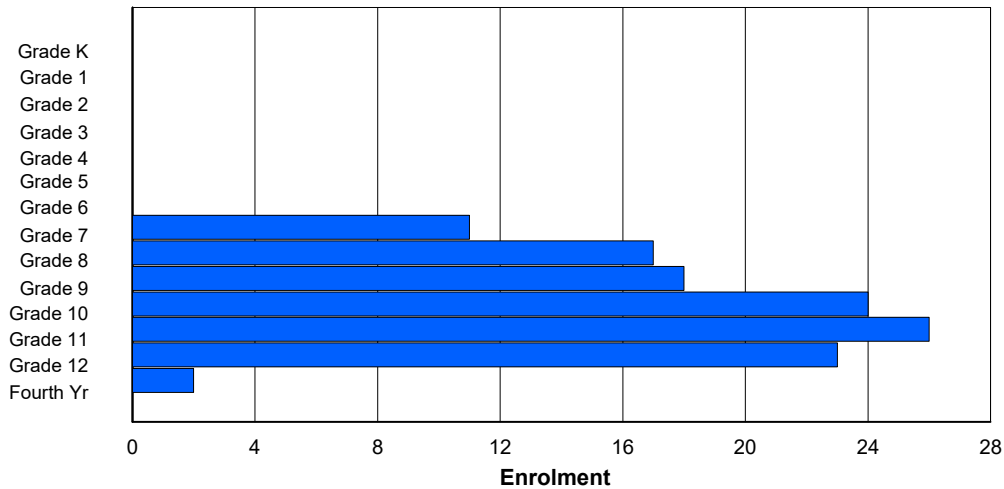
Enrolment By Age and Gender

| Gender | Age | | | | | | | | | | | | | | | | | Total |
|--------------|-----|---|---|---|---|----|----|----|----|----|----|----|----|----|----|-----|-----|-------|
| | 5 | 6 | 7 | 8 | 9 | 10 | 11 | 12 | 13 | 14 | 15 | 16 | 17 | 18 | 19 | 20> | | |
| Male | 0 | 0 | 0 | 0 | 0 | 0 | 0 | 4 | 10 | 12 | 10 | 13 | 16 | 0 | 0 | 0 | 65 | |
| Female | 0 | 0 | 0 | 0 | 0 | 0 | 0 | 7 | 5 | 8 | 14 | 12 | 8 | 2 | 0 | 0 | 56 | |
| Total | 0 | 0 | 0 | 0 | 0 | 0 | 0 | 11 | 15 | 20 | 24 | 25 | 24 | 2 | 0 | 0 | 121 | |

Enrolment By Grade and Gender

| Gender | Grade | | | | | | | | | | | | | | | Total |
|--------------|-------|---|---|---|---|---|---|----|----|----|----|----|----|-----|-----|-------|
| | K | 1 | 2 | 3 | 4 | 5 | 6 | 7 | 8 | 9 | 10 | 11 | 12 | 4th | | |
| Male | 0 | 0 | 0 | 0 | 0 | 0 | 0 | 4 | 11 | 11 | 10 | 14 | 15 | 0 | 65 | |
| Female | 0 | 0 | 0 | 0 | 0 | 0 | 0 | 7 | 6 | 7 | 14 | 12 | 8 | 2 | 56 | |
| Total | 0 | 0 | 0 | 0 | 0 | 0 | 0 | 11 | 17 | 18 | 24 | 26 | 23 | 2 | 121 | |

Enrolment By Grade
For 149 - King Academy, Harbour Breton



* Data from the 2014-2015 AGR(Enrolment/Age as of the last day in Sept./Dec.)

** Newfoundland Statistics Classification System

*** May include itinerant teachers

NI ESD - Central Region

#150 - St. Joseph's Elementary, Harbour Breton

Classification: Rural
Offers Distance Education: No

Grades: K-6

Number of Grades: 7

[School FTE PTR : 11.0](#)

[District FTE PTR : 11.3](#)

[Provincial FTE PTR : 12.1](#)

[FTE Teachers](#) *** : 11.0

Enrolment By Age and Gender

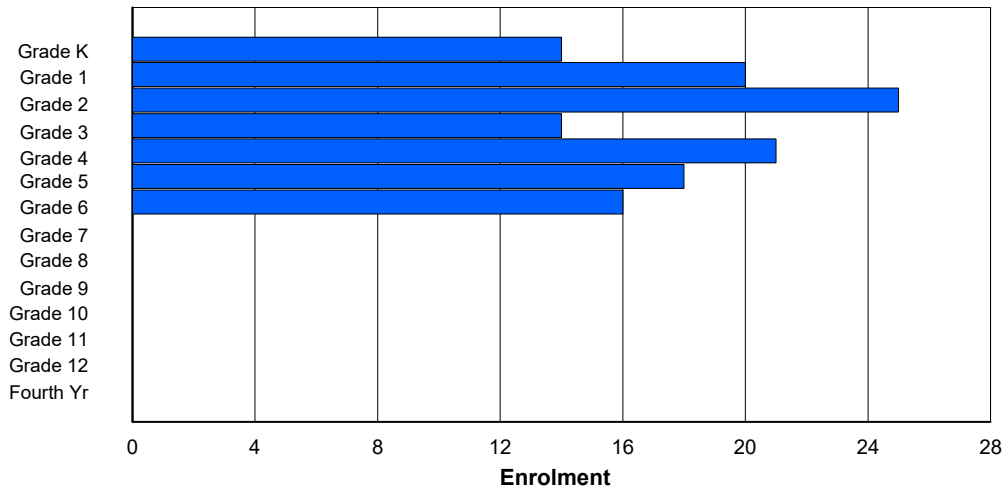
| Gender | Age | | | | | | | | | | | | | | | | | Total |
|--------------|-----------|-----------|-----------|-----------|-----------|-----------|-----------|----------|----------|----------|----------|----------|----------|----------|----------|----------|------------|-------|
| | 5 | 6 | 7 | 8 | 9 | 10 | 11 | 12 | 13 | 14 | 15 | 16 | 17 | 18 | 19 | 20> | | |
| Male | 7 | 12 | 12 | 6 | 10 | 10 | 9 | 0 | 0 | 0 | 0 | 0 | 0 | 0 | 0 | 0 | 66 | |
| Female | 7 | 8 | 13 | 8 | 11 | 8 | 7 | 0 | 0 | 0 | 0 | 0 | 0 | 0 | 0 | 0 | 62 | |
| Total | 14 | 20 | 25 | 14 | 21 | 18 | 16 | 0 | 0 | 0 | 0 | 0 | 0 | 0 | 0 | 0 | 128 | |

Enrolment By Grade and Gender

| Gender | Grade | | | | | | | | | | | | | | | Total |
|--------------|-----------|-----------|-----------|-----------|-----------|-----------|-----------|----------|----------|----------|----------|----------|----------|----------|------------|-------|
| | K | 1 | 2 | 3 | 4 | 5 | 6 | 7 | 8 | 9 | 10 | 11 | 12 | 4th | | |
| Male | 7 | 12 | 12 | 6 | 10 | 10 | 9 | 0 | 0 | 0 | 0 | 0 | 0 | 0 | 66 | |
| Female | 7 | 8 | 13 | 8 | 11 | 8 | 7 | 0 | 0 | 0 | 0 | 0 | 0 | 0 | 62 | |
| Total | 14 | 20 | 25 | 14 | 21 | 18 | 16 | 0 | 0 | 0 | 0 | 0 | 0 | 0 | 128 | |

Enrolment By Grade

For 150 - St. Joseph's Elementary, Harbour Breton



* Data from the 2014-2015 AGR(Enrolment/Age as of the last day in Sept./Dec.)

** Newfoundland Statistics Classification System

*** May include itinerant teachers

NI ESD - Central Region

#151 - John Watkins Academy, Hermitage

Classification: Rural
Offers Distance Education: Yes

Grades: K-12

Number of Grades: 13

[School FTE PTR : 9.0](#)
[District FTE PTR : 11.3](#)
[Provincial FTE PTR : 12.1](#)

[FTE Teachers](#) *** : 8.0

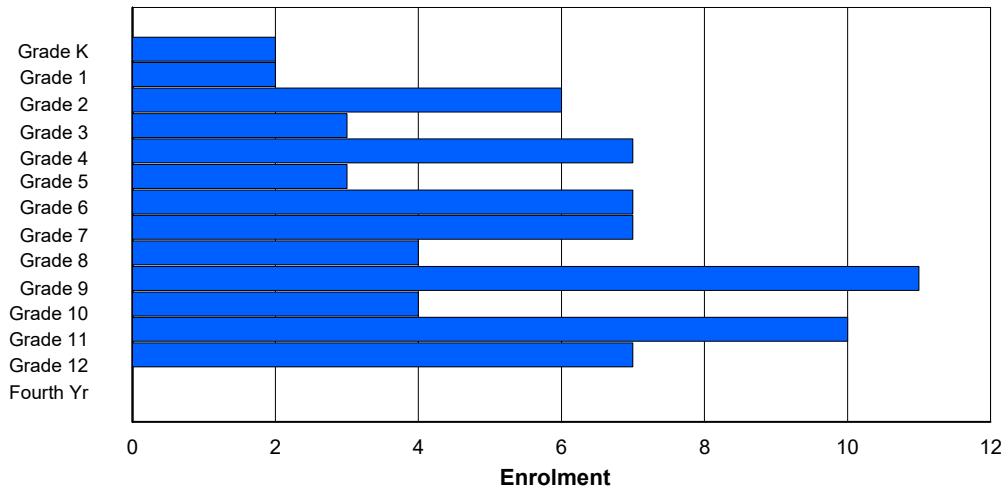
Enrolment By Age and Gender

| Gender | Age | | | | | | | | | | | | | | | | | Total |
|--------------|----------|----------|----------|----------|----------|----------|----------|----------|----------|-----------|----------|-----------|----------|----------|----------|----------|-----------|-------|
| | 5 | 6 | 7 | 8 | 9 | 10 | 11 | 12 | 13 | 14 | 15 | 16 | 17 | 18 | 19 | 20> | | |
| Male | 1 | 0 | 4 | 1 | 3 | 2 | 2 | 2 | 2 | 6 | 4 | 3 | 2 | 0 | 0 | 0 | 32 | |
| Female | 1 | 2 | 2 | 2 | 4 | 1 | 5 | 5 | 2 | 4 | 1 | 7 | 5 | 0 | 0 | 0 | 41 | |
| Total | 2 | 2 | 6 | 3 | 7 | 3 | 7 | 7 | 4 | 10 | 5 | 10 | 7 | 0 | 0 | 0 | 73 | |

Enrolment By Grade and Gender

| Gender | K | Grade | | | | | | | | | | | | | 4th | Total |
|--------------|----------|----------|----------|----------|----------|----------|----------|----------|----------|-----------|----------|-----------|----------|----------|-----------|-------|
| | | 1 | 2 | 3 | 4 | 5 | 6 | 7 | 8 | 9 | 10 | 11 | 12 | | | |
| Male | 1 | 0 | 4 | 1 | 3 | 2 | 2 | 2 | 2 | 7 | 3 | 3 | 2 | 0 | 32 | |
| Female | 1 | 2 | 2 | 2 | 4 | 1 | 5 | 5 | 2 | 4 | 1 | 7 | 5 | 0 | 41 | |
| Total | 2 | 2 | 6 | 3 | 7 | 3 | 7 | 7 | 4 | 11 | 4 | 10 | 7 | 0 | 73 | |

Enrolment By Grade
For 151 - John Watkins Academy, Hermitage



* Data from the 2014-2015 AGR(Enrolment/Age as of the last day in Sept./Dec.)

** Newfoundland Statistics Classification System

*** May include itinerant teachers

NI ESD - Central Region

#152 - Valmont Academy, King's Point

Classification: Rural
Offers Distance Education: Yes

Grades: K-12

Number of Grades: 13

[School FTE PTR : 7.8](#)
[District FTE PTR : 11.3](#)
[Provincial FTE PTR : 12.1](#)

[FTE Teachers](#) *** : 12.3

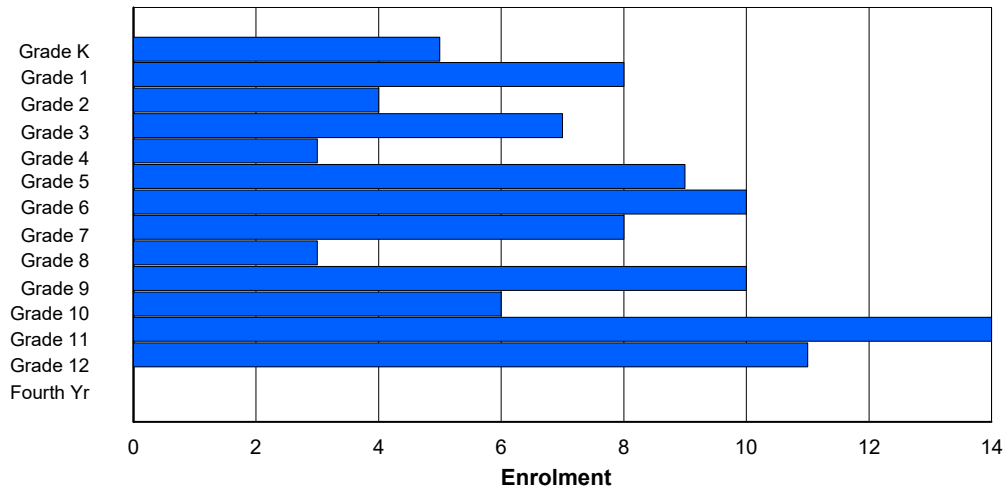
Enrolment By Age and Gender

| Gender | Age | | | | | | | | | | | | | | | | | Total |
|--------------|----------|----------|----------|----------|----------|----------|-----------|----------|----------|-----------|----------|-----------|-----------|----------|----------|----------|-----------|-------|
| | 5 | 6 | 7 | 8 | 9 | 10 | 11 | 12 | 13 | 14 | 15 | 16 | 17 | 18 | 19 | 20> | | |
| Male | 4 | 3 | 3 | 4 | 1 | 4 | 4 | 2 | 2 | 2 | 2 | 10 | 3 | 1 | 0 | 0 | 45 | |
| Female | 1 | 5 | 1 | 3 | 2 | 5 | 6 | 5 | 2 | 8 | 3 | 4 | 7 | 1 | 0 | 0 | 53 | |
| Total | 5 | 8 | 4 | 7 | 3 | 9 | 10 | 7 | 4 | 10 | 5 | 14 | 10 | 2 | 0 | 0 | 98 | |

Enrolment By Grade and Gender

| Gender | Grade | | | | | | | | | | | | | | Total |
|--------------|----------|----------|----------|----------|----------|----------|-----------|----------|----------|-----------|----------|-----------|-----------|----------|-----------|
| | K | 1 | 2 | 3 | 4 | 5 | 6 | 7 | 8 | 9 | 10 | 11 | 12 | 4th | |
| Male | 4 | 3 | 3 | 4 | 1 | 4 | 4 | 3 | 1 | 2 | 3 | 10 | 3 | 0 | 45 |
| Female | 1 | 5 | 1 | 3 | 2 | 5 | 6 | 5 | 2 | 8 | 3 | 4 | 8 | 0 | 53 |
| Total | 5 | 8 | 4 | 7 | 3 | 9 | 10 | 8 | 3 | 10 | 6 | 14 | 11 | 0 | 98 |

Enrolment By Grade
For 152 - Valmont Academy, King's Point



* Data from the 2014-2015 AGR(Enrolment/Age as of the last day in Sept./Dec.)

** Newfoundland Statistics Classification System

*** May include itinerant teachers

NI ESD - Central Region

#153 - Cape John Collegiate, La Scie

Classification: Rural
Offers Distance Education: Yes

Grades: 7-12

Number of Grades: 6

[School FTE PTR : 9.6](#)
[District FTE PTR : 11.3](#)
[Provincial FTE PTR : 12.1](#)

[FTE Teachers](#) *** : 10.0

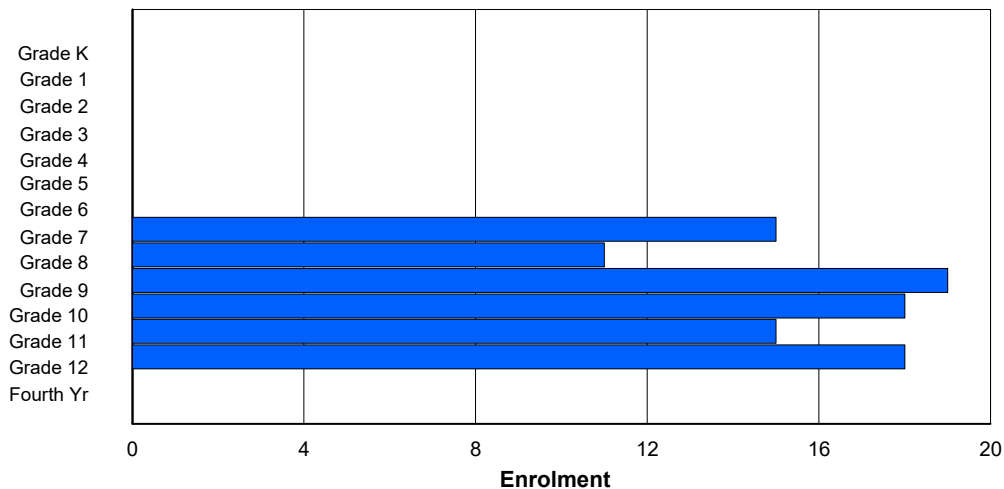
Enrolment By Age and Gender

| Gender | Age | | | | | | | | | | | | | | | | | Total |
|--------------|----------|----------|----------|----------|----------|----------|----------|-----------|-----------|-----------|-----------|-----------|-----------|----------|----------|----------|-----------|-------|
| | 5 | 6 | 7 | 8 | 9 | 10 | 11 | 12 | 13 | 14 | 15 | 16 | 17 | 18 | 19 | 20> | | |
| Male | 0 | 0 | 0 | 0 | 0 | 0 | 0 | 8 | 3 | 9 | 7 | 7 | 10 | 0 | 0 | 0 | 44 | |
| Female | 0 | 0 | 0 | 0 | 0 | 0 | 0 | 7 | 9 | 9 | 10 | 9 | 7 | 1 | 0 | 0 | 52 | |
| Total | 0 | 0 | 0 | 0 | 0 | 0 | 0 | 15 | 12 | 18 | 17 | 16 | 17 | 1 | 0 | 0 | 96 | |

Enrolment By Grade and Gender

| Gender | Grade | | | | | | | | | | | | | | | Total |
|--------------|----------|----------|----------|----------|----------|----------|----------|-----------|-----------|-----------|-----------|-----------|-----------|----------|-----------|-------|
| | K | 1 | 2 | 3 | 4 | 5 | 6 | 7 | 8 | 9 | 10 | 11 | 12 | 4th | | |
| Male | 0 | 0 | 0 | 0 | 0 | 0 | 0 | 8 | 2 | 10 | 7 | 7 | 10 | 0 | 44 | |
| Female | 0 | 0 | 0 | 0 | 0 | 0 | 0 | 7 | 9 | 9 | 11 | 8 | 8 | 0 | 52 | |
| Total | 0 | 0 | 0 | 0 | 0 | 0 | 0 | 15 | 11 | 19 | 18 | 15 | 18 | 0 | 96 | |

Enrolment By Grade
For 153 - Cape John Collegiate, La Scie



* Data from the 2014-2015 AGR(Enrolment/Age as of the last day in Sept./Dec.)

** Newfoundland Statistics Classification System

*** May include itinerant teachers

NI ESD - Central Region

#154 - Hillside Elementary, La Scie

Classification: Rural
Offers Distance Education: No

Grades: K-6 Number of Grades: 7

[School FTE PTR : 10.4](#)
[District FTE PTR : 11.3](#)
[Provincial FTE PTR : 12.1](#)

[FTE Teachers](#) *** : 8.5

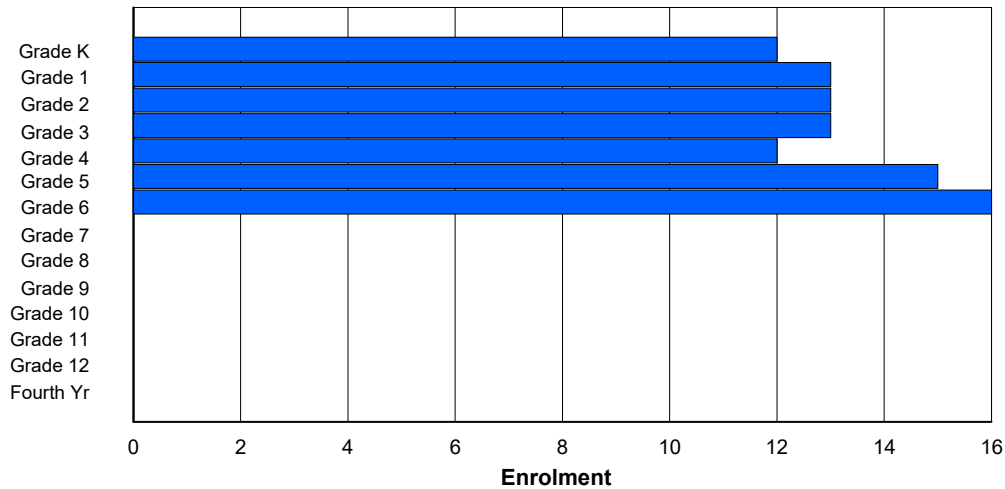
Enrolment By Age and Gender

| Gender | Age | | | | | | | | | | | | | | | | | Total |
|--------------|-----------|-----------|-----------|-----------|-----------|-----------|-----------|----------|----------|----------|----------|----------|----------|----------|----------|----------|-----------|-------|
| | 5 | 6 | 7 | 8 | 9 | 10 | 11 | 12 | 13 | 14 | 15 | 16 | 17 | 18 | 19 | 20> | | |
| Male | 5 | 9 | 6 | 6 | 7 | 8 | 11 | 0 | 0 | 0 | 0 | 0 | 0 | 0 | 0 | 0 | 52 | |
| Female | 7 | 4 | 7 | 7 | 5 | 7 | 5 | 0 | 0 | 0 | 0 | 0 | 0 | 0 | 0 | 0 | 42 | |
| Total | 12 | 13 | 13 | 13 | 12 | 15 | 16 | 0 | 0 | 0 | 0 | 0 | 0 | 0 | 0 | 0 | 94 | |

Enrolment By Grade and Gender

| Gender | Grade | | | | | | | | | | | | | | | Total |
|--------------|-----------|-----------|-----------|-----------|-----------|-----------|-----------|----------|----------|----------|----------|----------|----------|----------|-----------|-------|
| | K | 1 | 2 | 3 | 4 | 5 | 6 | 7 | 8 | 9 | 10 | 11 | 12 | 4th | | |
| Male | 5 | 9 | 6 | 6 | 7 | 8 | 11 | 0 | 0 | 0 | 0 | 0 | 0 | 0 | 52 | |
| Female | 7 | 4 | 7 | 7 | 5 | 7 | 5 | 0 | 0 | 0 | 0 | 0 | 0 | 0 | 42 | |
| Total | 12 | 13 | 13 | 13 | 12 | 15 | 16 | 0 | 0 | 0 | 0 | 0 | 0 | 0 | 94 | |

Enrolment By Grade
For 154 - Hillside Elementary, La Scie



* Data from the 2014-2015 AGR(Enrolment/Age as of the last day in Sept./Dec.)

** Newfoundland Statistics Classification System

*** May include itinerant teachers

NI ESD - Central Region

#155 - Leading Ticks Primary, Leading Ticks

Grades: K,2-3

Number of Grades: 3

[FTE Teachers](#) *** : 1.6

Classification: Rural

Offers Distance Education: No

[School FTE PTR : 6.3](#)

[District FTE PTR : 11.3](#)

[Provincial FTE PTR : 12.1](#)

Enrolment By Age and Gender

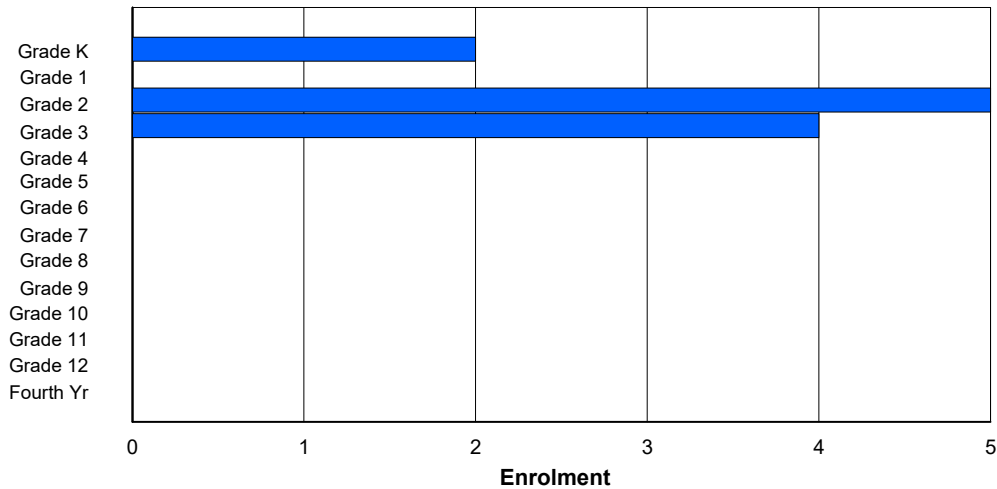
| Gender | Age | | | | | | | | | | | | | | | | | Total |
|--------------|----------|----------|----------|----------|----------|----------|----------|----------|----------|----------|----------|----------|----------|----------|----------|----------|-----------|-------|
| | 5 | 6 | 7 | 8 | 9 | 10 | 11 | 12 | 13 | 14 | 15 | 16 | 17 | 18 | 19 | 20> | | |
| Male | 2 | 0 | 2 | 4 | 0 | 0 | 0 | 0 | 0 | 0 | 0 | 0 | 0 | 0 | 0 | 0 | 8 | |
| Female | 0 | 0 | 3 | 0 | 0 | 0 | 0 | 0 | 0 | 0 | 0 | 0 | 0 | 0 | 0 | 0 | 3 | |
| Total | 2 | 0 | 5 | 4 | 0 | 0 | 0 | 0 | 0 | 0 | 0 | 0 | 0 | 0 | 0 | 0 | 11 | |

Enrolment By Grade and Gender

| Gender | Grade | | | | | | | | | | | | | | | Total |
|--------------|----------|----------|----------|----------|----------|----------|----------|----------|----------|----------|----------|----------|----------|----------|-----------|-------|
| | K | 1 | 2 | 3 | 4 | 5 | 6 | 7 | 8 | 9 | 10 | 11 | 12 | 4th | | |
| Male | 2 | 0 | 2 | 4 | 0 | 0 | 0 | 0 | 0 | 0 | 0 | 0 | 0 | 0 | 8 | |
| Female | 0 | 0 | 3 | 0 | 0 | 0 | 0 | 0 | 0 | 0 | 0 | 0 | 0 | 0 | 3 | |
| Total | 2 | 0 | 5 | 4 | 0 | 0 | 0 | 0 | 0 | 0 | 0 | 0 | 0 | 0 | 11 | |

Enrolment By Grade

For 155 - Leading Ticks Primary, Leading Ticks



* Data from the 2014-2015 AGR(Enrolment/Age as of the last day in Sept./Dec.)

** Newfoundland Statistics Classification System

*** May include itinerant teachers

NI ESD - Central Region

#156 - H.L. Strong Academy, Little Bay Islands

Grades: 9,12

Number of Grades: 2

Classification: Rural

Offers Distance Education: No

[School FTE PTR : 2.0](#)

[District FTE PTR : 11.3](#)

[Provincial FTE PTR : 12.1](#)

[FTE Teachers](#) *** : 1.0

Enrolment By Age and Gender

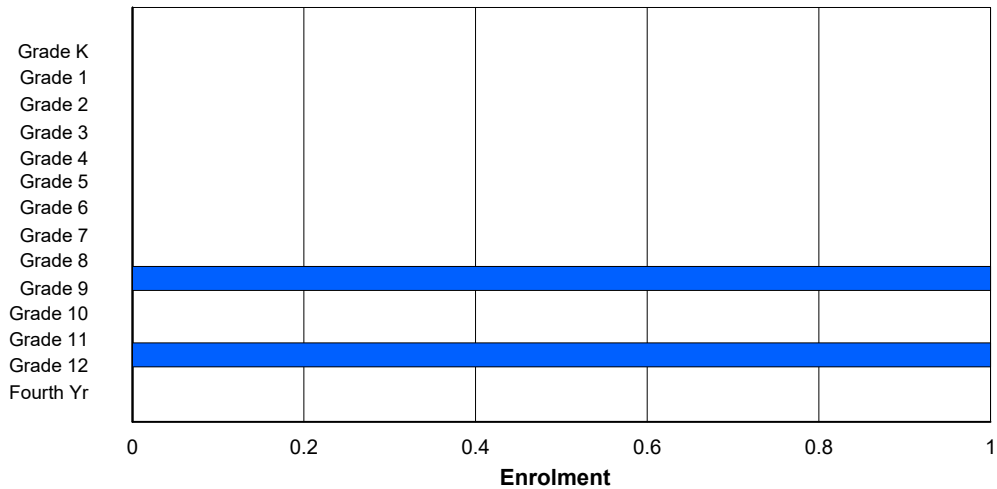
| Gender | Age | | | | | | | | | | | | | | | | | Total |
|--------------|----------|----------|----------|----------|----------|----------|----------|----------|----------|----------|----------|----------|----------|----------|----------|----------|----------|-------|
| | 5 | 6 | 7 | 8 | 9 | 10 | 11 | 12 | 13 | 14 | 15 | 16 | 17 | 18 | 19 | 20> | | |
| Male | 0 | 0 | 0 | 0 | 0 | 0 | 0 | 0 | 0 | 1 | 0 | 0 | 0 | 0 | 0 | 0 | 1 | |
| Female | 0 | 0 | 0 | 0 | 0 | 0 | 0 | 0 | 0 | 0 | 0 | 0 | 1 | 0 | 0 | 0 | 1 | |
| Total | 0 | 0 | 0 | 0 | 0 | 0 | 0 | 0 | 0 | 1 | 0 | 0 | 1 | 0 | 0 | 0 | 2 | |

Enrolment By Grade and Gender

| Gender | Grade | | | | | | | | | | | | | | | Total |
|--------------|----------|----------|----------|----------|----------|----------|----------|----------|----------|----------|----------|----------|----------|----------|----------|-------|
| | K | 1 | 2 | 3 | 4 | 5 | 6 | 7 | 8 | 9 | 10 | 11 | 12 | 4th | | |
| Male | 0 | 0 | 0 | 0 | 0 | 0 | 0 | 0 | 0 | 1 | 0 | 0 | 0 | 0 | 1 | |
| Female | 0 | 0 | 0 | 0 | 0 | 0 | 0 | 0 | 0 | 0 | 0 | 0 | 1 | 0 | 1 | |
| Total | 0 | 0 | 0 | 0 | 0 | 0 | 0 | 0 | 0 | 1 | 0 | 0 | 1 | 0 | 2 | |

Enrolment By Grade

For 156 - H.L. Strong Academy, Little Bay Islands



* Data from the 2014-2015 AGR(Enrolment/Age as of the last day in Sept./Dec.)

** Newfoundland Statistics Classification System

*** May include itinerant teachers

NI,ESD - Central Region

#157 - St. Peter's AG, McCallum

Classification: Rural
Offers Distance Education: Yes

Grades: 2,5,8-9,11-12 Number of Grades: 7

[School FTE PTR : 3.5](#)
[District FTE PTR : 11.3](#)
[Provincial FTE PTR : 12.1](#)

[FTE Teachers](#) *** : 2.0

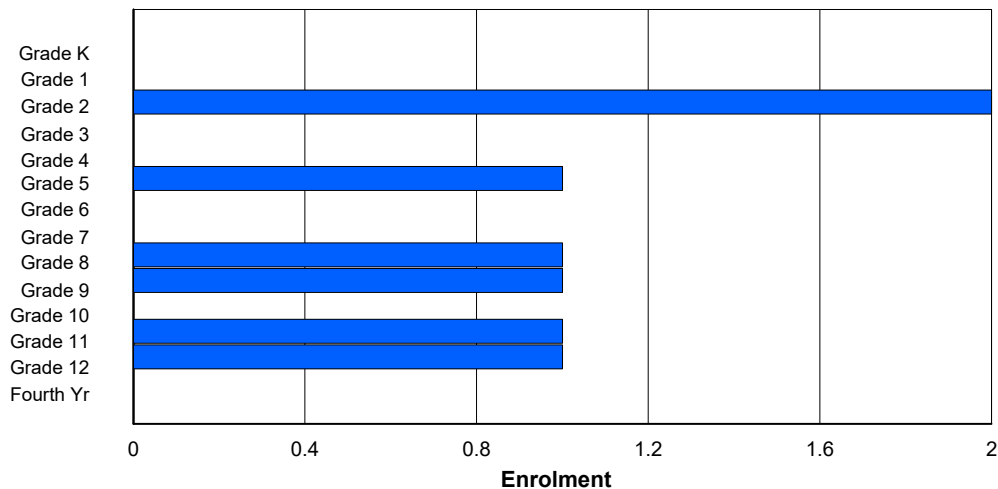
Enrolment By Age and Gender

| Gender | Age | | | | | | | | | | | | | | | | | Total |
|--------------|----------|----------|----------|----------|----------|----------|----------|----------|----------|----------|----------|----------|----------|----------|----------|----------|----------|-------|
| | 5 | 6 | 7 | 8 | 9 | 10 | 11 | 12 | 13 | 14 | 15 | 16 | 17 | 18 | 19 | 20> | | |
| Male | 0 | 0 | 1 | 0 | 0 | 0 | 0 | 0 | 0 | 0 | 0 | 1 | 1 | 0 | 0 | 0 | 3 | |
| Female | 0 | 0 | 1 | 0 | 0 | 1 | 0 | 0 | 1 | 1 | 0 | 0 | 0 | 0 | 0 | 0 | 4 | |
| Total | 0 | 0 | 2 | 0 | 0 | 1 | 0 | 0 | 1 | 1 | 0 | 1 | 1 | 0 | 0 | 0 | 7 | |

Enrolment By Grade and Gender

| Gender | Grade | | | | | | | | | | | | | | Total |
|--------------|----------|----------|----------|----------|----------|----------|----------|----------|----------|----------|----------|----------|----------|----------|----------|
| | K | 1 | 2 | 3 | 4 | 5 | 6 | 7 | 8 | 9 | 10 | 11 | 12 | 4th | |
| Male | 0 | 0 | 1 | 0 | 0 | 0 | 0 | 0 | 0 | 0 | 0 | 1 | 1 | 0 | 3 |
| Female | 0 | 0 | 1 | 0 | 0 | 1 | 0 | 0 | 1 | 1 | 0 | 0 | 0 | 0 | 4 |
| Total | 0 | 0 | 2 | 0 | 0 | 1 | 0 | 0 | 1 | 1 | 0 | 1 | 1 | 0 | 7 |

Enrolment By Grade
For 157 - St. Peter's AG, McCallum



* Data from the 2014-2015 AGR(Enrolment/Age as of the last day in Sept./Dec.)

** Newfoundland Statistics Classification System

*** May include itinerant teachers

NI ESD - Central Region

#158 - MSB Regional Academy, Middle Arm

Classification: Rural
Offers Distance Education: Yes

Grades: K-12 Number of Grades: 13

[School FTE PTR : 9.1](#)
[District FTE PTR : 11.3](#)
[Provincial FTE PTR : 12.1](#)

[FTE Teachers](#) *** : 14.8

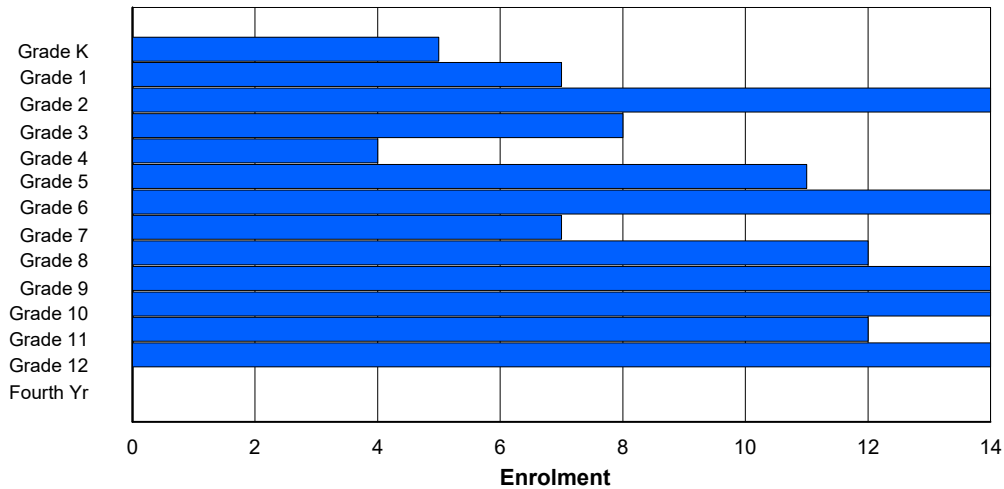
Enrolment By Age and Gender

| Gender | Age | | | | | | | | | | | | | | | | | Total |
|--------------|----------|----------|-----------|----------|----------|-----------|-----------|----------|-----------|-----------|-----------|-----------|-----------|----------|----------|----------|------------|-------|
| | 5 | 6 | 7 | 8 | 9 | 10 | 11 | 12 | 13 | 14 | 15 | 16 | 17 | 18 | 19 | 20> | | |
| Male | 2 | 1 | 8 | 4 | 2 | 4 | 5 | 4 | 6 | 7 | 8 | 6 | 7 | 0 | 0 | 0 | 64 | |
| Female | 3 | 6 | 7 | 2 | 4 | 7 | 9 | 2 | 6 | 7 | 6 | 6 | 7 | 0 | 0 | 0 | 72 | |
| Total | 5 | 7 | 15 | 6 | 6 | 11 | 14 | 6 | 12 | 14 | 14 | 12 | 14 | 0 | 0 | 0 | 136 | |

Enrolment By Grade and Gender

| Gender | Grade | | | | | | | | | | | | | | Total |
|--------------|----------|----------|-----------|----------|----------|-----------|-----------|----------|-----------|-----------|-----------|-----------|-----------|----------|------------|
| | K | 1 | 2 | 3 | 4 | 5 | 6 | 7 | 8 | 9 | 10 | 11 | 12 | 4th | |
| Male | 2 | 1 | 7 | 5 | 1 | 4 | 5 | 5 | 6 | 7 | 8 | 6 | 7 | 0 | 64 |
| Female | 3 | 6 | 7 | 3 | 3 | 7 | 9 | 2 | 6 | 7 | 6 | 6 | 7 | 0 | 72 |
| Total | 5 | 7 | 14 | 8 | 4 | 11 | 14 | 7 | 12 | 14 | 14 | 12 | 14 | 0 | 136 |

Enrolment By Grade
For 158 - MSB Regional Academy, Middle Arm



* Data from the 2014-2015 AGR(Enrolment/Age as of the last day in Sept./Dec.)

** Newfoundland Statistics Classification System

*** May include itinerant teachers

NI ESD - Central Region

#160 - Bayview Primary, Nipper's Harbour

Classification: Rural
Offers Distance Education: No

Grades: Number of Grades: 0

[School FTE PTR : N/A](#)
[District FTE PTR : 11.3](#)
[Provincial FTE PTR : 12.1](#)

[FTE Teachers](#) *** : 0.0

Enrolment By Age and Gender

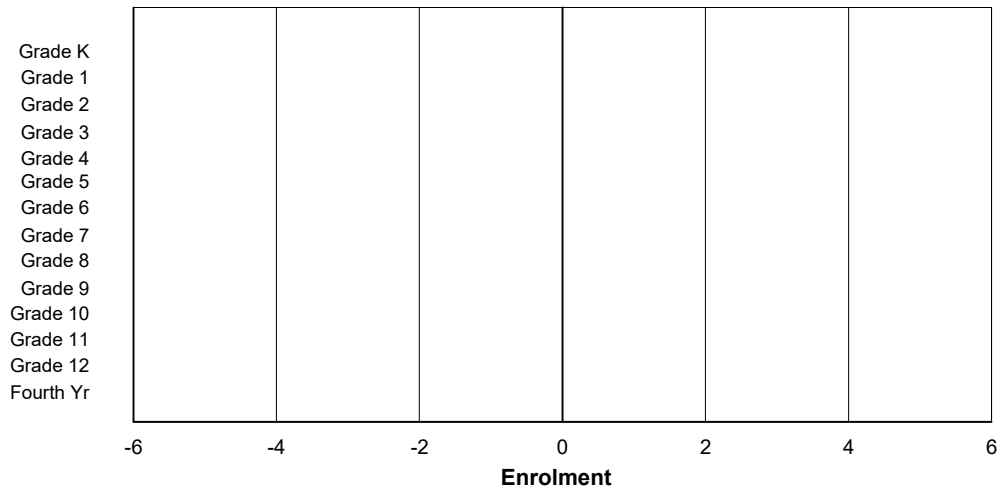
| Gender | Age | | | | | | | | | | | | | | | | | Total |
|--------------|----------|----------|----------|----------|----------|----------|----------|----------|----------|----------|----------|----------|----------|----------|----------|----------|----------|-------|
| | 5 | 6 | 7 | 8 | 9 | 10 | 11 | 12 | 13 | 14 | 15 | 16 | 17 | 18 | 19 | 20> | | |
| Male | 0 | 0 | 0 | 0 | 0 | 0 | 0 | 0 | 0 | 0 | 0 | 0 | 0 | 0 | 0 | 0 | 0 | |
| Female | 0 | 0 | 0 | 0 | 0 | 0 | 0 | 0 | 0 | 0 | 0 | 0 | 0 | 0 | 0 | 0 | 0 | |
| Total | 0 | 0 | 0 | 0 | 0 | 0 | 0 | 0 | 0 | 0 | 0 | 0 | 0 | 0 | 0 | 0 | 0 | |

Enrolment By Grade and Gender

| Gender | Grade | | | | | | | | | | | | | | | Total |
|--------------|----------|----------|----------|----------|----------|----------|----------|----------|----------|----------|----------|----------|----------|----------|----------|-------|
| | K | 1 | 2 | 3 | 4 | 5 | 6 | 7 | 8 | 9 | 10 | 11 | 12 | 4th | | |
| Male | 0 | 0 | 0 | 0 | 0 | 0 | 0 | 0 | 0 | 0 | 0 | 0 | 0 | 0 | 0 | |
| Female | 0 | 0 | 0 | 0 | 0 | 0 | 0 | 0 | 0 | 0 | 0 | 0 | 0 | 0 | 0 | |
| Total | 0 | 0 | 0 | 0 | 0 | 0 | 0 | 0 | 0 | 0 | 0 | 0 | 0 | 0 | 0 | |

Enrolment By Grade

For 160 - Bayview Primary, Nipper's Harbour



* Data from the 2014-2015 AGR(Enrolment/Age as of the last day in Sept./Dec.)

** Newfoundland Statistics Classification System

*** May include itinerant teachers

NI FSD - Central Region

#162 - Dorset Collegiate, Pilley's Island

Classification: Rural
Offers Distance Education: Yes

Grades: 7-12

Number of Grades: 6

[School FTE PTR : 11.0](#)
[District FTE PTR : 11.3](#)
[Provincial FTE PTR : 12.1](#)

[FTE Teachers](#) *** : 15.5

Enrolment By Age and Gender

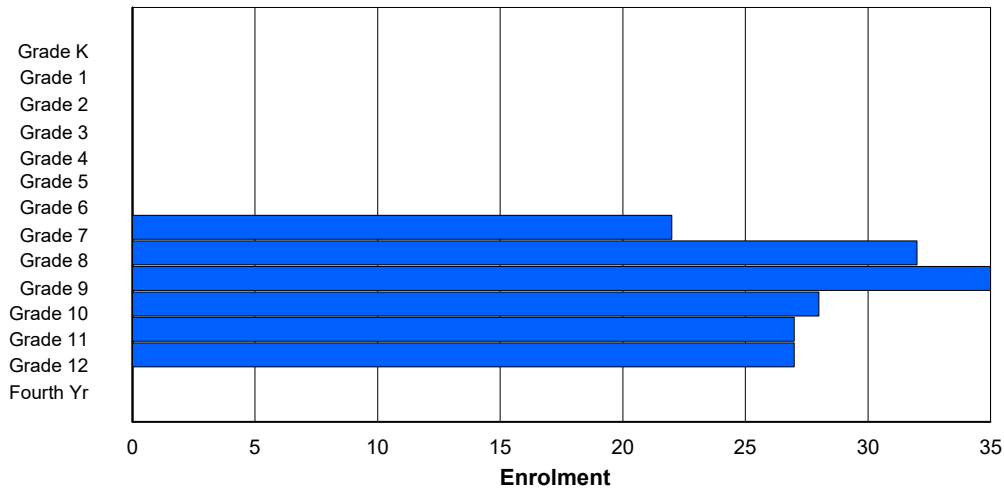
| Gender | Age | | | | | | | | | | | | | | | | | Total |
|--------------|----------|----------|----------|----------|----------|----------|----------|-----------|-----------|-----------|-----------|-----------|-----------|----------|----------|----------|------------|-------|
| | 5 | 6 | 7 | 8 | 9 | 10 | 11 | 12 | 13 | 14 | 15 | 16 | 17 | 18 | 19 | 20> | | |
| Male | 0 | 0 | 0 | 1 | 0 | 0 | 0 | 15 | 19 | 17 | 19 | 13 | 14 | 0 | 0 | 0 | 98 | |
| Female | 0 | 0 | 0 | 0 | 0 | 0 | 0 | 6 | 13 | 17 | 8 | 16 | 13 | 0 | 0 | 0 | 73 | |
| Total | 0 | 0 | 0 | 1 | 0 | 0 | 0 | 21 | 32 | 34 | 27 | 29 | 27 | 0 | 0 | 0 | 171 | |

Enrolment By Grade and Gender

| Gender | Grade | | | | | | | | | | | | | | | Total |
|--------------|----------|----------|----------|----------|----------|----------|----------|-----------|-----------|-----------|-----------|-----------|-----------|----------|------------|-------|
| | K | 1 | 2 | 3 | 4 | 5 | 6 | 7 | 8 | 9 | 10 | 11 | 12 | 4th | | |
| Male | 0 | 0 | 0 | 0 | 0 | 0 | 0 | 16 | 19 | 18 | 19 | 12 | 14 | 0 | 98 | |
| Female | 0 | 0 | 0 | 0 | 0 | 0 | 0 | 6 | 13 | 17 | 9 | 15 | 13 | 0 | 73 | |
| Total | 0 | 0 | 0 | 0 | 0 | 0 | 0 | 22 | 32 | 35 | 28 | 27 | 27 | 0 | 171 | |

Enrolment By Grade

For 162 - Dorset Collegiate, Pilley's Island



* Data from the 2014-2015 AGR(Enrolment/Age as of the last day in Sept./Dec.)

** Newfoundland Statistics Classification System

*** May include itinerant teachers

NI ESD - Central Region

#163 - Point Leamington Academy, Point Leamington

Grades: K-12

Number of Grades: 13

Classification: Rural

Offers Distance Education: Yes

[FTE Teachers](#) *** : 11.3

[School FTE PTR : 8.3](#)

[District FTE PTR : 11.3](#)

[Provincial FTE PTR : 12.1](#)

Enrolment By Age and Gender

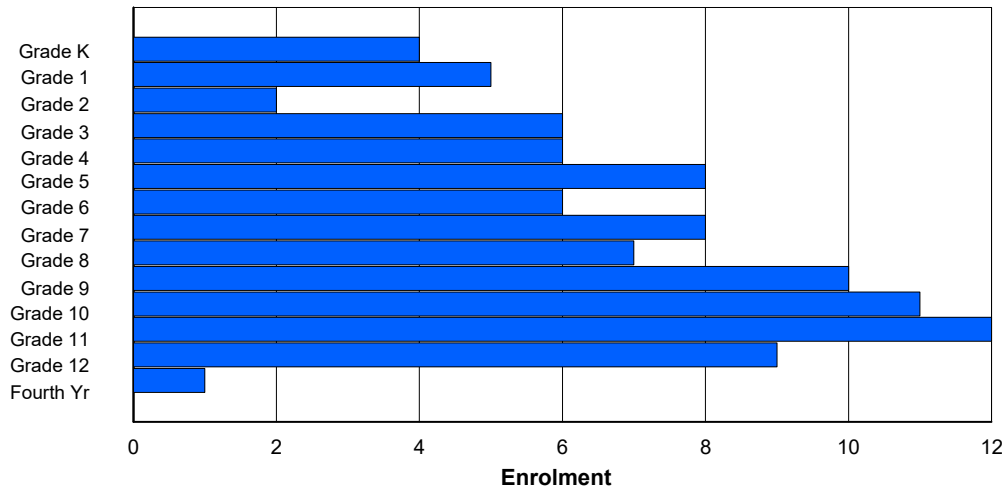
| Gender | Age | | | | | | | | | | | | | | | | | Total |
|--------------|----------|----------|----------|----------|----------|----------|----------|----------|----------|-----------|-----------|-----------|----------|----------|----------|----------|-----------|-------|
| | 5 | 6 | 7 | 8 | 9 | 10 | 11 | 12 | 13 | 14 | 15 | 16 | 17 | 18 | 19 | 20> | | |
| Male | 1 | 3 | 1 | 3 | 2 | 4 | 4 | 5 | 5 | 2 | 6 | 6 | 1 | 2 | 0 | 0 | 45 | |
| Female | 3 | 2 | 2 | 3 | 4 | 4 | 2 | 3 | 1 | 8 | 5 | 5 | 8 | 0 | 0 | 0 | 50 | |
| Total | 4 | 5 | 3 | 6 | 6 | 8 | 6 | 8 | 6 | 10 | 11 | 11 | 9 | 2 | 0 | 0 | 95 | |

Enrolment By Grade and Gender

| Gender | Grade | | | | | | | | | | | | | | | Total |
|--------------|----------|----------|----------|----------|----------|----------|----------|----------|----------|-----------|-----------|-----------|----------|----------|-----------|-------|
| | K | 1 | 2 | 3 | 4 | 5 | 6 | 7 | 8 | 9 | 10 | 11 | 12 | 4th | | |
| Male | 1 | 3 | 1 | 3 | 2 | 4 | 4 | 5 | 5 | 2 | 6 | 6 | 2 | 1 | 45 | |
| Female | 3 | 2 | 1 | 3 | 4 | 4 | 2 | 3 | 2 | 8 | 5 | 6 | 7 | 0 | 50 | |
| Total | 4 | 5 | 2 | 6 | 6 | 8 | 6 | 8 | 7 | 10 | 11 | 12 | 9 | 1 | 95 | |

Enrolment By Grade

For 163 - Point Leamington Academy, Point Leamington



* Data from the 2014-2015 AGR(Enrolment/Age as of the last day in Sept./Dec.)

** Newfoundland Statistics Classification System

*** May include itinerant teachers

NI ESD - Central Region

#165 - St. Stephen's AG, Rencontre East

Classification: Rural
Offers Distance Education: Yes

Grades: 1-5,7,9-12 Number of Grades: 11

[School FTE PTR : 5.7](#)
[District FTE PTR : 11.3](#)
[Provincial FTE PTR : 12.1](#)

[FTE Teachers](#) *** : 3.0

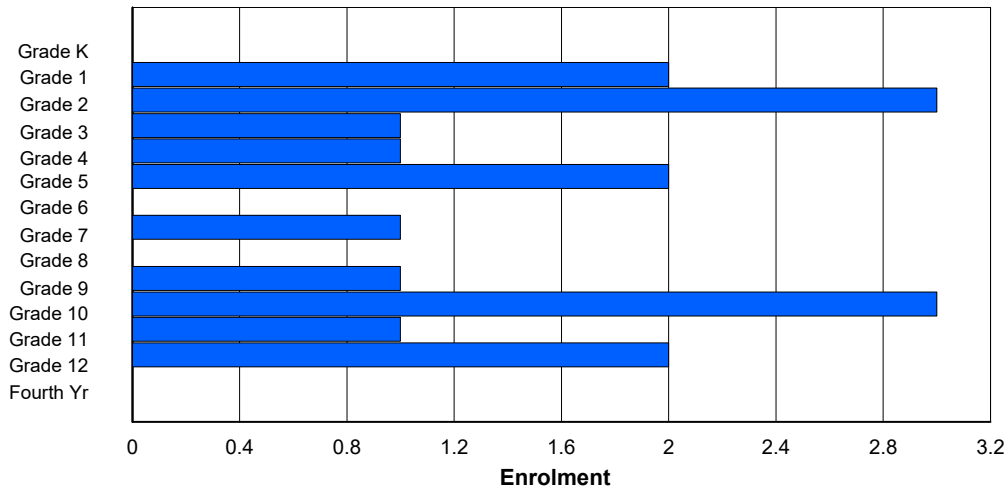
Enrolment By Age and Gender

| Gender | Age | | | | | | | | | | | | | | | | | Total |
|--------------|----------|----------|----------|----------|----------|----------|----------|----------|----------|----------|----------|----------|----------|----------|----------|----------|-----------|-------|
| | 5 | 6 | 7 | 8 | 9 | 10 | 11 | 12 | 13 | 14 | 15 | 16 | 17 | 18 | 19 | 20> | | |
| Male | 0 | 0 | 0 | 1 | 0 | 1 | 0 | 0 | 0 | 1 | 2 | 0 | 2 | 0 | 0 | 0 | 7 | |
| Female | 0 | 2 | 3 | 0 | 1 | 1 | 0 | 1 | 0 | 0 | 1 | 0 | 1 | 0 | 0 | 0 | 10 | |
| Total | 0 | 2 | 3 | 1 | 1 | 2 | 0 | 1 | 0 | 1 | 3 | 0 | 3 | 0 | 0 | 0 | 17 | |

Enrolment By Grade and Gender

| Gender | Grade | | | | | | | | | | | | | | | Total |
|--------------|----------|----------|----------|----------|----------|----------|----------|----------|----------|----------|----------|----------|----------|----------|-----------|-------|
| | K | 1 | 2 | 3 | 4 | 5 | 6 | 7 | 8 | 9 | 10 | 11 | 12 | 4th | | |
| Male | 0 | 0 | 0 | 1 | 0 | 1 | 0 | 0 | 0 | 1 | 2 | 0 | 2 | 0 | 7 | |
| Female | 0 | 2 | 3 | 0 | 1 | 1 | 0 | 1 | 0 | 0 | 1 | 1 | 0 | 0 | 10 | |
| Total | 0 | 2 | 3 | 1 | 1 | 2 | 0 | 1 | 0 | 1 | 3 | 1 | 2 | 0 | 17 | |

Enrolment By Grade
For 165 - St. Stephen's AG, Rencontre East



* Data from the 2014-2015 AGR(Enrolment/Age as of the last day in Sept./Dec.)

** Newfoundland Statistics Classification System

*** May include itinerant teachers

NI ESD - Central Region

#167 - Green Bay South Academy, Robert's Arm

Classification: Rural
Offers Distance Education: No

Grades: K-6

Number of Grades: 7

[School FTE PTR : 11.3](#)

[District FTE PTR : 11.3](#)

[Provincial FTE PTR : 12.1](#)

[FTE Teachers](#) *** : 8.0

Enrolment By Age and Gender

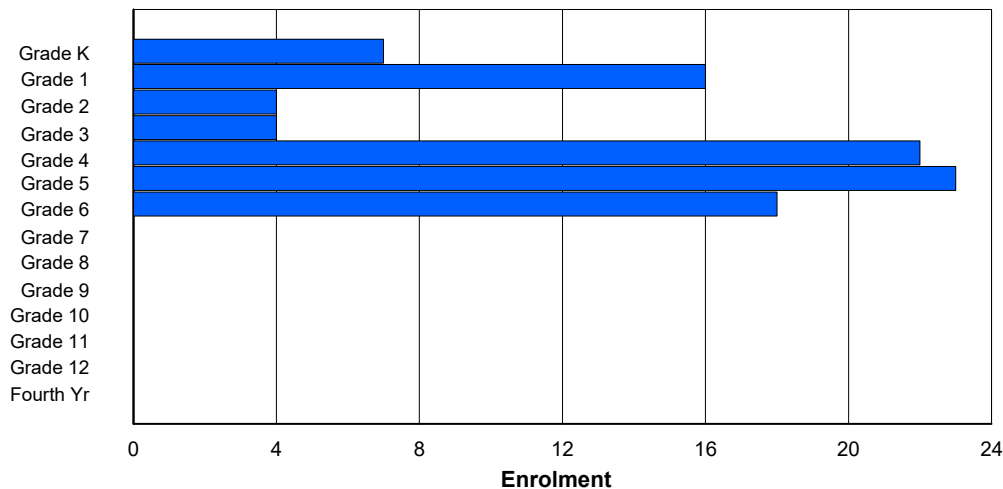
| Gender | Age | | | | | | | | | | | | | | | | | Total |
|--------------|----------|-----------|----------|----------|-----------|-----------|-----------|----------|----------|----------|----------|----------|----------|----------|----------|----------|-----------|-------|
| | 5 | 6 | 7 | 8 | 9 | 10 | 11 | 12 | 13 | 14 | 15 | 16 | 17 | 18 | 19 | 20> | | |
| Male | 2 | 9 | 3 | 2 | 13 | 12 | 11 | 0 | 0 | 0 | 0 | 0 | 0 | 0 | 0 | 0 | 52 | |
| Female | 5 | 7 | 1 | 2 | 9 | 11 | 7 | 0 | 0 | 0 | 0 | 0 | 0 | 0 | 0 | 0 | 42 | |
| Total | 7 | 16 | 4 | 4 | 22 | 23 | 18 | 0 | 0 | 0 | 0 | 0 | 0 | 0 | 0 | 0 | 94 | |

Enrolment By Grade and Gender

| Gender | Grade | | | | | | | | | | | | | | | Total |
|--------------|----------|-----------|----------|----------|-----------|-----------|-----------|----------|----------|----------|----------|----------|----------|----------|-----------|-------|
| | K | 1 | 2 | 3 | 4 | 5 | 6 | 7 | 8 | 9 | 10 | 11 | 12 | 4th | | |
| Male | 2 | 9 | 3 | 2 | 13 | 12 | 11 | 0 | 0 | 0 | 0 | 0 | 0 | 0 | 52 | |
| Female | 5 | 7 | 1 | 2 | 9 | 11 | 7 | 0 | 0 | 0 | 0 | 0 | 0 | 0 | 42 | |
| Total | 7 | 16 | 4 | 4 | 22 | 23 | 18 | 0 | 0 | 0 | 0 | 0 | 0 | 0 | 94 | |

Enrolment By Grade

For 167 - Green Bay South Academy, Robert's Arm



* Data from the 2014-2015 AGR(Enrolment/Age as of the last day in Sept./Dec.)

** Newfoundland Statistics Classification System

*** May include itinerant teachers

NI ESD - Central Region

#171 - Indian River High School, Springdale

Classification: Rural
Offers Distance Education: Yes

Grades: 7-12 Number of Grades: 6

[School FTE PTR : 13.7](#)
[District FTE PTR : 11.3](#)
[Provincial FTE PTR : 12.1](#)

[FTE Teachers](#) *** : 19.3

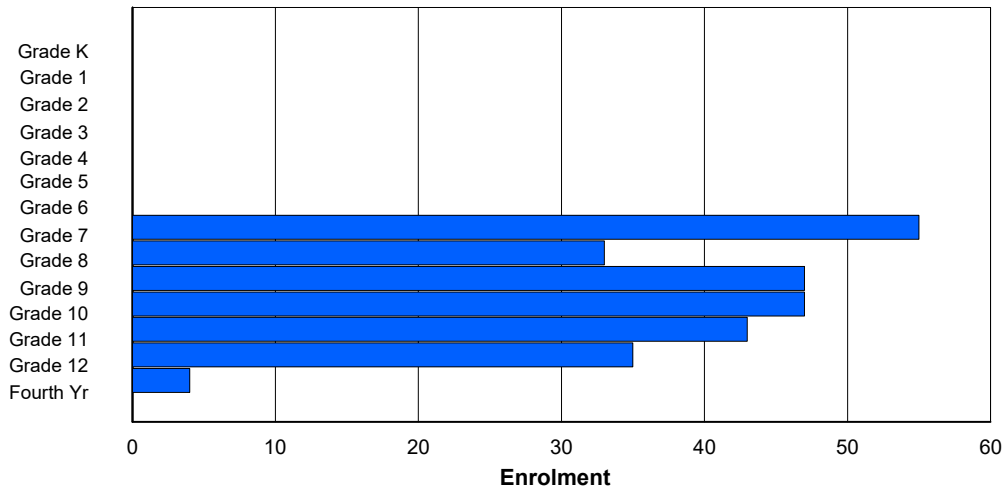
Enrolment By Age and Gender

| Gender | Age | | | | | | | | | | | | | | | | Total |
|--------------|----------|----------|----------|----------|----------|----------|----------|-----------|-----------|-----------|-----------|-----------|-----------|----------|----------|----------|------------|
| | 5 | 6 | 7 | 8 | 9 | 10 | 11 | 12 | 13 | 14 | 15 | 16 | 17 | 18 | 19 | 20> | |
| Male | 0 | 0 | 0 | 0 | 0 | 0 | 0 | 26 | 18 | 21 | 25 | 24 | 18 | 4 | 2 | 0 | 138 |
| Female | 0 | 0 | 0 | 0 | 0 | 0 | 0 | 29 | 15 | 25 | 18 | 17 | 19 | 2 | 1 | 0 | 126 |
| Total | 0 | 0 | 0 | 0 | 0 | 0 | 0 | 55 | 33 | 46 | 43 | 41 | 37 | 6 | 3 | 0 | 264 |

Enrolment By Grade and Gender

| Gender | Grade | | | | | | | | | | | | | | Total |
|--------------|----------|----------|----------|----------|----------|----------|----------|-----------|-----------|-----------|-----------|-----------|-----------|----------|------------|
| | K | 1 | 2 | 3 | 4 | 5 | 6 | 7 | 8 | 9 | 10 | 11 | 12 | 4th | |
| Male | 0 | 0 | 0 | 0 | 0 | 0 | 0 | 26 | 18 | 22 | 27 | 23 | 19 | 3 | 138 |
| Female | 0 | 0 | 0 | 0 | 0 | 0 | 0 | 29 | 15 | 25 | 20 | 20 | 16 | 1 | 126 |
| Total | 0 | 0 | 0 | 0 | 0 | 0 | 0 | 55 | 33 | 47 | 47 | 43 | 35 | 4 | 264 |

Enrolment By Grade
For 171 - Indian River High School, Springdale



* Data from the 2014-2015 AGR(Enrolment/Age as of the last day in Sept./Dec.)

** Newfoundland Statistics Classification System

*** May include itinerant teachers

NI ESD - Central Region

#172 - Brian Peckford Primary, Triton

Classification: Rural
Offers Distance Education: No

Grades: K-3 Number of Grades: 4

[School FTE PTR : 8.8](#)
[District FTE PTR : 11.3](#)
[Provincial FTE PTR : 12.1](#)

[FTE Teachers](#) *** : 5.0

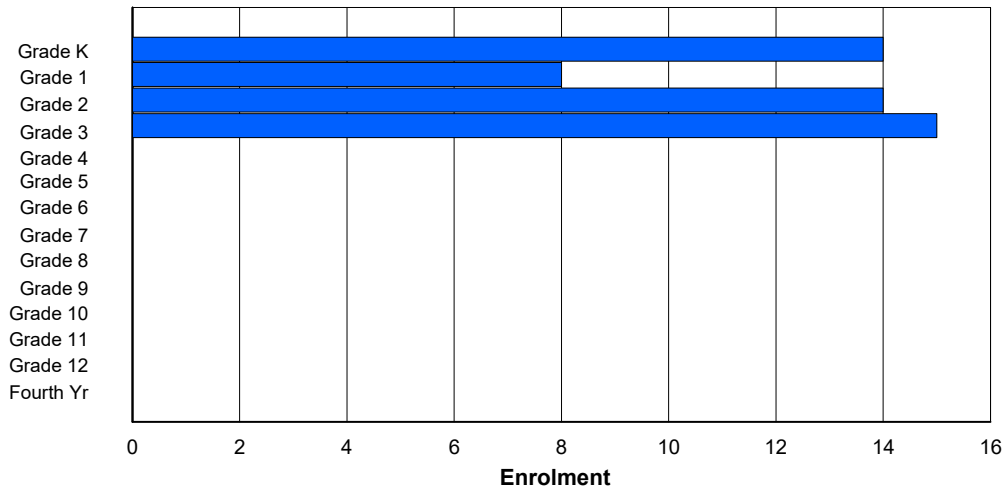
Enrolment By Age and Gender

| Gender | Age | | | | | | | | | | | | | | | | | Total |
|--------------|-----------|----------|-----------|-----------|----------|----------|----------|----------|----------|----------|----------|----------|----------|----------|----------|----------|-----------|-------|
| | 5 | 6 | 7 | 8 | 9 | 10 | 11 | 12 | 13 | 14 | 15 | 16 | 17 | 18 | 19 | 20> | | |
| Male | 7 | 4 | 11 | 9 | 0 | 0 | 0 | 0 | 0 | 0 | 0 | 0 | 0 | 0 | 0 | 0 | 31 | |
| Female | 7 | 4 | 3 | 6 | 0 | 0 | 0 | 0 | 0 | 0 | 0 | 0 | 0 | 0 | 0 | 0 | 20 | |
| Total | 14 | 8 | 14 | 15 | 0 | 0 | 0 | 0 | 0 | 0 | 0 | 0 | 0 | 0 | 0 | 0 | 51 | |

Enrolment By Grade and Gender

| Gender | Grade | | | | | | | | | | | | | | | Total |
|--------------|-----------|----------|-----------|-----------|----------|----------|----------|----------|----------|----------|----------|----------|----------|----------|-----------|-------|
| | K | 1 | 2 | 3 | 4 | 5 | 6 | 7 | 8 | 9 | 10 | 11 | 12 | 4th | | |
| Male | 7 | 4 | 11 | 9 | 0 | 0 | 0 | 0 | 0 | 0 | 0 | 0 | 0 | 0 | 31 | |
| Female | 7 | 4 | 3 | 6 | 0 | 0 | 0 | 0 | 0 | 0 | 0 | 0 | 0 | 0 | 20 | |
| Total | 14 | 8 | 14 | 15 | 0 | 0 | 0 | 0 | 0 | 0 | 0 | 0 | 0 | 0 | 51 | |

Enrolment By Grade
For 172 - Brian Peckford Primary, Triton



* Data from the 2014-2015 AGR(Enrolment/Age as of the last day in Sept./Dec.)

** Newfoundland Statistics Classification System

*** May include itinerant teachers

NI ESD - Central Region

#174 - St. Peter's Academy, Westport

Classification: Rural
Offers Distance Education: Yes

Grades: K-4,7-10,12 Number of Grades: 12

[School FTE PTR : 5.6](#)
[District FTE PTR : 11.3](#)
[Provincial FTE PTR : 12.1](#)

[FTE Teachers](#) *** : 5.8

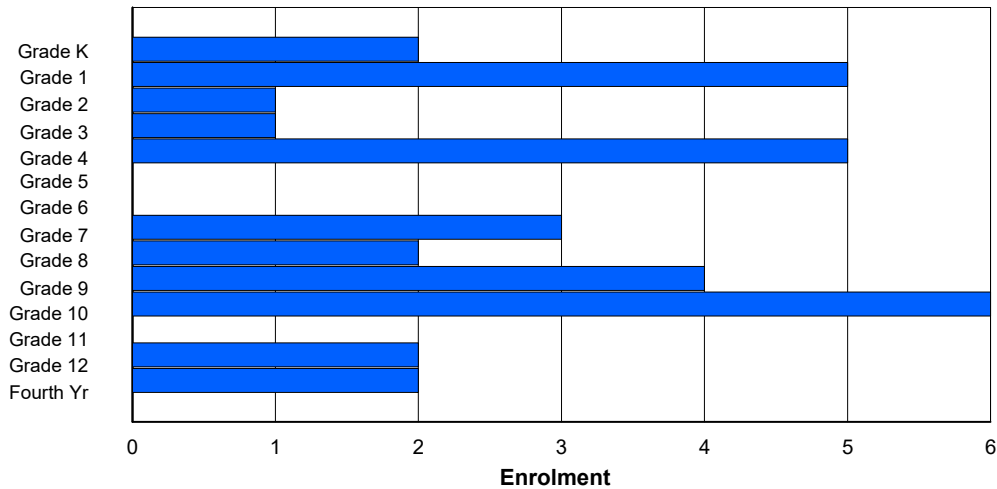
Enrolment By Age and Gender

| Gender | Age | | | | | | | | | | | | | | | | | Total |
|--------------|----------|----------|----------|----------|----------|----------|----------|----------|----------|----------|----------|----------|----------|----------|----------|----------|-----------|-------|
| | 5 | 6 | 7 | 8 | 9 | 10 | 11 | 12 | 13 | 14 | 15 | 16 | 17 | 18 | 19 | 20> | | |
| Male | 1 | 0 | 1 | 0 | 2 | 0 | 0 | 0 | 0 | 1 | 3 | 1 | 2 | 0 | 1 | 0 | 12 | |
| Female | 1 | 5 | 0 | 1 | 3 | 0 | 0 | 3 | 2 | 2 | 2 | 0 | 0 | 1 | 0 | 1 | 21 | |
| Total | 2 | 5 | 1 | 1 | 5 | 0 | 0 | 3 | 2 | 3 | 5 | 1 | 2 | 1 | 1 | 1 | 33 | |

Enrolment By Grade and Gender

| Gender | K | Grade | | | | | | | | | | | | | Total |
|--------------|----------|----------|----------|----------|----------|----------|----------|----------|----------|----------|----------|----------|----------|----------|-----------|
| | | 1 | 2 | 3 | 4 | 5 | 6 | 7 | 8 | 9 | 10 | 11 | 12 | 4th | |
| Male | 1 | 0 | 1 | 0 | 2 | 0 | 0 | 0 | 0 | 1 | 5 | 0 | 1 | 1 | 12 |
| Female | 1 | 5 | 0 | 1 | 3 | 0 | 0 | 3 | 2 | 3 | 1 | 0 | 1 | 1 | 21 |
| Total | 2 | 5 | 1 | 1 | 5 | 0 | 0 | 3 | 2 | 4 | 6 | 0 | 2 | 2 | 33 |

Enrolment By Grade
For 174 - St. Peter's Academy, Westport



* Data from the 2014-2015 AGR(Enrolment/Age as of the last day in Sept./Dec.)

** Newfoundland Statistics Classification System

*** May include itinerant teachers

NI ESD - Central Region

#177 - Greenwood Academy, Campbellton

Classification: Rural
Offers Distance Education: No

Grades: K-9 Number of Grades: 10

[School FTE PTR : 11.0](#)
[District FTE PTR : 11.3](#)
[Provincial FTE PTR : 12.1](#)

[FTE Teachers](#) *** : 13.5

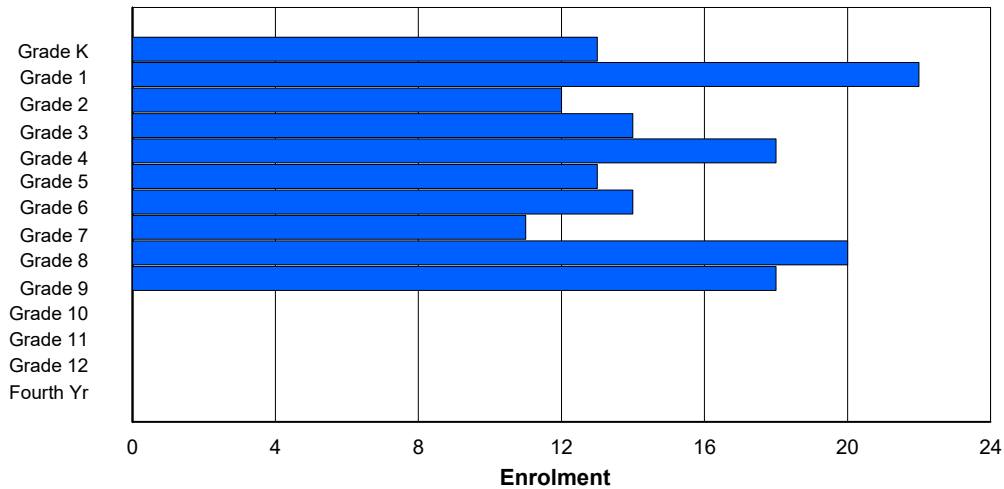
Enrolment By Age and Gender

| Gender | Age | | | | | | | | | | | | | | | | Total |
|--------------|-----------|-----------|-----------|-----------|-----------|-----------|-----------|-----------|-----------|-----------|----------|----------|----------|----------|----------|----------|------------|
| | 5 | 6 | 7 | 8 | 9 | 10 | 11 | 12 | 13 | 14 | 15 | 16 | 17 | 18 | 19 | 20> | |
| Male | 6 | 14 | 5 | 9 | 12 | 5 | 6 | 4 | 11 | 13 | 0 | 0 | 0 | 0 | 0 | 0 | 85 |
| Female | 7 | 8 | 6 | 6 | 6 | 8 | 8 | 7 | 9 | 4 | 1 | 0 | 0 | 0 | 0 | 0 | 70 |
| Total | 13 | 22 | 11 | 15 | 18 | 13 | 14 | 11 | 20 | 17 | 1 | 0 | 0 | 0 | 0 | 0 | 155 |

Enrolment By Grade and Gender

| Gender | Grade | | | | | | | | | | | | | | Total |
|--------------|-----------|-----------|-----------|-----------|-----------|-----------|-----------|-----------|-----------|-----------|----------|----------|----------|----------|------------|
| | K | 1 | 2 | 3 | 4 | 5 | 6 | 7 | 8 | 9 | 10 | 11 | 12 | 4th | |
| Male | 6 | 14 | 5 | 9 | 12 | 5 | 6 | 4 | 11 | 13 | 0 | 0 | 0 | 0 | 85 |
| Female | 7 | 8 | 7 | 5 | 6 | 8 | 8 | 7 | 9 | 5 | 0 | 0 | 0 | 0 | 70 |
| Total | 13 | 22 | 12 | 14 | 18 | 13 | 14 | 11 | 20 | 18 | 0 | 0 | 0 | 0 | 155 |

Enrolment By Grade
For 177 - Greenwood Academy, Campbellton



* Data from the 2014-2015 AGR(Enrolment/Age as of the last day in Sept./Dec.)

** Newfoundland Statistics Classification System

*** May include itinerant teachers

NI ESD - Central Region

#178 - Phoenix Academy, Carmanville

Classification: Rural
Offers Distance Education: Yes

Grades: K-12

Number of Grades: 13

[School FTE PTR : 11.6](#)
[District FTE PTR : 11.3](#)
[Provincial FTE PTR : 12.1](#)

[FTE Teachers](#) *** : 20.5

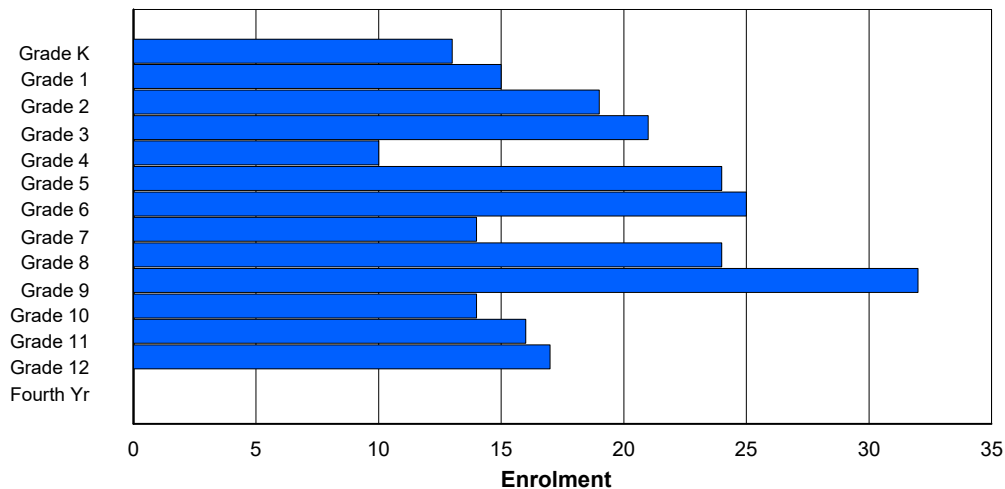
Enrolment By Age and Gender

| Gender | Age | | | | | | | | | | | | | | | | | Total |
|--------------|-----------|-----------|-----------|-----------|-----------|-----------|-----------|-----------|-----------|-----------|-----------|-----------|-----------|----------|----------|----------|------------|-------|
| | 5 | 6 | 7 | 8 | 9 | 10 | 11 | 12 | 13 | 14 | 15 | 16 | 17 | 18 | 19 | 20> | | |
| Male | 4 | 6 | 10 | 8 | 4 | 6 | 12 | 7 | 14 | 10 | 4 | 10 | 12 | 0 | 0 | 0 | 107 | |
| Female | 9 | 9 | 9 | 13 | 6 | 18 | 13 | 7 | 9 | 20 | 9 | 8 | 7 | 0 | 0 | 0 | 137 | |
| Total | 13 | 15 | 19 | 21 | 10 | 24 | 25 | 14 | 23 | 30 | 13 | 18 | 19 | 0 | 0 | 0 | 244 | |

Enrolment By Grade and Gender

| Gender | Grade | | | | | | | | | | | | | | Total |
|--------------|-----------|-----------|-----------|-----------|-----------|-----------|-----------|-----------|-----------|-----------|-----------|-----------|-----------|----------|------------|
| | K | 1 | 2 | 3 | 4 | 5 | 6 | 7 | 8 | 9 | 10 | 11 | 12 | 4th | |
| Male | 4 | 6 | 10 | 8 | 4 | 6 | 12 | 7 | 15 | 10 | 5 | 9 | 11 | 0 | 107 |
| Female | 9 | 9 | 9 | 13 | 6 | 18 | 13 | 7 | 9 | 22 | 9 | 7 | 6 | 0 | 137 |
| Total | 13 | 15 | 19 | 21 | 10 | 24 | 25 | 14 | 24 | 32 | 14 | 16 | 17 | 0 | 244 |

Enrolment By Grade
For 178 - Phoenix Academy, Carmanville



* Data from the 2014-2015 AGR(Enrolment/Age as of the last day in Sept./Dec.)

** Newfoundland Statistics Classification System

*** May include itinerant teachers

NI ESD - Central Region

#179 - Centreville Academy, Centreville-Wareham

Classification: Rural
Offers Distance Education: No

Grades: K-9 Number of Grades: 10

[School FTE PTR : 8.7](#)
[District FTE PTR : 11.3](#)
[Provincial FTE PTR : 12.1](#)

[FTE Teachers](#) *** : 12.5

Enrolment By Age and Gender

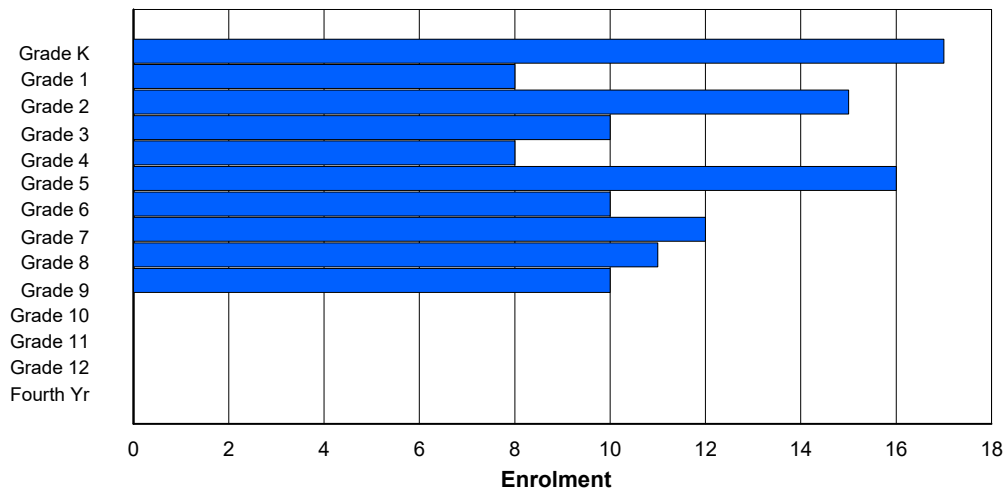
| Gender | Age | | | | | | | | | | | | | | | | | Total |
|--------------|-----------|----------|-----------|-----------|----------|-----------|-----------|-----------|-----------|-----------|----------|----------|----------|----------|----------|----------|------------|-------|
| | 5 | 6 | 7 | 8 | 9 | 10 | 11 | 12 | 13 | 14 | 15 | 16 | 17 | 18 | 19 | 20> | | |
| Male | 7 | 4 | 7 | 6 | 6 | 9 | 7 | 5 | 6 | 5 | 0 | 0 | 0 | 0 | 0 | 0 | 62 | |
| Female | 10 | 4 | 8 | 4 | 2 | 7 | 3 | 7 | 5 | 5 | 0 | 0 | 0 | 0 | 0 | 0 | 55 | |
| Total | 17 | 8 | 15 | 10 | 8 | 16 | 10 | 12 | 11 | 10 | 0 | 0 | 0 | 0 | 0 | 0 | 117 | |

Enrolment By Grade and Gender

| Gender | Grade | | | | | | | | | | | | | | | Total |
|--------------|-----------|----------|-----------|-----------|----------|-----------|-----------|-----------|-----------|-----------|----------|----------|----------|----------|------------|-------|
| | K | 1 | 2 | 3 | 4 | 5 | 6 | 7 | 8 | 9 | 10 | 11 | 12 | 4th | | |
| Male | 7 | 4 | 7 | 6 | 6 | 9 | 7 | 5 | 6 | 5 | 0 | 0 | 0 | 0 | 62 | |
| Female | 10 | 4 | 8 | 4 | 2 | 7 | 3 | 7 | 5 | 5 | 0 | 0 | 0 | 0 | 55 | |
| Total | 17 | 8 | 15 | 10 | 8 | 16 | 10 | 12 | 11 | 10 | 0 | 0 | 0 | 0 | 117 | |

Enrolment By Grade

For 179 - Centreville Academy, Centreville-Wareham



* Data from the 2014-2015 AGR(Enrolment/Age as of the last day in Sept./Dec.)

** Newfoundland Statistics Classification System

*** May include itinerant teachers

NI ESD - Central Region

#180 - A. R. Scammell Academy, Change Islands

Grades: K-1,3-7,9-11

Number of Grades: 10

[FTE Teachers](#) *** : 3.0

Classification: Rural

Offers Distance Education: Yes

[School FTE PTR : 4.3](#)

[District FTE PTR : 11.3](#)

[Provincial FTE PTR : 12.1](#)

Enrolment By Age and Gender

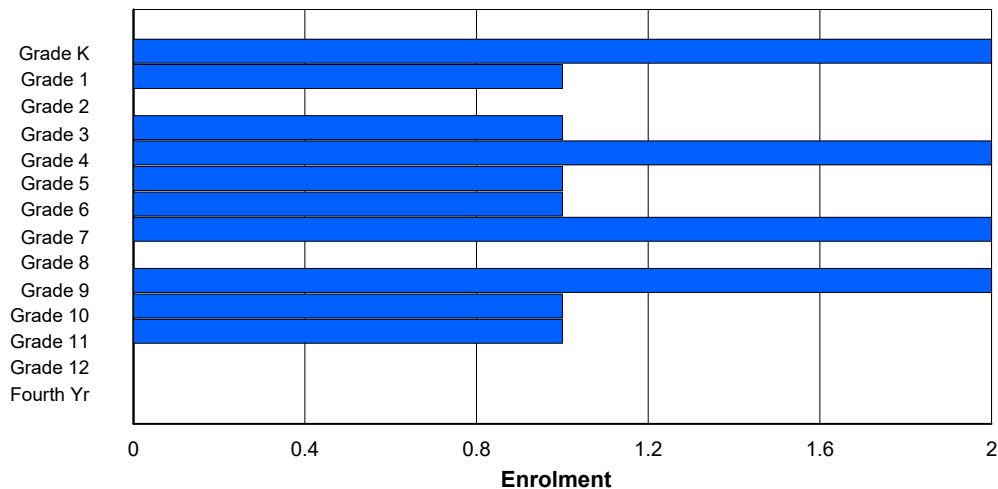
| Gender | Age | | | | | | | | | | | | | | | | | Total |
|--------------|----------|----------|----------|----------|----------|----------|----------|----------|----------|----------|----------|----------|----------|----------|----------|----------|-----------|-------|
| | 5 | 6 | 7 | 8 | 9 | 10 | 11 | 12 | 13 | 14 | 15 | 16 | 17 | 18 | 19 | 20> | | |
| Male | 1 | 0 | 0 | 1 | 0 | 1 | 0 | 1 | 0 | 0 | 0 | 0 | 0 | 0 | 0 | 0 | 4 | |
| Female | 1 | 1 | 0 | 0 | 2 | 0 | 1 | 1 | 0 | 2 | 1 | 1 | 0 | 0 | 0 | 0 | 10 | |
| Total | 2 | 1 | 0 | 1 | 2 | 1 | 1 | 2 | 0 | 2 | 1 | 1 | 0 | 0 | 0 | 0 | 14 | |

Enrolment By Grade and Gender

| Gender | Grade | | | | | | | | | | | | | | | Total |
|--------------|----------|----------|----------|----------|----------|----------|----------|----------|----------|----------|----------|----------|----------|----------|-----------|-------|
| | K | 1 | 2 | 3 | 4 | 5 | 6 | 7 | 8 | 9 | 10 | 11 | 12 | 4th | | |
| Male | 1 | 0 | 0 | 1 | 0 | 1 | 0 | 1 | 0 | 0 | 0 | 0 | 0 | 0 | 4 | |
| Female | 1 | 1 | 0 | 0 | 2 | 0 | 1 | 1 | 0 | 2 | 1 | 1 | 0 | 0 | 10 | |
| Total | 2 | 1 | 0 | 1 | 2 | 1 | 1 | 2 | 0 | 2 | 1 | 1 | 0 | 0 | 14 | |

Enrolment By Grade

For 180 - A. R. Scammell Academy, Change Islands



* Data from the 2014-2015 AGR(Enrolment/Age as of the last day in Sept./Dec.)

** Newfoundland Statistics Classification System

*** May include itinerant teachers

NI ESD - Central Region

#182 - Charlottetown Primary, Charlottetown, B.B.

Classification: Rural
Offers Distance Education: No

Grades: K-3 Number of Grades: 3

[School FTE PTR : 6.3](#)
[District FTE PTR : 11.3](#)
[Provincial FTE PTR : 12.1](#)

[FTE Teachers](#) *** : 1.6

Enrolment By Age and Gender

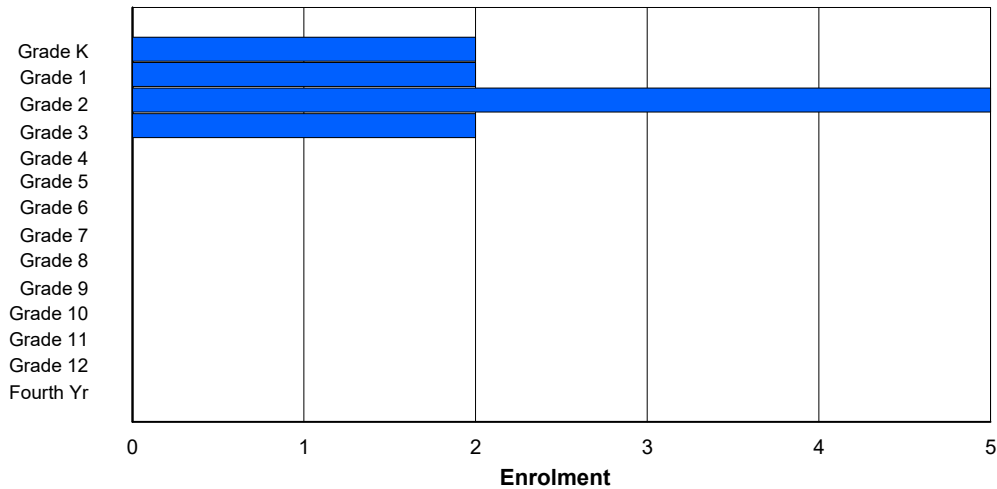
| Gender | Age | | | | | | | | | | | | | | | | | Total |
|--------------|----------|----------|----------|----------|----------|----------|----------|----------|----------|----------|----------|----------|----------|----------|----------|----------|-----------|-------|
| | 5 | 6 | 7 | 8 | 9 | 10 | 11 | 12 | 13 | 14 | 15 | 16 | 17 | 18 | 19 | 20> | | |
| Male | 1 | 0 | 3 | 1 | 0 | 0 | 0 | 0 | 0 | 0 | 0 | 0 | 0 | 0 | 0 | 0 | 5 | |
| Female | 1 | 2 | 2 | 1 | 0 | 0 | 0 | 0 | 0 | 0 | 0 | 0 | 0 | 0 | 0 | 0 | 6 | |
| Total | 2 | 2 | 5 | 2 | 0 | 0 | 0 | 0 | 0 | 0 | 0 | 0 | 0 | 0 | 0 | 0 | 11 | |

Enrolment By Grade and Gender

| Gender | Grade | | | | | | | | | | | | | | | Total |
|--------------|----------|----------|----------|----------|----------|----------|----------|----------|----------|----------|----------|----------|----------|----------|-----------|-------|
| | K | 1 | 2 | 3 | 4 | 5 | 6 | 7 | 8 | 9 | 10 | 11 | 12 | 4th | | |
| Male | 1 | 0 | 3 | 1 | 0 | 0 | 0 | 0 | 0 | 0 | 0 | 0 | 0 | 0 | 5 | |
| Female | 1 | 2 | 2 | 1 | 0 | 0 | 0 | 0 | 0 | 0 | 0 | 0 | 0 | 0 | 6 | |
| Total | 2 | 2 | 5 | 2 | 0 | 0 | 0 | 0 | 0 | 0 | 0 | 0 | 0 | 0 | 11 | |

Enrolment By Grade

For 182 - Charlottetown Primary, Charlottetown, B.B.



* Data from the 2014-2015 AGR(Enrolment/Age as of the last day in Sept./Dec.)

** Newfoundland Statistics Classification System

*** May include itinerant teachers

NI ESD - Central Region

#183 - William Mercer Academy, Dover

Classification: Rural
Offers Distance Education: No

Grades: K-9 Number of Grades: 10

[School FTE PTR : 9.1](#)
[District FTE PTR : 11.3](#)
[Provincial FTE PTR : 12.1](#)

[FTE Teachers](#) *** : 18.5

Enrolment By Age and Gender

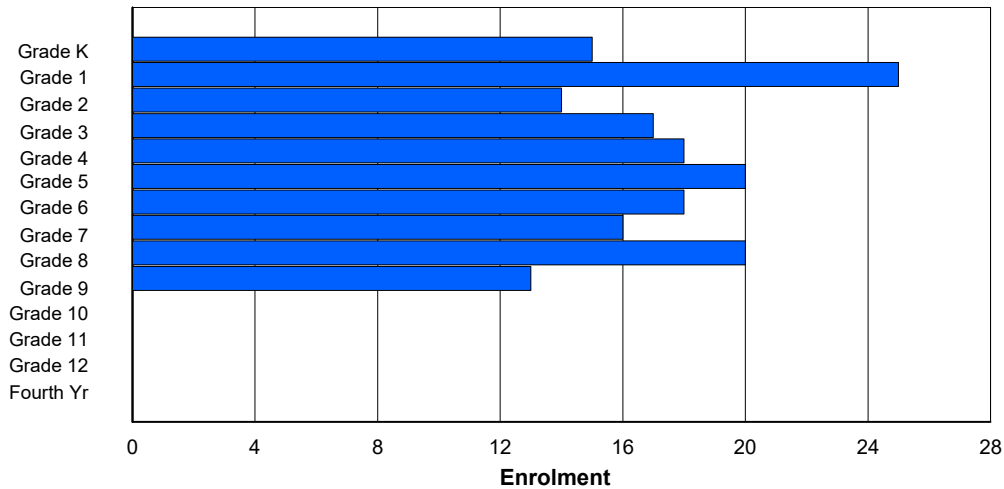
| Gender | Age | | | | | | | | | | | | | | | | | Total |
|--------------|-----------|-----------|-----------|-----------|-----------|-----------|-----------|-----------|-----------|-----------|----------|----------|----------|----------|----------|----------|------------|-------|
| | 5 | 6 | 7 | 8 | 9 | 10 | 11 | 12 | 13 | 14 | 15 | 16 | 17 | 18 | 19 | 20> | | |
| Male | 10 | 16 | 12 | 7 | 9 | 9 | 13 | 8 | 8 | 3 | 0 | 0 | 0 | 0 | 0 | 0 | 95 | |
| Female | 5 | 9 | 2 | 10 | 9 | 9 | 7 | 8 | 12 | 10 | 0 | 0 | 0 | 0 | 0 | 0 | 81 | |
| Total | 15 | 25 | 14 | 17 | 18 | 18 | 20 | 16 | 20 | 13 | 0 | 0 | 0 | 0 | 0 | 0 | 176 | |

Enrolment By Grade and Gender

| Gender | Grade | | | | | | | | | | | | | | | Total |
|--------------|-----------|-----------|-----------|-----------|-----------|-----------|-----------|-----------|-----------|-----------|----------|----------|----------|----------|------------|-------|
| | K | 1 | 2 | 3 | 4 | 5 | 6 | 7 | 8 | 9 | 10 | 11 | 12 | 4th | | |
| Male | 10 | 16 | 12 | 7 | 9 | 11 | 11 | 8 | 8 | 3 | 0 | 0 | 0 | 0 | 95 | |
| Female | 5 | 9 | 2 | 10 | 9 | 9 | 7 | 8 | 12 | 10 | 0 | 0 | 0 | 0 | 81 | |
| Total | 15 | 25 | 14 | 17 | 18 | 20 | 18 | 16 | 20 | 13 | 0 | 0 | 0 | 0 | 176 | |

Enrolment By Grade

For 183 - William Mercer Academy, Dover



* Data from the 2014-2015 AGR(Enrolment/Age as of the last day in Sept./Dec.)

** Newfoundland Statistics Classification System

*** May include itinerant teachers

NI ESD - Central Region

#186 - Heritage Academy, Greenspond

Grades: K,2-3

Number of Grades: 3

[FTE Teachers](#) *** : 1.0

Classification: Rural

Offers Distance Education: No

[School FTE PTR : 5.5](#)

[District FTE PTR : 11.3](#)

[Provincial FTE PTR : 12.1](#)

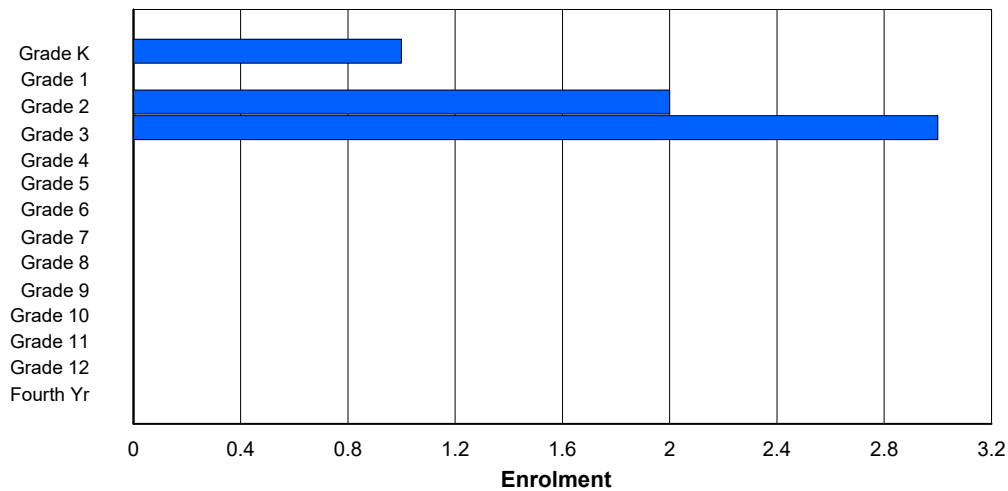
Enrolment By Age and Gender

| Gender | Age | | | | | | | | | | | | | | | | Total |
|--------------|----------|----------|----------|----------|----------|----------|----------|----------|----------|----------|----------|----------|----------|----------|----------|----------|----------|
| | 5 | 6 | 7 | 8 | 9 | 10 | 11 | 12 | 13 | 14 | 15 | 16 | 17 | 18 | 19 | 20> | |
| Male | 0 | 0 | 1 | 1 | 0 | 0 | 0 | 0 | 0 | 0 | 0 | 0 | 0 | 0 | 0 | 0 | 2 |
| Female | 1 | 0 | 1 | 2 | 0 | 0 | 0 | 0 | 0 | 0 | 0 | 0 | 0 | 0 | 0 | 0 | 4 |
| Total | 1 | 0 | 2 | 3 | 0 | 0 | 0 | 0 | 0 | 0 | 0 | 0 | 0 | 0 | 0 | 0 | 6 |

Enrolment By Grade and Gender

| Gender | K | Grade | | | | | | | | | | | | 4th | Total | |
|--------------|----------|----------|----------|----------|----------|----------|----------|----------|----------|----------|----------|----------|----------|----------|----------|----------|
| | | 1 | 2 | 3 | 4 | 5 | 6 | 7 | 8 | 9 | 10 | 11 | 12 | | | |
| Male | 0 | 0 | 1 | 1 | 0 | 0 | 0 | 0 | 0 | 0 | 0 | 0 | 0 | 0 | 0 | 2 |
| Female | 1 | 0 | 1 | 2 | 0 | 0 | 0 | 0 | 0 | 0 | 0 | 0 | 0 | 0 | 0 | 4 |
| Total | 1 | 0 | 2 | 3 | 0 | 0 | 0 | 0 | 0 | 0 | 0 | 0 | 0 | 0 | 0 | 6 |

Enrolment By Grade
For 186 - Heritage Academy, Greenspond



* Data from the 2014-2015 AGR(Enrolment/Age as of the last day in Sept./Dec.)

** Newfoundland Statistics Classification System

*** May include itinerant teachers

NI ESD - Central Region

#187 - Jane Collins Academy, Hare Bay

Classification: Rural
Offers Distance Education: Yes

Grades: 10-12 Number of Grades: 3

[School FTE PTR : 12.9](#)
[District FTE PTR : 11.3](#)
[Provincial FTE PTR : 12.1](#)

[FTE Teachers](#) *** : 7.0

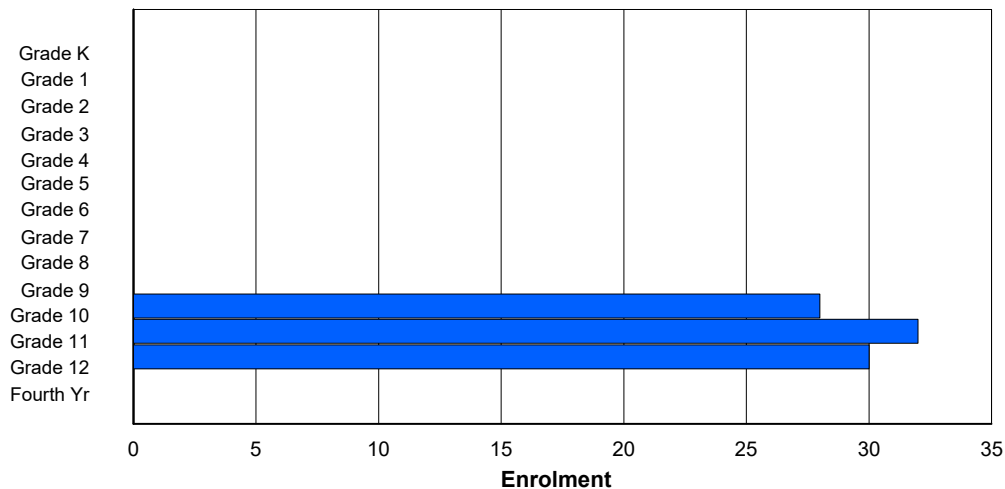
Enrolment By Age and Gender

| Gender | Age | | | | | | | | | | | | | | | | | Total |
|--------------|-----|---|---|---|---|----|----|----|----|----|----|----|----|----|----|-----|----|-------|
| | 5 | 6 | 7 | 8 | 9 | 10 | 11 | 12 | 13 | 14 | 15 | 16 | 17 | 18 | 19 | 20> | | |
| Male | 0 | 0 | 0 | 0 | 0 | 0 | 0 | 0 | 0 | 0 | 10 | 14 | 19 | 0 | 0 | 0 | 43 | |
| Female | 0 | 0 | 0 | 0 | 0 | 0 | 0 | 0 | 0 | 0 | 16 | 20 | 11 | 0 | 0 | 0 | 47 | |
| Total | 0 | 0 | 0 | 0 | 0 | 0 | 0 | 0 | 0 | 0 | 26 | 34 | 30 | 0 | 0 | 0 | 90 | |

Enrolment By Grade and Gender

| Gender | Grade | | | | | | | | | | | | | | | Total |
|--------------|-------|---|---|---|---|---|---|---|---|---|----|----|----|-----|----|-------|
| | K | 1 | 2 | 3 | 4 | 5 | 6 | 7 | 8 | 9 | 10 | 11 | 12 | 4th | | |
| Male | 0 | 0 | 0 | 0 | 0 | 0 | 0 | 0 | 0 | 0 | 10 | 14 | 19 | 0 | 43 | |
| Female | 0 | 0 | 0 | 0 | 0 | 0 | 0 | 0 | 0 | 0 | 18 | 18 | 11 | 0 | 47 | |
| Total | 0 | 0 | 0 | 0 | 0 | 0 | 0 | 0 | 0 | 0 | 28 | 32 | 30 | 0 | 90 | |

Enrolment By Grade
For 187 - Jane Collins Academy, Hare Bay



* Data from the 2014-2015 AGR(Enrolment/Age as of the last day in Sept./Dec.)

** Newfoundland Statistics Classification System

*** May include itinerant teachers

NI ESD - Central Region

#188 - Sandstone Academy, Ladle Cove

Classification: Rural
Offers Distance Education: No

Grades: K-6

Number of Grades: 7

[School FTE PTR : 8.0](#)
[District FTE PTR : 11.3](#)
[Provincial FTE PTR : 12.1](#)

[FTE Teachers](#) *** : 2.5

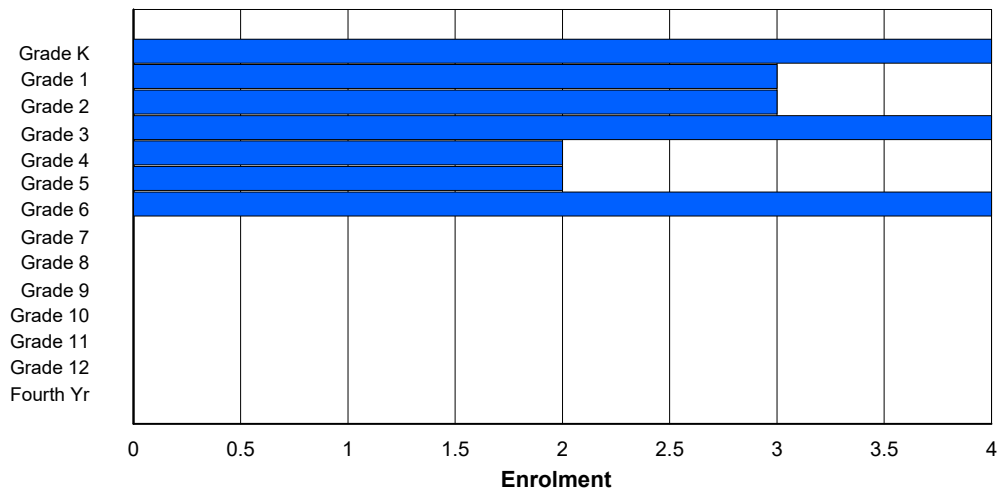
Enrolment By Age and Gender

| Gender | Age | | | | | | | | | | | | | | | | | Total |
|--------------|----------|----------|----------|----------|----------|----------|----------|----------|----------|----------|----------|----------|----------|----------|----------|----------|-----------|-------|
| | 5 | 6 | 7 | 8 | 9 | 10 | 11 | 12 | 13 | 14 | 15 | 16 | 17 | 18 | 19 | 20> | | |
| Male | 1 | 1 | 3 | 2 | 1 | 0 | 2 | 0 | 0 | 0 | 0 | 0 | 0 | 0 | 0 | 0 | 10 | |
| Female | 3 | 2 | 0 | 2 | 1 | 2 | 2 | 0 | 0 | 0 | 0 | 0 | 0 | 0 | 0 | 0 | 12 | |
| Total | 4 | 3 | 3 | 4 | 2 | 2 | 4 | 0 | 0 | 0 | 0 | 0 | 0 | 0 | 0 | 0 | 22 | |

Enrolment By Grade and Gender

| Gender | K | Grade | | | | | | | | | | | | 4th | Total | |
|--------------|----------|----------|----------|----------|----------|----------|----------|----------|----------|----------|----------|----------|----------|----------|----------|-----------|
| | | 1 | 2 | 3 | 4 | 5 | 6 | 7 | 8 | 9 | 10 | 11 | 12 | | | |
| Male | 1 | 1 | 3 | 2 | 1 | 0 | 2 | 0 | 0 | 0 | 0 | 0 | 0 | 0 | 0 | 10 |
| Female | 3 | 2 | 0 | 2 | 1 | 2 | 2 | 0 | 0 | 0 | 0 | 0 | 0 | 0 | 0 | 12 |
| Total | 4 | 3 | 3 | 4 | 2 | 2 | 4 | 0 | 0 | 0 | 0 | 0 | 0 | 0 | 0 | 22 |

Enrolment By Grade
For 188 - Sandstone Academy, Ladle Cove



* Data from the 2014-2015 AGR(Enrolment/Age as of the last day in Sept./Dec.)

** Newfoundland Statistics Classification System

*** May include itinerant teachers

NI ESD - Central Region

#189 - Lewisporte Academy, Lewisporte

Classification: Rural
Offers Distance Education: No

Grades: K-6

Number of Grades: 7

[School FTE PTR : 13.3](#)
[District FTE PTR : 11.3](#)
[Provincial FTE PTR : 12.1](#)

[FTE Teachers](#) *** : 24.5

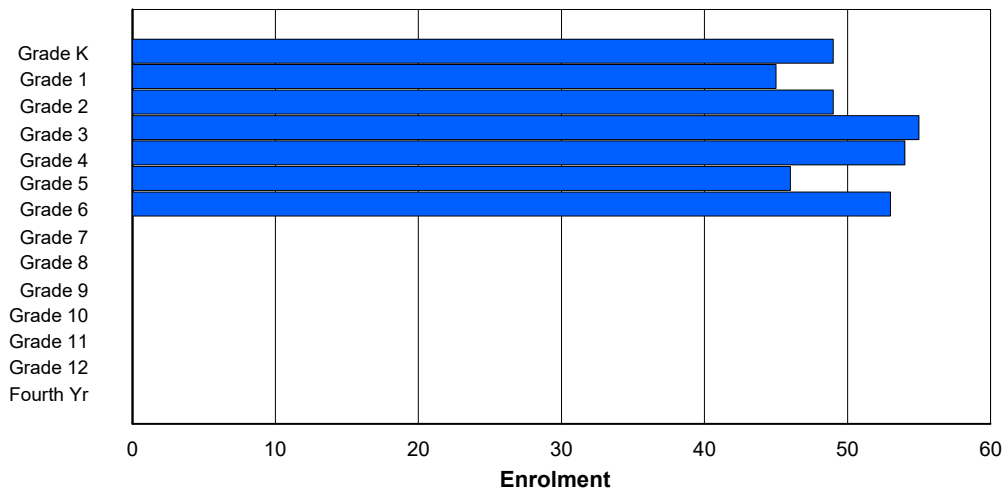
Enrolment By Age and Gender

| Gender | Age | | | | | | | | | | | | | | | | | Total |
|--------------|-----------|-----------|-----------|-----------|-----------|-----------|-----------|----------|----------|----------|----------|----------|----------|----------|----------|----------|------------|-------|
| | 5 | 6 | 7 | 8 | 9 | 10 | 11 | 12 | 13 | 14 | 15 | 16 | 17 | 18 | 19 | 20> | | |
| Male | 22 | 21 | 24 | 28 | 24 | 23 | 30 | 0 | 0 | 0 | 0 | 0 | 0 | 0 | 0 | 0 | 172 | |
| Female | 26 | 25 | 25 | 27 | 31 | 22 | 23 | 0 | 0 | 0 | 0 | 0 | 0 | 0 | 0 | 0 | 179 | |
| Total | 48 | 46 | 49 | 55 | 55 | 45 | 53 | 0 | 0 | 0 | 0 | 0 | 0 | 0 | 0 | 0 | 351 | |

Enrolment By Grade and Gender

| Gender | Grade | | | | | | | | | | | | | | | Total |
|--------------|-----------|-----------|-----------|-----------|-----------|-----------|-----------|----------|----------|----------|----------|----------|----------|----------|------------|-------|
| | K | 1 | 2 | 3 | 4 | 5 | 6 | 7 | 8 | 9 | 10 | 11 | 12 | 4th | | |
| Male | 22 | 21 | 24 | 28 | 23 | 24 | 30 | 0 | 0 | 0 | 0 | 0 | 0 | 0 | 172 | |
| Female | 27 | 24 | 25 | 27 | 31 | 22 | 23 | 0 | 0 | 0 | 0 | 0 | 0 | 0 | 179 | |
| Total | 49 | 45 | 49 | 55 | 54 | 46 | 53 | 0 | 0 | 0 | 0 | 0 | 0 | 0 | 351 | |

Enrolment By Grade
For 189 - Lewisporte Academy, Lewisporte



* Data from the 2014-2015 AGR(Enrolment/Age as of the last day in Sept./Dec.)

** Newfoundland Statistics Classification System

*** May include itinerant teachers

NI, FSD - Central Region

#190 - Lewisporte Collegiate, Lewisporte

Classification: Rural
Offers Distance Education: No

Grades: 10-12 Number of Grades: 3

[School FTE PTR : 14.7](#)
[District FTE PTR : 11.3](#)
[Provincial FTE PTR : 12.1](#)

[FTE Teachers](#) *** : 18.8

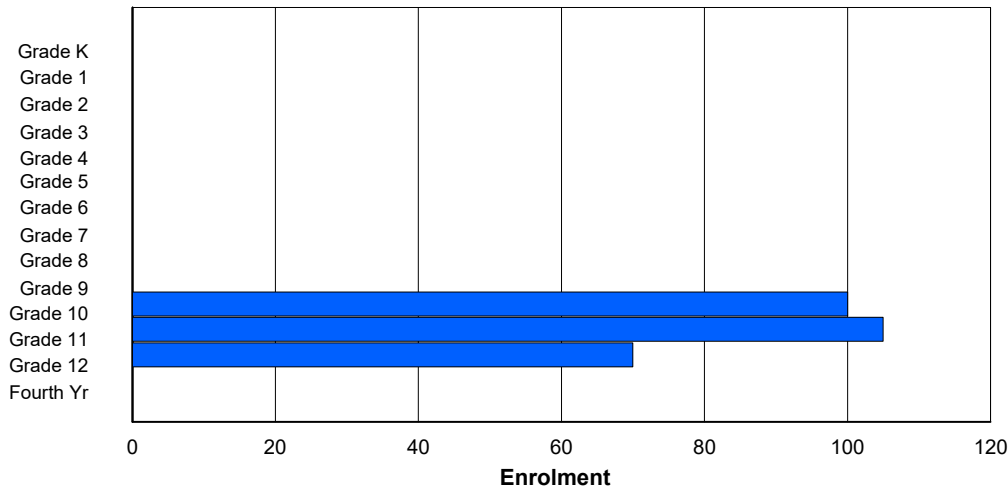
Enrolment By Age and Gender

| Gender | Age | | | | | | | | | | | | | | | | | Total |
|--------------|----------|----------|----------|----------|----------|----------|----------|----------|----------|----------|-----------|-----------|-----------|----------|----------|----------|------------|-------|
| | 5 | 6 | 7 | 8 | 9 | 10 | 11 | 12 | 13 | 14 | 15 | 16 | 17 | 18 | 19 | 20> | | |
| Male | 0 | 0 | 0 | 0 | 0 | 0 | 0 | 0 | 0 | 0 | 42 | 47 | 36 | 6 | 2 | 0 | 133 | |
| Female | 0 | 0 | 0 | 0 | 0 | 0 | 0 | 0 | 0 | 0 | 52 | 46 | 44 | 0 | 0 | 0 | 142 | |
| Total | 0 | 0 | 0 | 0 | 0 | 0 | 0 | 0 | 0 | 0 | 94 | 93 | 80 | 6 | 2 | 0 | 275 | |

Enrolment By Grade and Gender

| Gender | Grade | | | | | | | | | | | | | | | Total |
|--------------|----------|----------|----------|----------|----------|----------|----------|----------|----------|----------|------------|------------|-----------|----------|------------|-------|
| | K | 1 | 2 | 3 | 4 | 5 | 6 | 7 | 8 | 9 | 10 | 11 | 12 | 4th | | |
| Male | 0 | 0 | 0 | 0 | 0 | 0 | 0 | 0 | 0 | 0 | 46 | 55 | 32 | 0 | 133 | |
| Female | 0 | 0 | 0 | 0 | 0 | 0 | 0 | 0 | 0 | 0 | 54 | 50 | 38 | 0 | 142 | |
| Total | 0 | 0 | 0 | 0 | 0 | 0 | 0 | 0 | 0 | 0 | 100 | 105 | 70 | 0 | 275 | |

Enrolment By Grade
For 190 - Lewisporte Collegiate, Lewisporte



* Data from the 2014-2015 AGR(Enrolment/Age as of the last day in Sept./Dec.)

** Newfoundland Statistics Classification System

*** May include itinerant teachers

NI ESD - Central Region

#192 - Lumsden Academy, Lumsden

Classification: Rural
Offers Distance Education: No

Grades: K-9

Number of Grades: 10

[School FTE PTR : 7.5](#)
[District FTE PTR : 11.3](#)
[Provincial FTE PTR : 12.1](#)

[FTE Teachers](#) *** : 9.8

Enrolment By Age and Gender

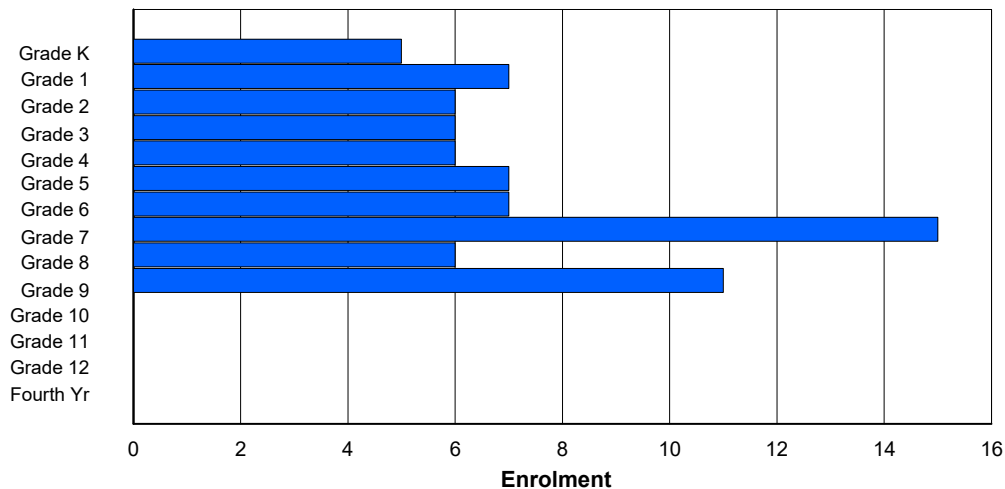
| Gender | Age | | | | | | | | | | | | | | | | | Total |
|--------------|----------|----------|----------|----------|----------|----------|----------|-----------|----------|-----------|----------|----------|----------|----------|----------|----------|-----------|-------|
| | 5 | 6 | 7 | 8 | 9 | 10 | 11 | 12 | 13 | 14 | 15 | 16 | 17 | 18 | 19 | 20> | | |
| Male | 3 | 5 | 3 | 2 | 2 | 6 | 1 | 9 | 3 | 5 | 0 | 0 | 0 | 0 | 0 | 0 | 39 | |
| Female | 2 | 2 | 3 | 4 | 4 | 1 | 6 | 6 | 3 | 6 | 0 | 0 | 0 | 0 | 0 | 0 | 37 | |
| Total | 5 | 7 | 6 | 6 | 6 | 7 | 7 | 15 | 6 | 11 | 0 | 0 | 0 | 0 | 0 | 0 | 76 | |

Enrolment By Grade and Gender

| Gender | Grade | | | | | | | | | | | | | | | Total |
|--------------|----------|----------|----------|----------|----------|----------|----------|-----------|----------|-----------|----------|----------|----------|----------|-----------|-------|
| | K | 1 | 2 | 3 | 4 | 5 | 6 | 7 | 8 | 9 | 10 | 11 | 12 | 4th | | |
| Male | 3 | 5 | 3 | 2 | 2 | 6 | 1 | 9 | 3 | 5 | 0 | 0 | 0 | 0 | 39 | |
| Female | 2 | 2 | 3 | 4 | 4 | 1 | 6 | 6 | 3 | 6 | 0 | 0 | 0 | 0 | 37 | |
| Total | 5 | 7 | 6 | 6 | 6 | 7 | 7 | 15 | 6 | 11 | 0 | 0 | 0 | 0 | 76 | |

Enrolment By Grade

For 192 - Lumsden Academy, Lumsden



* Data from the 2014-2015 AGR(Enrolment/Age as of the last day in Sept./Dec.)

** Newfoundland Statistics Classification System

*** May include itinerant teachers

NI ESD - Central Region

#194 - Gill Memorial Academy, Musgrave Harbour

Grades: K-12 Number of Grades: 13

[FTE Teachers](#) *** : 14.0

Classification: Rural
Offers Distance Education: Yes

[School FTE PTR : 9.2](#)
[District FTE PTR : 11.3](#)
[Provincial FTE PTR : 12.1](#)

Enrolment By Age and Gender

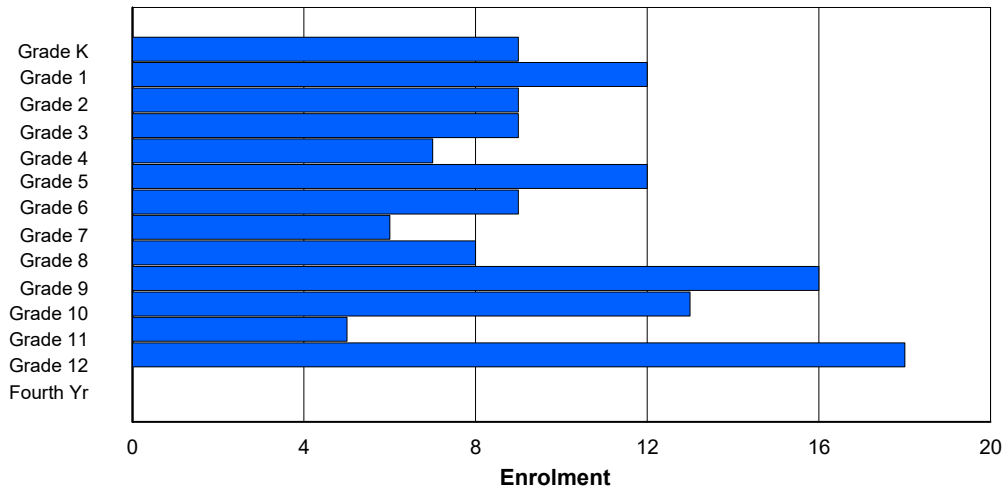
| Gender | Age | | | | | | | | | | | | | | | | | Total |
|--------------|----------|-----------|----------|-----------|----------|-----------|----------|----------|----------|-----------|-----------|----------|-----------|----------|----------|----------|------------|-------|
| | 5 | 6 | 7 | 8 | 9 | 10 | 11 | 12 | 13 | 14 | 15 | 16 | 17 | 18 | 19 | 20> | | |
| Male | 4 | 3 | 3 | 5 | 5 | 6 | 7 | 2 | 6 | 7 | 10 | 3 | 8 | 0 | 0 | 0 | 69 | |
| Female | 5 | 9 | 6 | 5 | 1 | 6 | 2 | 4 | 2 | 9 | 3 | 2 | 10 | 0 | 0 | 0 | 64 | |
| Total | 9 | 12 | 9 | 10 | 6 | 12 | 9 | 6 | 8 | 16 | 13 | 5 | 18 | 0 | 0 | 0 | 133 | |

Enrolment By Grade and Gender

| Gender | Grade | | | | | | | | | | | | | | Total |
|--------------|----------|-----------|----------|----------|----------|-----------|----------|----------|----------|-----------|-----------|----------|-----------|----------|------------|
| | K | 1 | 2 | 3 | 4 | 5 | 6 | 7 | 8 | 9 | 10 | 11 | 12 | 4th | |
| Male | 4 | 3 | 3 | 4 | 6 | 6 | 7 | 2 | 6 | 7 | 10 | 3 | 8 | 0 | 69 |
| Female | 5 | 9 | 6 | 5 | 1 | 6 | 2 | 4 | 2 | 9 | 3 | 2 | 10 | 0 | 64 |
| Total | 9 | 12 | 9 | 9 | 7 | 12 | 9 | 6 | 8 | 16 | 13 | 5 | 18 | 0 | 133 |

Enrolment By Grade

For 194 - Gill Memorial Academy, Musgrave Harbour



* Data from the 2014-2015 AGR(Enrolment/Age as of the last day in Sept./Dec.)

** Newfoundland Statistics Classification System

*** May include itinerant teachers

NI FSD - Central Region

#196 - St. Gabriel's AG, St. Brendan's

Classification: Rural
Offers Distance Education: Yes

Grades: K-1,3-4,7-10,12 Number of Grades: 10

[School FTE PTR : 3.8](#)
[District FTE PTR : 11.3](#)
[Provincial FTE PTR : 12.1](#)

[FTE Teachers](#) *** : 3.0

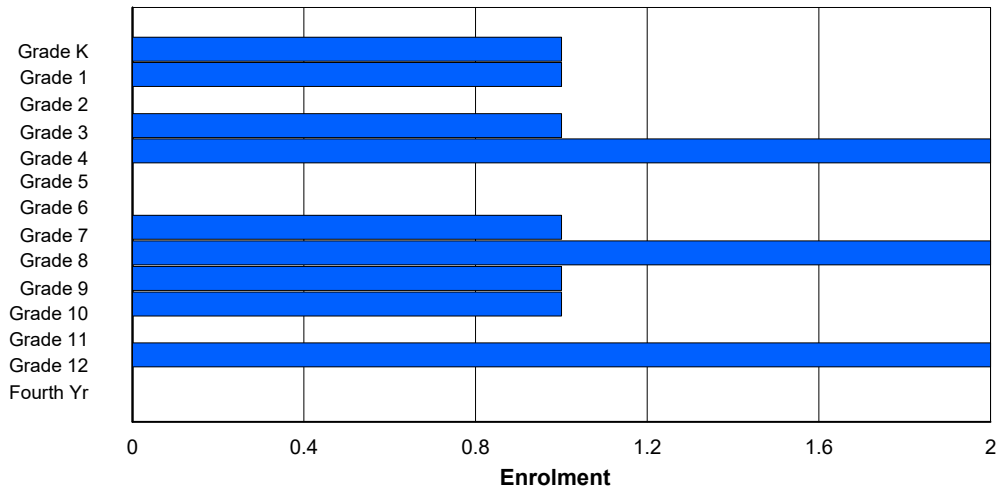
Enrolment By Age and Gender

| Gender | Age | | | | | | | | | | | | | | | | | Total |
|--------------|----------|----------|----------|----------|----------|----------|----------|----------|----------|----------|----------|----------|----------|----------|----------|----------|-----------|-------|
| | 5 | 6 | 7 | 8 | 9 | 10 | 11 | 12 | 13 | 14 | 15 | 16 | 17 | 18 | 19 | 20> | | |
| Male | 0 | 1 | 0 | 0 | 0 | 0 | 0 | 0 | 1 | 1 | 1 | 0 | 1 | 0 | 0 | 0 | 5 | |
| Female | 1 | 0 | 0 | 1 | 2 | 0 | 0 | 1 | 1 | 0 | 0 | 0 | 1 | 0 | 0 | 0 | 7 | |
| Total | 1 | 1 | 0 | 1 | 2 | 0 | 0 | 1 | 2 | 1 | 1 | 0 | 2 | 0 | 0 | 0 | 12 | |

Enrolment By Grade and Gender

| Gender | K | Grade | | | | | | | | | | | | | 4th | Total |
|--------------|----------|----------|----------|----------|----------|----------|----------|----------|----------|----------|----------|----------|----------|----------|-----------|-------|
| | | 1 | 2 | 3 | 4 | 5 | 6 | 7 | 8 | 9 | 10 | 11 | 12 | | | |
| Male | 0 | 1 | 0 | 0 | 0 | 0 | 0 | 0 | 1 | 1 | 1 | 0 | 1 | 0 | 5 | |
| Female | 1 | 0 | 0 | 1 | 2 | 0 | 0 | 1 | 1 | 0 | 0 | 0 | 1 | 0 | 7 | |
| Total | 1 | 1 | 0 | 1 | 2 | 0 | 0 | 1 | 2 | 1 | 1 | 0 | 2 | 0 | 12 | |

Enrolment By Grade
For 196 - St. Gabriel's AG, St. Brendan's



* Data from the 2014-2015 AGR(Enrolment/Age as of the last day in Sept./Dec.)

** Newfoundland Statistics Classification System

*** May include itinerant teachers

NI FSD - Central Region

#201 - J.M. Olds Collegiate, Twillingate

Classification: Rural
Offers Distance Education: Yes

Grades: 7-12

Number of Grades: 6

[School FTE PTR : 12.5](#)
[District FTE PTR : 11.3](#)
[Provincial FTE PTR : 12.1](#)

[FTE Teachers](#) *** : 11.0

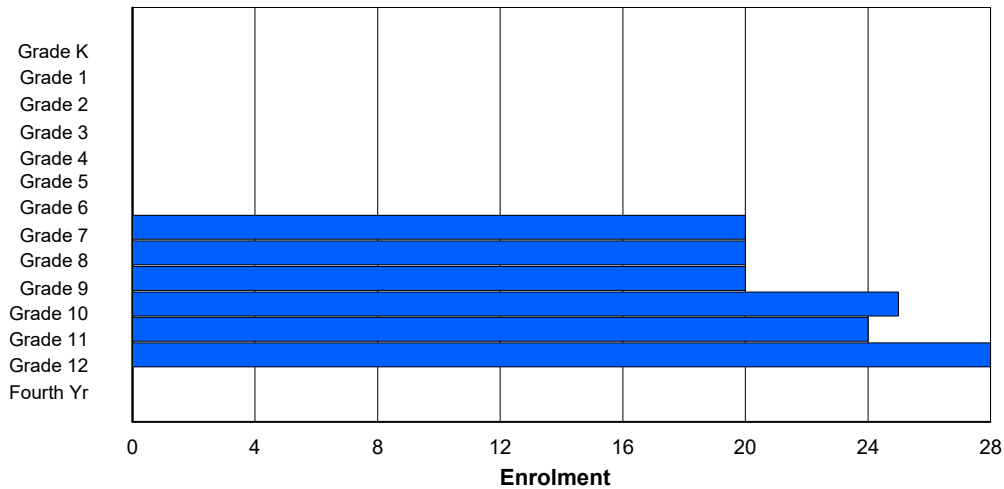
Enrolment By Age and Gender

| Gender | Age | | | | | | | | | | | | | | | | | Total |
|--------------|----------|----------|----------|----------|----------|----------|----------|-----------|-----------|-----------|-----------|-----------|-----------|----------|----------|----------|------------|-------|
| | 5 | 6 | 7 | 8 | 9 | 10 | 11 | 12 | 13 | 14 | 15 | 16 | 17 | 18 | 19 | 20> | | |
| Male | 0 | 0 | 0 | 0 | 0 | 0 | 1 | 9 | 11 | 14 | 13 | 9 | 10 | 0 | 0 | 0 | 67 | |
| Female | 0 | 0 | 0 | 0 | 0 | 0 | 0 | 10 | 9 | 6 | 12 | 15 | 18 | 0 | 0 | 0 | 70 | |
| Total | 0 | 0 | 0 | 0 | 0 | 0 | 1 | 19 | 20 | 20 | 25 | 24 | 28 | 0 | 0 | 0 | 137 | |

Enrolment By Grade and Gender

| Gender | Grade | | | | | | | | | | | | | | | Total |
|--------------|----------|----------|----------|----------|----------|----------|----------|-----------|-----------|-----------|-----------|-----------|-----------|----------|------------|-------|
| | K | 1 | 2 | 3 | 4 | 5 | 6 | 7 | 8 | 9 | 10 | 11 | 12 | 4th | | |
| Male | 0 | 0 | 0 | 0 | 0 | 0 | 0 | 10 | 11 | 14 | 13 | 9 | 10 | 0 | 67 | |
| Female | 0 | 0 | 0 | 0 | 0 | 0 | 0 | 10 | 9 | 6 | 12 | 15 | 18 | 0 | 70 | |
| Total | 0 | 0 | 0 | 0 | 0 | 0 | 0 | 20 | 20 | 20 | 25 | 24 | 28 | 0 | 137 | |

Enrolment By Grade
For 201 - J.M. Olds Collegiate, Twillingate



* Data from the 2014-2015 AGR(Enrolment/Age as of the last day in Sept./Dec.)

** Newfoundland Statistics Classification System

*** May include itinerant teachers

NI ESD - Central Region

#202 - Twillingate Island Elementary, Twillingate

Grades: K-6 Number of Grades: 7

[FTE Teachers](#) *** : 9.0

Classification: Rural
Offers Distance Education: No

[School FTE PTR : 12.5](#)
[District FTE PTR : 11.3](#)
[Provincial FTE PTR : 12.1](#)

Enrolment By Age and Gender

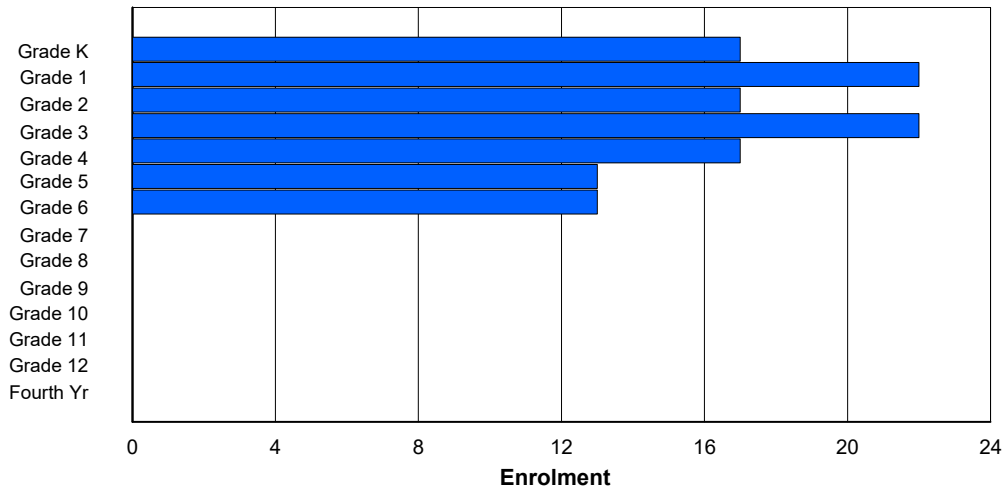
| Gender | Age | | | | | | | | | | | | | | | | | Total |
|--------------|-----------|-----------|-----------|-----------|-----------|-----------|-----------|----------|----------|----------|----------|----------|----------|----------|----------|----------|------------|-------|
| | 5 | 6 | 7 | 8 | 9 | 10 | 11 | 12 | 13 | 14 | 15 | 16 | 17 | 18 | 19 | 20> | | |
| Male | 10 | 11 | 10 | 14 | 7 | 11 | 7 | 0 | 0 | 0 | 0 | 0 | 0 | 0 | 0 | 0 | 70 | |
| Female | 7 | 10 | 8 | 8 | 9 | 3 | 6 | 0 | 0 | 0 | 0 | 0 | 0 | 0 | 0 | 0 | 51 | |
| Total | 17 | 21 | 18 | 22 | 16 | 14 | 13 | 0 | 0 | 0 | 0 | 0 | 0 | 0 | 0 | 0 | 121 | |

Enrolment By Grade and Gender

| Gender | Grade | | | | | | | | | | | | | | | Total |
|--------------|-----------|-----------|-----------|-----------|-----------|-----------|-----------|----------|----------|----------|----------|----------|----------|----------|------------|-------|
| | K | 1 | 2 | 3 | 4 | 5 | 6 | 7 | 8 | 9 | 10 | 11 | 12 | 4th | | |
| Male | 10 | 12 | 9 | 14 | 8 | 10 | 7 | 0 | 0 | 0 | 0 | 0 | 0 | 0 | 70 | |
| Female | 7 | 10 | 8 | 8 | 9 | 3 | 6 | 0 | 0 | 0 | 0 | 0 | 0 | 0 | 51 | |
| Total | 17 | 22 | 17 | 22 | 17 | 13 | 13 | 0 | 0 | 0 | 0 | 0 | 0 | 0 | 121 | |

Enrolment By Grade

For 202 - Twillingate Island Elementary, Twillingate



* Data from the 2014-2015 AGR(Enrolment/Age as of the last day in Sept./Dec.)

** Newfoundland Statistics Classification System

*** May include itinerant teachers

NI ESD - Central Region

#204 - Pearson Academy, Wesleyville

Classification: Rural
Offers Distance Education: Yes

Grades: K-12

Number of Grades: 13

[School FTE PTR : 12.2](#)
[District FTE PTR : 11.3](#)
[Provincial FTE PTR : 12.1](#)

[FTE Teachers](#) *** : 22.0

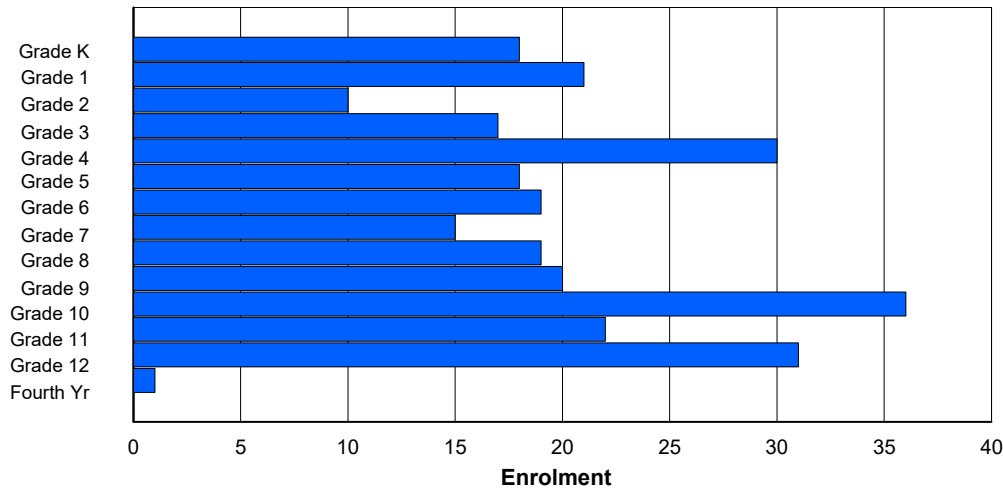
Enrolment By Age and Gender

| Gender | Age | | | | | | | | | | | | | | | | | Total |
|--------------|-----------|-----------|-----------|-----------|-----------|-----------|-----------|-----------|-----------|-----------|-----------|-----------|-----------|----------|----------|----------|------------|-------|
| | 5 | 6 | 7 | 8 | 9 | 10 | 11 | 12 | 13 | 14 | 15 | 16 | 17 | 18 | 19 | 20> | | |
| Male | 9 | 14 | 6 | 9 | 13 | 9 | 9 | 10 | 14 | 10 | 19 | 10 | 15 | 1 | 0 | 1 | 149 | |
| Female | 9 | 7 | 4 | 8 | 17 | 9 | 10 | 5 | 5 | 10 | 17 | 12 | 15 | 0 | 0 | 0 | 128 | |
| Total | 18 | 21 | 10 | 17 | 30 | 18 | 19 | 15 | 19 | 20 | 36 | 22 | 30 | 1 | 0 | 1 | 277 | |

Enrolment By Grade and Gender

| Gender | Grade | | | | | | | | | | | | | | | Total |
|--------------|-----------|-----------|-----------|-----------|-----------|-----------|-----------|-----------|-----------|-----------|-----------|-----------|-----------|----------|------------|-------|
| | K | 1 | 2 | 3 | 4 | 5 | 6 | 7 | 8 | 9 | 10 | 11 | 12 | 4th | | |
| Male | 9 | 14 | 6 | 9 | 13 | 9 | 9 | 10 | 14 | 10 | 19 | 10 | 16 | 1 | 149 | |
| Female | 9 | 7 | 4 | 8 | 17 | 9 | 10 | 5 | 5 | 10 | 17 | 12 | 15 | 0 | 128 | |
| Total | 18 | 21 | 10 | 17 | 30 | 18 | 19 | 15 | 19 | 20 | 36 | 22 | 31 | 1 | 277 | |

Enrolment By Grade
For 204 - Pearson Academy, Wesleyville



* Data from the 2014-2015 AGR(Enrolment/Age as of the last day in Sept./Dec.)

** Newfoundland Statistics Classification System

*** May include itinerant teachers

NI,ESD - Central Region

#206 - Riverwood Academy, Wing's Point

Classification: Rural
Offers Distance Education: Yes

Grades: K-12

Number of Grades: 13

[School FTE PTR : 11.8](#)
[District FTE PTR : 11.3](#)
[Provincial FTE PTR : 12.1](#)

[FTE Teachers](#) *** : 22.8

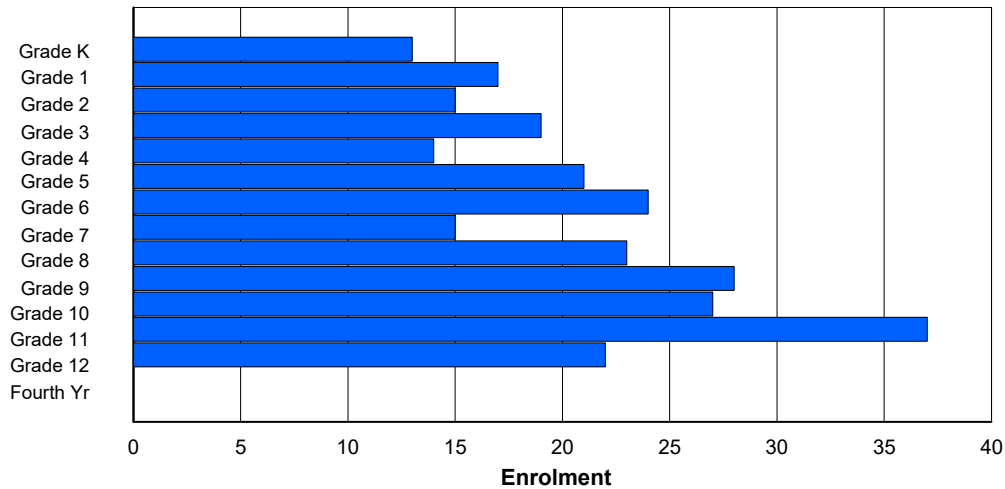
Enrolment By Age and Gender

| Gender | Age | | | | | | | | | | | | | | | | | Total |
|--------------|-----------|-----------|-----------|-----------|-----------|-----------|-----------|-----------|-----------|-----------|-----------|-----------|-----------|----------|----------|----------|------------|-------|
| | 5 | 6 | 7 | 8 | 9 | 10 | 11 | 12 | 13 | 14 | 15 | 16 | 17 | 18 | 19 | 20> | | |
| Male | 7 | 8 | 7 | 10 | 10 | 11 | 10 | 8 | 12 | 11 | 14 | 18 | 10 | 2 | 0 | 0 | 138 | |
| Female | 6 | 9 | 8 | 9 | 4 | 10 | 14 | 7 | 11 | 17 | 11 | 19 | 12 | 0 | 0 | 0 | 137 | |
| Total | 13 | 17 | 15 | 19 | 14 | 21 | 24 | 15 | 23 | 28 | 25 | 37 | 22 | 2 | 0 | 0 | 275 | |

Enrolment By Grade and Gender

| Gender | Grade | | | | | | | | | | | | | | Total |
|--------------|-----------|-----------|-----------|-----------|-----------|-----------|-----------|-----------|-----------|-----------|-----------|-----------|-----------|----------|------------|
| | K | 1 | 2 | 3 | 4 | 5 | 6 | 7 | 8 | 9 | 10 | 11 | 12 | 4th | |
| Male | 7 | 8 | 7 | 10 | 10 | 11 | 10 | 8 | 12 | 11 | 15 | 18 | 11 | 0 | 138 |
| Female | 6 | 9 | 8 | 9 | 4 | 10 | 14 | 7 | 11 | 17 | 12 | 19 | 11 | 0 | 137 |
| Total | 13 | 17 | 15 | 19 | 14 | 21 | 24 | 15 | 23 | 28 | 27 | 37 | 22 | 0 | 275 |

Enrolment By Grade
For 206 - Riverwood Academy, Wing's Point



* Data from the 2014-2015 AGR(Enrolment/Age as of the last day in Sept./Dec.)

** Newfoundland Statistics Classification System

*** May include itinerant teachers

NI ESD - Central Region

#398 - Avoca Collegiate, Badger

Classification: Urban
Offers Distance Education: No

Grades: K-9

Number of Grades: 10

[School FTE PTR : 7.2](#)
[District FTE PTR : 11.3](#)
[Provincial FTE PTR : 12.1](#)

[FTE Teachers](#) *** : 11.0

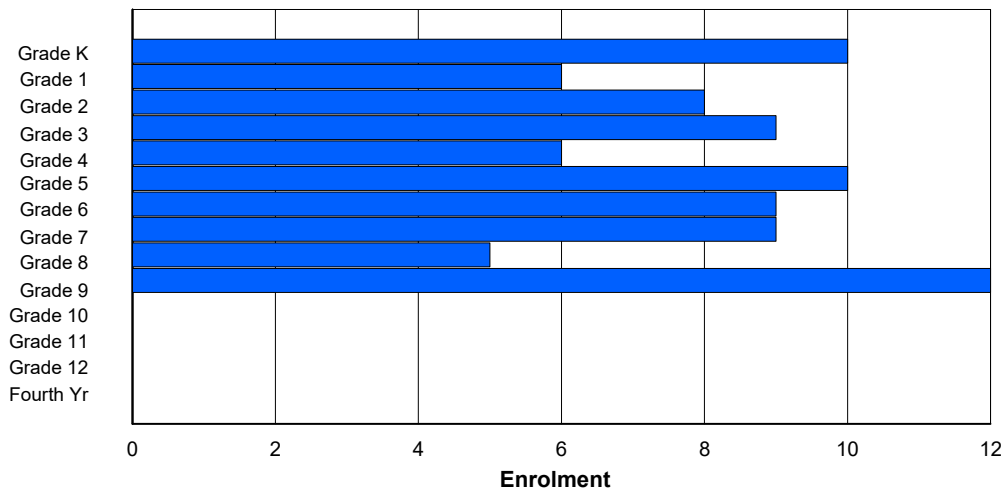
Enrolment By Age and Gender

| Gender | Age | | | | | | | | | | | | | | | | | Total |
|--------------|-----------|----------|----------|----------|----------|-----------|----------|-----------|----------|-----------|----------|----------|----------|----------|----------|----------|-----------|-------|
| | 5 | 6 | 7 | 8 | 9 | 10 | 11 | 12 | 13 | 14 | 15 | 16 | 17 | 18 | 19 | 20> | | |
| Male | 5 | 2 | 2 | 5 | 4 | 6 | 6 | 3 | 2 | 6 | 0 | 0 | 0 | 0 | 0 | 0 | 41 | |
| Female | 5 | 4 | 6 | 4 | 2 | 4 | 2 | 7 | 3 | 6 | 0 | 0 | 0 | 0 | 0 | 0 | 43 | |
| Total | 10 | 6 | 8 | 9 | 6 | 10 | 8 | 10 | 5 | 12 | 0 | 0 | 0 | 0 | 0 | 0 | 84 | |

Enrolment By Grade and Gender

| Gender | Grade | | | | | | | | | | | | | | | Total |
|--------------|-----------|----------|----------|----------|----------|-----------|----------|----------|----------|-----------|----------|----------|----------|----------|-----------|-------|
| | K | 1 | 2 | 3 | 4 | 5 | 6 | 7 | 8 | 9 | 10 | 11 | 12 | 4th | | |
| Male | 5 | 2 | 2 | 5 | 4 | 6 | 6 | 3 | 2 | 6 | 0 | 0 | 0 | 0 | 41 | |
| Female | 5 | 4 | 6 | 4 | 2 | 4 | 3 | 6 | 3 | 6 | 0 | 0 | 0 | 0 | 43 | |
| Total | 10 | 6 | 8 | 9 | 6 | 10 | 9 | 9 | 5 | 12 | 0 | 0 | 0 | 0 | 84 | |

Enrolment By Grade
For 398 - Avoca Collegiate, Badger



* Data from the 2014-2015 AGR(Enrolment/Age as of the last day in Sept./Dec.)

** Newfoundland Statistics Classification System

*** May include itinerant teachers

NI ESD - Central Region

#400 - Helen Tulk Elementary, Bishop's Falls

Classification: Rural
Offers Distance Education: No

Grades: K-6 Number of Grades: 7

[School FTE PTR : 11.7](#)
[District FTE PTR : 11.3](#)
[Provincial FTE PTR : 12.1](#)

[FTE Teachers](#) *** : 15.5

Enrolment By Age and Gender

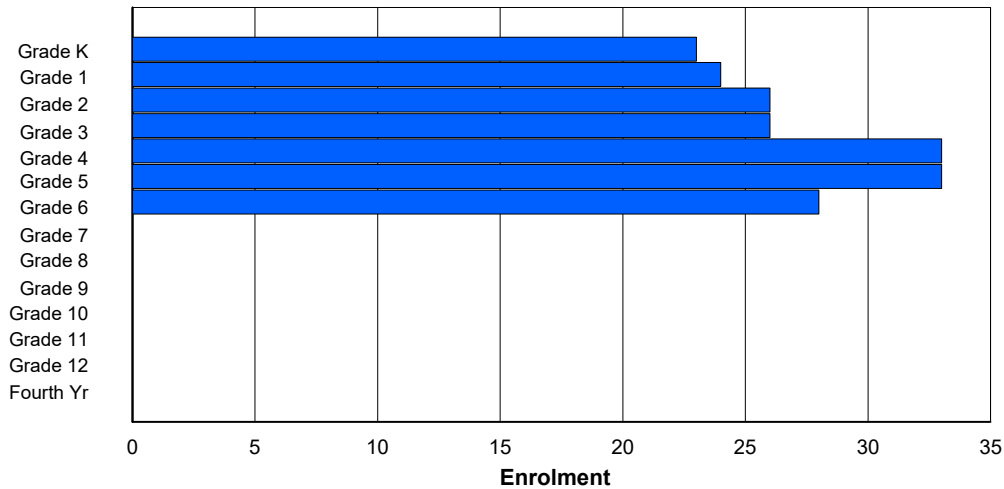
| Gender | Age | | | | | | | | | | | | | | | | Total |
|--------------|-----------|-----------|-----------|-----------|-----------|-----------|-----------|----------|----------|----------|----------|----------|----------|----------|----------|----------|------------|
| | 5 | 6 | 7 | 8 | 9 | 10 | 11 | 12 | 13 | 14 | 15 | 16 | 17 | 18 | 19 | 20> | |
| Male | 11 | 11 | 12 | 16 | 15 | 19 | 15 | 0 | 0 | 0 | 0 | 0 | 0 | 0 | 0 | 0 | 99 |
| Female | 12 | 13 | 14 | 10 | 18 | 17 | 10 | 0 | 0 | 0 | 0 | 0 | 0 | 0 | 0 | 0 | 94 |
| Total | 23 | 24 | 26 | 26 | 33 | 36 | 25 | 0 | 0 | 0 | 0 | 0 | 0 | 0 | 0 | 0 | 193 |

Enrolment By Grade and Gender

| Gender | Grade | | | | | | | | | | | | | | Total |
|--------------|-----------|-----------|-----------|-----------|-----------|-----------|-----------|----------|----------|----------|----------|----------|----------|----------|------------|
| | K | 1 | 2 | 3 | 4 | 5 | 6 | 7 | 8 | 9 | 10 | 11 | 12 | 4th | |
| Male | 11 | 11 | 12 | 16 | 15 | 16 | 18 | 0 | 0 | 0 | 0 | 0 | 0 | 0 | 99 |
| Female | 12 | 13 | 14 | 10 | 18 | 17 | 10 | 0 | 0 | 0 | 0 | 0 | 0 | 0 | 94 |
| Total | 23 | 24 | 26 | 26 | 33 | 33 | 28 | 0 | 0 | 0 | 0 | 0 | 0 | 0 | 193 |

Enrolment By Grade

For 400 - Helen Tulk Elementary, Bishop's Falls



* Data from the 2014-2015 AGR(Enrolment/Age as of the last day in Sept./Dec.)

** Newfoundland Statistics Classification System

*** May include itinerant teachers

NI ESD - Central Region

#402 - Leo Burke Academy, Bishop's Falls

Classification: Rural
Offers Distance Education: Yes

Grades: 7-12

Number of Grades: 6

[School FTE PTR : 12.3](#)
[District FTE PTR : 11.3](#)
[Provincial FTE PTR : 12.1](#)

[FTE Teachers](#) *** : 17.5

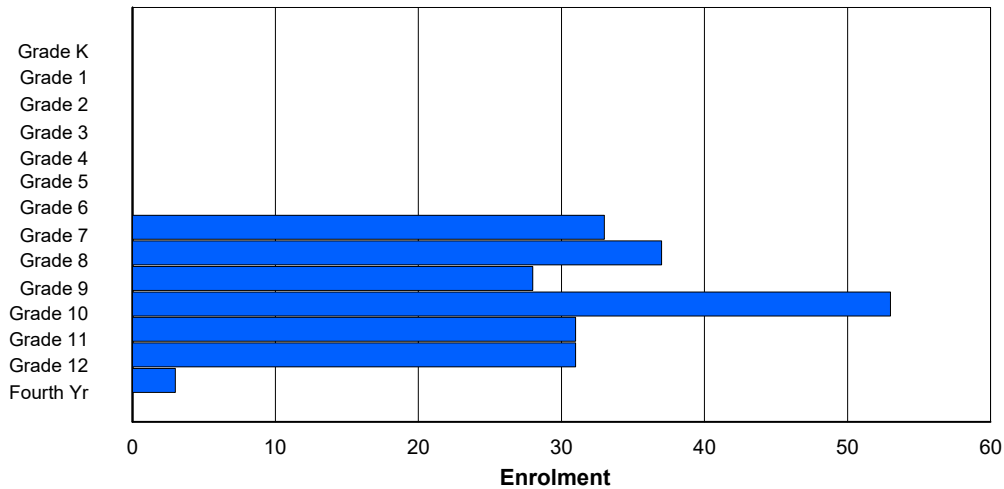
Enrolment By Age and Gender

| Gender | Age | | | | | | | | | | | | | | | | Total |
|--------------|----------|----------|----------|----------|----------|----------|----------|-----------|-----------|-----------|-----------|-----------|-----------|----------|----------|----------|------------|
| | 5 | 6 | 7 | 8 | 9 | 10 | 11 | 12 | 13 | 14 | 15 | 16 | 17 | 18 | 19 | 20> | |
| Male | 0 | 0 | 0 | 0 | 0 | 0 | 0 | 21 | 26 | 14 | 23 | 17 | 15 | 1 | 0 | 0 | 117 |
| Female | 0 | 0 | 0 | 0 | 0 | 0 | 0 | 11 | 12 | 14 | 25 | 19 | 14 | 4 | 0 | 0 | 99 |
| Total | 0 | 0 | 0 | 0 | 0 | 0 | 0 | 32 | 38 | 28 | 48 | 36 | 29 | 5 | 0 | 0 | 216 |

Enrolment By Grade and Gender

| Gender | Grade | | | | | | | | | | | | | | Total |
|--------------|----------|----------|----------|----------|----------|----------|----------|-----------|-----------|-----------|-----------|-----------|-----------|----------|------------|
| | K | 1 | 2 | 3 | 4 | 5 | 6 | 7 | 8 | 9 | 10 | 11 | 12 | 4th | |
| Male | 0 | 0 | 0 | 0 | 0 | 0 | 0 | 22 | 25 | 14 | 24 | 16 | 15 | 1 | 117 |
| Female | 0 | 0 | 0 | 0 | 0 | 0 | 0 | 11 | 12 | 14 | 29 | 15 | 16 | 2 | 99 |
| Total | 0 | 0 | 0 | 0 | 0 | 0 | 0 | 33 | 37 | 28 | 53 | 31 | 31 | 3 | 216 |

Enrolment By Grade
For 402 - Leo Burke Academy, Bishop's Falls



* Data from the 2014-2015 AGR(Enrolment/Age as of the last day in Sept./Dec.)

** Newfoundland Statistics Classification System

*** May include itinerant teachers

NI ESD - Central Region

#403 - Lakeside Academy, Buchans

Classification: Rural
Offers Distance Education: Yes

Grades: K-12

Number of Grades: 13

[School FTE PTR : 6.8](#)
[District FTE PTR : 11.3](#)
[Provincial FTE PTR : 12.1](#)

[FTE Teachers](#) *** : 12.0

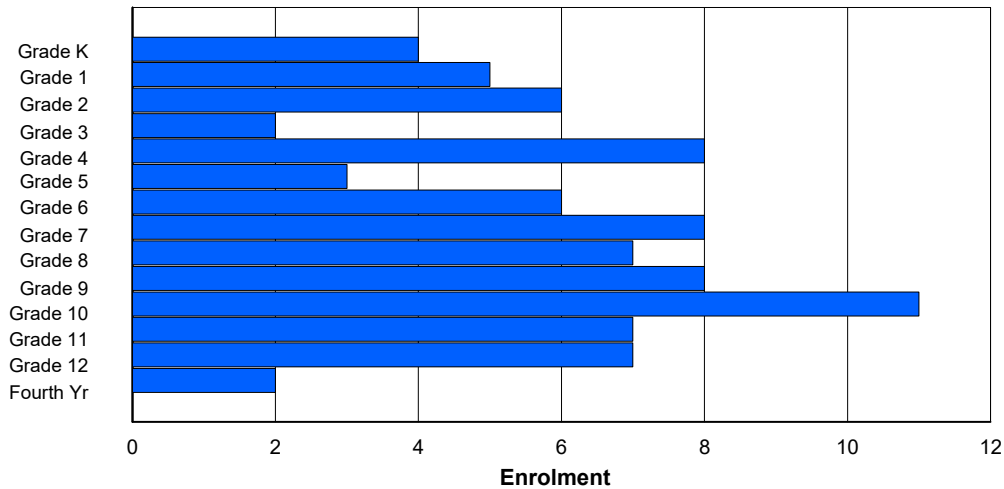
Enrolment By Age and Gender

| Gender | Age | | | | | | | | | | | | | | | | | Total |
|--------------|----------|----------|----------|----------|----------|----------|----------|----------|----------|----------|----------|----------|----------|----------|----------|----------|-----------|-------|
| | 5 | 6 | 7 | 8 | 9 | 10 | 11 | 12 | 13 | 14 | 15 | 16 | 17 | 18 | 19 | 20> | | |
| Male | 2 | 1 | 4 | 3 | 4 | 2 | 4 | 3 | 3 | 4 | 3 | 5 | 3 | 1 | 0 | 0 | 42 | |
| Female | 2 | 4 | 2 | 0 | 3 | 1 | 2 | 5 | 3 | 5 | 6 | 4 | 4 | 1 | 0 | 0 | 42 | |
| Total | 4 | 5 | 6 | 3 | 7 | 3 | 6 | 8 | 6 | 9 | 9 | 9 | 7 | 2 | 0 | 0 | 84 | |

Enrolment By Grade and Gender

| Gender | Grade | | | | | | | | | | | | | | | Total |
|--------------|----------|----------|----------|----------|----------|----------|----------|----------|----------|----------|-----------|----------|----------|----------|-----------|-------|
| | K | 1 | 2 | 3 | 4 | 5 | 6 | 7 | 8 | 9 | 10 | 11 | 12 | 4th | | |
| Male | 2 | 1 | 4 | 2 | 5 | 2 | 4 | 3 | 4 | 3 | 4 | 4 | 3 | 1 | 42 | |
| Female | 2 | 4 | 2 | 0 | 3 | 1 | 2 | 5 | 3 | 5 | 7 | 3 | 4 | 1 | 42 | |
| Total | 4 | 5 | 6 | 2 | 8 | 3 | 6 | 8 | 7 | 8 | 11 | 7 | 7 | 2 | 84 | |

Enrolment By Grade
For 403 - Lakeside Academy, Buchans



* Data from the 2014-2015 AGR(Enrolment/Age as of the last day in Sept./Dec.)

** Newfoundland Statistics Classification System

*** May include itinerant teachers

NI ESD - Central Region

#405 - Cottrell's Cove Academy, Cottrell's Cove

Classification: Rural
Offers Distance Education: Yes

Grades: K-2,4-6,8-10,12 Number of Grades: 10

[School FTE PTR : 4.8](#)
[District FTE PTR : 11.3](#)
[Provincial FTE PTR : 12.1](#)

[FTE Teachers](#) *** : 5.5

Enrolment By Age and Gender

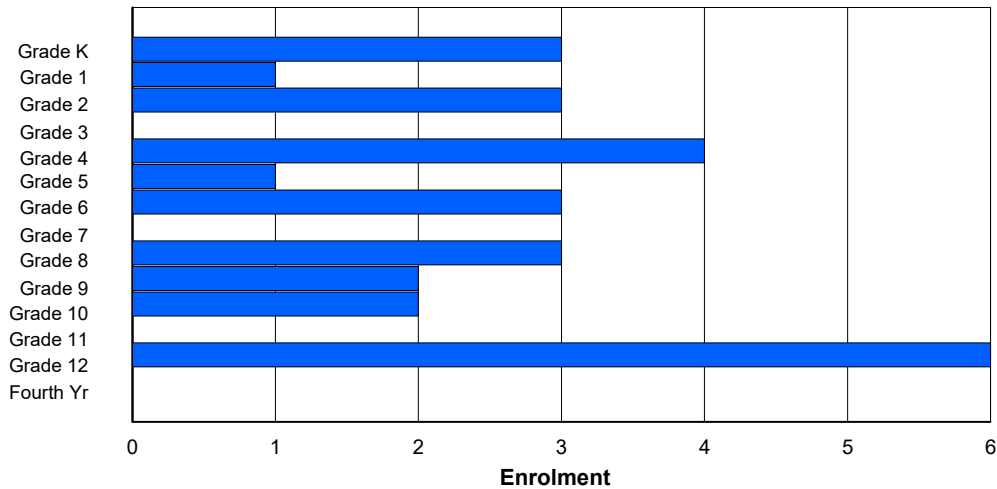
| Gender | Age | | | | | | | | | | | | | | | | | Total |
|--------------|----------|----------|----------|----------|----------|----------|----------|----------|----------|----------|----------|----------|----------|----------|----------|----------|-----------|-------|
| | 5 | 6 | 7 | 8 | 9 | 10 | 11 | 12 | 13 | 14 | 15 | 16 | 17 | 18 | 19 | 20> | | |
| Male | 2 | 1 | 3 | 0 | 4 | 0 | 1 | 0 | 2 | 0 | 0 | 0 | 2 | 0 | 0 | 0 | 15 | |
| Female | 1 | 0 | 0 | 0 | 0 | 1 | 2 | 0 | 1 | 2 | 2 | 0 | 4 | 0 | 0 | 0 | 13 | |
| Total | 3 | 1 | 3 | 0 | 4 | 1 | 3 | 0 | 3 | 2 | 2 | 0 | 6 | 0 | 0 | 0 | 28 | |

Enrolment By Grade and Gender

| Gender | Grade | | | | | | | | | | | | | | | Total |
|--------------|----------|----------|----------|----------|----------|----------|----------|----------|----------|----------|----------|----------|----------|----------|-----------|-------|
| | K | 1 | 2 | 3 | 4 | 5 | 6 | 7 | 8 | 9 | 10 | 11 | 12 | 4th | | |
| Male | 2 | 1 | 3 | 0 | 4 | 0 | 1 | 0 | 2 | 0 | 0 | 0 | 2 | 0 | 15 | |
| Female | 1 | 0 | 0 | 0 | 0 | 1 | 2 | 0 | 1 | 2 | 2 | 0 | 4 | 0 | 13 | |
| Total | 3 | 1 | 3 | 0 | 4 | 1 | 3 | 0 | 3 | 2 | 2 | 0 | 6 | 0 | 28 | |

Enrolment By Grade

For 405 - Cottrell's Cove Academy, Cottrell's Cove



* Data from the 2014-2015 AGR(Enrolment/Age as of the last day in Sept./Dec.)

** Newfoundland Statistics Classification System

*** May include itinerant teachers

NI ESD - Central Region

#406 - Fitzgerald Academy, English Harbour West

Grades: K-12 Number of Grades: 13

[FTE Teachers](#) *** : 18.0

Classification: Rural
Offers Distance Education: Yes

[School FTE PTR : 8.5](#)
[District FTE PTR : 11.3](#)
[Provincial FTE PTR : 12.1](#)

Enrolment By Age and Gender

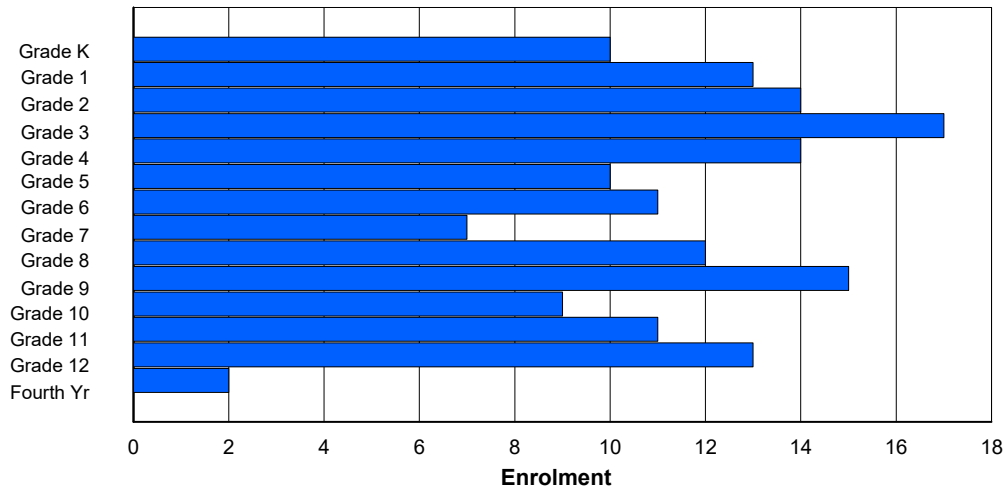
| Gender | Age | | | | | | | | | | | | | | | | | Total |
|--------------|-----------|-----------|-----------|-----------|-----------|----------|-----------|----------|-----------|-----------|----------|-----------|-----------|----------|----------|----------|------------|-------|
| | 5 | 6 | 7 | 8 | 9 | 10 | 11 | 12 | 13 | 14 | 15 | 16 | 17 | 18 | 19 | 20> | | |
| Male | 3 | 4 | 10 | 9 | 6 | 7 | 4 | 4 | 9 | 9 | 4 | 7 | 5 | 5 | 1 | 0 | 87 | |
| Female | 7 | 9 | 4 | 9 | 8 | 2 | 7 | 3 | 3 | 5 | 4 | 5 | 5 | 0 | 0 | 0 | 71 | |
| Total | 10 | 13 | 14 | 18 | 14 | 9 | 11 | 7 | 12 | 14 | 8 | 12 | 10 | 5 | 1 | 0 | 158 | |

Enrolment By Grade and Gender

| Gender | Grade | | | | | | | | | | | | | | | Total |
|--------------|-----------|-----------|-----------|-----------|-----------|-----------|-----------|----------|-----------|-----------|----------|-----------|-----------|----------|------------|-------|
| | K | 1 | 2 | 3 | 4 | 5 | 6 | 7 | 8 | 9 | 10 | 11 | 12 | 4th | | |
| Male | 3 | 4 | 10 | 8 | 6 | 8 | 4 | 4 | 9 | 10 | 5 | 6 | 8 | 2 | 87 | |
| Female | 7 | 9 | 4 | 9 | 8 | 2 | 7 | 3 | 3 | 5 | 4 | 5 | 5 | 0 | 71 | |
| Total | 10 | 13 | 14 | 17 | 14 | 10 | 11 | 7 | 12 | 15 | 9 | 11 | 13 | 2 | 158 | |

Enrolment By Grade

For 406 - Fitzgerald Academy, English Harbour West



* Data from the 2014-2015 AGR(Enrolment/Age as of the last day in Sept./Dec.)

** Newfoundland Statistics Classification System

*** May include itinerant teachers

NI ESD - Central Region

#407 - Bay d'Espoir Academy, Milltown

Classification: Rural
Offers Distance Education: Yes

Grades: K-12

Number of Grades: 13

[School FTE PTR : 11.8](#)

[District FTE PTR : 11.3](#)

[Provincial FTE PTR : 12.1](#)

[FTE Teachers](#) *** : 22.0

Enrolment By Age and Gender

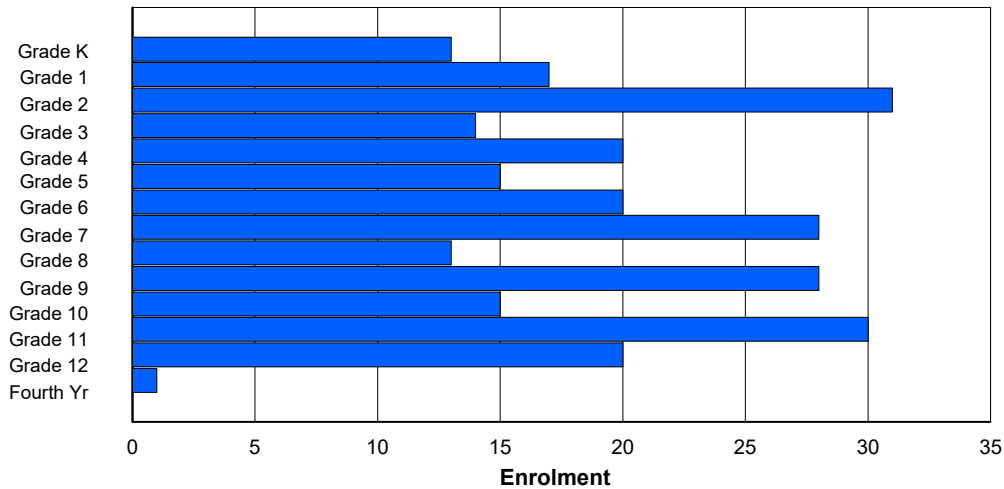
| Gender | Age | | | | | | | | | | | | | | | | | Total |
|--------------|-----------|-----------|-----------|-----------|-----------|-----------|-----------|-----------|-----------|-----------|-----------|-----------|-----------|----------|----------|----------|------------|-------|
| | 5 | 6 | 7 | 8 | 9 | 10 | 11 | 12 | 13 | 14 | 15 | 16 | 17 | 18 | 19 | 20> | | |
| Male | 5 | 9 | 13 | 7 | 13 | 6 | 10 | 16 | 7 | 14 | 7 | 12 | 10 | 0 | 0 | 0 | 129 | |
| Female | 8 | 8 | 17 | 8 | 7 | 9 | 10 | 11 | 6 | 15 | 8 | 18 | 9 | 2 | 0 | 0 | 136 | |
| Total | 13 | 17 | 30 | 15 | 20 | 15 | 20 | 27 | 13 | 29 | 15 | 30 | 19 | 2 | 0 | 0 | 265 | |

Enrolment By Grade and Gender

| Gender | Grade | | | | | | | | | | | | | | Total |
|--------------|-----------|-----------|-----------|-----------|-----------|-----------|-----------|-----------|-----------|-----------|-----------|-----------|-----------|----------|------------|
| | K | 1 | 2 | 3 | 4 | 5 | 6 | 7 | 8 | 9 | 10 | 11 | 12 | 4th | |
| Male | 5 | 9 | 14 | 6 | 13 | 6 | 10 | 16 | 8 | 13 | 7 | 12 | 10 | 0 | 129 |
| Female | 8 | 8 | 17 | 8 | 7 | 9 | 10 | 12 | 5 | 15 | 8 | 18 | 10 | 1 | 136 |
| Total | 13 | 17 | 31 | 14 | 20 | 15 | 20 | 28 | 13 | 28 | 15 | 30 | 20 | 1 | 265 |

Enrolment By Grade

For 407 - Bay d'Espoir Academy, Milltown



* Data from the 2014-2015 AGR(Enrolment/Age as of the last day in Sept./Dec.)

** Newfoundland Statistics Classification System

*** May include itinerant teachers

NI ESD - Central Region

#409 - Indian River Academy, Springdale

Classification: Rural
Offers Distance Education: No

Grades: K-6 Number of Grades: 7

[School FTE PTR : 11.3](#)
[District FTE PTR : 11.3](#)
[Provincial FTE PTR : 12.1](#)

[FTE Teachers](#) *** : 19.3

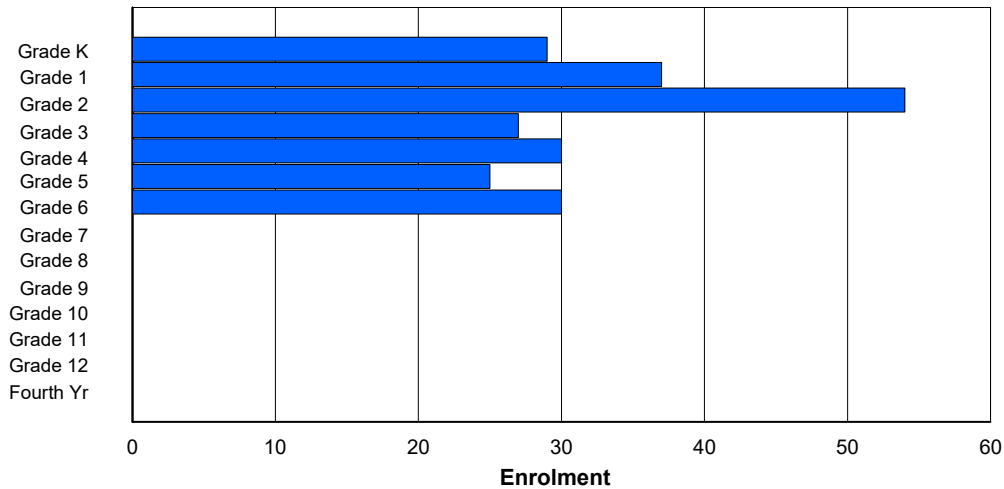
Enrolment By Age and Gender

| Gender | Age | | | | | | | | | | | | | | | | | Total |
|--------------|-----------|-----------|-----------|-----------|-----------|-----------|-----------|----------|----------|----------|----------|----------|----------|----------|----------|----------|------------|-------|
| | 5 | 6 | 7 | 8 | 9 | 10 | 11 | 12 | 13 | 14 | 15 | 16 | 17 | 18 | 19 | 20> | | |
| Male | 14 | 15 | 27 | 16 | 17 | 13 | 10 | 0 | 0 | 0 | 0 | 0 | 0 | 0 | 0 | 0 | 112 | |
| Female | 15 | 21 | 28 | 10 | 13 | 13 | 20 | 0 | 0 | 0 | 0 | 0 | 0 | 0 | 0 | 0 | 120 | |
| Total | 29 | 36 | 55 | 26 | 30 | 26 | 30 | 0 | 0 | 0 | 0 | 0 | 0 | 0 | 0 | 0 | 232 | |

Enrolment By Grade and Gender

| Gender | Grade | | | | | | | | | | | | | | | Total |
|--------------|-----------|-----------|-----------|-----------|-----------|-----------|-----------|----------|----------|----------|----------|----------|----------|----------|------------|-------|
| | K | 1 | 2 | 3 | 4 | 5 | 6 | 7 | 8 | 9 | 10 | 11 | 12 | 4th | | |
| Male | 14 | 16 | 26 | 17 | 17 | 12 | 10 | 0 | 0 | 0 | 0 | 0 | 0 | 0 | 112 | |
| Female | 15 | 21 | 28 | 10 | 13 | 13 | 20 | 0 | 0 | 0 | 0 | 0 | 0 | 0 | 120 | |
| Total | 29 | 37 | 54 | 27 | 30 | 25 | 30 | 0 | 0 | 0 | 0 | 0 | 0 | 0 | 232 | |

Enrolment By Grade
For 409 - Indian River Academy, Springdale



* Data from the 2014-2015 AGR(Enrolment/Age as of the last day in Sept./Dec.)

** Newfoundland Statistics Classification System

*** May include itinerant teachers

NI ESD - Central Region

#413 - Holy Cross School Complex, Eastport

Classification: Rural
Offers Distance Education: Yes

Grades: K-12

Number of Grades: 13

[School FTE PTR : 7.9](#)
[District FTE PTR : 11.3](#)
[Provincial FTE PTR : 12.1](#)

[FTE Teachers](#) *** : 12.3

Enrolment By Age and Gender

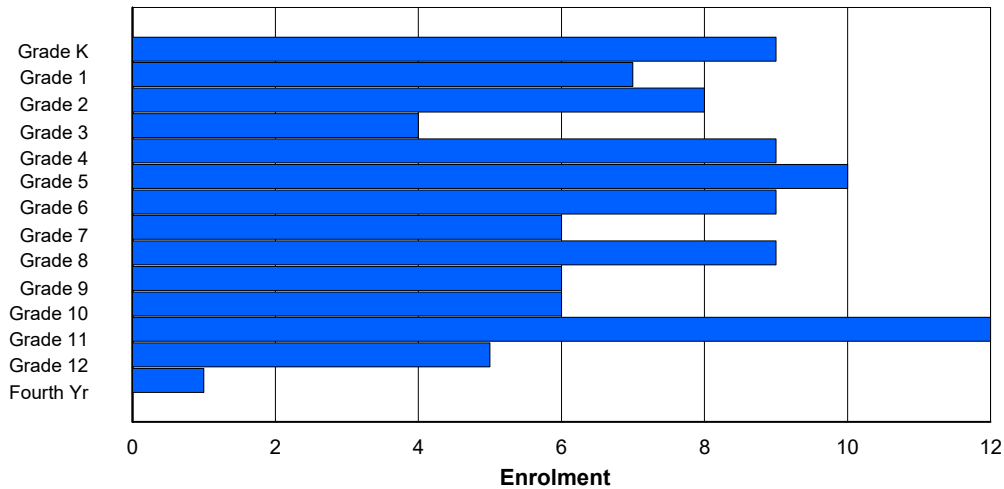
| Gender | Age | | | | | | | | | | | | | | | | | Total |
|--------------|----------|----------|----------|----------|----------|-----------|----------|----------|----------|----------|----------|-----------|----------|----------|----------|----------|------------|-------|
| | 5 | 6 | 7 | 8 | 9 | 10 | 11 | 12 | 13 | 14 | 15 | 16 | 17 | 18 | 19 | 20> | | |
| Male | 2 | 3 | 4 | 3 | 4 | 3 | 5 | 4 | 3 | 4 | 3 | 5 | 2 | 0 | 0 | 0 | 45 | |
| Female | 7 | 4 | 4 | 1 | 5 | 7 | 4 | 3 | 5 | 2 | 3 | 5 | 5 | 0 | 1 | 0 | 56 | |
| Total | 9 | 7 | 8 | 4 | 9 | 10 | 9 | 7 | 8 | 6 | 6 | 10 | 7 | 0 | 1 | 0 | 101 | |

Enrolment By Grade and Gender

| Gender | Grade | | | | | | | | | | | | | | | Total |
|--------------|----------|----------|----------|----------|----------|-----------|----------|----------|----------|----------|----------|-----------|----------|----------|------------|-------|
| | K | 1 | 2 | 3 | 4 | 5 | 6 | 7 | 8 | 9 | 10 | 11 | 12 | 4th | | |
| Male | 2 | 3 | 4 | 3 | 4 | 3 | 5 | 4 | 4 | 3 | 3 | 5 | 2 | 0 | 45 | |
| Female | 7 | 4 | 4 | 1 | 5 | 7 | 4 | 2 | 5 | 3 | 3 | 7 | 3 | 1 | 56 | |
| Total | 9 | 7 | 8 | 4 | 9 | 10 | 9 | 6 | 9 | 6 | 6 | 12 | 5 | 1 | 101 | |

Enrolment By Grade

For 413 - Holy Cross School Complex, Eastport



* Data from the 2014-2015 AGR(Enrolment/Age as of the last day in Sept./Dec.)

** Newfoundland Statistics Classification System

*** May include itinerant teachers

NI ESD - Central Region

#414 - Fogo Island Central Academy, Fogo Island

Classification: Rural
Offers Distance Education: Yes

Grades: K-12

Number of Grades: 13

[School FTE PTR : 12.0](#)
[District FTE PTR : 11.3](#)
[Provincial FTE PTR : 12.1](#)

[FTE Teachers](#) *** : 23.0

Enrolment By Age and Gender

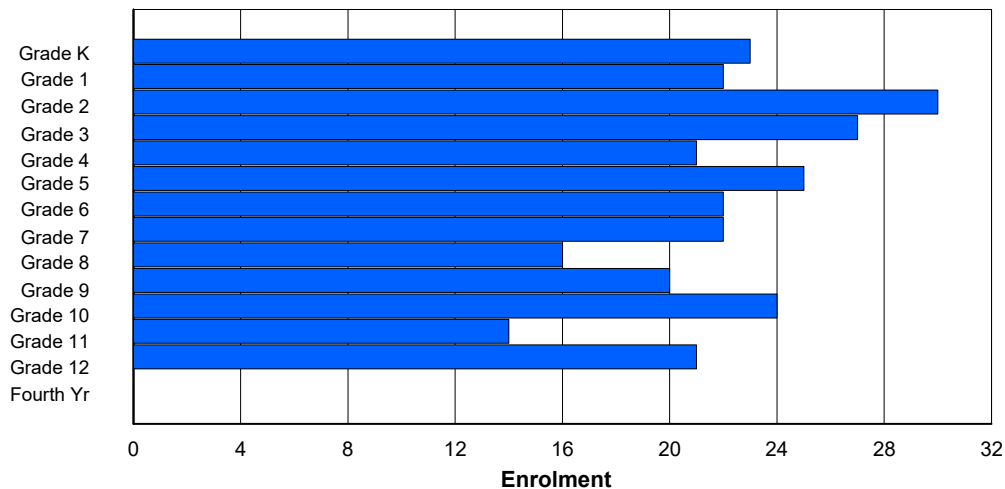
| Gender | Age | | | | | | | | | | | | | | | | Total |
|--------------|-----------|-----------|-----------|-----------|-----------|-----------|-----------|-----------|-----------|-----------|-----------|-----------|-----------|----------|----------|----------|------------|
| | 5 | 6 | 7 | 8 | 9 | 10 | 11 | 12 | 13 | 14 | 15 | 16 | 17 | 18 | 19 | 20> | |
| Male | 11 | 12 | 22 | 15 | 14 | 15 | 11 | 13 | 8 | 12 | 10 | 8 | 11 | 1 | 0 | 0 | 163 |
| Female | 12 | 9 | 8 | 13 | 7 | 10 | 11 | 10 | 7 | 7 | 12 | 8 | 10 | 0 | 0 | 0 | 124 |
| Total | 23 | 21 | 30 | 28 | 21 | 25 | 22 | 23 | 15 | 19 | 22 | 16 | 21 | 1 | 0 | 0 | 287 |

Enrolment By Grade and Gender

| Gender | Grade | | | | | | | | | | | | | | Total |
|--------------|-----------|-----------|-----------|-----------|-----------|-----------|-----------|-----------|-----------|-----------|-----------|-----------|-----------|----------|------------|
| | K | 1 | 2 | 3 | 4 | 5 | 6 | 7 | 8 | 9 | 10 | 11 | 12 | 4th | |
| Male | 11 | 13 | 22 | 14 | 14 | 15 | 11 | 13 | 8 | 12 | 12 | 7 | 11 | 0 | 163 |
| Female | 12 | 9 | 8 | 13 | 7 | 10 | 11 | 9 | 8 | 8 | 12 | 7 | 10 | 0 | 124 |
| Total | 23 | 22 | 30 | 27 | 21 | 25 | 22 | 22 | 16 | 20 | 24 | 14 | 21 | 0 | 287 |

Enrolment By Grade

For 414 - Fogo Island Central Academy, Fogo Island



* Data from the 2014-2015 AGR(Enrolment/Age as of the last day in Sept./Dec.)

** Newfoundland Statistics Classification System

*** May include itinerant teachers

NI ESD - Central Region

#416 - Smallwood Academy, Gambo

Classification: Rural
Offers Distance Education: Yes

Grades: K-12

Number of Grades: 13

[School FTE PTR : 10.5](#)
[District FTE PTR : 11.3](#)
[Provincial FTE PTR : 12.1](#)

[FTE Teachers](#) *** : 21.5

Enrolment By Age and Gender

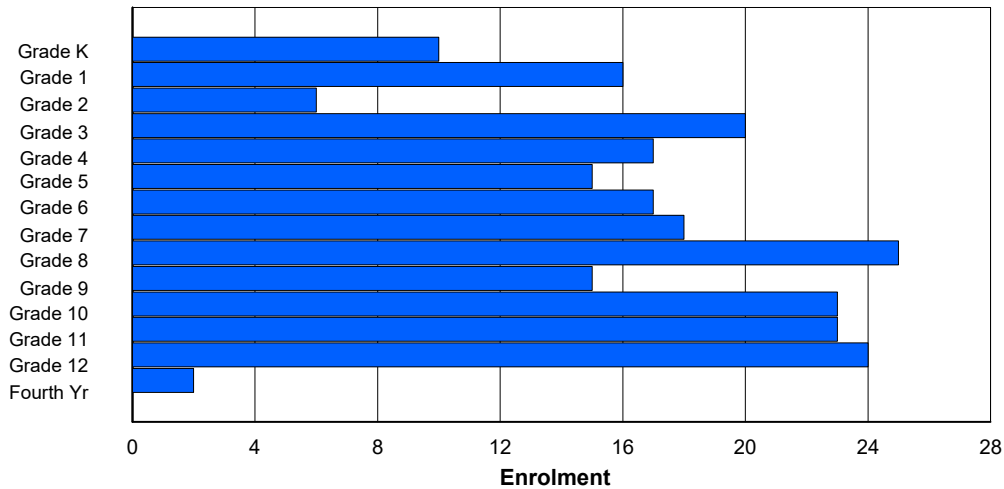
| Gender | Age | | | | | | | | | | | | | | | | | Total |
|--------------|-----------|-----------|----------|-----------|-----------|-----------|-----------|-----------|-----------|-----------|-----------|-----------|-----------|----------|----------|----------|------------|-------|
| | 5 | 6 | 7 | 8 | 9 | 10 | 11 | 12 | 13 | 14 | 15 | 16 | 17 | 18 | 19 | 20> | | |
| Male | 3 | 7 | 2 | 8 | 13 | 11 | 12 | 11 | 9 | 8 | 9 | 13 | 10 | 1 | 0 | 1 | 118 | |
| Female | 7 | 9 | 4 | 11 | 5 | 3 | 5 | 8 | 15 | 7 | 15 | 10 | 12 | 2 | 0 | 0 | 113 | |
| Total | 10 | 16 | 6 | 19 | 18 | 14 | 17 | 19 | 24 | 15 | 24 | 23 | 22 | 3 | 0 | 1 | 231 | |

Enrolment By Grade and Gender

| Gender | Grade | | | | | | | | | | | | | | Total |
|--------------|-----------|-----------|----------|-----------|-----------|-----------|-----------|-----------|-----------|-----------|-----------|-----------|-----------|----------|------------|
| | K | 1 | 2 | 3 | 4 | 5 | 6 | 7 | 8 | 9 | 10 | 11 | 12 | 4th | |
| Male | 3 | 7 | 2 | 9 | 12 | 12 | 12 | 10 | 9 | 8 | 9 | 13 | 11 | 1 | 118 |
| Female | 7 | 9 | 4 | 11 | 5 | 3 | 5 | 8 | 16 | 7 | 14 | 10 | 13 | 1 | 113 |
| Total | 10 | 16 | 6 | 20 | 17 | 15 | 17 | 18 | 25 | 15 | 23 | 23 | 24 | 2 | 231 |

Enrolment By Grade

For 416 - Smallwood Academy, Gambo



* Data from the 2014-2015 AGR(Enrolment/Age as of the last day in Sept./Dec.)

** Newfoundland Statistics Classification System

*** May include itinerant teachers

NI ESD - Central Region

#417 - Gander Academy, Gander

Classification: Urban
Offers Distance Education: No

Grades: K-6 Number of Grades: 7

[School FTE PTR : 13.8](#)
[District FTE PTR : 11.3](#)
[Provincial FTE PTR : 12.1](#)

[FTE Teachers](#) *** : 61.8

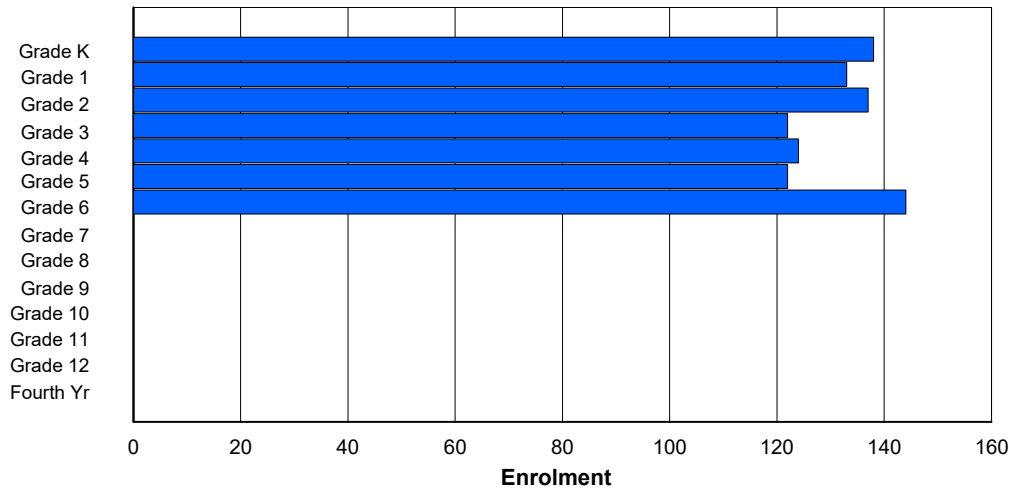
Enrolment By Age and Gender

| Gender | Age | | | | | | | | | | | | | | | | | Total |
|--------------|------------|------------|------------|------------|------------|------------|------------|----------|----------|----------|----------|----------|----------|----------|----------|----------|------------|-------|
| | 5 | 6 | 7 | 8 | 9 | 10 | 11 | 12 | 13 | 14 | 15 | 16 | 17 | 18 | 19 | 20> | | |
| Male | 80 | 67 | 62 | 62 | 69 | 74 | 79 | 1 | 0 | 0 | 0 | 0 | 0 | 0 | 0 | 0 | 494 | |
| Female | 56 | 69 | 73 | 59 | 57 | 47 | 65 | 0 | 0 | 0 | 0 | 0 | 0 | 0 | 0 | 0 | 426 | |
| Total | 136 | 136 | 135 | 121 | 126 | 121 | 144 | 1 | 0 | 0 | 0 | 0 | 0 | 0 | 0 | 0 | 920 | |

Enrolment By Grade and Gender

| Gender | Grade | | | | | | | | | | | | | | | Total |
|--------------|------------|------------|------------|------------|------------|------------|------------|----------|----------|----------|----------|----------|----------|----------|------------|-------|
| | K | 1 | 2 | 3 | 4 | 5 | 6 | 7 | 8 | 9 | 10 | 11 | 12 | 4th | | |
| Male | 80 | 66 | 64 | 63 | 67 | 74 | 80 | 0 | 0 | 0 | 0 | 0 | 0 | 0 | 494 | |
| Female | 58 | 67 | 73 | 59 | 57 | 48 | 64 | 0 | 0 | 0 | 0 | 0 | 0 | 0 | 426 | |
| Total | 138 | 133 | 137 | 122 | 124 | 122 | 144 | 0 | 0 | 0 | 0 | 0 | 0 | 0 | 920 | |

Enrolment By Grade
For 417 - Gander Academy, Gander



* Data from the 2014-2015 AGR(Enrolment/Age as of the last day in Sept./Dec.)

** Newfoundland Statistics Classification System

*** May include itinerant teachers

NI,ESD - Central Region

#418 - Gander Collegiate, Gander

Classification: Urban
Offers Distance Education: Yes

Grades: 10-12

Number of Grades: 3

[School FTE PTR : 15.6](#)

[District FTE PTR : 11.3](#)

[Provincial FTE PTR : 12.1](#)

[FTE Teachers](#) *** : 25.5

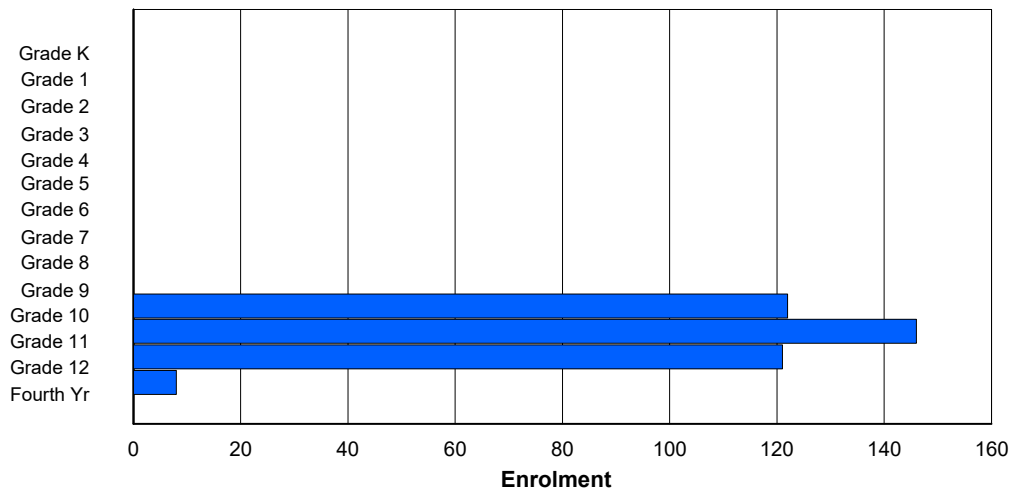
Enrolment By Age and Gender

| Gender | Age | | | | | | | | | | | | | | | | | Total |
|--------------|----------|----------|----------|----------|----------|----------|----------|----------|----------|----------|------------|------------|------------|-----------|----------|----------|------------|-------|
| | 5 | 6 | 7 | 8 | 9 | 10 | 11 | 12 | 13 | 14 | 15 | 16 | 17 | 18 | 19 | 20> | | |
| Male | 0 | 0 | 0 | 0 | 0 | 0 | 0 | 0 | 0 | 1 | 52 | 75 | 53 | 7 | 2 | 0 | 190 | |
| Female | 0 | 0 | 0 | 0 | 0 | 0 | 0 | 0 | 0 | 0 | 62 | 66 | 66 | 12 | 1 | 0 | 207 | |
| Total | 0 | 0 | 0 | 0 | 0 | 0 | 0 | 0 | 0 | 1 | 114 | 141 | 119 | 19 | 3 | 0 | 397 | |

Enrolment By Grade and Gender

| Gender | Grade | | | | | | | | | | | | | | | Total |
|--------------|----------|----------|----------|----------|----------|----------|----------|----------|----------|----------|------------|------------|------------|----------|------------|-------|
| | K | 1 | 2 | 3 | 4 | 5 | 6 | 7 | 8 | 9 | 10 | 11 | 12 | 4th | | |
| Male | 0 | 0 | 0 | 0 | 0 | 0 | 0 | 0 | 0 | 0 | 57 | 77 | 54 | 2 | 190 | |
| Female | 0 | 0 | 0 | 0 | 0 | 0 | 0 | 0 | 0 | 0 | 65 | 69 | 67 | 6 | 207 | |
| Total | 0 | 0 | 0 | 0 | 0 | 0 | 0 | 0 | 0 | 0 | 122 | 146 | 121 | 8 | 397 | |

Enrolment By Grade
For 418 - Gander Collegiate, Gander



* Data from the 2014-2015 AGR(Enrolment/Age as of the last day in Sept./Dec.)

** Newfoundland Statistics Classification System

*** May include itinerant teachers

NI ESD - Central Region

#420 - St. Paul's Intermediate School, Gander

Classification: Urban
Offers Distance Education: No

Grades: 7-9

Number of Grades: 3

[School FTE PTR : 12.9](#)
[District FTE PTR : 11.3](#)
[Provincial FTE PTR : 12.1](#)

[FTE Teachers](#) *** : 33.0

Enrolment By Age and Gender

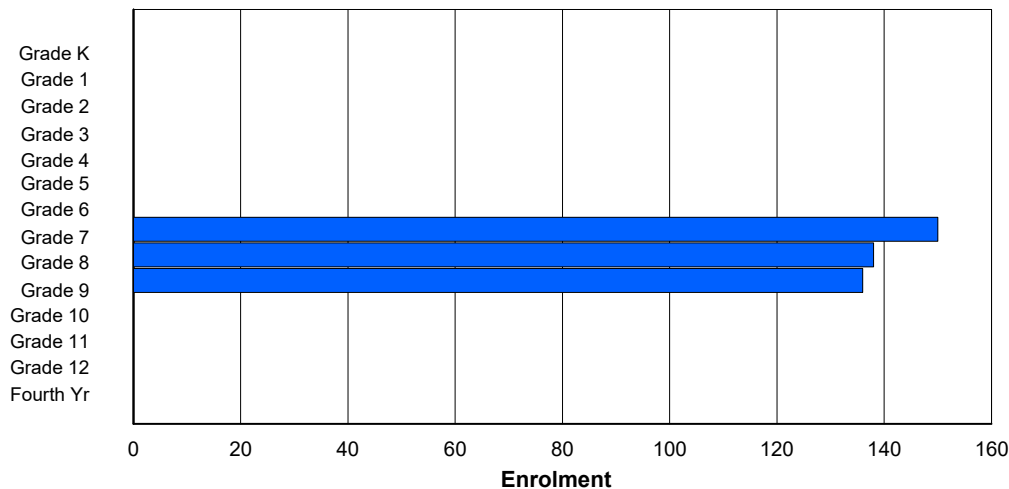
| Gender | Age | | | | | | | | | | | | | | | | Total |
|--------------|----------|----------|----------|----------|----------|----------|----------|------------|------------|------------|----------|----------|----------|----------|----------|----------|------------|
| | 5 | 6 | 7 | 8 | 9 | 10 | 11 | 12 | 13 | 14 | 15 | 16 | 17 | 18 | 19 | 20> | |
| Male | 0 | 0 | 0 | 0 | 0 | 0 | 0 | 70 | 89 | 73 | 3 | 0 | 0 | 0 | 0 | 0 | 235 |
| Female | 0 | 0 | 0 | 0 | 0 | 0 | 0 | 77 | 50 | 62 | 0 | 0 | 0 | 0 | 0 | 0 | 189 |
| Total | 0 | 0 | 0 | 0 | 0 | 0 | 0 | 147 | 139 | 135 | 3 | 0 | 0 | 0 | 0 | 0 | 424 |

Enrolment By Grade and Gender

| Gender | Grade | | | | | | | | | | | | | | Total |
|--------------|----------|----------|----------|----------|----------|----------|----------|------------|------------|------------|----------|----------|----------|----------|------------|
| | K | 1 | 2 | 3 | 4 | 5 | 6 | 7 | 8 | 9 | 10 | 11 | 12 | 4th | |
| Male | 0 | 0 | 0 | 0 | 0 | 0 | 0 | 73 | 88 | 74 | 0 | 0 | 0 | 0 | 235 |
| Female | 0 | 0 | 0 | 0 | 0 | 0 | 0 | 77 | 50 | 62 | 0 | 0 | 0 | 0 | 189 |
| Total | 0 | 0 | 0 | 0 | 0 | 0 | 0 | 150 | 138 | 136 | 0 | 0 | 0 | 0 | 424 |

Enrolment By Grade

For 420 - St. Paul's Intermediate School, Gander



* Data from the 2014-2015 AGR(Enrolment/Age as of the last day in Sept./Dec.)

** Newfoundland Statistics Classification System

*** May include itinerant teachers

NI ESD - Central Region

#421 - Lakewood Academy, Glenwood

Classification: Urban
Offers Distance Education: Yes

Grades: K-12

Number of Grades: 13

[School FTE PTR : 10.9](#)
[District FTE PTR : 11.3](#)
[Provincial FTE PTR : 12.1](#)

[FTE Teachers](#) *** : 18.0

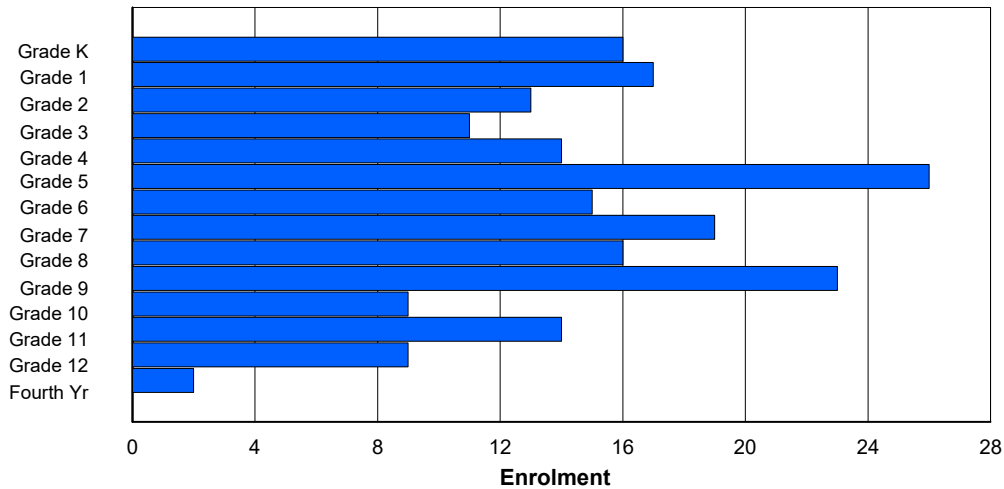
Enrolment By Age and Gender

| Gender | Age | | | | | | | | | | | | | | | | | Total |
|--------------|-----------|-----------|-----------|-----------|-----------|-----------|-----------|-----------|-----------|-----------|-----------|-----------|----------|----------|----------|----------|------------|-------|
| | 5 | 6 | 7 | 8 | 9 | 10 | 11 | 12 | 13 | 14 | 15 | 16 | 17 | 18 | 19 | 20> | | |
| Male | 12 | 9 | 7 | 5 | 8 | 12 | 7 | 11 | 6 | 12 | 5 | 7 | 1 | 1 | 0 | 0 | 103 | |
| Female | 4 | 8 | 5 | 7 | 6 | 14 | 8 | 8 | 10 | 8 | 7 | 7 | 7 | 2 | 0 | 0 | 101 | |
| Total | 16 | 17 | 12 | 12 | 14 | 26 | 15 | 19 | 16 | 20 | 12 | 14 | 8 | 3 | 0 | 0 | 204 | |

Enrolment By Grade and Gender

| Gender | Grade | | | | | | | | | | | | | | Total |
|--------------|-----------|-----------|-----------|-----------|-----------|-----------|-----------|-----------|-----------|-----------|----------|-----------|----------|----------|------------|
| | K | 1 | 2 | 3 | 4 | 5 | 6 | 7 | 8 | 9 | 10 | 11 | 12 | 4th | |
| Male | 12 | 9 | 8 | 4 | 8 | 12 | 7 | 11 | 6 | 13 | 4 | 7 | 1 | 1 | 103 |
| Female | 4 | 8 | 5 | 7 | 6 | 14 | 8 | 8 | 10 | 10 | 5 | 7 | 8 | 1 | 101 |
| Total | 16 | 17 | 13 | 11 | 14 | 26 | 15 | 19 | 16 | 23 | 9 | 14 | 9 | 2 | 204 |

Enrolment By Grade
For 421 - Lakewood Academy, Glenwood



* Data from the 2014-2015 AGR(Enrolment/Age as of the last day in Sept./Dec.)

** Newfoundland Statistics Classification System

*** May include itinerant teachers

NI ESD - Central Region

#422 - Glovertown Academy, Glovertown

Classification: Rural
Offers Distance Education: Yes

Grades: K-12

Number of Grades: 13

[School FTE PTR : 12.9](#)
[District FTE PTR : 11.3](#)
[Provincial FTE PTR : 12.1](#)

[FTE Teachers](#) *** : 26.0

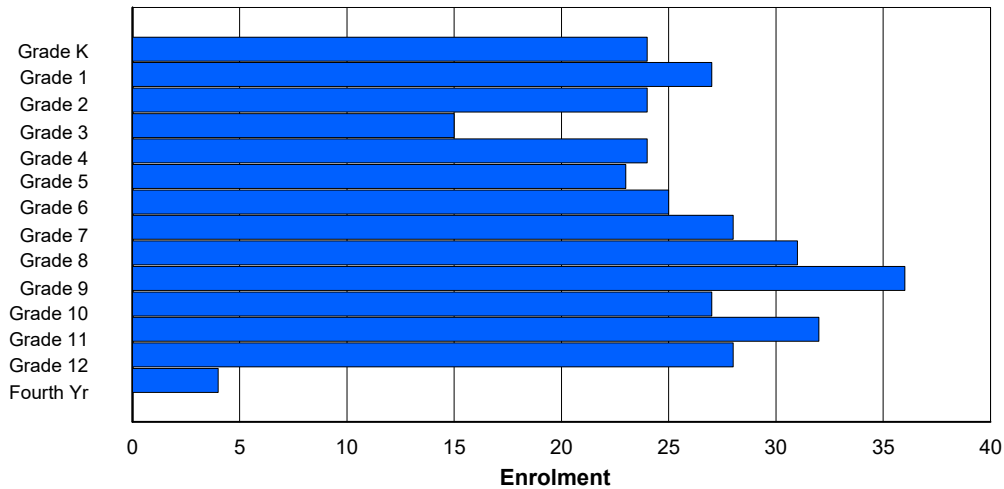
Enrolment By Age and Gender

| Gender | Age | | | | | | | | | | | | | | | | Total |
|--------------|-----------|-----------|-----------|-----------|-----------|-----------|-----------|-----------|-----------|-----------|-----------|-----------|-----------|----------|----------|----------|------------|
| | 5 | 6 | 7 | 8 | 9 | 10 | 11 | 12 | 13 | 14 | 15 | 16 | 17 | 18 | 19 | 20> | |
| Male | 11 | 14 | 13 | 12 | 13 | 16 | 10 | 16 | 15 | 23 | 9 | 13 | 11 | 1 | 1 | 0 | 178 |
| Female | 13 | 13 | 11 | 3 | 11 | 7 | 14 | 13 | 16 | 12 | 15 | 20 | 17 | 4 | 0 | 1 | 170 |
| Total | 24 | 27 | 24 | 15 | 24 | 23 | 24 | 29 | 31 | 35 | 24 | 33 | 28 | 5 | 1 | 1 | 348 |

Enrolment By Grade and Gender

| Gender | Grade | | | | | | | | | | | | | | Total |
|--------------|-----------|-----------|-----------|-----------|-----------|-----------|-----------|-----------|-----------|-----------|-----------|-----------|-----------|----------|------------|
| | K | 1 | 2 | 3 | 4 | 5 | 6 | 7 | 8 | 9 | 10 | 11 | 12 | 4th | |
| Male | 11 | 14 | 13 | 12 | 13 | 16 | 11 | 15 | 15 | 24 | 12 | 9 | 13 | 0 | 178 |
| Female | 13 | 13 | 11 | 3 | 11 | 7 | 14 | 13 | 16 | 12 | 15 | 23 | 15 | 4 | 170 |
| Total | 24 | 27 | 24 | 15 | 24 | 23 | 25 | 28 | 31 | 36 | 27 | 32 | 28 | 4 | 348 |

Enrolment By Grade
For 422 - Glovertown Academy, Glovertown



* Data from the 2014-2015 AGR(Enrolment/Age as of the last day in Sept./Dec.)

** Newfoundland Statistics Classification System

*** May include itinerant teachers

NI ESD - Central Region

#426 - Hillview Academy, Norris Arm

Classification: Rural
Offers Distance Education: No

Grades: K-9

Number of Grades: 10

[School FTE PTR : 6.5](#)
[District FTE PTR : 11.3](#)
[Provincial FTE PTR : 12.1](#)

[FTE Teachers](#) *** : 12.0

Enrolment By Age and Gender

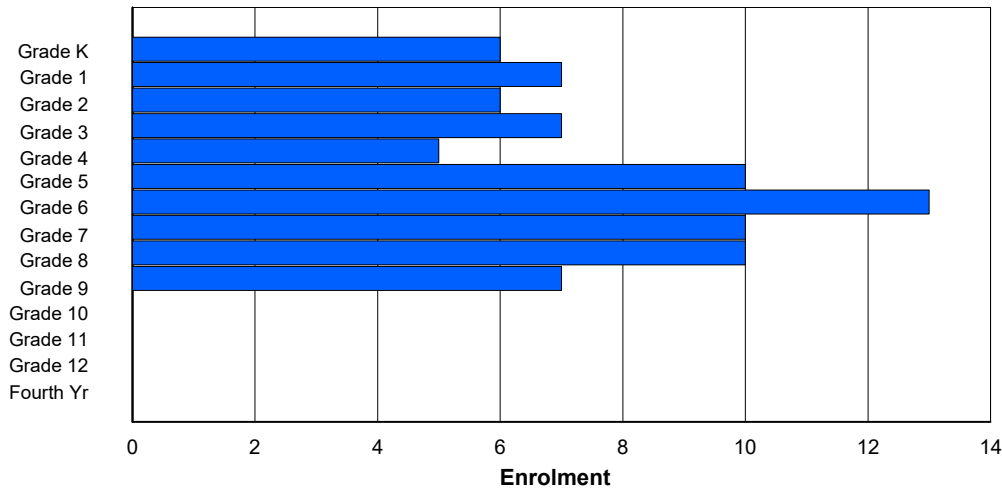
| Gender | Age | | | | | | | | | | | | | | | | | Total |
|--------|-----|---|---|---|---|----|----|----|----|----|----|----|----|----|----|-----|----|-------|
| | 5 | 6 | 7 | 8 | 9 | 10 | 11 | 12 | 13 | 14 | 15 | 16 | 17 | 18 | 19 | 20> | | |
| Male | 3 | 3 | 4 | 5 | 3 | 4 | 6 | 5 | 5 | 5 | 0 | 0 | 0 | 0 | 0 | 0 | 43 | |
| Female | 3 | 4 | 2 | 1 | 3 | 6 | 7 | 3 | 7 | 2 | 0 | 0 | 0 | 0 | 0 | 0 | 38 | |
| Total | 6 | 7 | 6 | 6 | 6 | 10 | 13 | 8 | 12 | 7 | 0 | 0 | 0 | 0 | 0 | 0 | 81 | |

Enrolment By Grade and Gender

| Gender | Grade | | | | | | | | | | | | | | | Total |
|--------|-------|---|---|---|---|----|----|----|----|---|----|----|----|-----|----|-------|
| | K | 1 | 2 | 3 | 4 | 5 | 6 | 7 | 8 | 9 | 10 | 11 | 12 | 4th | | |
| Male | 3 | 3 | 4 | 5 | 3 | 4 | 6 | 7 | 3 | 5 | 0 | 0 | 0 | 0 | 43 | |
| Female | 3 | 4 | 2 | 2 | 2 | 6 | 7 | 3 | 7 | 2 | 0 | 0 | 0 | 0 | 38 | |
| Total | 6 | 7 | 6 | 7 | 5 | 10 | 13 | 10 | 10 | 7 | 0 | 0 | 0 | 0 | 81 | |

Enrolment By Grade

For 426 - Hillview Academy, Norris Arm



* Data from the 2014-2015 AGR(Enrolment/Age as of the last day in Sept./Dec.)

** Newfoundland Statistics Classification System

*** May include itinerant teachers

NI ESD - Central Region

#478 - New World Island Academy, Summerford

Classification: Rural
Offers Distance Education: Yes

Grades: K-12

Number of Grades: 13

[School FTE PTR : 11.3](#)

[District FTE PTR : 11.3](#)

[Provincial FTE PTR : 12.1](#)

[FTE Teachers](#) *** : 30.0

Enrolment By Age and Gender

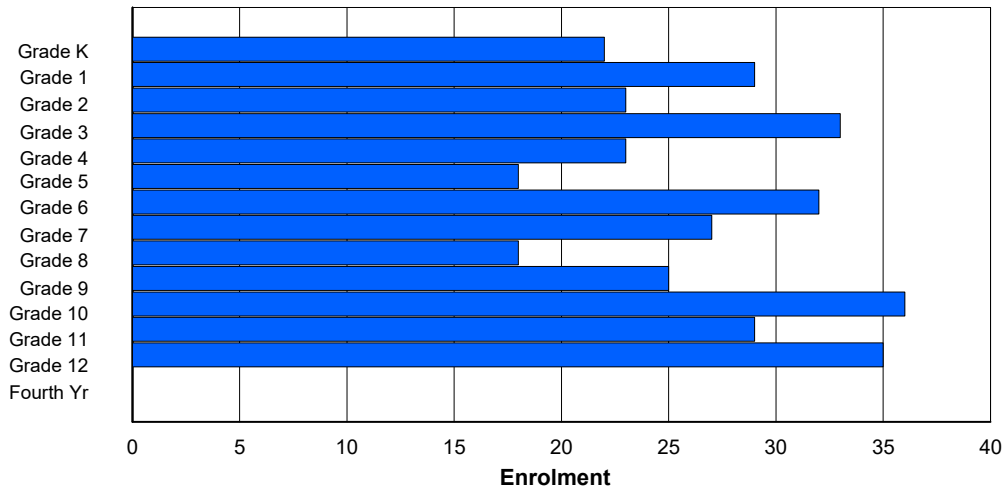
| Gender | Age | | | | | | | | | | | | | | | | Total |
|--------------|-----------|-----------|-----------|-----------|-----------|-----------|-----------|-----------|-----------|-----------|-----------|-----------|-----------|----------|----------|----------|------------|
| | 5 | 6 | 7 | 8 | 9 | 10 | 11 | 12 | 13 | 14 | 15 | 16 | 17 | 18 | 19 | 20> | |
| Male | 9 | 14 | 9 | 18 | 12 | 7 | 14 | 13 | 9 | 14 | 21 | 17 | 21 | 1 | 0 | 0 | 179 |
| Female | 12 | 16 | 14 | 15 | 11 | 11 | 18 | 14 | 9 | 11 | 14 | 10 | 16 | 0 | 0 | 0 | 171 |
| Total | 21 | 30 | 23 | 33 | 23 | 18 | 32 | 27 | 18 | 25 | 35 | 27 | 37 | 1 | 0 | 0 | 350 |

Enrolment By Grade and Gender

| Gender | Grade | | | | | | | | | | | | | | Total |
|--------------|-----------|-----------|-----------|-----------|-----------|-----------|-----------|-----------|-----------|-----------|-----------|-----------|-----------|----------|------------|
| | K | 1 | 2 | 3 | 4 | 5 | 6 | 7 | 8 | 9 | 10 | 11 | 12 | 4th | |
| Male | 9 | 14 | 9 | 18 | 12 | 7 | 14 | 13 | 9 | 14 | 22 | 18 | 20 | 0 | 179 |
| Female | 13 | 15 | 14 | 15 | 11 | 11 | 18 | 14 | 9 | 11 | 14 | 11 | 15 | 0 | 171 |
| Total | 22 | 29 | 23 | 33 | 23 | 18 | 32 | 27 | 18 | 25 | 36 | 29 | 35 | 0 | 350 |

Enrolment By Grade

For 478 - New World Island Academy, Summerford



* Data from the 2014-2015 AGR(Enrolment/Age as of the last day in Sept./Dec.)

** Newfoundland Statistics Classification System

*** May include itinerant teachers

NI ESD - Central Region

#480 - Exploits Valley High, Grand Falls-Windsor

Classification: Urban
Offers Distance Education: Yes

Grades: 10-12

Number of Grades: 3

[School FTE PTR : 14.9](#)
[District FTE PTR : 11.3](#)
[Provincial FTE PTR : 12.1](#)

[FTE Teachers](#) *** : 34.8

Enrolment By Age and Gender

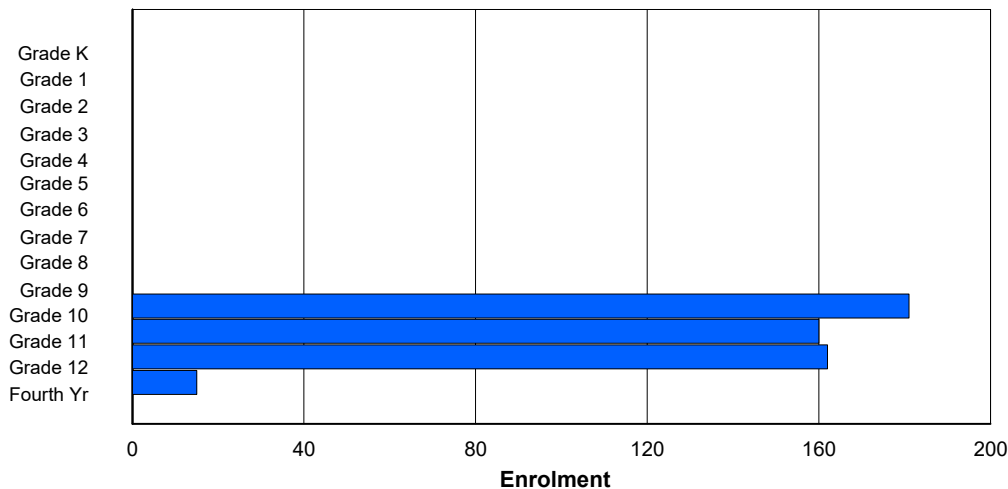
| Gender | Age | | | | | | | | | | | | | | | | | Total |
|--------------|----------|----------|----------|----------|----------|----------|----------|----------|----------|----------|------------|------------|------------|-----------|----------|----------|------------|-------|
| | 5 | 6 | 7 | 8 | 9 | 10 | 11 | 12 | 13 | 14 | 15 | 16 | 17 | 18 | 19 | 20> | | |
| Male | 0 | 0 | 0 | 0 | 0 | 0 | 0 | 0 | 0 | 0 | 90 | 88 | 78 | 11 | 1 | 1 | 269 | |
| Female | 0 | 0 | 0 | 0 | 0 | 0 | 0 | 0 | 0 | 0 | 84 | 77 | 77 | 9 | 2 | 0 | 249 | |
| Total | 0 | 0 | 0 | 0 | 0 | 0 | 0 | 0 | 0 | 0 | 174 | 165 | 155 | 20 | 3 | 1 | 518 | |

Enrolment By Grade and Gender

| Gender | Grade | | | | | | | | | | | | | | | Total |
|--------------|----------|----------|----------|----------|----------|----------|----------|----------|----------|----------|------------|------------|------------|-----------|------------|-------|
| | K | 1 | 2 | 3 | 4 | 5 | 6 | 7 | 8 | 9 | 10 | 11 | 12 | 4th | | |
| Male | 0 | 0 | 0 | 0 | 0 | 0 | 0 | 0 | 0 | 0 | 93 | 86 | 83 | 7 | 269 | |
| Female | 0 | 0 | 0 | 0 | 0 | 0 | 0 | 0 | 0 | 0 | 88 | 74 | 79 | 8 | 249 | |
| Total | 0 | 0 | 0 | 0 | 0 | 0 | 0 | 0 | 0 | 0 | 181 | 160 | 162 | 15 | 518 | |

Enrolment By Grade

For 480 - Exploits Valley High, Grand Falls-Windsor



* Data from the 2014-2015 AGR(Enrolment/Age as of the last day in Sept./Dec.)

** Newfoundland Statistics Classification System

*** May include itinerant teachers

NI ESD - Central Region

#481 - Exploits Valley Intermediate, Grand Falls-Windsor

Classification: Urban
Offers Distance Education: No

Grades: 7-9 Number of Grades: 3

[School FTE PTR : 14.1](#)
[District FTE PTR : 11.3](#)
[Provincial FTE PTR : 12.1](#)

[FTE Teachers](#) *** : 32.3

Enrolment By Age and Gender

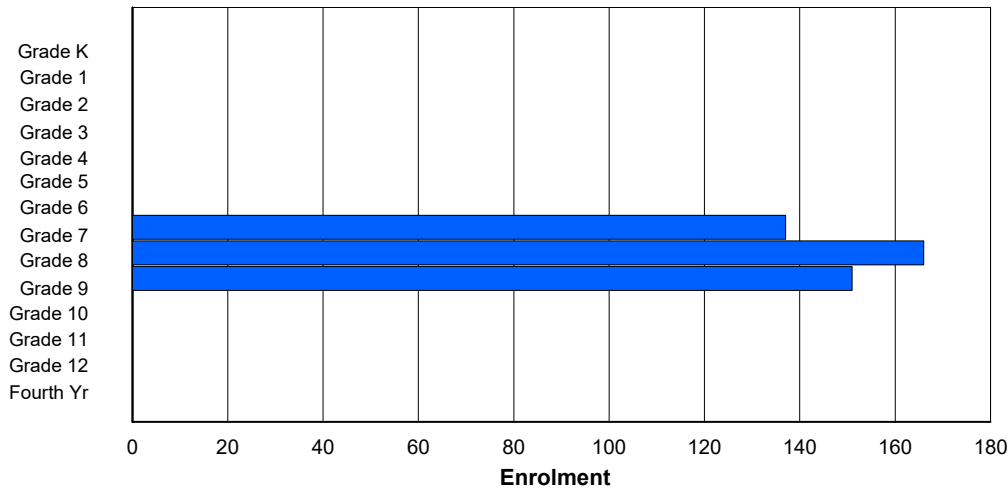
| Gender | Age | | | | | | | | | | | | | | | | Total |
|--------------|----------|----------|----------|----------|----------|----------|----------|------------|------------|------------|----------|----------|----------|----------|----------|----------|------------|
| | 5 | 6 | 7 | 8 | 9 | 10 | 11 | 12 | 13 | 14 | 15 | 16 | 17 | 18 | 19 | 20> | |
| Male | 0 | 0 | 0 | 0 | 0 | 0 | 0 | 61 | 89 | 87 | 0 | 0 | 0 | 0 | 0 | 0 | 237 |
| Female | 0 | 0 | 0 | 0 | 0 | 0 | 1 | 73 | 77 | 66 | 0 | 0 | 0 | 0 | 0 | 0 | 217 |
| Total | 0 | 0 | 0 | 0 | 0 | 0 | 1 | 134 | 166 | 153 | 0 | 0 | 0 | 0 | 0 | 0 | 454 |

Enrolment By Grade and Gender

| Gender | Grade | | | | | | | | | | | | | | Total |
|--------------|----------|----------|----------|----------|----------|----------|----------|------------|------------|------------|----------|----------|----------|----------|------------|
| | K | 1 | 2 | 3 | 4 | 5 | 6 | 7 | 8 | 9 | 10 | 11 | 12 | 4th | |
| Male | 0 | 0 | 0 | 0 | 0 | 0 | 0 | 61 | 92 | 84 | 0 | 0 | 0 | 0 | 237 |
| Female | 0 | 0 | 0 | 0 | 0 | 0 | 0 | 76 | 74 | 67 | 0 | 0 | 0 | 0 | 217 |
| Total | 0 | 0 | 0 | 0 | 0 | 0 | 0 | 137 | 166 | 151 | 0 | 0 | 0 | 0 | 454 |

Enrolment By Grade

For 481 - Exploits Valley Intermediate, Grand Falls-Windsor



* Data from the 2014-2015 AGR(Enrolment/Age as of the last day in Sept./Dec.)

** Newfoundland Statistics Classification System

*** May include itinerant teachers

NI ESD - Central Region

#486 - Lewisporte Intermediate, Lewisporte

Classification: Rural
Offers Distance Education: No

Grades: 7-9

Number of Grades: 3

[School FTE PTR : 14.0](#)

[District FTE PTR : 11.3](#)

[Provincial FTE PTR : 12.1](#)

[FTE Teachers](#) *** : 10.8

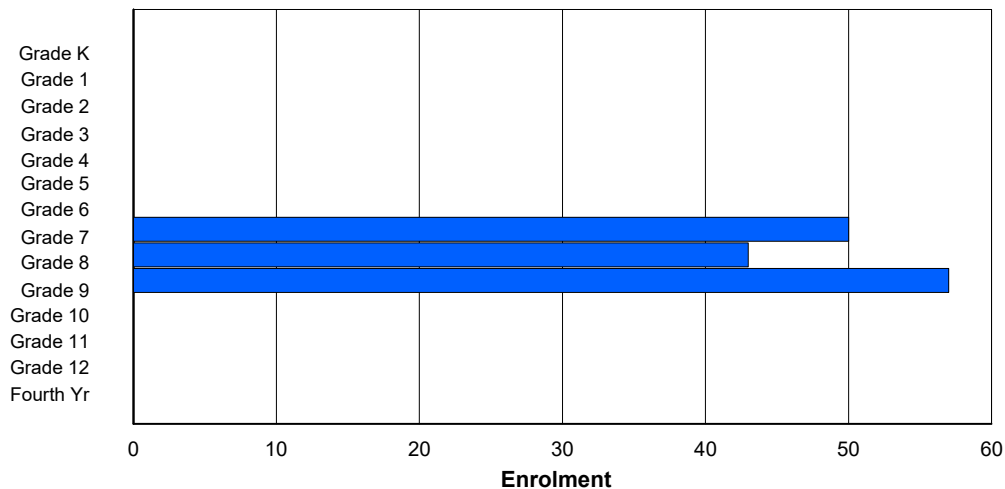
Enrolment By Age and Gender

| Gender | Age | | | | | | | | | | | | | | | | Total |
|--------------|----------|----------|----------|----------|----------|----------|----------|-----------|-----------|-----------|----------|----------|----------|----------|----------|----------|------------|
| | 5 | 6 | 7 | 8 | 9 | 10 | 11 | 12 | 13 | 14 | 15 | 16 | 17 | 18 | 19 | 20> | |
| Male | 0 | 0 | 0 | 0 | 0 | 0 | 0 | 20 | 26 | 29 | 1 | 0 | 0 | 0 | 0 | 0 | 76 |
| Female | 0 | 0 | 0 | 0 | 0 | 0 | 0 | 29 | 19 | 26 | 0 | 0 | 0 | 0 | 0 | 0 | 74 |
| Total | 0 | 0 | 0 | 0 | 0 | 0 | 0 | 49 | 45 | 55 | 1 | 0 | 0 | 0 | 0 | 0 | 150 |

Enrolment By Grade and Gender

| Gender | Grade | | | | | | | | | | | | | | Total |
|--------------|----------|----------|----------|----------|----------|----------|----------|-----------|-----------|-----------|----------|----------|----------|----------|------------|
| | K | 1 | 2 | 3 | 4 | 5 | 6 | 7 | 8 | 9 | 10 | 11 | 12 | 4th | |
| Male | 0 | 0 | 0 | 0 | 0 | 0 | 0 | 21 | 25 | 30 | 0 | 0 | 0 | 0 | 76 |
| Female | 0 | 0 | 0 | 0 | 0 | 0 | 0 | 29 | 18 | 27 | 0 | 0 | 0 | 0 | 74 |
| Total | 0 | 0 | 0 | 0 | 0 | 0 | 0 | 50 | 43 | 57 | 0 | 0 | 0 | 0 | 150 |

Enrolment By Grade
For 486 - Lewisporte Intermediate, Lewisporte



* Data from the 2014-2015 AGR(Enrolment/Age as of the last day in Sept./Dec.)

** Newfoundland Statistics Classification System

*** May include itinerant teachers

NI ESD - Eastern Region

#209 - Pearce Junior High School, Salt Pond

Classification: Rural
Offers Distance Education: No

Grades: 8-9 Number of Grades: 2

[School FTE PTR : 14.3](#)
[District FTE PTR : 13.0](#)
[Provincial FTE PTR : 12.1](#)

[FTE Teachers](#) *** : 17.0

Enrolment By Age and Gender

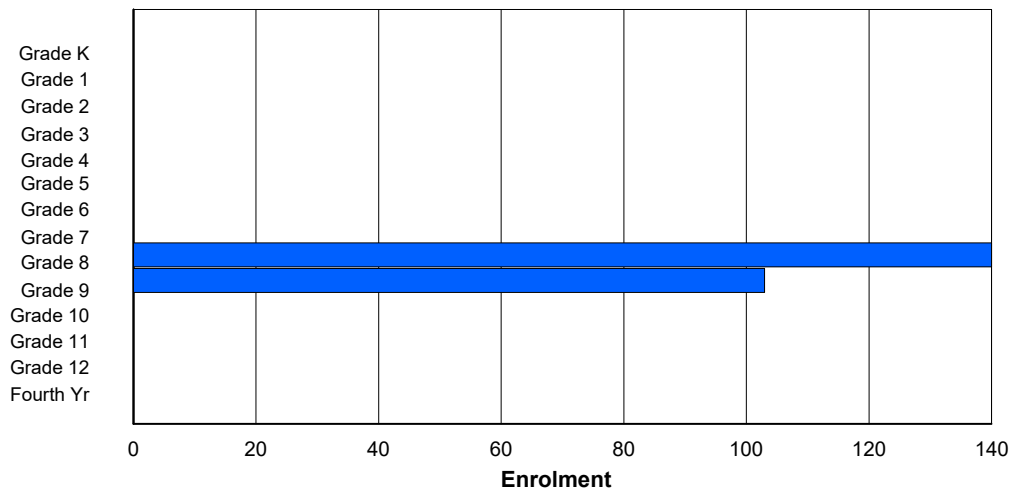
| Gender | Age | | | | | | | | | | | | | | | | | Total |
|--------------|----------|----------|----------|----------|----------|----------|----------|----------|------------|------------|----------|----------|----------|----------|----------|----------|------------|-------|
| | 5 | 6 | 7 | 8 | 9 | 10 | 11 | 12 | 13 | 14 | 15 | 16 | 17 | 18 | 19 | 20> | | |
| Male | 0 | 0 | 0 | 0 | 0 | 0 | 0 | 1 | 58 | 60 | 1 | 0 | 0 | 0 | 0 | 0 | 120 | |
| Female | 0 | 0 | 0 | 0 | 0 | 0 | 0 | 0 | 78 | 45 | 0 | 0 | 0 | 0 | 0 | 0 | 123 | |
| Total | 0 | 0 | 0 | 0 | 0 | 0 | 0 | 1 | 136 | 105 | 1 | 0 | 0 | 0 | 0 | 0 | 243 | |

Enrolment By Grade and Gender

| Gender | Grade | | | | | | | | | | | | | | | Total |
|--------------|----------|----------|----------|----------|----------|----------|----------|----------|------------|------------|----------|----------|----------|----------|------------|-------|
| | K | 1 | 2 | 3 | 4 | 5 | 6 | 7 | 8 | 9 | 10 | 11 | 12 | 4th | | |
| Male | 0 | 0 | 0 | 0 | 0 | 0 | 0 | 0 | 62 | 58 | 0 | 0 | 0 | 0 | 120 | |
| Female | 0 | 0 | 0 | 0 | 0 | 0 | 0 | 0 | 78 | 45 | 0 | 0 | 0 | 0 | 123 | |
| Total | 0 | 0 | 0 | 0 | 0 | 0 | 0 | 0 | 140 | 103 | 0 | 0 | 0 | 0 | 243 | |

Enrolment By Grade

For 209 - Pearce Junior High School, Salt Pond



* Data from the 2014-2015 AGR(Enrolment/Age as of the last day in Sept./Dec.)

** Newfoundland Statistics Classification System

*** May include itinerant teachers

NI ESD - Eastern Region

#213 - Lake Academy, Fortune

Classification: Rural
Offers Distance Education: No

Grades: K-7 Number of Grades: 8

[School FTE PTR : 11.4](#)
[District FTE PTR : 13.0](#)
[Provincial FTE PTR : 12.1](#)

[FTE Teachers](#) *** : 18.3

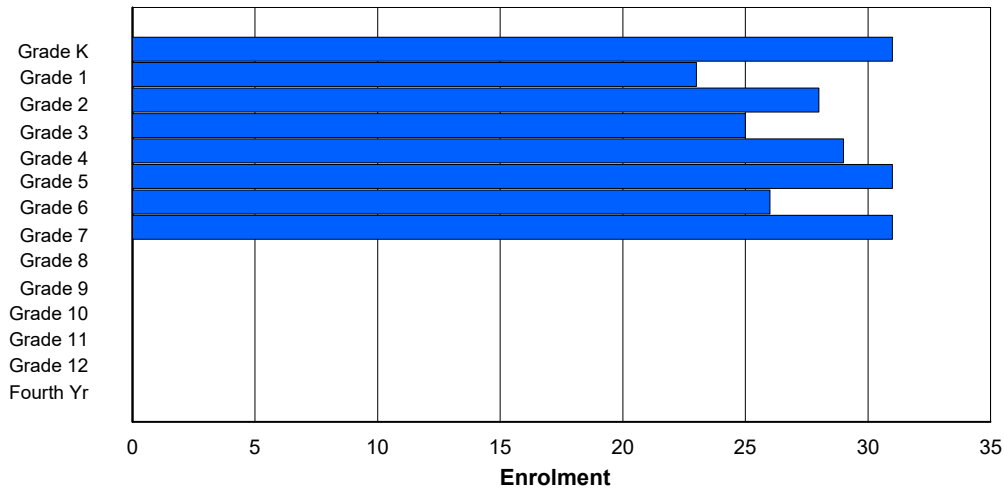
Enrolment By Age and Gender

| Gender | Age | | | | | | | | | | | | | | | | Total |
|--------------|-----------|-----------|-----------|-----------|-----------|-----------|-----------|-----------|----------|----------|----------|----------|----------|----------|----------|----------|------------|
| | 5 | 6 | 7 | 8 | 9 | 10 | 11 | 12 | 13 | 14 | 15 | 16 | 17 | 18 | 19 | 20> | |
| Male | 14 | 11 | 10 | 13 | 13 | 8 | 12 | 18 | 0 | 0 | 0 | 0 | 0 | 0 | 0 | 0 | 99 |
| Female | 16 | 13 | 18 | 12 | 16 | 22 | 15 | 13 | 0 | 0 | 0 | 0 | 0 | 0 | 0 | 0 | 125 |
| Total | 30 | 24 | 28 | 25 | 29 | 30 | 27 | 31 | 0 | 0 | 0 | 0 | 0 | 0 | 0 | 0 | 224 |

Enrolment By Grade and Gender

| Gender | Grade | | | | | | | | | | | | | | Total |
|--------------|-----------|-----------|-----------|-----------|-----------|-----------|-----------|-----------|----------|----------|----------|----------|----------|----------|------------|
| | K | 1 | 2 | 3 | 4 | 5 | 6 | 7 | 8 | 9 | 10 | 11 | 12 | 4th | |
| Male | 15 | 10 | 10 | 13 | 13 | 9 | 11 | 18 | 0 | 0 | 0 | 0 | 0 | 0 | 99 |
| Female | 16 | 13 | 18 | 12 | 16 | 22 | 15 | 13 | 0 | 0 | 0 | 0 | 0 | 0 | 125 |
| Total | 31 | 23 | 28 | 25 | 29 | 31 | 26 | 31 | 0 | 0 | 0 | 0 | 0 | 0 | 224 |

Enrolment By Grade
For 213 - Lake Academy, Fortune



* Data from the 2014-2015 AGR(Enrolment/Age as of the last day in Sept./Dec.)

** Newfoundland Statistics Classification System

*** May include itinerant teachers

NI ESD - Eastern Region

#214 - John Burke High School, Grand Bank

Classification: Rural
Offers Distance Education: Yes

Grades: 8-12 Number of Grades: 5

[School FTE PTR : 13.5](#)
[District FTE PTR : 13.0](#)
[Provincial FTE PTR : 12.1](#)

[FTE Teachers](#) *** : 15.5

Enrolment By Age and Gender

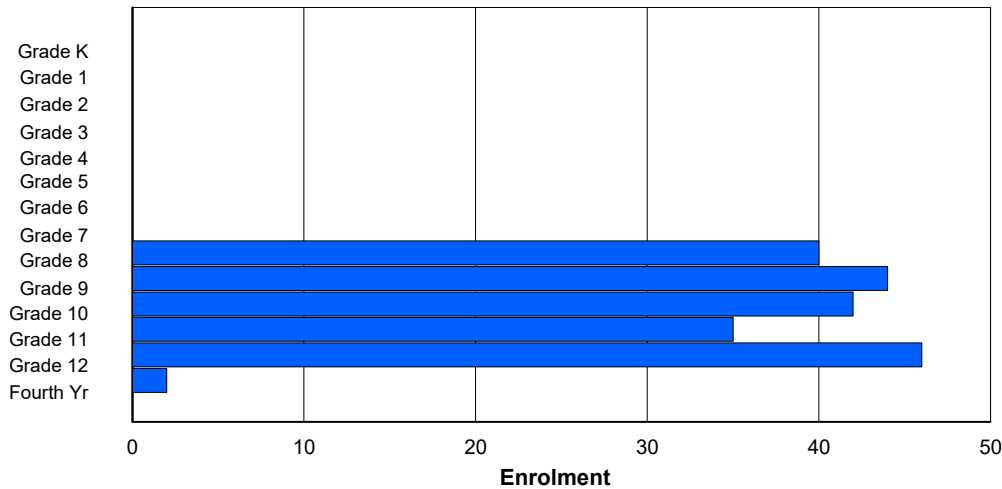
| Gender | Age | | | | | | | | | | | | | | | | | Total |
|--------------|----------|----------|----------|----------|----------|----------|----------|----------|-----------|-----------|-----------|-----------|-----------|----------|----------|----------|------------|-------|
| | 5 | 6 | 7 | 8 | 9 | 10 | 11 | 12 | 13 | 14 | 15 | 16 | 17 | 18 | 19 | 20> | | |
| Male | 0 | 0 | 0 | 0 | 0 | 0 | 0 | 0 | 20 | 28 | 17 | 19 | 22 | 5 | 1 | 0 | 112 | |
| Female | 0 | 0 | 0 | 0 | 0 | 0 | 0 | 0 | 20 | 15 | 23 | 18 | 20 | 0 | 1 | 0 | 97 | |
| Total | 0 | 0 | 0 | 0 | 0 | 0 | 0 | 0 | 40 | 43 | 40 | 37 | 42 | 5 | 2 | 0 | 209 | |

Enrolment By Grade and Gender

| Gender | Grade | | | | | | | | | | | | | | | Total |
|--------------|----------|----------|----------|----------|----------|----------|----------|----------|-----------|-----------|-----------|-----------|-----------|----------|------------|-------|
| | K | 1 | 2 | 3 | 4 | 5 | 6 | 7 | 8 | 9 | 10 | 11 | 12 | 4th | | |
| Male | 0 | 0 | 0 | 0 | 0 | 0 | 0 | 0 | 20 | 29 | 18 | 18 | 26 | 1 | 112 | |
| Female | 0 | 0 | 0 | 0 | 0 | 0 | 0 | 0 | 20 | 15 | 24 | 17 | 20 | 1 | 97 | |
| Total | 0 | 0 | 0 | 0 | 0 | 0 | 0 | 0 | 40 | 44 | 42 | 35 | 46 | 2 | 209 | |

Enrolment By Grade

For 214 - John Burke High School, Grand Bank



* Data from the 2014-2015 AGR(Enrolment/Age as of the last day in Sept./Dec.)

** Newfoundland Statistics Classification System

*** May include itinerant teachers

NI,ESD - Eastern Region

#218 - St. Joseph's Academy, Lamaline

Classification: Rural
Offers Distance Education: Yes

Grades: K-12 Number of Grades: 13

[School FTE PTR : 7.2](#)
[District FTE PTR : 13.0](#)
[Provincial FTE PTR : 12.1](#)

[FTE Teachers](#) *** : 11.3

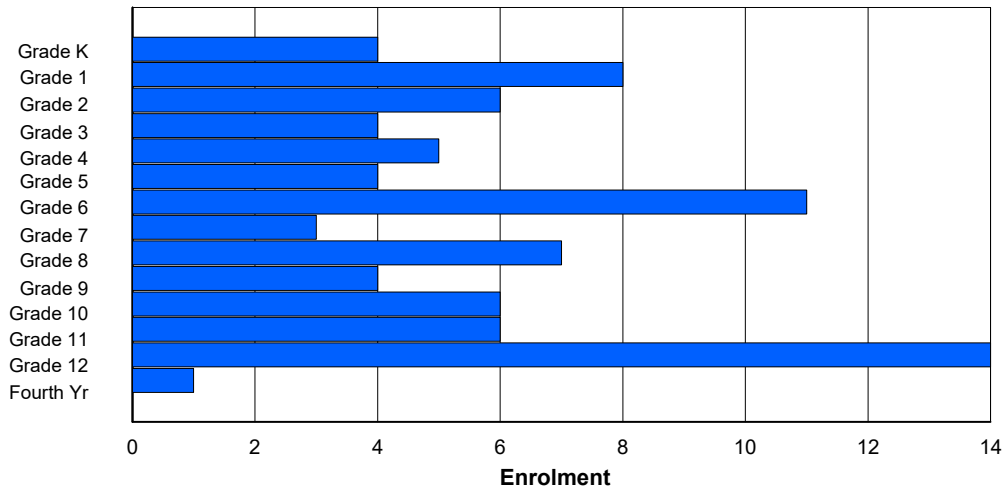
Enrolment By Age and Gender

| Gender | Age | | | | | | | | | | | | | | | | | Total |
|--------------|----------|----------|----------|----------|----------|----------|-----------|----------|----------|----------|----------|----------|-----------|----------|----------|----------|-----------|-------|
| | 5 | 6 | 7 | 8 | 9 | 10 | 11 | 12 | 13 | 14 | 15 | 16 | 17 | 18 | 19 | 20> | | |
| Male | 3 | 6 | 4 | 2 | 4 | 1 | 5 | 1 | 3 | 1 | 1 | 1 | 11 | 0 | 0 | 0 | 43 | |
| Female | 1 | 2 | 2 | 2 | 1 | 3 | 6 | 2 | 4 | 3 | 3 | 7 | 3 | 1 | 0 | 0 | 40 | |
| Total | 4 | 8 | 6 | 4 | 5 | 4 | 11 | 3 | 7 | 4 | 4 | 8 | 14 | 1 | 0 | 0 | 83 | |

Enrolment By Grade and Gender

| Gender | Grade | | | | | | | | | | | | | | | Total |
|--------------|----------|----------|----------|----------|----------|----------|-----------|----------|----------|----------|----------|----------|-----------|----------|-----------|-------|
| | K | 1 | 2 | 3 | 4 | 5 | 6 | 7 | 8 | 9 | 10 | 11 | 12 | 4th | | |
| Male | 3 | 6 | 4 | 2 | 4 | 1 | 5 | 1 | 3 | 1 | 2 | 0 | 11 | 0 | 43 | |
| Female | 1 | 2 | 2 | 2 | 1 | 3 | 6 | 2 | 4 | 3 | 4 | 6 | 3 | 1 | 40 | |
| Total | 4 | 8 | 6 | 4 | 5 | 4 | 11 | 3 | 7 | 4 | 6 | 6 | 14 | 1 | 83 | |

Enrolment By Grade
For 218 - St. Joseph's Academy, Lamaline



* Data from the 2014-2015 AGR(Enrolment/Age as of the last day in Sept./Dec.)

** Newfoundland Statistics Classification System

*** May include itinerant teachers

NI ESD - Eastern Region

#219 - Marystown Central High School, Marystown

Grades: 10-12 Number of Grades: 3

[FTE Teachers](#) *** : 26.0

Classification: Urban
Offers Distance Education: No

[School FTE PTR : 15.5](#)
[District FTE PTR : 13.0](#)
[Provincial FTE PTR : 12.1](#)

Enrolment By Age and Gender

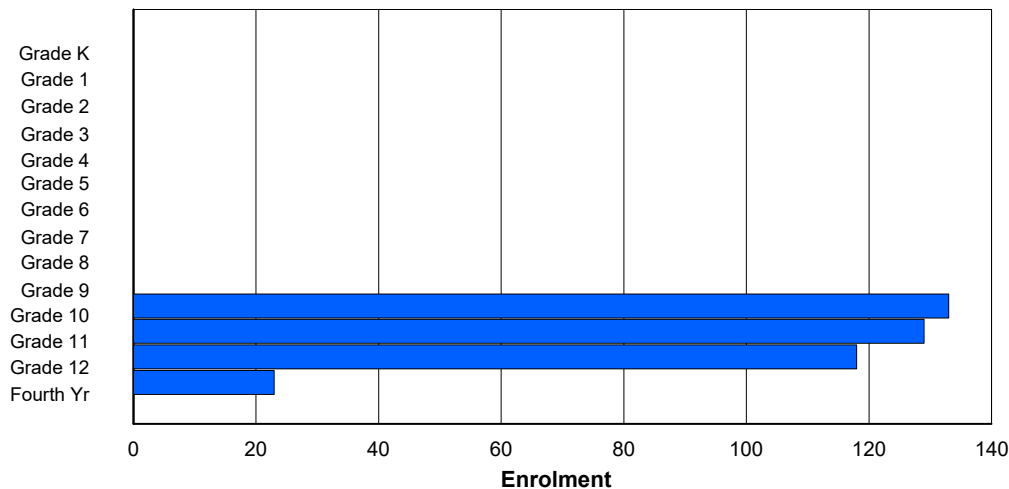
| Gender | Age | | | | | | | | | | | | | | | | | Total |
|--------------|----------|----------|----------|----------|----------|----------|----------|----------|----------|----------|------------|------------|------------|-----------|----------|----------|------------|-------|
| | 5 | 6 | 7 | 8 | 9 | 10 | 11 | 12 | 13 | 14 | 15 | 16 | 17 | 18 | 19 | 20> | | |
| Male | 0 | 0 | 0 | 0 | 0 | 0 | 0 | 0 | 0 | 0 | 62 | 58 | 67 | 13 | 2 | 1 | 203 | |
| Female | 0 | 0 | 0 | 0 | 0 | 0 | 0 | 0 | 0 | 0 | 58 | 67 | 62 | 12 | 1 | 0 | 200 | |
| Total | 0 | 0 | 0 | 0 | 0 | 0 | 0 | 0 | 0 | 0 | 120 | 125 | 129 | 25 | 3 | 1 | 403 | |

Enrolment By Grade and Gender

| Gender | Grade | | | | | | | | | | | | | | Total |
|--------------|----------|----------|----------|----------|----------|----------|----------|----------|----------|----------|------------|------------|------------|-----------|------------|
| | K | 1 | 2 | 3 | 4 | 5 | 6 | 7 | 8 | 9 | 10 | 11 | 12 | 4th | |
| Male | 0 | 0 | 0 | 0 | 0 | 0 | 0 | 0 | 0 | 0 | 71 | 62 | 58 | 12 | 203 |
| Female | 0 | 0 | 0 | 0 | 0 | 0 | 0 | 0 | 0 | 0 | 62 | 67 | 60 | 11 | 200 |
| Total | 0 | 0 | 0 | 0 | 0 | 0 | 0 | 0 | 0 | 0 | 133 | 129 | 118 | 23 | 403 |

Enrolment By Grade

For 219 - Marystown Central High School, Marystown



* Data from the 2014-2015 AGR(Enrolment/Age as of the last day in Sept./Dec.)

** Newfoundland Statistics Classification System

*** May include itinerant teachers

NI ESD - Eastern Region

#220 - Sacred Heart Academy, Marystown

Classification: Urban
Offers Distance Education: No

Grades: K-7 Number of Grades: 8

[School FTE PTR : 13.8](#)
[District FTE PTR : 13.0](#)
[Provincial FTE PTR : 12.1](#)

[FTE Teachers](#) *** : 34.8

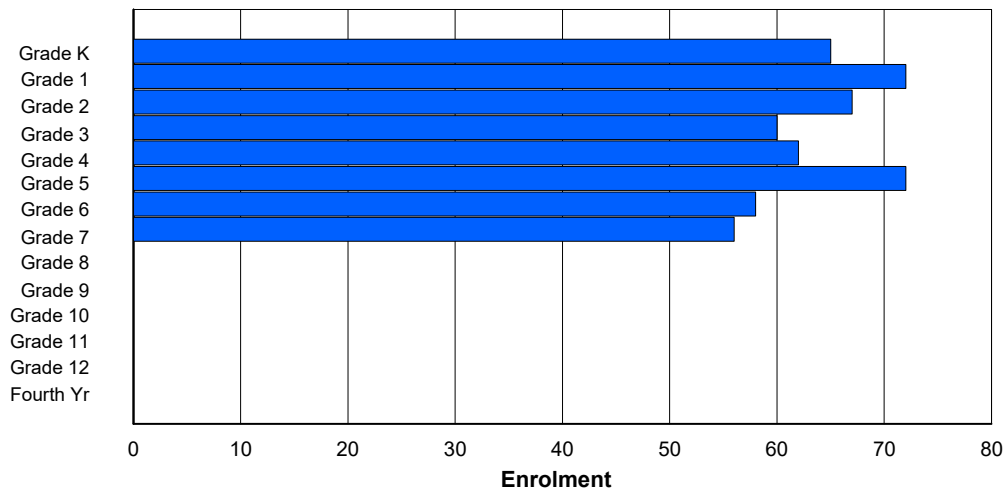
Enrolment By Age and Gender

| Gender | Age | | | | | | | | | | | | | | | | | Total |
|--------------|-----------|-----------|-----------|-----------|-----------|-----------|-----------|-----------|----------|----------|----------|----------|----------|----------|----------|----------|------------|-------|
| | 5 | 6 | 7 | 8 | 9 | 10 | 11 | 12 | 13 | 14 | 15 | 16 | 17 | 18 | 19 | 20> | | |
| Male | 32 | 45 | 35 | 33 | 24 | 36 | 31 | 22 | 0 | 0 | 0 | 0 | 0 | 0 | 0 | 0 | 258 | |
| Female | 32 | 28 | 31 | 27 | 39 | 35 | 26 | 36 | 0 | 0 | 0 | 0 | 0 | 0 | 0 | 0 | 254 | |
| Total | 64 | 73 | 66 | 60 | 63 | 71 | 57 | 58 | 0 | 0 | 0 | 0 | 0 | 0 | 0 | 0 | 512 | |

Enrolment By Grade and Gender

| Gender | Grade | | | | | | | | | | | | | | | Total |
|--------------|-----------|-----------|-----------|-----------|-----------|-----------|-----------|-----------|----------|----------|----------|----------|----------|----------|------------|-------|
| | K | 1 | 2 | 3 | 4 | 5 | 6 | 7 | 8 | 9 | 10 | 11 | 12 | 4th | | |
| Male | 33 | 44 | 35 | 33 | 24 | 37 | 32 | 20 | 0 | 0 | 0 | 0 | 0 | 0 | 258 | |
| Female | 32 | 28 | 32 | 27 | 38 | 35 | 26 | 36 | 0 | 0 | 0 | 0 | 0 | 0 | 254 | |
| Total | 65 | 72 | 67 | 60 | 62 | 72 | 58 | 56 | 0 | 0 | 0 | 0 | 0 | 0 | 512 | |

Enrolment By Grade
For 220 - Sacred Heart Academy, Marystown



* Data from the 2014-2015 AGR(Enrolment/Age as of the last day in Sept./Dec.)

** Newfoundland Statistics Classification System

*** May include itinerant teachers

NI ESD - Eastern Region

#223 - Christ the King School, Rushoon

Classification: Rural
Offers Distance Education: Yes

Grades: K-12 Number of Grades: 13

[School FTE PTR : 8.3](#)
[District FTE PTR : 13.0](#)
[Provincial FTE PTR : 12.1](#)

[FTE Teachers](#) *** : 12.8

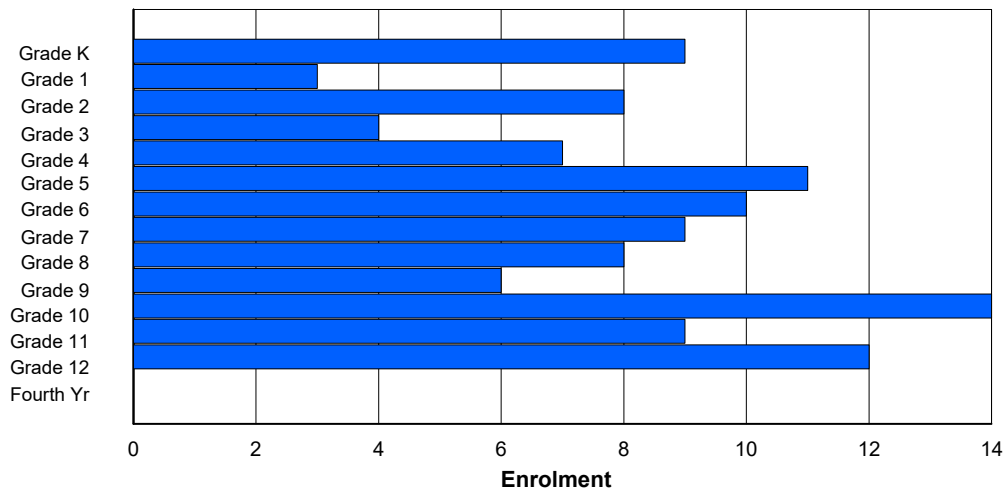
Enrolment By Age and Gender

| Gender | Age | | | | | | | | | | | | | | | | | Total |
|--------------|----------|----------|----------|----------|----------|-----------|-----------|----------|----------|----------|-----------|----------|-----------|----------|----------|----------|------------|-------|
| | 5 | 6 | 7 | 8 | 9 | 10 | 11 | 12 | 13 | 14 | 15 | 16 | 17 | 18 | 19 | 20> | | |
| Male | 7 | 1 | 4 | 1 | 5 | 6 | 7 | 6 | 3 | 3 | 10 | 5 | 8 | 0 | 0 | 0 | 66 | |
| Female | 2 | 2 | 5 | 2 | 2 | 5 | 3 | 3 | 5 | 3 | 4 | 4 | 4 | 0 | 0 | 0 | 44 | |
| Total | 9 | 3 | 9 | 3 | 7 | 11 | 10 | 9 | 8 | 6 | 14 | 9 | 12 | 0 | 0 | 0 | 110 | |

Enrolment By Grade and Gender

| Gender | Grade | | | | | | | | | | | | | | | Total |
|--------------|----------|----------|----------|----------|----------|-----------|-----------|----------|----------|----------|-----------|----------|-----------|----------|------------|-------|
| | K | 1 | 2 | 3 | 4 | 5 | 6 | 7 | 8 | 9 | 10 | 11 | 12 | 4th | | |
| Male | 7 | 1 | 3 | 2 | 5 | 6 | 7 | 6 | 3 | 3 | 10 | 5 | 8 | 0 | 66 | |
| Female | 2 | 2 | 5 | 2 | 2 | 5 | 3 | 3 | 5 | 3 | 4 | 4 | 4 | 0 | 44 | |
| Total | 9 | 3 | 8 | 4 | 7 | 11 | 10 | 9 | 8 | 6 | 14 | 9 | 12 | 0 | 110 | |

Enrolment By Grade
For 223 - Christ the King School, Rushoon



* Data from the 2014-2015 AGR(Enrolment/Age as of the last day in Sept./Dec.)

** Newfoundland Statistics Classification System

*** May include itinerant teachers

NI ESD - Eastern Region

#224 - Donald C. Jamieson Academy, Burin Bay Arm

Classification: Rural
Offers Distance Education: No

Grades: K-7 Number of Grades: 8

[School FTE PTR : 14.1](#)
[District FTE PTR : 13.0](#)
[Provincial FTE PTR : 12.1](#)

[FTE Teachers](#) *** : 25.0

Enrolment By Age and Gender

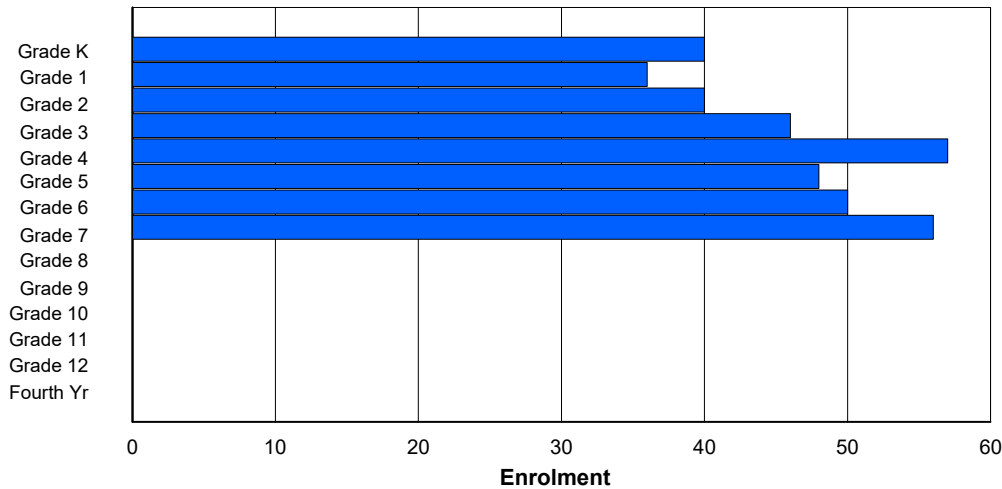
| Gender | Age | | | | | | | | | | | | | | | | Total |
|--------------|-----------|-----------|-----------|-----------|-----------|-----------|-----------|-----------|----------|----------|----------|----------|----------|----------|----------|----------|------------|
| | 5 | 6 | 7 | 8 | 9 | 10 | 11 | 12 | 13 | 14 | 15 | 16 | 17 | 18 | 19 | 20> | |
| Male | 16 | 18 | 24 | 27 | 34 | 22 | 27 | 30 | 1 | 0 | 0 | 0 | 0 | 0 | 0 | 0 | 199 |
| Female | 23 | 19 | 16 | 17 | 24 | 25 | 25 | 24 | 1 | 0 | 0 | 0 | 0 | 0 | 0 | 0 | 174 |
| Total | 39 | 37 | 40 | 44 | 58 | 47 | 52 | 54 | 2 | 0 | 0 | 0 | 0 | 0 | 0 | 0 | 373 |

Enrolment By Grade and Gender

| Gender | Grade | | | | | | | | | | | | | | Total |
|--------------|-----------|-----------|-----------|-----------|-----------|-----------|-----------|-----------|----------|----------|----------|----------|----------|----------|------------|
| | K | 1 | 2 | 3 | 4 | 5 | 6 | 7 | 8 | 9 | 10 | 11 | 12 | 4th | |
| Male | 17 | 17 | 24 | 29 | 33 | 22 | 27 | 30 | 0 | 0 | 0 | 0 | 0 | 0 | 199 |
| Female | 23 | 19 | 16 | 17 | 24 | 26 | 23 | 26 | 0 | 0 | 0 | 0 | 0 | 0 | 174 |
| Total | 40 | 36 | 40 | 46 | 57 | 48 | 50 | 56 | 0 | 0 | 0 | 0 | 0 | 0 | 373 |

Enrolment By Grade

For 224 - Donald C. Jamieson Academy, Burin Bay Arm



* Data from the 2014-2015 AGR(Enrolment/Age as of the last day in Sept./Dec.)

** Newfoundland Statistics Classification System

*** May include itinerant teachers

NI,ESD - Eastern Region

#225 - St. Anne's School, South East Bight

Classification: Rural
Offers Distance Education: Yes

Grades: K-2,5-8,10 Number of Grades: 8

[School FTE PTR : 5.3](#)
[District FTE PTR : 13.0](#)
[Provincial FTE PTR : 12.1](#)

[FTE Teachers](#) *** : 2.0

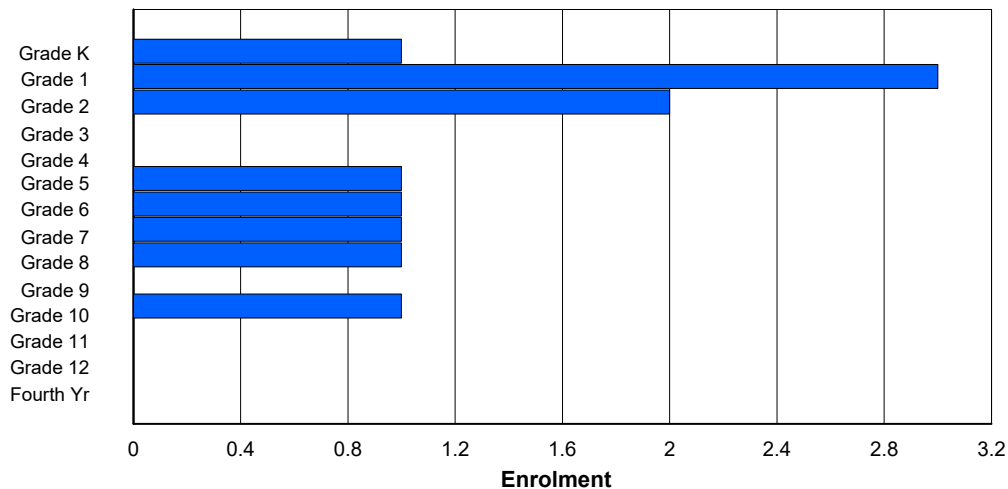
Enrolment By Age and Gender

| Gender | Age | | | | | | | | | | | | | | | | | Total |
|--------------|----------|----------|----------|----------|----------|----------|----------|----------|----------|----------|----------|----------|----------|----------|----------|----------|-----------|-------|
| | 5 | 6 | 7 | 8 | 9 | 10 | 11 | 12 | 13 | 14 | 15 | 16 | 17 | 18 | 19 | 20> | | |
| Male | 0 | 1 | 0 | 0 | 0 | 1 | 0 | 1 | 0 | 0 | 0 | 0 | 0 | 0 | 0 | 0 | 3 | |
| Female | 1 | 2 | 2 | 0 | 0 | 0 | 1 | 0 | 1 | 0 | 1 | 0 | 0 | 0 | 0 | 0 | 8 | |
| Total | 1 | 3 | 2 | 0 | 0 | 1 | 1 | 1 | 1 | 0 | 1 | 0 | 0 | 0 | 0 | 0 | 11 | |

Enrolment By Grade and Gender

| Gender | Grade | | | | | | | | | | | | | | | Total |
|--------------|----------|----------|----------|----------|----------|----------|----------|----------|----------|----------|----------|----------|----------|----------|-----------|-------|
| | K | 1 | 2 | 3 | 4 | 5 | 6 | 7 | 8 | 9 | 10 | 11 | 12 | 4th | | |
| Male | 0 | 1 | 0 | 0 | 0 | 1 | 0 | 1 | 0 | 0 | 0 | 0 | 0 | 0 | 3 | |
| Female | 1 | 2 | 2 | 0 | 0 | 0 | 1 | 0 | 1 | 0 | 1 | 0 | 0 | 0 | 8 | |
| Total | 1 | 3 | 2 | 0 | 0 | 1 | 1 | 1 | 1 | 0 | 1 | 0 | 0 | 0 | 11 | |

Enrolment By Grade
For 225 - St. Anne's School, South East Bight



* Data from the 2014-2015 AGR(Enrolment/Age as of the last day in Sept./Dec.)

** Newfoundland Statistics Classification System

*** May include itinerant teachers

NI,ESD - Eastern Region

#226 - Fortune Bay Academy, St. Bernard's - Jacques Fontaine

Classification: Rural
Offers Distance Education: Yes

Grades: K-12

Number of Grades: 13

[School FTE PTR : 7.9](#)
[District FTE PTR : 13.0](#)
[Provincial FTE PTR : 12.1](#)

[FTE Teachers](#) *** : 13.5

Enrolment By Age and Gender

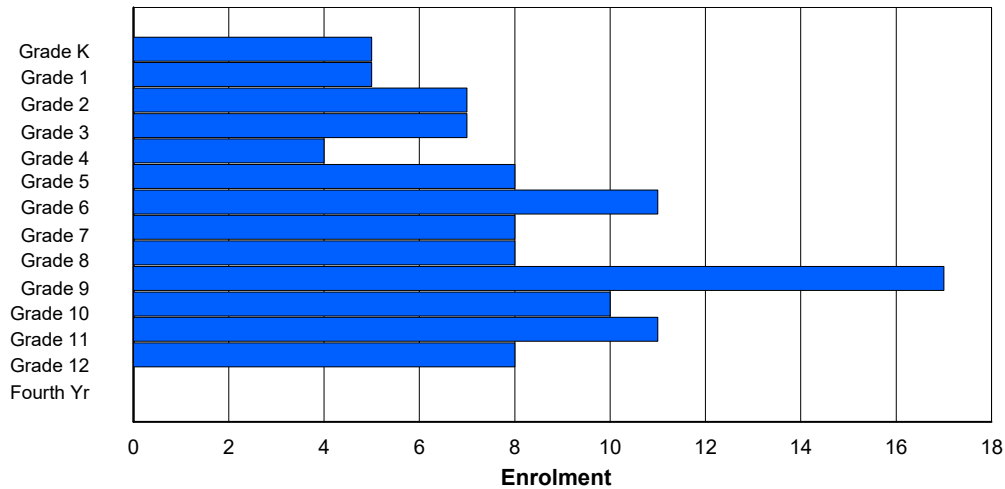
| Gender | Age | | | | | | | | | | | | | | | | | Total |
|--------------|----------|----------|----------|----------|----------|----------|-----------|----------|----------|-----------|----------|-----------|----------|----------|----------|----------|------------|-------|
| | 5 | 6 | 7 | 8 | 9 | 10 | 11 | 12 | 13 | 14 | 15 | 16 | 17 | 18 | 19 | 20> | | |
| Male | 3 | 3 | 5 | 3 | 3 | 3 | 8 | 5 | 2 | 10 | 5 | 5 | 4 | 1 | 0 | 0 | 60 | |
| Female | 2 | 2 | 2 | 4 | 1 | 5 | 3 | 3 | 6 | 7 | 4 | 6 | 4 | 0 | 0 | 0 | 49 | |
| Total | 5 | 5 | 7 | 7 | 4 | 8 | 11 | 8 | 8 | 17 | 9 | 11 | 8 | 1 | 0 | 0 | 109 | |

Enrolment By Grade and Gender

| Gender | Grade | | | | | | | | | | | | | | | Total |
|--------------|----------|----------|----------|----------|----------|----------|-----------|----------|----------|-----------|-----------|-----------|----------|----------|------------|-------|
| | K | 1 | 2 | 3 | 4 | 5 | 6 | 7 | 8 | 9 | 10 | 11 | 12 | 4th | | |
| Male | 3 | 3 | 5 | 3 | 3 | 3 | 8 | 5 | 2 | 10 | 6 | 5 | 4 | 0 | 60 | |
| Female | 2 | 2 | 2 | 4 | 1 | 5 | 3 | 3 | 6 | 7 | 4 | 6 | 4 | 0 | 49 | |
| Total | 5 | 5 | 7 | 7 | 4 | 8 | 11 | 8 | 8 | 17 | 10 | 11 | 8 | 0 | 109 | |

Enrolment By Grade

For 226 - Fortune Bay Academy, St. Bernard's - Jacques Fontaine



* Data from the 2014-2015 AGR(Enrolment/Age as of the last day in Sept./Dec.)

** Newfoundland Statistics Classification System

*** May include itinerant teachers

NI,ESD - Eastern Region

#228 - St. Lawrence Academy, St. Lawrence

Classification: Rural
Offers Distance Education: Yes

Grades: K-12

Number of Grades: 13

[School FTE PTR : 9.5](#)
[District FTE PTR : 13.0](#)
[Provincial FTE PTR : 12.1](#)

[FTE Teachers](#) *** : 18.3

Enrolment By Age and Gender

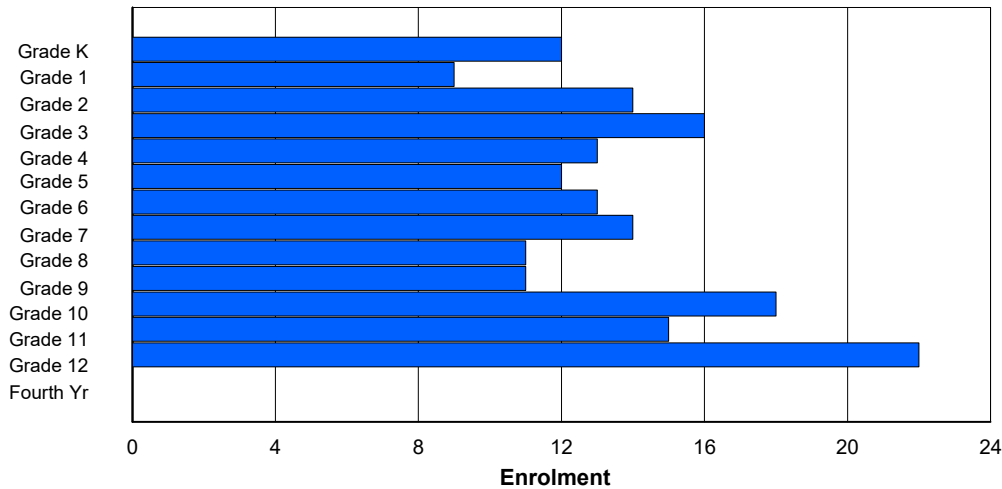
| Gender | Age | | | | | | | | | | | | | | | | | Total |
|--------------|-----------|----------|-----------|-----------|-----------|-----------|-----------|-----------|----------|-----------|-----------|-----------|-----------|----------|----------|----------|------------|-------|
| | 5 | 6 | 7 | 8 | 9 | 10 | 11 | 12 | 13 | 14 | 15 | 16 | 17 | 18 | 19 | 20> | | |
| Male | 5 | 7 | 7 | 8 | 10 | 7 | 7 | 9 | 6 | 8 | 8 | 10 | 11 | 2 | 0 | 0 | 105 | |
| Female | 7 | 2 | 7 | 8 | 3 | 5 | 5 | 6 | 3 | 5 | 9 | 6 | 7 | 2 | 0 | 0 | 75 | |
| Total | 12 | 9 | 14 | 16 | 13 | 12 | 12 | 15 | 9 | 13 | 17 | 16 | 18 | 4 | 0 | 0 | 180 | |

Enrolment By Grade and Gender

| Gender | Grade | | | | | | | | | | | | | | Total |
|--------------|-----------|----------|-----------|-----------|-----------|-----------|-----------|-----------|-----------|-----------|-----------|-----------|-----------|----------|------------|
| | K | 1 | 2 | 3 | 4 | 5 | 6 | 7 | 8 | 9 | 10 | 11 | 12 | 4th | |
| Male | 5 | 7 | 7 | 8 | 10 | 7 | 8 | 8 | 8 | 6 | 9 | 9 | 13 | 0 | 105 |
| Female | 7 | 2 | 7 | 8 | 3 | 5 | 5 | 6 | 3 | 5 | 9 | 6 | 9 | 0 | 75 |
| Total | 12 | 9 | 14 | 16 | 13 | 12 | 13 | 14 | 11 | 11 | 18 | 15 | 22 | 0 | 180 |

Enrolment By Grade

For 228 - St. Lawrence Academy, St. Lawrence



* Data from the 2014-2015 AGR(Enrolment/Age as of the last day in Sept./Dec.)

** Newfoundland Statistics Classification System

*** May include itinerant teachers

NI,ESD - Eastern Region

#229 - St. Joseph's All Grade, Terrenceville

Classification: Rural
Offers Distance Education: Yes

Grades: K-12 Number of Grades: 13

[School FTE PTR : 7.9](#)
[District FTE PTR : 13.0](#)
[Provincial FTE PTR : 12.1](#)

[FTE Teachers](#) *** : 14.5

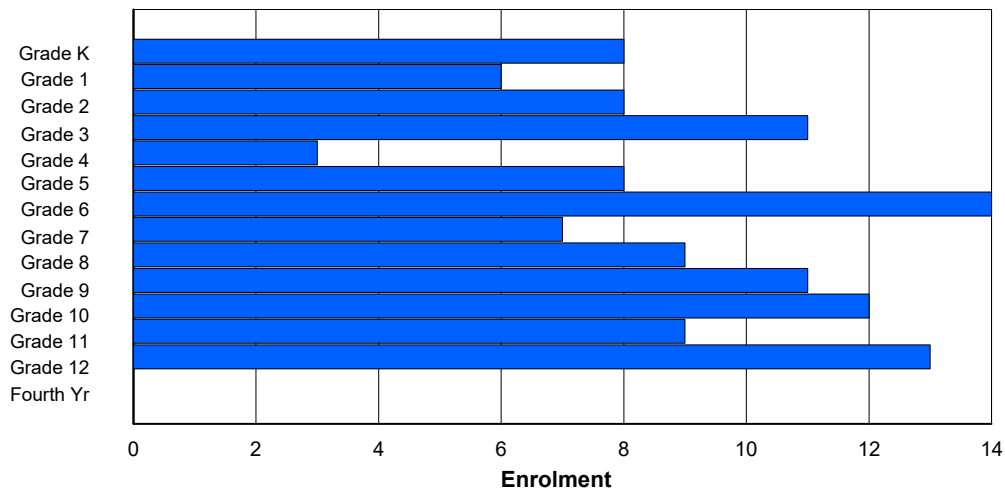
Enrolment By Age and Gender

| Gender | Age | | | | | | | | | | | | | | | | | Total |
|--------------|----------|----------|----------|-----------|----------|----------|-----------|----------|----------|-----------|-----------|----------|-----------|----------|----------|----------|------------|-------|
| | 5 | 6 | 7 | 8 | 9 | 10 | 11 | 12 | 13 | 14 | 15 | 16 | 17 | 18 | 19 | 20> | | |
| Male | 2 | 5 | 3 | 6 | 1 | 3 | 5 | 5 | 5 | 4 | 8 | 5 | 7 | 2 | 0 | 0 | 61 | |
| Female | 6 | 1 | 5 | 4 | 3 | 3 | 9 | 3 | 4 | 7 | 5 | 2 | 4 | 2 | 0 | 0 | 58 | |
| Total | 8 | 6 | 8 | 10 | 4 | 6 | 14 | 8 | 9 | 11 | 13 | 7 | 11 | 4 | 0 | 0 | 119 | |

Enrolment By Grade and Gender

| Gender | Grade | | | | | | | | | | | | | | Total |
|--------------|----------|----------|----------|-----------|----------|----------|-----------|----------|----------|-----------|-----------|----------|-----------|----------|------------|
| | K | 1 | 2 | 3 | 4 | 5 | 6 | 7 | 8 | 9 | 10 | 11 | 12 | 4th | |
| Male | 2 | 5 | 3 | 6 | 1 | 4 | 5 | 4 | 6 | 4 | 7 | 7 | 7 | 0 | 61 |
| Female | 6 | 1 | 5 | 5 | 2 | 4 | 9 | 3 | 3 | 7 | 5 | 2 | 6 | 0 | 58 |
| Total | 8 | 6 | 8 | 11 | 3 | 8 | 14 | 7 | 9 | 11 | 12 | 9 | 13 | 0 | 119 |

Enrolment By Grade
For 229 - St. Joseph's All Grade, Terrenceville



* Data from the 2014-2015 AGR(Enrolment/Age as of the last day in Sept./Dec.)

** Newfoundland Statistics Classification System

*** May include itinerant teachers

NI,ESD - Eastern Region

#231 - Discovery Collegiate, Bonavista

Classification: Rural
Offers Distance Education: No

Grades: 7-12

Number of Grades: 6

[School FTE PTR : 13.8](#)
[District FTE PTR : 13.0](#)
[Provincial FTE PTR : 12.1](#)

[FTE Teachers](#) *** : 22.5

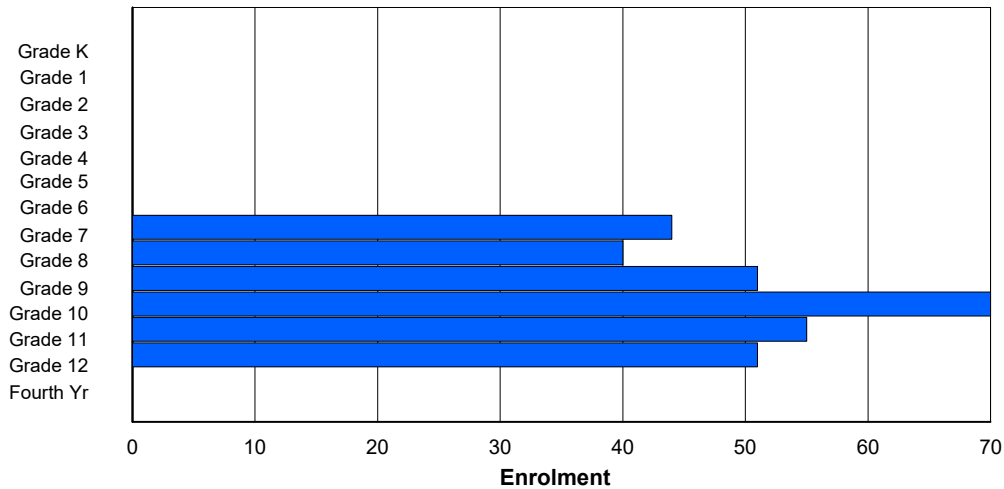
Enrolment By Age and Gender

| Gender | Age | | | | | | | | | | | | | | | | Total |
|--------------|----------|----------|----------|----------|----------|----------|----------|-----------|-----------|-----------|-----------|-----------|-----------|----------|----------|----------|------------|
| | 5 | 6 | 7 | 8 | 9 | 10 | 11 | 12 | 13 | 14 | 15 | 16 | 17 | 18 | 19 | 20> | |
| Male | 0 | 0 | 0 | 0 | 0 | 0 | 0 | 23 | 24 | 22 | 36 | 35 | 26 | 2 | 0 | 0 | 168 |
| Female | 0 | 0 | 0 | 0 | 0 | 0 | 0 | 19 | 17 | 29 | 27 | 25 | 26 | 0 | 0 | 0 | 143 |
| Total | 0 | 0 | 0 | 0 | 0 | 0 | 0 | 42 | 41 | 51 | 63 | 60 | 52 | 2 | 0 | 0 | 311 |

Enrolment By Grade and Gender

| Gender | Grade | | | | | | | | | | | | | | Total |
|--------------|----------|----------|----------|----------|----------|----------|----------|-----------|-----------|-----------|-----------|-----------|-----------|----------|------------|
| | K | 1 | 2 | 3 | 4 | 5 | 6 | 7 | 8 | 9 | 10 | 11 | 12 | 4th | |
| Male | 0 | 0 | 0 | 0 | 0 | 0 | 0 | 25 | 23 | 22 | 39 | 32 | 27 | 0 | 168 |
| Female | 0 | 0 | 0 | 0 | 0 | 0 | 0 | 19 | 17 | 29 | 31 | 23 | 24 | 0 | 143 |
| Total | 0 | 0 | 0 | 0 | 0 | 0 | 0 | 44 | 40 | 51 | 70 | 55 | 51 | 0 | 311 |

Enrolment By Grade
For 231 - Discovery Collegiate, Bonavista



* Data from the 2014-2015 AGR(Enrolment/Age as of the last day in Sept./Dec.)

** Newfoundland Statistics Classification System

*** May include itinerant teachers

NI ESD - Eastern Region

#232 - Matthew Elementary School, Bonavista

Classification: Rural
Offers Distance Education: No

Grades: K-6 Number of Grades: 7

[School FTE PTR : 12.6](#)
[District FTE PTR : 13.0](#)
[Provincial FTE PTR : 12.1](#)

[FTE Teachers](#) *** : 19.0

Enrolment By Age and Gender

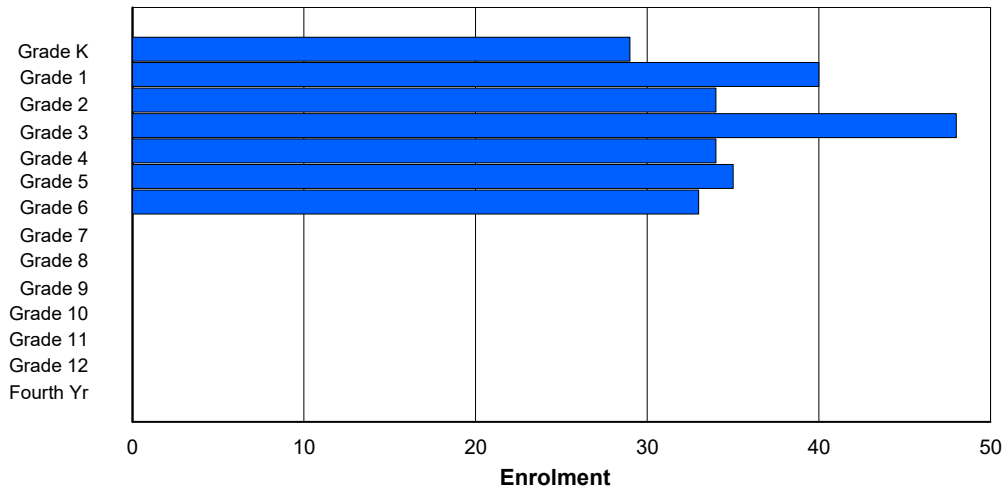
| Gender | Age | | | | | | | | | | | | | | | | | Total |
|--------------|-----------|-----------|-----------|-----------|-----------|-----------|-----------|----------|----------|----------|----------|----------|----------|----------|----------|----------|------------|-------|
| | 5 | 6 | 7 | 8 | 9 | 10 | 11 | 12 | 13 | 14 | 15 | 16 | 17 | 18 | 19 | 20> | | |
| Male | 13 | 22 | 18 | 25 | 20 | 15 | 18 | 0 | 0 | 0 | 0 | 0 | 0 | 0 | 0 | 0 | 131 | |
| Female | 16 | 18 | 15 | 24 | 13 | 21 | 14 | 1 | 0 | 0 | 0 | 0 | 0 | 0 | 0 | 0 | 122 | |
| Total | 29 | 40 | 33 | 49 | 33 | 36 | 32 | 1 | 0 | 0 | 0 | 0 | 0 | 0 | 0 | 0 | 253 | |

Enrolment By Grade and Gender

| Gender | Grade | | | | | | | | | | | | | | | Total |
|--------------|-----------|-----------|-----------|-----------|-----------|-----------|-----------|----------|----------|----------|----------|----------|----------|----------|------------|-------|
| | K | 1 | 2 | 3 | 4 | 5 | 6 | 7 | 8 | 9 | 10 | 11 | 12 | 4th | | |
| Male | 13 | 22 | 19 | 24 | 21 | 14 | 18 | 0 | 0 | 0 | 0 | 0 | 0 | 0 | 131 | |
| Female | 16 | 18 | 15 | 24 | 13 | 21 | 15 | 0 | 0 | 0 | 0 | 0 | 0 | 0 | 122 | |
| Total | 29 | 40 | 34 | 48 | 34 | 35 | 33 | 0 | 0 | 0 | 0 | 0 | 0 | 0 | 253 | |

Enrolment By Grade

For 232 - Matthew Elementary School, Bonavista



* Data from the 2014-2015 AGR(Enrolment/Age as of the last day in Sept./Dec.)

** Newfoundland Statistics Classification System

*** May include itinerant teachers

NI.ESD - Eastern Region

#234 - Catalina Elementary School, Catalina

Classification: Rural
Offers Distance Education: No

Grades: K-8 Number of Grades: 9

[School FTE PTR : 9.0](#)
[District FTE PTR : 13.0](#)
[Provincial FTE PTR : 12.1](#)

[FTE Teachers](#) *** : 12.0

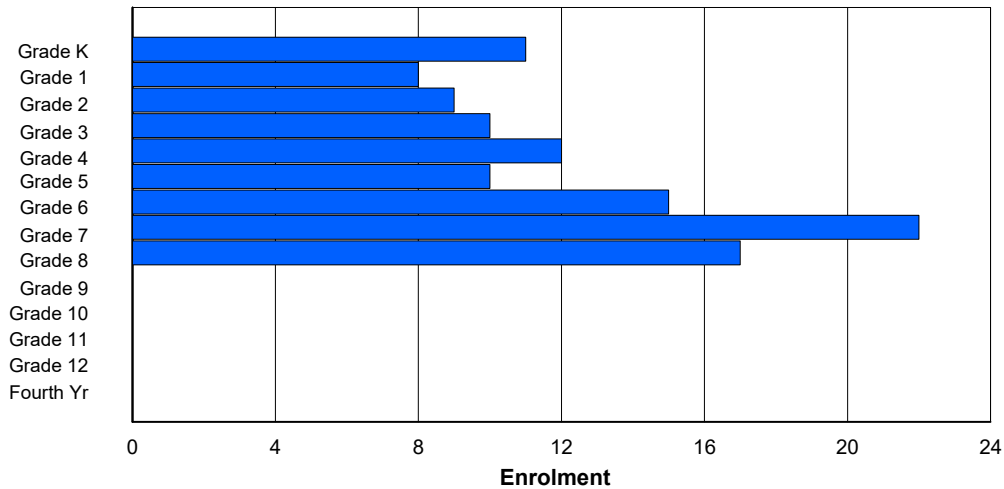
Enrolment By Age and Gender

| Gender | Age | | | | | | | | | | | | | | | | | Total |
|--------------|-----------|----------|----------|-----------|-----------|-----------|-----------|-----------|-----------|----------|----------|----------|----------|----------|----------|----------|------------|-------|
| | 5 | 6 | 7 | 8 | 9 | 10 | 11 | 12 | 13 | 14 | 15 | 16 | 17 | 18 | 19 | 20> | | |
| Male | 7 | 5 | 4 | 5 | 7 | 6 | 9 | 9 | 7 | 0 | 0 | 0 | 0 | 0 | 0 | 0 | 59 | |
| Female | 4 | 3 | 5 | 5 | 5 | 4 | 5 | 14 | 10 | 0 | 0 | 0 | 0 | 0 | 0 | 0 | 55 | |
| Total | 11 | 8 | 9 | 10 | 12 | 10 | 14 | 23 | 17 | 0 | 0 | 0 | 0 | 0 | 0 | 0 | 114 | |

Enrolment By Grade and Gender

| Gender | Grade | | | | | | | | | | | | | | | Total |
|--------------|-----------|----------|----------|-----------|-----------|-----------|-----------|-----------|-----------|----------|----------|----------|----------|----------|------------|-------|
| | K | 1 | 2 | 3 | 4 | 5 | 6 | 7 | 8 | 9 | 10 | 11 | 12 | 4th | | |
| Male | 7 | 5 | 4 | 5 | 7 | 6 | 9 | 9 | 7 | 0 | 0 | 0 | 0 | 0 | 59 | |
| Female | 4 | 3 | 5 | 5 | 5 | 4 | 6 | 13 | 10 | 0 | 0 | 0 | 0 | 0 | 55 | |
| Total | 11 | 8 | 9 | 10 | 12 | 10 | 15 | 22 | 17 | 0 | 0 | 0 | 0 | 0 | 114 | |

Enrolment By Grade
For 234 - Catalina Elementary School, Catalina



* Data from the 2014-2015 AGR(Enrolment/Age as of the last day in Sept./Dec.)

** Newfoundland Statistics Classification System

*** May include itinerant teachers

NI,ESD - Eastern Region

#235 - Clarenville High School, Clarenville

Classification: Urban
Offers Distance Education: Yes

Grades: 10-12 Number of Grades: 3

[School FTE PTR : 15.3](#)
[District FTE PTR : 13.0](#)
[Provincial FTE PTR : 12.1](#)

[FTE Teachers](#) *** : 22.0

Enrolment By Age and Gender

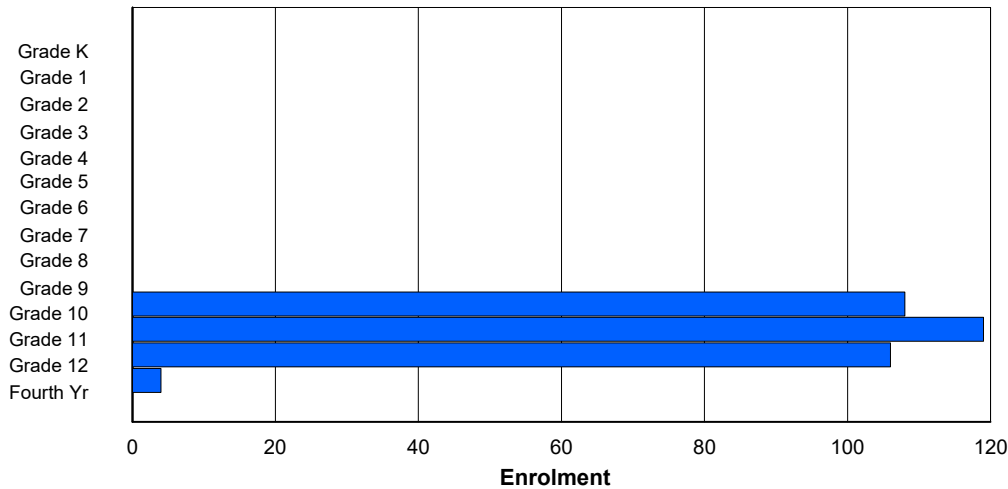
| Gender | Age | | | | | | | | | | | | | | | | | Total |
|--------------|----------|----------|----------|----------|----------|----------|----------|----------|----------|----------|------------|------------|------------|----------|----------|----------|------------|-------|
| | 5 | 6 | 7 | 8 | 9 | 10 | 11 | 12 | 13 | 14 | 15 | 16 | 17 | 18 | 19 | 20> | | |
| Male | 0 | 0 | 0 | 0 | 0 | 0 | 0 | 0 | 0 | 0 | 59 | 69 | 60 | 2 | 0 | 1 | 191 | |
| Female | 0 | 0 | 0 | 0 | 0 | 0 | 0 | 0 | 0 | 0 | 45 | 49 | 47 | 5 | 0 | 0 | 146 | |
| Total | 0 | 0 | 0 | 0 | 0 | 0 | 0 | 0 | 0 | 0 | 104 | 118 | 107 | 7 | 0 | 1 | 337 | |

Enrolment By Grade and Gender

| Gender | Grade | | | | | | | | | | | | | | | Total |
|--------------|----------|----------|----------|----------|----------|----------|----------|----------|----------|----------|------------|------------|------------|----------|------------|-------|
| | K | 1 | 2 | 3 | 4 | 5 | 6 | 7 | 8 | 9 | 10 | 11 | 12 | 4th | | |
| Male | 0 | 0 | 0 | 0 | 0 | 0 | 0 | 0 | 0 | 0 | 61 | 71 | 56 | 3 | 191 | |
| Female | 0 | 0 | 0 | 0 | 0 | 0 | 0 | 0 | 0 | 0 | 47 | 48 | 50 | 1 | 146 | |
| Total | 0 | 0 | 0 | 0 | 0 | 0 | 0 | 0 | 0 | 0 | 108 | 119 | 106 | 4 | 337 | |

Enrolment By Grade

For 235 - Clarenville High School, Clarenville



* Data from the 2014-2015 AGR(Enrolment/Age as of the last day in Sept./Dec.)

** Newfoundland Statistics Classification System

*** May include itinerant teachers

NI ESD - Eastern Region

#237 - Anthony Paddon Elementary, Musgravetown

Classification: Rural
Offers Distance Education: No

Grades: K-6 Number of Grades: 7

[School FTE PTR : 11.2](#)
[District FTE PTR : 13.0](#)
[Provincial FTE PTR : 12.1](#)

[FTE Teachers](#) *** : 15.5

Enrolment By Age and Gender

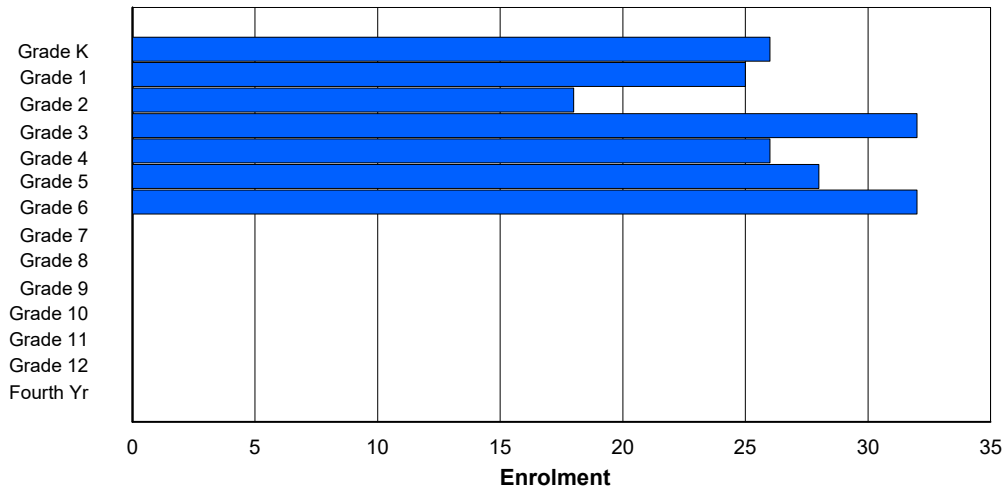
| Gender | Age | | | | | | | | | | | | | | | | | Total |
|--------------|-----------|-----------|-----------|-----------|-----------|-----------|-----------|----------|----------|----------|----------|----------|----------|----------|----------|----------|------------|-------|
| | 5 | 6 | 7 | 8 | 9 | 10 | 11 | 12 | 13 | 14 | 15 | 16 | 17 | 18 | 19 | 20> | | |
| Male | 16 | 16 | 9 | 14 | 12 | 14 | 13 | 0 | 0 | 0 | 0 | 0 | 0 | 0 | 0 | 0 | 94 | |
| Female | 10 | 9 | 9 | 18 | 12 | 16 | 19 | 0 | 0 | 0 | 0 | 0 | 0 | 0 | 0 | 0 | 93 | |
| Total | 26 | 25 | 18 | 32 | 24 | 30 | 32 | 0 | 0 | 0 | 0 | 0 | 0 | 0 | 0 | 0 | 187 | |

Enrolment By Grade and Gender

| Gender | Grade | | | | | | | | | | | | | | | Total |
|--------------|-----------|-----------|-----------|-----------|-----------|-----------|-----------|----------|----------|----------|----------|----------|----------|----------|------------|-------|
| | K | 1 | 2 | 3 | 4 | 5 | 6 | 7 | 8 | 9 | 10 | 11 | 12 | 4th | | |
| Male | 16 | 16 | 9 | 14 | 14 | 12 | 13 | 0 | 0 | 0 | 0 | 0 | 0 | 0 | 94 | |
| Female | 10 | 9 | 9 | 18 | 12 | 16 | 19 | 0 | 0 | 0 | 0 | 0 | 0 | 0 | 93 | |
| Total | 26 | 25 | 18 | 32 | 26 | 28 | 32 | 0 | 0 | 0 | 0 | 0 | 0 | 0 | 187 | |

Enrolment By Grade

For 237 - Anthony Paddon Elementary, Musgravetown



* Data from the 2014-2015 AGR(Enrolment/Age as of the last day in Sept./Dec.)

** Newfoundland Statistics Classification System

*** May include itinerant teachers

NI,ESD - Eastern Region

#240 - Bishop White School, Port Rexton

Classification: Rural
Offers Distance Education: Yes

Grades: K-12

Number of Grades: 13

[School FTE PTR : 8.7](#)
[District FTE PTR : 13.0](#)
[Provincial FTE PTR : 12.1](#)

[FTE Teachers](#) *** : 11.5

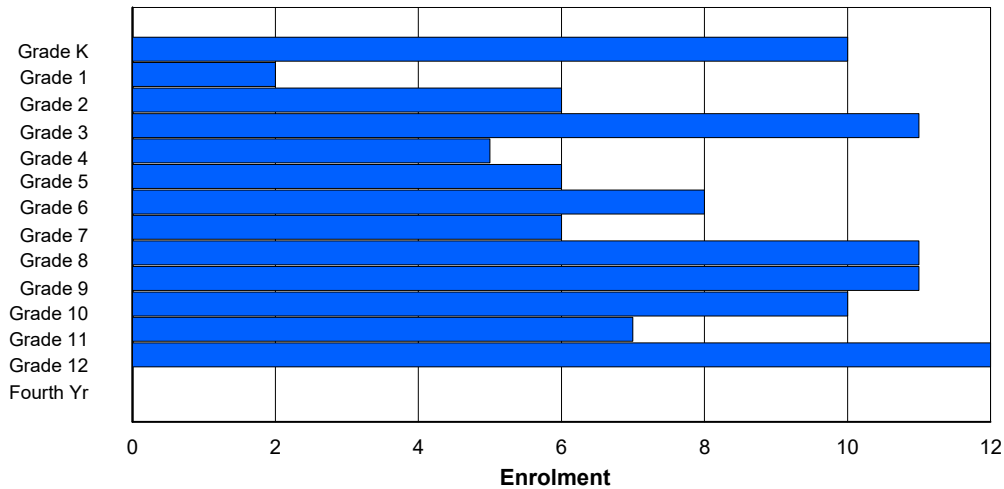
Enrolment By Age and Gender

| Gender | Age | | | | | | | | | | | | | | | | | Total |
|--------------|-----------|----------|----------|-----------|----------|----------|----------|----------|-----------|-----------|-----------|----------|-----------|----------|----------|----------|------------|-------|
| | 5 | 6 | 7 | 8 | 9 | 10 | 11 | 12 | 13 | 14 | 15 | 16 | 17 | 18 | 19 | 20> | | |
| Male | 8 | 0 | 5 | 6 | 2 | 2 | 4 | 4 | 7 | 5 | 4 | 3 | 5 | 0 | 0 | 0 | 55 | |
| Female | 2 | 2 | 1 | 5 | 3 | 4 | 4 | 2 | 3 | 6 | 7 | 4 | 7 | 0 | 0 | 0 | 50 | |
| Total | 10 | 2 | 6 | 11 | 5 | 6 | 8 | 6 | 10 | 11 | 11 | 7 | 12 | 0 | 0 | 0 | 105 | |

Enrolment By Grade and Gender

| Gender | K | Grade | | | | | | | | | | | | | 4th | Total |
|--------------|-----------|----------|----------|-----------|----------|----------|----------|----------|-----------|-----------|-----------|----------|-----------|----------|------------|-------|
| | | 1 | 2 | 3 | 4 | 5 | 6 | 7 | 8 | 9 | 10 | 11 | 12 | | | |
| Male | 8 | 0 | 5 | 6 | 2 | 2 | 4 | 4 | 8 | 4 | 4 | 3 | 5 | 0 | 55 | |
| Female | 2 | 2 | 1 | 5 | 3 | 4 | 4 | 2 | 3 | 7 | 6 | 4 | 7 | 0 | 50 | |
| Total | 10 | 2 | 6 | 11 | 5 | 6 | 8 | 6 | 11 | 11 | 10 | 7 | 12 | 0 | 105 | |

Enrolment By Grade
For 240 - Bishop White School, Port Rexton



* Data from the 2014-2015 AGR(Enrolment/Age as of the last day in Sept./Dec.)

** Newfoundland Statistics Classification System

*** May include itinerant teachers

NI,ESD - Eastern Region

#242 - Random Island Academy, Hickman's Harbour

Grades: 1-12 Number of Grades: 13

[FTE Teachers](#) *** : 15.0

Classification: Rural
Offers Distance Education: Yes

[School FTE PTR : 8.5](#)
[District FTE PTR : 13.0](#)
[Provincial FTE PTR : 12.1](#)

Enrolment By Age and Gender

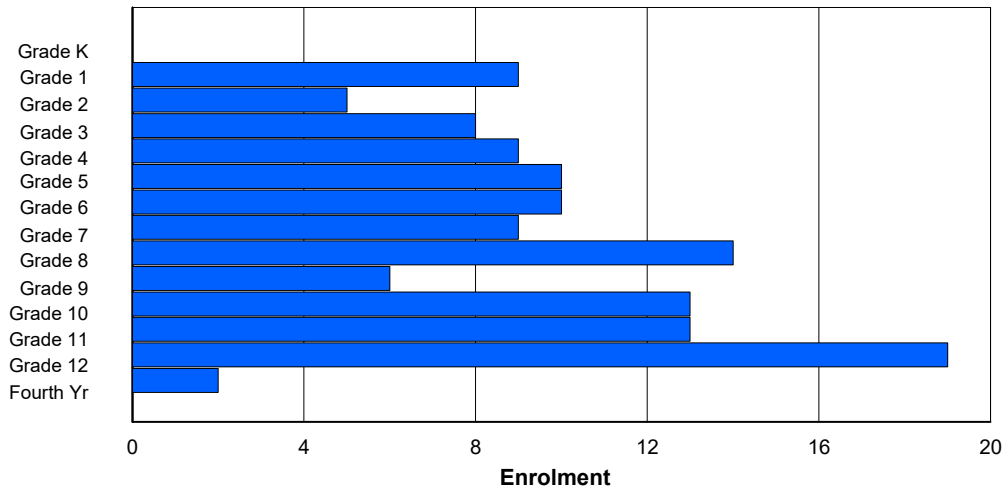
| Gender | Age | | | | | | | | | | | | | | | | | Total |
|--------------|----------|----------|----------|----------|----------|-----------|----------|-----------|-----------|----------|-----------|-----------|-----------|----------|----------|----------|------------|-------|
| | 5 | 6 | 7 | 8 | 9 | 10 | 11 | 12 | 13 | 14 | 15 | 16 | 17 | 18 | 19 | 20> | | |
| Male | 0 | 2 | 2 | 7 | 5 | 5 | 5 | 5 | 6 | 3 | 6 | 5 | 10 | 1 | 0 | 0 | 62 | |
| Female | 0 | 7 | 3 | 1 | 3 | 6 | 4 | 5 | 8 | 3 | 6 | 7 | 10 | 0 | 1 | 1 | 65 | |
| Total | 0 | 9 | 5 | 8 | 8 | 11 | 9 | 10 | 14 | 6 | 12 | 12 | 20 | 1 | 1 | 1 | 127 | |

Enrolment By Grade and Gender

| Gender | Grade | | | | | | | | | | | | | | Total |
|--------------|----------|----------|----------|----------|----------|-----------|-----------|----------|-----------|----------|-----------|-----------|-----------|----------|------------|
| | K | 1 | 2 | 3 | 4 | 5 | 6 | 7 | 8 | 9 | 10 | 11 | 12 | 4th | |
| Male | 0 | 2 | 2 | 7 | 6 | 4 | 6 | 4 | 6 | 3 | 7 | 5 | 10 | 0 | 62 |
| Female | 0 | 7 | 3 | 1 | 3 | 6 | 4 | 5 | 8 | 3 | 6 | 8 | 9 | 2 | 65 |
| Total | 0 | 9 | 5 | 8 | 9 | 10 | 10 | 9 | 14 | 6 | 13 | 13 | 19 | 2 | 127 |

Enrolment By Grade

For 242 - Random Island Academy, Hickman's Harbour



* Data from the 2014-2015 AGR(Enrolment/Age as of the last day in Sept./Dec.)

** Newfoundland Statistics Classification System

*** May include itinerant teachers

NI ESD - Eastern Region

#243 - Riverside Elementary, Shoal Harbour

Classification: Urban
Offers Distance Education: No

Grades: K-6 Number of Grades: 7

[School FTE PTR : 14.5](#)
[District FTE PTR : 13.0](#)
[Provincial FTE PTR : 12.1](#)

[FTE Teachers](#) *** : 43.0

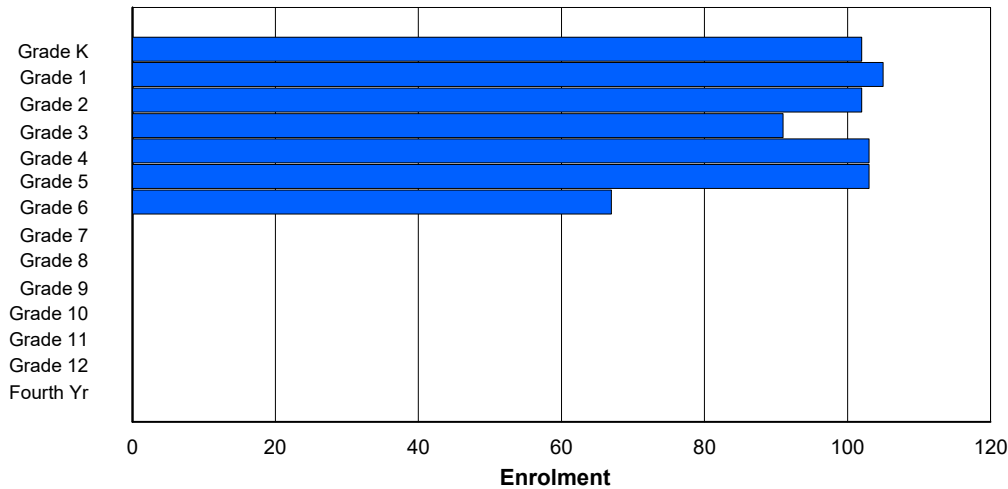
Enrolment By Age and Gender

| Gender | Age | | | | | | | | | | | | | | | | | Total |
|--------------|------------|------------|------------|-----------|------------|------------|-----------|----------|----------|----------|----------|----------|----------|----------|----------|----------|------------|-------|
| | 5 | 6 | 7 | 8 | 9 | 10 | 11 | 12 | 13 | 14 | 15 | 16 | 17 | 18 | 19 | 20> | | |
| Male | 51 | 57 | 50 | 51 | 55 | 58 | 28 | 1 | 0 | 0 | 0 | 0 | 0 | 0 | 0 | 0 | 351 | |
| Female | 51 | 45 | 51 | 40 | 52 | 45 | 37 | 1 | 0 | 0 | 0 | 0 | 0 | 0 | 0 | 0 | 322 | |
| Total | 102 | 102 | 101 | 91 | 107 | 103 | 65 | 2 | 0 | 0 | 0 | 0 | 0 | 0 | 0 | 0 | 673 | |

Enrolment By Grade and Gender

| Gender | Grade | | | | | | | | | | | | | | | Total |
|--------------|------------|------------|------------|-----------|------------|------------|-----------|----------|----------|----------|----------|----------|----------|----------|------------|-------|
| | K | 1 | 2 | 3 | 4 | 5 | 6 | 7 | 8 | 9 | 10 | 11 | 12 | 4th | | |
| Male | 53 | 58 | 50 | 52 | 51 | 58 | 29 | 0 | 0 | 0 | 0 | 0 | 0 | 0 | 351 | |
| Female | 49 | 47 | 52 | 39 | 52 | 45 | 38 | 0 | 0 | 0 | 0 | 0 | 0 | 0 | 322 | |
| Total | 102 | 105 | 102 | 91 | 103 | 103 | 67 | 0 | 0 | 0 | 0 | 0 | 0 | 0 | 673 | |

Enrolment By Grade
For 243 - Riverside Elementary, Shoal Harbour



* Data from the 2014-2015 AGR(Enrolment/Age as of the last day in Sept./Dec.)

** Newfoundland Statistics Classification System

*** May include itinerant teachers

NI,ESD - Eastern Region

#246 - Swift Current Academy, Swift Current

Classification: Rural
Offers Distance Education: Yes

Grades: 1,3-12 Number of Grades: 13

[School FTE PTR : 7.1](#)
[District FTE PTR : 13.0](#)
[Provincial FTE PTR : 12.1](#)

[FTE Teachers](#) *** : 5.8

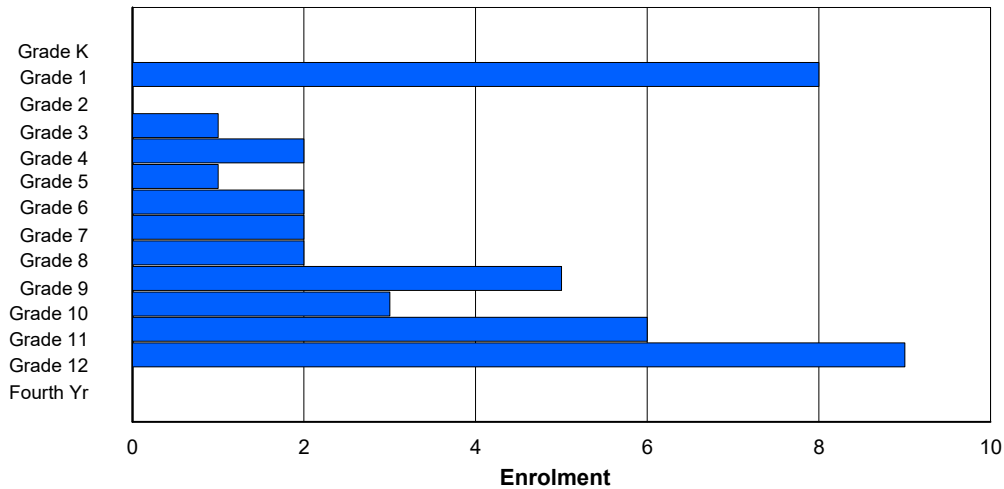
Enrolment By Age and Gender

| Gender | Age | | | | | | | | | | | | | | | | | Total |
|--------------|----------|----------|----------|----------|----------|----------|----------|----------|----------|----------|----------|----------|-----------|----------|----------|----------|-----------|-------|
| | 5 | 6 | 7 | 8 | 9 | 10 | 11 | 12 | 13 | 14 | 15 | 16 | 17 | 18 | 19 | 20> | | |
| Male | 0 | 4 | 0 | 0 | 0 | 1 | 2 | 0 | 0 | 3 | 2 | 3 | 6 | 0 | 0 | 0 | 21 | |
| Female | 0 | 4 | 0 | 1 | 2 | 0 | 0 | 2 | 2 | 2 | 1 | 2 | 4 | 0 | 0 | 0 | 20 | |
| Total | 0 | 8 | 0 | 1 | 2 | 1 | 2 | 2 | 2 | 5 | 3 | 5 | 10 | 0 | 0 | 0 | 41 | |

Enrolment By Grade and Gender

| Gender | Grade | | | | | | | | | | | | | | | Total |
|--------------|----------|----------|----------|----------|----------|----------|----------|----------|----------|----------|----------|----------|----------|----------|-----------|-------|
| | K | 1 | 2 | 3 | 4 | 5 | 6 | 7 | 8 | 9 | 10 | 11 | 12 | 4th | | |
| Male | 0 | 4 | 0 | 0 | 0 | 1 | 2 | 0 | 0 | 3 | 2 | 3 | 6 | 0 | 21 | |
| Female | 0 | 4 | 0 | 1 | 2 | 0 | 0 | 2 | 2 | 2 | 1 | 3 | 3 | 0 | 20 | |
| Total | 0 | 8 | 0 | 1 | 2 | 1 | 2 | 2 | 2 | 5 | 3 | 6 | 9 | 0 | 41 | |

Enrolment By Grade
For 246 - Swift Current Academy, Swift Current



* Data from the 2014-2015 AGR(Enrolment/Age as of the last day in Sept./Dec.)

** Newfoundland Statistics Classification System

*** May include itinerant teachers

NI ESD - Eastern Region

#247 - Roncalli Central High, Avondale

Classification: Rural
Offers Distance Education: Yes

Grades: 7-12

Number of Grades: 6

[School FTE PTR : 14.2](#)
[District FTE PTR : 13.0](#)
[Provincial FTE PTR : 12.1](#)

[FTE Teachers](#) *** : 18.9

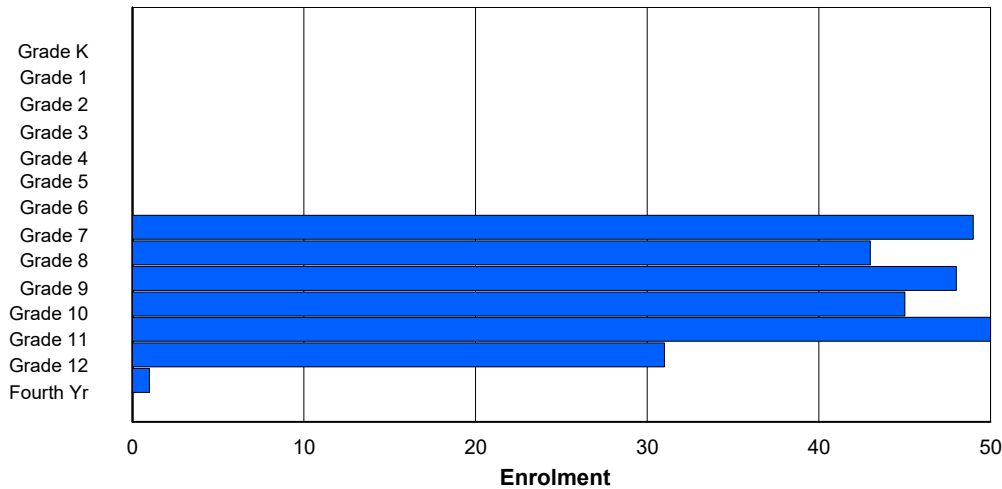
Enrolment By Age and Gender

| Gender | Age | | | | | | | | | | | | | | | | Total |
|--------------|----------|----------|----------|----------|----------|----------|----------|-----------|-----------|-----------|-----------|-----------|-----------|----------|----------|----------|------------|
| | 5 | 6 | 7 | 8 | 9 | 10 | 11 | 12 | 13 | 14 | 15 | 16 | 17 | 18 | 19 | 20> | |
| Male | 0 | 0 | 0 | 0 | 0 | 0 | 0 | 21 | 25 | 22 | 19 | 22 | 16 | 1 | 1 | 0 | 127 |
| Female | 0 | 0 | 0 | 0 | 0 | 0 | 1 | 26 | 18 | 26 | 27 | 25 | 16 | 1 | 0 | 0 | 140 |
| Total | 0 | 0 | 0 | 0 | 0 | 0 | 1 | 47 | 43 | 48 | 46 | 47 | 32 | 2 | 1 | 0 | 267 |

Enrolment By Grade and Gender

| Gender | Grade | | | | | | | | | | | | | | | Total |
|--------------|----------|----------|----------|----------|----------|----------|----------|-----------|-----------|-----------|-----------|-----------|-----------|----------|------------|-------|
| | K | 1 | 2 | 3 | 4 | 5 | 6 | 7 | 8 | 9 | 10 | 11 | 12 | 4th | | |
| Male | 0 | 0 | 0 | 0 | 0 | 0 | 0 | 21 | 25 | 22 | 18 | 25 | 15 | 1 | 127 | |
| Female | 0 | 0 | 0 | 0 | 0 | 0 | 0 | 28 | 18 | 26 | 27 | 25 | 16 | 0 | 140 | |
| Total | 0 | 0 | 0 | 0 | 0 | 0 | 0 | 49 | 43 | 48 | 45 | 50 | 31 | 1 | 267 | |

Enrolment By Grade
For 247 - Roncalli Central High, Avondale



* Data from the 2014-2015 AGR(Enrolment/Age as of the last day in Sept./Dec.)

** Newfoundland Statistics Classification System

*** May include itinerant teachers

NI,ESD - Eastern Region

#248 - Amalgamated Academy, Bay Roberts

Classification: Urban
Offers Distance Education: No

Grades: 4-9 Number of Grades: 6

[School FTE PTR : 14.8](#)
[District FTE PTR : 13.0](#)
[Provincial FTE PTR : 12.1](#)

[FTE Teachers](#) *** : 47.8

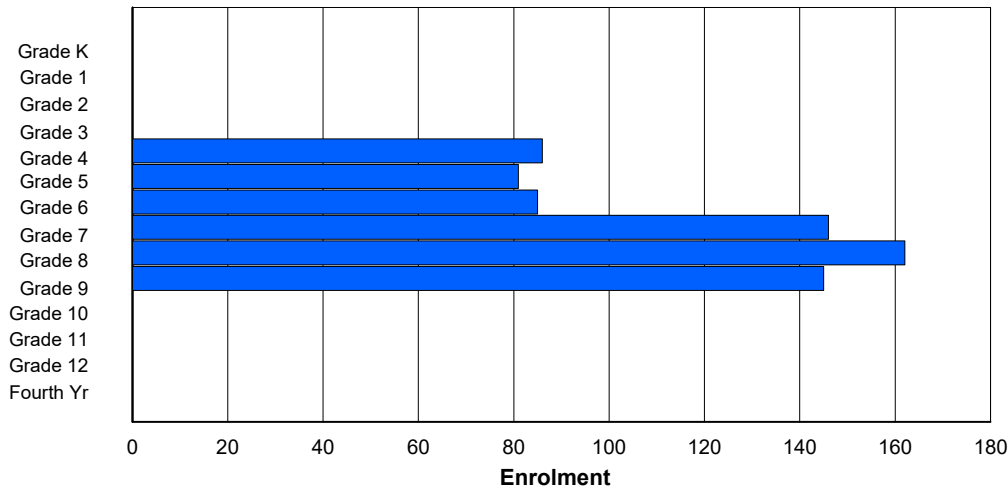
Enrolment By Age and Gender

| Gender | Age | | | | | | | | | | | | | | | | Total |
|--------------|----------|----------|----------|----------|-----------|-----------|-----------|------------|------------|------------|----------|----------|----------|----------|----------|----------|------------|
| | 5 | 6 | 7 | 8 | 9 | 10 | 11 | 12 | 13 | 14 | 15 | 16 | 17 | 18 | 19 | 20> | |
| Male | 0 | 0 | 0 | 0 | 46 | 52 | 43 | 69 | 96 | 75 | 2 | 0 | 0 | 0 | 0 | 0 | 383 |
| Female | 0 | 0 | 0 | 0 | 41 | 28 | 42 | 76 | 64 | 71 | 0 | 0 | 0 | 0 | 0 | 0 | 322 |
| Total | 0 | 0 | 0 | 0 | 87 | 80 | 85 | 145 | 160 | 146 | 2 | 0 | 0 | 0 | 0 | 0 | 705 |

Enrolment By Grade and Gender

| Gender | Grade | | | | | | | | | | | | | | Total |
|--------------|----------|----------|----------|----------|-----------|-----------|-----------|------------|------------|------------|----------|----------|----------|----------|------------|
| | K | 1 | 2 | 3 | 4 | 5 | 6 | 7 | 8 | 9 | 10 | 11 | 12 | 4th | |
| Male | 0 | 0 | 0 | 0 | 45 | 53 | 42 | 71 | 97 | 75 | 0 | 0 | 0 | 0 | 383 |
| Female | 0 | 0 | 0 | 0 | 41 | 28 | 43 | 75 | 65 | 70 | 0 | 0 | 0 | 0 | 322 |
| Total | 0 | 0 | 0 | 0 | 86 | 81 | 85 | 146 | 162 | 145 | 0 | 0 | 0 | 0 | 705 |

Enrolment By Grade
For 248 - Amalgamated Academy, Bay Roberts



* Data from the 2014-2015 AGR(Enrolment/Age as of the last day in Sept./Dec.)

** Newfoundland Statistics Classification System

*** May include itinerant teachers

NI,ESD - Eastern Region

#249 - Ascension Collegiate, Bay Roberts

Classification: Urban
Offers Distance Education: No

Grades: 10-12 Number of Grades: 3

[School FTE PTR : 16.4](#)
[District FTE PTR : 13.0](#)
[Provincial FTE PTR : 12.1](#)

[FTE Teachers](#) *** : 39.0

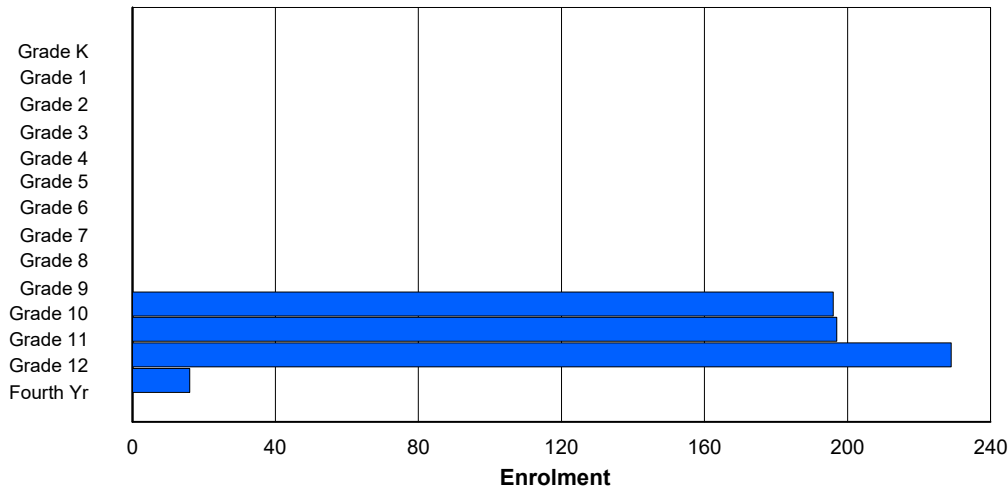
Enrolment By Age and Gender

| Gender | Age | | | | | | | | | | | | | | | | | Total |
|--------------|----------|----------|----------|----------|----------|----------|----------|----------|----------|----------|------------|------------|------------|-----------|----------|----------|------------|-------|
| | 5 | 6 | 7 | 8 | 9 | 10 | 11 | 12 | 13 | 14 | 15 | 16 | 17 | 18 | 19 | 20> | | |
| Male | 0 | 0 | 0 | 0 | 0 | 0 | 0 | 0 | 0 | 0 | 95 | 110 | 113 | 15 | 2 | 0 | 335 | |
| Female | 0 | 0 | 0 | 0 | 0 | 0 | 0 | 0 | 0 | 0 | 99 | 81 | 115 | 6 | 1 | 1 | 303 | |
| Total | 0 | 0 | 0 | 0 | 0 | 0 | 0 | 0 | 0 | 0 | 194 | 191 | 228 | 21 | 3 | 1 | 638 | |

Enrolment By Grade and Gender

| Gender | Grade | | | | | | | | | | | | | | | Total |
|--------------|----------|----------|----------|----------|----------|----------|----------|----------|----------|----------|------------|------------|------------|-----------|------------|-------|
| | K | 1 | 2 | 3 | 4 | 5 | 6 | 7 | 8 | 9 | 10 | 11 | 12 | 4th | | |
| Male | 0 | 0 | 0 | 0 | 0 | 0 | 0 | 0 | 0 | 0 | 97 | 115 | 111 | 12 | 335 | |
| Female | 0 | 0 | 0 | 0 | 0 | 0 | 0 | 0 | 0 | 0 | 99 | 82 | 118 | 4 | 303 | |
| Total | 0 | 0 | 0 | 0 | 0 | 0 | 0 | 0 | 0 | 0 | 196 | 197 | 229 | 16 | 638 | |

Enrolment By Grade
For 249 - Ascension Collegiate, Bay Roberts



* Data from the 2014-2015 AGR(Enrolment/Age as of the last day in Sept./Dec.)

** Newfoundland Statistics Classification System

*** May include itinerant teachers

NI ESD - Eastern Region

#253 - Carbonear Collegiate, Carbonear

Classification: Rural
Offers Distance Education: No

Grades: 9-12

Number of Grades: 4

[School FTE PTR : 16.0](#)
[District FTE PTR : 13.0](#)
[Provincial FTE PTR : 12.1](#)

[FTE Teachers](#) *** : 34.5

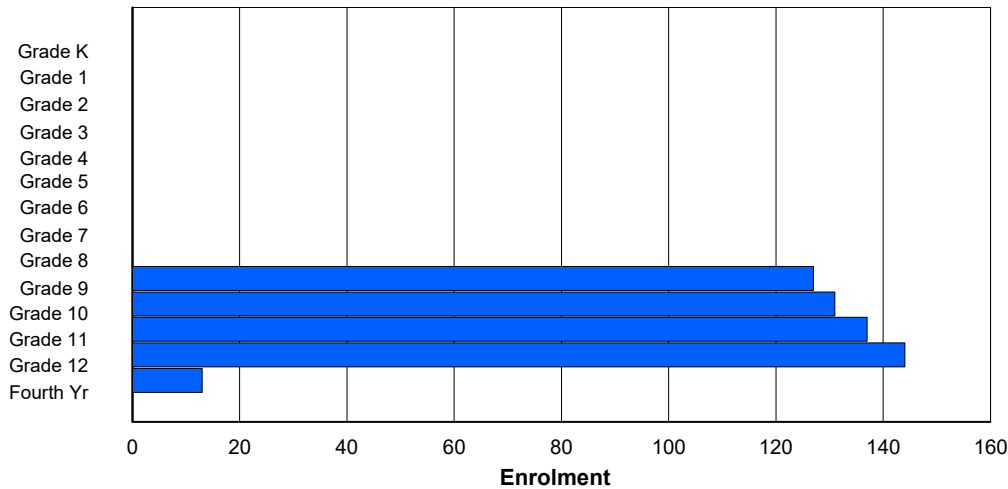
Enrolment By Age and Gender

| Gender | Age | | | | | | | | | | | | | | | | | Total |
|--------------|----------|----------|----------|----------|----------|----------|----------|----------|----------|------------|------------|------------|------------|-----------|----------|----------|------------|-------|
| | 5 | 6 | 7 | 8 | 9 | 10 | 11 | 12 | 13 | 14 | 15 | 16 | 17 | 18 | 19 | 20> | | |
| Male | 0 | 0 | 0 | 0 | 0 | 0 | 0 | 0 | 2 | 63 | 71 | 72 | 64 | 8 | 3 | 2 | 285 | |
| Female | 0 | 0 | 0 | 0 | 0 | 0 | 0 | 0 | 0 | 56 | 65 | 69 | 72 | 5 | 0 | 0 | 267 | |
| Total | 0 | 0 | 0 | 0 | 0 | 0 | 0 | 0 | 2 | 119 | 136 | 141 | 136 | 13 | 3 | 2 | 552 | |

Enrolment By Grade and Gender

| Gender | Grade | | | | | | | | | | | | | | | Total |
|--------------|----------|----------|----------|----------|----------|----------|----------|----------|----------|------------|------------|------------|------------|-----------|------------|-------|
| | K | 1 | 2 | 3 | 4 | 5 | 6 | 7 | 8 | 9 | 10 | 11 | 12 | 4th | | |
| Male | 0 | 0 | 0 | 0 | 0 | 0 | 0 | 0 | 0 | 70 | 69 | 73 | 62 | 11 | 285 | |
| Female | 0 | 0 | 0 | 0 | 0 | 0 | 0 | 0 | 0 | 57 | 62 | 64 | 82 | 2 | 267 | |
| Total | 0 | 0 | 0 | 0 | 0 | 0 | 0 | 0 | 0 | 127 | 131 | 137 | 144 | 13 | 552 | |

Enrolment By Grade
For 253 - Carbonear Collegiate, Carbonear



* Data from the 2014-2015 AGR(Enrolment/Age as of the last day in Sept./Dec.)

** Newfoundland Statistics Classification System

*** May include itinerant teachers

NI ESD - Eastern Region

#258 - Holy Family Elementary, Chapel Arm

Classification: Rural
Offers Distance Education: No

Grades: K-6

Number of Grades: 7

[School FTE PTR : 11.8](#)

[District FTE PTR : 13.0](#)

[Provincial FTE PTR : 12.1](#)

[FTE Teachers](#) *** : 8.0

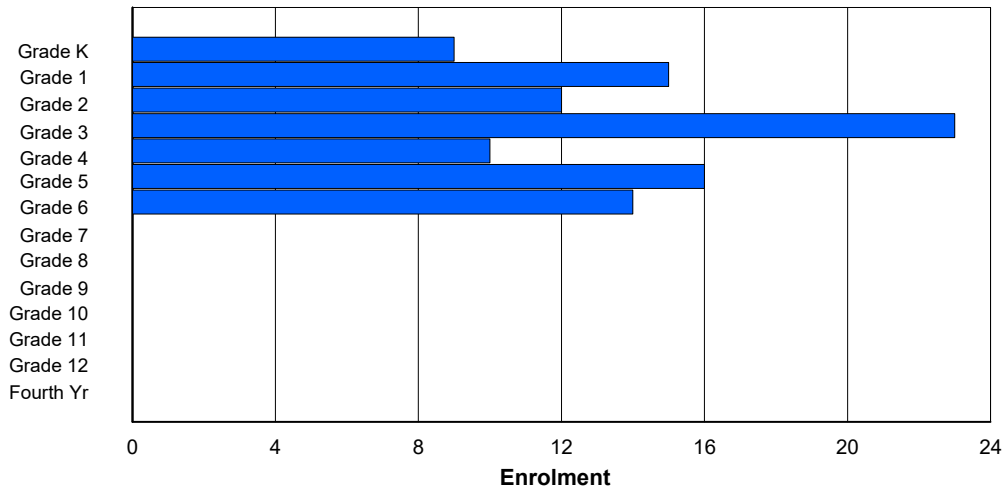
Enrolment By Age and Gender

| Gender | Age | | | | | | | | | | | | | | | | | Total |
|--------|-----|----|----|----|----|----|----|----|----|----|----|----|----|----|----|-----|----|-------|
| | 5 | 6 | 7 | 8 | 9 | 10 | 11 | 12 | 13 | 14 | 15 | 16 | 17 | 18 | 19 | 20> | | |
| Male | 6 | 7 | 2 | 12 | 7 | 11 | 4 | 0 | 0 | 0 | 0 | 0 | 0 | 0 | 0 | 0 | 49 | |
| Female | 3 | 8 | 10 | 11 | 3 | 5 | 10 | 0 | 0 | 0 | 0 | 0 | 0 | 0 | 0 | 0 | 50 | |
| Total | 9 | 15 | 12 | 23 | 10 | 16 | 14 | 0 | 0 | 0 | 0 | 0 | 0 | 0 | 0 | 0 | 99 | |

Enrolment By Grade and Gender

| Gender | Grade | | | | | | | | | | | | | | | Total |
|--------|-------|----|----|----|----|----|----|---|---|---|----|----|----|-----|----|-------|
| | K | 1 | 2 | 3 | 4 | 5 | 6 | 7 | 8 | 9 | 10 | 11 | 12 | 4th | | |
| Male | 6 | 7 | 2 | 12 | 7 | 11 | 4 | 0 | 0 | 0 | 0 | 0 | 0 | 0 | 49 | |
| Female | 3 | 8 | 10 | 11 | 3 | 5 | 10 | 0 | 0 | 0 | 0 | 0 | 0 | 0 | 50 | |
| Total | 9 | 15 | 12 | 23 | 10 | 16 | 14 | 0 | 0 | 0 | 0 | 0 | 0 | 0 | 99 | |

Enrolment By Grade
For 258 - Holy Family Elementary, Chapel Arm



* Data from the 2014-2015 AGR(Enrolment/Age as of the last day in Sept./Dec.)

** Newfoundland Statistics Classification System

*** May include itinerant teachers

NI ESD - Eastern Region

#259 - Coley's Point Primary, Coley's Point

Classification: Rural
Offers Distance Education: No

Grades: K-3 Number of Grades: 4

[School FTE PTR : 13.7](#)
[District FTE PTR : 13.0](#)
[Provincial FTE PTR : 12.1](#)

[FTE Teachers](#) *** : 22.8

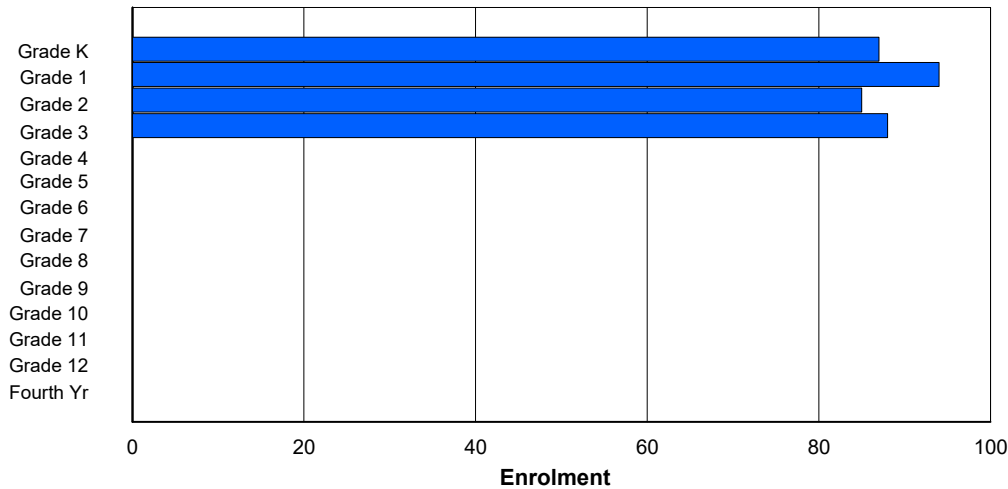
Enrolment By Age and Gender

| Gender | Age | | | | | | | | | | | | | | | | | Total |
|--------------|-----------|-----------|-----------|-----------|----------|----------|----------|----------|----------|----------|----------|----------|----------|----------|----------|----------|------------|-------|
| | 5 | 6 | 7 | 8 | 9 | 10 | 11 | 12 | 13 | 14 | 15 | 16 | 17 | 18 | 19 | 20> | | |
| Male | 42 | 48 | 45 | 44 | 1 | 0 | 0 | 0 | 0 | 0 | 0 | 0 | 0 | 0 | 0 | 0 | 180 | |
| Female | 45 | 46 | 40 | 43 | 0 | 0 | 0 | 0 | 0 | 0 | 0 | 0 | 0 | 0 | 0 | 0 | 174 | |
| Total | 87 | 94 | 85 | 87 | 1 | 0 | 0 | 0 | 0 | 0 | 0 | 0 | 0 | 0 | 0 | 0 | 354 | |

Enrolment By Grade and Gender

| Gender | Grade | | | | | | | | | | | | | | | Total |
|--------------|-----------|-----------|-----------|-----------|----------|----------|----------|----------|----------|----------|----------|----------|----------|----------|------------|-------|
| | K | 1 | 2 | 3 | 4 | 5 | 6 | 7 | 8 | 9 | 10 | 11 | 12 | 4th | | |
| Male | 42 | 48 | 45 | 45 | 0 | 0 | 0 | 0 | 0 | 0 | 0 | 0 | 0 | 0 | 180 | |
| Female | 45 | 46 | 40 | 43 | 0 | 0 | 0 | 0 | 0 | 0 | 0 | 0 | 0 | 0 | 174 | |
| Total | 87 | 94 | 85 | 88 | 0 | 0 | 0 | 0 | 0 | 0 | 0 | 0 | 0 | 0 | 354 | |

Enrolment By Grade
For 259 - Coley's Point Primary, Coley's Point



* Data from the 2014-2015 AGR(Enrolment/Age as of the last day in Sept./Dec.)

** Newfoundland Statistics Classification System

*** May include itinerant teachers

NI ESD - Eastern Region

#260 - Immaculate Conception Elementary, Colliers

Grades: K-6 Number of Grades: 7

[FTE Teachers](#) *** : 11.7

Classification: Rural
Offers Distance Education: No

[School FTE PTR : 10.8](#)
[District FTE PTR : 13.0](#)
[Provincial FTE PTR : 12.1](#)

Enrolment By Age and Gender

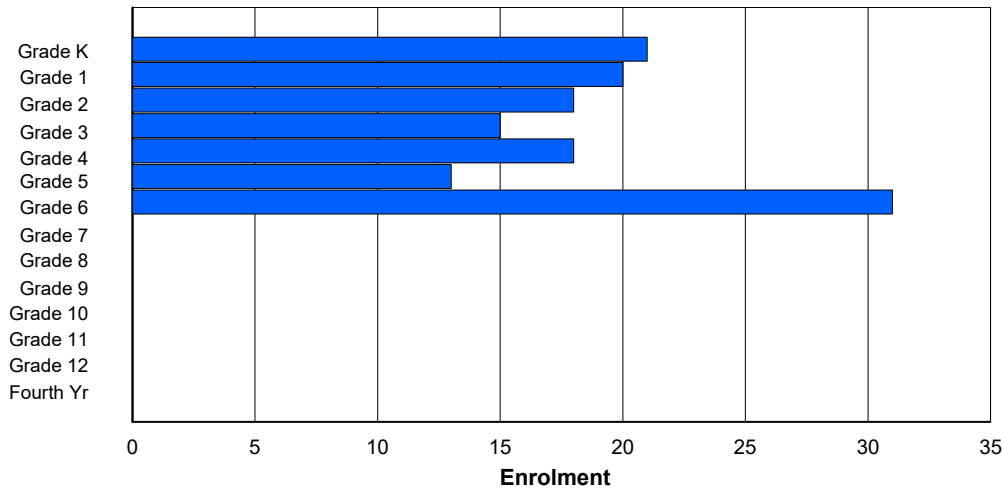
| Gender | Age | | | | | | | | | | | | | | | | Total |
|--------------|-----------|-----------|-----------|-----------|-----------|-----------|-----------|----------|----------|----------|----------|----------|----------|----------|----------|----------|------------|
| | 5 | 6 | 7 | 8 | 9 | 10 | 11 | 12 | 13 | 14 | 15 | 16 | 17 | 18 | 19 | 20> | |
| Male | 11 | 6 | 9 | 8 | 10 | 5 | 12 | 0 | 0 | 0 | 0 | 0 | 0 | 0 | 0 | 0 | 61 |
| Female | 10 | 14 | 9 | 7 | 8 | 8 | 19 | 0 | 0 | 0 | 0 | 0 | 0 | 0 | 0 | 0 | 75 |
| Total | 21 | 20 | 18 | 15 | 18 | 13 | 31 | 0 | 0 | 0 | 0 | 0 | 0 | 0 | 0 | 0 | 136 |

Enrolment By Grade and Gender

| Gender | Grade | | | | | | | | | | | | | | Total |
|--------------|-----------|-----------|-----------|-----------|-----------|-----------|-----------|----------|----------|----------|----------|----------|----------|----------|------------|
| | K | 1 | 2 | 3 | 4 | 5 | 6 | 7 | 8 | 9 | 10 | 11 | 12 | 4th | |
| Male | 11 | 6 | 9 | 8 | 10 | 5 | 12 | 0 | 0 | 0 | 0 | 0 | 0 | 0 | 61 |
| Female | 10 | 14 | 9 | 7 | 8 | 8 | 19 | 0 | 0 | 0 | 0 | 0 | 0 | 0 | 75 |
| Total | 21 | 20 | 18 | 15 | 18 | 13 | 31 | 0 | 0 | 0 | 0 | 0 | 0 | 0 | 136 |

Enrolment By Grade

For 260 - Immaculate Conception Elementary, Colliers



* Data from the 2014-2015 AGR(Enrolment/Age as of the last day in Sept./Dec.)

** Newfoundland Statistics Classification System

*** May include itinerant teachers

NI ESD - Eastern Region

#262 - Woodland Elementary, Dildo

Classification: Rural
Offers Distance Education: No

Grades: K-6 Number of Grades: 7

[School FTE PTR : 11.0](#)
[District FTE PTR : 13.0](#)
[Provincial FTE PTR : 12.1](#)

[FTE Teachers](#) *** : 15.5

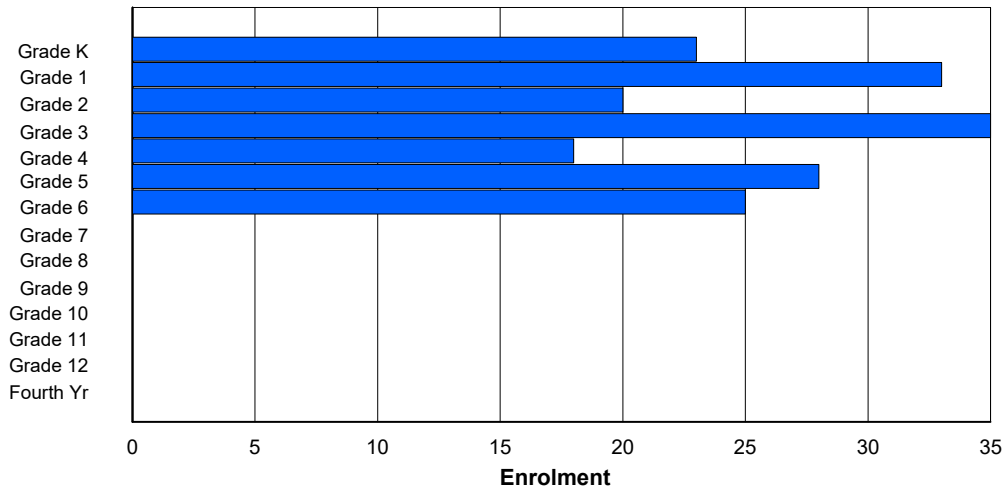
Enrolment By Age and Gender

| Gender | Age | | | | | | | | | | | | | | | | | Total |
|--------------|-----------|-----------|-----------|-----------|-----------|-----------|-----------|----------|----------|----------|----------|----------|----------|----------|----------|----------|------------|-------|
| | 5 | 6 | 7 | 8 | 9 | 10 | 11 | 12 | 13 | 14 | 15 | 16 | 17 | 18 | 19 | 20> | | |
| Male | 13 | 15 | 13 | 16 | 9 | 16 | 13 | 0 | 0 | 0 | 0 | 0 | 0 | 0 | 0 | 0 | 95 | |
| Female | 10 | 18 | 7 | 19 | 9 | 12 | 12 | 0 | 0 | 0 | 0 | 0 | 0 | 0 | 0 | 0 | 87 | |
| Total | 23 | 33 | 20 | 35 | 18 | 28 | 25 | 0 | 0 | 0 | 0 | 0 | 0 | 0 | 0 | 0 | 182 | |

Enrolment By Grade and Gender

| Gender | Grade | | | | | | | | | | | | | | | Total |
|--------------|-----------|-----------|-----------|-----------|-----------|-----------|-----------|----------|----------|----------|----------|----------|----------|----------|------------|-------|
| | K | 1 | 2 | 3 | 4 | 5 | 6 | 7 | 8 | 9 | 10 | 11 | 12 | 4th | | |
| Male | 13 | 15 | 13 | 16 | 9 | 16 | 13 | 0 | 0 | 0 | 0 | 0 | 0 | 0 | 95 | |
| Female | 10 | 18 | 7 | 19 | 9 | 12 | 12 | 0 | 0 | 0 | 0 | 0 | 0 | 0 | 87 | |
| Total | 23 | 33 | 20 | 35 | 18 | 28 | 25 | 0 | 0 | 0 | 0 | 0 | 0 | 0 | 182 | |

Enrolment By Grade
For 262 - Woodland Elementary, Dildo



* Data from the 2014-2015 AGR(Enrolment/Age as of the last day in Sept./Dec.)

** Newfoundland Statistics Classification System

*** May include itinerant teachers

NI ESD - Eastern Region

#265 - Acreman Elementary, Green's Harbour

Classification: Rural
Offers Distance Education: No

Grades: K-6 Number of Grades: 7

[School FTE PTR : 11.7](#)
[District FTE PTR : 13.0](#)
[Provincial FTE PTR : 12.1](#)

[FTE Teachers](#) *** : 11.4

Enrolment By Age and Gender

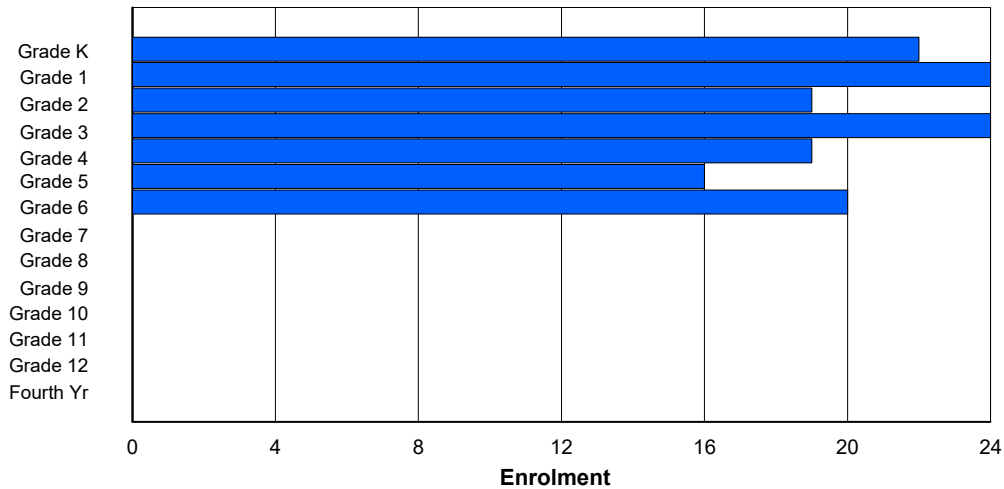
| Gender | Age | | | | | | | | | | | | | | | | | Total |
|--------------|-----------|-----------|-----------|-----------|-----------|-----------|-----------|----------|----------|----------|----------|----------|----------|----------|----------|----------|------------|-------|
| | 5 | 6 | 7 | 8 | 9 | 10 | 11 | 12 | 13 | 14 | 15 | 16 | 17 | 18 | 19 | 20> | | |
| Male | 13 | 10 | 8 | 16 | 7 | 8 | 14 | 0 | 0 | 0 | 0 | 0 | 0 | 0 | 0 | 0 | 76 | |
| Female | 8 | 15 | 9 | 11 | 10 | 8 | 7 | 0 | 0 | 0 | 0 | 0 | 0 | 0 | 0 | 0 | 68 | |
| Total | 21 | 25 | 17 | 27 | 17 | 16 | 21 | 0 | 0 | 0 | 0 | 0 | 0 | 0 | 0 | 0 | 144 | |

Enrolment By Grade and Gender

| Gender | Grade | | | | | | | | | | | | | | | Total |
|--------------|-----------|-----------|-----------|-----------|-----------|-----------|-----------|----------|----------|----------|----------|----------|----------|----------|------------|-------|
| | K | 1 | 2 | 3 | 4 | 5 | 6 | 7 | 8 | 9 | 10 | 11 | 12 | 4th | | |
| Male | 13 | 10 | 9 | 15 | 7 | 9 | 13 | 0 | 0 | 0 | 0 | 0 | 0 | 0 | 76 | |
| Female | 9 | 14 | 10 | 9 | 12 | 7 | 7 | 0 | 0 | 0 | 0 | 0 | 0 | 0 | 68 | |
| Total | 22 | 24 | 19 | 24 | 19 | 16 | 20 | 0 | 0 | 0 | 0 | 0 | 0 | 0 | 144 | |

Enrolment By Grade

For 265 - Acreman Elementary, Green's Harbour



* Data from the 2014-2015 AGR(Enrolment/Age as of the last day in Sept./Dec.)

** Newfoundland Statistics Classification System

*** May include itinerant teachers

NI ESD - Eastern Region

#269 - St. Francis School, Harbour Grace

Classification: Rural
Offers Distance Education: No

Grades: K-8 Number of Grades: 9

[School FTE PTR : 12.2](#)
[District FTE PTR : 13.0](#)
[Provincial FTE PTR : 12.1](#)

[FTE Teachers](#) *** : 23.8

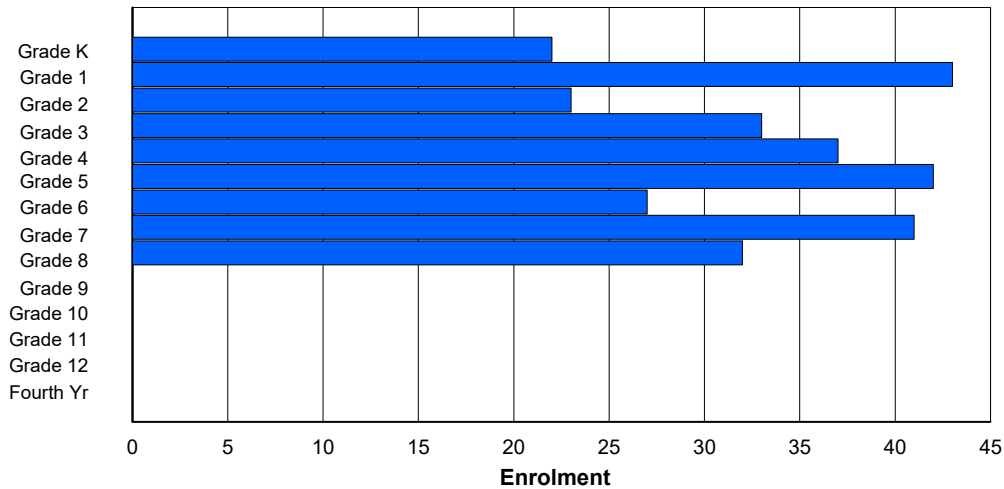
Enrolment By Age and Gender

| Gender | Age | | | | | | | | | | | | | | | | Total |
|--------------|-----------|-----------|-----------|-----------|-----------|-----------|-----------|-----------|-----------|----------|----------|----------|----------|----------|----------|----------|------------|
| | 5 | 6 | 7 | 8 | 9 | 10 | 11 | 12 | 13 | 14 | 15 | 16 | 17 | 18 | 19 | 20> | |
| Male | 9 | 22 | 12 | 17 | 17 | 15 | 12 | 21 | 16 | 1 | 0 | 0 | 0 | 0 | 0 | 0 | 142 |
| Female | 13 | 21 | 11 | 18 | 19 | 27 | 16 | 17 | 16 | 0 | 0 | 0 | 0 | 0 | 0 | 0 | 158 |
| Total | 22 | 43 | 23 | 35 | 36 | 42 | 28 | 38 | 32 | 1 | 0 | 0 | 0 | 0 | 0 | 0 | 300 |

Enrolment By Grade and Gender

| Gender | Grade | | | | | | | | | | | | | | Total |
|--------------|-----------|-----------|-----------|-----------|-----------|-----------|-----------|-----------|-----------|----------|----------|----------|----------|----------|------------|
| | K | 1 | 2 | 3 | 4 | 5 | 6 | 7 | 8 | 9 | 10 | 11 | 12 | 4th | |
| Male | 9 | 22 | 12 | 15 | 18 | 15 | 11 | 23 | 17 | 0 | 0 | 0 | 0 | 0 | 142 |
| Female | 13 | 21 | 11 | 18 | 19 | 27 | 16 | 18 | 15 | 0 | 0 | 0 | 0 | 0 | 158 |
| Total | 22 | 43 | 23 | 33 | 37 | 42 | 27 | 41 | 32 | 0 | 0 | 0 | 0 | 0 | 300 |

Enrolment By Grade
For 269 - St. Francis School, Harbour Grace



* Data from the 2014-2015 AGR(Enrolment/Age as of the last day in Sept./Dec.)

** Newfoundland Statistics Classification System

*** May include itinerant teachers

NI ESD - Eastern Region

#272 - Holy Cross Elementary, Holyrood

Classification: Rural
Offers Distance Education: No

Grades: K-6

Number of Grades: 7

[School FTE PTR : 12.2](#)
[District FTE PTR : 13.0](#)
[Provincial FTE PTR : 12.1](#)

[FTE Teachers](#) *** : 18.7

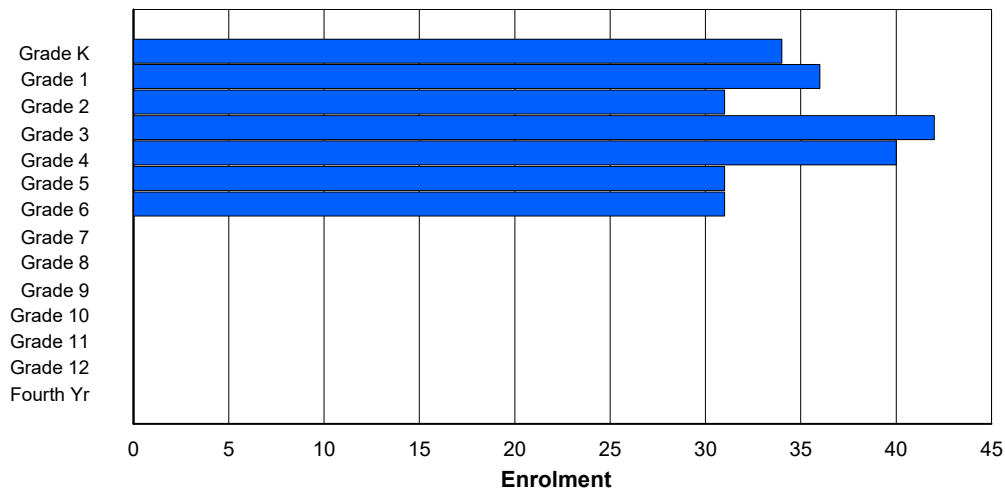
Enrolment By Age and Gender

| Gender | Age | | | | | | | | | | | | | | | | | Total |
|--------------|-----------|-----------|-----------|-----------|-----------|-----------|-----------|----------|----------|----------|----------|----------|----------|----------|----------|----------|------------|-------|
| | 5 | 6 | 7 | 8 | 9 | 10 | 11 | 12 | 13 | 14 | 15 | 16 | 17 | 18 | 19 | 20> | | |
| Male | 20 | 20 | 13 | 18 | 28 | 15 | 16 | 0 | 0 | 0 | 0 | 0 | 0 | 0 | 0 | 0 | 130 | |
| Female | 14 | 16 | 18 | 24 | 12 | 16 | 14 | 1 | 0 | 0 | 0 | 0 | 0 | 0 | 0 | 0 | 115 | |
| Total | 34 | 36 | 31 | 42 | 40 | 31 | 30 | 1 | 0 | 0 | 0 | 0 | 0 | 0 | 0 | 0 | 245 | |

Enrolment By Grade and Gender

| Gender | Grade | | | | | | | | | | | | | | | Total |
|--------------|-----------|-----------|-----------|-----------|-----------|-----------|-----------|----------|----------|----------|----------|----------|----------|----------|------------|-------|
| | K | 1 | 2 | 3 | 4 | 5 | 6 | 7 | 8 | 9 | 10 | 11 | 12 | 4th | | |
| Male | 20 | 20 | 13 | 18 | 28 | 15 | 16 | 0 | 0 | 0 | 0 | 0 | 0 | 0 | 130 | |
| Female | 14 | 16 | 18 | 24 | 12 | 16 | 15 | 0 | 0 | 0 | 0 | 0 | 0 | 0 | 115 | |
| Total | 34 | 36 | 31 | 42 | 40 | 31 | 31 | 0 | 0 | 0 | 0 | 0 | 0 | 0 | 245 | |

Enrolment By Grade
For 272 - Holy Cross Elementary, Holyrood



* Data from the 2014-2015 AGR(Enrolment/Age as of the last day in Sept./Dec.)

** Newfoundland Statistics Classification System

*** May include itinerant teachers

NI,ESD - Eastern Region

#274 - St. Catherine's Academy, Mount Carmel

Classification: Rural
Offers Distance Education: Yes

Grades: K-12

Number of Grades: 13

[School FTE PTR : 7.7](#)
[District FTE PTR : 13.0](#)
[Provincial FTE PTR : 12.1](#)

[FTE Teachers](#) *** : 13.0

Enrolment By Age and Gender

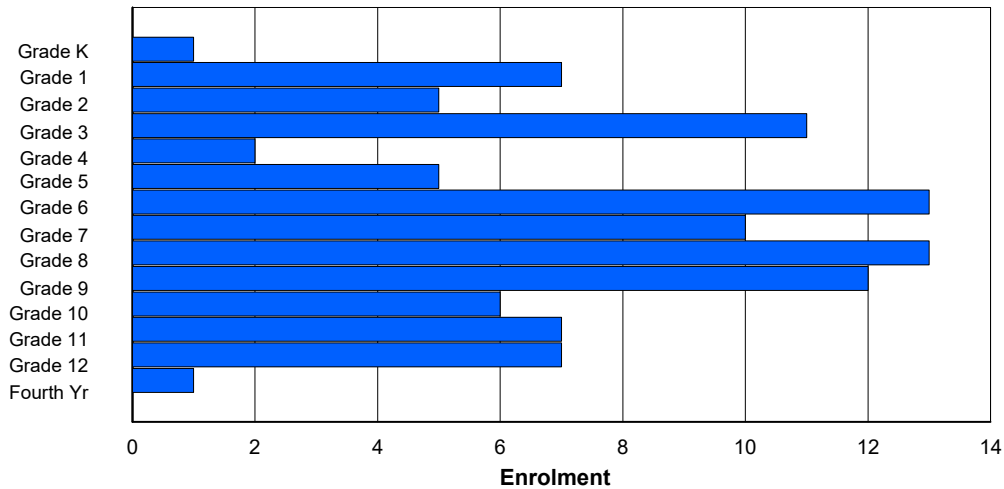
| Gender | Age | | | | | | | | | | | | | | | | | Total |
|--------------|----------|----------|----------|-----------|----------|----------|-----------|-----------|-----------|-----------|----------|----------|----------|----------|----------|----------|------------|-------|
| | 5 | 6 | 7 | 8 | 9 | 10 | 11 | 12 | 13 | 14 | 15 | 16 | 17 | 18 | 19 | 20> | | |
| Male | 1 | 3 | 3 | 9 | 0 | 1 | 5 | 5 | 6 | 8 | 5 | 4 | 3 | 2 | 0 | 0 | 55 | |
| Female | 0 | 4 | 2 | 2 | 2 | 4 | 7 | 6 | 6 | 4 | 2 | 2 | 4 | 0 | 0 | 45 | | |
| Total | 1 | 7 | 5 | 11 | 2 | 5 | 12 | 11 | 12 | 12 | 7 | 6 | 7 | 2 | 0 | 0 | 100 | |

Enrolment By Grade and Gender

| Gender | Grade | | | | | | | | | | | | | | | Total |
|--------------|----------|----------|----------|-----------|----------|----------|-----------|-----------|-----------|-----------|----------|----------|----------|----------|------------|-------|
| | K | 1 | 2 | 3 | 4 | 5 | 6 | 7 | 8 | 9 | 10 | 11 | 12 | 4th | | |
| Male | 1 | 3 | 3 | 9 | 0 | 1 | 6 | 4 | 7 | 8 | 4 | 5 | 3 | 1 | 55 | |
| Female | 0 | 4 | 2 | 2 | 2 | 4 | 7 | 6 | 6 | 4 | 2 | 2 | 4 | 0 | 45 | |
| Total | 1 | 7 | 5 | 11 | 2 | 5 | 13 | 10 | 13 | 12 | 6 | 7 | 7 | 1 | 100 | |

Enrolment By Grade

For 274 - St. Catherine's Academy, Mount Carmel



* Data from the 2014-2015 AGR(Enrolment/Age as of the last day in Sept./Dec.)

** Newfoundland Statistics Classification System

*** May include itinerant teachers

NI ESD - Eastern Region

#278 - All Hallows Elementary, North River

Classification: Rural
Offers Distance Education: No

Grades: K-6 Number of Grades: 7

[School FTE PTR : 12.8](#)
[District FTE PTR : 13.0](#)
[Provincial FTE PTR : 12.1](#)

[FTE Teachers](#) *** : 29.0

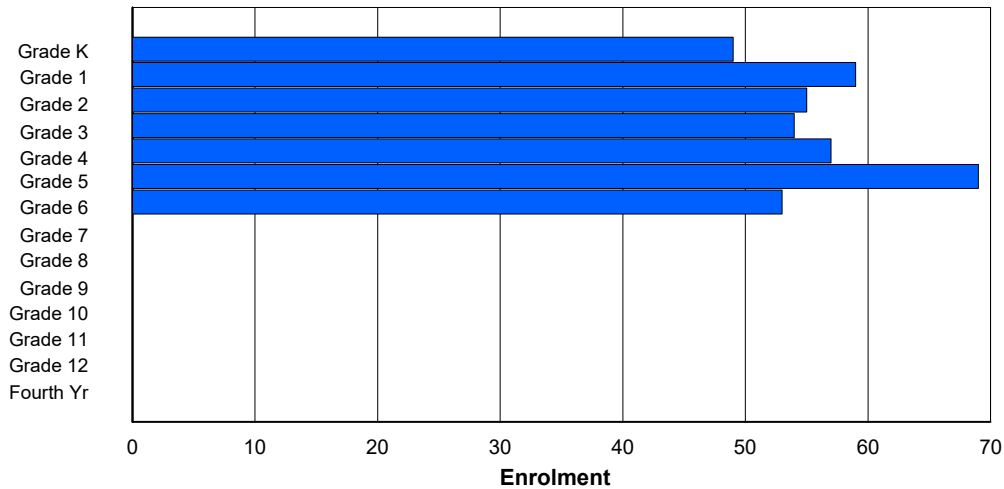
Enrolment By Age and Gender

| Gender | Age | | | | | | | | | | | | | | | | | Total |
|--------------|-----------|-----------|-----------|-----------|-----------|-----------|-----------|----------|----------|----------|----------|----------|----------|----------|----------|----------|------------|-------|
| | 5 | 6 | 7 | 8 | 9 | 10 | 11 | 12 | 13 | 14 | 15 | 16 | 17 | 18 | 19 | 20> | | |
| Male | 31 | 28 | 28 | 27 | 30 | 37 | 34 | 0 | 0 | 0 | 0 | 0 | 0 | 0 | 0 | 0 | 215 | |
| Female | 18 | 31 | 27 | 26 | 26 | 34 | 19 | 0 | 0 | 0 | 0 | 0 | 0 | 0 | 0 | 0 | 181 | |
| Total | 49 | 59 | 55 | 53 | 56 | 71 | 53 | 0 | 0 | 0 | 0 | 0 | 0 | 0 | 0 | 0 | 396 | |

Enrolment By Grade and Gender

| Gender | Grade | | | | | | | | | | | | | | | Total |
|--------------|-----------|-----------|-----------|-----------|-----------|-----------|-----------|----------|----------|----------|----------|----------|----------|----------|------------|-------|
| | K | 1 | 2 | 3 | 4 | 5 | 6 | 7 | 8 | 9 | 10 | 11 | 12 | 4th | | |
| Male | 31 | 28 | 28 | 28 | 31 | 35 | 34 | 0 | 0 | 0 | 0 | 0 | 0 | 0 | 215 | |
| Female | 18 | 31 | 27 | 26 | 26 | 34 | 19 | 0 | 0 | 0 | 0 | 0 | 0 | 0 | 181 | |
| Total | 49 | 59 | 55 | 54 | 57 | 69 | 53 | 0 | 0 | 0 | 0 | 0 | 0 | 0 | 396 | |

Enrolment By Grade
For 278 - All Hallows Elementary, North River



* Data from the 2014-2015 AGR(Enrolment/Age as of the last day in Sept./Dec.)

** Newfoundland Statistics Classification System

*** May include itinerant teachers

NI.ESD - Eastern Region

#280 - Laval High School, Placentia

Classification: Rural
Offers Distance Education: No

Grades: 7-12

Number of Grades: 6

[School FTE PTR : 12.8](#)
[District FTE PTR : 13.0](#)
[Provincial FTE PTR : 12.1](#)

[FTE Teachers](#) *** : 18.0

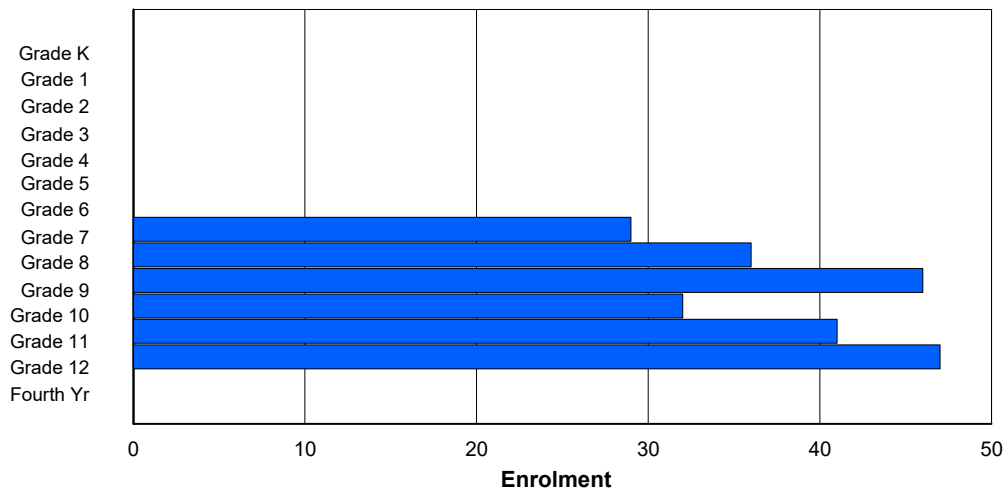
Enrolment By Age and Gender

| Gender | Age | | | | | | | | | | | | | | | | | Total |
|--------------|----------|----------|----------|----------|----------|----------|----------|-----------|-----------|-----------|-----------|-----------|-----------|----------|----------|----------|------------|-------|
| | 5 | 6 | 7 | 8 | 9 | 10 | 11 | 12 | 13 | 14 | 15 | 16 | 17 | 18 | 19 | 20> | | |
| Male | 0 | 0 | 0 | 0 | 1 | 0 | 0 | 16 | 17 | 25 | 16 | 20 | 26 | 0 | 0 | 0 | 121 | |
| Female | 0 | 0 | 0 | 0 | 0 | 0 | 0 | 12 | 17 | 23 | 14 | 22 | 21 | 0 | 1 | 0 | 110 | |
| Total | 0 | 0 | 0 | 0 | 1 | 0 | 0 | 28 | 34 | 48 | 30 | 42 | 47 | 0 | 1 | 0 | 231 | |

Enrolment By Grade and Gender

| Gender | Grade | | | | | | | | | | | | | | | Total |
|--------------|----------|----------|----------|----------|----------|----------|----------|-----------|-----------|-----------|-----------|-----------|-----------|----------|------------|-------|
| | K | 1 | 2 | 3 | 4 | 5 | 6 | 7 | 8 | 9 | 10 | 11 | 12 | 4th | | |
| Male | 0 | 0 | 0 | 0 | 0 | 0 | 0 | 17 | 18 | 24 | 18 | 18 | 26 | 0 | 121 | |
| Female | 0 | 0 | 0 | 0 | 0 | 0 | 0 | 12 | 18 | 22 | 14 | 23 | 21 | 0 | 110 | |
| Total | 0 | 0 | 0 | 0 | 0 | 0 | 0 | 29 | 36 | 46 | 32 | 41 | 47 | 0 | 231 | |

Enrolment By Grade
For 280 - Laval High School, Placentia



* Data from the 2014-2015 AGR(Enrolment/Age as of the last day in Sept./Dec.)

** Newfoundland Statistics Classification System

*** May include itinerant teachers

NI ESD - Eastern Region

#285 - Holy Redeemer Elementary, Spaniard's Bay

Grades: K-9 Number of Grades: 10

[FTE Teachers](#) *** : 22.0

Classification: Rural
Offers Distance Education: No

[School FTE PTR : 12.1](#)
[District FTE PTR : 13.0](#)
[Provincial FTE PTR : 12.1](#)

Enrolment By Age and Gender

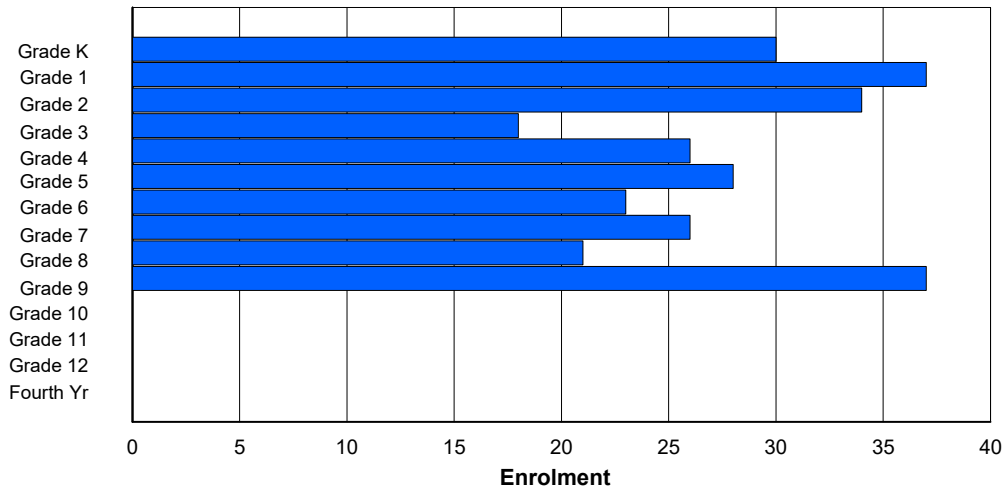
| Gender | Age | | | | | | | | | | | | | | | | Total |
|--------------|-----------|-----------|-----------|-----------|-----------|-----------|-----------|-----------|-----------|-----------|----------|----------|----------|----------|----------|----------|------------|
| | 5 | 6 | 7 | 8 | 9 | 10 | 11 | 12 | 13 | 14 | 15 | 16 | 17 | 18 | 19 | 20> | |
| Male | 16 | 22 | 13 | 11 | 12 | 15 | 9 | 11 | 9 | 20 | 1 | 0 | 0 | 0 | 0 | 0 | 139 |
| Female | 13 | 16 | 21 | 7 | 14 | 14 | 13 | 14 | 14 | 14 | 1 | 0 | 0 | 0 | 0 | 0 | 141 |
| Total | 29 | 38 | 34 | 18 | 26 | 29 | 22 | 25 | 23 | 34 | 2 | 0 | 0 | 0 | 0 | 0 | 280 |

Enrolment By Grade and Gender

| Gender | Grade | | | | | | | | | | | | | | Total |
|--------------|-----------|-----------|-----------|-----------|-----------|-----------|-----------|-----------|-----------|-----------|----------|----------|----------|----------|------------|
| | K | 1 | 2 | 3 | 4 | 5 | 6 | 7 | 8 | 9 | 10 | 11 | 12 | 4th | |
| Male | 17 | 21 | 13 | 11 | 12 | 15 | 9 | 11 | 9 | 21 | 0 | 0 | 0 | 0 | 139 |
| Female | 13 | 16 | 21 | 7 | 14 | 13 | 14 | 15 | 12 | 16 | 0 | 0 | 0 | 0 | 141 |
| Total | 30 | 37 | 34 | 18 | 26 | 28 | 23 | 26 | 21 | 37 | 0 | 0 | 0 | 0 | 280 |

Enrolment By Grade

For 285 - Holy Redeemer Elementary, Spaniard's Bay



* Data from the 2014-2015 AGR(Enrolment/Age as of the last day in Sept./Dec.)

** Newfoundland Statistics Classification System

*** May include itinerant teachers

NI,ESD - Eastern Region

#286 - Fatima Academy, St. Bride's

Classification: Rural
Offers Distance Education: Yes

Grades: K-12

Number of Grades: 13

[School FTE PTR : 7.5](#)
[District FTE PTR : 13.0](#)
[Provincial FTE PTR : 12.1](#)

[FTE Teachers](#) *** : 9.0

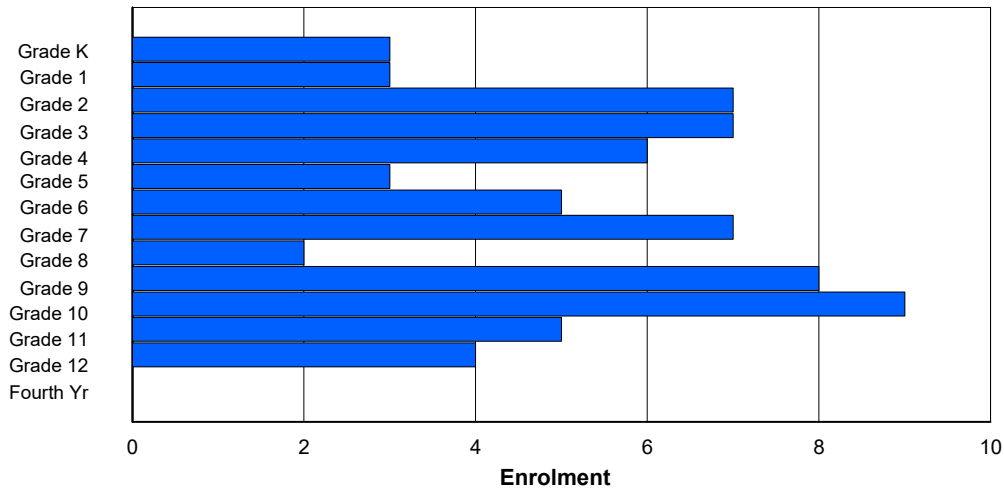
Enrolment By Age and Gender

| Gender | Age | | | | | | | | | | | | | | | | | Total |
|--------------|----------|----------|----------|----------|----------|----------|----------|----------|----------|----------|-----------|----------|----------|----------|----------|----------|-----------|-------|
| | 5 | 6 | 7 | 8 | 9 | 10 | 11 | 12 | 13 | 14 | 15 | 16 | 17 | 18 | 19 | 20> | | |
| Male | 1 | 1 | 4 | 3 | 1 | 1 | 3 | 0 | 2 | 4 | 7 | 3 | 2 | 0 | 0 | 0 | 32 | |
| Female | 2 | 2 | 3 | 4 | 5 | 2 | 2 | 7 | 0 | 3 | 3 | 2 | 2 | 0 | 0 | 0 | 37 | |
| Total | 3 | 3 | 7 | 7 | 6 | 3 | 5 | 7 | 2 | 7 | 10 | 5 | 4 | 0 | 0 | 0 | 69 | |

Enrolment By Grade and Gender

| Gender | Grade | | | | | | | | | | | | | | Total |
|--------------|----------|----------|----------|----------|----------|----------|----------|----------|----------|----------|----------|----------|----------|----------|-----------|
| | K | 1 | 2 | 3 | 4 | 5 | 6 | 7 | 8 | 9 | 10 | 11 | 12 | 4th | |
| Male | 1 | 1 | 4 | 3 | 1 | 1 | 3 | 0 | 2 | 5 | 6 | 3 | 2 | 0 | 32 |
| Female | 2 | 2 | 3 | 4 | 5 | 2 | 2 | 7 | 0 | 3 | 3 | 2 | 2 | 0 | 37 |
| Total | 3 | 3 | 7 | 7 | 6 | 3 | 5 | 7 | 2 | 8 | 9 | 5 | 4 | 0 | 69 |

Enrolment By Grade
For 286 - Fatima Academy, St. Bride's



* Data from the 2014-2015 AGR(Enrolment/Age as of the last day in Sept./Dec.)

** Newfoundland Statistics Classification System

*** May include itinerant teachers

NI,ESD - Eastern Region

#287 - Dunne Memorial Academy, St. Mary's

Classification: Rural
Offers Distance Education: Yes

Grades: K-12 Number of Grades: 13

[School FTE PTR : 7.0](#)
[District FTE PTR : 13.0](#)
[Provincial FTE PTR : 12.1](#)

[FTE Teachers](#) *** : 12.5

Enrolment By Age and Gender

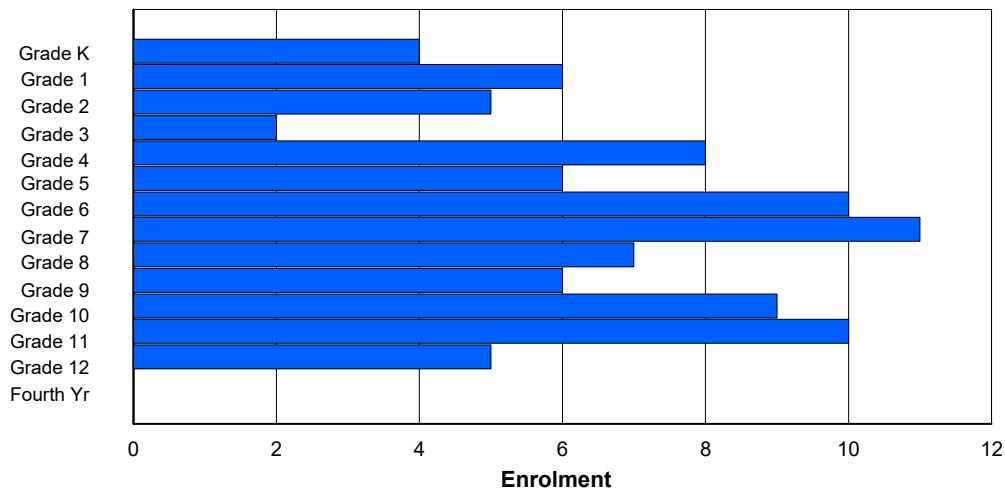
| Gender | Age | | | | | | | | | | | | | | | | | Total |
|--------------|----------|----------|----------|----------|----------|----------|-----------|-----------|----------|----------|----------|----------|----------|----------|----------|----------|-----------|-------|
| | 5 | 6 | 7 | 8 | 9 | 10 | 11 | 12 | 13 | 14 | 15 | 16 | 17 | 18 | 19 | 20> | | |
| Male | 3 | 3 | 2 | 2 | 4 | 3 | 2 | 6 | 7 | 1 | 5 | 6 | 3 | 0 | 0 | 0 | 47 | |
| Female | 1 | 3 | 3 | 0 | 4 | 3 | 8 | 5 | 0 | 5 | 3 | 3 | 4 | 0 | 0 | 0 | 42 | |
| Total | 4 | 6 | 5 | 2 | 8 | 6 | 10 | 11 | 7 | 6 | 8 | 9 | 7 | 0 | 0 | 0 | 89 | |

Enrolment By Grade and Gender

| Gender | Grade | | | | | | | | | | | | | | Total |
|--------------|----------|----------|----------|----------|----------|----------|-----------|-----------|----------|----------|----------|-----------|----------|----------|-----------|
| | K | 1 | 2 | 3 | 4 | 5 | 6 | 7 | 8 | 9 | 10 | 11 | 12 | 4th | |
| Male | 3 | 3 | 2 | 2 | 4 | 3 | 2 | 6 | 7 | 1 | 5 | 6 | 3 | 0 | 47 |
| Female | 1 | 3 | 3 | 0 | 4 | 3 | 8 | 5 | 0 | 5 | 4 | 4 | 2 | 0 | 42 |
| Total | 4 | 6 | 5 | 2 | 8 | 6 | 10 | 11 | 7 | 6 | 9 | 10 | 5 | 0 | 89 |

Enrolment By Grade

For 287 - Dunne Memorial Academy, St. Mary's



* Data from the 2014-2015 AGR(Enrolment/Age as of the last day in Sept./Dec.)

** Newfoundland Statistics Classification System

*** May include itinerant teachers

NI ESD - Eastern Region

#289 - St. Peter's Elementary, Upper Island Cove

Classification: Rural
Offers Distance Education: No

Grades: K-9 Number of Grades: 10

[School FTE PTR : 12.9](#)
[District FTE PTR : 13.0](#)
[Provincial FTE PTR : 12.1](#)

[FTE Teachers](#) *** : 16.0

Enrolment By Age and Gender

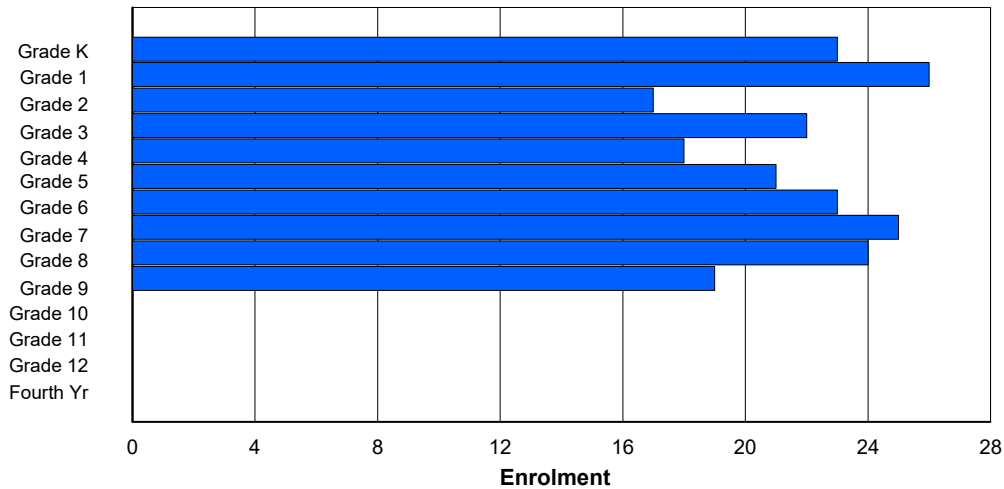
| Gender | Age | | | | | | | | | | | | | | | | Total |
|--------------|-----------|-----------|-----------|-----------|-----------|-----------|-----------|-----------|-----------|-----------|----------|----------|----------|----------|----------|----------|------------|
| | 5 | 6 | 7 | 8 | 9 | 10 | 11 | 12 | 13 | 14 | 15 | 16 | 17 | 18 | 19 | 20> | |
| Male | 11 | 10 | 9 | 15 | 8 | 8 | 10 | 10 | 14 | 12 | 0 | 0 | 0 | 0 | 0 | 0 | 107 |
| Female | 12 | 16 | 8 | 7 | 11 | 12 | 13 | 15 | 10 | 7 | 0 | 0 | 0 | 0 | 0 | 0 | 111 |
| Total | 23 | 26 | 17 | 22 | 19 | 20 | 23 | 25 | 24 | 19 | 0 | 0 | 0 | 0 | 0 | 0 | 218 |

Enrolment By Grade and Gender

| Gender | Grade | | | | | | | | | | | | | | Total |
|--------------|-----------|-----------|-----------|-----------|-----------|-----------|-----------|-----------|-----------|-----------|----------|----------|----------|----------|------------|
| | K | 1 | 2 | 3 | 4 | 5 | 6 | 7 | 8 | 9 | 10 | 11 | 12 | 4th | |
| Male | 11 | 10 | 9 | 15 | 8 | 8 | 11 | 9 | 14 | 12 | 0 | 0 | 0 | 0 | 107 |
| Female | 12 | 16 | 8 | 7 | 10 | 13 | 12 | 16 | 10 | 7 | 0 | 0 | 0 | 0 | 111 |
| Total | 23 | 26 | 17 | 22 | 18 | 21 | 23 | 25 | 24 | 19 | 0 | 0 | 0 | 0 | 218 |

Enrolment By Grade

For 289 - St. Peter's Elementary, Upper Island Cove



* Data from the 2014-2015 AGR(Enrolment/Age as of the last day in Sept./Dec.)

** Newfoundland Statistics Classification System

*** May include itinerant teachers

NI.ESD - Eastern Region

#291 - Perlwin Elementary, Winterton

Classification: Rural
Offers Distance Education: No

Grades: K-6 Number of Grades: 7

[School FTE PTR : 9.4](#)
[District FTE PTR : 13.0](#)
[Provincial FTE PTR : 12.1](#)

[FTE Teachers](#) *** : 7.0

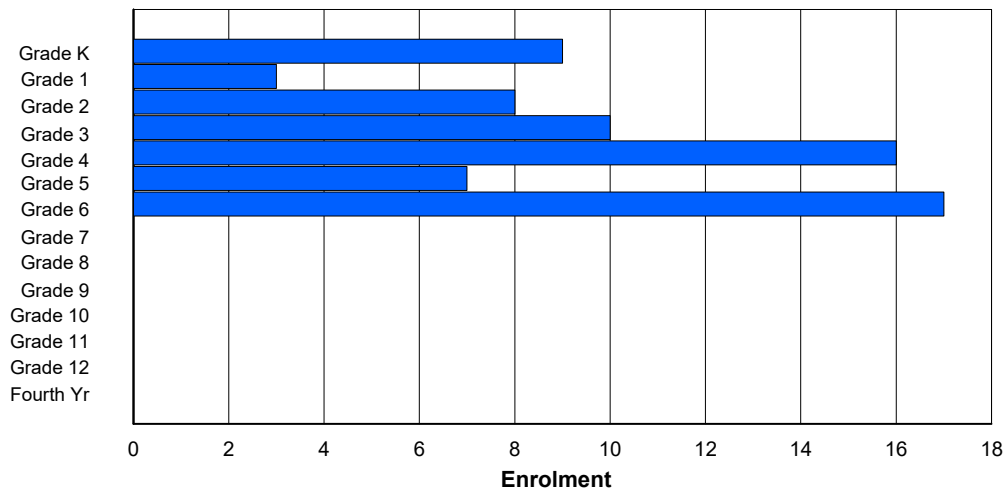
Enrolment By Age and Gender

| Gender | Age | | | | | | | | | | | | | | | | | Total |
|--------------|----------|----------|----------|-----------|-----------|----------|-----------|----------|----------|----------|----------|----------|----------|----------|----------|----------|-----------|-------|
| | 5 | 6 | 7 | 8 | 9 | 10 | 11 | 12 | 13 | 14 | 15 | 16 | 17 | 18 | 19 | 20> | | |
| Male | 5 | 2 | 4 | 4 | 6 | 2 | 13 | 0 | 0 | 0 | 0 | 0 | 0 | 0 | 0 | 0 | 36 | |
| Female | 4 | 1 | 4 | 6 | 10 | 5 | 4 | 0 | 0 | 0 | 0 | 0 | 0 | 0 | 0 | 0 | 34 | |
| Total | 9 | 3 | 8 | 10 | 16 | 7 | 17 | 0 | 0 | 0 | 0 | 0 | 0 | 0 | 0 | 0 | 70 | |

Enrolment By Grade and Gender

| Gender | Grade | | | | | | | | | | | | | | | Total |
|--------------|----------|----------|----------|-----------|-----------|----------|-----------|----------|----------|----------|----------|----------|----------|----------|-----------|-------|
| | K | 1 | 2 | 3 | 4 | 5 | 6 | 7 | 8 | 9 | 10 | 11 | 12 | 4th | | |
| Male | 5 | 2 | 4 | 4 | 6 | 2 | 13 | 0 | 0 | 0 | 0 | 0 | 0 | 0 | 36 | |
| Female | 4 | 1 | 4 | 6 | 10 | 5 | 4 | 0 | 0 | 0 | 0 | 0 | 0 | 0 | 34 | |
| Total | 9 | 3 | 8 | 10 | 16 | 7 | 17 | 0 | 0 | 0 | 0 | 0 | 0 | 0 | 70 | |

Enrolment By Grade
For 291 - Perlwin Elementary, Winterton



* Data from the 2014-2015 AGR(Enrolment/Age as of the last day in Sept./Dec.)

** Newfoundland Statistics Classification System

*** May include itinerant teachers

NI ESD - Eastern Region

#294 - St. Augustine's Elementary, Bell Island

Classification: Rural
Offers Distance Education: No

Grades: K-6 Number of Grades: 7

[School FTE PTR : 11.1](#)
[District FTE PTR : 13.0](#)
[Provincial FTE PTR : 12.1](#)

[FTE Teachers](#) *** : 14.8

Enrolment By Age and Gender

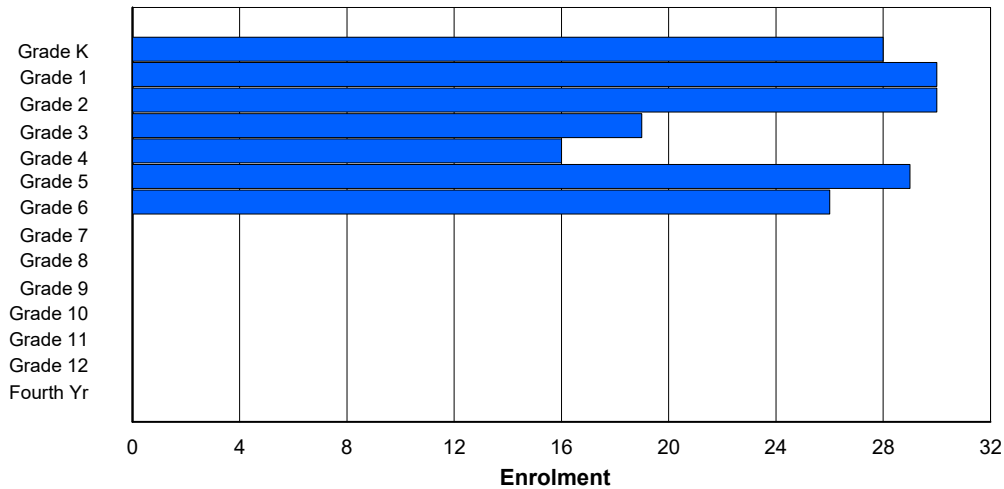
| Gender | Age | | | | | | | | | | | | | | | | | Total |
|--------------|-----------|-----------|-----------|-----------|-----------|-----------|-----------|----------|----------|----------|----------|----------|----------|----------|----------|----------|------------|-------|
| | 5 | 6 | 7 | 8 | 9 | 10 | 11 | 12 | 13 | 14 | 15 | 16 | 17 | 18 | 19 | 20> | | |
| Male | 11 | 13 | 17 | 8 | 8 | 16 | 7 | 0 | 0 | 0 | 0 | 0 | 0 | 0 | 0 | 0 | 80 | |
| Female | 17 | 17 | 13 | 11 | 8 | 13 | 19 | 0 | 0 | 0 | 0 | 0 | 0 | 0 | 0 | 0 | 98 | |
| Total | 28 | 30 | 30 | 19 | 16 | 29 | 26 | 0 | 0 | 0 | 0 | 0 | 0 | 0 | 0 | 0 | 178 | |

Enrolment By Grade and Gender

| Gender | Grade | | | | | | | | | | | | | | | Total |
|--------------|-----------|-----------|-----------|-----------|-----------|-----------|-----------|----------|----------|----------|----------|----------|----------|----------|------------|-------|
| | K | 1 | 2 | 3 | 4 | 5 | 6 | 7 | 8 | 9 | 10 | 11 | 12 | 4th | | |
| Male | 11 | 13 | 17 | 8 | 8 | 16 | 7 | 0 | 0 | 0 | 0 | 0 | 0 | 0 | 80 | |
| Female | 17 | 17 | 13 | 11 | 8 | 13 | 19 | 0 | 0 | 0 | 0 | 0 | 0 | 0 | 98 | |
| Total | 28 | 30 | 30 | 19 | 16 | 29 | 26 | 0 | 0 | 0 | 0 | 0 | 0 | 0 | 178 | |

Enrolment By Grade

For 294 - St. Augustine's Elementary, Bell Island



* Data from the 2014-2015 AGR(Enrolment/Age as of the last day in Sept./Dec.)

** Newfoundland Statistics Classification System

*** May include itinerant teachers

NI,ESD - Eastern Region

#296 - St. Michael's High, Bell Island

Classification: Rural
Offers Distance Education: Yes

Grades: 7-12

Number of Grades: 6

[School FTE PTR : 11.0](#)

[District FTE PTR : 13.0](#)

[Provincial FTE PTR : 12.1](#)

[FTE Teachers](#) *** : 15.5

Enrolment By Age and Gender

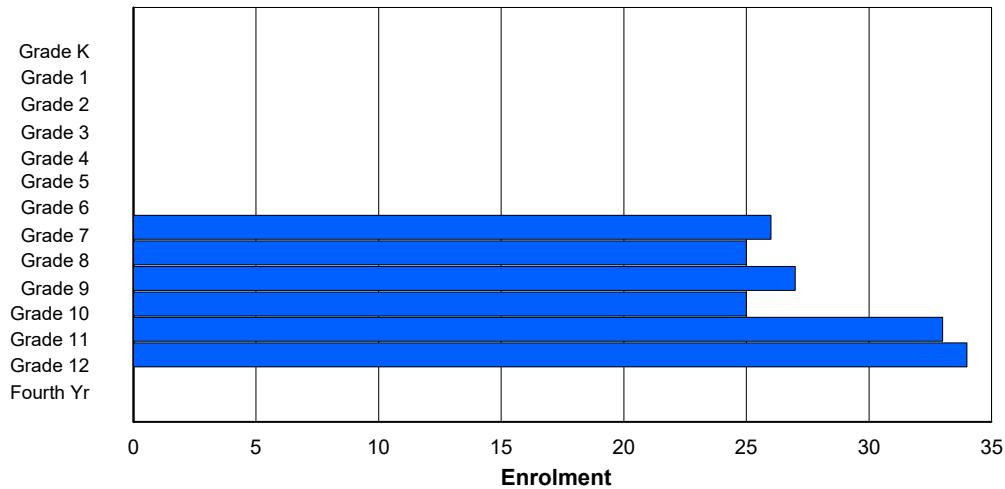
| Gender | Age | | | | | | | | | | | | | | | | | Total |
|--------------|----------|----------|----------|----------|----------|----------|----------|-----------|-----------|-----------|-----------|-----------|-----------|----------|----------|----------|------------|-------|
| | 5 | 6 | 7 | 8 | 9 | 10 | 11 | 12 | 13 | 14 | 15 | 16 | 17 | 18 | 19 | 20> | | |
| Male | 0 | 0 | 0 | 0 | 0 | 0 | 0 | 11 | 12 | 14 | 10 | 16 | 18 | 0 | 0 | 0 | 81 | |
| Female | 0 | 0 | 0 | 0 | 0 | 0 | 0 | 14 | 14 | 12 | 14 | 16 | 18 | 1 | 0 | 0 | 89 | |
| Total | 0 | 0 | 0 | 0 | 0 | 0 | 0 | 25 | 26 | 26 | 24 | 32 | 36 | 1 | 0 | 0 | 170 | |

Enrolment By Grade and Gender

| Gender | Grade | | | | | | | | | | | | | | | Total |
|--------------|----------|----------|----------|----------|----------|----------|----------|-----------|-----------|-----------|-----------|-----------|-----------|----------|------------|-------|
| | K | 1 | 2 | 3 | 4 | 5 | 6 | 7 | 8 | 9 | 10 | 11 | 12 | 4th | | |
| Male | 0 | 0 | 0 | 0 | 0 | 0 | 0 | 11 | 12 | 15 | 10 | 16 | 17 | 0 | 81 | |
| Female | 0 | 0 | 0 | 0 | 0 | 0 | 0 | 15 | 13 | 12 | 15 | 17 | 17 | 0 | 89 | |
| Total | 0 | 0 | 0 | 0 | 0 | 0 | 0 | 26 | 25 | 27 | 25 | 33 | 34 | 0 | 170 | |

Enrolment By Grade

For 296 - St. Michael's High, Bell Island



* Data from the 2014-2015 AGR(Enrolment/Age as of the last day in Sept./Dec.)

** Newfoundland Statistics Classification System

*** May include itinerant teachers

NI ESD - Eastern Region

#300 - Frank Roberts Junior High, Conception Bay South (Foxtrap)

Classification: Urban
Offers Distance Education: No

Grades: 7-9 Number of Grades: 3

[School FTE PTR : 14.2](#)
[District FTE PTR : 13.0](#)
[Provincial FTE PTR : 12.1](#)

[FTE Teachers](#) *** : 43.3

Enrolment By Age and Gender

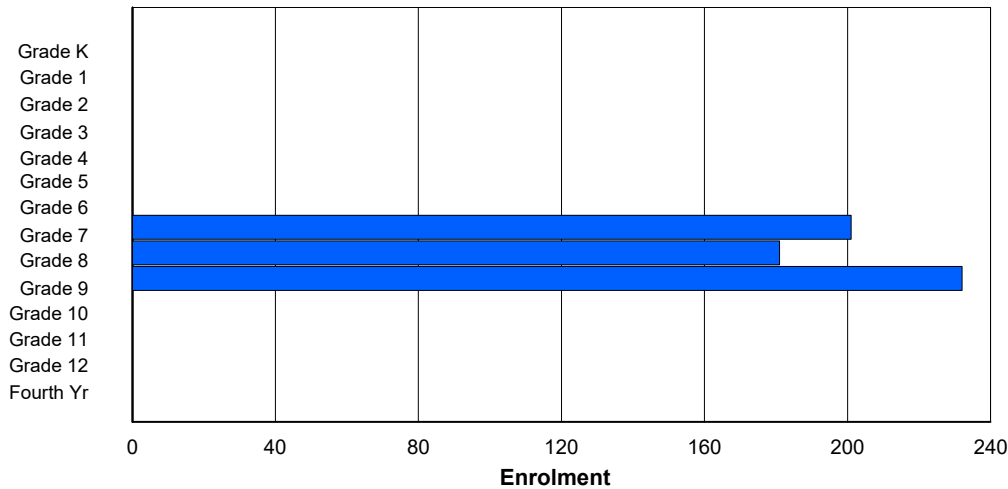
| Gender | Age | | | | | | | | | | | | | | | | Total |
|--------------|----------|----------|----------|----------|----------|----------|----------|------------|------------|------------|----------|----------|----------|----------|----------|----------|------------|
| | 5 | 6 | 7 | 8 | 9 | 10 | 11 | 12 | 13 | 14 | 15 | 16 | 17 | 18 | 19 | 20> | |
| Male | 0 | 0 | 0 | 0 | 0 | 0 | 0 | 92 | 87 | 130 | 4 | 0 | 0 | 0 | 0 | 0 | 313 |
| Female | 0 | 0 | 0 | 0 | 0 | 0 | 0 | 103 | 98 | 99 | 1 | 0 | 0 | 0 | 0 | 0 | 301 |
| Total | 0 | 0 | 0 | 0 | 0 | 0 | 0 | 195 | 185 | 229 | 5 | 0 | 0 | 0 | 0 | 0 | 614 |

Enrolment By Grade and Gender

| Gender | Grade | | | | | | | | | | | | | | Total |
|--------------|----------|----------|----------|----------|----------|----------|----------|------------|------------|------------|----------|----------|----------|----------|------------|
| | K | 1 | 2 | 3 | 4 | 5 | 6 | 7 | 8 | 9 | 10 | 11 | 12 | 4th | |
| Male | 0 | 0 | 0 | 0 | 0 | 0 | 0 | 96 | 83 | 134 | 0 | 0 | 0 | 0 | 313 |
| Female | 0 | 0 | 0 | 0 | 0 | 0 | 0 | 105 | 98 | 98 | 0 | 0 | 0 | 0 | 301 |
| Total | 0 | 0 | 0 | 0 | 0 | 0 | 0 | 201 | 181 | 232 | 0 | 0 | 0 | 0 | 614 |

Enrolment By Grade

For 300 - Frank Roberts Junior High, Conception Bay South (Foxtrap)



* Data from the 2014-2015 AGR(Enrolment/Age as of the last day in Sept./Dec.)

** Newfoundland Statistics Classification System

*** May include itinerant teachers

NI ESD - Eastern Region

#302 - Queen Elizabeth Regional High, Conception Bay South (Foxtrap)

Classification: Urban
Offers Distance Education: Yes

Grades: 10-12 Number of Grades: 3

[School FTE PTR : 16.3](#)
[District FTE PTR : 13.0](#)
[Provincial FTE PTR : 12.1](#)

[FTE Teachers](#) *** : 33.8

Enrolment By Age and Gender

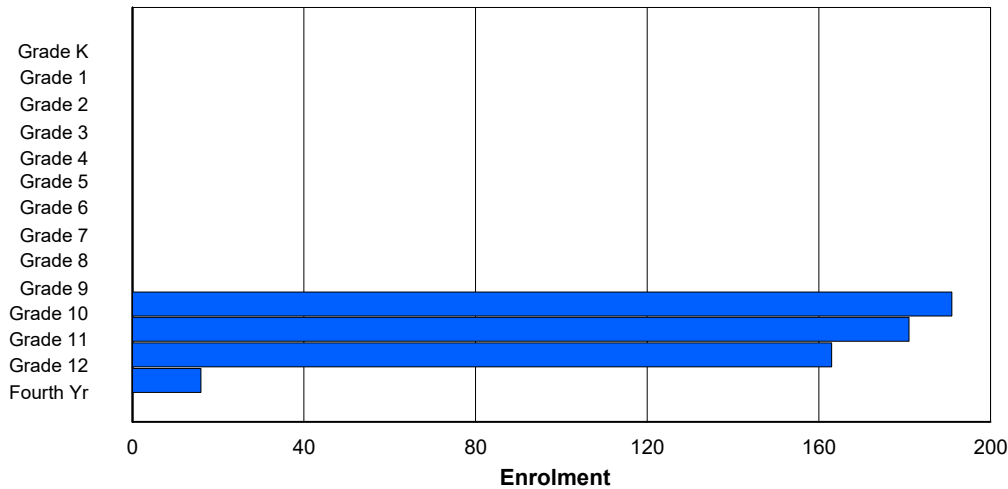
| Gender | Age | | | | | | | | | | | | | | | | | Total |
|--------------|----------|----------|----------|----------|----------|----------|----------|----------|----------|----------|------------|------------|------------|-----------|----------|----------|------------|-------|
| | 5 | 6 | 7 | 8 | 9 | 10 | 11 | 12 | 13 | 14 | 15 | 16 | 17 | 18 | 19 | 20> | | |
| Male | 0 | 0 | 0 | 0 | 0 | 0 | 0 | 0 | 0 | 1 | 88 | 97 | 79 | 21 | 1 | 2 | 289 | |
| Female | 0 | 0 | 0 | 0 | 0 | 0 | 0 | 0 | 0 | 0 | 86 | 92 | 76 | 4 | 2 | 2 | 262 | |
| Total | 0 | 0 | 0 | 0 | 0 | 0 | 0 | 0 | 0 | 1 | 174 | 189 | 155 | 25 | 3 | 4 | 551 | |

Enrolment By Grade and Gender

| Gender | Grade | | | | | | | | | | | | | | | Total |
|--------------|----------|----------|----------|----------|----------|----------|----------|----------|----------|----------|------------|------------|------------|-----------|------------|-------|
| | K | 1 | 2 | 3 | 4 | 5 | 6 | 7 | 8 | 9 | 10 | 11 | 12 | 4th | | |
| Male | 0 | 0 | 0 | 0 | 0 | 0 | 0 | 0 | 0 | 0 | 100 | 91 | 87 | 11 | 289 | |
| Female | 0 | 0 | 0 | 0 | 0 | 0 | 0 | 0 | 0 | 0 | 91 | 90 | 76 | 5 | 262 | |
| Total | 0 | 0 | 0 | 0 | 0 | 0 | 0 | 0 | 0 | 0 | 191 | 181 | 163 | 16 | 551 | |

Enrolment By Grade

For 302 - Queen Elizabeth Regional High, Conception Bay South (Foxtrap)



* Data from the 2014-2015 AGR(Enrolment/Age as of the last day in Sept./Dec.)

** Newfoundland Statistics Classification System

*** May include itinerant teachers

NI ESD - Eastern Region

#303 - St. Edward's Elementary, Conception Bay South (Kelligrews)

Classification: Urban
Offers Distance Education: No

Grades: K-6 Number of Grades: 7

[School FTE PTR : 14.6](#)
[District FTE PTR : 13.0](#)
[Provincial FTE PTR : 12.1](#)

[FTE Teachers](#) *** : 47.0

Enrolment By Age and Gender

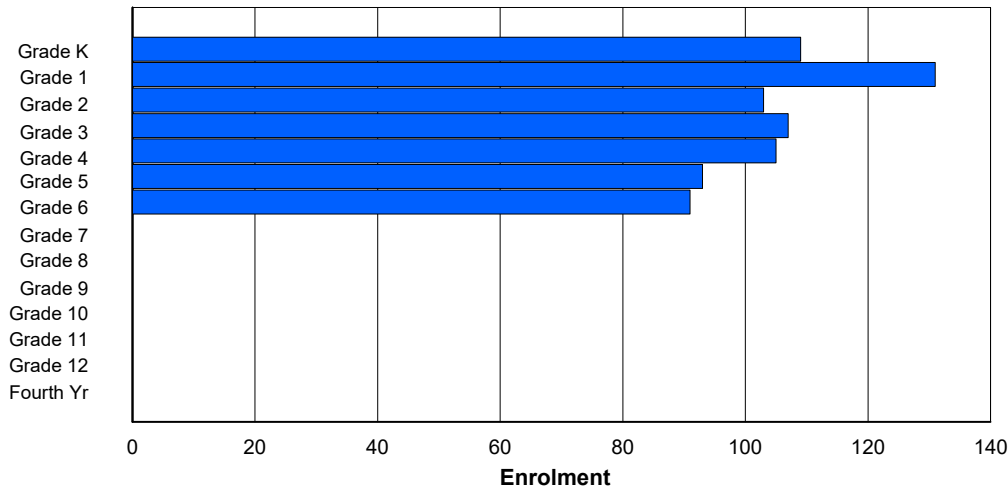
| Gender | Age | | | | | | | | | | | | | | | | | Total |
|--------------|------------|------------|------------|------------|------------|-----------|-----------|----------|----------|----------|----------|----------|----------|----------|----------|----------|------------|-------|
| | 5 | 6 | 7 | 8 | 9 | 10 | 11 | 12 | 13 | 14 | 15 | 16 | 17 | 18 | 19 | 20> | | |
| Male | 53 | 63 | 45 | 52 | 54 | 45 | 45 | 0 | 0 | 0 | 0 | 0 | 0 | 0 | 0 | 0 | 357 | |
| Female | 56 | 67 | 59 | 55 | 50 | 47 | 48 | 0 | 0 | 0 | 0 | 0 | 0 | 0 | 0 | 0 | 382 | |
| Total | 109 | 130 | 104 | 107 | 104 | 92 | 93 | 0 | 0 | 0 | 0 | 0 | 0 | 0 | 0 | 0 | 739 | |

Enrolment By Grade and Gender

| Gender | Grade | | | | | | | | | | | | | | | Total |
|--------------|------------|------------|------------|------------|------------|-----------|-----------|----------|----------|----------|----------|----------|----------|----------|------------|-------|
| | K | 1 | 2 | 3 | 4 | 5 | 6 | 7 | 8 | 9 | 10 | 11 | 12 | 4th | | |
| Male | 53 | 63 | 45 | 52 | 55 | 46 | 43 | 0 | 0 | 0 | 0 | 0 | 0 | 0 | 357 | |
| Female | 56 | 68 | 58 | 55 | 50 | 47 | 48 | 0 | 0 | 0 | 0 | 0 | 0 | 0 | 382 | |
| Total | 109 | 131 | 103 | 107 | 105 | 93 | 91 | 0 | 0 | 0 | 0 | 0 | 0 | 0 | 739 | |

Enrolment By Grade

For 303 - St. Edward's Elementary, Conception Bay South (Kelligrews)



* Data from the 2014-2015 AGR(Enrolment/Age as of the last day in Sept./Dec.)

** Newfoundland Statistics Classification System

*** May include itinerant teachers

NI ESD - Eastern Region

#304 - Holy Spirit High, Conception Bay South (Manuels)

Classification: Urban
Offers Distance Education: No

Grades: 9-12 Number of Grades: 4

[School FTE PTR : 17.8](#)
[District FTE PTR : 13.0](#)
[Provincial FTE PTR : 12.1](#)

[FTE Teachers](#) *** : 47.0

Enrolment By Age and Gender

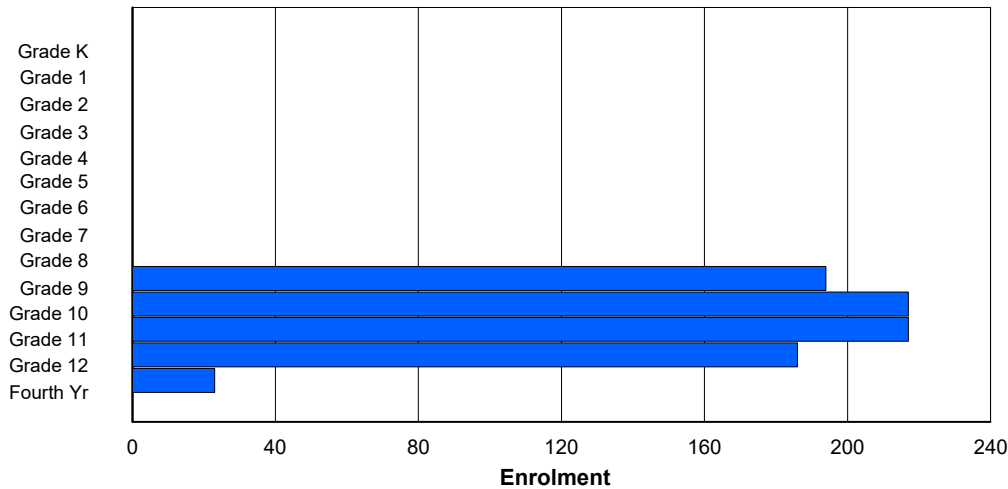
| Gender | Age | | | | | | | | | | | | | | | | | Total |
|--------------|----------|----------|----------|----------|----------|----------|----------|----------|----------|------------|------------|------------|------------|-----------|----------|----------|------------|-------|
| | 5 | 6 | 7 | 8 | 9 | 10 | 11 | 12 | 13 | 14 | 15 | 16 | 17 | 18 | 19 | 20> | | |
| Male | 0 | 0 | 0 | 0 | 0 | 0 | 0 | 0 | 0 | 96 | 113 | 110 | 93 | 12 | 0 | 1 | 425 | |
| Female | 0 | 0 | 0 | 0 | 0 | 0 | 0 | 0 | 0 | 93 | 99 | 110 | 96 | 12 | 2 | 0 | 412 | |
| Total | 0 | 0 | 0 | 0 | 0 | 0 | 0 | 0 | 0 | 189 | 212 | 220 | 189 | 24 | 2 | 1 | 837 | |

Enrolment By Grade and Gender

| Gender | Grade | | | | | | | | | | | | | | | Total |
|--------------|----------|----------|----------|----------|----------|----------|----------|----------|----------|------------|------------|------------|------------|-----------|------------|-------|
| | K | 1 | 2 | 3 | 4 | 5 | 6 | 7 | 8 | 9 | 10 | 11 | 12 | 4th | | |
| Male | 0 | 0 | 0 | 0 | 0 | 0 | 0 | 0 | 0 | 100 | 114 | 110 | 90 | 11 | 425 | |
| Female | 0 | 0 | 0 | 0 | 0 | 0 | 0 | 0 | 0 | 94 | 103 | 107 | 96 | 12 | 412 | |
| Total | 0 | 0 | 0 | 0 | 0 | 0 | 0 | 0 | 0 | 194 | 217 | 217 | 186 | 23 | 837 | |

Enrolment By Grade

For 304 - Holy Spirit High, Conception Bay South (Manuels)



* Data from the 2014-2015 AGR(Enrolment/Age as of the last day in Sept./Dec.)

** Newfoundland Statistics Classification System

*** May include itinerant teachers

NI ESD - Eastern Region

#305 - Villanova Junior High, Conception Bay South (Manuels)

Classification: Urban
Offers Distance Education: No

Grades: 5-8 Number of Grades: 4

[School FTE PTR : 14.1](#)
[District FTE PTR : 13.0](#)
[Provincial FTE PTR : 12.1](#)

[FTE Teachers](#) *** : 44.5

Enrolment By Age and Gender

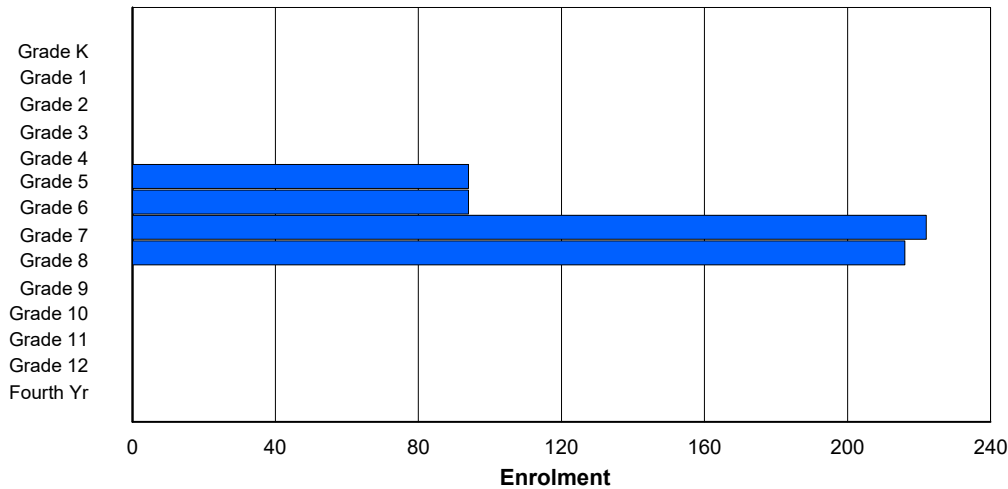
| Gender | Age | | | | | | | | | | | | | | | | Total |
|--------------|----------|----------|----------|----------|----------|-----------|-----------|------------|------------|----------|----------|----------|----------|----------|----------|----------|------------|
| | 5 | 6 | 7 | 8 | 9 | 10 | 11 | 12 | 13 | 14 | 15 | 16 | 17 | 18 | 19 | 20> | |
| Male | 0 | 0 | 0 | 0 | 0 | 57 | 51 | 107 | 96 | 2 | 0 | 0 | 0 | 0 | 0 | 0 | 313 |
| Female | 0 | 0 | 0 | 0 | 0 | 37 | 41 | 111 | 123 | 1 | 0 | 0 | 0 | 0 | 0 | 0 | 313 |
| Total | 0 | 0 | 0 | 0 | 0 | 94 | 92 | 218 | 219 | 3 | 0 | 0 | 0 | 0 | 0 | 0 | 626 |

Enrolment By Grade and Gender

| Gender | Grade | | | | | | | | | | | | | | Total |
|--------------|----------|----------|----------|----------|----------|-----------|-----------|------------|------------|----------|----------|----------|----------|----------|------------|
| | K | 1 | 2 | 3 | 4 | 5 | 6 | 7 | 8 | 9 | 10 | 11 | 12 | 4th | |
| Male | 0 | 0 | 0 | 0 | 0 | 57 | 52 | 110 | 94 | 0 | 0 | 0 | 0 | 0 | 313 |
| Female | 0 | 0 | 0 | 0 | 0 | 37 | 42 | 112 | 122 | 0 | 0 | 0 | 0 | 0 | 313 |
| Total | 0 | 0 | 0 | 0 | 0 | 94 | 94 | 222 | 216 | 0 | 0 | 0 | 0 | 0 | 626 |

Enrolment By Grade

For 305 - Villanova Junior High, Conception Bay South (Manuels)



* Data from the 2014-2015 AGR(Enrolment/Age as of the last day in Sept./Dec.)

** Newfoundland Statistics Classification System

*** May include itinerant teachers

NI ESD - Eastern Region

#306 - St. George's Elementary, Conception Bay South (Manuels)

Classification: Urban
Offers Distance Education: No

Grades: K-6 Number of Grades: 7

[School FTE PTR : 12.2](#)
[District FTE PTR : 13.0](#)
[Provincial FTE PTR : 12.1](#)

[FTE Teachers](#) *** : 21.5

Enrolment By Age and Gender

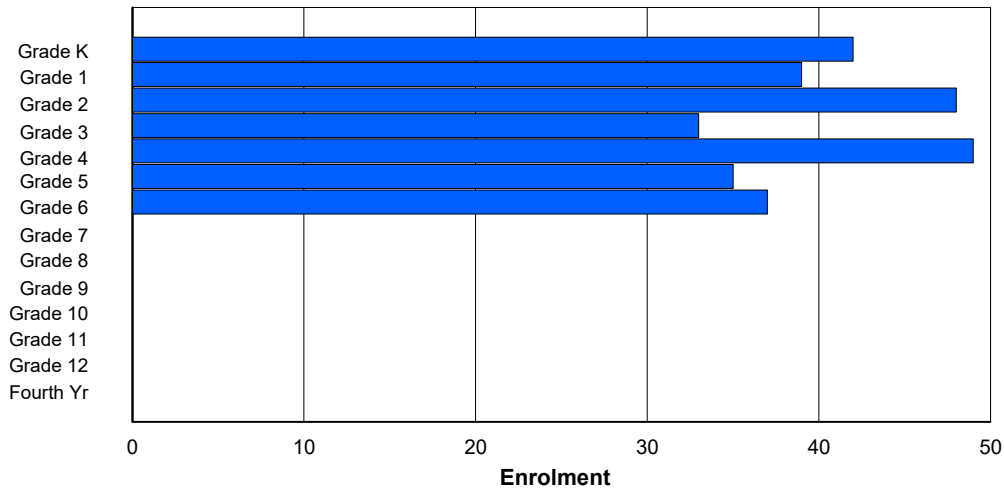
| Gender | Age | | | | | | | | | | | | | | | | | Total |
|--------------|-----------|-----------|-----------|-----------|-----------|-----------|-----------|----------|----------|----------|----------|----------|----------|----------|----------|----------|------------|-------|
| | 5 | 6 | 7 | 8 | 9 | 10 | 11 | 12 | 13 | 14 | 15 | 16 | 17 | 18 | 19 | 20> | | |
| Male | 16 | 21 | 22 | 14 | 21 | 17 | 23 | 0 | 0 | 0 | 0 | 0 | 0 | 0 | 0 | 0 | 134 | |
| Female | 23 | 19 | 27 | 20 | 28 | 17 | 14 | 1 | 0 | 0 | 0 | 0 | 0 | 0 | 0 | 0 | 149 | |
| Total | 39 | 40 | 49 | 34 | 49 | 34 | 37 | 1 | 0 | 0 | 0 | 0 | 0 | 0 | 0 | 0 | 283 | |

Enrolment By Grade and Gender

| Gender | Grade | | | | | | | | | | | | | | | Total |
|--------------|-----------|-----------|-----------|-----------|-----------|-----------|-----------|----------|----------|----------|----------|----------|----------|----------|------------|-------|
| | K | 1 | 2 | 3 | 4 | 5 | 6 | 7 | 8 | 9 | 10 | 11 | 12 | 4th | | |
| Male | 18 | 20 | 21 | 14 | 21 | 18 | 22 | 0 | 0 | 0 | 0 | 0 | 0 | 0 | 134 | |
| Female | 24 | 19 | 27 | 19 | 28 | 17 | 15 | 0 | 0 | 0 | 0 | 0 | 0 | 0 | 149 | |
| Total | 42 | 39 | 48 | 33 | 49 | 35 | 37 | 0 | 0 | 0 | 0 | 0 | 0 | 0 | 283 | |

Enrolment By Grade

For 306 - St. George's Elementary, Conception Bay South (Manuels)



* Data from the 2014-2015 AGR(Enrolment/Age as of the last day in Sept./Dec.)

** Newfoundland Statistics Classification System

*** May include itinerant teachers

NI,ESD - Eastern Region

#307 - Mobile Central High, Mobile

Classification: Rural
Offers Distance Education: Yes

Grades: 7-12

Number of Grades: 6

[School FTE PTR : 13.0](#)

[District FTE PTR : 13.0](#)

[Provincial FTE PTR : 12.1](#)

[FTE Teachers](#) *** : 18.5

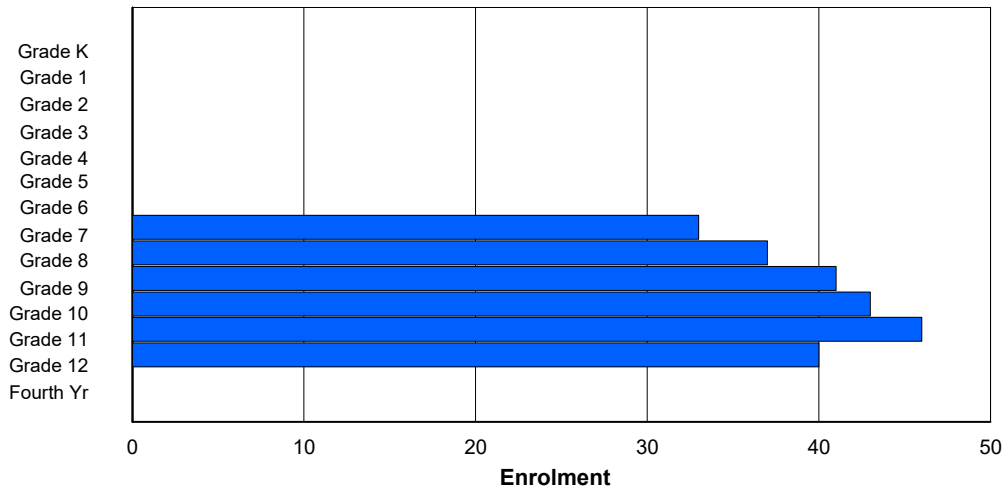
Enrolment By Age and Gender

| Gender | Age | | | | | | | | | | | | | | | | Total |
|--------------|----------|----------|----------|----------|----------|----------|----------|-----------|-----------|-----------|-----------|-----------|-----------|----------|----------|----------|------------|
| | 5 | 6 | 7 | 8 | 9 | 10 | 11 | 12 | 13 | 14 | 15 | 16 | 17 | 18 | 19 | 20> | |
| Male | 0 | 0 | 0 | 0 | 0 | 0 | 0 | 13 | 19 | 17 | 31 | 18 | 17 | 3 | 1 | 1 | 120 |
| Female | 0 | 0 | 0 | 0 | 0 | 0 | 0 | 20 | 18 | 21 | 14 | 27 | 20 | 0 | 0 | 0 | 120 |
| Total | 0 | 0 | 0 | 0 | 0 | 0 | 0 | 33 | 37 | 38 | 45 | 45 | 37 | 3 | 1 | 1 | 240 |

Enrolment By Grade and Gender

| Gender | Grade | | | | | | | | | | | | | | Total |
|--------------|----------|----------|----------|----------|----------|----------|----------|-----------|-----------|-----------|-----------|-----------|-----------|----------|------------|
| | K | 1 | 2 | 3 | 4 | 5 | 6 | 7 | 8 | 9 | 10 | 11 | 12 | 4th | |
| Male | 0 | 0 | 0 | 0 | 0 | 0 | 0 | 13 | 19 | 20 | 29 | 19 | 20 | 0 | 120 |
| Female | 0 | 0 | 0 | 0 | 0 | 0 | 0 | 20 | 18 | 21 | 14 | 27 | 20 | 0 | 120 |
| Total | 0 | 0 | 0 | 0 | 0 | 0 | 0 | 33 | 37 | 41 | 43 | 46 | 40 | 0 | 240 |

Enrolment By Grade
For 307 - Mobile Central High, Mobile



* Data from the 2014-2015 AGR(Enrolment/Age as of the last day in Sept./Dec.)

** Newfoundland Statistics Classification System

*** May include itinerant teachers

NI ESD - Eastern Region

#308 - Mary Queen of the World Elementary, Mount Pearl

Classification: Urban
Offers Distance Education: No

Grades: K-6 Number of Grades: 7

[School FTE PTR : 12.2](#)
[District FTE PTR : 13.0](#)
[Provincial FTE PTR : 12.1](#)

[FTE Teachers](#) *** : 31.5

Enrolment By Age and Gender

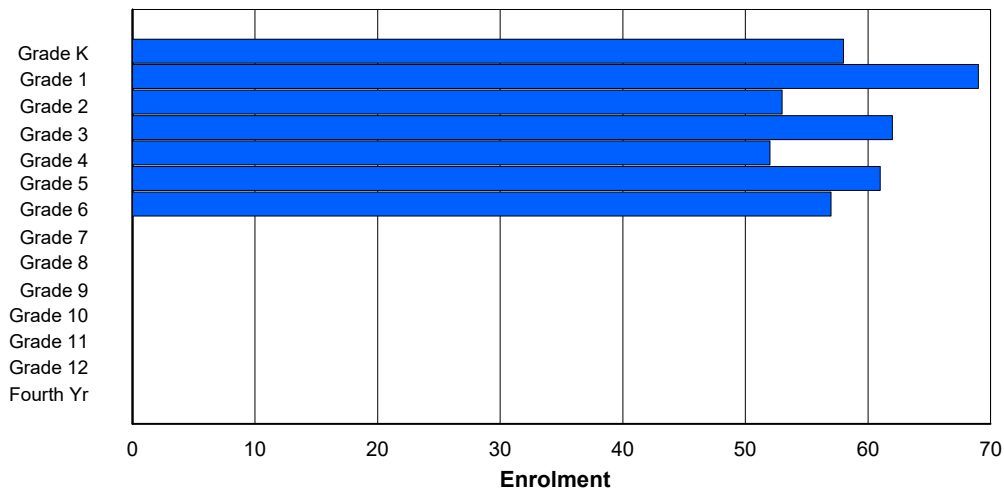
| Gender | Age | | | | | | | | | | | | | | | | | Total |
|--------------|-----------|-----------|-----------|-----------|-----------|-----------|-----------|----------|----------|----------|----------|----------|----------|----------|----------|----------|------------|-------|
| | 5 | 6 | 7 | 8 | 9 | 10 | 11 | 12 | 13 | 14 | 15 | 16 | 17 | 18 | 19 | 20> | | |
| Male | 26 | 35 | 30 | 32 | 31 | 26 | 34 | 1 | 0 | 0 | 0 | 0 | 0 | 0 | 0 | 0 | 215 | |
| Female | 30 | 32 | 24 | 31 | 23 | 32 | 24 | 1 | 0 | 0 | 0 | 0 | 0 | 0 | 0 | 0 | 197 | |
| Total | 56 | 67 | 54 | 63 | 54 | 58 | 58 | 2 | 0 | 0 | 0 | 0 | 0 | 0 | 0 | 0 | 412 | |

Enrolment By Grade and Gender

| Gender | Grade | | | | | | | | | | | | | | | Total |
|--------------|-----------|-----------|-----------|-----------|-----------|-----------|-----------|----------|----------|----------|----------|----------|----------|----------|------------|-------|
| | K | 1 | 2 | 3 | 4 | 5 | 6 | 7 | 8 | 9 | 10 | 11 | 12 | 4th | | |
| Male | 28 | 36 | 28 | 32 | 30 | 27 | 34 | 0 | 0 | 0 | 0 | 0 | 0 | 0 | 215 | |
| Female | 30 | 33 | 25 | 30 | 22 | 34 | 23 | 0 | 0 | 0 | 0 | 0 | 0 | 0 | 197 | |
| Total | 58 | 69 | 53 | 62 | 52 | 61 | 57 | 0 | 0 | 0 | 0 | 0 | 0 | 0 | 412 | |

Enrolment By Grade

For 308 - Mary Queen of the World Elementary, Mount Pearl



* Data from the 2014-2015 AGR(Enrolment/Age as of the last day in Sept./Dec.)

** Newfoundland Statistics Classification System

*** May include itinerant teachers

NI ESD - Eastern Region

#309 - Morris Academy, Mount Pearl

Classification: Urban
Offers Distance Education: No

Grades: K-5 Number of Grades: 5

[School FTE PTR : 11.7](#)
[District FTE PTR : 13.0](#)
[Provincial FTE PTR : 12.1](#)

[FTE Teachers](#) *** : 23.5

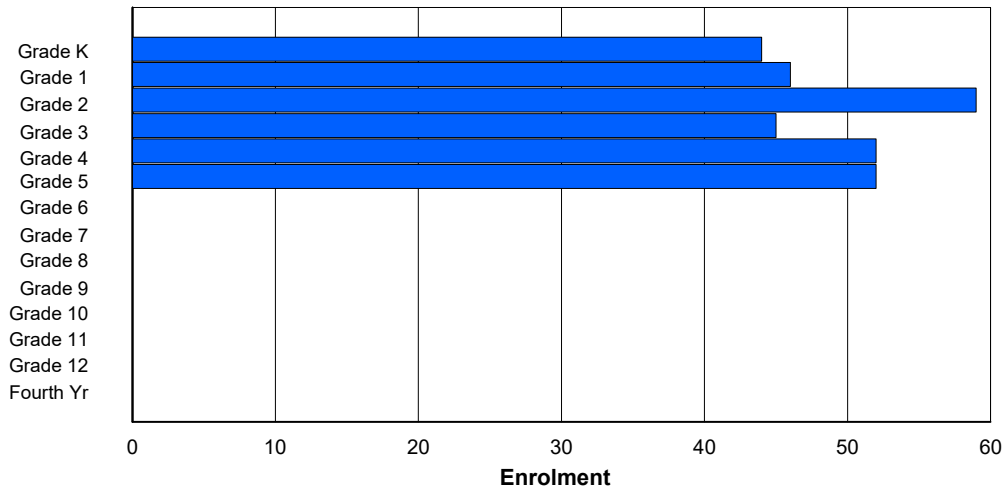
Enrolment By Age and Gender

| Gender | Age | | | | | | | | | | | | | | | | | Total |
|--------------|-----------|-----------|-----------|-----------|-----------|-----------|----------|----------|----------|----------|----------|----------|----------|----------|----------|----------|------------|-------|
| | 5 | 6 | 7 | 8 | 9 | 10 | 11 | 12 | 13 | 14 | 15 | 16 | 17 | 18 | 19 | 20> | | |
| Male | 22 | 27 | 31 | 21 | 25 | 29 | 2 | 0 | 0 | 0 | 0 | 0 | 0 | 0 | 0 | 0 | 157 | |
| Female | 21 | 20 | 28 | 22 | 26 | 24 | 0 | 0 | 0 | 0 | 0 | 0 | 0 | 0 | 0 | 0 | 141 | |
| Total | 43 | 47 | 59 | 43 | 51 | 53 | 2 | 0 | 0 | 0 | 0 | 0 | 0 | 0 | 0 | 0 | 298 | |

Enrolment By Grade and Gender

| Gender | Grade | | | | | | | | | | | | | | | Total |
|--------------|-----------|-----------|-----------|-----------|-----------|-----------|----------|----------|----------|----------|----------|----------|----------|----------|------------|-------|
| | K | 1 | 2 | 3 | 4 | 5 | 6 | 7 | 8 | 9 | 10 | 11 | 12 | 4th | | |
| Male | 23 | 26 | 31 | 23 | 26 | 28 | 0 | 0 | 0 | 0 | 0 | 0 | 0 | 0 | 157 | |
| Female | 21 | 20 | 28 | 22 | 26 | 24 | 0 | 0 | 0 | 0 | 0 | 0 | 0 | 0 | 141 | |
| Total | 44 | 46 | 59 | 45 | 52 | 52 | 0 | 0 | 0 | 0 | 0 | 0 | 0 | 0 | 298 | |

Enrolment By Grade
For 309 - Morris Academy, Mount Pearl



* Data from the 2014-2015 AGR(Enrolment/Age as of the last day in Sept./Dec.)

** Newfoundland Statistics Classification System

*** May include itinerant teachers

NI,ESD - Eastern Region

#310 - Mount Pearl Intermediate, Mount Pearl

Classification: Urban
Offers Distance Education: No

Grades: 6-8 Number of Grades: 5

[School FTE PTR : 14.0](#)
[District FTE PTR : 13.0](#)
[Provincial FTE PTR : 12.1](#)

[FTE Teachers](#) *** : 41.5

Enrolment By Age and Gender

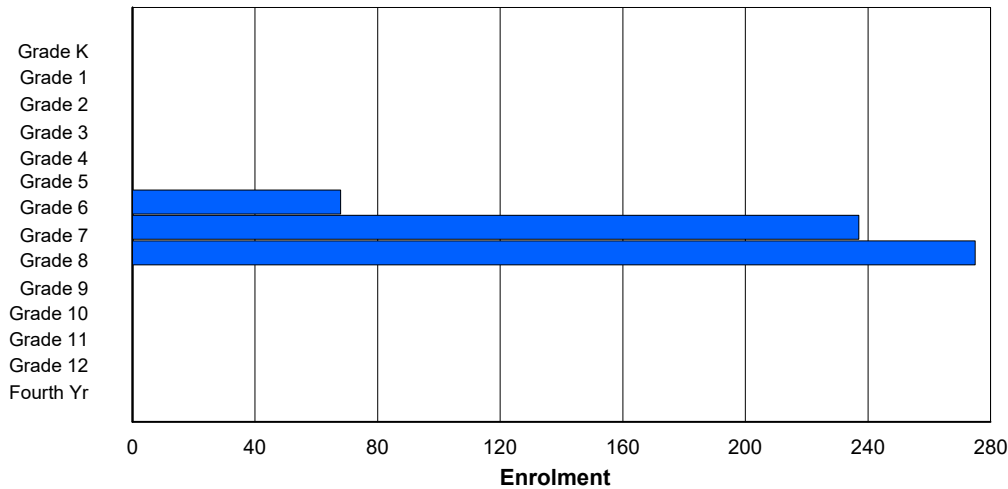
| Gender | Age | | | | | | | | | | | | | | | | Total |
|--------------|----------|----------|----------|----------|----------|----------|-----------|------------|------------|----------|----------|----------|----------|----------|----------|----------|------------|
| | 5 | 6 | 7 | 8 | 9 | 10 | 11 | 12 | 13 | 14 | 15 | 16 | 17 | 18 | 19 | 20> | |
| Male | 0 | 0 | 0 | 0 | 0 | 0 | 33 | 112 | 140 | 7 | 0 | 0 | 0 | 0 | 0 | 0 | 292 |
| Female | 0 | 0 | 0 | 0 | 0 | 0 | 32 | 120 | 135 | 1 | 0 | 0 | 0 | 0 | 0 | 0 | 288 |
| Total | 0 | 0 | 0 | 0 | 0 | 0 | 65 | 232 | 275 | 8 | 0 | 0 | 0 | 0 | 0 | 0 | 580 |

Enrolment By Grade and Gender

| Gender | Grade | | | | | | | | | | | | | | Total |
|--------------|----------|----------|----------|----------|----------|----------|-----------|------------|------------|----------|----------|----------|----------|----------|------------|
| | K | 1 | 2 | 3 | 4 | 5 | 6 | 7 | 8 | 9 | 10 | 11 | 12 | 4th | |
| Male | 0 | 0 | 0 | 0 | 0 | 0 | 36 | 115 | 141 | 0 | 0 | 0 | 0 | 0 | 292 |
| Female | 0 | 0 | 0 | 0 | 0 | 0 | 32 | 122 | 134 | 0 | 0 | 0 | 0 | 0 | 288 |
| Total | 0 | 0 | 0 | 0 | 0 | 0 | 68 | 237 | 275 | 0 | 0 | 0 | 0 | 0 | 580 |

Enrolment By Grade

For 310 - Mount Pearl Intermediate, Mount Pearl



* Data from the 2014-2015 AGR(Enrolment/Age as of the last day in Sept./Dec.)

** Newfoundland Statistics Classification System

*** May include itinerant teachers

NI,ESD - Eastern Region

#311 - Mount Pearl Senior High, Mount Pearl

Classification: Urban
Offers Distance Education: No

Grades: 9-12 Number of Grades: 3

[School FTE PTR : 16.7](#)
[District FTE PTR : 13.0](#)
[Provincial FTE PTR : 12.1](#)

[FTE Teachers](#) *** : 53.8

Enrolment By Age and Gender

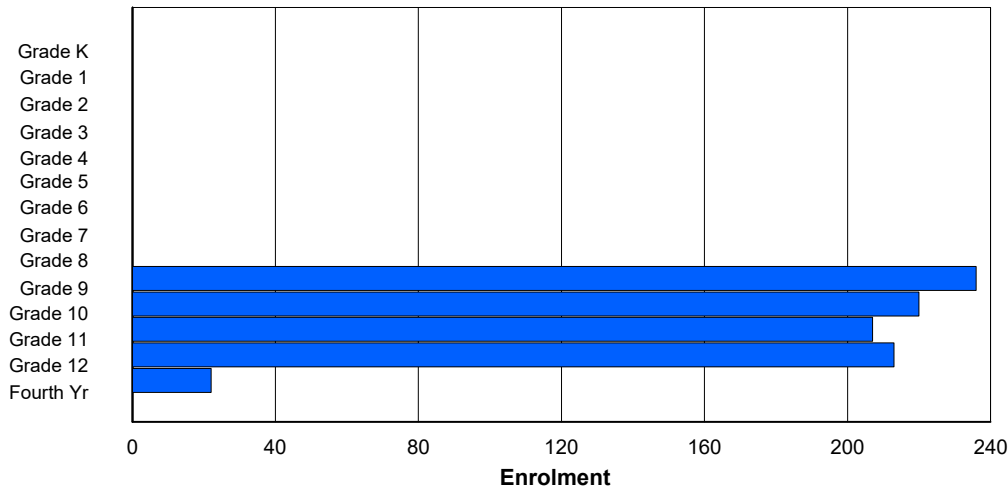
| Gender | Age | | | | | | | | | | | | | | | | | Total |
|--------------|----------|----------|----------|----------|----------|----------|----------|----------|----------|------------|------------|------------|------------|-----------|----------|----------|------------|-------|
| | 5 | 6 | 7 | 8 | 9 | 10 | 11 | 12 | 13 | 14 | 15 | 16 | 17 | 18 | 19 | 20> | | |
| Male | 0 | 0 | 0 | 0 | 0 | 0 | 0 | 0 | 0 | 122 | 101 | 91 | 90 | 13 | 3 | 1 | 421 | |
| Female | 0 | 0 | 0 | 0 | 0 | 0 | 0 | 0 | 0 | 108 | 120 | 113 | 112 | 21 | 3 | 0 | 477 | |
| Total | 0 | 0 | 0 | 0 | 0 | 0 | 0 | 0 | 0 | 230 | 221 | 204 | 202 | 34 | 6 | 1 | 898 | |

Enrolment By Grade and Gender

| Gender | Grade | | | | | | | | | | | | | | | Total |
|--------------|----------|----------|----------|----------|----------|----------|----------|----------|----------|------------|------------|------------|------------|-----------|------------|-------|
| | K | 1 | 2 | 3 | 4 | 5 | 6 | 7 | 8 | 9 | 10 | 11 | 12 | 4th | | |
| Male | 0 | 0 | 0 | 0 | 0 | 0 | 0 | 0 | 0 | 127 | 99 | 94 | 91 | 10 | 421 | |
| Female | 0 | 0 | 0 | 0 | 0 | 0 | 0 | 0 | 0 | 109 | 121 | 113 | 122 | 12 | 477 | |
| Total | 0 | 0 | 0 | 0 | 0 | 0 | 0 | 0 | 0 | 236 | 220 | 207 | 213 | 22 | 898 | |

Enrolment By Grade

For 311 - Mount Pearl Senior High, Mount Pearl



* Data from the 2014-2015 AGR(Enrolment/Age as of the last day in Sept./Dec.)

** Newfoundland Statistics Classification System

*** May include itinerant teachers

NI.ESD - Eastern Region

#312 - Newtown Elementary, Mount Pearl

Classification: Urban
Offers Distance Education: No

Grades: 4-6 Number of Grades: 7

[School FTE PTR : 13.9](#)
[District FTE PTR : 13.0](#)
[Provincial FTE PTR : 12.1](#)

[FTE Teachers](#) *** : 35.5

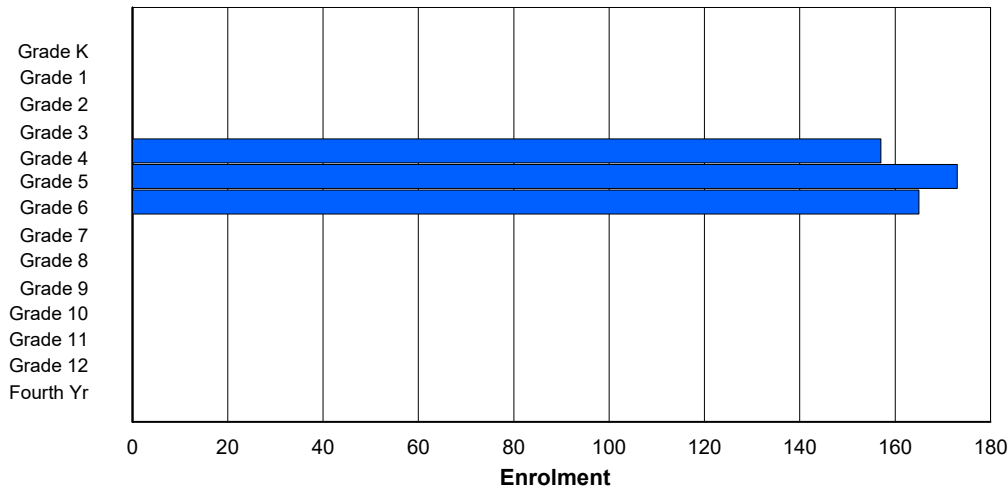
Enrolment By Age and Gender

| Gender | Age | | | | | | | | | | | | | | | | | Total |
|--------------|----------|----------|----------|----------|------------|------------|------------|----------|----------|----------|----------|----------|----------|----------|----------|----------|------------|-------|
| | 5 | 6 | 7 | 8 | 9 | 10 | 11 | 12 | 13 | 14 | 15 | 16 | 17 | 18 | 19 | 20> | | |
| Male | 0 | 0 | 0 | 0 | 76 | 89 | 86 | 0 | 0 | 0 | 0 | 0 | 0 | 0 | 0 | 0 | 251 | |
| Female | 0 | 0 | 0 | 0 | 77 | 83 | 82 | 2 | 0 | 0 | 0 | 0 | 0 | 0 | 0 | 0 | 244 | |
| Total | 0 | 0 | 0 | 0 | 153 | 172 | 168 | 2 | 0 | 0 | 0 | 0 | 0 | 0 | 0 | 0 | 495 | |

Enrolment By Grade and Gender

| Gender | Grade | | | | | | | | | | | | | | | Total |
|--------------|----------|----------|----------|----------|------------|------------|------------|----------|----------|----------|----------|----------|----------|----------|------------|-------|
| | K | 1 | 2 | 3 | 4 | 5 | 6 | 7 | 8 | 9 | 10 | 11 | 12 | 4th | | |
| Male | 0 | 0 | 0 | 0 | 78 | 90 | 83 | 0 | 0 | 0 | 0 | 0 | 0 | 0 | 251 | |
| Female | 0 | 0 | 0 | 0 | 79 | 83 | 82 | 0 | 0 | 0 | 0 | 0 | 0 | 0 | 244 | |
| Total | 0 | 0 | 0 | 0 | 157 | 173 | 165 | 0 | 0 | 0 | 0 | 0 | 0 | 0 | 495 | |

Enrolment By Grade
For 312 - Newtown Elementary, Mount Pearl



* Data from the 2014-2015 AGR(Enrolment/Age as of the last day in Sept./Dec.)

** Newfoundland Statistics Classification System

*** May include itinerant teachers

NI,ESD - Eastern Region

#313 - O'Donel High School, Mount Pearl

Classification: Urban
Offers Distance Education: No

Grades: 10-12 Number of Grades: 3

[School FTE PTR : 16.7](#)
[District FTE PTR : 13.0](#)
[Provincial FTE PTR : 12.1](#)

[FTE Teachers](#) *** : 38.3

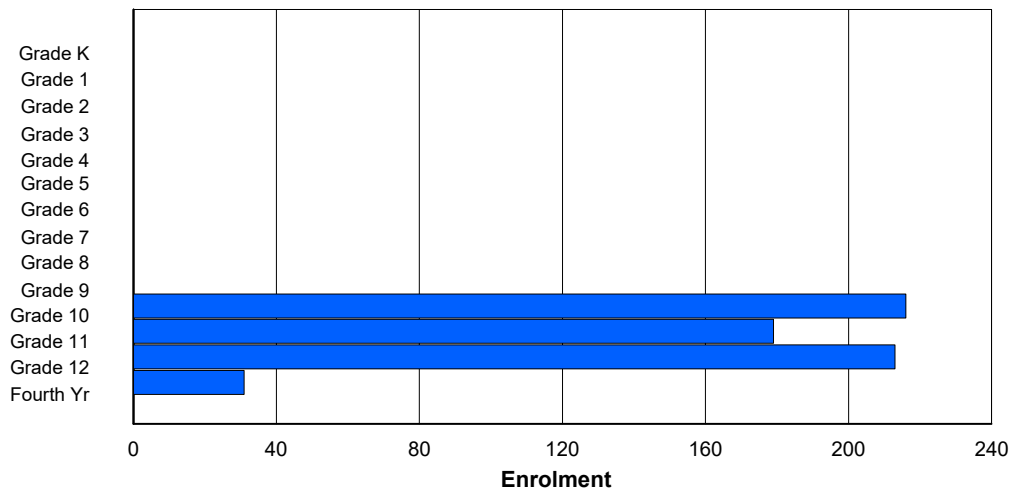
Enrolment By Age and Gender

| Gender | Age | | | | | | | | | | | | | | | | | Total |
|--------------|----------|----------|----------|----------|----------|----------|----------|----------|----------|----------|------------|------------|------------|-----------|----------|----------|------------|-------|
| | 5 | 6 | 7 | 8 | 9 | 10 | 11 | 12 | 13 | 14 | 15 | 16 | 17 | 18 | 19 | 20> | | |
| Male | 0 | 0 | 0 | 0 | 0 | 0 | 0 | 0 | 0 | 0 | 115 | 89 | 119 | 26 | 4 | 1 | 354 | |
| Female | 0 | 0 | 0 | 0 | 0 | 0 | 0 | 0 | 0 | 1 | 82 | 88 | 99 | 10 | 5 | 0 | 285 | |
| Total | 0 | 0 | 0 | 0 | 0 | 0 | 0 | 0 | 0 | 1 | 197 | 177 | 218 | 36 | 9 | 1 | 639 | |

Enrolment By Grade and Gender

| Gender | Grade | | | | | | | | | | | | | | | Total |
|--------------|----------|----------|----------|----------|----------|----------|----------|----------|----------|----------|------------|------------|------------|-----------|------------|-------|
| | K | 1 | 2 | 3 | 4 | 5 | 6 | 7 | 8 | 9 | 10 | 11 | 12 | 4th | | |
| Male | 0 | 0 | 0 | 0 | 0 | 0 | 0 | 0 | 0 | 0 | 122 | 91 | 120 | 21 | 354 | |
| Female | 0 | 0 | 0 | 0 | 0 | 0 | 0 | 0 | 0 | 0 | 94 | 88 | 93 | 10 | 285 | |
| Total | 0 | 0 | 0 | 0 | 0 | 0 | 0 | 0 | 0 | 0 | 216 | 179 | 213 | 31 | 639 | |

Enrolment By Grade
For 313 - O'Donel High School, Mount Pearl



* Data from the 2014-2015 AGR(Enrolment/Age as of the last day in Sept./Dec.)

** Newfoundland Statistics Classification System

*** May include itinerant teachers

NI ESD - Eastern Region

#315 - St. Peter's Junior High, Mount Pearl

Classification: Urban
Offers Distance Education: No

Grades: 7-9 Number of Grades: 3

[School FTE PTR : 14.4](#)
[District FTE PTR : 13.0](#)
[Provincial FTE PTR : 12.1](#)

[FTE Teachers](#) *** : 40.6

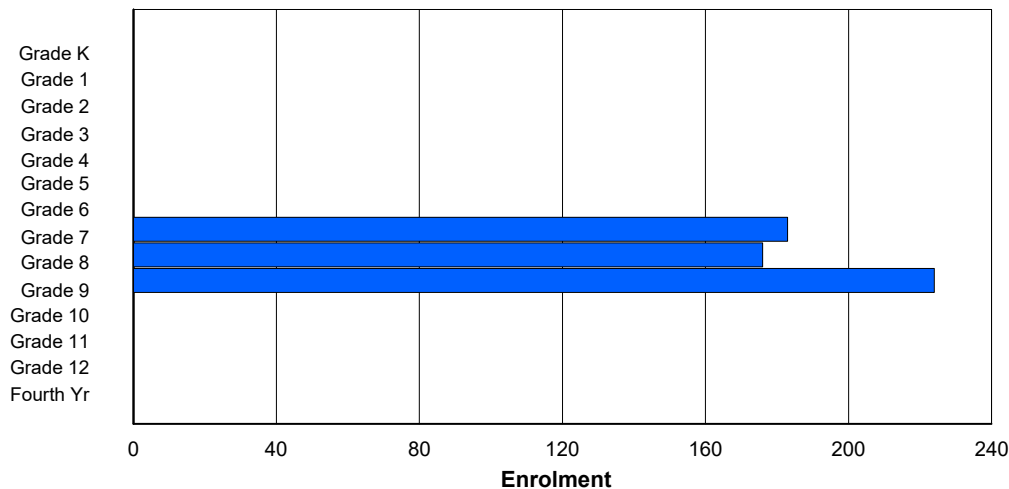
Enrolment By Age and Gender

| Gender | Age | | | | | | | | | | | | | | | | Total |
|--------------|----------|----------|----------|----------|----------|----------|----------|------------|------------|------------|-----------|----------|----------|----------|----------|----------|------------|
| | 5 | 6 | 7 | 8 | 9 | 10 | 11 | 12 | 13 | 14 | 15 | 16 | 17 | 18 | 19 | 20> | |
| Male | 0 | 0 | 0 | 0 | 0 | 0 | 1 | 96 | 94 | 115 | 7 | 0 | 0 | 0 | 0 | 0 | 313 |
| Female | 0 | 0 | 0 | 0 | 0 | 0 | 0 | 85 | 77 | 104 | 4 | 0 | 0 | 0 | 0 | 0 | 270 |
| Total | 0 | 0 | 0 | 0 | 0 | 0 | 1 | 181 | 171 | 219 | 11 | 0 | 0 | 0 | 0 | 0 | 583 |

Enrolment By Grade and Gender

| Gender | Grade | | | | | | | | | | | | | | Total |
|--------------|----------|----------|----------|----------|----------|----------|----------|------------|------------|------------|----------|----------|----------|----------|------------|
| | K | 1 | 2 | 3 | 4 | 5 | 6 | 7 | 8 | 9 | 10 | 11 | 12 | 4th | |
| Male | 0 | 0 | 0 | 0 | 0 | 0 | 0 | 97 | 99 | 117 | 0 | 0 | 0 | 0 | 313 |
| Female | 0 | 0 | 0 | 0 | 0 | 0 | 0 | 86 | 77 | 107 | 0 | 0 | 0 | 0 | 270 |
| Total | 0 | 0 | 0 | 0 | 0 | 0 | 0 | 183 | 176 | 224 | 0 | 0 | 0 | 0 | 583 |

Enrolment By Grade
For 315 - St. Peter's Junior High, Mount Pearl



* Data from the 2014-2015 AGR(Enrolment/Age as of the last day in Sept./Dec.)

** Newfoundland Statistics Classification System

*** May include itinerant teachers

NI.ESD - Eastern Region

#316 - St. Peter's Elementary, Mount Pearl

Classification: Urban
Offers Distance Education: No

Grades: K-3

Number of Grades: 7

[School FTE PTR : 14.2](#)
[District FTE PTR : 13.0](#)
[Provincial FTE PTR : 12.1](#)

[FTE Teachers](#) *** : 40.8

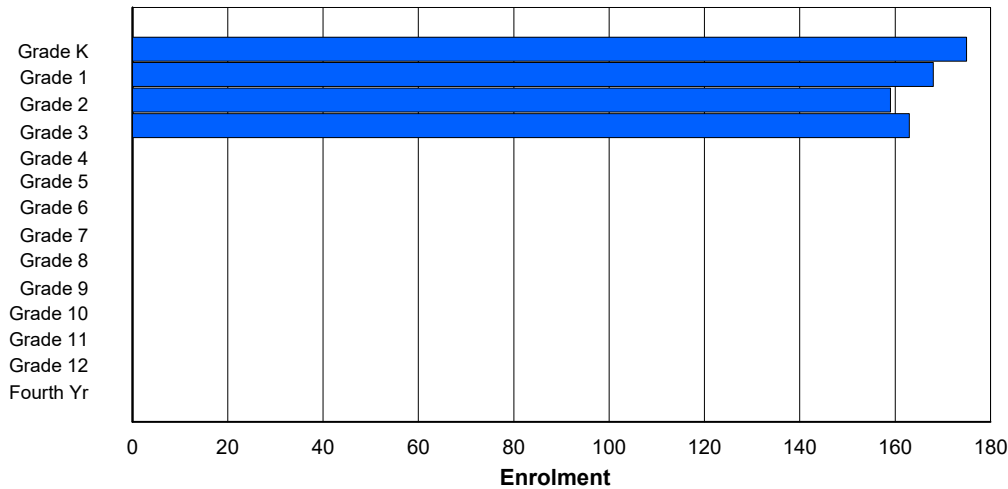
Enrolment By Age and Gender

| Gender | Age | | | | | | | | | | | | | | | | | Total |
|--------------|------------|------------|------------|------------|----------|----------|----------|----------|----------|----------|----------|----------|----------|----------|----------|----------|------------|-------|
| | 5 | 6 | 7 | 8 | 9 | 10 | 11 | 12 | 13 | 14 | 15 | 16 | 17 | 18 | 19 | 20> | | |
| Male | 73 | 85 | 78 | 89 | 1 | 0 | 0 | 0 | 0 | 0 | 0 | 0 | 0 | 0 | 0 | 0 | 326 | |
| Female | 101 | 84 | 81 | 73 | 0 | 0 | 0 | 0 | 0 | 0 | 0 | 0 | 0 | 0 | 0 | 0 | 339 | |
| Total | 174 | 169 | 159 | 162 | 1 | 0 | 0 | 0 | 0 | 0 | 0 | 0 | 0 | 0 | 0 | 0 | 665 | |

Enrolment By Grade and Gender

| Gender | Grade | | | | | | | | | | | | | | | Total |
|--------------|------------|------------|------------|------------|----------|----------|----------|----------|----------|----------|----------|----------|----------|----------|----------|------------|
| | K | 1 | 2 | 3 | 4 | 5 | 6 | 7 | 8 | 9 | 10 | 11 | 12 | 4th | | |
| Male | 74 | 85 | 77 | 90 | 0 | 0 | 0 | 0 | 0 | 0 | 0 | 0 | 0 | 0 | 0 | 326 |
| Female | 101 | 83 | 82 | 73 | 0 | 0 | 0 | 0 | 0 | 0 | 0 | 0 | 0 | 0 | 0 | 339 |
| Total | 175 | 168 | 159 | 163 | 0 | 0 | 0 | 0 | 0 | 0 | 0 | 0 | 0 | 0 | 0 | 665 |

Enrolment By Grade
For 316 - St. Peter's Elementary, Mount Pearl



* Data from the 2014-2015 AGR(Enrolment/Age as of the last day in Sept./Dec.)

** Newfoundland Statistics Classification System

*** May include itinerant teachers

NI ESD - Eastern Region

#317 - St. Francis of Assisi Elementary, Logy Bay/Middle Cove/Outer Cove

Classification: Urban
Offers Distance Education: No

Grades: K-6

Number of Grades: 7

[School FTE PTR : 12.2](#)
[District FTE PTR : 13.0](#)
[Provincial FTE PTR : 12.1](#)

[FTE Teachers](#) *** : 15.5

Enrolment By Age and Gender

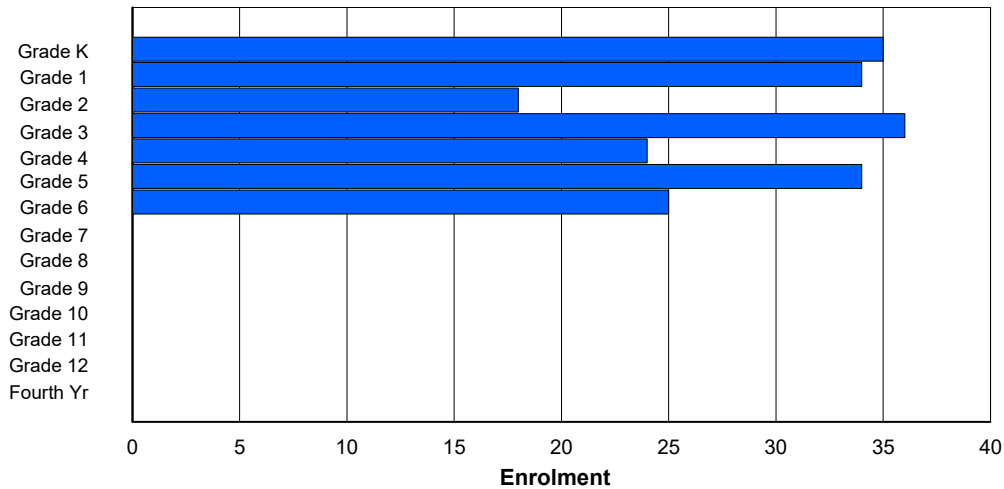
| Gender | Age | | | | | | | | | | | | | | | | | Total |
|--------------|-----------|-----------|-----------|-----------|-----------|-----------|-----------|----------|----------|----------|----------|----------|----------|----------|----------|----------|------------|-------|
| | 5 | 6 | 7 | 8 | 9 | 10 | 11 | 12 | 13 | 14 | 15 | 16 | 17 | 18 | 19 | 20> | | |
| Male | 15 | 19 | 9 | 21 | 10 | 22 | 15 | 1 | 0 | 0 | 0 | 0 | 0 | 0 | 0 | 0 | 112 | |
| Female | 20 | 14 | 9 | 16 | 13 | 13 | 9 | 0 | 0 | 0 | 0 | 0 | 0 | 0 | 0 | 0 | 94 | |
| Total | 35 | 33 | 18 | 37 | 23 | 35 | 24 | 1 | 0 | 0 | 0 | 0 | 0 | 0 | 0 | 0 | 206 | |

Enrolment By Grade and Gender

| Gender | Grade | | | | | | | | | | | | | | | Total |
|--------------|-----------|-----------|-----------|-----------|-----------|-----------|-----------|----------|----------|----------|----------|----------|----------|----------|------------|-------|
| | K | 1 | 2 | 3 | 4 | 5 | 6 | 7 | 8 | 9 | 10 | 11 | 12 | 4th | | |
| Male | 15 | 20 | 8 | 21 | 11 | 21 | 16 | 0 | 0 | 0 | 0 | 0 | 0 | 0 | 112 | |
| Female | 20 | 14 | 10 | 15 | 13 | 13 | 9 | 0 | 0 | 0 | 0 | 0 | 0 | 0 | 94 | |
| Total | 35 | 34 | 18 | 36 | 24 | 34 | 25 | 0 | 0 | 0 | 0 | 0 | 0 | 0 | 206 | |

Enrolment By Grade

For 317 - St. Francis of Assisi Elementary, Logy Bay/Middle Cove/Outer Cove



* Data from the 2014-2015 AGR(Enrolment/Age as of the last day in Sept./Dec.)

** Newfoundland Statistics Classification System

*** May include itinerant teachers

NI ESD - Eastern Region

#318 - Holy Family Elementary, Paradise

Classification: Urban
Offers Distance Education: No

Grades: K-6 Number of Grades: 7

[School FTE PTR : 13.7](#)
[District FTE PTR : 13.0](#)
[Provincial FTE PTR : 12.1](#)

[FTE Teachers](#) *** : 56.4

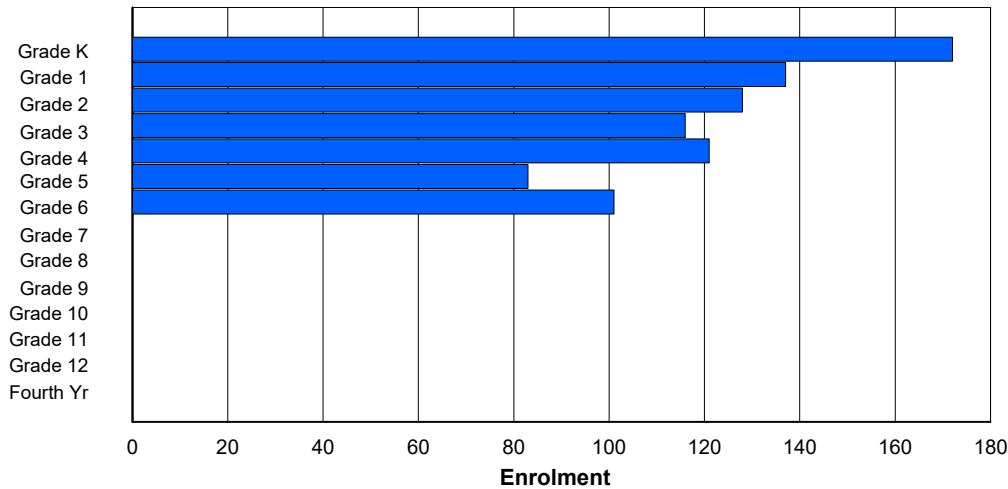
Enrolment By Age and Gender

| Gender | Age | | | | | | | | | | | | | | | | Total |
|--------------|------------|------------|------------|------------|------------|-----------|------------|----------|----------|----------|----------|----------|----------|----------|----------|----------|------------|
| | 5 | 6 | 7 | 8 | 9 | 10 | 11 | 12 | 13 | 14 | 15 | 16 | 17 | 18 | 19 | 20> | |
| Male | 81 | 73 | 69 | 62 | 62 | 35 | 53 | 2 | 0 | 0 | 0 | 0 | 0 | 0 | 0 | 0 | 437 |
| Female | 88 | 66 | 59 | 52 | 63 | 45 | 48 | 0 | 0 | 0 | 0 | 0 | 0 | 0 | 0 | 0 | 421 |
| Total | 169 | 139 | 128 | 114 | 125 | 80 | 101 | 2 | 0 | 0 | 0 | 0 | 0 | 0 | 0 | 0 | 858 |

Enrolment By Grade and Gender

| Gender | Grade | | | | | | | | | | | | | | Total |
|--------------|------------|------------|------------|------------|------------|-----------|------------|----------|----------|----------|----------|----------|----------|----------|------------|
| | K | 1 | 2 | 3 | 4 | 5 | 6 | 7 | 8 | 9 | 10 | 11 | 12 | 4th | |
| Male | 82 | 73 | 69 | 64 | 59 | 36 | 54 | 0 | 0 | 0 | 0 | 0 | 0 | 0 | 437 |
| Female | 90 | 64 | 59 | 52 | 62 | 47 | 47 | 0 | 0 | 0 | 0 | 0 | 0 | 0 | 421 |
| Total | 172 | 137 | 128 | 116 | 121 | 83 | 101 | 0 | 0 | 0 | 0 | 0 | 0 | 0 | 858 |

Enrolment By Grade
For 318 - Holy Family Elementary, Paradise



* Data from the 2014-2015 AGR(Enrolment/Age as of the last day in Sept./Dec.)

** Newfoundland Statistics Classification System

*** May include itinerant teachers

NI ESD - Eastern Region

#320 - Beachy Cove Elementary, Portugal Cove - St. Philip's

Classification: Urban
Offers Distance Education: No

Grades: K-6 Number of Grades: 7

[School FTE PTR : 14.0](#)
[District FTE PTR : 13.0](#)
[Provincial FTE PTR : 12.1](#)

[FTE Teachers](#) *** : 48.6

Enrolment By Age and Gender

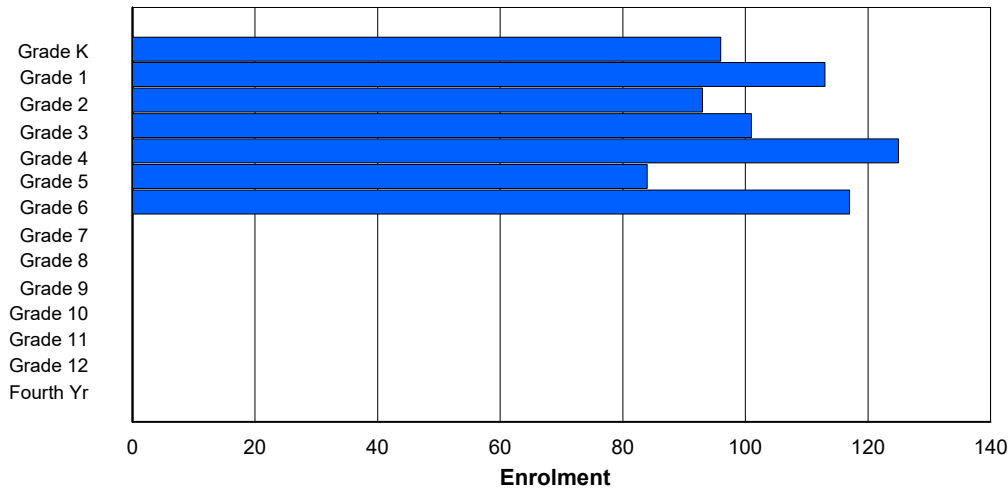
| Gender | Age | | | | | | | | | | | | | | | | | Total |
|--------------|-----------|------------|-----------|------------|------------|-----------|------------|----------|----------|----------|----------|----------|----------|----------|----------|----------|------------|-------|
| | 5 | 6 | 7 | 8 | 9 | 10 | 11 | 12 | 13 | 14 | 15 | 16 | 17 | 18 | 19 | 20> | | |
| Male | 45 | 61 | 43 | 56 | 61 | 50 | 61 | 3 | 0 | 0 | 0 | 0 | 0 | 0 | 0 | 0 | 380 | |
| Female | 50 | 52 | 49 | 46 | 63 | 33 | 55 | 1 | 0 | 0 | 0 | 0 | 0 | 0 | 0 | 0 | 349 | |
| Total | 95 | 113 | 92 | 102 | 124 | 83 | 116 | 4 | 0 | 0 | 0 | 0 | 0 | 0 | 0 | 0 | 729 | |

Enrolment By Grade and Gender

| Gender | Grade | | | | | | | | | | | | | | | Total |
|--------------|-----------|------------|-----------|------------|------------|-----------|------------|----------|----------|----------|----------|----------|----------|----------|------------|-------|
| | K | 1 | 2 | 3 | 4 | 5 | 6 | 7 | 8 | 9 | 10 | 11 | 12 | 4th | | |
| Male | 46 | 61 | 42 | 57 | 62 | 52 | 60 | 0 | 0 | 0 | 0 | 0 | 0 | 0 | 380 | |
| Female | 50 | 52 | 51 | 44 | 63 | 32 | 57 | 0 | 0 | 0 | 0 | 0 | 0 | 0 | 349 | |
| Total | 96 | 113 | 93 | 101 | 125 | 84 | 117 | 0 | 0 | 0 | 0 | 0 | 0 | 0 | 729 | |

Enrolment By Grade

For 320 - Beachy Cove Elementary, Portugal Cove - St. Philip's



* Data from the 2014-2015 AGR(Enrolment/Age as of the last day in Sept./Dec.)

** Newfoundland Statistics Classification System

*** May include itinerant teachers

NI,ESD - Eastern Region

#324 - Beaconsfield Junior High, St. John's

Classification: Urban
Offers Distance Education: No

Grades: 7-9 Number of Grades: 3

[School FTE PTR : 14.0](#)
[District FTE PTR : 13.0](#)
[Provincial FTE PTR : 12.1](#)

[FTE Teachers](#) *** : 37.3

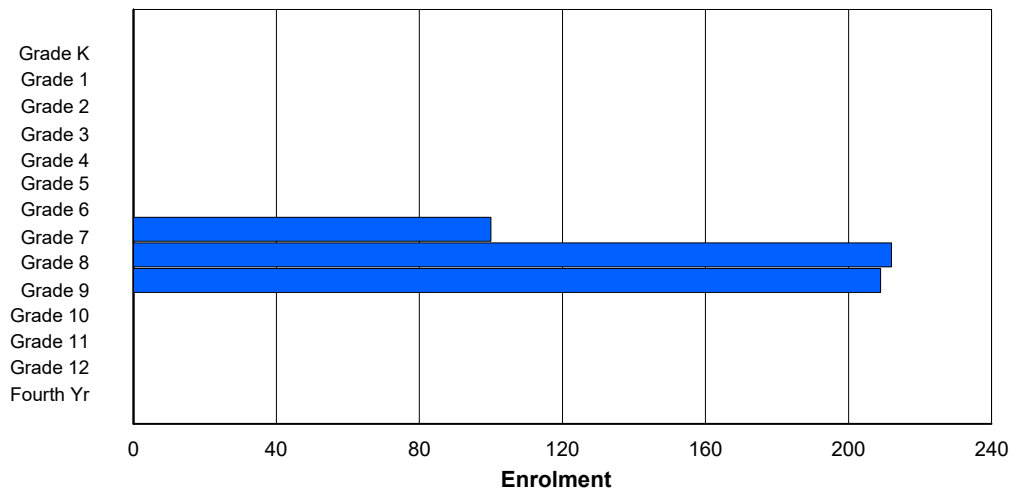
Enrolment By Age and Gender

| Gender | Age | | | | | | | | | | | | | | | | | Total |
|--------------|----------|----------|----------|----------|----------|----------|----------|-----------|------------|------------|----------|----------|----------|----------|----------|----------|------------|-------|
| | 5 | 6 | 7 | 8 | 9 | 10 | 11 | 12 | 13 | 14 | 15 | 16 | 17 | 18 | 19 | 20> | | |
| Male | 0 | 0 | 0 | 0 | 0 | 0 | 1 | 55 | 107 | 105 | 5 | 1 | 1 | 0 | 0 | 0 | 275 | |
| Female | 0 | 0 | 0 | 0 | 0 | 0 | 0 | 39 | 100 | 103 | 4 | 0 | 0 | 0 | 0 | 0 | 246 | |
| Total | 0 | 0 | 0 | 0 | 0 | 0 | 1 | 94 | 207 | 208 | 9 | 1 | 1 | 0 | 0 | 0 | 521 | |

Enrolment By Grade and Gender

| Gender | Grade | | | | | | | | | | | | | | | Total |
|--------------|----------|----------|----------|----------|----------|----------|----------|------------|------------|------------|----------|----------|----------|----------|------------|-------|
| | K | 1 | 2 | 3 | 4 | 5 | 6 | 7 | 8 | 9 | 10 | 11 | 12 | 4th | | |
| Male | 0 | 0 | 0 | 0 | 0 | 0 | 0 | 61 | 111 | 103 | 0 | 0 | 0 | 0 | 275 | |
| Female | 0 | 0 | 0 | 0 | 0 | 0 | 0 | 39 | 101 | 106 | 0 | 0 | 0 | 0 | 246 | |
| Total | 0 | 0 | 0 | 0 | 0 | 0 | 0 | 100 | 212 | 209 | 0 | 0 | 0 | 0 | 521 | |

Enrolment By Grade
For 324 - Beaconsfield Junior High, St. John's



* Data from the 2014-2015 AGR(Enrolment/Age as of the last day in Sept./Dec.)

** Newfoundland Statistics Classification System

*** May include itinerant teachers

NI ESD - Eastern Region

#325 - Bishop Abraham Elementary, St. John's

Classification: Urban
Offers Distance Education: No

Grades: K-6 Number of Grades: 7

[School FTE PTR : 10.0](#)
[District FTE PTR : 13.0](#)
[Provincial FTE PTR : 12.1](#)

[FTE Teachers](#) *** : 21.8

Enrolment By Age and Gender

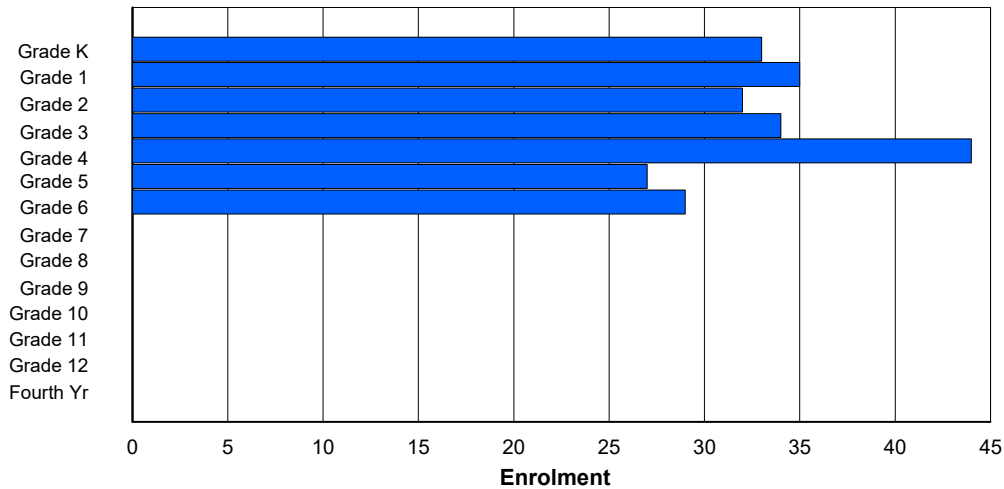
| Gender | Age | | | | | | | | | | | | | | | | | Total |
|--------------|-----------|-----------|-----------|-----------|-----------|-----------|-----------|----------|----------|----------|----------|----------|----------|----------|----------|----------|------------|-------|
| | 5 | 6 | 7 | 8 | 9 | 10 | 11 | 12 | 13 | 14 | 15 | 16 | 17 | 18 | 19 | 20> | | |
| Male | 19 | 21 | 16 | 19 | 23 | 12 | 16 | 1 | 0 | 0 | 0 | 0 | 0 | 0 | 0 | 0 | 127 | |
| Female | 14 | 12 | 15 | 15 | 19 | 18 | 14 | 0 | 0 | 0 | 0 | 0 | 0 | 0 | 0 | 0 | 107 | |
| Total | 33 | 33 | 31 | 34 | 42 | 30 | 30 | 1 | 0 | 0 | 0 | 0 | 0 | 0 | 0 | 0 | 234 | |

Enrolment By Grade and Gender

| Gender | Grade | | | | | | | | | | | | | | | Total |
|--------------|-----------|-----------|-----------|-----------|-----------|-----------|-----------|----------|----------|----------|----------|----------|----------|----------|------------|-------|
| | K | 1 | 2 | 3 | 4 | 5 | 6 | 7 | 8 | 9 | 10 | 11 | 12 | 4th | | |
| Male | 19 | 21 | 19 | 18 | 24 | 11 | 15 | 0 | 0 | 0 | 0 | 0 | 0 | 0 | 127 | |
| Female | 14 | 14 | 13 | 16 | 20 | 16 | 14 | 0 | 0 | 0 | 0 | 0 | 0 | 0 | 107 | |
| Total | 33 | 35 | 32 | 34 | 44 | 27 | 29 | 0 | 0 | 0 | 0 | 0 | 0 | 0 | 234 | |

Enrolment By Grade

For 325 - Bishop Abraham Elementary, St. John's



* Data from the 2014-2015 AGR(Enrolment/Age as of the last day in Sept./Dec.)

** Newfoundland Statistics Classification System

*** May include itinerant teachers

NI ESD - Eastern Region

#326 - Bishop Feild Elementary, St. John's

Classification: Urban
Offers Distance Education: No

Grades: K-6 Number of Grades: 7

[School FTE PTR : 10.4](#)
[District FTE PTR : 13.0](#)
[Provincial FTE PTR : 12.1](#)

[FTE Teachers](#) *** : 24.6

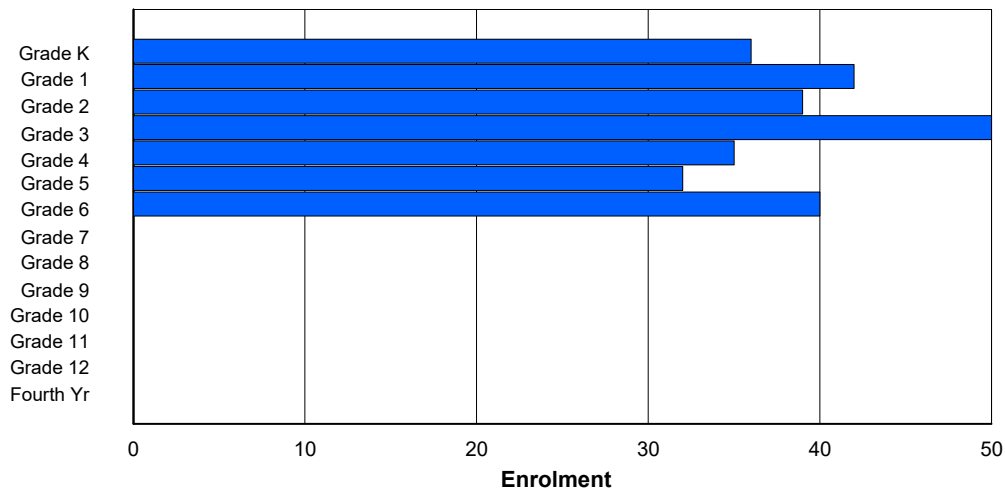
Enrolment By Age and Gender

| Gender | Age | | | | | | | | | | | | | | | | Total |
|--------------|-----------|-----------|-----------|-----------|-----------|-----------|-----------|----------|----------|----------|----------|----------|----------|----------|----------|----------|------------|
| | 5 | 6 | 7 | 8 | 9 | 10 | 11 | 12 | 13 | 14 | 15 | 16 | 17 | 18 | 19 | 20> | |
| Male | 19 | 24 | 15 | 20 | 20 | 18 | 15 | 1 | 0 | 0 | 0 | 0 | 0 | 0 | 0 | 0 | 132 |
| Female | 17 | 17 | 24 | 29 | 16 | 14 | 25 | 0 | 0 | 0 | 0 | 0 | 0 | 0 | 0 | 0 | 142 |
| Total | 36 | 41 | 39 | 49 | 36 | 32 | 40 | 1 | 0 | 0 | 0 | 0 | 0 | 0 | 0 | 0 | 274 |

Enrolment By Grade and Gender

| Gender | Grade | | | | | | | | | | | | | | Total |
|--------------|-----------|-----------|-----------|-----------|-----------|-----------|-----------|----------|----------|----------|----------|----------|----------|----------|------------|
| | K | 1 | 2 | 3 | 4 | 5 | 6 | 7 | 8 | 9 | 10 | 11 | 12 | 4th | |
| Male | 19 | 25 | 15 | 21 | 19 | 18 | 15 | 0 | 0 | 0 | 0 | 0 | 0 | 0 | 132 |
| Female | 17 | 17 | 24 | 29 | 16 | 14 | 25 | 0 | 0 | 0 | 0 | 0 | 0 | 0 | 142 |
| Total | 36 | 42 | 39 | 50 | 35 | 32 | 40 | 0 | 0 | 0 | 0 | 0 | 0 | 0 | 274 |

Enrolment By Grade
For 326 - Bishop Feild Elementary, St. John's



* Data from the 2014-2015 AGR(Enrolment/Age as of the last day in Sept./Dec.)

** Newfoundland Statistics Classification System

*** May include itinerant teachers

NI ESD - Eastern Region

#327 - Bishops College High, St. John's

Classification: Urban
Offers Distance Education: No

Grades: 10-12 Number of Grades: 3

[School FTE PTR : 14.6](#)
[District FTE PTR : 13.0](#)
[Provincial FTE PTR : 12.1](#)

[FTE Teachers](#) *** : 32.5

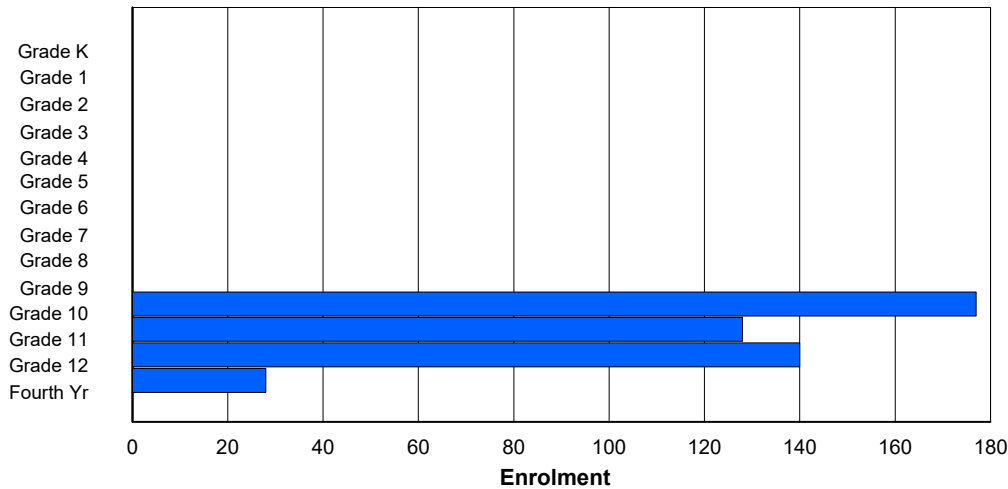
Enrolment By Age and Gender

| Gender | Age | | | | | | | | | | | | | | | | | Total |
|--------------|----------|----------|----------|----------|----------|----------|----------|----------|----------|----------|------------|------------|------------|-----------|----------|----------|------------|-------|
| | 5 | 6 | 7 | 8 | 9 | 10 | 11 | 12 | 13 | 14 | 15 | 16 | 17 | 18 | 19 | 20> | | |
| Male | 0 | 0 | 0 | 0 | 0 | 0 | 0 | 0 | 0 | 0 | 67 | 77 | 75 | 31 | 4 | 2 | 256 | |
| Female | 0 | 0 | 0 | 0 | 0 | 0 | 0 | 0 | 0 | 0 | 83 | 62 | 58 | 11 | 3 | 0 | 217 | |
| Total | 0 | 0 | 0 | 0 | 0 | 0 | 0 | 0 | 0 | 0 | 150 | 139 | 133 | 42 | 7 | 2 | 473 | |

Enrolment By Grade and Gender

| Gender | Grade | | | | | | | | | | | | | | | Total |
|--------------|----------|----------|----------|----------|----------|----------|----------|----------|----------|----------|------------|------------|------------|-----------|------------|-------|
| | K | 1 | 2 | 3 | 4 | 5 | 6 | 7 | 8 | 9 | 10 | 11 | 12 | 4th | | |
| Male | 0 | 0 | 0 | 0 | 0 | 0 | 0 | 0 | 0 | 0 | 83 | 72 | 79 | 22 | 256 | |
| Female | 0 | 0 | 0 | 0 | 0 | 0 | 0 | 0 | 0 | 0 | 94 | 56 | 61 | 6 | 217 | |
| Total | 0 | 0 | 0 | 0 | 0 | 0 | 0 | 0 | 0 | 0 | 177 | 128 | 140 | 28 | 473 | |

Enrolment By Grade
For 327 - Bishops College High, St. John's



* Data from the 2014-2015 AGR(Enrolment/Age as of the last day in Sept./Dec.)

** Newfoundland Statistics Classification System

*** May include itinerant teachers

NI,ESD - Eastern Region

#328 - Booth Memorial High School, St. John's

Grades: 10-12 Number of Grades: 3

[FTE Teachers](#) *** : 26.0

Classification: Urban
Offers Distance Education: No

[School FTE PTR : 16.4](#)
[District FTE PTR : 13.0](#)
[Provincial FTE PTR : 12.1](#)

Enrolment By Age and Gender

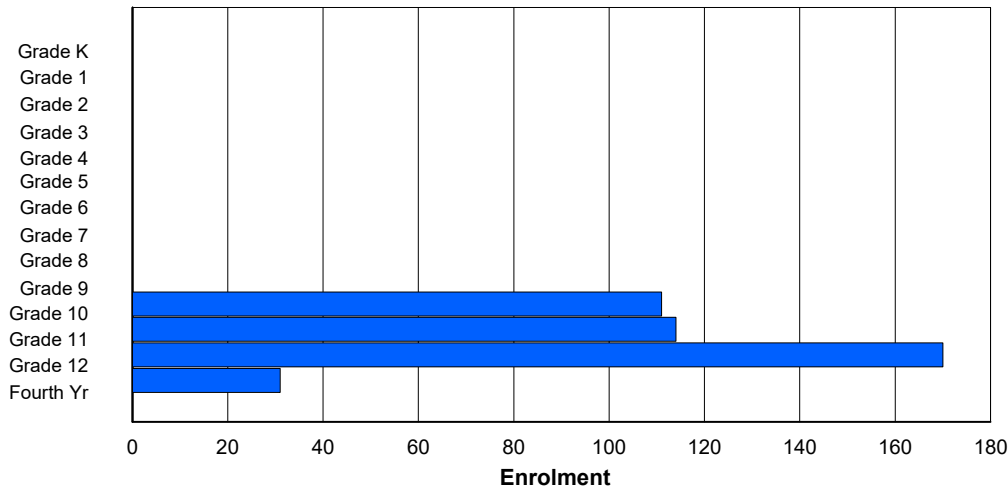
| Gender | Age | | | | | | | | | | | | | | | | | Total |
|--------------|----------|----------|----------|----------|----------|----------|----------|----------|----------|----------|-----------|------------|------------|-----------|----------|----------|------------|-------|
| | 5 | 6 | 7 | 8 | 9 | 10 | 11 | 12 | 13 | 14 | 15 | 16 | 17 | 18 | 19 | 20> | | |
| Male | 0 | 0 | 0 | 0 | 0 | 0 | 0 | 0 | 0 | 1 | 52 | 51 | 86 | 22 | 4 | 5 | 221 | |
| Female | 0 | 0 | 0 | 0 | 0 | 0 | 0 | 0 | 0 | 0 | 45 | 59 | 84 | 11 | 5 | 1 | 205 | |
| Total | 0 | 0 | 0 | 0 | 0 | 0 | 0 | 0 | 0 | 1 | 97 | 110 | 170 | 33 | 9 | 6 | 426 | |

Enrolment By Grade and Gender

| Gender | Grade | | | | | | | | | | | | | | | Total |
|--------------|----------|----------|----------|----------|----------|----------|----------|----------|----------|----------|------------|------------|------------|-----------|------------|-------|
| | K | 1 | 2 | 3 | 4 | 5 | 6 | 7 | 8 | 9 | 10 | 11 | 12 | 4th | | |
| Male | 0 | 0 | 0 | 0 | 0 | 0 | 0 | 0 | 0 | 0 | 63 | 53 | 89 | 16 | 221 | |
| Female | 0 | 0 | 0 | 0 | 0 | 0 | 0 | 0 | 0 | 0 | 48 | 61 | 81 | 15 | 205 | |
| Total | 0 | 0 | 0 | 0 | 0 | 0 | 0 | 0 | 0 | 0 | 111 | 114 | 170 | 31 | 426 | |

Enrolment By Grade

For 328 - Booth Memorial High School, St. John's



* Data from the 2014-2015 AGR(Enrolment/Age as of the last day in Sept./Dec.)

** Newfoundland Statistics Classification System

*** May include itinerant teachers

NI,ESD - Eastern Region

#330 - Brother Rice Junior High, St. John's

Classification: Urban
Offers Distance Education: No

Grades: 7-9 Number of Grades: 3

[School FTE PTR : 11.8](#)
[District FTE PTR : 13.0](#)
[Provincial FTE PTR : 12.1](#)

[FTE Teachers](#) *** : 27.8

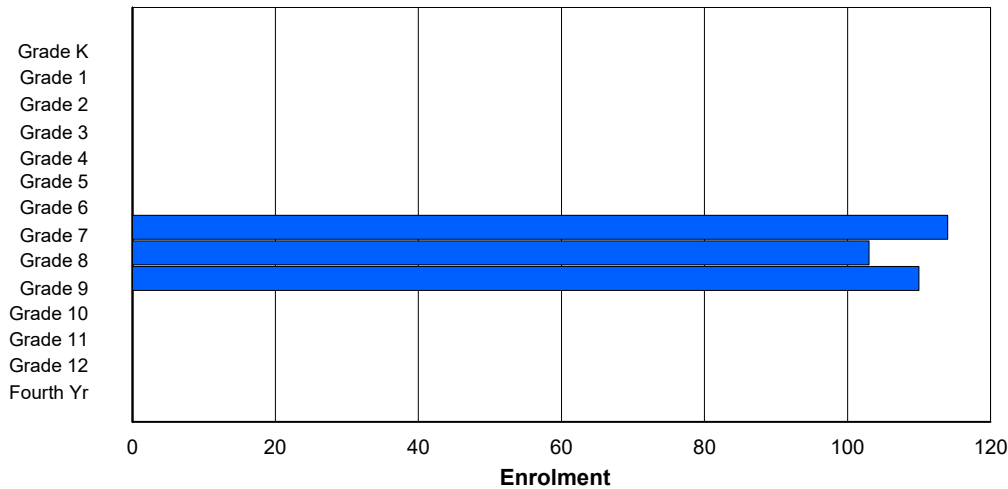
Enrolment By Age and Gender

| Gender | Age | | | | | | | | | | | | | | | | Total |
|--------------|----------|----------|----------|----------|----------|----------|----------|------------|------------|------------|-----------|----------|----------|----------|----------|----------|------------|
| | 5 | 6 | 7 | 8 | 9 | 10 | 11 | 12 | 13 | 14 | 15 | 16 | 17 | 18 | 19 | 20> | |
| Male | 0 | 0 | 0 | 1 | 0 | 0 | 0 | 56 | 53 | 64 | 7 | 1 | 0 | 0 | 0 | 0 | 182 |
| Female | 0 | 1 | 0 | 0 | 0 | 1 | 1 | 48 | 47 | 43 | 4 | 0 | 0 | 0 | 0 | 0 | 145 |
| Total | 0 | 1 | 0 | 1 | 0 | 1 | 1 | 104 | 100 | 107 | 11 | 1 | 0 | 0 | 0 | 0 | 327 |

Enrolment By Grade and Gender

| Gender | Grade | | | | | | | | | | | | | | Total |
|--------------|----------|----------|----------|----------|----------|----------|----------|------------|------------|------------|----------|----------|----------|----------|------------|
| | K | 1 | 2 | 3 | 4 | 5 | 6 | 7 | 8 | 9 | 10 | 11 | 12 | 4th | |
| Male | 0 | 0 | 0 | 0 | 0 | 0 | 0 | 62 | 55 | 65 | 0 | 0 | 0 | 0 | 182 |
| Female | 0 | 0 | 0 | 0 | 0 | 0 | 0 | 52 | 48 | 45 | 0 | 0 | 0 | 0 | 145 |
| Total | 0 | 0 | 0 | 0 | 0 | 0 | 0 | 114 | 103 | 110 | 0 | 0 | 0 | 0 | 327 |

Enrolment By Grade
For 330 - Brother Rice Junior High, St. John's



* Data from the 2014-2015 AGR(Enrolment/Age as of the last day in Sept./Dec.)

** Newfoundland Statistics Classification System

*** May include itinerant teachers

NI,ESD - Eastern Region

#331 - Cowan Heights Elementary, St. John's

Classification: Urban
Offers Distance Education: No

Grades: K-7

Number of Grades: 8

[School FTE PTR : 11.4](#)
[District FTE PTR : 13.0](#)
[Provincial FTE PTR : 12.1](#)

[FTE Teachers](#) *** : 30.7

Enrolment By Age and Gender

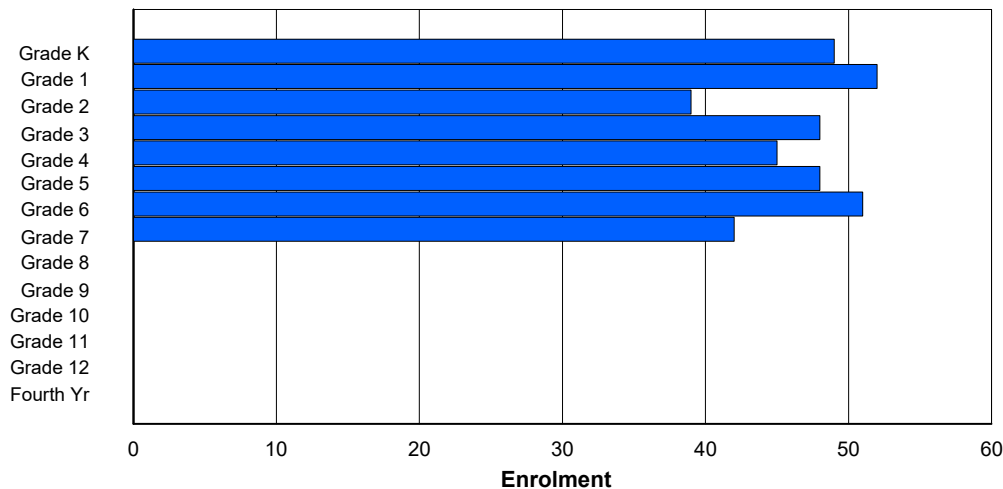
| Gender | Age | | | | | | | | | | | | | | | | | Total |
|--------------|-----------|-----------|-----------|-----------|-----------|-----------|-----------|-----------|----------|----------|----------|----------|----------|----------|----------|----------|------------|-------|
| | 5 | 6 | 7 | 8 | 9 | 10 | 11 | 12 | 13 | 14 | 15 | 16 | 17 | 18 | 19 | 20> | | |
| Male | 23 | 24 | 19 | 25 | 21 | 27 | 29 | 25 | 1 | 0 | 0 | 0 | 0 | 0 | 0 | 0 | 194 | |
| Female | 25 | 28 | 21 | 22 | 23 | 21 | 23 | 17 | 0 | 0 | 0 | 0 | 0 | 0 | 0 | 0 | 180 | |
| Total | 48 | 52 | 40 | 47 | 44 | 48 | 52 | 42 | 1 | 0 | 0 | 0 | 0 | 0 | 0 | 0 | 374 | |

Enrolment By Grade and Gender

| Gender | Grade | | | | | | | | | | | | | | | Total |
|--------------|-----------|-----------|-----------|-----------|-----------|-----------|-----------|-----------|----------|----------|----------|----------|----------|----------|------------|-------|
| | K | 1 | 2 | 3 | 4 | 5 | 6 | 7 | 8 | 9 | 10 | 11 | 12 | 4th | | |
| Male | 23 | 25 | 18 | 26 | 22 | 27 | 27 | 26 | 0 | 0 | 0 | 0 | 0 | 0 | 194 | |
| Female | 26 | 27 | 21 | 22 | 23 | 21 | 24 | 16 | 0 | 0 | 0 | 0 | 0 | 0 | 180 | |
| Total | 49 | 52 | 39 | 48 | 45 | 48 | 51 | 42 | 0 | 0 | 0 | 0 | 0 | 0 | 374 | |

Enrolment By Grade

For 331 - Cowan Heights Elementary, St. John's



* Data from the 2014-2015 AGR(Enrolment/Age as of the last day in Sept./Dec.)

** Newfoundland Statistics Classification System

*** May include itinerant teachers

NI ESD - Eastern Region

#334 - Larkhall Academy, St. John's

Classification: Urban
Offers Distance Education: No

Grades: K-6 Number of Grades: 7

[School FTE PTR : 11.5](#)
[District FTE PTR : 13.0](#)
[Provincial FTE PTR : 12.1](#)

[FTE Teachers](#) *** : 27.0

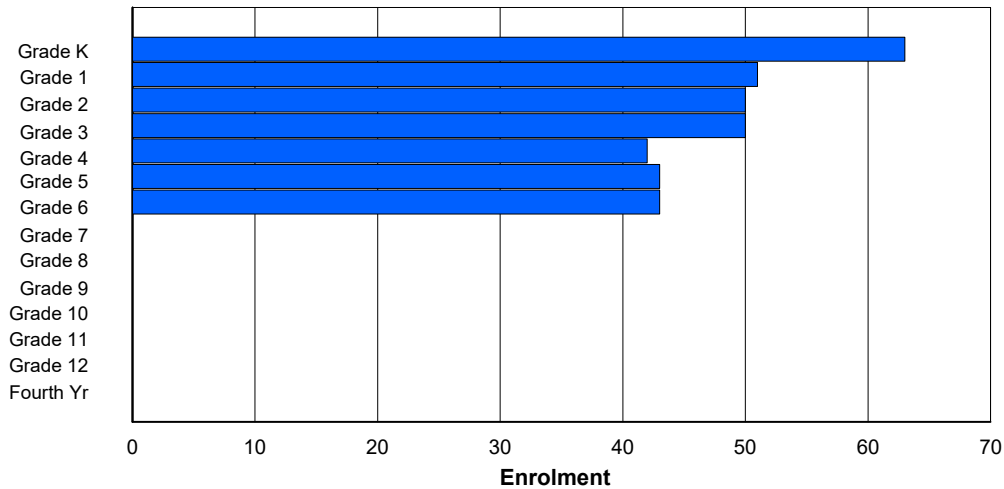
Enrolment By Age and Gender

| Gender | Age | | | | | | | | | | | | | | | | | Total |
|--------------|-----------|-----------|-----------|-----------|-----------|-----------|-----------|----------|----------|----------|----------|----------|----------|----------|----------|----------|------------|-------|
| | 5 | 6 | 7 | 8 | 9 | 10 | 11 | 12 | 13 | 14 | 15 | 16 | 17 | 18 | 19 | 20> | | |
| Male | 31 | 24 | 20 | 23 | 20 | 17 | 25 | 1 | 0 | 0 | 0 | 0 | 0 | 0 | 0 | 0 | 161 | |
| Female | 30 | 27 | 26 | 30 | 23 | 25 | 20 | 0 | 0 | 0 | 0 | 0 | 0 | 0 | 0 | 0 | 181 | |
| Total | 61 | 51 | 46 | 53 | 43 | 42 | 45 | 1 | 0 | 0 | 0 | 0 | 0 | 0 | 0 | 0 | 342 | |

Enrolment By Grade and Gender

| Gender | Grade | | | | | | | | | | | | | | | Total |
|--------------|-----------|-----------|-----------|-----------|-----------|-----------|-----------|----------|----------|----------|----------|----------|----------|----------|------------|-------|
| | K | 1 | 2 | 3 | 4 | 5 | 6 | 7 | 8 | 9 | 10 | 11 | 12 | 4th | | |
| Male | 32 | 24 | 20 | 23 | 19 | 18 | 25 | 0 | 0 | 0 | 0 | 0 | 0 | 0 | 161 | |
| Female | 31 | 27 | 30 | 27 | 23 | 25 | 18 | 0 | 0 | 0 | 0 | 0 | 0 | 0 | 181 | |
| Total | 63 | 51 | 50 | 50 | 42 | 43 | 43 | 0 | 0 | 0 | 0 | 0 | 0 | 0 | 342 | |

Enrolment By Grade
For 334 - Larkhall Academy, St. John's



* Data from the 2014-2015 AGR(Enrolment/Age as of the last day in Sept./Dec.)

** Newfoundland Statistics Classification System

*** May include itinerant teachers

NI ESD - Eastern Region

#335 - Leary's Brook Junior High, St. John's

Classification: Urban
Offers Distance Education: No

Grades: 7-9 Number of Grades: 3

[School FTE PTR : 14.1](#)
[District FTE PTR : 13.0](#)
[Provincial FTE PTR : 12.1](#)

[FTE Teachers](#) *** : 35.4

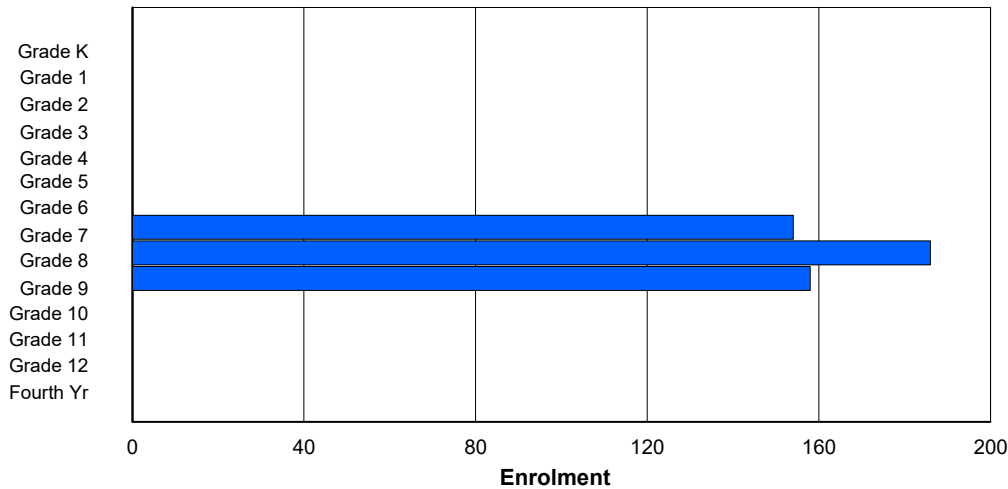
Enrolment By Age and Gender

| Gender | Age | | | | | | | | | | | | | | | | Total |
|--------------|----------|----------|----------|----------|----------|----------|----------|------------|------------|------------|-----------|----------|----------|----------|----------|----------|------------|
| | 5 | 6 | 7 | 8 | 9 | 10 | 11 | 12 | 13 | 14 | 15 | 16 | 17 | 18 | 19 | 20> | |
| Male | 0 | 0 | 0 | 0 | 0 | 0 | 0 | 82 | 113 | 76 | 12 | 0 | 0 | 0 | 0 | 0 | 283 |
| Female | 0 | 0 | 0 | 0 | 0 | 0 | 1 | 70 | 68 | 73 | 3 | 0 | 0 | 0 | 0 | 0 | 215 |
| Total | 0 | 0 | 0 | 0 | 0 | 0 | 1 | 152 | 181 | 149 | 15 | 0 | 0 | 0 | 0 | 0 | 498 |

Enrolment By Grade and Gender

| Gender | Grade | | | | | | | | | | | | | | Total |
|--------------|----------|----------|----------|----------|----------|----------|----------|------------|------------|------------|----------|----------|----------|----------|------------|
| | K | 1 | 2 | 3 | 4 | 5 | 6 | 7 | 8 | 9 | 10 | 11 | 12 | 4th | |
| Male | 0 | 0 | 0 | 0 | 0 | 0 | 0 | 85 | 113 | 85 | 0 | 0 | 0 | 0 | 283 |
| Female | 0 | 0 | 0 | 0 | 0 | 0 | 0 | 69 | 73 | 73 | 0 | 0 | 0 | 0 | 215 |
| Total | 0 | 0 | 0 | 0 | 0 | 0 | 0 | 154 | 186 | 158 | 0 | 0 | 0 | 0 | 498 |

Enrolment By Grade
For 335 - Leary's Brook Junior High, St. John's



* Data from the 2014-2015 AGR(Enrolment/Age as of the last day in Sept./Dec.)

** Newfoundland Statistics Classification System

*** May include itinerant teachers

NI ESD - Eastern Region

#336 - Gonzaga Regional High, St. John's

Classification: Urban
Offers Distance Education: Yes

Grades: 10-12 Number of Grades: 3

[School FTE PTR : 16.1](#)
[District FTE PTR : 13.0](#)
[Provincial FTE PTR : 12.1](#)

[FTE Teachers](#) *** : 45.5

Enrolment By Age and Gender

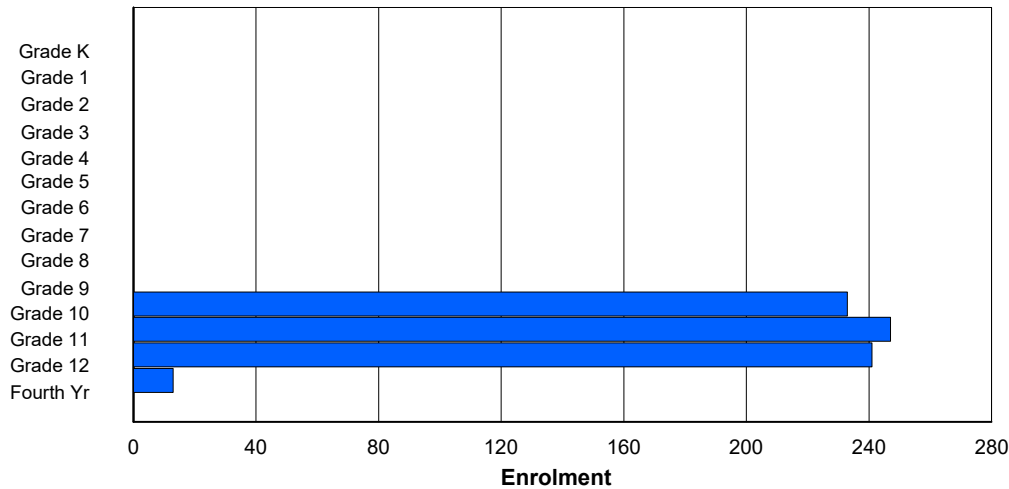
| Gender | Age | | | | | | | | | | | | | | | | | Total |
|--------------|----------|----------|----------|----------|----------|----------|----------|----------|----------|----------|------------|------------|------------|-----------|----------|----------|------------|-------|
| | 5 | 6 | 7 | 8 | 9 | 10 | 11 | 12 | 13 | 14 | 15 | 16 | 17 | 18 | 19 | 20> | | |
| Male | 0 | 0 | 0 | 0 | 0 | 0 | 0 | 0 | 0 | 0 | 101 | 127 | 147 | 12 | 6 | 1 | 394 | |
| Female | 0 | 0 | 0 | 0 | 0 | 0 | 0 | 0 | 0 | 1 | 120 | 106 | 105 | 6 | 2 | 0 | 340 | |
| Total | 0 | 0 | 0 | 0 | 0 | 0 | 0 | 0 | 0 | 1 | 221 | 233 | 252 | 18 | 8 | 1 | 734 | |

Enrolment By Grade and Gender

| Gender | Grade | | | | | | | | | | | | | | | Total |
|--------------|----------|----------|----------|----------|----------|----------|----------|----------|----------|----------|------------|------------|------------|-----------|------------|-------|
| | K | 1 | 2 | 3 | 4 | 5 | 6 | 7 | 8 | 9 | 10 | 11 | 12 | 4th | | |
| Male | 0 | 0 | 0 | 0 | 0 | 0 | 0 | 0 | 0 | 0 | 108 | 136 | 141 | 9 | 394 | |
| Female | 0 | 0 | 0 | 0 | 0 | 0 | 0 | 0 | 0 | 0 | 125 | 111 | 100 | 4 | 340 | |
| Total | 0 | 0 | 0 | 0 | 0 | 0 | 0 | 0 | 0 | 0 | 233 | 247 | 241 | 13 | 734 | |

Enrolment By Grade

For 336 - Gonzaga Regional High, St. John's



* Data from the 2014-2015 AGR(Enrolment/Age as of the last day in Sept./Dec.)

** Newfoundland Statistics Classification System

*** May include itinerant teachers

NI,ESD - Eastern Region

#337 - Goulds Elementary, St. John's (Goulds)

Classification: Urban
Offers Distance Education: No

Grades: K-5 Number of Grades: 7

[School FTE PTR : 14.0](#)
[District FTE PTR : 13.0](#)
[Provincial FTE PTR : 12.1](#)

[FTE Teachers](#) *** : 35.9

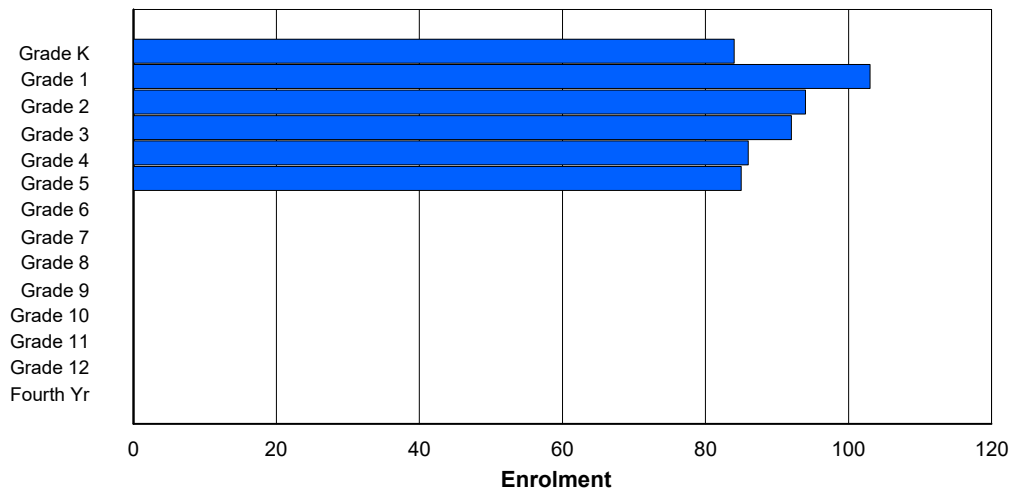
Enrolment By Age and Gender

| Gender | Age | | | | | | | | | | | | | | | | | Total |
|--------------|-----------|------------|-----------|-----------|-----------|-----------|----------|----------|----------|----------|----------|----------|----------|----------|----------|----------|------------|-------|
| | 5 | 6 | 7 | 8 | 9 | 10 | 11 | 12 | 13 | 14 | 15 | 16 | 17 | 18 | 19 | 20> | | |
| Male | 41 | 60 | 50 | 46 | 36 | 48 | 0 | 0 | 0 | 0 | 0 | 0 | 0 | 0 | 0 | 0 | 281 | |
| Female | 42 | 44 | 43 | 46 | 48 | 40 | 0 | 0 | 0 | 0 | 0 | 0 | 0 | 0 | 0 | 0 | 263 | |
| Total | 83 | 104 | 93 | 92 | 84 | 88 | 0 | 0 | 0 | 0 | 0 | 0 | 0 | 0 | 0 | 0 | 544 | |

Enrolment By Grade and Gender

| Gender | Grade | | | | | | | | | | | | | | | Total |
|--------------|-----------|------------|-----------|-----------|-----------|-----------|----------|----------|----------|----------|----------|----------|----------|----------|------------|-------|
| | K | 1 | 2 | 3 | 4 | 5 | 6 | 7 | 8 | 9 | 10 | 11 | 12 | 4th | | |
| Male | 41 | 60 | 51 | 45 | 39 | 45 | 0 | 0 | 0 | 0 | 0 | 0 | 0 | 0 | 281 | |
| Female | 43 | 43 | 43 | 47 | 47 | 40 | 0 | 0 | 0 | 0 | 0 | 0 | 0 | 0 | 263 | |
| Total | 84 | 103 | 94 | 92 | 86 | 85 | 0 | 0 | 0 | 0 | 0 | 0 | 0 | 0 | 544 | |

Enrolment By Grade
For 337 - Goulds Elementary, St. John's (Goulds)



* Data from the 2014-2015 AGR(Enrolment/Age as of the last day in Sept./Dec.)

** Newfoundland Statistics Classification System

*** May include itinerant teachers

NI,ESD - Eastern Region

#340 - Holy Heart High School, St. John's

Classification: Urban
Offers Distance Education: No

Grades: 10-12 Number of Grades: 3

[School FTE PTR : 16.1](#)
[District FTE PTR : 13.0](#)
[Provincial FTE PTR : 12.1](#)

[FTE Teachers](#) *** : 61.0

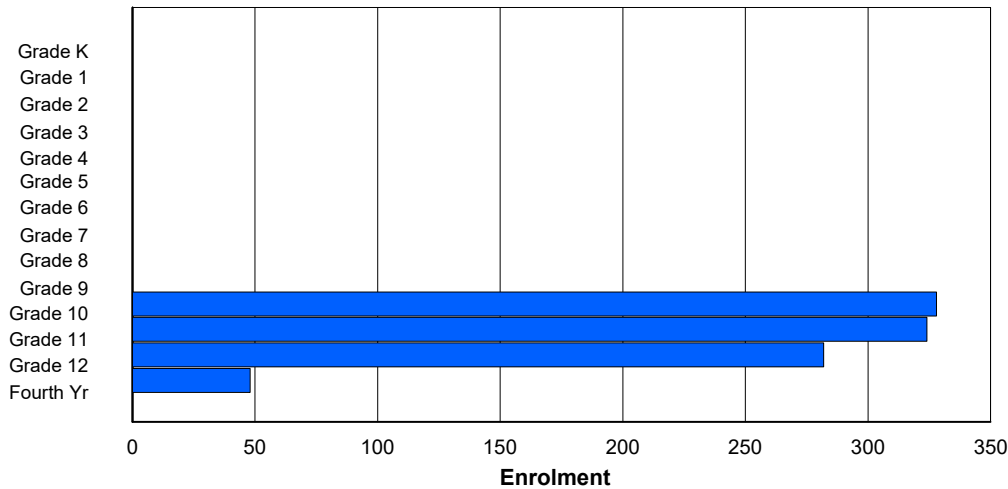
Enrolment By Age and Gender

| Gender | Age | | | | | | | | | | | | | | | | | Total |
|--------------|----------|----------|----------|----------|----------|----------|----------|----------|----------|----------|------------|------------|------------|-----------|-----------|-----------|------------|-------|
| | 5 | 6 | 7 | 8 | 9 | 10 | 11 | 12 | 13 | 14 | 15 | 16 | 17 | 18 | 19 | 20> | | |
| Male | 0 | 0 | 0 | 0 | 0 | 0 | 0 | 0 | 0 | 0 | 144 | 145 | 118 | 42 | 7 | 7 | 463 | |
| Female | 0 | 0 | 0 | 0 | 0 | 0 | 0 | 0 | 0 | 3 | 157 | 166 | 146 | 34 | 10 | 3 | 519 | |
| Total | 0 | 0 | 0 | 0 | 0 | 0 | 0 | 0 | 0 | 3 | 301 | 311 | 264 | 76 | 17 | 10 | 982 | |

Enrolment By Grade and Gender

| Gender | Grade | | | | | | | | | | | | | | | Total |
|--------------|----------|----------|----------|----------|----------|----------|----------|----------|----------|----------|------------|------------|------------|-----------|------------|-------|
| | K | 1 | 2 | 3 | 4 | 5 | 6 | 7 | 8 | 9 | 10 | 11 | 12 | 4th | | |
| Male | 0 | 0 | 0 | 0 | 0 | 0 | 0 | 0 | 0 | 0 | 154 | 154 | 130 | 25 | 463 | |
| Female | 0 | 0 | 0 | 0 | 0 | 0 | 0 | 0 | 0 | 0 | 174 | 170 | 152 | 23 | 519 | |
| Total | 0 | 0 | 0 | 0 | 0 | 0 | 0 | 0 | 0 | 0 | 328 | 324 | 282 | 48 | 982 | |

Enrolment By Grade
For 340 - Holy Heart High School, St. John's



* Data from the 2014-2015 AGR(Enrolment/Age as of the last day in Sept./Dec.)

** Newfoundland Statistics Classification System

*** May include itinerant teachers

NI.ESD - Eastern Region

#342 - MacDonald Drive Elementary, St. John's

Classification: Urban
Offers Distance Education: No

Grades: K-6 Number of Grades: 7

[School FTE PTR : 14.3](#)
[District FTE PTR : 13.0](#)
[Provincial FTE PTR : 12.1](#)

[FTE Teachers](#) *** : 30.8

Enrolment By Age and Gender

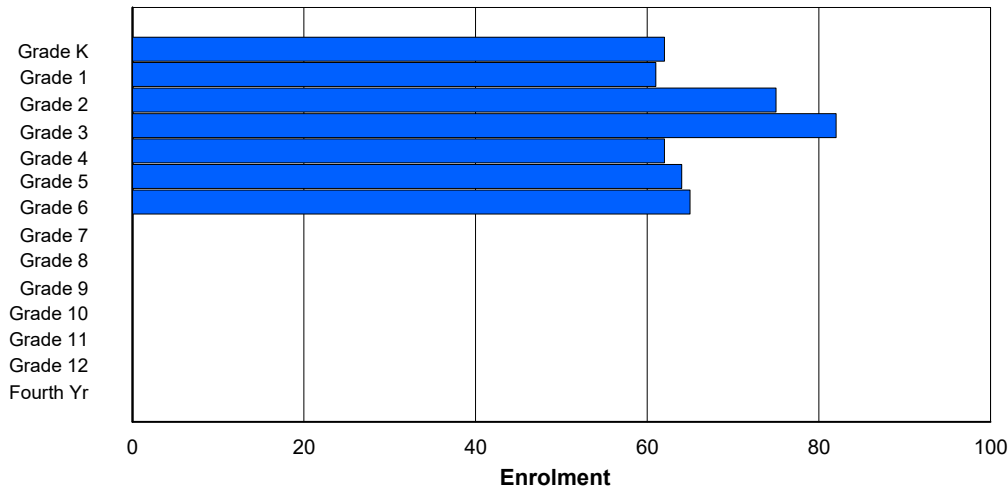
| Gender | Age | | | | | | | | | | | | | | | | | Total |
|--------------|-----------|-----------|-----------|-----------|-----------|-----------|-----------|----------|----------|----------|----------|----------|----------|----------|----------|----------|------------|-------|
| | 5 | 6 | 7 | 8 | 9 | 10 | 11 | 12 | 13 | 14 | 15 | 16 | 17 | 18 | 19 | 20> | | |
| Male | 33 | 19 | 37 | 42 | 30 | 38 | 35 | 0 | 0 | 0 | 0 | 0 | 0 | 0 | 0 | 0 | 234 | |
| Female | 29 | 38 | 42 | 38 | 32 | 27 | 29 | 2 | 0 | 0 | 0 | 0 | 0 | 0 | 0 | 0 | 237 | |
| Total | 62 | 57 | 79 | 80 | 62 | 65 | 64 | 2 | 0 | 0 | 0 | 0 | 0 | 0 | 0 | 0 | 471 | |

Enrolment By Grade and Gender

| Gender | Grade | | | | | | | | | | | | | | | Total |
|--------------|-----------|-----------|-----------|-----------|-----------|-----------|-----------|----------|----------|----------|----------|----------|----------|----------|------------|-------|
| | K | 1 | 2 | 3 | 4 | 5 | 6 | 7 | 8 | 9 | 10 | 11 | 12 | 4th | | |
| Male | 33 | 23 | 33 | 44 | 29 | 37 | 35 | 0 | 0 | 0 | 0 | 0 | 0 | 0 | 234 | |
| Female | 29 | 38 | 42 | 38 | 33 | 27 | 30 | 0 | 0 | 0 | 0 | 0 | 0 | 0 | 237 | |
| Total | 62 | 61 | 75 | 82 | 62 | 64 | 65 | 0 | 0 | 0 | 0 | 0 | 0 | 0 | 471 | |

Enrolment By Grade

For 342 - MacDonald Drive Elementary, St. John's



* Data from the 2014-2015 AGR(Enrolment/Age as of the last day in Sept./Dec.)

** Newfoundland Statistics Classification System

*** May include itinerant teachers

NI ESD - Eastern Region

#343 - MacDonald Drive Junior High, St. John's

Grades: 7-9 Number of Grades: 3

[FTE Teachers](#) *** : 44.3

Classification: Urban
Offers Distance Education: No

[School FTE PTR : 15.5](#)
[District FTE PTR : 13.0](#)
[Provincial FTE PTR : 12.1](#)

Enrolment By Age and Gender

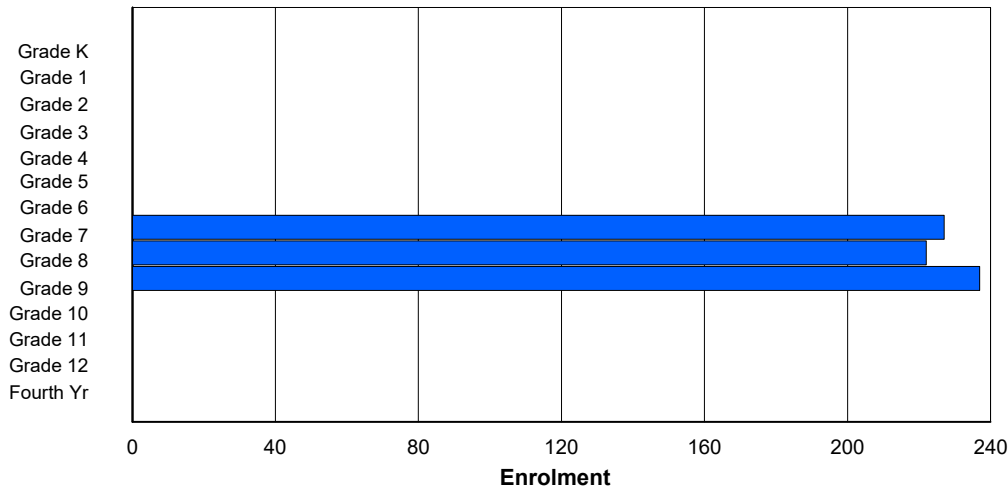
| Gender | Age | | | | | | | | | | | | | | | | Total |
|--------------|----------|----------|----------|----------|----------|----------|----------|------------|------------|------------|----------|----------|----------|----------|----------|----------|------------|
| | 5 | 6 | 7 | 8 | 9 | 10 | 11 | 12 | 13 | 14 | 15 | 16 | 17 | 18 | 19 | 20> | |
| Male | 0 | 0 | 0 | 0 | 0 | 0 | 0 | 116 | 127 | 127 | 5 | 0 | 0 | 0 | 0 | 0 | 375 |
| Female | 0 | 1 | 0 | 0 | 0 | 0 | 1 | 100 | 102 | 104 | 3 | 0 | 0 | 0 | 0 | 0 | 311 |
| Total | 0 | 1 | 0 | 0 | 0 | 0 | 1 | 216 | 229 | 231 | 8 | 0 | 0 | 0 | 0 | 0 | 686 |

Enrolment By Grade and Gender

| Gender | Grade | | | | | | | | | | | | | | Total |
|--------------|----------|----------|----------|----------|----------|----------|----------|------------|------------|------------|----------|----------|----------|----------|------------|
| | K | 1 | 2 | 3 | 4 | 5 | 6 | 7 | 8 | 9 | 10 | 11 | 12 | 4th | |
| Male | 0 | 0 | 0 | 0 | 0 | 0 | 0 | 123 | 123 | 129 | 0 | 0 | 0 | 0 | 375 |
| Female | 0 | 0 | 0 | 0 | 0 | 0 | 0 | 104 | 99 | 108 | 0 | 0 | 0 | 0 | 311 |
| Total | 0 | 0 | 0 | 0 | 0 | 0 | 0 | 227 | 222 | 237 | 0 | 0 | 0 | 0 | 686 |

Enrolment By Grade

For 343 - MacDonald Drive Junior High, St. John's



* Data from the 2014-2015 AGR(Enrolment/Age as of the last day in Sept./Dec.)

** Newfoundland Statistics Classification System

*** May include itinerant teachers

NI ESD - Eastern Region

#345 - Mary Queen of Peace Elementary, St. John's

Grades: K-6

Number of Grades: 7

Classification: Urban

Offers Distance Education: No

[School FTE PTR : 14.1](#)

[District FTE PTR : 13.0](#)

[Provincial FTE PTR : 12.1](#)

[FTE Teachers](#) *** : 46.6

Enrolment By Age and Gender

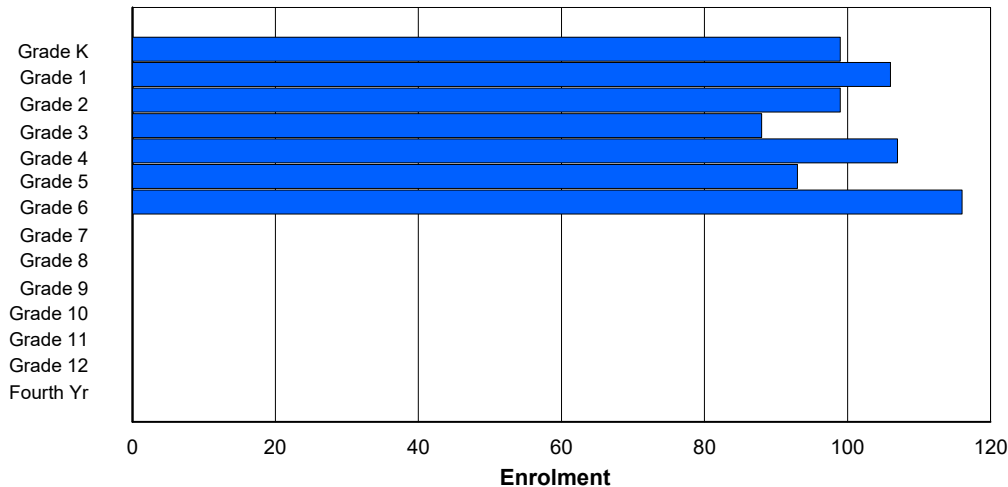
| Gender | Age | | | | | | | | | | | | | | | | | Total |
|--------------|-----------|------------|-----------|-----------|------------|-----------|------------|----------|----------|----------|----------|----------|----------|----------|----------|----------|------------|-------|
| | 5 | 6 | 7 | 8 | 9 | 10 | 11 | 12 | 13 | 14 | 15 | 16 | 17 | 18 | 19 | 20> | | |
| Male | 48 | 52 | 43 | 40 | 56 | 52 | 48 | 4 | 0 | 0 | 0 | 0 | 0 | 0 | 0 | 0 | 343 | |
| Female | 50 | 54 | 53 | 49 | 52 | 40 | 66 | 1 | 0 | 0 | 0 | 0 | 0 | 0 | 0 | 0 | 365 | |
| Total | 98 | 106 | 96 | 89 | 108 | 92 | 114 | 5 | 0 | 0 | 0 | 0 | 0 | 0 | 0 | 0 | 708 | |

Enrolment By Grade and Gender

| Gender | Grade | | | | | | | | | | | | | | | Total |
|--------------|-----------|------------|-----------|-----------|------------|-----------|------------|----------|----------|----------|----------|----------|----------|----------|------------|-------|
| | K | 1 | 2 | 3 | 4 | 5 | 6 | 7 | 8 | 9 | 10 | 11 | 12 | 4th | | |
| Male | 48 | 52 | 45 | 40 | 55 | 53 | 50 | 0 | 0 | 0 | 0 | 0 | 0 | 0 | 343 | |
| Female | 51 | 54 | 54 | 48 | 52 | 40 | 66 | 0 | 0 | 0 | 0 | 0 | 0 | 0 | 365 | |
| Total | 99 | 106 | 99 | 88 | 107 | 93 | 116 | 0 | 0 | 0 | 0 | 0 | 0 | 0 | 708 | |

Enrolment By Grade

For 345 - Mary Queen of Peace Elementary, St. John's



* Data from the 2014-2015 AGR(Enrolment/Age as of the last day in Sept./Dec.)

** Newfoundland Statistics Classification System

*** May include itinerant teachers

NI ESD - Eastern Region

#347 - Prince of Wales Collegiate, St. John's

Classification: Urban
Offers Distance Education: Yes

Grades: 10-12 Number of Grades: 3

[School FTE PTR : 16.1](#)
[District FTE PTR : 13.0](#)
[Provincial FTE PTR : 12.1](#)

[FTE Teachers](#) *** : 44.3

Enrolment By Age and Gender

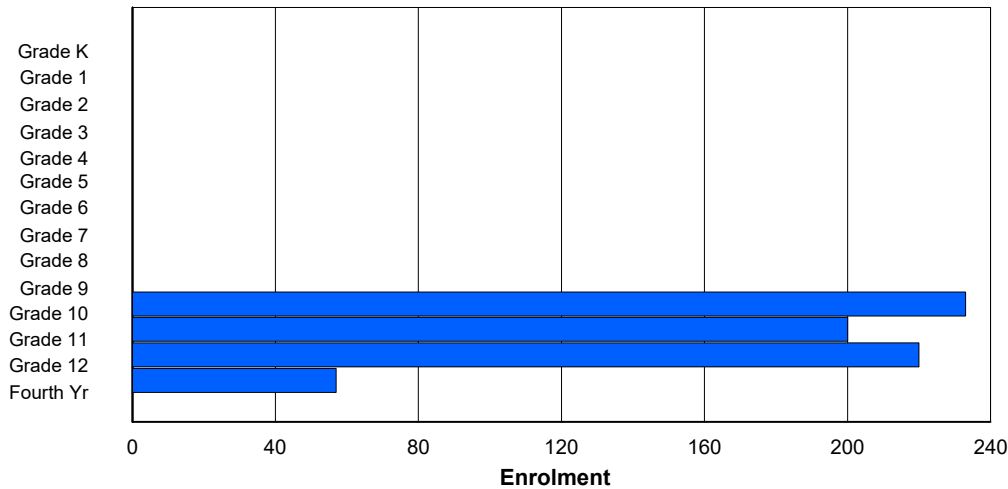
| Gender | Age | | | | | | | | | | | | | | | | | Total |
|--------------|----------|----------|----------|----------|----------|----------|----------|----------|----------|----------|------------|------------|------------|-----------|-----------|----------|------------|-------|
| | 5 | 6 | 7 | 8 | 9 | 10 | 11 | 12 | 13 | 14 | 15 | 16 | 17 | 18 | 19 | 20> | | |
| Male | 0 | 0 | 0 | 0 | 0 | 0 | 0 | 0 | 0 | 0 | 118 | 88 | 112 | 44 | 6 | 4 | 372 | |
| Female | 0 | 0 | 0 | 0 | 0 | 0 | 0 | 0 | 0 | 1 | 92 | 101 | 110 | 26 | 4 | 4 | 338 | |
| Total | 0 | 0 | 0 | 0 | 0 | 0 | 0 | 0 | 0 | 1 | 210 | 189 | 222 | 70 | 10 | 8 | 710 | |

Enrolment By Grade and Gender

| Gender | Grade | | | | | | | | | | | | | | | Total |
|--------------|----------|----------|----------|----------|----------|----------|----------|----------|----------|----------|------------|------------|------------|-----------|------------|-------|
| | K | 1 | 2 | 3 | 4 | 5 | 6 | 7 | 8 | 9 | 10 | 11 | 12 | 4th | | |
| Male | 0 | 0 | 0 | 0 | 0 | 0 | 0 | 0 | 0 | 0 | 127 | 96 | 114 | 35 | 372 | |
| Female | 0 | 0 | 0 | 0 | 0 | 0 | 0 | 0 | 0 | 0 | 106 | 104 | 106 | 22 | 338 | |
| Total | 0 | 0 | 0 | 0 | 0 | 0 | 0 | 0 | 0 | 0 | 233 | 200 | 220 | 57 | 710 | |

Enrolment By Grade

For 347 - Prince of Wales Collegiate, St. John's



* Data from the 2014-2015 AGR(Enrolment/Age as of the last day in Sept./Dec.)

** Newfoundland Statistics Classification System

*** May include itinerant teachers

NI ESD - Eastern Region

#348 - Roncalli Elementary, St. John's

Classification: Urban
Offers Distance Education: No

Grades: K-6 Number of Grades: 7

[School FTE PTR : 13.4](#)
[District FTE PTR : 13.0](#)
[Provincial FTE PTR : 12.1](#)

[FTE Teachers](#) *** : 28.3

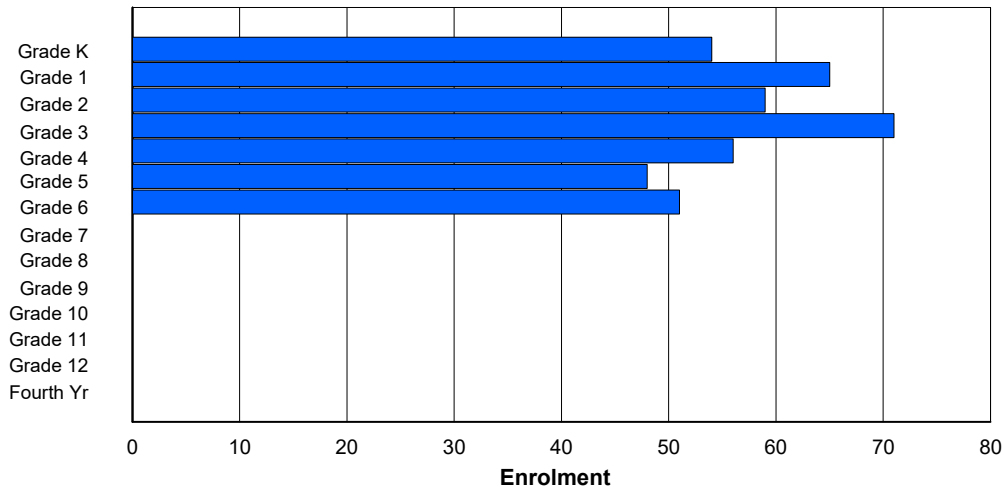
Enrolment By Age and Gender

| Gender | Age | | | | | | | | | | | | | | | | Total |
|--------------|-----------|-----------|-----------|-----------|-----------|-----------|-----------|----------|----------|----------|----------|----------|----------|----------|----------|----------|------------|
| | 5 | 6 | 7 | 8 | 9 | 10 | 11 | 12 | 13 | 14 | 15 | 16 | 17 | 18 | 19 | 20> | |
| Male | 29 | 28 | 30 | 36 | 32 | 24 | 22 | 2 | 0 | 0 | 0 | 0 | 0 | 0 | 0 | 0 | 203 |
| Female | 24 | 36 | 31 | 33 | 26 | 23 | 27 | 1 | 0 | 0 | 0 | 0 | 0 | 0 | 0 | 0 | 201 |
| Total | 53 | 64 | 61 | 69 | 58 | 47 | 49 | 3 | 0 | 0 | 0 | 0 | 0 | 0 | 0 | 0 | 404 |

Enrolment By Grade and Gender

| Gender | Grade | | | | | | | | | | | | | | Total |
|--------------|-----------|-----------|-----------|-----------|-----------|-----------|-----------|----------|----------|----------|----------|----------|----------|----------|------------|
| | K | 1 | 2 | 3 | 4 | 5 | 6 | 7 | 8 | 9 | 10 | 11 | 12 | 4th | |
| Male | 29 | 30 | 28 | 38 | 30 | 24 | 24 | 0 | 0 | 0 | 0 | 0 | 0 | 0 | 203 |
| Female | 25 | 35 | 31 | 33 | 26 | 24 | 27 | 0 | 0 | 0 | 0 | 0 | 0 | 0 | 201 |
| Total | 54 | 65 | 59 | 71 | 56 | 48 | 51 | 0 | 0 | 0 | 0 | 0 | 0 | 0 | 404 |

Enrolment By Grade
For 348 - Roncalli Elementary, St. John's



* Data from the 2014-2015 AGR(Enrolment/Age as of the last day in Sept./Dec.)

** Newfoundland Statistics Classification System

*** May include itinerant teachers

NI ESD - Eastern Region

#349 - St. Andrew's Elementary, St. John's

Classification: Urban
Offers Distance Education: No

Grades: K-6 Number of Grades: 7

[School FTE PTR : 9.7](#)
[District FTE PTR : 13.0](#)
[Provincial FTE PTR : 12.1](#)

[FTE Teachers](#) *** : 20.8

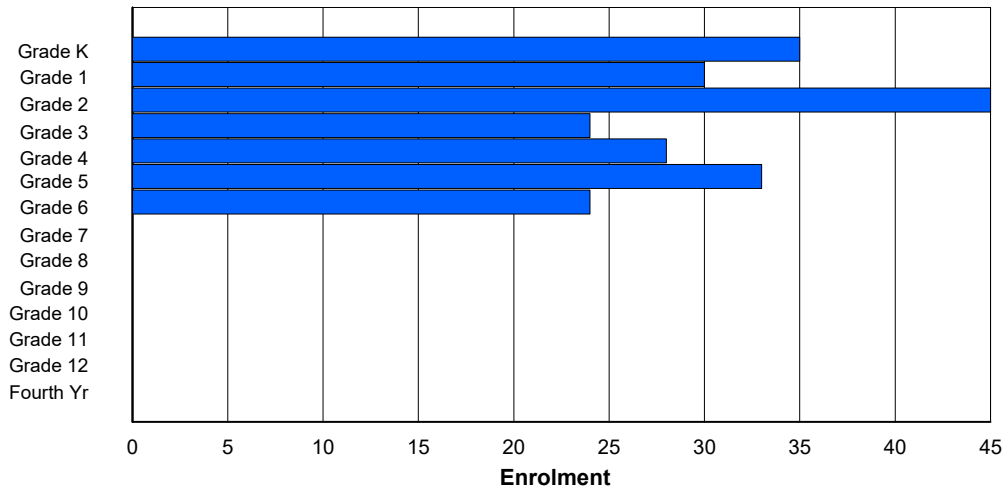
Enrolment By Age and Gender

| Gender | Age | | | | | | | | | | | | | | | | | Total |
|--------------|-----------|-----------|-----------|-----------|-----------|-----------|-----------|----------|----------|----------|----------|----------|----------|----------|----------|----------|------------|-------|
| | 5 | 6 | 7 | 8 | 9 | 10 | 11 | 12 | 13 | 14 | 15 | 16 | 17 | 18 | 19 | 20> | | |
| Male | 20 | 15 | 28 | 13 | 13 | 19 | 15 | 2 | 0 | 0 | 0 | 0 | 0 | 0 | 0 | 0 | 125 | |
| Female | 15 | 15 | 17 | 11 | 15 | 10 | 11 | 0 | 0 | 0 | 0 | 0 | 0 | 0 | 0 | 0 | 94 | |
| Total | 35 | 30 | 45 | 24 | 28 | 29 | 26 | 2 | 0 | 0 | 0 | 0 | 0 | 0 | 0 | 0 | 219 | |

Enrolment By Grade and Gender

| Gender | Grade | | | | | | | | | | | | | | | Total |
|--------------|-----------|-----------|-----------|-----------|-----------|-----------|-----------|----------|----------|----------|----------|----------|----------|----------|------------|-------|
| | K | 1 | 2 | 3 | 4 | 5 | 6 | 7 | 8 | 9 | 10 | 11 | 12 | 4th | | |
| Male | 21 | 15 | 27 | 13 | 12 | 24 | 13 | 0 | 0 | 0 | 0 | 0 | 0 | 0 | 125 | |
| Female | 14 | 15 | 18 | 11 | 16 | 9 | 11 | 0 | 0 | 0 | 0 | 0 | 0 | 0 | 94 | |
| Total | 35 | 30 | 45 | 24 | 28 | 33 | 24 | 0 | 0 | 0 | 0 | 0 | 0 | 0 | 219 | |

Enrolment By Grade
For 349 - St. Andrew's Elementary, St. John's



* Data from the 2014-2015 AGR(Enrolment/Age as of the last day in Sept./Dec.)

** Newfoundland Statistics Classification System

*** May include itinerant teachers

NI ESD - Eastern Region

#350 - St. John Bosco School, St. John's

Classification: Urban
Offers Distance Education: No

Grades: K-9 Number of Grades: 10

[School FTE PTR : 10.1](#)
[District FTE PTR : 13.0](#)
[Provincial FTE PTR : 12.1](#)

[FTE Teachers](#) *** : 19.0

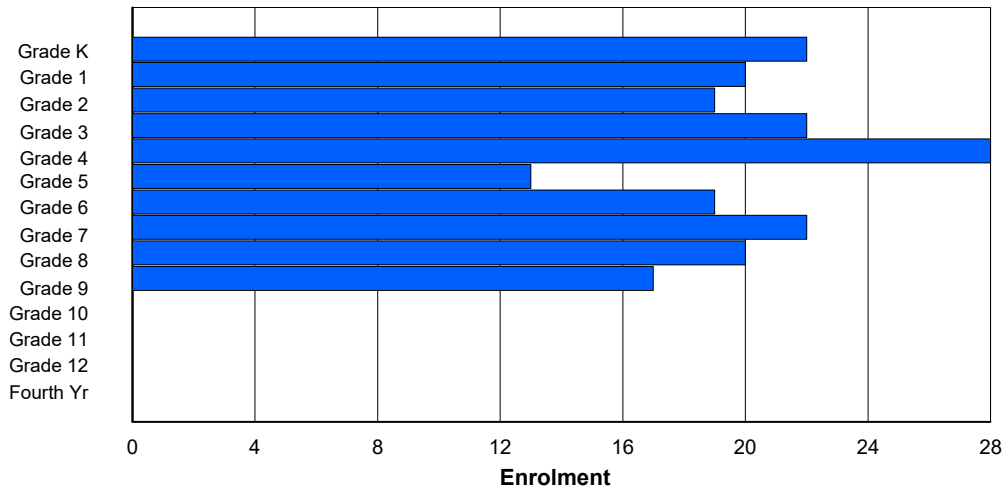
Enrolment By Age and Gender

| Gender | Age | | | | | | | | | | | | | | | | | Total |
|--------------|-----------|-----------|-----------|-----------|-----------|-----------|-----------|-----------|-----------|-----------|----------|----------|----------|----------|----------|----------|------------|-------|
| | 5 | 6 | 7 | 8 | 9 | 10 | 11 | 12 | 13 | 14 | 15 | 16 | 17 | 18 | 19 | 20> | | |
| Male | 10 | 11 | 11 | 14 | 20 | 7 | 9 | 9 | 14 | 15 | 0 | 0 | 0 | 0 | 0 | 0 | 120 | |
| Female | 12 | 9 | 8 | 7 | 9 | 6 | 9 | 12 | 7 | 3 | 0 | 0 | 0 | 0 | 0 | 0 | 82 | |
| Total | 22 | 20 | 19 | 21 | 29 | 13 | 18 | 21 | 21 | 18 | 0 | 0 | 0 | 0 | 0 | 0 | 202 | |

Enrolment By Grade and Gender

| Gender | Grade | | | | | | | | | | | | | | | Total |
|--------------|-----------|-----------|-----------|-----------|-----------|-----------|-----------|-----------|-----------|-----------|----------|----------|----------|----------|------------|-------|
| | K | 1 | 2 | 3 | 4 | 5 | 6 | 7 | 8 | 9 | 10 | 11 | 12 | 4th | | |
| Male | 10 | 11 | 11 | 15 | 19 | 7 | 10 | 9 | 14 | 14 | 0 | 0 | 0 | 0 | 120 | |
| Female | 12 | 9 | 8 | 7 | 9 | 6 | 9 | 13 | 6 | 3 | 0 | 0 | 0 | 0 | 82 | |
| Total | 22 | 20 | 19 | 22 | 28 | 13 | 19 | 22 | 20 | 17 | 0 | 0 | 0 | 0 | 202 | |

Enrolment By Grade
For 350 - St. John Bosco School, St. John's



* Data from the 2014-2015 AGR(Enrolment/Age as of the last day in Sept./Dec.)

** Newfoundland Statistics Classification System

*** May include itinerant teachers

NI ESD - Eastern Region

#353 - St. Kevin's Junior High, St. John's (Goulds)

Grades: 6-8 Number of Grades: 3

[FTE Teachers](#) *** : 21.9

Classification: Urban
Offers Distance Education: No

[School FTE PTR : 12.7](#)
[District FTE PTR : 13.0](#)
[Provincial FTE PTR : 12.1](#)

Enrolment By Age and Gender

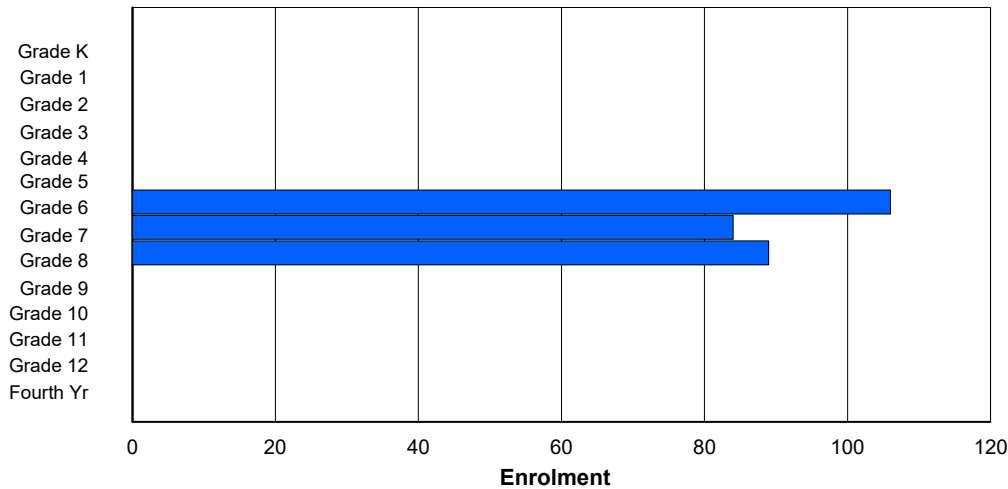
| Gender | Age | | | | | | | | | | | | | | | | Total |
|--------------|----------|----------|----------|----------|----------|----------|------------|-----------|-----------|----------|----------|----------|----------|----------|----------|----------|------------|
| | 5 | 6 | 7 | 8 | 9 | 10 | 11 | 12 | 13 | 14 | 15 | 16 | 17 | 18 | 19 | 20> | |
| Male | 0 | 0 | 0 | 0 | 0 | 0 | 55 | 48 | 51 | 2 | 0 | 0 | 0 | 0 | 0 | 0 | 156 |
| Female | 0 | 0 | 0 | 0 | 0 | 0 | 50 | 33 | 39 | 0 | 1 | 0 | 0 | 0 | 0 | 0 | 123 |
| Total | 0 | 0 | 0 | 0 | 0 | 0 | 105 | 81 | 90 | 2 | 1 | 0 | 0 | 0 | 0 | 0 | 279 |

Enrolment By Grade and Gender

| Gender | Grade | | | | | | | | | | | | | | Total |
|--------------|----------|----------|----------|----------|----------|----------|------------|-----------|-----------|----------|----------|----------|----------|----------|------------|
| | K | 1 | 2 | 3 | 4 | 5 | 6 | 7 | 8 | 9 | 10 | 11 | 12 | 4th | |
| Male | 0 | 0 | 0 | 0 | 0 | 0 | 55 | 50 | 51 | 0 | 0 | 0 | 0 | 0 | 156 |
| Female | 0 | 0 | 0 | 0 | 0 | 0 | 51 | 34 | 38 | 0 | 0 | 0 | 0 | 0 | 123 |
| Total | 0 | 0 | 0 | 0 | 0 | 0 | 106 | 84 | 89 | 0 | 0 | 0 | 0 | 0 | 279 |

Enrolment By Grade

For 353 - St. Kevin's Junior High, St. John's (Goulds)



* Data from the 2014-2015 AGR(Enrolment/Age as of the last day in Sept./Dec.)

** Newfoundland Statistics Classification System

*** May include itinerant teachers

NI,ESD - Eastern Region

#354 - St. Kevin's High, St. John's (Goulds)

Classification: Urban
Offers Distance Education: No

Grades: 9-12 Number of Grades: 3

[School FTE PTR : 15.5](#)
[District FTE PTR : 13.0](#)
[Provincial FTE PTR : 12.1](#)

[FTE Teachers](#) *** : 26.3

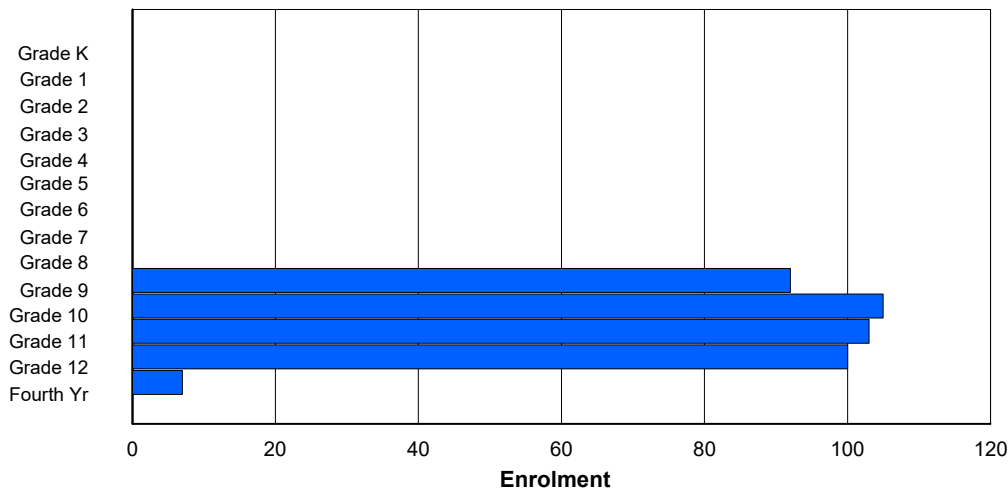
Enrolment By Age and Gender

| Gender | Age | | | | | | | | | | | | | | | | | Total |
|--------------|----------|----------|----------|----------|----------|----------|----------|----------|----------|-----------|-----------|------------|------------|-----------|----------|----------|------------|-------|
| | 5 | 6 | 7 | 8 | 9 | 10 | 11 | 12 | 13 | 14 | 15 | 16 | 17 | 18 | 19 | 20> | | |
| Male | 0 | 0 | 0 | 0 | 0 | 0 | 0 | 0 | 0 | 54 | 52 | 52 | 54 | 7 | 1 | 0 | 220 | |
| Female | 0 | 0 | 0 | 0 | 0 | 0 | 0 | 0 | 0 | 38 | 47 | 48 | 50 | 3 | 0 | 1 | 187 | |
| Total | 0 | 0 | 0 | 0 | 0 | 0 | 0 | 0 | 0 | 92 | 99 | 100 | 104 | 10 | 1 | 1 | 407 | |

Enrolment By Grade and Gender

| Gender | Grade | | | | | | | | | | | | | | | Total |
|--------------|----------|----------|----------|----------|----------|----------|----------|----------|----------|-----------|------------|------------|------------|----------|------------|-------|
| | K | 1 | 2 | 3 | 4 | 5 | 6 | 7 | 8 | 9 | 10 | 11 | 12 | 4th | | |
| Male | 0 | 0 | 0 | 0 | 0 | 0 | 0 | 0 | 0 | 54 | 55 | 55 | 50 | 6 | 220 | |
| Female | 0 | 0 | 0 | 0 | 0 | 0 | 0 | 0 | 0 | 38 | 50 | 48 | 50 | 1 | 187 | |
| Total | 0 | 0 | 0 | 0 | 0 | 0 | 0 | 0 | 0 | 92 | 105 | 103 | 100 | 7 | 407 | |

Enrolment By Grade
For 354 - St. Kevin's High, St. John's (Goulds)



* Data from the 2014-2015 AGR(Enrolment/Age as of the last day in Sept./Dec.)

** Newfoundland Statistics Classification System

*** May include itinerant teachers

NI ESD - Eastern Region

#355 - St. Mary's Elementary, St. John's

Classification: Urban
Offers Distance Education: No

Grades: K-6

Number of Grades: 7

[School FTE PTR : 13.3](#)
[District FTE PTR : 13.0](#)
[Provincial FTE PTR : 12.1](#)

[FTE Teachers](#) *** : 11.3

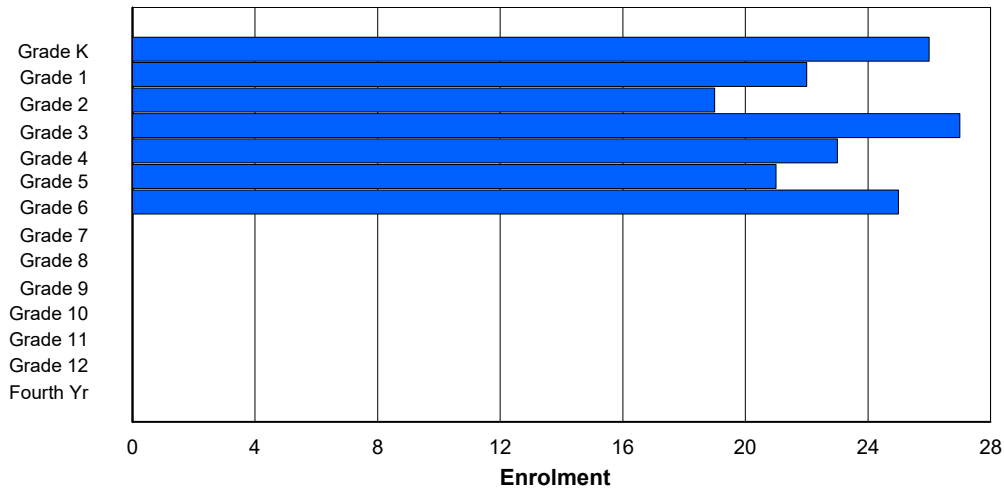
Enrolment By Age and Gender

| Gender | Age | | | | | | | | | | | | | | | | | Total |
|--------------|-----------|-----------|-----------|-----------|-----------|-----------|-----------|----------|----------|----------|----------|----------|----------|----------|----------|----------|------------|-------|
| | 5 | 6 | 7 | 8 | 9 | 10 | 11 | 12 | 13 | 14 | 15 | 16 | 17 | 18 | 19 | 20> | | |
| Male | 13 | 10 | 6 | 15 | 15 | 11 | 16 | 0 | 0 | 0 | 0 | 0 | 0 | 0 | 0 | 0 | 86 | |
| Female | 10 | 14 | 13 | 12 | 8 | 8 | 11 | 0 | 0 | 1 | 0 | 0 | 0 | 0 | 0 | 0 | 77 | |
| Total | 23 | 24 | 19 | 27 | 23 | 19 | 27 | 0 | 0 | 1 | 0 | 0 | 0 | 0 | 0 | 0 | 163 | |

Enrolment By Grade and Gender

| Gender | Grade | | | | | | | | | | | | | | | Total |
|--------------|-----------|-----------|-----------|-----------|-----------|-----------|-----------|----------|----------|----------|----------|----------|----------|----------|------------|-------|
| | K | 1 | 2 | 3 | 4 | 5 | 6 | 7 | 8 | 9 | 10 | 11 | 12 | 4th | | |
| Male | 15 | 8 | 6 | 15 | 15 | 12 | 15 | 0 | 0 | 0 | 0 | 0 | 0 | 0 | 86 | |
| Female | 11 | 14 | 13 | 12 | 8 | 9 | 10 | 0 | 0 | 0 | 0 | 0 | 0 | 0 | 77 | |
| Total | 26 | 22 | 19 | 27 | 23 | 21 | 25 | 0 | 0 | 0 | 0 | 0 | 0 | 0 | 163 | |

Enrolment By Grade
For 355 - St. Mary's Elementary, St. John's



* Data from the 2014-2015 AGR(Enrolment/Age as of the last day in Sept./Dec.)

** Newfoundland Statistics Classification System

*** May include itinerant teachers

NI ESD - Eastern Region

#356 - St. Matthews Elementary, St. John's

Classification: Urban
Offers Distance Education: No

Grades: K-7 Number of Grades: 8

[School FTE PTR : 10.8](#)
[District FTE PTR : 13.0](#)
[Provincial FTE PTR : 12.1](#)

[FTE Teachers](#) *** : 37.6

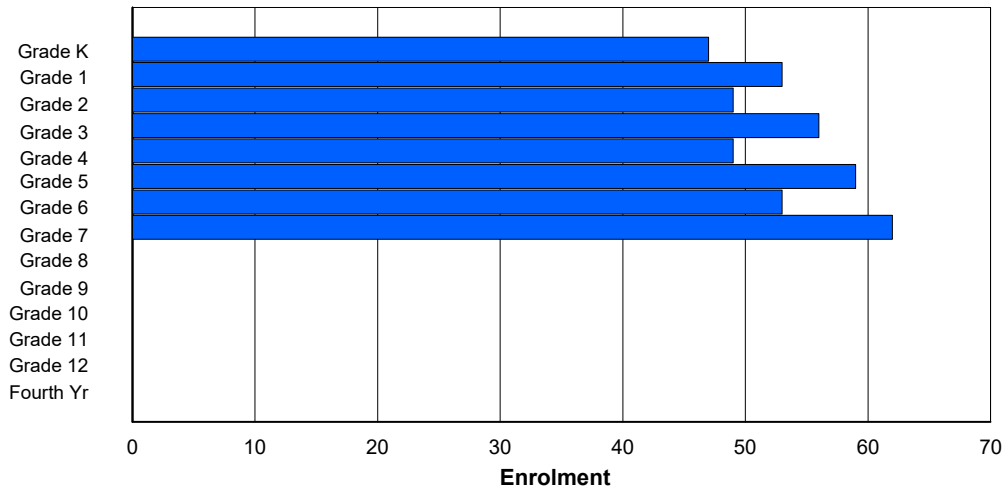
Enrolment By Age and Gender

| Gender | Age | | | | | | | | | | | | | | | | | Total |
|--------------|-----------|-----------|-----------|-----------|-----------|-----------|-----------|-----------|----------|----------|----------|----------|----------|----------|----------|----------|------------|-------|
| | 5 | 6 | 7 | 8 | 9 | 10 | 11 | 12 | 13 | 14 | 15 | 16 | 17 | 18 | 19 | 20> | | |
| Male | 22 | 35 | 25 | 33 | 19 | 27 | 27 | 25 | 3 | 0 | 0 | 0 | 0 | 0 | 0 | 1 | 217 | |
| Female | 23 | 20 | 21 | 26 | 24 | 33 | 28 | 35 | 1 | 0 | 0 | 0 | 0 | 0 | 0 | 0 | 211 | |
| Total | 45 | 55 | 46 | 59 | 43 | 60 | 55 | 60 | 4 | 0 | 0 | 0 | 0 | 0 | 0 | 1 | 428 | |

Enrolment By Grade and Gender

| Gender | Grade | | | | | | | | | | | | | | | Total |
|--------------|-----------|-----------|-----------|-----------|-----------|-----------|-----------|-----------|----------|----------|----------|----------|----------|----------|------------|-------|
| | K | 1 | 2 | 3 | 4 | 5 | 6 | 7 | 8 | 9 | 10 | 11 | 12 | 4th | | |
| Male | 22 | 35 | 28 | 30 | 22 | 28 | 25 | 27 | 0 | 0 | 0 | 0 | 0 | 0 | 217 | |
| Female | 25 | 18 | 21 | 26 | 27 | 31 | 28 | 35 | 0 | 0 | 0 | 0 | 0 | 0 | 211 | |
| Total | 47 | 53 | 49 | 56 | 49 | 59 | 53 | 62 | 0 | 0 | 0 | 0 | 0 | 0 | 428 | |

Enrolment By Grade
For 356 - St. Matthews Elementary, St. John's



* Data from the 2014-2015 AGR(Enrolment/Age as of the last day in Sept./Dec.)

** Newfoundland Statistics Classification System

*** May include itinerant teachers

NI,ESD - Eastern Region

#359 - St. Paul's Junior High, St. John's

Classification: Urban
Offers Distance Education: No

Grades: 7-9 Number of Grades: 3

[School FTE PTR : 12.9](#)
[District FTE PTR : 13.0](#)
[Provincial FTE PTR : 12.1](#)

[FTE Teachers](#) *** : 32.3

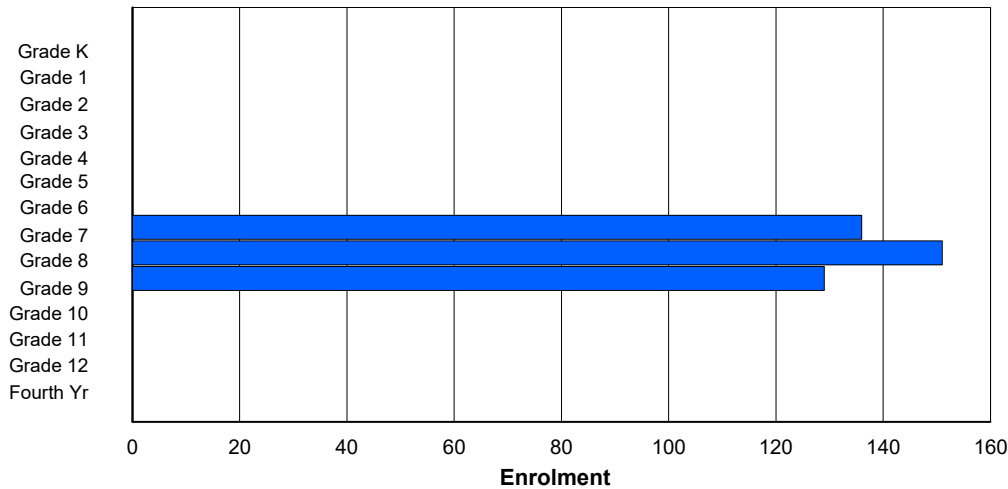
Enrolment By Age and Gender

| Gender | Age | | | | | | | | | | | | | | | | Total |
|--------------|----------|----------|----------|----------|----------|----------|----------|------------|------------|------------|----------|----------|----------|----------|----------|----------|------------|
| | 5 | 6 | 7 | 8 | 9 | 10 | 11 | 12 | 13 | 14 | 15 | 16 | 17 | 18 | 19 | 20> | |
| Male | 0 | 0 | 0 | 0 | 0 | 1 | 0 | 63 | 68 | 69 | 2 | 1 | 0 | 0 | 0 | 0 | 204 |
| Female | 0 | 0 | 0 | 0 | 0 | 0 | 0 | 67 | 85 | 55 | 5 | 0 | 0 | 0 | 0 | 0 | 212 |
| Total | 0 | 0 | 0 | 0 | 0 | 1 | 0 | 130 | 153 | 124 | 7 | 1 | 0 | 0 | 0 | 0 | 416 |

Enrolment By Grade and Gender

| Gender | Grade | | | | | | | | | | | | | | Total |
|--------------|----------|----------|----------|----------|----------|----------|----------|------------|------------|------------|----------|----------|----------|----------|------------|
| | K | 1 | 2 | 3 | 4 | 5 | 6 | 7 | 8 | 9 | 10 | 11 | 12 | 4th | |
| Male | 0 | 0 | 0 | 0 | 0 | 0 | 0 | 67 | 65 | 72 | 0 | 0 | 0 | 0 | 204 |
| Female | 0 | 0 | 0 | 0 | 0 | 0 | 0 | 69 | 86 | 57 | 0 | 0 | 0 | 0 | 212 |
| Total | 0 | 0 | 0 | 0 | 0 | 0 | 0 | 136 | 151 | 129 | 0 | 0 | 0 | 0 | 416 |

Enrolment By Grade
For 359 - St. Paul's Junior High, St. John's



* Data from the 2014-2015 AGR(Enrolment/Age as of the last day in Sept./Dec.)

** Newfoundland Statistics Classification System

*** May include itinerant teachers

NI ESD - Eastern Region

#360 - Rennie's River Elementary School, St. John's

Classification: Urban
Offers Distance Education: No

Grades: K-6 Number of Grades: 7

[School FTE PTR : 11.8](#)
[District FTE PTR : 13.0](#)
[Provincial FTE PTR : 12.1](#)

[FTE Teachers](#) *** : 23.3

Enrolment By Age and Gender

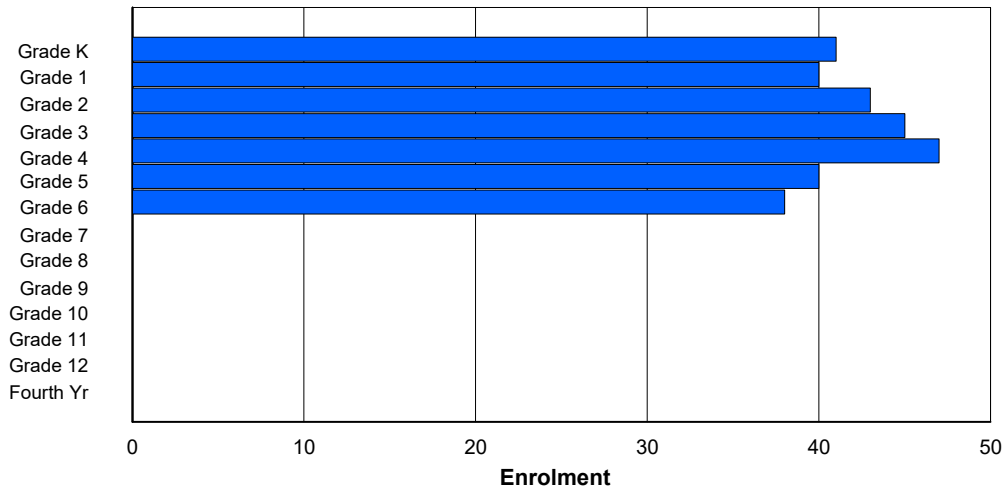
| Gender | Age | | | | | | | | | | | | | | | | Total |
|--------------|-----------|-----------|-----------|-----------|-----------|-----------|-----------|----------|----------|----------|----------|----------|----------|----------|----------|----------|------------|
| | 5 | 6 | 7 | 8 | 9 | 10 | 11 | 12 | 13 | 14 | 15 | 16 | 17 | 18 | 19 | 20> | |
| Male | 20 | 17 | 26 | 24 | 28 | 18 | 21 | 1 | 0 | 0 | 0 | 0 | 0 | 0 | 0 | 0 | 155 |
| Female | 21 | 22 | 18 | 19 | 19 | 24 | 15 | 1 | 0 | 0 | 0 | 0 | 0 | 0 | 0 | 0 | 139 |
| Total | 41 | 39 | 44 | 43 | 47 | 42 | 36 | 2 | 0 | 0 | 0 | 0 | 0 | 0 | 0 | 0 | 294 |

Enrolment By Grade and Gender

| Gender | Grade | | | | | | | | | | | | | | Total |
|--------------|-----------|-----------|-----------|-----------|-----------|-----------|-----------|----------|----------|----------|----------|----------|----------|----------|------------|
| | K | 1 | 2 | 3 | 4 | 5 | 6 | 7 | 8 | 9 | 10 | 11 | 12 | 4th | |
| Male | 20 | 18 | 26 | 25 | 28 | 16 | 22 | 0 | 0 | 0 | 0 | 0 | 0 | 0 | 155 |
| Female | 21 | 22 | 17 | 20 | 19 | 24 | 16 | 0 | 0 | 0 | 0 | 0 | 0 | 0 | 139 |
| Total | 41 | 40 | 43 | 45 | 47 | 40 | 38 | 0 | 0 | 0 | 0 | 0 | 0 | 0 | 294 |

Enrolment By Grade

For 360 - Rennie's River Elementary School, St. John's



* Data from the 2014-2015 AGR(Enrolment/Age as of the last day in Sept./Dec.)

** Newfoundland Statistics Classification System

*** May include itinerant teachers

NI,ESD - Eastern Region

#362 - St. Teresa's School/Ecole Ste-Thérèse, St. John's

Classification: Urban
Offers Distance Education: No

Grades: K-6 Number of Grades: 7

[School FTE PTR : 12.8](#)
[District FTE PTR : 13.0](#)
[Provincial FTE PTR : 12.1](#)

[FTE Teachers](#) *** : 39.4

Enrolment By Age and Gender

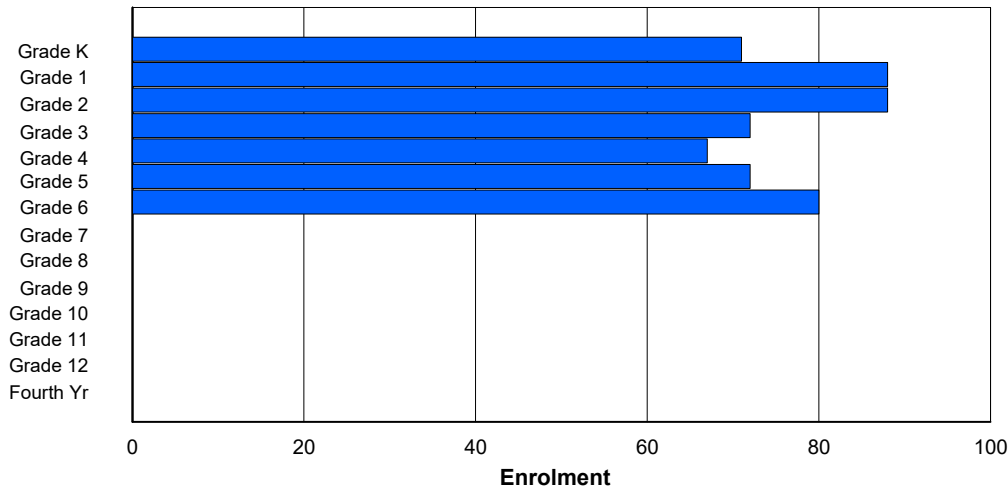
| Gender | Age | | | | | | | | | | | | | | | | | Total |
|--------------|-----------|-----------|-----------|-----------|-----------|-----------|-----------|----------|----------|----------|----------|----------|----------|----------|----------|----------|------------|-------|
| | 5 | 6 | 7 | 8 | 9 | 10 | 11 | 12 | 13 | 14 | 15 | 16 | 17 | 18 | 19 | 20> | | |
| Male | 41 | 46 | 41 | 40 | 33 | 31 | 34 | 1 | 0 | 0 | 0 | 0 | 0 | 0 | 0 | 0 | 267 | |
| Female | 29 | 41 | 47 | 32 | 36 | 38 | 46 | 2 | 0 | 0 | 0 | 0 | 0 | 0 | 0 | 0 | 271 | |
| Total | 70 | 87 | 88 | 72 | 69 | 69 | 80 | 3 | 0 | 0 | 0 | 0 | 0 | 0 | 0 | 0 | 538 | |

Enrolment By Grade and Gender

| Gender | Grade | | | | | | | | | | | | | | | Total |
|--------------|-----------|-----------|-----------|-----------|-----------|-----------|-----------|----------|----------|----------|----------|----------|----------|----------|------------|-------|
| | K | 1 | 2 | 3 | 4 | 5 | 6 | 7 | 8 | 9 | 10 | 11 | 12 | 4th | | |
| Male | 42 | 45 | 43 | 39 | 32 | 33 | 33 | 0 | 0 | 0 | 0 | 0 | 0 | 0 | 267 | |
| Female | 29 | 43 | 45 | 33 | 35 | 39 | 47 | 0 | 0 | 0 | 0 | 0 | 0 | 0 | 271 | |
| Total | 71 | 88 | 88 | 72 | 67 | 72 | 80 | 0 | 0 | 0 | 0 | 0 | 0 | 0 | 538 | |

Enrolment By Grade

For 362 - St. Teresa's School/Ecole Ste-Thérèse, St. John's



* Data from the 2014-2015 AGR(Enrolment/Age as of the last day in Sept./Dec.)

** Newfoundland Statistics Classification System

*** May include itinerant teachers

NI.ESD - Eastern Region

#363 - Vanier Elementary, St. John's

Classification: Urban
Offers Distance Education: No

Grades: K-6 Number of Grades: 7

[School FTE PTR : 13.1](#)
[District FTE PTR : 13.0](#)
[Provincial FTE PTR : 12.1](#)

[FTE Teachers](#) *** : 22.3

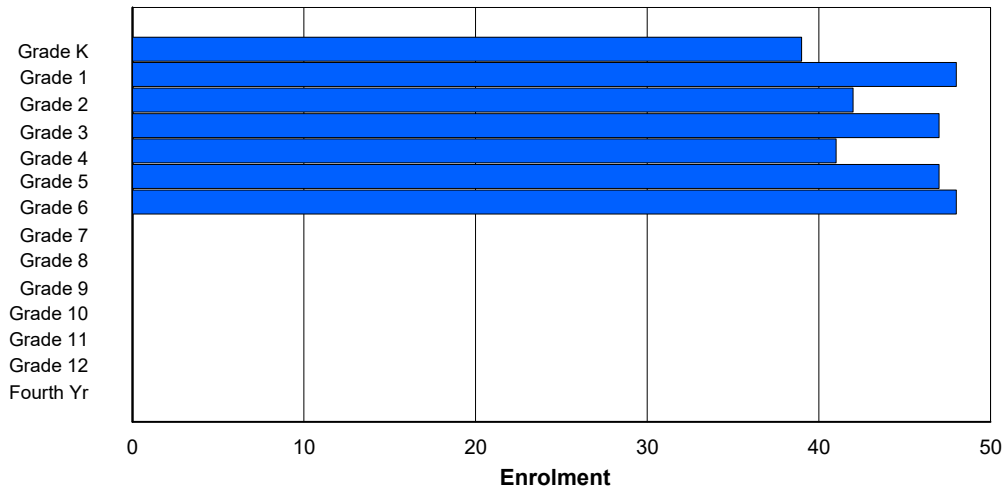
Enrolment By Age and Gender

| Gender | Age | | | | | | | | | | | | | | | | | Total |
|--------------|-----------|-----------|-----------|-----------|-----------|-----------|-----------|----------|----------|----------|----------|----------|----------|----------|----------|----------|------------|-------|
| | 5 | 6 | 7 | 8 | 9 | 10 | 11 | 12 | 13 | 14 | 15 | 16 | 17 | 18 | 19 | 20> | | |
| Male | 20 | 25 | 22 | 29 | 16 | 27 | 22 | 1 | 0 | 0 | 0 | 0 | 0 | 0 | 0 | 0 | 162 | |
| Female | 18 | 22 | 19 | 19 | 25 | 21 | 24 | 2 | 0 | 0 | 0 | 0 | 0 | 0 | 0 | 0 | 150 | |
| Total | 38 | 47 | 41 | 48 | 41 | 48 | 46 | 3 | 0 | 0 | 0 | 0 | 0 | 0 | 0 | 0 | 312 | |

Enrolment By Grade and Gender

| Gender | Grade | | | | | | | | | | | | | | | Total |
|--------------|-----------|-----------|-----------|-----------|-----------|-----------|-----------|----------|----------|----------|----------|----------|----------|----------|------------|-------|
| | K | 1 | 2 | 3 | 4 | 5 | 6 | 7 | 8 | 9 | 10 | 11 | 12 | 4th | | |
| Male | 21 | 26 | 23 | 28 | 16 | 25 | 23 | 0 | 0 | 0 | 0 | 0 | 0 | 0 | 162 | |
| Female | 18 | 22 | 19 | 19 | 25 | 22 | 25 | 0 | 0 | 0 | 0 | 0 | 0 | 0 | 150 | |
| Total | 39 | 48 | 42 | 47 | 41 | 47 | 48 | 0 | 0 | 0 | 0 | 0 | 0 | 0 | 312 | |

Enrolment By Grade
For 363 - Vanier Elementary, St. John's



* Data from the 2014-2015 AGR(Enrolment/Age as of the last day in Sept./Dec.)

** Newfoundland Statistics Classification System

*** May include itinerant teachers

NI ESD - Eastern Region

#364 - Virginia Park Elementary, St. John's

Classification: Urban
Offers Distance Education: No

Grades: K-6 Number of Grades: 7

[School FTE PTR : 9.0](#)
[District FTE PTR : 13.0](#)
[Provincial FTE PTR : 12.1](#)

[FTE Teachers](#) *** : 17.8

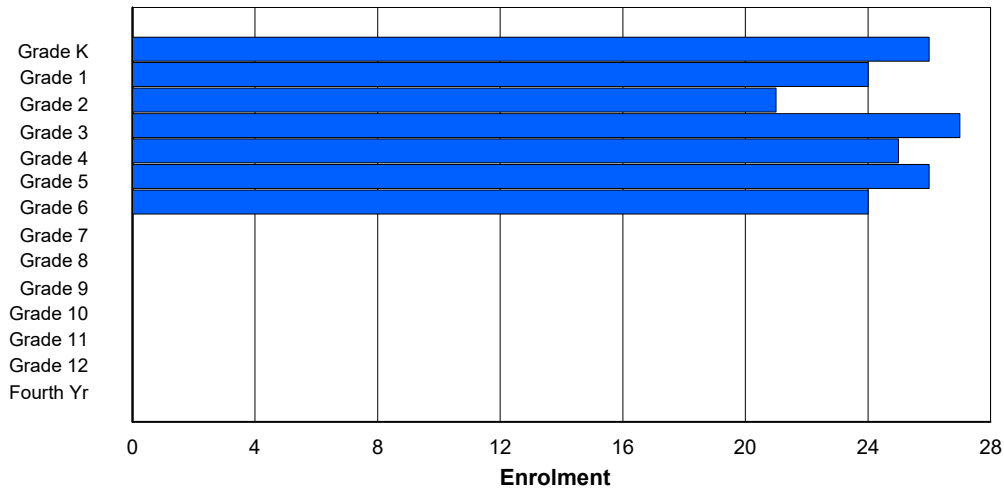
Enrolment By Age and Gender

| Gender | Age | | | | | | | | | | | | | | | | | Total |
|--------------|-----------|-----------|-----------|-----------|-----------|-----------|-----------|----------|----------|----------|----------|----------|----------|----------|----------|----------|------------|-------|
| | 5 | 6 | 7 | 8 | 9 | 10 | 11 | 12 | 13 | 14 | 15 | 16 | 17 | 18 | 19 | 20> | | |
| Male | 12 | 7 | 11 | 14 | 11 | 15 | 18 | 0 | 0 | 0 | 0 | 0 | 0 | 0 | 0 | 0 | 88 | |
| Female | 14 | 16 | 9 | 14 | 12 | 11 | 7 | 2 | 0 | 0 | 0 | 0 | 0 | 0 | 0 | 0 | 85 | |
| Total | 26 | 23 | 20 | 28 | 23 | 26 | 25 | 2 | 0 | 0 | 0 | 0 | 0 | 0 | 0 | 0 | 173 | |

Enrolment By Grade and Gender

| Gender | Grade | | | | | | | | | | | | | | | Total |
|--------------|-----------|-----------|-----------|-----------|-----------|-----------|-----------|----------|----------|----------|----------|----------|----------|----------|------------|-------|
| | K | 1 | 2 | 3 | 4 | 5 | 6 | 7 | 8 | 9 | 10 | 11 | 12 | 4th | | |
| Male | 12 | 8 | 11 | 14 | 12 | 14 | 17 | 0 | 0 | 0 | 0 | 0 | 0 | 0 | 88 | |
| Female | 14 | 16 | 10 | 13 | 13 | 12 | 7 | 0 | 0 | 0 | 0 | 0 | 0 | 0 | 85 | |
| Total | 26 | 24 | 21 | 27 | 25 | 26 | 24 | 0 | 0 | 0 | 0 | 0 | 0 | 0 | 173 | |

Enrolment By Grade
For 364 - Virginia Park Elementary, St. John's



* Data from the 2014-2015 AGR(Enrolment/Age as of the last day in Sept./Dec.)

** Newfoundland Statistics Classification System

*** May include itinerant teachers

NI ESD - Eastern Region

#366 - Topsail Elementary, Conception Bay South (Topsail)

Classification: Urban
Offers Distance Education: No

Grades: K-4 Number of Grades: 5

[School FTE PTR : 13.1](#)
[District FTE PTR : 13.0](#)
[Provincial FTE PTR : 12.1](#)

[FTE Teachers](#) *** : 32.0

Enrolment By Age and Gender

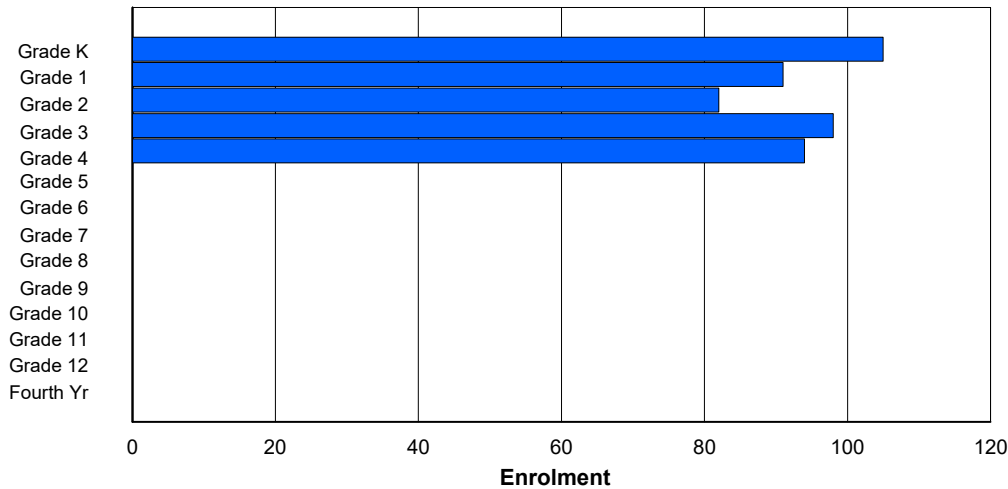
| Gender | Age | | | | | | | | | | | | | | | | | Total |
|--------------|------------|-----------|-----------|-----------|-----------|----------|----------|----------|----------|----------|----------|----------|----------|----------|----------|----------|------------|-------|
| | 5 | 6 | 7 | 8 | 9 | 10 | 11 | 12 | 13 | 14 | 15 | 16 | 17 | 18 | 19 | 20> | | |
| Male | 62 | 39 | 42 | 46 | 47 | 1 | 0 | 0 | 0 | 0 | 0 | 0 | 0 | 0 | 0 | 0 | 237 | |
| Female | 43 | 52 | 40 | 52 | 46 | 0 | 0 | 0 | 0 | 0 | 0 | 0 | 0 | 0 | 0 | 0 | 233 | |
| Total | 105 | 91 | 82 | 98 | 93 | 1 | 0 | 0 | 0 | 0 | 0 | 0 | 0 | 0 | 0 | 0 | 470 | |

Enrolment By Grade and Gender

| Gender | Grade | | | | | | | | | | | | | | | Total |
|--------------|------------|-----------|-----------|-----------|-----------|----------|----------|----------|----------|----------|----------|----------|----------|----------|----------|------------|
| | K | 1 | 2 | 3 | 4 | 5 | 6 | 7 | 8 | 9 | 10 | 11 | 12 | 4th | | |
| Male | 62 | 39 | 42 | 46 | 48 | 0 | 0 | 0 | 0 | 0 | 0 | 0 | 0 | 0 | 0 | 237 |
| Female | 43 | 52 | 40 | 52 | 46 | 0 | 0 | 0 | 0 | 0 | 0 | 0 | 0 | 0 | 0 | 233 |
| Total | 105 | 91 | 82 | 98 | 94 | 0 | 0 | 0 | 0 | 0 | 0 | 0 | 0 | 0 | 0 | 470 |

Enrolment By Grade

For 366 - Topsail Elementary, Conception Bay South (Topsail)



* Data from the 2014-2015 AGR(Enrolment/Age as of the last day in Sept./Dec.)

** Newfoundland Statistics Classification System

*** May include itinerant teachers

NI ESD - Eastern Region

#367 - Holy Trinity Elementary, Torbay

Classification: Urban
Offers Distance Education: No

Grades: K-6 Number of Grades: 7

[School FTE PTR : 13.6](#)
[District FTE PTR : 13.0](#)
[Provincial FTE PTR : 12.1](#)

[FTE Teachers](#) *** : 55.8

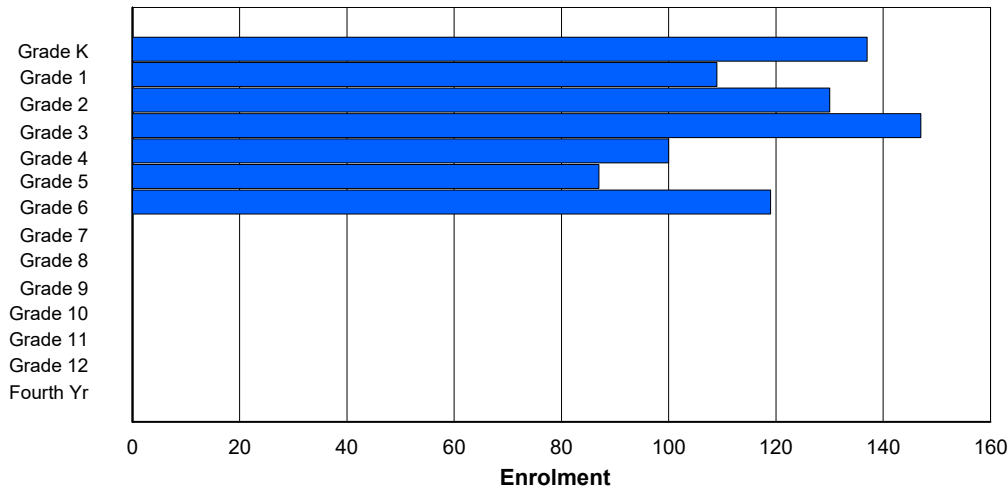
Enrolment By Age and Gender

| Gender | Age | | | | | | | | | | | | | | | | | Total |
|--------------|------------|------------|------------|------------|------------|-----------|------------|----------|----------|----------|----------|----------|----------|----------|----------|----------|------------|-------|
| | 5 | 6 | 7 | 8 | 9 | 10 | 11 | 12 | 13 | 14 | 15 | 16 | 17 | 18 | 19 | 20> | | |
| Male | 65 | 58 | 56 | 68 | 51 | 37 | 53 | 1 | 0 | 0 | 0 | 0 | 0 | 0 | 0 | 0 | 389 | |
| Female | 69 | 53 | 73 | 78 | 50 | 49 | 67 | 1 | 0 | 0 | 0 | 0 | 0 | 0 | 0 | 0 | 440 | |
| Total | 134 | 111 | 129 | 146 | 101 | 86 | 120 | 2 | 0 | 0 | 0 | 0 | 0 | 0 | 0 | 0 | 829 | |

Enrolment By Grade and Gender

| Gender | Grade | | | | | | | | | | | | | | | Total |
|--------------|------------|------------|------------|------------|------------|-----------|------------|----------|----------|----------|----------|----------|----------|----------|------------|-------|
| | K | 1 | 2 | 3 | 4 | 5 | 6 | 7 | 8 | 9 | 10 | 11 | 12 | 4th | | |
| Male | 66 | 57 | 58 | 69 | 49 | 38 | 52 | 0 | 0 | 0 | 0 | 0 | 0 | 0 | 389 | |
| Female | 71 | 52 | 72 | 78 | 51 | 49 | 67 | 0 | 0 | 0 | 0 | 0 | 0 | 0 | 440 | |
| Total | 137 | 109 | 130 | 147 | 100 | 87 | 119 | 0 | 0 | 0 | 0 | 0 | 0 | 0 | 829 | |

Enrolment By Grade
For 367 - Holy Trinity Elementary, Torbay



* Data from the 2014-2015 AGR(Enrolment/Age as of the last day in Sept./Dec.)

** Newfoundland Statistics Classification System

*** May include itinerant teachers

NI,ESD - Eastern Region

#368 - Holy Trinity High, Torbay

Classification: Urban
Offers Distance Education: No

Grades: 7-12

Number of Grades: 6

[School FTE PTR : 16.8](#)

[District FTE PTR : 13.0](#)

[Provincial FTE PTR : 12.1](#)

[FTE Teachers](#) *** : 43.3

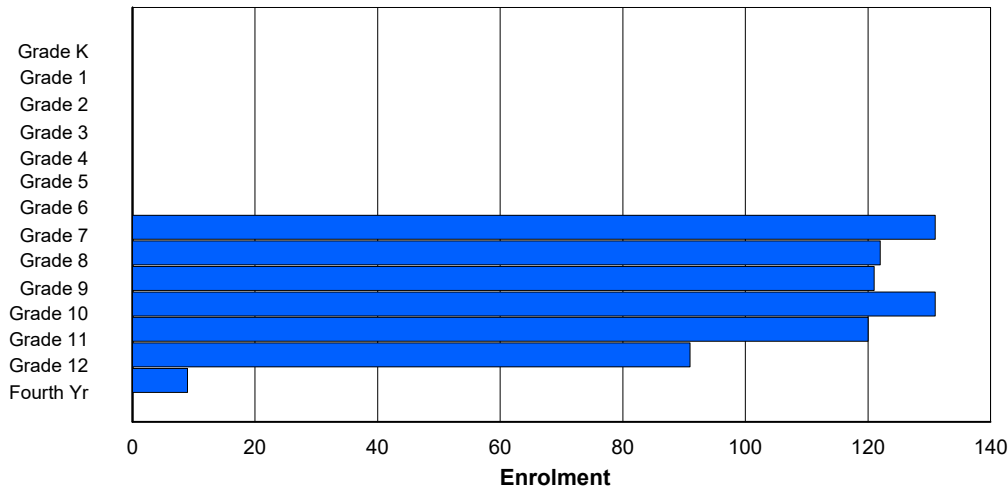
Enrolment By Age and Gender

| Gender | Age | | | | | | | | | | | | | | | | Total |
|--------------|-----|---|---|---|---|----|----|-----|-----|-----|-----|-----|----|----|----|-----|-------|
| | 5 | 6 | 7 | 8 | 9 | 10 | 11 | 12 | 13 | 14 | 15 | 16 | 17 | 18 | 19 | 20> | |
| Male | 0 | 0 | 0 | 0 | 0 | 0 | 0 | 60 | 62 | 62 | 66 | 70 | 51 | 7 | 0 | 0 | 378 |
| Female | 0 | 0 | 0 | 0 | 0 | 0 | 0 | 66 | 62 | 58 | 66 | 46 | 40 | 7 | 2 | 0 | 347 |
| Total | 0 | 0 | 0 | 0 | 0 | 0 | 0 | 126 | 124 | 120 | 132 | 116 | 91 | 14 | 2 | 0 | 725 |

Enrolment By Grade and Gender

| Gender | Grade | | | | | | | | | | | | | | | Total |
|--------------|-------|---|---|---|---|---|---|-----|-----|-----|-----|-----|----|-----|-----|-------|
| | K | 1 | 2 | 3 | 4 | 5 | 6 | 7 | 8 | 9 | 10 | 11 | 12 | 4th | | |
| Male | 0 | 0 | 0 | 0 | 0 | 0 | 0 | 62 | 61 | 65 | 65 | 72 | 51 | 2 | 378 | |
| Female | 0 | 0 | 0 | 0 | 0 | 0 | 0 | 69 | 61 | 56 | 66 | 48 | 40 | 7 | 347 | |
| Total | 0 | 0 | 0 | 0 | 0 | 0 | 0 | 131 | 122 | 121 | 131 | 120 | 91 | 9 | 725 | |

Enrolment By Grade
For 368 - Holy Trinity High, Torbay



* Data from the 2014-2015 AGR(Enrolment/Age as of the last day in Sept./Dec.)

** Newfoundland Statistics Classification System

*** May include itinerant teachers

NI,ESD - Eastern Region

#370 - Stella Maris Academy, Trepassey

Classification: Rural
Offers Distance Education: Yes

Grades: K-12

Number of Grades: 13

[School FTE PTR : 6.1](#)
[District FTE PTR : 13.0](#)
[Provincial FTE PTR : 12.1](#)

[FTE Teachers](#) *** : 6.3

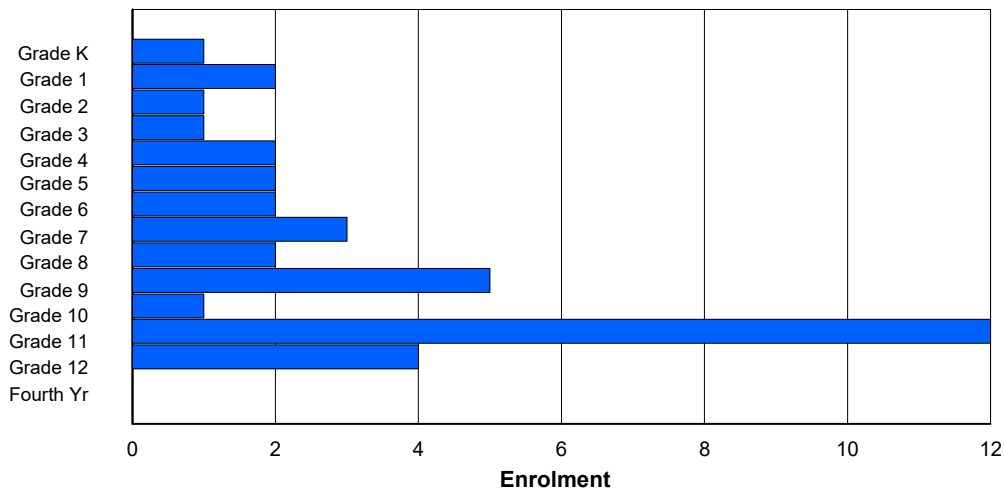
Enrolment By Age and Gender

| Gender | Age | | | | | | | | | | | | | | | | | Total |
|--------------|----------|----------|----------|----------|----------|----------|----------|----------|----------|----------|----------|----------|----------|----------|----------|----------|-----------|-------|
| | 5 | 6 | 7 | 8 | 9 | 10 | 11 | 12 | 13 | 14 | 15 | 16 | 17 | 18 | 19 | 20> | | |
| Male | 0 | 2 | 0 | 1 | 2 | 0 | 2 | 1 | 1 | 4 | 1 | 4 | 1 | 0 | 0 | 0 | 19 | |
| Female | 1 | 0 | 1 | 0 | 0 | 1 | 1 | 3 | 0 | 1 | 2 | 5 | 4 | 0 | 0 | 0 | 19 | |
| Total | 1 | 2 | 1 | 1 | 2 | 1 | 3 | 4 | 1 | 5 | 3 | 9 | 5 | 0 | 0 | 0 | 38 | |

Enrolment By Grade and Gender

| Gender | K | Grade | | | | | | | | | | | | Total | |
|--------------|----------|----------|----------|----------|----------|----------|----------|----------|----------|----------|----------|-----------|----------|----------|-----------|
| | | 1 | 2 | 3 | 4 | 5 | 6 | 7 | 8 | 9 | 10 | 11 | 12 | | 4th |
| Male | 0 | 2 | 0 | 1 | 2 | 1 | 1 | 1 | 1 | 4 | 0 | 5 | 1 | 0 | 19 |
| Female | 1 | 0 | 1 | 0 | 0 | 1 | 1 | 2 | 1 | 1 | 1 | 7 | 3 | 0 | 19 |
| Total | 1 | 2 | 1 | 1 | 2 | 2 | 2 | 3 | 2 | 5 | 1 | 12 | 4 | 0 | 38 |

Enrolment By Grade
For 370 - Stella Maris Academy, Trepassey



* Data from the 2014-2015 AGR(Enrolment/Age as of the last day in Sept./Dec.)

** Newfoundland Statistics Classification System

*** May include itinerant teachers

NI.ESD - Eastern Region

#371 - Upper Gullies Elementary, Conception Bay South (Upper Gullies)

Classification: Urban
Offers Distance Education: No

Grades: K-6

Number of Grades: 7

[School FTE PTR : 13.8](#)

[District FTE PTR : 13.0](#)

[Provincial FTE PTR : 12.1](#)

[FTE Teachers](#) *** : 30.5

Enrolment By Age and Gender

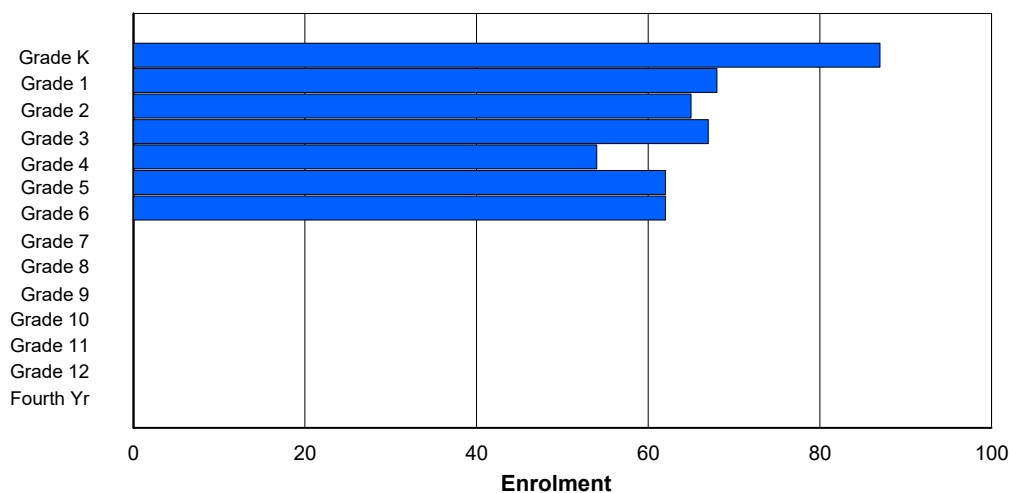
| Gender | Age | | | | | | | | | | | | | | | | | Total |
|--------|-----|----|----|----|----|----|----|----|----|----|----|----|----|----|----|-----|---|-------|
| | 5 | 6 | 7 | 8 | 9 | 10 | 11 | 12 | 13 | 14 | 15 | 16 | 17 | 18 | 19 | 20> | | |
| Male | 45 | 39 | 38 | 33 | 32 | 27 | 33 | 2 | 0 | 0 | 0 | 0 | 0 | 0 | 0 | 0 | 0 | 249 |
| Female | 42 | 29 | 27 | 33 | 24 | 33 | 26 | 2 | 0 | 0 | 0 | 0 | 0 | 0 | 0 | 0 | 0 | 216 |
| Total | 87 | 68 | 65 | 66 | 56 | 60 | 59 | 4 | 0 | 0 | 0 | 0 | 0 | 0 | 0 | 0 | 0 | 465 |

Enrolment By Grade and Gender

| Gender | Grade | | | | | | | | | | | | | | Total |
|--------|-------|----|----|----|----|----|----|---|---|---|----|----|----|-----|-------|
| | K | 1 | 2 | 3 | 4 | 5 | 6 | 7 | 8 | 9 | 10 | 11 | 12 | 4th | |
| Male | 45 | 39 | 38 | 34 | 30 | 28 | 35 | 0 | 0 | 0 | 0 | 0 | 0 | 0 | 249 |
| Female | 42 | 29 | 27 | 33 | 24 | 34 | 27 | 0 | 0 | 0 | 0 | 0 | 0 | 0 | 216 |
| Total | 87 | 68 | 65 | 67 | 54 | 62 | 62 | 0 | 0 | 0 | 0 | 0 | 0 | 0 | 465 |

Enrolment By Grade

For 371 - Upper Gullies Elementary, Conception Bay South (Upper Gullies)



* Data from the 2014-2015 AGR(Enrolment/Age as of the last day in Sept./Dec.)

** Newfoundland Statistics Classification System

*** May include itinerant teachers

NI ESD - Eastern Region

#372 - St. Bernard's Elementary, Witless Bay

Classification: Urban
Offers Distance Education: No

Grades: K-6 Number of Grades: 7

[School FTE PTR : 13.6](#)
[District FTE PTR : 13.0](#)
[Provincial FTE PTR : 12.1](#)

[FTE Teachers](#) *** : 23.0

Enrolment By Age and Gender

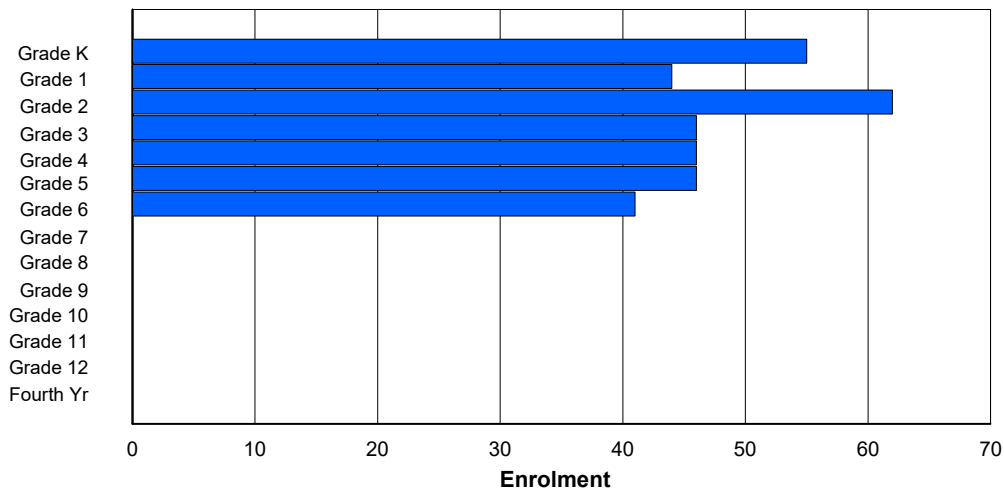
| Gender | Age | | | | | | | | | | | | | | | | | Total |
|--------|-----|----|----|----|----|----|----|----|----|----|----|----|----|----|----|-----|-----|-------|
| | 5 | 6 | 7 | 8 | 9 | 10 | 11 | 12 | 13 | 14 | 15 | 16 | 17 | 18 | 19 | 20> | | |
| Male | 24 | 15 | 29 | 28 | 20 | 30 | 29 | 1 | 0 | 0 | 0 | 0 | 0 | 0 | 0 | 0 | 176 | |
| Female | 31 | 29 | 31 | 20 | 26 | 13 | 14 | 0 | 0 | 0 | 0 | 0 | 0 | 0 | 0 | 0 | 164 | |
| Total | 55 | 44 | 60 | 48 | 46 | 43 | 43 | 1 | 0 | 0 | 0 | 0 | 0 | 0 | 0 | 0 | 340 | |

Enrolment By Grade and Gender

| Gender | Grade | | | | | | | | | | | | | | | Total |
|--------|-------|----|----|----|----|----|----|---|---|---|----|----|----|-----|-----|-------|
| | K | 1 | 2 | 3 | 4 | 5 | 6 | 7 | 8 | 9 | 10 | 11 | 12 | 4th | | |
| Male | 24 | 15 | 31 | 26 | 20 | 33 | 27 | 0 | 0 | 0 | 0 | 0 | 0 | 0 | 176 | |
| Female | 31 | 29 | 31 | 20 | 26 | 13 | 14 | 0 | 0 | 0 | 0 | 0 | 0 | 0 | 164 | |
| Total | 55 | 44 | 62 | 46 | 46 | 46 | 41 | 0 | 0 | 0 | 0 | 0 | 0 | 0 | 340 | |

Enrolment By Grade

For 372 - St. Bernard's Elementary, Witless Bay



* Data from the 2014-2015 AGR(Enrolment/Age as of the last day in Sept./Dec.)

** Newfoundland Statistics Classification System

*** May include itinerant teachers

**School Description Report
2014-15**

NI,ESD - Eastern Region

#427 - Holy Name of Mary Academy, Lawn

Classification: Rural
Offers Distance Education: Yes

Grades: K-12 Number of Grades: 13

[School FTE PTR : 7.9](#)
[District FTE PTR : 13.0](#)
[Provincial FTE PTR : 12.1](#)

[FTE Teachers](#) *** : 11.5

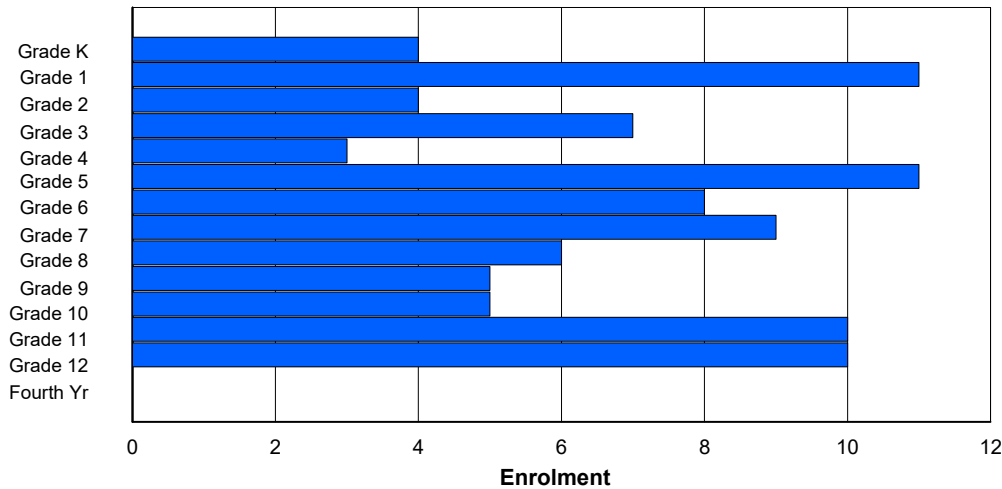
Enrolment By Age and Gender

| Gender | Age | | | | | | | | | | | | | | | | | Total |
|--------|-----|----|---|---|---|----|----|----|----|----|----|----|----|----|----|-----|----|-------|
| | 5 | 6 | 7 | 8 | 9 | 10 | 11 | 12 | 13 | 14 | 15 | 16 | 17 | 18 | 19 | 20> | | |
| Male | 0 | 2 | 3 | 2 | 3 | 6 | 5 | 2 | 6 | 3 | 2 | 8 | 6 | 1 | 0 | 0 | 49 | |
| Female | 4 | 8 | 1 | 5 | 1 | 5 | 3 | 6 | 1 | 2 | 3 | 2 | 2 | 1 | 0 | 0 | 44 | |
| Total | 4 | 10 | 4 | 7 | 4 | 11 | 8 | 8 | 7 | 5 | 5 | 10 | 8 | 2 | 0 | 0 | 93 | |

Enrolment By Grade and Gender

| Gender | Grade | | | | | | | | | | | | | | Total |
|--------|-------|----|---|---|---|----|---|---|---|---|----|----|----|-----|-------|
| | K | 1 | 2 | 3 | 4 | 5 | 6 | 7 | 8 | 9 | 10 | 11 | 12 | 4th | |
| Male | 0 | 3 | 2 | 3 | 2 | 6 | 5 | 3 | 5 | 3 | 2 | 8 | 7 | 0 | 49 |
| Female | 4 | 8 | 2 | 4 | 1 | 5 | 3 | 6 | 1 | 2 | 3 | 2 | 3 | 0 | 44 |
| Total | 4 | 11 | 4 | 7 | 3 | 11 | 8 | 9 | 6 | 5 | 5 | 10 | 10 | 0 | 93 |

Enrolment By Grade
For 427 - Holy Name of Mary Academy, Lawn



* Data from the 2014-2015 AGR(Enrolment/Age as of the last day in Sept./Dec.)

** Newfoundland Statistics Classification System

*** May include itinerant teachers

NI ESD - Eastern Region

#428 - Clarenville Middle School, Clarenville

Classification: Urban
Offers Distance Education: No

Grades: 7-9

Number of Grades: 3

[School FTE PTR : 13.2](#)

[District FTE PTR : 13.0](#)

[Provincial FTE PTR : 12.1](#)

[FTE Teachers](#) *** : 24.0

Enrolment By Age and Gender

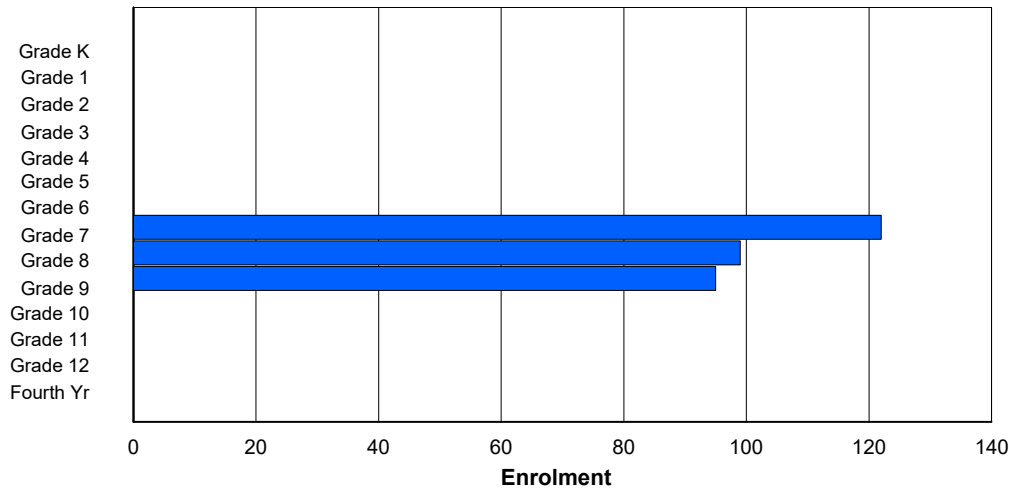
| Gender | Age | | | | | | | | | | | | | | | | Total |
|--------|-----|---|---|---|---|----|----|-----|-----|----|----|----|----|----|----|-----|-------|
| | 5 | 6 | 7 | 8 | 9 | 10 | 11 | 12 | 13 | 14 | 15 | 16 | 17 | 18 | 19 | 20> | |
| Male | 0 | 0 | 0 | 0 | 0 | 0 | 2 | 63 | 47 | 43 | 1 | 0 | 0 | 0 | 0 | 0 | 156 |
| Female | 0 | 0 | 0 | 0 | 0 | 0 | 0 | 55 | 54 | 51 | 0 | 0 | 0 | 0 | 0 | 0 | 160 |
| Total | 0 | 0 | 0 | 0 | 0 | 0 | 2 | 118 | 101 | 94 | 1 | 0 | 0 | 0 | 0 | 0 | 316 |

Enrolment By Grade and Gender

| Gender | Grade | | | | | | | | | | | | | | Total |
|--------|-------|---|---|---|---|---|---|-----|----|----|----|----|----|-----|-------|
| | K | 1 | 2 | 3 | 4 | 5 | 6 | 7 | 8 | 9 | 10 | 11 | 12 | 4th | |
| Male | 0 | 0 | 0 | 0 | 0 | 0 | 0 | 66 | 47 | 43 | 0 | 0 | 0 | 0 | 156 |
| Female | 0 | 0 | 0 | 0 | 0 | 0 | 0 | 56 | 52 | 52 | 0 | 0 | 0 | 0 | 160 |
| Total | 0 | 0 | 0 | 0 | 0 | 0 | 0 | 122 | 99 | 95 | 0 | 0 | 0 | 0 | 316 |

Enrolment By Grade

For 428 - Clarenville Middle School, Clarenville



* Data from the 2014-2015 AGR(Enrolment/Age as of the last day in Sept./Dec.)

** Newfoundland Statistics Classification System

*** May include itinerant teachers

NI,ESD - Eastern Region

#430 - St. Mark's School, King's Cove

Classification: Rural
Offers Distance Education: Yes

Grades: K-12

Number of Grades: 13

[School FTE PTR : 7.6](#)
[District FTE PTR : 13.0](#)
[Provincial FTE PTR : 12.1](#)

[FTE Teachers](#) *** : 9.0

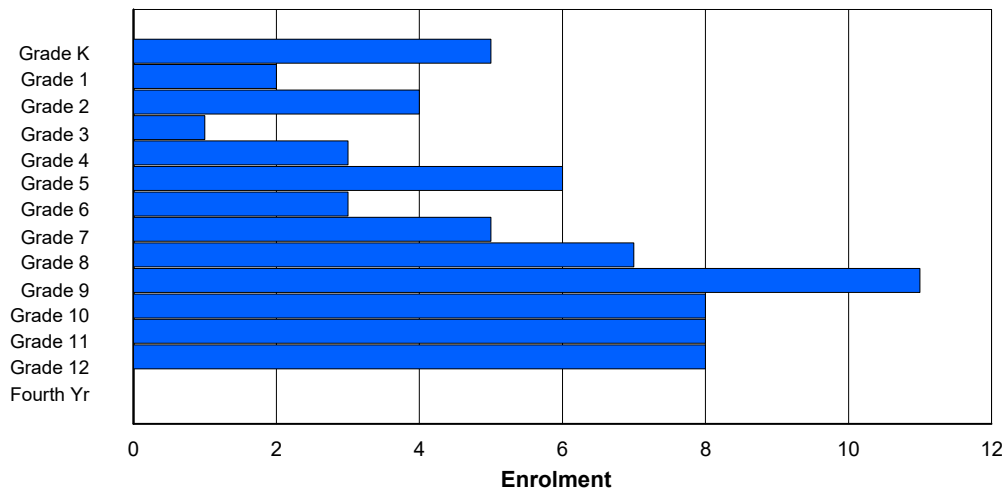
Enrolment By Age and Gender

| Gender | <u>Age</u> | | | | | | | | | | | | | | | | | Total |
|--------|------------|---|---|---|---|----|----|----|----|----|----|----|----|----|----|-----|----|-------|
| | 5 | 6 | 7 | 8 | 9 | 10 | 11 | 12 | 13 | 14 | 15 | 16 | 17 | 18 | 19 | 20> | | |
| Male | 1 | 1 | 3 | 0 | 1 | 4 | 2 | 1 | 3 | 6 | 3 | 4 | 6 | 0 | 0 | 0 | 35 | |
| Female | 4 | 1 | 1 | 1 | 2 | 2 | 2 | 3 | 4 | 5 | 5 | 4 | 2 | 0 | 0 | 0 | 36 | |
| Total | 5 | 2 | 4 | 1 | 3 | 6 | 4 | 4 | 7 | 11 | 8 | 8 | 8 | 0 | 0 | 0 | 71 | |

Enrolment By Grade and Gender

| Gender | K | <u>Grade</u> | | | | | | | | | | | | | | Total |
|--------|---|--------------|---|---|---|---|---|---|---|----|----|----|----|-----|----|-------|
| | | 1 | 2 | 3 | 4 | 5 | 6 | 7 | 8 | 9 | 10 | 11 | 12 | 4th | | |
| Male | 1 | 1 | 3 | 0 | 1 | 4 | 2 | 1 | 3 | 6 | 3 | 4 | 6 | 0 | 35 | |
| Female | 4 | 1 | 1 | 1 | 2 | 2 | 1 | 4 | 4 | 5 | 5 | 4 | 2 | 0 | 36 | |
| Total | 5 | 2 | 4 | 1 | 3 | 6 | 3 | 5 | 7 | 11 | 8 | 8 | 8 | 0 | 71 | |

Enrolment By Grade
For 430 - St. Mark's School, King's Cove



* Data from the 2014-2015 AGR(Enrolment/Age as of the last day in Sept./Dec.)

** Newfoundland Statistics Classification System

*** May include itinerant teachers

NI ESD - Eastern Region

#431 - Southwest Arm Academy, Little Heart's Ease

Grades: K-12 Number of Grades: 13

[FTE Teachers](#) *** : 10.5

Classification: Rural
Offers Distance Education: Yes

[School FTE PTR : 8.0](#)
[District FTE PTR : 13.0](#)
[Provincial FTE PTR : 12.1](#)

Enrolment By Age and Gender

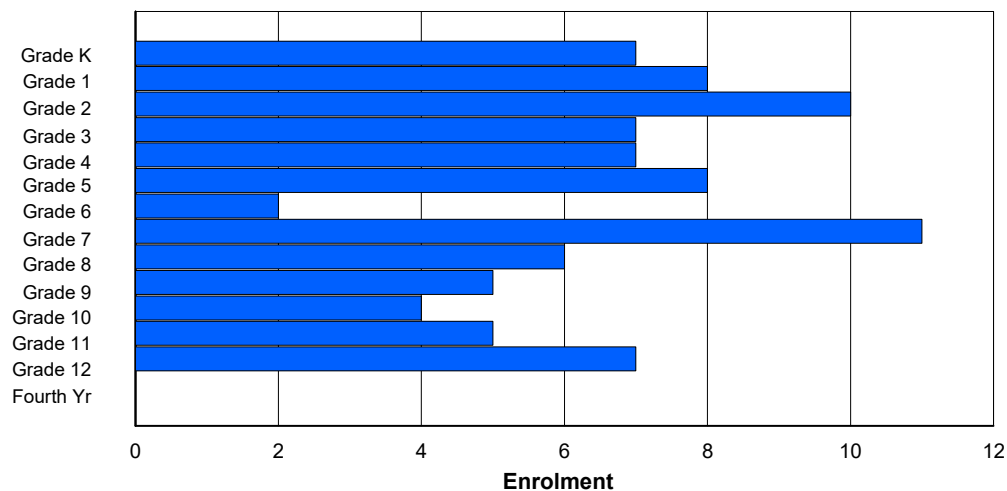
| Gender | Age | | | | | | | | | | | | | | | | | Total |
|--------------|----------|----------|-----------|----------|----------|----------|----------|-----------|----------|----------|----------|----------|----------|----------|----------|----------|-----------|-------|
| | 5 | 6 | 7 | 8 | 9 | 10 | 11 | 12 | 13 | 14 | 15 | 16 | 17 | 18 | 19 | 20> | | |
| Male | 5 | 3 | 4 | 2 | 3 | 3 | 0 | 6 | 5 | 4 | 1 | 3 | 4 | 0 | 0 | 0 | 43 | |
| Female | 2 | 5 | 6 | 5 | 4 | 5 | 2 | 5 | 1 | 1 | 3 | 2 | 3 | 0 | 0 | 0 | 44 | |
| Total | 7 | 8 | 10 | 7 | 7 | 8 | 2 | 11 | 6 | 5 | 4 | 5 | 7 | 0 | 0 | 0 | 87 | |

Enrolment By Grade and Gender

| Gender | Grade | | | | | | | | | | | | | | | Total |
|--------------|----------|----------|-----------|----------|----------|----------|----------|-----------|----------|----------|----------|----------|----------|----------|-----------|-------|
| | K | 1 | 2 | 3 | 4 | 5 | 6 | 7 | 8 | 9 | 10 | 11 | 12 | 4th | | |
| Male | 5 | 3 | 4 | 2 | 3 | 3 | 0 | 6 | 5 | 4 | 1 | 3 | 4 | 0 | 43 | |
| Female | 2 | 5 | 6 | 5 | 4 | 5 | 2 | 5 | 1 | 1 | 3 | 2 | 3 | 0 | 44 | |
| Total | 7 | 8 | 10 | 7 | 7 | 8 | 2 | 11 | 6 | 5 | 4 | 5 | 7 | 0 | 87 | |

Enrolment By Grade

For 431 - Southwest Arm Academy, Little Heart's Ease



* Data from the 2014-2015 AGR(Enrolment/Age as of the last day in Sept./Dec.)

** Newfoundland Statistics Classification System

*** May include itinerant teachers

NI ESD - Eastern Region

#433 - Tricon Elementary, Bay de Verde

Classification: Rural
Offers Distance Education: No

Grades: K-6 Number of Grades: 7

[School FTE PTR : 10.0](#)
[District FTE PTR : 13.0](#)
[Provincial FTE PTR : 12.1](#)

[FTE Teachers](#) *** : 10.0

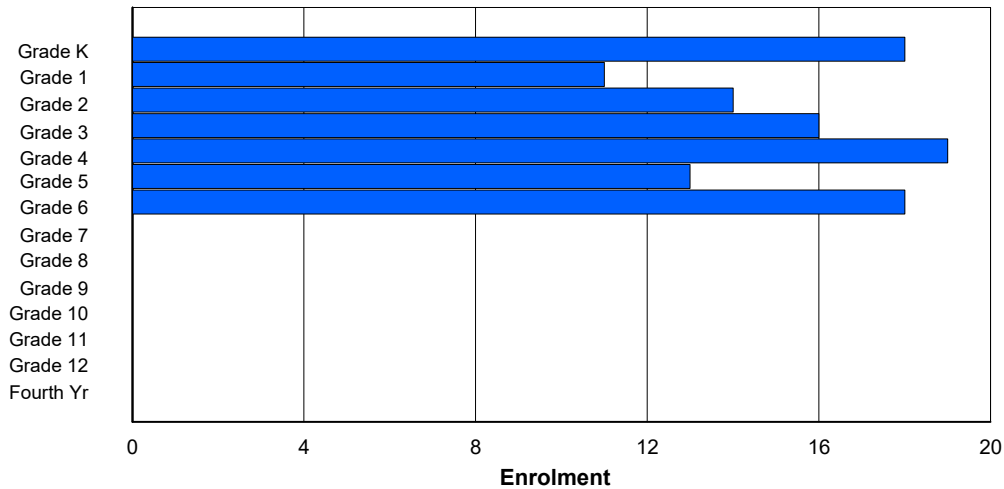
Enrolment By Age and Gender

| Gender | Age | | | | | | | | | | | | | | | | | Total |
|--------------|-----------|-----------|-----------|-----------|-----------|-----------|-----------|----------|----------|----------|----------|----------|----------|----------|----------|----------|------------|-------|
| | 5 | 6 | 7 | 8 | 9 | 10 | 11 | 12 | 13 | 14 | 15 | 16 | 17 | 18 | 19 | 20> | | |
| Male | 13 | 3 | 6 | 7 | 11 | 7 | 11 | 0 | 0 | 0 | 0 | 0 | 0 | 0 | 0 | 0 | 58 | |
| Female | 5 | 8 | 8 | 9 | 7 | 6 | 8 | 0 | 0 | 0 | 0 | 0 | 0 | 0 | 0 | 0 | 51 | |
| Total | 18 | 11 | 14 | 16 | 18 | 13 | 19 | 0 | 0 | 0 | 0 | 0 | 0 | 0 | 0 | 0 | 109 | |

Enrolment By Grade and Gender

| Gender | Grade | | | | | | | | | | | | | | | Total |
|--------------|-----------|-----------|-----------|-----------|-----------|-----------|-----------|----------|----------|----------|----------|----------|----------|----------|------------|-------|
| | K | 1 | 2 | 3 | 4 | 5 | 6 | 7 | 8 | 9 | 10 | 11 | 12 | 4th | | |
| Male | 13 | 3 | 6 | 7 | 12 | 7 | 10 | 0 | 0 | 0 | 0 | 0 | 0 | 0 | 58 | |
| Female | 5 | 8 | 8 | 9 | 7 | 6 | 8 | 0 | 0 | 0 | 0 | 0 | 0 | 0 | 51 | |
| Total | 18 | 11 | 14 | 16 | 19 | 13 | 18 | 0 | 0 | 0 | 0 | 0 | 0 | 0 | 109 | |

Enrolment By Grade
For 433 - Tricon Elementary, Bay de Verde



* Data from the 2014-2015 AGR(Enrolment/Age as of the last day in Sept./Dec.)

** Newfoundland Statistics Classification System

*** May include itinerant teachers

NI ESD - Eastern Region

#435 - St. Anne's Academy, Dunville

Classification: Rural
Offers Distance Education: No

Grades: K-6 Number of Grades: 7

[School FTE PTR : 11.1](#)
[District FTE PTR : 13.0](#)
[Provincial FTE PTR : 12.1](#)

[FTE Teachers](#) *** : 20.3

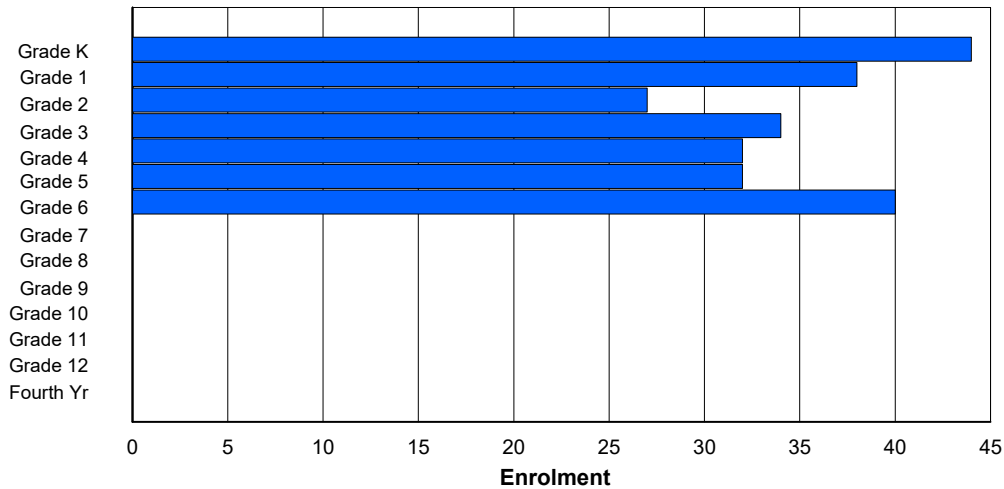
Enrolment By Age and Gender

| Gender | Age | | | | | | | | | | | | | | | | | Total |
|--------------|-----------|-----------|-----------|-----------|-----------|-----------|-----------|----------|----------|----------|----------|----------|----------|----------|----------|----------|------------|-------|
| | 5 | 6 | 7 | 8 | 9 | 10 | 11 | 12 | 13 | 14 | 15 | 16 | 17 | 18 | 19 | 20> | | |
| Male | 26 | 20 | 20 | 19 | 17 | 16 | 17 | 2 | 0 | 0 | 0 | 0 | 0 | 0 | 0 | 0 | 137 | |
| Female | 17 | 18 | 7 | 16 | 14 | 17 | 20 | 1 | 0 | 0 | 0 | 0 | 0 | 0 | 0 | 0 | 110 | |
| Total | 43 | 38 | 27 | 35 | 31 | 33 | 37 | 3 | 0 | 0 | 0 | 0 | 0 | 0 | 0 | 0 | 247 | |

Enrolment By Grade and Gender

| Gender | Grade | | | | | | | | | | | | | | | Total |
|--------------|-----------|-----------|-----------|-----------|-----------|-----------|-----------|----------|----------|----------|----------|----------|----------|----------|------------|-------|
| | K | 1 | 2 | 3 | 4 | 5 | 6 | 7 | 8 | 9 | 10 | 11 | 12 | 4th | | |
| Male | 27 | 20 | 20 | 19 | 17 | 15 | 19 | 0 | 0 | 0 | 0 | 0 | 0 | 0 | 137 | |
| Female | 17 | 18 | 7 | 15 | 15 | 17 | 21 | 0 | 0 | 0 | 0 | 0 | 0 | 0 | 110 | |
| Total | 44 | 38 | 27 | 34 | 32 | 32 | 40 | 0 | 0 | 0 | 0 | 0 | 0 | 0 | 247 | |

Enrolment By Grade
For 435 - St. Anne's Academy, Dunville



* Data from the 2014-2015 AGR(Enrolment/Age as of the last day in Sept./Dec.)

** Newfoundland Statistics Classification System

*** May include itinerant teachers

NI.ESD - Eastern Region

#442 - Persalvic Elementary, Victoria

Classification: Rural
Offers Distance Education: No

Grades: K-8 Number of Grades: 9

[School FTE PTR : 11.5](#)
[District FTE PTR : 13.0](#)
[Provincial FTE PTR : 12.1](#)

[FTE Teachers](#) *** : 21.3

Enrolment By Age and Gender

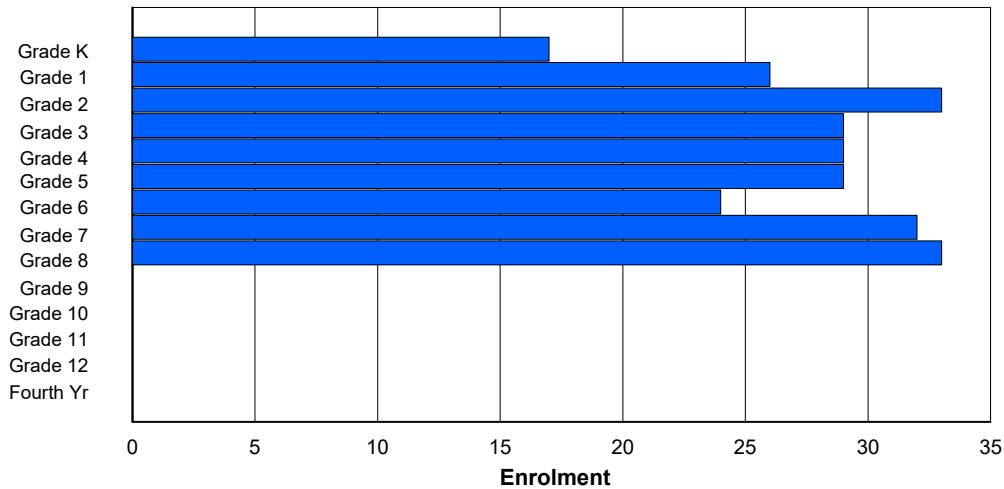
| Gender | Age | | | | | | | | | | | | | | | | Total |
|--------|-----|----|----|----|----|----|----|----|----|----|----|----|----|----|----|-----|-------|
| | 5 | 6 | 7 | 8 | 9 | 10 | 11 | 12 | 13 | 14 | 15 | 16 | 17 | 18 | 19 | 20> | |
| Male | 8 | 17 | 14 | 15 | 12 | 10 | 14 | 13 | 19 | 0 | 0 | 0 | 0 | 0 | 0 | 0 | 122 |
| Female | 9 | 9 | 19 | 14 | 17 | 19 | 10 | 19 | 13 | 1 | 0 | 0 | 0 | 0 | 0 | 0 | 130 |
| Total | 17 | 26 | 33 | 29 | 29 | 29 | 24 | 32 | 32 | 1 | 0 | 0 | 0 | 0 | 0 | 0 | 252 |

Enrolment By Grade and Gender

| Gender | Grade | | | | | | | | | | | | | | Total |
|--------|-------|----|----|----|----|----|----|----|----|---|----|----|----|-----|-------|
| | K | 1 | 2 | 3 | 4 | 5 | 6 | 7 | 8 | 9 | 10 | 11 | 12 | 4th | |
| Male | 8 | 17 | 14 | 15 | 12 | 10 | 14 | 13 | 19 | 0 | 0 | 0 | 0 | 0 | 122 |
| Female | 9 | 9 | 19 | 14 | 17 | 19 | 10 | 19 | 14 | 0 | 0 | 0 | 0 | 0 | 130 |
| Total | 17 | 26 | 33 | 29 | 29 | 29 | 24 | 32 | 33 | 0 | 0 | 0 | 0 | 0 | 252 |

Enrolment By Grade

For 442 - Persalvic Elementary, Victoria



* Data from the 2014-2015 AGR(Enrolment/Age as of the last day in Sept./Dec.)

** Newfoundland Statistics Classification System

*** May include itinerant teachers

NI ESD - Eastern Region

#444 - Cabot Academy, Western Bay

Classification: Rural
Offers Distance Education: No

Grades: K-6 Number of Grades: 7

[School FTE PTR : 10.3](#)
[District FTE PTR : 13.0](#)
[Provincial FTE PTR : 12.1](#)

[FTE Teachers](#) *** : 9.5

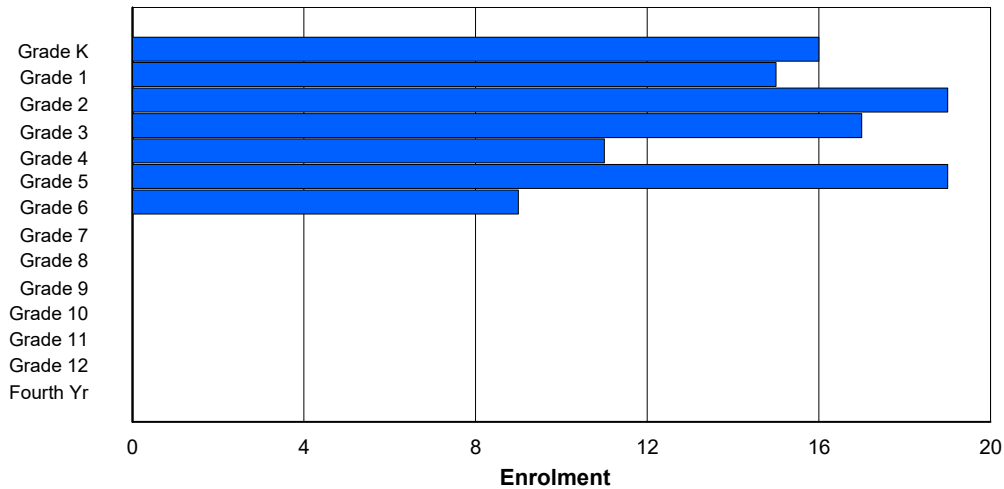
Enrolment By Age and Gender

| Gender | Age | | | | | | | | | | | | | | | | | Total |
|--------------|-----------|-----------|-----------|-----------|-----------|-----------|----------|----------|----------|----------|----------|----------|----------|----------|----------|----------|------------|-------|
| | 5 | 6 | 7 | 8 | 9 | 10 | 11 | 12 | 13 | 14 | 15 | 16 | 17 | 18 | 19 | 20> | | |
| Male | 7 | 4 | 13 | 5 | 5 | 9 | 4 | 0 | 0 | 0 | 0 | 0 | 0 | 0 | 0 | 0 | 47 | |
| Female | 9 | 11 | 6 | 12 | 6 | 10 | 5 | 0 | 0 | 0 | 0 | 0 | 0 | 0 | 0 | 0 | 59 | |
| Total | 16 | 15 | 19 | 17 | 11 | 19 | 9 | 0 | 0 | 0 | 0 | 0 | 0 | 0 | 0 | 0 | 106 | |

Enrolment By Grade and Gender

| Gender | Grade | | | | | | | | | | | | | | | Total |
|--------------|-----------|-----------|-----------|-----------|-----------|-----------|----------|----------|----------|----------|----------|----------|----------|----------|------------|-------|
| | K | 1 | 2 | 3 | 4 | 5 | 6 | 7 | 8 | 9 | 10 | 11 | 12 | 4th | | |
| Male | 7 | 4 | 13 | 5 | 5 | 9 | 4 | 0 | 0 | 0 | 0 | 0 | 0 | 0 | 47 | |
| Female | 9 | 11 | 6 | 12 | 6 | 10 | 5 | 0 | 0 | 0 | 0 | 0 | 0 | 0 | 59 | |
| Total | 16 | 15 | 19 | 17 | 11 | 19 | 9 | 0 | 0 | 0 | 0 | 0 | 0 | 0 | 106 | |

Enrolment By Grade
For 444 - Cabot Academy, Western Bay



* Data from the 2014-2015 AGR(Enrolment/Age as of the last day in Sept./Dec.)

** Newfoundland Statistics Classification System

*** May include itinerant teachers

NI ESD - Eastern Region

#446 - Whitbourne Elementary, Whitbourne

Grades: K-6

Number of Grades: 7

[FTE Teachers](#) *** : 7.5

Classification: Rural

Offers Distance Education: No

[School FTE PTR : 8.6](#)

[District FTE PTR : 13.0](#)

[Provincial FTE PTR : 12.1](#)

Enrolment By Age and Gender

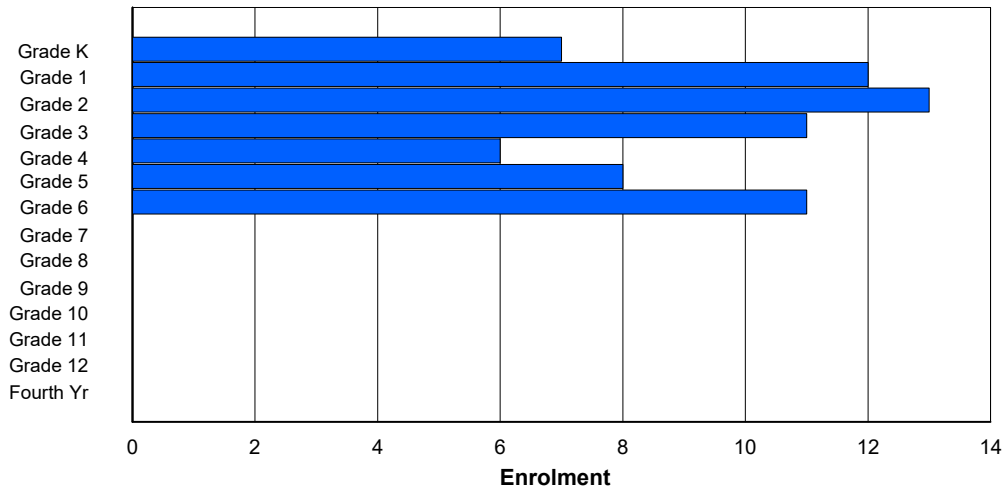
| Gender | Age | | | | | | | | | | | | | | | | | Total |
|--------|-----|----|----|----|---|----|----|----|----|----|----|----|----|----|----|-----|----|-------|
| | 5 | 6 | 7 | 8 | 9 | 10 | 11 | 12 | 13 | 14 | 15 | 16 | 17 | 18 | 19 | 20> | | |
| Male | 2 | 7 | 5 | 6 | 4 | 5 | 7 | 1 | 0 | 0 | 0 | 0 | 0 | 0 | 0 | 0 | 37 | |
| Female | 5 | 5 | 8 | 5 | 2 | 3 | 3 | 0 | 0 | 0 | 0 | 0 | 0 | 0 | 0 | 0 | 31 | |
| Total | 7 | 12 | 13 | 11 | 6 | 8 | 10 | 1 | 0 | 0 | 0 | 0 | 0 | 0 | 0 | 0 | 68 | |

Enrolment By Grade and Gender

| Gender | Grade | | | | | | | | | | | | | | | Total |
|--------|-------|----|----|----|---|---|----|---|---|---|----|----|----|-----|----|-------|
| | K | 1 | 2 | 3 | 4 | 5 | 6 | 7 | 8 | 9 | 10 | 11 | 12 | 4th | | |
| Male | 2 | 7 | 5 | 6 | 4 | 5 | 8 | 0 | 0 | 0 | 0 | 0 | 0 | 0 | 37 | |
| Female | 5 | 5 | 8 | 5 | 2 | 3 | 3 | 0 | 0 | 0 | 0 | 0 | 0 | 0 | 31 | |
| Total | 7 | 12 | 13 | 11 | 6 | 8 | 11 | 0 | 0 | 0 | 0 | 0 | 0 | 0 | 68 | |

Enrolment By Grade

For 446 - Whitbourne Elementary, Whitbourne



* Data from the 2014-2015 AGR(Enrolment/Age as of the last day in Sept./Dec.)

** Newfoundland Statistics Classification System

*** May include itinerant teachers

NI ESD - Eastern Region

#447 - Baltimore School Complex, Ferryland

Grades: K-12

Number of Grades: 13

Classification: Rural

Offers Distance Education: Yes

[FTE Teachers](#) *** : 20.0

[School FTE PTR : 11.1](#)

[District FTE PTR : 13.0](#)

[Provincial FTE PTR : 12.1](#)

Enrolment By Age and Gender

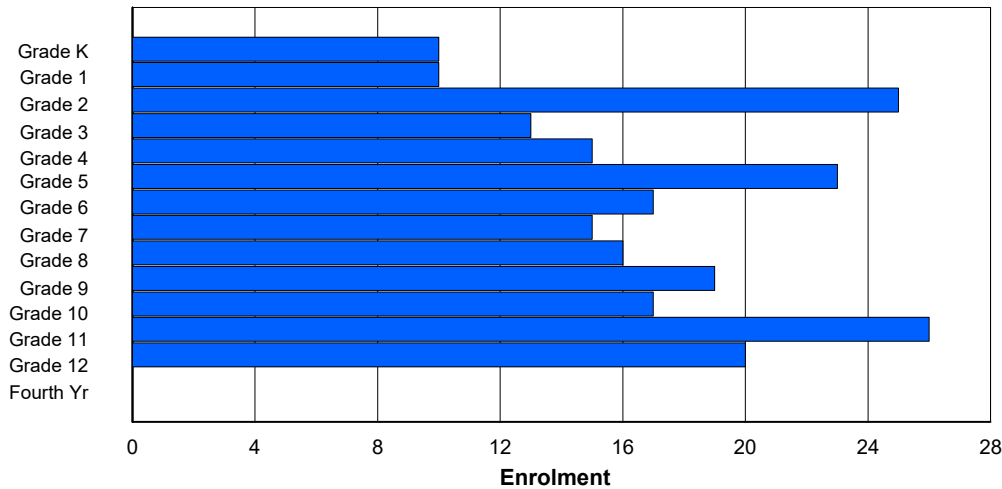
| Gender | Age | | | | | | | | | | | | | | | | | Total |
|--------|-----|----|----|----|----|----|----|----|----|----|----|----|----|----|----|-----|-----|-------|
| | 5 | 6 | 7 | 8 | 9 | 10 | 11 | 12 | 13 | 14 | 15 | 16 | 17 | 18 | 19 | 20> | | |
| Male | 5 | 5 | 9 | 10 | 9 | 10 | 8 | 7 | 9 | 11 | 8 | 12 | 12 | 0 | 0 | 0 | 115 | |
| Female | 5 | 5 | 15 | 4 | 6 | 13 | 8 | 9 | 7 | 9 | 8 | 13 | 9 | 0 | 0 | 0 | 111 | |
| Total | 10 | 10 | 24 | 14 | 15 | 23 | 16 | 16 | 16 | 20 | 16 | 25 | 21 | 0 | 0 | 0 | 226 | |

Enrolment By Grade and Gender

| Gender | Grade | | | | | | | | | | | | | | 4th | Total |
|--------|-------|----|----|----|----|----|----|----|----|----|----|----|----|---|-----|-------|
| | K | 1 | 2 | 3 | 4 | 5 | 6 | 7 | 8 | 9 | 10 | 11 | 12 | | | |
| Male | 5 | 5 | 10 | 9 | 9 | 10 | 9 | 6 | 9 | 11 | 8 | 13 | 11 | 0 | 115 | |
| Female | 5 | 5 | 15 | 4 | 6 | 13 | 8 | 9 | 7 | 8 | 9 | 13 | 9 | 0 | 111 | |
| Total | 10 | 10 | 25 | 13 | 15 | 23 | 17 | 15 | 16 | 19 | 17 | 26 | 20 | 0 | 226 | |

Enrolment By Grade

For 447 - Baltimore School Complex, Ferryland



* Data from the 2014-2015 AGR(Enrolment/Age as of the last day in Sept./Dec.)

** Newfoundland Statistics Classification System

*** May include itinerant teachers

NI ESD - Eastern Region

#452 - District School, St. John's

Classification: Urban
Offers Distance Education: No

Grades: 8-12

Number of Grades: 0

[School FTE PTR : 0.9](#)
[District FTE PTR : 13.0](#)
[Provincial FTE PTR : 12.1](#)

[FTE Teachers](#) *** : 38.4

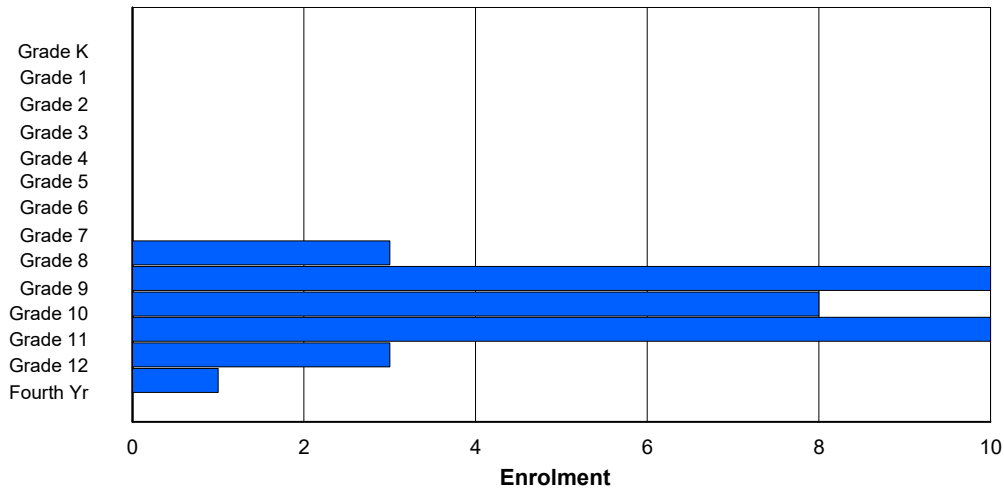
Enrolment By Age and Gender

| Gender | Age | | | | | | | | | | | | | | | | | Total |
|--------------|-----|---|---|---|---|----|----|----|----|----|----|----|----|----|----|-----|----|-------|
| | 5 | 6 | 7 | 8 | 9 | 10 | 11 | 12 | 13 | 14 | 15 | 16 | 17 | 18 | 19 | 20> | | |
| Male | 0 | 0 | 0 | 0 | 0 | 0 | 0 | 0 | 0 | 9 | 3 | 7 | 3 | 2 | 0 | 0 | 24 | |
| Female | 0 | 0 | 0 | 0 | 0 | 0 | 0 | 0 | 0 | 0 | 3 | 4 | 2 | 2 | 0 | 0 | 11 | |
| Total | 0 | 0 | 0 | 0 | 0 | 0 | 0 | 0 | 0 | 9 | 6 | 11 | 5 | 4 | 0 | 0 | 35 | |

Enrolment By Grade and Gender

| Gender | Grade | | | | | | | | | | | | | | Total |
|--------------|-------|---|---|---|---|---|---|---|---|----|----|----|----|-----|-------|
| | K | 1 | 2 | 3 | 4 | 5 | 6 | 7 | 8 | 9 | 10 | 11 | 12 | 4th | |
| Male | 0 | 0 | 0 | 0 | 0 | 0 | 0 | 0 | 3 | 8 | 4 | 7 | 2 | 0 | 24 |
| Female | 0 | 0 | 0 | 0 | 0 | 0 | 0 | 0 | 0 | 2 | 4 | 3 | 1 | 1 | 11 |
| Total | 0 | 0 | 0 | 0 | 0 | 0 | 0 | 0 | 3 | 10 | 8 | 10 | 3 | 1 | 35 |

Enrolment By Grade
For 452 - District School, St. John's



* Data from the 2014-2015 AGR(Enrolment/Age as of the last day in Sept./Dec.)

** Newfoundland Statistics Classification System

*** May include itinerant teachers

NI,ESD - Eastern Region

#464 - Crescent Collegiate, Blaketown

Grades: 7-12

Number of Grades: 6

[FTE Teachers](#) *** : 37.5

Classification: Rural
Offers Distance Education: No

[School FTE PTR : 15.0](#)

[District FTE PTR : 13.0](#)

[Provincial FTE PTR : 12.1](#)

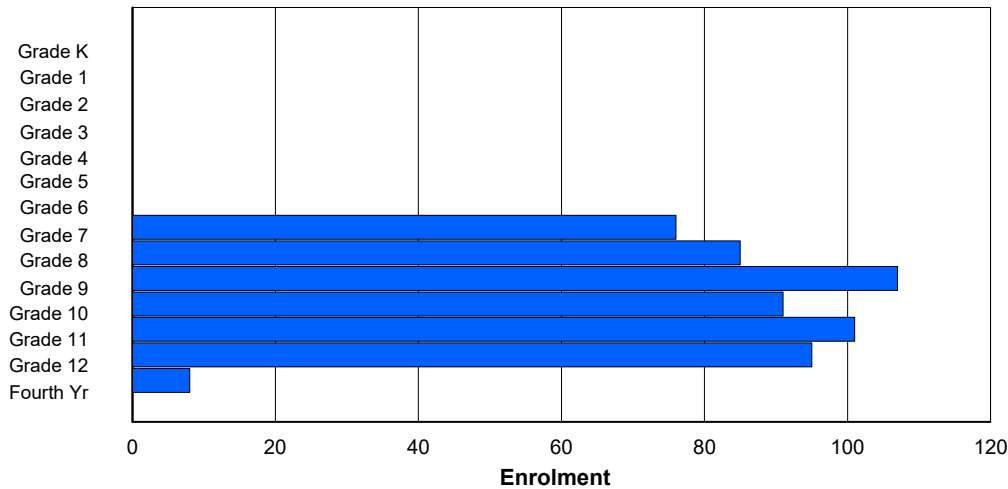
Enrolment By Age and Gender

| Gender | Age | | | | | | | | | | | | | | | | | Total |
|--------------|----------|----------|----------|----------|----------|----------|----------|-----------|-----------|------------|-----------|------------|-----------|-----------|----------|----------|------------|-------|
| | 5 | 6 | 7 | 8 | 9 | 10 | 11 | 12 | 13 | 14 | 15 | 16 | 17 | 18 | 19 | 20> | | |
| Male | 0 | 0 | 0 | 0 | 0 | 0 | 0 | 37 | 38 | 53 | 45 | 56 | 42 | 9 | 0 | 0 | 280 | |
| Female | 0 | 0 | 0 | 0 | 0 | 0 | 0 | 37 | 45 | 56 | 42 | 45 | 52 | 6 | 0 | 0 | 283 | |
| Total | 0 | 0 | 0 | 0 | 0 | 0 | 0 | 74 | 83 | 109 | 87 | 101 | 94 | 15 | 0 | 0 | 563 | |

Enrolment By Grade and Gender

| Gender | Grade | | | | | | | | | | | | | | | Total |
|--------------|----------|----------|----------|----------|----------|----------|----------|-----------|-----------|------------|-----------|------------|-----------|----------|------------|-------|
| | K | 1 | 2 | 3 | 4 | 5 | 6 | 7 | 8 | 9 | 10 | 11 | 12 | 4th | | |
| Male | 0 | 0 | 0 | 0 | 0 | 0 | 0 | 38 | 39 | 52 | 48 | 53 | 45 | 5 | 280 | |
| Female | 0 | 0 | 0 | 0 | 0 | 0 | 0 | 38 | 46 | 55 | 43 | 48 | 50 | 3 | 283 | |
| Total | 0 | 0 | 0 | 0 | 0 | 0 | 0 | 76 | 85 | 107 | 91 | 101 | 95 | 8 | 563 | |

Enrolment By Grade
For 464 - Crescent Collegiate, Blaketown



* Data from the 2014-2015 AGR(Enrolment/Age as of the last day in Sept./Dec.)

** Newfoundland Statistics Classification System

*** May include itinerant teachers

NI ESD - Eastern Region

#465 - Holy Cross Junior High, St. John's

Classification: Urban
Offers Distance Education: No

Grades: 7-9 Number of Grades: 3

[School FTE PTR : 8.6](#)
[District FTE PTR : 13.0](#)
[Provincial FTE PTR : 12.1](#)

[FTE Teachers](#) *** : 14.3

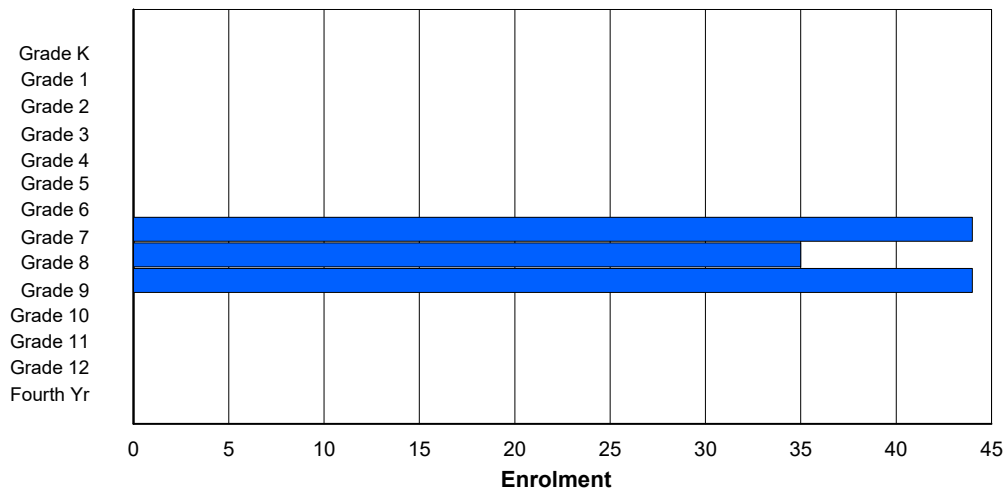
Enrolment By Age and Gender

| Gender | Age | | | | | | | | | | | | | | | | Total |
|--------------|----------|----------|----------|----------|----------|----------|----------|-----------|-----------|-----------|----------|----------|----------|----------|----------|----------|------------|
| | 5 | 6 | 7 | 8 | 9 | 10 | 11 | 12 | 13 | 14 | 15 | 16 | 17 | 18 | 19 | 20> | |
| Male | 0 | 0 | 0 | 0 | 0 | 0 | 0 | 23 | 17 | 16 | 3 | 0 | 0 | 0 | 0 | 0 | 59 |
| Female | 0 | 0 | 0 | 0 | 0 | 0 | 0 | 20 | 18 | 24 | 1 | 1 | 0 | 0 | 0 | 0 | 64 |
| Total | 0 | 0 | 0 | 0 | 0 | 0 | 0 | 43 | 35 | 40 | 4 | 1 | 0 | 0 | 0 | 0 | 123 |

Enrolment By Grade and Gender

| Gender | Grade | | | | | | | | | | | | | | Total |
|--------------|----------|----------|----------|----------|----------|----------|----------|-----------|-----------|-----------|----------|----------|----------|----------|------------|
| | K | 1 | 2 | 3 | 4 | 5 | 6 | 7 | 8 | 9 | 10 | 11 | 12 | 4th | |
| Male | 0 | 0 | 0 | 0 | 0 | 0 | 0 | 24 | 17 | 18 | 0 | 0 | 0 | 0 | 59 |
| Female | 0 | 0 | 0 | 0 | 0 | 0 | 0 | 20 | 18 | 26 | 0 | 0 | 0 | 0 | 64 |
| Total | 0 | 0 | 0 | 0 | 0 | 0 | 0 | 44 | 35 | 44 | 0 | 0 | 0 | 0 | 123 |

Enrolment By Grade
For 465 - Holy Cross Junior High, St. John's



* Data from the 2014-2015 AGR(Enrolment/Age as of the last day in Sept./Dec.)

** Newfoundland Statistics Classification System

*** May include itinerant teachers

NI ESD - Eastern Region

#468 - Hazelwood Elementary, St. John's

Classification: Urban
Offers Distance Education: No

Grades: K-6 Number of Grades: 7

[School FTE PTR : 13.6](#)
[District FTE PTR : 13.0](#)
[Provincial FTE PTR : 12.1](#)

[FTE Teachers](#) *** : 36.0

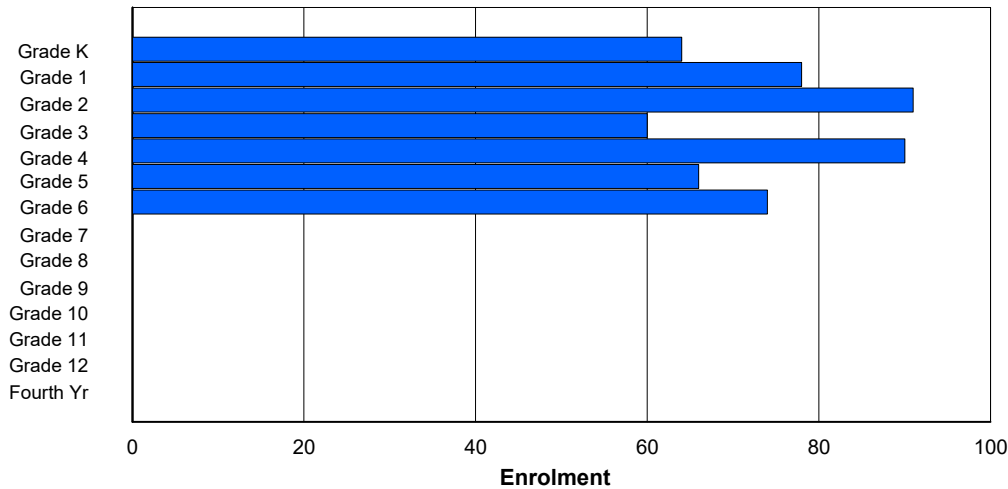
Enrolment By Age and Gender

| Gender | Age | | | | | | | | | | | | | | | | | Total |
|--------------|-----------|-----------|-----------|-----------|-----------|-----------|-----------|----------|----------|----------|----------|----------|----------|----------|----------|----------|------------|-------|
| | 5 | 6 | 7 | 8 | 9 | 10 | 11 | 12 | 13 | 14 | 15 | 16 | 17 | 18 | 19 | 20> | | |
| Male | 26 | 35 | 43 | 30 | 50 | 32 | 37 | 1 | 0 | 0 | 0 | 0 | 0 | 0 | 0 | 0 | 254 | |
| Female | 38 | 42 | 46 | 31 | 39 | 33 | 39 | 1 | 0 | 0 | 0 | 0 | 0 | 0 | 0 | 0 | 269 | |
| Total | 64 | 77 | 89 | 61 | 89 | 65 | 76 | 2 | 0 | 0 | 0 | 0 | 0 | 0 | 0 | 0 | 523 | |

Enrolment By Grade and Gender

| Gender | Grade | | | | | | | | | | | | | | Total |
|--------------|-----------|-----------|-----------|-----------|-----------|-----------|-----------|----------|----------|----------|----------|----------|----------|----------|------------|
| | K | 1 | 2 | 3 | 4 | 5 | 6 | 7 | 8 | 9 | 10 | 11 | 12 | 4th | |
| Male | 26 | 37 | 43 | 29 | 50 | 34 | 35 | 0 | 0 | 0 | 0 | 0 | 0 | 0 | 254 |
| Female | 38 | 41 | 48 | 31 | 40 | 32 | 39 | 0 | 0 | 0 | 0 | 0 | 0 | 0 | 269 |
| Total | 64 | 78 | 91 | 60 | 90 | 66 | 74 | 0 | 0 | 0 | 0 | 0 | 0 | 0 | 523 |

Enrolment By Grade
For 468 - Hazelwood Elementary, St. John's



* Data from the 2014-2015 AGR(Enrolment/Age as of the last day in Sept./Dec.)

** Newfoundland Statistics Classification System

*** May include itinerant teachers

NI ESD - Eastern Region

#471 - Heritage Collegiate, Lethbridge

Classification: Rural
Offers Distance Education: Yes

Grades: 7-12

Number of Grades: 6

[School FTE PTR : 12.6](#)

[District FTE PTR : 13.0](#)

[Provincial FTE PTR : 12.1](#)

[FTE Teachers](#) *** : 14.0

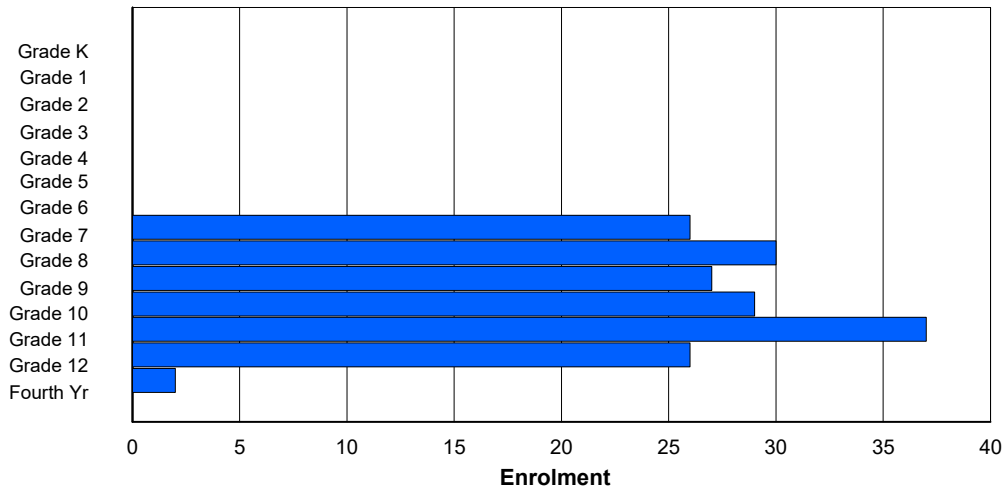
Enrolment By Age and Gender

| Gender | Age | | | | | | | | | | | | | | | | | Total |
|--------------|-----|---|---|---|---|----|----|----|----|----|----|----|----|----|----|-----|-----|-------|
| | 5 | 6 | 7 | 8 | 9 | 10 | 11 | 12 | 13 | 14 | 15 | 16 | 17 | 18 | 19 | 20> | | |
| Male | 0 | 0 | 0 | 0 | 0 | 0 | 0 | 9 | 16 | 17 | 11 | 19 | 13 | 1 | 0 | 2 | 88 | |
| Female | 0 | 0 | 0 | 0 | 0 | 0 | 0 | 15 | 15 | 11 | 17 | 18 | 13 | 0 | 0 | 0 | 89 | |
| Total | 0 | 0 | 0 | 0 | 0 | 0 | 0 | 24 | 31 | 28 | 28 | 37 | 26 | 1 | 0 | 2 | 177 | |

Enrolment By Grade and Gender

| Gender | Grade | | | | | | | | | | | | | | | Total |
|--------------|-------|---|---|---|---|---|---|----|----|----|----|----|----|-----|-----|-------|
| | K | 1 | 2 | 3 | 4 | 5 | 6 | 7 | 8 | 9 | 10 | 11 | 12 | 4th | | |
| Male | 0 | 0 | 0 | 0 | 0 | 0 | 0 | 10 | 16 | 16 | 12 | 18 | 14 | 2 | 88 | |
| Female | 0 | 0 | 0 | 0 | 0 | 0 | 0 | 16 | 14 | 11 | 17 | 19 | 12 | 0 | 89 | |
| Total | 0 | 0 | 0 | 0 | 0 | 0 | 0 | 26 | 30 | 27 | 29 | 37 | 26 | 2 | 177 | |

Enrolment By Grade
For 471 - Heritage Collegiate, Lethbridge



* Data from the 2014-2015 AGR(Enrolment/Age as of the last day in Sept./Dec.)

** Newfoundland Statistics Classification System

*** May include itinerant teachers

NI.ESD - Eastern Region

#473 - Cape St. Francis Elementary, Pouch Cove

Classification: Urban
Offers Distance Education: No

Grades: K-6 Number of Grades: 7

[School FTE PTR : 12.5](#)
[District FTE PTR : 13.0](#)
[Provincial FTE PTR : 12.1](#)

[FTE Teachers](#) *** : 22.8

Enrolment By Age and Gender

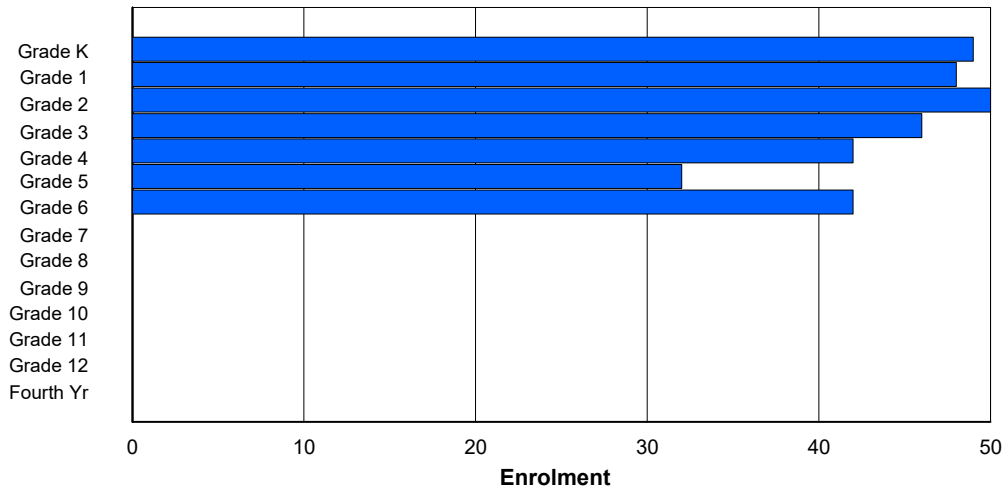
| Gender | Age | | | | | | | | | | | | | | | | | Total |
|--------------|-----------|-----------|-----------|-----------|-----------|-----------|-----------|----------|----------|----------|----------|----------|----------|----------|----------|----------|------------|-------|
| | 5 | 6 | 7 | 8 | 9 | 10 | 11 | 12 | 13 | 14 | 15 | 16 | 17 | 18 | 19 | 20> | | |
| Male | 22 | 27 | 23 | 31 | 21 | 13 | 19 | 0 | 0 | 0 | 0 | 0 | 0 | 0 | 0 | 0 | 156 | |
| Female | 25 | 22 | 27 | 17 | 19 | 19 | 23 | 1 | 0 | 0 | 0 | 0 | 0 | 0 | 0 | 0 | 153 | |
| Total | 47 | 49 | 50 | 48 | 40 | 32 | 42 | 1 | 0 | 0 | 0 | 0 | 0 | 0 | 0 | 0 | 309 | |

Enrolment By Grade and Gender

| Gender | Grade | | | | | | | | | | | | | | | Total |
|--------------|-----------|-----------|-----------|-----------|-----------|-----------|-----------|----------|----------|----------|----------|----------|----------|----------|------------|-------|
| | K | 1 | 2 | 3 | 4 | 5 | 6 | 7 | 8 | 9 | 10 | 11 | 12 | 4th | | |
| Male | 24 | 25 | 24 | 30 | 22 | 12 | 19 | 0 | 0 | 0 | 0 | 0 | 0 | 0 | 156 | |
| Female | 25 | 23 | 26 | 16 | 20 | 20 | 23 | 0 | 0 | 0 | 0 | 0 | 0 | 0 | 153 | |
| Total | 49 | 48 | 50 | 46 | 42 | 32 | 42 | 0 | 0 | 0 | 0 | 0 | 0 | 0 | 309 | |

Enrolment By Grade

For 473 - Cape St. Francis Elementary, Pouch Cove



* Data from the 2014-2015 AGR(Enrolment/Age as of the last day in Sept./Dec.)

** Newfoundland Statistics Classification System

*** May include itinerant teachers

NI ESD - Eastern Region

#476 - Baccalieu Collegiate, Old Perlican

Classification: Rural
Offers Distance Education: Yes

Grades: 7-12

Number of Grades: 6

[School FTE PTR : 12.7](#)

[District FTE PTR : 13.0](#)

[Provincial FTE PTR : 12.1](#)

[FTE Teachers](#) *** : 15.0

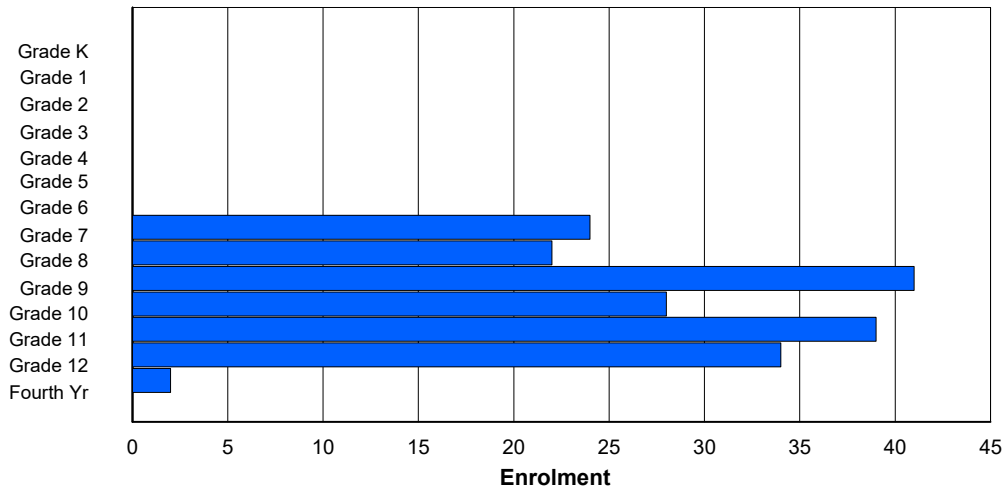
Enrolment By Age and Gender

| Gender | Age | | | | | | | | | | | | | | | | Total |
|--------------|----------|----------|----------|----------|----------|----------|----------|-----------|-----------|-----------|-----------|-----------|-----------|----------|----------|----------|------------|
| | 5 | 6 | 7 | 8 | 9 | 10 | 11 | 12 | 13 | 14 | 15 | 16 | 17 | 18 | 19 | 20> | |
| Male | 0 | 0 | 0 | 0 | 0 | 0 | 0 | 17 | 10 | 23 | 14 | 19 | 21 | 1 | 1 | 0 | 106 |
| Female | 0 | 0 | 0 | 0 | 0 | 0 | 0 | 7 | 13 | 16 | 14 | 21 | 13 | 0 | 0 | 0 | 84 |
| Total | 0 | 0 | 0 | 0 | 0 | 0 | 0 | 24 | 23 | 39 | 28 | 40 | 34 | 1 | 1 | 0 | 190 |

Enrolment By Grade and Gender

| Gender | Grade | | | | | | | | | | | | | | Total |
|--------------|----------|----------|----------|----------|----------|----------|----------|-----------|-----------|-----------|-----------|-----------|-----------|----------|------------|
| | K | 1 | 2 | 3 | 4 | 5 | 6 | 7 | 8 | 9 | 10 | 11 | 12 | 4th | |
| Male | 0 | 0 | 0 | 0 | 0 | 0 | 0 | 17 | 10 | 24 | 14 | 18 | 21 | 2 | 106 |
| Female | 0 | 0 | 0 | 0 | 0 | 0 | 0 | 7 | 12 | 17 | 14 | 21 | 13 | 0 | 84 |
| Total | 0 | 0 | 0 | 0 | 0 | 0 | 0 | 24 | 22 | 41 | 28 | 39 | 34 | 2 | 190 |

Enrolment By Grade
For 476 - Baccalieu Collegiate, Old Perlican



* Data from the 2014-2015 AGR(Enrolment/Age as of the last day in Sept./Dec.)

** Newfoundland Statistics Classification System

*** May include itinerant teachers

NI ESD - Eastern Region

#924 - Tricentia Academy, Arnold's Cove

Classification: Rural
Offers Distance Education: Yes

Grades: K-12

Number of Grades: 13

[School FTE PTR : 11.7](#)
[District FTE PTR : 13.0](#)
[Provincial FTE PTR : 12.1](#)

[FTE Teachers](#) *** : 20.9

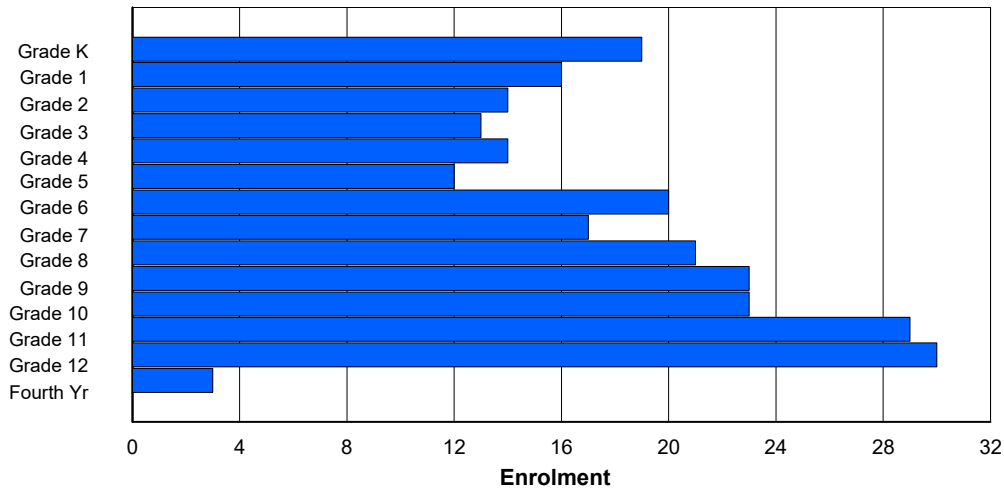
Enrolment By Age and Gender

| Gender | Age | | | | | | | | | | | | | | | | | Total |
|--------------|-----------|-----------|-----------|-----------|-----------|-----------|-----------|-----------|-----------|-----------|-----------|-----------|-----------|----------|----------|----------|------------|-------|
| | 5 | 6 | 7 | 8 | 9 | 10 | 11 | 12 | 13 | 14 | 15 | 16 | 17 | 18 | 19 | 20> | | |
| Male | 10 | 5 | 6 | 6 | 6 | 3 | 13 | 6 | 10 | 12 | 8 | 17 | 14 | 2 | 0 | 0 | 118 | |
| Female | 9 | 11 | 8 | 7 | 8 | 9 | 7 | 11 | 11 | 11 | 14 | 13 | 16 | 1 | 0 | 0 | 136 | |
| Total | 19 | 16 | 14 | 13 | 14 | 12 | 20 | 17 | 21 | 23 | 22 | 30 | 30 | 3 | 0 | 0 | 254 | |

Enrolment By Grade and Gender

| Gender | Grade | | | | | | | | | | | | | | | Total |
|--------------|-----------|-----------|-----------|-----------|-----------|-----------|-----------|-----------|-----------|-----------|-----------|-----------|-----------|----------|------------|-------|
| | K | 1 | 2 | 3 | 4 | 5 | 6 | 7 | 8 | 9 | 10 | 11 | 12 | 4th | | |
| Male | 10 | 5 | 6 | 6 | 6 | 3 | 13 | 6 | 10 | 12 | 8 | 17 | 14 | 2 | 118 | |
| Female | 9 | 11 | 8 | 7 | 8 | 9 | 7 | 11 | 11 | 11 | 15 | 12 | 16 | 1 | 136 | |
| Total | 19 | 16 | 14 | 13 | 14 | 12 | 20 | 17 | 21 | 23 | 23 | 29 | 30 | 3 | 254 | |

Enrolment By Grade
For 924 - Tricentia Academy, Arnold's Cove



* Data from the 2014-2015 AGR(Enrolment/Age as of the last day in Sept./Dec.)

** Newfoundland Statistics Classification System

*** May include itinerant teachers

NI ESD - Eastern Region

#951 - Paradise Elementary, Paradise

Classification: Urban
Offers Distance Education: No

Grades: K-6 Number of Grades: 7

[School FTE PTR : 14.2](#)
[District FTE PTR : 13.0](#)
[Provincial FTE PTR : 12.1](#)

[FTE Teachers](#) *** : 51.0

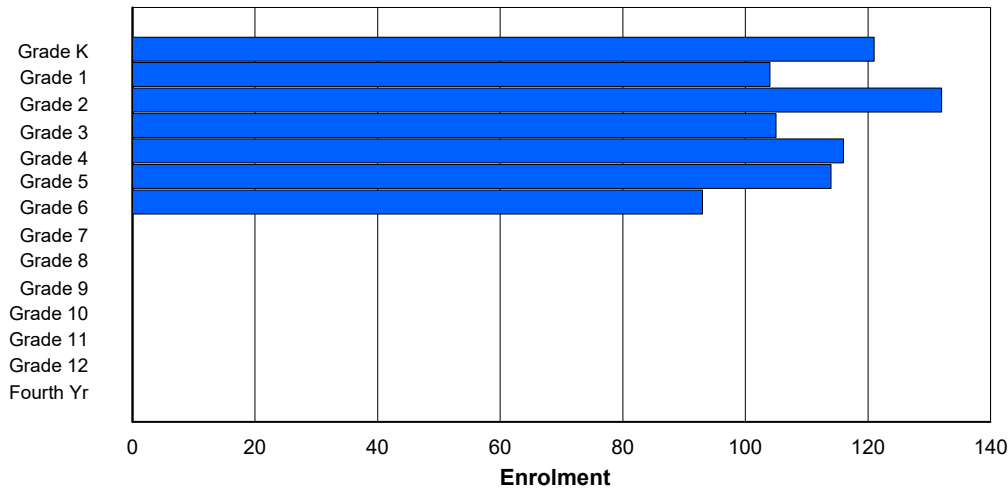
Enrolment By Age and Gender

| Gender | Age | | | | | | | | | | | | | | | | | Total |
|--------------|------------|------------|------------|------------|------------|------------|-----------|----------|----------|----------|----------|----------|----------|----------|----------|----------|------------|-------|
| | 5 | 6 | 7 | 8 | 9 | 10 | 11 | 12 | 13 | 14 | 15 | 16 | 17 | 18 | 19 | 20> | | |
| Male | 59 | 59 | 71 | 55 | 54 | 65 | 54 | 2 | 0 | 0 | 0 | 0 | 0 | 0 | 0 | 0 | 419 | |
| Female | 57 | 49 | 60 | 52 | 60 | 50 | 38 | 0 | 0 | 0 | 0 | 0 | 0 | 0 | 0 | 0 | 366 | |
| Total | 116 | 108 | 131 | 107 | 114 | 115 | 92 | 2 | 0 | 0 | 0 | 0 | 0 | 0 | 0 | 0 | 785 | |

Enrolment By Grade and Gender

| Gender | Grade | | | | | | | | | | | | | | | Total |
|--------------|------------|------------|------------|------------|------------|------------|-----------|----------|----------|----------|----------|----------|----------|----------|------------|-------|
| | K | 1 | 2 | 3 | 4 | 5 | 6 | 7 | 8 | 9 | 10 | 11 | 12 | 4th | | |
| Male | 62 | 57 | 72 | 52 | 57 | 64 | 55 | 0 | 0 | 0 | 0 | 0 | 0 | 0 | 419 | |
| Female | 59 | 47 | 60 | 53 | 59 | 50 | 38 | 0 | 0 | 0 | 0 | 0 | 0 | 0 | 366 | |
| Total | 121 | 104 | 132 | 105 | 116 | 114 | 93 | 0 | 0 | 0 | 0 | 0 | 0 | 0 | 785 | |

Enrolment By Grade
For 951 - Paradise Elementary, Paradise



* Data from the 2014-2015 AGR(Enrolment/Age as of the last day in Sept./Dec.)

** Newfoundland Statistics Classification System

*** May include itinerant teachers

NI ESD - Eastern Region

#952 - Elizabeth Park Elementary School, Paradise

Classification: Urban
Offers Distance Education: No

Grades: K-6

Number of Grades: 7

[School FTE PTR : 12.8](#)
[District FTE PTR : 13.0](#)
[Provincial FTE PTR : 12.1](#)

[FTE Teachers](#) *** : 36.7

Enrolment By Age and Gender

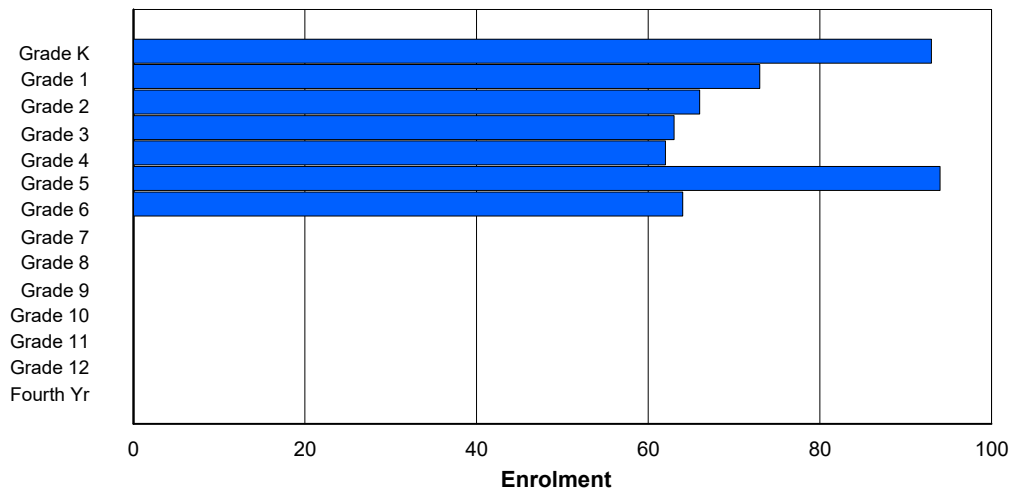
| Gender | Age | | | | | | | | | | | | | | | | | Total |
|--------------|-----------|-----------|-----------|-----------|-----------|-----------|-----------|----------|----------|----------|----------|----------|----------|----------|----------|----------|------------|-------|
| | 5 | 6 | 7 | 8 | 9 | 10 | 11 | 12 | 13 | 14 | 15 | 16 | 17 | 18 | 19 | 20> | | |
| Male | 55 | 35 | 37 | 30 | 31 | 48 | 30 | 0 | 0 | 0 | 0 | 0 | 0 | 0 | 0 | 0 | 266 | |
| Female | 37 | 38 | 30 | 33 | 29 | 49 | 33 | 0 | 0 | 0 | 0 | 0 | 0 | 0 | 0 | 0 | 249 | |
| Total | 92 | 73 | 67 | 63 | 60 | 97 | 63 | 0 | 0 | 0 | 0 | 0 | 0 | 0 | 0 | 0 | 515 | |

Enrolment By Grade and Gender

| Gender | Grade | | | | | | | | | | | | | | | Total |
|--------------|-----------|-----------|-----------|-----------|-----------|-----------|-----------|----------|----------|----------|----------|----------|----------|----------|------------|-------|
| | K | 1 | 2 | 3 | 4 | 5 | 6 | 7 | 8 | 9 | 10 | 11 | 12 | 4th | | |
| Male | 55 | 36 | 36 | 30 | 32 | 46 | 31 | 0 | 0 | 0 | 0 | 0 | 0 | 0 | 266 | |
| Female | 38 | 37 | 30 | 33 | 30 | 48 | 33 | 0 | 0 | 0 | 0 | 0 | 0 | 0 | 249 | |
| Total | 93 | 73 | 66 | 63 | 62 | 94 | 64 | 0 | 0 | 0 | 0 | 0 | 0 | 0 | 515 | |

Enrolment By Grade

For 952 - Elizabeth Park Elementary School, Paradise



* Data from the 2014-2015 AGR(Enrolment/Age as of the last day in Sept./Dec.)

** Newfoundland Statistics Classification System

*** May include itinerant teachers

NI ESD - Eastern Region

#954 - Carbonear Academy, Carbonear

Classification: Rural
Offers Distance Education: No

Grades: K-8

Number of Grades: 9

[School FTE PTR : 13.1](#)
[District FTE PTR : 13.0](#)
[Provincial FTE PTR : 12.1](#)

[FTE Teachers](#) *** : 34.0

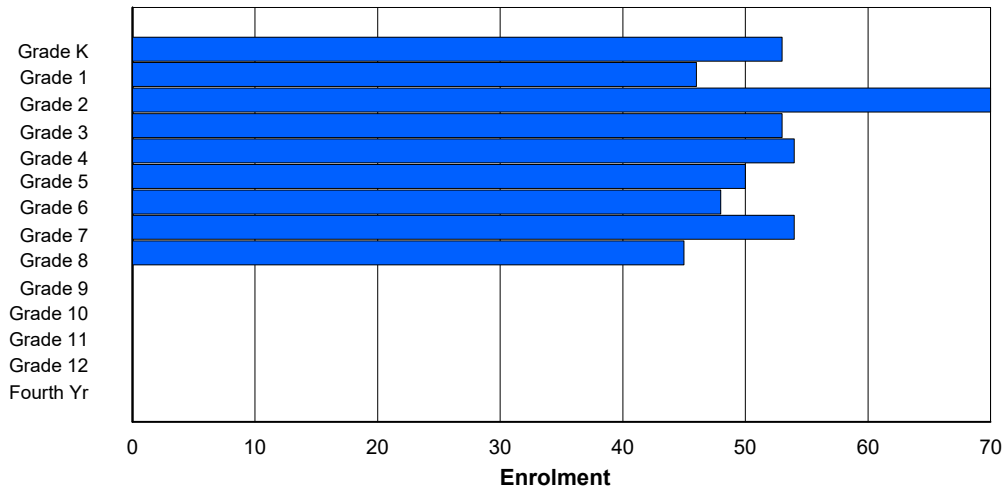
Enrolment By Age and Gender

| Gender | Age | | | | | | | | | | | | | | | | | Total |
|--------------|-----------|-----------|-----------|-----------|-----------|-----------|-----------|-----------|-----------|----------|----------|----------|----------|----------|----------|----------|------------|-------|
| | 5 | 6 | 7 | 8 | 9 | 10 | 11 | 12 | 13 | 14 | 15 | 16 | 17 | 18 | 19 | 20> | | |
| Male | 29 | 19 | 32 | 28 | 25 | 26 | 21 | 24 | 18 | 0 | 0 | 0 | 0 | 0 | 0 | 0 | 222 | |
| Female | 21 | 30 | 37 | 26 | 28 | 25 | 24 | 33 | 27 | 0 | 0 | 0 | 0 | 0 | 0 | 0 | 251 | |
| Total | 50 | 49 | 69 | 54 | 53 | 51 | 45 | 57 | 45 | 0 | 0 | 0 | 0 | 0 | 0 | 0 | 473 | |

Enrolment By Grade and Gender

| Gender | Grade | | | | | | | | | | | | | | | Total |
|--------------|-----------|-----------|-----------|-----------|-----------|-----------|-----------|-----------|-----------|----------|----------|----------|----------|----------|------------|-------|
| | K | 1 | 2 | 3 | 4 | 5 | 6 | 7 | 8 | 9 | 10 | 11 | 12 | 4th | | |
| Male | 31 | 17 | 33 | 27 | 26 | 25 | 22 | 23 | 18 | 0 | 0 | 0 | 0 | 0 | 222 | |
| Female | 22 | 29 | 37 | 26 | 28 | 25 | 26 | 31 | 27 | 0 | 0 | 0 | 0 | 0 | 251 | |
| Total | 53 | 46 | 70 | 53 | 54 | 50 | 48 | 54 | 45 | 0 | 0 | 0 | 0 | 0 | 473 | |

Enrolment By Grade
For 954 - Carbonear Academy, Carbonear



* Data from the 2014-2015 AGR(Enrolment/Age as of the last day in Sept./Dec.)

** Newfoundland Statistics Classification System

*** May include itinerant teachers

District 5 - Conseil scolaire francophone

(Francophone School)

#095 - École Notre-Dame du Cap, Cap Saint-Georges

Classification: Rural
Offers Distance Education: No

Grades: K-8 Number of Grades: 9

[School FTE PTR : 8.0](#)
[District FTE PTR : 7.3](#)
[Provincial FTE PTR : 12.1](#)

[FTE Teachers](#) *** : 6.0

Enrolment By Age and Gender

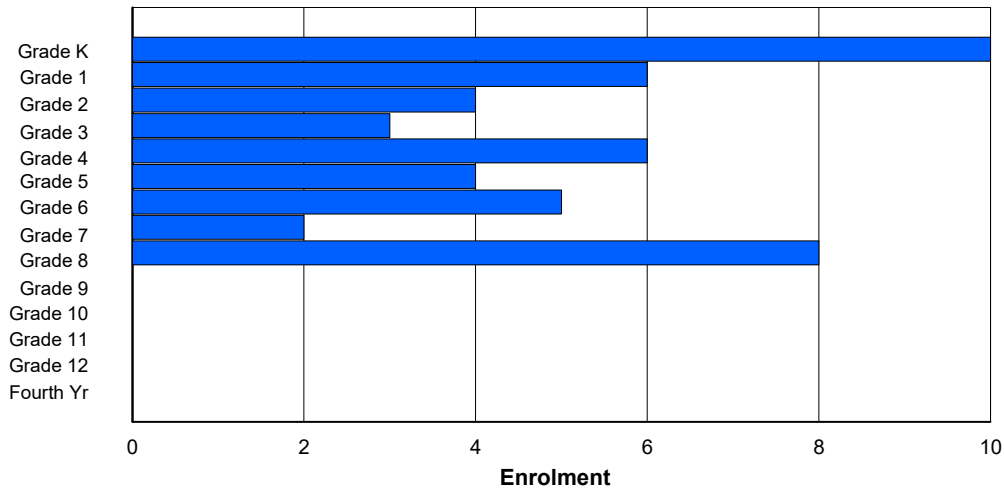
| Gender | Age | | | | | | | | | | | | | | | | | Total |
|--------|-----|---|---|---|---|----|----|----|----|----|----|----|----|----|----|-----|----|-------|
| | 5 | 6 | 7 | 8 | 9 | 10 | 11 | 12 | 13 | 14 | 15 | 16 | 17 | 18 | 19 | 20> | | |
| Male | 4 | 3 | 2 | 1 | 3 | 2 | 1 | 2 | 3 | 0 | 0 | 0 | 0 | 0 | 0 | 0 | 21 | |
| Female | 6 | 3 | 2 | 2 | 3 | 2 | 3 | 2 | 4 | 0 | 0 | 0 | 0 | 0 | 0 | 0 | 27 | |
| Total | 10 | 6 | 4 | 3 | 6 | 4 | 4 | 4 | 7 | 0 | 0 | 0 | 0 | 0 | 0 | 0 | 48 | |

Enrolment By Grade and Gender

| Gender | Grade | | | | | | | | | | | | | | Total |
|--------|-------|---|---|---|---|---|---|---|---|---|----|----|----|-----|-------|
| | K | 1 | 2 | 3 | 4 | 5 | 6 | 7 | 8 | 9 | 10 | 11 | 12 | 4th | |
| Male | 4 | 3 | 2 | 1 | 3 | 2 | 2 | 1 | 3 | 0 | 0 | 0 | 0 | 0 | 21 |
| Female | 6 | 3 | 2 | 2 | 3 | 2 | 3 | 1 | 5 | 0 | 0 | 0 | 0 | 0 | 27 |
| Total | 10 | 6 | 4 | 3 | 6 | 4 | 5 | 2 | 8 | 0 | 0 | 0 | 0 | 0 | 48 |

Enrolment By Grade

For 095 - École Notre-Dame du Cap, Cap Saint-Georges



* Data from the 2014-2015 AGR(Enrolment/Age as of the last day in Sept./Dec.)

** Newfoundland Statistics Classification System

*** May include itinerant teachers

District 5 - Conseil scolaire francophone

(Francophone School)

#107 - École Sainte-Anne, La Grand'Terre (Mainland)

Classification: Rural
Offers Distance Education: Yes

Grades: K-12 Number of Grades: 13

[School FTE PTR : 9.8](#)
[District FTE PTR : 7.3](#)
[Provincial FTE PTR : 12.1](#)

[FTE Teachers](#) *** : 9.0

Enrolment By Age and Gender

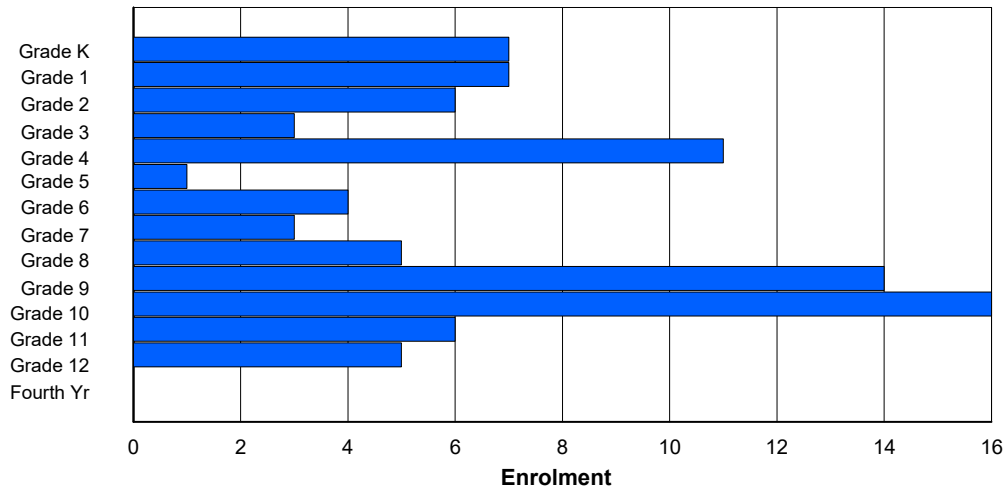
| Gender | Age | | | | | | | | | | | | | | | | | Total |
|--------------|----------|----------|----------|----------|-----------|----------|----------|----------|----------|-----------|-----------|----------|----------|----------|----------|----------|-----------|-------|
| | 5 | 6 | 7 | 8 | 9 | 10 | 11 | 12 | 13 | 14 | 15 | 16 | 17 | 18 | 19 | 20> | | |
| Male | 4 | 6 | 3 | 0 | 6 | 0 | 3 | 1 | 3 | 4 | 6 | 4 | 3 | 0 | 0 | 0 | 43 | |
| Female | 3 | 1 | 3 | 3 | 5 | 1 | 1 | 2 | 3 | 8 | 9 | 3 | 3 | 0 | 0 | 0 | 45 | |
| Total | 7 | 7 | 6 | 3 | 11 | 1 | 4 | 3 | 6 | 12 | 15 | 7 | 6 | 0 | 0 | 0 | 88 | |

Enrolment By Grade and Gender

| Gender | Grade | | | | | | | | | | | | | | | Total |
|--------------|----------|----------|----------|----------|-----------|----------|----------|----------|----------|-----------|-----------|----------|----------|----------|-----------|-------|
| | K | 1 | 2 | 3 | 4 | 5 | 6 | 7 | 8 | 9 | 10 | 11 | 12 | 4th | | |
| Male | 4 | 6 | 3 | 0 | 6 | 0 | 3 | 1 | 3 | 4 | 7 | 4 | 2 | 0 | 43 | |
| Female | 3 | 1 | 3 | 3 | 5 | 1 | 1 | 2 | 2 | 10 | 9 | 2 | 3 | 0 | 45 | |
| Total | 7 | 7 | 6 | 3 | 11 | 1 | 4 | 3 | 5 | 14 | 16 | 6 | 5 | 0 | 88 | |

Enrolment By Grade

For 107 - École Sainte-Anne, La Grand'Terre (Mainland)



* Data from the 2014-2015 AGR(Enrolment/Age as of the last day in Sept./Dec.)

** Newfoundland Statistics Classification System

*** May include itinerant teachers

District 5 - Conseil scolaire francophone

(Francophone School)

#459 - Centre éducatif l'ENVOL, Labrador City

Classification: Urban
Offers Distance Education: No

Grades: K-8 Number of Grades: 10

[School FTE PTR : 7.2](#)
[District FTE PTR : 7.3](#)
[Provincial FTE PTR : 12.1](#)

[FTE Teachers](#) *** : 5.0

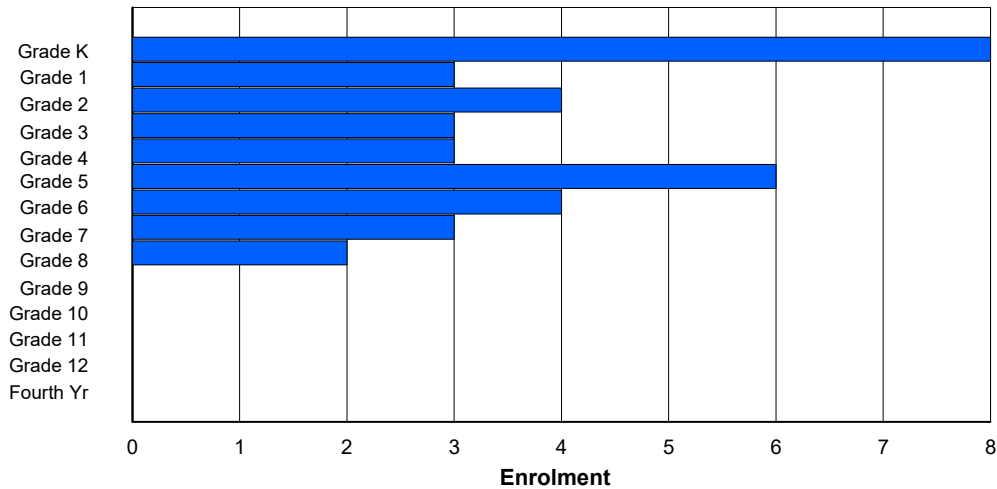
Enrolment By Age and Gender

| Gender | Age | | | | | | | | | | | | | | | | | Total |
|--------------|----------|----------|----------|----------|----------|----------|----------|----------|----------|----------|----------|----------|----------|----------|----------|----------|-----------|-------|
| | 5 | 6 | 7 | 8 | 9 | 10 | 11 | 12 | 13 | 14 | 15 | 16 | 17 | 18 | 19 | 20> | | |
| Male | 5 | 2 | 0 | 2 | 2 | 4 | 2 | 2 | 3 | 0 | 0 | 0 | 0 | 0 | 0 | 0 | 22 | |
| Female | 3 | 2 | 2 | 1 | 2 | 2 | 2 | 0 | 0 | 0 | 0 | 0 | 0 | 0 | 0 | 0 | 14 | |
| Total | 8 | 4 | 2 | 3 | 4 | 6 | 4 | 2 | 3 | 0 | 0 | 0 | 0 | 0 | 0 | 0 | 36 | |

Enrolment By Grade and Gender

| Gender | Grade | | | | | | | | | | | | | | | Total |
|--------------|----------|----------|----------|----------|----------|----------|----------|----------|----------|----------|----------|----------|----------|----------|-----------|-------|
| | K | 1 | 2 | 3 | 4 | 5 | 6 | 7 | 8 | 9 | 10 | 11 | 12 | 4th | | |
| Male | 5 | 1 | 2 | 2 | 1 | 4 | 2 | 3 | 2 | 0 | 0 | 0 | 0 | 0 | 22 | |
| Female | 3 | 2 | 2 | 1 | 2 | 2 | 2 | 0 | 0 | 0 | 0 | 0 | 0 | 0 | 14 | |
| Total | 8 | 3 | 4 | 3 | 3 | 6 | 4 | 3 | 2 | 0 | 0 | 0 | 0 | 0 | 36 | |

Enrolment By Grade
For 459 - Centre éducatif l'ENVOL, Labrador City



* Data from the 2014-2015 AGR(Enrolment/Age as of the last day in Sept./Dec.)

** Newfoundland Statistics Classification System

*** May include itinerant teachers

District 5 - Conseil scolaire francophone

(Francophone School)

#460 - École des Grands-Vents, St. John's

Classification: Urban
Offers Distance Education: No

Grades: K-10 Number of Grades: 11

[School FTE PTR : 10.5](#)
[District FTE PTR : 7.3](#)
[Provincial FTE PTR : 12.1](#)

[FTE Teachers](#) *** : 16.0

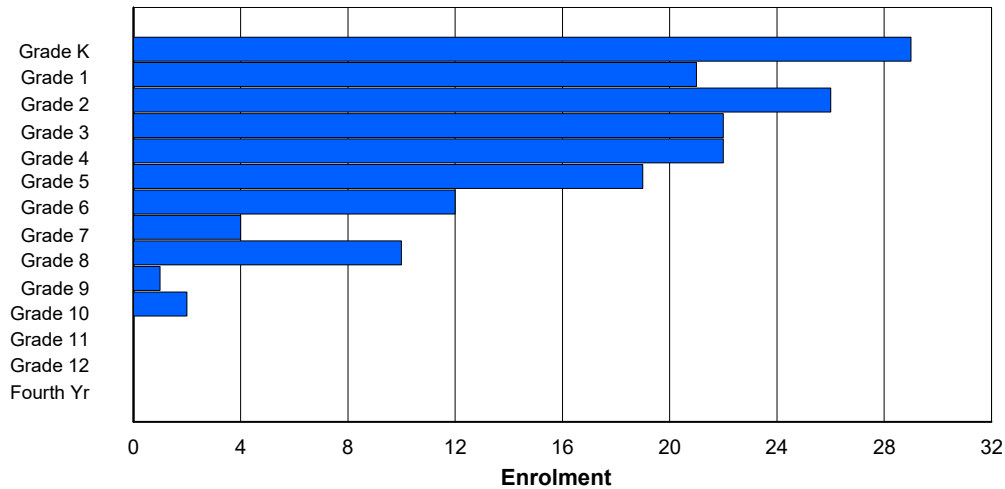
Enrolment By Age and Gender

| Gender | Age | | | | | | | | | | | | | | | | | Total |
|--------------|-----------|-----------|-----------|-----------|-----------|-----------|-----------|----------|----------|----------|----------|----------|----------|----------|----------|----------|------------|-------|
| | 5 | 6 | 7 | 8 | 9 | 10 | 11 | 12 | 13 | 14 | 15 | 16 | 17 | 18 | 19 | 20> | | |
| Male | 13 | 12 | 12 | 10 | 10 | 10 | 3 | 3 | 2 | 0 | 1 | 1 | 0 | 0 | 0 | 0 | 77 | |
| Female | 17 | 9 | 12 | 12 | 12 | 9 | 8 | 3 | 6 | 2 | 1 | 0 | 0 | 0 | 0 | 0 | 91 | |
| Total | 30 | 21 | 24 | 22 | 22 | 19 | 11 | 6 | 8 | 2 | 2 | 1 | 0 | 0 | 0 | 0 | 168 | |

Enrolment By Grade and Gender

| Gender | Grade | | | | | | | | | | | | | | | Total |
|--------------|-----------|-----------|-----------|-----------|-----------|-----------|-----------|----------|-----------|----------|----------|----------|----------|----------|------------|-------|
| | K | 1 | 2 | 3 | 4 | 5 | 6 | 7 | 8 | 9 | 10 | 11 | 12 | 4th | | |
| Male | 13 | 11 | 13 | 10 | 11 | 9 | 5 | 1 | 2 | 1 | 1 | 0 | 0 | 0 | 77 | |
| Female | 16 | 10 | 13 | 12 | 11 | 10 | 7 | 3 | 8 | 0 | 1 | 0 | 0 | 0 | 91 | |
| Total | 29 | 21 | 26 | 22 | 22 | 19 | 12 | 4 | 10 | 1 | 2 | 0 | 0 | 0 | 168 | |

Enrolment By Grade
For 460 - École des Grands-Vents, St. John's



* Data from the 2014-2015 AGR(Enrolment/Age as of the last day in Sept./Dec.)

** Newfoundland Statistics Classification System

*** May include itinerant teachers

District 5 - Conseil scolaire francophone

(Francophone School)

#472 - École Boréale, Happy Valley - Goose Bay

Classification: Urban
Offers Distance Education: Yes

Grades: K-7 Number of Grades: 8

[School FTE PTR : 4.0](#)
[District FTE PTR : 7.3](#)
[Provincial FTE PTR : 12.1](#)

[FTE Teachers](#) *** : 4.5

Enrolment By Age and Gender

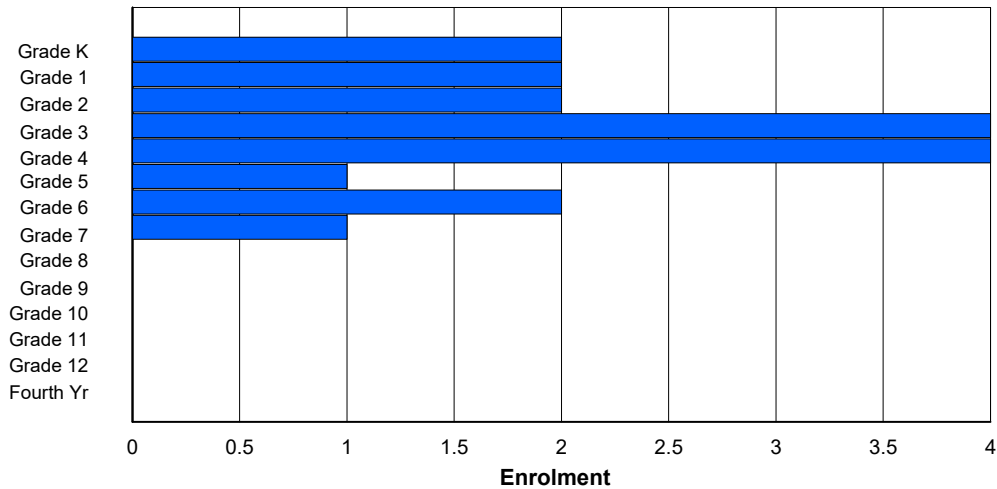
| Gender | Age | | | | | | | | | | | | | | | | | Total |
|--------------|----------|----------|----------|----------|----------|----------|----------|----------|----------|----------|----------|----------|----------|----------|----------|----------|-----------|-------|
| | 5 | 6 | 7 | 8 | 9 | 10 | 11 | 12 | 13 | 14 | 15 | 16 | 17 | 18 | 19 | 20> | | |
| Male | 2 | 2 | 0 | 3 | 2 | 1 | 0 | 2 | 0 | 0 | 0 | 0 | 0 | 0 | 0 | 0 | 12 | |
| Female | 0 | 0 | 1 | 2 | 2 | 0 | 0 | 1 | 0 | 0 | 0 | 0 | 0 | 0 | 0 | 0 | 6 | |
| Total | 2 | 2 | 1 | 5 | 4 | 1 | 0 | 3 | 0 | 0 | 0 | 0 | 0 | 0 | 0 | 0 | 18 | |

Enrolment By Grade and Gender

| Gender | Grade | | | | | | | | | | | | | | | Total |
|--------------|----------|----------|----------|----------|----------|----------|----------|----------|----------|----------|----------|----------|----------|----------|-----------|-------|
| | K | 1 | 2 | 3 | 4 | 5 | 6 | 7 | 8 | 9 | 10 | 11 | 12 | 4th | | |
| Male | 2 | 2 | 1 | 2 | 2 | 1 | 1 | 1 | 0 | 0 | 0 | 0 | 0 | 0 | 12 | |
| Female | 0 | 0 | 1 | 2 | 2 | 0 | 1 | 0 | 0 | 0 | 0 | 0 | 0 | 0 | 6 | |
| Total | 2 | 2 | 2 | 4 | 4 | 1 | 2 | 1 | 0 | 0 | 0 | 0 | 0 | 0 | 18 | |

Enrolment By Grade

For 472 - École Boréale, Happy Valley - Goose Bay



* Data from the 2014-2015 AGR(Enrolment/Age as of the last day in Sept./Dec.)

** Newfoundland Statistics Classification System

*** May include itinerant teachers

District 803 - Private

#373 - First Baptist Academy, Mount Pearl

Grades: 1-11

Number of Grades: 11

Classification: Urban
Offers Distance Education: No

[School FTE PTR : N/A](#)

[FTE Teachers](#) *** : 0.0

[Provincial FTE PTR : 12.1](#)

Enrolment By Age and Gender

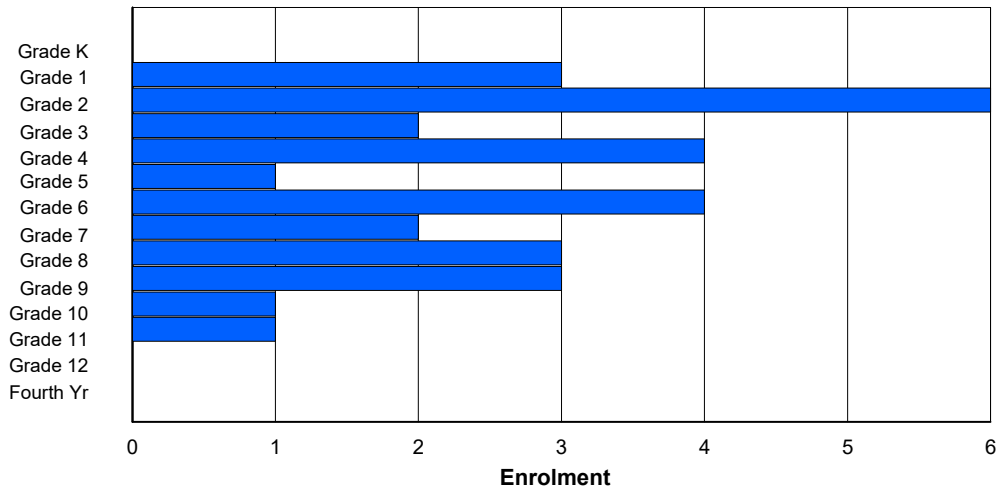
| Gender | Age | | | | | | | | | | | | | | | | | Total |
|--------------|----------|----------|----------|----------|----------|----------|----------|----------|----------|----------|----------|----------|----------|----------|----------|----------|-----------|-------|
| | 5 | 6 | 7 | 8 | 9 | 10 | 11 | 12 | 13 | 14 | 15 | 16 | 17 | 18 | 19 | 20> | | |
| Male | 0 | 2 | 3 | 1 | 1 | 2 | 2 | 0 | 1 | 1 | 0 | 1 | 0 | 0 | 0 | 0 | 14 | |
| Female | 0 | 1 | 1 | 2 | 3 | 1 | 1 | 1 | 3 | 2 | 1 | 0 | 0 | 0 | 0 | 0 | 16 | |
| Total | 0 | 3 | 4 | 3 | 4 | 3 | 3 | 1 | 4 | 3 | 1 | 1 | 0 | 0 | 0 | 0 | 30 | |

Enrolment By Grade and Gender

| Gender | Grade | | | | | | | | | | | | | | | Total |
|--------------|----------|----------|----------|----------|----------|----------|----------|----------|----------|----------|----------|----------|----------|----------|-----------|-------|
| | K | 1 | 2 | 3 | 4 | 5 | 6 | 7 | 8 | 9 | 10 | 11 | 12 | 4th | | |
| Male | 0 | 2 | 4 | 1 | 1 | 0 | 3 | 0 | 1 | 1 | 0 | 1 | 0 | 0 | 14 | |
| Female | 0 | 1 | 2 | 1 | 3 | 1 | 1 | 2 | 2 | 2 | 1 | 0 | 0 | 0 | 16 | |
| Total | 0 | 3 | 6 | 2 | 4 | 1 | 4 | 2 | 3 | 3 | 1 | 1 | 0 | 0 | 30 | |

Enrolment By Grade

For 373 - First Baptist Academy, Mount Pearl



* Data from the 2014-2015 AGR(Enrolment/Age as of the last day in Sept./Dec.)

** Newfoundland Statistics Classification System

*** May include itinerant teachers

District 803 - Private

#374 - Murphy Centre, St. John's

Grades: 10-12

Number of Grades: 3

Classification: Urban

Offers Distance Education: No

[School FTE PTR : N/A](#)

[FTE Teachers](#) *** : 0.0

[Provincial FTE PTR : 12.1](#)

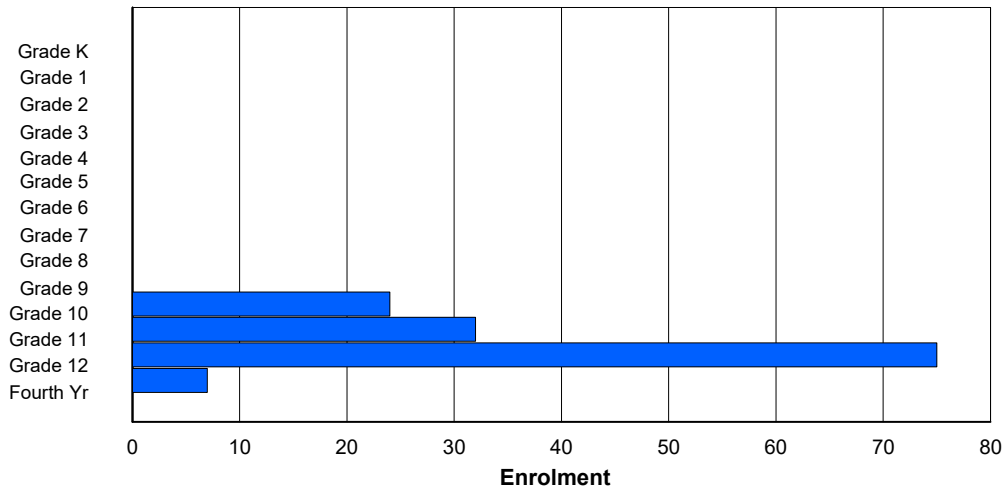
Enrolment By Age and Gender

| Gender | Age | | | | | | | | | | | | | | | | | Total |
|--------------|-----|---|---|---|---|----|----|----|----|----|----|----|----|----|----|-----|-----|-------|
| | 5 | 6 | 7 | 8 | 9 | 10 | 11 | 12 | 13 | 14 | 15 | 16 | 17 | 18 | 19 | 20> | | |
| Male | 0 | 0 | 0 | 0 | 0 | 0 | 0 | 0 | 0 | 0 | 0 | 0 | 0 | 12 | 25 | 37 | 74 | |
| Female | 0 | 0 | 0 | 0 | 0 | 0 | 0 | 0 | 0 | 0 | 0 | 0 | 2 | 10 | 19 | 33 | 64 | |
| Total | 0 | 0 | 0 | 0 | 0 | 0 | 0 | 0 | 0 | 0 | 0 | 0 | 2 | 22 | 44 | 70 | 138 | |

Enrolment By Grade and Gender

| Gender | Grade | | | | | | | | | | | | | | | Total |
|--------------|-------|---|---|---|---|---|---|---|---|---|----|----|----|-----|-----|-------|
| | K | 1 | 2 | 3 | 4 | 5 | 6 | 7 | 8 | 9 | 10 | 11 | 12 | 4th | | |
| Male | 0 | 0 | 0 | 0 | 0 | 0 | 0 | 0 | 0 | 0 | 12 | 21 | 36 | 5 | 74 | |
| Female | 0 | 0 | 0 | 0 | 0 | 0 | 0 | 0 | 0 | 0 | 12 | 11 | 39 | 2 | 64 | |
| Total | 0 | 0 | 0 | 0 | 0 | 0 | 0 | 0 | 0 | 0 | 24 | 32 | 75 | 7 | 138 | |

Enrolment By Grade
For 374 - Murphy Centre, St. John's



* Data from the 2014-2015 AGR(Enrolment/Age as of the last day in Sept./Dec.)

** Newfoundland Statistics Classification System

*** May include itinerant teachers

District 803 - Private

#375 - Lakecrest-St. John's Independent School, St. John's

Classification: Urban
Offers Distance Education: No

Grades: K-9

Number of Grades: 9

[School FTE PTR : N/A](#)

[FTE Teachers](#) *** : 0.0

[Provincial FTE PTR : 12.1](#)

Enrolment By Age and Gender

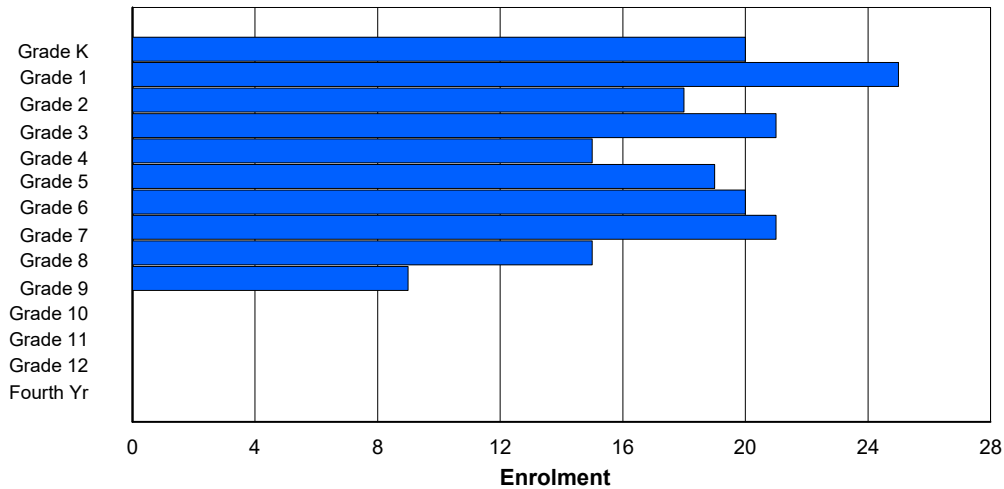
| Gender | Age | | | | | | | | | | | | | | | | | Total |
|--------------|-----------|-----------|-----------|-----------|-----------|-----------|-----------|-----------|-----------|----------|----------|----------|----------|----------|----------|----------|------------|-------|
| | 5 | 6 | 7 | 8 | 9 | 10 | 11 | 12 | 13 | 14 | 15 | 16 | 17 | 18 | 19 | 20> | | |
| Male | 15 | 15 | 9 | 10 | 9 | 12 | 10 | 8 | 7 | 3 | 0 | 0 | 0 | 0 | 0 | 0 | 98 | |
| Female | 5 | 10 | 9 | 11 | 6 | 7 | 10 | 13 | 8 | 6 | 0 | 0 | 0 | 0 | 0 | 0 | 85 | |
| Total | 20 | 25 | 18 | 21 | 15 | 19 | 20 | 21 | 15 | 9 | 0 | 0 | 0 | 0 | 0 | 0 | 183 | |

Enrolment By Grade and Gender

| Gender | Grade | | | | | | | | | | | | | | Total |
|--------------|-----------|-----------|-----------|-----------|-----------|-----------|-----------|-----------|-----------|----------|----------|----------|----------|----------|------------|
| | K | 1 | 2 | 3 | 4 | 5 | 6 | 7 | 8 | 9 | 10 | 11 | 12 | 4th | |
| Male | 15 | 15 | 9 | 10 | 9 | 12 | 10 | 8 | 7 | 3 | 0 | 0 | 0 | 0 | 98 |
| Female | 5 | 10 | 9 | 11 | 6 | 7 | 10 | 13 | 8 | 6 | 0 | 0 | 0 | 0 | 85 |
| Total | 20 | 25 | 18 | 21 | 15 | 19 | 20 | 21 | 15 | 9 | 0 | 0 | 0 | 0 | 183 |

Enrolment By Grade

For 375 - Lakecrest-St. John's Independent School, St. John's



* Data from the 2014-2015 AGR(Enrolment/Age as of the last day in Sept./Dec.)

** Newfoundland Statistics Classification System

*** May include itinerant teachers

District 803 - Private

#450 - St. Bonaventure's College, St. John's

Grades: K-12

Number of Grades: 13

Classification: Urban

Offers Distance Education: No

[School FTE PTR : N/A](#)

[FTE Teachers](#) *** : 0.0

[Provincial FTE PTR : 12.1](#)

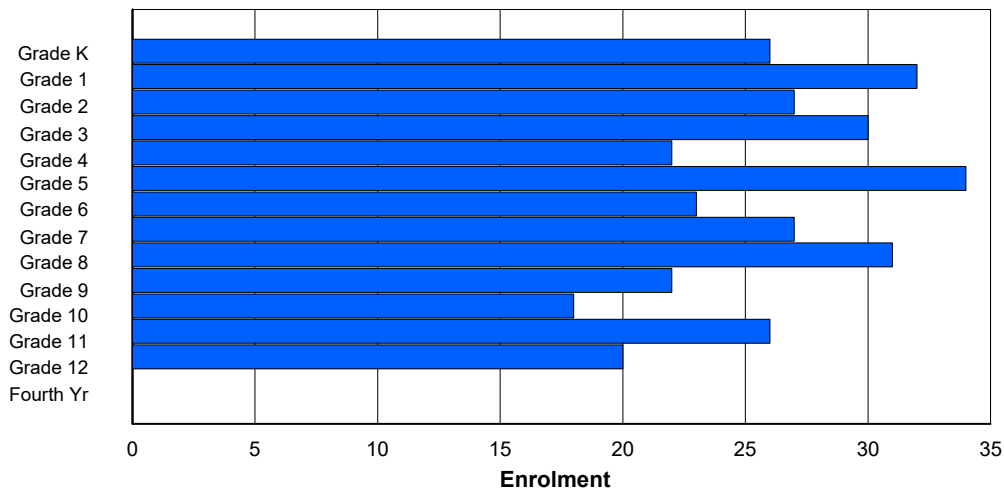
Enrolment By Age and Gender

| Gender | Age | | | | | | | | | | | | | | | | Total |
|--------------|-----------|-----------|-----------|-----------|-----------|-----------|-----------|-----------|-----------|-----------|-----------|-----------|-----------|----------|----------|----------|------------|
| | 5 | 6 | 7 | 8 | 9 | 10 | 11 | 12 | 13 | 14 | 15 | 16 | 17 | 18 | 19 | 20> | |
| Male | 16 | 16 | 13 | 12 | 10 | 20 | 14 | 12 | 15 | 16 | 10 | 15 | 5 | 2 | 0 | 0 | 176 |
| Female | 9 | 16 | 14 | 17 | 13 | 14 | 10 | 16 | 12 | 7 | 9 | 9 | 15 | 0 | 1 | 0 | 162 |
| Total | 25 | 32 | 27 | 29 | 23 | 34 | 24 | 28 | 27 | 23 | 19 | 24 | 20 | 2 | 1 | 0 | 338 |

Enrolment By Grade and Gender

| Gender | Grade | | | | | | | | | | | | | | Total |
|--------------|-----------|-----------|-----------|-----------|-----------|-----------|-----------|-----------|-----------|-----------|-----------|-----------|-----------|----------|------------|
| | K | 1 | 2 | 3 | 4 | 5 | 6 | 7 | 8 | 9 | 10 | 11 | 12 | 4th | |
| Male | 17 | 15 | 13 | 14 | 9 | 19 | 15 | 10 | 18 | 16 | 10 | 15 | 5 | 0 | 176 |
| Female | 9 | 17 | 14 | 16 | 13 | 15 | 8 | 17 | 13 | 6 | 8 | 11 | 15 | 0 | 162 |
| Total | 26 | 32 | 27 | 30 | 22 | 34 | 23 | 27 | 31 | 22 | 18 | 26 | 20 | 0 | 338 |

Enrolment By Grade
For 450 - St. Bonaventure's College, St. John's



* Data from the 2014-2015 AGR(Enrolment/Age as of the last day in Sept./Dec.)

** Newfoundland Statistics Classification System

*** May include itinerant teachers

District 803 - Private

#453 - Eric G. Lambert All-Grade, Churchill Falls

Grades: K-12

Number of Grades: 13

Classification: Rural

Offers Distance Education: No

[School FTE PTR : N/A](#)

[FTE Teachers](#) *** : 0.0

[Provincial FTE PTR : 12.1](#)

Enrolment By Age and Gender

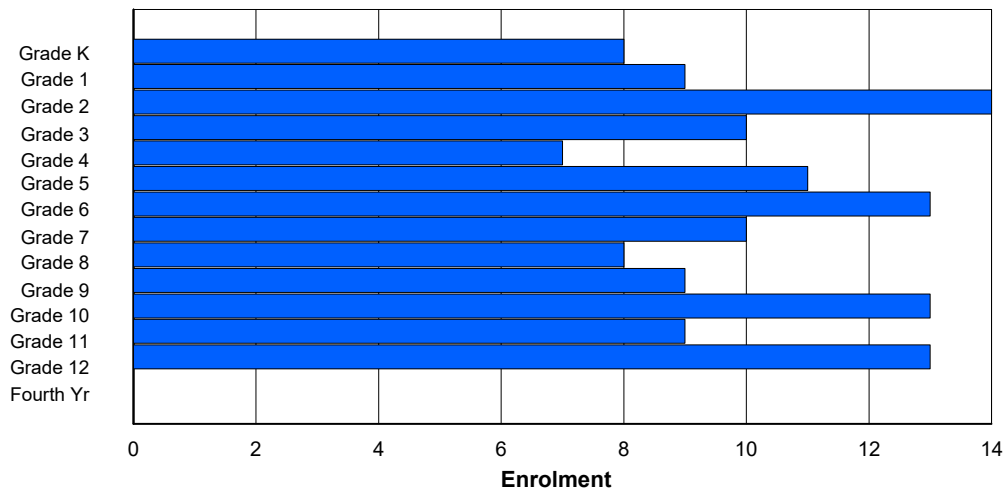
| Gender | Age | | | | | | | | | | | | | | | | | Total |
|--------------|----------|----------|-----------|-----------|----------|-----------|-----------|-----------|----------|----------|-----------|----------|-----------|----------|----------|----------|------------|-------|
| | 5 | 6 | 7 | 8 | 9 | 10 | 11 | 12 | 13 | 14 | 15 | 16 | 17 | 18 | 19 | 20> | | |
| Male | 3 | 3 | 10 | 1 | 2 | 5 | 6 | 7 | 5 | 4 | 8 | 5 | 5 | 1 | 0 | 0 | 65 | |
| Female | 5 | 6 | 4 | 9 | 5 | 6 | 7 | 3 | 3 | 5 | 5 | 3 | 8 | 0 | 0 | 0 | 69 | |
| Total | 8 | 9 | 14 | 10 | 7 | 11 | 13 | 10 | 8 | 9 | 13 | 8 | 13 | 1 | 0 | 0 | 134 | |

Enrolment By Grade and Gender

| Gender | Grade | | | | | | | | | | | | | | | Total |
|--------------|----------|----------|-----------|-----------|----------|-----------|-----------|-----------|----------|----------|-----------|----------|-----------|----------|------------|-------|
| | K | 1 | 2 | 3 | 4 | 5 | 6 | 7 | 8 | 9 | 10 | 11 | 12 | 4th | | |
| Male | 3 | 3 | 10 | 1 | 2 | 5 | 6 | 7 | 5 | 4 | 8 | 6 | 5 | 0 | 65 | |
| Female | 5 | 6 | 4 | 9 | 5 | 6 | 7 | 3 | 3 | 5 | 5 | 3 | 8 | 0 | 69 | |
| Total | 8 | 9 | 14 | 10 | 7 | 11 | 13 | 10 | 8 | 9 | 13 | 9 | 13 | 0 | 134 | |

Enrolment By Grade

For 453 - Eric G. Lambert All-Grade, Churchill Falls



* Data from the 2014-2015 AGR(Enrolment/Age as of the last day in Sept./Dec.)

** Newfoundland Statistics Classification System

*** May include itinerant teachers

District 803 - Private

#469 - Immaculate Heart of Mary School, Corner Brook

Grades: K-7,9-10

Number of Grades: 11

Classification: Urban

Offers Distance Education: No

[School FTE PTR : N/A](#)

[FTE Teachers](#) *** : 0.0

[Provincial FTE PTR : 12.1](#)

Enrolment By Age and Gender

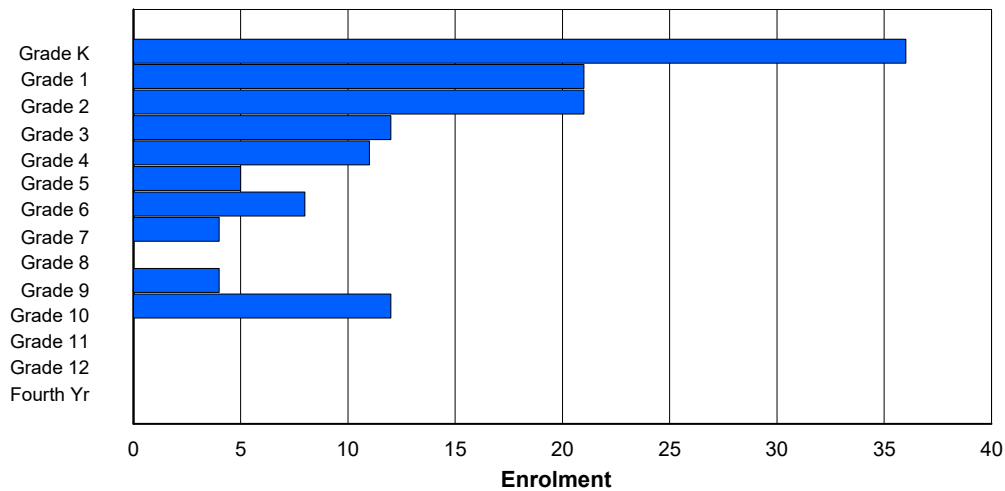
| Gender | Age | | | | | | | | | | | | | | | | | Total |
|--------------|-----------|-----------|-----------|-----------|----------|----------|----------|----------|----------|----------|----------|----------|----------|----------|----------|----------|------------|-------|
| | 5 | 6 | 7 | 8 | 9 | 10 | 11 | 12 | 13 | 14 | 15 | 16 | 17 | 18 | 19 | 20> | | |
| Male | 23 | 10 | 5 | 6 | 6 | 4 | 2 | 1 | 0 | 1 | 3 | 3 | 3 | 0 | 0 | 0 | 67 | |
| Female | 13 | 11 | 17 | 6 | 3 | 3 | 5 | 3 | 0 | 2 | 0 | 3 | 1 | 0 | 0 | 0 | 67 | |
| Total | 36 | 21 | 22 | 12 | 9 | 7 | 7 | 4 | 0 | 3 | 3 | 6 | 4 | 0 | 0 | 0 | 134 | |

Enrolment By Grade and Gender

| Gender | Grade | | | | | | | | | | | | | | | Total |
|--------------|-----------|-----------|-----------|-----------|-----------|----------|----------|----------|----------|----------|-----------|----------|----------|----------|------------|-------|
| | K | 1 | 2 | 3 | 4 | 5 | 6 | 7 | 8 | 9 | 10 | 11 | 12 | 4th | | |
| Male | 23 | 10 | 5 | 5 | 8 | 2 | 3 | 1 | 0 | 2 | 8 | 0 | 0 | 0 | 67 | |
| Female | 13 | 11 | 16 | 7 | 3 | 3 | 5 | 3 | 0 | 2 | 4 | 0 | 0 | 0 | 67 | |
| Total | 36 | 21 | 21 | 12 | 11 | 5 | 8 | 4 | 0 | 4 | 12 | 0 | 0 | 0 | 134 | |

Enrolment By Grade

For 469 - Immaculate Heart of Mary School, Corner Brook



* Data from the 2014-2015 AGR(Enrolment/Age as of the last day in Sept./Dec.)

** Newfoundland Statistics Classification System

*** May include itinerant teachers

District 804 - Native Federal

#018 - Sheshatshiu Innu School, Sheshatshiu

Classification:
Offers Distance Education: Yes

Grades: Number of Grades: 0

[School FTE PTR : N/A](#)

[FTE Teachers](#) *** : 0.0

[Provincial FTE PTR : 12.1](#)

Enrolment By Age and Gender

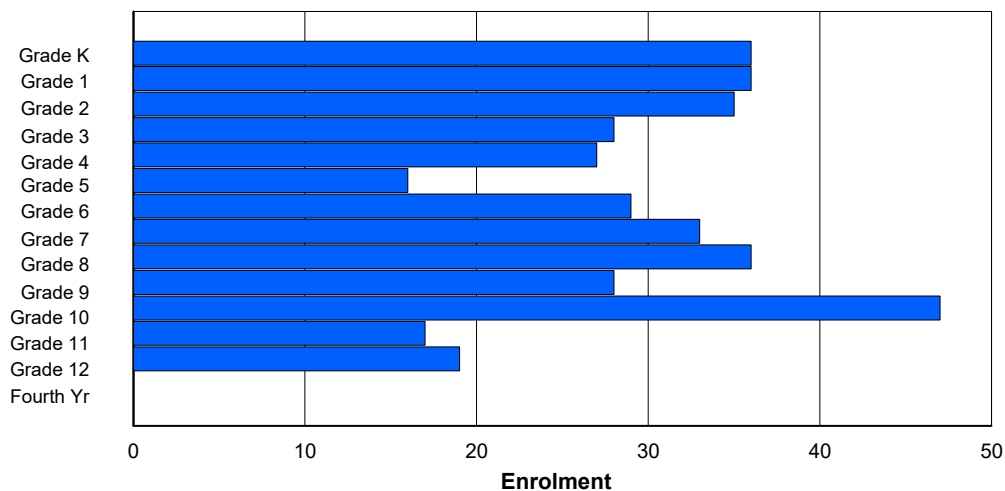
| Gender | Age | | | | | | | | | | | | | | | | Total |
|--------------|-----------|-----------|-----------|-----------|-----------|-----------|-----------|-----------|-----------|-----------|-----------|-----------|-----------|----------|----------|----------|------------|
| | 5 | 6 | 7 | 8 | 9 | 10 | 11 | 12 | 13 | 14 | 15 | 16 | 17 | 18 | 19 | 20> | |
| Male | 22 | 25 | 19 | 13 | 10 | 13 | 12 | 18 | 18 | 14 | 9 | 13 | 8 | 5 | 3 | 0 | 202 |
| Female | 20 | 14 | 12 | 15 | 11 | 5 | 23 | 10 | 13 | 17 | 14 | 16 | 14 | 4 | 5 | 4 | 197 |
| Total | 42 | 39 | 31 | 28 | 21 | 18 | 35 | 28 | 31 | 31 | 23 | 29 | 22 | 9 | 8 | 4 | 399 |

Enrolment By Grade and Gender

| Gender | Grade | | | | | | | | | | | | | | Total | |
|--------------|----------|----------|----------|----------|----------|----------|----------|----------|----------|----------|----------|----------|----------|----------|----------|----------|
| | K | 1 | 2 | 3 | 4 | 5 | 6 | 7 | 8 | 9 | 10 | 11 | 12 | 4th | | |
| Male | 0 | 0 | 0 | 0 | 0 | 0 | 0 | 0 | 0 | 0 | 0 | 0 | 0 | 0 | 0 | 0 |
| Female | 0 | 0 | 0 | 0 | 0 | 0 | 0 | 0 | 0 | 0 | 0 | 0 | 0 | 0 | 0 | 0 |
| Total | 0 | 0 | 0 | 0 | 0 | 0 | 0 | 0 | 0 | 0 | 0 | 0 | 0 | 0 | 0 | 0 |

Enrolment By Grade

For 018 - Sheshatshiu Innu School, Sheshatshiu



* Data from the 2014-2015 AGR(Enrolment/Age as of the last day in Sept./Dec.)

** Newfoundland Statistics Classification System

*** May include itinerant teachers

District 804 - Native Federal

#019 - Mushuau Innu Natuashish School, Natuashish

Grades: Number of Grades: 0

[FTE Teachers](#) *** : 0.0

Classification:
Offers Distance Education: No

[School FTE PTR : N/A](#)

[Provincial FTE PTR : 12.1](#)

Enrolment By Age and Gender

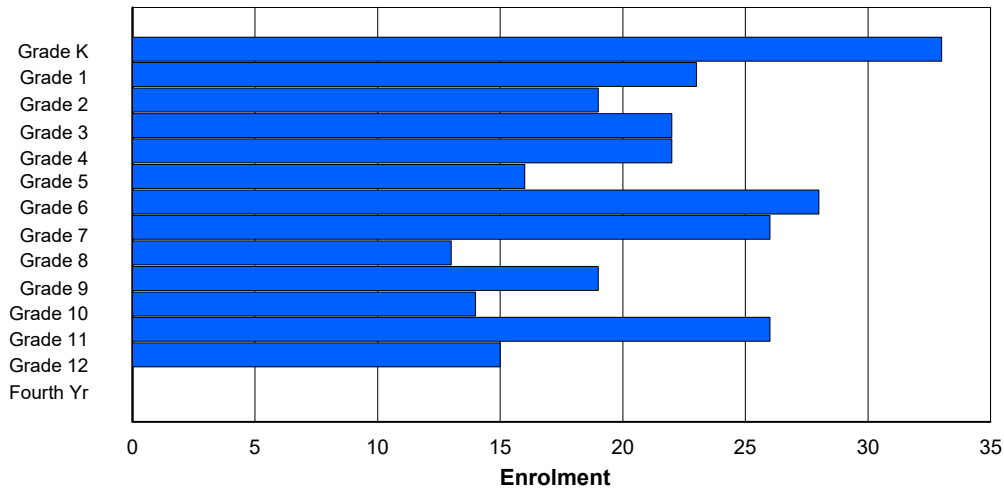
| Gender | Age | | | | | | | | | | | | | | | | | Total |
|--------|-----|---|---|---|---|----|----|----|----|----|----|----|----|----|----|-----|---|-------|
| | 5 | 6 | 7 | 8 | 9 | 10 | 11 | 12 | 13 | 14 | 15 | 16 | 17 | 18 | 19 | 20> | | |
| Male | 0 | 0 | 0 | 0 | 0 | 0 | 0 | 0 | 0 | 0 | 0 | 0 | 0 | 0 | 0 | 0 | 0 | |
| Female | 0 | 0 | 0 | 0 | 0 | 0 | 0 | 0 | 0 | 0 | 0 | 0 | 0 | 0 | 0 | 0 | 0 | |
| Total | 0 | 0 | 0 | 0 | 0 | 0 | 0 | 0 | 0 | 0 | 0 | 0 | 0 | 0 | 0 | 0 | 0 | |

Enrolment By Grade and Gender

| Gender | Grade | | | | | | | | | | | | | | | Total |
|--------|-------|---|---|---|---|---|---|---|---|---|----|----|----|-----|---|-------|
| | K | 1 | 2 | 3 | 4 | 5 | 6 | 7 | 8 | 9 | 10 | 11 | 12 | 4th | | |
| Male | 0 | 0 | 0 | 0 | 0 | 0 | 0 | 0 | 0 | 0 | 0 | 0 | 0 | 0 | 0 | |
| Female | 0 | 0 | 0 | 0 | 0 | 0 | 0 | 0 | 0 | 0 | 0 | 0 | 0 | 0 | 0 | |
| Total | 0 | 0 | 0 | 0 | 0 | 0 | 0 | 0 | 0 | 0 | 0 | 0 | 0 | 0 | 0 | |

Enrolment By Grade

For 019 - Mushuau Innu Natuashish School, Natuashish



* Data from the 2014-2015 AGR(Enrolment/Age as of the last day in Sept./Dec.)

** Newfoundland Statistics Classification System

*** May include itinerant teachers

District 804 - Native Federal

#376 - Se't Anneway Kegnamogwom, Conne River

Grades: K-12 Number of Grades: 13

Classification: Rural
Offers Distance Education: Yes

[School FTE PTR : N/A](#)

[FTE Teachers](#) *** : 0.0

[Provincial FTE PTR : 12.1](#)

Enrolment By Age and Gender

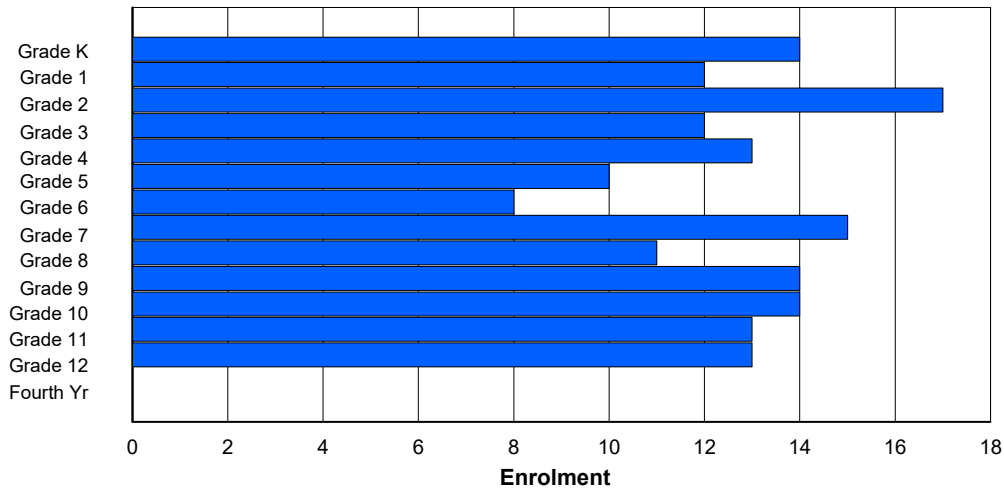
| Gender | Age | | | | | | | | | | | | | | | | | Total |
|--------------|-----------|-----------|-----------|-----------|-----------|-----------|----------|-----------|-----------|-----------|-----------|-----------|-----------|----------|----------|----------|------------|-------|
| | 5 | 6 | 7 | 8 | 9 | 10 | 11 | 12 | 13 | 14 | 15 | 16 | 17 | 18 | 19 | 20> | | |
| Male | 8 | 10 | 9 | 7 | 9 | 2 | 4 | 8 | 5 | 5 | 7 | 9 | 5 | 3 | 0 | 0 | 91 | |
| Female | 6 | 2 | 8 | 5 | 4 | 8 | 4 | 7 | 5 | 6 | 8 | 6 | 5 | 1 | 0 | 0 | 75 | |
| Total | 14 | 12 | 17 | 12 | 13 | 10 | 8 | 15 | 10 | 11 | 15 | 15 | 10 | 4 | 0 | 0 | 166 | |

Enrolment By Grade and Gender

| Gender | Grade | | | | | | | | | | | | | | | Total |
|--------------|-----------|-----------|-----------|-----------|-----------|-----------|----------|-----------|-----------|-----------|-----------|-----------|-----------|----------|------------|-------|
| | K | 1 | 2 | 3 | 4 | 5 | 6 | 7 | 8 | 9 | 10 | 11 | 12 | 4th | | |
| Male | 8 | 10 | 9 | 7 | 9 | 2 | 4 | 8 | 5 | 8 | 5 | 9 | 7 | 0 | 91 | |
| Female | 6 | 2 | 8 | 5 | 4 | 8 | 4 | 7 | 6 | 6 | 9 | 4 | 6 | 0 | 75 | |
| Total | 14 | 12 | 17 | 12 | 13 | 10 | 8 | 15 | 11 | 14 | 14 | 13 | 13 | 0 | 166 | |

Enrolment By Grade

For 376 - Se't Anneway Kegnamogwom, Conne River



* Data from the 2014-2015 AGR(Enrolment/Age as of the last day in Sept./Dec.)

** Newfoundland Statistics Classification System

*** May include itinerant teachers

Number of Schools: 271

* Data from the 2014-2015 AGR(Enrolment/Age as of the last day in Sept./Dec.)

** Newfoundland Statistics Classification System

*** May include itinerant teachers

Modification Time: 4:02:23PM

Modification Date: 4/18/2018

272

Source: Evaluation and Research

Web Site: http://www.education.gov.nf.ca/sch_rep/2012/index.htm