

Total Students : 1 **Observation Survey (June 2012 - June 2015)**
 Total Students (Submitted): 1 **4 Year Trend**
 (school average vs. provincial average)

Rhyme

School data with 5 or fewer students withheld for reasons of confidentiality.

Beginning Sound

School data with 5 or fewer students withheld for reasons of confidentiality.

2012 2013 2014 2015

2012 2013 2014 2015

Onset Rhyme

School data with 5 or fewer students withheld for reasons of confidentiality.

Dictation


School data with 5 or fewer students withheld for reasons of confidentiality.

2012 2013 2014 2015

2012 2013 2014 2015

Sight Vocabulary

School data with 5 or fewer students withheld for reasons of confidentiality.



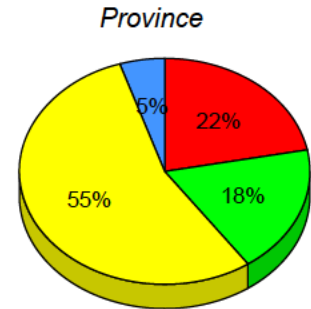
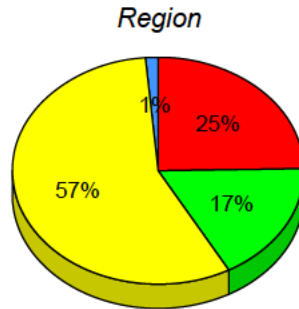
Total Students : 1
Total Students (Submitted): 1

Instructional Level (June 2012 - June 2015)

| Level | School | 2015 | | 2014 | | 2013 | | 2012 | |
|-------|--------|------|------|------|------|------|---|------|---|
| | | ♀ | ♂ | ♀ | ♂ | ♀ | ♂ | ♀ | ♂ |
| I | | 56.7 | 30.5 | 54.7 | 29.3 | ▼ | ▼ | ▼ | ▼ |
| F - H | | 17.1 | 8.6 | 18.5 | 9.1 | ▲ | ▲ | ▲ | ▲ |
| A - E | | 24.8 | 6.2 | 21.9 | 7.4 | | | | |
| Unknc | | 1.4 | | 4.9 | | | | | |

School data with 5 or fewer students withheld for reasons of confidentiality.

School data with 5 or fewer students withheld for reasons of confidentiality.



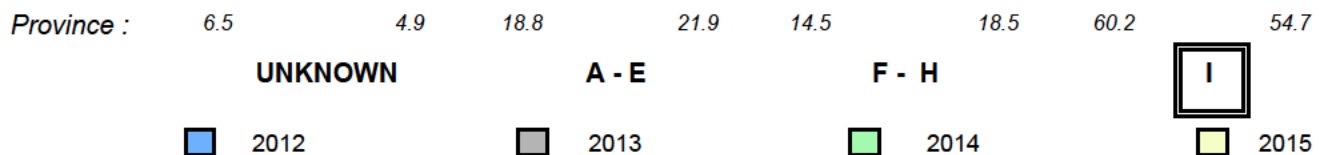
■ I : end of year benchmark.
 ■ F - H : mid - year benchmark.
 ■ A - E
 ■ Unknown

Instructional Level (June 2012 - June 2015)

4 Year Trend

(school averages)

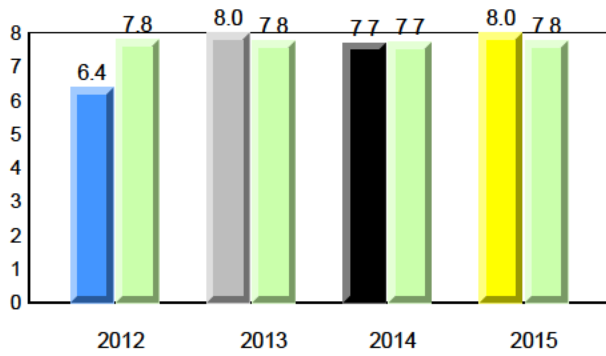
School data with 5 or fewer students withheld for reasons of confidentiality.



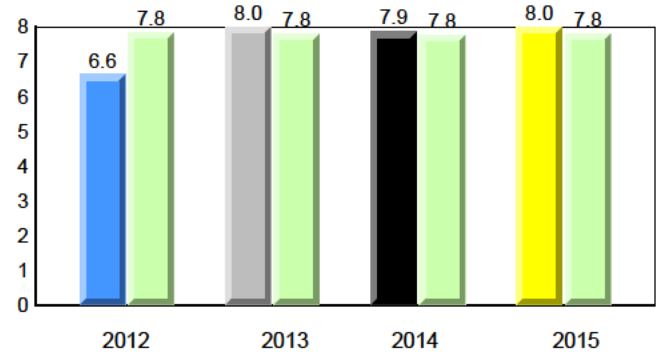
Total Students : 8
Total Students (Submitted): 8

Observation Survey (June 2012 - June 2015)
4 Year Trend
(school average vs. provincial average)

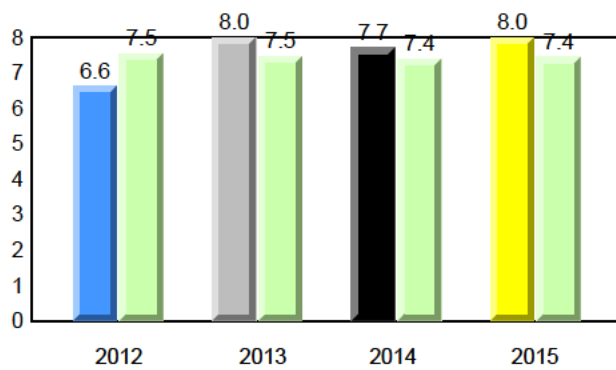
Rhyme



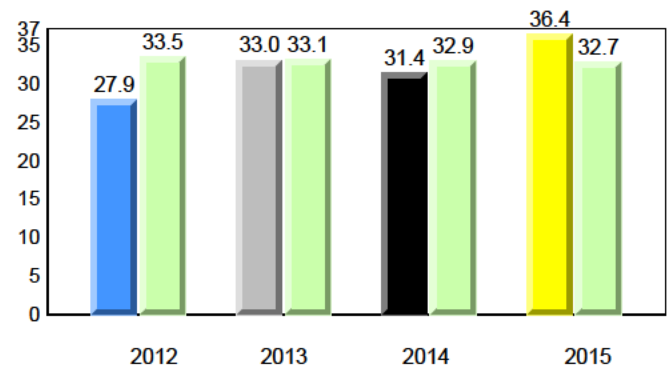
Beginning Sound



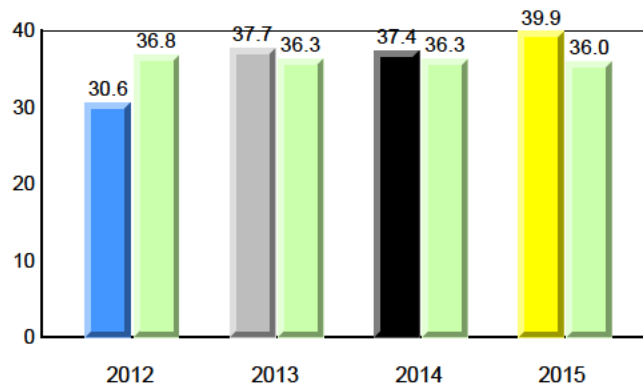
Onset Rhyme



Dictation



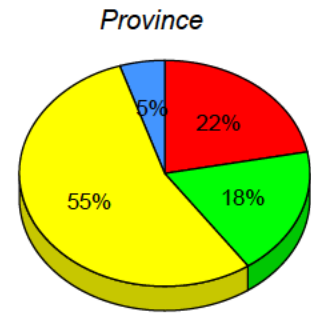
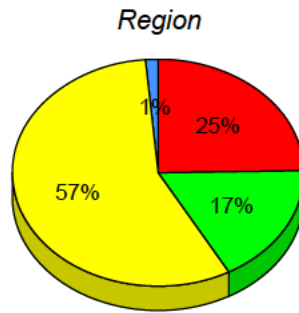
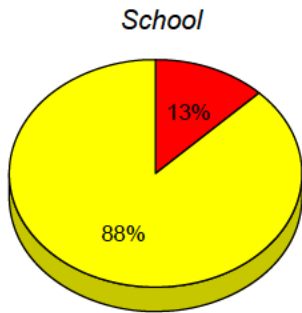
Sight Vocabulary



Total Students : 8
Total Students (Submitted): 8

Instructional Level (June 2012 - June 2015)

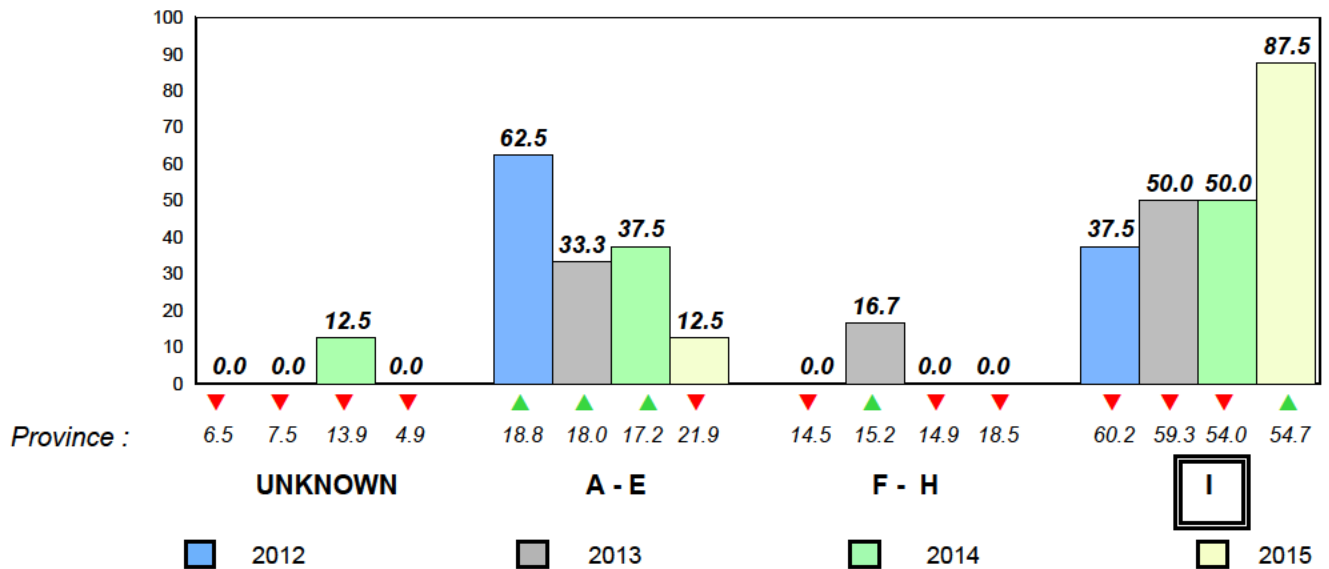
| Level | School | 2015 | | | | | | 2014 | | 2013 | | 2012 | | | |
|-------------|--------|------|------|------|------|------|------|------------------|--------------------|------------------|--------------------|------------------|--------------------|---|---|
| | | ♀ | ♂ | ♀ | ♂ | ♀ | ♂ | School vs Region | School vs Province | School vs Region | School vs Province | School vs Region | School vs Province | | |
| I (7) | 87.5 | 50.0 | 37.5 | 56.7 | 30.5 | 26.2 | 54.7 | 29.3 | 25.5 | ▲ | ▲ | ▼ | ▼ | ▼ | ▼ |
| F - H (0) | 0.0 | 0.0 | 0.0 | 17.1 | 8.6 | 8.6 | 18.5 | 9.1 | 9.4 | ▼ | ▼ | ▼ | ▼ | ▲ | ▲ |
| A - E (1) | 12.5 | 12.5 | 0.0 | 24.8 | 6.2 | 18.6 | 21.9 | 7.4 | 14.5 | | | | | | |
| Unknown (0) | 0.0 | | | 1.4 | | | 4.9 | | | | | | | | |



■ I : end of year benchmark.
 ■ F - H : mid - year benchmark.
 ■ A - E
 ■ Unknown

Instructional Level (June 2012 - June 2015)

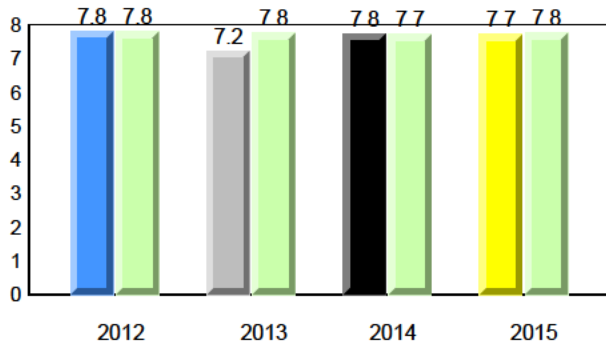
4 Year Trend
(school averages)



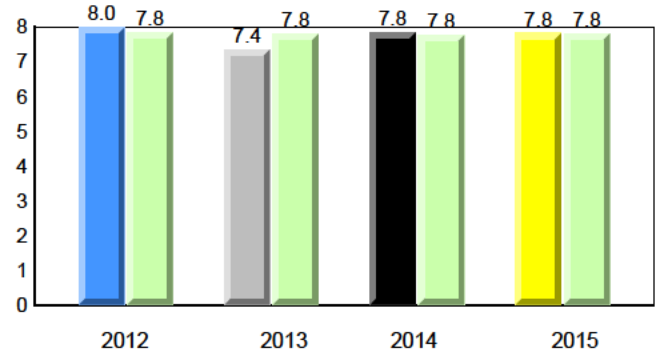
Total Students : 83
Total Students (Submitted): 83

Observation Survey (June 2012 - June 2015)
4 Year Trend
(school average vs. provincial average)

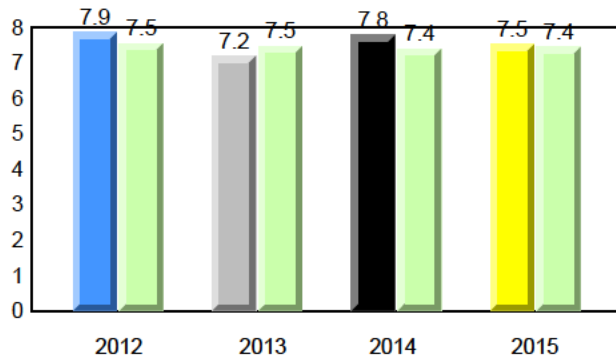
Rhyme



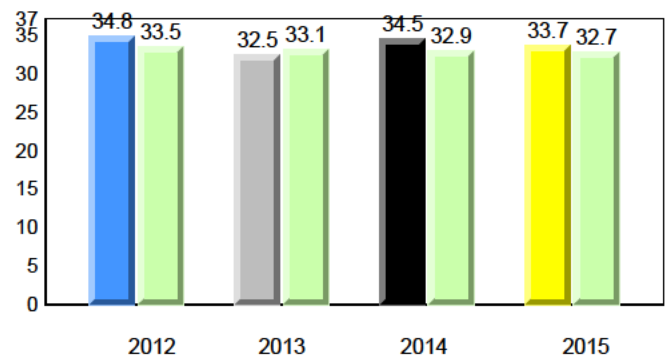
Beginning Sound



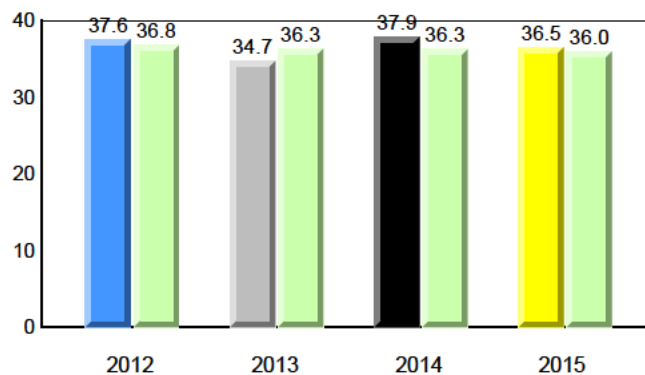
Onset Rhyme



Dictation



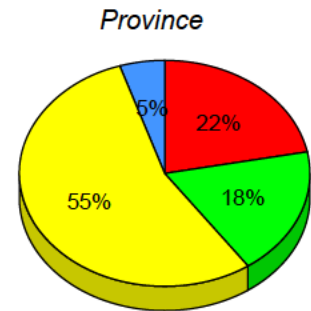
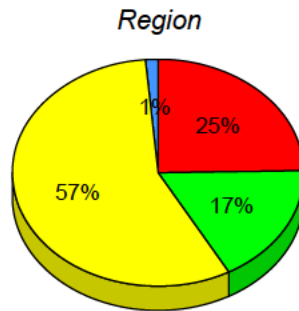
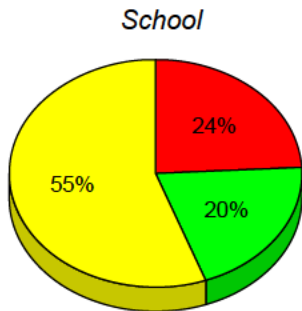
Sight Vocabulary



Total Students : 83
Total Students (Submitted): 83

Instructional Level (June 2012 - June 2015)

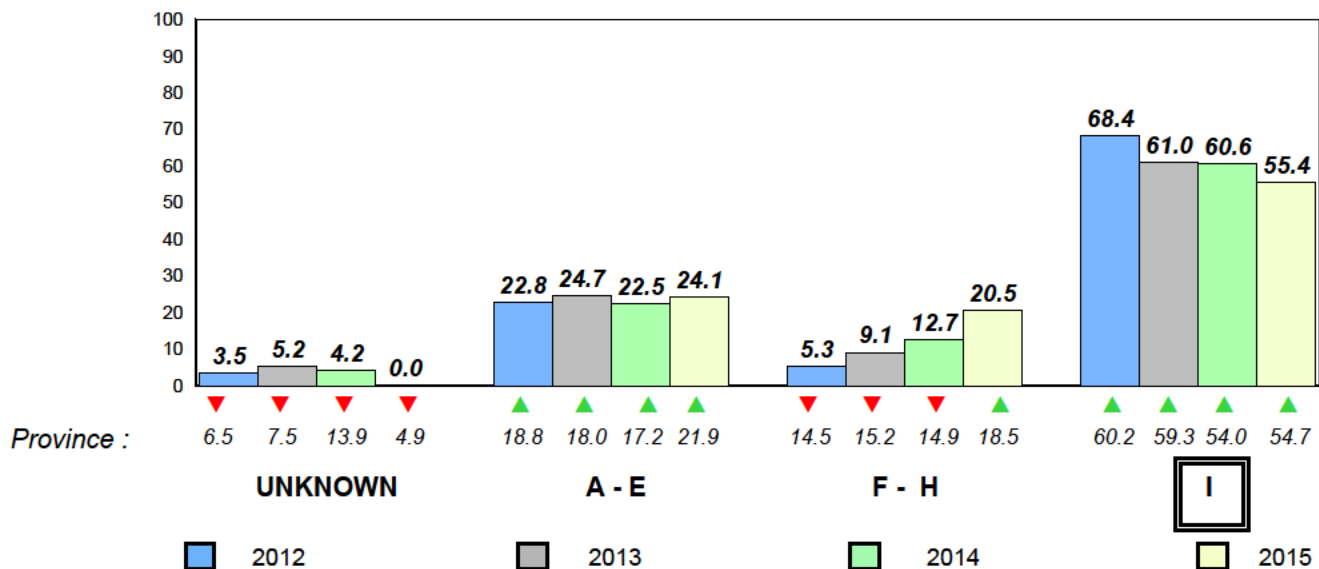
| Level | School | 2015 | | | 2014 | | | 2013 | | | 2012 | | | | |
|-------------|--------|------|------|------|------|------|------|------|------|-----|------|---|-----|---|---|
| | | ♀ | ♂ | Avg | ♀ | ♂ | Avg | ♀ | ♂ | Avg | ♀ | ♂ | Avg | | |
| I (46) | 55.4 | 25.3 | 30.1 | 56.7 | 30.5 | 26.2 | 54.7 | 29.3 | 25.5 | ▼ | ▲ | ▲ | ▲ | ▲ | ▲ |
| F - H (17) | 20.5 | 8.4 | 12.0 | 17.1 | 8.6 | 8.6 | 18.5 | 9.1 | 9.4 | ▲ | ▲ | ▼ | ▼ | ▼ | ▼ |
| A - E (20) | 24.1 | 6.0 | 18.1 | 24.8 | 6.2 | 18.6 | 21.9 | 7.4 | 14.5 | | | | | | |
| Unknown (0) | 0.0 | | | 1.4 | | | 4.9 | | | | | | | | |



■ I : end of year benchmark.
 ■ F - H : mid - year benchmark.
 ■ A - E
 ■ Unknown

Instructional Level (June 2012 - June 2015)

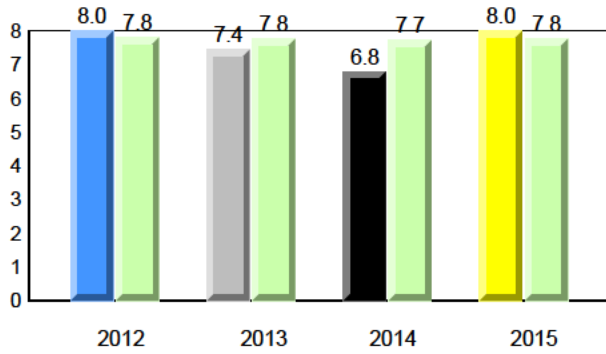
4 Year Trend
(school averages)



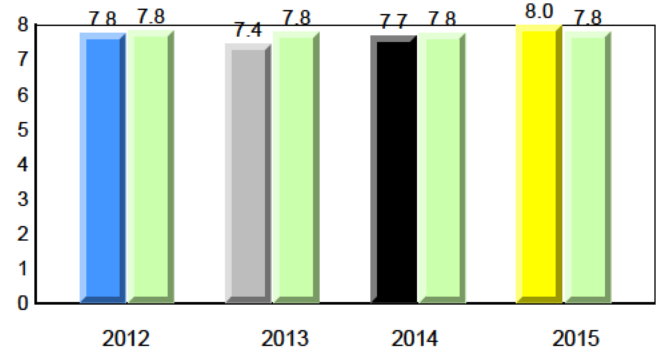
Total Students : 6
Total Students (Submitted): 6

Observation Survey (June 2012 - June 2015)
4 Year Trend
(school average vs. provincial average)

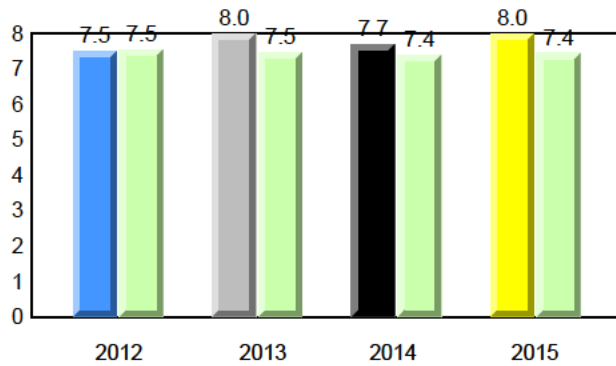
Rhyme



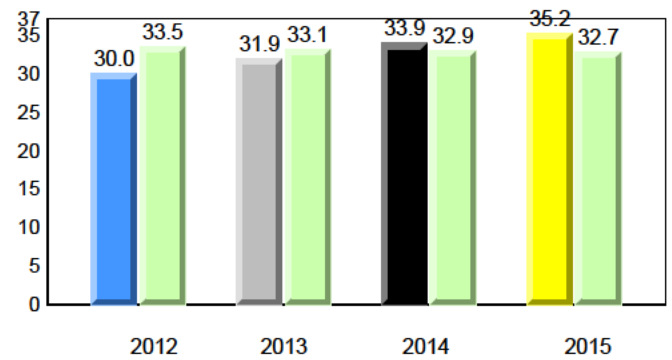
Beginning Sound



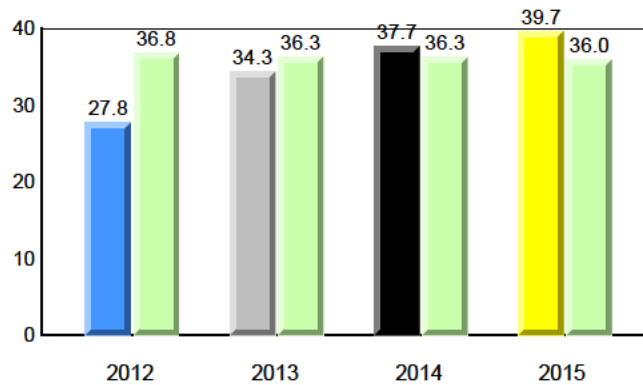
Onset Rhyme



Dictation



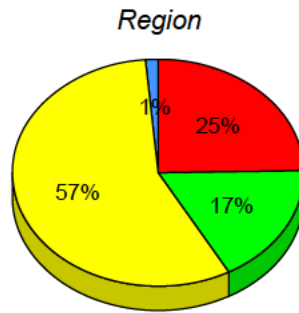
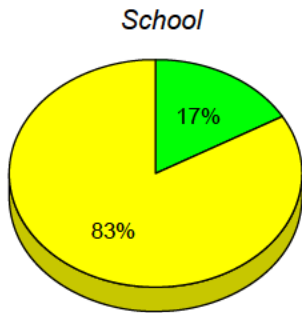
Sight Vocabulary



Total Students : 6
Total Students (Submitted): 6

Instructional Level (June 2012 - June 2015)

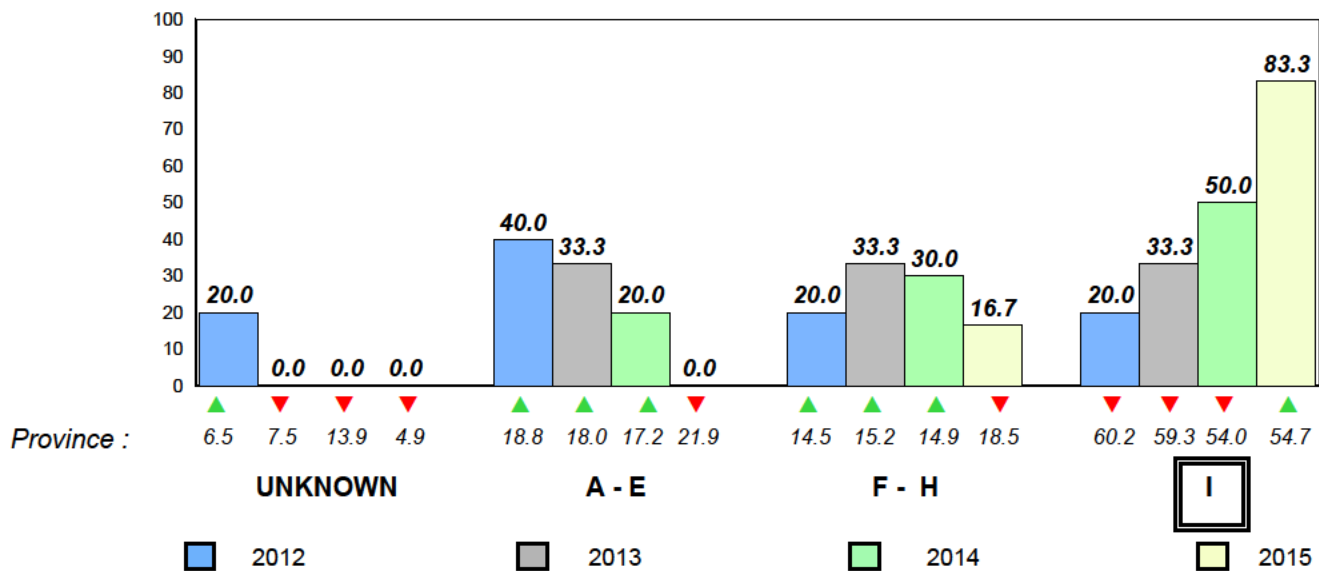
| Level | School | 2015 | | | 2014 | | | 2013 | | | 2012 | | | | |
|-------------|--------|------|------|------|------|------|------|------|------|-----|------|---|-----|---|---|
| | | ♀ | ♂ | Avg | ♀ | ♂ | Avg | ♀ | ♂ | Avg | ♀ | ♂ | Avg | | |
| I (5) | 83.3 | 66.7 | 16.7 | 56.7 | 30.5 | 26.2 | 54.7 | 29.3 | 25.5 | ▲ | ▲ | ▼ | ▼ | ▼ | ▼ |
| F - H (1) | 16.7 | 16.7 | 0.0 | 17.1 | 8.6 | 8.6 | 18.5 | 9.1 | 9.4 | ▼ | ▼ | ▲ | ▲ | ▲ | ▲ |
| A - E (0) | 0.0 | 0.0 | 0.0 | 24.8 | 6.2 | 18.6 | 21.9 | 7.4 | 14.5 | | | | | | |
| Unknown (0) | 0.0 | | | 1.4 | | | 4.9 | | | | | | | | |



■ I : end of year benchmark.
 ■ F - H : mid - year benchmark.
 ■ A - E
 ■ Unknown

Instructional Level (June 2012 - June 2015)

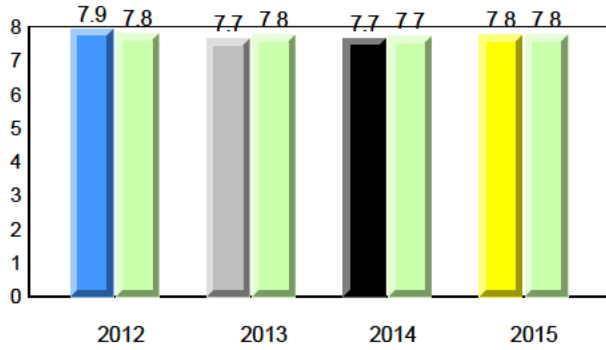
4 Year Trend
(school averages)



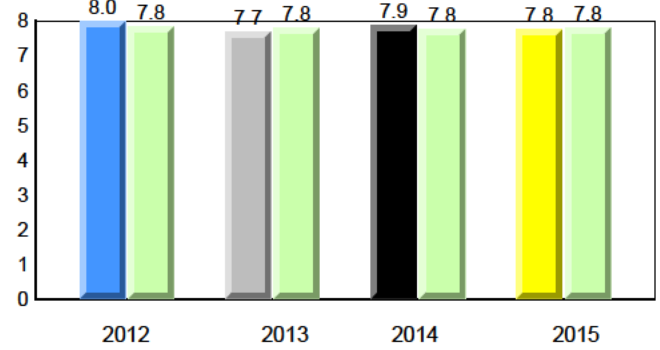
Total Students : 64
Total Students (Submitted): 63

Observation Survey (June 2012 - June 2015)
4 Year Trend
(school average vs. provincial average)

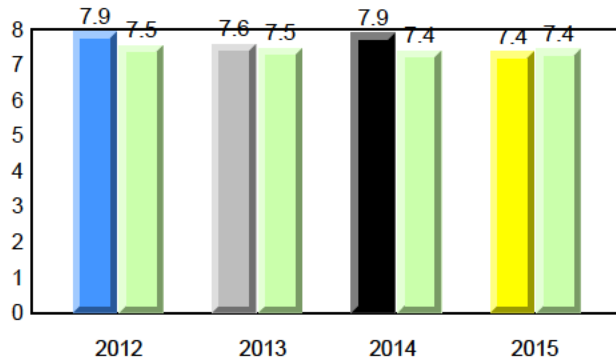
Rhyme



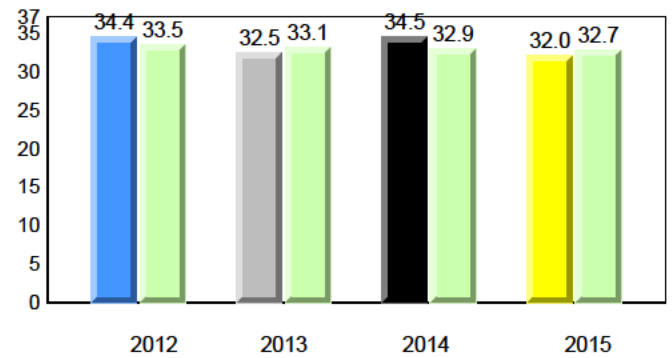
Beginning Sound



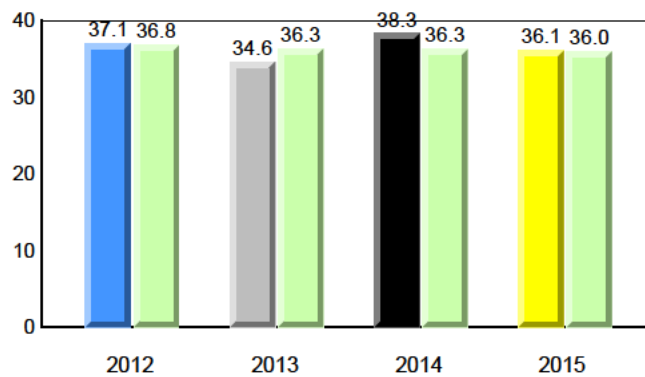
Onset Rhyme



Dictation



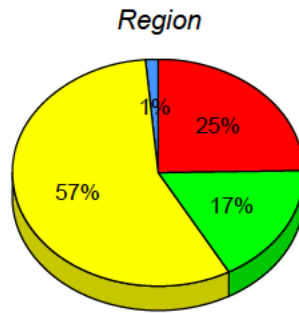
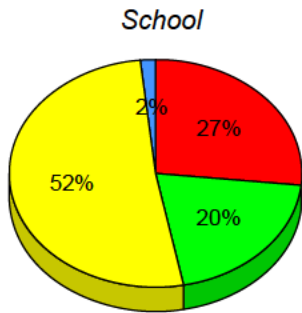
Sight Vocabulary



Total Students : 64
Total Students (Submitted): 63

Instructional Level (June 2012 - June 2015)

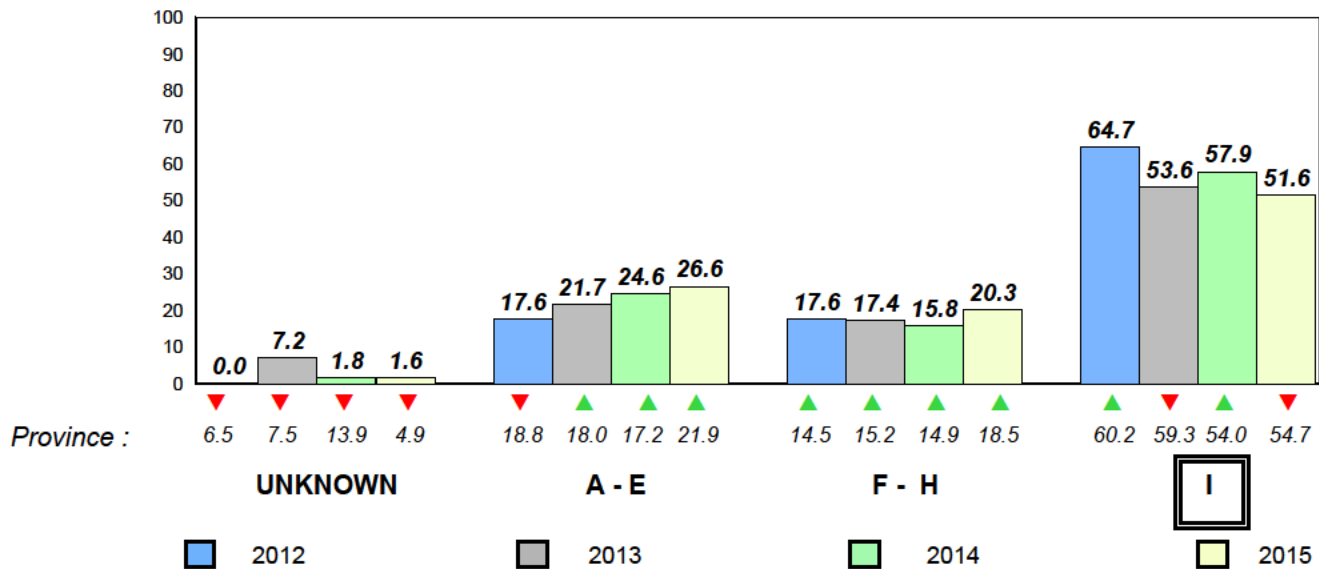
| Level | School | 2015 | | | | | | 2014 | | 2013 | | 2012 | |
|-------------|--------|------|------|------|------|------|------|------------------|--------------------|------------------|--------------------|------------------|--------------------|
| | | ♀ | ♂ | ♀ | ♂ | ♀ | ♂ | School vs Region | School vs Province | School vs Region | School vs Province | School vs Region | School vs Province |
| I (33) | 51.6 | 26.6 | 25.0 | 56.7 | 30.5 | 26.2 | 54.7 | 29.3 | 25.5 | ▼ | ▼ | ▲ | ▲ |
| F - H (13) | 20.3 | 9.4 | 10.9 | 17.1 | 8.6 | 8.6 | 18.5 | 9.1 | 9.4 | ▲ | ▲ | ▲ | ▲ |
| A - E (17) | 26.6 | 4.7 | 21.9 | 24.8 | 6.2 | 18.6 | 21.9 | 7.4 | 14.5 | | | | |
| Unknown (1) | 1.6 | | | 1.4 | | | 4.9 | | | | | | |



■ I : end of year benchmark.
 ■ F - H : mid - year benchmark.
 ■ A - E
 ■ Unknown

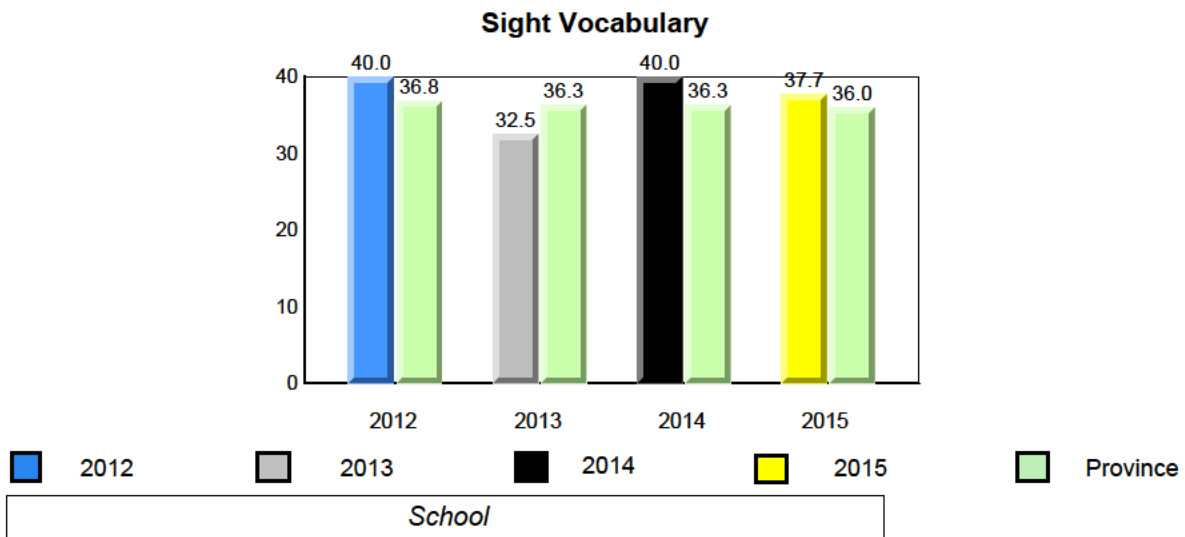
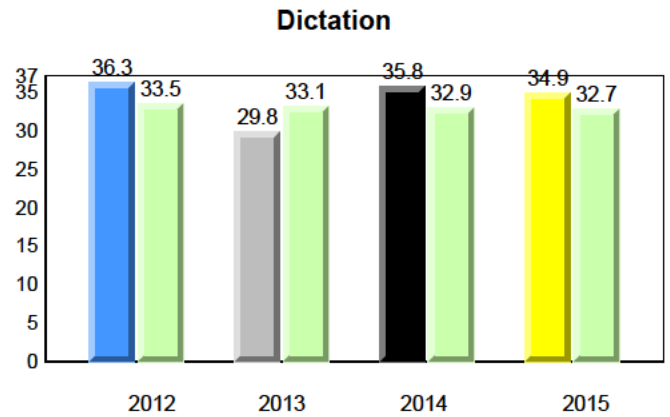
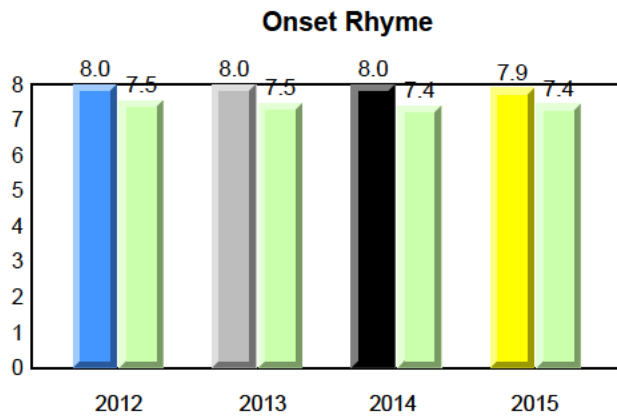
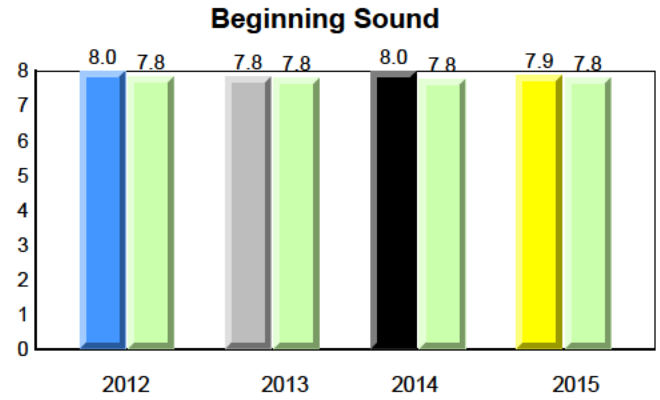
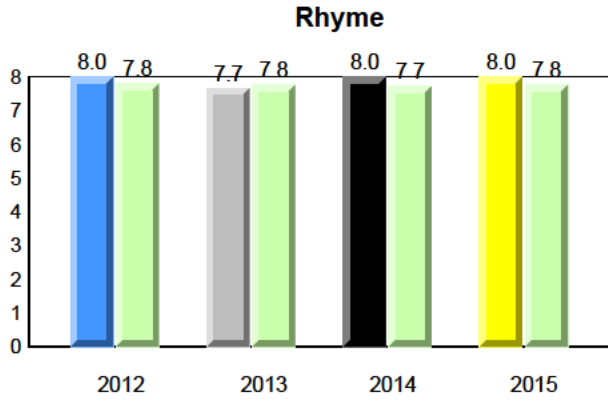
Instructional Level (June 2012 - June 2015)

4 Year Trend
(school averages)



Total Students : 9
Total Students (Submitted): 9

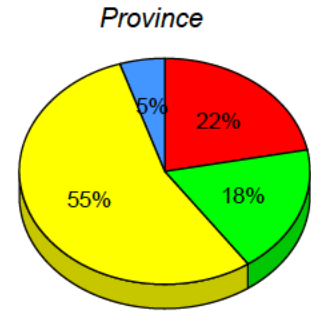
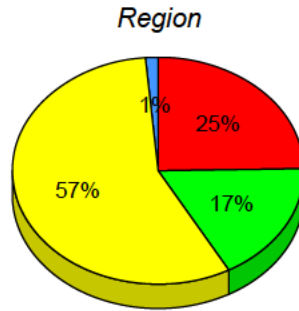
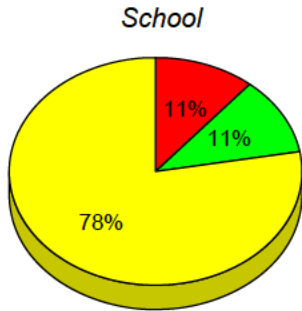
Observation Survey (June 2012 - June 2015)
4 Year Trend
(school average vs. provincial average)



Total Students : 9
Total Students (Submitted): 9

Instructional Level (June 2012 - June 2015)

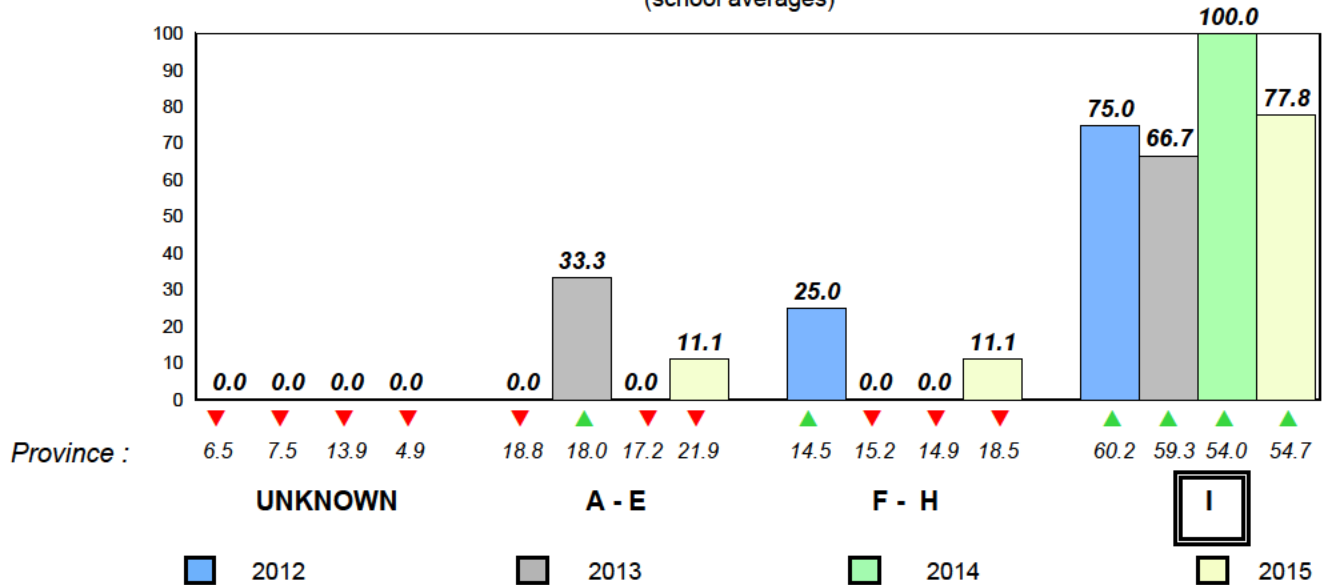
| Level | School | 2015 | | | 2014 | | | 2013 | | | 2012 | | | | |
|-------------|--------|------|------|------|------|------|------|------|------|-----|------|---|-----|---|---|
| | | ♀ | ♂ | Avg | ♀ | ♂ | Avg | ♀ | ♂ | Avg | ♀ | ♂ | Avg | | |
| I (7) | 77.8 | 55.6 | 22.2 | 56.7 | 30.5 | 26.2 | 54.7 | 29.3 | 25.5 | ▲ | ▲ | ▲ | ▲ | ▲ | ▲ |
| F - H (1) | 11.1 | 11.1 | 0.0 | 17.1 | 8.6 | 8.6 | 18.5 | 9.1 | 9.4 | ▼ | ▼ | ▼ | ▼ | ▲ | ▲ |
| A - E (1) | 11.1 | 0.0 | 11.1 | 24.8 | 6.2 | 18.6 | 21.9 | 7.4 | 14.5 | | | | | | |
| Unknown (0) | 0.0 | | | 1.4 | | | 4.9 | | | | | | | | |



■ I : end of year benchmark.
 ■ F - H : mid - year benchmark.
 ■ A - E
 ■ Unknown

Instructional Level (June 2012 - June 2015)

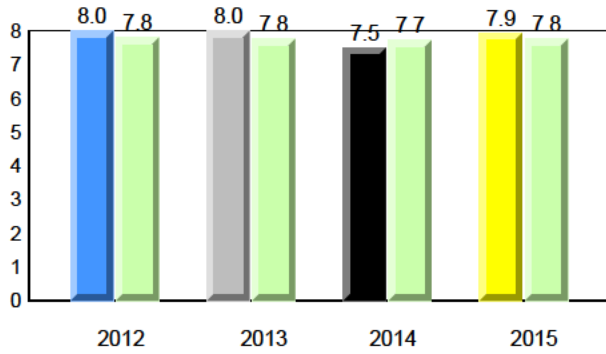
4 Year Trend
(school averages)



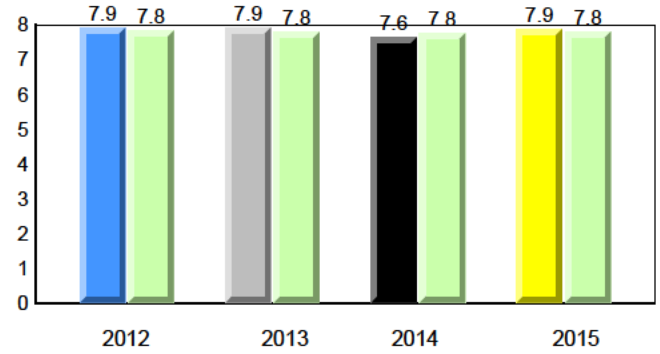
Total Students : 19
Total Students (Submitted): 18

Observation Survey (June 2012 - June 2015)
4 Year Trend
(school average vs. provincial average)

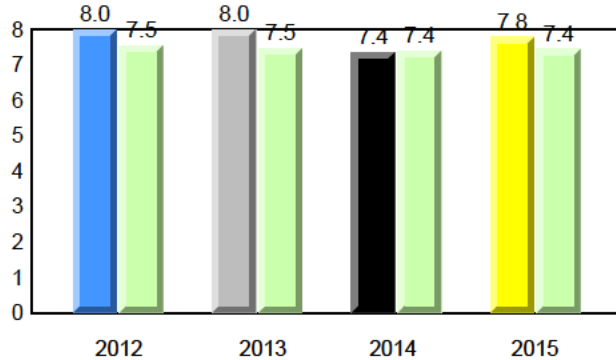
Rhyme



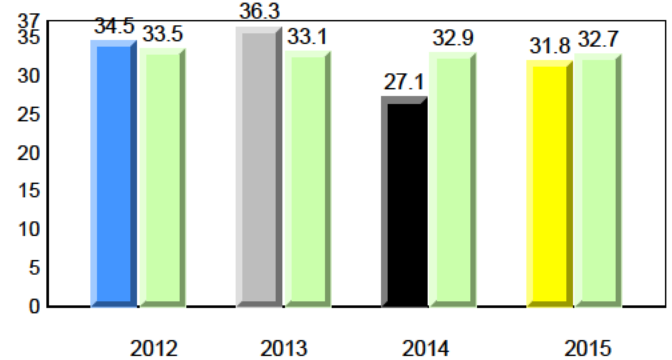
Beginning Sound



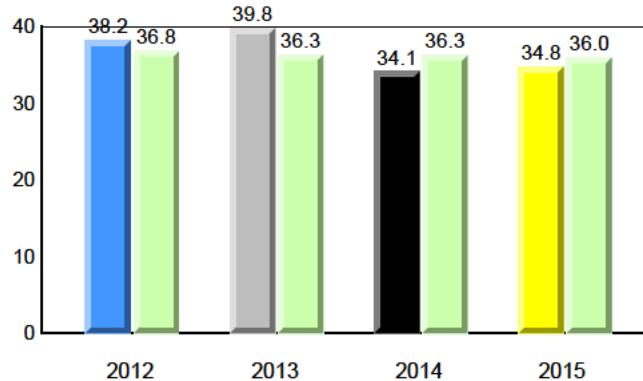
Onset Rhyme



Dictation



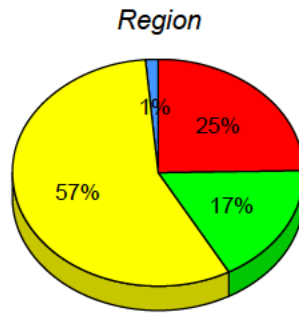
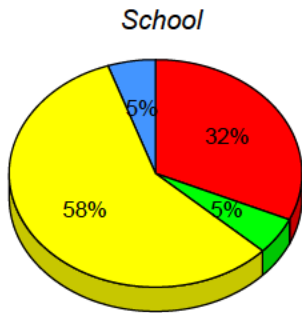
Sight Vocabulary



Total Students : 19
Total Students (Submitted): 18

Instructional Level (June 2012 - June 2015)

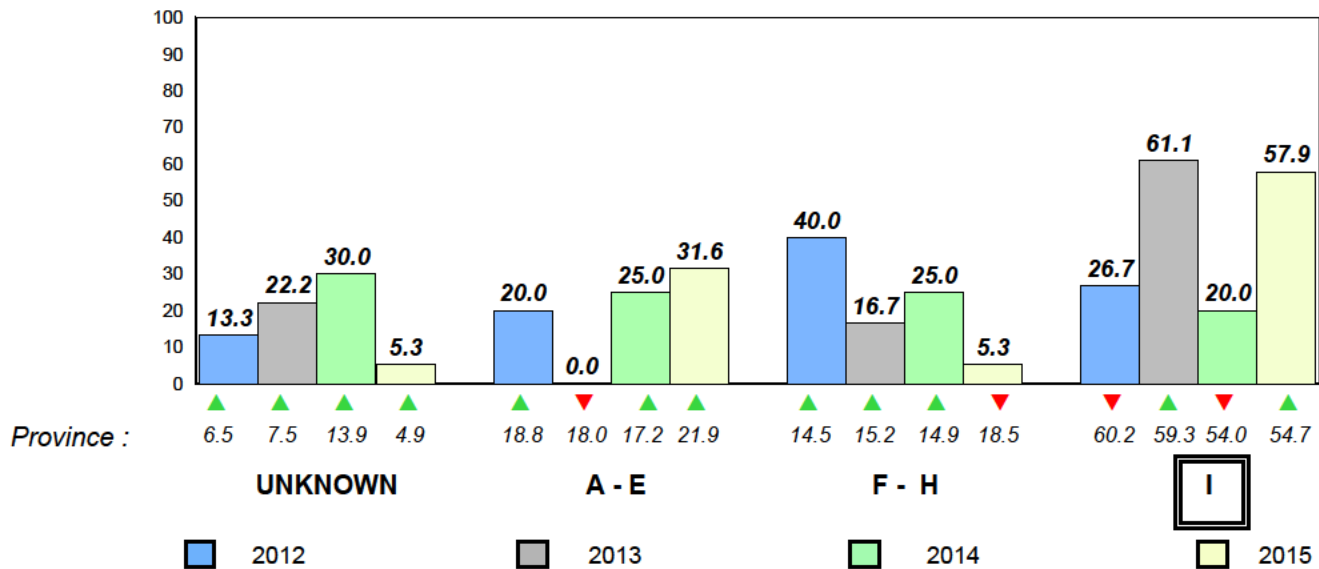
| Level | School | 2015 | | | | | | 2014 | | 2013 | | 2012 | |
|-------------|--------|------|------|------|------|------|------|------------------|--------------------|------------------|--------------------|------------------|--------------------|
| | | ♀ | ♂ | ♀ | ♂ | ♀ | ♂ | School vs Region | School vs Province | School vs Region | School vs Province | School vs Region | School vs Province |
| I (11) | 57.9 | 31.6 | 26.3 | 56.7 | 30.5 | 26.2 | 54.7 | 29.3 | 25.5 | ▲ | ▲ | ▼ | ▼ |
| F - H (1) | 5.3 | 5.3 | 0.0 | 17.1 | 8.6 | 8.6 | 18.5 | 9.1 | 9.4 | ▼ | ▼ | ▲ | ▲ |
| A - E (6) | 31.6 | 10.5 | 21.1 | 24.8 | 6.2 | 18.6 | 21.9 | 7.4 | 14.5 | | | | |
| Unknown (1) | 5.3 | | | 1.4 | | | 4.9 | | | | | | |



■ I : end of year benchmark.
 ■ F - H : mid - year benchmark.
 ■ A - E
 ■ Unknown

Instructional Level (June 2012 - June 2015)

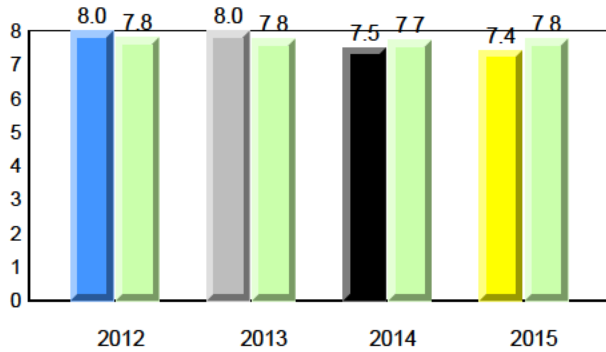
4 Year Trend
(school averages)



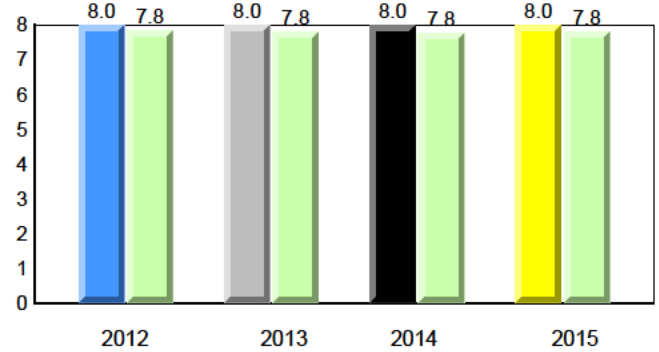
Total Students : 13
Total Students (Submitted): 12

Observation Survey (June 2012 - June 2015)
4 Year Trend
(school average vs. provincial average)

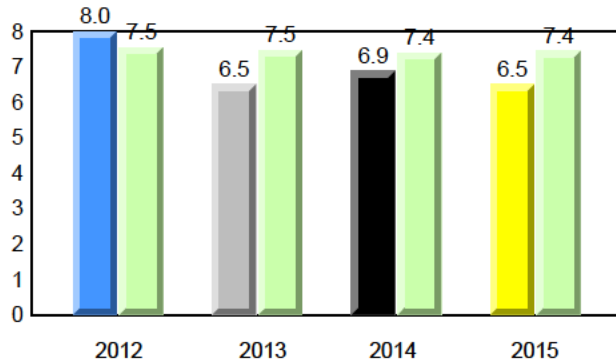
Rhyme



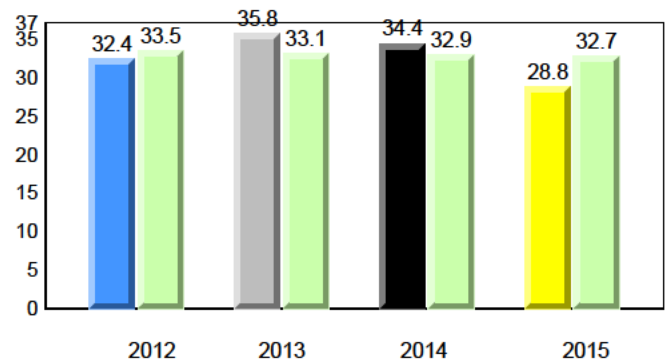
Beginning Sound



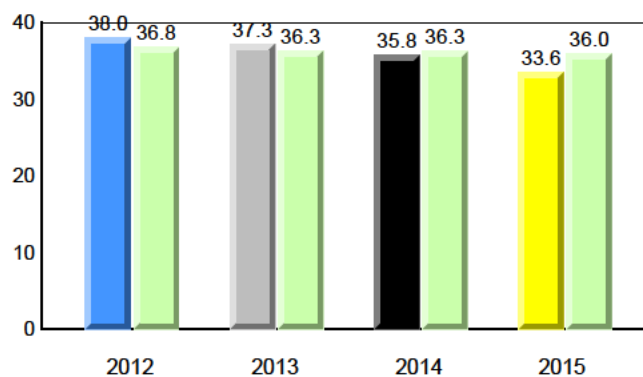
Onset Rhyme



Dictation



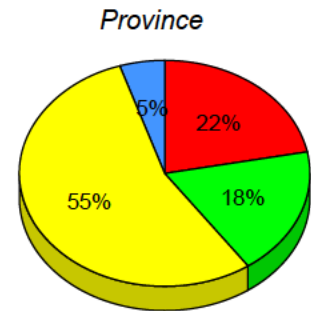
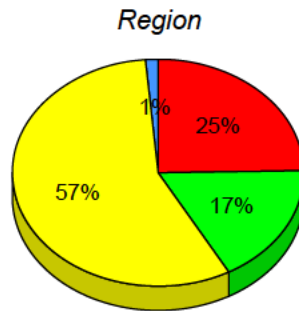
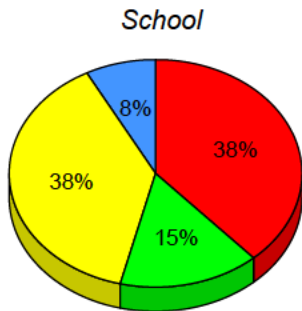
Sight Vocabulary



Total Students : 13
Total Students (Submitted): 12

Instructional Level (June 2012 - June 2015)

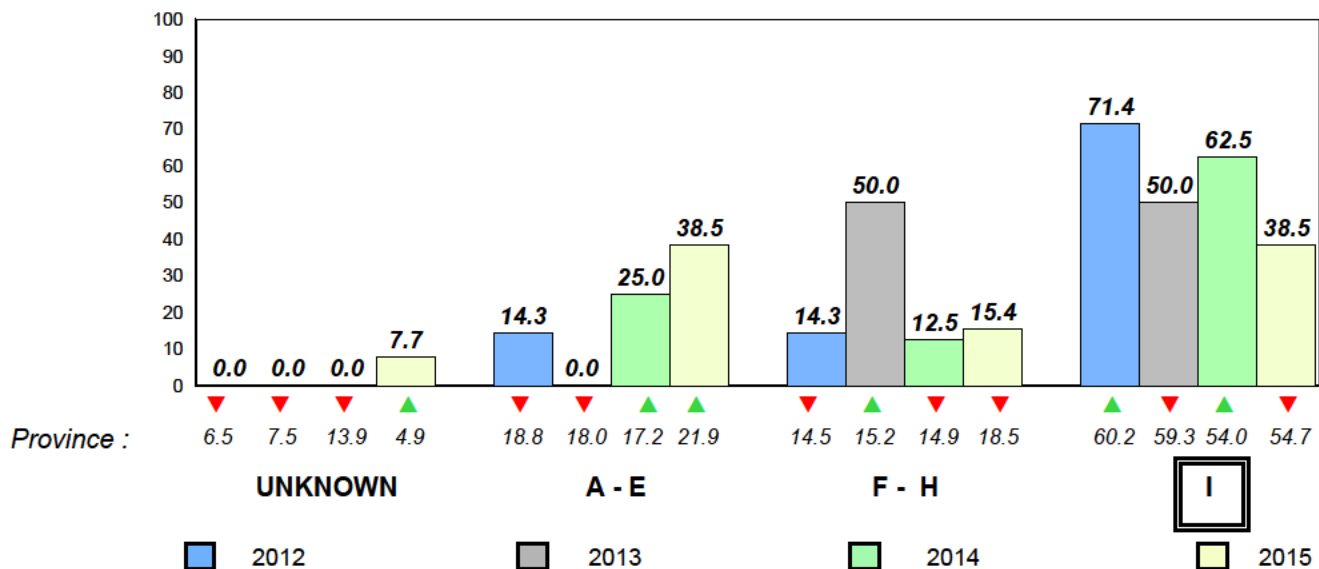
| Level | School | 2015 | | | 2014 | | | 2013 | | | 2012 | | |
|-------------|--------|------|------|--------|------|------|----------|------|------|--------|------|---|----------|
| | | ♀ | ♂ | Region | ♀ | ♂ | Province | ♀ | ♂ | Region | ♀ | ♂ | Province |
| I (5) | 38.5 | 38.5 | 0.0 | 56.7 | 30.5 | 26.2 | 54.7 | 29.3 | 25.5 | ▼ | ▼ | ▲ | ▲ |
| F - H (2) | 15.4 | 7.7 | 7.7 | 17.1 | 8.6 | 8.6 | 18.5 | 9.1 | 9.4 | ▼ | ▼ | ▲ | ▲ |
| A - E (5) | 38.5 | 7.7 | 30.8 | 24.8 | 6.2 | 18.6 | 21.9 | 7.4 | 14.5 | | | | |
| Unknown (1) | 7.7 | | | 1.4 | | | 4.9 | | | | | | |



■ I : end of year benchmark.
 ■ F - H : mid - year benchmark.
 ■ A - E
 ■ Unknown

Instructional Level (June 2012 - June 2015)

4 Year Trend
(school averages)



Total Students : 2
 Total Students (Submitted): 2

Observation Survey (June 2012 - June 2015)
4 Year Trend
 (school average vs. provincial average)

Rhyme

School data with 5 or fewer students withheld for reasons of confidentiality.

Beginning Sound

School data with 5 or fewer students withheld for reasons of confidentiality.

2012 2013 2014 2015

2012 2013 2014 2015

Onset Rhyme

School data with 5 or fewer students withheld for reasons of confidentiality.

Dictation


School data with 5 or fewer students withheld for reasons of confidentiality.

2012 2013 2014 2015

2012 2013 2014 2015

Sight Vocabulary

School data with 5 or fewer students withheld for reasons of confidentiality.

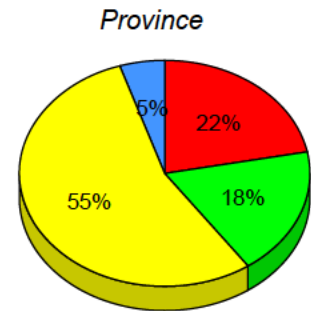
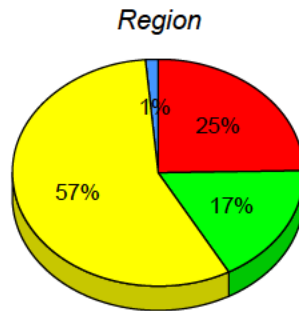


Total Students : 2
Total Students (Submitted): 2

Instructional Level (June 2012 - June 2015)

| Level | School | 2015 | | | 2014 | | | 2013 | | | 2012 | | |
|-------|---|------|------|------|------|------|------|------|---|---|------|---|---|
| | | ♀ | ♂ | 0 | ♀ | ♂ | 0 | ♀ | ♂ | 0 | ♀ | ♂ | 0 |
| I | (School data with 5 or fewer students withheld for reasons of confidentiality.) | 56.7 | 30.5 | 26.2 | 54.7 | 29.3 | 25.5 | ▼ | ▼ | ▼ | ▼ | ▼ | ▼ |
| F - H | | 17.1 | 8.6 | 8.6 | 18.5 | 9.1 | 9.4 | ▼ | ▼ | ▲ | ▲ | ▼ | ▼ |
| A - E | | 24.8 | 6.2 | 18.6 | 21.9 | 7.4 | 14.5 | | | | | | |
| Unknc | | 1.4 | | | 4.9 | | | | | | | | |

School
School data with 5 or fewer students withheld for reasons of confidentiality.



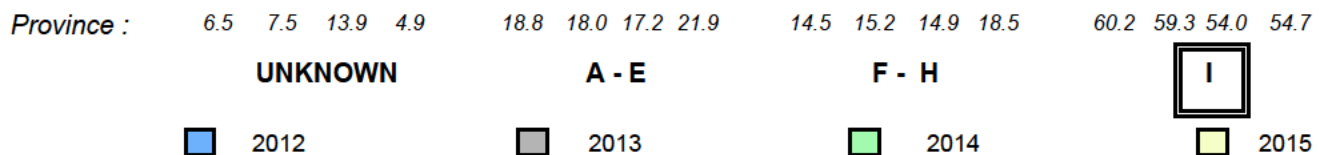
I : end of year benchmark. F - H : mid - year benchmark. A - E Unknown

Instructional Level (June 2012 - June 2015)

4 Year Trend

(school averages)

School data with 5 or fewer students withheld for reasons of confidentiality.



Total Students : 5 **Observation Survey (June 2012 - June 2015)**
 Total Students (Submitted): 5 **4 Year Trend**
 (school average vs. provincial average)

Rhyme

School data with 5 or fewer students withheld for reasons of confidentiality.

Beginning Sound

School data with 5 or fewer students withheld for reasons of confidentiality.

2012 2013 2014 2015

2012 2013 2014 2015

Onset Rhyme

School data with 5 or fewer students withheld for reasons of confidentiality.

Dictation


School data with 5 or fewer students withheld for reasons of confidentiality.

2012 2013 2014 2015

2012 2013 2014 2015

Sight Vocabulary

School data with 5 or fewer students withheld for reasons of confidentiality.

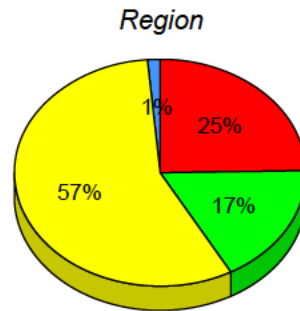


Total Students : 5
Total Students (Submitted): 5

Instructional Level (June 2012 - June 2015)

| Level | School | 2015 | | | 2014 | | | 2013 | | | 2012 | | | | |
|-------|---|------|------|------|------|------|------|------|---|---|------|---|---|---|---|
| | | ♀ | ♂ | 0 | ♀ | ♂ | 0 | ♀ | ♂ | 0 | ♀ | ♂ | 0 | | |
| I | (School data with 5 or fewer students withheld for reasons of confidentiality.) | 56.7 | 30.5 | 26.2 | 54.7 | 29.3 | 25.5 | ▲ | ▲ | ▼ | ▼ | ▲ | ▲ | ▼ | ▼ |
| F - H | | 17.1 | 8.6 | 8.6 | 18.5 | 9.1 | 9.4 | ▼ | ▼ | ▲ | ▲ | ▼ | ▼ | ▲ | ▲ |
| A - E | | 24.8 | 6.2 | 18.6 | 21.9 | 7.4 | 14.5 | | | | | | | | |
| Unknc | | 1.4 | | | 4.9 | | | | | | | | | | |

School
School data with 5 or fewer students withheld for reasons of confidentiality.



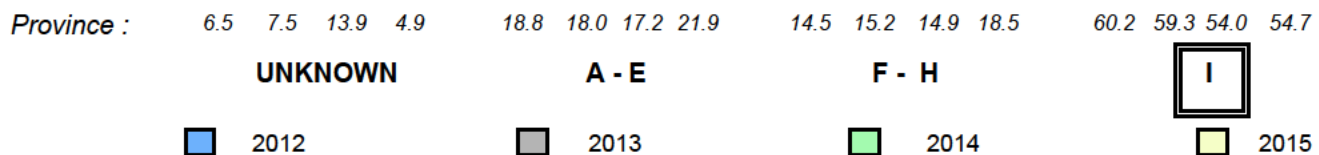
I : end of year benchmark. F - H : mid - year benchmark. A - E Unknown

Instructional Level (June 2012 - June 2015)

4 Year Trend

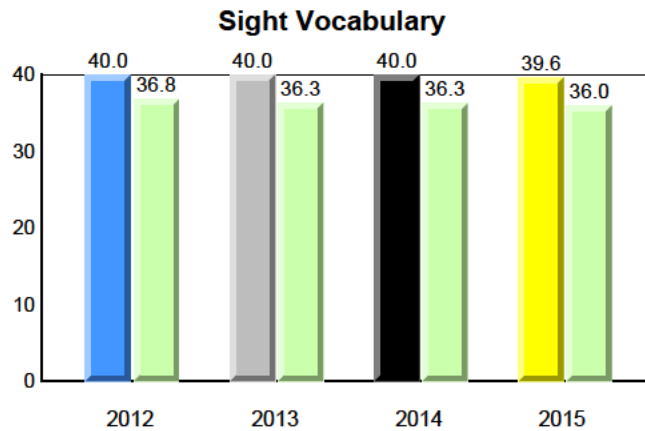
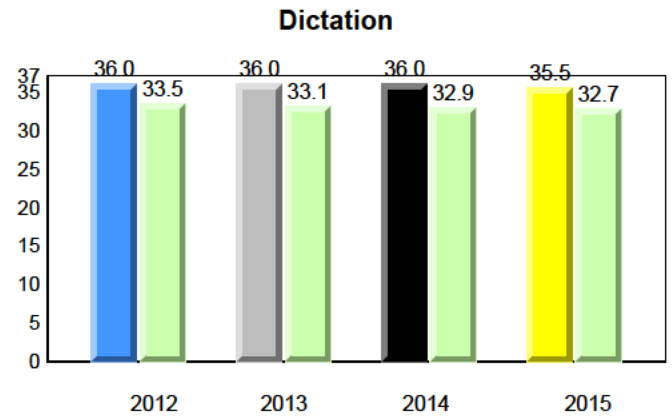
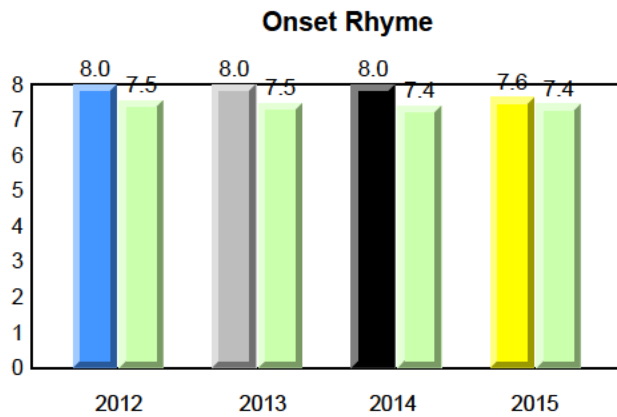
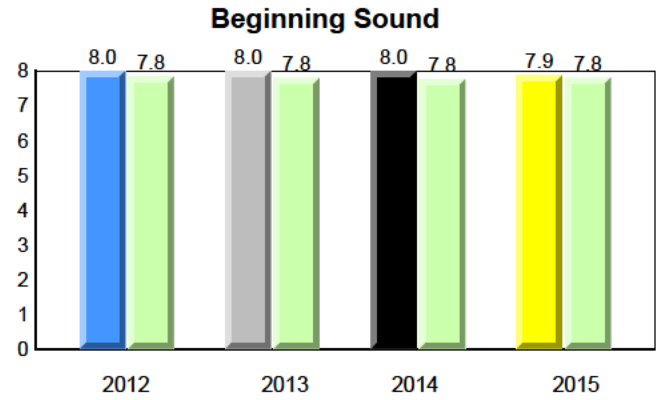
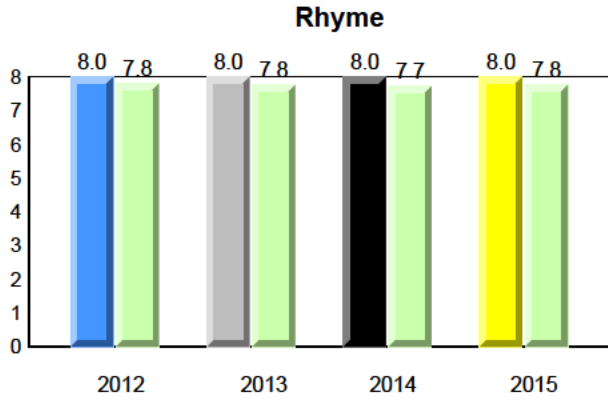
(school averages)

School data with 5 or fewer students withheld for reasons of confidentiality.



Total Students : 8
Total Students (Submitted): 8

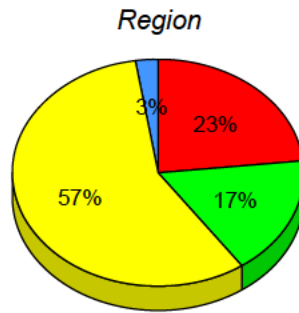
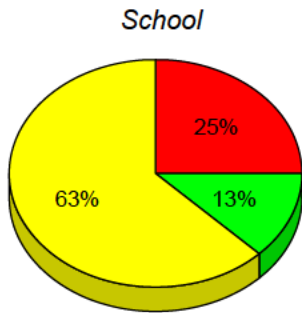
Observation Survey (June 2012 - June 2015)
4 Year Trend
(school average vs. provincial average)



Total Students : 8
Total Students (Submitted): 8

Instructional Level (June 2012 - June 2015)

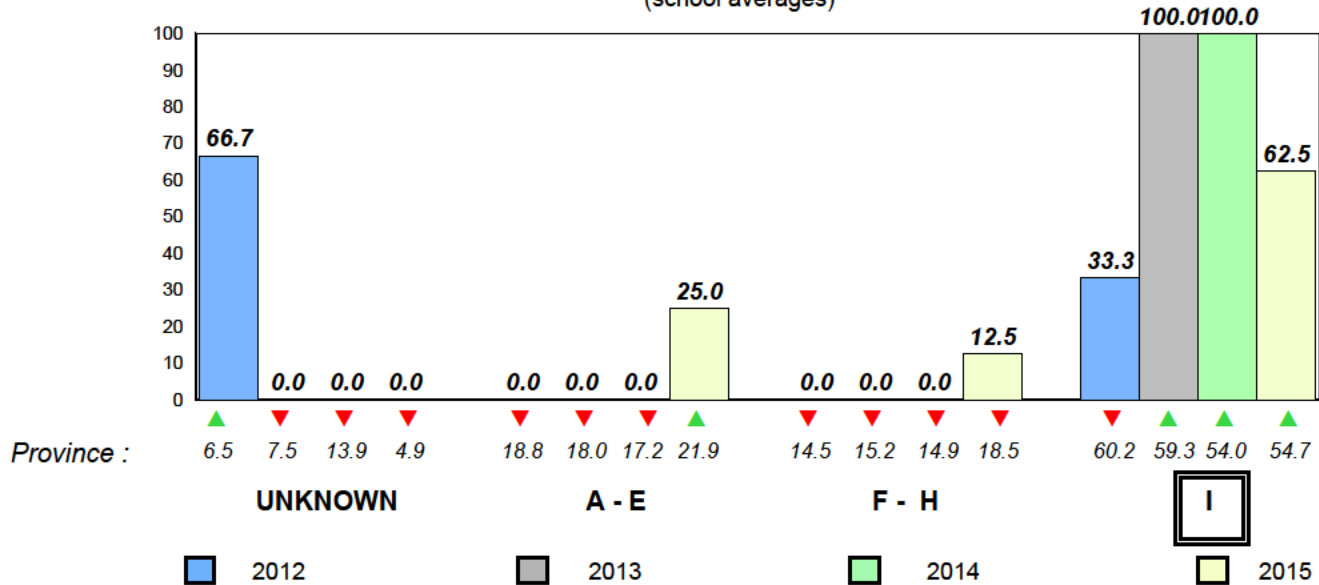
| Level | School | 2015 | | | 2014 | | | 2013 | | | 2012 | | | | |
|-------------|--------|------|------|--------|------|------|----------|------|------|--------|------|---|----------|---|---|
| | | ♀ | ♂ | Region | ♀ | ♂ | Province | ♀ | ♂ | Region | ♀ | ♂ | Province | | |
| I (5) | 62.5 | 50.0 | 12.5 | 57.1 | 29.8 | 27.3 | 54.7 | 29.3 | 25.5 | ▲ | ▲ | ▲ | ▲ | ▼ | ▼ |
| F - H (1) | 12.5 | 0.0 | 12.5 | 16.9 | 9.0 | 7.9 | 18.5 | 9.1 | 9.4 | ▼ | ▼ | ▼ | ▼ | ▼ | ▼ |
| A - E (2) | 25.0 | 0.0 | 25.0 | 23.4 | 7.3 | 16.1 | 21.9 | 7.4 | 14.5 | | | | | | |
| Unknown (0) | 0.0 | | | 2.6 | | | 4.9 | | | | | | | | |



■ I : end of year benchmark.
 ■ F - H : mid - year benchmark.
 ■ A - E
 ■ Unknown

Instructional Level (June 2012 - June 2015)

4 Year Trend
(school averages)



Total Students : 1 **Observation Survey (June 2012 - June 2015)**
 Total Students (*Submitted*): 1 **4 Year Trend**
 (school average vs. provincial average)

Rhyme

School data with 5 or fewer students withheld for reasons of confidentiality.

Beginning Sound

School data with 5 or fewer students withheld for reasons of confidentiality.

2012 2013 2014 2015

2012 2013 2014 2015

Onset Rhyme

School data with 5 or fewer students withheld for reasons of confidentiality.

Dictation


School data with 5 or fewer students withheld for reasons of confidentiality.

2012 2013 2014 2015

2012 2013 2014 2015

Sight Vocabulary

School data with 5 or fewer students withheld for reasons of confidentiality.

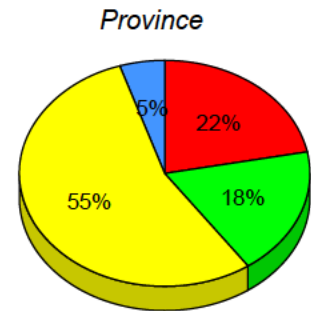
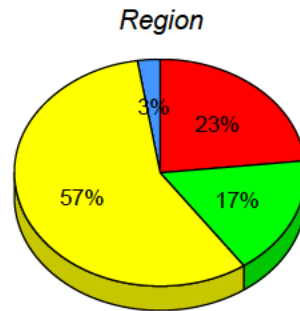


Total Students : 1
Total Students (Submitted): 1

Instructional Level (June 2012 - June 2015)

| Level | School | 2015 | | 2014 | | 2013 | | 2012 | | |
|-------|---|--------|----------|--------|----------|--------|----------|--------|----------|---|
| | | Region | Province | Region | Province | Region | Province | Region | Province | |
| I | (School data with 5 or fewer students withheld for reasons of confidentiality.) | 0 | 57.1 | 27.3 | 54.7 | 25.5 | ▼ | ▼ | ▼ | ▼ |
| F - H | | 0 | 16.9 | 7.9 | 18.5 | 9.4 | ▼ | ▼ | ▲ | ▲ |
| A - E | | 0 | 23.4 | 16.1 | 21.9 | 14.5 | | | | |
| Unknc | | | 2.6 | | 4.9 | | | | | |

School
School data with 5 or fewer students withheld for reasons of confidentiality.



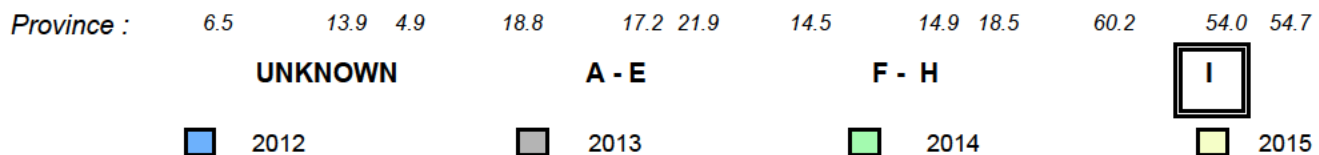
I : end of year benchmark. F - H : mid - year benchmark. A - E Unknown

Instructional Level (June 2012 - June 2015)

4 Year Trend

(school averages)

School data with 5 or fewer students withheld for reasons of confidentiality.



▼ ▲ denotes school performance vs province. ✖ denotes Department did not receive data.

All percentages are based on AGR number for the above data.

Source: Division of Evaluation and Research, Department of Education and Early Childhood Development

Total Students : 5 **Observation Survey (June 2012 - June 2015)**
 Total Students (Submitted): 5 **4 Year Trend**
 (school average vs. provincial average)

Rhyme

School data with 5 or fewer students withheld for reasons of confidentiality.

Beginning Sound

School data with 5 or fewer students withheld for reasons of confidentiality.

2012 2013 2014 2015

2012 2013 2014 2015

Onset Rhyme

School data with 5 or fewer students withheld for reasons of confidentiality.

Dictation


School data with 5 or fewer students withheld for reasons of confidentiality.

2012 2013 2014 2015

2012 2013 2014 2015

Sight Vocabulary

School data with 5 or fewer students withheld for reasons of confidentiality.

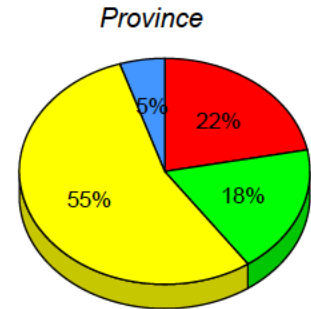
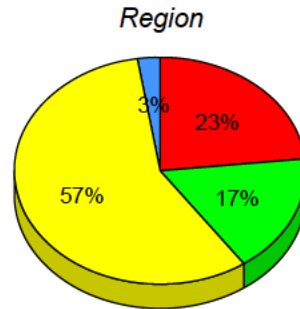


Total Students : 5
Total Students (Submitted): 5

Instructional Level (June 2012 - June 2015)

| Level | School | 2015 | | | 2014 | | | 2013 | | | 2012 | | |
|-------|---|------|------|------|-----------|--------------------|-----------|--------------------|-----------|--------------------|-----------|--------------------|---|
| | | ♀ | ♂ | 0 | Region vs | School vs Province | Region vs | School vs Province | Region vs | School vs Province | Region vs | School vs Province | |
| I | (School data with 5 or fewer students withheld for reasons of confidentiality.) | 57.1 | 29.8 | 27.3 | 54.7 | 29.3 | 25.5 | ▲ | ▲ | ▼ | ▼ | ▲ | ▲ |
| F - H | | 0 | 16.9 | 9.0 | 7.9 | 18.5 | 9.1 | 9.4 | ▼ | ▼ | ▲ | ▼ | ▼ |
| A - E | | 0 | 23.4 | 7.3 | 16.1 | 21.9 | 7.4 | 14.5 | | | | | |
| Unknc | | | 2.6 | | | 4.9 | | | | | | | |

School
School data with 5 or fewer students withheld for reasons of confidentiality.



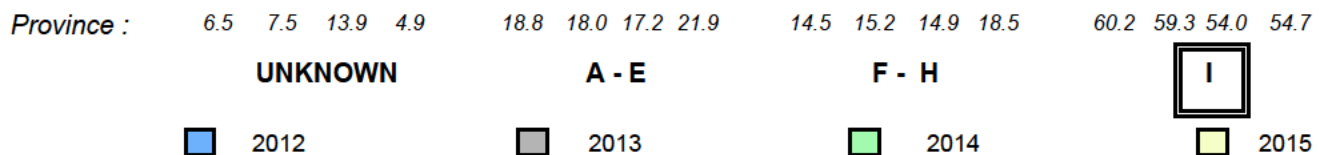
I : end of year benchmark. F - H : mid - year benchmark. A - E Unknown

Instructional Level (June 2012 - June 2015)

4 Year Trend

(school averages)

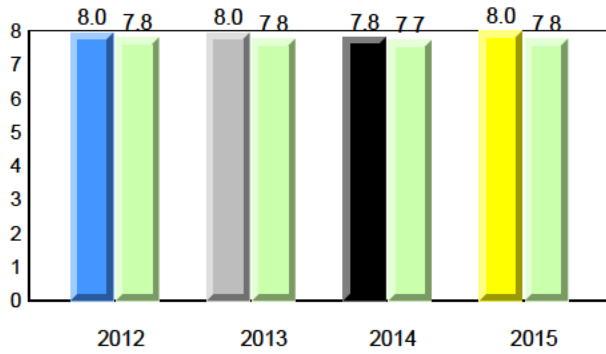
School data with 5 or fewer students withheld for reasons of confidentiality.



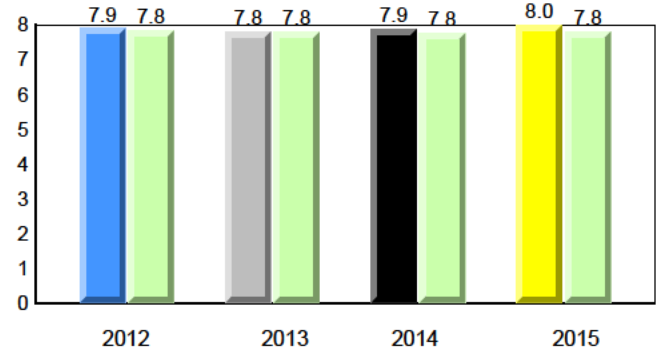
Total Students : 12
Total Students (Submitted): 12

Observation Survey (June 2012 - June 2015)
4 Year Trend
(school average vs. provincial average)

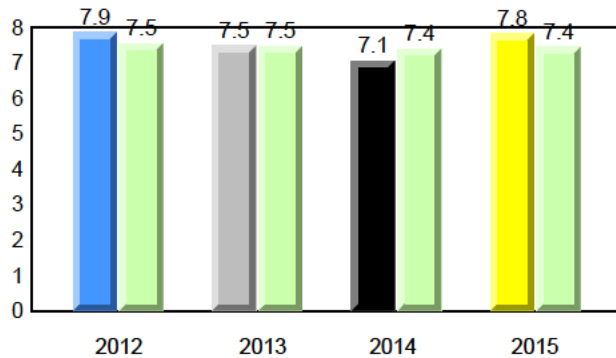
Rhyme



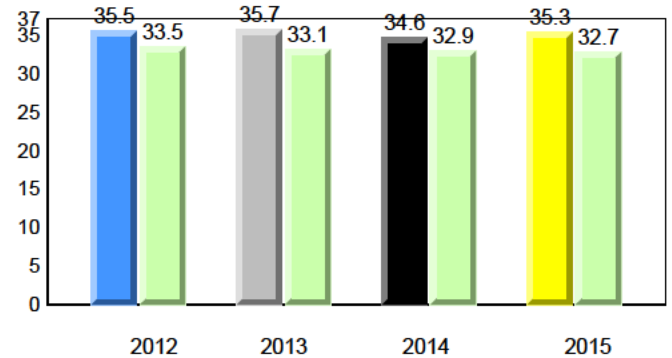
Beginning Sound



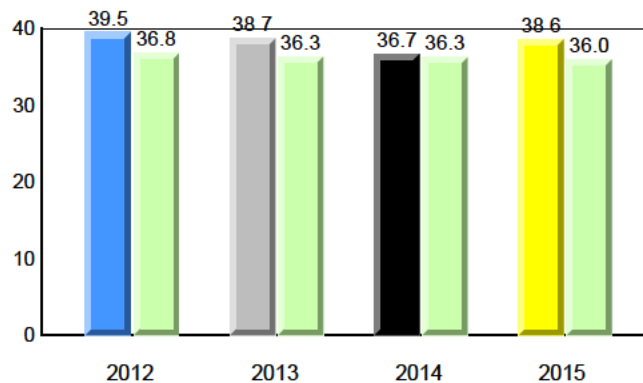
Onset Rhyme



Dictation



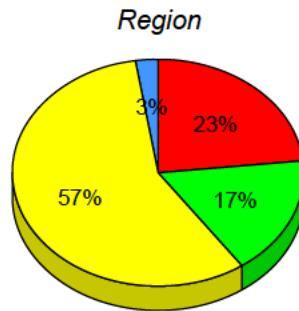
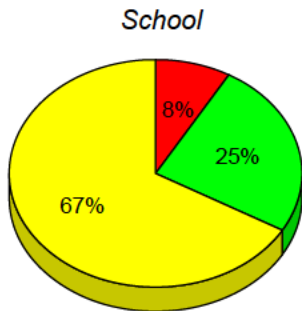
Sight Vocabulary



Total Students : 12
Total Students (Submitted): 12

Instructional Level (June 2012 - June 2015)

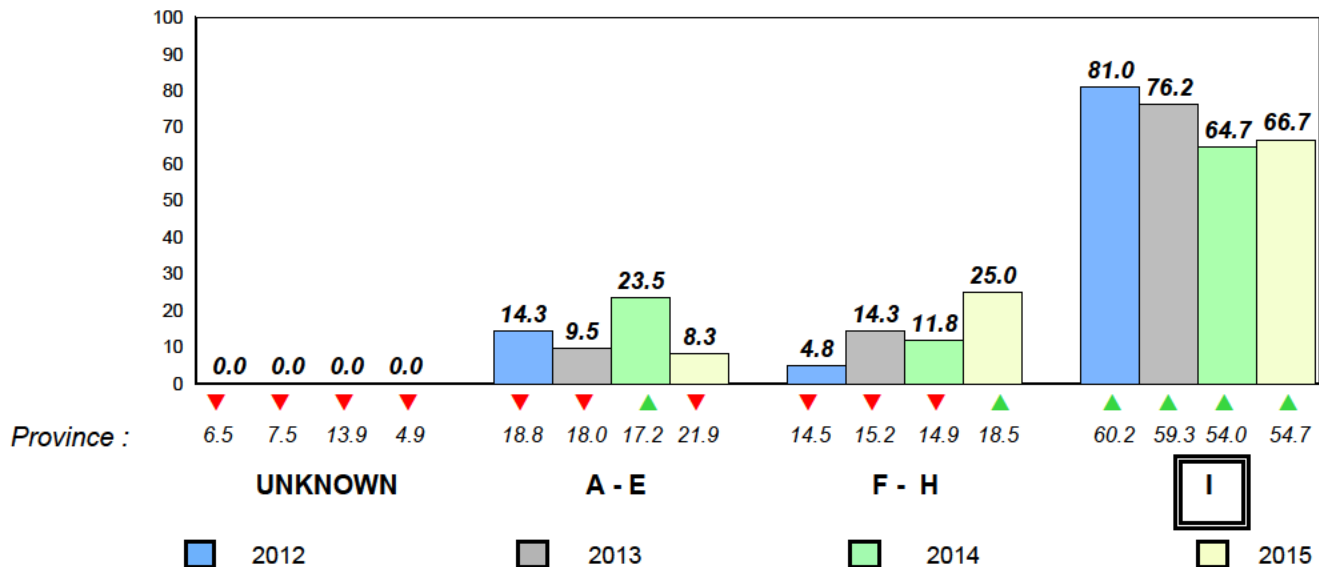
| Level | School | 2015 | | | 2014 | | | 2013 | | | 2012 | | | | |
|-------------|--------|------|------|--------|------|------|----------|------|------|--------|------|---|----------|---|---|
| | | ♀ | ♂ | Region | ♀ | ♂ | Province | ♀ | ♂ | Region | ♀ | ♂ | Province | | |
| I (8) | 66.7 | 41.7 | 25.0 | 57.1 | 29.8 | 27.3 | 54.7 | 29.3 | 25.5 | ▲ | ▲ | ▲ | ▲ | ▲ | ▲ |
| F - H (3) | 25.0 | 8.3 | 16.7 | 16.9 | 9.0 | 7.9 | 18.5 | 9.1 | 9.4 | ▲ | ▲ | ▼ | ▼ | ▼ | ▼ |
| A - E (1) | 8.3 | 0.0 | 8.3 | 23.4 | 7.3 | 16.1 | 21.9 | 7.4 | 14.5 | | | | | | |
| Unknown (0) | 0.0 | | | 2.6 | | | 4.9 | | | | | | | | |



■ I : end of year benchmark.
 ■ F - H : mid - year benchmark.
 ■ A - E
 ■ Unknown

Instructional Level (June 2012 - June 2015)

4 Year Trend
(school averages)



Total Students : 5 **Observation Survey (June 2012 - June 2015)**
 Total Students (Submitted): 5 **4 Year Trend**
 (school average vs. provincial average)

Rhyme

School data with 5 or fewer students withheld for reasons of confidentiality.

Beginning Sound

School data with 5 or fewer students withheld for reasons of confidentiality.

2012 2013 2014 2015

2012 2013 2014 2015

Onset Rhyme

School data with 5 or fewer students withheld for reasons of confidentiality.

Dictation


School data with 5 or fewer students withheld for reasons of confidentiality.

2012 2013 2014 2015

2012 2013 2014 2015

Sight Vocabulary

School data with 5 or fewer students withheld for reasons of confidentiality.

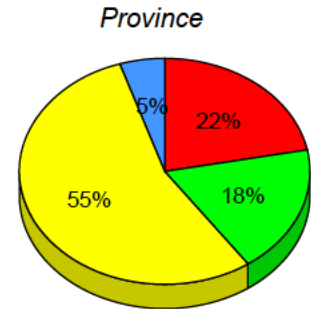
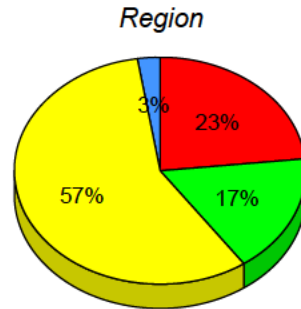


Total Students : 5
Total Students (Submitted): 5

Instructional Level (June 2012 - June 2015)

| Level | School | 2015 | | | 2014 | | | 2013 | | | 2012 | | | | |
|-------|---|------|------|------|-----------|--------------------|-----------|--------------------|-----------|--------------------|-----------|--------------------|---|---|---|
| | | ♀ | ♂ | 0 | Region vs | School vs Province | Region vs | School vs Province | Region vs | School vs Province | Region vs | School vs Province | | | |
| I | (School data with 5 or fewer students withheld for reasons of confidentiality.) | 57.1 | 29.8 | 27.3 | 54.7 | 29.3 | 25.5 | ▼ | ▼ | ▲ | ▲ | ▼ | ▼ | ▲ | ▲ |
| F - H | | 0 | 16.9 | 9.0 | 7.9 | 18.5 | 9.1 | 9.4 | ▲ | ▲ | ▼ | ▼ | ▼ | ▼ | ▼ |
| A - E | | 0 | 23.4 | 7.3 | 16.1 | 21.9 | 7.4 | 14.5 | | | | | | | |
| Unknc | | | 2.6 | | | 4.9 | | | | | | | | | |

School
School data with 5 or fewer students withheld for reasons of confidentiality.



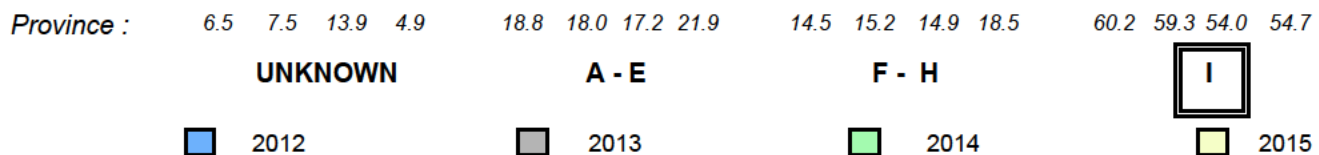
I : end of year benchmark. F - H : mid - year benchmark. A - E Unknown

Instructional Level (June 2012 - June 2015)

4 Year Trend

(school averages)

School data with 5 or fewer students withheld for reasons of confidentiality.



Total Students : 3 **Observation Survey (June 2012 - June 2015)**
 Total Students (Submitted): 2 **4 Year Trend**
 (school average vs. provincial average)

Rhyme

School data with 5 or fewer students withheld for reasons of confidentiality.

Beginning Sound

School data with 5 or fewer students withheld for reasons of confidentiality.

2012 2013 2014 2015

2012 2013 2014 2015

Onset Rhyme

School data with 5 or fewer students withheld for reasons of confidentiality.

Dictation


School data with 5 or fewer students withheld for reasons of confidentiality.

2012 2013 2014 2015

2012 2013 2014 2015

Sight Vocabulary

School data with 5 or fewer students withheld for reasons of confidentiality.

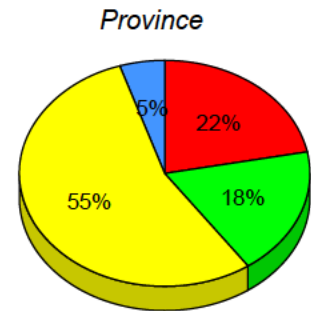
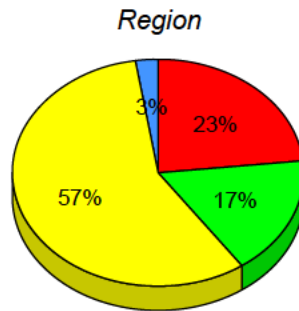


Total Students : 3
Total Students (Submitted): 2

Instructional Level (June 2012 - June 2015)

| Level | School | 2015 | | | 2014 | | | 2013 | | | 2012 | | |
|-------|---|------|------|------|------|------|------|------|---|---|------|---|---|
| | | ♀ | ♂ | 0 | ♀ | ♂ | 0 | ♀ | ♂ | 0 | ♀ | ♂ | 0 |
| I | (School data with 5 or fewer students withheld for reasons of confidentiality.) | 57.1 | 29.8 | 27.3 | 54.7 | 29.3 | 25.5 | ▼ | ▼ | ▼ | ▼ | ▼ | ▼ |
| F - H | | 16.9 | 9.0 | 7.9 | 18.5 | 9.1 | 9.4 | ▼ | ▼ | ▲ | ▲ | ▼ | ▼ |
| A - E | | 23.4 | 7.3 | 16.1 | 21.9 | 7.4 | 14.5 | | | | | | |
| Unknc | | 2.6 | | | 4.9 | | | | | | | | |

School
School data with 5 or fewer students withheld for reasons of confidentiality.



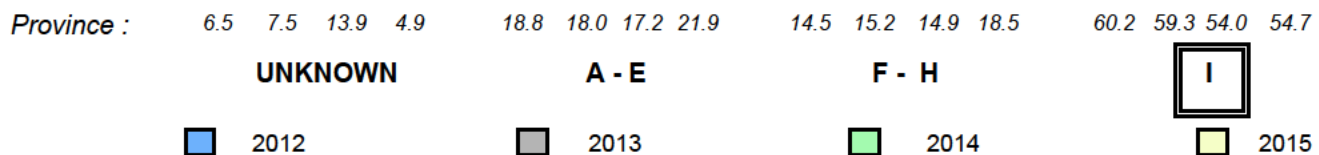
I : end of year benchmark. F - H : mid - year benchmark. A - E Unknown

Instructional Level (June 2012 - June 2015)

4 Year Trend

(school averages)

School data with 5 or fewer students withheld for reasons of confidentiality.



Total Students : 2 **Observation Survey (June 2012 - June 2015)**
 Total Students (Submitted): 2 **4 Year Trend**
 (school average vs. provincial average)

Rhyme

School data with 5 or fewer students withheld for reasons of confidentiality.

Beginning Sound

School data with 5 or fewer students withheld for reasons of confidentiality.

2012 2013 2014 2015

2012 2013 2014 2015

Onset Rhyme

School data with 5 or fewer students withheld for reasons of confidentiality.

Dictation


School data with 5 or fewer students withheld for reasons of confidentiality.

2012 2013 2014 2015

2012 2013 2014 2015

Sight Vocabulary

School data with 5 or fewer students withheld for reasons of confidentiality.



NLESD - Western Region

#040 - St. Mary's AG, Mary's Harbour

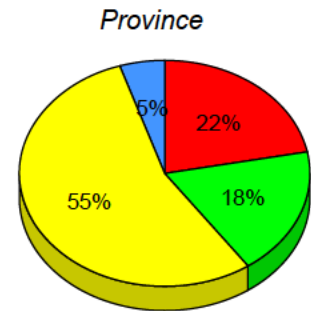
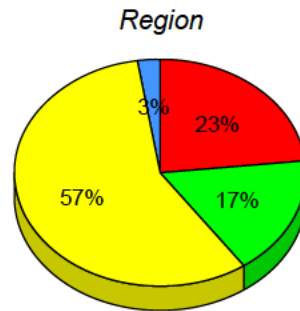
Grades: K-12

Total Students : 2
Total Students (Submitted): 2

Instructional Level (June 2012 - June 2015)

| Level | School | 2015 | | 2014 | | 2013 | | 2012 | | | |
|-------|---|--------|----------|--------|----------|--------|----------|--------|----------|---|---|
| | | Region | Province | Region | Province | Region | Province | Region | Province | | |
| I | (School data with 5 or fewer students withheld for reasons of confidentiality.) | 57.1 | 29.8 | 54.7 | 29.3 | ▲ | ▲ | ▼ | ▼ | ▼ | ▼ |
| F - H | | 16.9 | 9.0 | 18.5 | 9.1 | ▼ | ▼ | ▼ | ▼ | ▲ | ▲ |
| A - E | | 23.4 | 7.3 | 21.9 | 7.4 | | | | | | |
| Unknc | | 2.6 | | 4.9 | | | | | | | |

School
School data with 5 or fewer students withheld for reasons of confidentiality.



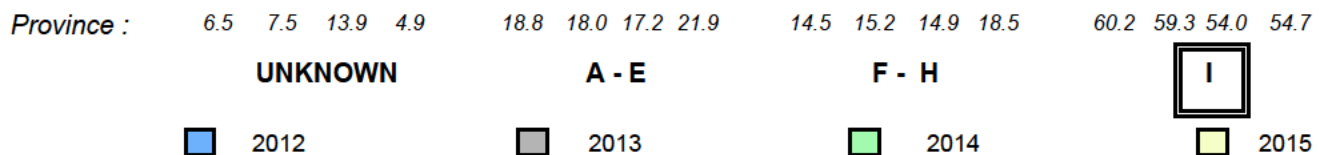
I : end of year benchmark. F - H : mid - year benchmark. A - E Unknown

Instructional Level (June 2012 - June 2015)

4 Year Trend

(school averages)

School data with 5 or fewer students withheld for reasons of confidentiality.



Total Students : 5 **Observation Survey (June 2012 - June 2015)**
 Total Students (Submitted): 5 **4 Year Trend**
 (school average vs. provincial average)

Rhyme

School data with 5 or fewer students withheld for reasons of confidentiality.

Beginning Sound

School data with 5 or fewer students withheld for reasons of confidentiality.

2012 2013 2014 2015

2012 2013 2014 2015

Onset Rhyme

School data with 5 or fewer students withheld for reasons of confidentiality.

Dictation


School data with 5 or fewer students withheld for reasons of confidentiality.

2012 2013 2014 2015

2012 2013 2014 2015

Sight Vocabulary

School data with 5 or fewer students withheld for reasons of confidentiality.

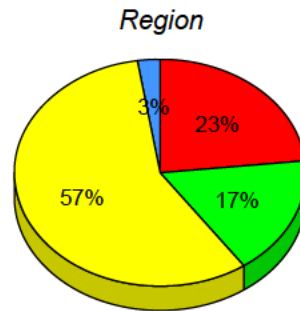


Total Students : 5
Total Students (Submitted): 5

Instructional Level (June 2012 - June 2015)

| Level | School | 2015 | | | 2014 | | | 2013 | | | 2012 | | |
|-------|---|------|------|------|------|------|------|------|---|---|------|---|---|
| | | ♀ | ♂ | 0 | ♀ | ♂ | 0 | ♀ | ♂ | 0 | ♀ | ♂ | 0 |
| I | (School data with 5 or fewer students withheld for reasons of confidentiality.) | 57.1 | 29.8 | 27.3 | 54.7 | 29.3 | 25.5 | ▲ | ▲ | ▲ | ▲ | ▲ | ▲ |
| F - H | | 16.9 | 9.0 | 7.9 | 18.5 | 9.1 | 9.4 | ▲ | ▲ | ▼ | ▼ | ▼ | ▼ |
| A - E | | 23.4 | 7.3 | 16.1 | 21.9 | 7.4 | 14.5 | | | | | | |
| Unknc | | 2.6 | | | 4.9 | | | | | | | | |

School
School data with 5 or fewer students withheld for reasons of confidentiality.



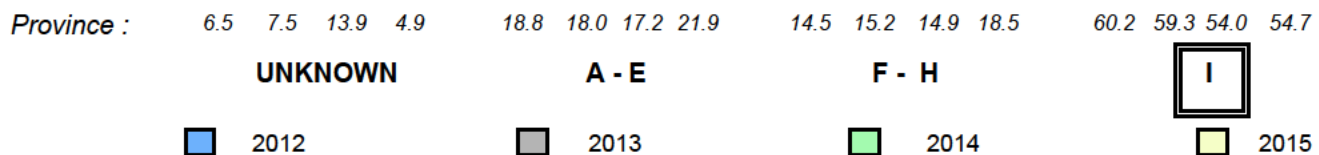
■ I : end of year benchmark.
 ■ F - H : mid - year benchmark.
 ■ A - E
 ■ Unknown

Instructional Level (June 2012 - June 2015)

4 Year Trend

(school averages)

School data with 5 or fewer students withheld for reasons of confidentiality.



Total Students : 2
 Total Students (Submitted): 2

Observation Survey (June 2012 - June 2015)
4 Year Trend
 (school average vs. provincial average)

Rhyme

School data with 5 or fewer students withheld for reasons of confidentiality.

Beginning Sound

School data with 5 or fewer students withheld for reasons of confidentiality.

2012 2013 2014 2015

2012 2013 2014 2015

Onset Rhyme

School data with 5 or fewer students withheld for reasons of confidentiality.

Dictation


School data with 5 or fewer students withheld for reasons of confidentiality.

2012 2013 2014 2015

2012 2013 2014 2015

Sight Vocabulary

School data with 5 or fewer students withheld for reasons of confidentiality.

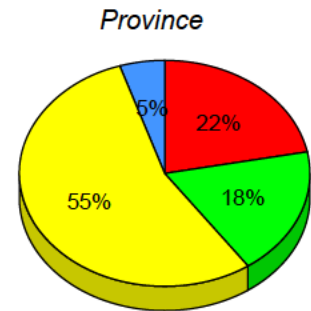
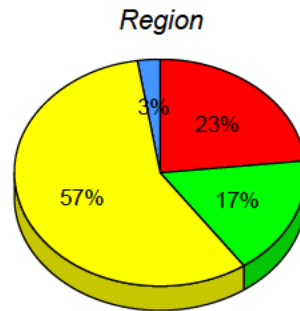


Total Students : 2
Total Students (Submitted): 2

Instructional Level (June 2012 - June 2015)

| Level | School | 2015 | | | 2014 | | | 2013 | | | 2012 | | |
|-------|---|------|------|------|------|------|------|------|---|---|------|---|---|
| | | ♀ | ♂ | 0 | ♀ | ♂ | 0 | ♀ | ♂ | 0 | ♀ | ♂ | 0 |
| I | (School data with 5 or fewer students withheld for reasons of confidentiality.) | 57.1 | 29.8 | 27.3 | 54.7 | 29.3 | 25.5 | ▲ | ▲ | ▼ | ▼ | ▲ | ▲ |
| F - H | | 16.9 | 9.0 | 7.9 | 18.5 | 9.1 | 9.4 | ▼ | ▼ | ▼ | ▼ | ▼ | ▼ |
| A - E | | 23.4 | 7.3 | 16.1 | 21.9 | 7.4 | 14.5 | | | | | | |
| Unknc | | 2.6 | | | 4.9 | | | | | | | | |

School
School data with 5 or fewer students withheld for reasons of confidentiality.



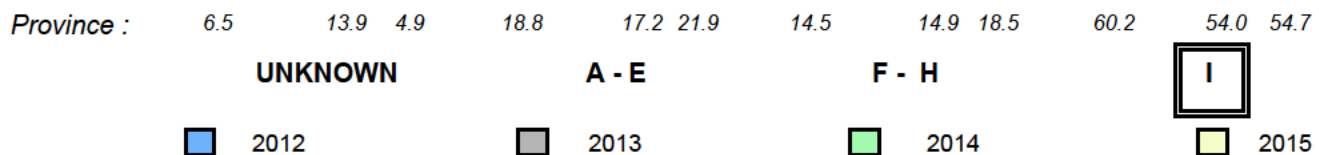
I : end of year benchmark. F - H : mid - year benchmark. A - E Unknown

Instructional Level (June 2012 - June 2015)

4 Year Trend

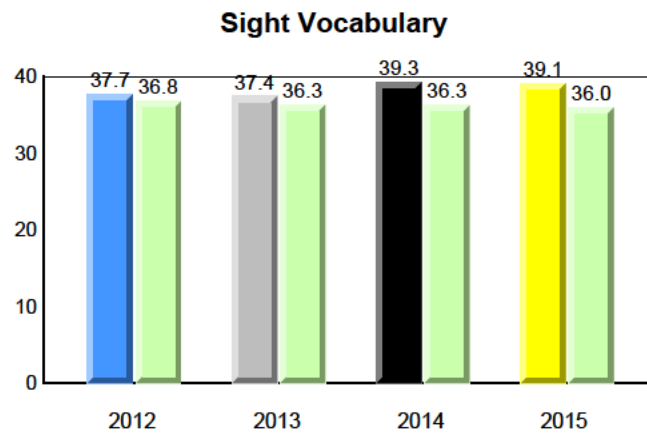
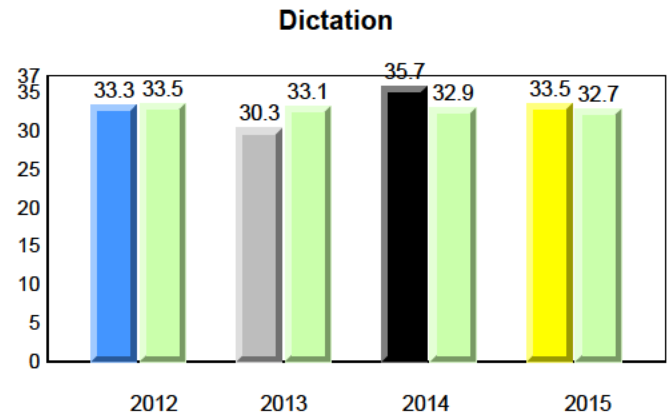
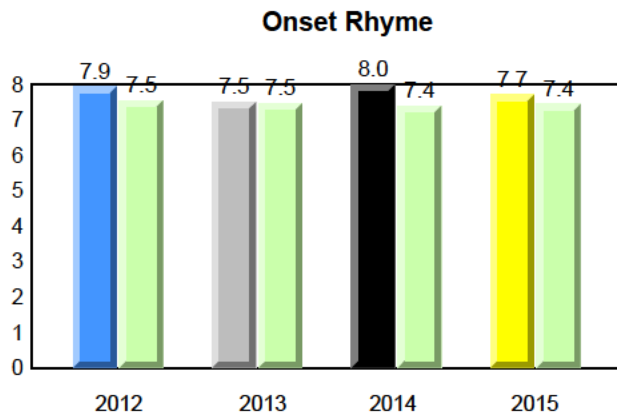
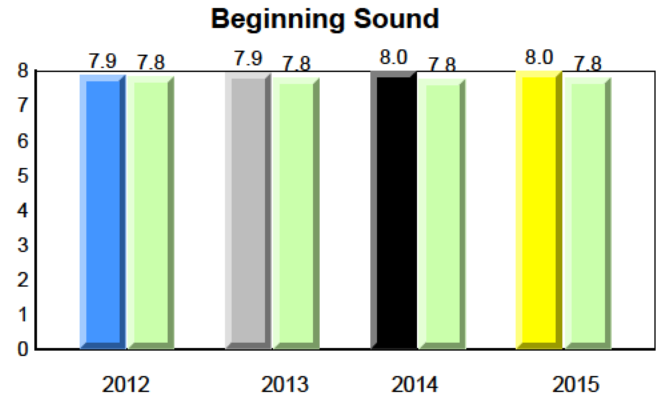
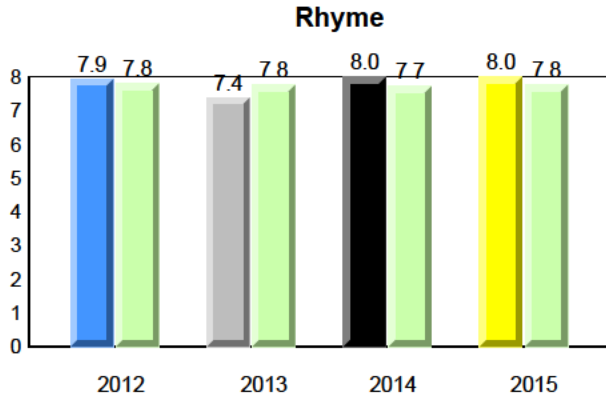
(school averages)

School data with 5 or fewer students withheld for reasons of confidentiality.



Total Students : 15
Total Students (Submitted): 14

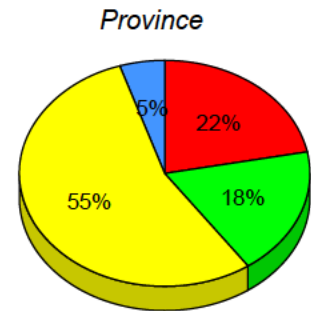
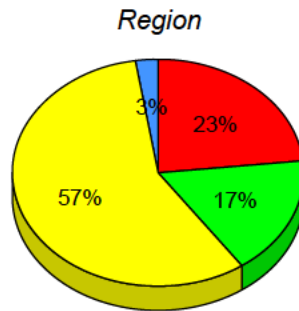
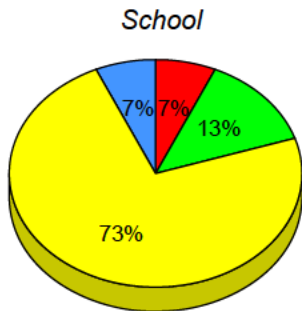
Observation Survey (June 2012 - June 2015)
4 Year Trend
(school average vs. provincial average)



Total Students : 15
Total Students (Submitted): 14

Instructional Level (June 2012 - June 2015)

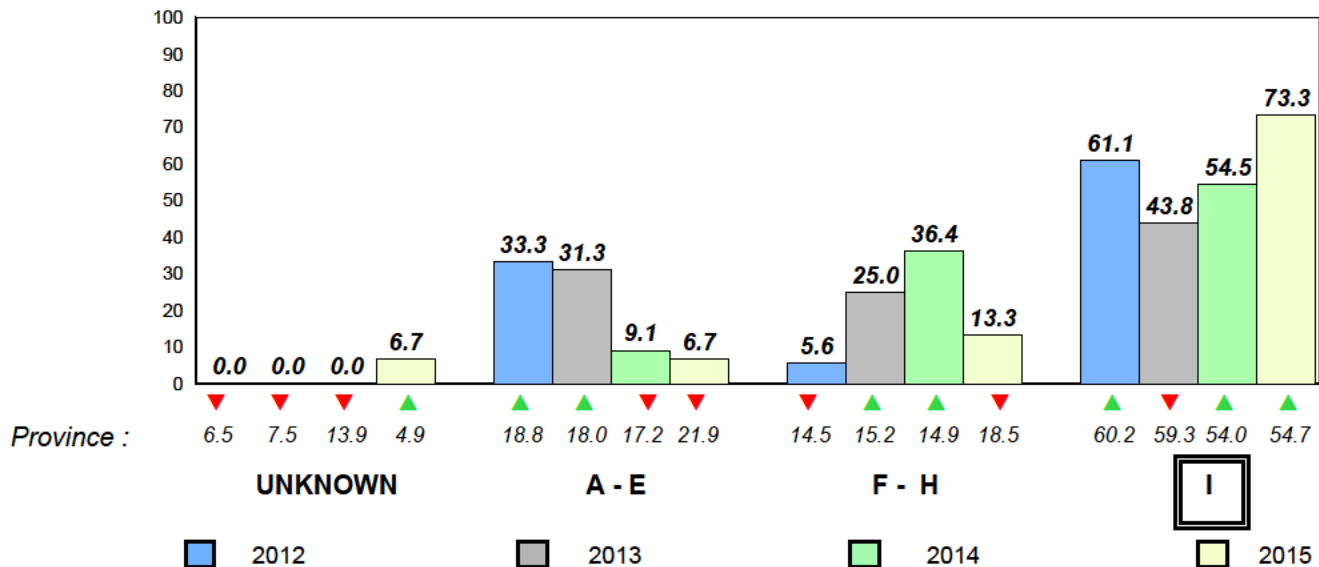
| Level | School | 2015 | | | 2014 | | | 2013 | | | 2012 | | | | |
|-------------|--------|------|------|------|------|------|------|------|------|-----|------|---|-----|---|---|
| | | ♀ | ♂ | Avg | ♀ | ♂ | Avg | ♀ | ♂ | Avg | ♀ | ♂ | Avg | | |
| I (11) | 73.3 | 33.3 | 40.0 | 57.1 | 29.8 | 27.3 | 54.7 | 29.3 | 25.5 | ▲ | ▲ | ▼ | ▼ | ▼ | ▲ |
| F - H (2) | 13.3 | 6.7 | 6.7 | 16.9 | 9.0 | 7.9 | 18.5 | 9.1 | 9.4 | ▼ | ▼ | ▲ | ▲ | ▼ | ▼ |
| A - E (1) | 6.7 | 6.7 | 0.0 | 23.4 | 7.3 | 16.1 | 21.9 | 7.4 | 14.5 | | | | | | |
| Unknown (1) | 6.7 | | | 2.6 | | | 4.9 | | | | | | | | |



■ I : end of year benchmark.
 ■ F - H : mid - year benchmark.
 ■ A - E
 ■ Unknown

Instructional Level (June 2012 - June 2015)

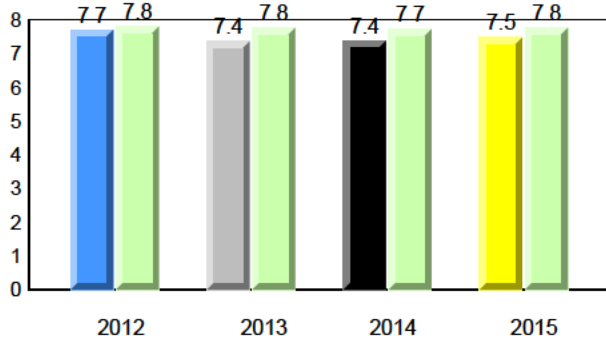
4 Year Trend
(school averages)



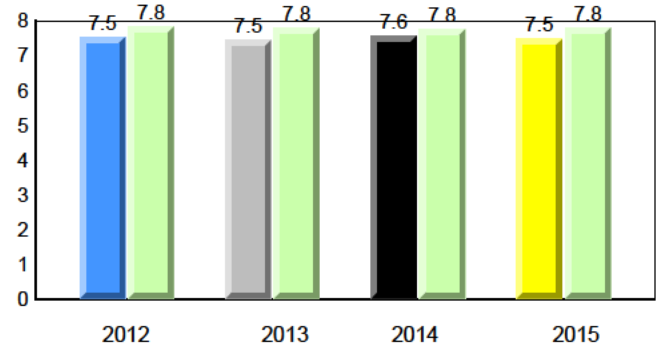
Total Students : 34
Total Students (Submitted): 33

Observation Survey (June 2012 - June 2015)
4 Year Trend
(school average vs. provincial average)

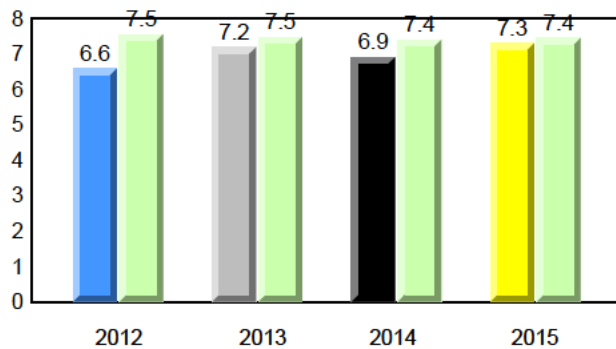
Rhyme



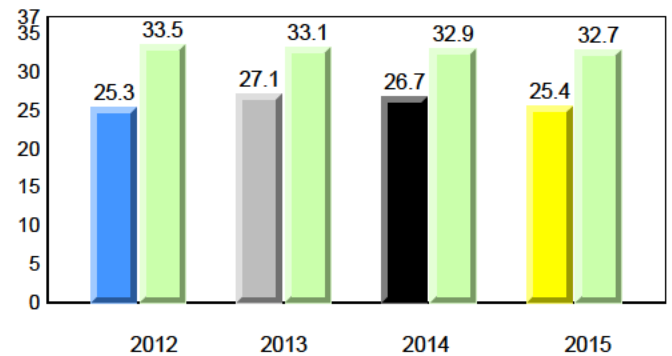
Beginning Sound



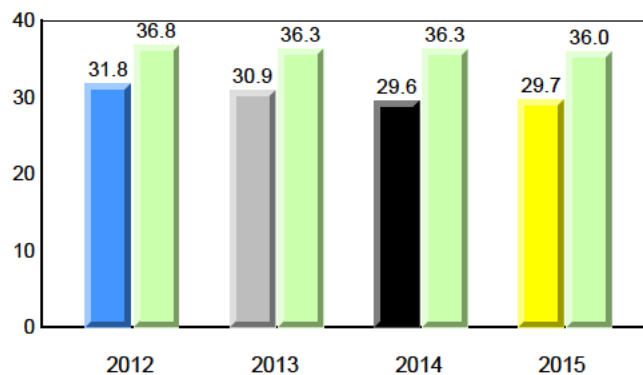
Onset Rhyme



Dictation



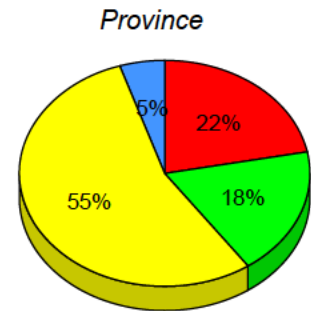
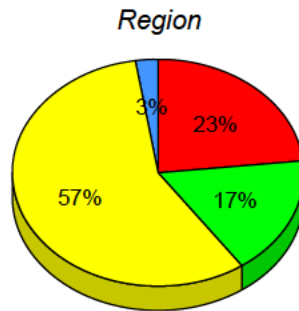
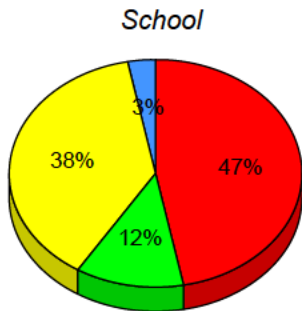
Sight Vocabulary



Total Students : 34
Total Students (Submitted): 33

Instructional Level (June 2012 - June 2015)

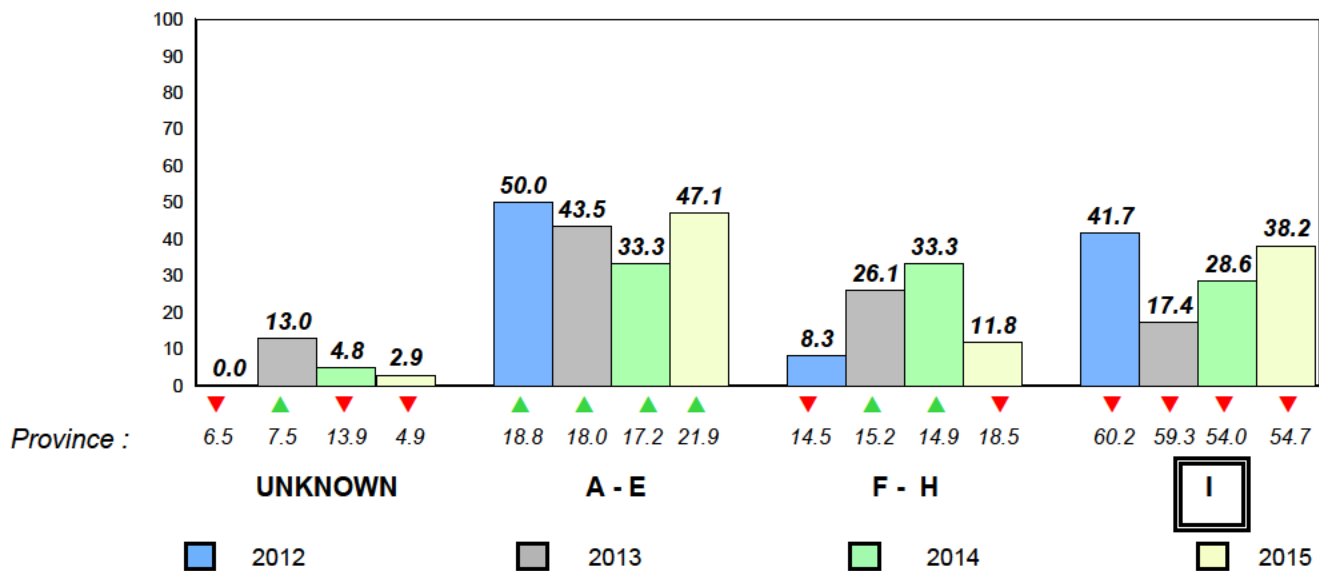
| Level | School | 2015 | | | 2014 | | | 2013 | | | 2012 | | |
|-------------|--------|------|------|------|------|------|------|------|------|-----|------|---|-----|
| | | ♀ | ♂ | Avg | ♀ | ♂ | Avg | ♀ | ♂ | Avg | ♀ | ♂ | Avg |
| I (13) | 38.2 | 29.4 | 8.8 | 57.1 | 29.8 | 27.3 | 54.7 | 29.3 | 25.5 | ▼ | ▼ | ▼ | ▼ |
| F - H (4) | 11.8 | 8.8 | 2.9 | 16.9 | 9.0 | 7.9 | 18.5 | 9.1 | 9.4 | ▲ | ▲ | ▲ | ▲ |
| A - E (16) | 47.1 | 14.7 | 32.4 | 23.4 | 7.3 | 16.1 | 21.9 | 7.4 | 14.5 | | | | |
| Unknown (1) | 2.9 | | | 2.6 | | | 4.9 | | | | | | |



■ I : end of year benchmark.
 ■ F - H : mid - year benchmark.
 ■ A - E
 ■ Unknown

Instructional Level (June 2012 - June 2015)

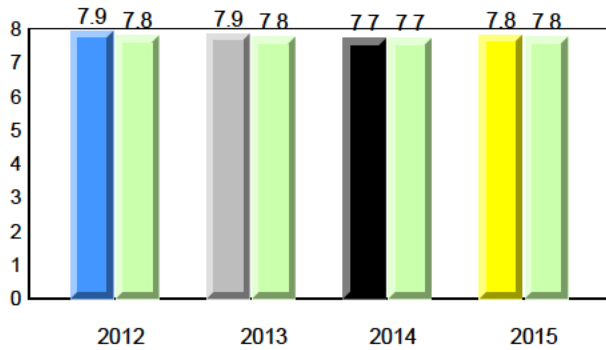
4 Year Trend
(school averages)



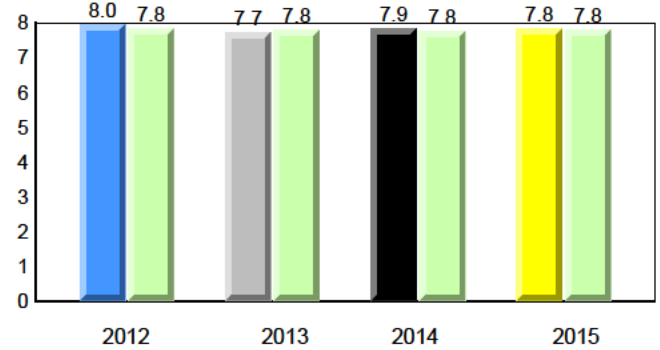
Total Students : 56
Total Students (Submitted): 56

Observation Survey (June 2012 - June 2015)
4 Year Trend
(school average vs. provincial average)

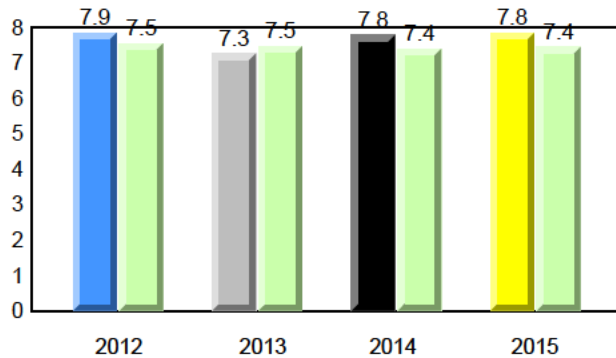
Rhyme



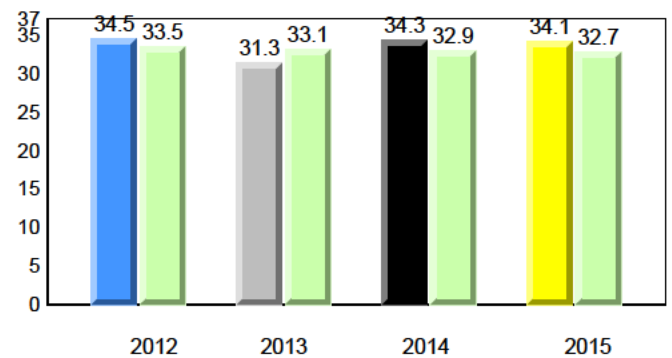
Beginning Sound



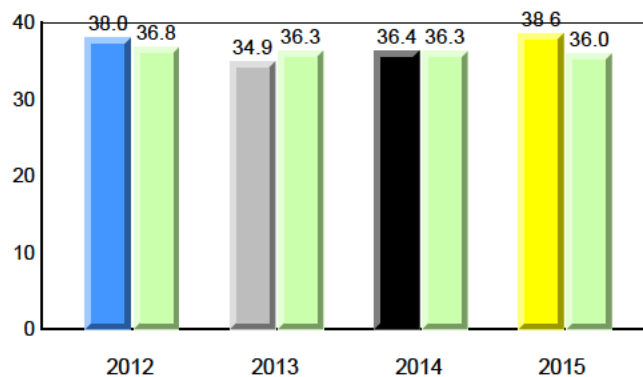
Onset Rhyme



Dictation



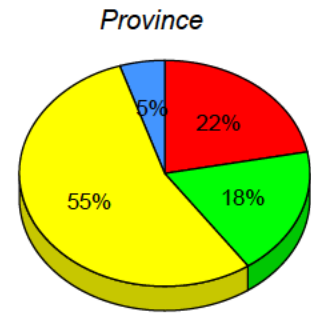
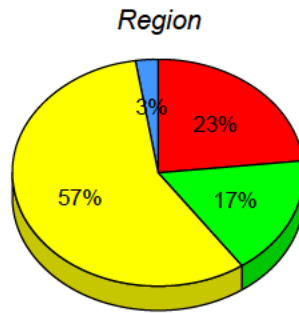
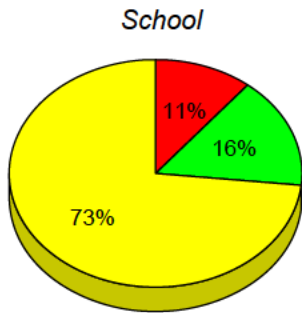
Sight Vocabulary



Total Students : 56
Total Students (Submitted): 56

Instructional Level (June 2012 - June 2015)

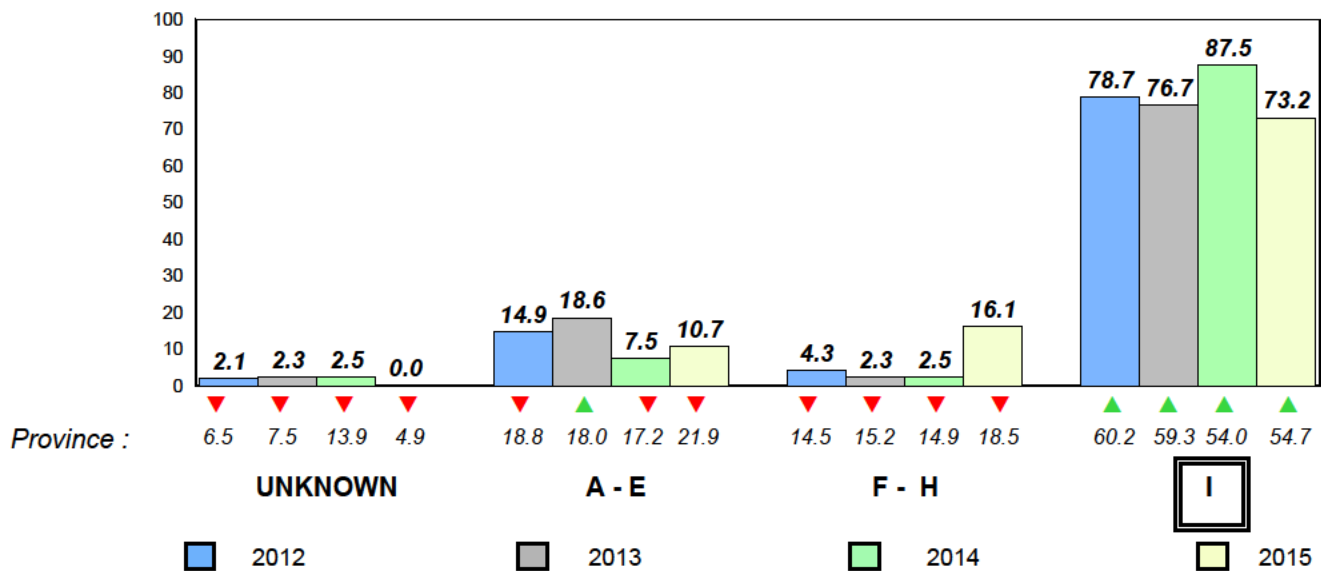
| Level | School | 2015 | | | 2014 | | | 2013 | | | 2012 | | |
|-------------|--------|------|------|------|------|------|------|------|------|-----|------|---|-----|
| | | ♀ | ♂ | Avg | ♀ | ♂ | Avg | ♀ | ♂ | Avg | ♀ | ♂ | Avg |
| I (41) | 73.2 | 39.3 | 33.9 | 57.1 | 29.8 | 27.3 | 54.7 | 29.3 | 25.5 | ▲ | ▲ | ▲ | ▲ |
| F - H (9) | 16.1 | 5.4 | 10.7 | 16.9 | 9.0 | 7.9 | 18.5 | 9.1 | 9.4 | ▼ | ▼ | ▼ | ▼ |
| A - E (6) | 10.7 | 3.6 | 7.1 | 23.4 | 7.3 | 16.1 | 21.9 | 7.4 | 14.5 | | | | |
| Unknown (0) | 0.0 | | | 2.6 | | | 4.9 | | | | | | |



■ I : end of year benchmark.
 ■ F - H : mid - year benchmark.
 ■ A - E
 ■ Unknown

Instructional Level (June 2012 - June 2015)

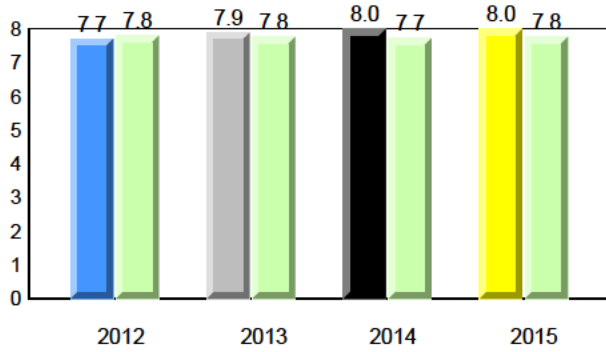
4 Year Trend
(school averages)



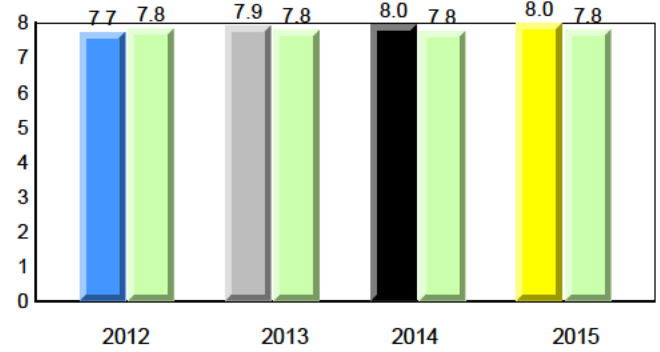
Total Students : 49
Total Students (Submitted): 49

Observation Survey (June 2012 - June 2015)
4 Year Trend
(school average vs. provincial average)

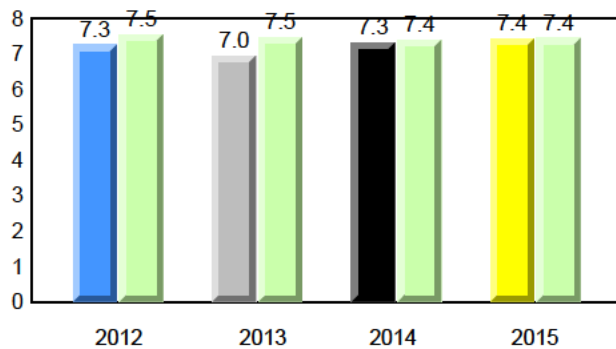
Rhyme



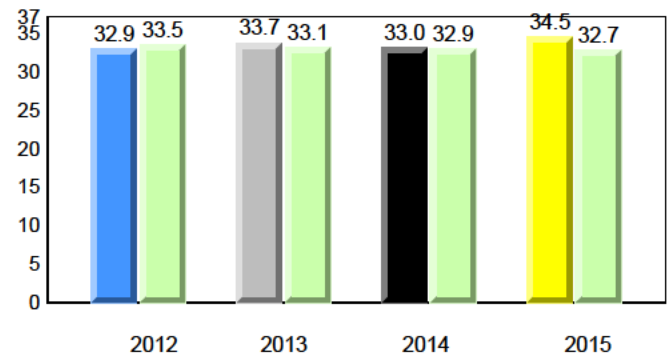
Beginning Sound



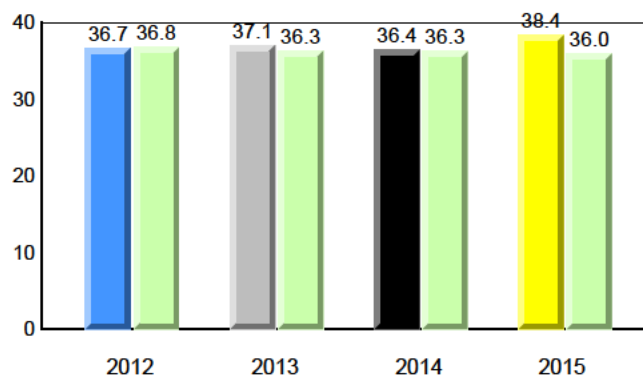
Onset Rhyme



Dictation



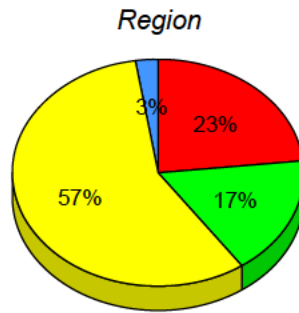
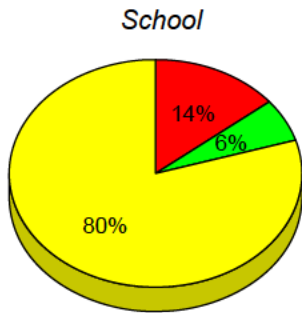
Sight Vocabulary



Total Students : 49
Total Students (Submitted): 49

Instructional Level (June 2012 - June 2015)

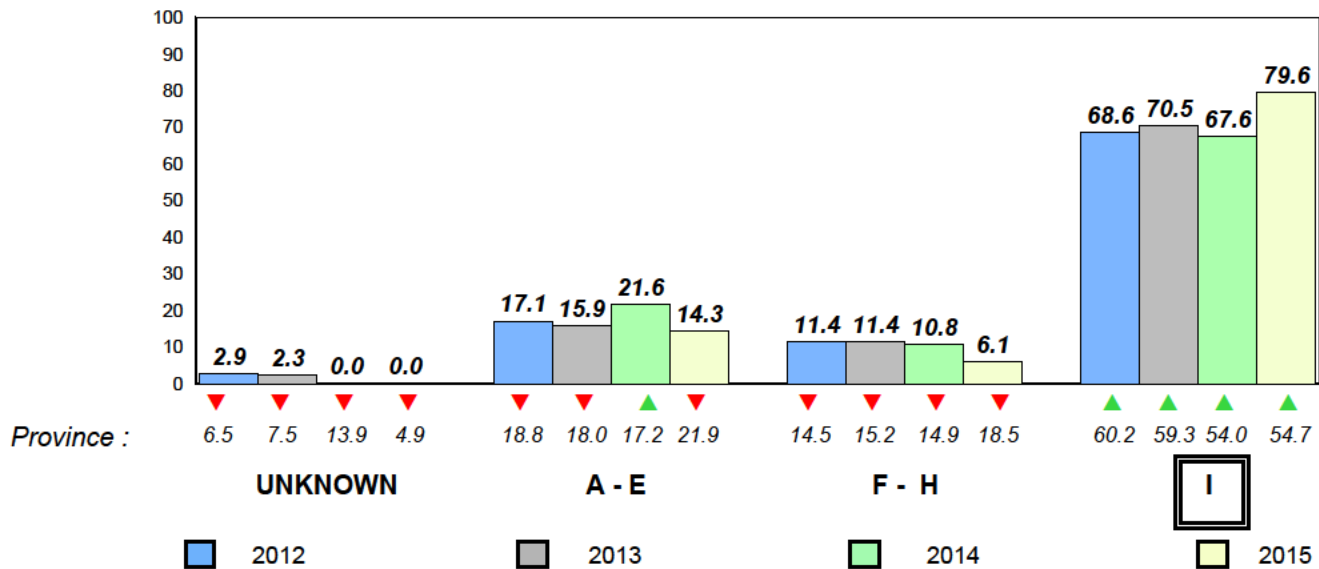
| Level | School | 2015 | | | 2014 | | | 2013 | | | 2012 | | |
|-------------|--------|------|------|------|------|------|------|------|------|-----|------|---|-----|
| | | ♀ | ♂ | Avg | ♀ | ♂ | Avg | ♀ | ♂ | Avg | ♀ | ♂ | Avg |
| I (39) | 79.6 | 34.7 | 44.9 | 57.1 | 29.8 | 27.3 | 54.7 | 29.3 | 25.5 | ▲ | ▲ | ▲ | ▲ |
| F - H (3) | 6.1 | 0.0 | 6.1 | 16.9 | 9.0 | 7.9 | 18.5 | 9.1 | 9.4 | ▼ | ▼ | ▼ | ▲ |
| A - E (7) | 14.3 | 6.1 | 8.2 | 23.4 | 7.3 | 16.1 | 21.9 | 7.4 | 14.5 | | | | |
| Unknown (0) | 0.0 | | | 2.6 | | | 4.9 | | | | | | |



■ I : end of year benchmark.
 ■ F - H : mid - year benchmark.
 ■ A - E
 ■ Unknown

Instructional Level (June 2012 - June 2015)

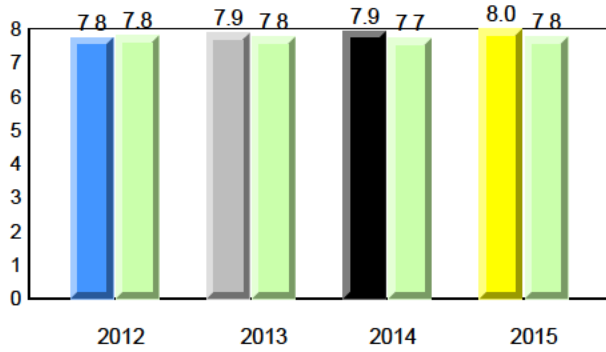
4 Year Trend
(school averages)



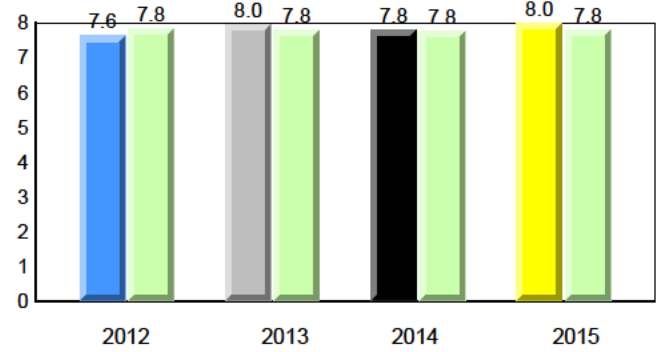
Total Students : 29
Total Students (Submitted): 29

Observation Survey (June 2012 - June 2015)
4 Year Trend
(school average vs. provincial average)

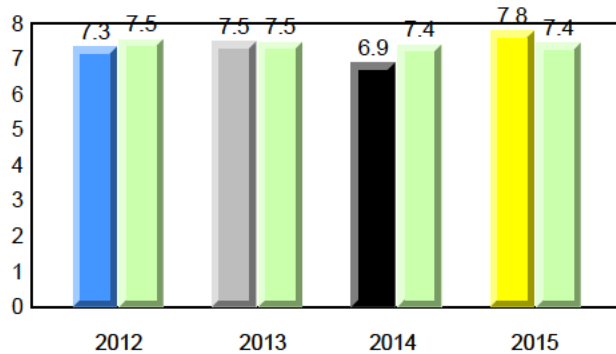
Rhyme



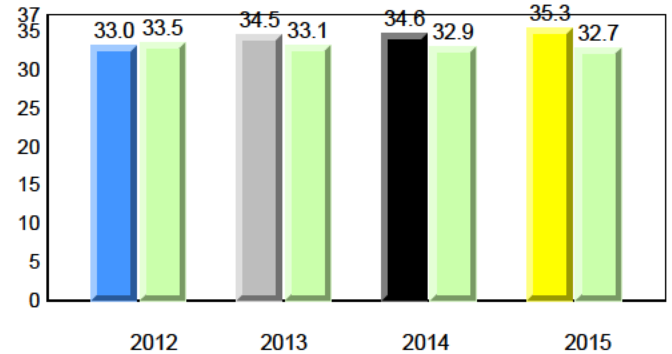
Beginning Sound



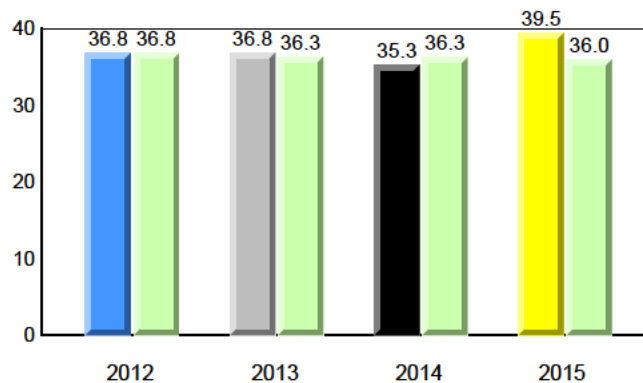
Onset Rhyme



Dictation



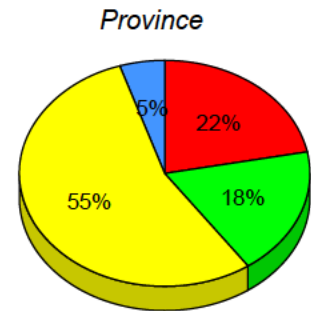
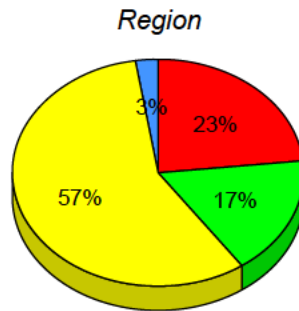
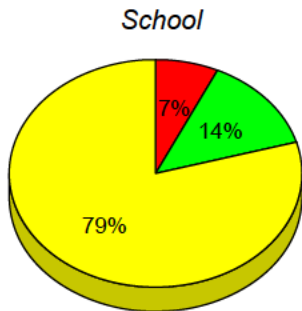
Sight Vocabulary



Total Students : 29
Total Students (Submitted): 29

Instructional Level (June 2012 - June 2015)

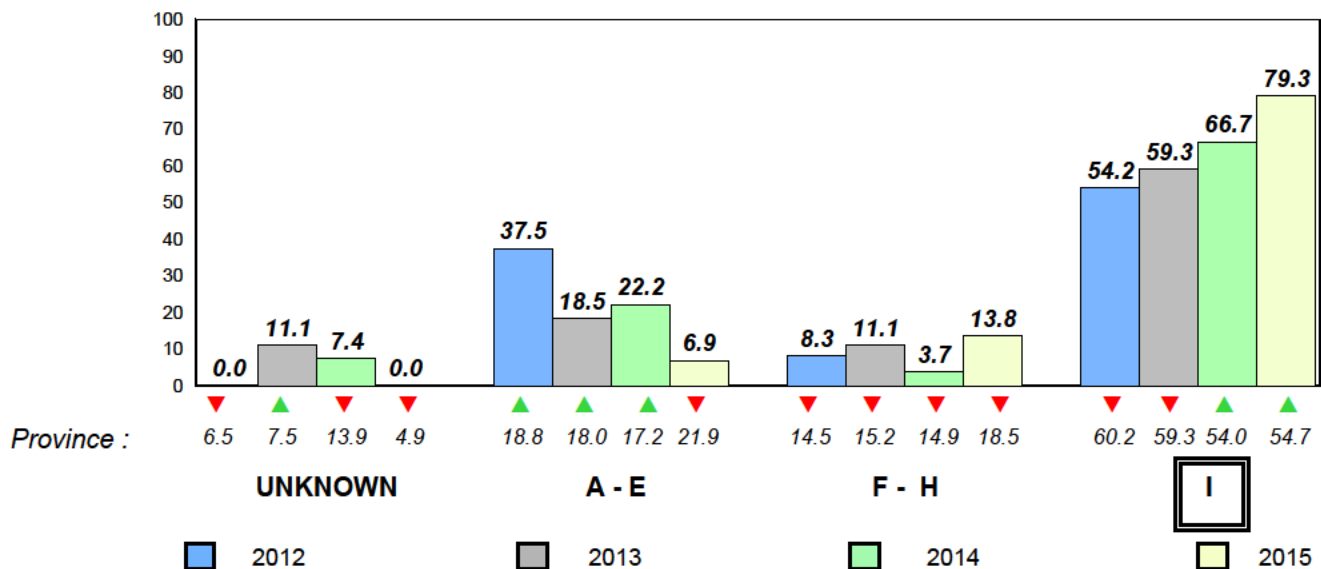
| Level | School | 2015 | | | 2014 | | | 2013 | | | 2012 | | | | |
|-------------|--------|------|------|------|------|------|------|------|------|-----|------|---|-----|---|---|
| | | ♀ | ♂ | Avg | ♀ | ♂ | Avg | ♀ | ♂ | Avg | ♀ | ♂ | Avg | | |
| I (23) | 79.3 | 41.4 | 37.9 | 57.1 | 29.8 | 27.3 | 54.7 | 29.3 | 25.5 | ▲ | ▲ | ▼ | ▼ | ▼ | ▼ |
| F - H (4) | 13.8 | 6.9 | 6.9 | 16.9 | 9.0 | 7.9 | 18.5 | 9.1 | 9.4 | ▼ | ▼ | ▼ | ▼ | ▼ | ▼ |
| A - E (2) | 6.9 | 3.4 | 3.4 | 23.4 | 7.3 | 16.1 | 21.9 | 7.4 | 14.5 | | | | | | |
| Unknown (0) | 0.0 | | | 2.6 | | | 4.9 | | | | | | | | |



■ I : end of year benchmark.
 ■ F - H : mid - year benchmark.
 ■ A - E
 ■ Unknown

Instructional Level (June 2012 - June 2015)

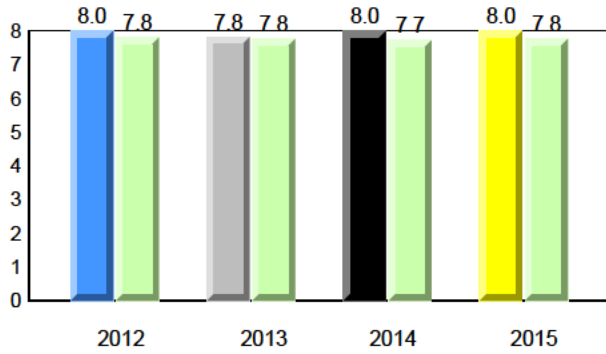
4 Year Trend
(school averages)



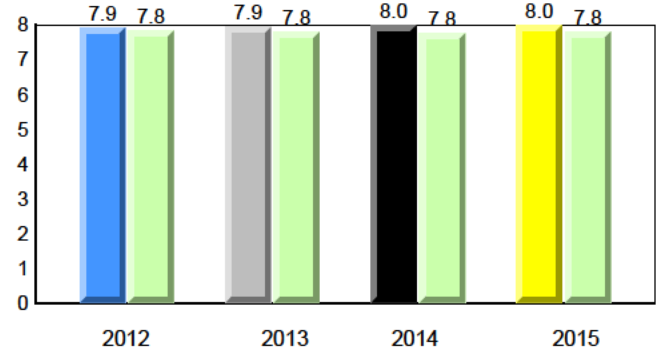
Total Students : 17
Total Students (Submitted): 16

Observation Survey (June 2012 - June 2015)
4 Year Trend
(school average vs. provincial average)

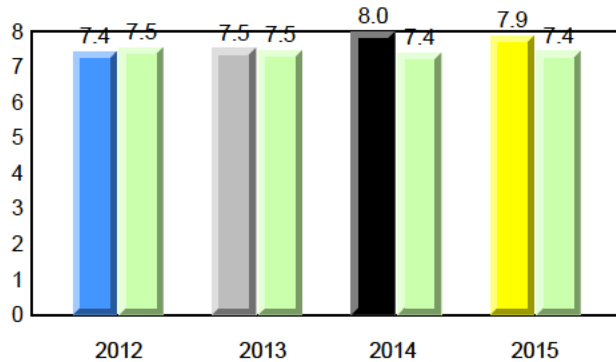
Rhyme



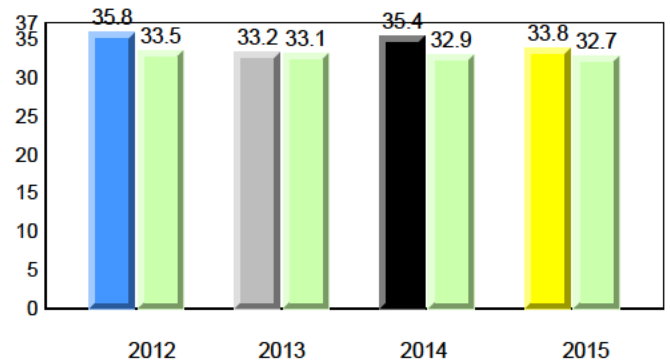
Beginning Sound



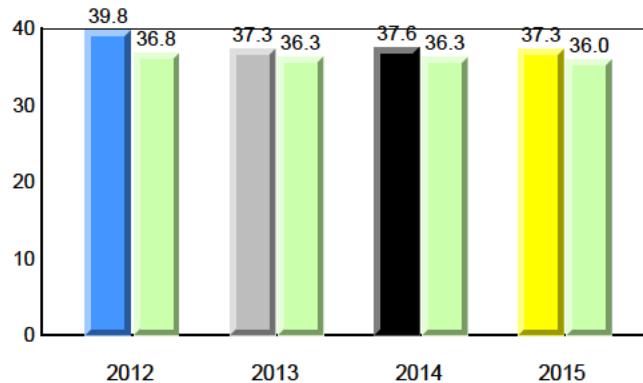
Onset Rhyme



Dictation



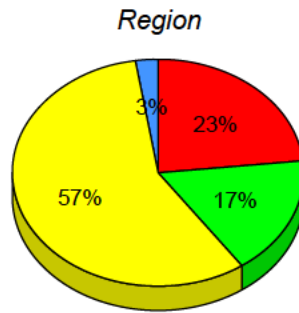
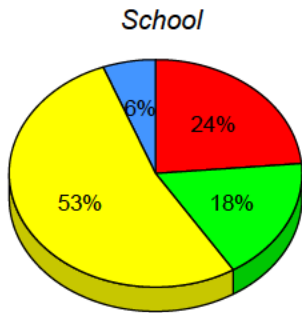
Sight Vocabulary



Total Students : 17
Total Students (Submitted): 16

Instructional Level (June 2012 - June 2015)

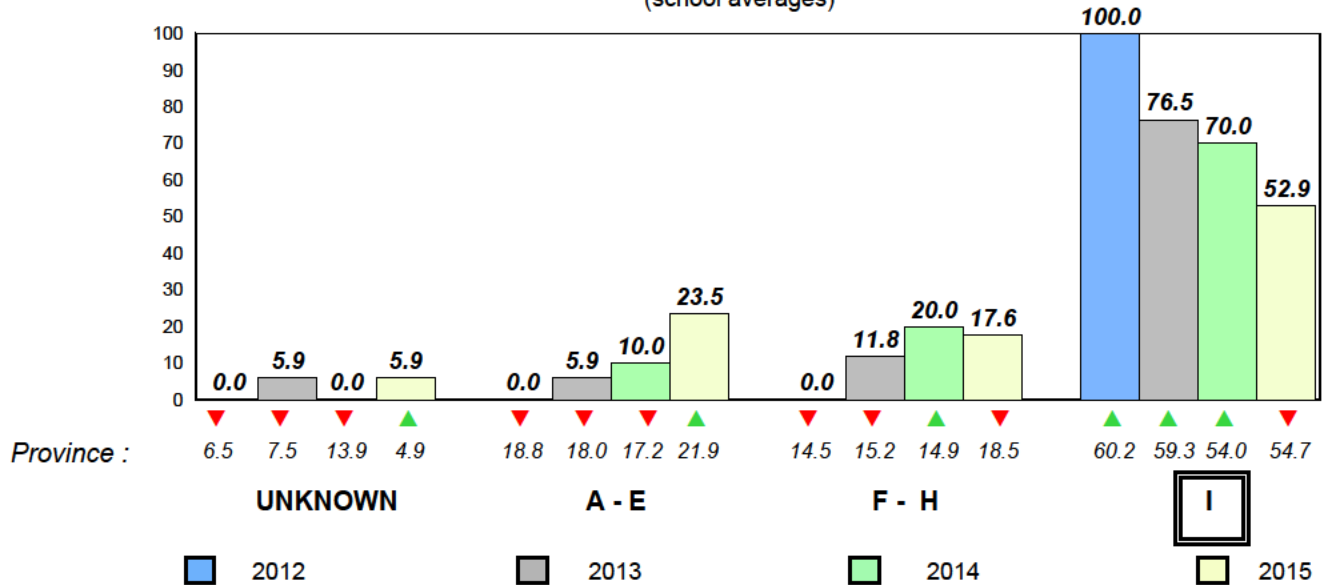
| Level | School | 2015 | | | 2014 | | | 2013 | | | 2012 | | |
|-------------|--------|------|------|------|------|------|------|------|------|-----|------|---|-----|
| | | ♀ | ♂ | Avg | ♀ | ♂ | Avg | ♀ | ♂ | Avg | ♀ | ♂ | Avg |
| I (9) | 52.9 | 17.6 | 35.3 | 57.1 | 29.8 | 27.3 | 54.7 | 29.3 | 25.5 | ▼ | ▼ | ▲ | ▲ |
| F - H (3) | 17.6 | 11.8 | 5.9 | 16.9 | 9.0 | 7.9 | 18.5 | 9.1 | 9.4 | ▲ | ▼ | ▲ | ▼ |
| A - E (4) | 23.5 | 5.9 | 17.6 | 23.4 | 7.3 | 16.1 | 21.9 | 7.4 | 14.5 | | | | |
| Unknown (1) | 5.9 | | | 2.6 | | | 4.9 | | | | | | |



■ I : end of year benchmark.
 ■ F - H : mid - year benchmark.
 ■ A - E
 ■ Unknown

Instructional Level (June 2012 - June 2015)

4 Year Trend
(school averages)



Total Students : 4 **Observation Survey (June 2012 - June 2015)**
 Total Students (Submitted): 4 **4 Year Trend**
 (school average vs. provincial average)

Rhyme

School data with 5 or fewer students withheld for reasons of confidentiality.

Beginning Sound

School data with 5 or fewer students withheld for reasons of confidentiality.

2012 2013 2014 2015

2012 2013 2014 2015

Onset Rhyme

School data with 5 or fewer students withheld for reasons of confidentiality.

Dictation


School data with 5 or fewer students withheld for reasons of confidentiality.

2012 2013 2014 2015

2012 2013 2014 2015

Sight Vocabulary

School data with 5 or fewer students withheld for reasons of confidentiality.

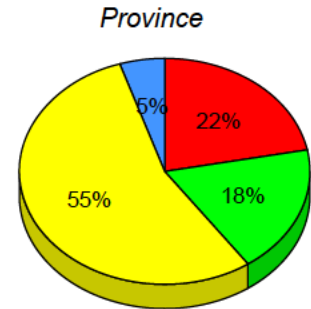
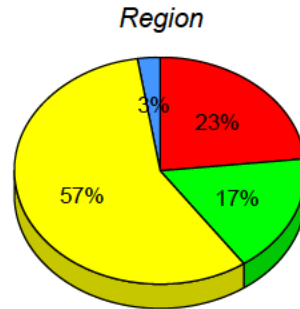


Total Students : 4
Total Students (Submitted): 4

Instructional Level (June 2012 - June 2015)

| Level | School | 2015 | | | 2014 | | | 2013 | | | 2012 | | |
|-------|---|------|------|------|------|------|------|------|---|---|------|---|---|
| | | ♀ | ♂ | 0 | ♀ | ♂ | 0 | ♀ | ♂ | 0 | ♀ | ♂ | 0 |
| I | (School data with 5 or fewer students withheld for reasons of confidentiality.) | 57.1 | 29.8 | 27.3 | 54.7 | 29.3 | 25.5 | ▼ | ▼ | ▲ | ▲ | ▼ | ▼ |
| F - H | | 16.9 | 9.0 | 7.9 | 18.5 | 9.1 | 9.4 | ▲ | ▲ | ▼ | ▼ | ▼ | ▼ |
| A - E | | 23.4 | 7.3 | 16.1 | 21.9 | 7.4 | 14.5 | | | | | | |
| Unknc | | 2.6 | | | 4.9 | | | | | | | | |

School
School data with 5 or fewer students withheld for reasons of confidentiality.



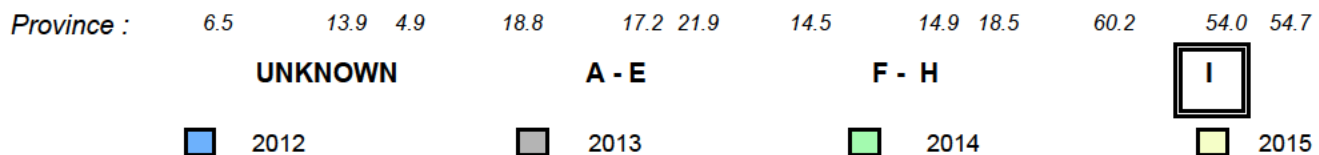
I : end of year benchmark. F - H : mid - year benchmark. A - E Unknown

Instructional Level (June 2012 - June 2015)

4 Year Trend

(school averages)

School data with 5 or fewer students withheld for reasons of confidentiality.



Total Students : 3 **Observation Survey (June 2012 - June 2015)**
 Total Students (Submitted): 3 **4 Year Trend**
 (school average vs. provincial average)

Rhyme

School data with 5 or fewer students withheld for reasons of confidentiality.

Beginning Sound

School data with 5 or fewer students withheld for reasons of confidentiality.

2012 2013 2014 2015

2012 2013 2014 2015

Onset Rhyme

School data with 5 or fewer students withheld for reasons of confidentiality.

Dictation


School data with 5 or fewer students withheld for reasons of confidentiality.

2012 2013 2014 2015

2012 2013 2014 2015

Sight Vocabulary

School data with 5 or fewer students withheld for reasons of confidentiality.

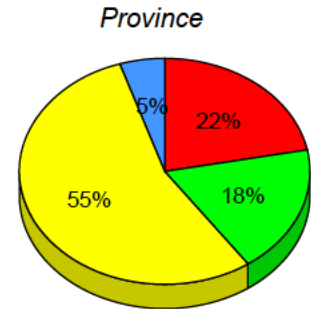
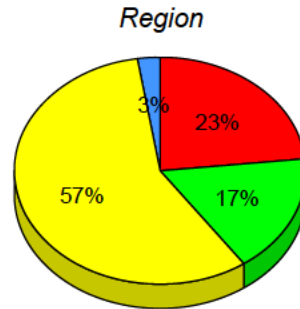


Total Students : 3
Total Students (Submitted): 3

Instructional Level (June 2012 - June 2015)

| Level | School | 2015 | | | 2014 | | | 2013 | | | 2012 | | |
|-------|---|------|------|------|------|------|------|------|---|---|------|---|---|
| | | ♀ | ♂ | 0 | ♀ | ♂ | 0 | ♀ | ♂ | 0 | ♀ | ♂ | 0 |
| I | (School data with 5 or fewer students withheld for reasons of confidentiality.) | 57.1 | 29.8 | 27.3 | 54.7 | 29.3 | 25.5 | ▲ | ▲ | ▼ | ▼ | ▼ | ▼ |
| F - H | | 16.9 | 9.0 | 7.9 | 18.5 | 9.1 | 9.4 | ▼ | ▼ | ▲ | ▲ | ▼ | ▼ |
| A - E | | 23.4 | 7.3 | 16.1 | 21.9 | 7.4 | 14.5 | | | | | | |
| Unknc | | 2.6 | | | 4.9 | | | | | | | | |

School
School data with 5 or fewer students withheld for reasons of confidentiality.



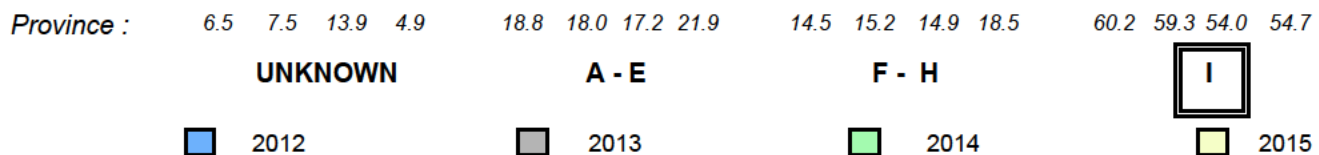
■ I : end of year benchmark.
 ■ F - H : mid - year benchmark.
 ■ A - E
 ■ Unknown

Instructional Level (June 2012 - June 2015)

4 Year Trend

(school averages)

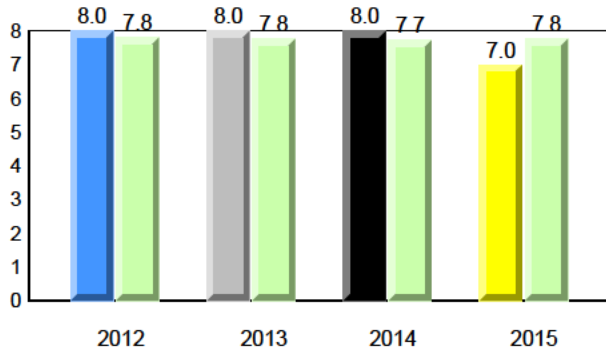
School data with 5 or fewer students withheld for reasons of confidentiality.



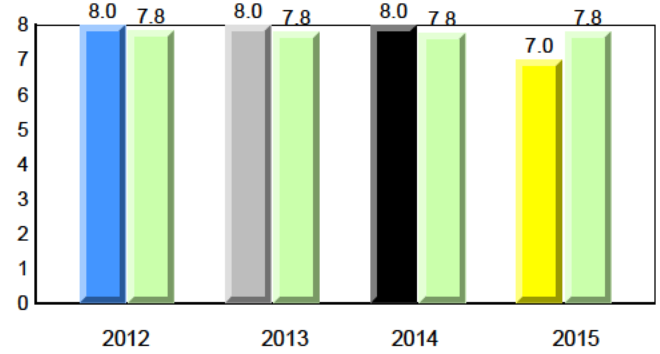
Total Students : 9
Total Students (Submitted): 8

Observation Survey (June 2012 - June 2015)
4 Year Trend
(school average vs. provincial average)

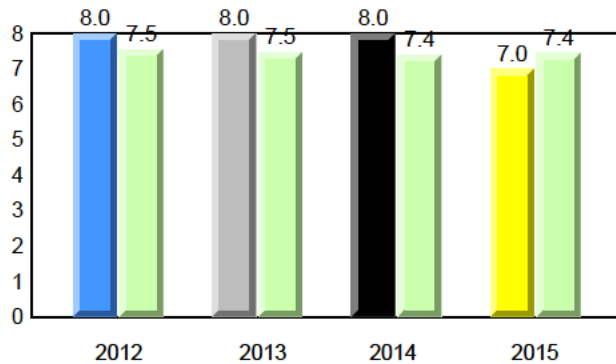
Rhyme



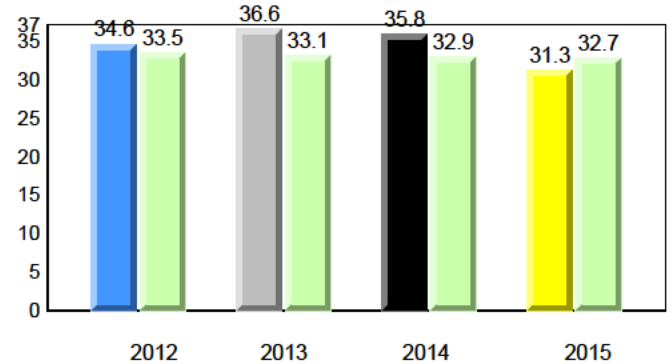
Beginning Sound



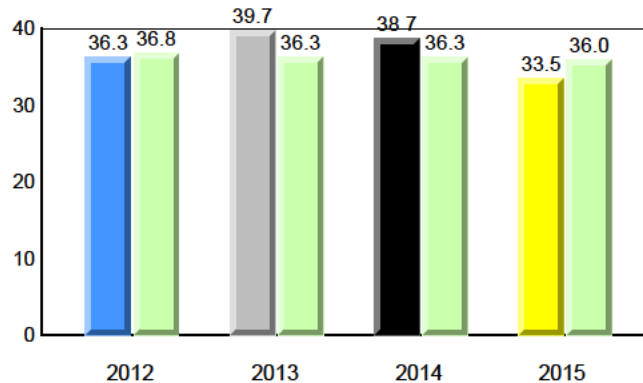
Onset Rhyme



Dictation



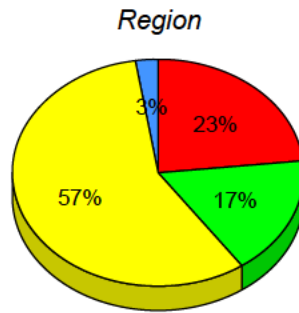
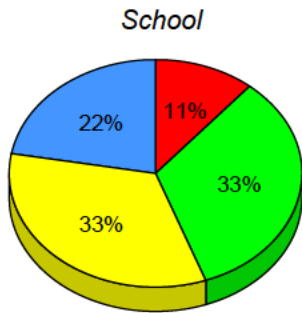
Sight Vocabulary



Total Students : 9
Total Students (Submitted): 8

Instructional Level (June 2012 - June 2015)

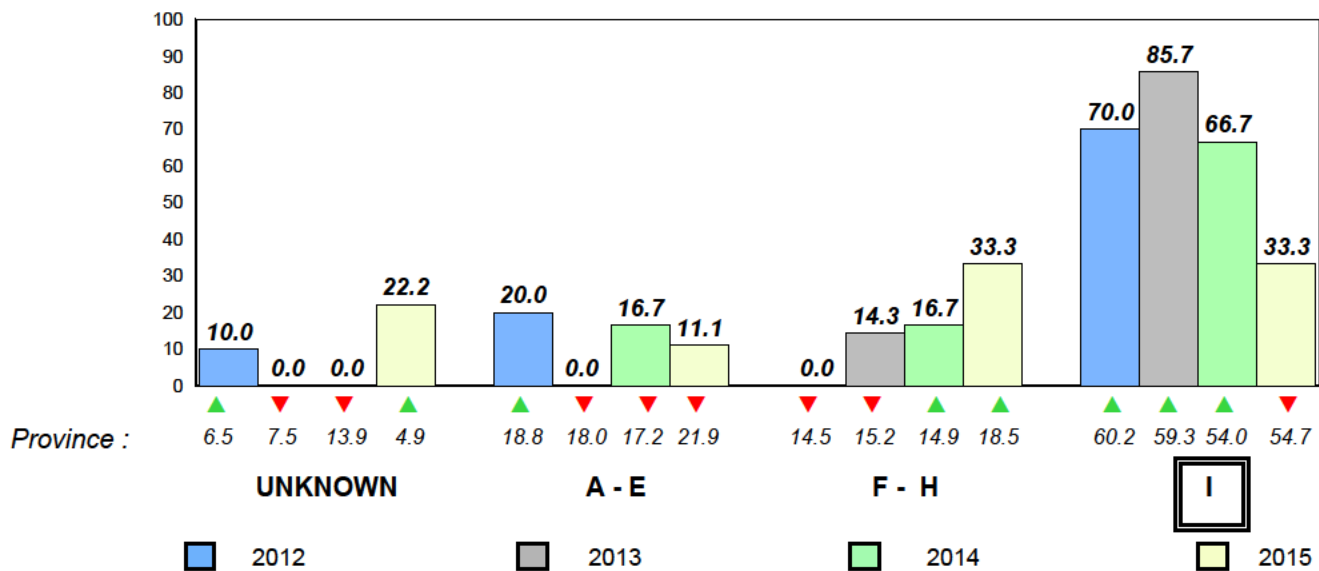
| Level | School | 2015 | | | 2014 | | | 2013 | | | 2012 | | | | |
|-------------|--------|------|------|------|------|------|------|------|------|-----|------|---|-----|---|---|
| | | ♀ | ♂ | Avg | ♀ | ♂ | Avg | ♀ | ♂ | Avg | ♀ | ♂ | Avg | | |
| I (3) | 33.3 | 22.2 | 11.1 | 57.1 | 29.8 | 27.3 | 54.7 | 29.3 | 25.5 | ▼ | ▼ | ▲ | ▲ | ▲ | ▲ |
| F - H (3) | 33.3 | 11.1 | 22.2 | 16.9 | 9.0 | 7.9 | 18.5 | 9.1 | 9.4 | ▲ | ▲ | ▲ | ▲ | ▼ | ▼ |
| A - E (1) | 11.1 | 11.1 | 0.0 | 23.4 | 7.3 | 16.1 | 21.9 | 7.4 | 14.5 | | | | | | |
| Unknown (2) | 22.2 | | | 2.6 | | | 4.9 | | | | | | | | |



■ I : end of year benchmark.
 ■ F - H : mid - year benchmark.
 ■ A - E
 ■ Unknown

Instructional Level (June 2012 - June 2015)

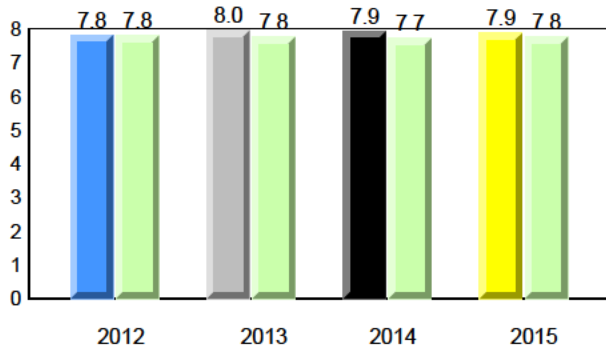
4 Year Trend
(school averages)



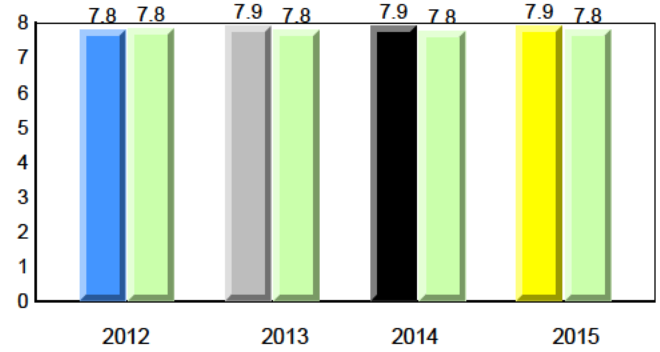
Total Students : 42
Total Students (Submitted): 42

Observation Survey (June 2012 - June 2015)
4 Year Trend
(school average vs. provincial average)

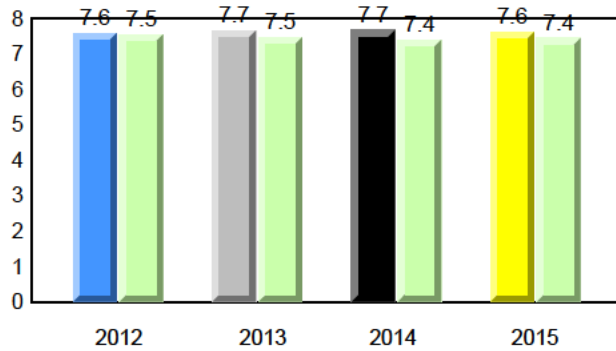
Rhyme



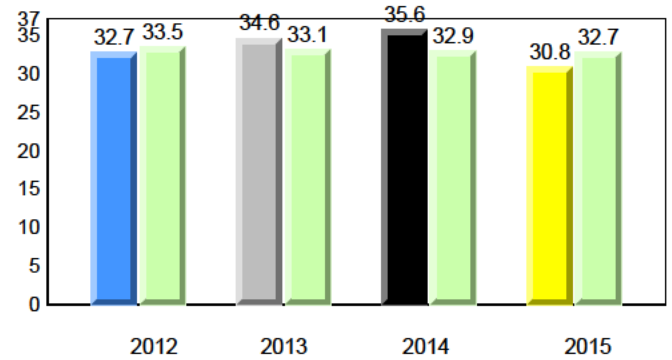
Beginning Sound



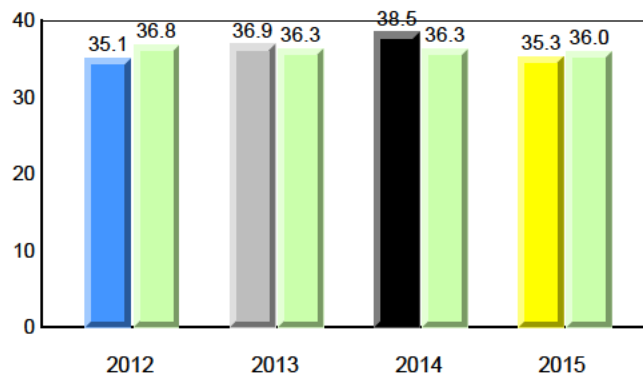
Onset Rhyme



Dictation



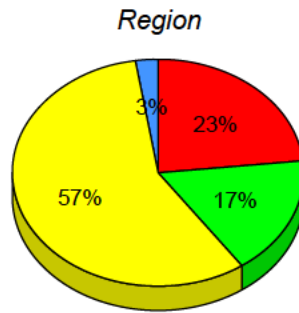
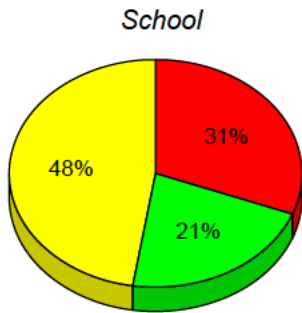
Sight Vocabulary



Total Students : 42
Total Students (Submitted): 42

Instructional Level (June 2012 - June 2015)

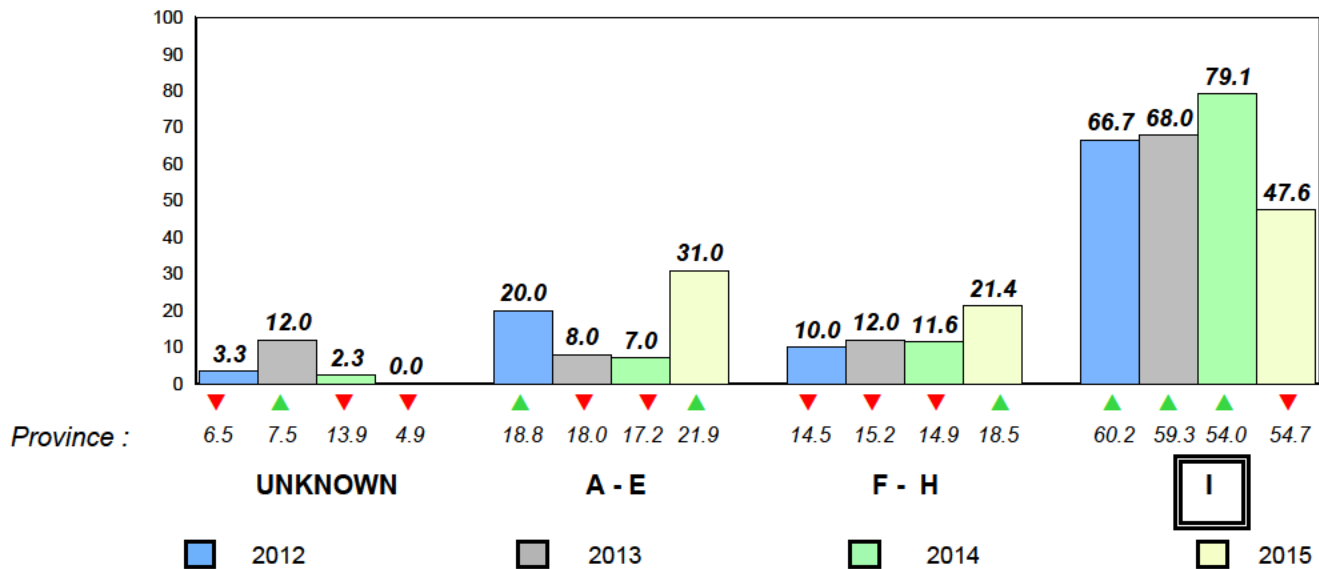
| Level | School | 2015 | | | 2014 | | | 2013 | | | 2012 | | | | |
|-------------|--------|------|------|------|------|------|------|------|------|-----|------|---|-----|---|---|
| | | ♀ | ♂ | Avg | ♀ | ♂ | Avg | ♀ | ♂ | Avg | ♀ | ♂ | Avg | | |
| I (20) | 47.6 | 19.0 | 28.6 | 57.1 | 29.8 | 27.3 | 54.7 | 29.3 | 25.5 | ▼ | ▼ | ▲ | ▲ | ▲ | ▲ |
| F - H (9) | 21.4 | 4.8 | 16.7 | 16.9 | 9.0 | 7.9 | 18.5 | 9.1 | 9.4 | ▲ | ▲ | ▼ | ▼ | ▼ | ▼ |
| A - E (13) | 31.0 | 11.9 | 19.0 | 23.4 | 7.3 | 16.1 | 21.9 | 7.4 | 14.5 | | | | | | |
| Unknown (0) | 0.0 | | | 2.6 | | | 4.9 | | | | | | | | |



■ I : end of year benchmark.
 ■ F - H : mid - year benchmark.
 ■ A - E
 ■ Unknown

Instructional Level (June 2012 - June 2015)

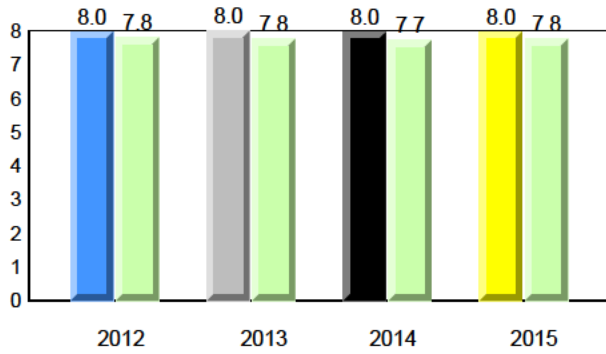
4 Year Trend
(school averages)



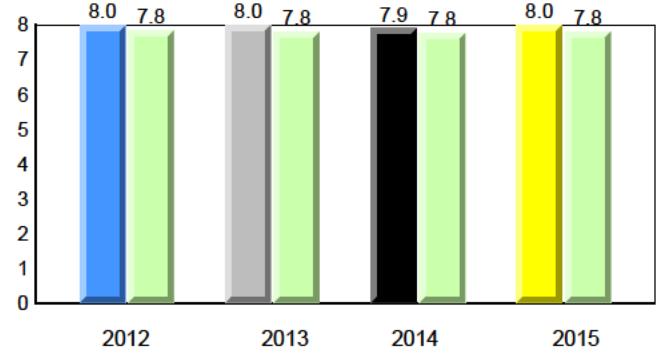
Total Students : 46
Total Students (Submitted): 45

Observation Survey (June 2012 - June 2015)
4 Year Trend
(school average vs. provincial average)

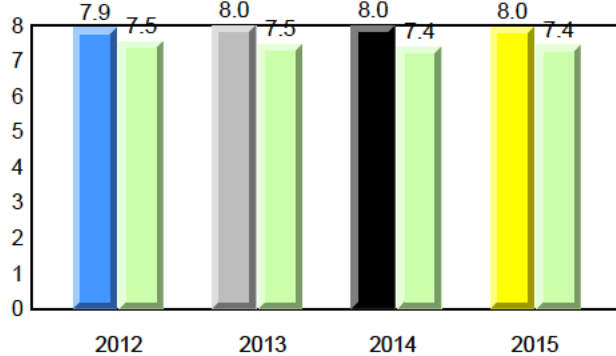
Rhyme



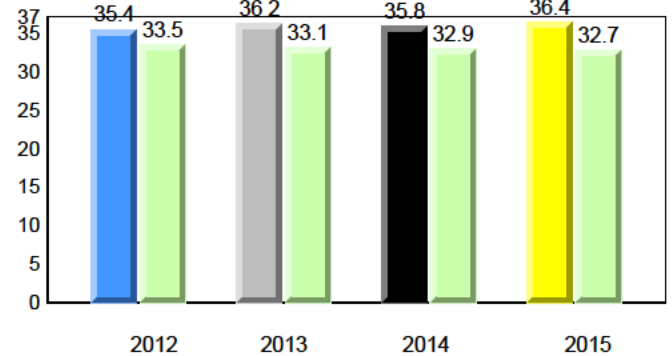
Beginning Sound



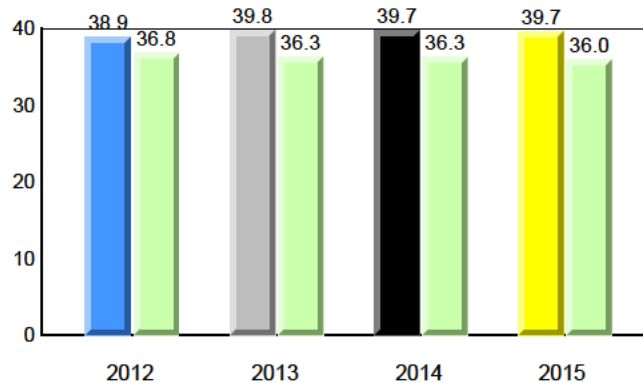
Onset Rhyme



Dictation



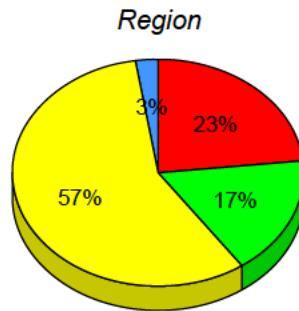
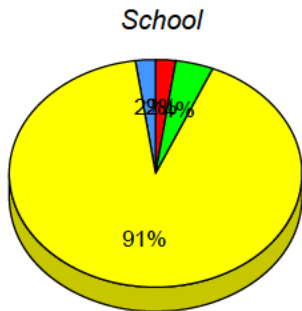
Sight Vocabulary



Total Students : 46
Total Students (Submitted): 45

Instructional Level (June 2012 - June 2015)

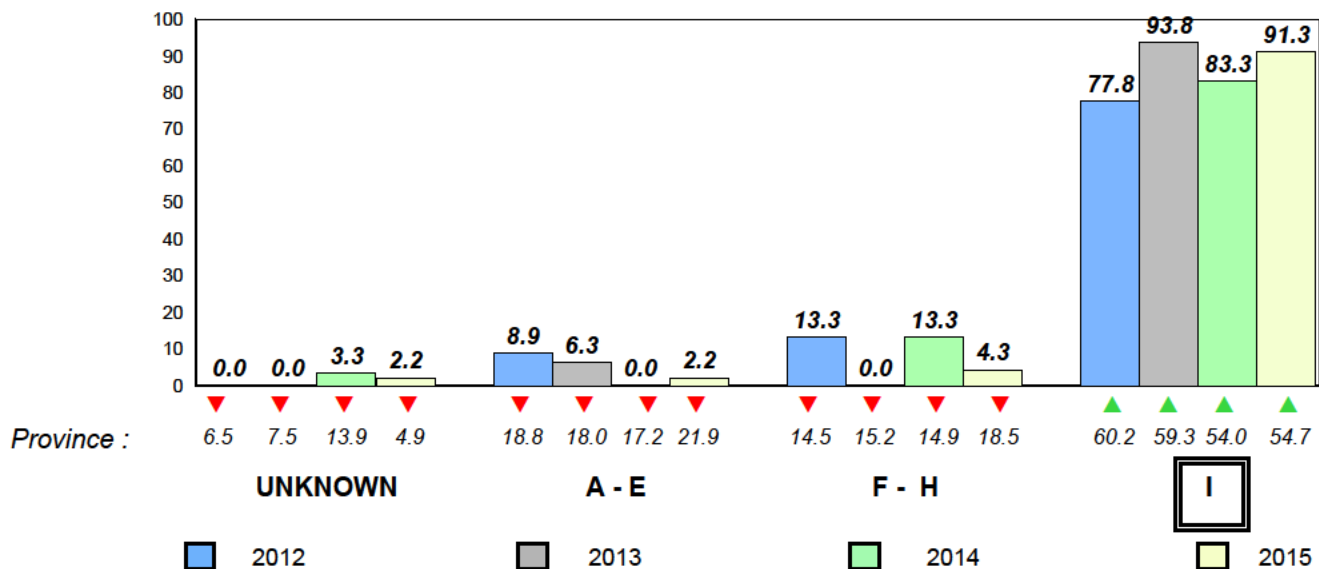
| Level | School | 2015 | | | 2014 | | | 2013 | | | 2012 | | | | |
|-------------|--------|------|------|------|------|------|------|------|------|-----|------|---|-----|---|---|
| | | ♀ | ♂ | Avg | ♀ | ♂ | Avg | ♀ | ♂ | Avg | ♀ | ♂ | Avg | | |
| I (42) | 91.3 | 41.3 | 50.0 | 57.1 | 29.8 | 27.3 | 54.7 | 29.3 | 25.5 | ▲ | ▲ | ▲ | ▲ | ▲ | ▲ |
| F - H (2) | 4.3 | 4.3 | 0.0 | 16.9 | 9.0 | 7.9 | 18.5 | 9.1 | 9.4 | ▼ | ▼ | ▼ | ▼ | ▲ | ▼ |
| A - E (1) | 2.2 | 0.0 | 2.2 | 23.4 | 7.3 | 16.1 | 21.9 | 7.4 | 14.5 | | | | | | |
| Unknown (1) | 2.2 | | | 2.6 | | | 4.9 | | | | | | | | |



■ I : end of year benchmark.
 ■ F - H : mid - year benchmark.
 ■ A - E
 ■ Unknown

Instructional Level (June 2012 - June 2015)

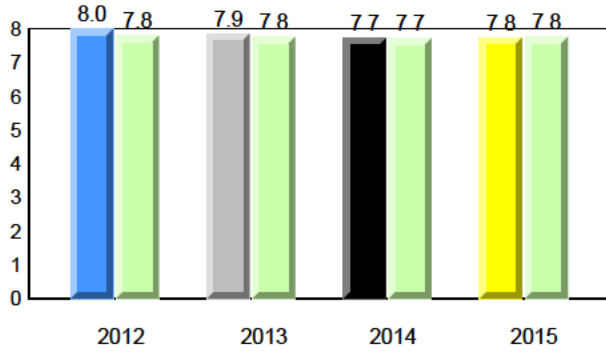
4 Year Trend
(school averages)



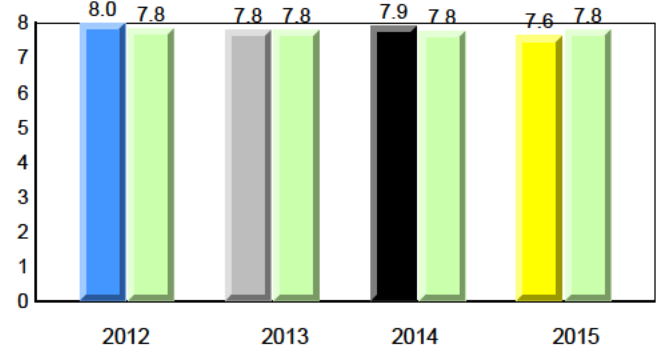
Total Students : 8
Total Students (Submitted): 8

Observation Survey (June 2012 - June 2015)
4 Year Trend
(school average vs. provincial average)

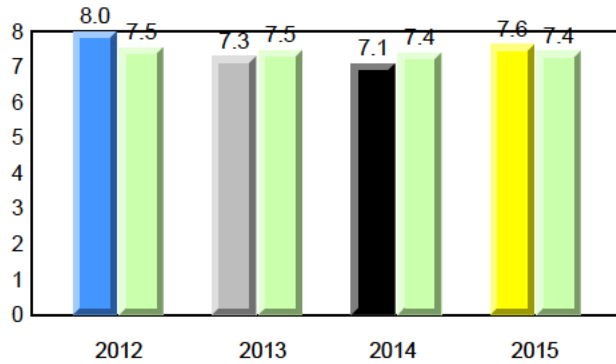
Rhyme



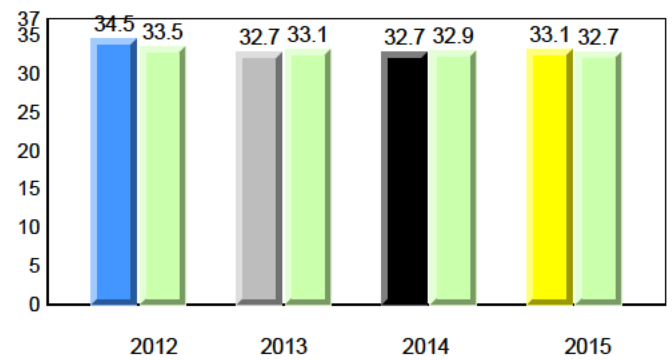
Beginning Sound



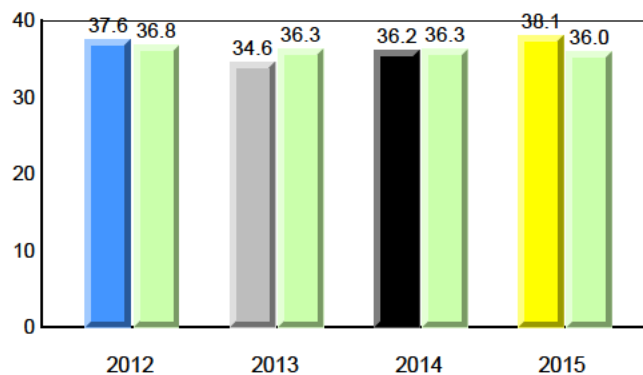
Onset Rhyme



Dictation



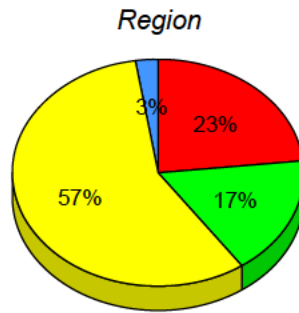
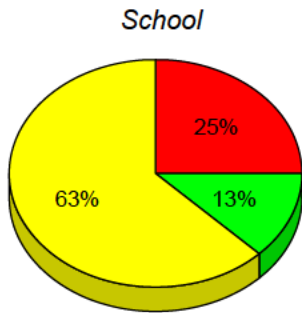
Sight Vocabulary



Total Students : 8
Total Students (Submitted): 8

Instructional Level (June 2012 - June 2015)

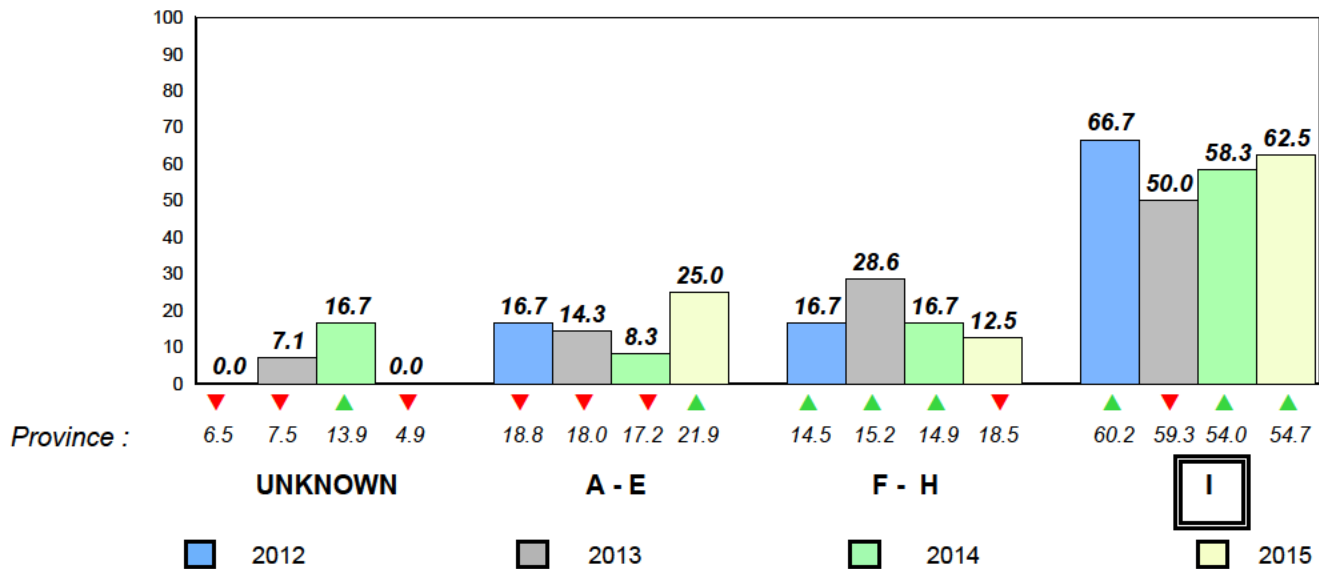
| Level | School | 2015 | | | 2014 | | | 2013 | | | 2012 | | | | |
|-------------|--------|------|------|------|------|------|------|------|------|-----|------|---|-----|---|---|
| | | ♀ | ♂ | Avg | ♀ | ♂ | Avg | ♀ | ♂ | Avg | ♀ | ♂ | Avg | | |
| I (5) | 62.5 | 37.5 | 25.0 | 57.1 | 29.8 | 27.3 | 54.7 | 29.3 | 25.5 | ▲ | ▲ | ▼ | ▼ | ▲ | ▲ |
| F - H (1) | 12.5 | 12.5 | 0.0 | 16.9 | 9.0 | 7.9 | 18.5 | 9.1 | 9.4 | ▼ | ▼ | ▲ | ▲ | ▲ | ▲ |
| A - E (2) | 25.0 | 12.5 | 12.5 | 23.4 | 7.3 | 16.1 | 21.9 | 7.4 | 14.5 | | | | | | |
| Unknown (0) | 0.0 | | | 2.6 | | | 4.9 | | | | | | | | |



■ I : end of year benchmark.
 ■ F - H : mid - year benchmark.
 ■ A - E
 ■ Unknown

Instructional Level (June 2012 - June 2015)

4 Year Trend
(school averages)



Total Students : 3 **Observation Survey (June 2012 - June 2015)**
 Total Students (*Submitted*): 3 **4 Year Trend**
 (school average vs. provincial average)

Rhyme

School data with 5 or fewer students withheld for reasons of confidentiality.

Beginning Sound

School data with 5 or fewer students withheld for reasons of confidentiality.

2012 2013 2014 2015

2012 2013 2014 2015

Onset Rhyme

School data with 5 or fewer students withheld for reasons of confidentiality.

Dictation


School data with 5 or fewer students withheld for reasons of confidentiality.

2012 2013 2014 2015

2012 2013 2014 2015

Sight Vocabulary

School data with 5 or fewer students withheld for reasons of confidentiality.

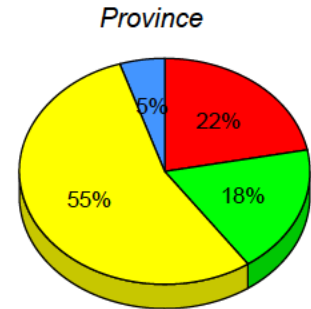
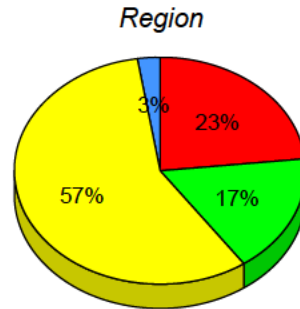


Total Students : 3
Total Students (Submitted): 3

Instructional Level (June 2012 - June 2015)

| Level | School | 2015 | | | 2014 | | | 2013 | | | 2012 | | | |
|-------|---|------|------|------|------------------|--------------------|------|------------------|--------------------|---|------------------|--------------------|---|---|
| | | ♀ | ♂ | 0 | School vs Region | School vs Province | 0 | School vs Region | School vs Province | 0 | School vs Region | School vs Province | 0 | |
| I | (School data with 5 or fewer students withheld for reasons of confidentiality.) | 57.1 | 29.8 | 27.3 | 54.7 | 29.3 | 25.5 | ▼ | ▼ | ▲ | ▲ | ▼ | ▼ | |
| F - H | | 3 | 16.9 | 9.0 | 7.9 | 18.5 | 9.1 | 9.4 | ▲ | ▲ | ▼ | ▼ | ▼ | ▼ |
| A - E | | 3 | 23.4 | 7.3 | 16.1 | 21.9 | 7.4 | 14.5 | | | | | | |
| Unknc | | | 2.6 | | | 4.9 | | | | | | | | |

School
School data with 5 or fewer students withheld for reasons of confidentiality.



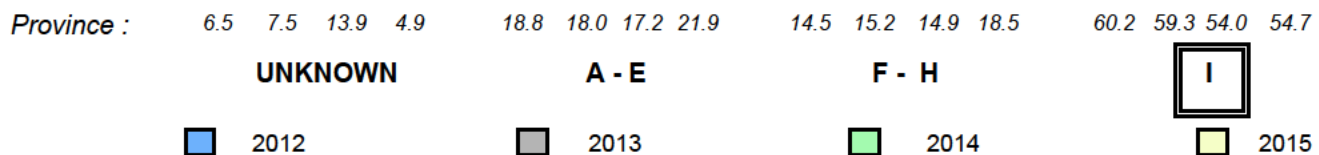
I : end of year benchmark. F - H : mid - year benchmark. A - E Unknown

Instructional Level (June 2012 - June 2015)

4 Year Trend

(school averages)

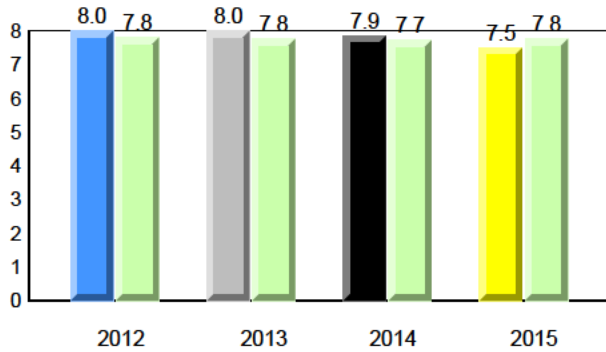
School data with 5 or fewer students withheld for reasons of confidentiality.



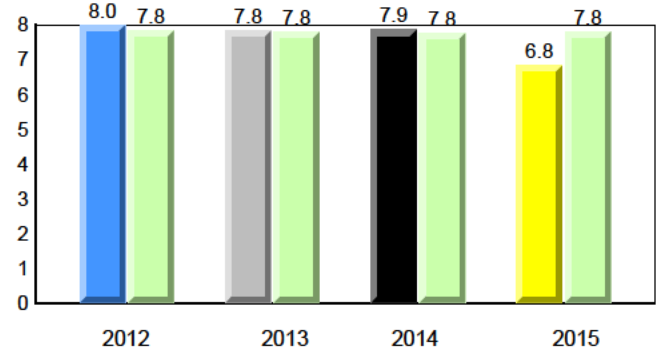
Total Students : 6
Total Students (Submitted): 6

Observation Survey (June 2012 - June 2015)
4 Year Trend
(school average vs. provincial average)

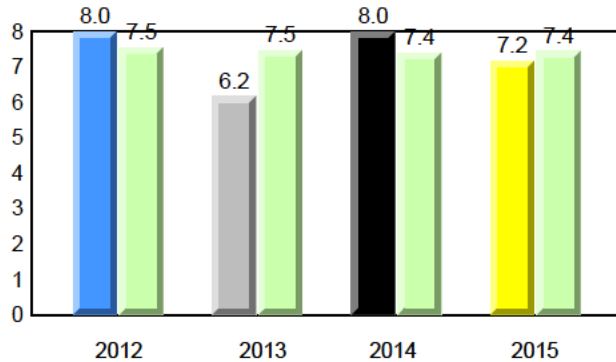
Rhyme



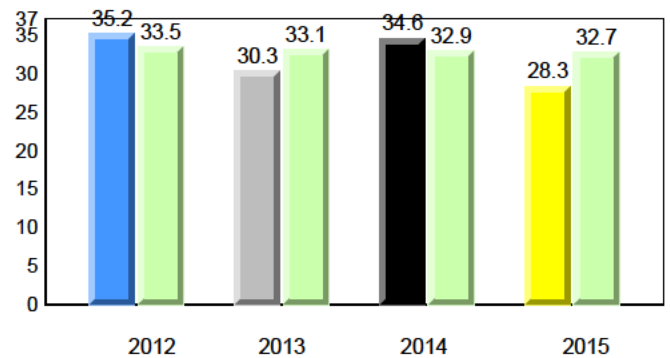
Beginning Sound



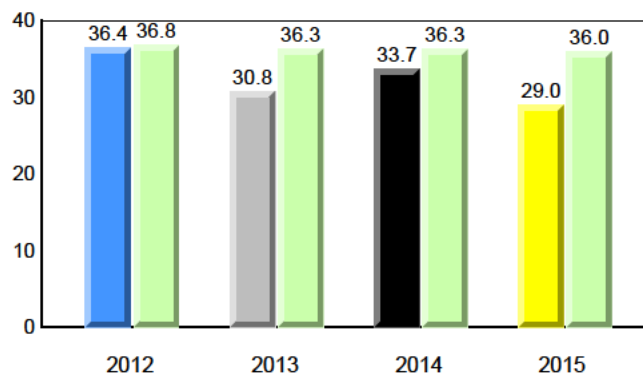
Onset Rhyme



Dictation



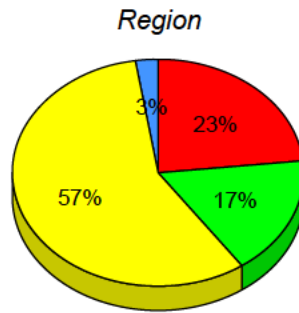
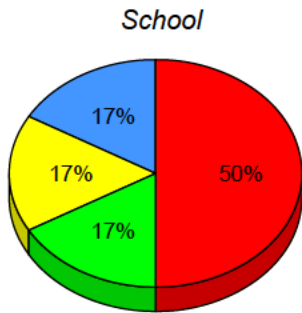
Sight Vocabulary



Total Students : 6
Total Students (Submitted): 6

Instructional Level (June 2012 - June 2015)

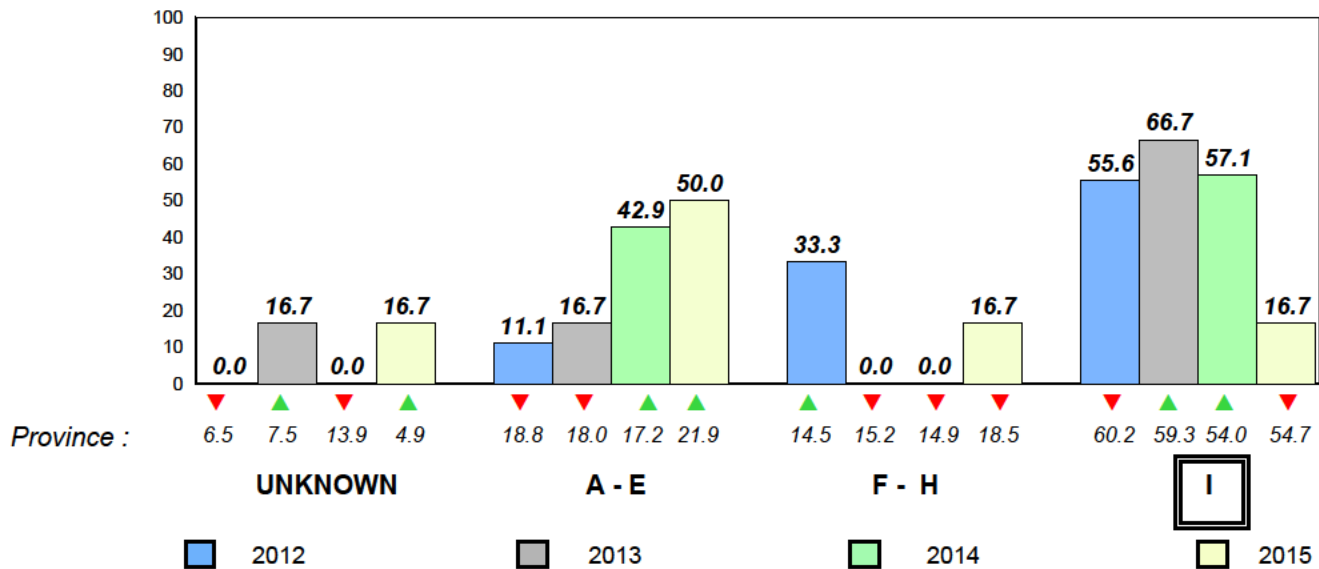
| Level | School | 2015 | | | 2014 | | | 2013 | | | 2012 | | |
|-------------|--------|------|------|------|------|------|------|------|------|-----|------|---|-----|
| | | ♀ | ♂ | Avg | ♀ | ♂ | Avg | ♀ | ♂ | Avg | ♀ | ♂ | Avg |
| I (1) | 16.7 | 0.0 | 16.7 | 57.1 | 29.8 | 27.3 | 54.7 | 29.3 | 25.5 | ▼ | ▼ | ▼ | ▼ |
| F - H (1) | 16.7 | 0.0 | 16.7 | 16.9 | 9.0 | 7.9 | 18.5 | 9.1 | 9.4 | ▼ | ▼ | ▼ | ▼ |
| A - E (3) | 50.0 | 16.7 | 33.3 | 23.4 | 7.3 | 16.1 | 21.9 | 7.4 | 14.5 | | | | |
| Unknown (1) | 16.7 | | | 2.6 | | | 4.9 | | | | | | |



■ I : end of year benchmark.
 ■ F - H : mid - year benchmark.
 ■ A - E
 ■ Unknown

Instructional Level (June 2012 - June 2015)

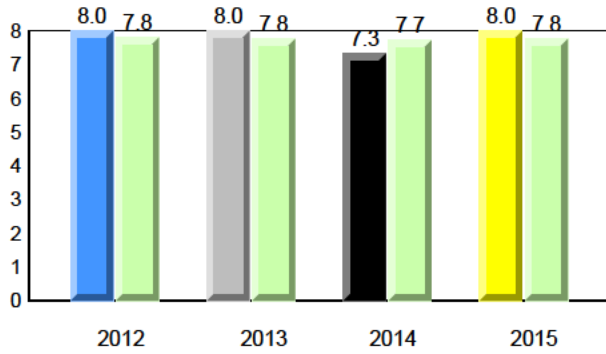
4 Year Trend
(school averages)



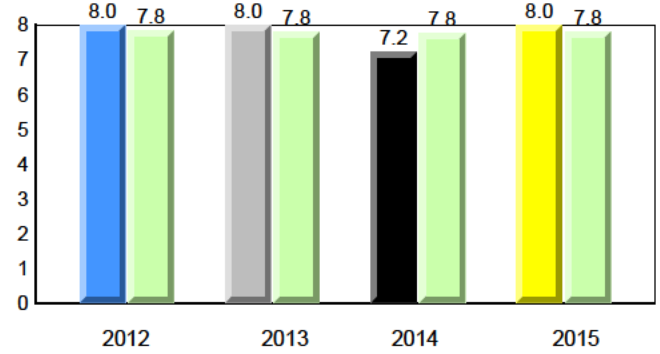
Total Students : 6
Total Students (Submitted): 6

Observation Survey (June 2012 - June 2015)
4 Year Trend
(school average vs. provincial average)

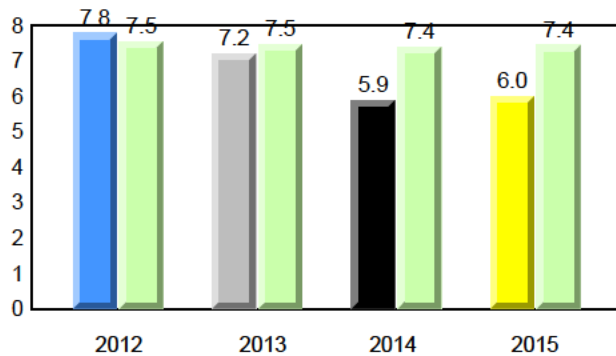
Rhyme



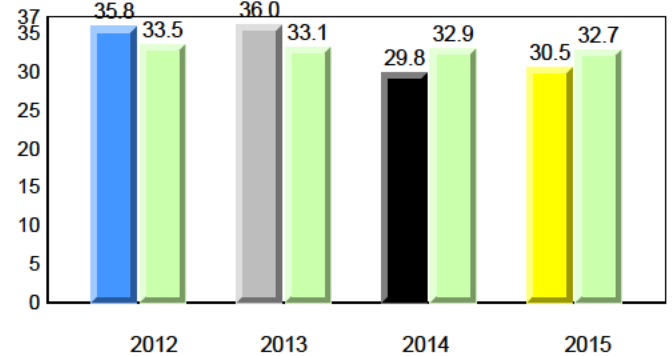
Beginning Sound



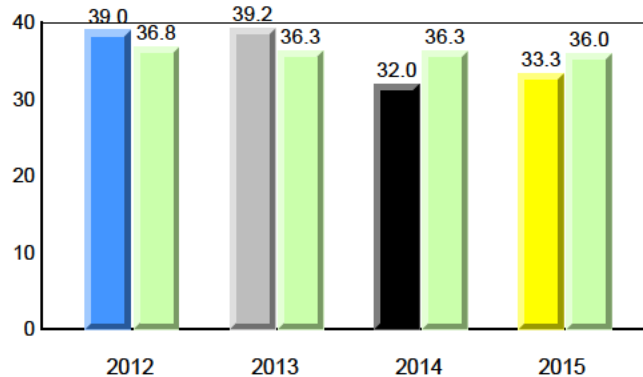
Onset Rhyme



Dictation



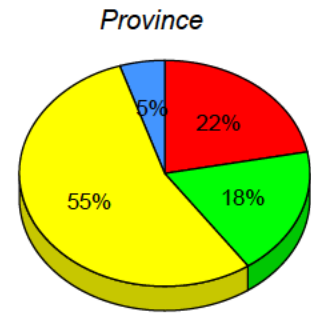
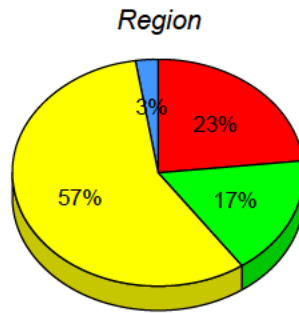
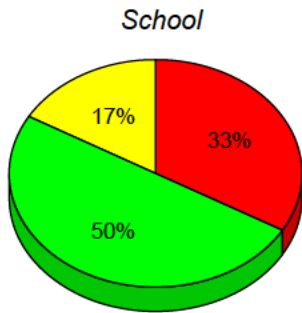
Sight Vocabulary



Total Students : 6
Total Students (Submitted): 6

Instructional Level (June 2012 - June 2015)

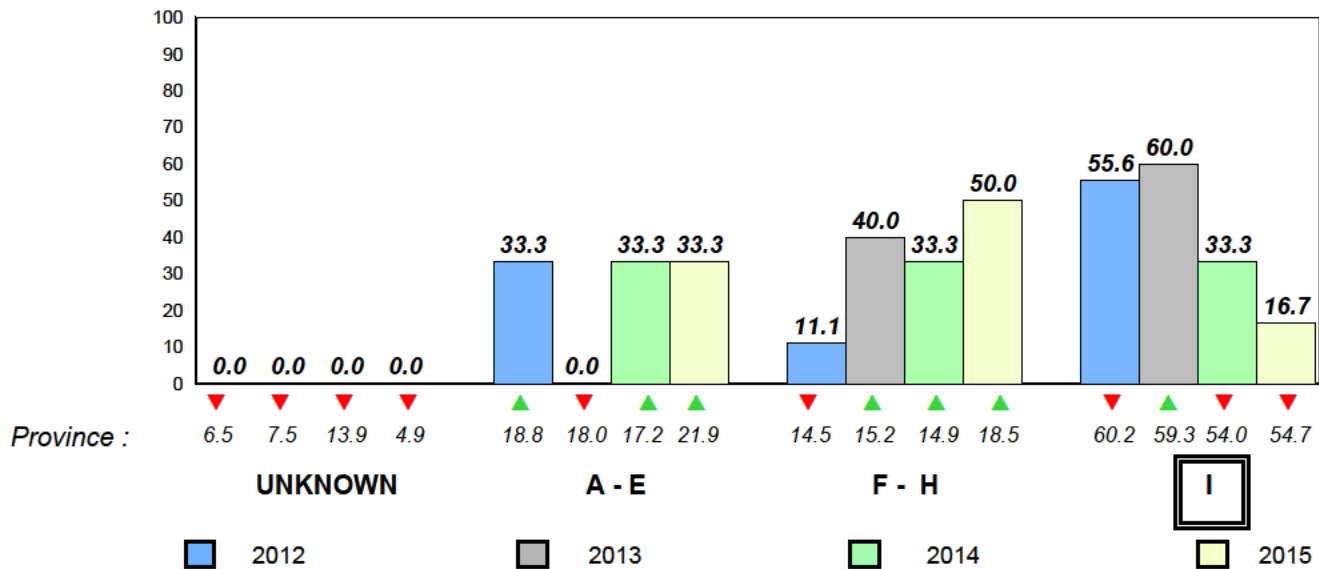
| Level | School | 2015 | | | 2014 | | | 2013 | | | 2012 | | | | |
|-------------|--------|------|------|------|------|------|------|------|------|-----|------|---|-----|---|---|
| | | ♀ | ♂ | Avg | ♀ | ♂ | Avg | ♀ | ♂ | Avg | ♀ | ♂ | Avg | | |
| I (1) | 16.7 | 0.0 | 16.7 | 57.1 | 29.8 | 27.3 | 54.7 | 29.3 | 25.5 | ▼ | ▼ | ▼ | ▲ | ▼ | ▼ |
| F - H (3) | 50.0 | 16.7 | 33.3 | 16.9 | 9.0 | 7.9 | 18.5 | 9.1 | 9.4 | ▲ | ▲ | ▲ | ▲ | ▲ | ▼ |
| A - E (2) | 33.3 | 0.0 | 33.3 | 23.4 | 7.3 | 16.1 | 21.9 | 7.4 | 14.5 | | | | | | |
| Unknown (0) | 0.0 | | | 2.6 | | | 4.9 | | | | | | | | |



■ I : end of year benchmark.
 ■ F - H : mid - year benchmark.
 ■ A - E
 ■ Unknown

Instructional Level (June 2012 - June 2015)

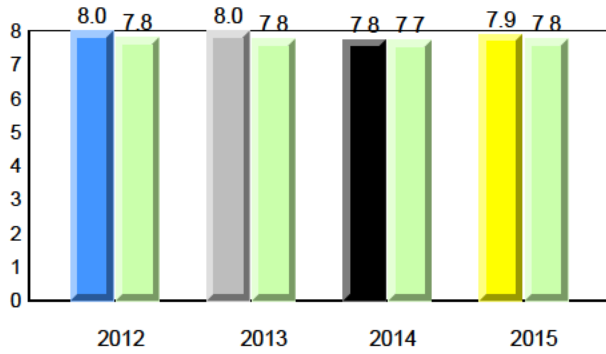
4 Year Trend
(school averages)



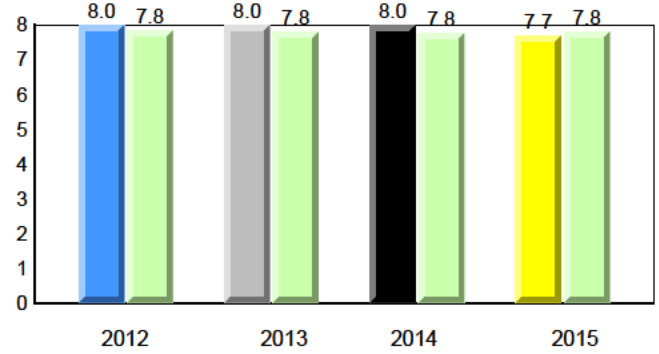
Total Students : 10
Total Students (Submitted): 10

Observation Survey (June 2012 - June 2015)
4 Year Trend
(school average vs. provincial average)

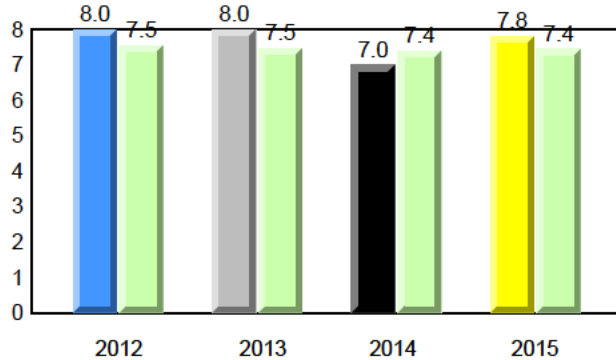
Rhyme



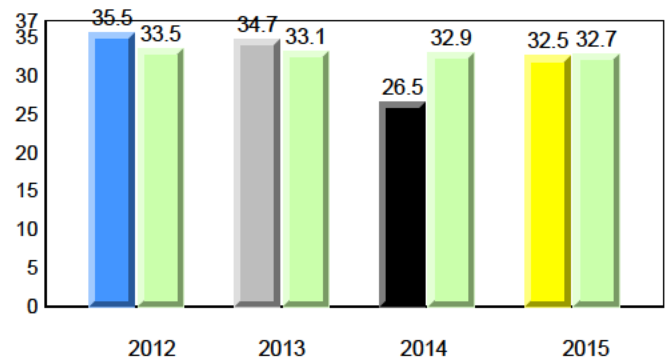
Beginning Sound



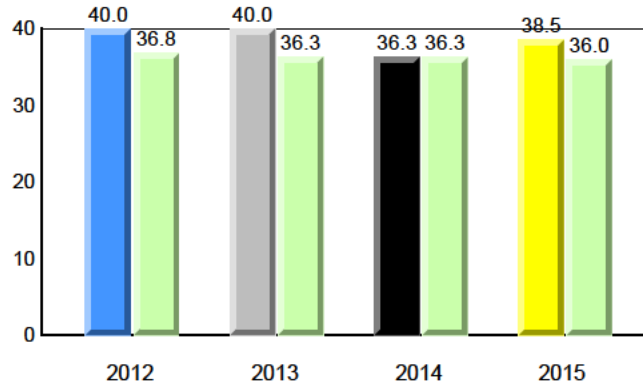
Onset Rhyme



Dictation



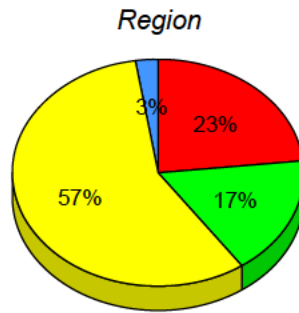
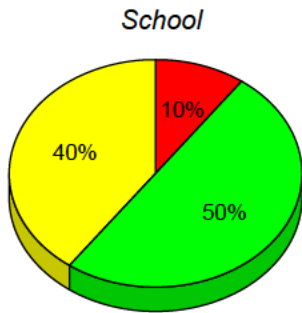
Sight Vocabulary



Total Students : 10
Total Students (Submitted): 10

Instructional Level (June 2012 - June 2015)

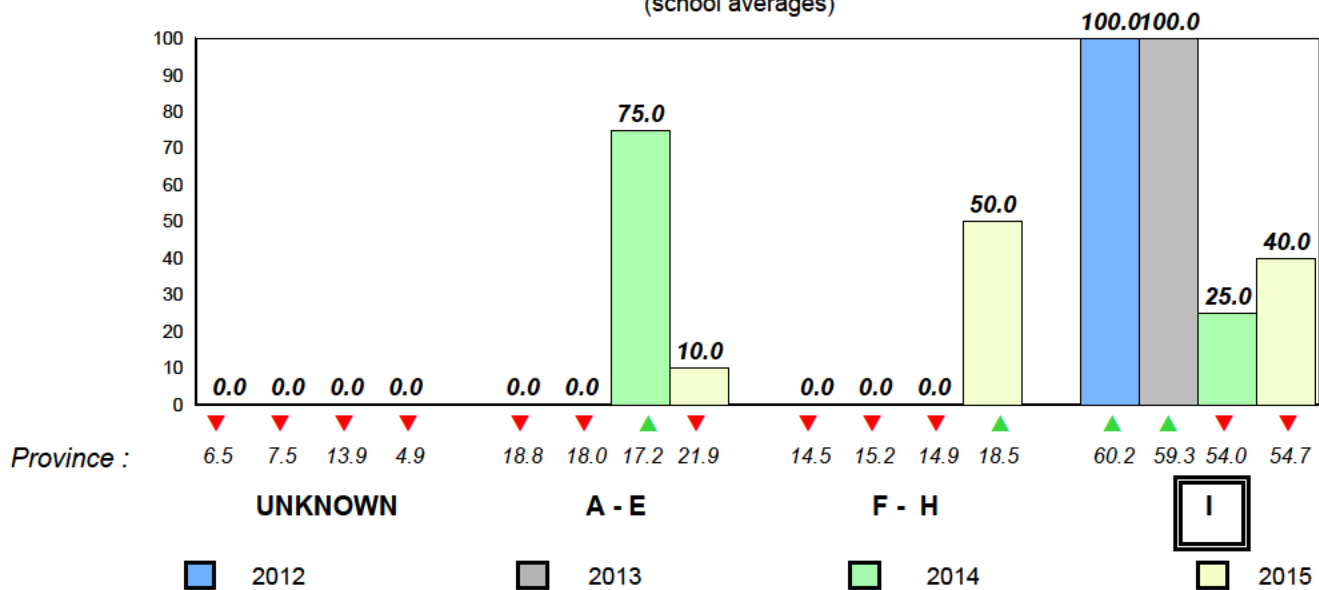
| Level | School | 2015 | | | 2014 | | | 2013 | | | 2012 | | | | |
|-------------|--------|------|------|------|------|------|------|------|------|-----|------|---|-----|---|---|
| | | ♀ | ♂ | Avg | ♀ | ♂ | Avg | ♀ | ♂ | Avg | ♀ | ♂ | Avg | | |
| I (4) | 40.0 | 20.0 | 20.0 | 57.1 | 29.8 | 27.3 | 54.7 | 29.3 | 25.5 | ▼ | ▼ | ▲ | ▲ | ▲ | ▲ |
| F - H (5) | 50.0 | 40.0 | 10.0 | 16.9 | 9.0 | 7.9 | 18.5 | 9.1 | 9.4 | ▲ | ▲ | ▼ | ▼ | ▼ | ▼ |
| A - E (1) | 10.0 | 0.0 | 10.0 | 23.4 | 7.3 | 16.1 | 21.9 | 7.4 | 14.5 | | | | | | |
| Unknown (0) | 0.0 | | | 2.6 | | | 4.9 | | | | | | | | |



■ I : end of year benchmark.
 ■ F - H : mid - year benchmark.
 ■ A - E
 ■ Unknown

Instructional Level (June 2012 - June 2015)

4 Year Trend
(school averages)



Total Students : 3 **Observation Survey (June 2012 - June 2015)**
 Total Students (Submitted): 0 **4 Year Trend**
 (school average vs. provincial average)

Rhyme

School data with 5 or fewer students withheld for reasons of confidentiality.

Beginning Sound

School data with 5 or fewer students withheld for reasons of confidentiality.

2012 2013 2014 2015

2012 2013 2014 2015

Onset Rhyme

School data with 5 or fewer students withheld for reasons of confidentiality.

Dictation


School data with 5 or fewer students withheld for reasons of confidentiality.

2012 2013 2014 2015

2012 2013 2014 2015

Sight Vocabulary

School data with 5 or fewer students withheld for reasons of confidentiality.

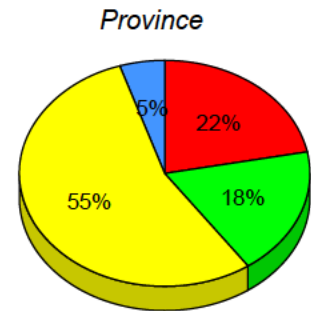
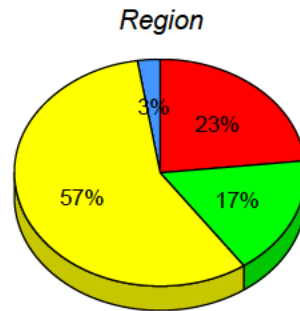


Total Students : 3
Total Students (Submitted): 0

Instructional Level (June 2012 - June 2015)

| Level | School | 2015 | | 2014 | | 2013 | | 2012 | |
|-------|---|--------|----------|--------|----------|--------|----------|--------|----------|
| | | Region | Province | Region | Province | Region | Province | Region | Province |
| I | (School data with 5 or fewer students withheld for reasons of confidentiality.) | 57.1 | 54.7 | ▼ | ▼ | ▼ | ▼ | ▼ | ▼ |
| F - H | | 16.9 | 18.5 | ▼ | ▼ | ▲ | ▲ | ▼ | ▲ |
| A - E | | 23.4 | 21.9 | | | | | | |
| Unknc | | 2.6 | 4.9 | | | | | | |

School
School data with 5 or fewer students withheld for reasons of confidentiality.



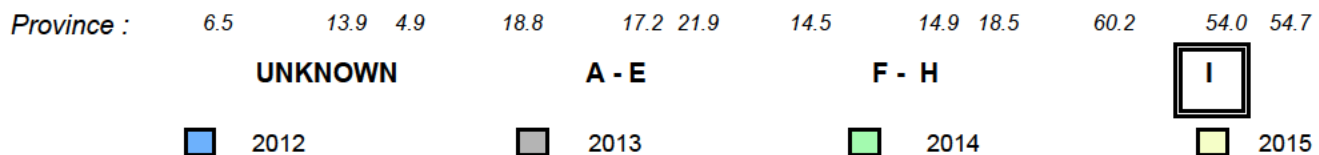
I : end of year benchmark. F - H : mid - year benchmark. A - E Unknown

Instructional Level (June 2012 - June 2015)

4 Year Trend

(school averages)

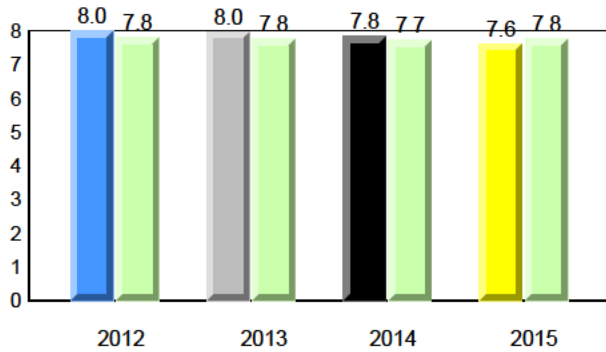
School data with 5 or fewer students withheld for reasons of confidentiality.



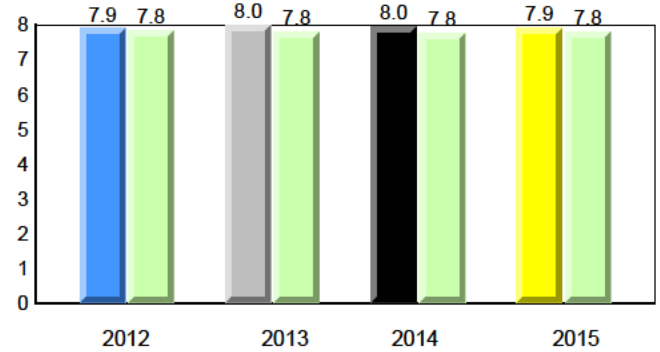
Total Students : 36
Total Students (Submitted): 35

Observation Survey (June 2012 - June 2015)
4 Year Trend
(school average vs. provincial average)

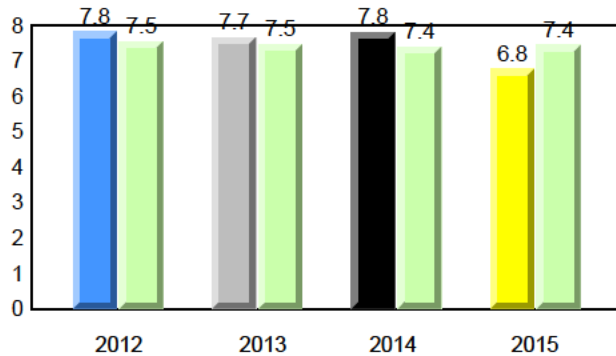
Rhyme



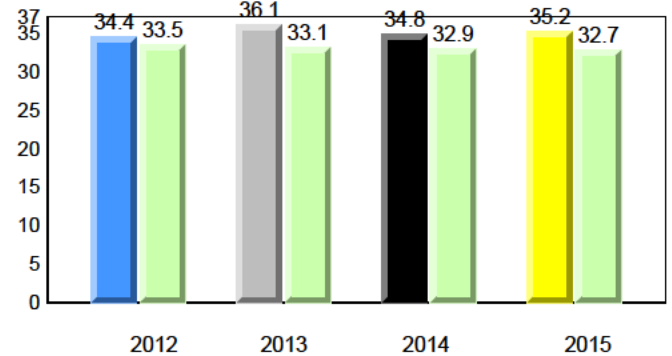
Beginning Sound



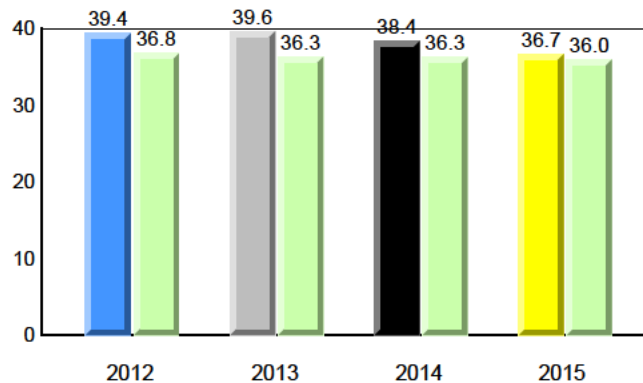
Onset Rhyme



Dictation



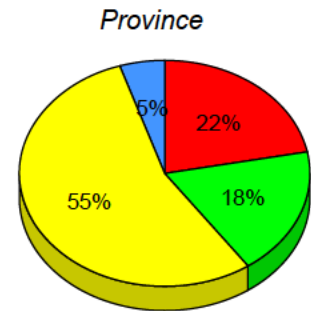
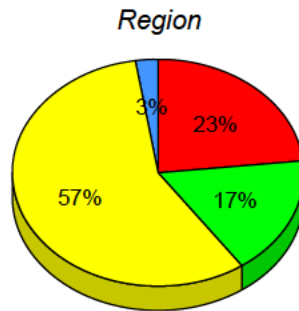
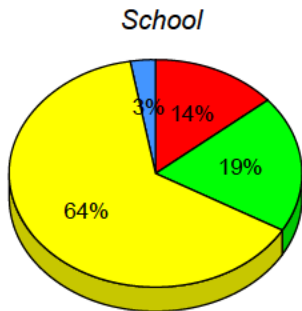
Sight Vocabulary



Total Students : 36
Total Students (Submitted): 35

Instructional Level (June 2012 - June 2015)

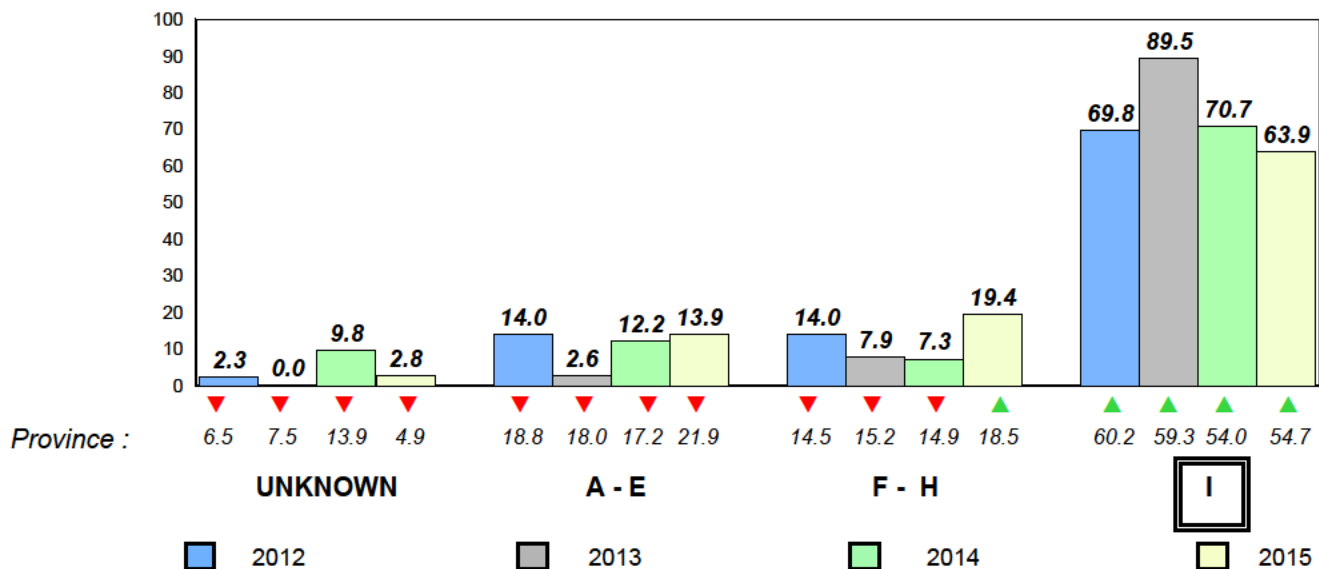
| Level | School | 2015 | | | 2014 | | | 2013 | | | 2012 | | |
|-------------|--------|------|------|------|------|------|------|------|------|-----|------|---|-----|
| | | ♀ | ♂ | Avg | ♀ | ♂ | Avg | ♀ | ♂ | Avg | ♀ | ♂ | Avg |
| I (23) | 63.9 | 36.1 | 27.8 | 57.1 | 29.8 | 27.3 | 54.7 | 29.3 | 25.5 | ▲ | ▲ | ▲ | ▲ |
| F - H (7) | 19.4 | 11.1 | 8.3 | 16.9 | 9.0 | 7.9 | 18.5 | 9.1 | 9.4 | ▲ | ▲ | ▼ | ▼ |
| A - E (5) | 13.9 | 2.8 | 11.1 | 23.4 | 7.3 | 16.1 | 21.9 | 7.4 | 14.5 | | | | |
| Unknown (1) | 2.8 | | | 2.6 | | | 4.9 | | | | | | |



■ I : end of year benchmark.
 ■ F - H : mid - year benchmark.
 ■ A - E
 ■ Unknown

Instructional Level (June 2012 - June 2015)

4 Year Trend
(school averages)



Total Students : 2 **Observation Survey (June 2012 - June 2015)**
 Total Students (Submitted): 2 **4 Year Trend**
 (school average vs. provincial average)

Rhyme

School data with 5 or fewer students withheld for reasons of confidentiality.

Beginning Sound

School data with 5 or fewer students withheld for reasons of confidentiality.

2012 2013 2014 2015

2012 2013 2014 2015

Onset Rhyme

School data with 5 or fewer students withheld for reasons of confidentiality.

Dictation


School data with 5 or fewer students withheld for reasons of confidentiality.

2012 2013 2014 2015

2012 2013 2014 2015

Sight Vocabulary

School data with 5 or fewer students withheld for reasons of confidentiality.

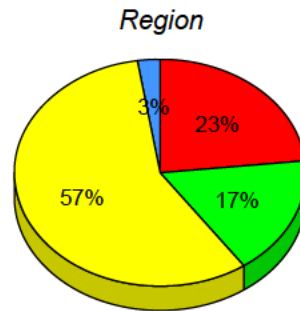


Total Students : 2
Total Students (Submitted): 2

Instructional Level (June 2012 - June 2015)

| Level | School | 2015 | | | | 2014 | | 2013 | | 2012 | | |
|-------|---|------|------|------|------|------------------|--------------------|------------------|--------------------|------------------|--------------------|---|
| | | ♀ | ♂ | ♀ | ♂ | School vs Region | School vs Province | School vs Region | School vs Province | School vs Region | School vs Province | |
| I | (School data with 5 or fewer students withheld for reasons of confidentiality.) | 0 | 57.1 | 27.3 | 54.7 | 25.5 | ▼ | ▼ | ▼ | ▼ | ▲ | ▲ |
| F - H | | 0 | 16.9 | 7.9 | 18.5 | 9.4 | ▼ | ▼ | ▲ | ▲ | ▼ | ▼ |
| A - E | | 0 | 23.4 | 16.1 | 21.9 | 14.5 | | | | | | |
| Unknc | | | 2.6 | | 4.9 | | | | | | | |

School
School data with 5 or fewer students withheld for reasons of confidentiality.



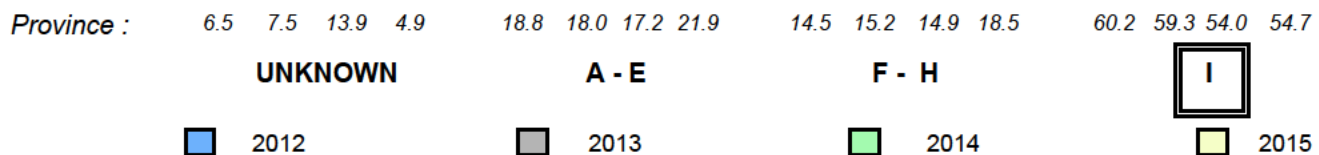
■ I : end of year benchmark.
 ■ F - H : mid - year benchmark.
 ■ A - E
 ■ Unknown

Instructional Level (June 2012 - June 2015)

4 Year Trend

(school averages)

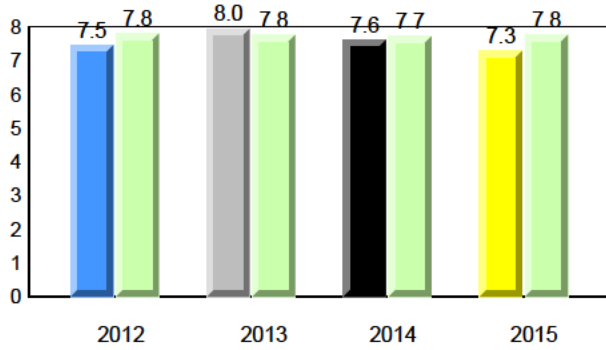
School data with 5 or fewer students withheld for reasons of confidentiality.



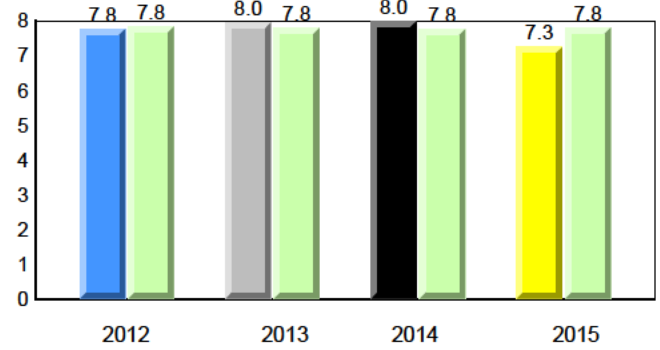
Total Students : 28
Total Students (Submitted): 28

Observation Survey (June 2012 - June 2015)
4 Year Trend
(school average vs. provincial average)

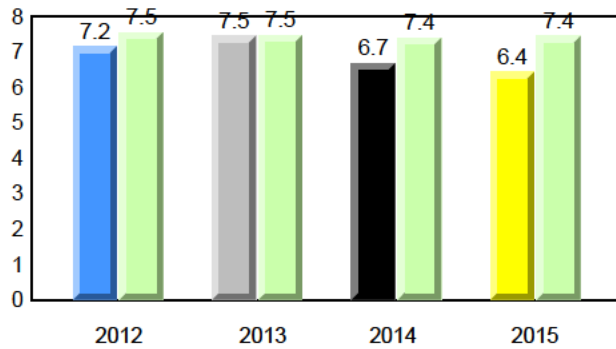
Rhyme



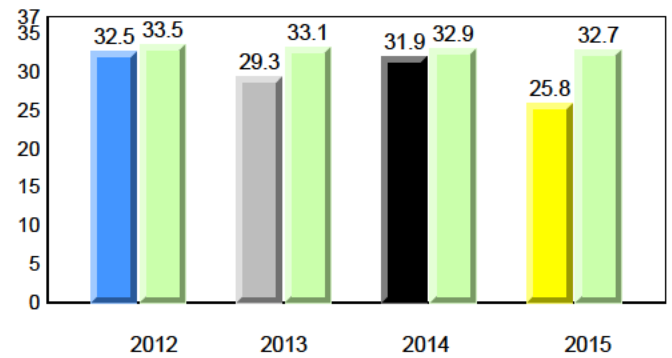
Beginning Sound



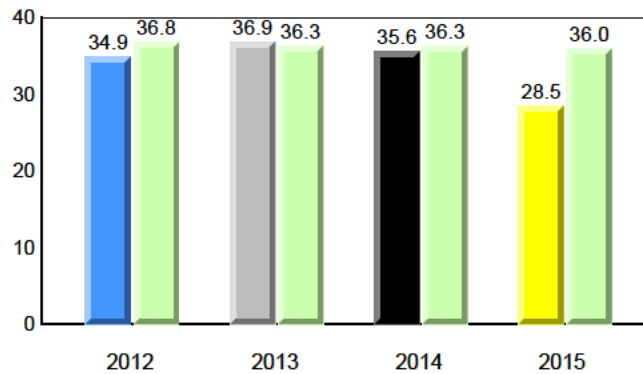
Onset Rhyme



Dictation



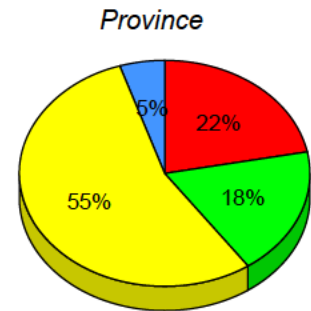
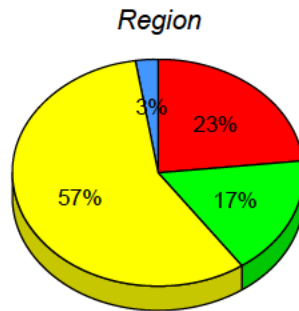
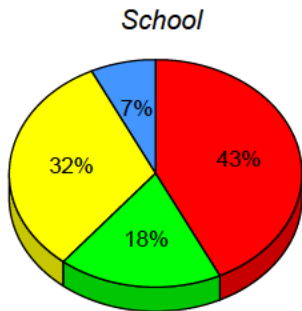
Sight Vocabulary



Total Students : 28
Total Students (Submitted): 28

Instructional Level (June 2012 - June 2015)

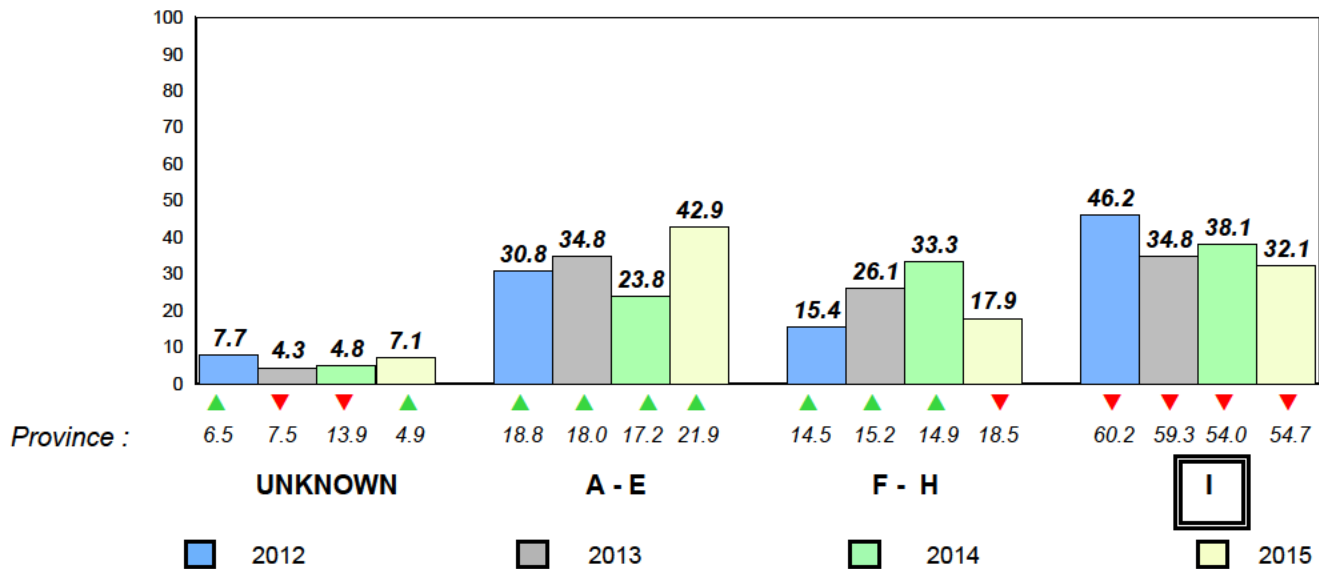
| Level | School | 2015 | | | 2014 | | | 2013 | | | 2012 | | |
|-------------|--------|------|------|------|------|------|------|------|------|-----|------|---|-----|
| | | ♀ | ♂ | Avg | ♀ | ♂ | Avg | ♀ | ♂ | Avg | ♀ | ♂ | Avg |
| I (9) | 32.1 | 10.7 | 21.4 | 57.1 | 29.8 | 27.3 | 54.7 | 29.3 | 25.5 | ▼ | ▼ | ▼ | ▼ |
| F - H (5) | 17.9 | 10.7 | 7.1 | 16.9 | 9.0 | 7.9 | 18.5 | 9.1 | 9.4 | ▲ | ▲ | ▲ | ▲ |
| A - E (12) | 42.9 | 10.7 | 32.1 | 23.4 | 7.3 | 16.1 | 21.9 | 7.4 | 14.5 | | | | |
| Unknown (2) | 7.1 | | | 2.6 | | | 4.9 | | | | | | |



■ I : end of year benchmark.
 ■ F - H : mid - year benchmark.
 ■ A - E
 ■ Unknown

Instructional Level (June 2012 - June 2015)

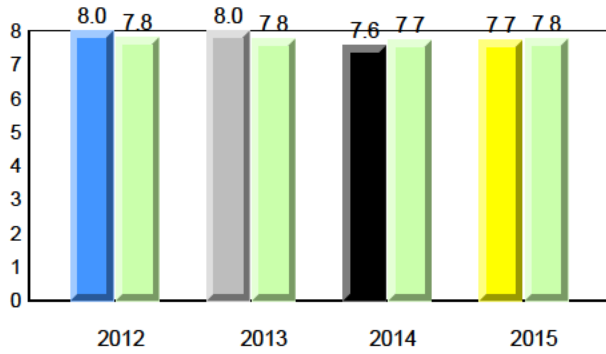
4 Year Trend
(school averages)



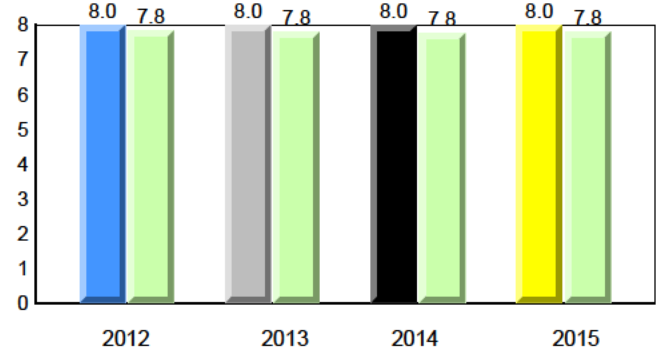
Total Students : 18
Total Students (Submitted): 18

Observation Survey (June 2012 - June 2015)
4 Year Trend
(school average vs. provincial average)

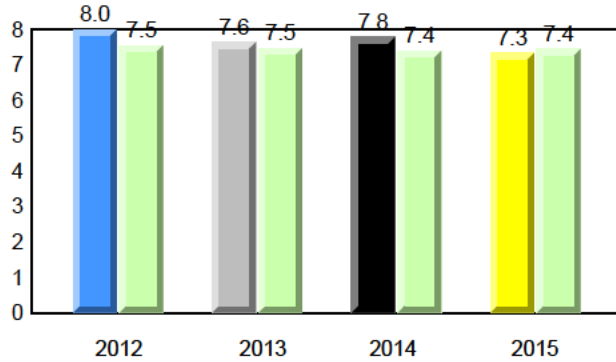
Rhyme



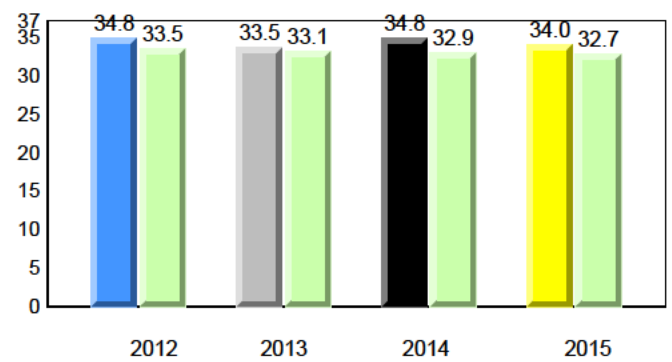
Beginning Sound



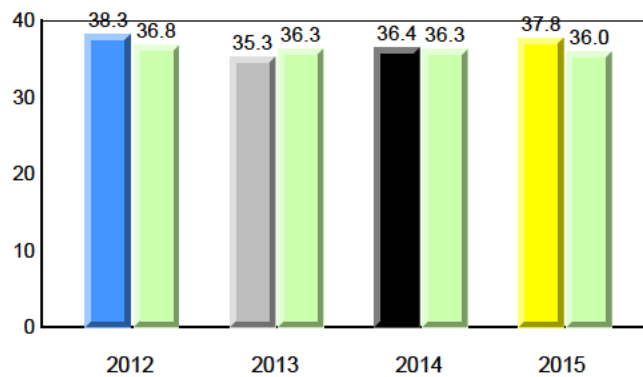
Onset Rhyme



Dictation



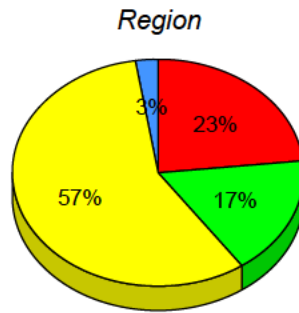
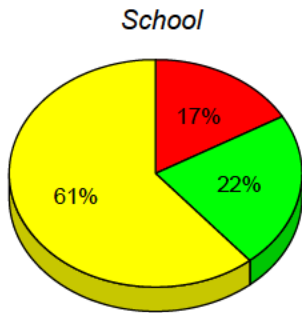
Sight Vocabulary



Total Students : 18
Total Students (Submitted): 18

Instructional Level (June 2012 - June 2015)

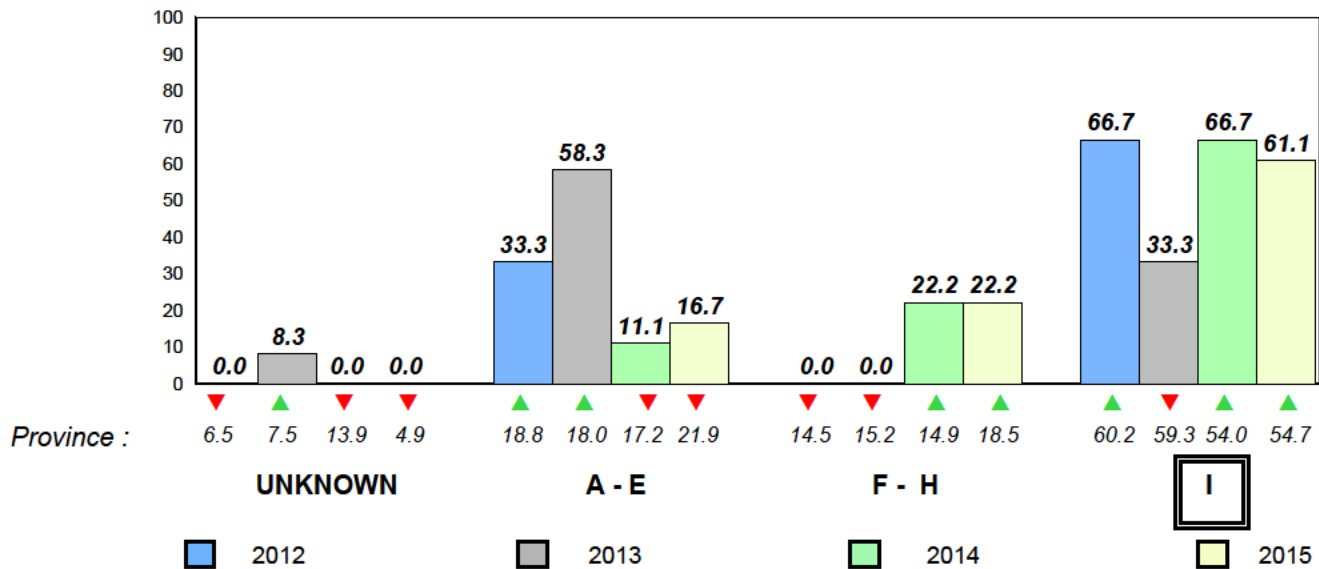
| Level | School | 2015 | | | 2014 | | | 2013 | | | 2012 | | | | |
|-------------|--------|------|------|------|------|------|------|------|------|-----|------|---|-----|---|---|
| | | ♀ | ♂ | Avg | ♀ | ♂ | Avg | ♀ | ♂ | Avg | ♀ | ♂ | Avg | | |
| I (11) | 61.1 | 38.9 | 22.2 | 57.1 | 29.8 | 27.3 | 54.7 | 29.3 | 25.5 | ▲ | ▲ | ▼ | ▼ | ▲ | ▲ |
| F - H (4) | 22.2 | 11.1 | 11.1 | 16.9 | 9.0 | 7.9 | 18.5 | 9.1 | 9.4 | ▲ | ▲ | ▼ | ▼ | ▼ | ▼ |
| A - E (3) | 16.7 | 11.1 | 5.6 | 23.4 | 7.3 | 16.1 | 21.9 | 7.4 | 14.5 | | | | | | |
| Unknown (0) | 0.0 | | | 2.6 | | | 4.9 | | | | | | | | |



■ I : end of year benchmark.
 ■ F - H : mid - year benchmark.
 ■ A - E
 ■ Unknown

Instructional Level (June 2012 - June 2015)

4 Year Trend
(school averages)



Total Students : 3 **Observation Survey (June 2012 - June 2015)**
 Total Students (Submitted): 3 **4 Year Trend**
 (school average vs. provincial average)

Rhyme

School data with 5 or fewer students withheld for reasons of confidentiality.

Beginning Sound

School data with 5 or fewer students withheld for reasons of confidentiality.

2012 2013 2014 2015

2012 2013 2014 2015

Onset Rhyme

School data with 5 or fewer students withheld for reasons of confidentiality.

Dictation


School data with 5 or fewer students withheld for reasons of confidentiality.

2012 2013 2014 2015

2012 2013 2014 2015

Sight Vocabulary

School data with 5 or fewer students withheld for reasons of confidentiality.

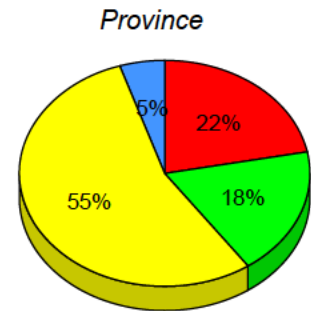
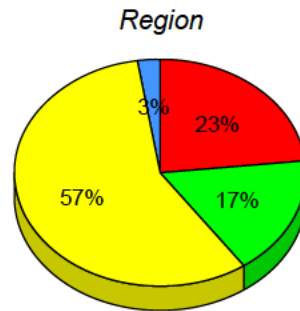


Total Students : 3
Total Students (Submitted): 3

Instructional Level (June 2012 - June 2015)

| Level | School | 2015 | | | | 2014 | | 2013 | | 2012 | | |
|-------|---|------|------|------|------|------------------|--------------------|------------------|--------------------|------------------|--------------------|---|
| | | ♀ | ♂ | ♀ | ♂ | School vs Region | School vs Province | School vs Region | School vs Province | School vs Region | School vs Province | |
| I | (School data with 5 or fewer students withheld for reasons of confidentiality.) | 0 | 57.1 | 27.3 | 54.7 | 25.5 | ▼ | ▼ | ▲ | ▲ | ▼ | ▼ |
| F - H | | 3 | 16.9 | 7.9 | 18.5 | 9.4 | ▲ | ▲ | ▼ | ▼ | ▲ | ▲ |
| A - E | | 0 | 23.4 | 16.1 | 21.9 | 14.5 | | | | | | |
| Unknc | | | 2.6 | | 4.9 | | | | | | | |

School
School data with 5 or fewer students withheld for reasons of confidentiality.



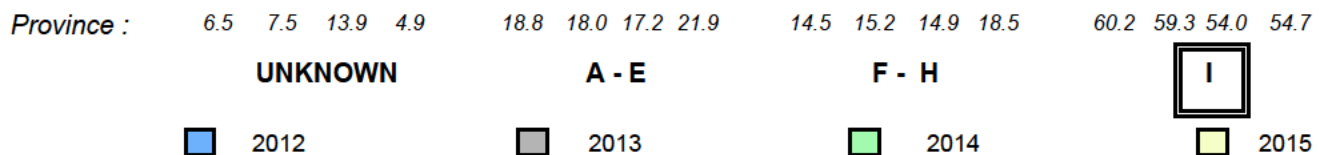
I : end of year benchmark. F - H : mid - year benchmark. A - E Unknown

Instructional Level (June 2012 - June 2015)

4 Year Trend

(school averages)

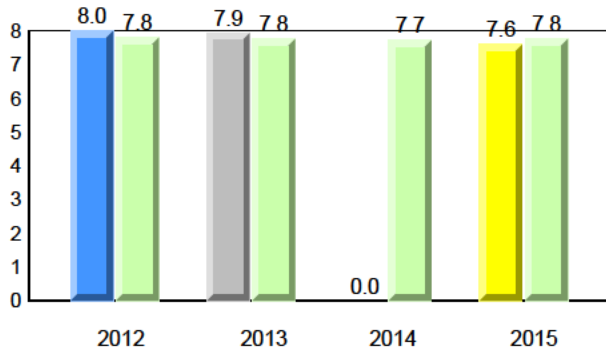
School data with 5 or fewer students withheld for reasons of confidentiality.



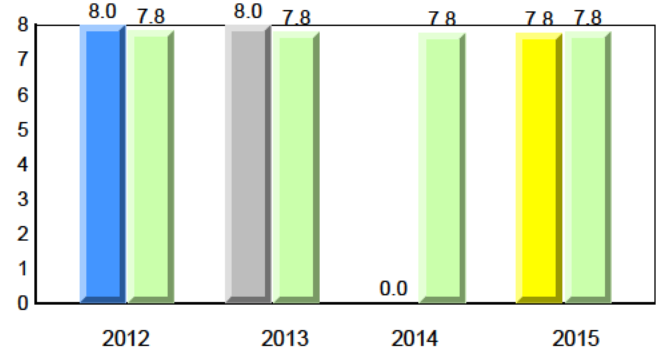
Total Students : 20
Total Students (Submitted): 20

Observation Survey (June 2012 - June 2015)
4 Year Trend
(school average vs. provincial average)

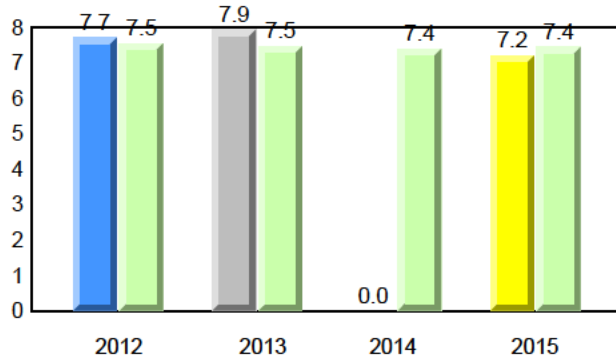
Rhyme



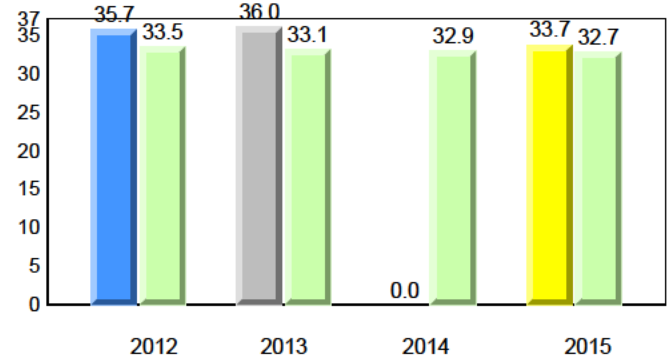
Beginning Sound



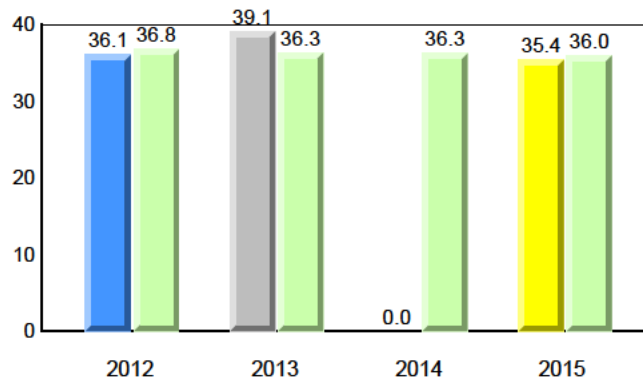
Onset Rhyme



Dictation



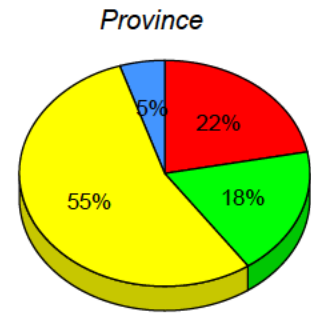
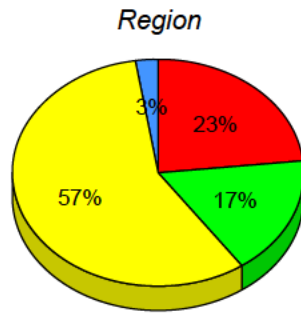
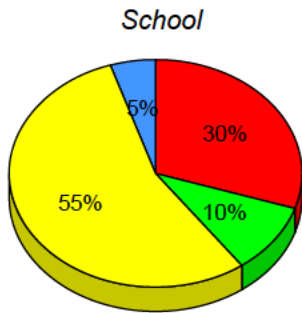
Sight Vocabulary



Total Students : 20
Total Students (Submitted): 20

Instructional Level (June 2012 - June 2015)

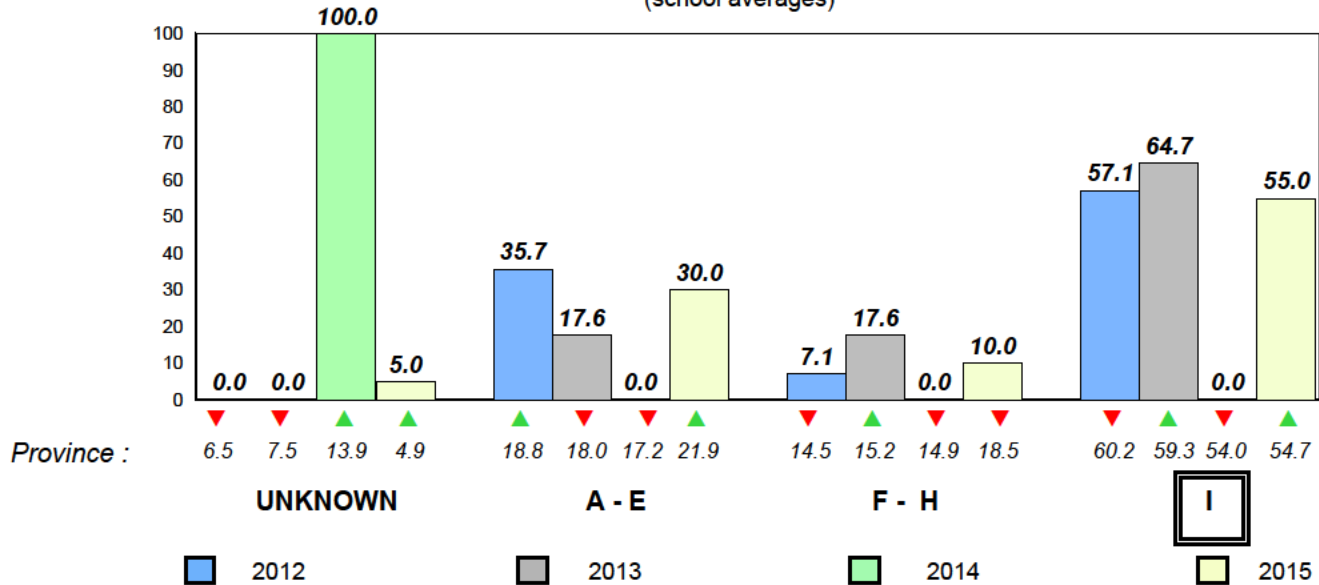
| Level | School | 2015 | | | 2014 | | | 2013 | | | 2012 | | |
|-------------|--------|------|------|------|------|------|------|------|------|-----|------|---|-----|
| | | ♀ | ♂ | Avg | ♀ | ♂ | Avg | ♀ | ♂ | Avg | ♀ | ♂ | Avg |
| I (11) | 55.0 | 45.0 | 10.0 | 57.1 | 29.8 | 27.3 | 54.7 | 29.3 | 25.5 | ▼ | ▲ | ▼ | ▼ |
| F - H (2) | 10.0 | 0.0 | 10.0 | 16.9 | 9.0 | 7.9 | 18.5 | 9.1 | 9.4 | ▼ | ▼ | ▲ | ▲ |
| A - E (6) | 30.0 | 10.0 | 20.0 | 23.4 | 7.3 | 16.1 | 21.9 | 7.4 | 14.5 | | | | |
| Unknown (1) | 5.0 | | | 2.6 | | | 4.9 | | | | | | |



■ I : end of year benchmark.
 ■ F - H : mid - year benchmark.
 ■ A - E
 ■ Unknown

Instructional Level (June 2012 - June 2015)

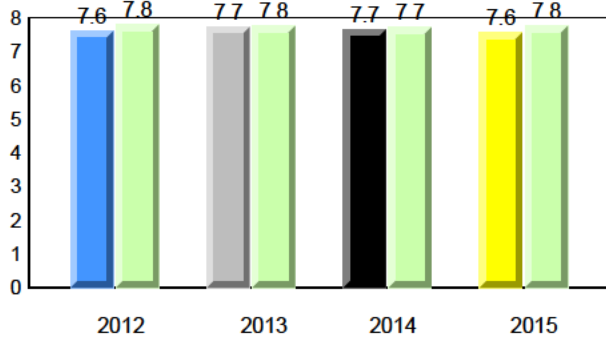
4 Year Trend
(school averages)



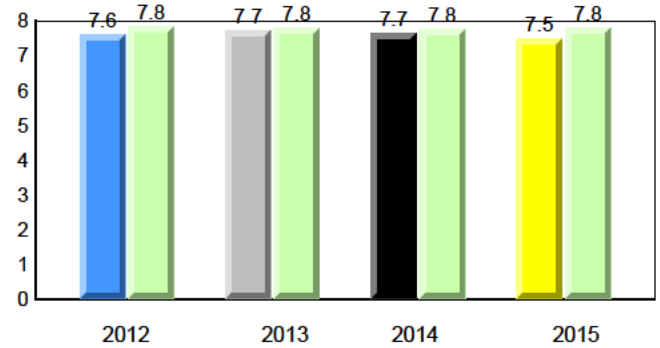
Total Students : 66
Total Students (Submitted): 65

Observation Survey (June 2012 - June 2015)
4 Year Trend
(school average vs. provincial average)

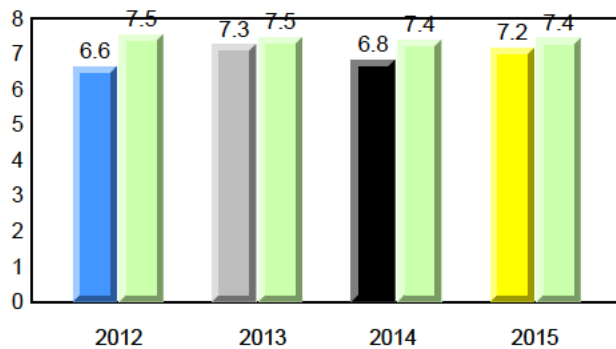
Rhyme



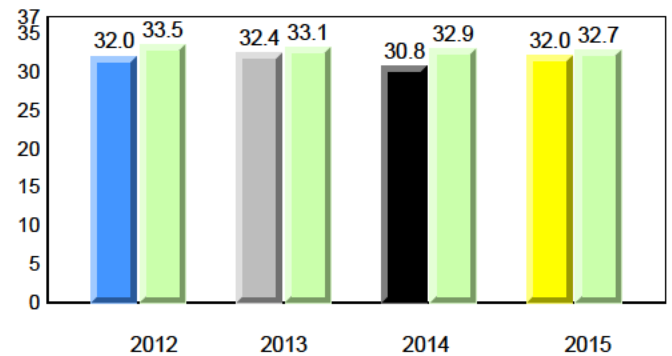
Beginning Sound



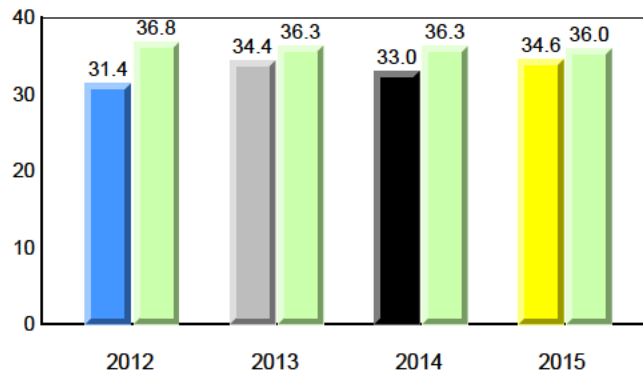
Onset Rhyme



Dictation



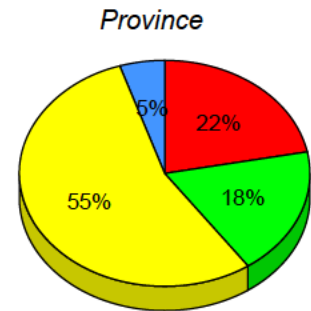
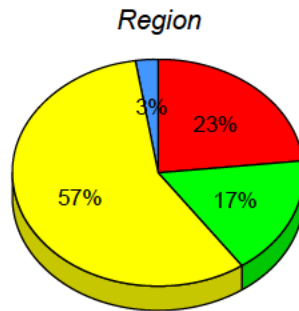
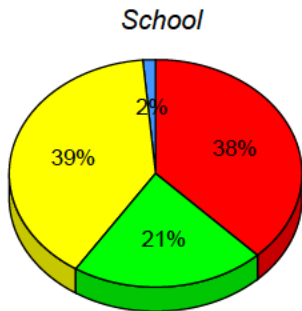
Sight Vocabulary



Total Students : 66
Total Students (Submitted): 65

Instructional Level (June 2012 - June 2015)

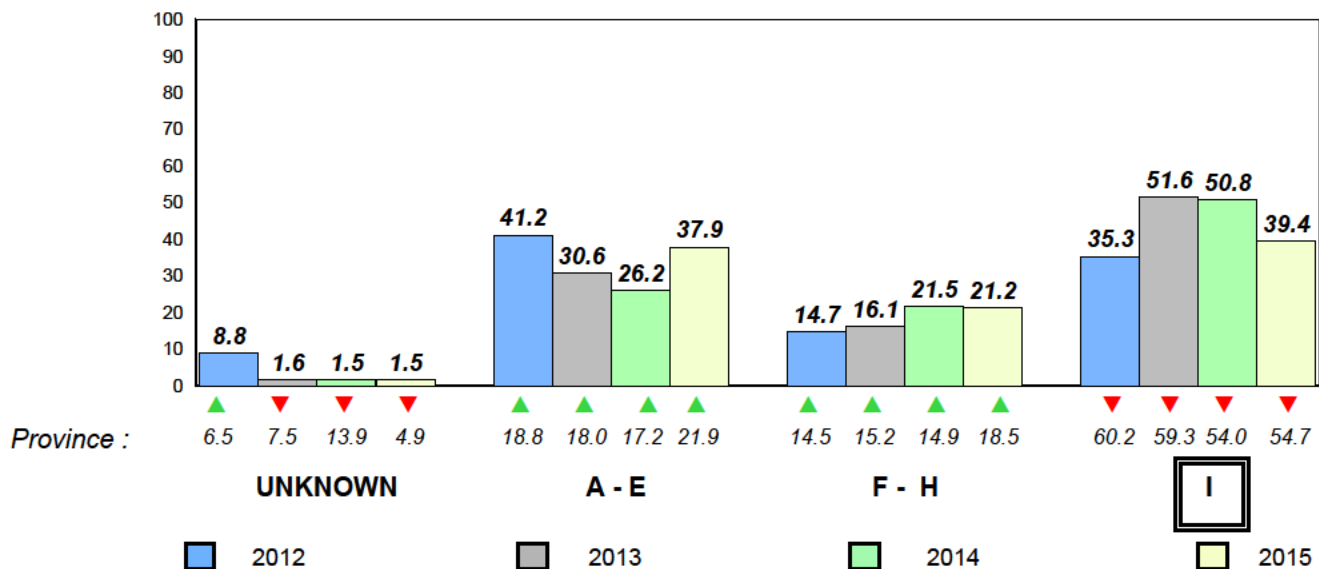
| Level | School | 2015 | | | 2014 | | | 2013 | | | 2012 | | |
|-------------|--------|------|------|------|------|------|------|------|------|-----|------|---|-----|
| | | ♀ | ♂ | Avg | ♀ | ♂ | Avg | ♀ | ♂ | Avg | ♀ | ♂ | Avg |
| I (26) | 39.4 | 19.7 | 19.7 | 57.1 | 29.8 | 27.3 | 54.7 | 29.3 | 25.5 | ▼ | ▼ | ▼ | ▼ |
| F - H (14) | 21.2 | 13.6 | 7.6 | 16.9 | 9.0 | 7.9 | 18.5 | 9.1 | 9.4 | ▲ | ▲ | ▲ | ▲ |
| A - E (25) | 37.9 | 13.6 | 24.2 | 23.4 | 7.3 | 16.1 | 21.9 | 7.4 | 14.5 | | | | |
| Unknown (1) | 1.5 | | | 2.6 | | | 4.9 | | | | | | |



■ I : end of year benchmark.
 ■ F - H : mid - year benchmark.
 ■ A - E
 ■ Unknown

Instructional Level (June 2012 - June 2015)

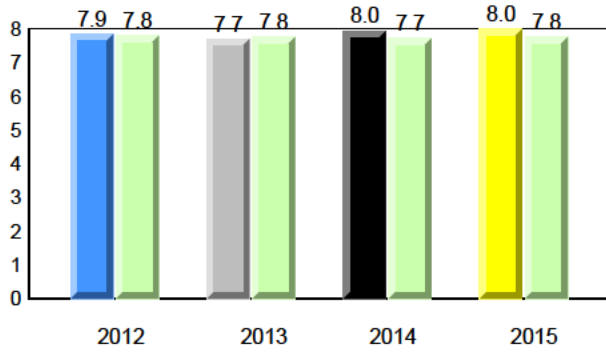
4 Year Trend
(school averages)



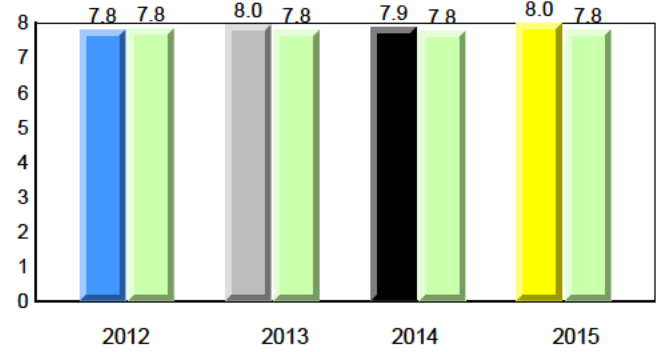
Total Students : 15
Total Students (Submitted): 15

Observation Survey (June 2012 - June 2015)
4 Year Trend
(school average vs. provincial average)

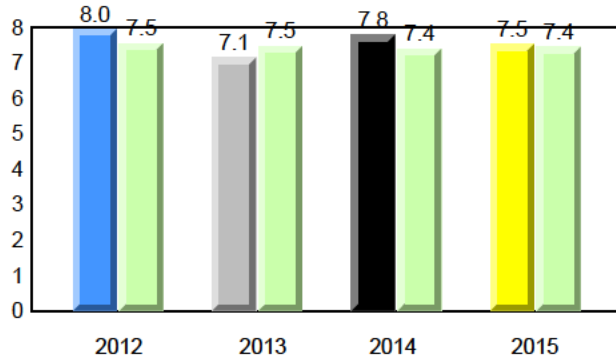
Rhyme



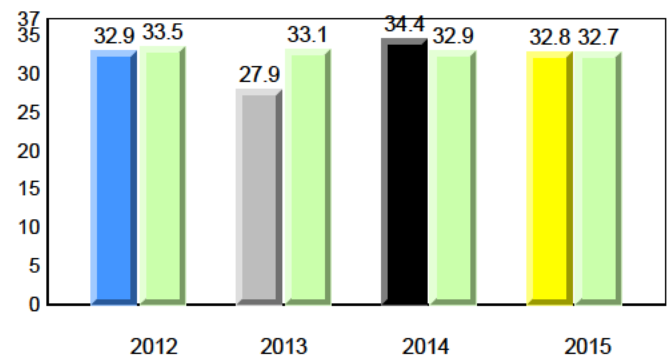
Beginning Sound



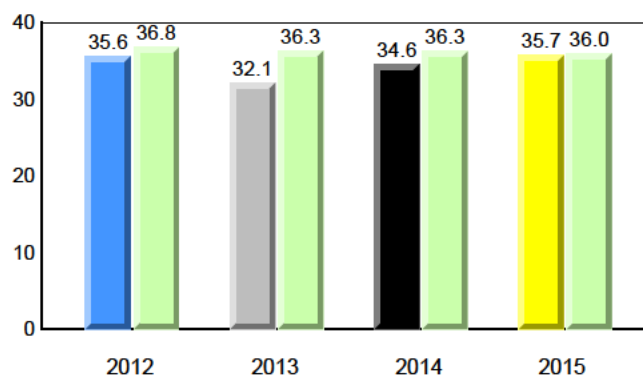
Onset Rhyme



Dictation



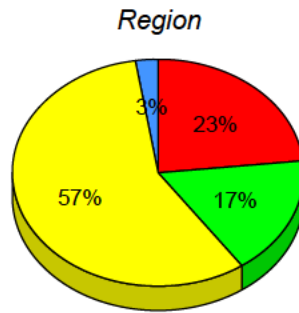
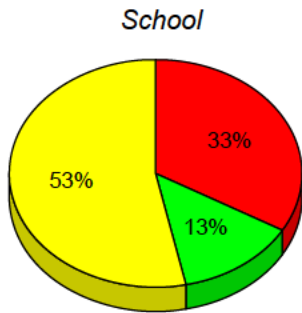
Sight Vocabulary



Total Students : 15
Total Students (Submitted): 15

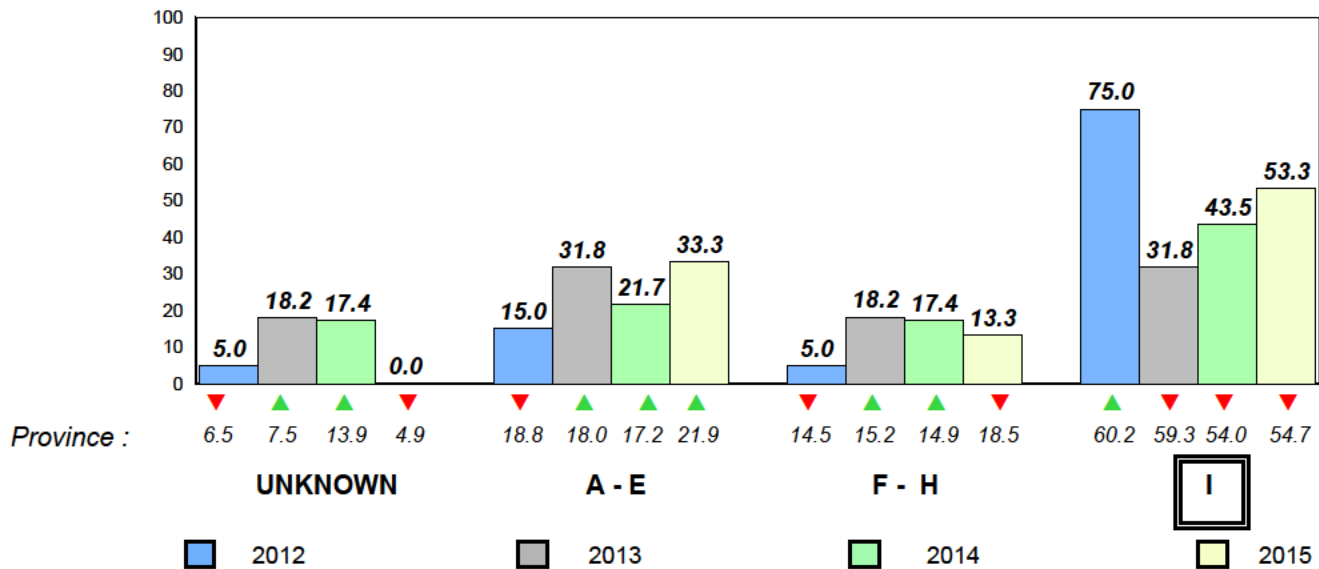
Instructional Level (June 2012 - June 2015)

| Level | School | 2015 | | | 2014 | | | 2013 | | | 2012 | | | | |
|-------------|--------|------|------|------|------|------|------|------|------|-----|------|---|-----|---|---|
| | | ♀ | ♂ | Avg | ♀ | ♂ | Avg | ♀ | ♂ | Avg | ♀ | ♂ | Avg | | |
| I (8) | 53.3 | 40.0 | 13.3 | 57.1 | 29.8 | 27.3 | 54.7 | 29.3 | 25.5 | ▼ | ▼ | ▼ | ▼ | ▲ | ▲ |
| F - H (2) | 13.3 | 13.3 | 0.0 | 16.9 | 9.0 | 7.9 | 18.5 | 9.1 | 9.4 | ▲ | ▲ | ▲ | ▲ | ▼ | ▼ |
| A - E (5) | 33.3 | 6.7 | 26.7 | 23.4 | 7.3 | 16.1 | 21.9 | 7.4 | 14.5 | | | | | | |
| Unknown (0) | 0.0 | | | 2.6 | | | 4.9 | | | | | | | | |



■ I : end of year benchmark.
 ■ F - H : mid - year benchmark.
 ■ A - E
 ■ Unknown

Instructional Level (June 2012 - June 2015)
4 Year Trend
(school averages)



Total Students : 1 **Observation Survey (June 2012 - June 2015)**
 Total Students (Submitted): 1 **4 Year Trend**
 (school average vs. provincial average)

Rhyme

School data with 5 or fewer students withheld for reasons of confidentiality.

Beginning Sound

School data with 5 or fewer students withheld for reasons of confidentiality.

2012 2013 2014 2015

2012 2013 2014 2015

Onset Rhyme

School data with 5 or fewer students withheld for reasons of confidentiality.

Dictation


School data with 5 or fewer students withheld for reasons of confidentiality.

2012 2013 2014 2015

2012 2013 2014 2015

Sight Vocabulary

School data with 5 or fewer students withheld for reasons of confidentiality.

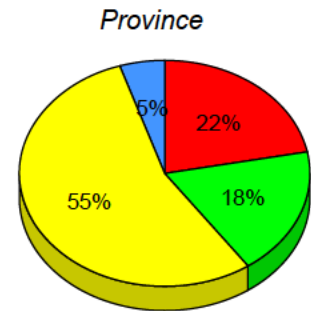
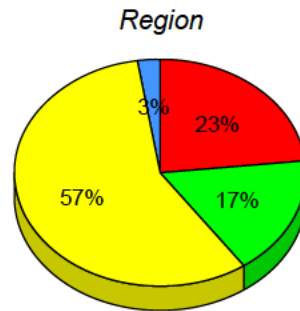


Total Students : 1
Total Students (Submitted): 1

Instructional Level (June 2012 - June 2015)

| Level | School | 2015 | | 2014 | | 2013 | | 2012 | |
|-------|--------|--------|----------|--------|----------|--------|----------|--------|----------|
| | | Region | Province | Region | Province | Region | Province | Region | Province |
| I | 0 | 57.1 | 27.3 | 54.7 | 25.5 | ▼ | ▼ | ▼ | ▼ |
| F - H | 0 | 16.9 | 7.9 | 18.5 | 9.4 | ▼ | ▼ | ▼ | ▼ |
| A - E | 0 | 23.4 | 16.1 | 21.9 | 14.5 | | | | |
| Unknc | | 2.6 | | 4.9 | | | | | |

School
School data with 5 or fewer students withheld for reasons of confidentiality.



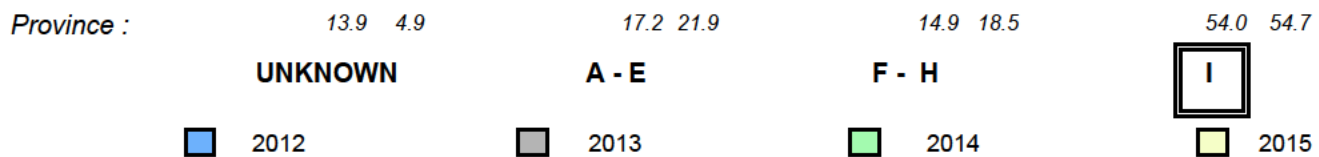
I : end of year benchmark. F - H : mid - year benchmark. A - E Unknown

Instructional Level (June 2012 - June 2015)

4 Year Trend

(school averages)

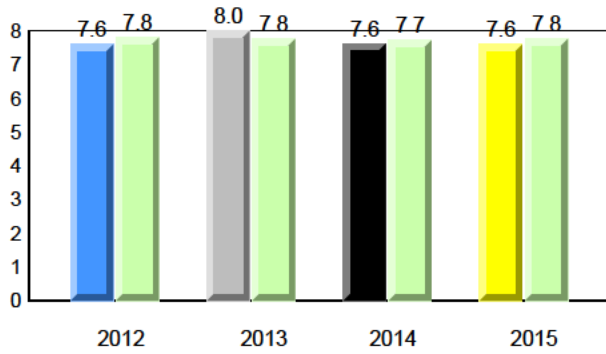
School data with 5 or fewer students withheld for reasons of confidentiality.



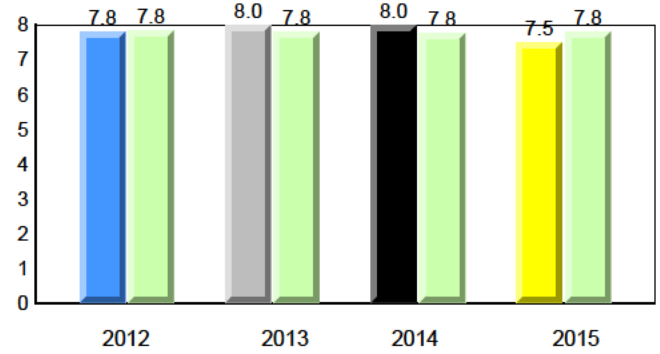
Total Students : 10
Total Students (Submitted): 10

Observation Survey (June 2012 - June 2015)
4 Year Trend
(school average vs. provincial average)

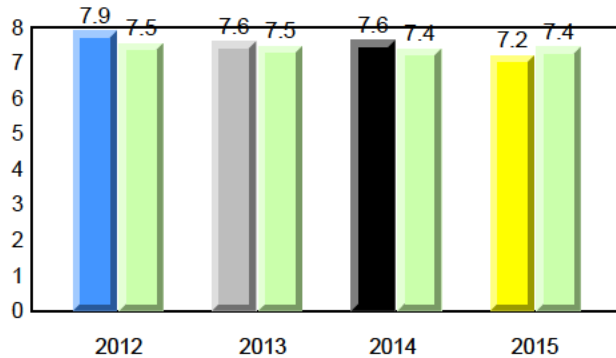
Rhyme



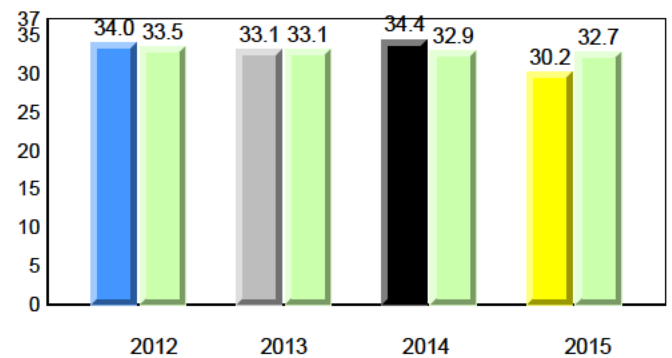
Beginning Sound



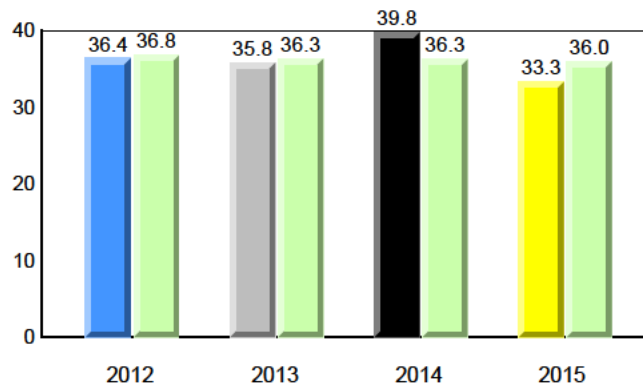
Onset Rhyme



Dictation



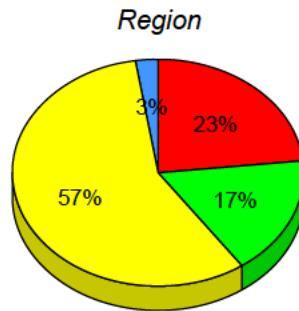
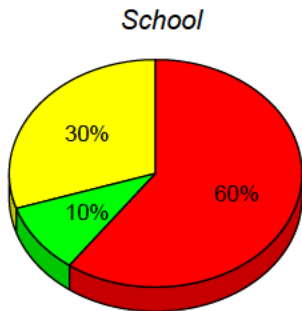
Sight Vocabulary



Total Students : 10
Total Students (Submitted): 10

Instructional Level (June 2012 - June 2015)

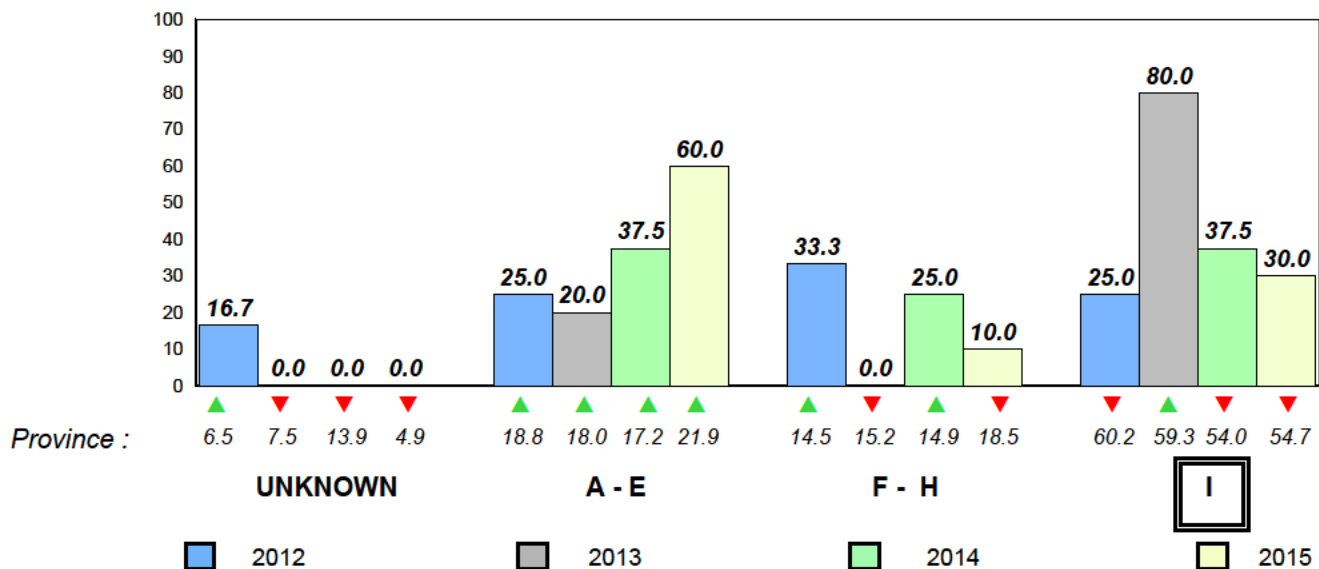
| Level | School | 2015 | | | 2014 | | | 2013 | | | 2012 | | | | |
|-------------|--------|------|------|--------|------|------|----------|------|------|--------|------|---|----------|---|---|
| | | ♀ | ♂ | Region | ♀ | ♂ | Province | ♀ | ♂ | Region | ♀ | ♂ | Province | | |
| I (3) | 30.0 | 20.0 | 10.0 | 57.1 | 29.8 | 27.3 | 54.7 | 29.3 | 25.5 | ▼ | ▼ | ▲ | ▲ | ▼ | ▼ |
| F - H (1) | 10.0 | 10.0 | 0.0 | 16.9 | 9.0 | 7.9 | 18.5 | 9.1 | 9.4 | ▼ | ▼ | ▲ | ▲ | ▼ | ▼ |
| A - E (6) | 60.0 | 10.0 | 50.0 | 23.4 | 7.3 | 16.1 | 21.9 | 7.4 | 14.5 | | | | | | |
| Unknown (0) | 0.0 | | | 2.6 | | | 4.9 | | | | | | | | |



■ I : end of year benchmark.
 ■ F - H : mid - year benchmark.
 ■ A - E
 ■ Unknown

Instructional Level (June 2012 - June 2015)

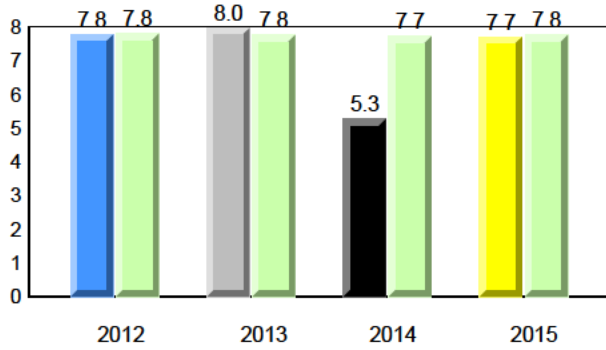
4 Year Trend
(school averages)



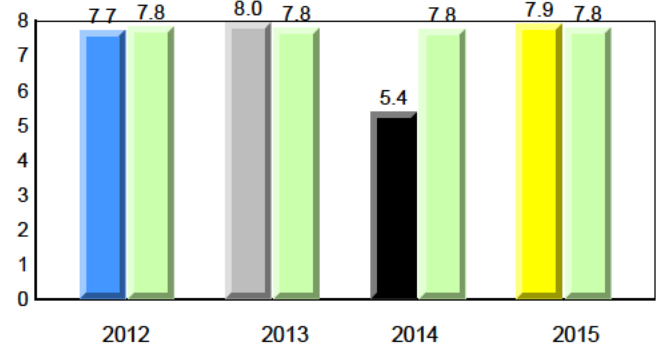
Total Students : 73
Total Students (Submitted): 73

Observation Survey (June 2012 - June 2015)
4 Year Trend
(school average vs. provincial average)

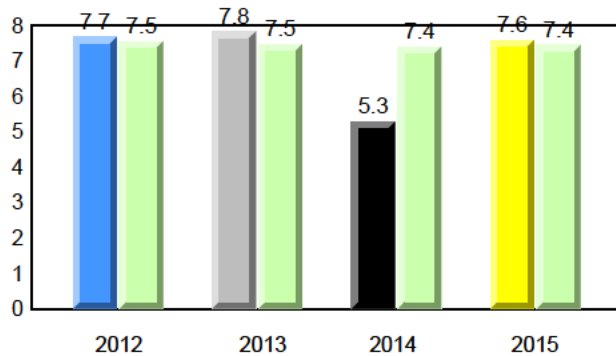
Rhyme



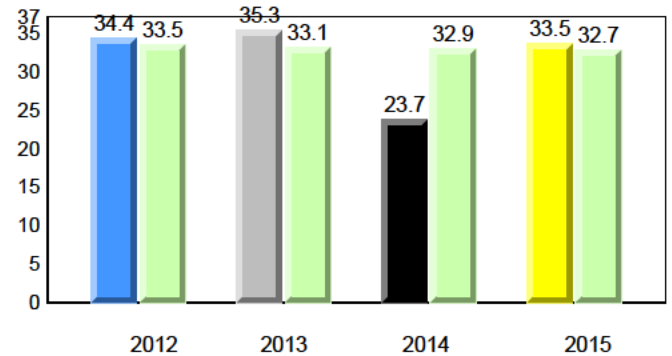
Beginning Sound



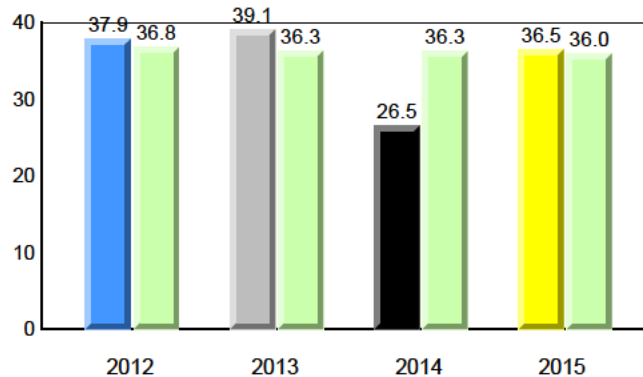
Onset Rhyme



Dictation



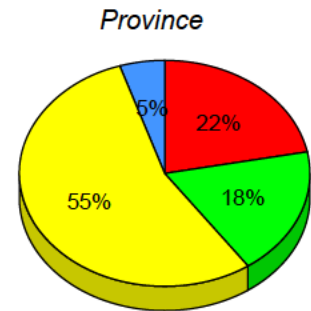
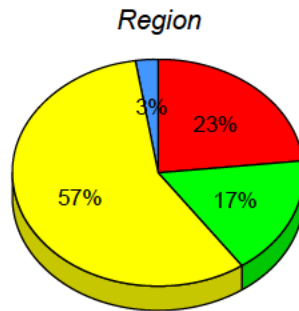
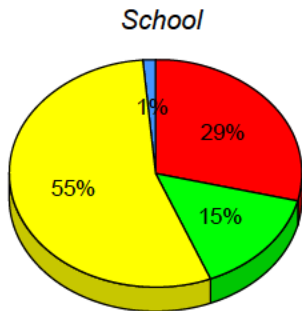
Sight Vocabulary



Total Students : 73
Total Students (Submitted): 73

Instructional Level (June 2012 - June 2015)

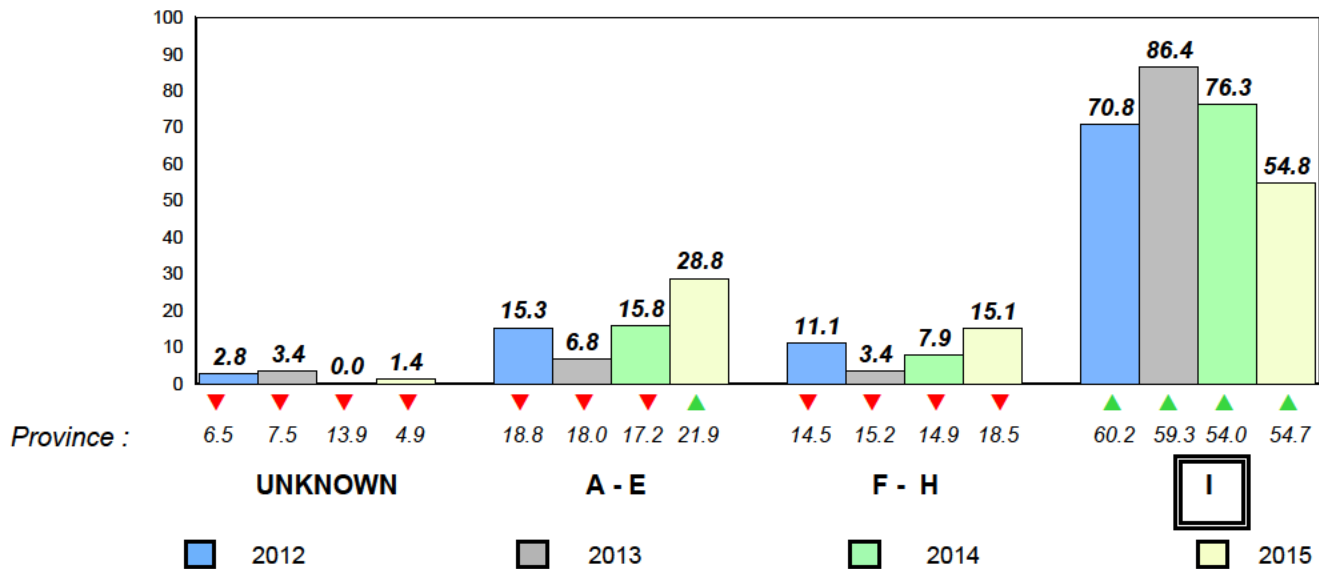
| Level | School | 2015 | | | 2014 | | | 2013 | | | 2012 | | | | |
|-------------|--------|------|------|------|------|------|------|------|------|-----|------|---|-----|---|---|
| | | ♀ | ♂ | Avg | ♀ | ♂ | Avg | ♀ | ♂ | Avg | ♀ | ♂ | Avg | | |
| I (40) | 54.8 | 19.2 | 35.6 | 57.1 | 29.8 | 27.3 | 54.7 | 29.3 | 25.5 | ▼ | ▲ | ▲ | ▲ | ▲ | ▲ |
| F - H (11) | 15.1 | 6.8 | 8.2 | 16.9 | 9.0 | 7.9 | 18.5 | 9.1 | 9.4 | ▼ | ▼ | ▼ | ▼ | ▲ | ▼ |
| A - E (21) | 28.8 | 9.6 | 19.2 | 23.4 | 7.3 | 16.1 | 21.9 | 7.4 | 14.5 | | | | | | |
| Unknown (1) | 1.4 | | | 2.6 | | | 4.9 | | | | | | | | |



■ I : end of year benchmark.
 ■ F - H : mid - year benchmark.
 ■ A - E
 ■ Unknown

Instructional Level (June 2012 - June 2015)

4 Year Trend
(school averages)



Total Students : 2 **Observation Survey (June 2012 - June 2015)**
 Total Students (Submitted): 2 **4 Year Trend**
 (school average vs. provincial average)

Rhyme

School data with 5 or fewer students withheld for reasons of confidentiality.

Beginning Sound

School data with 5 or fewer students withheld for reasons of confidentiality.

2012 2013 2014 2015

2012 2013 2014 2015

Onset Rhyme

School data with 5 or fewer students withheld for reasons of confidentiality.

Dictation


School data with 5 or fewer students withheld for reasons of confidentiality.

2012 2013 2014 2015

2012 2013 2014 2015

Sight Vocabulary

School data with 5 or fewer students withheld for reasons of confidentiality.

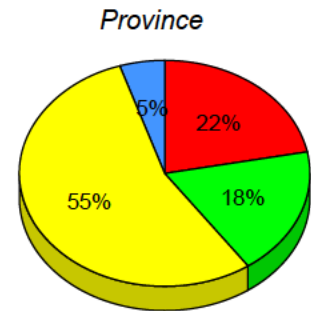
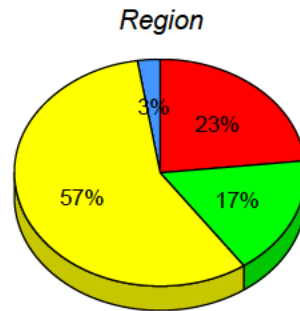


Total Students : 2
Total Students (Submitted): 2

Instructional Level (June 2012 - June 2015)

| Level | School | 2015 | | 2014 | | 2013 | | 2012 | |
|-------|---|------|------|------|------|------|---|------|---|
| | | ♀ | ♂ | ♀ | ♂ | ♀ | ♂ | ♀ | ♂ |
| I | (School data with 5 or fewer students withheld for reasons of confidentiality.) | 57.1 | 29.8 | 54.7 | 29.3 | ▲ | ▲ | ▲ | ▲ |
| F - H | | 16.9 | 9.0 | 18.5 | 9.1 | ▼ | ▼ | ▼ | ▼ |
| A - E | | 23.4 | 7.3 | 21.9 | 7.4 | | | | |
| Unknc | | 2.6 | | 4.9 | | | | | |

School
School data with 5 or fewer students withheld for reasons of confidentiality.



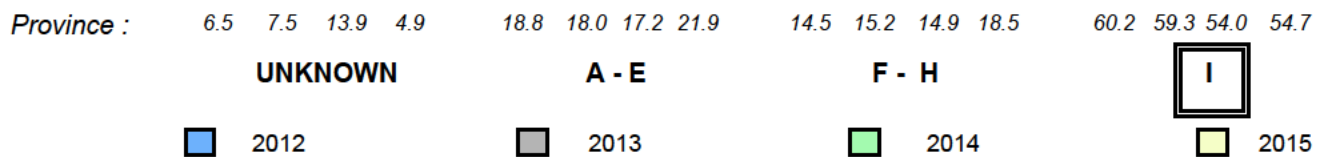
■ I : end of year benchmark.
 ■ F - H : mid - year benchmark.
 ■ A - E
 ■ Unknown

Instructional Level (June 2012 - June 2015)

4 Year Trend

(school averages)

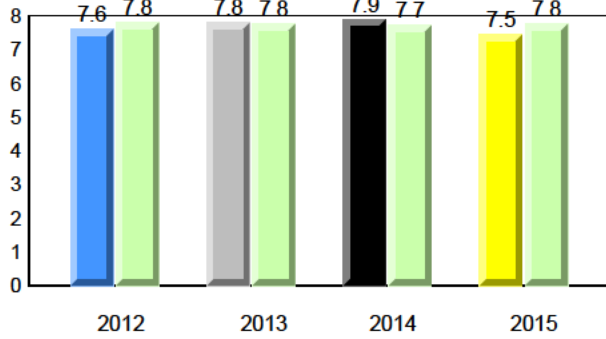
School data with 5 or fewer students withheld for reasons of confidentiality.



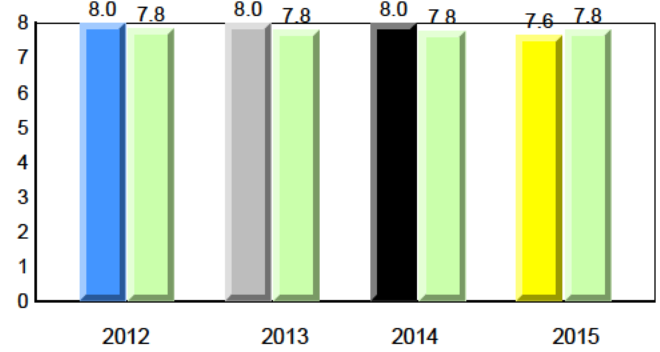
Total Students : 12
Total Students (Submitted): 11

Observation Survey (June 2012 - June 2015)
4 Year Trend
(school average vs. provincial average)

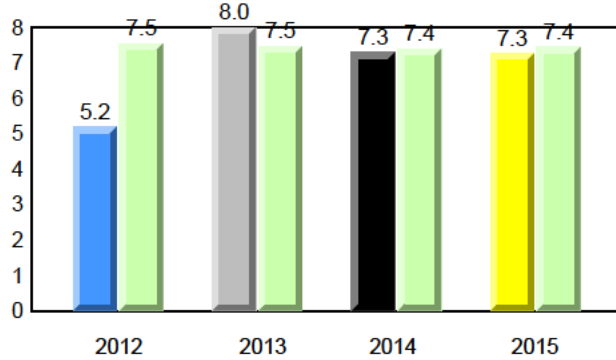
Rhyme



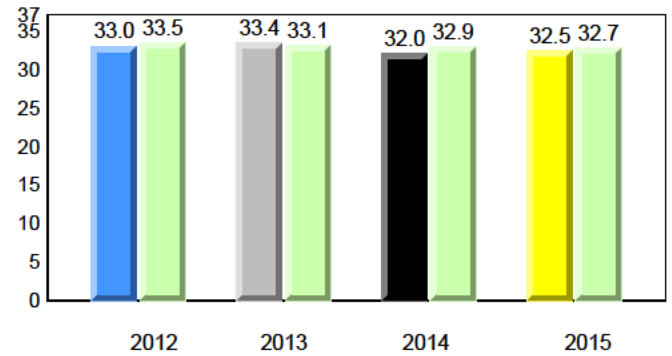
Beginning Sound



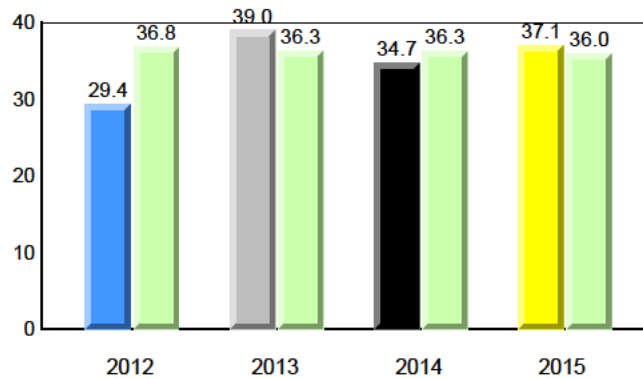
Onset Rhyme



Dictation



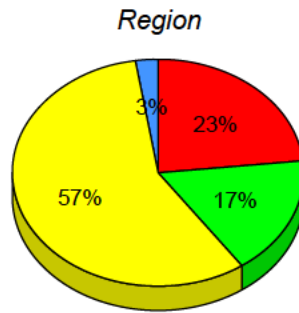
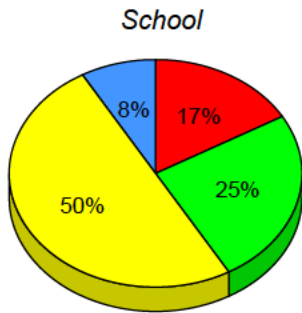
Sight Vocabulary



Total Students : 12
Total Students (Submitted): 11

Instructional Level (June 2012 - June 2015)

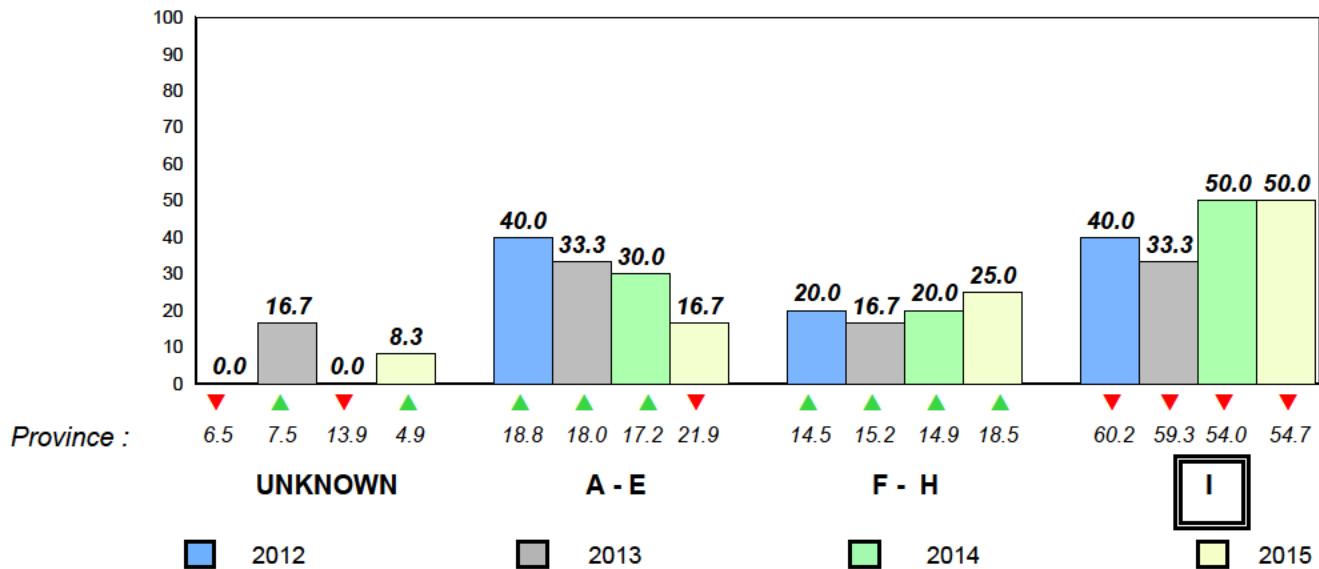
| Level | School | 2015 | | | 2014 | | | 2013 | | | 2012 | | |
|-------------|--------|------|------|------|------|------|------|------|------|-----|------|---|-----|
| | | ♀ | ♂ | Avg | ♀ | ♂ | Avg | ♀ | ♂ | Avg | ♀ | ♂ | Avg |
| I (6) | 50.0 | 33.3 | 16.7 | 57.1 | 29.8 | 27.3 | 54.7 | 29.3 | 25.5 | ▼ | ▼ | ▼ | ▼ |
| F - H (3) | 25.0 | 16.7 | 8.3 | 16.9 | 9.0 | 7.9 | 18.5 | 9.1 | 9.4 | ▲ | ▲ | ▲ | ▲ |
| A - E (2) | 16.7 | 8.3 | 8.3 | 23.4 | 7.3 | 16.1 | 21.9 | 7.4 | 14.5 | | | | |
| Unknown (1) | 8.3 | | | 2.6 | | | 4.9 | | | | | | |



■ I : end of year benchmark.
 ■ F - H : mid - year benchmark.
 ■ A - E
 ■ Unknown

Instructional Level (June 2012 - June 2015)

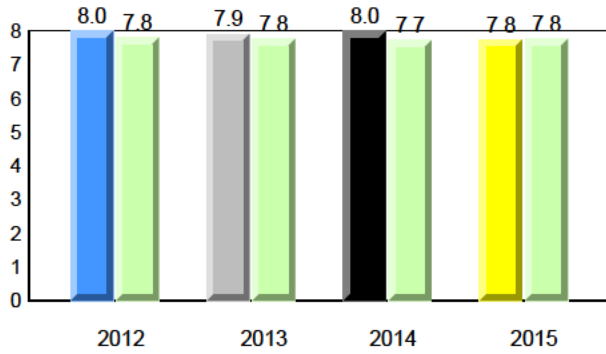
4 Year Trend
(school averages)



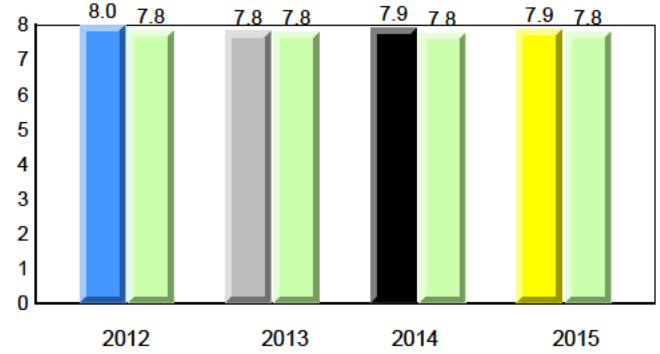
Total Students : 16
Total Students (Submitted): 16

Observation Survey (June 2012 - June 2015)
4 Year Trend
(school average vs. provincial average)

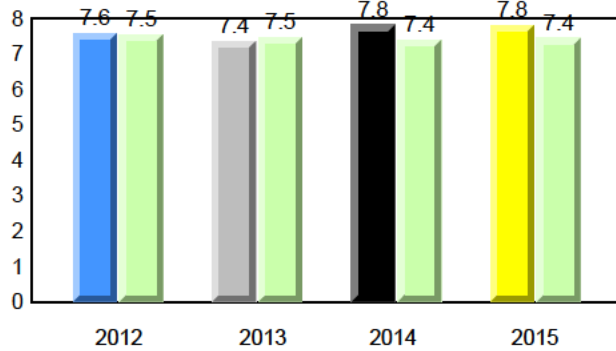
Rhyme



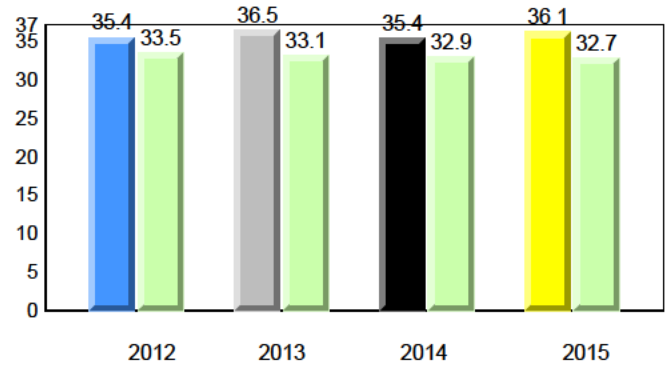
Beginning Sound



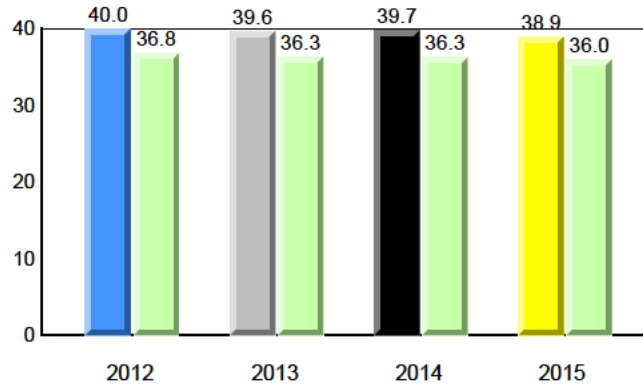
Onset Rhyme



Dictation



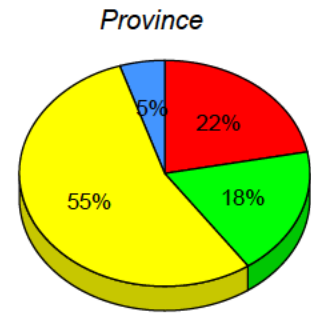
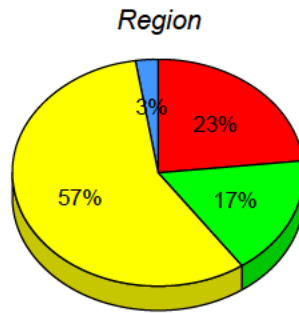
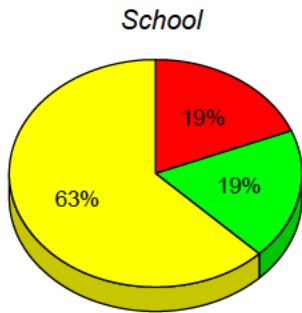
Sight Vocabulary



Total Students : 16
Total Students (Submitted): 16

Instructional Level (June 2012 - June 2015)

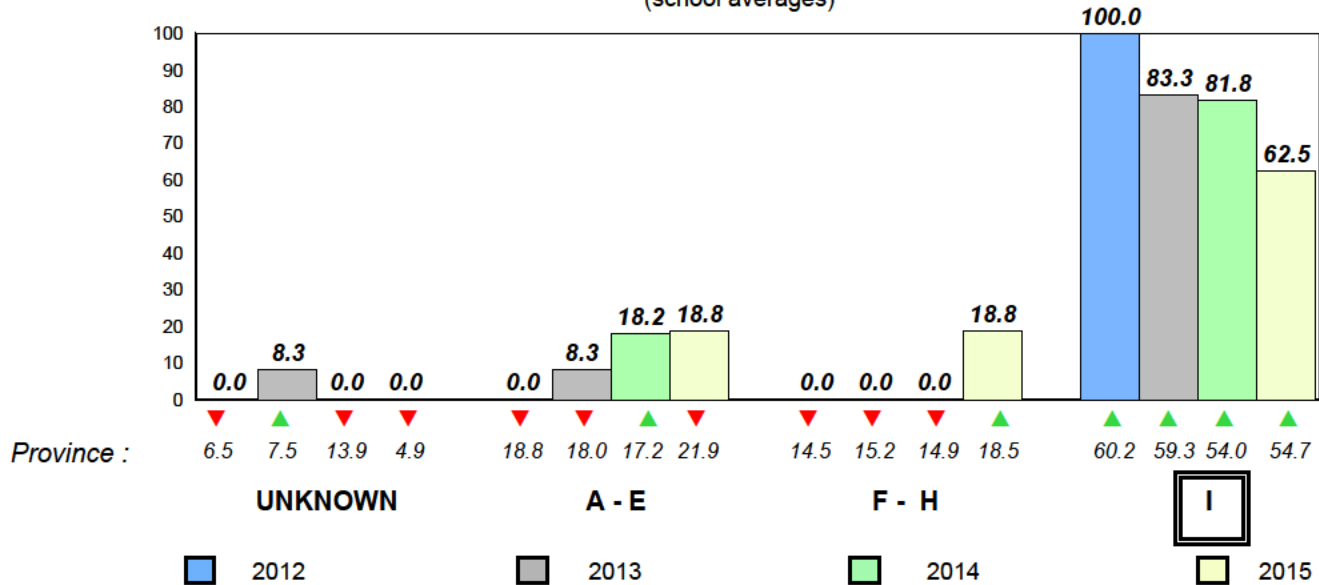
| Level | School | 2015 | | | 2014 | | | 2013 | | | 2012 | | |
|-------------|--------|------|------|------|------|------|------|------|------|-----|------|---|-----|
| | | ♀ | ♂ | Avg | ♀ | ♂ | Avg | ♀ | ♂ | Avg | ♀ | ♂ | Avg |
| I (10) | 62.5 | 43.8 | 18.8 | 57.1 | 29.8 | 27.3 | 54.7 | 29.3 | 25.5 | ▲ | ▲ | ▲ | ▲ |
| F - H (3) | 18.8 | 6.3 | 12.5 | 16.9 | 9.0 | 7.9 | 18.5 | 9.1 | 9.4 | ▲ | ▲ | ▼ | ▼ |
| A - E (3) | 18.8 | 6.3 | 12.5 | 23.4 | 7.3 | 16.1 | 21.9 | 7.4 | 14.5 | | | | |
| Unknown (0) | 0.0 | | | 2.6 | | | 4.9 | | | | | | |



■ I : end of year benchmark.
 ■ F - H : mid - year benchmark.
 ■ A - E
 ■ Unknown

Instructional Level (June 2012 - June 2015)

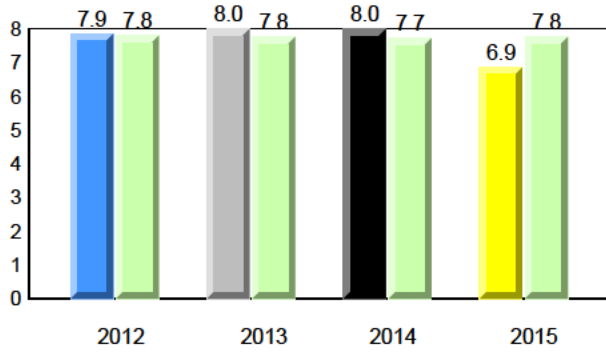
4 Year Trend
(school averages)



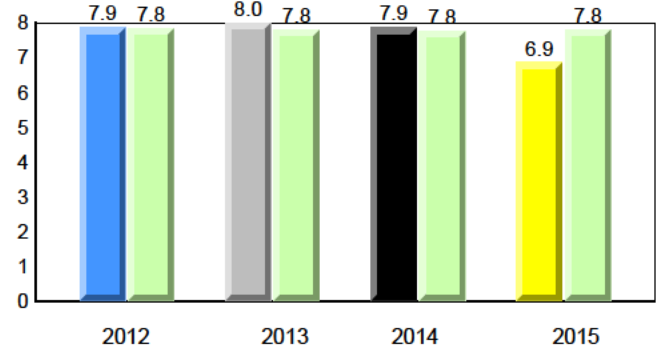
Total Students : 8
Total Students (Submitted): 7

Observation Survey (June 2012 - June 2015)
4 Year Trend
(school average vs. provincial average)

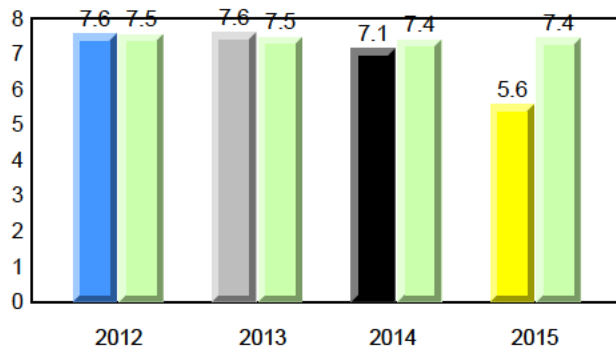
Rhyme



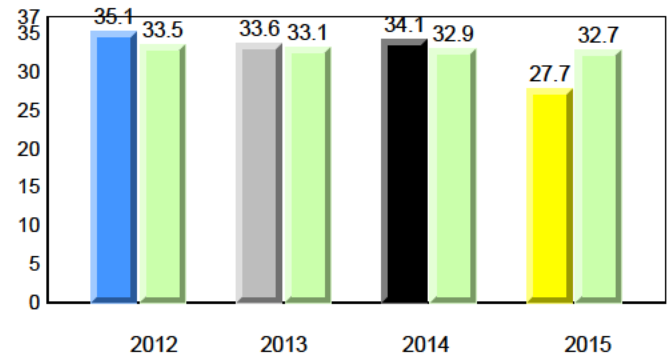
Beginning Sound



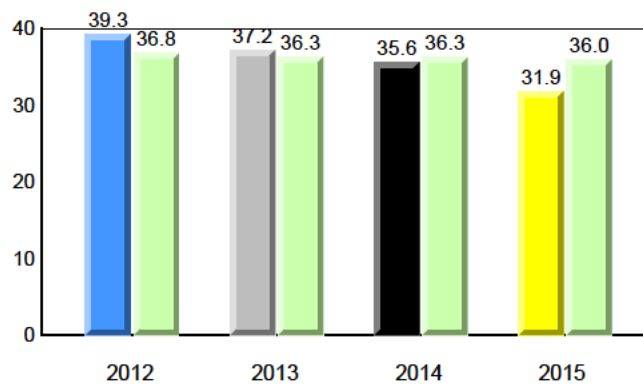
Onset Rhyme



Dictation



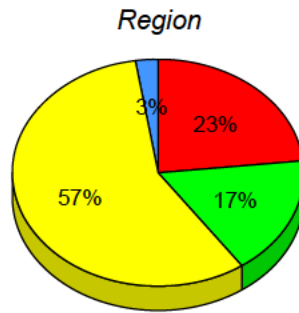
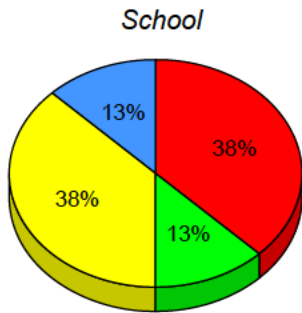
Sight Vocabulary



Total Students : 8
Total Students (Submitted): 7

Instructional Level (June 2012 - June 2015)

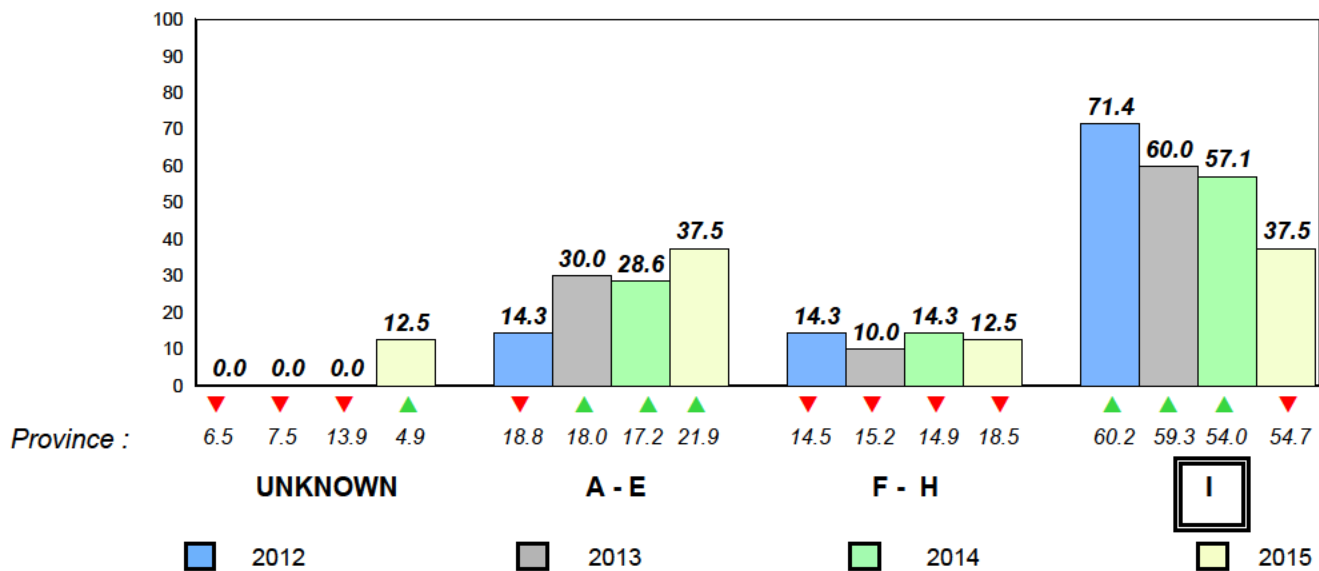
| Level | School | 2015 | | | 2014 | | | 2013 | | | 2012 | | | | |
|-------------|--------|------|------|------|------|------|------|------|------|-----|------|---|-----|---|---|
| | | ♀ | ♂ | Avg | ♀ | ♂ | Avg | ♀ | ♂ | Avg | ♀ | ♂ | Avg | | |
| I (3) | 37.5 | 25.0 | 12.5 | 57.1 | 29.8 | 27.3 | 54.7 | 29.3 | 25.5 | ▼ | ▼ | ▼ | ▲ | ▲ | ▲ |
| F - H (1) | 12.5 | 12.5 | 0.0 | 16.9 | 9.0 | 7.9 | 18.5 | 9.1 | 9.4 | ▼ | ▼ | ▼ | ▼ | ▲ | ▼ |
| A - E (3) | 37.5 | 0.0 | 37.5 | 23.4 | 7.3 | 16.1 | 21.9 | 7.4 | 14.5 | | | | | | |
| Unknown (1) | 12.5 | | | 2.6 | | | 4.9 | | | | | | | | |



■ I : end of year benchmark.
 ■ F - H : mid - year benchmark.
 ■ A - E
 ■ Unknown

Instructional Level (June 2012 - June 2015)

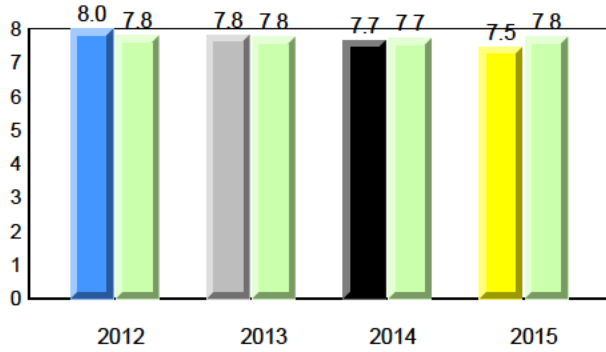
4 Year Trend
(school averages)



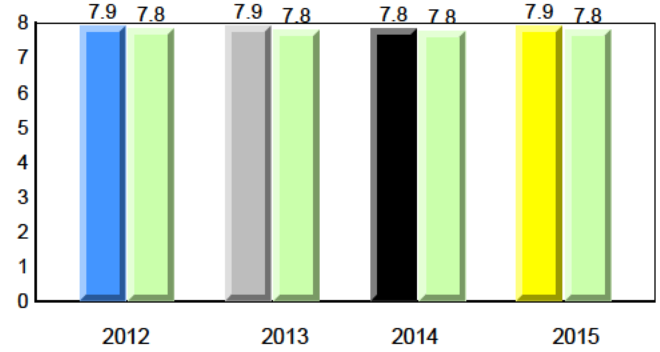
Total Students : 13
Total Students (Submitted): 13

Observation Survey (June 2012 - June 2015)
4 Year Trend
(school average vs. provincial average)

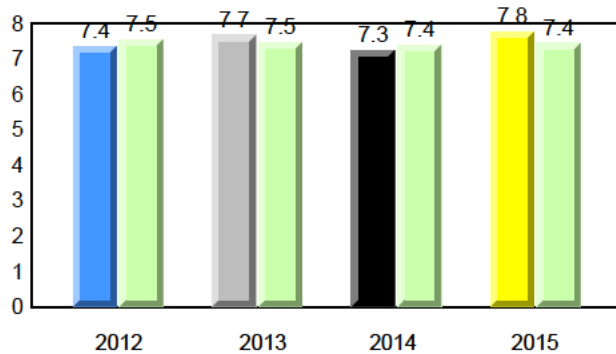
Rhyme



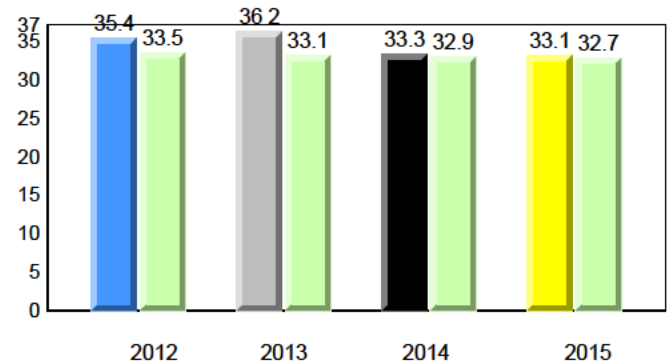
Beginning Sound



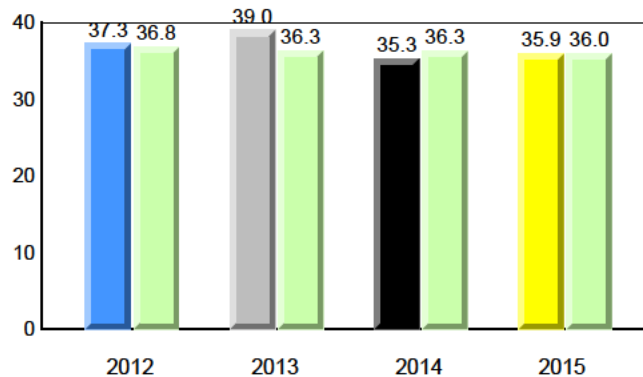
Onset Rhyme



Dictation



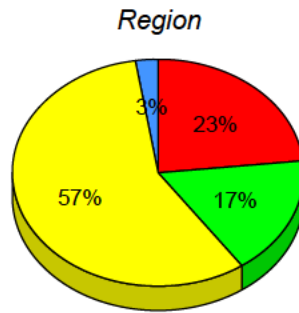
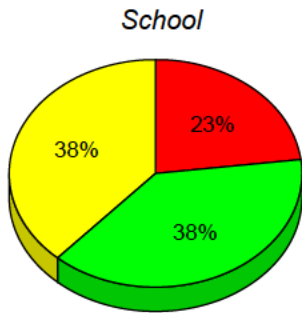
Sight Vocabulary



Total Students : 13
Total Students (Submitted): 13

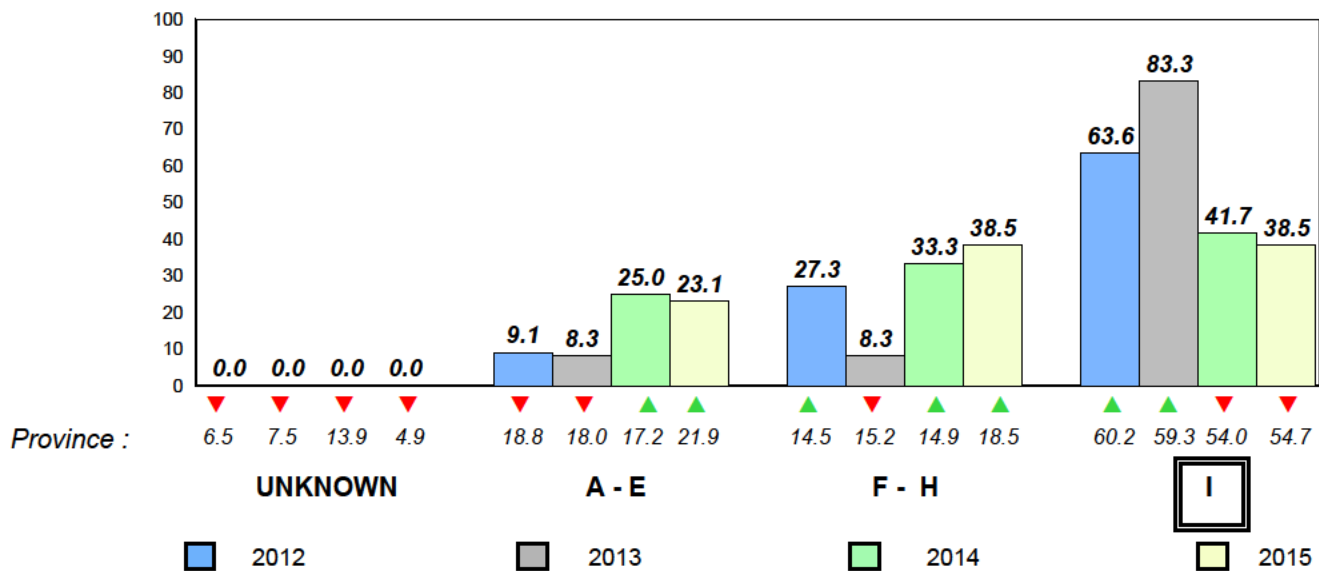
Instructional Level (June 2012 - June 2015)

| Level | School | 2015 | | | 2014 | | | 2013 | | | 2012 | | | | |
|-------------|--------|------|------|------|------|------|------|------|------|-----|------|---|-----|---|---|
| | | ♀ | ♂ | Avg | ♀ | ♂ | Avg | ♀ | ♂ | Avg | ♀ | ♂ | Avg | | |
| I (5) | 38.5 | 23.1 | 15.4 | 57.1 | 29.8 | 27.3 | 54.7 | 29.3 | 25.5 | ▼ | ▼ | ▲ | ▲ | ▼ | ▲ |
| F - H (5) | 38.5 | 15.4 | 23.1 | 16.9 | 9.0 | 7.9 | 18.5 | 9.1 | 9.4 | ▲ | ▲ | ▼ | ▼ | ▲ | ▲ |
| A - E (3) | 23.1 | 7.7 | 15.4 | 23.4 | 7.3 | 16.1 | 21.9 | 7.4 | 14.5 | | | | | | |
| Unknown (0) | 0.0 | | | 2.6 | | | 4.9 | | | | | | | | |



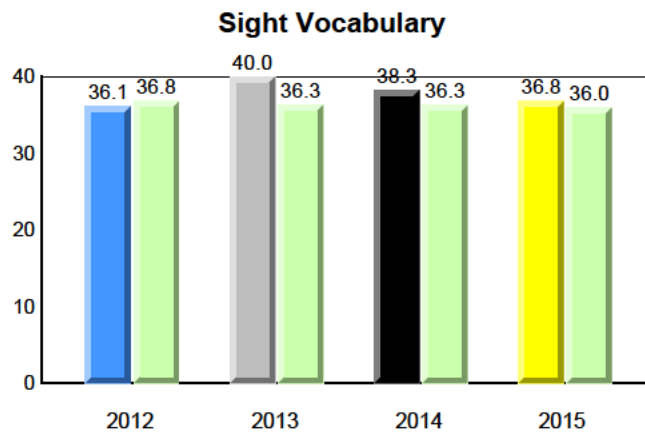
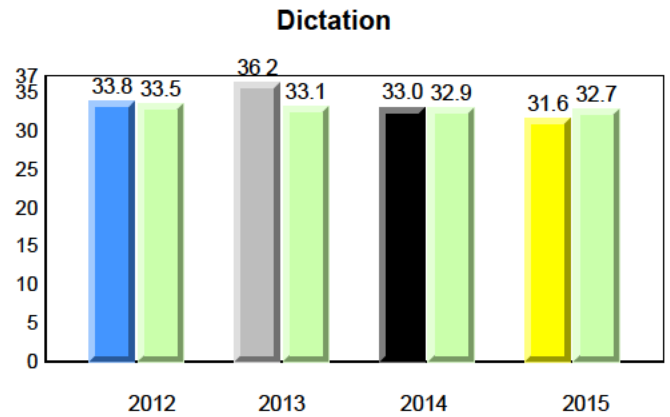
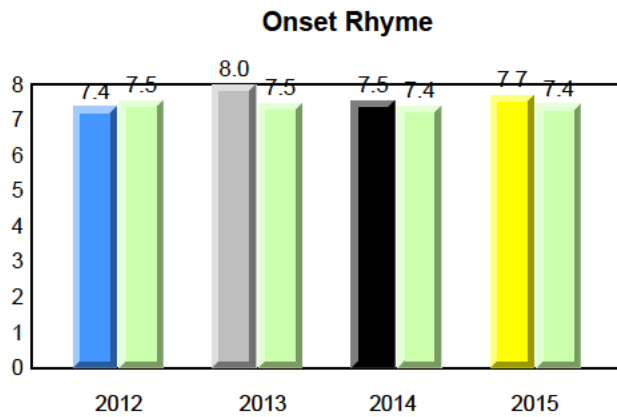
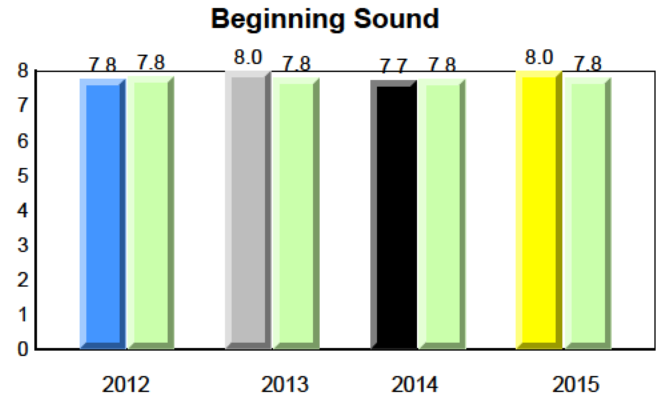
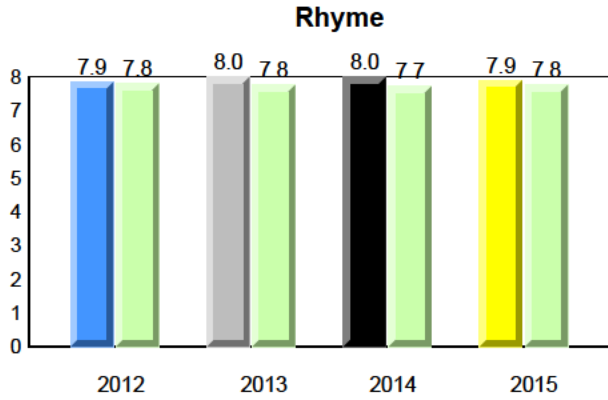
■ I : end of year benchmark.
 ■ F - H : mid - year benchmark.
 ■ A - E
 ■ Unknown

Instructional Level (June 2012 - June 2015)
4 Year Trend
(school averages)



Total Students : 11
Total Students (Submitted): 10

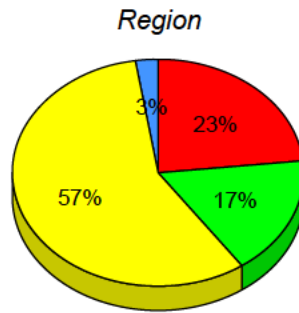
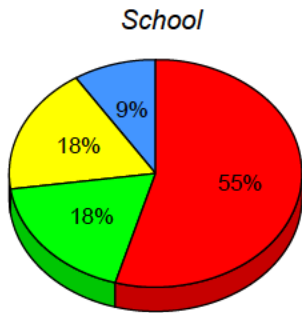
Observation Survey (June 2012 - June 2015)
4 Year Trend
(school average vs. provincial average)



Total Students : 11
Total Students (Submitted): 10

Instructional Level (June 2012 - June 2015)

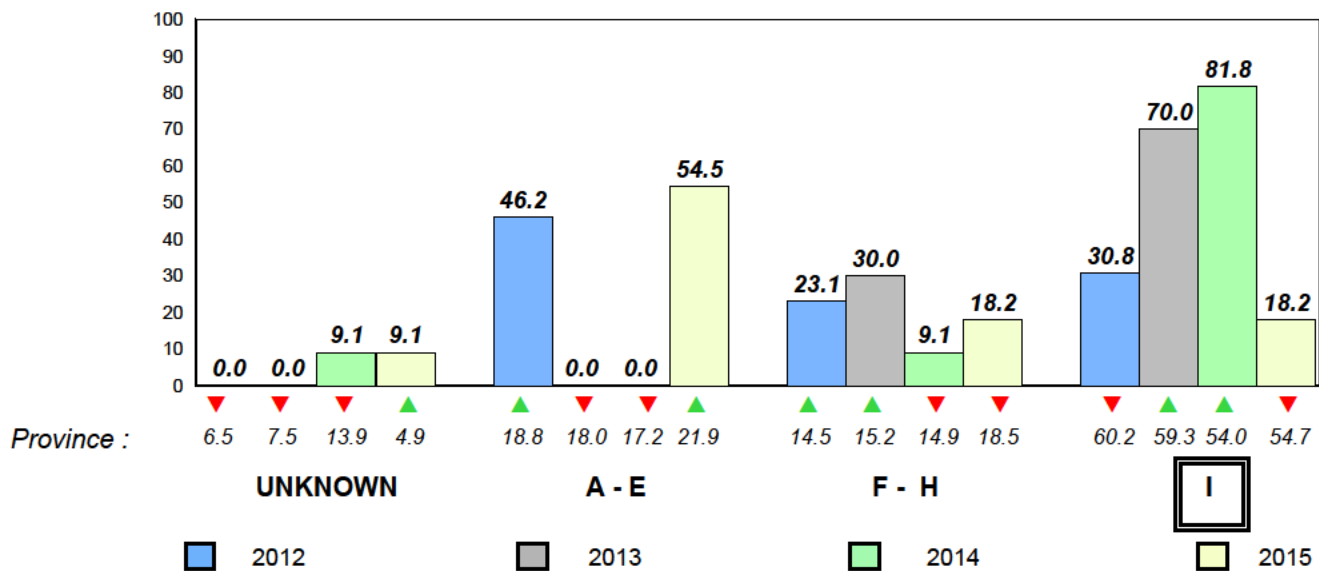
| Level | School | 2015 | | | 2014 | | | 2013 | | | 2012 | | | | |
|-------------|--------|------|------|------|------|------|------|------|------|-----|------|---|-----|---|---|
| | | ♀ | ♂ | Avg | ♀ | ♂ | Avg | ♀ | ♂ | Avg | ♀ | ♂ | Avg | | |
| I (2) | 18.2 | 18.2 | 0.0 | 57.1 | 29.8 | 27.3 | 54.7 | 29.3 | 25.5 | ▼ | ▼ | ▲ | ▲ | ▼ | ▼ |
| F - H (2) | 18.2 | 9.1 | 9.1 | 16.9 | 9.0 | 7.9 | 18.5 | 9.1 | 9.4 | ▲ | ▼ | ▼ | ▼ | ▲ | ▲ |
| A - E (6) | 54.5 | 18.2 | 36.4 | 23.4 | 7.3 | 16.1 | 21.9 | 7.4 | 14.5 | | | | | | |
| Unknown (1) | 9.1 | | | 2.6 | | | 4.9 | | | | | | | | |



■ I : end of year benchmark.
 ■ F - H : mid - year benchmark.
 ■ A - E
 ■ Unknown

Instructional Level (June 2012 - June 2015)

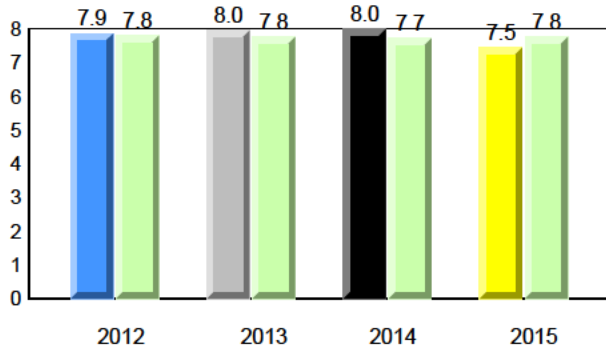
4 Year Trend
(school averages)



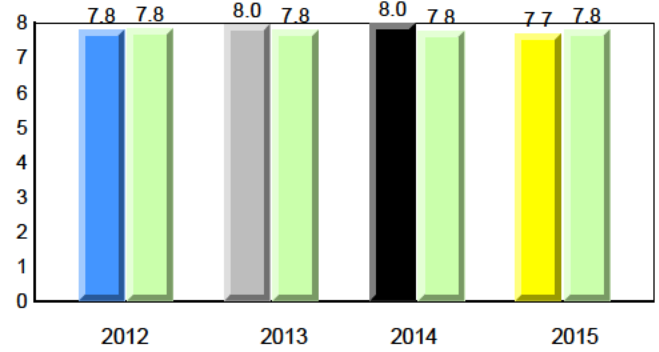
Total Students : 20
Total Students (Submitted): 20

Observation Survey (June 2012 - June 2015)
4 Year Trend
(school average vs. provincial average)

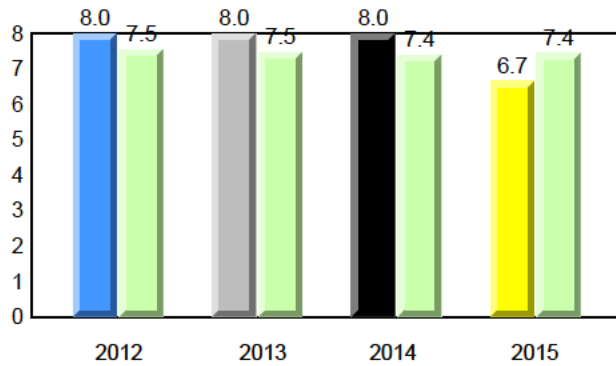
Rhyme



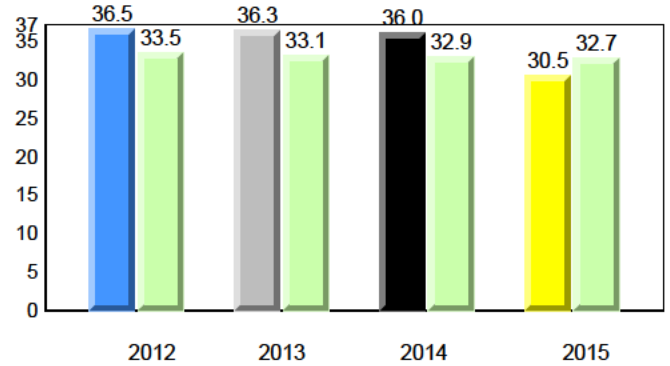
Beginning Sound



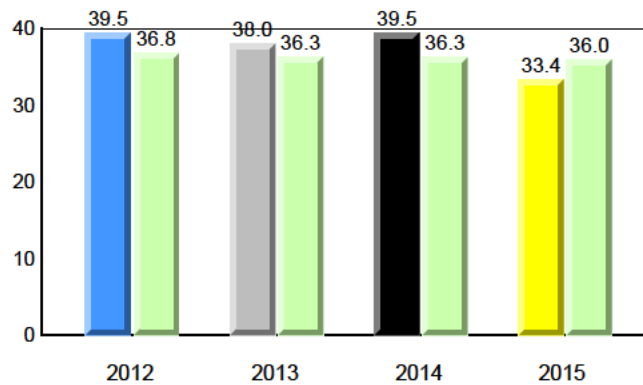
Onset Rhyme



Dictation



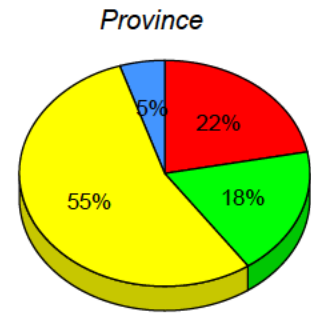
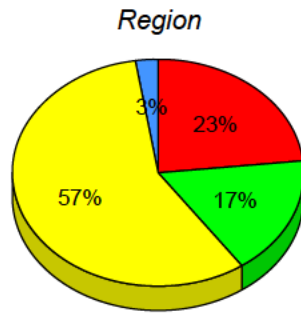
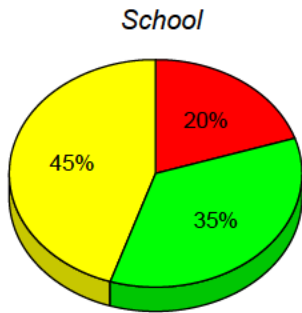
Sight Vocabulary



Total Students : 20
Total Students (Submitted): 20

Instructional Level (June 2012 - June 2015)

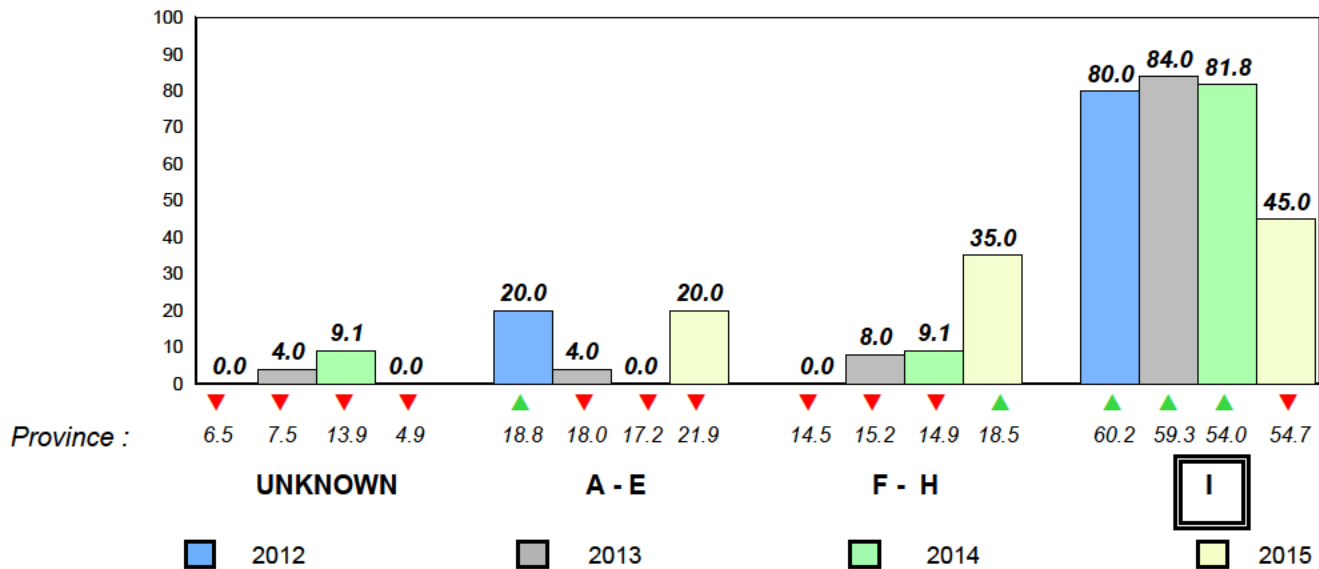
| Level | School | 2015 | | | 2014 | | | 2013 | | | 2012 | | | | |
|-------------|--------|------|------|------|------|------|------|------|------|-----|------|---|-----|---|---|
| | | ♀ | ♂ | Avg | ♀ | ♂ | Avg | ♀ | ♂ | Avg | ♀ | ♂ | Avg | | |
| I (9) | 45.0 | 15.0 | 30.0 | 57.1 | 29.8 | 27.3 | 54.7 | 29.3 | 25.5 | ▼ | ▼ | ▲ | ▲ | ▲ | ▲ |
| F - H (7) | 35.0 | 30.0 | 5.0 | 16.9 | 9.0 | 7.9 | 18.5 | 9.1 | 9.4 | ▲ | ▲ | ▼ | ▼ | ▼ | ▼ |
| A - E (4) | 20.0 | 5.0 | 15.0 | 23.4 | 7.3 | 16.1 | 21.9 | 7.4 | 14.5 | | | | | | |
| Unknown (0) | 0.0 | | | 2.6 | | | 4.9 | | | | | | | | |



■ I : end of year benchmark.
 ■ F - H : mid - year benchmark.
 ■ A - E
 ■ Unknown

Instructional Level (June 2012 - June 2015)

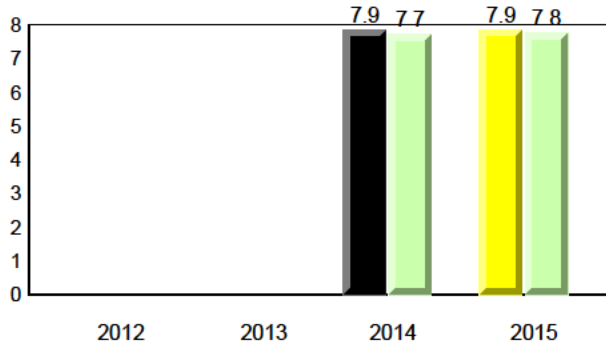
4 Year Trend
(school averages)



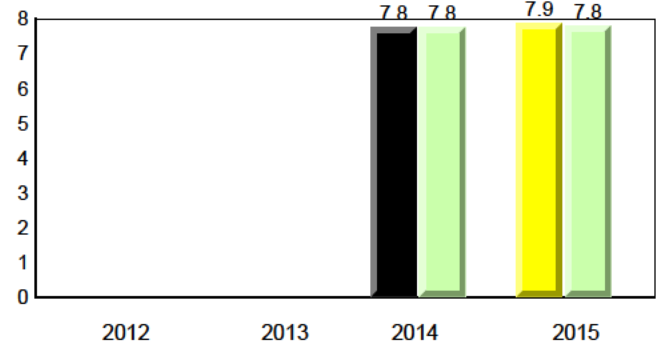
Total Students : 35
Total Students (Submitted): 35

Observation Survey (June 2012 - June 2015)
4 Year Trend
(school average vs. provincial average)

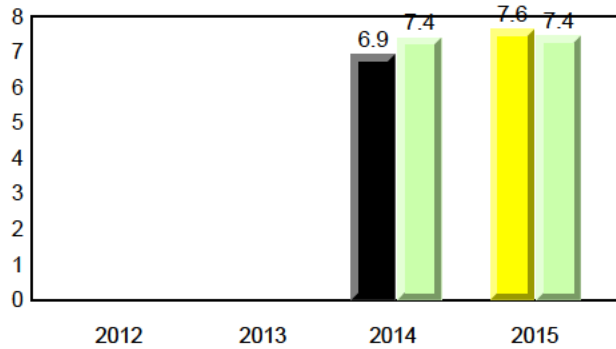
Rhyme



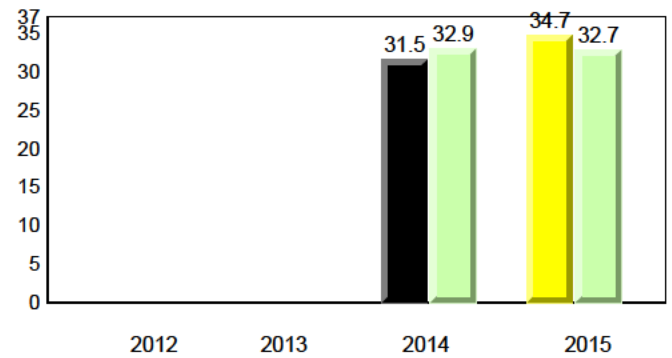
Beginning Sound



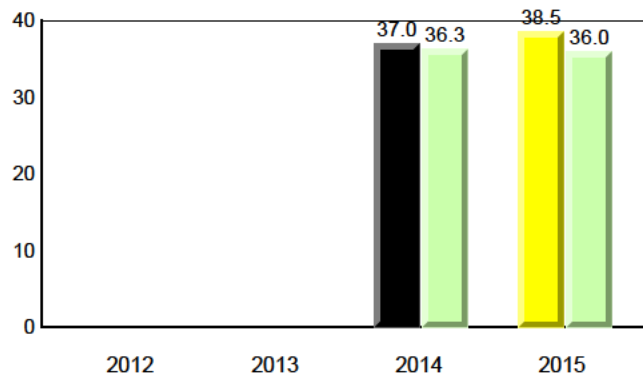
Onset Rhyme



Dictation



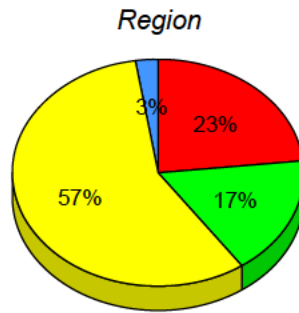
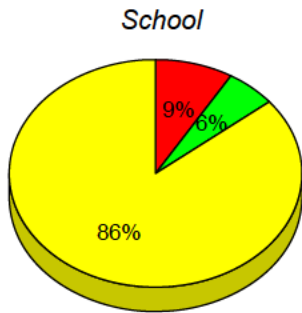
Sight Vocabulary



Total Students : 35
Total Students (Submitted): 35

Instructional Level (June 2012 - June 2015)

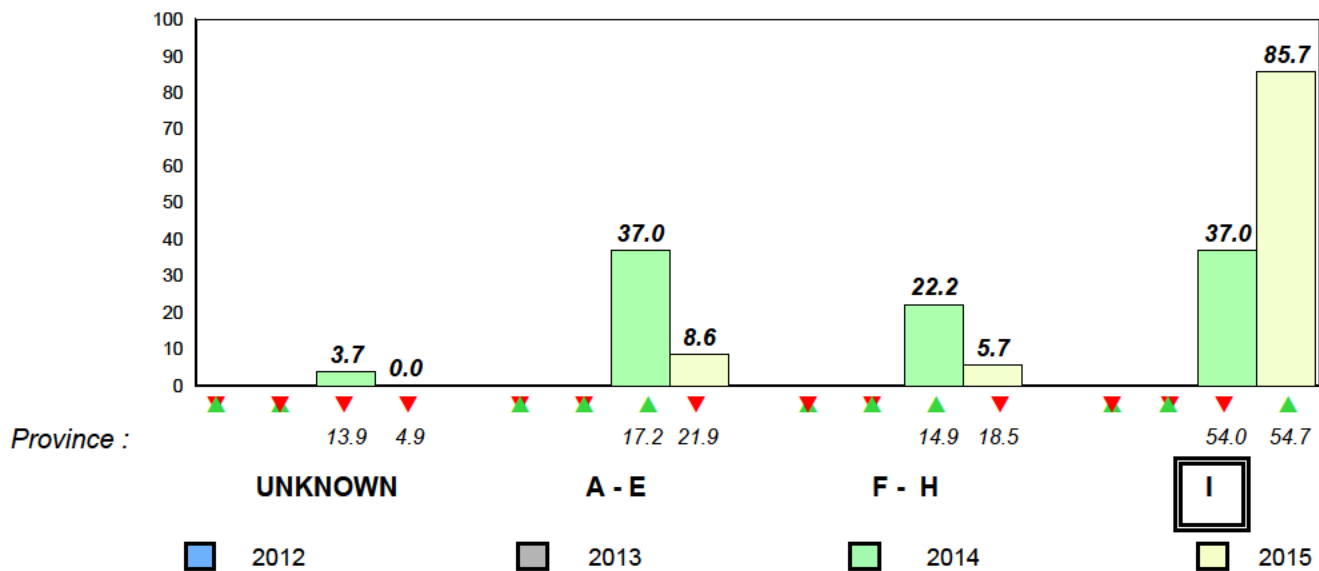
| Level | School | 2015 | | | 2014 | | | 2013 | | | 2012 | | | | |
|-------------|--------|------|------|------|------|------|------|------|------|-----|------|---|-----|---|---|
| | | ♀ | ♂ | Avg | ♀ | ♂ | Avg | ♀ | ♂ | Avg | ♀ | ♂ | Avg | | |
| I (30) | 85.7 | 60.0 | 25.7 | 57.1 | 29.8 | 27.3 | 54.7 | 29.3 | 25.5 | ▲ | ▲ | ▼ | ▼ | ▼ | ▼ |
| F - H (2) | 5.7 | 2.9 | 2.9 | 16.9 | 9.0 | 7.9 | 18.5 | 9.1 | 9.4 | ▼ | ▼ | ▲ | ▲ | ▼ | ▼ |
| A - E (3) | 8.6 | 2.9 | 5.7 | 23.4 | 7.3 | 16.1 | 21.9 | 7.4 | 14.5 | | | | | | |
| Unknown (0) | 0.0 | | | 2.6 | | | 4.9 | | | | | | | | |



■ I : end of year benchmark.
 ■ F - H : mid - year benchmark.
 ■ A - E
 ■ Unknown

Instructional Level (June 2012 - June 2015)

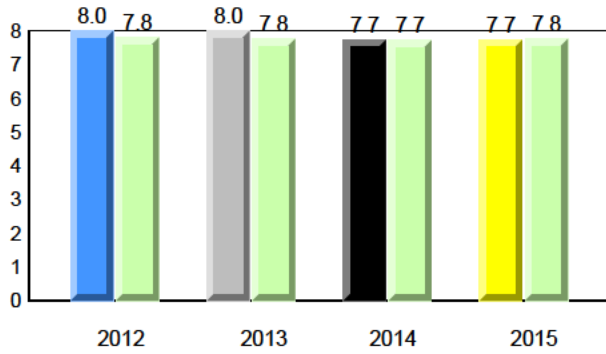
4 Year Trend
(school averages)



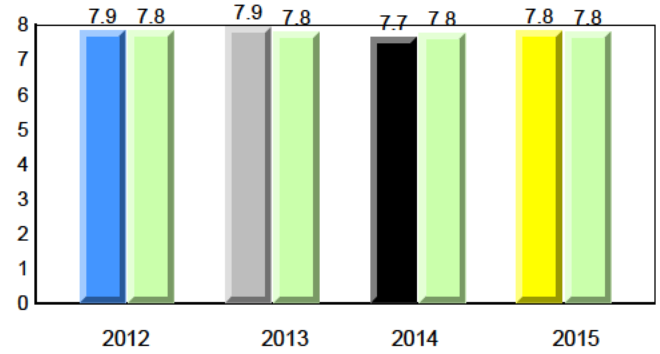
Total Students : 23
Total Students (Submitted): 23

Observation Survey (June 2012 - June 2015)
4 Year Trend
(school average vs. provincial average)

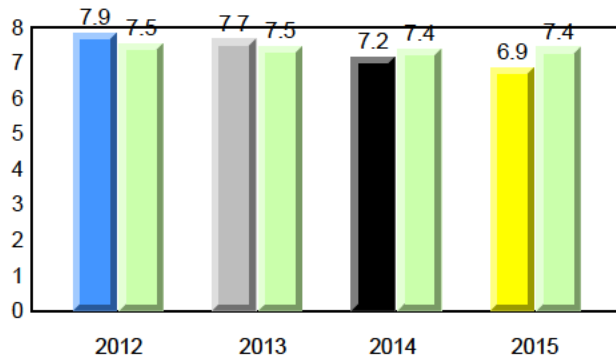
Rhyme



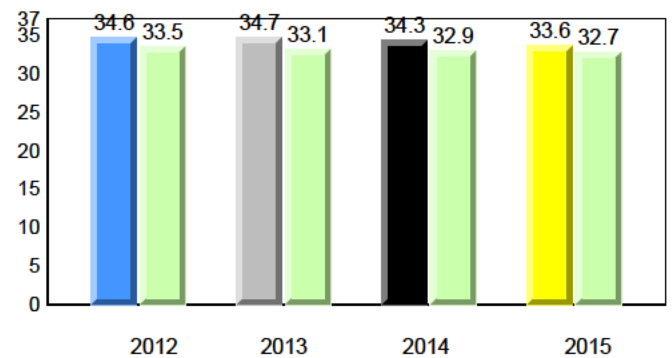
Beginning Sound



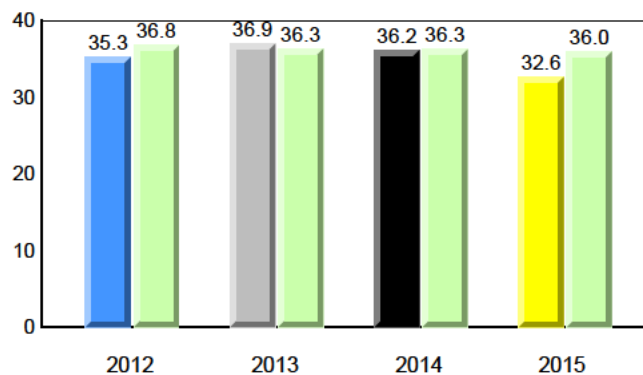
Onset Rhyme



Dictation



Sight Vocabulary



NLESD - Central Region

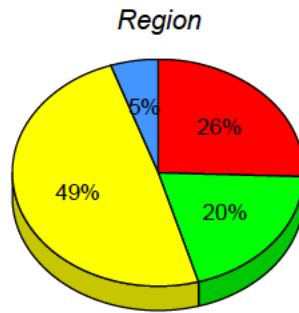
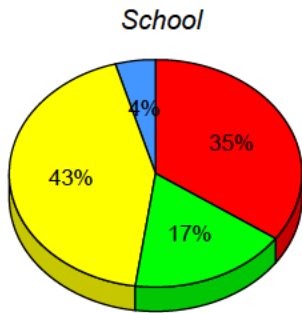
#125 - Copper Ridge Academy, Baie Verte

Grades: K-12

Total Students : 23
Total Students (Submitted): 23

Instructional Level (June 2012 - June 2015)

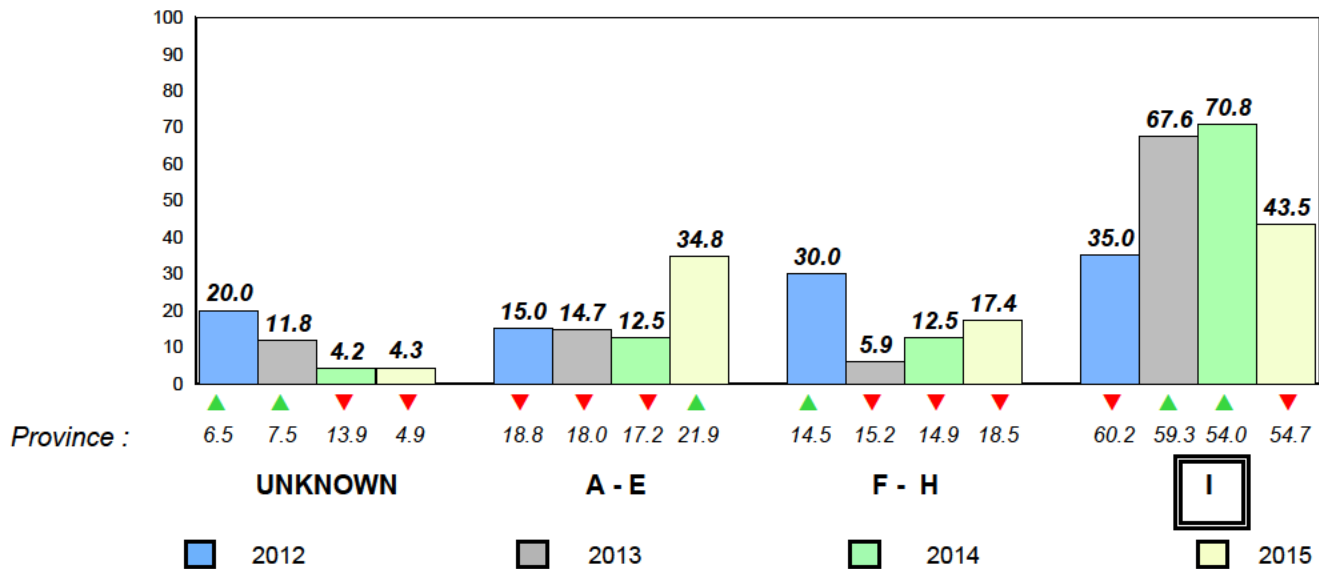
| Level | School | 2015 | | | 2014 | | | 2013 | | | 2012 | | | | |
|-------------|--------|------|------|--------|------|------|----------|------|------|--------|------|---|----------|---|---|
| | | ♀ | ♂ | Region | ♀ | ♂ | Province | ♀ | ♂ | Region | ♀ | ♂ | Province | | |
| I (10) | 43.5 | 21.7 | 21.7 | 49.2 | 26.6 | 22.6 | 54.7 | 29.3 | 25.5 | ▼ | ▼ | ▲ | ▲ | ▼ | ▼ |
| F - H (4) | 17.4 | 4.3 | 13.0 | 19.9 | 11.4 | 8.5 | 18.5 | 9.1 | 9.4 | ▼ | ▼ | ▼ | ▼ | ▲ | ▲ |
| A - E (8) | 34.8 | 13.0 | 21.7 | 25.6 | 9.3 | 16.3 | 21.9 | 7.4 | 14.5 | | | | | | |
| Unknown (1) | 4.3 | | | 5.3 | | | 4.9 | | | | | | | | |



■ I : end of year benchmark.
 ■ F - H : mid - year benchmark.
 ■ A - E
 ■ Unknown

Instructional Level (June 2012 - June 2015)

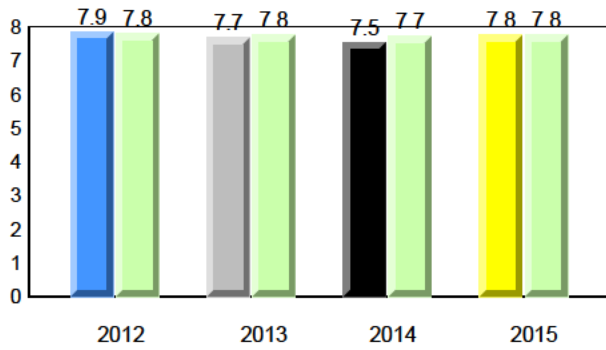
4 Year Trend
(school averages)



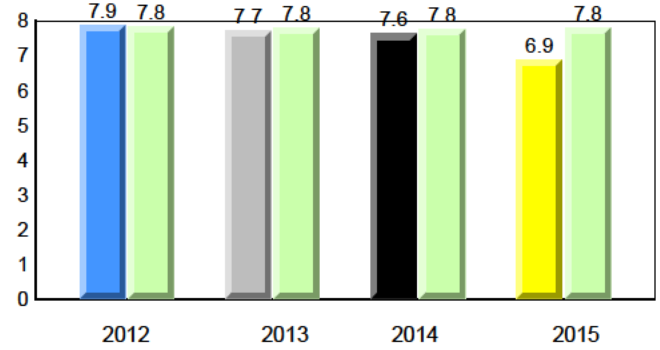
Total Students : 46
Total Students (Submitted): 46

Observation Survey (June 2012 - June 2015)
4 Year Trend
(school average vs. provincial average)

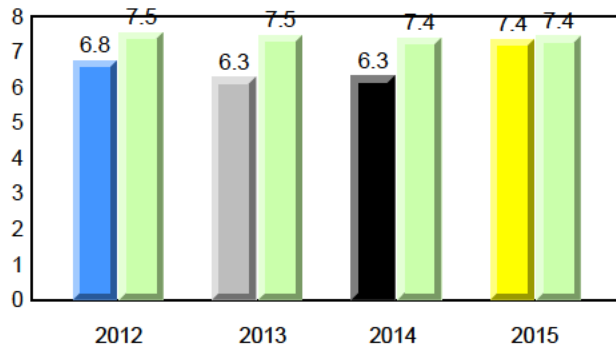
Rhyme



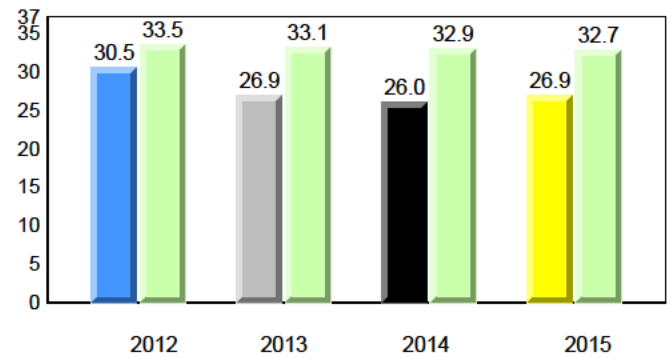
Beginning Sound



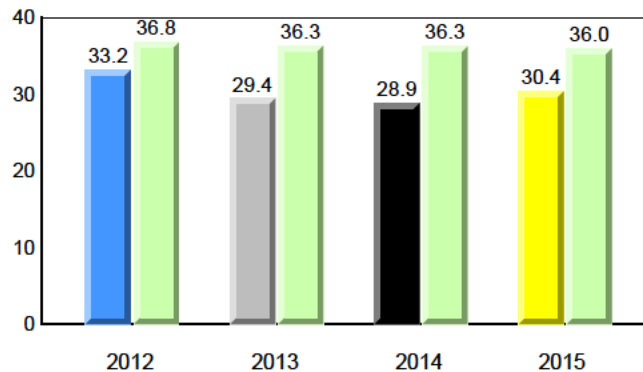
Onset Rhyme



Dictation



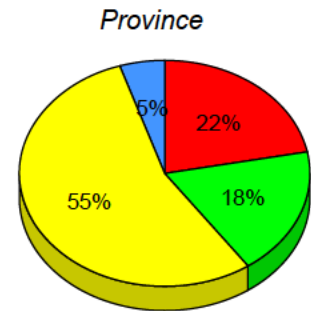
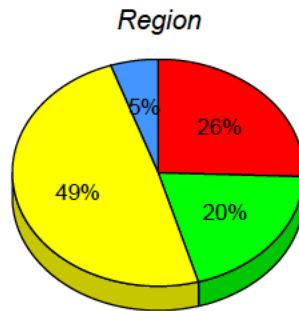
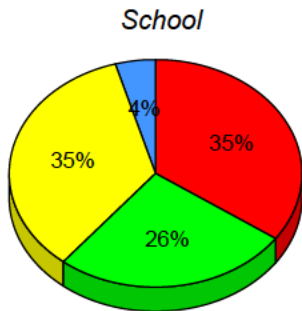
Sight Vocabulary



Total Students : 46
Total Students (Submitted): 46

Instructional Level (June 2012 - June 2015)

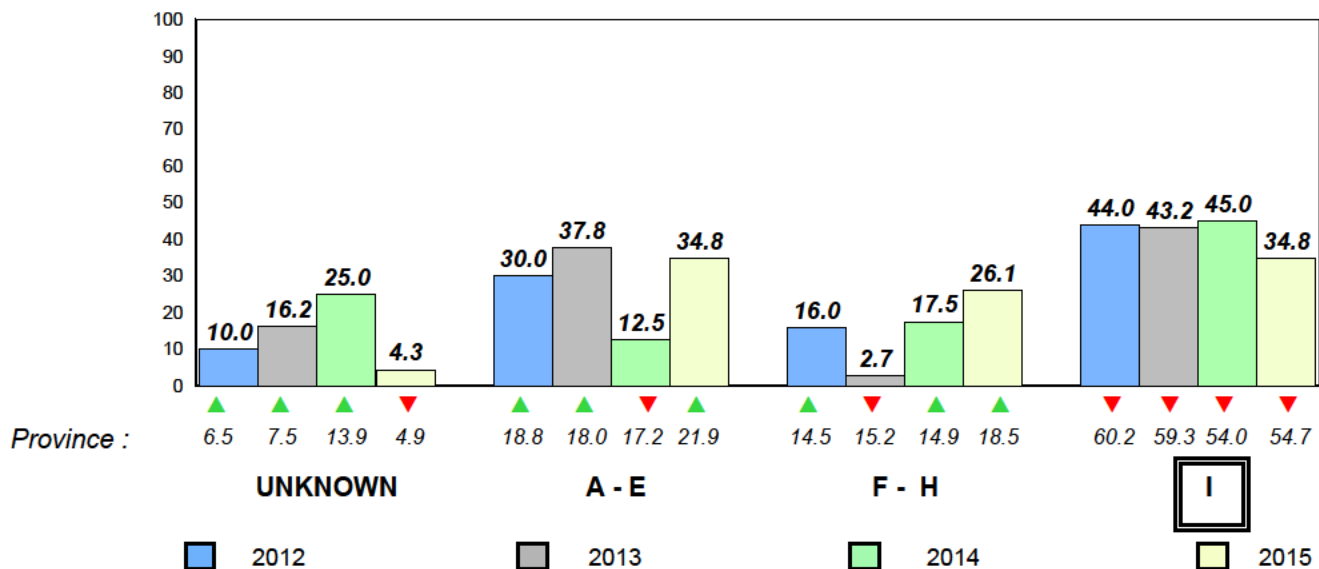
| Level | School | 2015 | | | 2014 | | | 2013 | | | 2012 | | |
|-------------|--------|------|------|------|------|------|------|------|------|-----|------|---|-----|
| | | ♀ | ♂ | Avg | ♀ | ♂ | Avg | ♀ | ♂ | Avg | ♀ | ♂ | Avg |
| I (16) | 34.8 | 15.2 | 19.6 | 49.2 | 26.6 | 22.6 | 54.7 | 29.3 | 25.5 | ▼ | ▼ | ▼ | ▼ |
| F - H (12) | 26.1 | 13.0 | 13.0 | 19.9 | 11.4 | 8.5 | 18.5 | 9.1 | 9.4 | ▲ | ▲ | ▼ | ▼ |
| A - E (16) | 34.8 | 10.9 | 23.9 | 25.6 | 9.3 | 16.3 | 21.9 | 7.4 | 14.5 | | | | |
| Unknown (2) | 4.3 | | | 5.3 | | | 4.9 | | | | | | |



■ I : end of year benchmark.
 ■ F - H : mid - year benchmark.
 ■ A - E
 ■ Unknown

Instructional Level (June 2012 - June 2015)

4 Year Trend
(school averages)



Total Students : 1 **Observation Survey (June 2012 - June 2015)**
 Total Students (*Submitted*): 1 **4 Year Trend**
 (school average vs. provincial average)

Rhyme

School data with 5 or fewer students withheld for reasons of confidentiality.

Beginning Sound

School data with 5 or fewer students withheld for reasons of confidentiality.

2012 2013 2014 2015

2012 2013 2014 2015

Onset Rhyme

School data with 5 or fewer students withheld for reasons of confidentiality.

Dictation


School data with 5 or fewer students withheld for reasons of confidentiality.

2012 2013 2014 2015

2012 2013 2014 2015

Sight Vocabulary

School data with 5 or fewer students withheld for reasons of confidentiality.

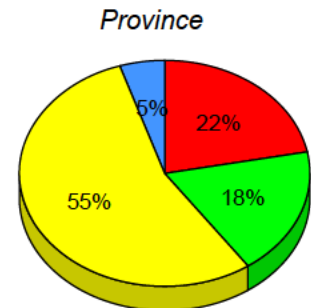
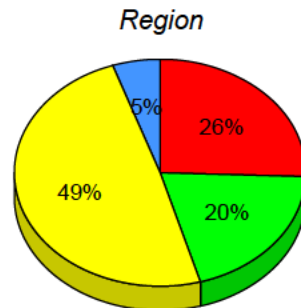


Total Students : 1
Total Students (Submitted): 1

Instructional Level (June 2012 - June 2015)

| Level | School | 2015 | | | | 2014 | | 2013 | | 2012 | | | | |
|-------|---|------|------|------|------|------------------|--------------------|------------------|--------------------|------------------|--------------------|---|---|---|
| | | ♀ | ♂ | ♀ | ♂ | School vs Region | School vs Province | School vs Region | School vs Province | School vs Region | School vs Province | | | |
| I | (School data with 5 or fewer students withheld for reasons of confidentiality.) | 0 | 49.2 | 22.6 | 54.7 | 25.5 | ▼ | ▼ | ▲ | ▲ | ▼ | ▼ | ▼ | ▼ |
| F - H | | 0 | 19.9 | 8.5 | 18.5 | 9.4 | ▼ | ▼ | ▼ | ▼ | ▼ | ▼ | ▼ | ▼ |
| A - E | | 0 | 25.6 | 16.3 | 21.9 | 14.5 | | | | | | | | |
| Unknc | | | 5.3 | | 4.9 | | | | | | | | | |

School
School data with 5 or fewer students withheld for reasons of confidentiality.



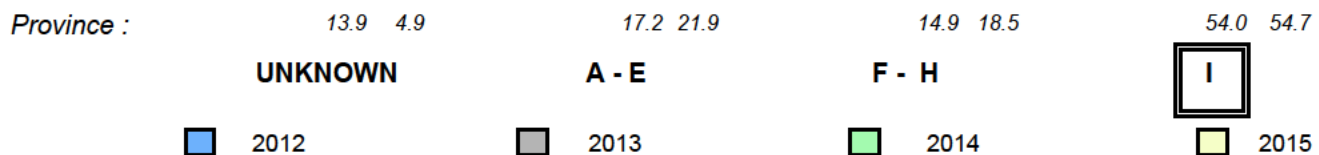
I : end of year benchmark. F - H : mid - year benchmark. A - E Unknown

Instructional Level (June 2012 - June 2015)

4 Year Trend

(school averages)

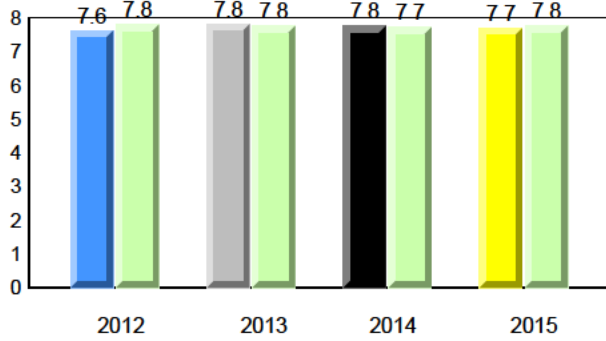
School data with 5 or fewer students withheld for reasons of confidentiality.



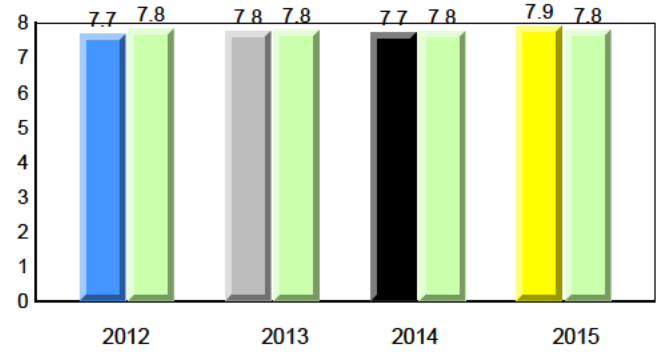
Total Students : 76
Total Students (Submitted): 76

Observation Survey (June 2012 - June 2015)
4 Year Trend
(school average vs. provincial average)

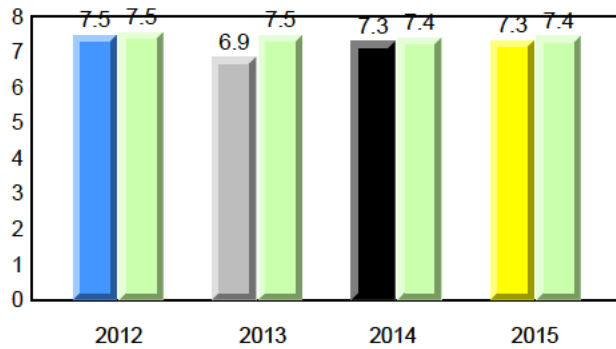
Rhyme



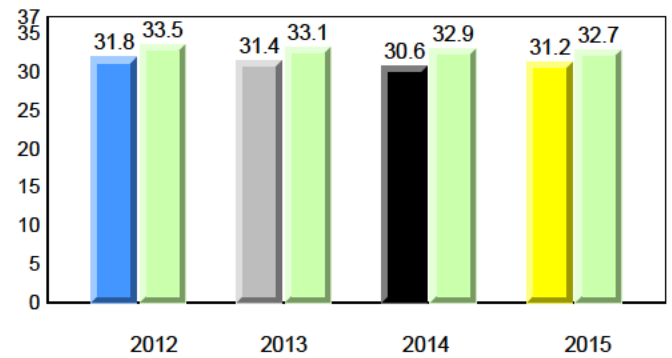
Beginning Sound



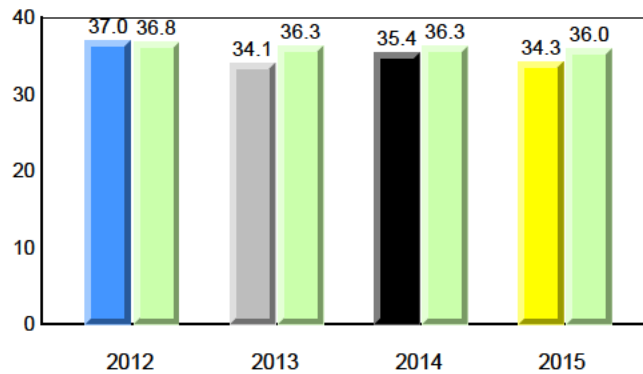
Onset Rhyme



Dictation



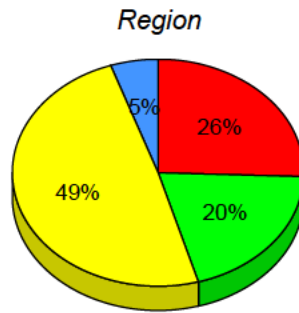
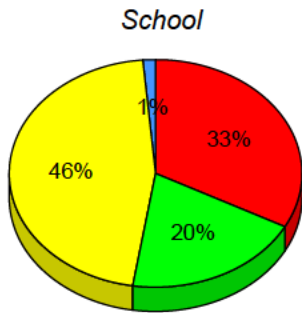
Sight Vocabulary



Total Students : 76
Total Students (Submitted): 76

Instructional Level (June 2012 - June 2015)

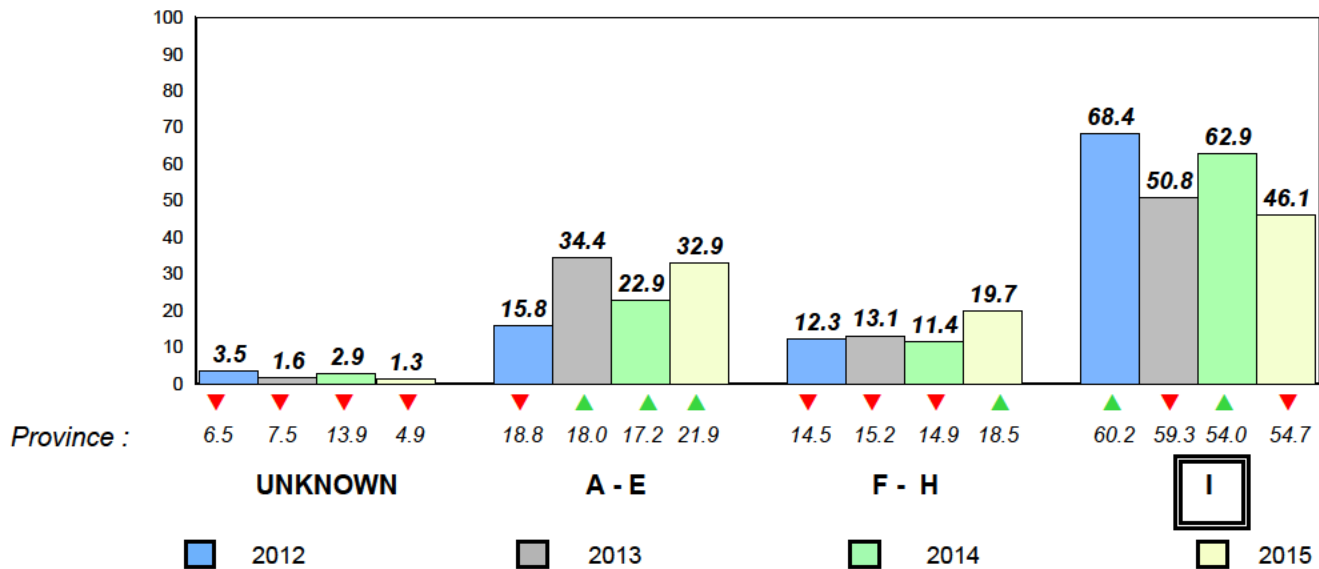
| Level | School | 2015 | | | 2014 | | | 2013 | | | 2012 | | |
|-------------|--------|------|------|--------|------|------|----------|------|------|--------|------|---|----------|
| | | ♀ | ♂ | Region | ♀ | ♂ | Province | ♀ | ♂ | Region | ♀ | ♂ | Province |
| I (35) | 46.1 | 28.9 | 17.1 | 49.2 | 26.6 | 22.6 | 54.7 | 29.3 | 25.5 | ▼ | ▼ | ▲ | ▲ |
| F - H (15) | 19.7 | 6.6 | 13.2 | 19.9 | 11.4 | 8.5 | 18.5 | 9.1 | 9.4 | ▼ | ▲ | ▼ | ▼ |
| A - E (25) | 32.9 | 9.2 | 23.7 | 25.6 | 9.3 | 16.3 | 21.9 | 7.4 | 14.5 | | | | |
| Unknown (1) | 1.3 | | | 5.3 | | | 4.9 | | | | | | |



■ I : end of year benchmark.
 ■ F - H : mid - year benchmark.
 ■ A - E
 ■ Unknown

Instructional Level (June 2012 - June 2015)

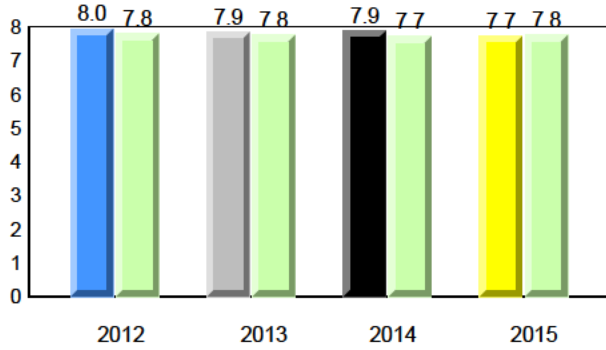
4 Year Trend
(school averages)



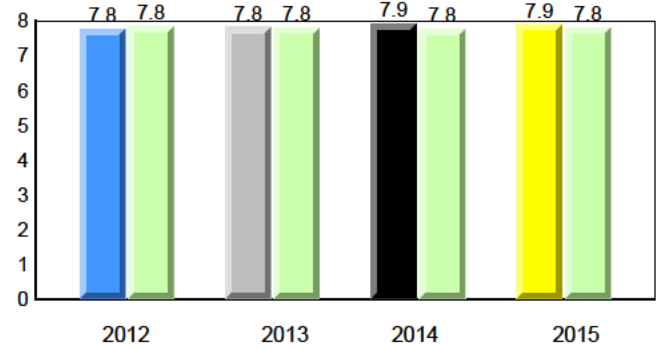
Total Students : 48
Total Students (Submitted): 48

Observation Survey (June 2012 - June 2015)
4 Year Trend
(school average vs. provincial average)

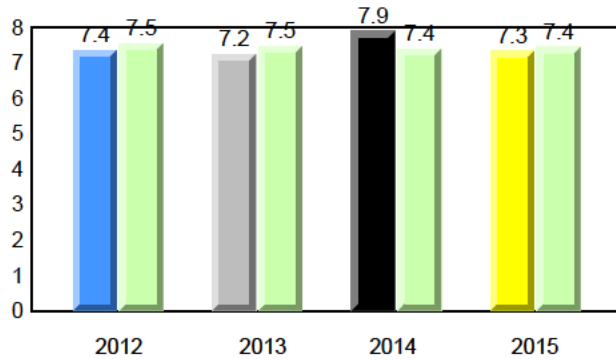
Rhyme



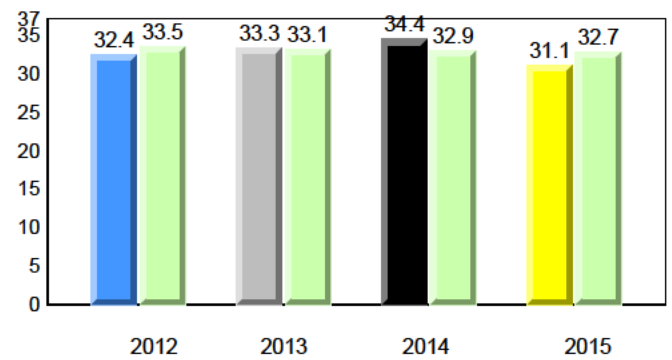
Beginning Sound



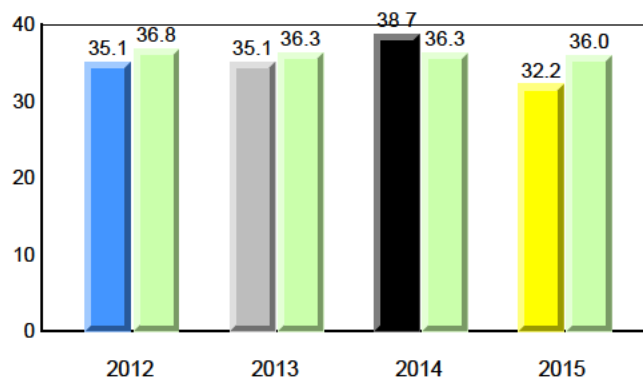
Onset Rhyme



Dictation



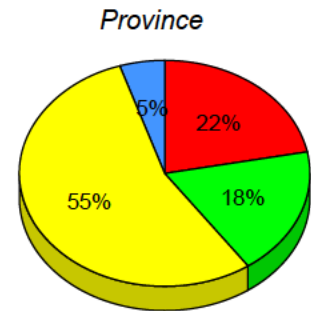
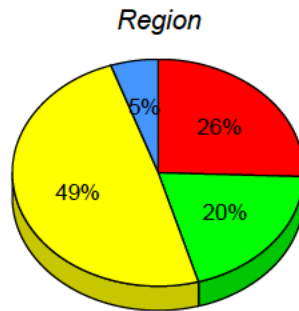
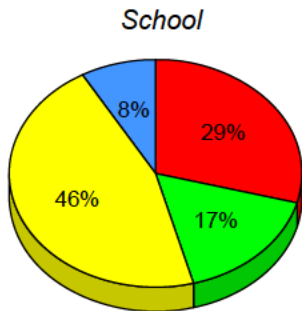
Sight Vocabulary



Total Students : 48
Total Students (Submitted): 48

Instructional Level (June 2012 - June 2015)

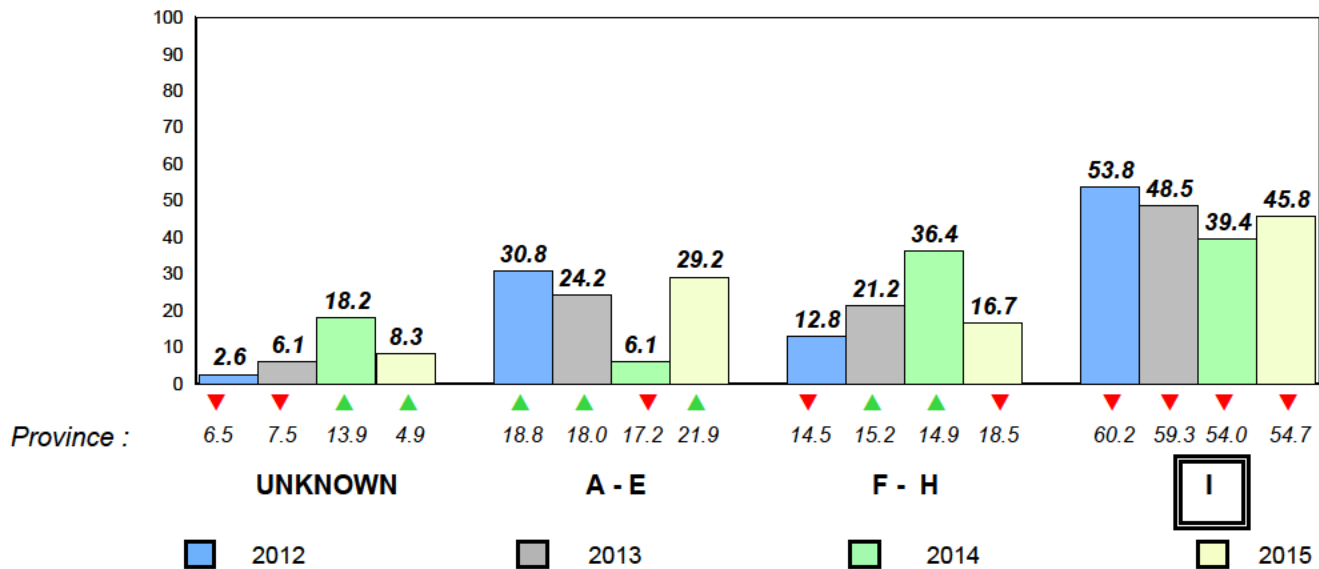
| Level | School | 2015 | | | 2014 | | | 2013 | | | 2012 | | |
|-------------|--------|------|------|------|------|------|------|------|------|-----|------|---|-----|
| | | ♀ | ♂ | Avg | ♀ | ♂ | Avg | ♀ | ♂ | Avg | ♀ | ♂ | Avg |
| I (22) | 45.8 | 33.3 | 12.5 | 49.2 | 26.6 | 22.6 | 54.7 | 29.3 | 25.5 | ▼ | ▼ | ▼ | ▼ |
| F - H (8) | 16.7 | 8.3 | 8.3 | 19.9 | 11.4 | 8.5 | 18.5 | 9.1 | 9.4 | ▲ | ▲ | ▲ | ▲ |
| A - E (14) | 29.2 | 10.4 | 18.8 | 25.6 | 9.3 | 16.3 | 21.9 | 7.4 | 14.5 | ▼ | ▼ | ▼ | ▼ |
| Unknown (4) | 8.3 | | | 5.3 | | | 4.9 | | | | | | |



■ I : end of year benchmark.
 ■ F - H : mid - year benchmark.
 ■ A - E
 ■ Unknown

Instructional Level (June 2012 - June 2015)

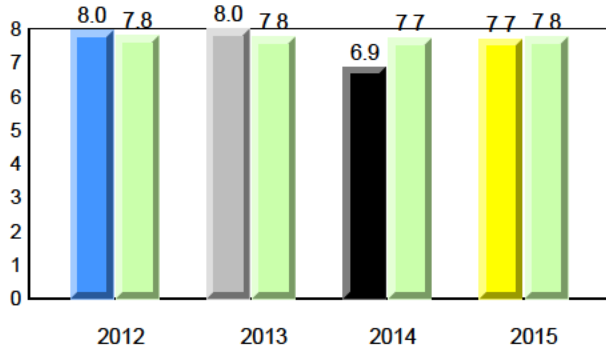
4 Year Trend
(school averages)



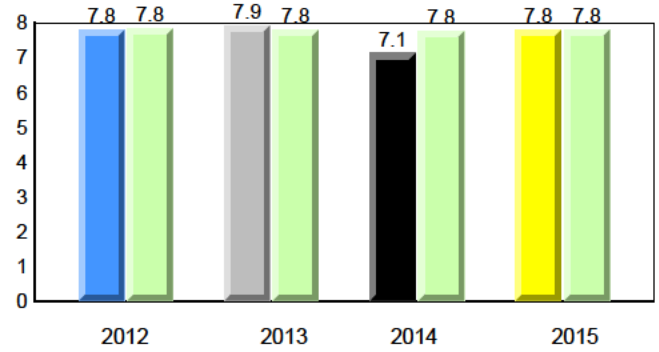
Total Students : 20
Total Students (Submitted): 20

Observation Survey (June 2012 - June 2015)
4 Year Trend
(school average vs. provincial average)

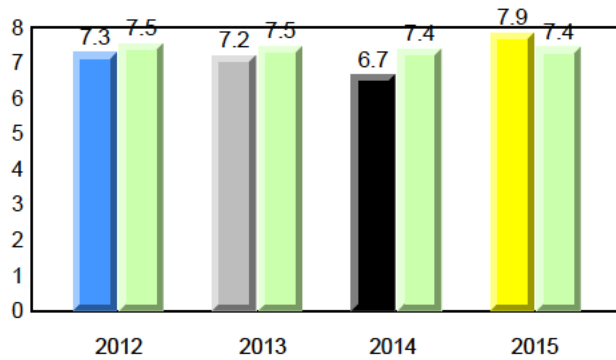
Rhyme



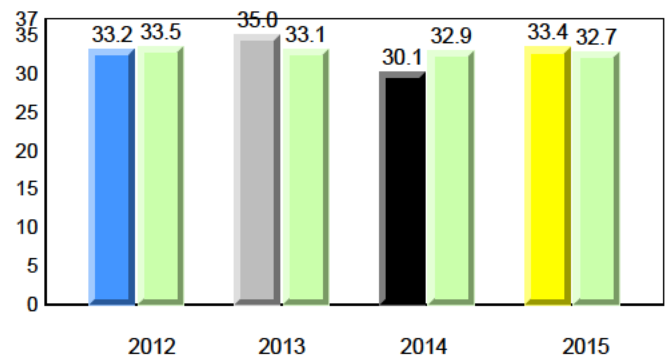
Beginning Sound



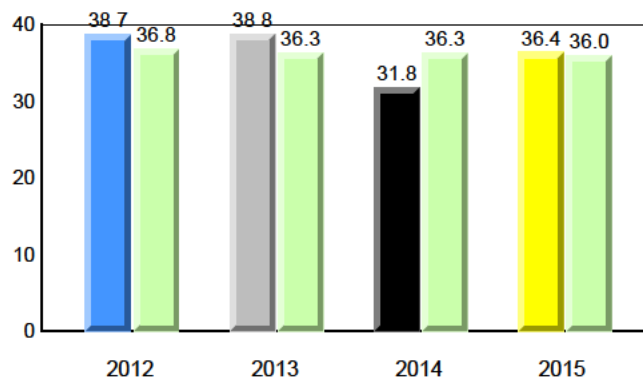
Onset Rhyme



Dictation



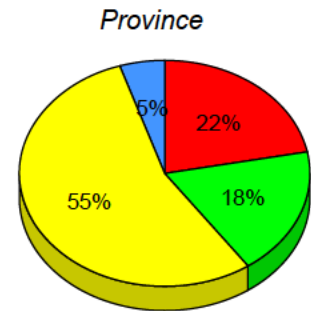
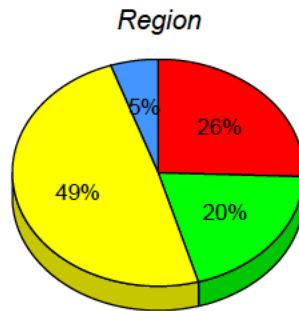
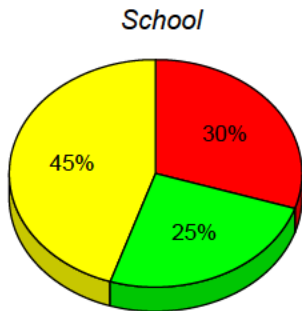
Sight Vocabulary



Total Students : 20
Total Students (Submitted): 20

Instructional Level (June 2012 - June 2015)

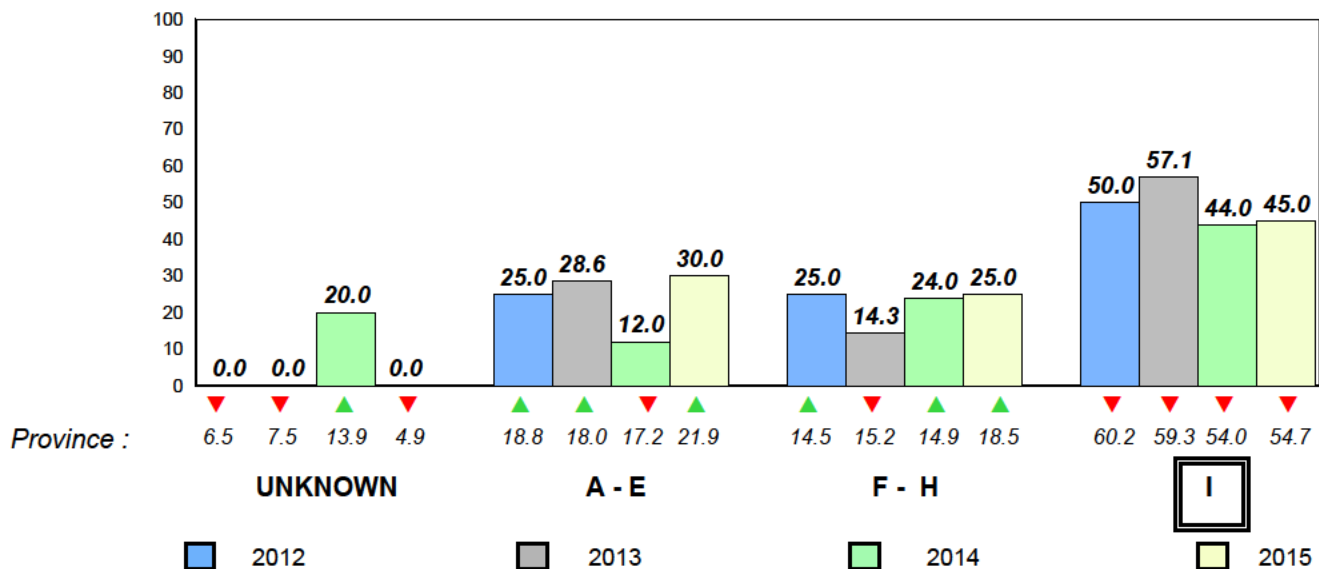
| Level | School | 2015 | | | | | | 2014 | | 2013 | | 2012 | | | |
|-------------|--------|------|------|------|------|------|------|------------------|--------------------|------------------|--------------------|------------------|--------------------|---|---|
| | | ♀ | ♂ | ♀ | ♂ | ♀ | ♂ | School vs Region | School vs Province | School vs Region | School vs Province | School vs Region | School vs Province | | |
| I (9) | 45.0 | 20.0 | 25.0 | 49.2 | 26.6 | 22.6 | 54.7 | 29.3 | 25.5 | ▼ | ▼ | ▼ | ▼ | ▼ | ▼ |
| F - H (5) | 25.0 | 10.0 | 15.0 | 19.9 | 11.4 | 8.5 | 18.5 | 9.1 | 9.4 | ▲ | ▲ | ▲ | ▼ | ▲ | ▲ |
| A - E (6) | 30.0 | 10.0 | 20.0 | 25.6 | 9.3 | 16.3 | 21.9 | 7.4 | 14.5 | | | | | | |
| Unknown (0) | 0.0 | | | 5.3 | | | 4.9 | | | | | | | | |



■ I : end of year benchmark.
 ■ F - H : mid - year benchmark.
 ■ A - E
 ■ Unknown

Instructional Level (June 2012 - June 2015)

4 Year Trend
(school averages)



Total Students : 2 **Observation Survey (June 2012 - June 2015)**
 Total Students (Submitted): 2 **4 Year Trend**
 (school average vs. provincial average)

Rhyme

School data with 5 or fewer students withheld for reasons of confidentiality.

Beginning Sound

School data with 5 or fewer students withheld for reasons of confidentiality.

2012 2013 2014 2015

2012 2013 2014 2015

Onset Rhyme

School data with 5 or fewer students withheld for reasons of confidentiality.

Dictation


School data with 5 or fewer students withheld for reasons of confidentiality.

2012 2013 2014 2015

2012 2013 2014 2015

Sight Vocabulary

School data with 5 or fewer students withheld for reasons of confidentiality.



NLESD - Central Region

#151 - John Watkins Academy, Hermitage

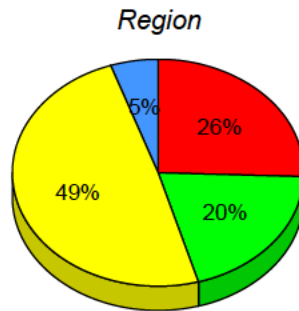
Grades: K-12

Total Students : 2
Total Students (Submitted): 2

Instructional Level (June 2012 - June 2015)

| Level | School | 2015 | | 2014 | | 2013 | | 2012 | | | |
|-------|---|------|------|------|------|------|---|------|---|---|---|
| | | ♀ | ♂ | ♀ | ♂ | ♀ | ♂ | ♀ | ♂ | | |
| I | (School data with 5 or fewer students withheld for reasons of confidentiality.) | 49.2 | 26.6 | 54.7 | 29.3 | ▲ | ▲ | ▼ | ▼ | ▲ | ▲ |
| F - H | | 19.9 | 11.4 | 18.5 | 9.1 | ▼ | ▼ | ▲ | ▲ | ▼ | ▼ |
| A - E | | 25.6 | 9.3 | 21.9 | 7.4 | | | | | | |
| Unknc | | 5.3 | | 4.9 | | | | | | | |

School
School data with 5 or fewer students withheld for reasons of confidentiality.



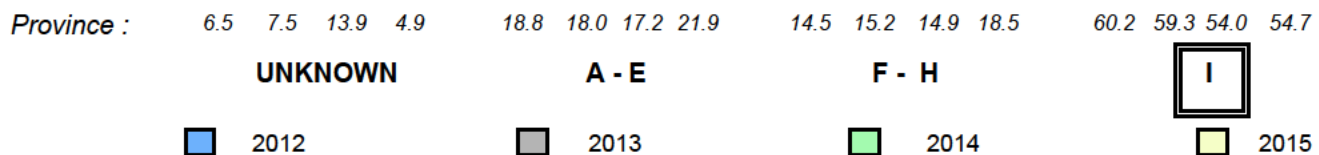
I : end of year benchmark. F - H : mid - year benchmark. A - E Unknown

Instructional Level (June 2012 - June 2015)

4 Year Trend

(school averages)

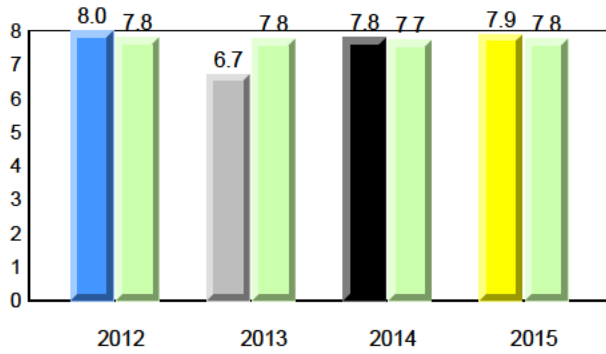
School data with 5 or fewer students withheld for reasons of confidentiality.



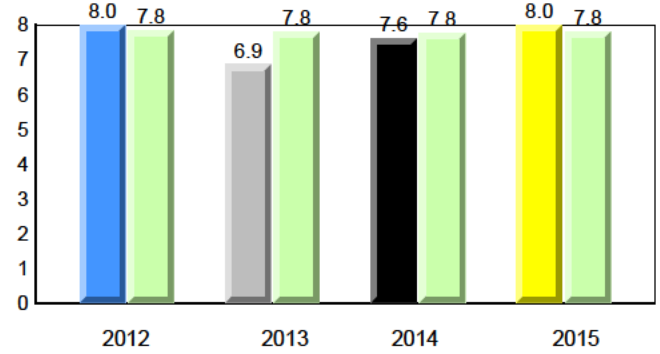
Total Students : 9
Total Students (Submitted): 9

Observation Survey (June 2012 - June 2015)
4 Year Trend
(school average vs. provincial average)

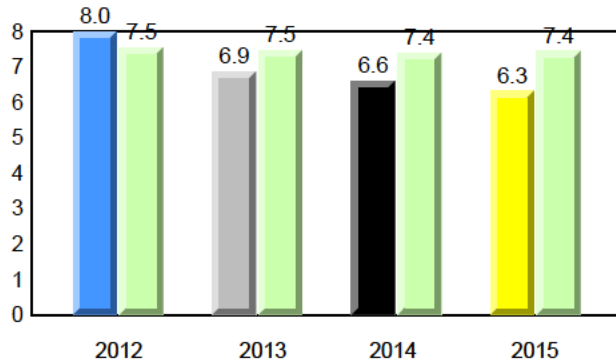
Rhyme



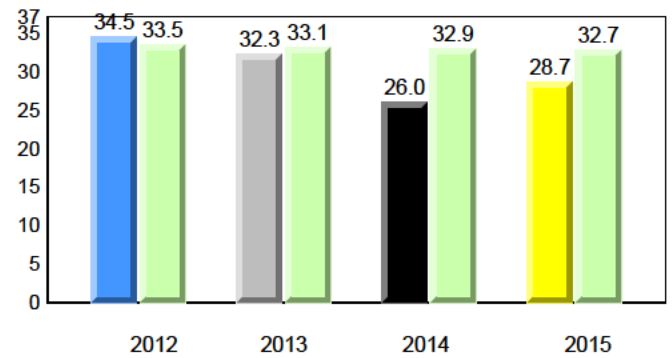
Beginning Sound



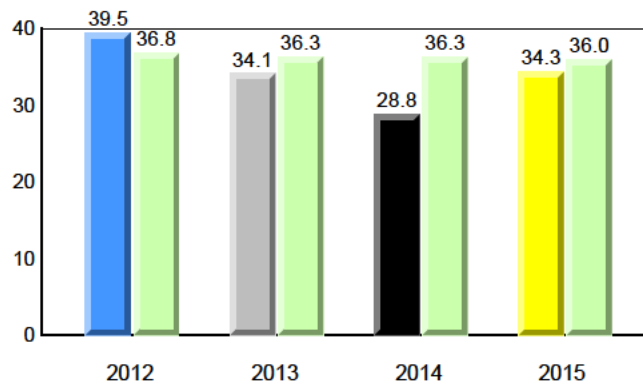
Onset Rhyme



Dictation



Sight Vocabulary



NLESD - Central Region

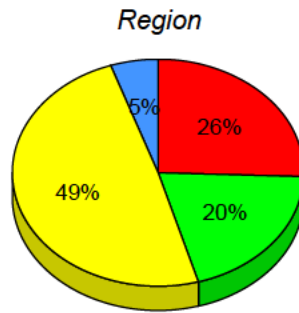
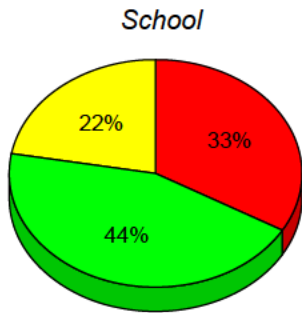
#152 - Valmont Academy, King's Point

Grades: K-12

Total Students : 9
Total Students (Submitted): 9

Instructional Level (June 2012 - June 2015)

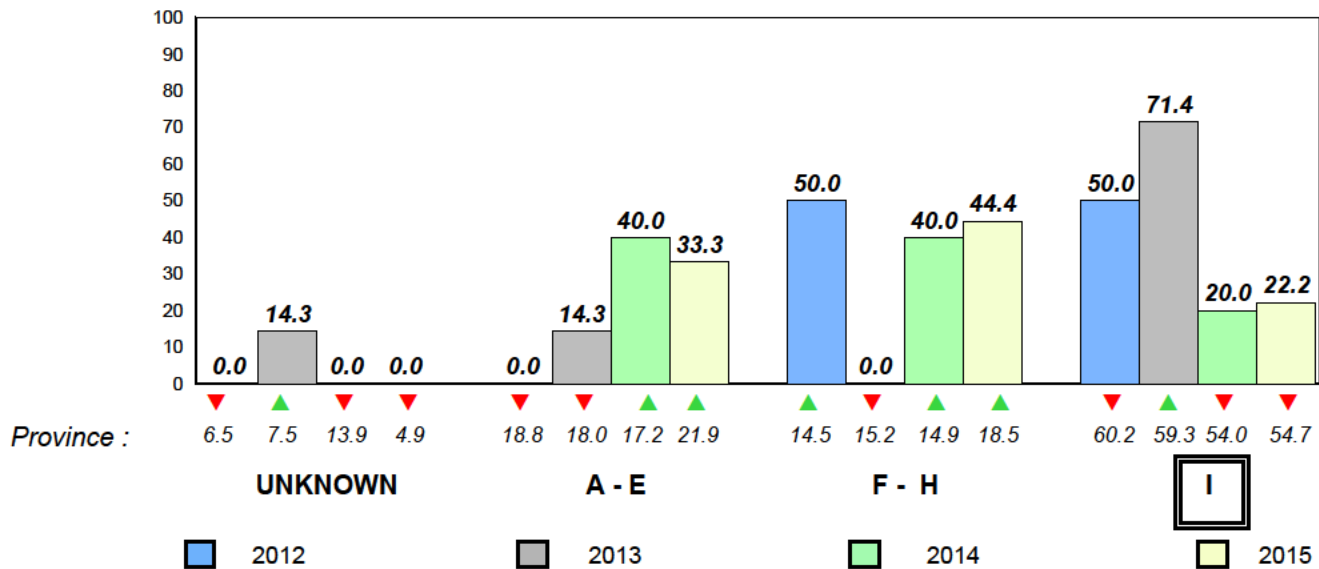
| Level | School | 2015 | | | 2014 | | | 2013 | | | 2012 | | | | |
|-------------|--------|------|------|------|------|------|------|------|------|-----|------|---|-----|---|---|
| | | ♀ | ♂ | Avg | ♀ | ♂ | Avg | ♀ | ♂ | Avg | ♀ | ♂ | Avg | | |
| I (2) | 22.2 | 22.2 | 0.0 | 49.2 | 26.6 | 22.6 | 54.7 | 29.3 | 25.5 | ▼ | ▼ | ▲ | ▲ | ▼ | ▼ |
| F - H (4) | 44.4 | 33.3 | 11.1 | 19.9 | 11.4 | 8.5 | 18.5 | 9.1 | 9.4 | ▲ | ▲ | ▼ | ▼ | ▲ | ▲ |
| A - E (3) | 33.3 | 11.1 | 22.2 | 25.6 | 9.3 | 16.3 | 21.9 | 7.4 | 14.5 | | | | | | |
| Unknown (0) | 0.0 | | | 5.3 | | | 4.9 | | | | | | | | |



■ I : end of year benchmark.
 ■ F - H : mid - year benchmark.
 ■ A - E
 ■ Unknown

Instructional Level (June 2012 - June 2015)

4 Year Trend
(school averages)



NLESD - Central Region

#154 - Hillside Elementary, La Scie

Grades: K-6

Total Students : 13
 Total Students (Submitted): 0

Observation Survey (June 2012 - June 2015)
4 Year Trend
 (school average vs. provincial average)

Rhyme

School data with 5 or fewer students withheld for reasons of confidentiality.

Beginning Sound

School data with 5 or fewer students withheld for reasons of confidentiality.

2012 2013 2014 2015

2012 2013 2014 2015

Onset Rhyme

School data with 5 or fewer students withheld for reasons of confidentiality.

Dictation


School data with 5 or fewer students withheld for reasons of confidentiality.

2012 2013 2014 2015

2012 2013 2014 2015

Sight Vocabulary

School data with 5 or fewer students withheld for reasons of confidentiality.

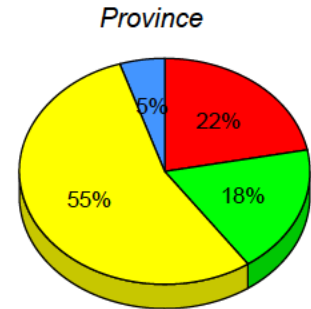
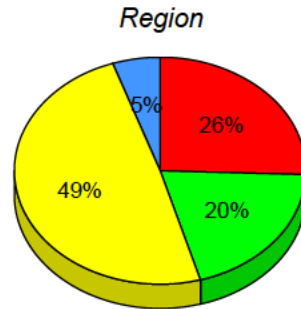


Total Students : 13
Total Students (Submitted): 0

Instructional Level (June 2012 - June 2015)

| Level | School | 2015 | | 2014 | | 2013 | | 2012 | |
|-------|---|--------|----------|--------|----------|--------|----------|--------|----------|
| | | Region | Province | Region | Province | Region | Province | Region | Province |
| I | (School data with 5 or fewer students withheld for reasons of confidentiality.) | 49.2 | 54.7 | ▲ | ▲ | ▼ | ▼ | ▲ | ▲ |
| F - H | | 19.9 | 18.5 | ▲ | ▲ | ▲ | ▲ | ▲ | ▲ |
| A - E | | 25.6 | 21.9 | | | | | | |
| Unknc | | 5.3 | 4.9 | | | | | | |

School
School data with 5 or fewer students withheld for reasons of confidentiality.



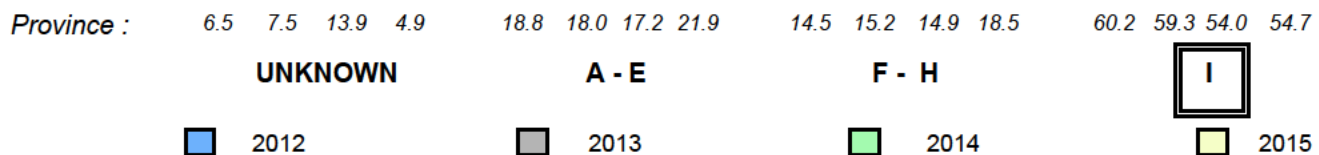
I : end of year benchmark. F - H : mid - year benchmark. A - E Unknown

Instructional Level (June 2012 - June 2015)

4 Year Trend

(school averages)

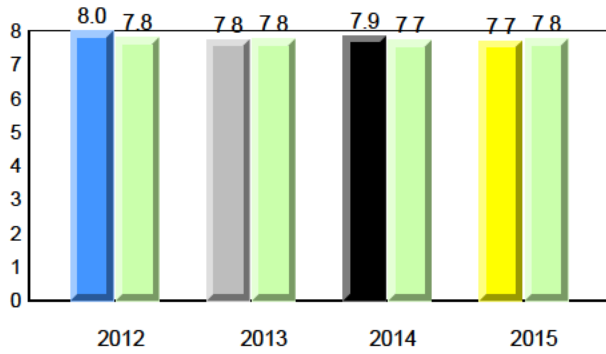
School data with 5 or fewer students withheld for reasons of confidentiality.



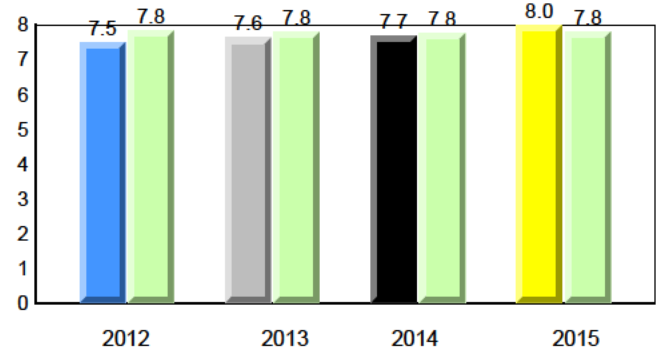
Total Students : 7
Total Students (Submitted): 7

Observation Survey (June 2012 - June 2015)
4 Year Trend
(school average vs. provincial average)

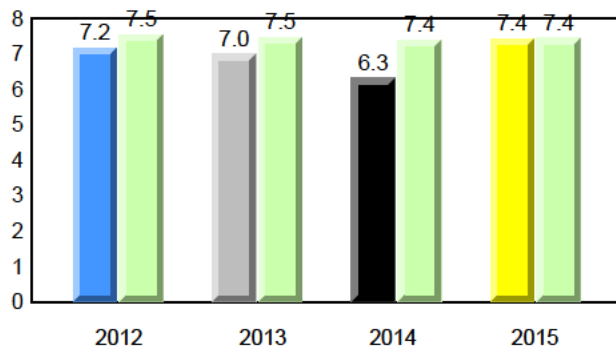
Rhyme



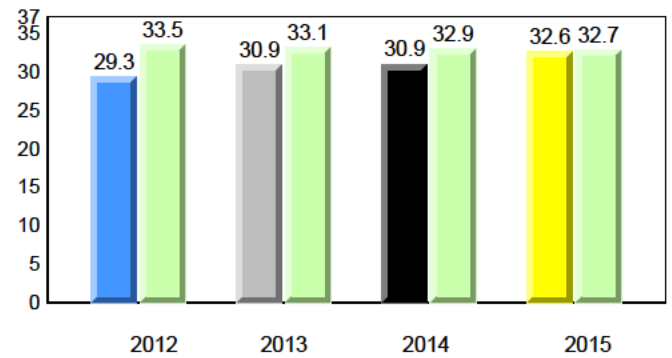
Beginning Sound



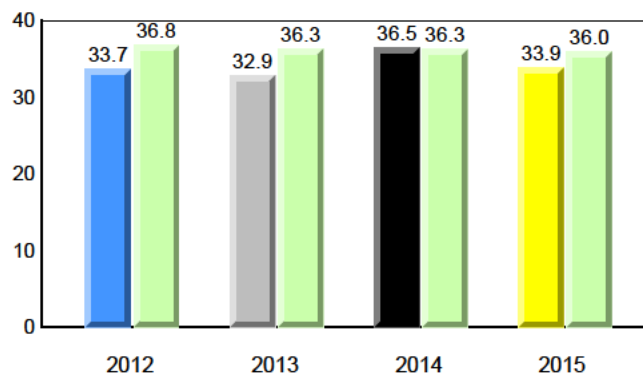
Onset Rhyme



Dictation



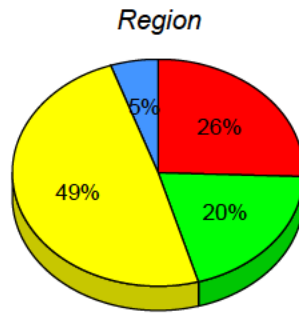
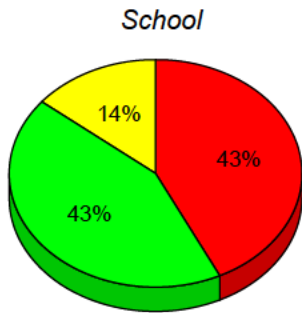
Sight Vocabulary



Total Students : 7
Total Students (Submitted): 7

Instructional Level (June 2012 - June 2015)

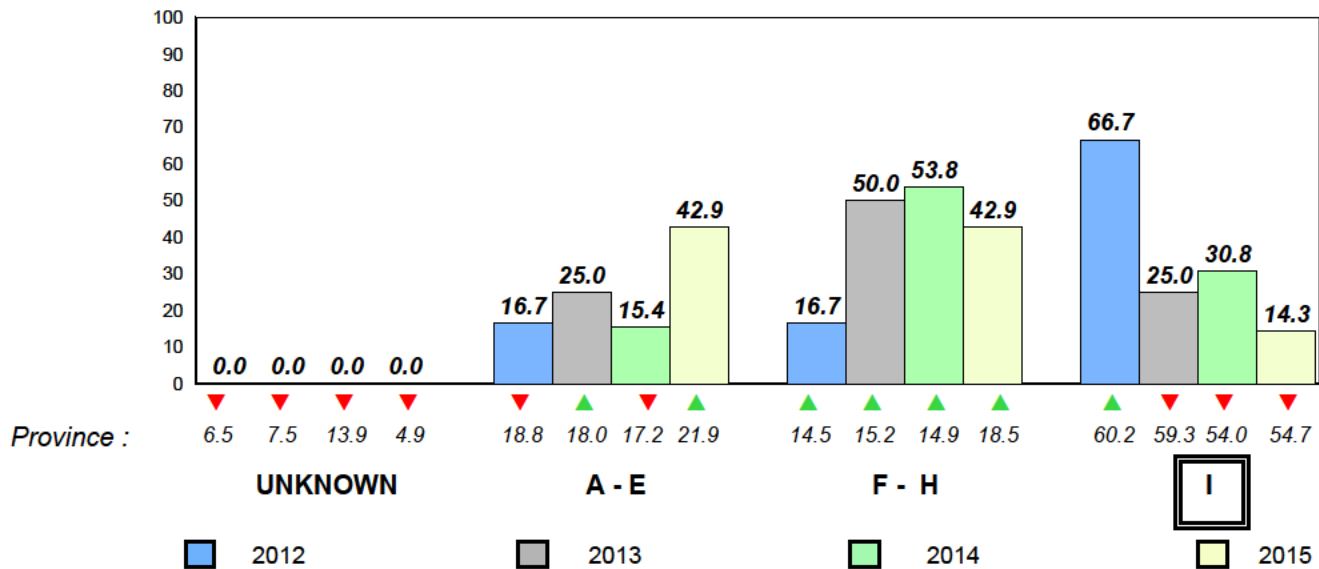
| Level | School | 2015 | | | 2014 | | | 2013 | | | 2012 | | | | |
|-------------|--------|------|------|------|------|------|------|------|------|-----|------|---|-----|---|---|
| | | ♀ | ♂ | Avg | ♀ | ♂ | Avg | ♀ | ♂ | Avg | ♀ | ♂ | Avg | | |
| I (1) | 14.3 | 14.3 | 0.0 | 49.2 | 26.6 | 22.6 | 54.7 | 29.3 | 25.5 | ▼ | ▼ | ▼ | ▼ | ▲ | ▲ |
| F - H (3) | 42.9 | 42.9 | 0.0 | 19.9 | 11.4 | 8.5 | 18.5 | 9.1 | 9.4 | ▲ | ▲ | ▲ | ▲ | ▲ | ▲ |
| A - E (3) | 42.9 | 28.6 | 14.3 | 25.6 | 9.3 | 16.3 | 21.9 | 7.4 | 14.5 | | | | | | |
| Unknown (0) | 0.0 | | | 5.3 | | | 4.9 | | | | | | | | |



■ I : end of year benchmark.
 ■ F - H : mid - year benchmark.
 ■ A - E
 ■ Unknown

Instructional Level (June 2012 - June 2015)

4 Year Trend
(school averages)



Total Students : 5 **Observation Survey (June 2012 - June 2015)**
 Total Students (*Submitted*): 5 **4 Year Trend**
 (school average vs. provincial average)

Rhyme

School data with 5 or fewer students withheld for reasons of confidentiality.

Beginning Sound

School data with 5 or fewer students withheld for reasons of confidentiality.

2012 2013 2014 2015

2012 2013 2014 2015

Onset Rhyme

School data with 5 or fewer students withheld for reasons of confidentiality.

Dictation


School data with 5 or fewer students withheld for reasons of confidentiality.

2012 2013 2014 2015

2012 2013 2014 2015

Sight Vocabulary

School data with 5 or fewer students withheld for reasons of confidentiality.

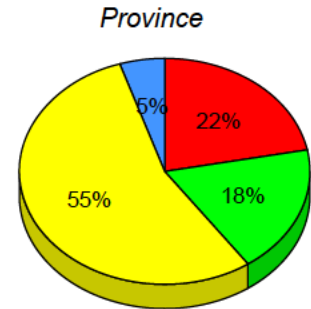
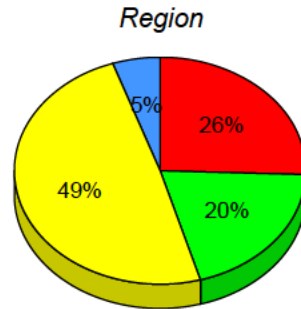


Total Students : 5
Total Students (Submitted): 5

Instructional Level (June 2012 - June 2015)

| Level | School | 2015 | | | 2014 | | | 2013 | | | 2012 | | |
|-------|---|------|------|------|------|------|------|------|---|---|------|---|---|
| | | ♀ | ♂ | 0 | ♀ | ♂ | 0 | ♀ | ♂ | 0 | ♀ | ♂ | 0 |
| I | (School data with 5 or fewer students withheld for reasons of confidentiality.) | 49.2 | 26.6 | 22.6 | 54.7 | 29.3 | 25.5 | ▲ | ▲ | ▼ | ▼ | ▲ | ▲ |
| F - H | | 19.9 | 11.4 | 8.5 | 18.5 | 9.1 | 9.4 | ▼ | ▼ | ▲ | ▲ | ▲ | ▲ |
| A - E | | 25.6 | 9.3 | 16.3 | 21.9 | 7.4 | 14.5 | | | | | | |
| Unknc | | 5.3 | | | 4.9 | | | | | | | | |

School
School data with 5 or fewer students withheld for reasons of confidentiality.



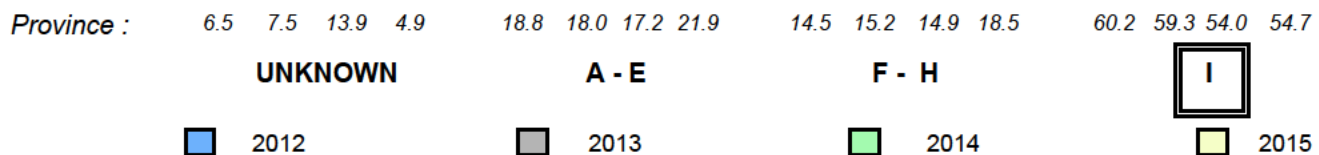
I : end of year benchmark. F - H : mid - year benchmark. A - E Unknown

Instructional Level (June 2012 - June 2015)

4 Year Trend

(school averages)

School data with 5 or fewer students withheld for reasons of confidentiality.



Total Students : 2 **Observation Survey (June 2012 - June 2015)**
 Total Students (Submitted): 2 **4 Year Trend**
 (school average vs. provincial average)

Rhyme

School data with 5 or fewer students withheld for reasons of confidentiality.

Beginning Sound

School data with 5 or fewer students withheld for reasons of confidentiality.

2012 2013 2014 2015

2012 2013 2014 2015

Onset Rhyme

School data with 5 or fewer students withheld for reasons of confidentiality.

Dictation


School data with 5 or fewer students withheld for reasons of confidentiality.

2012 2013 2014 2015

2012 2013 2014 2015

Sight Vocabulary

School data with 5 or fewer students withheld for reasons of confidentiality.



NLESD - Central Region

#165 - St. Stephen's AG, Rencontre East

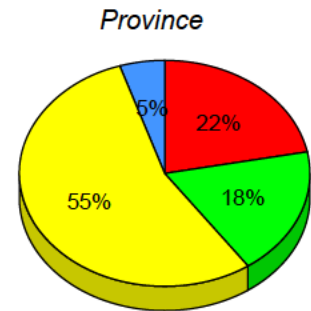
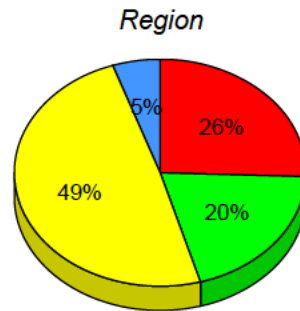
Grades: 1-5,7,9-12

Total Students : 2
Total Students (Submitted): 2

Instructional Level (June 2012 - June 2015)

| Level | School | 2015 | | 2014 | | 2013 | | 2012 | |
|-------|---|------|------|------|------|------|---|------|---|
| | | ♀ | ♂ | ♀ | ♂ | ♀ | ♂ | ♀ | ♂ |
| I | (School data with 5 or fewer students withheld for reasons of confidentiality.) | 49.2 | 26.6 | 54.7 | 29.3 | ▼ | ▼ | ▼ | ▼ |
| F - H | | 19.9 | 11.4 | 18.5 | 9.1 | ▼ | ▼ | ▼ | ▼ |
| A - E | | 25.6 | 9.3 | 21.9 | 7.4 | | | | |
| Unknc | | 5.3 | | 4.9 | | | | | |

School
School data with 5 or fewer students withheld for reasons of confidentiality.



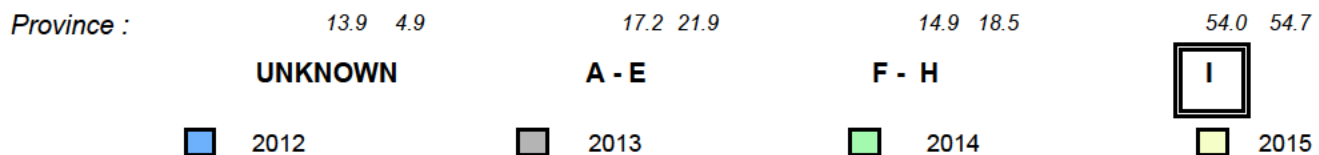
I : end of year benchmark. F - H : mid - year benchmark. A - E Unknown

Instructional Level (June 2012 - June 2015)

4 Year Trend

(school averages)

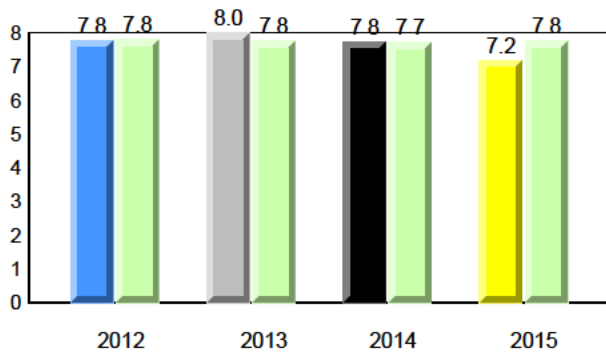
School data with 5 or fewer students withheld for reasons of confidentiality.



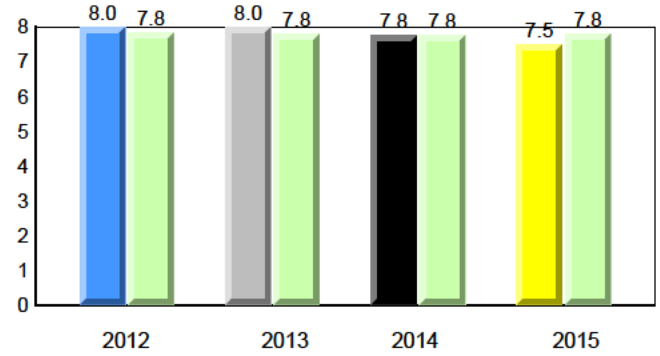
Total Students : 16
Total Students (Submitted): 16

Observation Survey (June 2012 - June 2015)
4 Year Trend
(school average vs. provincial average)

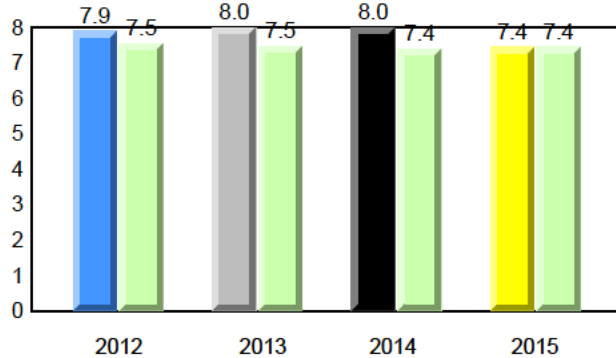
Rhyme



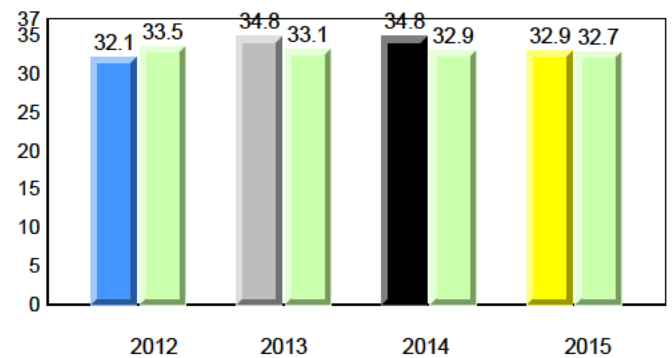
Beginning Sound



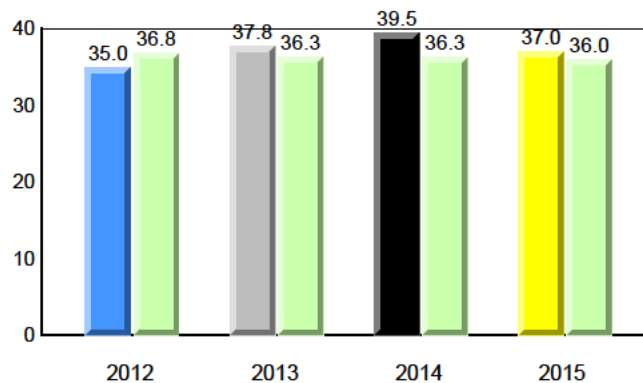
Onset Rhyme



Dictation



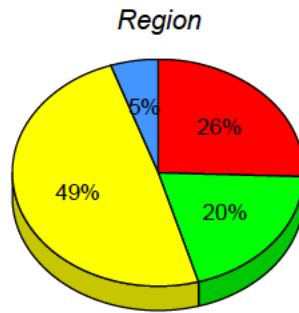
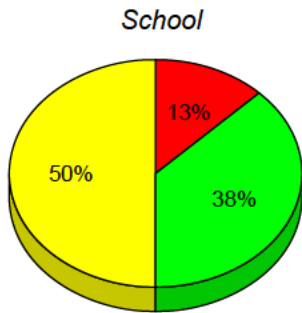
Sight Vocabulary



Total Students : 16
Total Students (Submitted): 16

Instructional Level (June 2012 - June 2015)

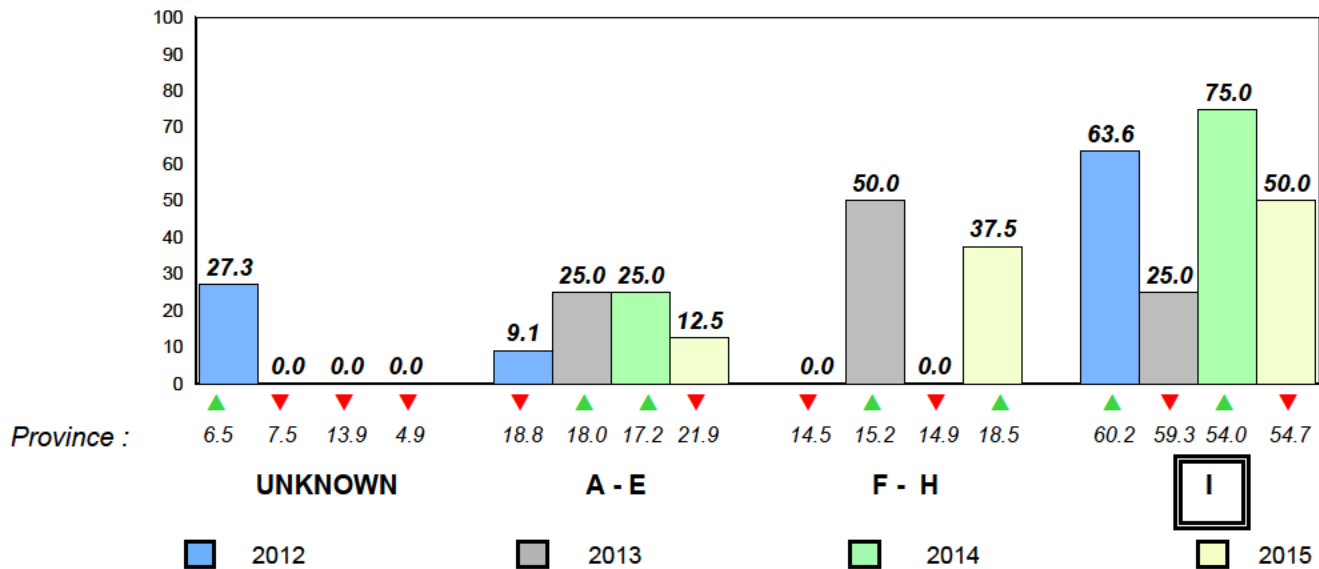
| Level | School | 2015 | | | | | | 2014 | | 2013 | | 2012 | |
|-------------|--------|------|------|------|------|------|------|------------------|--------------------|------------------|--------------------|------------------|--------------------|
| | | ♀ | ♂ | ♀ | ♂ | ♀ | ♂ | School vs Region | School vs Province | School vs Region | School vs Province | School vs Region | School vs Province |
| I (8) | 50.0 | 12.5 | 37.5 | 49.2 | 26.6 | 22.6 | 54.7 | 29.3 | 25.5 | ▲ | ▼ | ▲ | ▲ |
| F - H (6) | 37.5 | 18.8 | 18.8 | 19.9 | 11.4 | 8.5 | 18.5 | 9.1 | 9.4 | ▲ | ▲ | ▼ | ▼ |
| A - E (2) | 12.5 | 12.5 | 0.0 | 25.6 | 9.3 | 16.3 | 21.9 | 7.4 | 14.5 | | | | |
| Unknown (0) | 0.0 | | | 5.3 | | | 4.9 | | | | | | |



■ I : end of year benchmark.
 ■ F - H : mid - year benchmark.
 ■ A - E
 ■ Unknown

Instructional Level (June 2012 - June 2015)

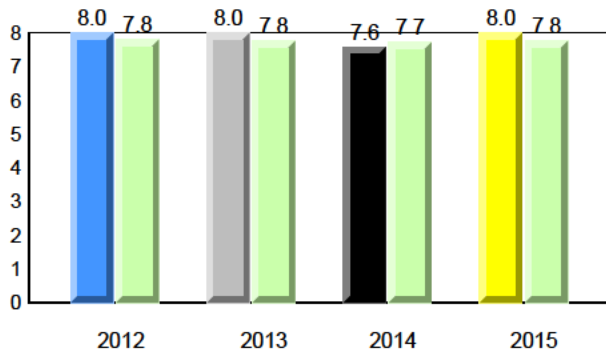
4 Year Trend
(school averages)



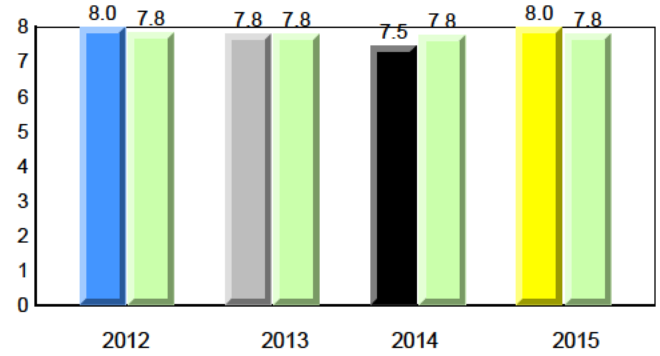
Total Students : 8
Total Students (Submitted): 8

Observation Survey (June 2012 - June 2015)
4 Year Trend
(school average vs. provincial average)

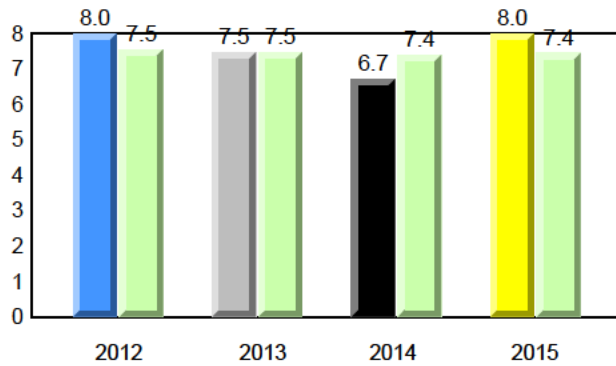
Rhyme



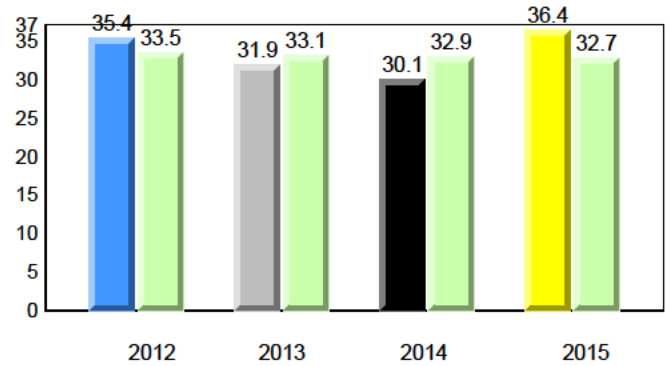
Beginning Sound



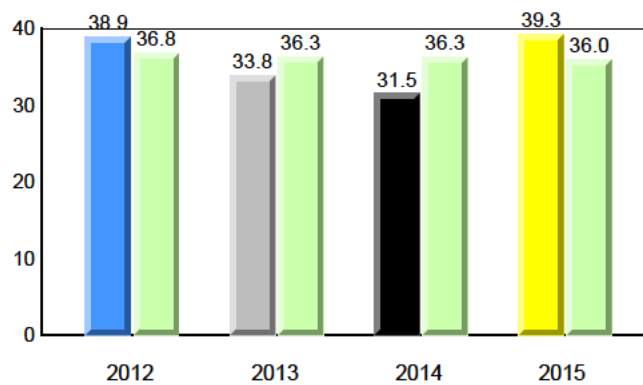
Onset Rhyme



Dictation



Sight Vocabulary



NLESD - Central Region

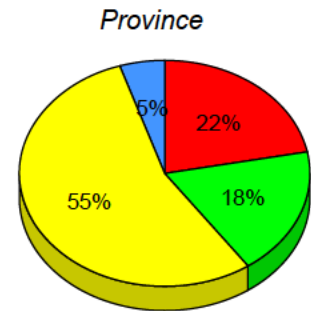
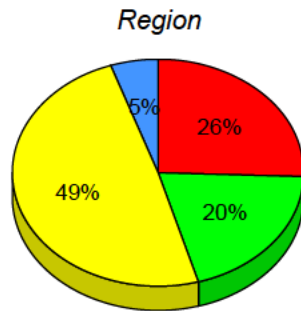
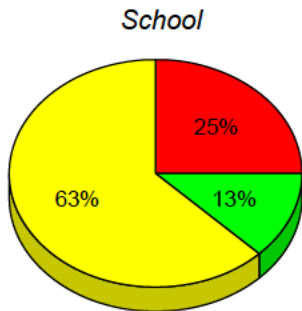
#172 - Brian Peckford Primary, Triton

Grades: K-3

Total Students : 8
Total Students (Submitted): 8

Instructional Level (June 2012 - June 2015)

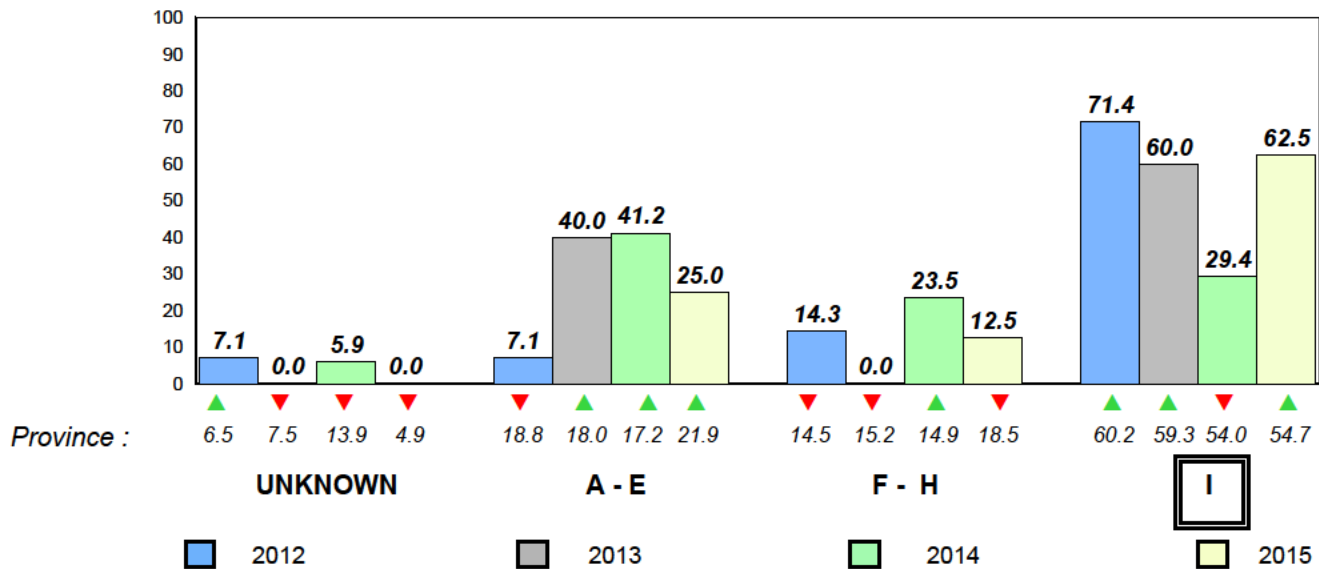
| Level | School | 2015 | | | 2014 | | | 2013 | | | 2012 | | | | | | |
|-------------|--------|------|------|------|------|------|------|------|------|-----|------|---|-----|---|---|---|---|
| | | ♀ | ♂ | Avg | ♀ | ♂ | Avg | ♀ | ♂ | Avg | ♀ | ♂ | Avg | | | | |
| I (5) | 62.5 | 37.5 | 25.0 | 49.2 | 26.6 | 22.6 | 54.7 | 29.3 | 25.5 | ▲ | ▲ | ▼ | ▼ | ▲ | ▲ | ▲ | ▲ |
| F - H (1) | 12.5 | 12.5 | 0.0 | 19.9 | 11.4 | 8.5 | 18.5 | 9.1 | 9.4 | ▼ | ▼ | ▲ | ▲ | ▼ | ▼ | ▼ | ▼ |
| A - E (2) | 25.0 | 0.0 | 25.0 | 25.6 | 9.3 | 16.3 | 21.9 | 7.4 | 14.5 | | | | | | | | |
| Unknown (0) | 0.0 | | | 5.3 | | | 4.9 | | | | | | | | | | |



■ I : end of year benchmark.
 ■ F - H : mid - year benchmark.
 ■ A - E
 ■ Unknown

Instructional Level (June 2012 - June 2015)

4 Year Trend
(school averages)



Total Students : 5
 Total Students (Submitted): 5

Observation Survey (June 2012 - June 2015)
4 Year Trend
 (school average vs. provincial average)

Rhyme

School data with 5 or fewer students withheld for reasons of confidentiality.

Beginning Sound

School data with 5 or fewer students withheld for reasons of confidentiality.

2012 2013 2014 2015

2012 2013 2014 2015

Onset Rhyme

School data with 5 or fewer students withheld for reasons of confidentiality.

Dictation


School data with 5 or fewer students withheld for reasons of confidentiality.

2012 2013 2014 2015

2012 2013 2014 2015

Sight Vocabulary

School data with 5 or fewer students withheld for reasons of confidentiality.



NLESD - Central Region

#174 - St. Peter's Academy, Westport

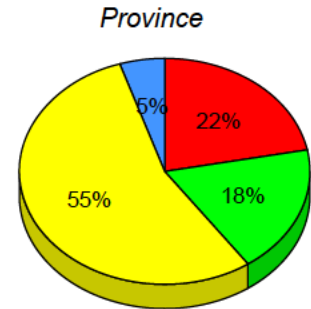
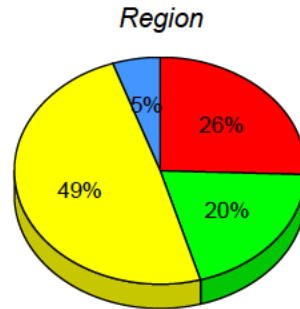
Grades: K-4,7-10,12

Total Students : 5
Total Students (Submitted): 5

Instructional Level (June 2012 - June 2015)

| Level | School | 2015 | | 2014 | | 2013 | | 2012 | |
|-------|---|------|------|------|------|------|---|------|---|
| | | ♀ | ♂ | ♀ | ♂ | ♀ | ♂ | ♀ | ♂ |
| I | (School data with 5 or fewer students withheld for reasons of confidentiality.) | 49.2 | 26.6 | 54.7 | 29.3 | ▲ | ▲ | ▼ | ▼ |
| F - H | | 19.9 | 11.4 | 18.5 | 9.1 | ▼ | ▼ | ▼ | ▼ |
| A - E | | 25.6 | 9.3 | 21.9 | 7.4 | | | | |
| Unknc | | 5.3 | | 4.9 | | | | | |

School
School data with 5 or fewer students withheld for reasons of confidentiality.



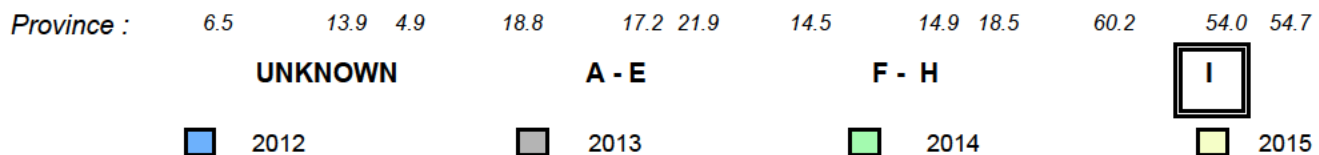
■ I : end of year benchmark.
 ■ F - H : mid - year benchmark.
 ■ A - E
 ■ Unknown

Instructional Level (June 2012 - June 2015)

4 Year Trend

(school averages)

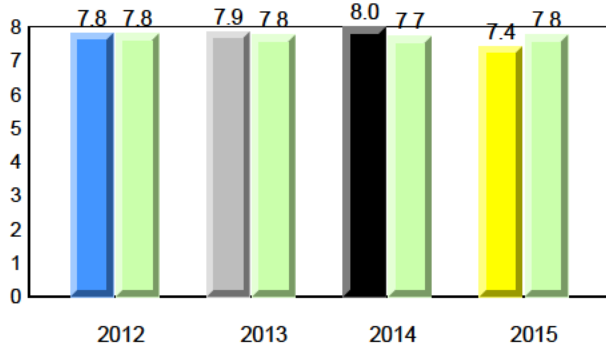
School data with 5 or fewer students withheld for reasons of confidentiality.



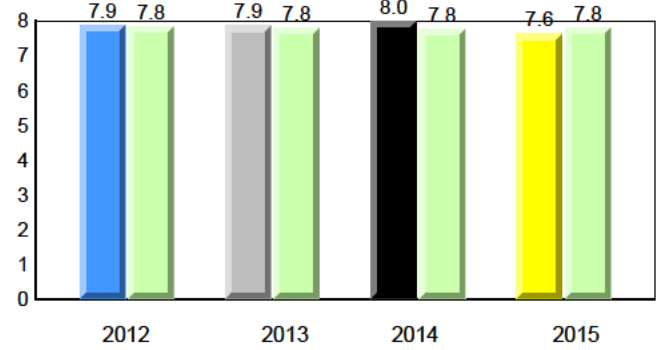
Total Students : 24
Total Students (Submitted): 24

Observation Survey (June 2012 - June 2015)
4 Year Trend
(school average vs. provincial average)

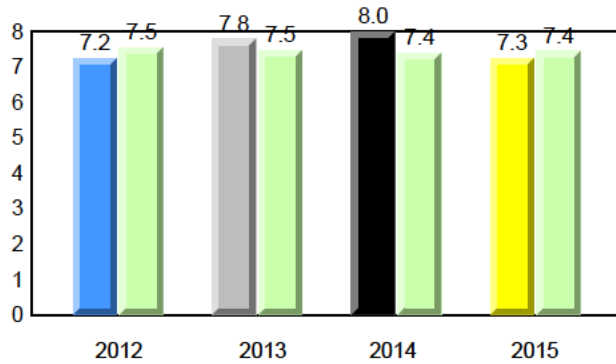
Rhyme



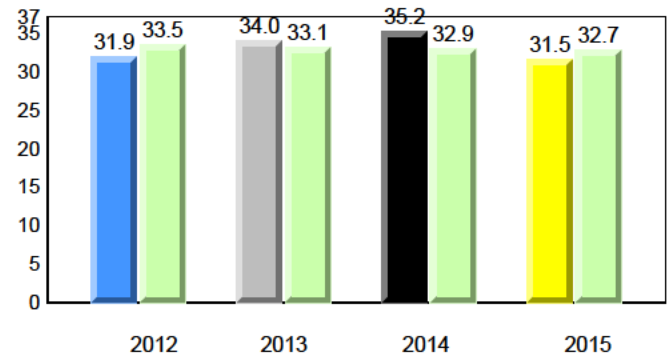
Beginning Sound



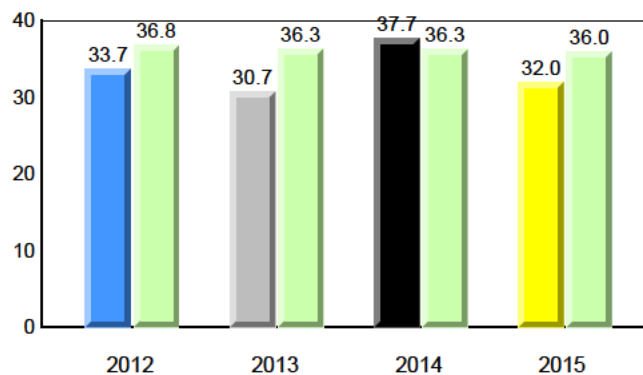
Onset Rhyme



Dictation



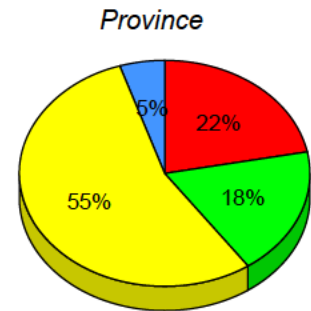
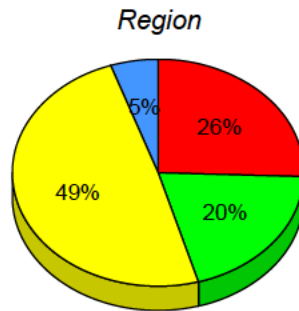
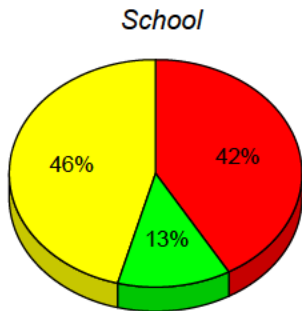
Sight Vocabulary



Total Students : 24
Total Students (Submitted): 24

Instructional Level (June 2012 - June 2015)

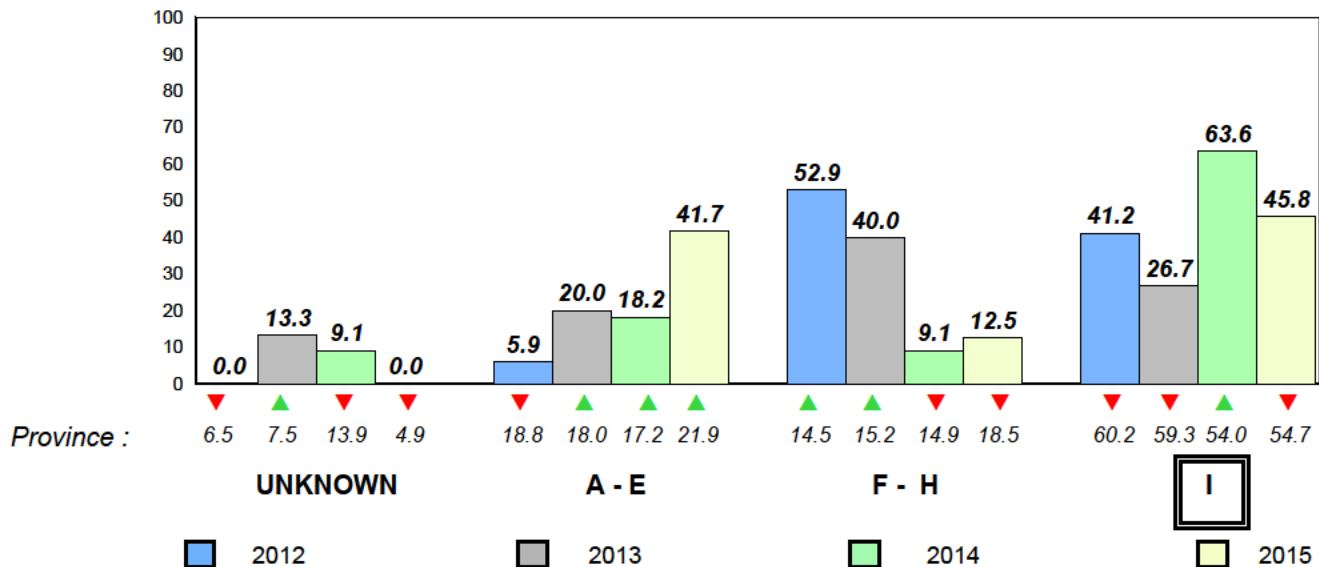
| Level | School | 2015 | | | | | | 2014 | | 2013 | | 2012 | | | |
|-------------|--------|------|------|------|------|------|------|------------------|--------------------|------------------|--------------------|------------------|--------------------|---|---|
| | | ♀ | ♂ | ♀ | ♂ | ♀ | ♂ | School vs Region | School vs Province | School vs Region | School vs Province | School vs Region | School vs Province | | |
| I (11) | 45.8 | 20.8 | 25.0 | 49.2 | 26.6 | 22.6 | 54.7 | 29.3 | 25.5 | ▼ | ▼ | ▲ | ▲ | ▼ | ▼ |
| F - H (3) | 12.5 | 4.2 | 8.3 | 19.9 | 11.4 | 8.5 | 18.5 | 9.1 | 9.4 | ▼ | ▼ | ▲ | ▲ | ▲ | ▲ |
| A - E (10) | 41.7 | 12.5 | 29.2 | 25.6 | 9.3 | 16.3 | 21.9 | 7.4 | 14.5 | | | | | | |
| Unknown (0) | 0.0 | | | 5.3 | | | 4.9 | | | | | | | | |



■ I : end of year benchmark.
 ■ F - H : mid - year benchmark.
 ■ A - E
 ■ Unknown

Instructional Level (June 2012 - June 2015)

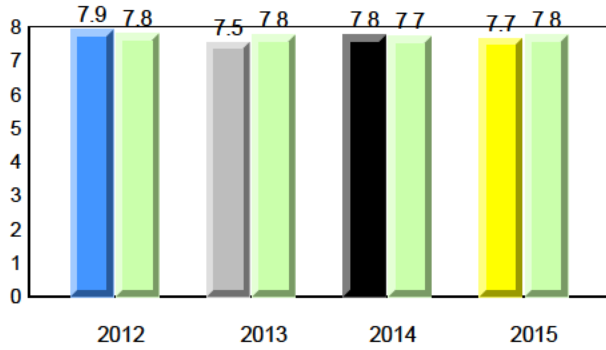
4 Year Trend
(school averages)



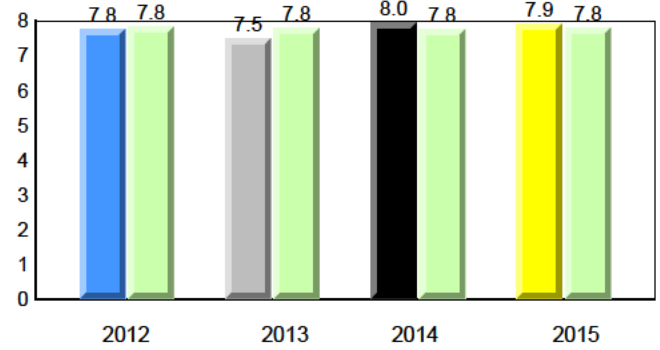
Total Students : 15
Total Students (Submitted): 15

Observation Survey (June 2012 - June 2015)
4 Year Trend
(school average vs. provincial average)

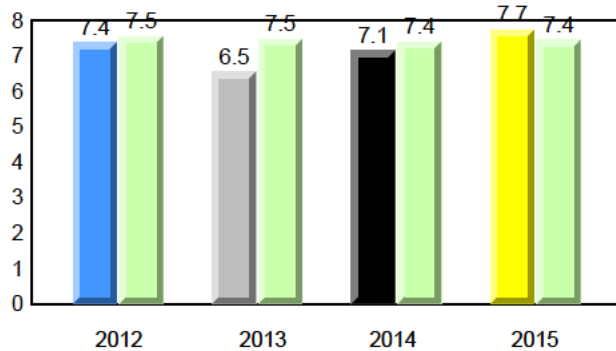
Rhyme



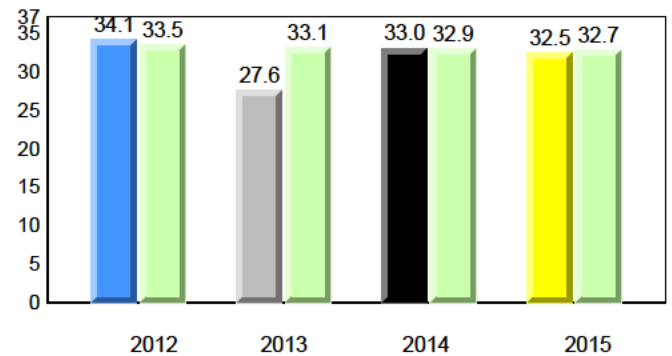
Beginning Sound



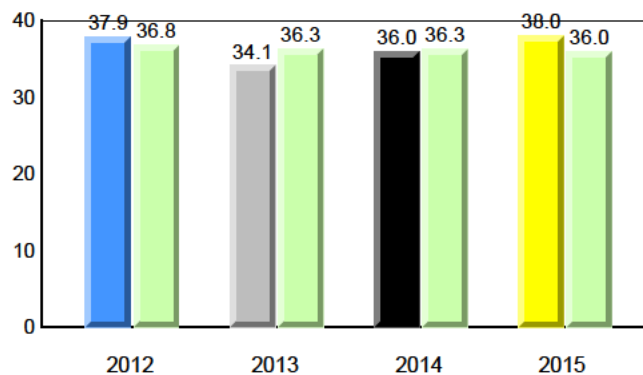
Onset Rhyme



Dictation



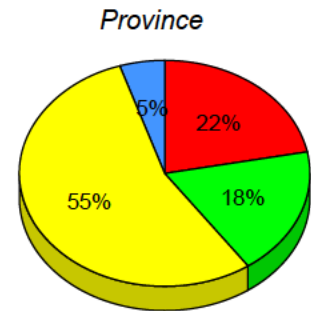
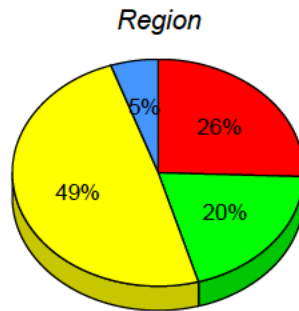
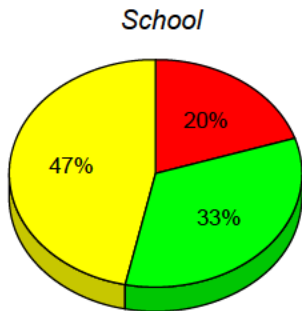
Sight Vocabulary



Total Students : 15
Total Students (Submitted): 15

Instructional Level (June 2012 - June 2015)

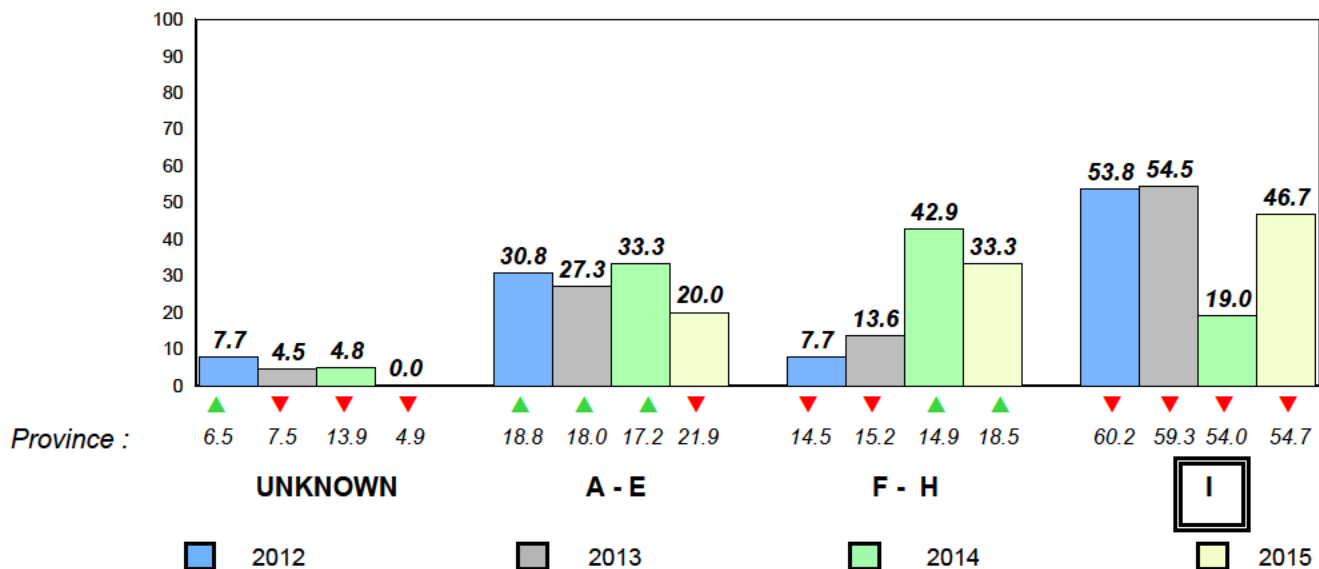
| Level | School | 2015 | | | 2014 | | | 2013 | | | 2012 | | |
|-------------|--------|------|------|------|------|------|------|------|------|-----|------|---|-----|
| | | ♀ | ♂ | Avg | ♀ | ♂ | Avg | ♀ | ♂ | Avg | ♀ | ♂ | Avg |
| I (7) | 46.7 | 33.3 | 13.3 | 49.2 | 26.6 | 22.6 | 54.7 | 29.3 | 25.5 | ▼ | ▼ | ▼ | ▼ |
| F - H (5) | 33.3 | 6.7 | 26.7 | 19.9 | 11.4 | 8.5 | 18.5 | 9.1 | 9.4 | ▲ | ▲ | ▲ | ▼ |
| A - E (3) | 20.0 | 20.0 | 0.0 | 25.6 | 9.3 | 16.3 | 21.9 | 7.4 | 14.5 | | | | |
| Unknown (0) | 0.0 | | | 5.3 | | | 4.9 | | | | | | |



■ I : end of year benchmark.
 ■ F - H : mid - year benchmark.
 ■ A - E
 ■ Unknown

Instructional Level (June 2012 - June 2015)

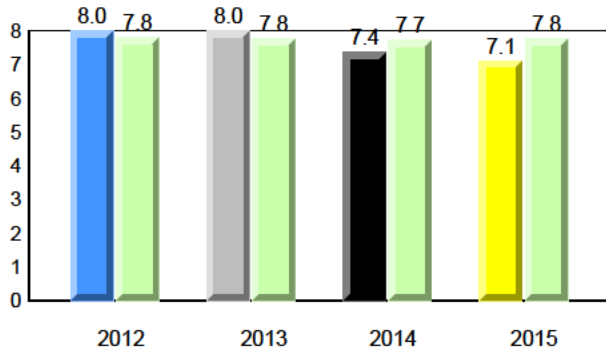
4 Year Trend
(school averages)



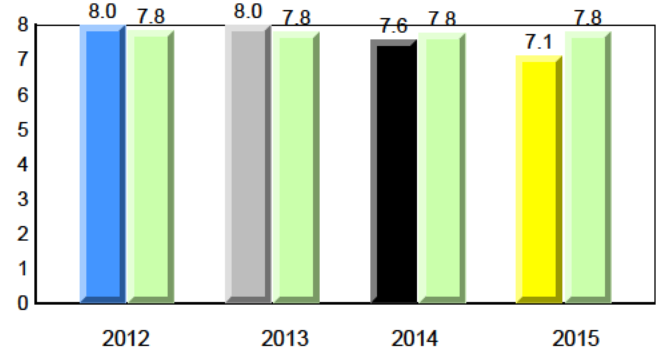
Total Students : 9
Total Students (Submitted): 9

Observation Survey (June 2012 - June 2015)
4 Year Trend
(school average vs. provincial average)

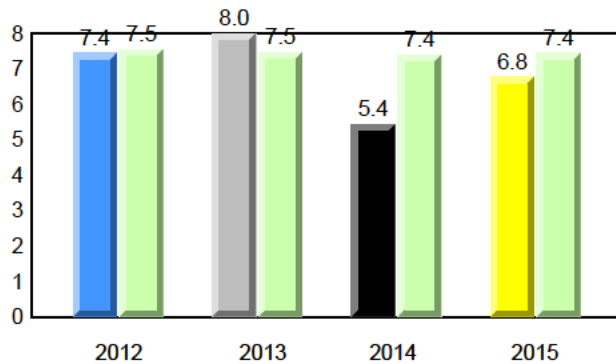
Rhyme



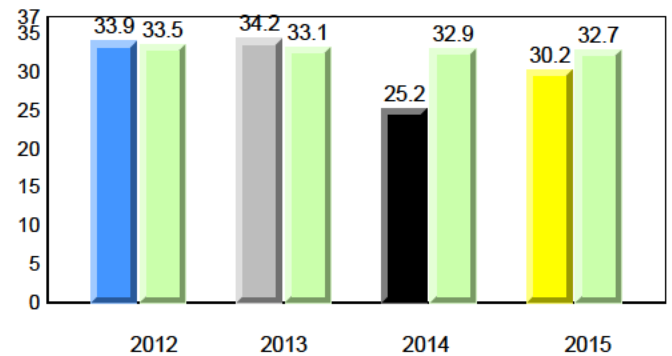
Beginning Sound



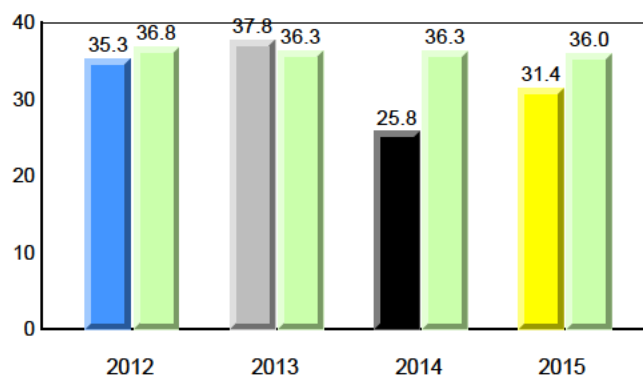
Onset Rhyme



Dictation



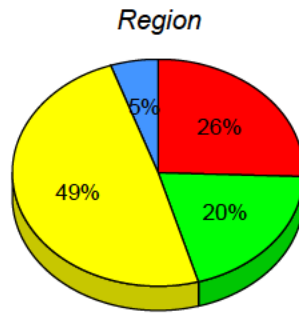
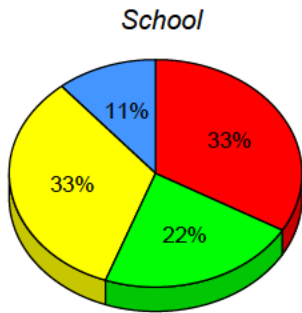
Sight Vocabulary



Total Students : 9
Total Students (Submitted): 9

Instructional Level (June 2012 - June 2015)

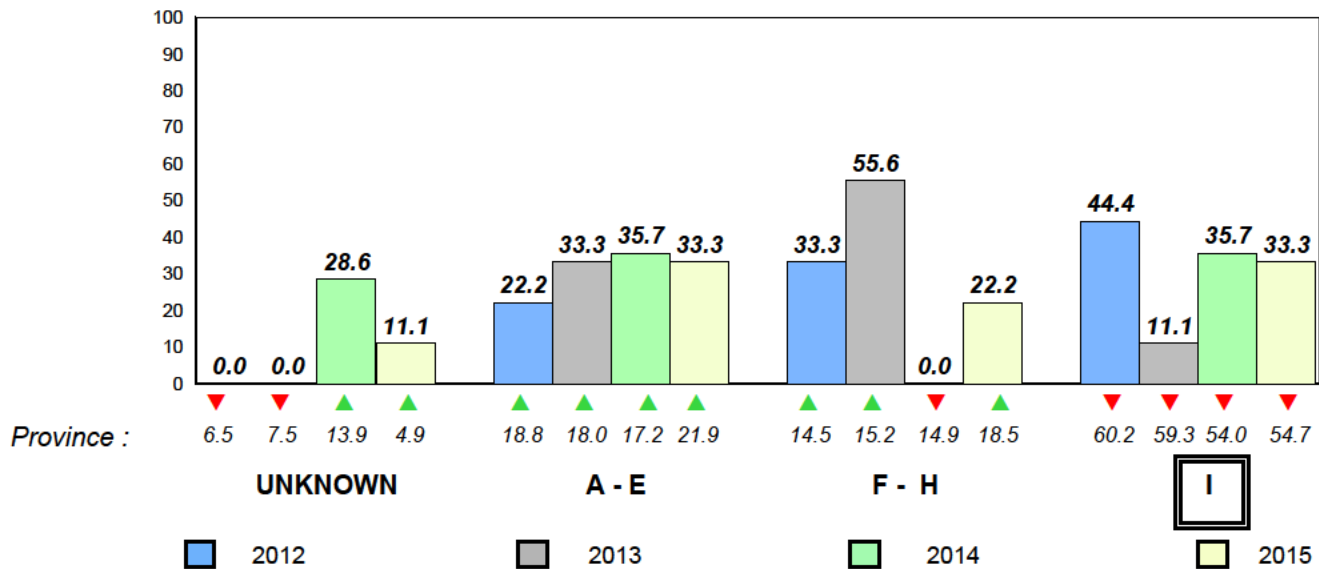
| Level | School | 2015 | | | 2014 | | | 2013 | | | 2012 | | |
|-------------|--------|------|------|------|------|------|------|------|------|-----|------|---|-----|
| | | ♀ | ♂ | Avg | ♀ | ♂ | Avg | ♀ | ♂ | Avg | ♀ | ♂ | Avg |
| I (3) | 33.3 | 22.2 | 11.1 | 49.2 | 26.6 | 22.6 | 54.7 | 29.3 | 25.5 | ▼ | ▼ | ▼ | ▼ |
| F - H (2) | 22.2 | 22.2 | 0.0 | 19.9 | 11.4 | 8.5 | 18.5 | 9.1 | 9.4 | ▲ | ▲ | ▼ | ▼ |
| A - E (3) | 33.3 | 11.1 | 22.2 | 25.6 | 9.3 | 16.3 | 21.9 | 7.4 | 14.5 | | | | |
| Unknown (1) | 11.1 | | | 5.3 | | | 4.9 | | | | | | |



■ I : end of year benchmark.
 ■ F - H : mid - year benchmark.
 ■ A - E
 ■ Unknown

Instructional Level (June 2012 - June 2015)

4 Year Trend
(school averages)



Total Students : 1 **Observation Survey (June 2012 - June 2015)**
 Total Students (Submitted): 0 **4 Year Trend**
 (school average vs. provincial average)

Rhyme

School data with 5 or fewer students withheld for reasons of confidentiality.

Beginning Sound

School data with 5 or fewer students withheld for reasons of confidentiality.

2012 2013 2014 2015

2012 2013 2014 2015

Onset Rhyme

School data with 5 or fewer students withheld for reasons of confidentiality.

Dictation


School data with 5 or fewer students withheld for reasons of confidentiality.

2012 2013 2014 2015

2012 2013 2014 2015

Sight Vocabulary

School data with 5 or fewer students withheld for reasons of confidentiality.

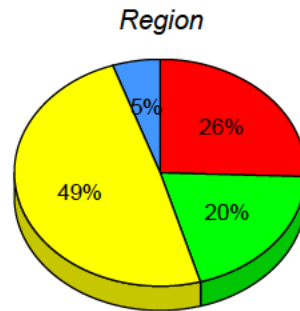


Total Students : 1
Total Students (Submitted): 0

Instructional Level (June 2012 - June 2015)

| Level | School | 2015 | | 2014 | | 2013 | | 2012 | |
|-------|---|--------|----------|--------|----------|--------|----------|--------|----------|
| | | Region | Province | Region | Province | Region | Province | Region | Province |
| I | (School data with 5 or fewer students withheld for reasons of confidentiality.) | 49.2 | 54.7 | ▼ | ▼ | ▼ | ▼ | ▼ | ▼ |
| F - H | | 19.9 | 18.5 | ▼ | ▼ | ▼ | ▼ | ▼ | ▼ |
| A - E | | 25.6 | 21.9 | | | | | | |
| Unknc | | 5.3 | 4.9 | | | | | | |

School
School data with 5 or fewer students withheld for reasons of confidentiality.



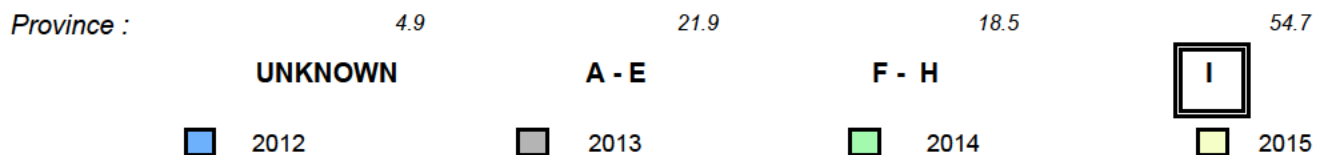
I : end of year benchmark. F - H : mid - year benchmark. A - E Unknown

Instructional Level (June 2012 - June 2015)

4 Year Trend

(school averages)

School data with 5 or fewer students withheld for reasons of confidentiality.



Total Students : 2 **Observation Survey (June 2012 - June 2015)**
 Total Students (Submitted): 2 **4 Year Trend**
 (school average vs. provincial average)

Rhyme

School data with 5 or fewer students withheld for reasons of confidentiality.

Beginning Sound

School data with 5 or fewer students withheld for reasons of confidentiality.

2012 2013 2014 2015

2012 2013 2014 2015

Onset Rhyme

School data with 5 or fewer students withheld for reasons of confidentiality.

Dictation


School data with 5 or fewer students withheld for reasons of confidentiality.

2012 2013 2014 2015

2012 2013 2014 2015

Sight Vocabulary

School data with 5 or fewer students withheld for reasons of confidentiality.



NLESD - Central Region

#182 - Charlottetown Primary, Charlottetown, B.B.

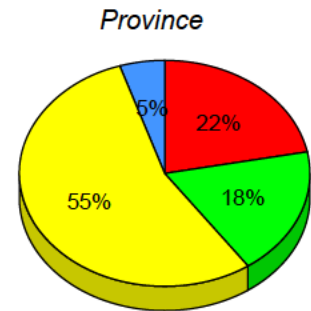
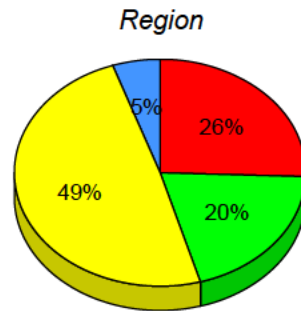
Grades: K-3

Total Students : 2
Total Students (Submitted): 2

Instructional Level (June 2012 - June 2015)

| Level | School | 2015 | | 2014 | | 2013 | | 2012 | | | |
|-------|---|------|------|------|------|------|---|------|---|---|---|
| | | ♀ | ♂ | ♀ | ♂ | ♀ | ♂ | ♀ | ♂ | | |
| I | (School data with 5 or fewer students withheld for reasons of confidentiality.) | 49.2 | 26.6 | 54.7 | 29.3 | ▼ | ▼ | ▼ | ▼ | ▼ | ▼ |
| F - H | | 19.9 | 11.4 | 18.5 | 9.1 | ▲ | ▲ | ▼ | ▼ | ▼ | ▼ |
| A - E | | 25.6 | 9.3 | 21.9 | 7.4 | | | | | | |
| Unknc | | 5.3 | | 4.9 | | | | | | | |

School
School data with 5 or fewer students withheld for reasons of confidentiality.



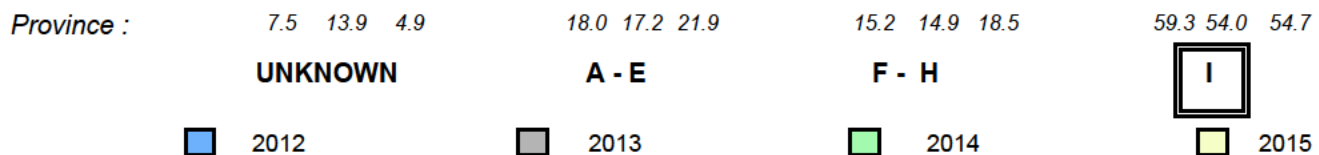
■ I : end of year benchmark.
 ■ F - H : mid - year benchmark.
 ■ A - E
 ■ Unknown

Instructional Level (June 2012 - June 2015)

4 Year Trend

(school averages)

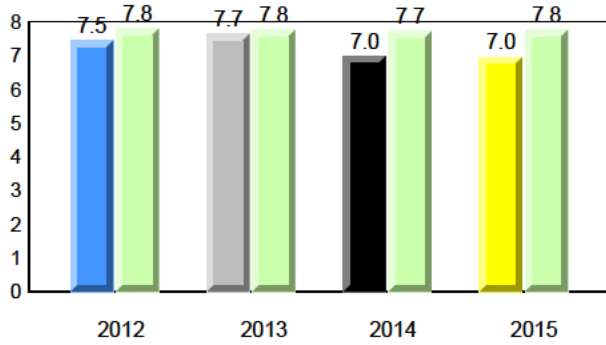
School data with 5 or fewer students withheld for reasons of confidentiality.



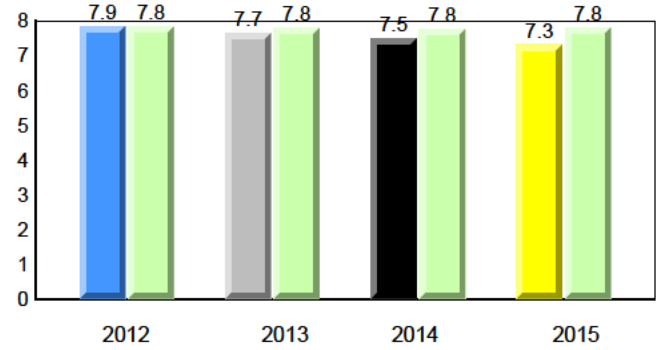
Total Students : 25
Total Students (Submitted): 25

Observation Survey (June 2012 - June 2015)
4 Year Trend
(school average vs. provincial average)

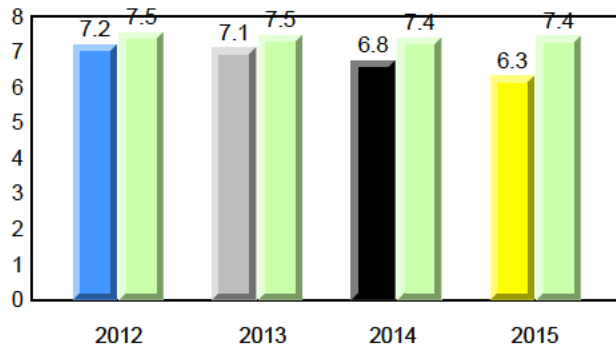
Rhyme



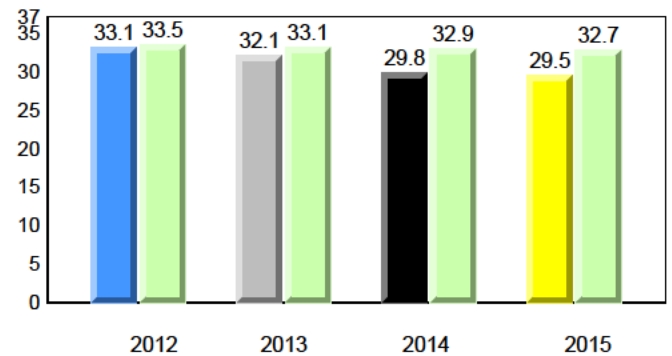
Beginning Sound



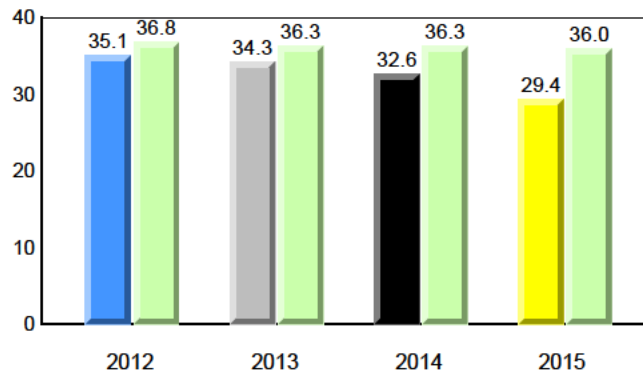
Onset Rhyme



Dictation



Sight Vocabulary



NLESD - Central Region

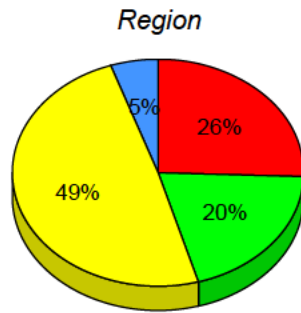
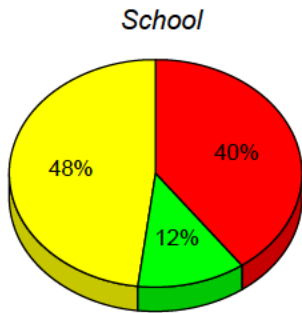
#183 - William Mercer Academy, Dover

Grades: K-9

Total Students : 25
Total Students (Submitted): 25

Instructional Level (June 2012 - June 2015)

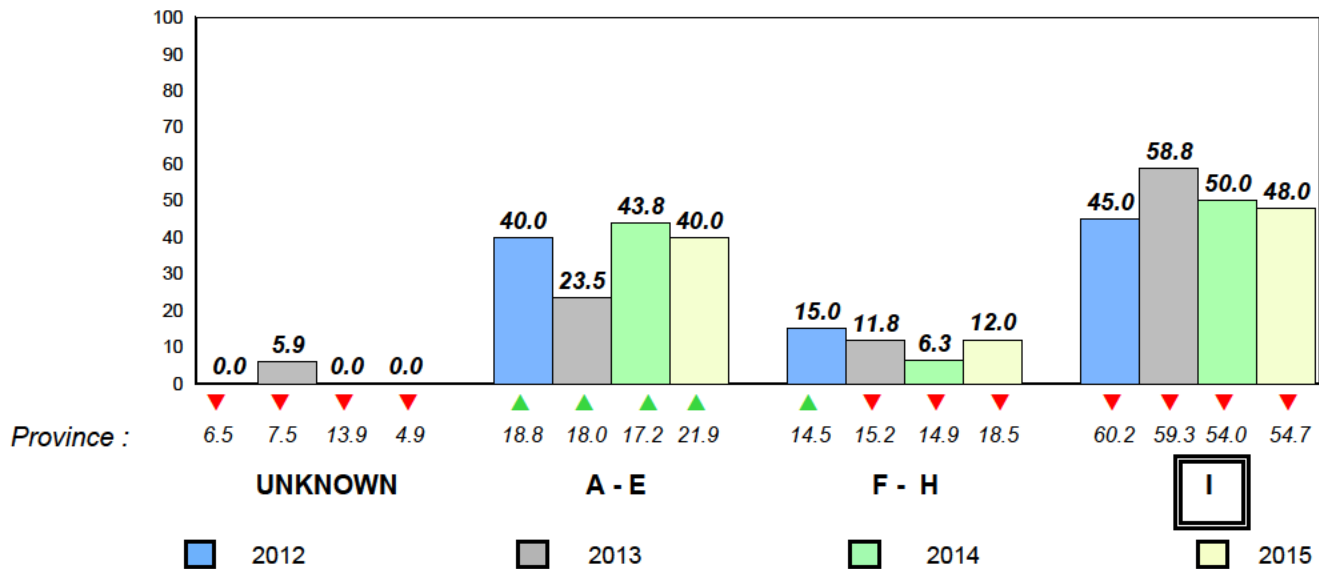
| Level | School | 2015 | | | | | | 2014 | | 2013 | | 2012 | | | | |
|-------------|--------|------|------|------|------|------|------|------------------|--------------------|------------------|--------------------|------------------|--------------------|---|---|---|
| | | ♀ | ♂ | ♀ | ♂ | ♀ | ♂ | School vs Region | School vs Province | School vs Region | School vs Province | School vs Region | School vs Province | | | |
| I (12) | 48.0 | 20.0 | 28.0 | 49.2 | 26.6 | 22.6 | 54.7 | 29.3 | 25.5 | ▼ | ▼ | ▲ | ▼ | ▼ | ▼ | ▼ |
| F - H (3) | 12.0 | 12.0 | 0.0 | 19.9 | 11.4 | 8.5 | 18.5 | 9.1 | 9.4 | ▼ | ▼ | ▼ | ▼ | ▲ | ▲ | ▲ |
| A - E (10) | 40.0 | 8.0 | 32.0 | 25.6 | 9.3 | 16.3 | 21.9 | 7.4 | 14.5 | | | | | | | |
| Unknown (0) | 0.0 | | | 5.3 | | | 4.9 | | | | | | | | | |



■ I : end of year benchmark.
 ■ F - H : mid - year benchmark.
 ■ A - E
 ■ Unknown

Instructional Level (June 2012 - June 2015)

4 Year Trend
(school averages)



Total Students : 3 **Observation Survey (June 2012 - June 2015)**
 Total Students (Submitted): 3 **4 Year Trend**
 (school average vs. provincial average)

Rhyme

School data with 5 or fewer students withheld for reasons of confidentiality.

Beginning Sound

School data with 5 or fewer students withheld for reasons of confidentiality.

2012 2013 2014 2015

2012 2013 2014 2015

Onset Rhyme

School data with 5 or fewer students withheld for reasons of confidentiality.

Dictation


School data with 5 or fewer students withheld for reasons of confidentiality.

2012 2013 2014 2015

2012 2013 2014 2015

Sight Vocabulary

School data with 5 or fewer students withheld for reasons of confidentiality.



NLESD - Central Region

#188 - Sandstone Academy, Ladle Cove

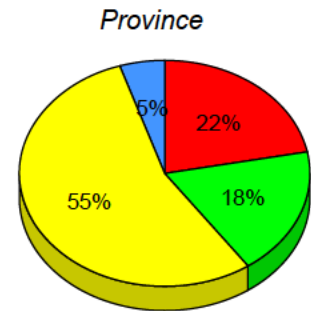
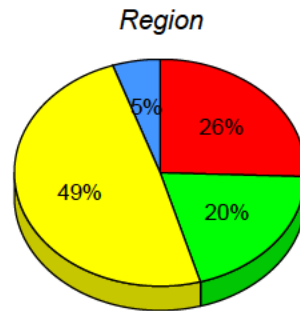
Grades: K-6

Total Students : 3
Total Students (Submitted): 3

Instructional Level (June 2012 - June 2015)

| Level | School | 2015 | | | 2014 | | | 2013 | | | 2012 | | |
|-------|---|------|------|------|------------------|--------------------|--------|----------|------------------|--------------------|--------|----------|------------------|
| | | ♀ | ♂ | 3 | School vs Region | School vs Province | Region | Province | School vs Region | School vs Province | Region | Province | School vs Region |
| I | (School data with 5 or fewer students withheld for reasons of confidentiality.) | 49.2 | 26.6 | 22.6 | 54.7 | 29.3 | 25.5 | ▼ | ▼ | ▼ | ▼ | ▼ | ▼ |
| F - H | | 0 | 19.9 | 11.4 | 8.5 | 18.5 | 9.1 | 9.4 | ▲ | ▲ | ▼ | ▼ | ▼ |
| A - E | | 0 | 25.6 | 9.3 | 16.3 | 21.9 | 7.4 | 14.5 | | | | | |
| Unknc | | | 5.3 | | | 4.9 | | | | | | | |

School
School data with 5 or fewer students withheld for reasons of confidentiality.

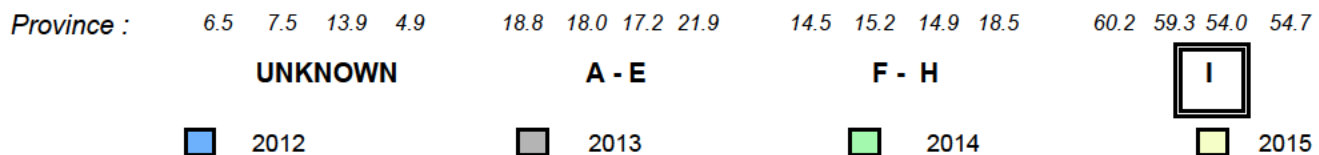


I : end of year benchmark. F - H : mid - year benchmark. A - E Unknown

Instructional Level (June 2012 - June 2015)

4 Year Trend
(school averages)

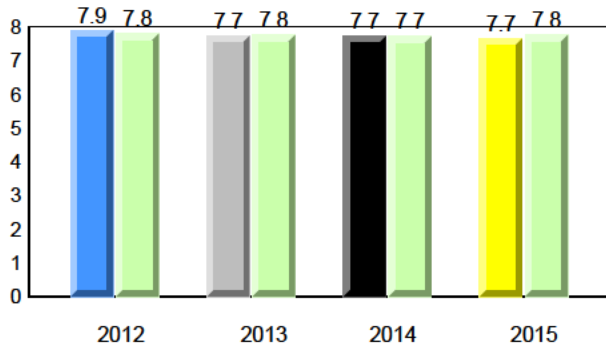
School data with 5 or fewer students withheld for reasons of confidentiality.



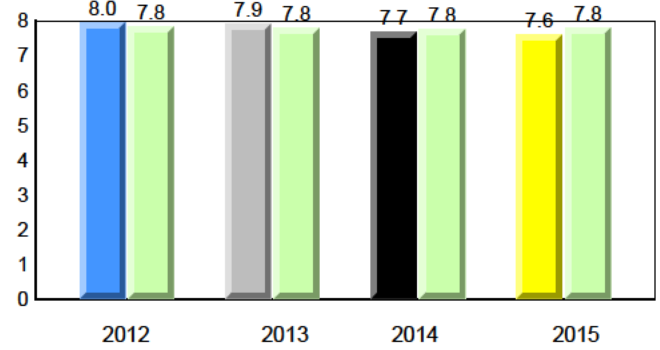
Total Students : 45
Total Students (Submitted): 44

Observation Survey (June 2012 - June 2015)
4 Year Trend
(school average vs. provincial average)

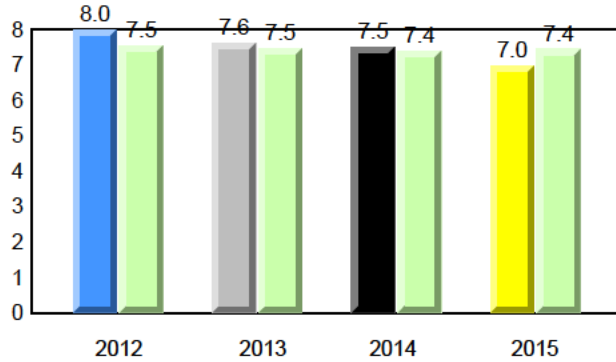
Rhyme



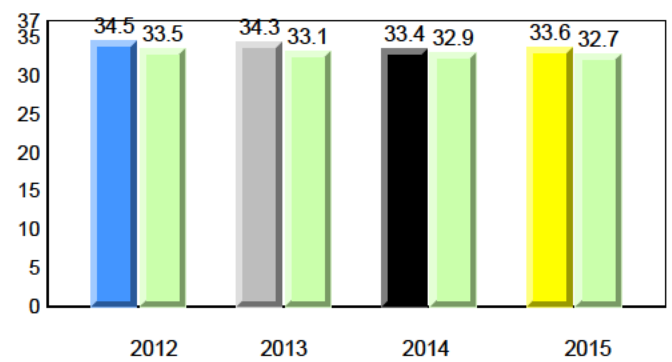
Beginning Sound



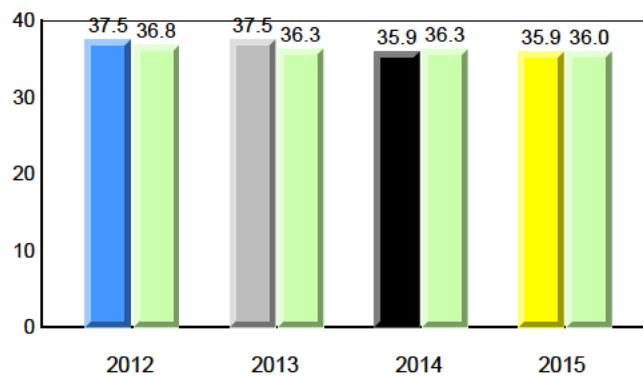
Onset Rhyme



Dictation



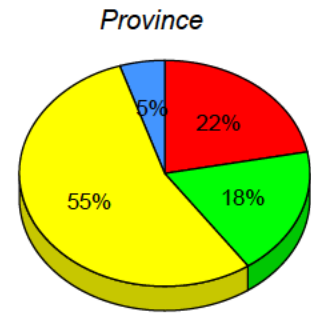
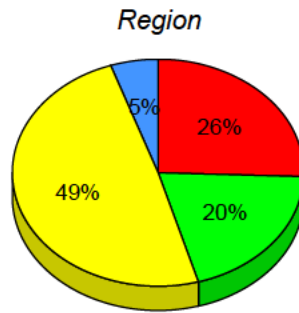
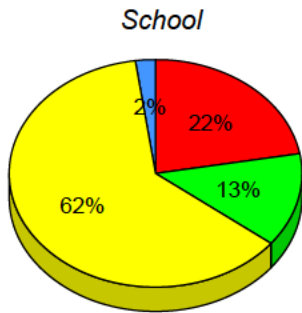
Sight Vocabulary



Total Students : 45
Total Students (Submitted): 44

Instructional Level (June 2012 - June 2015)

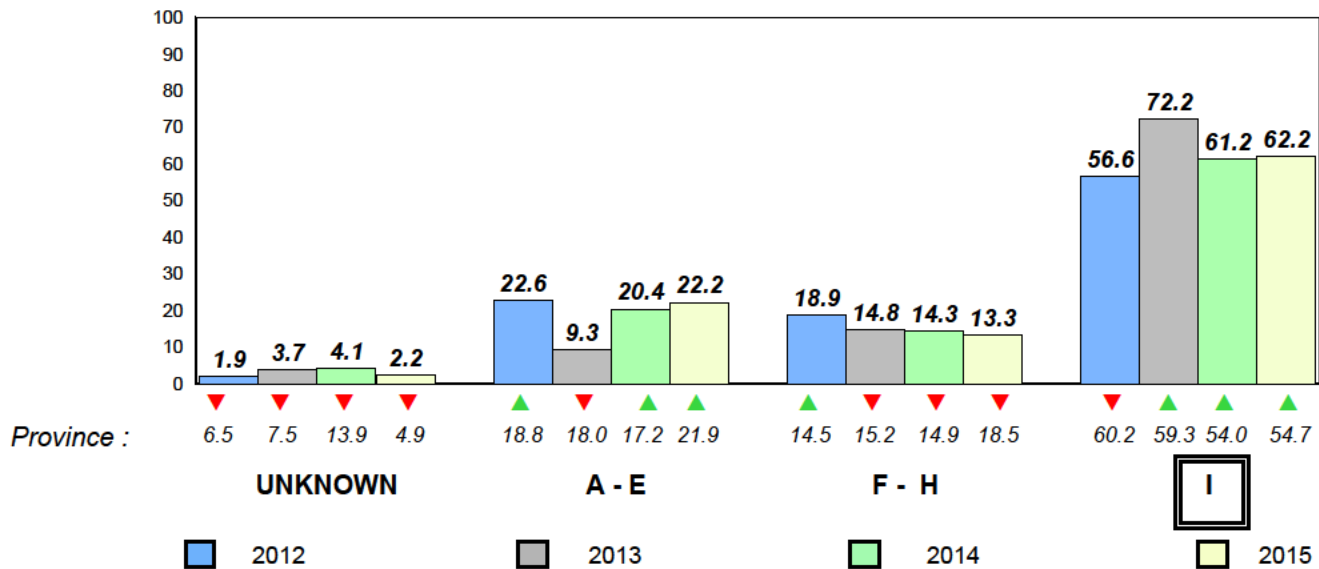
| Level | School | 2015 | | | 2014 | | | 2013 | | | 2012 | | | | |
|-------------|--------|------|------|------|------|------|------|------|------|-----|------|---|-----|---|---|
| | | ♀ | ♂ | Avg | ♀ | ♂ | Avg | ♀ | ♂ | Avg | ♀ | ♂ | Avg | | |
| I (28) | 62.2 | 33.3 | 28.9 | 49.2 | 26.6 | 22.6 | 54.7 | 29.3 | 25.5 | ▲ | ▲ | ▲ | ▲ | ▼ | ▼ |
| F - H (6) | 13.3 | 11.1 | 2.2 | 19.9 | 11.4 | 8.5 | 18.5 | 9.1 | 9.4 | ▼ | ▼ | ▲ | ▼ | ▲ | ▲ |
| A - E (10) | 22.2 | 8.9 | 13.3 | 25.6 | 9.3 | 16.3 | 21.9 | 7.4 | 14.5 | | | | | | |
| Unknown (1) | 2.2 | | | 5.3 | | | 4.9 | | | | | | | | |



■ I : end of year benchmark.
 ■ F - H : mid - year benchmark.
 ■ A - E
 ■ Unknown

Instructional Level (June 2012 - June 2015)

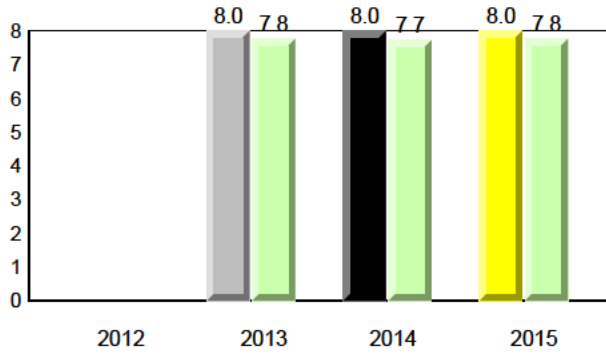
4 Year Trend
(school averages)



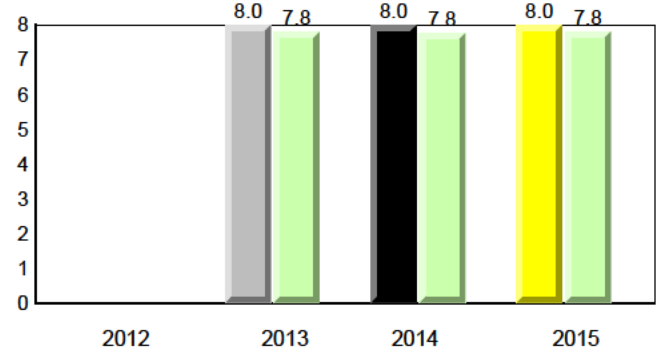
Total Students : 7
Total Students (Submitted): 7

Observation Survey (June 2012 - June 2015)
4 Year Trend
(school average vs. provincial average)

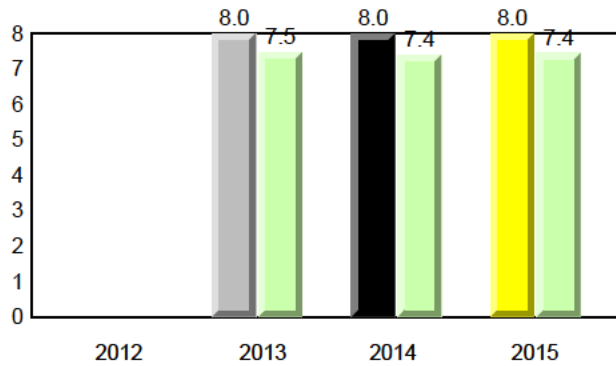
Rhyme



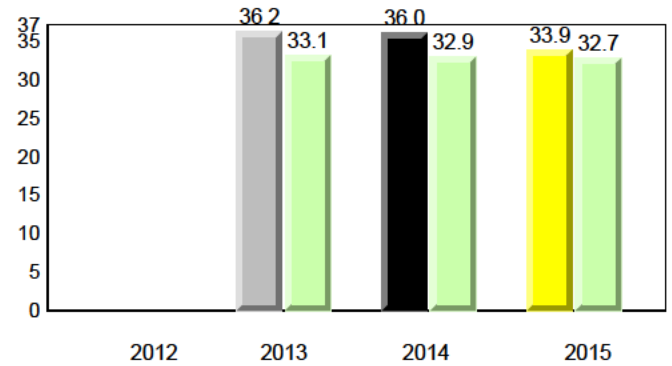
Beginning Sound



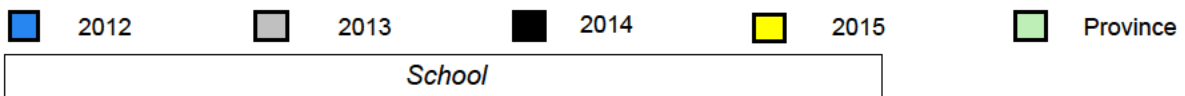
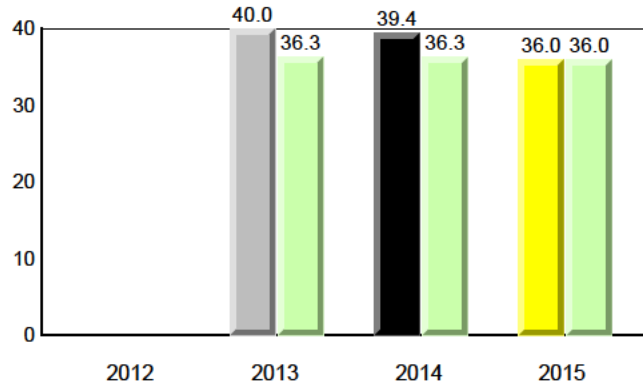
Onset Rhyme



Dictation



Sight Vocabulary



NLESD - Central Region

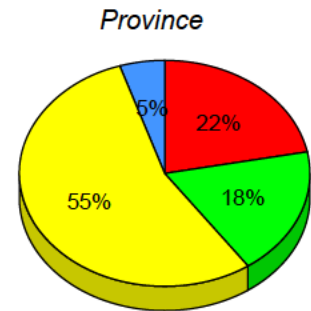
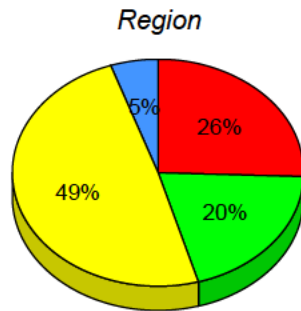
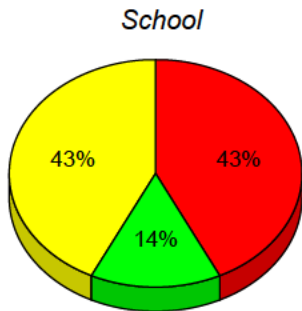
#192 - Lumsden Academy, Lumsden

Grades: K-9

Total Students : 7
Total Students (Submitted): 7

Instructional Level (June 2012 - June 2015)

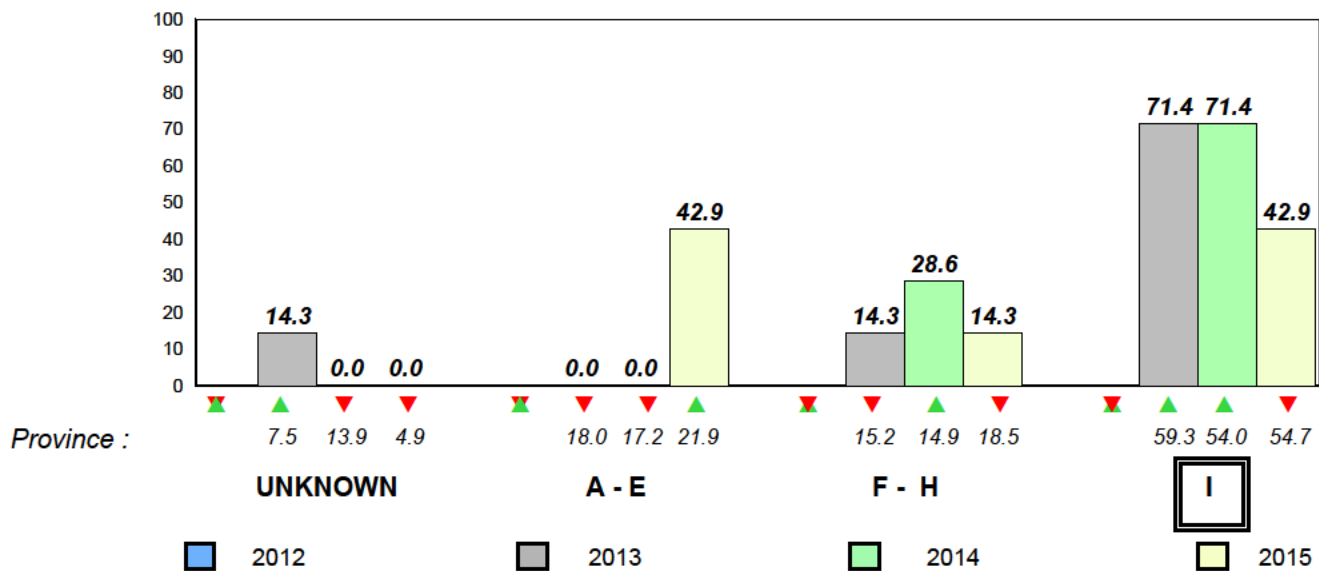
| Level | School | 2015 | | | | | | 2014 | | 2013 | | 2012 | | | | | |
|-------------|--------|------|------|------|------|------|------|------------------|--------------------|------------------|--------------------|------------------|--------------------|---|---|---|---|
| | | ♀ | ♂ | ♀ | ♂ | ♀ | ♂ | School vs Region | School vs Province | School vs Region | School vs Province | School vs Region | School vs Province | | | | |
| I (3) | 42.9 | 14.3 | 28.6 | 49.2 | 26.6 | 22.6 | 54.7 | 29.3 | 25.5 | ▼ | ▼ | ▲ | ▲ | ▲ | ▲ | ▼ | ▼ |
| F - H (1) | 14.3 | 0.0 | 14.3 | 19.9 | 11.4 | 8.5 | 18.5 | 9.1 | 9.4 | ▼ | ▼ | ▲ | ▲ | ▲ | ▼ | ▼ | ▼ |
| A - E (3) | 42.9 | 14.3 | 28.6 | 25.6 | 9.3 | 16.3 | 21.9 | 7.4 | 14.5 | | | | | | | | |
| Unknown (0) | 0.0 | | | 5.3 | | | 4.9 | | | | | | | | | | |



■ I : end of year benchmark.
 ■ F - H : mid - year benchmark.
 ■ A - E
 ■ Unknown

Instructional Level (June 2012 - June 2015)

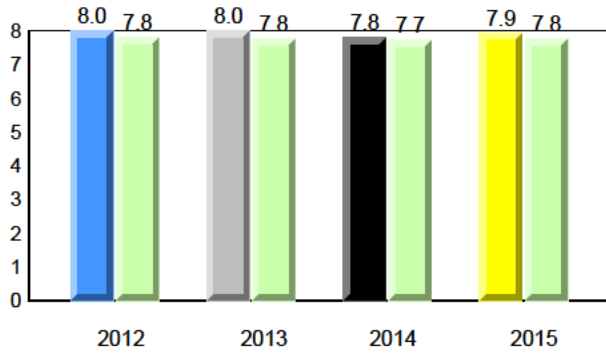
4 Year Trend
(school averages)



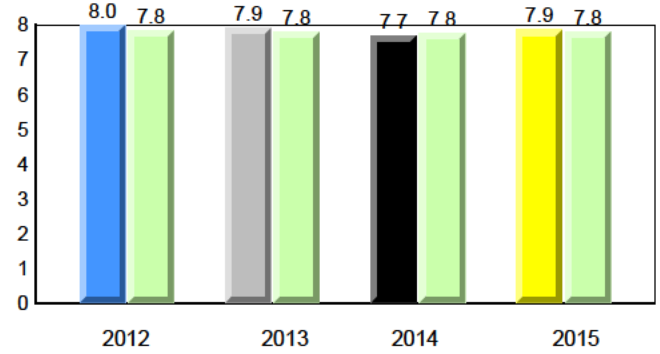
Total Students : 14
Total Students (Submitted): 14

Observation Survey (June 2012 - June 2015)
4 Year Trend
(school average vs. provincial average)

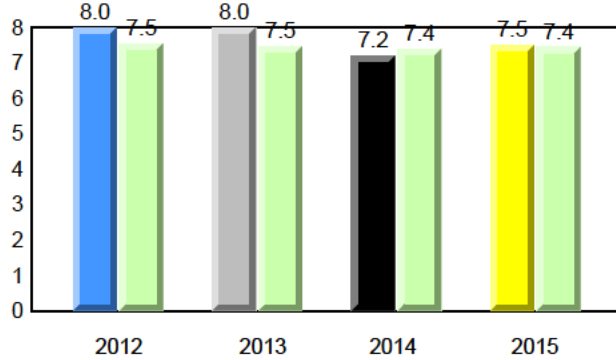
Rhyme



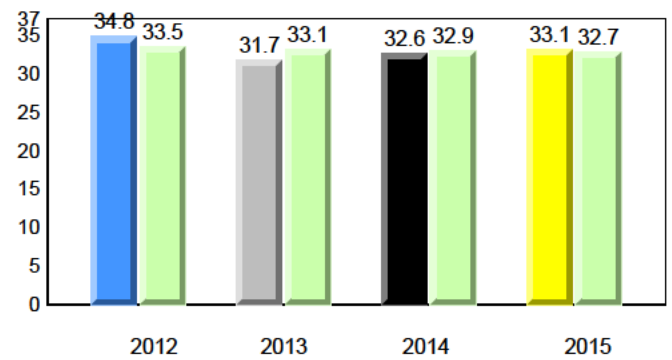
Beginning Sound



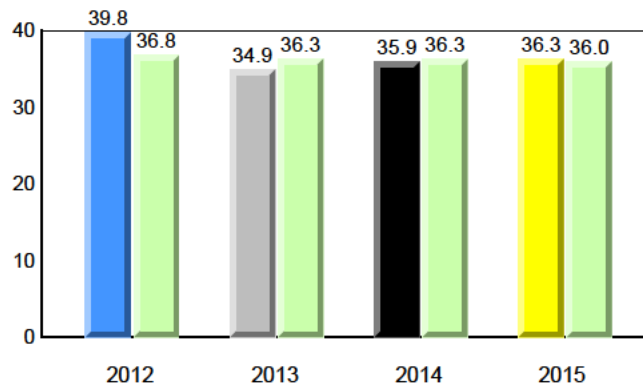
Onset Rhyme



Dictation



Sight Vocabulary



NLESD - Central Region

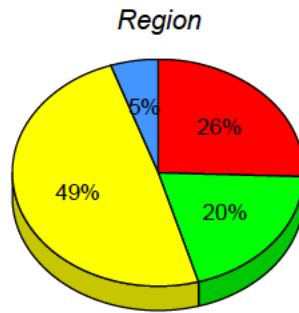
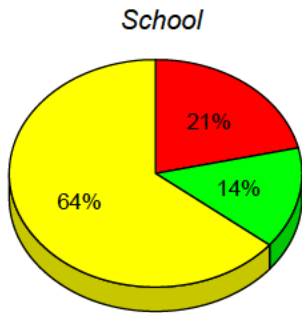
#194 - Gill Memorial Academy, Musgrave Harbour

Grades: K-12

Total Students : 14
Total Students (Submitted): 14

Instructional Level (June 2012 - June 2015)

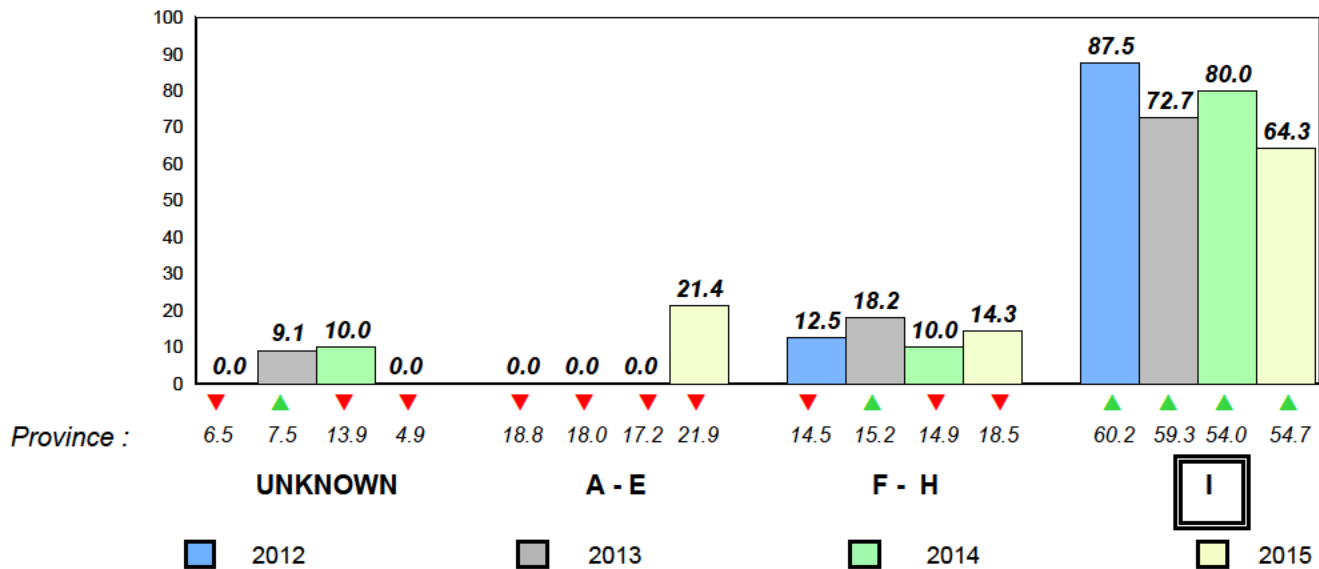
| Level | School | 2015 | | | 2014 | | | 2013 | | | 2012 | | | | |
|-------------|--------|------|------|------|------|------|------|------|------|-----|------|---|-----|---|---|
| | | ♀ | ♂ | Avg | ♀ | ♂ | Avg | ♀ | ♂ | Avg | ♀ | ♂ | Avg | | |
| I (9) | 64.3 | 64.3 | 0.0 | 49.2 | 26.6 | 22.6 | 54.7 | 29.3 | 25.5 | ▲ | ▲ | ▲ | ▲ | ▲ | ▲ |
| F - H (2) | 14.3 | 0.0 | 14.3 | 19.9 | 11.4 | 8.5 | 18.5 | 9.1 | 9.4 | ▼ | ▼ | ▲ | ▲ | ▼ | ▼ |
| A - E (3) | 21.4 | 14.3 | 7.1 | 25.6 | 9.3 | 16.3 | 21.9 | 7.4 | 14.5 | | | | | | |
| Unknown (0) | 0.0 | | | 5.3 | | | 4.9 | | | | | | | | |



■ I : end of year benchmark.
 ■ F - H : mid - year benchmark.
 ■ A - E
 ■ Unknown

Instructional Level (June 2012 - June 2015)

4 Year Trend
(school averages)



Total Students : 1 **Observation Survey (June 2012 - June 2015)**
 Total Students (Submitted): 1 **4 Year Trend**
 (school average vs. provincial average)

Rhyme

School data with 5 or fewer students withheld for reasons of confidentiality.

Beginning Sound

School data with 5 or fewer students withheld for reasons of confidentiality.

2012 2013 2014 2015

2012 2013 2014 2015

Onset Rhyme

School data with 5 or fewer students withheld for reasons of confidentiality.

Dictation


School data with 5 or fewer students withheld for reasons of confidentiality.

2012 2013 2014 2015

2012 2013 2014 2015

Sight Vocabulary

School data with 5 or fewer students withheld for reasons of confidentiality.



NLESD - Central Region

#196 - St. Gabriel's AG, St. Brendan's

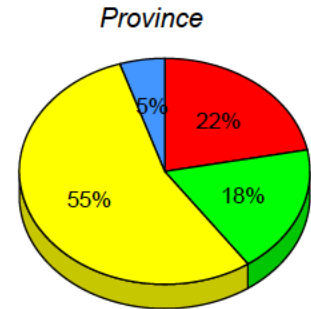
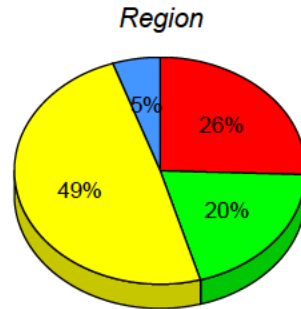
Grades: K-1,3-4,7-10,12

Total Students : 1
Total Students (Submitted): 1

Instructional Level (June 2012 - June 2015)

| Level | School | 2015 | | | | 2014 | | | | 2013 | | | | 2012 | | | | |
|-------|---|------|------|------|------|------|---|---|---|------|---|---|---|------|---|---|---|---|
| | | ♀ | ♂ | ♀ | ♂ | ♀ | ♂ | ♀ | ♂ | ♀ | ♂ | ♀ | ♂ | ♀ | ♂ | ♀ | ♂ | |
| I | (School data with 5 or fewer students withheld for reasons of confidentiality.) | 0 | 49.2 | 22.6 | 54.7 | 25.5 | ▼ | ▼ | ▼ | ▼ | ▲ | ▲ | ▲ | ▲ | ▼ | ▼ | ▼ | ▼ |
| F - H | | 0 | 19.9 | 8.5 | 18.5 | 9.4 | ▼ | ▼ | ▲ | ▲ | ▼ | ▼ | ▼ | ▼ | ▼ | ▼ | ▼ | ▼ |
| A - E | | 0 | 25.6 | 16.3 | 21.9 | 14.5 | | | | | | | | | | | | |
| Unknc | | | 5.3 | | 4.9 | | | | | | | | | | | | | |

School
School data with 5 or fewer students withheld for reasons of confidentiality.



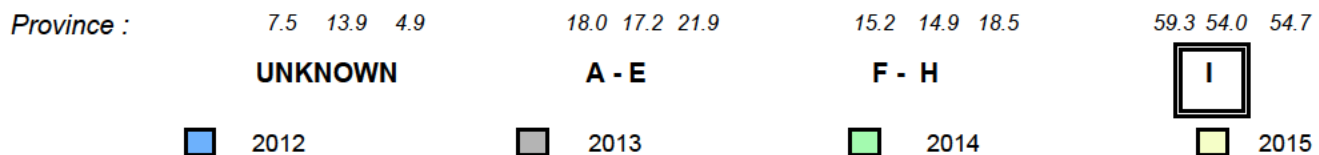
■ I : end of year benchmark.
 ■ F - H : mid - year benchmark.
 ■ A - E
 ■ Unknown

Instructional Level (June 2012 - June 2015)

4 Year Trend

(school averages)

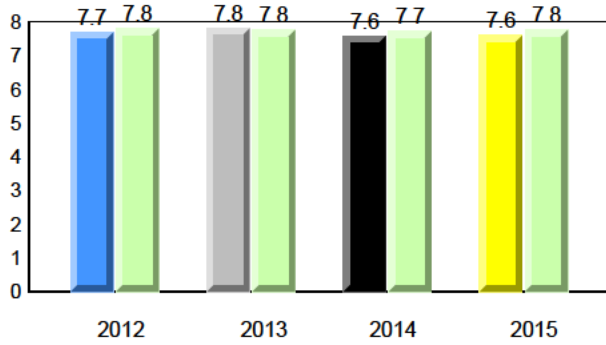
School data with 5 or fewer students withheld for reasons of confidentiality.



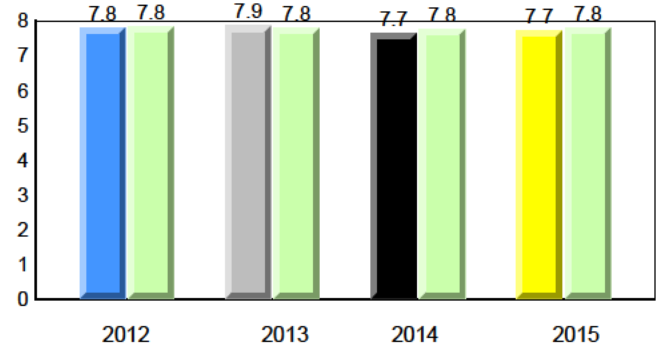
Total Students : 25
Total Students (Submitted): 25

Observation Survey (June 2012 - June 2015)
4 Year Trend
(school average vs. provincial average)

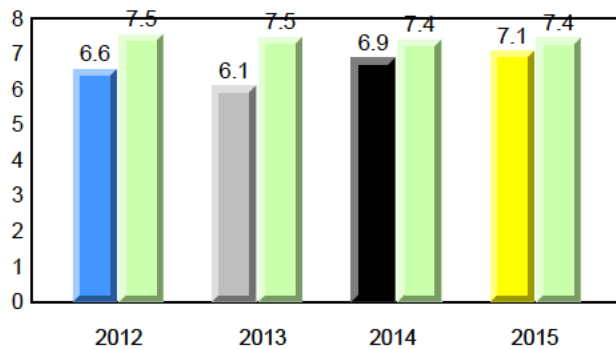
Rhyme



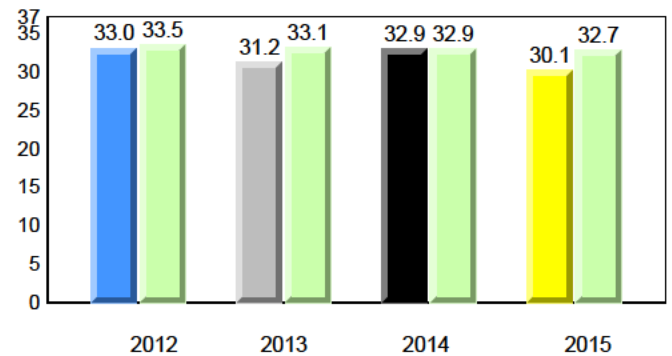
Beginning Sound



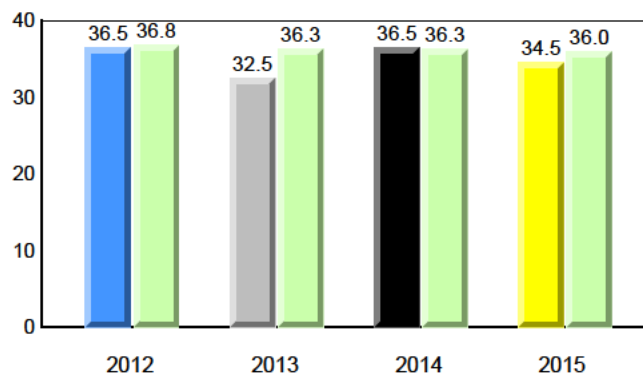
Onset Rhyme



Dictation



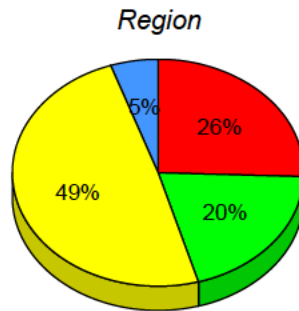
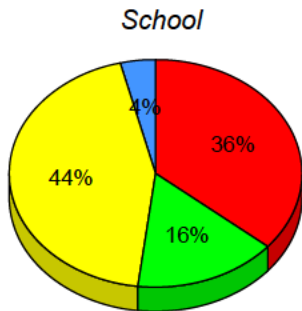
Sight Vocabulary



Total Students : 25
Total Students (Submitted): 25

Instructional Level (June 2012 - June 2015)

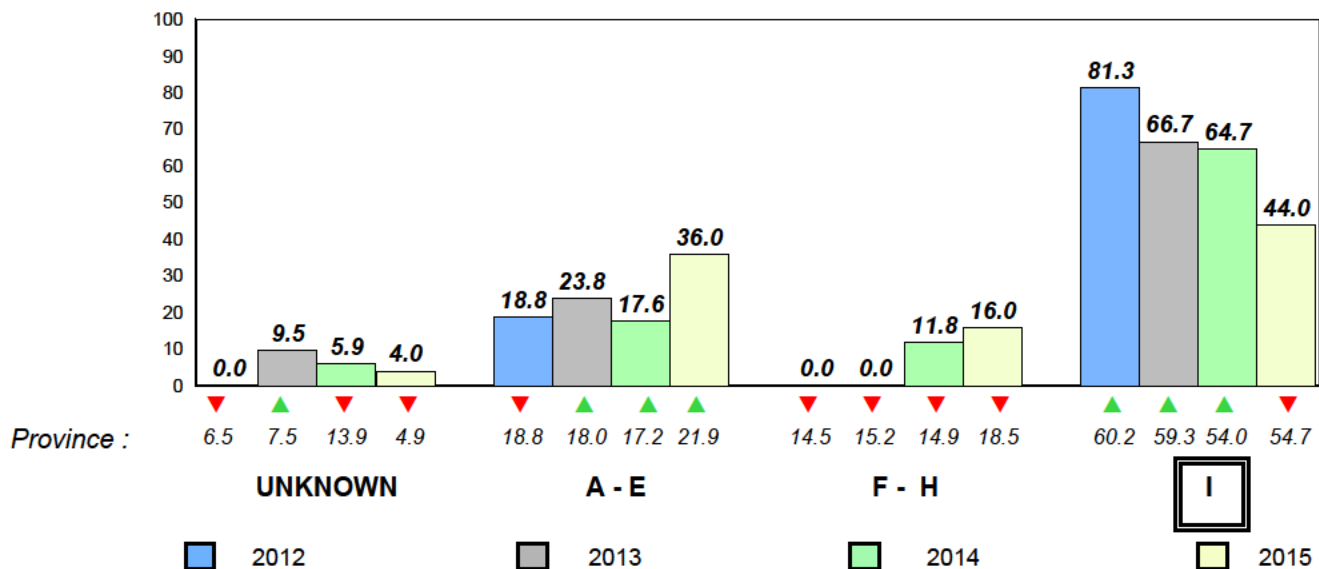
| Level | School | 2015 | | | 2014 | | | 2013 | | | 2012 | | | | |
|-------------|--------|------|------|------|------|------|------|------|------|-----|------|---|-----|---|---|
| | | ♀ | ♂ | Avg | ♀ | ♂ | Avg | ♀ | ♂ | Avg | ♀ | ♂ | Avg | | |
| I (11) | 44.0 | 16.0 | 28.0 | 49.2 | 26.6 | 22.6 | 54.7 | 29.3 | 25.5 | ▼ | ▼ | ▲ | ▲ | ▲ | ▲ |
| F - H (4) | 16.0 | 12.0 | 4.0 | 19.9 | 11.4 | 8.5 | 18.5 | 9.1 | 9.4 | ▼ | ▼ | ▼ | ▼ | ▼ | ▼ |
| A - E (9) | 36.0 | 8.0 | 28.0 | 25.6 | 9.3 | 16.3 | 21.9 | 7.4 | 14.5 | | | | | | |
| Unknown (1) | 4.0 | | | 5.3 | | | 4.9 | | | | | | | | |



■ I : end of year benchmark.
 ■ F - H : mid - year benchmark.
 ■ A - E
 ■ Unknown

Instructional Level (June 2012 - June 2015)

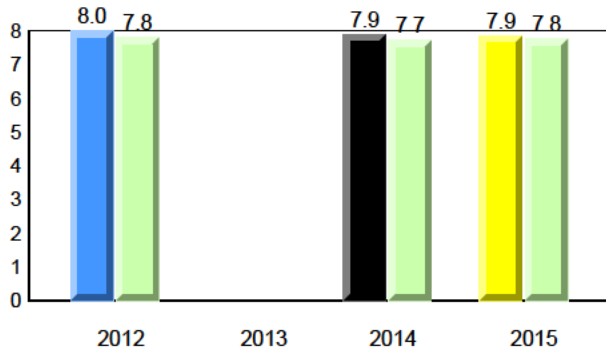
4 Year Trend
(school averages)



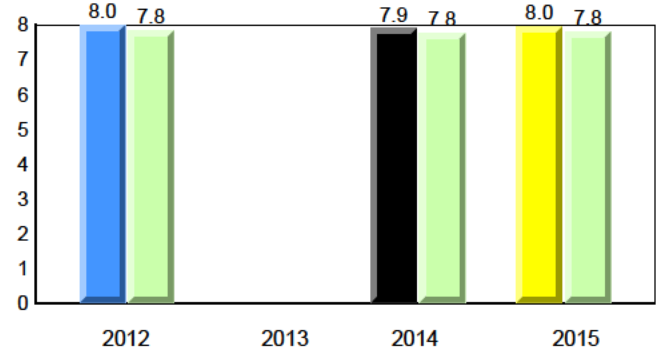
Total Students : 22
Total Students (Submitted): 22

Observation Survey (June 2012 - June 2015)
4 Year Trend
(school average vs. provincial average)

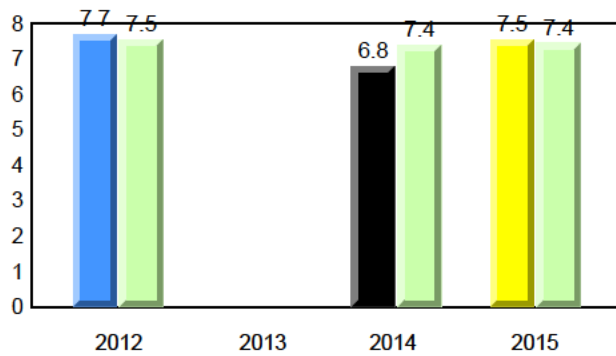
Rhyme



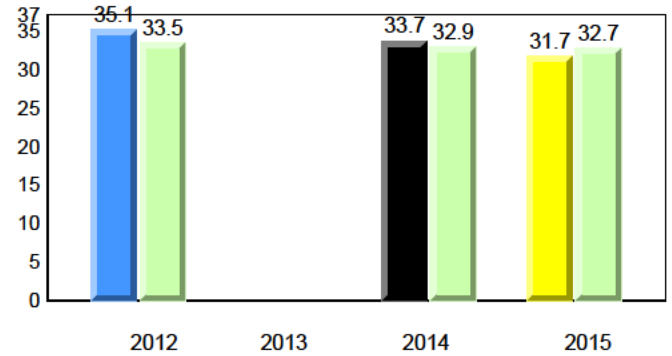
Beginning Sound



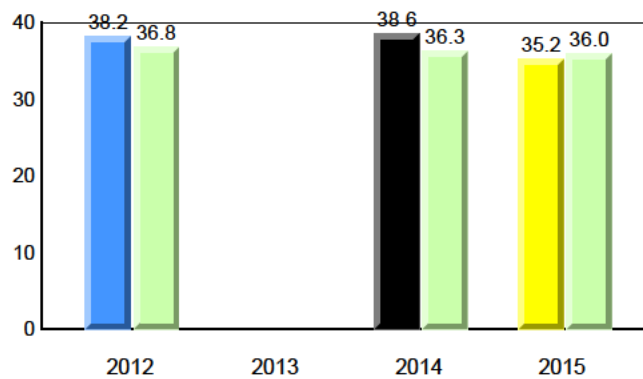
Onset Rhyme



Dictation



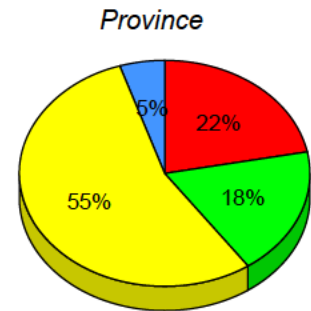
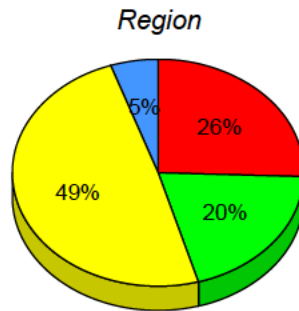
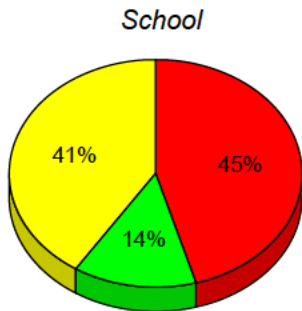
Sight Vocabulary



Total Students : 22
Total Students (Submitted): 22

Instructional Level (June 2012 - June 2015)

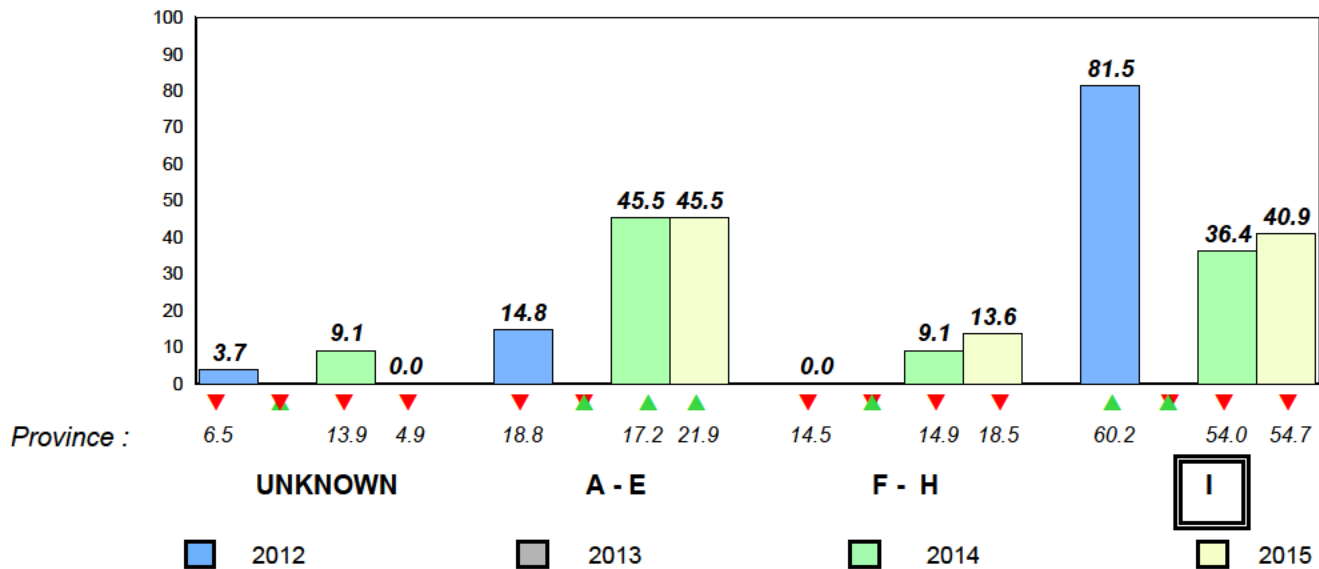
| Level | School | 2015 | | | 2014 | | | 2013 | | | 2012 | | | | |
|-------------|--------|------|------|--------|------|------|----------|------|------|--------|------|---|----------|---|---|
| | | ♀ | ♂ | Region | ♀ | ♂ | Province | ♀ | ♂ | Region | ♀ | ♂ | Province | | |
| I (9) | 40.9 | 18.2 | 22.7 | 49.2 | 26.6 | 22.6 | 54.7 | 29.3 | 25.5 | ▼ | ▼ | ▼ | ▼ | ▲ | ▲ |
| F - H (3) | 13.6 | 4.5 | 9.1 | 19.9 | 11.4 | 8.5 | 18.5 | 9.1 | 9.4 | ▼ | ▼ | ▼ | ▼ | ▼ | ▼ |
| A - E (10) | 45.5 | 9.1 | 36.4 | 25.6 | 9.3 | 16.3 | 21.9 | 7.4 | 14.5 | | | | | | |
| Unknown (0) | 0.0 | | | 5.3 | | | 4.9 | | | | | | | | |



■ I : end of year benchmark.
 ■ F - H : mid - year benchmark.
 ■ A - E
 ■ Unknown

Instructional Level (June 2012 - June 2015)

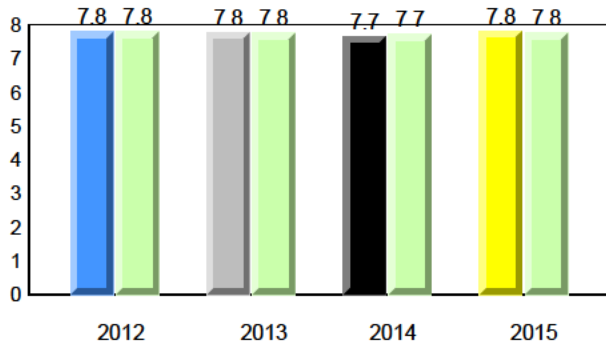
4 Year Trend
(school averages)



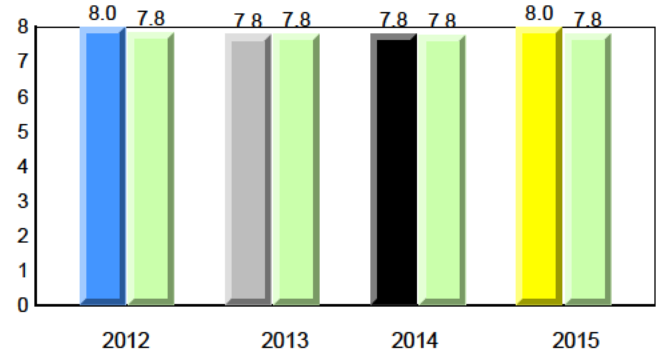
Total Students : 18
Total Students (Submitted): 18

Observation Survey (June 2012 - June 2015)
4 Year Trend
(school average vs. provincial average)

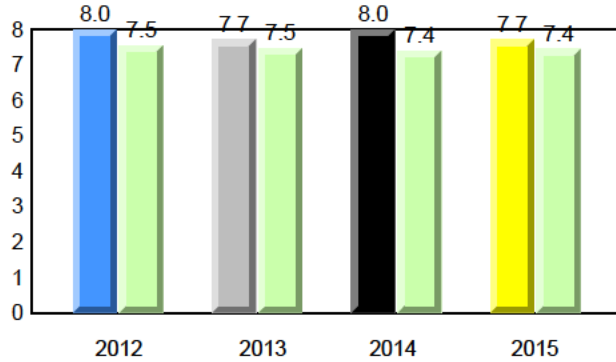
Rhyme



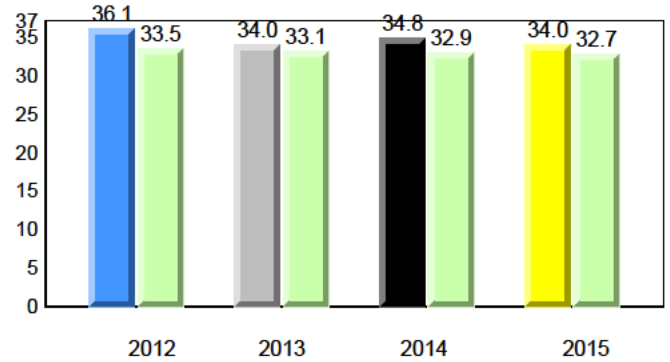
Beginning Sound



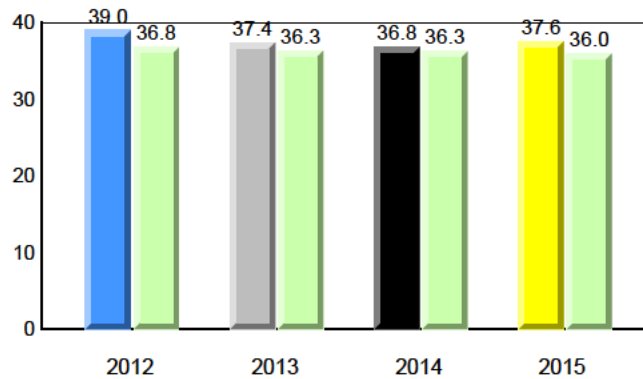
Onset Rhyme



Dictation



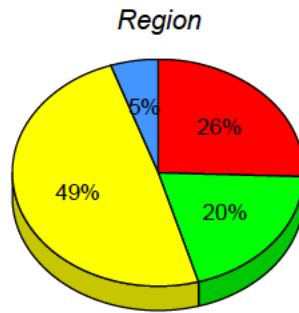
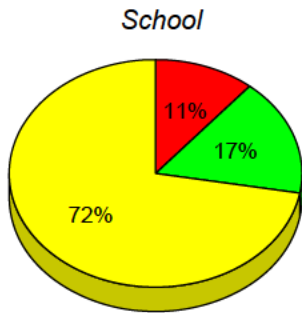
Sight Vocabulary



Total Students : 18
Total Students (Submitted): 18

Instructional Level (June 2012 - June 2015)

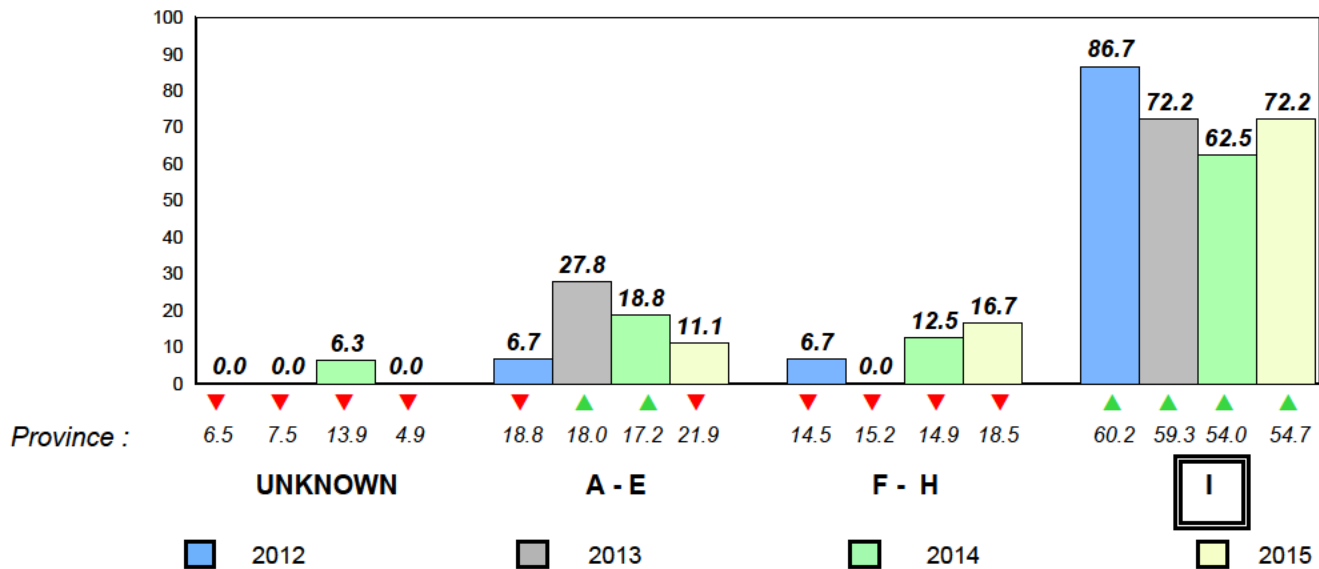
| Level | School | 2015 | | | | | | 2014 | | 2013 | | 2012 | | | |
|-------------|--------|------|------|------|------|------|------|------------------|--------------------|------------------|--------------------|------------------|--------------------|---|---|
| | | ♀ | ♂ | ♀ | ♂ | ♀ | ♂ | School vs Region | School vs Province | School vs Region | School vs Province | School vs Region | School vs Province | | |
| I (13) | 72.2 | 44.4 | 27.8 | 49.2 | 26.6 | 22.6 | 54.7 | 29.3 | 25.5 | ▲ | ▲ | ▲ | ▲ | ▲ | ▲ |
| F - H (3) | 16.7 | 5.6 | 11.1 | 19.9 | 11.4 | 8.5 | 18.5 | 9.1 | 9.4 | ▼ | ▼ | ▼ | ▼ | ▼ | ▼ |
| A - E (2) | 11.1 | 0.0 | 11.1 | 25.6 | 9.3 | 16.3 | 21.9 | 7.4 | 14.5 | | | | | | |
| Unknown (0) | 0.0 | | | 5.3 | | | 4.9 | | | | | | | | |



■ I : end of year benchmark.
 ■ F - H : mid - year benchmark.
 ■ A - E
 ■ Unknown

Instructional Level (June 2012 - June 2015)

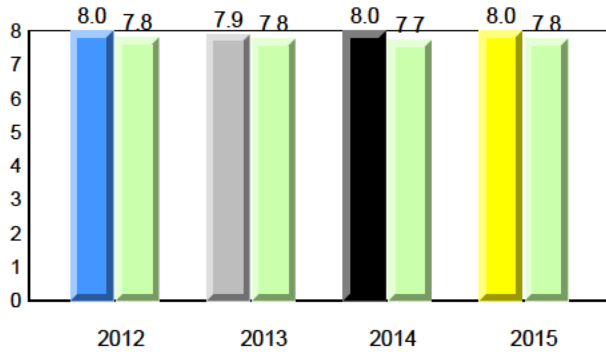
4 Year Trend
(school averages)



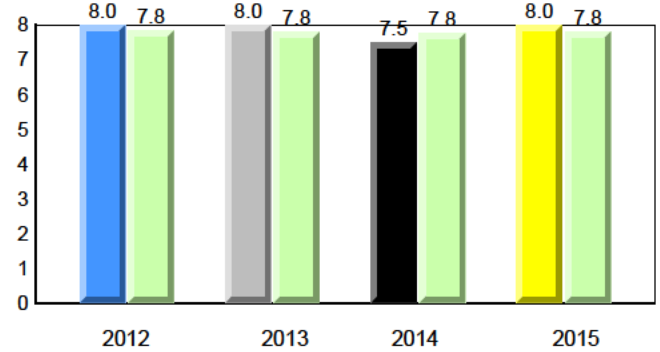
Total Students : 6
Total Students (Submitted): 6

Observation Survey (June 2012 - June 2015)
4 Year Trend
(school average vs. provincial average)

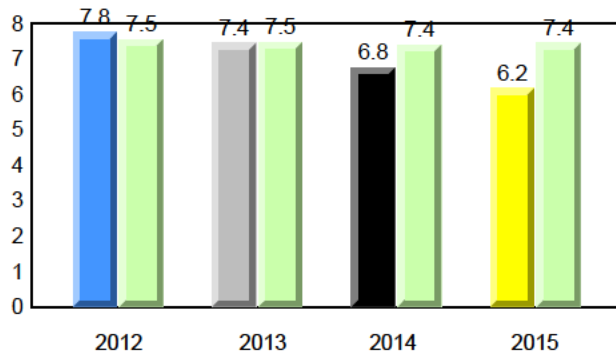
Rhyme



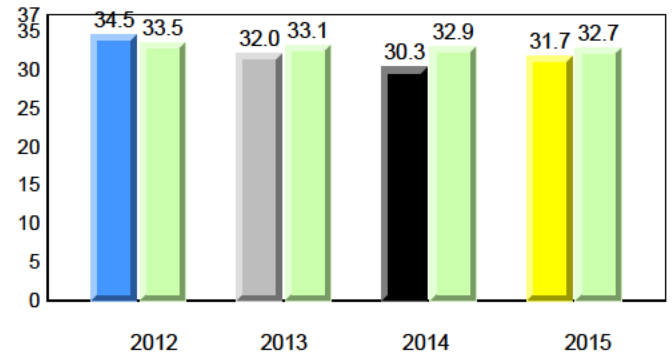
Beginning Sound



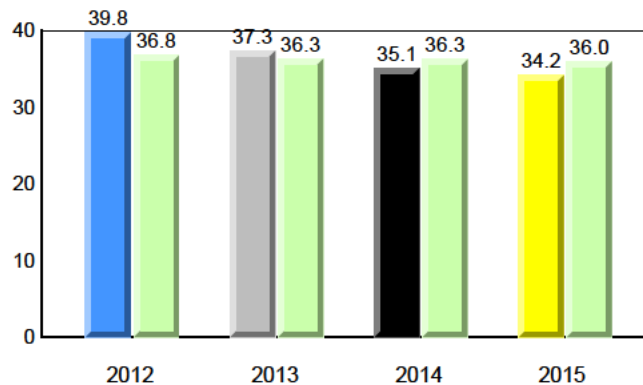
Onset Rhyme



Dictation



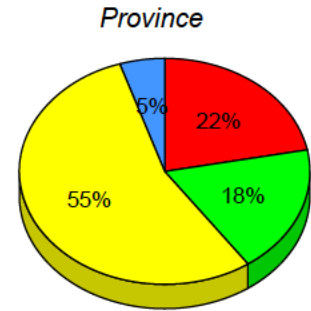
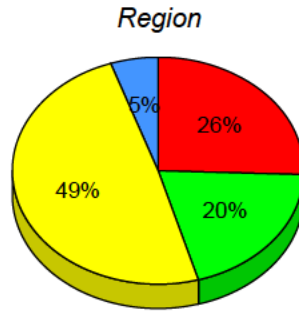
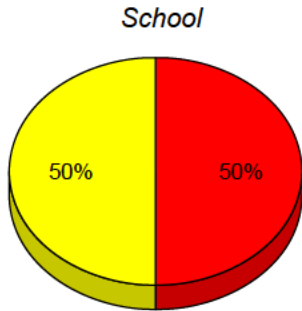
Sight Vocabulary



Total Students : 6
Total Students (Submitted): 6

Instructional Level (June 2012 - June 2015)

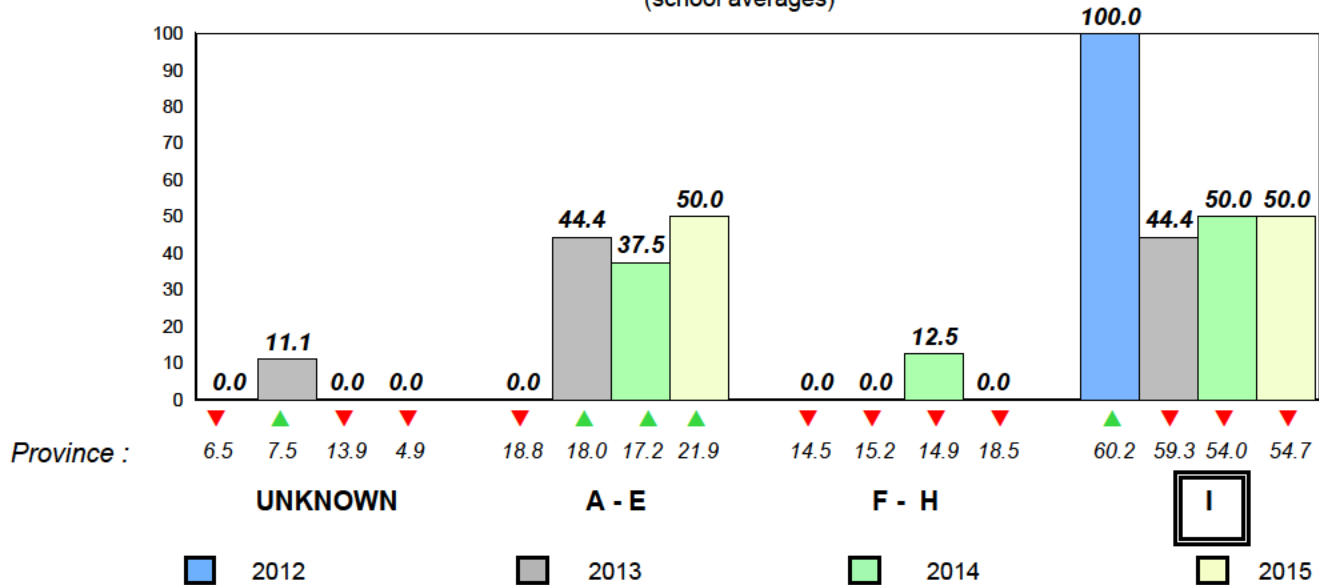
| Level | School | 2015 | | | 2014 | | | 2013 | | | 2012 | | | | |
|-------------|--------|------|------|------|------|------|------|------|------|-----|------|---|-----|---|---|
| | | ♀ | ♂ | Avg | ♀ | ♂ | Avg | ♀ | ♂ | Avg | ♀ | ♂ | Avg | | |
| I (3) | 50.0 | 33.3 | 16.7 | 49.2 | 26.6 | 22.6 | 54.7 | 29.3 | 25.5 | ▲ | ▼ | ▼ | ▼ | ▲ | ▲ |
| F - H (0) | 0.0 | 0.0 | 0.0 | 19.9 | 11.4 | 8.5 | 18.5 | 9.1 | 9.4 | ▼ | ▼ | ▼ | ▼ | ▼ | ▼ |
| A - E (3) | 50.0 | 33.3 | 16.7 | 25.6 | 9.3 | 16.3 | 21.9 | 7.4 | 14.5 | | | | | | |
| Unknown (0) | 0.0 | | | 5.3 | | | 4.9 | | | | | | | | |



■ I : end of year benchmark.
 ■ F - H : mid - year benchmark.
 ■ A - E
 ■ Unknown

Instructional Level (June 2012 - June 2015)

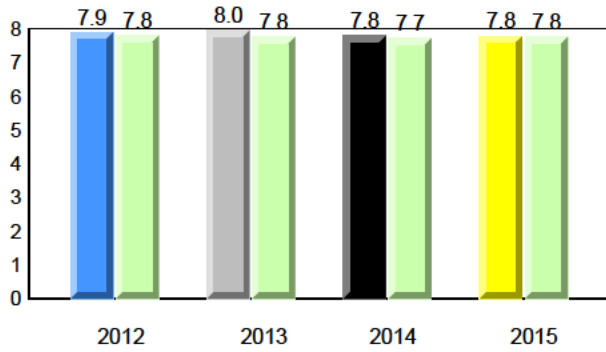
4 Year Trend
(school averages)



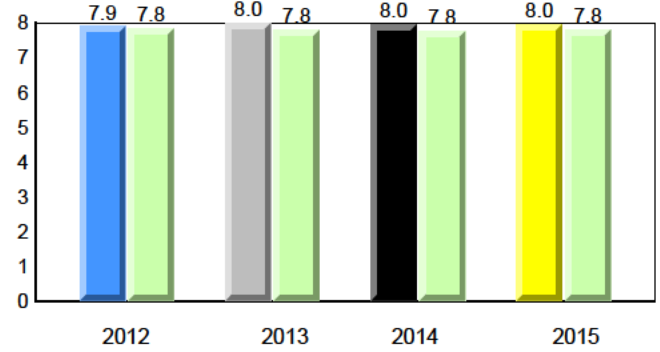
Total Students : 24
Total Students (Submitted): 24

Observation Survey (June 2012 - June 2015)
4 Year Trend
(school average vs. provincial average)

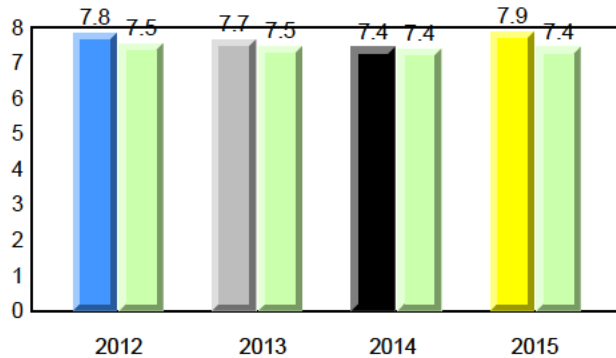
Rhyme



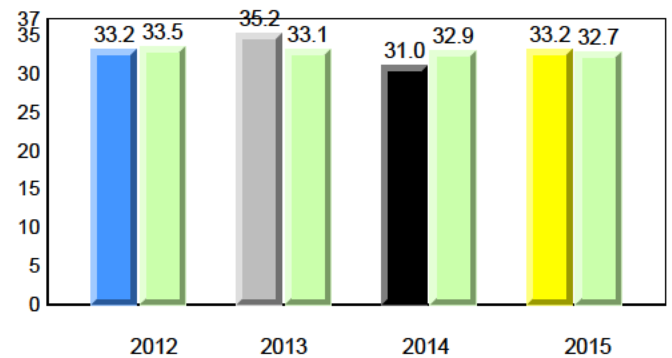
Beginning Sound



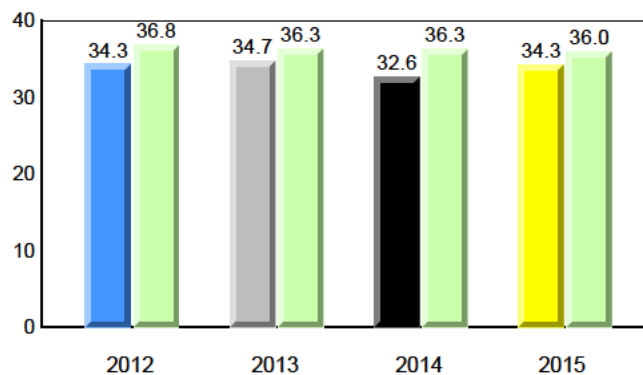
Onset Rhyme



Dictation



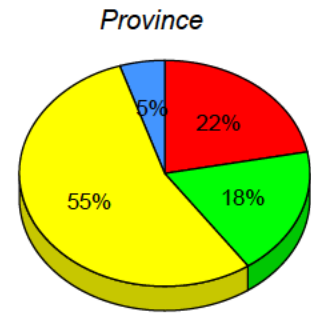
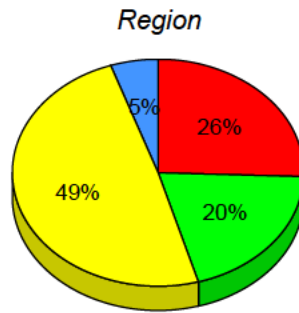
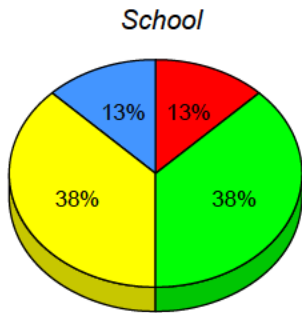
Sight Vocabulary



Total Students : 24
Total Students (Submitted): 24

Instructional Level (June 2012 - June 2015)

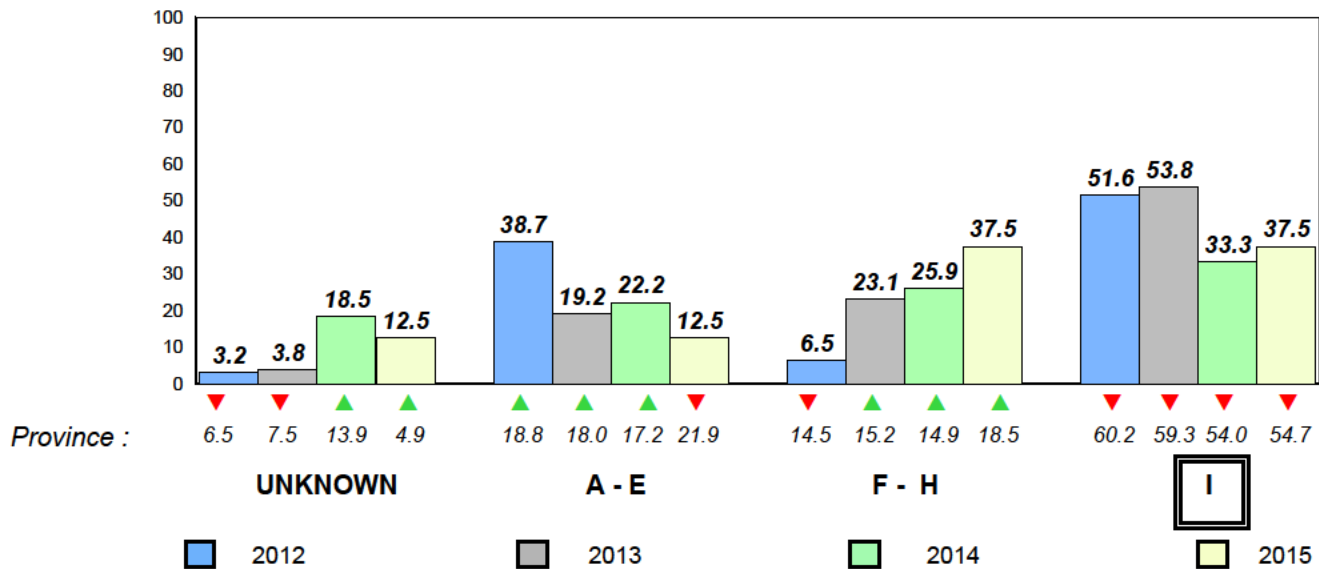
| Level | School | 2015 | | | 2014 | | | 2013 | | | 2012 | | |
|-------------|--------|------|------|------|------|------|------|------|------|-----|------|---|-----|
| | | ♀ | ♂ | Avg | ♀ | ♂ | Avg | ♀ | ♂ | Avg | ♀ | ♂ | Avg |
| I (9) | 37.5 | 25.0 | 12.5 | 49.2 | 26.6 | 22.6 | 54.7 | 29.3 | 25.5 | ▼ | ▼ | ▼ | ▼ |
| F - H (9) | 37.5 | 20.8 | 16.7 | 19.9 | 11.4 | 8.5 | 18.5 | 9.1 | 9.4 | ▲ | ▲ | ▲ | ▲ |
| A - E (3) | 12.5 | 4.2 | 8.3 | 25.6 | 9.3 | 16.3 | 21.9 | 7.4 | 14.5 | | | | |
| Unknown (3) | 12.5 | | | 5.3 | | | 4.9 | | | | | | |



■ I : end of year benchmark.
 ■ F - H : mid - year benchmark.
 ■ A - E
 ■ Unknown

Instructional Level (June 2012 - June 2015)

4 Year Trend
(school averages)



Total Students : 5 **Observation Survey (June 2012 - June 2015)**
 Total Students (*Submitted*): 5 **4 Year Trend**
 (school average vs. provincial average)

Rhyme

School data with 5 or fewer students withheld for reasons of confidentiality.

Beginning Sound

School data with 5 or fewer students withheld for reasons of confidentiality.

2012 2013 2014 2015

2012 2013 2014 2015

Onset Rhyme

School data with 5 or fewer students withheld for reasons of confidentiality.

Dictation


School data with 5 or fewer students withheld for reasons of confidentiality.

2012 2013 2014 2015

2012 2013 2014 2015

Sight Vocabulary

School data with 5 or fewer students withheld for reasons of confidentiality.



NLESD - Central Region

#403 - Lakeside Academy, Buchans

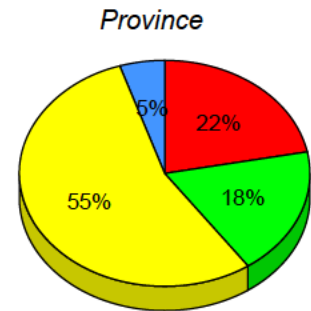
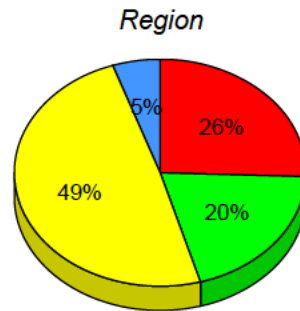
Grades: K-12

Total Students : 5
Total Students (Submitted): 5

Instructional Level (June 2012 - June 2015)

| Level | School | 2015 | | | 2014 | | | 2013 | | | 2012 | | |
|-------|---|------|------|------|-----------|--------------------|-----------|--------------------|-----------|--------------------|-----------|--------------------|---|
| | | ♀ | ♂ | 0 | Region vs | School vs Province | Region vs | School vs Province | Region vs | School vs Province | Region vs | School vs Province | |
| I | (School data with 5 or fewer students withheld for reasons of confidentiality.) | 49.2 | 26.6 | 22.6 | 54.7 | 29.3 | 25.5 | ▼ | ▼ | ▼ | ▼ | ▼ | ▼ |
| F - H | | 19.9 | 11.4 | 8.5 | 18.5 | 9.1 | 9.4 | ▲ | ▲ | ▼ | ▼ | ▲ | ▲ |
| A - E | | 25.6 | 9.3 | 16.3 | 21.9 | 7.4 | 14.5 | | | | | | |
| Unknc | | 5.3 | | | 4.9 | | | | | | | | |

School
School data with 5 or fewer students withheld for reasons of confidentiality.



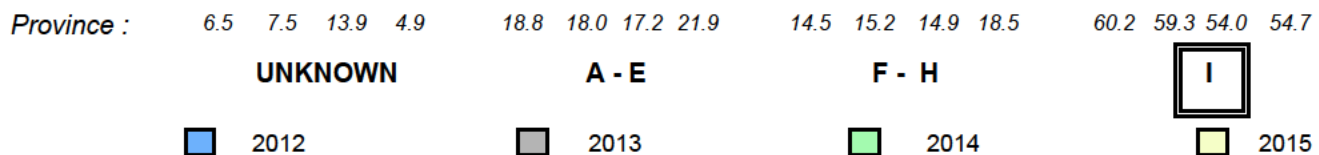
I : end of year benchmark. F - H : mid - year benchmark. A - E Unknown

Instructional Level (June 2012 - June 2015)

4 Year Trend

(school averages)

School data with 5 or fewer students withheld for reasons of confidentiality.



Total Students : 1 **Observation Survey (June 2012 - June 2015)**
 Total Students (*Submitted*): 1 **4 Year Trend**
 (school average vs. provincial average)

Rhyme

School data with 5 or fewer students withheld for reasons of confidentiality.

Beginning Sound

School data with 5 or fewer students withheld for reasons of confidentiality.

2012 2013 2014 2015

2012 2013 2014 2015

Onset Rhyme

School data with 5 or fewer students withheld for reasons of confidentiality.

Dictation


School data with 5 or fewer students withheld for reasons of confidentiality.

2012 2013 2014 2015

2012 2013 2014 2015

Sight Vocabulary

School data with 5 or fewer students withheld for reasons of confidentiality.



NLESD - Central Region

#405 - Cottrell's Cove Academy, Cottrell's Cove

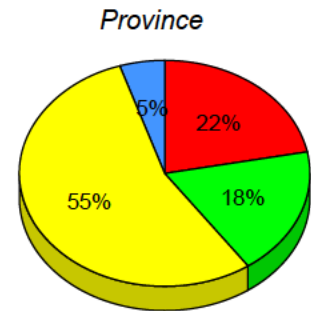
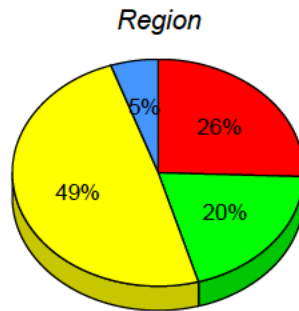
Grades: K-2,4-6,8-10,12

Total Students : 1
Total Students (Submitted): 1

Instructional Level (June 2012 - June 2015)

| Level | School | 2015 | | | | 2014 | | 2013 | | 2012 | | |
|-------|---|------|------|------|------|------------------|--------------------|------------------|--------------------|------------------|--------------------|---|
| | | ♀ | ♂ | ♀ | ♂ | School vs Region | School vs Province | School vs Region | School vs Province | School vs Region | School vs Province | |
| I | (School data with 5 or fewer students withheld for reasons of confidentiality.) | 0 | 49.2 | 22.6 | 54.7 | 25.5 | ▼ | ▼ | ▼ | ▼ | ▼ | ▼ |
| F - H | | 0 | 19.9 | 8.5 | 18.5 | 9.4 | ▼ | ▼ | ▲ | ▲ | ▼ | ▼ |
| A - E | | 0 | 25.6 | 16.3 | 21.9 | 14.5 | | | | | | |
| Unknc | | | 5.3 | | 4.9 | | | | | | | |

School
School data with 5 or fewer students withheld for reasons of confidentiality.



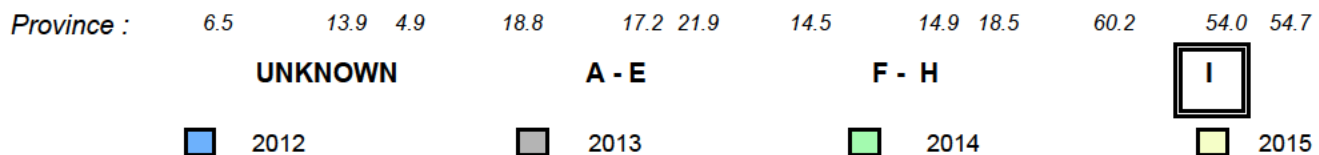
I : end of year benchmark. F - H : mid - year benchmark. A - E Unknown

Instructional Level (June 2012 - June 2015)

4 Year Trend

(school averages)

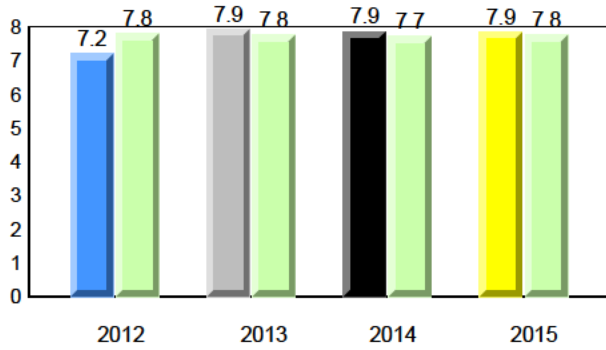
School data with 5 or fewer students withheld for reasons of confidentiality.



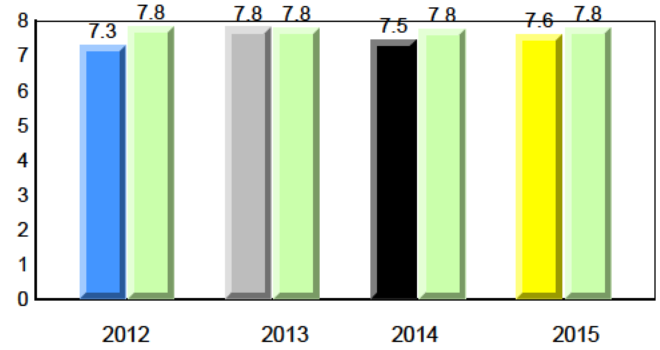
Total Students : 13
Total Students (Submitted): 13

Observation Survey (June 2012 - June 2015)
4 Year Trend
(school average vs. provincial average)

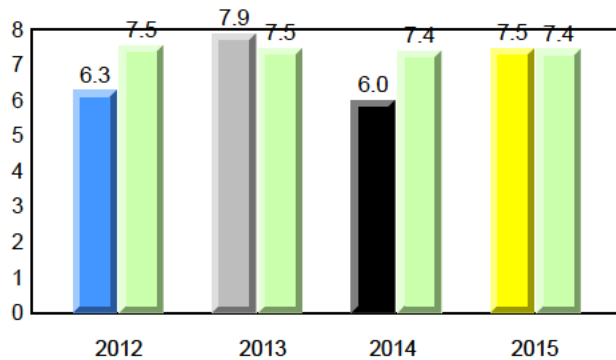
Rhyme



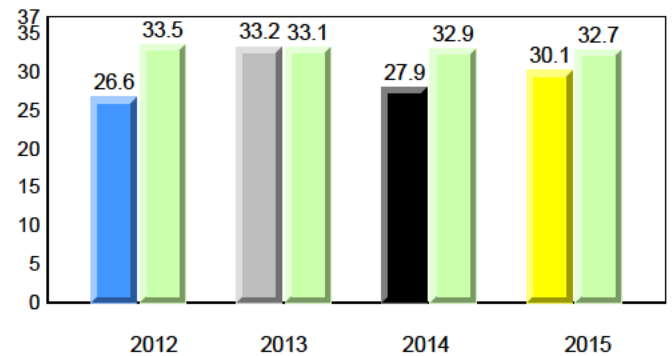
Beginning Sound



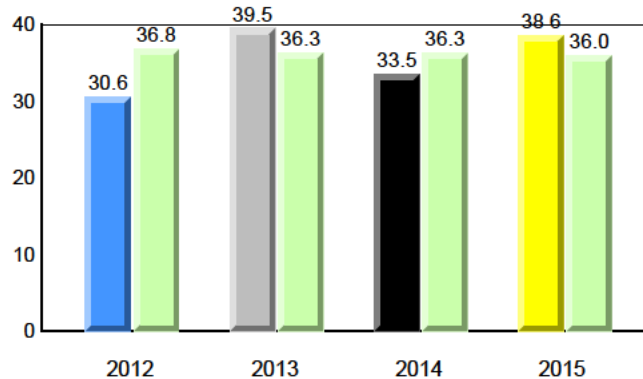
Onset Rhyme



Dictation



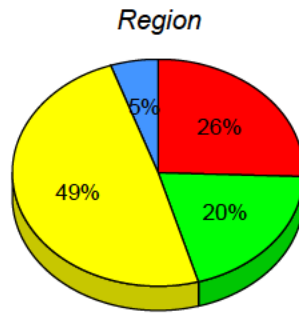
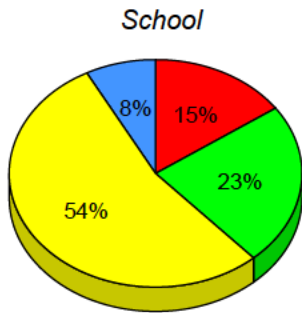
Sight Vocabulary



Total Students : 13
Total Students (Submitted): 13

Instructional Level (June 2012 - June 2015)

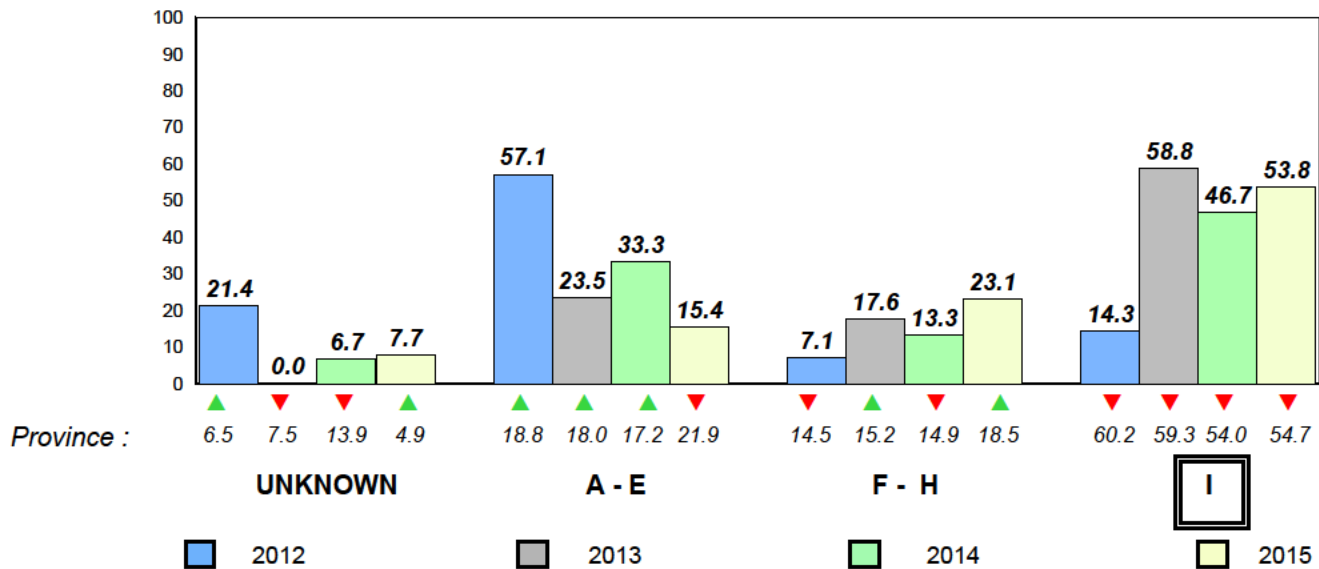
| Level | School | 2015 | | | 2014 | | | 2013 | | | 2012 | | | |
|-------------|--------|------|------|------|------|------|------|------|------|-----|------|---|-----|---|
| | | ♀ | ♂ | Avg | ♀ | ♂ | Avg | ♀ | ♂ | Avg | ♀ | ♂ | Avg | |
| I (7) | 53.8 | 38.5 | 15.4 | 49.2 | 26.6 | 22.6 | 54.7 | 29.3 | 25.5 | ▲ | ▼ | ▼ | ▼ | ▼ |
| F - H (3) | 23.1 | 15.4 | 7.7 | 19.9 | 11.4 | 8.5 | 18.5 | 9.1 | 9.4 | ▲ | ▲ | ▼ | ▼ | ▼ |
| A - E (2) | 15.4 | 0.0 | 15.4 | 25.6 | 9.3 | 16.3 | 21.9 | 7.4 | 14.5 | | | | | |
| Unknown (1) | 7.7 | | | 5.3 | | | 4.9 | | | | | | | |



■ I : end of year benchmark.
 ■ F - H : mid - year benchmark.
 ■ A - E
 ■ Unknown

Instructional Level (June 2012 - June 2015)

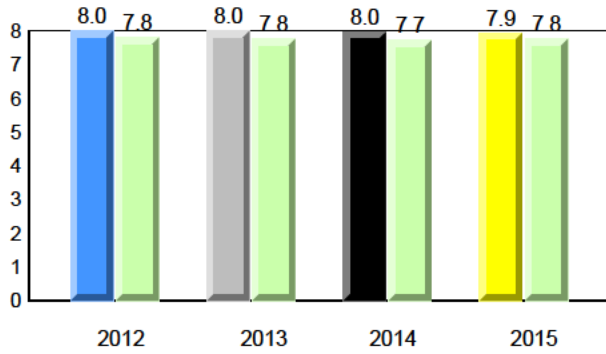
4 Year Trend
(school averages)



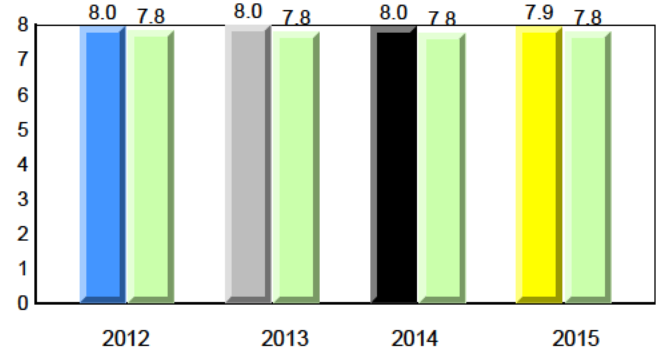
Total Students : 17
Total Students (Submitted): 17

Observation Survey (June 2012 - June 2015)
4 Year Trend
(school average vs. provincial average)

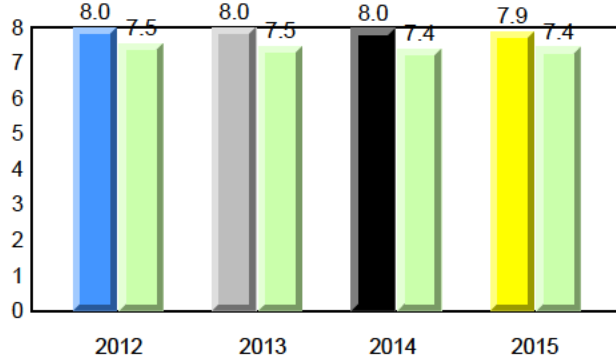
Rhyme



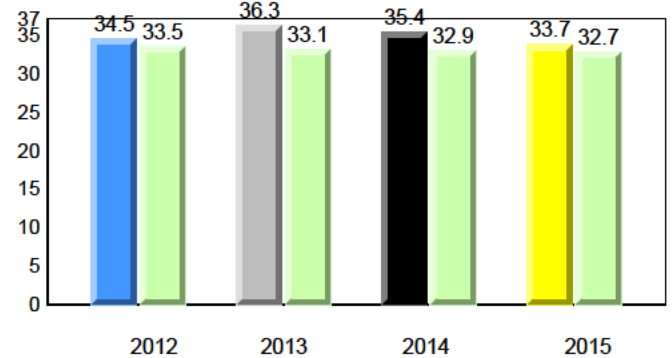
Beginning Sound



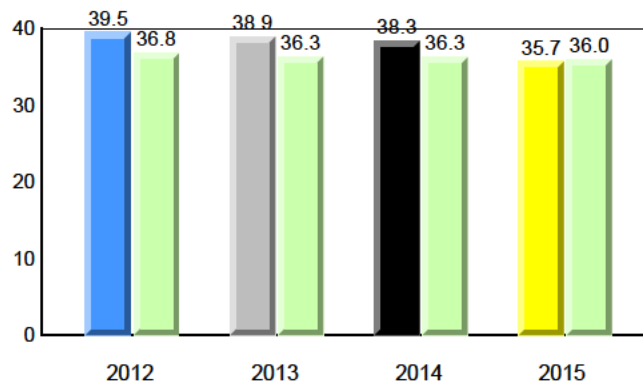
Onset Rhyme



Dictation



Sight Vocabulary



NLESD - Central Region

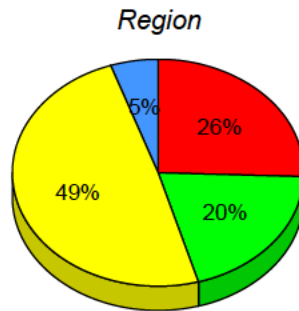
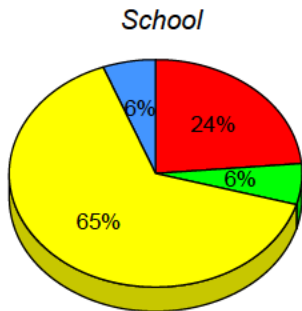
#407 - Bay d'Espoir Academy, Milltown

Grades: K-12

Total Students : 17
Total Students (Submitted): 17

Instructional Level (June 2012 - June 2015)

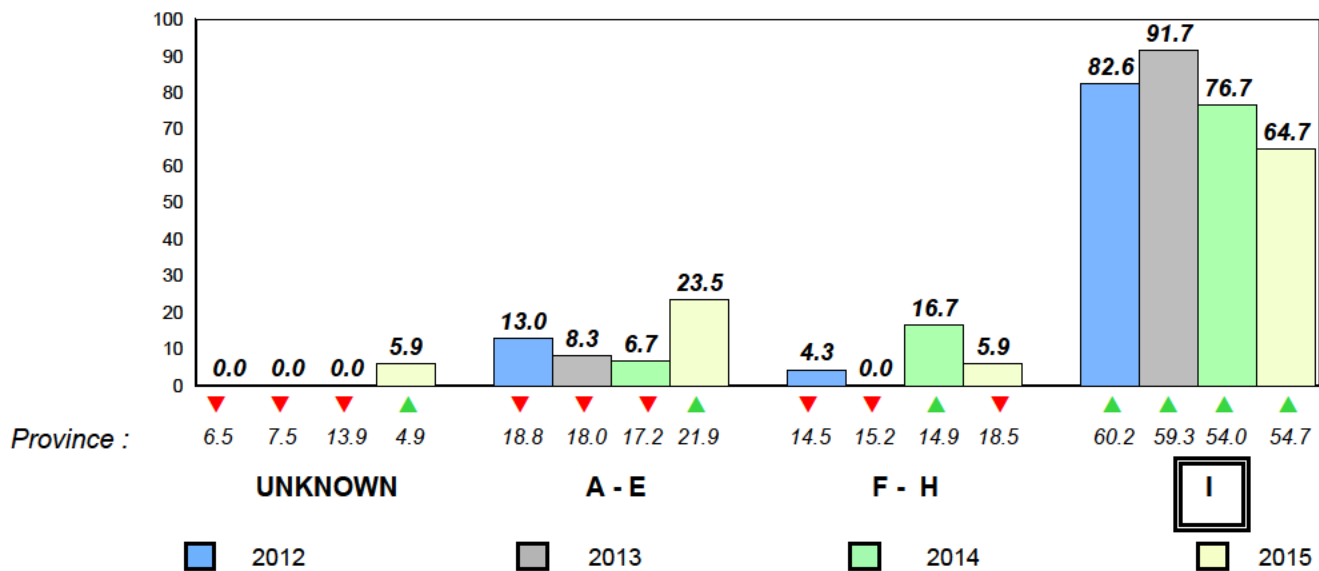
| Level | School | 2015 | | | 2014 | | | 2013 | | | 2012 | | | | |
|-------------|--------|------|------|------|------|------|------|------|------|-----|------|---|-----|---|---|
| | | ♀ | ♂ | Avg | ♀ | ♂ | Avg | ♀ | ♂ | Avg | ♀ | ♂ | Avg | | |
| I (11) | 64.7 | 23.5 | 41.2 | 49.2 | 26.6 | 22.6 | 54.7 | 29.3 | 25.5 | ▲ | ▲ | ▲ | ▲ | ▲ | ▲ |
| F - H (1) | 5.9 | 0.0 | 5.9 | 19.9 | 11.4 | 8.5 | 18.5 | 9.1 | 9.4 | ▼ | ▲ | ▼ | ▼ | ▼ | ▼ |
| A - E (4) | 23.5 | 17.6 | 5.9 | 25.6 | 9.3 | 16.3 | 21.9 | 7.4 | 14.5 | | | | | | |
| Unknown (1) | 5.9 | | | 5.3 | | | 4.9 | | | | | | | | |



■ I : end of year benchmark.
 ■ F - H : mid - year benchmark.
 ■ A - E
 ■ Unknown

Instructional Level (June 2012 - June 2015)

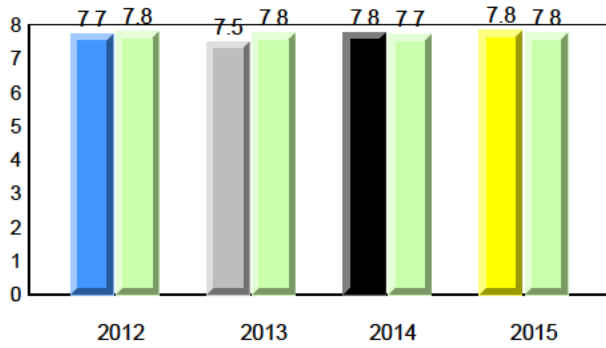
4 Year Trend
(school averages)



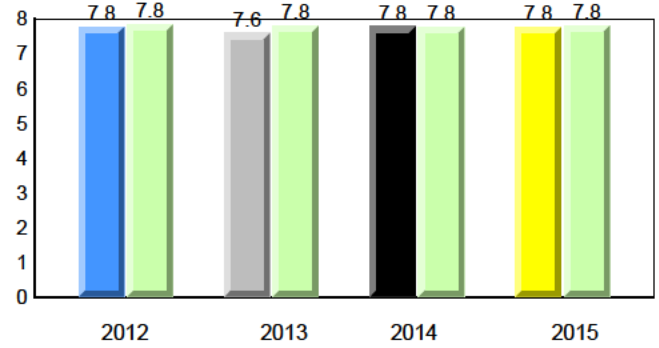
Total Students : 38
Total Students (Submitted): 38

Observation Survey (June 2012 - June 2015)
4 Year Trend
(school average vs. provincial average)

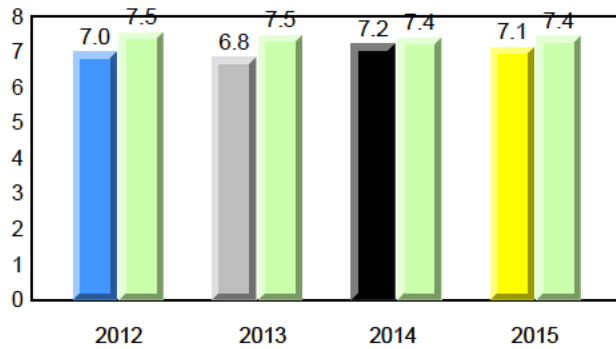
Rhyme



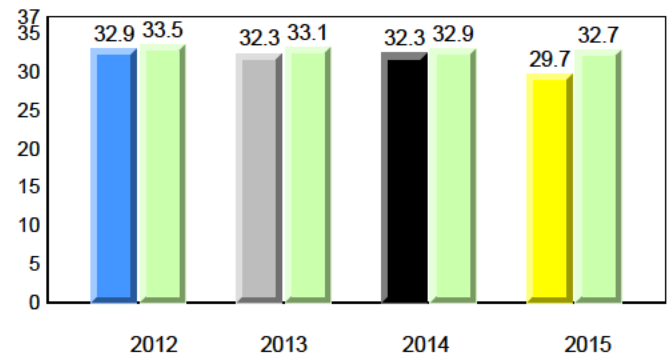
Beginning Sound



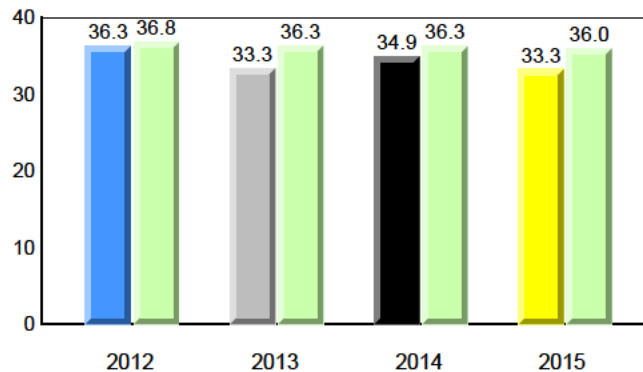
Onset Rhyme



Dictation



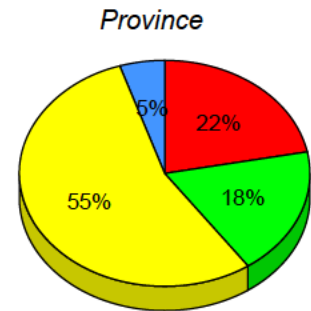
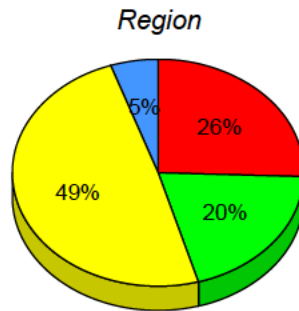
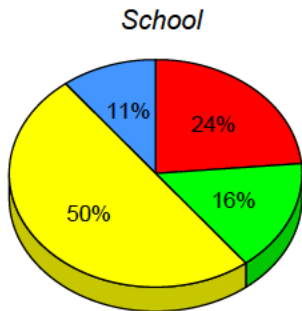
Sight Vocabulary



Total Students : 38
Total Students (Submitted): 38

Instructional Level (June 2012 - June 2015)

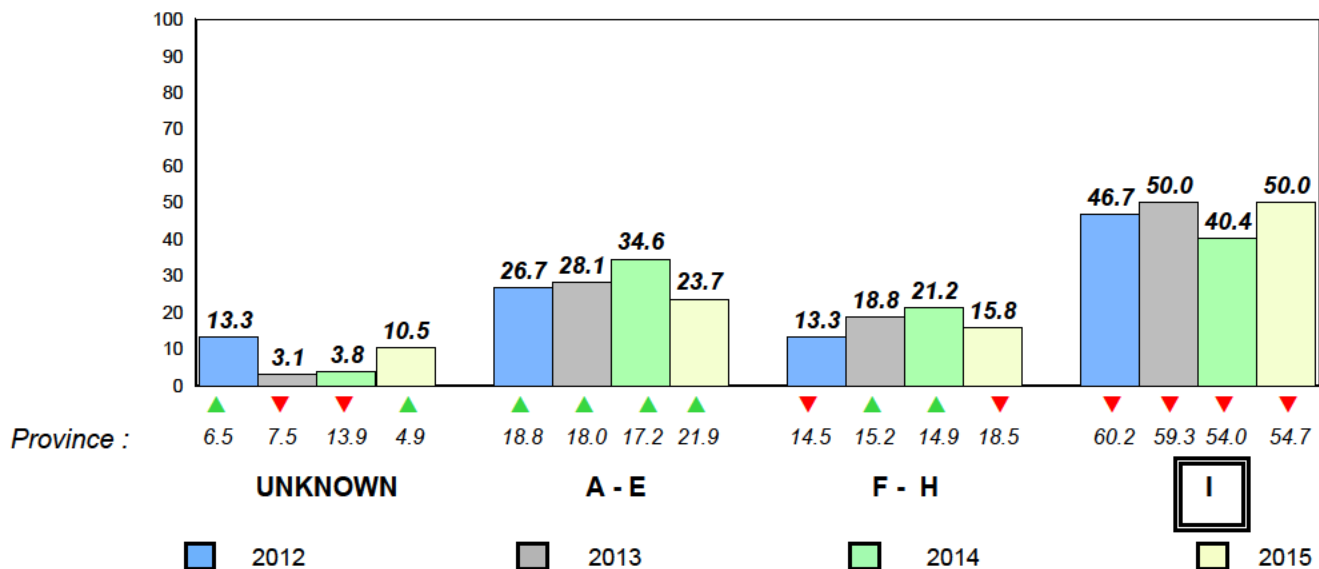
| Level | School | 2015 | | | 2014 | | | 2013 | | | 2012 | | | | |
|-------------|--------|------|------|------|------|------|------|------|------|-----|------|---|-----|---|---|
| | | ♀ | ♂ | Avg | ♀ | ♂ | Avg | ♀ | ♂ | Avg | ♀ | ♂ | Avg | | |
| I (19) | 50.0 | 23.7 | 26.3 | 49.2 | 26.6 | 22.6 | 54.7 | 29.3 | 25.5 | ▲ | ▼ | ▼ | ▼ | ▼ | ▼ |
| F - H (6) | 15.8 | 13.2 | 2.6 | 19.9 | 11.4 | 8.5 | 18.5 | 9.1 | 9.4 | ▼ | ▼ | ▲ | ▲ | ▲ | ▲ |
| A - E (9) | 23.7 | 13.2 | 10.5 | 25.6 | 9.3 | 16.3 | 21.9 | 7.4 | 14.5 | | | | | | |
| Unknown (4) | 10.5 | | | 5.3 | | | 4.9 | | | | | | | | |



■ I : end of year benchmark.
 ■ F - H : mid - year benchmark.
 ■ A - E
 ■ Unknown

Instructional Level (June 2012 - June 2015)

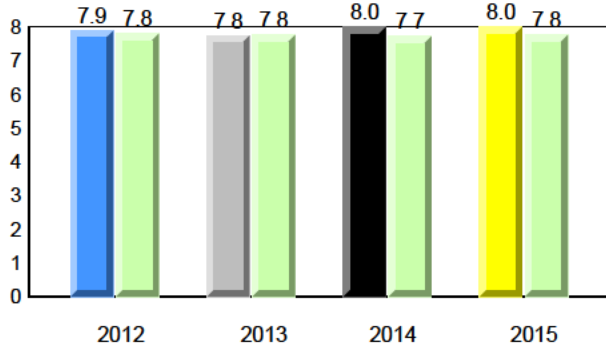
4 Year Trend
(school averages)



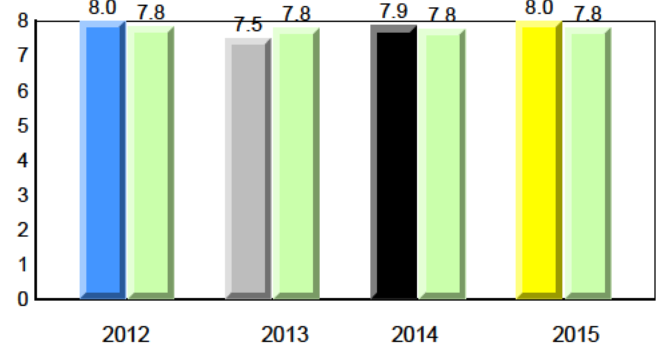
Total Students : 7
 Total Students (Submitted): 7

Observation Survey (June 2012 - June 2015)
 4 Year Trend
 (school average vs. provincial average)

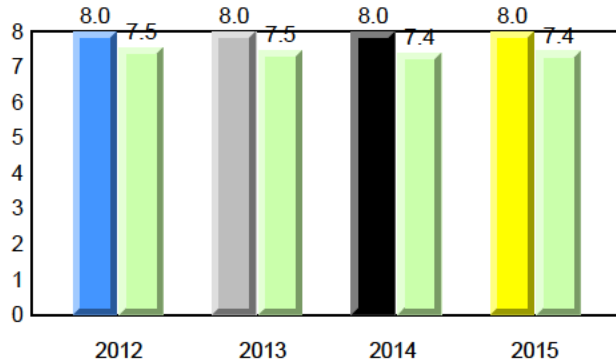
Rhyme



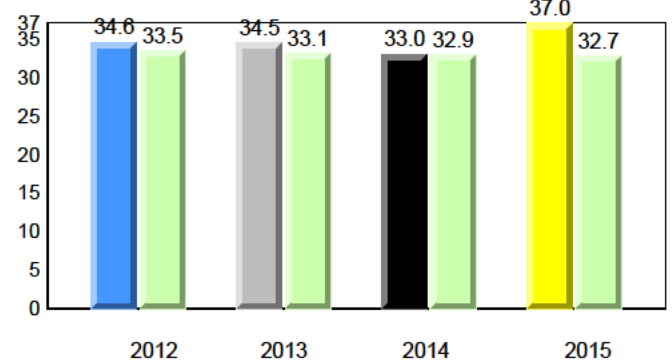
Beginning Sound



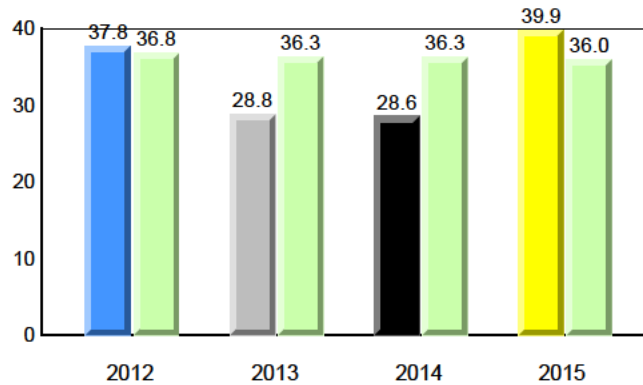
Onset Rhyme



Dictation



Sight Vocabulary



NLESD - Central Region

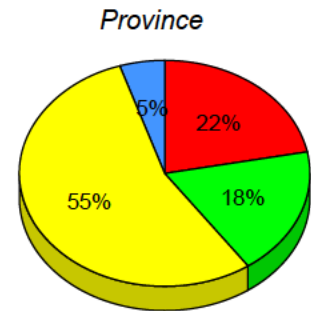
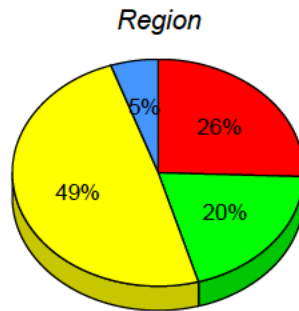
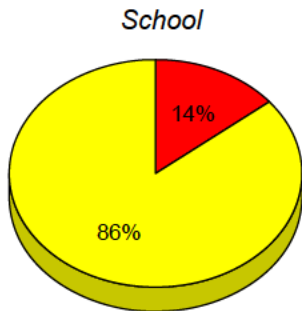
#413 - Holy Cross School Complex, Eastport

Grades: K-12

Total Students : 7
Total Students (Submitted): 7

Instructional Level (June 2012 - June 2015)

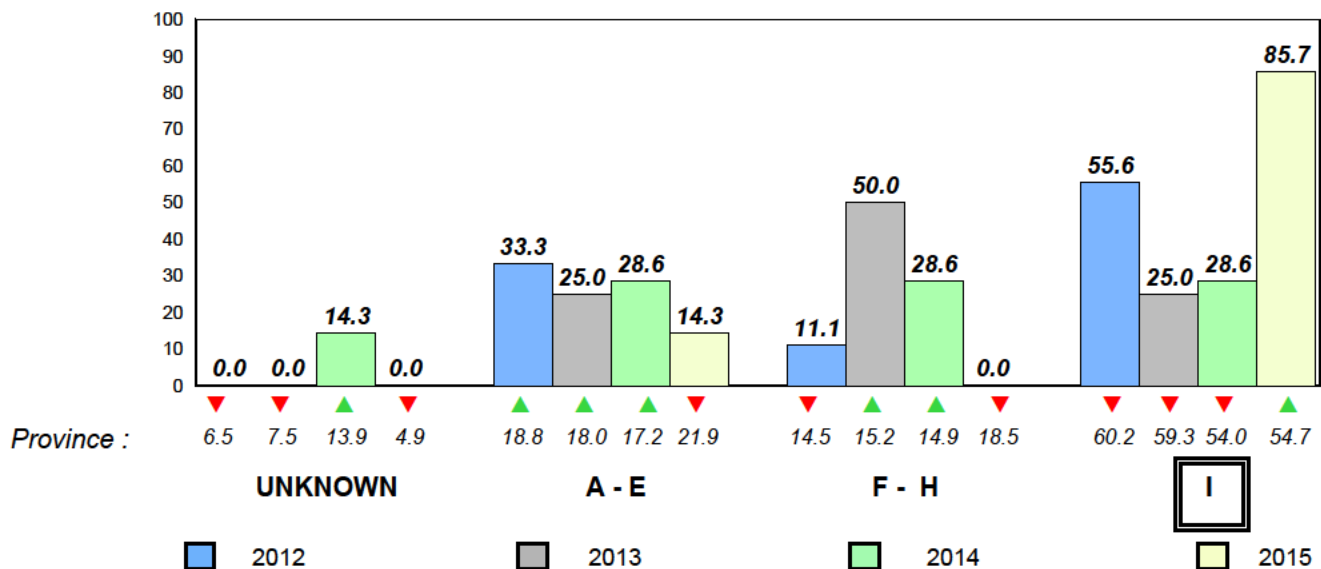
| Level | School | 2015 | | | 2014 | | | 2013 | | | 2012 | | | | |
|-------------|--------|------|------|--------|------|------|----------|------|------|--------|------|---|----------|---|---|
| | | ♀ | ♂ | Region | ♀ | ♂ | Province | ♀ | ♂ | Region | ♀ | ♂ | Province | | |
| I (6) | 85.7 | 57.1 | 28.6 | 49.2 | 26.6 | 22.6 | 54.7 | 29.3 | 25.5 | ▲ | ▲ | ▼ | ▼ | ▼ | ▼ |
| F - H (0) | 0.0 | 0.0 | 0.0 | 19.9 | 11.4 | 8.5 | 18.5 | 9.1 | 9.4 | ▼ | ▼ | ▲ | ▲ | ▲ | ▲ |
| A - E (1) | 14.3 | 0.0 | 14.3 | 25.6 | 9.3 | 16.3 | 21.9 | 7.4 | 14.5 | | | | | | |
| Unknown (0) | 0.0 | | | 5.3 | | | 4.9 | | | | | | | | |



■ I : end of year benchmark.
 ■ F - H : mid - year benchmark.
 ■ A - E
 ■ Unknown

Instructional Level (June 2012 - June 2015)

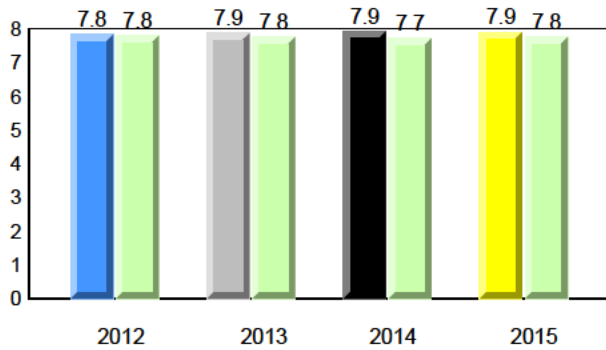
4 Year Trend
(school averages)



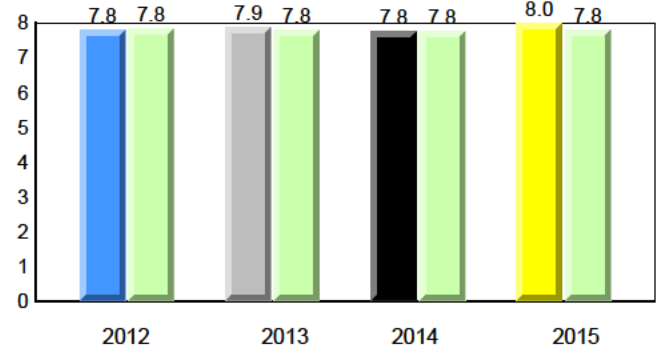
Total Students : 22
Total Students (Submitted): 22

Observation Survey (June 2012 - June 2015)
4 Year Trend
(school average vs. provincial average)

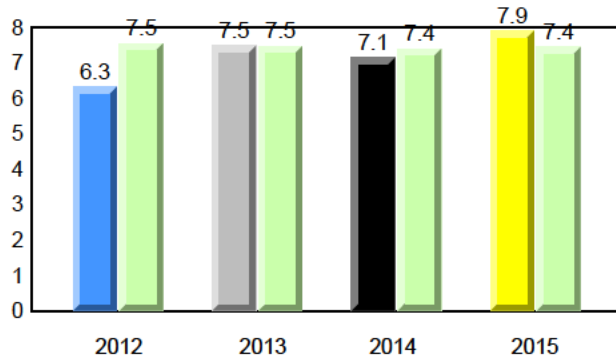
Rhyme



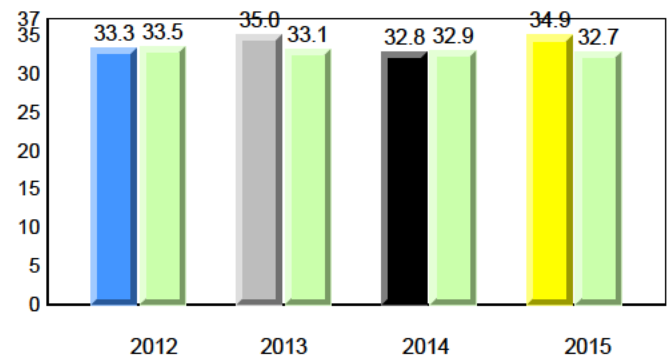
Beginning Sound



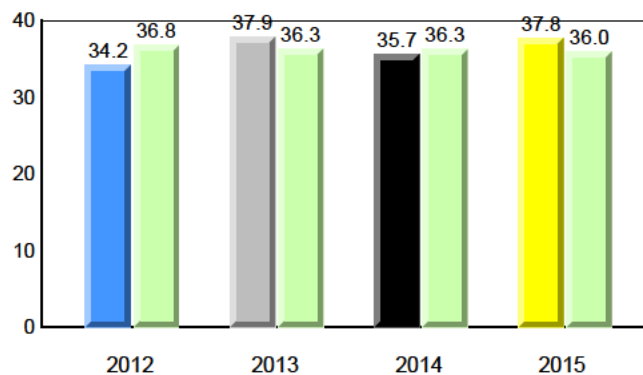
Onset Rhyme



Dictation



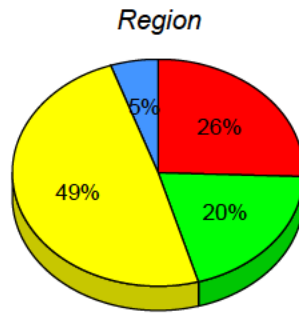
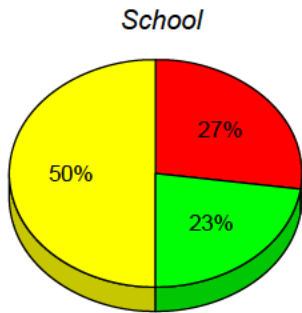
Sight Vocabulary



Total Students : 22
Total Students (Submitted): 22

Instructional Level (June 2012 - June 2015)

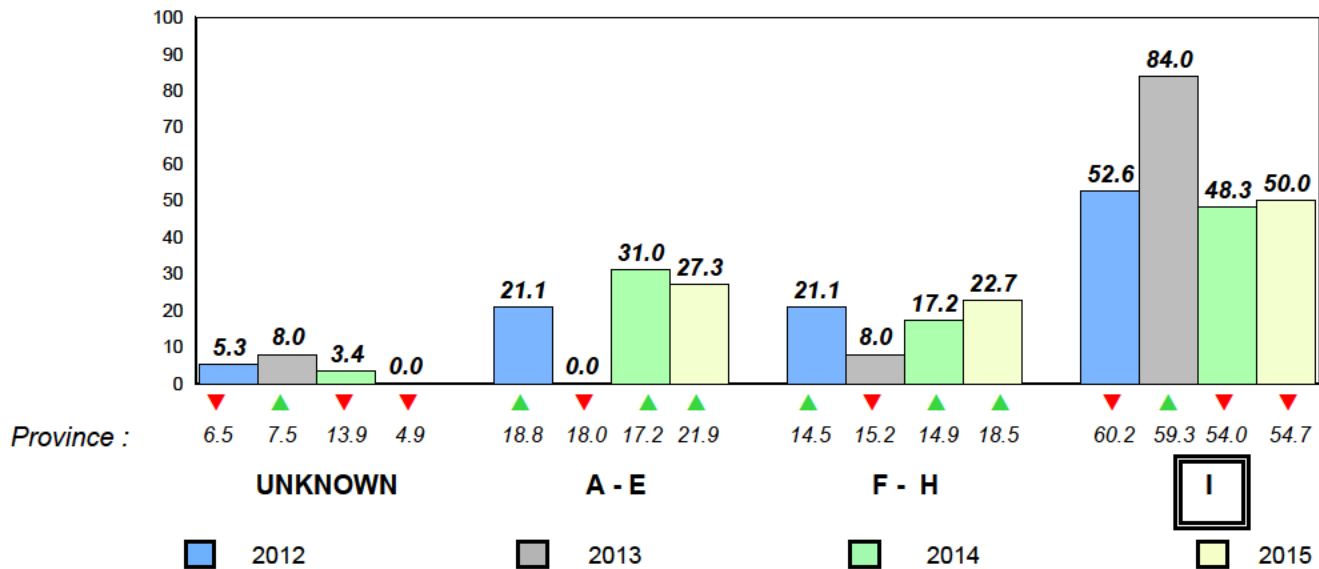
| Level | School | 2015 | | | 2014 | | | 2013 | | | 2012 | | |
|-------------|--------|------|------|------|------|------|------|------|------|-----|------|---|-----|
| | | ♀ | ♂ | Avg | ♀ | ♂ | Avg | ♀ | ♂ | Avg | ♀ | ♂ | Avg |
| I (11) | 50.0 | 13.6 | 36.4 | 49.2 | 26.6 | 22.6 | 54.7 | 29.3 | 25.5 | ▲ | ▼ | ▼ | ▼ |
| F - H (5) | 22.7 | 18.2 | 4.5 | 19.9 | 11.4 | 8.5 | 18.5 | 9.1 | 9.4 | ▲ | ▲ | ▼ | ▼ |
| A - E (6) | 27.3 | 9.1 | 18.2 | 25.6 | 9.3 | 16.3 | 21.9 | 7.4 | 14.5 | | | | |
| Unknown (0) | 0.0 | | | 5.3 | | | 4.9 | | | | | | |



■ I : end of year benchmark.
 ■ F - H : mid - year benchmark.
 ■ A - E
 ■ Unknown

Instructional Level (June 2012 - June 2015)

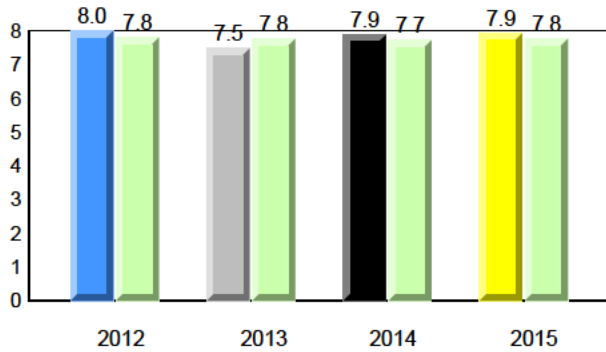
4 Year Trend
(school averages)



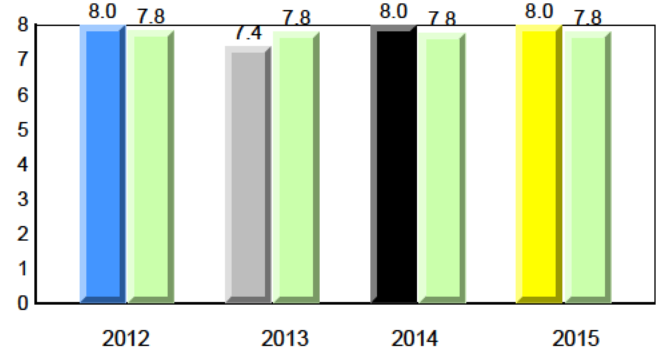
Total Students : 16
Total Students (Submitted): 15

Observation Survey (June 2012 - June 2015)
4 Year Trend
(school average vs. provincial average)

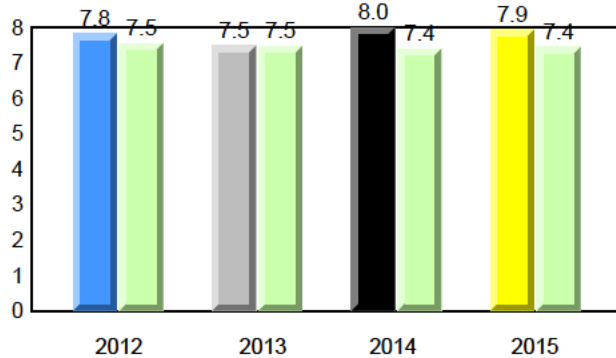
Rhyme



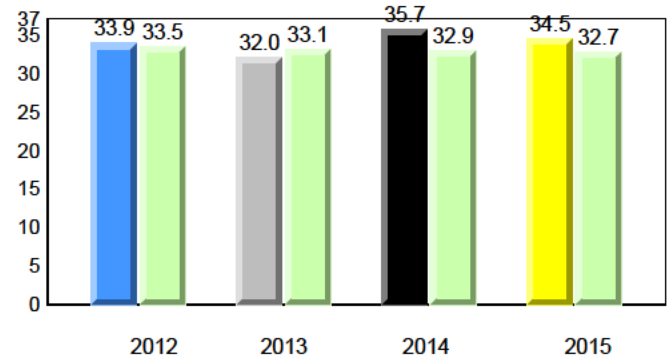
Beginning Sound



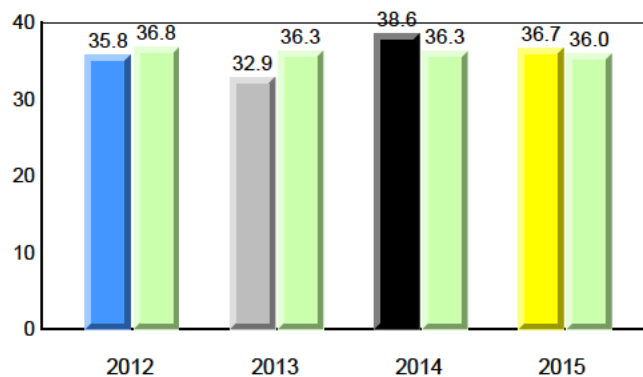
Onset Rhyme



Dictation



Sight Vocabulary



NLESD - Central Region

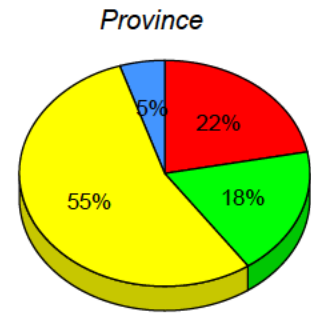
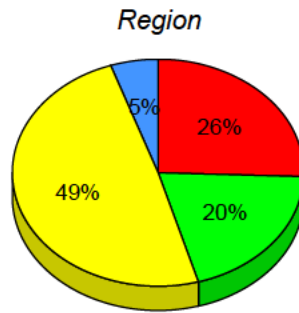
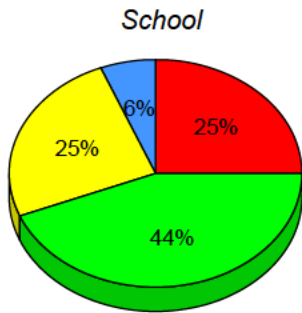
#416 - Smallwood Academy, Gambo

Grades: K-12

Total Students : 16
Total Students (Submitted): 15

Instructional Level (June 2012 - June 2015)

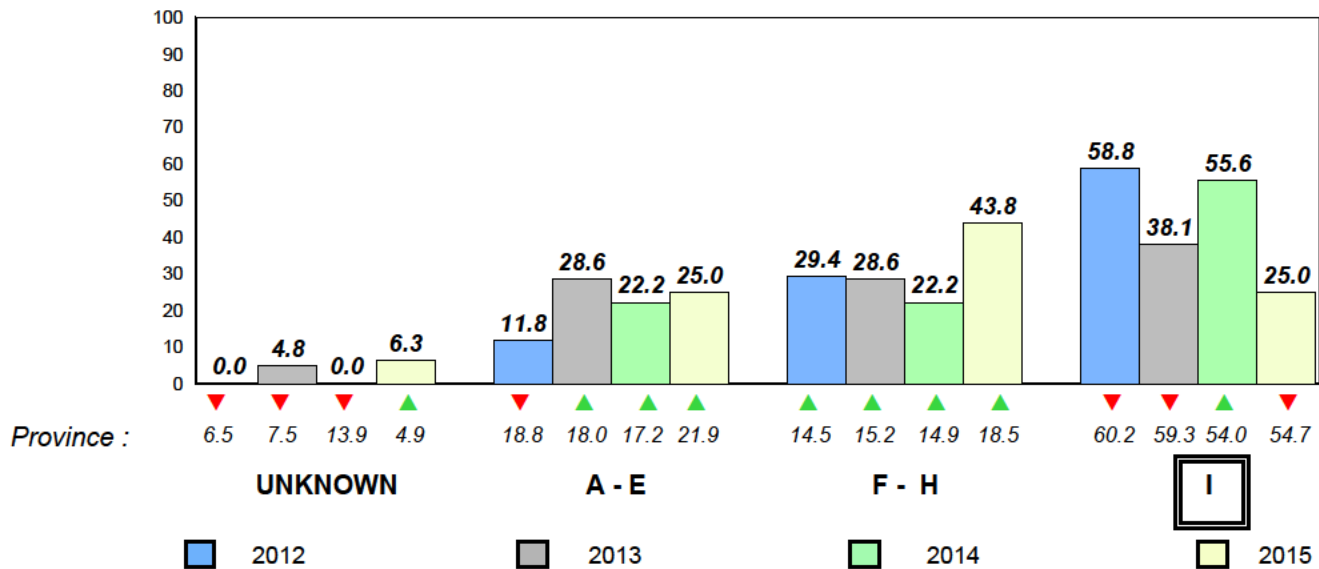
| Level | School | 2015 | | | 2014 | | | 2013 | | | 2012 | | |
|-------------|--------|------|------|------|------|------|------|------|------|-----|------|---|-----|
| | | ♀ | ♂ | Avg | ♀ | ♂ | Avg | ♀ | ♂ | Avg | ♀ | ♂ | Avg |
| I (4) | 25.0 | 18.8 | 6.3 | 49.2 | 26.6 | 22.6 | 54.7 | 29.3 | 25.5 | ▼ | ▼ | ▲ | ▲ |
| F - H (7) | 43.8 | 18.8 | 25.0 | 19.9 | 11.4 | 8.5 | 18.5 | 9.1 | 9.4 | ▲ | ▲ | ▲ | ▲ |
| A - E (4) | 25.0 | 18.8 | 6.3 | 25.6 | 9.3 | 16.3 | 21.9 | 7.4 | 14.5 | | | | |
| Unknown (1) | 6.3 | | | 5.3 | | | 4.9 | | | | | | |



■ I : end of year benchmark.
 ■ F - H : mid - year benchmark.
 ■ A - E
 ■ Unknown

Instructional Level (June 2012 - June 2015)

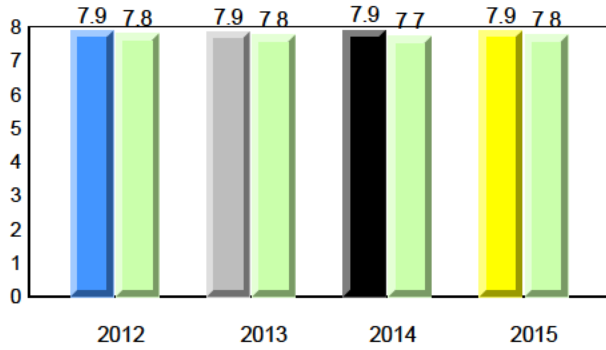
4 Year Trend
(school averages)



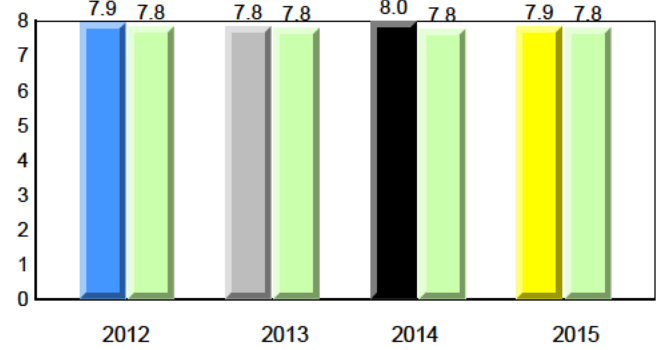
Total Students : 88
Total Students (Submitted): 88

Observation Survey (June 2012 - June 2015)
4 Year Trend
(school average vs. provincial average)

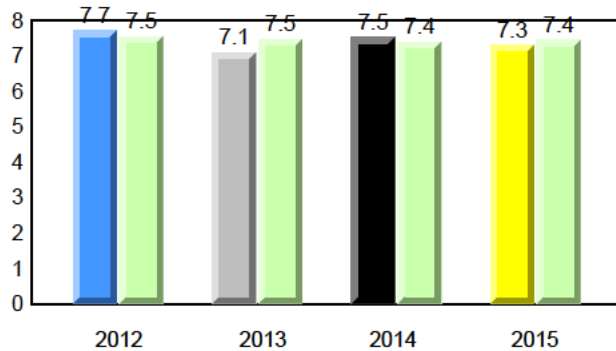
Rhyme



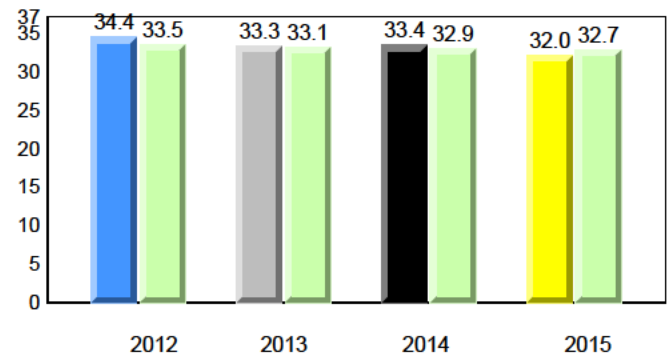
Beginning Sound



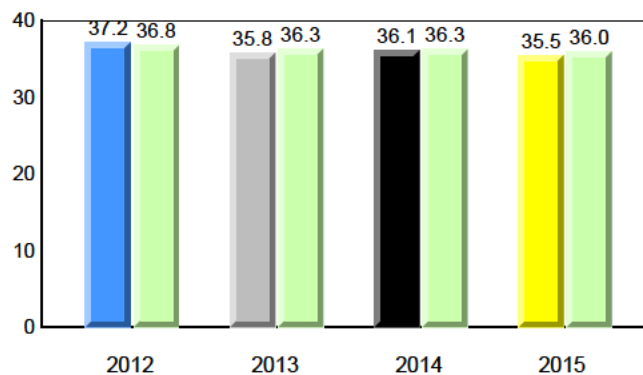
Onset Rhyme



Dictation



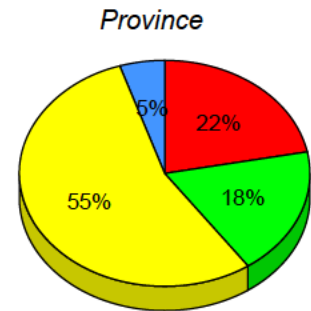
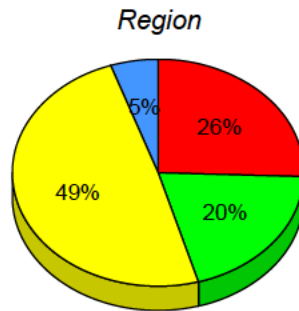
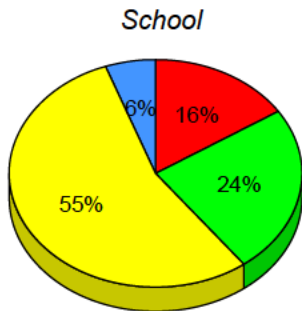
Sight Vocabulary



Total Students : 88
Total Students (Submitted): 88

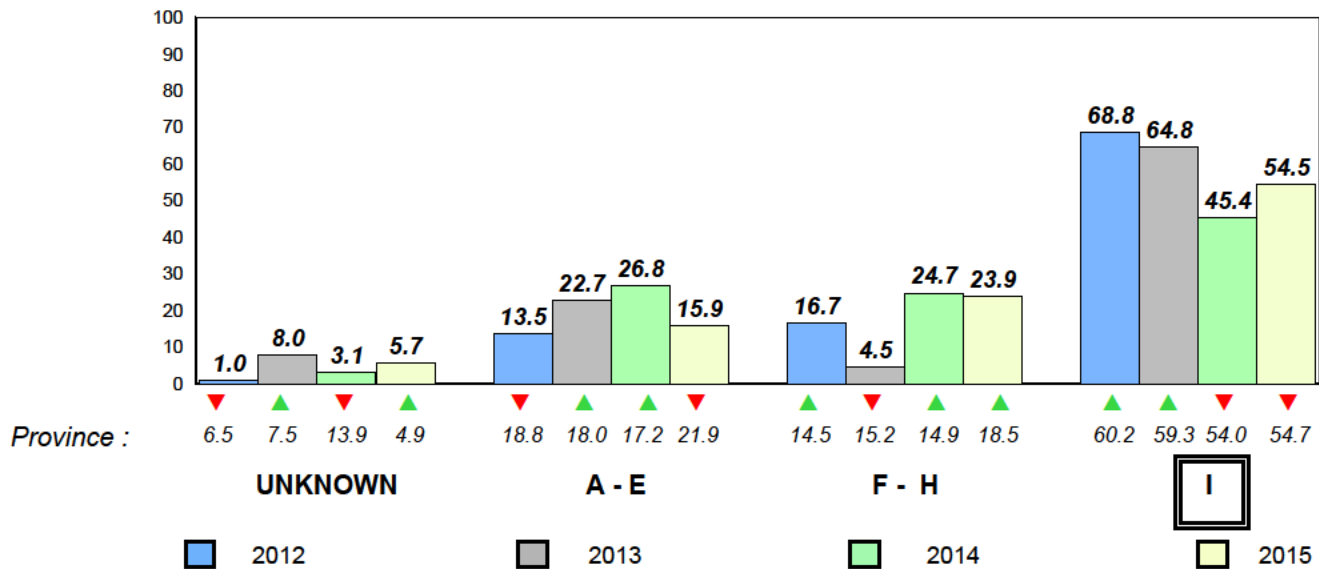
Instructional Level (June 2012 - June 2015)

| Level | School | 2015 | | | 2014 | | | 2013 | | | 2012 | | | | | | |
|-------------|--------|------|------|--------|------|------|----------|------|------|--------|------|---|----------|---|---|---|---|
| | | ♀ | ♂ | Region | ♀ | ♂ | Province | ♀ | ♂ | Region | ♀ | ♂ | Province | | | | |
| I (48) | 54.5 | 29.5 | 25.0 | 49.2 | 26.6 | 22.6 | 54.7 | 29.3 | 25.5 | ▲ | ▼ | ▼ | ▲ | ▲ | ▲ | ▲ | |
| F - H (21) | 23.9 | 13.6 | 10.2 | 19.9 | 11.4 | 8.5 | 18.5 | 9.1 | 9.4 | ▲ | ▲ | ▲ | ▲ | ▼ | ▼ | ▲ | ▲ |
| A - E (14) | 15.9 | 6.8 | 9.1 | 25.6 | 9.3 | 16.3 | 21.9 | 7.4 | 14.5 | | | | | | | | |
| Unknown (5) | 5.7 | | | 5.3 | | | 4.9 | | | | | | | | | | |



■ I : end of year benchmark.
 ■ F - H : mid - year benchmark.
 ■ A - E
 ■ Unknown

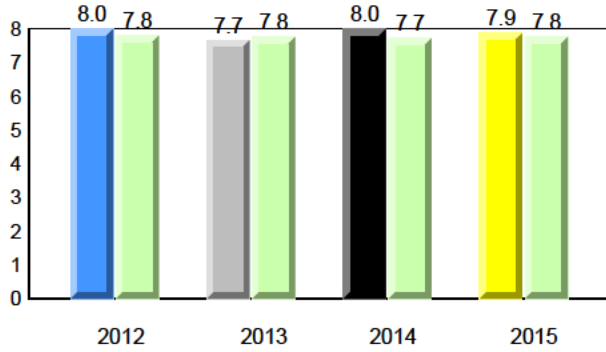
Instructional Level (June 2012 - June 2015)
4 Year Trend
(school averages)



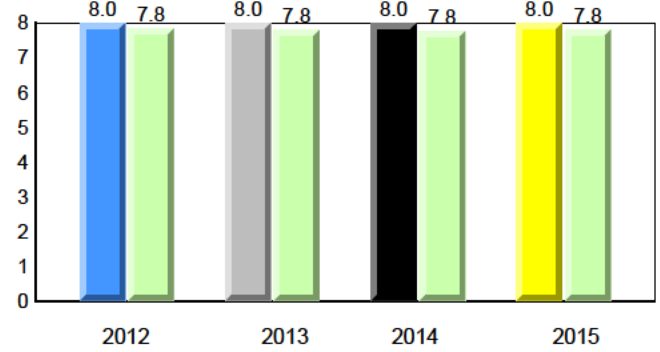
Total Students : 17
Total Students (Submitted): 17

Observation Survey (June 2012 - June 2015)
4 Year Trend
(school average vs. provincial average)

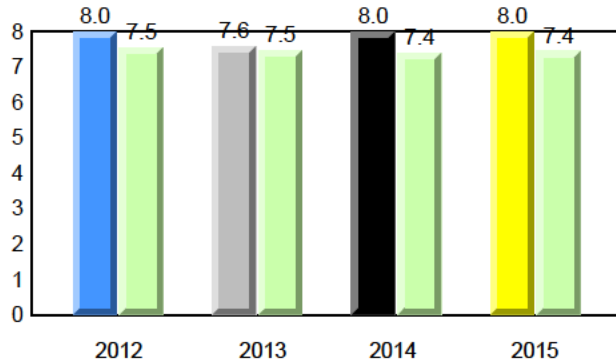
Rhyme



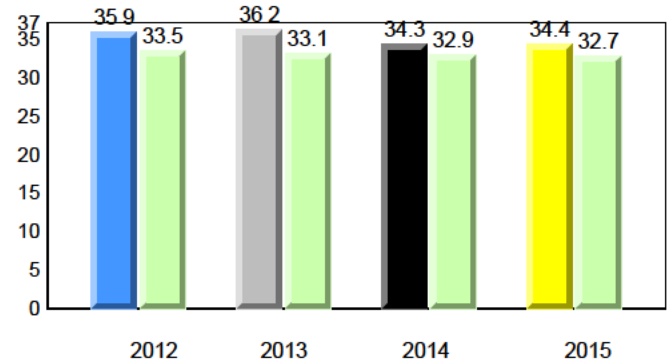
Beginning Sound



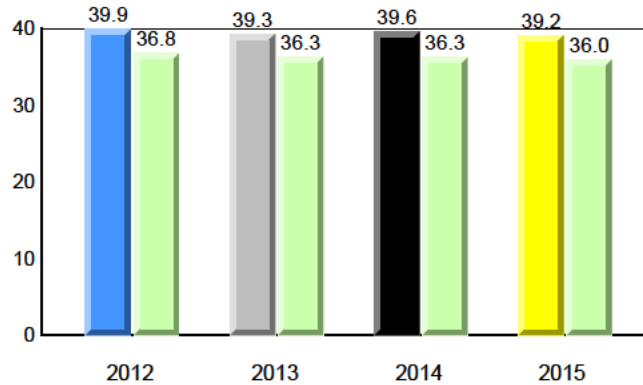
Onset Rhyme



Dictation



Sight Vocabulary



NLESD - Central Region

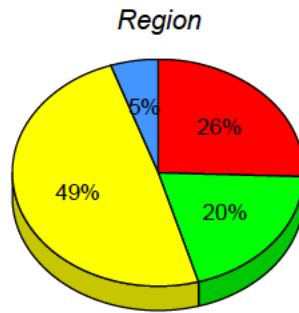
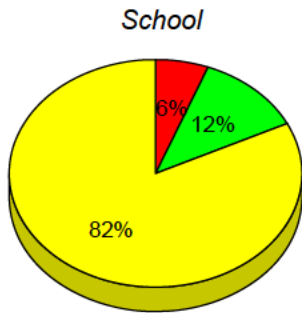
#421 - Lakewood Academy, Glenwood

Grades: K-12

Total Students : 17
Total Students (Submitted): 17

Instructional Level (June 2012 - June 2015)

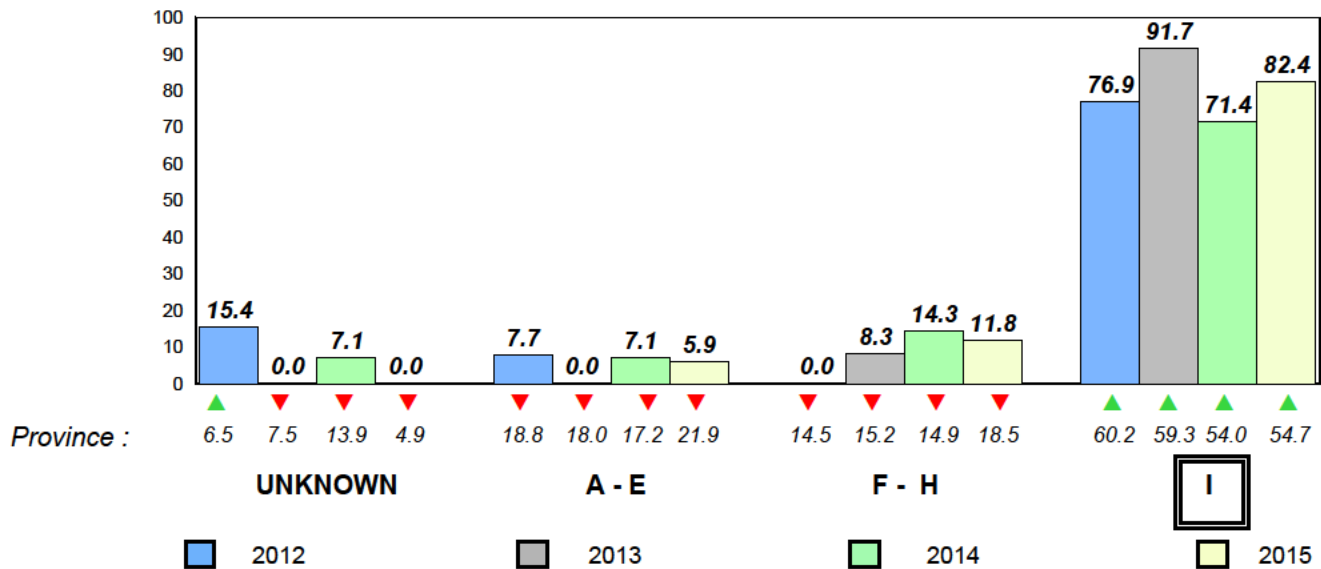
| Level | School | 2015 | | | 2014 | | | 2013 | | | 2012 | | | | |
|-------------|--------|------|------|------|------|------|------|------|------|-----|------|---|-----|---|---|
| | | ♀ | ♂ | Avg | ♀ | ♂ | Avg | ♀ | ♂ | Avg | ♀ | ♂ | Avg | | |
| I (14) | 82.4 | 29.4 | 52.9 | 49.2 | 26.6 | 22.6 | 54.7 | 29.3 | 25.5 | ▲ | ▲ | ▲ | ▲ | ▲ | ▲ |
| F - H (2) | 11.8 | 11.8 | 0.0 | 19.9 | 11.4 | 8.5 | 18.5 | 9.1 | 9.4 | ▼ | ▼ | ▼ | ▼ | ▼ | ▼ |
| A - E (1) | 5.9 | 5.9 | 0.0 | 25.6 | 9.3 | 16.3 | 21.9 | 7.4 | 14.5 | | | | | | |
| Unknown (0) | 0.0 | | | 5.3 | | | 4.9 | | | | | | | | |



■ I : end of year benchmark.
 ■ F - H : mid - year benchmark.
 ■ A - E
 ■ Unknown

Instructional Level (June 2012 - June 2015)

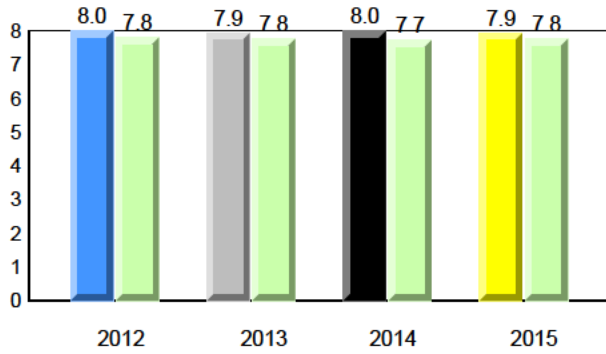
4 Year Trend
(school averages)



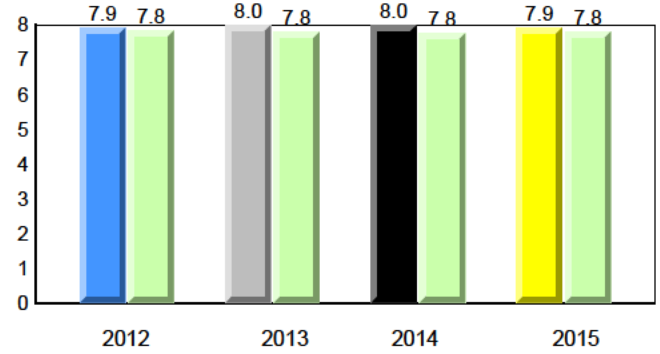
Total Students : 27
Total Students (Submitted): 27

Observation Survey (June 2012 - June 2015)
4 Year Trend
(school average vs. provincial average)

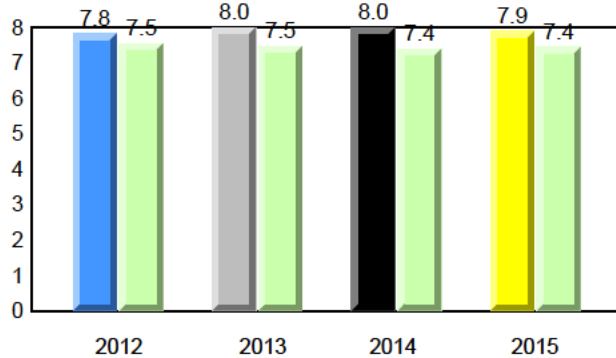
Rhyme



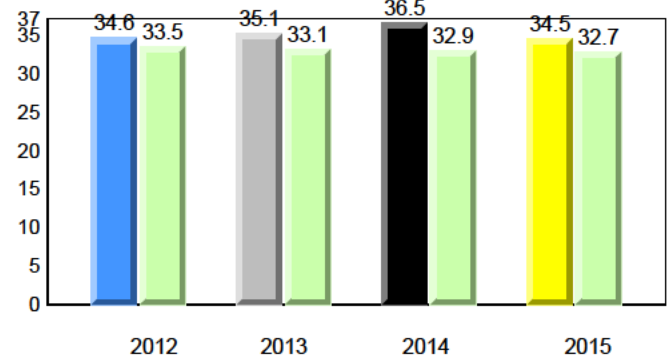
Beginning Sound



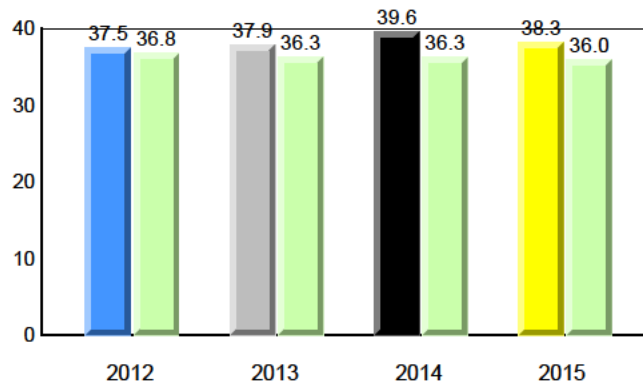
Onset Rhyme



Dictation



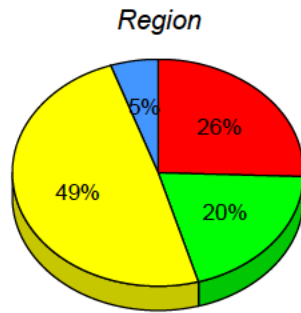
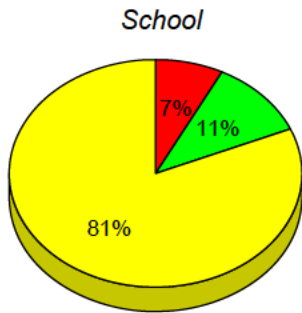
Sight Vocabulary



Total Students : 27
Total Students (Submitted): 27

Instructional Level (June 2012 - June 2015)

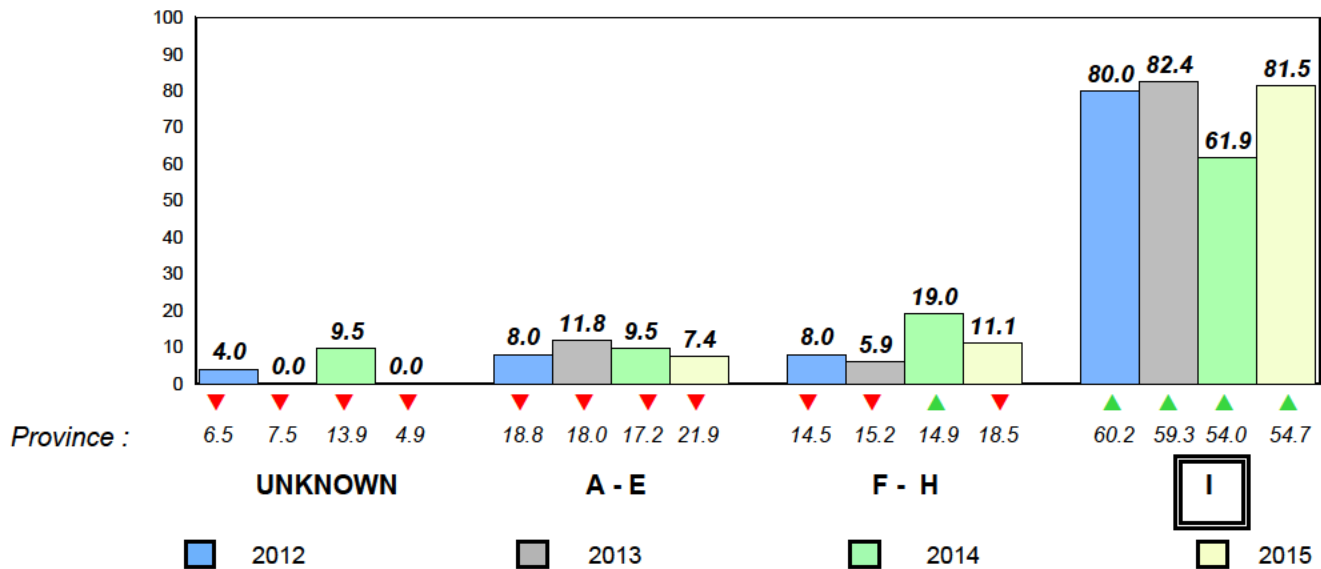
| Level | School | 2015 | | | 2014 | | | 2013 | | | 2012 | | | | |
|-------------|--------|------|------|------|------|------|------|------|------|-----|------|---|-----|---|---|
| | | ♀ | ♂ | Avg | ♀ | ♂ | Avg | ♀ | ♂ | Avg | ♀ | ♂ | Avg | | |
| I (22) | 81.5 | 40.7 | 40.7 | 49.2 | 26.6 | 22.6 | 54.7 | 29.3 | 25.5 | ▲ | ▲ | ▲ | ▲ | ▲ | ▲ |
| F - H (3) | 11.1 | 3.7 | 7.4 | 19.9 | 11.4 | 8.5 | 18.5 | 9.1 | 9.4 | ▼ | ▲ | ▼ | ▼ | ▼ | ▼ |
| A - E (2) | 7.4 | 0.0 | 7.4 | 25.6 | 9.3 | 16.3 | 21.9 | 7.4 | 14.5 | | | | | | |
| Unknown (0) | 0.0 | | | 5.3 | | | 4.9 | | | | | | | | |



■ I : end of year benchmark.
 ■ F - H : mid - year benchmark.
 ■ A - E
 ■ Unknown

Instructional Level (June 2012 - June 2015)

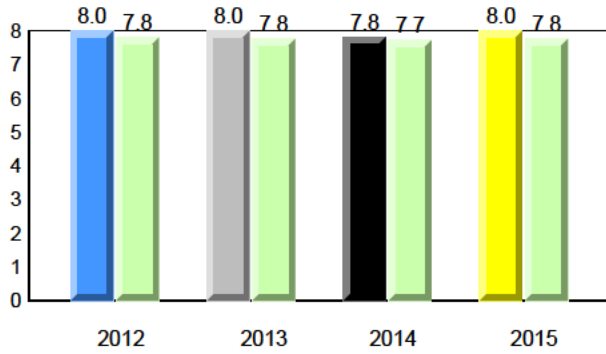
4 Year Trend
(school averages)



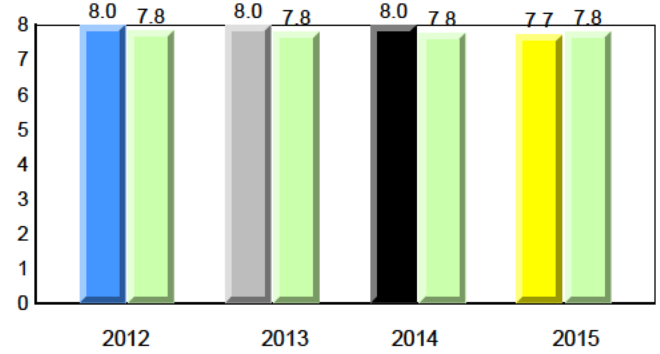
Total Students : 7
Total Students (Submitted): 7

Observation Survey (June 2012 - June 2015)
4 Year Trend
(school average vs. provincial average)

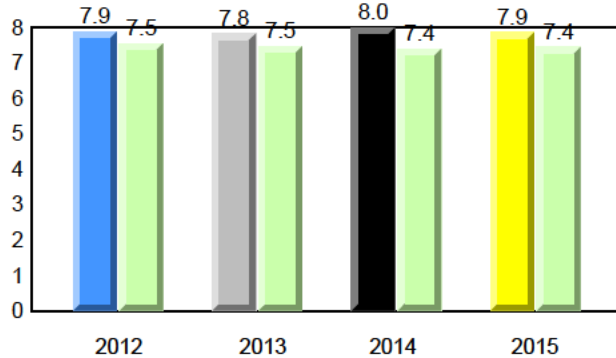
Rhyme



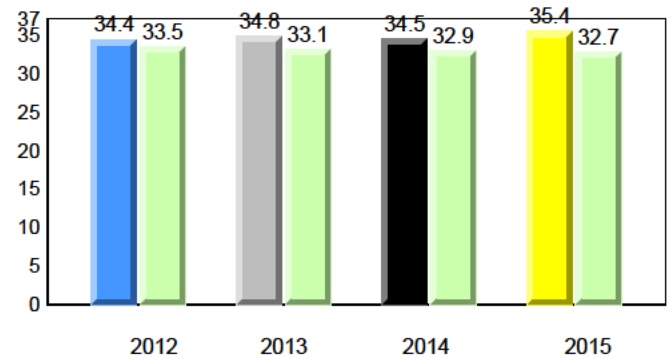
Beginning Sound



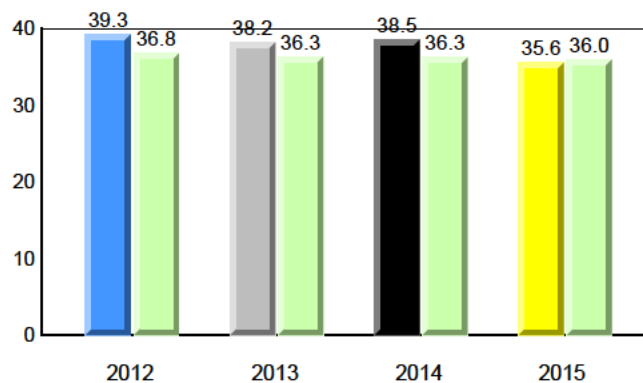
Onset Rhyme



Dictation



Sight Vocabulary



NLESD - Central Region

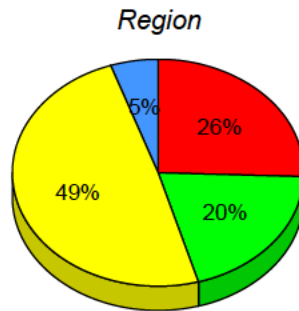
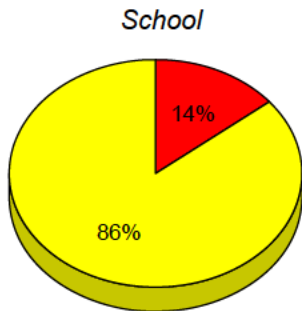
#426 - Hillview Academy, Norris Arm

Grades: K-9

Total Students : 7
Total Students (Submitted): 7

Instructional Level (June 2012 - June 2015)

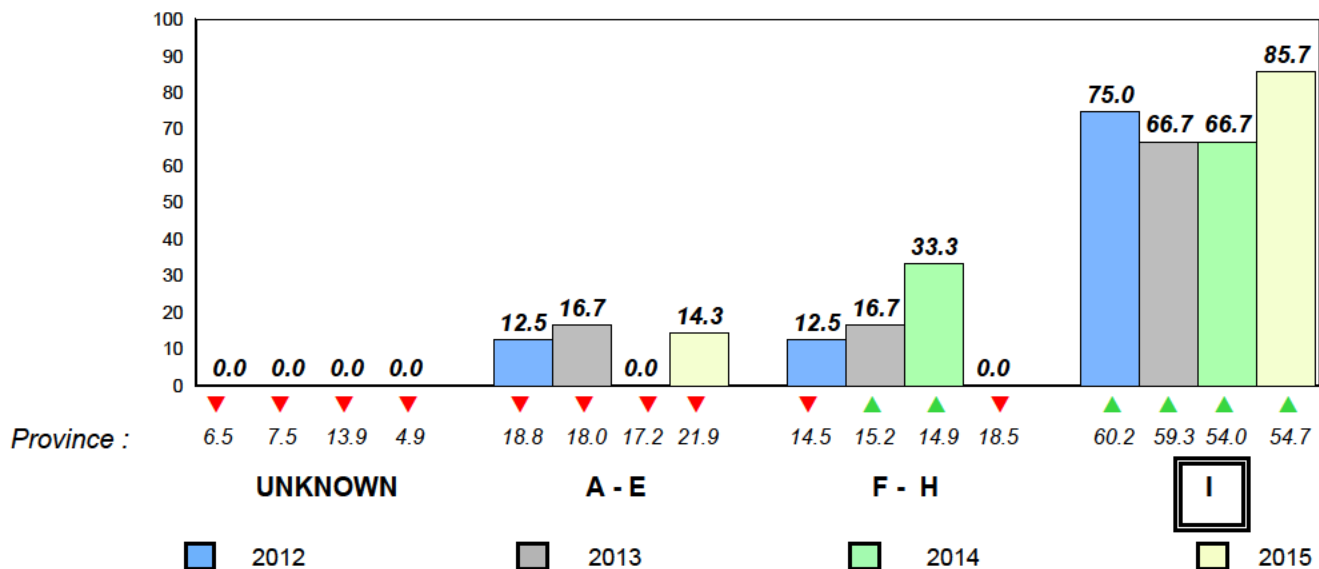
| Level | School | 2015 | | | 2014 | | | 2013 | | | 2012 | | | | |
|-------------|--------|------|------|--------|------|------|----------|------|------|--------|------|---|----------|---|---|
| | | ♀ | ♂ | Region | ♀ | ♂ | Province | ♀ | ♂ | Region | ♀ | ♂ | Province | | |
| I (6) | 85.7 | 57.1 | 28.6 | 49.2 | 26.6 | 22.6 | 54.7 | 29.3 | 25.5 | ▲ | ▲ | ▲ | ▲ | ▲ | ▲ |
| F - H (0) | 0.0 | 0.0 | 0.0 | 19.9 | 11.4 | 8.5 | 18.5 | 9.1 | 9.4 | ▼ | ▼ | ▲ | ▲ | ▲ | ▲ |
| A - E (1) | 14.3 | 0.0 | 14.3 | 25.6 | 9.3 | 16.3 | 21.9 | 7.4 | 14.5 | | | | | | |
| Unknown (0) | 0.0 | | | 5.3 | | | 4.9 | | | | | | | | |



■ I : end of year benchmark.
 ■ F - H : mid - year benchmark.
 ■ A - E
 ■ Unknown

Instructional Level (June 2012 - June 2015)

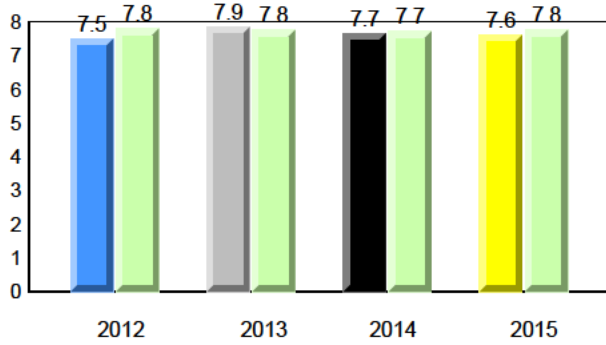
4 Year Trend
(school averages)



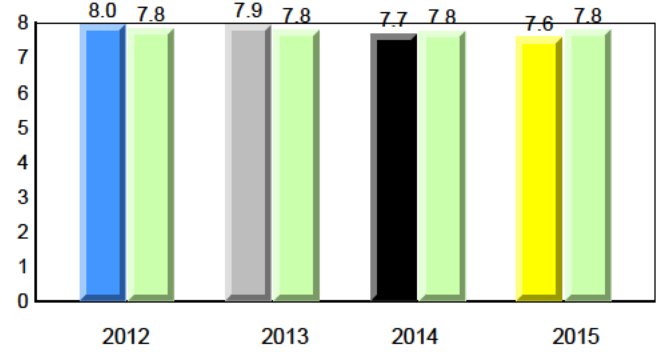
Total Students : 29
Total Students (Submitted): 29

Observation Survey (June 2012 - June 2015)
4 Year Trend
(school average vs. provincial average)

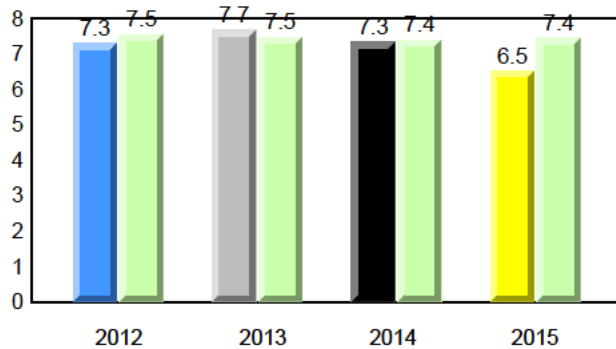
Rhyme



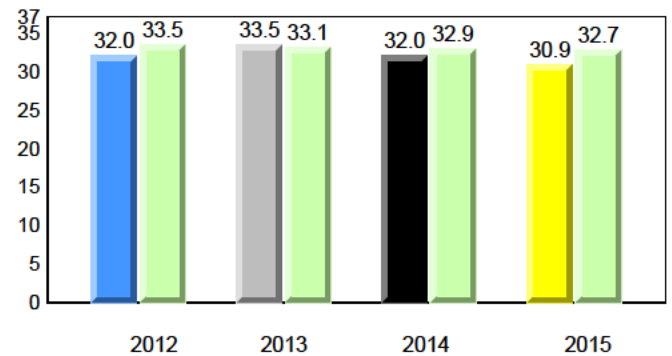
Beginning Sound



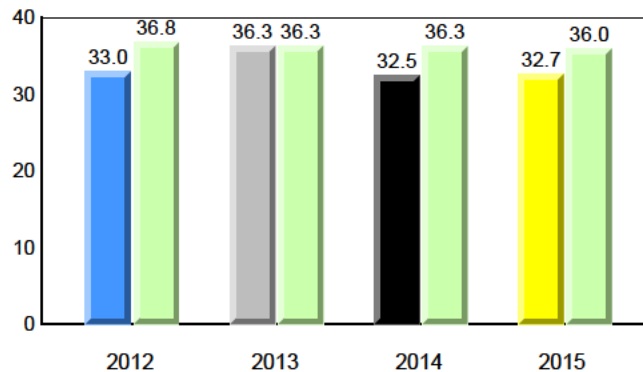
Onset Rhyme



Dictation



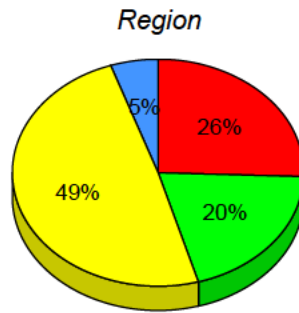
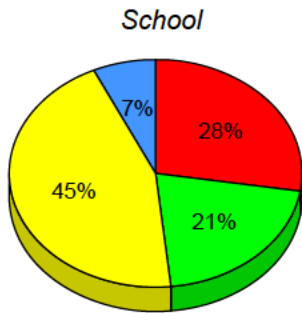
Sight Vocabulary



Total Students : 29
Total Students (Submitted): 29

Instructional Level (June 2012 - June 2015)

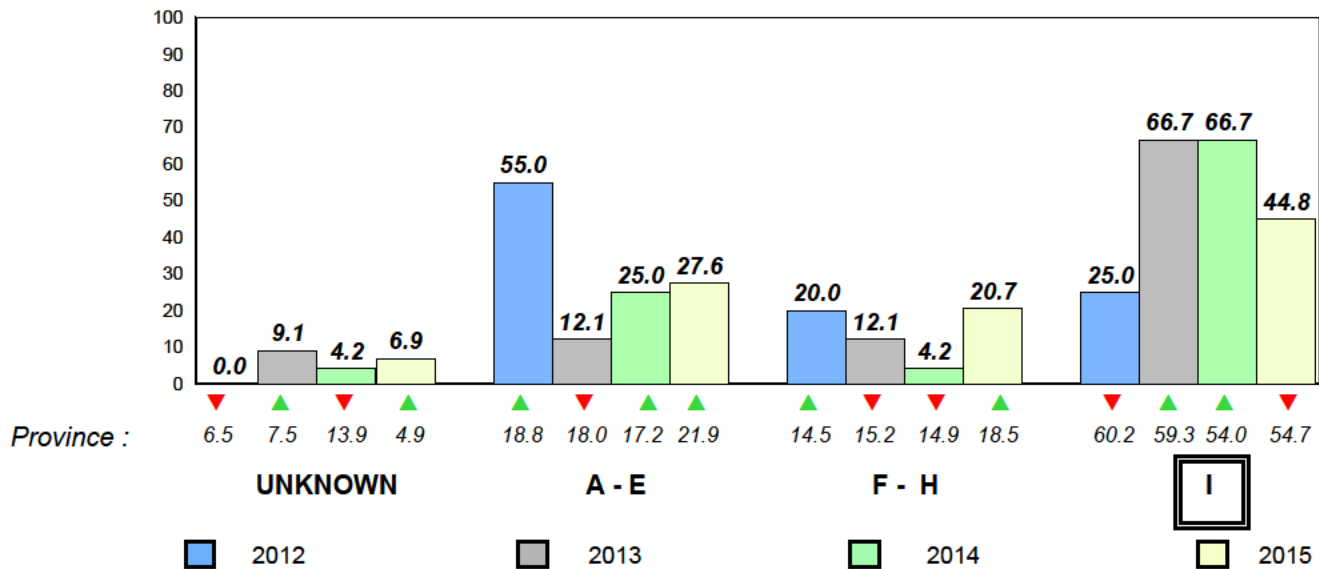
| Level | School | 2015 | | | 2014 | | | 2013 | | | 2012 | | | | |
|-------------|--------|------|------|------|------|------|------|------|------|-----|------|---|-----|---|---|
| | | ♀ | ♂ | Avg | ♀ | ♂ | Avg | ♀ | ♂ | Avg | ♀ | ♂ | Avg | | |
| I (13) | 44.8 | 17.2 | 27.6 | 49.2 | 26.6 | 22.6 | 54.7 | 29.3 | 25.5 | ▼ | ▼ | ▲ | ▲ | ▼ | ▼ |
| F - H (6) | 20.7 | 17.2 | 3.4 | 19.9 | 11.4 | 8.5 | 18.5 | 9.1 | 9.4 | ▲ | ▲ | ▼ | ▼ | ▲ | ▲ |
| A - E (8) | 27.6 | 10.3 | 17.2 | 25.6 | 9.3 | 16.3 | 21.9 | 7.4 | 14.5 | | | | | | |
| Unknown (2) | 6.9 | | | 5.3 | | | 4.9 | | | | | | | | |



■ I : end of year benchmark.
 ■ F - H : mid - year benchmark.
 ■ A - E
 ■ Unknown

Instructional Level (June 2012 - June 2015)

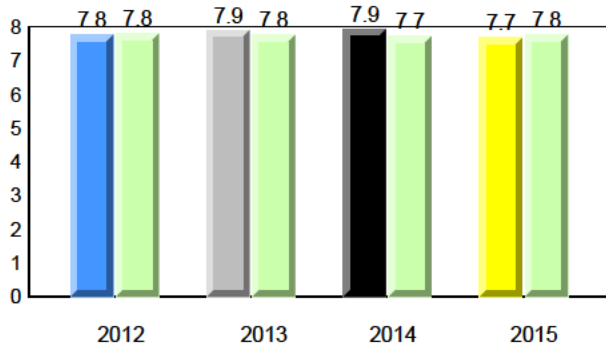
4 Year Trend
(school averages)



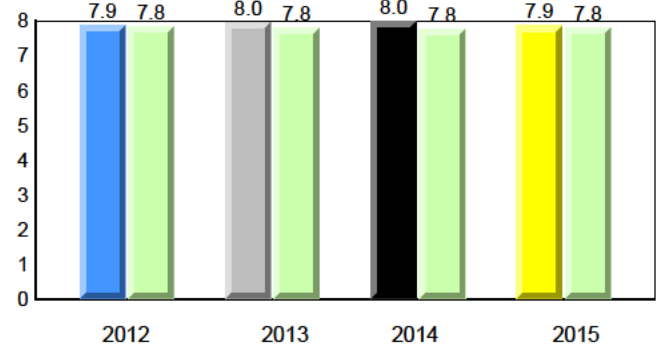
Total Students : 23
Total Students (Submitted): 22

Observation Survey (June 2012 - June 2015)
4 Year Trend
(school average vs. provincial average)

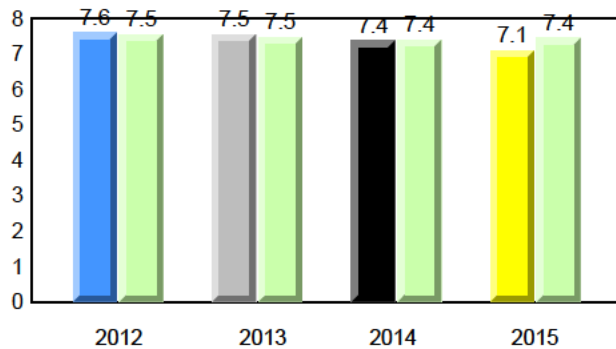
Rhyme



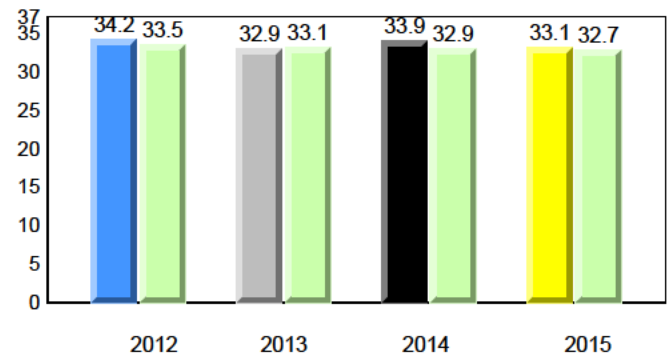
Beginning Sound



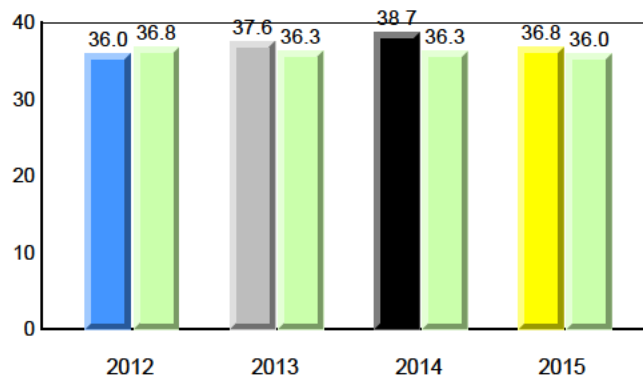
Onset Rhyme



Dictation



Sight Vocabulary



NLESD - Eastern Region

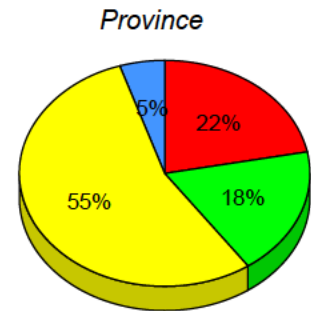
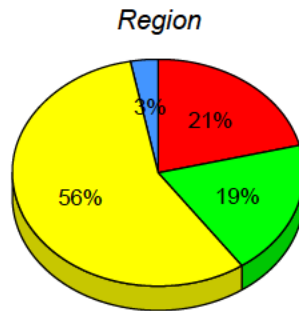
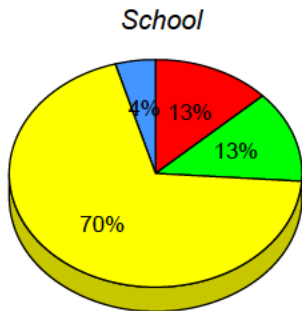
#213 - Lake Academy, Fortune

Grades: K-7

Total Students : 23
Total Students (Submitted): 22

Instructional Level (June 2012 - June 2015)

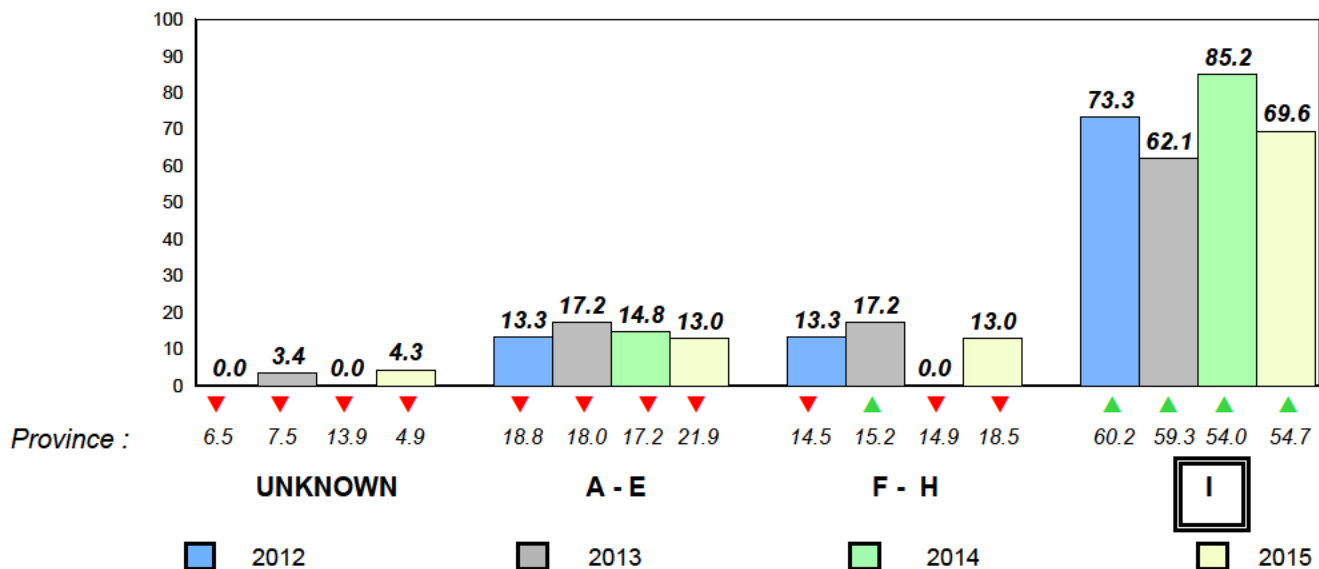
| Level | School | 2015 | | | 2014 | | | 2013 | | | 2012 | | | | |
|-------------|--------|------|------|------|------|------|------|------|------|-----|------|---|-----|---|---|
| | | ♀ | ♂ | Avg | ♀ | ♂ | Avg | ♀ | ♂ | Avg | ♀ | ♂ | Avg | | |
| I (16) | 69.6 | 52.2 | 17.4 | 56.5 | 30.4 | 26.1 | 54.7 | 29.3 | 25.5 | ▲ | ▲ | ▲ | ▲ | ▲ | ▲ |
| F - H (3) | 13.0 | 4.3 | 8.7 | 19.3 | 8.9 | 10.4 | 18.5 | 9.1 | 9.4 | ▼ | ▼ | ▲ | ▲ | ▼ | ▼ |
| A - E (3) | 13.0 | 0.0 | 13.0 | 21.1 | 7.3 | 13.8 | 21.9 | 7.4 | 14.5 | | | | | | |
| Unknown (1) | 4.3 | | | 3.1 | | | 4.9 | | | | | | | | |



■ I : end of year benchmark.
 ■ F - H : mid - year benchmark.
 ■ A - E
 ■ Unknown

Instructional Level (June 2012 - June 2015)

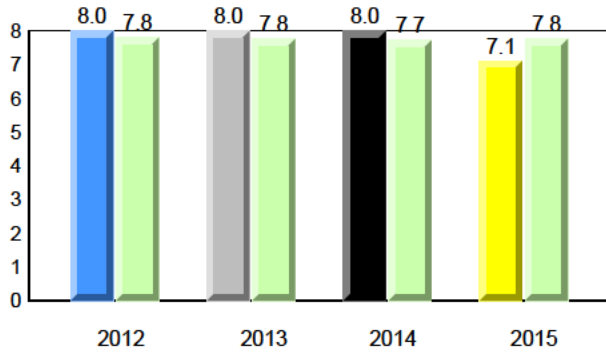
4 Year Trend
(school averages)



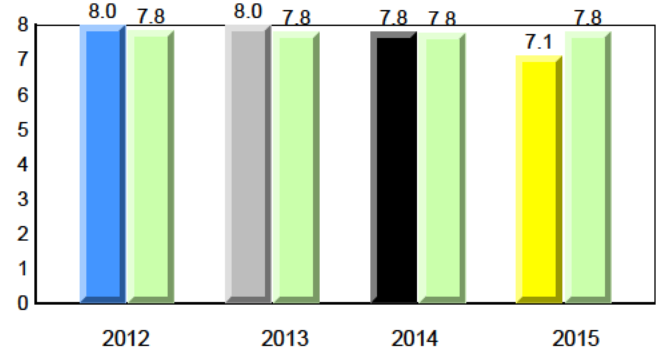
Total Students : 9
Total Students (Submitted): 9

Observation Survey (June 2012 - June 2015)
4 Year Trend
(school average vs. provincial average)

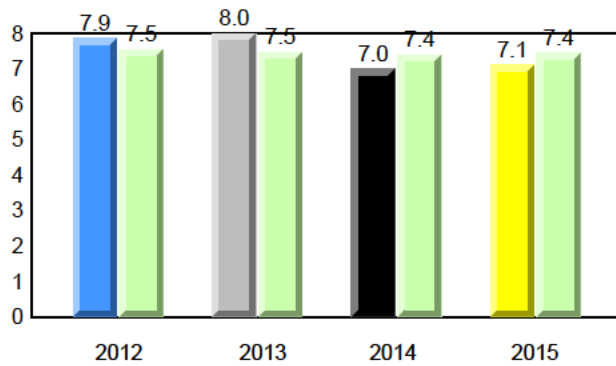
Rhyme



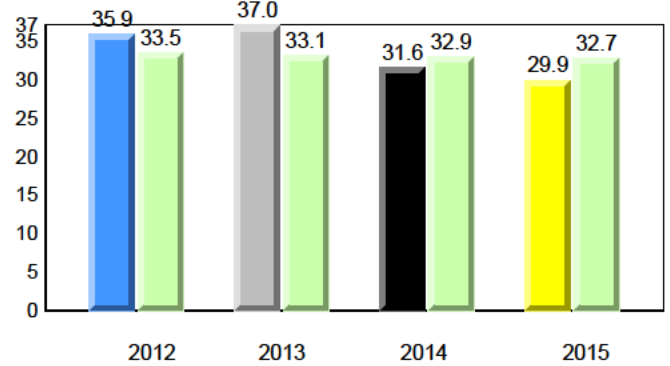
Beginning Sound



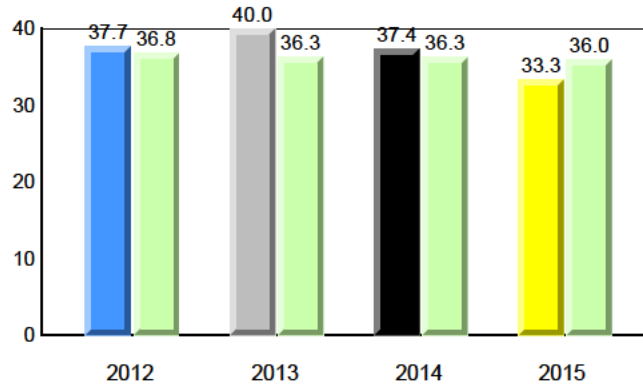
Onset Rhyme



Dictation



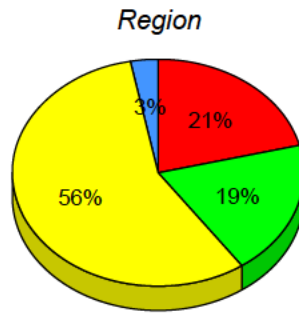
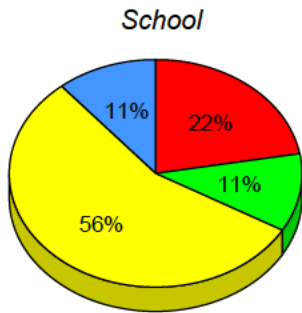
Sight Vocabulary



Total Students : 9
Total Students (Submitted): 9

Instructional Level (June 2012 - June 2015)

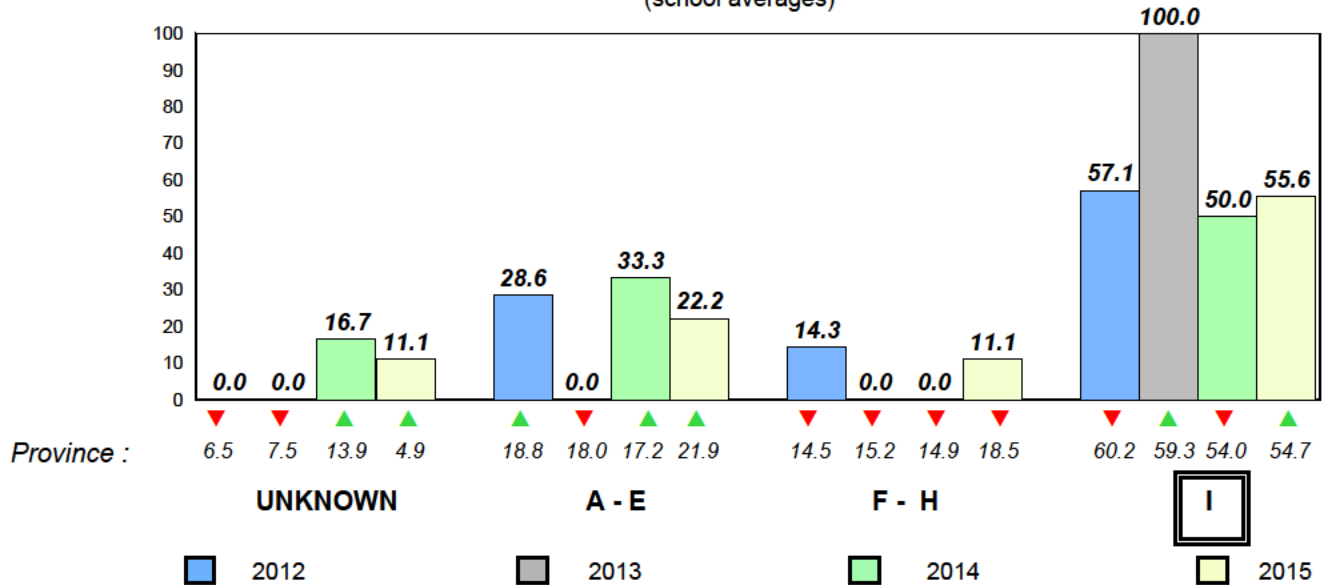
| Level | School | 2015 | | | 2014 | | | 2013 | | | 2012 | | |
|-------------|--------|------|------|--------|------|------|----------|------|------|--------|------|---|----------|
| | | ♀ | ♂ | Region | ♀ | ♂ | Province | ♀ | ♂ | Region | ♀ | ♂ | Province |
| I (5) | 55.6 | 22.2 | 33.3 | 56.5 | 30.4 | 26.1 | 54.7 | 29.3 | 25.5 | ▼ | ▲ | ▼ | ▼ |
| F - H (1) | 11.1 | 0.0 | 11.1 | 19.3 | 8.9 | 10.4 | 18.5 | 9.1 | 9.4 | ▼ | ▼ | ▼ | ▼ |
| A - E (2) | 22.2 | 0.0 | 22.2 | 21.1 | 7.3 | 13.8 | 21.9 | 7.4 | 14.5 | | | | |
| Unknown (1) | 11.1 | | | 3.1 | | | 4.9 | | | | | | |



■ I : end of year benchmark.
 ■ F - H : mid - year benchmark.
 ■ A - E
 ■ Unknown

Instructional Level (June 2012 - June 2015)

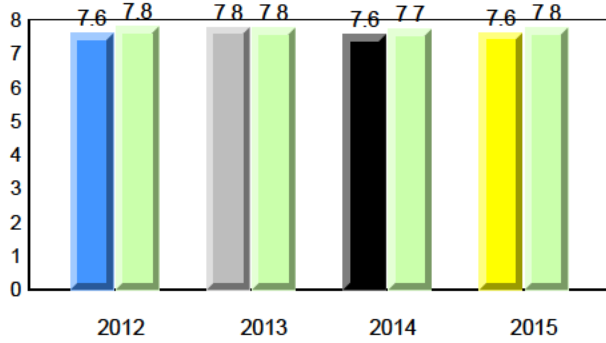
4 Year Trend
(school averages)



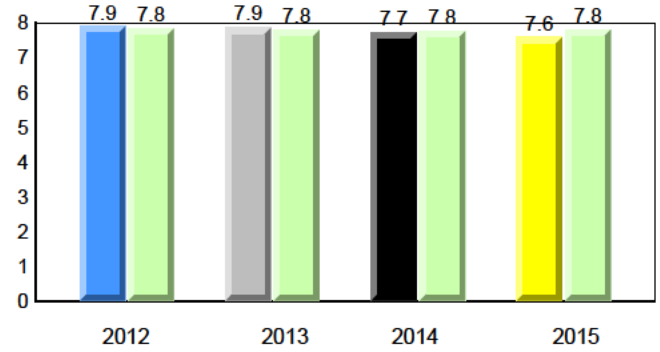
Total Students : 51
Total Students (Submitted): 49

Observation Survey (June 2012 - June 2015)
4 Year Trend
(school average vs. provincial average)

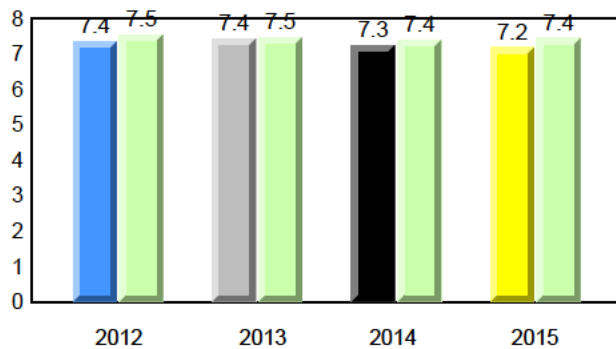
Rhyme



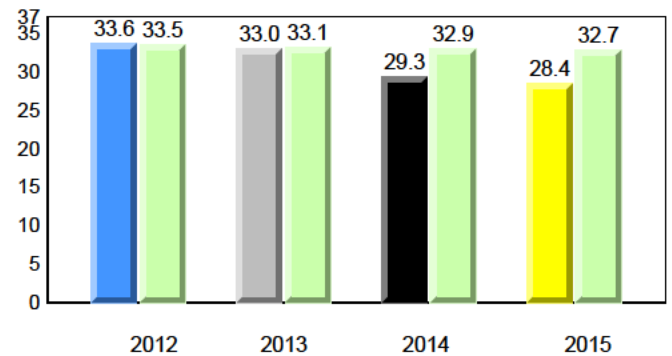
Beginning Sound



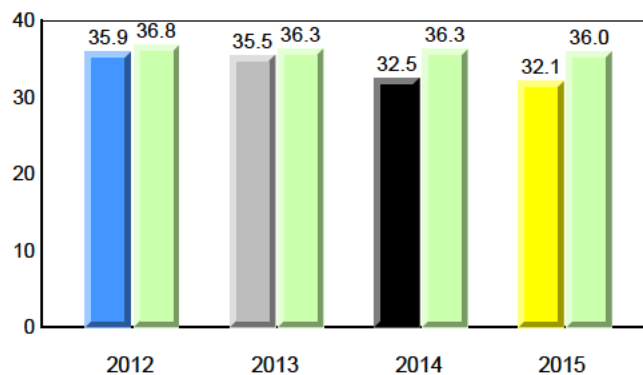
Onset Rhyme



Dictation



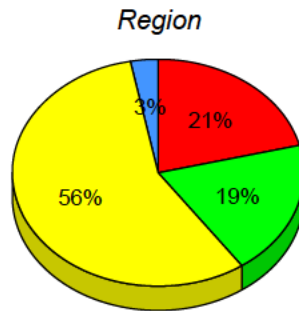
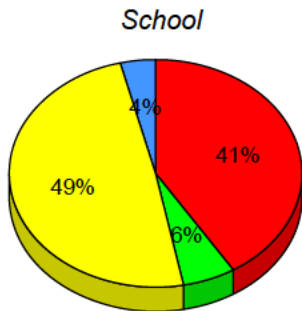
Sight Vocabulary



Total Students : 51
Total Students (Submitted): 49

Instructional Level (June 2012 - June 2015)

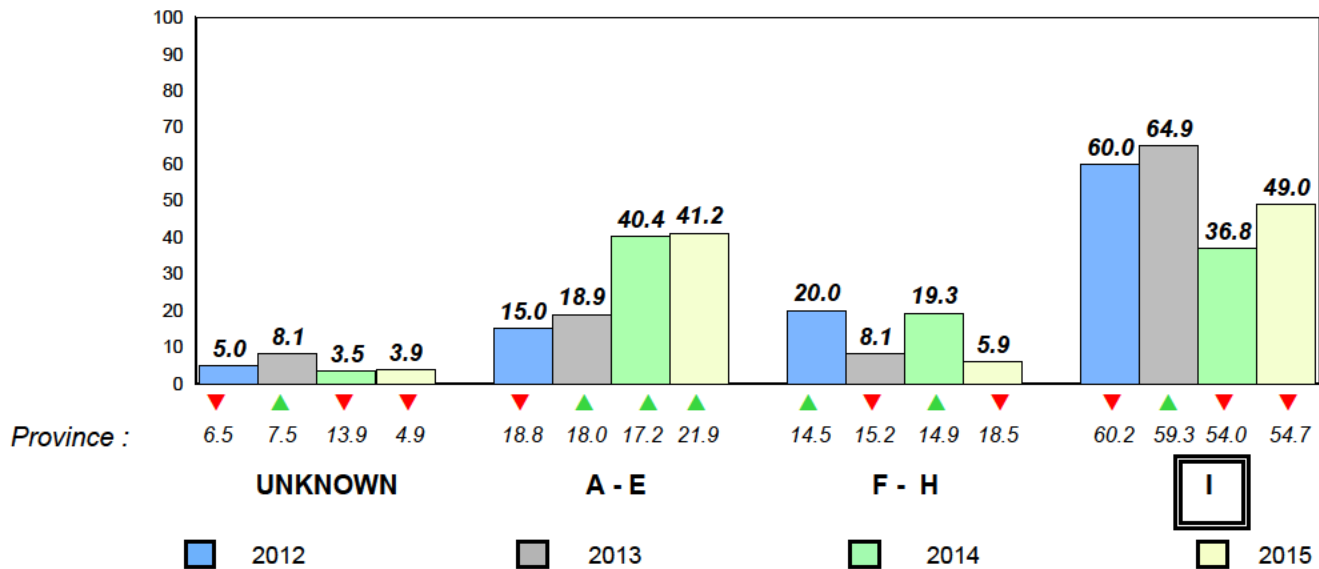
| Level | School | 2015 | | | 2014 | | | 2013 | | | 2012 | | | | |
|-------------|--------|------|------|------|------|------|------|------|------|-----|------|---|-----|---|---|
| | | ♀ | ♂ | Avg | ♀ | ♂ | Avg | ♀ | ♂ | Avg | ♀ | ♂ | Avg | | |
| I (25) | 49.0 | 19.6 | 29.4 | 56.5 | 30.4 | 26.1 | 54.7 | 29.3 | 25.5 | ▼ | ▼ | ▲ | ▲ | ▼ | ▼ |
| F - H (3) | 5.9 | 2.0 | 3.9 | 19.3 | 8.9 | 10.4 | 18.5 | 9.1 | 9.4 | ▼ | ▼ | ▲ | ▲ | ▲ | ▲ |
| A - E (21) | 41.2 | 11.8 | 29.4 | 21.1 | 7.3 | 13.8 | 21.9 | 7.4 | 14.5 | | | | | | |
| Unknown (2) | 3.9 | | | 3.1 | | | 4.9 | | | | | | | | |



■ I : end of year benchmark.
 ■ F - H : mid - year benchmark.
 ■ A - E
 ■ Unknown

Instructional Level (June 2012 - June 2015)

4 Year Trend
(school averages)



Total Students : 3 **Observation Survey (June 2012 - June 2015)**
 Total Students (Submitted): 3 **4 Year Trend**
 (school average vs. provincial average)

Rhyme

School data with 5 or fewer students withheld for reasons of confidentiality.

Beginning Sound

School data with 5 or fewer students withheld for reasons of confidentiality.

2012 2013 2014 2015

2012 2013 2014 2015

Onset Rhyme

School data with 5 or fewer students withheld for reasons of confidentiality.

Dictation


School data with 5 or fewer students withheld for reasons of confidentiality.

2012 2013 2014 2015

2012 2013 2014 2015

Sight Vocabulary

School data with 5 or fewer students withheld for reasons of confidentiality.



NLESD - Eastern Region

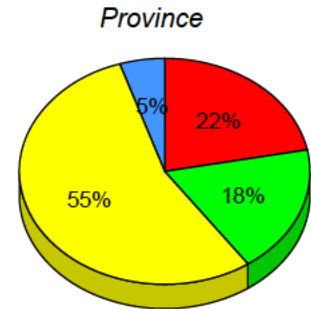
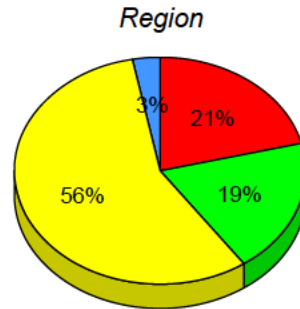
#223 - Christ the King School, Rushoon

Grades: K-12

Total Students : 3
Total Students (Submitted): 3
Instructional Level (June 2012 - June 2015)

| Level | School | 2015 | | | 2014 | | | 2013 | | | 2012 | | | |
|-------|---|------|------|------|------------------|--------------------|------------------|--------------------|------------------|--------------------|------------------|--------------------|---|---|
| | | ♀ | ♂ | 3 | School vs Region | School vs Province | School vs Region | School vs Province | School vs Region | School vs Province | School vs Region | School vs Province | | |
| I | (School data with 5 or fewer students withheld for reasons of confidentiality.) | 56.5 | 30.4 | 26.1 | 54.7 | 29.3 | 25.5 | ▲ | ▲ | ▼ | ▼ | ▼ | ▼ | |
| F - H | | 0 | 19.3 | 8.9 | 10.4 | 18.5 | 9.1 | 9.4 | ▼ | ▼ | ▲ | ▲ | ▲ | ▲ |
| A - E | | 0 | 21.1 | 7.3 | 13.8 | 21.9 | 7.4 | 14.5 | | | | | | |
| Unknc | | | 3.1 | | | 4.9 | | | | | | | | |

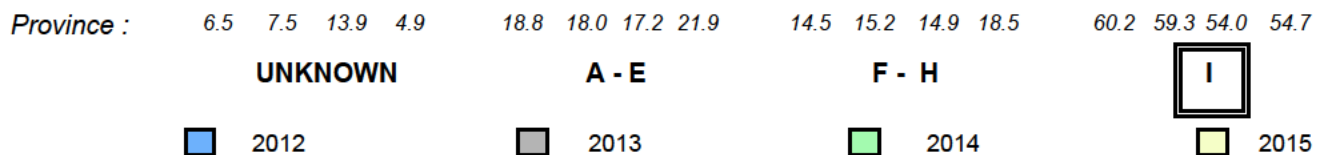
School
School data with 5 or fewer students withheld for reasons of confidentiality.



■ I : end of year benchmark.
 ■ F - H : mid - year benchmark.
 ■ A - E
 ■ Unknown

Instructional Level (June 2012 - June 2015)
4 Year Trend
(school averages)

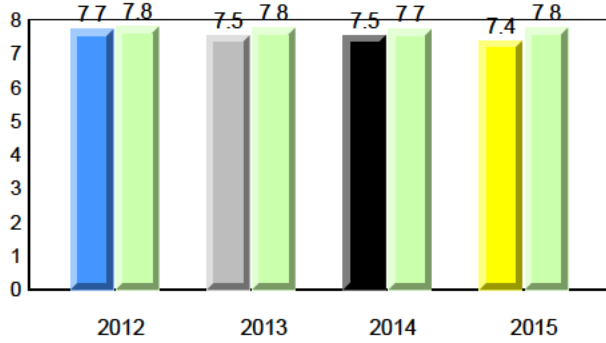
School data with 5 or fewer students withheld for reasons of confidentiality.



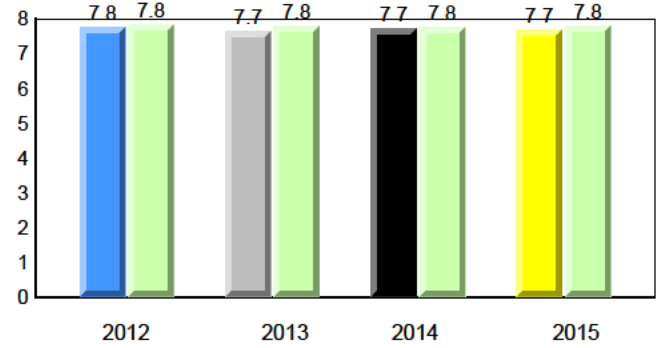
Total Students : 37
Total Students (Submitted): 37

Observation Survey (June 2012 - June 2015)
4 Year Trend
(school average vs. provincial average)

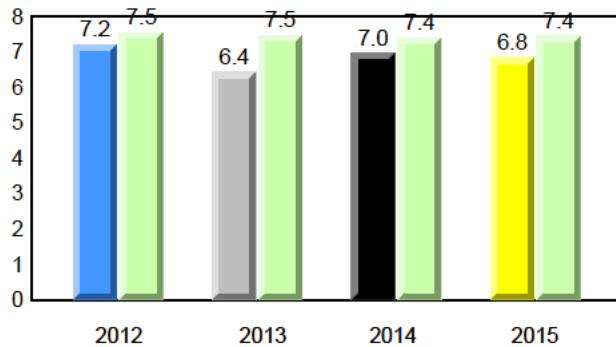
Rhyme



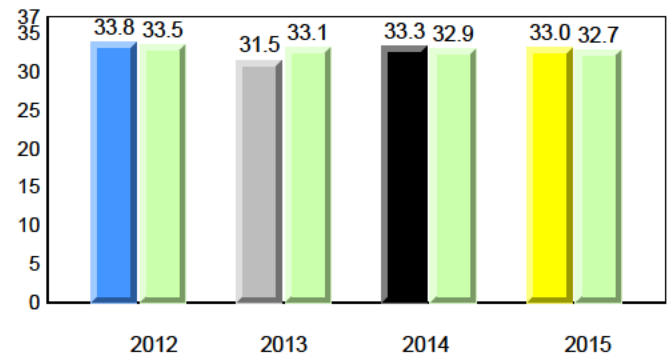
Beginning Sound



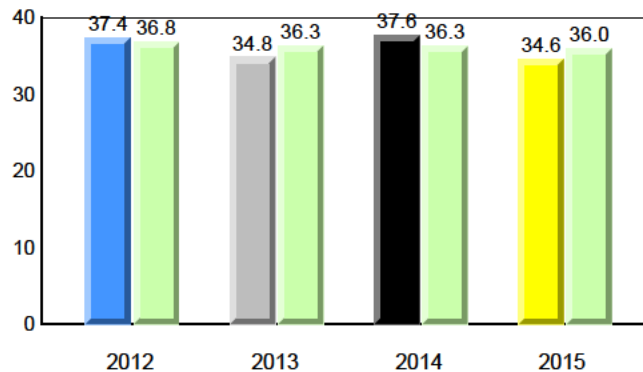
Onset Rhyme



Dictation



Sight Vocabulary



NLESD - Eastern Region

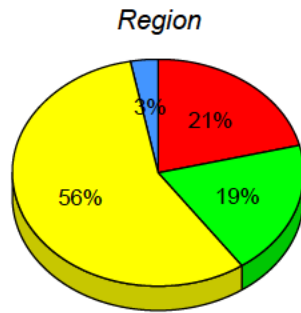
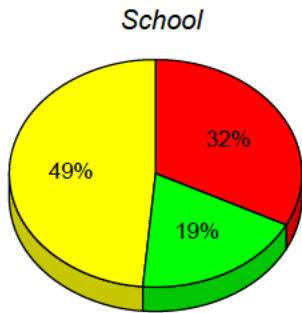
#224 - Donald C. Jamieson Academy, Burin Bay Arm

Grades: K-7

Total Students : 37
Total Students (Submitted): 37

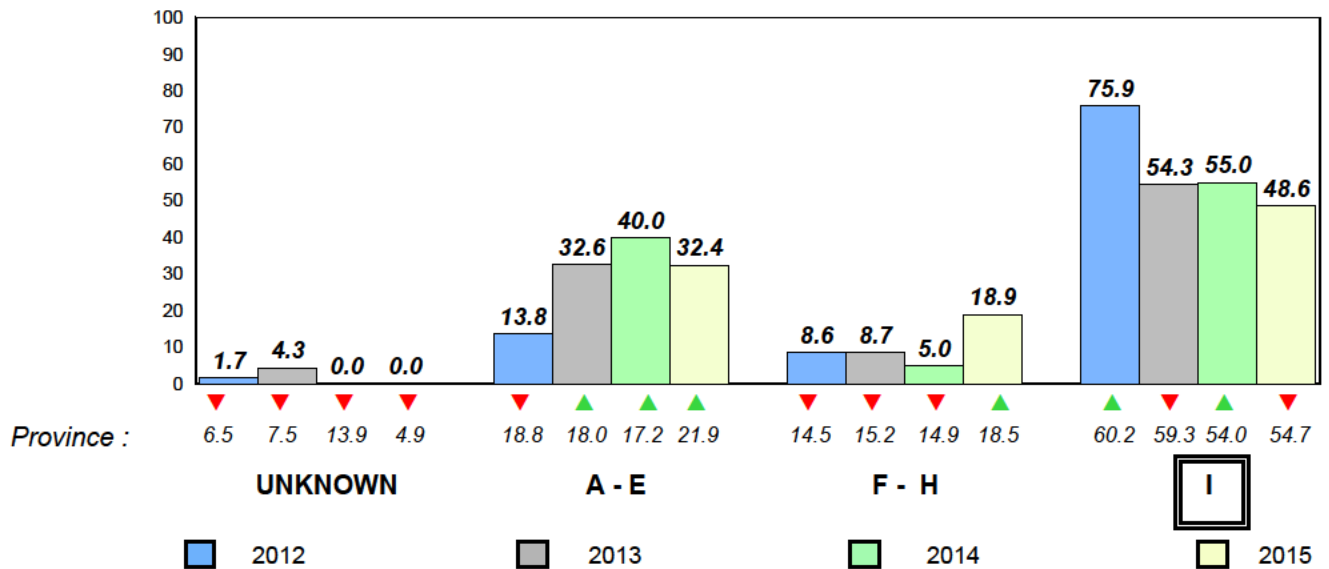
Instructional Level (June 2012 - June 2015)

| Level | School | 2015 | | | 2014 | | | 2013 | | | 2012 | | |
|-------------|--------|------|------|------|------|------|------|------|------|-----|------|---|-----|
| | | ♀ | ♂ | Avg | ♀ | ♂ | Avg | ♀ | ♂ | Avg | ♀ | ♂ | Avg |
| I (18) | 48.6 | 32.4 | 16.2 | 56.5 | 30.4 | 26.1 | 54.7 | 29.3 | 25.5 | ▼ | ▼ | ▲ | ▲ |
| F - H (7) | 18.9 | 10.8 | 8.1 | 19.3 | 8.9 | 10.4 | 18.5 | 9.1 | 9.4 | ▼ | ▲ | ▼ | ▼ |
| A - E (12) | 32.4 | 10.8 | 21.6 | 21.1 | 7.3 | 13.8 | 21.9 | 7.4 | 14.5 | | | | |
| Unknown (0) | 0.0 | | | 3.1 | | | 4.9 | | | | | | |



■ I : end of year benchmark.
 ■ F - H : mid - year benchmark.
 ■ A - E
 ■ Unknown

Instructional Level (June 2012 - June 2015)
4 Year Trend
(school averages)



Total Students : 3 **Observation Survey (June 2012 - June 2015)**
 Total Students (*Submitted*): 3 **4 Year Trend**
 (school average vs. provincial average)

Rhyme

School data with 5 or fewer students withheld for reasons of confidentiality.

Beginning Sound

School data with 5 or fewer students withheld for reasons of confidentiality.

2012 2013 2014 2015

2012 2013 2014 2015

Onset Rhyme

School data with 5 or fewer students withheld for reasons of confidentiality.

Dictation


School data with 5 or fewer students withheld for reasons of confidentiality.

2012 2013 2014 2015

2012 2013 2014 2015

Sight Vocabulary

School data with 5 or fewer students withheld for reasons of confidentiality.

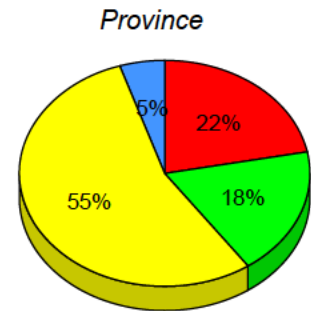
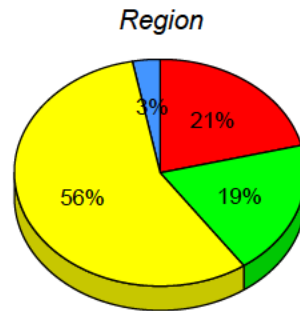


Total Students : 3
Total Students (Submitted): 3

Instructional Level (June 2012 - June 2015)

| Level | School | 2015 | | | 2014 | | | 2013 | | | 2012 | | |
|-------|---|------|------|------|-----------|-----------|----------|-----------|-----------|----------|-----------|-----------|----------|
| | | ♀ | ♂ | 3 | Region vs | School vs | Province | Region vs | School vs | Province | Region vs | School vs | Province |
| I | (School data with 5 or fewer students withheld for reasons of confidentiality.) | 56.5 | 30.4 | 26.1 | 54.7 | 29.3 | 25.5 | ▲ | ▲ | ▼ | ▼ | ▼ | ▼ |
| F - H | | 19.3 | 8.9 | 10.4 | 18.5 | 9.1 | 9.4 | ▲ | ▲ | ▼ | ▼ | ▼ | ▼ |
| A - E | | 21.1 | 7.3 | 13.8 | 21.9 | 7.4 | 14.5 | | | | | | |
| Unknc | | 3.1 | | | 4.9 | | | | | | | | |

School
School data with 5 or fewer students withheld for reasons of confidentiality.



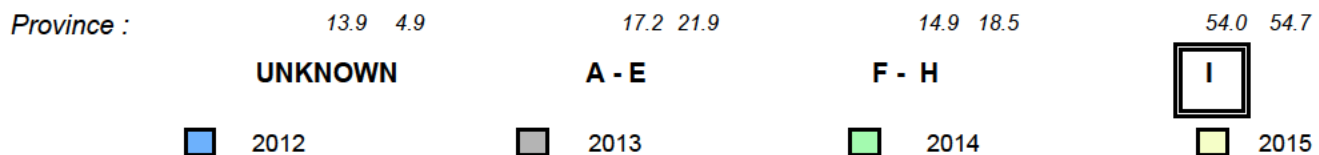
■ I : end of year benchmark.
 ■ F - H : mid - year benchmark.
 ■ A - E
 ■ Unknown

Instructional Level (June 2012 - June 2015)

4 Year Trend

(school averages)

School data with 5 or fewer students withheld for reasons of confidentiality.



Total Students : 5 **Observation Survey (June 2012 - June 2015)**
 Total Students (Submitted): 5 **4 Year Trend**
 (school average vs. provincial average)

Rhyme

School data with 5 or fewer students withheld for reasons of confidentiality.

Beginning Sound

School data with 5 or fewer students withheld for reasons of confidentiality.

2012 2013 2014 2015

2012 2013 2014 2015

Onset Rhyme

School data with 5 or fewer students withheld for reasons of confidentiality.

Dictation


School data with 5 or fewer students withheld for reasons of confidentiality.

2012 2013 2014 2015

2012 2013 2014 2015

Sight Vocabulary

School data with 5 or fewer students withheld for reasons of confidentiality.



NLESD - Eastern Region

#226 - Fortune Bay Academy, St. Bernard's - Jacques Fontaine

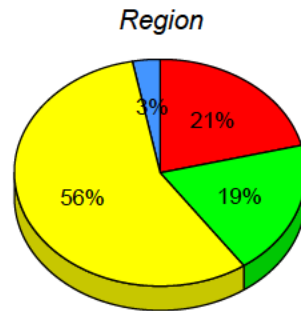
Grades: K-12

Total Students : 5
Total Students (Submitted): 5

Instructional Level (June 2012 - June 2015)

| Level | School | 2015 | | | 2014 | | | 2013 | | | 2012 | | | | |
|-------|---|------|------|------|-----------|-----------|----------|-----------|-----------|----------|-----------|-----------|----------|---|---|
| | | ♀ | ♂ | 0 | Region vs | School vs | Province | Region vs | School vs | Province | Region vs | School vs | Province | | |
| I | (School data with 5 or fewer students withheld for reasons of confidentiality.) | 56.5 | 30.4 | 26.1 | 54.7 | 29.3 | 25.5 | ▲ | ▲ | ▼ | ▼ | ▲ | ▲ | ▼ | ▼ |
| F - H | | 19.3 | 8.9 | 10.4 | 18.5 | 9.1 | 9.4 | ▼ | ▼ | ▲ | ▲ | ▼ | ▼ | ▼ | ▼ |
| A - E | | 21.1 | 7.3 | 13.8 | 21.9 | 7.4 | 14.5 | | | | | | | | |
| Unknc | | 3.1 | | | 4.9 | | | | | | | | | | |

School
School data with 5 or fewer students withheld for reasons of confidentiality.



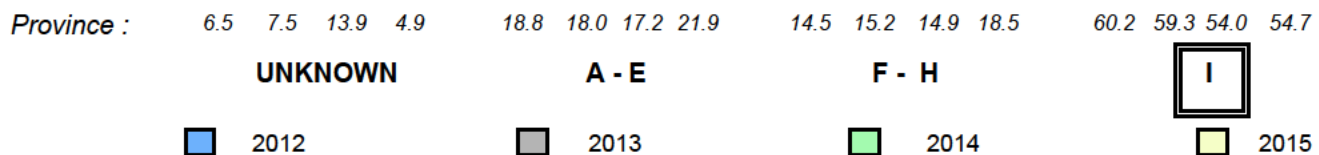
I : end of year benchmark. F - H : mid - year benchmark. A - E Unknown

Instructional Level (June 2012 - June 2015)

4 Year Trend

(school averages)

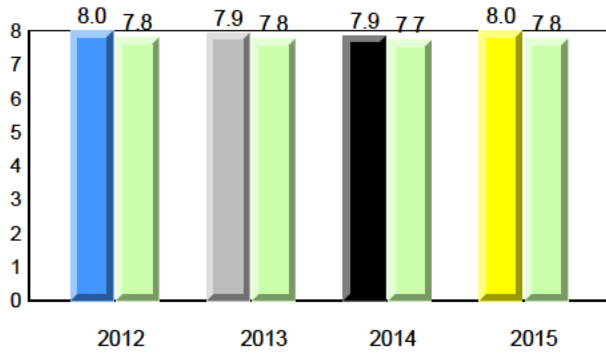
School data with 5 or fewer students withheld for reasons of confidentiality.



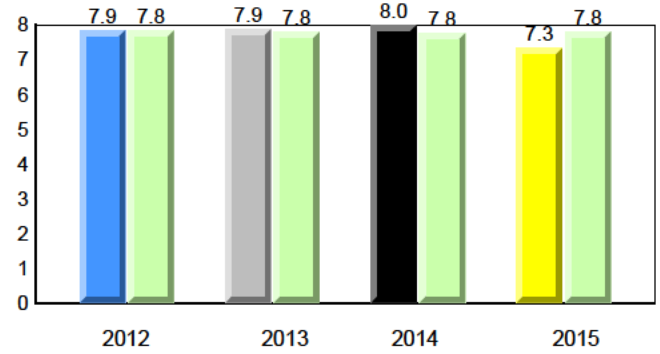
Total Students : 9
Total Students (Submitted): 9

Observation Survey (June 2012 - June 2015)
4 Year Trend
(school average vs. provincial average)

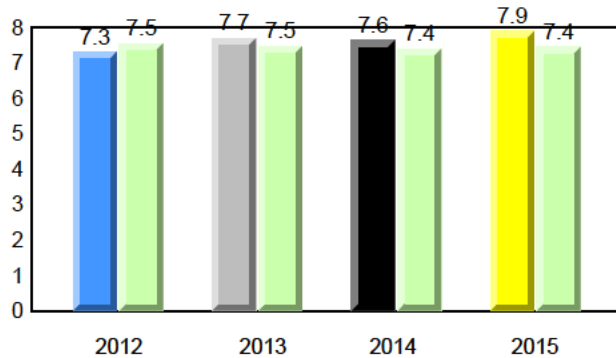
Rhyme



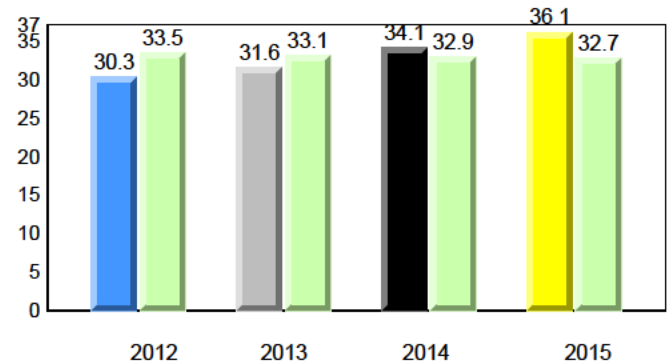
Beginning Sound



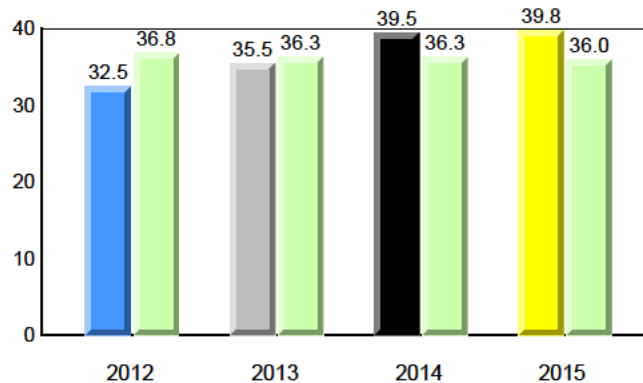
Onset Rhyme



Dictation



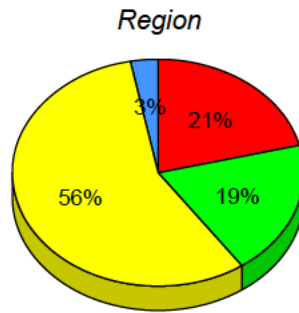
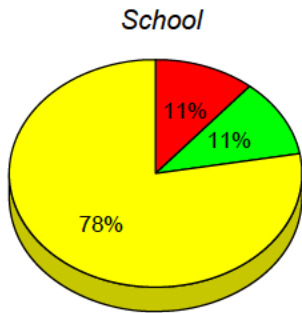
Sight Vocabulary



Total Students : 9
Total Students (Submitted): 9

Instructional Level (June 2012 - June 2015)

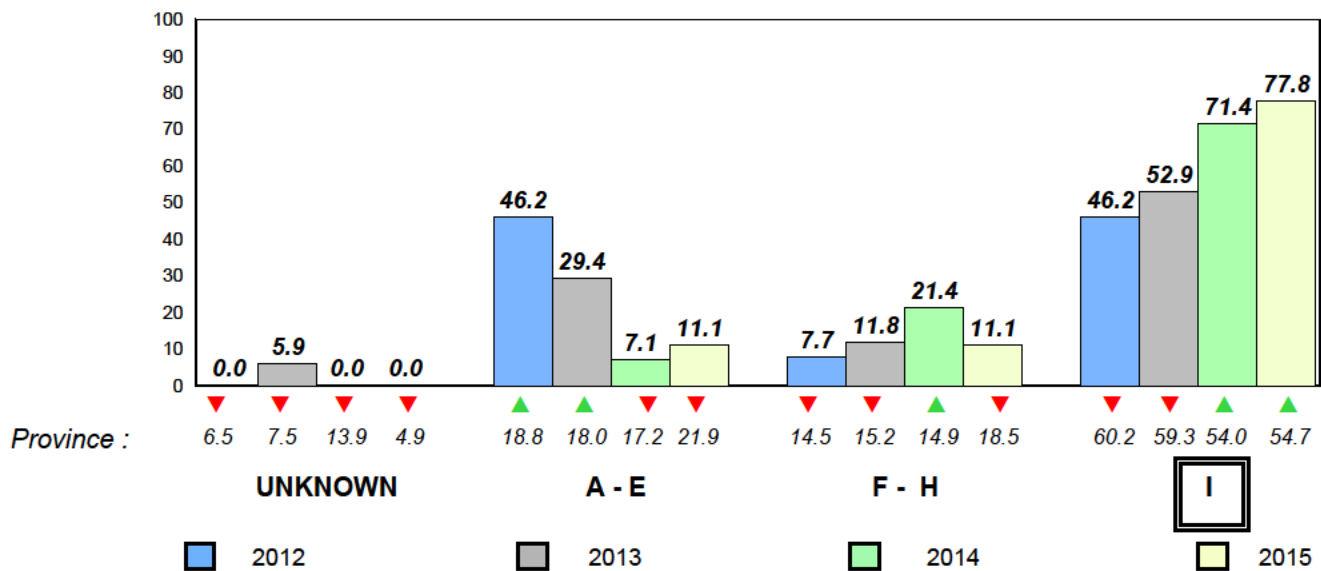
| Level | School | 2015 | | | 2014 | | | 2013 | | | 2012 | | | | |
|-------------|--------|------|------|------|------|------|------|------|------|-----|------|---|-----|---|---|
| | | ♀ | ♂ | Avg | ♀ | ♂ | Avg | ♀ | ♂ | Avg | ♀ | ♂ | Avg | | |
| I (7) | 77.8 | 22.2 | 55.6 | 56.5 | 30.4 | 26.1 | 54.7 | 29.3 | 25.5 | ▲ | ▲ | ▼ | ▼ | ▼ | ▼ |
| F - H (1) | 11.1 | 0.0 | 11.1 | 19.3 | 8.9 | 10.4 | 18.5 | 9.1 | 9.4 | ▼ | ▼ | ▼ | ▼ | ▼ | ▼ |
| A - E (1) | 11.1 | 0.0 | 11.1 | 21.1 | 7.3 | 13.8 | 21.9 | 7.4 | 14.5 | | | | | | |
| Unknown (0) | 0.0 | | | 3.1 | | | 4.9 | | | | | | | | |



■ I : end of year benchmark.
 ■ F - H : mid - year benchmark.
 ■ A - E
 ■ Unknown

Instructional Level (June 2012 - June 2015)

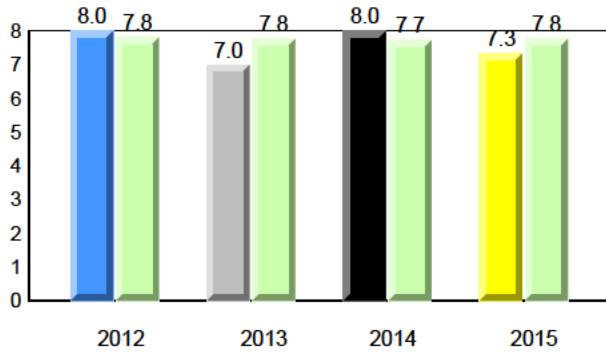
4 Year Trend
(school averages)



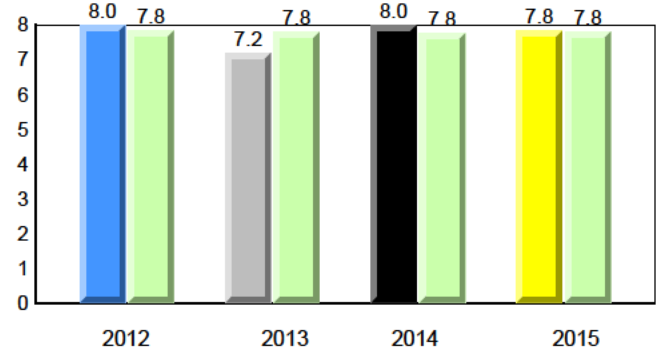
Total Students : 6
Total Students (Submitted): 6

Observation Survey (June 2012 - June 2015)
4 Year Trend
(school average vs. provincial average)

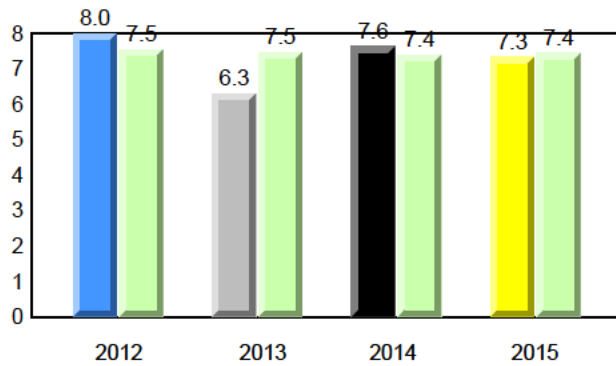
Rhyme



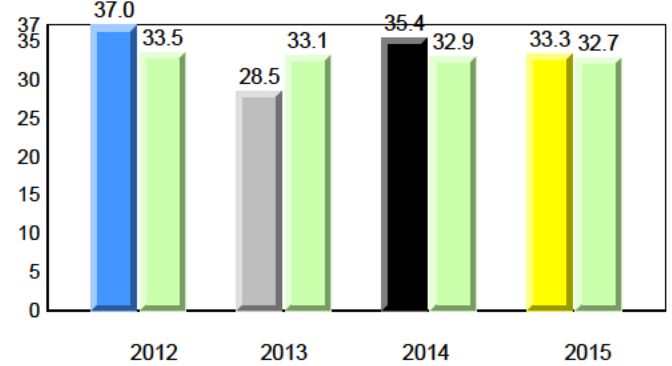
Beginning Sound



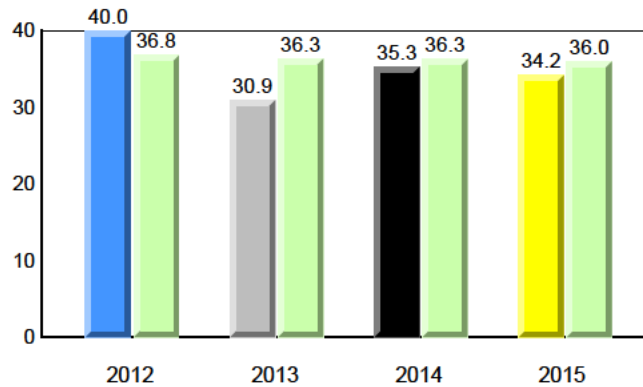
Onset Rhyme



Dictation



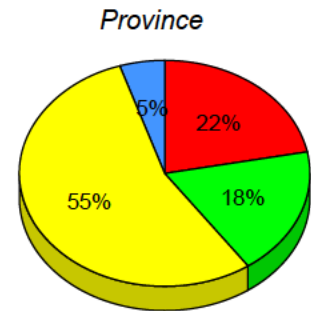
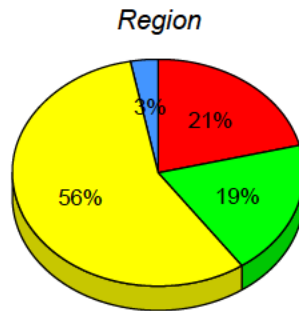
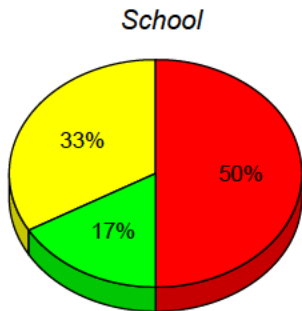
Sight Vocabulary



Total Students : 6
Total Students (Submitted): 6

Instructional Level (June 2012 - June 2015)

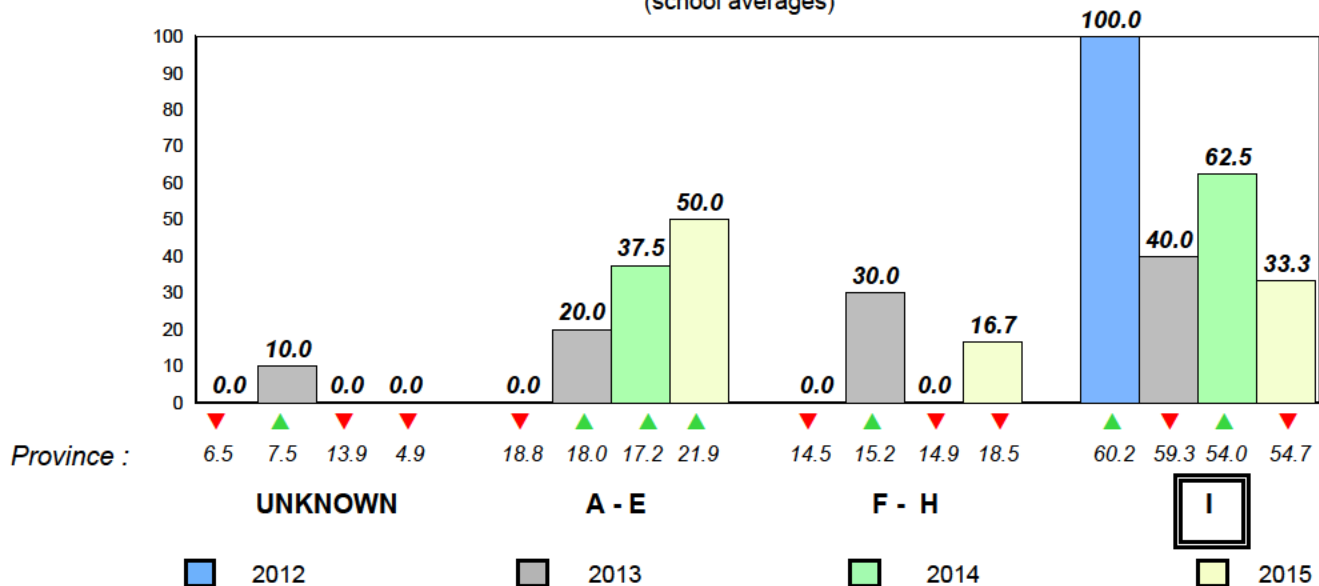
| Level | School | 2015 | | | 2014 | | | 2013 | | | 2012 | | |
|-------------|--------|------|------|------|------|------|------|------|------|-----|------|---|-----|
| | | ♀ | ♂ | Avg | ♀ | ♂ | Avg | ♀ | ♂ | Avg | ♀ | ♂ | Avg |
| I (2) | 33.3 | 0.0 | 33.3 | 56.5 | 30.4 | 26.1 | 54.7 | 29.3 | 25.5 | ▼ | ▼ | ▲ | ▲ |
| F - H (1) | 16.7 | 16.7 | 0.0 | 19.3 | 8.9 | 10.4 | 18.5 | 9.1 | 9.4 | ▼ | ▼ | ▲ | ▲ |
| A - E (3) | 50.0 | 16.7 | 33.3 | 21.1 | 7.3 | 13.8 | 21.9 | 7.4 | 14.5 | | | | |
| Unknown (0) | 0.0 | | | 3.1 | | | 4.9 | | | | | | |



■ I : end of year benchmark.
 ■ F - H : mid - year benchmark.
 ■ A - E
 ■ Unknown

Instructional Level (June 2012 - June 2015)

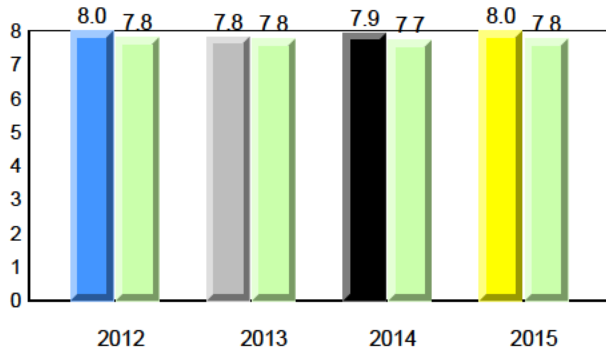
4 Year Trend
(school averages)



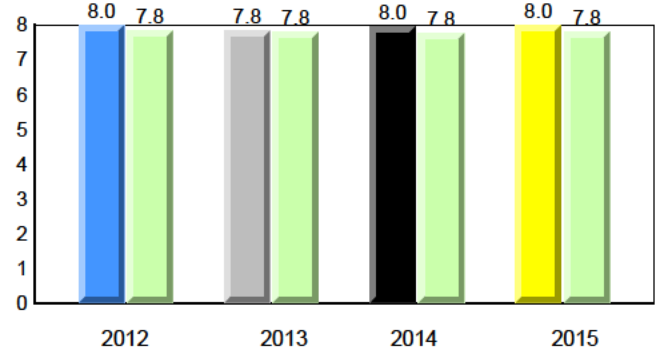
Total Students : 40
Total Students (Submitted): 38

Observation Survey (June 2012 - June 2015)
4 Year Trend
(school average vs. provincial average)

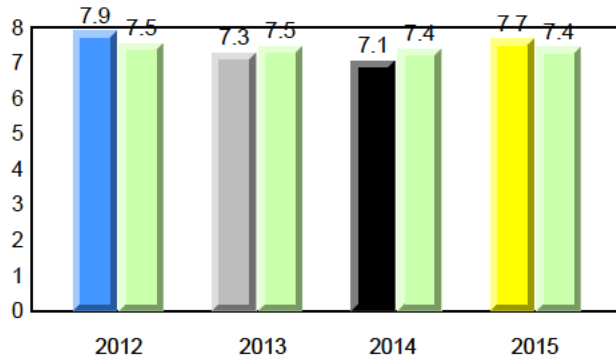
Rhyme



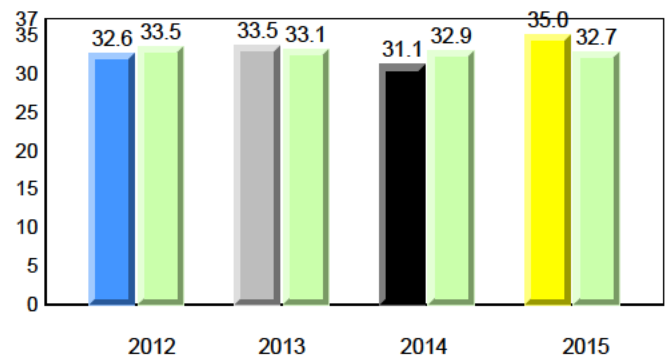
Beginning Sound



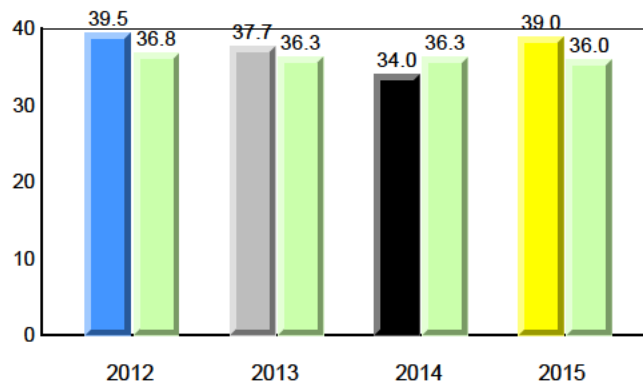
Onset Rhyme



Dictation



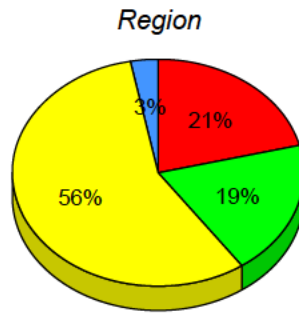
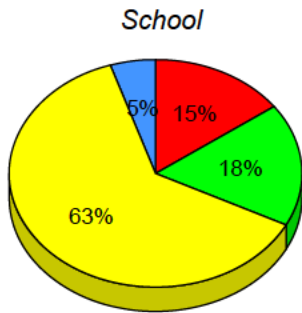
Sight Vocabulary



Total Students : 40
Total Students (Submitted): 38

Instructional Level (June 2012 - June 2015)

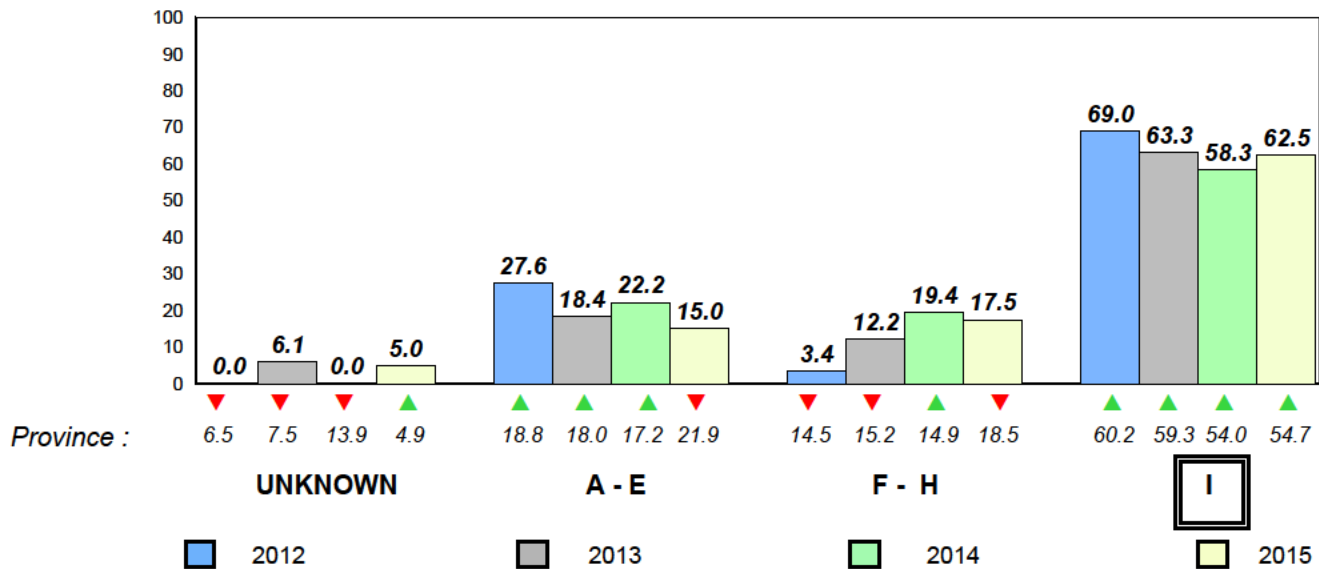
| Level | School | 2015 | | | 2014 | | | 2013 | | | 2012 | | |
|-------------|--------|------|------|------|------|------|------|------|------|-----|------|---|-----|
| | | ♀ | ♂ | Avg | ♀ | ♂ | Avg | ♀ | ♂ | Avg | ♀ | ♂ | Avg |
| I (25) | 62.5 | 22.5 | 40.0 | 56.5 | 30.4 | 26.1 | 54.7 | 29.3 | 25.5 | ▲ | ▲ | ▲ | ▲ |
| F - H (7) | 17.5 | 12.5 | 5.0 | 19.3 | 8.9 | 10.4 | 18.5 | 9.1 | 9.4 | ▼ | ▼ | ▼ | ▼ |
| A - E (6) | 15.0 | 10.0 | 5.0 | 21.1 | 7.3 | 13.8 | 21.9 | 7.4 | 14.5 | | | | |
| Unknown (2) | 5.0 | | | 3.1 | | | 4.9 | | | | | | |



■ I : end of year benchmark.
 ■ F - H : mid - year benchmark.
 ■ A - E
 ■ Unknown

Instructional Level (June 2012 - June 2015)

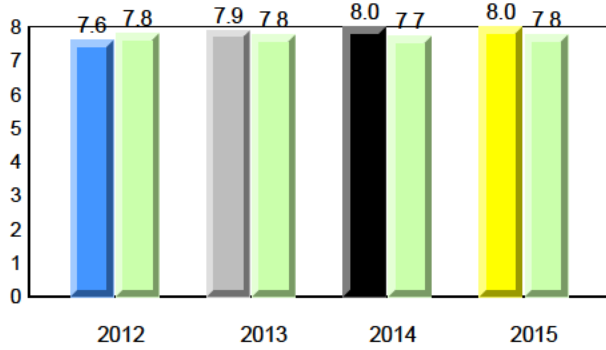
4 Year Trend
(school averages)



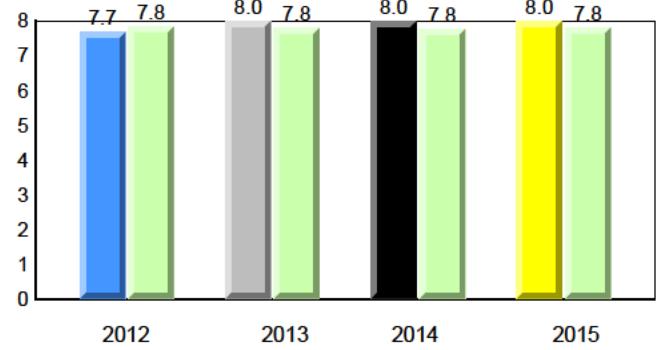
Total Students : 8
Total Students (Submitted): 6

Observation Survey (June 2012 - June 2015)
4 Year Trend
(school average vs. provincial average)

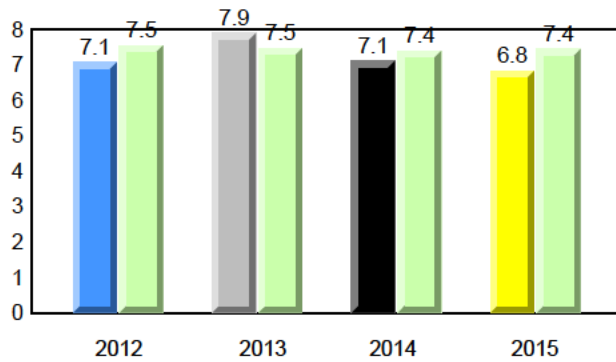
Rhyme



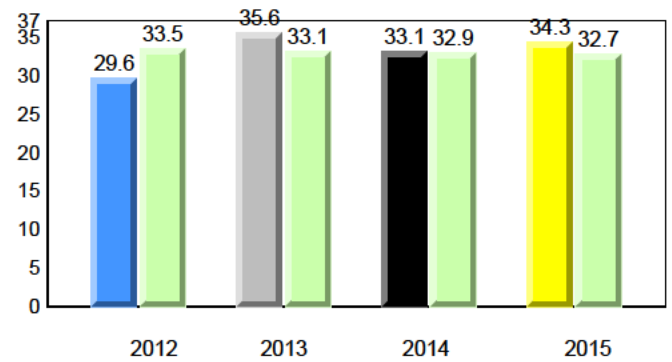
Beginning Sound



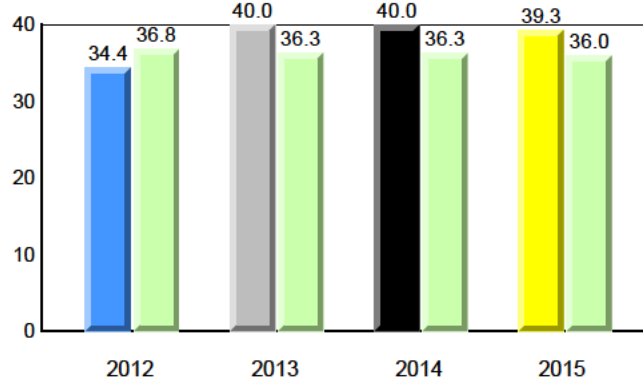
Onset Rhyme



Dictation



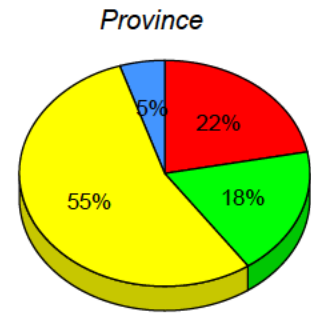
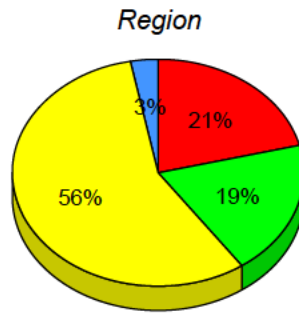
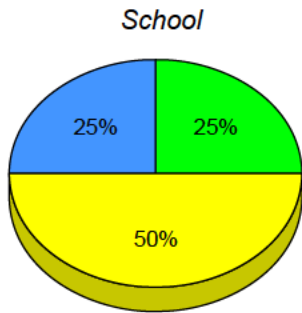
Sight Vocabulary



Total Students : 8
Total Students (Submitted): 6

Instructional Level (June 2012 - June 2015)

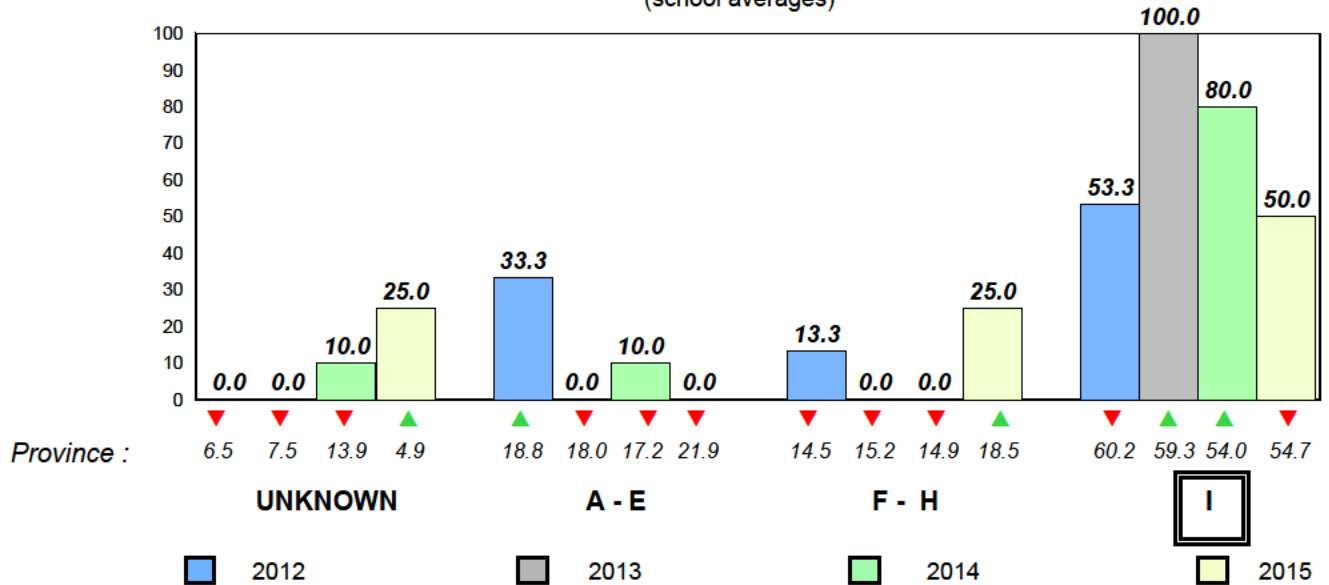
| Level | School | 2015 | | | 2014 | | | 2013 | | | 2012 | | | | |
|-------------|--------|------|------|--------|------|------|----------|------|------|--------|------|---|----------|---|---|
| | | ♀ | ♂ | Region | ♀ | ♂ | Province | ♀ | ♂ | Region | ♀ | ♂ | Province | | |
| I (4) | 50.0 | 37.5 | 12.5 | 56.5 | 30.4 | 26.1 | 54.7 | 29.3 | 25.5 | ▼ | ▼ | ▲ | ▲ | ▼ | ▼ |
| F - H (2) | 25.0 | 0.0 | 25.0 | 19.3 | 8.9 | 10.4 | 18.5 | 9.1 | 9.4 | ▲ | ▲ | ▼ | ▼ | ▼ | ▼ |
| A - E (0) | 0.0 | 0.0 | 0.0 | 21.1 | 7.3 | 13.8 | 21.9 | 7.4 | 14.5 | | | | | | |
| Unknown (2) | 25.0 | | | 3.1 | | | 4.9 | | | | | | | | |



■ I : end of year benchmark.
 ■ F - H : mid - year benchmark.
 ■ A - E
 ■ Unknown

Instructional Level (June 2012 - June 2015)

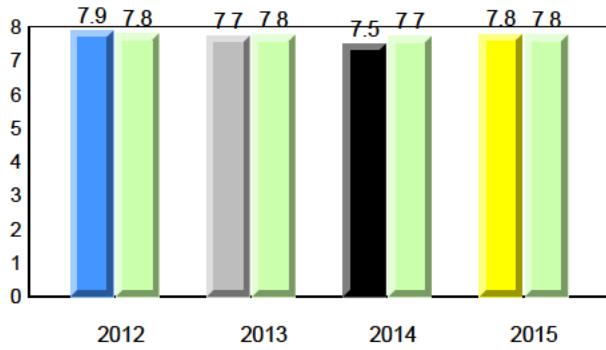
4 Year Trend
(school averages)



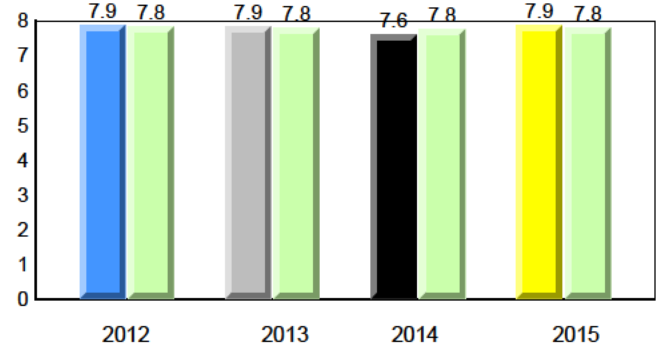
Total Students : 25
Total Students (Submitted): 24

Observation Survey (June 2012 - June 2015)
4 Year Trend
(school average vs. provincial average)

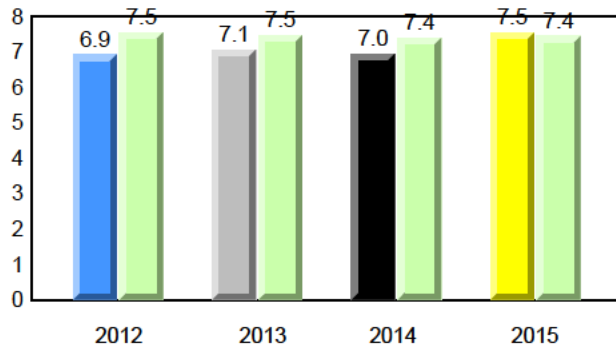
Rhyme



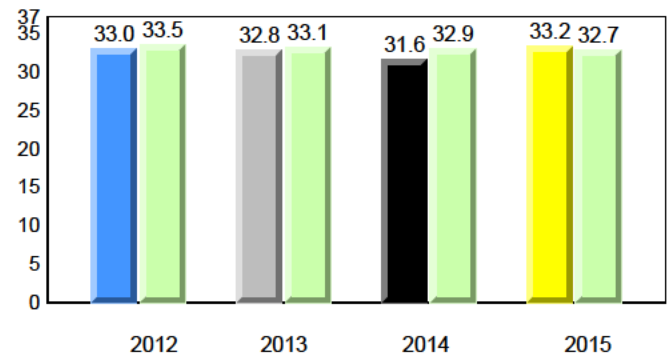
Beginning Sound



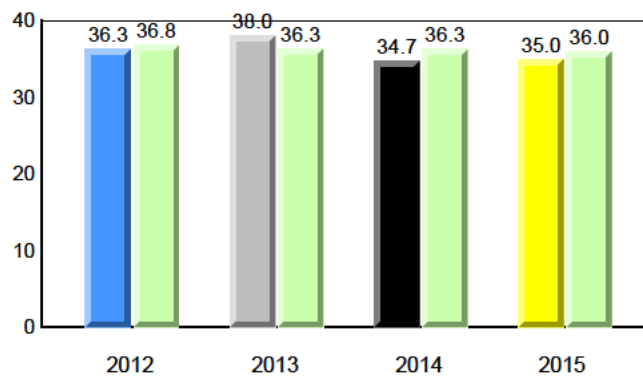
Onset Rhyme



Dictation



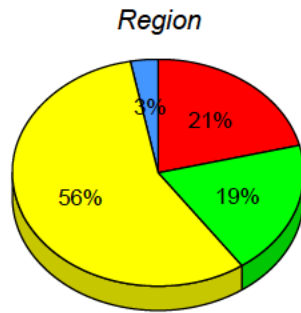
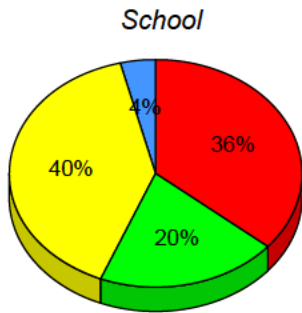
Sight Vocabulary



Total Students : 25
Total Students (Submitted): 24

Instructional Level (June 2012 - June 2015)

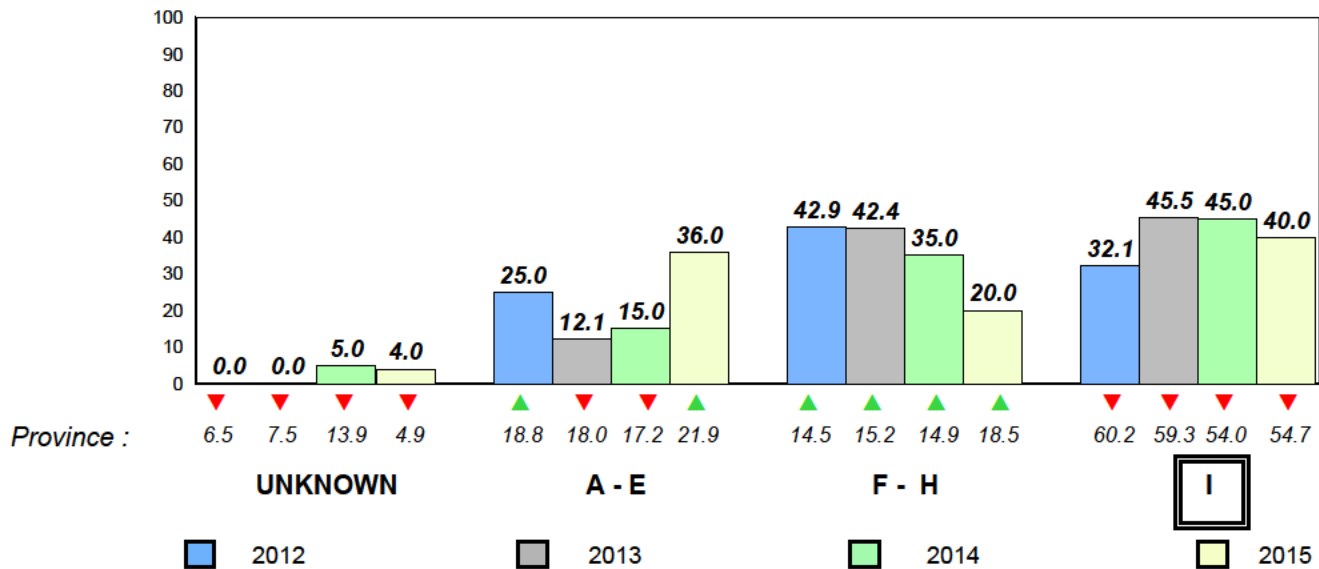
| Level | School | 2015 | | | 2014 | | | 2013 | | | 2012 | | |
|-------------|--------|------|------|------|------|------|------|------|------|-----|------|---|-----|
| | | ♀ | ♂ | Avg | ♀ | ♂ | Avg | ♀ | ♂ | Avg | ♀ | ♂ | Avg |
| I (10) | 40.0 | 16.0 | 24.0 | 56.5 | 30.4 | 26.1 | 54.7 | 29.3 | 25.5 | ▼ | ▼ | ▼ | ▼ |
| F - H (5) | 20.0 | 4.0 | 16.0 | 19.3 | 8.9 | 10.4 | 18.5 | 9.1 | 9.4 | ▲ | ▲ | ▲ | ▲ |
| A - E (9) | 36.0 | 16.0 | 20.0 | 21.1 | 7.3 | 13.8 | 21.9 | 7.4 | 14.5 | | | | |
| Unknown (1) | 4.0 | | | 3.1 | | | 4.9 | | | | | | |



■ I : end of year benchmark.
 ■ F - H : mid - year benchmark.
 ■ A - E
 ■ Unknown

Instructional Level (June 2012 - June 2015)

4 Year Trend
(school averages)



Total Students : 2 **Observation Survey (June 2012 - June 2015)**
 Total Students (*Submitted*): 2 **4 Year Trend**
 (school average vs. provincial average)

Rhyme

School data with 5 or fewer students withheld for reasons of confidentiality.

Beginning Sound

School data with 5 or fewer students withheld for reasons of confidentiality.

2012 2013 2014 2015

2012 2013 2014 2015

Onset Rhyme

School data with 5 or fewer students withheld for reasons of confidentiality.

Dictation


School data with 5 or fewer students withheld for reasons of confidentiality.

2012 2013 2014 2015

2012 2013 2014 2015

Sight Vocabulary

School data with 5 or fewer students withheld for reasons of confidentiality.



NLESD - Eastern Region

#240 - Bishop White School, Port Rexton

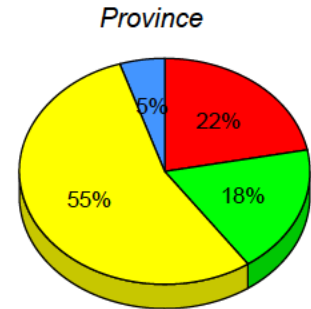
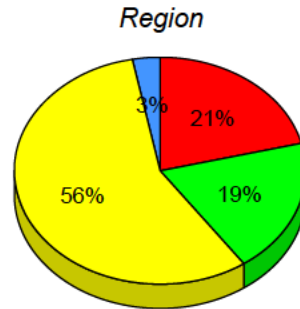
Grades: K-12

Total Students : 2
Total Students (Submitted): 2

Instructional Level (June 2012 - June 2015)

| Level | School | 2015 | | 2014 | | 2013 | | 2012 | |
|-------|---|------|------|------|------|------|---|------|---|
| | | ♀ | ♂ | ♀ | ♂ | ♀ | ♂ | ♀ | ♂ |
| I | (School data with 5 or fewer students withheld for reasons of confidentiality.) | 56.5 | 30.4 | 54.7 | 29.3 | ▲ | ▲ | ▲ | ▲ |
| F - H | | 19.3 | 8.9 | 18.5 | 9.1 | ▼ | ▼ | ▲ | ▲ |
| A - E | | 21.1 | 7.3 | 21.9 | 7.4 | | | | |
| Unknc | | 3.1 | | 4.9 | | | | | |

School data with 5 or fewer students withheld for reasons of confidentiality.



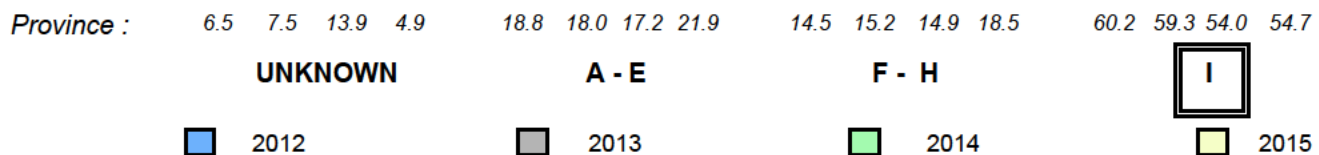
■ I : end of year benchmark.
 ■ F - H : mid - year benchmark.
 ■ A - E
 ■ Unknown

Instructional Level (June 2012 - June 2015)

4 Year Trend

(school averages)

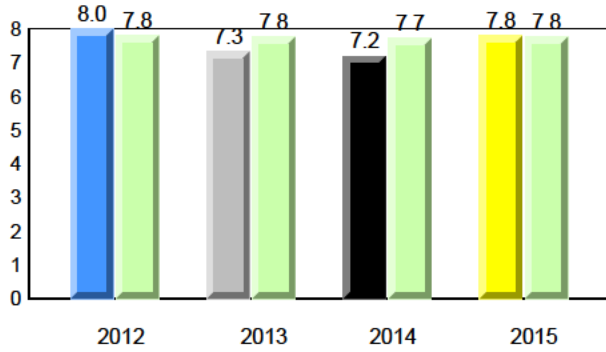
School data with 5 or fewer students withheld for reasons of confidentiality.



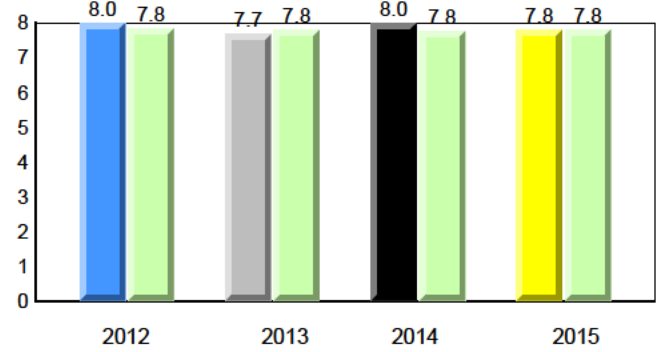
Total Students : 10
Total Students (Submitted): 10

Observation Survey (June 2012 - June 2015)
4 Year Trend
(school average vs. provincial average)

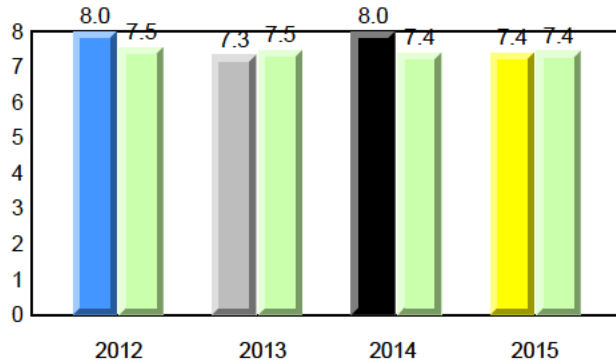
Rhyme



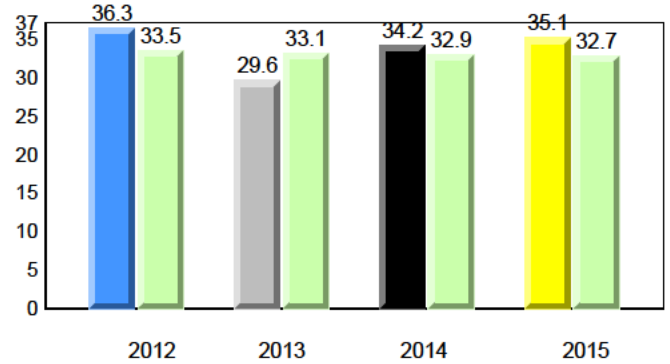
Beginning Sound



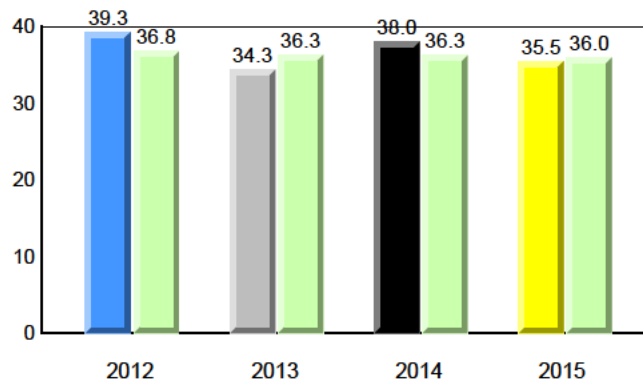
Onset Rhyme



Dictation



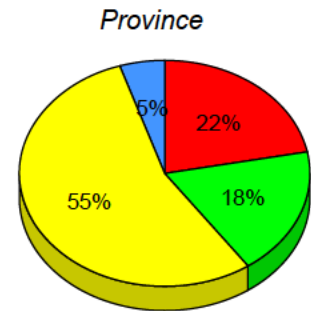
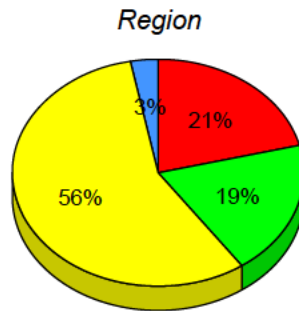
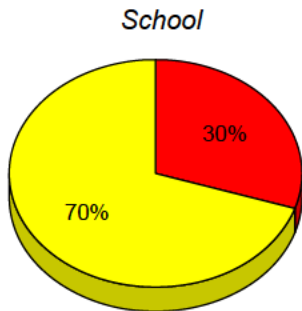
Sight Vocabulary



Total Students : 10
Total Students (Submitted): 10

Instructional Level (June 2012 - June 2015)

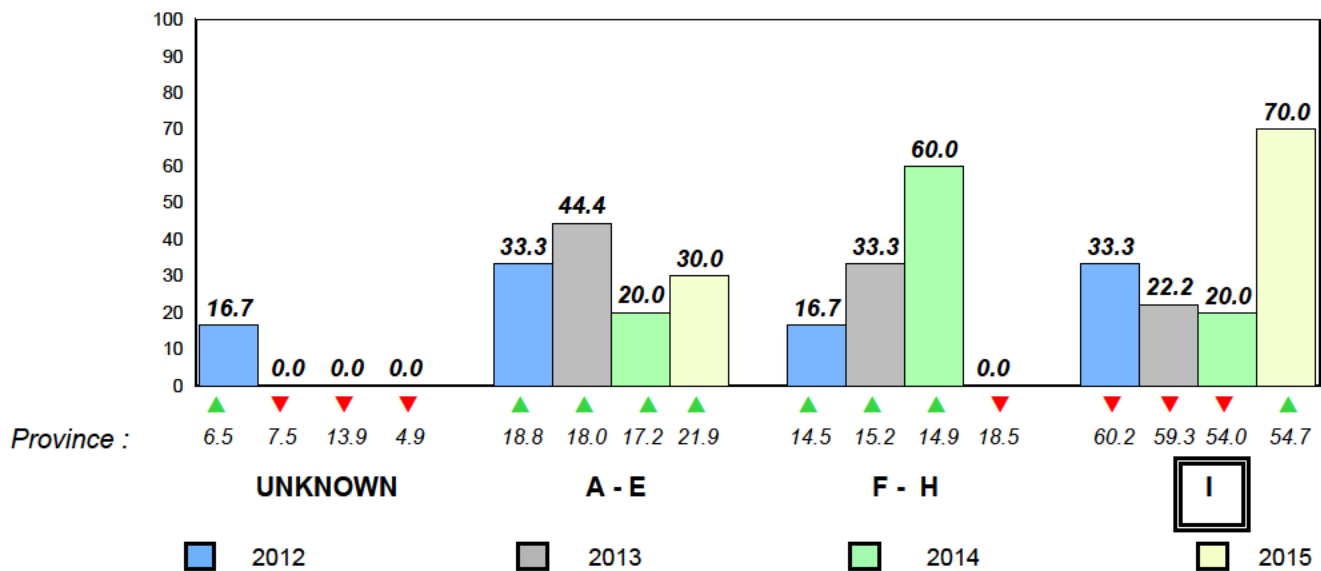
| Level | School | 2015 | | | 2014 | | | 2013 | | | 2012 | | | | |
|-------------|--------|------|------|------|------|------|------|------|------|-----|------|---|-----|---|---|
| | | ♀ | ♂ | Avg | ♀ | ♂ | Avg | ♀ | ♂ | Avg | ♀ | ♂ | Avg | | |
| I (7) | 70.0 | 60.0 | 10.0 | 56.5 | 30.4 | 26.1 | 54.7 | 29.3 | 25.5 | ▲ | ▲ | ▼ | ▼ | ▼ | ▼ |
| F - H (0) | 0.0 | 0.0 | 0.0 | 19.3 | 8.9 | 10.4 | 18.5 | 9.1 | 9.4 | ▼ | ▼ | ▲ | ▲ | ▲ | ▲ |
| A - E (3) | 30.0 | 20.0 | 10.0 | 21.1 | 7.3 | 13.8 | 21.9 | 7.4 | 14.5 | | | | | | |
| Unknown (0) | 0.0 | | | 3.1 | | | 4.9 | | | | | | | | |



■ I : end of year benchmark.
 ■ F - H : mid - year benchmark.
 ■ A - E
 ■ Unknown

Instructional Level (June 2012 - June 2015)

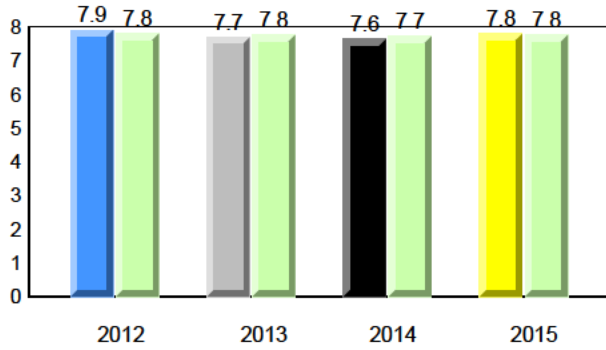
4 Year Trend
(school averages)



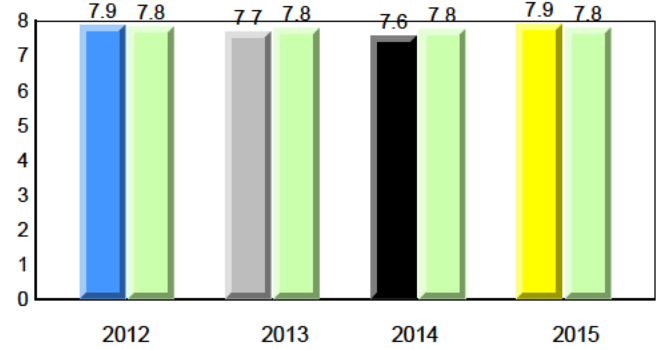
Total Students : 106
Total Students (Submitted): 106

Observation Survey (June 2012 - June 2015)
4 Year Trend
(school average vs. provincial average)

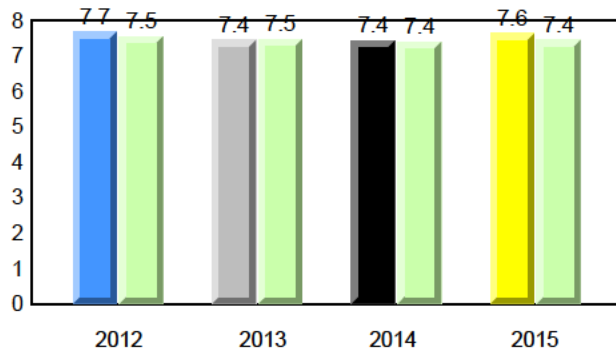
Rhyme



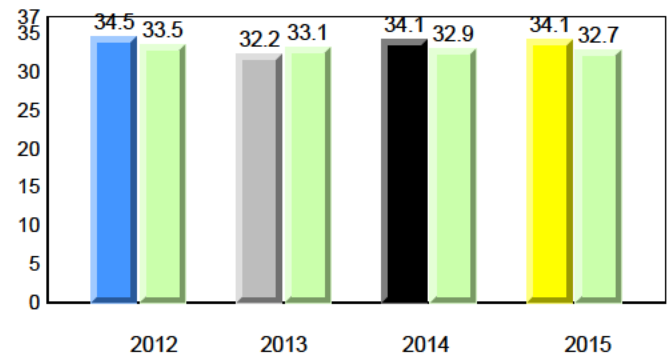
Beginning Sound



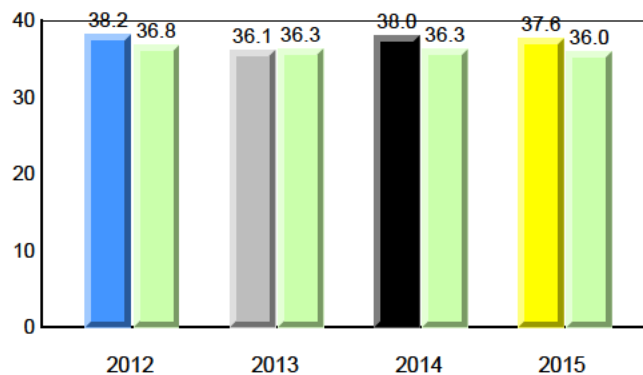
Onset Rhyme



Dictation



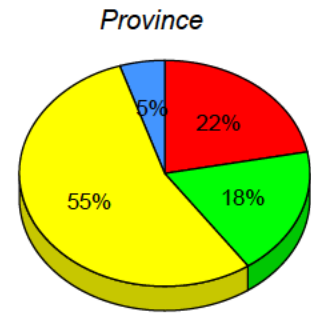
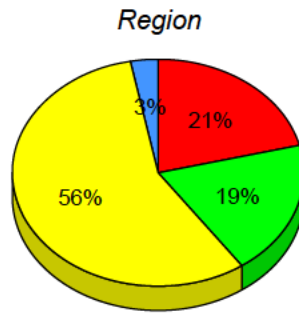
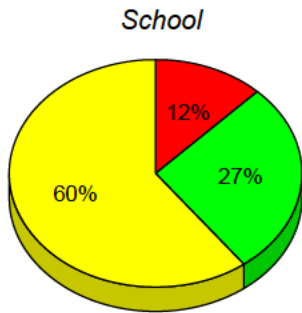
Sight Vocabulary



Total Students : 106
Total Students (Submitted): 106

Instructional Level (June 2012 - June 2015)

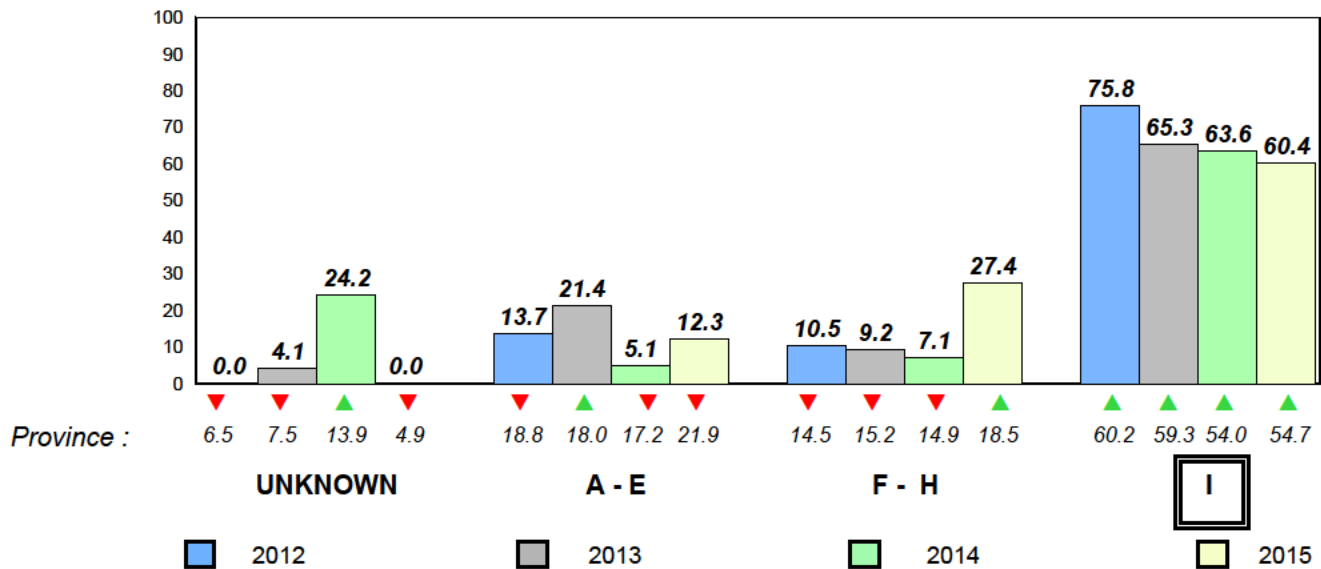
| Level | School | 2015 | | | 2014 | | | 2013 | | | 2012 | | | | |
|-------------|--------|------|------|--------|------|------|----------|------|------|--------|------|---|----------|---|---|
| | | ♀ | ♂ | Region | ♀ | ♂ | Province | ♀ | ♂ | Region | ♀ | ♂ | Province | | |
| I (64) | 60.4 | 31.1 | 29.2 | 56.5 | 30.4 | 26.1 | 54.7 | 29.3 | 25.5 | ▲ | ▲ | ▲ | ▲ | ▲ | ▲ |
| F - H (29) | 27.4 | 10.4 | 17.0 | 19.3 | 8.9 | 10.4 | 18.5 | 9.1 | 9.4 | ▲ | ▲ | ▼ | ▼ | ▼ | ▼ |
| A - E (13) | 12.3 | 0.9 | 11.3 | 21.1 | 7.3 | 13.8 | 21.9 | 7.4 | 14.5 | | | | | | |
| Unknown (0) | 0.0 | | | 3.1 | | | 4.9 | | | | | | | | |



■ I : end of year benchmark.
 ■ F - H : mid - year benchmark.
 ■ A - E
 ■ Unknown

Instructional Level (June 2012 - June 2015)

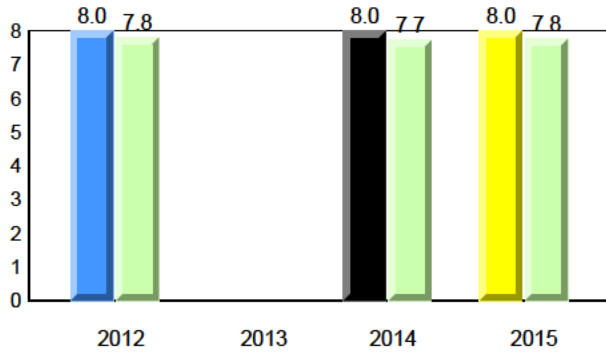
4 Year Trend
(school averages)



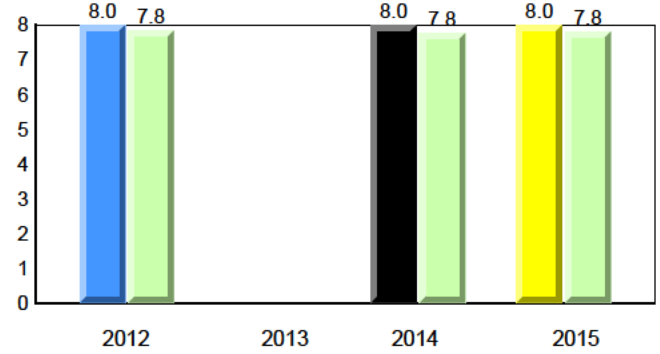
Total Students : 8
Total Students (Submitted): 8

Observation Survey (June 2012 - June 2015)
4 Year Trend
(school average vs. provincial average)

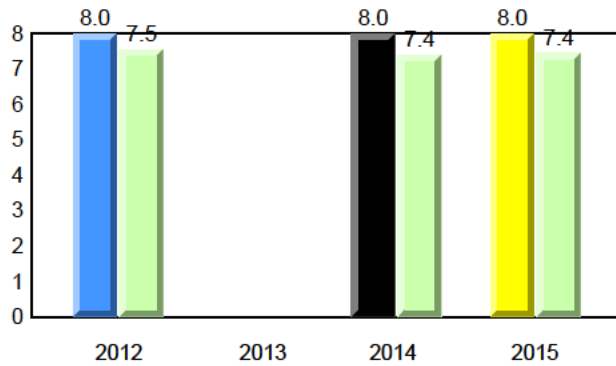
Rhyme



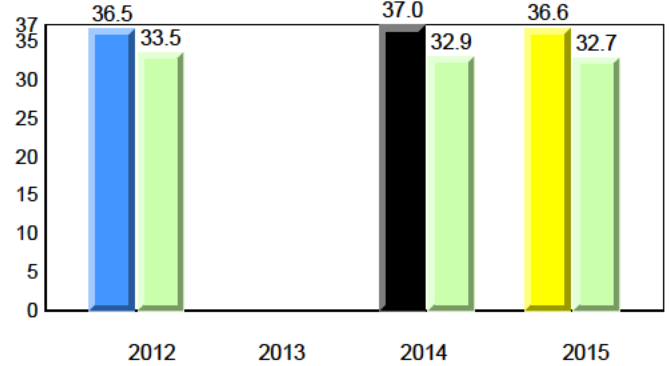
Beginning Sound



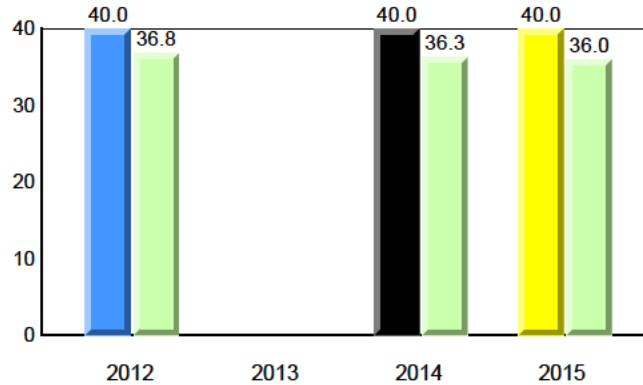
Onset Rhyme



Dictation



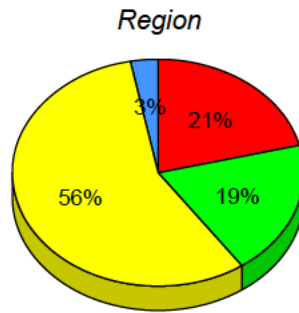
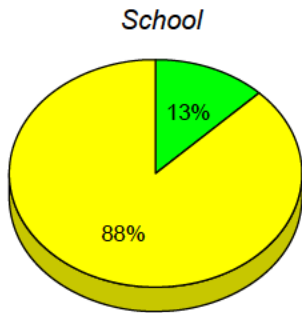
Sight Vocabulary



Total Students : 8
Total Students (Submitted): 8

Instructional Level (June 2012 - June 2015)

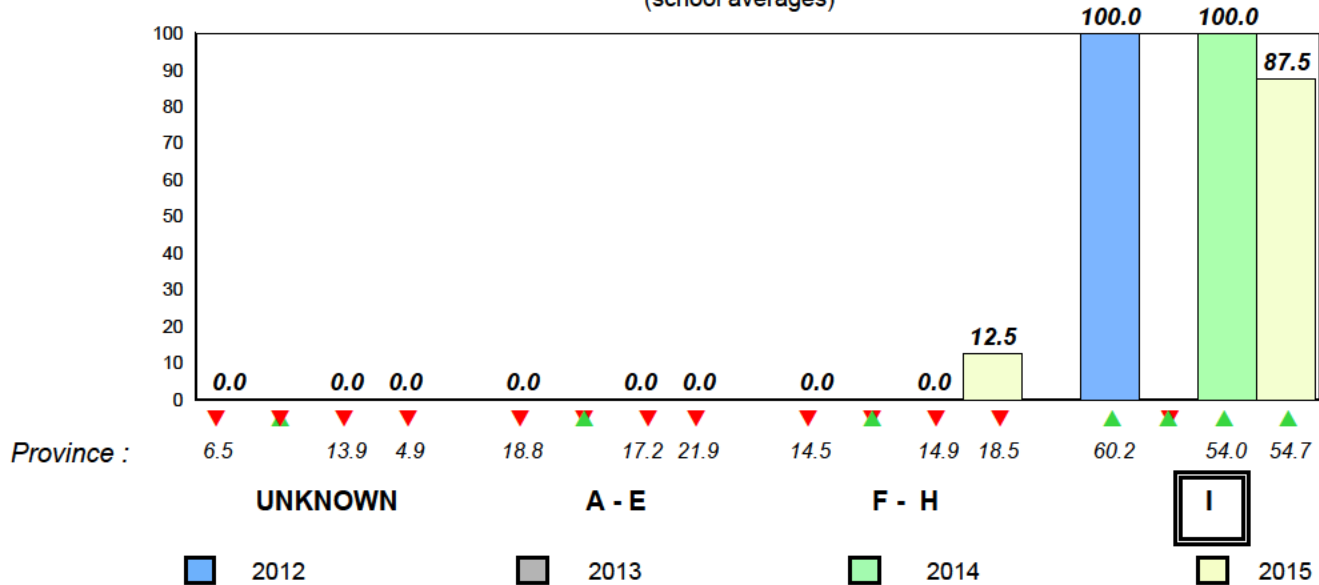
| Level | School | 2015 | | | 2014 | | | 2013 | | | 2012 | | |
|-------------|--------|------|------|--------|------|------|----------|------|------|--------|------|---|----------|
| | | ♀ | ♂ | Region | ♀ | ♂ | Province | ♀ | ♂ | Region | ♀ | ♂ | Province |
| I (7) | 87.5 | 50.0 | 37.5 | 56.5 | 30.4 | 26.1 | 54.7 | 29.3 | 25.5 | ▲ | ▲ | ▲ | ▲ |
| F - H (1) | 12.5 | 0.0 | 12.5 | 19.3 | 8.9 | 10.4 | 18.5 | 9.1 | 9.4 | ▼ | ▼ | ▼ | ▼ |
| A - E (0) | 0.0 | 0.0 | 0.0 | 21.1 | 7.3 | 13.8 | 21.9 | 7.4 | 14.5 | | | | |
| Unknown (0) | 0.0 | | | 3.1 | | | 4.9 | | | | | | |



■ I : end of year benchmark.
 ■ F - H : mid - year benchmark.
 ■ A - E
 ■ Unknown

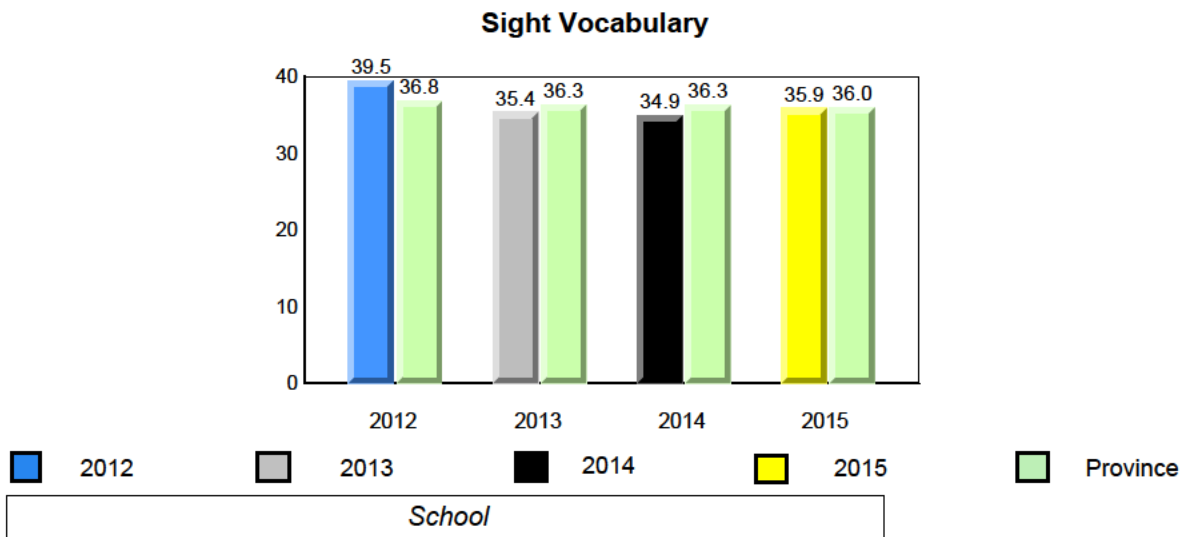
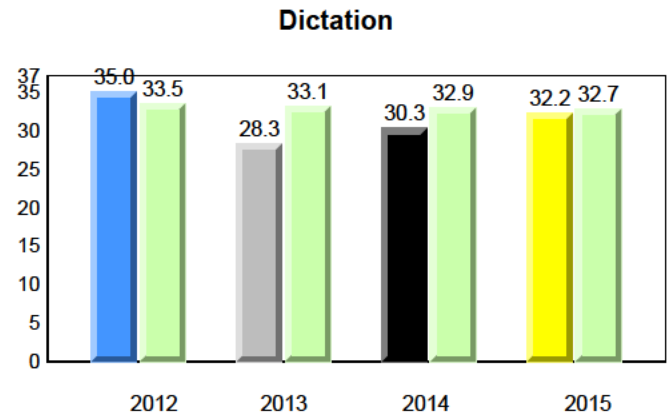
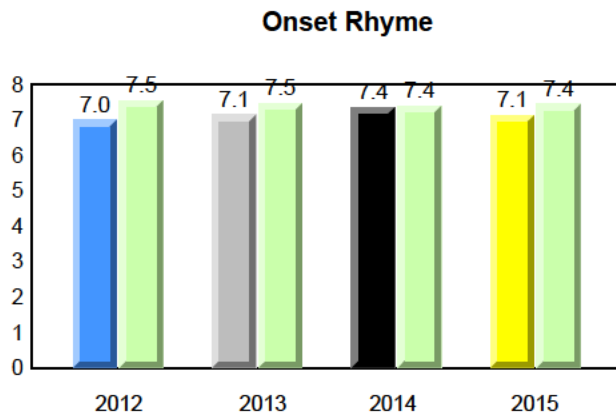
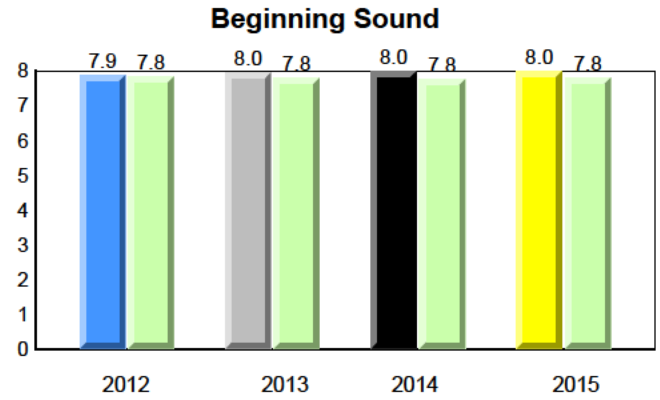
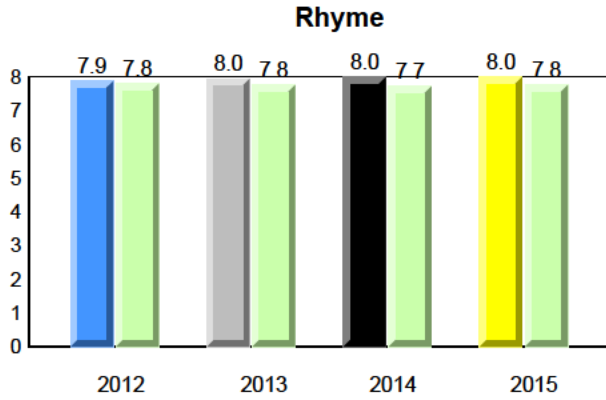
Instructional Level (June 2012 - June 2015)

4 Year Trend
(school averages)



Total Students : 16
Total Students (Submitted): 16

Observation Survey (June 2012 - June 2015)
4 Year Trend
(school average vs. provincial average)

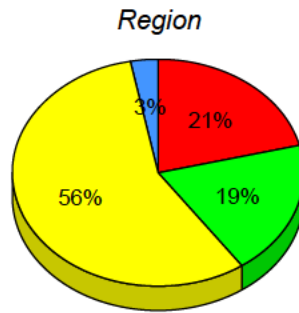
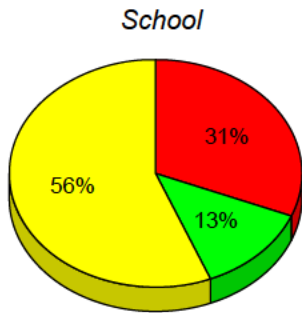


▼ ▲ denotes school performance vs province. ✖ denotes Department did not receive data.
All percentages are based on AGR number for the above data.
Source: Division of Evaluation and Research, Department of Education and Early Childhood Development

Total Students : 16
Total Students (Submitted): 16

Instructional Level (June 2012 - June 2015)

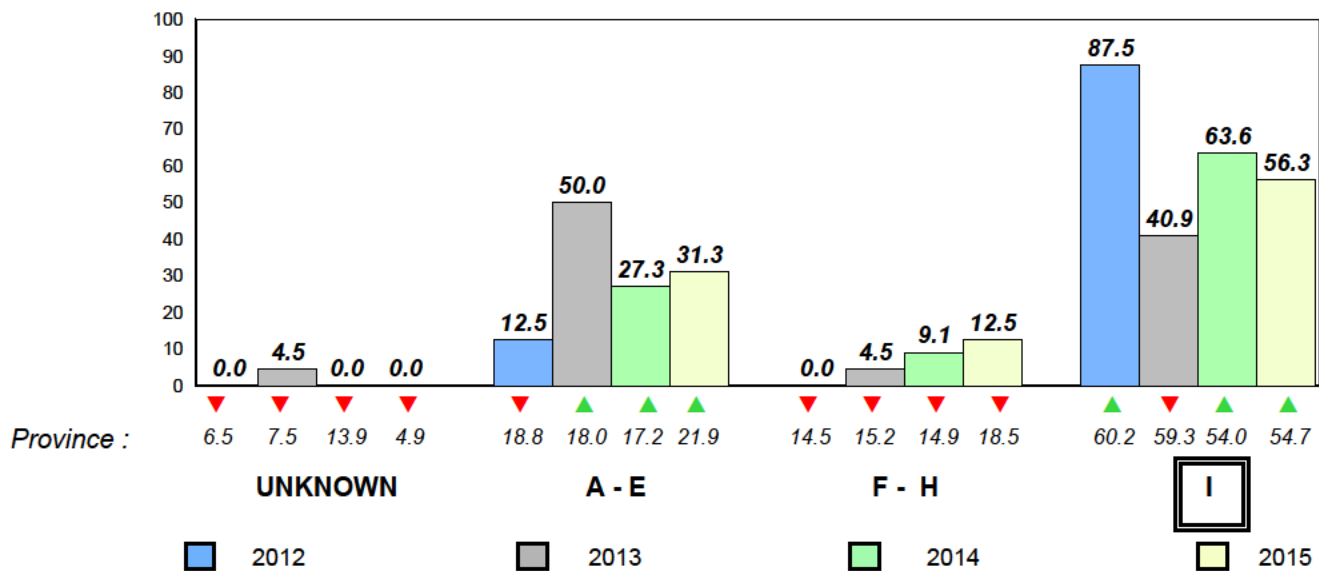
| Level | School | 2015 | | | 2014 | | | 2013 | | | 2012 | | |
|-------------|--------|------|------|------|------|------|------|------|------|-----|------|---|-----|
| | | ♀ | ♂ | Avg | ♀ | ♂ | Avg | ♀ | ♂ | Avg | ♀ | ♂ | Avg |
| I (9) | 56.3 | 37.5 | 18.8 | 56.5 | 30.4 | 26.1 | 54.7 | 29.3 | 25.5 | ▼ | ▲ | ▲ | ▲ |
| F - H (2) | 12.5 | 0.0 | 12.5 | 19.3 | 8.9 | 10.4 | 18.5 | 9.1 | 9.4 | ▼ | ▼ | ▼ | ▼ |
| A - E (5) | 31.3 | 12.5 | 18.8 | 21.1 | 7.3 | 13.8 | 21.9 | 7.4 | 14.5 | | | | |
| Unknown (0) | 0.0 | | | 3.1 | | | 4.9 | | | | | | |



■ I : end of year benchmark.
 ■ F - H : mid - year benchmark.
 ■ A - E
 ■ Unknown

Instructional Level (June 2012 - June 2015)

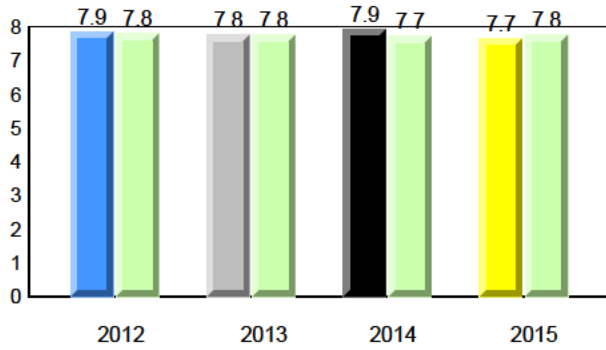
4 Year Trend
(school averages)



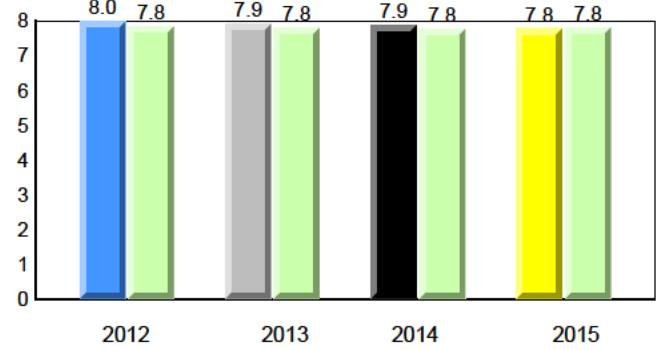
Total Students : 95
Total Students (Submitted): 95

Observation Survey (June 2012 - June 2015)
4 Year Trend
(school average vs. provincial average)

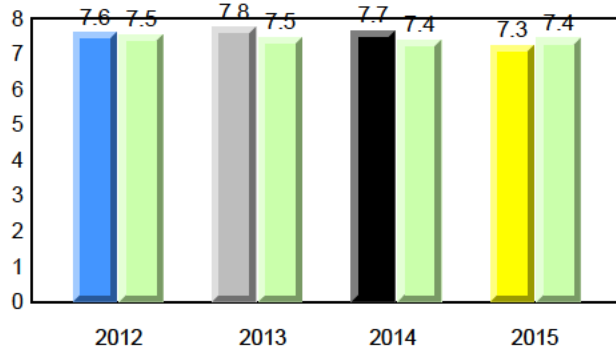
Rhyme



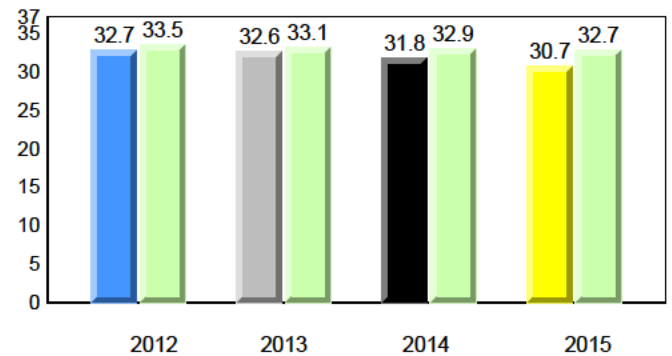
Beginning Sound



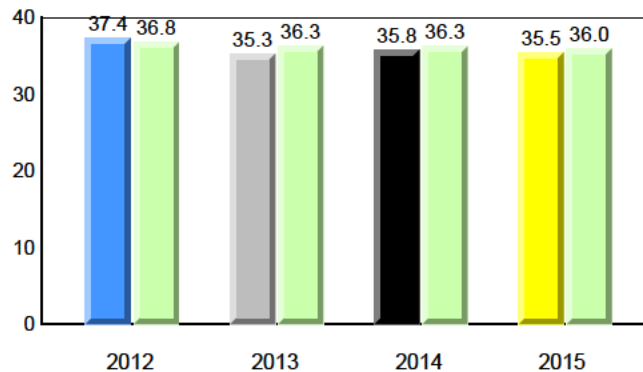
Onset Rhyme



Dictation



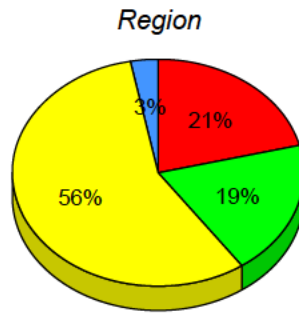
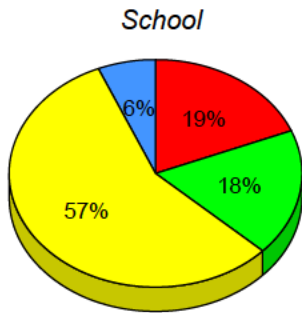
Sight Vocabulary



Total Students : 95
Total Students (Submitted): 95

Instructional Level (June 2012 - June 2015)

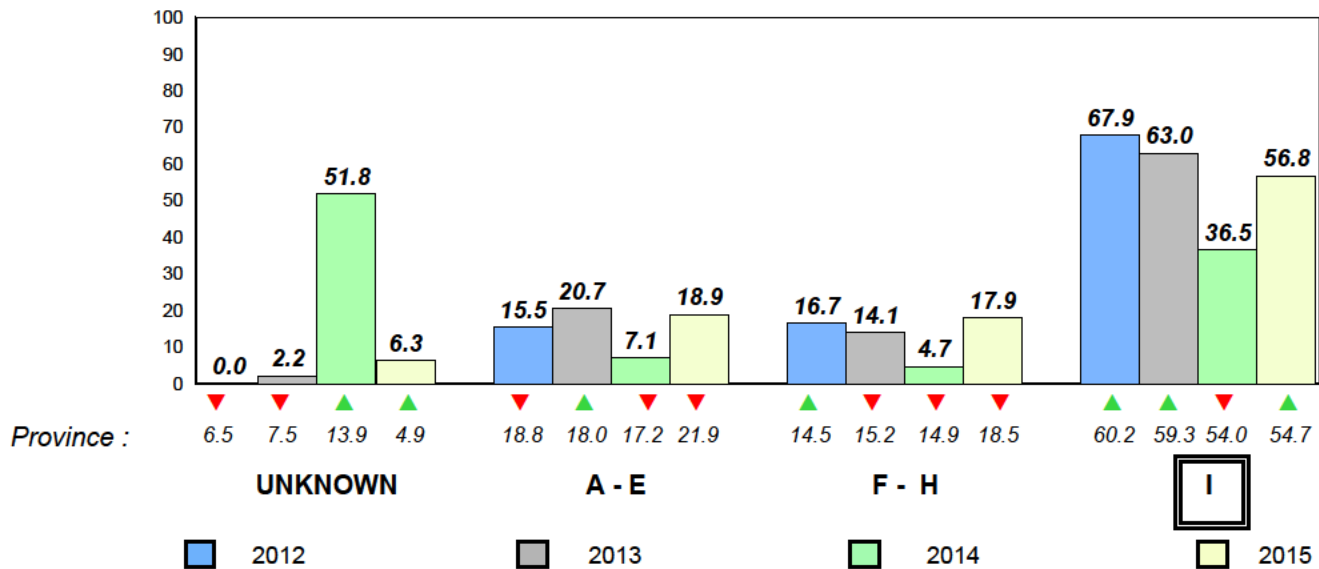
| Level | School | 2015 | | | 2014 | | | 2013 | | | 2012 | | | | |
|-------------|--------|------|------|------|------|------|------|------|------|-----|------|---|-----|---|---|
| | | ♀ | ♂ | Avg | ♀ | ♂ | Avg | ♀ | ♂ | Avg | ♀ | ♂ | Avg | | |
| I (54) | 56.8 | 29.5 | 27.4 | 56.5 | 30.4 | 26.1 | 54.7 | 29.3 | 25.5 | ▲ | ▲ | ▼ | ▼ | ▲ | ▲ |
| F - H (17) | 17.9 | 11.6 | 6.3 | 19.3 | 8.9 | 10.4 | 18.5 | 9.1 | 9.4 | ▼ | ▼ | ▼ | ▼ | ▲ | ▲ |
| A - E (18) | 18.9 | 4.2 | 14.7 | 21.1 | 7.3 | 13.8 | 21.9 | 7.4 | 14.5 | | | | | | |
| Unknown (6) | 6.3 | | | 3.1 | | | 4.9 | | | | | | | | |



■ I : end of year benchmark.
 ■ F - H : mid - year benchmark.
 ■ A - E
 ■ Unknown

Instructional Level (June 2012 - June 2015)

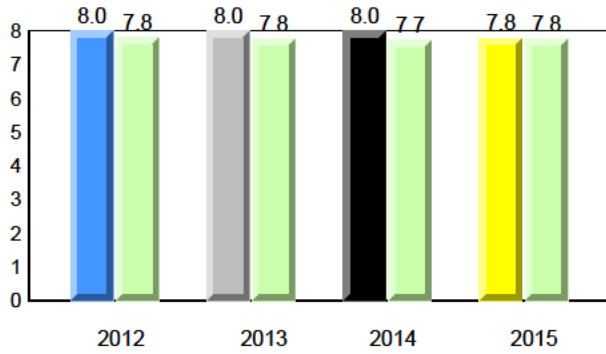
4 Year Trend
(school averages)



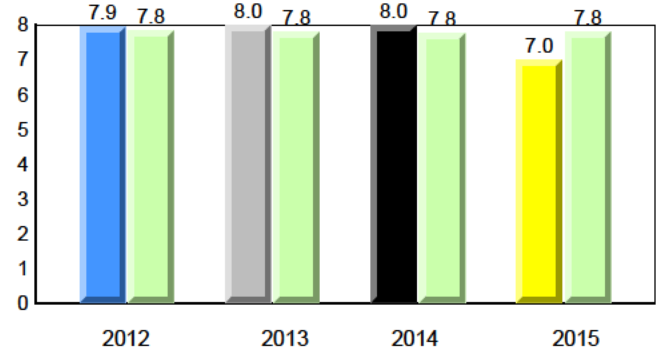
Total Students : 20
Total Students (Submitted): 19

Observation Survey (June 2012 - June 2015)
4 Year Trend
(school average vs. provincial average)

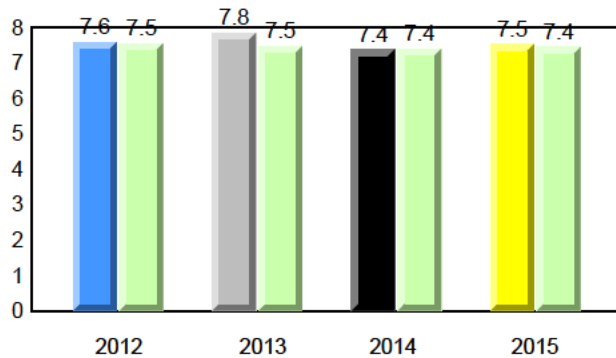
Rhyme



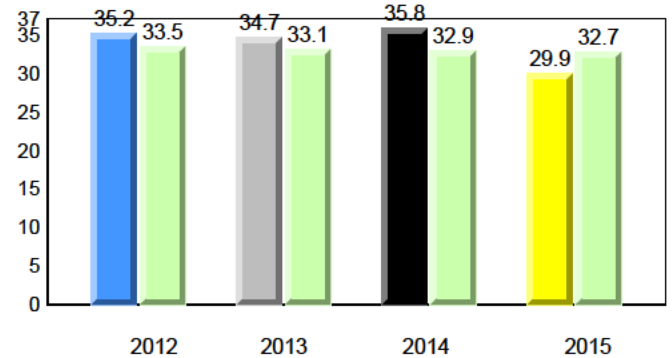
Beginning Sound



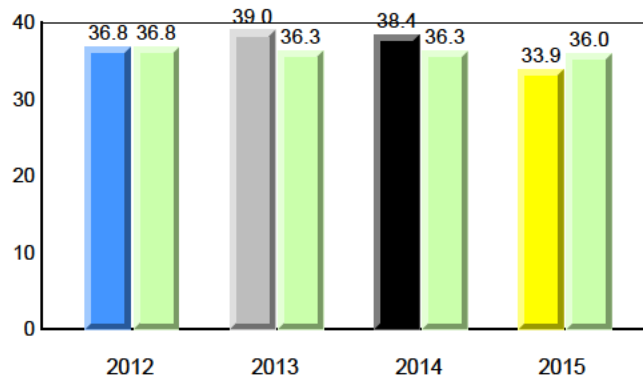
Onset Rhyme



Dictation



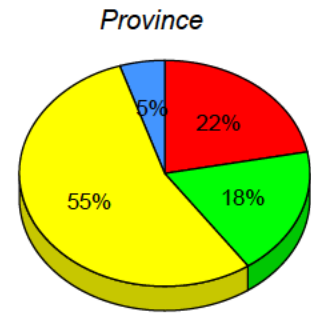
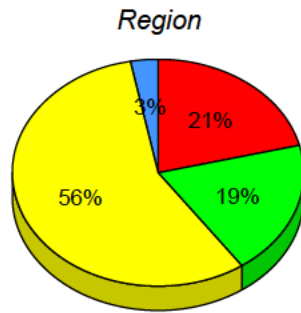
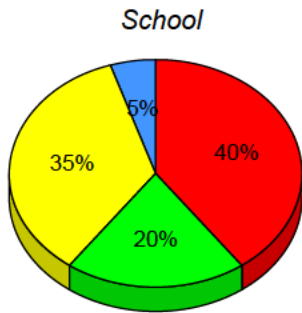
Sight Vocabulary



Total Students : 20
Total Students (Submitted): 19

Instructional Level (June 2012 - June 2015)

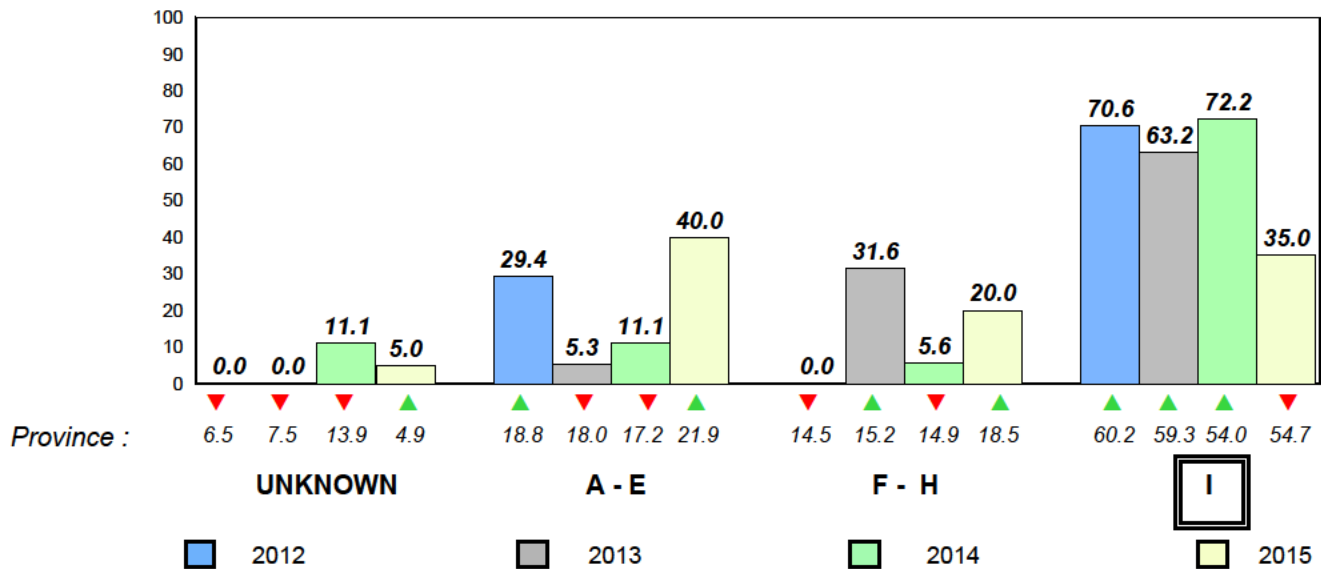
| Level | School | 2015 | | | 2014 | | | 2013 | | | 2012 | | | | |
|-------------|--------|------|------|------|------|------|------|------|------|-----|------|---|-----|---|---|
| | | ♀ | ♂ | Avg | ♀ | ♂ | Avg | ♀ | ♂ | Avg | ♀ | ♂ | Avg | | |
| I (7) | 35.0 | 30.0 | 5.0 | 56.5 | 30.4 | 26.1 | 54.7 | 29.3 | 25.5 | ▼ | ▼ | ▲ | ▲ | ▲ | ▲ |
| F - H (4) | 20.0 | 10.0 | 10.0 | 19.3 | 8.9 | 10.4 | 18.5 | 9.1 | 9.4 | ▲ | ▲ | ▼ | ▼ | ▲ | ▲ |
| A - E (8) | 40.0 | 20.0 | 20.0 | 21.1 | 7.3 | 13.8 | 21.9 | 7.4 | 14.5 | | | | | | |
| Unknown (1) | 5.0 | | | 3.1 | | | 4.9 | | | | | | | | |



■ I : end of year benchmark.
 ■ F - H : mid - year benchmark.
 ■ A - E
 ■ Unknown

Instructional Level (June 2012 - June 2015)

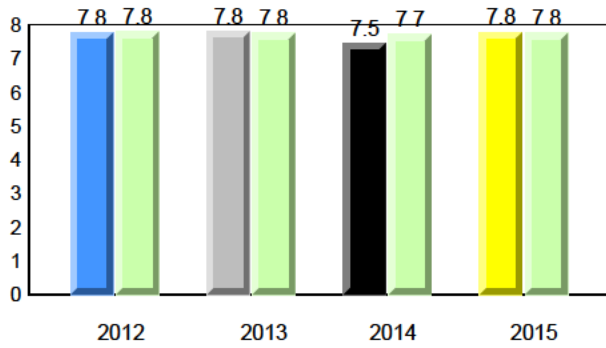
4 Year Trend
(school averages)



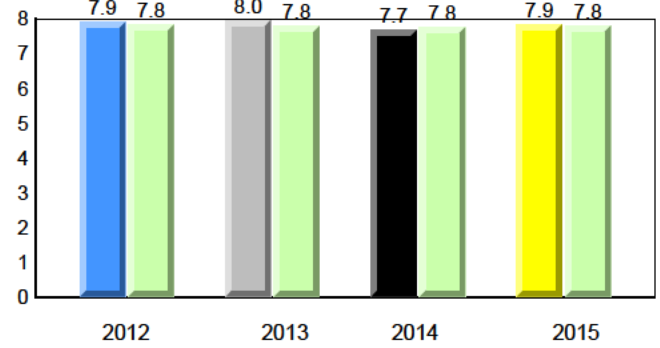
Total Students : 33
Total Students (Submitted): 33

Observation Survey (June 2012 - June 2015)
4 Year Trend
(school average vs. provincial average)

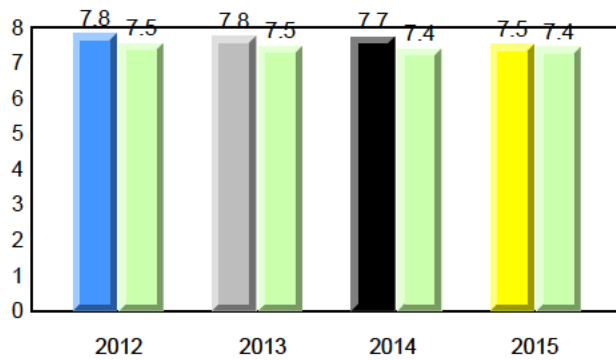
Rhyme



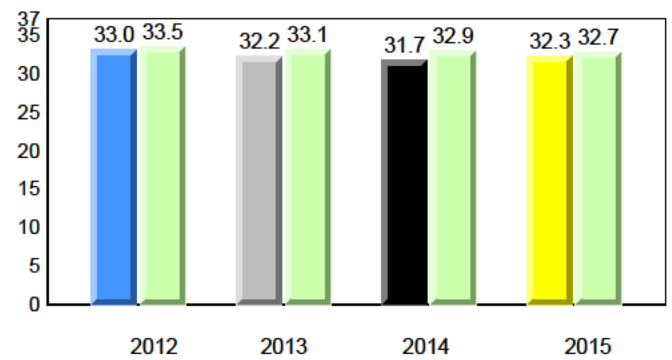
Beginning Sound



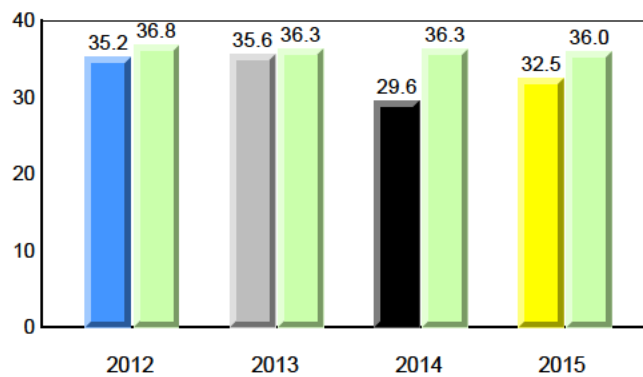
Onset Rhyme



Dictation



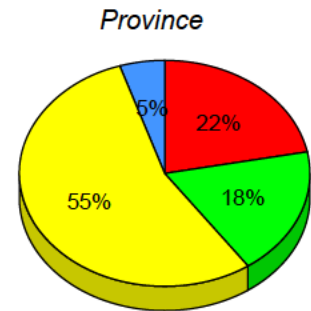
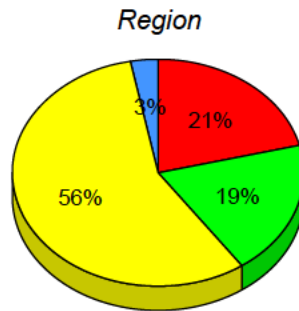
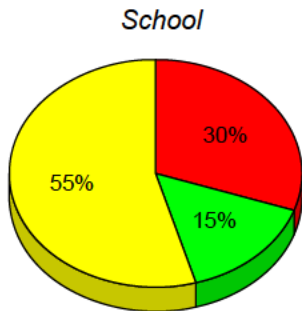
Sight Vocabulary



Total Students : 33
Total Students (Submitted): 33

Instructional Level (June 2012 - June 2015)

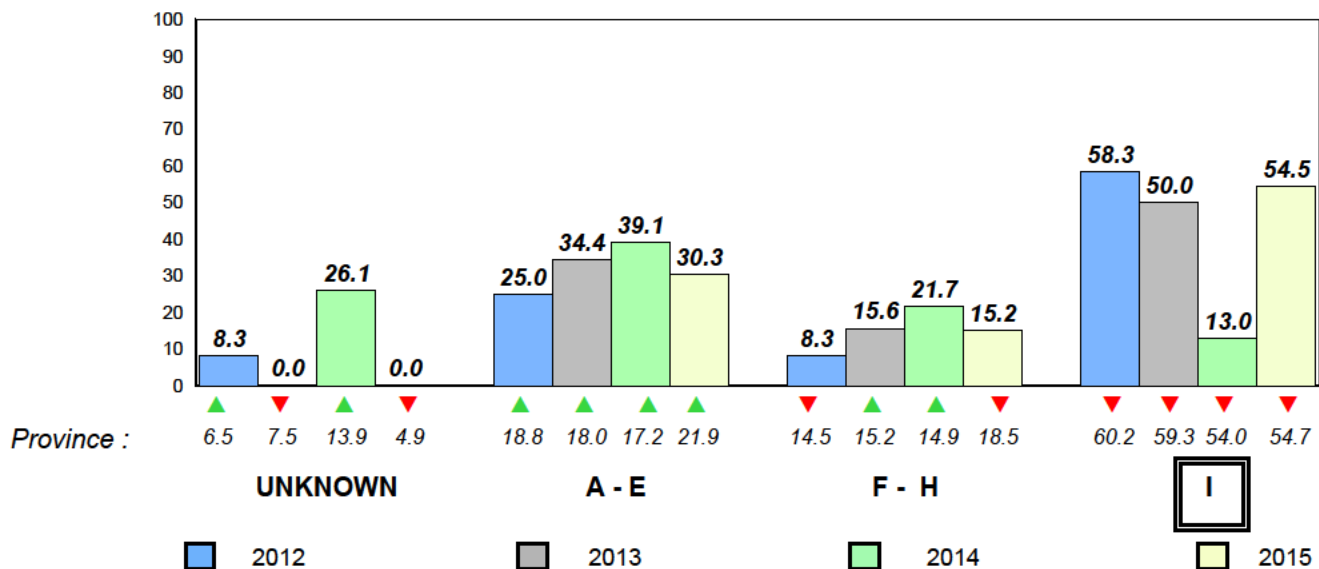
| Level | School | 2015 | | | 2014 | | | 2013 | | | 2012 | | |
|-------------|--------|------|------|------|------|------|------|------|------|-----|------|---|-----|
| | | ♀ | ♂ | Avg | ♀ | ♂ | Avg | ♀ | ♂ | Avg | ♀ | ♂ | Avg |
| I (18) | 54.5 | 39.4 | 15.2 | 56.5 | 30.4 | 26.1 | 54.7 | 29.3 | 25.5 | ▼ | ▼ | ▼ | ▼ |
| F - H (5) | 15.2 | 3.0 | 12.1 | 19.3 | 8.9 | 10.4 | 18.5 | 9.1 | 9.4 | ▲ | ▲ | ▼ | ▲ |
| A - E (10) | 30.3 | 12.1 | 18.2 | 21.1 | 7.3 | 13.8 | 21.9 | 7.4 | 14.5 | | | | |
| Unknown (0) | 0.0 | | | 3.1 | | | 4.9 | | | | | | |



■ I : end of year benchmark.
 ■ F - H : mid - year benchmark.
 ■ A - E
 ■ Unknown

Instructional Level (June 2012 - June 2015)

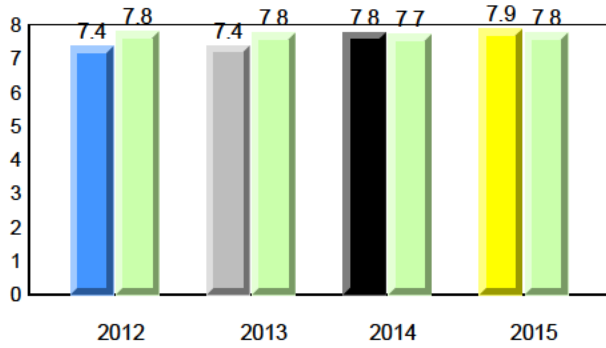
4 Year Trend
(school averages)



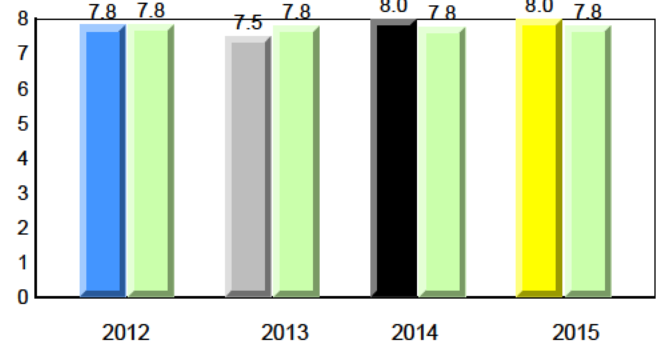
Total Students : 24
Total Students (Submitted): 24

Observation Survey (June 2012 - June 2015)
4 Year Trend
(school average vs. provincial average)

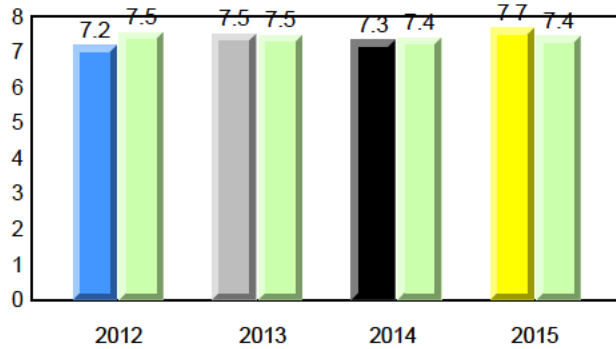
Rhyme



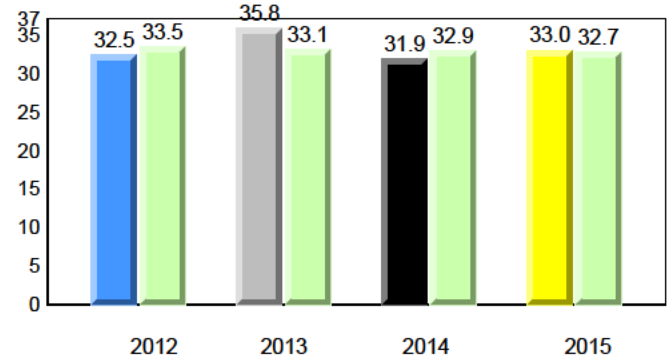
Beginning Sound



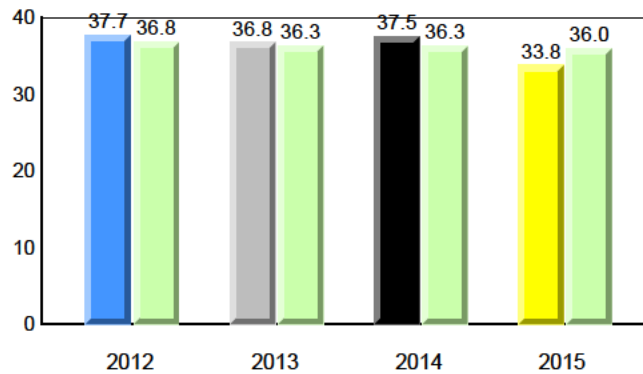
Onset Rhyme



Dictation



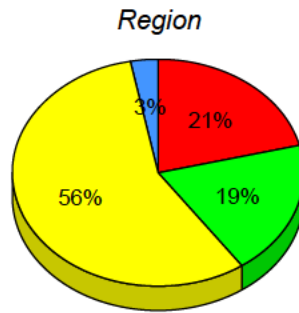
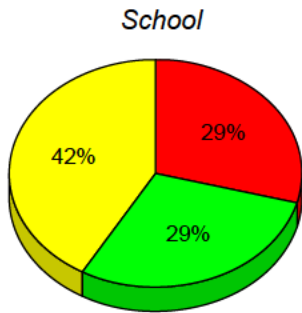
Sight Vocabulary



Total Students : 24
Total Students (Submitted): 24

Instructional Level (June 2012 - June 2015)

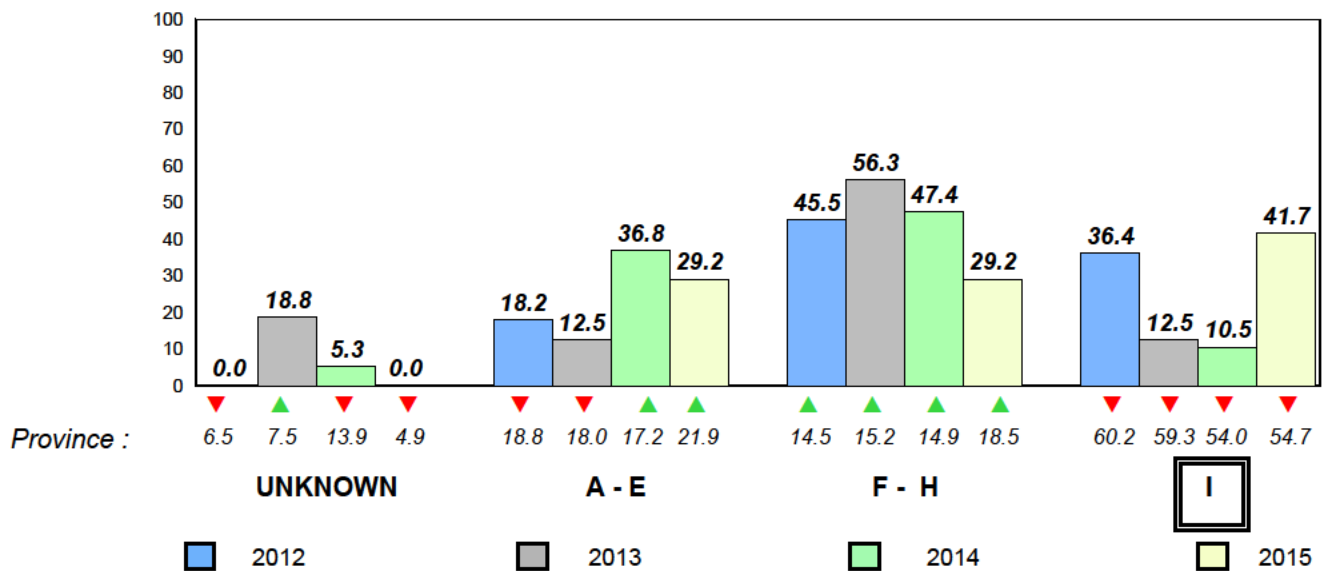
| Level | School | 2015 | | | 2014 | | | 2013 | | | 2012 | | |
|-------------|--------|------|------|------|------|------|------|------|------|-----|------|---|-----|
| | | ♀ | ♂ | Avg | ♀ | ♂ | Avg | ♀ | ♂ | Avg | ♀ | ♂ | Avg |
| I (10) | 41.7 | 25.0 | 16.7 | 56.5 | 30.4 | 26.1 | 54.7 | 29.3 | 25.5 | ▼ | ▼ | ▼ | ▼ |
| F - H (7) | 29.2 | 16.7 | 12.5 | 19.3 | 8.9 | 10.4 | 18.5 | 9.1 | 9.4 | ▲ | ▲ | ▲ | ▲ |
| A - E (7) | 29.2 | 12.5 | 16.7 | 21.1 | 7.3 | 13.8 | 21.9 | 7.4 | 14.5 | | | | |
| Unknown (0) | 0.0 | | | 3.1 | | | 4.9 | | | | | | |



■ I : end of year benchmark.
 ■ F - H : mid - year benchmark.
 ■ A - E
 ■ Unknown

Instructional Level (June 2012 - June 2015)

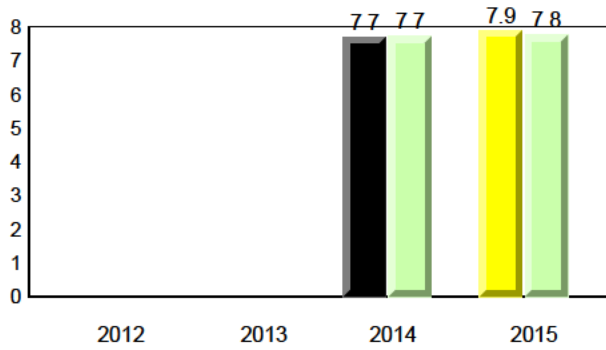
4 Year Trend
(school averages)



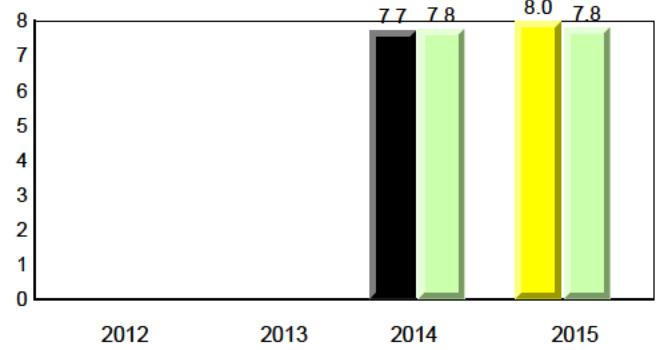
Total Students : 43
Total Students (Submitted): 41

Observation Survey (June 2012 - June 2015)
4 Year Trend
(school average vs. provincial average)

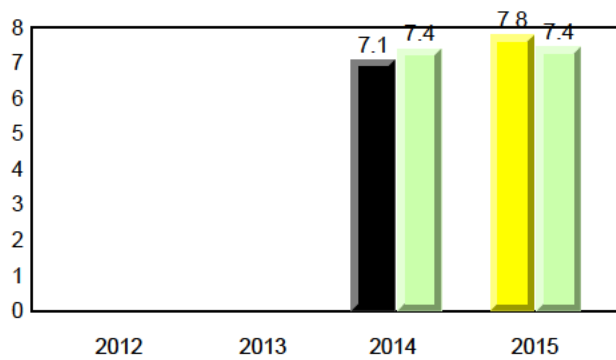
Rhyme



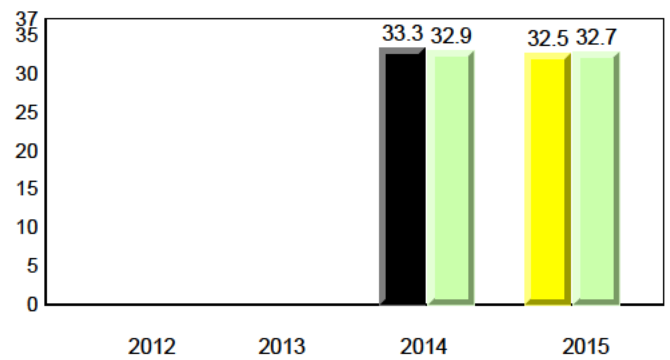
Beginning Sound



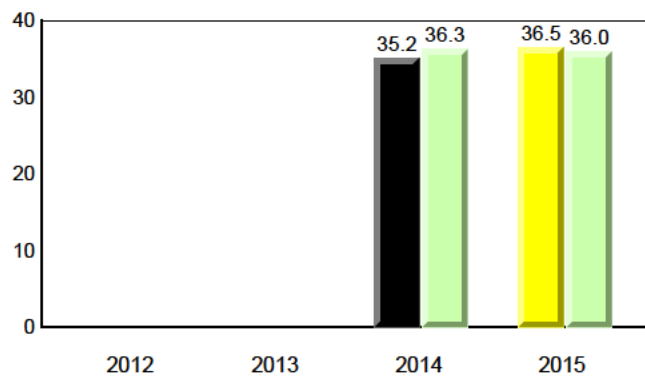
Onset Rhyme



Dictation



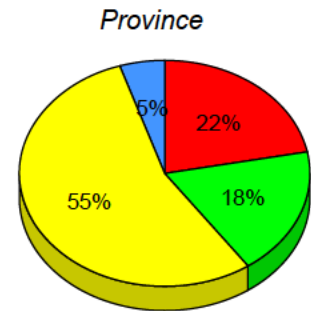
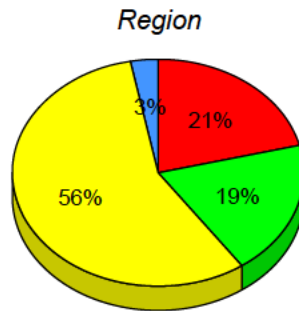
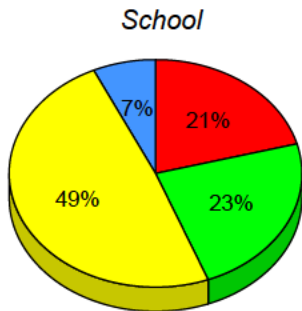
Sight Vocabulary



Total Students : 43
Total Students (Submitted): 41

Instructional Level (June 2012 - June 2015)

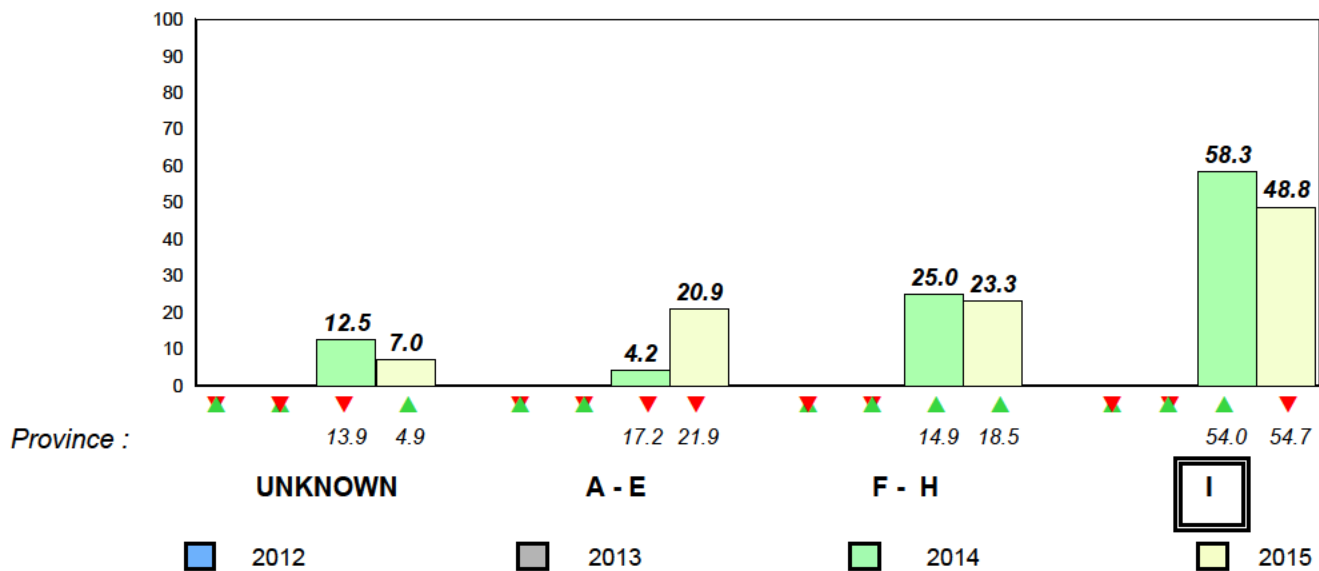
| Level | School | 2015 | | | 2014 | | | 2013 | | | 2012 | | | | | | |
|-------------|--------|------|------|------|------|------|------|------|------|-----|------|---|-----|---|---|---|---|
| | | ♀ | ♂ | Avg | ♀ | ♂ | Avg | ♀ | ♂ | Avg | ♀ | ♂ | Avg | | | | |
| I (21) | 48.8 | 25.6 | 23.3 | 56.5 | 30.4 | 26.1 | 54.7 | 29.3 | 25.5 | ▼ | ▼ | ▲ | ▲ | ▼ | ▼ | ▼ | ▼ |
| F - H (10) | 23.3 | 7.0 | 16.3 | 19.3 | 8.9 | 10.4 | 18.5 | 9.1 | 9.4 | ▲ | ▲ | ▲ | ▲ | ▼ | ▼ | ▼ | ▼ |
| A - E (9) | 20.9 | 11.6 | 9.3 | 21.1 | 7.3 | 13.8 | 21.9 | 7.4 | 14.5 | | | | | | | | |
| Unknown (3) | 7.0 | | | 3.1 | | | 4.9 | | | | | | | | | | |



■ I : end of year benchmark.
 ■ F - H : mid - year benchmark.
 ■ A - E
 ■ Unknown

Instructional Level (June 2012 - June 2015)

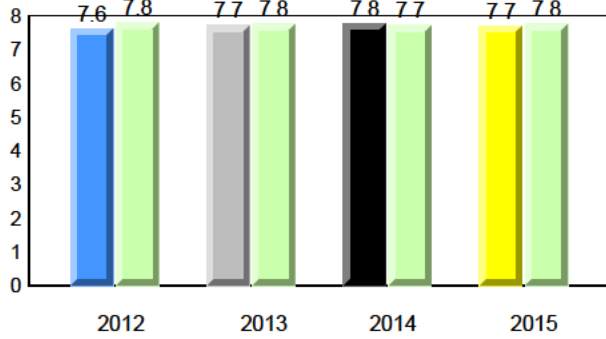
4 Year Trend
(school averages)



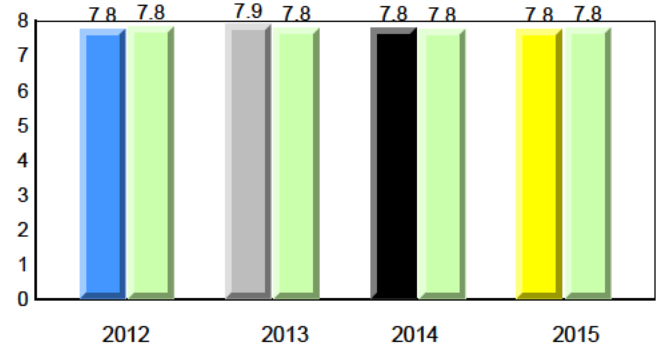
Total Students : 36
Total Students (Submitted): 35

Observation Survey (June 2012 - June 2015)
4 Year Trend
(school average vs. provincial average)

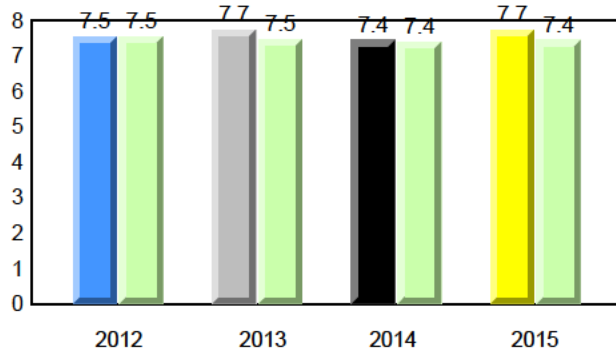
Rhyme



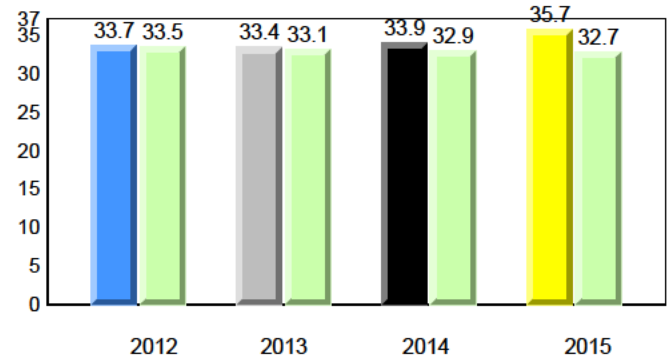
Beginning Sound



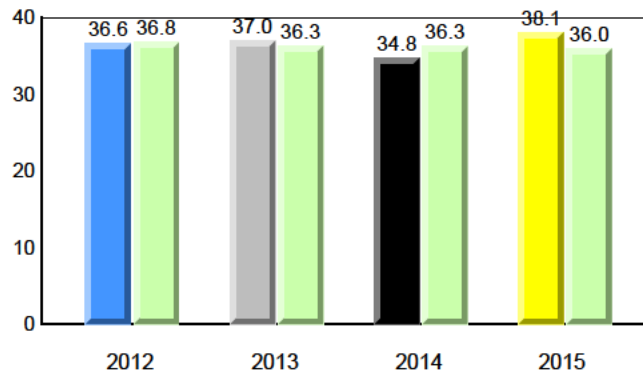
Onset Rhyme



Dictation



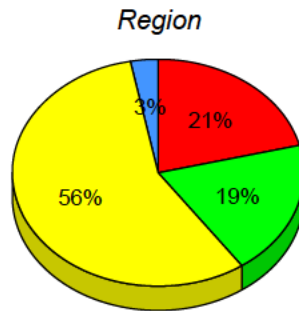
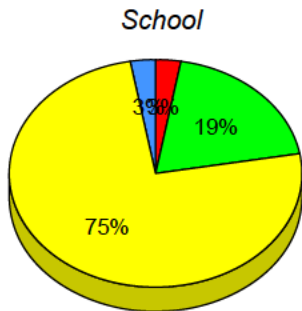
Sight Vocabulary



Total Students : 36
Total Students (Submitted): 35

Instructional Level (June 2012 - June 2015)

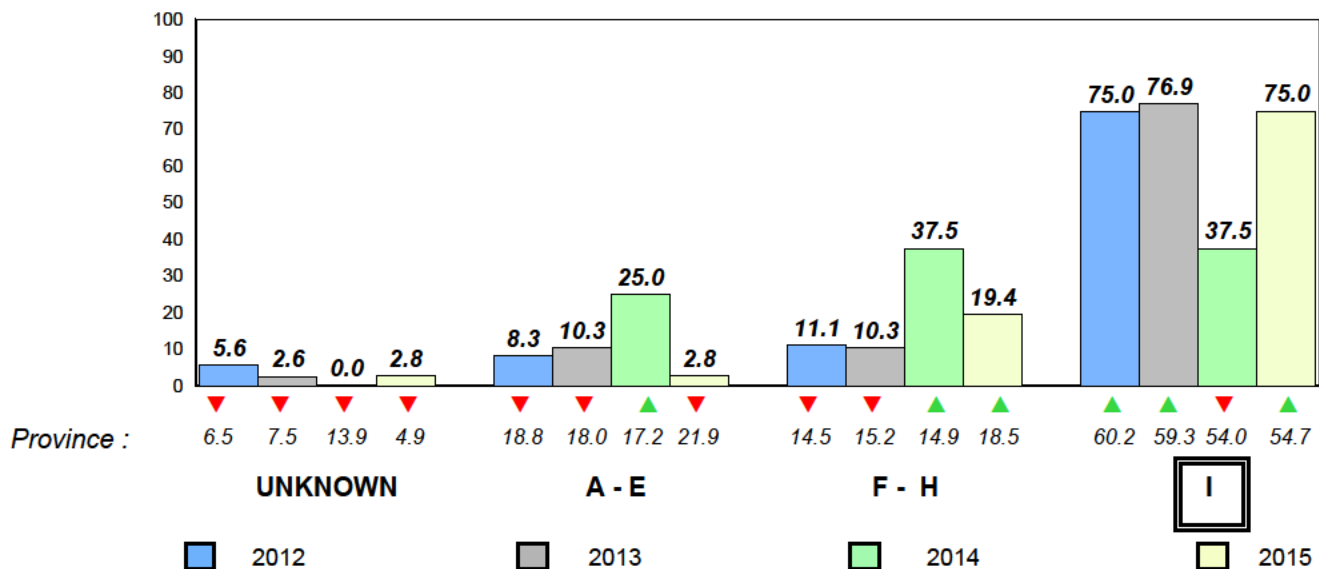
| Level | School | 2015 | | | 2014 | | | 2013 | | | 2012 | | |
|-------------|--------|------|------|------|------|------|------|------|------|-----|------|---|-----|
| | | ♀ | ♂ | Avg | ♀ | ♂ | Avg | ♀ | ♂ | Avg | ♀ | ♂ | Avg |
| I (27) | 75.0 | 36.1 | 38.9 | 56.5 | 30.4 | 26.1 | 54.7 | 29.3 | 25.5 | ▲ | ▲ | ▼ | ▼ |
| F - H (7) | 19.4 | 8.3 | 11.1 | 19.3 | 8.9 | 10.4 | 18.5 | 9.1 | 9.4 | ▲ | ▲ | ▼ | ▼ |
| A - E (1) | 2.8 | 0.0 | 2.8 | 21.1 | 7.3 | 13.8 | 21.9 | 7.4 | 14.5 | | | | |
| Unknown (1) | 2.8 | | | 3.1 | | | 4.9 | | | | | | |



■ I : end of year benchmark.
 ■ F - H : mid - year benchmark.
 ■ A - E
 ■ Unknown

Instructional Level (June 2012 - June 2015)

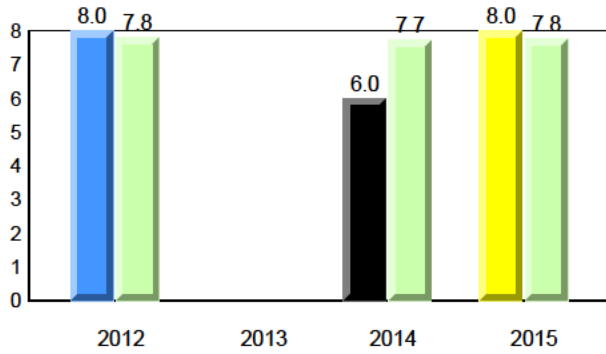
4 Year Trend
(school averages)



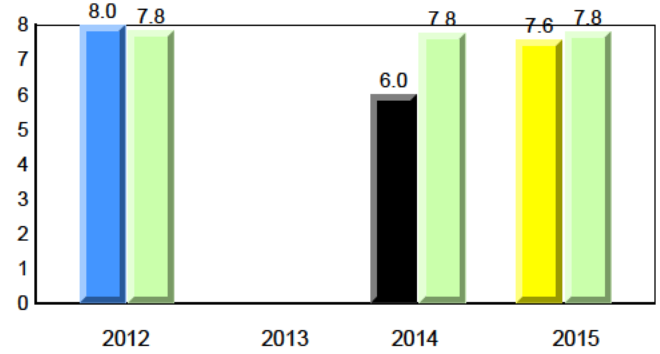
Total Students : 7
Total Students (Submitted): 7

Observation Survey (June 2012 - June 2015)
4 Year Trend
(school average vs. provincial average)

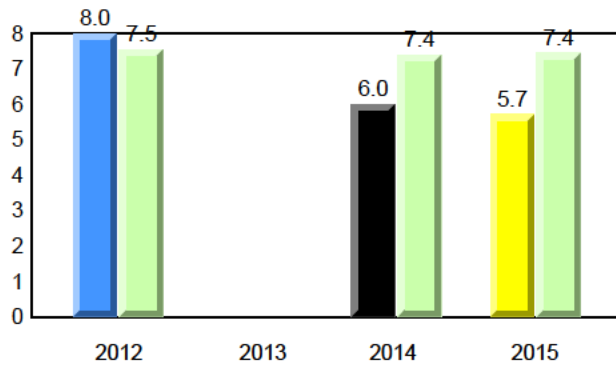
Rhyme



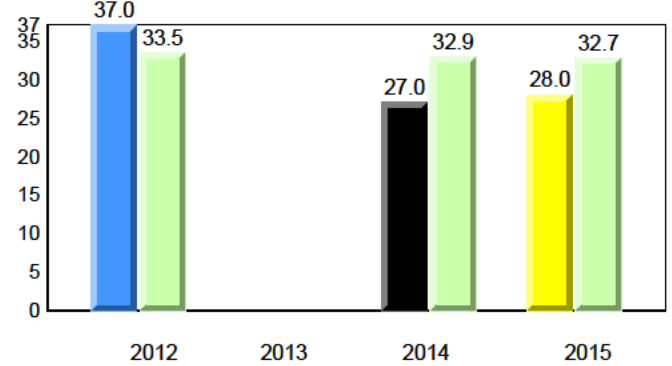
Beginning Sound



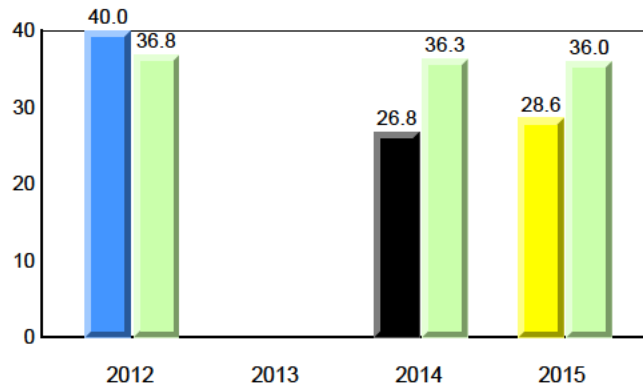
Onset Rhyme



Dictation

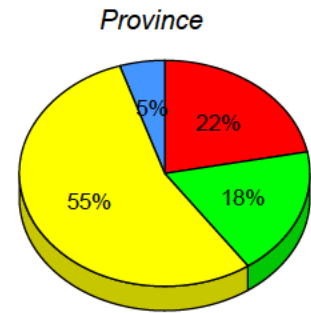
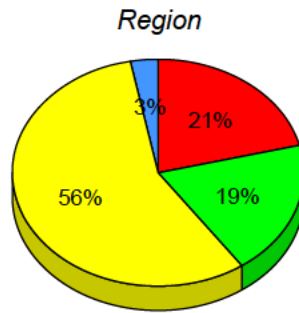
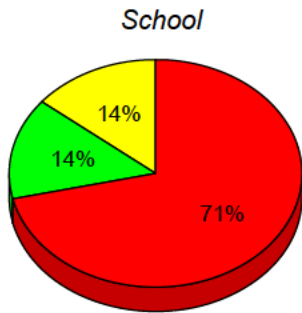


Sight Vocabulary



Total Students : 7
Total Students (Submitted): 7
Instructional Level (June 2012 - June 2015)

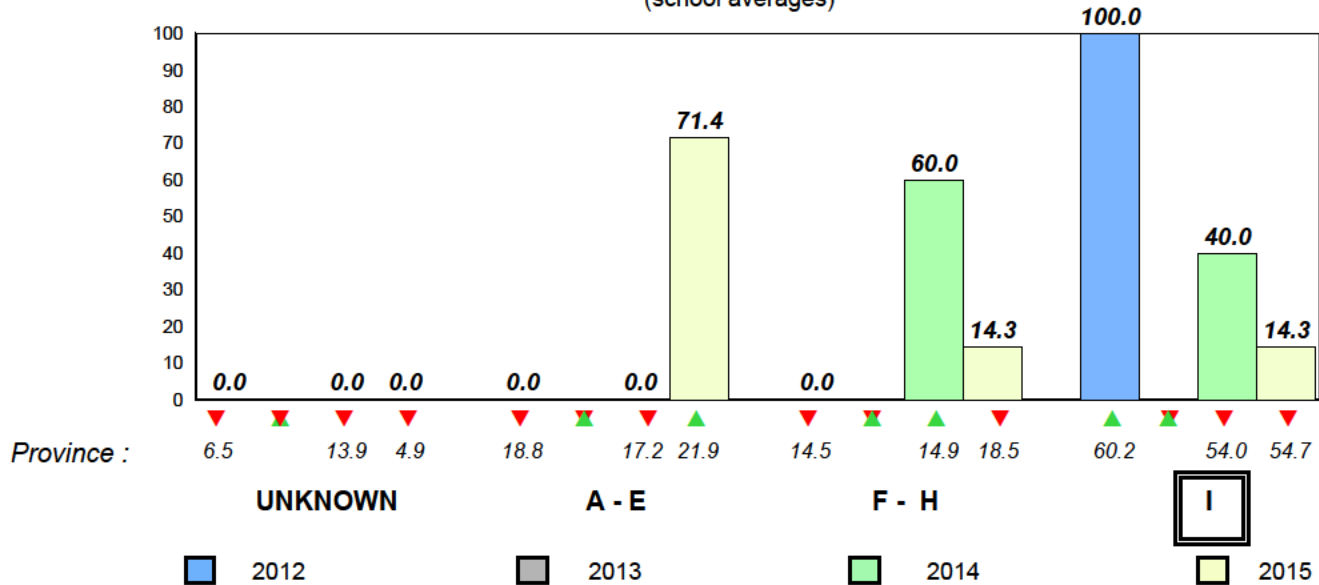
| Level | School | 2015 | | | 2014 | | | 2013 | | | 2012 | | | | |
|-------------|--------|------|------|------|------|------|------|------|------|-----|------|---|-----|---|---|
| | | ♀ | ♂ | Avg | ♀ | ♂ | Avg | ♀ | ♂ | Avg | ♀ | ♂ | Avg | | |
| I (1) | 14.3 | 0.0 | 14.3 | 56.5 | 30.4 | 26.1 | 54.7 | 29.3 | 25.5 | ▼ | ▼ | ▼ | ▼ | ▲ | ▲ |
| F - H (1) | 14.3 | 14.3 | 0.0 | 19.3 | 8.9 | 10.4 | 18.5 | 9.1 | 9.4 | ▲ | ▲ | ▼ | ▼ | ▼ | ▼ |
| A - E (5) | 71.4 | 42.9 | 28.6 | 21.1 | 7.3 | 13.8 | 21.9 | 7.4 | 14.5 | | | | | | |
| Unknown (0) | 0.0 | | | 3.1 | | | 4.9 | | | | | | | | |



■ I : end of year benchmark.
 ■ F - H : mid - year benchmark.
 ■ A - E
 ■ Unknown

Instructional Level (June 2012 - June 2015)

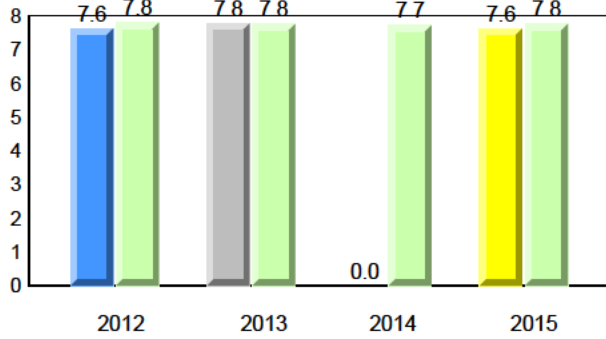
4 Year Trend
(school averages)



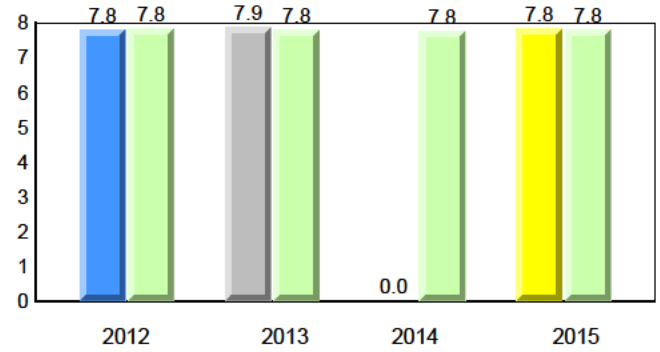
Total Students : 59
Total Students (Submitted): 59

Observation Survey (June 2012 - June 2015)
4 Year Trend
(school average vs. provincial average)

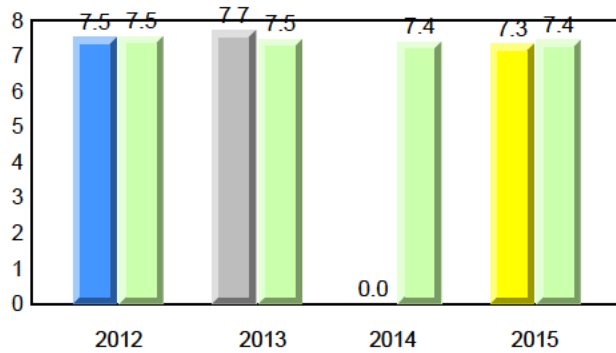
Rhyme



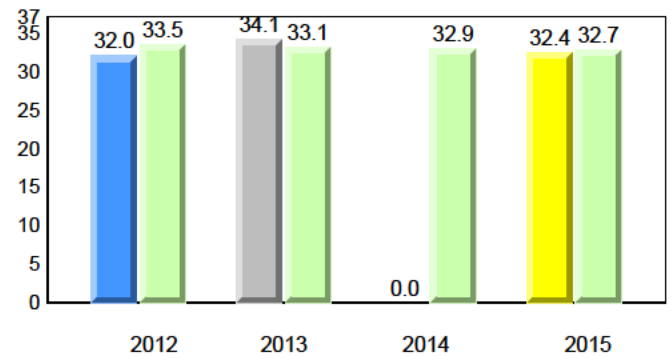
Beginning Sound



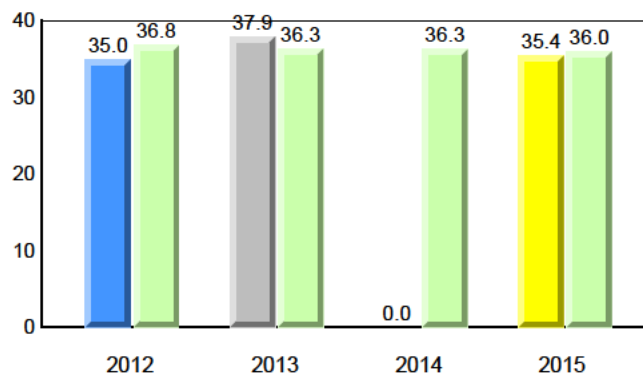
Onset Rhyme



Dictation



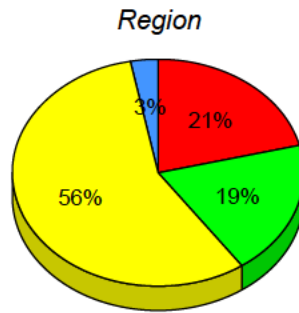
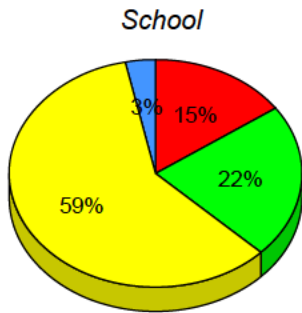
Sight Vocabulary



Total Students : 59
Total Students (Submitted): 59

Instructional Level (June 2012 - June 2015)

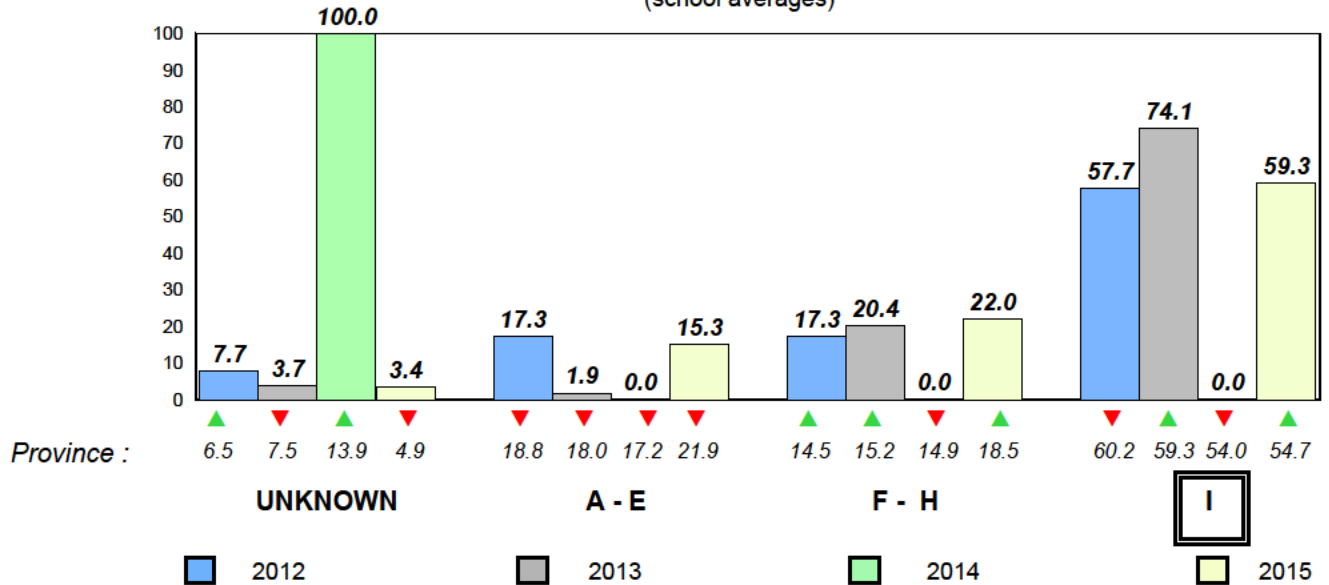
| Level | School | 2015 | | | 2014 | | | 2013 | | | 2012 | | |
|-------------|--------|------|------|--------|------|------|----------|------|------|--------|------|---|----------|
| | | ♀ | ♂ | Region | ♀ | ♂ | Province | ♀ | ♂ | Region | ♀ | ♂ | Province |
| I (35) | 59.3 | 37.3 | 22.0 | 56.5 | 30.4 | 26.1 | 54.7 | 29.3 | 25.5 | ▲ | ▲ | ▼ | ▼ |
| F - H (13) | 22.0 | 11.9 | 10.2 | 19.3 | 8.9 | 10.4 | 18.5 | 9.1 | 9.4 | ▲ | ▲ | ▼ | ▼ |
| A - E (9) | 15.3 | 6.8 | 8.5 | 21.1 | 7.3 | 13.8 | 21.9 | 7.4 | 14.5 | | | | |
| Unknown (2) | 3.4 | | | 3.1 | | | 4.9 | | | | | | |



■ I : end of year benchmark.
 ■ F - H : mid - year benchmark.
 ■ A - E
 ■ Unknown

Instructional Level (June 2012 - June 2015)

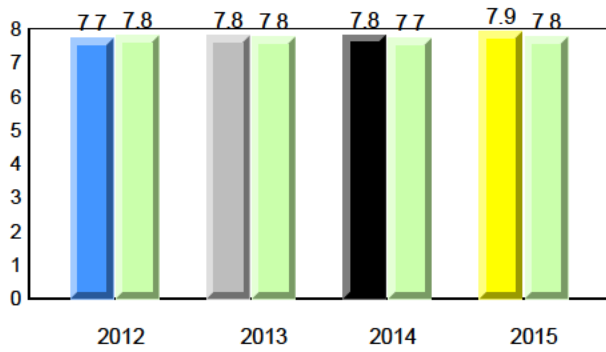
4 Year Trend
(school averages)



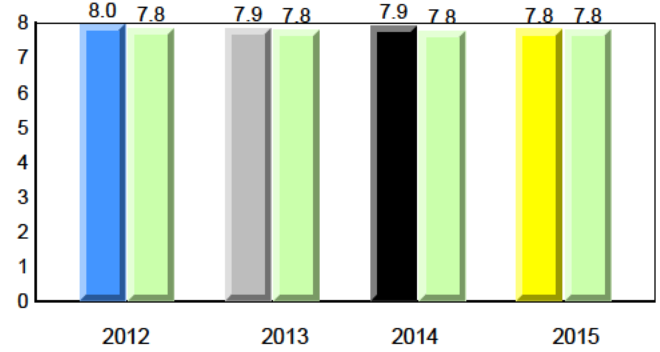
Total Students : 38
Total Students (Submitted): 38

Observation Survey (June 2012 - June 2015)
4 Year Trend
(school average vs. provincial average)

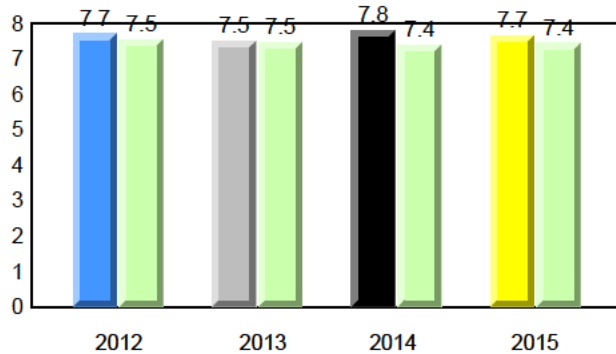
Rhyme



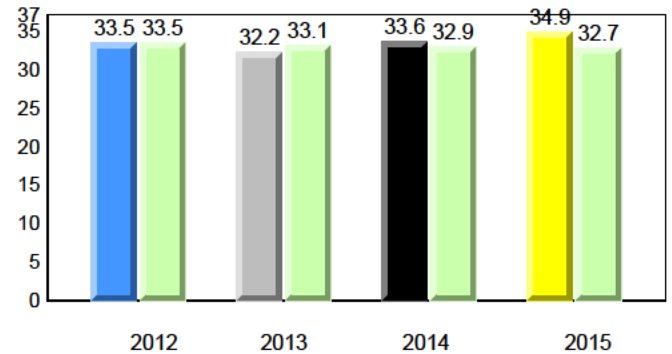
Beginning Sound



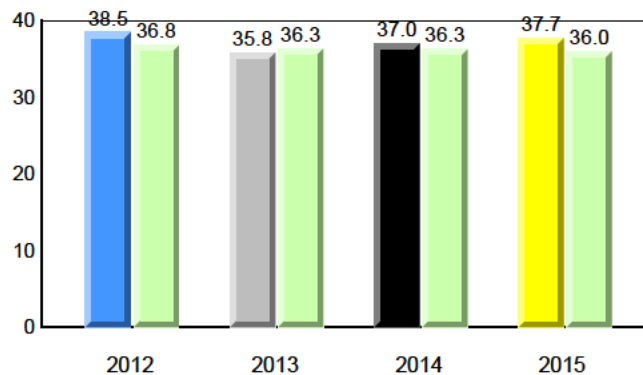
Onset Rhyme



Dictation



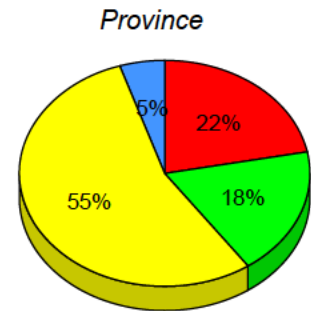
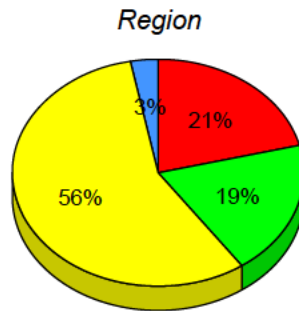
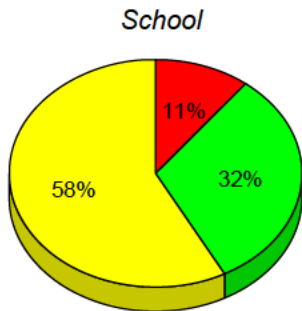
Sight Vocabulary



Total Students : 38
Total Students (Submitted): 38

Instructional Level (June 2012 - June 2015)

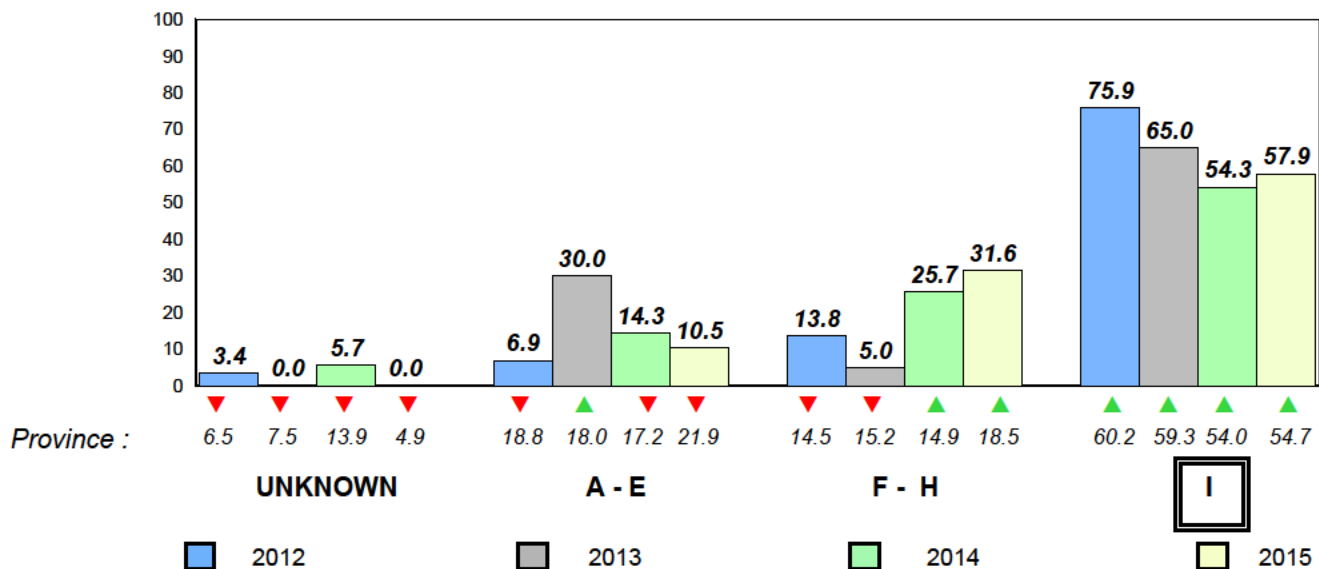
| Level | School | 2015 | | | 2014 | | | 2013 | | | 2012 | | | | | |
|-------------|--------|------|------|------|------|------|------|------|------|-----|------|---|-----|---|---|---|
| | | ♀ | ♂ | Avg | ♀ | ♂ | Avg | ♀ | ♂ | Avg | ♀ | ♂ | Avg | | | |
| I (22) | 57.9 | 26.3 | 31.6 | 56.5 | 30.4 | 26.1 | 54.7 | 29.3 | 25.5 | ▲ | ▲ | ▼ | ▲ | ▲ | ▲ | ▲ |
| F - H (12) | 31.6 | 10.5 | 21.1 | 19.3 | 8.9 | 10.4 | 18.5 | 9.1 | 9.4 | ▲ | ▲ | ▼ | ▼ | ▼ | ▼ | ▼ |
| A - E (4) | 10.5 | 2.6 | 7.9 | 21.1 | 7.3 | 13.8 | 21.9 | 7.4 | 14.5 | | | | | | | |
| Unknown (0) | 0.0 | | | 3.1 | | | 4.9 | | | | | | | | | |



■ I : end of year benchmark.
 ■ F - H : mid - year benchmark.
 ■ A - E
 ■ Unknown

Instructional Level (June 2012 - June 2015)

4 Year Trend
(school averages)



Total Students : 3 **Observation Survey (June 2012 - June 2015)**
 Total Students (*Submitted*): 3 **4 Year Trend**
 (school average vs. provincial average)

Rhyme

School data with 5 or fewer students withheld for reasons of confidentiality.

Beginning Sound

School data with 5 or fewer students withheld for reasons of confidentiality.

2012 2013 2014 2015

2012 2013 2014 2015

Onset Rhyme

School data with 5 or fewer students withheld for reasons of confidentiality.

Dictation


School data with 5 or fewer students withheld for reasons of confidentiality.

2012 2013 2014 2015

2012 2013 2014 2015

Sight Vocabulary

School data with 5 or fewer students withheld for reasons of confidentiality.



NLESD - Eastern Region

#286 - Fatima Academy, St. Bride's

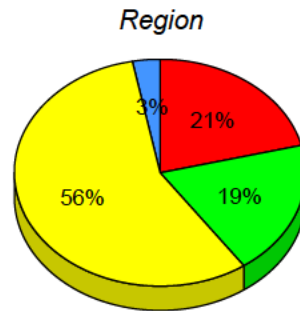
Grades: K-12

Total Students : 3
Total Students (Submitted): 3

Instructional Level (June 2012 - June 2015)

| Level | School | 2015 | | | 2014 | | | 2013 | | | 2012 | | |
|-------|---|------|------|------|------|------|------|------|---|---|------|---|---|
| | | ♀ | ♂ | 0 | ♀ | ♂ | 0 | ♀ | ♂ | 0 | ♀ | ♂ | 0 |
| I | (School data with 5 or fewer students withheld for reasons of confidentiality.) | 56.5 | 30.4 | 26.1 | 54.7 | 29.3 | 25.5 | ▼ | ▼ | ▼ | ▼ | ▼ | ▼ |
| F - H | | 19.3 | 8.9 | 10.4 | 18.5 | 9.1 | 9.4 | ▲ | ▲ | ▲ | ▲ | ▲ | ▲ |
| A - E | | 21.1 | 7.3 | 13.8 | 21.9 | 7.4 | 14.5 | | | | | | |
| Unknc | | 3.1 | | | 4.9 | | | | | | | | |

School
School data with 5 or fewer students withheld for reasons of confidentiality.



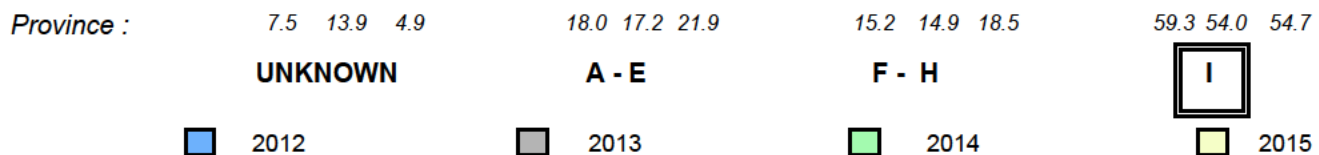
I : end of year benchmark. F - H : mid - year benchmark. A - E Unknown

Instructional Level (June 2012 - June 2015)

4 Year Trend

(school averages)

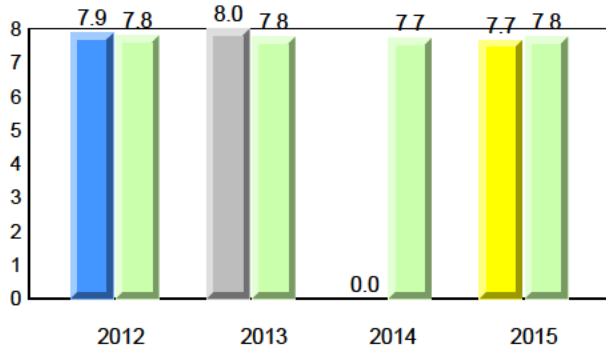
School data with 5 or fewer students withheld for reasons of confidentiality.



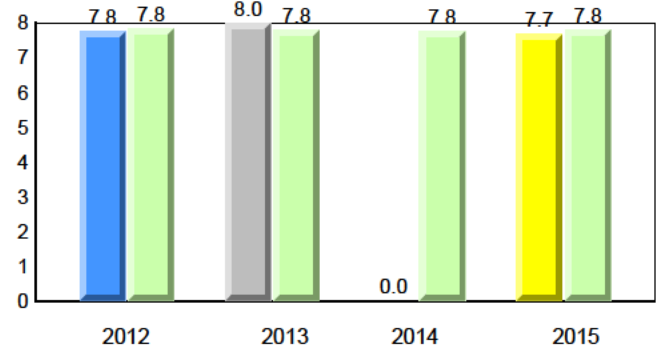
Total Students : 6
Total Students (Submitted): 6

Observation Survey (June 2012 - June 2015)
4 Year Trend
(school average vs. provincial average)

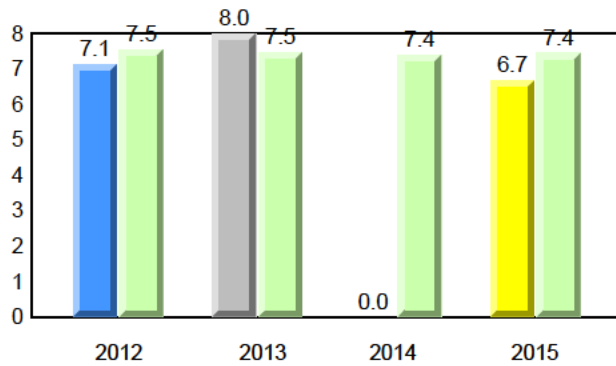
Rhyme



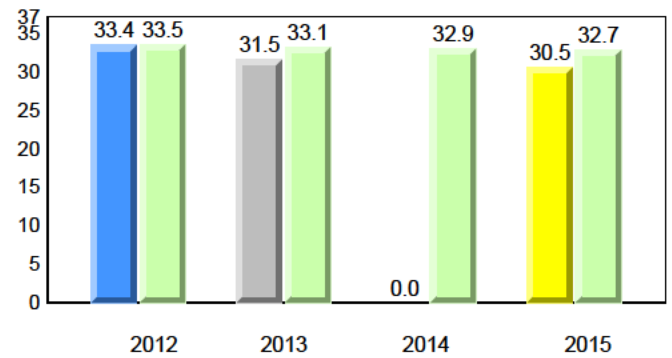
Beginning Sound



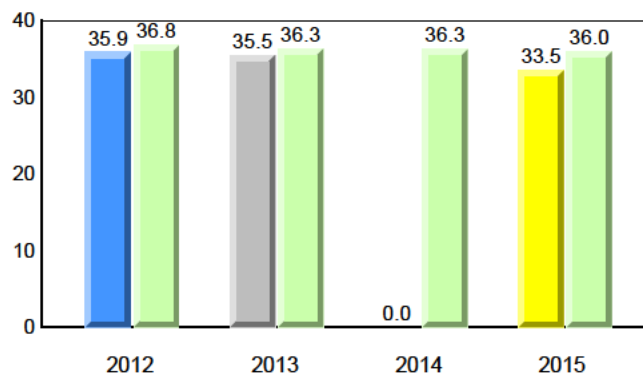
Onset Rhyme



Dictation



Sight Vocabulary



NLESD - Eastern Region

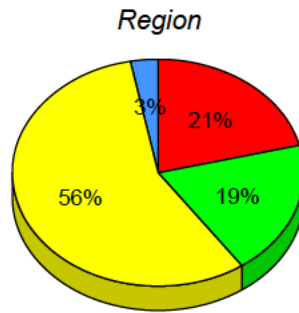
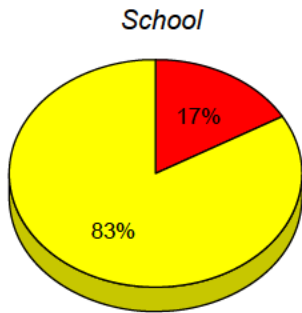
#287 - Dunne Memorial Academy, St. Mary's

Grades: K-12

Total Students : 6
Total Students (Submitted): 6

Instructional Level (June 2012 - June 2015)

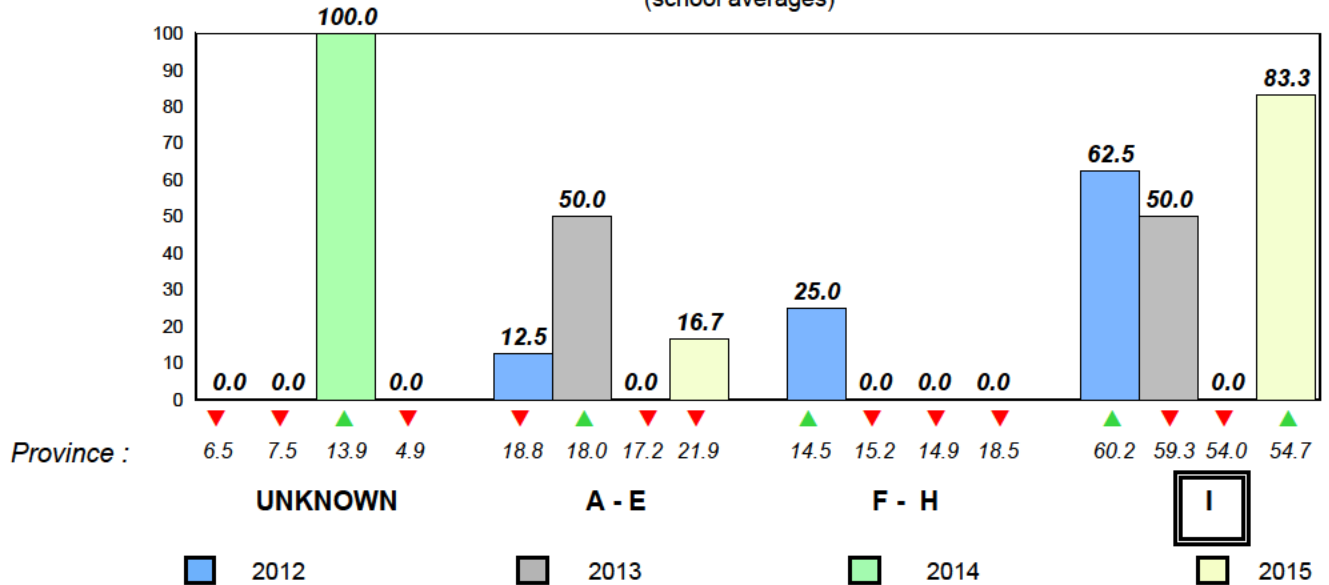
| Level | School | 2015 | | | 2014 | | | 2013 | | | 2012 | | | | |
|-------------|--------|------|------|------|------|------|------|------|------|-----|------|---|-----|---|---|
| | | ♀ | ♂ | Avg | ♀ | ♂ | Avg | ♀ | ♂ | Avg | ♀ | ♂ | Avg | | |
| I (5) | 83.3 | 50.0 | 33.3 | 56.5 | 30.4 | 26.1 | 54.7 | 29.3 | 25.5 | ▲ | ▲ | ▼ | ▼ | ▲ | ▲ |
| F - H (0) | 0.0 | 0.0 | 0.0 | 19.3 | 8.9 | 10.4 | 18.5 | 9.1 | 9.4 | ▼ | ▼ | ▼ | ▼ | ▲ | ▲ |
| A - E (1) | 16.7 | 0.0 | 16.7 | 21.1 | 7.3 | 13.8 | 21.9 | 7.4 | 14.5 | | | | | | |
| Unknown (0) | 0.0 | | | 3.1 | | | 4.9 | | | | | | | | |



■ I : end of year benchmark.
 ■ F - H : mid - year benchmark.
 ■ A - E
 ■ Unknown

Instructional Level (June 2012 - June 2015)

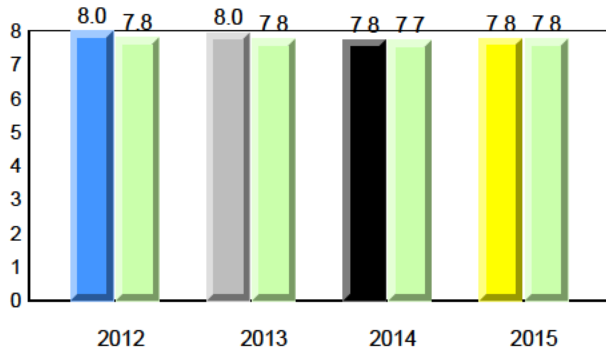
4 Year Trend
(school averages)



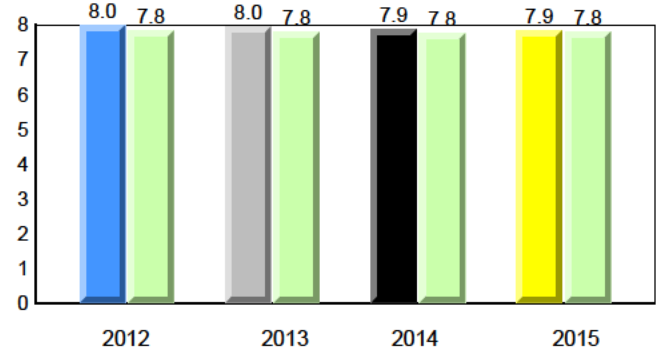
Total Students : 27
Total Students (Submitted): 27

Observation Survey (June 2012 - June 2015)
4 Year Trend
(school average vs. provincial average)

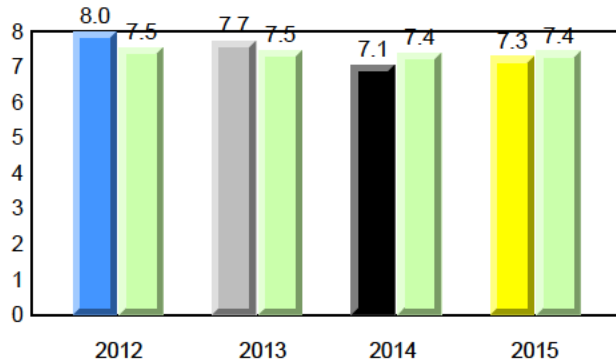
Rhyme



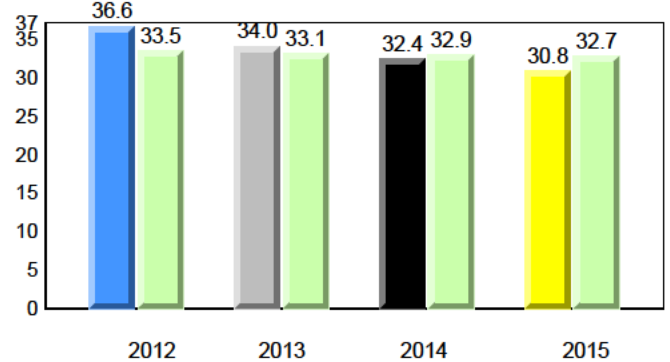
Beginning Sound



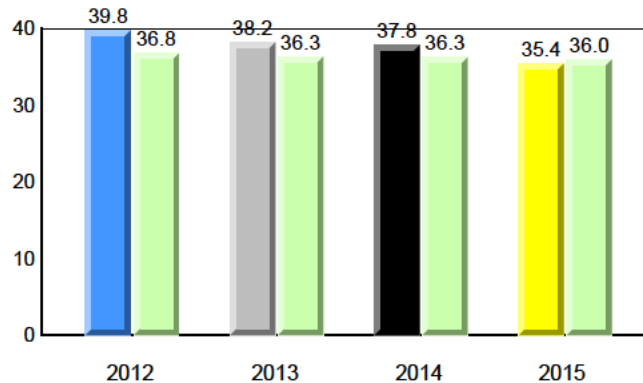
Onset Rhyme



Dictation



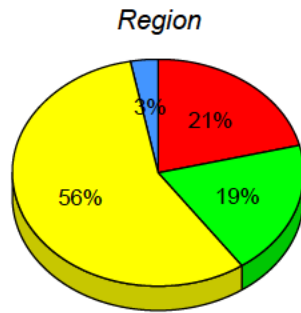
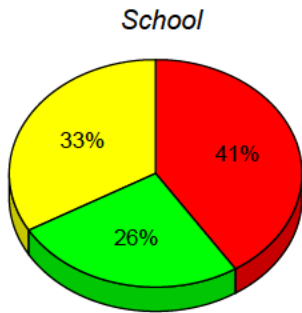
Sight Vocabulary



Total Students : 27
Total Students (Submitted): 27

Instructional Level (June 2012 - June 2015)

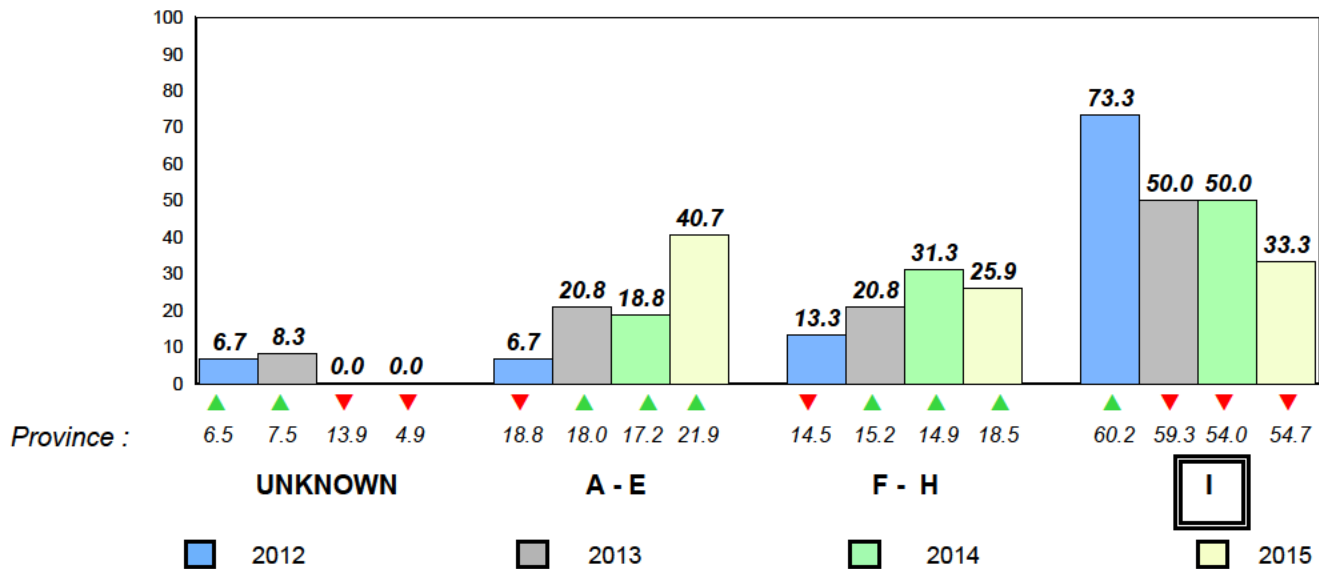
| Level | School | 2015 | | | 2014 | | | 2013 | | | 2012 | | | | |
|-------------|--------|------|------|------|------|------|------|------|------|-----|------|---|-----|---|---|
| | | ♀ | ♂ | Avg | ♀ | ♂ | Avg | ♀ | ♂ | Avg | ♀ | ♂ | Avg | | |
| I (9) | 33.3 | 14.8 | 18.5 | 56.5 | 30.4 | 26.1 | 54.7 | 29.3 | 25.5 | ▼ | ▼ | ▼ | ▼ | ▲ | ▲ |
| F - H (7) | 25.9 | 22.2 | 3.7 | 19.3 | 8.9 | 10.4 | 18.5 | 9.1 | 9.4 | ▲ | ▲ | ▲ | ▲ | ▼ | ▼ |
| A - E (11) | 40.7 | 22.2 | 18.5 | 21.1 | 7.3 | 13.8 | 21.9 | 7.4 | 14.5 | | | | | | |
| Unknown (0) | 0.0 | | | 3.1 | | | 4.9 | | | | | | | | |



■ I : end of year benchmark.
 ■ F - H : mid - year benchmark.
 ■ A - E
 ■ Unknown

Instructional Level (June 2012 - June 2015)

4 Year Trend
(school averages)



Total Students : 3 **Observation Survey (June 2012 - June 2015)**
 Total Students (*Submitted*): 3 **4 Year Trend**
 (school average vs. provincial average)

Rhyme

School data with 5 or fewer students withheld for reasons of confidentiality.

Beginning Sound

School data with 5 or fewer students withheld for reasons of confidentiality.

2012 2013 2014 2015

2012 2013 2014 2015

Onset Rhyme

School data with 5 or fewer students withheld for reasons of confidentiality.

Dictation


School data with 5 or fewer students withheld for reasons of confidentiality.

2012 2013 2014 2015

2012 2013 2014 2015

Sight Vocabulary

School data with 5 or fewer students withheld for reasons of confidentiality.



NLESD - Eastern Region

#291 - Perlwin Elementary, Winterton

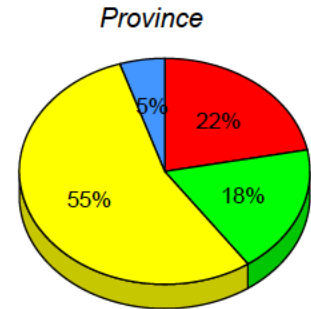
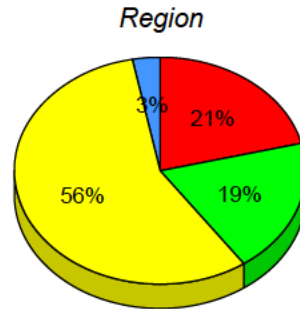
Grades: K-6

Total Students : 3
Total Students (Submitted): 3

Instructional Level (June 2012 - June 2015)

| Level | School | 2015 | | | 2014 | | | 2013 | | | 2012 | | | |
|-------|---|------|------|------|-----------|-----------|----------|-----------|-----------|----------|-----------|-----------|----------|---|
| | | ♀ | ♂ | 3 | Region vs | School vs | Province | Region vs | School vs | Province | Region vs | School vs | Province | |
| I | (School data with 5 or fewer students withheld for reasons of confidentiality.) | 3 | 56.5 | 30.4 | 26.1 | 54.7 | 29.3 | 25.5 | ▲ | ▲ | ▲ | ▲ | ▲ | ▲ |
| F - H | | 3 | 19.3 | 8.9 | 10.4 | 18.5 | 9.1 | 9.4 | ▲ | ▲ | ▼ | ▼ | ▼ | ▼ |
| A - E | | 0 | 21.1 | 7.3 | 13.8 | 21.9 | 7.4 | 14.5 | | | | | | |
| Unknc | | | 3.1 | | | 4.9 | | | | | | | | |

School
School data with 5 or fewer students withheld for reasons of confidentiality.



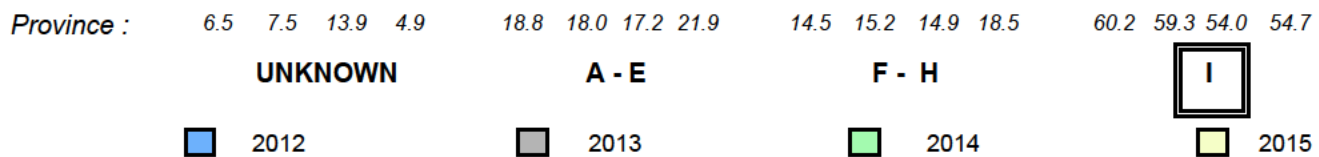
■ I : end of year benchmark.
 ■ F - H : mid - year benchmark.
 ■ A - E
 ■ Unknown

Instructional Level (June 2012 - June 2015)

4 Year Trend

(school averages)

School data with 5 or fewer students withheld for reasons of confidentiality.



Total Students : 30 **Observation Survey (June 2012 - June 2015)**
 Total Students (Submitted): 15 **4 Year Trend**
 (school average vs. provincial average)

Rhyme

School data with 5 or fewer students withheld for reasons of confidentiality.

Beginning Sound

School data with 5 or fewer students withheld for reasons of confidentiality.

2012 2013 2014 2015

2012 2013 2014 2015

Onset Rhyme

School data with 5 or fewer students withheld for reasons of confidentiality.

Dictation


School data with 5 or fewer students withheld for reasons of confidentiality.

2012 2013 2014 2015

2012 2013 2014 2015

Sight Vocabulary

School data with 5 or fewer students withheld for reasons of confidentiality.



NLESD - Eastern Region

#294 - St. Augustine's Elementary, Bell Island

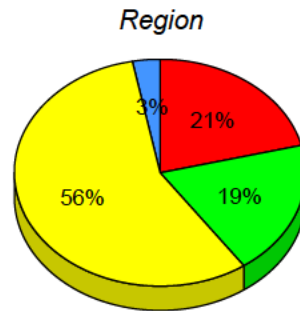
Grades: K-6

Total Students : 30
Total Students (Submitted): 15

Instructional Level (June 2012 - June 2015)

| Level | School | 2015 | | | 2014 | | | 2013 | | | 2012 | | |
|-------|---|------|------|------|------|------|------|------|---|---|------|---|---|
| | | ♀ | ♂ | 0 | ♀ | ♂ | 0 | ♀ | ♂ | 0 | ♀ | ♂ | 0 |
| I | (School data with 5 or fewer students withheld for reasons of confidentiality.) | 56.5 | 30.4 | 26.1 | 54.7 | 29.3 | 25.5 | ▲ | ▲ | ▲ | ▲ | ▼ | ▼ |
| F - H | | 19.3 | 8.9 | 10.4 | 18.5 | 9.1 | 9.4 | ▼ | ▼ | ▼ | ▼ | ▼ | ▼ |
| A - E | | 21.1 | 7.3 | 13.8 | 21.9 | 7.4 | 14.5 | | | | | | |
| Unknc | | 3.1 | | | 4.9 | | | | | | | | |

School
School data with 5 or fewer students withheld for reasons of confidentiality.



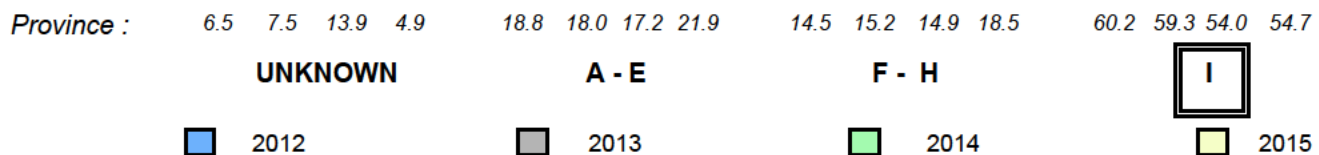
■ I : end of year benchmark.
 ■ F - H : mid - year benchmark.
 ■ A - E
 ■ Unknown

Instructional Level (June 2012 - June 2015)

4 Year Trend

(school averages)

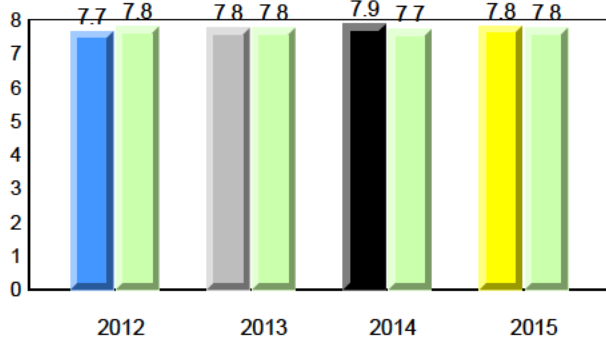
School data with 5 or fewer students withheld for reasons of confidentiality.



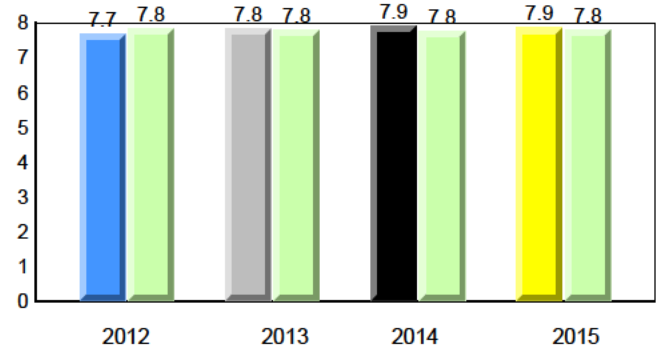
Total Students : 88
Total Students (Submitted): 88

Observation Survey (June 2012 - June 2015)
4 Year Trend
(school average vs. provincial average)

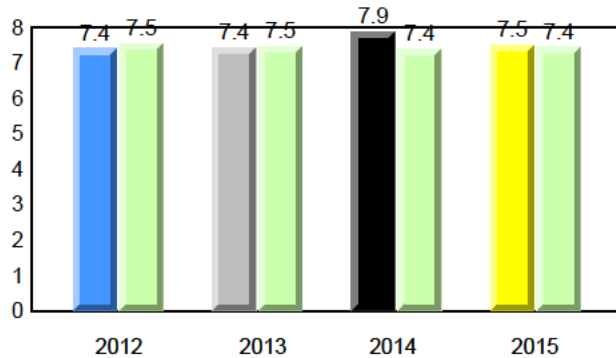
Rhyme



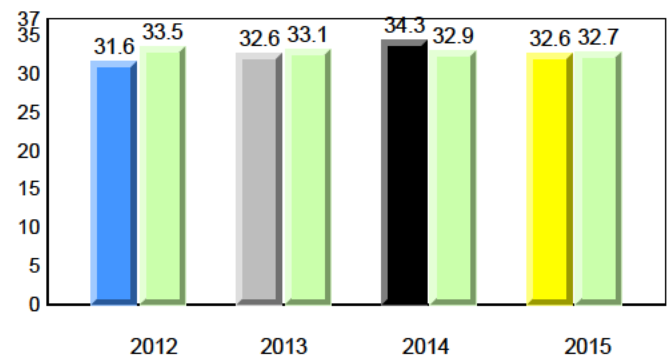
Beginning Sound



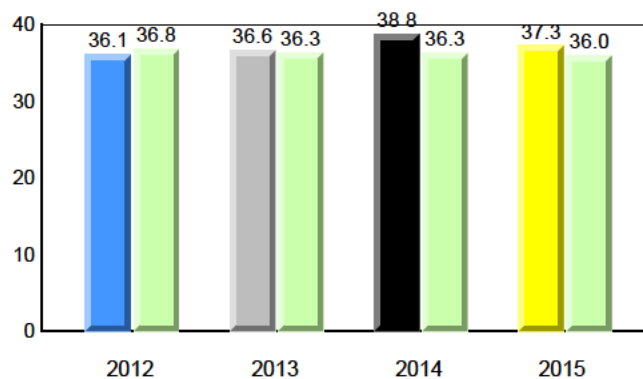
Onset Rhyme



Dictation



Sight Vocabulary



NLESD - Eastern Region

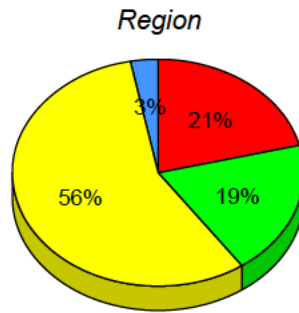
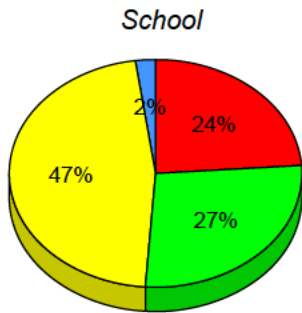
#303 - St. Edward's Elementary, Conception Bay South (Kelligrews)

Grades: K-6

Total Students : 88
Total Students (Submitted): 88

Instructional Level (June 2012 - June 2015)

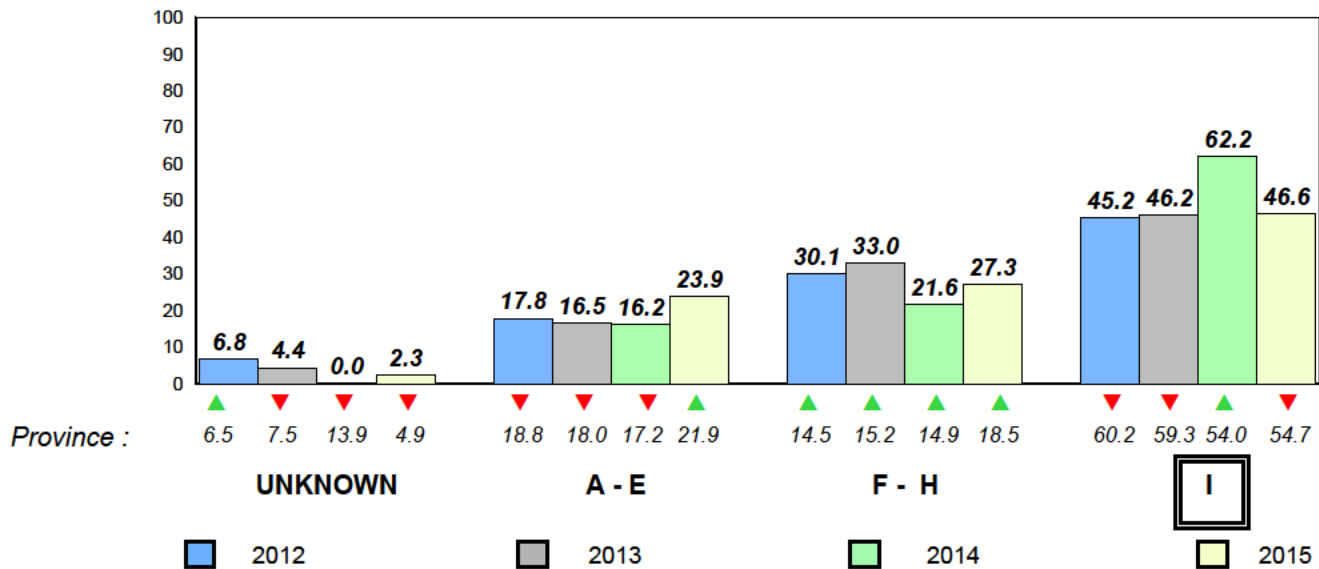
| Level | School | 2015 | | | 2014 | | | 2013 | | | 2012 | | | | |
|-------------|--------|------|------|------|------|------|------|------|------|-----|------|---|-----|---|---|
| | | ♀ | ♂ | Avg | ♀ | ♂ | Avg | ♀ | ♂ | Avg | ♀ | ♂ | Avg | | |
| I (41) | 46.6 | 27.3 | 19.3 | 56.5 | 30.4 | 26.1 | 54.7 | 29.3 | 25.5 | ▼ | ▼ | ▲ | ▲ | ▼ | ▼ |
| F - H (24) | 27.3 | 5.7 | 21.6 | 19.3 | 8.9 | 10.4 | 18.5 | 9.1 | 9.4 | ▲ | ▲ | ▲ | ▲ | ▲ | ▲ |
| A - E (21) | 23.9 | 9.1 | 14.8 | 21.1 | 7.3 | 13.8 | 21.9 | 7.4 | 14.5 | | | | | | |
| Unknown (2) | 2.3 | | | 3.1 | | | 4.9 | | | | | | | | |



■ I : end of year benchmark.
 ■ F - H : mid - year benchmark.
 ■ A - E
 ■ Unknown

Instructional Level (June 2012 - June 2015)

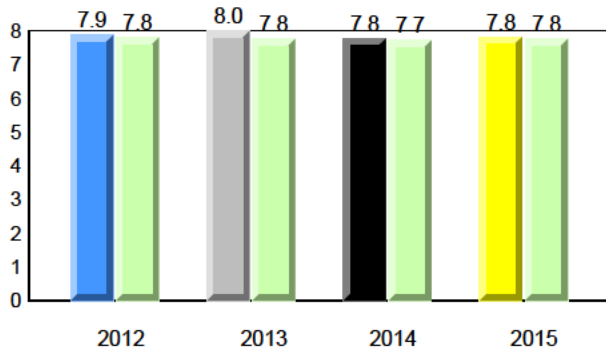
4 Year Trend
(school averages)



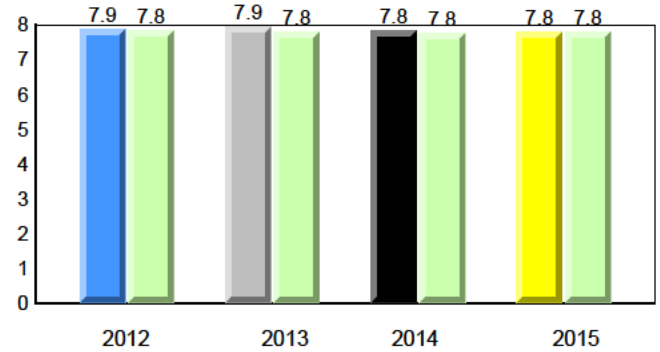
Total Students : 40
Total Students (Submitted): 40

Observation Survey (June 2012 - June 2015)
4 Year Trend
(school average vs. provincial average)

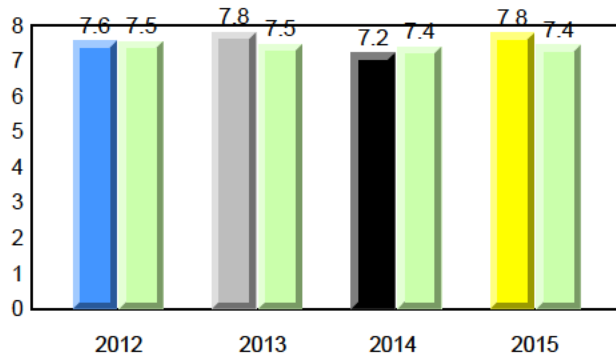
Rhyme



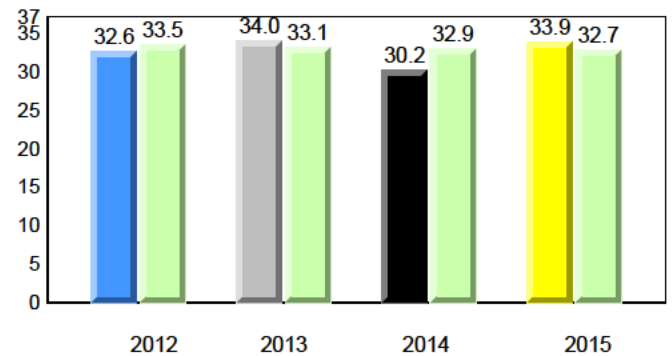
Beginning Sound



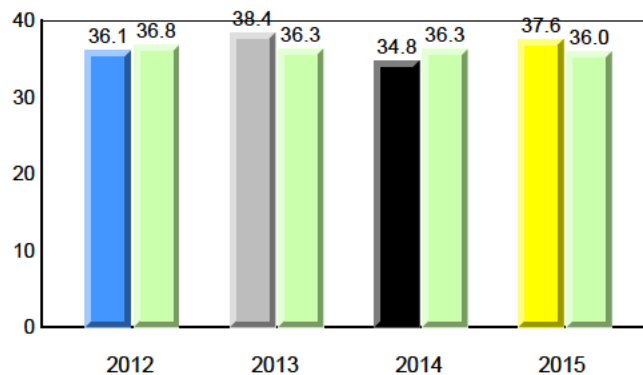
Onset Rhyme



Dictation



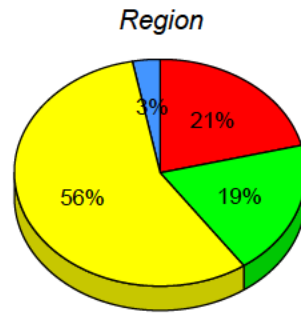
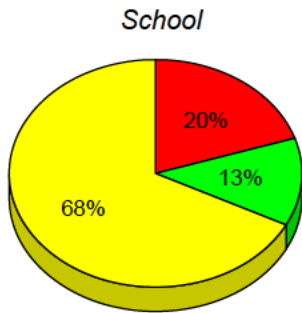
Sight Vocabulary



Total Students : 40
Total Students (Submitted): 40

Instructional Level (June 2012 - June 2015)

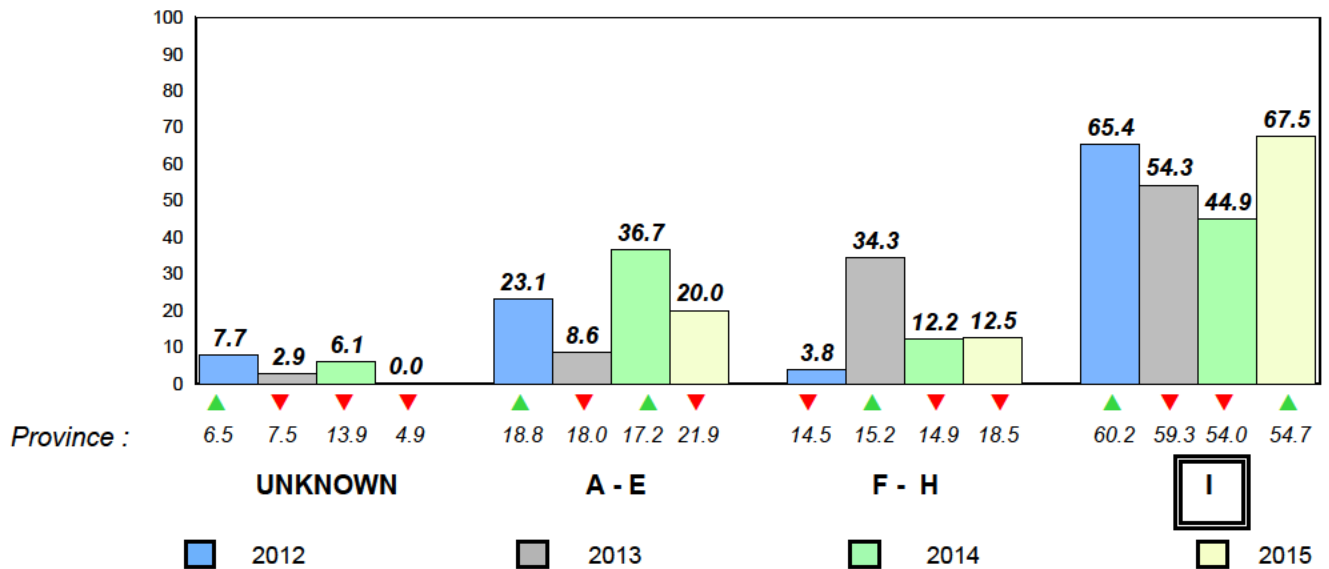
| Level | School | 2015 | | | 2014 | | | 2013 | | | 2012 | | | | |
|-------------|--------|------|------|------|------|------|------|------|------|-----|------|---|-----|---|---|
| | | ♀ | ♂ | Avg | ♀ | ♂ | Avg | ♀ | ♂ | Avg | ♀ | ♂ | Avg | | |
| I (27) | 67.5 | 32.5 | 35.0 | 56.5 | 30.4 | 26.1 | 54.7 | 29.3 | 25.5 | ▲ | ▲ | ▼ | ▼ | ▲ | ▲ |
| F - H (5) | 12.5 | 2.5 | 10.0 | 19.3 | 8.9 | 10.4 | 18.5 | 9.1 | 9.4 | ▼ | ▼ | ▲ | ▲ | ▼ | ▼ |
| A - E (8) | 20.0 | 15.0 | 5.0 | 21.1 | 7.3 | 13.8 | 21.9 | 7.4 | 14.5 | | | | | | |
| Unknown (0) | 0.0 | | | 3.1 | | | 4.9 | | | | | | | | |



■ I : end of year benchmark.
 ■ F - H : mid - year benchmark.
 ■ A - E
 ■ Unknown

Instructional Level (June 2012 - June 2015)

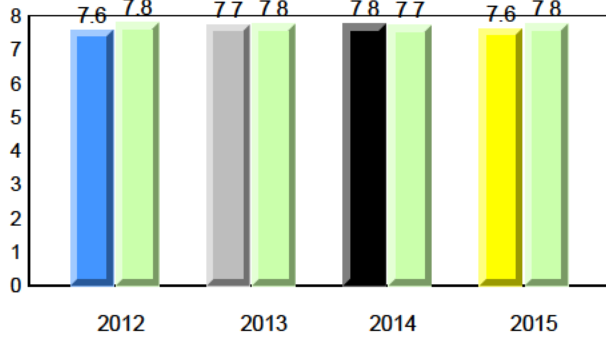
4 Year Trend
(school averages)



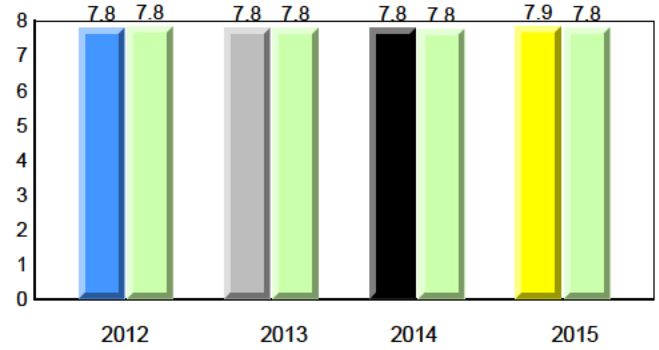
Total Students : 69
Total Students (Submitted): 65

Observation Survey (June 2012 - June 2015)
4 Year Trend
(school average vs. provincial average)

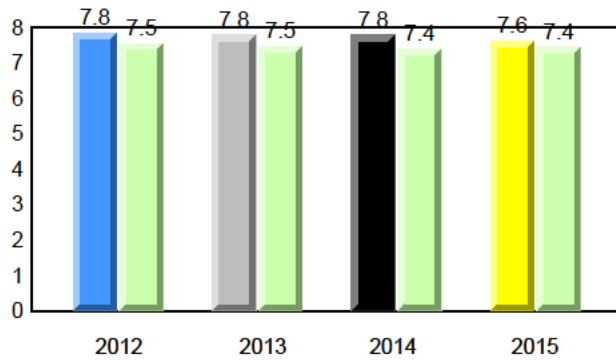
Rhyme



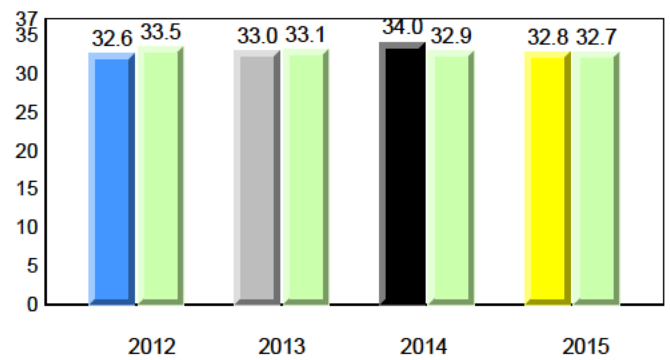
Beginning Sound



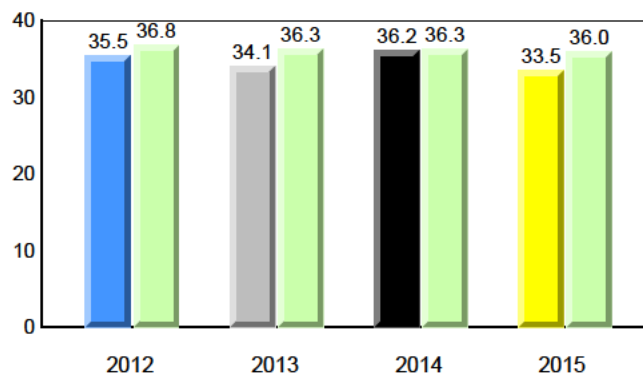
Onset Rhyme



Dictation



Sight Vocabulary



NLESD - Eastern Region

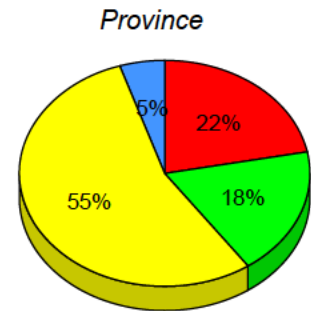
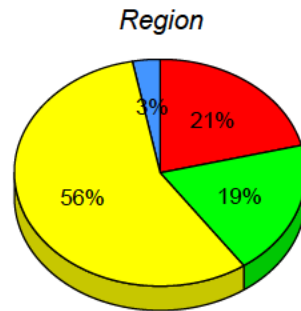
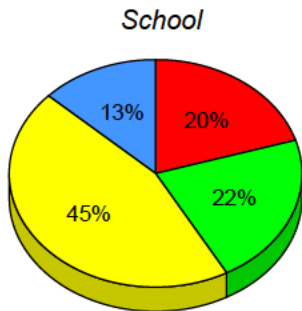
#308 - Mary Queen of the World Elementary, Mount Pearl

Grades: K-6

Total Students : 69
Total Students (Submitted): 65

Instructional Level (June 2012 - June 2015)

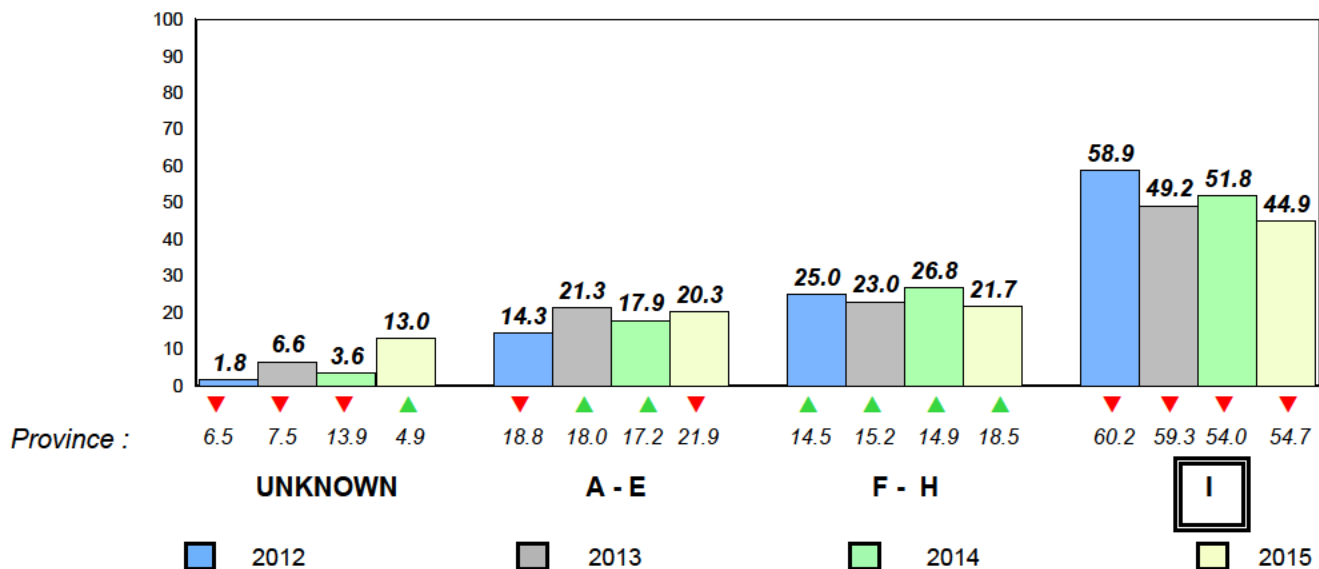
| Level | School | 2015 | | | 2014 | | | 2013 | | | 2012 | | |
|-------------|--------|------|------|------|------|------|------|------|------|-----|------|---|-----|
| | | ♀ | ♂ | Avg | ♀ | ♂ | Avg | ♀ | ♂ | Avg | ♀ | ♂ | Avg |
| I (31) | 44.9 | 23.2 | 21.7 | 56.5 | 30.4 | 26.1 | 54.7 | 29.3 | 25.5 | ▼ | ▼ | ▼ | ▼ |
| F - H (15) | 21.7 | 10.1 | 11.6 | 19.3 | 8.9 | 10.4 | 18.5 | 9.1 | 9.4 | ▲ | ▲ | ▲ | ▲ |
| A - E (14) | 20.3 | 5.8 | 14.5 | 21.1 | 7.3 | 13.8 | 21.9 | 7.4 | 14.5 | | | | |
| Unknown (9) | 13.0 | | | 3.1 | | | 4.9 | | | | | | |



■ I : end of year benchmark.
 ■ F - H : mid - year benchmark.
 ■ A - E
 ■ Unknown

Instructional Level (June 2012 - June 2015)

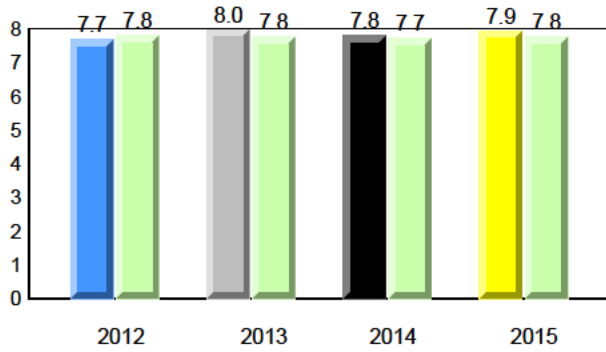
4 Year Trend
(school averages)



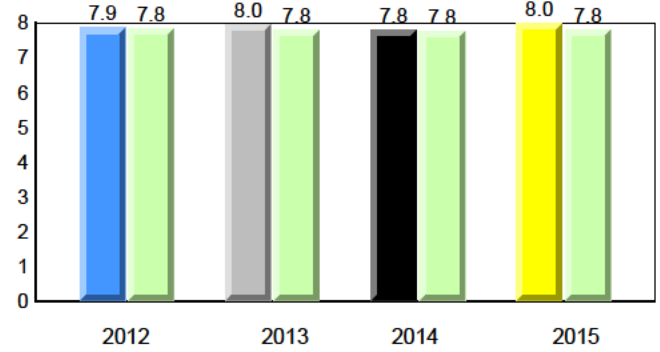
Total Students : 48
Total Students (Submitted): 48

Observation Survey (June 2012 - June 2015)
4 Year Trend
(school average vs. provincial average)

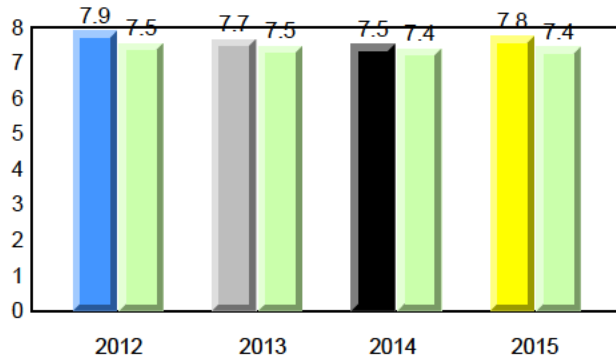
Rhyme



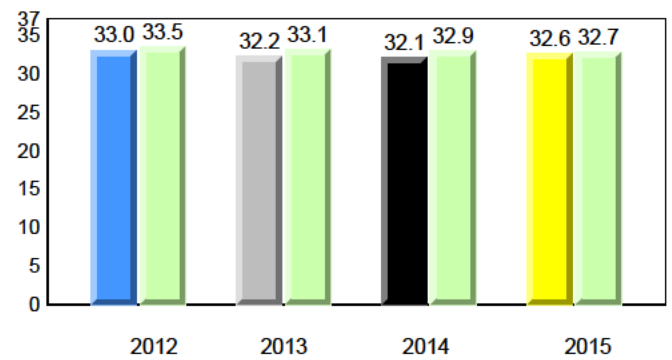
Beginning Sound



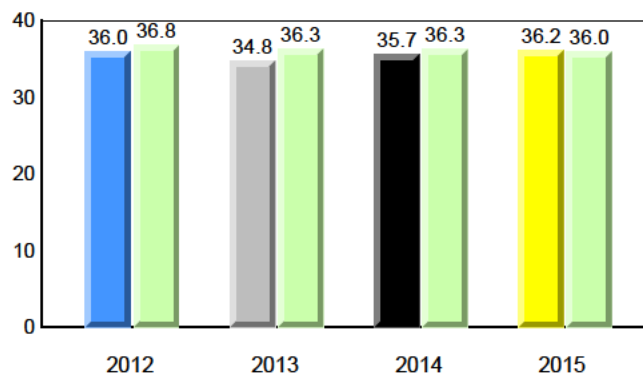
Onset Rhyme



Dictation



Sight Vocabulary



NLESD - Eastern Region

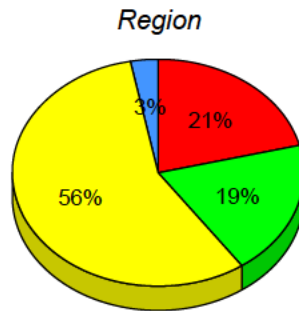
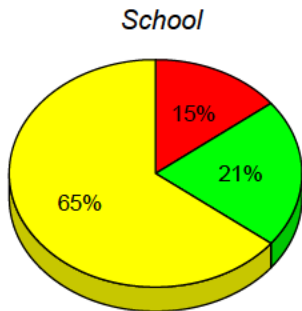
#309 - Morris Academy, Mount Pearl

Grades: K-5

Total Students : 48
Total Students (Submitted): 48

Instructional Level (June 2012 - June 2015)

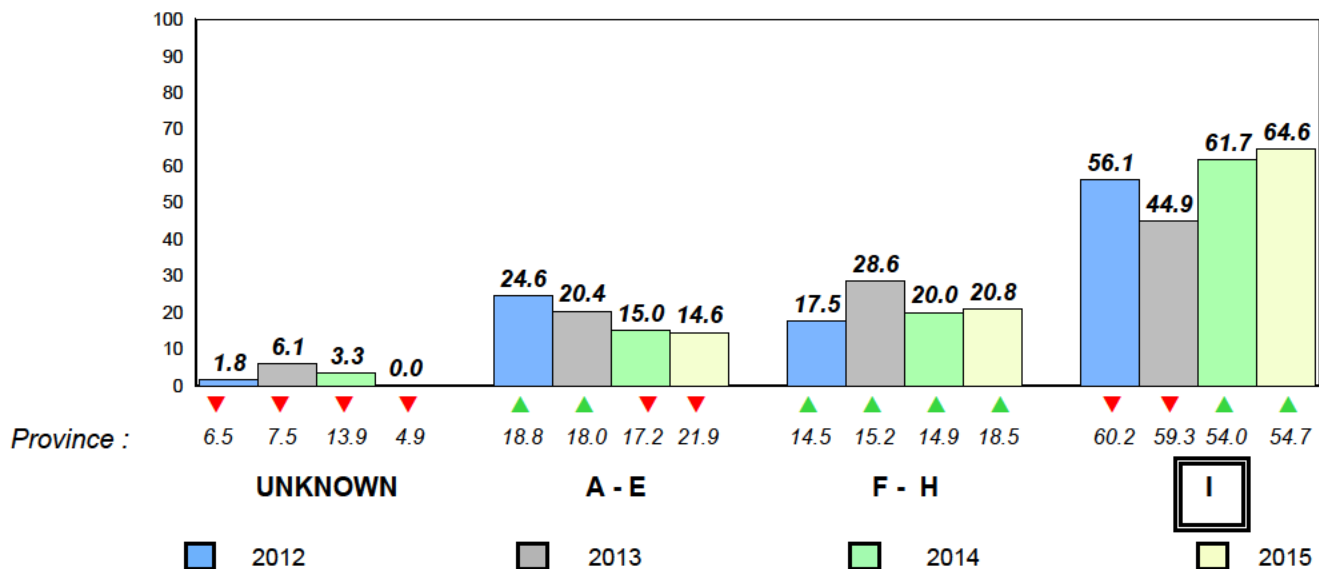
| Level | School | 2015 | | | 2014 | | | 2013 | | | 2012 | | | | |
|-------------|--------|------|------|------|------|------|------|------|------|-----|------|---|-----|---|---|
| | | ♀ | ♂ | Avg | ♀ | ♂ | Avg | ♀ | ♂ | Avg | ♀ | ♂ | Avg | | |
| I (31) | 64.6 | 35.4 | 29.2 | 56.5 | 30.4 | 26.1 | 54.7 | 29.3 | 25.5 | ▲ | ▲ | ▼ | ▼ | ▼ | ▼ |
| F - H (10) | 20.8 | 4.2 | 16.7 | 19.3 | 8.9 | 10.4 | 18.5 | 9.1 | 9.4 | ▲ | ▲ | ▲ | ▲ | ▲ | ▲ |
| A - E (7) | 14.6 | 4.2 | 10.4 | 21.1 | 7.3 | 13.8 | 21.9 | 7.4 | 14.5 | | | | | | |
| Unknown (0) | 0.0 | | | 3.1 | | | 4.9 | | | | | | | | |



■ I : end of year benchmark.
 ■ F - H : mid - year benchmark.
 ■ A - E
 ■ Unknown

Instructional Level (June 2012 - June 2015)

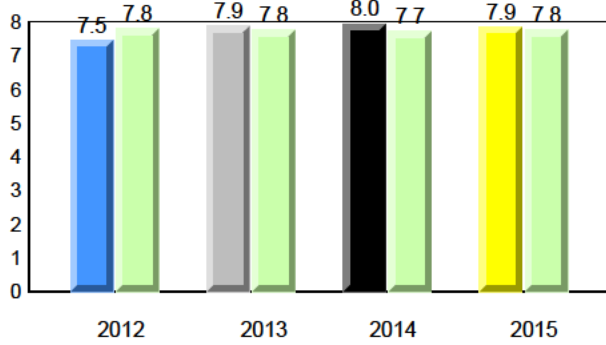
4 Year Trend
(school averages)



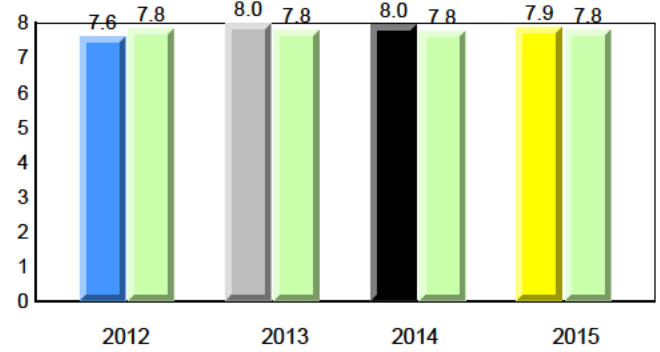
Total Students : 100
Total Students (Submitted): 100

Observation Survey (June 2012 - June 2015)
4 Year Trend
(school average vs. provincial average)

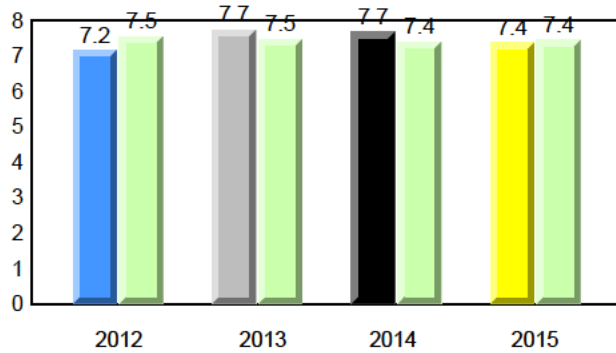
Rhyme



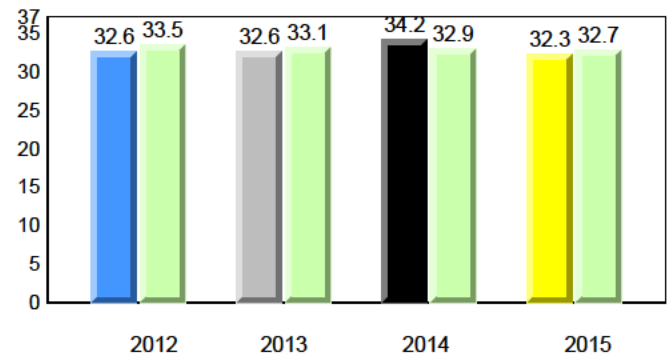
Beginning Sound



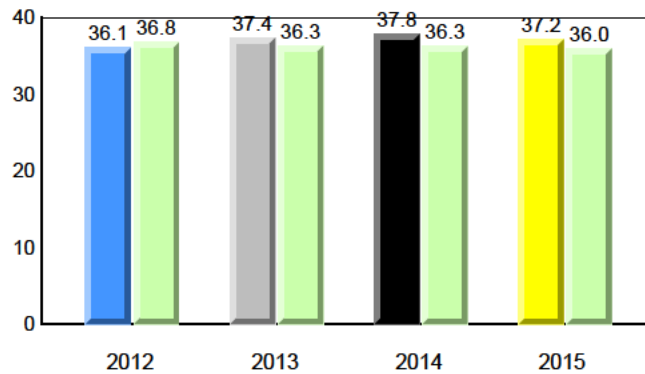
Onset Rhyme



Dictation



Sight Vocabulary



NLESD - Eastern Region

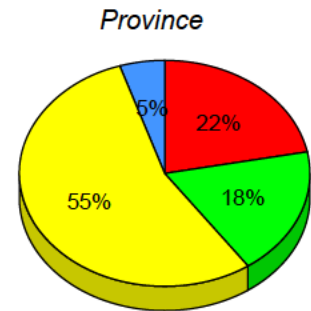
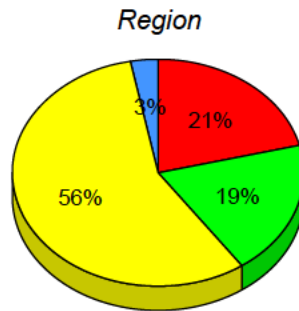
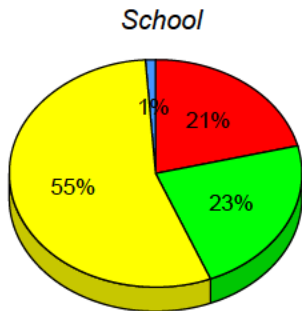
#316 - St. Peter's Primary, Mount Pearl

Grades: K-3

Total Students : 100
Total Students (Submitted): 100

Instructional Level (June 2012 - June 2015)

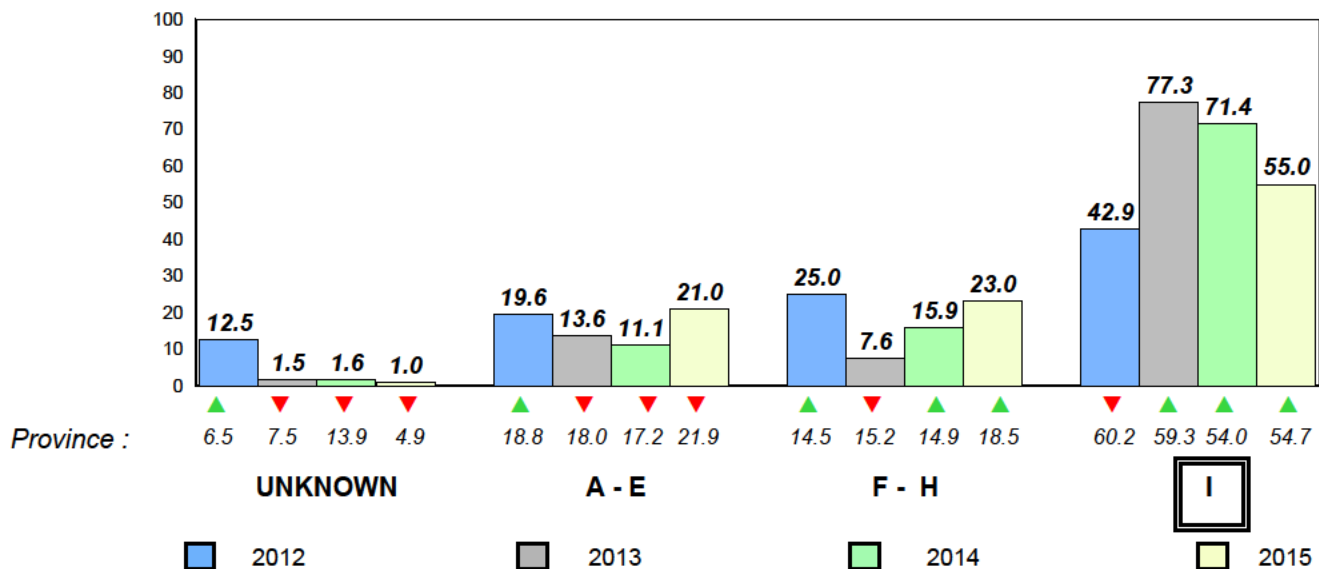
| Level | School | 2015 | | | 2014 | | | 2013 | | | 2012 | | | | |
|-------------|--------|------|------|------|------|------|------|------|------|-----|------|---|-----|---|---|
| | | ♀ | ♂ | Avg | ♀ | ♂ | Avg | ♀ | ♂ | Avg | ♀ | ♂ | Avg | | |
| I (55) | 55.0 | 30.0 | 25.0 | 56.5 | 30.4 | 26.1 | 54.7 | 29.3 | 25.5 | ▼ | ▲ | ▲ | ▲ | ▼ | ▼ |
| F - H (23) | 23.0 | 12.0 | 11.0 | 19.3 | 8.9 | 10.4 | 18.5 | 9.1 | 9.4 | ▲ | ▲ | ▼ | ▼ | ▲ | ▲ |
| A - E (21) | 21.0 | 8.0 | 13.0 | 21.1 | 7.3 | 13.8 | 21.9 | 7.4 | 14.5 | | | | | | |
| Unknown (1) | 1.0 | | | 3.1 | | | 4.9 | | | | | | | | |



■ I : end of year benchmark.
 ■ F - H : mid - year benchmark.
 ■ A - E
 ■ Unknown

Instructional Level (June 2012 - June 2015)

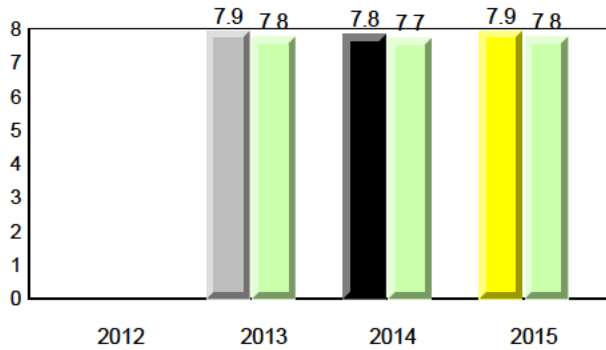
4 Year Trend
(school averages)



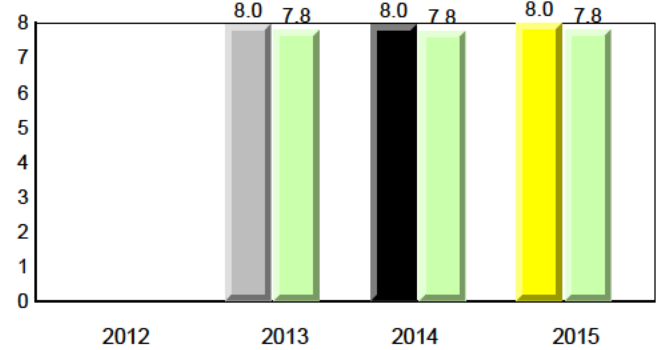
Total Students : 34
Total Students (Submitted): 34

Observation Survey (June 2012 - June 2015)
4 Year Trend
(school average vs. provincial average)

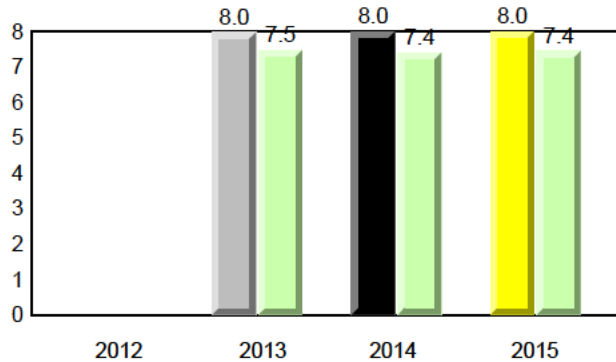
Rhyme



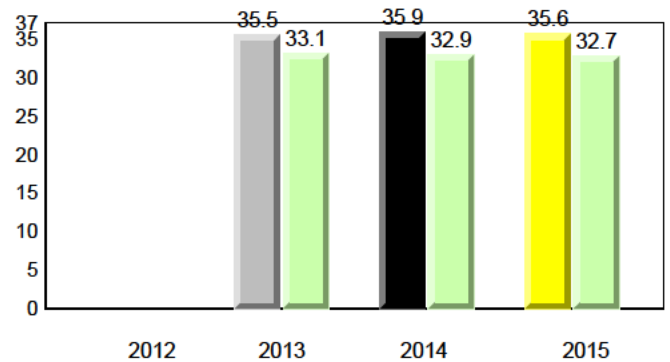
Beginning Sound



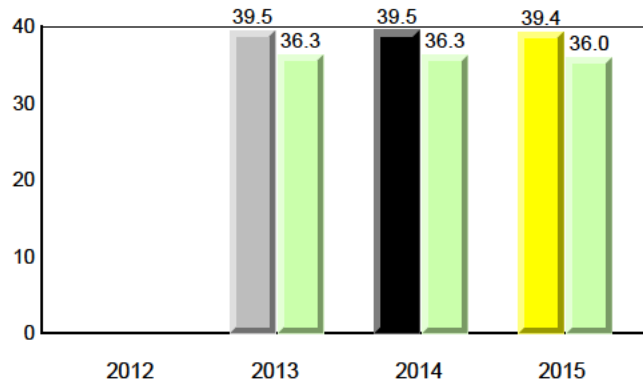
Onset Rhyme



Dictation



Sight Vocabulary



NLESD - Eastern Region

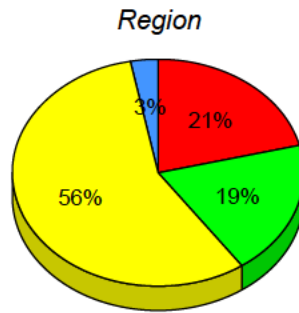
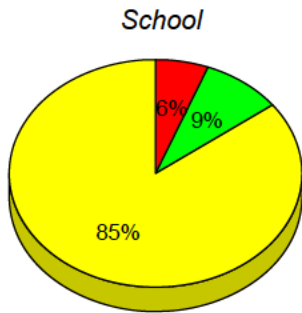
#317 - St. Francis of Assisi Elementary, Logy Bay/Middle Cove/Outer Cove

Grades: K-6

Total Students : 34
Total Students (Submitted): 34

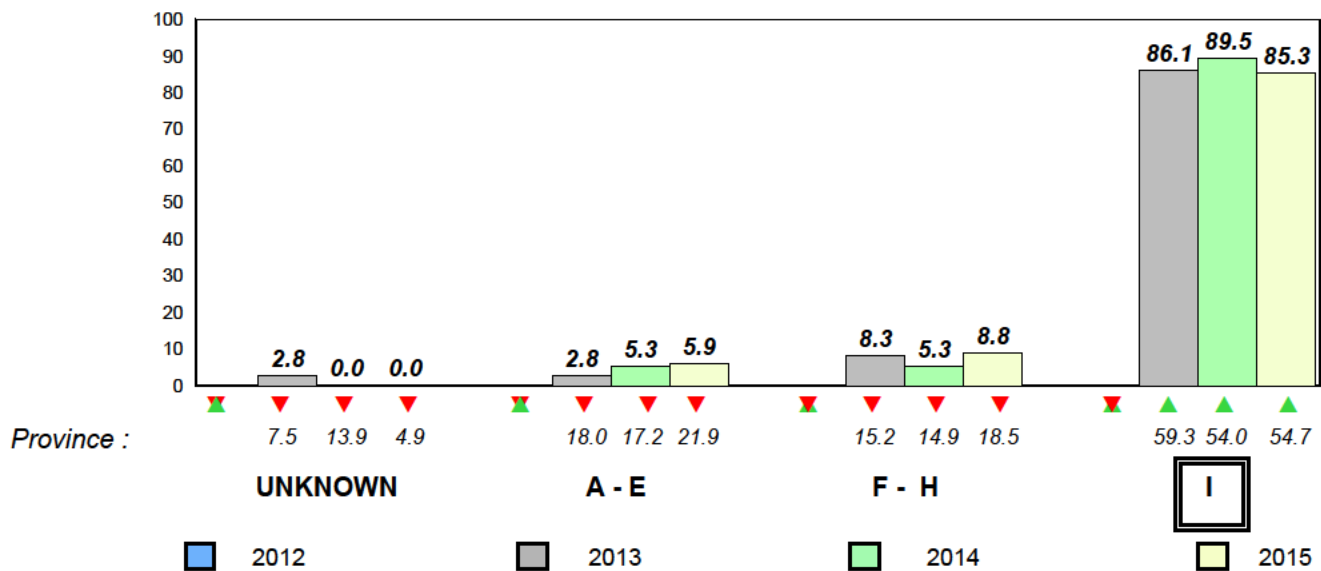
Instructional Level (June 2012 - June 2015)

| Level | School | 2015 | | | 2014 | | | 2013 | | | 2012 | | | | |
|-------------|--------|------|------|--------|------|------|----------|------|------|--------|------|---|----------|---|---|
| | | ♀ | ♂ | Region | ♀ | ♂ | Province | ♀ | ♂ | Region | ♀ | ♂ | Province | | |
| I (29) | 85.3 | 35.3 | 50.0 | 56.5 | 30.4 | 26.1 | 54.7 | 29.3 | 25.5 | ▲ | ▲ | ▲ | ▲ | ▲ | ▲ |
| F - H (3) | 8.8 | 5.9 | 2.9 | 19.3 | 8.9 | 10.4 | 18.5 | 9.1 | 9.4 | ▼ | ▼ | ▼ | ▼ | ▼ | ▼ |
| A - E (2) | 5.9 | 0.0 | 5.9 | 21.1 | 7.3 | 13.8 | 21.9 | 7.4 | 14.5 | | | | | | |
| Unknown (0) | 0.0 | | | 3.1 | | | 4.9 | | | | | | | | |



■ I : end of year benchmark.
 ■ F - H : mid - year benchmark.
 ■ A - E
 ■ Unknown

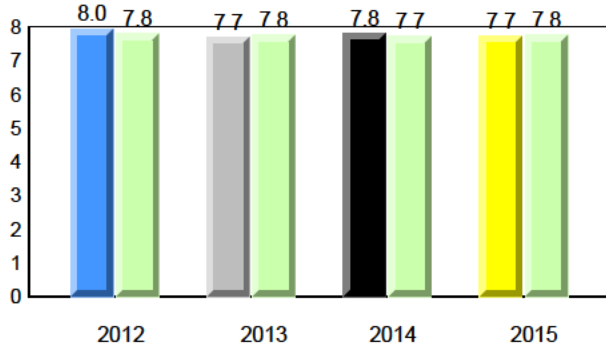
**Instructional Level (June 2012 - June 2015)
4 Year Trend
(school averages)**



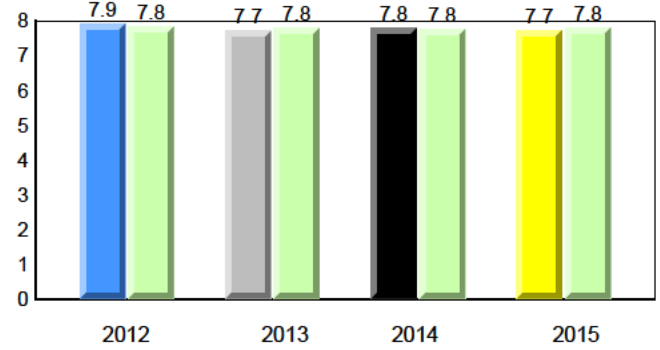
Total Students : 89
Total Students (Submitted): 88

Observation Survey (June 2012 - June 2015)
4 Year Trend
(school average vs. provincial average)

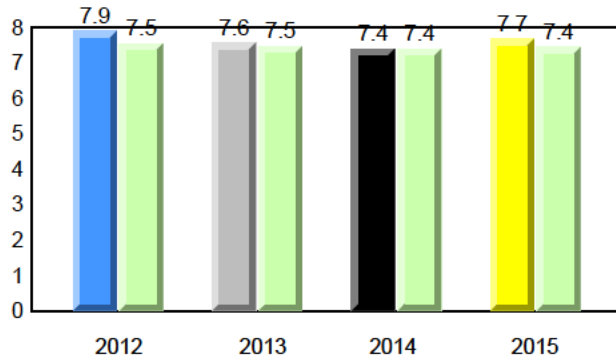
Rhyme



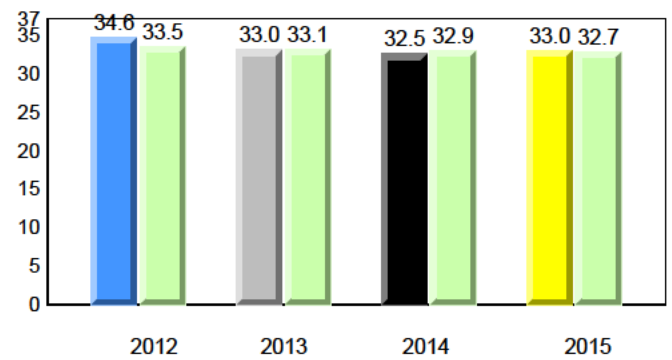
Beginning Sound



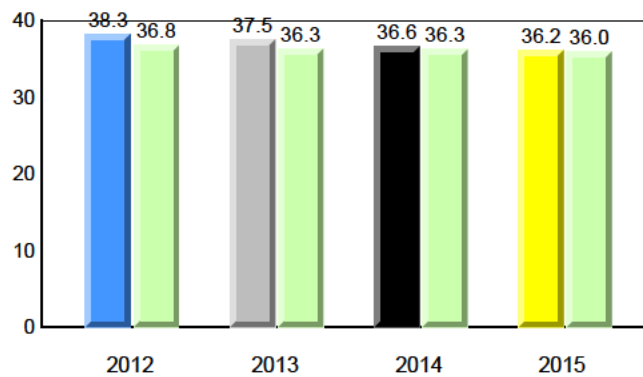
Onset Rhyme



Dictation



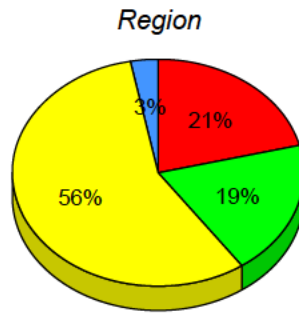
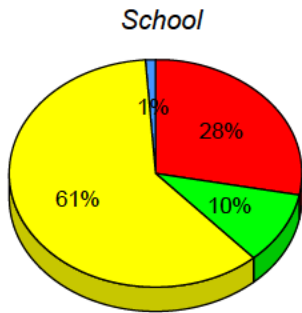
Sight Vocabulary



Total Students : 89
Total Students (Submitted): 88

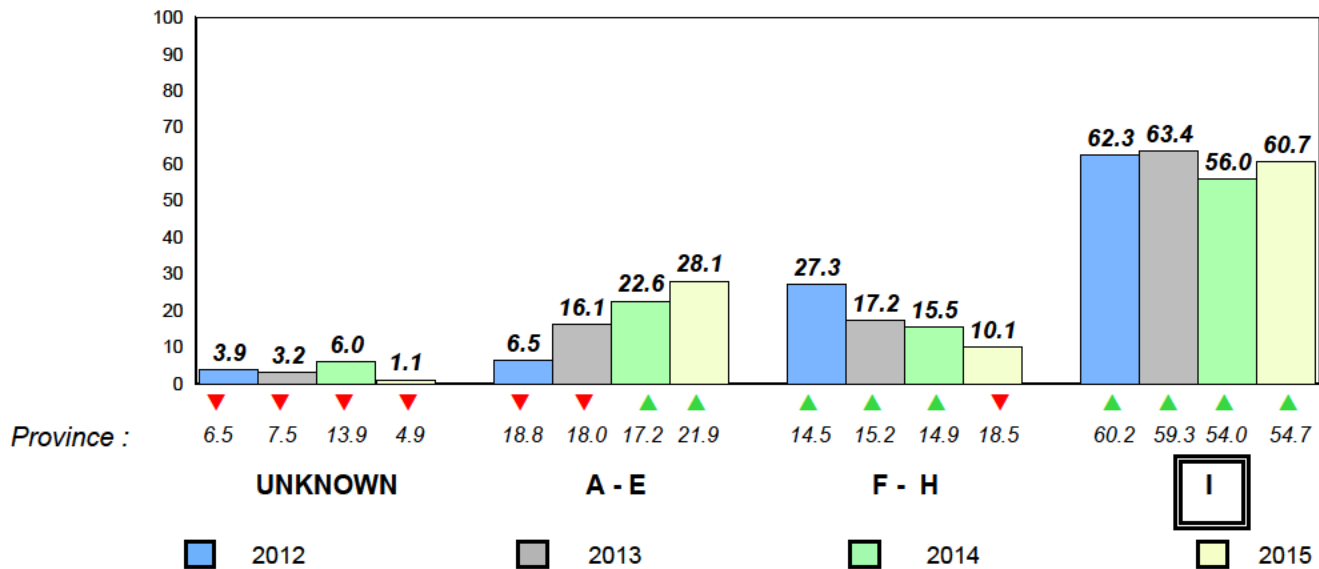
Instructional Level (June 2012 - June 2015)

| Level | School | 2015 | | | 2014 | | | 2013 | | | 2012 | | |
|-------------|--------|------|------|------|------|------|------|------|------|-----|------|---|-----|
| | | ♀ | ♂ | Avg | ♀ | ♂ | Avg | ♀ | ♂ | Avg | ♀ | ♂ | Avg |
| I (54) | 60.7 | 31.5 | 29.2 | 56.5 | 30.4 | 26.1 | 54.7 | 29.3 | 25.5 | ▲ | ▲ | ▲ | ▲ |
| F - H (9) | 10.1 | 3.4 | 6.7 | 19.3 | 8.9 | 10.4 | 18.5 | 9.1 | 9.4 | ▼ | ▼ | ▲ | ▲ |
| A - E (25) | 28.1 | 7.9 | 20.2 | 21.1 | 7.3 | 13.8 | 21.9 | 7.4 | 14.5 | | | | |
| Unknown (1) | 1.1 | | | 3.1 | | | 4.9 | | | | | | |



■ I : end of year benchmark.
 ■ F - H : mid - year benchmark.
 ■ A - E
 ■ Unknown

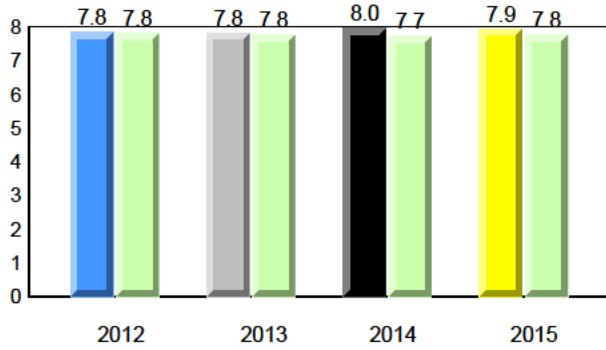
Instructional Level (June 2012 - June 2015)
4 Year Trend
(school averages)



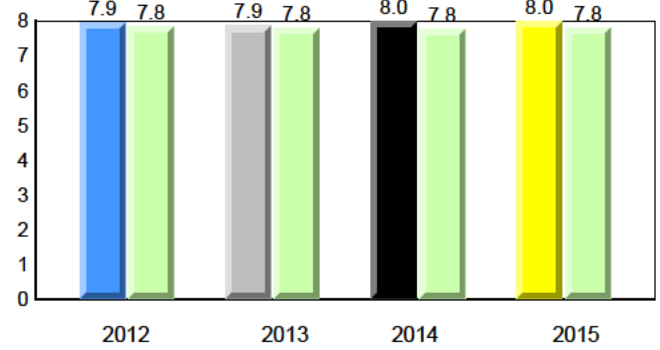
Total Students : 67
Total Students (Submitted): 66

Observation Survey (June 2012 - June 2015)
4 Year Trend
(school average vs. provincial average)

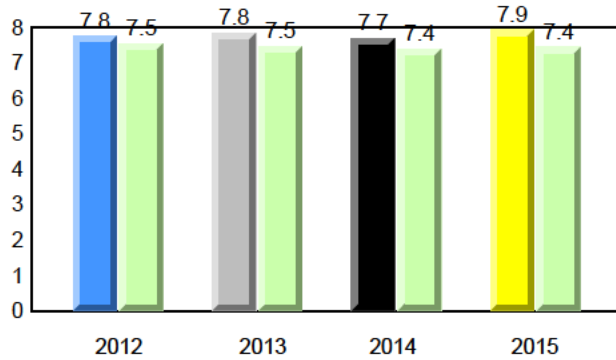
Rhyme



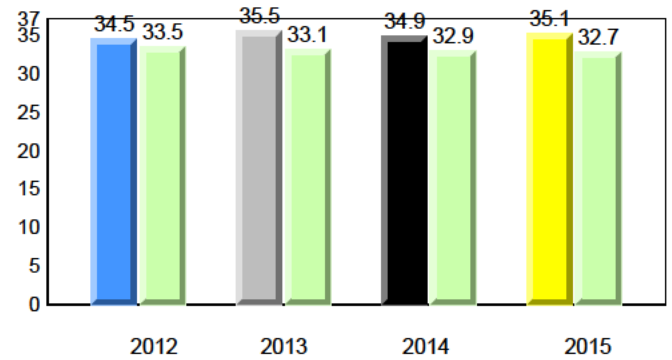
Beginning Sound



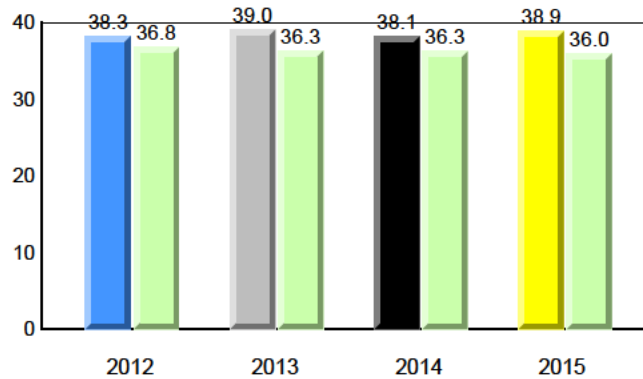
Onset Rhyme



Dictation



Sight Vocabulary



NLESD - Eastern Region

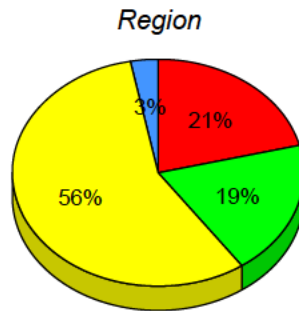
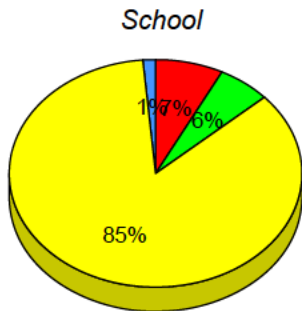
#320 - Beachy Cove Elementary, Portugal Cove - St. Philip's

Grades: K-6

Total Students : 67
Total Students (Submitted): 66

Instructional Level (June 2012 - June 2015)

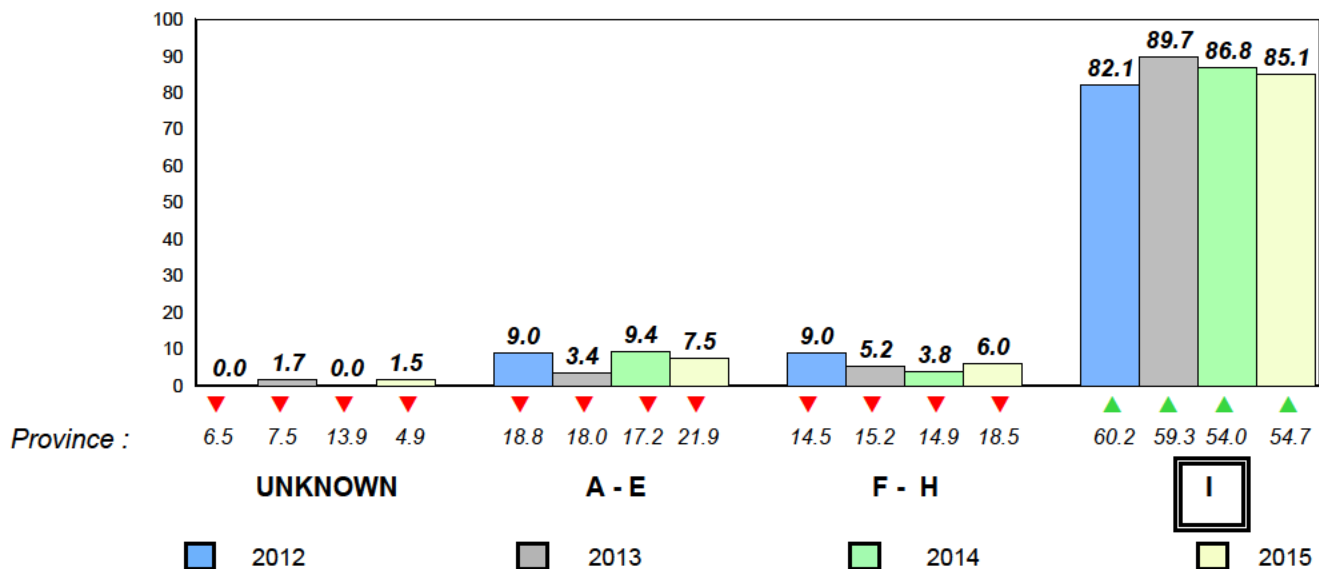
| Level | School | 2015 | | | 2014 | | | 2013 | | | 2012 | | |
|-------------|--------|------|------|------|------|------|------|------|------|-----|------|---|-----|
| | | ♀ | ♂ | Avg | ♀ | ♂ | Avg | ♀ | ♂ | Avg | ♀ | ♂ | Avg |
| I (57) | 85.1 | 40.3 | 44.8 | 56.5 | 30.4 | 26.1 | 54.7 | 29.3 | 25.5 | ▲ | ▲ | ▲ | ▲ |
| F - H (4) | 6.0 | 1.5 | 4.5 | 19.3 | 8.9 | 10.4 | 18.5 | 9.1 | 9.4 | ▼ | ▼ | ▼ | ▼ |
| A - E (5) | 7.5 | 1.5 | 6.0 | 21.1 | 7.3 | 13.8 | 21.9 | 7.4 | 14.5 | | | | |
| Unknown (1) | 1.5 | | | 3.1 | | | 4.9 | | | | | | |



■ I : end of year benchmark.
 ■ F - H : mid - year benchmark.
 ■ A - E
 ■ Unknown

Instructional Level (June 2012 - June 2015)

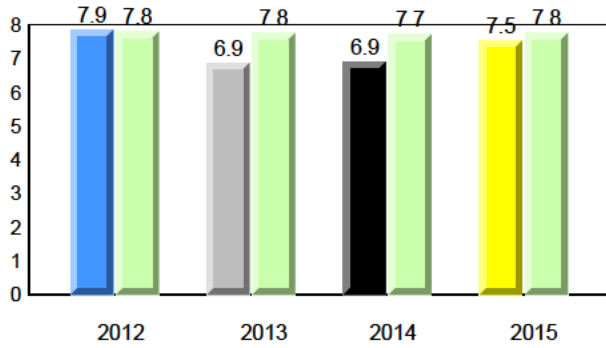
4 Year Trend
(school averages)



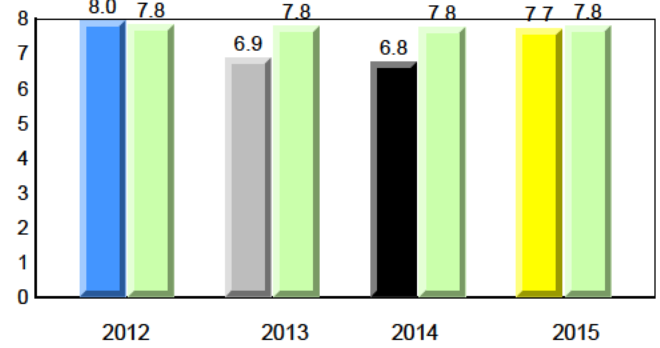
Total Students : 35
Total Students (Submitted): 35

Observation Survey (June 2012 - June 2015)
4 Year Trend
(school average vs. provincial average)

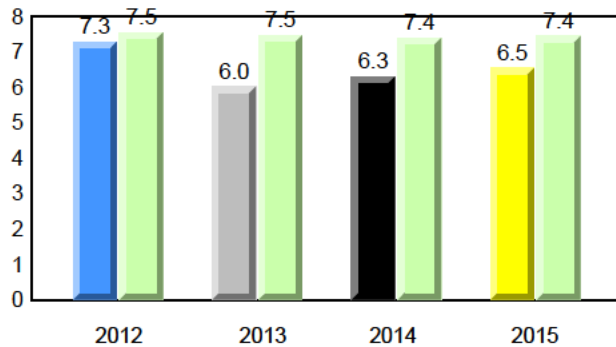
Rhyme



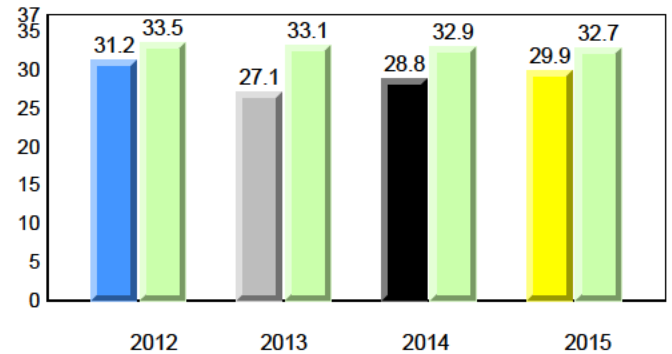
Beginning Sound



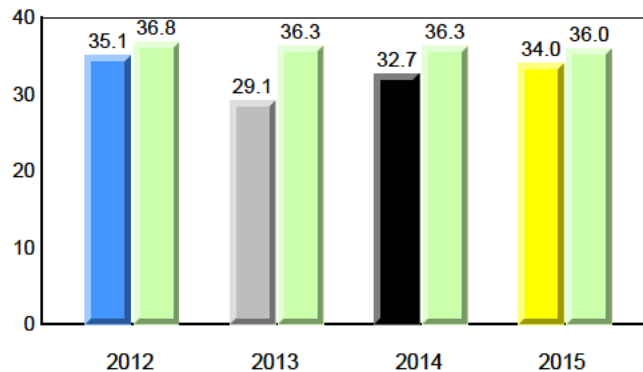
Onset Rhyme



Dictation



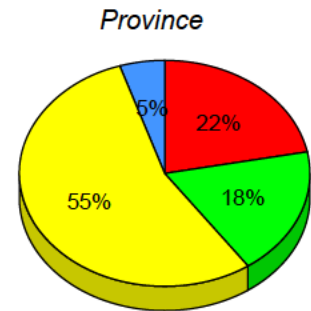
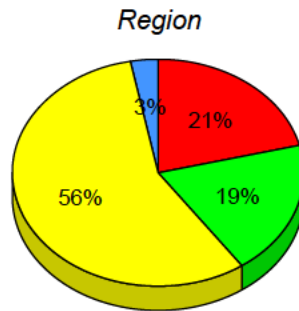
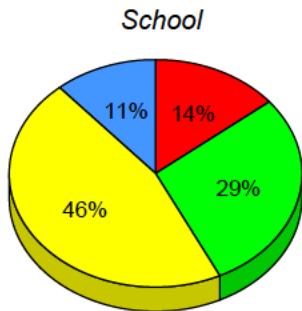
Sight Vocabulary



Total Students : 35
Total Students (Submitted): 35

Instructional Level (June 2012 - June 2015)

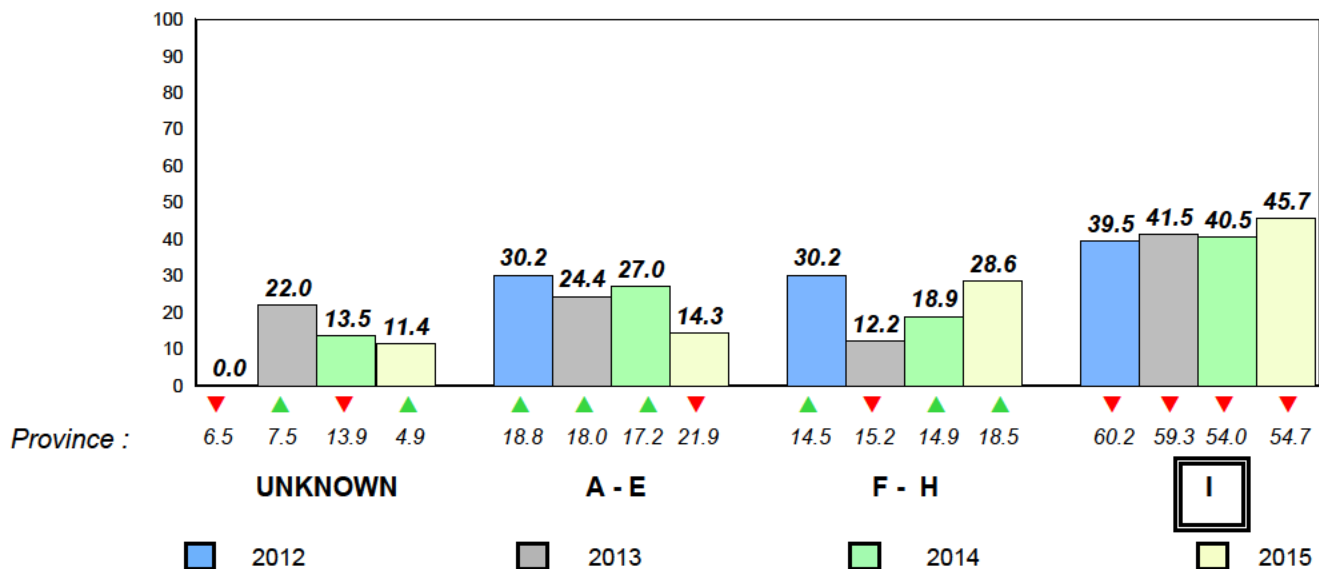
| Level | School | 2015 | | | 2014 | | | 2013 | | | 2012 | | |
|-------------|--------|------|------|------|------|------|------|------|------|-----|------|---|-----|
| | | ♀ | ♂ | Avg | ♀ | ♂ | Avg | ♀ | ♂ | Avg | ♀ | ♂ | Avg |
| I (16) | 45.7 | 22.9 | 22.9 | 56.5 | 30.4 | 26.1 | 54.7 | 29.3 | 25.5 | ▼ | ▼ | ▼ | ▼ |
| F - H (10) | 28.6 | 11.4 | 17.1 | 19.3 | 8.9 | 10.4 | 18.5 | 9.1 | 9.4 | ▲ | ▲ | ▼ | ▼ |
| A - E (5) | 14.3 | 5.7 | 8.6 | 21.1 | 7.3 | 13.8 | 21.9 | 7.4 | 14.5 | | | | |
| Unknown (4) | 11.4 | | | 3.1 | | | 4.9 | | | | | | |



■ I : end of year benchmark.
 ■ F - H : mid - year benchmark.
 ■ A - E
 ■ Unknown

Instructional Level (June 2012 - June 2015)

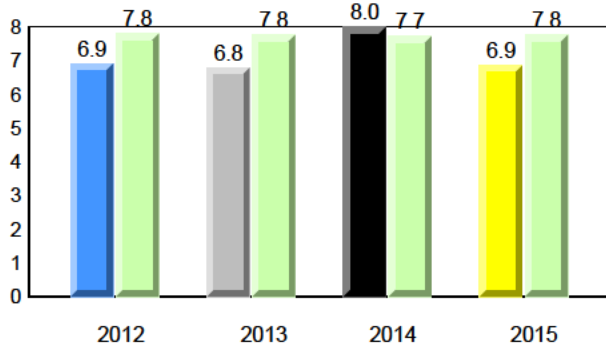
4 Year Trend
(school averages)



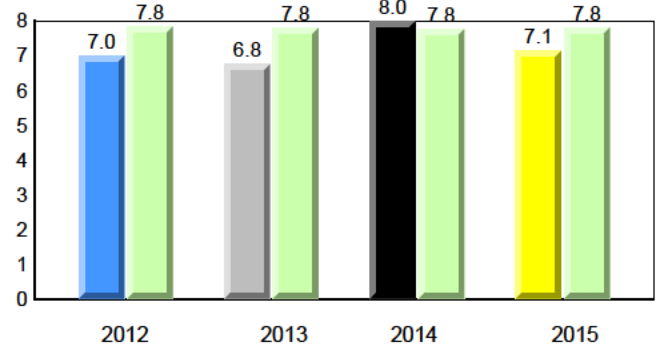
Total Students : 28
Total Students (Submitted): 28

Observation Survey (June 2012 - June 2015)
4 Year Trend
(school average vs. provincial average)

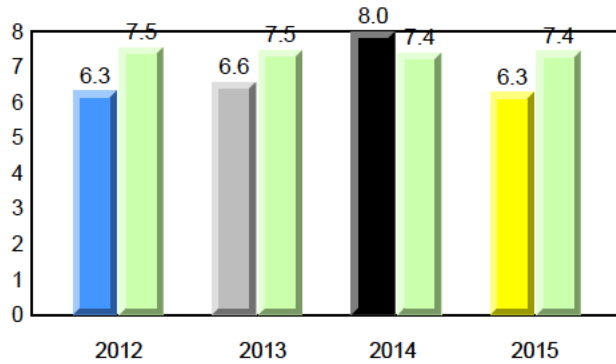
Rhyme



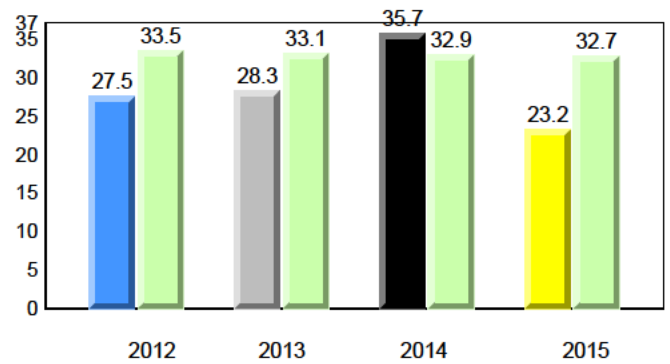
Beginning Sound



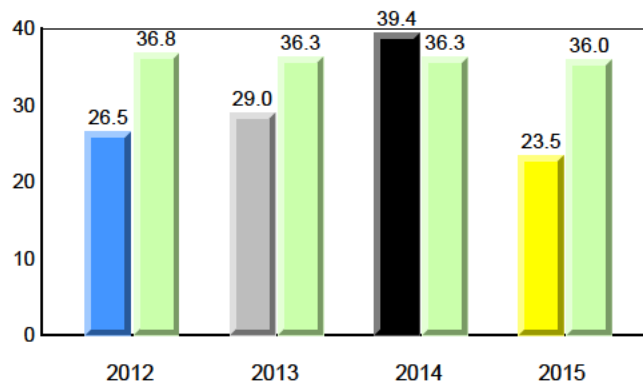
Onset Rhyme



Dictation



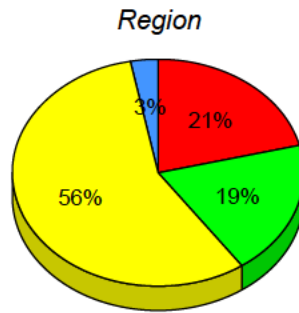
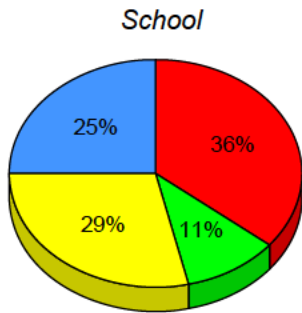
Sight Vocabulary



Total Students : 28
Total Students (Submitted): 28

Instructional Level (June 2012 - June 2015)

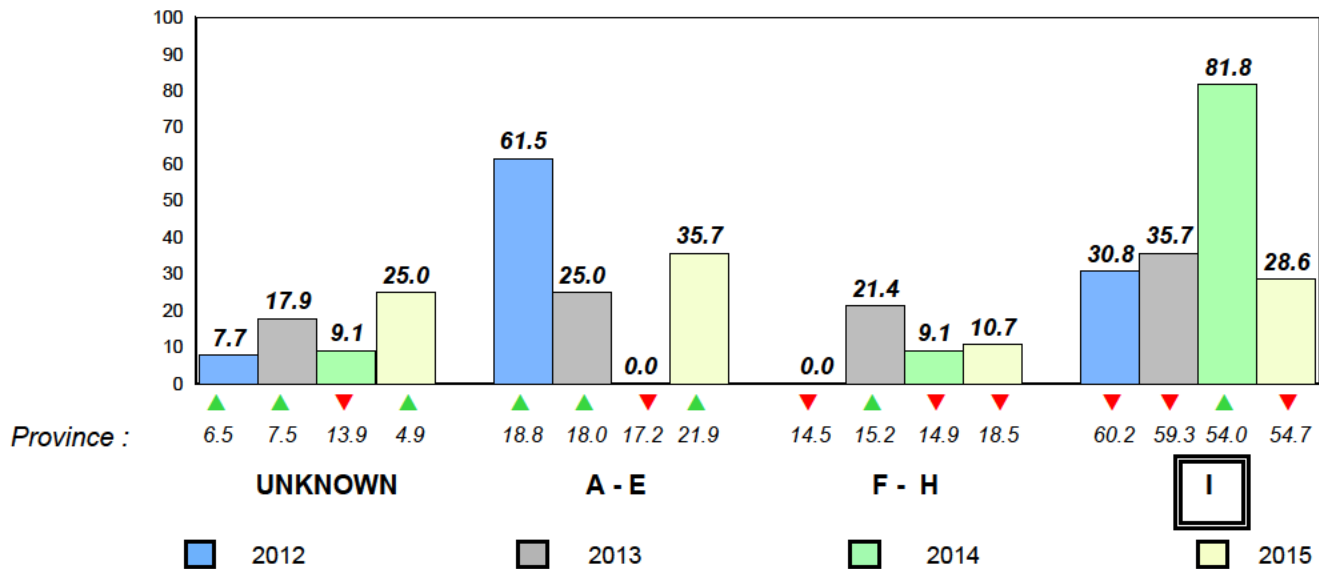
| Level | School | 2015 | | | 2014 | | | 2013 | | | 2012 | | | | |
|-------------|--------|------|------|--------|------|------|----------|------|------|--------|------|---|----------|---|---|
| | | ♀ | ♂ | Region | ♀ | ♂ | Province | ♀ | ♂ | Region | ♀ | ♂ | Province | | |
| I (8) | 28.6 | 21.4 | 7.1 | 56.5 | 30.4 | 26.1 | 54.7 | 29.3 | 25.5 | ▼ | ▼ | ▲ | ▲ | ▼ | ▼ |
| F - H (3) | 10.7 | 3.6 | 7.1 | 19.3 | 8.9 | 10.4 | 18.5 | 9.1 | 9.4 | ▼ | ▼ | ▲ | ▲ | ▼ | ▼ |
| A - E (10) | 35.7 | 3.6 | 32.1 | 21.1 | 7.3 | 13.8 | 21.9 | 7.4 | 14.5 | | | | | | |
| Unknown (7) | 25.0 | | | 3.1 | | | 4.9 | | | | | | | | |



■ I : end of year benchmark.
 ■ F - H : mid - year benchmark.
 ■ A - E
 ■ Unknown

Instructional Level (June 2012 - June 2015)

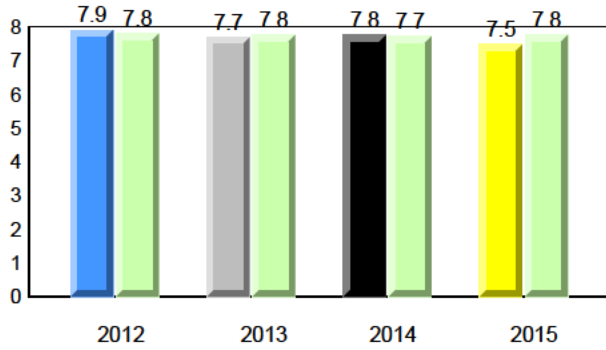
4 Year Trend
(school averages)



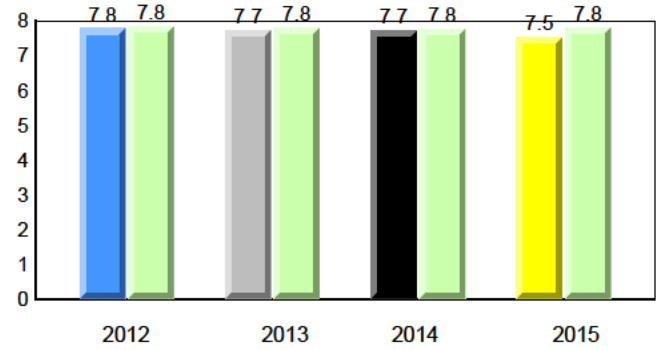
Total Students : 26
Total Students (Submitted): 25

Observation Survey (June 2012 - June 2015)
4 Year Trend
(school average vs. provincial average)

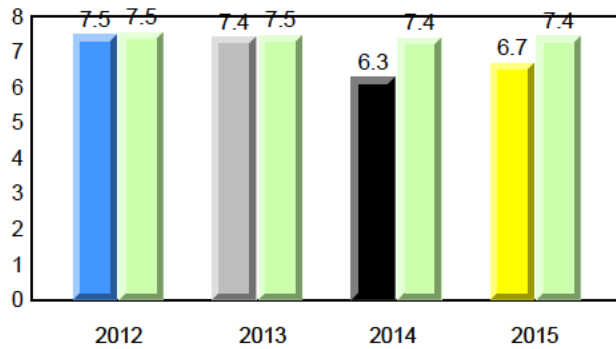
Rhyme



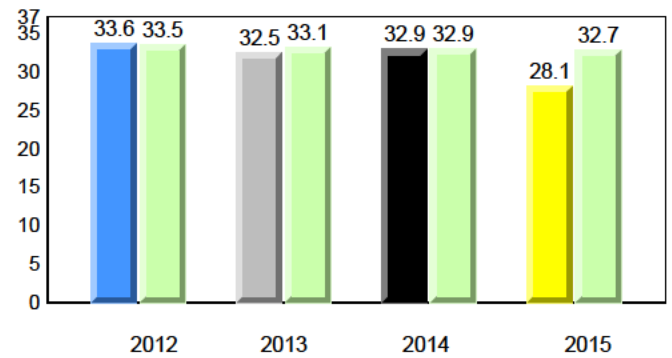
Beginning Sound



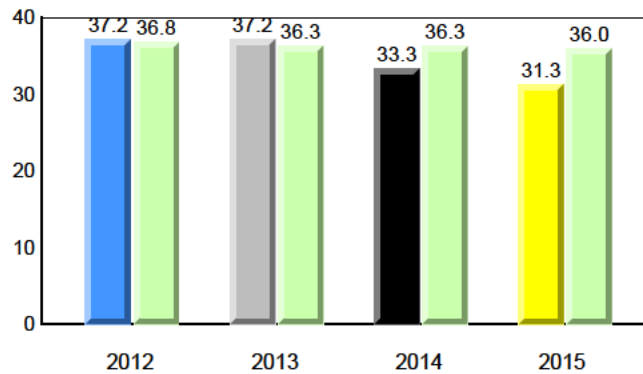
Onset Rhyme



Dictation



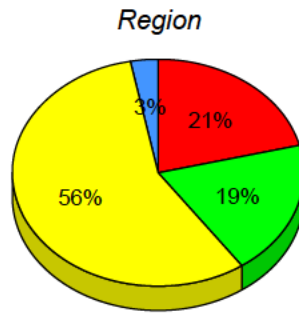
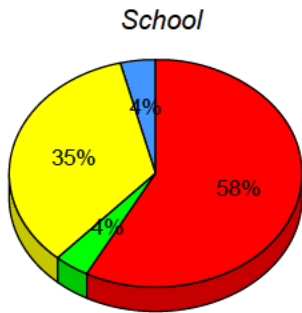
Sight Vocabulary



Total Students : 26
Total Students (Submitted): 25

Instructional Level (June 2012 - June 2015)

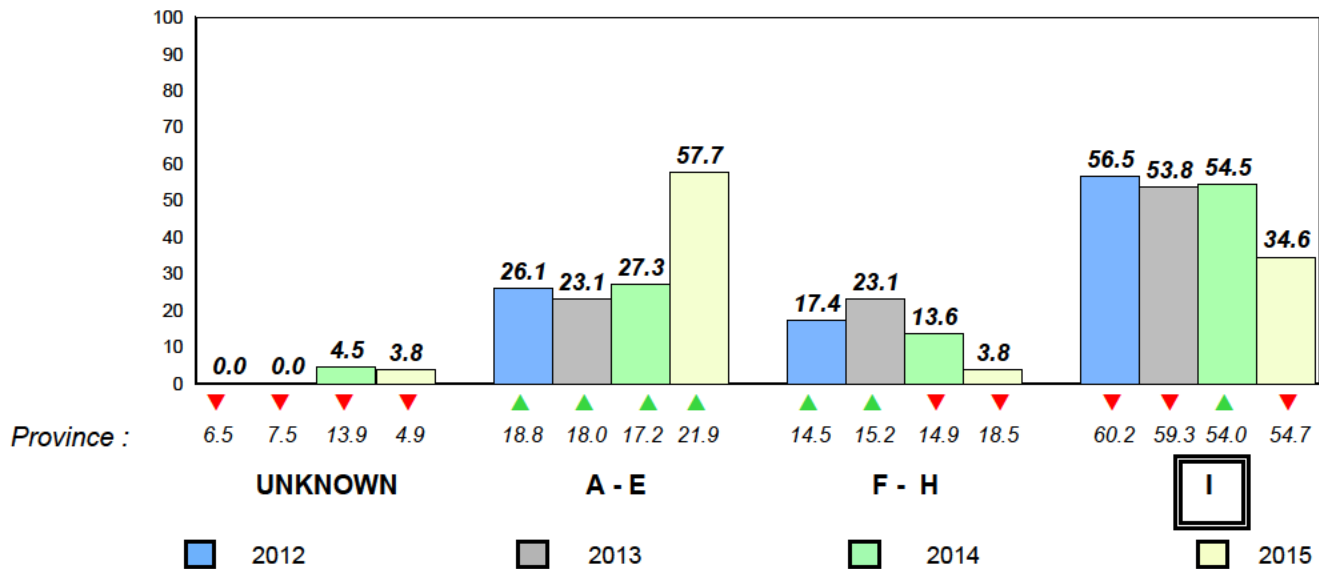
| Level | School | 2015 | | | | | | 2014 | | 2013 | | 2012 | |
|-------------|--------|------|------|------|------|------|------|------------------|--------------------|------------------|--------------------|------------------|--------------------|
| | | ♀ | ♂ | ♀ | ♂ | ♀ | ♂ | School vs Region | School vs Province | School vs Region | School vs Province | School vs Region | School vs Province |
| I (9) | 34.6 | 23.1 | 11.5 | 56.5 | 30.4 | 26.1 | 54.7 | 29.3 | 25.5 | ▼ | ▼ | ▼ | ▼ |
| F - H (1) | 3.8 | 0.0 | 3.8 | 19.3 | 8.9 | 10.4 | 18.5 | 9.1 | 9.4 | ▼ | ▼ | ▲ | ▲ |
| A - E (15) | 57.7 | 19.2 | 38.5 | 21.1 | 7.3 | 13.8 | 21.9 | 7.4 | 14.5 | | | | |
| Unknown (1) | 3.8 | | | 3.1 | | | 4.9 | | | | | | |



■ I : end of year benchmark.
 ■ F - H : mid - year benchmark.
 ■ A - E
 ■ Unknown

Instructional Level (June 2012 - June 2015)

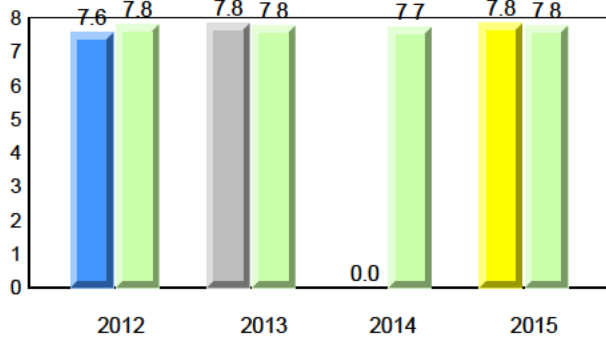
4 Year Trend
(school averages)



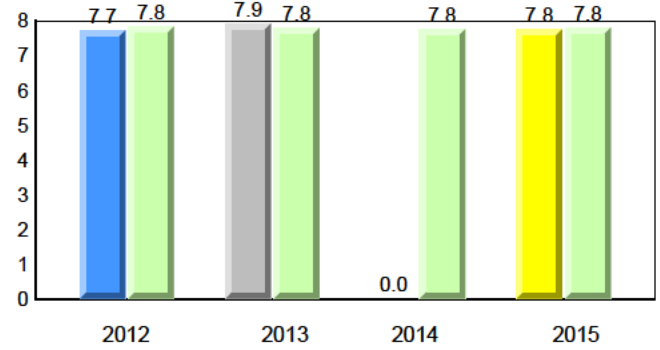
Total Students : 55
Total Students (Submitted): 55

Observation Survey (June 2012 - June 2015)
4 Year Trend
(school average vs. provincial average)

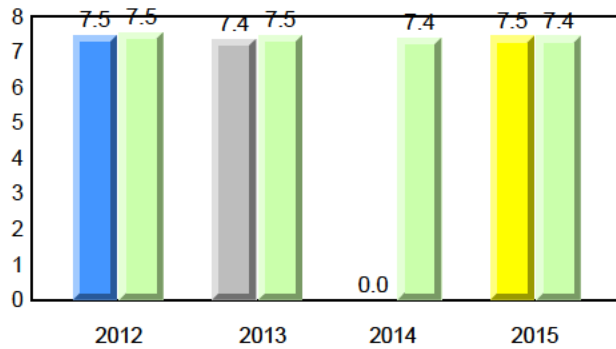
Rhyme



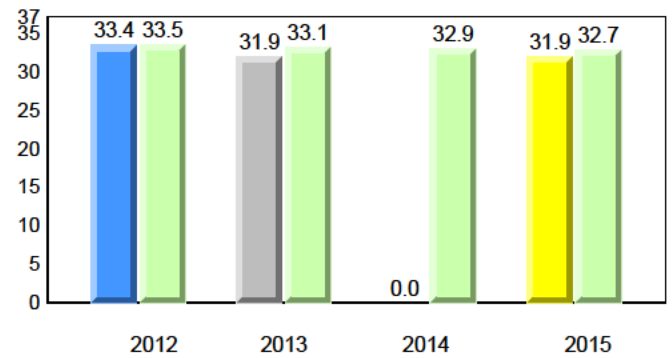
Beginning Sound



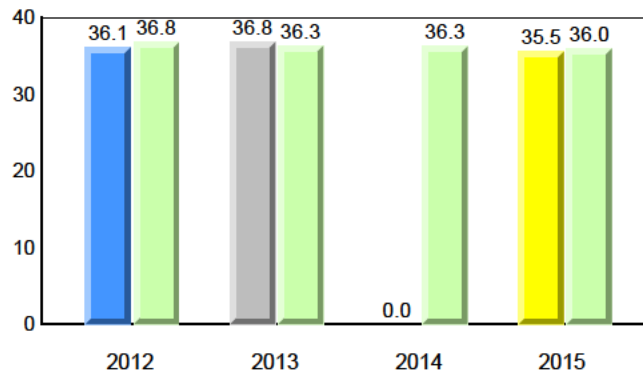
Onset Rhyme



Dictation



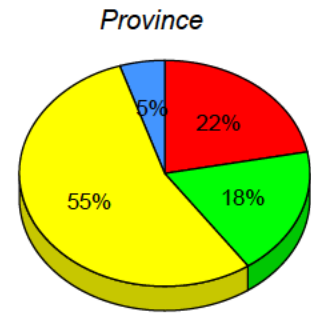
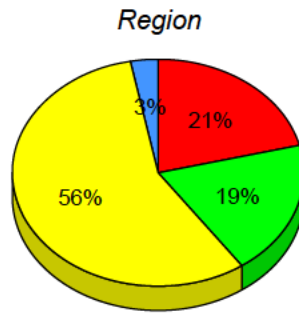
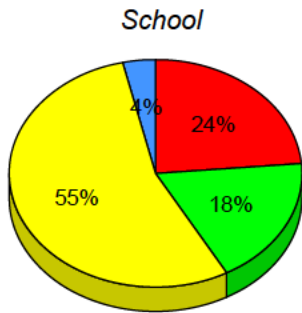
Sight Vocabulary



Total Students : 55
Total Students (Submitted): 55

Instructional Level (June 2012 - June 2015)

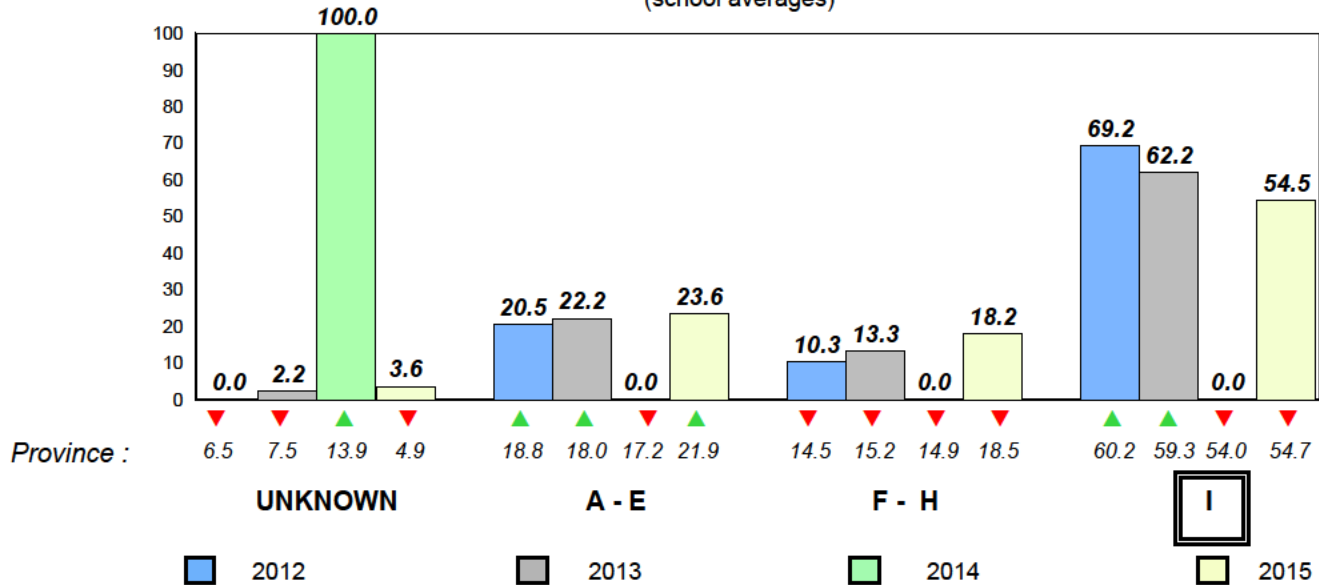
| Level | School | 2015 | | | 2014 | | | 2013 | | | 2012 | | |
|-------------|--------|------|------|--------|------|------|----------|------|------|--------|------|---|----------|
| | | ♀ | ♂ | Region | ♀ | ♂ | Province | ♀ | ♂ | Region | ♀ | ♂ | Province |
| I (30) | 54.5 | 32.7 | 21.8 | 56.5 | 30.4 | 26.1 | 54.7 | 29.3 | 25.5 | ▼ | ▼ | ▼ | ▼ |
| F - H (10) | 18.2 | 12.7 | 5.5 | 19.3 | 8.9 | 10.4 | 18.5 | 9.1 | 9.4 | ▼ | ▼ | ▼ | ▼ |
| A - E (13) | 23.6 | 7.3 | 16.4 | 21.1 | 7.3 | 13.8 | 21.9 | 7.4 | 14.5 | | | | |
| Unknown (2) | 3.6 | | | 3.1 | | | 4.9 | | | | | | |



■ I : end of year benchmark.
 ■ F - H : mid - year benchmark.
 ■ A - E
 ■ Unknown

Instructional Level (June 2012 - June 2015)

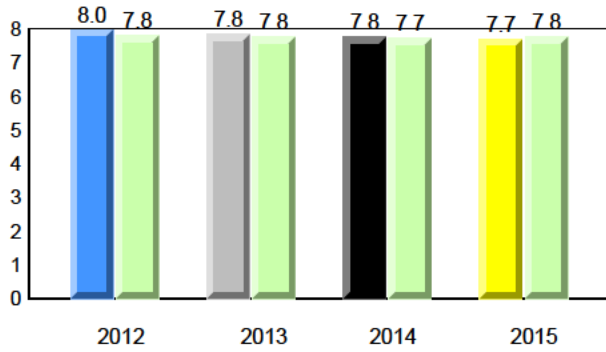
4 Year Trend
(school averages)



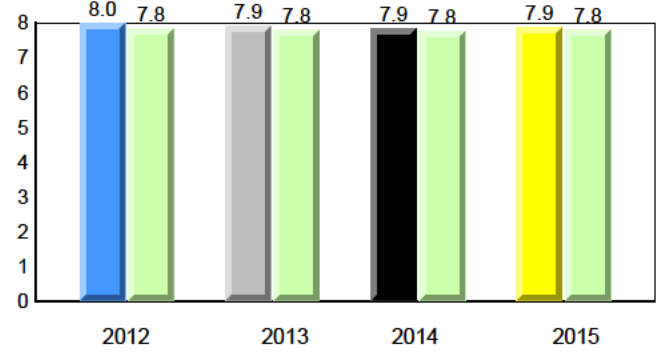
Total Students : 77
Total Students (Submitted): 77

Observation Survey (June 2012 - June 2015)
4 Year Trend
(school average vs. provincial average)

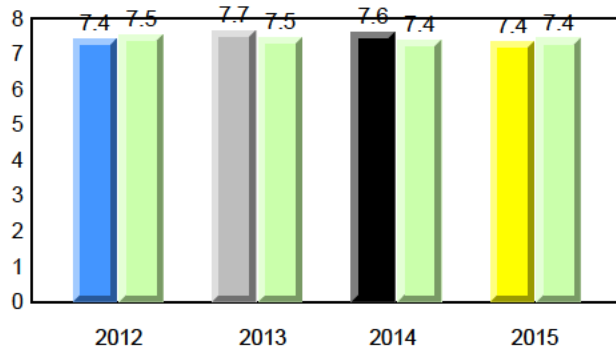
Rhyme



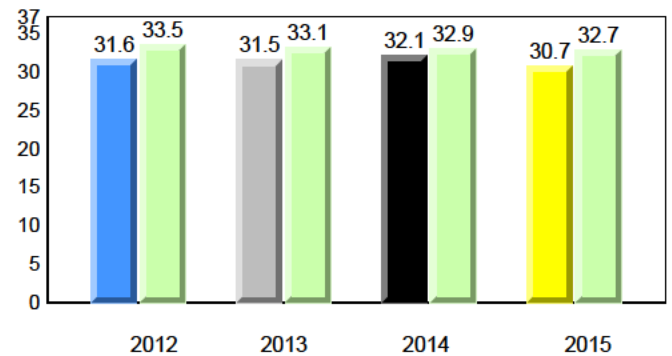
Beginning Sound



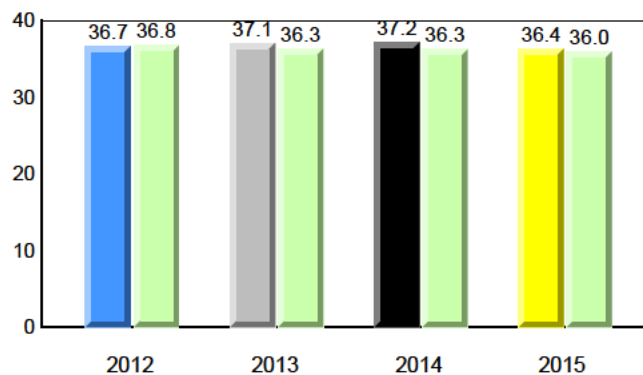
Onset Rhyme



Dictation



Sight Vocabulary



NLESD - Eastern Region

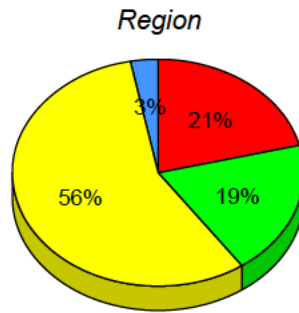
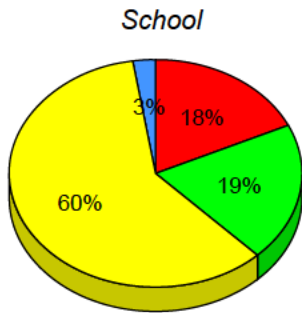
#337 - Goulds Elementary, St. John's (Goulds)

Grades: K-5

Total Students : 77
Total Students (Submitted): 77

Instructional Level (June 2012 - June 2015)

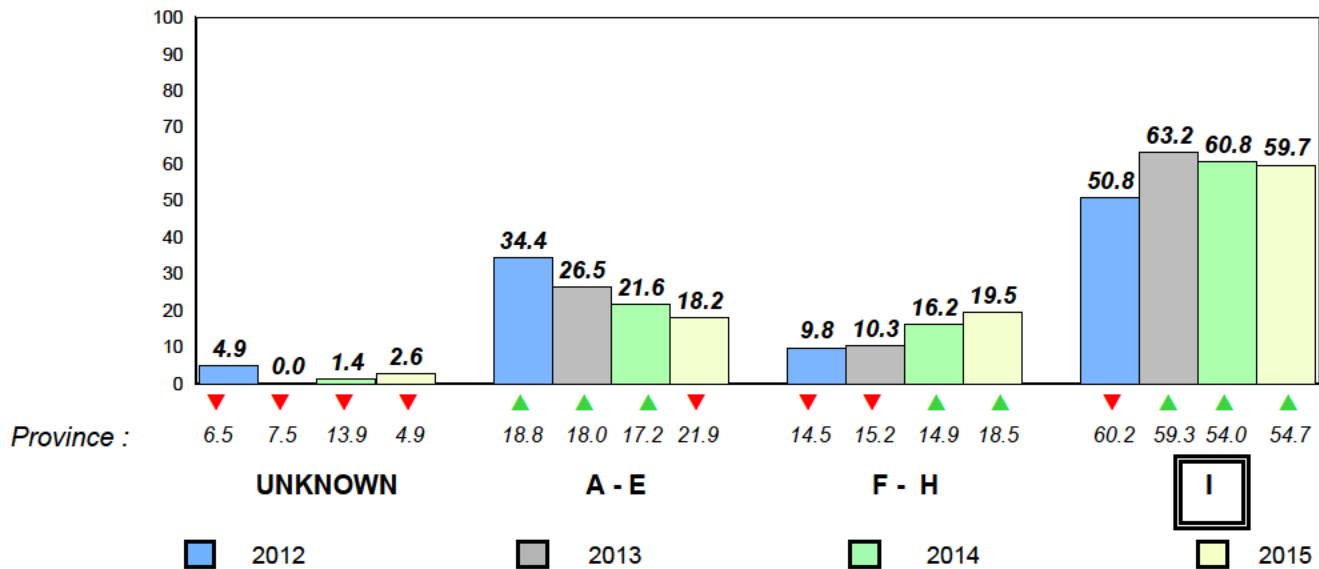
| Level | School | 2015 | | | 2014 | | | 2013 | | | 2012 | | | | |
|-------------|--------|------|------|--------|------|------|----------|------|------|--------|------|---|----------|---|---|
| | | ♀ | ♂ | Region | ♀ | ♂ | Province | ♀ | ♂ | Region | ♀ | ♂ | Province | | |
| I (46) | 59.7 | 29.9 | 29.9 | 56.5 | 30.4 | 26.1 | 54.7 | 29.3 | 25.5 | ▲ | ▲ | ▲ | ▲ | ▼ | ▼ |
| F - H (15) | 19.5 | 5.2 | 14.3 | 19.3 | 8.9 | 10.4 | 18.5 | 9.1 | 9.4 | ▲ | ▲ | ▼ | ▼ | ▼ | ▼ |
| A - E (14) | 18.2 | 2.6 | 15.6 | 21.1 | 7.3 | 13.8 | 21.9 | 7.4 | 14.5 | | | | | | |
| Unknown (2) | 2.6 | | | 3.1 | | | 4.9 | | | | | | | | |



■ I : end of year benchmark.
 ■ F - H : mid - year benchmark.
 ■ A - E
 ■ Unknown

Instructional Level (June 2012 - June 2015)

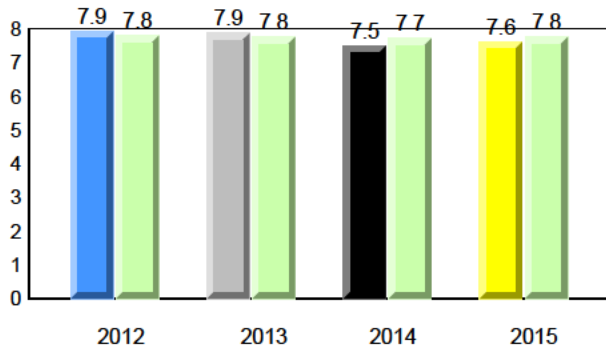
4 Year Trend
(school averages)



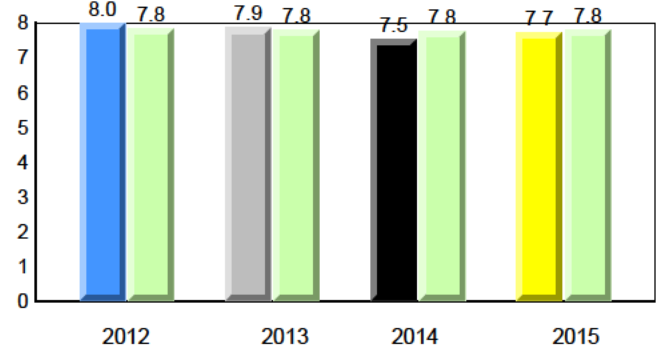
Total Students : 39
Total Students (Submitted): 39

Observation Survey (June 2012 - June 2015)
4 Year Trend
(school average vs. provincial average)

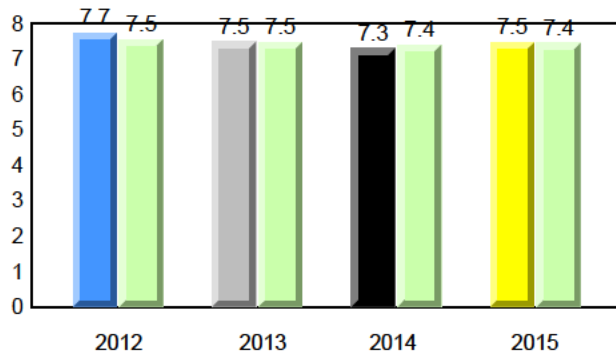
Rhyme



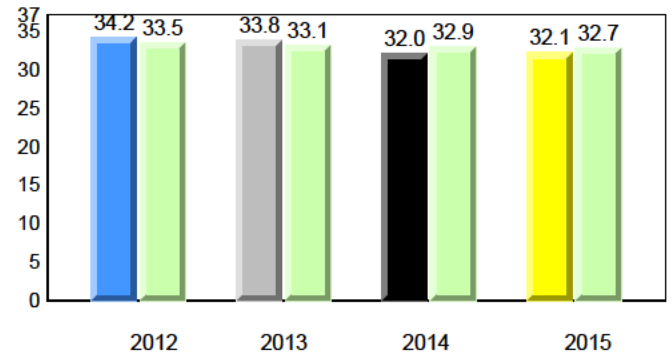
Beginning Sound



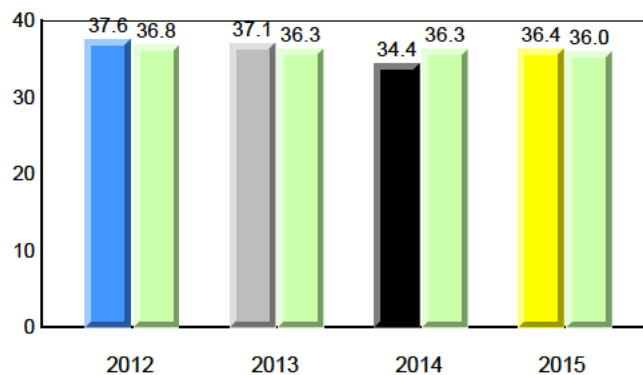
Onset Rhyme



Dictation



Sight Vocabulary



NLESD - Eastern Region

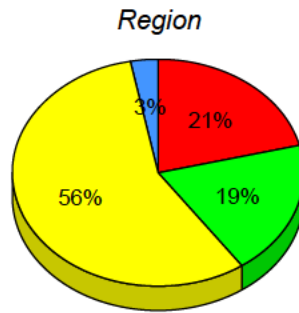
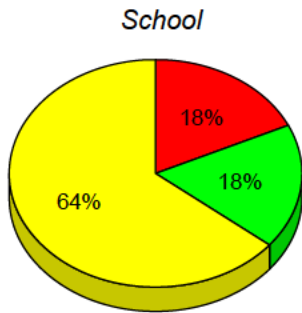
#342 - MacDonald Drive Elementary, St. John's

Grades: K-6

Total Students : 39
Total Students (Submitted): 39

Instructional Level (June 2012 - June 2015)

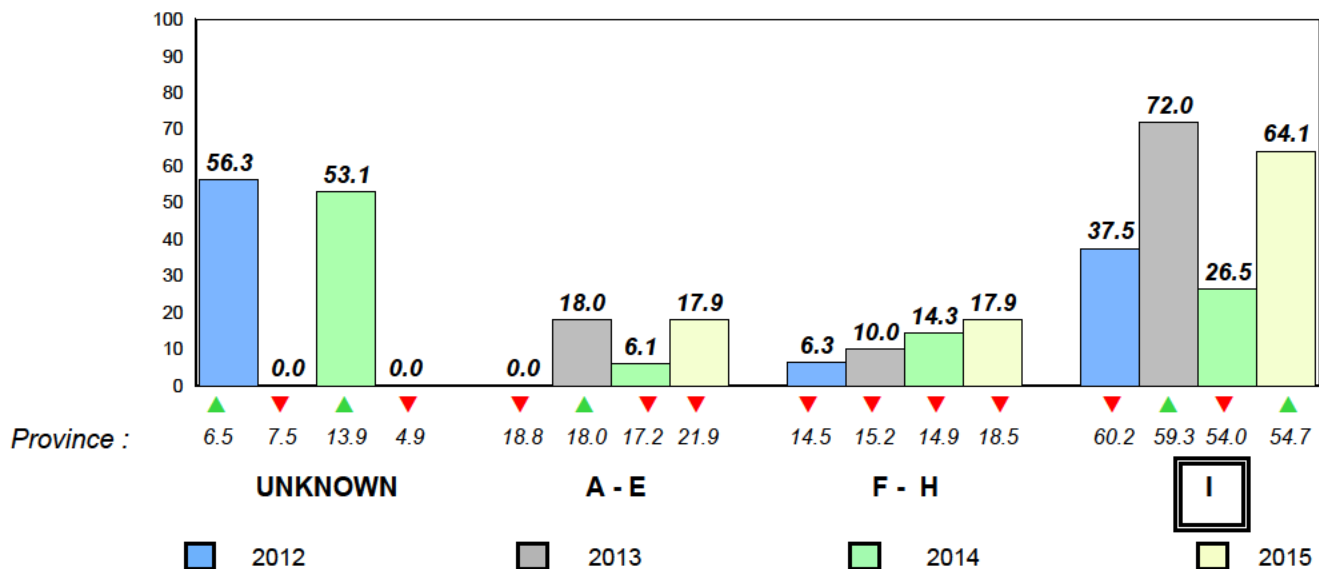
| Level | School | 2015 | | | 2014 | | | 2013 | | | 2012 | | |
|-------------|--------|------|------|------|------|------|------|------|------|-----|------|---|-----|
| | | ♀ | ♂ | Avg | ♀ | ♂ | Avg | ♀ | ♂ | Avg | ♀ | ♂ | Avg |
| I (25) | 64.1 | 41.0 | 23.1 | 56.5 | 30.4 | 26.1 | 54.7 | 29.3 | 25.5 | ▲ | ▲ | ▼ | ▼ |
| F - H (7) | 17.9 | 7.7 | 10.3 | 19.3 | 8.9 | 10.4 | 18.5 | 9.1 | 9.4 | ▼ | ▼ | ▼ | ▼ |
| A - E (7) | 17.9 | 12.8 | 5.1 | 21.1 | 7.3 | 13.8 | 21.9 | 7.4 | 14.5 | | | | |
| Unknown (0) | 0.0 | | | 3.1 | | | 4.9 | | | | | | |



■ I : end of year benchmark.
 ■ F - H : mid - year benchmark.
 ■ A - E
 ■ Unknown

Instructional Level (June 2012 - June 2015)

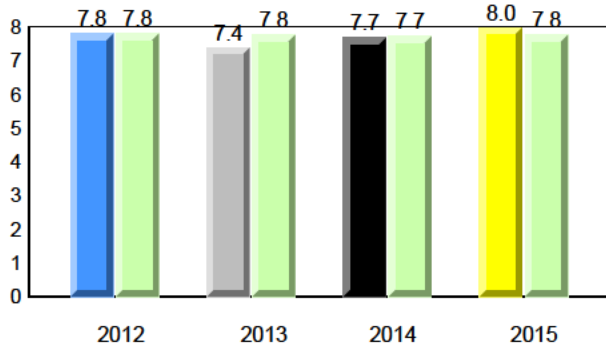
4 Year Trend
(school averages)



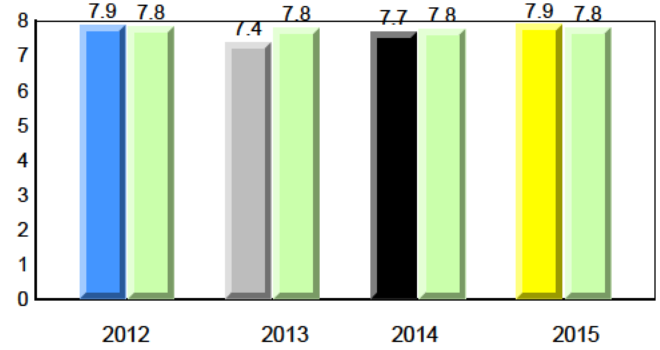
Total Students : 58
Total Students (Submitted): 58

Observation Survey (June 2012 - June 2015)
4 Year Trend
(school average vs. provincial average)

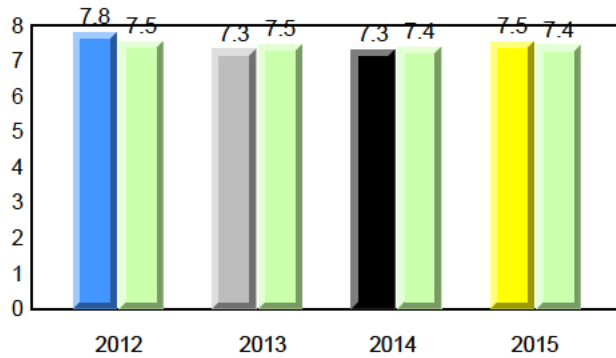
Rhyme



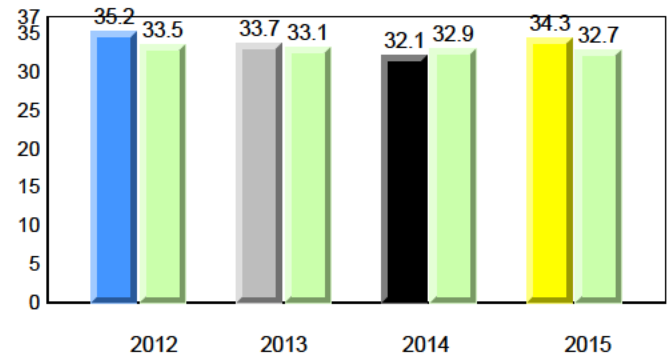
Beginning Sound



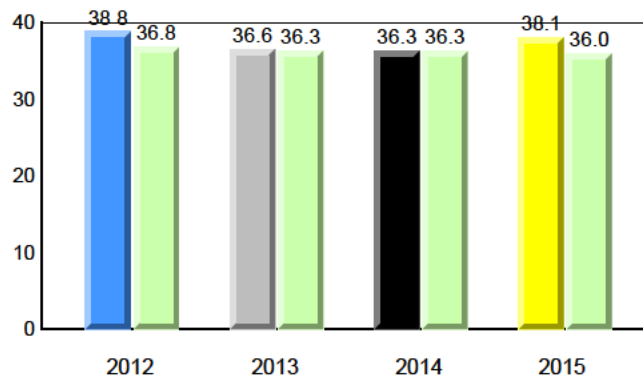
Onset Rhyme



Dictation



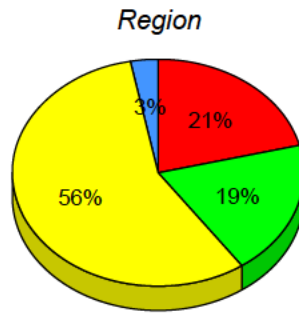
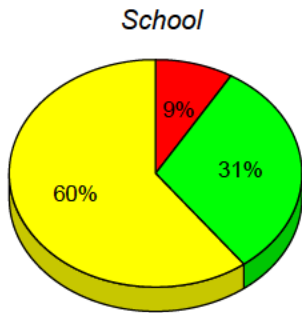
Sight Vocabulary



Total Students : 58
Total Students (Submitted): 58

Instructional Level (June 2012 - June 2015)

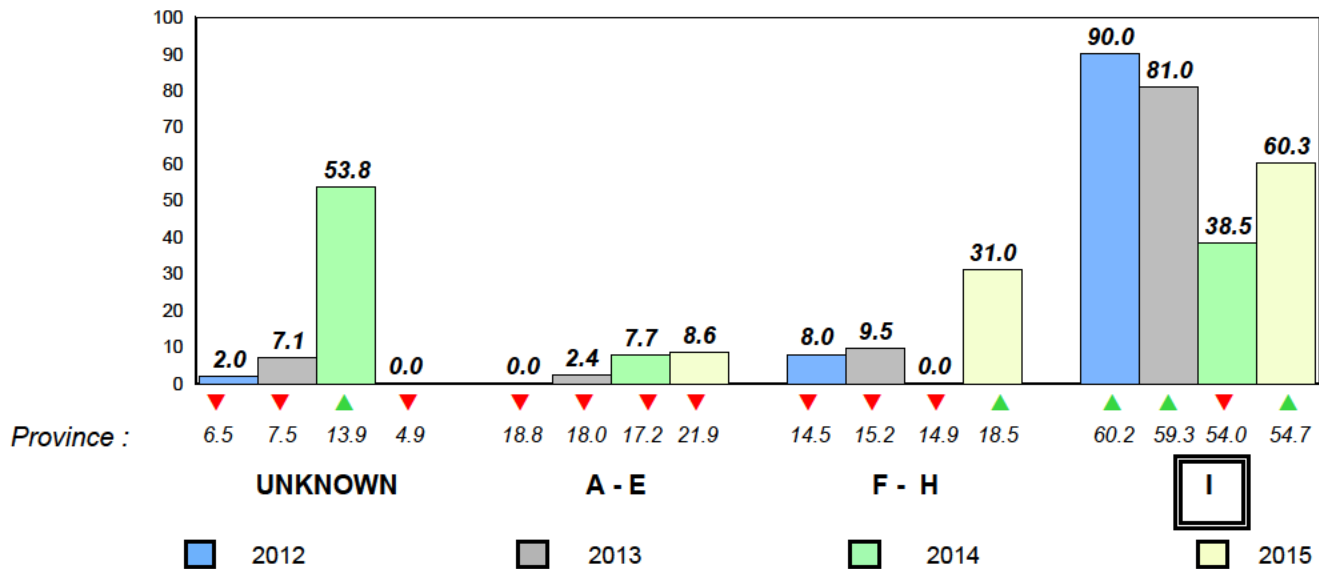
| Level | School | 2015 | | | | | | 2014 | | 2013 | | 2012 | | | |
|-------------|--------|------|------|------|------|------|------|------------------|--------------------|------------------|--------------------|------------------|--------------------|---|---|
| | | ♀ | ♂ | ♀ | ♂ | ♀ | ♂ | School vs Region | School vs Province | School vs Region | School vs Province | School vs Region | School vs Province | | |
| I (35) | 60.3 | 24.1 | 36.2 | 56.5 | 30.4 | 26.1 | 54.7 | 29.3 | 25.5 | ▲ | ▲ | ▼ | ▼ | ▲ | ▲ |
| F - H (18) | 31.0 | 13.8 | 17.2 | 19.3 | 8.9 | 10.4 | 18.5 | 9.1 | 9.4 | ▲ | ▲ | ▼ | ▼ | ▼ | ▼ |
| A - E (5) | 8.6 | 6.9 | 1.7 | 21.1 | 7.3 | 13.8 | 21.9 | 7.4 | 14.5 | | | | | | |
| Unknown (0) | 0.0 | | | 3.1 | | | 4.9 | | | | | | | | |



■ I : end of year benchmark.
 ■ F - H : mid - year benchmark.
 ■ A - E
 ■ Unknown

Instructional Level (June 2012 - June 2015)

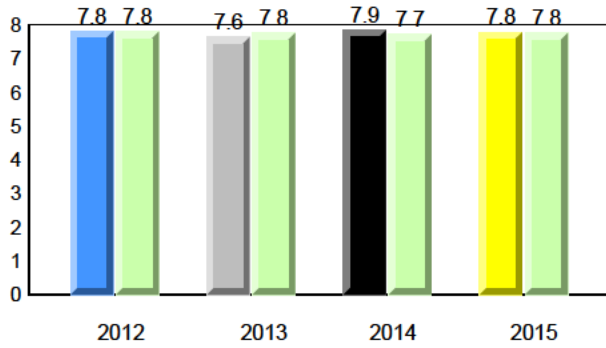
4 Year Trend
(school averages)



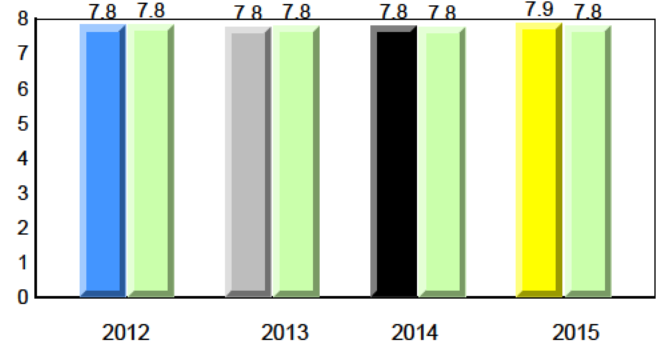
Total Students : 66
Total Students (Submitted): 66

Observation Survey (June 2012 - June 2015)
4 Year Trend
(school average vs. provincial average)

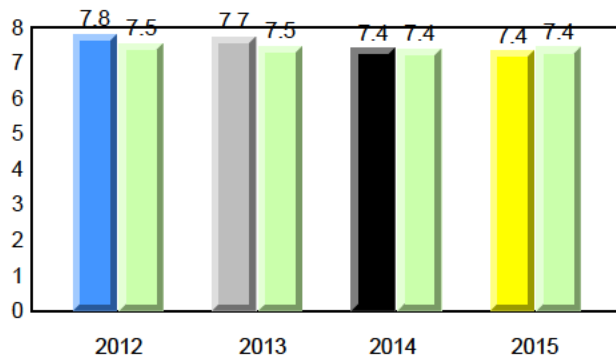
Rhyme



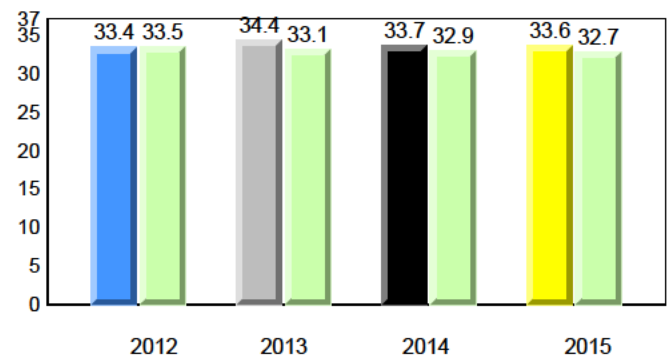
Beginning Sound



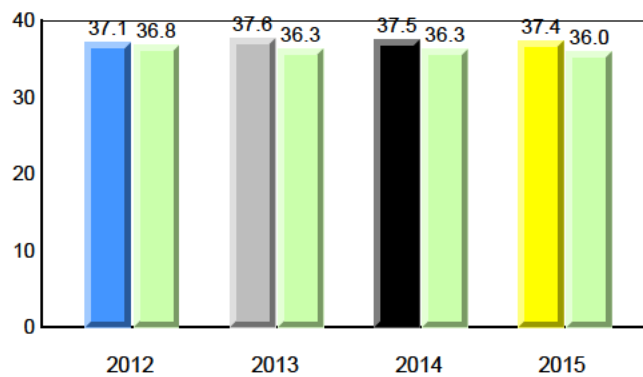
Onset Rhyme



Dictation



Sight Vocabulary



NLESD - Eastern Region

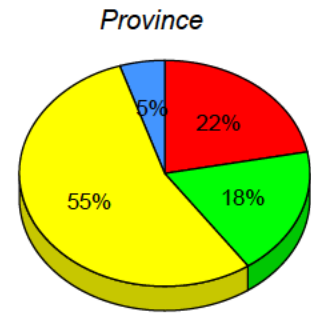
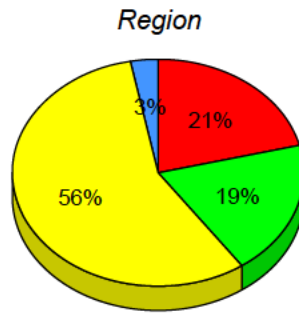
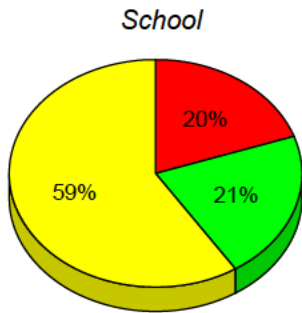
#348 - Roncalli Elementary, St. John's

Grades: K-6

Total Students : 66
Total Students (Submitted): 66

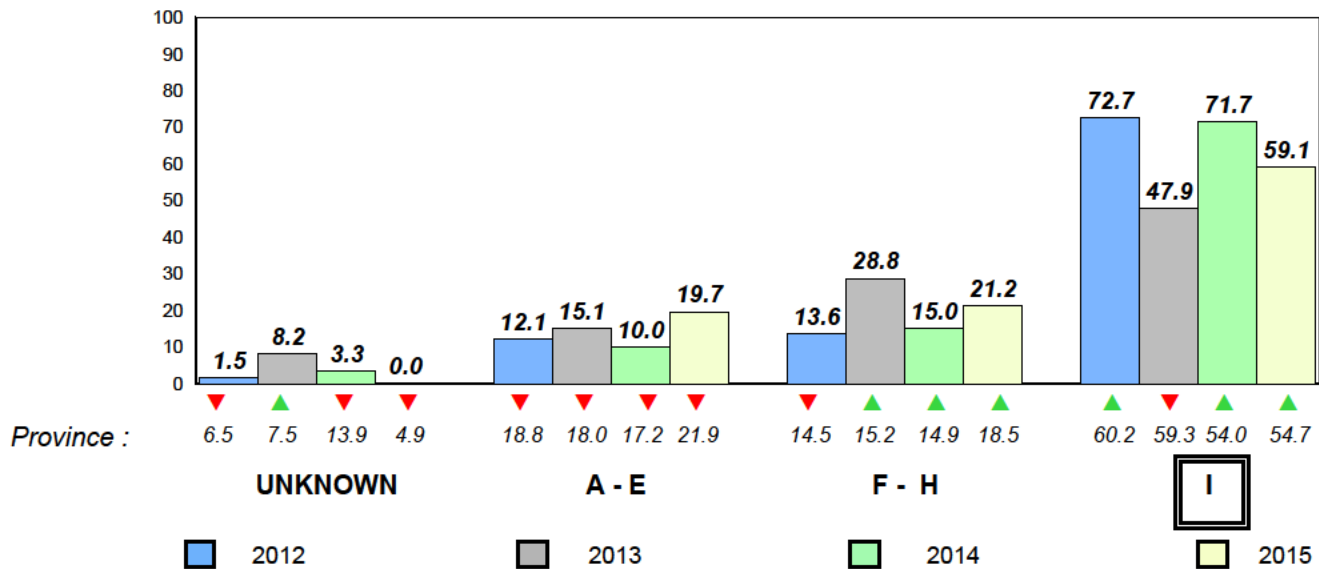
Instructional Level (June 2012 - June 2015)

| Level | School | 2015 | | | 2014 | | | 2013 | | | 2012 | | | | |
|-------------|--------|------|------|------|------|------|------|------|------|-----|------|---|-----|---|---|
| | | ♀ | ♂ | Avg | ♀ | ♂ | Avg | ♀ | ♂ | Avg | ♀ | ♂ | Avg | | |
| I (39) | 59.1 | 37.9 | 21.2 | 56.5 | 30.4 | 26.1 | 54.7 | 29.3 | 25.5 | ▲ | ▲ | ▼ | ▼ | ▲ | ▲ |
| F - H (14) | 21.2 | 10.6 | 10.6 | 19.3 | 8.9 | 10.4 | 18.5 | 9.1 | 9.4 | ▲ | ▲ | ▲ | ▲ | ▼ | ▼ |
| A - E (13) | 19.7 | 6.1 | 13.6 | 21.1 | 7.3 | 13.8 | 21.9 | 7.4 | 14.5 | | | | | | |
| Unknown (0) | 0.0 | | | 3.1 | | | 4.9 | | | | | | | | |



■ I : end of year benchmark.
 ■ F - H : mid - year benchmark.
 ■ A - E
 ■ Unknown

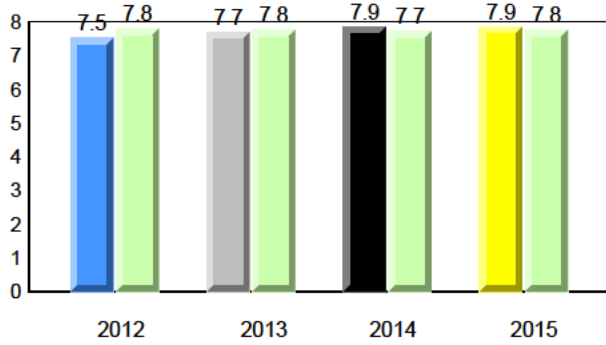
Instructional Level (June 2012 - June 2015)
4 Year Trend
(school averages)



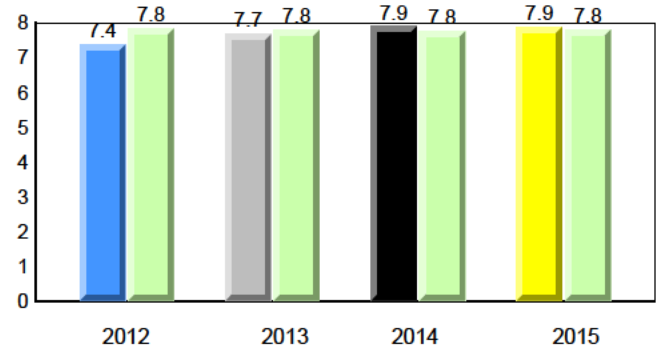
Total Students : 30
Total Students (Submitted): 28

Observation Survey (June 2012 - June 2015)
4 Year Trend
(school average vs. provincial average)

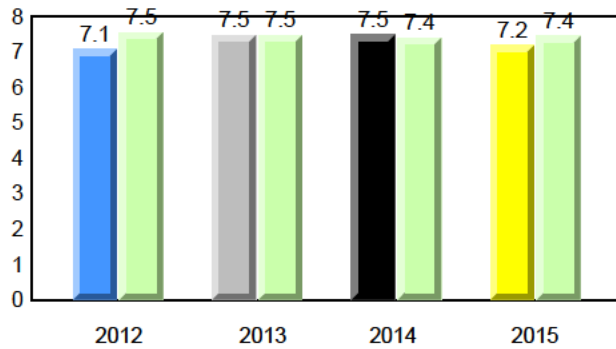
Rhyme



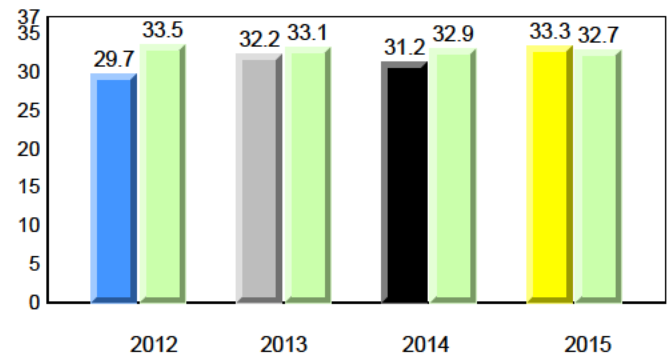
Beginning Sound



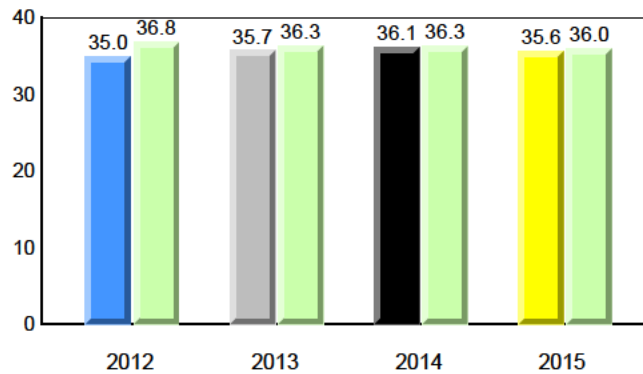
Onset Rhyme



Dictation



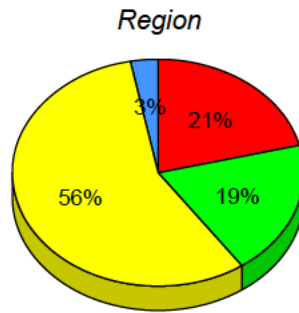
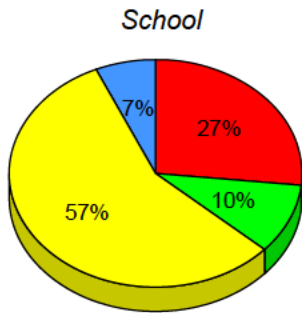
Sight Vocabulary



Total Students : 30
Total Students (Submitted): 28

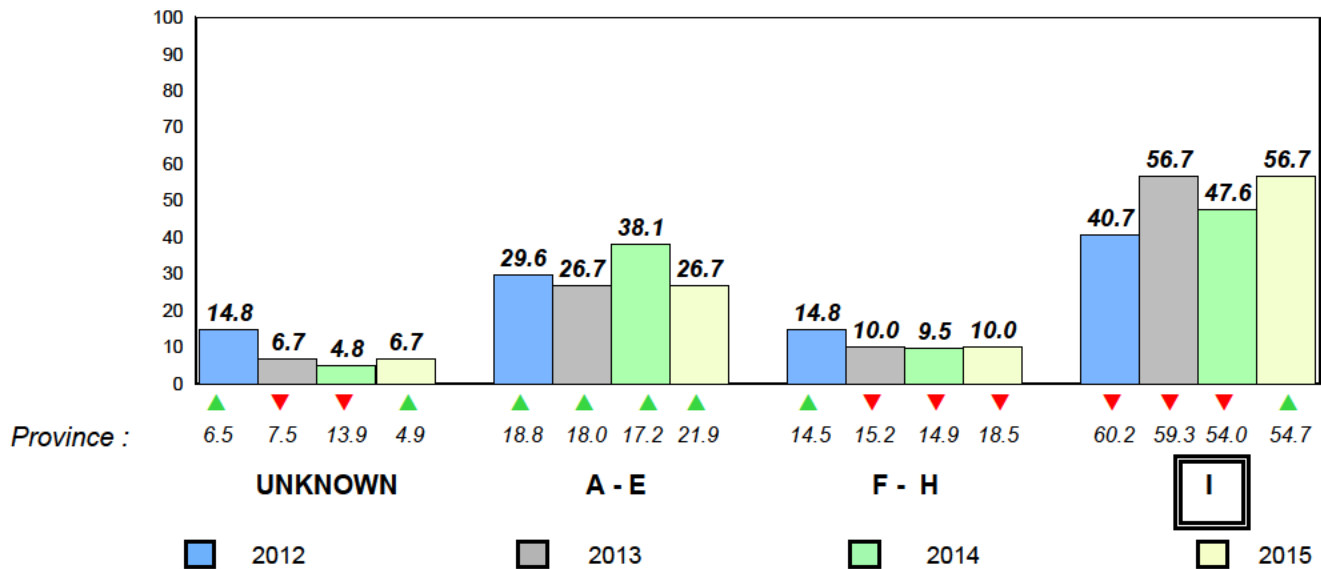
Instructional Level (June 2012 - June 2015)

| Level | School | 2015 | | | 2014 | | | 2013 | | | 2012 | | | | |
|-------------|--------|------|------|------|------|------|------|------|------|-----|------|---|-----|---|---|
| | | ♀ | ♂ | Avg | ♀ | ♂ | Avg | ♀ | ♂ | Avg | ♀ | ♂ | Avg | | |
| I (17) | 56.7 | 30.0 | 26.7 | 56.5 | 30.4 | 26.1 | 54.7 | 29.3 | 25.5 | ▲ | ▲ | ▼ | ▼ | ▼ | ▼ |
| F - H (3) | 10.0 | 10.0 | 0.0 | 19.3 | 8.9 | 10.4 | 18.5 | 9.1 | 9.4 | ▼ | ▼ | ▼ | ▼ | ▼ | ▲ |
| A - E (8) | 26.7 | 13.3 | 13.3 | 21.1 | 7.3 | 13.8 | 21.9 | 7.4 | 14.5 | | | | | | |
| Unknown (2) | 6.7 | | | 3.1 | | | 4.9 | | | | | | | | |



■ I : end of year benchmark.
 ■ F - H : mid - year benchmark.
 ■ A - E
 ■ Unknown

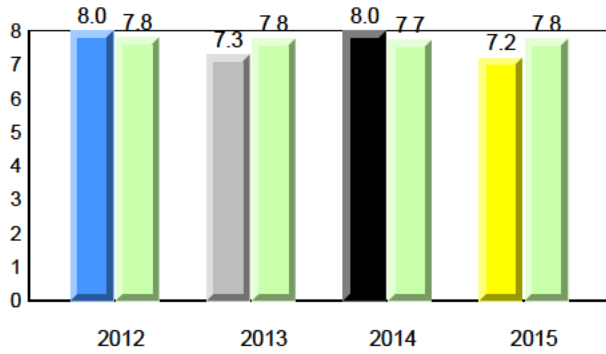
Instructional Level (June 2012 - June 2015)
4 Year Trend
(school averages)



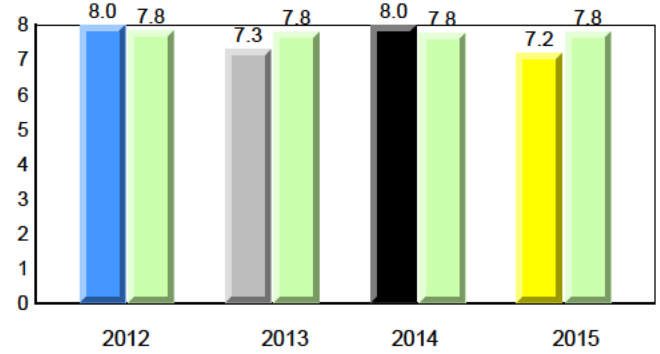
Total Students : 21
Total Students (Submitted): 20

Observation Survey (June 2012 - June 2015)
4 Year Trend
(school average vs. provincial average)

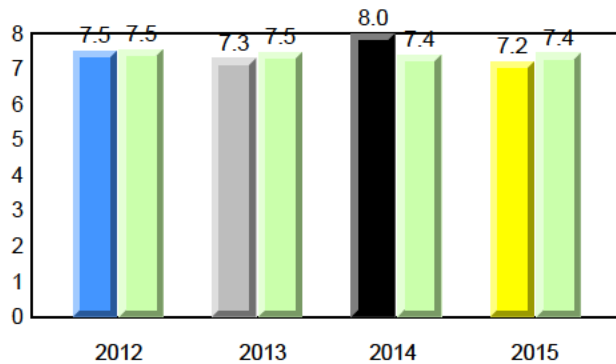
Rhyme



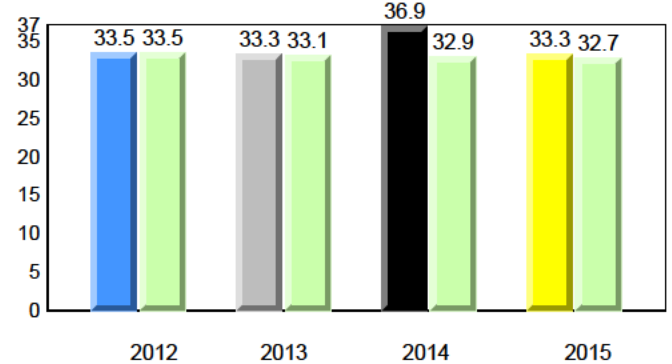
Beginning Sound



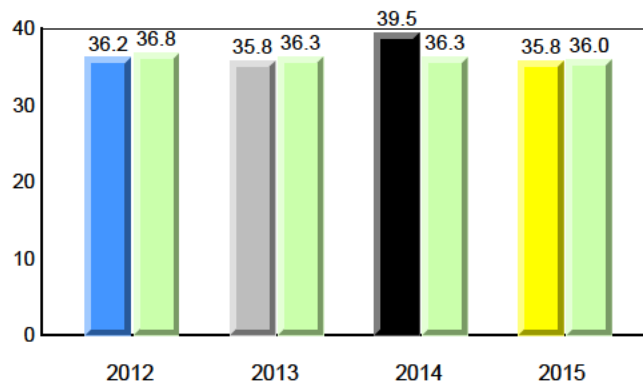
Onset Rhyme



Dictation



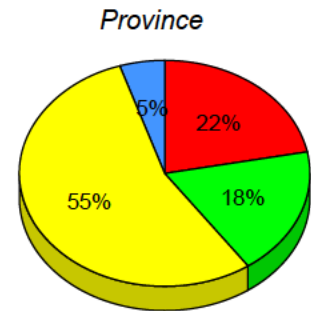
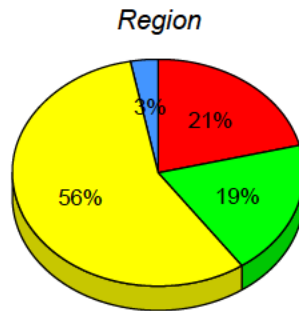
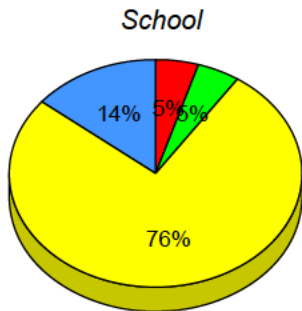
Sight Vocabulary



Total Students : 21
Total Students (Submitted): 20

Instructional Level (June 2012 - June 2015)

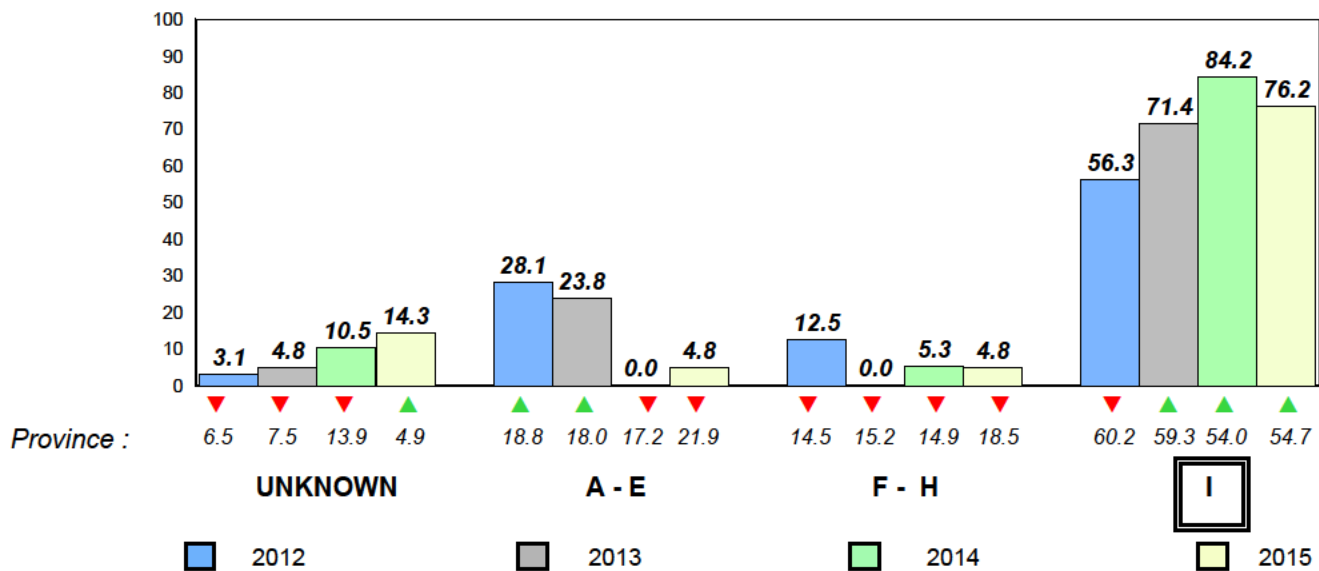
| Level | School | 2015 | | | 2014 | | | 2013 | | | 2012 | | | | |
|-------------|--------|------|------|------|------|------|------|------|------|-----|------|---|-----|---|---|
| | | ♀ | ♂ | Avg | ♀ | ♂ | Avg | ♀ | ♂ | Avg | ♀ | ♂ | Avg | | |
| I (16) | 76.2 | 38.1 | 38.1 | 56.5 | 30.4 | 26.1 | 54.7 | 29.3 | 25.5 | ▲ | ▲ | ▲ | ▲ | ▼ | ▼ |
| F - H (1) | 4.8 | 4.8 | 0.0 | 19.3 | 8.9 | 10.4 | 18.5 | 9.1 | 9.4 | ▼ | ▼ | ▼ | ▼ | ▼ | ▼ |
| A - E (1) | 4.8 | 0.0 | 4.8 | 21.1 | 7.3 | 13.8 | 21.9 | 7.4 | 14.5 | | | | | | |
| Unknown (3) | 14.3 | | | 3.1 | | | 4.9 | | | | | | | | |



■ I : end of year benchmark.
 ■ F - H : mid - year benchmark.
 ■ A - E
 ■ Unknown

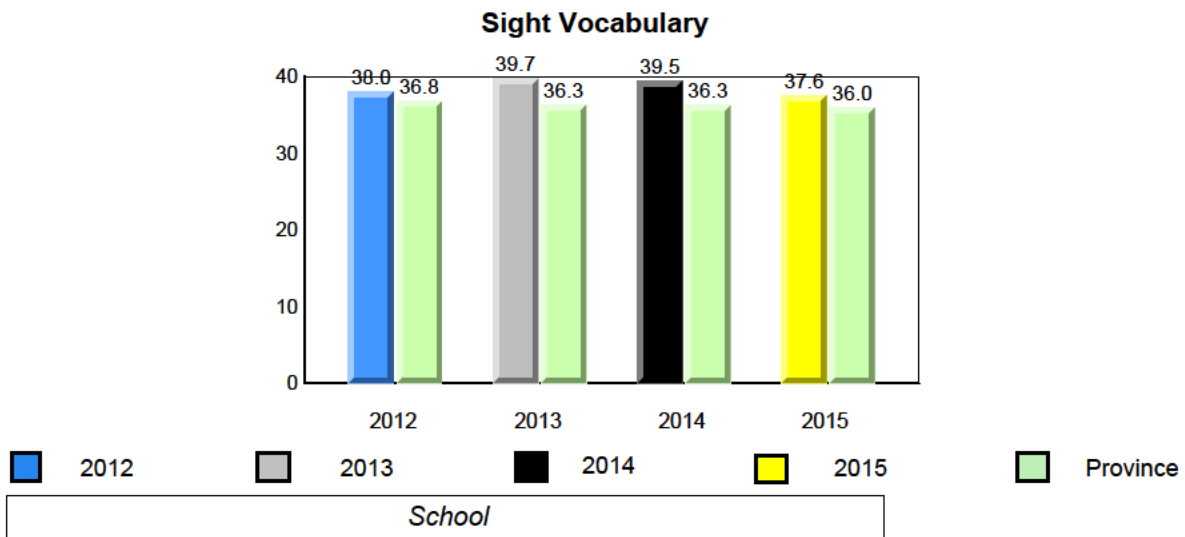
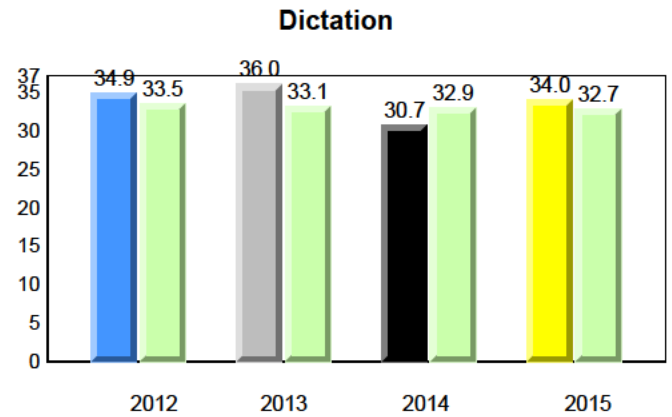
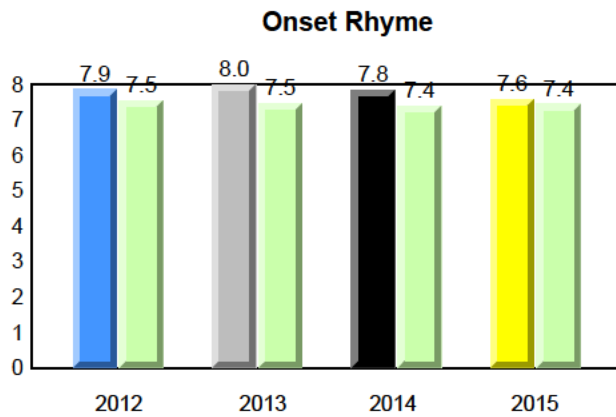
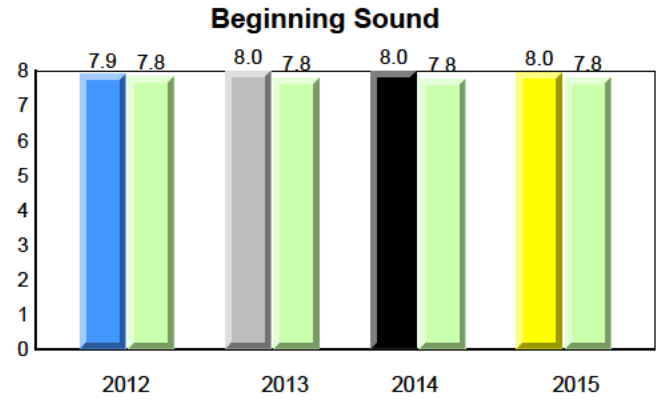
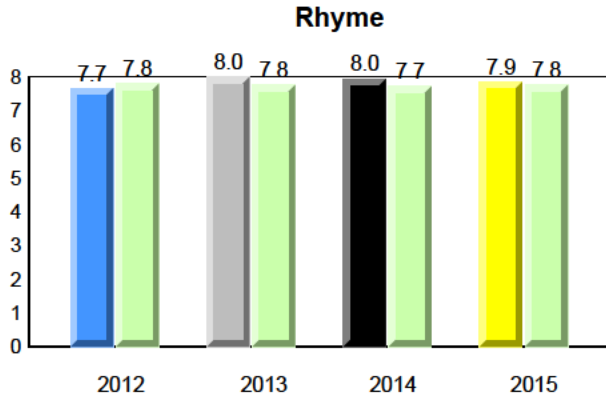
Instructional Level (June 2012 - June 2015)

4 Year Trend
(school averages)



Total Students : 22
Total Students (Submitted): 22

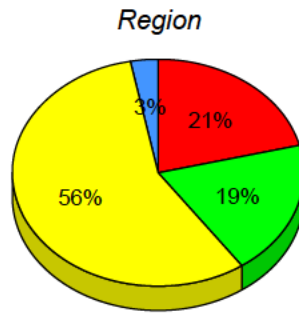
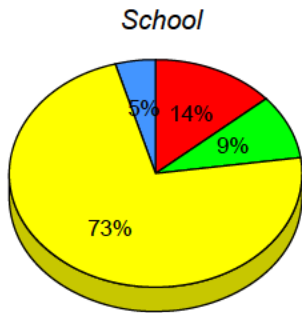
Observation Survey (June 2012 - June 2015)
4 Year Trend
(school average vs. provincial average)



Total Students : 22
Total Students (Submitted): 22

Instructional Level (June 2012 - June 2015)

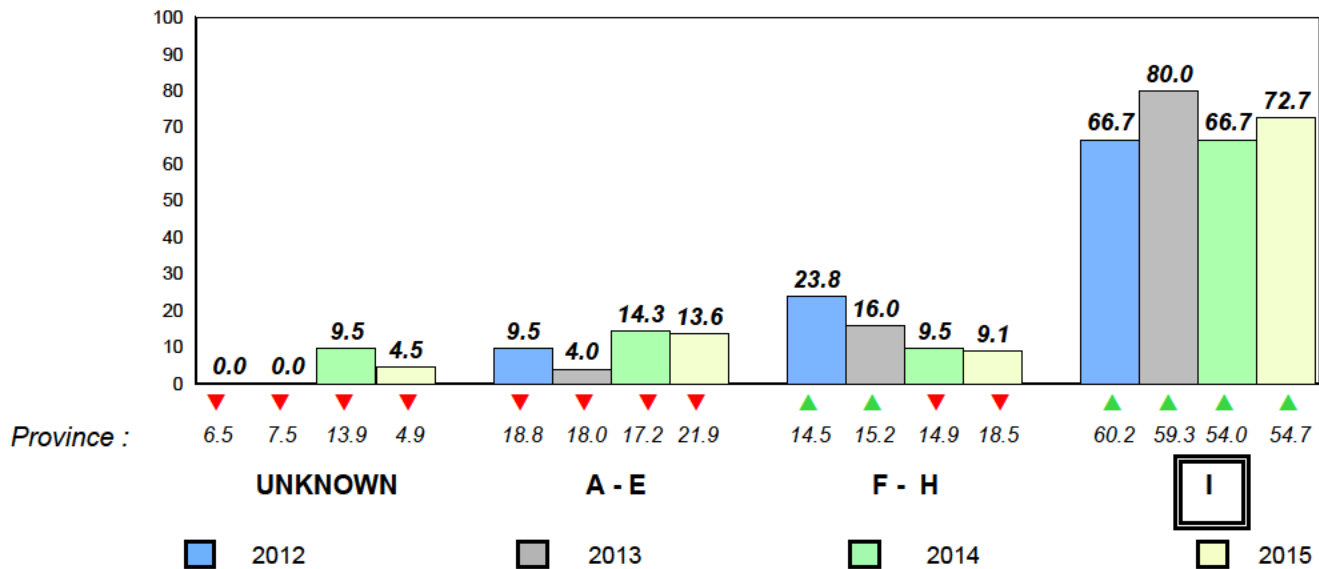
| Level | School | 2015 | | | 2014 | | | 2013 | | | 2012 | | | | |
|-------------|--------|------|------|------|------|------|------|------|------|-----|------|---|-----|---|---|
| | | ♀ | ♂ | Avg | ♀ | ♂ | Avg | ♀ | ♂ | Avg | ♀ | ♂ | Avg | | |
| I (16) | 72.7 | 45.5 | 27.3 | 56.5 | 30.4 | 26.1 | 54.7 | 29.3 | 25.5 | ▲ | ▲ | ▲ | ▲ | ▲ | ▲ |
| F - H (2) | 9.1 | 9.1 | 0.0 | 19.3 | 8.9 | 10.4 | 18.5 | 9.1 | 9.4 | ▼ | ▼ | ▼ | ▲ | ▲ | ▲ |
| A - E (3) | 13.6 | 4.5 | 9.1 | 21.1 | 7.3 | 13.8 | 21.9 | 7.4 | 14.5 | | | | | | |
| Unknown (1) | 4.5 | | | 3.1 | | | 4.9 | | | | | | | | |



■ I : end of year benchmark.
 ■ F - H : mid - year benchmark.
 ■ A - E
 ■ Unknown

Instructional Level (June 2012 - June 2015)

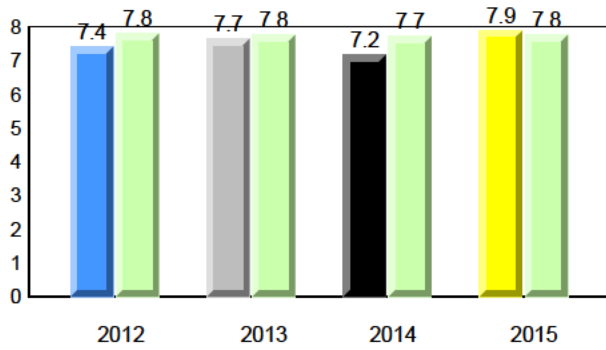
4 Year Trend
(school averages)



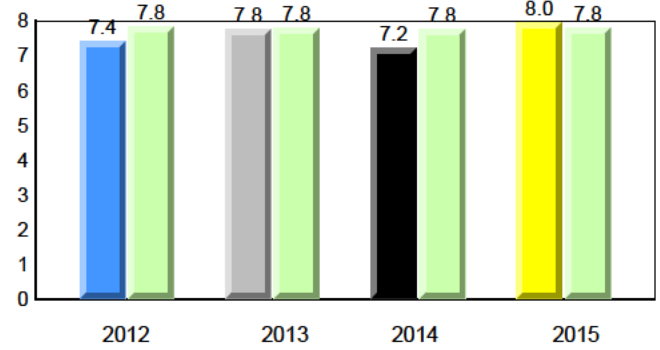
Total Students : 37
Total Students (Submitted): 37

Observation Survey (June 2012 - June 2015)
4 Year Trend
(school average vs. provincial average)

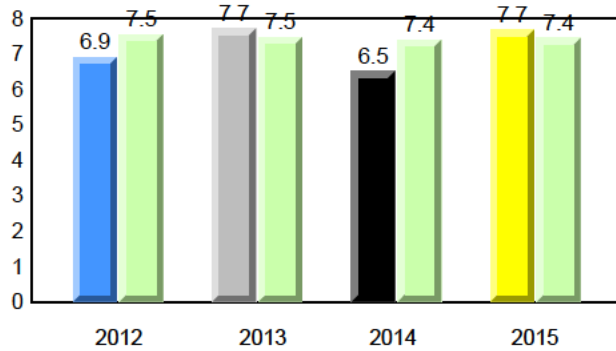
Rhyme



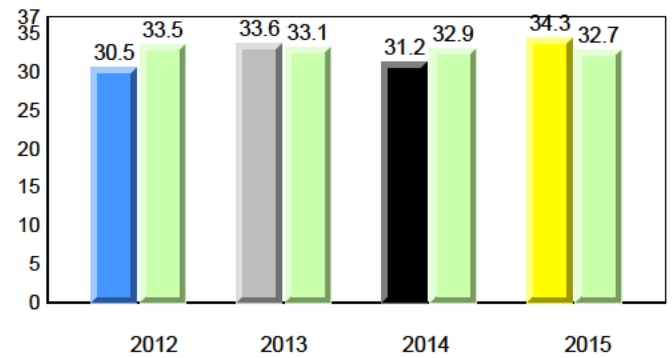
Beginning Sound



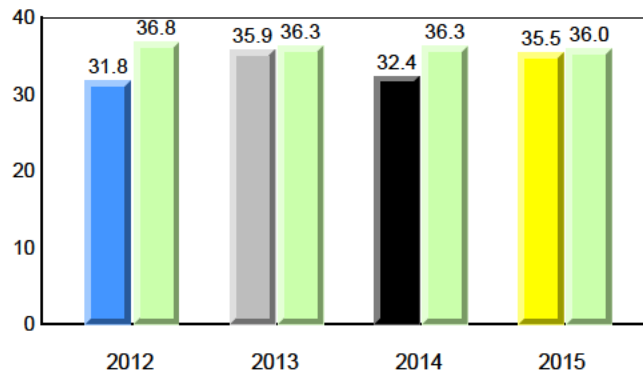
Onset Rhyme



Dictation



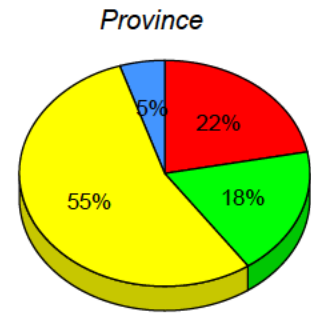
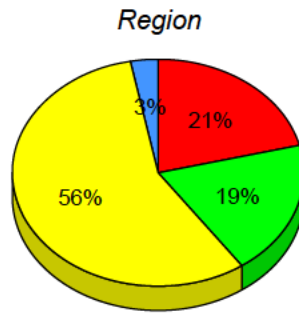
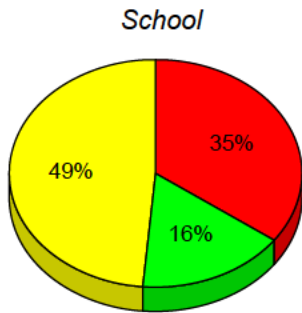
Sight Vocabulary



Total Students : 37
Total Students (Submitted): 37

Instructional Level (June 2012 - June 2015)

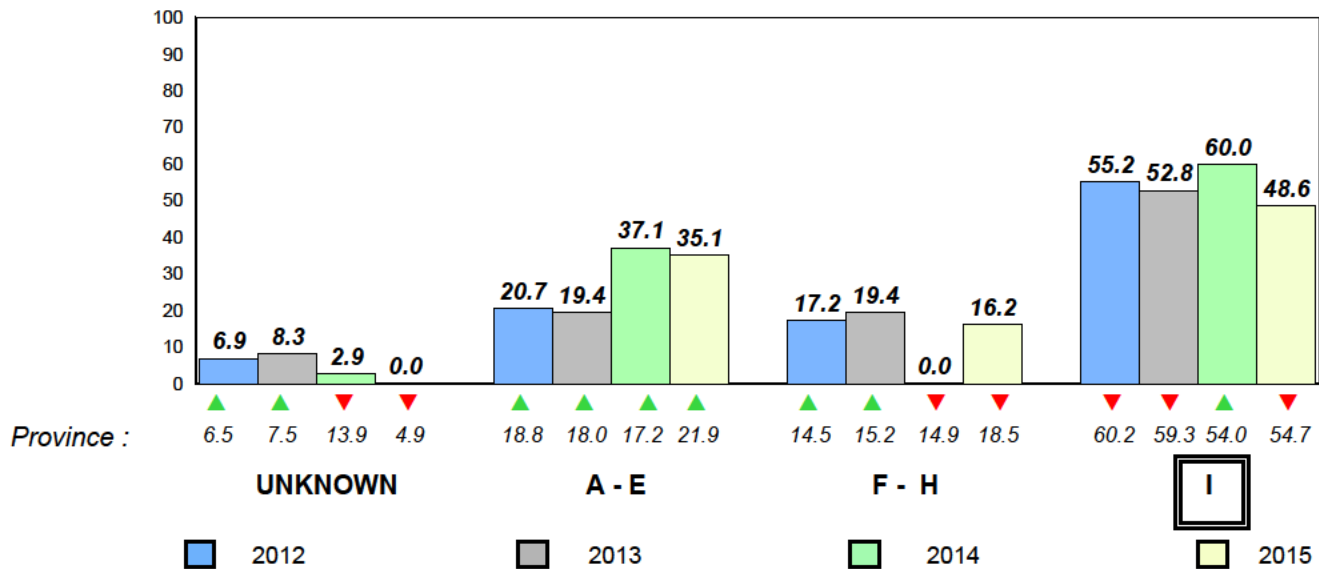
| Level | School | 2015 | | | 2014 | | | 2013 | | | 2012 | | | | |
|--------------------|--------|------|------|--------|------|------|----------|------|------|--------|------|---|----------|---|---|
| | | ♀ | ♂ | Region | ♀ | ♂ | Province | ♀ | ♂ | Region | ♀ | ♂ | Province | | |
| I (18) | 48.6 | 8.1 | 40.5 | 56.5 | 30.4 | 26.1 | 54.7 | 29.3 | 25.5 | ▼ | ▼ | ▲ | ▲ | ▼ | ▼ |
| F - H (6) | 16.2 | 8.1 | 8.1 | 19.3 | 8.9 | 10.4 | 18.5 | 9.1 | 9.4 | ▼ | ▼ | ▲ | ▲ | ▲ | ▲ |
| A - E (13) | 35.1 | 13.5 | 21.6 | 21.1 | 7.3 | 13.8 | 21.9 | 7.4 | 14.5 | | | | | | |
| Unknown (0) | 0.0 | | | 3.1 | | | 4.9 | | | | | | | | |



■ I : end of year benchmark.
 ■ F - H : mid - year benchmark.
 ■ A - E
 ■ Unknown

Instructional Level (June 2012 - June 2015)

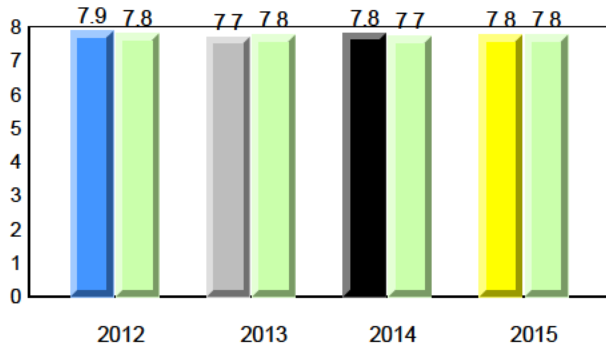
4 Year Trend
(school averages)



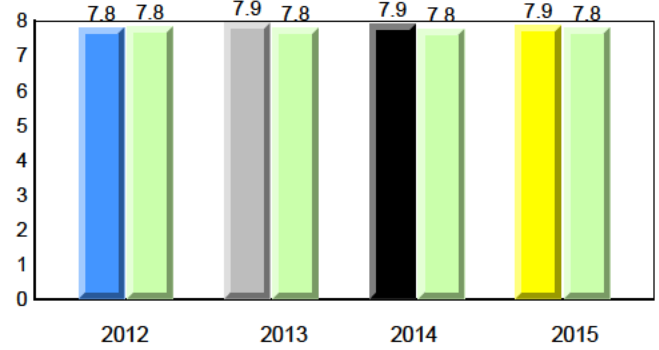
Total Students : 40
Total Students (Submitted): 39

Observation Survey (June 2012 - June 2015)
4 Year Trend
(school average vs. provincial average)

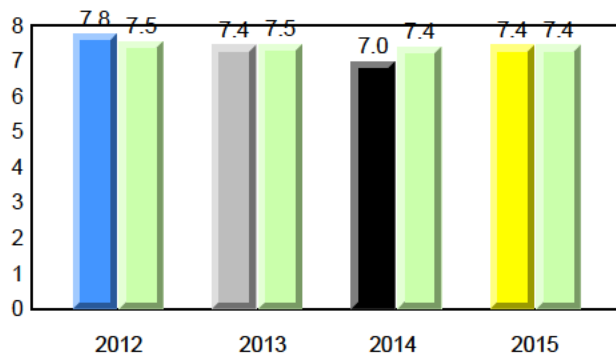
Rhyme



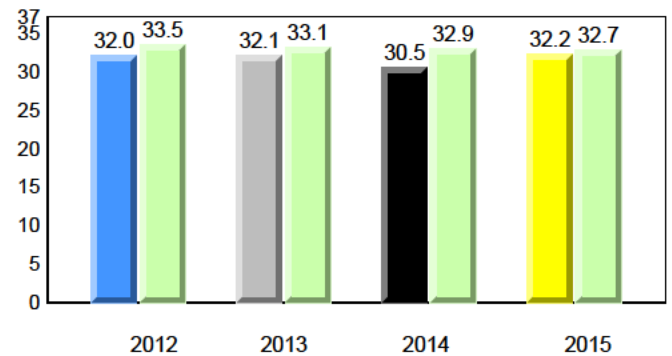
Beginning Sound



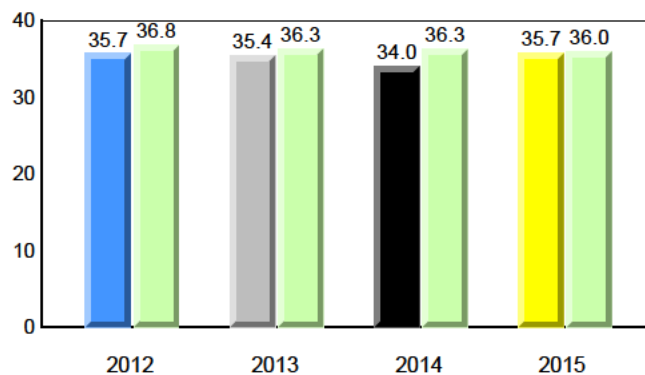
Onset Rhyme



Dictation



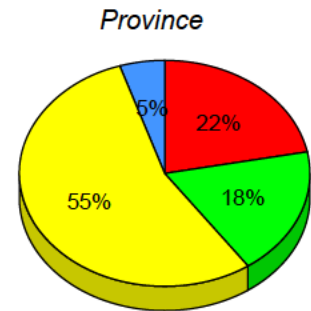
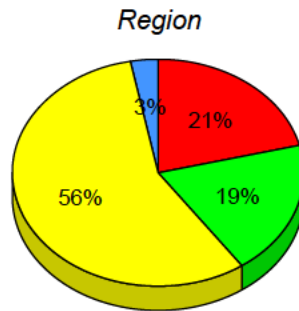
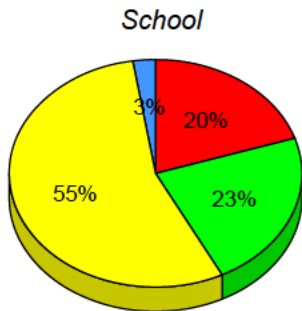
Sight Vocabulary



Total Students : 40
Total Students (Submitted): 39

Instructional Level (June 2012 - June 2015)

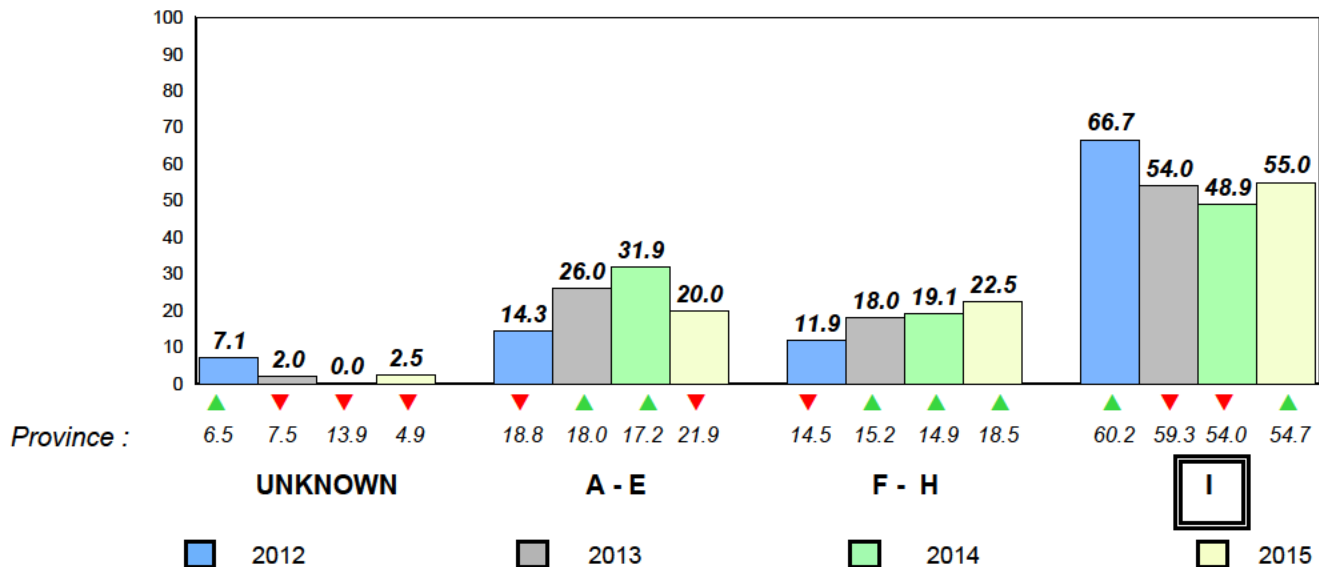
| Level | School | 2015 | | | 2014 | | | 2013 | | | 2012 | | | | |
|-------------|--------|------|------|------|------|------|------|------|------|-----|------|---|-----|---|---|
| | | ♀ | ♂ | Avg | ♀ | ♂ | Avg | ♀ | ♂ | Avg | ♀ | ♂ | Avg | | |
| I (22) | 55.0 | 32.5 | 22.5 | 56.5 | 30.4 | 26.1 | 54.7 | 29.3 | 25.5 | ▼ | ▲ | ▼ | ▼ | ▲ | ▲ |
| F - H (9) | 22.5 | 12.5 | 10.0 | 19.3 | 8.9 | 10.4 | 18.5 | 9.1 | 9.4 | ▲ | ▲ | ▲ | ▲ | ▼ | ▼ |
| A - E (8) | 20.0 | 7.5 | 12.5 | 21.1 | 7.3 | 13.8 | 21.9 | 7.4 | 14.5 | | | | | | |
| Unknown (1) | 2.5 | | | 3.1 | | | 4.9 | | | | | | | | |



■ I : end of year benchmark.
 ■ F - H : mid - year benchmark.
 ■ A - E
 ■ Unknown

Instructional Level (June 2012 - June 2015)

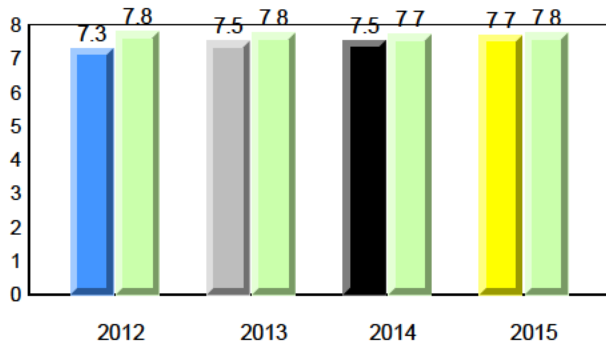
4 Year Trend
(school averages)



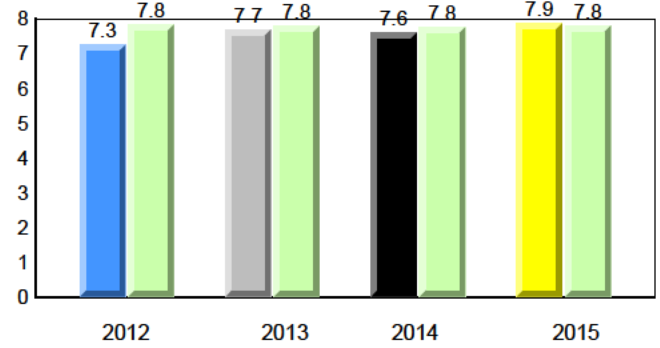
Total Students : 64
Total Students (Submitted): 64

Observation Survey (June 2012 - June 2015)
4 Year Trend
(school average vs. provincial average)

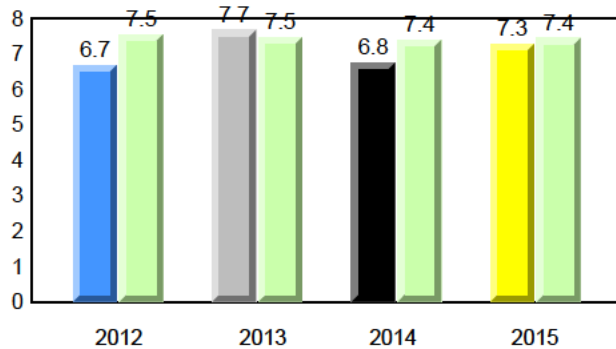
Rhyme



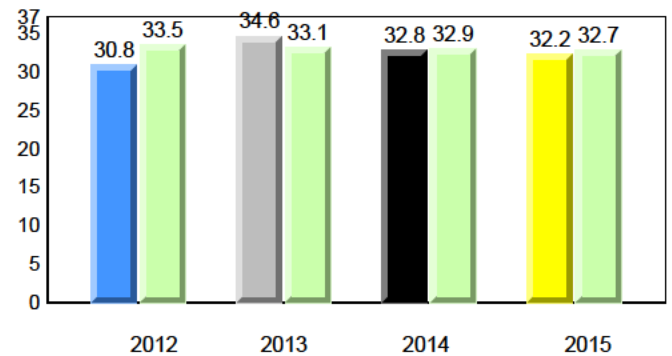
Beginning Sound



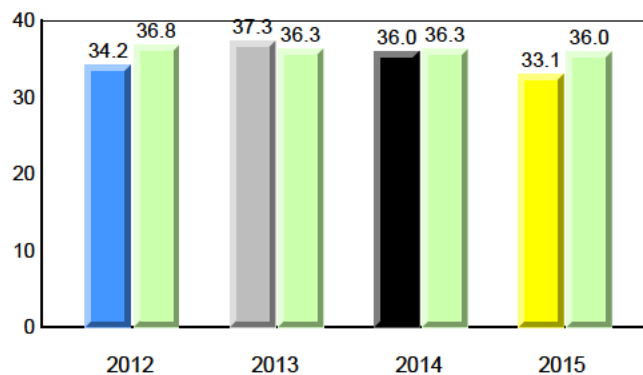
Onset Rhyme



Dictation



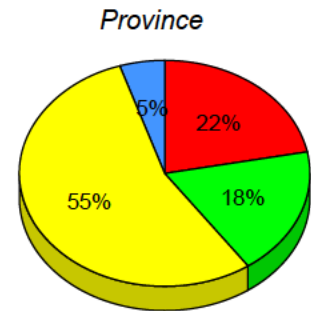
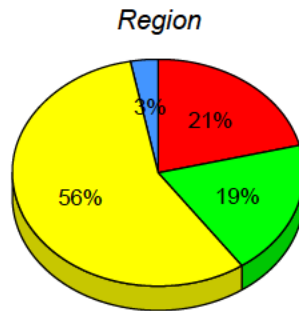
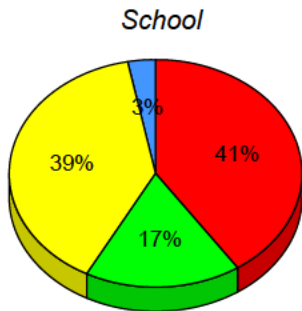
Sight Vocabulary



Total Students : 64
Total Students (Submitted): 64

Instructional Level (June 2012 - June 2015)

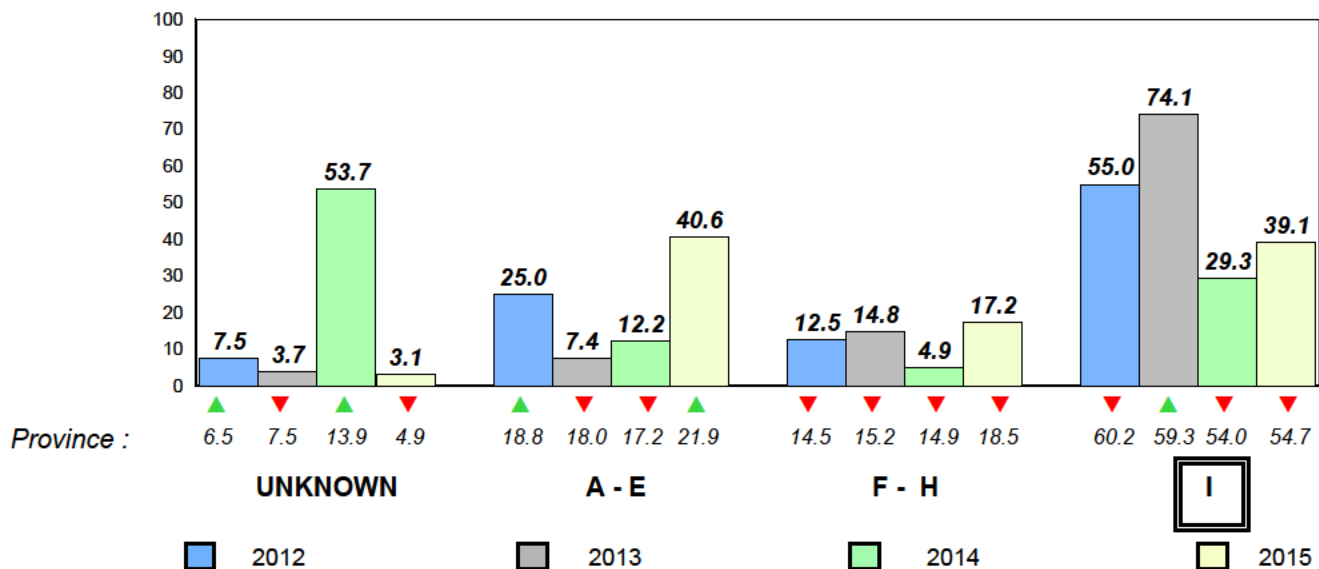
| Level | School | 2015 | | | 2014 | | | 2013 | | | 2012 | | | | |
|-------------|--------|------|------|------|------|------|------|------|------|-----|------|---|-----|---|---|
| | | ♀ | ♂ | Avg | ♀ | ♂ | Avg | ♀ | ♂ | Avg | ♀ | ♂ | Avg | | |
| I (25) | 39.1 | 20.3 | 18.8 | 56.5 | 30.4 | 26.1 | 54.7 | 29.3 | 25.5 | ▼ | ▼ | ▲ | ▲ | ▼ | ▼ |
| F - H (11) | 17.2 | 1.6 | 15.6 | 19.3 | 8.9 | 10.4 | 18.5 | 9.1 | 9.4 | ▼ | ▼ | ▼ | ▼ | ▼ | ▼ |
| A - E (26) | 40.6 | 15.6 | 25.0 | 21.1 | 7.3 | 13.8 | 21.9 | 7.4 | 14.5 | | | | | | |
| Unknown (2) | 3.1 | | | 3.1 | | | 4.9 | | | | | | | | |



■ I : end of year benchmark.
 ■ F - H : mid - year benchmark.
 ■ A - E
 ■ Unknown

Instructional Level (June 2012 - June 2015)

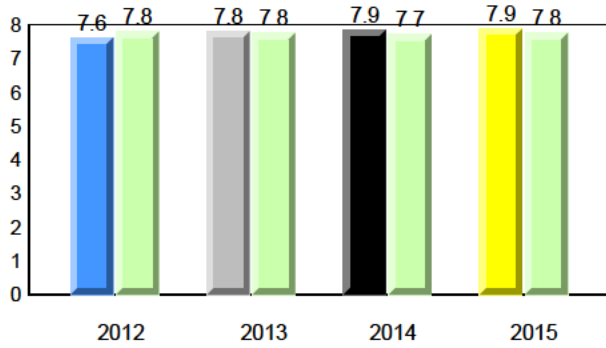
4 Year Trend
(school averages)



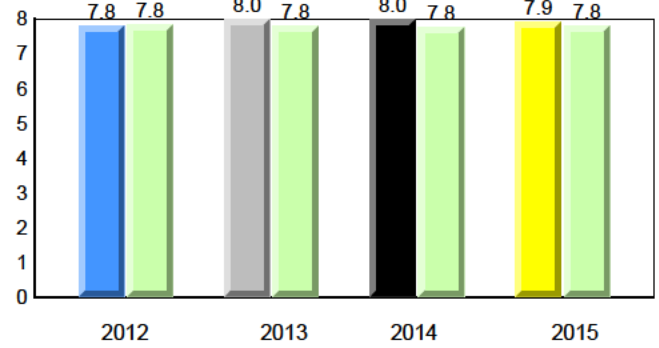
Total Students : 27
Total Students (Submitted): 27

Observation Survey (June 2012 - June 2015)
4 Year Trend
(school average vs. provincial average)

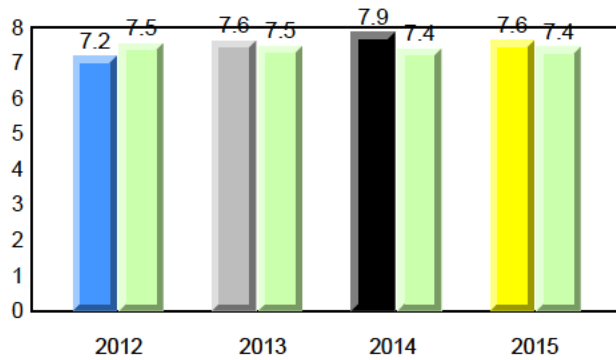
Rhyme



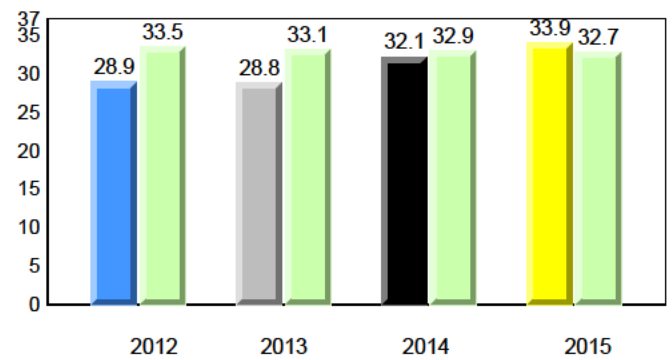
Beginning Sound



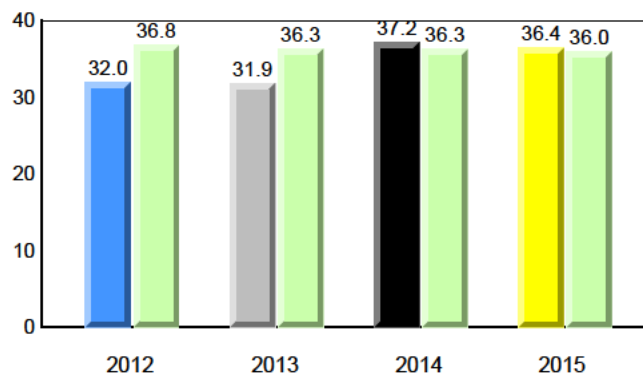
Onset Rhyme



Dictation



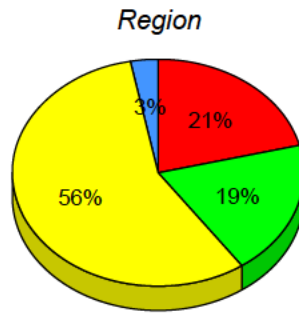
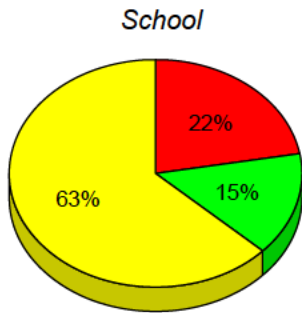
Sight Vocabulary



Total Students : 27
Total Students (Submitted): 27

Instructional Level (June 2012 - June 2015)

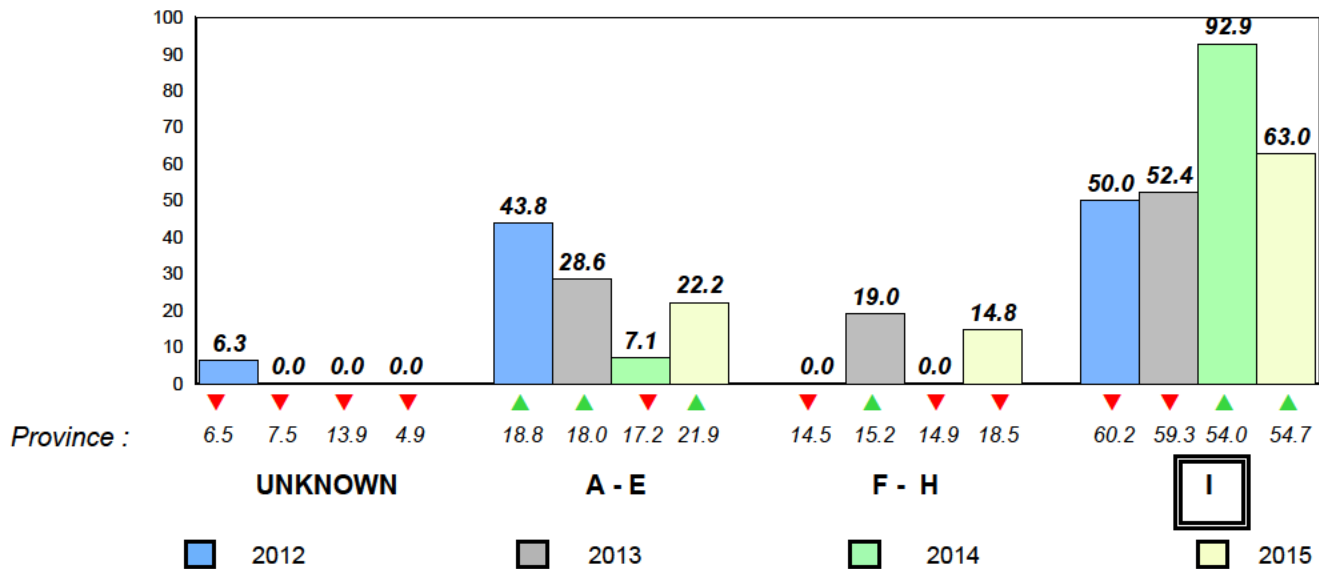
| Level | School | 2015 | | | 2014 | | | 2013 | | | 2012 | | | | |
|-------------|--------|------|------|------|------|------|------|------|------|-----|------|---|-----|---|---|
| | | ♀ | ♂ | Avg | ♀ | ♂ | Avg | ♀ | ♂ | Avg | ♀ | ♂ | Avg | | |
| I (17) | 63.0 | 33.3 | 29.6 | 56.5 | 30.4 | 26.1 | 54.7 | 29.3 | 25.5 | ▲ | ▲ | ▼ | ▼ | ▼ | ▼ |
| F - H (4) | 14.8 | 3.7 | 11.1 | 19.3 | 8.9 | 10.4 | 18.5 | 9.1 | 9.4 | ▼ | ▼ | ▲ | ▲ | ▼ | ▼ |
| A - E (6) | 22.2 | 11.1 | 11.1 | 21.1 | 7.3 | 13.8 | 21.9 | 7.4 | 14.5 | | | | | | |
| Unknown (0) | 0.0 | | | 3.1 | | | 4.9 | | | | | | | | |



■ I : end of year benchmark.
 ■ F - H : mid - year benchmark.
 ■ A - E
 ■ Unknown

Instructional Level (June 2012 - June 2015)

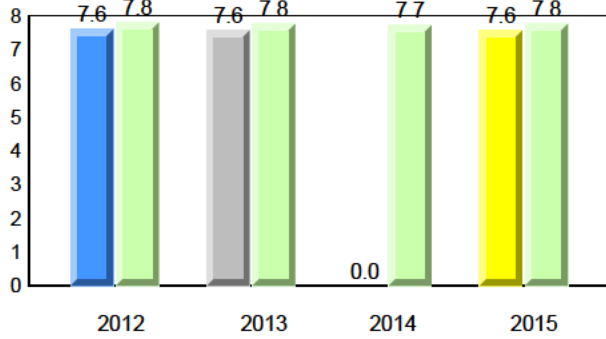
4 Year Trend
(school averages)



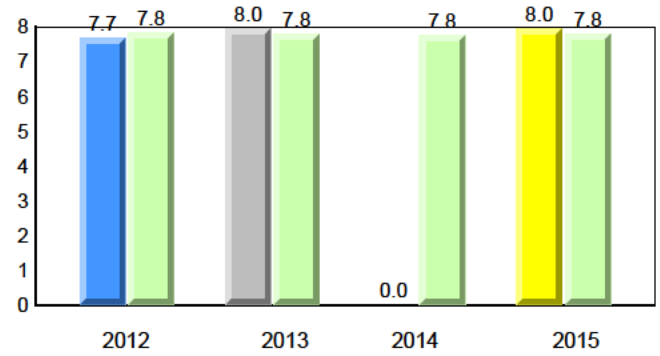
Total Students : 24
Total Students (Submitted): 23

Observation Survey (June 2012 - June 2015)
4 Year Trend
(school average vs. provincial average)

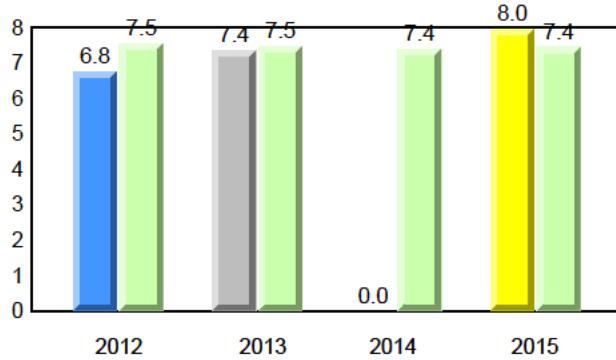
Rhyme



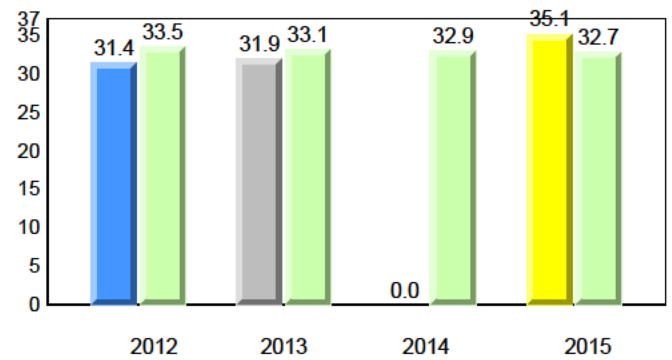
Beginning Sound



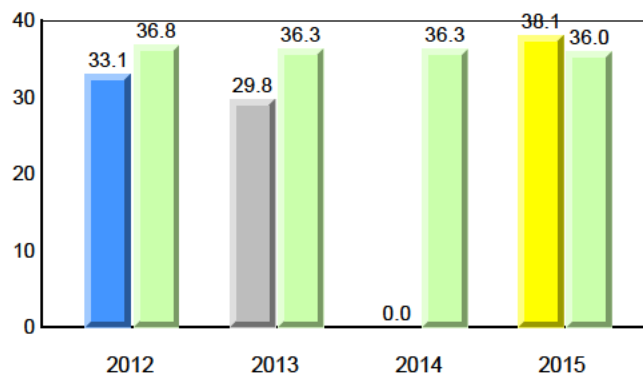
Onset Rhyme



Dictation



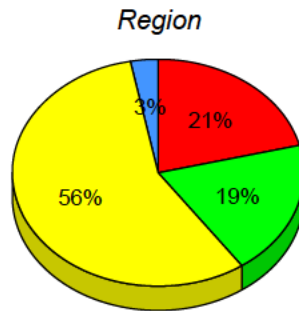
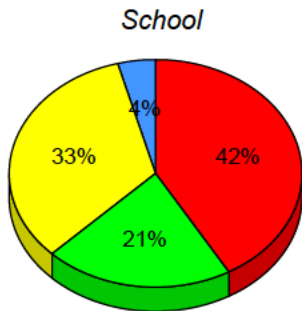
Sight Vocabulary



Total Students : 24
Total Students (Submitted): 23

Instructional Level (June 2012 - June 2015)

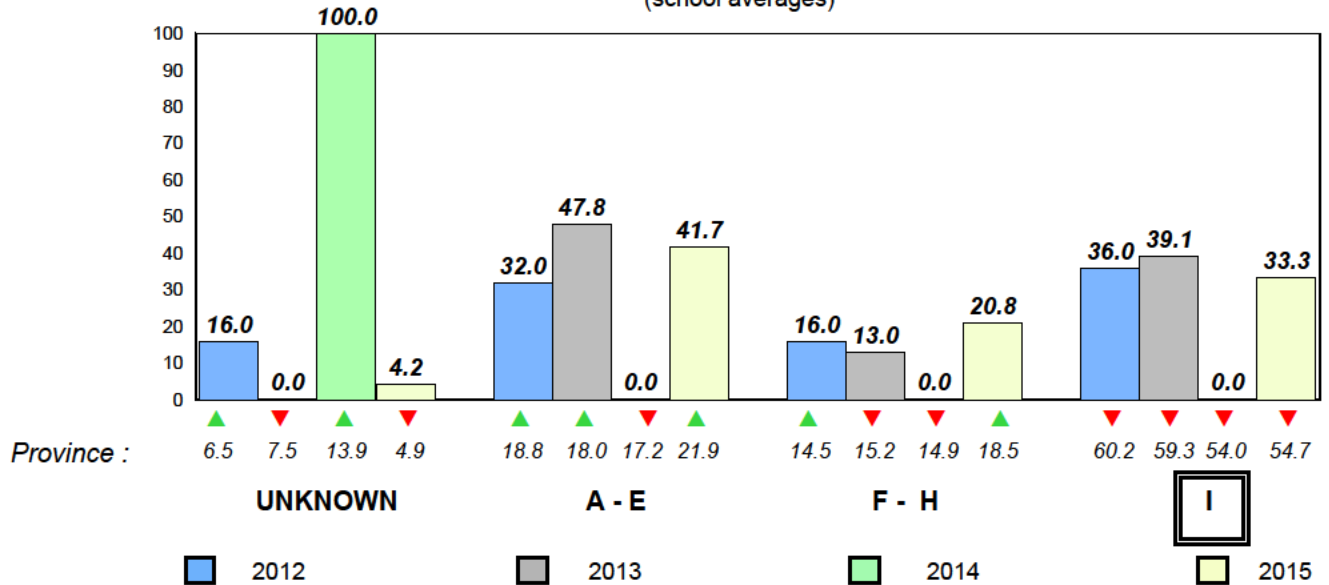
| Level | School | 2015 | | | 2014 | | | 2013 | | | 2012 | | |
|-------------|--------|------|------|------|------|------|------|------|------|-----|------|---|-----|
| | | ♀ | ♂ | Avg | ♀ | ♂ | Avg | ♀ | ♂ | Avg | ♀ | ♂ | Avg |
| I (8) | 33.3 | 16.7 | 16.7 | 56.5 | 30.4 | 26.1 | 54.7 | 29.3 | 25.5 | ▼ | ▼ | ▼ | ▼ |
| F - H (5) | 20.8 | 20.8 | 0.0 | 19.3 | 8.9 | 10.4 | 18.5 | 9.1 | 9.4 | ▲ | ▲ | ▼ | ▼ |
| A - E (10) | 41.7 | 25.0 | 16.7 | 21.1 | 7.3 | 13.8 | 21.9 | 7.4 | 14.5 | | | | |
| Unknown (1) | 4.2 | | | 3.1 | | | 4.9 | | | | | | |



■ I : end of year benchmark.
 ■ F - H : mid - year benchmark.
 ■ A - E
 ■ Unknown

Instructional Level (June 2012 - June 2015)

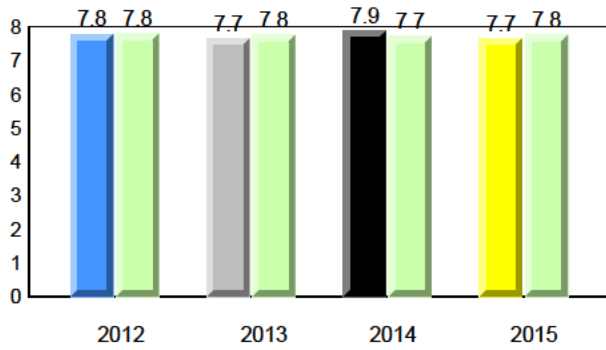
4 Year Trend
(school averages)



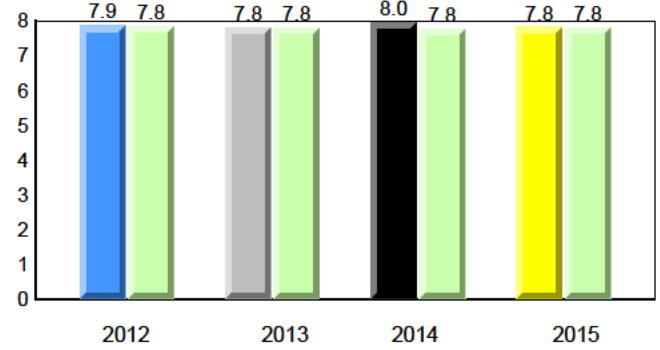
Total Students : 57
Total Students (Submitted): 57

Observation Survey (June 2012 - June 2015)
4 Year Trend
(school average vs. provincial average)

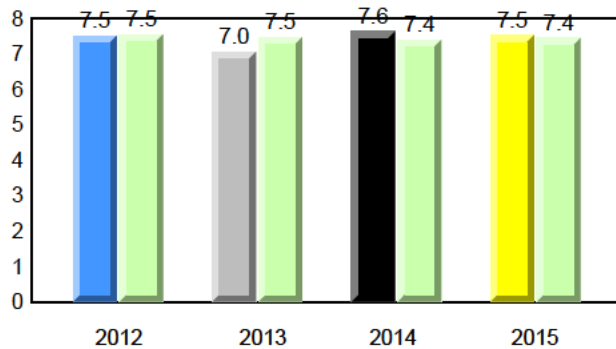
Rhyme



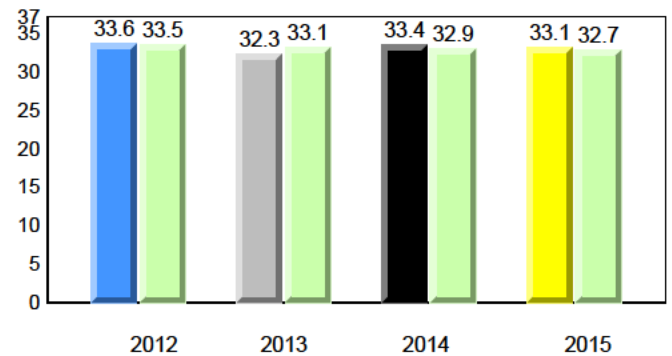
Beginning Sound



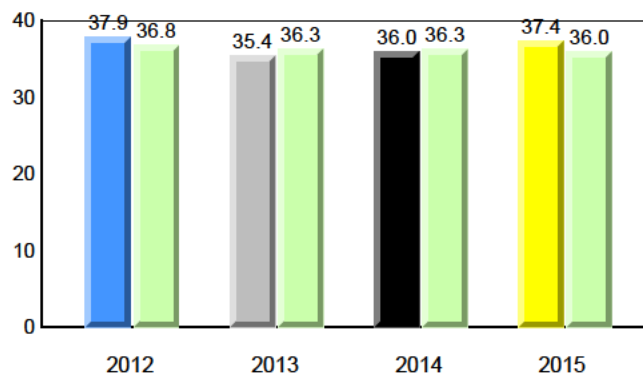
Onset Rhyme



Dictation



Sight Vocabulary



NLESD - Eastern Region

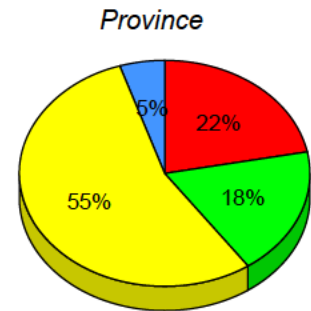
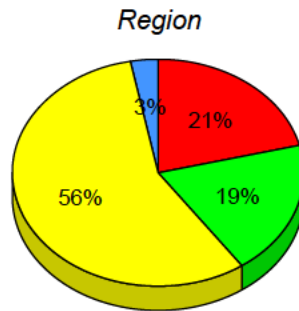
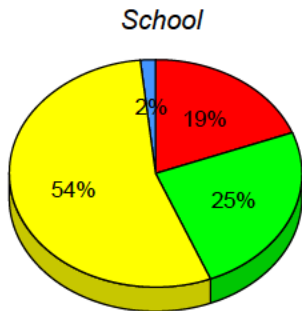
#366 - Topsail Elementary, Conception Bay South (Topsail)

Grades: K-4

Total Students : 57
Total Students (Submitted): 57

Instructional Level (June 2012 - June 2015)

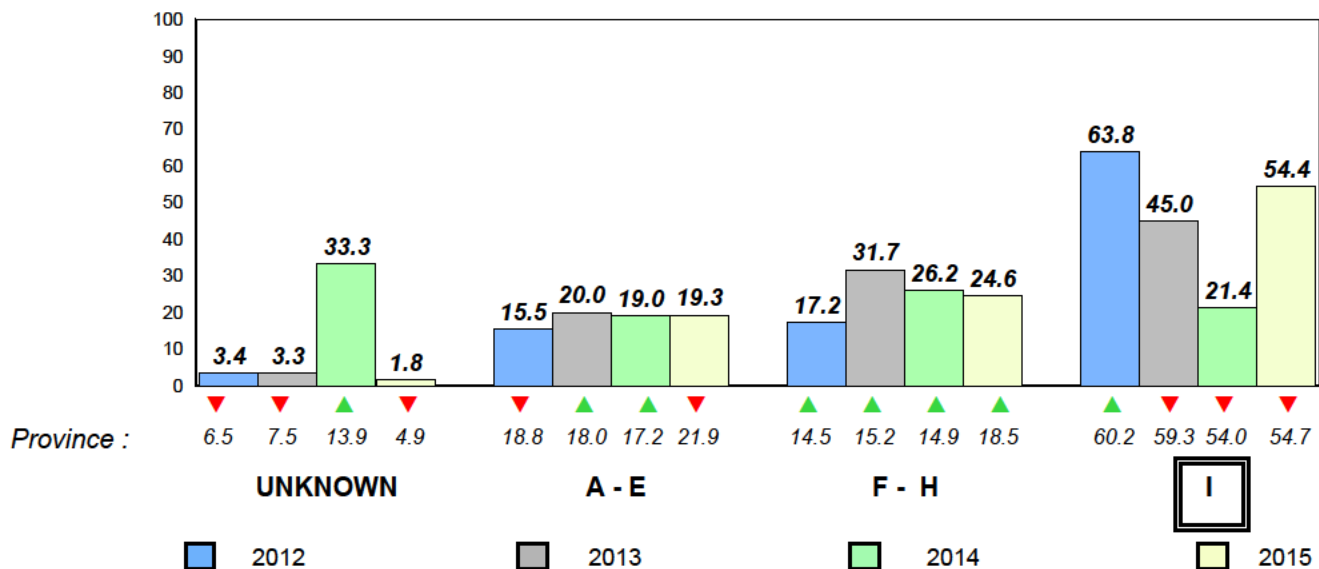
| Level | School | 2015 | | | 2014 | | | 2013 | | | 2012 | | | | |
|-------------|--------|------|------|------|------|------|------|------|------|-----|------|---|-----|---|---|
| | | ♀ | ♂ | Avg | ♀ | ♂ | Avg | ♀ | ♂ | Avg | ♀ | ♂ | Avg | | |
| I (31) | 54.4 | 24.6 | 29.8 | 56.5 | 30.4 | 26.1 | 54.7 | 29.3 | 25.5 | ▼ | ▼ | ▼ | ▼ | ▲ | ▲ |
| F - H (14) | 24.6 | 12.3 | 12.3 | 19.3 | 8.9 | 10.4 | 18.5 | 9.1 | 9.4 | ▲ | ▲ | ▲ | ▲ | ▲ | ▲ |
| A - E (11) | 19.3 | 7.0 | 12.3 | 21.1 | 7.3 | 13.8 | 21.9 | 7.4 | 14.5 | | | | | | |
| Unknown (1) | 1.8 | | | 3.1 | | | 4.9 | | | | | | | | |



■ I : end of year benchmark.
 ■ F - H : mid - year benchmark.
 ■ A - E
 ■ Unknown

Instructional Level (June 2012 - June 2015)

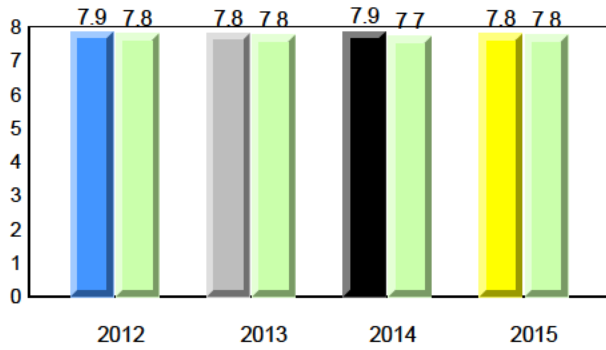
4 Year Trend
(school averages)



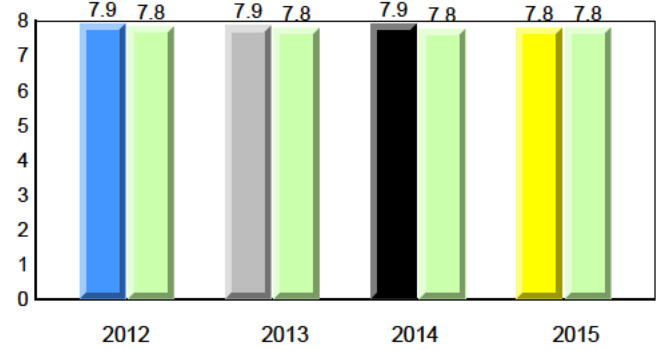
Total Students : 65
Total Students (Submitted): 65

Observation Survey (June 2012 - June 2015)
4 Year Trend
(school average vs. provincial average)

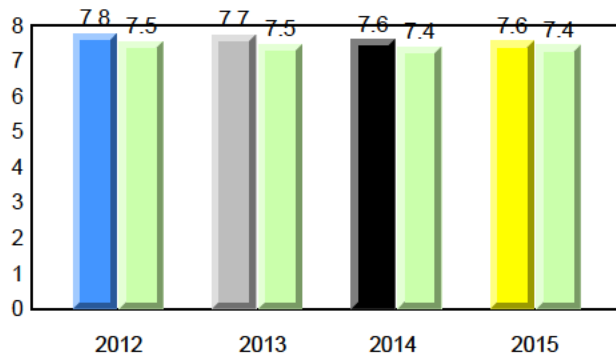
Rhyme



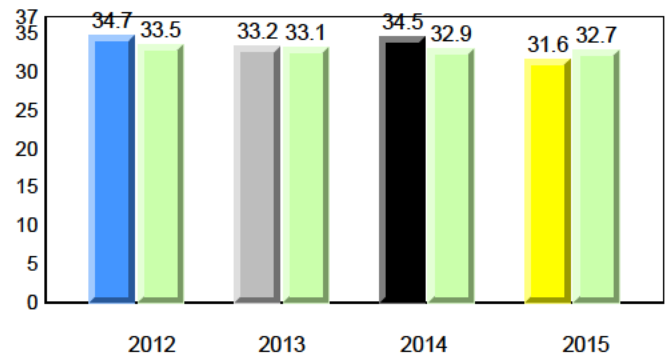
Beginning Sound



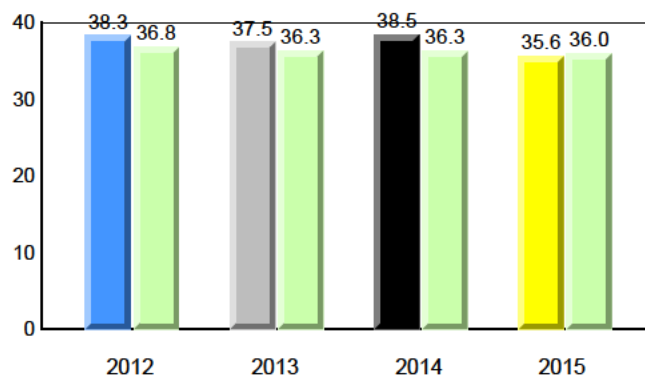
Onset Rhyme



Dictation



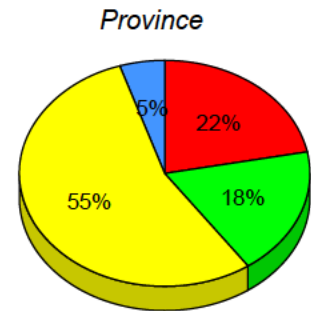
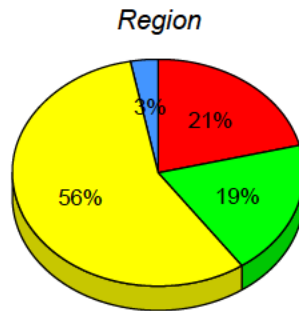
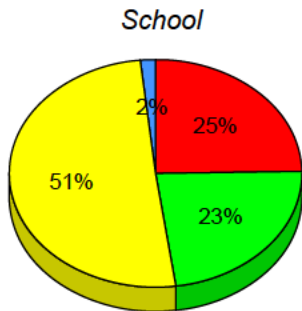
Sight Vocabulary



Total Students : 65
Total Students (Submitted): 65

Instructional Level (June 2012 - June 2015)

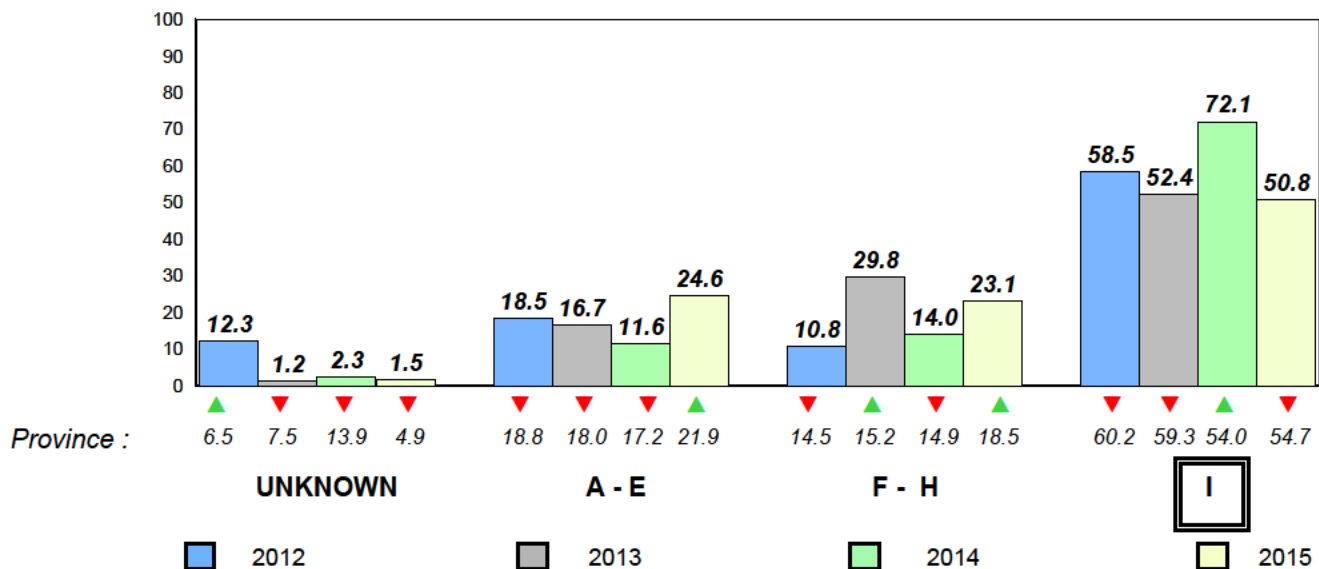
| Level | School | 2015 | | | 2014 | | | 2013 | | | 2012 | | | | |
|-------------|--------|------|------|------|------|------|------|------|------|-----|------|---|-----|---|---|
| | | ♀ | ♂ | Avg | ♀ | ♂ | Avg | ♀ | ♂ | Avg | ♀ | ♂ | Avg | | |
| I (33) | 50.8 | 23.1 | 27.7 | 56.5 | 30.4 | 26.1 | 54.7 | 29.3 | 25.5 | ▼ | ▼ | ▲ | ▲ | ▼ | ▼ |
| F - H (15) | 23.1 | 13.8 | 9.2 | 19.3 | 8.9 | 10.4 | 18.5 | 9.1 | 9.4 | ▲ | ▲ | ▼ | ▼ | ▲ | ▲ |
| A - E (16) | 24.6 | 3.1 | 21.5 | 21.1 | 7.3 | 13.8 | 21.9 | 7.4 | 14.5 | | | | | | |
| Unknown (1) | 1.5 | | | 3.1 | | | 4.9 | | | | | | | | |



■ I : end of year benchmark.
 ■ F - H : mid - year benchmark.
 ■ A - E
 ■ Unknown

Instructional Level (June 2012 - June 2015)

4 Year Trend
(school averages)



Total Students : 2 **Observation Survey (June 2012 - June 2015)**
 Total Students (Submitted): 2 **4 Year Trend**
 (school average vs. provincial average)

Rhyme

School data with 5 or fewer students withheld for reasons of confidentiality.

Beginning Sound

School data with 5 or fewer students withheld for reasons of confidentiality.

2012 2013 2014 2015

2012 2013 2014 2015

Onset Rhyme

School data with 5 or fewer students withheld for reasons of confidentiality.

Dictation


School data with 5 or fewer students withheld for reasons of confidentiality.

2012 2013 2014 2015

2012 2013 2014 2015

Sight Vocabulary

School data with 5 or fewer students withheld for reasons of confidentiality.



NLESD - Eastern Region

#370 - Stella Maris Academy, Trepassey

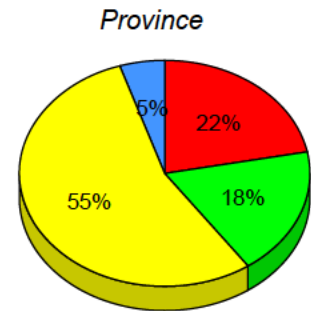
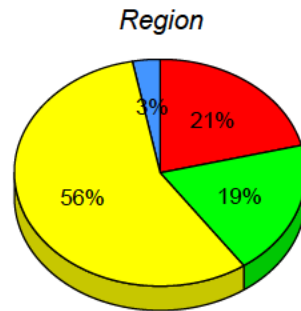
Grades: K-12

Total Students : 2
Total Students (Submitted): 2

Instructional Level (June 2012 - June 2015)

| Level | School | 2015 | | | | 2014 | | 2013 | | 2012 | | |
|-------|---|------|------|------|------|------------------|--------------------|------------------|--------------------|------------------|--------------------|---|
| | | ♀ | ♂ | ♀ | ♂ | School vs Region | School vs Province | School vs Region | School vs Province | School vs Region | School vs Province | |
| I | (School data with 5 or fewer students withheld for reasons of confidentiality.) | 0 | 56.5 | 26.1 | 54.7 | 25.5 | ▼ | ▼ | ▲ | ▲ | ▼ | ▼ |
| F - H | | 0 | 19.3 | 10.4 | 18.5 | 9.4 | ▲ | ▲ | ▼ | ▼ | ▼ | ▼ |
| A - E | | 0 | 21.1 | 13.8 | 21.9 | 14.5 | | | | | | |
| Unknc | | | 3.1 | | 4.9 | | | | | | | |

School
School data with 5 or fewer students withheld for reasons of confidentiality.



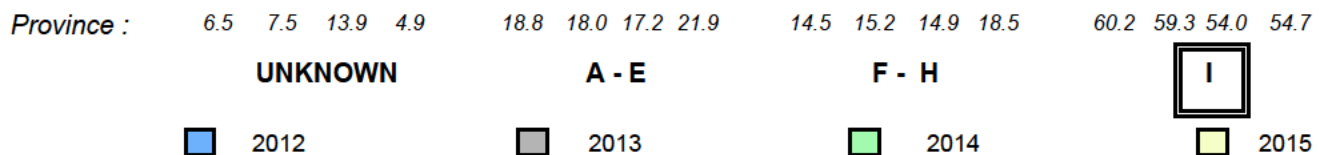
I : end of year benchmark. F - H : mid - year benchmark. A - E Unknown

Instructional Level (June 2012 - June 2015)

4 Year Trend

(school averages)

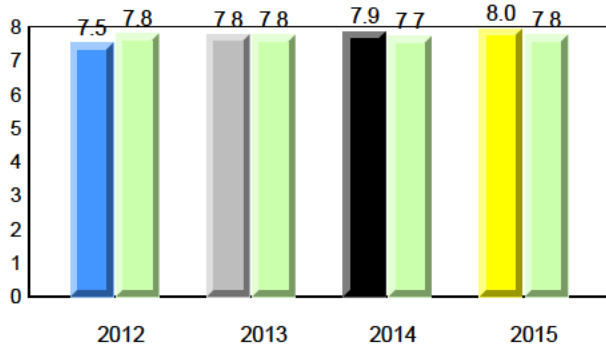
School data with 5 or fewer students withheld for reasons of confidentiality.



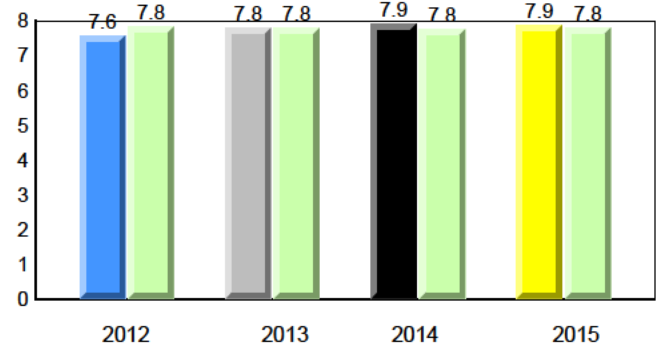
Total Students : 68
Total Students (Submitted): 63

Observation Survey (June 2012 - June 2015)
4 Year Trend
(school average vs. provincial average)

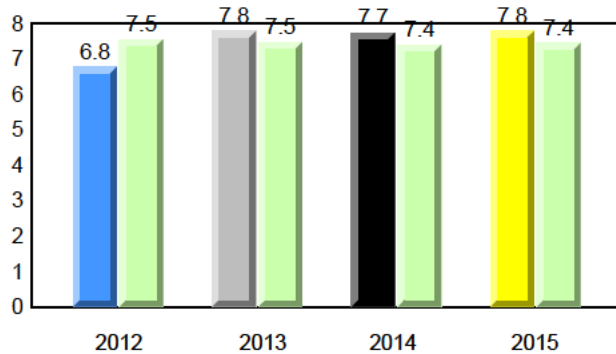
Rhyme



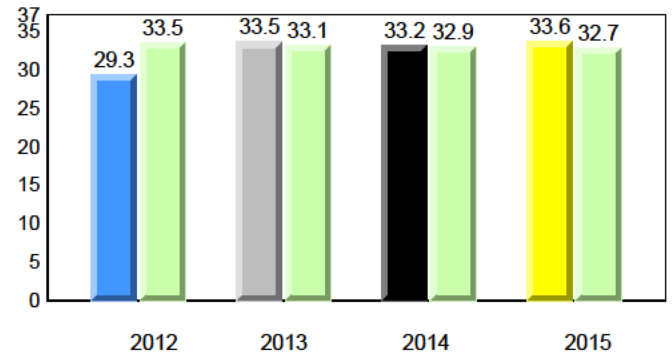
Beginning Sound



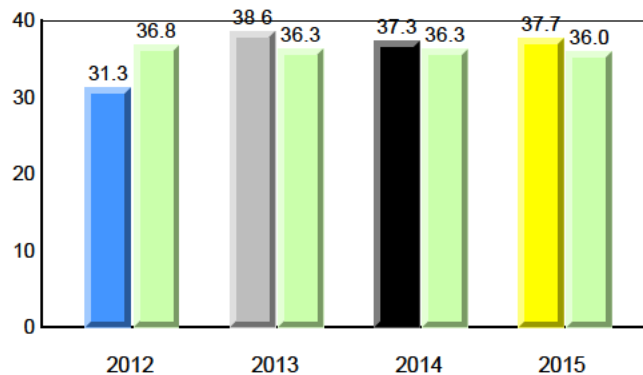
Onset Rhyme



Dictation



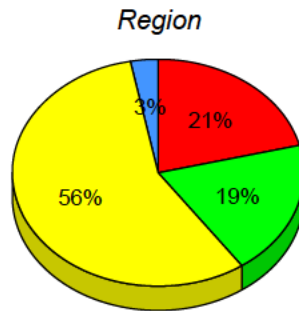
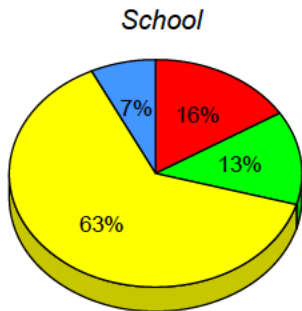
Sight Vocabulary



Total Students : 68
Total Students (Submitted): 63

Instructional Level (June 2012 - June 2015)

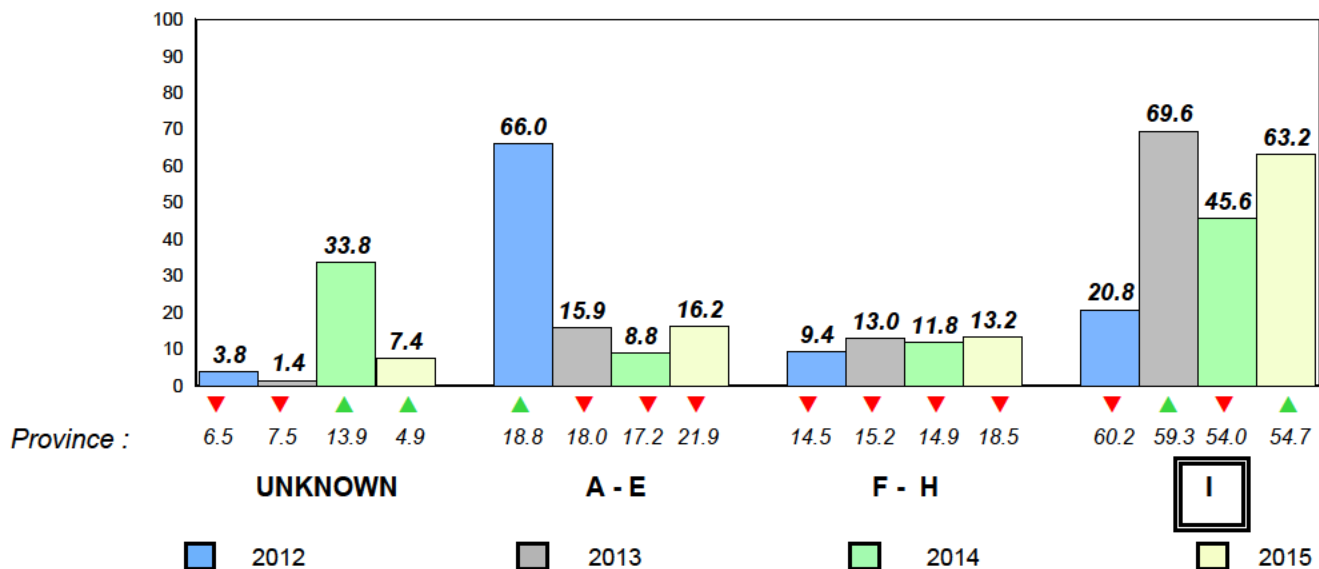
| Level | School | 2015 | | | 2014 | | | 2013 | | | 2012 | | |
|-------------|--------|------|------|------|------|------|------|------|------|-----|------|---|-----|
| | | ♀ | ♂ | Avg | ♀ | ♂ | Avg | ♀ | ♂ | Avg | ♀ | ♂ | Avg |
| I (43) | 63.2 | 29.4 | 33.8 | 56.5 | 30.4 | 26.1 | 54.7 | 29.3 | 25.5 | ▲ | ▲ | ▼ | ▼ |
| F - H (9) | 13.2 | 5.9 | 7.4 | 19.3 | 8.9 | 10.4 | 18.5 | 9.1 | 9.4 | ▼ | ▼ | ▼ | ▼ |
| A - E (11) | 16.2 | 4.4 | 11.8 | 21.1 | 7.3 | 13.8 | 21.9 | 7.4 | 14.5 | | | | |
| Unknown (5) | 7.4 | | | 3.1 | | | 4.9 | | | | | | |



■ I : end of year benchmark.
 ■ F - H : mid - year benchmark.
 ■ A - E
 ■ Unknown

Instructional Level (June 2012 - June 2015)

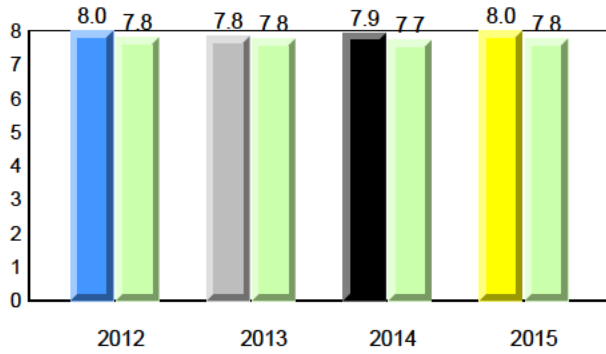
4 Year Trend
(school averages)



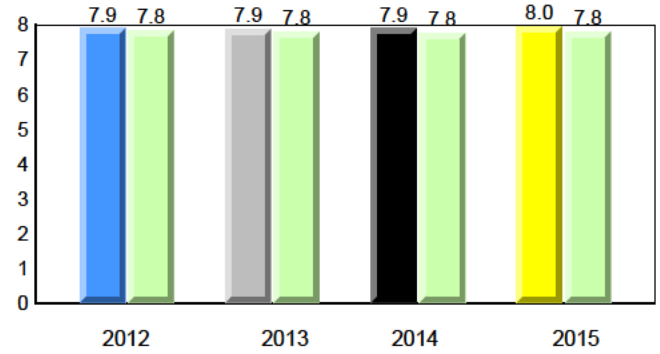
Total Students : 46
Total Students (Submitted): 46

Observation Survey (June 2012 - June 2015)
4 Year Trend
(school average vs. provincial average)

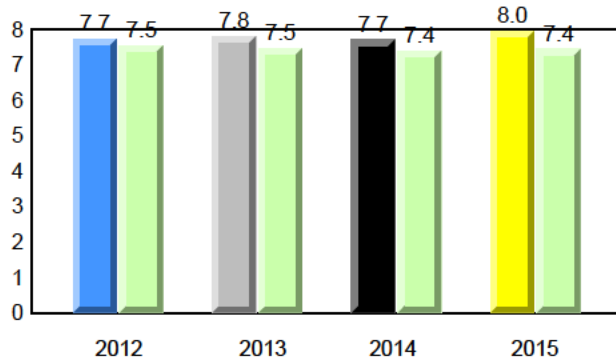
Rhyme



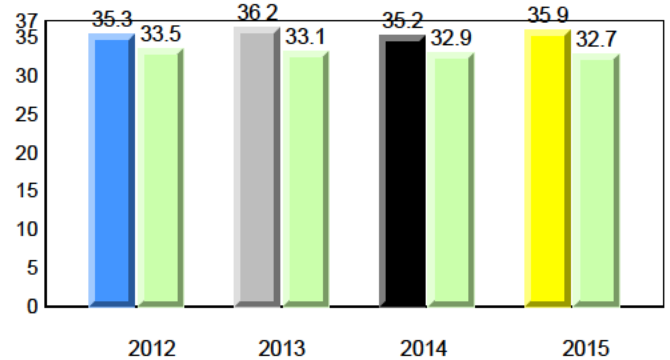
Beginning Sound



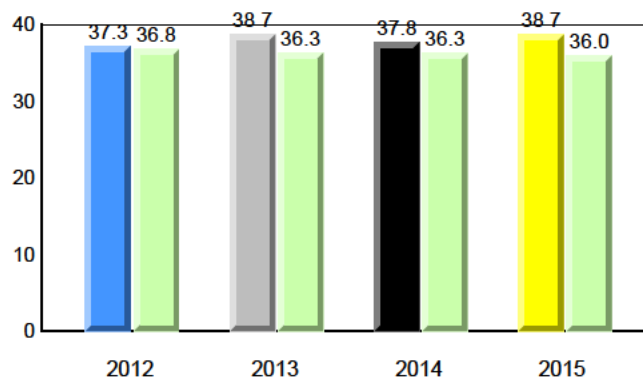
Onset Rhyme



Dictation



Sight Vocabulary



NLESD - Eastern Region

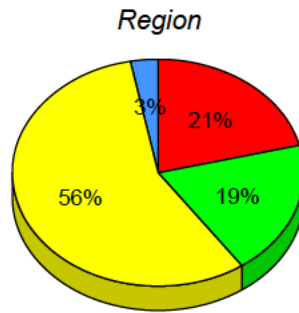
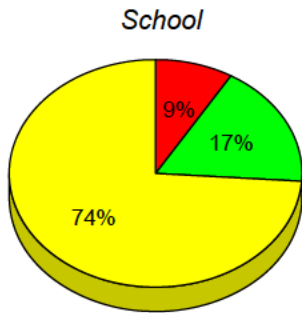
#372 - St. Bernard's Elementary, Witless Bay

Grades: K-6

Total Students : 46
Total Students (Submitted): 46

Instructional Level (June 2012 - June 2015)

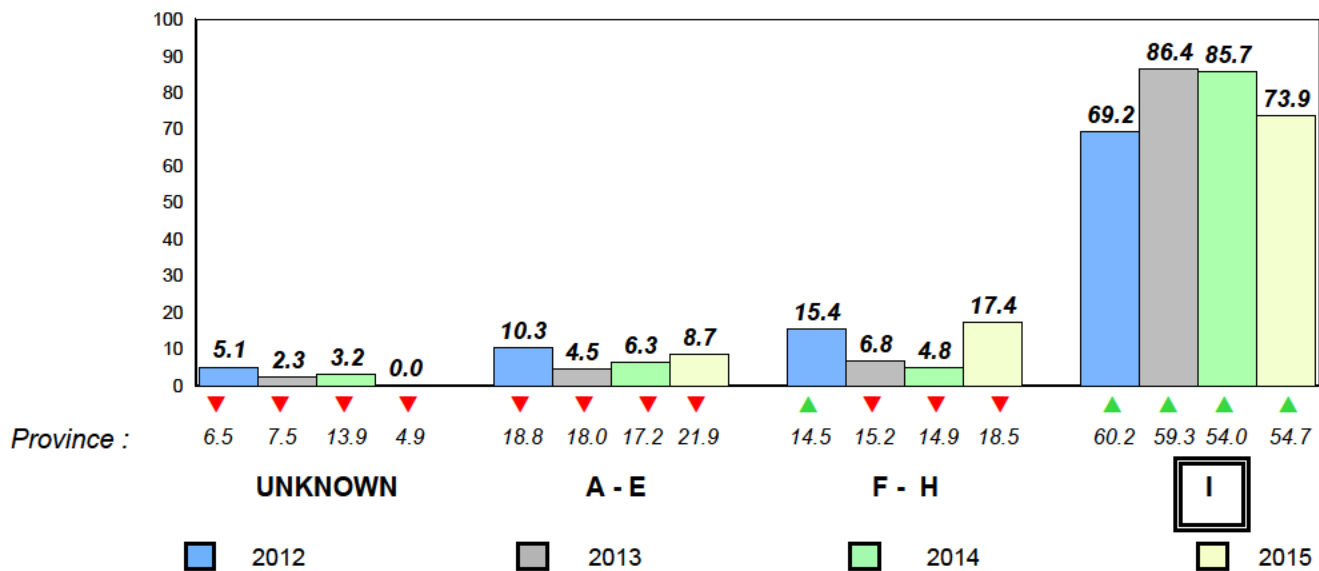
| Level | School | 2015 | | | 2014 | | | 2013 | | | 2012 | | | | |
|-------------|--------|------|------|------|------|------|------|------|------|-----|------|---|-----|---|---|
| | | ♀ | ♂ | Avg | ♀ | ♂ | Avg | ♀ | ♂ | Avg | ♀ | ♂ | Avg | | |
| I (34) | 73.9 | 54.3 | 19.6 | 56.5 | 30.4 | 26.1 | 54.7 | 29.3 | 25.5 | ▲ | ▲ | ▲ | ▲ | ▲ | ▲ |
| F - H (8) | 17.4 | 6.5 | 10.9 | 19.3 | 8.9 | 10.4 | 18.5 | 9.1 | 9.4 | ▼ | ▼ | ▼ | ▼ | ▼ | ▲ |
| A - E (4) | 8.7 | 2.2 | 6.5 | 21.1 | 7.3 | 13.8 | 21.9 | 7.4 | 14.5 | | | | | | |
| Unknown (0) | 0.0 | | | 3.1 | | | 4.9 | | | | | | | | |



■ I : end of year benchmark.
 ■ F - H : mid - year benchmark.
 ■ A - E
 ■ Unknown

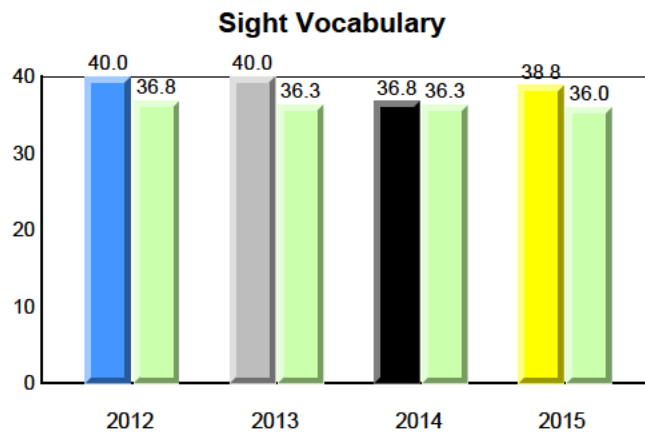
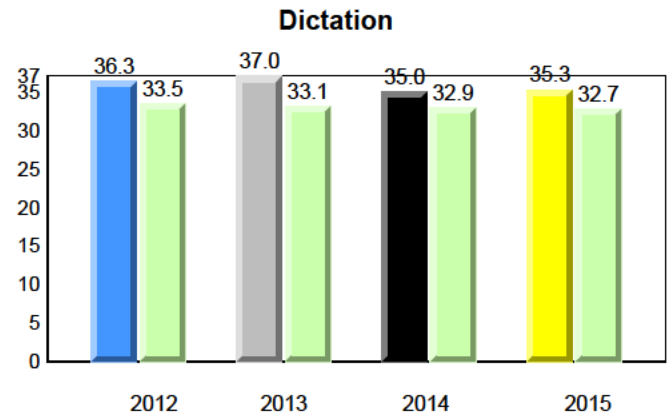
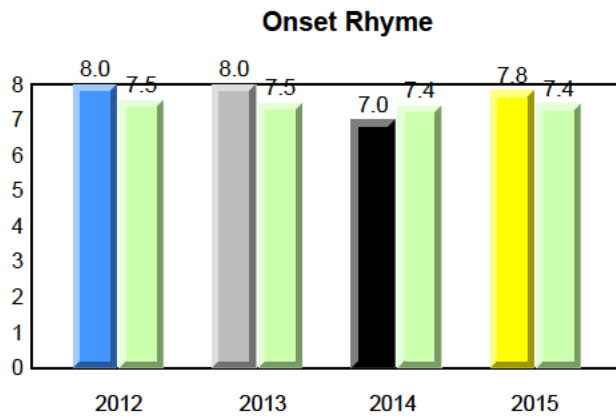
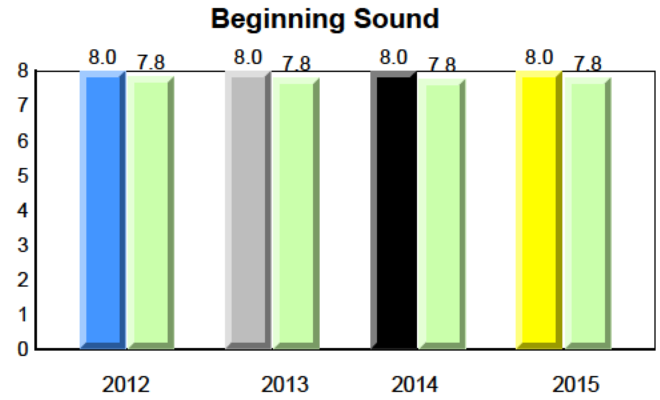
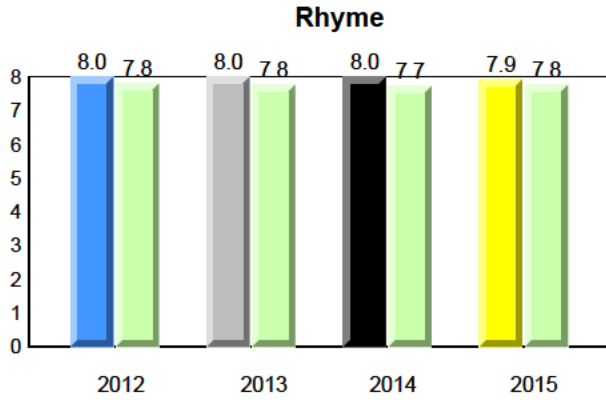
Instructional Level (June 2012 - June 2015)

4 Year Trend
(school averages)



Total Students : 12
Total Students (Submitted): 12

Observation Survey (June 2012 - June 2015)
4 Year Trend
(school average vs. provincial average)



NLESD - Eastern Region

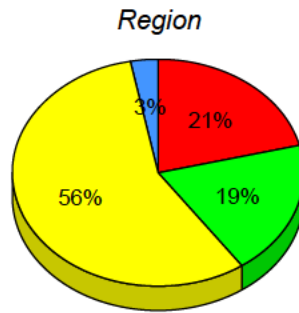
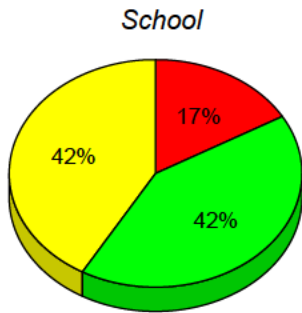
#427 - Holy Name of Mary Academy, Lawn

Grades: K-12

Total Students : 12
Total Students (Submitted): 12

Instructional Level (June 2012 - June 2015)

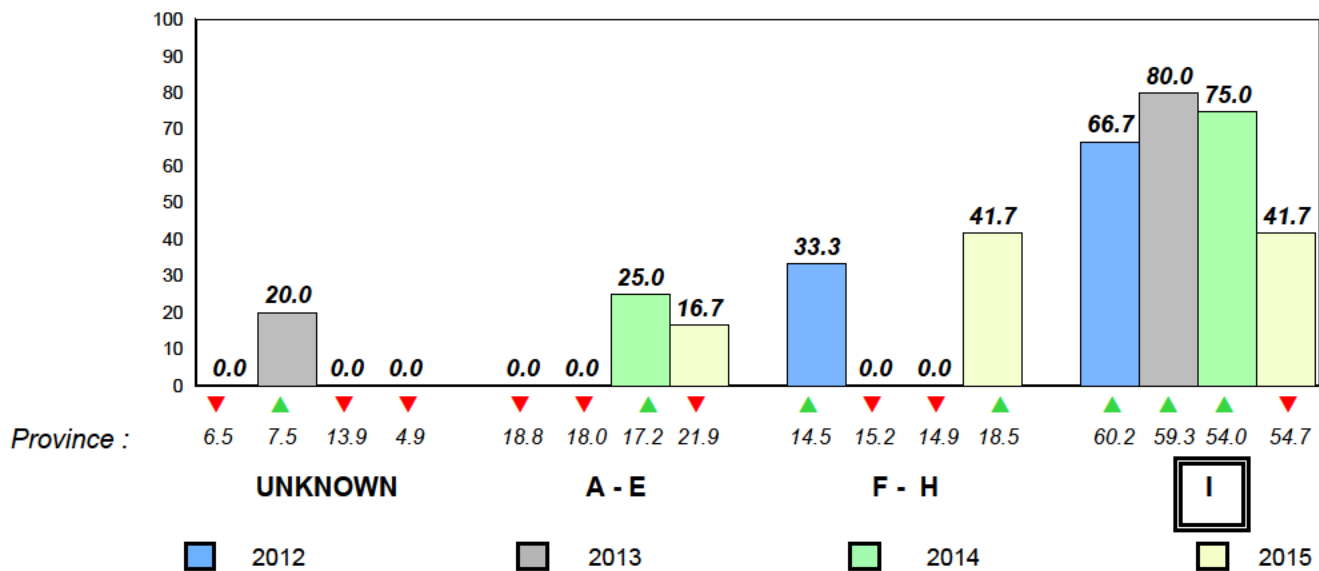
| Level | School | 2015 | | | 2014 | | | 2013 | | | 2012 | | | | |
|-------------|--------|------|------|------|------|------|------|------|------|-----|------|---|-----|---|---|
| | | ♀ | ♂ | Avg | ♀ | ♂ | Avg | ♀ | ♂ | Avg | ♀ | ♂ | Avg | | |
| I (5) | 41.7 | 25.0 | 16.7 | 56.5 | 30.4 | 26.1 | 54.7 | 29.3 | 25.5 | ▼ | ▼ | ▲ | ▲ | ▲ | ▲ |
| F - H (5) | 41.7 | 41.7 | 0.0 | 19.3 | 8.9 | 10.4 | 18.5 | 9.1 | 9.4 | ▲ | ▲ | ▼ | ▼ | ▲ | ▲ |
| A - E (2) | 16.7 | 8.3 | 8.3 | 21.1 | 7.3 | 13.8 | 21.9 | 7.4 | 14.5 | | | | | | |
| Unknown (0) | 0.0 | | | 3.1 | | | 4.9 | | | | | | | | |



■ I : end of year benchmark.
 ■ F - H : mid - year benchmark.
 ■ A - E
 ■ Unknown

Instructional Level (June 2012 - June 2015)

4 Year Trend
(school averages)



Total Students : 2 **Observation Survey (June 2012 - June 2015)**
 Total Students (*Submitted*): 2 **4 Year Trend**
 (school average vs. provincial average)

Rhyme

School data with 5 or fewer students withheld for reasons of confidentiality.

Beginning Sound

School data with 5 or fewer students withheld for reasons of confidentiality.

2012 2013 2014 2015

2012 2013 2014 2015

Onset Rhyme

School data with 5 or fewer students withheld for reasons of confidentiality.

Dictation


School data with 5 or fewer students withheld for reasons of confidentiality.

2012 2013 2014 2015

2012 2013 2014 2015

Sight Vocabulary

School data with 5 or fewer students withheld for reasons of confidentiality.



NLESD - Eastern Region

#430 - St. Mark's School, King's Cove

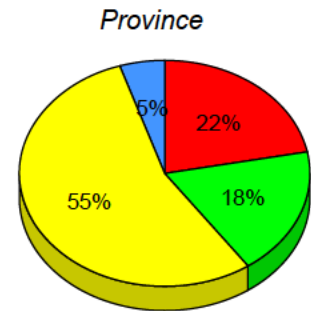
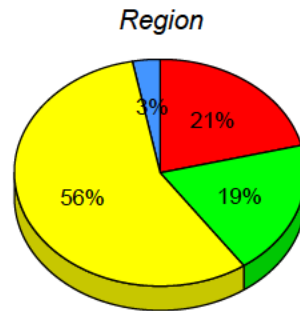
Grades: K-12

Total Students : 2
Total Students (Submitted): 2

Instructional Level (June 2012 - June 2015)

| Level | School | 2015 | | | 2014 | | | 2013 | | | 2012 | | |
|-------|---|------|------|------|-----------|--------------------|-----------|--------------------|-----------|--------------------|-----------|--------------------|---|
| | | ♀ | ♂ | 0 | Region vs | School vs Province | Region vs | School vs Province | Region vs | School vs Province | Region vs | School vs Province | |
| I | (School data with 5 or fewer students withheld for reasons of confidentiality.) | 56.5 | 30.4 | 26.1 | 54.7 | 29.3 | 25.5 | ▲ | ▲ | ▲ | ▲ | ▲ | ▲ |
| F - H | | 19.3 | 8.9 | 10.4 | 18.5 | 9.1 | 9.4 | ▲ | ▲ | ▲ | ▲ | ▼ | ▼ |
| A - E | | 21.1 | 7.3 | 13.8 | 21.9 | 7.4 | 14.5 | | | | | | |
| Unknc | | 3.1 | | | 4.9 | | | | | | | | |

School
School data with 5 or fewer students withheld for reasons of confidentiality.



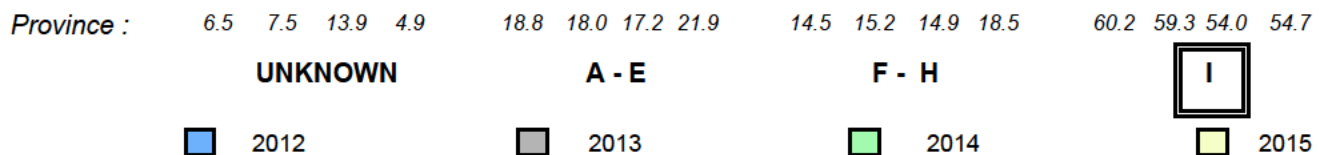
■ I : end of year benchmark.
 ■ F - H : mid - year benchmark.
 ■ A - E
 ■ Unknown

Instructional Level (June 2012 - June 2015)

4 Year Trend

(school averages)

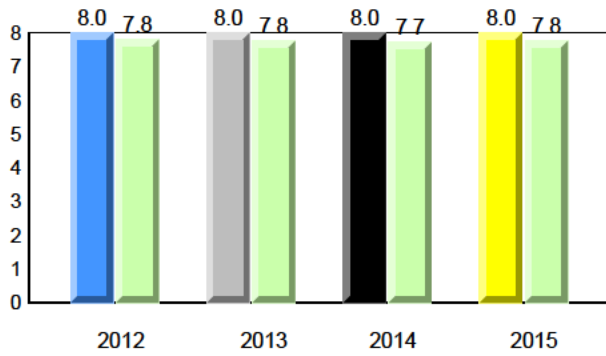
School data with 5 or fewer students withheld for reasons of confidentiality.



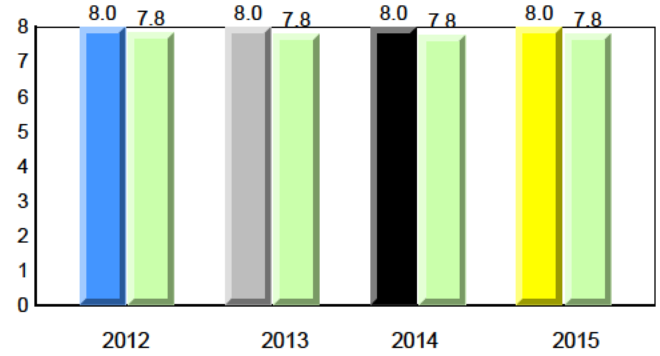
Total Students : 8
Total Students (Submitted): 8

Observation Survey (June 2012 - June 2015)
4 Year Trend
(school average vs. provincial average)

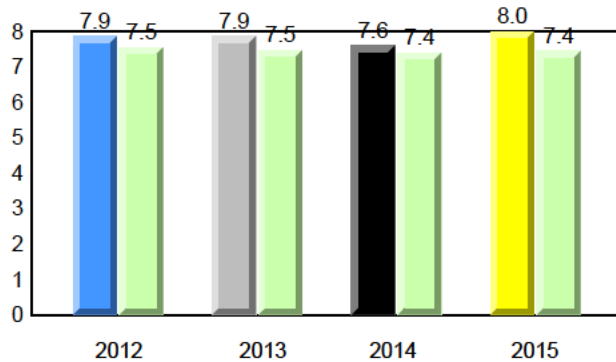
Rhyme



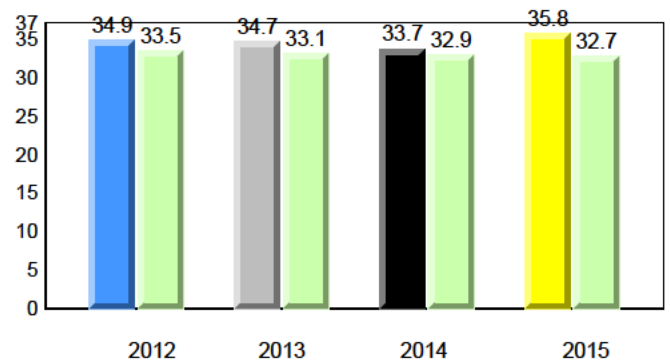
Beginning Sound



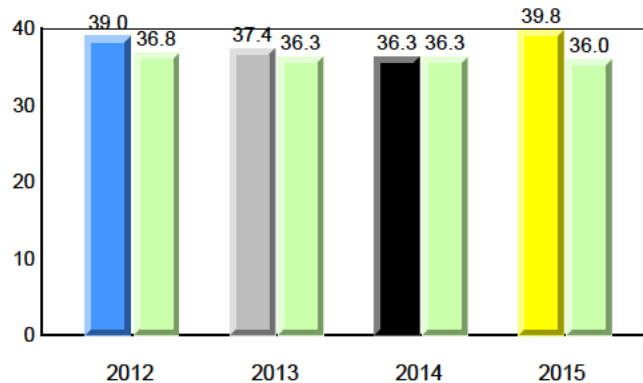
Onset Rhyme



Dictation



Sight Vocabulary



NLESD - Eastern Region

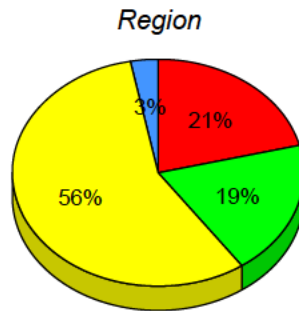
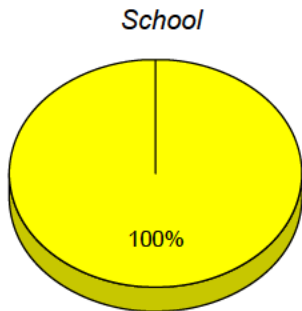
#431 - Southwest Arm Academy, Little Heart's Ease

Grades: K-12

Total Students : 8
Total Students (Submitted): 8

Instructional Level (June 2012 - June 2015)

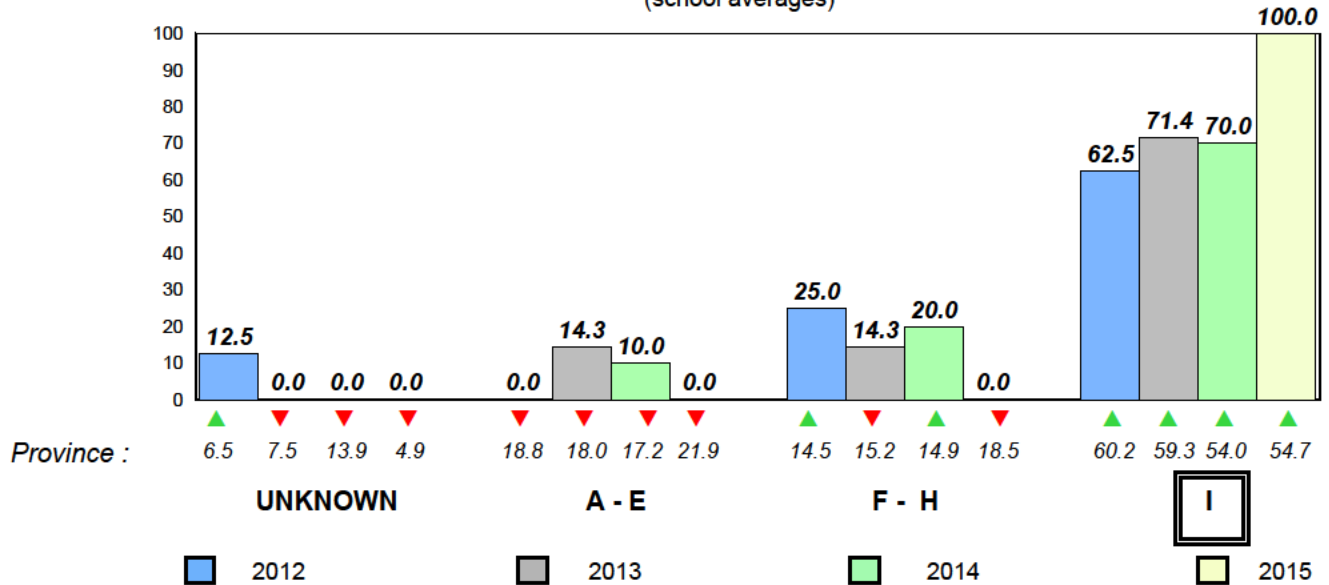
| Level | School | 2015 | | | 2014 | | | 2013 | | | 2012 | | | | |
|-------------|--------|------|------|--------|------|------|----------|------|------|--------|------|---|----------|---|---|
| | | ♀ | ♂ | Region | ♀ | ♂ | Province | ♀ | ♂ | Region | ♀ | ♂ | Province | | |
| I (8) | 100.0 | 62.5 | 37.5 | 56.5 | 30.4 | 26.1 | 54.7 | 29.3 | 25.5 | ▲ | ▲ | ▲ | ▲ | ▲ | ▲ |
| F - H (0) | 0.0 | 0.0 | 0.0 | 19.3 | 8.9 | 10.4 | 18.5 | 9.1 | 9.4 | ▼ | ▼ | ▲ | ▲ | ▲ | ▲ |
| A - E (0) | 0.0 | 0.0 | 0.0 | 21.1 | 7.3 | 13.8 | 21.9 | 7.4 | 14.5 | | | | | | |
| Unknown (0) | 0.0 | | | 3.1 | | | 4.9 | | | | | | | | |



■ I : end of year benchmark.
 ■ F - H : mid - year benchmark.
 ■ A - E
 ■ Unknown

Instructional Level (June 2012 - June 2015)

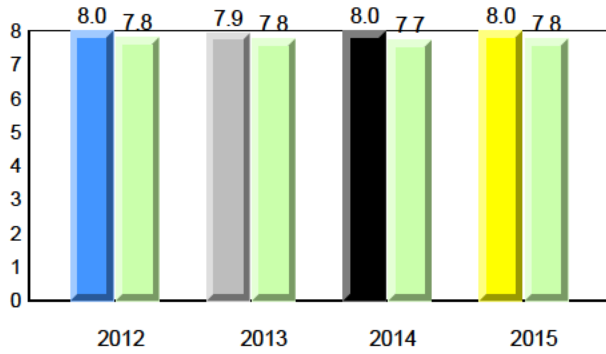
4 Year Trend
(school averages)



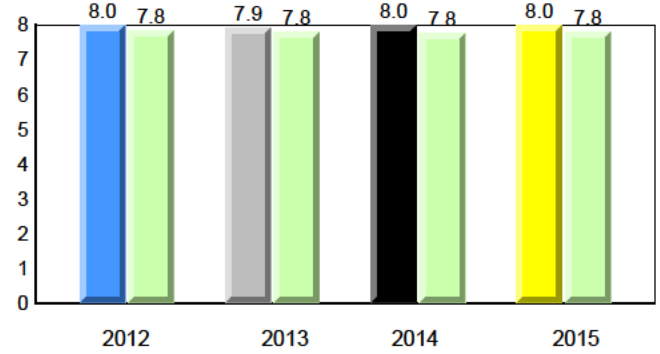
Total Students : 11
Total Students (Submitted): 11

Observation Survey (June 2012 - June 2015)
4 Year Trend
(school average vs. provincial average)

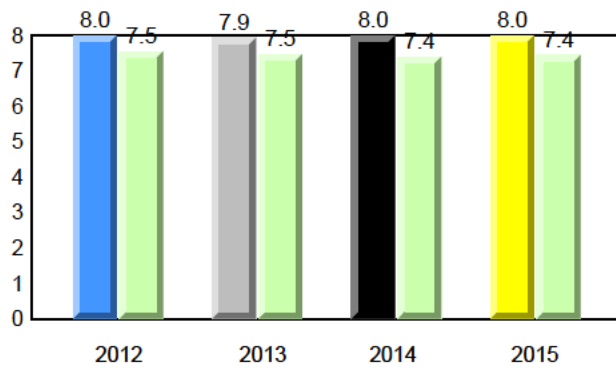
Rhyme



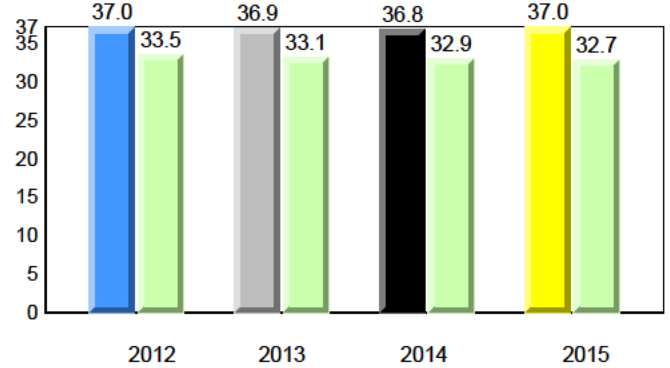
Beginning Sound



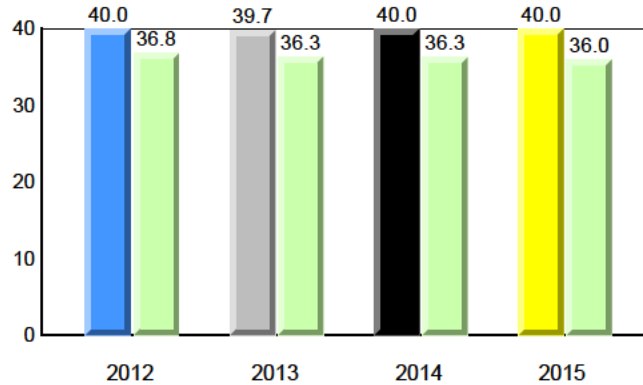
Onset Rhyme



Dictation



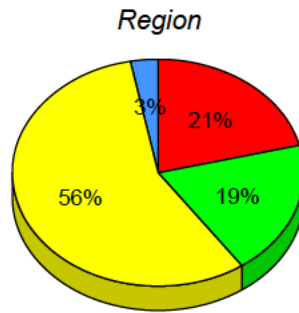
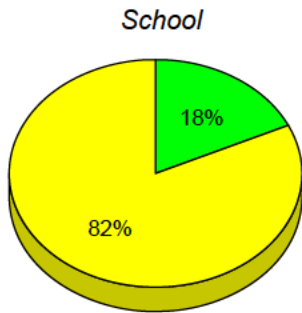
Sight Vocabulary



Total Students : 11
Total Students (Submitted): 11

Instructional Level (June 2012 - June 2015)

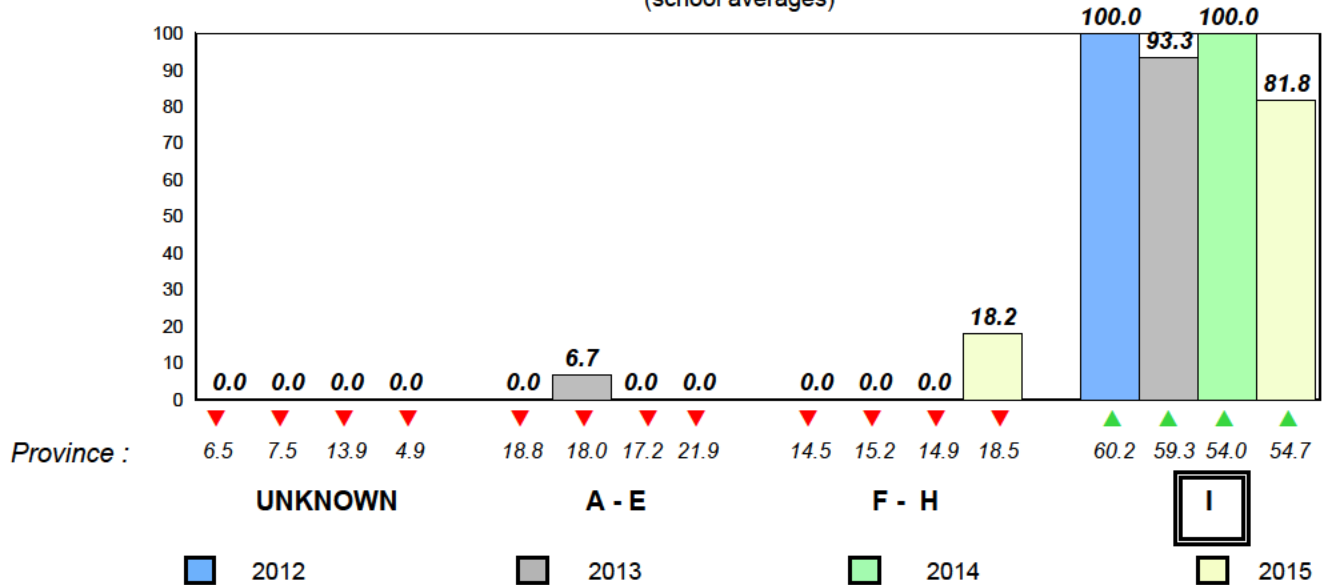
| Level | School | 2015 | | | 2014 | | | 2013 | | | 2012 | | | | |
|-------------|--------|------|------|--------|------|------|----------|------|------|--------|------|---|----------|---|---|
| | | ♀ | ♂ | Region | ♀ | ♂ | Province | ♀ | ♂ | Region | ♀ | ♂ | Province | | |
| I (9) | 81.8 | 54.5 | 27.3 | 56.5 | 30.4 | 26.1 | 54.7 | 29.3 | 25.5 | ▲ | ▲ | ▲ | ▲ | ▲ | ▲ |
| F - H (2) | 18.2 | 18.2 | 0.0 | 19.3 | 8.9 | 10.4 | 18.5 | 9.1 | 9.4 | ▼ | ▼ | ▼ | ▼ | ▼ | ▼ |
| A - E (0) | 0.0 | 0.0 | 0.0 | 21.1 | 7.3 | 13.8 | 21.9 | 7.4 | 14.5 | | | | | | |
| Unknown (0) | 0.0 | | | 3.1 | | | 4.9 | | | | | | | | |



■ I : end of year benchmark.
 ■ F - H : mid - year benchmark.
 ■ A - E
 ■ Unknown

Instructional Level (June 2012 - June 2015)

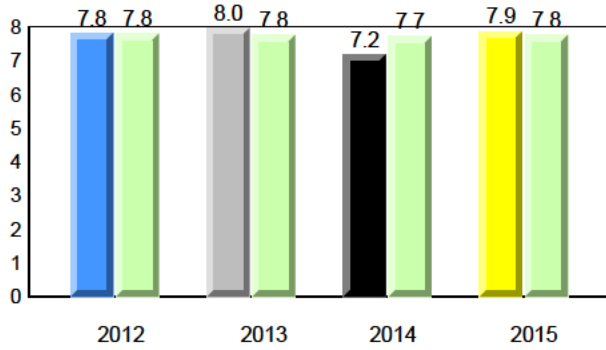
4 Year Trend
(school averages)



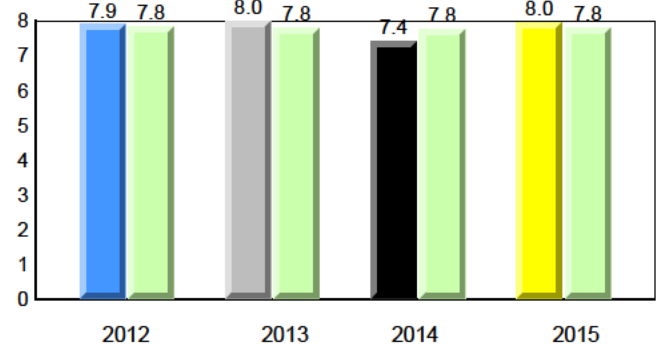
Total Students : 38
Total Students (Submitted): 38

Observation Survey (June 2012 - June 2015)
4 Year Trend
(school average vs. provincial average)

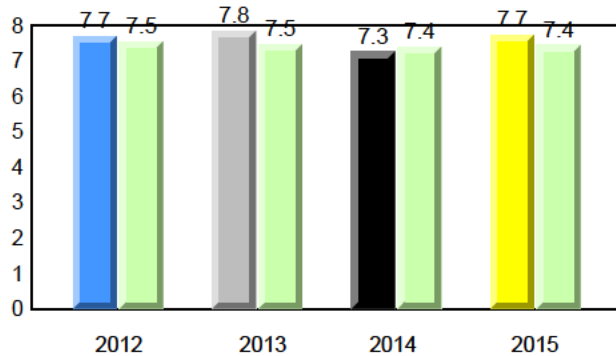
Rhyme



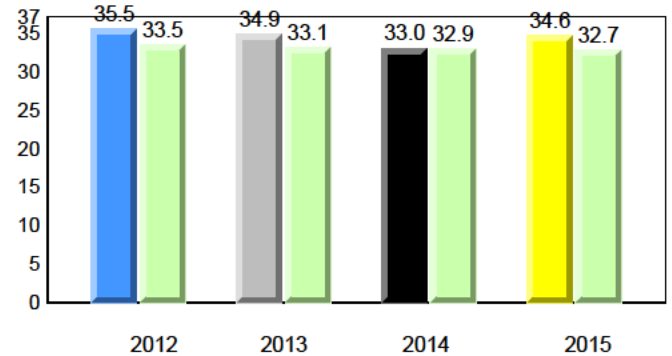
Beginning Sound



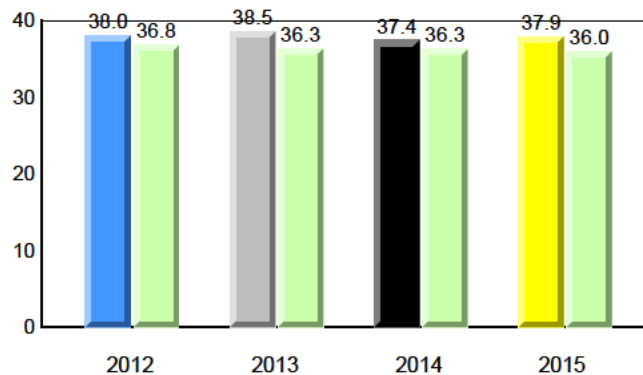
Onset Rhyme



Dictation



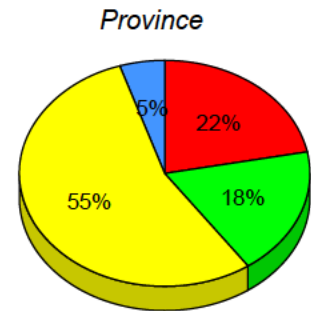
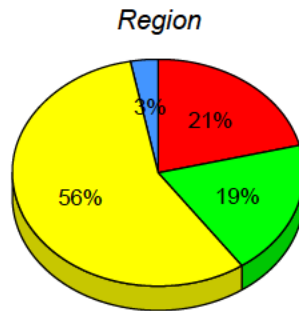
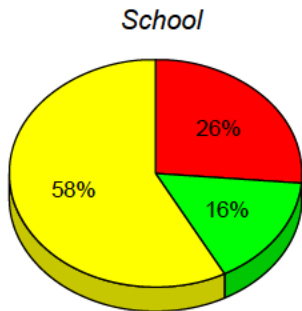
Sight Vocabulary



Total Students : 38
Total Students (Submitted): 38

Instructional Level (June 2012 - June 2015)

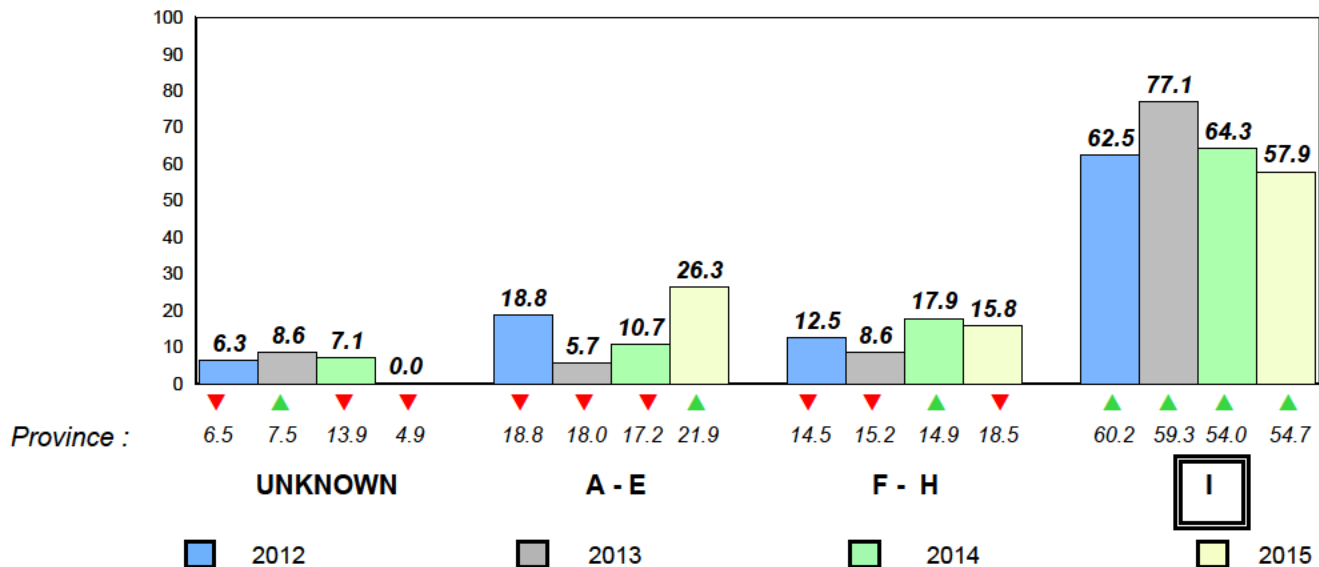
| Level | School | 2015 | | | 2014 | | | 2013 | | | 2012 | | | | |
|-------------|--------|------|------|--------|------|------|----------|------|------|--------|------|---|----------|---|---|
| | | ♀ | ♂ | Region | ♀ | ♂ | Province | ♀ | ♂ | Region | ♀ | ♂ | Province | | |
| I (22) | 57.9 | 39.5 | 18.4 | 56.5 | 30.4 | 26.1 | 54.7 | 29.3 | 25.5 | ▲ | ▲ | ▲ | ▲ | ▲ | ▲ |
| F - H (6) | 15.8 | 2.6 | 13.2 | 19.3 | 8.9 | 10.4 | 18.5 | 9.1 | 9.4 | ▼ | ▼ | ▼ | ▼ | ▼ | ▼ |
| A - E (10) | 26.3 | 5.3 | 21.1 | 21.1 | 7.3 | 13.8 | 21.9 | 7.4 | 14.5 | | | | | | |
| Unknown (0) | 0.0 | | | 3.1 | | | 4.9 | | | | | | | | |



■ I : end of year benchmark.
 ■ F - H : mid - year benchmark.
 ■ A - E
 ■ Unknown

Instructional Level (June 2012 - June 2015)

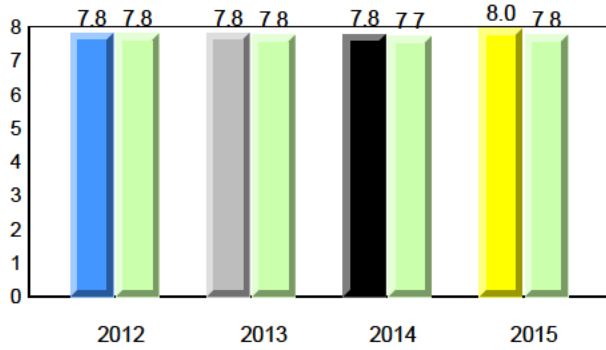
4 Year Trend
(school averages)



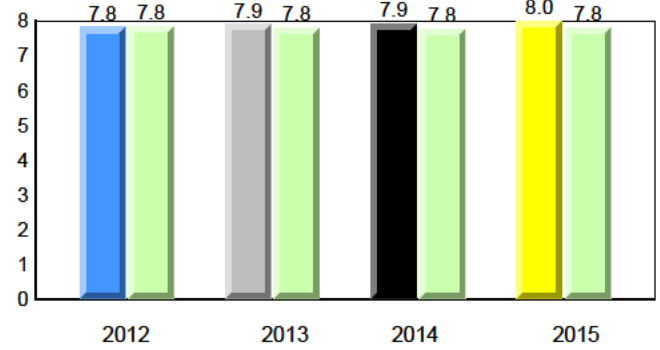
Total Students : 26
Total Students (Submitted): 25

Observation Survey (June 2012 - June 2015)
4 Year Trend
(school average vs. provincial average)

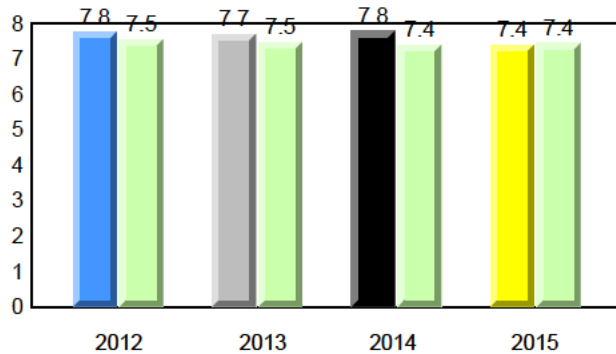
Rhyme



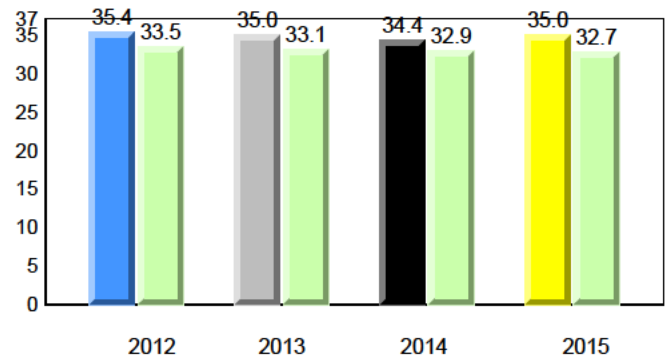
Beginning Sound



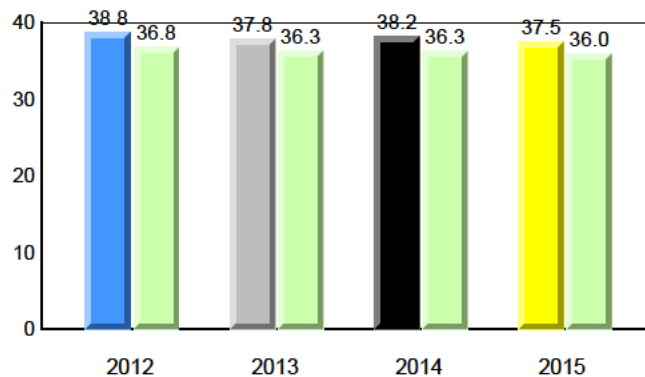
Onset Rhyme



Dictation



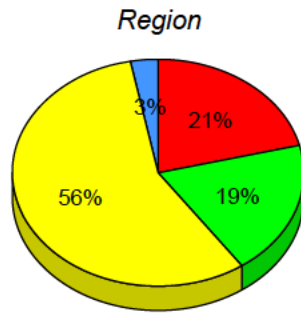
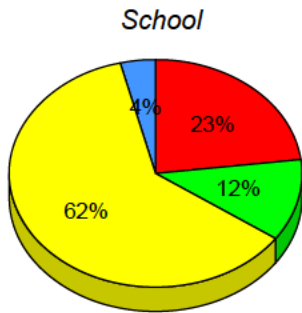
Sight Vocabulary



Total Students : 26
Total Students (Submitted): 25

Instructional Level (June 2012 - June 2015)

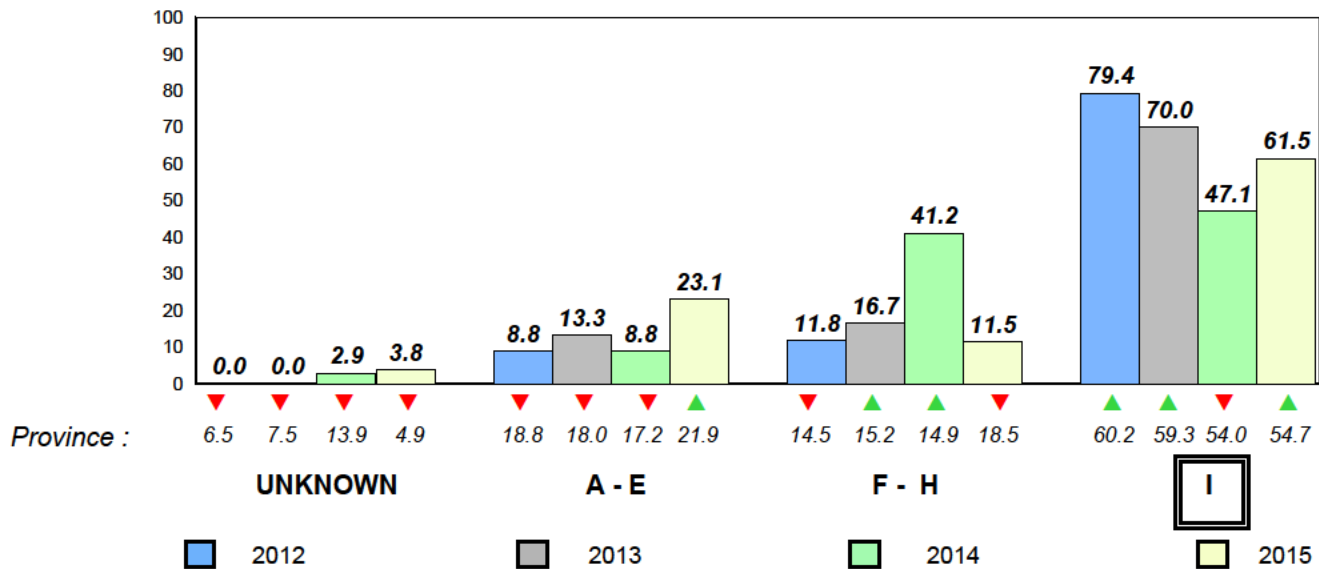
| Level | School | 2015 | | | | | | 2014 | | 2013 | | 2012 | | | | | |
|-------------|--------|------|------|------|------|------|------|------------------|--------------------|------------------|--------------------|------------------|--------------------|---|---|---|---|
| | | ♀ | ♂ | ♀ | ♂ | ♀ | ♂ | School vs Region | School vs Province | School vs Region | School vs Province | School vs Region | School vs Province | | | | |
| I (16) | 61.5 | 26.9 | 34.6 | 56.5 | 30.4 | 26.1 | 54.7 | 29.3 | 25.5 | ▲ | ▲ | ▼ | ▼ | ▲ | ▲ | ▲ | ▲ |
| F - H (3) | 11.5 | 3.8 | 7.7 | 19.3 | 8.9 | 10.4 | 18.5 | 9.1 | 9.4 | ▼ | ▼ | ▲ | ▲ | ▼ | ▲ | ▼ | ▼ |
| A - E (6) | 23.1 | 3.8 | 19.2 | 21.1 | 7.3 | 13.8 | 21.9 | 7.4 | 14.5 | | | | | | | | |
| Unknown (1) | 3.8 | | | 3.1 | | | 4.9 | | | | | | | | | | |



■ I : end of year benchmark.
 ■ F - H : mid - year benchmark.
 ■ A - E
 ■ Unknown

Instructional Level (June 2012 - June 2015)

4 Year Trend
(school averages)



Total Students : 16 **Observation Survey (June 2012 - June 2015)**
 Total Students (Submitted): 16 **4 Year Trend**
 (school average vs. provincial average)

Rhyme

School data with 5 or fewer students withheld for reasons of confidentiality.

Beginning Sound

School data with 5 or fewer students withheld for reasons of confidentiality.

2012 2013 2014 2015

2012 2013 2014 2015

Onset Rhyme

School data with 5 or fewer students withheld for reasons of confidentiality.

Dictation


School data with 5 or fewer students withheld for reasons of confidentiality.

2012 2013 2014 2015

2012 2013 2014 2015

Sight Vocabulary

School data with 5 or fewer students withheld for reasons of confidentiality.

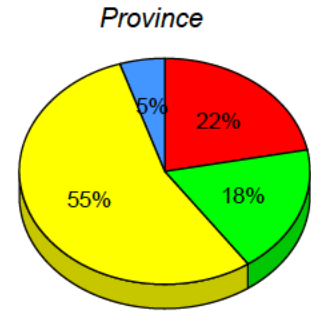
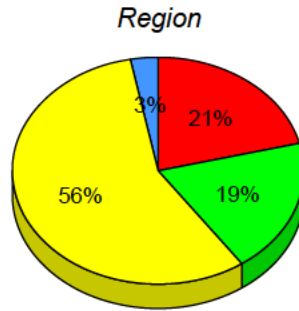


Total Students : 16
Total Students (Submitted): 16

Instructional Level (June 2012 - June 2015)

| Level | School | 2015 | | | | 2014 | | | | 2013 | | | | 2012 | | | | |
|-------|---|------|------|------|------|------|------|------|---|------|---|---|---|------|---|---|---|--|
| | | ♀ | ♂ | ♀ | ♂ | ♀ | ♂ | ♀ | ♂ | ♀ | ♂ | ♀ | ♂ | ♀ | ♂ | ♀ | ♂ | |
| I | (School data with 5 or fewer students withheld for reasons of confidentiality.) | 5 | 56.5 | 30.4 | 26.1 | 54.7 | 29.3 | 25.5 | ▼ | ▼ | ▼ | ▼ | ▼ | ▼ | ▲ | ▲ | | |
| F - H | | 5 | 19.3 | 8.9 | 10.4 | 18.5 | 9.1 | 9.4 | ▼ | ▲ | ▲ | ▲ | ▲ | ▲ | ▲ | ▲ | | |
| A - E | | 0 | 21.1 | 7.3 | 13.8 | 21.9 | 7.4 | 14.5 | | | | | | | | | | |
| Unknc | | | 3.1 | | | 4.9 | | | | | | | | | | | | |

School
School data with 5 or fewer students withheld for reasons of confidentiality.



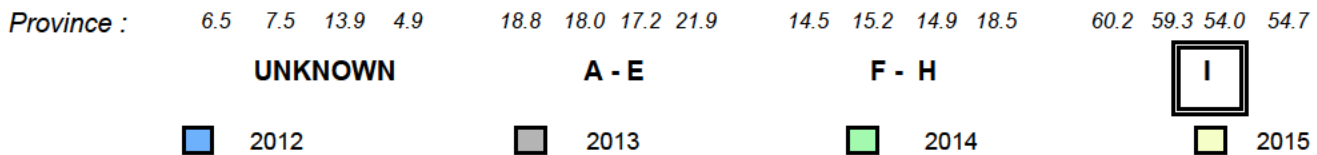
■ I : end of year benchmark.
 ■ F - H : mid - year benchmark.
 ■ A - E
 ■ Unknown

Instructional Level (June 2012 - June 2015)

4 Year Trend

(school averages)

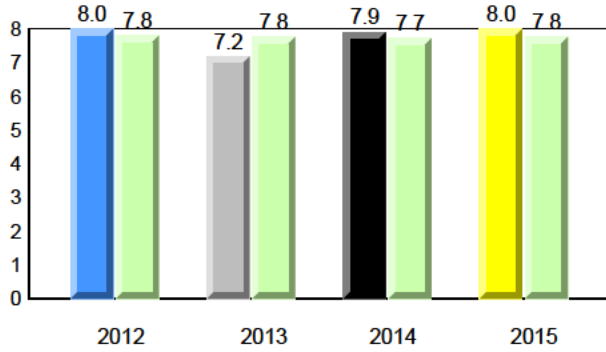
School data with 5 or fewer students withheld for reasons of confidentiality.



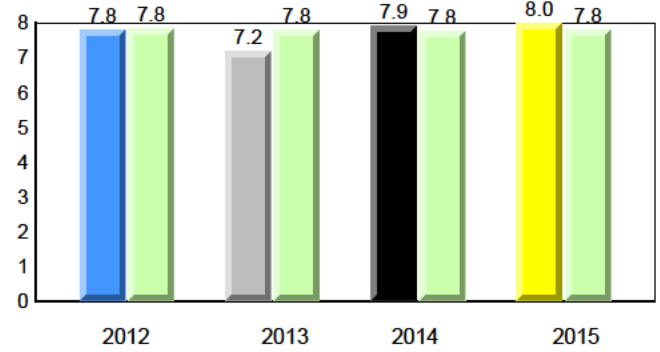
Total Students : 12
Total Students (Submitted): 12

Observation Survey (June 2012 - June 2015)
4 Year Trend
(school average vs. provincial average)

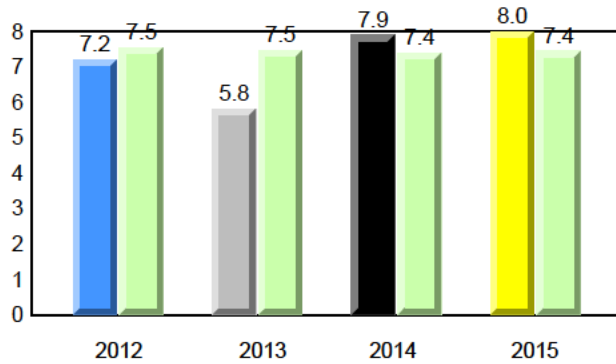
Rhyme



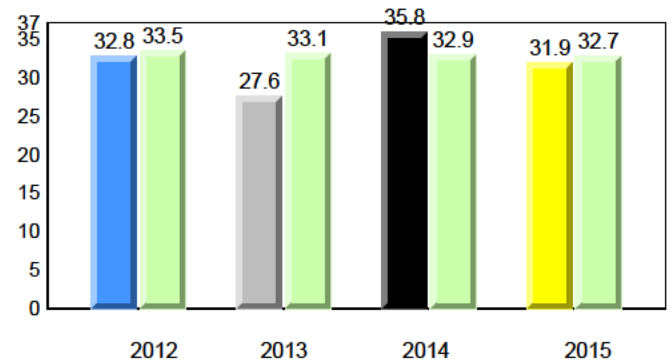
Beginning Sound



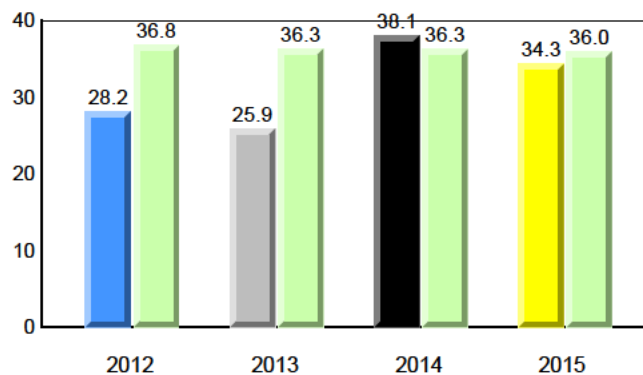
Onset Rhyme



Dictation



Sight Vocabulary



NLESD - Eastern Region

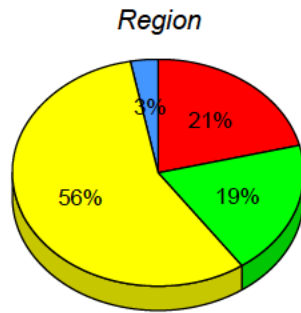
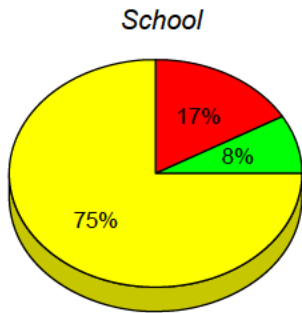
#446 - Whitbourne Elementary, Whitbourne

Grades: K-6

Total Students : 12
Total Students (Submitted): 12

Instructional Level (June 2012 - June 2015)

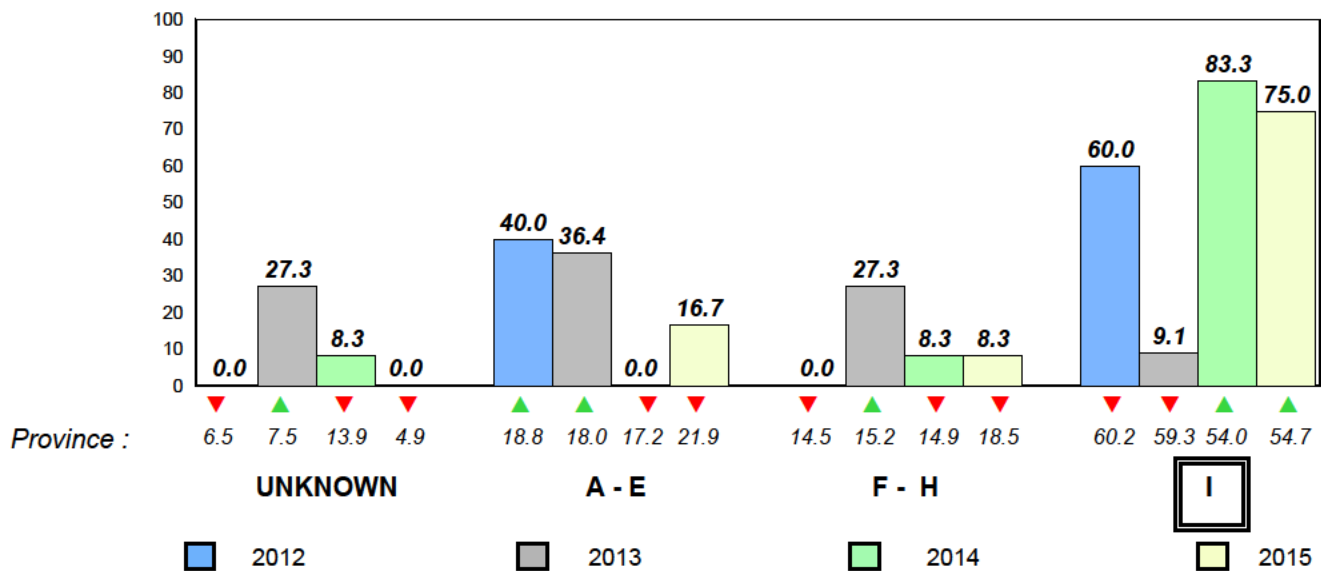
| Level | School | 2015 | | | 2014 | | | 2013 | | | 2012 | | | | |
|-------------|--------|------|------|------|------|------|------|------|------|-----|------|---|-----|---|---|
| | | ♀ | ♂ | Avg | ♀ | ♂ | Avg | ♀ | ♂ | Avg | ♀ | ♂ | Avg | | |
| I (9) | 75.0 | 33.3 | 41.7 | 56.5 | 30.4 | 26.1 | 54.7 | 29.3 | 25.5 | ▲ | ▲ | ▼ | ▼ | ▼ | ▼ |
| F - H (1) | 8.3 | 8.3 | 0.0 | 19.3 | 8.9 | 10.4 | 18.5 | 9.1 | 9.4 | ▼ | ▼ | ▲ | ▲ | ▼ | ▼ |
| A - E (2) | 16.7 | 0.0 | 16.7 | 21.1 | 7.3 | 13.8 | 21.9 | 7.4 | 14.5 | | | | | | |
| Unknown (0) | 0.0 | | | 3.1 | | | 4.9 | | | | | | | | |



■ I : end of year benchmark.
 ■ F - H : mid - year benchmark.
 ■ A - E
 ■ Unknown

Instructional Level (June 2012 - June 2015)

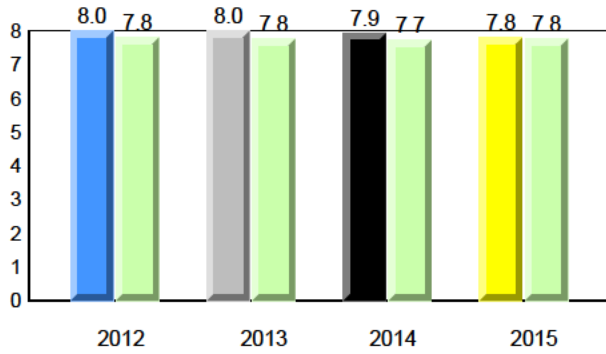
4 Year Trend
(school averages)



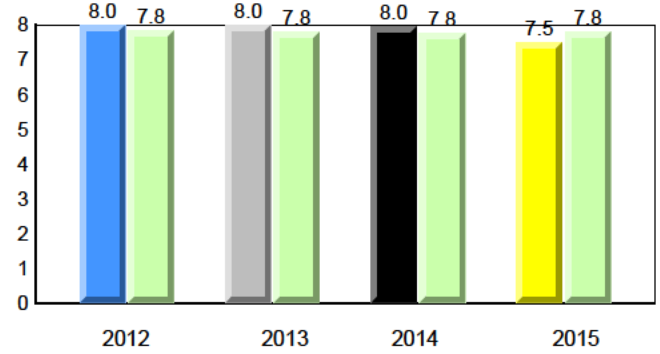
Total Students : 10
Total Students (Submitted): 10

Observation Survey (June 2012 - June 2015)
4 Year Trend
(school average vs. provincial average)

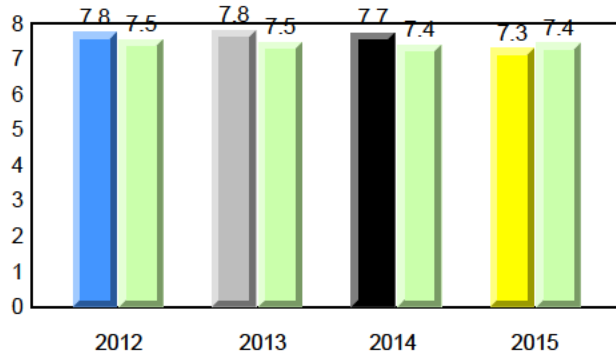
Rhyme



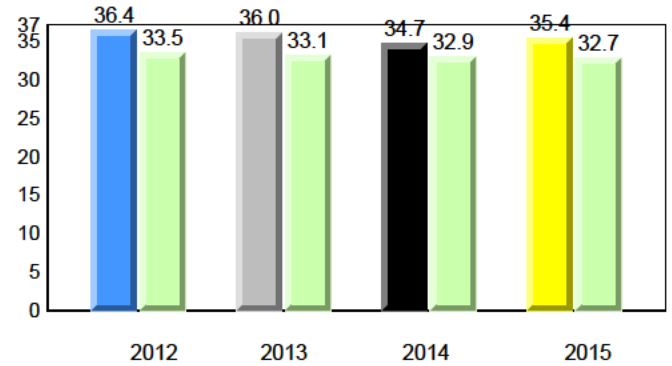
Beginning Sound



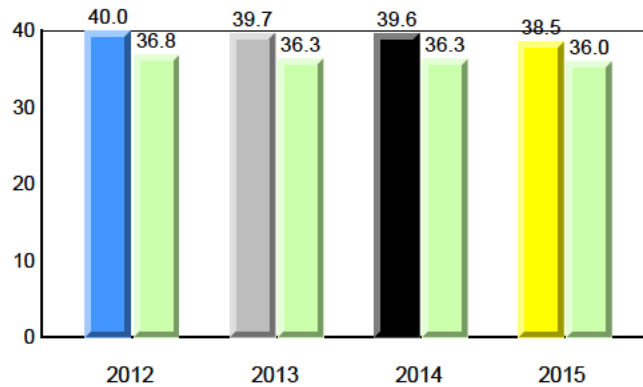
Onset Rhyme



Dictation



Sight Vocabulary



NLESD - Eastern Region

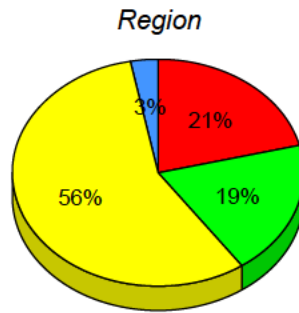
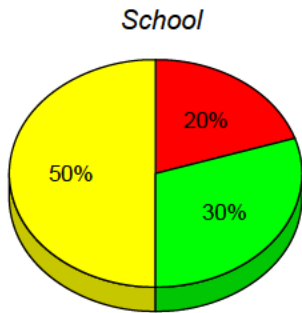
#447 - Baltimore School Complex, Ferryland

Grades: K-12

Total Students : 10
Total Students (Submitted): 10

Instructional Level (June 2012 - June 2015)

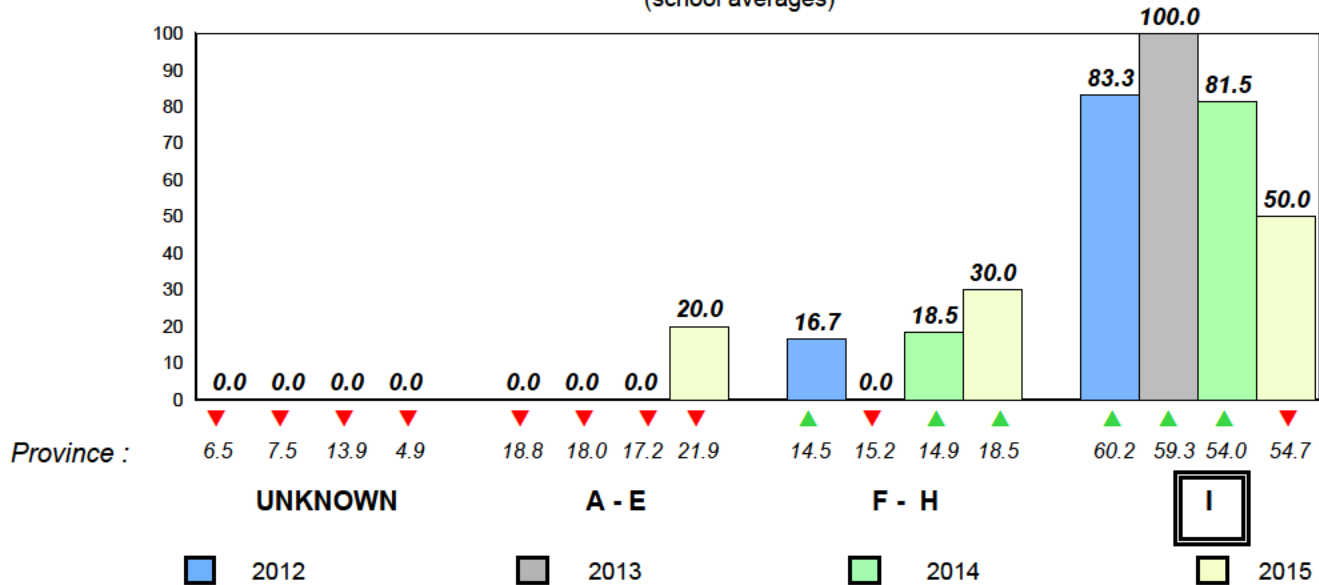
| Level | School | 2015 | | | 2014 | | | 2013 | | | 2012 | | |
|-------------|--------|------|------|------|------|------|------|------|------|-----|------|---|-----|
| | | ♀ | ♂ | Avg | ♀ | ♂ | Avg | ♀ | ♂ | Avg | ♀ | ♂ | Avg |
| I (5) | 50.0 | 40.0 | 10.0 | 56.5 | 30.4 | 26.1 | 54.7 | 29.3 | 25.5 | ▼ | ▼ | ▲ | ▲ |
| F - H (3) | 30.0 | 10.0 | 20.0 | 19.3 | 8.9 | 10.4 | 18.5 | 9.1 | 9.4 | ▲ | ▲ | ▼ | ▼ |
| A - E (2) | 20.0 | 0.0 | 20.0 | 21.1 | 7.3 | 13.8 | 21.9 | 7.4 | 14.5 | | | | |
| Unknown (0) | 0.0 | | | 3.1 | | | 4.9 | | | | | | |



■ I : end of year benchmark.
 ■ F - H : mid - year benchmark.
 ■ A - E
 ■ Unknown

Instructional Level (June 2012 - June 2015)

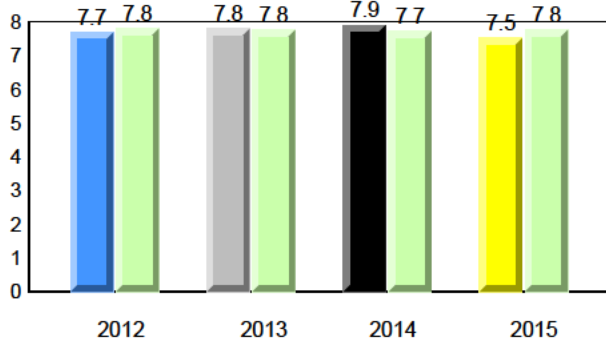
4 Year Trend
(school averages)



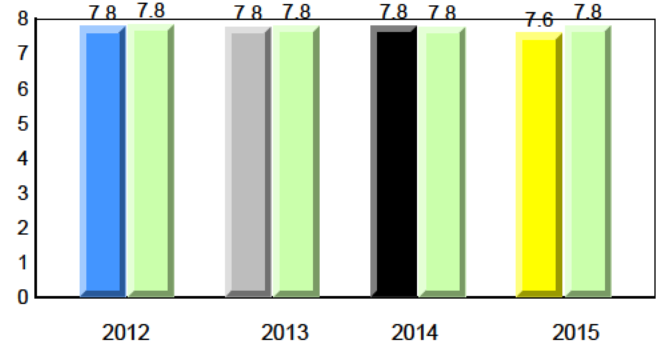
Total Students : 82
Total Students (Submitted): 82

Observation Survey (June 2012 - June 2015)
4 Year Trend
(school average vs. provincial average)

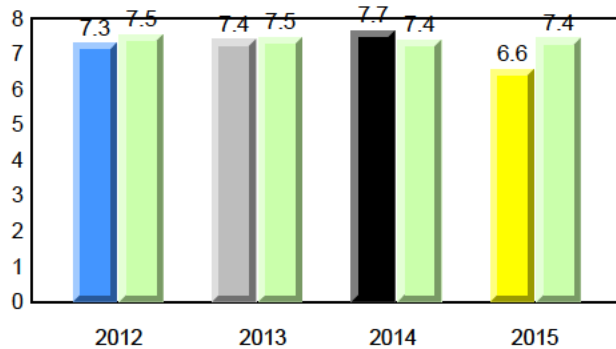
Rhyme



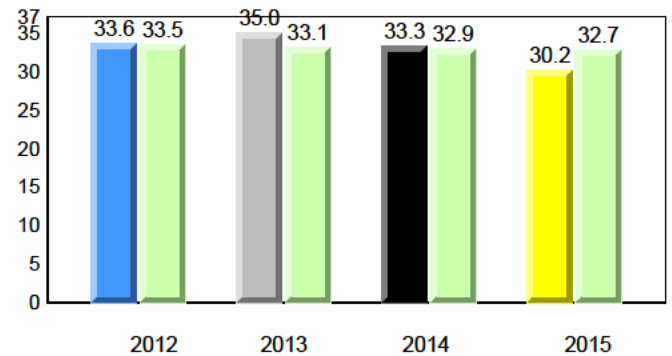
Beginning Sound



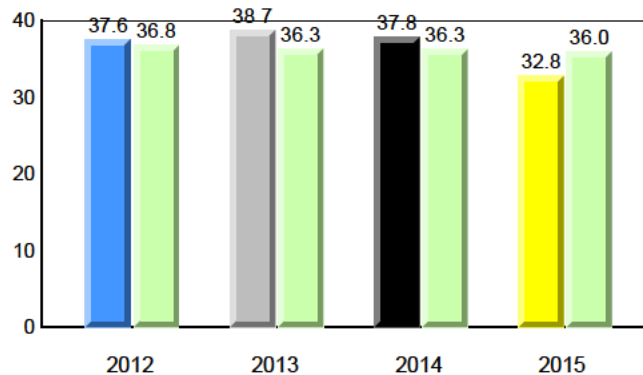
Onset Rhyme



Dictation



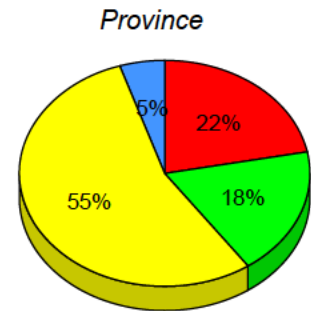
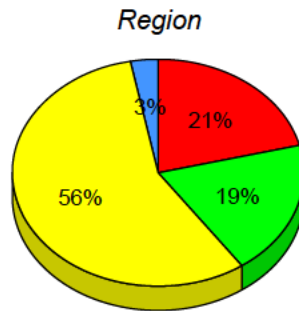
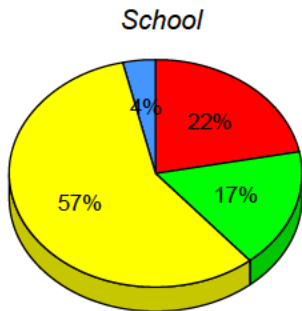
Sight Vocabulary



Total Students : 82
Total Students (Submitted): 82

Instructional Level (June 2012 - June 2015)

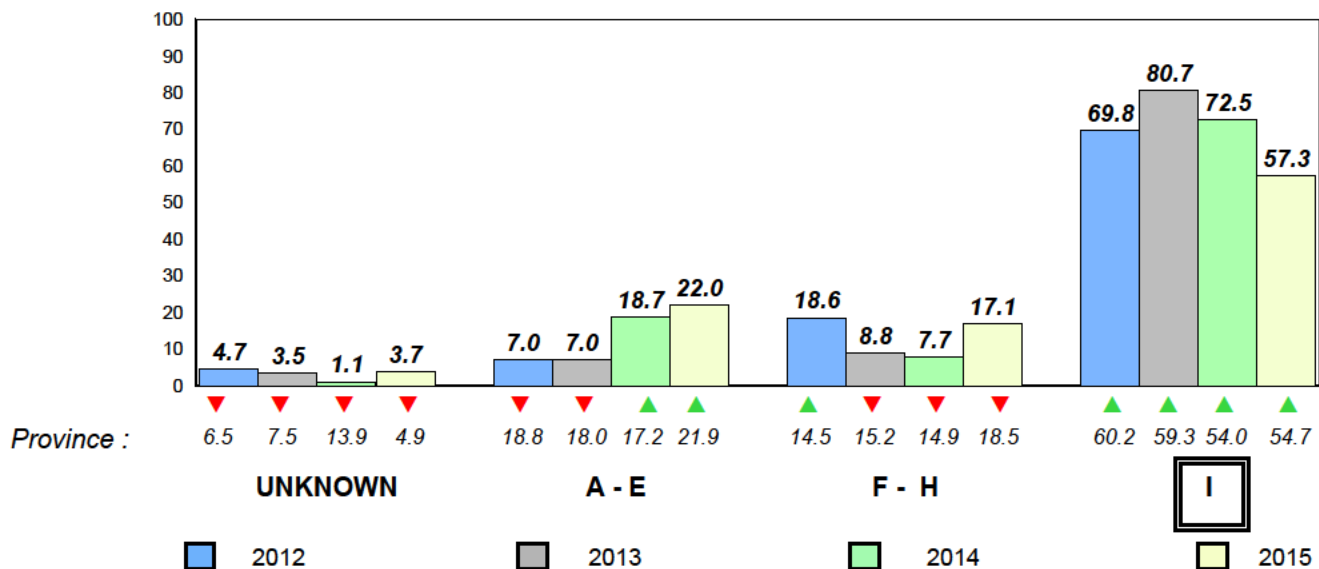
| Level | School | 2015 | | | 2014 | | | 2013 | | | 2012 | | | | |
|-------------|--------|------|------|--------|------|------|----------|------|------|--------|------|---|----------|---|---|
| | | ♀ | ♂ | Region | ♀ | ♂ | Province | ♀ | ♂ | Region | ♀ | ♂ | Province | | |
| I (47) | 57.3 | 34.1 | 23.2 | 56.5 | 30.4 | 26.1 | 54.7 | 29.3 | 25.5 | ▲ | ▲ | ▲ | ▲ | ▲ | ▲ |
| F - H (14) | 17.1 | 9.8 | 7.3 | 19.3 | 8.9 | 10.4 | 18.5 | 9.1 | 9.4 | ▼ | ▼ | ▼ | ▼ | ▲ | ▲ |
| A - E (18) | 22.0 | 2.4 | 19.5 | 21.1 | 7.3 | 13.8 | 21.9 | 7.4 | 14.5 | | | | | | |
| Unknown (3) | 3.7 | | | 3.1 | | | 4.9 | | | | | | | | |



■ I : end of year benchmark.
 ■ F - H : mid - year benchmark.
 ■ A - E
 ■ Unknown

Instructional Level (June 2012 - June 2015)

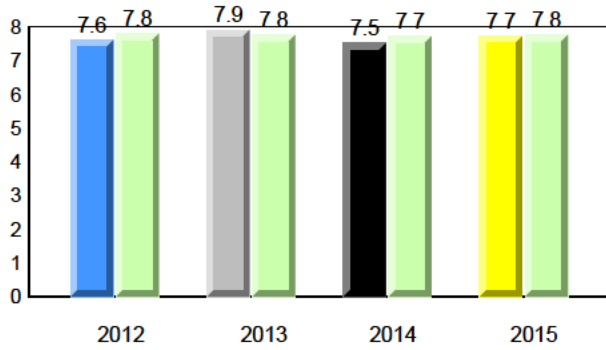
4 Year Trend
(school averages)



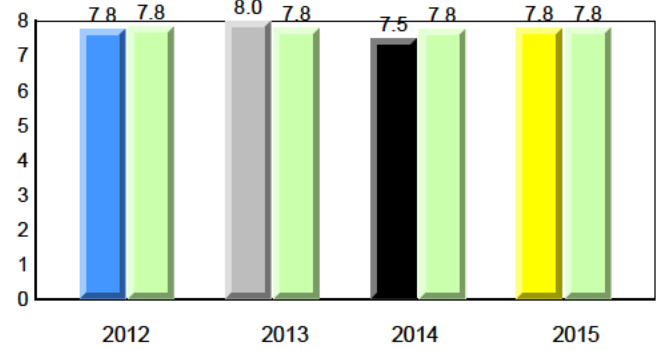
Total Students : 48
Total Students (Submitted): 48

Observation Survey (June 2012 - June 2015)
4 Year Trend
(school average vs. provincial average)

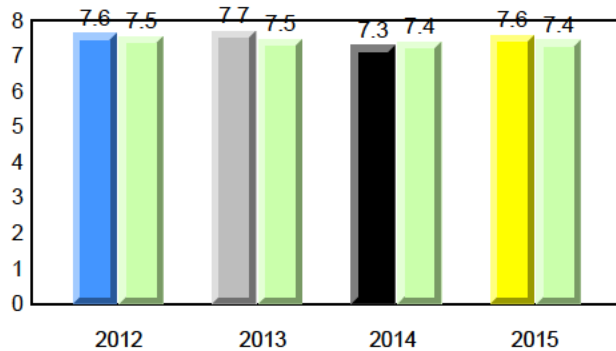
Rhyme



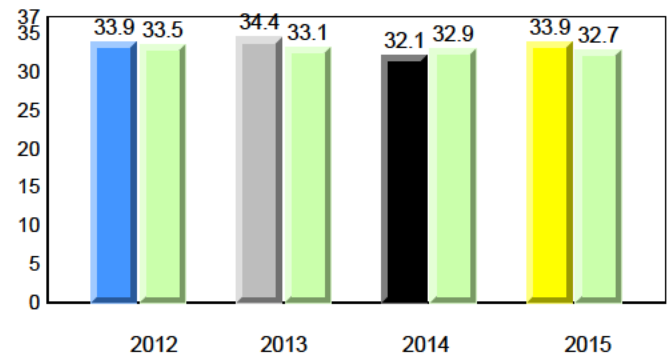
Beginning Sound



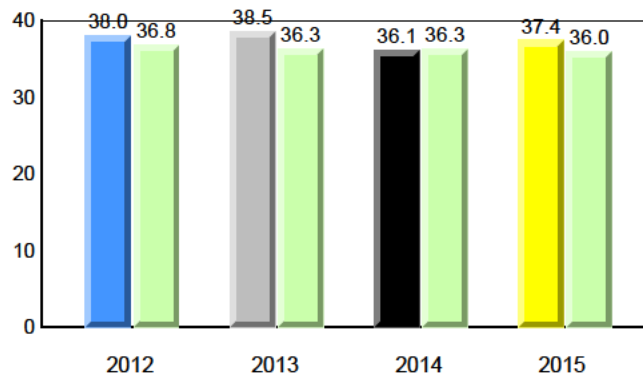
Onset Rhyme



Dictation



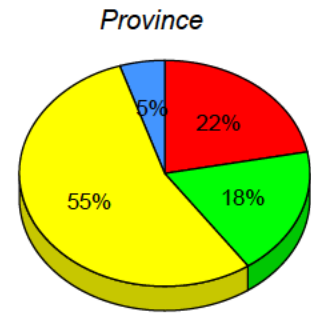
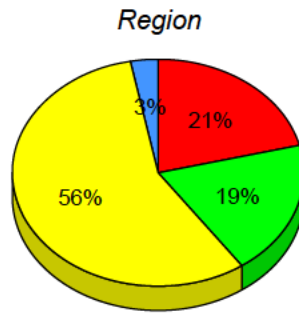
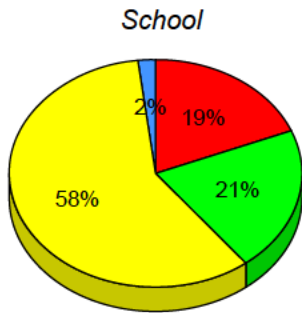
Sight Vocabulary



Total Students : 48
Total Students (Submitted): 48

Instructional Level (June 2012 - June 2015)

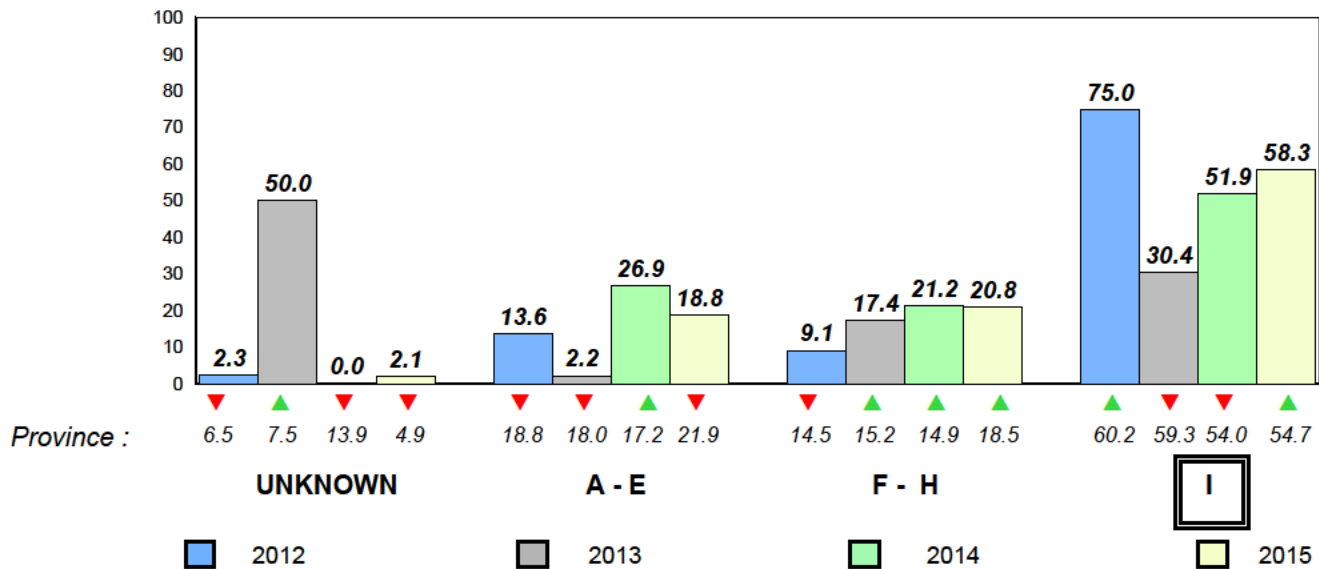
| Level | School | 2015 | | | 2014 | | | 2013 | | | 2012 | | | | |
|-------------|--------|------|------|------|------|------|------|------|------|-----|------|---|-----|---|---|
| | | ♀ | ♂ | Avg | ♀ | ♂ | Avg | ♀ | ♂ | Avg | ♀ | ♂ | Avg | | |
| I (28) | 58.3 | 29.2 | 29.2 | 56.5 | 30.4 | 26.1 | 54.7 | 29.3 | 25.5 | ▲ | ▲ | ▼ | ▼ | ▲ | ▲ |
| F - H (10) | 20.8 | 12.5 | 8.3 | 19.3 | 8.9 | 10.4 | 18.5 | 9.1 | 9.4 | ▲ | ▲ | ▲ | ▲ | ▼ | ▼ |
| A - E (9) | 18.8 | 6.3 | 12.5 | 21.1 | 7.3 | 13.8 | 21.9 | 7.4 | 14.5 | | | | | | |
| Unknown (1) | 2.1 | | | 3.1 | | | 4.9 | | | | | | | | |



■ I : end of year benchmark.
 ■ F - H : mid - year benchmark.
 ■ A - E
 ■ Unknown

Instructional Level (June 2012 - June 2015)

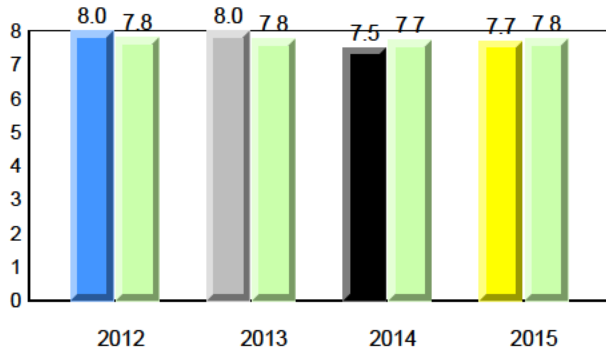
4 Year Trend
(school averages)



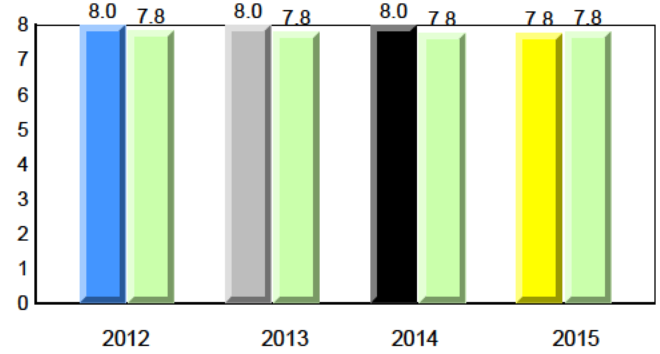
Total Students : 16
Total Students (Submitted): 16

Observation Survey (June 2012 - June 2015)
4 Year Trend
(school average vs. provincial average)

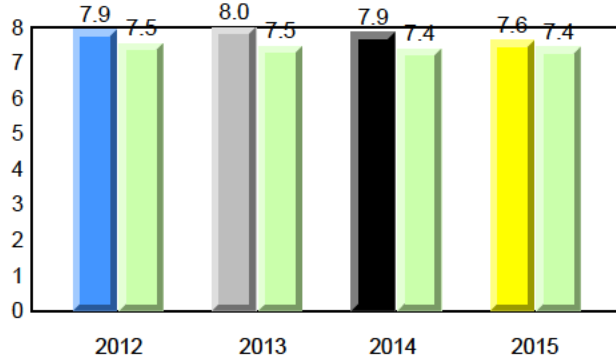
Rhyme



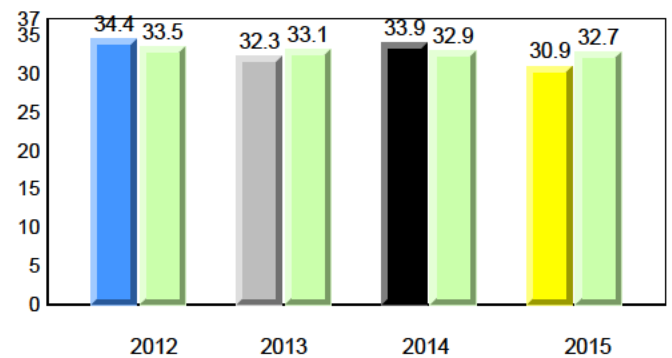
Beginning Sound



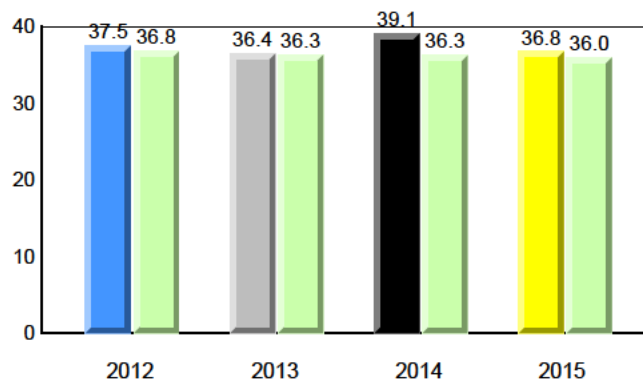
Onset Rhyme



Dictation



Sight Vocabulary



NLESD - Eastern Region

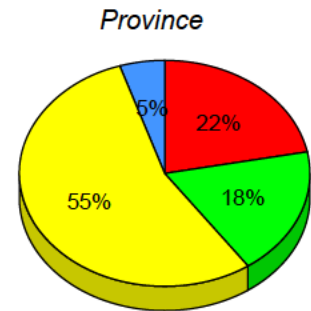
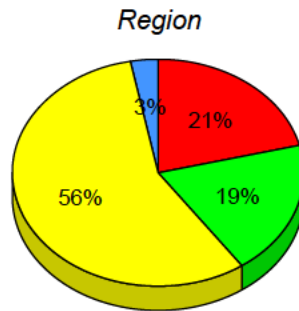
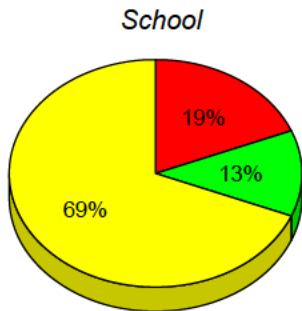
#924 - Tricentia Academy, Arnold's Cove

Grades: K-12

Total Students : 16
Total Students (Submitted): 16

Instructional Level (June 2012 - June 2015)

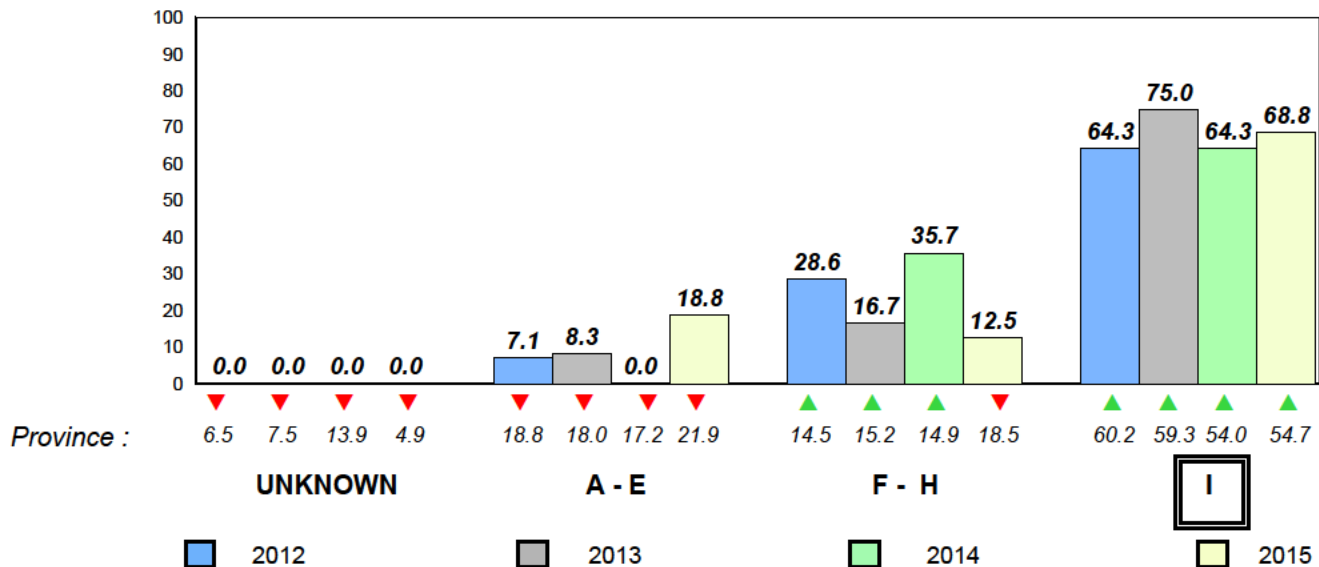
| Level | School | 2015 | | | 2014 | | | 2013 | | | 2012 | | | | |
|-------------|--------|------|------|--------|------|------|----------|------|------|--------|------|---|----------|---|---|
| | | ♀ | ♂ | Region | ♀ | ♂ | Province | ♀ | ♂ | Region | ♀ | ♂ | Province | | |
| I (11) | 68.8 | 50.0 | 18.8 | 56.5 | 30.4 | 26.1 | 54.7 | 29.3 | 25.5 | ▲ | ▲ | ▲ | ▲ | ▲ | ▲ |
| F - H (2) | 12.5 | 12.5 | 0.0 | 19.3 | 8.9 | 10.4 | 18.5 | 9.1 | 9.4 | ▼ | ▼ | ▲ | ▲ | ▲ | ▲ |
| A - E (3) | 18.8 | 6.3 | 12.5 | 21.1 | 7.3 | 13.8 | 21.9 | 7.4 | 14.5 | | | | | | |
| Unknown (0) | 0.0 | | | 3.1 | | | 4.9 | | | | | | | | |



■ I : end of year benchmark.
 ■ F - H : mid - year benchmark.
 ■ A - E
 ■ Unknown

Instructional Level (June 2012 - June 2015)

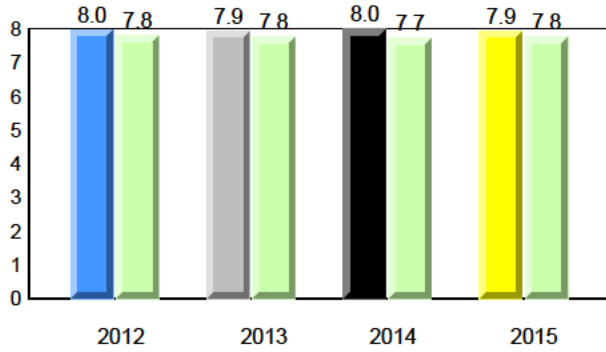
4 Year Trend
(school averages)



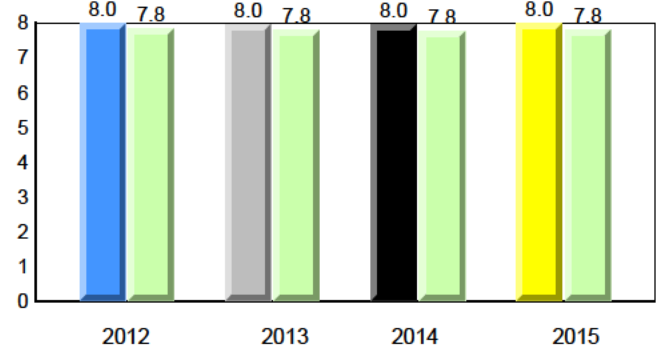
Total Students : 76
Total Students (Submitted): 74

Observation Survey (June 2012 - June 2015)
4 Year Trend
(school average vs. provincial average)

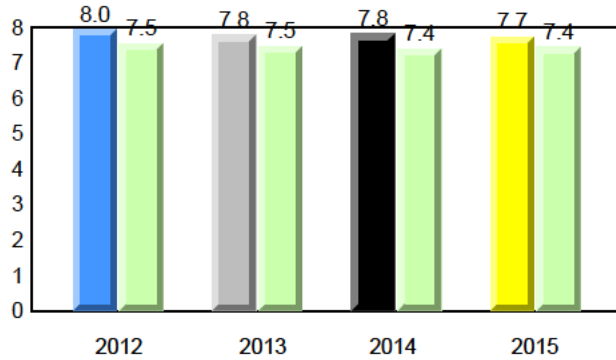
Rhyme



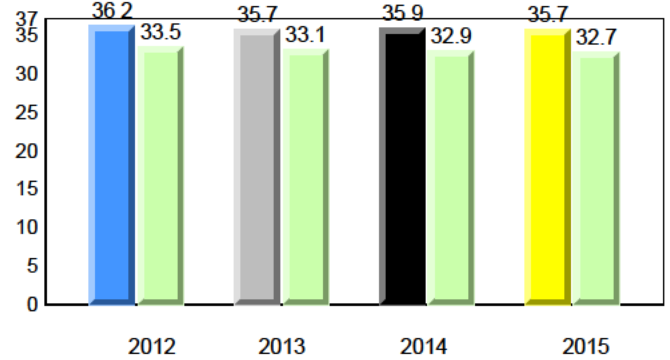
Beginning Sound



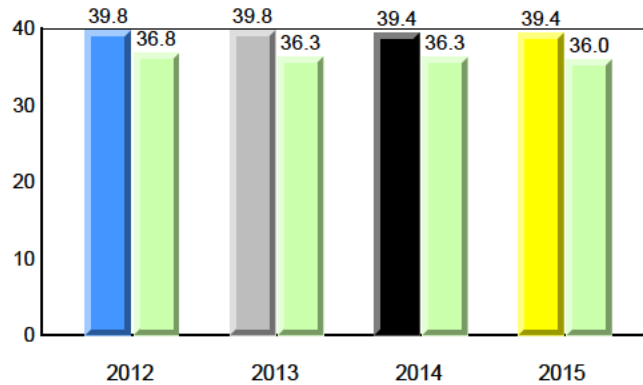
Onset Rhyme



Dictation



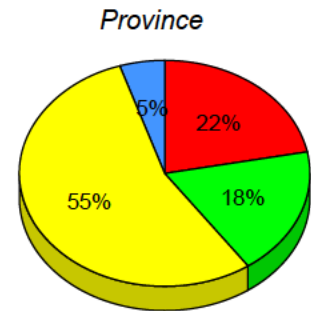
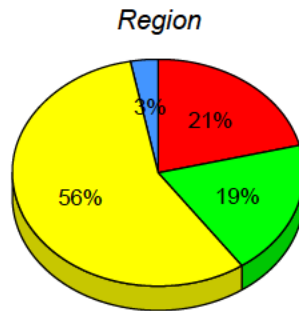
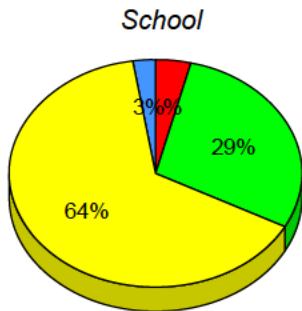
Sight Vocabulary



Total Students : 76
Total Students (Submitted): 74

Instructional Level (June 2012 - June 2015)

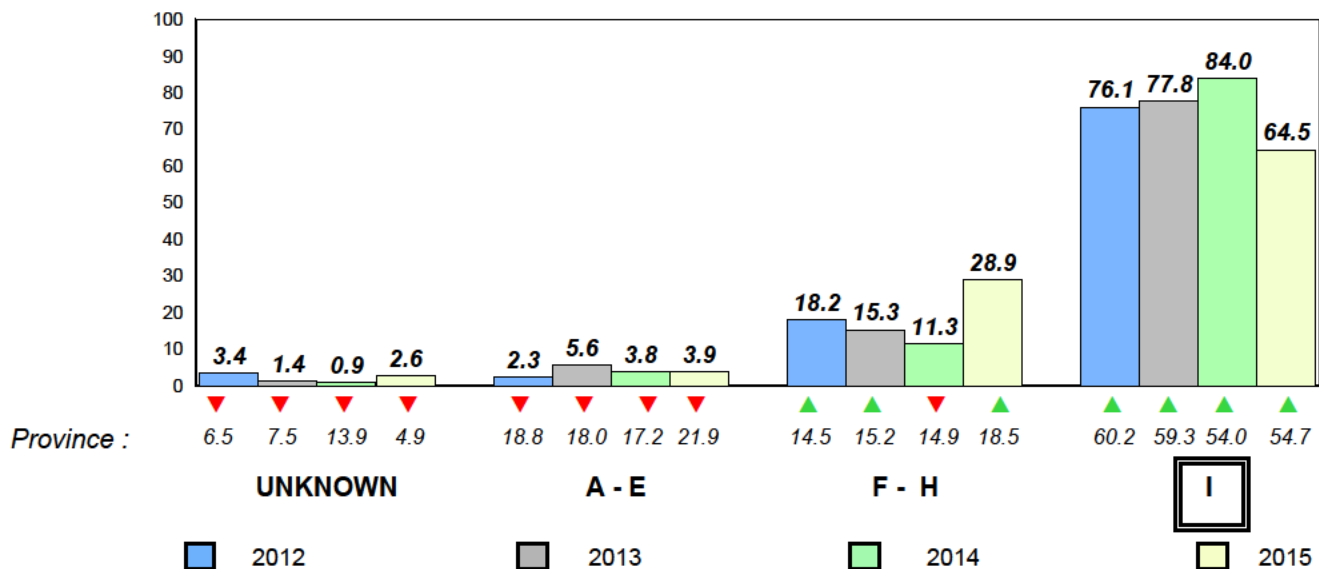
| Level | School | 2015 | | | 2014 | | | 2013 | | | 2012 | | | | |
|-------------|--------|------|------|--------|------|------|----------|------|------|--------|------|---|----------|---|---|
| | | ♀ | ♂ | Region | ♀ | ♂ | Province | ♀ | ♂ | Region | ♀ | ♂ | Province | | |
| I (49) | 64.5 | 27.6 | 36.8 | 56.5 | 30.4 | 26.1 | 54.7 | 29.3 | 25.5 | ▲ | ▲ | ▲ | ▲ | ▲ | ▲ |
| F - H (22) | 28.9 | 13.2 | 15.8 | 19.3 | 8.9 | 10.4 | 18.5 | 9.1 | 9.4 | ▲ | ▲ | ▼ | ▼ | ▲ | ▲ |
| A - E (3) | 3.9 | 1.3 | 2.6 | 21.1 | 7.3 | 13.8 | 21.9 | 7.4 | 14.5 | | | | | | |
| Unknown (2) | 2.6 | | | 3.1 | | | 4.9 | | | | | | | | |



■ I : end of year benchmark.
 ■ F - H : mid - year benchmark.
 ■ A - E
 ■ Unknown

Instructional Level (June 2012 - June 2015)

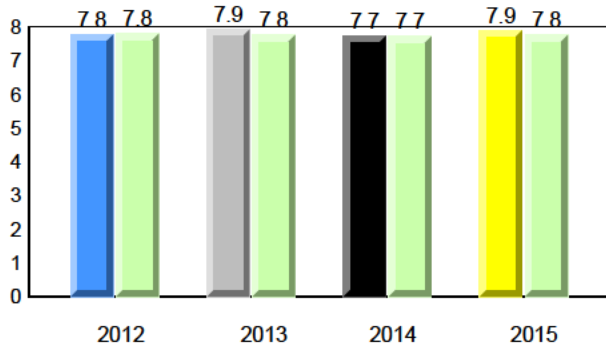
4 Year Trend
(school averages)



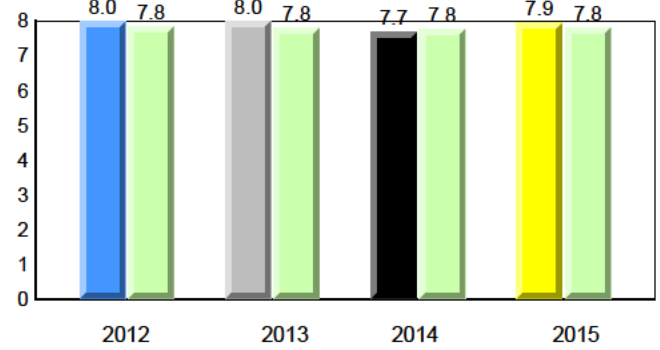
Total Students : 52
Total Students (Submitted): 51

Observation Survey (June 2012 - June 2015)
4 Year Trend
(school average vs. provincial average)

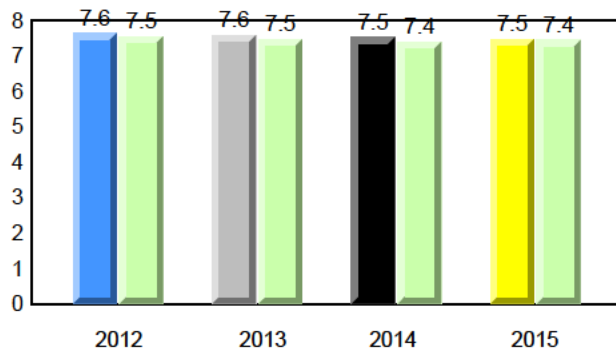
Rhyme



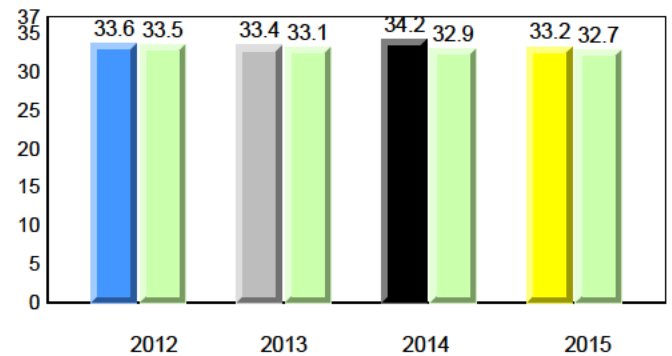
Beginning Sound



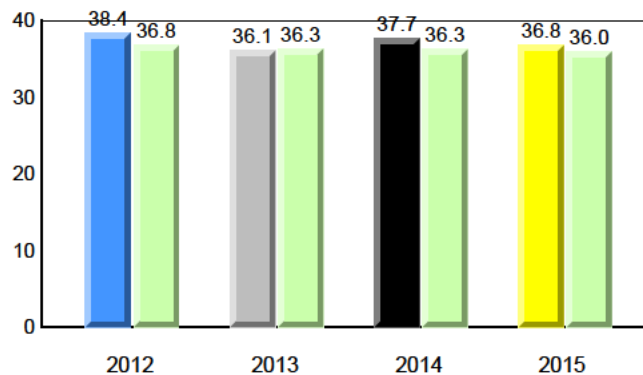
Onset Rhyme



Dictation



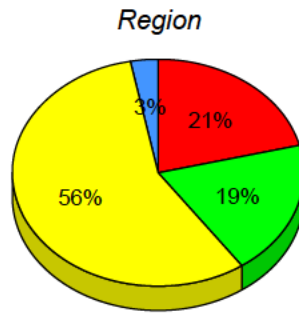
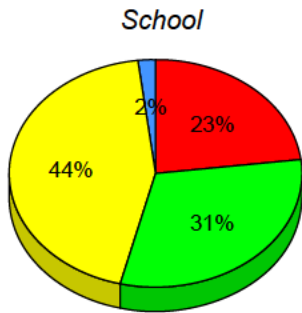
Sight Vocabulary



Total Students : 52
Total Students (Submitted): 51

Instructional Level (June 2012 - June 2015)

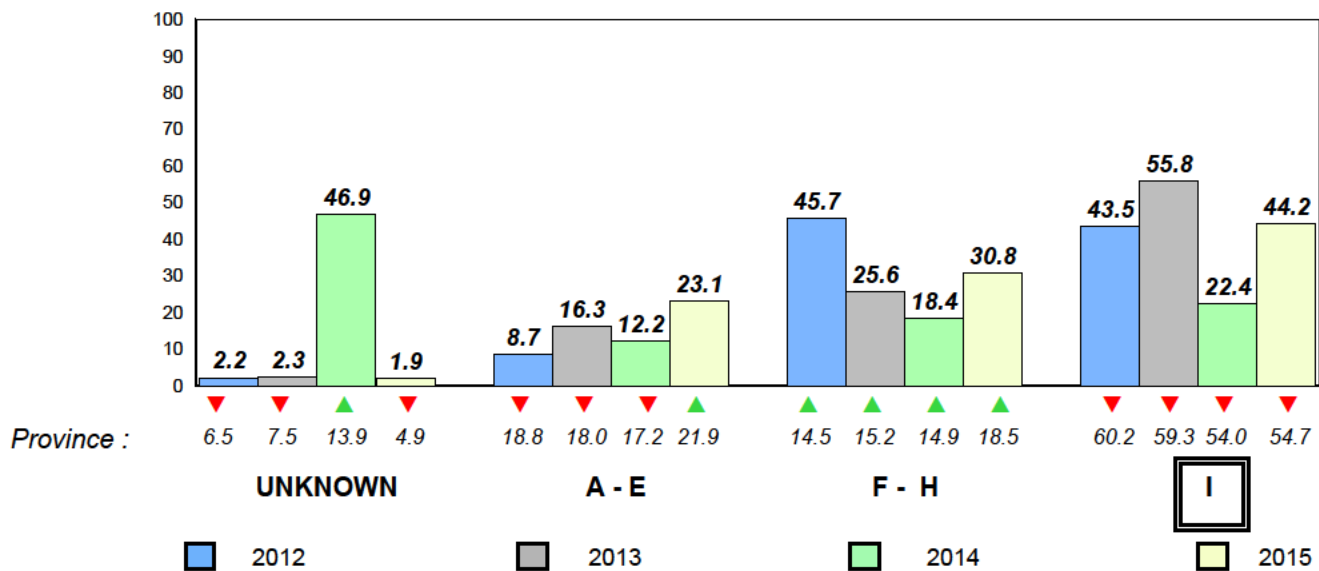
| Level | School | 2015 | | | 2014 | | | 2013 | | | 2012 | | |
|-------------|--------|------|------|------|------|------|------|------|------|-----|------|---|-----|
| | | ♀ | ♂ | Avg | ♀ | ♂ | Avg | ♀ | ♂ | Avg | ♀ | ♂ | Avg |
| I (23) | 44.2 | 32.7 | 11.5 | 56.5 | 30.4 | 26.1 | 54.7 | 29.3 | 25.5 | ▼ | ▼ | ▼ | ▼ |
| F - H (16) | 30.8 | 15.4 | 15.4 | 19.3 | 8.9 | 10.4 | 18.5 | 9.1 | 9.4 | ▲ | ▲ | ▲ | ▲ |
| A - E (12) | 23.1 | 7.7 | 15.4 | 21.1 | 7.3 | 13.8 | 21.9 | 7.4 | 14.5 | | | | |
| Unknown (1) | 1.9 | | | 3.1 | | | 4.9 | | | | | | |



■ I : end of year benchmark.
 ■ F - H : mid - year benchmark.
 ■ A - E
 ■ Unknown

Instructional Level (June 2012 - June 2015)

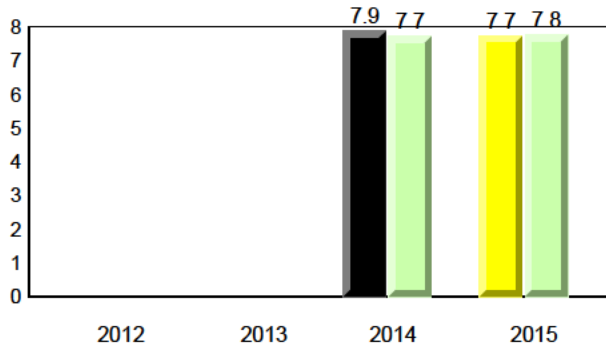
4 Year Trend
(school averages)



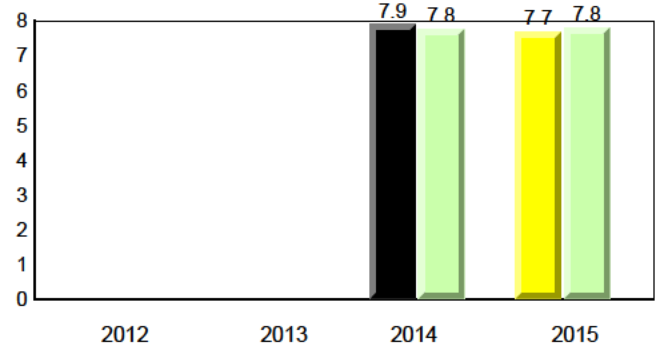
Total Students : 48
Total Students (Submitted): 48

Observation Survey (June 2012 - June 2015)
4 Year Trend
(school average vs. provincial average)

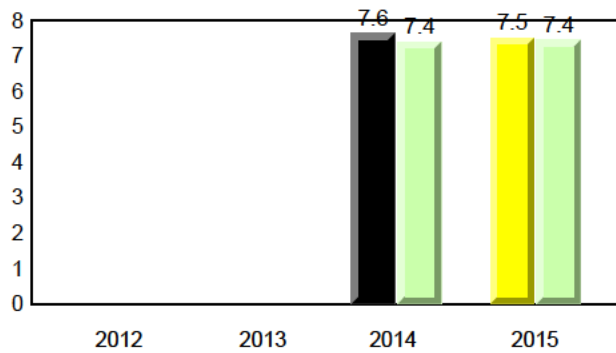
Rhyme



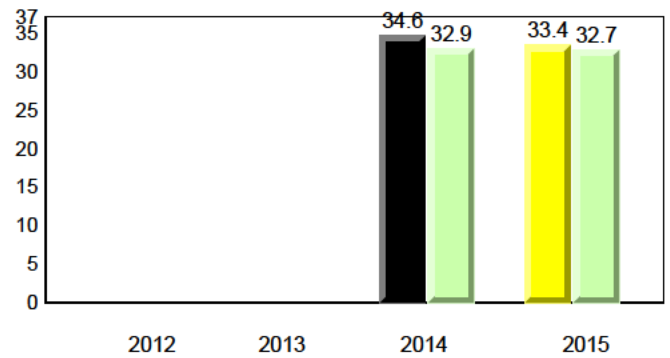
Beginning Sound



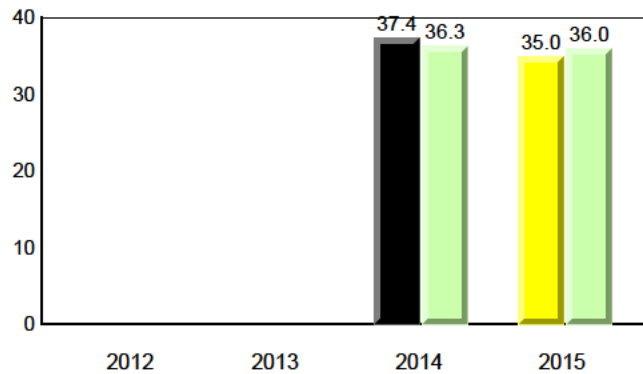
Onset Rhyme



Dictation



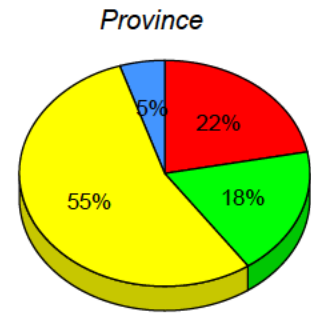
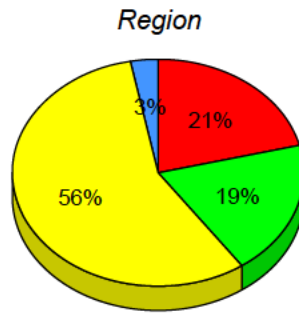
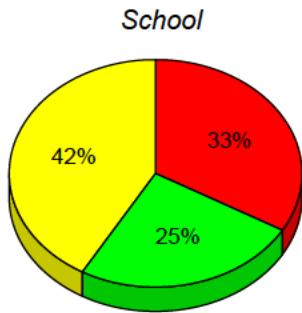
Sight Vocabulary



Total Students : 48
Total Students (Submitted): 48

Instructional Level (June 2012 - June 2015)

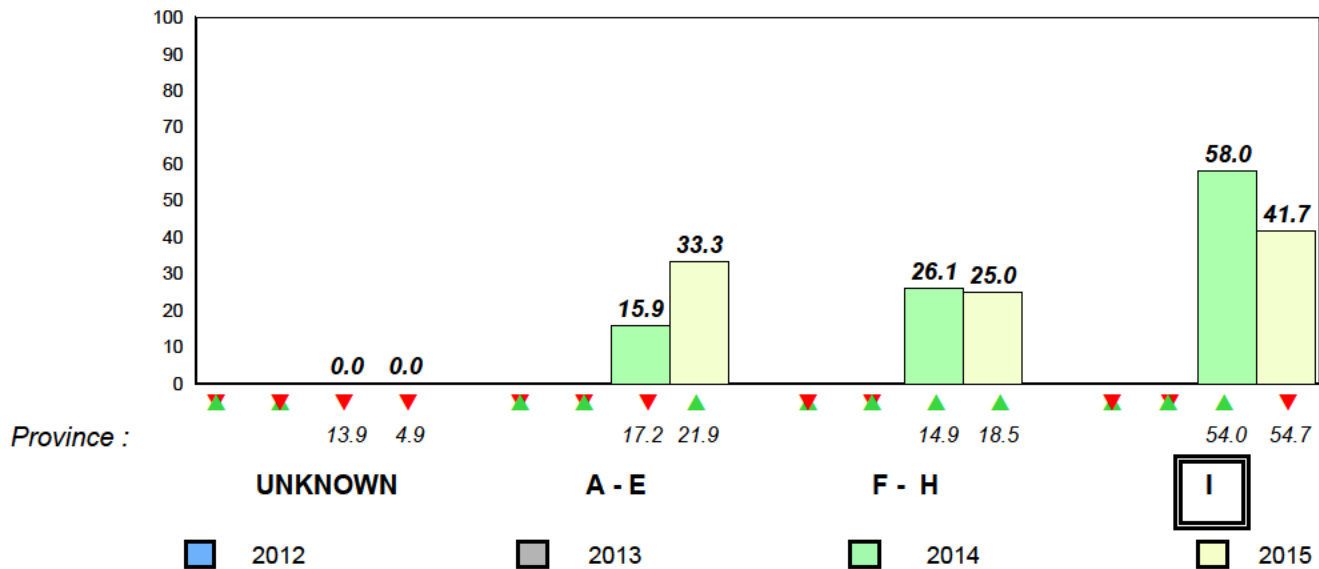
| Level | School | 2015 | | | 2014 | | | 2013 | | | 2012 | | | | | | |
|-------------|--------|------|------|------|------|------|------|------|------|-----|------|---|-----|---|---|---|---|
| | | ♀ | ♂ | Avg | ♀ | ♂ | Avg | ♀ | ♂ | Avg | ♀ | ♂ | Avg | | | | |
| I (20) | 41.7 | 31.3 | 10.4 | 56.5 | 30.4 | 26.1 | 54.7 | 29.3 | 25.5 | ▼ | ▼ | ▲ | ▲ | ▼ | ▼ | ▼ | ▼ |
| F - H (12) | 25.0 | 16.7 | 8.3 | 19.3 | 8.9 | 10.4 | 18.5 | 9.1 | 9.4 | ▲ | ▲ | ▲ | ▲ | ▼ | ▼ | ▼ | ▼ |
| A - E (16) | 33.3 | 12.5 | 20.8 | 21.1 | 7.3 | 13.8 | 21.9 | 7.4 | 14.5 | | | | | | | | |
| Unknown (0) | 0.0 | | | 3.1 | | | 4.9 | | | | | | | | | | |



■ I : end of year benchmark.
 ■ F - H : mid - year benchmark.
 ■ A - E
 ■ Unknown

Instructional Level (June 2012 - June 2015)

4 Year Trend
(school averages)



District 803 - Private

#373 - First Baptist Academy, Mount Pearl

Grades: 1-11

Total Students : 4 **Observation Survey (June 2012 - June 2015)**
 Total Students (Submitted): 4 **4 Year Trend**
 (school average vs. provincial average)

Rhyme

School data with 5 or fewer students withheld for reasons of confidentiality.

Beginning Sound

School data with 5 or fewer students withheld for reasons of confidentiality.

2012 2013 2014 2015

2012 2013 2014 2015

Onset Rhyme

School data with 5 or fewer students withheld for reasons of confidentiality.

Dictation


School data with 5 or fewer students withheld for reasons of confidentiality.

2012 2013 2014 2015

2012 2013 2014 2015

Sight Vocabulary

School data with 5 or fewer students withheld for reasons of confidentiality.



District 803 - Private

#373 - First Baptist Academy, Mount Pearl

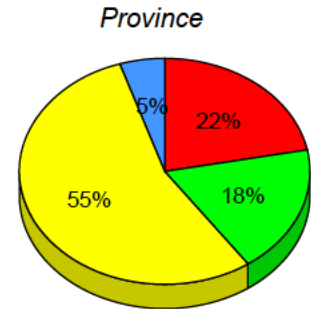
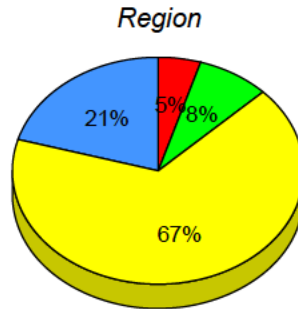
Grades: 1-11

Total Students : 4
Total Students (Submitted): 4

Instructional Level (June 2012 - June 2015)

| Level | School | 2015 | | 2014 | | 2013 | | 2012 | |
|-------|---|--------|----------|--------|----------|--------|----------|--------|----------|
| | | Region | Province | Region | Province | Region | Province | Region | Province |
| I | (School data with 5 or fewer students withheld for reasons of confidentiality.) | 66.7 | 54.7 | ▼ | ▼ | ▼ | ▼ | ▼ | ▼ |
| F - H | | 8.0 | 18.5 | ▼ | ▼ | ▼ | ▼ | ▼ | ▼ |
| A - E | | 4.6 | 21.9 | | | | | | |
| Unknc | | 20.7 | 4.9 | | | | | | |

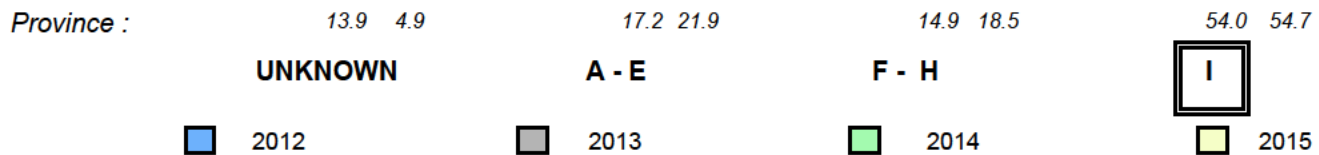
School
School data with 5 or fewer students withheld for reasons of confidentiality.



I : end of year benchmark. F - H : mid - year benchmark. A - E Unknown

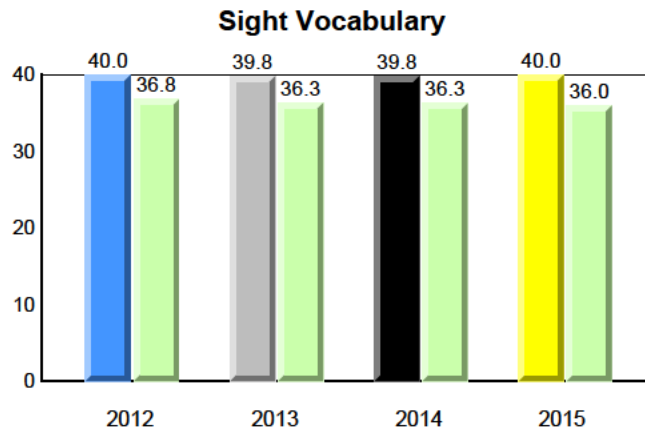
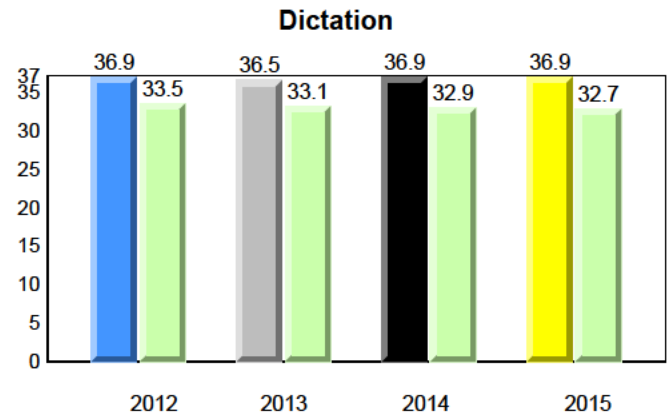
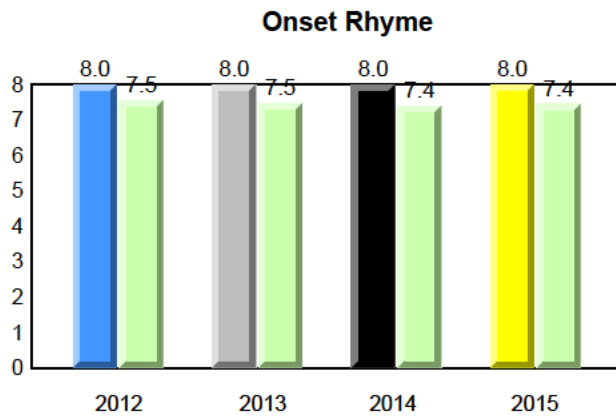
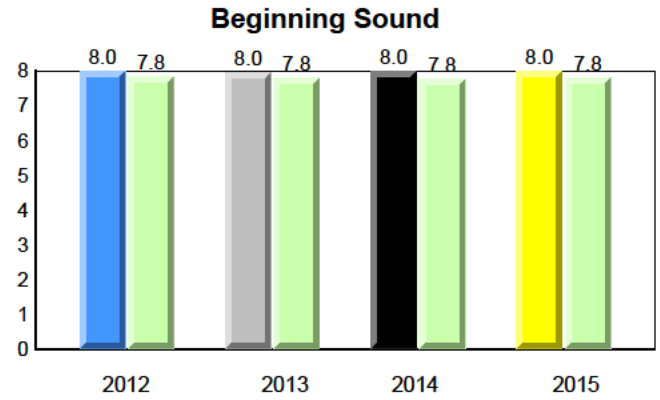
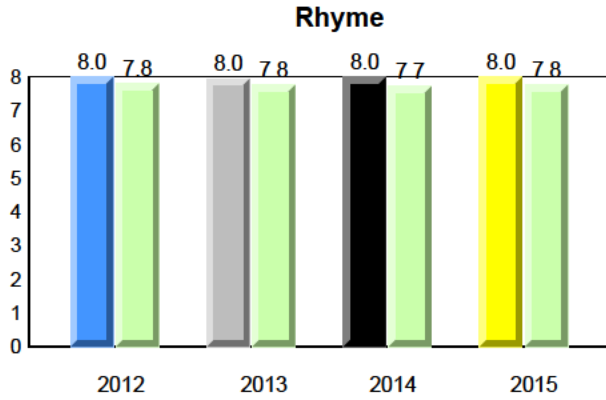
Instructional Level (June 2012 - June 2015)
4 Year Trend
(school averages)

School data with 5 or fewer students withheld for reasons of confidentiality.



Total Students : 25
Total Students (Submitted): 11

Observation Survey (June 2012 - June 2015)
4 Year Trend
(school average vs. provincial average)



District 803 - Private

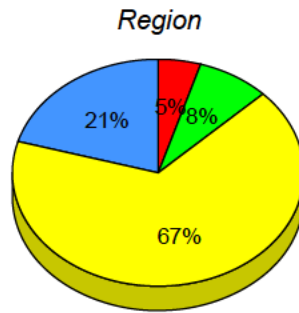
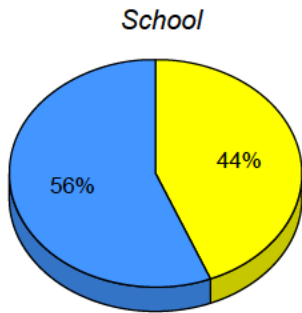
#375 - Lakecrest-St. John's Independent School, St. John's

Grades: K-9

Total Students : 25
Total Students (Submitted): 11

Instructional Level (June 2012 - June 2015)

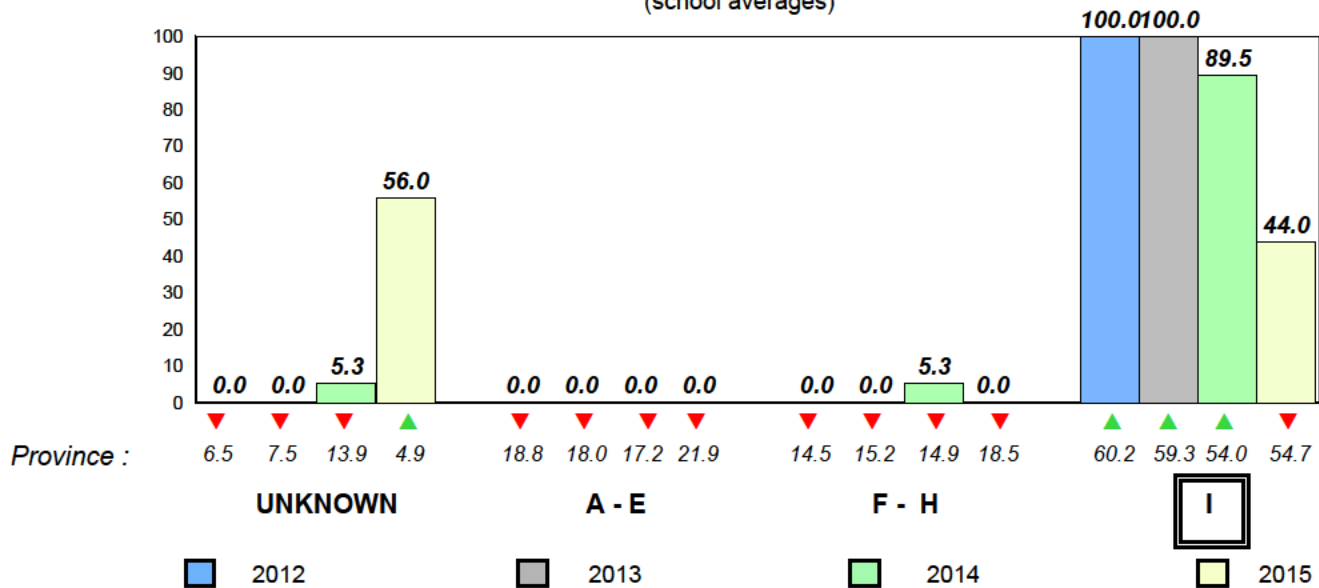
| Level | School | 2015 | | | 2014 | | | 2013 | | | 2012 | | | | |
|--------------|--------|------|------|------|------|------|------|------|------|-----|------|---|-----|---|---|
| | | ♀ | ♂ | Avg | ♀ | ♂ | Avg | ♀ | ♂ | Avg | ♀ | ♂ | Avg | | |
| I (11) | 44.0 | 16.0 | 28.0 | 66.7 | 34.5 | 32.2 | 54.7 | 29.3 | 25.5 | ▼ | ▼ | ▲ | ▲ | ▲ | ▲ |
| F - H (0) | 0.0 | 0.0 | 0.0 | 8.0 | 4.6 | 3.4 | 18.5 | 9.1 | 9.4 | ▼ | ▼ | ▲ | ▲ | ▼ | ▼ |
| A - E (0) | 0.0 | 0.0 | 0.0 | 4.6 | 2.3 | 2.3 | 21.9 | 7.4 | 14.5 | | | | | | |
| Unknown (14) | 56.0 | | | 20.7 | | | 4.9 | | | | | | | | |



■ I : end of year benchmark.
 ■ F - H : mid - year benchmark.
 ■ A - E
 ■ Unknown

Instructional Level (June 2012 - June 2015)

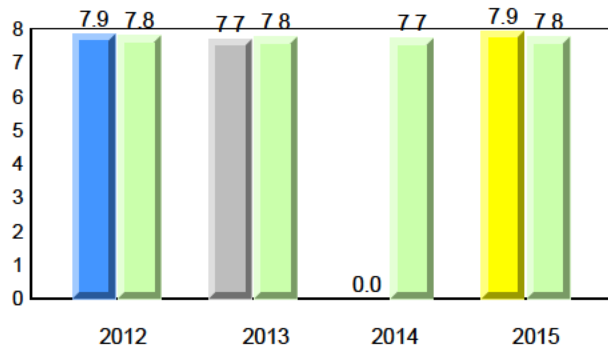
4 Year Trend
(school averages)



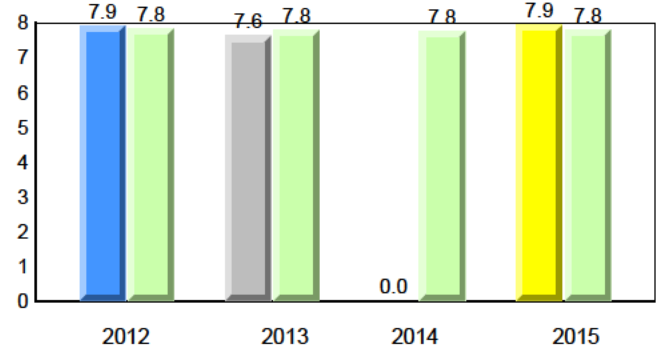
Total Students : 33
Total Students (Submitted): 33

Observation Survey (June 2012 - June 2015)
4 Year Trend
(school average vs. provincial average)

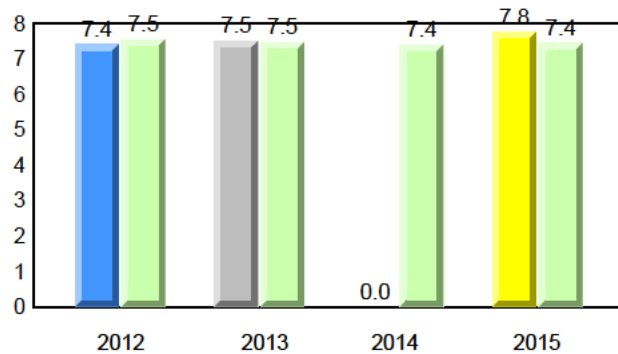
Rhyme



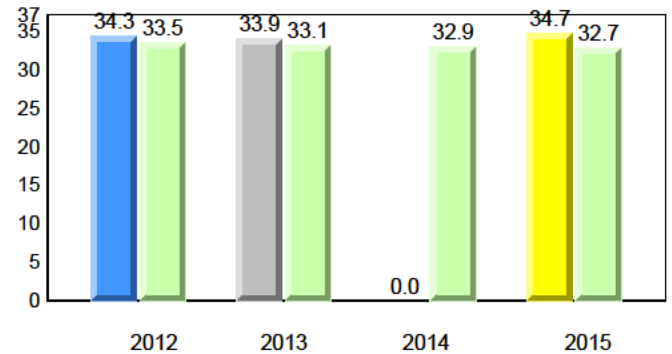
Beginning Sound



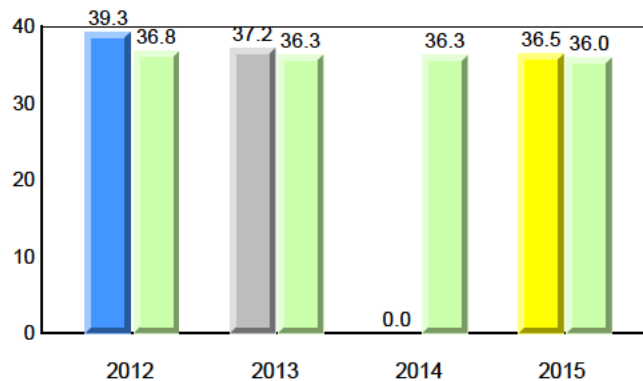
Onset Rhyme



Dictation



Sight Vocabulary



District 803 - Private

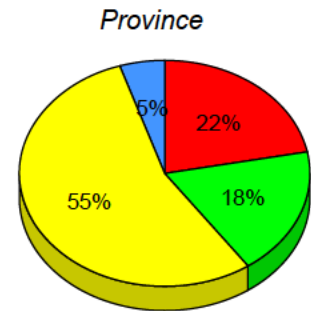
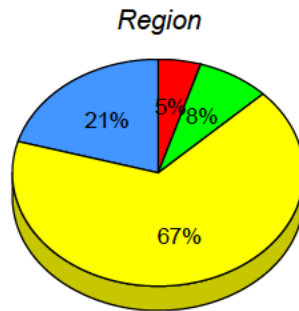
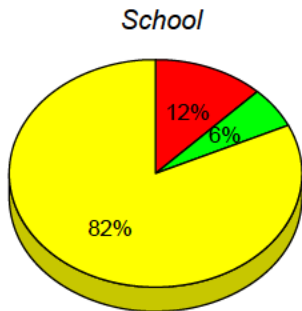
#450 - St. Bonaventure's College, St. John's

Grades: K-12

Total Students : 33
Total Students (Submitted): 33

Instructional Level (June 2012 - June 2015)

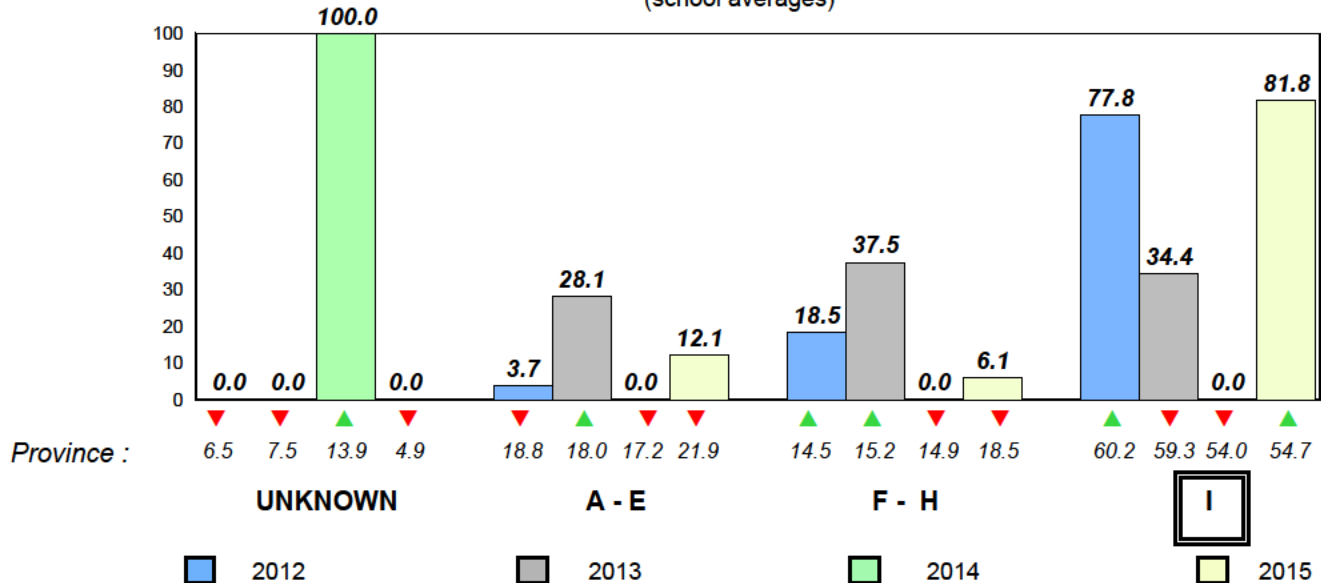
| Level | School | 2015 | | | 2014 | | | 2013 | | | 2012 | | | | |
|-------------|--------|------|------|------|------|------|------|------|------|-----|------|---|-----|---|---|
| | | ♀ | ♂ | Avg | ♀ | ♂ | Avg | ♀ | ♂ | Avg | ♀ | ♂ | Avg | | |
| I (27) | 81.8 | 42.4 | 39.4 | 66.7 | 34.5 | 32.2 | 54.7 | 29.3 | 25.5 | ▲ | ▲ | ▼ | ▼ | ▼ | ▲ |
| F - H (2) | 6.1 | 6.1 | 0.0 | 8.0 | 4.6 | 3.4 | 18.5 | 9.1 | 9.4 | ▼ | ▼ | ▲ | ▲ | ▲ | ▲ |
| A - E (4) | 12.1 | 6.1 | 6.1 | 4.6 | 2.3 | 2.3 | 21.9 | 7.4 | 14.5 | | | | | | |
| Unknown (0) | 0.0 | | | 20.7 | | | 4.9 | | | | | | | | |



■ I : end of year benchmark.
 ■ F - H : mid - year benchmark.
 ■ A - E
 ■ Unknown

Instructional Level (June 2012 - June 2015)

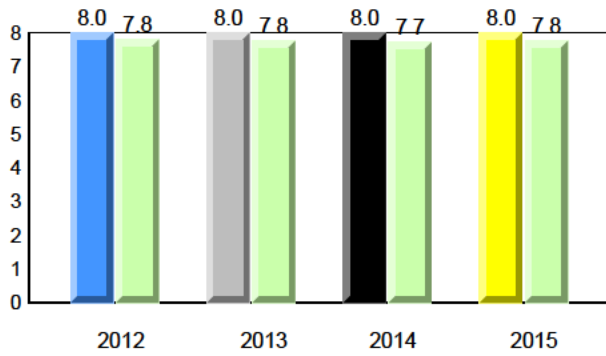
4 Year Trend
(school averages)



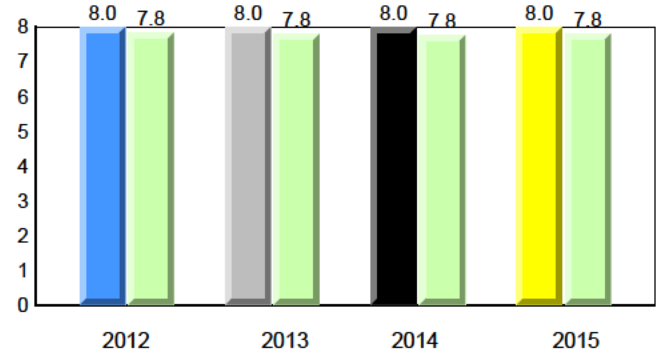
Total Students : 9
 Total Students (Submitted): 9

Observation Survey (June 2012 - June 2015)
 4 Year Trend
 (school average vs. provincial average)

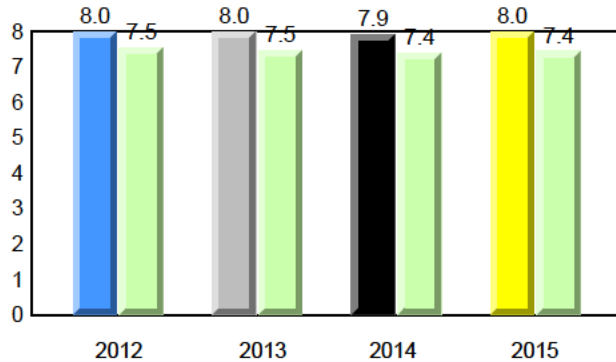
Rhyme



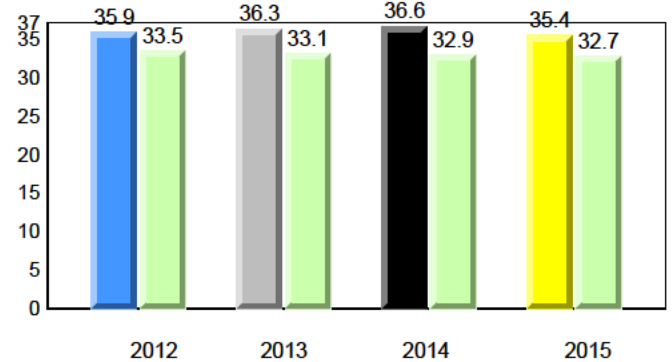
Beginning Sound



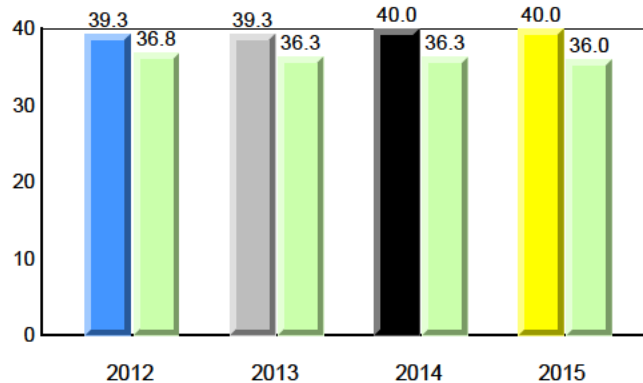
Onset Rhyme



Dictation



Sight Vocabulary



District 803 - Private

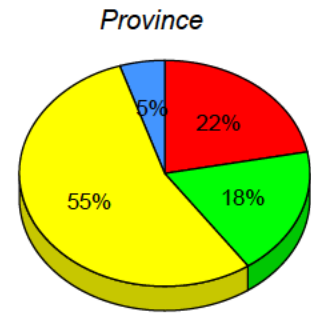
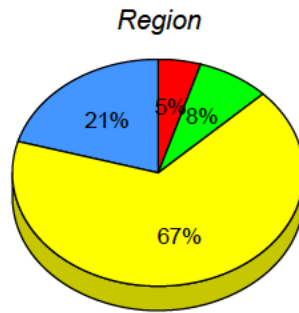
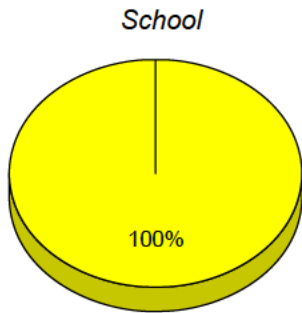
#453 - Eric G. Lambert All-Grade, Churchill Falls

Grades: K-12

Total Students : 9
Total Students (Submitted): 9

Instructional Level (June 2012 - June 2015)

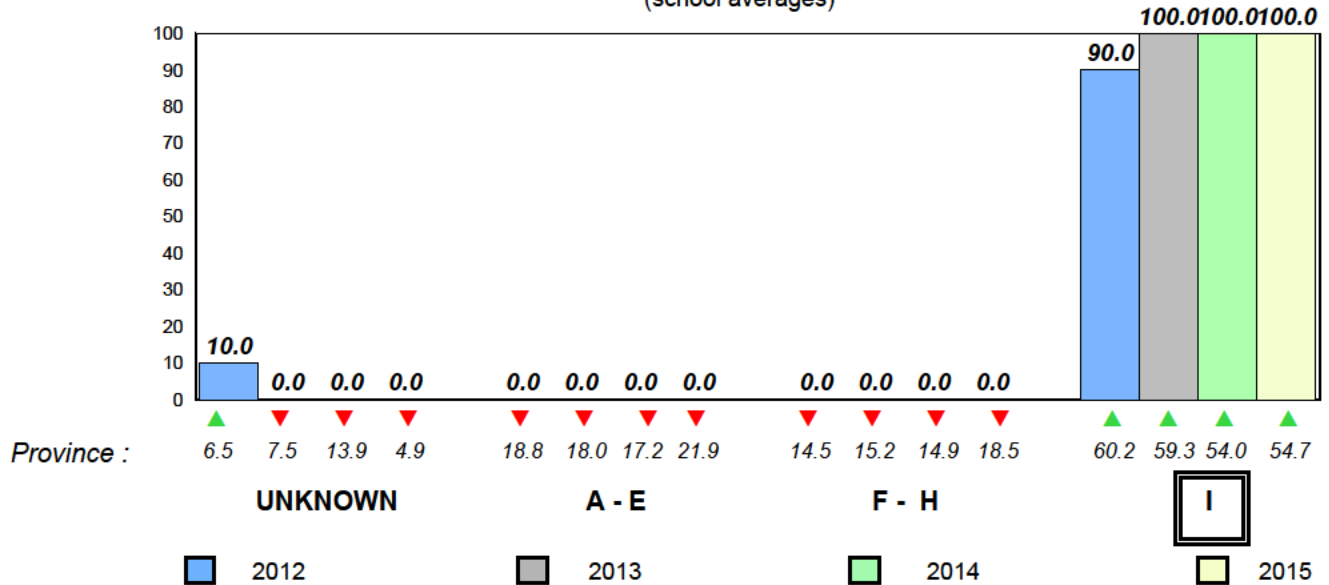
| Level | School | 2015 | | | 2014 | | | 2013 | | | 2012 | | |
|-------------|--------|------|------|------|------|------|------|------|------|----|------|---|----|
| | | ♀ | ♂ | vs | ♀ | ♂ | vs | ♀ | ♂ | vs | ♀ | ♂ | vs |
| I (9) | 100.0 | 66.7 | 33.3 | 66.7 | 34.5 | 32.2 | 54.7 | 29.3 | 25.5 | ▲ | ▲ | ▲ | ▲ |
| F - H (0) | 0.0 | 0.0 | 0.0 | 8.0 | 4.6 | 3.4 | 18.5 | 9.1 | 9.4 | ▼ | ▼ | ▼ | ▼ |
| A - E (0) | 0.0 | 0.0 | 0.0 | 4.6 | 2.3 | 2.3 | 21.9 | 7.4 | 14.5 | | | | |
| Unknown (0) | 0.0 | | | 20.7 | | | 4.9 | | | | | | |



■ I : end of year benchmark.
 ■ F - H : mid - year benchmark.
 ■ A - E
 ■ Unknown

Instructional Level (June 2012 - June 2015)

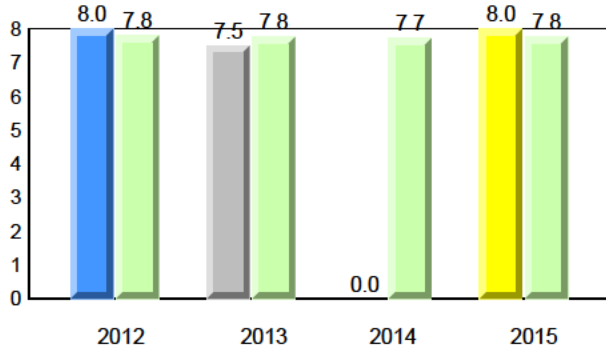
4 Year Trend
(school averages)



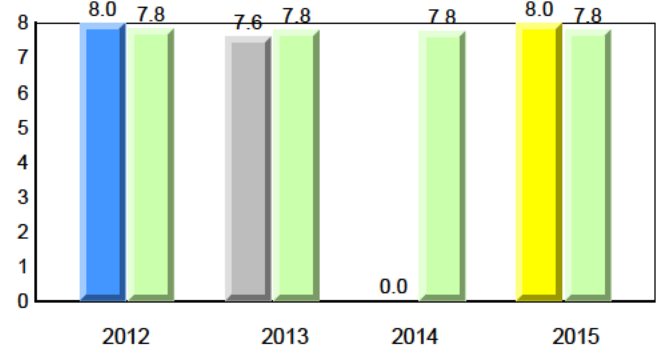
Total Students : 16
Total Students (Submitted): 16

Observation Survey (June 2012 - June 2015)
4 Year Trend
(school average vs. provincial average)

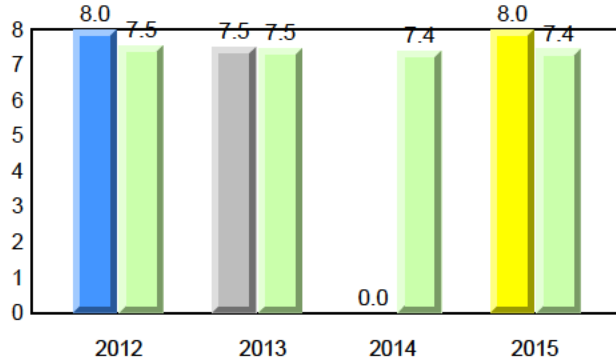
Rhyme



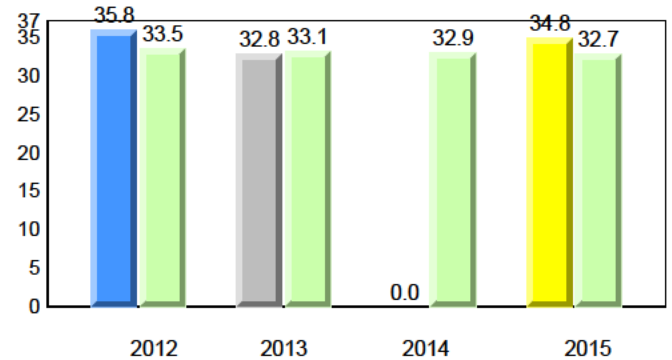
Beginning Sound



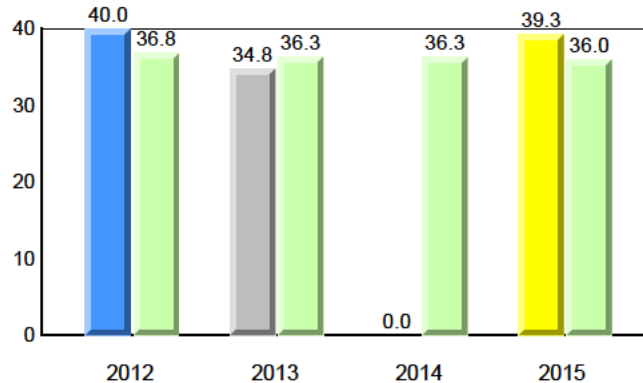
Onset Rhyme



Dictation



Sight Vocabulary



District 803 - Private

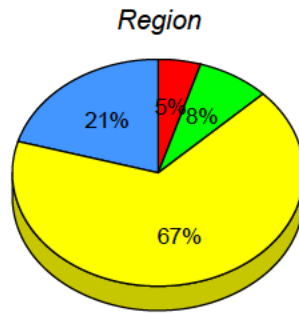
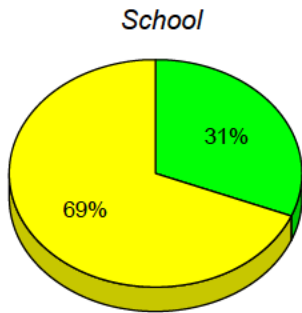
#469 - Immaculate Heart of Mary School, Corner Brook

Grades: K-7,9-10

Total Students : 16
Total Students (Submitted): 16

Instructional Level (June 2012 - June 2015)

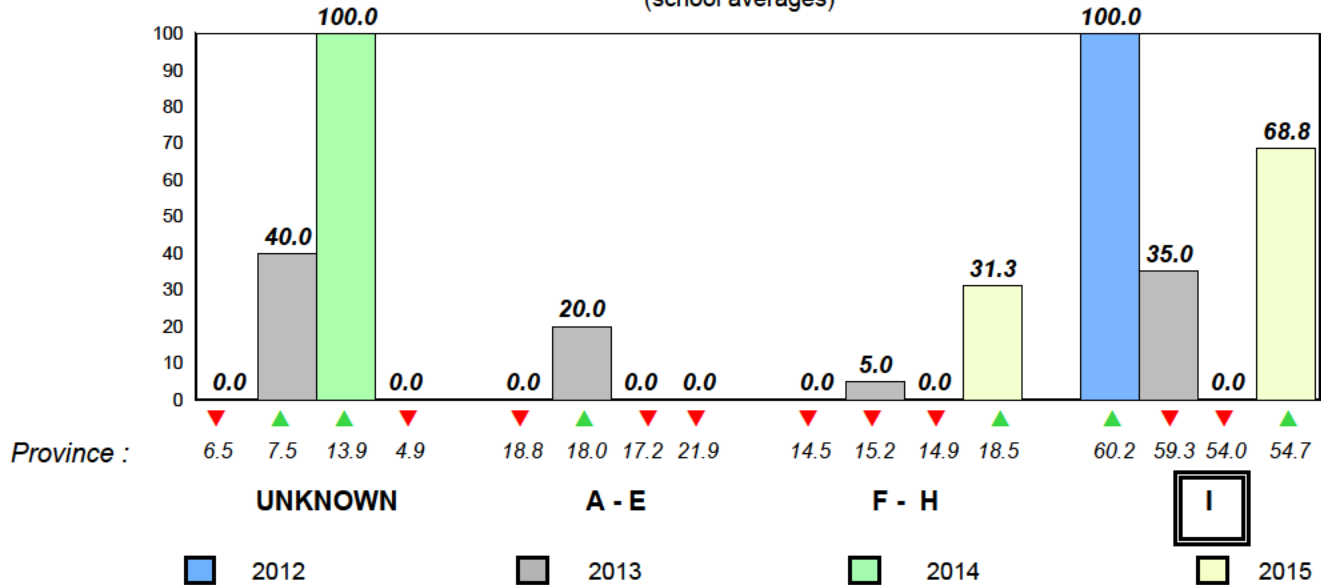
| Level | School | 2015 | | | 2014 | | | 2013 | | | 2012 | | | | |
|-------------|--------|------|------|------|------|------|------|------|------|-----|------|---|-----|---|---|
| | | ♀ | ♂ | Avg | ♀ | ♂ | Avg | ♀ | ♂ | Avg | ♀ | ♂ | Avg | | |
| I (11) | 68.8 | 37.5 | 31.3 | 66.7 | 34.5 | 32.2 | 54.7 | 29.3 | 25.5 | ▲ | ▲ | ▼ | ▼ | ▲ | ▲ |
| F - H (5) | 31.3 | 12.5 | 18.8 | 8.0 | 4.6 | 3.4 | 18.5 | 9.1 | 9.4 | ▲ | ▲ | ▼ | ▼ | ▼ | ▼ |
| A - E (0) | 0.0 | 0.0 | 0.0 | 4.6 | 2.3 | 2.3 | 21.9 | 7.4 | 14.5 | | | | | | |
| Unknown (0) | 0.0 | | | 20.7 | | | 4.9 | | | | | | | | |



■ I : end of year benchmark.
 ■ F - H : mid - year benchmark.
 ■ A - E
 ■ Unknown

Instructional Level (June 2012 - June 2015)

4 Year Trend
(school averages)



District 804 - Native Federal

#018 - Sheshatshiu Innu School, Sheshatshiu

Grades: K-12

Total Students : 36
Total Students (Submitted): 0

Observation Survey (June 2012 - June 2015)
4 Year Trend
(school average vs. provincial average)

Rhyme

School data with 5 or fewer students withheld for reasons of confidentiality.

Beginning Sound

School data with 5 or fewer students withheld for reasons of confidentiality.

2012 2013 2014 2015

2012 2013 2014 2015

Onset Rhyme

School data with 5 or fewer students withheld for reasons of confidentiality.

Dictation


School data with 5 or fewer students withheld for reasons of confidentiality.

2012 2013 2014 2015

2012 2013 2014 2015

Sight Vocabulary

School data with 5 or fewer students withheld for reasons of confidentiality.



District 804 - Native Federal

#018 - Sheshatshiu Innu School, Sheshatshiu

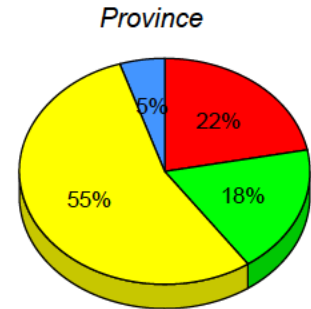
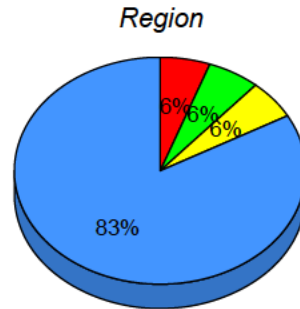
Grades: K-12

Total Students : 36
Total Students (Submitted): 0

Instructional Level (June 2012 - June 2015)

| Level | School | 2015 | | 2014 | | 2013 | | 2012 | |
|-------|---|--------|----------|--------|----------|--------|----------|--------|----------|
| | | Region | Province | Region | Province | Region | Province | Region | Province |
| I | (School data with 5 or fewer students withheld for reasons of confidentiality.) | 5.6 | 54.7 | ▲ | ▼ | ▼ | ▼ | ▼ | ▼ |
| F - H | | 5.6 | 18.5 | ▲ | ▼ | ▼ | ▼ | ▼ | ▼ |
| A - E | | 5.6 | 21.9 | | | | | | |
| Unknc | | 83.1 | 4.9 | | | | | | |

School
School data with 5 or fewer students withheld for reasons of confidentiality.



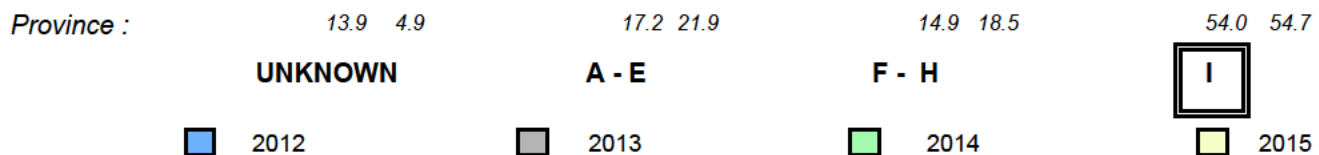
I : end of year benchmark. F - H : mid - year benchmark. A - E Unknown

Instructional Level (June 2012 - June 2015)

4 Year Trend

(school averages)

School data with 5 or fewer students withheld for reasons of confidentiality.



District 804 - Native Federal

#019 - Mushuau Innu Natuashish School, Natuashish

Grades: K-12

Total Students : 23
 Total Students (Submitted): 0

Observation Survey (June 2012 - June 2015)
4 Year Trend
 (school average vs. provincial average)

Rhyme

School data with 5 or fewer students withheld for reasons of confidentiality.

Beginning Sound

School data with 5 or fewer students withheld for reasons of confidentiality.

2012 2013 2014 2015

2012 2013 2014 2015

Onset Rhyme

School data with 5 or fewer students withheld for reasons of confidentiality.

Dictation


School data with 5 or fewer students withheld for reasons of confidentiality.

2012 2013 2014 2015

2012 2013 2014 2015

Sight Vocabulary

School data with 5 or fewer students withheld for reasons of confidentiality.



District 804 - Native Federal

#019 - Mushuau Innu Natuashish School, Natuashish

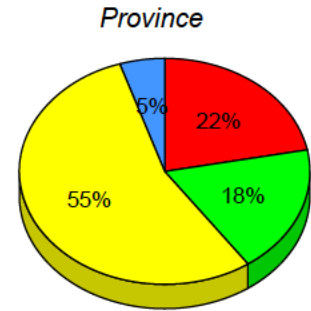
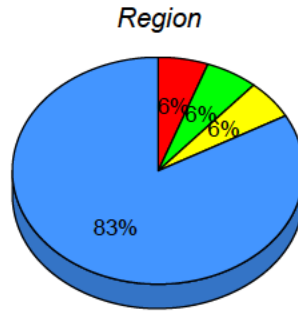
Grades: K-12

Total Students : 23
Total Students (Submitted): 0

Instructional Level (June 2012 - June 2015)

| Level | School | 2015 | | 2014 | | 2013 | | 2012 | |
|-------|---|--------|----------|--------|----------|--------|----------|--------|----------|
| | | Region | Province | Region | Province | Region | Province | Region | Province |
| I | (School data with 5 or fewer students withheld for reasons of confidentiality.) | 5.6 | 54.7 | ▼ | ▼ | ▼ | ▼ | ▼ | ▼ |
| F - H | | 5.6 | 18.5 | ▼ | ▼ | ▼ | ▼ | ▼ | ▼ |
| A - E | | 5.6 | 21.9 | | | | | | |
| Unknc | | 83.1 | 4.9 | | | | | | |

School
School data with 5 or fewer students withheld for reasons of confidentiality.



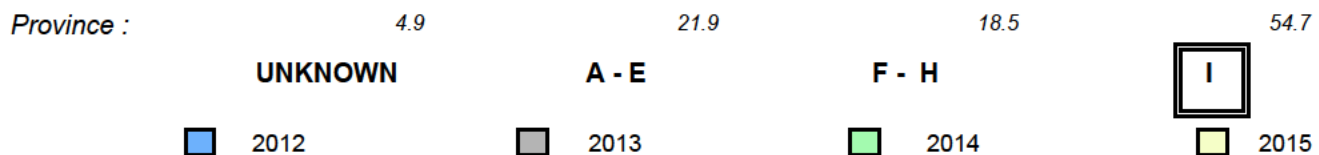
I : end of year benchmark. F - H : mid - year benchmark. A - E Unknown

Instructional Level (June 2012 - June 2015)

4 Year Trend

(school averages)

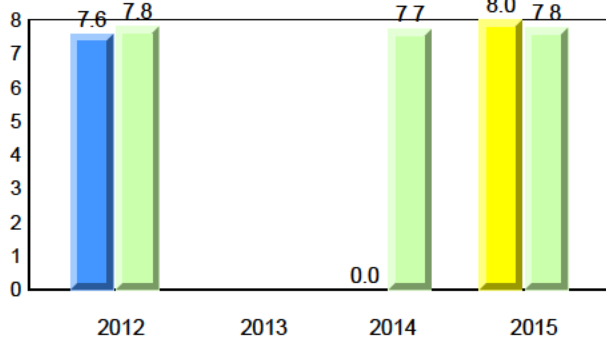
School data with 5 or fewer students withheld for reasons of confidentiality.



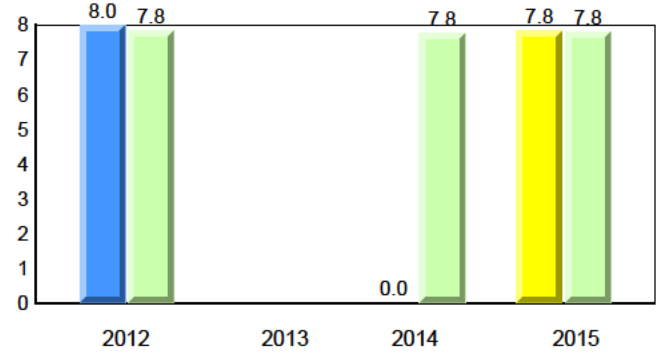
Total Students : 12
Total Students (Submitted): 12

Observation Survey (June 2012 - June 2015)
4 Year Trend
(school average vs. provincial average)

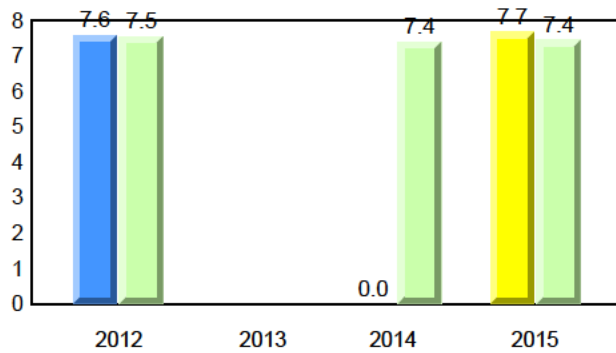
Rhyme



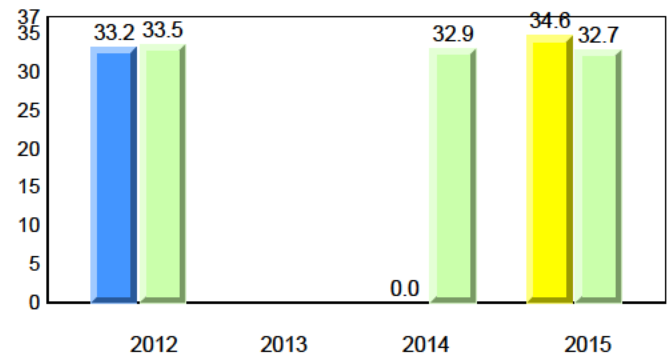
Beginning Sound



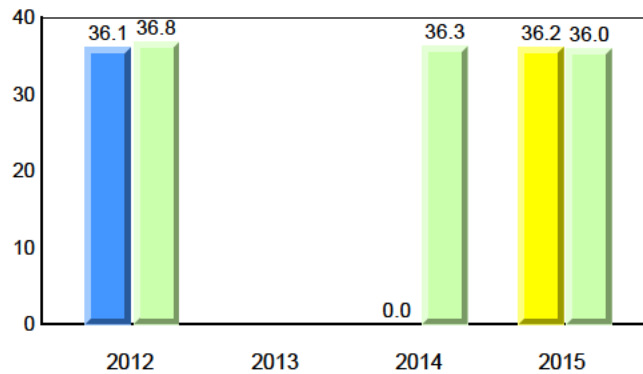
Onset Rhyme



Dictation



Sight Vocabulary



District 804 - Native Federal

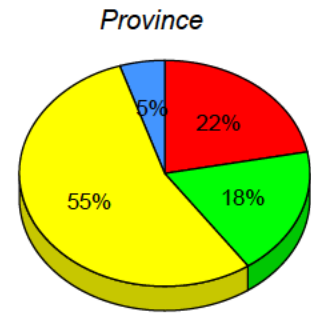
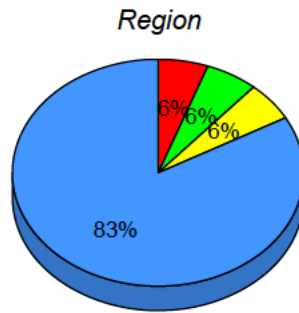
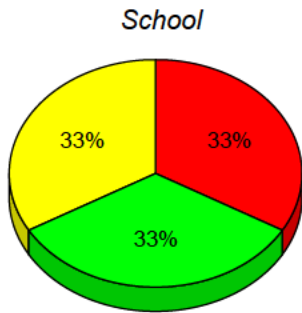
#376 - Se't Anneway Kegnamogwom, Conne River

Grades: K-12

Total Students : 12
Total Students (Submitted): 12

Instructional Level (June 2012 - June 2015)

| Level | School | 2015 | | | 2014 | | | 2013 | | | 2012 | | |
|-------------|--------|------|------|------|------|-----|------|------|------|-----|------|---|-----|
| | | ♀ | ♂ | Avg | ♀ | ♂ | Avg | ♀ | ♂ | Avg | ♀ | ♂ | Avg |
| I (4) | 33.3 | 8.3 | 25.0 | 5.6 | 1.4 | 4.2 | 54.7 | 29.3 | 25.5 | ▲ | ▼ | ▲ | ▼ |
| F - H (4) | 33.3 | 0.0 | 33.3 | 5.6 | 0.0 | 5.6 | 18.5 | 9.1 | 9.4 | ▲ | ▲ | ▲ | ▲ |
| A - E (4) | 33.3 | 8.3 | 25.0 | 5.6 | 1.4 | 4.2 | 21.9 | 7.4 | 14.5 | ▼ | ▼ | ▼ | ▼ |
| Unknown (0) | 0.0 | | | 83.1 | | | 4.9 | | | | | | |



■ I : end of year benchmark.
 ■ F - H : mid - year benchmark.
 ■ A - E
 ■ Unknown

Instructional Level (June 2012 - June 2015)

4 Year Trend
(school averages)

