

NLESD - Western Region

School #: 022 William Gillett Academy

Demand Writing

School

Region

Province

Creative Writing

Persuasive Writing

Creative Writing

Persuasive Writing

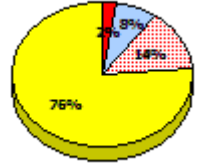
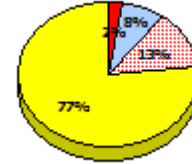
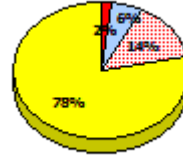
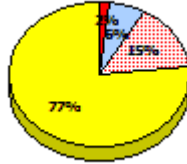
Creative Writing

Persuasive Writing

2015

School data with 5 or fewer students withheld for reasons of confidentiality.

Apr 30, 2015 (1)

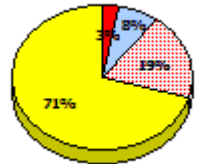
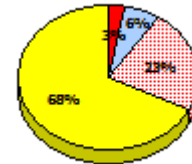
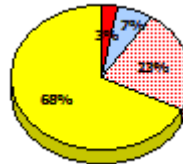
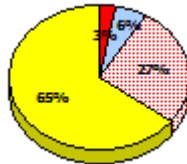


2014

N/A

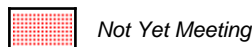
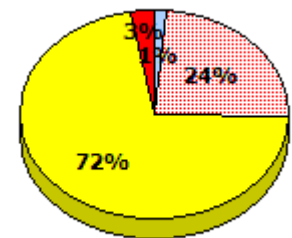
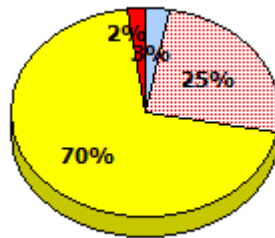
2013

AGR (2)



2012

AGR (3)



* In some cases, Provincial Assessment numbers may exceed AGR numbers based on late enrolments. Pie chart is based on the number of students who wrote the Provincial Assessment.

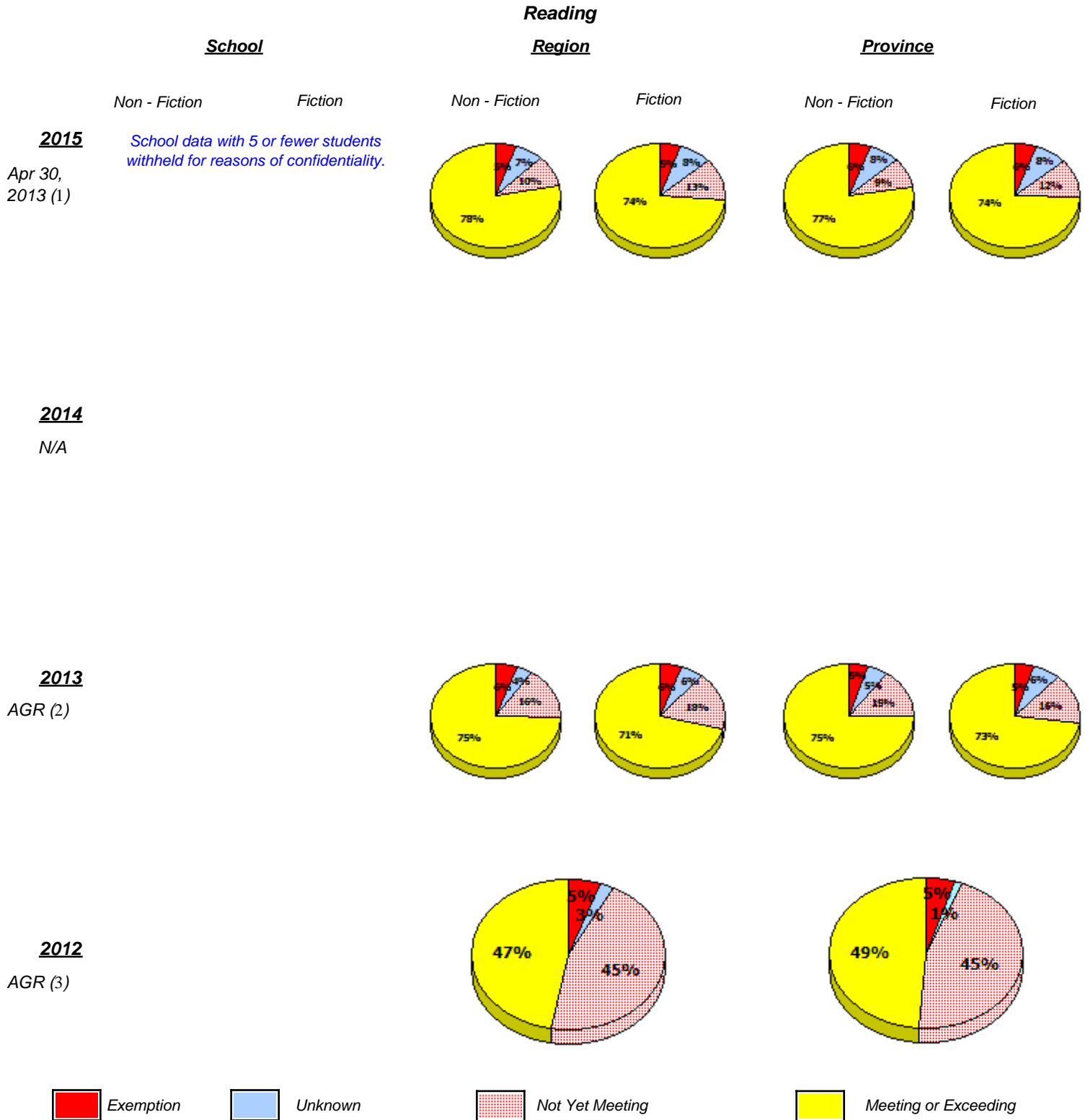
* Mushuau Innu Natuashish School and Sheshatshiu Innu School are excluded from region and provincial results.

Source: Division of Evaluation and Research, Department of Education and Early Childhood Development

**Elementary English Language Arts
4 Year Provincial Assessment, June 2015
Student Population Report**
(average scores)

NLESD - Western Region

School #: 022 William Gillett Academy



* In some cases, Provincial Assessment numbers may exceed AGR numbers based on late enrolments. Pie chart is based on the number of students who wrote the Provincial Assessment.

* Mushuau Innu Natuashish School and Sheshatshiu Innu School are excluded from region and provincial results.

**Elementary English Language Arts
4 Year Provincial Assessment, June 2015
Student Population Report**
(average scores)

NLESD - Western Region

School #: 022 William Gillett Academy

Demand Writing

Percentage of students meeting/exceeding (2012 - 2015)

School data with 5 or fewer students withheld for reasons of confidentiality.



Reading

Percentage of students meeting/exceeding (2012 - 2015)

School data with 5 or fewer students withheld for reasons of confidentiality.



* In some cases, Provincial Assessment numbers may exceed AGR numbers based on late enrolments. Pie chart is based on the number of students who wrote the Provincial Assessment.

* Mushuau Innu Natuashish School and Sheshatshiu Innu School are excluded from region and provincial results.

NLESD - Western Region

School #: 023 Sacred Heart AG

Demand Writing

School

Region

Province

Creative Writing

Persuasive Writing

Creative Writing

Persuasive Writing

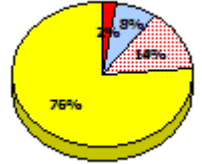
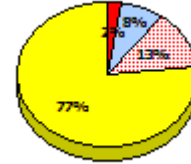
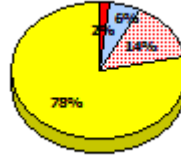
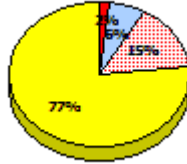
Creative Writing

Persuasive Writing

2015

School data with 5 or fewer students withheld for reasons of confidentiality.

Apr 30, 2015 (1)

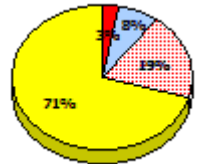
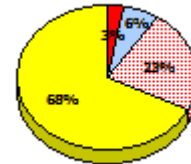
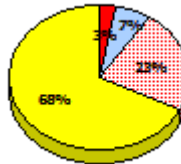
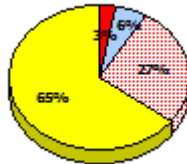


2014

N/A

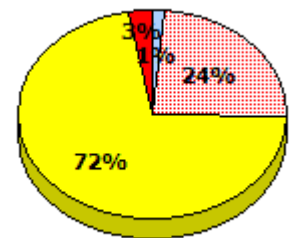
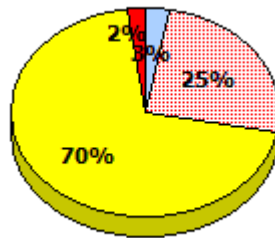
2013

AGR (1)



2012

AGR (1)



Exemption

Unknown

Not Yet Meeting

Meeting or Exceeding

* In some cases, Provincial Assessment numbers may exceed AGR numbers based on late enrolments. Pie chart is based on the number of students who wrote the Provincial Assessment.

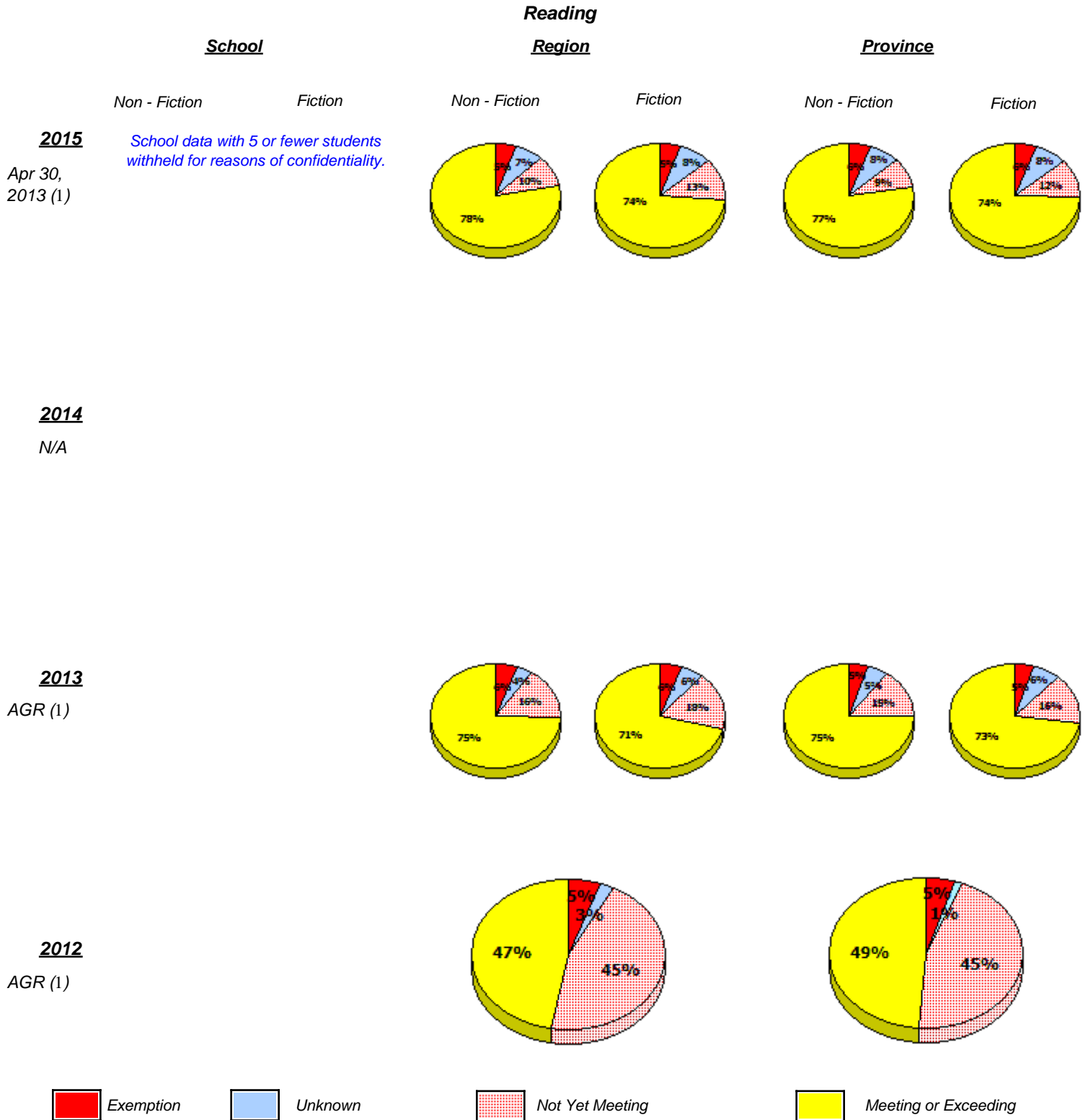
* Mushuau Innu Natuashish School and Sheshatshiu Innu School are excluded from region and provincial results.

Source: Division of Evaluation and Research, Department of Education and Early Childhood Development

**Elementary English Language Arts
4 Year Provincial Assessment, June 2015
Student Population Report**
(average scores)

NLESD - Western Region

School #: 023 Sacred Heart AG



* In some cases, Provincial Assessment numbers may exceed AGR numbers based on late enrolments. Pie chart is based on the number of students who wrote the Provincial Assessment.

* Mushuau Innu Natuashish School and Sheshatshiu Innu School are excluded from region and provincial results.

NLESD - Western Region

School #: 023 Sacred Heart AG

Demand Writing

Percentage of students meeting/exceeding (2012 - 2015)

School data with 5 or fewer students withheld for reasons of confidentiality.



Reading

Percentage of students meeting/exceeding (2012 - 2015)

School data with 5 or fewer students withheld for reasons of confidentiality.



* In some cases, Provincial Assessment numbers may exceed AGR numbers based on late enrolments. Pie chart is based on the number of students who wrote the Provincial Assessment.

* Mushuau Innu Natuashish School and Sheshatshiu Innu School are excluded from region and provincial results.

NLESD - Western Region

School #: 026 H.G. Fillier Academy

Demand Writing

School

Region

Province

Creative Writing

Persuasive Writing

Creative Writing

Persuasive Writing

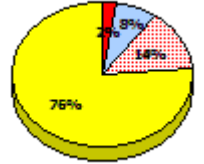
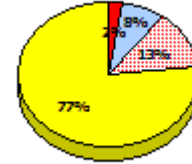
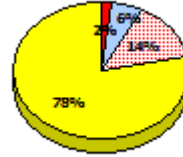
Creative Writing

Persuasive Writing

2015

School data with 5 or fewer students withheld for reasons of confidentiality.

Apr 30, 2015 (4)

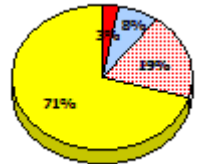
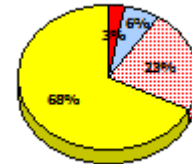
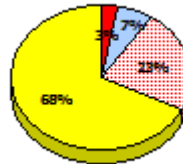
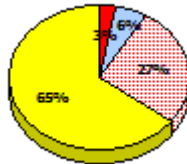


2014

N/A

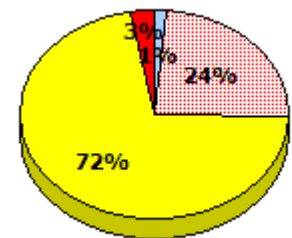
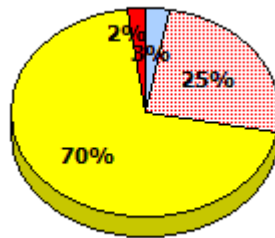
2013

AGR (3)



2012

AGR (6)



Exemption

Unknown

Not Yet Meeting

Meeting or Exceeding

* In some cases, Provincial Assessment numbers may exceed AGR numbers based on late enrolments. Pie chart is based on the number of students who wrote the Provincial Assessment.

* Mushuau Innu Natuashish School and Sheshatshiu Innu School are excluded from region and provincial results.

NLESD - Western Region

School #: 026 H.G. Fillier Academy

Reading

School

Region

Province

Non - Fiction

Fiction

Non - Fiction

Fiction

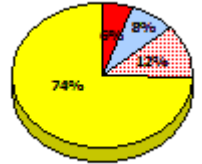
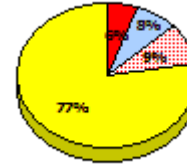
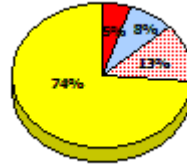
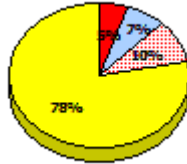
Non - Fiction

Fiction

2015

Apr 30,
2013 (4)

*School data with 5 or fewer students
withheld for reasons of confidentiality.*

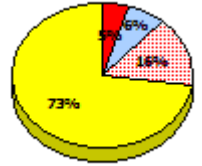
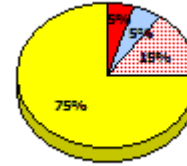
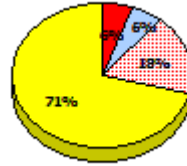
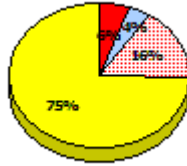


2014

N/A

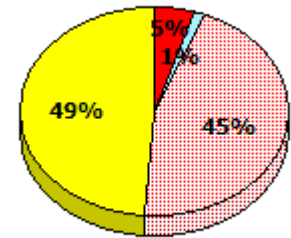
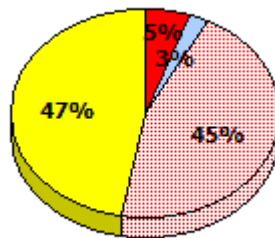
2013

AGR (3)



2012

AGR (6)



Exemption

Unknown

Not Yet Meeting

Meeting or Exceeding

* In some cases, Provincial Assessment numbers may exceed AGR numbers based on late enrolments. Pie chart is based on the number of students who wrote the Provincial Assessment.

* Mushuau Innu Natuashish School and Sheshatshiu Innu School are excluded from region and provincial results.

**Elementary English Language Arts
4 Year Provincial Assessment, June 2015
Student Population Report**
(average scores)

NLESD - Western Region

School #: 026 H.G. Fillier Academy

Demand Writing

Percentage of students meeting/exceeding (2012 - 2015)

School data with 5 or fewer students withheld for reasons of confidentiality.



Reading

Percentage of students meeting/exceeding (2012 - 2015)

School data with 5 or fewer students withheld for reasons of confidentiality.



* In some cases, Provincial Assessment numbers may exceed AGR numbers based on late enrolments. Pie chart is based on the number of students who wrote the Provincial Assessment.

* Mushuau Innu Natuashish School and Sheshatshiu Innu School are excluded from region and provincial results.

NLESD - Western Region

School #: 027 Canon Richards Memorial Academy

Demand Writing

School

Region

Province

Creative Writing

Persuasive Writing

Creative Writing

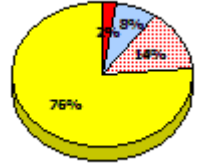
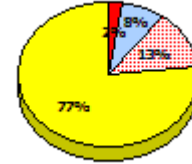
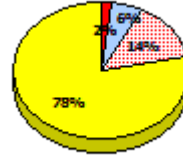
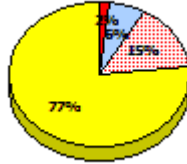
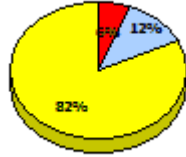
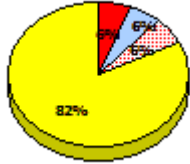
Persuasive Writing

Creative Writing

Persuasive Writing

2015

Apr 30, 2015 (17)

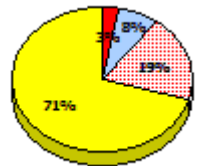
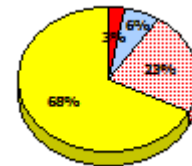
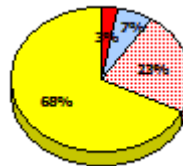
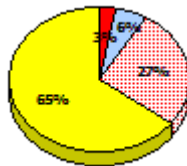
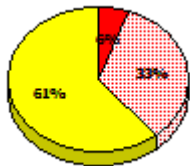


2014

N/A

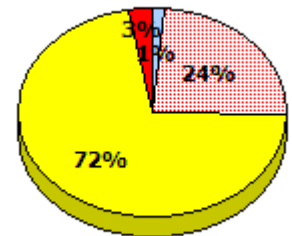
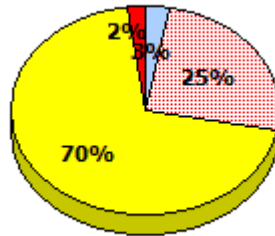
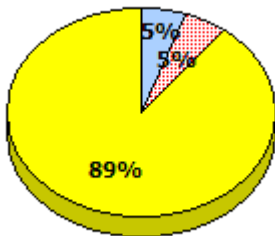
2013

AGR (18)



2012

AGR (19)



Exemption

Unknown

Not Yet Meeting

Meeting or Exceeding

* In some cases, Provincial Assessment numbers may exceed AGR numbers based on late enrolments. Pie chart is based on the number of students who wrote the Provincial Assessment.

* Mushuau Innu Natuashish School and Sheshatshiu Innu School are excluded from region and provincial results.

NLESD - Western Region

School #: 027 Canon Richards Memorial Academy

Reading

School

Region

Province

Non - Fiction

Fiction

Non - Fiction

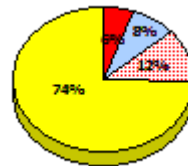
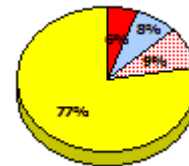
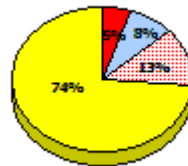
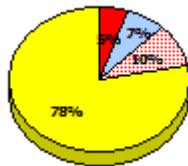
Fiction

Non - Fiction

Fiction

2015

Apr 30,
2013 (17)

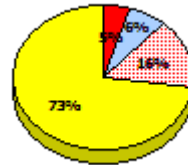
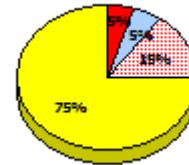
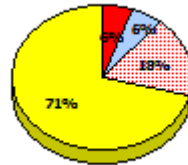
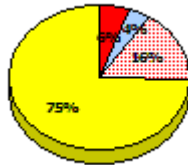
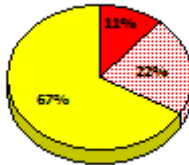
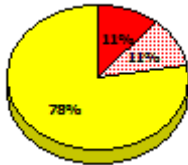


2014

N/A

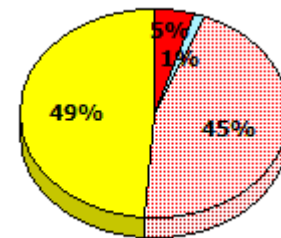
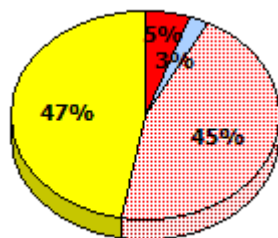
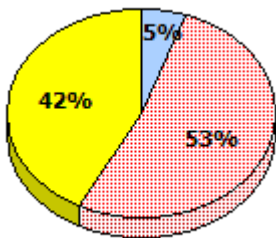
2013

AGR (18)



2012

AGR (19)



* In some cases, Provincial Assessment numbers may exceed AGR numbers based on late enrolments. Pie chart is based on the number of students who wrote the Provincial Assessment.

* Mushuau Innu Natuashish School and Sheshatshiu Innu School are excluded from region and provincial results.

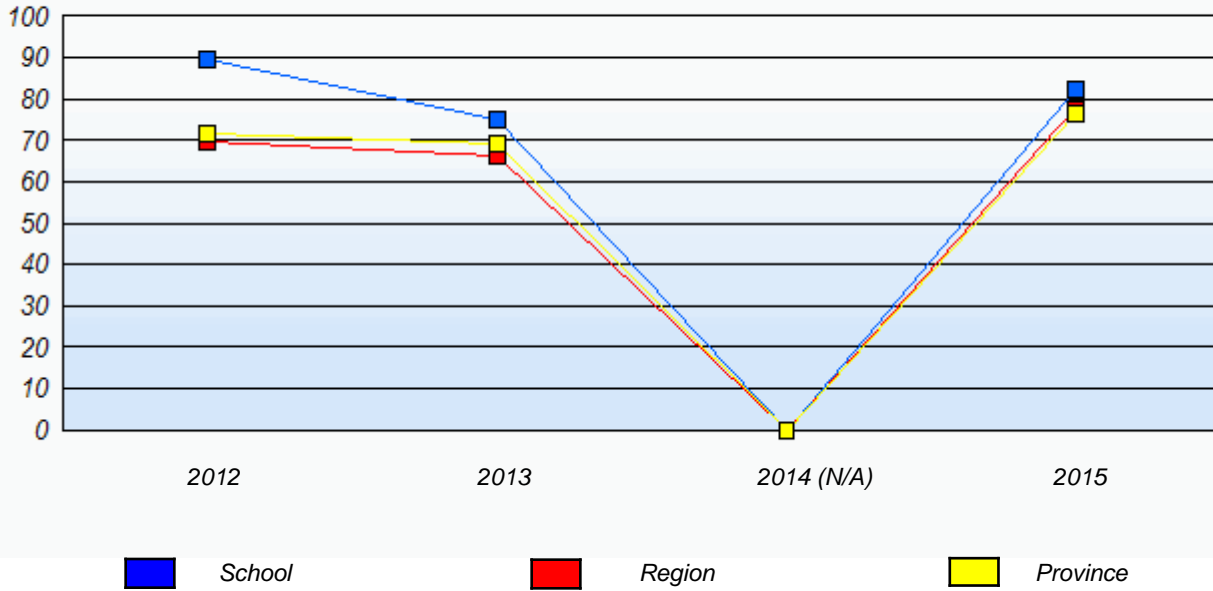
Source: Division of Evaluation and Research, Department of Education and Early Childhood Development

NLESD - Western Region

School #: 027 Canon Richards Memorial Academy

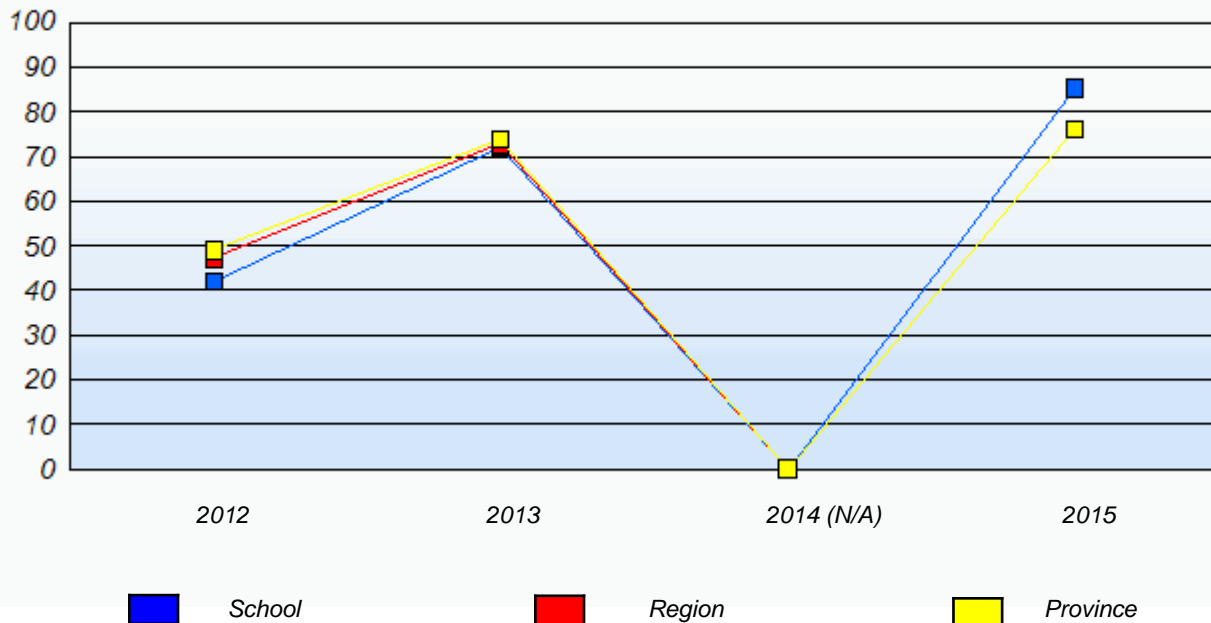
Demand Writing

Percentage of students meeting/exceeding (2012 - 2015)



Reading

Percentage of students meeting/exceeding (2012 - 2015)



* In some cases, Provincial Assessment numbers may exceed AGR numbers based on late enrolments. Pie chart is based on the number of students who wrote the Provincial Assessment.

* Mushuau Innu Natuashish School and Sheshatshiu Innu School are excluded from region and provincial results.

Source: Division of Evaluation and Research, Department of Education and Early Childhood Development

NLESD - Western Region

School #: 032 Truman Eddison Memorial

Demand Writing

School

Region

Province

Creative Writing

Persuasive Writing

Creative Writing

Persuasive Writing

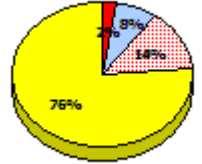
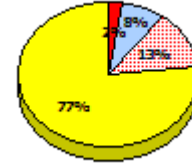
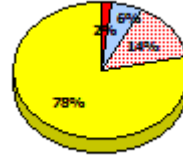
Creative Writing

Persuasive Writing

2015

School data with 5 or fewer students withheld for reasons of confidentiality.

Apr 30, 2015 (3)

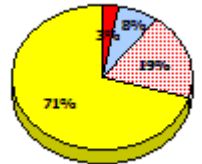
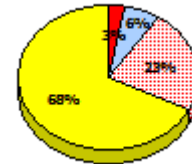
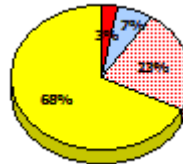
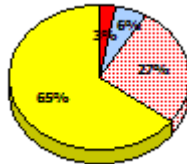


2014

N/A

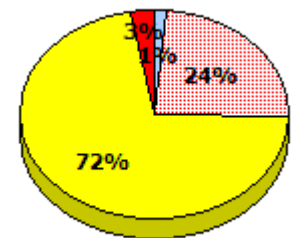
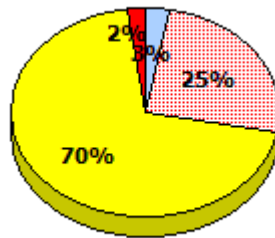
2013

AGR (6)



2012

AGR (8)



Exemption

Unknown

Not Yet Meeting

Meeting or Exceeding

* In some cases, Provincial Assessment numbers may exceed AGR numbers based on late enrolments. Pie chart is based on the number of students who wrote the Provincial Assessment.

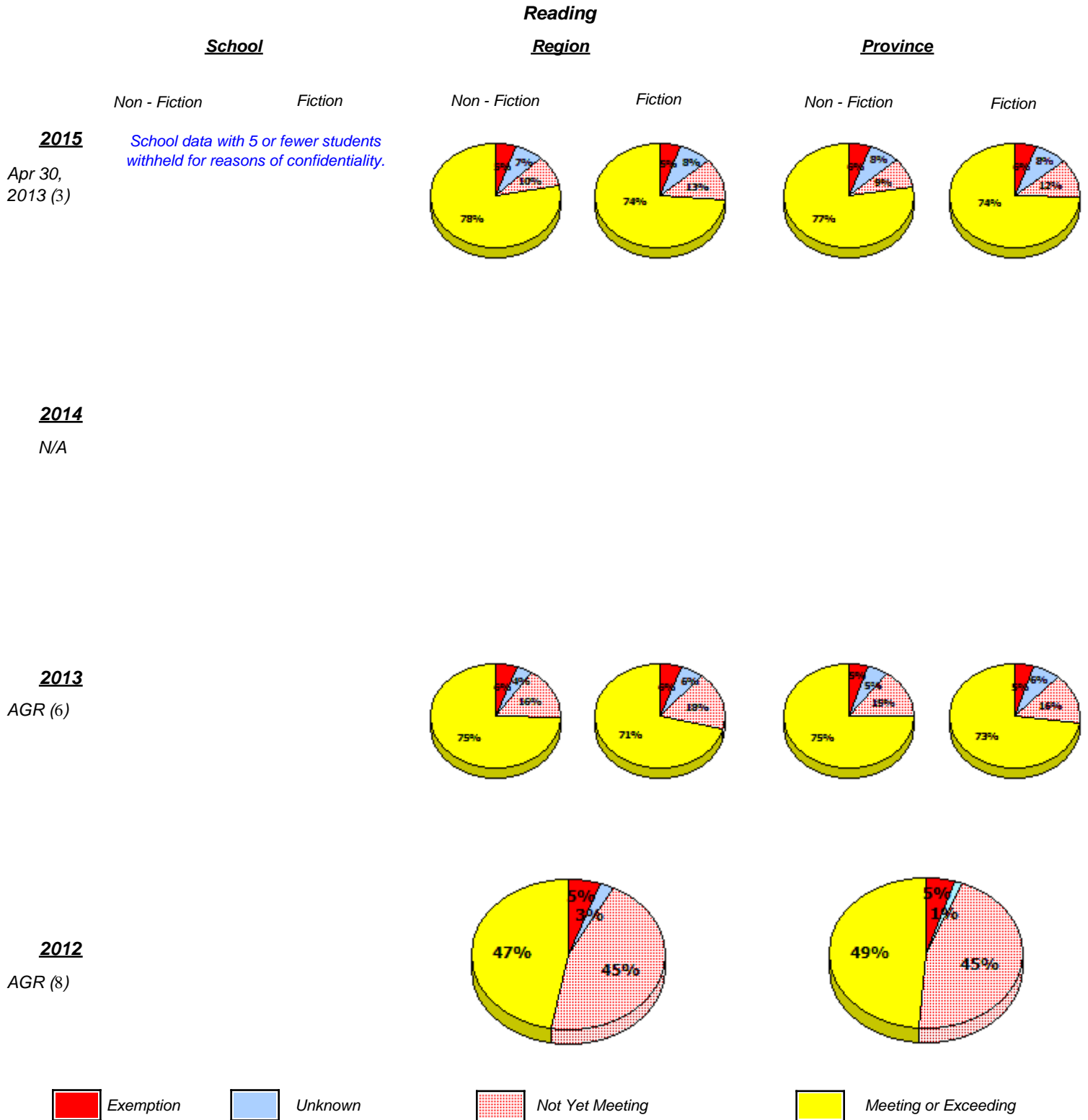
* Mushuau Innu Natuashish School and Sheshatshiu Innu School are excluded from region and provincial results.

Source: Division of Evaluation and Research, Department of Education and Early Childhood Development

**Elementary English Language Arts
4 Year Provincial Assessment, June 2015
Student Population Report**
(average scores)

NLESD - Western Region

School #: 032 Truman Eddison Memorial



* In some cases, Provincial Assessment numbers may exceed AGR numbers based on late enrolments. Pie chart is based on the number of students who wrote the Provincial Assessment.

* Mushuau Innu Natuashish School and Sheshatshiu Innu School are excluded from region and provincial results.

**Elementary English Language Arts
4 Year Provincial Assessment, June 2015
Student Population Report**
(average scores)

NLESD - Western Region

School #: 032 Truman Eddison Memorial

Demand Writing

Percentage of students meeting/exceeding (2012 - 2015)

School data with 5 or fewer students withheld for reasons of confidentiality.



Reading

Percentage of students meeting/exceeding (2012 - 2015)

School data with 5 or fewer students withheld for reasons of confidentiality.



* In some cases, Provincial Assessment numbers may exceed AGR numbers based on late enrolments. Pie chart is based on the number of students who wrote the Provincial Assessment.

* Mushuau Innu Natuashish School and Sheshatshiu Innu School are excluded from region and provincial results.

Source: Division of Evaluation and Research, Department of Education and Early Childhood Development

NLESD - Western Region

School #: 039 Mary Simms All-Grade

Demand Writing

School

Region

Province

Creative Writing

Persuasive Writing

Creative Writing

Persuasive Writing

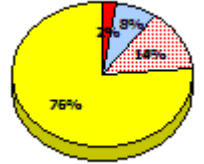
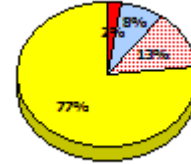
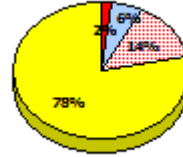
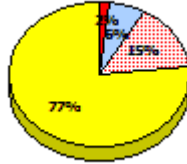
Creative Writing

Persuasive Writing

2015

School data with 5 or fewer students withheld for reasons of confidentiality.

Apr 30, 2015 (2)

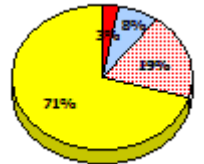
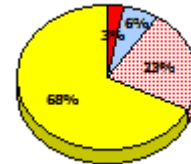
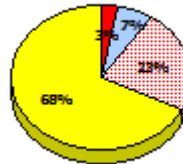
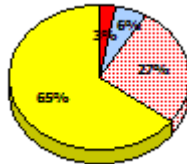


2014

N/A

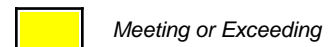
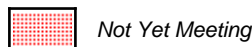
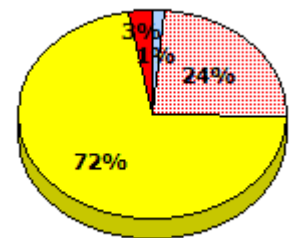
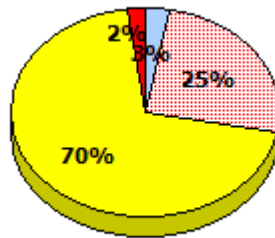
2013

AGR (2)



2012

AGR (1)



* In some cases, Provincial Assessment numbers may exceed AGR numbers based on late enrolments. Pie chart is based on the number of students who wrote the Provincial Assessment.

* Mushuau Innu Natuashish School and Sheshatshiu Innu School are excluded from region and provincial results.

Source: Division of Evaluation and Research, Department of Education and Early Childhood Development

**Elementary English Language Arts
4 Year Provincial Assessment, June 2015
Student Population Report**
(average scores)

NLESD - Western Region

School #: 039 Mary Simms All-Grade

Reading

School

Region

Province

Non - Fiction

Fiction

Non - Fiction

Fiction

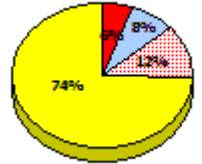
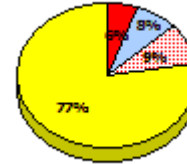
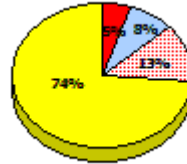
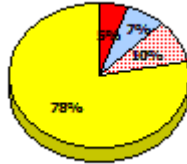
Non - Fiction

Fiction

2015

Apr 30,
2013 (2)

*School data with 5 or fewer students
withheld for reasons of confidentiality.*

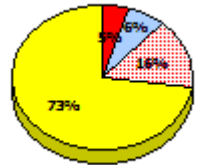
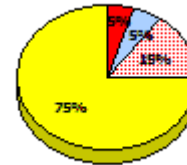
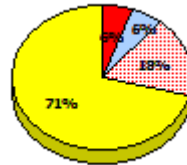
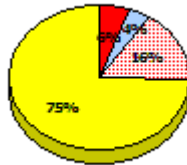


2014

N/A

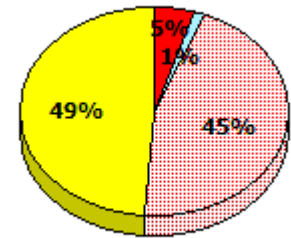
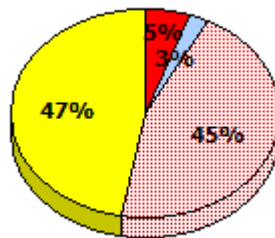
2013

AGR (2)



2012

AGR (1)



Exemption

Unknown

Not Yet Meeting

Meeting or Exceeding

* In some cases, Provincial Assessment numbers may exceed AGR numbers based on late enrolments. Pie chart is based on the number of students who wrote the Provincial Assessment.

* Mushuau Innu Natuashish School and Sheshatshiu Innu School are excluded from region and provincial results.

NLESD - Western Region

School #: 039 Mary Simms All-Grade

Demand Writing

Percentage of students meeting/exceeding (2012 - 2015)

School data with 5 or fewer students withheld for reasons of confidentiality.



Reading

Percentage of students meeting/exceeding (2012 - 2015)

School data with 5 or fewer students withheld for reasons of confidentiality.



* In some cases, Provincial Assessment numbers may exceed AGR numbers based on late enrolments. Pie chart is based on the number of students who wrote the Provincial Assessment.

* Mushuau Innu Natuashish School and Sheshatshiu Innu School are excluded from region and provincial results.

NLESD - Western Region

School #: 040 St. Mary's AG

Demand Writing

School

Region

Province

Creative Writing

Persuasive Writing

Creative Writing

Persuasive Writing

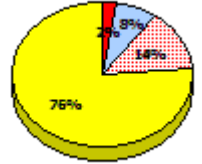
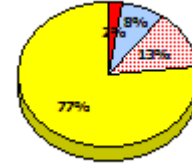
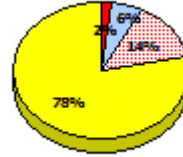
Creative Writing

Persuasive Writing

2015

School data with 5 or fewer students withheld for reasons of confidentiality.

Apr 30, 2015 (3)

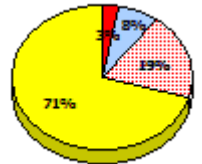
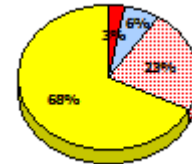
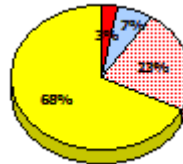
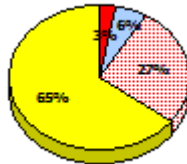


2014

N/A

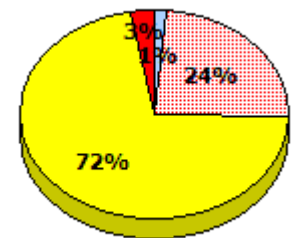
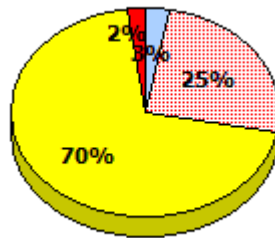
2013

AGR (5)



2012

AGR (7)



Exemption

Unknown

Not Yet Meeting

Meeting or Exceeding

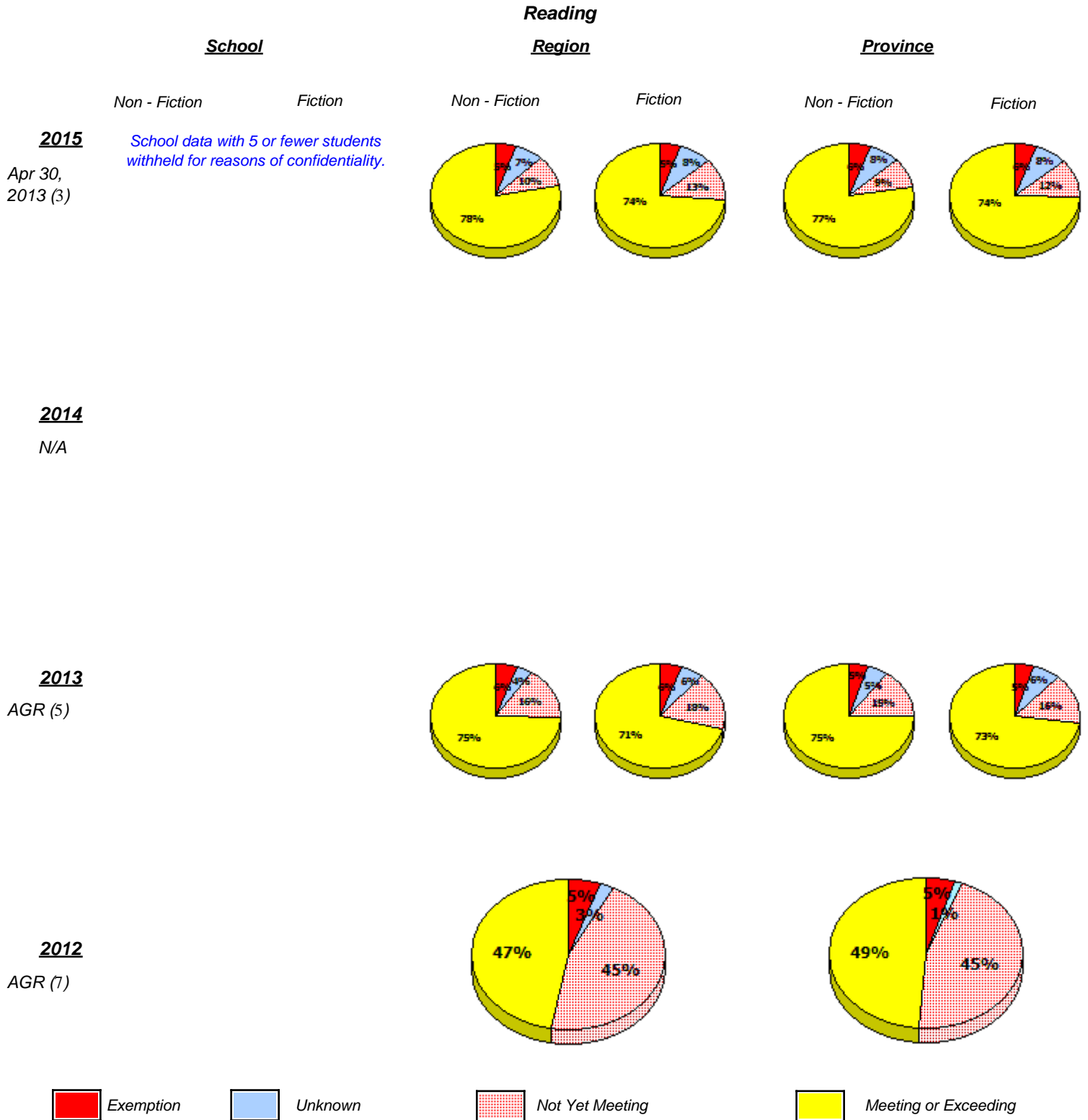
* In some cases, Provincial Assessment numbers may exceed AGR numbers based on late enrolments. Pie chart is based on the number of students who wrote the Provincial Assessment.

* Mushuau Innu Natuashish School and Sheshatshiu Innu School are excluded from region and provincial results.

**Elementary English Language Arts
4 Year Provincial Assessment, June 2015
Student Population Report**
(average scores)

NLESD - Western Region

School #: 040 St. Mary's AG



* In some cases, Provincial Assessment numbers may exceed AGR numbers based on late enrolments. Pie chart is based on the number of students who wrote the Provincial Assessment.

* Mushuau Innu Natuashish School and Sheshatshiu Innu School are excluded from region and provincial results.

NLESD - Western Region

School #: 040 St. Mary's AG

Demand Writing

Percentage of students meeting/exceeding (2012 - 2015)

School data with 5 or fewer students withheld for reasons of confidentiality.



Reading

Percentage of students meeting/exceeding (2012 - 2015)

School data with 5 or fewer students withheld for reasons of confidentiality.



* In some cases, Provincial Assessment numbers may exceed AGR numbers based on late enrolments. Pie chart is based on the number of students who wrote the Provincial Assessment.

* Mushuau Innu Natuashish School and Sheshatshiu Innu School are excluded from region and provincial results.

NLESD - Western Region

School #: 046 Bayside Academy

Demand Writing

School

Region

Province

Creative Writing

Persuasive Writing

Creative Writing

Persuasive Writing

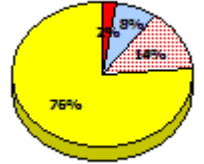
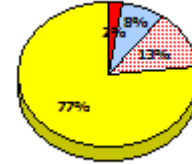
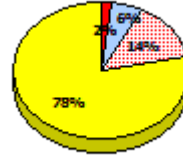
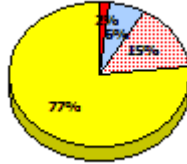
Creative Writing

Persuasive Writing

2015

School data with 5 or fewer students withheld for reasons of confidentiality.

Apr 30, 2015 (1)

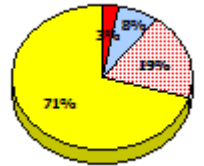
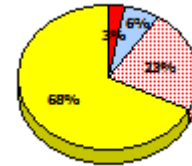
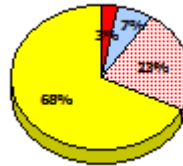
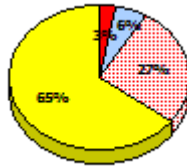


2014

N/A

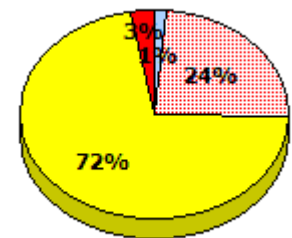
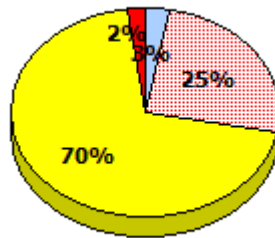
2013

AGR (5)



2012

AGR (5)



Exemption

Unknown

Not Yet Meeting

Meeting or Exceeding

* In some cases, Provincial Assessment numbers may exceed AGR numbers based on late enrolments. Pie chart is based on the number of students who wrote the Provincial Assessment.

* Mushuau Innu Natuashish School and Sheshatshiu Innu School are excluded from region and provincial results.

NLESD - Western Region

School #: 046 Bayside Academy

Reading

School

Region

Province

Non - Fiction

Fiction

Non - Fiction

Fiction

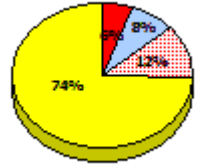
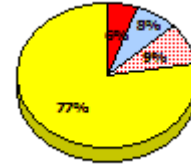
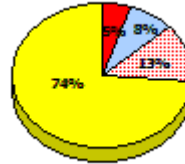
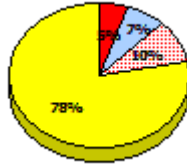
Non - Fiction

Fiction

2015

Apr 30,
2013 (1)

*School data with 5 or fewer students
withheld for reasons of confidentiality.*

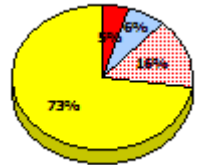
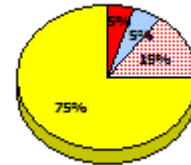
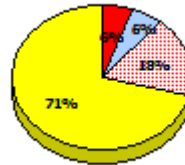
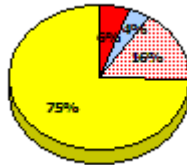


2014

N/A

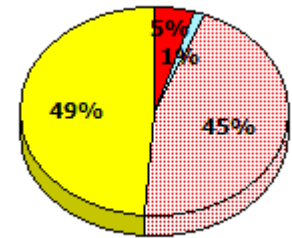
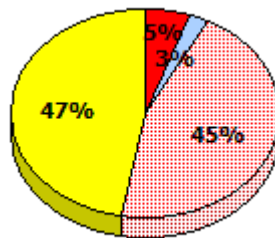
2013

AGR (5)



2012

AGR (5)



Exemption

Unknown

Not Yet Meeting

Meeting or Exceeding

* In some cases, Provincial Assessment numbers may exceed AGR numbers based on late enrolments. Pie chart is based on the number of students who wrote the Provincial Assessment.

* Mushuau Innu Natuashish School and Sheshatshiu Innu School are excluded from region and provincial results.

NLESD - Western Region

School #: 046 Bayside Academy

Demand Writing

Percentage of students meeting/exceeding (2012 - 2015)

School data with 5 or fewer students withheld for reasons of confidentiality.



Reading

Percentage of students meeting/exceeding (2012 - 2015)

School data with 5 or fewer students withheld for reasons of confidentiality.



* In some cases, Provincial Assessment numbers may exceed AGR numbers based on late enrolments. Pie chart is based on the number of students who wrote the Provincial Assessment.

* Mushuau Innu Natuashish School and Sheshatshiu Innu School are excluded from region and provincial results.

NLESD - Western Region

School #: 050 Basque Memorial

Demand Writing

School

Region

Province

Creative Writing

Persuasive Writing

Creative Writing

Persuasive Writing

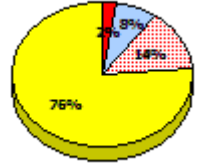
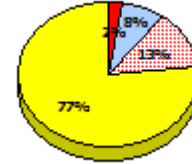
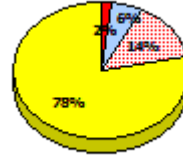
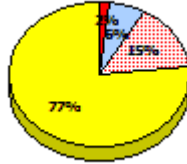
Creative Writing

Persuasive Writing

2015

School data with 5 or fewer students withheld for reasons of confidentiality.

Apr 30, 2015 (1)

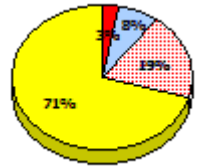
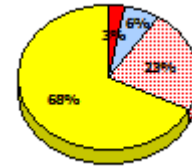
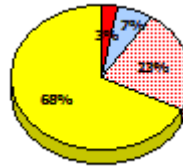
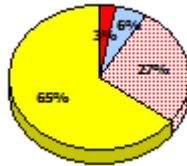


2014

N/A

2013

AGR (2)



2012

AGR (0)

Exemption

Unknown

Not Yet Meeting

Meeting or Exceeding

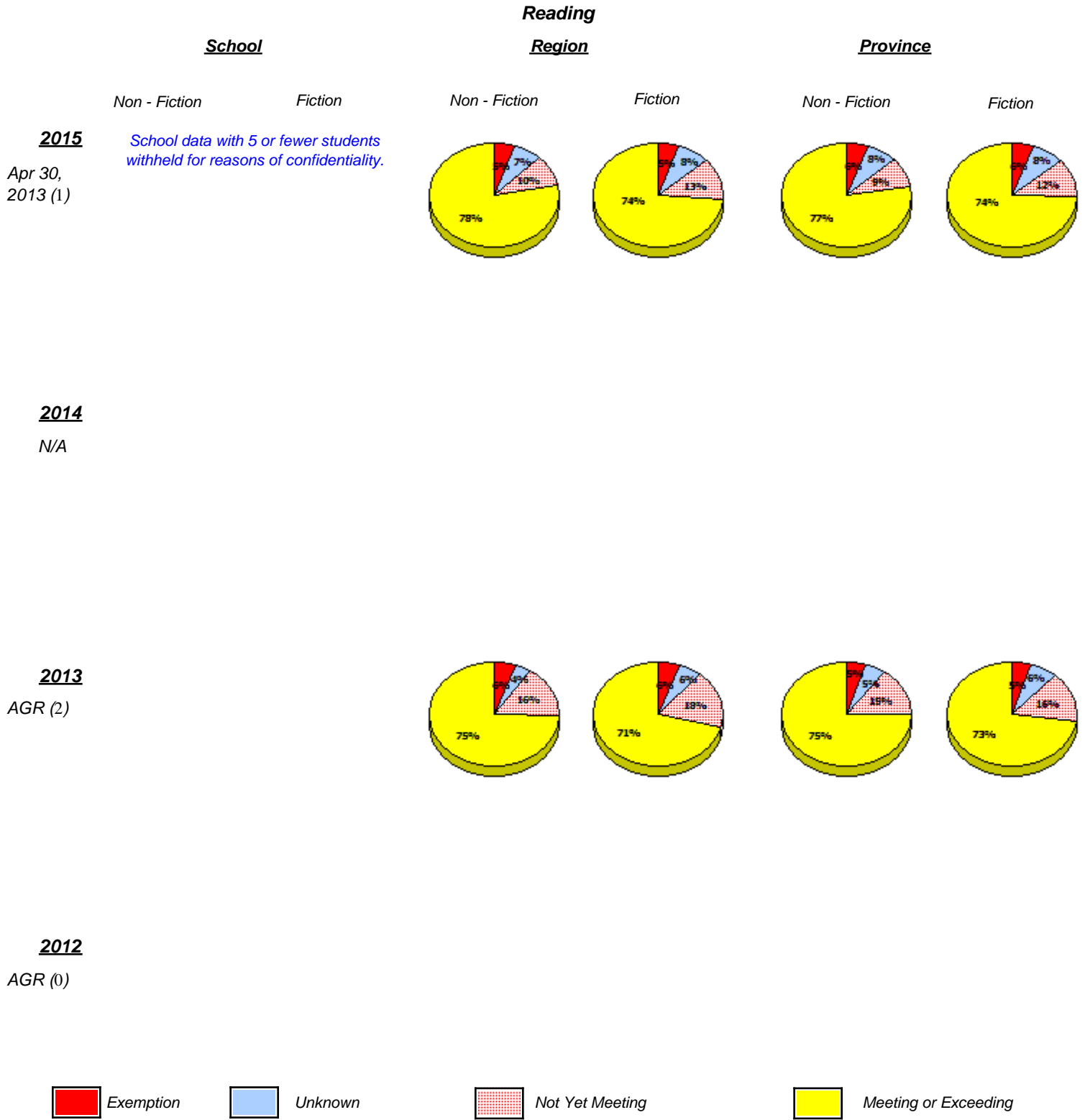
* In some cases, Provincial Assessment numbers may exceed AGR numbers based on late enrolments. Pie chart is based on the number of students who wrote the Provincial Assessment.

* Mushuau Innu Natuashish School and Sheshatshiu Innu School are excluded from region and provincial results.

**Elementary English Language Arts
4 Year Provincial Assessment, June 2015
Student Population Report**
(average scores)

NLESD - Western Region

School #: 050 Basque Memorial



* In some cases, Provincial Assessment numbers may exceed AGR numbers based on late enrolments. Pie chart is based on the number of students who wrote the Provincial Assessment.

* Mushuau Innu Natuashish School and Sheshatshiu Innu School are excluded from region and provincial results.

Source: Division of Evaluation and Research, Department of Education and Early Childhood Development

NLESD - Western Region

School #: 050 Basque Memorial

Demand Writing

Percentage of students meeting/exceeding (2012 - 2015)

School data with 5 or fewer students withheld for reasons of confidentiality.



Reading

Percentage of students meeting/exceeding (2012 - 2015)

School data with 5 or fewer students withheld for reasons of confidentiality.



* In some cases, Provincial Assessment numbers may exceed AGR numbers based on late enrolments. Pie chart is based on the number of students who wrote the Provincial Assessment.

* Mushuau Innu Natuashish School and Sheshatshiu Innu School are excluded from region and provincial results.

NLESD - Western Region

School #: 054 St. Lewis Academy

Demand Writing

School

Region

Province

Creative Writing

Persuasive Writing

Creative Writing

Persuasive Writing

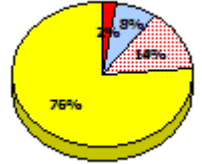
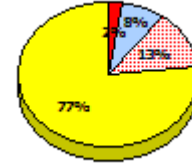
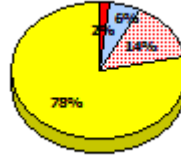
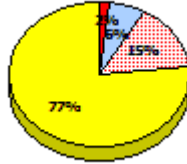
Creative Writing

Persuasive Writing

2015

School data with 5 or fewer students withheld for reasons of confidentiality.

Apr 30, 2015 (1)

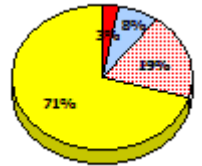
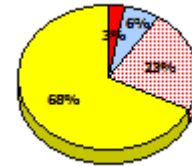
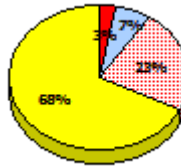
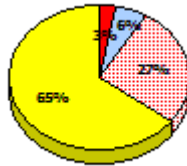


2014

N/A

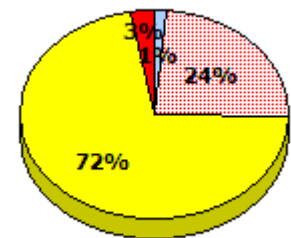
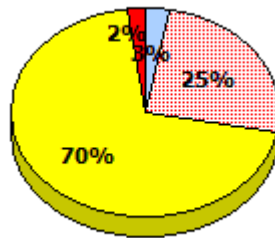
2013

AGR (2)



2012

AGR (2)



Exemption

Unknown

Not Yet Meeting

Meeting or Exceeding

* In some cases, Provincial Assessment numbers may exceed AGR numbers based on late enrolments. Pie chart is based on the number of students who wrote the Provincial Assessment.

* Mushuau Innu Natuashish School and Sheshatshiu Innu School are excluded from region and provincial results.

Source: Division of Evaluation and Research, Department of Education and Early Childhood Development

NLESD - Western Region

School #: 054 St. Lewis Academy

Reading

School

Region

Province

Non - Fiction

Fiction

Non - Fiction

Fiction

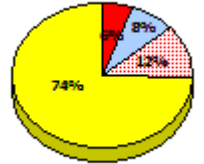
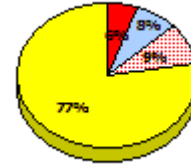
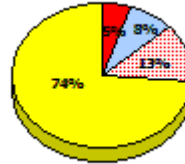
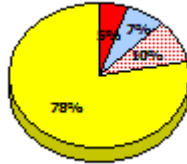
Non - Fiction

Fiction

2015

Apr 30,
2013 (1)

*School data with 5 or fewer students
withheld for reasons of confidentiality.*

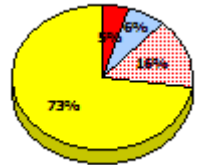
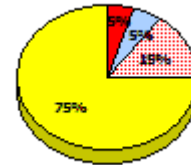
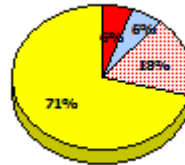
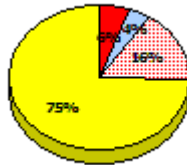


2014

N/A

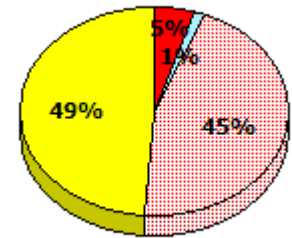
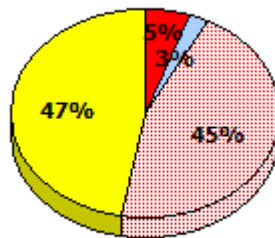
2013

AGR (2)



2012

AGR (2)



Exemption

Unknown

Not Yet Meeting

Meeting or Exceeding

* In some cases, Provincial Assessment numbers may exceed AGR numbers based on late enrolments. Pie chart is based on the number of students who wrote the Provincial Assessment.

* Mushuau Innu Natuashish School and Sheshatshiu Innu School are excluded from region and provincial results.

**Elementary English Language Arts
4 Year Provincial Assessment, June 2015
Student Population Report**
(average scores)

NLESD - Western Region

School #: 054 St. Lewis Academy

Demand Writing

Percentage of students meeting/exceeding (2012 - 2015)

School data with 5 or fewer students withheld for reasons of confidentiality.



Reading

Percentage of students meeting/exceeding (2012 - 2015)

School data with 5 or fewer students withheld for reasons of confidentiality.



* In some cases, Provincial Assessment numbers may exceed AGR numbers based on late enrolments. Pie chart is based on the number of students who wrote the Provincial Assessment.

* Mushuau Innu Natuashish School and Sheshatshiu Innu School are excluded from region and provincial results.

Source: Division of Evaluation and Research, Department of Education and Early Childhood Development

NLESD - Western Region

School #: 057 St. Peter's Academy

Demand Writing

School

Region

Province

Creative Writing

Persuasive Writing

Creative Writing

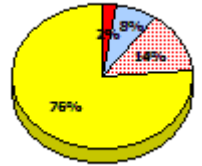
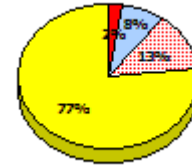
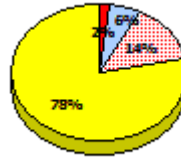
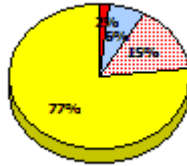
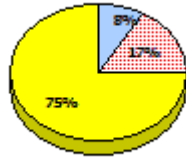
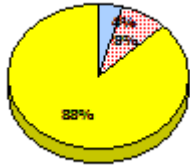
Persuasive Writing

Creative Writing

Persuasive Writing

2015

Apr 30, 2015 (24)

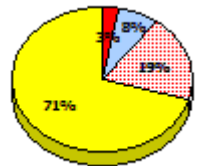
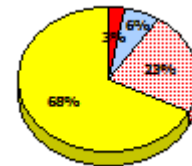
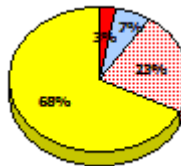
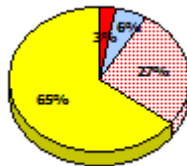
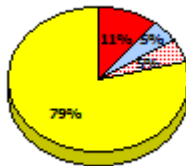
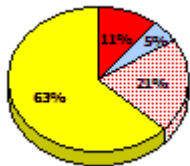


2014

N/A

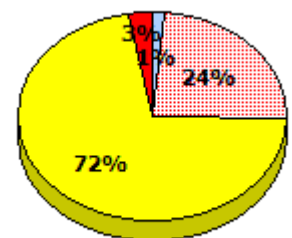
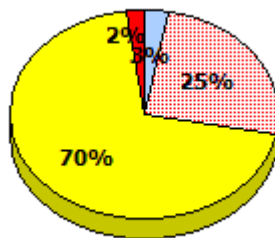
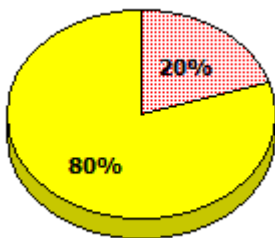
2013

AGR (19)



2012

AGR (15)



Exemption

Unknown

Not Yet Meeting

Meeting or Exceeding

* In some cases, Provincial Assessment numbers may exceed AGR numbers based on late enrolments. Pie chart is based on the number of students who wrote the Provincial Assessment.

* Mushuau Innu Natuashish School and Sheshatshiu Innu School are excluded from region and provincial results.

NLESD - Western Region

School #: 057 St. Peter's Academy

Reading

School

Region

Province

Non - Fiction

Fiction

Non - Fiction

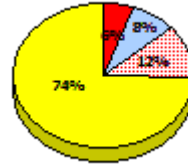
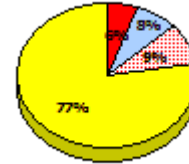
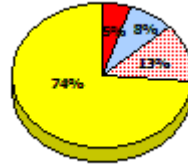
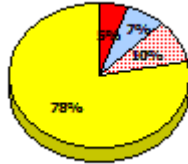
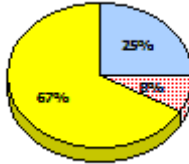
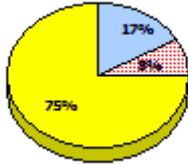
Fiction

Non - Fiction

Fiction

2015

Apr 30,
2013 (24)

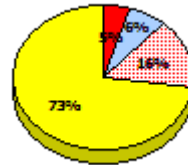
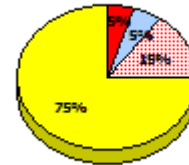
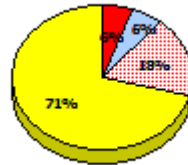
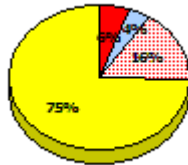
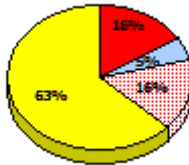
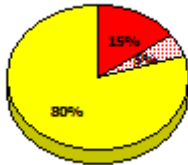


2014

N/A

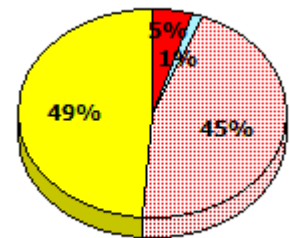
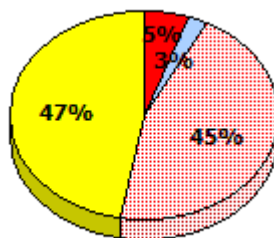
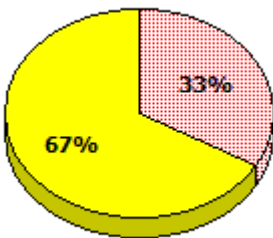
2013

AGR (19)



2012

AGR (15)



Exemption
 Unknown
 Not Yet Meeting
 Meeting or Exceeding

* In some cases, Provincial Assessment numbers may exceed AGR numbers based on late enrolments. Pie chart is based on the number of students who wrote the Provincial Assessment.

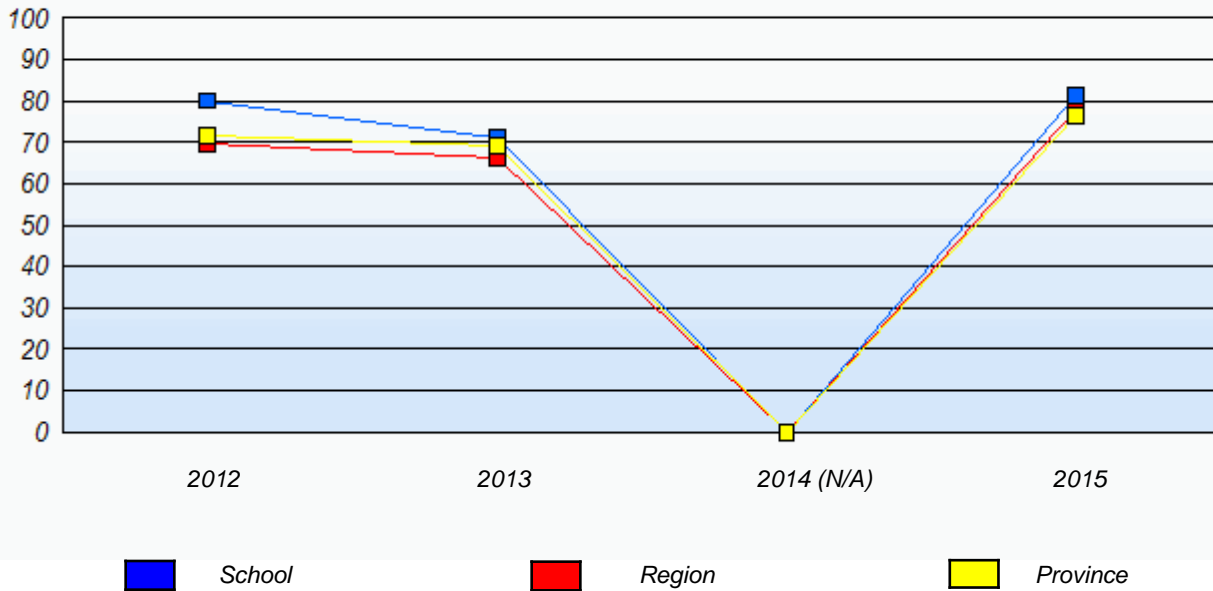
* Mushuau Innu Natuashish School and Sheshatshiu Innu School are excluded from region and provincial results.

NLESD - Western Region

School #: 057 St. Peter's Academy

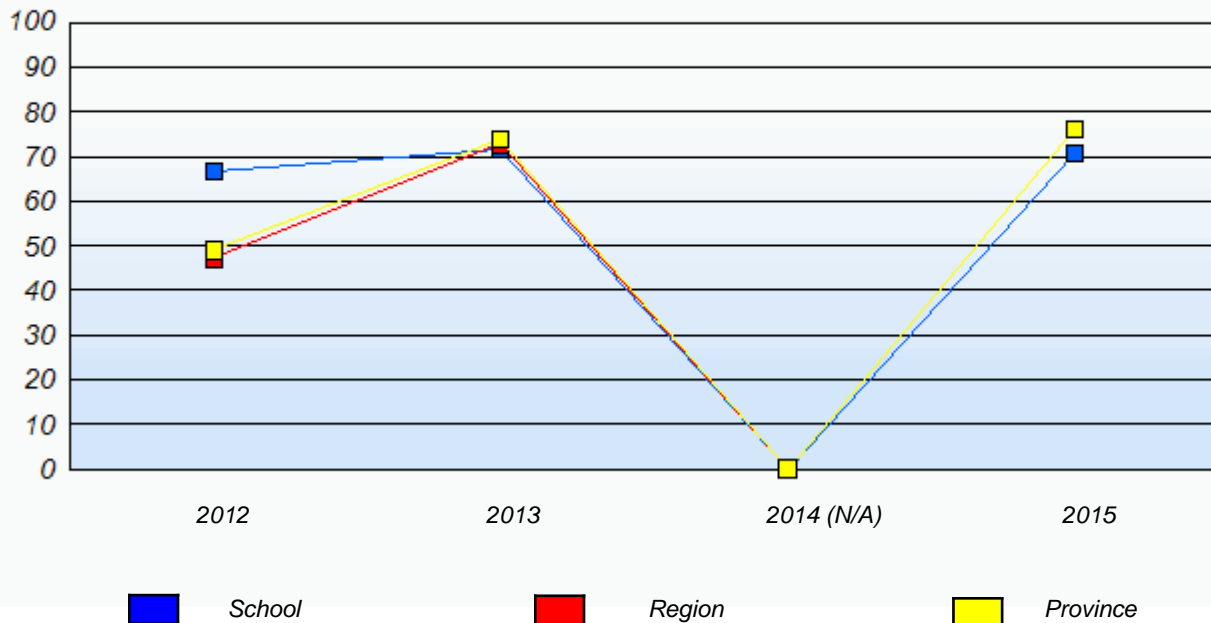
Demand Writing

Percentage of students meeting/exceeding (2012 - 2015)



Reading

Percentage of students meeting/exceeding (2012 - 2015)



* In some cases, Provincial Assessment numbers may exceed AGR numbers based on late enrolments. Pie chart is based on the number of students who wrote the Provincial Assessment.

* Mushuau Innu Natuashish School and Sheshatshiu Innu School are excluded from region and provincial results.

Source: Division of Evaluation and Research, Department of Education and Early Childhood Development

NLESD - Western Region

School #: 060 École C.C. Loughlin Elementary

Demand Writing

School

Region

Province

Creative Writing

Persuasive Writing

Creative Writing

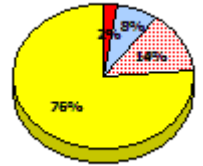
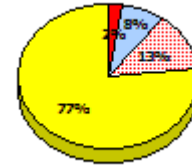
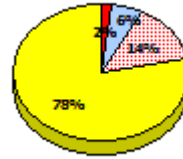
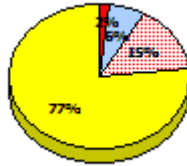
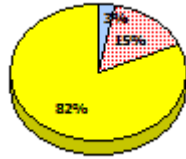
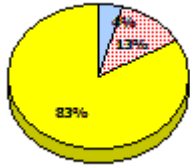
Persuasive Writing

Creative Writing

Persuasive Writing

2015

Apr 30, 2015 (72)

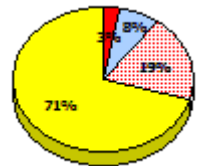
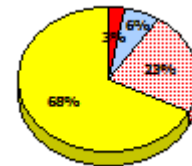
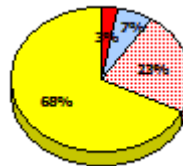
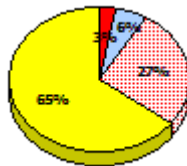
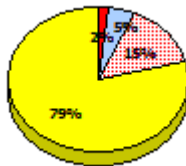
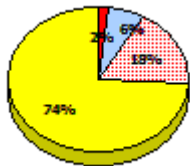


2014

N/A

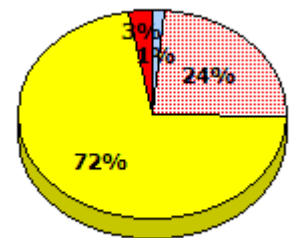
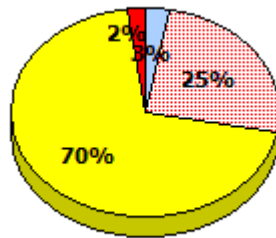
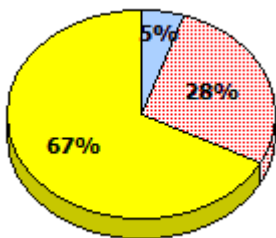
2013

AGR (62)



2012

AGR (61)



Exemption

Unknown

Not Yet Meeting

Meeting or Exceeding

* In some cases, Provincial Assessment numbers may exceed AGR numbers based on late enrolments. Pie chart is based on the number of students who wrote the Provincial Assessment.

* Mushuau Innu Natuashish School and Sheshatshiu Innu School are excluded from region and provincial results.

NLESD - Western Region

School #: 060 École C.C. Loughlin Elementary

Reading

School

Region

Province

Non - Fiction

Fiction

Non - Fiction

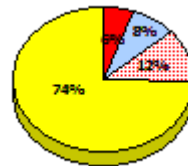
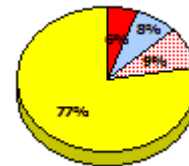
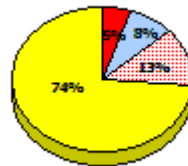
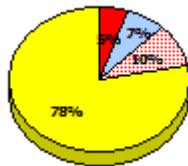
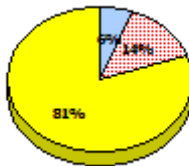
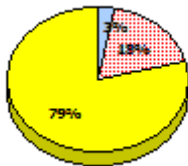
Fiction

Non - Fiction

Fiction

2015

Apr 30,
2013 (72)

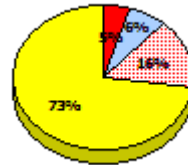
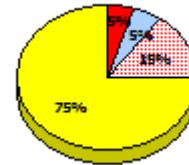
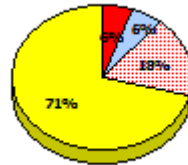
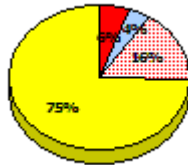
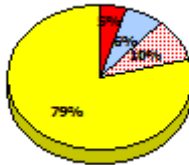
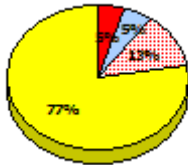


2014

N/A

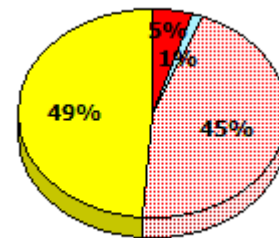
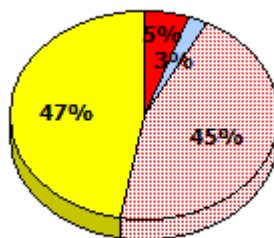
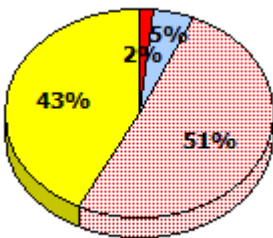
2013

AGR (62)



2012

AGR (61)



Exemption
 Unknown
 Not Yet Meeting
 Meeting or Exceeding

* In some cases, Provincial Assessment numbers may exceed AGR numbers based on late enrolments. Pie chart is based on the number of students who wrote the Provincial Assessment.

* Mushuau Innu Natuashish School and Sheshatshiu Innu School are excluded from region and provincial results.

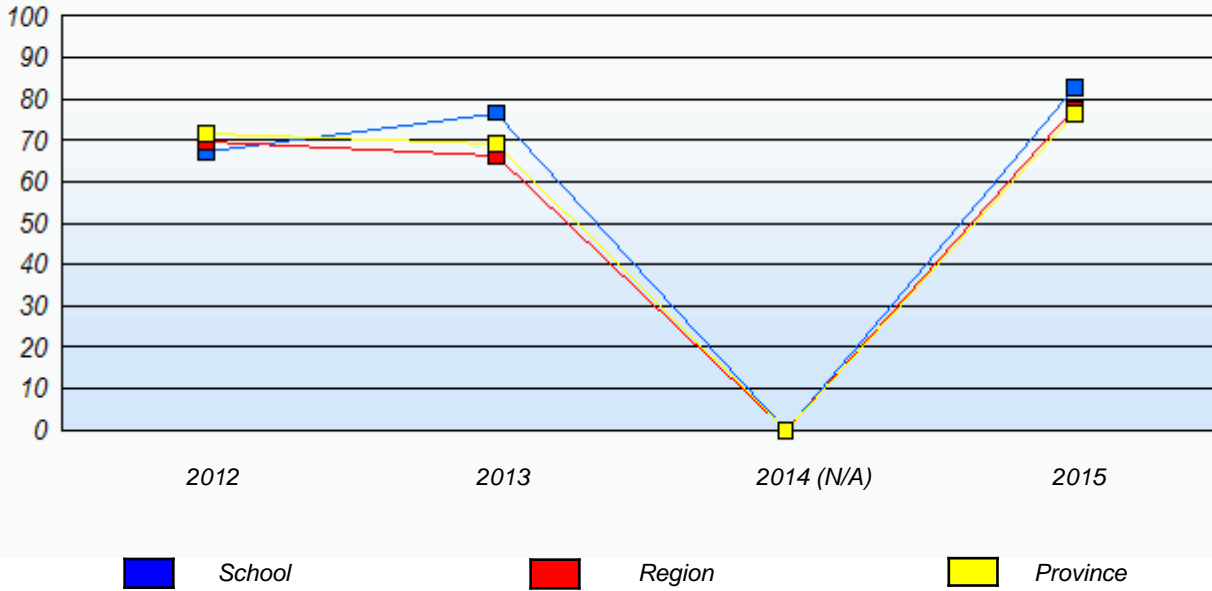
Source: Division of Evaluation and Research, Department of Education and Early Childhood Development

NLESD - Western Region

School #: 060 École C.C. Loughlin Elementary

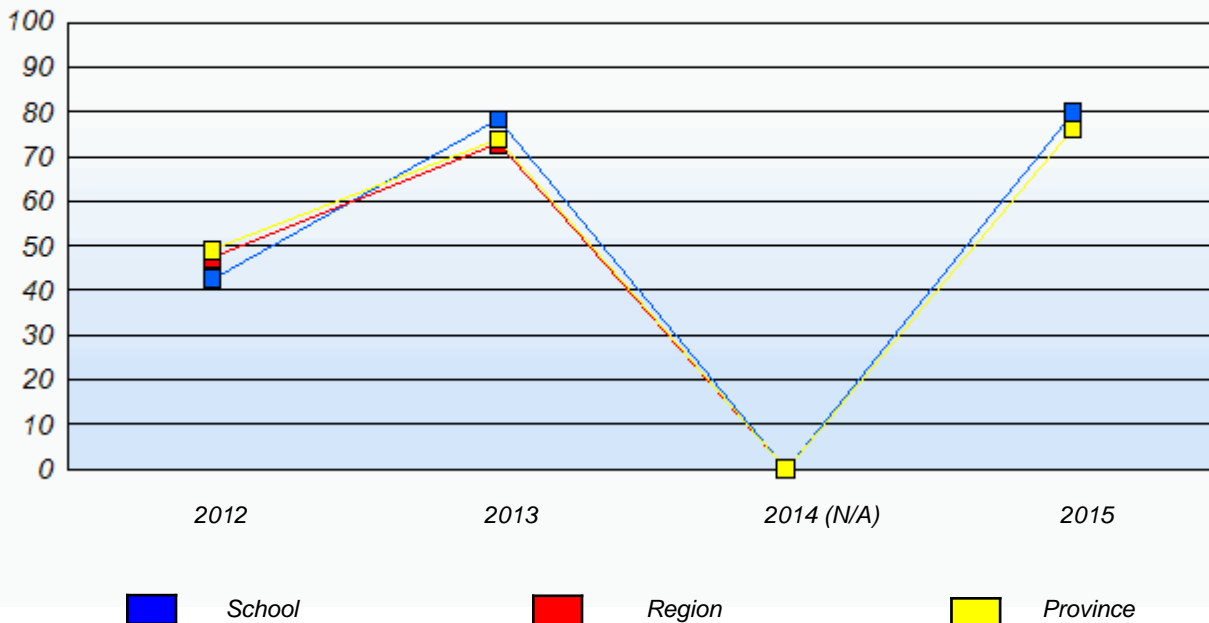
Demand Writing

Percentage of students meeting/exceeding (2012 - 2015)



Reading

Percentage of students meeting/exceeding (2012 - 2015)



* In some cases, Provincial Assessment numbers may exceed AGR numbers based on late enrolments. Pie chart is based on the number of students who wrote the Provincial Assessment.

* Mushuau Innu Natuashish School and Sheshatshiu Innu School are excluded from region and provincial results.

Source: Division of Evaluation and Research, Department of Education and Early Childhood Development

NLESD - Western Region

School #: 065 Humber Elementary

Demand Writing

School

Region

Province

Creative Writing

Persuasive Writing

Creative Writing

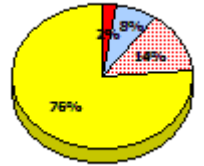
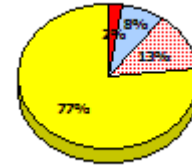
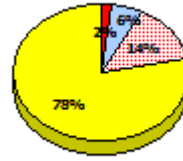
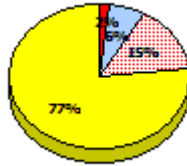
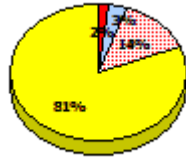
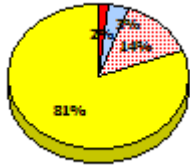
Persuasive Writing

Creative Writing

Persuasive Writing

2015

Apr 30, 2015 (58)

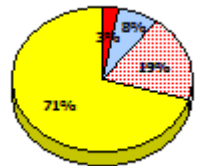
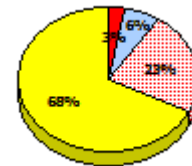
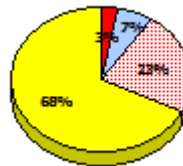
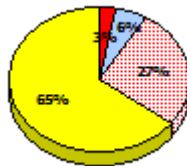
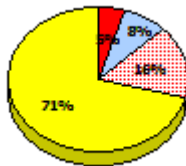
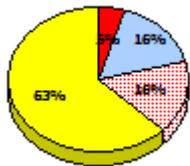


2014

N/A

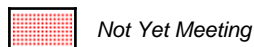
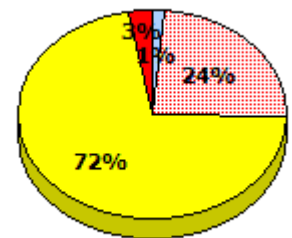
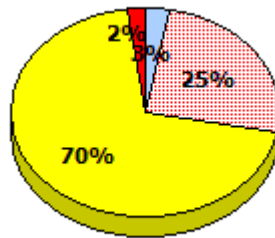
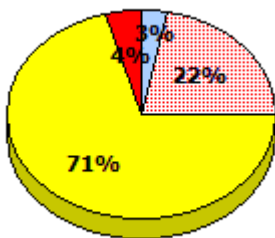
2013

AGR (62)



2012

AGR (68)



* In some cases, Provincial Assessment numbers may exceed AGR numbers based on late enrolments. Pie chart is based on the number of students who wrote the Provincial Assessment.

* Mushuau Innu Natuashish School and Sheshatshiu Innu School are excluded from region and provincial results.

Source: Division of Evaluation and Research, Department of Education and Early Childhood Development

NLESD - Western Region

School #: 065 Humber Elementary

Reading

School

Region

Province

Non - Fiction

Fiction

Non - Fiction

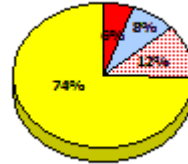
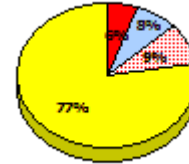
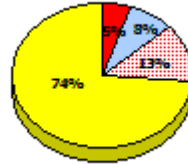
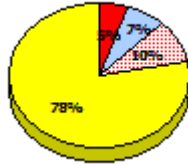
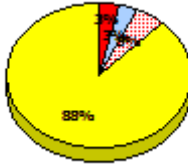
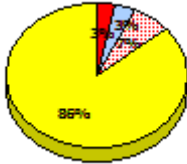
Fiction

Non - Fiction

Fiction

2015

Apr 30,
2013 (58)

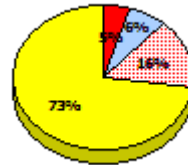
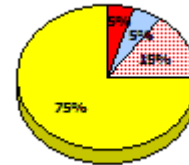
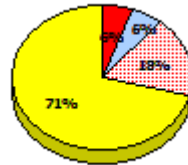
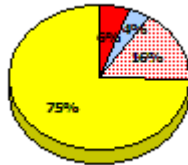
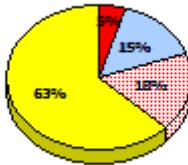
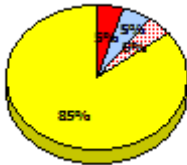


2014

N/A

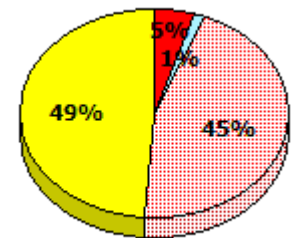
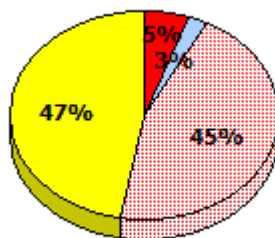
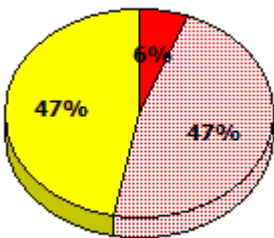
2013

AGR (62)



2012

AGR (68)



Exemption
 Unknown
 Not Yet Meeting
 Meeting or Exceeding

* In some cases, Provincial Assessment numbers may exceed AGR numbers based on late enrolments. Pie chart is based on the number of students who wrote the Provincial Assessment.

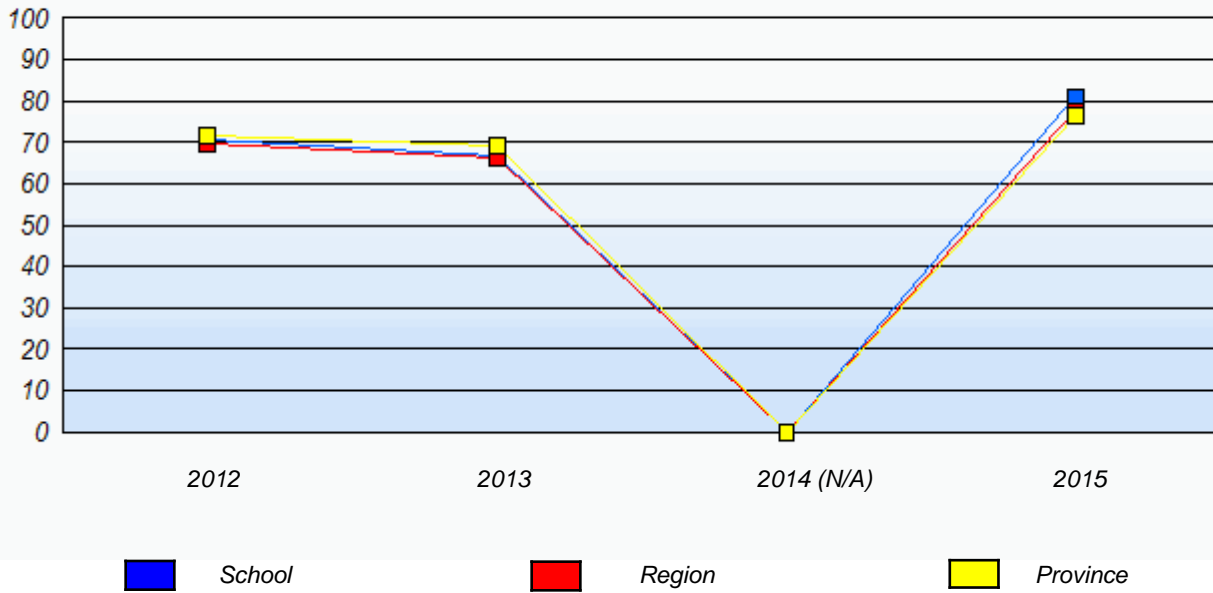
* Mushuau Innu Natuashish School and Sheshatshiu Innu School are excluded from region and provincial results.

NLESD - Western Region

School #: 065 Humber Elementary

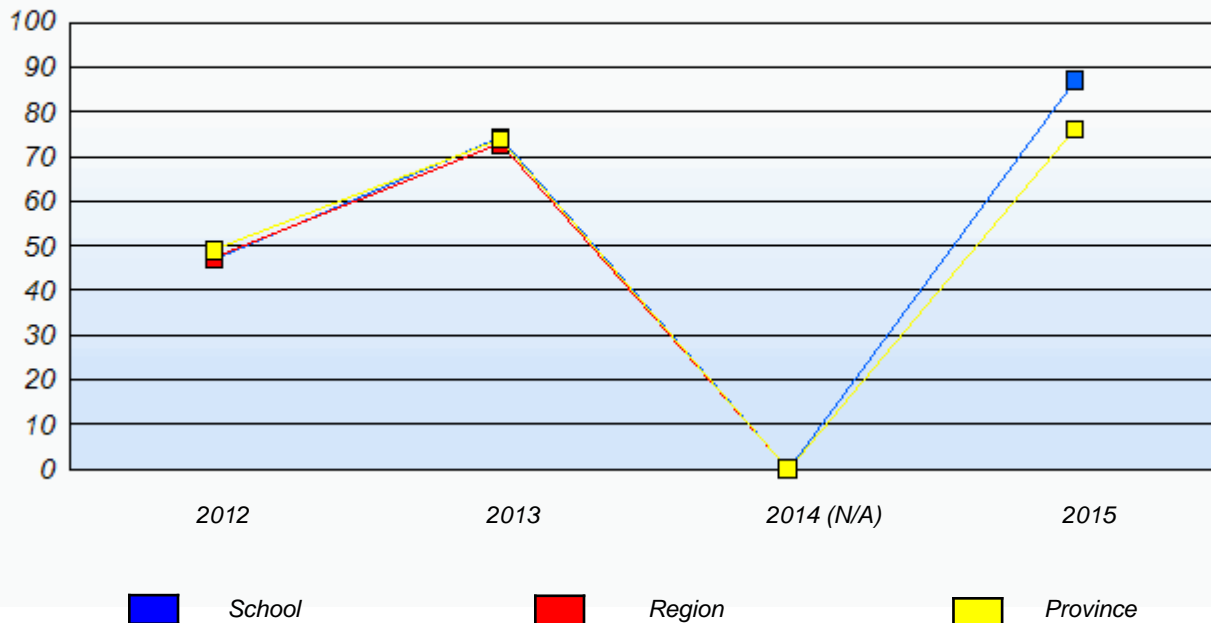
Demand Writing

Percentage of students meeting/exceeding (2012 - 2015)



Reading

Percentage of students meeting/exceeding (2012 - 2015)



* In some cases, Provincial Assessment numbers may exceed AGR numbers based on late enrolments. Pie chart is based on the number of students who wrote the Provincial Assessment.

* Mushuau Innu Natuashish School and Sheshatshiu Innu School are excluded from region and provincial results.

Source: Division of Evaluation and Research, Department of Education and Early Childhood Development

NLESD - Western Region

School #: 066 J.J. Curling Elementary

Demand Writing

School

Region

Province

Creative Writing

Persuasive Writing

Creative Writing

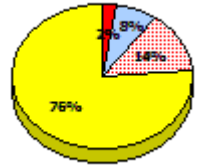
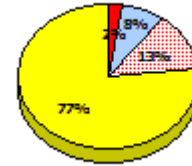
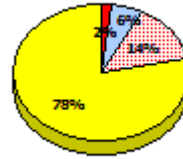
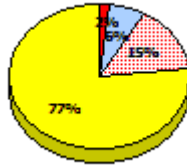
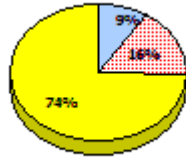
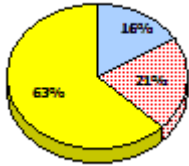
Persuasive Writing

Creative Writing

Persuasive Writing

2015

Apr 30, 2015 (43)

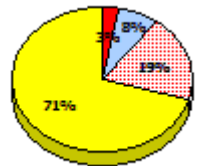
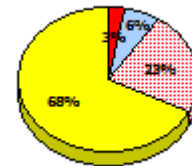
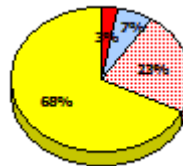
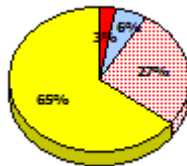
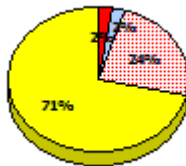
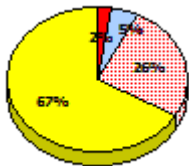


2014

N/A

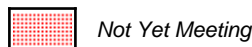
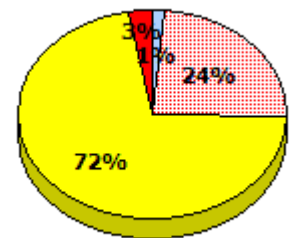
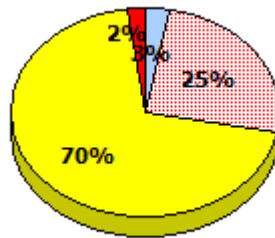
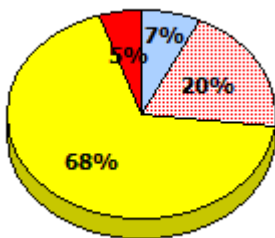
2013

AGR (42)



2012

AGR (41)



* In some cases, Provincial Assessment numbers may exceed AGR numbers based on late enrolments. Pie chart is based on the number of students who wrote the Provincial Assessment.

* Mushuau Innu Natuashish School and Sheshatshiu Innu School are excluded from region and provincial results.

Source: Division of Evaluation and Research, Department of Education and Early Childhood Development

NLESD - Western Region

School #: 066 J.J. Curling Elementary

Reading

School

Region

Province

Non - Fiction

Fiction

Non - Fiction

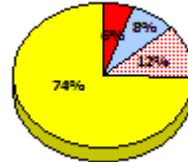
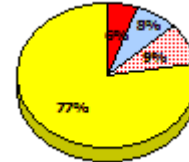
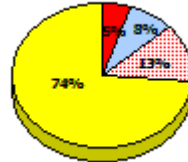
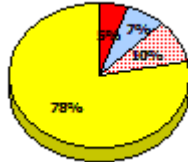
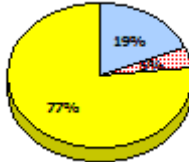
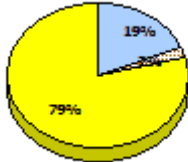
Fiction

Non - Fiction

Fiction

2015

Apr 30,
2013 (43)

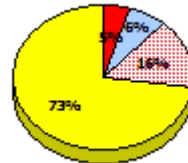
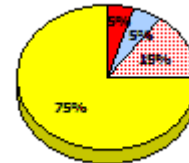
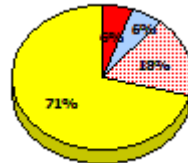
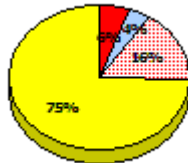
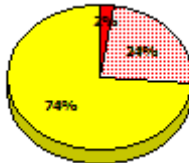
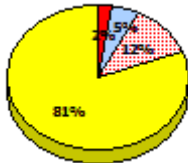


2014

N/A

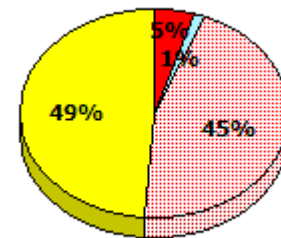
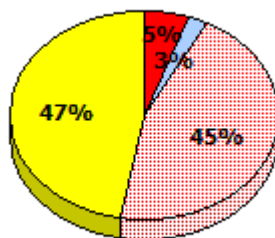
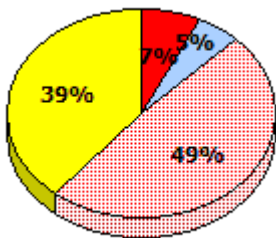
2013

AGR (42)



2012

AGR (41)



Exemption



Unknown



Not Yet Meeting



Meeting or Exceeding

* In some cases, Provincial Assessment numbers may exceed AGR numbers based on late enrolments. Pie chart is based on the number of students who wrote the Provincial Assessment.

* Mushuau Innu Natuashish School and Sheshatshiu Innu School are excluded from region and provincial results.

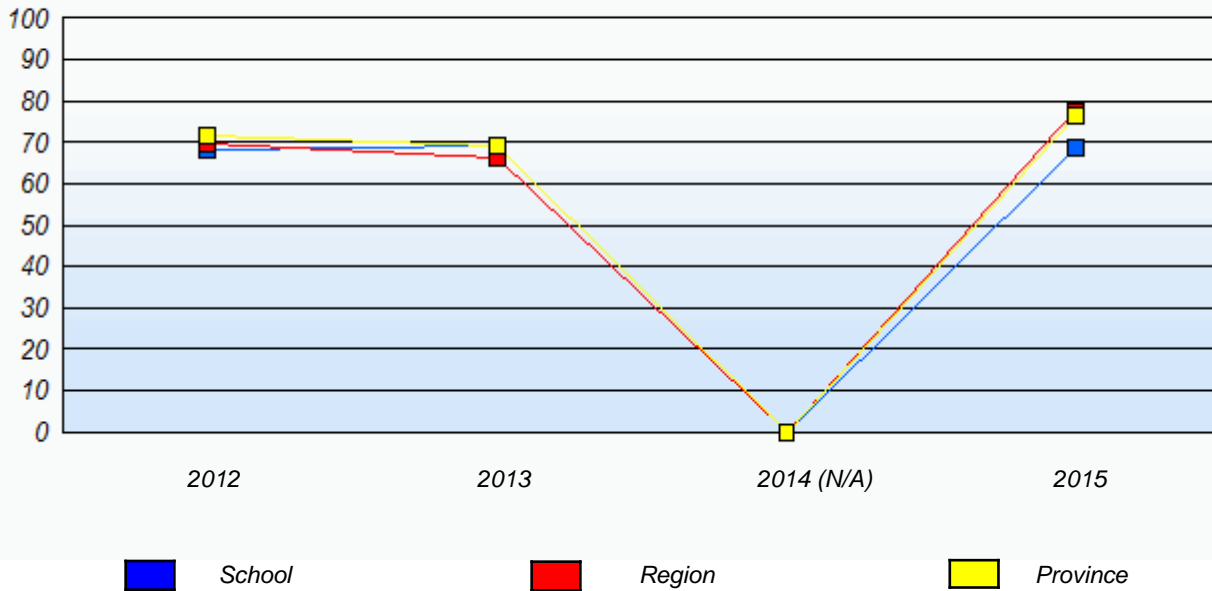
Source: Division of Evaluation and Research, Department of Education and Early Childhood Development

NLESD - Western Region

School #: 066 J.J. Curling Elementary

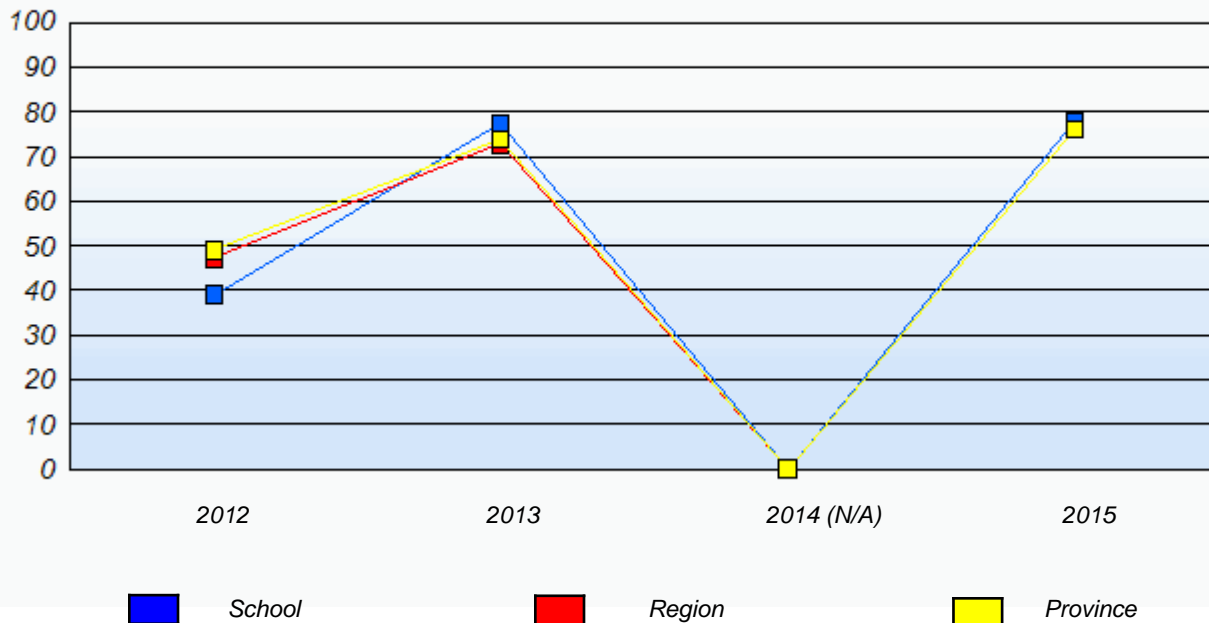
Demand Writing

Percentage of students meeting/exceeding (2012 - 2015)



Reading

Percentage of students meeting/exceeding (2012 - 2015)



* In some cases, Provincial Assessment numbers may exceed AGR numbers based on late enrolments. Pie chart is based on the number of students who wrote the Provincial Assessment.

* Mushuau Innu Natuashish School and Sheshatshiu Innu School are excluded from region and provincial results.

Source: Division of Evaluation and Research, Department of Education and Early Childhood Development

NLESD - Western Region

School #: 069 Sacred Heart Elementary

Demand Writing

School

Region

Province

Creative Writing

Persuasive Writing

Creative Writing

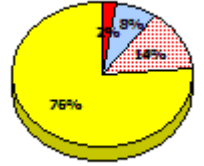
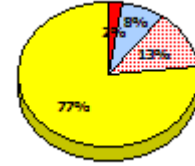
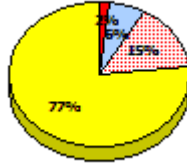
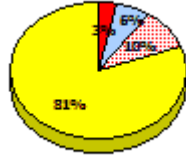
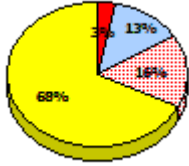
Persuasive Writing

Creative Writing

Persuasive Writing

2015

Apr 30, 2015 (31)

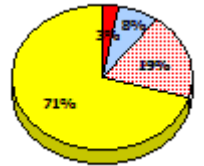
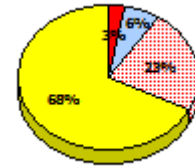
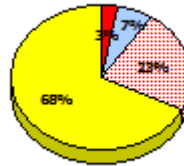
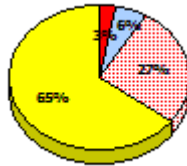
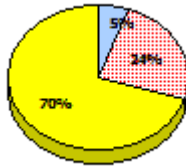
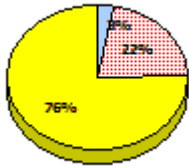


2014

N/A

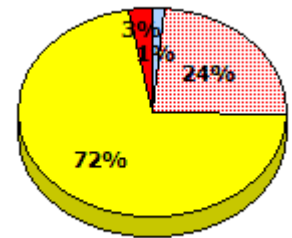
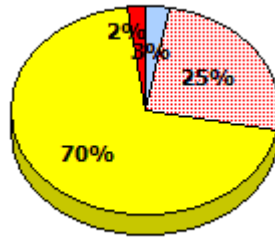
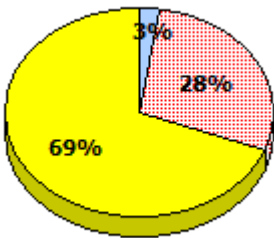
2013

AGR (37)



2012

AGR (39)



* In some cases, Provincial Assessment numbers may exceed AGR numbers based on late enrolments. Pie chart is based on the number of students who wrote the Provincial Assessment.

* Mushuau Innu Natuashish School and Sheshatshiu Innu School are excluded from region and provincial results.

Source: Division of Evaluation and Research, Department of Education and Early Childhood Development

NLESD - Western Region

School #: 069 Sacred Heart Elementary

Reading

School

Region

Province

Non - Fiction

Fiction

Non - Fiction

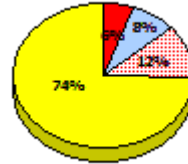
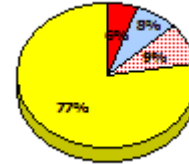
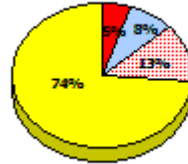
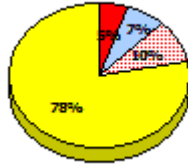
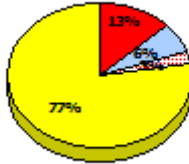
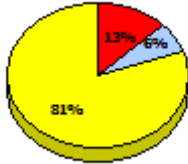
Fiction

Non - Fiction

Fiction

2015

Apr 30,
2013 (31)

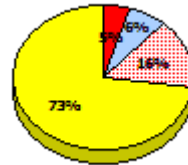
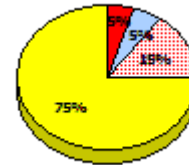
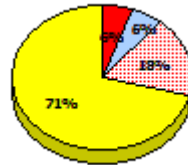
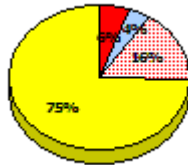
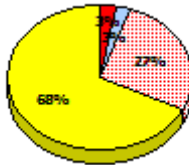
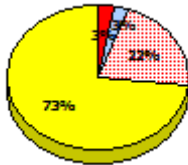


2014

N/A

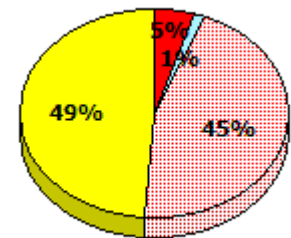
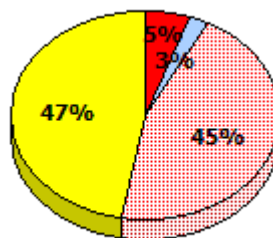
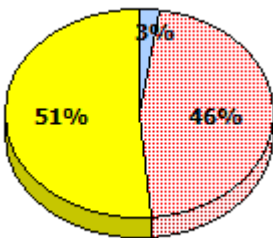
2013

AGR (37)



2012

AGR (39)



* In some cases, Provincial Assessment numbers may exceed AGR numbers based on late enrolments. Pie chart is based on the number of students who wrote the Provincial Assessment.

* Mushuau Innu Natuashish School and Sheshatshiu Innu School are excluded from region and provincial results.

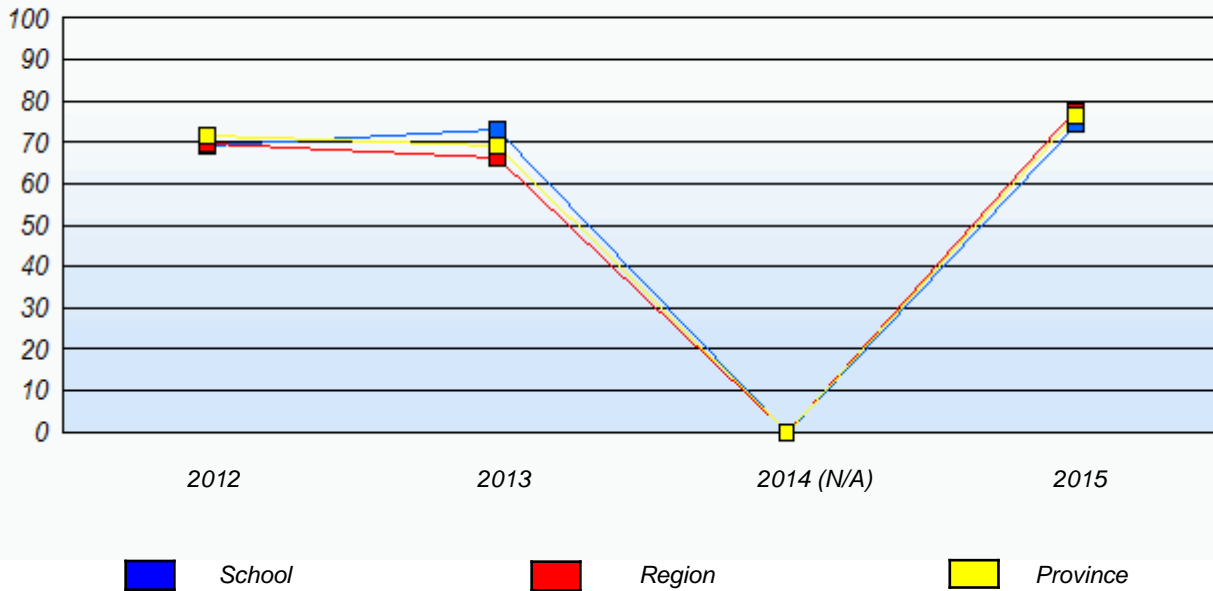
Source: Division of Evaluation and Research, Department of Education and Early Childhood Development

NLESD - Western Region

School #: 069 Sacred Heart Elementary

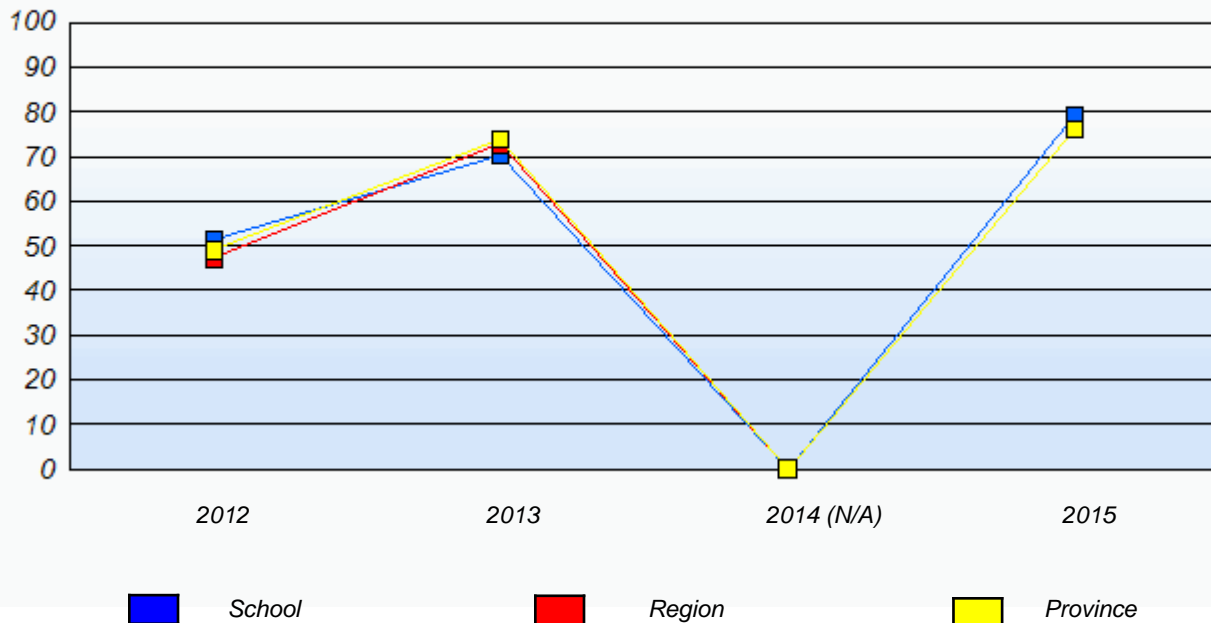
Demand Writing

Percentage of students meeting/exceeding (2012 - 2015)



Reading

Percentage of students meeting/exceeding (2012 - 2015)



* In some cases, Provincial Assessment numbers may exceed AGR numbers based on late enrolments. Pie chart is based on the number of students who wrote the Provincial Assessment.

* Mushuau Innu Natuashish School and Sheshatshiu Innu School are excluded from region and provincial results.

NLESD - Western Region

School #: 070 St. Gerard's Elementary

Demand Writing

School

Region

Province

Creative Writing

Persuasive Writing

Creative Writing

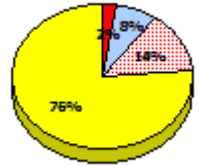
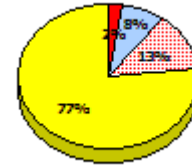
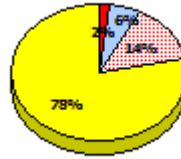
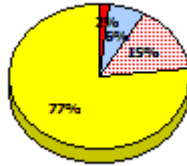
Persuasive Writing

Creative Writing

Persuasive Writing

2015

Apr 30, 2015 (20)

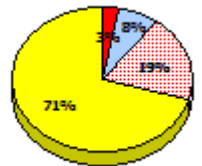
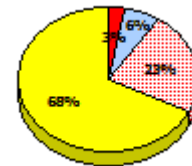
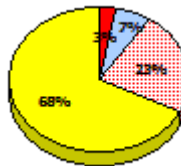
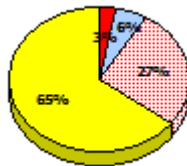
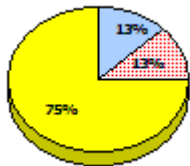


2014

N/A

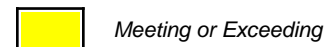
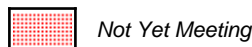
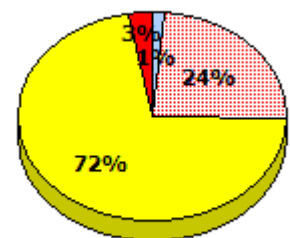
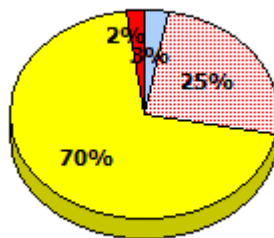
2013

AGR (16)



2012

AGR (13)



* In some cases, Provincial Assessment numbers may exceed AGR numbers based on late enrolments. Pie chart is based on the number of students who wrote the Provincial Assessment.

* Mushuau Innu Natuashish School and Sheshatshiu Innu School are excluded from region and provincial results.

Source: Division of Evaluation and Research, Department of Education and Early Childhood Development

NLESD - Western Region

School #: 070 St. Gerard's Elementary

Reading

School

Region

Province

Non - Fiction

Fiction

Non - Fiction

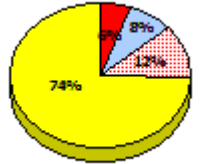
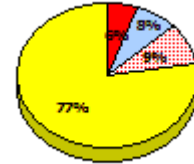
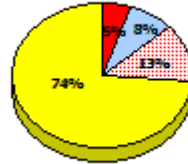
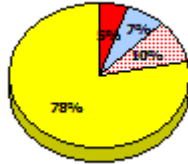
Fiction

Non - Fiction

Fiction

2015

Apr 30,
2013 (20)

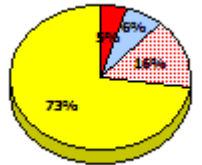
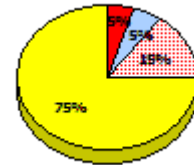
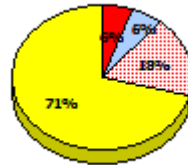
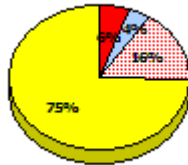
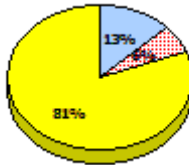
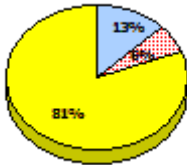


2014

N/A

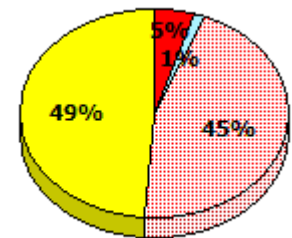
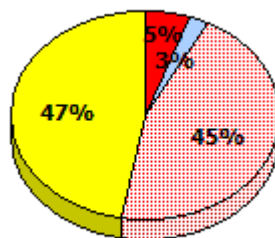
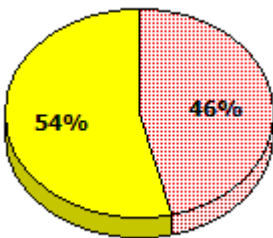
2013

AGR (16)



2012

AGR (13)



Exemption
 Unknown
 Not Yet Meeting
 Meeting or Exceeding

* In some cases, Provincial Assessment numbers may exceed AGR numbers based on late enrolments. Pie chart is based on the number of students who wrote the Provincial Assessment.

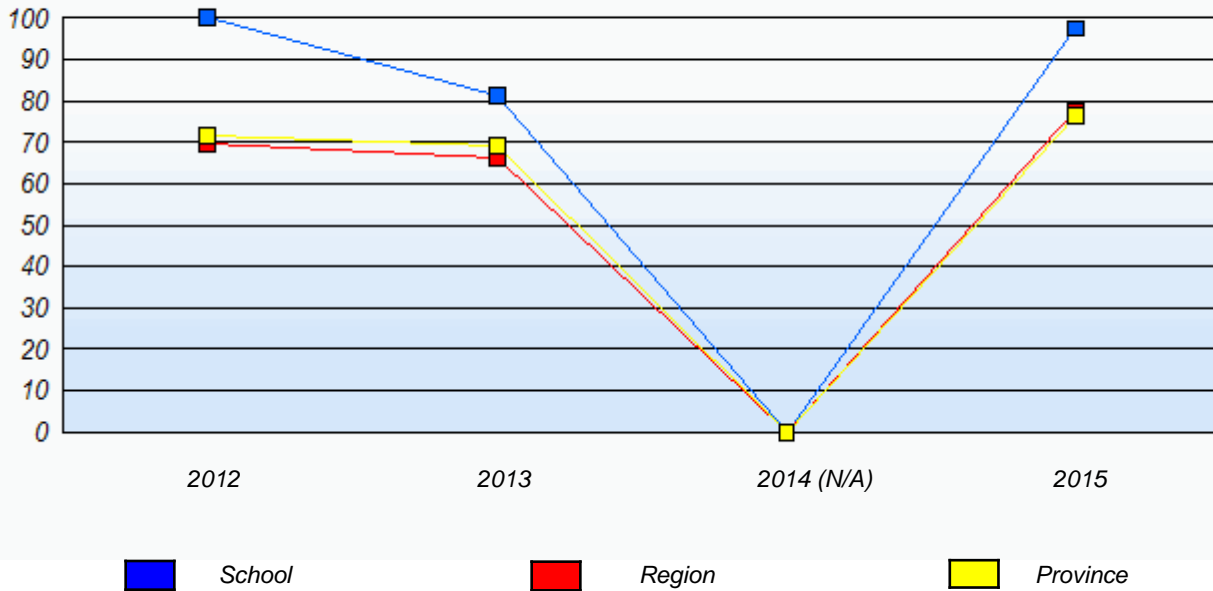
* Mushuau Innu Natuashish School and Sheshatshiu Innu School are excluded from region and provincial results.

NLESD - Western Region

School #: 070 St. Gerard's Elementary

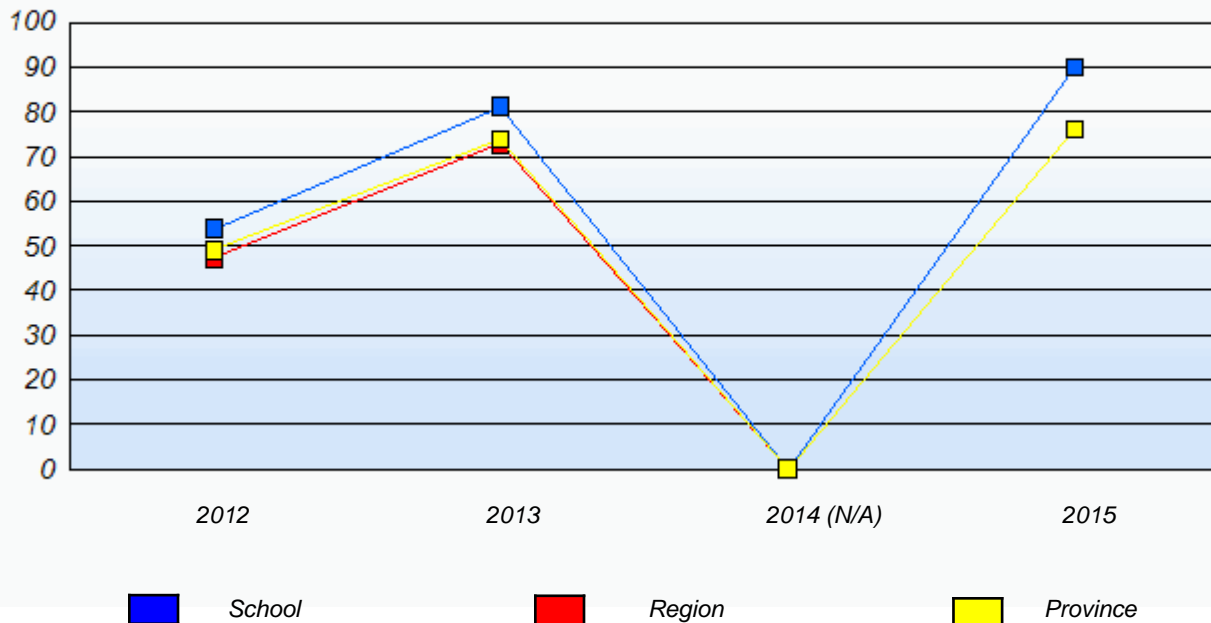
Demand Writing

Percentage of students meeting/exceeding (2012 - 2015)



Reading

Percentage of students meeting/exceeding (2012 - 2015)



* In some cases, Provincial Assessment numbers may exceed AGR numbers based on late enrolments. Pie chart is based on the number of students who wrote the Provincial Assessment.

* Mushuau Innu Natuashish School and Sheshatshiu Innu School are excluded from region and provincial results.

Source: Division of Evaluation and Research, Department of Education and Early Childhood Development

NLESD - Western Region

School #: 072 Holy Cross All Grade School

Demand Writing

School

Region

Province

Creative Writing

Persuasive Writing

Creative Writing

Persuasive Writing

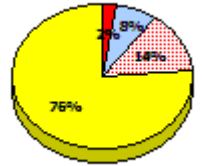
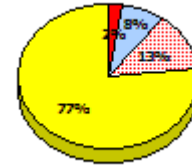
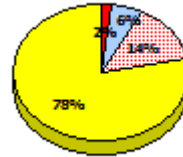
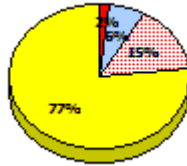
Creative Writing

Persuasive Writing

2015

School data with 5 or fewer students withheld for reasons of confidentiality.

Apr 30, 2015 (4)

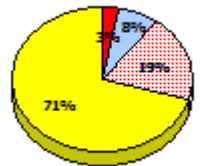
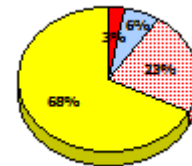
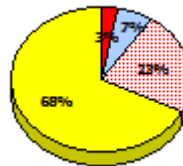
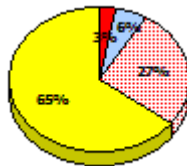


2014

N/A

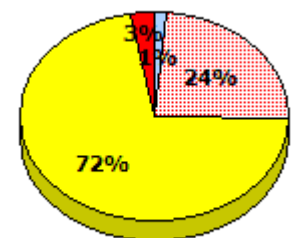
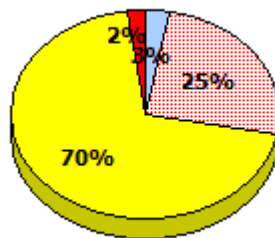
2013

AGR (1)



2012

AGR (2)



Exemption

Unknown

Not Yet Meeting

Meeting or Exceeding

* In some cases, Provincial Assessment numbers may exceed AGR numbers based on late enrolments. Pie chart is based on the number of students who wrote the Provincial Assessment.

* Mushuau Innu Natuashish School and Sheshatshiu Innu School are excluded from region and provincial results.

**Elementary English Language Arts
4 Year Provincial Assessment, June 2015
Student Population Report**
(average scores)

NLESD - Western Region

School #: 072 Holy Cross All Grade School



* In some cases, Provincial Assessment numbers may exceed AGR numbers based on late enrolments. Pie chart is based on the number of students who wrote the Provincial Assessment.

* Mushuau Innu Natuashish School and Sheshatshiu Innu School are excluded from region and provincial results.

Source: Division of Evaluation and Research, Department of Education and Early Childhood Development

**Elementary English Language Arts
4 Year Provincial Assessment, June 2015
Student Population Report**
(average scores)

NLESD - Western Region

School #: 072 Holy Cross All Grade School

Demand Writing

Percentage of students meeting/exceeding (2012 - 2015)

School data with 5 or fewer students withheld for reasons of confidentiality.



Reading

Percentage of students meeting/exceeding (2012 - 2015)

School data with 5 or fewer students withheld for reasons of confidentiality.



* In some cases, Provincial Assessment numbers may exceed AGR numbers based on late enrolments. Pie chart is based on the number of students who wrote the Provincial Assessment.

* Mushuau Innu Natuashish School and Sheshatshiu Innu School are excluded from region and provincial results.

NLESD - Western Region

School #: 075 Hampden Academy

Demand Writing

School

Region

Province

Creative Writing

Persuasive Writing

Creative Writing

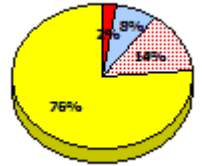
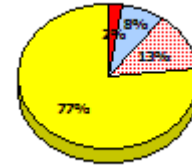
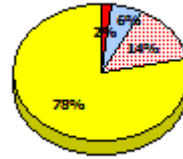
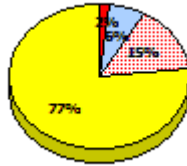
Persuasive Writing

Creative Writing

Persuasive Writing

2015

Apr 30, 2015 (6)

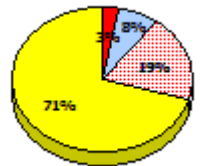
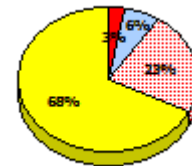
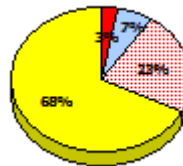
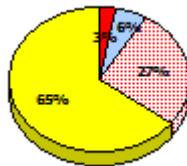
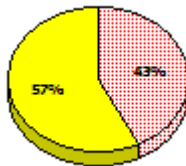


2014

N/A

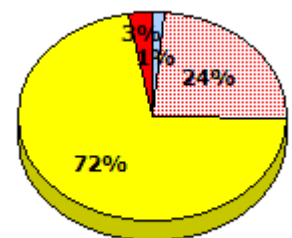
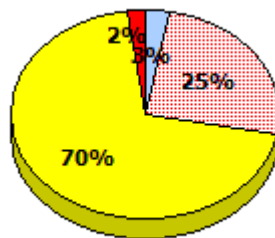
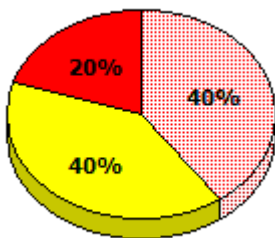
2013

AGR (7)



2012

AGR (5)



Exemption

Unknown

Not Yet Meeting

Meeting or Exceeding

* In some cases, Provincial Assessment numbers may exceed AGR numbers based on late enrolments. Pie chart is based on the number of students who wrote the Provincial Assessment.

* Mushuau Innu Natuashish School and Sheshatshiu Innu School are excluded from region and provincial results.

Source: Division of Evaluation and Research, Department of Education and Early Childhood Development

NLESD - Western Region

School #: 075 Hampden Academy

Reading

School

Region

Province

Non - Fiction

Fiction

Non - Fiction

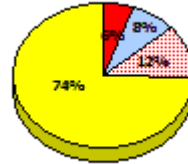
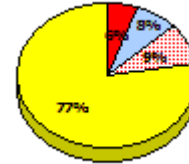
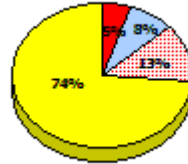
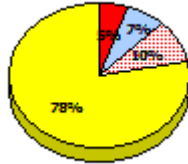
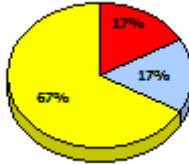
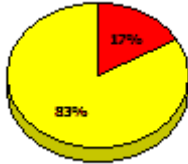
Fiction

Non - Fiction

Fiction

2015

Apr 30,
2013 (6)

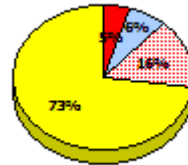
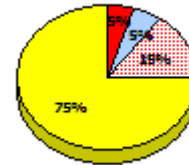
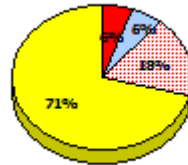
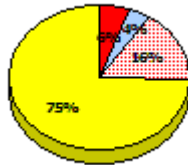
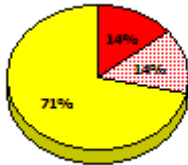


2014

N/A

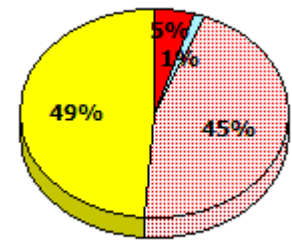
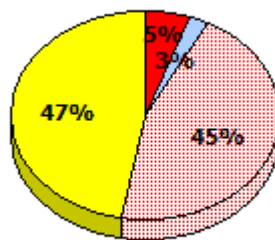
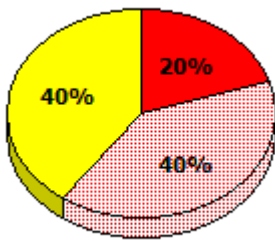
2013

AGR (7)



2012

AGR (5)



Exemption
 Unknown
 Not Yet Meeting
 Meeting or Exceeding

* In some cases, Provincial Assessment numbers may exceed AGR numbers based on late enrolments. Pie chart is based on the number of students who wrote the Provincial Assessment.

* Mushuau Innu Natuashish School and Sheshatshiu Innu School are excluded from region and provincial results.

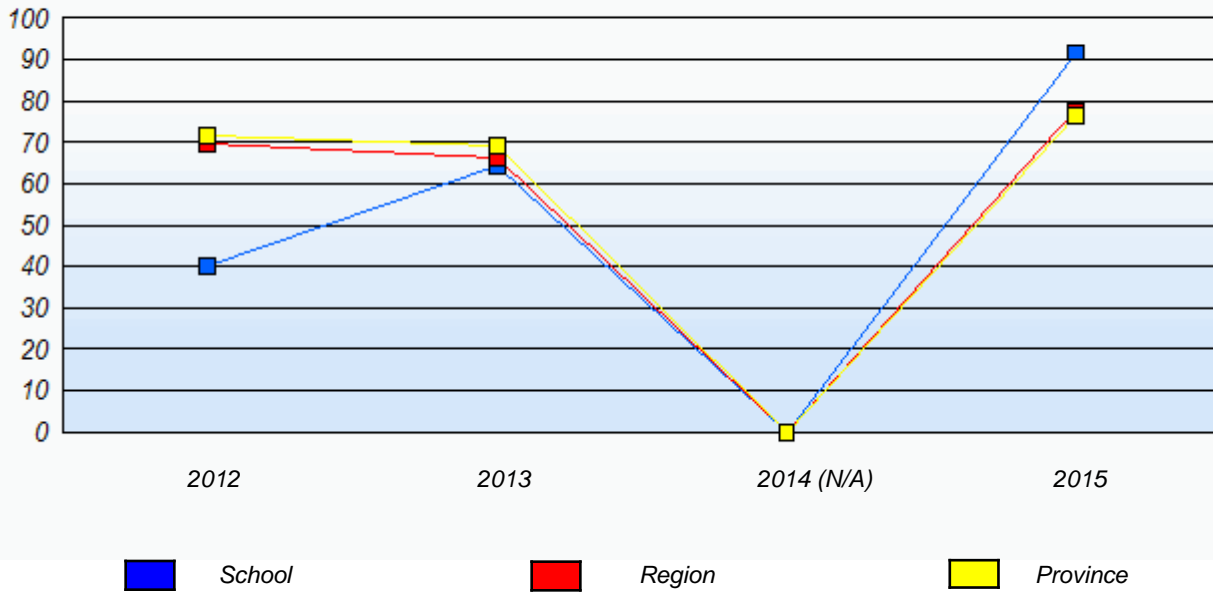
Source: Division of Evaluation and Research, Department of Education and Early Childhood Development

NLESD - Western Region

School #: 075 Hampden Academy

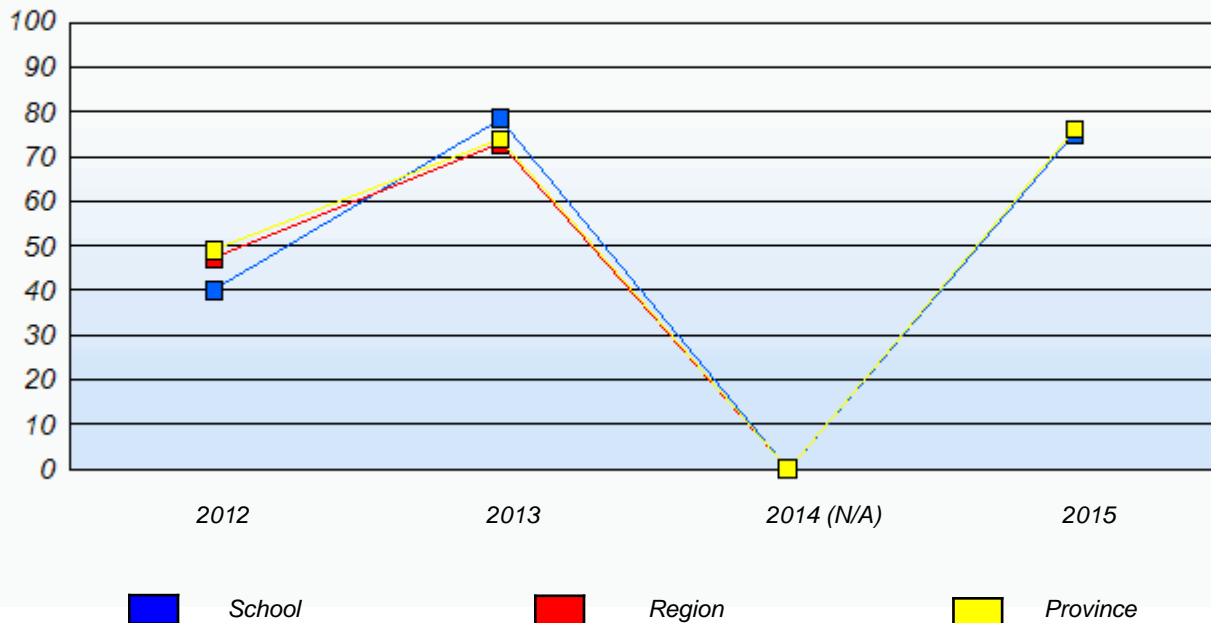
Demand Writing

Percentage of students meeting/exceeding (2012 - 2015)



Reading

Percentage of students meeting/exceeding (2012 - 2015)



* In some cases, Provincial Assessment numbers may exceed AGR numbers based on late enrolments. Pie chart is based on the number of students who wrote the Provincial Assessment.

* Mushuau Innu Natuashish School and Sheshatshiu Innu School are excluded from region and provincial results.

Source: Division of Evaluation and Research, Department of Education and Early Childhood Development

NLESD - Western Region

School #: 079 St. James All Grade

Demand Writing

School

Region

Province

Creative Writing

Persuasive Writing

Creative Writing

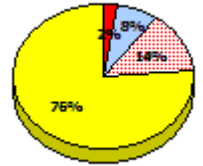
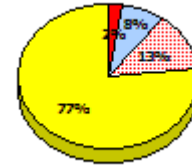
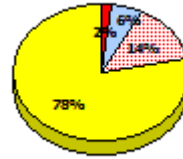
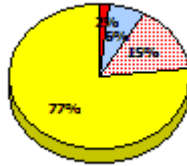
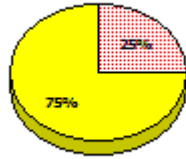
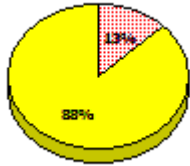
Persuasive Writing

Creative Writing

Persuasive Writing

2015

Apr 30, 2015 (8)

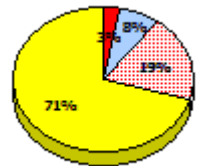
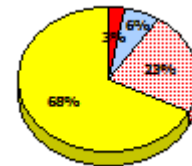
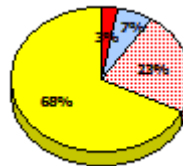
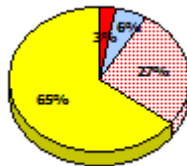
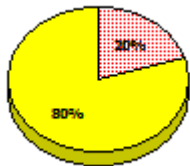


2014

N/A

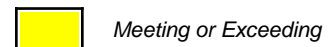
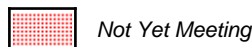
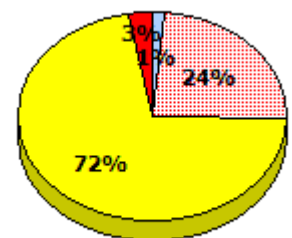
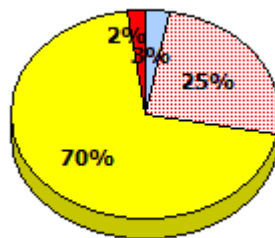
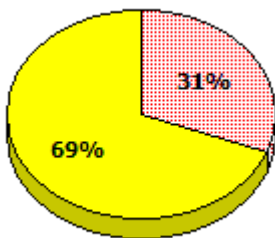
2013

AGR (10)



2012

AGR (13)



* In some cases, Provincial Assessment numbers may exceed AGR numbers based on late enrolments. Pie chart is based on the number of students who wrote the Provincial Assessment.

* Mushuau Innu Natuashish School and Sheshatshiu Innu School are excluded from region and provincial results.

Source: Division of Evaluation and Research, Department of Education and Early Childhood Development

NLESD - Western Region

School #: 079 St. James All Grade

Reading

School

Region

Province

Non - Fiction

Fiction

Non - Fiction

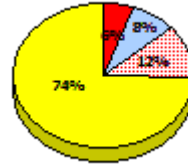
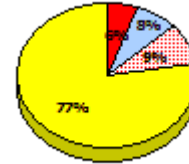
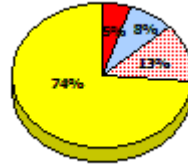
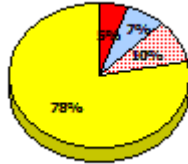
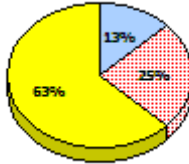
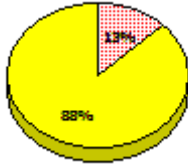
Fiction

Non - Fiction

Fiction

2015

Apr 30,
2013 (8)

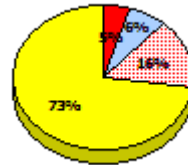
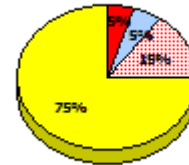
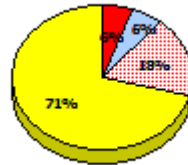
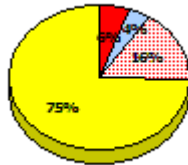
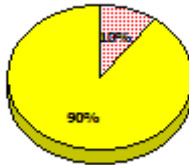
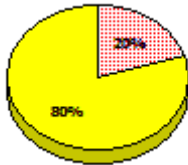


2014

N/A

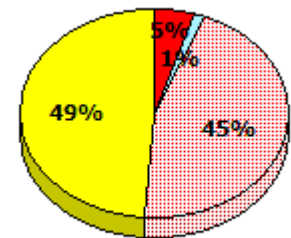
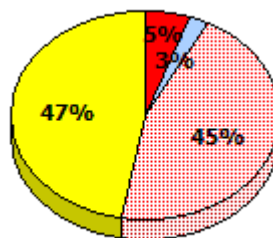
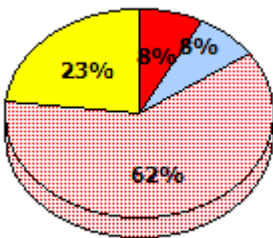
2013

AGR (10)



2012

AGR (13)



Exemption

Unknown

Not Yet Meeting

Meeting or Exceeding

* In some cases, Provincial Assessment numbers may exceed AGR numbers based on late enrolments. Pie chart is based on the number of students who wrote the Provincial Assessment.

* Mushuau Innu Natuashish School and Sheshatshiu Innu School are excluded from region and provincial results.

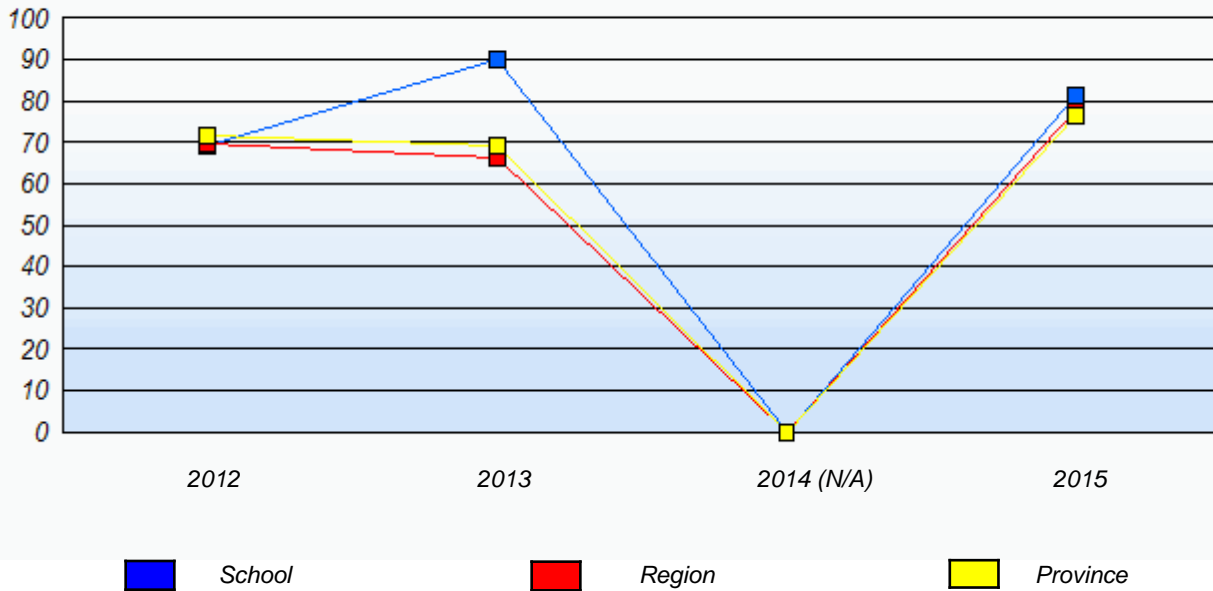
Source: Division of Evaluation and Research, Department of Education and Early Childhood Development

NLESD - Western Region

School #: 079 St. James All Grade

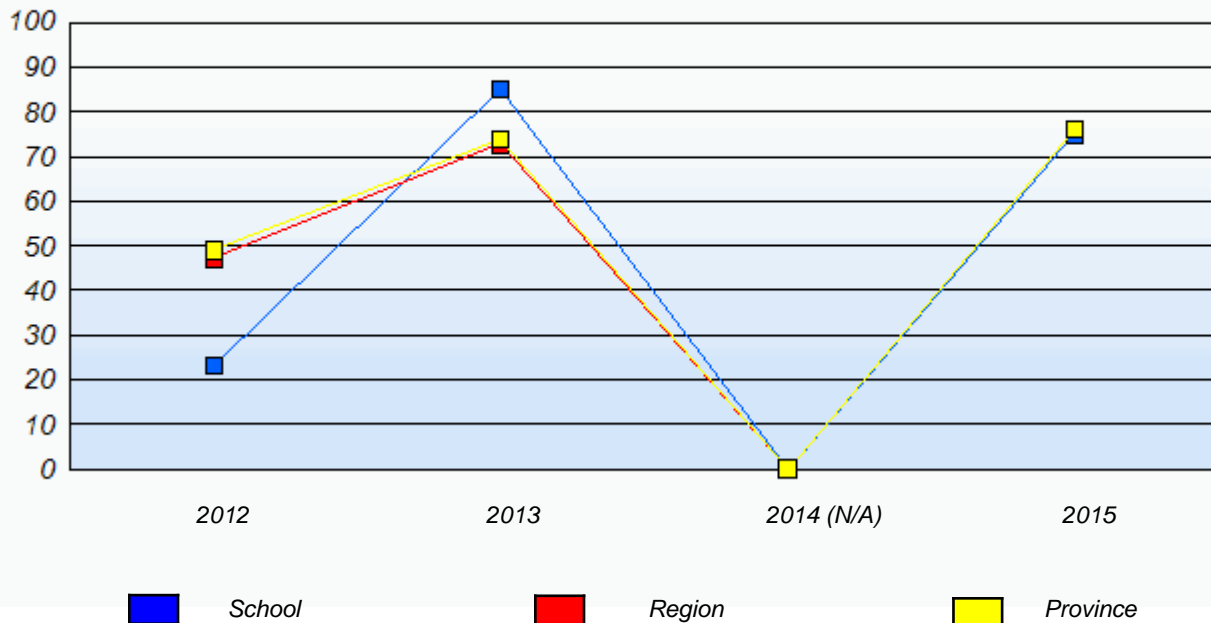
Demand Writing

Percentage of students meeting/exceeding (2012 - 2015)



Reading

Percentage of students meeting/exceeding (2012 - 2015)



* In some cases, Provincial Assessment numbers may exceed AGR numbers based on late enrolments. Pie chart is based on the number of students who wrote the Provincial Assessment.

* Mushuau Innu Natuashish School and Sheshatshiu Innu School are excluded from region and provincial results.

Source: Division of Evaluation and Research, Department of Education and Early Childhood Development

NLESD - Western Region

School #: 080 Templeton Academy

Demand Writing

School

Region

Province

Creative Writing

Persuasive Writing

Creative Writing

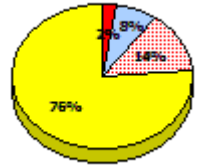
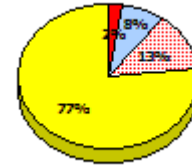
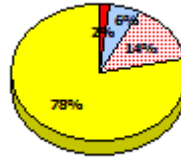
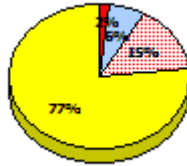
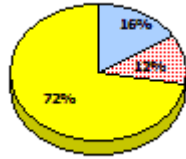
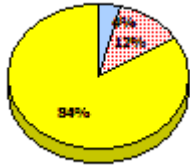
Persuasive Writing

Creative Writing

Persuasive Writing

2015

Apr 30,
2015 (25)

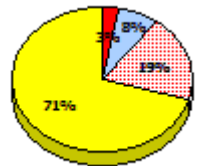
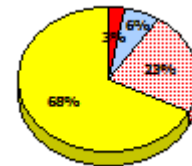
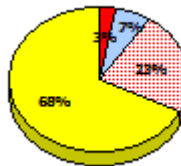
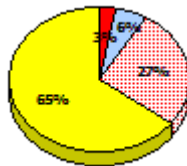
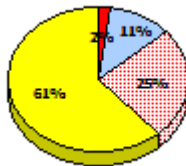
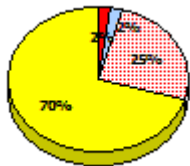


2014

N/A

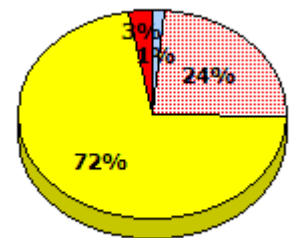
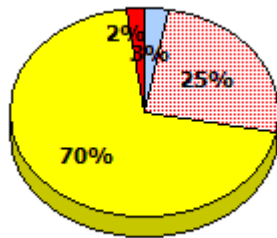
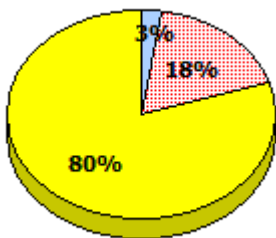
2013

AGR (44)



2012

AGR (40)



Exemption

Unknown

Not Yet Meeting

Meeting or Exceeding

* In some cases, Provincial Assessment numbers may exceed AGR numbers based on late enrolments. Pie chart is based on the number of students who wrote the Provincial Assessment.

* Mushuau Innu Natuashish School and Sheshatshiu Innu School are excluded from region and provincial results.

NLESD - Western Region

School #: 080 Templeton Academy

Reading

School

Region

Province

Non - Fiction

Fiction

Non - Fiction

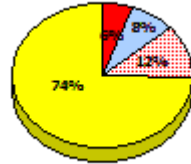
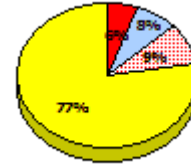
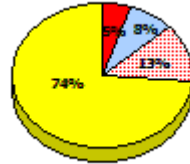
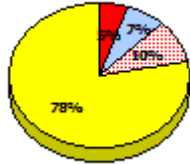
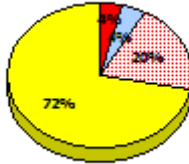
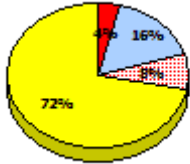
Fiction

Non - Fiction

Fiction

2015

Apr 30,
2013 (25)

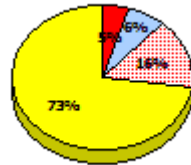
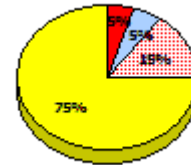
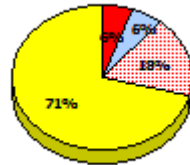
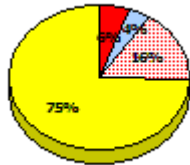
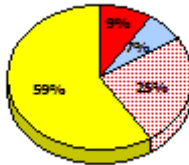
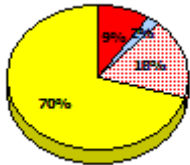


2014

N/A

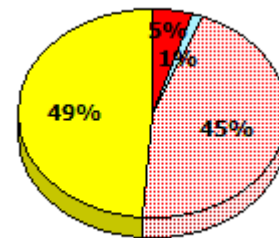
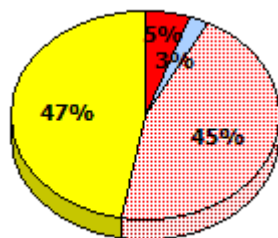
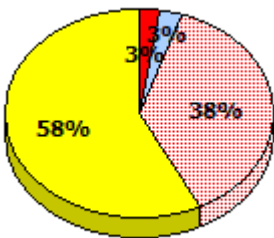
2013

AGR (44)



2012

AGR (40)



* In some cases, Provincial Assessment numbers may exceed AGR numbers based on late enrolments. Pie chart is based on the number of students who wrote the Provincial Assessment.

* Mushuau Innu Natuashish School and Sheshatshiu Innu School are excluded from region and provincial results.

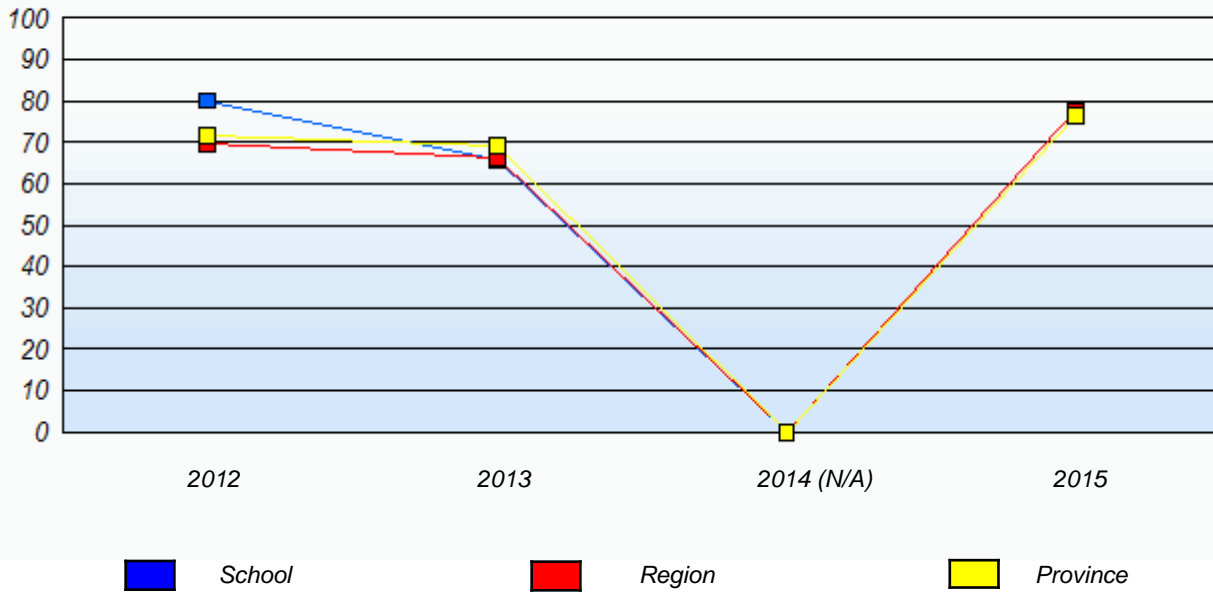
Source: Division of Evaluation and Research, Department of Education and Early Childhood Development

NLESD - Western Region

School #: 080 Templeton Academy

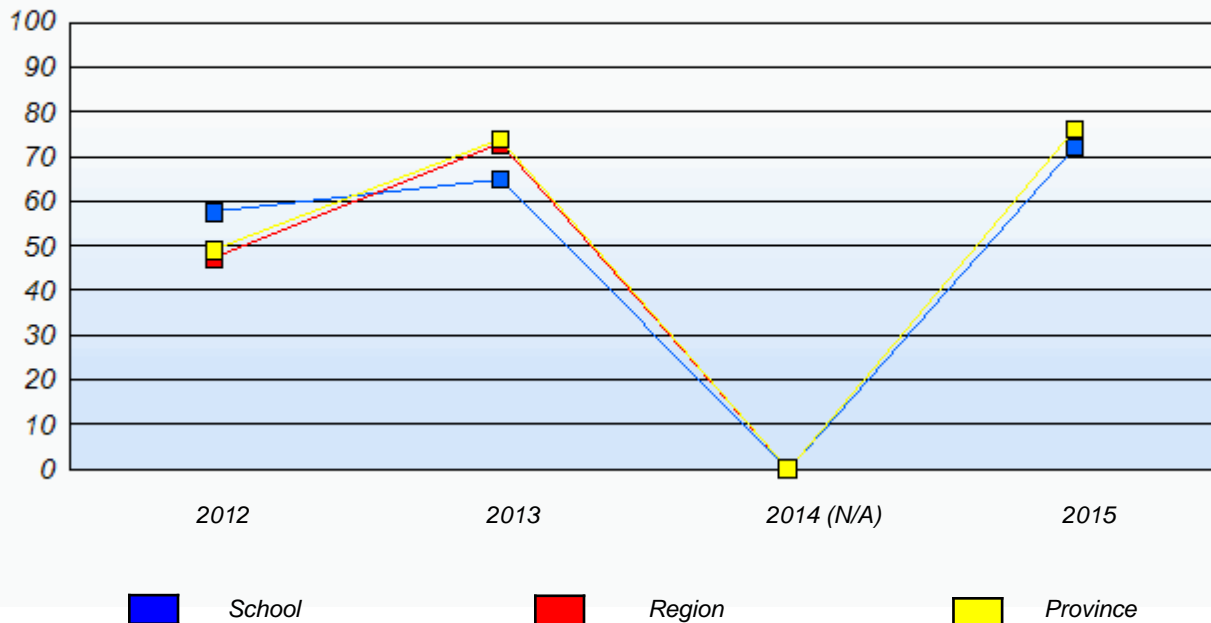
Demand Writing

Percentage of students meeting/exceeding (2012 - 2015)



Reading

Percentage of students meeting/exceeding (2012 - 2015)



* In some cases, Provincial Assessment numbers may exceed AGR numbers based on late enrolments. Pie chart is based on the number of students who wrote the Provincial Assessment.

* Mushuau Innu Natuashish School and Sheshatshiu Innu School are excluded from region and provincial results.

Source: Division of Evaluation and Research, Department of Education and Early Childhood Development

NLESD - Western Region

School #: 082 Pasadena Elementary School

Demand Writing

School

Region

Province

Creative Writing

Persuasive Writing

Creative Writing

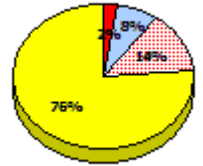
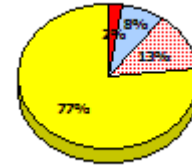
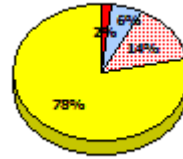
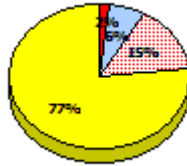
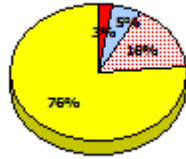
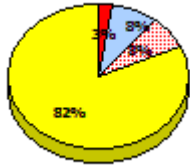
Persuasive Writing

Creative Writing

Persuasive Writing

2015

Apr 30, 2015 (38)

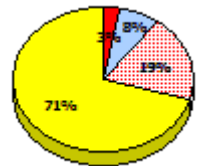
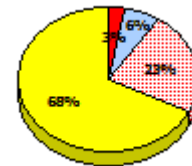
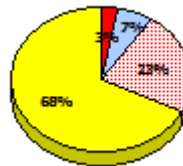
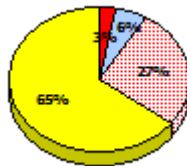
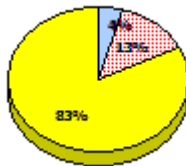
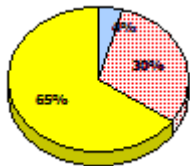


2014

N/A

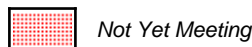
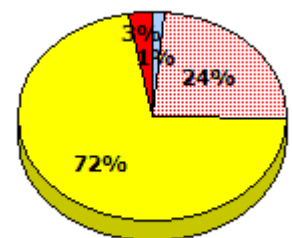
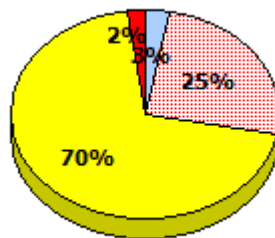
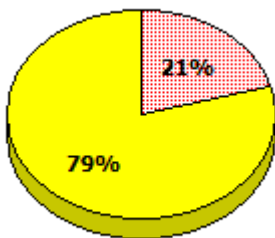
2013

AGR (23)



2012

AGR (29)



* In some cases, Provincial Assessment numbers may exceed AGR numbers based on late enrolments. Pie chart is based on the number of students who wrote the Provincial Assessment.

* Mushuau Innu Natuashish School and Sheshatshiu Innu School are excluded from region and provincial results.

Source: Division of Evaluation and Research, Department of Education and Early Childhood Development

NLESD - Western Region

School #: 082 Pasadena Elementary School

Reading

School

Region

Province

Non - Fiction

Fiction

Non - Fiction

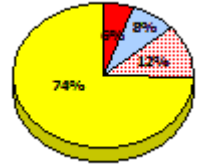
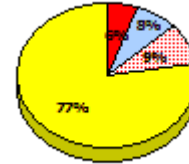
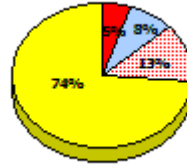
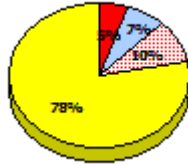
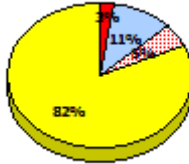
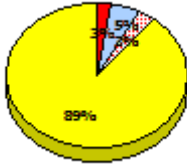
Fiction

Non - Fiction

Fiction

2015

Apr 30,
2013 (38)

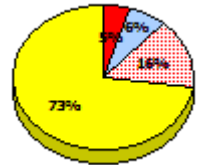
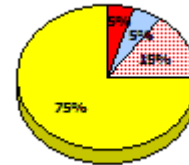
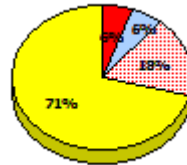
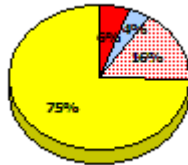
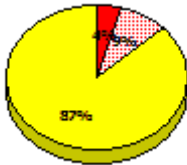


2014

N/A

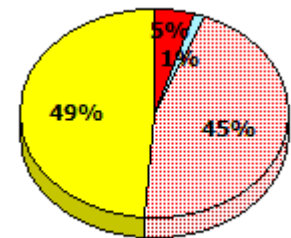
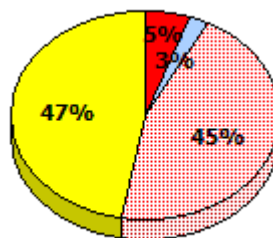
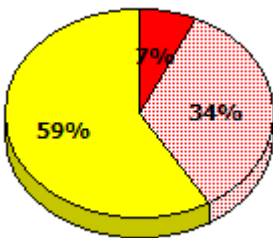
2013

AGR (23)



2012

AGR (29)



Exemption



Unknown



Not Yet Meeting



Meeting or Exceeding

* In some cases, Provincial Assessment numbers may exceed AGR numbers based on late enrolments. Pie chart is based on the number of students who wrote the Provincial Assessment.

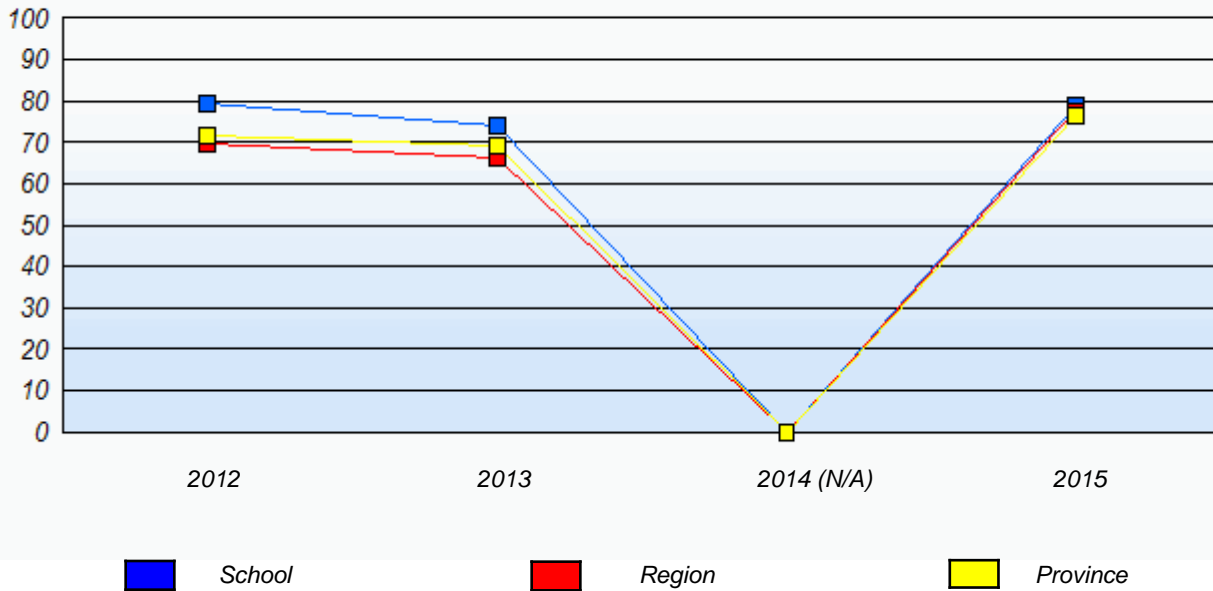
* Mushuau Innu Natuashish School and Sheshatshiu Innu School are excluded from region and provincial results.

NLESD - Western Region

School #: 082 Pasadena Elementary School

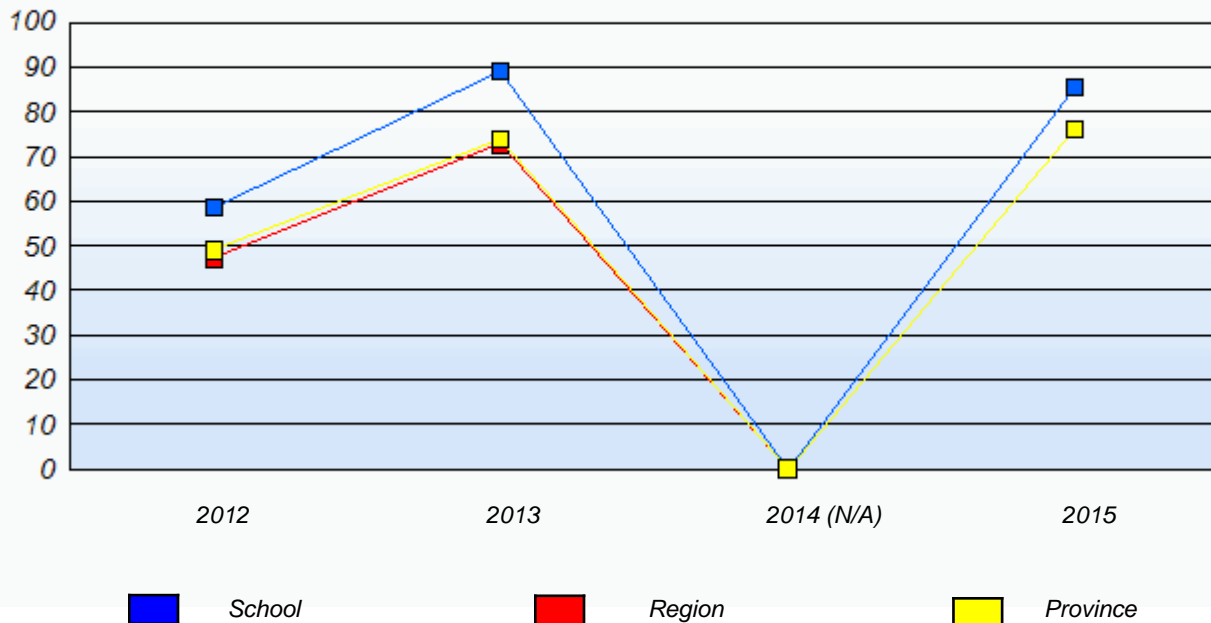
Demand Writing

Percentage of students meeting/exceeding (2012 - 2015)



Reading

Percentage of students meeting/exceeding (2012 - 2015)



* In some cases, Provincial Assessment numbers may exceed AGR numbers based on late enrolments. Pie chart is based on the number of students who wrote the Provincial Assessment.

* Mushuau Innu Natuashish School and Sheshatshiu Innu School are excluded from region and provincial results.

Source: Division of Evaluation and Research, Department of Education and Early Childhood Development

NLESD - Western Region

School #: 086 Gros Morne Academy

Demand Writing

School

Region

Province

Creative Writing

Persuasive Writing

Creative Writing

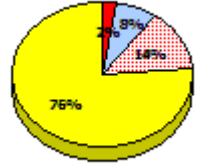
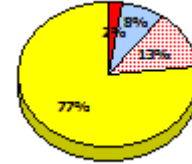
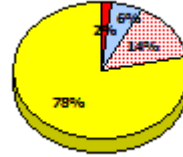
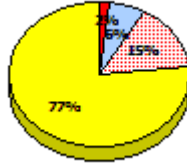
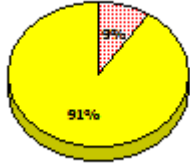
Persuasive Writing

Creative Writing

Persuasive Writing

2015

Apr 30, 2015 (11)

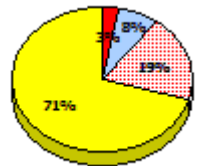
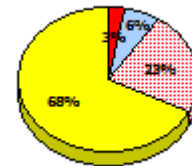
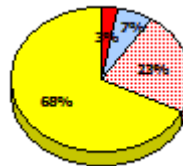
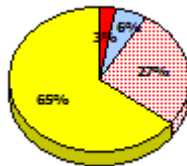
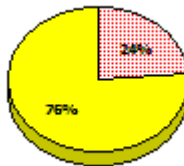
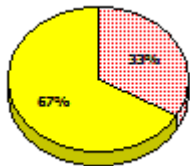


2014

N/A

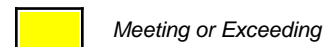
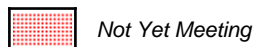
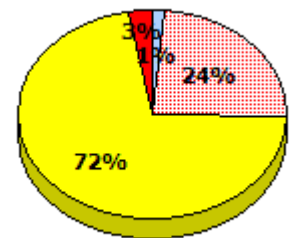
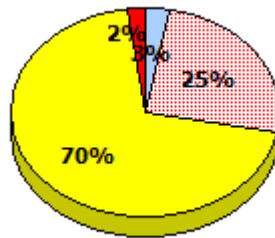
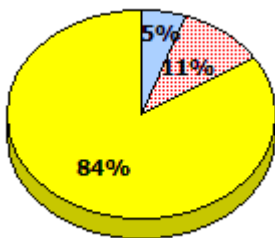
2013

AGR (21)



2012

AGR (19)



* In some cases, Provincial Assessment numbers may exceed AGR numbers based on late enrolments. Pie chart is based on the number of students who wrote the Provincial Assessment.

* Mushuau Innu Natuashish School and Sheshatshiu Innu School are excluded from region and provincial results.

Source: Division of Evaluation and Research, Department of Education and Early Childhood Development

NLESD - Western Region

School #: 086 Gros Morne Academy

Reading

School

Region

Province

Non - Fiction

Fiction

Non - Fiction

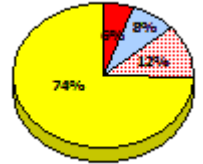
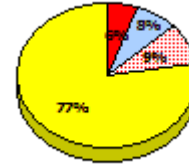
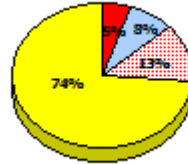
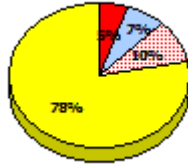
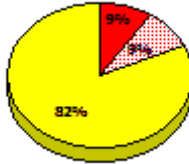
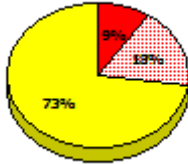
Fiction

Non - Fiction

Fiction

2015

Apr 30,
2013 (11)

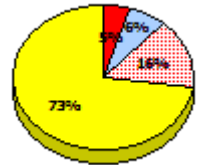
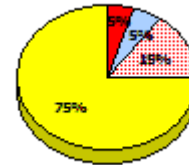
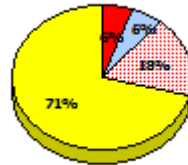
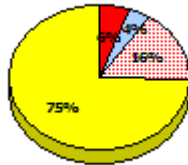
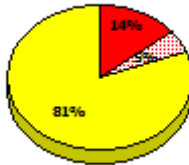
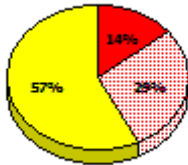


2014

N/A

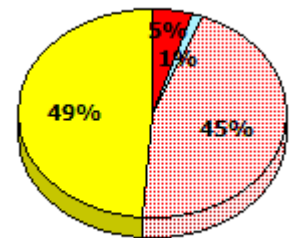
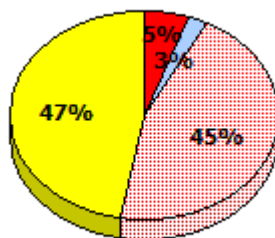
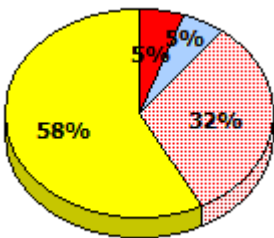
2013

AGR (21)



2012

AGR (19)



* In some cases, Provincial Assessment numbers may exceed AGR numbers based on late enrolments. Pie chart is based on the number of students who wrote the Provincial Assessment.

* Mushuau Innu Natuashish School and Sheshatshiu Innu School are excluded from region and provincial results.

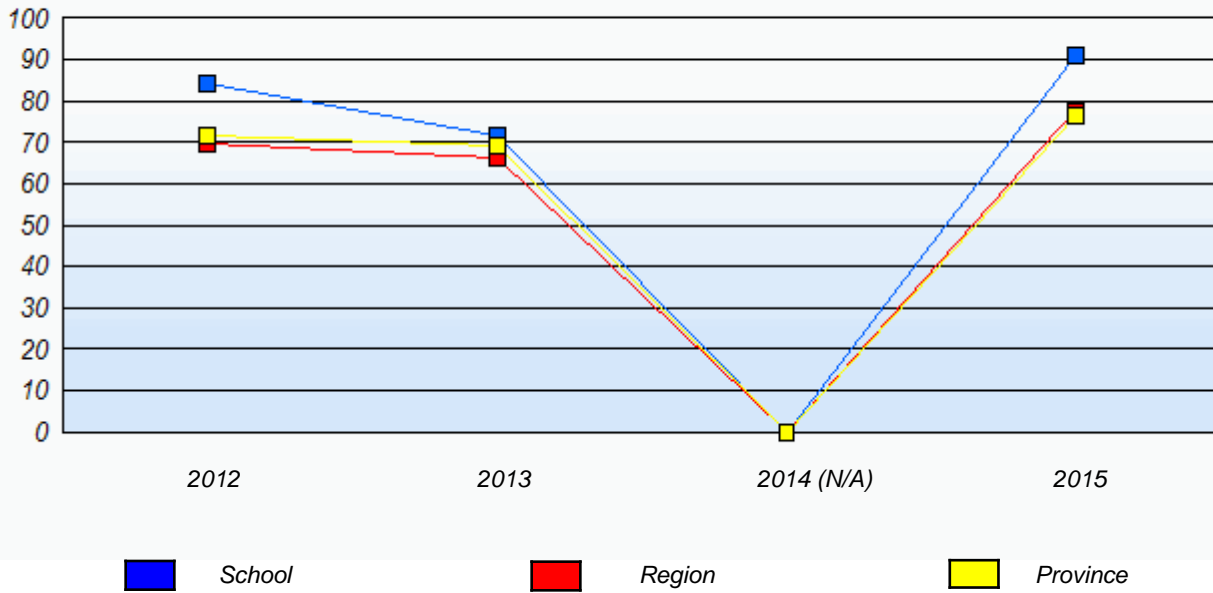
Source: Division of Evaluation and Research, Department of Education and Early Childhood Development

NLESD - Western Region

School #: 086 Gros Morne Academy

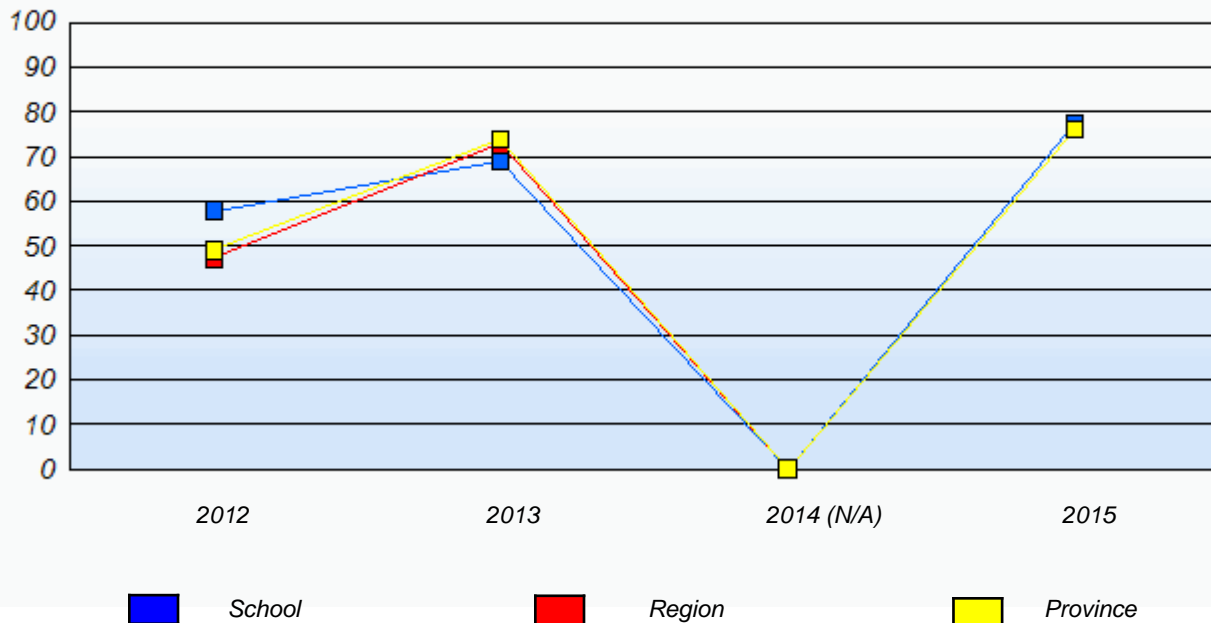
Demand Writing

Percentage of students meeting/exceeding (2012 - 2015)



Reading

Percentage of students meeting/exceeding (2012 - 2015)



* In some cases, Provincial Assessment numbers may exceed AGR numbers based on late enrolments. Pie chart is based on the number of students who wrote the Provincial Assessment.

* Mushuau Innu Natuashish School and Sheshatshiu Innu School are excluded from region and provincial results.

Source: Division of Evaluation and Research, Department of Education and Early Childhood Development

NLESD - Western Region

School #: 088 Main River Academy

Demand Writing

School

Region

Province

Creative Writing

Persuasive Writing

Creative Writing

Persuasive Writing

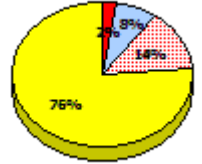
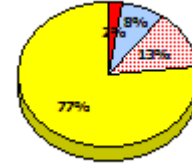
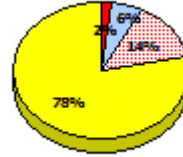
Creative Writing

Persuasive Writing

2015

School data with 5 or fewer students withheld for reasons of confidentiality.

Apr 30, 2015 (5)

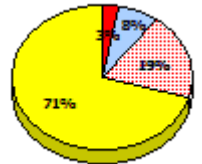
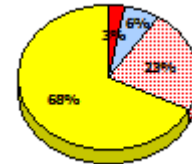
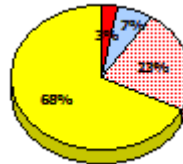
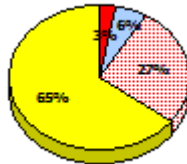


2014

N/A

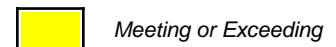
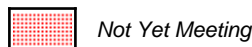
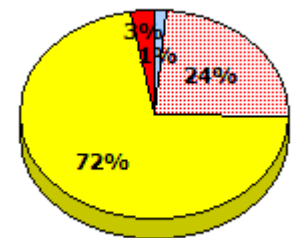
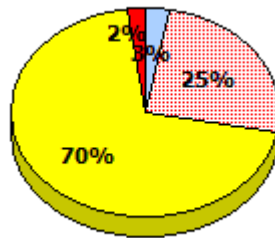
2013

AGR (2)



2012

AGR (5)



* In some cases, Provincial Assessment numbers may exceed AGR numbers based on late enrolments. Pie chart is based on the number of students who wrote the Provincial Assessment.

* Mushuau Innu Natuashish School and Sheshatshiu Innu School are excluded from region and provincial results.

Source: Division of Evaluation and Research, Department of Education and Early Childhood Development

**Elementary English Language Arts
4 Year Provincial Assessment, June 2015
Student Population Report**
(average scores)

NLESD - Western Region

School #: 088 Main River Academy

Reading

School

Region

Province

Non - Fiction

Fiction

Non - Fiction

Fiction

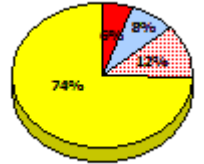
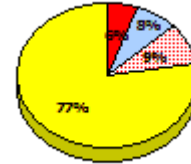
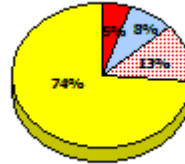
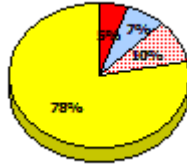
Non - Fiction

Fiction

2015

Apr 30,
2013 (5)

*School data with 5 or fewer students
withheld for reasons of confidentiality.*

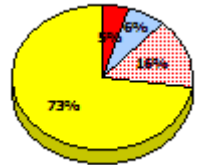
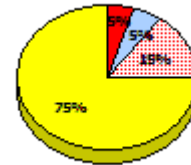
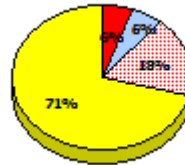
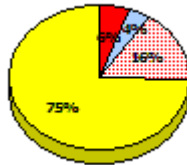


2014

N/A

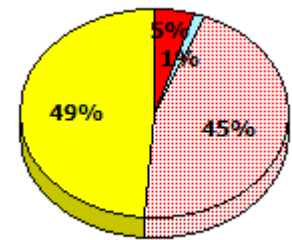
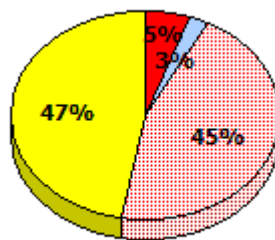
2013

AGR (2)



2012

AGR (5)



Exemption

Unknown

Not Yet Meeting

Meeting or Exceeding

* In some cases, Provincial Assessment numbers may exceed AGR numbers based on late enrolments. Pie chart is based on the number of students who wrote the Provincial Assessment.

* Mushuau Innu Natuashish School and Sheshatshiu Innu School are excluded from region and provincial results.

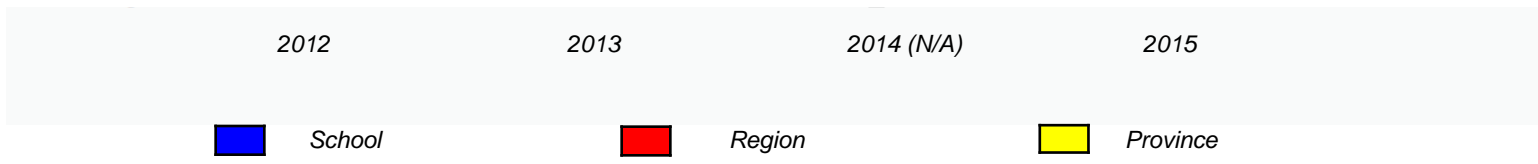
NLESD - Western Region

School #: 088 Main River Academy

Demand Writing

Percentage of students meeting/exceeding (2012 - 2015)

School data with 5 or fewer students withheld for reasons of confidentiality.



Reading

Percentage of students meeting/exceeding (2012 - 2015)

School data with 5 or fewer students withheld for reasons of confidentiality.



* In some cases, Provincial Assessment numbers may exceed AGR numbers based on late enrolments. Pie chart is based on the number of students who wrote the Provincial Assessment.

* Mushuau Innu Natuashish School and Sheshatshiu Innu School are excluded from region and provincial results.

NLESD - Western Region

School #: 089 Jakeman All Grade

Demand Writing

School

Region

Province

Creative Writing

Persuasive Writing

Creative Writing

Persuasive Writing

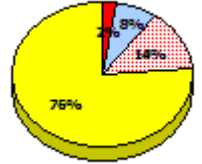
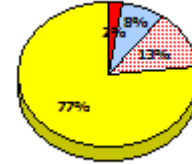
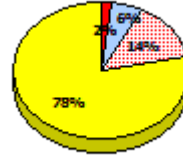
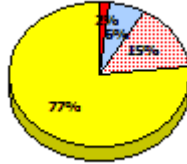
Creative Writing

Persuasive Writing

2015

School data with 5 or fewer students withheld for reasons of confidentiality.

Apr 30, 2015 (5)

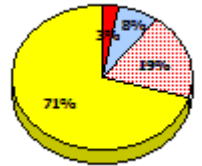
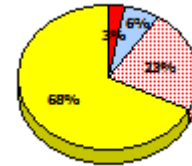
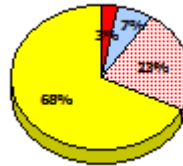
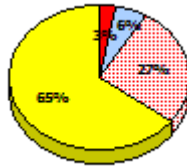


2014

N/A

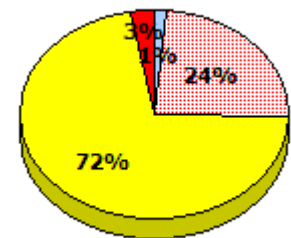
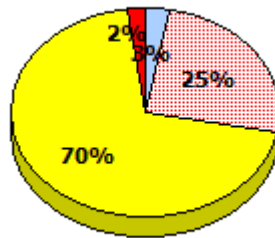
2013

AGR (3)



2012

AGR (9)



Exemption

Unknown

Not Yet Meeting

Meeting or Exceeding

* In some cases, Provincial Assessment numbers may exceed AGR numbers based on late enrolments. Pie chart is based on the number of students who wrote the Provincial Assessment.

* Mushuau Innu Natuashish School and Sheshatshiu Innu School are excluded from region and provincial results.

Source: Division of Evaluation and Research, Department of Education and Early Childhood Development

**Elementary English Language Arts
4 Year Provincial Assessment, June 2015
Student Population Report**
(average scores)

NLESD - Western Region

School #: 089 Jakeman All Grade

Reading

School

Region

Province

Non - Fiction

Fiction

Non - Fiction

Fiction

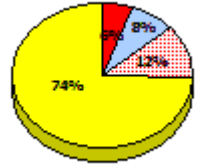
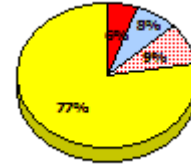
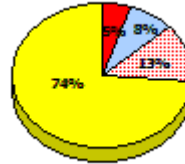
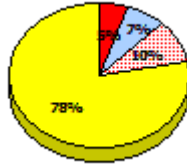
Non - Fiction

Fiction

2015

Apr 30,
2013 (5)

*School data with 5 or fewer students
withheld for reasons of confidentiality.*

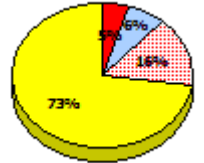
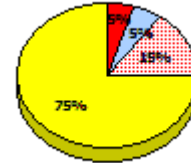
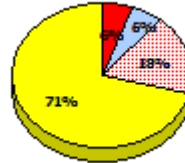
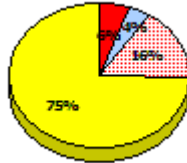


2014

N/A

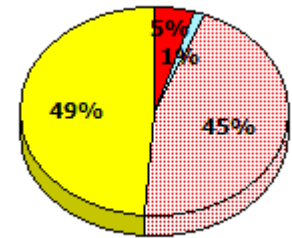
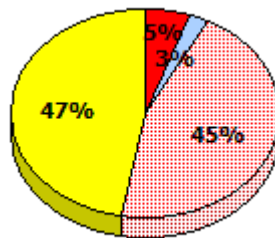
2013

AGR (3)



2012

AGR (9)



Exemption

Unknown

Not Yet Meeting

Meeting or Exceeding

* In some cases, Provincial Assessment numbers may exceed AGR numbers based on late enrolments. Pie chart is based on the number of students who wrote the Provincial Assessment.

* Mushuau Innu Natuashish School and Sheshatshiu Innu School are excluded from region and provincial results.

Source: Division of Evaluation and Research, Department of Education and Early Childhood Development

NLESD - Western Region

School #: 089 Jakeman All Grade

Demand Writing

Percentage of students meeting/exceeding (2012 - 2015)

School data with 5 or fewer students withheld for reasons of confidentiality.



Reading

Percentage of students meeting/exceeding (2012 - 2015)

School data with 5 or fewer students withheld for reasons of confidentiality.



* In some cases, Provincial Assessment numbers may exceed AGR numbers based on late enrolments. Pie chart is based on the number of students who wrote the Provincial Assessment.

* Mushuau Innu Natuashish School and Sheshatshiu Innu School are excluded from region and provincial results.

NLESD - Western Region

School #: 091 Burgeo Academy

Demand Writing

School

Region

Province

Creative Writing

Persuasive Writing

Creative Writing

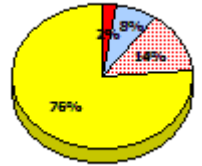
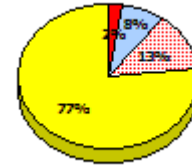
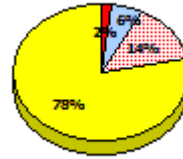
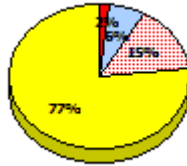
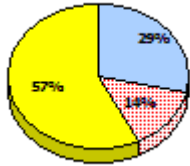
Persuasive Writing

Creative Writing

Persuasive Writing

2015

Apr 30, 2015 (7)

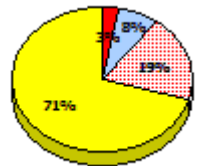
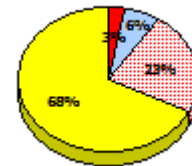
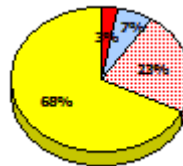
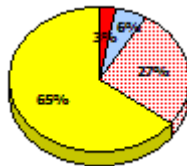
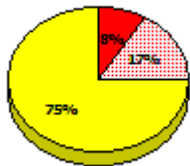


2014

N/A

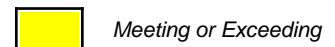
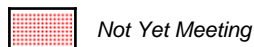
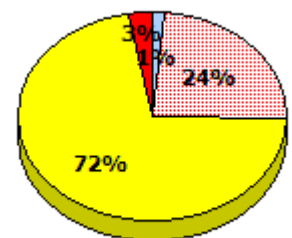
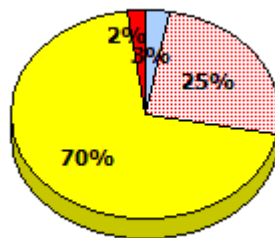
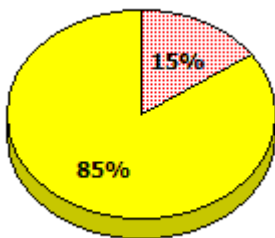
2013

AGR (12)



2012

AGR (13)



* In some cases, Provincial Assessment numbers may exceed AGR numbers based on late enrolments. Pie chart is based on the number of students who wrote the Provincial Assessment.

* Mushuau Innu Natuashish School and Sheshatshiu Innu School are excluded from region and provincial results.

NLESD - Western Region

School #: 091 Burgeo Academy

Reading

School

Region

Province

Non - Fiction

Fiction

Non - Fiction

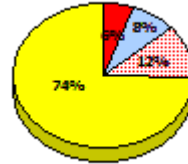
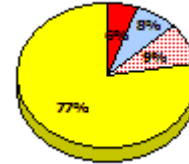
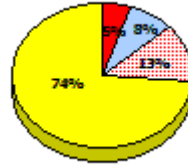
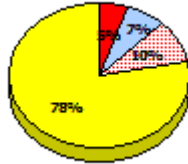
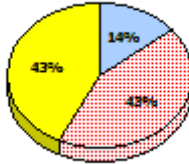
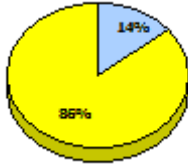
Fiction

Non - Fiction

Fiction

2015

Apr 30,
2013 (7)

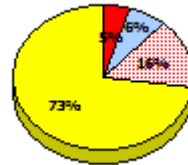
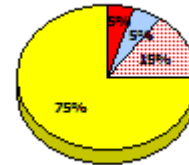
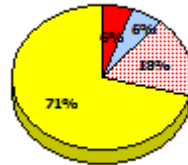
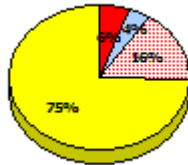
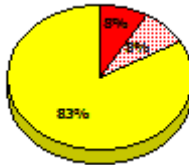
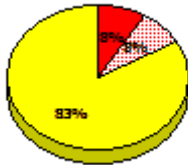


2014

N/A

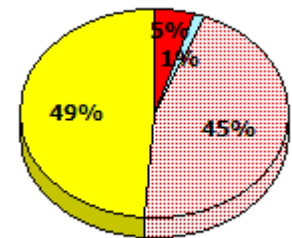
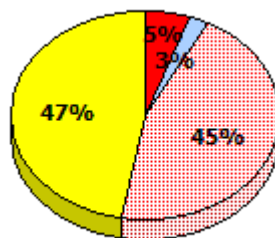
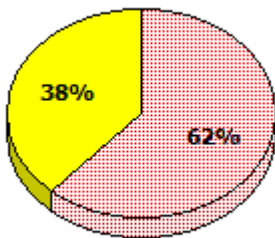
2013

AGR (12)



2012

AGR (13)



* In some cases, Provincial Assessment numbers may exceed AGR numbers based on late enrolments. Pie chart is based on the number of students who wrote the Provincial Assessment.

* Mushuau Innu Natuashish School and Sheshatshiu Innu School are excluded from region and provincial results.

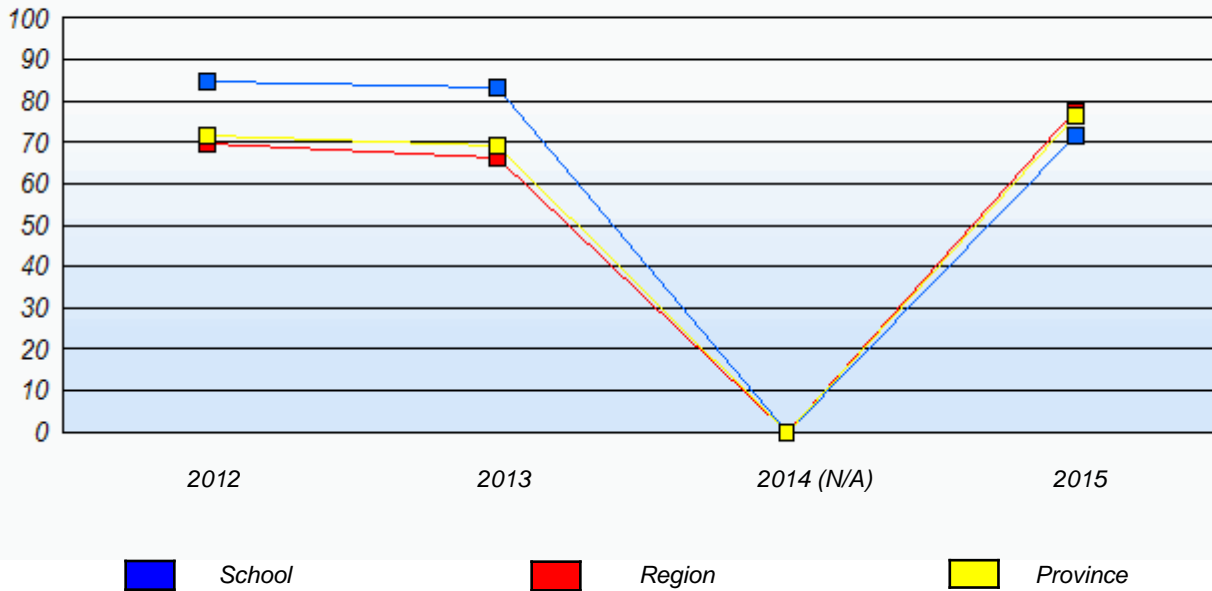
Source: Division of Evaluation and Research, Department of Education and Early Childhood Development

NLESD - Western Region

School #: 091 Burgeo Academy

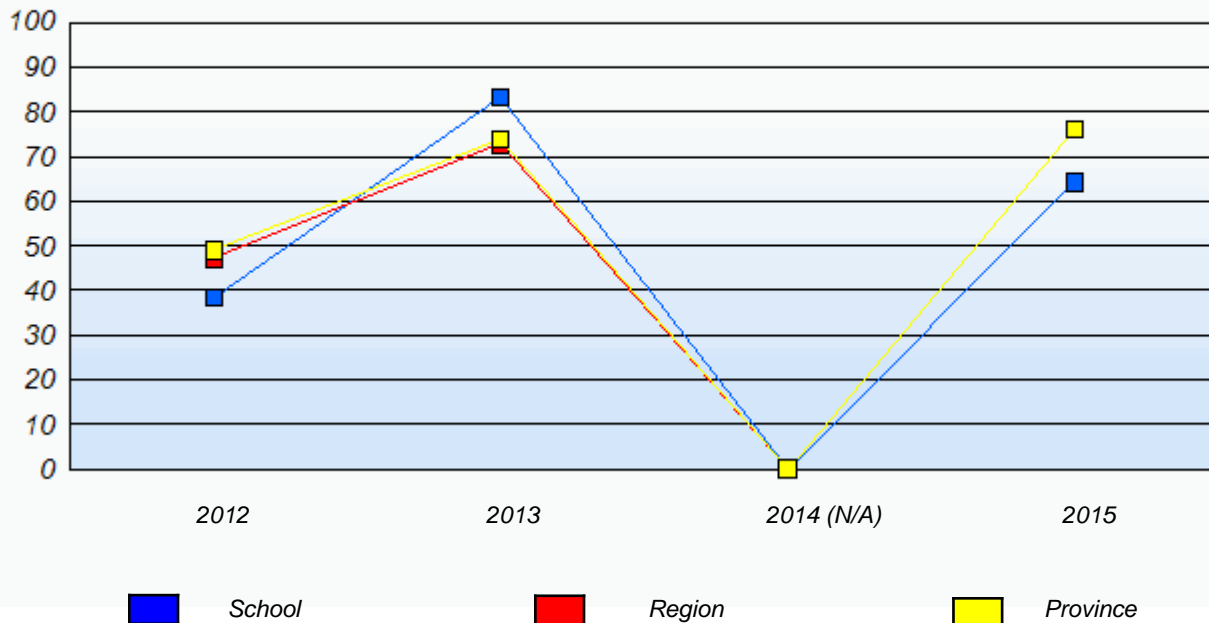
Demand Writing

Percentage of students meeting/exceeding (2012 - 2015)



Reading

Percentage of students meeting/exceeding (2012 - 2015)



* In some cases, Provincial Assessment numbers may exceed AGR numbers based on late enrolments. Pie chart is based on the number of students who wrote the Provincial Assessment.

* Mushuau Innu Natuashish School and Sheshatshiu Innu School are excluded from region and provincial results.

NLESD - Western Region

School #: 092 Grandy's River Collegiate

Demand Writing

School

Region

Province

Creative Writing

Persuasive Writing

Creative Writing

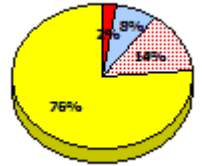
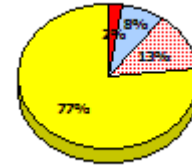
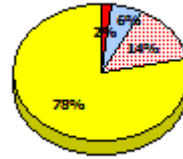
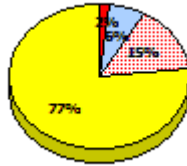
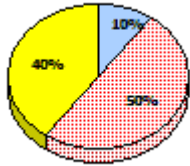
Persuasive Writing

Creative Writing

Persuasive Writing

2015

Apr 30, 2015 (10)

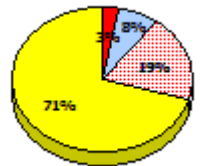
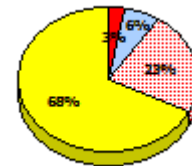
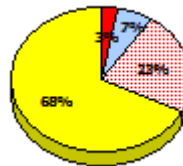
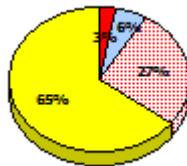
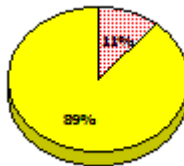
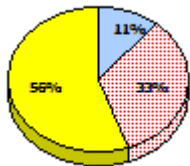


2014

N/A

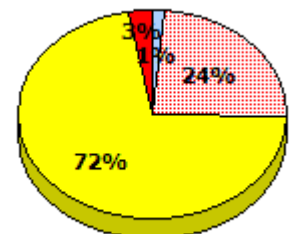
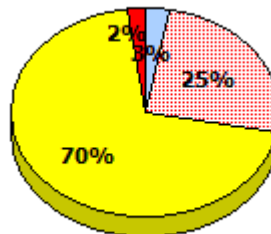
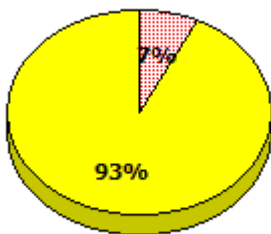
2013

AGR (9)



2012

AGR (13)



Exemption

Unknown

Not Yet Meeting

Meeting or Exceeding

* In some cases, Provincial Assessment numbers may exceed AGR numbers based on late enrolments. Pie chart is based on the number of students who wrote the Provincial Assessment.

* Mushuau Innu Natuashish School and Sheshatshiu Innu School are excluded from region and provincial results.

Source: Division of Evaluation and Research, Department of Education and Early Childhood Development

NLESD - Western Region

School #: 092 Grandy's River Collegiate

Reading

School

Region

Province

Non - Fiction

Fiction

Non - Fiction

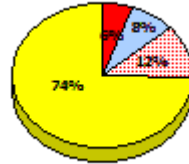
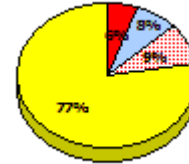
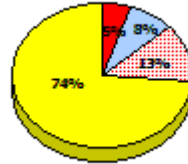
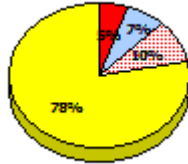
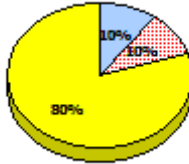
Fiction

Non - Fiction

Fiction

2015

Apr 30,
2013 (10)

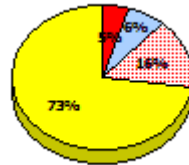
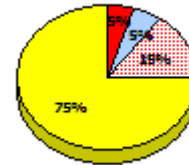
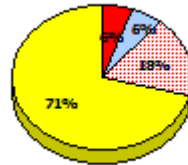
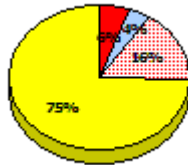
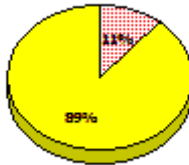


2014

N/A

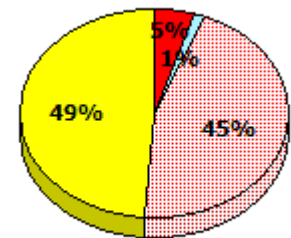
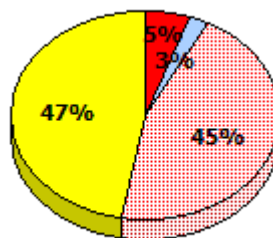
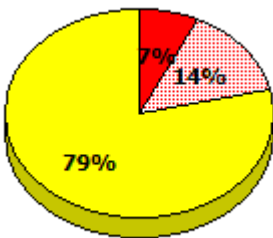
2013

AGR (9)



2012

AGR (13)



Exemption
 Unknown
 Not Yet Meeting
 Meeting or Exceeding

* In some cases, Provincial Assessment numbers may exceed AGR numbers based on late enrolments. Pie chart is based on the number of students who wrote the Provincial Assessment.

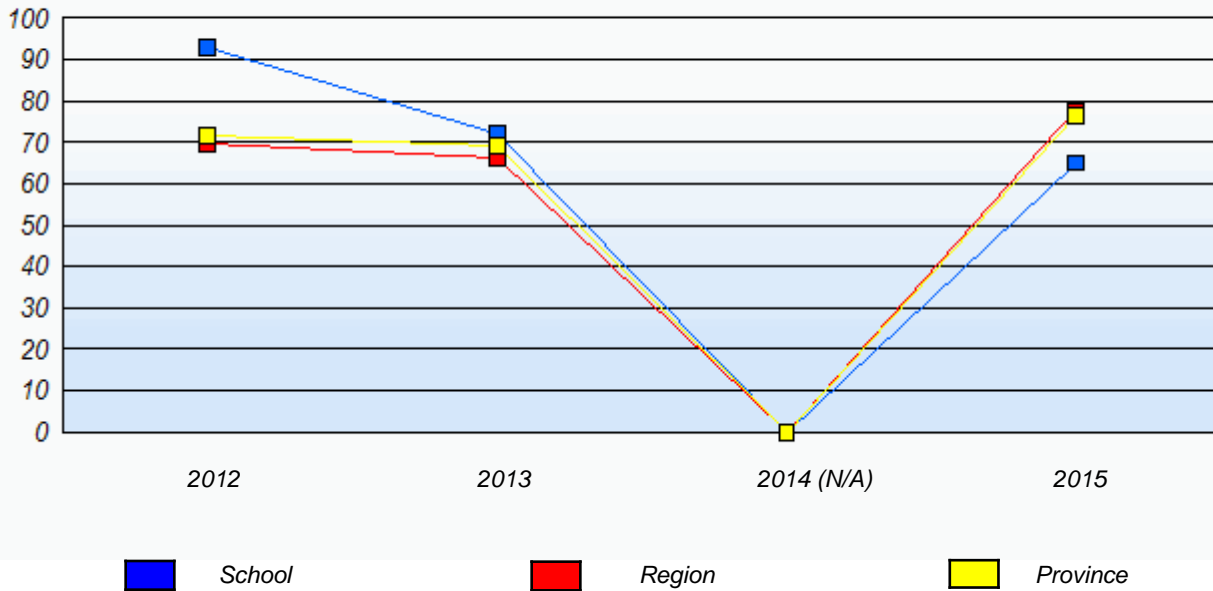
* Mushuau Innu Natuashish School and Sheshatshiu Innu School are excluded from region and provincial results.

NLESD - Western Region

School #: 092 Grandy's River Collegiate

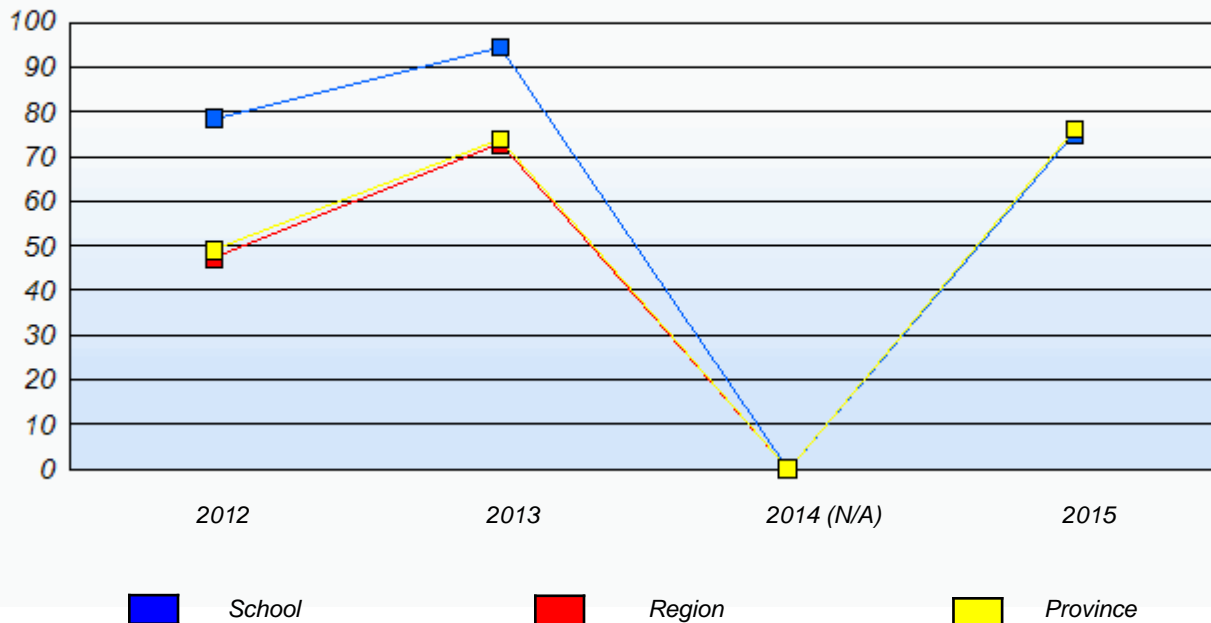
Demand Writing

Percentage of students meeting/exceeding (2012 - 2015)



Reading

Percentage of students meeting/exceeding (2012 - 2015)



* In some cases, Provincial Assessment numbers may exceed AGR numbers based on late enrolments. Pie chart is based on the number of students who wrote the Provincial Assessment.

* Mushuau Innu Natuashish School and Sheshatshiu Innu School are excluded from region and provincial results.

Source: Division of Evaluation and Research, Department of Education and Early Childhood Development

NLESD - Western Region

School #: 096 Our Lady of the Cape School

Demand Writing

School

Region

Province

Creative Writing

Persuasive Writing

Creative Writing

Persuasive Writing

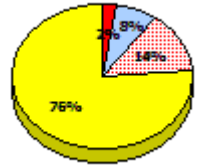
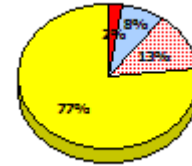
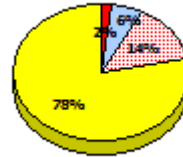
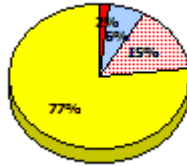
Creative Writing

Persuasive Writing

2015

School data with 5 or fewer students withheld for reasons of confidentiality.

Apr 30, 2015 (6)

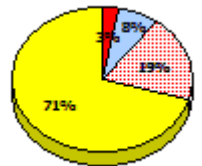
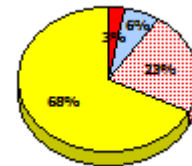
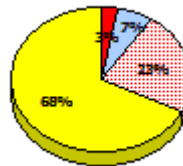
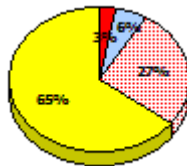


2014

N/A

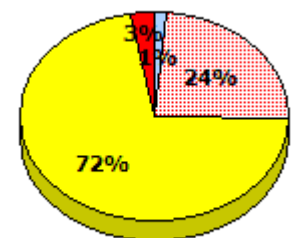
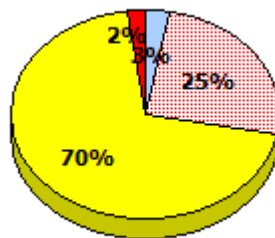
2013

AGR (8)



2012

AGR (9)



Exemption

Unknown

Not Yet Meeting

Meeting or Exceeding

* In some cases, Provincial Assessment numbers may exceed AGR numbers based on late enrolments. Pie chart is based on the number of students who wrote the Provincial Assessment.

* Mushuau Innu Natuashish School and Sheshatshiu Innu School are excluded from region and provincial results.

NLESD - Western Region

School #: 096 Our Lady of the Cape School

Reading

School

Region

Province

Non - Fiction

Fiction

Non - Fiction

Fiction

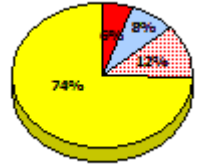
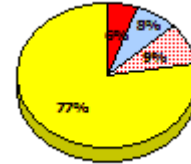
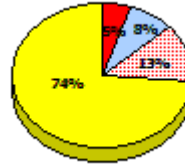
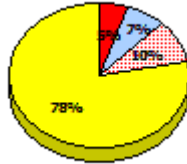
Non - Fiction

Fiction

2015

Apr 30,
2013 (6)

*School data with 5 or fewer students
withheld for reasons of confidentiality.*

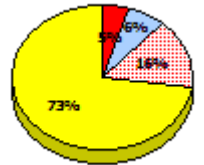
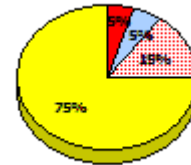
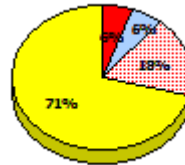
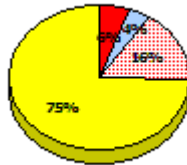


2014

N/A

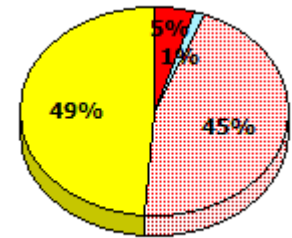
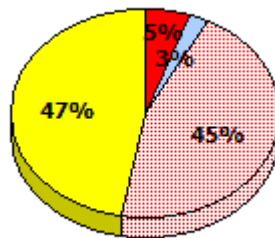
2013

AGR (8)



2012

AGR (9)



Exemption

Unknown

Not Yet Meeting

Meeting or Exceeding

* In some cases, Provincial Assessment numbers may exceed AGR numbers based on late enrolments. Pie chart is based on the number of students who wrote the Provincial Assessment.

* Mushuau Innu Natuashish School and Sheshatshiu Innu School are excluded from region and provincial results.

NLESD - Western Region

School #: 096 Our Lady of the Cape School

Demand Writing

Percentage of students meeting/exceeding (2012 - 2015)

School data with 5 or fewer students withheld for reasons of confidentiality.



Reading

Percentage of students meeting/exceeding (2012 - 2015)

School data with 5 or fewer students withheld for reasons of confidentiality.



* In some cases, Provincial Assessment numbers may exceed AGR numbers based on late enrolments. Pie chart is based on the number of students who wrote the Provincial Assessment.

* Mushuau Innu Natuashish School and Sheshatshiu Innu School are excluded from region and provincial results.

NLESD - Western Region

School #: 097 St. James' Elementary

Demand Writing

School

Region

Province

Creative Writing

Persuasive Writing

Creative Writing

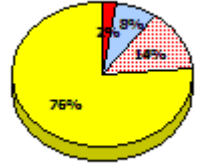
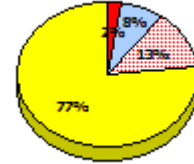
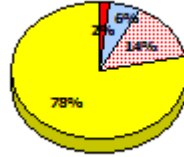
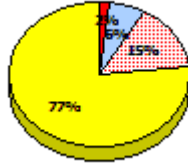
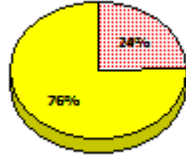
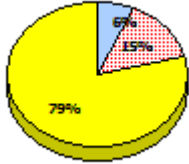
Persuasive Writing

Creative Writing

Persuasive Writing

2015

Apr 30, 2015 (48)

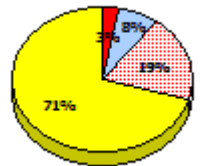
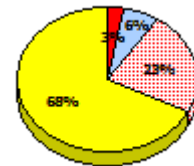
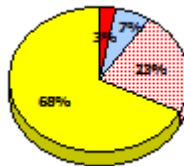
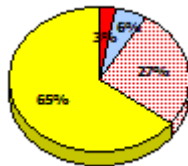
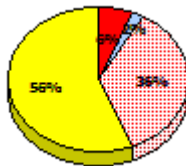
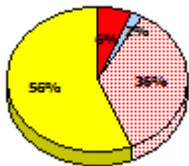


2014

N/A

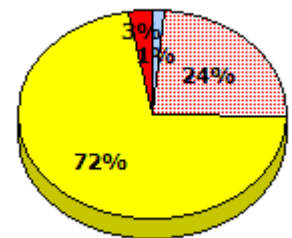
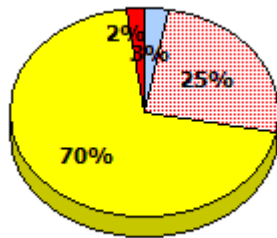
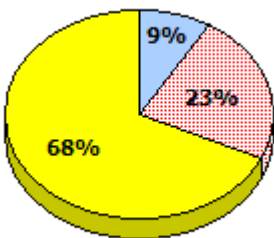
2013

AGR (50)



2012

AGR (47)



* In some cases, Provincial Assessment numbers may exceed AGR numbers based on late enrolments. Pie chart is based on the number of students who wrote the Provincial Assessment.

* Mushuau Innu Natuashish School and Sheshatshiu Innu School are excluded from region and provincial results.

Source: Division of Evaluation and Research, Department of Education and Early Childhood Development

NLESD - Western Region

School #: 097 St. James' Elementary

Reading

School

Region

Province

Non - Fiction

Fiction

Non - Fiction

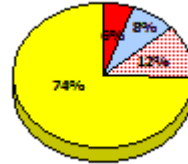
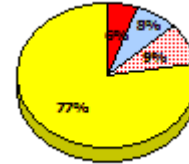
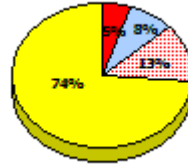
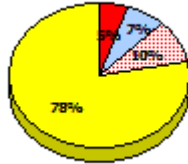
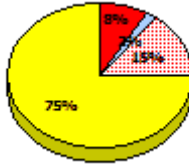
Fiction

Non - Fiction

Fiction

2015

Apr 30,
2013 (48)

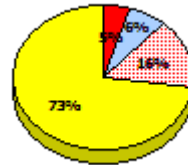
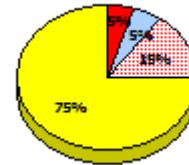
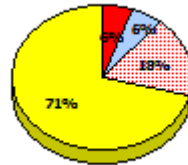
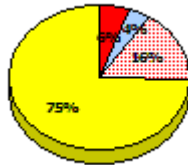
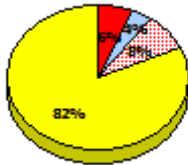


2014

N/A

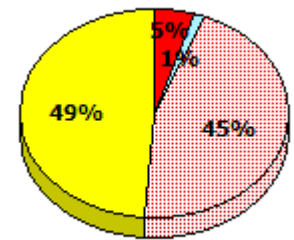
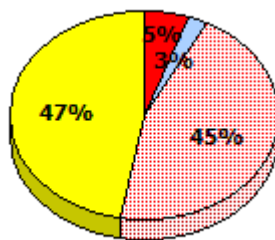
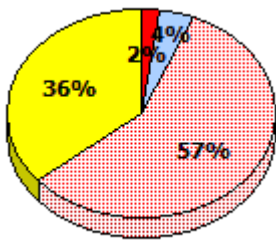
2013

AGR (50)



2012

AGR (47)



Exemption
 Unknown
 Not Yet Meeting
 Meeting or Exceeding

* In some cases, Provincial Assessment numbers may exceed AGR numbers based on late enrolments. Pie chart is based on the number of students who wrote the Provincial Assessment.

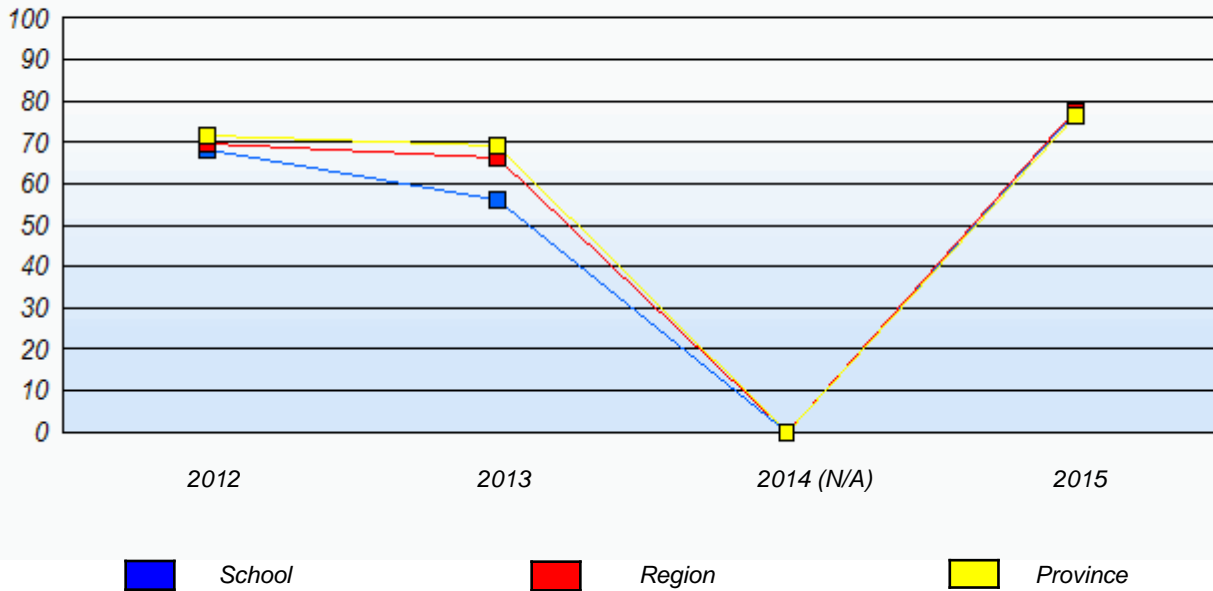
* Mushuau Innu Natuashish School and Sheshatshiu Innu School are excluded from region and provincial results.

NLESD - Western Region

School #: 097 St. James' Elementary

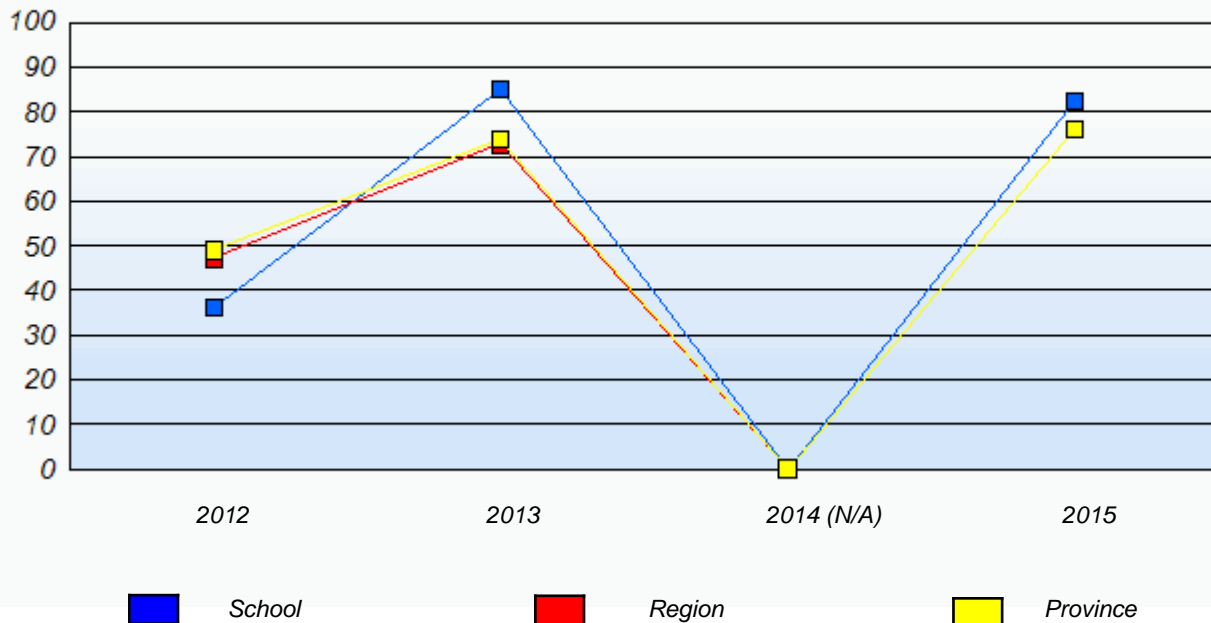
Demand Writing

Percentage of students meeting/exceeding (2012 - 2015)



Reading

Percentage of students meeting/exceeding (2012 - 2015)



* In some cases, Provincial Assessment numbers may exceed AGR numbers based on late enrolments. Pie chart is based on the number of students who wrote the Provincial Assessment.

* Mushuau Innu Natuashish School and Sheshatshiu Innu School are excluded from region and provincial results.

Source: Division of Evaluation and Research, Department of Education and Early Childhood Development

NLESD - Western Region

School #: 103 LeGallais Memorial

Demand Writing

School

Region

Province

Creative Writing

Persuasive Writing

Creative Writing

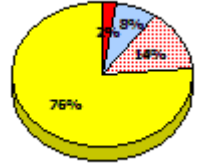
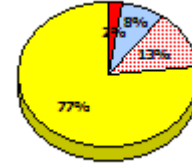
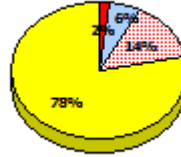
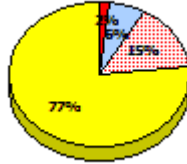
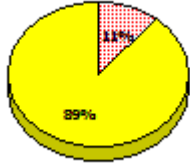
Persuasive Writing

Creative Writing

Persuasive Writing

2015

Apr 30, 2015 (9)

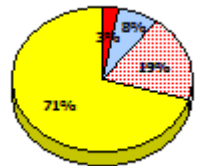
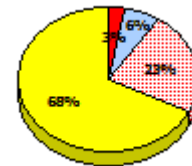
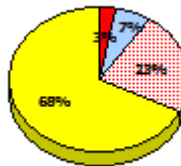
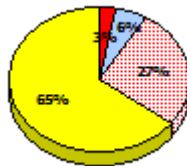


2014

N/A

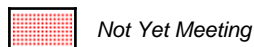
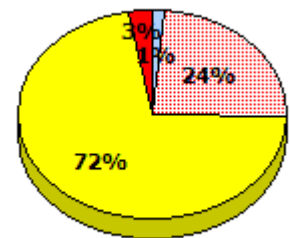
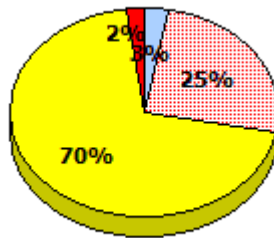
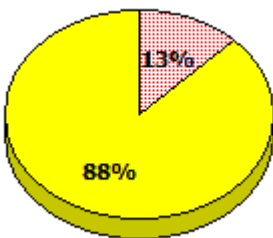
2013

AGR (6)



2012

AGR (8)



* In some cases, Provincial Assessment numbers may exceed AGR numbers based on late enrolments. Pie chart is based on the number of students who wrote the Provincial Assessment.

* Mushuau Innu Natuashish School and Sheshatshiu Innu School are excluded from region and provincial results.

NLESD - Western Region

School #: 103 LeGallais Memorial

Reading

School

Region

Province

Non - Fiction

Fiction

Non - Fiction

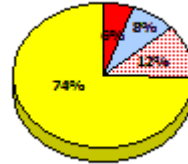
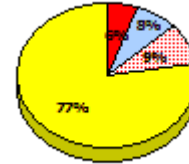
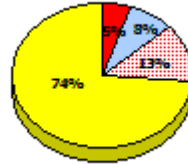
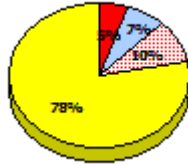
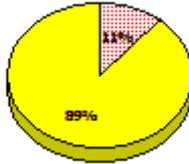
Fiction

Non - Fiction

Fiction

2015

Apr 30,
2013 (9)

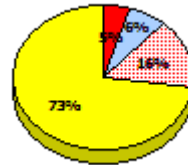
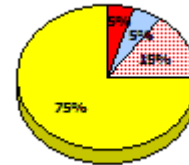
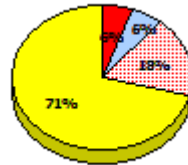
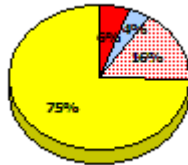


2014

N/A

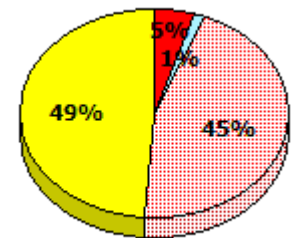
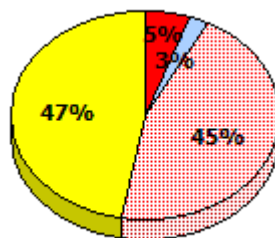
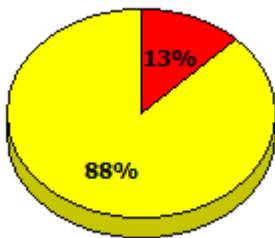
2013

AGR (6)



2012

AGR (8)



Exemption
 Unknown
 Not Yet Meeting
 Meeting or Exceeding

* In some cases, Provincial Assessment numbers may exceed AGR numbers based on late enrolments. Pie chart is based on the number of students who wrote the Provincial Assessment.

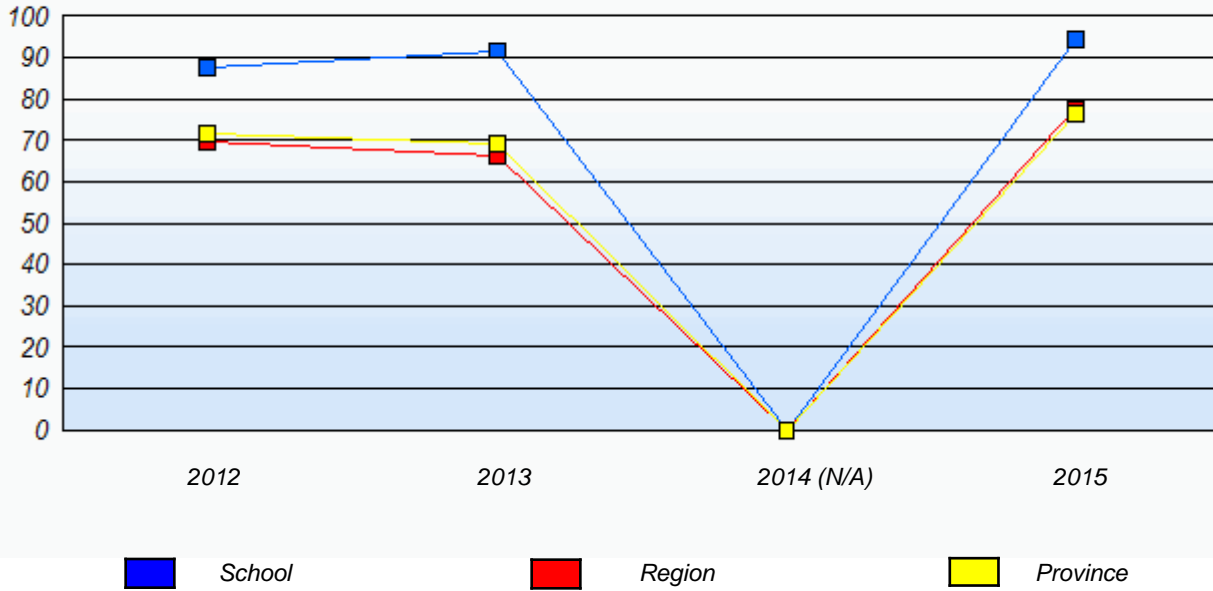
* Mushuau Innu Natuashish School and Sheshatshiu Innu School are excluded from region and provincial results.

NLESD - Western Region

School #: 103 LeGallais Memorial

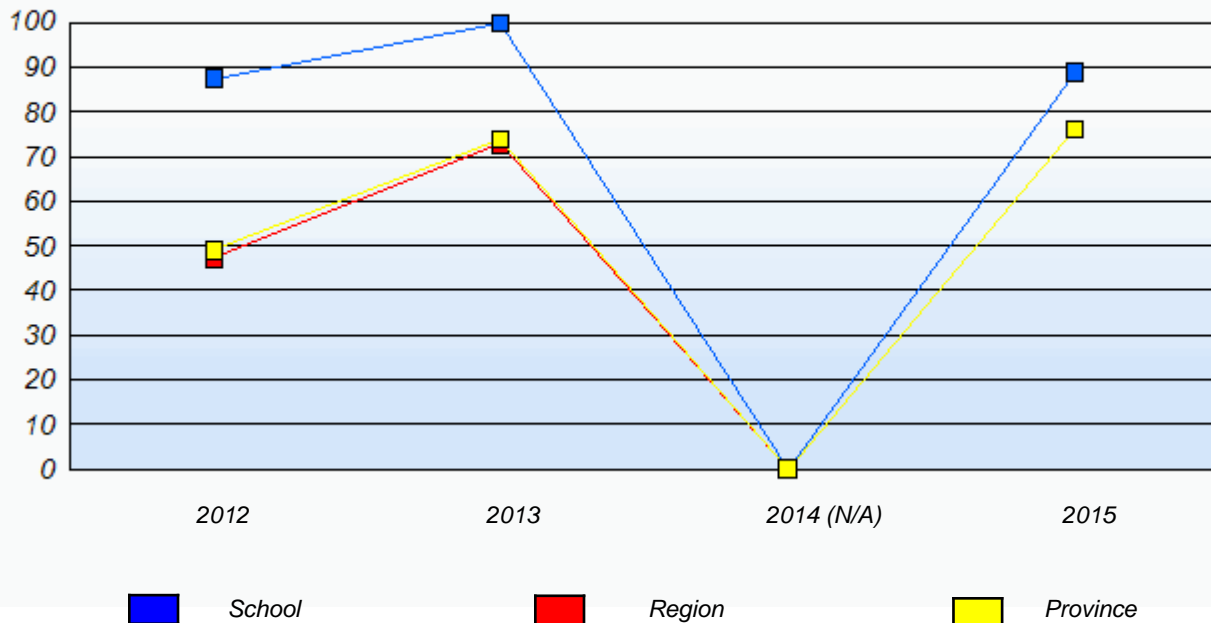
Demand Writing

Percentage of students meeting/exceeding (2012 - 2015)



Reading

Percentage of students meeting/exceeding (2012 - 2015)



* In some cases, Provincial Assessment numbers may exceed AGR numbers based on late enrolments. Pie chart is based on the number of students who wrote the Provincial Assessment.

* Mushuau Innu Natuashish School and Sheshatshiu Innu School are excluded from region and provincial results.

NLESD - Western Region

School #: 106 Lourdes Elementary

Demand Writing

School

Region

Province

Creative Writing

Persuasive Writing

Creative Writing

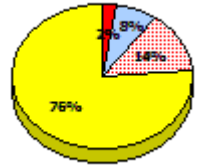
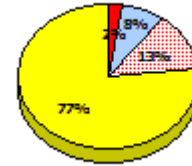
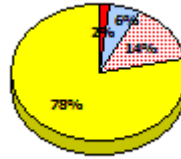
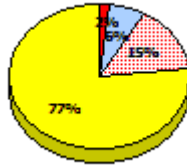
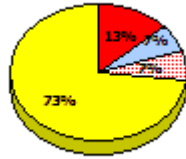
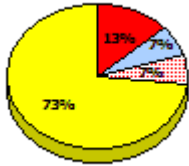
Persuasive Writing

Creative Writing

Persuasive Writing

2015

Apr 30, 2015 (15)

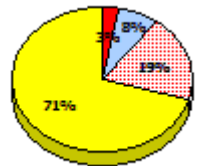
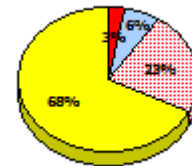
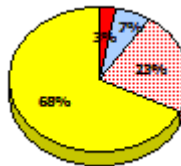
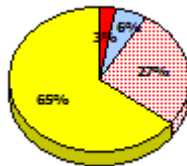
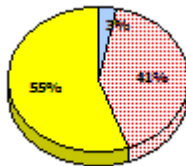
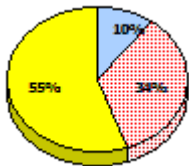


2014

N/A

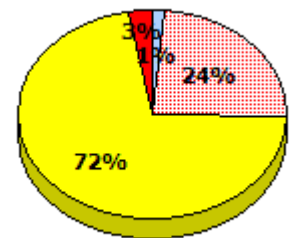
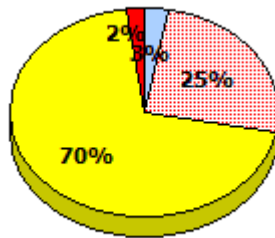
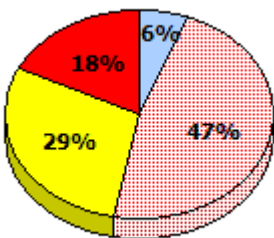
2013

AGR (29)



2012

AGR (17)



* In some cases, Provincial Assessment numbers may exceed AGR numbers based on late enrolments. Pie chart is based on the number of students who wrote the Provincial Assessment.

* Mushuau Innu Natuashish School and Sheshatshiu Innu School are excluded from region and provincial results.

NLESD - Western Region

School #: 106 Lourdes Elementary

Reading

School

Region

Province

Non - Fiction

Fiction

Non - Fiction

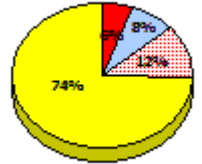
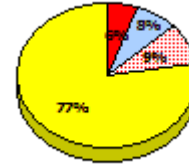
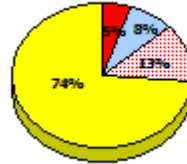
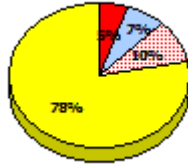
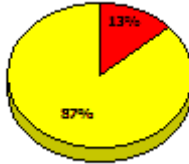
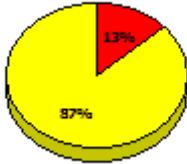
Fiction

Non - Fiction

Fiction

2015

Apr 30,
2013 (15)

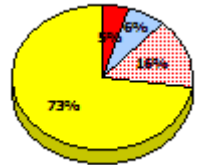
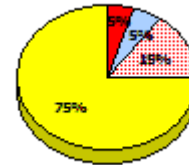
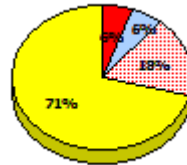
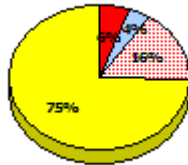
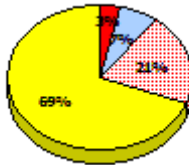
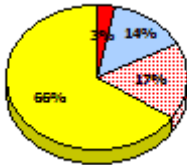


2014

N/A

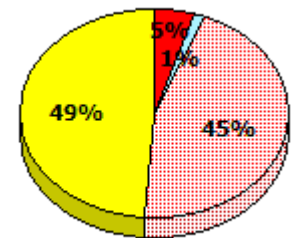
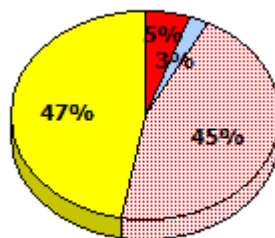
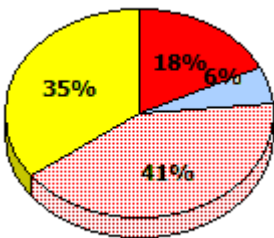
2013

AGR (29)



2012

AGR (17)



Exemption
 Unknown
 Not Yet Meeting
 Meeting or Exceeding

* In some cases, Provincial Assessment numbers may exceed AGR numbers based on late enrolments. Pie chart is based on the number of students who wrote the Provincial Assessment.

* Mushuau Innu Natuashish School and Sheshatshiu Innu School are excluded from region and provincial results.

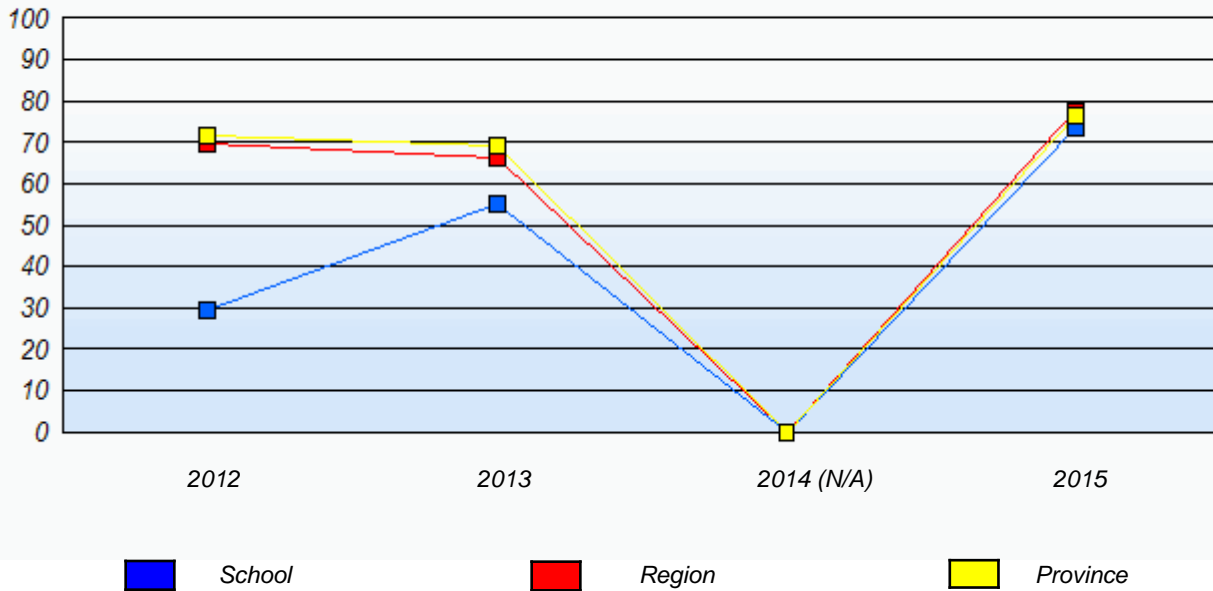
Source: Division of Evaluation and Research, Department of Education and Early Childhood Development

NLESD - Western Region

School #: 106 Lourdes Elementary

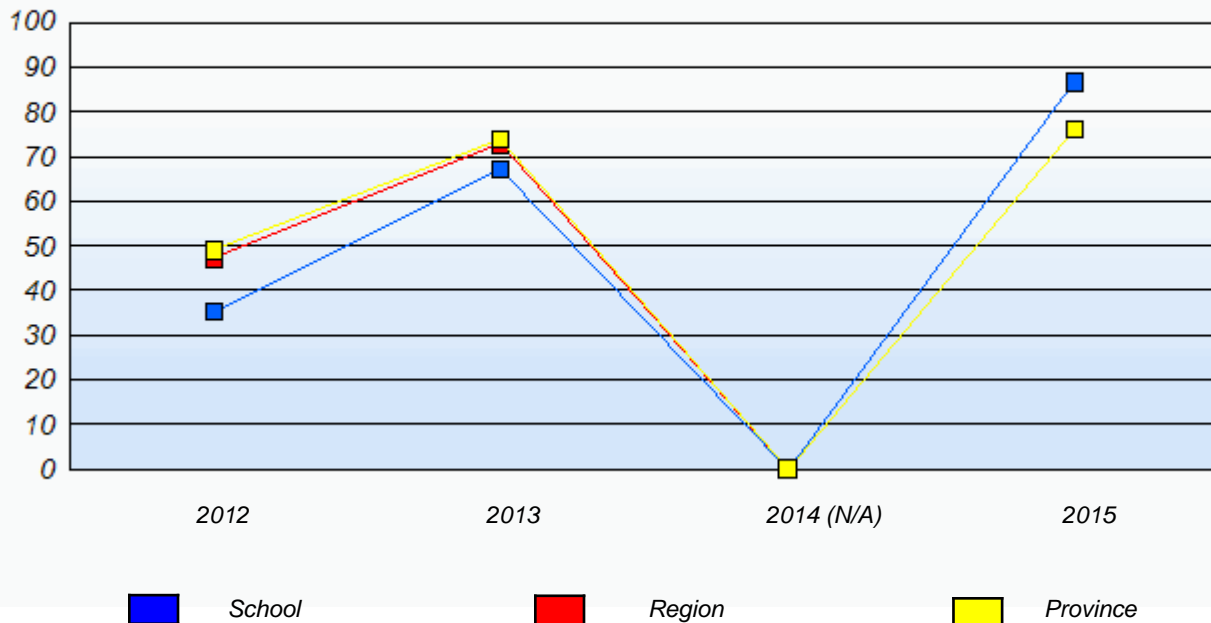
Demand Writing

Percentage of students meeting/exceeding (2012 - 2015)



Reading

Percentage of students meeting/exceeding (2012 - 2015)



* In some cases, Provincial Assessment numbers may exceed AGR numbers based on late enrolments. Pie chart is based on the number of students who wrote the Provincial Assessment.

* Mushuau Innu Natuashish School and Sheshatshiu Innu School are excluded from region and provincial results.

Source: Division of Evaluation and Research, Department of Education and Early Childhood Development

NLESD - Western Region

School #: 111 St. Thomas Aquinas

Demand Writing

School

Region

Province

Creative Writing

Persuasive Writing

Creative Writing

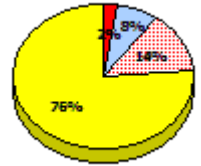
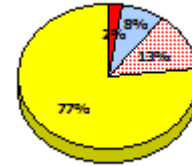
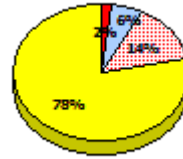
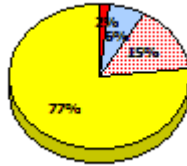
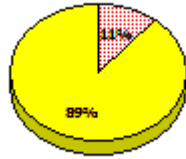
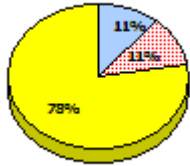
Persuasive Writing

Creative Writing

Persuasive Writing

2015

Apr 30, 2015 (9)

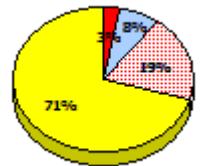
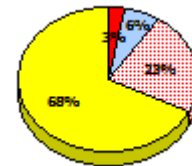
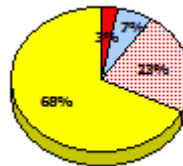
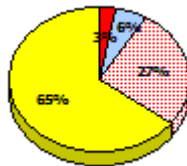
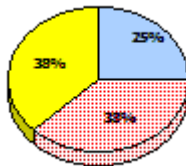
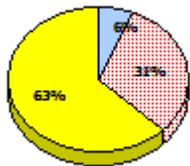


2014

N/A

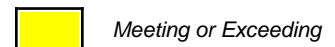
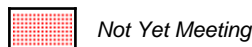
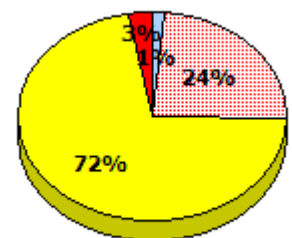
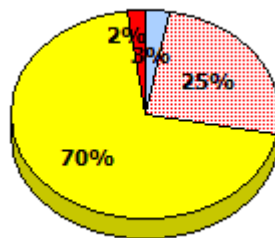
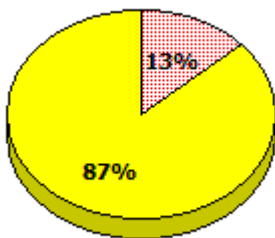
2013

AGR (16)



2012

AGR (15)



* In some cases, Provincial Assessment numbers may exceed AGR numbers based on late enrolments. Pie chart is based on the number of students who wrote the Provincial Assessment.

* Mushuau Innu Natuashish School and Sheshatshiu Innu School are excluded from region and provincial results.

Source: Division of Evaluation and Research, Department of Education and Early Childhood Development

NLESD - Western Region

School #: 111 St. Thomas Aquinas

Reading

School

Region

Province

Non - Fiction

Fiction

Non - Fiction

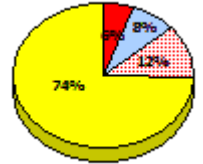
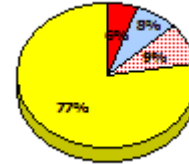
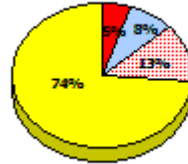
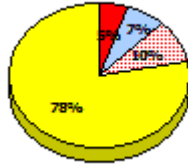
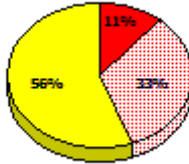
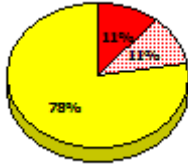
Fiction

Non - Fiction

Fiction

2015

Apr 30,
2013 (9)

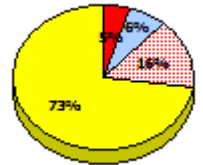
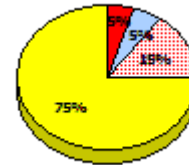
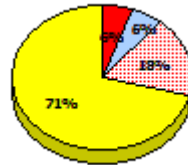
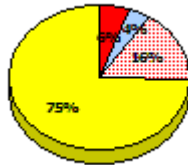
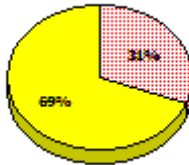
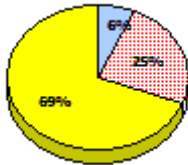


2014

N/A

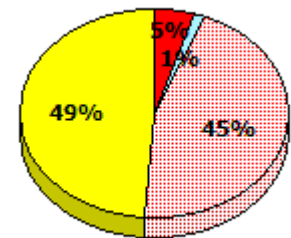
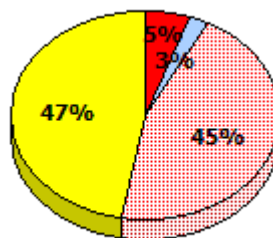
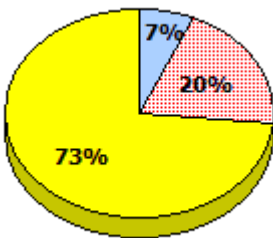
2013

AGR (16)



2012

AGR (15)



* In some cases, Provincial Assessment numbers may exceed AGR numbers based on late enrolments. Pie chart is based on the number of students who wrote the Provincial Assessment.

* Mushuau Innu Natuashish School and Sheshatshiu Innu School are excluded from region and provincial results.

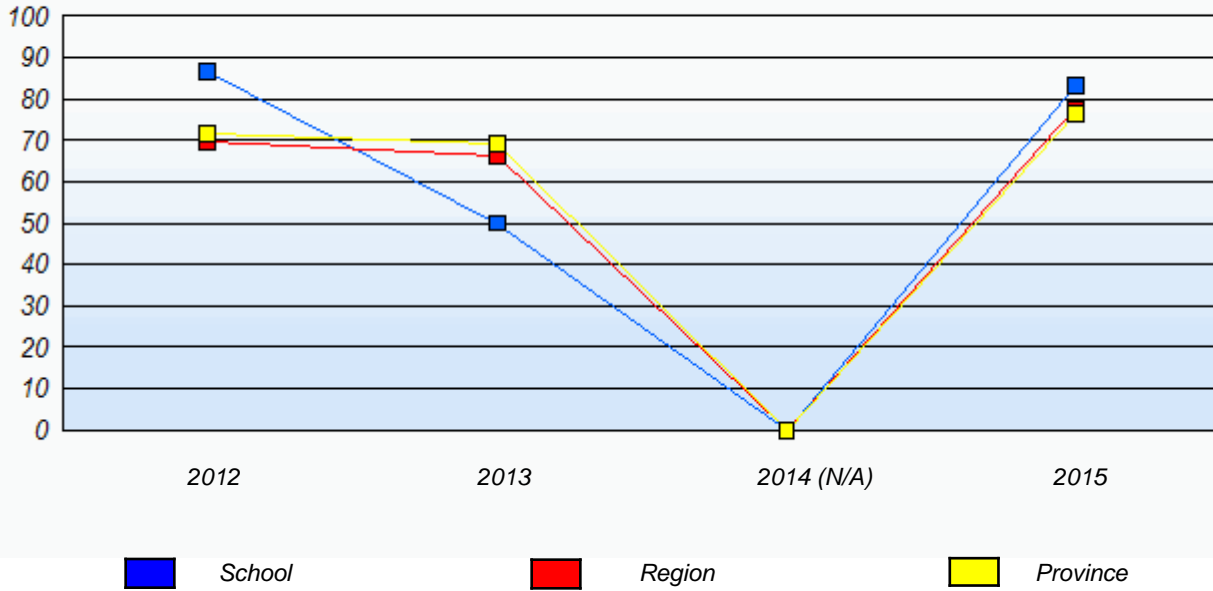
Source: Division of Evaluation and Research, Department of Education and Early Childhood Development

NLESD - Western Region

School #: 111 St. Thomas Aquinas

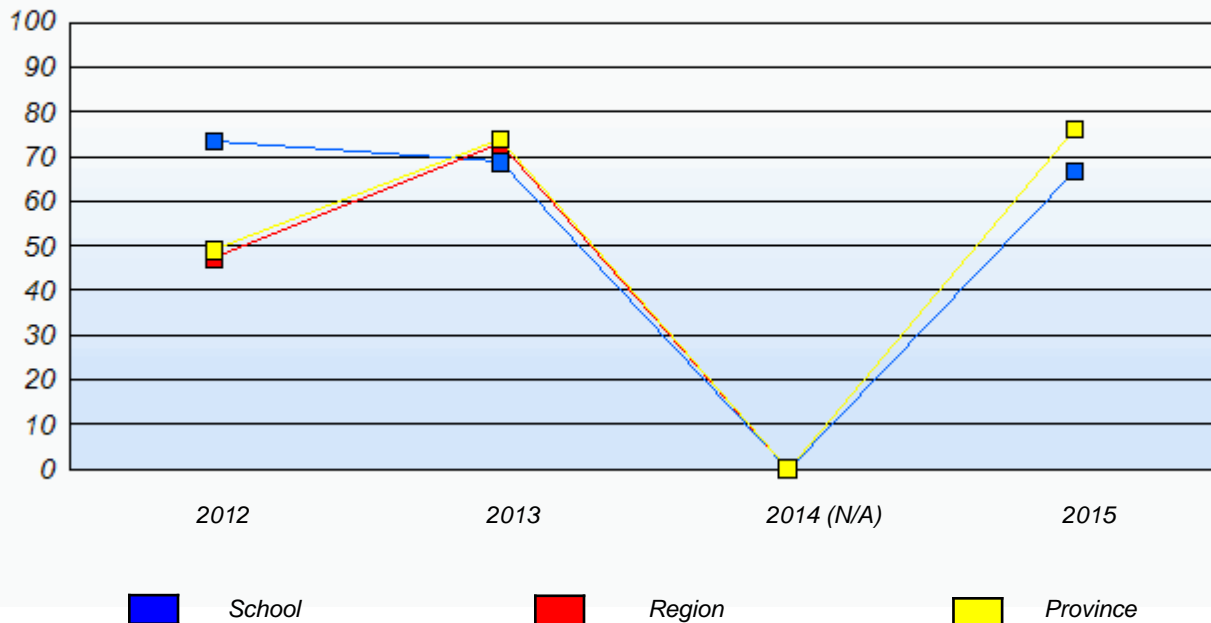
Demand Writing

Percentage of students meeting/exceeding (2012 - 2015)



Reading

Percentage of students meeting/exceeding (2012 - 2015)



* In some cases, Provincial Assessment numbers may exceed AGR numbers based on late enrolments. Pie chart is based on the number of students who wrote the Provincial Assessment.

* Mushuau Innu Natuashish School and Sheshatshiu Innu School are excluded from region and provincial results.

Source: Division of Evaluation and Research, Department of Education and Early Childhood Development

NLESD - Western Region

School #: 113 St. Boniface All Grade

Demand Writing

School

Region

Province

Creative Writing

Persuasive Writing

Creative Writing

Persuasive Writing

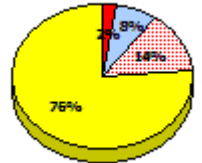
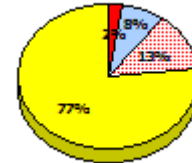
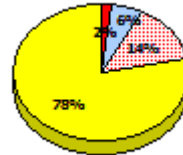
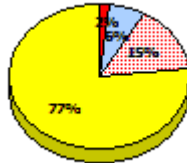
Creative Writing

Persuasive Writing

2015

School data with 5 or fewer students withheld for reasons of confidentiality.

Apr 30, 2015 (2)

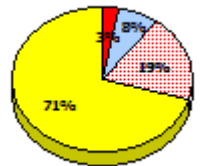
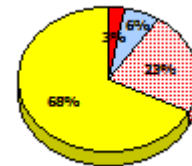
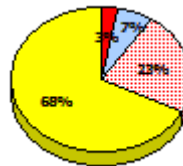
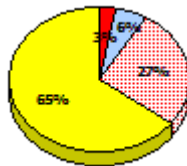


2014

N/A

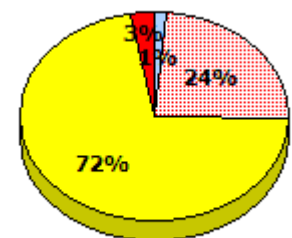
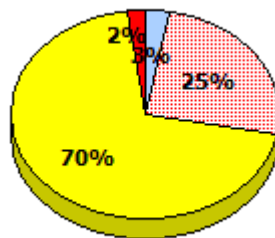
2013

AGR (3)



2012

AGR (5)



Exemption

Unknown

Not Yet Meeting

Meeting or Exceeding

* In some cases, Provincial Assessment numbers may exceed AGR numbers based on late enrolments. Pie chart is based on the number of students who wrote the Provincial Assessment.

* Mushuau Innu Natuashish School and Sheshatshiu Innu School are excluded from region and provincial results.

Source: Division of Evaluation and Research, Department of Education and Early Childhood Development

NLESD - Western Region

School #: 113 St. Boniface All Grade

Reading

School

Region

Province

Non - Fiction

Fiction

Non - Fiction

Fiction

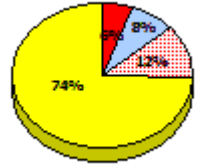
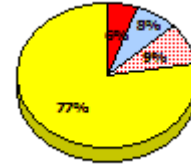
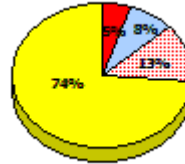
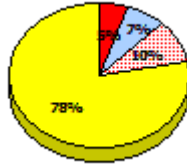
Non - Fiction

Fiction

2015

Apr 30,
2013 (2)

*School data with 5 or fewer students
withheld for reasons of confidentiality.*

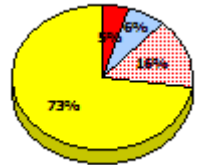
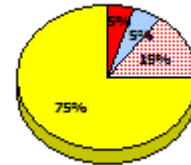
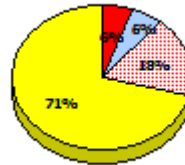
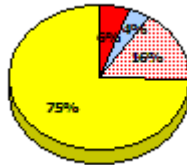


2014

N/A

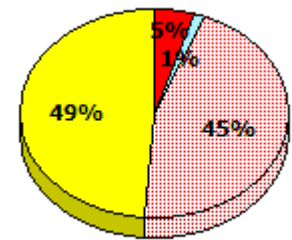
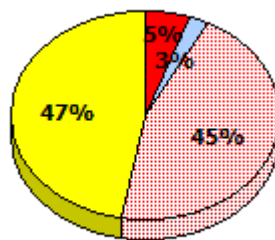
2013

AGR (3)



2012

AGR (5)



Exemption

Unknown

Not Yet Meeting

Meeting or Exceeding

* In some cases, Provincial Assessment numbers may exceed AGR numbers based on late enrolments. Pie chart is based on the number of students who wrote the Provincial Assessment.

* Mushuau Innu Natuashish School and Sheshatshiu Innu School are excluded from region and provincial results.

NLESD - Western Region

School #: 113 St. Boniface All Grade

Demand Writing

Percentage of students meeting/exceeding (2012 - 2015)

School data with 5 or fewer students withheld for reasons of confidentiality.



Reading

Percentage of students meeting/exceeding (2012 - 2015)

School data with 5 or fewer students withheld for reasons of confidentiality.



* In some cases, Provincial Assessment numbers may exceed AGR numbers based on late enrolments. Pie chart is based on the number of students who wrote the Provincial Assessment.

* Mushuau Innu Natuashish School and Sheshatshiu Innu School are excluded from region and provincial results.

NLESD - Western Region

School #: 115 Our Lady of Mercy Elementary

Demand Writing

School

Region

Province

Creative Writing

Persuasive Writing

Creative Writing

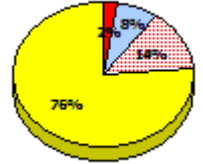
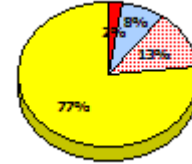
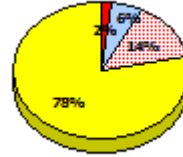
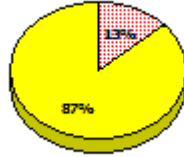
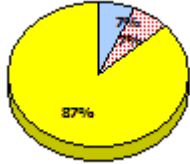
Persuasive Writing

Creative Writing

Persuasive Writing

2015

Apr 30, 2015 (15)

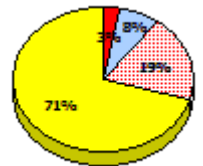
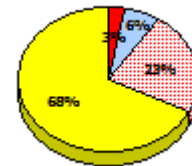
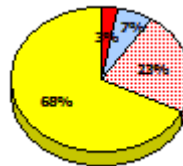
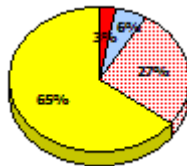
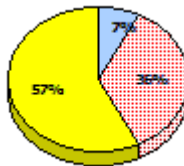
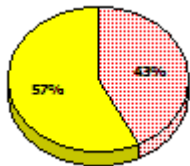


2014

N/A

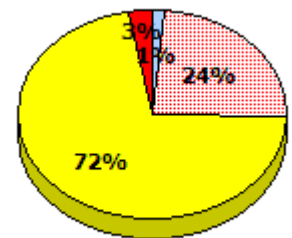
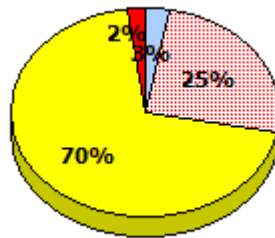
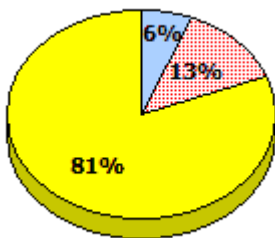
2013

AGR (14)



2012

AGR (16)



Exemption

Unknown

Not Yet Meeting

Meeting or Exceeding

* In some cases, Provincial Assessment numbers may exceed AGR numbers based on late enrolments. Pie chart is based on the number of students who wrote the Provincial Assessment.

* Mushuau Innu Natuashish School and Sheshatshiu Innu School are excluded from region and provincial results.

Source: Division of Evaluation and Research, Department of Education and Early Childhood Development

NLESD - Western Region

School #: 115 Our Lady of Mercy Elementary

Reading

School

Region

Province

Non - Fiction

Fiction

Non - Fiction

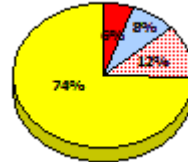
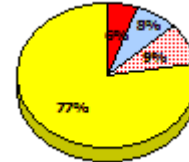
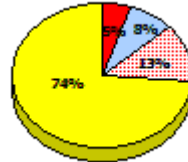
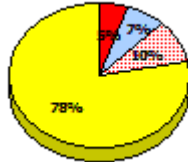
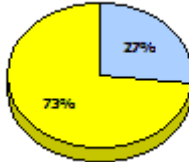
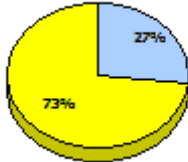
Fiction

Non - Fiction

Fiction

2015

Apr 30,
2013 (15)

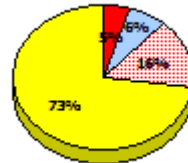
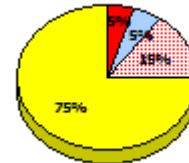
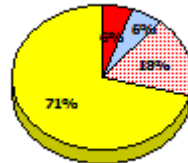
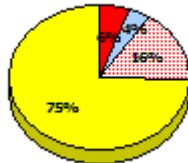
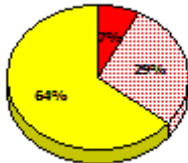


2014

N/A

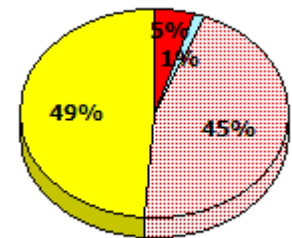
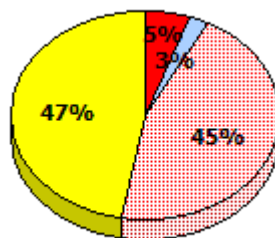
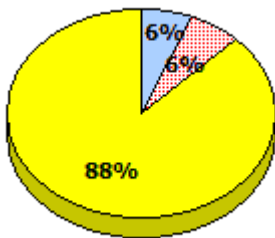
2013

AGR (14)



2012

AGR (16)



* In some cases, Provincial Assessment numbers may exceed AGR numbers based on late enrolments. Pie chart is based on the number of students who wrote the Provincial Assessment.

* Mushuau Innu Natuashish School and Sheshatshiu Innu School are excluded from region and provincial results.

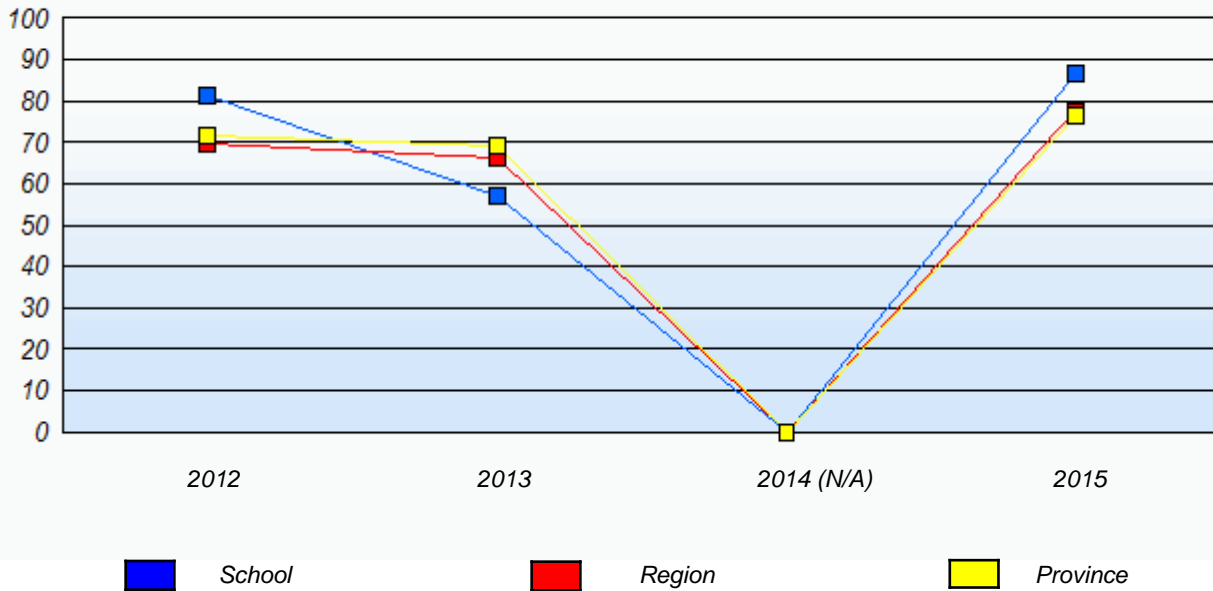
Source: Division of Evaluation and Research, Department of Education and Early Childhood Development

NLESD - Western Region

School #: 115 Our Lady of Mercy Elementary

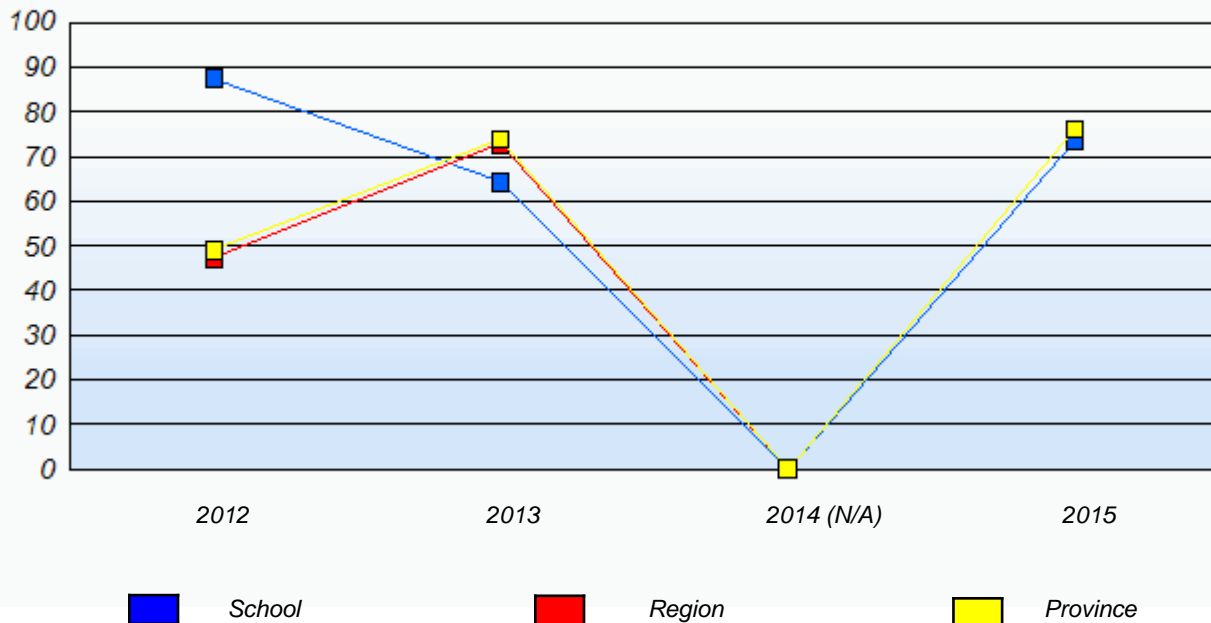
Demand Writing

Percentage of students meeting/exceeding (2012 - 2015)



Reading

Percentage of students meeting/exceeding (2012 - 2015)



* In some cases, Provincial Assessment numbers may exceed AGR numbers based on late enrolments. Pie chart is based on the number of students who wrote the Provincial Assessment.

* Mushuau Innu Natuashish School and Sheshatshiu Innu School are excluded from region and provincial results.

Source: Division of Evaluation and Research, Department of Education and Early Childhood Development

NLESD - Western Region

School #: 123 St. Michael's Elementary

Demand Writing

School

Region

Province

Creative Writing

Persuasive Writing

Creative Writing

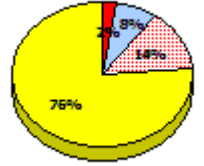
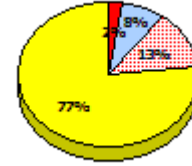
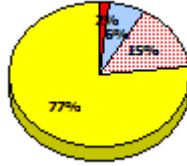
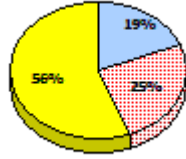
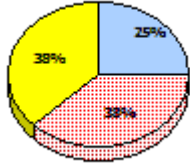
Persuasive Writing

Creative Writing

Persuasive Writing

2015

Apr 30, 2015 (16)

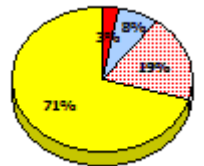
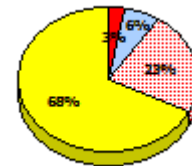
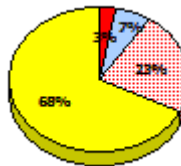
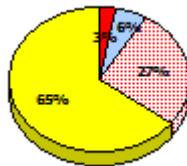
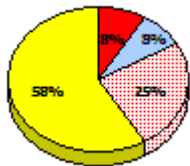


2014

N/A

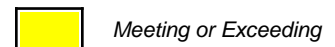
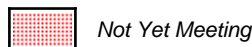
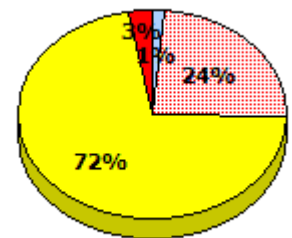
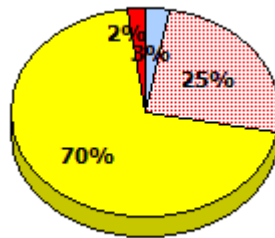
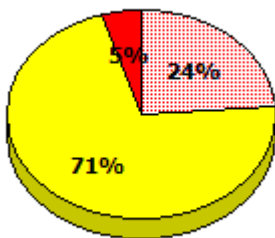
2013

AGR (12)



2012

AGR (21)



* In some cases, Provincial Assessment numbers may exceed AGR numbers based on late enrolments. Pie chart is based on the number of students who wrote the Provincial Assessment.

* Mushuau Innu Natuashish School and Sheshatshiu Innu School are excluded from region and provincial results.

Source: Division of Evaluation and Research, Department of Education and Early Childhood Development

NLESD - Western Region

School #: 123 St. Michael's Elementary

Reading

School

Region

Province

Non - Fiction

Fiction

Non - Fiction

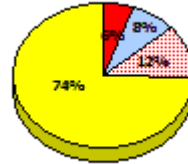
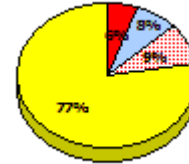
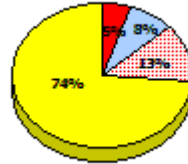
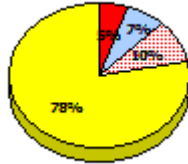
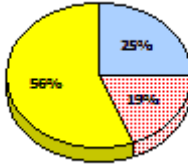
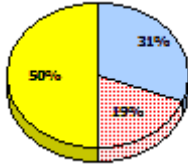
Fiction

Non - Fiction

Fiction

2015

Apr 30,
2013 (16)

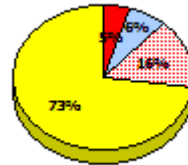
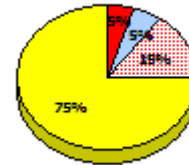
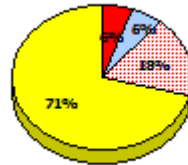
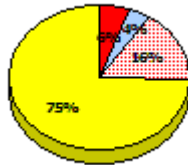
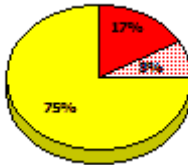
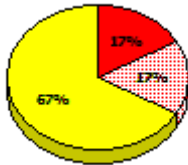


2014

N/A

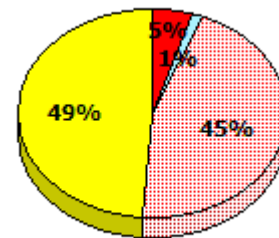
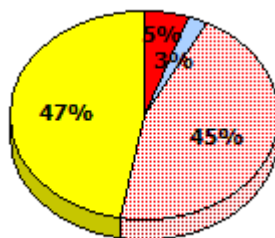
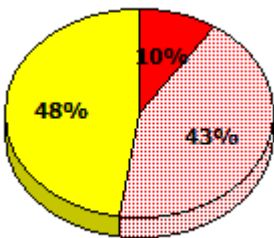
2013

AGR (12)



2012

AGR (21)



Exemption
 Unknown
 Not Yet Meeting
 Meeting or Exceeding

* In some cases, Provincial Assessment numbers may exceed AGR numbers based on late enrolments. Pie chart is based on the number of students who wrote the Provincial Assessment.

* Mushuau Innu Natuashish School and Sheshatshiu Innu School are excluded from region and provincial results.

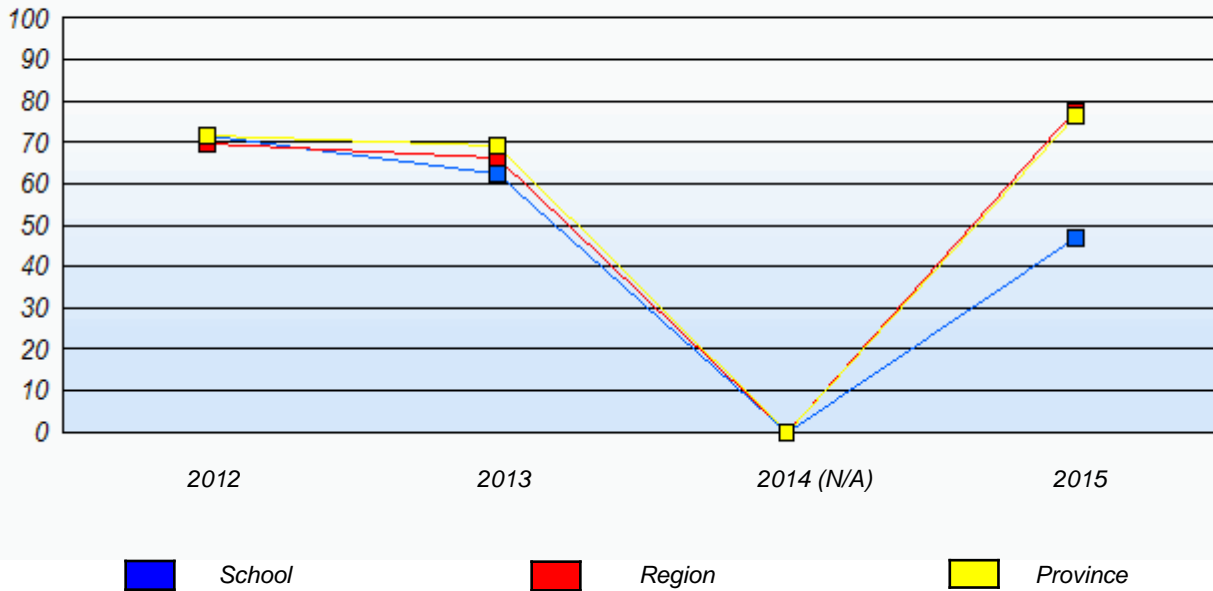
Source: Division of Evaluation and Research, Department of Education and Early Childhood Development

NLESD - Western Region

School #: 123 St. Michael's Elementary

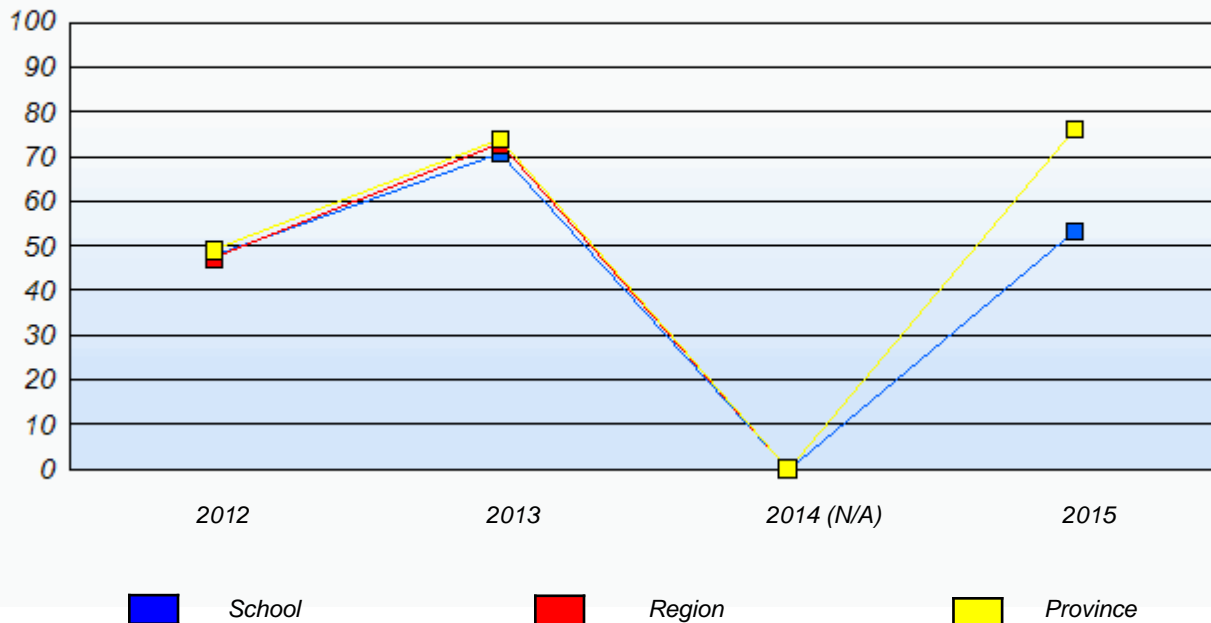
Demand Writing

Percentage of students meeting/exceeding (2012 - 2015)



Reading

Percentage of students meeting/exceeding (2012 - 2015)



* In some cases, Provincial Assessment numbers may exceed AGR numbers based on late enrolments. Pie chart is based on the number of students who wrote the Provincial Assessment.

* Mushuau Innu Natuashish School and Sheshatshiu Innu School are excluded from region and provincial results.

NLESD - Western Region

School #: 137 St. Simon and St. Jude Academy

Demand Writing

School

Region

Province

Creative Writing

Persuasive Writing

Creative Writing

Persuasive Writing

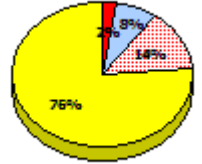
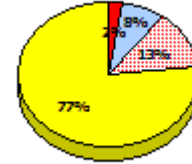
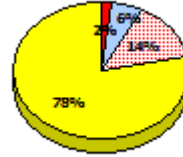
Creative Writing

Persuasive Writing

2015

School data with 5 or fewer students withheld for reasons of confidentiality.

Apr 30, 2015 (1)

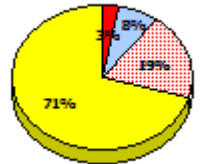
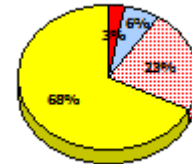
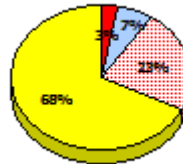
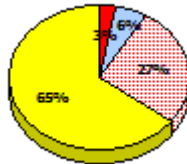


2014

N/A

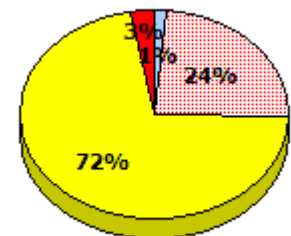
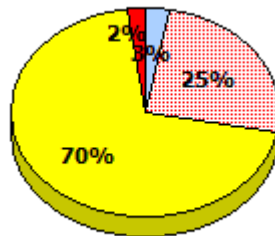
2013

AGR (1)



2012

AGR (3)



Exemption

Unknown

Not Yet Meeting

Meeting or Exceeding

* In some cases, Provincial Assessment numbers may exceed AGR numbers based on late enrolments. Pie chart is based on the number of students who wrote the Provincial Assessment.

* Mushuau Innu Natuashish School and Sheshatshiu Innu School are excluded from region and provincial results.

**Elementary English Language Arts
4 Year Provincial Assessment, June 2015
Student Population Report**
(average scores)

NLESD - Western Region

School #: 137 St. Simon and St. Jude Academy

Reading

School

Region

Province

Non - Fiction

Fiction

Non - Fiction

Fiction

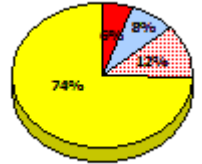
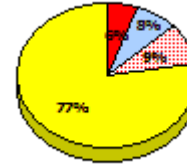
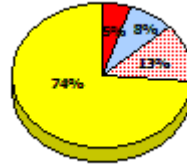
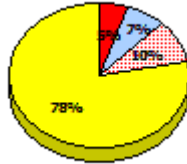
Non - Fiction

Fiction

2015

Apr 30,
2013 (1)

*School data with 5 or fewer students
withheld for reasons of confidentiality.*

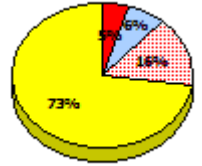
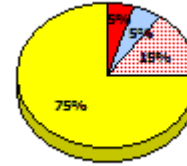
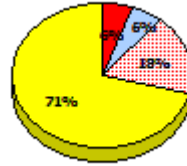
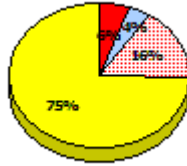


2014

N/A

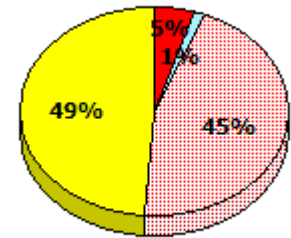
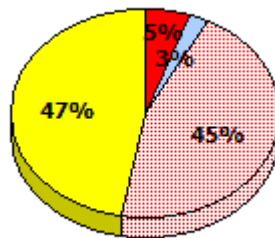
2013

AGR (1)



2012

AGR (3)



Exemption

Unknown

Not Yet Meeting

Meeting or Exceeding

* In some cases, Provincial Assessment numbers may exceed AGR numbers based on late enrolments. Pie chart is based on the number of students who wrote the Provincial Assessment.

* Mushuau Innu Natuashish School and Sheshatshiu Innu School are excluded from region and provincial results.

**Elementary English Language Arts
4 Year Provincial Assessment, June 2015
Student Population Report**
(average scores)

NLESD - Western Region

School #: 137 St. Simon and St. Jude Academy

Demand Writing

Percentage of students meeting/exceeding (2012 - 2015)

School data with 5 or fewer students withheld for reasons of confidentiality.



Reading

Percentage of students meeting/exceeding (2012 - 2015)

School data with 5 or fewer students withheld for reasons of confidentiality.



* In some cases, Provincial Assessment numbers may exceed AGR numbers based on late enrolments. Pie chart is based on the number of students who wrote the Provincial Assessment.

* Mushuau Innu Natuashish School and Sheshatshiu Innu School are excluded from region and provincial results.

NLESD - Western Region

School #: 388 Long Range Academy

Demand Writing

School

Region

Province

Creative Writing

Persuasive Writing

Creative Writing

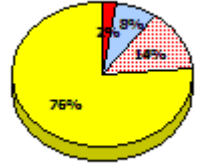
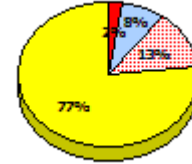
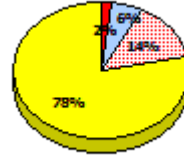
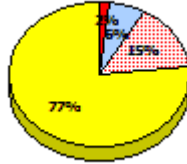
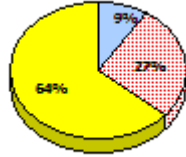
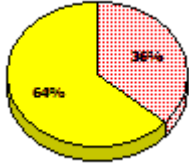
Persuasive Writing

Creative Writing

Persuasive Writing

2015

Apr 30, 2015 (11)

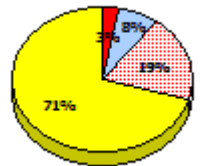
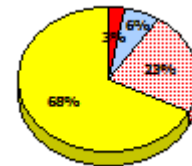
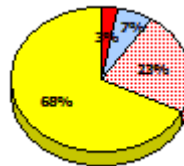
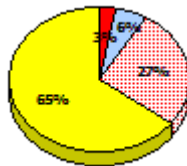
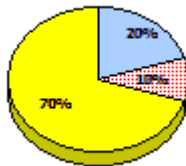
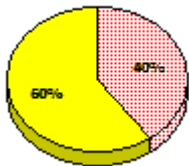


2014

N/A

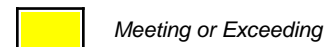
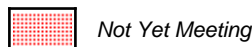
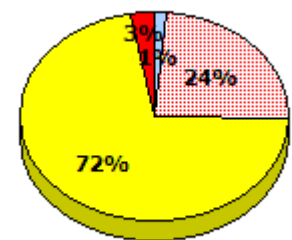
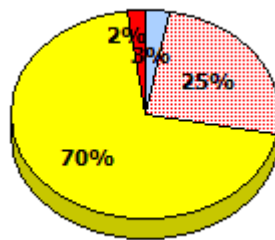
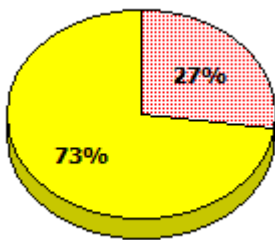
2013

AGR (10)



2012

AGR (11)



* In some cases, Provincial Assessment numbers may exceed AGR numbers based on late enrolments. Pie chart is based on the number of students who wrote the Provincial Assessment.

* Mushuau Innu Natuashish School and Sheshatshiu Innu School are excluded from region and provincial results.

Source: Division of Evaluation and Research, Department of Education and Early Childhood Development

NLESD - Western Region

School #: 388 Long Range Academy

Reading

School

Region

Province

Non - Fiction

Fiction

Non - Fiction

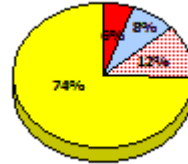
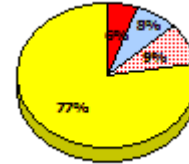
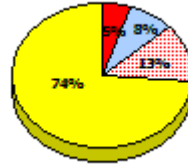
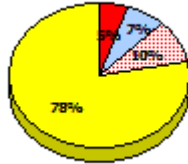
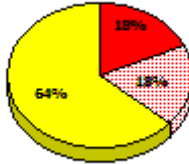
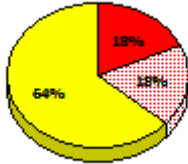
Fiction

Non - Fiction

Fiction

2015

Apr 30,
2013 (11)

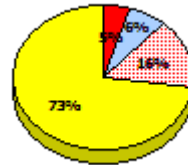
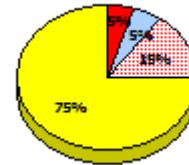
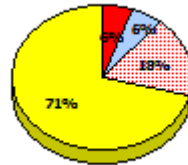
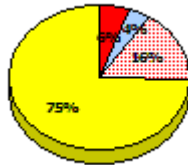
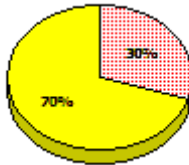


2014

N/A

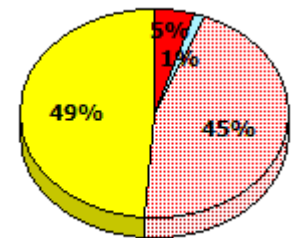
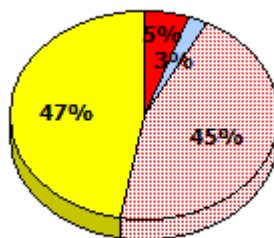
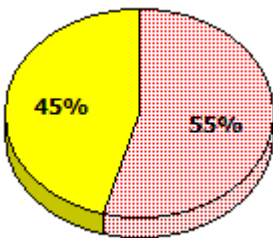
2013

AGR (10)



2012

AGR (11)



Exemption



Unknown



Not Yet Meeting



Meeting or Exceeding

* In some cases, Provincial Assessment numbers may exceed AGR numbers based on late enrolments. Pie chart is based on the number of students who wrote the Provincial Assessment.

* Mushuau Innu Natuashish School and Sheshatshiu Innu School are excluded from region and provincial results.

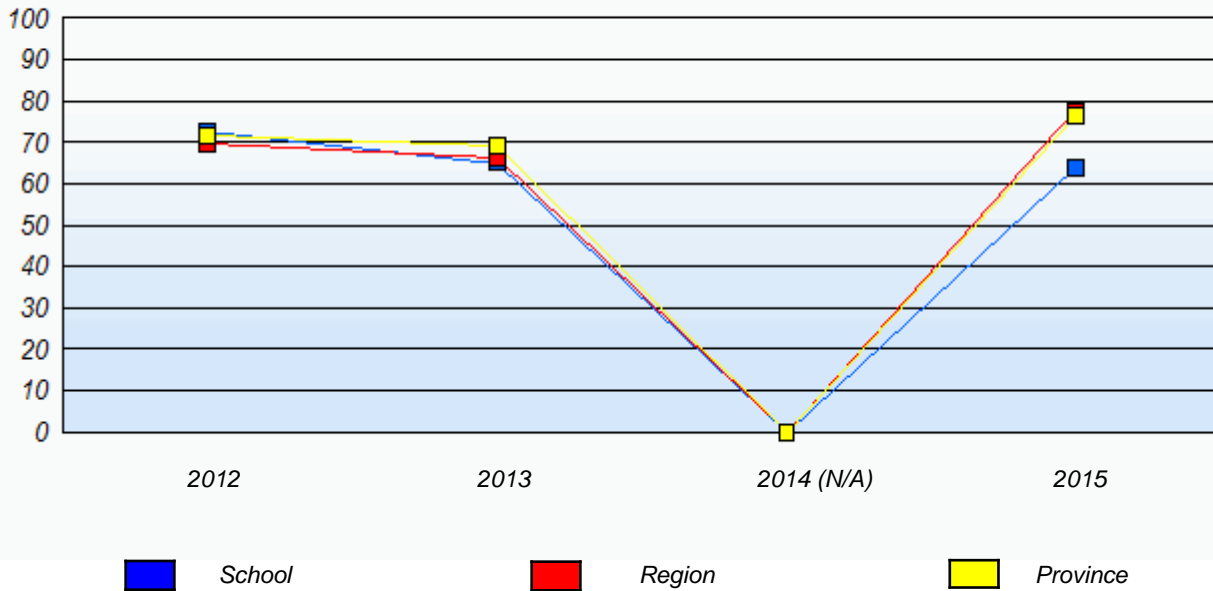
Source: Division of Evaluation and Research, Department of Education and Early Childhood Development

NLESD - Western Region

School #: 388 Long Range Academy

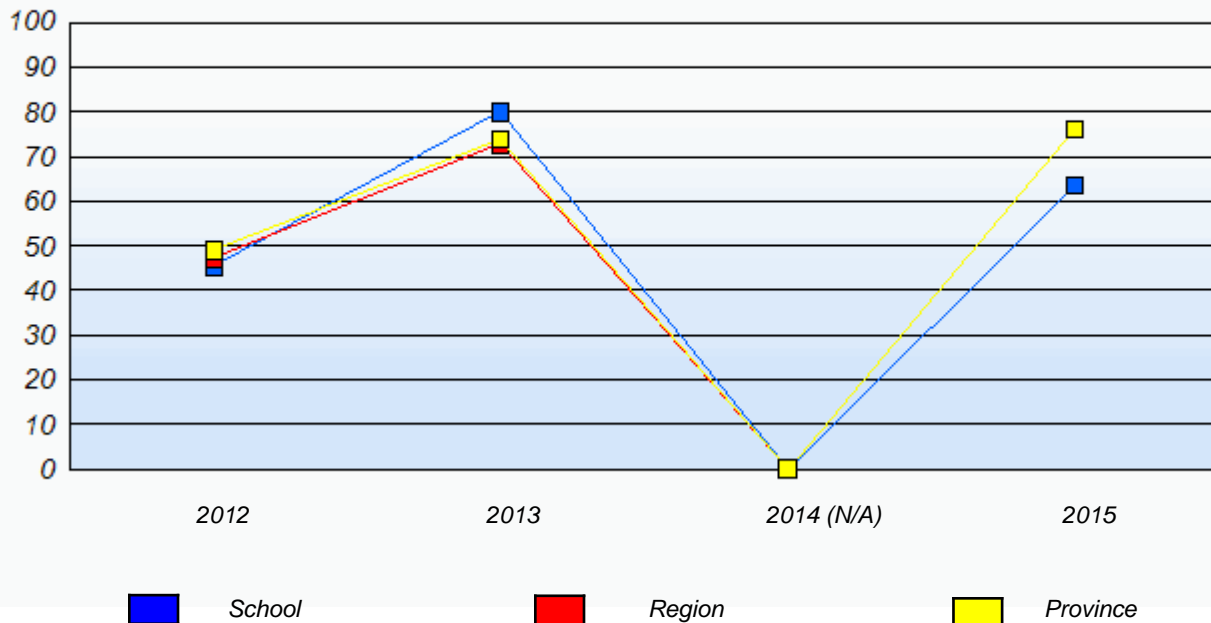
Demand Writing

Percentage of students meeting/exceeding (2012 - 2015)



Reading

Percentage of students meeting/exceeding (2012 - 2015)



* In some cases, Provincial Assessment numbers may exceed AGR numbers based on late enrolments. Pie chart is based on the number of students who wrote the Provincial Assessment.

* Mushuau Innu Natuashish School and Sheshatshiu Innu School are excluded from region and provincial results.

Source: Division of Evaluation and Research, Department of Education and Early Childhood Development

NLESD - Western Region

School #: 391 Xavier Junior High

Demand Writing

School

Region

Province

Creative Writing

Persuasive Writing

Creative Writing

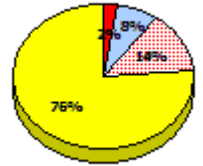
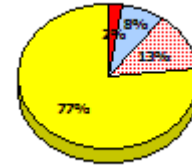
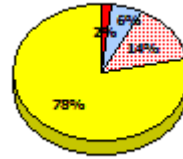
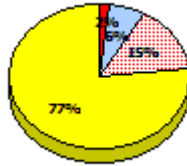
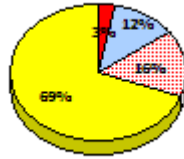
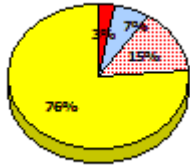
Persuasive Writing

Creative Writing

Persuasive Writing

2015

Apr 30, 2015 (75)

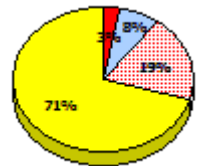
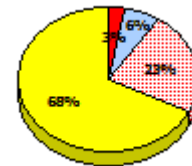
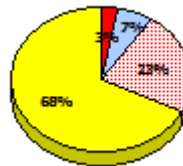
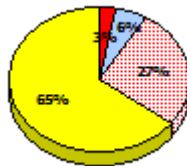
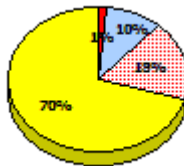
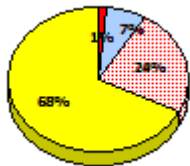


2014

N/A

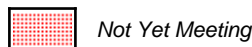
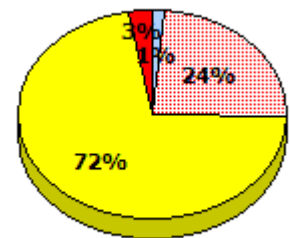
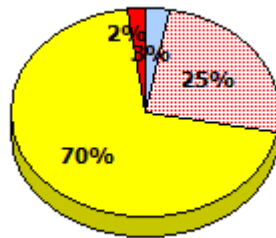
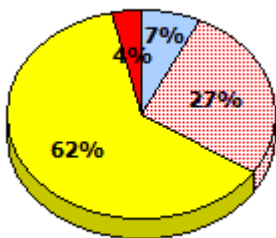
2013

AGR (71)



2012

AGR (55)



* In some cases, Provincial Assessment numbers may exceed AGR numbers based on late enrolments. Pie chart is based on the number of students who wrote the Provincial Assessment.

* Mushuau Innu Natuashish School and Sheshatshiu Innu School are excluded from region and provincial results.

NLESD - Western Region

School #: 391 Xavier Junior High

Reading

School

Region

Province

Non - Fiction

Fiction

Non - Fiction

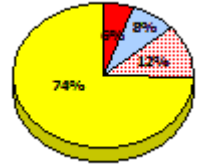
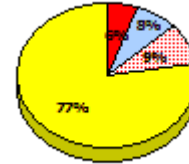
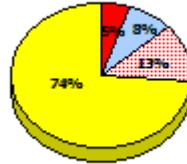
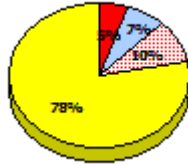
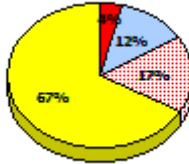
Fiction

Non - Fiction

Fiction

2015

Apr 30,
2013 (75)

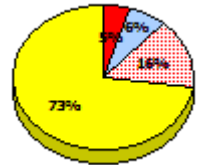
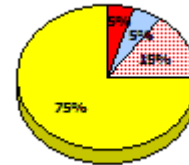
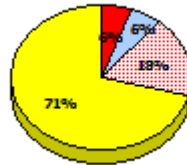
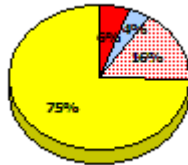
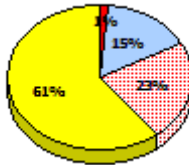
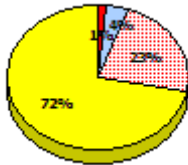


2014

N/A

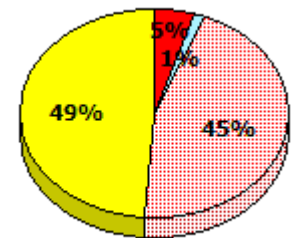
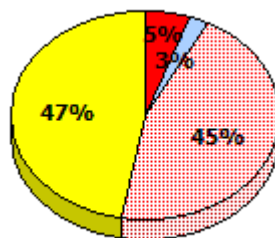
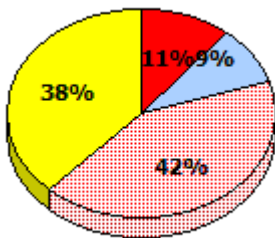
2013

AGR (71)



2012

AGR (55)



Exemption
 Unknown
 Not Yet Meeting
 Meeting or Exceeding

* In some cases, Provincial Assessment numbers may exceed AGR numbers based on late enrolments. Pie chart is based on the number of students who wrote the Provincial Assessment.

* Mushuau Innu Natuashish School and Sheshatshiu Innu School are excluded from region and provincial results.

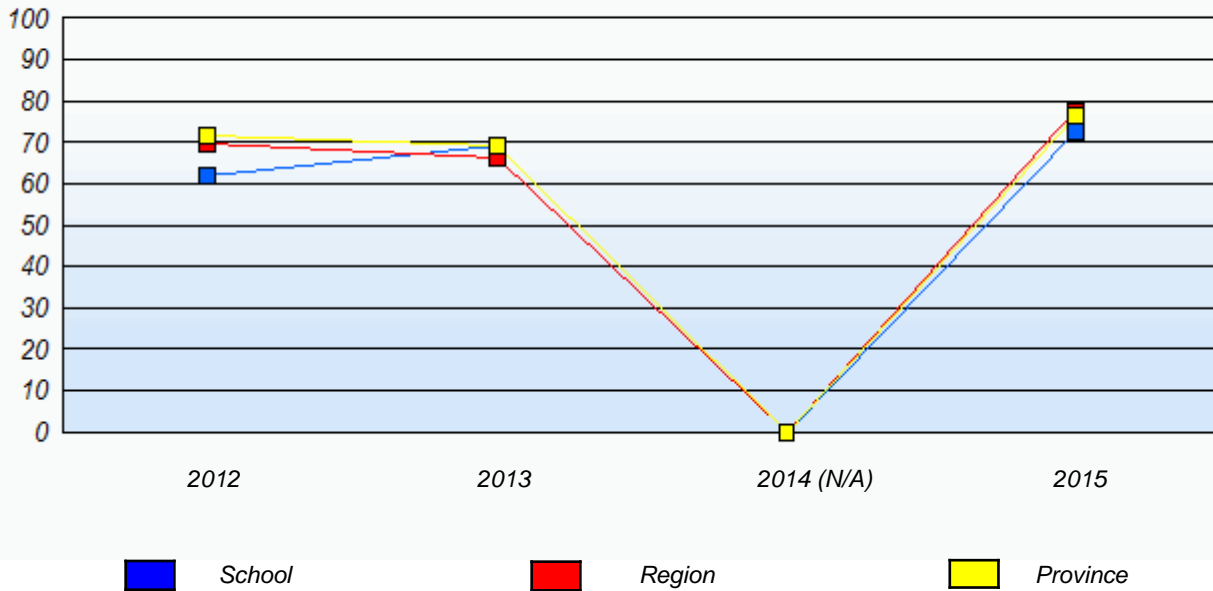
Source: Division of Evaluation and Research, Department of Education and Early Childhood Development

NLESD - Western Region

School #: 391 Xavier Junior High

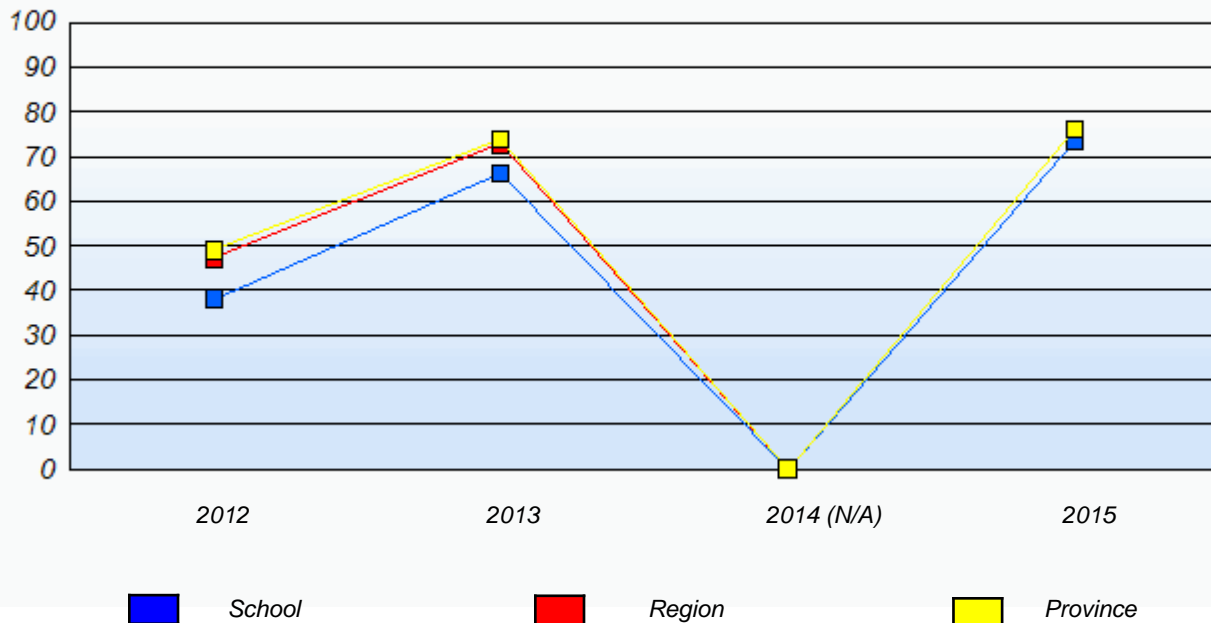
Demand Writing

Percentage of students meeting/exceeding (2012 - 2015)



Reading

Percentage of students meeting/exceeding (2012 - 2015)



* In some cases, Provincial Assessment numbers may exceed AGR numbers based on late enrolments. Pie chart is based on the number of students who wrote the Provincial Assessment.

* Mushuau Innu Natuashish School and Sheshatshiu Innu School are excluded from region and provincial results.

NLESD - Western Region

School #: 393 Bonne Bay Academy

Demand Writing

School

Region

Province

Creative Writing

Persuasive Writing

Creative Writing

Persuasive Writing

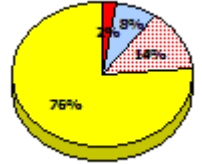
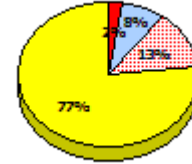
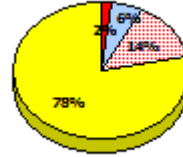
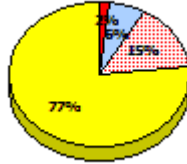
Creative Writing

Persuasive Writing

2015

School data with 5 or fewer students withheld for reasons of confidentiality.

Apr 30, 2015 (4)

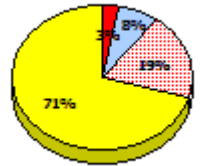
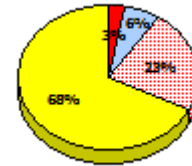
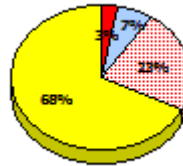
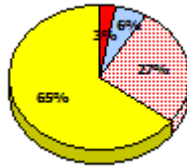


2014

N/A

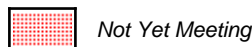
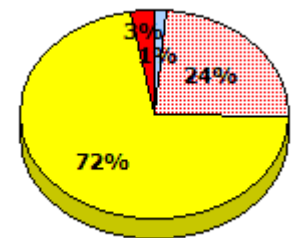
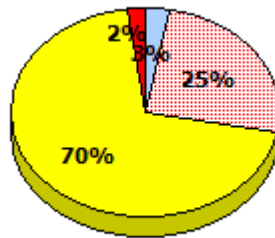
2013

AGR (2)



2012

AGR (6)



* In some cases, Provincial Assessment numbers may exceed AGR numbers based on late enrolments. Pie chart is based on the number of students who wrote the Provincial Assessment.

* Mushuau Innu Natuashish School and Sheshatshiu Innu School are excluded from region and provincial results.

**Elementary English Language Arts
4 Year Provincial Assessment, June 2015
Student Population Report**
(average scores)

NLESD - Western Region

School #: 393 Bonne Bay Academy

Reading

School

Region

Province

Non - Fiction

Fiction

Non - Fiction

Fiction

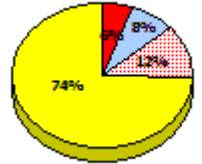
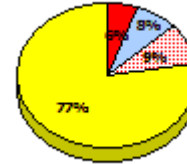
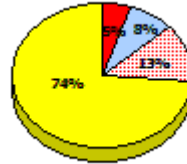
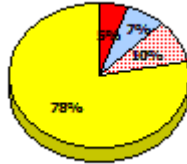
Non - Fiction

Fiction

2015

Apr 30,
2013 (4)

*School data with 5 or fewer students
withheld for reasons of confidentiality.*

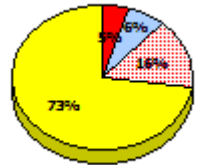
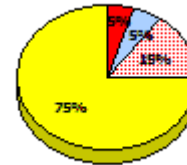
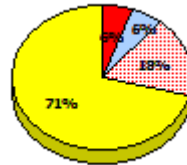
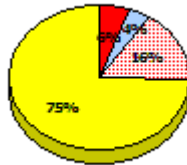


2014

N/A

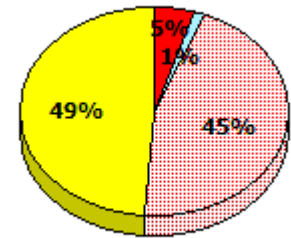
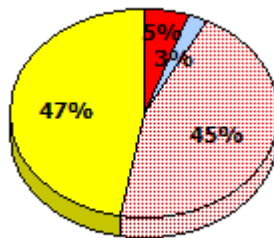
2013

AGR (2)



2012

AGR (6)



* In some cases, Provincial Assessment numbers may exceed AGR numbers based on late enrolments. Pie chart is based on the number of students who wrote the Provincial Assessment.

* Mushuau Innu Natuashish School and Sheshatshiu Innu School are excluded from region and provincial results.

**Elementary English Language Arts
4 Year Provincial Assessment, June 2015
Student Population Report**
(average scores)

NLESD - Western Region

School #: 393 Bonne Bay Academy

Demand Writing

Percentage of students meeting/exceeding (2012 - 2015)

School data with 5 or fewer students withheld for reasons of confidentiality.



Reading

Percentage of students meeting/exceeding (2012 - 2015)

School data with 5 or fewer students withheld for reasons of confidentiality.



* In some cases, Provincial Assessment numbers may exceed AGR numbers based on late enrolments. Pie chart is based on the number of students who wrote the Provincial Assessment.

* Mushuau Innu Natuashish School and Sheshatshiu Innu School are excluded from region and provincial results.

NLESD - Western Region

School #: 394 E.A. Butler All Grade

Demand Writing

School

Region

Province

Creative Writing

Persuasive Writing

Creative Writing

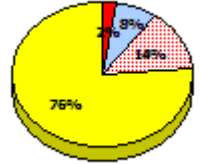
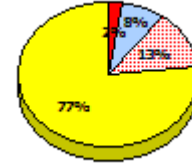
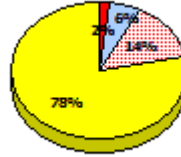
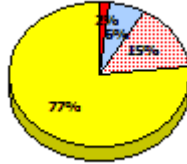
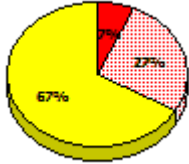
Persuasive Writing

Creative Writing

Persuasive Writing

2015

Apr 30, 2015 (15)

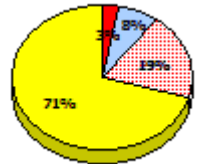
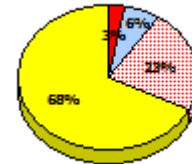
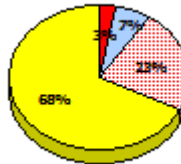
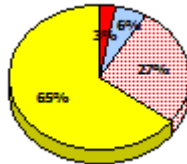


2014

N/A

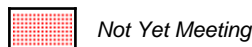
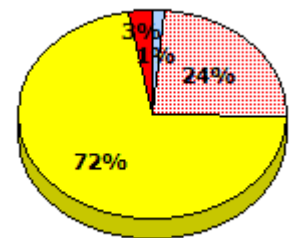
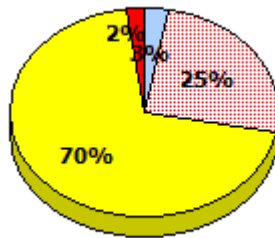
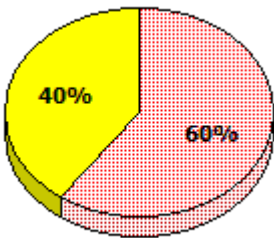
2013

AGR (13)



2012

AGR (5)



* In some cases, Provincial Assessment numbers may exceed AGR numbers based on late enrolments. Pie chart is based on the number of students who wrote the Provincial Assessment.

* Mushuau Innu Natuashish School and Sheshatshiu Innu School are excluded from region and provincial results.

Source: Division of Evaluation and Research, Department of Education and Early Childhood Development

NLESD - Western Region

School #: 394 E.A. Butler All Grade

Reading

School

Region

Province

Non - Fiction

Fiction

Non - Fiction

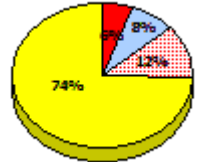
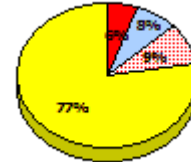
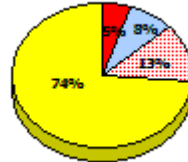
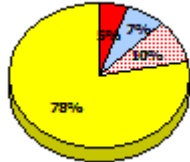
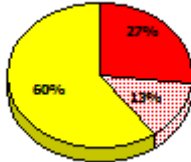
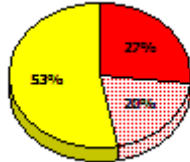
Fiction

Non - Fiction

Fiction

2015

Apr 30,
2013 (15)

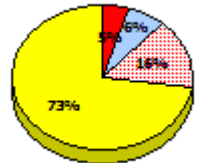
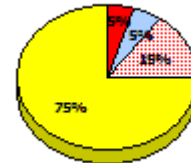
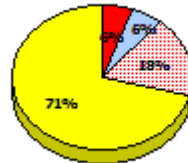
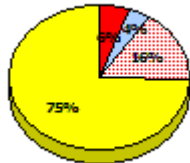
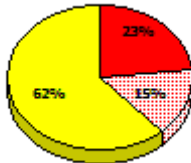
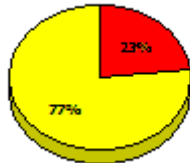


2014

N/A

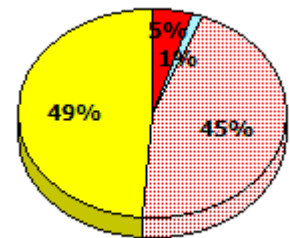
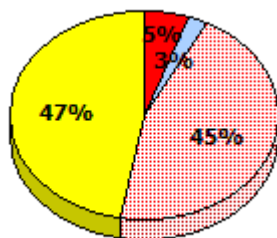
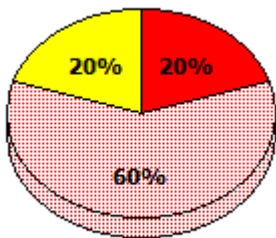
2013

AGR (13)



2012

AGR (5)



* In some cases, Provincial Assessment numbers may exceed AGR numbers based on late enrolments. Pie chart is based on the number of students who wrote the Provincial Assessment.

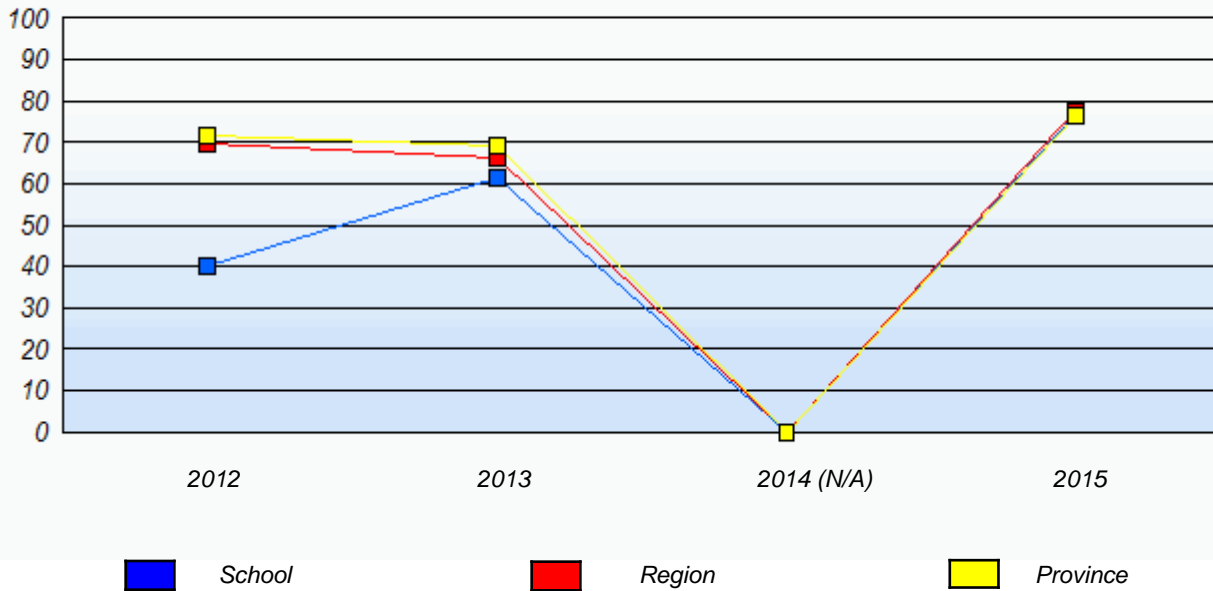
* Mushuau Innu Natuashish School and Sheshatshiu Innu School are excluded from region and provincial results.

NLESD - Western Region

School #: 394 E.A. Butler All Grade

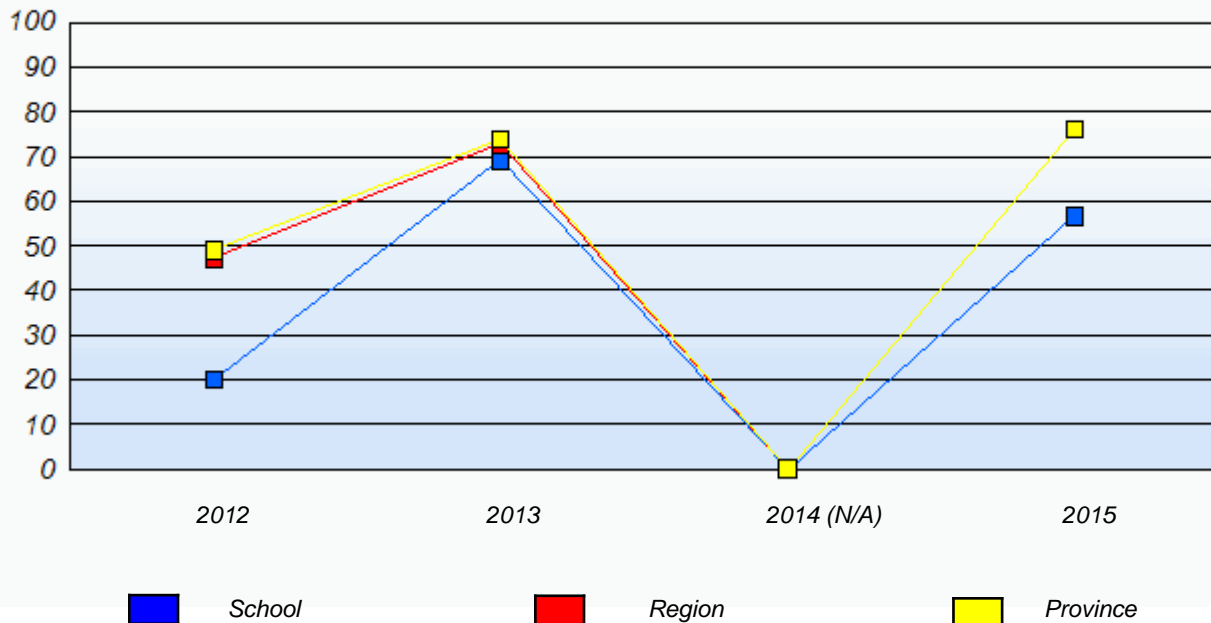
Demand Writing

Percentage of students meeting/exceeding (2012 - 2015)



Reading

Percentage of students meeting/exceeding (2012 - 2015)



* In some cases, Provincial Assessment numbers may exceed AGR numbers based on late enrolments. Pie chart is based on the number of students who wrote the Provincial Assessment.

* Mushuau Innu Natuashish School and Sheshatshiu Innu School are excluded from region and provincial results.

Source: Division of Evaluation and Research, Department of Education and Early Childhood Development

NLESD - Western Region

School #: 396 Stephenville Middle School

Demand Writing

School

Region

Province

Creative Writing

Persuasive Writing

Creative Writing

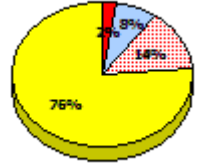
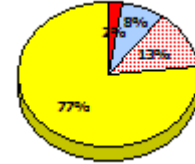
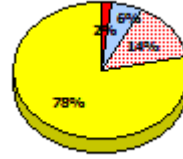
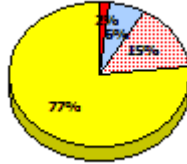
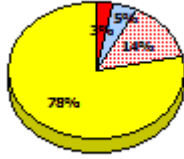
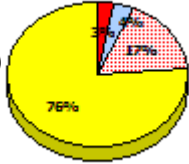
Persuasive Writing

Creative Writing

Persuasive Writing

2015

Apr 30, 2015 (106)

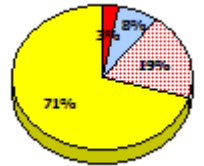
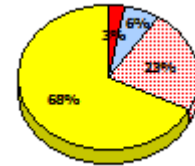
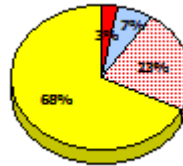
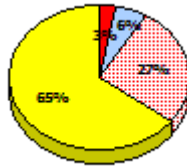
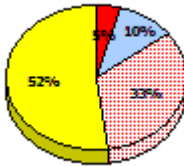
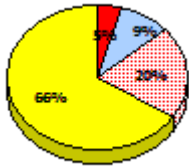


2014

N/A

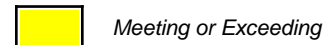
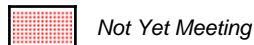
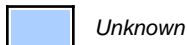
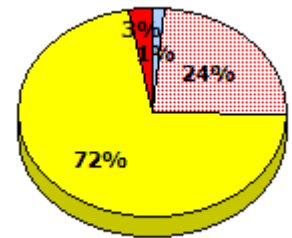
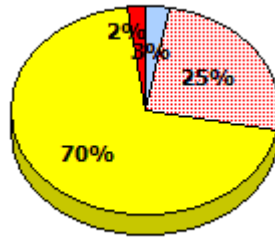
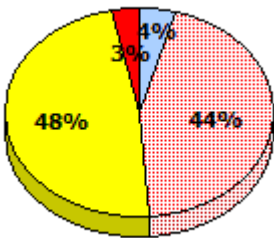
2013

AGR (88)



2012

AGR (90)



* In some cases, Provincial Assessment numbers may exceed AGR numbers based on late enrolments. Pie chart is based on the number of students who wrote the Provincial Assessment.

* Mushuau Innu Natuashish School and Sheshatshiu Innu School are excluded from region and provincial results.

NLESD - Western Region

School #: 396 Stephenville Middle School

Reading

School

Region

Province

Non - Fiction

Fiction

Non - Fiction

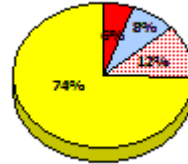
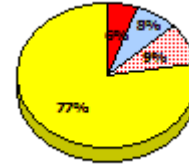
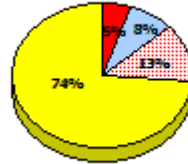
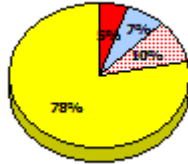
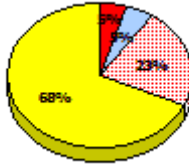
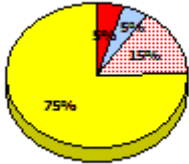
Fiction

Non - Fiction

Fiction

2015

Apr 30,
2013 (106)

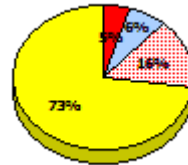
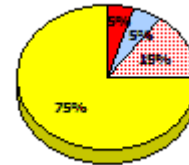
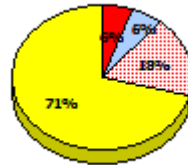
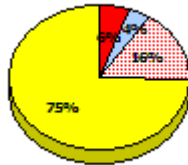
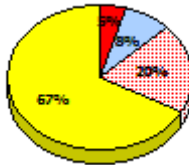
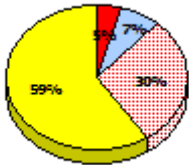


2014

N/A

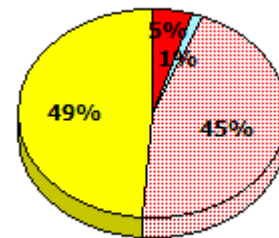
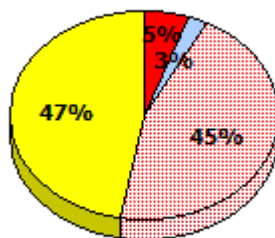
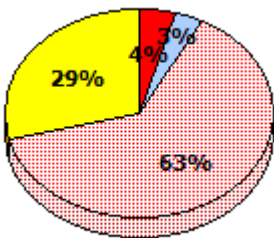
2013

AGR (88)



2012

AGR (90)



Exemption
 Unknown
 Not Yet Meeting
 Meeting or Exceeding

* In some cases, Provincial Assessment numbers may exceed AGR numbers based on late enrolments. Pie chart is based on the number of students who wrote the Provincial Assessment.

* Mushuau Innu Natuashish School and Sheshatshiu Innu School are excluded from region and provincial results.

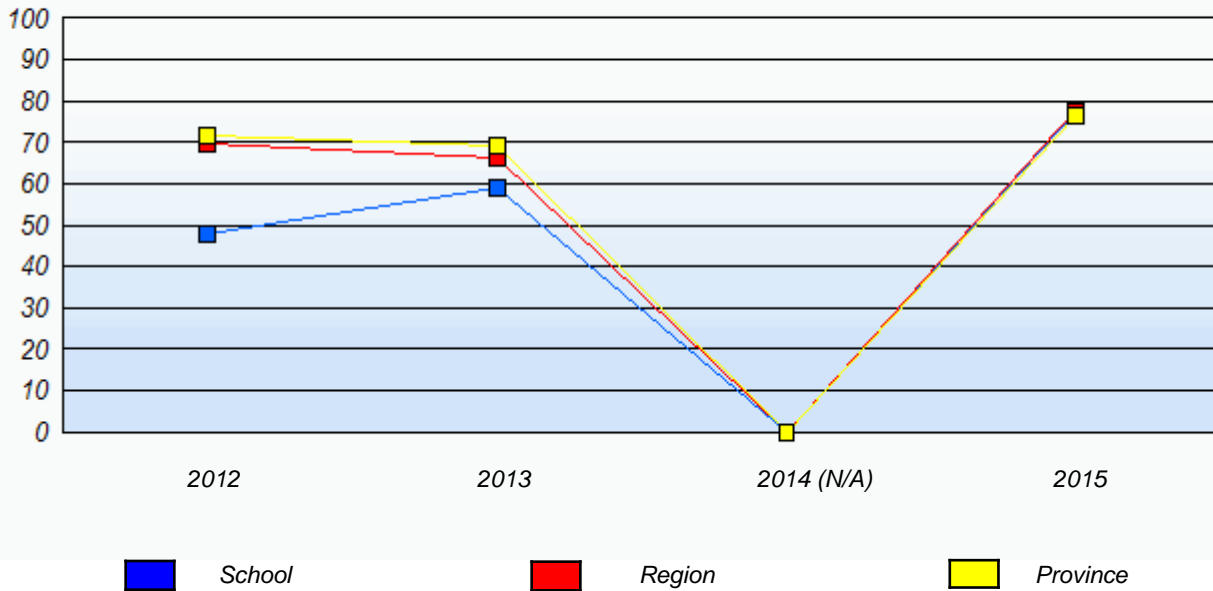
Source: Division of Evaluation and Research, Department of Education and Early Childhood Development

NLESD - Western Region

School #: 396 Stephenville Middle School

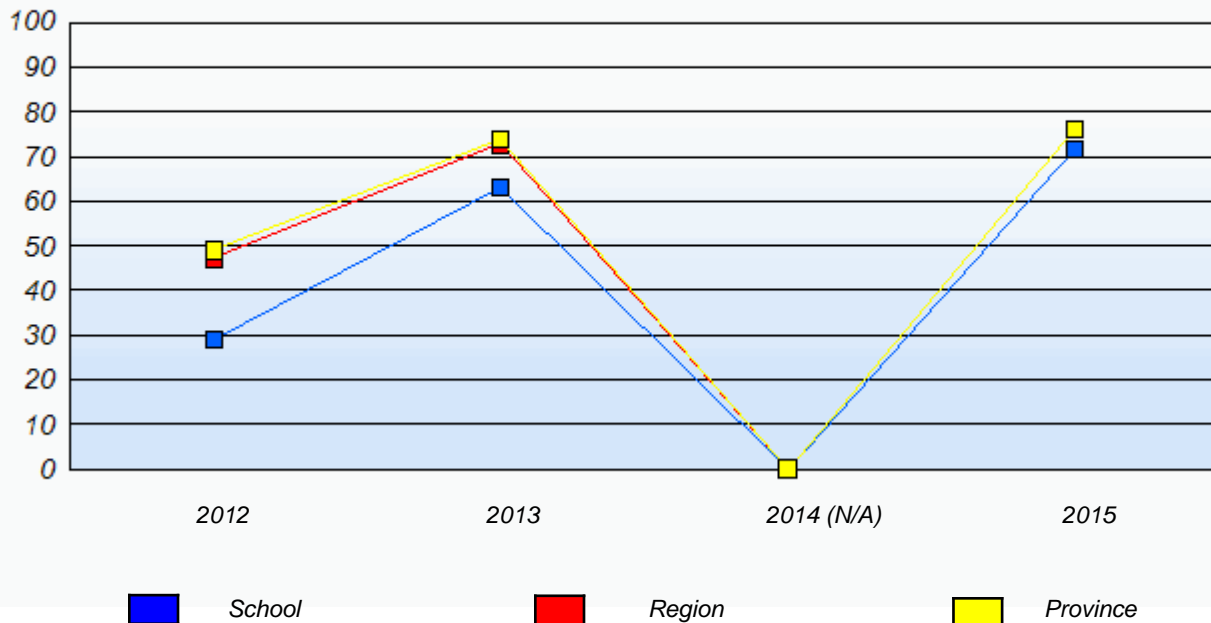
Demand Writing

Percentage of students meeting/exceeding (2012 - 2015)



Reading

Percentage of students meeting/exceeding (2012 - 2015)



* In some cases, Provincial Assessment numbers may exceed AGR numbers based on late enrolments. Pie chart is based on the number of students who wrote the Provincial Assessment.

* Mushuau Innu Natuashish School and Sheshatshiu Innu School are excluded from region and provincial results.

NLESD - Western Region

School #: 397 Belanger Memorial School

Demand Writing

School

Region

Province

Creative Writing

Persuasive Writing

Creative Writing

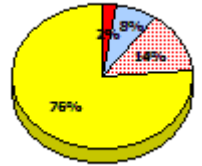
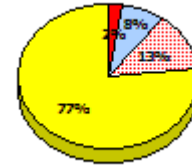
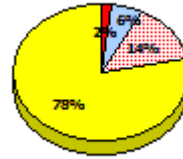
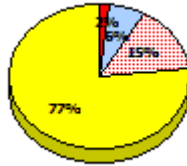
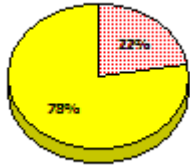
Persuasive Writing

Creative Writing

Persuasive Writing

2015

Apr 30, 2015 (9)

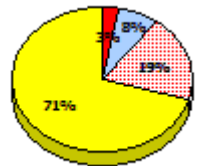
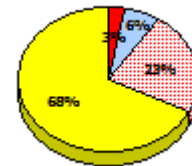
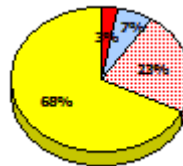
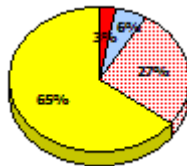
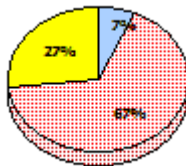
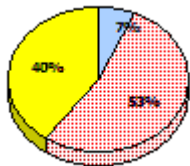


2014

N/A

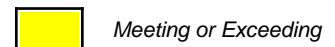
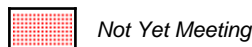
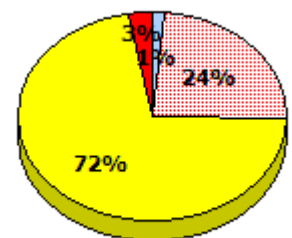
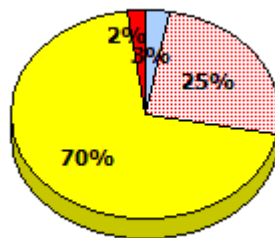
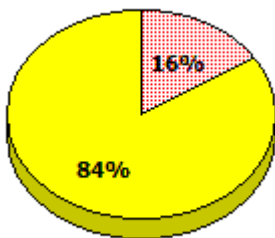
2013

AGR (15)



2012

AGR (19)



* In some cases, Provincial Assessment numbers may exceed AGR numbers based on late enrolments. Pie chart is based on the number of students who wrote the Provincial Assessment.

* Mushuau Innu Natuashish School and Sheshatshiu Innu School are excluded from region and provincial results.

Source: Division of Evaluation and Research, Department of Education and Early Childhood Development

NLESD - Western Region

School #: 397 Belanger Memorial School

Reading

School

Region

Province

Non - Fiction

Fiction

Non - Fiction

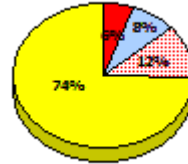
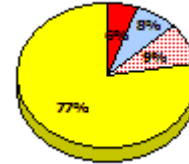
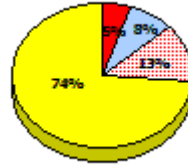
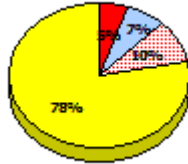
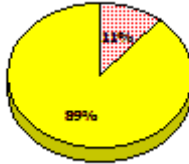
Fiction

Non - Fiction

Fiction

2015

Apr 30, 2013 (9)

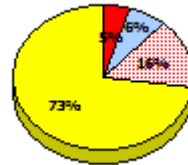
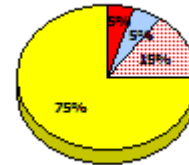
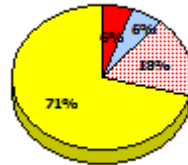
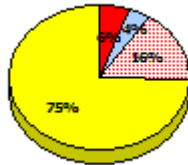
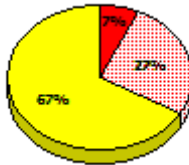
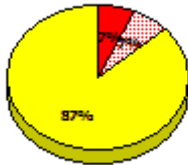


2014

N/A

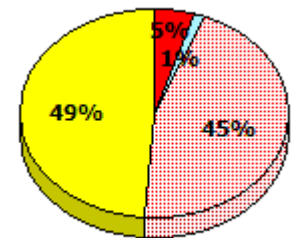
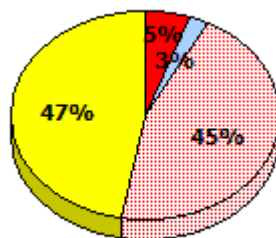
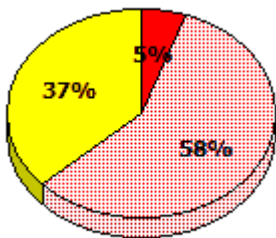
2013

AGR (15)



2012

AGR (19)



* In some cases, Provincial Assessment numbers may exceed AGR numbers based on late enrolments. Pie chart is based on the number of students who wrote the Provincial Assessment.

* Mushuau Innu Natuashish School and Sheshatshiu Innu School are excluded from region and provincial results.

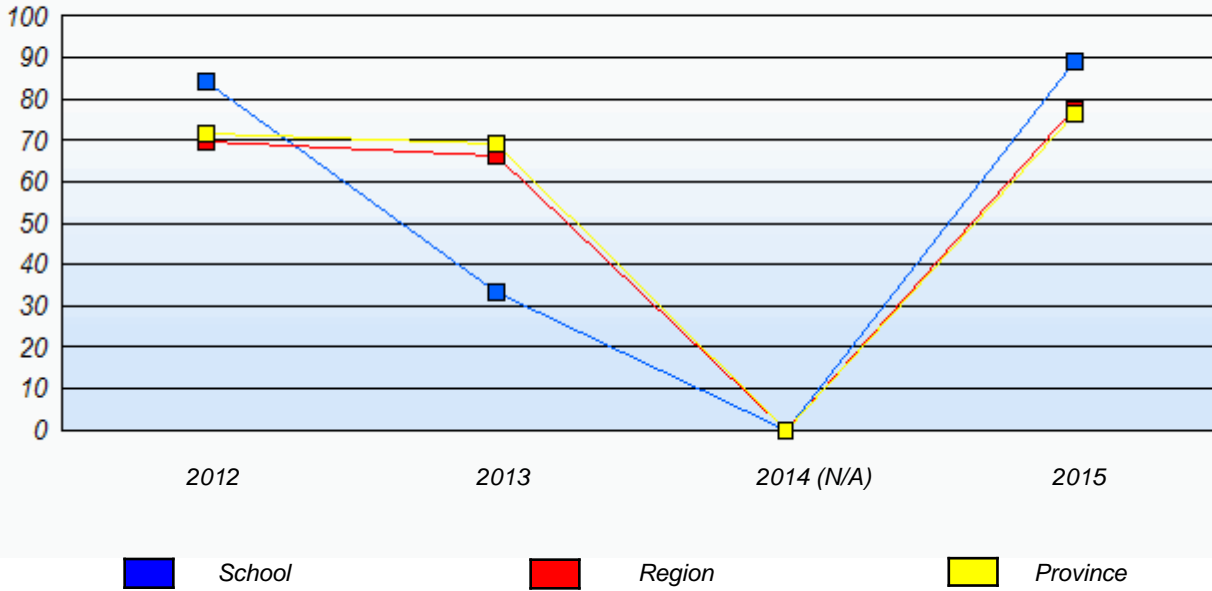
Source: Division of Evaluation and Research, Department of Education and Early Childhood Development

NLESD - Western Region

School #: 397 Belanger Memorial School

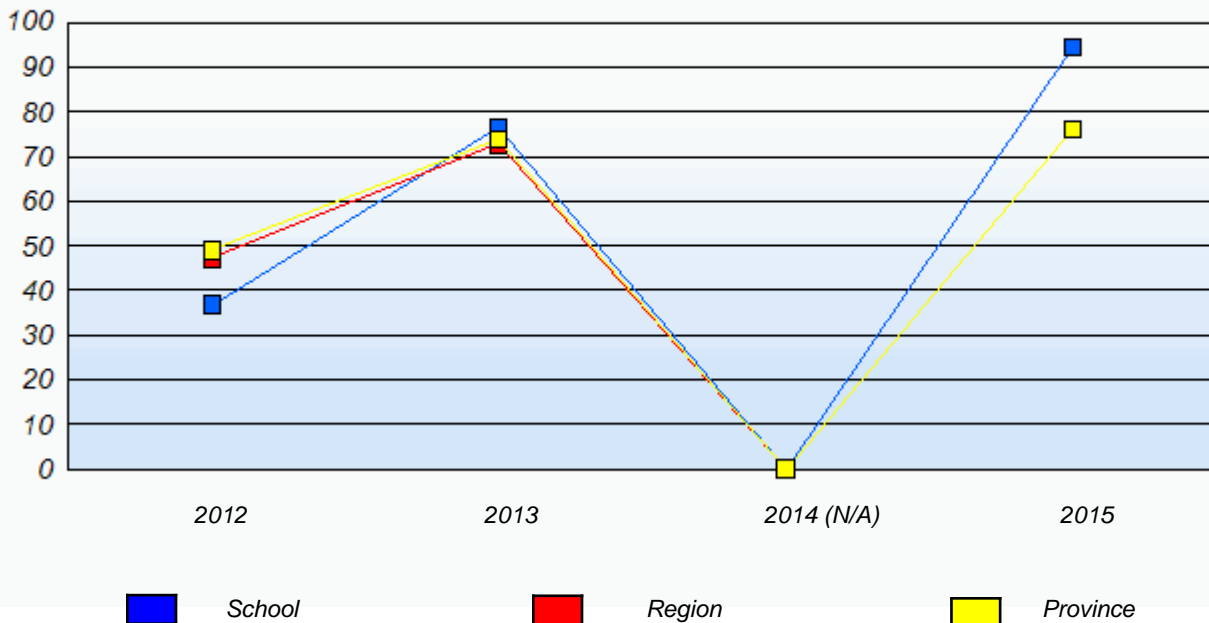
Demand Writing

Percentage of students meeting/exceeding (2012 - 2015)



Reading

Percentage of students meeting/exceeding (2012 - 2015)



* In some cases, Provincial Assessment numbers may exceed AGR numbers based on late enrolments. Pie chart is based on the number of students who wrote the Provincial Assessment.

* Mushuau Innu Natuashish School and Sheshatshiu Innu School are excluded from region and provincial results.

Source: Division of Evaluation and Research, Department of Education and Early Childhood Development

NLESD - Western Region

School #: 474 Cloud River Academy

Demand Writing

School

Region

Province

Creative Writing

Persuasive Writing

Creative Writing

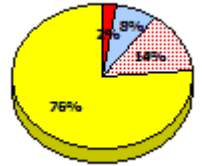
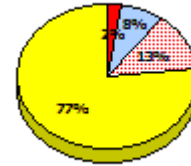
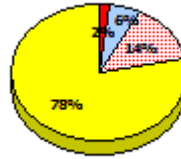
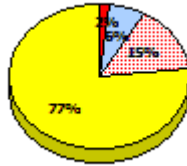
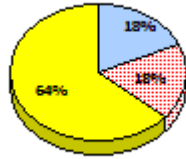
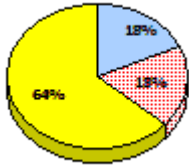
Persuasive Writing

Creative Writing

Persuasive Writing

2015

Apr 30, 2015 (11)

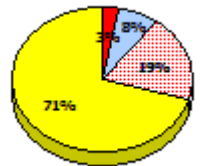
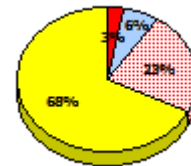
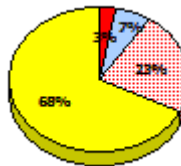
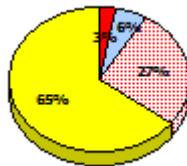
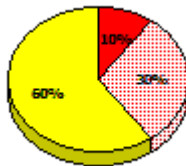
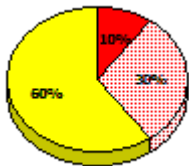


2014

N/A

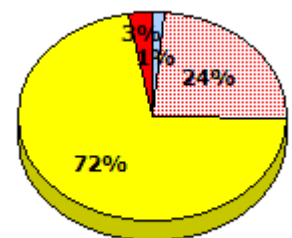
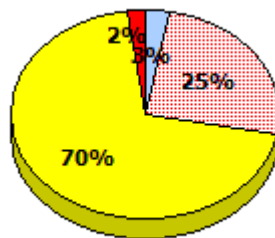
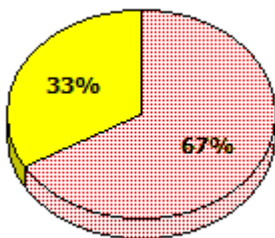
2013

AGR (10)



2012

AGR (9)



Exemption

Unknown

Not Yet Meeting

Meeting or Exceeding

* In some cases, Provincial Assessment numbers may exceed AGR numbers based on late enrolments. Pie chart is based on the number of students who wrote the Provincial Assessment.

* Mushuau Innu Natuashish School and Sheshatshiu Innu School are excluded from region and provincial results.

NLESD - Western Region

School #: 474 Cloud River Academy

Reading

School

Region

Province

Non - Fiction

Fiction

Non - Fiction

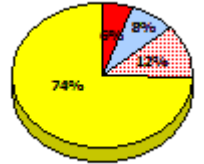
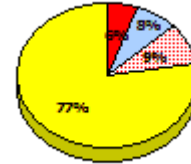
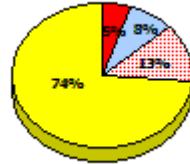
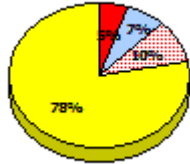
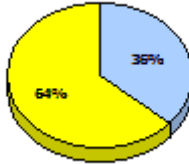
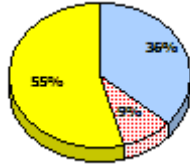
Fiction

Non - Fiction

Fiction

2015

Apr 30,
2013 (11)

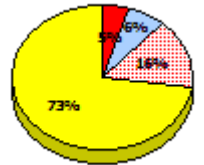
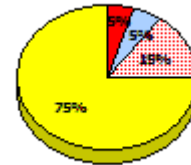
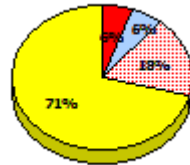
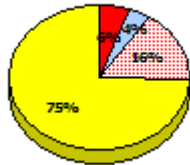
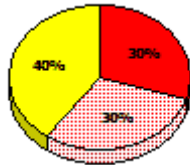


2014

N/A

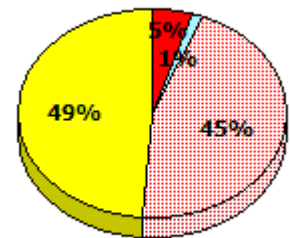
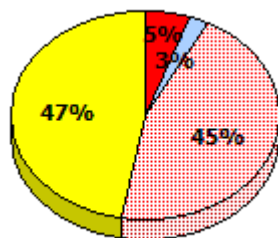
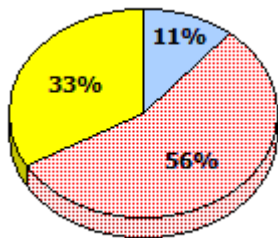
2013

AGR (10)



2012

AGR (9)



■ Exemption
 ■ Unknown
 Not Yet Meeting
 ■ Meeting or Exceeding

* In some cases, Provincial Assessment numbers may exceed AGR numbers based on late enrolments. Pie chart is based on the number of students who wrote the Provincial Assessment.

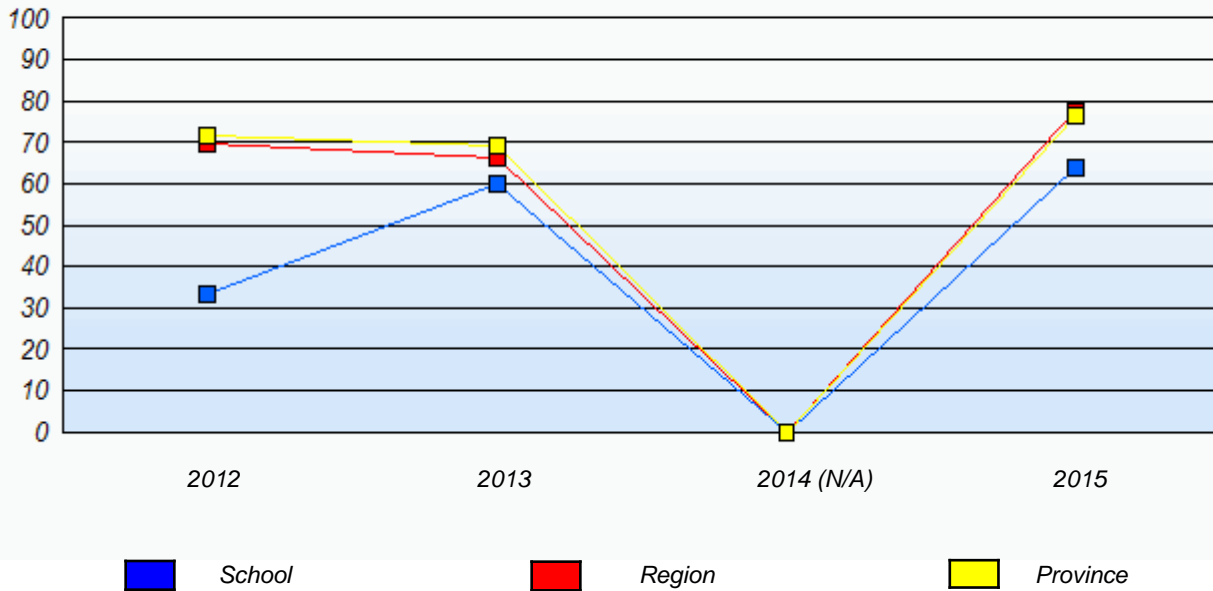
* Mushuau Innu Natuashish School and Sheshatshiu Innu School are excluded from region and provincial results.

NLESD - Western Region

School #: 474 Cloud River Academy

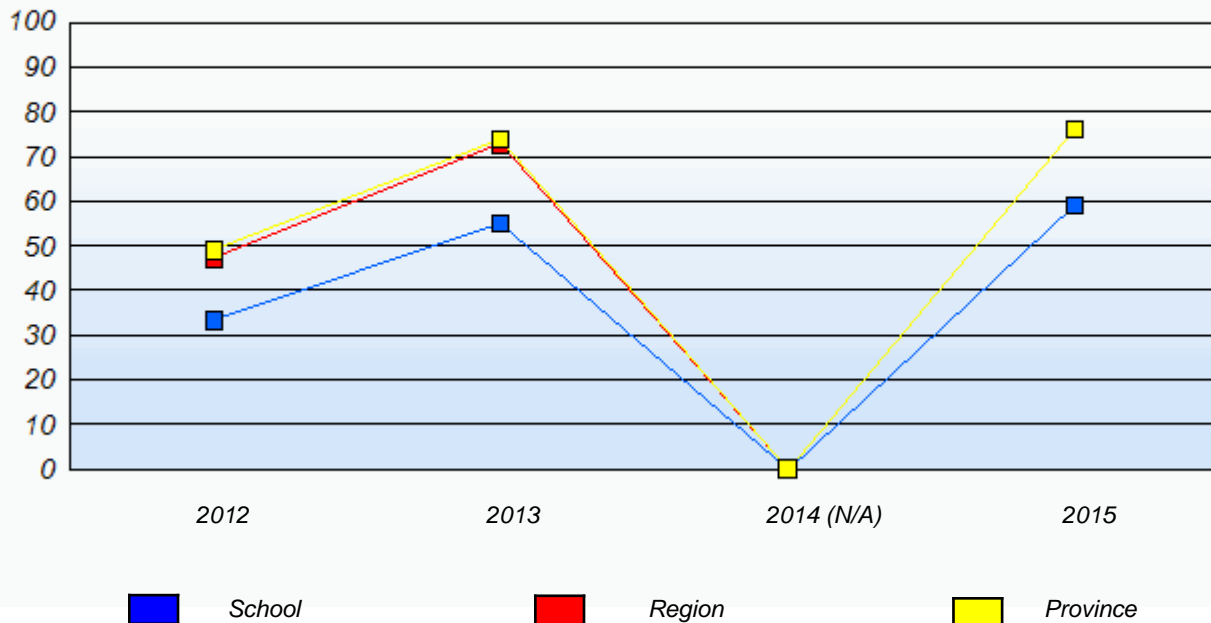
Demand Writing

Percentage of students meeting/exceeding (2012 - 2015)



Reading

Percentage of students meeting/exceeding (2012 - 2015)



* In some cases, Provincial Assessment numbers may exceed AGR numbers based on late enrolments. Pie chart is based on the number of students who wrote the Provincial Assessment.

* Mushuau Innu Natuashish School and Sheshatshiu Innu School are excluded from region and provincial results.

Source: Division of Evaluation and Research, Department of Education and Early Childhood Development

NLESD - Western Region

School #: 475 Viking Trail Academy

Demand Writing

School

Region

Province

Creative Writing

Persuasive Writing

Creative Writing

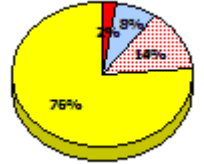
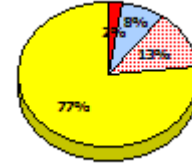
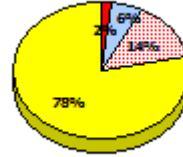
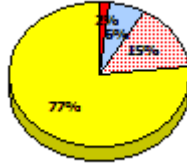
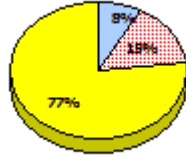
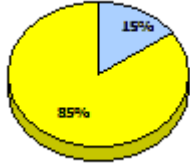
Persuasive Writing

Creative Writing

Persuasive Writing

2015

Apr 30, 2015 (13)

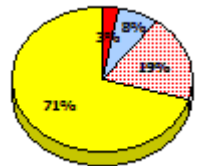
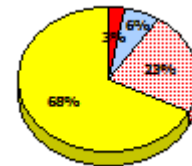
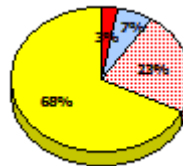
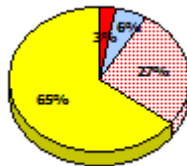
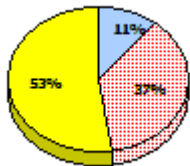


2014

N/A

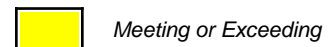
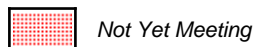
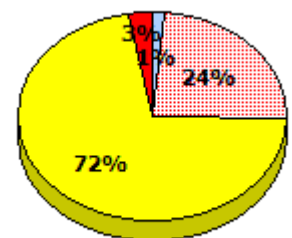
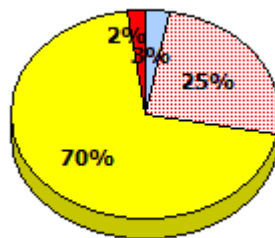
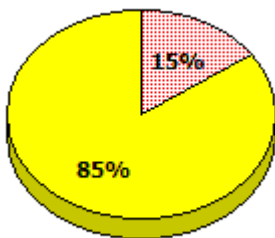
2013

AGR (19)



2012

AGR (13)



* In some cases, Provincial Assessment numbers may exceed AGR numbers based on late enrolments. Pie chart is based on the number of students who wrote the Provincial Assessment.

* Mushuau Innu Natuashish School and Sheshatshiu Innu School are excluded from region and provincial results.

Source: Division of Evaluation and Research, Department of Education and Early Childhood Development

NLESD - Western Region

School #: 475 Viking Trail Academy

Reading

School

Region

Province

Non - Fiction

Fiction

Non - Fiction

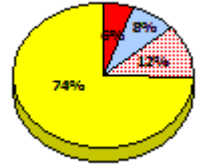
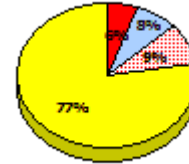
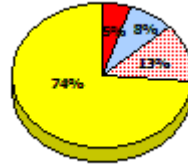
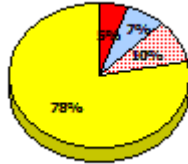
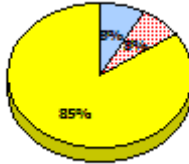
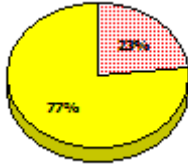
Fiction

Non - Fiction

Fiction

2015

Apr 30,
2013 (13)

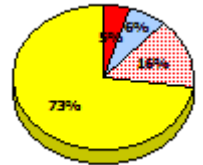
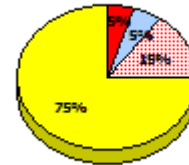
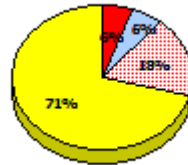
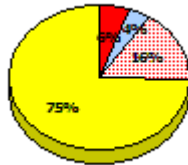
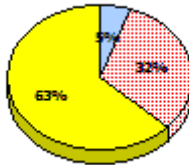
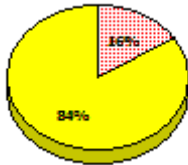


2014

N/A

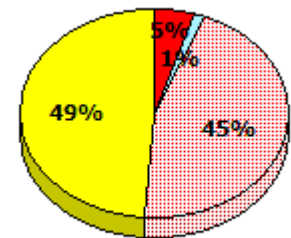
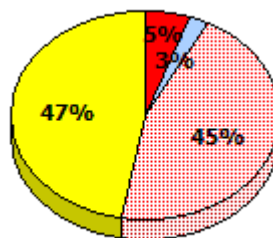
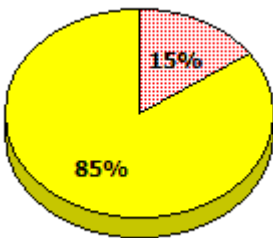
2013

AGR (19)



2012

AGR (13)



Exemption
 Unknown
 Not Yet Meeting
 Meeting or Exceeding

* In some cases, Provincial Assessment numbers may exceed AGR numbers based on late enrolments. Pie chart is based on the number of students who wrote the Provincial Assessment.

* Mushuau Innu Natuashish School and Sheshatshiu Innu School are excluded from region and provincial results.

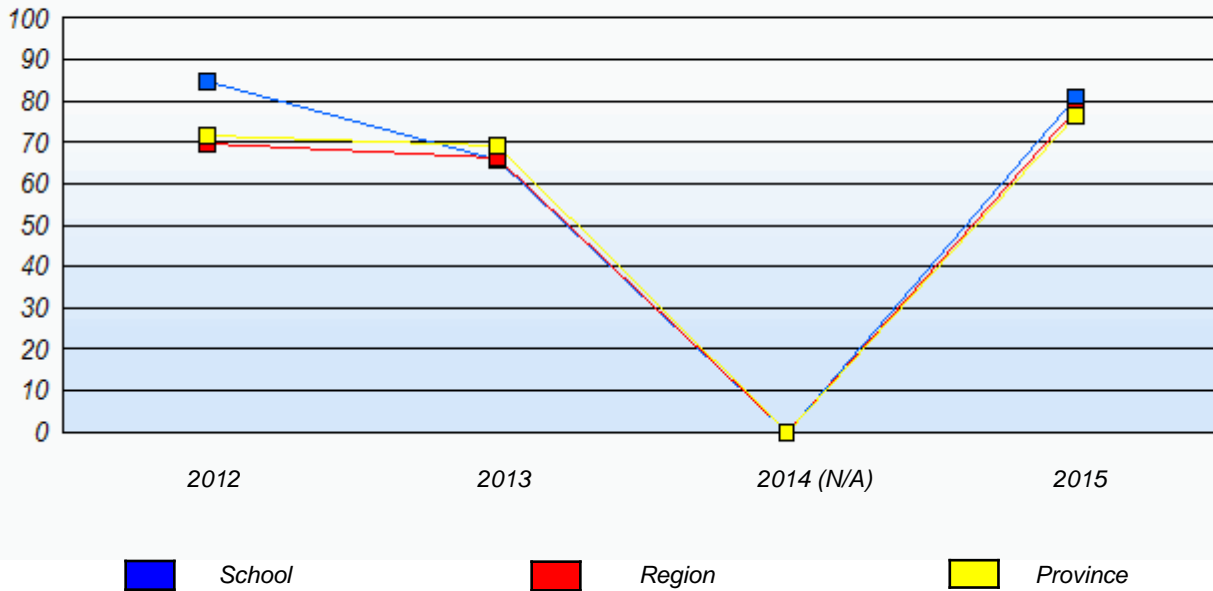
Source: Division of Evaluation and Research, Department of Education and Early Childhood Development

NLESD - Western Region

School #: 475 Viking Trail Academy

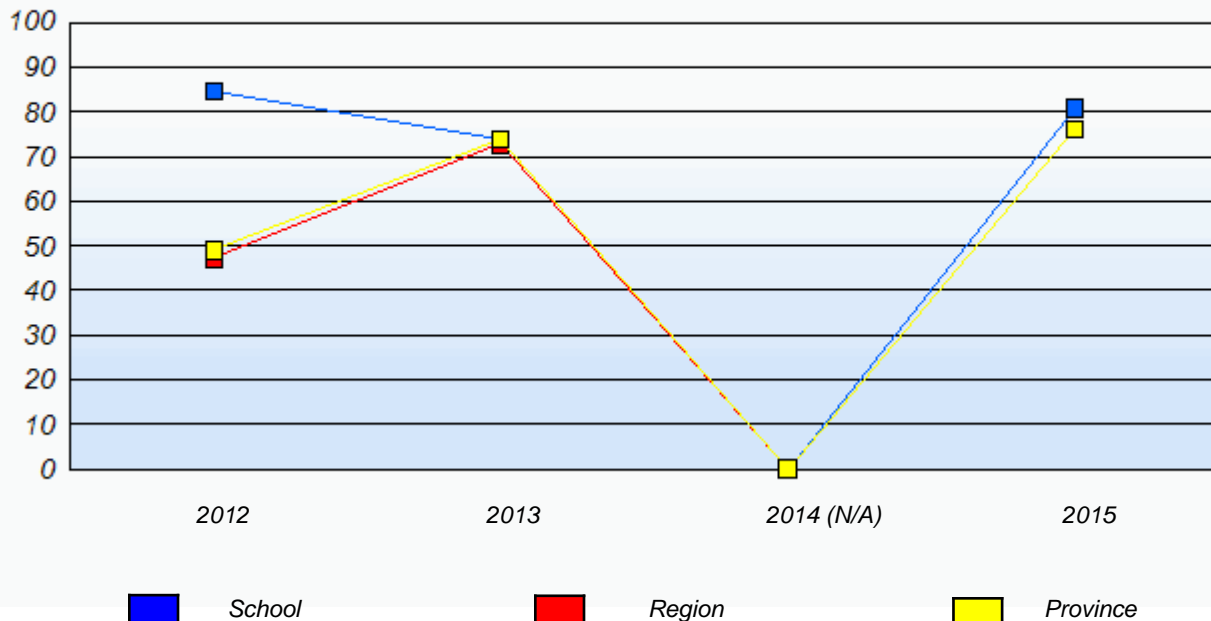
Demand Writing

Percentage of students meeting/exceeding (2012 - 2015)



Reading

Percentage of students meeting/exceeding (2012 - 2015)



* In some cases, Provincial Assessment numbers may exceed AGR numbers based on late enrolments. Pie chart is based on the number of students who wrote the Provincial Assessment.

* Mushuau Innu Natuashish School and Sheshatshiu Innu School are excluded from region and provincial results.

Source: Division of Evaluation and Research, Department of Education and Early Childhood Development

NLESD - Western Region

School #: 487 Labrador Straits Academy

Demand Writing

School

Region

Province

Creative Writing

Persuasive Writing

Creative Writing

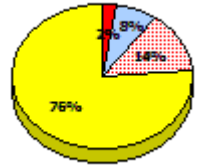
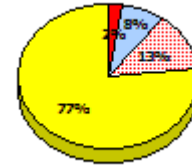
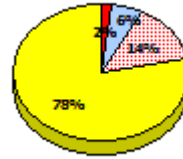
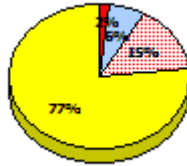
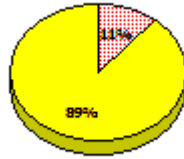
Persuasive Writing

Creative Writing

Persuasive Writing

2015

Apr 30, 2015 (9)

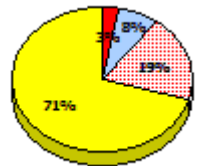
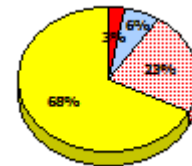
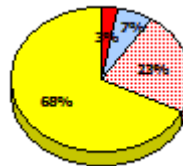
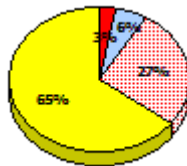
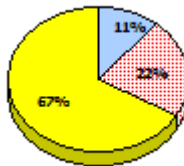
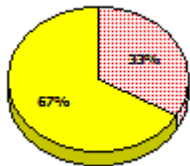


2014

N/A

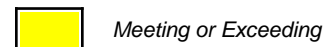
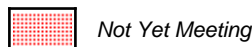
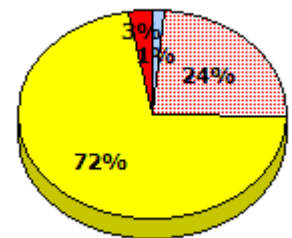
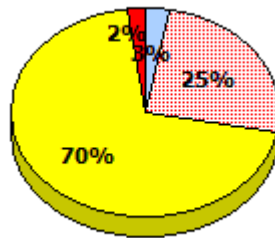
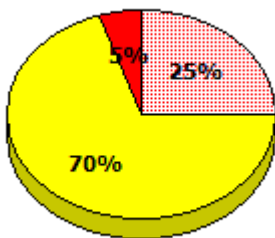
2013

AGR (9)



2012

AGR (19)



* In some cases, Provincial Assessment numbers may exceed AGR numbers based on late enrolments. Pie chart is based on the number of students who wrote the Provincial Assessment.

* Mushuau Innu Natuashish School and Sheshatshiu Innu School are excluded from region and provincial results.

Source: Division of Evaluation and Research, Department of Education and Early Childhood Development

NLESD - Western Region

School #: 487 Labrador Straits Academy

Reading

School

Region

Province

Non - Fiction

Fiction

Non - Fiction

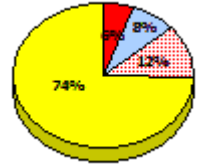
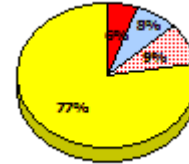
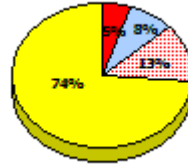
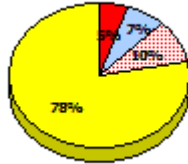
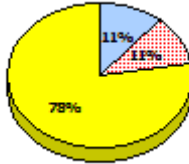
Fiction

Non - Fiction

Fiction

2015

Apr 30,
2013 (9)

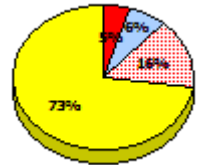
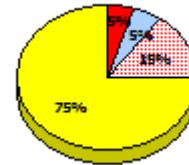
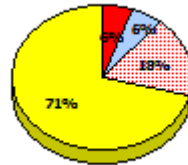
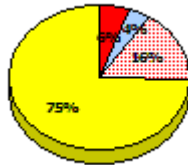
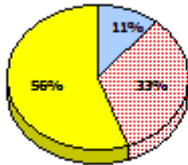


2014

N/A

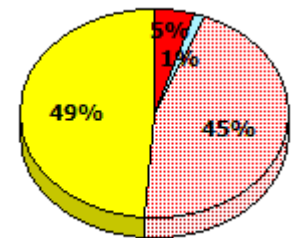
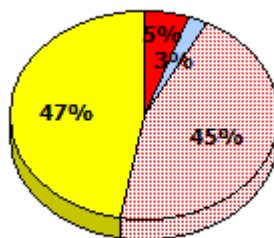
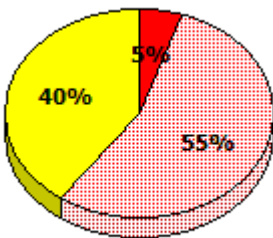
2013

AGR (9)



2012

AGR (19)



Exemption
 Unknown
 Not Yet Meeting
 Meeting or Exceeding

* In some cases, Provincial Assessment numbers may exceed AGR numbers based on late enrolments. Pie chart is based on the number of students who wrote the Provincial Assessment.

* Mushuau Innu Natuashish School and Sheshatshiu Innu School are excluded from region and provincial results.

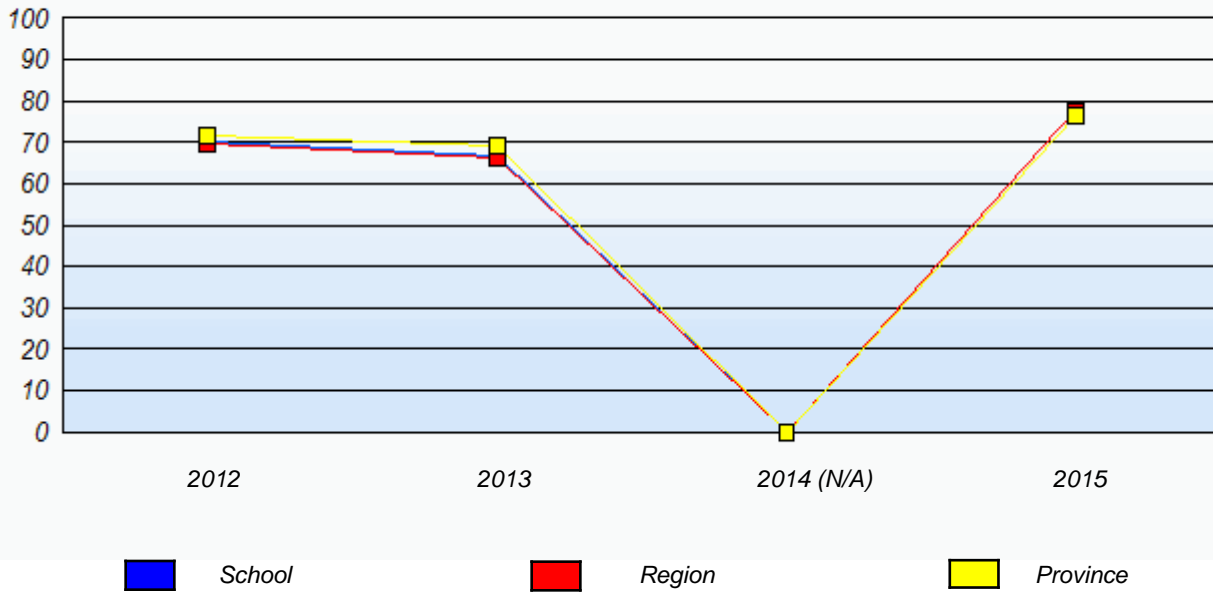
Source: Division of Evaluation and Research, Department of Education and Early Childhood Development

NLESD - Western Region

School #: 487 Labrador Straits Academy

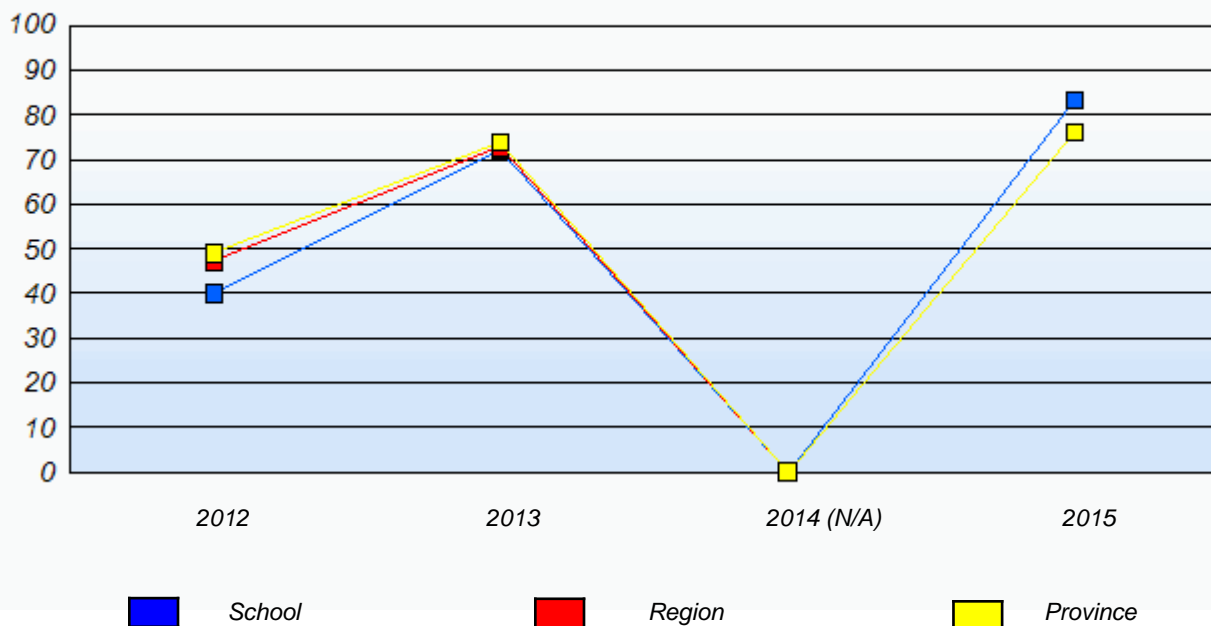
Demand Writing

Percentage of students meeting/exceeding (2012 - 2015)



Reading

Percentage of students meeting/exceeding (2012 - 2015)



* In some cases, Provincial Assessment numbers may exceed AGR numbers based on late enrolments. Pie chart is based on the number of students who wrote the Provincial Assessment.

* Mushuau Innu Natuashish School and Sheshatshiu Innu School are excluded from region and provincial results.

Source: Division of Evaluation and Research, Department of Education and Early Childhood Development

NLESD - Western Region

School #: 488 French Shore Academy

Demand Writing

School

Region

Province

Creative Writing

Persuasive Writing

Creative Writing

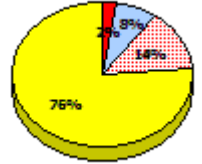
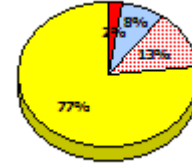
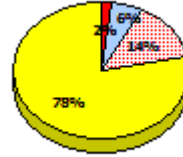
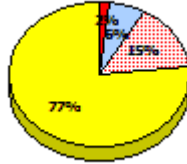
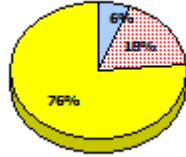
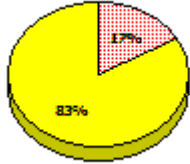
Persuasive Writing

Creative Writing

Persuasive Writing

2015

Apr 30, 2015 (17)

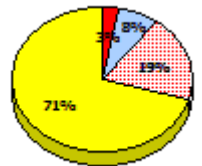
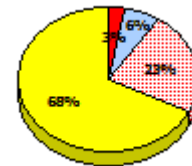
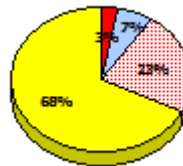
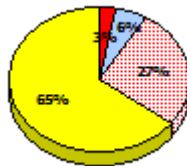
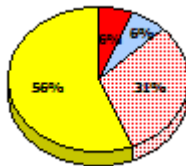
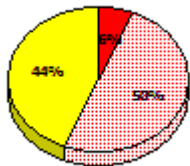


2014

N/A

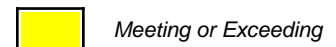
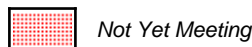
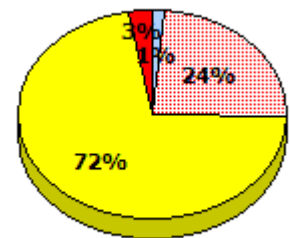
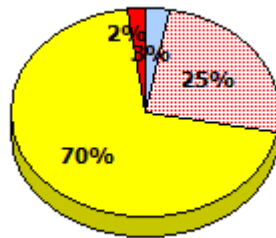
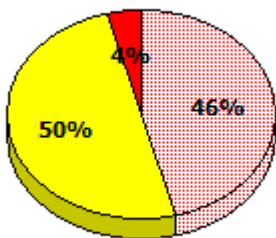
2013

AGR (16)



2012

AGR (24)



* In some cases, Provincial Assessment numbers may exceed AGR numbers based on late enrolments. Pie chart is based on the number of students who wrote the Provincial Assessment.

* Mushuau Innu Natuashish School and Sheshatshiu Innu School are excluded from region and provincial results.

Source: Division of Evaluation and Research, Department of Education and Early Childhood Development

NLESD - Western Region

School #: 488 French Shore Academy

Reading

School

Region

Province

Non - Fiction

Fiction

Non - Fiction

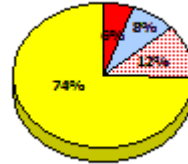
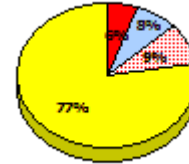
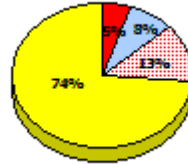
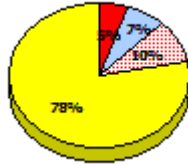
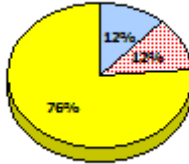
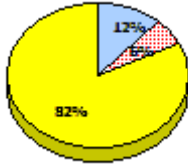
Fiction

Non - Fiction

Fiction

2015

Apr 30,
2013 (17)

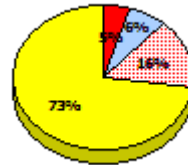
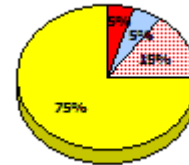
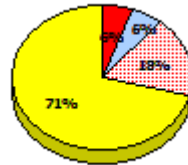
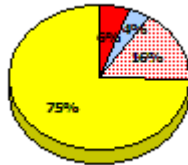
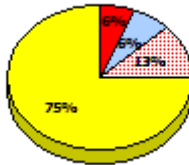
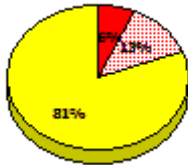


2014

N/A

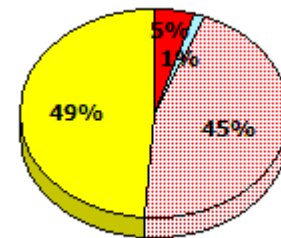
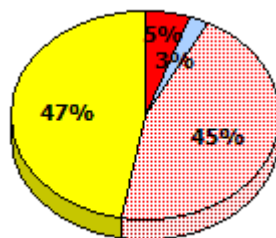
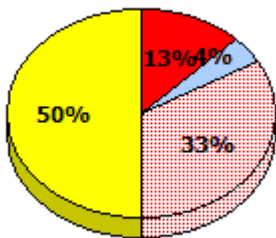
2013

AGR (16)



2012

AGR (24)



Exemption
 Unknown
 Not Yet Meeting
 Meeting or Exceeding

* In some cases, Provincial Assessment numbers may exceed AGR numbers based on late enrolments. Pie chart is based on the number of students who wrote the Provincial Assessment.

* Mushuau Innu Natuashish School and Sheshatshiu Innu School are excluded from region and provincial results.

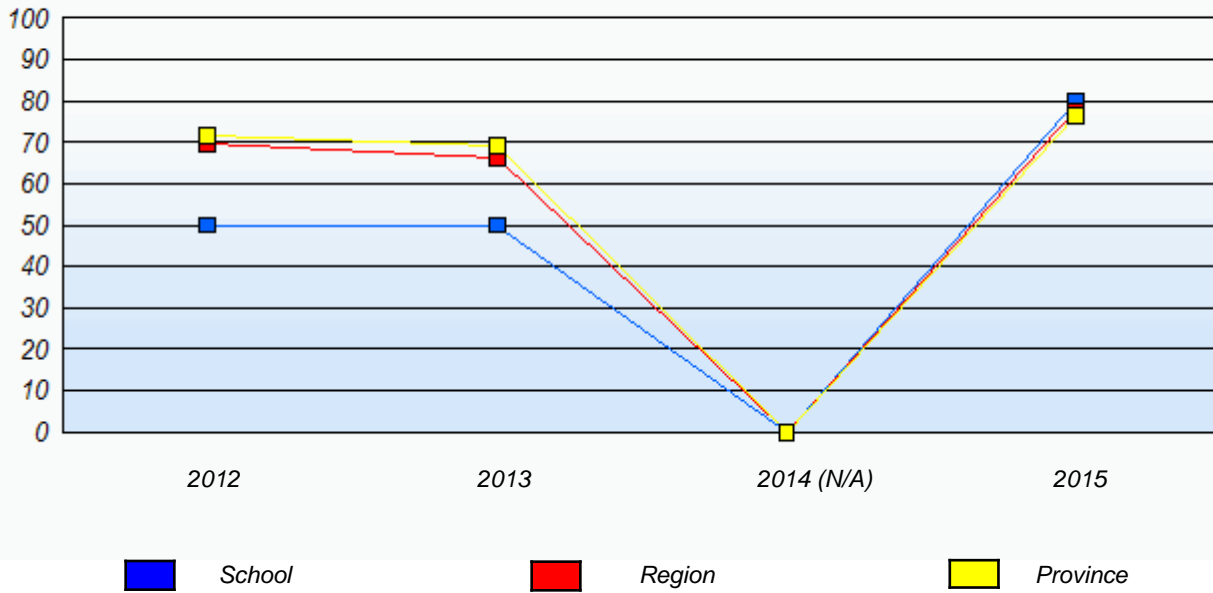
Source: Division of Evaluation and Research, Department of Education and Early Childhood Development

NLESD - Western Region

School #: 488 French Shore Academy

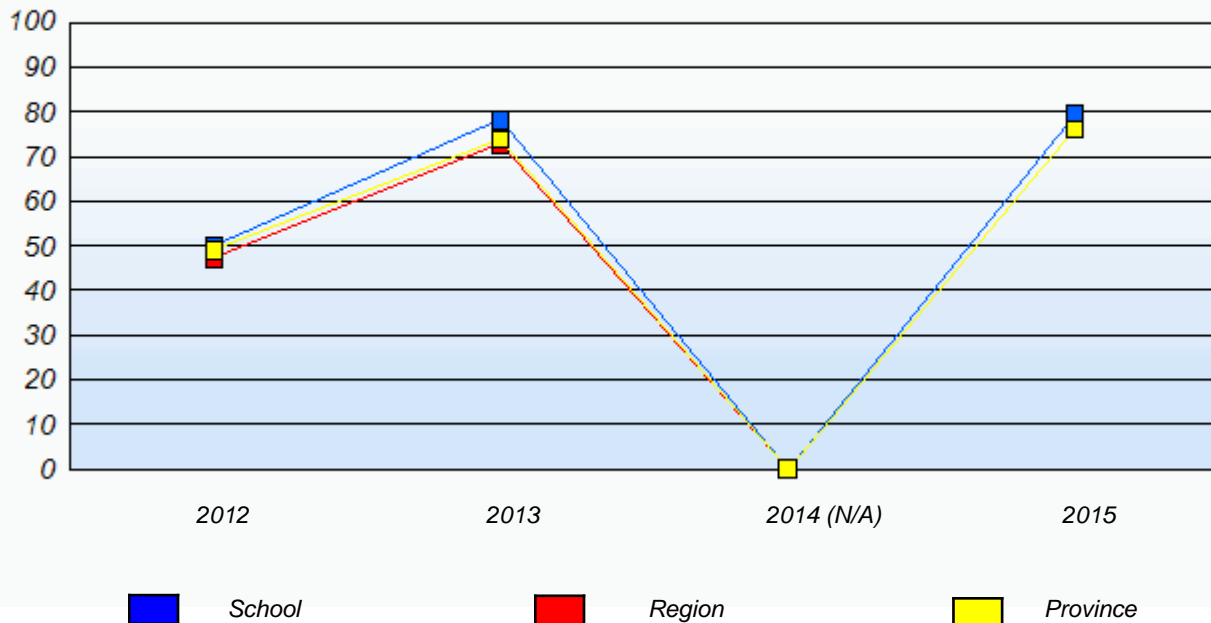
Demand Writing

Percentage of students meeting/exceeding (2012 - 2015)



Reading

Percentage of students meeting/exceeding (2012 - 2015)



* In some cases, Provincial Assessment numbers may exceed AGR numbers based on late enrolments. Pie chart is based on the number of students who wrote the Provincial Assessment.

* Mushuau Innu Natuashish School and Sheshatshiu Innu School are excluded from region and provincial results.

Source: Division of Evaluation and Research, Department of Education and Early Childhood Development

NLESD - Western Region

School #: 953 White Hills Academy

Demand Writing

School

Region

Province

Creative Writing

Persuasive Writing

Creative Writing

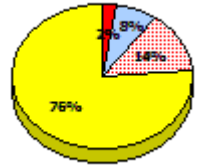
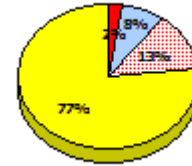
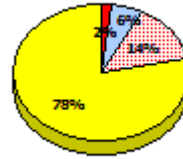
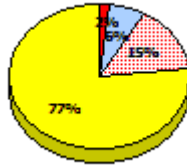
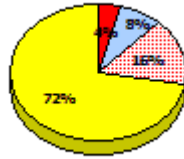
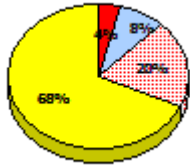
Persuasive Writing

Creative Writing

Persuasive Writing

2015

Apr 30,
2015 (25)



2014

N/A

2013

AGR (0)

2012

AGR (0)

Exemption

Unknown

Not Yet Meeting

Meeting or Exceeding

* In some cases, Provincial Assessment numbers may exceed AGR numbers based on late enrolments. Pie chart is based on the number of students who wrote the Provincial Assessment.

* Mushuau Innu Natuashish School and Sheshatshiu Innu School are excluded from region and provincial results.

NLESD - Western Region

School #: 953 White Hills Academy

Reading

School

Region

Province

Non - Fiction

Fiction

Non - Fiction

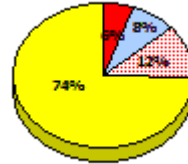
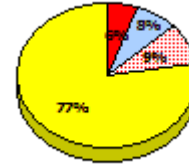
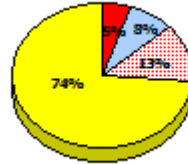
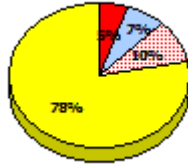
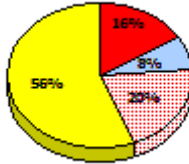
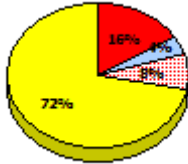
Fiction

Non - Fiction

Fiction

2015

Apr 30,
2013 (25)



2014

N/A

2013

AGR (0)

2012

AGR (0)



* In some cases, Provincial Assessment numbers may exceed AGR numbers based on late enrolments. Pie chart is based on the number of students who wrote the Provincial Assessment.

* Mushuau Innu Natuashish School and Sheshatshiu Innu School are excluded from region and provincial results.

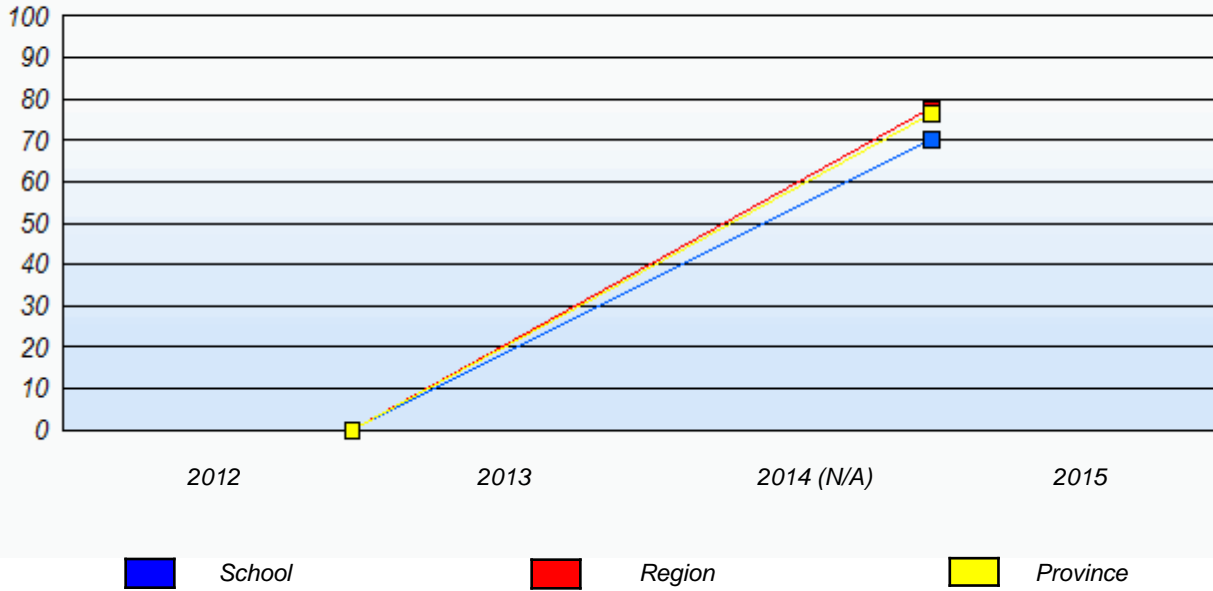
Source: Division of Evaluation and Research, Department of Education and Early Childhood Development

NLESD - Western Region

School #: 953 White Hills Academy

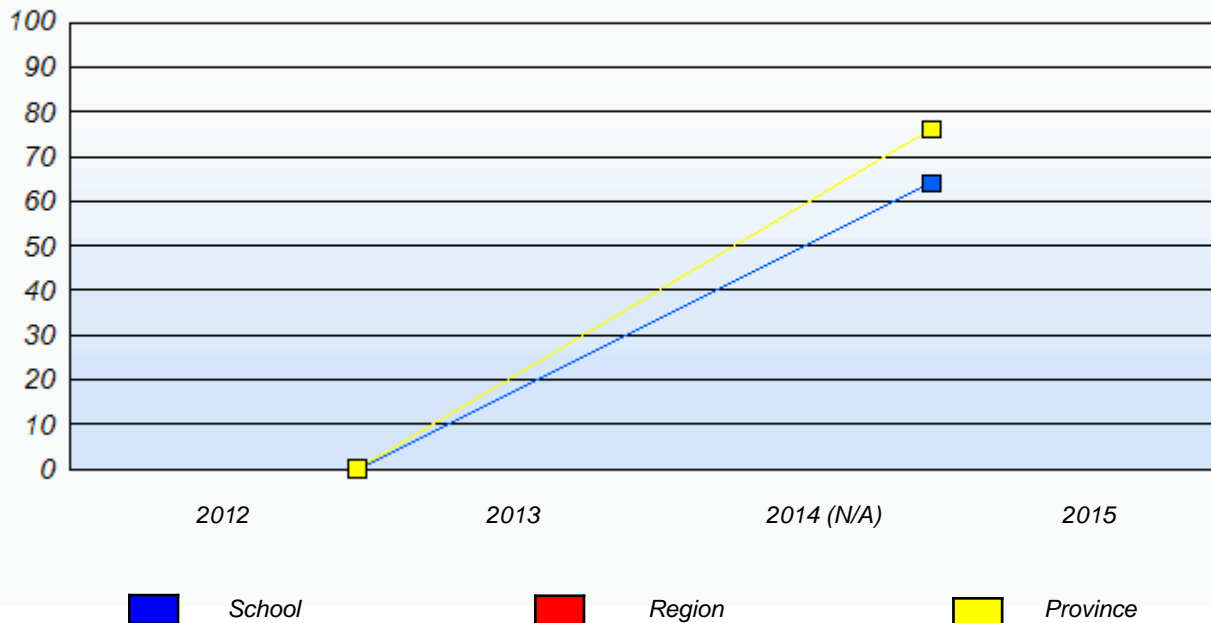
Demand Writing

Percentage of students meeting/exceeding (2012 - 2015)



Reading

Percentage of students meeting/exceeding (2012 - 2015)



* In some cases, Provincial Assessment numbers may exceed AGR numbers based on late enrolments. Pie chart is based on the number of students who wrote the Provincial Assessment.

* Mushuau Innu Natuashish School and Sheshatshiu Innu School are excluded from region and provincial results.

Source: Division of Evaluation and Research, Department of Education and Early Childhood Development