

NLESD - Western Region

School #: 022 William Gillett Academy

***Demand Writing***

***School***

***Region***

***Province***

*Creative Writing*

*Persuasive Writing*

*Creative Writing*

*Persuasive Writing*

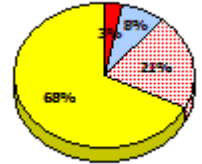
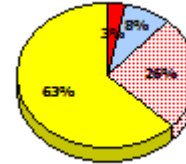
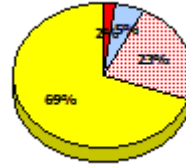
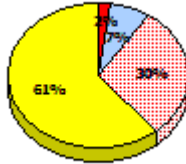
*Creative Writing*

*Persuasive Writing*

**2015**

*School data with 5 or fewer students withheld for reasons of confidentiality.*

Apr 30, 2015 (2)

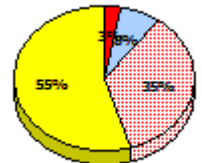
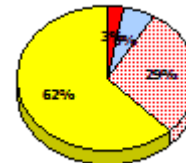
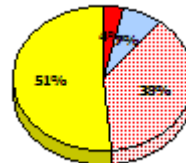
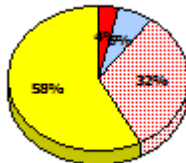


**2014**

N/A

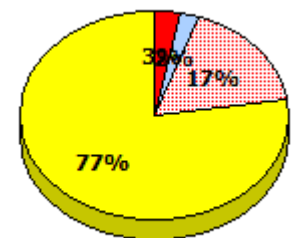
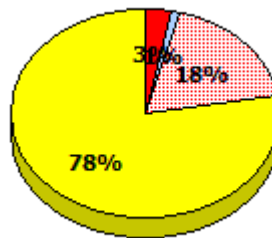
**2013**

Apr 30, 2013 (4)



**2012**

AGR (1)



\* In some cases, Provincial Assessment numbers may exceed AGR numbers based on late enrolments. Pie chart is based on the number of students who wrote the Provincial Assessment.

\* Mushuau Innu Natuashish School and Sheshatshiu Innu School are excluded from region and provincial results.

**Primary English Language Arts  
4 Year Provincial Assessment, June 2015  
Student Population Report**  
(average scores)

NLESD - Western Region

School #: 022 William Gillett Academy

**Reading**

**School**

**Region**

**Province**

*Non - Fiction*

*Fiction*

*Non - Fiction*

*Fiction*

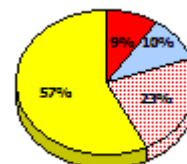
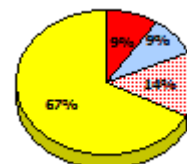
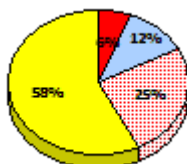
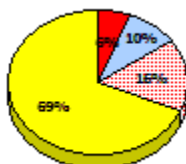
*Non - Fiction*

*Fiction*

**2015**

*School data with 5 or fewer students withheld for reasons of confidentiality.*

Apr 30, 2015 (2)

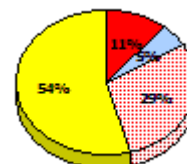
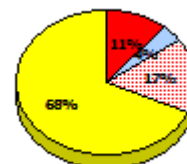
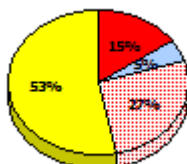
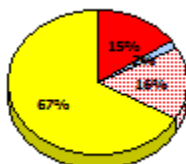


**2014**

N/A

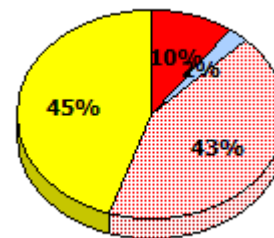
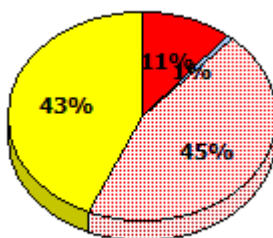
**2013**

Apr 30, 2013 (4)



**2012**

AGR (1)



Exemption    
  Unknown    
  Not Yet Meeting    
  Meeting or Exceeding

\* In some cases, Provincial Assessment numbers may exceed AGR numbers based on late enrolments. Pie chart is based on the number of students who wrote the Provincial Assessment.

\* Mushuau Innu Natuashish School and Sheshatshiu Innu School are excluded from region and provincial results.

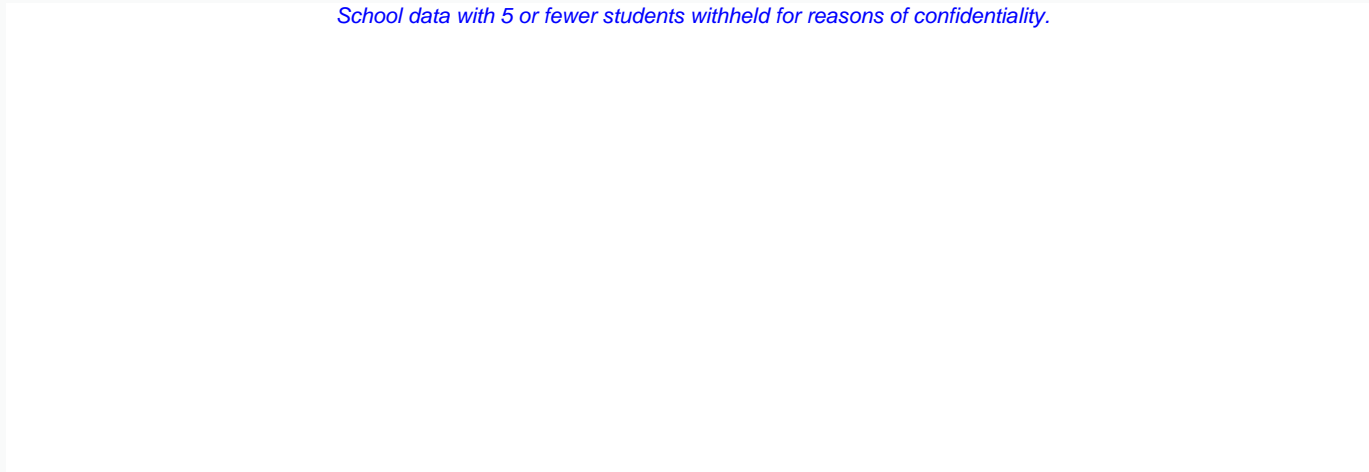
NLESD - Western Region

School #: 022 William Gillett Academy

**Demand Writing**

*Percentage of students meeting/exceeding (2012 - 2015)*

*School data with 5 or fewer students withheld for reasons of confidentiality.*



2012

2013

2014 (N/A)

2015



School



Region

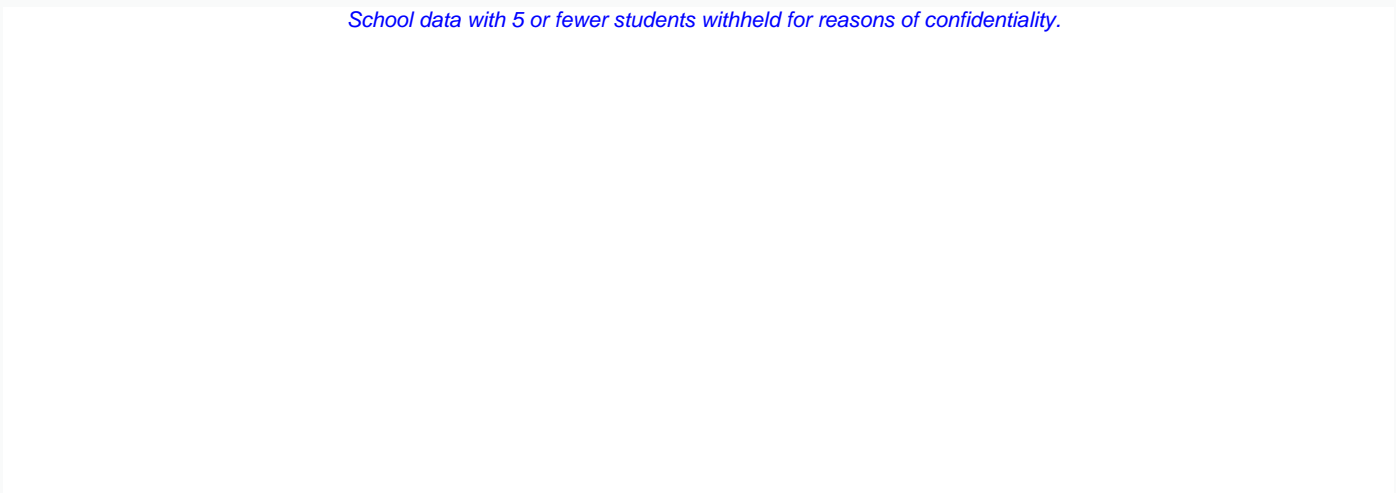


Province

**Reading**

*Percentage of students meeting/exceeding (2012 - 2015)*

*School data with 5 or fewer students withheld for reasons of confidentiality.*



2012

2013

2014 (N/A)

2015



School



Region



Province

\* In some cases, Provincial Assessment numbers may exceed AGR numbers based on late enrolments. Pie chart is based on the number of students who wrote the Provincial Assessment.

\* Mushuau Innu Natuashish School and Sheshatshiu Innu School are excluded from region and provincial results.

NLESD - Western Region

School #: 024 James Cook Memorial

***Demand Writing***

***School***

***Region***

***Province***

*Creative Writing*

*Persuasive Writing*

*Creative Writing*

*Persuasive Writing*

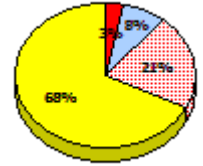
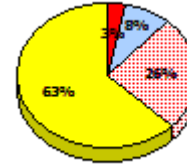
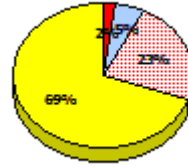
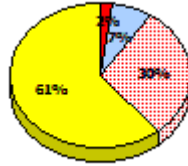
*Creative Writing*

*Persuasive Writing*

**2015**

*School data with 5 or fewer students withheld for reasons of confidentiality.*

Apr 30, 2015 (2)



**2014**

N/A

**2013**

Apr 30, 2013 (0)

**2012**

AGR (0)



\* In some cases, Provincial Assessment numbers may exceed AGR numbers based on late enrolments. Pie chart is based on the number of students who wrote the Provincial Assessment.

\* Mushuau Innu Natuashish School and Sheshatshiu Innu School are excluded from region and provincial results.

NLESD - Western Region

School #: 024 James Cook Memorial

**Reading**

**School**

**Region**

**Province**

Non - Fiction

Fiction

Non - Fiction

Fiction

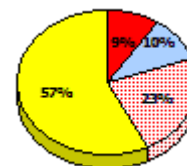
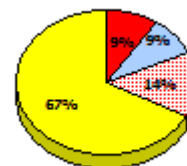
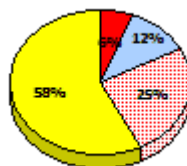
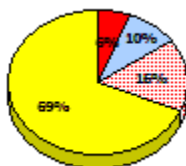
Non - Fiction

Fiction

**2015**

*School data with 5 or fewer students withheld for reasons of confidentiality.*

Apr 30, 2015 (2)



**2014**

N/A

**2013**

Apr 30, 2013 (0)

**2012**

AGR (0)



\* In some cases, Provincial Assessment numbers may exceed AGR numbers based on late enrolments. Pie chart is based on the number of students who wrote the Provincial Assessment.

\* Mushuau Innu Natuashish School and Sheshatshiu Innu School are excluded from region and provincial results.

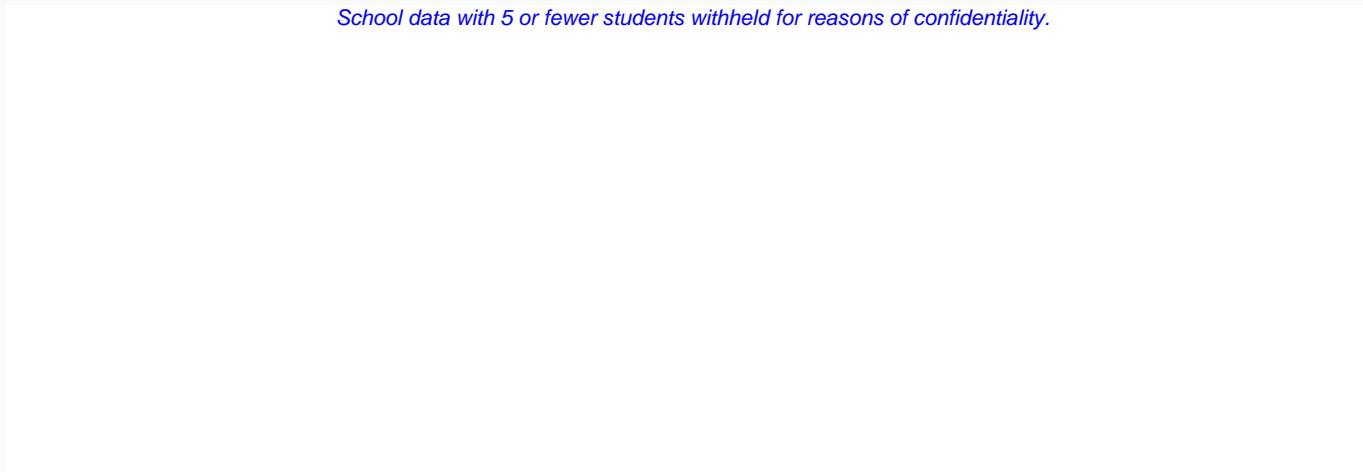
NLESD - Western Region

School #: 024 James Cook Memorial

**Demand Writing**

*Percentage of students meeting/exceeding (2012 - 2015)*

*School data with 5 or fewer students withheld for reasons of confidentiality.*



2012

2013

2014 (N/A)

2015



School



Region

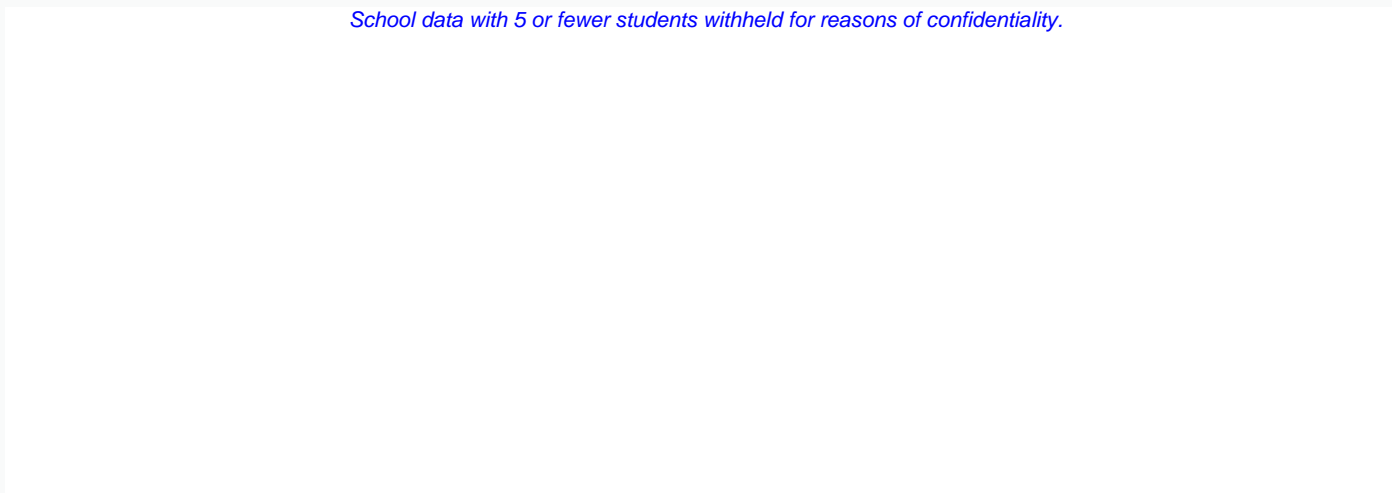


Province

**Reading**

*Percentage of students meeting/exceeding (2012 - 2015)*

*School data with 5 or fewer students withheld for reasons of confidentiality.*



2012

2013

2014 (N/A)

2015



School



Region



Province

\* In some cases, Provincial Assessment numbers may exceed AGR numbers based on late enrolments. Pie chart is based on the number of students who wrote the Provincial Assessment.

\* Mushuau Innu Natuashish School and Sheshatshiu Innu School are excluded from region and provincial results.

NLESD - Western Region

School #: 026 H.G. Fillier Academy

***Demand Writing***

***School***

***Region***

***Province***

*Creative Writing*

*Persuasive Writing*

*Creative Writing*

*Persuasive Writing*

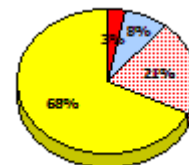
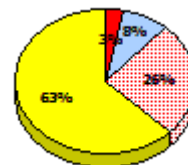
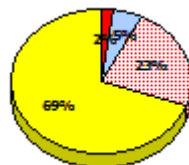
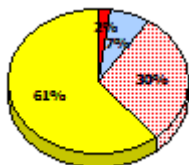
*Creative Writing*

*Persuasive Writing*

**2015**

*School data with 5 or fewer students withheld for reasons of confidentiality.*

Apr 30, 2015 (5)

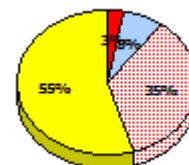
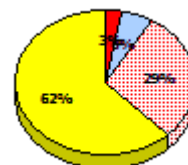
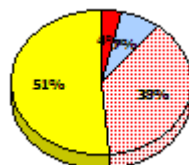
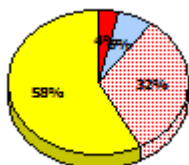


**2014**

N/A

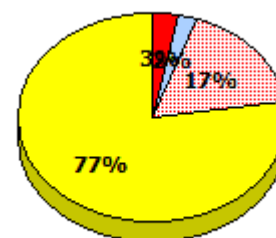
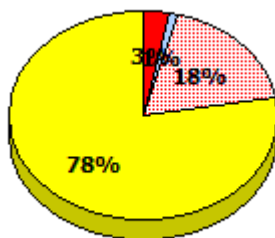
**2013**

Apr 30, 2013 (3)



**2012**

AGR (4)



\* In some cases, Provincial Assessment numbers may exceed AGR numbers based on late enrolments. Pie chart is based on the number of students who wrote the Provincial Assessment.

\* Mushuau Innu Natuashish School and Sheshatshiu Innu School are excluded from region and provincial results.

**Primary English Language Arts  
4 Year Provincial Assessment, June 2015  
Student Population Report**  
(average scores)

NLESD - Western Region

School #: 026 H.G. Fillier Academy

**Reading**

**School**

**Region**

**Province**

*Non - Fiction*

*Fiction*

*Non - Fiction*

*Fiction*

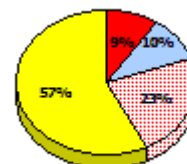
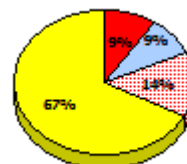
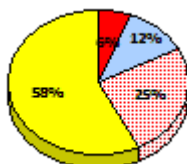
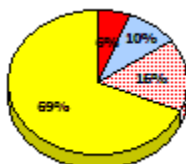
*Non - Fiction*

*Fiction*

**2015**

*School data with 5 or fewer students withheld for reasons of confidentiality.*

Apr 30, 2015 (5)

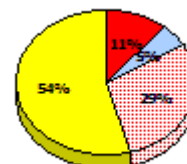
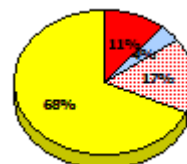
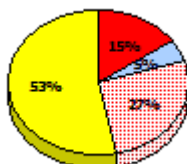
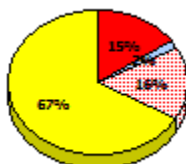


**2014**

N/A

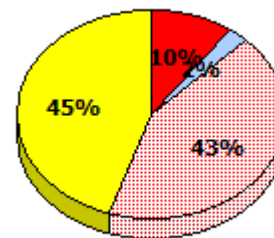
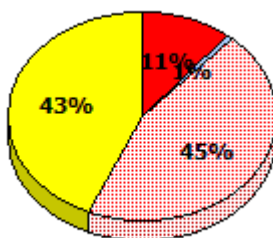
**2013**

Apr 30, 2013 (3)



**2012**

AGR (4)



\* In some cases, Provincial Assessment numbers may exceed AGR numbers based on late enrolments. Pie chart is based on the number of students who wrote the Provincial Assessment.

\* Mushuau Innu Natuashish School and Sheshatshiu Innu School are excluded from region and provincial results.



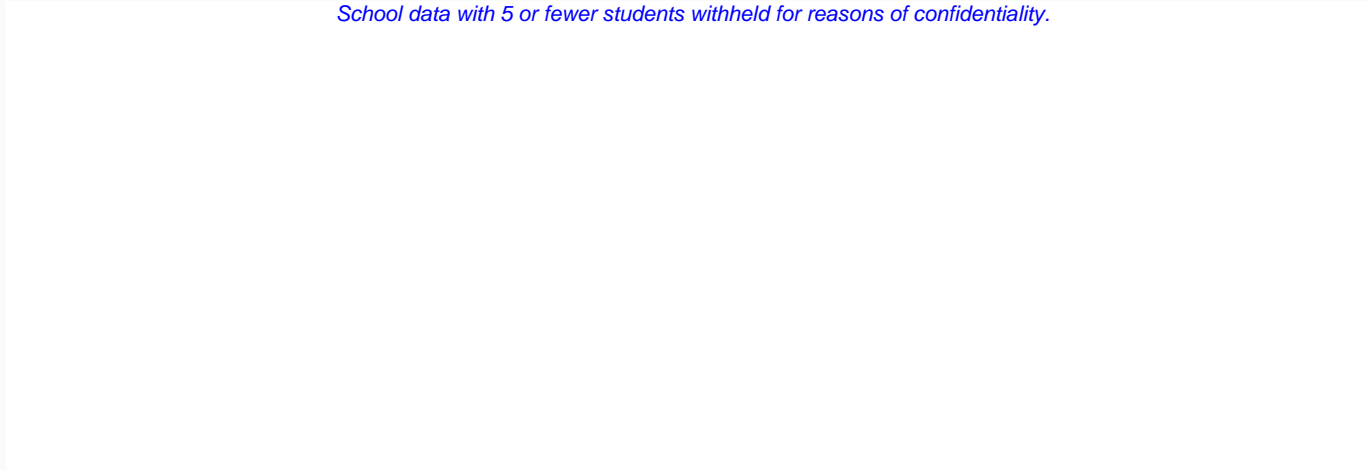
NLESD - Western Region

School #: 026      H.G. Fillier Academy

**Demand Writing**

*Percentage of students meeting/exceeding (2012 - 2015)*

*School data with 5 or fewer students withheld for reasons of confidentiality.*



2012

2013

2014 (N/A)

2015



School



Region

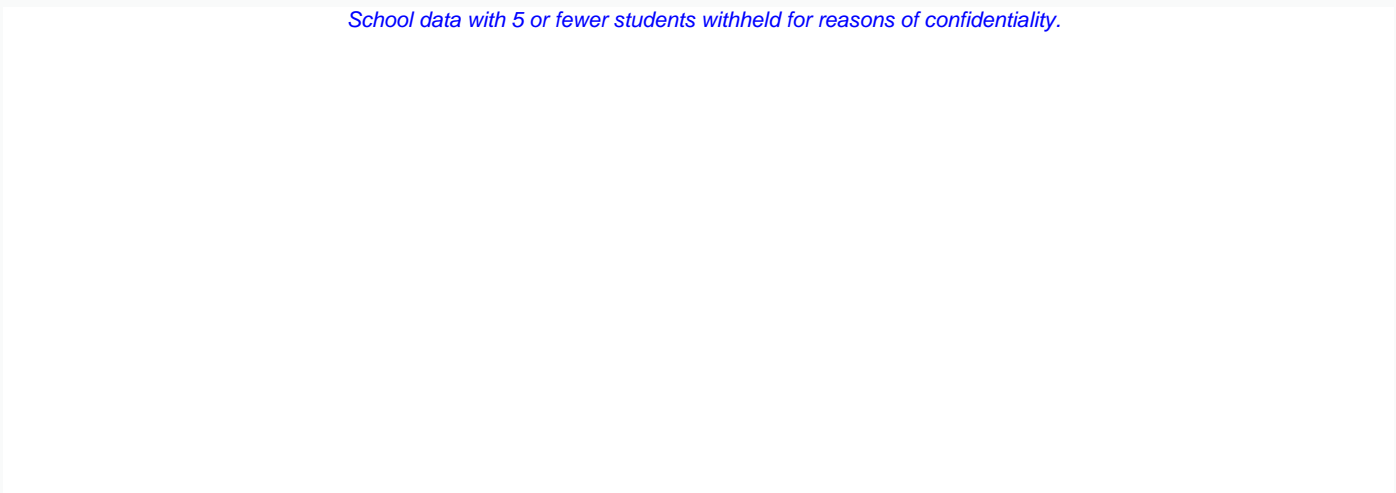


Province

**Reading**

*Percentage of students meeting/exceeding (2012 - 2015)*

*School data with 5 or fewer students withheld for reasons of confidentiality.*



2012

2013

2014 (N/A)

2015



School



Region



Province

\* In some cases, Provincial Assessment numbers may exceed AGR numbers based on late enrolments. Pie chart is based on the number of students who wrote the Provincial Assessment.

\* Mushuau Innu Natuashish School and Sheshatshiu Innu School are excluded from region and provincial results.

NLESD - Western Region

School #: 027      Canon Richards Memorial Academy

***Demand Writing***

***School***

***Region***

***Province***

*Creative Writing*

*Persuasive Writing*

*Creative Writing*

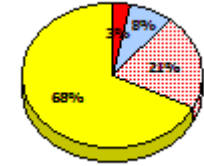
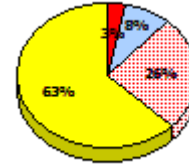
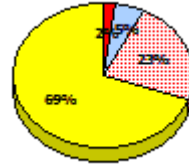
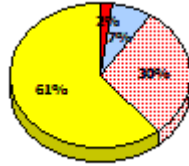
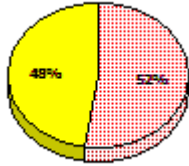
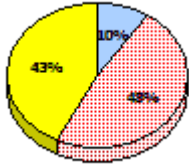
*Persuasive Writing*

*Creative Writing*

*Persuasive Writing*

**2015**

Apr 30, 2015 (21)

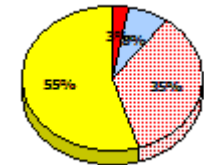
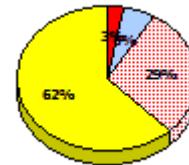
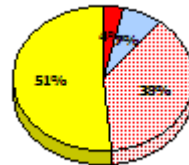
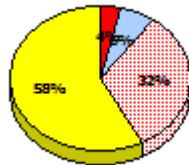
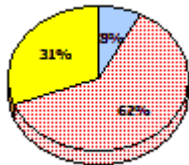
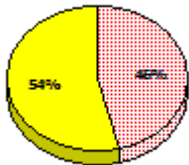


**2014**

N/A

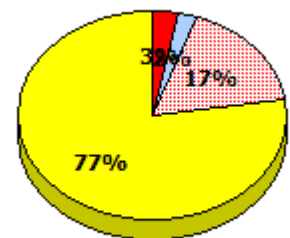
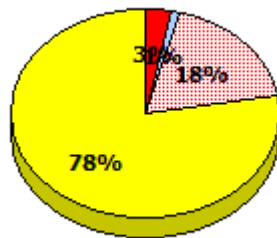
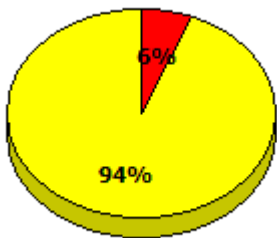
**2013**

Apr 30, 2013 (13)



**2012**

AGR (16)



\* In some cases, Provincial Assessment numbers may exceed AGR numbers based on late enrolments. Pie chart is based on the number of students who wrote the Provincial Assessment.

\* Mushuau Innu Natuashish School and Sheshatshiu Innu School are excluded from region and provincial results.

NLESD - Western Region

School #: 027 Canon Richards Memorial Academy

**Reading**

**School**

**Region**

**Province**

*Non - Fiction*

*Fiction*

*Non - Fiction*

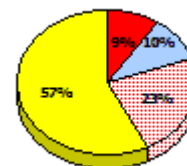
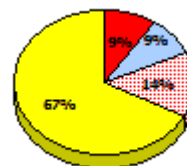
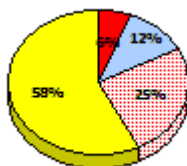
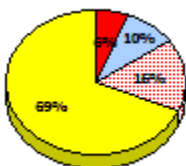
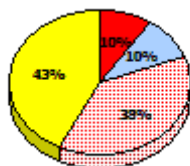
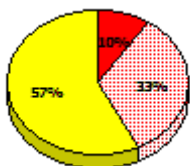
*Fiction*

*Non - Fiction*

*Fiction*

**2015**

Apr 30,  
2015 (21)

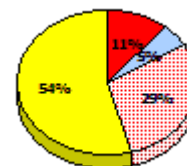
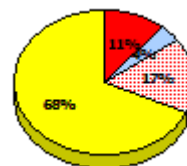
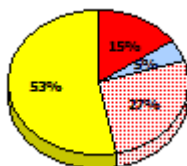
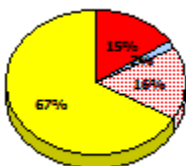
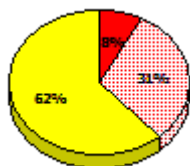
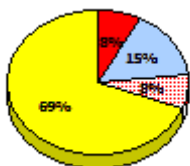


**2014**

N/A

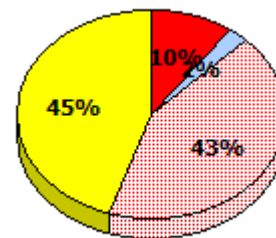
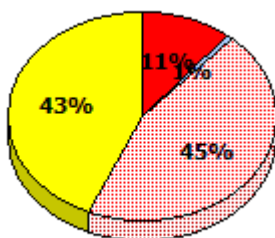
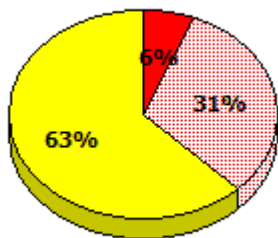
**2013**

Apr 30,  
2013 (13)



**2012**

AGR (16)



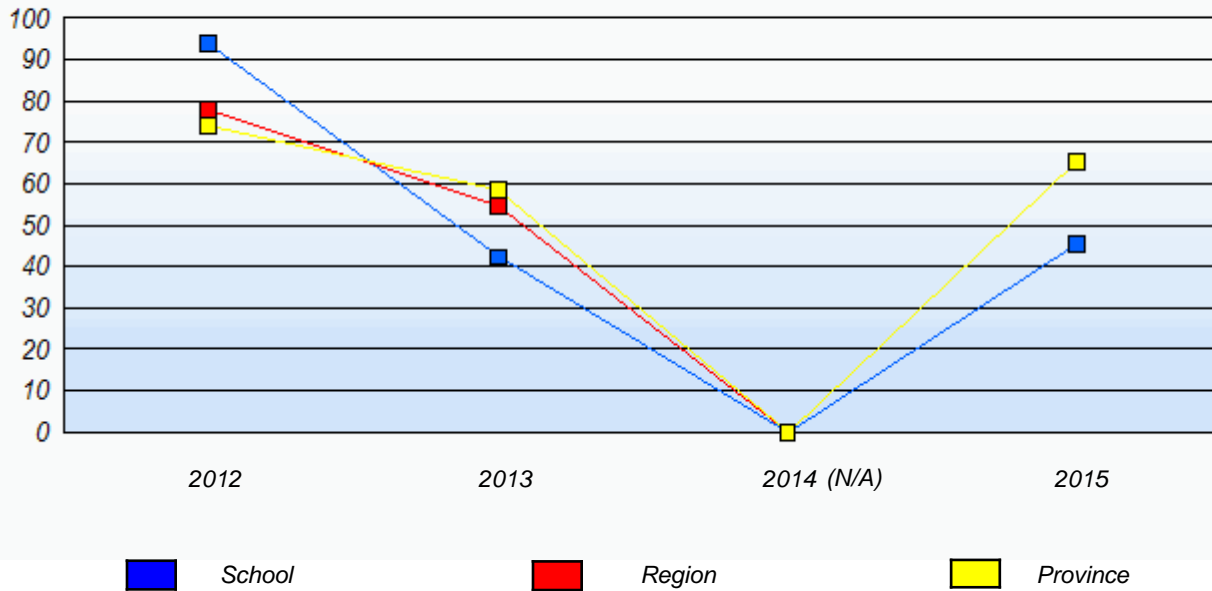
\* In some cases, Provincial Assessment numbers may exceed AGR numbers based on late enrolments. Pie chart is based on the number of students who wrote the Provincial Assessment.

\* Mushuau Innu Natuashish School and Sheshatshiu Innu School are excluded from region and provincial results.

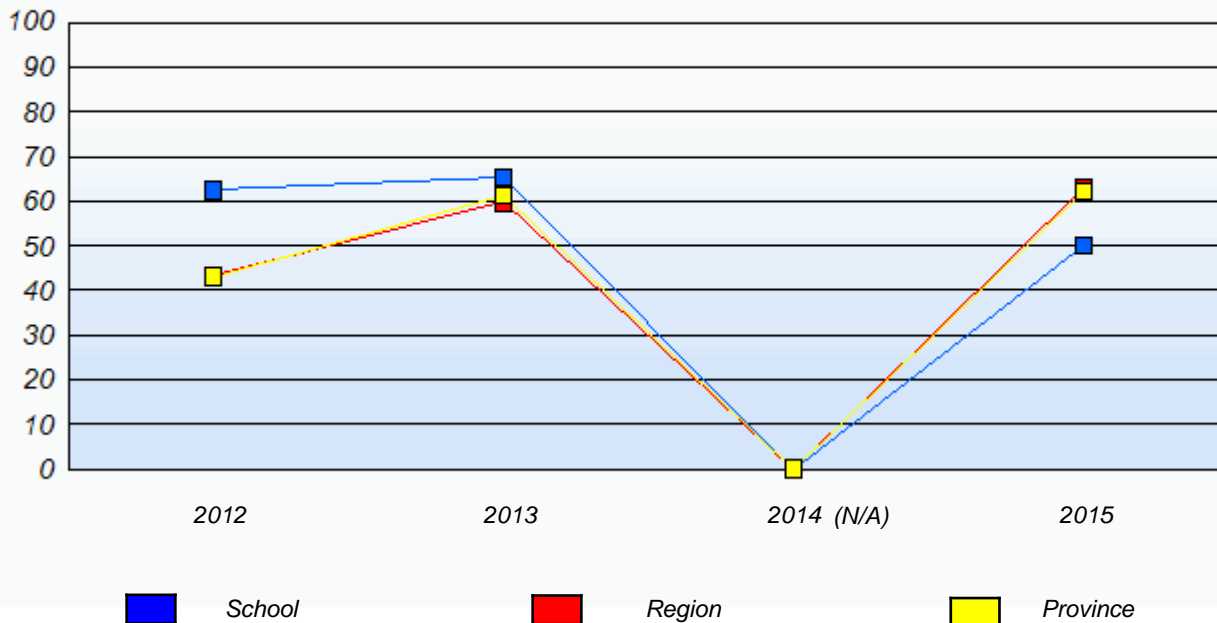
NLESD - Western Region

School #: 027      Canon Richards Memorial Academy

**Demand Writing**  
Percentage of students meeting/exceeding (2012 - 2015)



**Reading**  
Percentage of students meeting/exceeding (2012 - 2015)



\* In some cases, Provincial Assessment numbers may exceed AGR numbers based on late enrolments. Pie chart is based on the number of students who wrote the Provincial Assessment.

\* Mushuau Innu Natuashish School and Sheshatshiu Innu School are excluded from region and provincial results.

NLESD - Western Region

School #: 032 Truman Eddison Memorial

***Demand Writing***

***School***

***Region***

***Province***

*Creative Writing*

*Persuasive Writing*

*Creative Writing*

*Persuasive Writing*

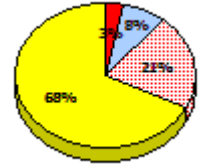
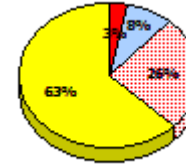
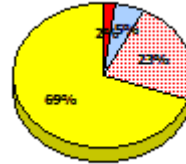
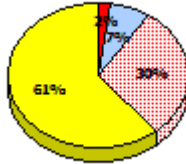
*Creative Writing*

*Persuasive Writing*

**2015**

*School data with 5 or fewer students withheld for reasons of confidentiality.*

Apr 30, 2015 (2)

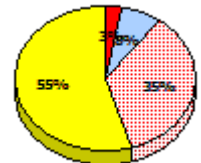
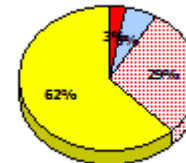
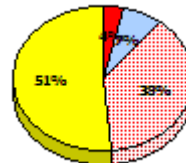
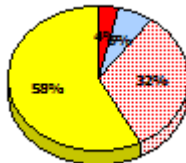


**2014**

N/A

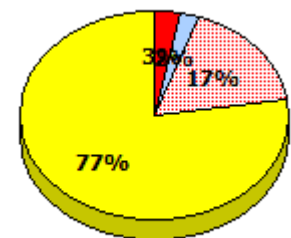
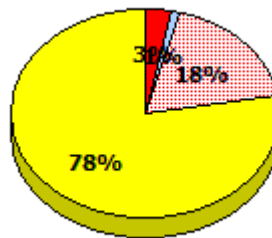
**2013**

Apr 30, 2013 (5)



**2012**

AGR (3)



Exemption

Unknown

Not Yet Meeting

Meeting or Exceeding

\* In some cases, Provincial Assessment numbers may exceed AGR numbers based on late enrolments. Pie chart is based on the number of students who wrote the Provincial Assessment.

\* Mushuau Innu Natuashish School and Sheshatshiu Innu School are excluded from region and provincial results.

NLESD - Western Region

School #: 032 Truman Eddison Memorial

**Reading**

**School**

**Region**

**Province**

*Non - Fiction*

*Fiction*

*Non - Fiction*

*Fiction*

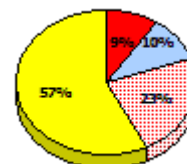
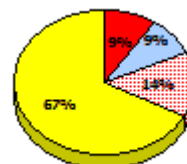
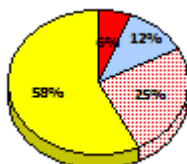
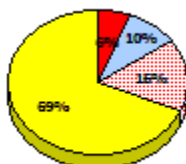
*Non - Fiction*

*Fiction*

**2015**

*School data with 5 or fewer students withheld for reasons of confidentiality.*

Apr 30, 2015 (2)

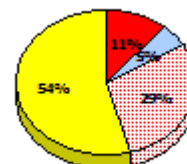
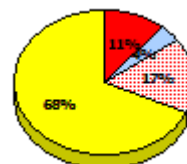
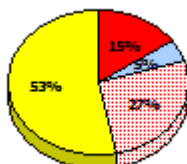
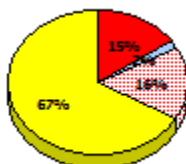


**2014**

N/A

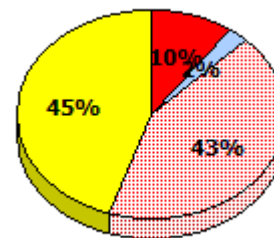
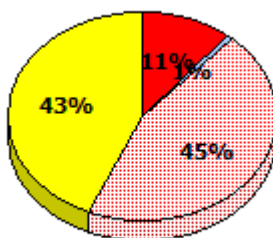
**2013**

Apr 30, 2013 (5)



**2012**

AGR (3)



\* In some cases, Provincial Assessment numbers may exceed AGR numbers based on late enrolments. Pie chart is based on the number of students who wrote the Provincial Assessment.

\* Mushuau Innu Natuashish School and Sheshatshiu Innu School are excluded from region and provincial results.

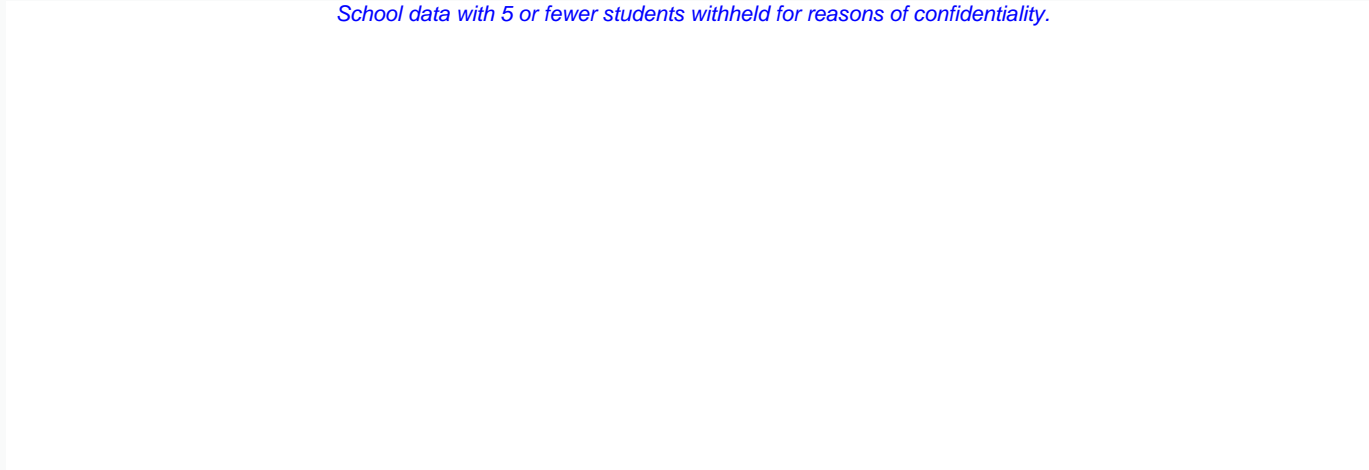
NLESD - Western Region

School #: 032 Truman Eddison Memorial

**Demand Writing**

*Percentage of students meeting/exceeding (2012 - 2015)*

*School data with 5 or fewer students withheld for reasons of confidentiality.*



2012

2013

2014 (N/A)

2015



School



Region

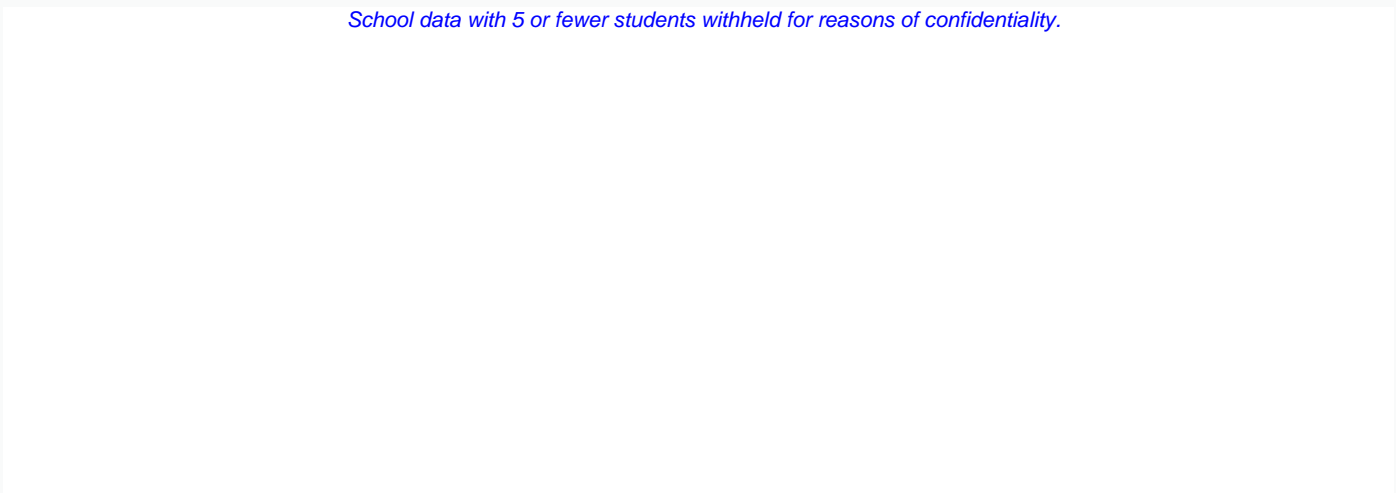


Province

**Reading**

*Percentage of students meeting/exceeding (2012 - 2015)*

*School data with 5 or fewer students withheld for reasons of confidentiality.*



2012

2013

2014 (N/A)

2015



School



Region



Province

\* In some cases, Provincial Assessment numbers may exceed AGR numbers based on late enrolments. Pie chart is based on the number of students who wrote the Provincial Assessment.

\* Mushuau Innu Natuashish School and Sheshatshiu Innu School are excluded from region and provincial results.

NLESD - Western Region

School #: 039 Mary Simms All-Grade

***Demand Writing***

***School***

***Region***

***Province***

*Creative Writing*

*Persuasive Writing*

*Creative Writing*

*Persuasive Writing*

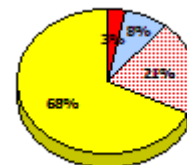
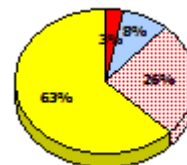
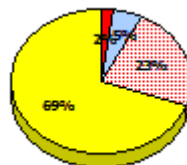
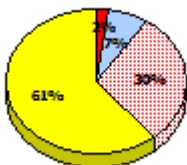
*Creative Writing*

*Persuasive Writing*

**2015**

*School data with 5 or fewer students withheld for reasons of confidentiality.*

Apr 30, 2015 (5)

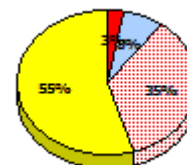
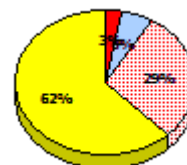
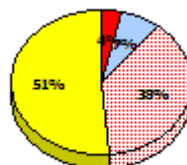
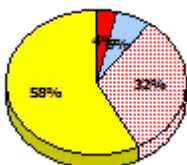


**2014**

N/A

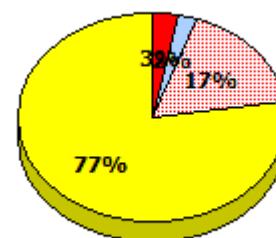
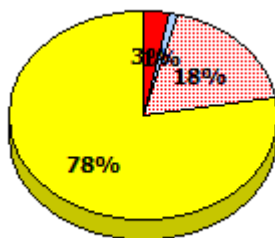
**2013**

Apr 30, 2013 (2)



**2012**

AGR (2)



\* In some cases, Provincial Assessment numbers may exceed AGR numbers based on late enrolments. Pie chart is based on the number of students who wrote the Provincial Assessment.

\* Mushuau Innu Natuashish School and Sheshatshiu Innu School are excluded from region and provincial results.



**Primary English Language Arts  
4 Year Provincial Assessment, June 2015  
Student Population Report**  
(average scores)

NLESD - Western Region

School #: 039 Mary Simms All-Grade

**Reading**

**School**

**Region**

**Province**

*Non - Fiction*

*Fiction*

*Non - Fiction*

*Fiction*

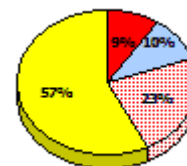
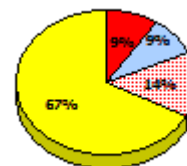
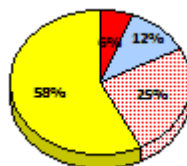
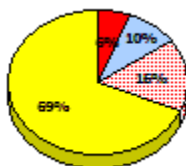
*Non - Fiction*

*Fiction*

**2015**

*School data with 5 or fewer students withheld for reasons of confidentiality.*

Apr 30, 2015 (5)

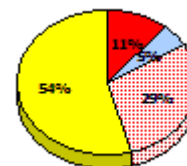
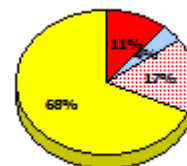
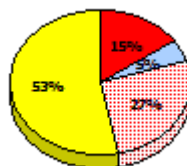
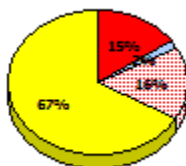


**2014**

N/A

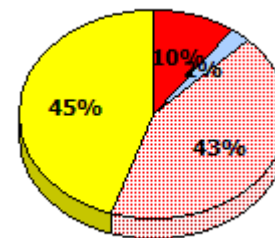
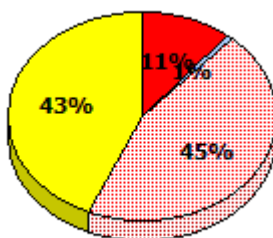
**2013**

Apr 30, 2013 (2)



**2012**

AGR (2)



Exemption    
  Unknown    
  Not Yet Meeting    
  Meeting or Exceeding

\* In some cases, Provincial Assessment numbers may exceed AGR numbers based on late enrolments. Pie chart is based on the number of students who wrote the Provincial Assessment.

\* Mushuau Innu Natuashish School and Sheshatshiu Innu School are excluded from region and provincial results.

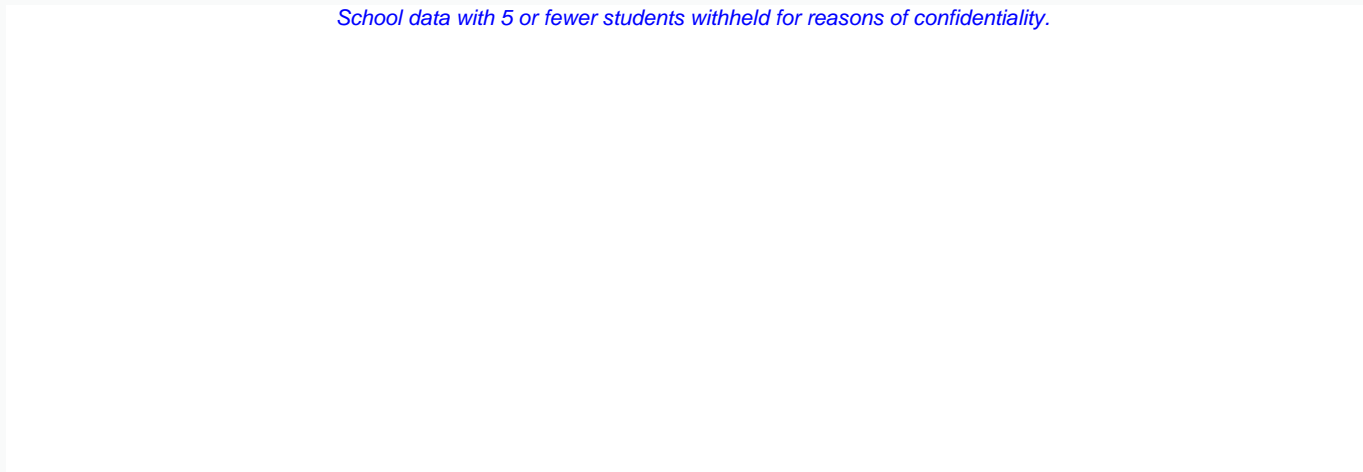
NLESD - Western Region

School #: 039      Mary Simms All-Grade

**Demand Writing**

*Percentage of students meeting/exceeding (2012 - 2015)*

*School data with 5 or fewer students withheld for reasons of confidentiality.*



2012

2013

2014 (N/A)

2015



School



Region

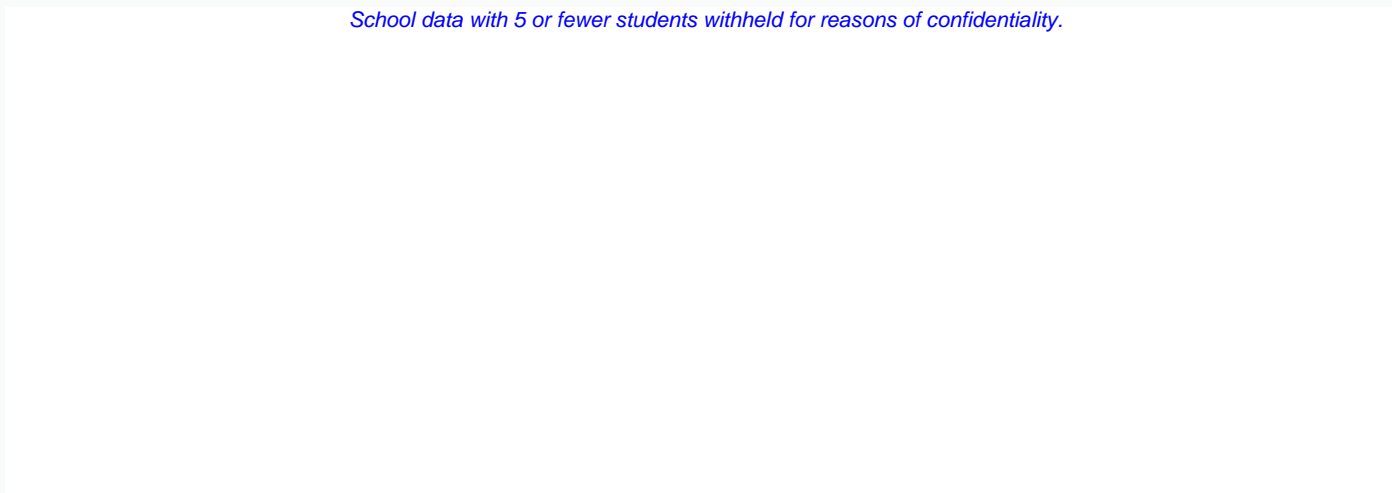


Province

**Reading**

*Percentage of students meeting/exceeding (2012 - 2015)*

*School data with 5 or fewer students withheld for reasons of confidentiality.*



2012

2013

2014 (N/A)

2015



School



Region



Province

\* In some cases, Provincial Assessment numbers may exceed AGR numbers based on late enrolments. Pie chart is based on the number of students who wrote the Provincial Assessment.

\* Mushuau Innu Natuashish School and Sheshatshiu Innu School are excluded from region and provincial results.

NLESD - Western Region

School #: 040 St. Mary's AG

***Demand Writing***

***School***

***Region***

***Province***

*Creative Writing*

*Persuasive Writing*

*Creative Writing*

*Persuasive Writing*

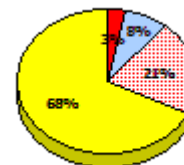
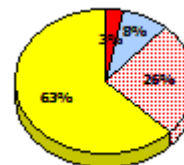
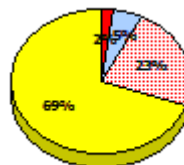
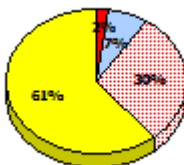
*Creative Writing*

*Persuasive Writing*

**2015**

*School data with 5 or fewer students withheld for reasons of confidentiality.*

Apr 30, 2015 (2)

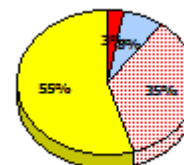
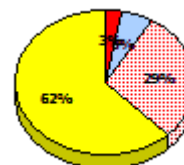
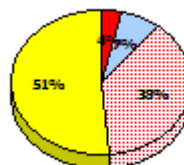
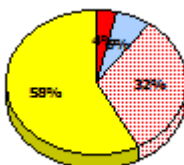


**2014**

N/A

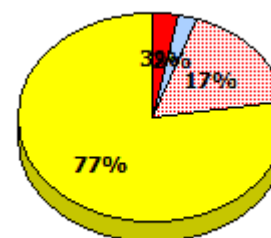
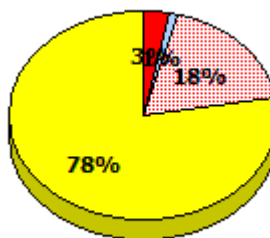
**2013**

Apr 30, 2013 (5)



**2012**

AGR (2)



\* In some cases, Provincial Assessment numbers may exceed AGR numbers based on late enrolments. Pie chart is based on the number of students who wrote the Provincial Assessment.

\* Mushuau Innu Natuashish School and Sheshatshiu Innu School are excluded from region and provincial results.

**Primary English Language Arts  
4 Year Provincial Assessment, June 2015  
Student Population Report**  
(average scores)

NLESD - Western Region

School #: 040 St. Mary's AG

**Reading**

**School**

**Region**

**Province**

*Non - Fiction*

*Fiction*

*Non - Fiction*

*Fiction*

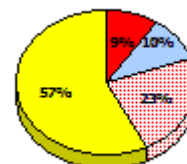
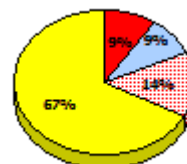
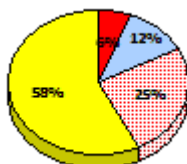
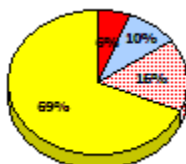
*Non - Fiction*

*Fiction*

**2015**

*School data with 5 or fewer students withheld for reasons of confidentiality.*

Apr 30, 2015 (2)

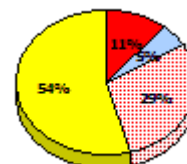
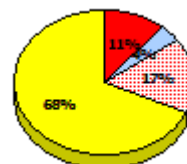
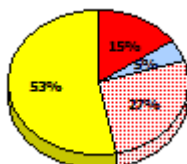
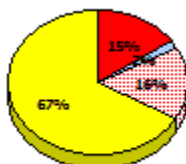


**2014**

N/A

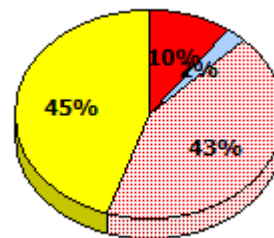
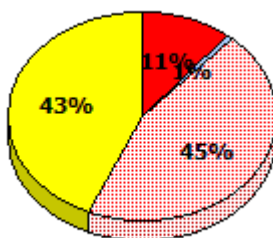
**2013**

Apr 30, 2013 (5)



**2012**

AGR (2)



Exemption    
  Unknown    
  Not Yet Meeting    
  Meeting or Exceeding

\* In some cases, Provincial Assessment numbers may exceed AGR numbers based on late enrolments. Pie chart is based on the number of students who wrote the Provincial Assessment.

\* Mushuau Innu Natuashish School and Sheshatshiu Innu School are excluded from region and provincial results.

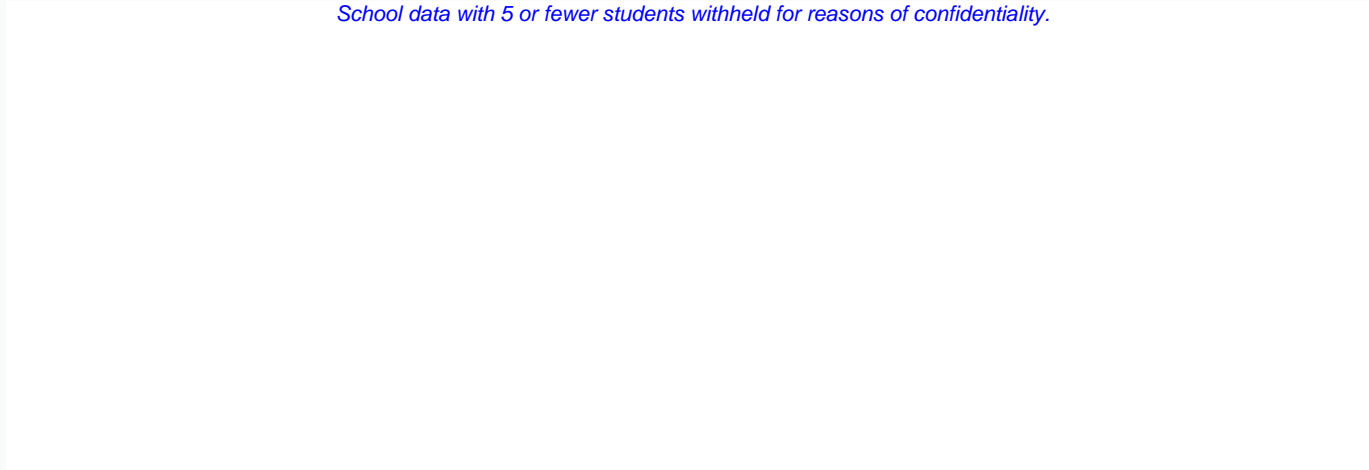
NLESD - Western Region

School #: 040      St. Mary's AG

**Demand Writing**

*Percentage of students meeting/exceeding (2012 - 2015)*

*School data with 5 or fewer students withheld for reasons of confidentiality.*



2012

2013

2014 (N/A)

2015



School



Region

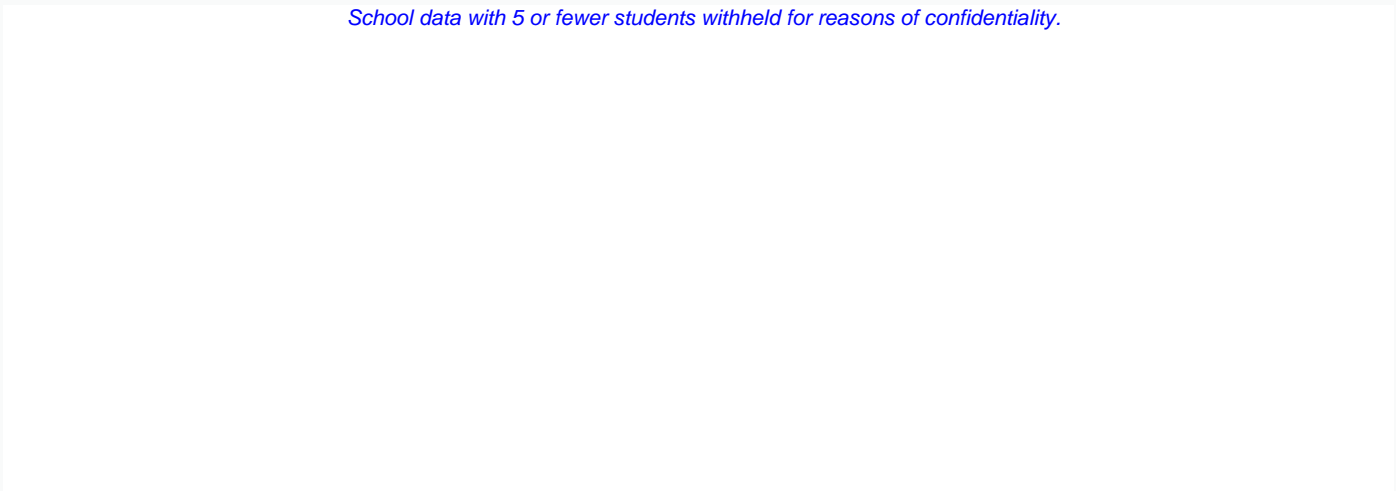


Province

**Reading**

*Percentage of students meeting/exceeding (2012 - 2015)*

*School data with 5 or fewer students withheld for reasons of confidentiality.*



2012

2013

2014 (N/A)

2015



School



Region



Province

\* In some cases, Provincial Assessment numbers may exceed AGR numbers based on late enrolments. Pie chart is based on the number of students who wrote the Provincial Assessment.

\* Mushuau Innu Natuashish School and Sheshatshiu Innu School are excluded from region and provincial results.

NLESD - Western Region

School #: 046      Bayside Academy

***Demand Writing***

***School***

***Region***

***Province***

*Creative Writing*

*Persuasive Writing*

*Creative Writing*

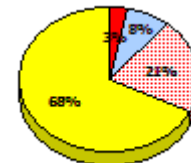
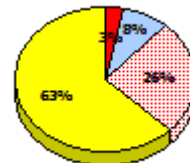
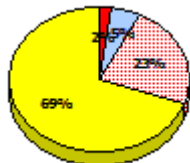
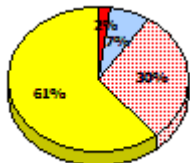
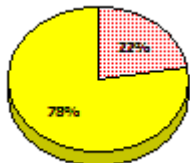
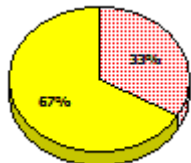
*Persuasive Writing*

*Creative Writing*

*Persuasive Writing*

**2015**

Apr 30, 2015 (9)

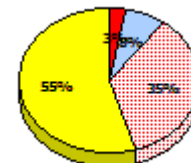
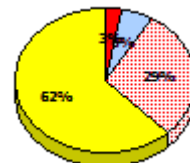
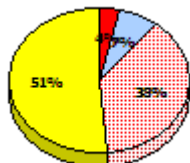
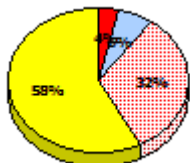
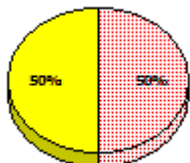


**2014**

N/A

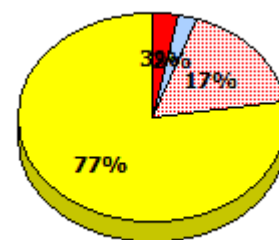
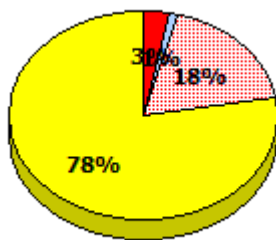
**2013**

Apr 30, 2013 (2)



**2012**

AGR (1)



\* In some cases, Provincial Assessment numbers may exceed AGR numbers based on late enrolments. Pie chart is based on the number of students who wrote the Provincial Assessment.

\* Mushuau Innu Natuashish School and Sheshatshiu Innu School are excluded from region and provincial results.

NLESD - Western Region

School #: 046 Bayside Academy

**Reading**

**School**

**Region**

**Province**

*Non - Fiction*

*Fiction*

*Non - Fiction*

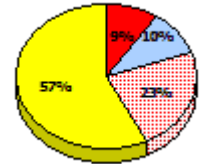
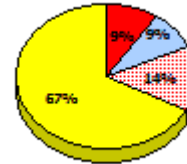
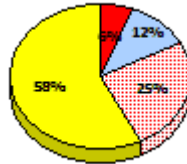
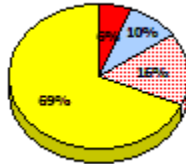
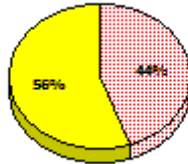
*Fiction*

*Non - Fiction*

*Fiction*

**2015**

Apr 30,  
2015 (9)

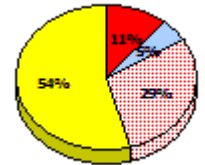
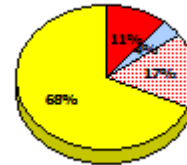
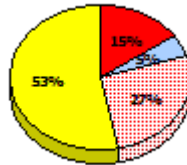
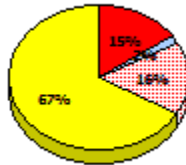


**2014**

N/A

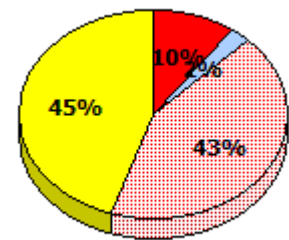
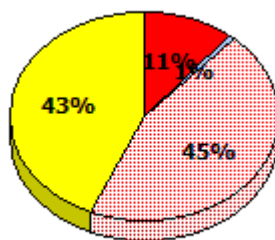
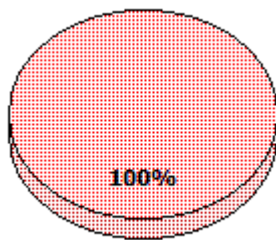
**2013**

Apr 30,  
2013 (2)



**2012**

AGR (1)



Exemption    
  Unknown    
  Not Yet Meeting    
  Meeting or Exceeding

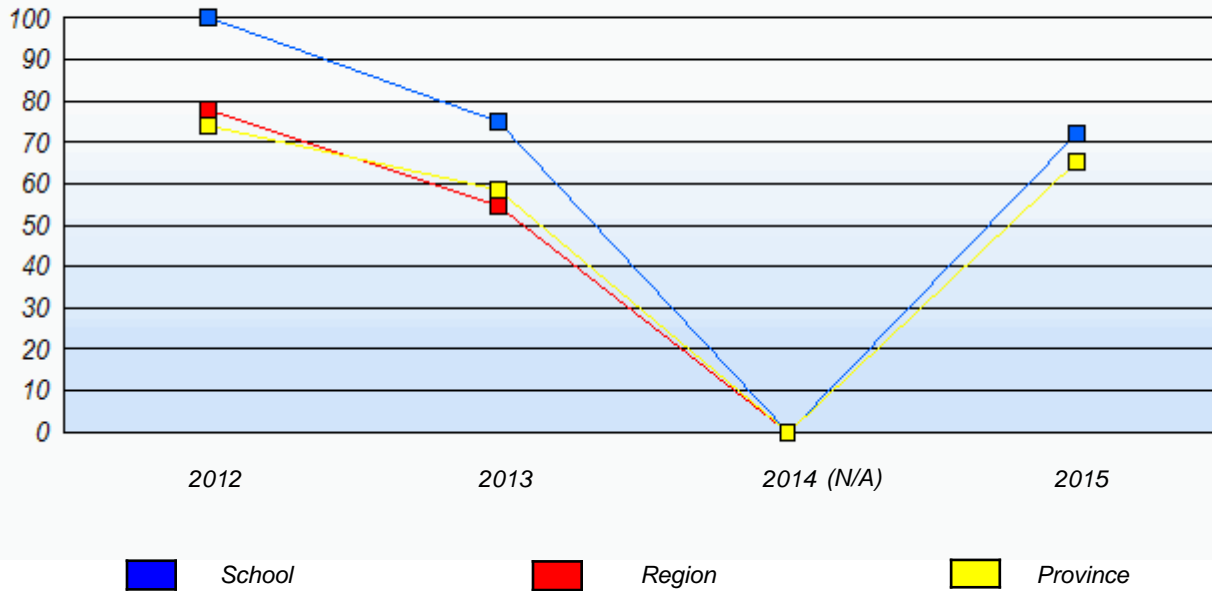
\* In some cases, Provincial Assessment numbers may exceed AGR numbers based on late enrolments. Pie chart is based on the number of students who wrote the Provincial Assessment.

\* Mushuau Innu Natuashish School and Sheshatshiu Innu School are excluded from region and provincial results.

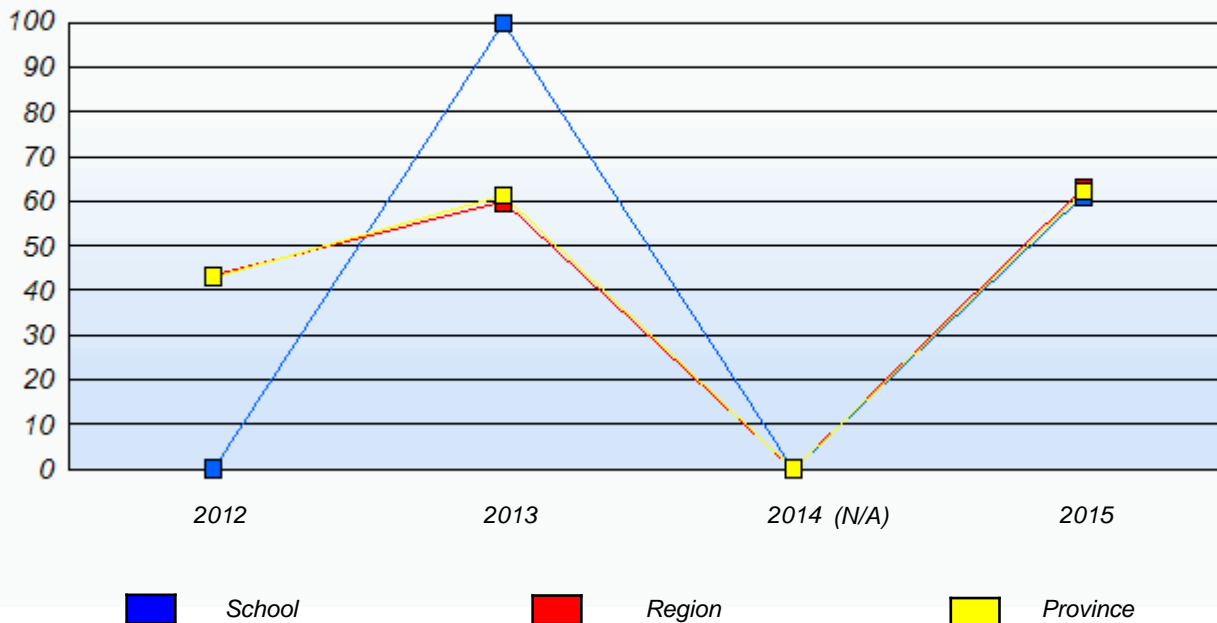
NLESD - Western Region

School #: 046      Bayside Academy

**Demand Writing**  
Percentage of students meeting/exceeding (2012 - 2015)



**Reading**  
Percentage of students meeting/exceeding (2012 - 2015)



\* In some cases, Provincial Assessment numbers may exceed AGR numbers based on late enrolments. Pie chart is based on the number of students who wrote the Provincial Assessment.

\* Mushuau Innu Natuashish School and Sheshatshiu Innu School are excluded from region and provincial results.



NLESD - Western Region

School #: 050 Basque Memorial

***Demand Writing***

***School***

***Region***

***Province***

*Creative Writing*

*Persuasive Writing*

*Creative Writing*

*Persuasive Writing*

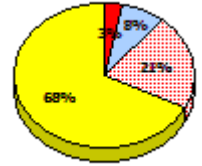
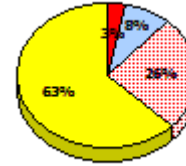
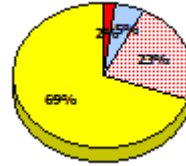
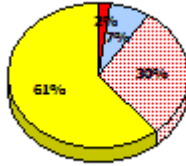
*Creative Writing*

*Persuasive Writing*

**2015**

*School data with 5 or fewer students withheld for reasons of confidentiality.*

Apr 30, 2015 (1)



**2014**

N/A

**2013**

Apr 30, 2013 (0)

**2012**

AGR (0)



\* In some cases, Provincial Assessment numbers may exceed AGR numbers based on late enrolments. Pie chart is based on the number of students who wrote the Provincial Assessment.

\* Mushuau Innu Natuashish School and Sheshatshiu Innu School are excluded from region and provincial results.

NLESD - Western Region

School #: 050 Basque Memorial

**Reading**

**School**

**Region**

**Province**

Non - Fiction

Fiction

Non - Fiction

Fiction

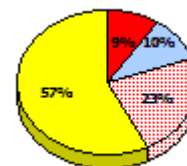
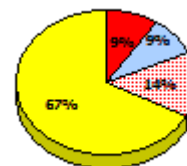
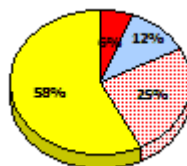
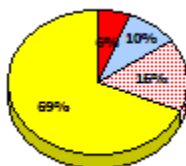
Non - Fiction

Fiction

**2015**

*School data with 5 or fewer students withheld for reasons of confidentiality.*

Apr 30, 2015 (1)



**2014**

N/A

**2013**

Apr 30, 2013 (0)

**2012**

AGR (0)



\* In some cases, Provincial Assessment numbers may exceed AGR numbers based on late enrolments. Pie chart is based on the number of students who wrote the Provincial Assessment.

\* Mushuau Innu Natuashish School and Sheshatshiu Innu School are excluded from region and provincial results.

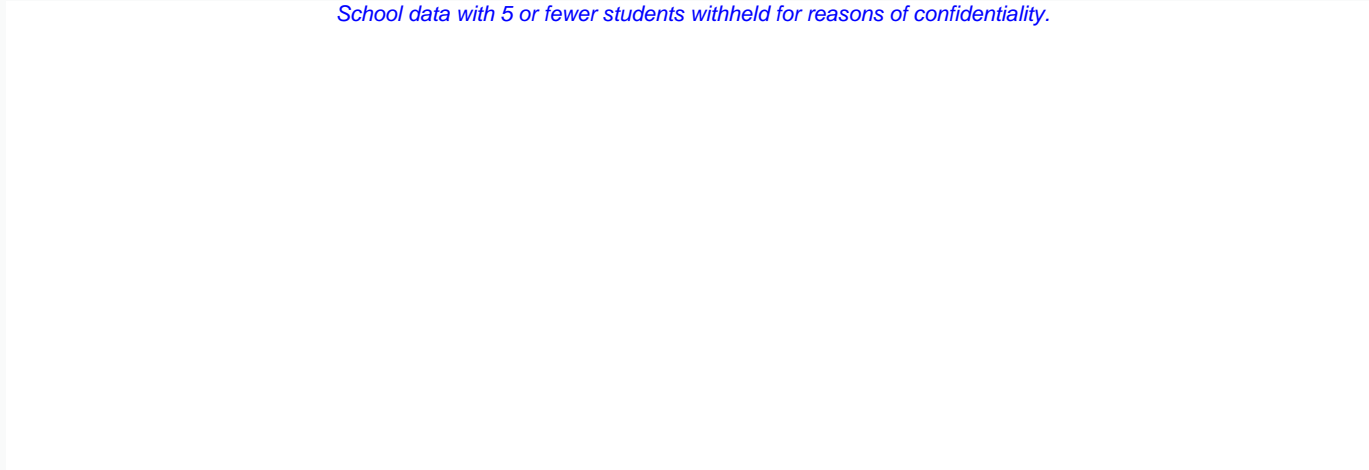
NLESD - Western Region

School #: 050 Basque Memorial

**Demand Writing**

*Percentage of students meeting/exceeding (2012 - 2015)*

*School data with 5 or fewer students withheld for reasons of confidentiality.*



2012

2013

2014 (N/A)

2015



School



Region

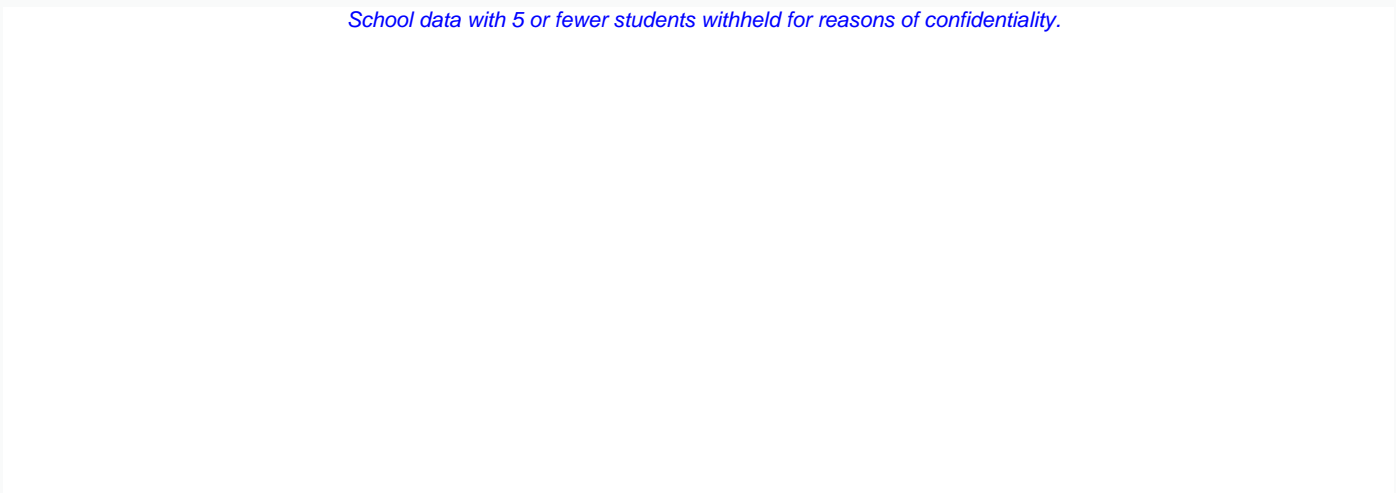


Province

**Reading**

*Percentage of students meeting/exceeding (2012 - 2015)*

*School data with 5 or fewer students withheld for reasons of confidentiality.*



2012

2013

2014 (N/A)

2015



School



Region



Province

\* In some cases, Provincial Assessment numbers may exceed AGR numbers based on late enrolments. Pie chart is based on the number of students who wrote the Provincial Assessment.

\* Mushuau Innu Natuashish School and Sheshatshiu Innu School are excluded from region and provincial results.

NLESD - Western Region

School #: 054 St. Lewis Academy

***Demand Writing***

***School***

***Region***

***Province***

*Creative Writing*

*Persuasive Writing*

*Creative Writing*

*Persuasive Writing*

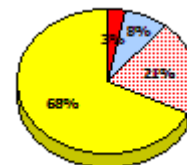
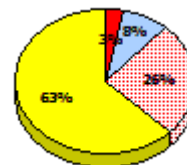
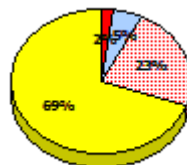
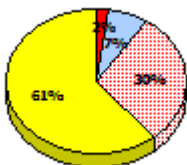
*Creative Writing*

*Persuasive Writing*

**2015**

*School data with 5 or fewer students withheld for reasons of confidentiality.*

Apr 30, 2015 (2)

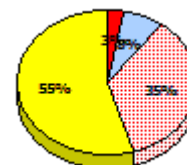
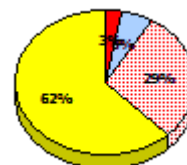
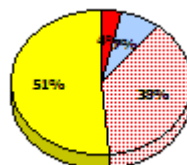
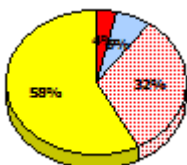


**2014**

N/A

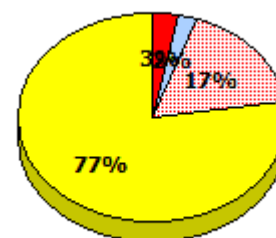
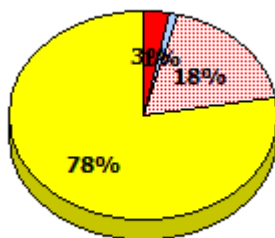
**2013**

Apr 30, 2013 (2)



**2012**

AGR (1)



\* In some cases, Provincial Assessment numbers may exceed AGR numbers based on late enrolments. Pie chart is based on the number of students who wrote the Provincial Assessment.

\* Mushuau Innu Natuashish School and Sheshatshiu Innu School are excluded from region and provincial results.

**Primary English Language Arts  
4 Year Provincial Assessment, June 2015  
Student Population Report**  
(average scores)

NLESD - Western Region

School #: 054 St. Lewis Academy

**Reading**

**School**

**Region**

**Province**

*Non - Fiction*

*Fiction*

*Non - Fiction*

*Fiction*

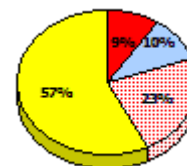
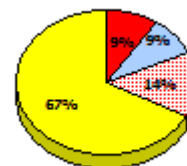
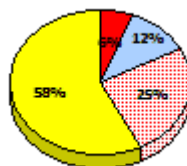
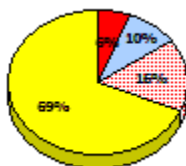
*Non - Fiction*

*Fiction*

**2015**

*School data with 5 or fewer students withheld for reasons of confidentiality.*

Apr 30, 2015 (2)

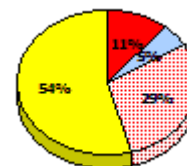
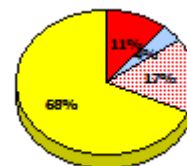
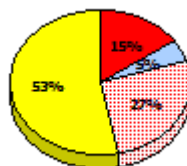
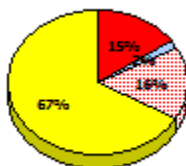


**2014**

N/A

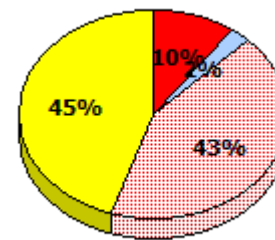
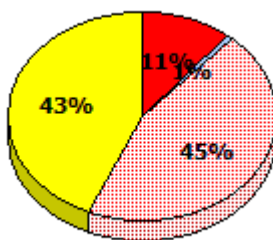
**2013**

Apr 30, 2013 (2)



**2012**

AGR (1)



Exemption    
  Unknown    
  Not Yet Meeting    
  Meeting or Exceeding

\* In some cases, Provincial Assessment numbers may exceed AGR numbers based on late enrolments. Pie chart is based on the number of students who wrote the Provincial Assessment.

\* Mushuau Innu Natuashish School and Sheshatshiu Innu School are excluded from region and provincial results.

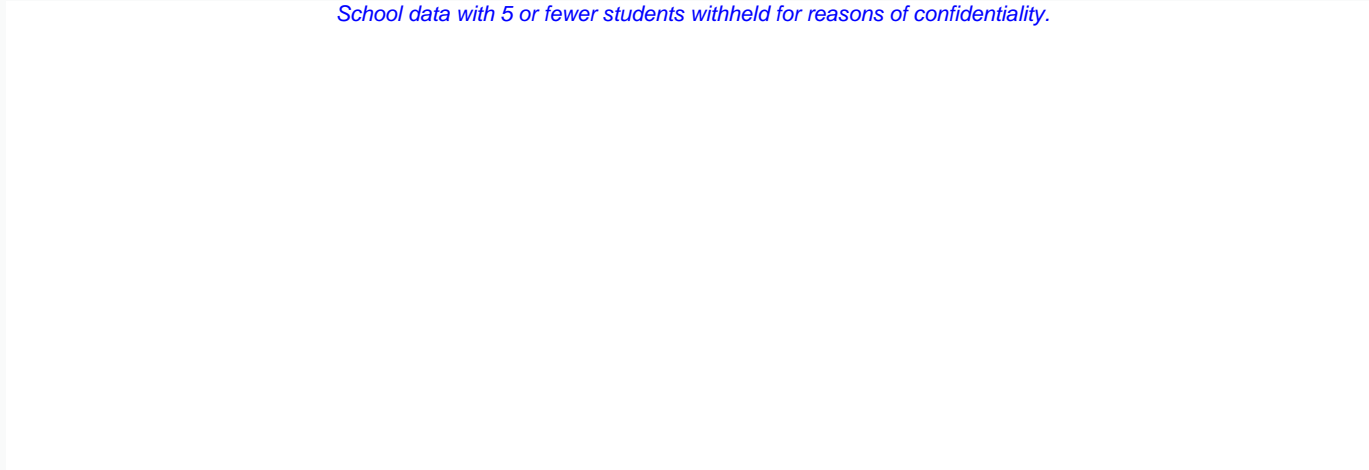
NLESD - Western Region

School #: 054      St. Lewis Academy

**Demand Writing**

*Percentage of students meeting/exceeding (2012 - 2015)*

*School data with 5 or fewer students withheld for reasons of confidentiality.*



2012

2013

2014 (N/A)

2015



School



Region

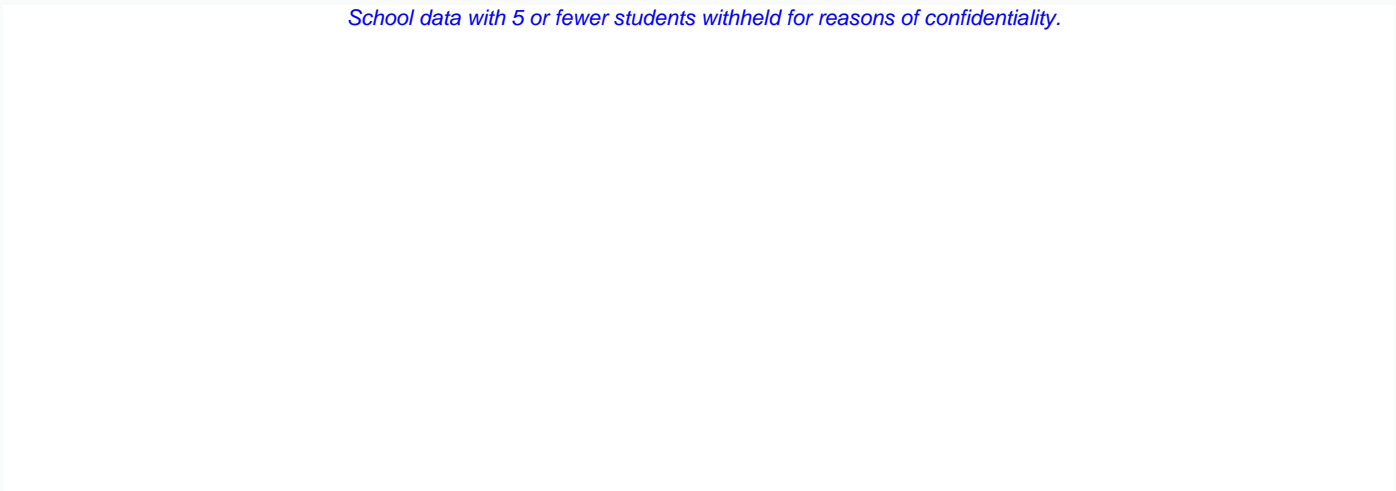


Province

**Reading**

*Percentage of students meeting/exceeding (2012 - 2015)*

*School data with 5 or fewer students withheld for reasons of confidentiality.*



2012

2013

2014 (N/A)

2015



School



Region



Province

\* In some cases, Provincial Assessment numbers may exceed AGR numbers based on late enrolments. Pie chart is based on the number of students who wrote the Provincial Assessment.

\* Mushuau Innu Natuashish School and Sheshatshiu Innu School are excluded from region and provincial results.

NLESD - Western Region

School #: 057      St. Peter's Academy

***Demand Writing***

***School***

***Region***

***Province***

*Creative Writing*

*Persuasive Writing*

*Creative Writing*

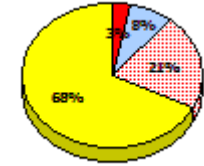
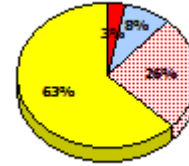
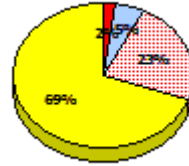
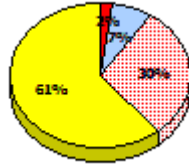
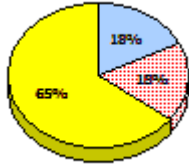
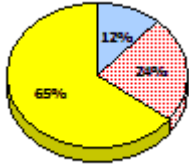
*Persuasive Writing*

*Creative Writing*

*Persuasive Writing*

**2015**

Apr 30, 2015 (17)

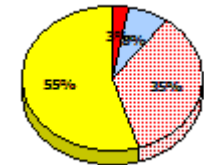
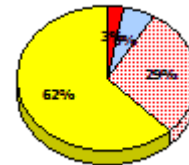
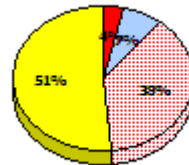
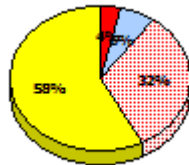
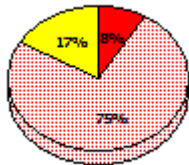
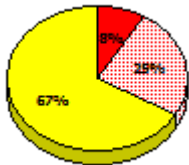


**2014**

N/A

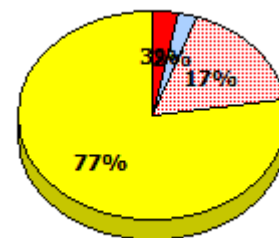
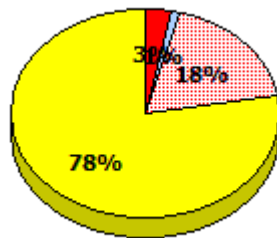
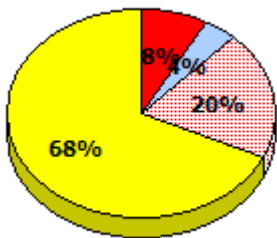
**2013**

Apr 30, 2013 (12)



**2012**

AGR (25)



\* In some cases, Provincial Assessment numbers may exceed AGR numbers based on late enrolments. Pie chart is based on the number of students who wrote the Provincial Assessment.

\* Mushuau Innu Natuashish School and Sheshatshiu Innu School are excluded from region and provincial results.

NLESD - Western Region

School #: 057      St. Peter's Academy

**Reading**

**School**

**Region**

**Province**

*Non - Fiction*

*Fiction*

*Non - Fiction*

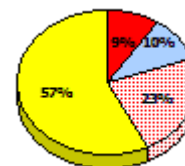
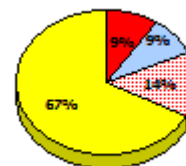
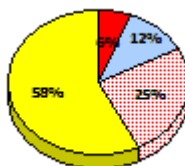
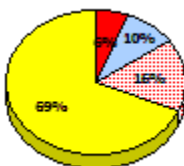
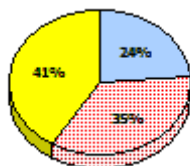
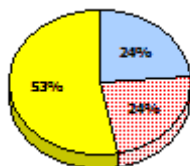
*Fiction*

*Non - Fiction*

*Fiction*

**2015**

Apr 30,  
2015 (17)

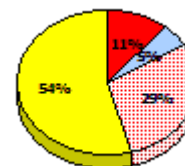
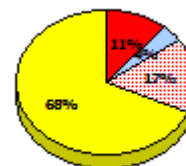
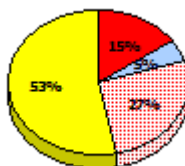
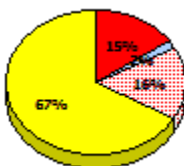
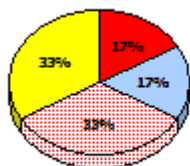
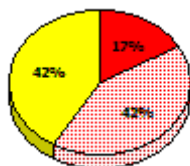


**2014**

N/A

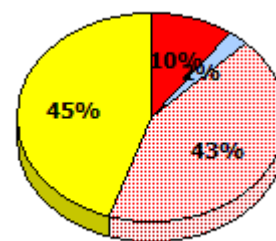
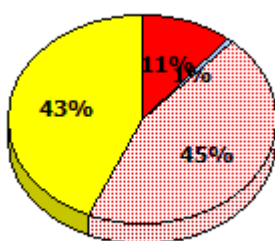
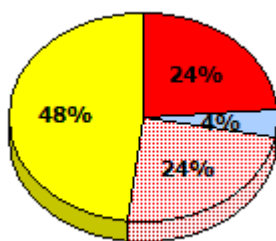
**2013**

Apr 30,  
2013 (12)



**2012**

AGR (25)



*Exemption*     
  *Unknown*     
  *Not Yet Meeting*     
  *Meeting or Exceeding*

\* In some cases, Provincial Assessment numbers may exceed AGR numbers based on late enrolments. Pie chart is based on the number of students who wrote the Provincial Assessment.

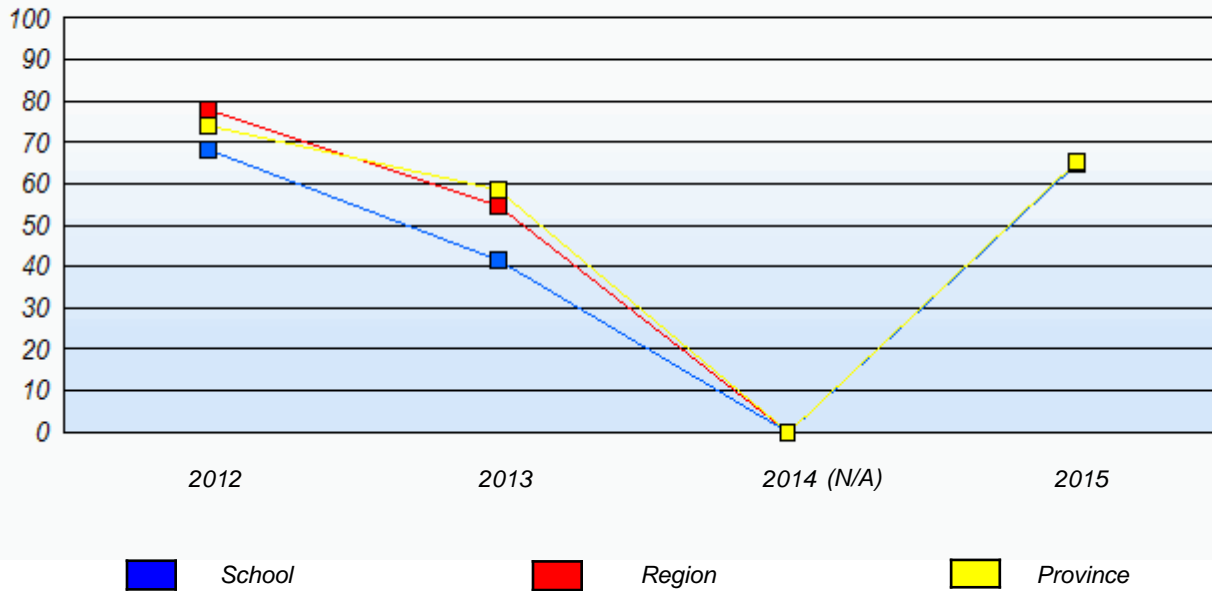
\* Mushuau Innu Natuashish School and Sheshatshiu Innu School are excluded from region and provincial results.



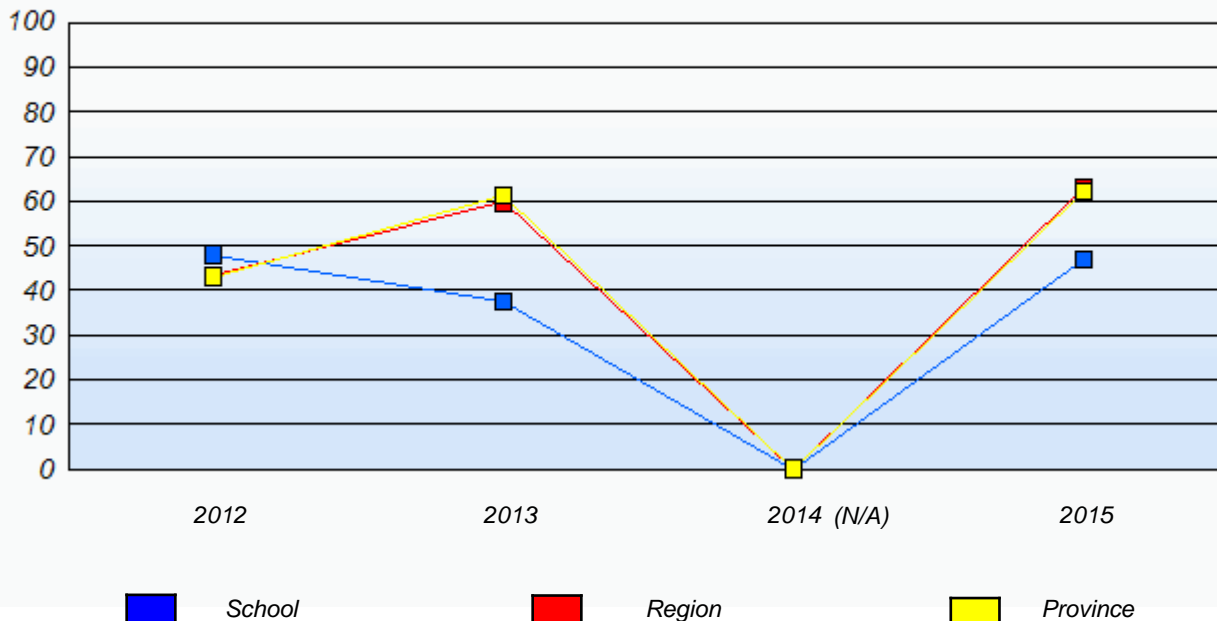
NLESD - Western Region

School #: 057      St. Peter's Academy

**Demand Writing**  
Percentage of students meeting/exceeding (2012 - 2015)



**Reading**  
Percentage of students meeting/exceeding (2012 - 2015)



\* In some cases, Provincial Assessment numbers may exceed AGR numbers based on late enrolments. Pie chart is based on the number of students who wrote the Provincial Assessment.

\* Mushuau Innu Natuashish School and Sheshatshiu Innu School are excluded from region and provincial results.

NLESD - Western Region

School #: 060      École C.C. Loughlin Elementary

***Demand Writing***

***School***

***Region***

***Province***

*Creative Writing*

*Persuasive Writing*

*Creative Writing*

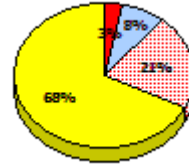
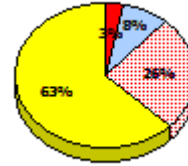
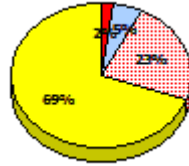
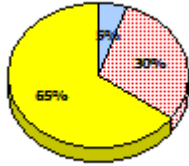
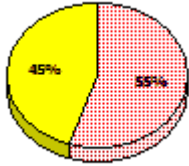
*Persuasive Writing*

*Creative Writing*

*Persuasive Writing*

**2015**

Apr 30, 2015 (20)

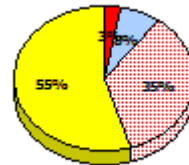
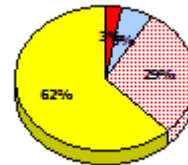
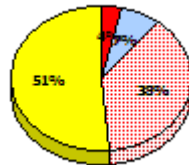
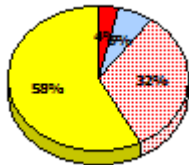
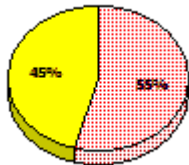
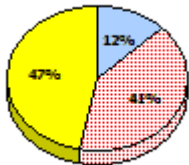


**2014**

N/A

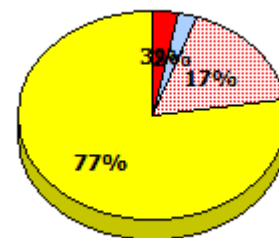
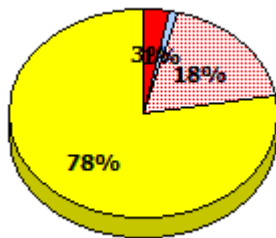
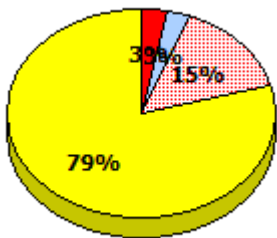
**2013**

Apr 30, 2013 (32)



**2012**

AGR (34)



\* In some cases, Provincial Assessment numbers may exceed AGR numbers based on late enrolments. Pie chart is based on the number of students who wrote the Provincial Assessment.

\* Mushuau Innu Natuashish School and Sheshatshiu Innu School are excluded from region and provincial results.

NLESD - Western Region

School #: 060      École C.C. Loughlin Elementary

**Reading**

**School**

**Region**

**Province**

*Non - Fiction*

*Fiction*

*Non - Fiction*

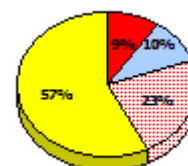
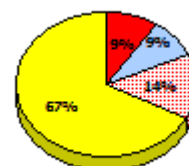
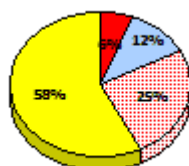
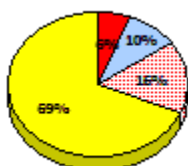
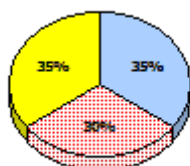
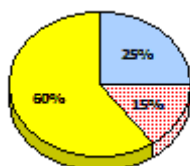
*Fiction*

*Non - Fiction*

*Fiction*

**2015**

Apr 30,  
2015 (20)

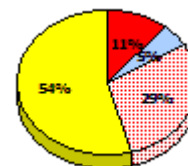
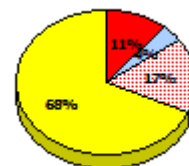
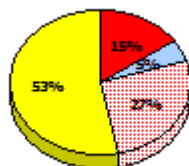
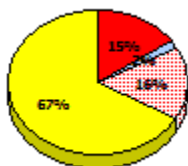
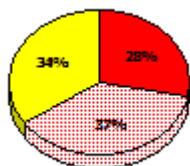
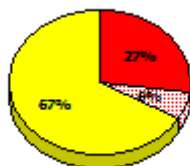


**2014**

N/A

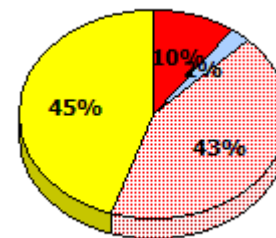
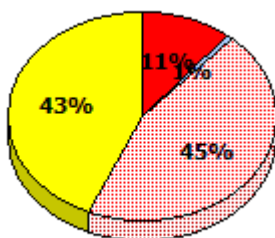
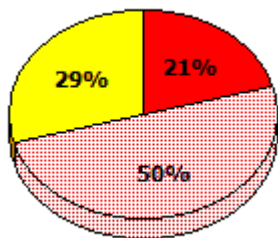
**2013**

Apr 30,  
2013 (32)



**2012**

AGR (34)



Exemption     
  Unknown     
  Not Yet Meeting     
  Meeting or Exceeding

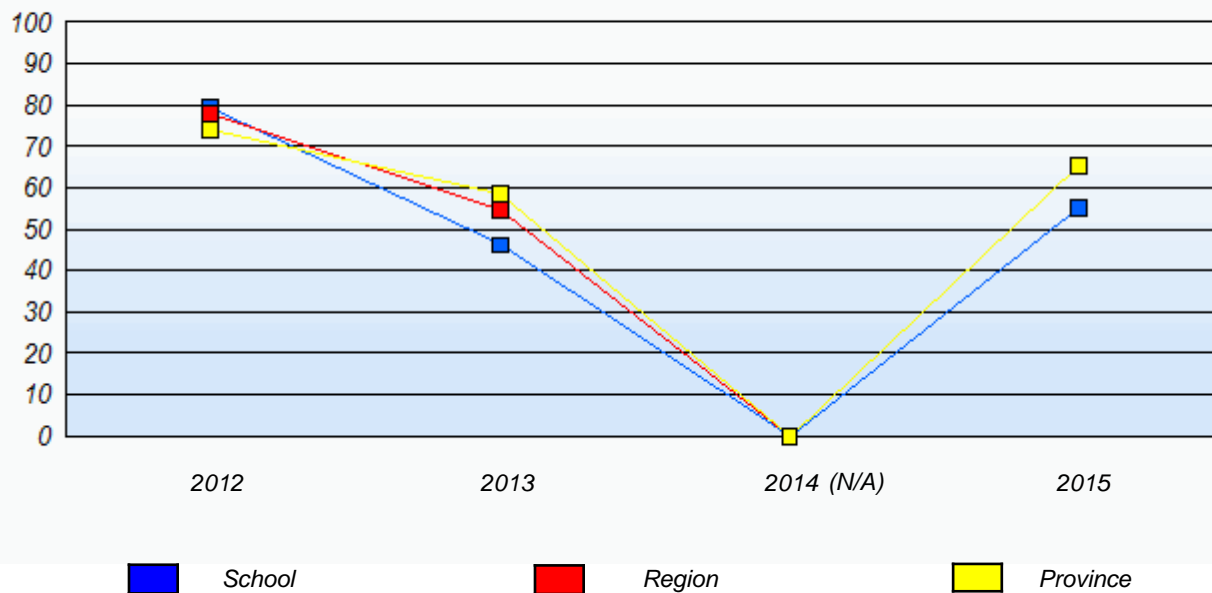
\* In some cases, Provincial Assessment numbers may exceed AGR numbers based on late enrolments. Pie chart is based on the number of students who wrote the Provincial Assessment.

\* Mushuau Innu Natuashish School and Sheshatshiu Innu School are excluded from region and provincial results.

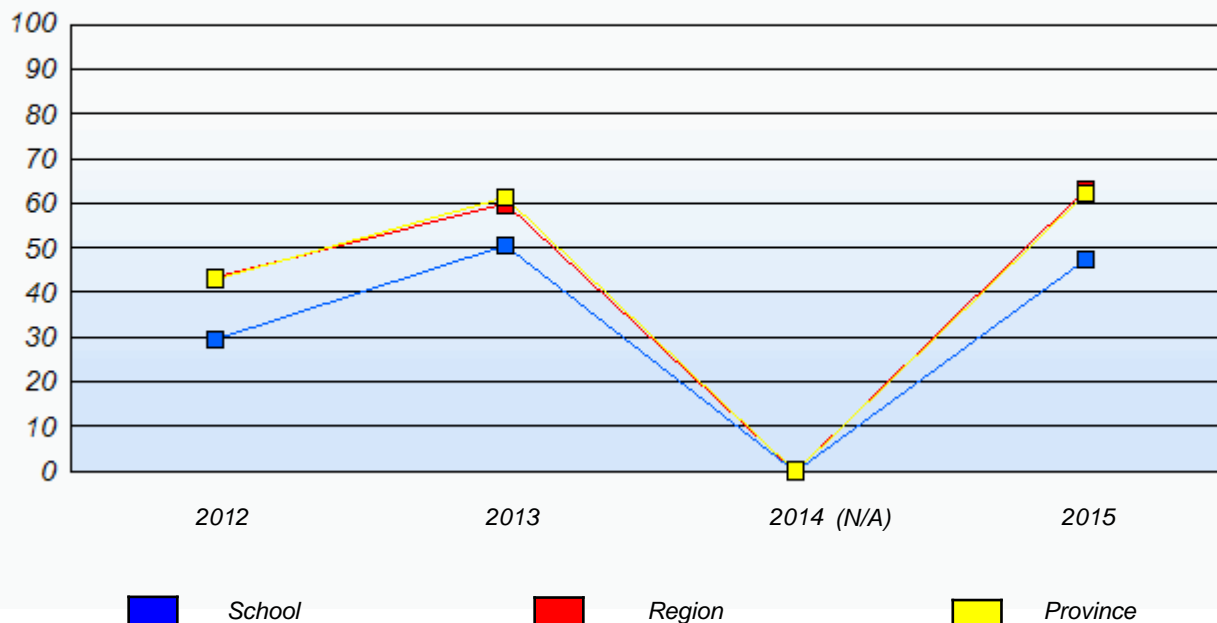
NLESD - Western Region

School #: 060      École C.C. Loughlin Elementary

**Demand Writing**  
Percentage of students meeting/exceeding (2012 - 2015)



**Reading**  
Percentage of students meeting/exceeding (2012 - 2015)



\* In some cases, Provincial Assessment numbers may exceed AGR numbers based on late enrolments. Pie chart is based on the number of students who wrote the Provincial Assessment.

\* Mushuau Innu Natuashish School and Sheshatshiu Innu School are excluded from region and provincial results.

NLESD - Western Region

School #: 065 Humber Elementary

***Demand Writing***

***School***

***Region***

***Province***

*Creative Writing*

*Persuasive Writing*

*Creative Writing*

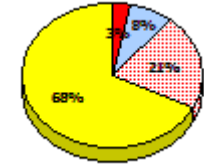
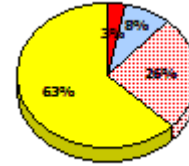
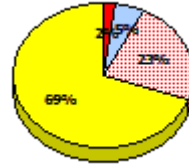
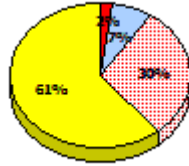
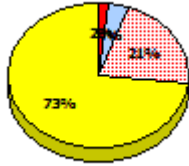
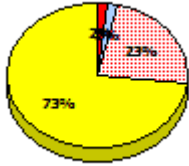
*Persuasive Writing*

*Creative Writing*

*Persuasive Writing*

**2015**

Apr 30, 2015 (56)

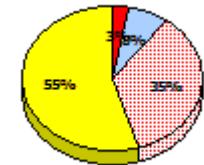
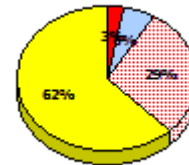
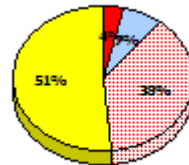
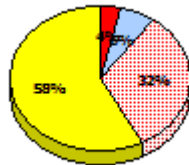
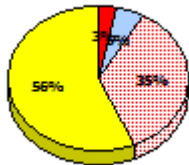
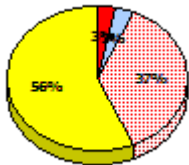


**2014**

N/A

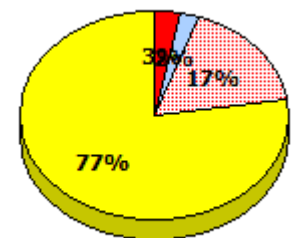
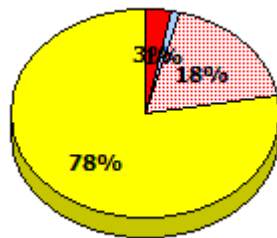
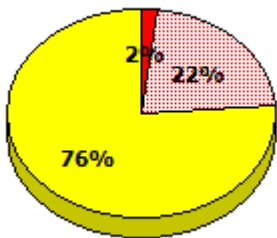
**2013**

Apr 30, 2013 (62)



**2012**

AGR (50)



\* In some cases, Provincial Assessment numbers may exceed AGR numbers based on late enrolments. Pie chart is based on the number of students who wrote the Provincial Assessment.

\* Mushuau Innu Natuashish School and Sheshatshiu Innu School are excluded from region and provincial results.

NLESD - Western Region

School #: 065 Humber Elementary

**Reading**

**School**

**Region**

**Province**

*Non - Fiction*

*Fiction*

*Non - Fiction*

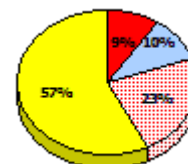
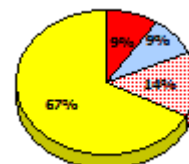
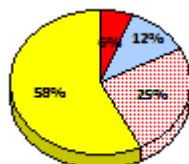
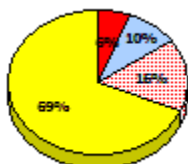
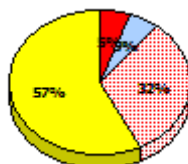
*Fiction*

*Non - Fiction*

*Fiction*

**2015**

Apr 30,  
2015 (56)

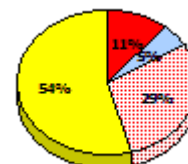
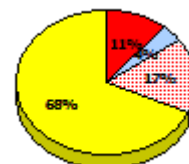
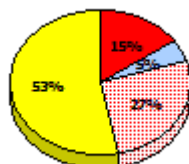
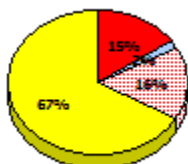
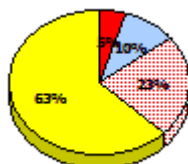
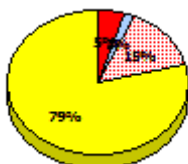


**2014**

N/A

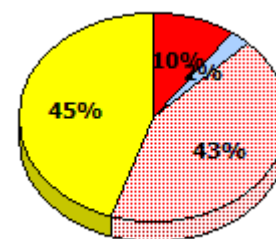
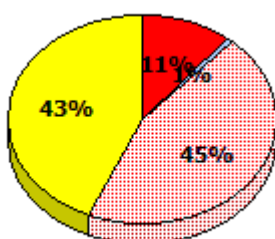
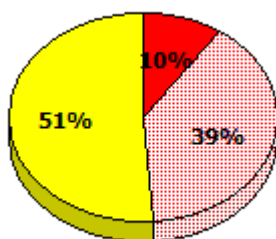
**2013**

Apr 30,  
2013 (62)



**2012**

AGR (50)



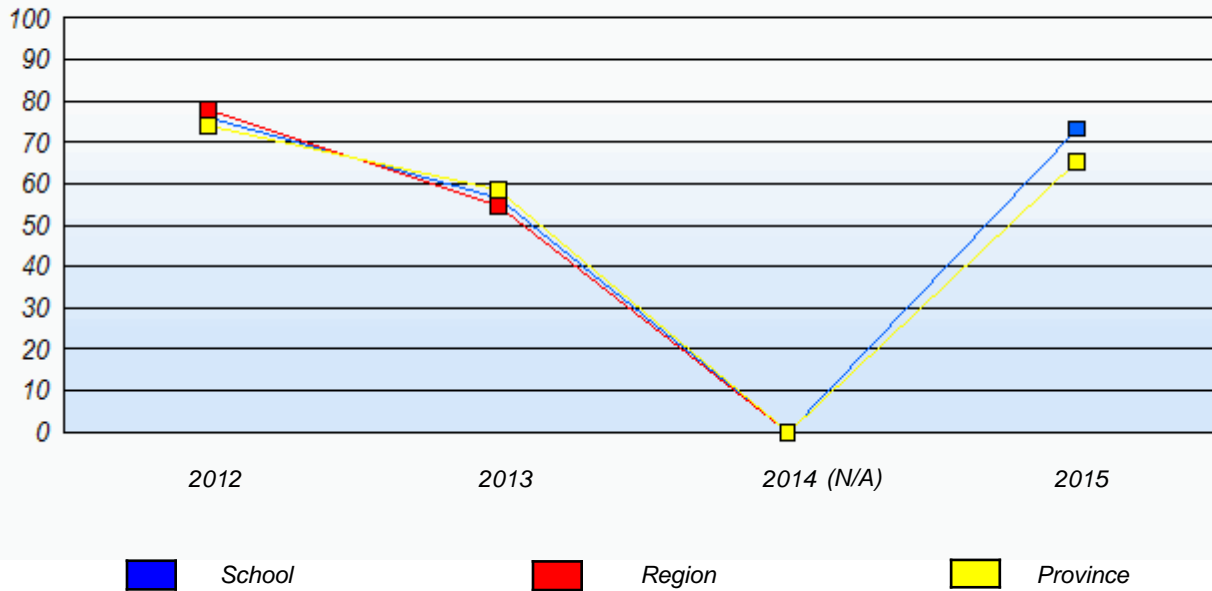
\* In some cases, Provincial Assessment numbers may exceed AGR numbers based on late enrolments. Pie chart is based on the number of students who wrote the Provincial Assessment.

\* Mushuau Innu Natuashish School and Sheshatshiu Innu School are excluded from region and provincial results.

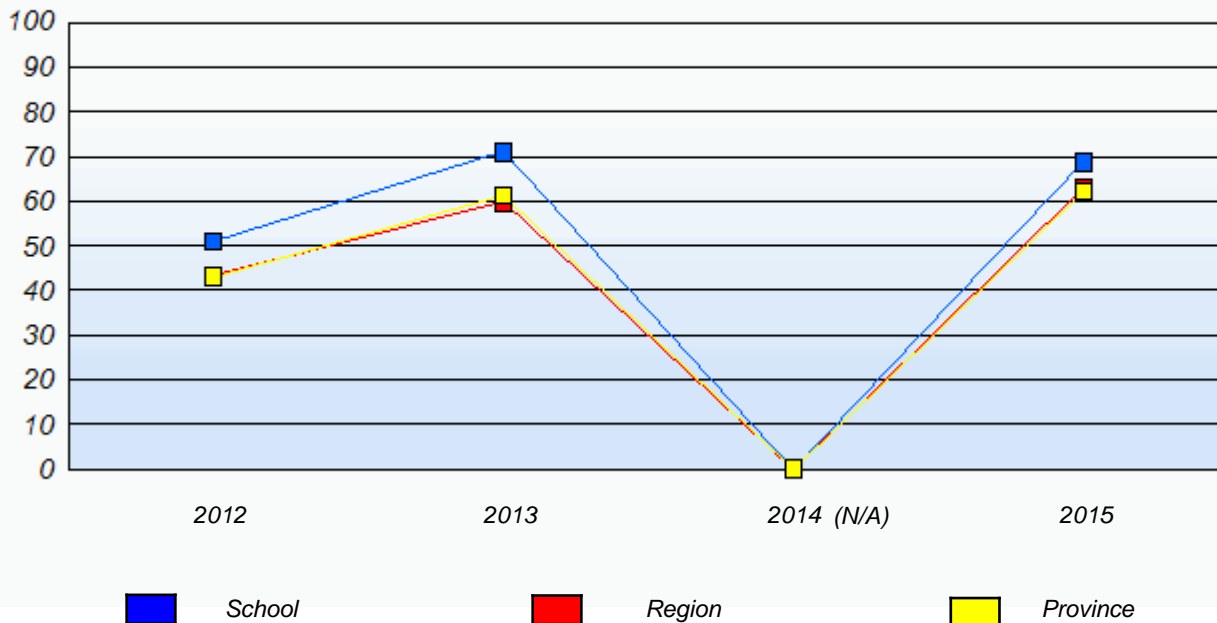
NLESD - Western Region

School #: 065 Humber Elementary

**Demand Writing**  
Percentage of students meeting/exceeding (2012 - 2015)



**Reading**  
Percentage of students meeting/exceeding (2012 - 2015)



\* In some cases, Provincial Assessment numbers may exceed AGR numbers based on late enrolments. Pie chart is based on the number of students who wrote the Provincial Assessment.

\* Mushuau Innu Natuashish School and Sheshatshiu Innu School are excluded from region and provincial results.

NLESD - Western Region

School #: 066 J.J. Curling Elementary

***Demand Writing***

***School***

***Region***

***Province***

*Creative Writing*

*Persuasive Writing*

*Creative Writing*

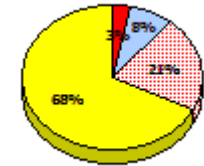
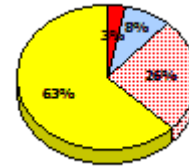
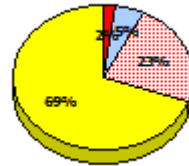
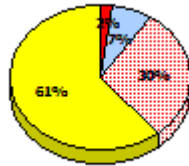
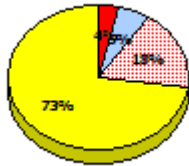
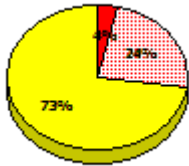
*Persuasive Writing*

*Creative Writing*

*Persuasive Writing*

**2015**

Apr 30, 2015 (55)

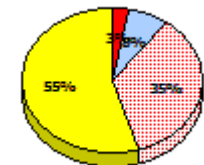
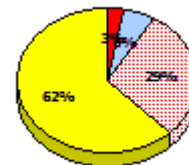
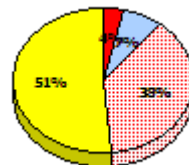
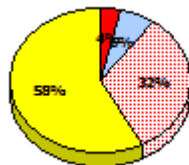
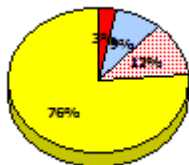
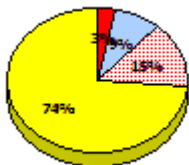


**2014**

N/A

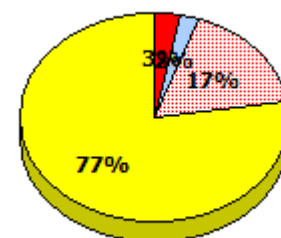
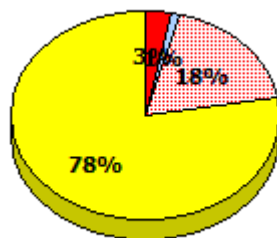
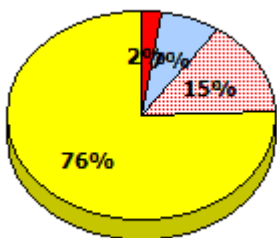
**2013**

Apr 30, 2013 (34)



**2012**

AGR (41)



\* In some cases, Provincial Assessment numbers may exceed AGR numbers based on late enrolments. Pie chart is based on the number of students who wrote the Provincial Assessment.

\* Mushuau Innu Natuashish School and Sheshatshiu Innu School are excluded from region and provincial results.



NLESD - Western Region

School #: 066 J.J. Curling Elementary

**Reading**

**School**

**Region**

**Province**

Non - Fiction

Fiction

Non - Fiction

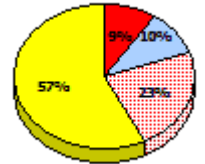
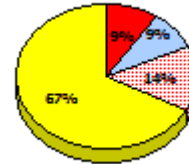
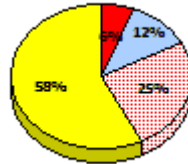
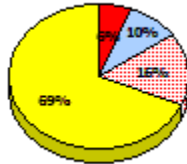
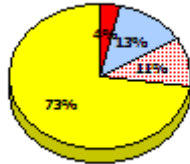
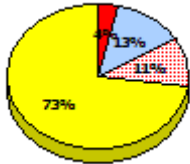
Fiction

Non - Fiction

Fiction

**2015**

Apr 30, 2015 (55)

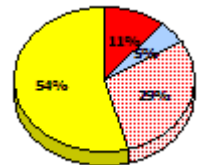
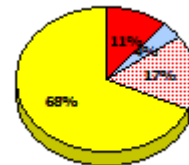
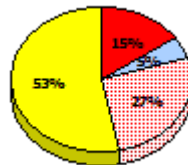
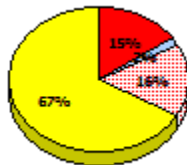
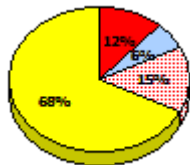
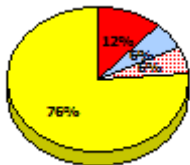


**2014**

N/A

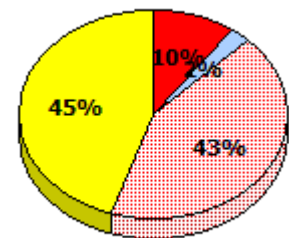
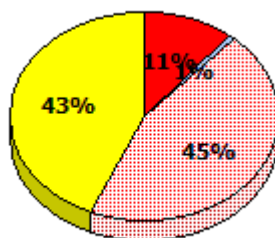
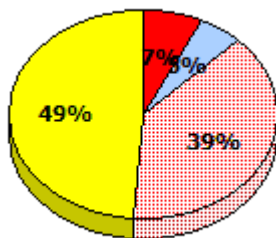
**2013**

Apr 30, 2013 (34)



**2012**

AGR (41)



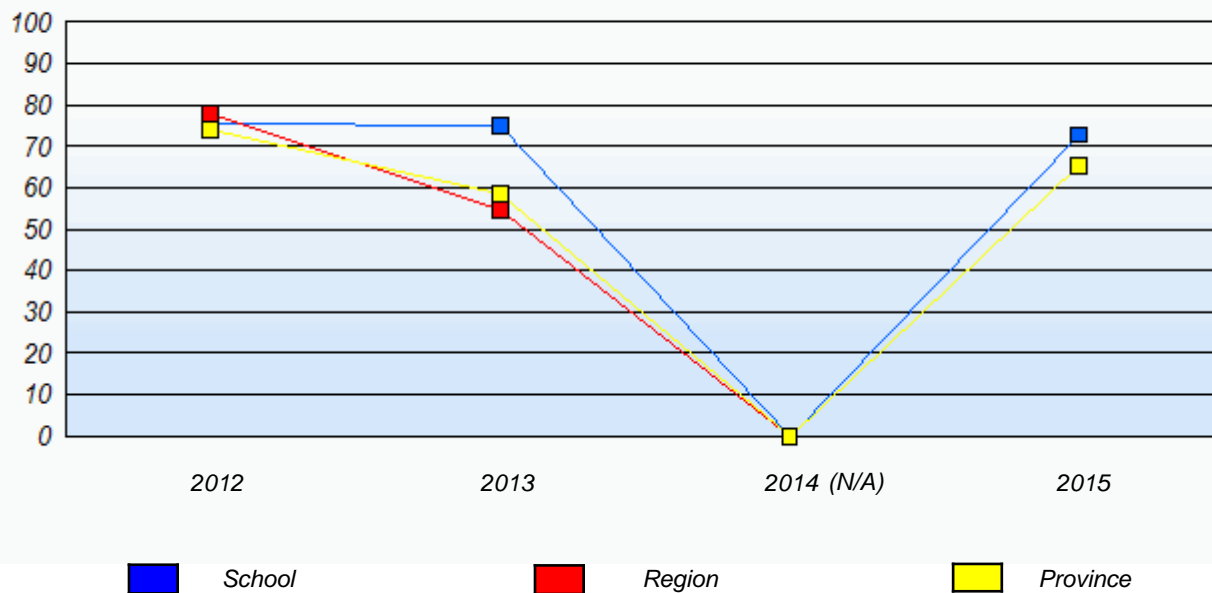
\* In some cases, Provincial Assessment numbers may exceed AGR numbers based on late enrolments. Pie chart is based on the number of students who wrote the Provincial Assessment.

\* Mushuau Innu Natuashish School and Sheshatshiu Innu School are excluded from region and provincial results.

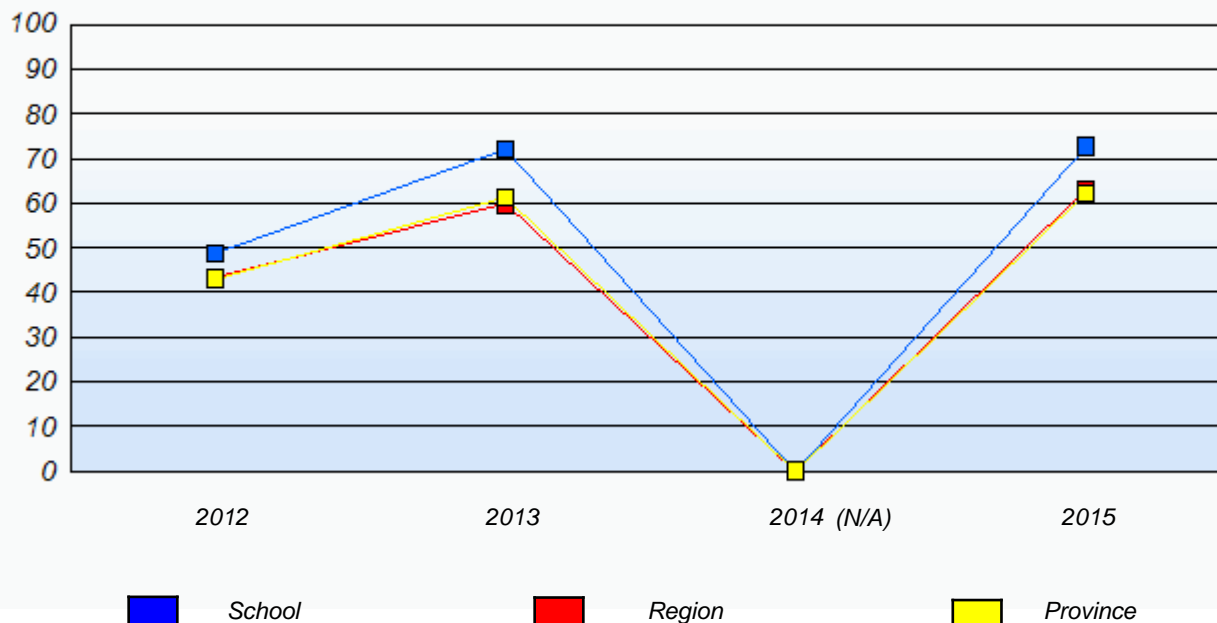
NLESD - Western Region

School #: 066      J.J. Curling Elementary

**Demand Writing**  
Percentage of students meeting/exceeding (2012 - 2015)



**Reading**  
Percentage of students meeting/exceeding (2012 - 2015)



\* In some cases, Provincial Assessment numbers may exceed AGR numbers based on late enrolments. Pie chart is based on the number of students who wrote the Provincial Assessment.

\* Mushuau Innu Natuashish School and Sheshatshiu Innu School are excluded from region and provincial results.

NLESD - Western Region

School #: 069 Sacred Heart Elementary

***Demand Writing***

***School***

***Region***

***Province***

*Creative Writing*

*Persuasive Writing*

*Creative Writing*

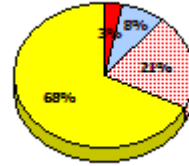
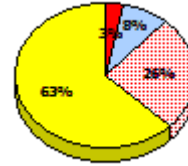
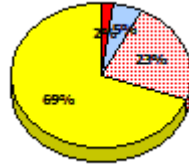
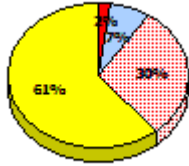
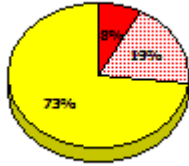
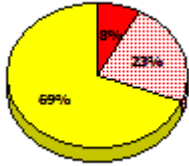
*Persuasive Writing*

*Creative Writing*

*Persuasive Writing*

**2015**

Apr 30, 2015 (26)

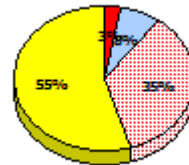
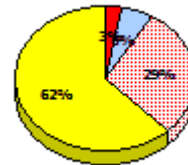
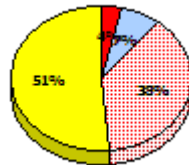
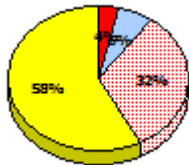
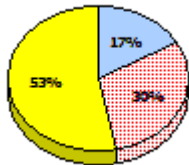
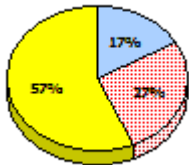


**2014**

N/A

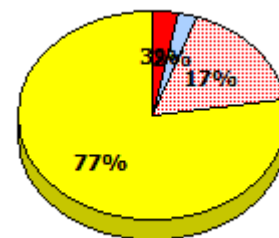
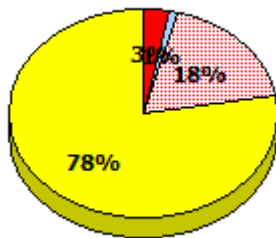
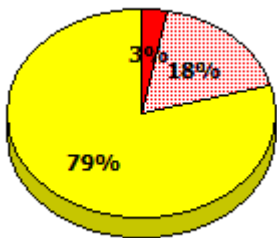
**2013**

Apr 30, 2013 (30)



**2012**

AGR (33)



\* In some cases, Provincial Assessment numbers may exceed AGR numbers based on late enrolments. Pie chart is based on the number of students who wrote the Provincial Assessment.

\* Mushuau Innu Natuashish School and Sheshatshiu Innu School are excluded from region and provincial results.

NLESD - Western Region

School #: 069 Sacred Heart Elementary

**Reading**

**School**

**Region**

**Province**

Non - Fiction

Fiction

Non - Fiction

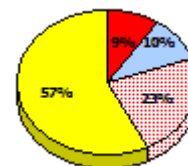
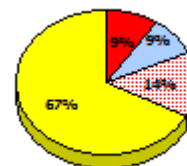
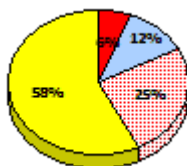
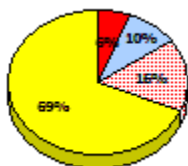
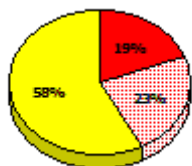
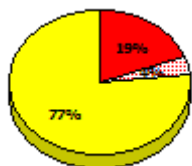
Fiction

Non - Fiction

Fiction

**2015**

Apr 30, 2015 (26)

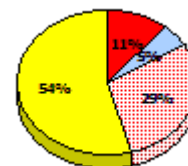
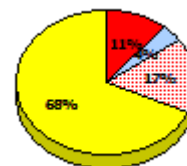
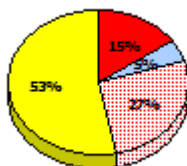
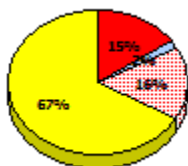
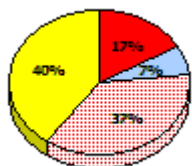
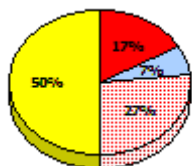


**2014**

N/A

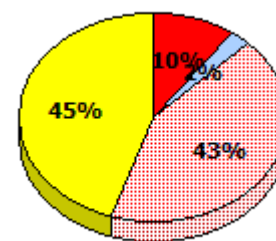
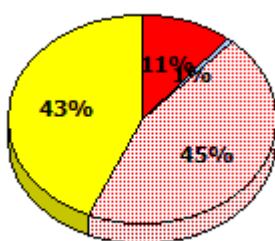
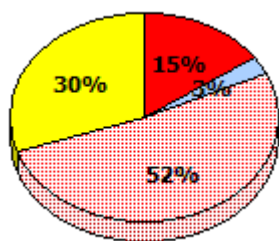
**2013**

Apr 30, 2013 (30)



**2012**

AGR (33)



Exemption    
  Unknown    
  Not Yet Meeting    
  Meeting or Exceeding

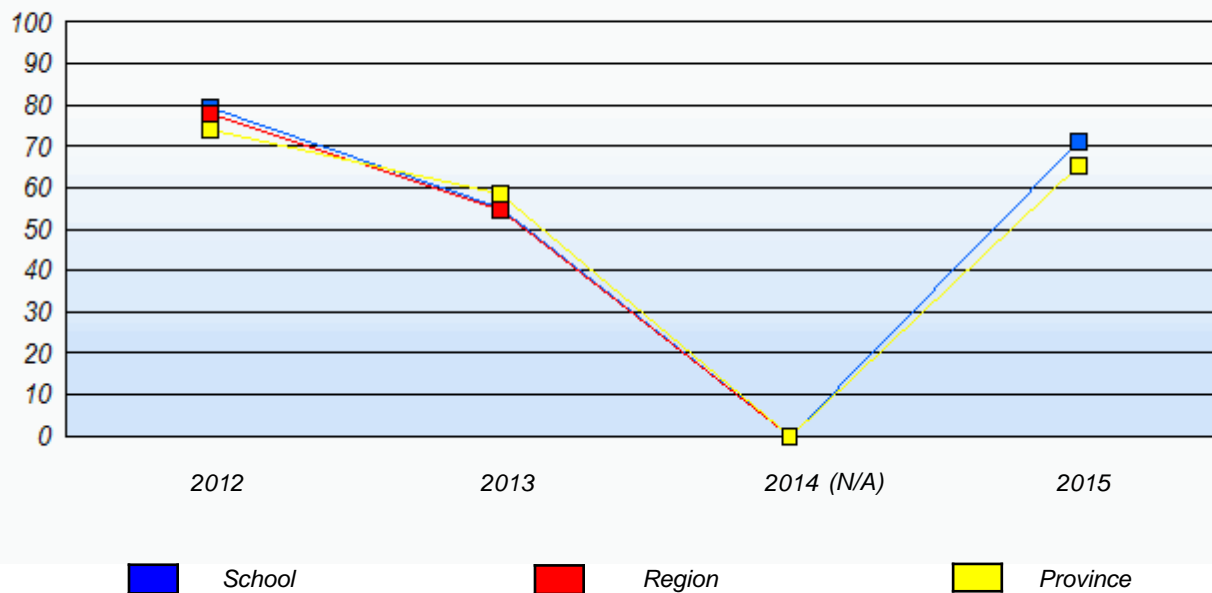
\* In some cases, Provincial Assessment numbers may exceed AGR numbers based on late enrolments. Pie chart is based on the number of students who wrote the Provincial Assessment.

\* Mushuau Innu Natuashish School and Sheshatshiu Innu School are excluded from region and provincial results.

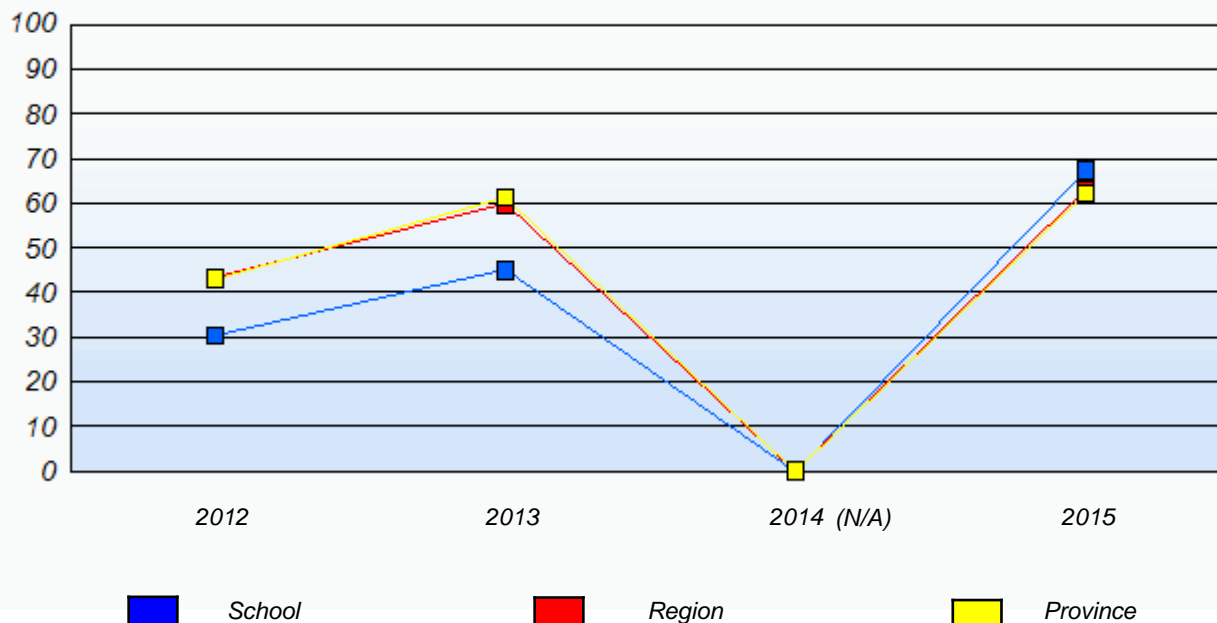
NLESD - Western Region

School #: 069 Sacred Heart Elementary

**Demand Writing**  
Percentage of students meeting/exceeding (2012 - 2015)



**Reading**  
Percentage of students meeting/exceeding (2012 - 2015)



\* In some cases, Provincial Assessment numbers may exceed AGR numbers based on late enrolments. Pie chart is based on the number of students who wrote the Provincial Assessment.

\* Mushuau Innu Natuashish School and Sheshatshiu Innu School are excluded from region and provincial results.

NLESD - Western Region

School #: 070 St. Gerard's Elementary

***Demand Writing***

***School***

***Region***

***Province***

*Creative Writing*

*Persuasive Writing*

*Creative Writing*

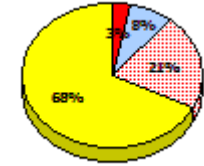
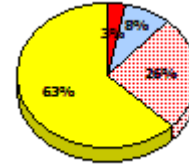
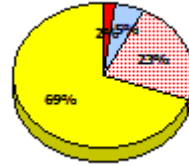
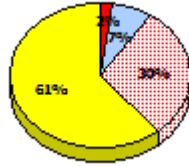
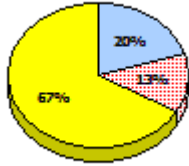
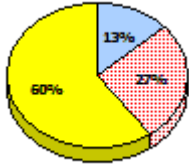
*Persuasive Writing*

*Creative Writing*

*Persuasive Writing*

**2015**

Apr 30, 2015 (15)

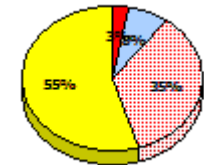
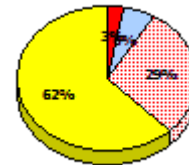
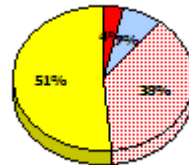
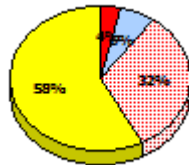
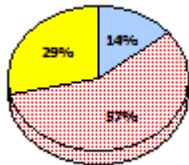
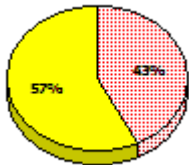


**2014**

N/A

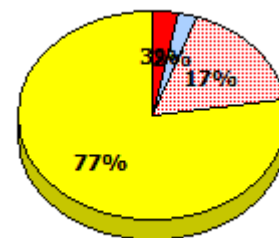
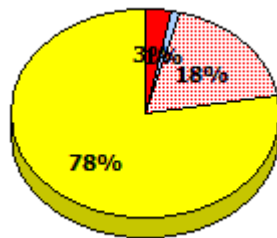
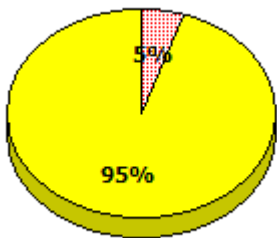
**2013**

Apr 30, 2013 (7)



**2012**

AGR (20)



\* In some cases, Provincial Assessment numbers may exceed AGR numbers based on late enrolments. Pie chart is based on the number of students who wrote the Provincial Assessment.

\* Mushuau Innu Natuashish School and Sheshatshiu Innu School are excluded from region and provincial results.

NLESD - Western Region

School #: 070 St. Gerard's Elementary

**Reading**

**School**

**Region**

**Province**

*Non - Fiction*

*Fiction*

*Non - Fiction*

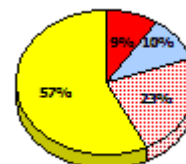
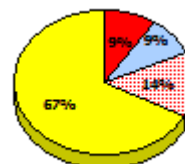
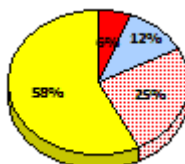
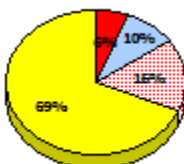
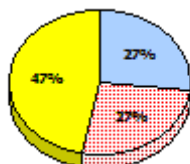
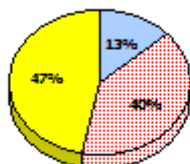
*Fiction*

*Non - Fiction*

*Fiction*

**2015**

Apr 30,  
2015 (15)

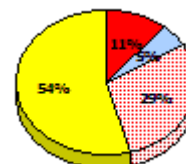
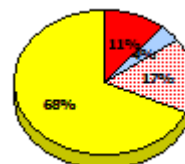
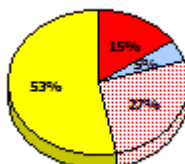
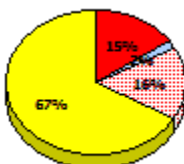
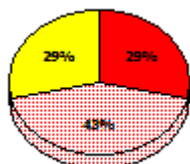
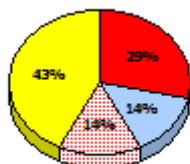


**2014**

N/A

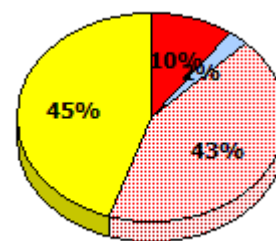
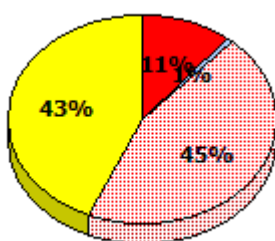
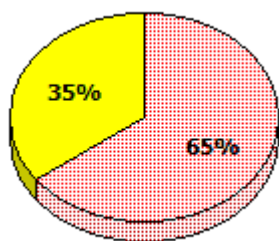
**2013**

Apr 30,  
2013 (7)



**2012**

AGR (20)



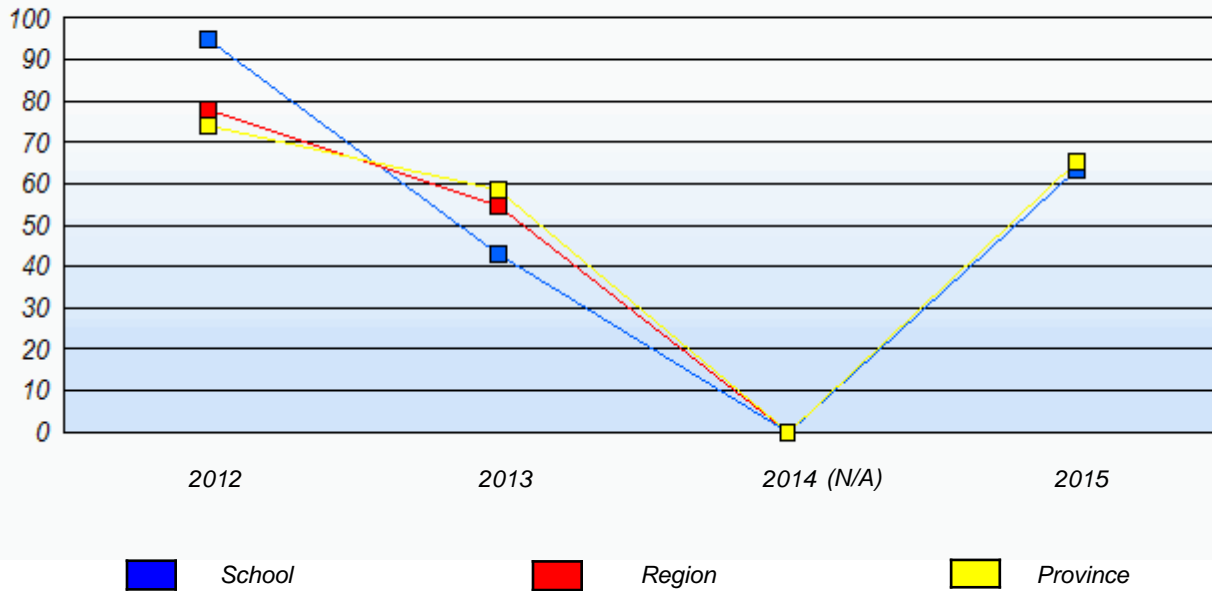
\* In some cases, Provincial Assessment numbers may exceed AGR numbers based on late enrolments. Pie chart is based on the number of students who wrote the Provincial Assessment.

\* Mushuau Innu Natuashish School and Sheshatshiu Innu School are excluded from region and provincial results.

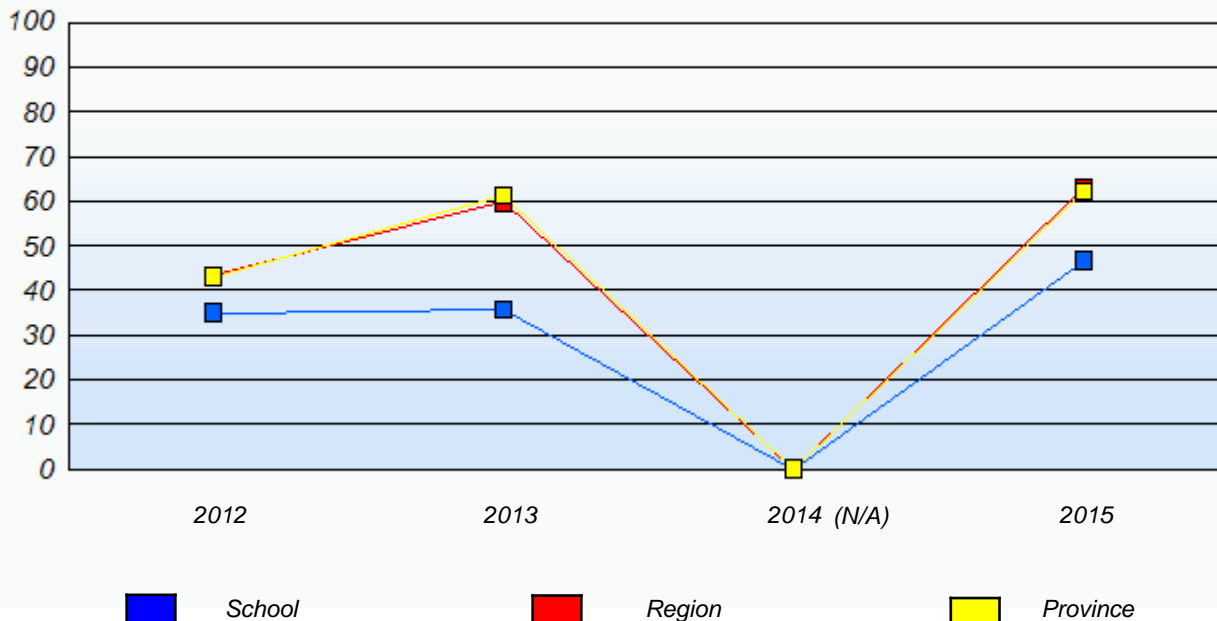
NLESD - Western Region

School #: 070 St. Gerard's Elementary

**Demand Writing**  
Percentage of students meeting/exceeding (2012 - 2015)



**Reading**  
Percentage of students meeting/exceeding (2012 - 2015)



\* In some cases, Provincial Assessment numbers may exceed AGR numbers based on late enrolments. Pie chart is based on the number of students who wrote the Provincial Assessment.

\* Mushuau Innu Natuashish School and Sheshatshiu Innu School are excluded from region and provincial results.



NLESD - Western Region

School #: 075      Hampden Academy

***Demand Writing***

***School***

***Region***

***Province***

*Creative Writing*

*Persuasive Writing*

*Creative Writing*

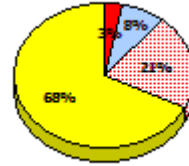
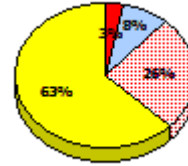
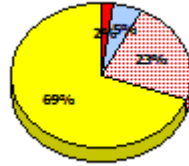
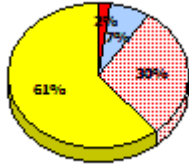
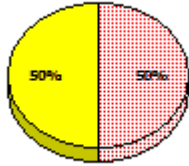
*Persuasive Writing*

*Creative Writing*

*Persuasive Writing*

**2015**

Apr 30, 2015 (6)

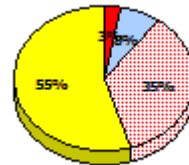
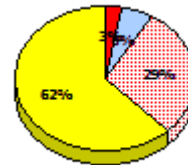
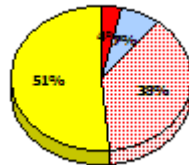
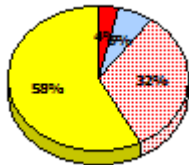
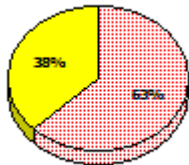


**2014**

N/A

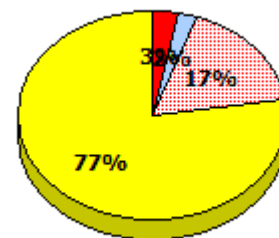
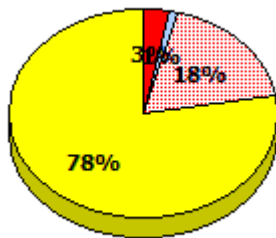
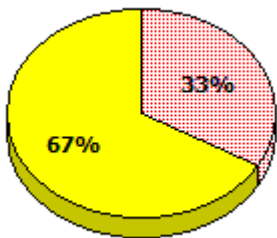
**2013**

Apr 30, 2013 (8)



**2012**

AGR (6)



\* In some cases, Provincial Assessment numbers may exceed AGR numbers based on late enrolments. Pie chart is based on the number of students who wrote the Provincial Assessment.

\* Mushuau Innu Natuashish School and Sheshatshiu Innu School are excluded from region and provincial results.

NLESD - Western Region

School #: 075      Hampden Academy

**Reading**

**School**

**Region**

**Province**

*Non - Fiction*

*Fiction*

*Non - Fiction*

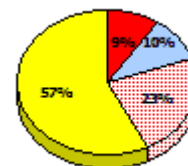
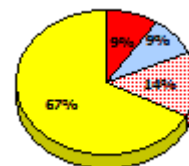
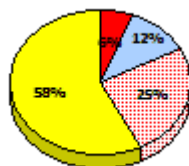
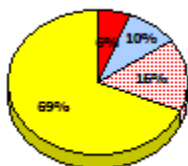
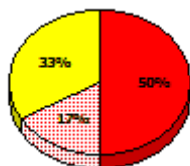
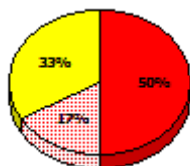
*Fiction*

*Non - Fiction*

*Fiction*

**2015**

Apr 30,  
2015 (6)

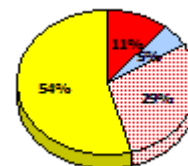
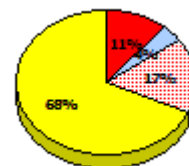
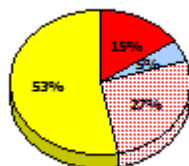
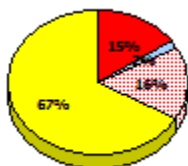
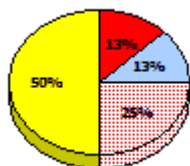
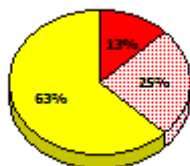


**2014**

N/A

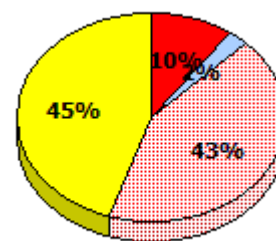
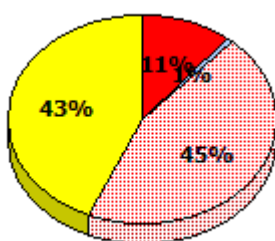
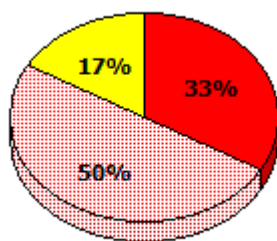
**2013**

Apr 30,  
2013 (8)



**2012**

AGR (6)



Exemption     
  Unknown     
  Not Yet Meeting     
  Meeting or Exceeding

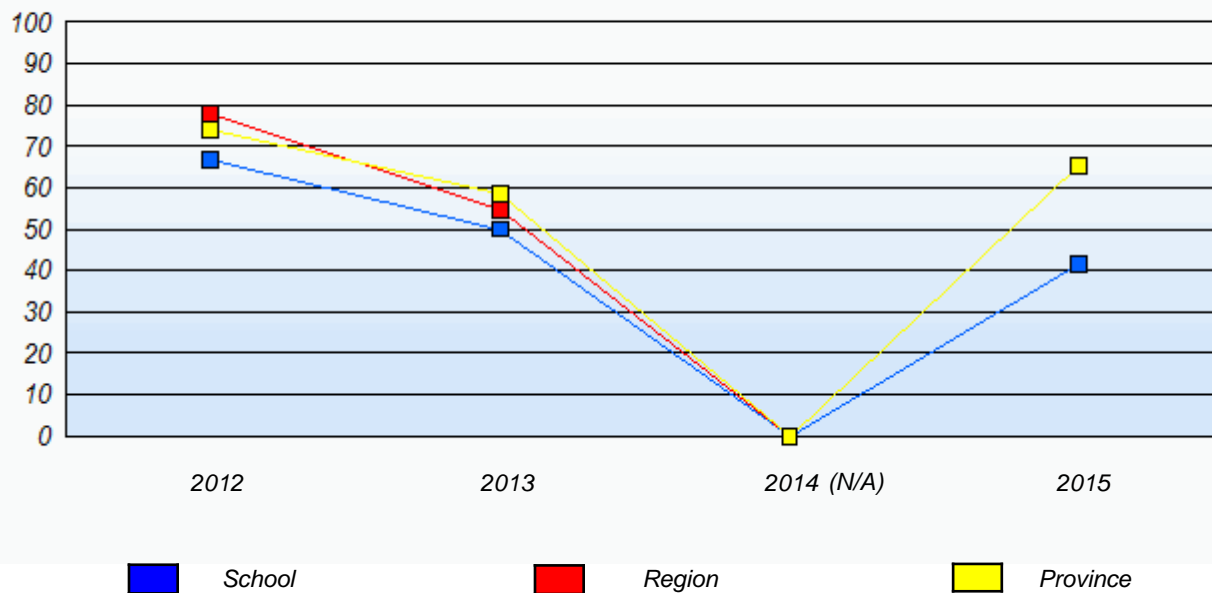
\* In some cases, Provincial Assessment numbers may exceed AGR numbers based on late enrolments. Pie chart is based on the number of students who wrote the Provincial Assessment.

\* Mushuau Innu Natuashish School and Sheshatshiu Innu School are excluded from region and provincial results.

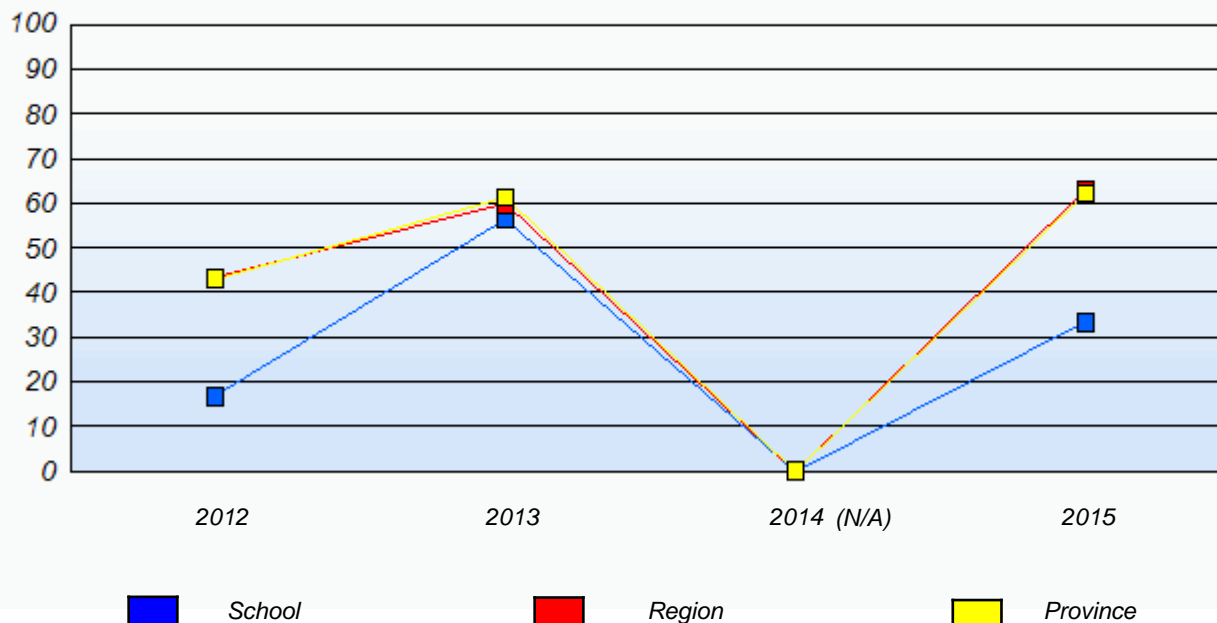
NLESD - Western Region

School #: 075      Hampden Academy

**Demand Writing**  
Percentage of students meeting/exceeding (2012 - 2015)



**Reading**  
Percentage of students meeting/exceeding (2012 - 2015)



\* In some cases, Provincial Assessment numbers may exceed AGR numbers based on late enrolments. Pie chart is based on the number of students who wrote the Provincial Assessment.

\* Mushuau Innu Natuashish School and Sheshatshiu Innu School are excluded from region and provincial results.

NLESD - Western Region

School #: 079      St. James All Grade

***Demand Writing***

***School***

***Region***

***Province***

*Creative Writing*

*Persuasive Writing*

*Creative Writing*

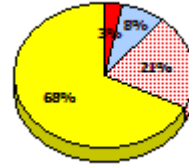
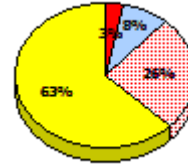
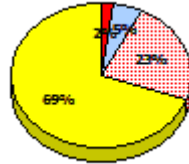
*Persuasive Writing*

*Creative Writing*

*Persuasive Writing*

**2015**

Apr 30, 2015 (7)

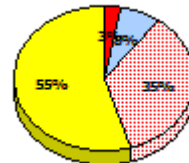
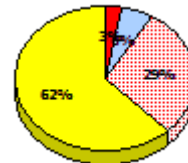
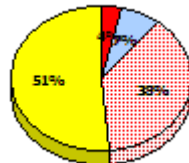
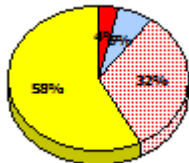


**2014**

N/A

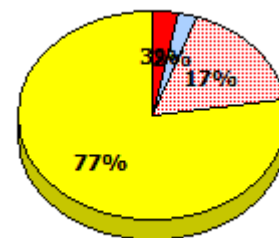
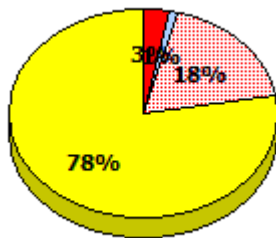
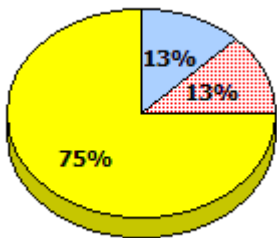
**2013**

Apr 30, 2013 (7)



**2012**

AGR (8)



\* In some cases, Provincial Assessment numbers may exceed AGR numbers based on late enrolments. Pie chart is based on the number of students who wrote the Provincial Assessment.

\* Mushuau Innu Natuashish School and Sheshatshiu Innu School are excluded from region and provincial results.

NLESD - Western Region

School #: 079      St. James All Grade

**Reading**

**School**

**Region**

**Province**

Non - Fiction

Fiction

Non - Fiction

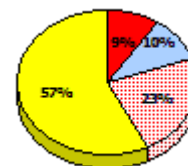
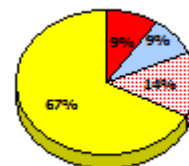
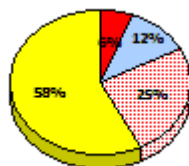
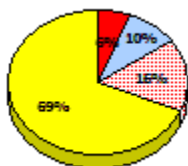
Fiction

Non - Fiction

Fiction

**2015**

Apr 30,  
2015 (7)

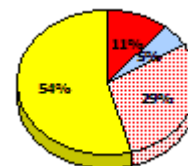
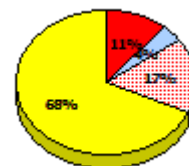
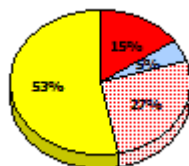
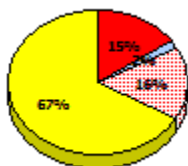
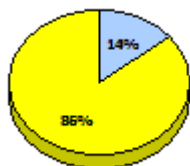
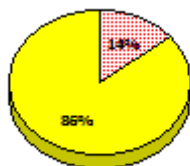


**2014**

N/A

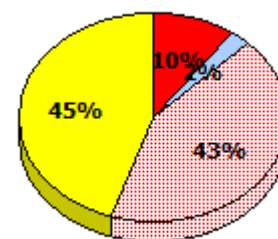
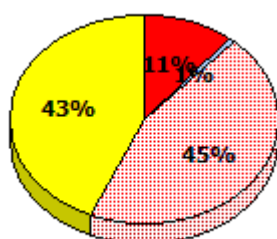
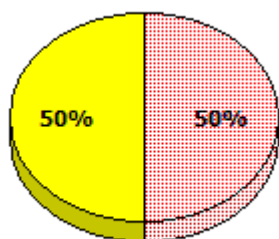
**2013**

Apr 30,  
2013 (7)



**2012**

AGR (8)



Exemption     
  Unknown     
  Not Yet Meeting     
  Meeting or Exceeding

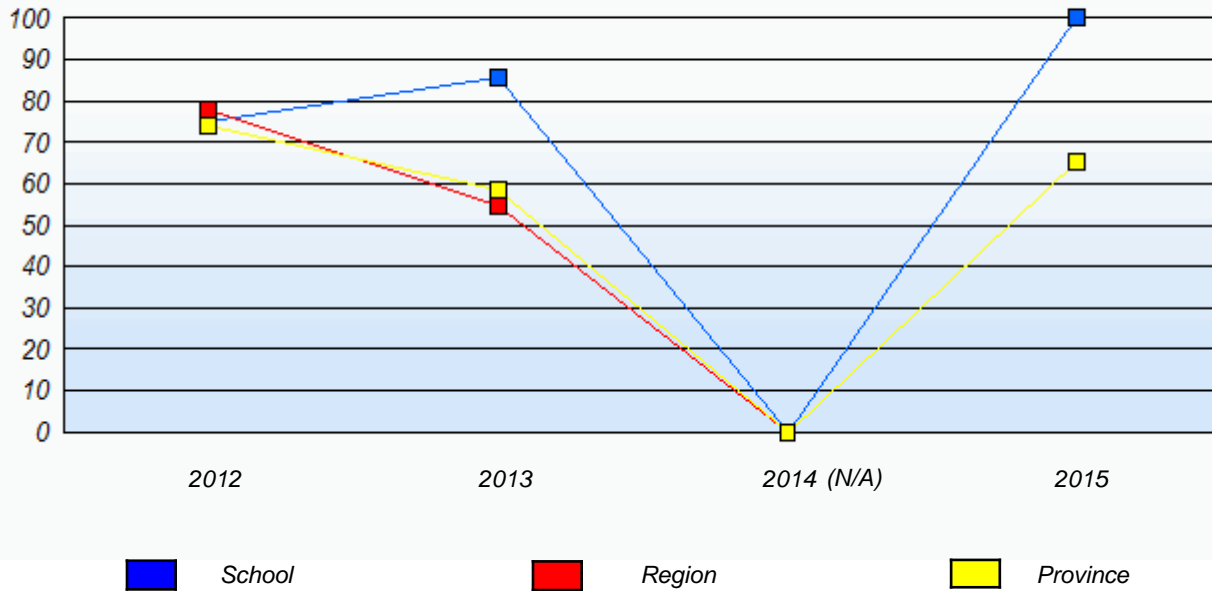
\* In some cases, Provincial Assessment numbers may exceed AGR numbers based on late enrolments. Pie chart is based on the number of students who wrote the Provincial Assessment.

\* Mushuau Innu Natuashish School and Sheshatshiu Innu School are excluded from region and provincial results.

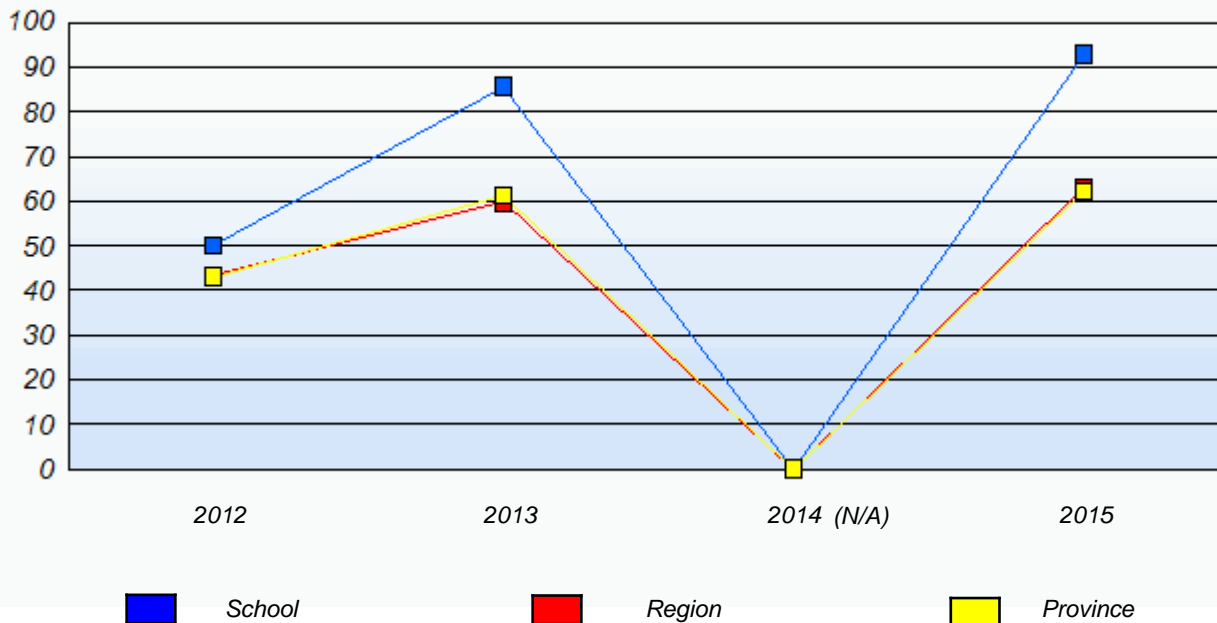
NLESD - Western Region

School #: 079      St. James All Grade

**Demand Writing**  
Percentage of students meeting/exceeding (2012 - 2015)



**Reading**  
Percentage of students meeting/exceeding (2012 - 2015)



\* In some cases, Provincial Assessment numbers may exceed AGR numbers based on late enrolments. Pie chart is based on the number of students who wrote the Provincial Assessment.

\* Mushuau Innu Natuashish School and Sheshatshiu Innu School are excluded from region and provincial results.

NLESD - Western Region

School #: 080     Templeton Academy

***Demand Writing***

***School***

***Region***

***Province***

*Creative Writing*

*Persuasive Writing*

*Creative Writing*

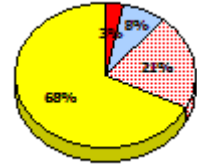
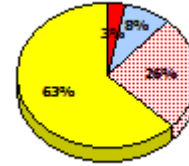
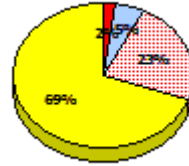
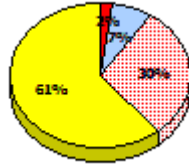
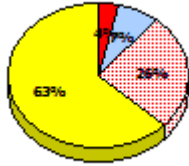
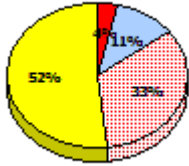
*Persuasive Writing*

*Creative Writing*

*Persuasive Writing*

**2015**

Apr 30, 2015 (27)

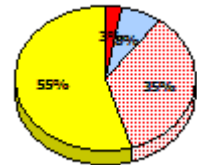
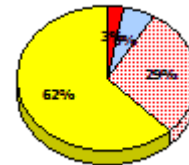
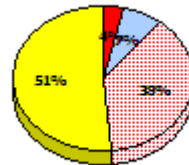
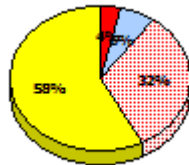
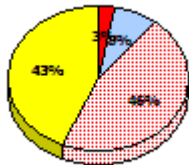
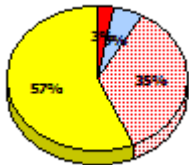


**2014**

N/A

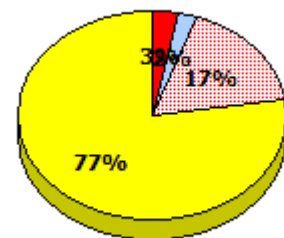
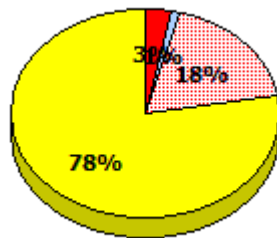
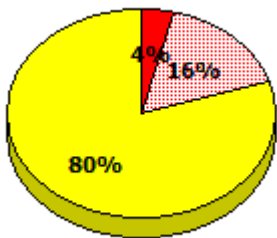
**2013**

Apr 30, 2013 (37)



**2012**

AGR (25)



\* In some cases, Provincial Assessment numbers may exceed AGR numbers based on late enrolments. Pie chart is based on the number of students who wrote the Provincial Assessment.

\* Mushuau Innu Natuashish School and Sheshatshiu Innu School are excluded from region and provincial results.

NLESD - Western Region

School #: 080     Templeton Academy

**Reading**

**School**

**Region**

**Province**

*Non - Fiction*

*Fiction*

*Non - Fiction*

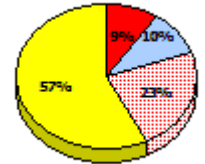
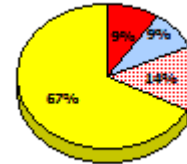
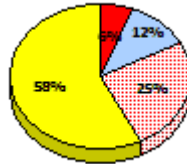
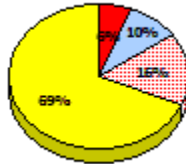
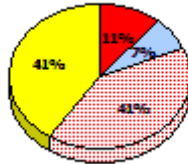
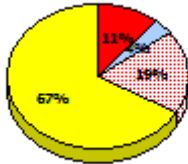
*Fiction*

*Non - Fiction*

*Fiction*

**2015**

Apr 30,  
2015 (27)

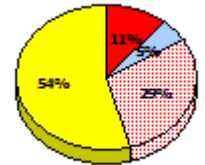
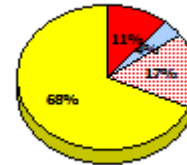
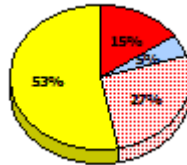
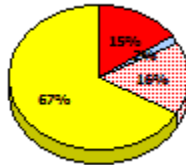
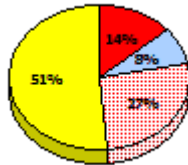
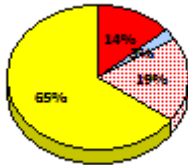


**2014**

N/A

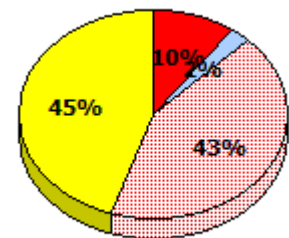
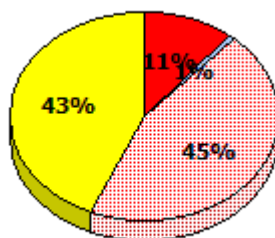
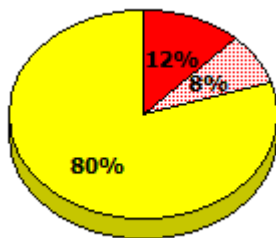
**2013**

Apr 30,  
2013 (37)



**2012**

AGR (25)



*Exemption*    
  *Unknown*    
  *Not Yet Meeting*    
  *Meeting or Exceeding*

\* In some cases, Provincial Assessment numbers may exceed AGR numbers based on late enrolments. Pie chart is based on the number of students who wrote the Provincial Assessment.

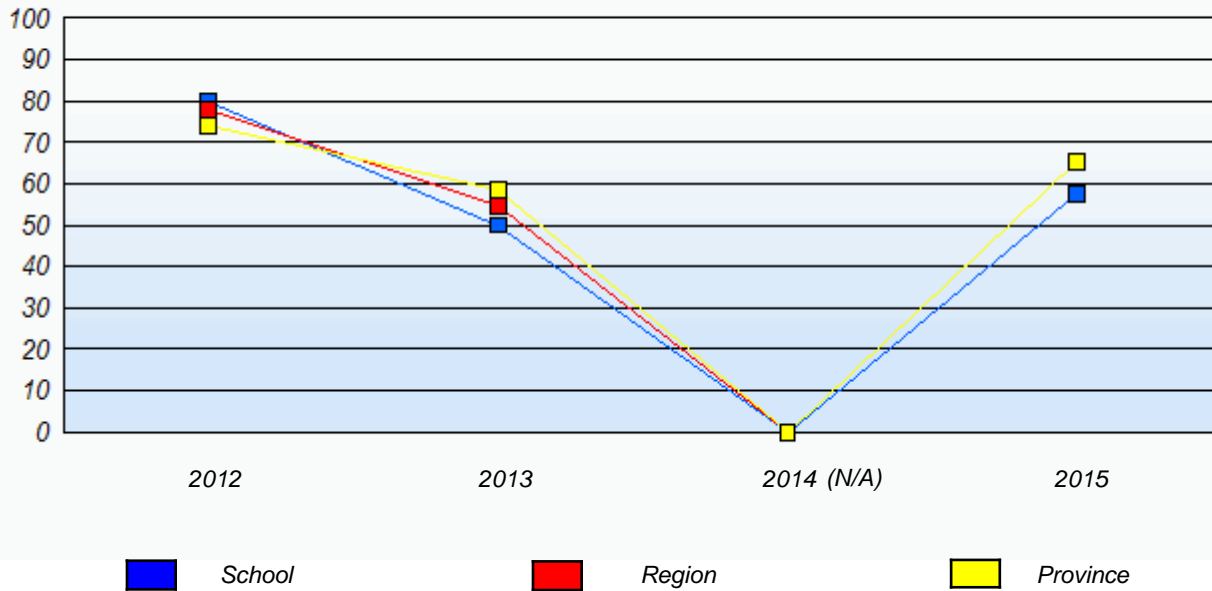
\* Mushuau Innu Natuashish School and Sheshatshiu Innu School are excluded from region and provincial results.



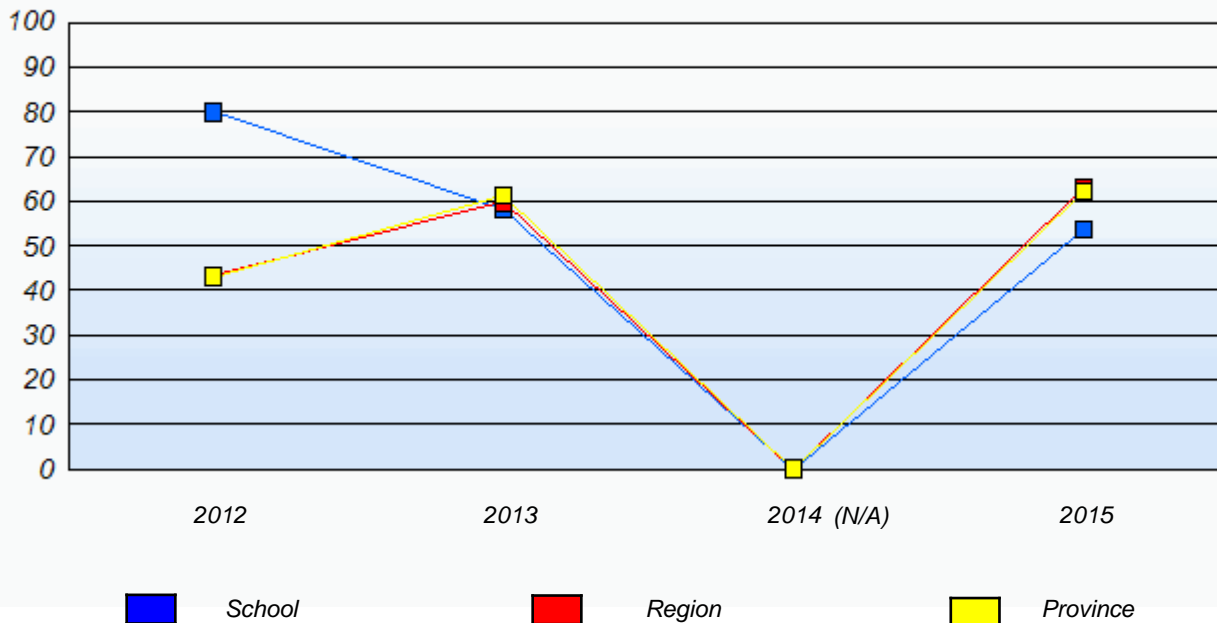
NLESD - Western Region

School #: 080      Templeton Academy

**Demand Writing**  
Percentage of students meeting/exceeding (2012 - 2015)



**Reading**  
Percentage of students meeting/exceeding (2012 - 2015)



\* In some cases, Provincial Assessment numbers may exceed AGR numbers based on late enrolments. Pie chart is based on the number of students who wrote the Provincial Assessment.

\* Mushuau Innu Natuashish School and Sheshatshiu Innu School are excluded from region and provincial results.

NLESD - Western Region

School #: 082 Pasadena Elementary School

***Demand Writing***

***School***

***Region***

***Province***

*Creative Writing*

*Persuasive Writing*

*Creative Writing*

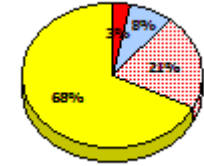
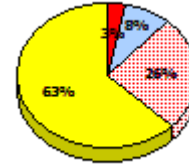
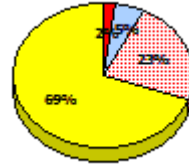
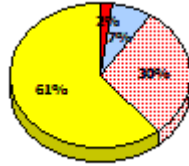
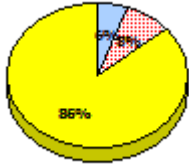
*Persuasive Writing*

*Creative Writing*

*Persuasive Writing*

**2015**

Apr 30, 2015 (36)

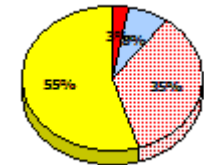
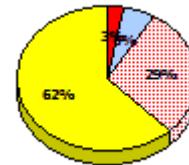
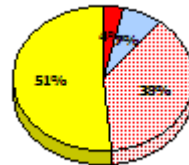
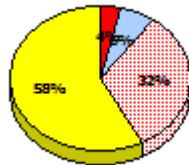
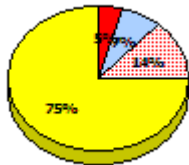
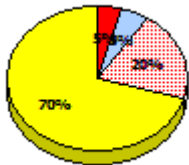


**2014**

N/A

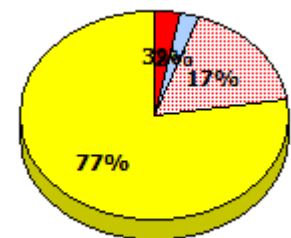
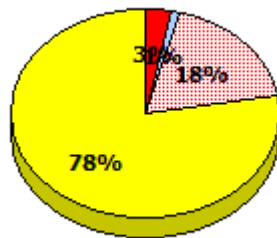
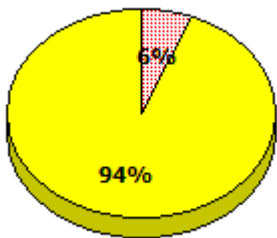
**2013**

Apr 30, 2013 (44)



**2012**

AGR (32)



\* In some cases, Provincial Assessment numbers may exceed AGR numbers based on late enrolments. Pie chart is based on the number of students who wrote the Provincial Assessment.

\* Mushuau Innu Natuashish School and Sheshatshiu Innu School are excluded from region and provincial results.

NLESD - Western Region

School #: 082 Pasadena Elementary School

**Reading**

**School**

**Region**

**Province**

*Non - Fiction*

*Fiction*

*Non - Fiction*

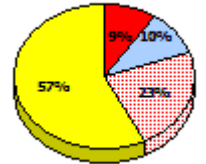
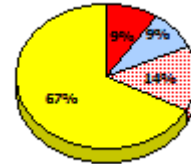
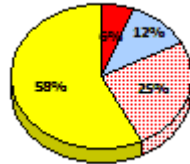
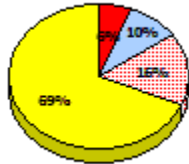
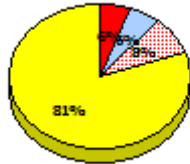
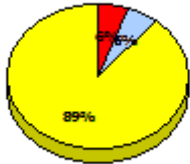
*Fiction*

*Non - Fiction*

*Fiction*

**2015**

Apr 30,  
2015 (36)

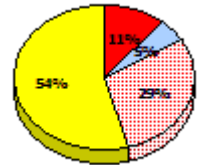
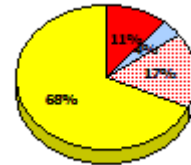
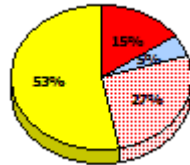
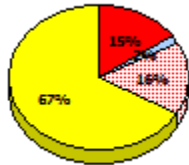
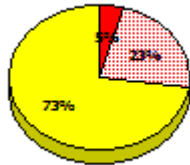
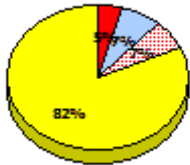


**2014**

N/A

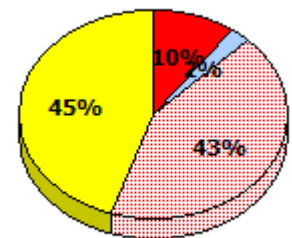
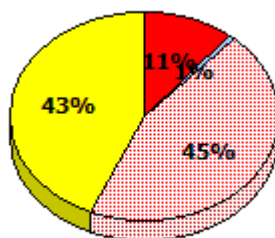
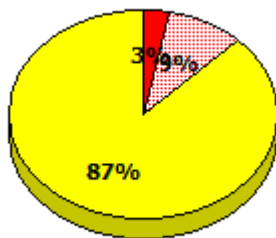
**2013**

Apr 30,  
2013 (44)



**2012**

AGR (32)



Exemption    
  Unknown    
  Not Yet Meeting    
  Meeting or Exceeding

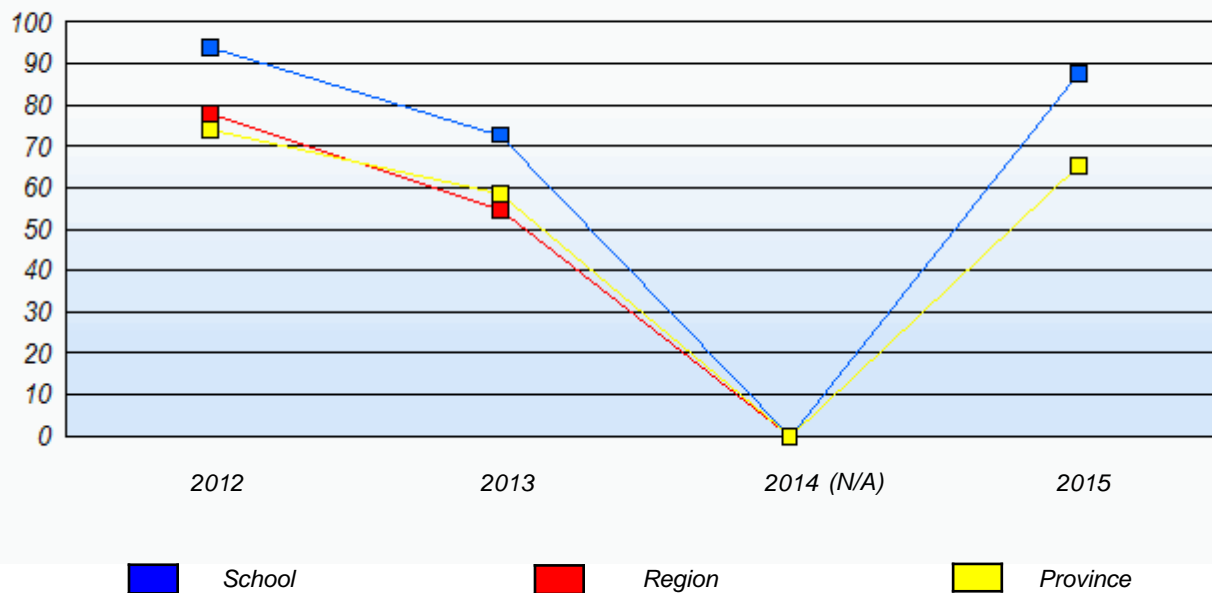
\* In some cases, Provincial Assessment numbers may exceed AGR numbers based on late enrolments. Pie chart is based on the number of students who wrote the Provincial Assessment.

\* Mushuau Innu Natuashish School and Sheshatshiu Innu School are excluded from region and provincial results.

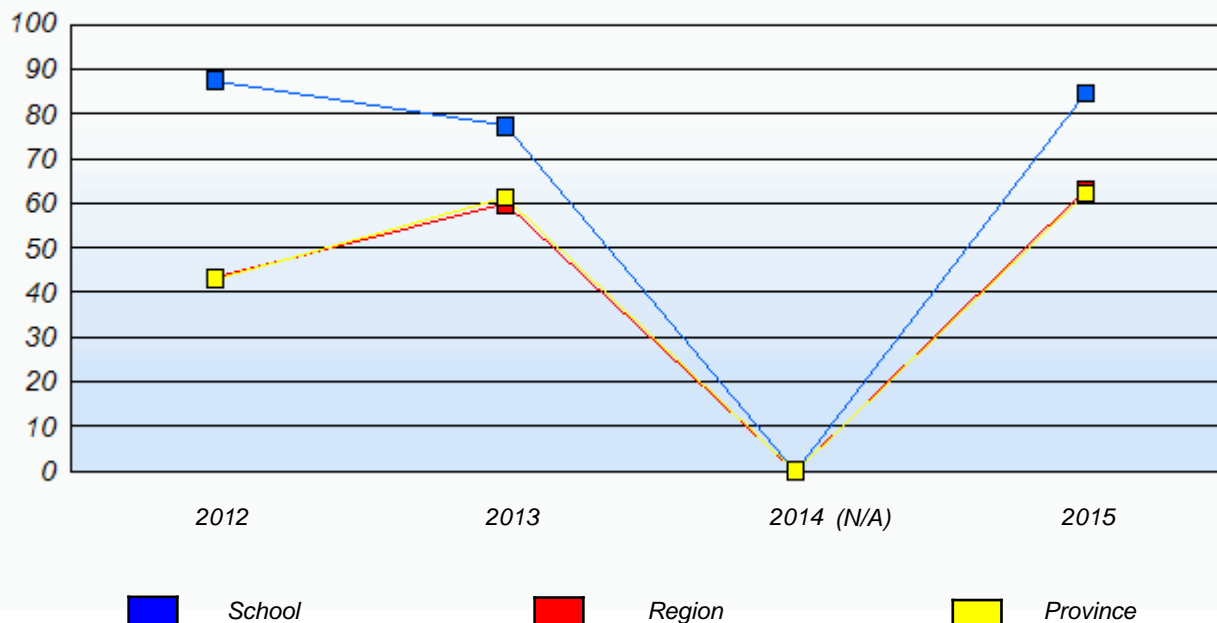
NLESD - Western Region

School #: 082      Pasadena Elementary School

**Demand Writing**  
Percentage of students meeting/exceeding (2012 - 2015)



**Reading**  
Percentage of students meeting/exceeding (2012 - 2015)



\* In some cases, Provincial Assessment numbers may exceed AGR numbers based on late enrolments. Pie chart is based on the number of students who wrote the Provincial Assessment.

\* Mushuau Innu Natuashish School and Sheshatshiu Innu School are excluded from region and provincial results.

NLESD - Western Region

School #: 086 Gros Morne Academy

***Demand Writing***

***School***

***Region***

***Province***

*Creative Writing*

*Persuasive Writing*

*Creative Writing*

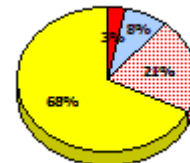
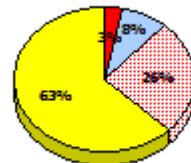
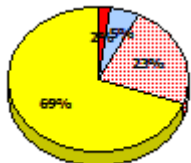
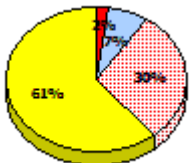
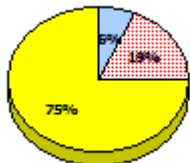
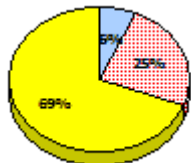
*Persuasive Writing*

*Creative Writing*

*Persuasive Writing*

**2015**

Apr 30, 2015 (16)

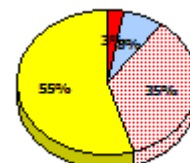
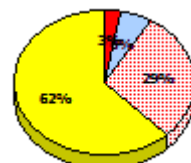
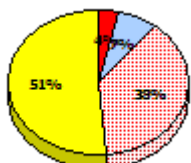
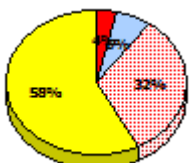
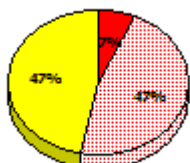
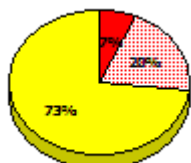


**2014**

N/A

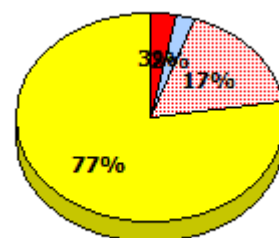
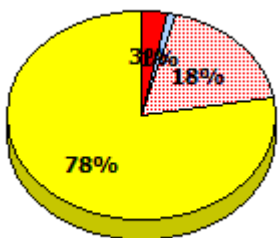
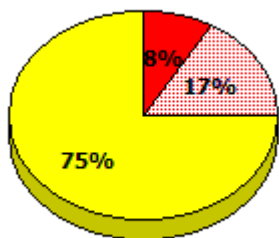
**2013**

Apr 30, 2013 (15)



**2012**

AGR (12)



\* In some cases, Provincial Assessment numbers may exceed AGR numbers based on late enrolments. Pie chart is based on the number of students who wrote the Provincial Assessment.

\* Mushuau Innu Natuashish School and Sheshatshiu Innu School are excluded from region and provincial results.

NLESD - Western Region

School #: 086 Gros Morne Academy

**Reading**

**School**

**Region**

**Province**

*Non - Fiction*

*Fiction*

*Non - Fiction*

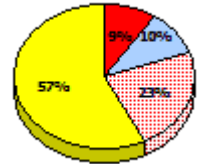
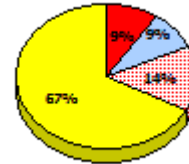
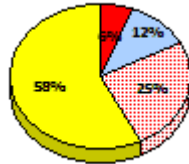
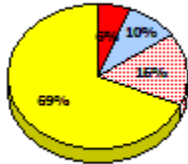
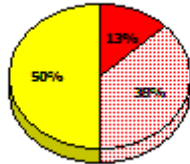
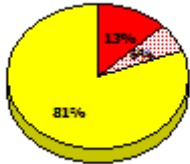
*Fiction*

*Non - Fiction*

*Fiction*

**2015**

Apr 30,  
2015 (16)

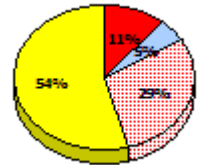
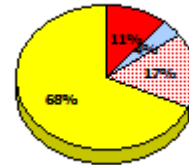
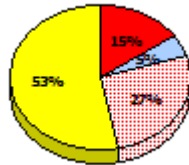
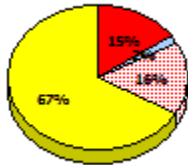
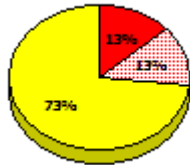
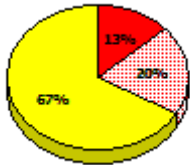


**2014**

N/A

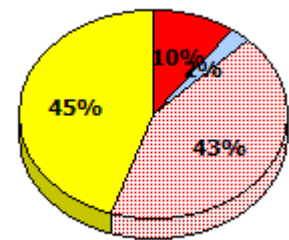
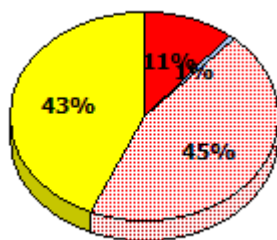
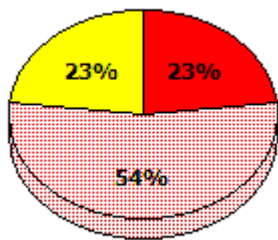
**2013**

Apr 30,  
2013 (15)



**2012**

AGR (12)



Exemption    
  Unknown    
  Not Yet Meeting    
  Meeting or Exceeding

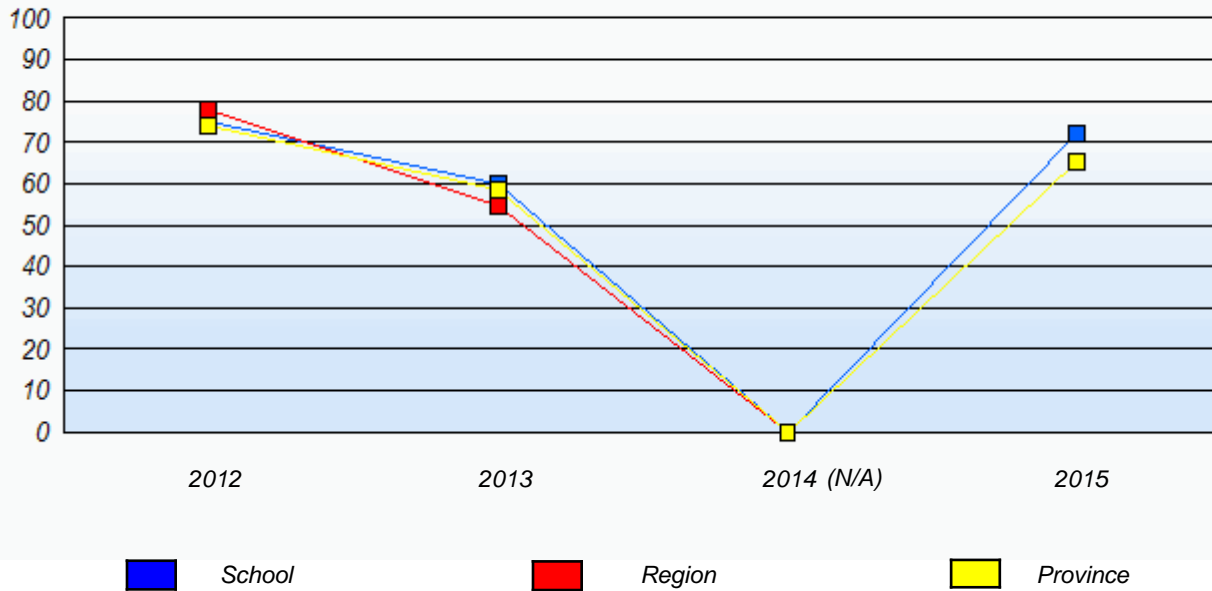
\* In some cases, Provincial Assessment numbers may exceed AGR numbers based on late enrolments. Pie chart is based on the number of students who wrote the Provincial Assessment.

\* Mushuau Innu Natuashish School and Sheshatshiu Innu School are excluded from region and provincial results.

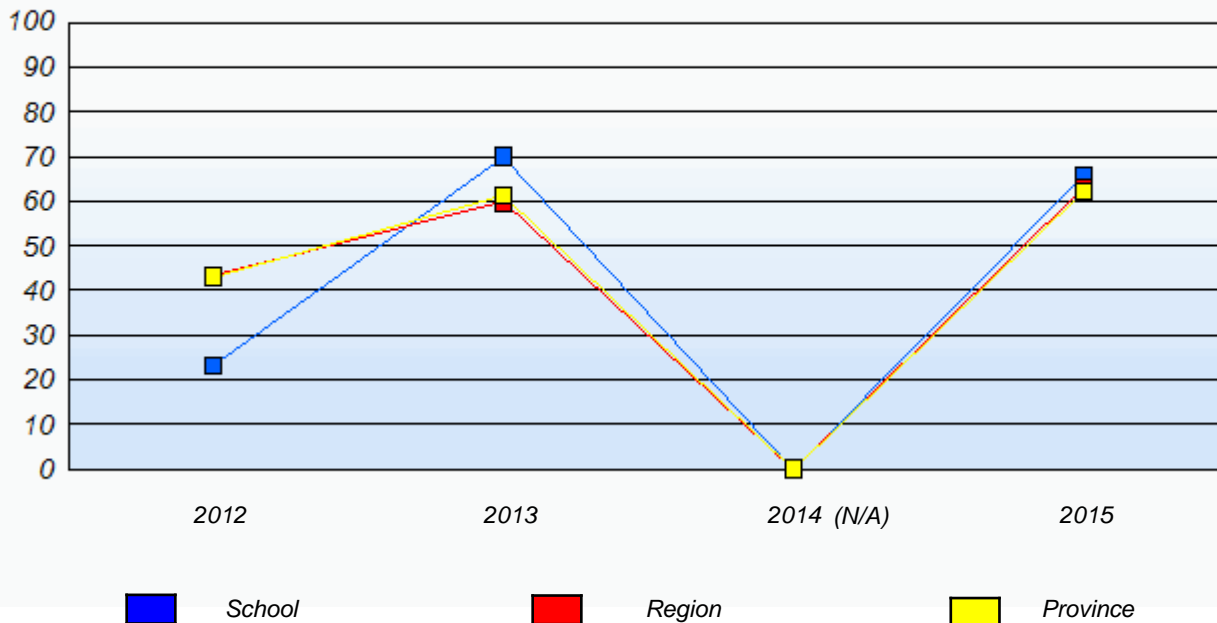
NLESD - Western Region

School #: 086      Gros Morne Academy

**Demand Writing**  
Percentage of students meeting/exceeding (2012 - 2015)



**Reading**  
Percentage of students meeting/exceeding (2012 - 2015)



\* In some cases, Provincial Assessment numbers may exceed AGR numbers based on late enrolments. Pie chart is based on the number of students who wrote the Provincial Assessment.

\* Mushuau Innu Natuashish School and Sheshatshiu Innu School are excluded from region and provincial results.

NLESD - Western Region

School #: 088 Main River Academy

***Demand Writing***

***School***

***Region***

***Province***

*Creative Writing*

*Persuasive Writing*

*Creative Writing*

*Persuasive Writing*

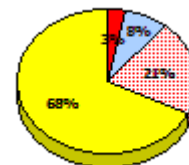
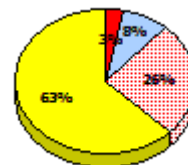
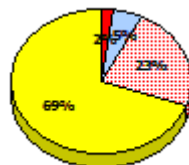
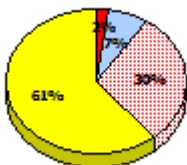
*Creative Writing*

*Persuasive Writing*

**2015**

*School data with 5 or fewer students withheld for reasons of confidentiality.*

Apr 30, 2015 (4)

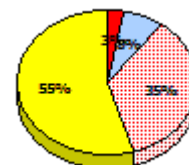
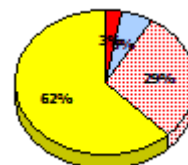
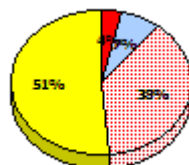
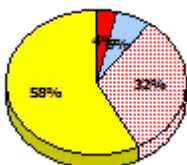


**2014**

N/A

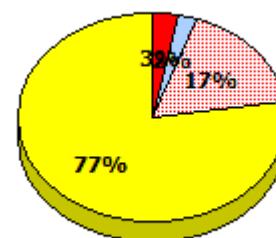
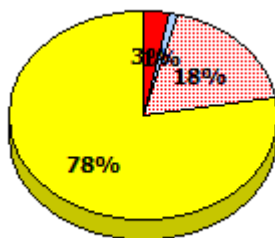
**2013**

Apr 30, 2013 (1)



**2012**

AGR (6)



\* In some cases, Provincial Assessment numbers may exceed AGR numbers based on late enrolments. Pie chart is based on the number of students who wrote the Provincial Assessment.

\* Mushuau Innu Natuashish School and Sheshatshiu Innu School are excluded from region and provincial results.



**Primary English Language Arts  
4 Year Provincial Assessment, June 2015  
Student Population Report**  
(average scores)

NLESD - Western Region

School #: 088 Main River Academy

**Reading**

**School**

**Region**

**Province**

Non - Fiction

Fiction

Non - Fiction

Fiction

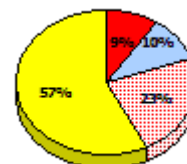
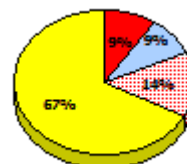
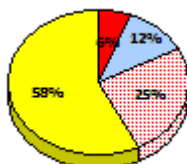
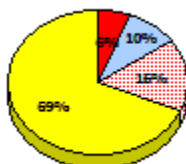
Non - Fiction

Fiction

**2015**

*School data with 5 or fewer students withheld for reasons of confidentiality.*

Apr 30, 2015 (4)

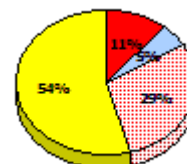
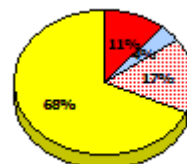
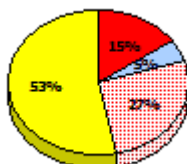
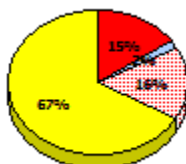


**2014**

N/A

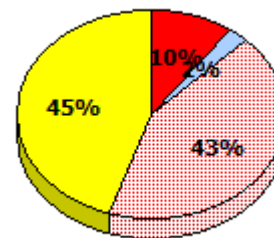
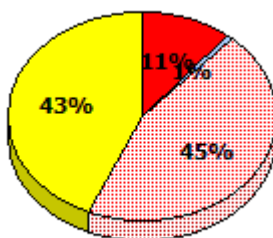
**2013**

Apr 30, 2013 (1)



**2012**

AGR (6)



\* In some cases, Provincial Assessment numbers may exceed AGR numbers based on late enrolments. Pie chart is based on the number of students who wrote the Provincial Assessment.

\* Mushuau Innu Natuashish School and Sheshatshiu Innu School are excluded from region and provincial results.

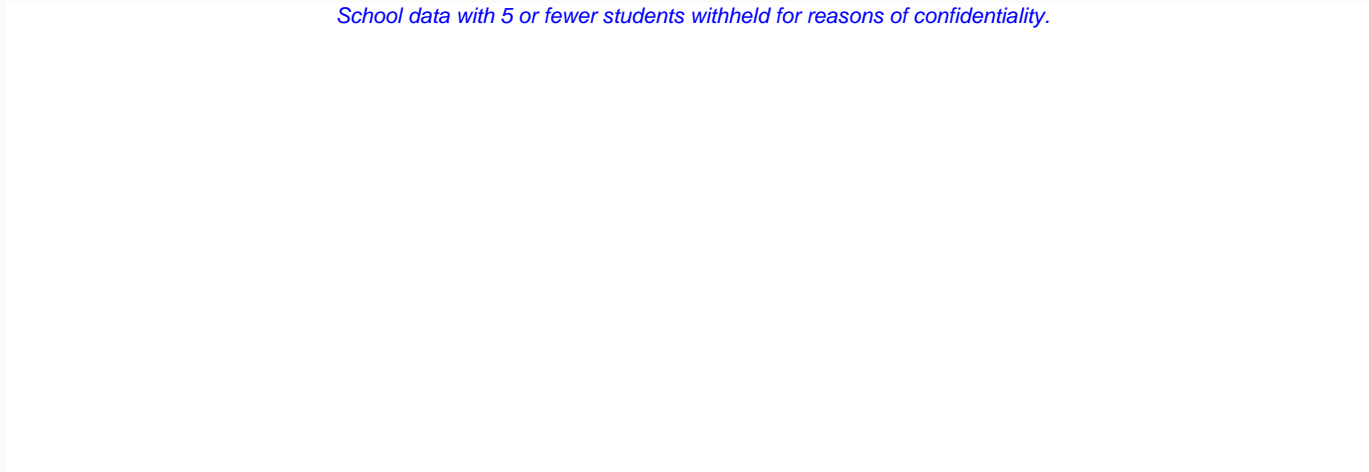
NLESD - Western Region

School #: 088      Main River Academy

**Demand Writing**

*Percentage of students meeting/exceeding (2012 - 2015)*

*School data with 5 or fewer students withheld for reasons of confidentiality.*



2012

2013

2014 (N/A)

2015



School



Region

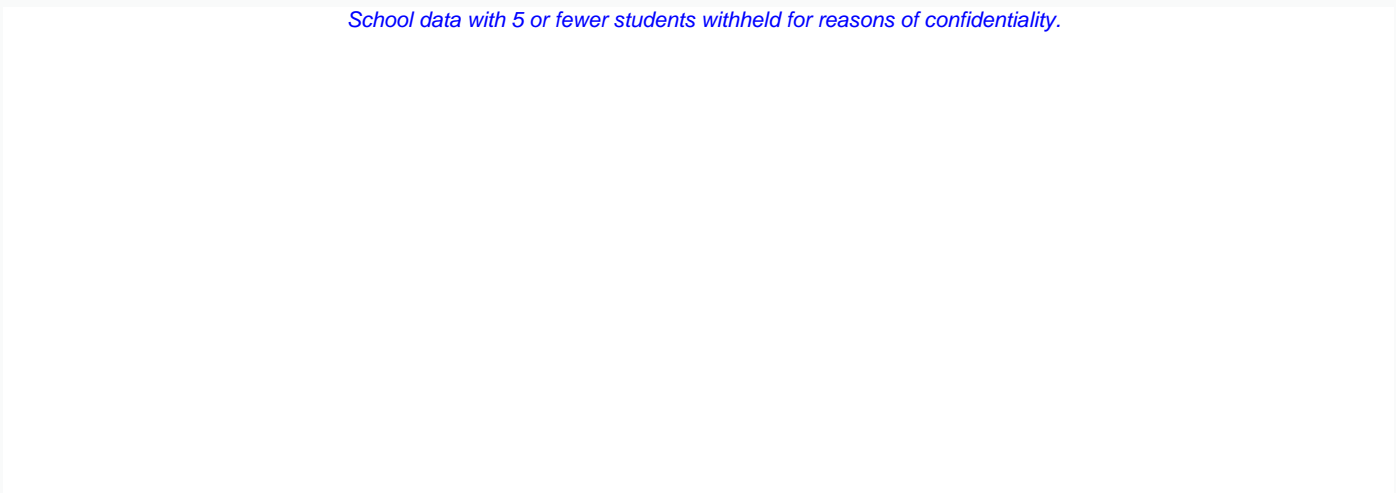


Province

**Reading**

*Percentage of students meeting/exceeding (2012 - 2015)*

*School data with 5 or fewer students withheld for reasons of confidentiality.*



2012

2013

2014 (N/A)

2015



School



Region



Province

\* In some cases, Provincial Assessment numbers may exceed AGR numbers based on late enrolments. Pie chart is based on the number of students who wrote the Provincial Assessment.

\* Mushuau Innu Natuashish School and Sheshatshiu Innu School are excluded from region and provincial results.

NLESD - Western Region

School #: 089      Jakeman All Grade

***Demand Writing***

***School***

***Region***

***Province***

*Creative Writing*

*Persuasive Writing*

*Creative Writing*

*Persuasive Writing*

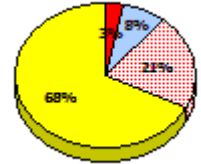
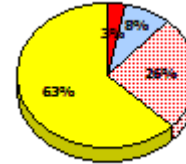
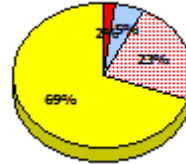
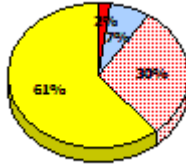
*Creative Writing*

*Persuasive Writing*

**2015**

*School data with 5 or fewer students withheld for reasons of confidentiality.*

Apr 30, 2015 (5)

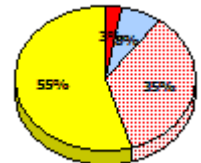
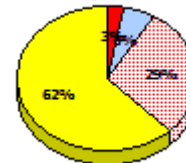
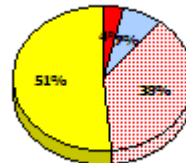
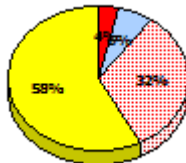


**2014**

N/A

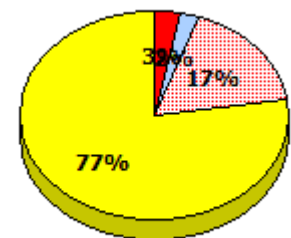
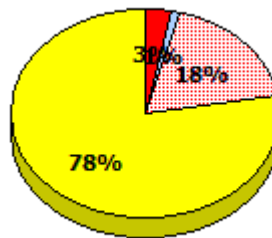
**2013**

Apr 30, 2013 (9)



**2012**

AGR (3)



\* In some cases, Provincial Assessment numbers may exceed AGR numbers based on late enrolments. Pie chart is based on the number of students who wrote the Provincial Assessment.

\* Mushuau Innu Natuashish School and Sheshatshiu Innu School are excluded from region and provincial results.

**Primary English Language Arts  
4 Year Provincial Assessment, June 2015  
Student Population Report**  
(average scores)

NLESD - Western Region

School #: 089      Jakeman All Grade

**Reading**

**School**

**Region**

**Province**

*Non - Fiction*

*Fiction*

*Non - Fiction*

*Fiction*

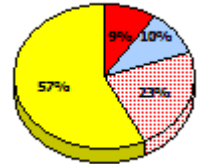
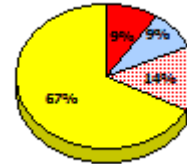
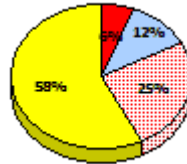
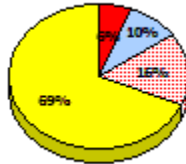
*Non - Fiction*

*Fiction*

**2015**

*School data with 5 or fewer students withheld for reasons of confidentiality.*

Apr 30, 2015 (5)

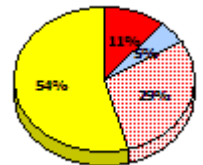
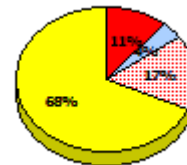
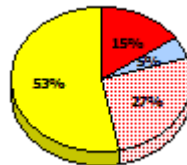
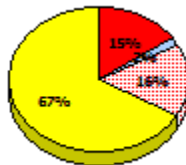


**2014**

N/A

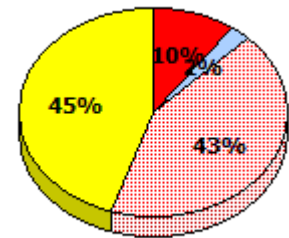
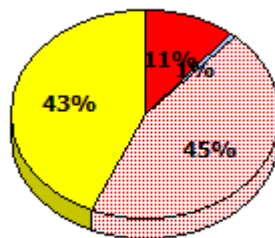
**2013**

Apr 30, 2013 (9)



**2012**

AGR (3)



\* In some cases, Provincial Assessment numbers may exceed AGR numbers based on late enrolments. Pie chart is based on the number of students who wrote the Provincial Assessment.

\* Mushuau Innu Natuashish School and Sheshatshiu Innu School are excluded from region and provincial results.

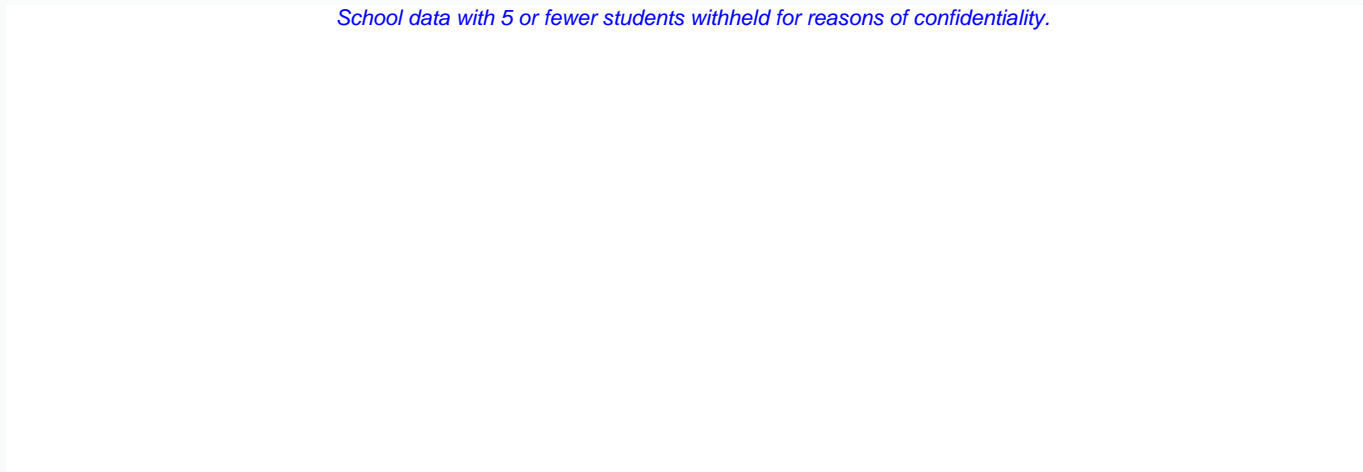
NLESD - Western Region

School #: 089      Jakeman All Grade

**Demand Writing**

*Percentage of students meeting/exceeding (2012 - 2015)*

*School data with 5 or fewer students withheld for reasons of confidentiality.*



2012

2013

2014 (N/A)

2015



School



Region

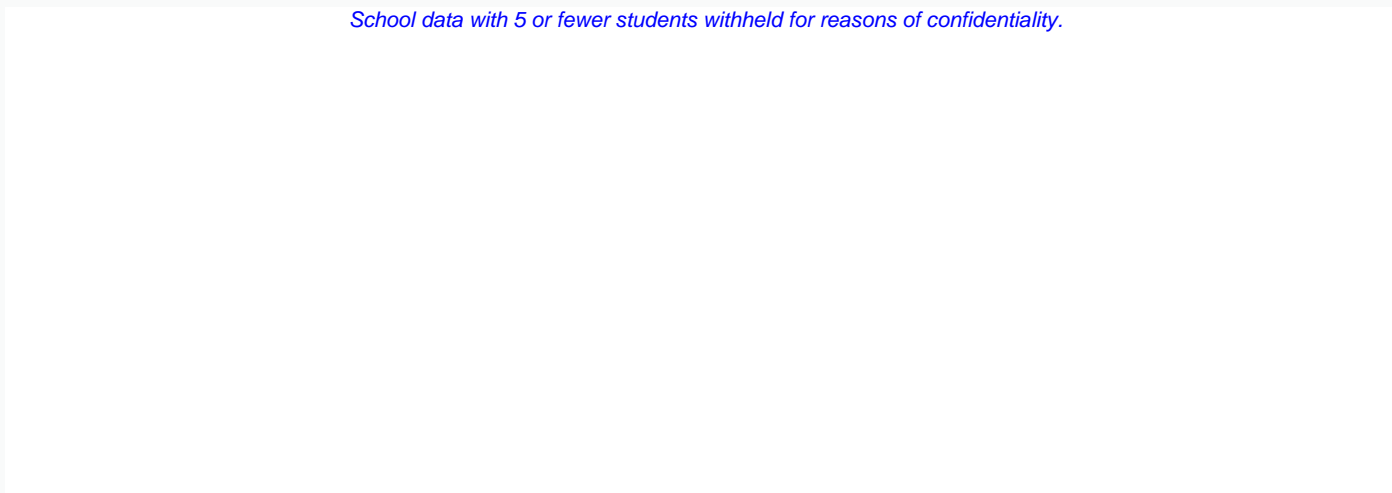


Province

**Reading**

*Percentage of students meeting/exceeding (2012 - 2015)*

*School data with 5 or fewer students withheld for reasons of confidentiality.*



2012

2013

2014 (N/A)

2015



School



Region



Province

\* In some cases, Provincial Assessment numbers may exceed AGR numbers based on late enrolments. Pie chart is based on the number of students who wrote the Provincial Assessment.

\* Mushuau Innu Natuashish School and Sheshatshiu Innu School are excluded from region and provincial results.

NLESD - Western Region

School #: 091      Burgeo Academy

***Demand Writing***

***School***

***Region***

***Province***

*Creative Writing*

*Persuasive Writing*

*Creative Writing*

*Persuasive Writing*

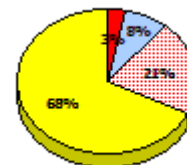
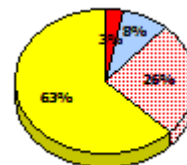
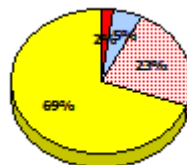
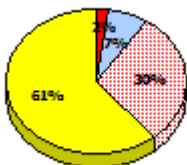
*Creative Writing*

*Persuasive Writing*

**2015**

*School data with 5 or fewer students withheld for reasons of confidentiality.*

Apr 30, 2015 (4)

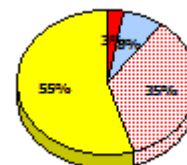
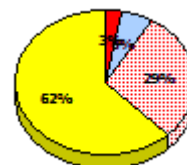
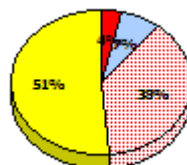
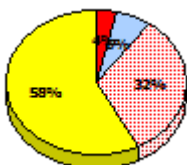


**2014**

N/A

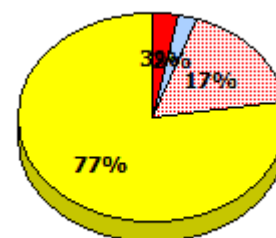
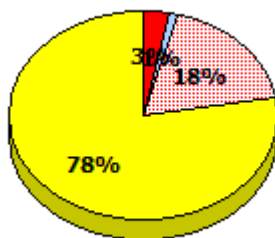
**2013**

Apr 30, 2013 (5)



**2012**

AGR (7)



\* In some cases, Provincial Assessment numbers may exceed AGR numbers based on late enrolments. Pie chart is based on the number of students who wrote the Provincial Assessment.

\* Mushuau Innu Natuashish School and Sheshatshiu Innu School are excluded from region and provincial results.

**Primary English Language Arts  
4 Year Provincial Assessment, June 2015  
Student Population Report**  
(average scores)

NLESD - Western Region

School #: 091      Burgeo Academy

**Reading**

**School**

**Region**

**Province**

*Non - Fiction*

*Fiction*

*Non - Fiction*

*Fiction*

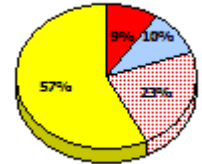
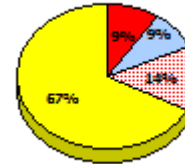
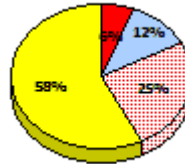
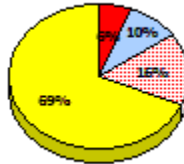
*Non - Fiction*

*Fiction*

**2015**

*School data with 5 or fewer students withheld for reasons of confidentiality.*

Apr 30, 2015 (4)

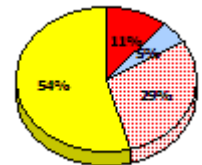
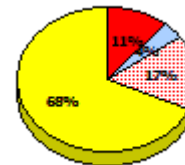
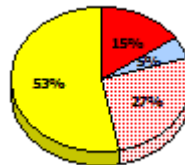
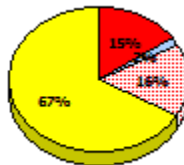


**2014**

N/A

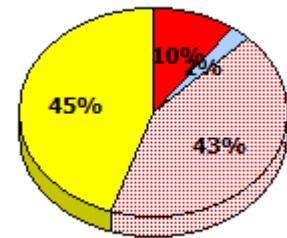
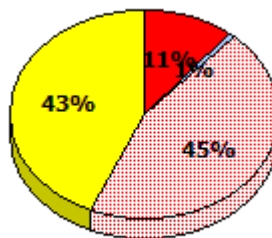
**2013**

Apr 30, 2013 (5)



**2012**

AGR (7)



\* In some cases, Provincial Assessment numbers may exceed AGR numbers based on late enrolments. Pie chart is based on the number of students who wrote the Provincial Assessment.

\* Mushuau Innu Natuashish School and Sheshatshiu Innu School are excluded from region and provincial results.

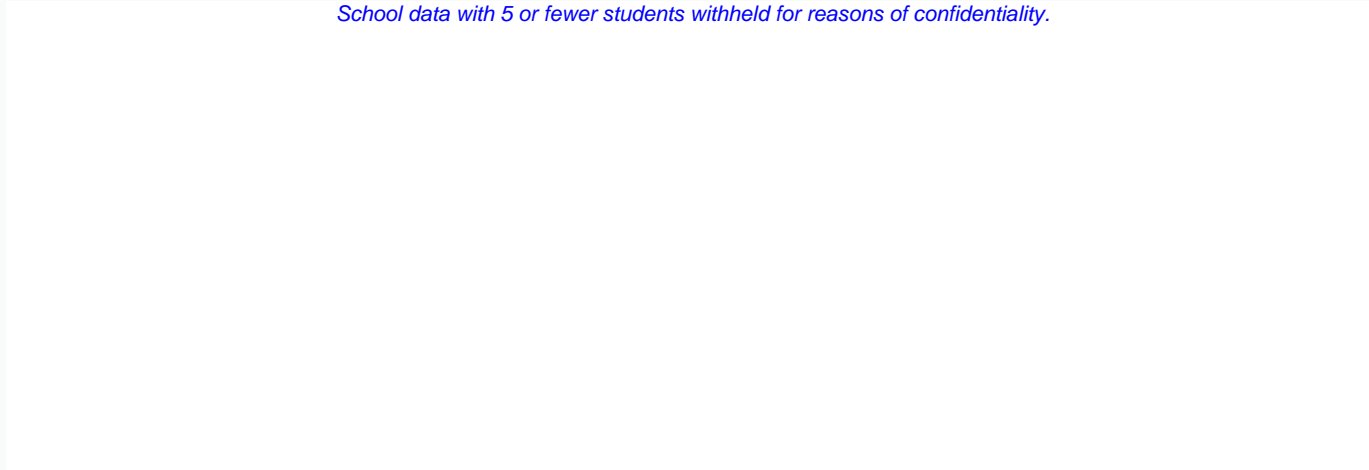
NLESD - Western Region

School #: 091      Burgeo Academy

**Demand Writing**

*Percentage of students meeting/exceeding (2012 - 2015)*

*School data with 5 or fewer students withheld for reasons of confidentiality.*



2012

2013

2014 (N/A)

2015



School



Region

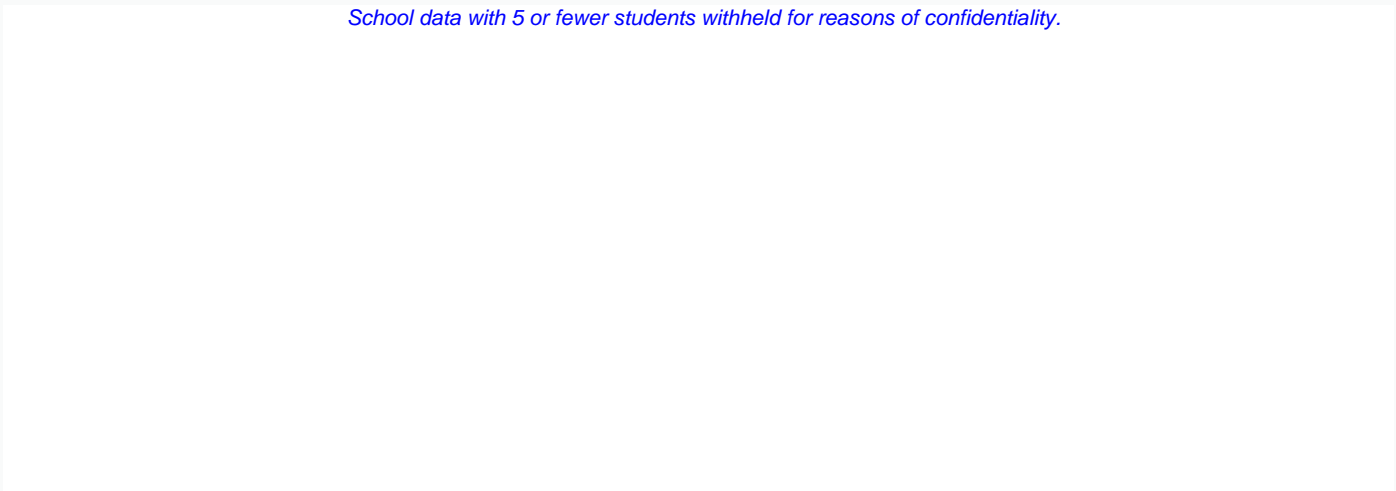


Province

**Reading**

*Percentage of students meeting/exceeding (2012 - 2015)*

*School data with 5 or fewer students withheld for reasons of confidentiality.*



2012

2013

2014 (N/A)

2015



School



Region



Province

\* In some cases, Provincial Assessment numbers may exceed AGR numbers based on late enrolments. Pie chart is based on the number of students who wrote the Provincial Assessment.

\* Mushuau Innu Natuashish School and Sheshatshiu Innu School are excluded from region and provincial results.



NLESD - Western Region

School #: 092 Grandy's River Collegiate

***Demand Writing***

***School***

***Region***

***Province***

*Creative Writing*

*Persuasive Writing*

*Creative Writing*

*Persuasive Writing*

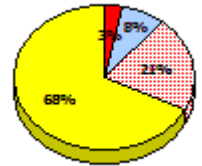
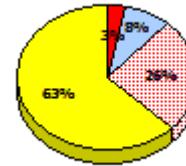
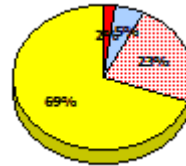
*Creative Writing*

*Persuasive Writing*

**2015**

*School data with 5 or fewer students withheld for reasons of confidentiality.*

Apr 30, 2015 (3)

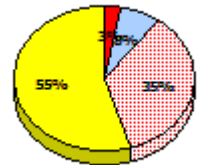
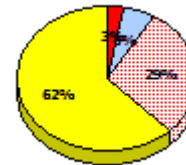
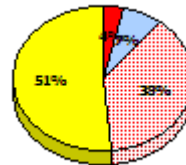
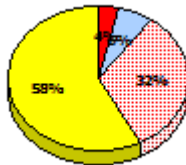


**2014**

N/A

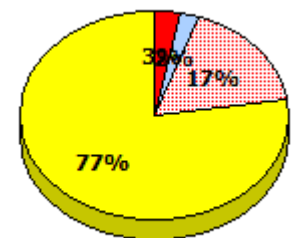
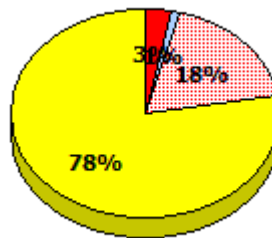
**2013**

Apr 30, 2013 (14)



**2012**

AGR (8)



\* In some cases, Provincial Assessment numbers may exceed AGR numbers based on late enrolments. Pie chart is based on the number of students who wrote the Provincial Assessment.

\* Mushuau Innu Natuashish School and Sheshatshiu Innu School are excluded from region and provincial results.

**Primary English Language Arts  
4 Year Provincial Assessment, June 2015  
Student Population Report**  
(average scores)

NLESD - Western Region

School #: 092      Grandy's River Collegiate

**Reading**

**School**

**Region**

**Province**

*Non - Fiction*

*Fiction*

*Non - Fiction*

*Fiction*

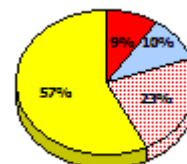
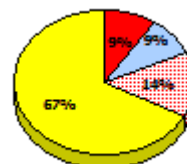
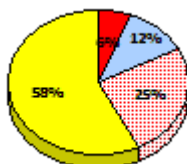
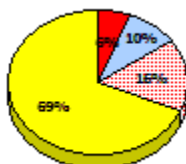
*Non - Fiction*

*Fiction*

**2015**

*School data with 5 or fewer students withheld for reasons of confidentiality.*

Apr 30, 2015 (3)

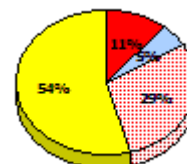
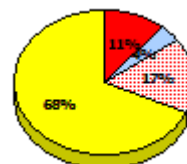
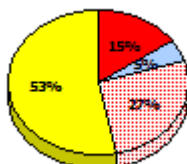
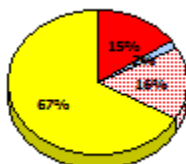


**2014**

N/A

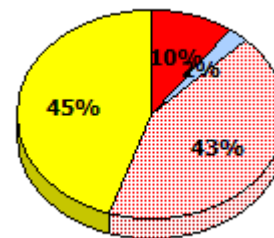
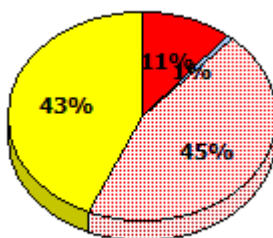
**2013**

Apr 30, 2013 (14)



**2012**

AGR (8)



\* In some cases, Provincial Assessment numbers may exceed AGR numbers based on late enrolments. Pie chart is based on the number of students who wrote the Provincial Assessment.

\* Mushuau Innu Natuashish School and Sheshatshiu Innu School are excluded from region and provincial results.

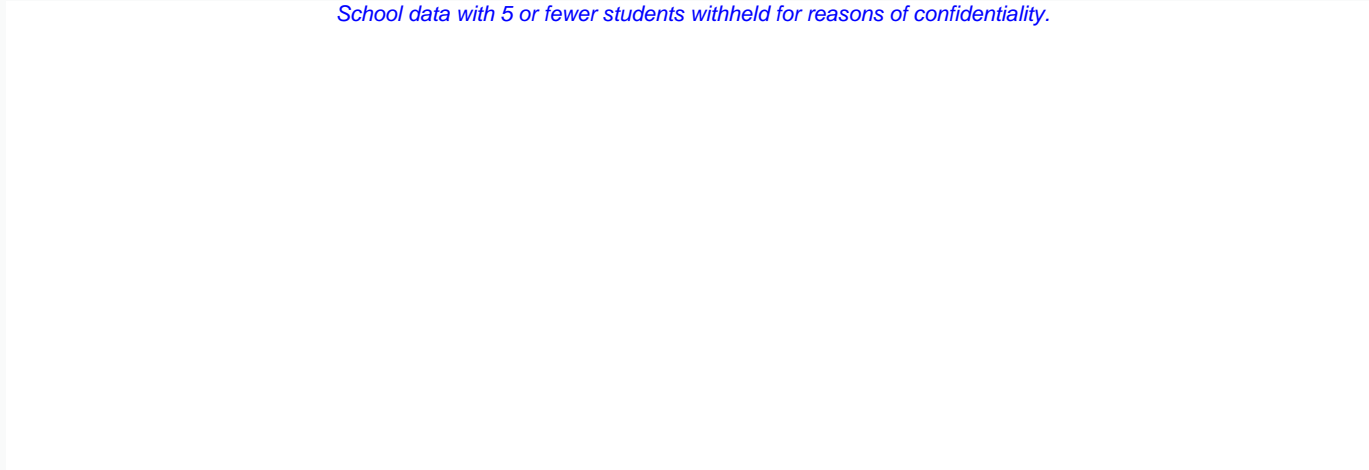
NLESD - Western Region

School #: 092      Grandy's River Collegiate

**Demand Writing**

*Percentage of students meeting/exceeding (2012 - 2015)*

*School data with 5 or fewer students withheld for reasons of confidentiality.*



2012

2013

2014 (N/A)

2015



School



Region

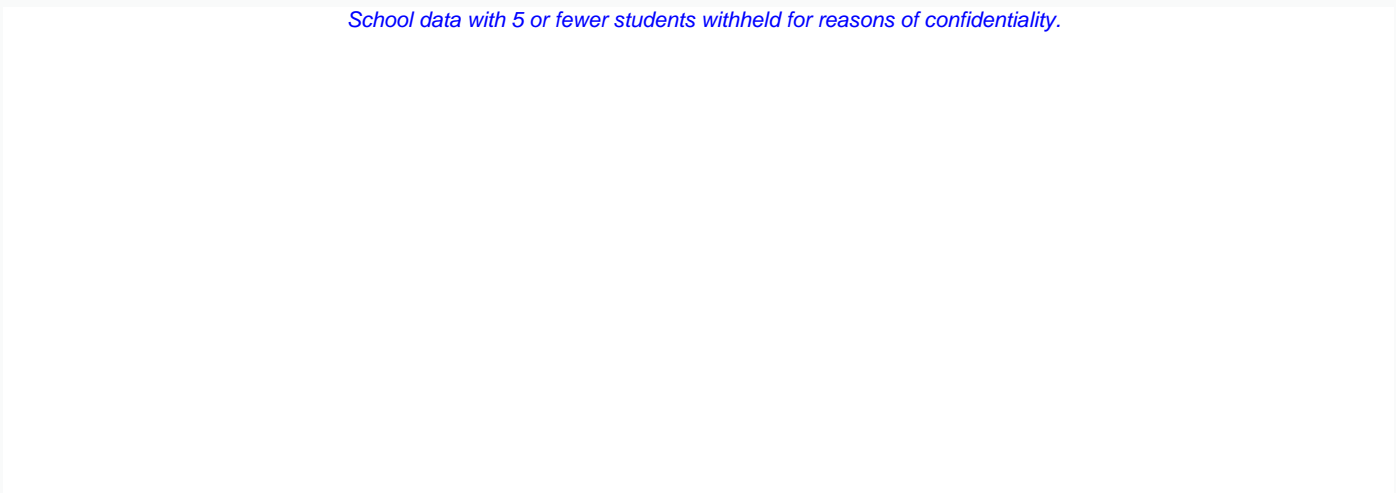


Province

**Reading**

*Percentage of students meeting/exceeding (2012 - 2015)*

*School data with 5 or fewer students withheld for reasons of confidentiality.*



2012

2013

2014 (N/A)

2015



School



Region



Province

\* In some cases, Provincial Assessment numbers may exceed AGR numbers based on late enrolments. Pie chart is based on the number of students who wrote the Provincial Assessment.

\* Mushuau Innu Natuashish School and Sheshatshiu Innu School are excluded from region and provincial results.

NLESD - Western Region

School #: 096      Our Lady of the Cape School

***Demand Writing***

***School***

***Region***

***Province***

*Creative Writing*

*Persuasive Writing*

*Creative Writing*

*Persuasive Writing*

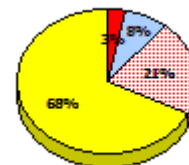
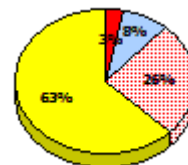
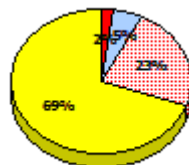
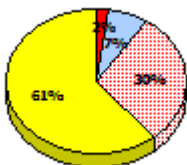
*Creative Writing*

*Persuasive Writing*

**2015**

*School data with 5 or fewer students withheld for reasons of confidentiality.*

Apr 30, 2015 (5)

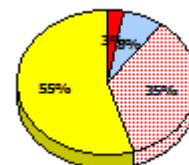
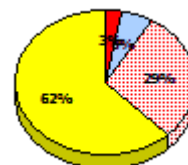
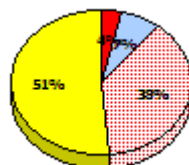
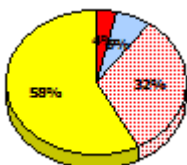


**2014**

N/A

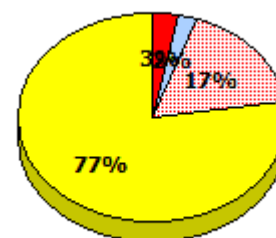
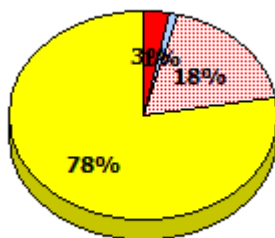
**2013**

Apr 30, 2013 (8)



**2012**

AGR (5)



\* In some cases, Provincial Assessment numbers may exceed AGR numbers based on late enrolments. Pie chart is based on the number of students who wrote the Provincial Assessment.

\* Mushuau Innu Natuashish School and Sheshatshiu Innu School are excluded from region and provincial results.

**Primary English Language Arts  
4 Year Provincial Assessment, June 2015  
Student Population Report**  
(average scores)

NLESD - Western Region

School #: 096      Our Lady of the Cape School

**Reading**

**School**

**Region**

**Province**

*Non - Fiction*

*Fiction*

*Non - Fiction*

*Fiction*

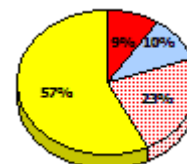
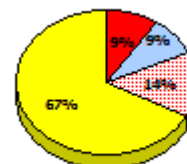
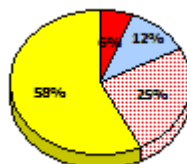
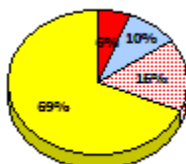
*Non - Fiction*

*Fiction*

**2015**

*School data with 5 or fewer students withheld for reasons of confidentiality.*

Apr 30, 2015 (5)

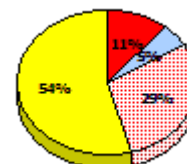
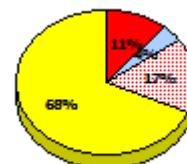
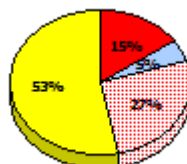
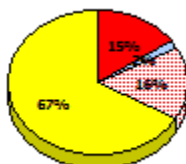


**2014**

N/A

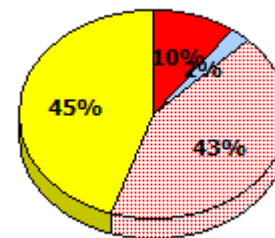
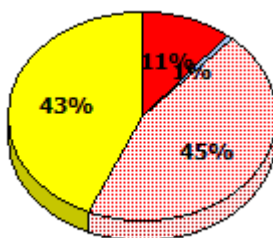
**2013**

Apr 30, 2013 (8)



**2012**

AGR (5)



\* In some cases, Provincial Assessment numbers may exceed AGR numbers based on late enrolments. Pie chart is based on the number of students who wrote the Provincial Assessment.

\* Mushuau Innu Natuashish School and Sheshatshiu Innu School are excluded from region and provincial results.

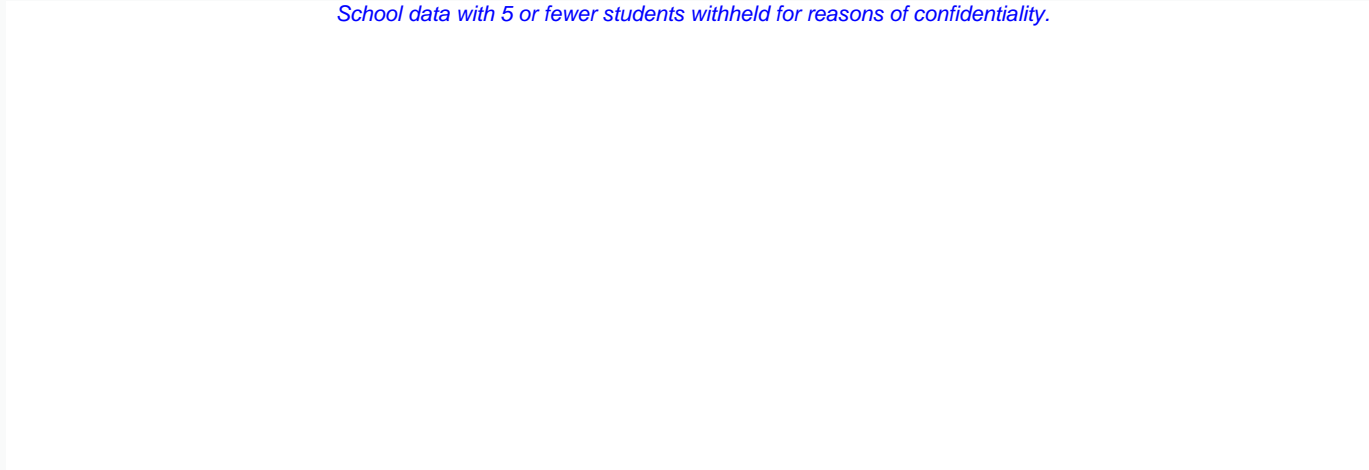
NLESD - Western Region

School #: 096      Our Lady of the Cape School

**Demand Writing**

*Percentage of students meeting/exceeding (2012 - 2015)*

*School data with 5 or fewer students withheld for reasons of confidentiality.*



2012

2013

2014 (N/A)

2015



School



Region

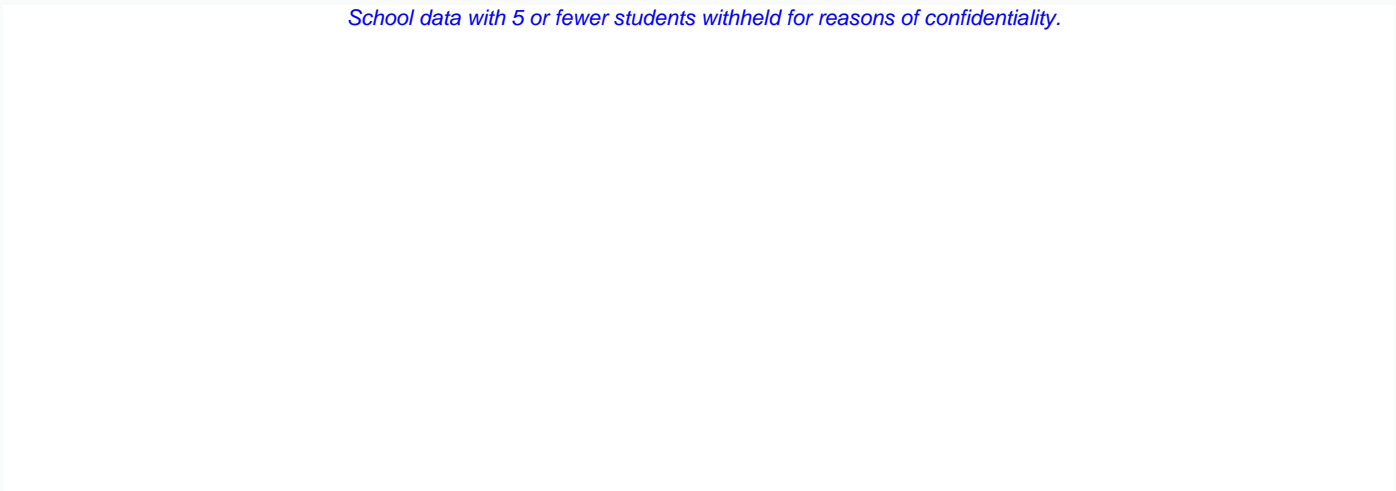


Province

**Reading**

*Percentage of students meeting/exceeding (2012 - 2015)*

*School data with 5 or fewer students withheld for reasons of confidentiality.*



2012

2013

2014 (N/A)

2015



School



Region



Province

\* In some cases, Provincial Assessment numbers may exceed AGR numbers based on late enrolments. Pie chart is based on the number of students who wrote the Provincial Assessment.

\* Mushuau Innu Natuashish School and Sheshatshiu Innu School are excluded from region and provincial results.

NLESD - Western Region

School #: 097 St. James' Elementary

***Demand Writing***

***School***

***Region***

***Province***

*Creative Writing*

*Persuasive Writing*

*Creative Writing*

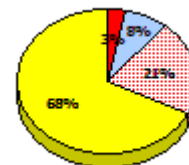
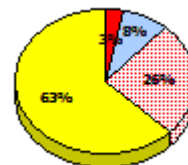
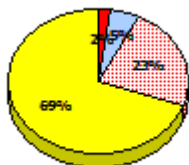
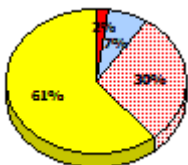
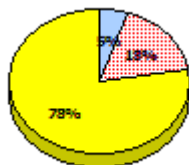
*Persuasive Writing*

*Creative Writing*

*Persuasive Writing*

**2015**

Apr 30, 2015 (40)

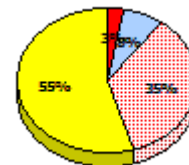
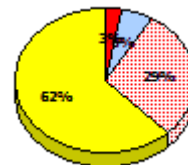
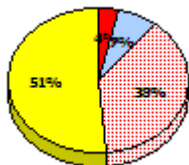
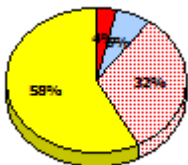
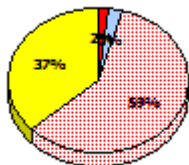
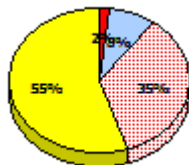


**2014**

N/A

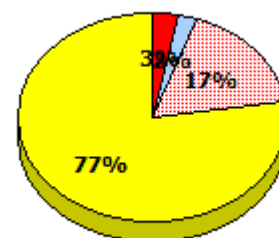
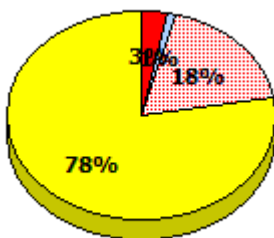
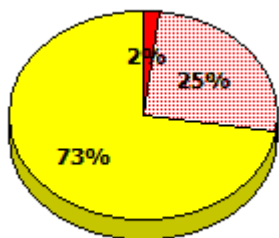
**2013**

Apr 30, 2013 (49)



**2012**

AGR (51)



\* In some cases, Provincial Assessment numbers may exceed AGR numbers based on late enrolments. Pie chart is based on the number of students who wrote the Provincial Assessment.

\* Mushuau Innu Natuashish School and Sheshatshiu Innu School are excluded from region and provincial results.

NLESD - Western Region

School #: 097 St. James' Elementary

**Reading**

**School**

**Region**

**Province**

*Non - Fiction*

*Fiction*

*Non - Fiction*

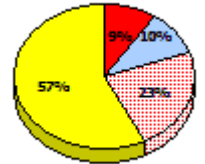
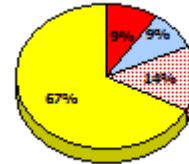
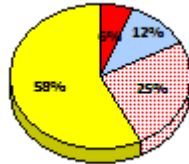
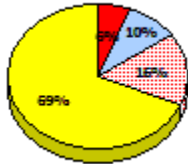
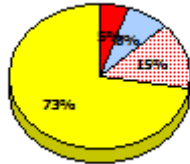
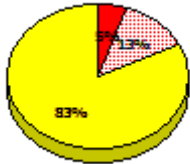
*Fiction*

*Non - Fiction*

*Fiction*

**2015**

Apr 30, 2015 (40)

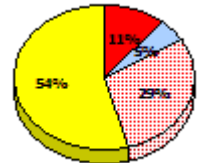
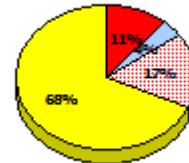
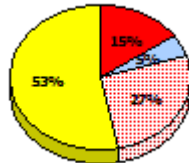
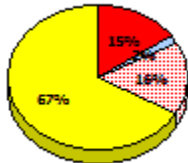
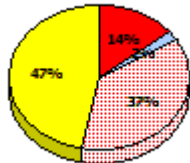
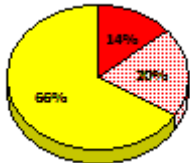


**2014**

N/A

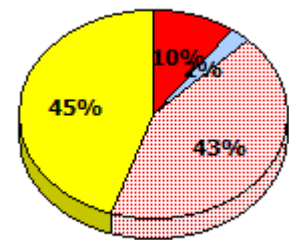
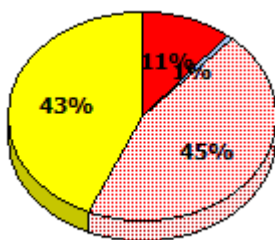
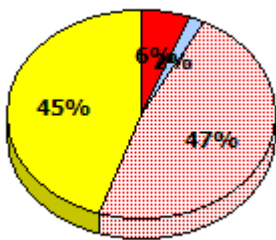
**2013**

Apr 30, 2013 (49)



**2012**

AGR (51)



\* In some cases, Provincial Assessment numbers may exceed AGR numbers based on late enrolments. Pie chart is based on the number of students who wrote the Provincial Assessment.

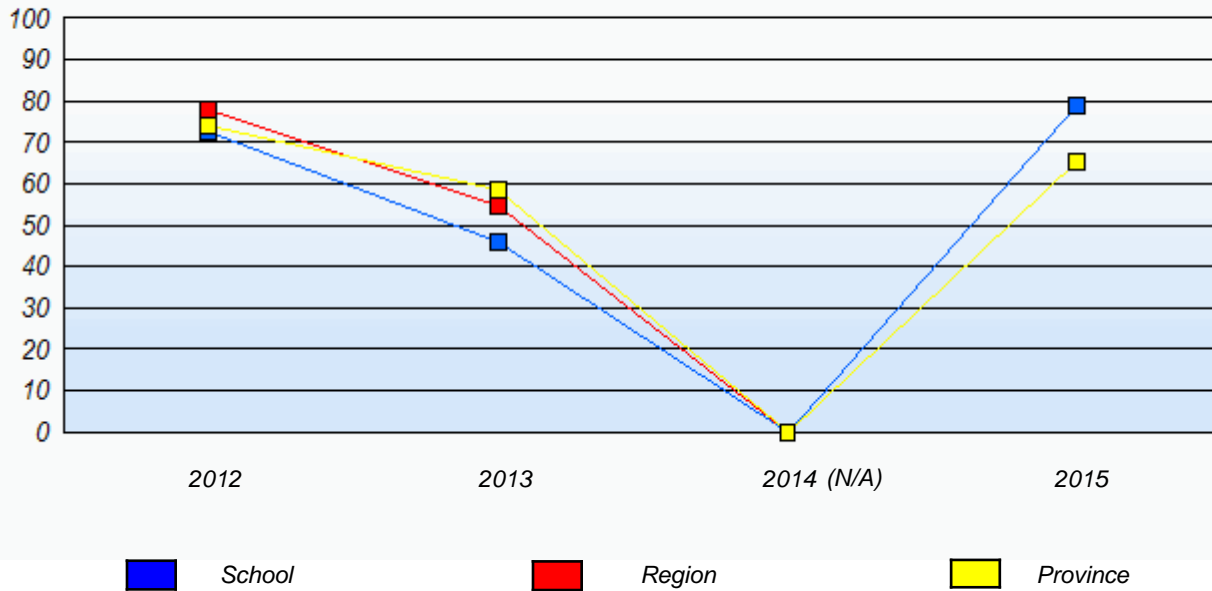
\* Mushuau Innu Natuashish School and Sheshatshiu Innu School are excluded from region and provincial results.



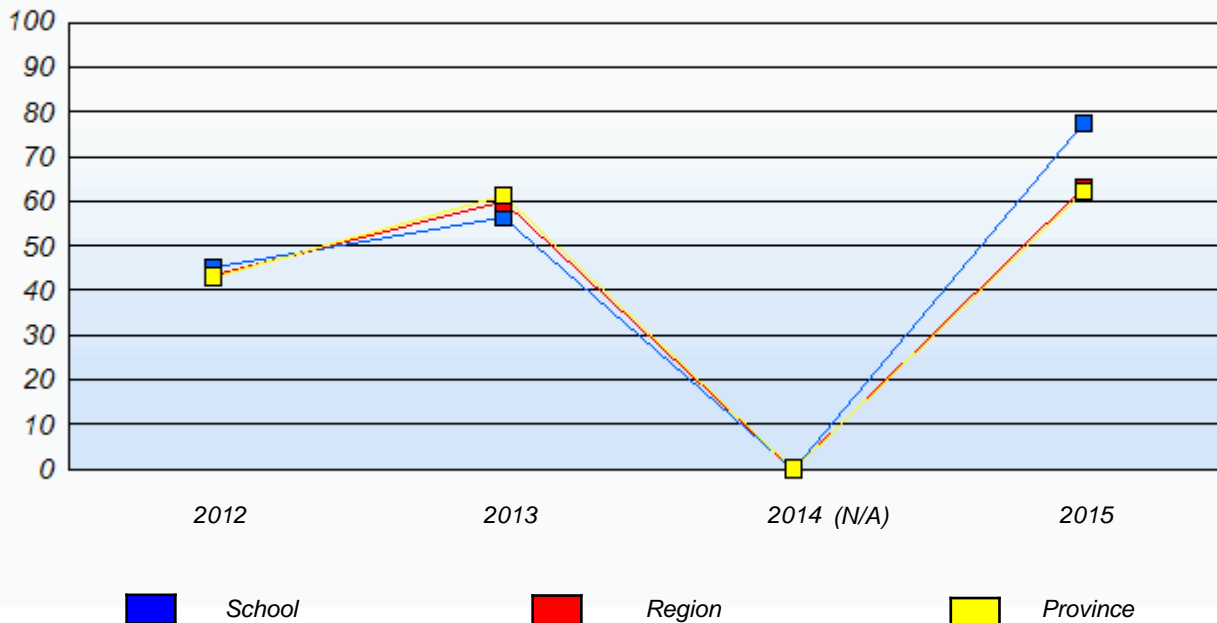
NLESD - Western Region

School #: 097      St. James' Elementary

**Demand Writing**  
Percentage of students meeting/exceeding (2012 - 2015)



**Reading**  
Percentage of students meeting/exceeding (2012 - 2015)



\* In some cases, Provincial Assessment numbers may exceed AGR numbers based on late enrolments. Pie chart is based on the number of students who wrote the Provincial Assessment.

\* Mushuau Innu Natuashish School and Sheshatshiu Innu School are excluded from region and provincial results.

NLESD - Western Region

School #: 102 All Saints All-Grade

***Demand Writing***

***School***

***Region***

***Province***

*Creative Writing*

*Persuasive Writing*

*Creative Writing*

*Persuasive Writing*

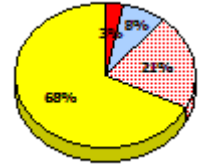
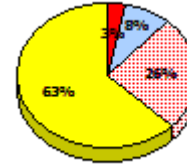
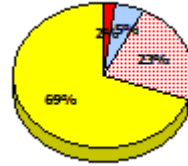
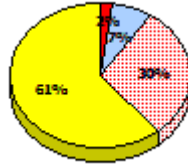
*Creative Writing*

*Persuasive Writing*

**2015**

*School data with 5 or fewer students withheld for reasons of confidentiality.*

Apr 30, 2015 (1)



**2014**

N/A

**2013**

Apr 30, 2013 (0)

**2012**

AGR (0)



\* In some cases, Provincial Assessment numbers may exceed AGR numbers based on late enrolments. Pie chart is based on the number of students who wrote the Provincial Assessment.

\* Mushuau Innu Natuashish School and Sheshatshiu Innu School are excluded from region and provincial results.

NLESD - Western Region

School #: 102 All Saints All-Grade

**Reading**

**School**

**Region**

**Province**

Non - Fiction

Fiction

Non - Fiction

Fiction

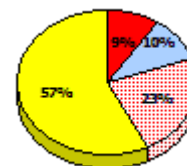
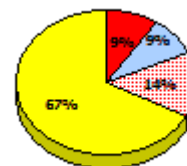
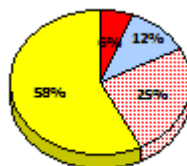
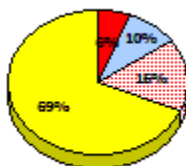
Non - Fiction

Fiction

**2015**

*School data with 5 or fewer students withheld for reasons of confidentiality.*

Apr 30, 2015 (1)



**2014**

N/A

**2013**

Apr 30, 2013 (0)

**2012**

AGR (0)



\* In some cases, Provincial Assessment numbers may exceed AGR numbers based on late enrolments. Pie chart is based on the number of students who wrote the Provincial Assessment.

\* Mushuau Innu Natuashish School and Sheshatshiu Innu School are excluded from region and provincial results.

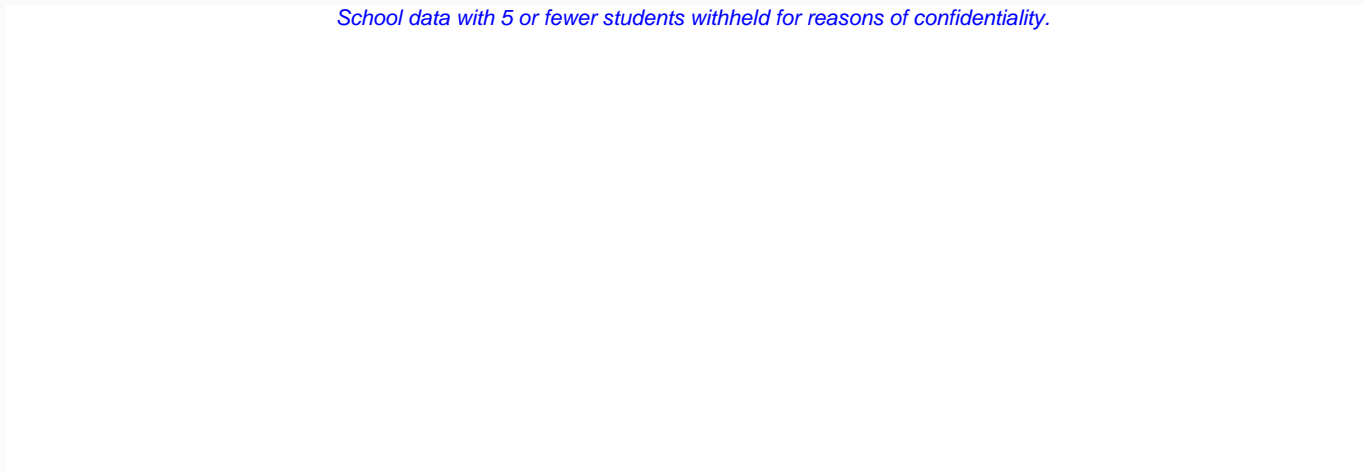
NLESD - Western Region

School #: 102      All Saints All-Grade

**Demand Writing**

*Percentage of students meeting/exceeding (2012 - 2015)*

*School data with 5 or fewer students withheld for reasons of confidentiality.*



2012

2013

2014 (N/A)

2015



School



Region

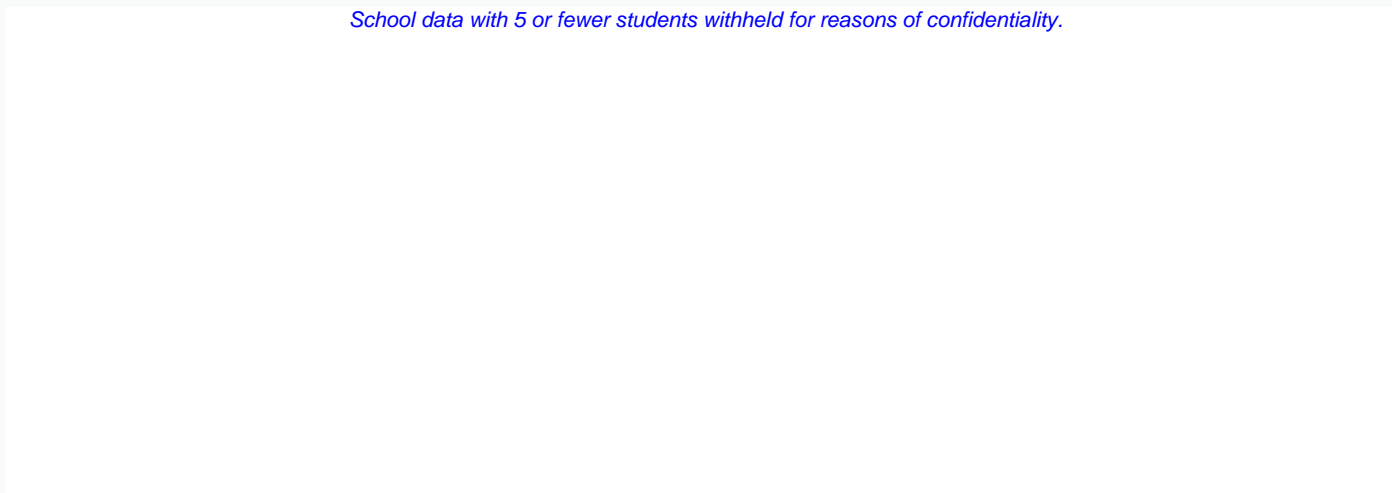


Province

**Reading**

*Percentage of students meeting/exceeding (2012 - 2015)*

*School data with 5 or fewer students withheld for reasons of confidentiality.*



2012

2013

2014 (N/A)

2015



School



Region



Province

\* In some cases, Provincial Assessment numbers may exceed AGR numbers based on late enrolments. Pie chart is based on the number of students who wrote the Provincial Assessment.

\* Mushuau Innu Natuashish School and Sheshatshiu Innu School are excluded from region and provincial results.

NLESD - Western Region

School #: 103      LeGallais Memorial

***Demand Writing***

***School***

***Region***

***Province***

*Creative Writing*

*Persuasive Writing*

*Creative Writing*

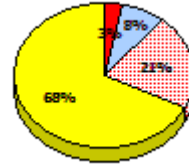
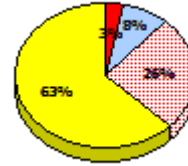
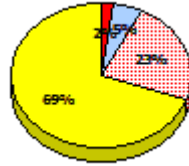
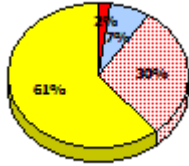
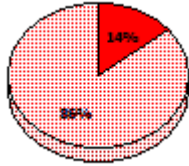
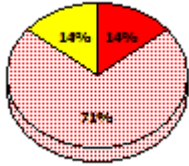
*Persuasive Writing*

*Creative Writing*

*Persuasive Writing*

**2015**

Apr 30, 2015 (7)

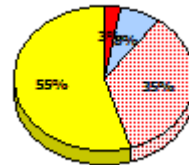
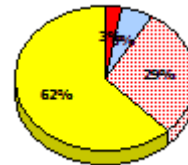
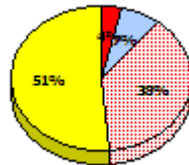
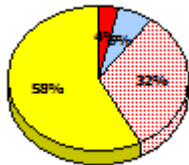
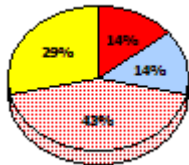
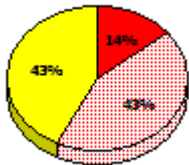


**2014**

N/A

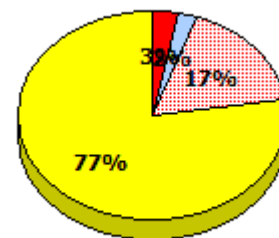
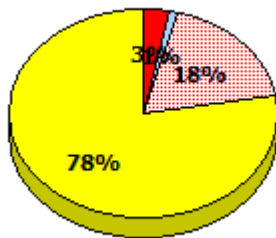
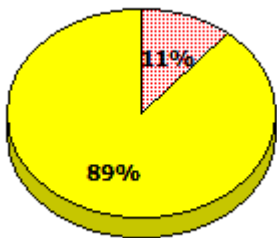
**2013**

Apr 30, 2013 (7)



**2012**

AGR (9)



\* In some cases, Provincial Assessment numbers may exceed AGR numbers based on late enrolments. Pie chart is based on the number of students who wrote the Provincial Assessment.

\* Mushuau Innu Natuashish School and Sheshatshiu Innu School are excluded from region and provincial results.

NLESD - Western Region

School #: 103      LeGallais Memorial

**Reading**

**School**

**Region**

**Province**

*Non - Fiction*

*Fiction*

*Non - Fiction*

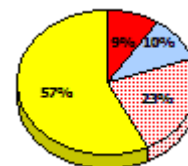
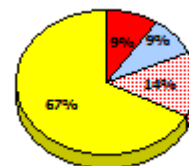
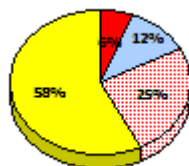
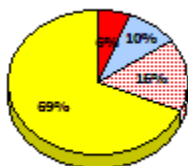
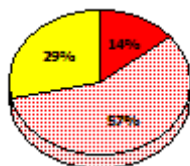
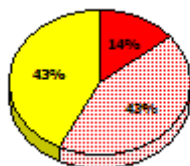
*Fiction*

*Non - Fiction*

*Fiction*

**2015**

Apr 30,  
2015 (7)

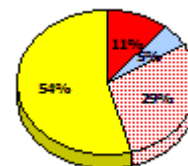
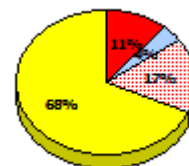
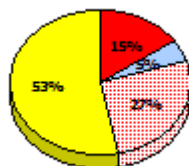
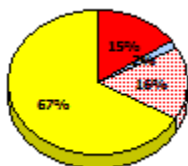
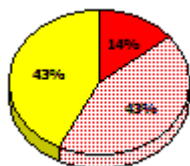
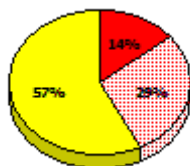


**2014**

N/A

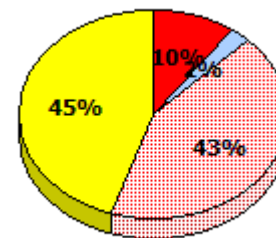
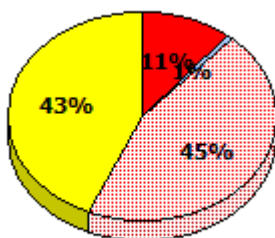
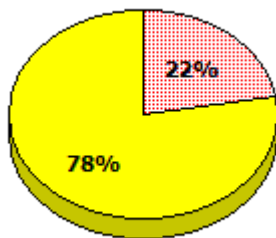
**2013**

Apr 30,  
2013 (7)



**2012**

AGR (9)



Exemption     
  Unknown     
  Not Yet Meeting     
  Meeting or Exceeding

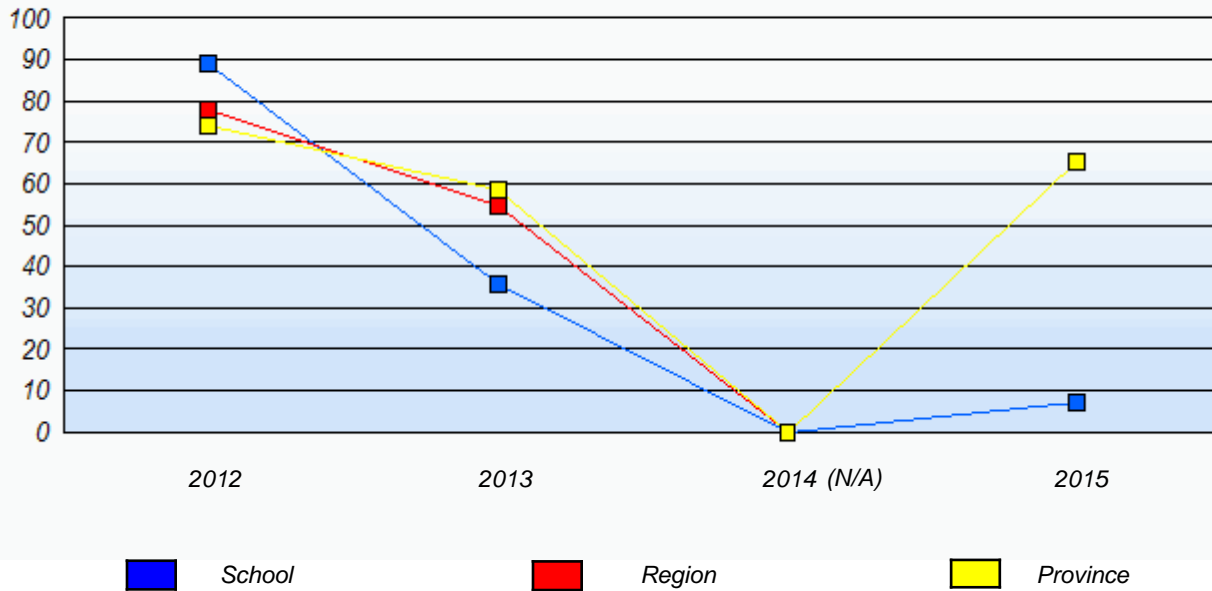
\* In some cases, Provincial Assessment numbers may exceed AGR numbers based on late enrolments. Pie chart is based on the number of students who wrote the Provincial Assessment.

\* Mushuau Innu Natuashish School and Sheshatshiu Innu School are excluded from region and provincial results.

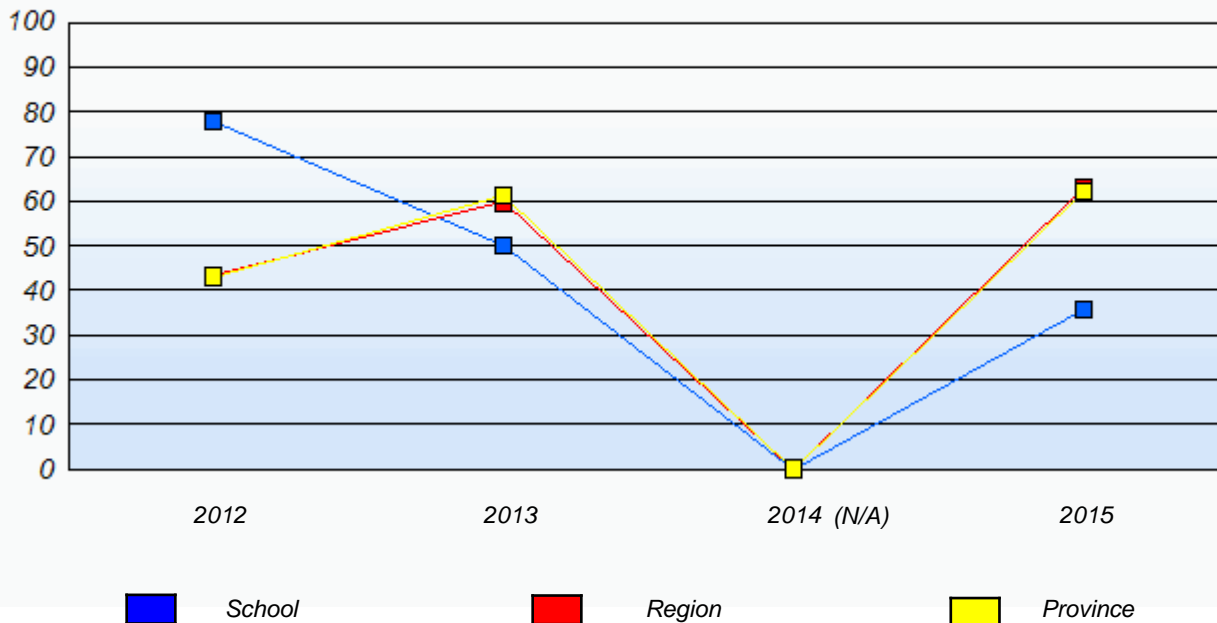
NLESD - Western Region

School #: 103      LeGallais Memorial

**Demand Writing**  
Percentage of students meeting/exceeding (2012 - 2015)



**Reading**  
Percentage of students meeting/exceeding (2012 - 2015)



\* In some cases, Provincial Assessment numbers may exceed AGR numbers based on late enrolments. Pie chart is based on the number of students who wrote the Provincial Assessment.

\* Mushuau Innu Natuashish School and Sheshatshiu Innu School are excluded from region and provincial results.

NLESD - Western Region

School #: 106      Lourdes Elementary

***Demand Writing***

***School***

***Region***

***Province***

*Creative Writing*

*Persuasive Writing*

*Creative Writing*

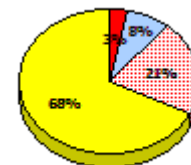
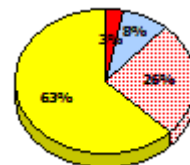
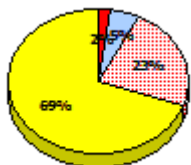
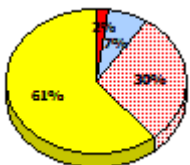
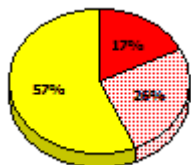
*Persuasive Writing*

*Creative Writing*

*Persuasive Writing*

**2015**

Apr 30, 2015 (23)

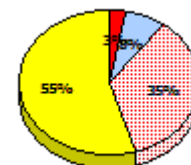
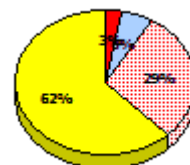
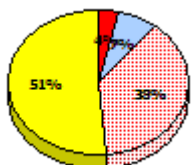
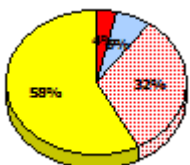
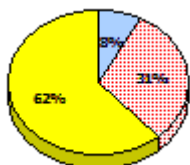
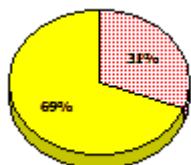


**2014**

N/A

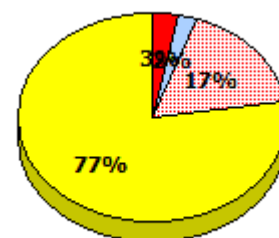
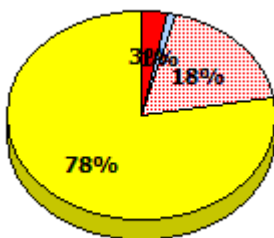
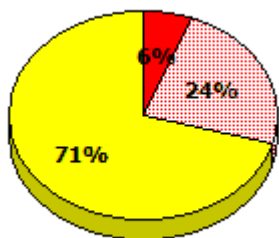
**2013**

Apr 30, 2013 (13)



**2012**

AGR (16)



\* In some cases, Provincial Assessment numbers may exceed AGR numbers based on late enrolments. Pie chart is based on the number of students who wrote the Provincial Assessment.

\* Mushuau Innu Natuashish School and Sheshatshiu Innu School are excluded from region and provincial results.



NLESD - Western Region

School #: 106      Lourdes Elementary

**Reading**

**School**

**Region**

**Province**

*Non - Fiction*

*Fiction*

*Non - Fiction*

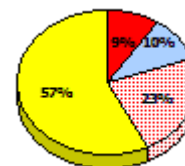
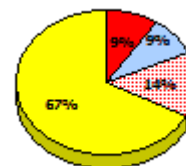
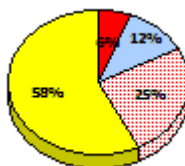
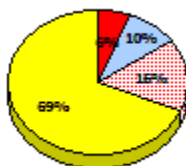
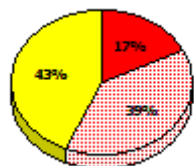
*Fiction*

*Non - Fiction*

*Fiction*

**2015**

Apr 30,  
2015 (23)

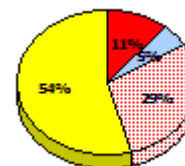
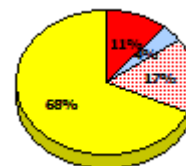
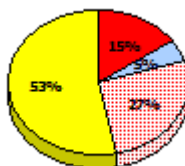
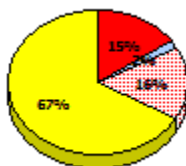
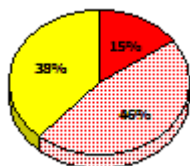
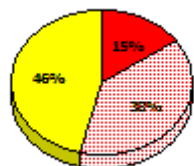


**2014**

N/A

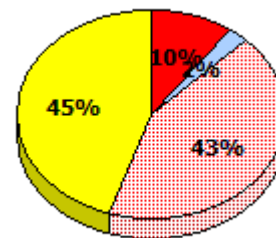
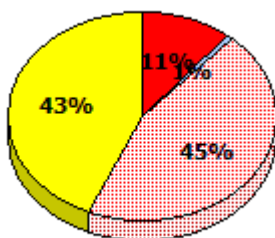
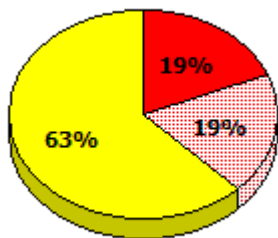
**2013**

Apr 30,  
2013 (13)



**2012**

AGR (16)



*Exemption*     
  *Unknown*     
  *Not Yet Meeting*     
  *Meeting or Exceeding*

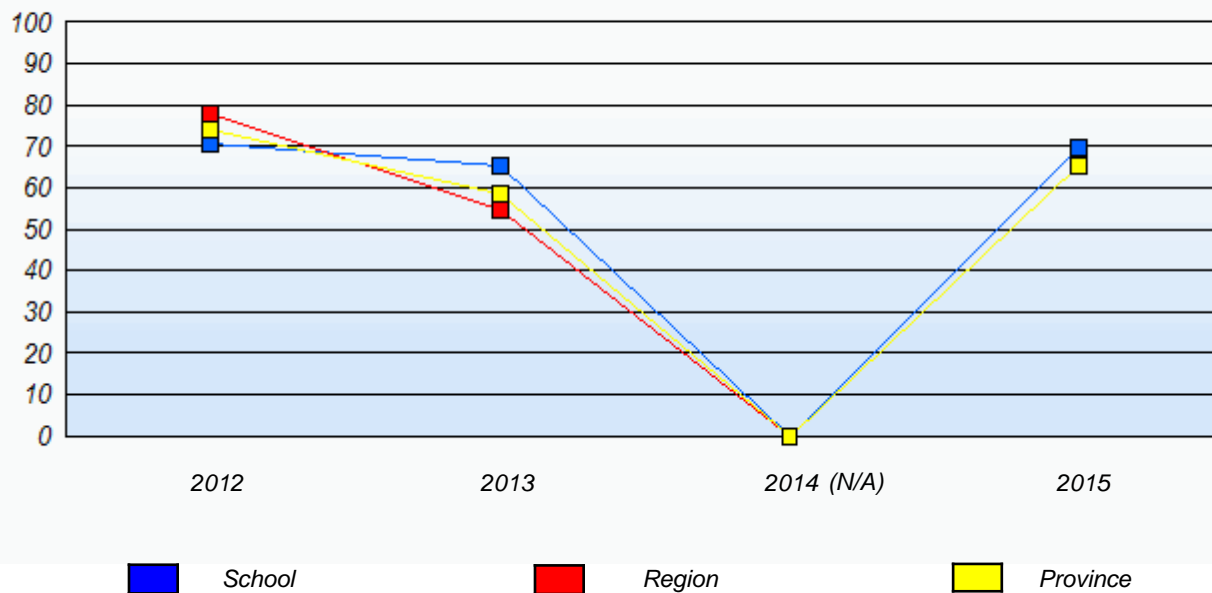
\* In some cases, Provincial Assessment numbers may exceed AGR numbers based on late enrolments. Pie chart is based on the number of students who wrote the Provincial Assessment.

\* Mushuau Innu Natuashish School and Sheshatshiu Innu School are excluded from region and provincial results.

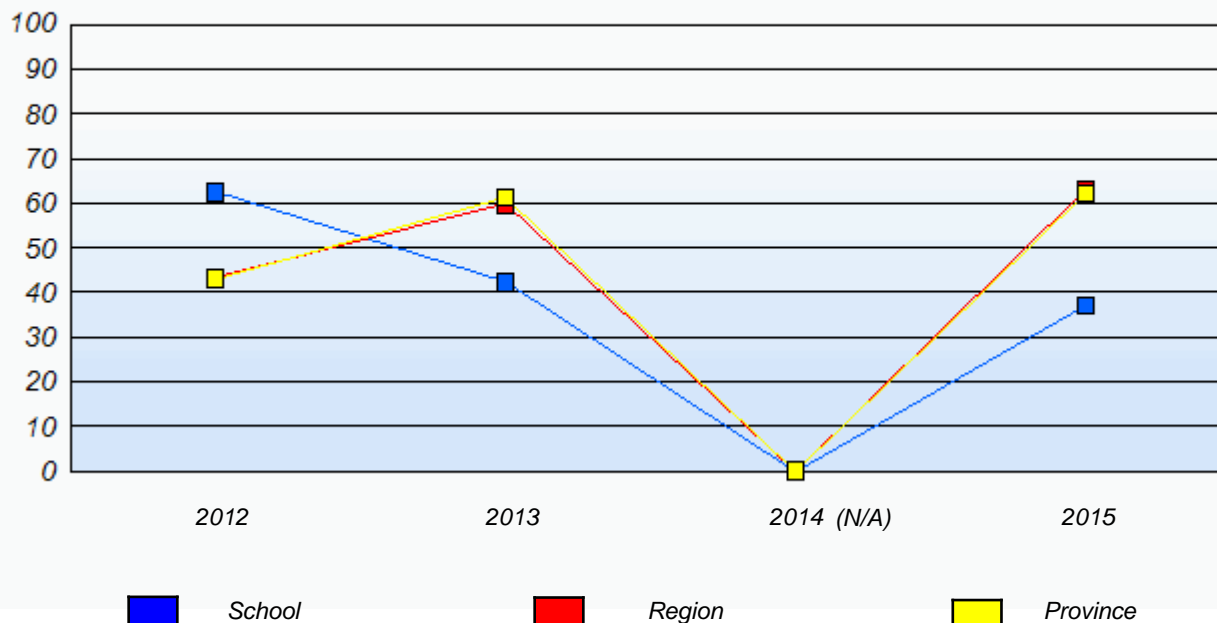
NLESD - Western Region

School #: 106      Lourdes Elementary

**Demand Writing**  
Percentage of students meeting/exceeding (2012 - 2015)



**Reading**  
Percentage of students meeting/exceeding (2012 - 2015)



\* In some cases, Provincial Assessment numbers may exceed AGR numbers based on late enrolments. Pie chart is based on the number of students who wrote the Provincial Assessment.

\* Mushuau Innu Natuashish School and Sheshatshiu Innu School are excluded from region and provincial results.

NLESD - Western Region

School #: 111      St. Thomas Aquinas

***Demand Writing***

***School***

***Region***

***Province***

*Creative Writing*

*Persuasive Writing*

*Creative Writing*

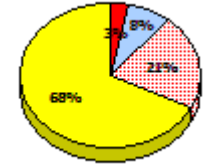
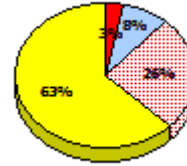
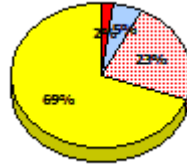
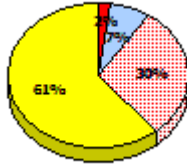
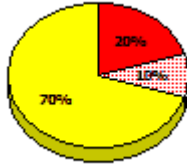
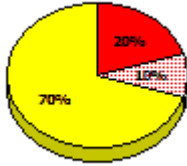
*Persuasive Writing*

*Creative Writing*

*Persuasive Writing*

**2015**

Apr 30, 2015 (10)

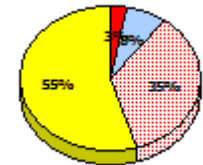
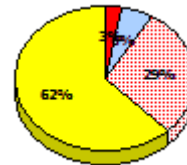
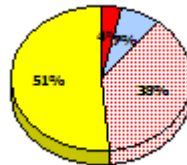
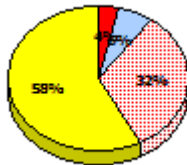
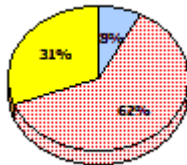


**2014**

N/A

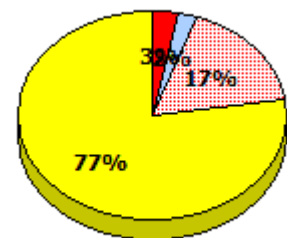
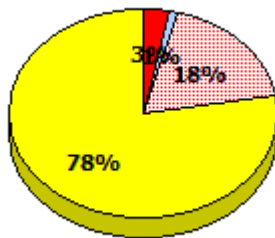
**2013**

Apr 30, 2013 (13)



**2012**

AGR (10)



\* In some cases, Provincial Assessment numbers may exceed AGR numbers based on late enrolments. Pie chart is based on the number of students who wrote the Provincial Assessment.

\* Mushuau Innu Natuashish School and Sheshatshiu Innu School are excluded from region and provincial results.

NLESD - Western Region

School #: 111      St. Thomas Aquinas

**Reading**

**School**

**Region**

**Province**

*Non - Fiction*

*Fiction*

*Non - Fiction*

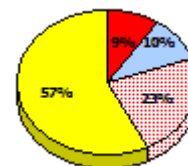
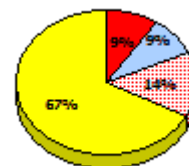
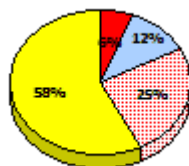
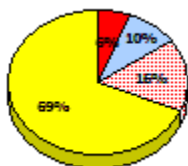
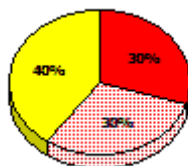
*Fiction*

*Non - Fiction*

*Fiction*

**2015**

Apr 30,  
2015 (10)

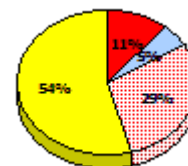
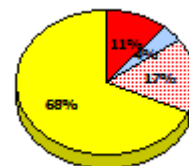
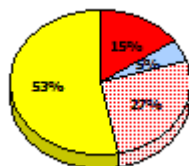
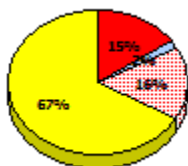
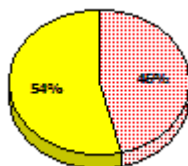
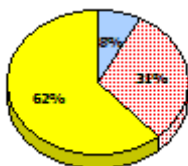


**2014**

N/A

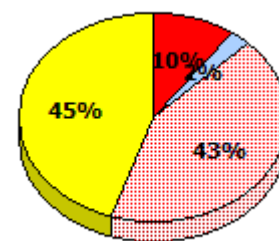
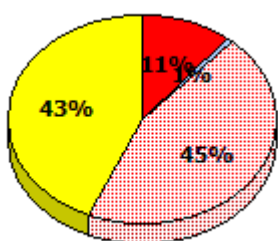
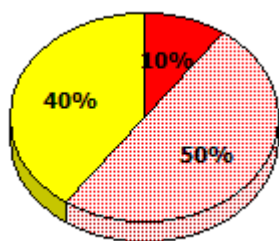
**2013**

Apr 30,  
2013 (13)



**2012**

AGR (10)



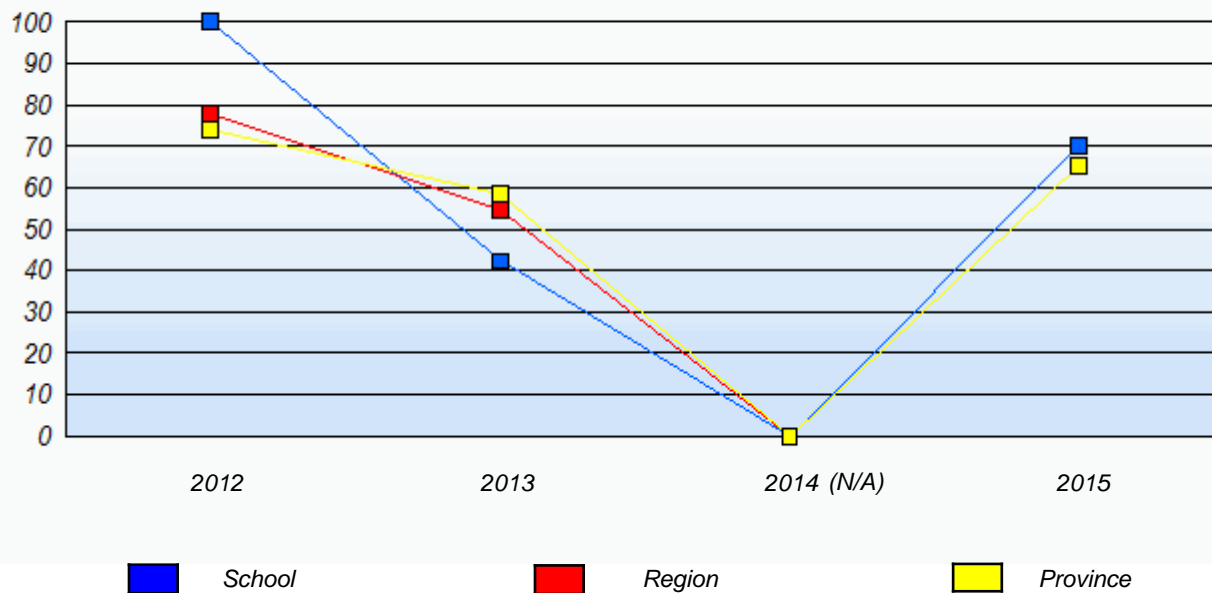
\* In some cases, Provincial Assessment numbers may exceed AGR numbers based on late enrolments. Pie chart is based on the number of students who wrote the Provincial Assessment.

\* Mushuau Innu Natuashish School and Sheshatshiu Innu School are excluded from region and provincial results.

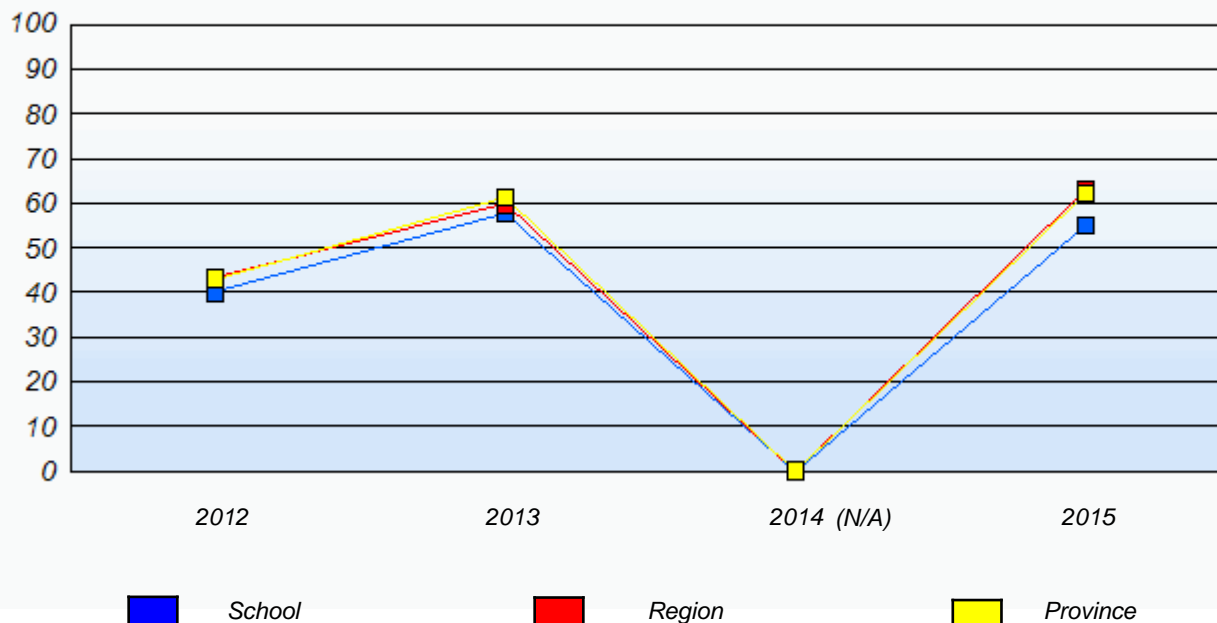
NLESD - Western Region

School #: 111      St. Thomas Aquinas

**Demand Writing**  
Percentage of students meeting/exceeding (2012 - 2015)



**Reading**  
Percentage of students meeting/exceeding (2012 - 2015)



\* In some cases, Provincial Assessment numbers may exceed AGR numbers based on late enrolments. Pie chart is based on the number of students who wrote the Provincial Assessment.

\* Mushuau Innu Natuashish School and Sheshatshiu Innu School are excluded from region and provincial results.

NLESD - Western Region

School #: 113 St. Boniface All Grade

***Demand Writing***

***School***

***Region***

***Province***

*Creative Writing*

*Persuasive Writing*

*Creative Writing*

*Persuasive Writing*

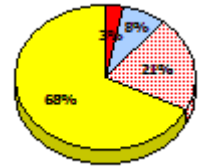
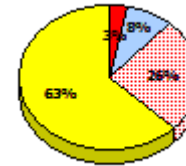
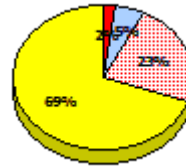
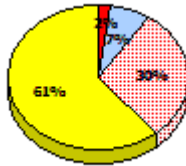
*Creative Writing*

*Persuasive Writing*

**2015**

*School data with 5 or fewer students withheld for reasons of confidentiality.*

Apr 30, 2015 (1)

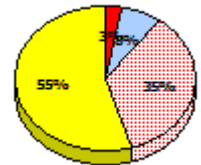
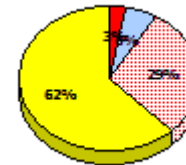
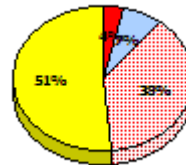
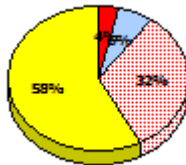


**2014**

N/A

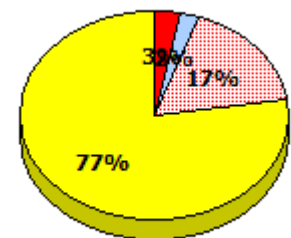
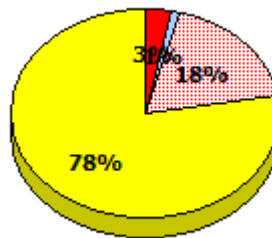
**2013**

Apr 30, 2013 (3)



**2012**

AGR (1)



\* In some cases, Provincial Assessment numbers may exceed AGR numbers based on late enrolments. Pie chart is based on the number of students who wrote the Provincial Assessment.

\* Mushuau Innu Natuashish School and Sheshatshiu Innu School are excluded from region and provincial results.

**Primary English Language Arts  
4 Year Provincial Assessment, June 2015  
Student Population Report**  
(average scores)

NLESD - Western Region

School #: 113      St. Boniface All Grade

**Reading**

**School**

**Region**

**Province**

*Non - Fiction*

*Fiction*

*Non - Fiction*

*Fiction*

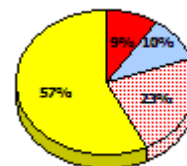
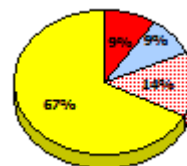
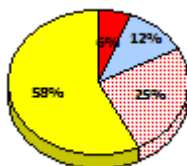
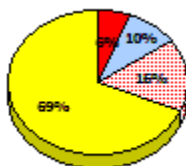
*Non - Fiction*

*Fiction*

**2015**

*School data with 5 or fewer students withheld for reasons of confidentiality.*

Apr 30, 2015 (1)

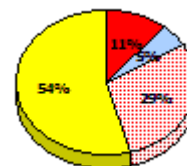
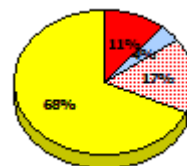
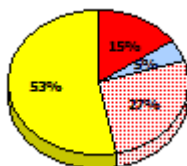
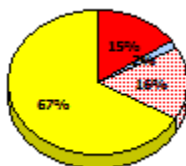


**2014**

N/A

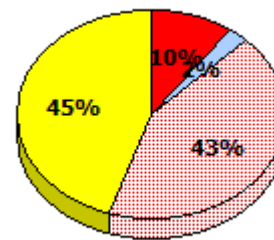
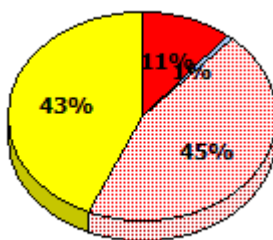
**2013**

Apr 30, 2013 (3)



**2012**

AGR (1)



\* In some cases, Provincial Assessment numbers may exceed AGR numbers based on late enrolments. Pie chart is based on the number of students who wrote the Provincial Assessment.

\* Mushuau Innu Natuashish School and Sheshatshiu Innu School are excluded from region and provincial results.

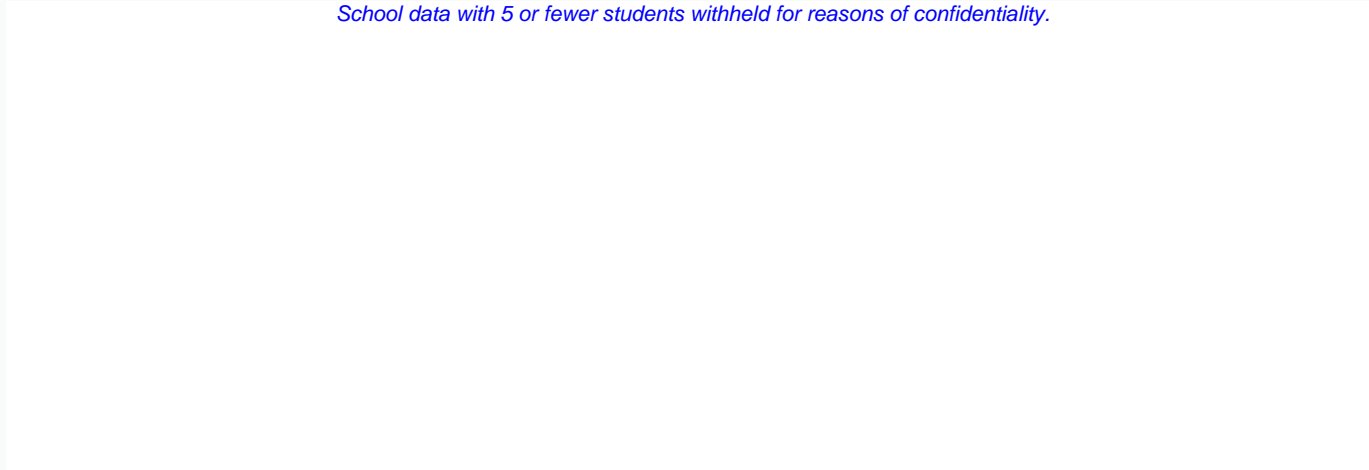
NLESD - Western Region

School #: 113      St. Boniface All Grade

**Demand Writing**

*Percentage of students meeting/exceeding (2012 - 2015)*

*School data with 5 or fewer students withheld for reasons of confidentiality.*



2012

2013

2014 (N/A)

2015



School



Region

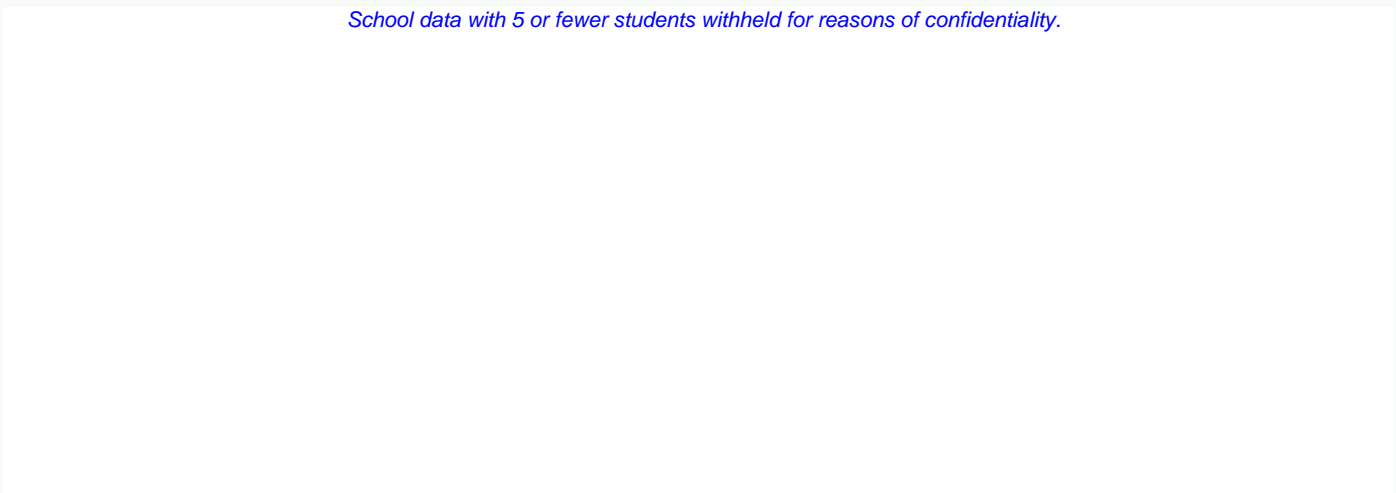


Province

**Reading**

*Percentage of students meeting/exceeding (2012 - 2015)*

*School data with 5 or fewer students withheld for reasons of confidentiality.*



2012

2013

2014 (N/A)

2015



School



Region



Province

\* In some cases, Provincial Assessment numbers may exceed AGR numbers based on late enrolments. Pie chart is based on the number of students who wrote the Provincial Assessment.

\* Mushuau Innu Natuashish School and Sheshatshiu Innu School are excluded from region and provincial results.



NLESD - Western Region

School #: 115      Our Lady of Mercy Elementary

***Demand Writing***

***School***

***Region***

***Province***

*Creative Writing*

*Persuasive Writing*

*Creative Writing*

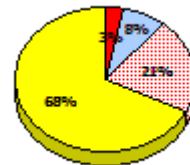
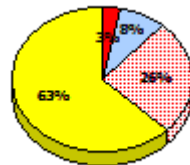
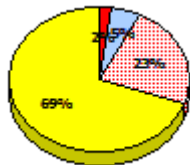
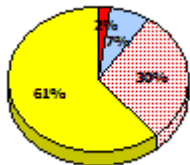
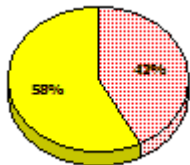
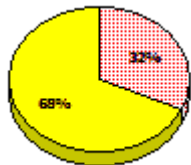
*Persuasive Writing*

*Creative Writing*

*Persuasive Writing*

**2015**

Apr 30, 2015 (19)

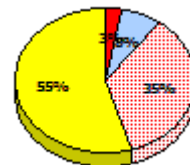
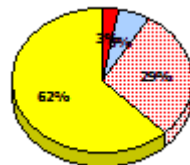
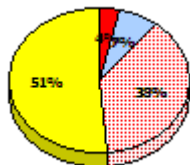
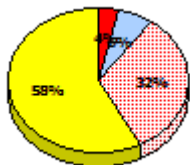
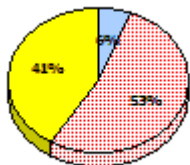
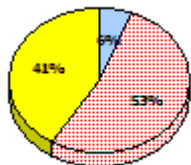


**2014**

N/A

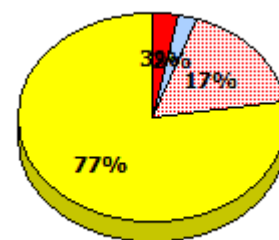
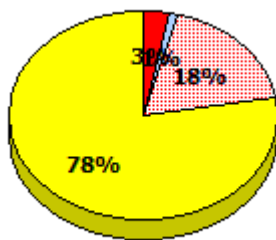
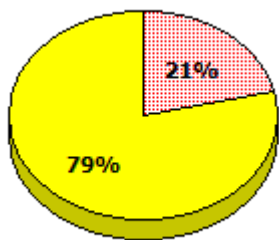
**2013**

Apr 30, 2013 (17)



**2012**

AGR (14)



\* In some cases, Provincial Assessment numbers may exceed AGR numbers based on late enrolments. Pie chart is based on the number of students who wrote the Provincial Assessment.

\* Mushuau Innu Natuashish School and Sheshatshiu Innu School are excluded from region and provincial results.

NLESD - Western Region

School #: 115      Our Lady of Mercy Elementary

**Reading**

**School**

**Region**

**Province**

*Non - Fiction*

*Fiction*

*Non - Fiction*

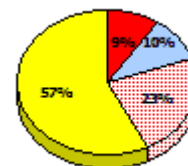
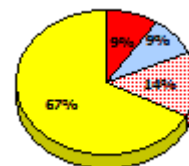
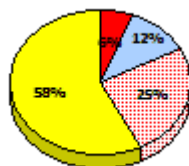
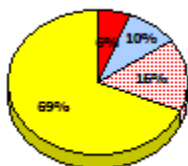
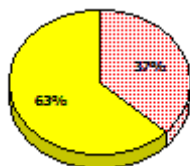
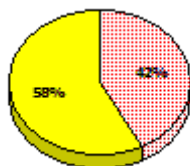
*Fiction*

*Non - Fiction*

*Fiction*

**2015**

Apr 30,  
2015 (19)

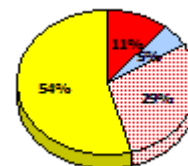
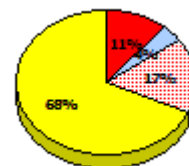
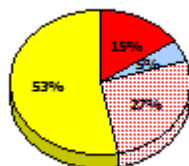
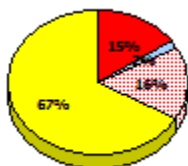
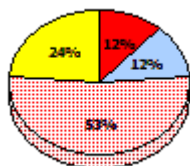
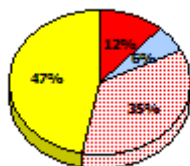


**2014**

N/A

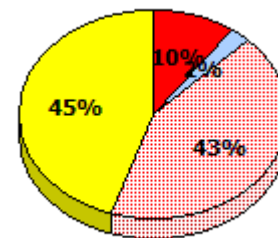
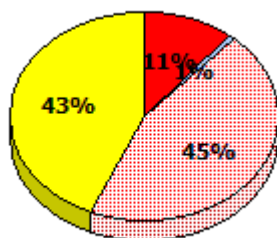
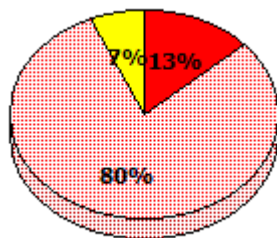
**2013**

Apr 30,  
2013 (17)



**2012**

AGR (14)



Exemption     
  Unknown     
  Not Yet Meeting     
  Meeting or Exceeding

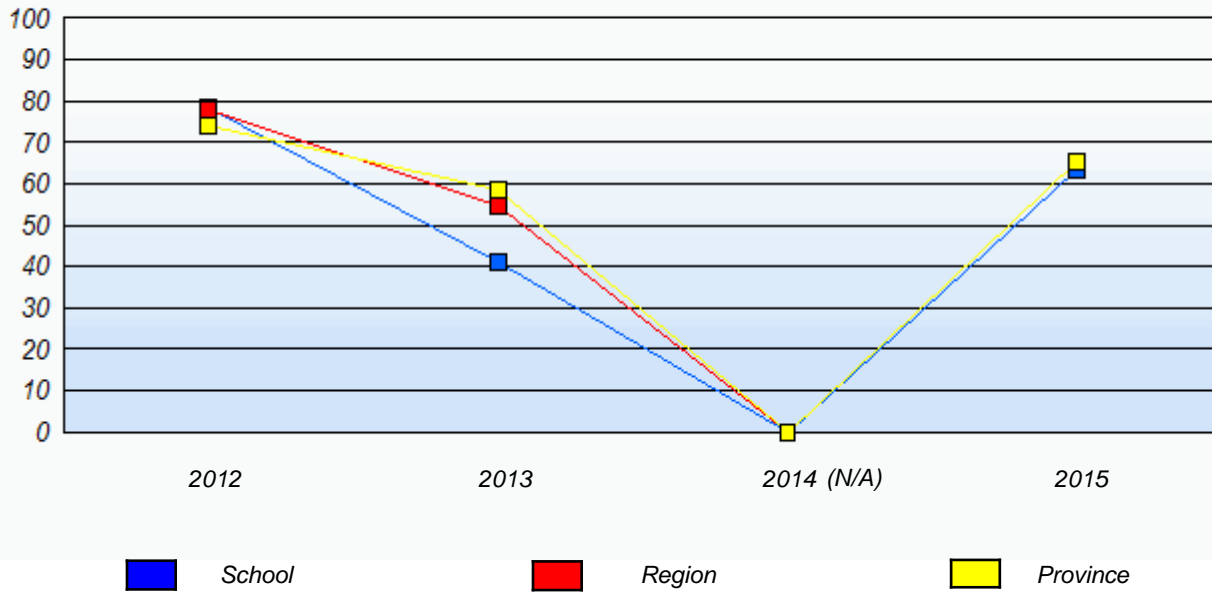
\* In some cases, Provincial Assessment numbers may exceed AGR numbers based on late enrolments. Pie chart is based on the number of students who wrote the Provincial Assessment.

\* Mushuau Innu Natuashish School and Sheshatshiu Innu School are excluded from region and provincial results.

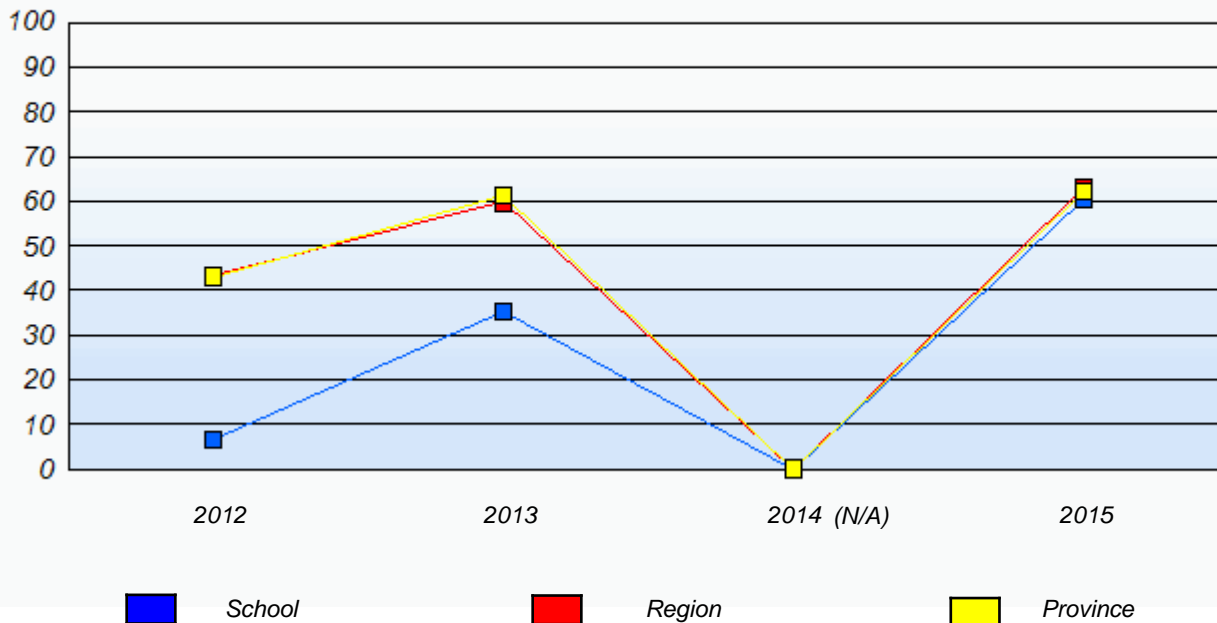
NLESD - Western Region

School #: 115      Our Lady of Mercy Elementary

**Demand Writing**  
Percentage of students meeting/exceeding (2012 - 2015)



**Reading**  
Percentage of students meeting/exceeding (2012 - 2015)



\* In some cases, Provincial Assessment numbers may exceed AGR numbers based on late enrolments. Pie chart is based on the number of students who wrote the Provincial Assessment.

\* Mushuau Innu Natuashish School and Sheshatshiu Innu School are excluded from region and provincial results.

NLESD - Western Region

School #: 120      Stephenville Primary

***Demand Writing***

***School***

***Region***

***Province***

*Creative Writing*

*Persuasive Writing*

*Creative Writing*

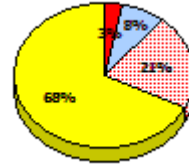
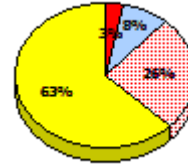
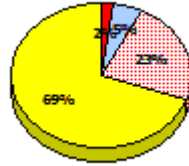
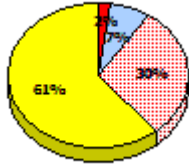
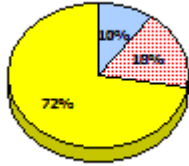
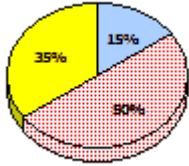
*Persuasive Writing*

*Creative Writing*

*Persuasive Writing*

**2015**

Apr 30, 2015 (72)

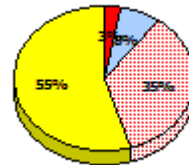
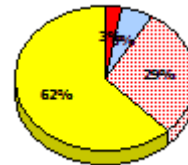
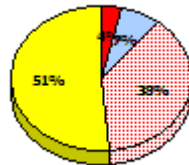
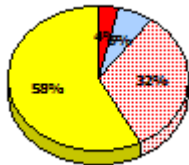
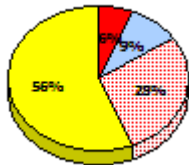
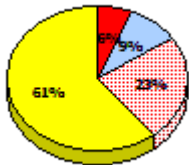


**2014**

N/A

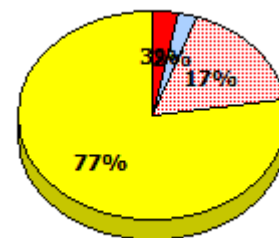
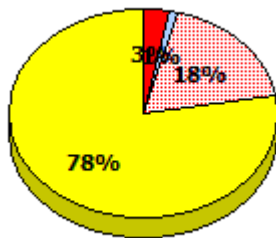
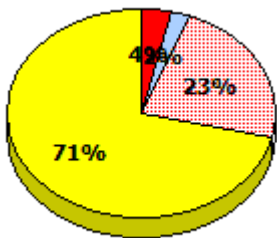
**2013**

Apr 30, 2013 (64)



**2012**

AGR (84)



\* In some cases, Provincial Assessment numbers may exceed AGR numbers based on late enrolments. Pie chart is based on the number of students who wrote the Provincial Assessment.

\* Mushuau Innu Natuashish School and Sheshatshiu Innu School are excluded from region and provincial results.

NLESD - Western Region

School #: 120      Stephenville Primary

**Reading**

**School**

**Region**

**Province**

*Non - Fiction*

*Fiction*

*Non - Fiction*

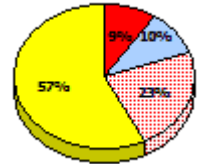
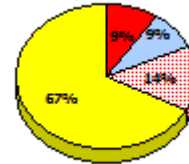
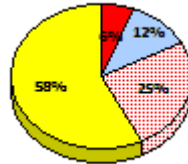
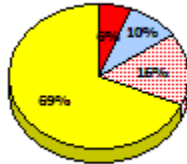
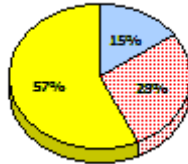
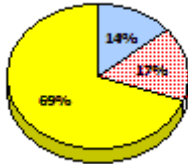
*Fiction*

*Non - Fiction*

*Fiction*

**2015**

Apr 30,  
2015 (72)

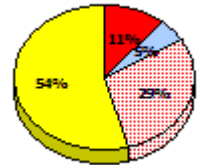
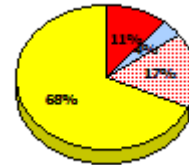
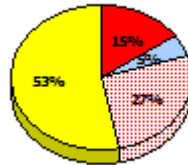
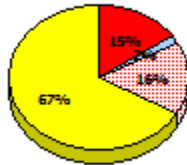
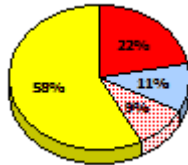
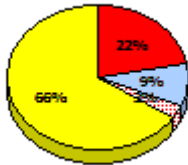


**2014**

N/A

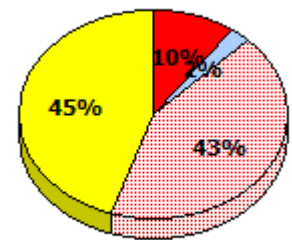
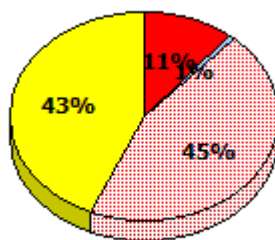
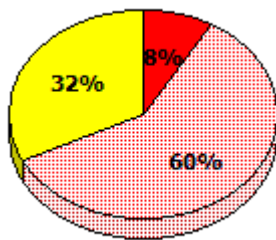
**2013**

Apr 30,  
2013 (64)



**2012**

AGR (84)



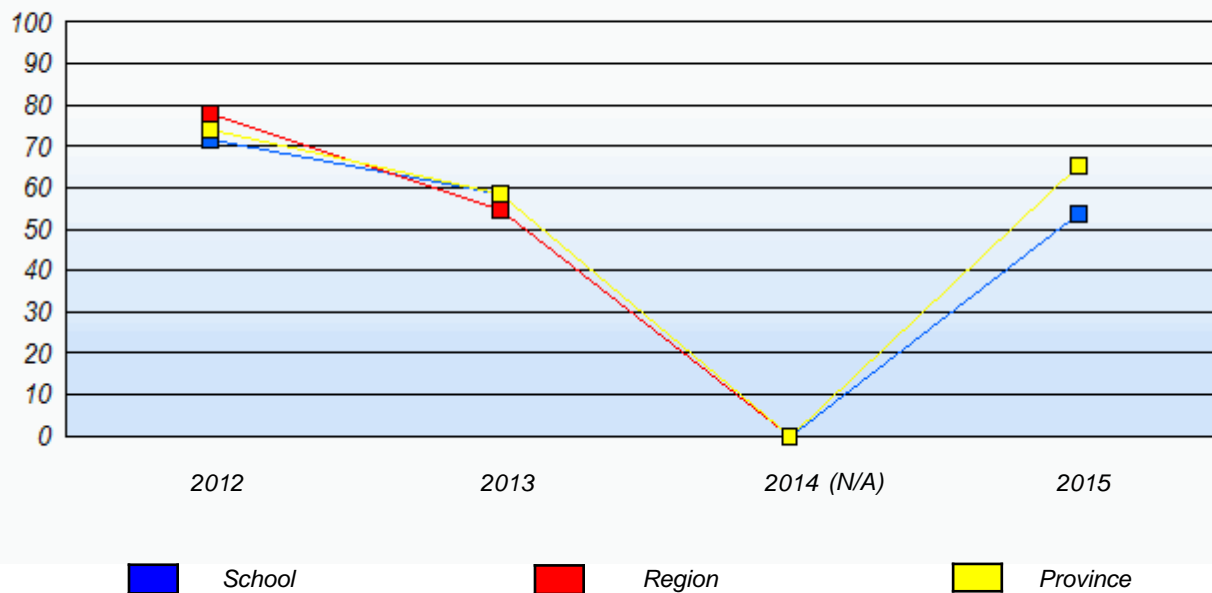
\* In some cases, Provincial Assessment numbers may exceed AGR numbers based on late enrolments. Pie chart is based on the number of students who wrote the Provincial Assessment.

\* Mushuau Innu Natuashish School and Sheshatshiu Innu School are excluded from region and provincial results.

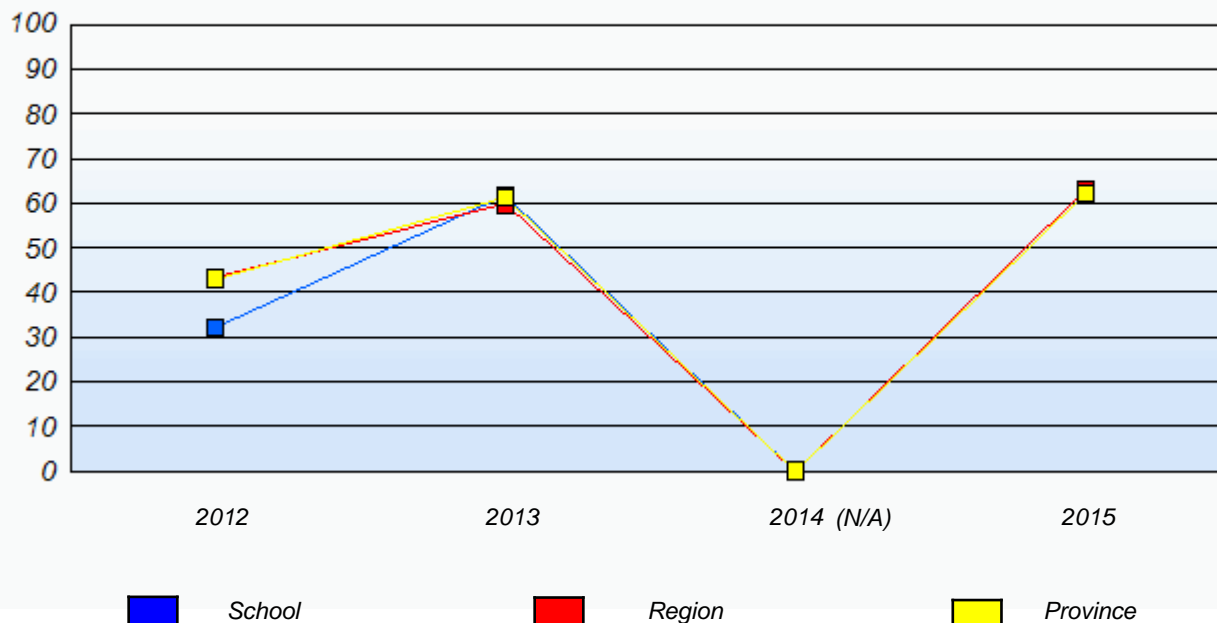
NLESD - Western Region

School #: 120      Stephenville Primary

**Demand Writing**  
Percentage of students meeting/exceeding (2012 - 2015)



**Reading**  
Percentage of students meeting/exceeding (2012 - 2015)



\* In some cases, Provincial Assessment numbers may exceed AGR numbers based on late enrolments. Pie chart is based on the number of students who wrote the Provincial Assessment.

\* Mushuau Innu Natuashish School and Sheshatshiu Innu School are excluded from region and provincial results.

NLESD - Western Region

School #: 123      St. Michael's Elementary

***Demand Writing***

***School***

***Region***

***Province***

*Creative Writing*

*Persuasive Writing*

*Creative Writing*

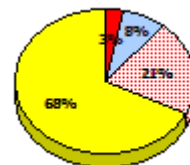
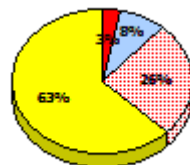
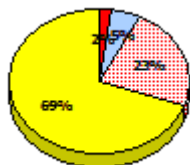
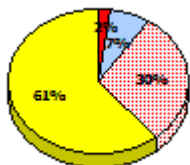
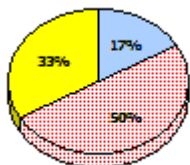
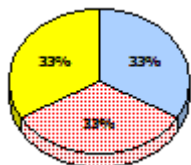
*Persuasive Writing*

*Creative Writing*

*Persuasive Writing*

**2015**

Apr 30, 2015 (18)

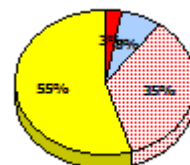
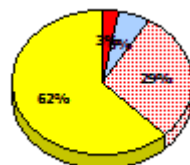
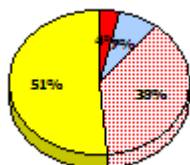
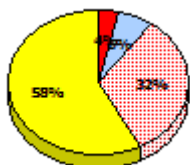
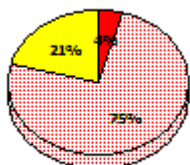
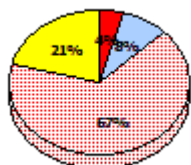


**2014**

N/A

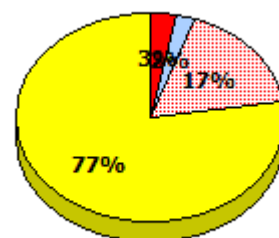
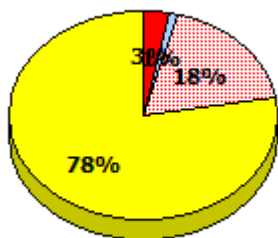
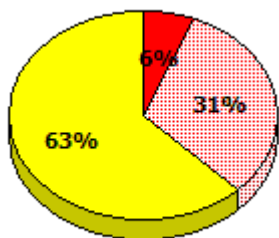
**2013**

Apr 30, 2013 (24)



**2012**

AGR (16)



\* In some cases, Provincial Assessment numbers may exceed AGR numbers based on late enrolments. Pie chart is based on the number of students who wrote the Provincial Assessment.

\* Mushuau Innu Natuashish School and Sheshatshiu Innu School are excluded from region and provincial results.

NLESD - Western Region

School #: 123      St. Michael's Elementary

**Reading**

**School**

**Region**

**Province**

*Non - Fiction*

*Fiction*

*Non - Fiction*

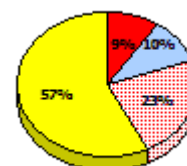
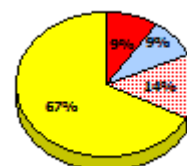
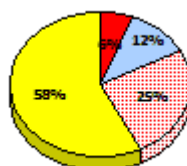
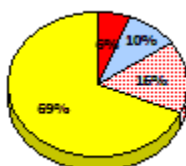
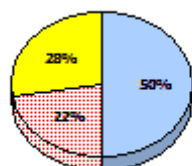
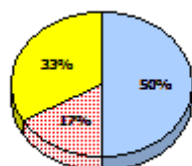
*Fiction*

*Non - Fiction*

*Fiction*

**2015**

Apr 30,  
2015 (18)

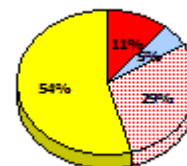
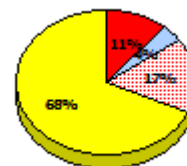
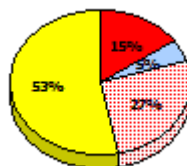
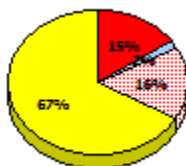
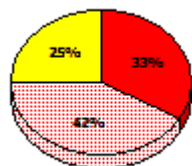
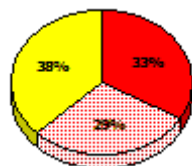


**2014**

N/A

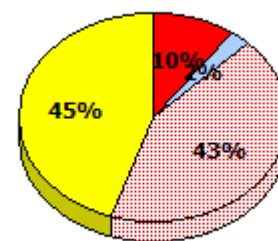
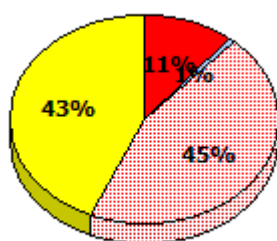
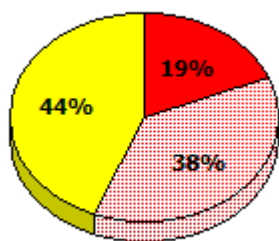
**2013**

Apr 30,  
2013 (24)



**2012**

AGR (16)



\* In some cases, Provincial Assessment numbers may exceed AGR numbers based on late enrolments. Pie chart is based on the number of students who wrote the Provincial Assessment.

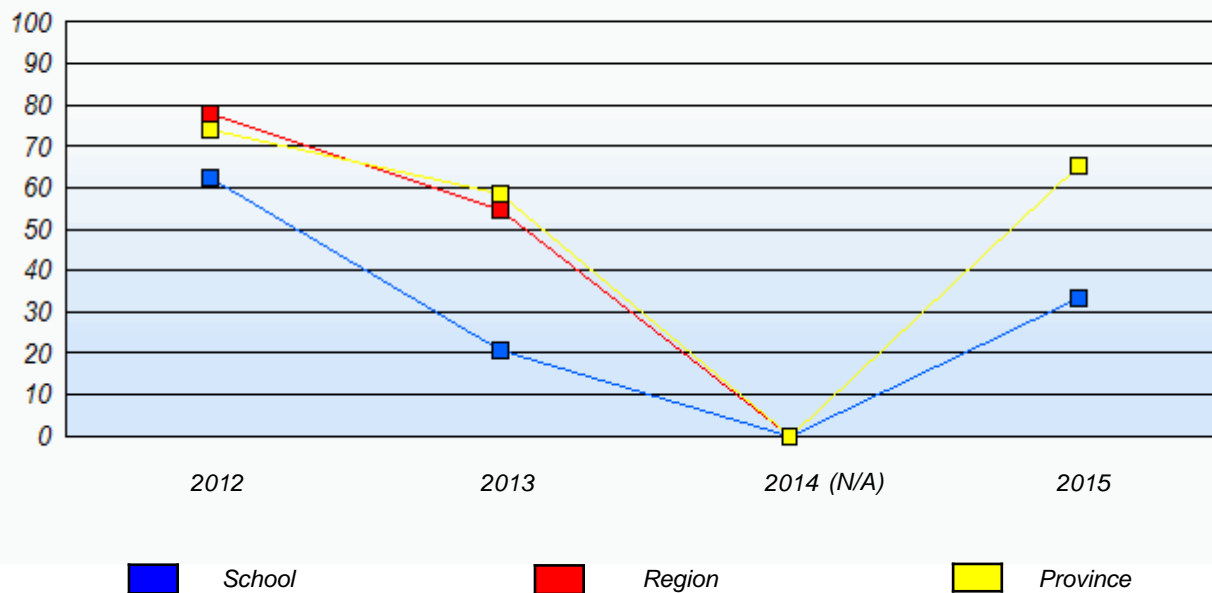
\* Mushuau Innu Natuashish School and Sheshatshiu Innu School are excluded from region and provincial results.



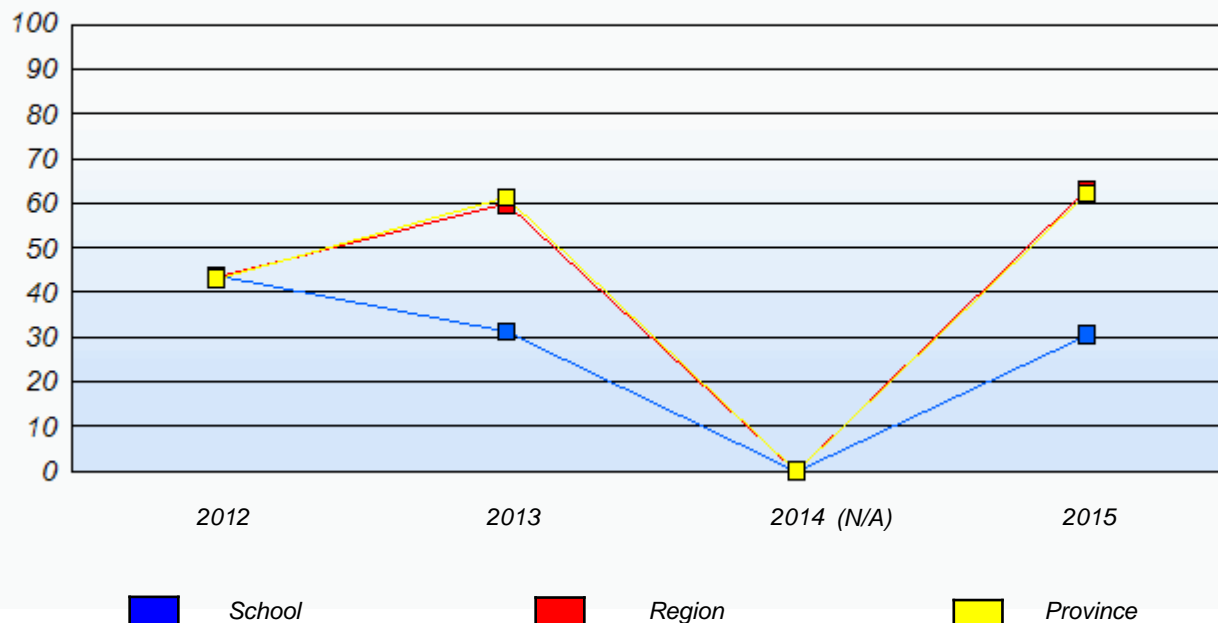
NLESD - Western Region

School #: 123      St. Michael's Elementary

**Demand Writing**  
Percentage of students meeting/exceeding (2012 - 2015)



**Reading**  
Percentage of students meeting/exceeding (2012 - 2015)



\* In some cases, Provincial Assessment numbers may exceed AGR numbers based on late enrolments. Pie chart is based on the number of students who wrote the Provincial Assessment.

\* Mushuau Innu Natuashish School and Sheshatshiu Innu School are excluded from region and provincial results.

NLESD - Western Region

School #: 388 Long Range Academy

***Demand Writing***

***School***

***Region***

***Province***

*Creative Writing*

*Persuasive Writing*

*Creative Writing*

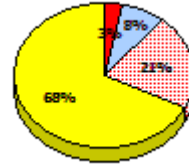
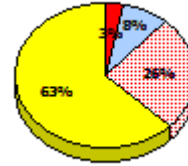
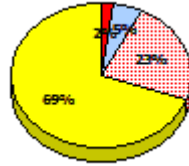
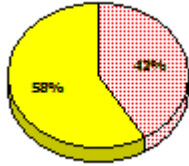
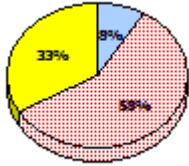
*Persuasive Writing*

*Creative Writing*

*Persuasive Writing*

**2015**

Apr 30, 2015 (12)

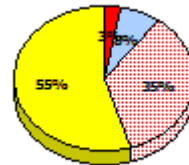
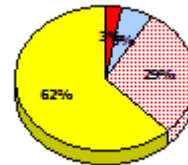
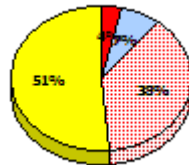
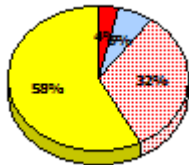
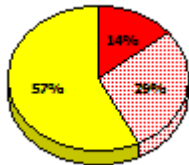
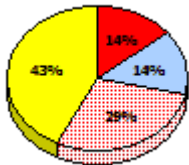


**2014**

N/A

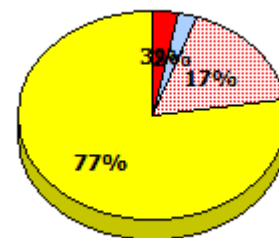
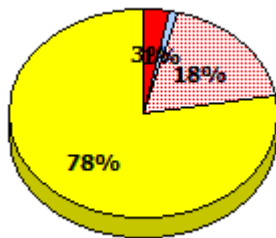
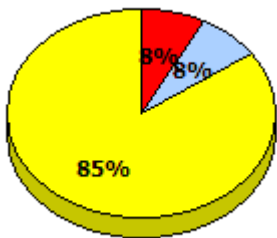
**2013**

Apr 30, 2013 (7)



**2012**

AGR (13)



\* In some cases, Provincial Assessment numbers may exceed AGR numbers based on late enrolments. Pie chart is based on the number of students who wrote the Provincial Assessment.

\* Mushuau Innu Natuashish School and Sheshatshiu Innu School are excluded from region and provincial results.

NLESD - Western Region

School #: 388 Long Range Academy

**Reading**

**School**

**Region**

**Province**

*Non - Fiction*

*Fiction*

*Non - Fiction*

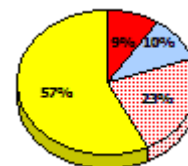
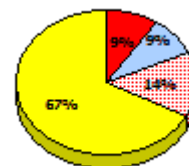
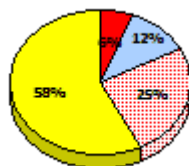
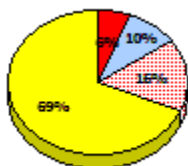
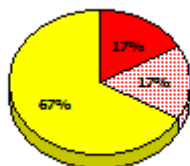
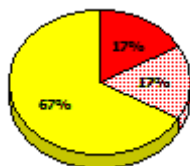
*Fiction*

*Non - Fiction*

*Fiction*

**2015**

Apr 30,  
2015 (12)

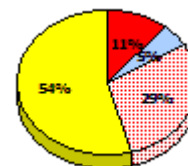
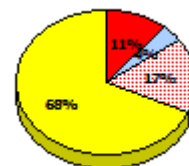
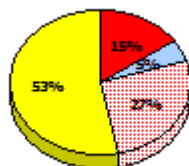
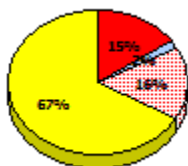
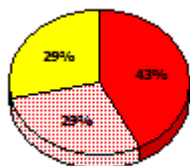
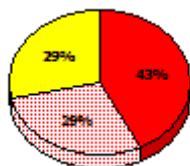


**2014**

N/A

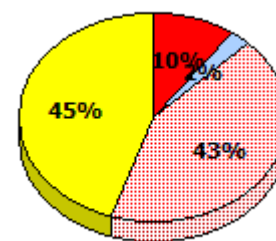
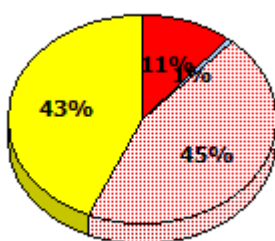
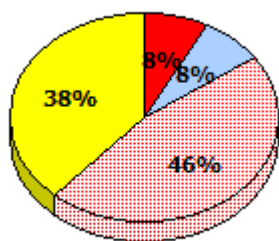
**2013**

Apr 30,  
2013 (7)



**2012**

AGR (13)



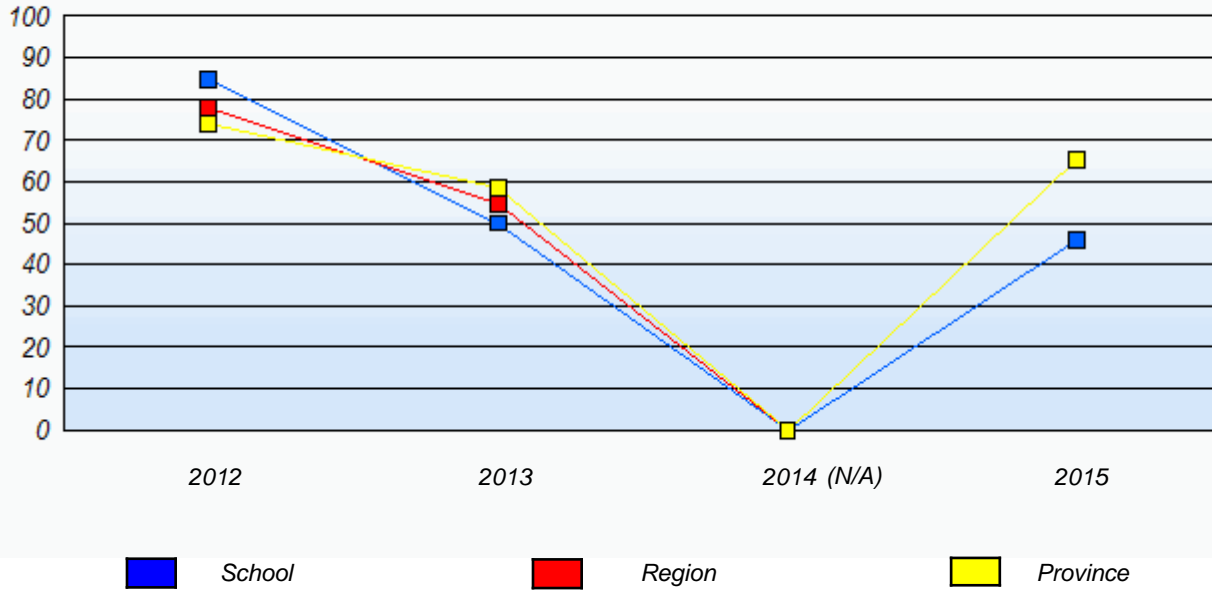
\* In some cases, Provincial Assessment numbers may exceed AGR numbers based on late enrolments. Pie chart is based on the number of students who wrote the Provincial Assessment.

\* Mushuau Innu Natuashish School and Sheshatshiu Innu School are excluded from region and provincial results.

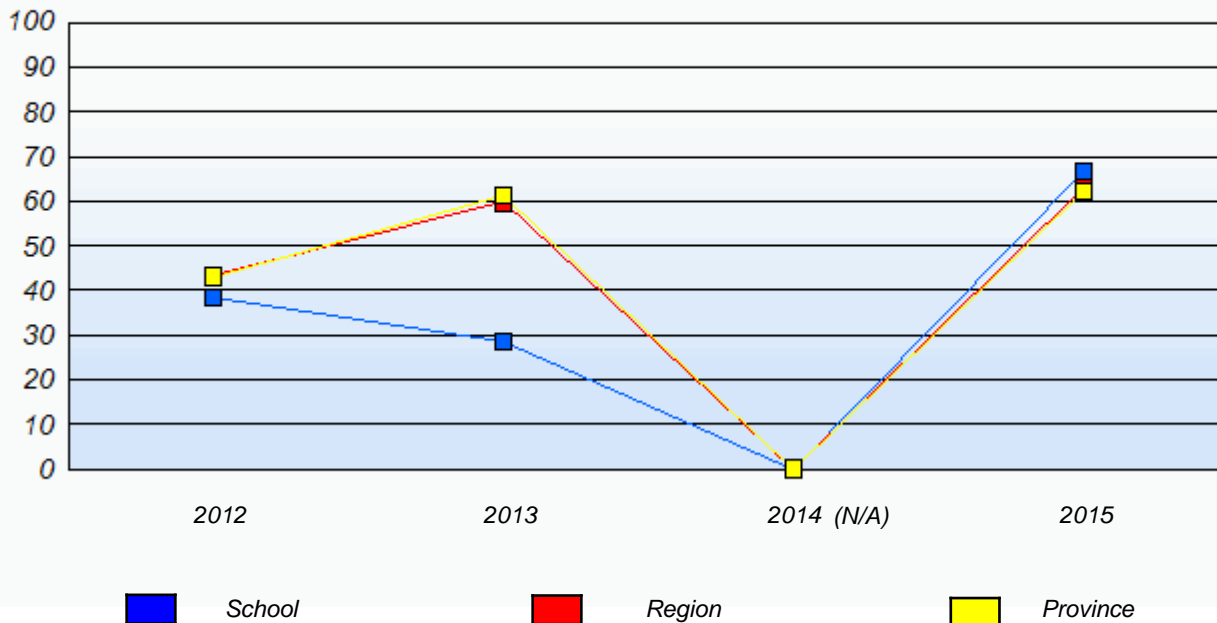
NLESD - Western Region

School #: 388 Long Range Academy

**Demand Writing**  
Percentage of students meeting/exceeding (2012 - 2015)



**Reading**  
Percentage of students meeting/exceeding (2012 - 2015)



\* In some cases, Provincial Assessment numbers may exceed AGR numbers based on late enrolments. Pie chart is based on the number of students who wrote the Provincial Assessment.

\* Mushuau Innu Natuashish School and Sheshatshiu Innu School are excluded from region and provincial results.

NLESD - Western Region

School #: 389 Elwood Elementary

***Demand Writing***

***School***

***Region***

***Province***

*Creative Writing*

*Persuasive Writing*

*Creative Writing*

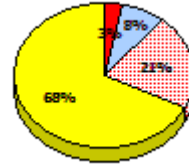
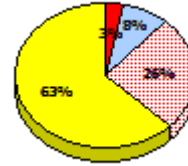
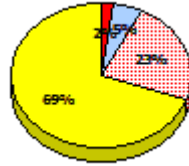
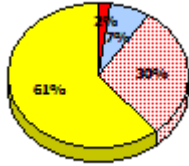
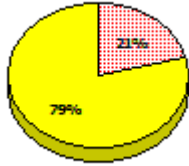
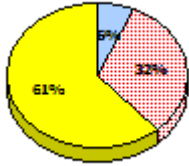
*Persuasive Writing*

*Creative Writing*

*Persuasive Writing*

**2015**

Apr 30, 2015 (62)

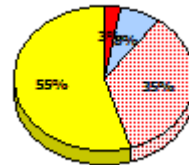
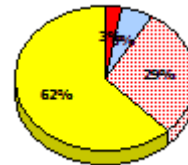
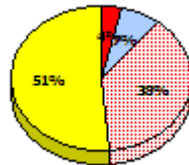
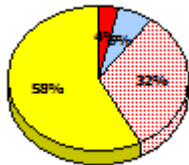
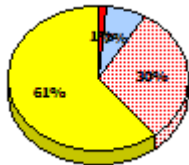
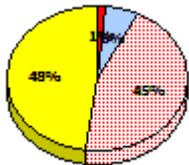


**2014**

N/A

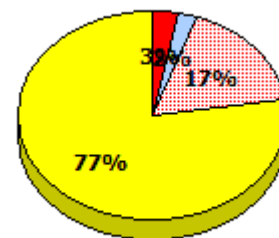
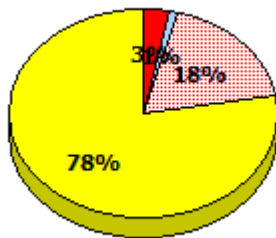
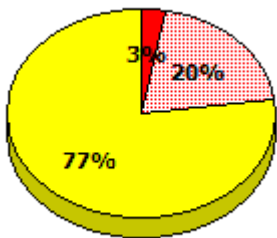
**2013**

Apr 30, 2013 (69)



**2012**

AGR (70)



\* In some cases, Provincial Assessment numbers may exceed AGR numbers based on late enrolments. Pie chart is based on the number of students who wrote the Provincial Assessment.

\* Mushuau Innu Natuashish School and Sheshatshiu Innu School are excluded from region and provincial results.

NLESD - Western Region

School #: 389 Elwood Elementary

**Reading**

**School**

**Region**

**Province**

Non - Fiction

Fiction

Non - Fiction

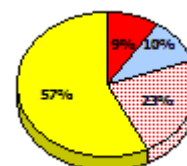
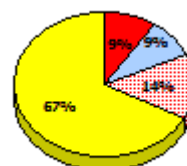
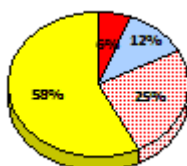
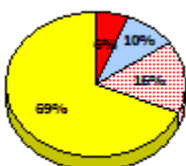
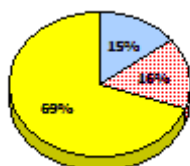
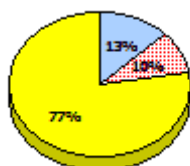
Fiction

Non - Fiction

Fiction

**2015**

Apr 30, 2015 (62)

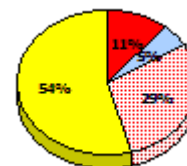
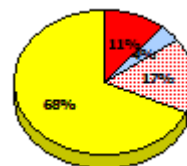
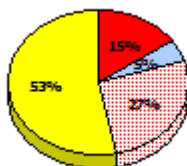
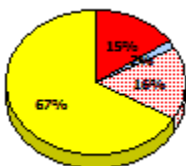
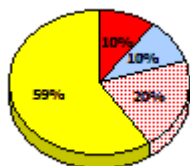
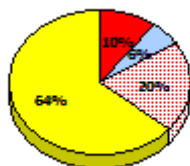


**2014**

N/A

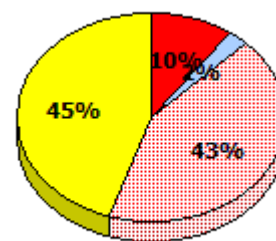
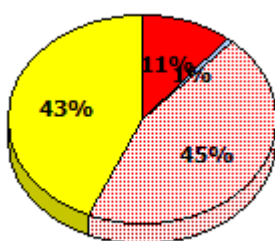
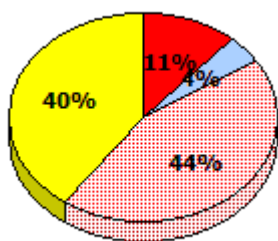
**2013**

Apr 30, 2013 (69)



**2012**

AGR (70)



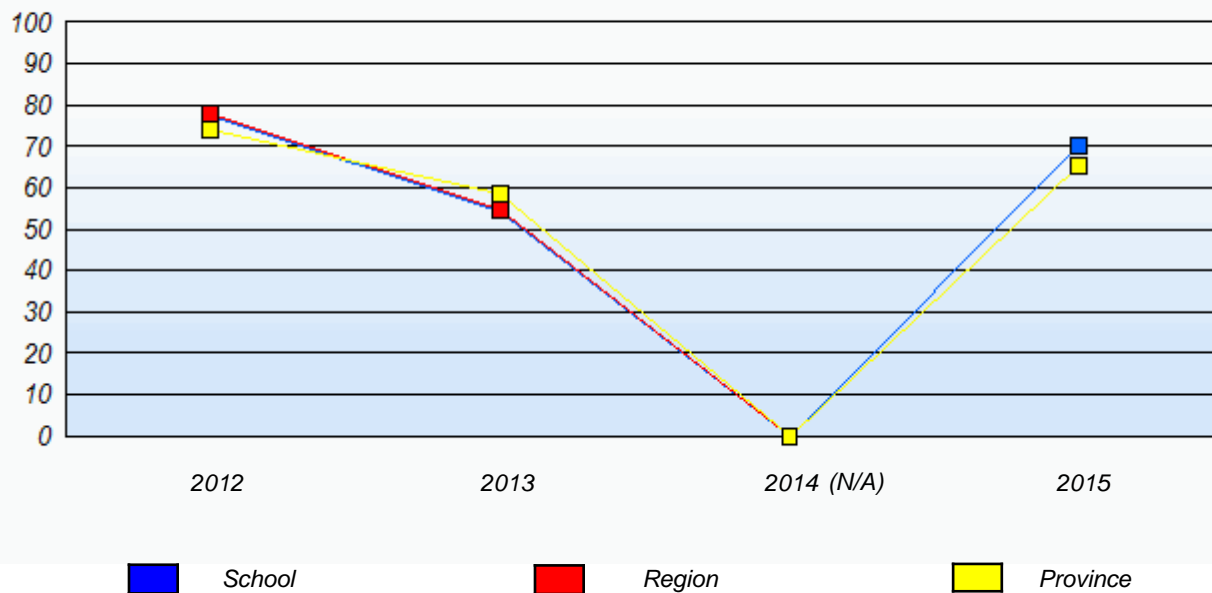
\* In some cases, Provincial Assessment numbers may exceed AGR numbers based on late enrolments. Pie chart is based on the number of students who wrote the Provincial Assessment.

\* Mushuau Innu Natuashish School and Sheshatshiu Innu School are excluded from region and provincial results.

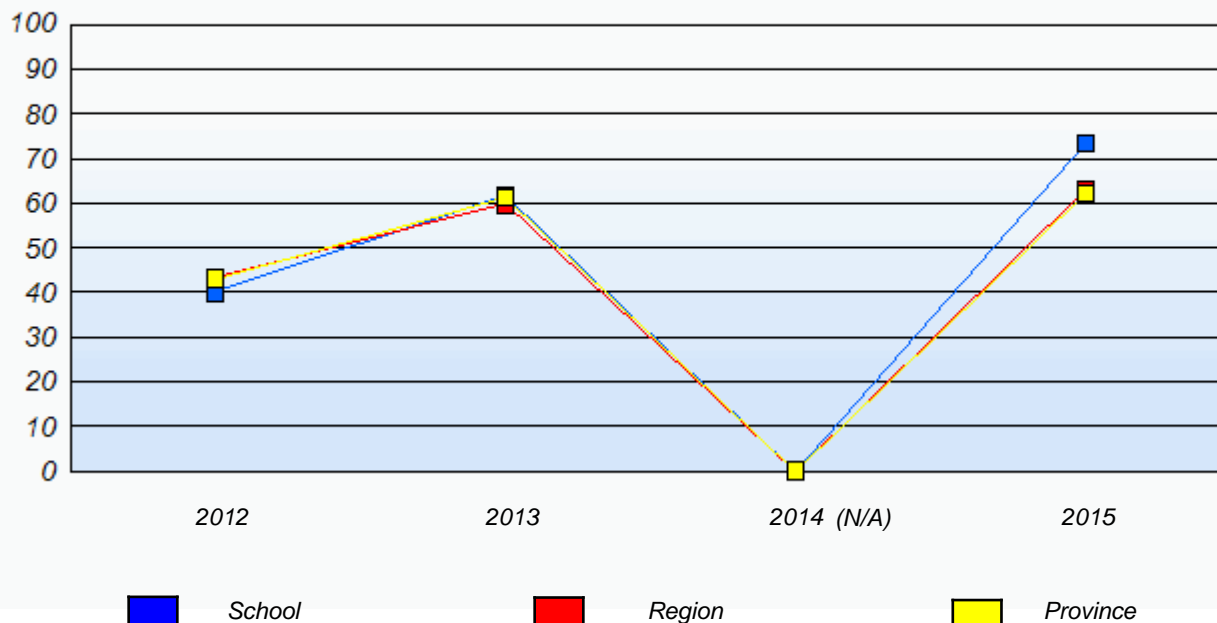
NLESD - Western Region

School #: 389 Elwood Elementary

**Demand Writing**  
Percentage of students meeting/exceeding (2012 - 2015)



**Reading**  
Percentage of students meeting/exceeding (2012 - 2015)



\* In some cases, Provincial Assessment numbers may exceed AGR numbers based on late enrolments. Pie chart is based on the number of students who wrote the Provincial Assessment.

\* Mushuau Innu Natuashish School and Sheshatshiu Innu School are excluded from region and provincial results.

**Primary English Language Arts  
4 Year Provincial Assessment, June 2015  
Student Population Report**  
(average scores)

NLESD - Western Region

School #: 393 Bonne Bay Academy

***Demand Writing***

***School***

***Region***

***Province***

*Creative Writing*

*Persuasive Writing*

*Creative Writing*

*Persuasive Writing*

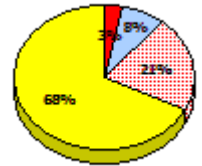
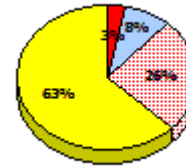
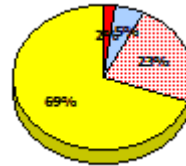
*Creative Writing*

*Persuasive Writing*

**2015**

*School data with 5 or fewer students withheld for reasons of confidentiality.*

Apr 30, 2015 (3)

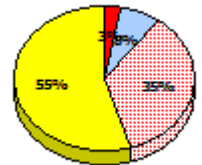
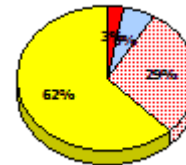
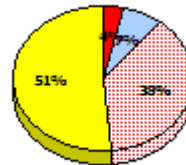
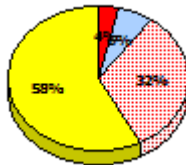


**2014**

N/A

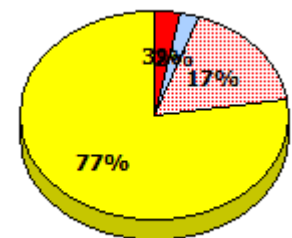
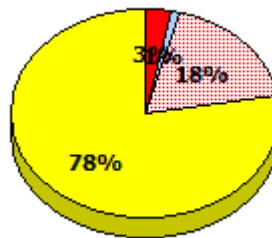
**2013**

Apr 30, 2013 (4)



**2012**

AGR (3)



\* In some cases, Provincial Assessment numbers may exceed AGR numbers based on late enrolments. Pie chart is based on the number of students who wrote the Provincial Assessment.

\* Mushuau Innu Natuashish School and Sheshatshiu Innu School are excluded from region and provincial results.



NLESD - Western Region

School #: 393 Bonne Bay Academy

**Reading**

**School**

**Region**

**Province**

*Non - Fiction*

*Fiction*

*Non - Fiction*

*Fiction*

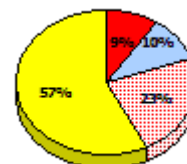
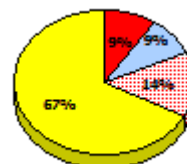
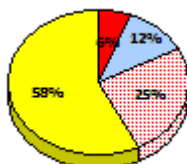
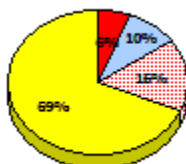
*Non - Fiction*

*Fiction*

**2015**

*School data with 5 or fewer students withheld for reasons of confidentiality.*

Apr 30, 2015 (3)

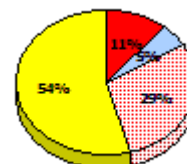
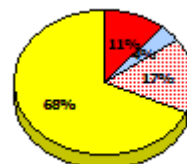
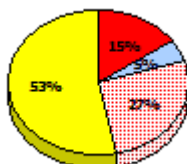
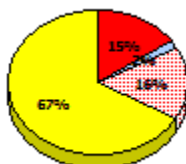


**2014**

N/A

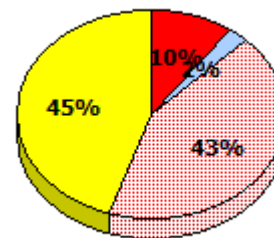
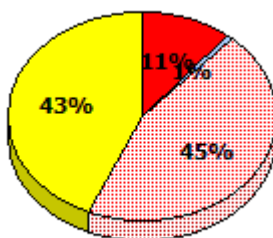
**2013**

Apr 30, 2013 (4)



**2012**

AGR (3)



\* In some cases, Provincial Assessment numbers may exceed AGR numbers based on late enrolments. Pie chart is based on the number of students who wrote the Provincial Assessment.

\* Mushuau Innu Natuashish School and Sheshatshiu Innu School are excluded from region and provincial results.

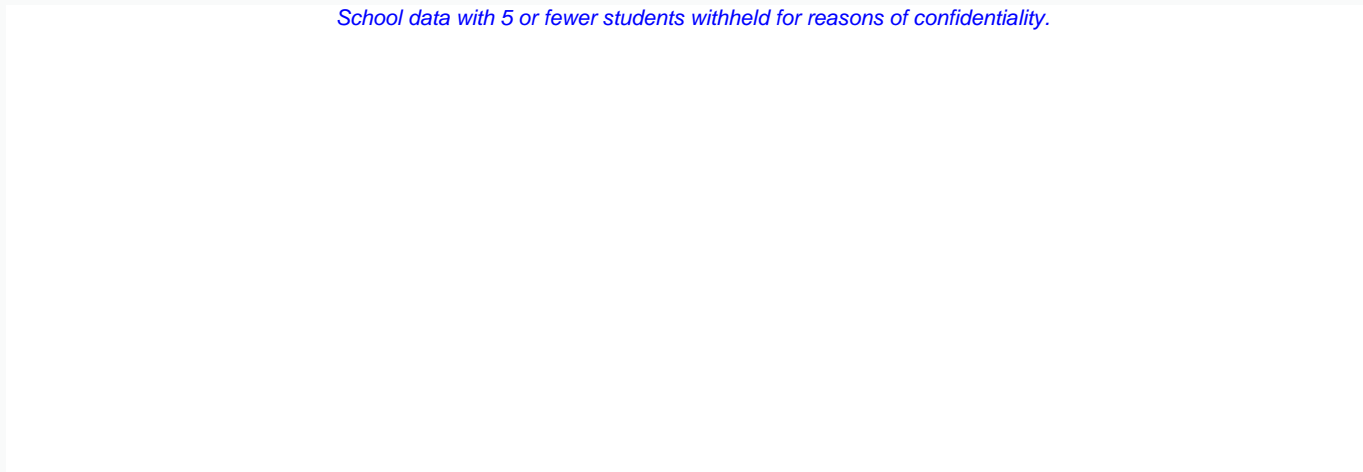
NLESD - Western Region

School #: 393 Bonne Bay Academy

**Demand Writing**

*Percentage of students meeting/exceeding (2012 - 2015)*

*School data with 5 or fewer students withheld for reasons of confidentiality.*



2012

2013

2014 (N/A)

2015



School



Region

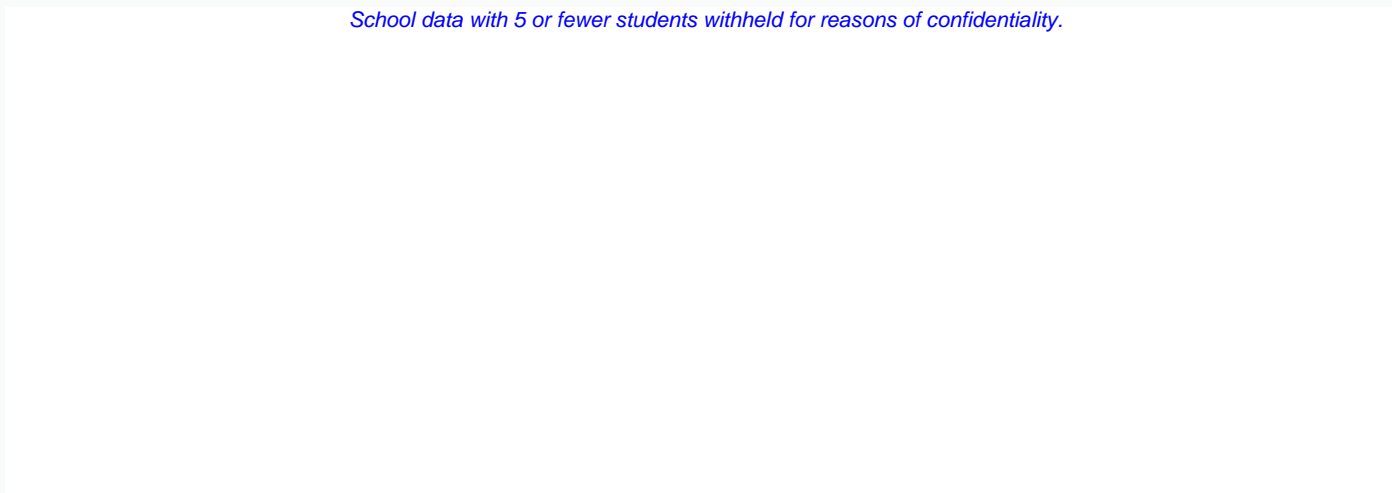


Province

**Reading**

*Percentage of students meeting/exceeding (2012 - 2015)*

*School data with 5 or fewer students withheld for reasons of confidentiality.*



2012

2013

2014 (N/A)

2015



School



Region



Province

\* In some cases, Provincial Assessment numbers may exceed AGR numbers based on late enrolments. Pie chart is based on the number of students who wrote the Provincial Assessment.

\* Mushuau Innu Natuashish School and Sheshatshiu Innu School are excluded from region and provincial results.

**Primary English Language Arts  
4 Year Provincial Assessment, June 2015  
Student Population Report**  
(average scores)

NLESD - Western Region

School #: 394      E.A. Butler All Grade

***Demand Writing***

***School***

***Region***

***Province***

*Creative Writing*

*Persuasive Writing*

*Creative Writing*

*Persuasive Writing*

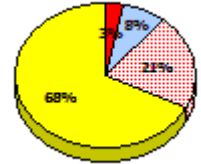
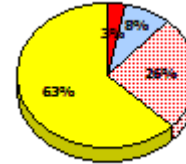
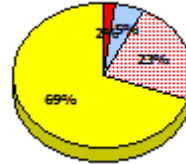
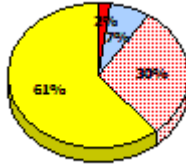
*Creative Writing*

*Persuasive Writing*

**2015**

*School data with 5 or fewer students withheld for reasons of confidentiality.*

Apr 30, 2015 (4)

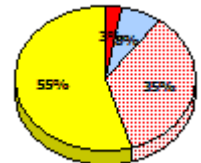
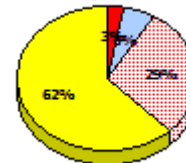
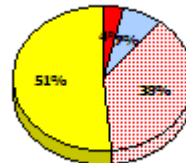
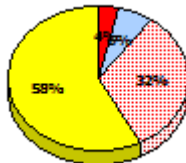


**2014**

N/A

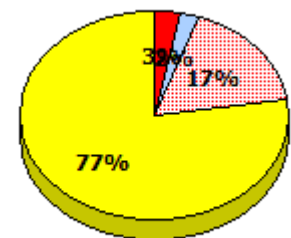
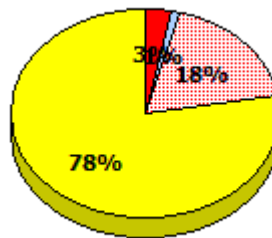
**2013**

Apr 30, 2013 (10)



**2012**

AGR (12)



\* In some cases, Provincial Assessment numbers may exceed AGR numbers based on late enrolments. Pie chart is based on the number of students who wrote the Provincial Assessment.

\* Mushuau Innu Natuashish School and Sheshatshiu Innu School are excluded from region and provincial results.

**Primary English Language Arts  
4 Year Provincial Assessment, June 2015  
Student Population Report**  
(average scores)

NLESD - Western Region

School #: 394 E.A. Butler All Grade

**Reading**

**School**

**Region**

**Province**

*Non - Fiction*

*Fiction*

*Non - Fiction*

*Fiction*

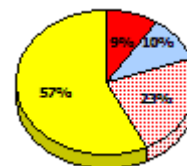
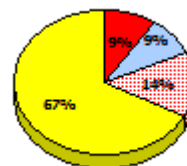
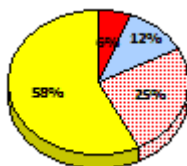
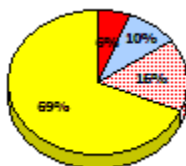
*Non - Fiction*

*Fiction*

**2015**

*School data with 5 or fewer students withheld for reasons of confidentiality.*

Apr 30, 2015 (4)

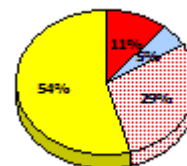
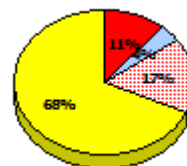
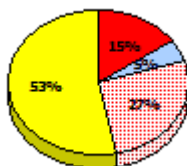
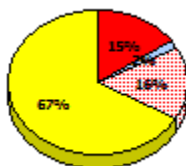


**2014**

N/A

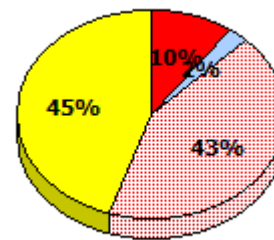
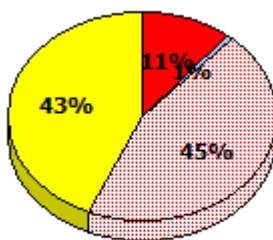
**2013**

Apr 30, 2013 (10)



**2012**

AGR (12)



\* In some cases, Provincial Assessment numbers may exceed AGR numbers based on late enrolments. Pie chart is based on the number of students who wrote the Provincial Assessment.

\* Mushuau Innu Natuashish School and Sheshatshiu Innu School are excluded from region and provincial results.

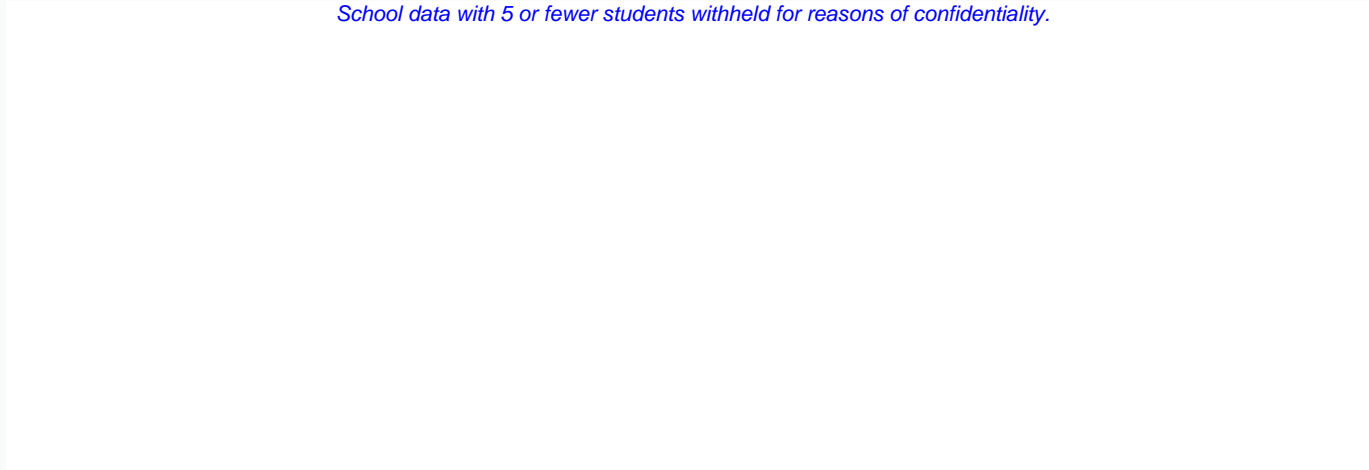
NLESD - Western Region

School #: 394      E.A. Butler All Grade

**Demand Writing**

*Percentage of students meeting/exceeding (2012 - 2015)*

*School data with 5 or fewer students withheld for reasons of confidentiality.*



2012

2013

2014 (N/A)

2015



School



Region

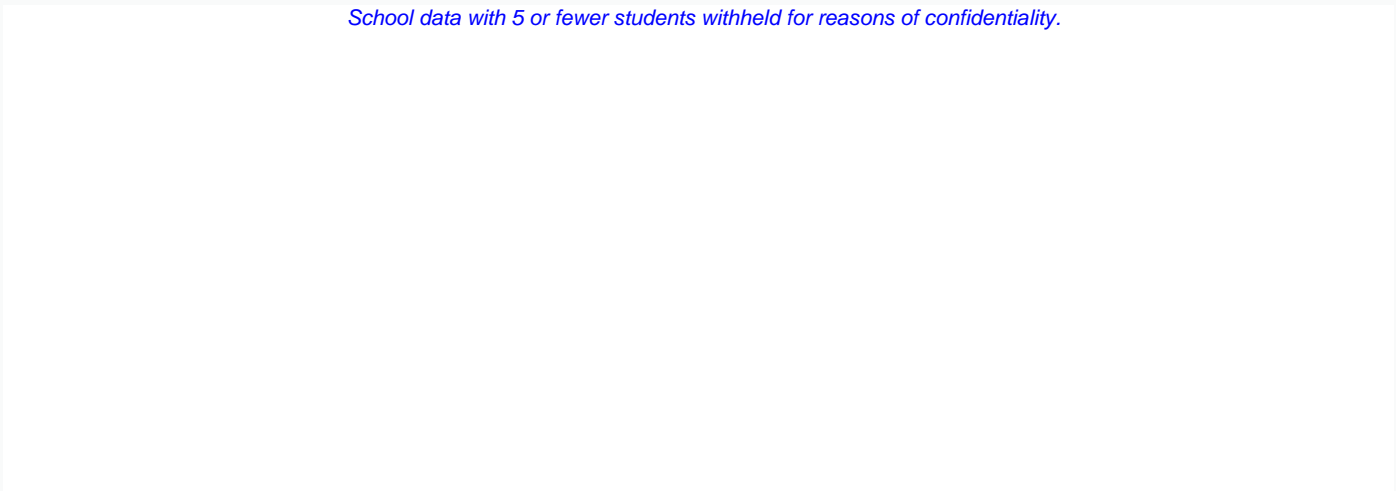


Province

**Reading**

*Percentage of students meeting/exceeding (2012 - 2015)*

*School data with 5 or fewer students withheld for reasons of confidentiality.*



2012

2013

2014 (N/A)

2015



School



Region



Province

\* In some cases, Provincial Assessment numbers may exceed AGR numbers based on late enrolments. Pie chart is based on the number of students who wrote the Provincial Assessment.

\* Mushuau Innu Natuashish School and Sheshatshiu Innu School are excluded from region and provincial results.

NLESD - Western Region

School #: 397 Belanger Memorial School

***Demand Writing***

***School***

***Region***

***Province***

*Creative Writing*

*Persuasive Writing*

*Creative Writing*

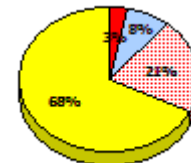
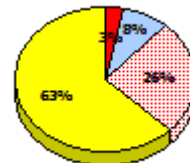
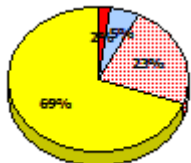
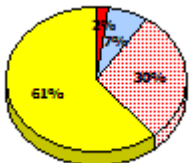
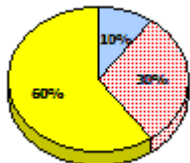
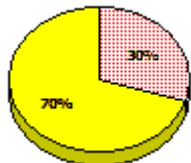
*Persuasive Writing*

*Creative Writing*

*Persuasive Writing*

**2015**

Apr 30, 2015 (10)

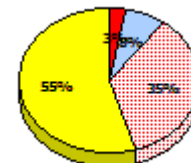
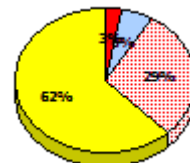
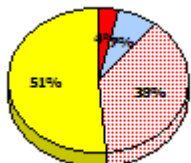
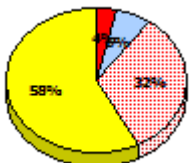
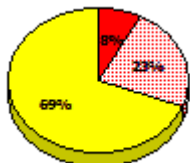
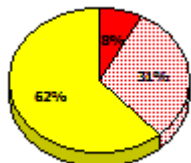


**2014**

N/A

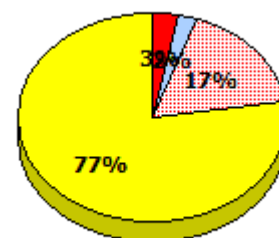
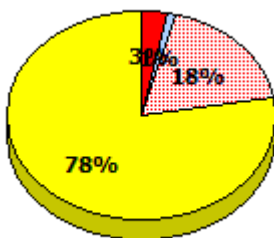
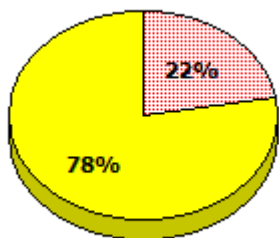
**2013**

Apr 30, 2013 (13)



**2012**

AGR (9)



\* In some cases, Provincial Assessment numbers may exceed AGR numbers based on late enrolments. Pie chart is based on the number of students who wrote the Provincial Assessment.

\* Mushuau Innu Natuashish School and Sheshatshiu Innu School are excluded from region and provincial results.

NLESD - Western Region

School #: 397 Belanger Memorial School

**Reading**

**School**

**Region**

**Province**

*Non - Fiction*

*Fiction*

*Non - Fiction*

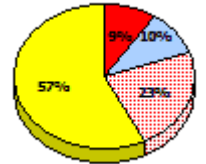
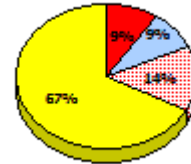
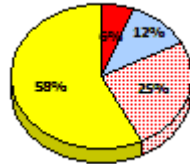
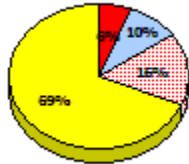
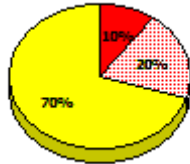
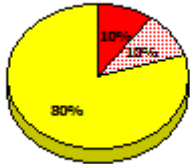
*Fiction*

*Non - Fiction*

*Fiction*

**2015**

Apr 30,  
2015 (10)

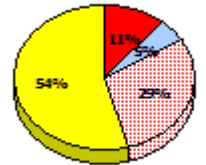
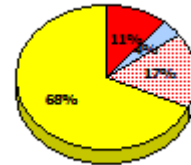
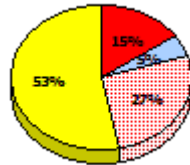
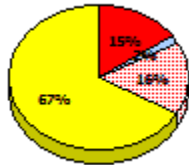
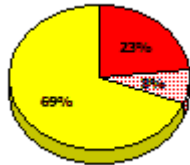
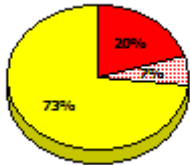


**2014**

N/A

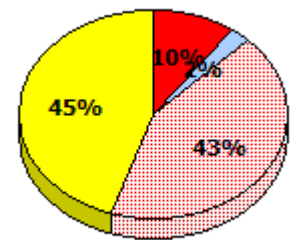
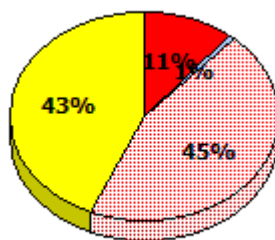
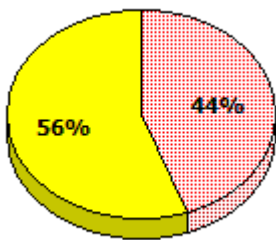
**2013**

Apr 30,  
2013 (13)



**2012**

AGR (9)



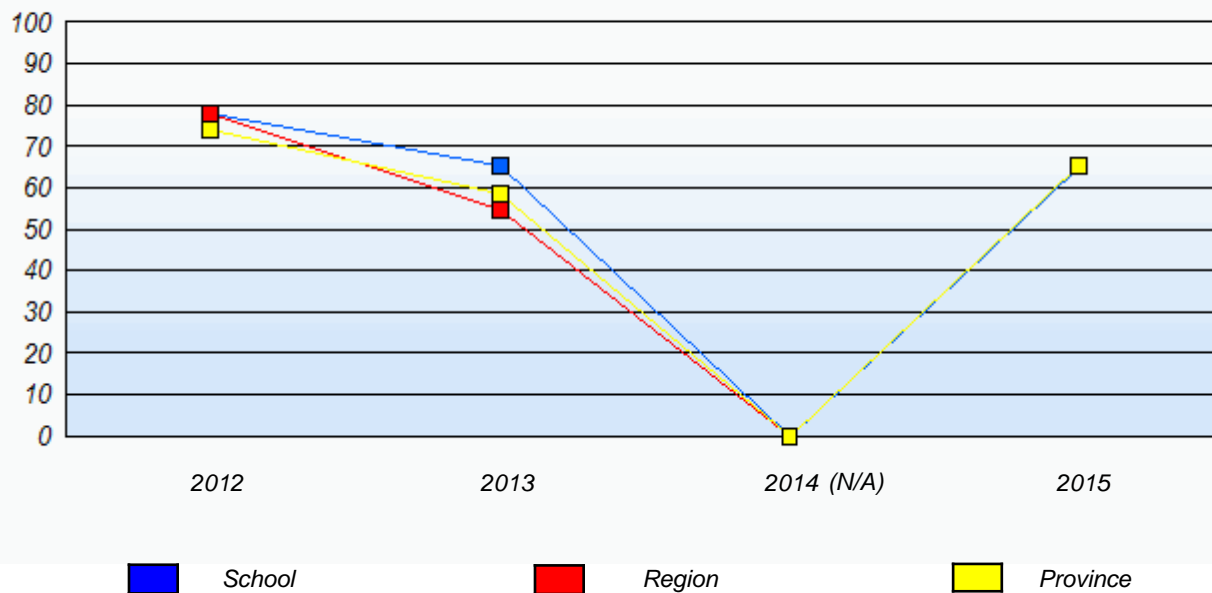
\* In some cases, Provincial Assessment numbers may exceed AGR numbers based on late enrolments. Pie chart is based on the number of students who wrote the Provincial Assessment.

\* Mushuau Innu Natuashish School and Sheshatshiu Innu School are excluded from region and provincial results.

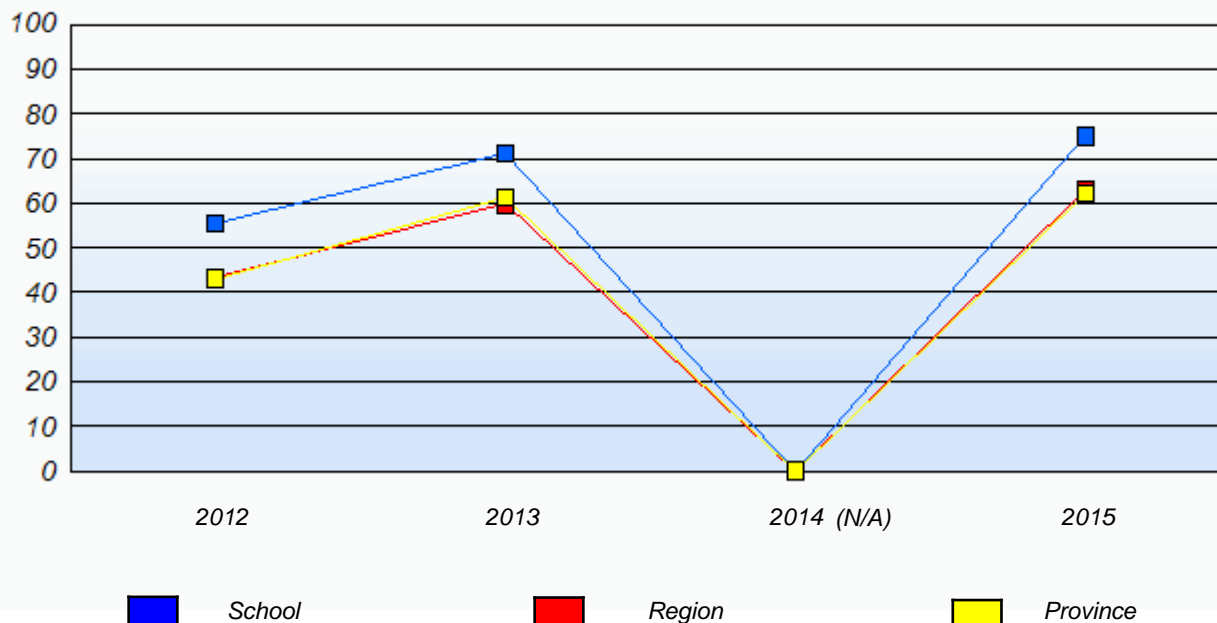
NLESD - Western Region

School #: 397 Belanger Memorial School

**Demand Writing**  
Percentage of students meeting/exceeding (2012 - 2015)



**Reading**  
Percentage of students meeting/exceeding (2012 - 2015)



\* In some cases, Provincial Assessment numbers may exceed AGR numbers based on late enrolments. Pie chart is based on the number of students who wrote the Provincial Assessment.

\* Mushuau Innu Natuashish School and Sheshatshiu Innu School are excluded from region and provincial results.



NLESD - Western Region

School #: 474      Cloud River Academy

***Demand Writing***

***School***

***Region***

***Province***

*Creative Writing*

*Persuasive Writing*

*Creative Writing*

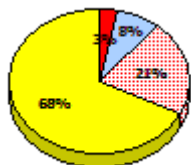
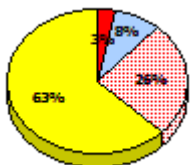
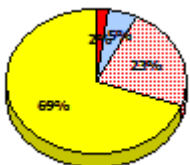
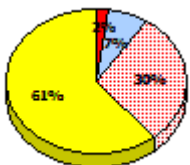
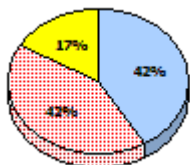
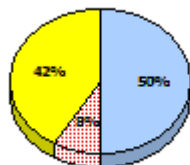
*Persuasive Writing*

*Creative Writing*

*Persuasive Writing*

**2015**

Apr 30, 2015 (12)

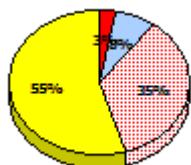
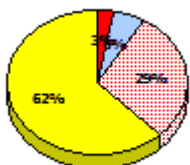
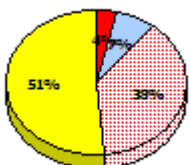
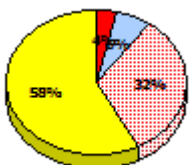
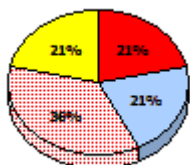
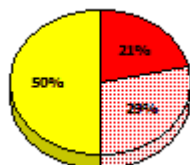


**2014**

N/A

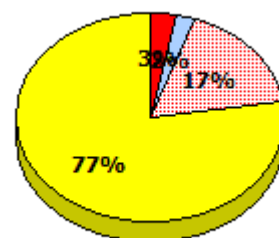
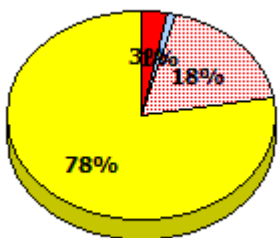
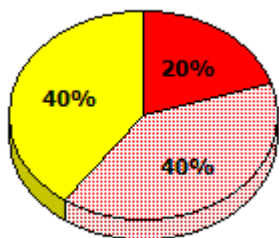
**2013**

Apr 30, 2013 (14)



**2012**

AGR (10)



\* In some cases, Provincial Assessment numbers may exceed AGR numbers based on late enrolments. Pie chart is based on the number of students who wrote the Provincial Assessment.

\* Mushuau Innu Natuashish School and Sheshatshiu Innu School are excluded from region and provincial results.

NLESD - Western Region

School #: 474      Cloud River Academy

**Reading**

**School**

**Region**

**Province**

*Non - Fiction*

*Fiction*

*Non - Fiction*

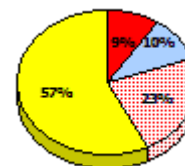
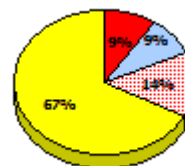
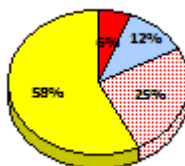
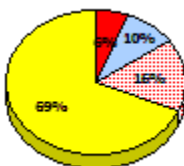
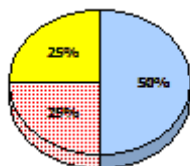
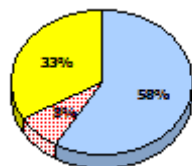
*Fiction*

*Non - Fiction*

*Fiction*

**2015**

Apr 30,  
2015 (12)

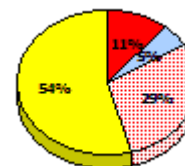
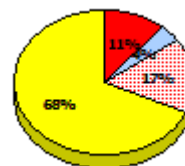
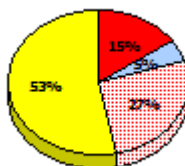
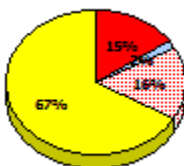
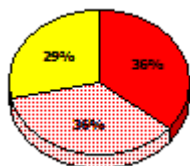
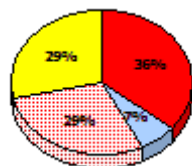


**2014**

N/A

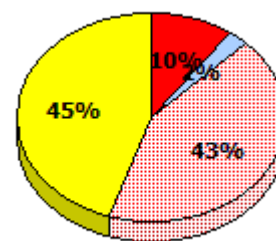
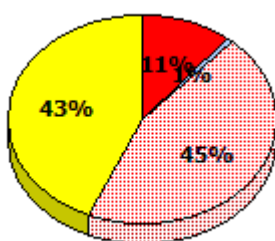
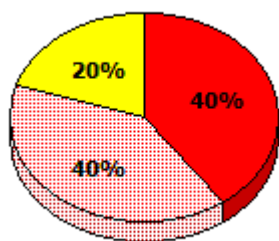
**2013**

Apr 30,  
2013 (14)



**2012**

AGR (10)



Exemption     
  Unknown     
  Not Yet Meeting     
  Meeting or Exceeding

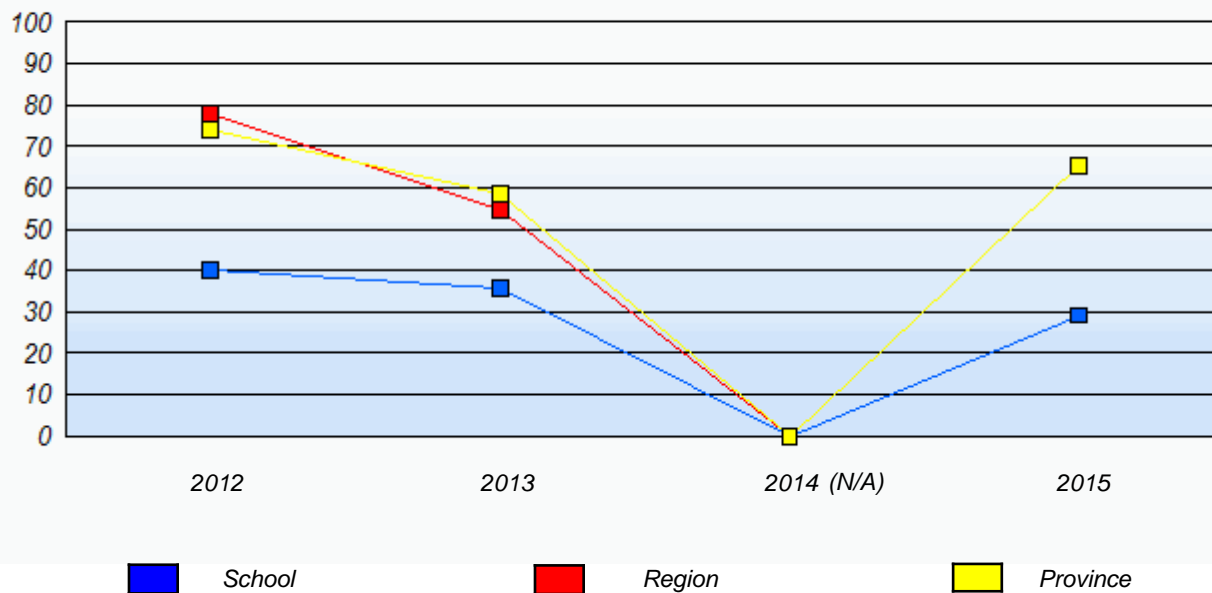
\* In some cases, Provincial Assessment numbers may exceed AGR numbers based on late enrolments. Pie chart is based on the number of students who wrote the Provincial Assessment.

\* Mushuau Innu Natuashish School and Sheshatshiu Innu School are excluded from region and provincial results.

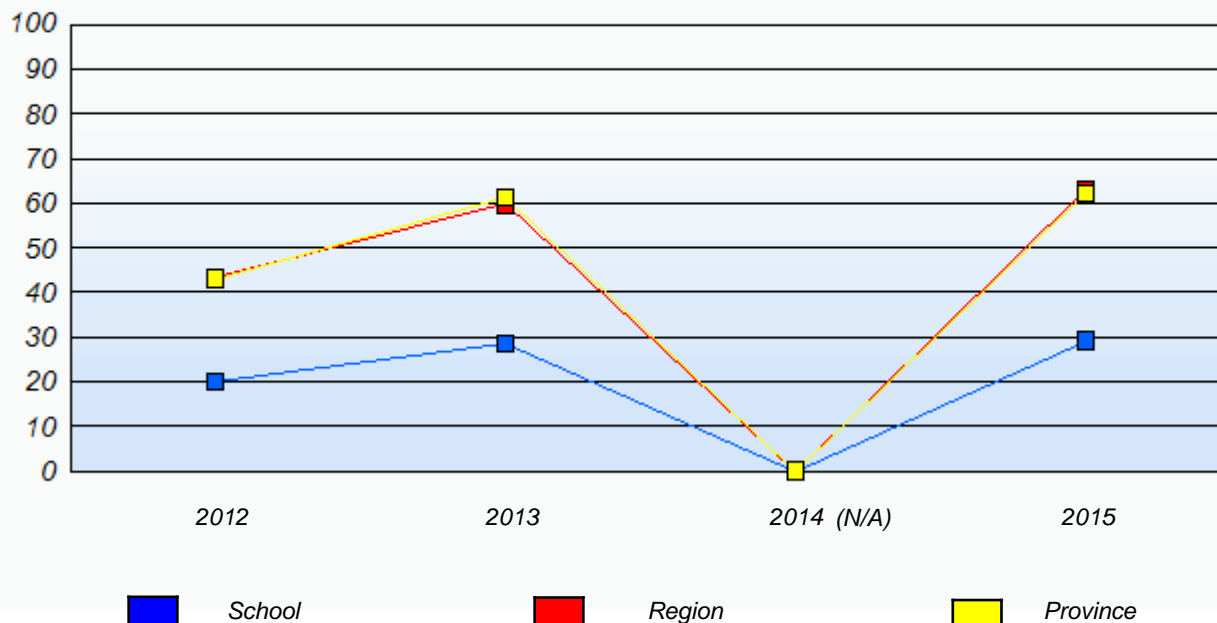
NLESD - Western Region

School #: 474      Cloud River Academy

**Demand Writing**  
Percentage of students meeting/exceeding (2012 - 2015)



**Reading**  
Percentage of students meeting/exceeding (2012 - 2015)



\* In some cases, Provincial Assessment numbers may exceed AGR numbers based on late enrolments. Pie chart is based on the number of students who wrote the Provincial Assessment.

\* Mushuau Innu Natuashish School and Sheshatshiu Innu School are excluded from region and provincial results.

NLESD - Western Region

School #: 475 Viking Trail Academy

***Demand Writing***

***School***

***Region***

***Province***

*Creative Writing*

*Persuasive Writing*

*Creative Writing*

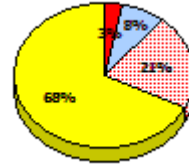
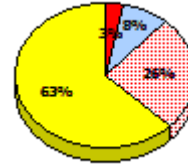
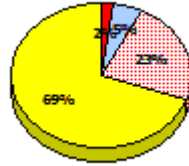
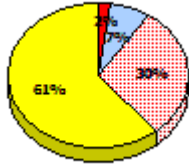
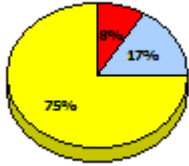
*Persuasive Writing*

*Creative Writing*

*Persuasive Writing*

**2015**

Apr 30, 2015 (12)

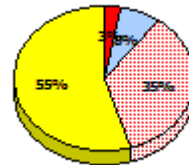
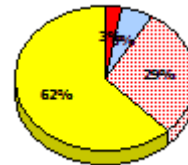
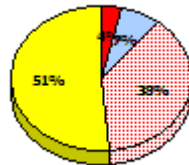
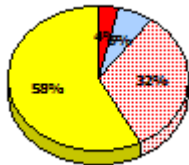
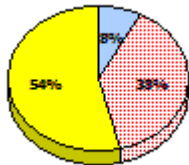


**2014**

N/A

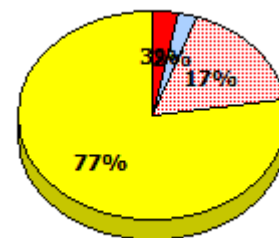
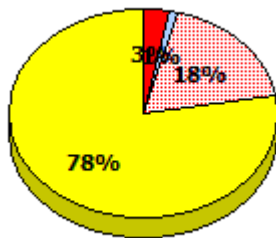
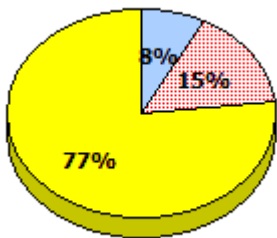
**2013**

Apr 30, 2013 (13)



**2012**

AGR (13)



\* In some cases, Provincial Assessment numbers may exceed AGR numbers based on late enrolments. Pie chart is based on the number of students who wrote the Provincial Assessment.

\* Mushuau Innu Natuashish School and Sheshatshiu Innu School are excluded from region and provincial results.

NLESD - Western Region

School #: 475 Viking Trail Academy

**Reading**

**School**

**Region**

**Province**

*Non - Fiction*

*Fiction*

*Non - Fiction*

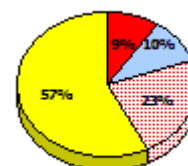
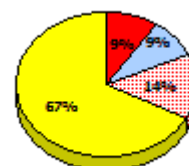
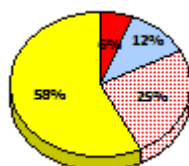
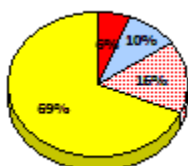
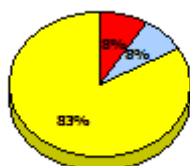
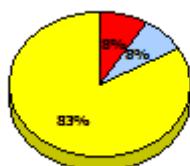
*Fiction*

*Non - Fiction*

*Fiction*

**2015**

Apr 30, 2015 (12)

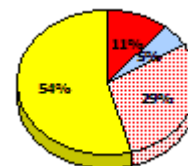
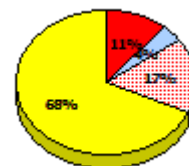
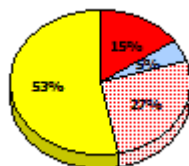
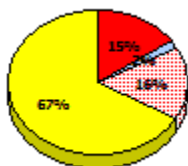
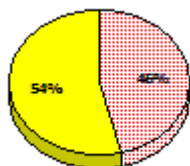
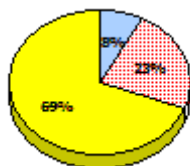


**2014**

N/A

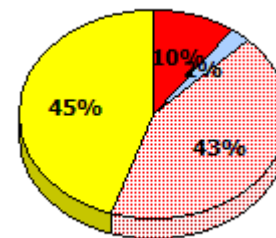
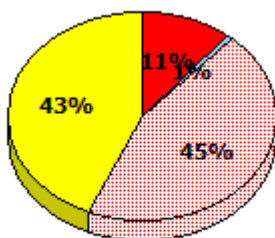
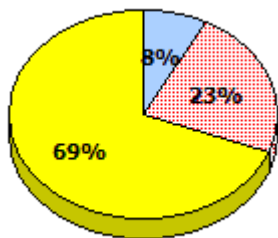
**2013**

Apr 30, 2013 (13)



**2012**

AGR (13)



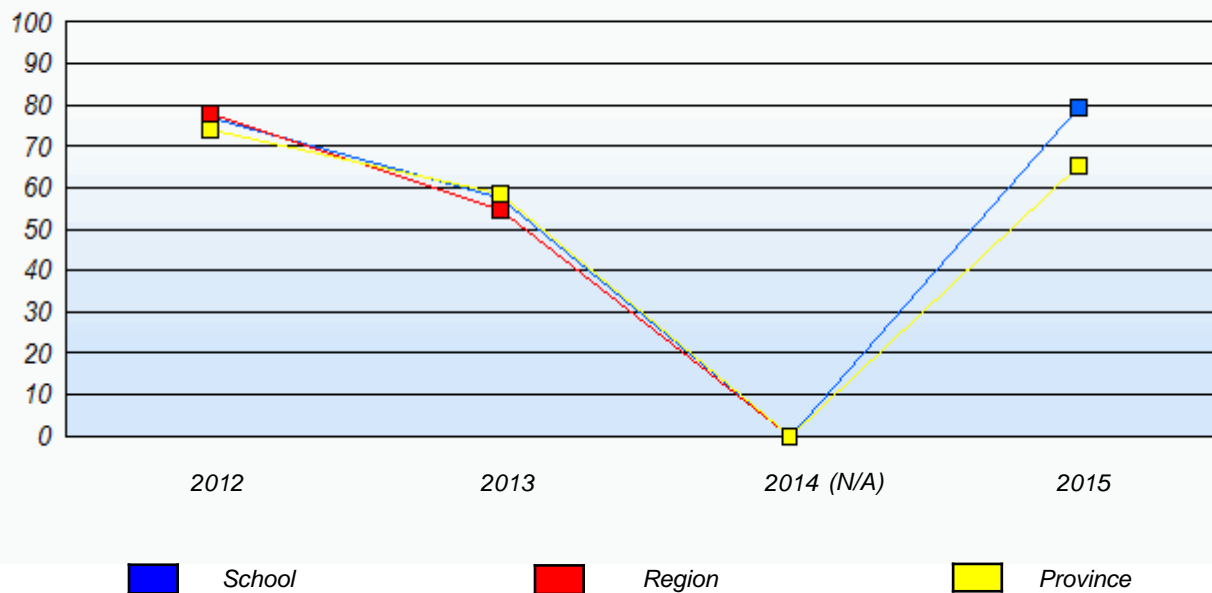
\* In some cases, Provincial Assessment numbers may exceed AGR numbers based on late enrolments. Pie chart is based on the number of students who wrote the Provincial Assessment.

\* Mushuau Innu Natuashish School and Sheshatshiu Innu School are excluded from region and provincial results.

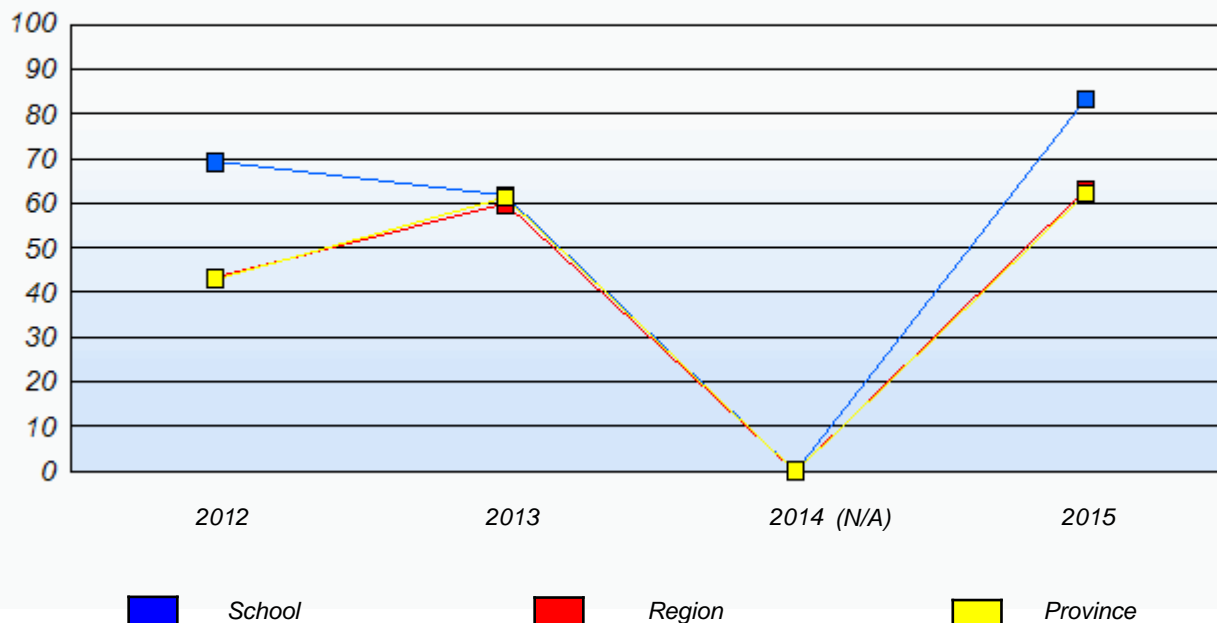
NLESD - Western Region

School #: 475 Viking Trail Academy

**Demand Writing**  
Percentage of students meeting/exceeding (2012 - 2015)



**Reading**  
Percentage of students meeting/exceeding (2012 - 2015)



\* In some cases, Provincial Assessment numbers may exceed AGR numbers based on late enrolments. Pie chart is based on the number of students who wrote the Provincial Assessment.

\* Mushuau Innu Natuashish School and Sheshatshiu Innu School are excluded from region and provincial results.

NLESD - Western Region

School #: 487      Labrador Straits Academy

***Demand Writing***

***School***

***Region***

***Province***

*Creative Writing*

*Persuasive Writing*

*Creative Writing*

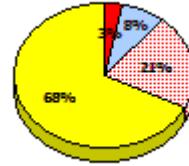
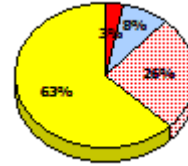
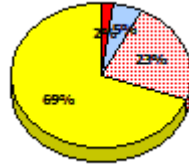
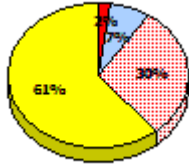
*Persuasive Writing*

*Creative Writing*

*Persuasive Writing*

**2015**

Apr 30, 2015 (10)

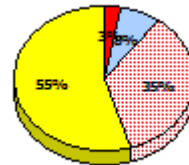
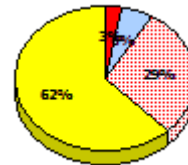
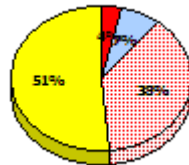
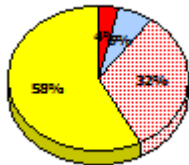
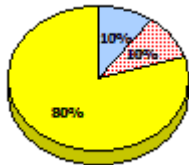


**2014**

N/A

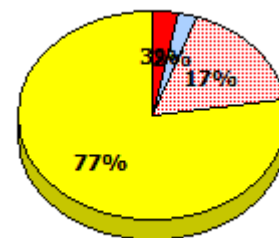
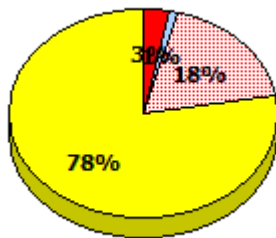
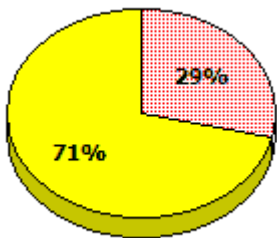
**2013**

Apr 30, 2013 (10)



**2012**

AGR (7)



\* In some cases, Provincial Assessment numbers may exceed AGR numbers based on late enrolments. Pie chart is based on the number of students who wrote the Provincial Assessment.

\* Mushuau Innu Natuashish School and Sheshatshiu Innu School are excluded from region and provincial results.

NLESD - Western Region

School #: 487      Labrador Straits Academy

**Reading**

**School**

**Region**

**Province**

*Non - Fiction*

*Fiction*

*Non - Fiction*

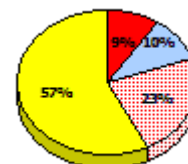
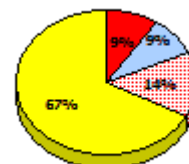
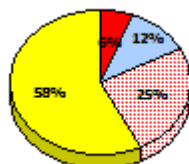
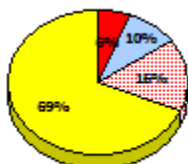
*Fiction*

*Non - Fiction*

*Fiction*

**2015**

Apr 30,  
2015 (10)

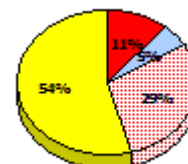
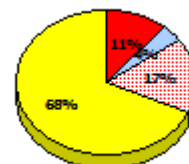
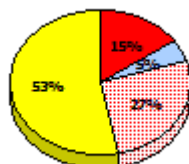
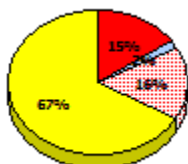
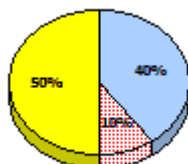


**2014**

N/A

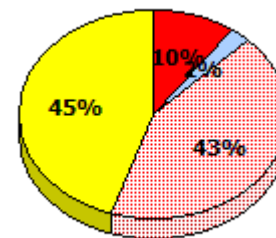
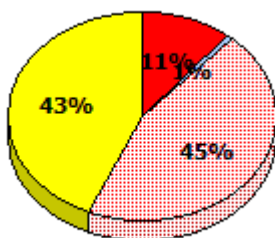
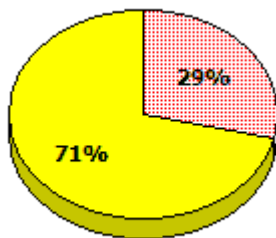
**2013**

Apr 30,  
2013 (10)



**2012**

AGR (7)



*Exemption*     
  *Unknown*     
  *Not Yet Meeting*     
  *Meeting or Exceeding*

\* In some cases, Provincial Assessment numbers may exceed AGR numbers based on late enrolments. Pie chart is based on the number of students who wrote the Provincial Assessment.

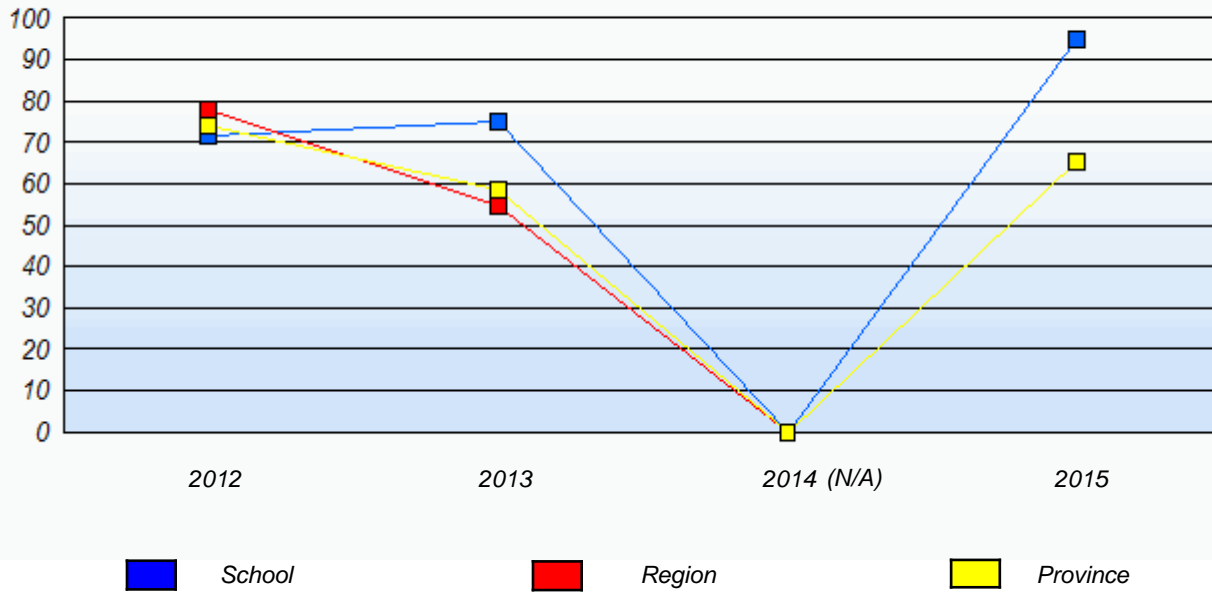
\* Mushuau Innu Natuashish School and Sheshatshiu Innu School are excluded from region and provincial results.



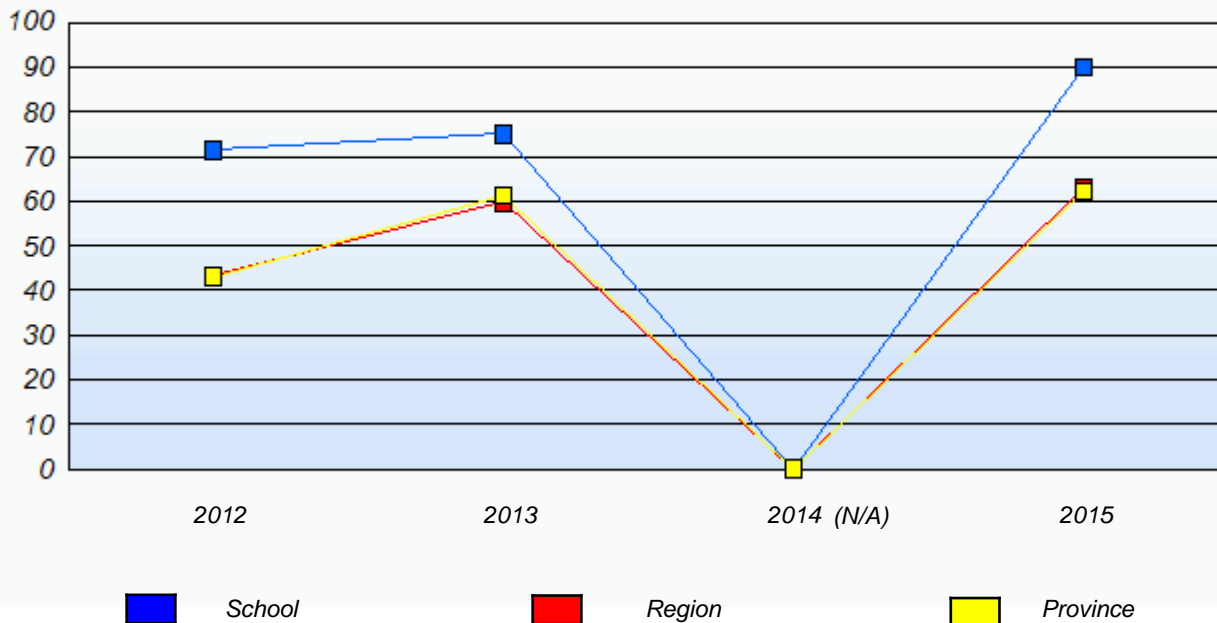
NLESD - Western Region

School #: 487      Labrador Straits Academy

**Demand Writing**  
Percentage of students meeting/exceeding (2012 - 2015)



**Reading**  
Percentage of students meeting/exceeding (2012 - 2015)



\* In some cases, Provincial Assessment numbers may exceed AGR numbers based on late enrolments. Pie chart is based on the number of students who wrote the Provincial Assessment.

\* Mushuau Innu Natuashish School and Sheshatshiu Innu School are excluded from region and provincial results.

NLESD - Western Region

School #: 488 French Shore Academy

***Demand Writing***

***School***

***Region***

***Province***

*Creative Writing*

*Persuasive Writing*

*Creative Writing*

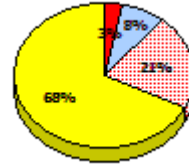
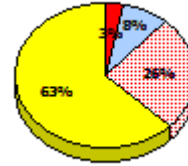
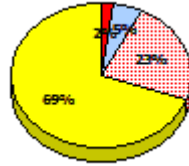
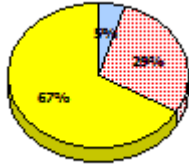
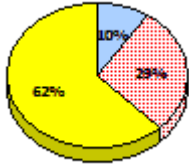
*Persuasive Writing*

*Creative Writing*

*Persuasive Writing*

**2015**

Apr 30, 2015 (21)

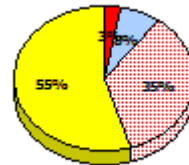
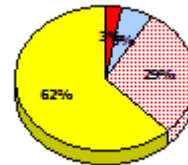
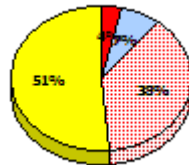
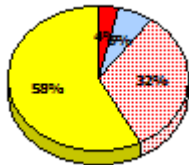
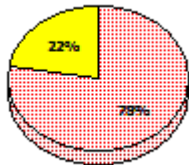


**2014**

N/A

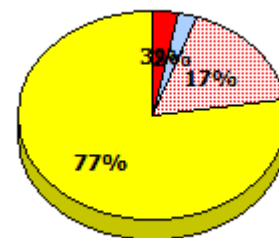
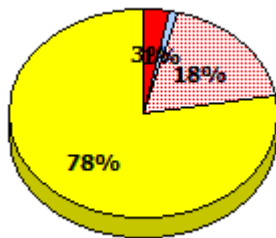
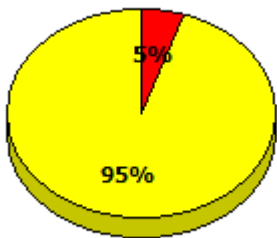
**2013**

Apr 30, 2013 (18)



**2012**

AGR (19)



\* In some cases, Provincial Assessment numbers may exceed AGR numbers based on late enrolments. Pie chart is based on the number of students who wrote the Provincial Assessment.

\* Mushuau Innu Natuashish School and Sheshatshiu Innu School are excluded from region and provincial results.

NLESD - Western Region

School #: 488 French Shore Academy

**Reading**

**School**

**Region**

**Province**

*Non - Fiction*

*Fiction*

*Non - Fiction*

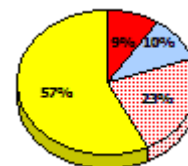
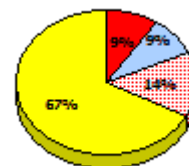
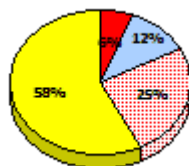
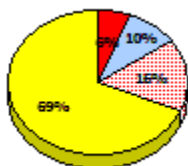
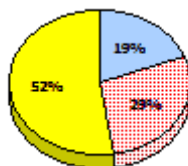
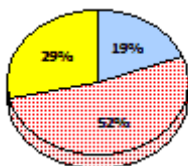
*Fiction*

*Non - Fiction*

*Fiction*

**2015**

Apr 30, 2015 (21)

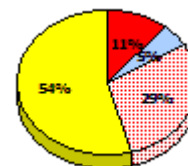
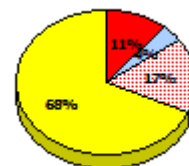
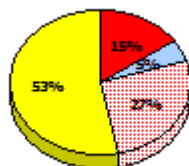
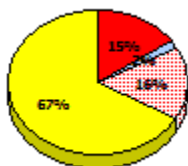
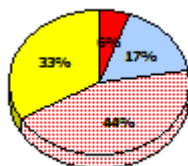
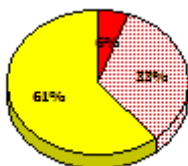


**2014**

N/A

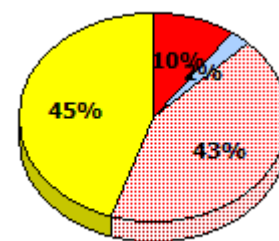
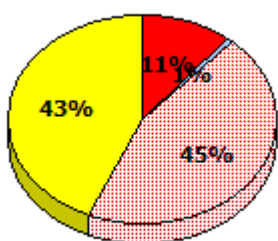
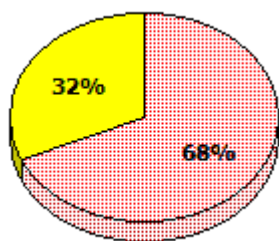
**2013**

Apr 30, 2013 (18)



**2012**

AGR (19)



*Exemption*    
  *Unknown*    
  *Not Yet Meeting*    
  *Meeting or Exceeding*

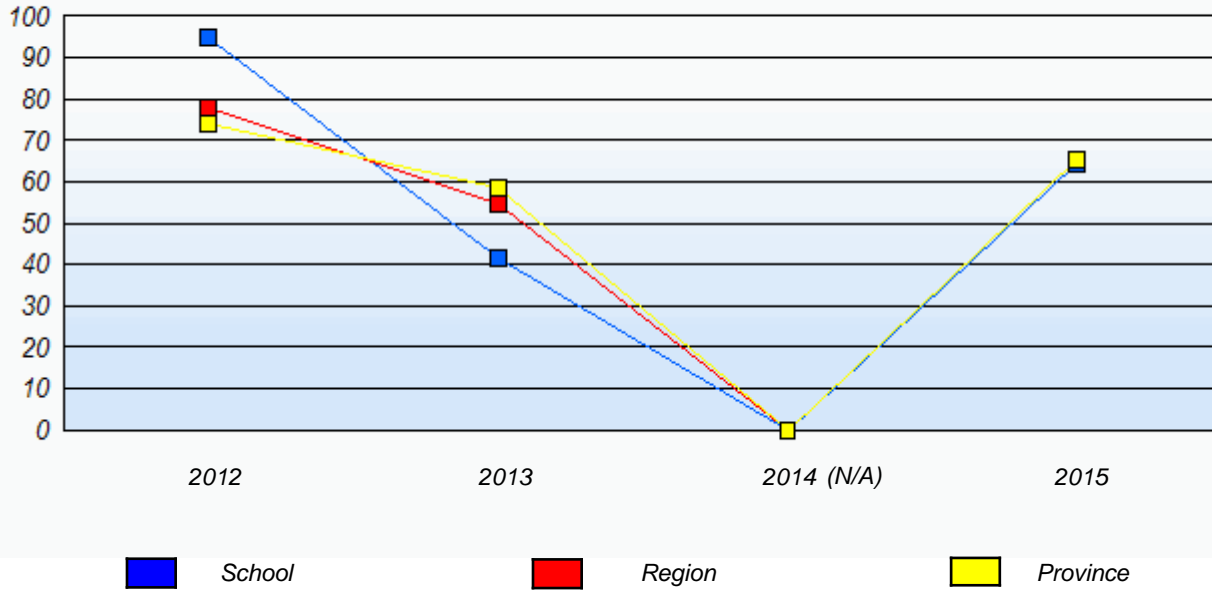
\* In some cases, Provincial Assessment numbers may exceed AGR numbers based on late enrolments. Pie chart is based on the number of students who wrote the Provincial Assessment.

\* Mushuau Innu Natuashish School and Sheshatshiu Innu School are excluded from region and provincial results.

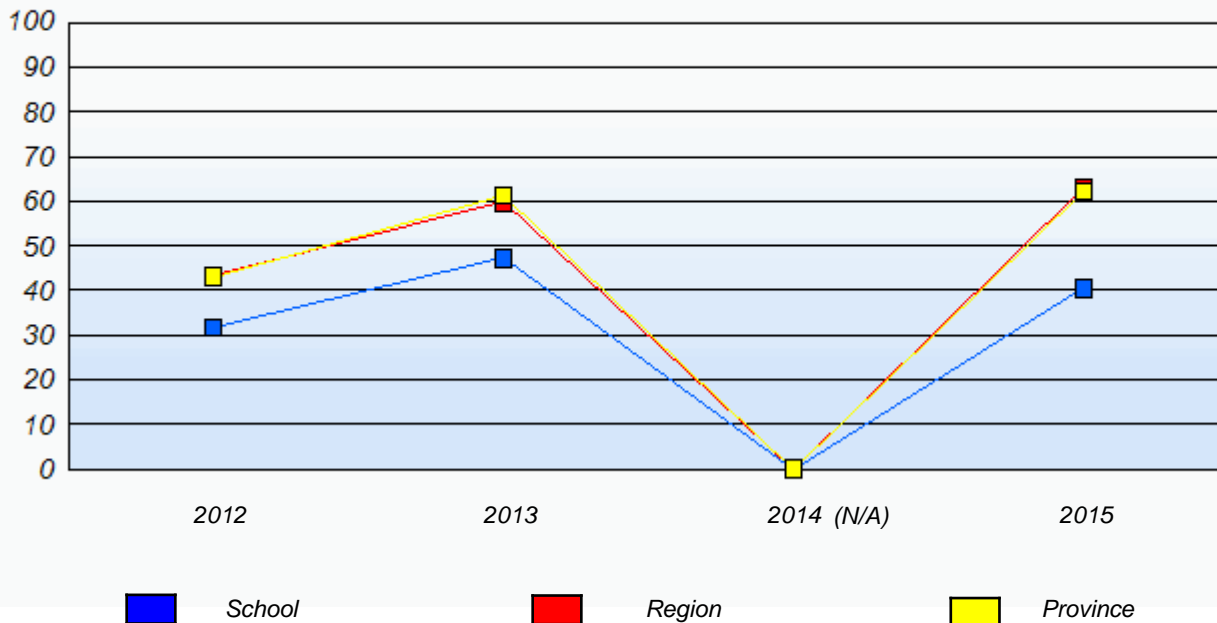
NLESD - Western Region

School #: 488      French Shore Academy

**Demand Writing**  
Percentage of students meeting/exceeding (2012 - 2015)



**Reading**  
Percentage of students meeting/exceeding (2012 - 2015)



\* In some cases, Provincial Assessment numbers may exceed AGR numbers based on late enrolments. Pie chart is based on the number of students who wrote the Provincial Assessment.

\* Mushuau Innu Natuashish School and Sheshatshiu Innu School are excluded from region and provincial results.

NLESD - Western Region

School #: 953      White Hills Academy

***Demand Writing***

***School***

***Region***

***Province***

*Creative Writing*

*Persuasive Writing*

*Creative Writing*

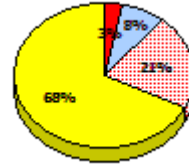
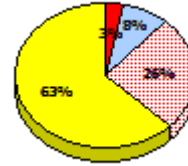
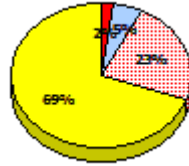
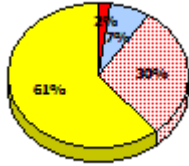
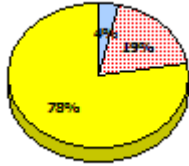
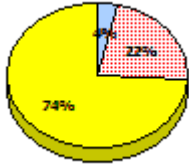
*Persuasive Writing*

*Creative Writing*

*Persuasive Writing*

**2015**

Apr 30,  
2015 (27)



**2014**

N/A

**2013**

Apr 30,  
2013 (0)

**2012**

AGR (0)



\* In some cases, Provincial Assessment numbers may exceed AGR numbers based on late enrolments. Pie chart is based on the number of students who wrote the Provincial Assessment.

\* Mushuau Innu Natuashish School and Sheshatshiu Innu School are excluded from region and provincial results.

NLESD - Western Region

School #: 953      White Hills Academy

**Reading**

**School**

**Region**

**Province**

*Non - Fiction*

*Fiction*

*Non - Fiction*

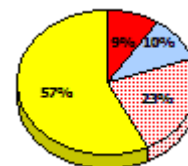
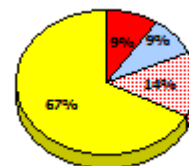
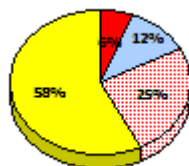
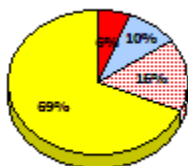
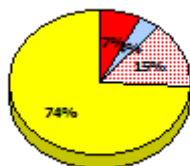
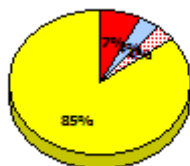
*Fiction*

*Non - Fiction*

*Fiction*

**2015**

Apr 30,  
2015 (27)



**2014**

N/A

**2013**

Apr 30,  
2013 (0)

**2012**

AGR (0)



\* In some cases, Provincial Assessment numbers may exceed AGR numbers based on late enrolments. Pie chart is based on the number of students who wrote the Provincial Assessment.

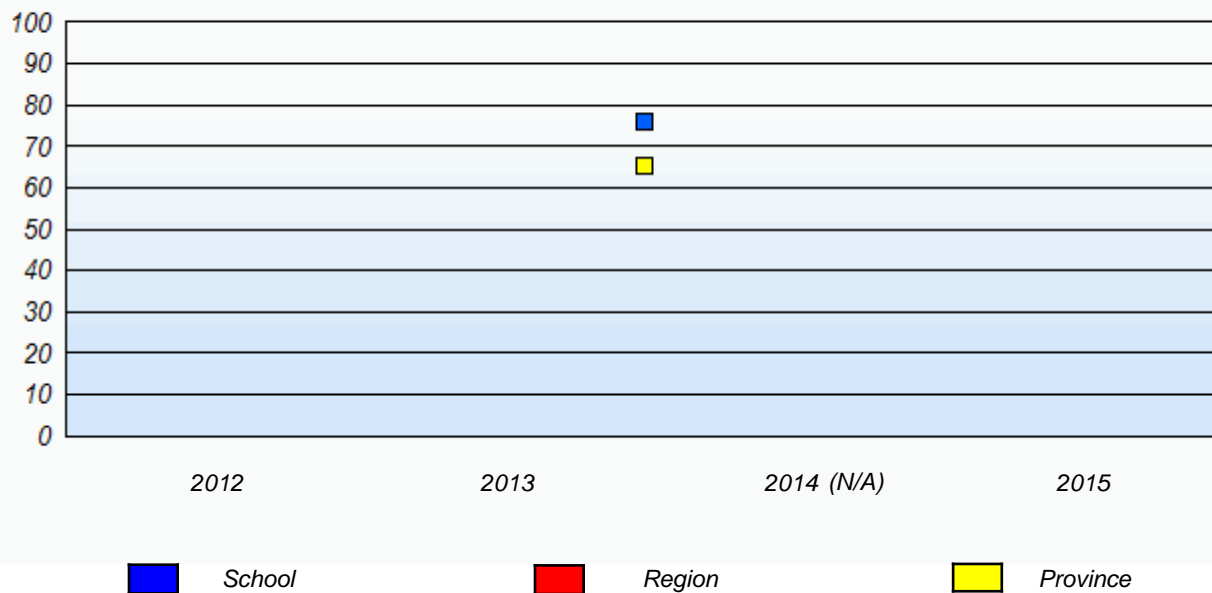
\* Mushuau Innu Natuashish School and Sheshatshiu Innu School are excluded from region and provincial results.

NLESD - Western Region

School #: 953      White Hills Academy

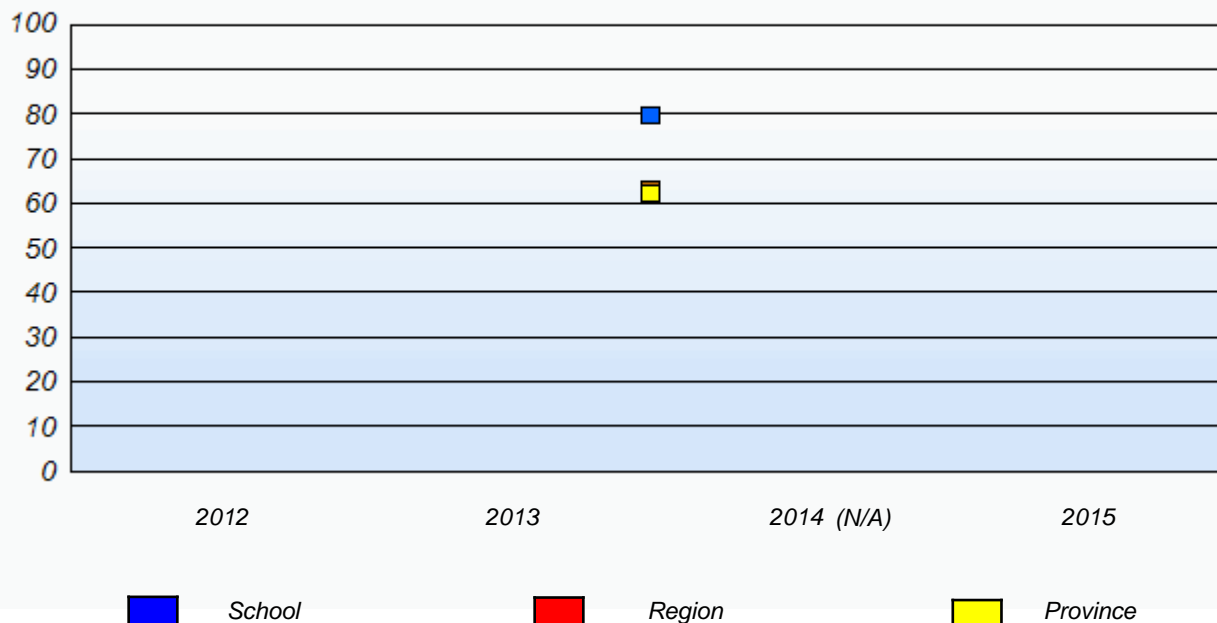
**Demand Writing**

*Percentage of students meeting/exceeding (2012 - 2015)*



**Reading**

*Percentage of students meeting/exceeding (2012 - 2015)*



\* In some cases, Provincial Assessment numbers may exceed AGR numbers based on late enrolments. Pie chart is based on the number of students who wrote the Provincial Assessment.

\* Mushuau Innu Natuashish School and Sheshatshiu Innu School are excluded from region and provincial results.