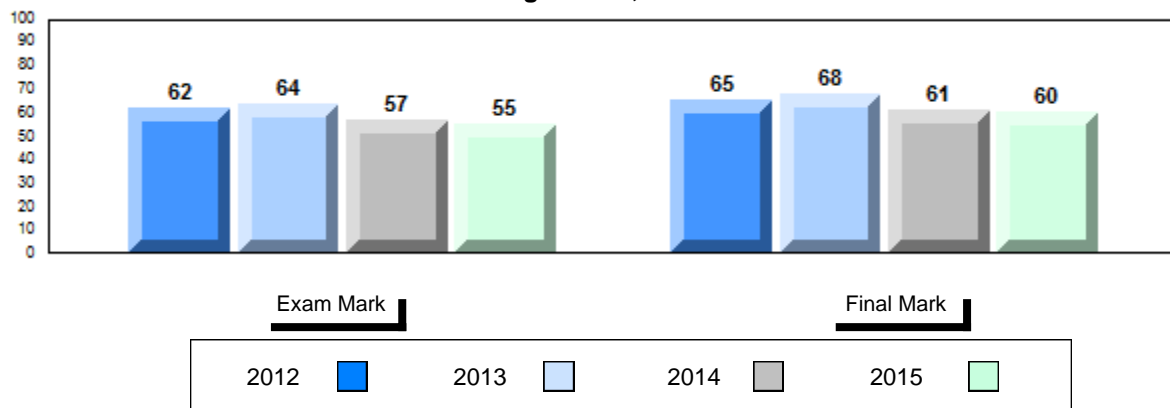
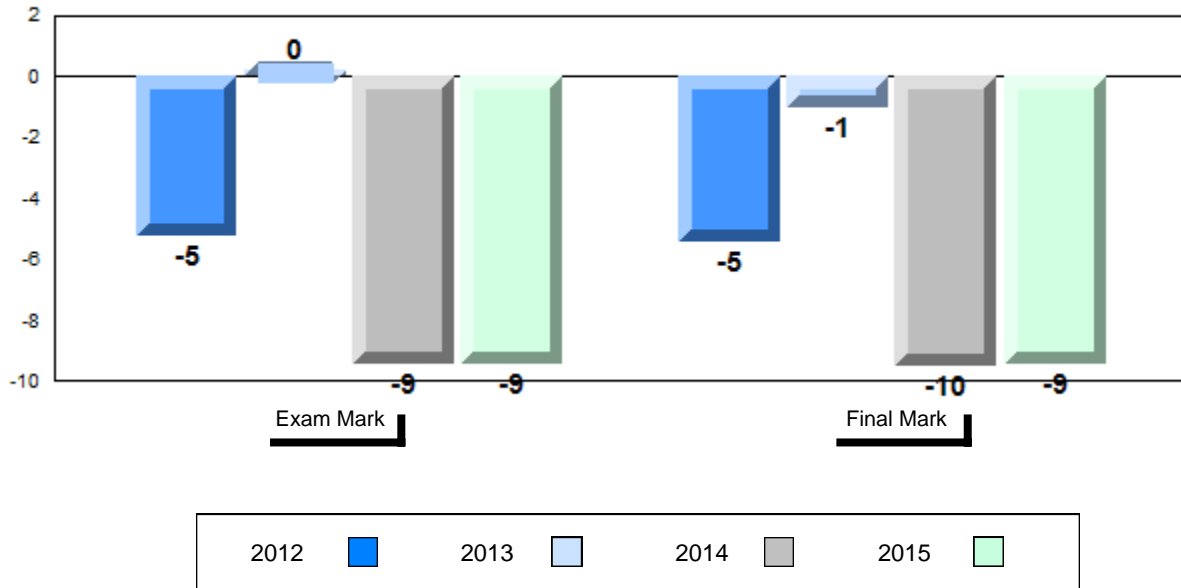


Number of Students		16	Public Exam Mark			Final Mark														
			School vs Region	School vs Province	School vs Region	School vs Province														
World History 3201	School	55.0	q	q	60.2	q														
	Region	60.9																		
	Province	64.4																		
<u>Subtest</u>	School	62.6	q	q																
	Region	65.3																		
	Province	67.9																		
WWI	School	52.0	q	q																
	Region	55.9																		
	Province	58.9																		
Challenges and Changes	School	54.2	q	q																
	Region	59.4																		
	Province	62.0																		
International Tensions (1930's and WWII)	School	41.5	q	q																
	Region	49.7																		
	Province	53.4																		
Cold War	School	36.3	q	q																
	Region	51.4																		
	Province	61.6																		
Regional Developments in Post WWII (5.1)	School	28.6	p	q																
	Region	28.6																		
	Province	47.1																		
Regional Developments in Post WWII (5.2)	School	39.3	q	q																
	Region	48.8																		
	Province	53.7																		

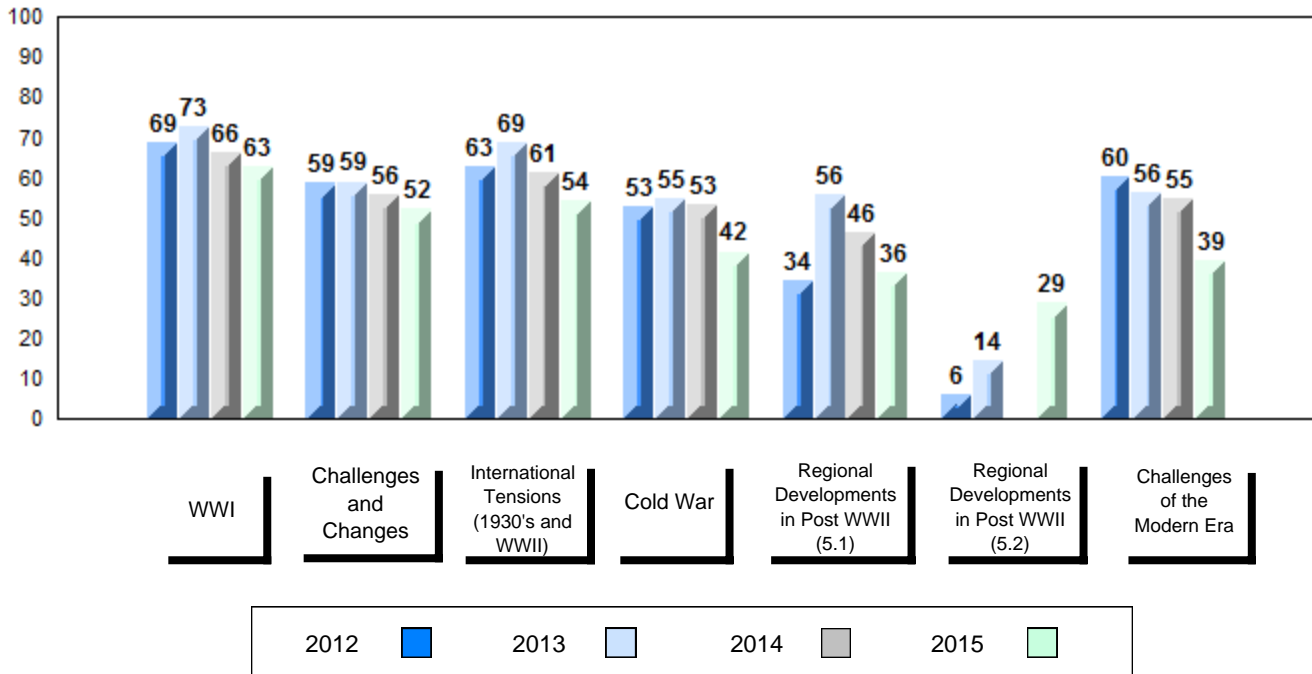
Average Score, 2012-2015



Difference from Provincial Mean, 2012-2015

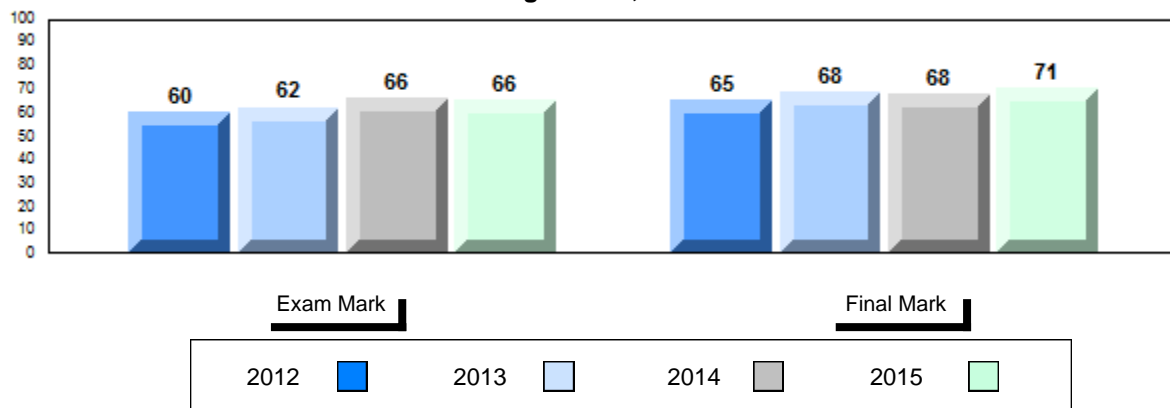


4 Year Public Exam (Subtest) Mark Trend 2012-2015


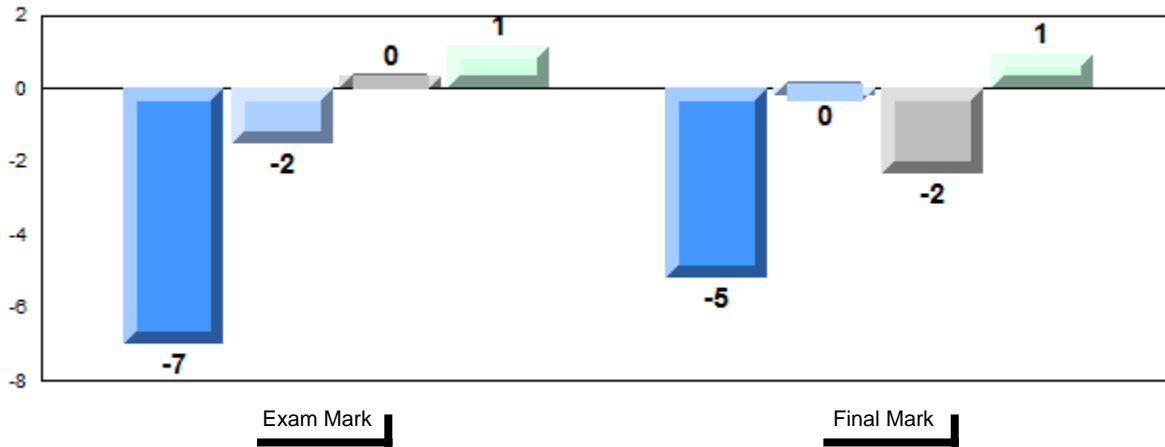


Number of Students		20	Public Exam Mark			Final Mark		
			School vs Region	School vs Province	School vs Region	School vs Province		
World History 3201	School	65.6	P	P	70.6	P	P	
	Region	60.9			66.0			
	Province	64.4			69.7			
<u>Subtest</u>								
WWI	School	67.4	P	Q				
	Region	65.3						
	Province	67.9						
Challenges and Changes	School	58.9	P	P				
	Region	55.9						
	Province	58.9						
International Tensions (1930's and WWII)	School	63.5	P	P				
	Region	59.4						
	Province	62.0						
Cold War	School	56.3	P	P				
	Region	49.7						
	Province	53.4						
Regional Developments in Post WWII (5.1)	School	60.9	P	Q				
	Region	51.4						
	Province	61.6						
Regional Developments in Post WWII (5.2)	School							
	Region	28.6						
	Province	47.1						
Challenges of the Modern Era	School	56.4	P	P				
	Region	48.8						
	Province	53.7						

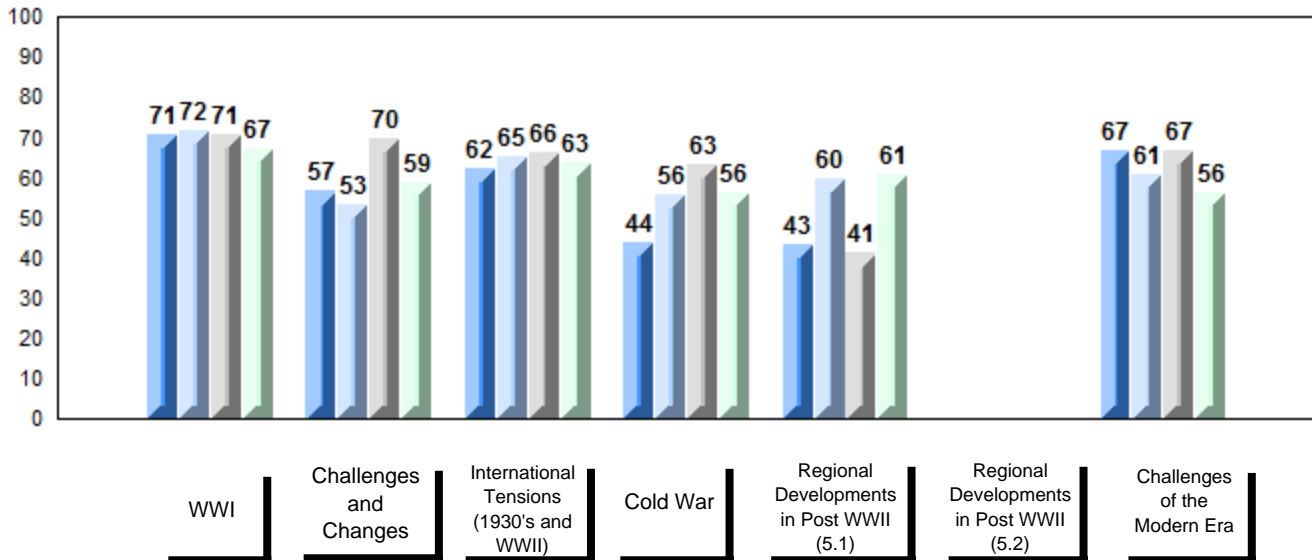
Average Score, 2012-2015



Difference from Provincial Mean, 2012-2015



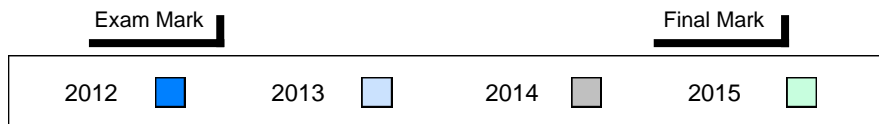
4 Year Public Exam (Subtest) Mark Trend 2012-2015



		Public Exam Mark	School vs Region	School vs Province	Final Mark	School vs Region	School vs Province
Number of Students	2						
World History 3201	School Region Province	<i>School data with 5 or fewer students withheld for reasons of confidentiality.</i>			<i>School data with 5 or fewer students withheld for reasons of confidentiality.</i>		
<u>Subtest</u>							
WWI	School Region Province						
Challenges and Changes	School Region Province						
International Tensions (1930's and WWII)	School Region Province						
Cold War	School Region Province						
Regional Developments in Post WWII (5.1)	School Region Province						
Regional Developments in Post WWII (5.2)	School Region Province						
Challenges of the Modern Era	School Region Province						

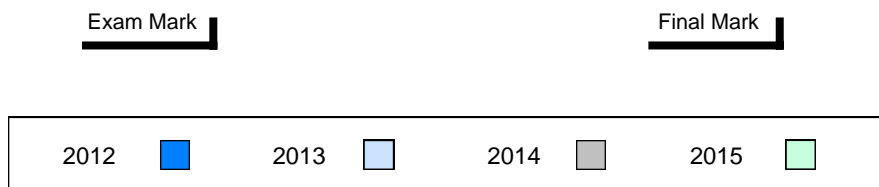
Average Score, 2012-2015

School data with 5 or fewer students withheld for reasons of confidentiality.



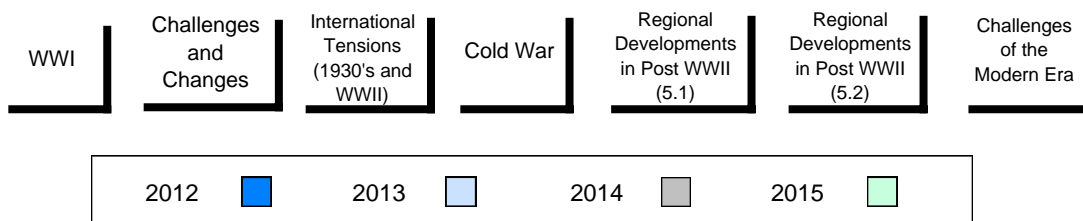
Difference from Provincial Mean, 2012-2015

School data with 5 or fewer students withheld for reasons of confidentiality.



4 Year Public Exam (Subtest) Mark Trend 2012-2015

School data with 5 or fewer students withheld for reasons of confidentiality.



Number of Students	2	Public Exam Mark	School vs Region	School vs Province	Final Mark	School vs Region	School vs Province
World History 3201	School Region Province	<p align="center"><i>School data with 5 or fewer students withheld for reasons of confidentiality.</i></p>		<p align="center"><i>School data with 5 or fewer students withheld for reasons of confidentiality.</i></p>			
<u>Subtest</u>	School Region Province						
WWI	School Region Province						
Challenges and Changes	School Region Province						
International Tensions (1930's and WWII)	School Region Province						
Cold War	School Region Province						
Regional Developments in Post WWII (5.1)	School Region Province						
Regional Developments in Post WWII (5.2)	School Region Province						
Challenges of the Modern Era	School Region Province						

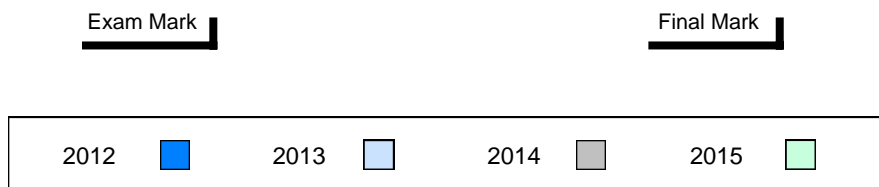
Average Score, 2012-2015

School data with 5 or fewer students withheld for reasons of confidentiality.



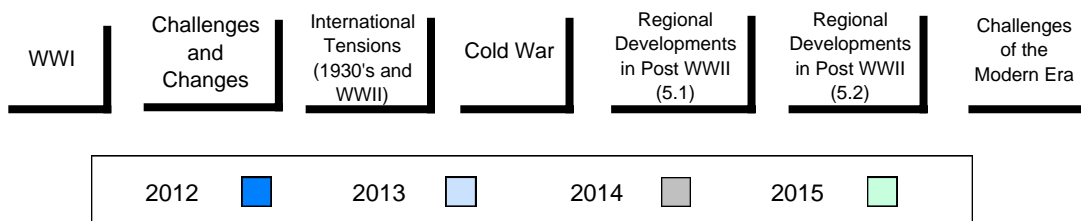
Difference from Provincial Mean, 2012-2015

School data with 5 or fewer students withheld for reasons of confidentiality.



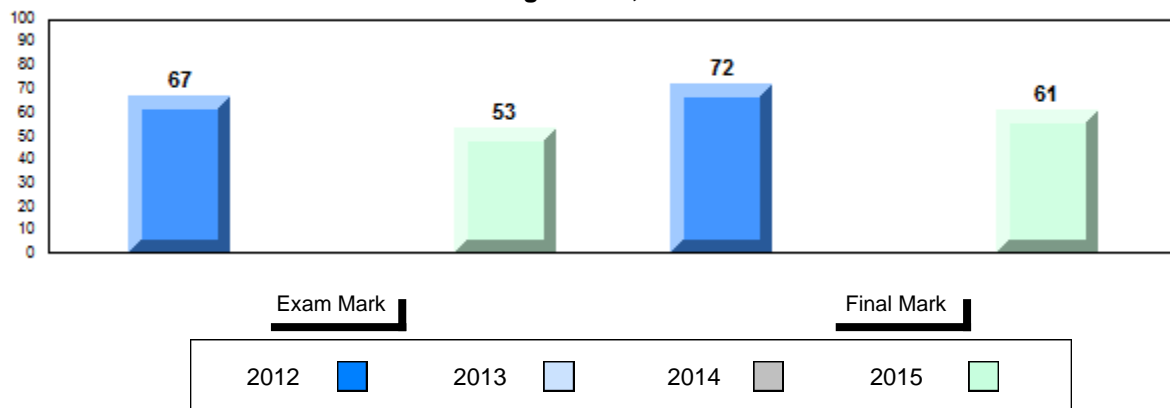
4 Year Public Exam (Subtest) Mark Trend 2012-2015

School data with 5 or fewer students withheld for reasons of confidentiality.


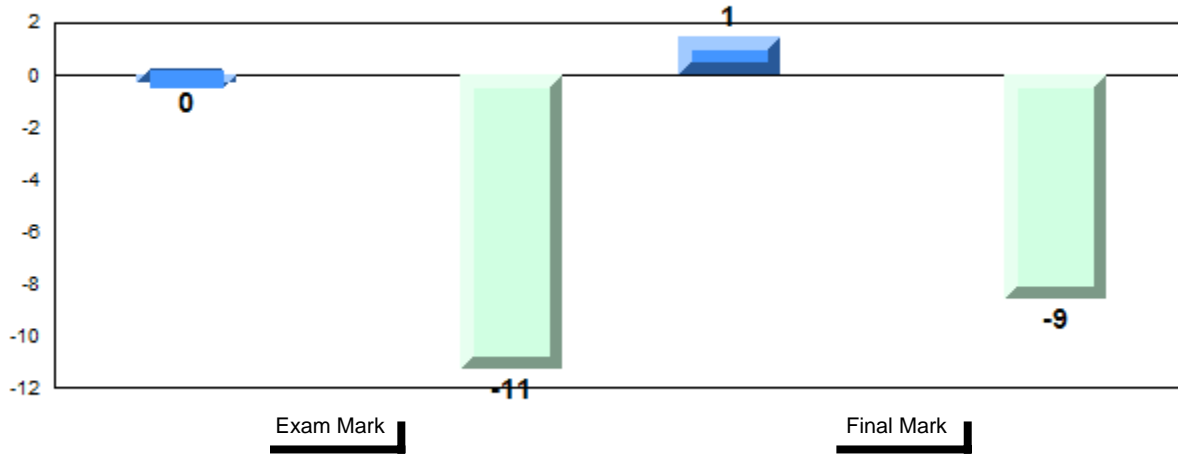


Number of Students		15	Public Exam Mark			Final Mark		
			School vs Region	School vs Province	School vs Region	School vs Province		
World History 3201	School		53.1	q	q	61.1	q	q
	Region		62.9			67.8		
	Province		64.4			69.7		
Subtest								
WWI	School		60.9	q	q			
	Region		69.9					
	Province		67.9					
Challenges and Changes	School		45.9	q	q			
	Region		54.5					
	Province		58.9					
International Tensions (1930's and WWII)	School		50.5	q	q			
	Region		58.6					
	Province		62.0					
Cold War	School		36.2	q	q			
	Region		52.8					
	Province		53.4					
Regional Developments in Post WWII (5.1)	School		46.2	q	q			
	Region		61.9					
	Province		61.6					
Regional Developments in Post WWII (5.2)	School							
	Region		47.1					
	Province							
Challenges of the Modern Era	School		51.9	q	q			
	Region		53.5					
	Province		53.7					


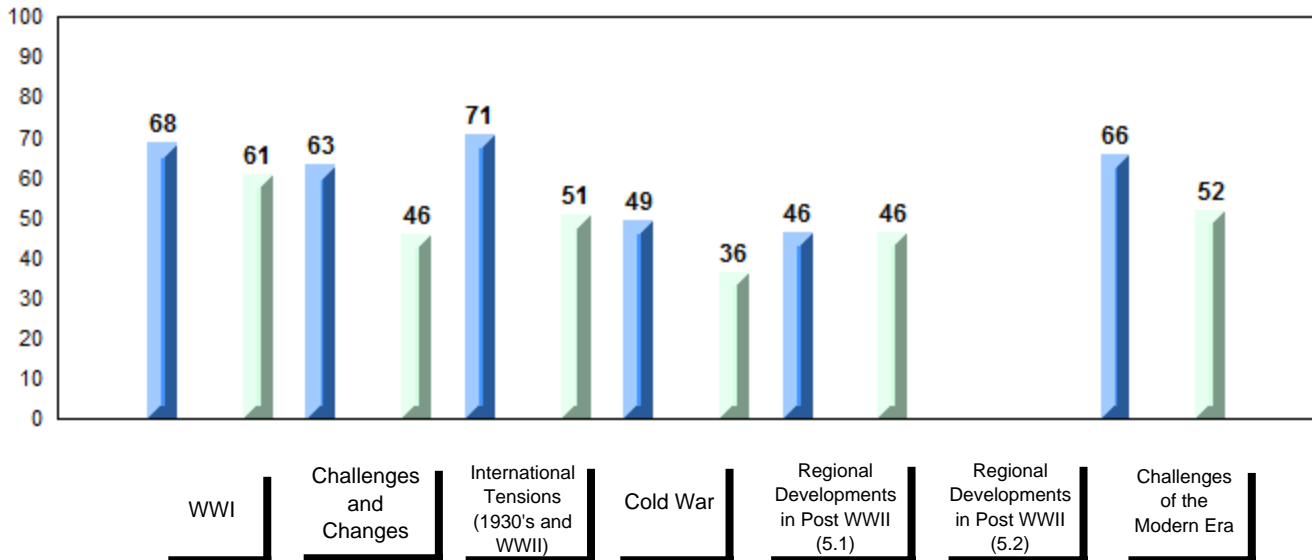
Average Score, 2012-2015



Difference from Provincial Mean, 2012-2015

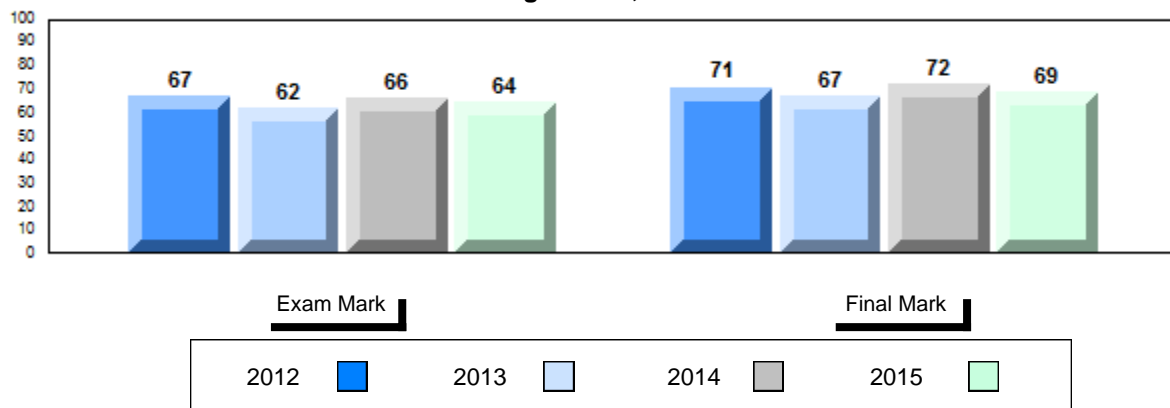


4 Year Public Exam (Subtest) Mark Trend 2012-2015


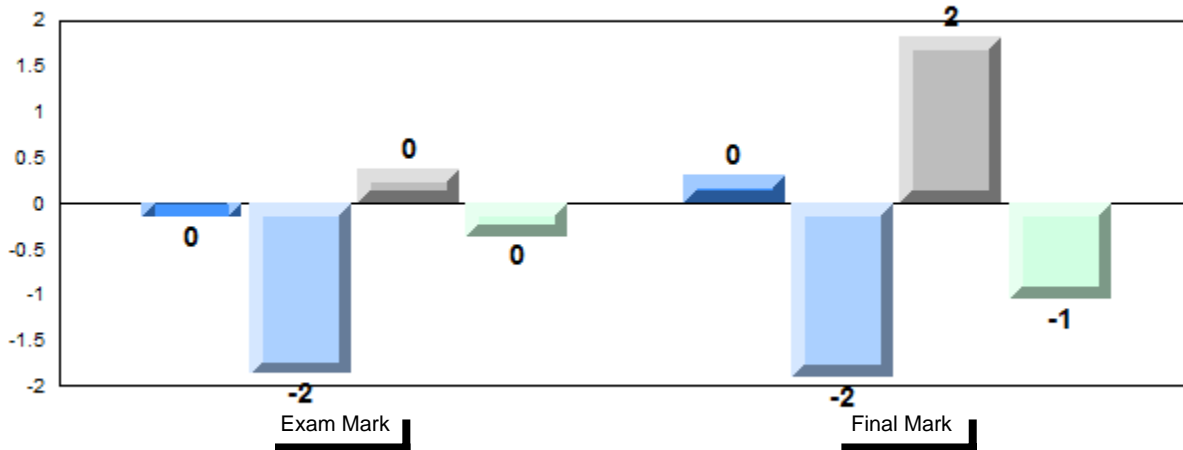


Number of Students		89	Public Exam Mark			Final Mark		
			School vs Region	School vs Province	School vs Region	School vs Province		
World History 3201	School		64.1	P	Q	68.6	P	Q
	Region		62.9			67.8		
	Province		64.4			69.7		
<u>Subtest</u>								
WWI	School		71.2	P	P			
	Region		69.9					
	Province		67.9					
Challenges and Changes	School		55.5	P	Q			
	Region		54.5					
	Province		58.9					
International Tensions (1930's and WWII)	School		59.7	P	Q			
	Region		58.6					
	Province		62.0					
Cold War	School		55.1	P	P			
	Region		52.8					
	Province		53.4					
Regional Developments in Post WWII (5.1)	School		63.5	P	P			
	Region		61.9					
	Province		61.6					
Regional Developments in Post WWII (5.2)	School							
	Region							
	Province		47.1					
Challenges of the Modern Era	School		53.1	Q	Q			
	Region		53.5					
	Province		53.7					

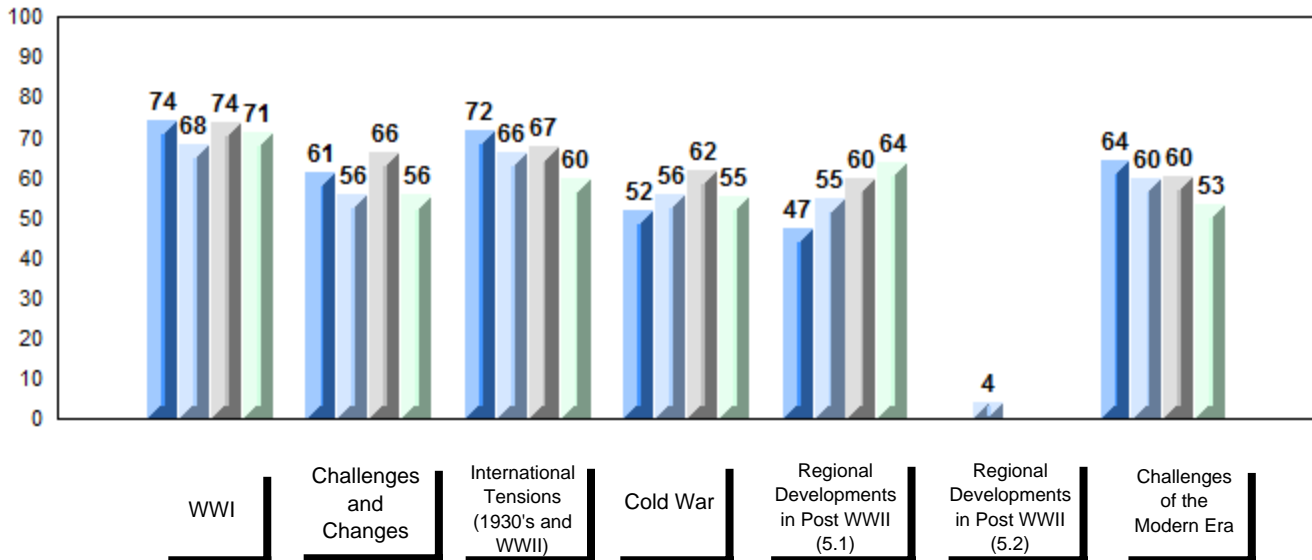
Average Score, 2012-2015



Difference from Provincial Mean, 2012-2015



4 Year Public Exam (Subtest) Mark Trend 2012-2015



		Public Exam Mark	School vs Region	School vs Province	Final Mark	School vs Region	School vs Province
Number of Students	1						
World History 3201	School Region Province	<p align="center"><i>School data with 5 or fewer students withheld for reasons of confidentiality.</i></p>		<p align="center"><i>School data with 5 or fewer students withheld for reasons of confidentiality.</i></p>			
<u>Subtest</u>	School Region Province						
WWI	School Region Province						
Challenges and Changes	School Region Province						
International Tensions (1930's and WWII)	School Region Province						
Cold War	School Region Province						
Regional Developments in Post WWII (5.1)	School Region Province						
Regional Developments in Post WWII (5.2)	School Region Province						
Challenges of the Modern Era	School Region Province						

Average Score, 2012-2015

School data with 5 or fewer students withheld for reasons of confidentiality.



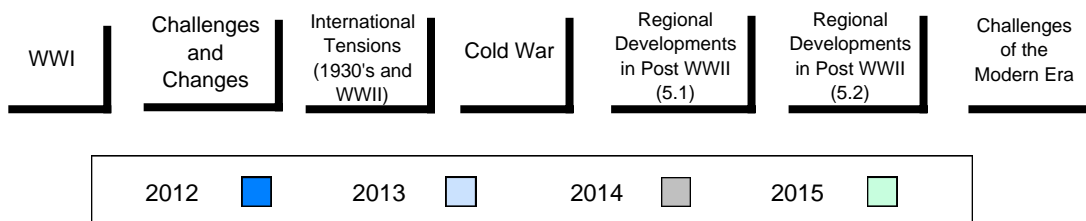
Difference from Provincial Mean, 2012-2015

School data with 5 or fewer students withheld for reasons of confidentiality.



4 Year Public Exam (Subtest) Mark Trend 2012-2015

School data with 5 or fewer students withheld for reasons of confidentiality.





**Public Exam Course Results
World History 3201
2014-15**

NLESD - Central Region

#125 - Copper Ridge Academy, Baie Verte

Grades: K-12

Number of Students

4

**Public
Exam
Mark**

School
vs
Region

School
vs
Province

**Final
Mark**

School
vs
Region

School
vs
Province

World History 3201

School
Region
Province

*School data with 5 or fewer
students withheld for reasons of
confidentiality.*

*School data with 5 or fewer
students withheld for reasons of
confidentiality.*

Subtest

WWI

School
Region
Province

**Challenges
and Changes**

School
Region
Province

**International
Tensions (1930's
and WWII)**

School
Region
Province

Cold War

School
Region
Province

**Regional
Developments
in Post WWII (5.1)**

School
Region
Province

**Regional
Developments
in Post WWII (5.2)**

School
Region
Province

**Challenges of the
Modern Era**

School
Region
Province

Average Score, 2012-2015

School data with 5 or fewer students withheld for reasons of confidentiality.

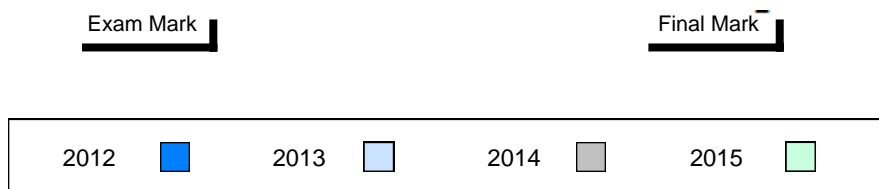
Exam Mark

Final Mark



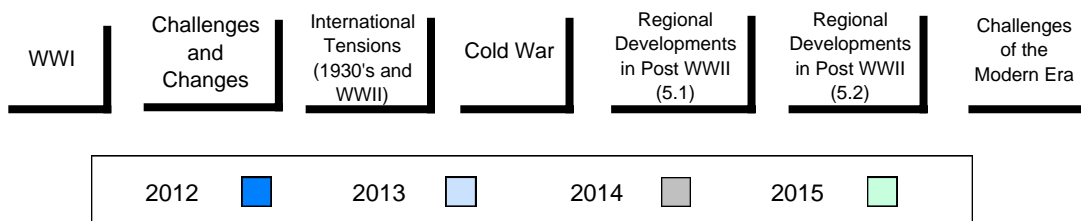
Difference from Provincial Mean, 2012-2015

School data with 5 or fewer students withheld for reasons of confidentiality.



4 Year Public Exam (Subtest) Mark Trend 2012-2015

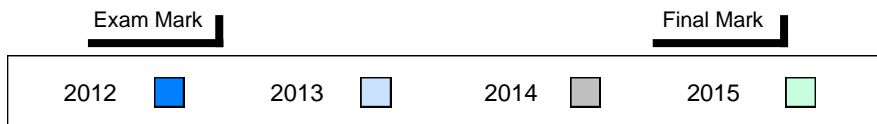
School data with 5 or fewer students withheld for reasons of confidentiality.



Number of Students	1	Public Exam Mark	School vs Region	School vs Province	Final Mark	School vs Region	School vs Province
World History 3201	School Region Province	<p align="center"><i>School data with 5 or fewer students withheld for reasons of confidentiality.</i></p>		<p align="center"><i>School data with 5 or fewer students withheld for reasons of confidentiality.</i></p>			
<u>Subtest</u>	School Region Province						
WWI	School Region Province						
Challenges and Changes	School Region Province						
International Tensions (1930's and WWII)	School Region Province						
Cold War	School Region Province						
Regional Developments in Post WWII (5.1)	School Region Province						
Regional Developments in Post WWII (5.2)	School Region Province						
Challenges of the Modern Era	School Region Province	..					

Average Score, 2012-2015

School data with 5 or fewer students withheld for reasons of confidentiality.



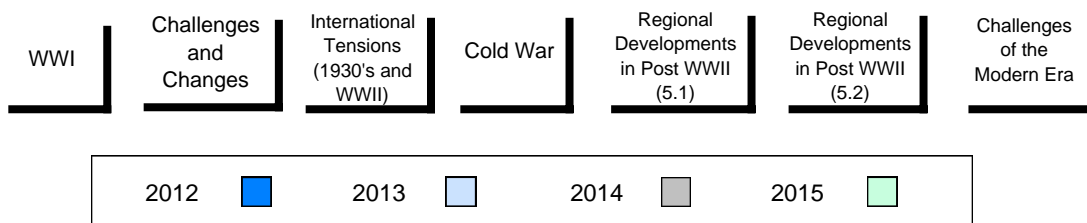
Difference from Provincial Mean, 2012-2015

School data with 5 or fewer students withheld for reasons of confidentiality.



4 Year Public Exam (Subtest) Mark Trend 2012-2015

School data with 5 or fewer students withheld for reasons of confidentiality.



Number of Students

2

Public Exam Mark

School vs Region School vs Province

Final Mark

School vs Region School vs Province

World History 3201

School
Region
Province

School data with 5 or fewer students withheld for reasons of confidentiality.

School data with 5 or fewer students withheld for reasons of confidentiality.

Subtest

WWI

School
Region
Province

Challenges and Changes

School
Region
Province

International Tensions (1930's and WWII)

School
Region
Province

Cold War

School
Region
Province

Regional Developments in Post WWII (5.1)

School
Region
Province

Regional Developments in Post WWII (5.2)

School
Region
Province

Challenges of the Modern Era

School
Region
Province

Average Score, 2012-2015

School data with 5 or fewer students withheld for reasons of confidentiality.

Exam Mark

Final Mark



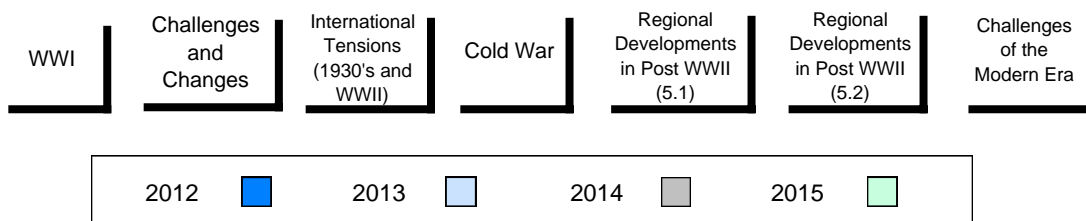
Difference from Provincial Mean, 2012-2015

School data with 5 or fewer students withheld for reasons of confidentiality.



4 Year Public Exam (Subtest) Mark Trend 2012-2015

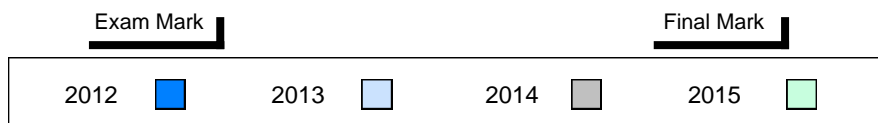
School data with 5 or fewer students withheld for reasons of confidentiality.



		Public Exam Mark	School vs Region	School vs Province	Final Mark	School vs Region	School vs Province
Number of Students	1						
World History 3201	School Region Province	<p align="center"><i>School data with 5 or fewer students withheld for reasons of confidentiality.</i></p>		<p align="center"><i>School data with 5 or fewer students withheld for reasons of confidentiality.</i></p>			
<u>Subtest</u>	School Region Province						
WWI	School Region Province						
Challenges and Changes	School Region Province						
International Tensions (1930's and WWII)	School Region Province						
Cold War	School Region Province						
Regional Developments in Post WWII (5.1)	School Region Province						
Regional Developments in Post WWII (5.2)	School Region Province						
Challenges of the Modern Era	School Region Province	..					

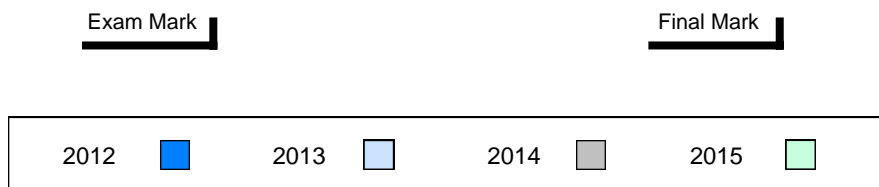
Average Score, 2012-2015

.. *School data with 5 or fewer students withheld for reasons of confidentiality.*



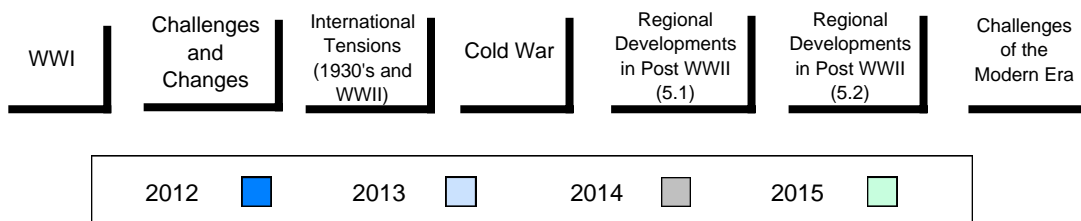
Difference from Provincial Mean, 2012-2015

School data with 5 or fewer students withheld for reasons of confidentiality.



4 Year Public Exam (Subtest) Mark Trend 2012-2015

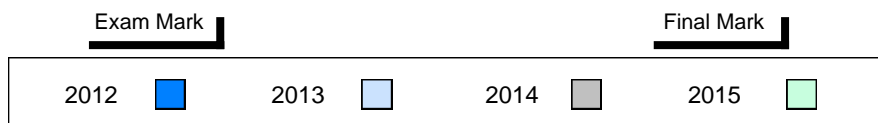
School data with 5 or fewer students withheld for reasons of confidentiality.



		Public Exam Mark	School vs Region	School vs Province	Final Mark	School vs Region	School vs Province
Number of Students	1						
World History 3201	School Region Province	<i>School data with 5 or fewer students withheld for reasons of confidentiality.</i>		<i>School data with 5 or fewer students withheld for reasons of confidentiality.</i>			
<u>Subtest</u>	School Region Province						
WWI	School Region Province						
Challenges and Changes	School Region Province						
International Tensions (1930's and WWII)	School Region Province						
Cold War	School Region Province						
Regional Developments in Post WWII (5.1)	School Region Province						
Regional Developments in Post WWII (5.2)	School Region Province						
Challenges of the Modern Era	School Region Province						

Average Score, 2012-2015

School data with 5 or fewer students withheld for reasons of confidentiality.



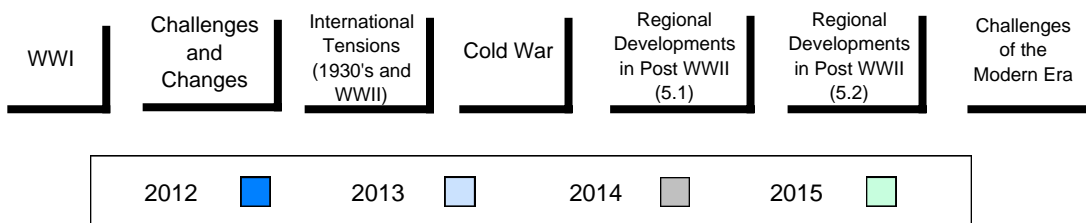
Difference from Provincial Mean, 2012-2015

School data with 5 or fewer students withheld for reasons of confidentiality.



4 Year Public Exam (Subtest) Mark Trend 2012-2015

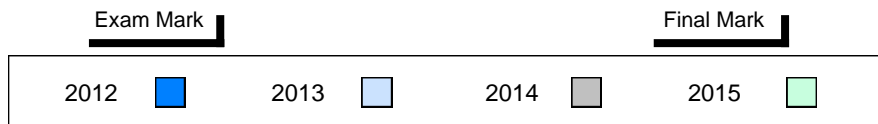
School data with 5 or fewer students withheld for reasons of confidentiality.



		Public Exam Mark	School vs Region	School vs Province	Final Mark	School vs Region	School vs Province
Number of Students	1						
World History 3201	School Region Province	<p align="center"><i>School data with 5 or fewer students withheld for reasons of confidentiality.</i></p>		<p align="center"><i>School data with 5 or fewer students withheld for reasons of confidentiality.</i></p>			
<u>Subtest</u>	School Region Province						
WWI	School Region Province						
Challenges and Changes	School Region Province						
International Tensions (1930's and WWII)	School Region Province						
Cold War	School Region Province						
Regional Developments in Post WWII (5.1)	School Region Province						
Regional Developments in Post WWII (5.2)	School Region Province						
Challenges of the Modern Era	School Region Province						

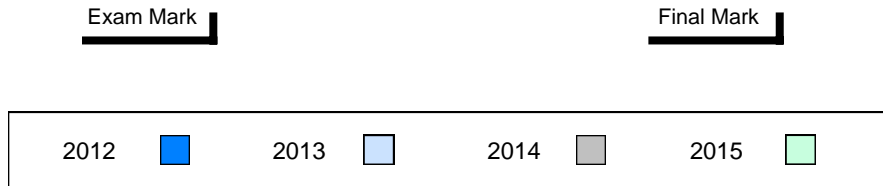
Average Score, 2012-2015

School data with 5 or fewer students withheld for reasons of confidentiality.



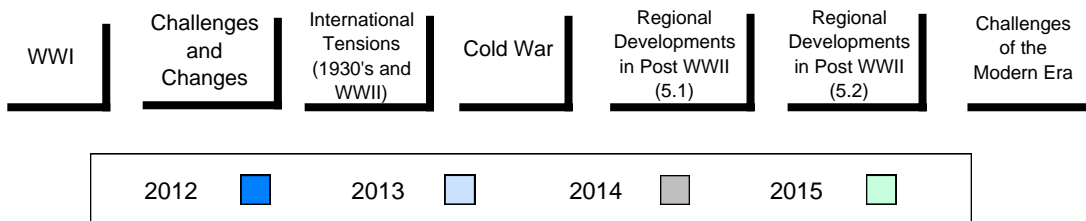
Difference from Provincial Mean, 2012-2015

School data with 5 or fewer students withheld for reasons of confidentiality.



4 Year Public Exam (Subtest) Mark Trend 2012-2015

School data with 5 or fewer students withheld for reasons of confidentiality.



NLESD - Central Region

#413 - Holy Cross School Complex, Eastport

Grades: K-12

Number of Students

2

Public Exam Mark

School vs Region

School vs Province

Final Mark

School vs Region

School vs Province

World History 3201

School
Region
Province

School data with 5 or fewer students withheld for reasons of confidentiality.

School data with 5 or fewer students withheld for reasons of confidentiality.

Subtest

WWI

School
Region
Province

Challenges and Changes

School
Region
Province

International Tensions (1930's and WWII)

School
Region
Province

Cold War

School
Region
Province

Regional Developments in Post WWII (5.1)

School
Region
Province

Regional Developments in Post WWII (5.2)

School
Region
Province

Challenges of the Modern Era

School
Region
Province

Average Score, 2012-2015

School data with 5 or fewer students withheld for reasons of confidentiality.

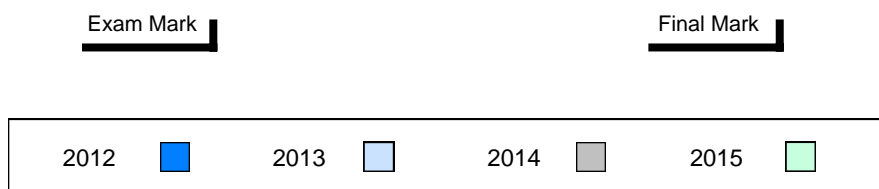
Exam Mark

Final Mark



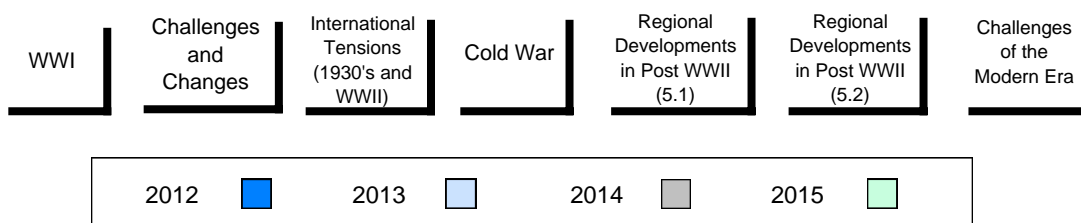
Difference from Provincial Mean, 2012-2015

School data with 5 or fewer students withheld for reasons of confidentiality.



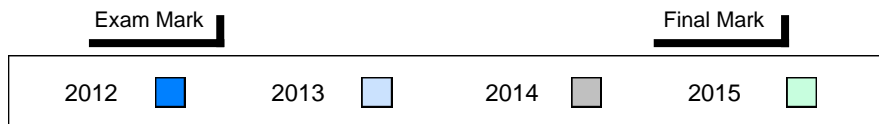
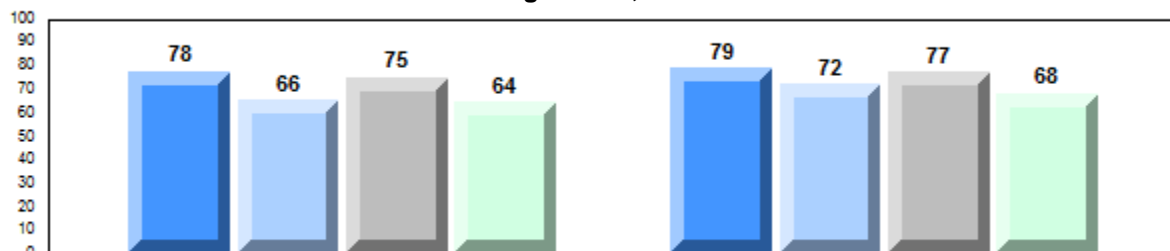
4 Year Public Exam (Subtest) Mark Trend 2012-2015

School data with 5 or fewer students withheld for reasons of confidentiality.

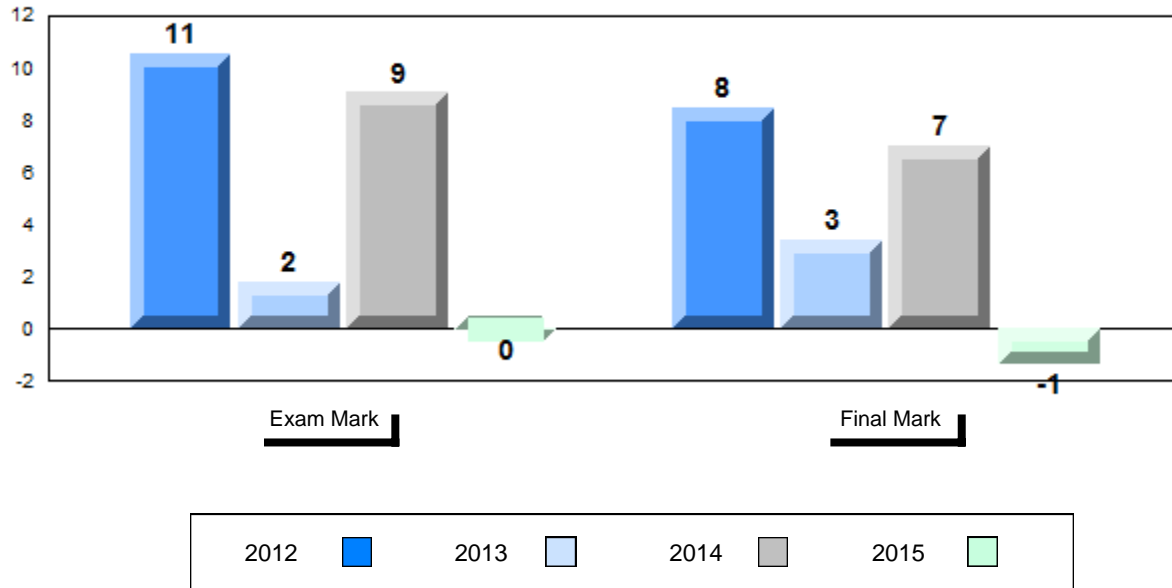


Number of Students		58	Public Exam Mark			Final Mark		
			School vs Region	School vs Province	School vs Region	School vs Province		
World History 3201	School	64.4	q	q	68.3	q	q	69.7
	Region	65.8						
	Province	64.4						
<u>Subtest</u>	School	66.2	q	q				
WWI	Region	67.6						
	Province	67.9						
	School	58.0	q	q				
Challenges and Changes	Region	60.4						
	Province	58.9						
	School	63.3	q	P				
International Tensions (1930's and WWII)	Region	64.4						
	Province	62.0						
	School	55.9	P	P				
Cold War	Region	55.6						
	Province	53.4						
	School	58.3	q	q				
Regional Developments in Post WWII (5.1)	Region	62.2						
	Province	61.6						
	School	28.6	q	q				
Regional Developments in Post WWII (5.2)	Region	50.0						
	Province	47.1						
	School	55.7	P	P				
Challenges of the Modern Era	Region	53.1						
	Province	53.7						

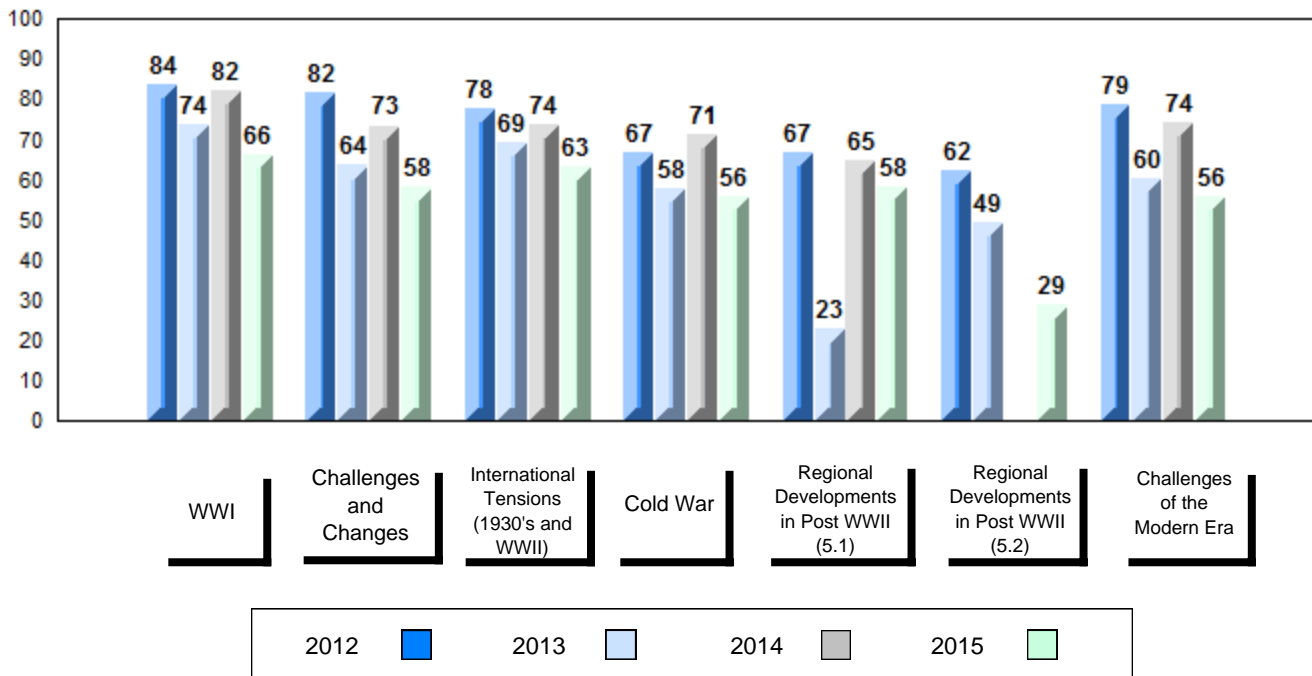
Average Score, 2012-2015



Difference from Provincial Mean, 2012-2015

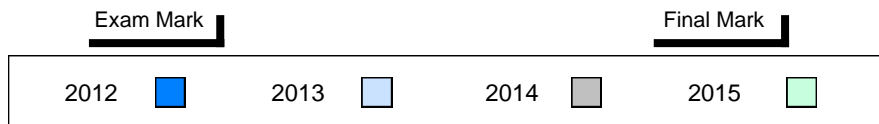
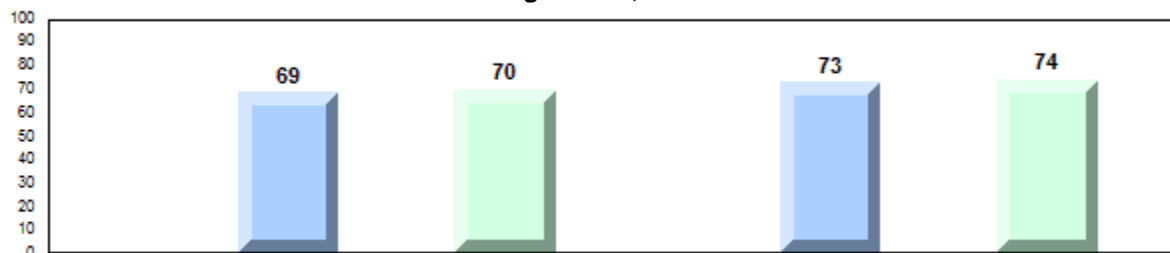


4 Year Public Exam (Subtest) Mark Trend 2012-2015

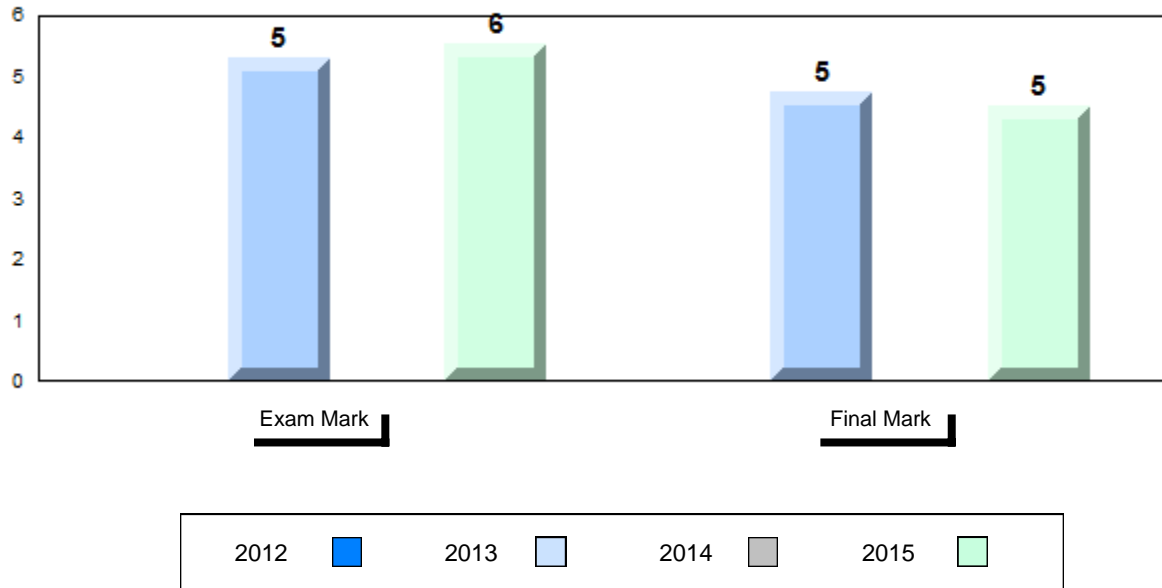


Number of Students		22						
		Public Exam Mark	School vs Region	School vs Province	Final Mark	School vs Region	School vs Province	
World History 3201	School	70.0	P	P	74.2	P	P	
	Region	65.8						
	Province	64.4						
<u>Subtest</u>								
WWI	School	68.8	P	P	69.7			
	Region	67.6						
	Province	67.9						
Challenges and Changes	School	66.4	P	P				
	Region	60.4						
	Province	58.9						
International Tensions (1930's and WWII)	School	72.0	P	P				
	Region	64.4						
	Province	62.0						
Cold War	School	56.5	P	P				
	Region	55.6						
	Province	53.4						
Regional Developments in Post WWII (5.1)	School	68.2	P	P				
	Region	62.2						
	Province	61.6						
Regional Developments in Post WWII (5.2)	School	50.0						
	Region	50.0						
	Province	47.1						
Challenges of the Modern Era	School	45.1	Q	Q				
	Region	53.1						
	Province	53.7						

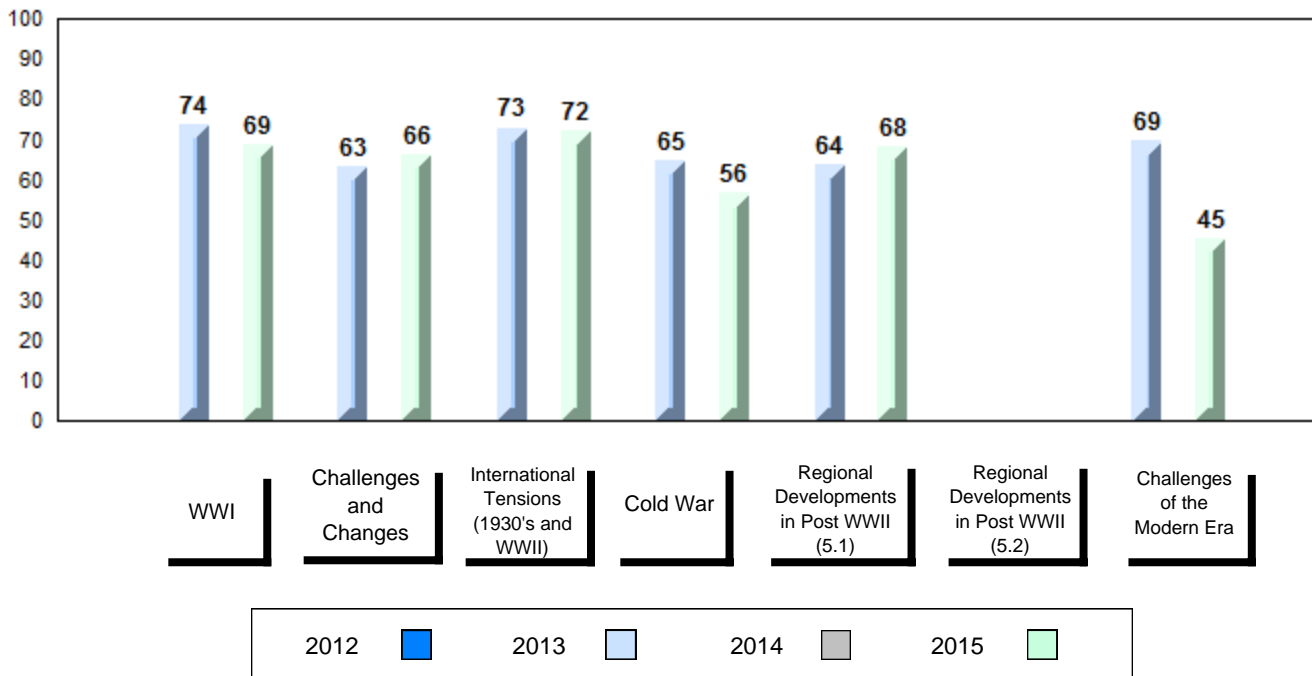
Average Score, 2012-2015



Difference from Provincial Mean, 2012-2015



4 Year Public Exam (Subtest) Mark Trend 2012-2015



Number of Students 4

Public Exam Mark	School vs Region	School vs Province
-------------------------	------------------	--------------------

Final Mark	School vs Region	School vs Province
-------------------	------------------	--------------------

World History 3201

School
Region
Province

School data with 5 or fewer students withheld for reasons of confidentiality.

School data with 5 or fewer students withheld for reasons of confidentiality.

Subtest

WWI

School
Region
Province

Challenges and Changes

School
Region
Province

International Tensions (1930's and WWII)

School
Region
Province

Cold War

School
Region
Province

Regional Developments in Post WWII (5.1)

School
Region
Province

Regional Developments in Post WWII (5.2)

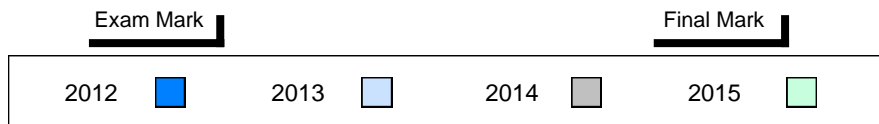
School
Region
Province

Challenges of the Modern Era

School
Region
Province

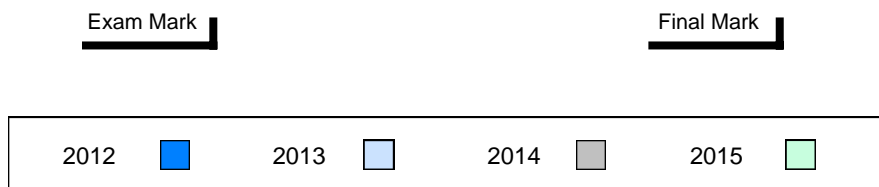
Average Score, 2012-2015

School data with 5 or fewer students withheld for reasons of confidentiality.



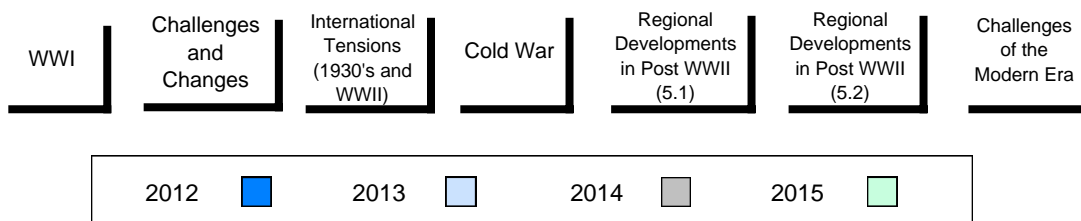
Difference from Provincial Mean, 2012-2015

School data with 5 or fewer students withheld for reasons of confidentiality.



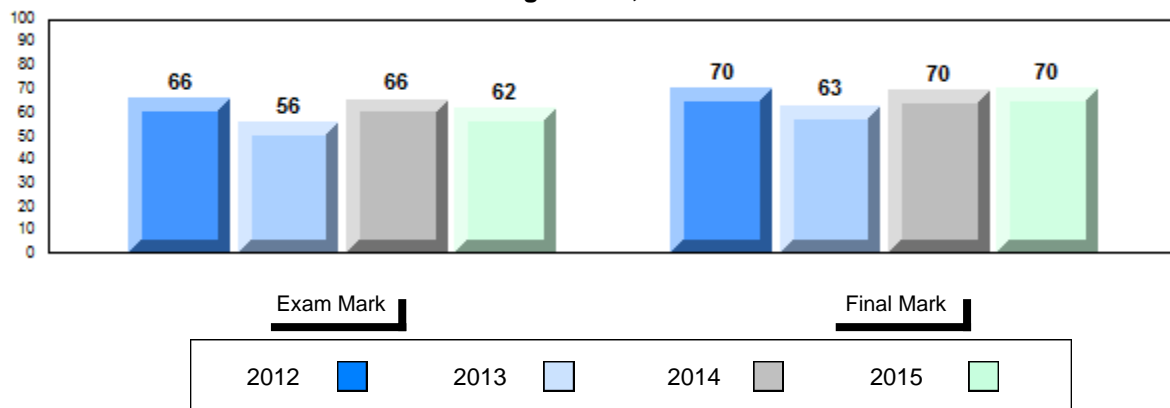
4 Year Public Exam (Subtest) Mark Trend 2012-2015

School data with 5 or fewer students withheld for reasons of confidentiality.


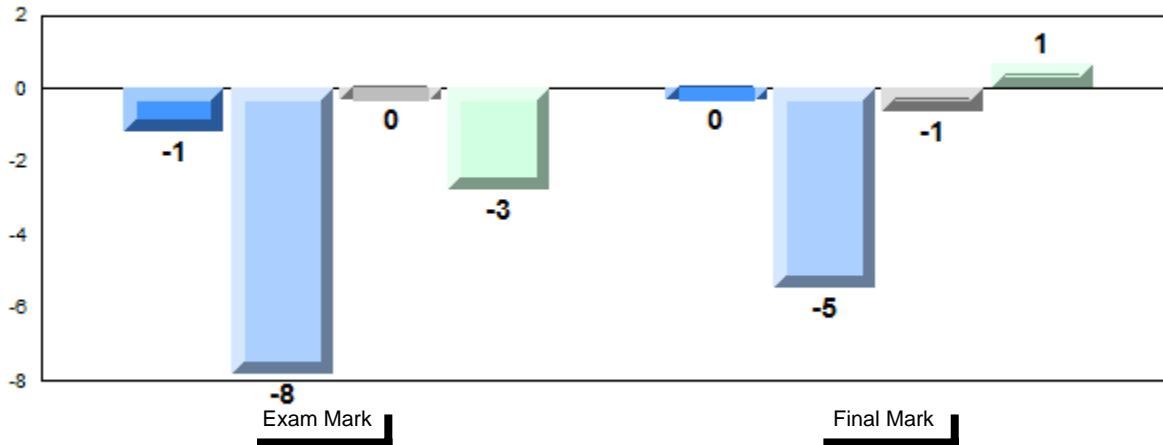


Number of Students		12						
		Public Exam Mark	School vs Region	School vs Province	Final Mark	School vs Region	School vs Province	
World History 3201	School	61.7	q	q	70.3	p	p	
	Region	65.8						
	Province	64.4						
<u>Subtest</u>								
WWI	School	67.6	q	q	69.7			
	Region	67.6						
	Province	67.9						
Challenges and Changes	School	60.0	q	p				
	Region	60.4						
	Province	58.9						
International Tensions (1930's and WWII)	School	55.9	q	q				
	Region	64.4						
	Province	62.0						
Cold War	School	50.0	q	q				
	Region	55.6						
	Province	53.4						
Regional Developments in Post WWII (5.1)	School							
	Region	62.2						
	Province	61.6						
Regional Developments in Post WWII (5.2)	School	61.9	p	p				
	Region	50.0						
	Province	47.1						
Challenges of the Modern Era	School	47.0	q	q				
	Region	53.1						
	Province	53.7						

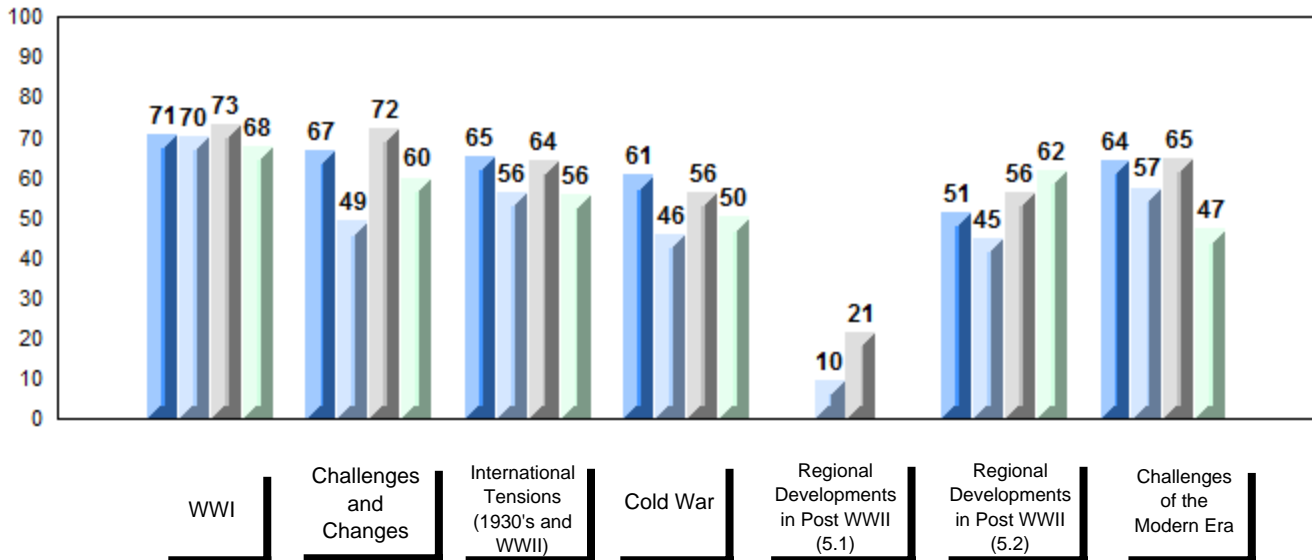
Average Score, 2012-2015



Difference from Provincial Mean, 2012-2015



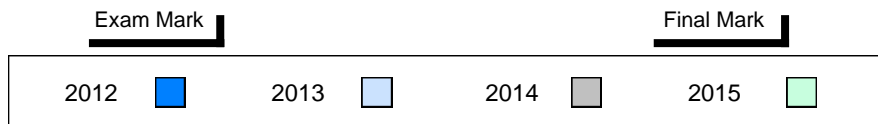
4 Year Public Exam (Subtest) Mark Trend 2012-2015



		Public Exam Mark	School vs Region	School vs Province	Final Mark	School vs Region	School vs Province
Number of Students	2						
World History 3201	School Region Province	<p align="center"><i>School data with 5 or fewer students withheld for reasons of confidentiality.</i></p>		<p align="center"><i>School data with 5 or fewer students withheld for reasons of confidentiality.</i></p>			
<u>Subtest</u>	School Region Province						
WWI	School Region Province						
Challenges and Changes	School Region Province						
International Tensions (1930's and WWII)	School Region Province						
Cold War	School Region Province						
Regional Developments in Post WWII (5.1)	School Region Province						
Regional Developments in Post WWII (5.2)	School Region Province						
Challenges of the Modern Era	School Region Province						


Average Score, 2012-2015

School data with 5 or fewer students withheld for reasons of confidentiality.



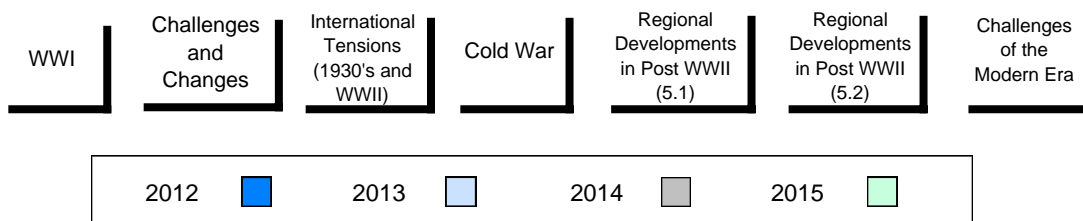
Difference from Provincial Mean, 2012-2015

School data with 5 or fewer students withheld for reasons of confidentiality.



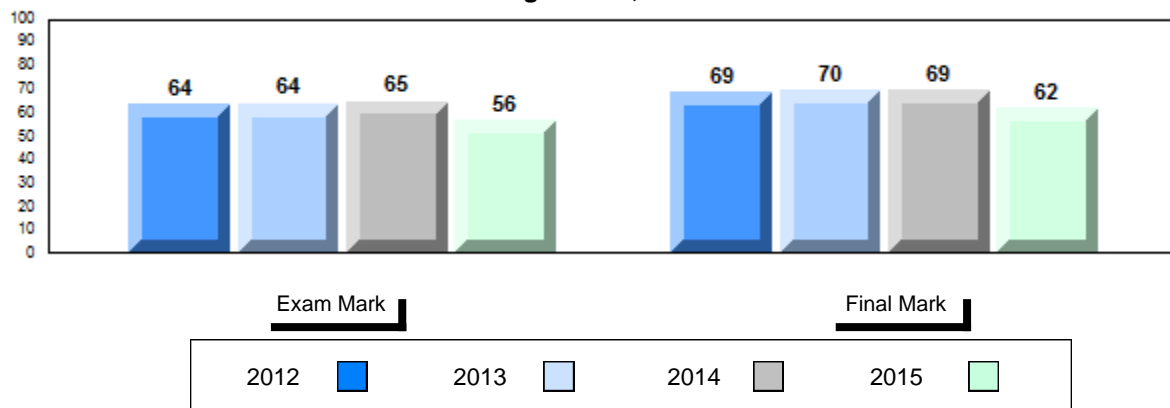
4 Year Public Exam (Subtest) Mark Trend 2012-2015

School data with 5 or fewer students withheld for reasons of confidentiality.


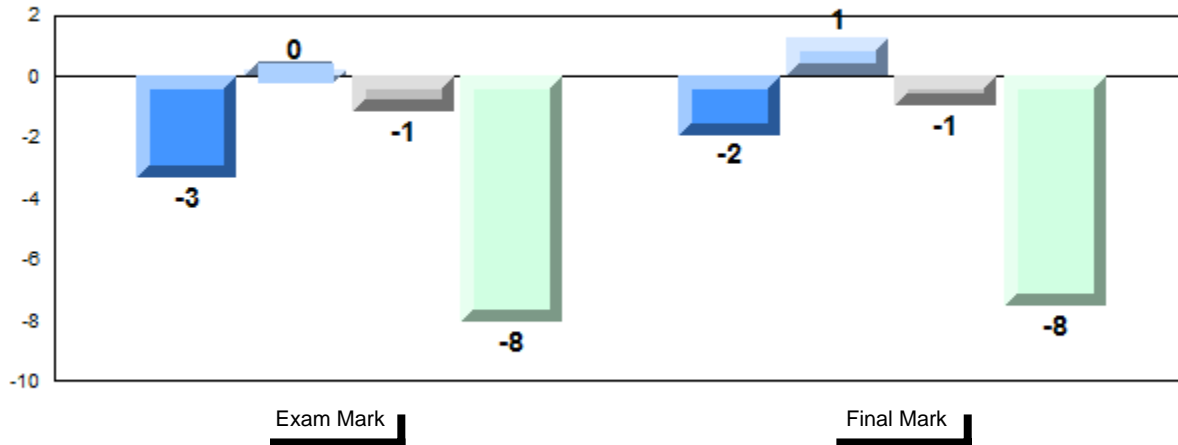


Number of Students		50	Public Exam Mark			Final Mark		
			School vs Region	School vs Province	School vs Region	School vs Province		
World History 3201	School	56.3	q	q	62.1	q		
	Region	64.3						
	Province	64.4						
<u>Subtest</u>	School	54.9	q	q	69.7			
	Region	67.4						
	Province	67.9						
WWI	School	54.7	q	q	69.7			
	Region	59.2						
	Province	58.9						
Challenges and Changes	School	53.9	q	q	69.7			
	Region	61.9						
	Province	62.0						
International Tensions (1930's and WWII)	School	45.4	q	q	69.7			
	Region	52.9						
	Province	53.4						
Cold War	School	28.6	q	q	69.7			
	Region	62.2						
	Province	61.6						
Regional Developments in Post WWII (5.1)	School	47.7	p	p	69.7			
	Region	44.6						
	Province	47.1						
Regional Developments in Post WWII (5.2)	School	53.0	q	q	69.7			
	Region	53.7						
	Province	53.7						
Challenges of the Modern Era	School	53.0	q	q	69.7			
	Region	53.7						
	Province	53.7						

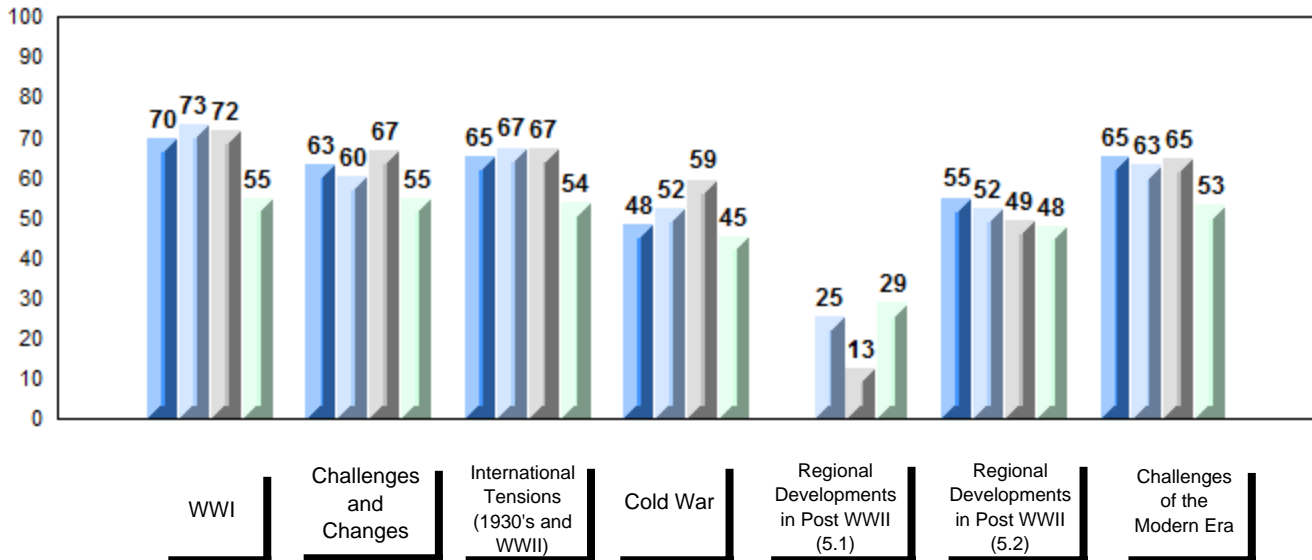
Average Score, 2012-2015



Difference from Provincial Mean, 2012-2015

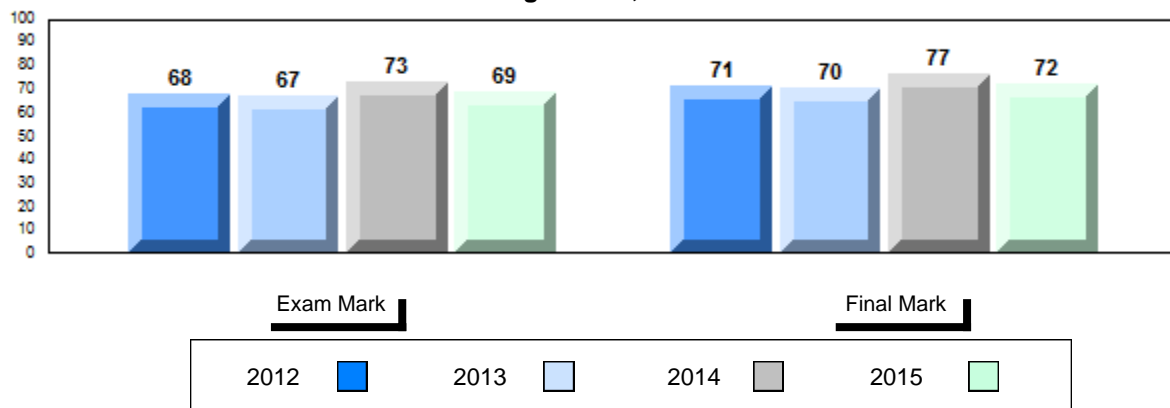


4 Year Public Exam (Subtest) Mark Trend 2012-2015

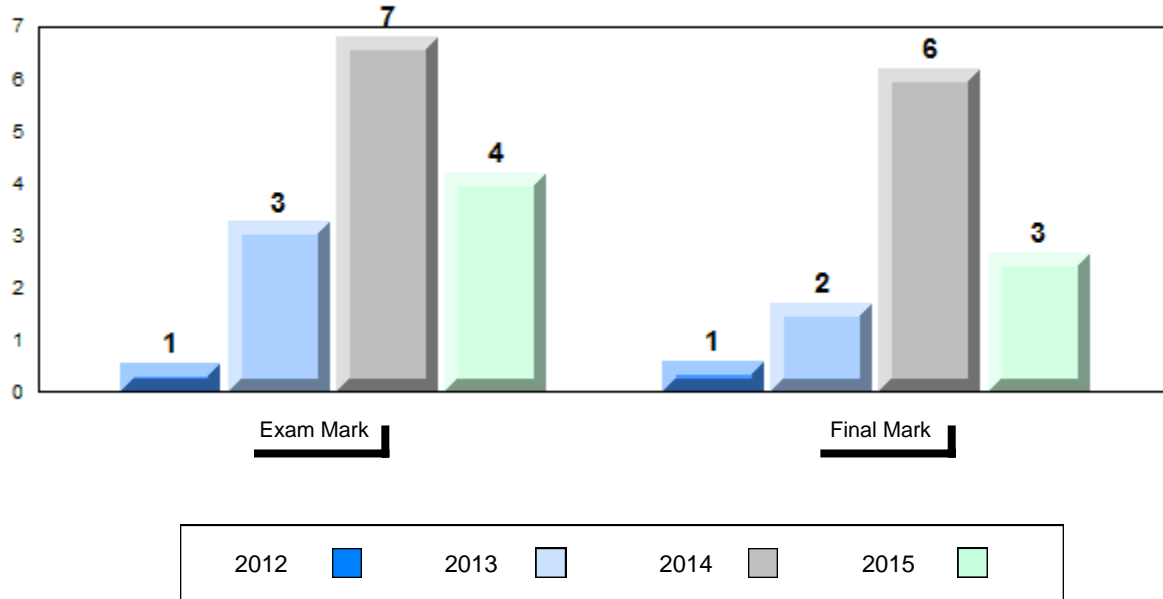


Number of Students		22	Public Exam Mark			Final Mark		
			School vs Region	School vs Province	School vs Region	School vs Province		
World History 3201	School	68.6	P	P	72.3	P		
	Region	64.3						
	Province	64.4						
<u>Subtest</u>								
WWI	School	70.9	P	P				
	Region	67.4						
	Province	67.9						
Challenges and Changes	School	63.5	P	P				
	Region	59.2						
	Province	58.9						
International Tensions (1930's and WWII)	School	68.1	P	P				
	Region	61.9						
	Province	62.0						
Cold War	School	57.6	P	P				
	Region	52.9						
	Province	53.4						
Regional Developments in Post WWII (5.1)	School	72.2	P	P				
	Region	62.2						
	Province	61.6						
Regional Developments in Post WWII (5.2)	School							
	Region	44.6						
	Province	47.1						
Challenges of the Modern Era	School	52.0	Q	Q				
	Region	53.7						
	Province	53.7						

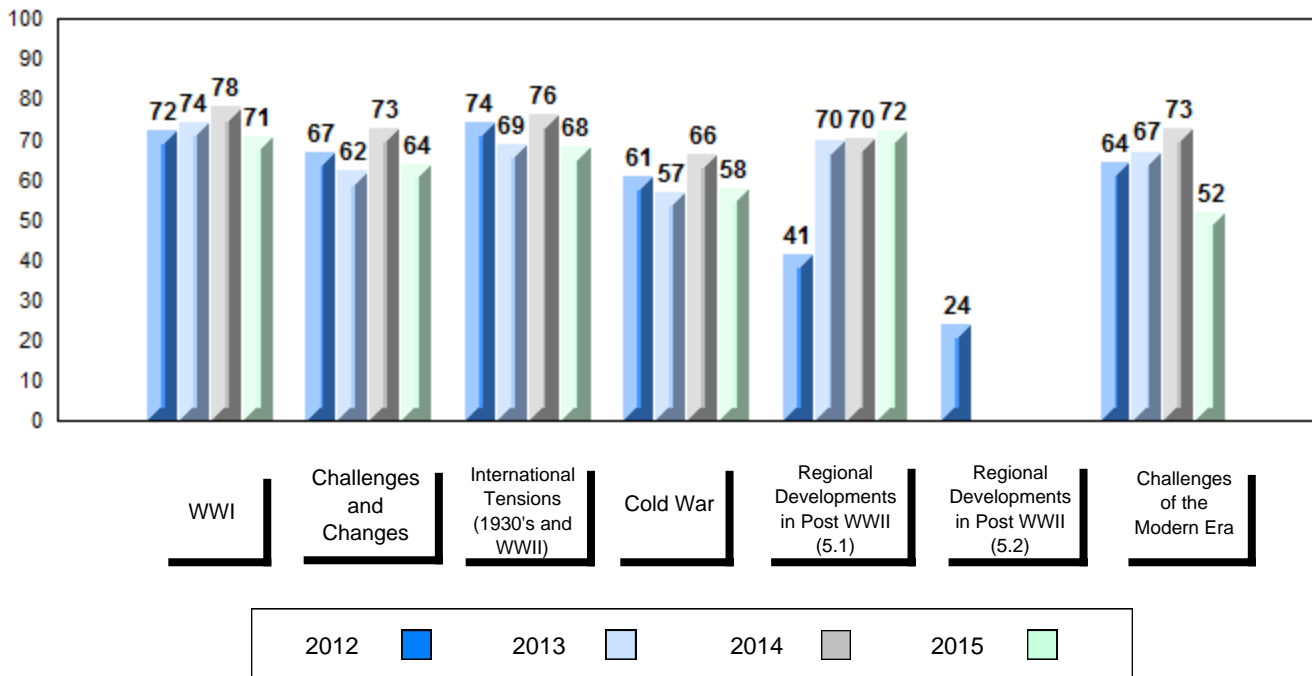
Average Score, 2012-2015



Difference from Provincial Mean, 2012-2015



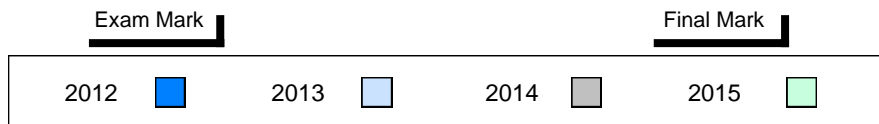
4 Year Public Exam (Subtest) Mark Trend 2012-2015



		Public Exam Mark	School vs Region	School vs Province	Final Mark	School vs Region	School vs Province
Number of Students	1						
World History 3201	School Region Province	<p align="center"><i>School data with 5 or fewer students withheld for reasons of confidentiality.</i></p>		<p align="center"><i>School data with 5 or fewer students withheld for reasons of confidentiality.</i></p>			
<u>Subtest</u>	School Region Province						
WWI	School Region Province						
Challenges and Changes	School Region Province						
International Tensions (1930's and WWII)	School Region Province						
Cold War	School Region Province						
Regional Developments in Post WWII (5.1)	School Region Province						
Regional Developments in Post WWII (5.2)	School Region Province						
Challenges of the Modern Era	School Region Province						

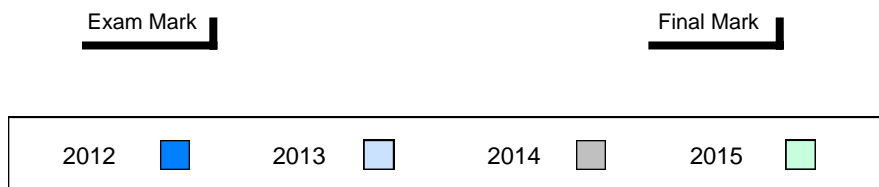
Average Score, 2012-2015

School data with 5 or fewer students withheld for reasons of confidentiality.



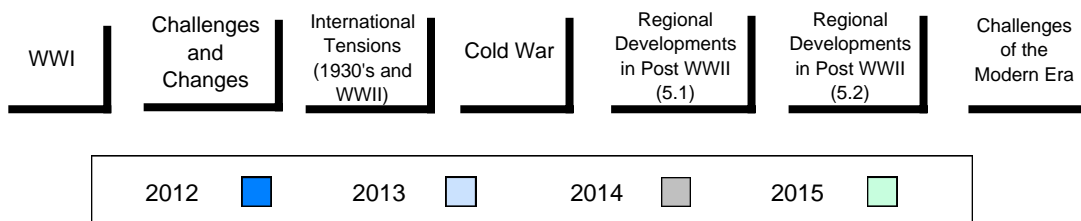
Difference from Provincial Mean, 2012-2015

School data with 5 or fewer students withheld for reasons of confidentiality.



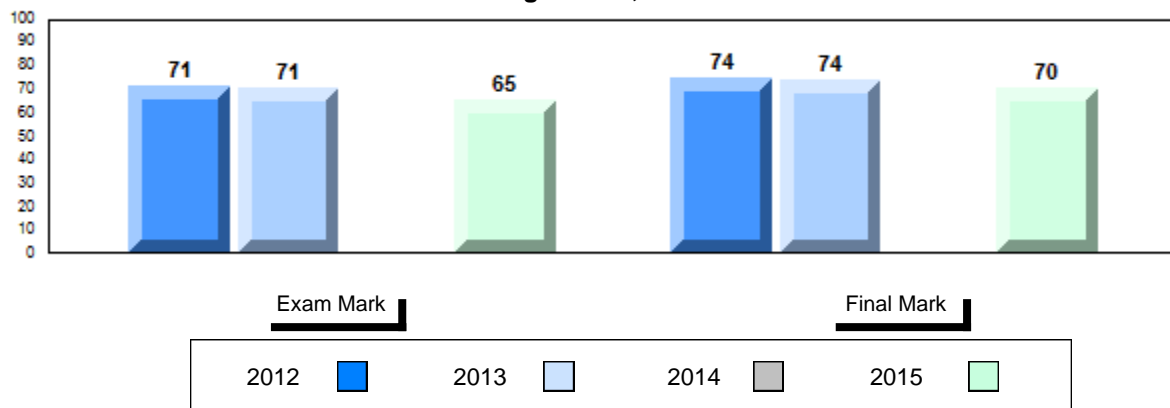
4 Year Public Exam (Subtest) Mark Trend 2012-2015

School data with 5 or fewer students withheld for reasons of confidentiality.

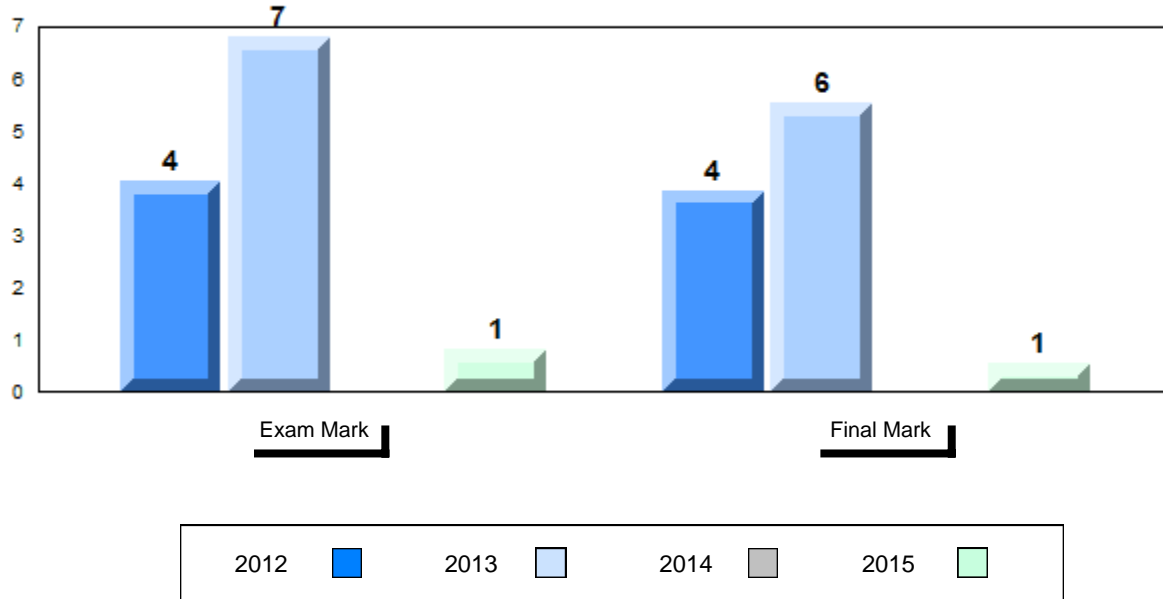


Number of Students		28	Public Exam Mark			Final Mark				
			School vs Region	School vs Province	School vs Region	School vs Province				
World History 3201	School	65.3	P	P	70.2	P				
	Region	64.3					69.7			
	Province	64.4					69.7			
Subtest										
WWI	School	68.3	P	P						
	Region	67.4								
	Province	67.9								
Challenges and Changes	School	59.2	P	P						
	Region	59.2								
	Province	58.9								
International Tensions (1930's and WWII)	School	64.5	P	P						
	Region	61.9								
	Province	62.0								
Cold War	School	56.6	P	P						
	Region	52.9								
	Province	53.4								
Regional Developments in Post WWII (5.1)	School	57.1	Q	Q						
	Region	62.2								
	Province	61.6								
Regional Developments in Post WWII (5.2)	School	39.3	Q	Q						
	Region	44.6								
	Province	47.1								
Challenges of the Modern Era	School	44.6	Q	Q						
	Region	53.7								
	Province	53.7								

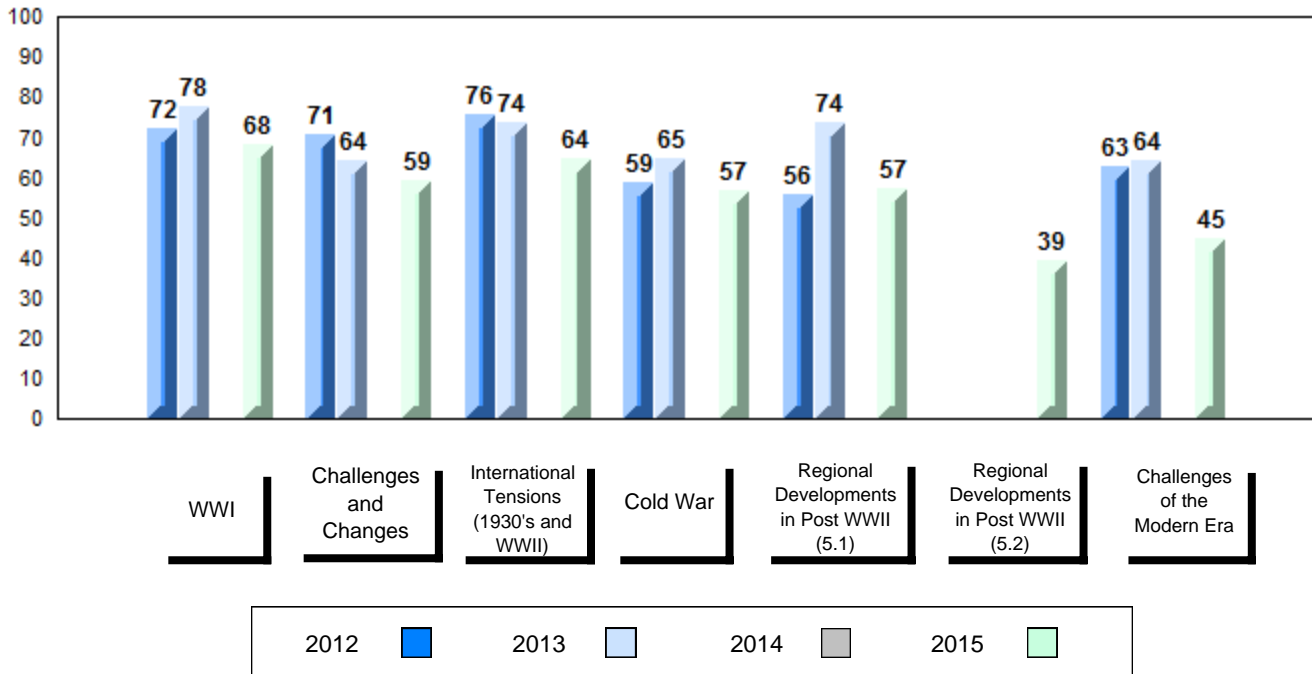
Average Score, 2012-2015



Difference from Provincial Mean, 2012-2015



4 Year Public Exam (Subtest) Mark Trend 2012-2015



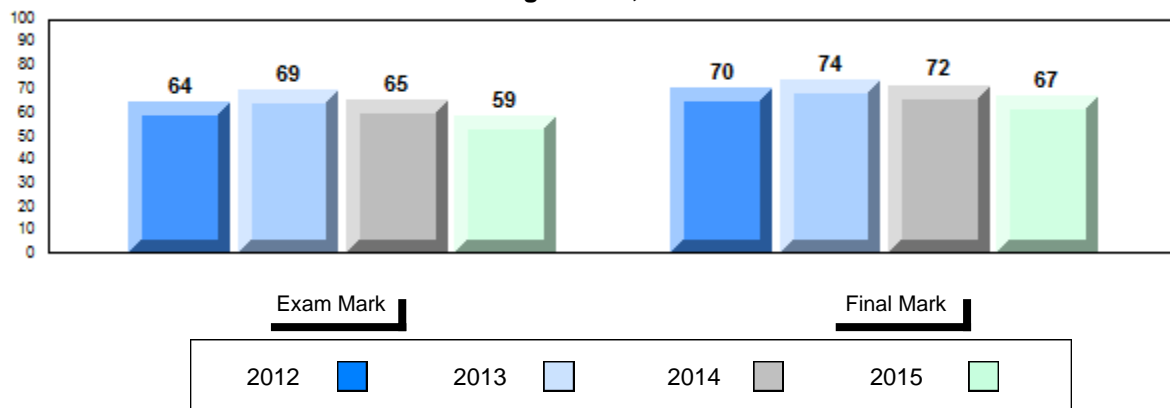
NLESD - Eastern Region

#249 - Ascension Collegiate, Bay Roberts


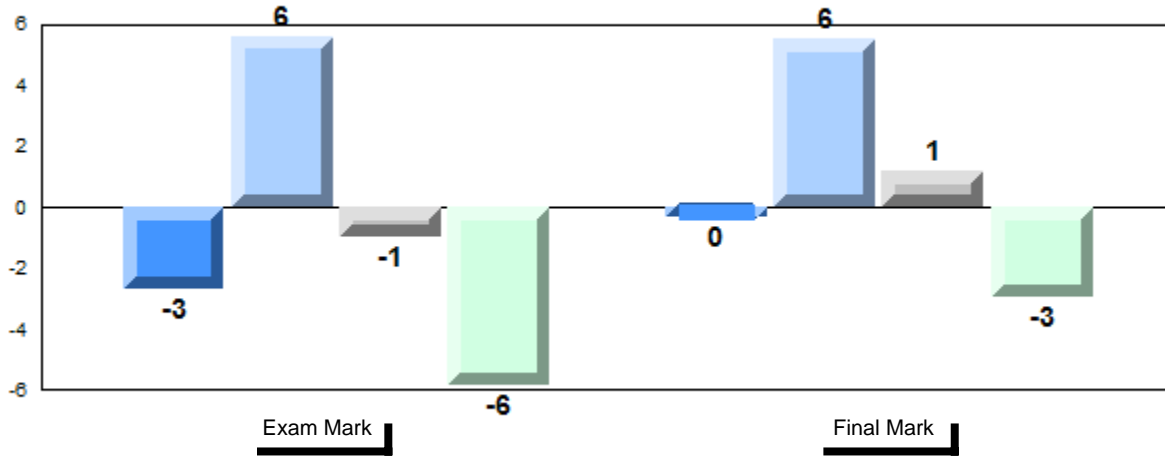
Grades: 10-12

Number of Students		43						
		Public Exam Mark	School vs Region	School vs Province	Final Mark	School vs Region	School vs Province	
World History 3201	School	58.6	q	q	66.7	q	q	
	Region	64.3						
	Province	64.4						
<u>Subtest</u>								
WWI	School	62.7	q	q	69.7			
	Region	67.4						
	Province	67.9						
Challenges and Changes	School	51.6	q	q	69.7			
	Region	59.2						
	Province	58.9						
International Tensions (1930's and WWII)	School	57.2	q	q				
	Region	61.9						
	Province	62.0						
Cold War	School	48.3	q	q				
	Region	52.9						
	Province	53.4						
Regional Developments in Post WWII (5.1)	School	51.5	q	q				
	Region	62.2						
	Province	61.6						
Regional Developments in Post WWII (5.2)	School	31.0	q	q				
	Region	44.6						
	Province	47.1						
Challenges of the Modern Era	School	47.3	q	q				
	Region	53.7						
	Province	53.7						


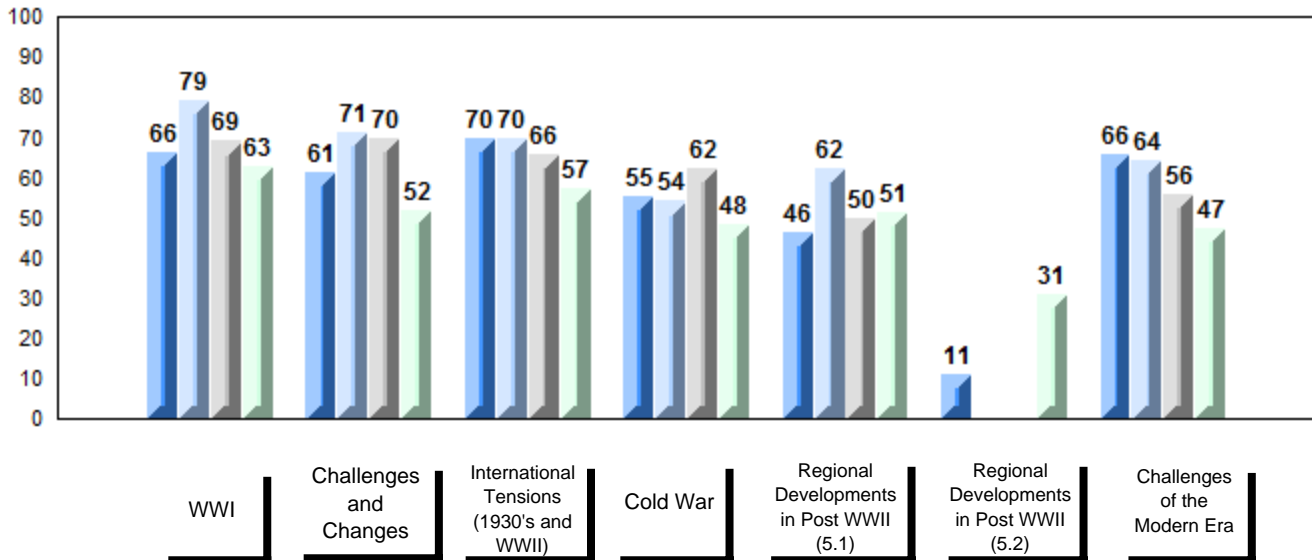
Average Score, 2012-2015



Difference from Provincial Mean, 2012-2015



4 Year Public Exam (Subtest) Mark Trend 2012-2015



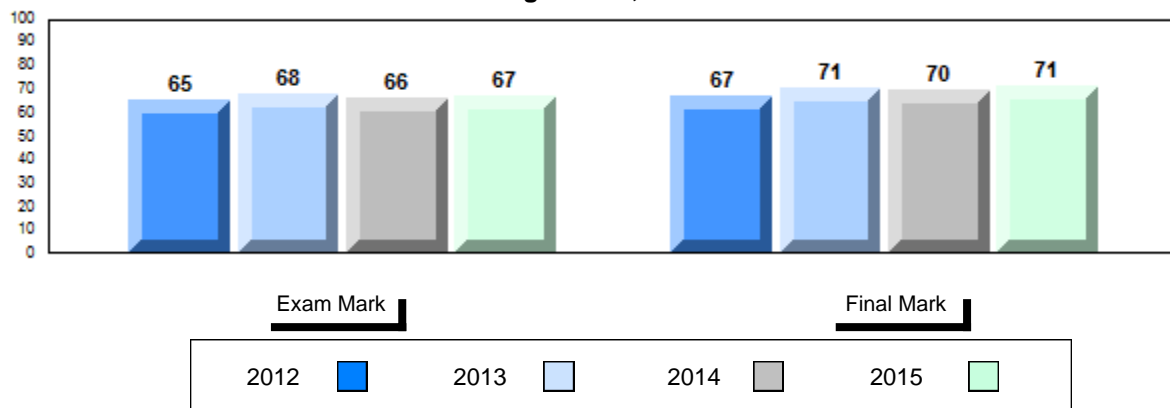
NLESD - Eastern Region

#253 - Carbonear Collegiate, Carbonear


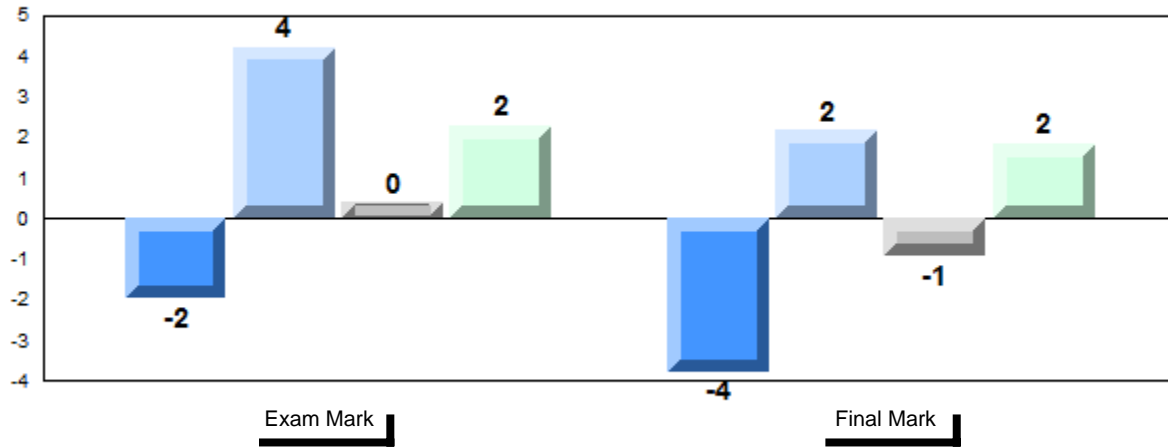
Grades: 9-12

Number of Students		45	Public Exam Mark			Final Mark		
			School vs Region	School vs Province	School vs Region	School vs Province		
World History 3201	School	66.7	P	P	71.5	P	69.7	69.7
	Region	64.3						
	Province	64.4						
Subtest	School	66.8	Q	Q				
	Region	67.4						
	Province	67.9						
WWI	School	66.8	Q	Q				
	Region	67.4						
	Province	67.9						
Challenges and Changes	School	58.5	Q	Q				
	Region	59.2						
	Province	58.9						
International Tensions (1930's and WWII)	School	65.4	P	P				
	Region	61.9						
	Province	62.0						
Cold War	School	56.1	P	P				
	Region	52.9						
	Province	53.4						
Regional Developments in Post WWII (5.1)	School	69.6	P	P				
	Region	62.2						
	Province	61.6						
Regional Developments in Post WWII (5.2)	School	44.6						
	Region	44.6						
	Province	47.1						
Challenges of the Modern Era	School	61.3	P	P				
	Region	53.7						
	Province	53.7						


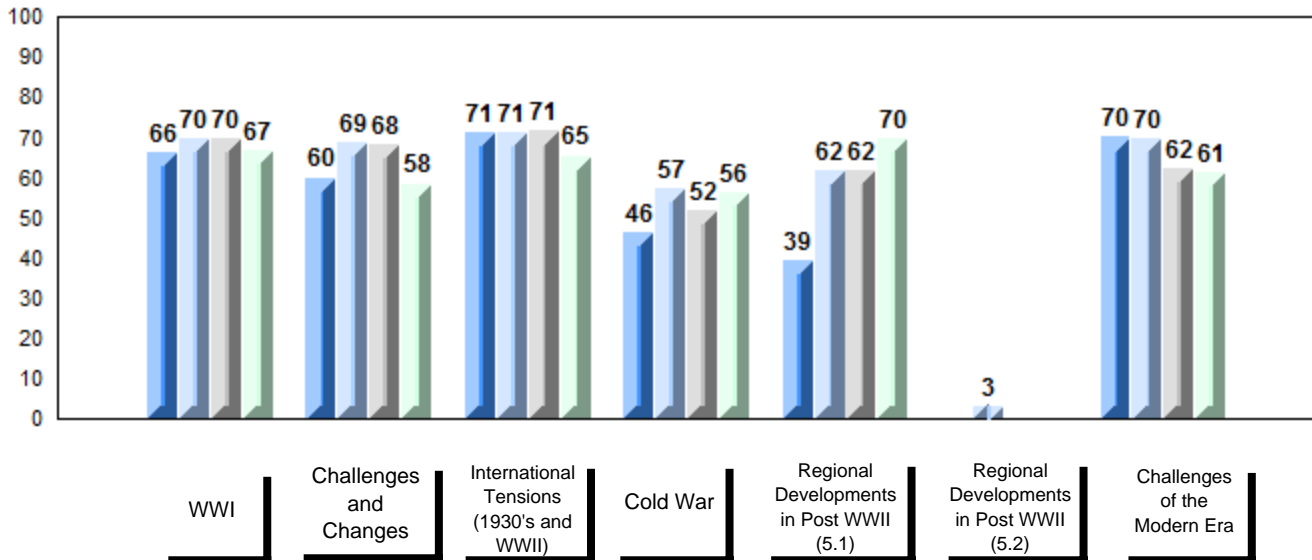
Average Score, 2012-2015



Difference from Provincial Mean, 2012-2015

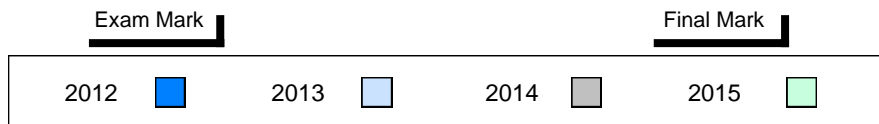
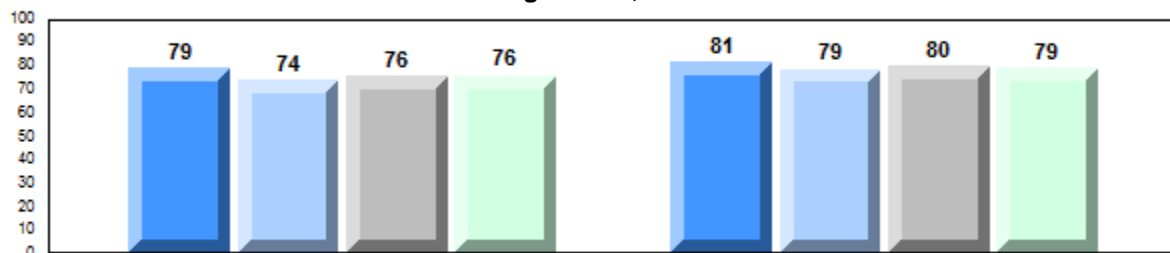


4 Year Public Exam (Subtest) Mark Trend 2012-2015

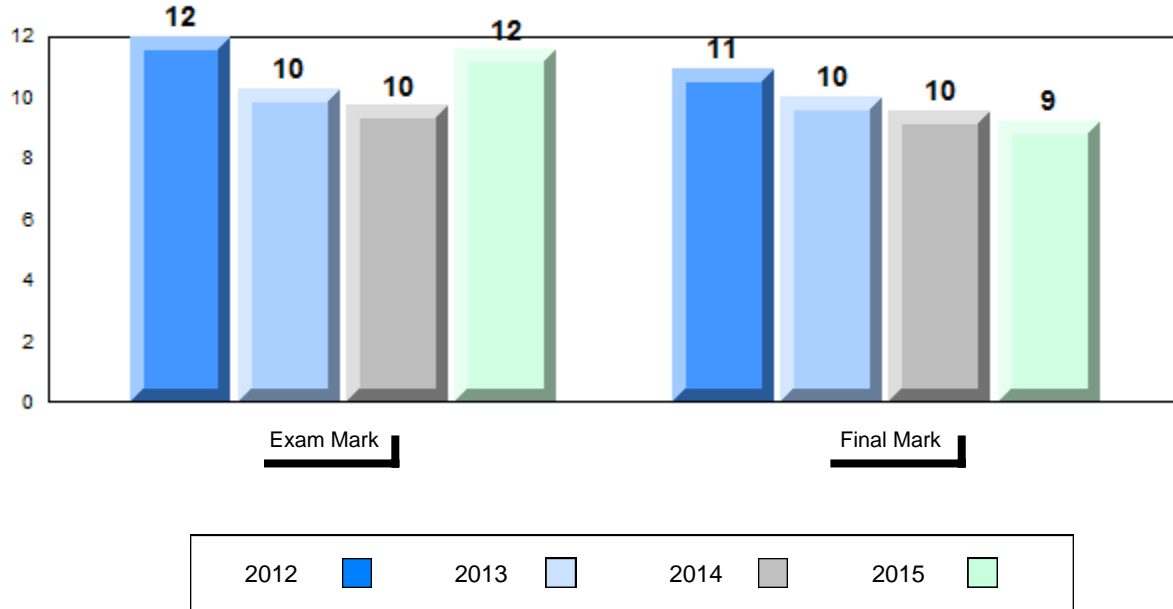


Number of Students		11	Public Exam Mark			Final Mark					
			School vs Region	School vs Province	School vs Region	School vs Province					
World History 3201	School	76.0	P	P	78.9	P	P				
	Region	64.3							69.7		
	Province	64.4							69.7		
<u>Subtest</u>											
WWI	School	75.7	P	P							
	Region	67.4									
	Province	67.9									
Challenges and Changes	School	72.3	P	P							
	Region	59.2									
	Province	58.9									
International Tensions (1930's and WWII)	School	68.9	P	P							
	Region	61.9									
	Province	62.0									
Cold War	School	72.1	P	P							
	Region	52.9									
	Province	53.4									
Regional Developments in Post WWII (5.1)	School	76.0	P	P							
	Region	62.2									
	Province	61.6									
Regional Developments in Post WWII (5.2)	School	44.6									
	Region	44.6									
	Province	47.1									
Challenges of the Modern Era	School	61.7	P	P							
	Region	53.7									
	Province	53.7									

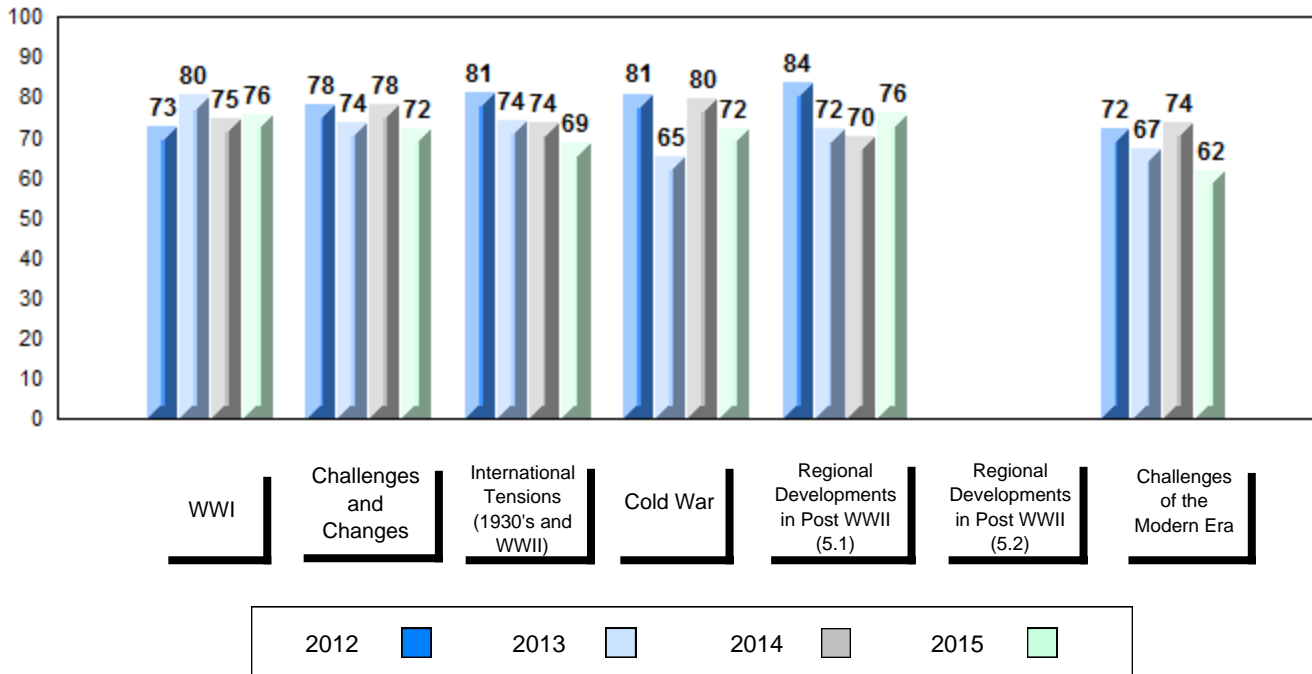
Average Score, 2012-2015



Difference from Provincial Mean, 2012-2015



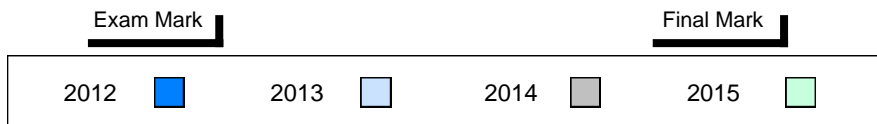
4 Year Public Exam (Subtest) Mark Trend 2012-2015



		Public Exam Mark	School vs Region	School vs Province	Final Mark	School vs Region	School vs Province
Number of Students	4						
World History 3201	School Region Province	<p align="center"><i>School data with 5 or fewer students withheld for reasons of confidentiality.</i></p>		<p align="center"><i>School data with 5 or fewer students withheld for reasons of confidentiality.</i></p>			
<u>Subtest</u>	School Region Province						
WWI	School Region Province						
Challenges and Changes	School Region Province						
International Tensions (1930's and WWII)	School Region Province						
Cold War	School Region Province						
Regional Developments in Post WWII (5.1)	School Region Province						
Regional Developments in Post WWII (5.2)	School Region Province						
Challenges of the Modern Era	School Region Province						

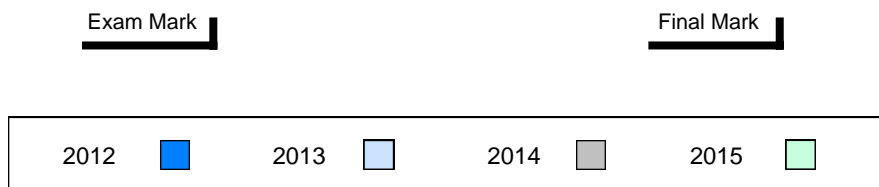
Average Score, 2012-2015

School data with 5 or fewer students withheld for reasons of confidentiality.



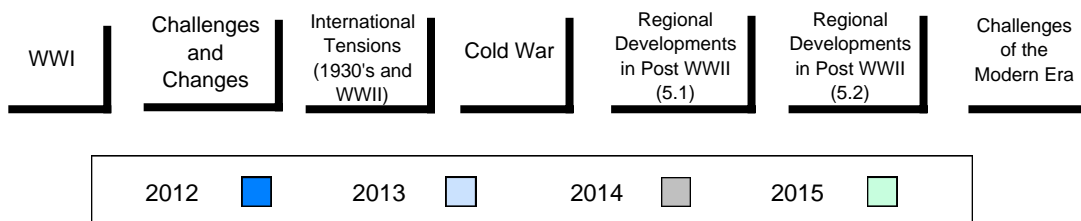
Difference from Provincial Mean, 2012-2015

School data with 5 or fewer students withheld for reasons of confidentiality.



4 Year Public Exam (Subtest) Mark Trend 2012-2015

School data with 5 or fewer students withheld for reasons of confidentiality.



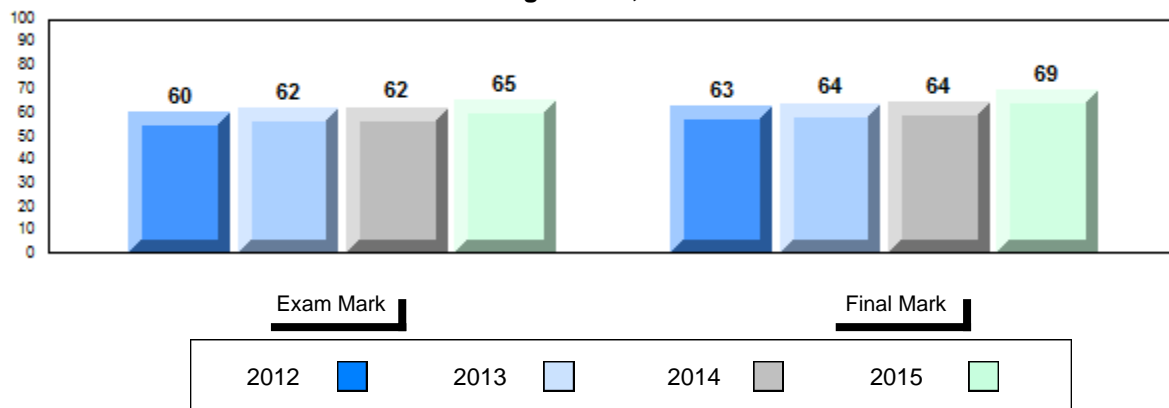
NLESD - Eastern Region

#302 - Queen Elizabeth Regional High, Conception Bay South (Foxtrap)


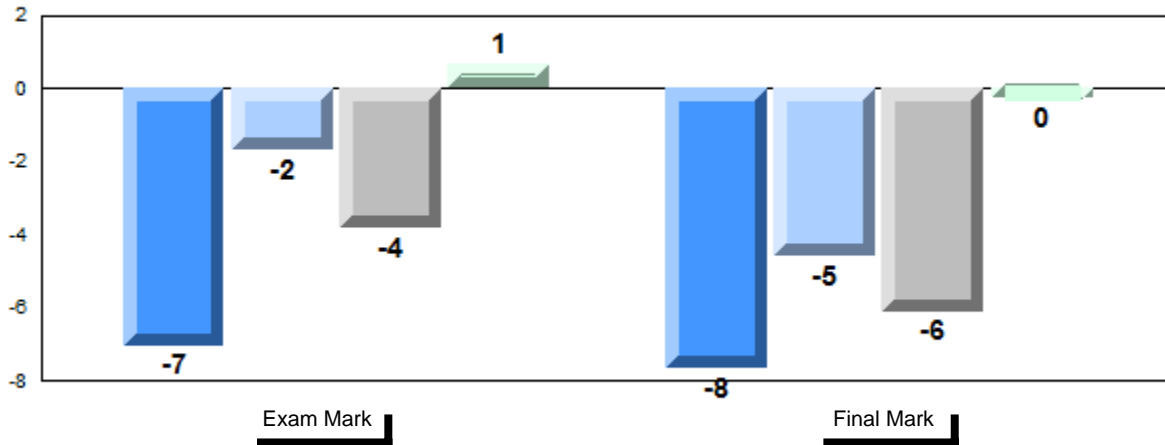
Grades: 10-12

Number of Students		27	Public Exam Mark			Final Mark		
			School vs Region	School vs Province	School vs Region	School vs Province		
World History 3201	School		65.1	P	P	69.4	q	q
	Region		64.3			69.7		
	Province		64.4			69.7		
Subtest								
WWI	School		66.8	q	q			
	Region		67.4					
	Province		67.9					
Challenges and Changes	School		59.3	P	P			
	Region		59.2					
	Province		58.9					
International Tensions (1930's and WWII)	School		63.3	P	P			
	Region		61.9					
	Province		62.0					
Cold War	School		58.6	P	P			
	Region		52.9					
	Province		53.4					
Regional Developments in Post WWII (5.1)	School		55.1	q	q			
	Region		62.2					
	Province		61.6					
Regional Developments in Post WWII (5.2)	School		23.8	q	q			
	Region		44.6					
	Province		47.1					
Challenges of the Modern Era	School		56.9	P	P			
	Region		53.7					
	Province		53.7					

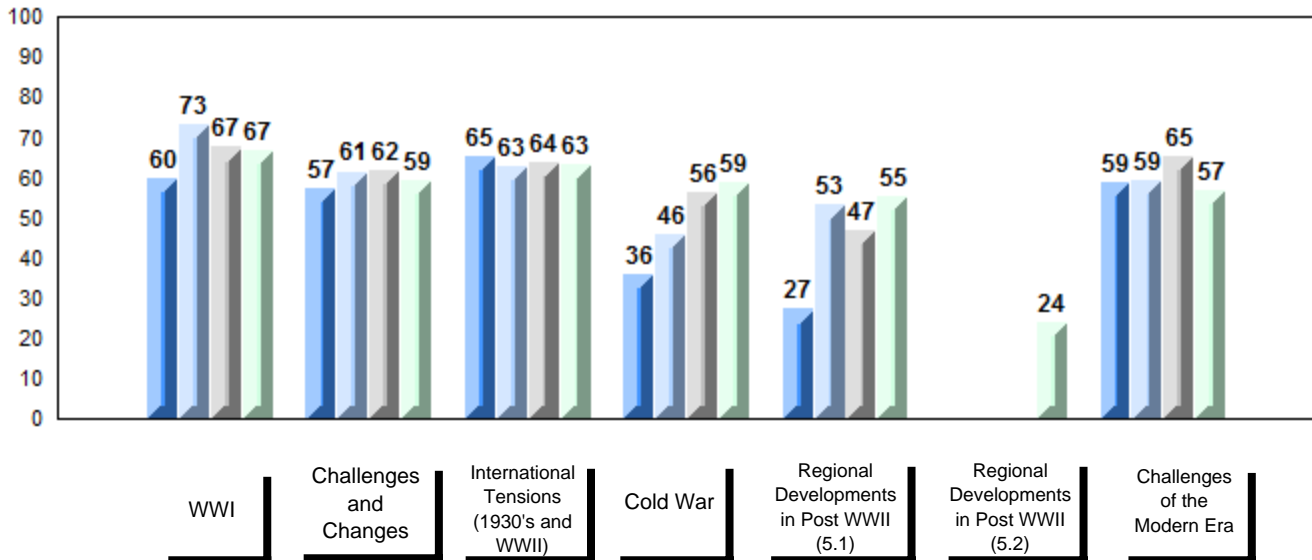
Average Score, 2012-2015



Difference from Provincial Mean, 2012-2015



4 Year Public Exam (Subtest) Mark Trend 2012-2015



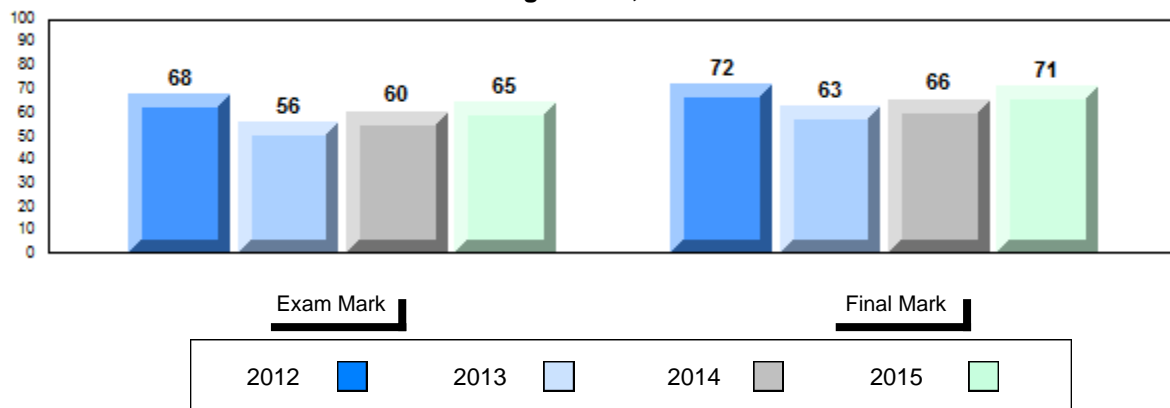
NLESD - Eastern Region

#304 - Holy Spirit High, Conception Bay South (Manuels)


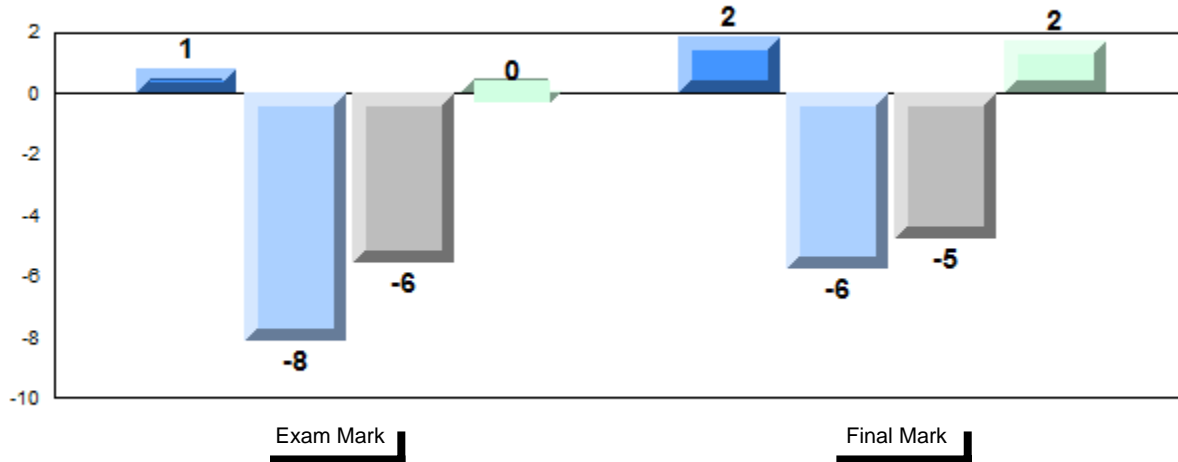
Grades: 9-12

Number of Students		146	Public Exam Mark			Final Mark				
			School vs Region	School vs Province	School vs Region	School vs Province				
World History 3201	School	64.6	P	P	71.4	P				
	Region	64.3					69.7			
	Province	64.4					69.7			
<u>Subtest</u>										
WWI	School	68.5	P	P						
	Region	67.4								
	Province	67.9								
Challenges and Changes	School	61.6	P	P						
	Region	59.2								
	Province	58.9								
International Tensions (1930's and WWII)	School	61.7	Q	Q						
	Region	61.9								
	Province	62.0								
Cold War	School	49.4	Q	Q						
	Region	52.9								
	Province	53.4								
Regional Developments in Post WWII (5.1)	School	62.1	Q	P						
	Region	62.2								
	Province	61.6								
Regional Developments in Post WWII (5.2)	School	22.9	Q	Q						
	Region	44.6								
	Province	47.1								
Challenges of the Modern Era	School	52.5	Q	Q						
	Region	53.7								
	Province	53.7								

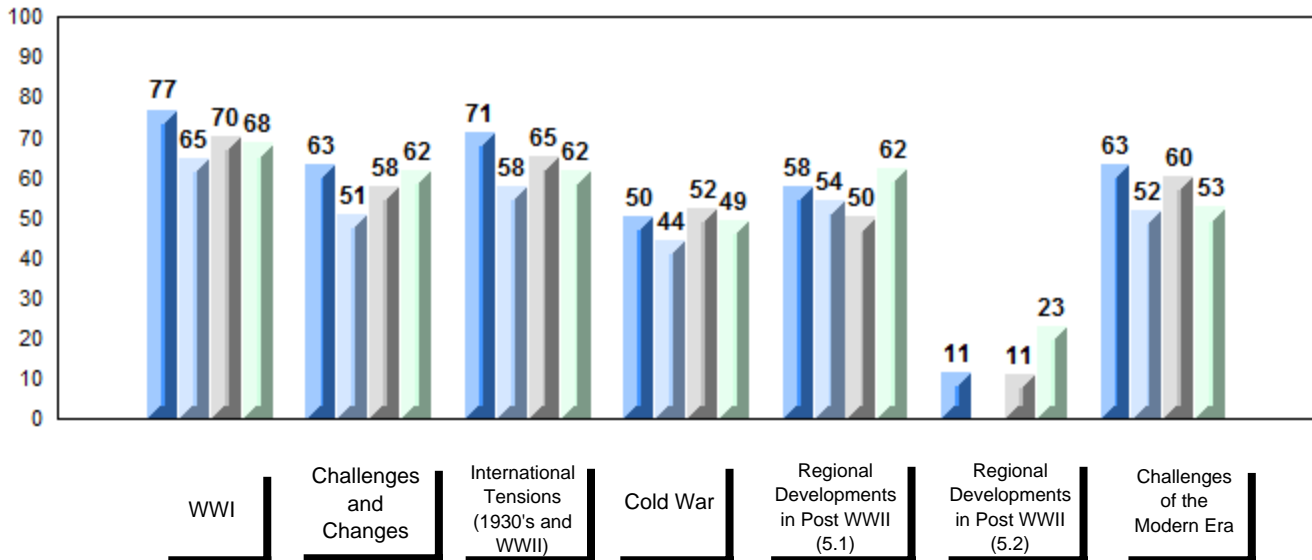
Average Score, 2012-2015



Difference from Provincial Mean, 2012-2015

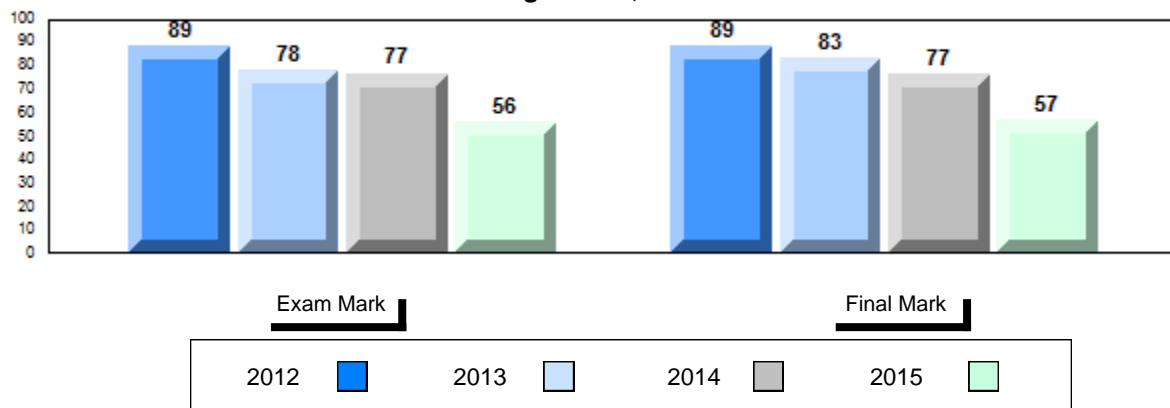


4 Year Public Exam (Subtest) Mark Trend 2012-2015

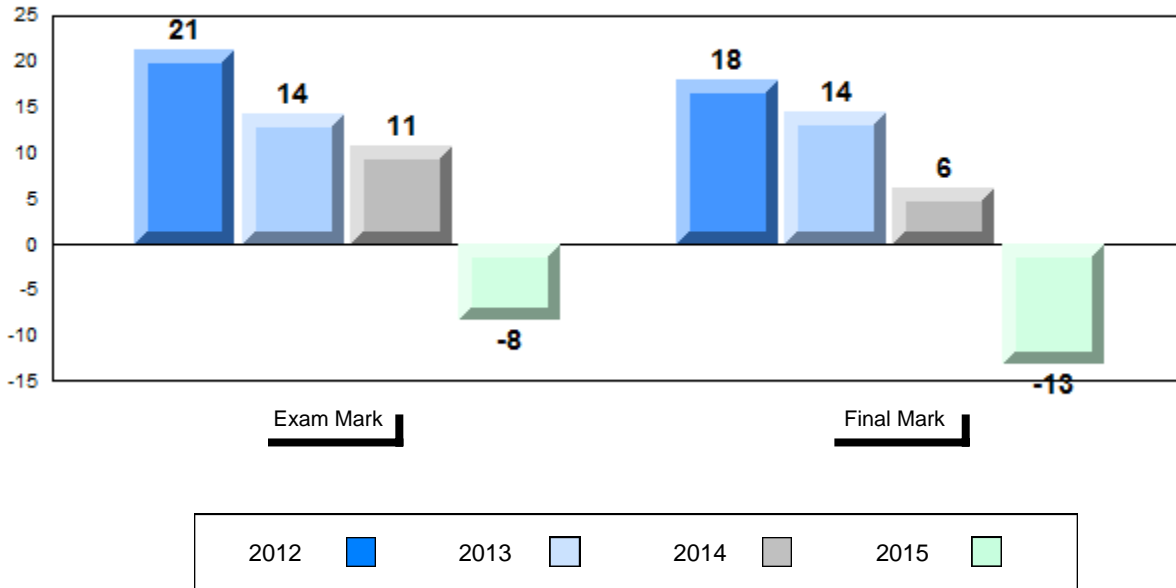


Number of Students		8	Public Exam Mark			Final Mark		
			School vs Region	School vs Province	School vs Region	School vs Province		
World History 3201	School		56.1	q	q	56.5	q	q
	Region		64.3			69.7		
	Province		64.4			69.7		
Subtest								
WWI	School		60.9	q	q			
	Region		67.4					
	Province		67.9					
Challenges and Changes	School		51.6	q	q			
	Region		59.2					
	Province		58.9					
International Tensions (1930's and WWII)	School		50.5	q	q			
	Region		61.9					
	Province		62.0					
Cold War	School		43.3	q	q			
	Region		52.9					
	Province		53.4					
Regional Developments in Post WWII (5.1)	School		54.8	q	q			
	Region		62.2					
	Province		61.6					
Regional Developments in Post WWII (5.2)	School		35.7	q	q			
	Region		44.6					
	Province		47.1					
Challenges of the Modern Era	School		51.8	q	q			
	Region		53.7					
	Province		53.7					

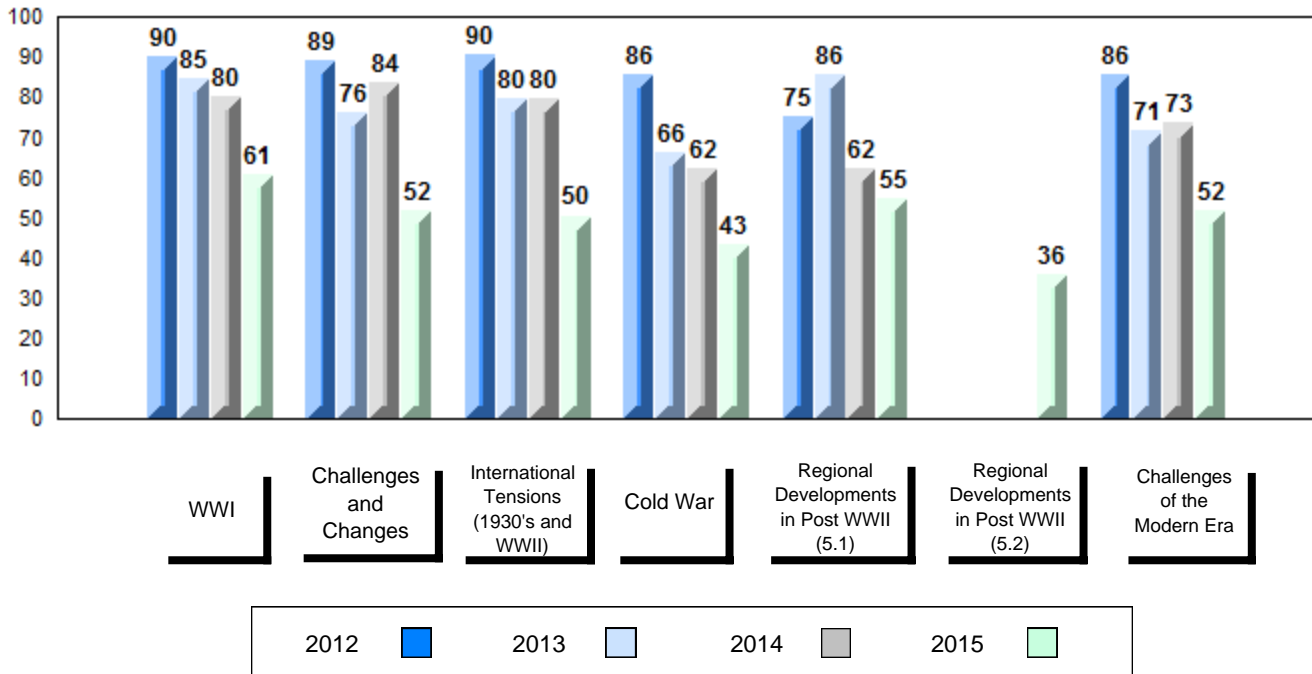
Average Score, 2012-2015



Difference from Provincial Mean, 2012-2015

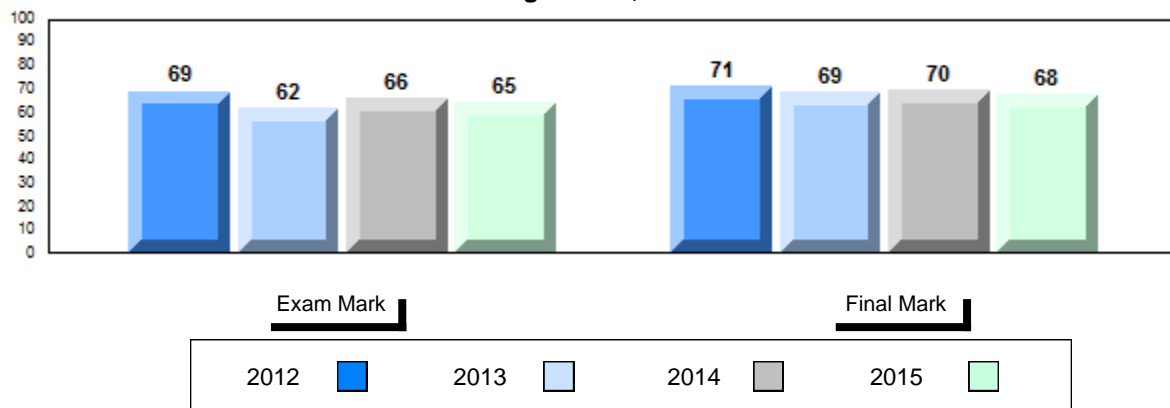


4 Year Public Exam (Subtest) Mark Trend 2012-2015


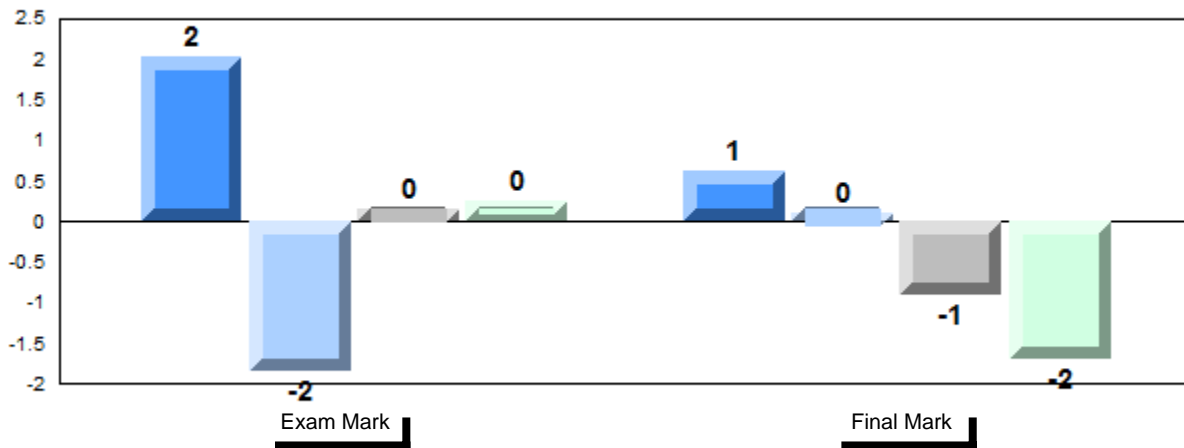


Number of Students		50	Public Exam Mark			Final Mark		
			School vs Region	School vs Province	School vs Region	School vs Province		
World History 3201	School	64.7	P	P	68.0	q	q	
	Region	64.3						
	Province	64.4						
<u>Subtest</u>	School	66.0	q	q				
	Region	67.4						
	Province	67.9						
WWI	School	58.6	q	q				
	Region	59.2						
	Province	58.9						
Challenges and Changes	School	63.7	P	P				
	Region	61.9						
	Province	62.0						
International Tensions (1930's and WWII)	School	55.9	P	P				
	Region	52.9						
	Province	53.4						
Cold War	School	59.0	q	q				
	Region	62.2						
	Province	61.6						
Regional Developments in Post WWII (5.1)	School	44.6						
	Region	47.1						
	Province							
Regional Developments in Post WWII (5.2)	School	50.4	q	q				
	Region	53.7						
	Province	53.7						
Challenges of the Modern Era	School							
	Region							
	Province							

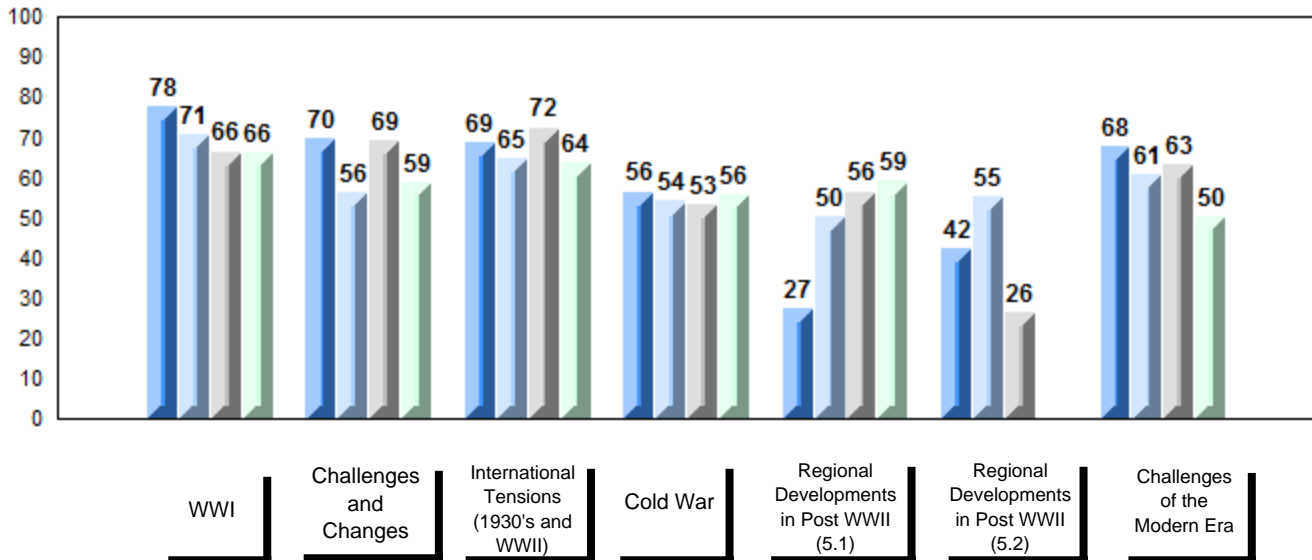
Average Score, 2012-2015



Difference from Provincial Mean, 2012-2015

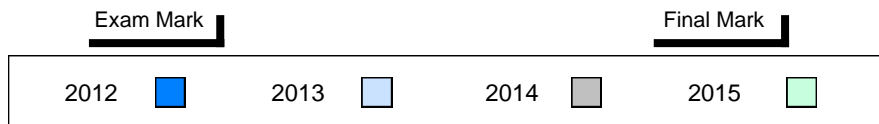
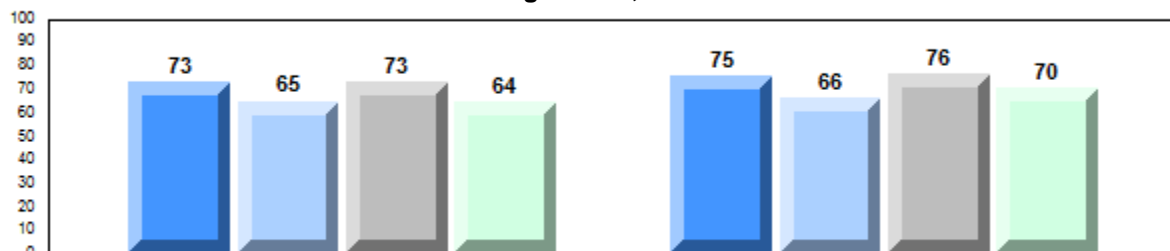


4 Year Public Exam (Subtest) Mark Trend 2012-2015


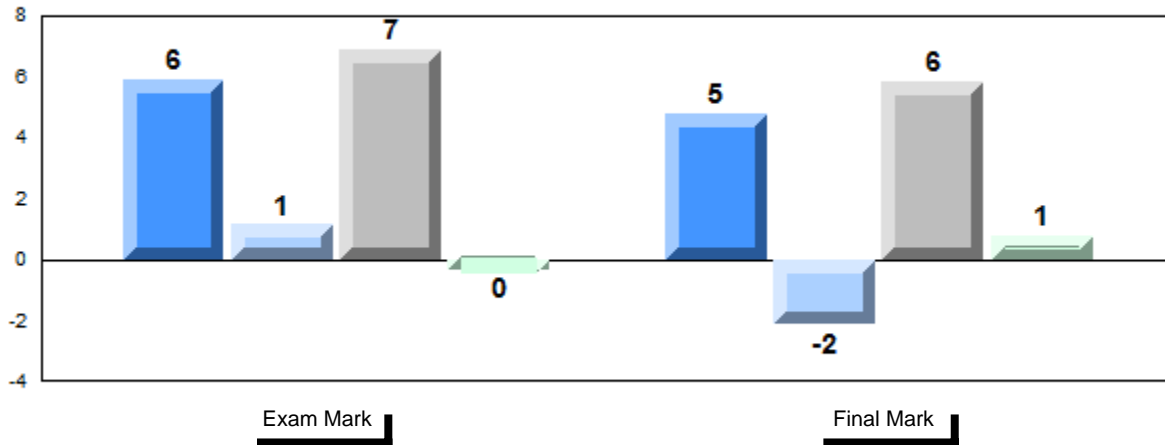


Number of Students		30	Public Exam Mark			Final Mark																		
			School vs Region	School vs Province	School vs Region	School vs Province																		
World History 3201	School	64.1	q	q	70.4	p																		
	Region	64.3																						
	Province	64.4																						
<u>Subtest</u>	School	68.0	p	p																				
	Region	67.4																						
	Province	67.9																						
WWI	School	68.0	p	p																				
	Region	67.4																						
	Province	67.9																						
Challenges and Changes	School	63.3	p	p																				
	Region	59.2																						
	Province	58.9																						
International Tensions (1930's and WWII)	School	59.4	q	q																				
	Region	61.9																						
	Province	62.0																						
Cold War	School	50.1	q	q																				
	Region	52.9																						
	Province	53.4																						
Regional Developments in Post WWII (5.1)	School	50.0	q	q																				
	Region	62.2																						
	Province	61.6																						
Regional Developments in Post WWII (5.2)	School	58.1	p	p																				
	Region	44.6																						
	Province	47.1																						
Challenges of the Modern Era	School	57.6	p	p																				
	Region	53.7																						
	Province	53.7																						

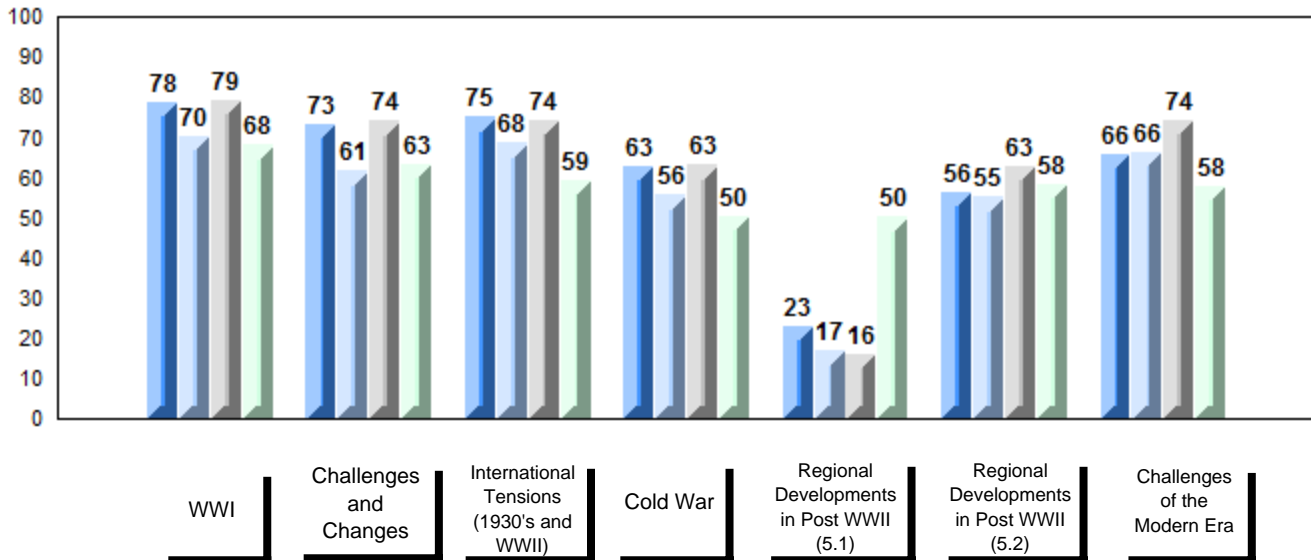
Average Score, 2012-2015



Difference from Provincial Mean, 2012-2015

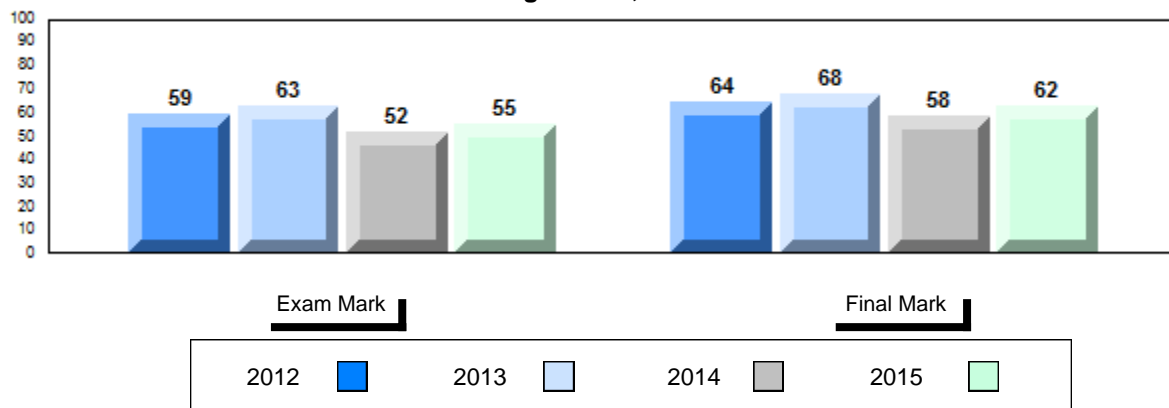


4 Year Public Exam (Subtest) Mark Trend 2012-2015


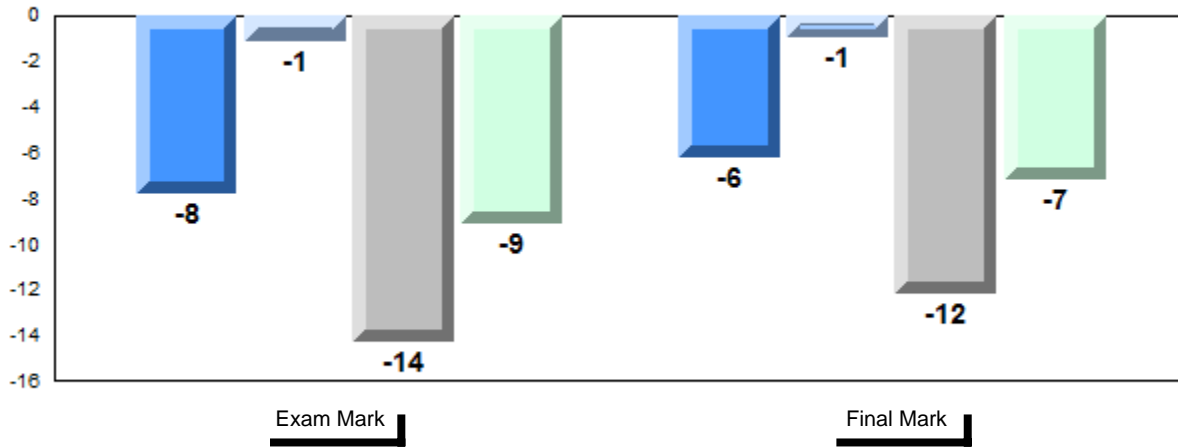


Number of Students		45	Public Exam Mark			Final Mark		
			School vs Region	School vs Province	School vs Region	School vs Province		
World History 3201	School	55.3	q	q	62.4	q		
	Region	64.3						
	Province	64.4						
<u>Subtest</u>								
WWI	School	62.6	q	q	69.7			
	Region	67.4						
	Province	67.9						
Challenges and Changes	School	47.1	q	q	69.7			
	Region	59.2						
	Province	58.9						
International Tensions (1930's and WWII)	School	53.5	q	q				
	Region	61.9						
	Province	62.0						
Cold War	School	45.0	q	q				
	Region	52.9						
	Province	53.4						
Regional Developments in Post WWII (5.1)	School	52.0	q	q				
	Region	62.2						
	Province	61.6						
Regional Developments in Post WWII (5.2)	School	22.3	q	q				
	Region	44.6						
	Province	47.1						
Challenges of the Modern Era	School	44.3	q	q				
	Region	53.7						
	Province	53.7						

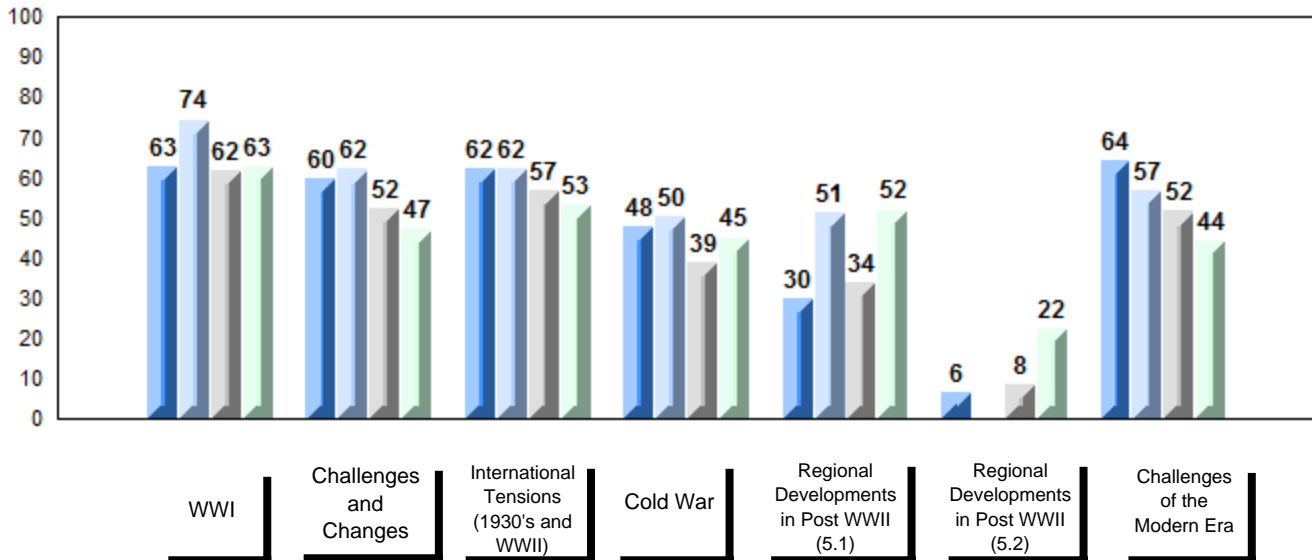
Average Score, 2012-2015



Difference from Provincial Mean, 2012-2015

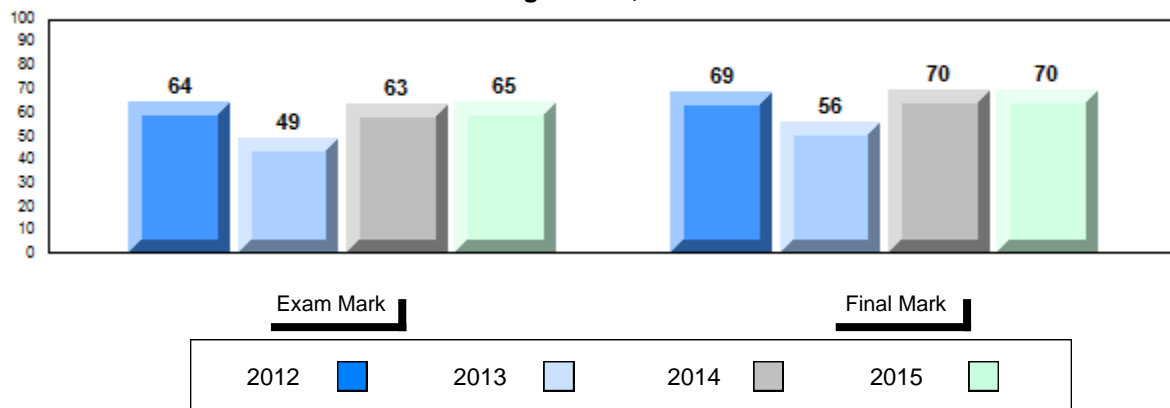


4 Year Public Exam (Subtest) Mark Trend 2012-2015


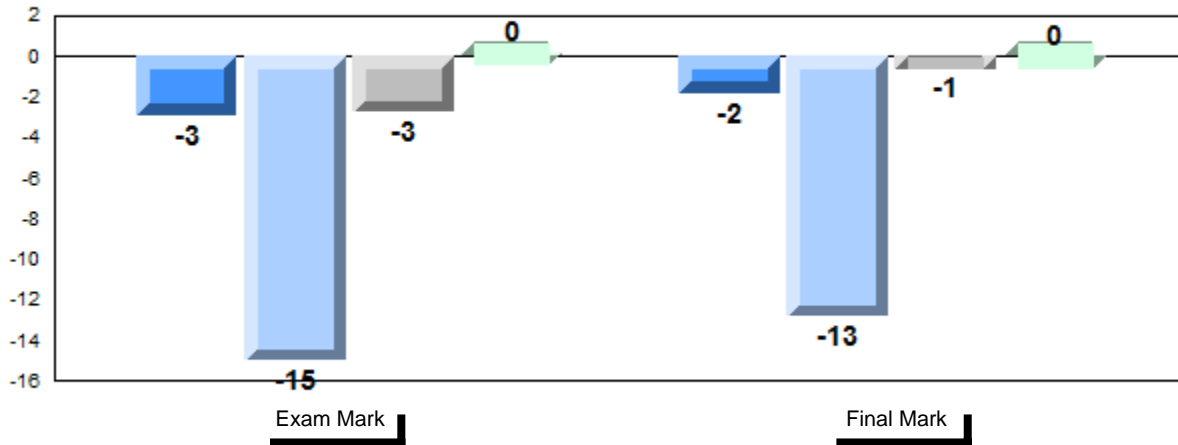


Number of Students		28	Public Exam Mark			Final Mark		
			School vs Region	School vs Province	School vs Region	School vs Province		
World History 3201	School	64.6	P	P	69.7	Q	P	69.7
	Region	64.3						
	Province	64.4						
<u>Subtest</u>	School	68.1	P	P				
	Region	67.4						
	Province	67.9						
WWI	School	68.1	P	P				
	Region	67.4						
	Province	67.9						
Challenges and Changes	School	56.1	Q	Q				
	Region	59.2						
	Province	58.9						
International Tensions (1930's and WWII)	School	62.5	P	P				
	Region	61.9						
	Province	62.0						
Cold War	School	57.7	P	P				
	Region	52.9						
	Province	53.4						
Regional Developments in Post WWII (5.1)	School	63.4	P	P				
	Region	62.2						
	Province	61.6						
Regional Developments in Post WWII (5.2)	School	28.6	Q	Q				
	Region	44.6						
	Province	47.1						
Challenges of the Modern Era	School	54.3	P	P				
	Region	53.7						
	Province	53.7						

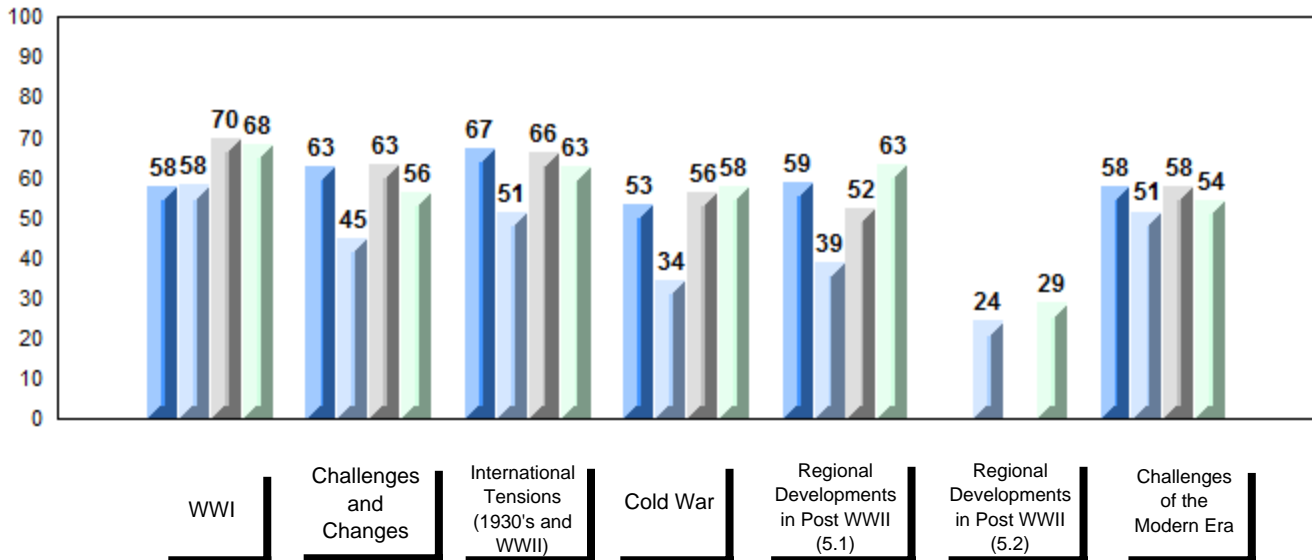
Average Score, 2012-2015



Difference from Provincial Mean, 2012-2015

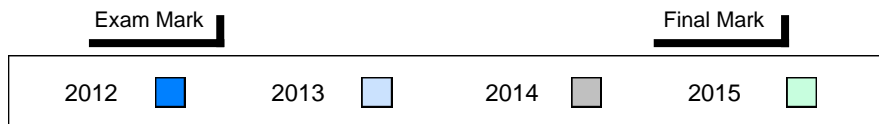
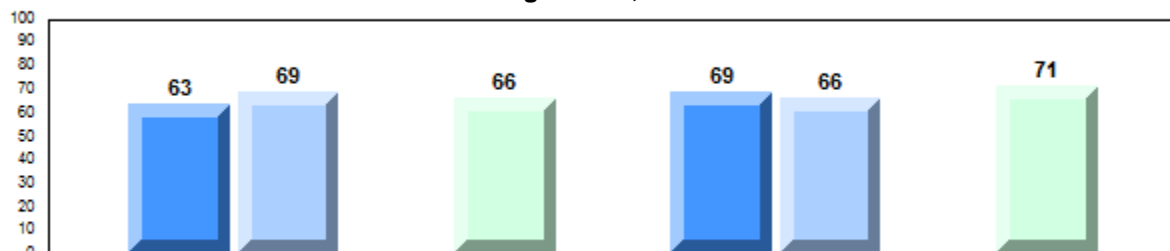


4 Year Public Exam (Subtest) Mark Trend 2012-2015


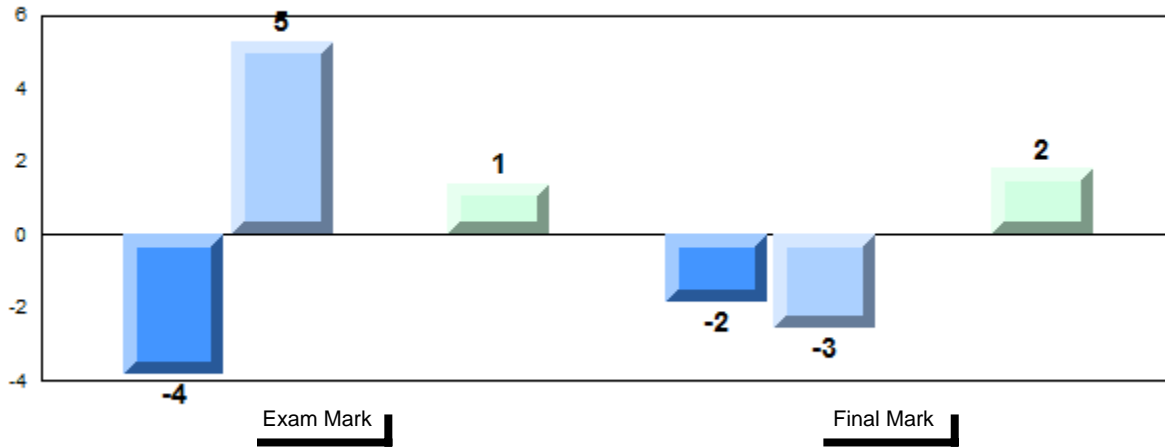


Number of Students		101	Public Exam Mark			Final Mark				
			School vs Region	School vs Province	School vs Region	School vs Province				
World History 3201	School	65.9	P	P	71.5	P				
	Region	64.3					69.7			
	Province	64.4					69.7			
Subtest										
WWI	School	68.5	P	P						
	Region	67.4								
	Province	67.9								
Challenges and Changes	School	58.0	Q	Q						
	Region	59.2								
	Province	58.9								
International Tensions (1930's and WWII)	School	65.1	P	P						
	Region	61.9								
	Province	62.0								
Cold War	School	55.8	P	P						
	Region	52.9								
	Province	53.4								
Regional Developments in Post WWII (5.1)	School	65.3	P	P						
	Region	62.2								
	Province	61.6								
Regional Developments in Post WWII (5.2)	School	31.0	Q	Q						
	Region	44.6								
	Province	47.1								
Challenges of the Modern Era	School	55.0	P	P						
	Region	53.7								
	Province	53.7								

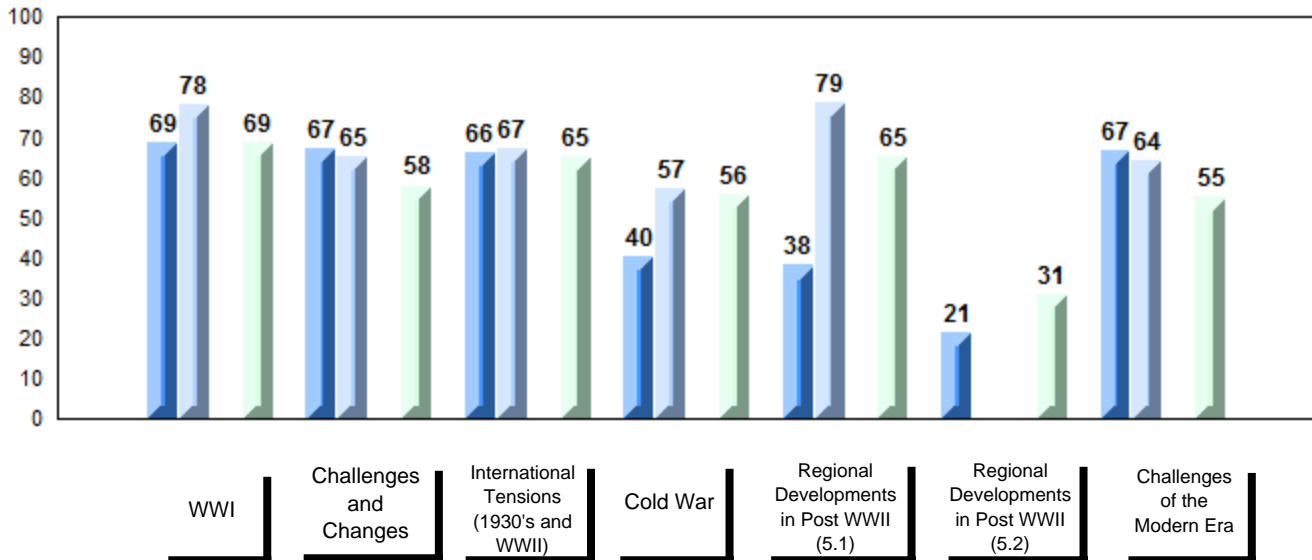
Average Score, 2012-2015



Difference from Provincial Mean, 2012-2015

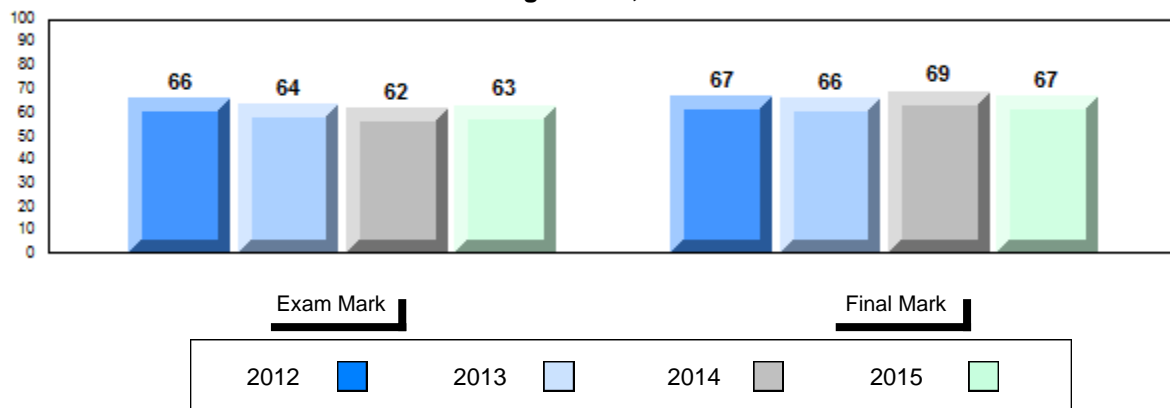


4 Year Public Exam (Subtest) Mark Trend 2012-2015


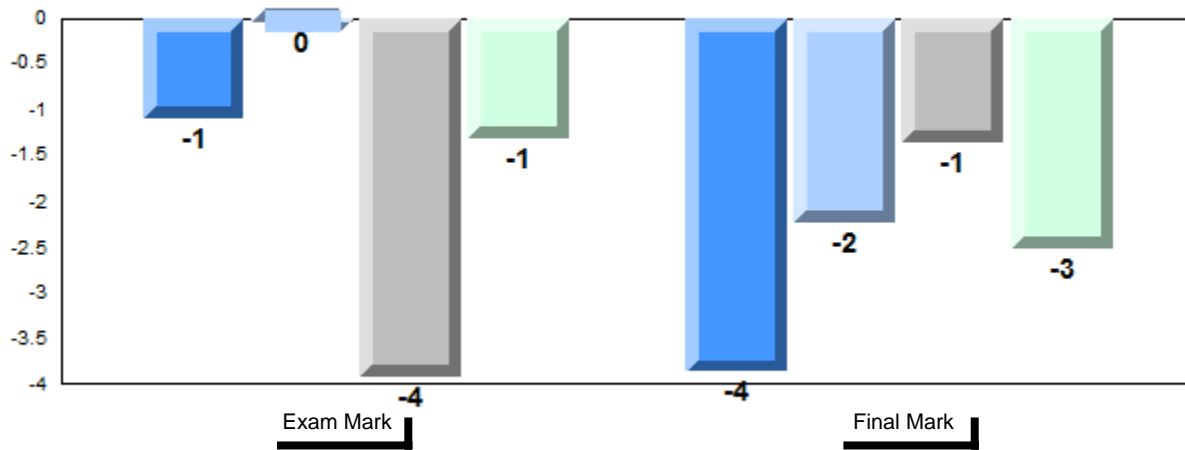


Number of Students		23	Public Exam Mark			Final Mark		
			School vs Region	School vs Province	School vs Region	School vs Province		
World History 3201	School	63.1	q	q	67.1	q	q	69.7
	Region	64.3						
	Province	64.4						
<u>Subtest</u>								
WWI	School	70.2	P	P	69.7			
	Region	67.4						
	Province	67.9						
Challenges and Changes	School	59.1	q	P	69.7			
	Region	59.2						
	Province	58.9						
International Tensions (1930's and WWII)	School	59.7	q	q	69.7			
	Region	61.9						
	Province	62.0						
Cold War	School	48.6	q	q	69.7			
	Region	52.9						
	Province	53.4						
Regional Developments in Post WWII (5.1)	School	54.8	q	q	69.7			
	Region	62.2						
	Province	61.6						
Regional Developments in Post WWII (5.2)	School	50.0	P	P	69.7			
	Region	44.6						
	Province	47.1						
Challenges of the Modern Era	School	55.3	P	P	69.7			
	Region	53.7						
	Province	53.7						

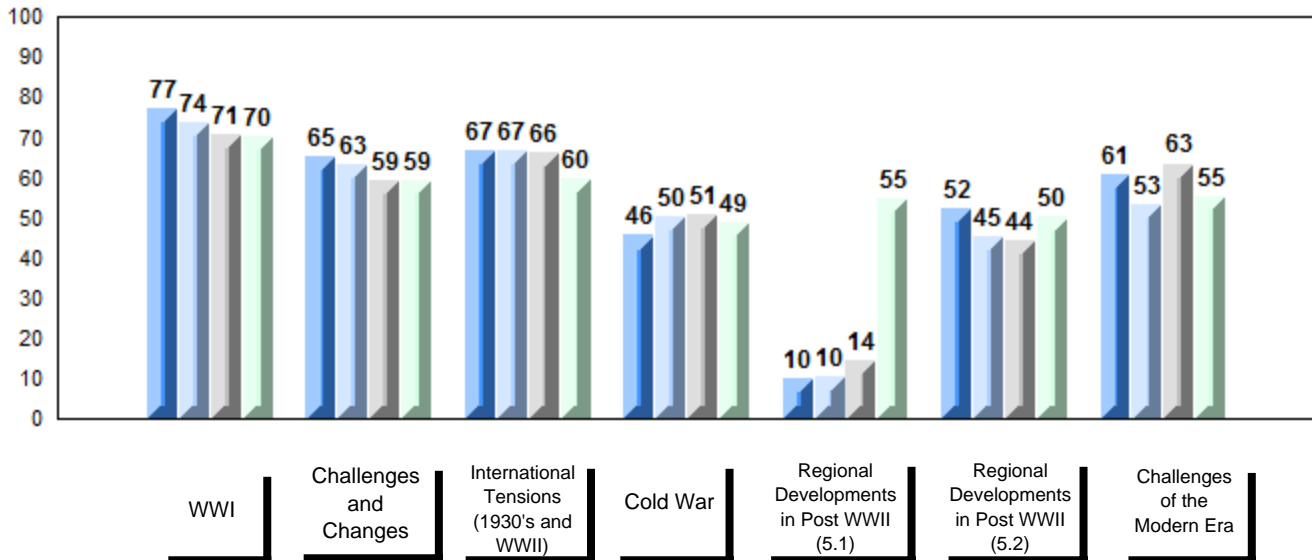
Average Score, 2012-2015



Difference from Provincial Mean, 2012-2015

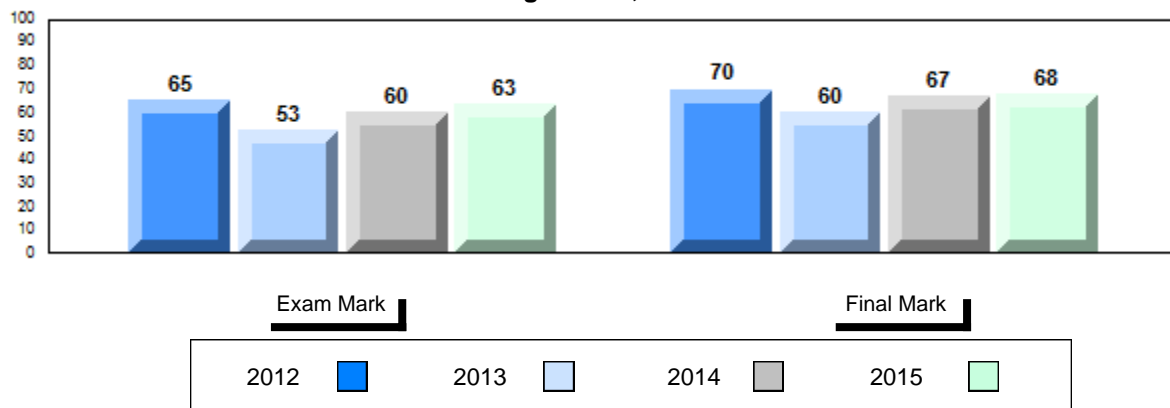


4 Year Public Exam (Subtest) Mark Trend 2012-2015


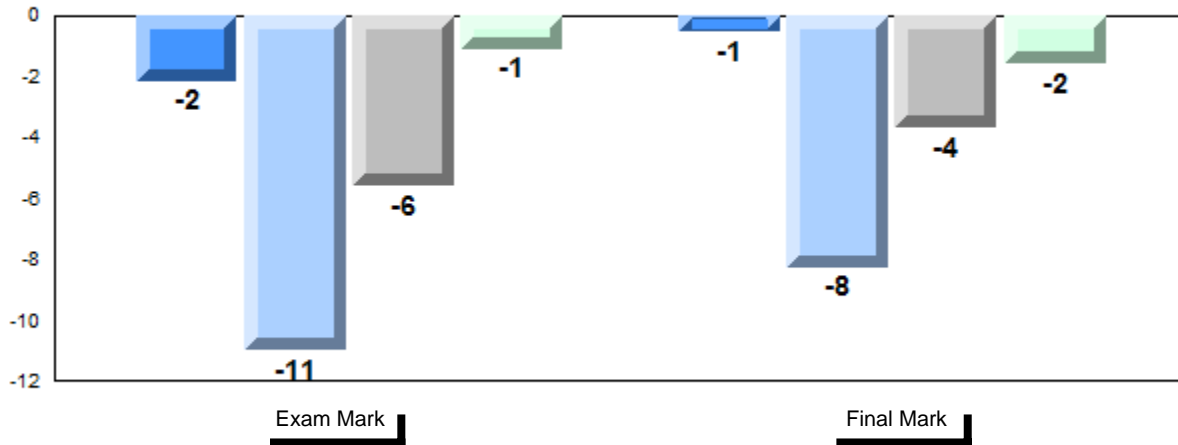


Number of Students		32						
		Public Exam Mark	School vs Region	School vs Province	Final Mark	School vs Region	School vs Province	
World History 3201	School	63.3	q	q	68.1	q	q	
	Region	64.3						
	Province	64.4						
<u>Subtest</u>								
WWI	School	65.8	q	q	69.7			
	Region	67.4						
	Province	67.9						
Challenges and Changes	School	61.8	P	P	69.7			
	Region	59.2						
	Province	58.9						
International Tensions (1930's and WWII)	School	59.7	q	q	69.7			
	Region	61.9						
	Province	62.0						
Cold War	School	47.9	q	q	69.7			
	Region	52.9						
	Province	53.4						
Regional Developments in Post WWII (5.1)	School	59.5	q	q	69.7			
	Region	62.2						
	Province	61.6						
Regional Developments in Post WWII (5.2)	School	50.0	P	P	69.7			
	Region	44.6						
	Province	47.1						
Challenges of the Modern Era	School	52.0	q	q	69.7			
	Region	53.7						
	Province	53.7						

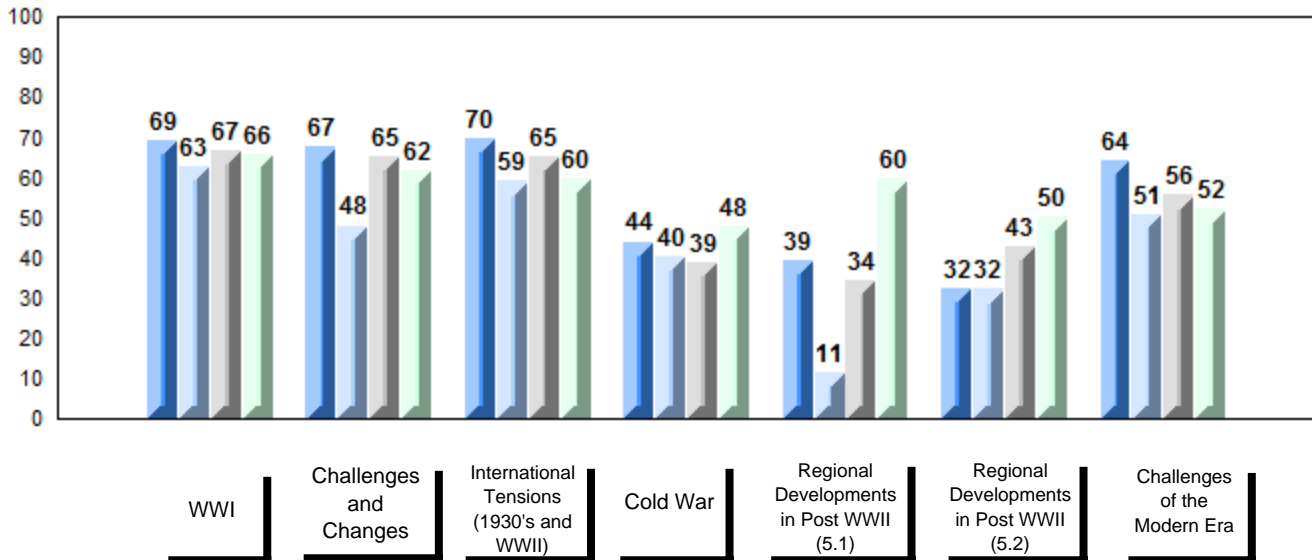
Average Score, 2012-2015



Difference from Provincial Mean, 2012-2015

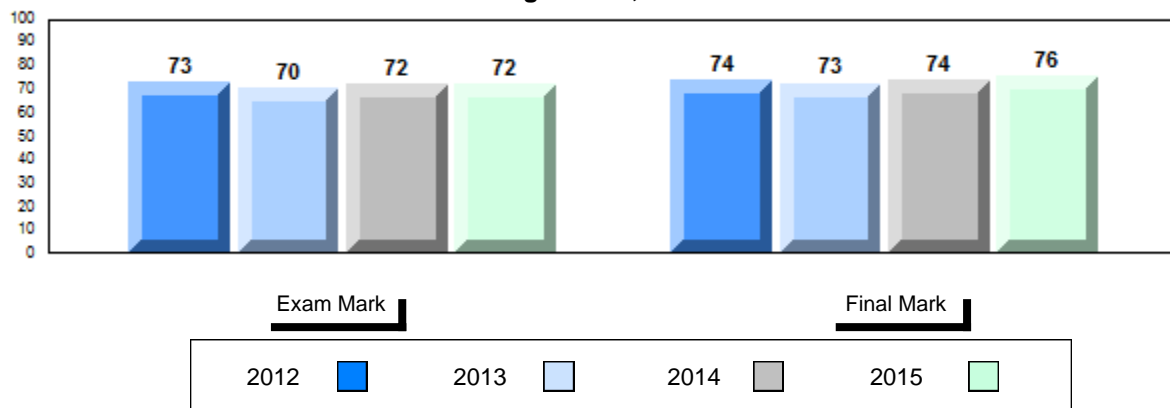


4 Year Public Exam (Subtest) Mark Trend 2012-2015

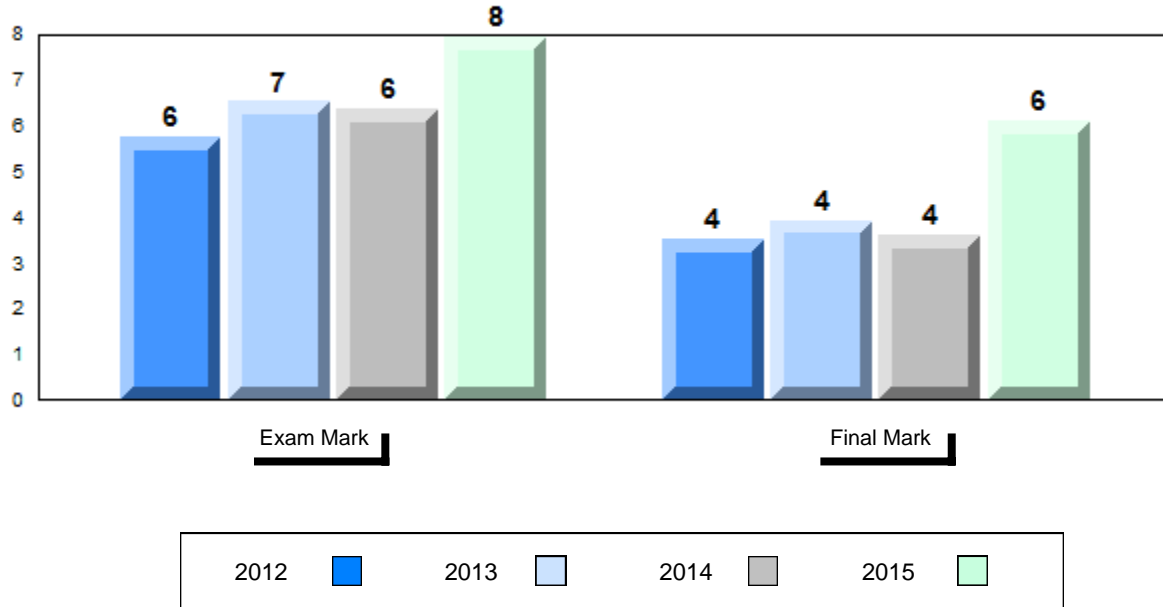


Number of Students		47						
		Public Exam Mark	School vs Region	School vs Province	Final Mark	School vs Region	School vs Province	
World History 3201	School	72.4	P	P	75.8	P	P	
	Region	64.3						
	Province	64.4						
Subtest								
WWI	School	76.7	P	P				
	Region	67.4						
	Province	67.9						
Challenges and Changes	School	66.7	P	P				
	Region	59.2						
	Province	58.9						
International Tensions (1930's and WWII)	School	68.2	P	P				
	Region	61.9						
	Province	62.0						
Cold War	School	62.2	P	P				
	Region	52.9						
	Province	53.4						
Regional Developments in Post WWII (5.1)	School	69.0	P	P				
	Region	62.2						
	Province	61.6						
Regional Developments in Post WWII (5.2)	School	14.3	Q	Q				
	Region	44.6						
	Province	47.1						
Challenges of the Modern Era	School	62.6	P	P				
	Region	53.7						
	Province	53.7						

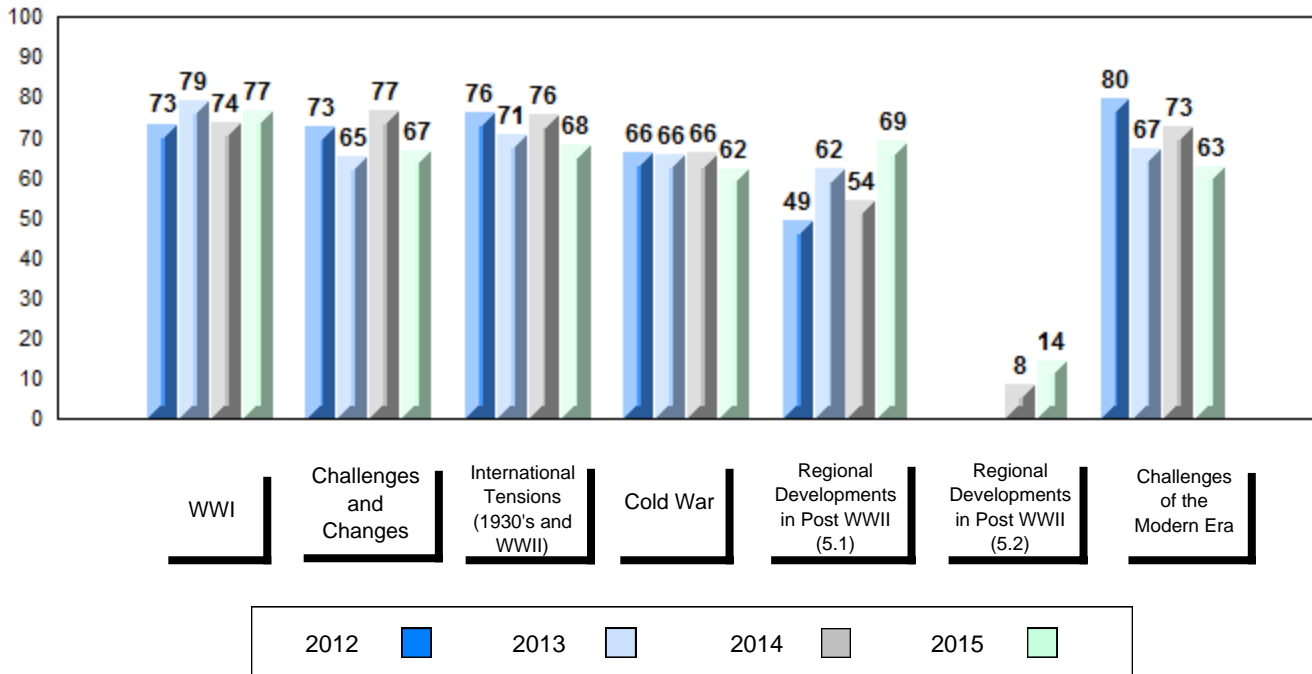
Average Score, 2012-2015



Difference from Provincial Mean, 2012-2015

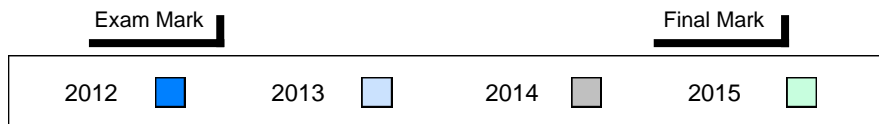
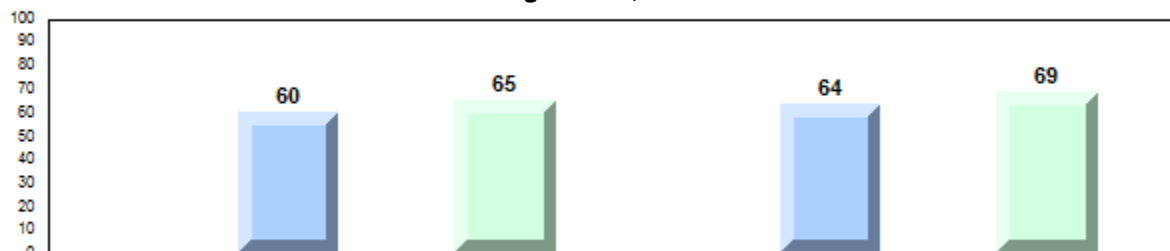


4 Year Public Exam (Subtest) Mark Trend 2012-2015


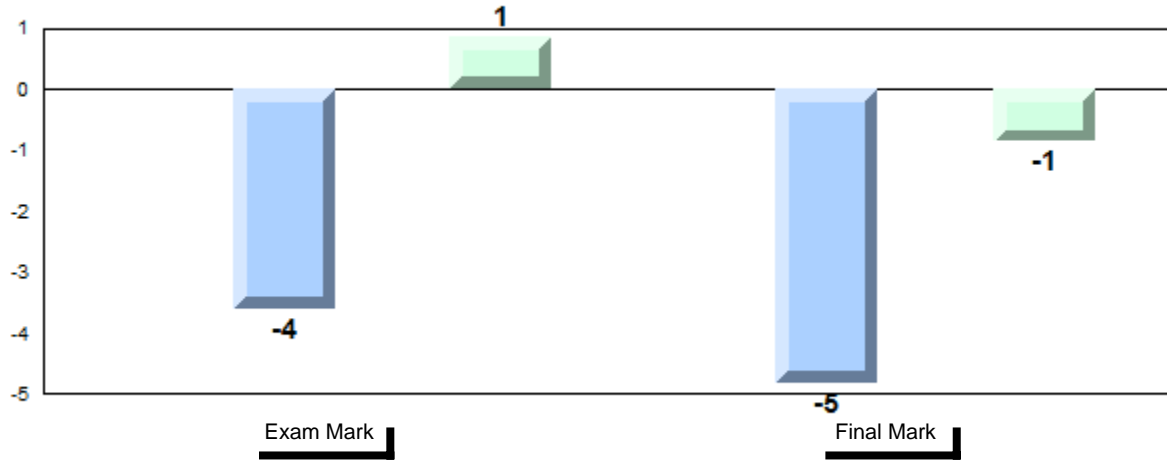


Number of Students		10	Public Exam Mark			Final Mark		
			School vs Region	School vs Province	School vs Region	School vs Province		
World History 3201	School	65.3	P	P	68.8	Q	Q	69.7
	Region	64.3						
	Province	64.4						
<u>Subtest</u>								
WWI	School	72.4	P	P	69.7	Q	Q	69.7
	Region	67.4						
	Province	67.9						
Challenges and Changes	School	64.8	P	P	69.7	Q	Q	69.7
	Region	59.2						
	Province	58.9						
International Tensions (1930's and WWII)	School	61.9	Q	Q	69.7	Q	Q	69.7
	Region	61.9						
	Province	62.0						
Cold War	School	44.6	Q	Q	69.7	Q	Q	69.7
	Region	52.9						
	Province	53.4						
Regional Developments in Post WWII (5.1)	School	48.6	Q	Q	69.7	Q	Q	69.7
	Region	62.2						
	Province	61.6						
Regional Developments in Post WWII (5.2)	School	44.6			69.7	Q	Q	69.7
	Region	44.6						
	Province	47.1						
Challenges of the Modern Era	School	50.7	Q	Q	69.7	Q	Q	69.7
	Region	53.7						
	Province	53.7						

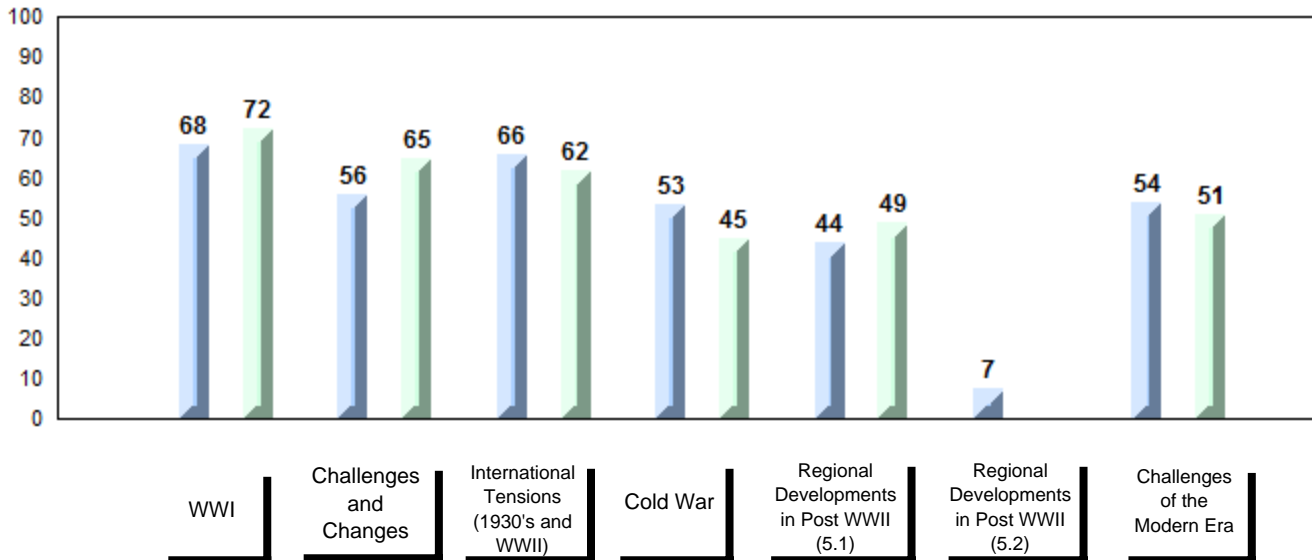
Average Score, 2012-2015



Difference from Provincial Mean, 2012-2015

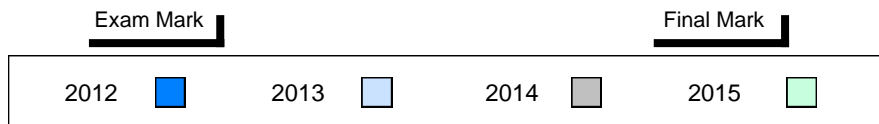
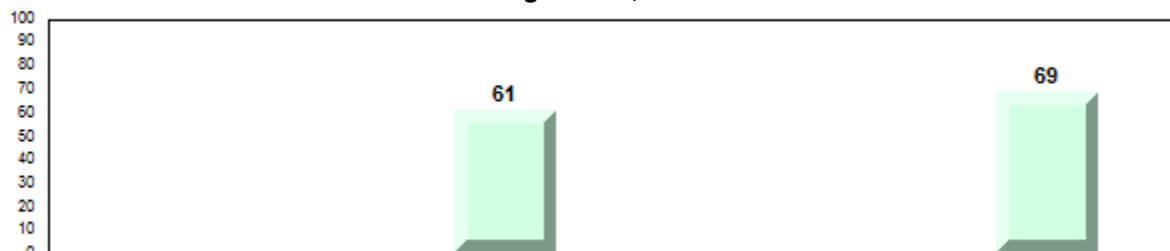


4 Year Public Exam (Subtest) Mark Trend 2012-2015

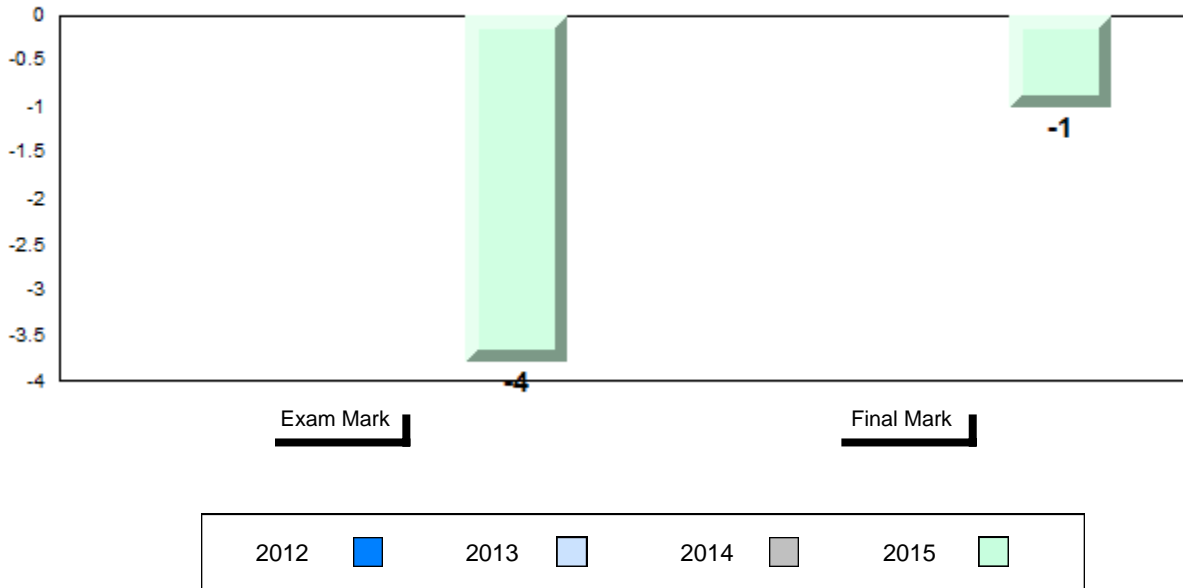


Number of Students		14	Public Exam Mark			Final Mark		
			School vs Region	School vs Province	School vs Region	School vs Province		
World History 3201	School	60.6	q	q	68.6	q	q	69.7
	Region	64.3						
	Province	64.4						
<u>Subtest</u>								
WWI	School	66.2	q	q	69.7			
	Region	67.4						
	Province	67.9						
Challenges and Changes	School	57.0	q	q	69.7			
	Region	59.2						
	Province	58.9						
International Tensions (1930's and WWII)	School	54.7	q	q	69.7			
	Region	61.9						
	Province	62.0						
Cold War	School	49.0	q	q	69.7			
	Region	52.9						
	Province	53.4						
Regional Developments in Post WWII (5.1)	School	54.8	q	q	69.7			
	Region	62.2						
	Province	61.6						
Regional Developments in Post WWII (5.2)	School	44.6			69.7			
	Region	44.6						
	Province	47.1						
Challenges of the Modern Era	School	53.6	q	q	69.7			
	Region	53.7						
	Province	53.7						

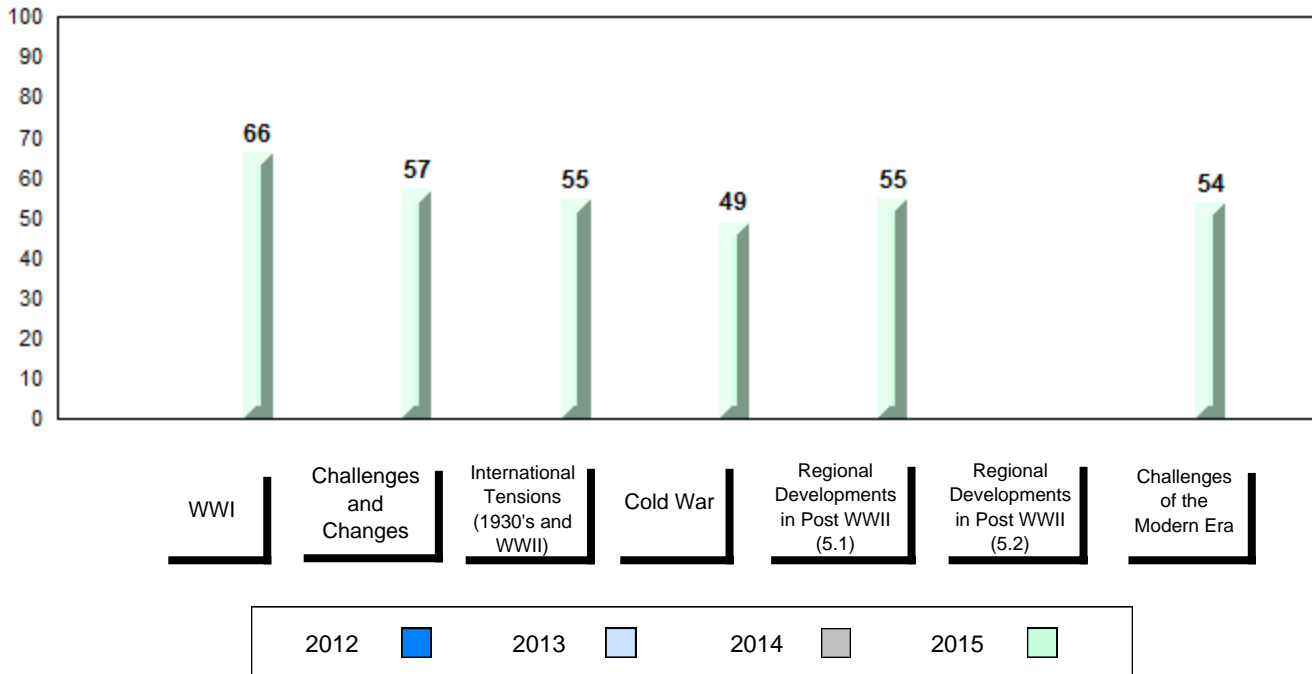
Average Score, 2012-2015



Difference from Provincial Mean, 2012-2015



4 Year Public Exam (Subtest) Mark Trend 2012-2015



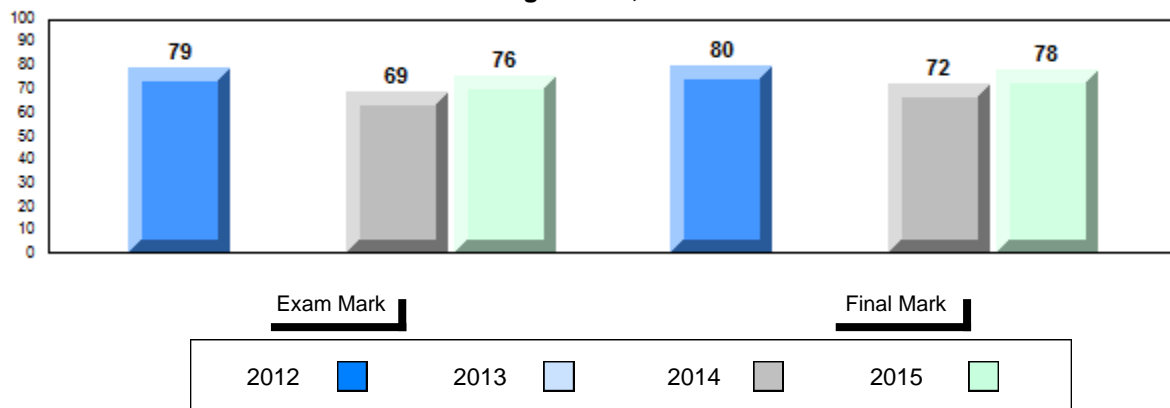
NLESD - Eastern Region

#476 - Baccalieu Collegiate, Old Perlican

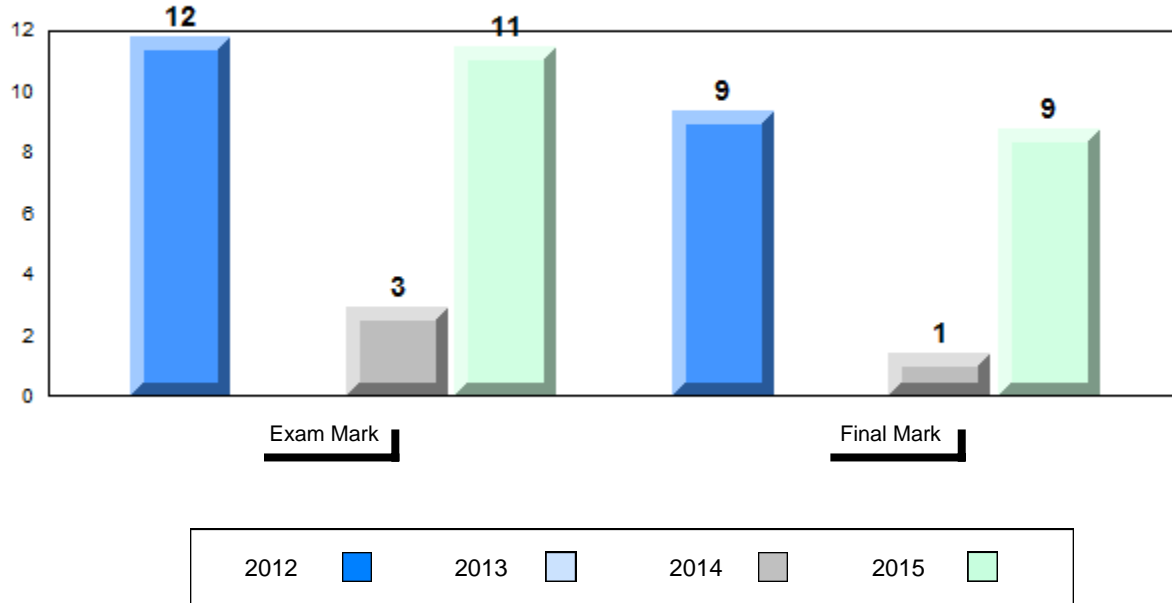
Grades: 7-12

Number of Students		18	Public Exam Mark			Final Mark		
			School vs Region	School vs Province	School vs Region	School vs Province		
World History 3201	School		75.9	P	P	78.4	P	P
	Region		64.3			69.7		
	Province		64.4			69.7		
Subtest								
WWI	School		78.7	P	P			
	Region		67.4					
	Province		67.9					
Challenges and Changes	School		71.3	P	P			
	Region		59.2					
	Province		58.9					
International Tensions (1930's and WWII)	School		71.4	P	P			
	Region		61.9					
	Province		62.0					
Cold War	School		65.5	P	P			
	Region		52.9					
	Province		53.4					
Regional Developments in Post WWII (5.1)	School		82.1	P	P			
	Region		62.2					
	Province		61.6					
Regional Developments in Post WWII (5.2)	School		44.6					
	Region		44.6					
	Province		47.1					
Challenges of the Modern Era	School		61.5	P	P			
	Region		53.7					
	Province		53.7					

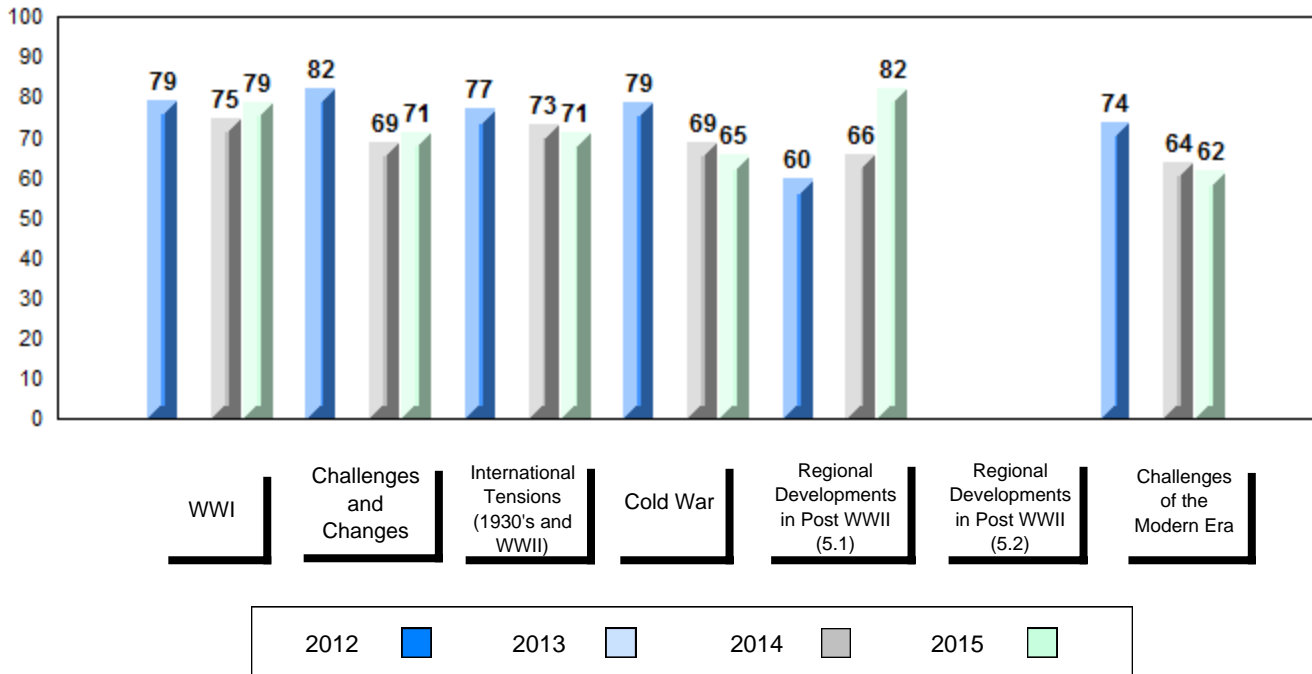
Average Score, 2012-2015



Difference from Provincial Mean, 2012-2015



4 Year Public Exam (Subtest) Mark Trend 2012-2015



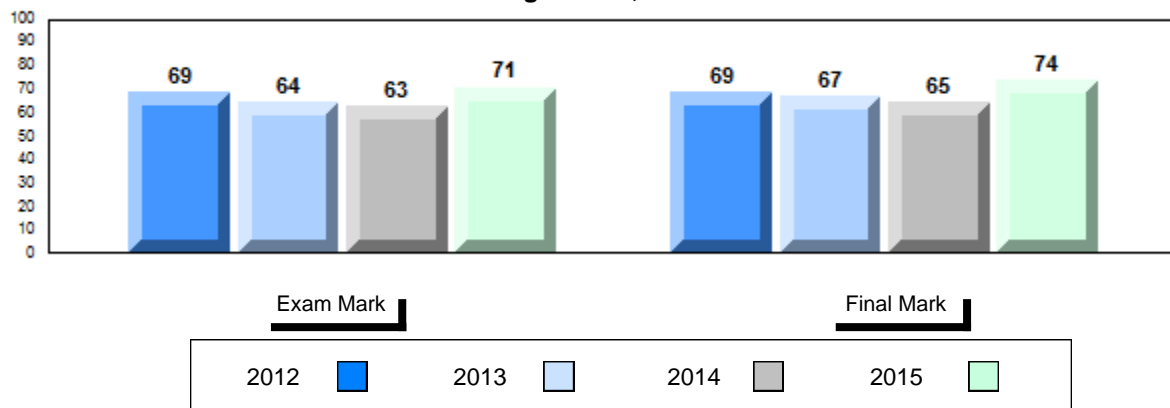
District 803 - Private

#374 - Murphy Centre, St. John's


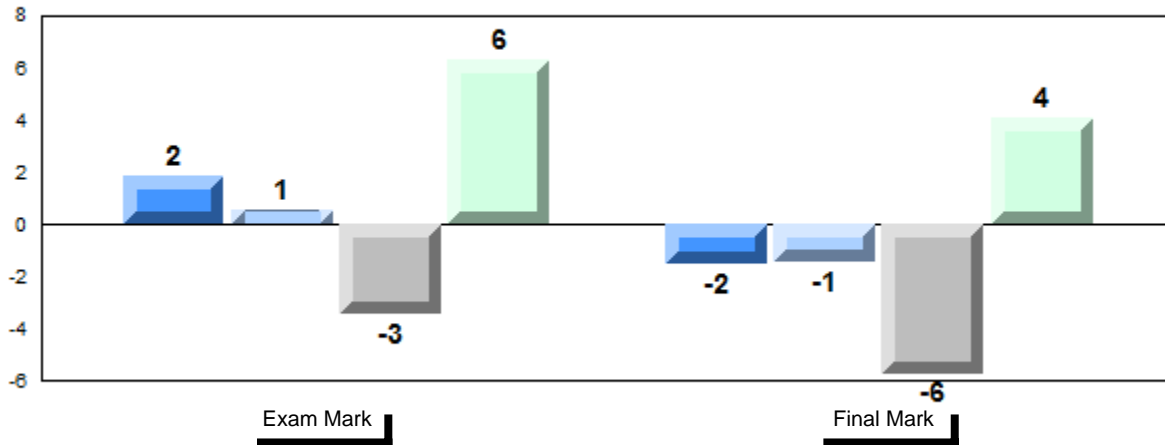
Grades: 10-12

Number of Students		8	Public Exam Mark			Final Mark		
			School vs Region	School vs Province	School vs Region	School vs Province		
World History 3201	School		70.8	P	P	73.8	Q	P
	Region		69.3			74.6		
	Province		64.4			69.7		
Subtest								
WWI	School		69.6	Q	P			
	Region		73.1					
	Province		67.9					
Challenges and Changes	School		69.6	P	P			
	Region		63.8					
	Province		58.9					
International Tensions (1930's and WWII)	School		71.2	P	P			
	Region		67.0					
	Province		62.0					
Cold War	School		61.2	P	P			
	Region		60.1					
	Province		53.4					
Regional Developments in Post WWII (5.1)	School		61.4	P	Q			
	Region		50.0					
	Province		61.6					
Regional Developments in Post WWII (5.2)	School		64.3	P	P			
	Region		55.8					
	Province		47.1					
Challenges of the Modern Era	School		46.4	Q	Q			
	Region		57.9					
	Province		53.7					

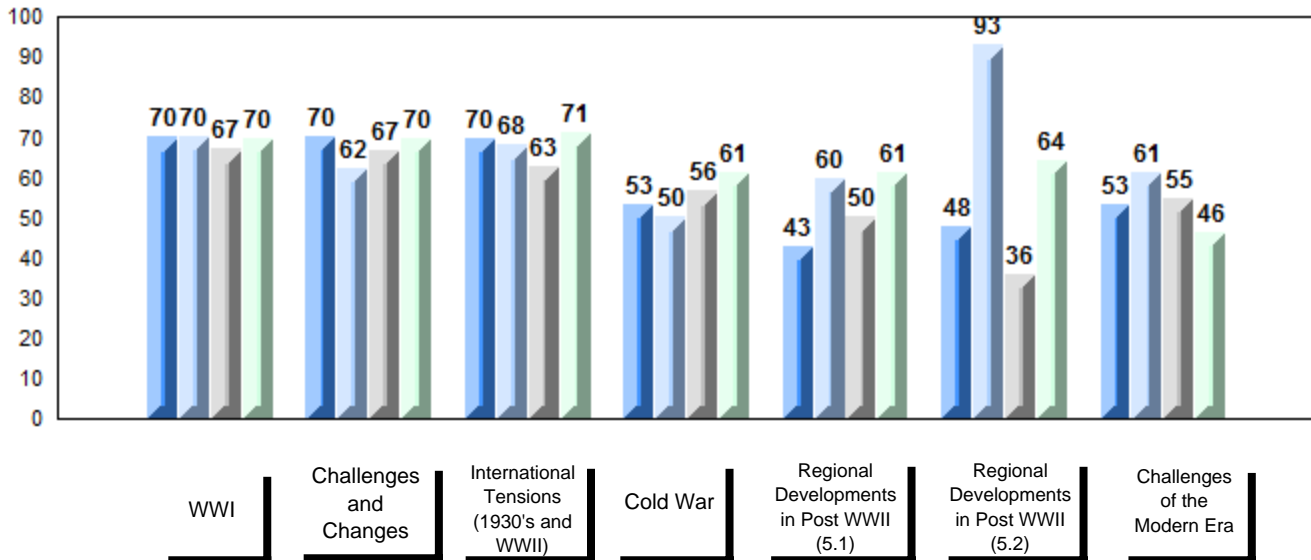
Average Score, 2012-2015



Difference from Provincial Mean, 2012-2015



4 Year Public Exam (Subtest) Mark Trend 2012-2015



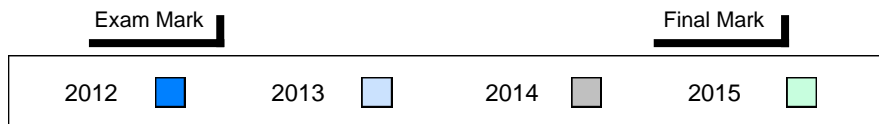
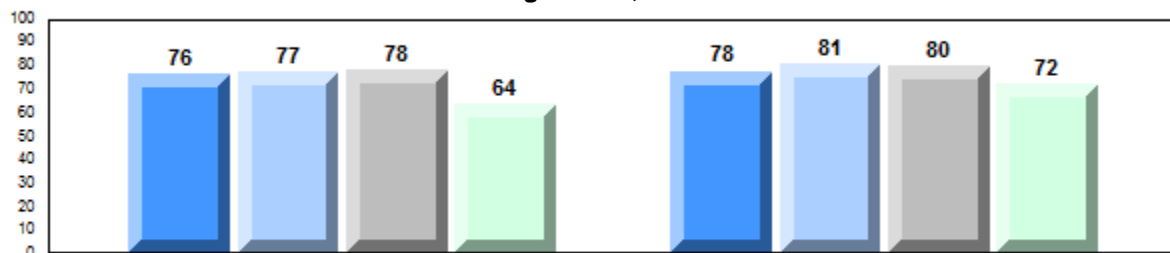
District 803 - Private

#450 - St. Bonaventure's College, St. John's

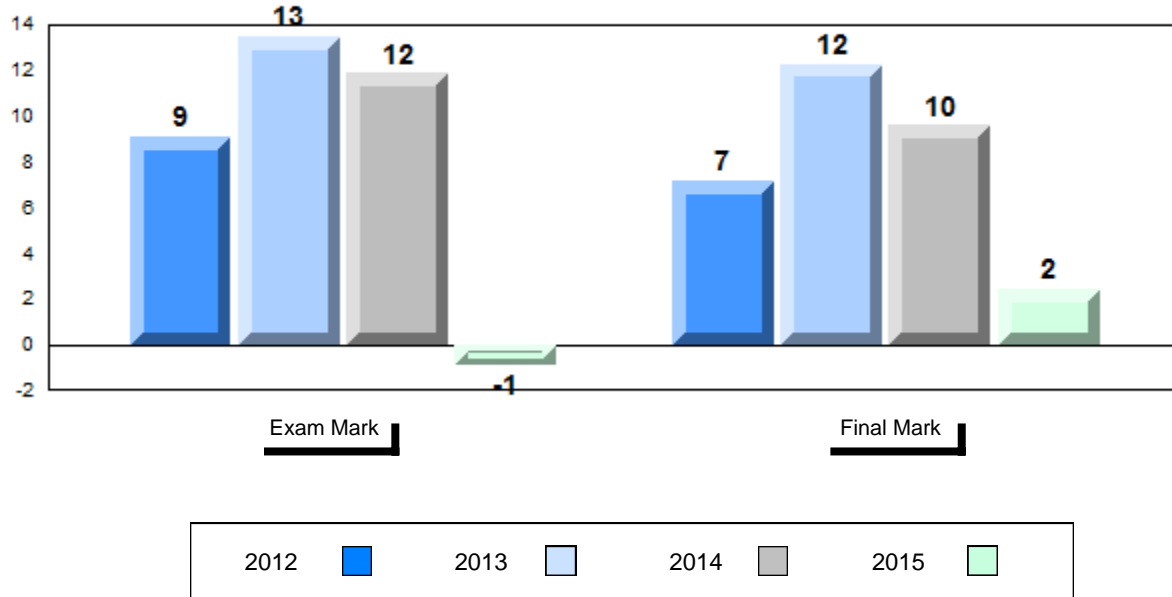
Grades: K-12

Number of Students		21						
			Public Exam Mark	School vs Region	School vs Province	Final Mark	School vs Region	School vs Province
World History 3201	School	63.5		q	q	72.1	q	p
	Region	69.3						
	Province	64.4						
<u>Subtest</u>								
WWI	School	70.5		q	p			
	Region	73.1						
	Province	67.9						
Challenges and Changes	School	57.7		q	q			
	Region	63.8						
	Province	58.9						
International Tensions (1930's and WWII)	School	59.0		q	q			
	Region	67.0						
	Province	62.0						
Cold War	School	51.5		q	q			
	Region	60.1						
	Province	53.4						
Regional Developments in Post WWII (5.1)	School	31.0		q	q			
	Region	50.0						
	Province	61.6						
Regional Developments in Post WWII (5.2)	School	55.2		q	p			
	Region	55.8						
	Province	47.1						
Challenges of the Modern Era	School	56.5		q	p			
	Region	57.9						
	Province	53.7						

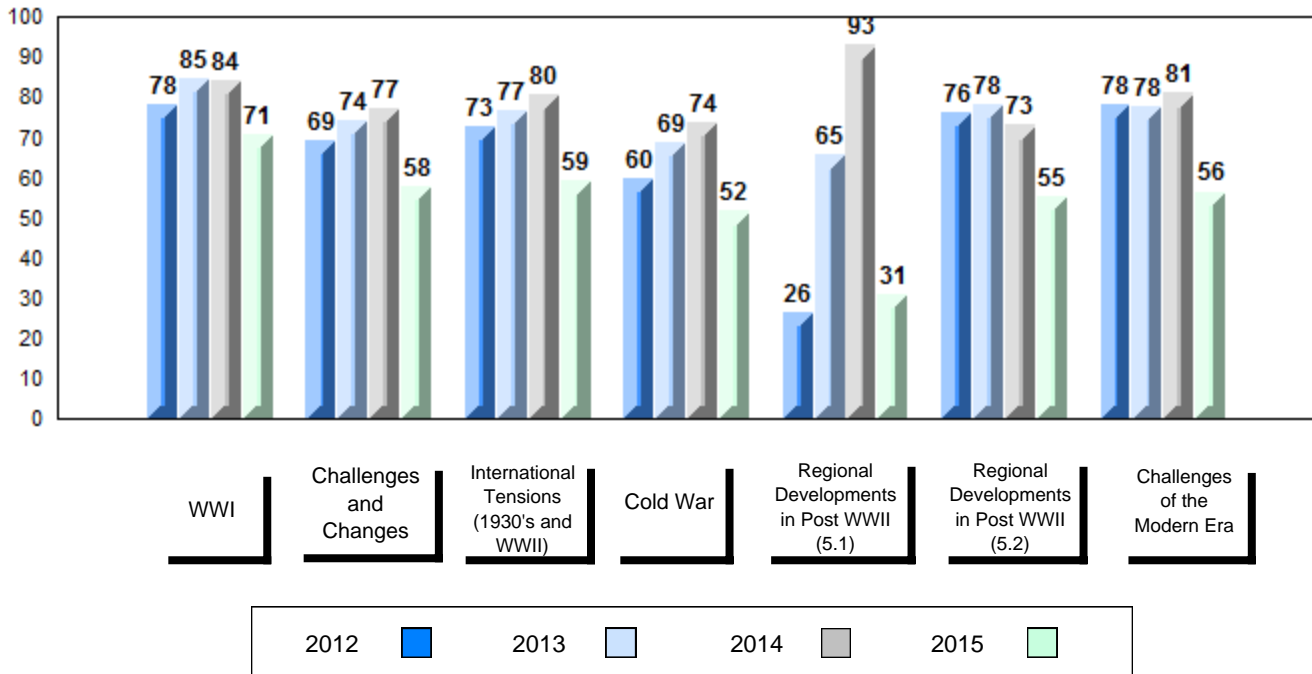
Average Score, 2012-2015



Difference from Provincial Mean, 2012-2015



4 Year Public Exam (Subtest) Mark Trend 2012-2015



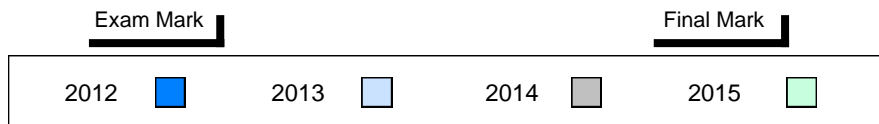
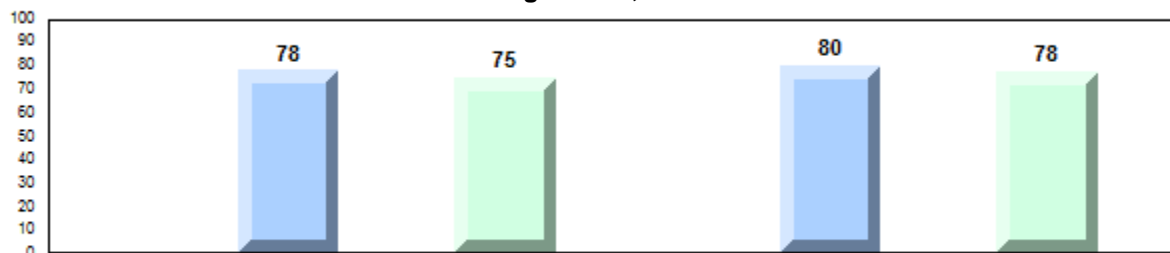
District 803 - Private

#453 - Eric G. Lambert All-Grade, Churchill Falls

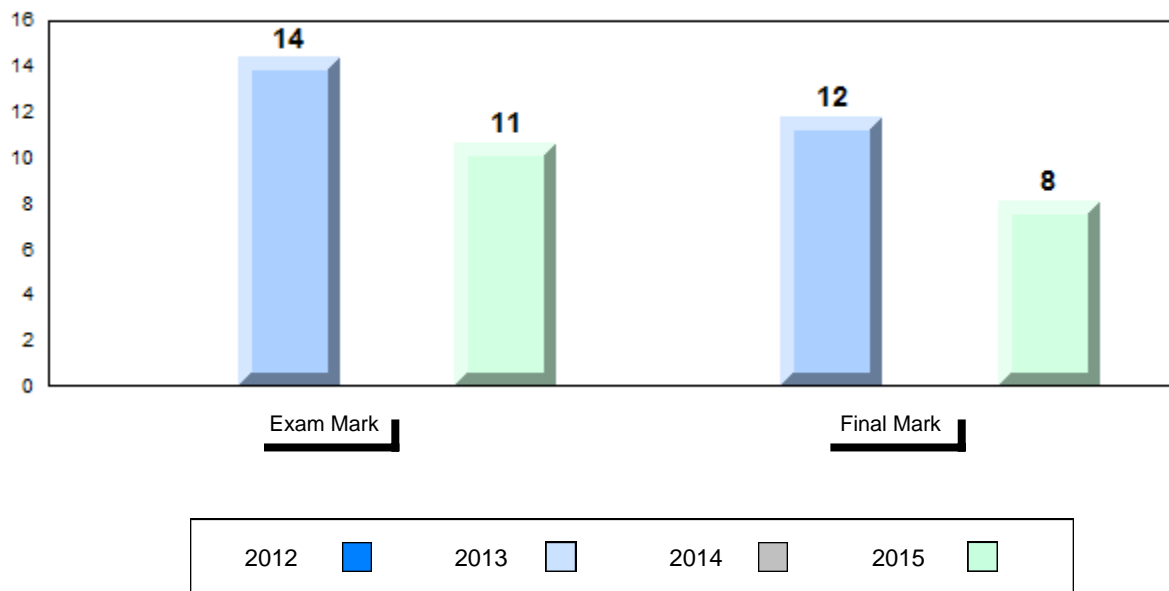
Grades: K-12

Number of Students		19	Public Exam Mark			Final Mark					
			School vs Region	School vs Province	School vs Region	School vs Province					
World History 3201	School		75.1	P	P	77.7	P	P			
	Region		69.3						74.6		
	Province		64.4						69.7		
<u>Subtest</u>											
WWI	School		77.6	P	P						
	Region		73.1								
	Province		67.9								
Challenges and Changes	School		68.1	P	P						
	Region		63.8								
	Province		58.9								
International Tensions (1930's and WWII)	School		74.1	P	P						
	Region		67.0								
	Province		62.0								
Cold War	School		69.2	P	P						
	Region		60.1								
	Province		53.4								
Regional Developments in Post WWII (5.1)	School										
	Region		50.0								
	Province		61.6								
Regional Developments in Post WWII (5.2)	School		55.6	Q	P						
	Region		55.8								
	Province		47.1								
Challenges of the Modern Era	School		64.3	P	P						
	Region		57.9								
	Province		53.7								

Average Score, 2012-2015



Difference from Provincial Mean, 2012-2015



4 Year Public Exam (Subtest) Mark Trend 2012-2015

