

District 1 - Labrador

#001 - St. Peter's School, Black Tickle

Classification: Rural
Offers Distance Education: Yes

Grades: K,3-5,7-10,12 Number of Grades: 9

[School FTE PTR : 4.1](#)
[District FTE PTR : 11.5](#)
[Provincial FTE PTR : 12.1](#)

[FTE Teachers](#) *** : 5.0

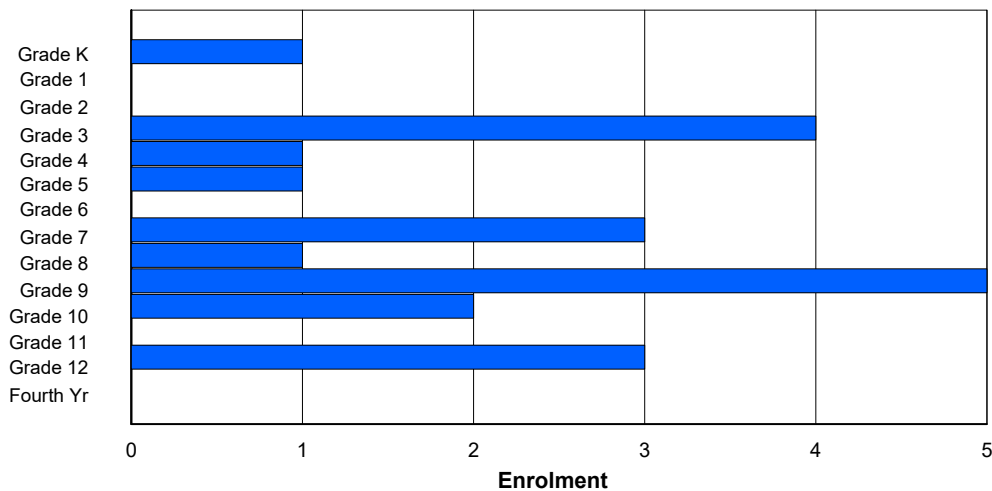
Enrolment By Age and Gender

Gender	Age																Total
	5	6	7	8	9	10	11	12	13	14	15	16	17	18	19	20>	
Male	0	0	0	1	1	1	0	0	1	3	3	0	0	0	0	0	10
Female	1	0	0	3	0	0	0	3	0	1	0	0	3	0	0	0	11
Total	1	0	0	4	1	1	0	3	1	4	3	0	3	0	0	0	21

Enrolment By Grade and Gender

Gender	Grade															Total
	K	1	2	3	4	5	6	7	8	9	10	11	12	4th		
Male	0	0	0	1	1	1	0	0	1	4	2	0	0	0	0	10
Female	1	0	0	3	0	0	0	3	0	1	0	0	3	0	0	11
Total	1	0	0	4	1	1	0	3	1	5	2	0	3	0	0	21

Enrolment By Grade
For 001 - St. Peter's School, Black Tickle



* Data from the 2012-2013 AGR(Enrolment/Age as of the last day in Sept./Dec.)

** Newfoundland Statistics Classification System

*** May include itinerant teachers

District 1 - Labrador

#002 - Henry Gordon Academy, Cartwright

Classification: Rural
Offers Distance Education: Yes

Grades: K-12

Number of Grades: 13

[School FTE PTR : 7.1](#)
[District FTE PTR : 11.5](#)
[Provincial FTE PTR : 12.1](#)

[FTE Teachers](#) *** : 10.0

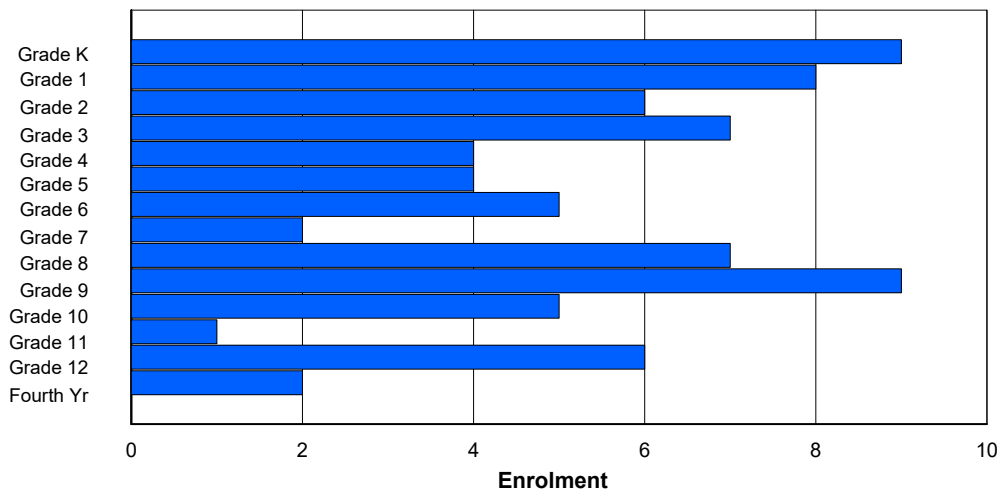
Enrolment By Age and Gender

Gender	Age																Total
	5	6	7	8	9	10	11	12	13	14	15	16	17	18	19	20>	
Male	4	4	2	4	3	3	2	1	5	4	3	1	3	1	0	0	40
Female	5	4	4	3	1	1	2	1	3	5	1	0	2	1	1	1	35
Total	9	8	6	7	4	4	4	2	8	9	4	1	5	2	1	1	75

Enrolment By Grade and Gender

Gender	Grade														Total
	K	1	2	3	4	5	6	7	8	9	10	11	12	4th	
Male	4	4	2	4	3	3	2	1	5	4	4	0	3	1	40
Female	5	4	4	3	1	1	3	1	2	5	1	1	3	1	35
Total	9	8	6	7	4	4	5	2	7	9	5	1	6	2	75

Enrolment By Grade
For 002 - Henry Gordon Academy, Cartwright



* Data from the 2012-2013 AGR(Enrolment/Age as of the last day in Sept./Dec.)

** Newfoundland Statistics Classification System

*** May include itinerant teachers

District 1 - Labrador

#004 - Queen of Peace Middle School, Happy Valley-Goose Bay

Classification: Urban
Offers Distance Education: No

Grades: 4-7

Number of Grades: 4

[School FTE PTR : 13.5](#)

[District FTE PTR : 11.5](#)

[Provincial FTE PTR : 12.1](#)

[FTE Teachers](#) *** : 25.5

Enrolment By Age and Gender

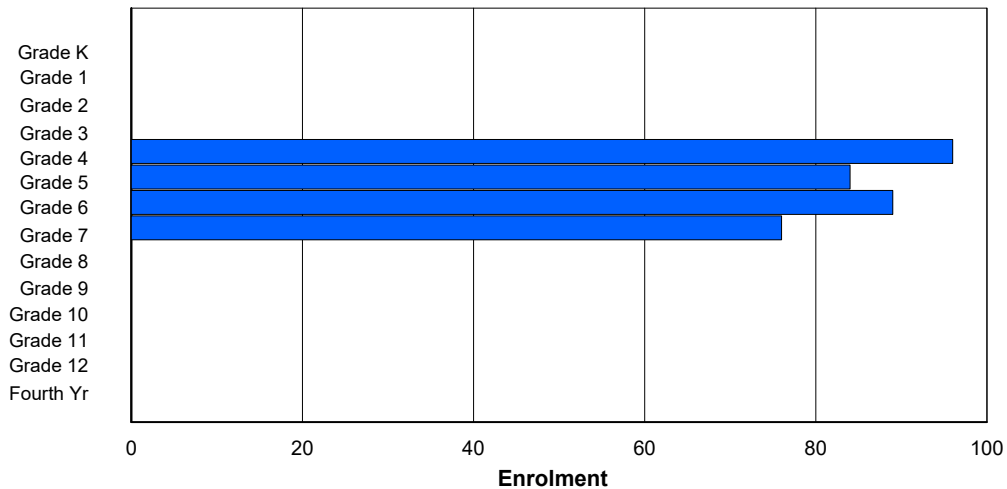
Gender	Age																Total
	5	6	7	8	9	10	11	12	13	14	15	16	17	18	19	20>	
Male	0	0	0	0	45	42	38	45	3	0	0	0	0	0	0	0	173
Female	0	0	0	0	48	43	47	32	2	0	0	0	0	0	0	0	172
Total	0	0	0	0	93	85	85	77	5	0	0	0	0	0	0	0	345

Enrolment By Grade and Gender

Gender	Grade														Total
	K	1	2	3	4	5	6	7	8	9	10	11	12	4th	
Male	0	0	0	0	48	41	40	44	0	0	0	0	0	0	173
Female	0	0	0	0	48	43	49	32	0	0	0	0	0	0	172
Total	0	0	0	0	96	84	89	76	0	0	0	0	0	0	345

Enrolment By Grade

For 004 - Queen of Peace Middle School, Happy Valley-Goose Bay



* Data from the 2012-2013 AGR(Enrolment/Age as of the last day in Sept./Dec.)

** Newfoundland Statistics Classification System

*** May include itinerant teachers

District 1 - Labrador

#005 - Peacock Primary School, Happy Valley-Goose Bay

Classification: Urban
Offers Distance Education: No

Grades: K-3 Number of Grades: 4

[School FTE PTR : 12.1](#)
[District FTE PTR : 11.5](#)
[Provincial FTE PTR : 12.1](#)

[FTE Teachers](#) *** : 25.5

Enrolment By Age and Gender

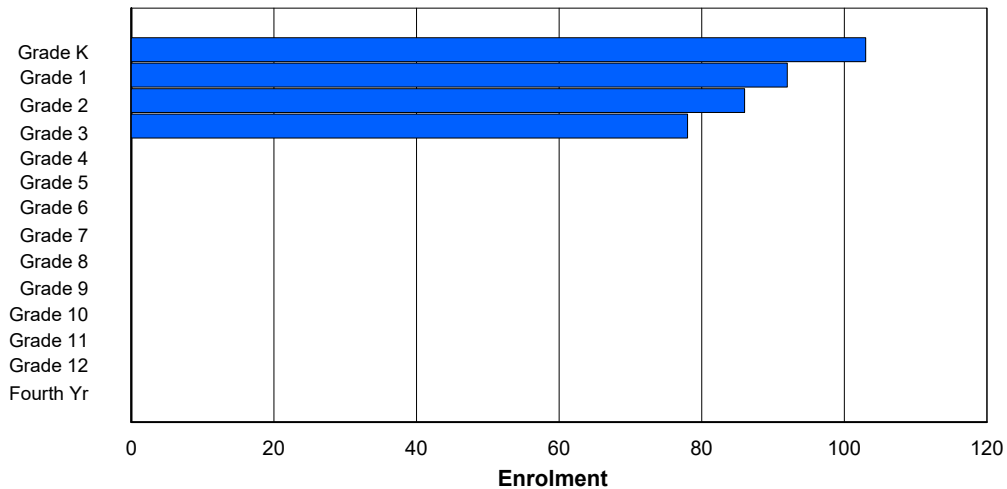
Gender	Age																Total
	5	6	7	8	9	10	11	12	13	14	15	16	17	18	19	20>	
Male	58	59	44	32	0	0	0	0	0	0	0	0	0	0	0	0	193
Female	43	34	39	49	0	0	0	0	0	1	0	0	0	0	0	0	166
Total	101	93	83	81	0	0	0	0	0	1	0	0	0	0	0	0	359

Enrolment By Grade and Gender

Gender	Grade														Total
	K	1	2	3	4	5	6	7	8	9	10	11	12	4th	
Male	60	58	47	28	0	0	0	0	0	0	0	0	0	0	193
Female	43	34	39	50	0	0	0	0	0	0	0	0	0	0	166
Total	103	92	86	78	0	0	0	0	0	0	0	0	0	0	359

Enrolment By Grade

For 005 - Peacock Primary School, Happy Valley-Goose Bay



* Data from the 2012-2013 AGR(Enrolment/Age as of the last day in Sept./Dec.)

** Newfoundland Statistics Classification System

*** May include itinerant teachers

District 1 - Labrador

#007 - Amos Comenius Memorial School, Hopedale

Grades: K-12

Number of Grades: 13

Classification: Rural
Offers Distance Education: Yes

[School FTE PTR : 6.8](#)

[District FTE PTR : 11.5](#)

[Provincial FTE PTR : 12.1](#)

[FTE Teachers](#) *** : 17.0

Enrolment By Age and Gender

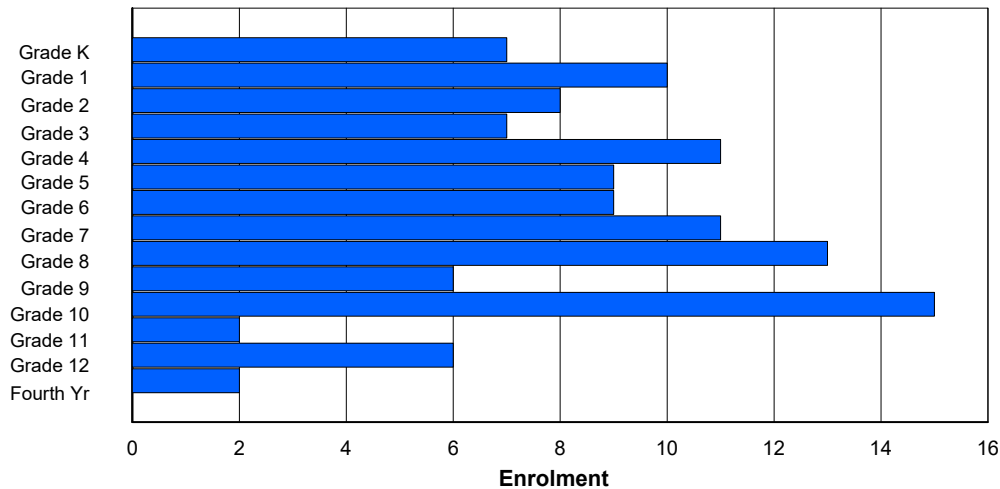
Gender	Age																Total
	5	6	7	8	9	10	11	12	13	14	15	16	17	18	19	20>	
Male	2	4	3	3	6	5	7	9	5	3	3	7	2	1	0	1	61
Female	5	6	5	4	5	2	4	2	4	4	1	7	5	1	0	0	55
Total	7	10	8	7	11	7	11	11	9	7	4	14	7	2	0	1	116

Enrolment By Grade and Gender

Gender	Grade														Total
	K	1	2	3	4	5	6	7	8	9	10	11	12	4th	
Male	2	4	3	3	6	6	6	9	8	3	5	1	3	2	61
Female	5	6	5	4	5	3	3	2	5	3	10	1	3	0	55
Total	7	10	8	7	11	9	9	11	13	6	15	2	6	2	116

Enrolment By Grade

For 007 - Amos Comenius Memorial School, Hopedale



* Data from the 2012-2013 AGR(Enrolment/Age as of the last day in Sept./Dec.)

** Newfoundland Statistics Classification System

*** May include itinerant teachers

District 1 - Labrador

#008 - A. P. Low Primary, Labrador City

Classification: Urban
Offers Distance Education: No

Grades: K-3

Number of Grades: 4

[School FTE PTR : 12.6](#)

[District FTE PTR : 11.5](#)

[Provincial FTE PTR : 12.1](#)

[FTE Teachers](#) *** : 29.5

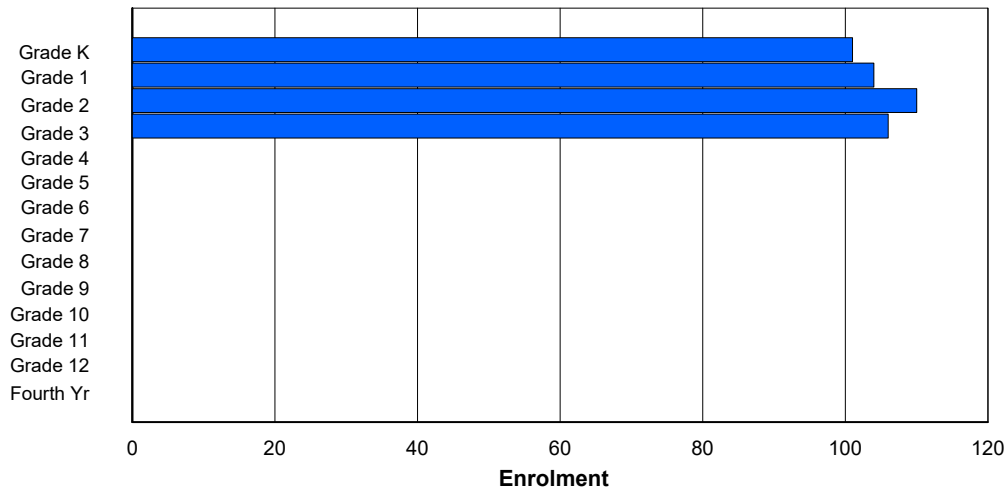
Enrolment By Age and Gender

Gender	Age																Total
	5	6	7	8	9	10	11	12	13	14	15	16	17	18	19	20>	
Male	58	53	63	64	0	0	0	0	0	0	0	0	0	0	0	0	238
Female	42	53	44	44	0	0	0	0	0	0	0	0	0	0	0	0	183
Total	100	106	107	108	0	0	0	0	0	0	0	0	0	0	0	0	421

Enrolment By Grade and Gender

Gender	Grade															Total
	K	1	2	3	4	5	6	7	8	9	10	11	12	4th		
Male	58	53	65	62	0	0	0	0	0	0	0	0	0	0	0	238
Female	43	51	45	44	0	0	0	0	0	0	0	0	0	0	0	183
Total	101	104	110	106	0	0	0	0	0	0	0	0	0	0	0	421

Enrolment By Grade
For 008 - A. P. Low Primary, Labrador City



* Data from the 2012-2013 AGR(Enrolment/Age as of the last day in Sept./Dec.)

** Newfoundland Statistics Classification System

*** May include itinerant teachers

District 1 - Labrador

#010 - Menihek High School, Labrador City

Classification: Urban
Offers Distance Education: No

Grades: 8-12

Number of Grades: 5

[School FTE PTR : 15.7](#)

[District FTE PTR : 11.5](#)

[Provincial FTE PTR : 12.1](#)

[FTE Teachers](#) *** : 38.5

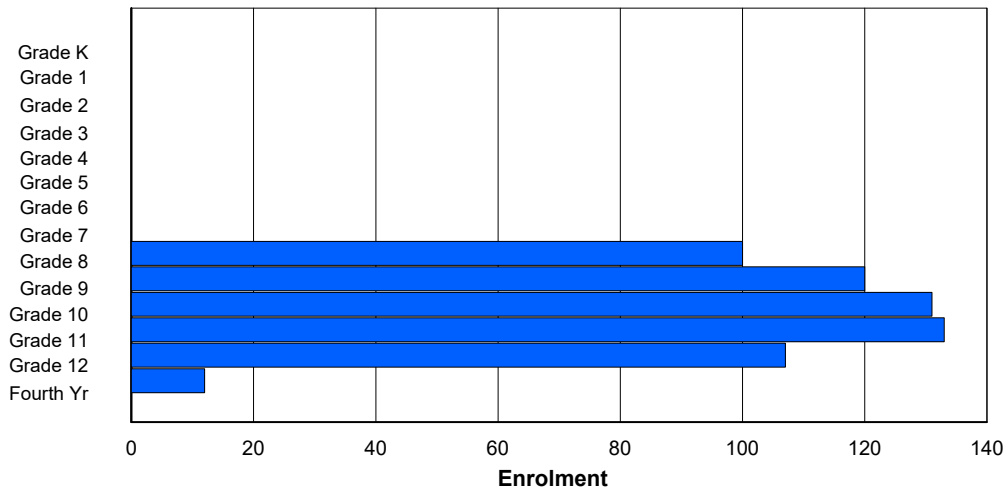
Enrolment By Age and Gender

Gender	Age																Total
	5	6	7	8	9	10	11	12	13	14	15	16	17	18	19	20>	
Male	0	0	0	0	0	0	0	0	52	69	75	70	66	9	1	0	342
Female	0	0	0	0	0	0	0	0	43	51	55	56	50	5	1	0	261
Total	0	0	0	0	0	0	0	0	95	120	130	126	116	14	2	0	603

Enrolment By Grade and Gender

Gender	Grade															Total
	K	1	2	3	4	5	6	7	8	9	10	11	12	4th		
Male	0	0	0	0	0	0	0	0	56	67	76	75	60	8	342	
Female	0	0	0	0	0	0	0	0	44	53	55	58	47	4	261	
Total	0	0	0	0	0	0	0	0	100	120	131	133	107	12	603	

Enrolment By Grade
For 010 - Menihek High School, Labrador City



* Data from the 2012-2013 AGR(Enrolment/Age as of the last day in Sept./Dec.)

** Newfoundland Statistics Classification System

*** May include itinerant teachers

District 1 - Labrador

#012 - J.C. Erhardt Memorial School, Makkovik

Classification: Rural
Offers Distance Education: Yes

Grades: K-6,8-12

Number of Grades: 12

[School FTE PTR : 7.1](#)

[District FTE PTR : 11.5](#)

[Provincial FTE PTR : 12.1](#)

[FTE Teachers](#) *** : 9.0

Enrolment By Age and Gender

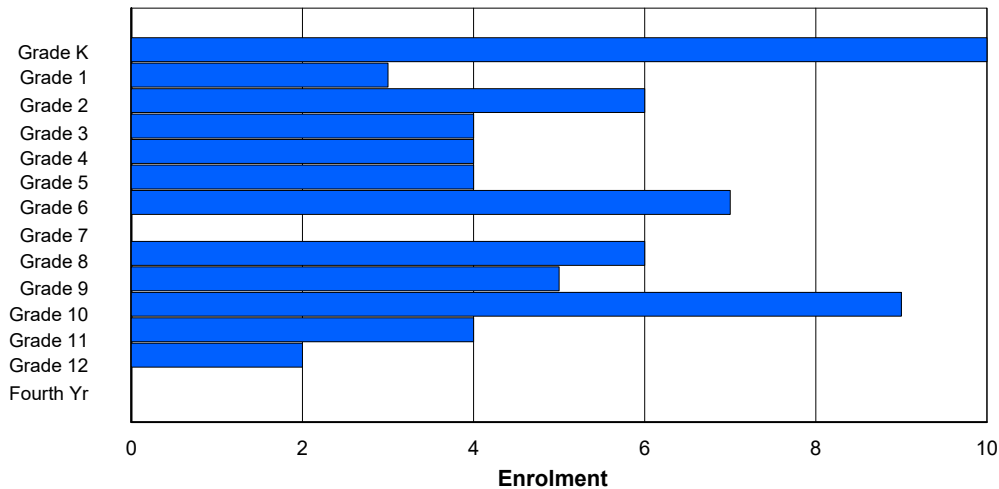
Gender	Age																Total
	5	6	7	8	9	10	11	12	13	14	15	16	17	18	19	20>	
Male	4	1	5	3	3	3	5	0	5	1	2	2	2	1	1	0	38
Female	6	2	1	1	1	1	2	0	1	3	5	3	0	0	0	0	26
Total	10	3	6	4	4	4	7	0	6	4	7	5	2	1	1	0	64

Enrolment By Grade and Gender

Gender	K	Grade													Total
		1	2	3	4	5	6	7	8	9	10	11	12	4th	
Male	4	1	5	3	3	3	5	0	5	2	2	3	2	0	38
Female	6	2	1	1	1	1	2	0	1	3	7	1	0	0	26
Total	10	3	6	4	4	4	7	0	6	5	9	4	2	0	64

Enrolment By Grade

For 012 - J.C. Erhardt Memorial School, Makkovik



* Data from the 2012-2013 AGR(Enrolment/Age as of the last day in Sept./Dec.)

** Newfoundland Statistics Classification System

*** May include itinerant teachers

District 1 - Labrador

#013 - Mud Lake School, Mud Lake

Grades: 4

Number of Grades: 1

Classification: Rural
Offers Distance Education: Yes

[School FTE PTR : N/A](#)
[District FTE PTR : 11.5](#)
[Provincial FTE PTR : 12.1](#)

[FTE Teachers](#) *** : 0.0

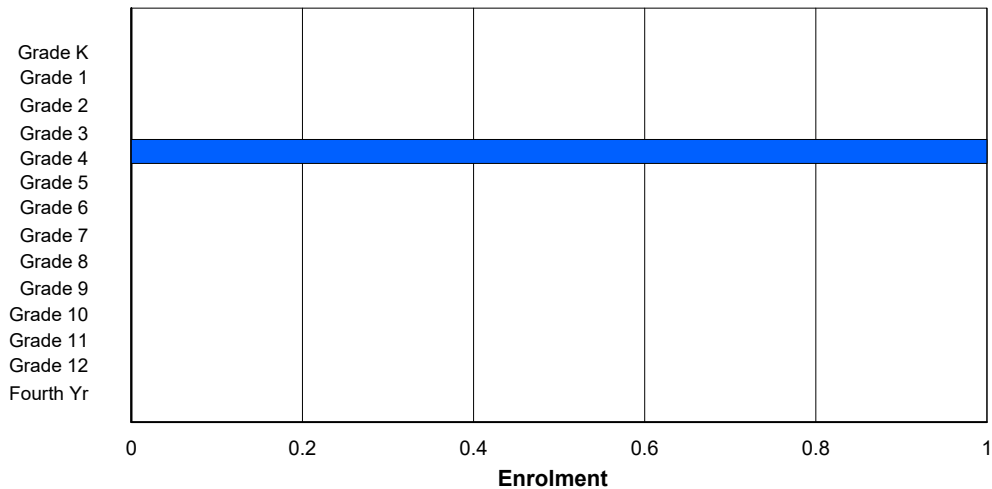
Enrolment By Age and Gender

Gender	Age																Total
	5	6	7	8	9	10	11	12	13	14	15	16	17	18	19	20>	
Male	0	0	0	0	0	0	0	0	0	0	0	0	0	0	0	0	0
Female	0	0	0	0	1	0	0	0	0	0	0	0	0	0	0	0	0
Total	0	0	0	0	1	0	0	0	0	0	0	0	0	0	0	0	1

Enrolment By Grade and Gender

Gender	Grade														Total
	K	1	2	3	4	5	6	7	8	9	10	11	12	4th	
Male	0	0	0	0	0	0	0	0	0	0	0	0	0	0	0
Female	0	0	0	0	1	0	0	0	0	0	0	0	0	0	0
Total	0	0	0	0	1	0	0	0	0	0	0	0	0	0	1

Enrolment By Grade
For 013 - Mud Lake School, Mud Lake



* Data from the 2012-2013 AGR(Enrolment/Age as of the last day in Sept./Dec.)

** Newfoundland Statistics Classification System

*** May include itinerant teachers

District 1 - Labrador

#014 - Jens Haven Memorial, Nain

Classification: Rural
Offers Distance Education: Yes

Grades: K-12

Number of Grades: 13

[School FTE PTR : 10.1](#)

[District FTE PTR : 11.5](#)

[Provincial FTE PTR : 12.1](#)

[FTE Teachers](#) *** : 22.0

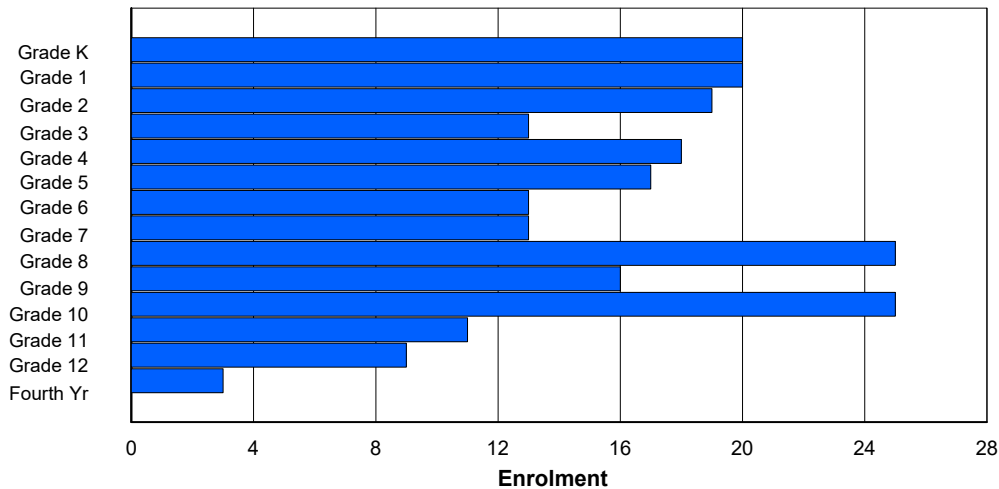
Enrolment By Age and Gender

Gender	Age																Total
	5	6	7	8	9	10	11	12	13	14	15	16	17	18	19	20>	
Male	9	10	4	4	12	8	11	12	8	8	7	8	5	1	1	0	108
Female	13	10	12	8	6	5	6	5	9	9	12	5	10	4	0	0	114
Total	22	20	16	12	18	13	17	17	17	17	19	13	15	5	1	0	222

Enrolment By Grade and Gender

Gender	Grade														Total
	K	1	2	3	4	5	6	7	8	9	10	11	12	4th	
Male	9	9	7	5	10	10	9	10	13	6	12	6	2	0	108
Female	11	11	12	8	8	7	4	3	12	10	13	5	7	3	114
Total	20	20	19	13	18	17	13	13	25	16	25	11	9	3	222

Enrolment By Grade
For 014 - Jens Haven Memorial, Nain



* Data from the 2012-2013 AGR(Enrolment/Age as of the last day in Sept./Dec.)

** Newfoundland Statistics Classification System

*** May include itinerant teachers

District 1 - Labrador

#015 - Lake Melville School, North West River

Classification: Rural
Offers Distance Education: Yes

Grades: K-12

Number of Grades: 13

[School FTE PTR : 8.1](#)

[District FTE PTR : 11.5](#)

[Provincial FTE PTR : 12.1](#)

[FTE Teachers](#) *** : 11.0

Enrolment By Age and Gender

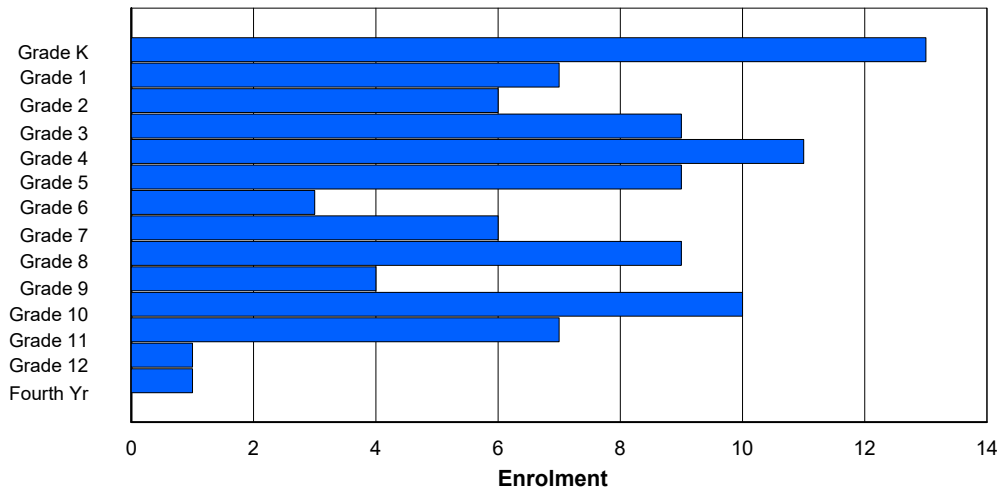
Gender	Age																Total
	5	6	7	8	9	10	11	12	13	14	15	16	17	18	19	20>	
Male	7	0	3	4	5	4	2	3	3	2	2	5	0	0	0	0	40
Female	6	6	4	5	6	4	2	2	7	3	4	4	1	1	1	0	56
Total	13	6	7	9	11	8	4	5	10	5	6	9	1	1	1	0	96

Enrolment By Grade and Gender

Gender	Grade														Total
	K	1	2	3	4	5	6	7	8	9	10	11	12	4th	
Male	7	1	2	4	5	5	1	4	2	2	4	3	0	0	40
Female	6	6	4	5	6	4	2	2	7	2	6	4	1	1	56
Total	13	7	6	9	11	9	3	6	9	4	10	7	1	1	96

Enrolment By Grade

For 015 - Lake Melville School, North West River



* Data from the 2012-2013 AGR(Enrolment/Age as of the last day in Sept./Dec.)

** Newfoundland Statistics Classification System

*** May include itinerant teachers

District 1 - Labrador

#016 - B.L. Morrison, Postville

Classification: Rural
Offers Distance Education: Yes

Grades: K-11

Number of Grades: 13

[School FTE PTR : 5.5](#)
[District FTE PTR : 11.5](#)
[Provincial FTE PTR : 12.1](#)

[FTE Teachers](#) *** : 6.0

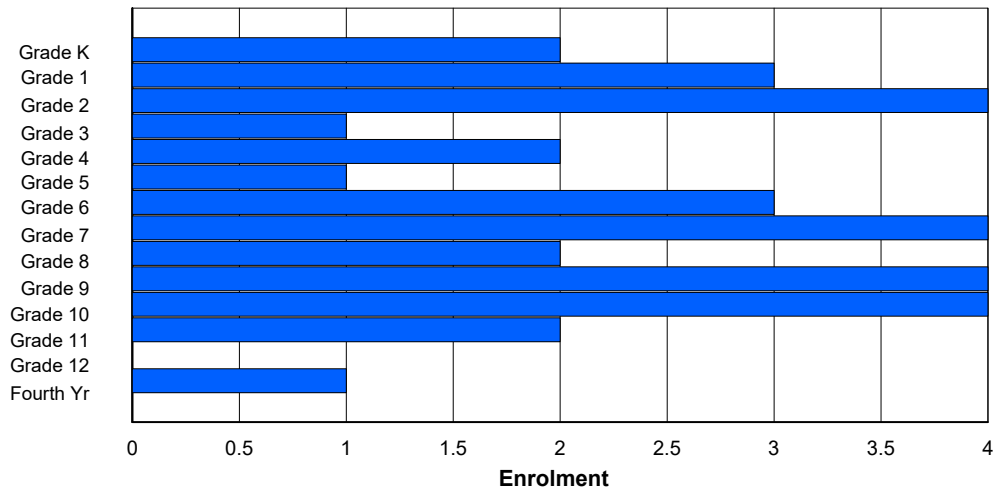
Enrolment By Age and Gender

Gender	Age																Total
	5	6	7	8	9	10	11	12	13	14	15	16	17	18	19	20>	
Male	1	2	3	1	1	1	0	2	2	1	2	1	0	1	0	0	18
Female	1	1	1	0	1	0	3	2	0	3	2	1	0	0	0	0	15
Total	2	3	4	1	2	1	3	4	2	4	4	2	0	1	0	0	33

Enrolment By Grade and Gender

Gender	K	Grade													Total
		1	2	3	4	5	6	7	8	9	10	11	12	4th	
Male	1	2	3	1	1	1	0	2	2	1	2	1	0	1	18
Female	1	1	1	0	1	0	3	2	0	3	2	1	0	0	15
Total	2	3	4	1	2	1	3	4	2	4	4	2	0	1	33

Enrolment By Grade
For 016 - B.L. Morrison, Postville



* Data from the 2012-2013 AGR(Enrolment/Age as of the last day in Sept./Dec.)

** Newfoundland Statistics Classification System

*** May include itinerant teachers

District 1 - Labrador

#017 - Northern Lights Academy, Rigolet

Classification: Rural
Offers Distance Education: Yes

Grades: K-12

Number of Grades: 13

[School FTE PTR : 7.4](#)

[District FTE PTR : 11.5](#)

[Provincial FTE PTR : 12.1](#)

[FTE Teachers](#) *** : 7.0

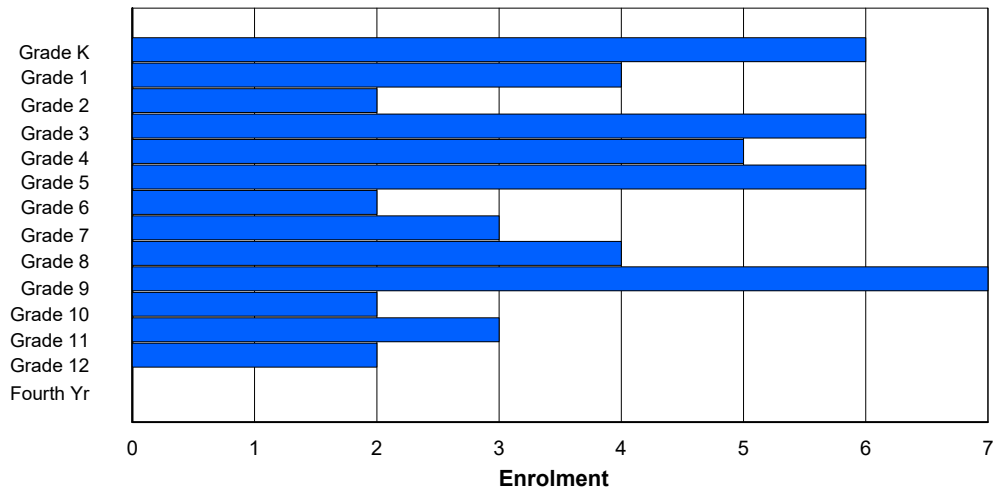
Enrolment By Age and Gender

Gender	Age																Total
	5	6	7	8	9	10	11	12	13	14	15	16	17	18	19	20>	
Male	3	1	1	2	3	2	0	1	2	1	1	2	1	0	1	0	21
Female	3	3	1	3	3	3	2	3	2	6	0	0	2	0	0	0	31
Total	6	4	2	5	6	5	2	4	4	7	1	2	3	0	1	0	52

Enrolment By Grade and Gender

Gender	Grade														Total
	K	1	2	3	4	5	6	7	8	9	10	11	12	4th	
Male	3	1	1	3	2	2	1	0	2	1	2	3	0	0	21
Female	3	3	1	3	3	4	1	3	2	6	0	0	2	0	31
Total	6	4	2	6	5	6	2	3	4	7	2	3	2	0	52

Enrolment By Grade
For 017 - Northern Lights Academy, Rigolet



* Data from the 2012-2013 AGR(Enrolment/Age as of the last day in Sept./Dec.)

** Newfoundland Statistics Classification System

*** May include itinerant teachers

District 1 - Labrador

#381 - J.R. Smallwood Middle School, Wabush

Classification: Urban
Offers Distance Education: No

Grades: 4-7

Number of Grades: 4

[School FTE PTR : 14.4](#)

[District FTE PTR : 11.5](#)

[Provincial FTE PTR : 12.1](#)

[FTE Teachers](#) *** : 30.0

Enrolment By Age and Gender

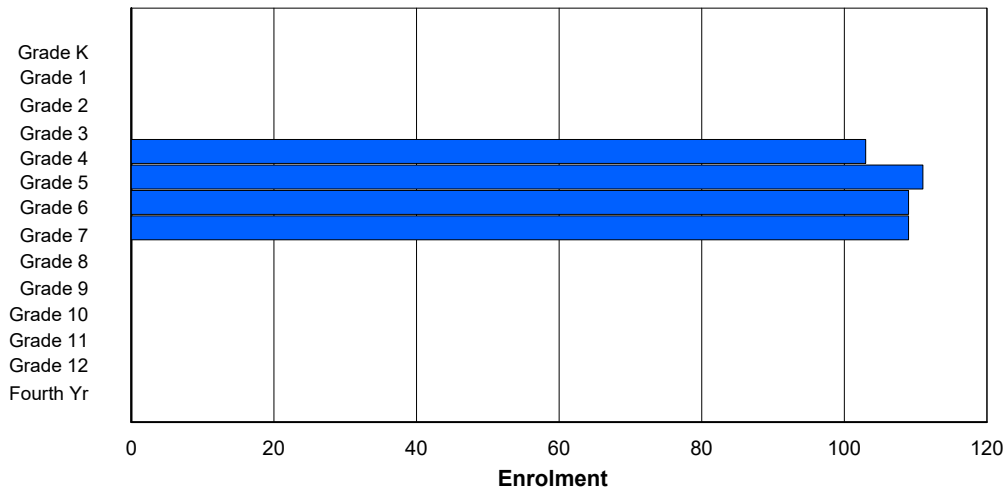
Gender	Age																Total
	5	6	7	8	9	10	11	12	13	14	15	16	17	18	19	20>	
Male	0	0	0	0	65	45	55	47	3	0	0	0	0	0	0	0	215
Female	0	0	0	0	37	64	57	58	1	0	0	0	0	0	0	0	217
Total	0	0	0	0	102	109	112	105	4	0	0	0	0	0	0	0	432

Enrolment By Grade and Gender

Gender	Grade														Total
	K	1	2	3	4	5	6	7	8	9	10	11	12	4th	
Male	0	0	0	0	65	47	53	50	0	0	0	0	0	0	215
Female	0	0	0	0	38	64	56	59	0	0	0	0	0	0	217
Total	0	0	0	0	103	111	109	109	0	0	0	0	0	0	432

Enrolment By Grade

For 381 - J.R. Smallwood Middle School, Wabush



* Data from the 2012-2013 AGR(Enrolment/Age as of the last day in Sept./Dec.)

** Newfoundland Statistics Classification System

*** May include itinerant teachers

District 1 - Labrador

#477 - Mealy Mountain Collegiate, Happy Valley-Goose Bay

Classification: Urban
Offers Distance Education: No

Grades: 8-12

Number of Grades: 5

[School FTE PTR : 16.5](#)

[District FTE PTR : 11.5](#)

[Provincial FTE PTR : 12.1](#)

[FTE Teachers](#) *** : 30.0

Enrolment By Age and Gender

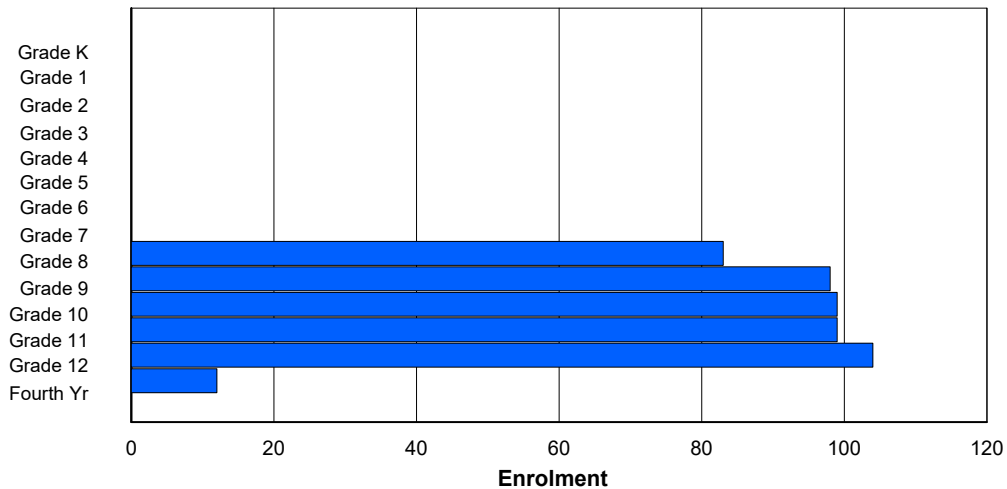
Gender	Age																	Total
	5	6	7	8	9	10	11	12	13	14	15	16	17	18	19	20>		
Male	0	0	0	0	0	0	0	0	39	48	47	54	43	9	1	0	241	
Female	0	0	0	0	0	0	0	0	40	48	56	42	59	8	0	1	254	
Total	0	0	0	0	0	0	0	0	79	96	103	96	102	17	1	1	495	

Enrolment By Grade and Gender

Gender	Grade															Total
	K	1	2	3	4	5	6	7	8	9	10	11	12	4th		
Male	0	0	0	0	0	0	0	0	43	46	48	52	46	6	241	
Female	0	0	0	0	0	0	0	0	40	52	51	47	58	6	254	
Total	0	0	0	0	0	0	0	0	83	98	99	99	104	12	495	

Enrolment By Grade

For 477 - Mealy Mountain Collegiate, Happy Valley-Goose Bay



* Data from the 2012-2013 AGR(Enrolment/Age as of the last day in Sept./Dec.)

** Newfoundland Statistics Classification System

*** May include itinerant teachers

District 2 - Western

#022 - William Gillett Academy, Charlottetown, LAB

Grades: K-12

Number of Grades: 13

Classification: Rural
Offers Distance Education: Yes

[School FTE PTR : 7.4](#)

[District FTE PTR : 10.8](#)

[Provincial FTE PTR : 12.1](#)

[FTE Teachers](#) *** : 7.0

Enrolment By Age and Gender

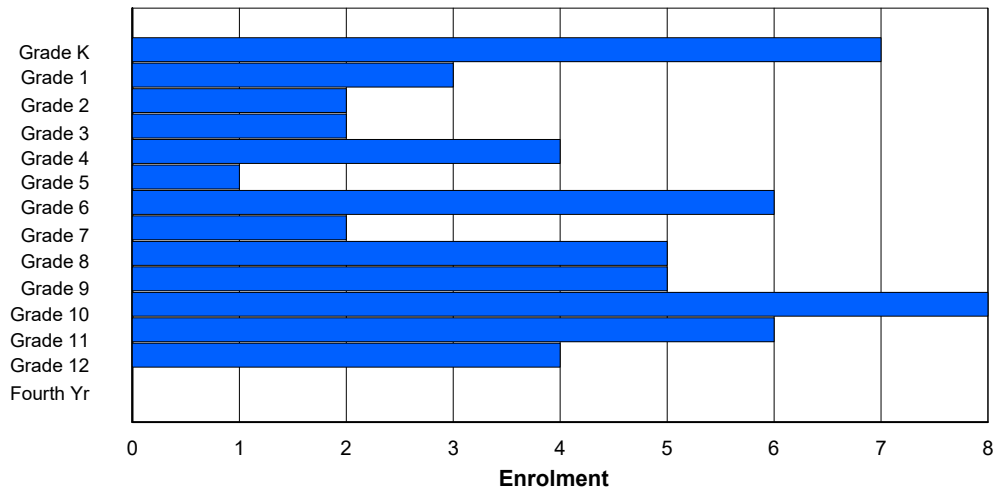
Gender	Age																Total
	5	6	7	8	9	10	11	12	13	14	15	16	17	18	19	20>	
Male	4	3	2	1	0	0	2	1	3	3	5	2	1	0	0	0	27
Female	3	0	0	1	4	1	4	1	2	2	3	4	3	0	0	0	28
Total	7	3	2	2	4	1	6	2	5	5	8	6	4	0	0	0	55

Enrolment By Grade and Gender

Gender	Grade														Total
	K	1	2	3	4	5	6	7	8	9	10	11	12	4th	
Male	4	3	2	1	0	0	2	1	3	3	5	2	1	0	27
Female	3	0	0	1	4	1	4	1	2	2	3	4	3	0	28
Total	7	3	2	2	4	1	6	2	5	5	8	6	4	0	55

Enrolment By Grade

For 022 - William Gillett Academy, Charlottetown, LAB



* Data from the 2012-2013 AGR(Enrolment/Age as of the last day in Sept./Dec.)

** Newfoundland Statistics Classification System

*** May include itinerant teachers

District 2 - Western

#023 - Sacred Heart AG, Conche

Classification: Rural
Offers Distance Education: Yes

Grades: 1,3,5-7,9-12 Number of Grades: 9

[School FTE PTR : 5.5](#)
[District FTE PTR : 10.8](#)
[Provincial FTE PTR : 12.1](#)

[FTE Teachers](#) *** : 2.0

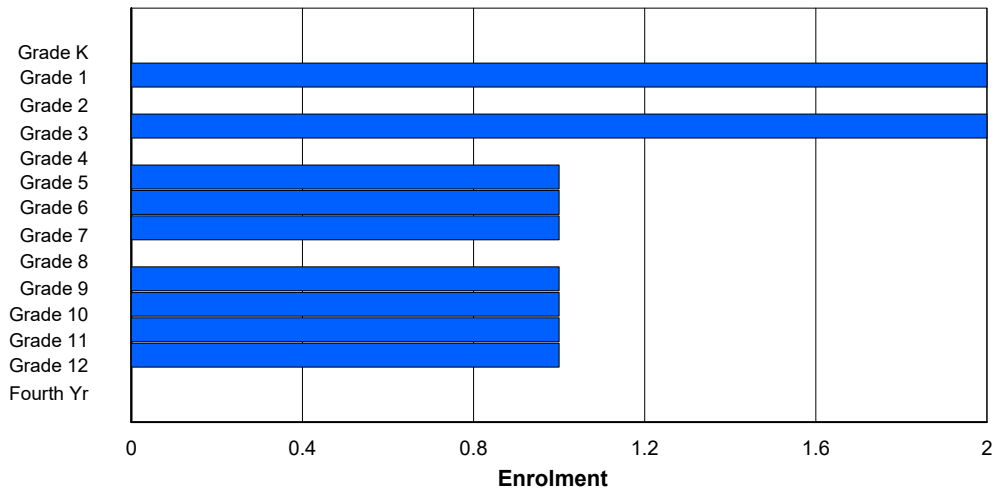
Enrolment By Age and Gender

Gender	Age																Total
	5	6	7	8	9	10	11	12	13	14	15	16	17	18	19	20>	
Male	0	0	0	0	0	0	0	1	0	1	0	1	1	0	0	0	4
Female	0	2	0	2	0	1	1	0	0	0	1	0	0	0	0	0	7
Total	0	2	0	2	0	1	1	1	0	1	1	1	1	0	0	0	11

Enrolment By Grade and Gender

Gender	Grade															Total
	K	1	2	3	4	5	6	7	8	9	10	11	12	4th		
Male	0	0	0	0	0	0	0	1	0	1	0	1	1	0	4	
Female	0	2	0	2	0	1	1	0	0	0	1	0	0	0	7	
Total	0	2	0	2	0	1	1	1	0	1	1	1	1	0	11	

Enrolment By Grade
For 023 - Sacred Heart AG, Conche



* Data from the 2012-2013 AGR(Enrolment/Age as of the last day in Sept./Dec.)

** Newfoundland Statistics Classification System

*** May include itinerant teachers

District 2 - Western

#024 - James Cook Memorial, Cook's Harbour

Grades: 1-3,7-12

Number of Grades: 9

Classification: Rural

Offers Distance Education: Yes

[FTE Teachers](#) *** : 3.0

[School FTE PTR : 5.3](#)

[District FTE PTR : 10.8](#)

[Provincial FTE PTR : 12.1](#)

Enrolment By Age and Gender

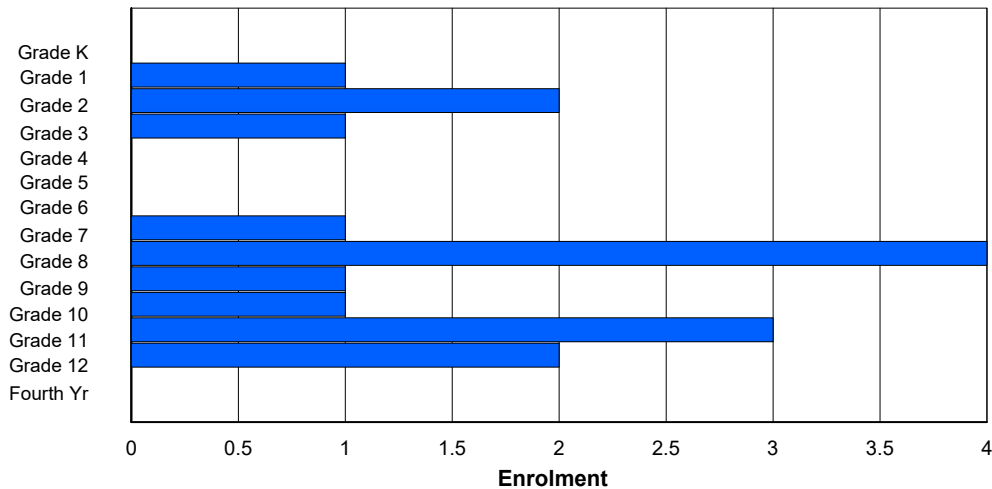
Gender	Age																Total
	5	6	7	8	9	10	11	12	13	14	15	16	17	18	19	20>	
Male	0	1	1	0	0	0	0	0	3	1	1	2	0	0	0	0	9
Female	0	0	1	1	0	0	0	1	1	0	0	1	2	0	0	0	7
Total	0	1	2	1	0	0	0	1	4	1	1	3	2	0	0	0	16

Enrolment By Grade and Gender

Gender	Grade														Total
	K	1	2	3	4	5	6	7	8	9	10	11	12	4th	
Male	0	1	1	0	0	0	0	0	3	1	1	2	0	0	9
Female	0	0	1	1	0	0	0	1	1	0	0	1	2	0	7
Total	0	1	2	1	0	0	0	1	4	1	1	3	2	0	16

Enrolment By Grade

For 024 - James Cook Memorial, Cook's Harbour



* Data from the 2012-2013 AGR(Enrolment/Age as of the last day in Sept./Dec.)

** Newfoundland Statistics Classification System

*** May include itinerant teachers

District 2 - Western

#026 - H.G. Fillier Academy, Englee

Grades: K-9

Number of Grades: 10

Classification: Rural

Offers Distance Education: No

[FTE Teachers](#) *** : 5.5

[School FTE PTR : 9.0](#)

[District FTE PTR : 10.8](#)

[Provincial FTE PTR : 12.1](#)

Enrolment By Age and Gender

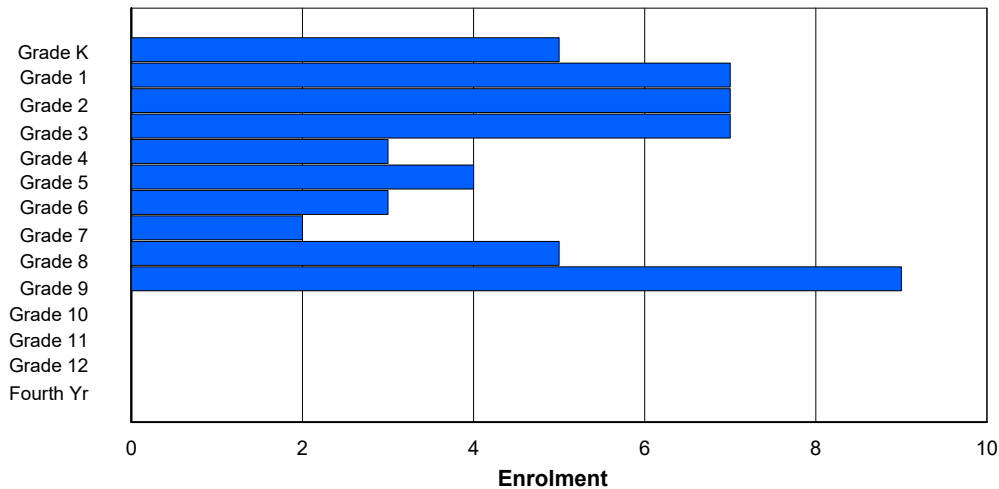
Gender	Age																Total
	5	6	7	8	9	10	11	12	13	14	15	16	17	18	19	20>	
Male	4	0	4	2	3	3	1	1	4	7	0	0	0	0	0	0	29
Female	1	7	3	5	0	1	2	1	1	2	0	0	0	0	0	0	23
Total	5	7	7	7	3	4	3	2	5	9	0	0	0	0	0	0	52

Enrolment By Grade and Gender

Gender	Grade														Total
	K	1	2	3	4	5	6	7	8	9	10	11	12	4th	
Male	4	0	4	2	3	3	1	1	4	7	0	0	0	0	29
Female	1	7	3	5	0	1	2	1	1	2	0	0	0	0	23
Total	5	7	7	7	3	4	3	2	5	9	0	0	0	0	52

Enrolment By Grade

For 026 - H.G. Fillier Academy, Englee



* Data from the 2012-2013 AGR(Enrolment/Age as of the last day in Sept./Dec.)

** Newfoundland Statistics Classification System

*** May include itinerant teachers

District 2 - Western

#027 - Canon Richards Memorial Academy, Flower's Cove

Classification: Rural
Offers Distance Education: Yes

Grades: K-12

Number of Grades: 13

[School FTE PTR : 11.1](#)

[District FTE PTR : 10.8](#)

[Provincial FTE PTR : 12.1](#)

[FTE Teachers](#) *** : 20.0

Enrolment By Age and Gender

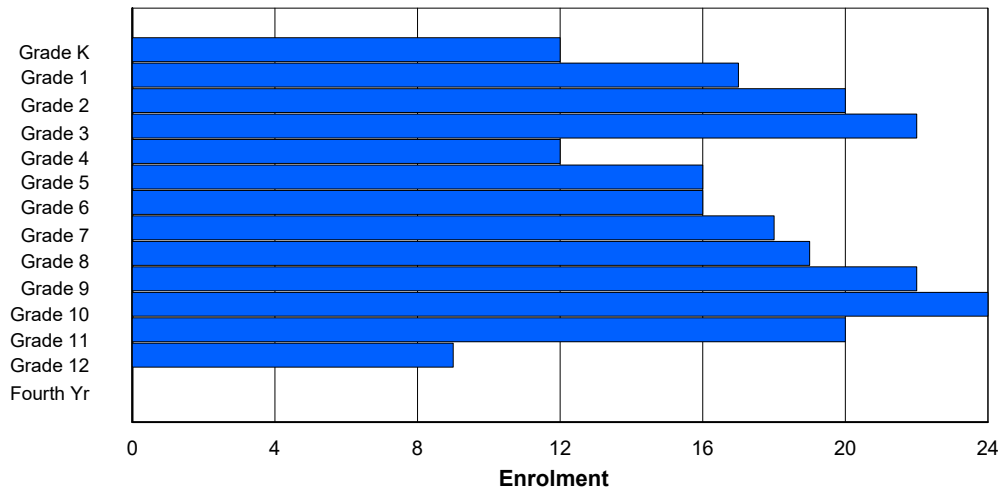
Gender	Age																Total
	5	6	7	8	9	10	11	12	13	14	15	16	17	18	19	20>	
Male	7	8	14	13	6	5	11	8	11	12	10	15	4	0	0	0	124
Female	5	9	6	9	6	10	5	11	8	10	12	7	5	0	0	0	103
Total	12	17	20	22	12	15	16	19	19	22	22	22	9	0	0	0	227

Enrolment By Grade and Gender

Gender	Grade														Total
	K	1	2	3	4	5	6	7	8	9	10	11	12	4th	
Male	7	8	14	13	6	6	11	7	11	12	11	14	4	0	124
Female	5	9	6	9	6	10	5	11	8	10	13	6	5	0	103
Total	12	17	20	22	12	16	16	18	19	22	24	20	9	0	227

Enrolment By Grade

For 027 - Canon Richards Memorial Academy, Flower's Cove



* Data from the 2012-2013 AGR(Enrolment/Age as of the last day in Sept./Dec.)

** Newfoundland Statistics Classification System

*** May include itinerant teachers

District 2 - Western

#032 - Truman Eddison Memorial, Griquet

Classification: Rural
Offers Distance Education: No

Grades: K-6

Number of Grades: 7

[School FTE PTR : 6.6](#)

[District FTE PTR : 10.8](#)

[Provincial FTE PTR : 12.1](#)

[FTE Teachers](#) *** : 5.0

Enrolment By Age and Gender

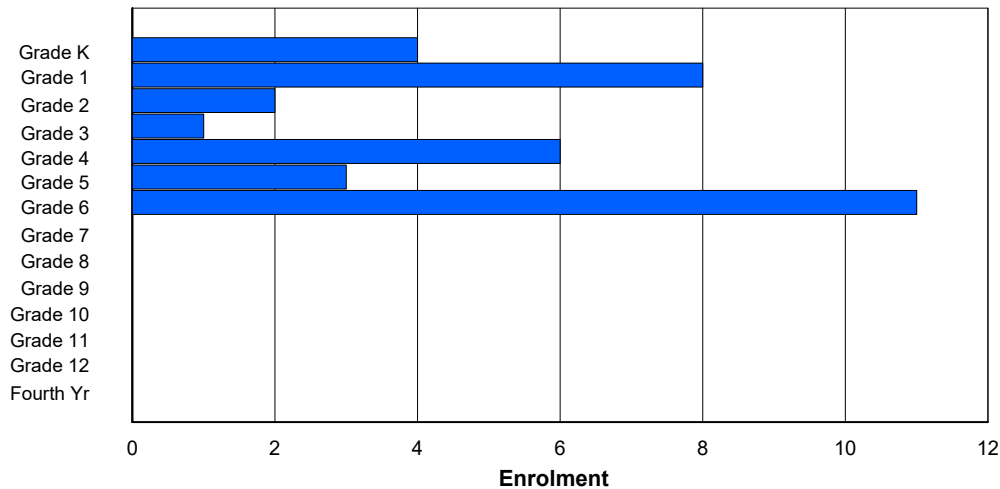
Gender	Age																Total
	5	6	7	8	9	10	11	12	13	14	15	16	17	18	19	20>	
Male	3	4	1	1	3	2	6	0	0	0	0	0	0	0	0	0	20
Female	1	4	1	0	3	1	5	0	0	0	0	0	0	0	0	0	15
Total	4	8	2	1	6	3	11	0	0	0	0	0	0	0	0	0	35

Enrolment By Grade and Gender

Gender	K	Grade												Total		
		1	2	3	4	5	6	7	8	9	10	11	12		4th	
Male	3	4	1	1	3	2	6	0	0	0	0	0	0	0	0	20
Female	1	4	1	0	3	1	5	0	0	0	0	0	0	0	0	15
Total	4	8	2	1	6	3	11	0	0	0	0	0	0	0	0	35

Enrolment By Grade

For 032 - Truman Eddison Memorial, Griquet



* Data from the 2012-2013 AGR(Enrolment/Age as of the last day in Sept./Dec.)

** Newfoundland Statistics Classification System

*** May include itinerant teachers

District 2 - Western

#039 - Mary Simms All-Grade, Main Brook

Classification: Rural
Offers Distance Education: Yes

Grades: K-12

Number of Grades: 13

[School FTE PTR : 7.0](#)
[District FTE PTR : 10.8](#)
[Provincial FTE PTR : 12.1](#)

[FTE Teachers](#) *** : 5.0

Enrolment By Age and Gender

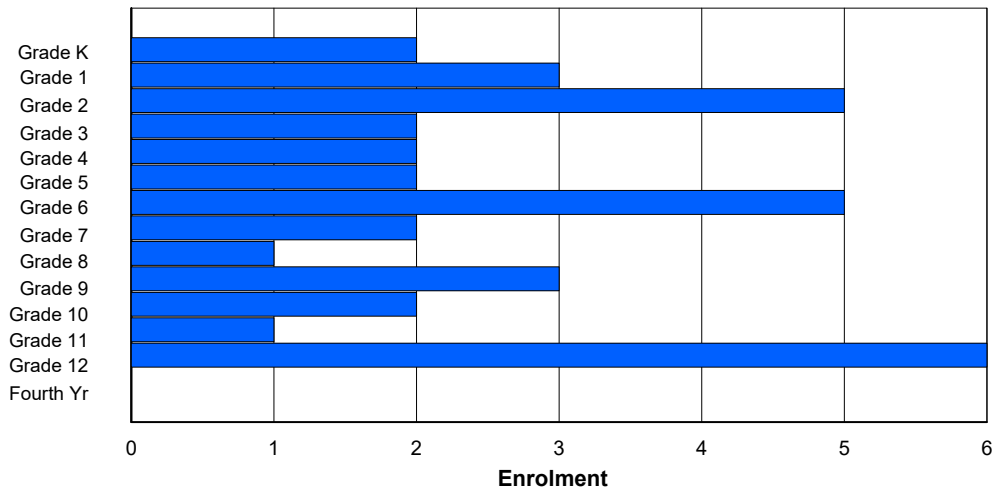
Gender	Age																Total
	5	6	7	8	9	10	11	12	13	14	15	16	17	18	19	20>	
Male	1	2	1	1	1	1	3	3	1	0	1	3	2	2	0	0	22
Female	1	1	4	1	1	1	1	0	0	2	0	1	1	0	0	0	14
Total	2	3	5	2	2	2	4	3	1	2	1	4	3	2	0	0	36

Enrolment By Grade and Gender

Gender	Grade															Total
	K	1	2	3	4	5	6	7	8	9	10	11	12	4th		
Male	1	2	1	1	1	1	4	2	1	1	1	1	5	0	22	
Female	1	1	4	1	1	1	1	0	0	2	1	0	1	0	14	
Total	2	3	5	2	2	2	5	2	1	3	2	1	6	0	36	

Enrolment By Grade

For 039 - Mary Simms All-Grade, Main Brook



* Data from the 2012-2013 AGR(Enrolment/Age as of the last day in Sept./Dec.)

** Newfoundland Statistics Classification System

*** May include itinerant teachers

District 2 - Western

#040 - St. Mary's AG, Mary's Harbour

Classification: Rural
Offers Distance Education: Yes

Grades: K-12

Number of Grades: 13

[School FTE PTR : 6.2](#)
[District FTE PTR : 10.8](#)
[Provincial FTE PTR : 12.1](#)

[FTE Teachers](#) *** : 10.0

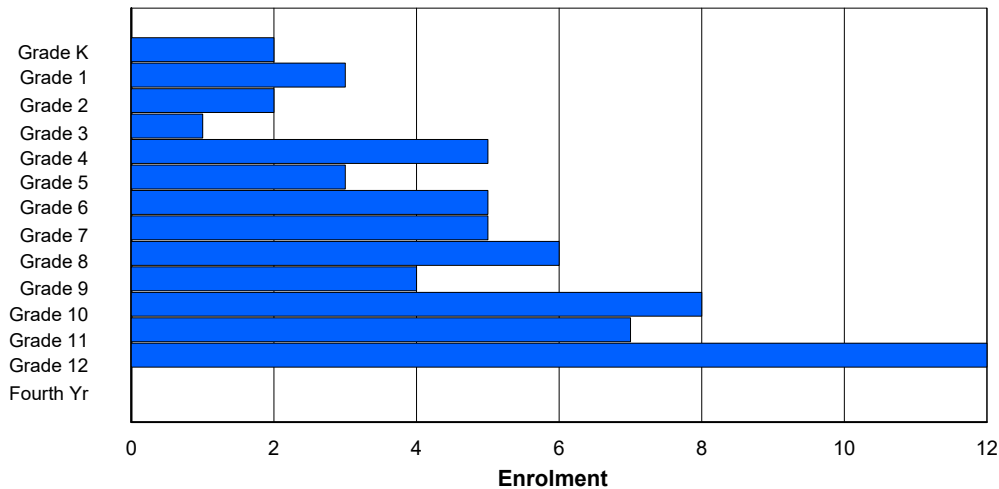
Enrolment By Age and Gender

Gender	Age																Total
	5	6	7	8	9	10	11	12	13	14	15	16	17	18	19	20>	
Male	1	1	2	0	2	3	3	4	2	5	6	3	8	1	0	0	41
Female	1	2	0	1	3	0	2	1	3	0	2	4	3	0	0	0	22
Total	2	3	2	1	5	3	5	5	5	5	8	7	11	1	0	0	63

Enrolment By Grade and Gender

Gender	K	Grade													Total
		1	2	3	4	5	6	7	8	9	10	11	12	4th	
Male	1	1	2	0	2	3	3	4	3	4	6	3	9	0	41
Female	1	2	0	1	3	0	2	1	3	0	2	4	3	0	22
Total	2	3	2	1	5	3	5	5	6	4	8	7	12	0	63

Enrolment By Grade
For 040 - St. Mary's AG, Mary's Harbour



* Data from the 2012-2013 AGR(Enrolment/Age as of the last day in Sept./Dec.)

** Newfoundland Statistics Classification System

*** May include itinerant teachers

District 2 - Western

#041 - Raymond Ward Memorial, Norman Bay

Classification: Rural
Offers Distance Education: Yes

Grades: 1,7,9,11-12 Number of Grades: 5

[School FTE PTR : 8.0](#)
[District FTE PTR : 10.8](#)
[Provincial FTE PTR : 12.1](#)

[FTE Teachers](#) *** : 1.0

Enrolment By Age and Gender

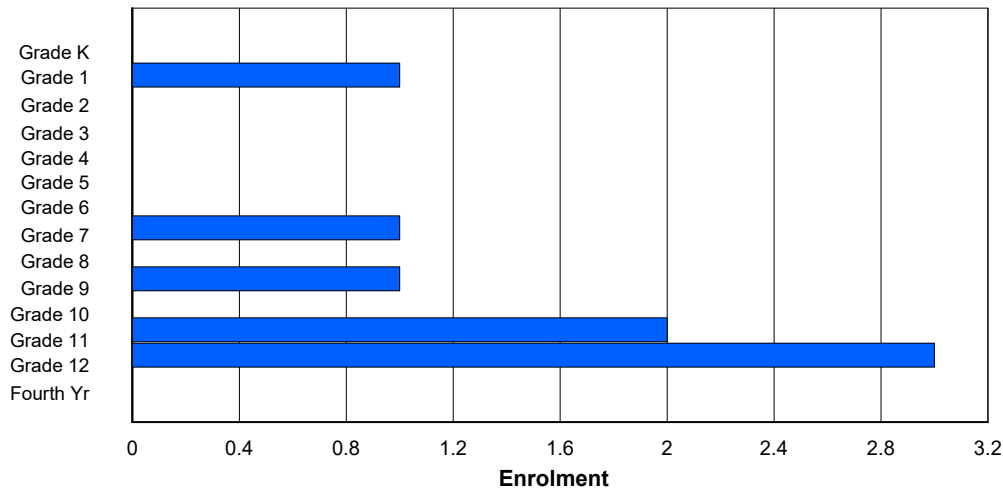
Gender	Age																Total
	5	6	7	8	9	10	11	12	13	14	15	16	17	18	19	20>	
Male	0	1	0	0	0	0	0	0	0	1	0	0	1	0	0	0	3
Female	0	0	0	0	0	0	0	1	0	0	0	1	3	0	0	0	5
Total	0	1	0	0	0	0	0	1	0	1	0	1	4	0	0	0	8

Enrolment By Grade and Gender

Gender	Grade														Total
	K	1	2	3	4	5	6	7	8	9	10	11	12	4th	
Male	0	1	0	0	0	0	0	0	0	1	0	0	1	0	3
Female	0	0	0	0	0	0	0	1	0	0	0	2	2	0	5
Total	0	1	0	0	0	0	0	1	0	1	0	2	3	0	8

Enrolment By Grade

For 041 - Raymond Ward Memorial, Norman Bay



* Data from the 2012-2013 AGR(Enrolment/Age as of the last day in Sept./Dec.)

** Newfoundland Statistics Classification System

*** May include itinerant teachers

District 2 - Western

#046 - Bayside Academy, Port Hope Simpson

Grades: K-12

Number of Grades: 13

Classification: Rural

Offers Distance Education: Yes

[FTE Teachers](#) *** : 8.0

[School FTE PTR : 7.7](#)

[District FTE PTR : 10.8](#)

[Provincial FTE PTR : 12.1](#)

Enrolment By Age and Gender

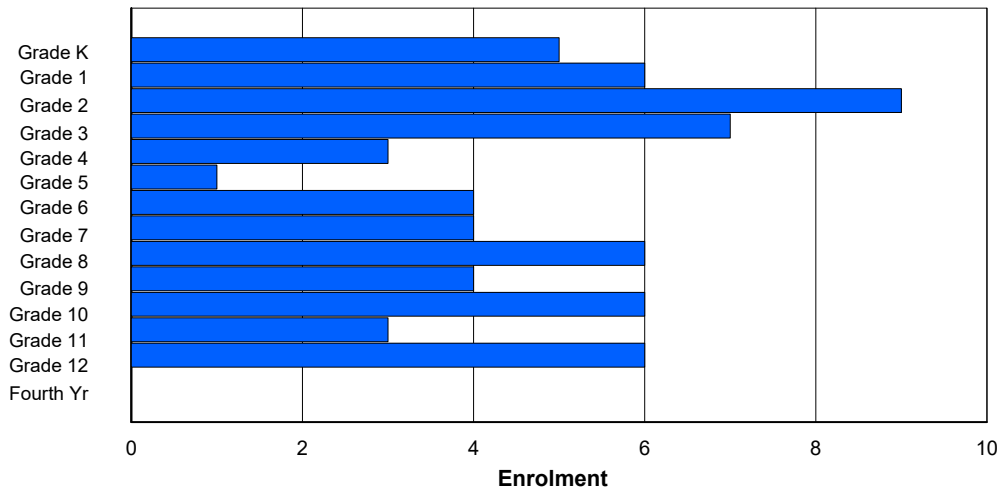
Gender	Age																Total
	5	6	7	8	9	10	11	12	13	14	15	16	17	18	19	20>	
Male	2	4	2	3	2	1	1	0	4	2	1	1	2	1	0	0	26
Female	3	2	7	4	0	1	3	4	2	2	5	2	3	0	0	0	38
Total	5	6	9	7	2	2	4	4	6	4	6	3	5	1	0	0	64

Enrolment By Grade and Gender

Gender	Grade														Total
	K	1	2	3	4	5	6	7	8	9	10	11	12	4th	
Male	2	4	2	3	3	0	1	0	4	2	1	1	3	0	26
Female	3	2	7	4	0	1	3	4	2	2	5	2	3	0	38
Total	5	6	9	7	3	1	4	4	6	4	6	3	6	0	64

Enrolment By Grade

For 046 - Bayside Academy, Port Hope Simpson



* Data from the 2012-2013 AGR(Enrolment/Age as of the last day in Sept./Dec.)

** Newfoundland Statistics Classification System

*** May include itinerant teachers

District 2 - Western

#050 - Basque Memorial, Red Bay

Grades: 1,3,6-7,9-12

Number of Grades: 8

[FTE Teachers](#) *** : 3.8

Classification: Rural

Offers Distance Education: Yes

[School FTE PTR : 4.3](#)

[District FTE PTR : 10.8](#)

[Provincial FTE PTR : 12.1](#)

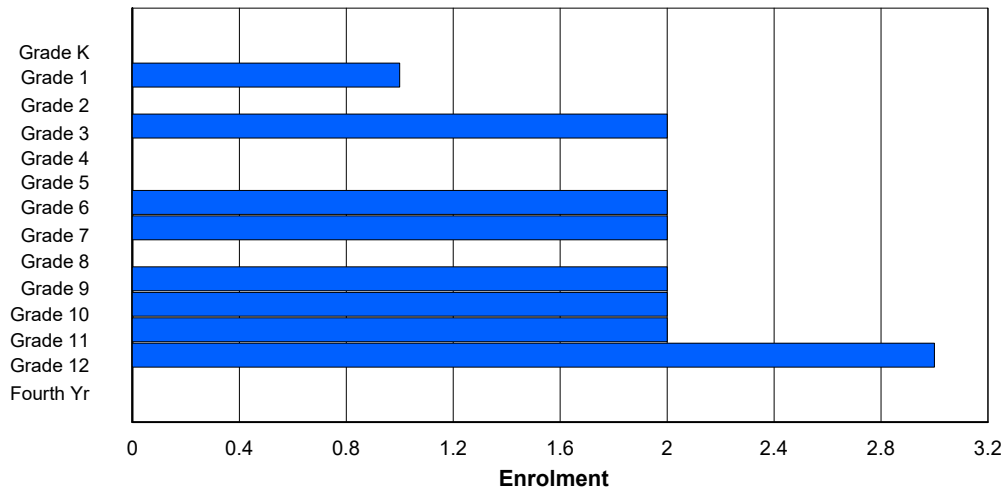
Enrolment By Age and Gender

Gender	Age																Total
	5	6	7	8	9	10	11	12	13	14	15	16	17	18	19	20>	
Male	0	0	0	1	0	0	1	1	0	1	1	1	3	0	0	0	9
Female	0	1	0	1	0	0	1	1	0	1	1	0	1	0	0	0	7
Total	0	1	0	2	0	0	2	2	0	2	2	1	4	0	0	0	16

Enrolment By Grade and Gender

Gender	Grade														Total
	K	1	2	3	4	5	6	7	8	9	10	11	12	4th	
Male	0	0	0	1	0	0	1	1	0	1	1	2	2	0	9
Female	0	1	0	1	0	0	1	1	0	1	1	0	1	0	7
Total	0	1	0	2	0	0	2	2	0	2	2	2	3	0	16

Enrolment By Grade
For 050 - Basque Memorial, Red Bay



* Data from the 2012-2013 AGR(Enrolment/Age as of the last day in Sept./Dec.)

** Newfoundland Statistics Classification System

*** May include itinerant teachers

District 2 - Western

#054 - St. Lewis Academy, St. Lewis

Classification: Rural
Offers Distance Education: Yes

Grades: 1-12

Number of Grades: 12

[School FTE PTR : 5.2](#)

[District FTE PTR : 10.8](#)

[Provincial FTE PTR : 12.1](#)

[FTE Teachers](#) *** : 5.8

Enrolment By Age and Gender

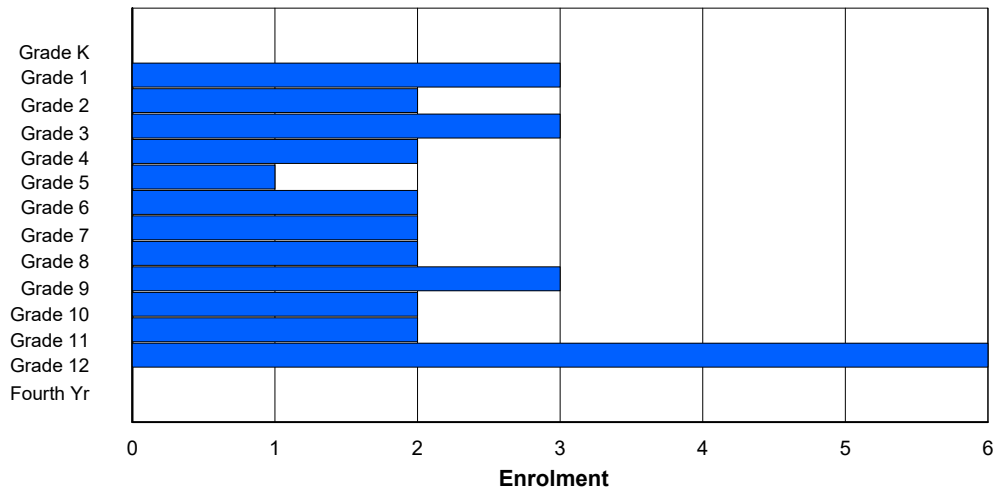
Gender	Age																Total
	5	6	7	8	9	10	11	12	13	14	15	16	17	18	19	20>	
Male	0	3	1	2	1	0	1	2	1	1	1	2	2	0	0	0	17
Female	0	0	1	1	1	1	1	0	1	2	1	0	4	0	0	0	13
Total	0	3	2	3	2	1	2	2	2	3	2	2	6	0	0	0	30

Enrolment By Grade and Gender

Gender	K	Grade													Total
		1	2	3	4	5	6	7	8	9	10	11	12	4th	
Male	0	3	1	2	1	0	1	2	1	1	1	2	2	0	17
Female	0	0	1	1	1	1	1	0	1	2	1	0	4	0	13
Total	0	3	2	3	2	1	2	2	2	3	2	2	6	0	30

Enrolment By Grade

For 054 - St. Lewis Academy, St. Lewis



* Data from the 2012-2013 AGR(Enrolment/Age as of the last day in Sept./Dec.)

** Newfoundland Statistics Classification System

*** May include itinerant teachers

District 2 - Western

#057 - St. Peter's Academy, Benoit's Cove

Classification: Rural
Offers Distance Education: No

Grades: K-9

Number of Grades: 10

[School FTE PTR : 10.0](#)

[District FTE PTR : 10.8](#)

[Provincial FTE PTR : 12.1](#)

[FTE Teachers](#) *** : 16.0

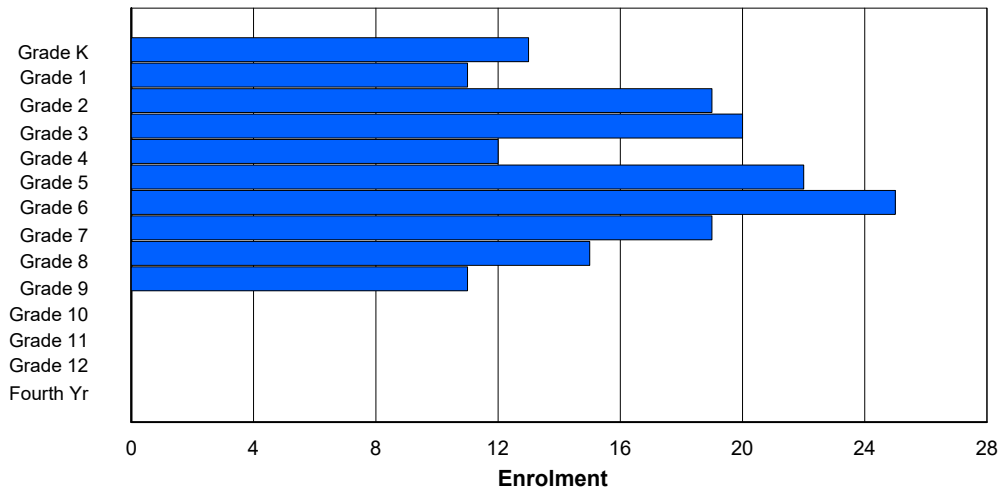
Enrolment By Age and Gender

Gender	Age																Total
	5	6	7	8	9	10	11	12	13	14	15	16	17	18	19	20>	
Male	7	3	9	11	5	8	13	9	7	2	0	0	0	0	0	0	74
Female	6	8	10	9	7	14	12	10	8	9	0	0	0	0	0	0	93
Total	13	11	19	20	12	22	25	19	15	11	0	0	0	0	0	0	167

Enrolment By Grade and Gender

Gender	Grade														Total
	K	1	2	3	4	5	6	7	8	9	10	11	12	4th	
Male	7	3	9	11	5	8	13	9	7	2	0	0	0	0	74
Female	6	8	10	9	7	14	12	10	8	9	0	0	0	0	93
Total	13	11	19	20	12	22	25	19	15	11	0	0	0	0	167

Enrolment By Grade
For 057 - St. Peter's Academy, Benoit's Cove



* Data from the 2012-2013 AGR(Enrolment/Age as of the last day in Sept./Dec.)

** Newfoundland Statistics Classification System

*** May include itinerant teachers

District 2 - Western

#060 - C.C. Loughlin Elementary, Corner Brook

Grades: K-6

Number of Grades: 7

Classification: Urban
Offers Distance Education: No

[FTE Teachers](#) *** : 34.8

[School FTE PTR : 11.9](#)
[District FTE PTR : 10.8](#)
[Provincial FTE PTR : 12.1](#)

Enrolment By Age and Gender

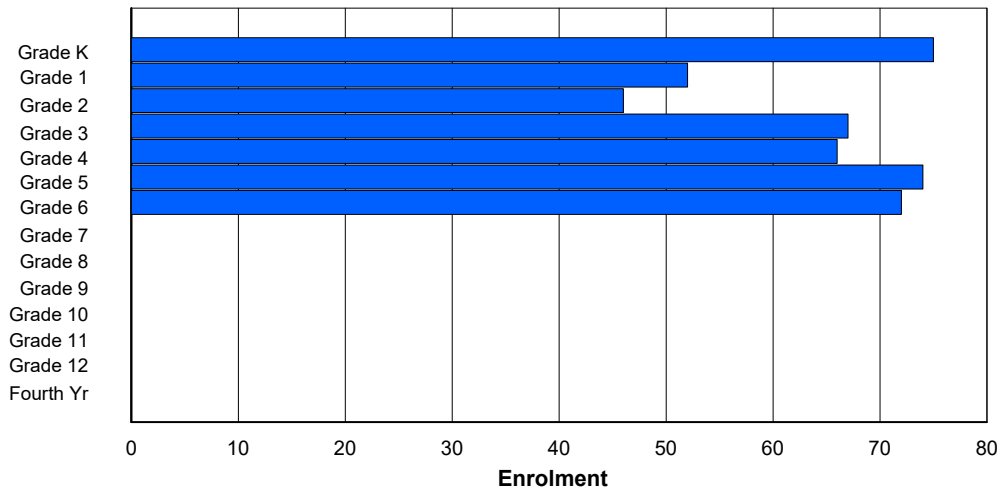
Gender	Age																Total
	5	6	7	8	9	10	11	12	13	14	15	16	17	18	19	20>	
Male	41	28	24	31	36	37	37	2	0	0	0	0	0	0	0	0	236
Female	34	24	23	33	31	34	36	1	0	0	0	0	0	0	0	0	216
Total	75	52	47	64	67	71	73	3	0	0	0	0	0	0	0	0	452

Enrolment By Grade and Gender

Gender	Grade														Total	
	K	1	2	3	4	5	6	7	8	9	10	11	12	4th		
Male	41	28	25	31	36	40	35	0	0	0	0	0	0	0	0	236
Female	34	24	21	36	30	34	37	0	0	0	0	0	0	0	0	216
Total	75	52	46	67	66	74	72	0	0	0	0	0	0	0	0	452

Enrolment By Grade

For 060 - C.C. Loughlin Elementary, Corner Brook



* Data from the 2012-2013 AGR(Enrolment/Age as of the last day in Sept./Dec.)

** Newfoundland Statistics Classification System

*** May include itinerant teachers

District 2 - Western

#062 - G.C. Rowe Junior High, Corner Brook

Classification: Urban
Offers Distance Education: No

Grades: 7-9

Number of Grades: 3

[School FTE PTR : 14.2](#)

[District FTE PTR : 10.8](#)

[Provincial FTE PTR : 12.1](#)

[FTE Teachers](#) *** : 23.8

Enrolment By Age and Gender

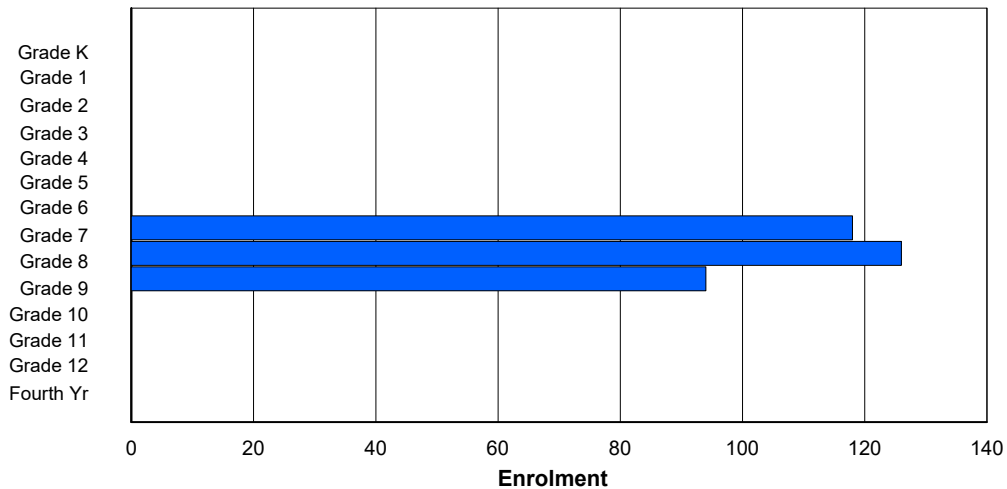
Gender	Age																Total
	5	6	7	8	9	10	11	12	13	14	15	16	17	18	19	20>	
Male	0	0	0	0	0	0	0	49	51	46	2	0	0	0	0	0	148
Female	0	0	0	0	0	0	0	70	67	53	0	0	0	0	0	0	190
Total	0	0	0	0	0	0	0	119	118	99	2	0	0	0	0	0	338

Enrolment By Grade and Gender

Gender	Grade														Total
	K	1	2	3	4	5	6	7	8	9	10	11	12	4th	
Male	0	0	0	0	0	0	0	50	53	45	0	0	0	0	148
Female	0	0	0	0	0	0	0	68	73	49	0	0	0	0	190
Total	0	0	0	0	0	0	0	118	126	94	0	0	0	0	338

Enrolment By Grade

For 062 - G.C. Rowe Junior High, Corner Brook



* Data from the 2012-2013 AGR(Enrolment/Age as of the last day in Sept./Dec.)

** Newfoundland Statistics Classification System

*** May include itinerant teachers

District 2 - Western

#065 - Humber Elementary, Corner Brook

Classification: Urban
Offers Distance Education: No

Grades: K-6

Number of Grades: 7

[School FTE PTR : 12.4](#)

[District FTE PTR : 10.8](#)

[Provincial FTE PTR : 12.1](#)

[FTE Teachers](#) *** : 27.5

Enrolment By Age and Gender

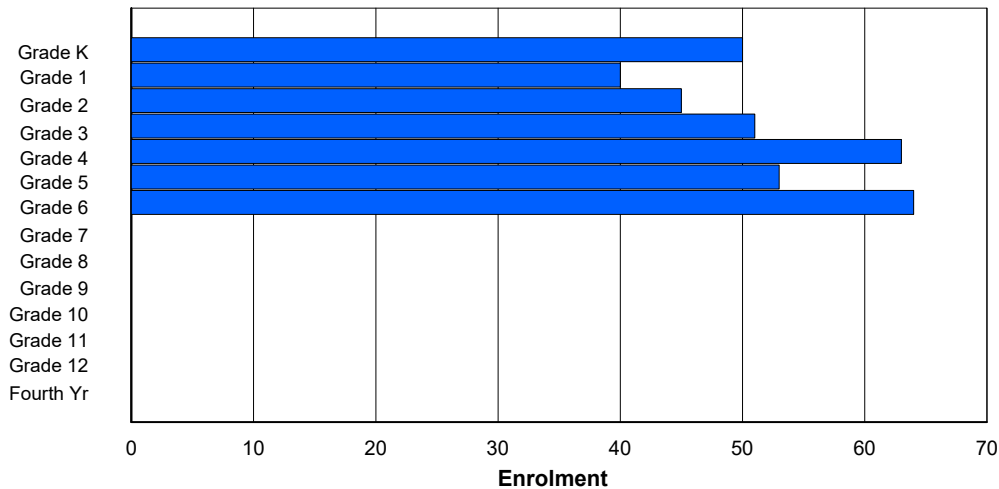
Gender	Age																Total
	5	6	7	8	9	10	11	12	13	14	15	16	17	18	19	20>	
Male	24	18	32	24	30	25	38	0	0	0	0	0	0	0	0	0	191
Female	27	19	15	25	34	27	27	1	0	0	0	0	0	0	0	0	175
Total	51	37	47	49	64	52	65	1	0	0	0	0	0	0	0	0	366

Enrolment By Grade and Gender

Gender	Grade														Total
	K	1	2	3	4	5	6	7	8	9	10	11	12	4th	
Male	23	21	30	25	30	26	36	0	0	0	0	0	0	0	191
Female	27	19	15	26	33	27	28	0	0	0	0	0	0	0	175
Total	50	40	45	51	63	53	64	0	0	0	0	0	0	0	366

Enrolment By Grade

For 065 - Humber Elementary, Corner Brook



* Data from the 2012-2013 AGR(Enrolment/Age as of the last day in Sept./Dec.)

** Newfoundland Statistics Classification System

*** May include itinerant teachers

District 2 - Western

#066 - J.J. Curling Elementary, Corner Brook

Grades: K-6

Number of Grades: 7

Classification: Urban
Offers Distance Education: No

[FTE Teachers](#) *** : 21.0

[School FTE PTR : 12.6](#)
[District FTE PTR : 10.8](#)
[Provincial FTE PTR : 12.1](#)

Enrolment By Age and Gender

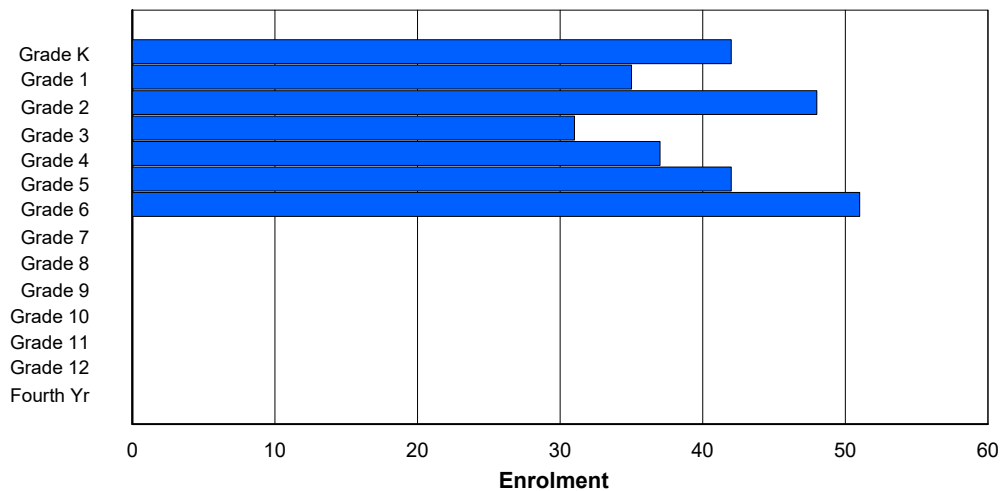
Gender	Age																Total
	5	6	7	8	9	10	11	12	13	14	15	16	17	18	19	20>	
Male	21	20	26	20	19	29	23	2	0	0	0	0	0	0	0	0	160
Female	21	15	22	11	17	14	26	0	0	0	0	0	0	0	0	0	126
Total	42	35	48	31	36	43	49	2	0	0	0	0	0	0	0	0	286

Enrolment By Grade and Gender

Gender	Grade														Total	
	K	1	2	3	4	5	6	7	8	9	10	11	12	4th		
Male	21	20	26	20	19	29	25	0	0	0	0	0	0	0	0	160
Female	21	15	22	11	18	13	26	0	0	0	0	0	0	0	0	126
Total	42	35	48	31	37	42	51	0	0	0	0	0	0	0	0	286

Enrolment By Grade

For 066 - J.J. Curling Elementary, Corner Brook



* Data from the 2012-2013 AGR(Enrolment/Age as of the last day in Sept./Dec.)

** Newfoundland Statistics Classification System

*** May include itinerant teachers

District 2 - Western

#067 - Presentation Junior High, Corner Brook

Grades: 7-9

Number of Grades: 3

Classification: Urban
Offers Distance Education: No

[FTE Teachers](#) *** : 24.5

[School FTE PTR : 13.7](#)
[District FTE PTR : 10.8](#)
[Provincial FTE PTR : 12.1](#)

Enrolment By Age and Gender

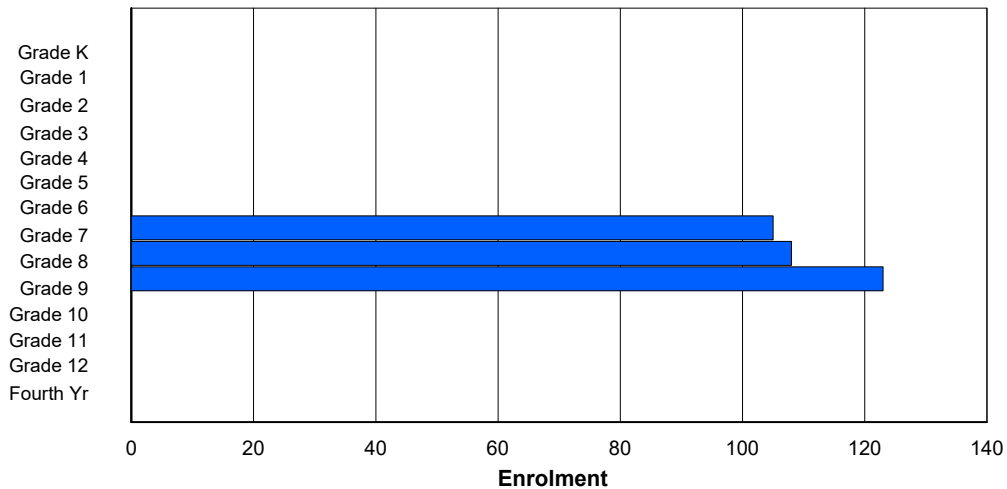
Gender	Age																Total
	5	6	7	8	9	10	11	12	13	14	15	16	17	18	19	20>	
Male	0	0	0	0	0	0	0	46	51	61	5	1	0	0	0	0	164
Female	0	0	0	0	0	0	0	58	53	61	0	0	0	0	0	0	172
Total	0	0	0	0	0	0	0	104	104	122	5	1	0	0	0	0	336

Enrolment By Grade and Gender

Gender	Grade														Total
	K	1	2	3	4	5	6	7	8	9	10	11	12	4th	
Male	0	0	0	0	0	0	0	45	56	63	0	0	0	0	164
Female	0	0	0	0	0	0	0	60	52	60	0	0	0	0	172
Total	0	0	0	0	0	0	0	105	108	123	0	0	0	0	336

Enrolment By Grade

For 067 - Presentation Junior High, Corner Brook



* Data from the 2012-2013 AGR(Enrolment/Age as of the last day in Sept./Dec.)

** Newfoundland Statistics Classification System

*** May include itinerant teachers

District 2 - Western

#069 - Sacred Heart Elementary, Corner Brook

Classification: Urban
Offers Distance Education: No

Grades: K-6

Number of Grades: 7

[School FTE PTR : 9.6](#)

[District FTE PTR : 10.8](#)

[Provincial FTE PTR : 12.1](#)

[FTE Teachers](#) *** : 19.0

Enrolment By Age and Gender

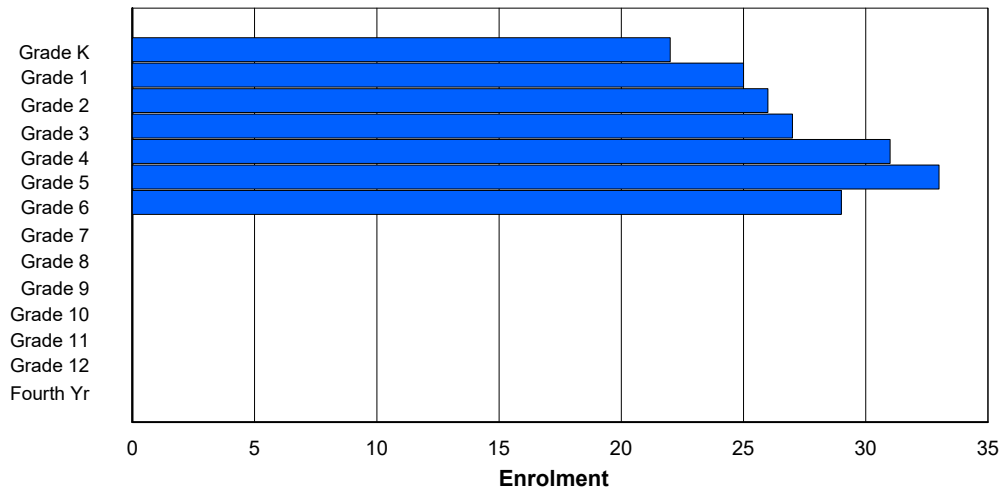
Gender	Age																Total
	5	6	7	8	9	10	11	12	13	14	15	16	17	18	19	20>	
Male	11	13	14	16	13	16	11	0	0	0	0	0	0	0	0	0	94
Female	10	13	12	11	18	17	18	0	0	0	0	0	0	0	0	0	99
Total	21	26	26	27	31	33	29	0	0	0	0	0	0	0	0	0	193

Enrolment By Grade and Gender

Gender	Grade														Total
	K	1	2	3	4	5	6	7	8	9	10	11	12	4th	
Male	12	12	14	16	13	16	11	0	0	0	0	0	0	0	94
Female	10	13	12	11	18	17	18	0	0	0	0	0	0	0	99
Total	22	25	26	27	31	33	29	0	0	0	0	0	0	0	193

Enrolment By Grade

For 069 - Sacred Heart Elementary, Corner Brook



* Data from the 2012-2013 AGR(Enrolment/Age as of the last day in Sept./Dec.)

** Newfoundland Statistics Classification System

*** May include itinerant teachers

District 2 - Western

#070 - St. Gerard's Elementary, Corner Brook

Classification: Urban
Offers Distance Education: No

Grades: K-6

Number of Grades: 7

[School FTE PTR : 6.8](#)

[District FTE PTR : 10.8](#)

[Provincial FTE PTR : 12.1](#)

[FTE Teachers](#) *** : 12.5

Enrolment By Age and Gender

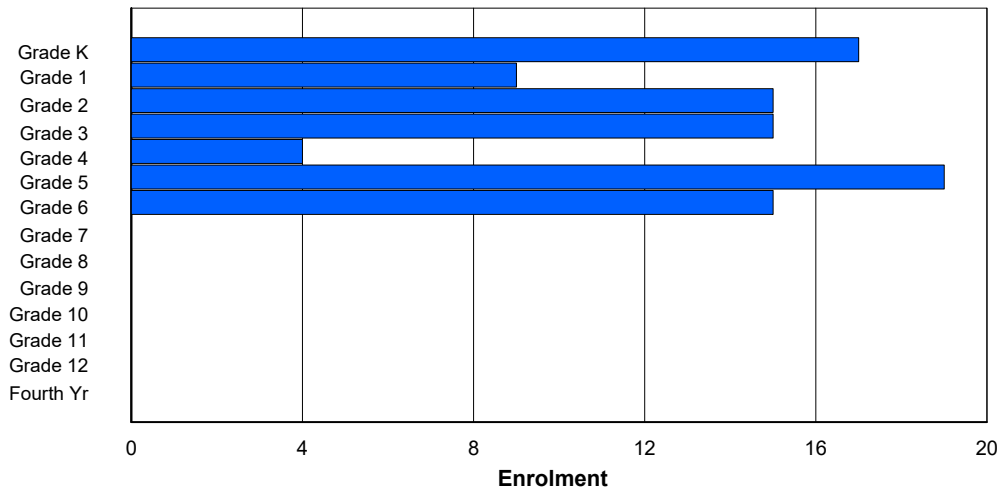
Gender	Age																Total
	5	6	7	8	9	10	11	12	13	14	15	16	17	18	19	20>	
Male	10	6	9	8	3	10	10	0	0	0	0	0	0	0	0	0	56
Female	6	4	6	7	0	9	6	0	0	0	0	0	0	0	0	0	38
Total	16	10	15	15	3	19	16	0	0	0	0	0	0	0	0	0	94

Enrolment By Grade and Gender

Gender	Grade														Total
	K	1	2	3	4	5	6	7	8	9	10	11	12	4th	
Male	11	5	9	8	4	10	9	0	0	0	0	0	0	0	56
Female	6	4	6	7	0	9	6	0	0	0	0	0	0	0	38
Total	17	9	15	15	4	19	15	0	0	0	0	0	0	0	94

Enrolment By Grade

For 070 - St. Gerard's Elementary, Corner Brook



* Data from the 2012-2013 AGR(Enrolment/Age as of the last day in Sept./Dec.)

** Newfoundland Statistics Classification System

*** May include itinerant teachers

District 2 - Western

#072 - Holy Cross All Grade School, Daniel's Harbour

Classification: Rural
Offers Distance Education: Yes

Grades: K-1,3-12

Number of Grades: 12

[School FTE PTR : 4.5](#)

[District FTE PTR : 10.8](#)

[Provincial FTE PTR : 12.1](#)

[FTE Teachers](#) *** : 5.8

Enrolment By Age and Gender

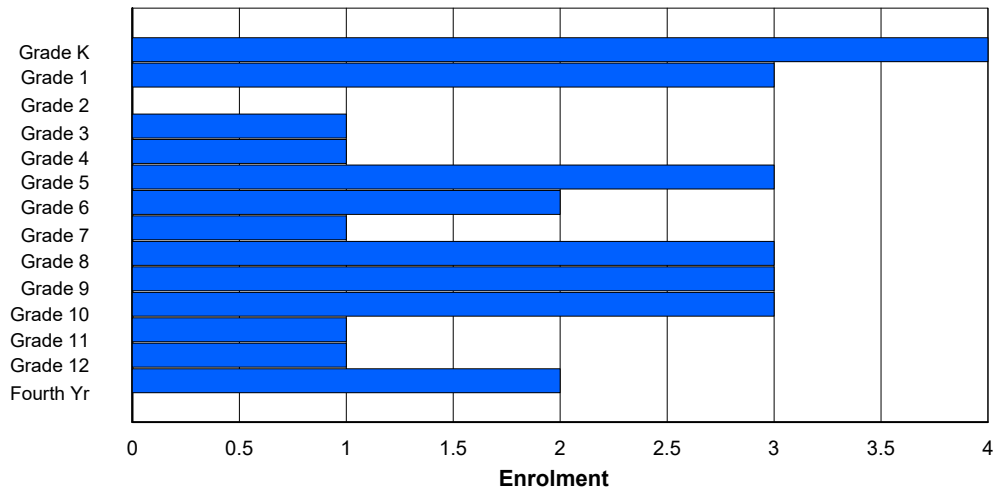
Gender	Age																Total
	5	6	7	8	9	10	11	12	13	14	15	16	17	18	19	20>	
Male	2	3	0	1	1	1	1	0	1	2	1	0	1	0	1	0	15
Female	2	0	0	0	0	2	1	1	1	2	2	0	1	1	0	0	13
Total	4	3	0	1	1	3	2	1	2	4	3	0	2	1	1	0	28

Enrolment By Grade and Gender

Gender	Grade															Total
	K	1	2	3	4	5	6	7	8	9	10	11	12	4th		
Male	2	3	0	1	1	1	1	0	2	1	1	1	0	1	15	
Female	2	0	0	0	0	2	1	1	1	2	2	0	1	1	13	
Total	4	3	0	1	1	3	2	1	3	3	3	1	1	2	28	

Enrolment By Grade

For 072 - Holy Cross All Grade School, Daniel's Harbour



* Data from the 2012-2013 AGR(Enrolment/Age as of the last day in Sept./Dec.)

** Newfoundland Statistics Classification System

*** May include itinerant teachers

District 2 - Western

#075 - Hampden Academy, Hampden

Grades: K-12

Number of Grades: 13

Classification: Rural

Offers Distance Education: Yes

[FTE Teachers](#) *** : 9.5

[School FTE PTR : 7.6](#)

[District FTE PTR : 10.8](#)

[Provincial FTE PTR : 12.1](#)

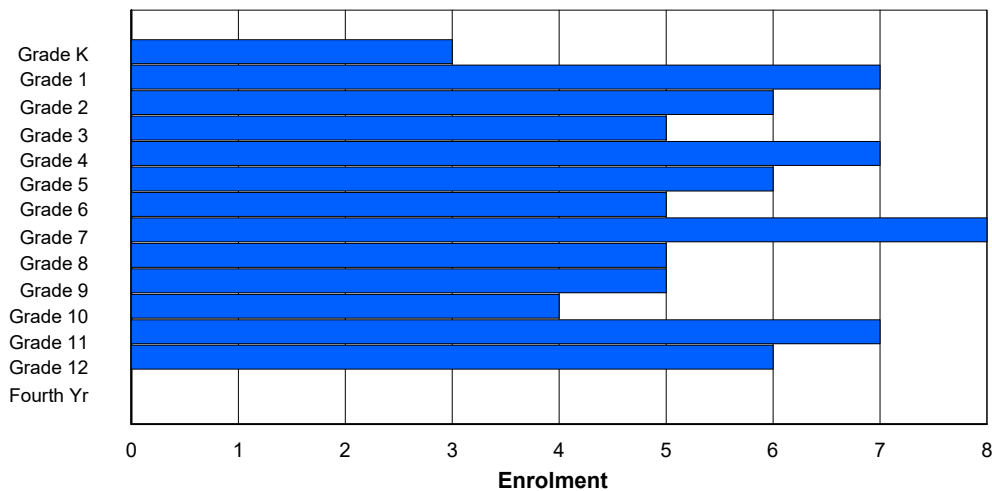
Enrolment By Age and Gender

Gender	Age																Total
	5	6	7	8	9	10	11	12	13	14	15	16	17	18	19	20>	
Male	1	6	1	1	4	5	2	3	3	2	1	3	5	0	0	0	37
Female	2	1	5	4	3	1	3	5	2	3	3	4	1	0	0	0	37
Total	3	7	6	5	7	6	5	8	5	5	4	7	6	0	0	0	74

Enrolment By Grade and Gender

Gender	Grade														Total
	K	1	2	3	4	5	6	7	8	9	10	11	12	4th	
Male	1	6	1	1	4	5	2	3	3	2	1	3	5	0	37
Female	2	1	5	4	3	1	3	5	2	3	3	4	1	0	37
Total	3	7	6	5	7	6	5	8	5	5	4	7	6	0	74

Enrolment By Grade
For 075 - Hampden Academy, Hampden



* Data from the 2012-2013 AGR(Enrolment/Age as of the last day in Sept./Dec.)

** Newfoundland Statistics Classification System

*** May include itinerant teachers

District 2 - Western

#079 - St. James All Grade, Lark Harbour

Classification: Rural
Offers Distance Education: Yes

Grades: K-12

Number of Grades: 13

[School FTE PTR : 8.9](#)
[District FTE PTR : 10.8](#)
[Provincial FTE PTR : 12.1](#)

[FTE Teachers](#) *** : 13.5

Enrolment By Age and Gender

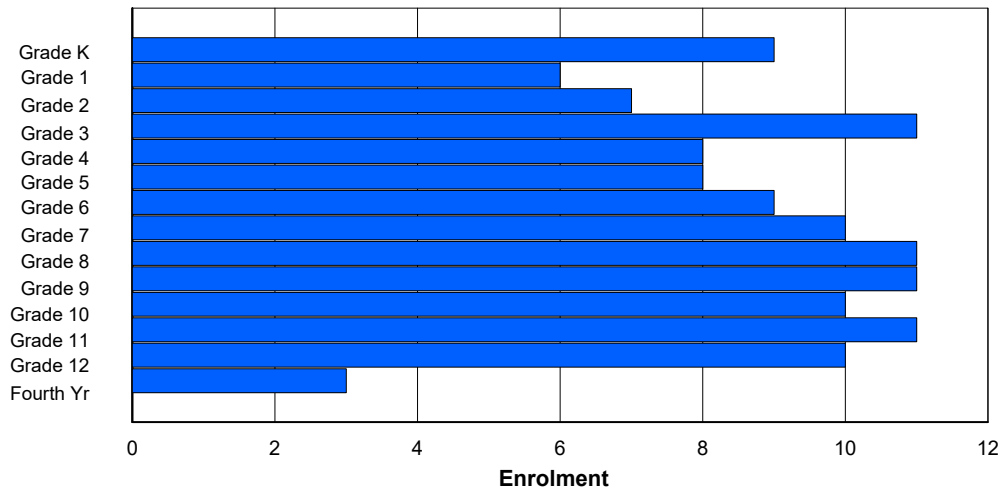
Gender	Age																Total
	5	6	7	8	9	10	11	12	13	14	15	16	17	18	19	20>	
Male	3	3	4	5	4	4	4	4	9	5	4	6	6	1	0	0	62
Female	6	3	3	6	4	4	5	6	2	6	6	5	4	1	1	0	62
Total	9	6	7	11	8	8	9	10	11	11	10	11	10	2	1	0	124

Enrolment By Grade and Gender

Gender	Grade														Total
	K	1	2	3	4	5	6	7	8	9	10	11	12	4th	
Male	3	3	4	5	4	4	4	4	9	5	4	6	6	1	62
Female	6	3	3	6	4	4	5	6	2	6	6	5	4	2	62
Total	9	6	7	11	8	8	9	10	11	11	10	11	10	3	124

Enrolment By Grade

For 079 - St. James All Grade, Lark Harbour



* Data from the 2012-2013 AGR(Enrolment/Age as of the last day in Sept./Dec.)

** Newfoundland Statistics Classification System

*** May include itinerant teachers

District 2 - Western

#080 - Templeton Academy, Meadows

Classification: Urban
Offers Distance Education: Yes

Grades: K-12

Number of Grades: 13

[School FTE PTR : 13.4](#)

[District FTE PTR : 10.8](#)

[Provincial FTE PTR : 12.1](#)

[FTE Teachers](#) *** : 35.0

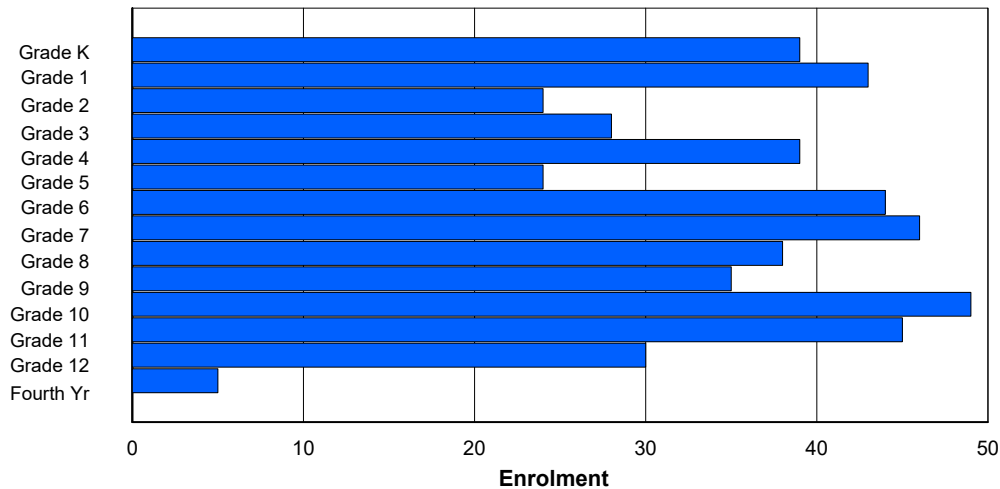
Enrolment By Age and Gender

Gender	Age																Total
	5	6	7	8	9	10	11	12	13	14	15	16	17	18	19	20>	
Male	24	21	15	13	21	7	21	29	18	16	22	30	16	4	1	0	258
Female	14	22	11	14	17	18	22	17	20	19	18	21	16	2	0	0	231
Total	38	43	26	27	38	25	43	46	38	35	40	51	32	6	1	0	489

Enrolment By Grade and Gender

Gender	Grade														Total
	K	1	2	3	4	5	6	7	8	9	10	11	12	4th	
Male	25	20	15	13	21	7	22	28	18	17	27	26	15	4	258
Female	14	23	9	15	18	17	22	18	20	18	22	19	15	1	231
Total	39	43	24	28	39	24	44	46	38	35	49	45	30	5	489

Enrolment By Grade
For 080 - Templeton Academy, Meadows



* Data from the 2012-2013 AGR(Enrolment/Age as of the last day in Sept./Dec.)

** Newfoundland Statistics Classification System

*** May include itinerant teachers

District 2 - Western

#082 - Pasadena Elementary School, Pasadena

Classification: Rural
Offers Distance Education: No

Grades: K-6

Number of Grades: 7

[School FTE PTR : 12.3](#)

[District FTE PTR : 10.8](#)

[Provincial FTE PTR : 12.1](#)

[FTE Teachers](#) *** : 20.0

Enrolment By Age and Gender

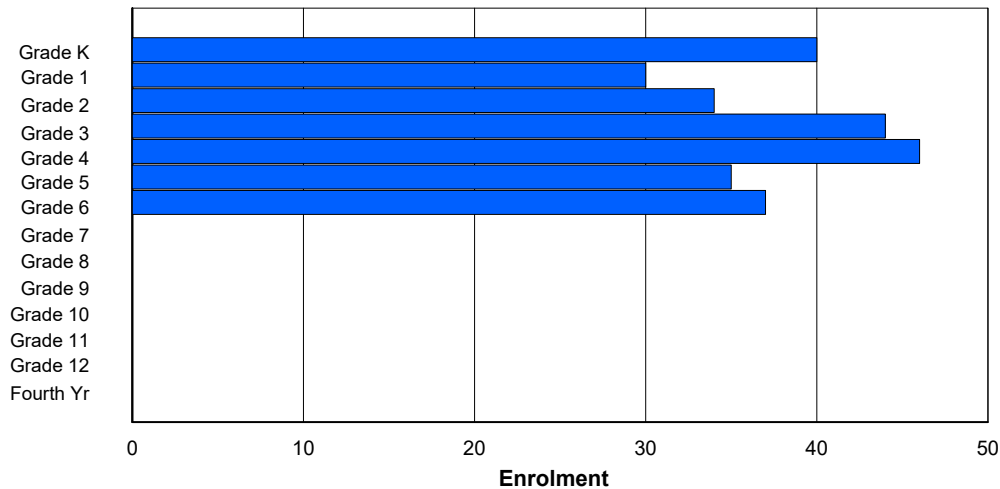
Gender	Age																Total
	5	6	7	8	9	10	11	12	13	14	15	16	17	18	19	20>	
Male	21	17	13	25	24	14	19	2	0	0	0	0	0	0	0	0	135
Female	19	13	19	21	21	22	16	0	0	0	0	0	0	0	0	0	131
Total	40	30	32	46	45	36	35	2	0	0	0	0	0	0	0	0	266

Enrolment By Grade and Gender

Gender	Grade														Total
	K	1	2	3	4	5	6	7	8	9	10	11	12	4th	
Male	21	17	14	24	25	13	21	0	0	0	0	0	0	0	135
Female	19	13	20	20	21	22	16	0	0	0	0	0	0	0	131
Total	40	30	34	44	46	35	37	0	0	0	0	0	0	0	266

Enrolment By Grade

For 082 - Pasadena Elementary School, Pasadena



* Data from the 2012-2013 AGR(Enrolment/Age as of the last day in Sept./Dec.)

** Newfoundland Statistics Classification System

*** May include itinerant teachers

District 2 - Western

#083 - Pasadena Academy, Pasadena

Classification: Rural
Offers Distance Education: Yes

Grades: 7-12

Number of Grades: 6

[School FTE PTR : 13.9](#)

[District FTE PTR : 10.8](#)

[Provincial FTE PTR : 12.1](#)

[FTE Teachers](#) *** : 17.0

Enrolment By Age and Gender

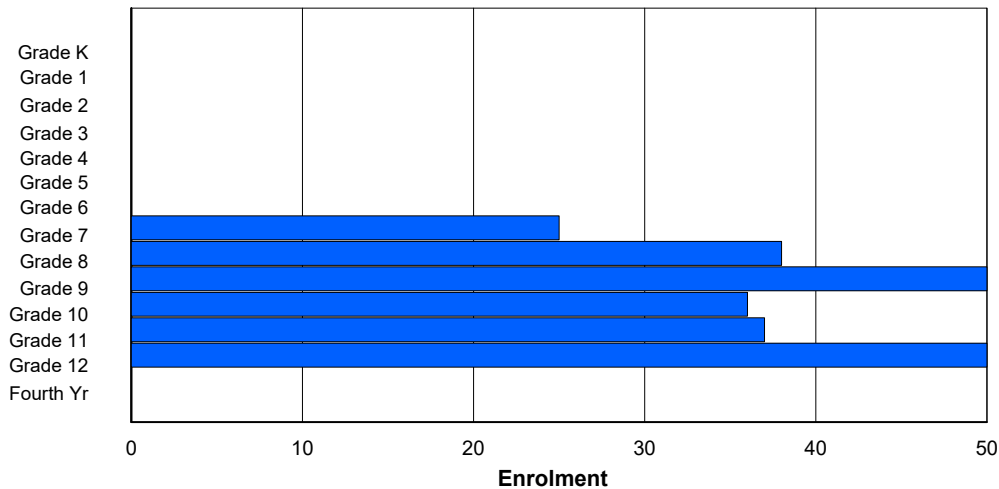
Gender	Age																Total
	5	6	7	8	9	10	11	12	13	14	15	16	17	18	19	20>	
Male	0	0	0	0	0	0	1	16	20	29	15	15	30	1	0	0	127
Female	0	0	0	0	0	0	0	8	16	23	20	21	20	1	0	0	109
Total	0	0	0	0	0	0	1	24	36	52	35	36	50	2	0	0	236

Enrolment By Grade and Gender

Gender	Grade															Total
	K	1	2	3	4	5	6	7	8	9	10	11	12	4th		
Male	0	0	0	0	0	0	0	17	21	28	15	16	30	0	127	
Female	0	0	0	0	0	0	0	8	17	22	21	21	20	0	109	
Total	0	0	0	0	0	0	0	25	38	50	36	37	50	0	236	

Enrolment By Grade

For 083 - Pasadena Academy, Pasadena



* Data from the 2012-2013 AGR(Enrolment/Age as of the last day in Sept./Dec.)

** Newfoundland Statistics Classification System

*** May include itinerant teachers

District 2 - Western

#086 - Gros Morne Academy, Rocky Harbour

Classification: Rural
Offers Distance Education: Yes

Grades: K-12

Number of Grades: 13

[School FTE PTR : 10.7](#)

[District FTE PTR : 10.8](#)

[Provincial FTE PTR : 12.1](#)

[FTE Teachers](#) *** : 20.0

Enrolment By Age and Gender

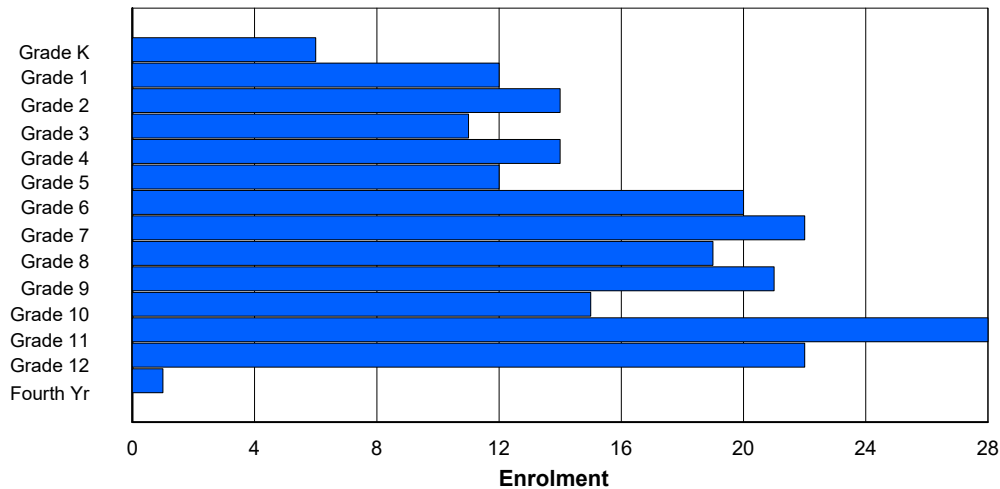
Gender	Age																Total
	5	6	7	8	9	10	11	12	13	14	15	16	17	18	19	20>	
Male	3	7	8	8	8	3	10	9	8	7	5	17	14	0	0	0	107
Female	3	5	6	3	6	9	10	11	13	14	8	13	8	1	0	0	110
Total	6	12	14	11	14	12	20	20	21	21	13	30	22	1	0	0	217

Enrolment By Grade and Gender

Gender	Grade														Total
	K	1	2	3	4	5	6	7	8	9	10	11	12	4th	
Male	3	7	8	8	8	3	10	11	6	7	7	15	14	0	107
Female	3	5	6	3	6	9	10	11	13	14	8	13	8	1	110
Total	6	12	14	11	14	12	20	22	19	21	15	28	22	1	217

Enrolment By Grade

For 086 - Gros Morne Academy, Rocky Harbour



* Data from the 2012-2013 AGR(Enrolment/Age as of the last day in Sept./Dec.)

** Newfoundland Statistics Classification System

*** May include itinerant teachers

District 2 - Western

#088 - Main River Academy, Pollard's Point

Classification: Rural
Offers Distance Education: Yes

Grades: K-12

Number of Grades: 13

[School FTE PTR : 7.5](#)

[District FTE PTR : 10.8](#)

[Provincial FTE PTR : 12.1](#)

[FTE Teachers](#) *** : 9.5

Enrolment By Age and Gender

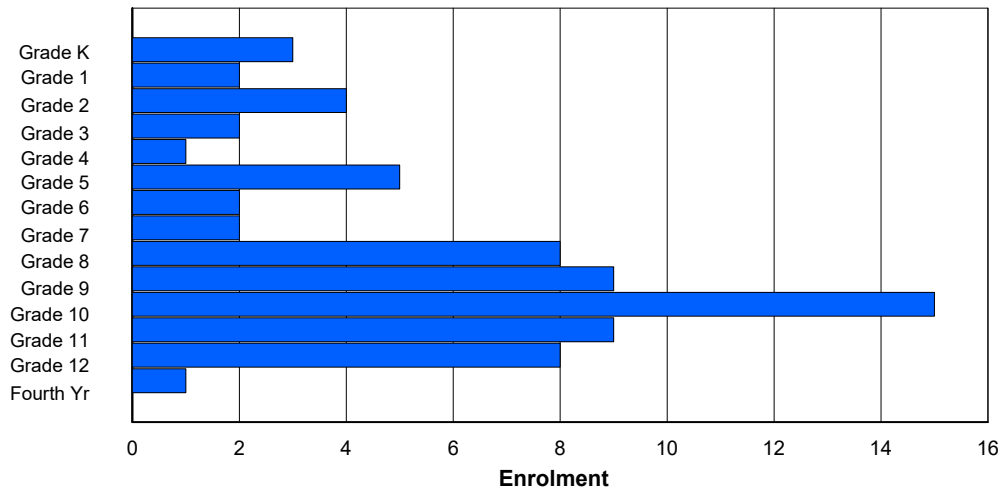
Gender	Age																Total
	5	6	7	8	9	10	11	12	13	14	15	16	17	18	19	20>	
Male	1	2	1	2	1	2	1	1	4	7	2	6	3	0	0	0	33
Female	2	0	2	1	0	2	2	1	4	2	11	5	5	1	0	0	38
Total	3	2	3	3	1	4	3	2	8	9	13	11	8	1	0	0	71

Enrolment By Grade and Gender

Gender	Grade														Total
	K	1	2	3	4	5	6	7	8	9	10	11	12	4th	
Male	1	2	2	1	1	2	1	1	4	7	4	4	3	0	33
Female	2	0	2	1	0	3	1	1	4	2	11	5	5	1	38
Total	3	2	4	2	1	5	2	2	8	9	15	9	8	1	71

Enrolment By Grade

For 088 - Main River Academy, Pollard's Point



* Data from the 2012-2013 AGR(Enrolment/Age as of the last day in Sept./Dec.)

** Newfoundland Statistics Classification System

*** May include itinerant teachers

District 2 - Western

#089 - Jakeman All Grade, Trout River

Classification: Rural
Offers Distance Education: Yes

Grades: K-12

Number of Grades: 13

[School FTE PTR : 7.6](#)

[District FTE PTR : 10.8](#)

[Provincial FTE PTR : 12.1](#)

[FTE Teachers](#) *** : 10.5

Enrolment By Age and Gender

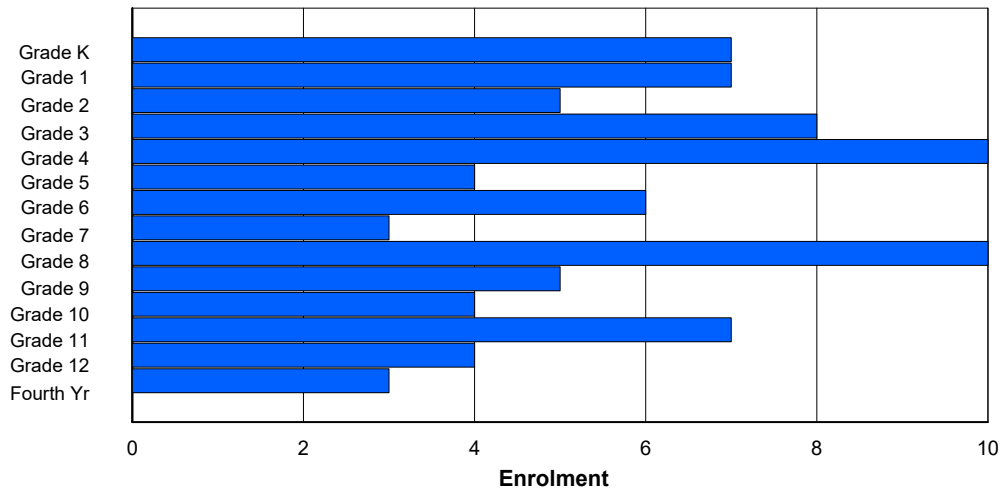
Gender	Age																Total
	5	6	7	8	9	10	11	12	13	14	15	16	17	18	19	20>	
Male	5	5	2	4	5	1	4	1	6	2	2	3	2	0	0	0	42
Female	2	2	3	4	5	3	2	2	4	3	2	4	2	3	0	0	41
Total	7	7	5	8	10	4	6	3	10	5	4	7	4	3	0	0	83

Enrolment By Grade and Gender

Gender	Grade															Total
	K	1	2	3	4	5	6	7	8	9	10	11	12	4th		
Male	5	5	2	4	5	1	4	1	6	2	2	3	2	0	42	
Female	2	2	3	4	5	3	2	2	4	3	2	4	2	3	41	
Total	7	7	5	8	10	4	6	3	10	5	4	7	4	3	83	

Enrolment By Grade

For 089 - Jakeman All Grade, Trout River



* Data from the 2012-2013 AGR(Enrolment/Age as of the last day in Sept./Dec.)

** Newfoundland Statistics Classification System

*** May include itinerant teachers

District 2 - Western

#091 - Burgeo Academy, Burgeo

Classification: Rural
Offers Distance Education: Yes

Grades: K-12

Number of Grades: 13

[School FTE PTR : 7.2](#)

[District FTE PTR : 10.8](#)

[Provincial FTE PTR : 12.1](#)

[FTE Teachers](#) *** : 15.0

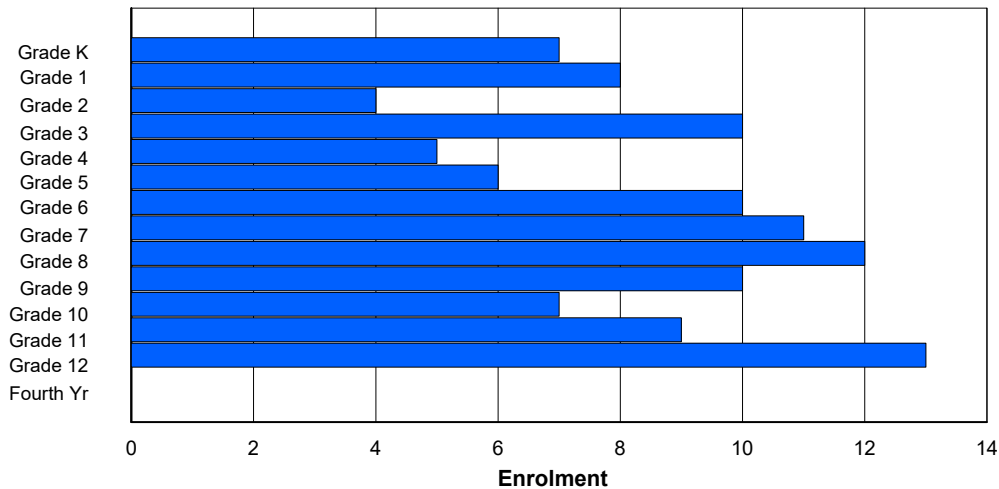
Enrolment By Age and Gender

Gender	Age																Total
	5	6	7	8	9	10	11	12	13	14	15	16	17	18	19	20>	
Male	5	4	2	8	3	2	3	4	3	6	6	3	8	0	0	0	57
Female	2	4	2	2	2	4	7	7	9	3	2	6	5	0	0	0	55
Total	7	8	4	10	5	6	10	11	12	9	8	9	13	0	0	0	112

Enrolment By Grade and Gender

Gender	Grade														Total
	K	1	2	3	4	5	6	7	8	9	10	11	12	4th	
Male	5	4	2	8	3	2	3	4	3	7	5	3	8	0	57
Female	2	4	2	2	2	4	7	7	9	3	2	6	5	0	55
Total	7	8	4	10	5	6	10	11	12	10	7	9	13	0	112

Enrolment By Grade
For 091 - Burgeo Academy, Burgeo



* Data from the 2012-2013 AGR(Enrolment/Age as of the last day in Sept./Dec.)

** Newfoundland Statistics Classification System

*** May include itinerant teachers

District 2 - Western

#092 - Grandy's River Collegiate, Burnt Islands

Classification: Rural
Offers Distance Education: Yes

Grades: K-12

Number of Grades: 13

[School FTE PTR : 7.6](#)

[District FTE PTR : 10.8](#)

[Provincial FTE PTR : 12.1](#)

[FTE Teachers](#) *** : 14.0

Enrolment By Age and Gender

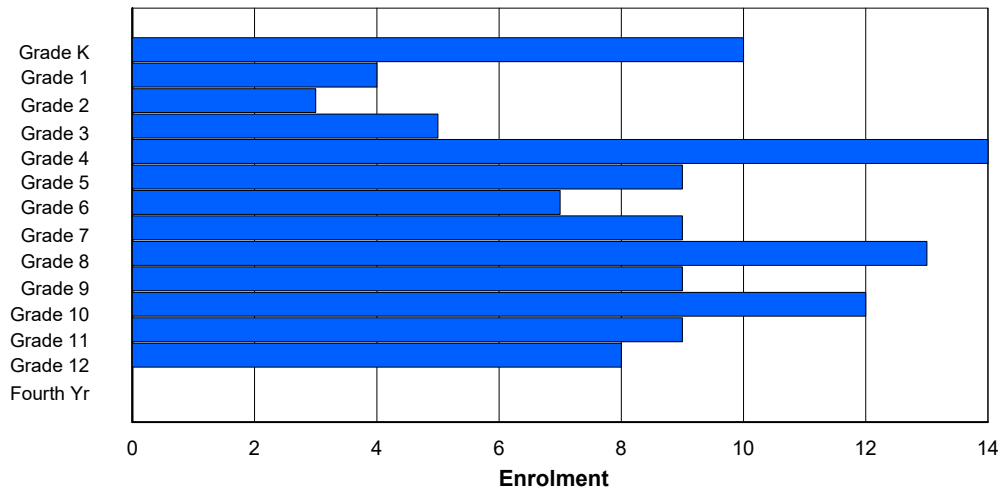
Gender	Age																Total
	5	6	7	8	9	10	11	12	13	14	15	16	17	18	19	20>	
Male	4	2	1	2	6	3	4	6	7	4	4	5	6	0	0	0	54
Female	6	2	2	3	8	6	3	3	6	5	7	4	3	0	0	0	58
Total	10	4	3	5	14	9	7	9	13	9	11	9	9	0	0	0	112

Enrolment By Grade and Gender

Gender	Grade														Total
	K	1	2	3	4	5	6	7	8	9	10	11	12	4th	
Male	4	2	1	2	6	3	4	6	7	4	5	5	5	0	54
Female	6	2	2	3	8	6	3	3	6	5	7	4	3	0	58
Total	10	4	3	5	14	9	7	9	13	9	12	9	8	0	112

Enrolment By Grade

For 092 - Grandy's River Collegiate, Burnt Islands



* Data from the 2012-2013 AGR(Enrolment/Age as of the last day in Sept./Dec.)

** Newfoundland Statistics Classification System

*** May include itinerant teachers

District 2 - Western

#096 - Our Lady of the Cape School, Cape St. George

Classification: Rural
Offers Distance Education: No

Grades: K-8

Number of Grades: 9

[School FTE PTR : 6.9](#)

[District FTE PTR : 10.8](#)

[Provincial FTE PTR : 12.1](#)

[FTE Teachers](#) *** : 8.0

Enrolment By Age and Gender

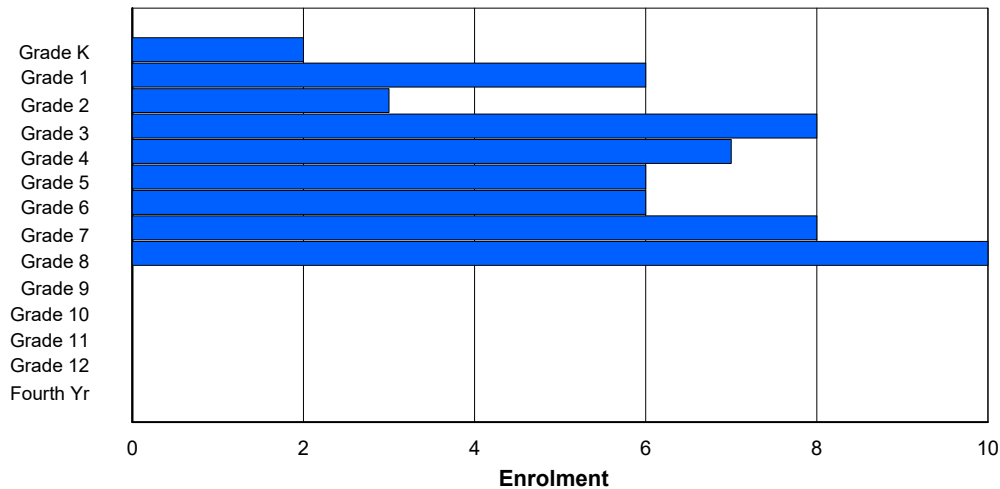
Gender	Age																Total
	5	6	7	8	9	10	11	12	13	14	15	16	17	18	19	20>	
Male	1	1	3	4	4	2	1	4	3	0	0	0	0	0	0	0	23
Female	1	5	0	3	4	4	4	5	7	0	0	0	0	0	0	0	33
Total	2	6	3	7	8	6	5	9	10	0	0	0	0	0	0	0	56

Enrolment By Grade and Gender

Gender	Grade														Total
	K	1	2	3	4	5	6	7	8	9	10	11	12	4th	
Male	1	1	3	5	3	2	2	3	3	0	0	0	0	0	23
Female	1	5	0	3	4	4	4	5	7	0	0	0	0	0	33
Total	2	6	3	8	7	6	6	8	10	0	0	0	0	0	56

Enrolment By Grade

For 096 - Our Lady of the Cape School, Cape St. George



* Data from the 2012-2013 AGR(Enrolment/Age as of the last day in Sept./Dec.)

** Newfoundland Statistics Classification System

*** May include itinerant teachers

District 2 - Western

#097 - St. James' Elementary, Channel-Port Aux Basques

Classification: Rural
Offers Distance Education: No

Grades: K-6

Number of Grades: 7

[School FTE PTR : 13.5](#)

[District FTE PTR : 10.8](#)

[Provincial FTE PTR : 12.1](#)

[FTE Teachers](#) *** : 22.0

Enrolment By Age and Gender

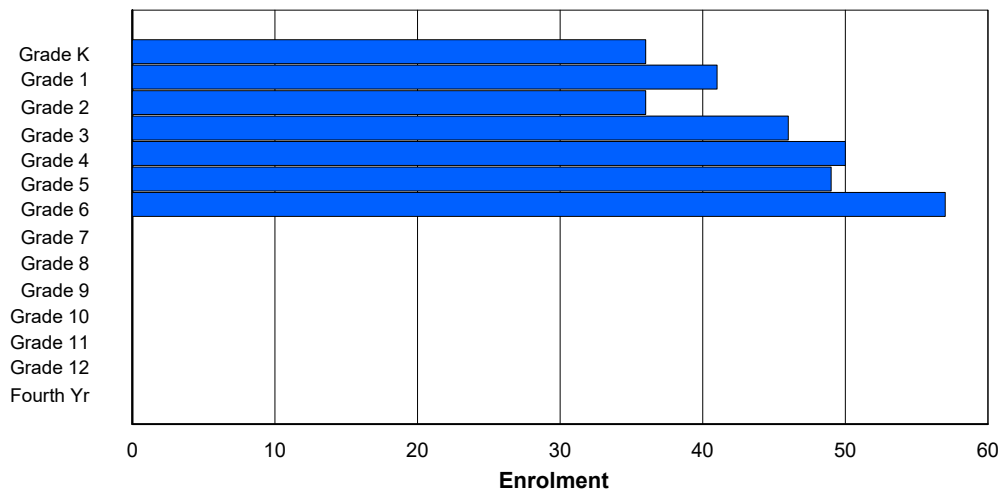
Gender	Age																Total
	5	6	7	8	9	10	11	12	13	14	15	16	17	18	19	20>	
Male	17	22	14	18	28	28	31	0	0	0	0	0	0	0	0	0	158
Female	18	20	22	25	25	20	27	0	0	0	0	0	0	0	0	0	157
Total	35	42	36	43	53	48	58	0	0	0	0	0	0	0	0	315	

Enrolment By Grade and Gender

Gender	Grade														Total
	K	1	2	3	4	5	6	7	8	9	10	11	12	4th	
Male	18	21	14	21	25	28	31	0	0	0	0	0	0	0	158
Female	18	20	22	25	25	21	26	0	0	0	0	0	0	0	157
Total	36	41	36	46	50	49	57	0	0	0	0	0	0	0	315

Enrolment By Grade

For 097 - St. James' Elementary, Channel-Port Aux Basques



* Data from the 2012-2013 AGR(Enrolment/Age as of the last day in Sept./Dec.)

** Newfoundland Statistics Classification System

*** May include itinerant teachers

District 2 - Western

#099 - St. James' Regional High School, Channel-Port Aux Basques

Classification: Rural
Offers Distance Education: No

Grades: 7-12

Number of Grades: 6

[School FTE PTR : 13.7](#)

[District FTE PTR : 10.8](#)

[Provincial FTE PTR : 12.1](#)

[FTE Teachers](#) *** : 21.8

Enrolment By Age and Gender

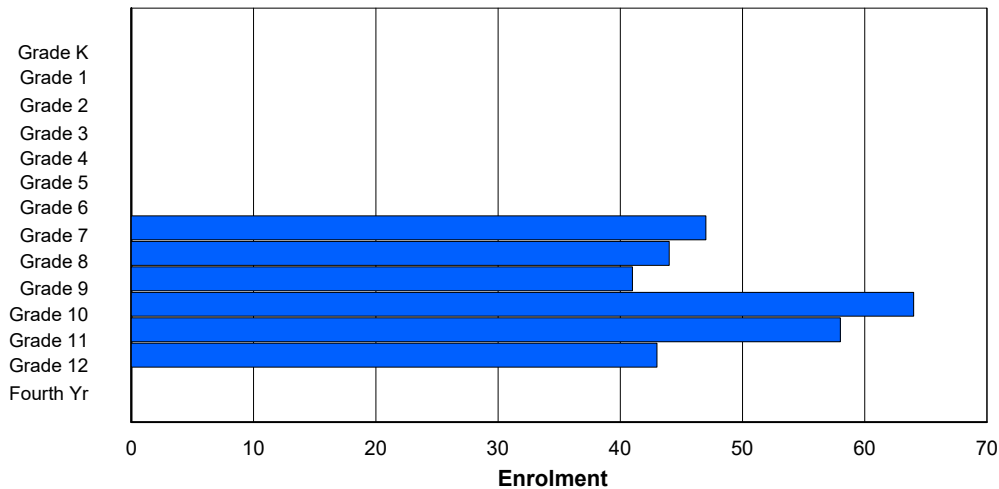
Gender	Age																Total
	5	6	7	8	9	10	11	12	13	14	15	16	17	18	19	20>	
Male	0	0	0	0	0	0	0	21	19	19	30	26	26	5	0	0	146
Female	0	0	0	0	0	0	0	24	25	24	25	31	22	0	0	0	151
Total	0	0	0	0	0	0	0	45	44	43	55	57	48	5	0	0	297

Enrolment By Grade and Gender

Gender	Grade														Total
	K	1	2	3	4	5	6	7	8	9	10	11	12	4th	
Male	0	0	0	0	0	0	0	23	19	17	33	29	25	0	146
Female	0	0	0	0	0	0	0	24	25	24	31	29	18	0	151
Total	0	0	0	0	0	0	0	47	44	41	64	58	43	0	297

Enrolment By Grade

For 099 - St. James' Regional High School, Channel-Port Aux Basques



* Data from the 2012-2013 AGR(Enrolment/Age as of the last day in Sept./Dec.)

** Newfoundland Statistics Classification System

*** May include itinerant teachers

District 2 - Western

#102 - All Saints All-Grade, Grey River

Grades: 1-3,9-11

Number of Grades: 6

Classification: Rural

Offers Distance Education: Yes

[FTE Teachers](#) *** : 2.8

[School FTE PTR : 4.7](#)

[District FTE PTR : 10.8](#)

[Provincial FTE PTR : 12.1](#)

Enrolment By Age and Gender

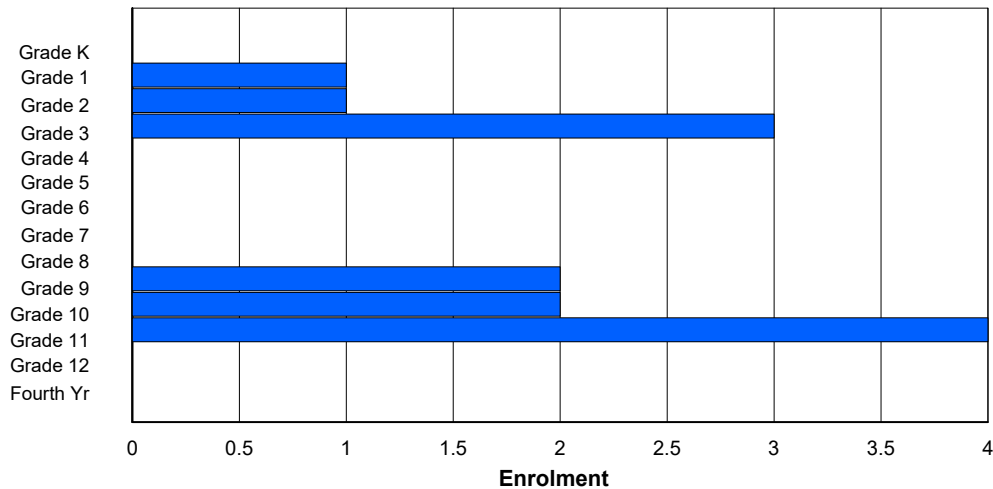
Gender	Age																Total
	5	6	7	8	9	10	11	12	13	14	15	16	17	18	19	20>	
Male	0	1	1	2	0	0	0	0	0	2	1	2	0	0	0	0	9
Female	0	0	0	1	0	0	0	0	0	0	1	2	0	0	0	0	4
Total	0	1	1	3	0	0	0	0	0	2	2	4	0	0	0	0	13

Enrolment By Grade and Gender

Gender	Grade														Total
	K	1	2	3	4	5	6	7	8	9	10	11	12	4th	
Male	0	1	1	2	0	0	0	0	0	2	1	2	0	0	9
Female	0	0	0	1	0	0	0	0	0	0	1	2	0	0	4
Total	0	1	1	3	0	0	0	0	0	2	2	4	0	0	13

Enrolment By Grade

For 102 - All Saints All-Grade, Grey River



* Data from the 2012-2013 AGR(Enrolment/Age as of the last day in Sept./Dec.)

** Newfoundland Statistics Classification System

*** May include itinerant teachers

District 2 - Western

#103 - LeGallais Memorial, Isle aux Morts

Classification: Rural
Offers Distance Education: No

Grades: K-9

Number of Grades: 10

[School FTE PTR : 7.9](#)

[District FTE PTR : 10.8](#)

[Provincial FTE PTR : 12.1](#)

[FTE Teachers](#) *** : 8.0

Enrolment By Age and Gender

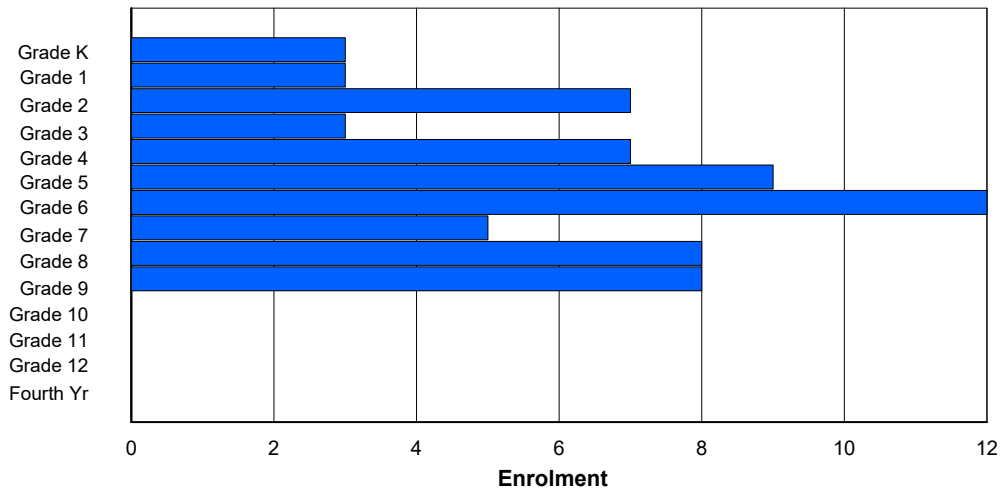
Gender	Age																Total
	5	6	7	8	9	10	11	12	13	14	15	16	17	18	19	20>	
Male	3	2	2	2	4	6	5	5	4	3	0	0	0	0	0	0	36
Female	0	1	5	1	3	3	6	1	4	5	0	0	0	0	0	0	29
Total	3	3	7	3	7	9	11	6	8	8	0	0	0	0	0	0	65

Enrolment By Grade and Gender

Gender	Grade														Total
	K	1	2	3	4	5	6	7	8	9	10	11	12	4th	
Male	3	2	2	2	4	6	6	4	4	3	0	0	0	0	36
Female	0	1	5	1	3	3	6	1	4	5	0	0	0	0	29
Total	3	3	7	3	7	9	12	5	8	8	0	0	0	0	65

Enrolment By Grade

For 103 - LeGallais Memorial, Isle aux Morts



* Data from the 2012-2013 AGR(Enrolment/Age as of the last day in Sept./Dec.)

** Newfoundland Statistics Classification System

*** May include itinerant teachers

District 2 - Western

#104 - Douglas Academy, La Poile

Grades: 1,3,9

Number of Grades: 3

[FTE Teachers](#) *** : 1.0

Classification: Rural
Offers Distance Education: No

[School FTE PTR : 5.0](#)

[District FTE PTR : 10.8](#)

[Provincial FTE PTR : 12.1](#)

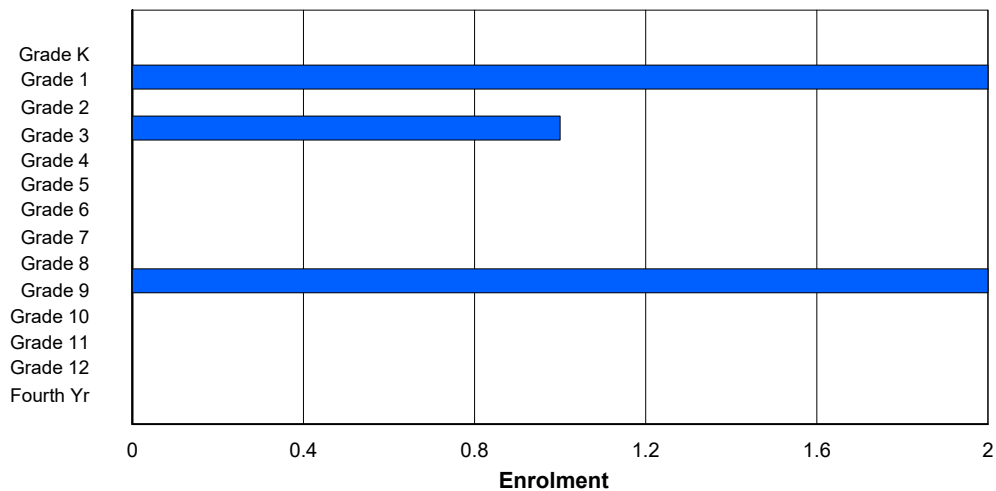
Enrolment By Age and Gender

Gender	Age																Total
	5	6	7	8	9	10	11	12	13	14	15	16	17	18	19	20>	
Male	0	2	0	1	0	0	0	0	0	2	0	0	0	0	0	0	5
Female	0	0	0	0	0	0	0	0	0	0	0	0	0	0	0	0	0
Total	0	2	0	1	0	0	0	0	0	2	0	0	0	0	0	0	5

Enrolment By Grade and Gender

Gender	Grade														Total
	K	1	2	3	4	5	6	7	8	9	10	11	12	4th	
Male	0	2	0	1	0	0	0	0	0	2	0	0	0	0	5
Female	0	0	0	0	0	0	0	0	0	0	0	0	0	0	0
Total	0	2	0	1	0	0	0	0	0	2	0	0	0	0	5

Enrolment By Grade
For 104 - Douglas Academy, La Poile



* Data from the 2012-2013 AGR(Enrolment/Age as of the last day in Sept./Dec.)

** Newfoundland Statistics Classification System

*** May include itinerant teachers

District 2 - Western

#106 - Lourdes Elementary, Lourdes

Grades: K-8

Number of Grades: 9

Classification: Rural

Offers Distance Education: No

[FTE Teachers](#) *** : 15.8

[School FTE PTR : 10.3](#)

[District FTE PTR : 10.8](#)

[Provincial FTE PTR : 12.1](#)

Enrolment By Age and Gender

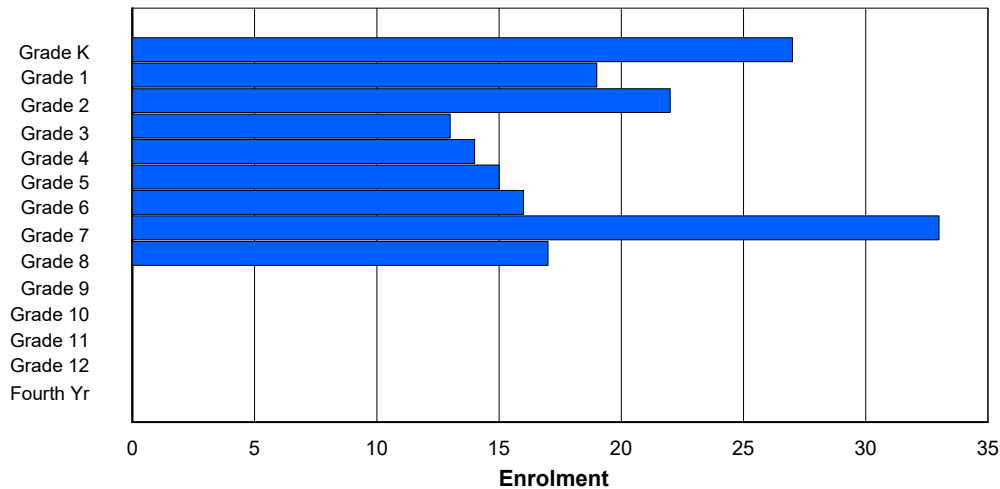
Gender	Age																Total
	5	6	7	8	9	10	11	12	13	14	15	16	17	18	19	20>	
Male	16	10	14	9	8	5	8	22	11	0	0	0	0	0	0	0	103
Female	11	9	8	4	6	10	8	11	6	0	0	0	0	0	0	0	73
Total	27	19	22	13	14	15	16	33	17	0	0	0	0	0	0	0	176

Enrolment By Grade and Gender

Gender	Grade														Total
	K	1	2	3	4	5	6	7	8	9	10	11	12	4th	
Male	16	10	14	9	8	5	8	22	11	0	0	0	0	0	103
Female	11	9	8	4	6	10	8	11	6	0	0	0	0	0	73
Total	27	19	22	13	14	15	16	33	17	0	0	0	0	0	176

Enrolment By Grade

For 106 - Lourdes Elementary, Lourdes



* Data from the 2012-2013 AGR(Enrolment/Age as of the last day in Sept./Dec.)

** Newfoundland Statistics Classification System

*** May include itinerant teachers

District 2 - Western

#110 - Piccadilly Central High, Piccadilly

Grades: 9-12

Number of Grades: 4

Classification: Rural

Offers Distance Education: Yes

[FTE Teachers](#) *** : 13.3

[School FTE PTR : 11.5](#)

[District FTE PTR : 10.8](#)

[Provincial FTE PTR : 12.1](#)

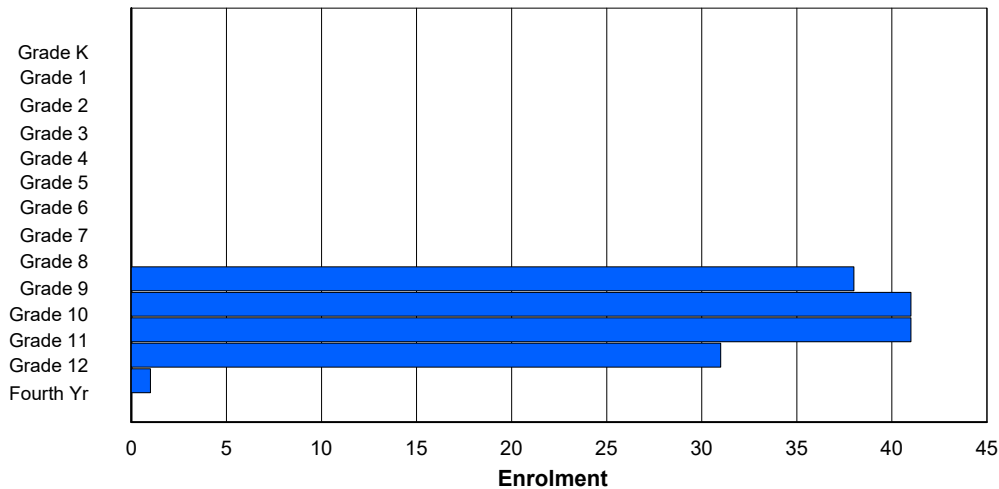
Enrolment By Age and Gender

Gender	Age																Total
	5	6	7	8	9	10	11	12	13	14	15	16	17	18	19	20>	
Male	0	0	0	0	0	0	0	0	0	15	21	23	17	3	0	0	79
Female	0	0	0	0	0	0	0	0	0	23	16	17	15	2	0	0	73
Total	0	0	0	0	0	0	0	0	0	38	37	40	32	5	0	0	152

Enrolment By Grade and Gender

Gender	Grade															Total
	K	1	2	3	4	5	6	7	8	9	10	11	12	4th		
Male	0	0	0	0	0	0	0	0	0	15	25	22	16	1	79	
Female	0	0	0	0	0	0	0	0	0	23	16	19	15	0	73	
Total	0	0	0	0	0	0	0	0	0	38	41	41	31	1	152	

Enrolment By Grade
For 110 - Piccadilly Central High, Piccadilly



* Data from the 2012-2013 AGR(Enrolment/Age as of the last day in Sept./Dec.)

** Newfoundland Statistics Classification System

*** May include itinerant teachers

District 2 - Western

#111 - St. Thomas Aquinas, Port au Port East

Classification: Rural
Offers Distance Education: No

Grades: K-8

Number of Grades: 9

[School FTE PTR : 9.9](#)

[District FTE PTR : 10.8](#)

[Provincial FTE PTR : 12.1](#)

[FTE Teachers](#) *** : 10.8

Enrolment By Age and Gender

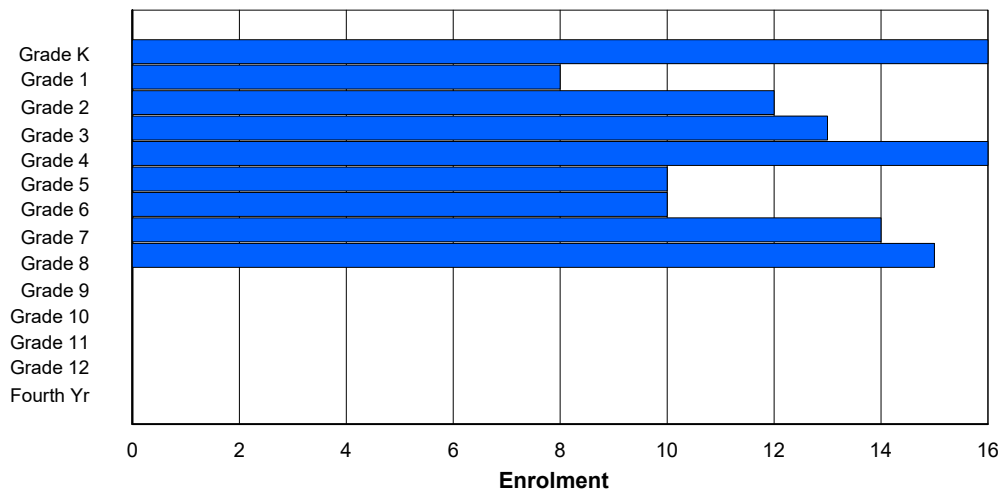
Gender	Age																Total
	5	6	7	8	9	10	11	12	13	14	15	16	17	18	19	20>	
Male	7	5	6	7	7	8	6	6	8	0	0	0	0	0	0	0	60
Female	9	3	6	6	8	3	4	8	7	0	0	0	0	0	0	0	54
Total	16	8	12	13	15	11	10	14	15	0	0	0	0	0	0	0	114

Enrolment By Grade and Gender

Gender	Grade														Total
	K	1	2	3	4	5	6	7	8	9	10	11	12	4th	
Male	7	5	6	7	8	7	6	6	8	0	0	0	0	0	60
Female	9	3	6	6	8	3	4	8	7	0	0	0	0	0	54
Total	16	8	12	13	16	10	10	14	15	0	0	0	0	0	114

Enrolment By Grade

For 111 - St. Thomas Aquinas, Port au Port East



* Data from the 2012-2013 AGR(Enrolment/Age as of the last day in Sept./Dec.)

** Newfoundland Statistics Classification System

*** May include itinerant teachers

District 2 - Western

#113 - St. Boniface All Grade, Ramea

Grades: K-12

Number of Grades: 13

Classification: Rural

Offers Distance Education: Yes

[FTE Teachers](#) *** : 5.8

[School FTE PTR : 8.0](#)

[District FTE PTR : 10.8](#)

[Provincial FTE PTR : 12.1](#)

Enrolment By Age and Gender

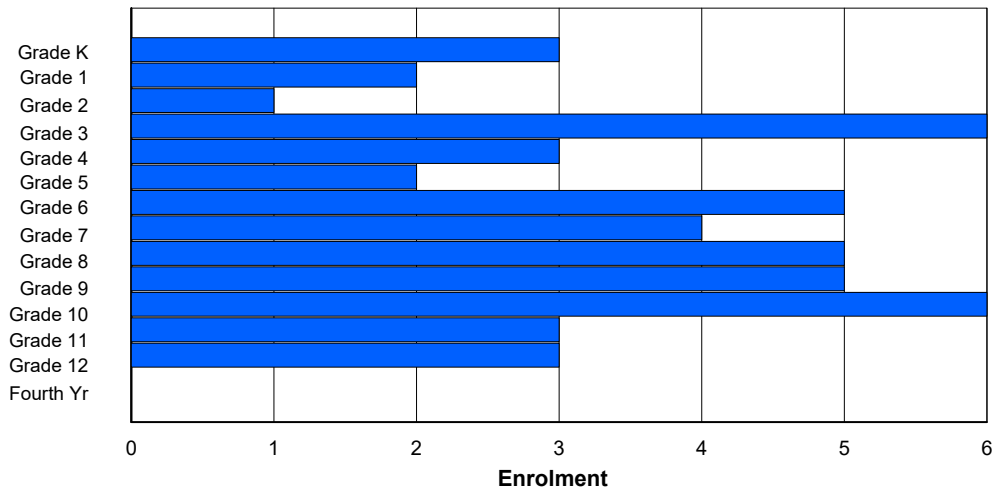
Gender	Age																Total
	5	6	7	8	9	10	11	12	13	14	15	16	17	18	19	20>	
Male	2	1	1	4	3	0	3	1	3	2	3	2	1	0	0	0	26
Female	1	1	0	2	0	2	2	2	3	3	3	1	2	0	0	0	22
Total	3	2	1	6	3	2	5	3	6	5	6	3	3	0	0	0	48

Enrolment By Grade and Gender

Gender	Grade															Total
	K	1	2	3	4	5	6	7	8	9	10	11	12	4th		
Male	2	1	1	4	3	0	3	2	2	2	3	2	1	0	26	
Female	1	1	0	2	0	2	2	2	3	3	3	1	2	0	22	
Total	3	2	1	6	3	2	5	4	5	5	6	3	3	0	48	

Enrolment By Grade

For 113 - St. Boniface All Grade, Ramea



* Data from the 2012-2013 AGR(Enrolment/Age as of the last day in Sept./Dec.)

** Newfoundland Statistics Classification System

*** May include itinerant teachers

District 2 - Western

#115 - Our Lady of Mercy Elementary, St. George's

Grades: K-8 Number of Grades: 9

[FTE Teachers](#) *** : 13.0

Classification: Rural
Offers Distance Education: No

[School FTE PTR : 10.4](#)
[District FTE PTR : 10.8](#)
[Provincial FTE PTR : 12.1](#)

Enrolment By Age and Gender

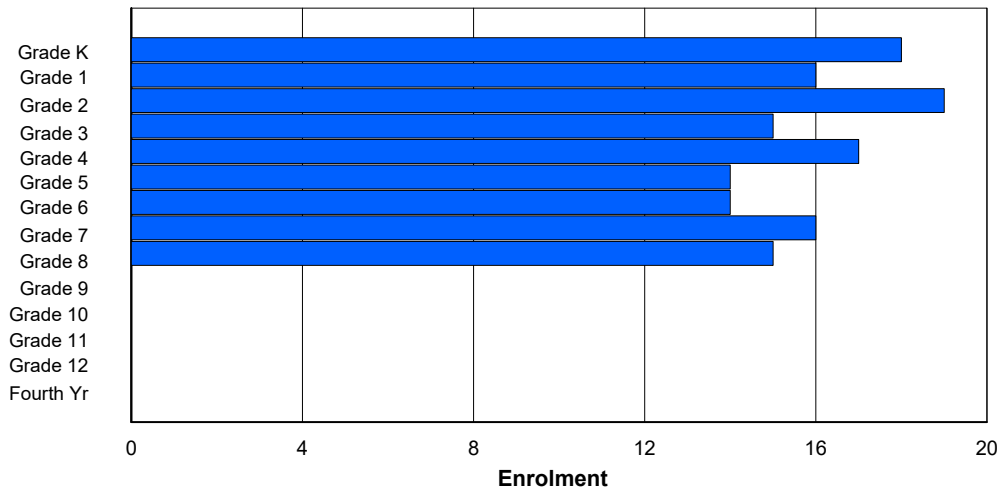
Gender	Age																Total
	5	6	7	8	9	10	11	12	13	14	15	16	17	18	19	20>	
Male	7	9	9	8	10	5	4	10	8	0	0	0	0	0	0	0	70
Female	11	7	10	7	7	9	10	6	7	0	0	0	0	0	0	0	74
Total	18	16	19	15	17	14	14	16	15	0	0	0	0	0	0	0	144

Enrolment By Grade and Gender

Gender	Grade														Total
	K	1	2	3	4	5	6	7	8	9	10	11	12	4th	
Male	7	9	9	8	10	5	4	10	8	0	0	0	0	0	70
Female	11	7	10	7	7	9	10	6	7	0	0	0	0	0	74
Total	18	16	19	15	17	14	14	16	15	0	0	0	0	0	144

Enrolment By Grade

For 115 - Our Lady of Mercy Elementary, St. George's



* Data from the 2012-2013 AGR(Enrolment/Age as of the last day in Sept./Dec.)

** Newfoundland Statistics Classification System

*** May include itinerant teachers

District 2 - Western

#116 - Appalachia High School, St. George's

Grades: 9-12

Number of Grades: 4

Classification: Rural

Offers Distance Education: No

[FTE Teachers](#) *** : 12.0

[School FTE PTR : 13.3](#)

[District FTE PTR : 10.8](#)

[Provincial FTE PTR : 12.1](#)

Enrolment By Age and Gender

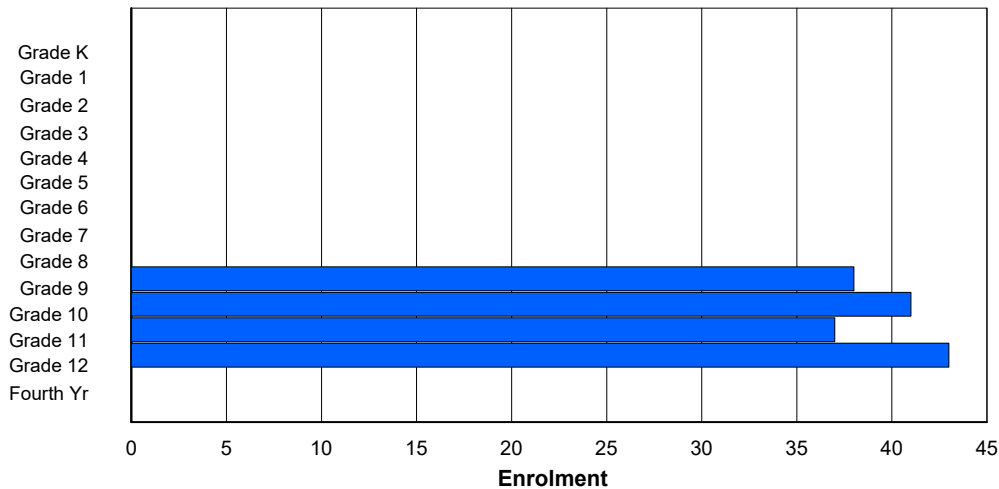
Gender	Age																Total
	5	6	7	8	9	10	11	12	13	14	15	16	17	18	19	20>	
Male	0	0	0	0	0	0	0	0	0	15	17	24	24	4	0	0	84
Female	0	0	0	0	0	0	0	0	0	23	20	15	15	2	0	0	75
Total	0	0	0	0	0	0	0	0	0	38	37	39	39	6	0	0	159

Enrolment By Grade and Gender

Gender	Grade															Total
	K	1	2	3	4	5	6	7	8	9	10	11	12	4th		
Male	0	0	0	0	0	0	0	0	0	15	19	24	26	0	84	
Female	0	0	0	0	0	0	0	0	0	23	22	13	17	0	75	
Total	0	0	0	0	0	0	0	0	0	38	41	37	43	0	159	

Enrolment By Grade

For 116 - Appalachia High School, St. George's



* Data from the 2012-2013 AGR(Enrolment/Age as of the last day in Sept./Dec.)

** Newfoundland Statistics Classification System

*** May include itinerant teachers

District 2 - Western

#118 - Stephenville Elementary, Stephenville

Grades: 4-5

Number of Grades: 2

Classification: Urban
Offers Distance Education: No

[FTE Teachers](#) *** : 14.8

[School FTE PTR : 12.8](#)
[District FTE PTR : 10.8](#)
[Provincial FTE PTR : 12.1](#)

Enrolment By Age and Gender

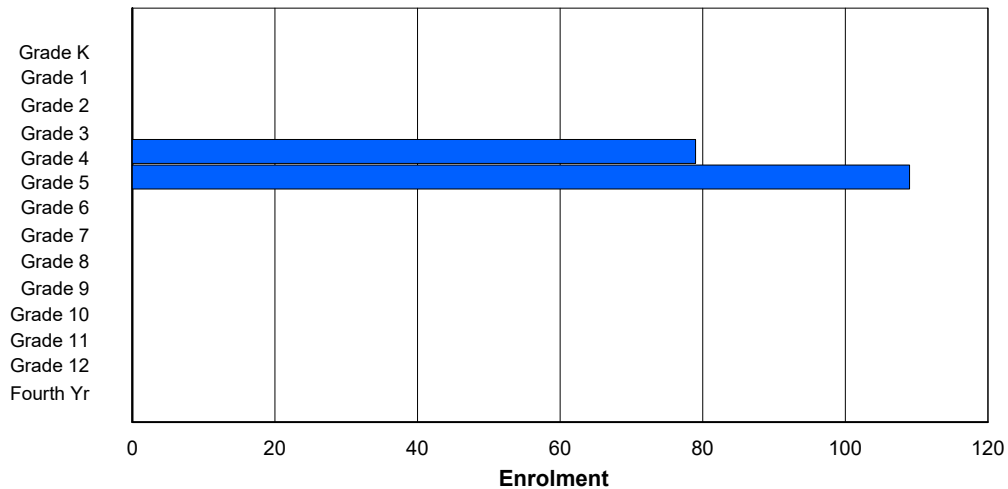
Gender	Age																Total
	5	6	7	8	9	10	11	12	13	14	15	16	17	18	19	20>	
Male	0	0	0	0	40	49	2	0	0	0	0	0	0	0	0	0	91
Female	0	0	0	0	39	58	0	0	0	0	0	0	0	0	0	0	97
Total	0	0	0	0	79	107	2	0	0	0	0	0	0	0	0	0	188

Enrolment By Grade and Gender

Gender	Grade														Total
	K	1	2	3	4	5	6	7	8	9	10	11	12	4th	
Male	0	0	0	0	41	50	0	0	0	0	0	0	0	0	91
Female	0	0	0	0	38	59	0	0	0	0	0	0	0	0	97
Total	0	0	0	0	79	109	0	0	0	0	0	0	0	0	188

Enrolment By Grade

For 118 - Stephenville Elementary, Stephenville



* Data from the 2012-2013 AGR(Enrolment/Age as of the last day in Sept./Dec.)

** Newfoundland Statistics Classification System

*** May include itinerant teachers

District 2 - Western

#119 - Stephenville High, Stephenville

Classification: Urban
Offers Distance Education: No

Grades: 9-12

Number of Grades: 4

[School FTE PTR : 13.7](#)

[District FTE PTR : 10.8](#)

[Provincial FTE PTR : 12.1](#)

[FTE Teachers](#) *** : 31.3

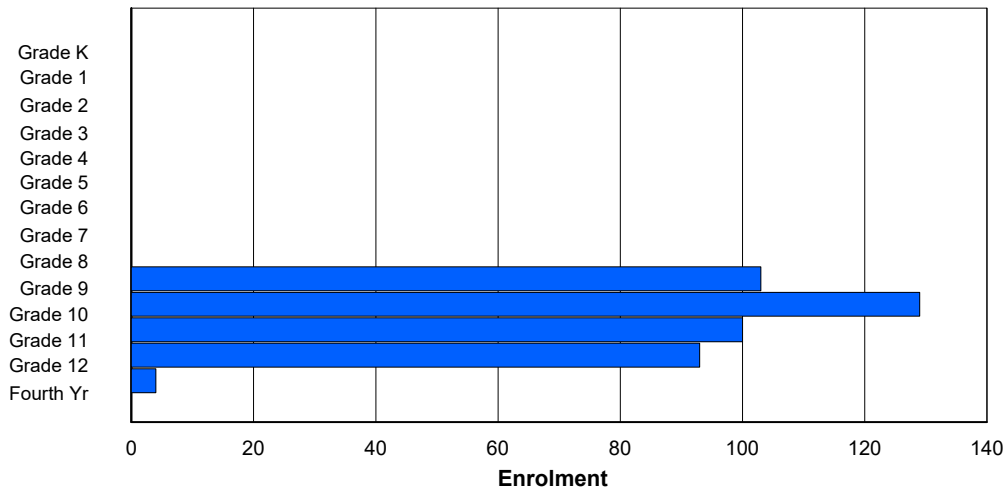
Enrolment By Age and Gender

Gender	Age																Total
	5	6	7	8	9	10	11	12	13	14	15	16	17	18	19	20>	
Male	0	0	0	0	0	0	0	0	0	46	65	40	48	3	1	2	205
Female	0	0	0	0	0	0	0	0	0	47	65	57	51	4	0	0	224
Total	0	0	0	0	0	0	0	0	0	93	130	97	99	7	1	2	429

Enrolment By Grade and Gender

Gender	Grade															Total
	K	1	2	3	4	5	6	7	8	9	10	11	12	4th		
Male	0	0	0	0	0	0	0	0	0	51	66	42	43	3	205	
Female	0	0	0	0	0	0	0	0	0	52	63	58	50	1	224	
Total	0	0	0	0	0	0	0	0	0	103	129	100	93	4	429	

Enrolment By Grade
For 119 - Stephenville High, Stephenville



* Data from the 2012-2013 AGR(Enrolment/Age as of the last day in Sept./Dec.)

** Newfoundland Statistics Classification System

*** May include itinerant teachers

District 2 - Western

#120 - Stephenville Primary, Stephenville

Grades: K-3

Number of Grades: 4

Classification: Urban
Offers Distance Education: No

[FTE Teachers](#) *** : 26.5

[School FTE PTR : 11.8](#)
[District FTE PTR : 10.8](#)
[Provincial FTE PTR : 12.1](#)

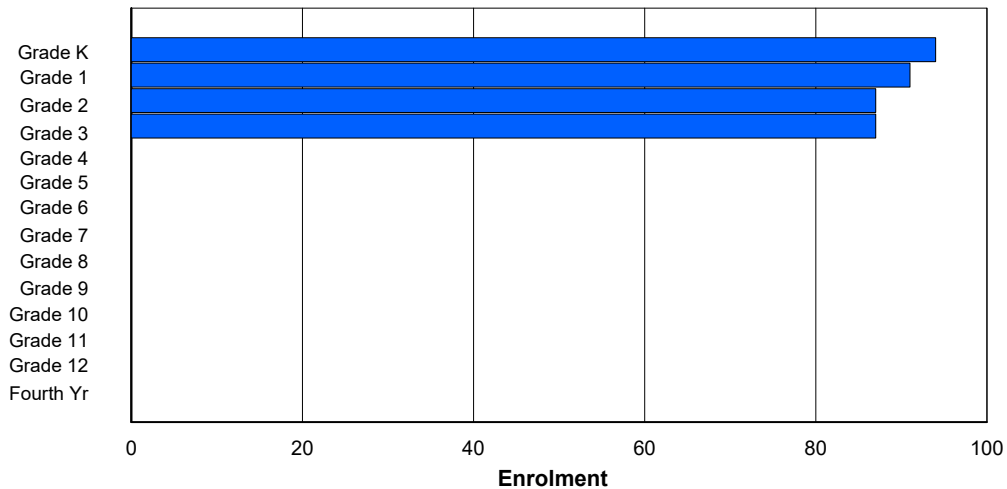
Enrolment By Age and Gender

Gender	Age																Total
	5	6	7	8	9	10	11	12	13	14	15	16	17	18	19	20>	
Male	45	31	45	52	1	0	0	0	0	0	0	0	0	0	0	0	174
Female	48	61	42	34	0	0	0	0	0	0	0	0	0	0	0	0	185
Total	93	92	87	86	1	0	0	0	0	0	0	0	0	0	0	0	359

Enrolment By Grade and Gender

Gender	Grade															Total
	K	1	2	3	4	5	6	7	8	9	10	11	12	4th		
Male	45	31	45	53	0	0	0	0	0	0	0	0	0	0	0	174
Female	49	60	42	34	0	0	0	0	0	0	0	0	0	0	0	185
Total	94	91	87	87	0	0	0	0	0	0	0	0	0	0	0	359

Enrolment By Grade
For 120 - Stephenville Primary, Stephenville



* Data from the 2012-2013 AGR(Enrolment/Age as of the last day in Sept./Dec.)

** Newfoundland Statistics Classification System

*** May include itinerant teachers

District 2 - Western

#123 - St. Michael's Elementary, Stephenville Crossing

Classification: Rural
Offers Distance Education: No

Grades: K-8

Number of Grades: 9

[School FTE PTR : 10.1](#)

[District FTE PTR : 10.8](#)

[Provincial FTE PTR : 12.1](#)

[FTE Teachers](#) *** : 16.0

Enrolment By Age and Gender

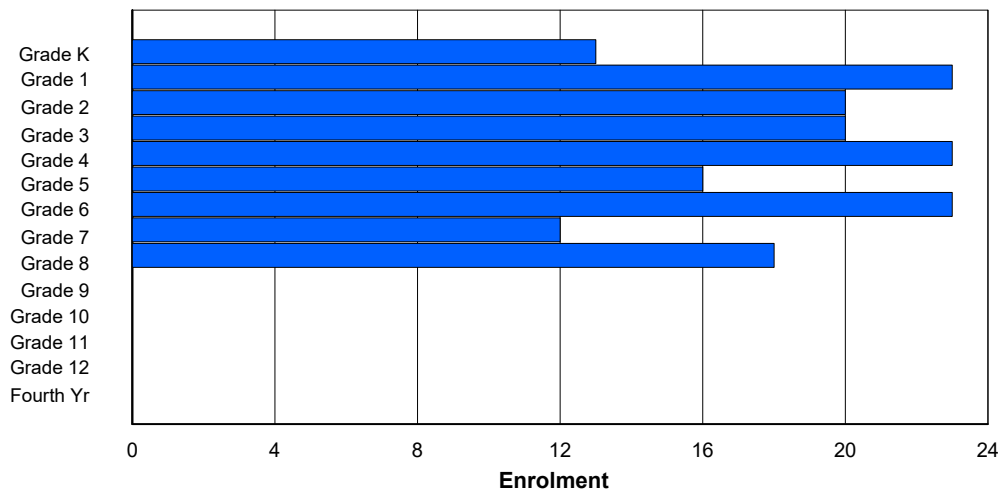
Gender	Age																Total
	5	6	7	8	9	10	11	12	13	14	15	16	17	18	19	20>	
Male	6	10	10	8	15	7	10	3	7	0	0	0	0	0	0	0	76
Female	7	11	12	11	9	9	14	7	12	0	0	0	0	0	0	0	92
Total	13	21	22	19	24	16	24	10	19	0	0	0	0	0	0	0	168

Enrolment By Grade and Gender

Gender	Grade														Total
	K	1	2	3	4	5	6	7	8	9	10	11	12	4th	
Male	6	12	8	9	14	7	9	4	7	0	0	0	0	0	76
Female	7	11	12	11	9	9	14	8	11	0	0	0	0	0	92
Total	13	23	20	20	23	16	23	12	18	0	0	0	0	0	168

Enrolment By Grade

For 123 - St. Michael's Elementary, Stephenville Crossing



* Data from the 2012-2013 AGR(Enrolment/Age as of the last day in Sept./Dec.)

** Newfoundland Statistics Classification System

*** May include itinerant teachers

District 2 - Western

#137 - St. Simon and St. Jude Academy, Francois

Grades: K-1,5,7-12

Number of Grades: 9

Classification: Rural

Offers Distance Education: Yes

[FTE Teachers](#) *** : 2.0

[School FTE PTR : 6.8](#)

[District FTE PTR : 10.8](#)

[Provincial FTE PTR : 12.1](#)

Enrolment By Age and Gender

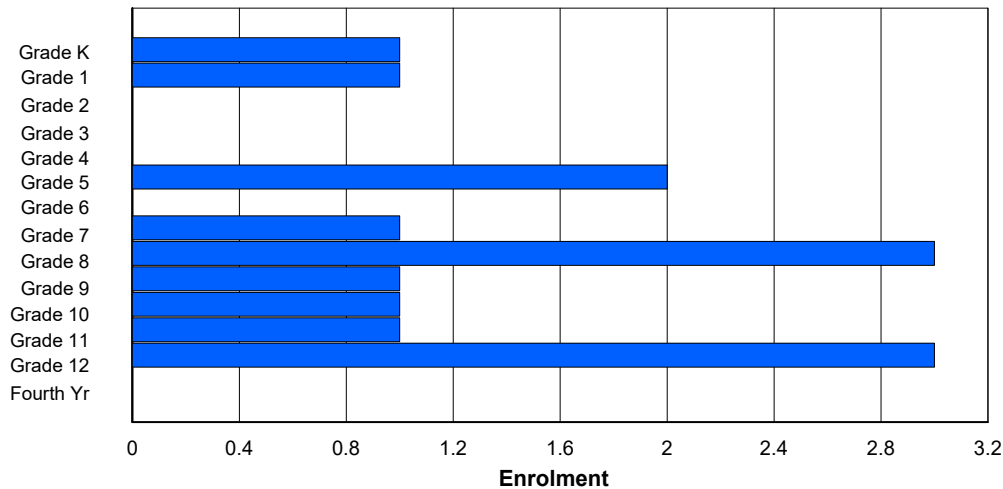
Gender	Age																Total
	5	6	7	8	9	10	11	12	13	14	15	16	17	18	19	20>	
Male	1	1	0	0	0	1	0	0	2	0	1	0	3	0	0	0	9
Female	0	0	0	0	0	1	0	1	1	1	0	1	0	0	0	0	5
Total	1	1	0	0	0	2	0	1	3	1	1	1	3	0	0	0	14

Enrolment By Grade and Gender

Gender	K	Grade													4th	Total
		1	2	3	4	5	6	7	8	9	10	11	12			
Male	1	1	0	0	0	1	0	0	2	0	1	0	3	0	9	
Female	0	0	0	0	0	1	0	1	1	1	0	1	0	0	5	
Total	1	1	0	0	0	2	0	1	3	1	1	1	3	0	14	

Enrolment By Grade

For 137 - St. Simon and St. Jude Academy, Francois



* Data from the 2012-2013 AGR(Enrolment/Age as of the last day in Sept./Dec.)

** Newfoundland Statistics Classification System

*** May include itinerant teachers

District 2 - Western

#388 - Long Range Academy, Cow Head

Classification: Rural
Offers Distance Education: Yes

Grades: K-12

Number of Grades: 13

[School FTE PTR : 7.2](#)

[District FTE PTR : 10.8](#)

[Provincial FTE PTR : 12.1](#)

[FTE Teachers](#) *** : 16.5

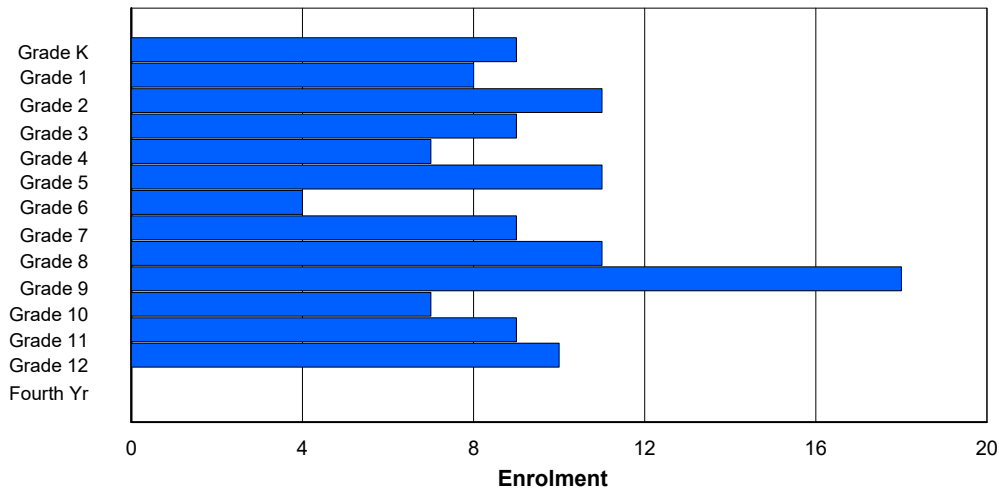
Enrolment By Age and Gender

Gender	Age																Total
	5	6	7	8	9	10	11	12	13	14	15	16	17	18	19	20>	
Male	5	4	9	7	4	6	1	2	7	8	2	5	8	1	0	0	69
Female	4	4	2	2	3	5	3	7	4	9	3	5	3	0	0	0	54
Total	9	8	11	9	7	11	4	9	11	17	5	10	11	1	0	0	123

Enrolment By Grade and Gender

Gender	Grade															Total
	K	1	2	3	4	5	6	7	8	9	10	11	12	4th		
Male	5	4	9	7	4	6	1	2	7	9	2	6	7	0	69	
Female	4	4	2	2	3	5	3	7	4	9	5	3	3	0	54	
Total	9	8	11	9	7	11	4	9	11	18	7	9	10	0	123	

Enrolment By Grade
For 388 - Long Range Academy, Cow Head



* Data from the 2012-2013 AGR(Enrolment/Age as of the last day in Sept./Dec.)

** Newfoundland Statistics Classification System

*** May include itinerant teachers

District 2 - Western

#389 - Elwood Elementary, Deer Lake

Grades: K-5

Number of Grades: 6

Classification: Rural

Offers Distance Education: No

[FTE Teachers](#) *** : 27.5

[School FTE PTR : 13.9](#)

[District FTE PTR : 10.8](#)

[Provincial FTE PTR : 12.1](#)

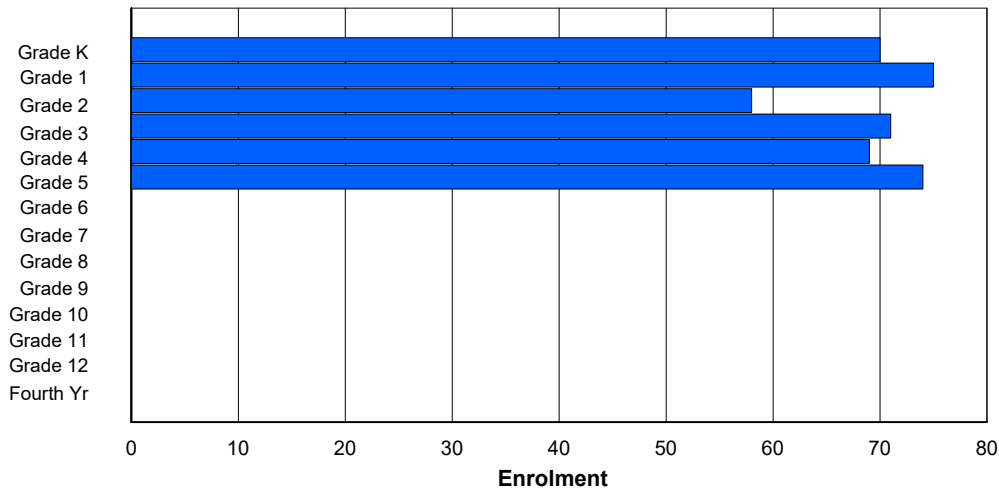
Enrolment By Age and Gender

Gender	Age																Total
	5	6	7	8	9	10	11	12	13	14	15	16	17	18	19	20>	
Male	39	48	34	34	28	37	2	0	0	0	0	0	0	0	0	0	222
Female	26	26	31	34	41	37	0	0	0	0	0	0	0	0	0	0	195
Total	65	74	65	68	69	74	2	0	0	0	0	0	0	0	0	0	417

Enrolment By Grade and Gender

Gender	Grade															Total
	K	1	2	3	4	5	6	7	8	9	10	11	12	4th		
Male	43	46	31	36	28	38	0	0	0	0	0	0	0	0	0	222
Female	27	29	27	35	41	36	0	0	0	0	0	0	0	0	0	195
Total	70	75	58	71	69	74	0	0	0	0	0	0	0	0	0	417

Enrolment By Grade
For 389 - Elwood Elementary, Deer Lake



* Data from the 2012-2013 AGR(Enrolment/Age as of the last day in Sept./Dec.)

** Newfoundland Statistics Classification System

*** May include itinerant teachers

District 2 - Western

#390 - Elwood High School, Deer Lake

Grades: 10-12

Number of Grades: 3

Classification: Rural

Offers Distance Education: No

[School FTE PTR : 12.6](#)

[District FTE PTR : 10.8](#)

[Provincial FTE PTR : 12.1](#)

[FTE Teachers](#) *** : 17.0

Enrolment By Age and Gender

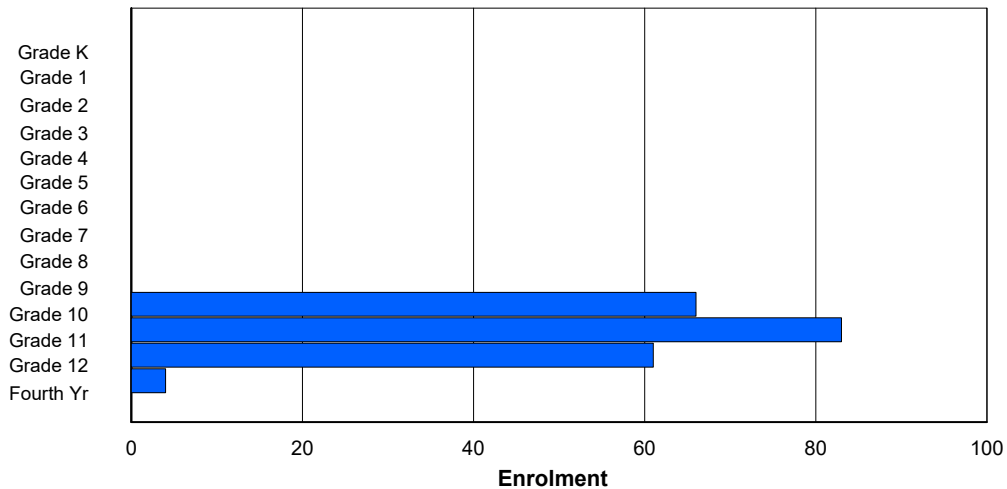
Gender	Age																Total
	5	6	7	8	9	10	11	12	13	14	15	16	17	18	19	20>	
Male	0	0	0	0	0	0	0	0	0	0	37	34	39	4	0	0	114
Female	0	0	0	0	0	0	0	0	0	1	28	30	36	3	2	0	100
Total	0	0	0	0	0	0	0	0	0	1	65	64	75	7	2	0	214

Enrolment By Grade and Gender

Gender	Grade														Total
	K	1	2	3	4	5	6	7	8	9	10	11	12	4th	
Male	0	0	0	0	0	0	0	0	0	0	37	46	29	2	114
Female	0	0	0	0	0	0	0	0	0	0	29	37	32	2	100
Total	0	0	0	0	0	0	0	0	0	0	66	83	61	4	214

Enrolment By Grade

For 390 - Elwood High School, Deer Lake



* Data from the 2012-2013 AGR(Enrolment/Age as of the last day in Sept./Dec.)

** Newfoundland Statistics Classification System

*** May include itinerant teachers

District 2 - Western

#391 - Xavier Junior High, Deer Lake

Grades: 6-9

Number of Grades: 4

Classification: Rural

Offers Distance Education: No

[FTE Teachers](#) *** : 20.0

[School FTE PTR : 14.1](#)

[District FTE PTR : 10.8](#)

[Provincial FTE PTR : 12.1](#)

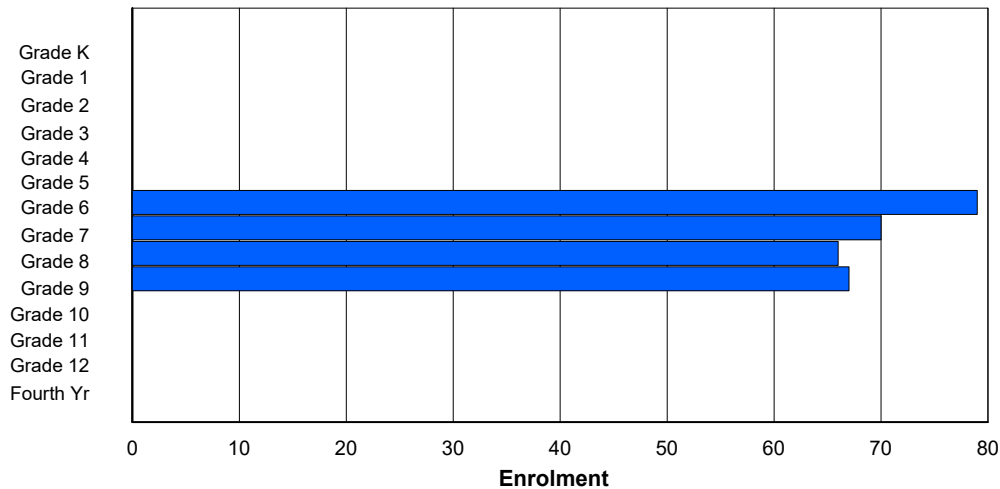
Enrolment By Age and Gender

Gender	Age																Total
	5	6	7	8	9	10	11	12	13	14	15	16	17	18	19	20>	
Male	0	0	0	0	0	0	39	31	32	37	3	0	0	0	0	0	142
Female	0	0	0	0	0	0	38	37	29	35	1	0	0	0	0	0	140
Total	0	0	0	0	0	0	77	68	61	72	4	0	0	0	0	0	282

Enrolment By Grade and Gender

Gender	Grade														Total
	K	1	2	3	4	5	6	7	8	9	10	11	12	4th	
Male	0	0	0	0	0	0	41	32	35	34	0	0	0	0	142
Female	0	0	0	0	0	0	38	38	31	33	0	0	0	0	140
Total	0	0	0	0	0	0	79	70	66	67	0	0	0	0	282

Enrolment By Grade
For 391 - Xavier Junior High, Deer Lake



* Data from the 2012-2013 AGR(Enrolment/Age as of the last day in Sept./Dec.)

** Newfoundland Statistics Classification System

*** May include itinerant teachers

District 2 - Western

#393 - Bonne Bay Academy, Woody Point

Classification: Rural
Offers Distance Education: Yes

Grades: K-12

Number of Grades: 13

[School FTE PTR : 7.3](#)

[District FTE PTR : 10.8](#)

[Provincial FTE PTR : 12.1](#)

[FTE Teachers](#) *** : 7.0

Enrolment By Age and Gender

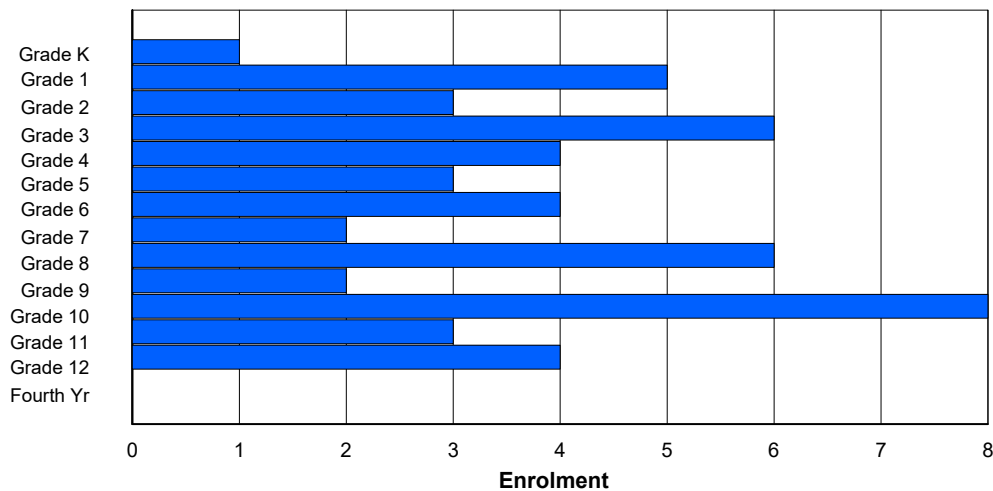
Gender	Age																Total
	5	6	7	8	9	10	11	12	13	14	15	16	17	18	19	20>	
Male	0	4	2	2	3	2	3	1	4	0	5	2	2	0	0	0	30
Female	1	1	1	4	1	1	1	1	2	2	3	1	2	0	0	0	21
Total	1	5	3	6	4	3	4	2	6	2	8	3	4	0	0	0	51

Enrolment By Grade and Gender

Gender	Grade															Total
	K	1	2	3	4	5	6	7	8	9	10	11	12	4th		
Male	0	4	2	2	3	2	3	1	4	0	5	2	2	0	30	
Female	1	1	1	4	1	1	1	1	2	2	3	1	2	0	21	
Total	1	5	3	6	4	3	4	2	6	2	8	3	4	0	51	

Enrolment By Grade

For 393 - Bonne Bay Academy, Woody Point



* Data from the 2012-2013 AGR(Enrolment/Age as of the last day in Sept./Dec.)

** Newfoundland Statistics Classification System

*** May include itinerant teachers

District 2 - Western

#394 - E.A. Butler All Grade, McKay's

Classification: Rural
Offers Distance Education: Yes

Grades: K-12

Number of Grades: 13

[School FTE PTR : 7.8](#)

[District FTE PTR : 10.8](#)

[Provincial FTE PTR : 12.1](#)

[FTE Teachers](#) *** : 15.8

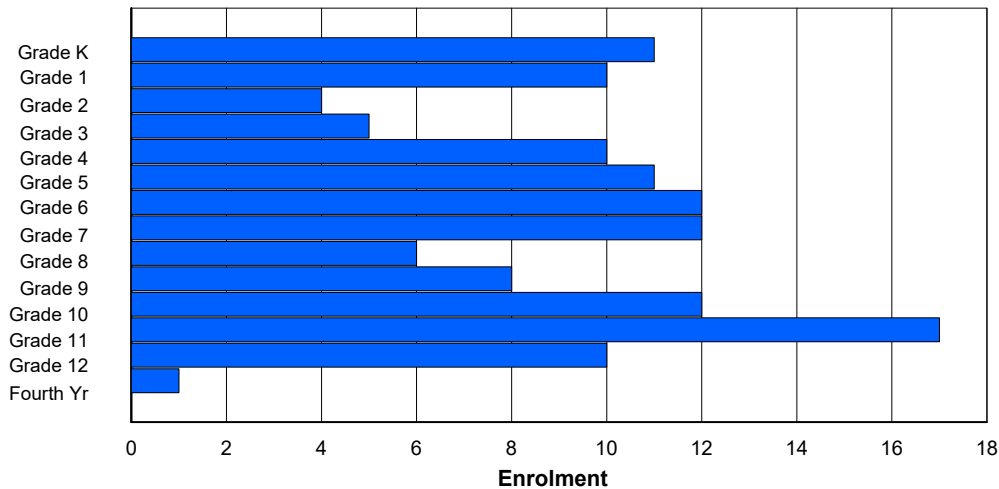
Enrolment By Age and Gender

Gender	Age																Total
	5	6	7	8	9	10	11	12	13	14	15	16	17	18	19	20>	
Male	5	4	3	2	7	6	7	6	3	2	8	8	6	1	0	0	68
Female	6	6	1	3	3	5	5	6	3	5	5	7	5	1	0	0	61
Total	11	10	4	5	10	11	12	12	6	7	13	15	11	2	0	0	129

Enrolment By Grade and Gender

Gender	Grade															Total
	K	1	2	3	4	5	6	7	8	9	10	11	12	4th		
Male	5	4	3	2	7	6	7	6	3	2	8	8	6	1	68	
Female	6	6	1	3	3	5	5	6	3	6	4	9	4	0	61	
Total	11	10	4	5	10	11	12	12	6	8	12	17	10	1	129	

Enrolment By Grade
For 394 - E.A. Butler All Grade, McKay's



* Data from the 2012-2013 AGR(Enrolment/Age as of the last day in Sept./Dec.)

** Newfoundland Statistics Classification System

*** May include itinerant teachers

District 2 - Western

#396 - Stephenville Middle School, Stephenville

Grades: 6-8

Number of Grades: 3

Classification: Urban
Offers Distance Education: No

[FTE Teachers](#) *** : 19.3

[School FTE PTR : 13.1](#)
[District FTE PTR : 10.8](#)
[Provincial FTE PTR : 12.1](#)

Enrolment By Age and Gender

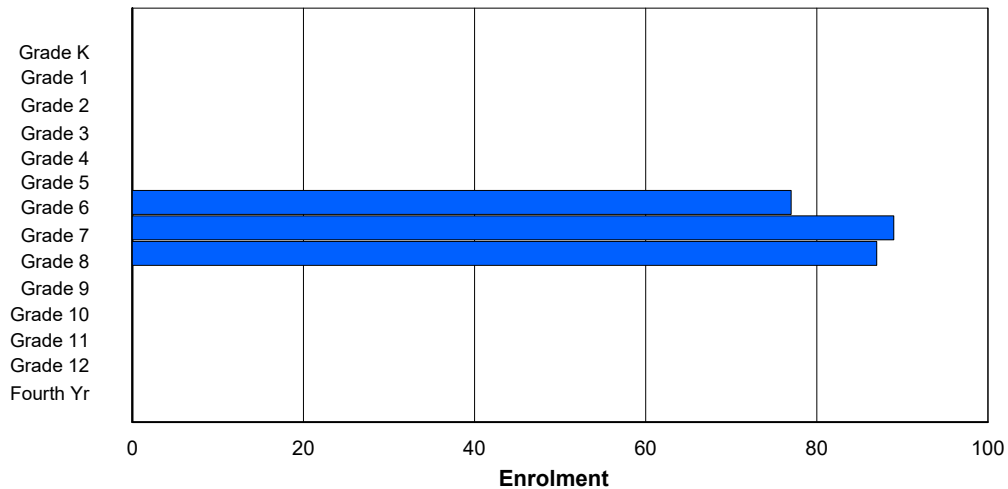
Gender	Age																Total
	5	6	7	8	9	10	11	12	13	14	15	16	17	18	19	20>	
Male	0	0	0	0	0	0	41	35	51	3	0	0	0	0	0	0	130
Female	0	0	0	1	0	0	34	50	37	1	0	0	0	0	0	0	123
Total	0	0	0	1	0	0	75	85	88	4	0	0	0	0	0	0	253

Enrolment By Grade and Gender

Gender	Grade														Total
	K	1	2	3	4	5	6	7	8	9	10	11	12	4th	
Male	0	0	0	0	0	0	43	37	50	0	0	0	0	0	130
Female	0	0	0	0	0	0	34	52	37	0	0	0	0	0	123
Total	0	0	0	0	0	0	77	89	87	0	0	0	0	0	253

Enrolment By Grade

For 396 - Stephenville Middle School, Stephenville



* Data from the 2012-2013 AGR(Enrolment/Age as of the last day in Sept./Dec.)

** Newfoundland Statistics Classification System

*** May include itinerant teachers

District 2 - Western

#397 - Belanger Memorial School, Upper Ferry

Classification: Rural
Offers Distance Education: Yes

Grades: K-12

Number of Grades: 13

[School FTE PTR : 9.8](#)

[District FTE PTR : 10.8](#)

[Provincial FTE PTR : 12.1](#)

[FTE Teachers](#) *** : 19.0

Enrolment By Age and Gender

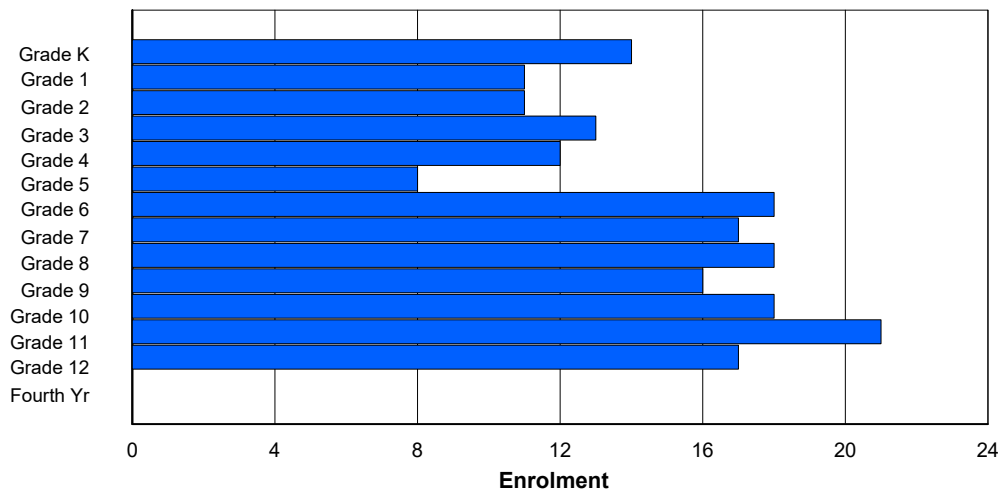
Gender	Age																Total
	5	6	7	8	9	10	11	12	13	14	15	16	17	18	19	20>	
Male	7	5	6	4	8	6	9	11	14	10	7	16	9	1	0	0	113
Female	7	6	5	8	4	3	8	6	4	7	7	9	7	0	0	0	81
Total	14	11	11	12	12	9	17	17	18	17	14	25	16	1	0	0	194

Enrolment By Grade and Gender

Gender	Grade															Total
	K	1	2	3	4	5	6	7	8	9	10	11	12	4th		
Male	7	5	6	4	8	6	9	12	14	9	11	12	10	0	113	
Female	7	6	5	9	4	2	9	5	4	7	7	9	7	0	81	
Total	14	11	11	13	12	8	18	17	18	16	18	21	17	0	194	

Enrolment By Grade

For 397 - Belanger Memorial School, Upper Ferry



* Data from the 2012-2013 AGR(Enrolment/Age as of the last day in Sept./Dec.)

** Newfoundland Statistics Classification System

*** May include itinerant teachers

District 2 - Western

#463 - Pathfinder Learning Centre, Stephenville

Grades: 10-12

Number of Grades: 3

Classification: Urban
Offers Distance Education: No

[FTE Teachers](#) *** : 3.0

[School FTE PTR : 7.7](#)
[District FTE PTR : 10.8](#)
[Provincial FTE PTR : 12.1](#)

Enrolment By Age and Gender

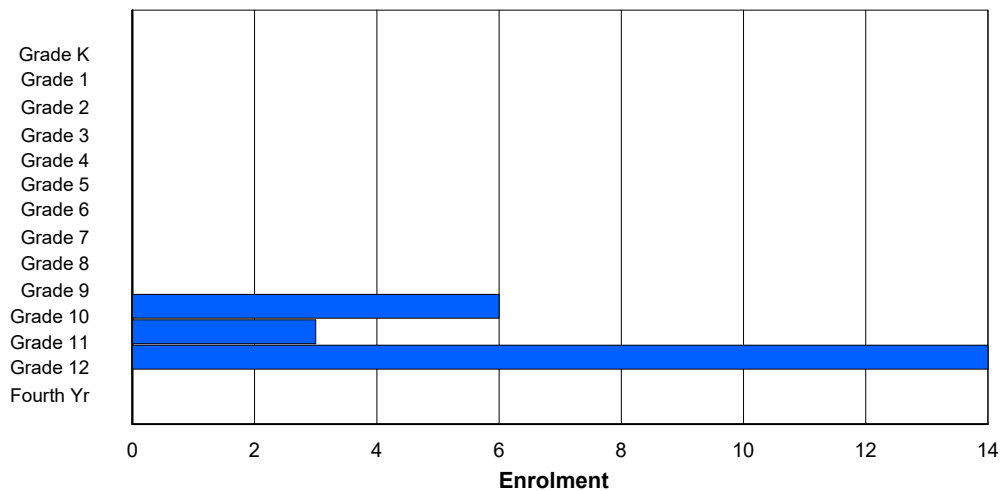
Gender	Age																Total
	5	6	7	8	9	10	11	12	13	14	15	16	17	18	19	20>	
Male	0	0	0	0	0	0	0	0	0	0	0	1	2	6	1	3	13
Female	0	0	0	0	0	0	0	0	0	0	0	2	2	1	2	3	10
Total	0	0	0	0	0	0	0	0	0	0	0	3	4	7	3	6	23

Enrolment By Grade and Gender

Gender	Grade														Total
	K	1	2	3	4	5	6	7	8	9	10	11	12	4th	
Male	0	0	0	0	0	0	0	0	0	0	4	1	8	0	13
Female	0	0	0	0	0	0	0	0	0	0	2	2	6	0	10
Total	0	0	0	0	0	0	0	0	0	0	6	3	14	0	23

Enrolment By Grade

For 463 - Pathfinder Learning Centre, Stephenville



* Data from the 2012-2013 AGR(Enrolment/Age as of the last day in Sept./Dec.)

** Newfoundland Statistics Classification System

*** May include itinerant teachers

District 2 - Western

#474 - Cloud River Academy, Roddickton

Classification: Rural
Offers Distance Education: Yes

Grades: K-12

Number of Grades: 13

[School FTE PTR : 7.3](#)

[District FTE PTR : 10.8](#)

[Provincial FTE PTR : 12.1](#)

[FTE Teachers](#) *** : 19.8

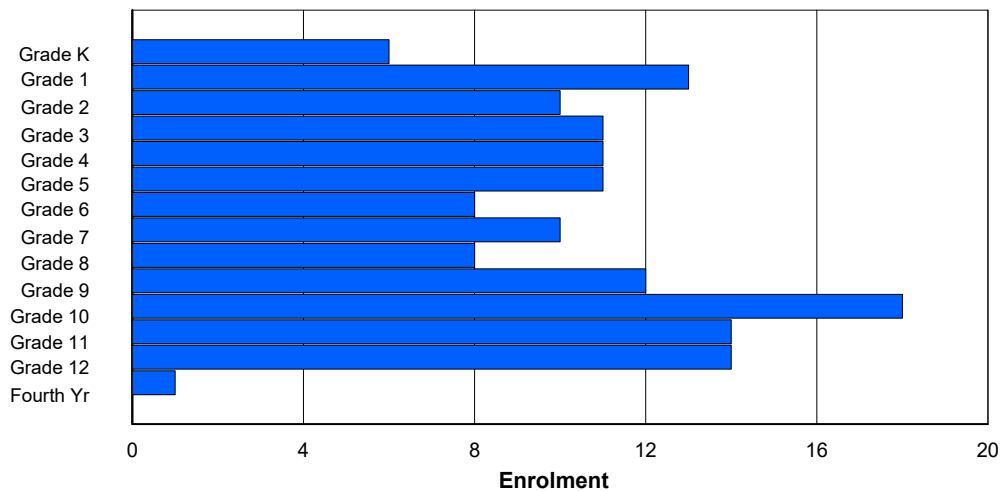
Enrolment By Age and Gender

Gender	Age																Total
	5	6	7	8	9	10	11	12	13	14	15	16	17	18	19	20>	
Male	2	10	6	5	6	5	7	6	4	7	6	8	5	0	1	0	78
Female	4	3	4	6	6	5	1	4	4	5	11	6	10	0	0	0	69
Total	6	13	10	11	12	10	8	10	8	12	17	14	15	0	1	0	147

Enrolment By Grade and Gender

Gender	Grade														Total
	K	1	2	3	4	5	6	7	8	9	10	11	12	4th	
Male	2	10	6	5	6	5	7	6	4	7	6	8	5	1	78
Female	4	3	4	6	5	6	1	4	4	5	12	6	9	0	69
Total	6	13	10	11	11	11	8	10	8	12	18	14	14	1	147

Enrolment By Grade
For 474 - Cloud River Academy, Roddickton



* Data from the 2012-2013 AGR(Enrolment/Age as of the last day in Sept./Dec.)

** Newfoundland Statistics Classification System

*** May include itinerant teachers

District 2 - Western

#475 - Viking Trail Academy, Plum Point

Grades: K-12

Number of Grades: 13

Classification: Rural

Offers Distance Education: Yes

[FTE Teachers](#) *** : 17.8

[School FTE PTR : 9.4](#)

[District FTE PTR : 10.8](#)

[Provincial FTE PTR : 12.1](#)

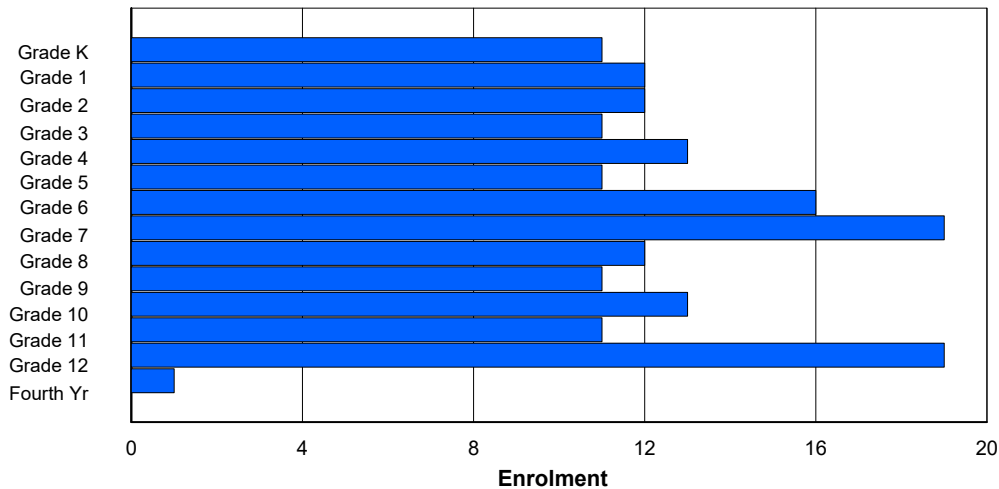
Enrolment By Age and Gender

Gender	Age																Total
	5	6	7	8	9	10	11	12	13	14	15	16	17	18	19	20>	
Male	7	4	6	3	7	2	6	10	5	3	8	7	10	1	0	0	79
Female	4	8	6	8	7	8	11	8	7	9	4	4	9	0	0	0	93
Total	11	12	12	11	14	10	17	18	12	12	12	11	19	1	0	0	172

Enrolment By Grade and Gender

Gender	Grade															Total
	K	1	2	3	4	5	6	7	8	9	10	11	12	4th		
Male	7	4	6	3	7	2	6	10	5	3	8	7	10	1	79	
Female	4	8	6	8	6	9	10	9	7	8	5	4	9	0	93	
Total	11	12	12	11	13	11	16	19	12	11	13	11	19	1	172	

Enrolment By Grade
For 475 - Viking Trail Academy, Plum Point



* Data from the 2012-2013 AGR(Enrolment/Age as of the last day in Sept./Dec.)

** Newfoundland Statistics Classification System

*** May include itinerant teachers

District 2 - Western

#485 - Corner Brook Regional High, Corner Brook

Grades: 10-12

Number of Grades: 3

Classification: Urban
Offers Distance Education: No

[School FTE PTR : 16.3](#)

[District FTE PTR : 10.8](#)

[Provincial FTE PTR : 12.1](#)

[FTE Teachers](#) *** : 56.5

Enrolment By Age and Gender

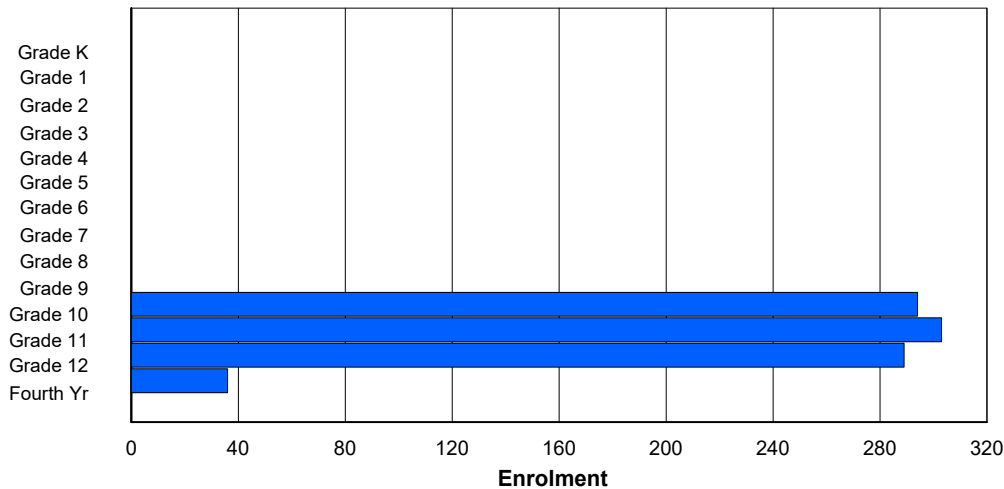
Gender	Age																Total
	5	6	7	8	9	10	11	12	13	14	15	16	17	18	19	20>	
Male	0	0	0	0	0	0	0	0	0	0	138	148	156	28	0	3	473
Female	0	0	0	0	0	0	0	0	0	0	136	149	151	11	2	0	449
Total	0	0	0	0	0	0	0	0	0	0	274	297	307	39	2	3	922

Enrolment By Grade and Gender

Gender	Grade														Total
	K	1	2	3	4	5	6	7	8	9	10	11	12	4th	
Male	0	0	0	0	0	0	0	0	0	0	150	154	146	23	473
Female	0	0	0	0	0	0	0	0	0	0	144	149	143	13	449
Total	0	0	0	0	0	0	0	0	0	0	294	303	289	36	922

Enrolment By Grade

For 485 - Corner Brook Regional High, Corner Brook



* Data from the 2012-2013 AGR(Enrolment/Age as of the last day in Sept./Dec.)

** Newfoundland Statistics Classification System

*** May include itinerant teachers

District 2 - Western

#487 - Labrador Straits Academy, L'Anse au Loup

Grades: K-12

Number of Grades: 13

Classification: Rural

Offers Distance Education: No

[FTE Teachers](#) *** : 18.5

[School FTE PTR : 9.3](#)

[District FTE PTR : 10.8](#)

[Provincial FTE PTR : 12.1](#)

Enrolment By Age and Gender

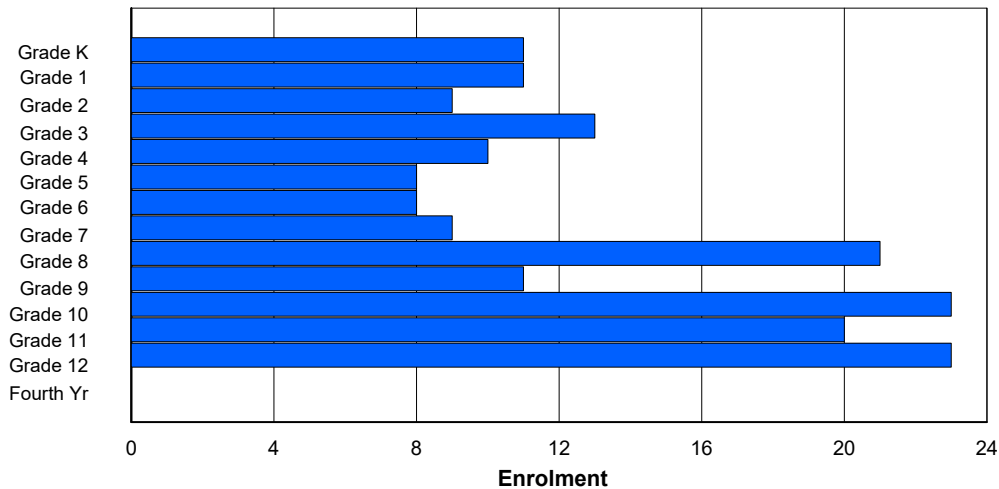
Gender	Age																Total
	5	6	7	8	9	10	11	12	13	14	15	16	17	18	19	20>	
Male	6	7	4	6	8	5	4	5	12	5	11	10	15	0	0	0	98
Female	5	4	5	7	2	2	5	4	8	7	12	10	8	0	0	0	79
Total	11	11	9	13	10	7	9	9	20	12	23	20	23	0	0	0	177

Enrolment By Grade and Gender

Gender	Grade															Total
	K	1	2	3	4	5	6	7	8	9	10	11	12	4th		
Male	6	7	4	6	8	6	3	5	12	5	11	10	15	0	98	
Female	5	4	5	7	2	2	5	4	9	6	12	10	8	0	79	
Total	11	11	9	13	10	8	8	9	21	11	23	20	23	0	177	

Enrolment By Grade

For 487 - Labrador Straits Academy, L'Anse au Loup



* Data from the 2012-2013 AGR(Enrolment/Age as of the last day in Sept./Dec.)

** Newfoundland Statistics Classification System

*** May include itinerant teachers

District 2 - Western

#488 - French Shore Academy, Port Saunders

Grades: K-12

Number of Grades: 13

Classification: Rural

Offers Distance Education: No

[FTE Teachers](#) *** : 22.0

[School FTE PTR : 10.6](#)

[District FTE PTR : 10.8](#)

[Provincial FTE PTR : 12.1](#)

Enrolment By Age and Gender

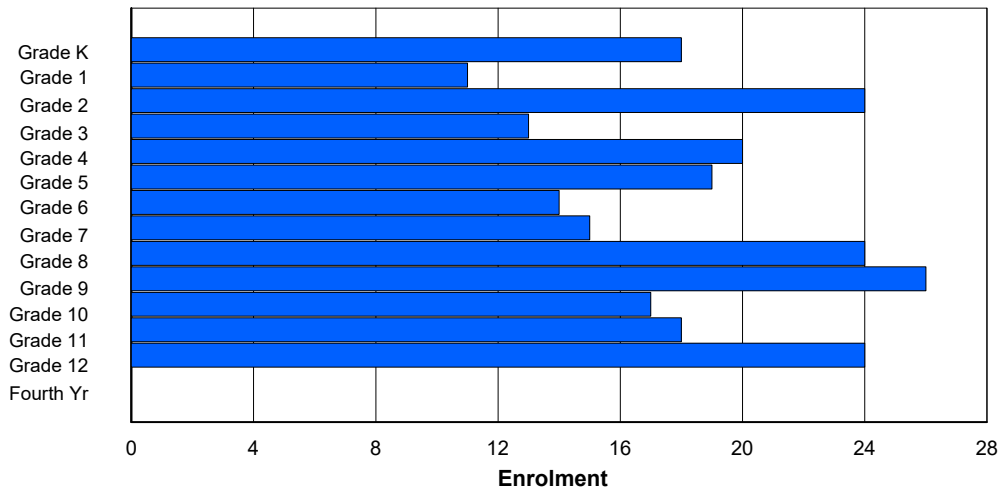
Gender	Age																Total
	5	6	7	8	9	10	11	12	13	14	15	16	17	18	19	20>	
Male	9	4	11	3	9	9	8	9	10	7	9	9	12	0	1	0	110
Female	9	7	13	10	11	10	6	7	13	19	7	9	11	0	1	0	133
Total	18	11	24	13	20	19	14	16	23	26	16	18	23	0	2	0	243

Enrolment By Grade and Gender

Gender	Grade															Total
	K	1	2	3	4	5	6	7	8	9	10	11	12	4th		
Male	9	4	11	3	9	9	8	9	10	7	9	10	12	0	110	
Female	9	7	13	10	11	10	6	6	14	19	8	8	12	0	133	
Total	18	11	24	13	20	19	14	15	24	26	17	18	24	0	243	

Enrolment By Grade

For 488 - French Shore Academy, Port Saunders



* Data from the 2012-2013 AGR(Enrolment/Age as of the last day in Sept./Dec.)

** Newfoundland Statistics Classification System

*** May include itinerant teachers

District 2 - Western

#953 - White Hills Academy, St. Anthony

Classification: Rural
Offers Distance Education: No

Grades: K-12

Number of Grades: 13

[School FTE PTR : 12.5](#)

[District FTE PTR : 10.8](#)

[Provincial FTE PTR : 12.1](#)

[FTE Teachers](#) *** : 34.0

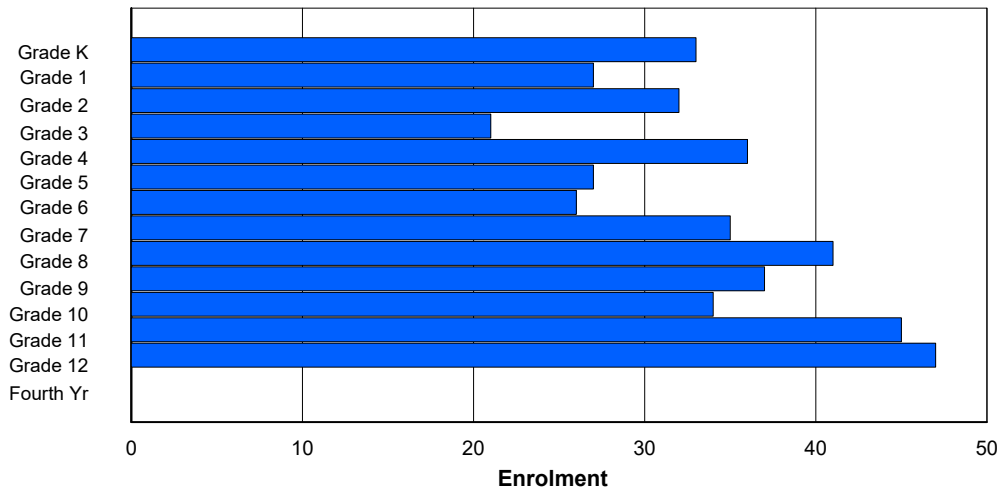
Enrolment By Age and Gender

Gender	Age																Total
	5	6	7	8	9	10	11	12	13	14	15	16	17	18	19	20>	
Male	11	13	20	12	18	17	10	20	17	22	11	22	24	0	0	0	217
Female	21	15	11	10	18	9	14	17	24	16	20	22	24	3	0	0	224
Total	32	28	31	22	36	26	24	37	41	38	31	44	48	3	0	0	441

Enrolment By Grade and Gender

Gender	Grade														Total
	K	1	2	3	4	5	6	7	8	9	10	11	12	4th	
Male	12	12	20	12	18	17	12	18	17	22	13	21	23	0	217
Female	21	15	12	9	18	10	14	17	24	15	21	24	24	0	224
Total	33	27	32	21	36	27	26	35	41	37	34	45	47	0	441

Enrolment By Grade
For 953 - White Hills Academy, St. Anthony



* Data from the 2012-2013 AGR(Enrolment/Age as of the last day in Sept./Dec.)

** Newfoundland Statistics Classification System

*** May include itinerant teachers

District 3 - Central

#125 - Copper Ridge Academy, Baie Verte

Grades: K-12

Number of Grades: 13

Classification: Rural

Offers Distance Education: Yes

[FTE Teachers](#) *** : 24.0

[School FTE PTR : 12.9](#)

[District FTE PTR : 11.3](#)

[Provincial FTE PTR : 12.1](#)

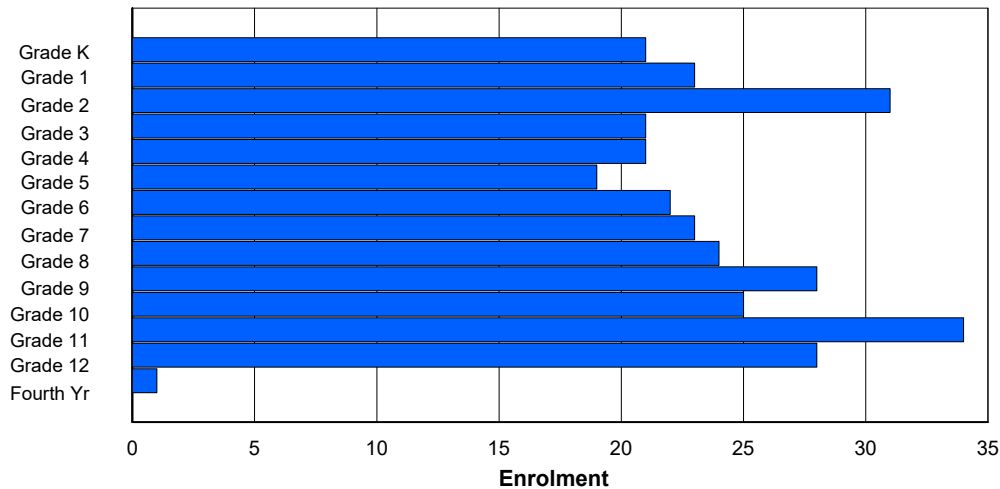
Enrolment By Age and Gender

Gender	Age																Total
	5	6	7	8	9	10	11	12	13	14	15	16	17	18	19	20>	
Male	14	11	20	8	12	7	13	11	12	17	11	19	14	0	1	0	170
Female	7	12	11	13	8	13	10	11	12	11	14	14	14	1	0	0	151
Total	21	23	31	21	20	20	23	22	24	28	25	33	28	1	1	0	321

Enrolment By Grade and Gender

Gender	Grade														Total
	K	1	2	3	4	5	6	7	8	9	10	11	12	4th	
Male	14	11	20	8	13	6	12	12	12	17	12	18	14	1	170
Female	7	12	11	13	8	13	10	11	12	11	13	16	14	0	151
Total	21	23	31	21	21	19	22	23	24	28	25	34	28	1	321

Enrolment By Grade
For 125 - Copper Ridge Academy, Baie Verte



* Data from the 2012-2013 AGR(Enrolment/Age as of the last day in Sept./Dec.)

** Newfoundland Statistics Classification System

*** May include itinerant teachers

District 3 - Central

#128 - Long Island Academy, Beaumont

Grades: 9,11

Number of Grades: 2

Classification: Rural
Offers Distance Education: Yes

[FTE Teachers](#) *** : 1.0

[School FTE PTR : 2.0](#)
[District FTE PTR : 11.3](#)
[Provincial FTE PTR : 12.1](#)

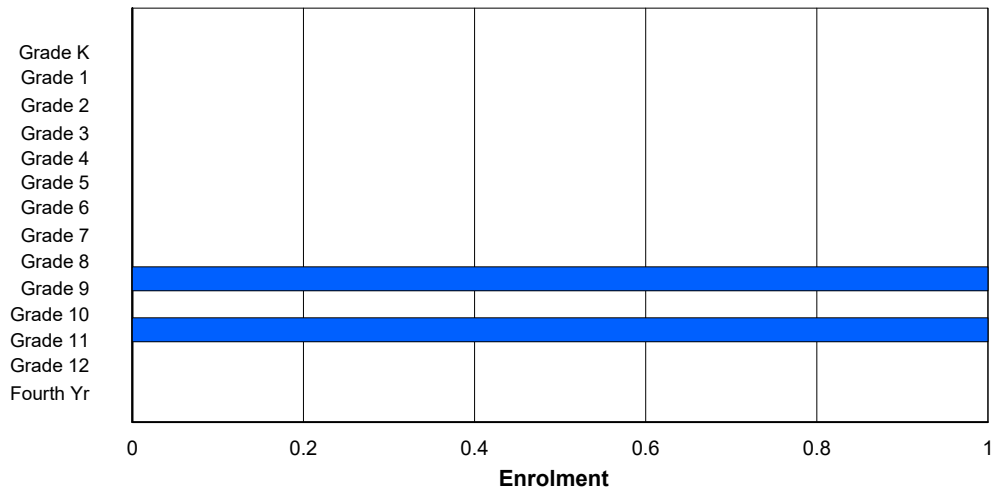
Enrolment By Age and Gender

Gender	Age																Total
	5	6	7	8	9	10	11	12	13	14	15	16	17	18	19	20>	
Male	0	0	0	0	0	0	0	0	0	0	0	1	0	0	0	0	1
Female	0	0	0	0	0	0	0	0	0	1	0	0	0	0	0	0	1
Total	0	0	0	0	0	0	0	0	0	1	0	1	0	0	0	0	2

Enrolment By Grade and Gender

Gender	Grade														Total
	K	1	2	3	4	5	6	7	8	9	10	11	12	4th	
Male	0	0	0	0	0	0	0	0	0	0	0	1	0	0	1
Female	0	0	0	0	0	0	0	0	0	1	0	0	0	0	1
Total	0	0	0	0	0	0	0	0	0	1	0	1	0	0	2

Enrolment By Grade
For 128 - Long Island Academy, Beaumont



* Data from the 2012-2013 AGR(Enrolment/Age as of the last day in Sept./Dec.)

** Newfoundland Statistics Classification System

*** May include itinerant teachers

District 3 - Central

#132 - Botwood Collegiate, Botwood

Grades: 7-12

Number of Grades: 6

Classification: Urban
Offers Distance Education: Yes

[FTE Teachers](#) *** : 25.8

[School FTE PTR : 12.7](#)
[District FTE PTR : 11.3](#)
[Provincial FTE PTR : 12.1](#)

Enrolment By Age and Gender

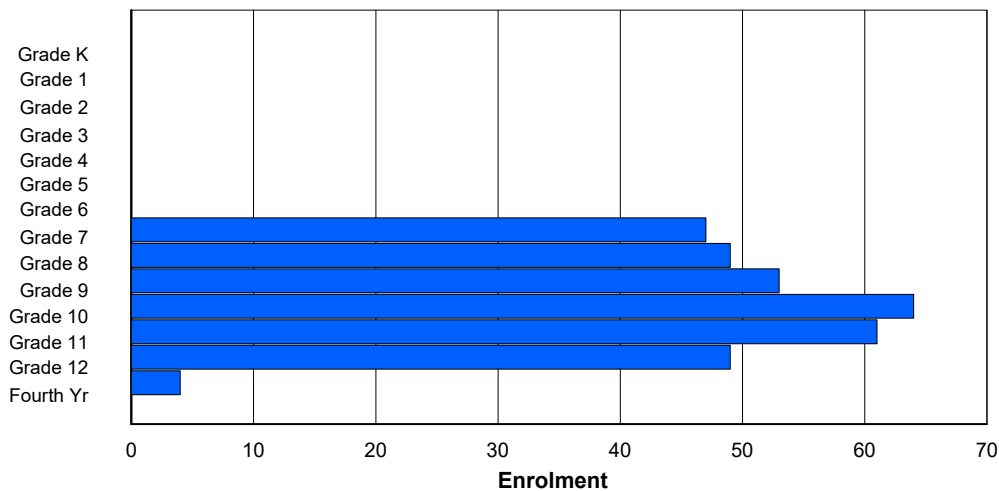
Gender	Age																Total
	5	6	7	8	9	10	11	12	13	14	15	16	17	18	19	20>	
Male	0	0	0	0	0	0	0	24	26	26	29	34	27	6	1	1	174
Female	0	0	0	0	0	0	0	21	23	26	27	26	27	3	0	0	153
Total	0	0	0	0	0	0	0	45	49	52	56	60	54	9	1	1	327

Enrolment By Grade and Gender

Gender	Grade														Total
	K	1	2	3	4	5	6	7	8	9	10	11	12	4th	
Male	0	0	0	0	0	0	0	26	25	28	34	33	25	3	174
Female	0	0	0	0	0	0	0	21	24	25	30	28	24	1	153
Total	0	0	0	0	0	0	0	47	49	53	64	61	49	4	327

Enrolment By Grade

For 132 - Botwood Collegiate, Botwood



* Data from the 2012-2013 AGR(Enrolment/Age as of the last day in Sept./Dec.)

** Newfoundland Statistics Classification System

*** May include itinerant teachers

District 3 - Central

#133 - Memorial Academy, Botwood

Classification: Urban
Offers Distance Education: No

Grades: K-6

Number of Grades: 7

[School FTE PTR : 12.3](#)

[District FTE PTR : 11.3](#)

[Provincial FTE PTR : 12.1](#)

[FTE Teachers](#) *** : 22.8

Enrolment By Age and Gender

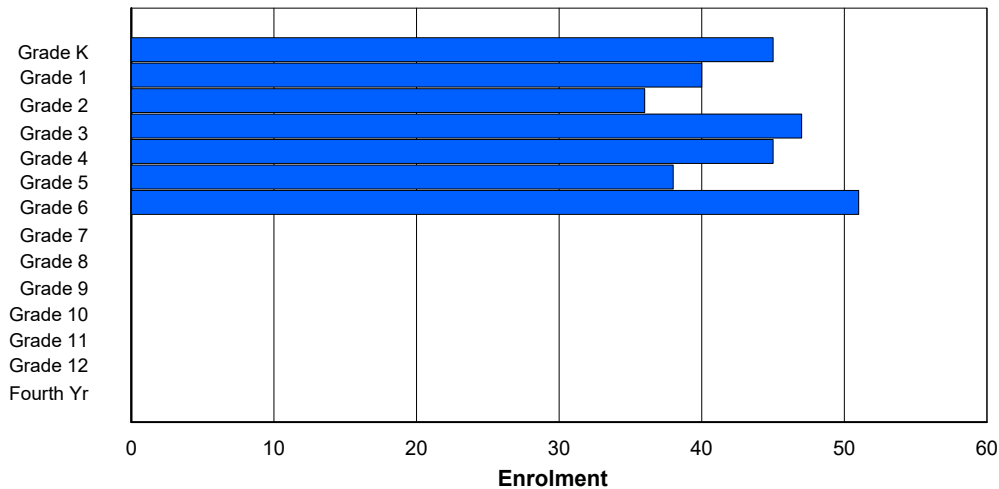
Gender	Age																Total
	5	6	7	8	9	10	11	12	13	14	15	16	17	18	19	20>	
Male	29	18	21	24	24	24	22	0	0	0	0	0	0	0	0	0	162
Female	16	22	14	24	20	15	29	0	0	0	0	0	0	0	0	0	140
Total	45	40	35	48	44	39	51	0	0	0	0	0	0	0	0	0	302

Enrolment By Grade and Gender

Gender	Grade														Total	
	K	1	2	3	4	5	6	7	8	9	10	11	12	4th		
Male	29	18	21	24	24	24	22	0	0	0	0	0	0	0	0	162
Female	16	22	15	23	21	14	29	0	0	0	0	0	0	0	0	140
Total	45	40	36	47	45	38	51	0	0	0	0	0	0	0	0	302

Enrolment By Grade

For 133 - Memorial Academy, Botwood



* Data from the 2012-2013 AGR(Enrolment/Age as of the last day in Sept./Dec.)

** Newfoundland Statistics Classification System

*** May include itinerant teachers

District 3 - Central

#138 - Victoria Academy, Gaultois

Classification: Rural
Offers Distance Education: Yes

Grades: K-1,4-7,9-12 Number of Grades: 10

[School FTE PTR : 6.4](#)
[District FTE PTR : 11.3](#)
[Provincial FTE PTR : 12.1](#)

[FTE Teachers](#) *** : 4.5

Enrolment By Age and Gender

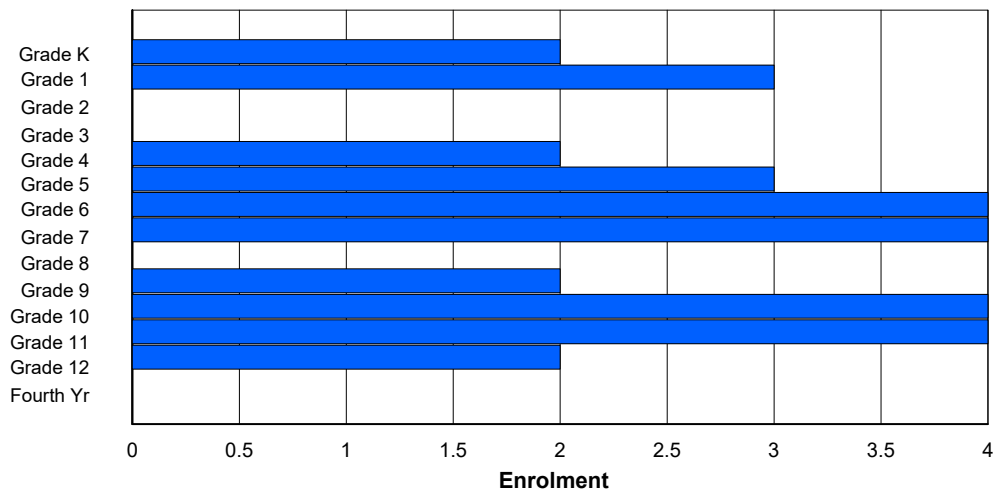
Gender	Age																Total
	5	6	7	8	9	10	11	12	13	14	15	16	17	18	19	20>	
Male	2	3	0	0	1	2	2	2	0	1	2	3	2	0	0	0	20
Female	0	0	0	0	1	1	2	2	0	1	2	1	0	0	0	0	10
Total	2	3	0	0	2	3	4	4	0	2	4	4	2	0	0	0	30

Enrolment By Grade and Gender

Gender	Grade														Total
	K	1	2	3	4	5	6	7	8	9	10	11	12	4th	
Male	2	3	0	0	1	2	2	2	0	1	2	3	2	0	20
Female	0	0	0	0	1	1	2	2	0	1	2	1	0	0	10
Total	2	3	0	0	2	3	4	4	0	2	4	4	2	0	30

Enrolment By Grade

For 138 - Victoria Academy, Gaultois



* Data from the 2012-2013 AGR(Enrolment/Age as of the last day in Sept./Dec.)

** Newfoundland Statistics Classification System

*** May include itinerant teachers

District 3 - Central

#142 - Woodland Primary, Grand Falls-Windsor

Grades: K-3

Number of Grades: 4

Classification: Urban
Offers Distance Education: No

[School FTE PTR : 13.3](#)

[District FTE PTR : 11.3](#)

[Provincial FTE PTR : 12.1](#)

[FTE Teachers](#) *** : 28.0

Enrolment By Age and Gender

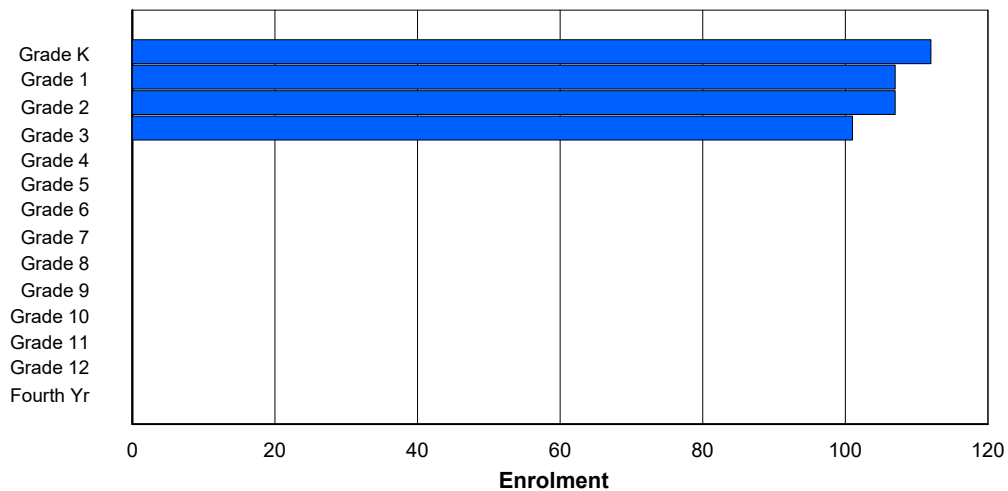
Gender	Age																Total
	5	6	7	8	9	10	11	12	13	14	15	16	17	18	19	20>	
Male	54	58	56	51	0	0	0	0	0	0	0	0	0	0	0	0	219
Female	57	50	51	50	0	0	0	0	0	0	0	0	0	0	0	0	208
Total	111	108	107	101	0	0	0	0	0	0	0	0	0	0	0	0	427

Enrolment By Grade and Gender

Gender	Grade															Total
	K	1	2	3	4	5	6	7	8	9	10	11	12	4th		
Male	55	57	56	51	0	0	0	0	0	0	0	0	0	0	0	219
Female	57	50	51	50	0	0	0	0	0	0	0	0	0	0	0	208
Total	112	107	107	101	0	0	0	0	0	0	0	0	0	0	0	427

Enrolment By Grade

For 142 - Woodland Primary, Grand Falls-Windsor



* Data from the 2012-2013 AGR(Enrolment/Age as of the last day in Sept./Dec.)

** Newfoundland Statistics Classification System

*** May include itinerant teachers

District 3 - Central

#143 - Millcrest Academy, Grand Falls-Windsor

Grades: 4-6

Number of Grades: 3

Classification: Urban
Offers Distance Education: No

[FTE Teachers](#) *** : 28.3

[School FTE PTR : 11.9](#)
[District FTE PTR : 11.3](#)
[Provincial FTE PTR : 12.1](#)

Enrolment By Age and Gender

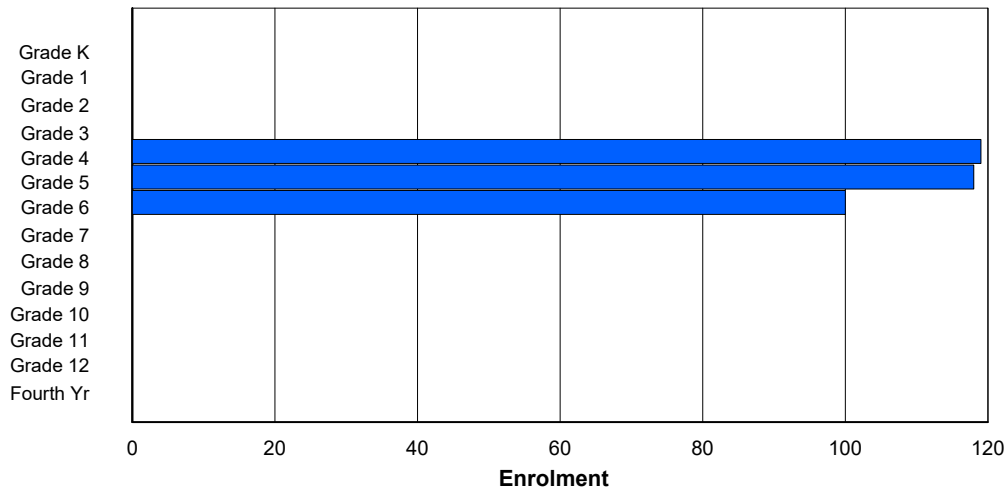
Gender	Age																Total
	5	6	7	8	9	10	11	12	13	14	15	16	17	18	19	20>	
Male	0	0	0	0	67	60	46	0	0	0	0	0	0	0	0	0	173
Female	0	0	0	0	52	57	52	3	0	0	0	0	0	0	0	0	164
Total	0	0	0	0	119	117	98	3	0	0	0	0	0	0	0	0	337

Enrolment By Grade and Gender

Gender	Grade														Total
	K	1	2	3	4	5	6	7	8	9	10	11	12	4th	
Male	0	0	0	0	66	62	45	0	0	0	0	0	0	0	173
Female	0	0	0	0	53	56	55	0	0	0	0	0	0	0	164
Total	0	0	0	0	119	118	100	0	0	0	0	0	0	0	337

Enrolment By Grade

For 143 - Millcrest Academy, Grand Falls-Windsor



* Data from the 2012-2013 AGR(Enrolment/Age as of the last day in Sept./Dec.)

** Newfoundland Statistics Classification System

*** May include itinerant teachers

District 3 - Central

#144 - Sprucewood Academy, Grand Falls-Windsor

Grades: K-6

Number of Grades: 7

Classification: Urban
Offers Distance Education: No

[School FTE PTR : 11.4](#)

[District FTE PTR : 11.3](#)

[Provincial FTE PTR : 12.1](#)

[FTE Teachers](#) *** : 19.8

Enrolment By Age and Gender

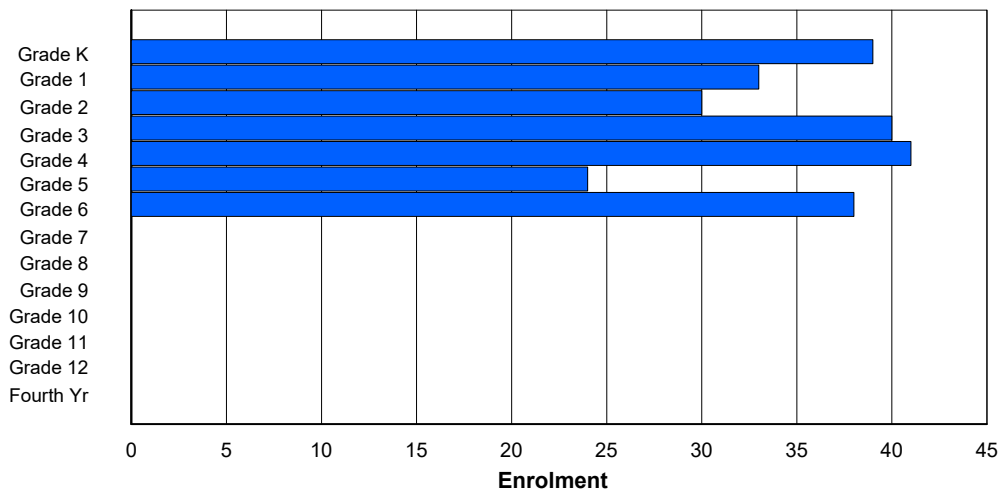
Gender	Age																Total
	5	6	7	8	9	10	11	12	13	14	15	16	17	18	19	20>	
Male	18	21	17	19	15	11	16	0	0	0	0	0	0	0	0	0	117
Female	21	12	11	23	26	13	22	0	0	0	0	0	0	0	0	0	128
Total	39	33	28	42	41	24	38	0	0	0	0	0	0	0	0	0	245

Enrolment By Grade and Gender

Gender	Grade														Total	
	K	1	2	3	4	5	6	7	8	9	10	11	12	4th		
Male	18	21	19	17	15	11	16	0	0	0	0	0	0	0	0	117
Female	21	12	11	23	26	13	22	0	0	0	0	0	0	0	0	128
Total	39	33	30	40	41	24	38	0	0	0	0	0	0	0	0	245

Enrolment By Grade

For 144 - Sprucewood Academy, Grand Falls-Windsor



* Data from the 2012-2013 AGR(Enrolment/Age as of the last day in Sept./Dec.)

** Newfoundland Statistics Classification System

*** May include itinerant teachers

District 3 - Central

#149 - King Academy, Harbour Breton

Grades: 7-12

Number of Grades: 6

Classification: Rural

Offers Distance Education: Yes

[FTE Teachers](#) *** : 11.8

[School FTE PTR : 11.1](#)

[District FTE PTR : 11.3](#)

[Provincial FTE PTR : 12.1](#)

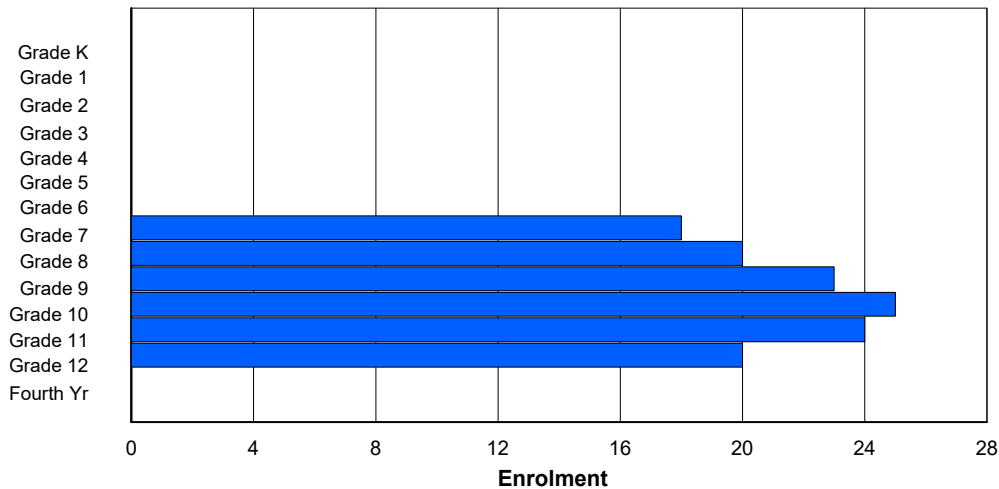
Enrolment By Age and Gender

Gender	Age																Total
	5	6	7	8	9	10	11	12	13	14	15	16	17	18	19	20>	
Male	0	0	0	0	0	0	0	10	13	10	13	17	11	1	0	0	75
Female	0	0	0	0	0	0	0	6	9	13	11	8	8	0	0	0	55
Total	0	0	0	0	0	0	0	16	22	23	24	25	19	1	0	0	130

Enrolment By Grade and Gender

Gender	Grade															Total
	K	1	2	3	4	5	6	7	8	9	10	11	12	4th		
Male	0	0	0	0	0	0	0	11	12	10	14	16	12	0	75	
Female	0	0	0	0	0	0	0	7	8	13	11	8	8	0	55	
Total	0	0	0	0	0	0	0	18	20	23	25	24	20	0	130	

Enrolment By Grade
For 149 - King Academy, Harbour Breton



* Data from the 2012-2013 AGR(Enrolment/Age as of the last day in Sept./Dec.)

** Newfoundland Statistics Classification System

*** May include itinerant teachers

District 3 - Central

#150 - St. Joseph's Elementary, Harbour Breton

Grades: K-6

Number of Grades: 7

Classification: Rural

Offers Distance Education: No

[FTE Teachers](#) *** : 10.8

[School FTE PTR : 11.2](#)

[District FTE PTR : 11.3](#)

[Provincial FTE PTR : 12.1](#)

Enrolment By Age and Gender

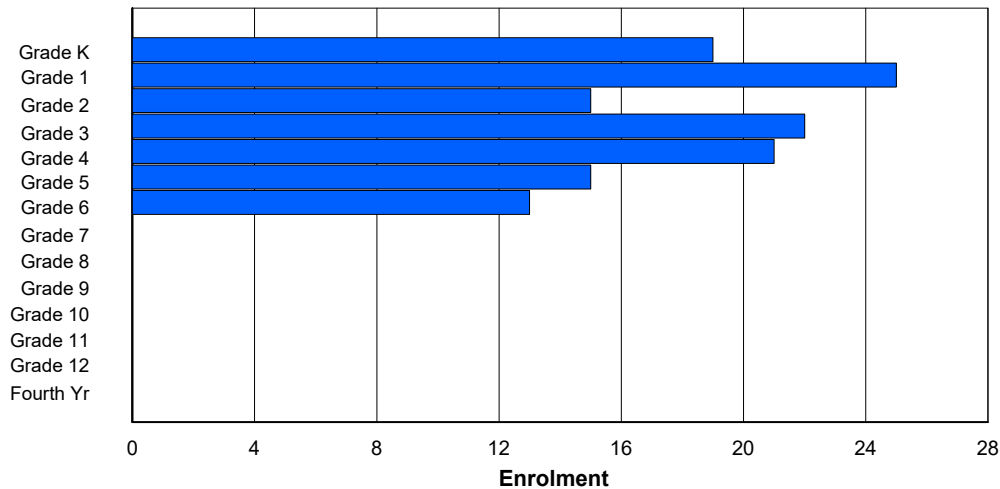
Gender	Age																Total
	5	6	7	8	9	10	11	12	13	14	15	16	17	18	19	20>	
Male	11	11	6	10	12	8	5	0	0	0	0	0	0	0	0	0	63
Female	8	14	9	12	9	7	8	0	0	0	0	0	0	0	0	0	67
Total	19	25	15	22	21	15	13	0	0	0	0	0	0	0	0	0	130

Enrolment By Grade and Gender

Gender	Grade														Total
	K	1	2	3	4	5	6	7	8	9	10	11	12	4th	
Male	11	11	6	10	12	8	5	0	0	0	0	0	0	0	63
Female	8	14	9	12	9	7	8	0	0	0	0	0	0	0	67
Total	19	25	15	22	21	15	13	0	0	0	0	0	0	0	130

Enrolment By Grade

For 150 - St. Joseph's Elementary, Harbour Breton



* Data from the 2012-2013 AGR(Enrolment/Age as of the last day in Sept./Dec.)

** Newfoundland Statistics Classification System

*** May include itinerant teachers

District 3 - Central

#151 - John Watkins Academy, Hermitage

Classification: Rural
Offers Distance Education: Yes

Grades: K-12

Number of Grades: 13

[School FTE PTR : 8.9](#)

[District FTE PTR : 11.3](#)

[Provincial FTE PTR : 12.1](#)

[FTE Teachers](#) *** : 8.8

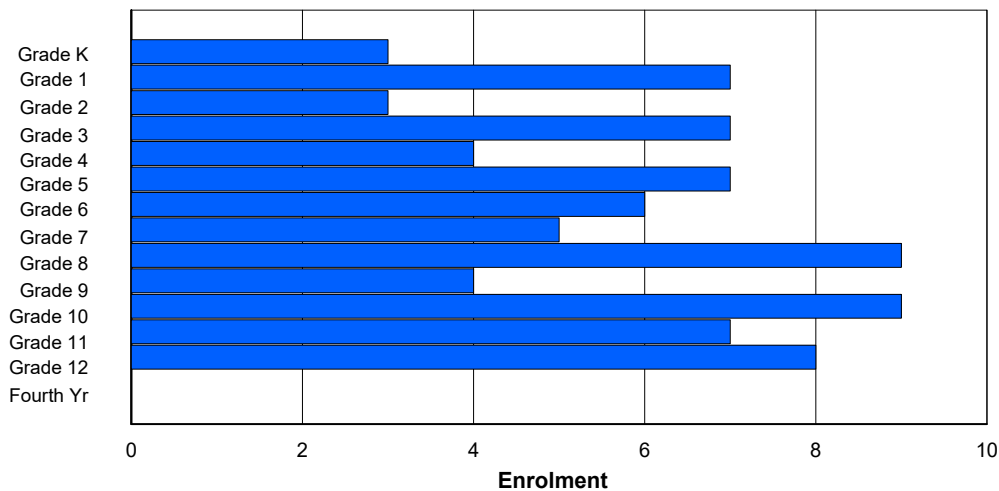
Enrolment By Age and Gender

Gender	Age																Total
	5	6	7	8	9	10	11	12	13	14	15	16	17	18	19	20>	
Male	1	5	1	4	2	2	2	3	5	4	1	2	4	0	0	0	36
Female	2	2	2	3	1	6	4	2	3	1	8	5	4	0	0	0	43
Total	3	7	3	7	3	8	6	5	8	5	9	7	8	0	0	0	79

Enrolment By Grade and Gender

Gender	Grade														Total
	K	1	2	3	4	5	6	7	8	9	10	11	12	4th	
Male	1	5	1	4	2	2	2	3	6	3	1	2	4	0	36
Female	2	2	2	3	2	5	4	2	3	1	8	5	4	0	43
Total	3	7	3	7	4	7	6	5	9	4	9	7	8	0	79

Enrolment By Grade
For 151 - John Watkins Academy, Hermitage



* Data from the 2012-2013 AGR(Enrolment/Age as of the last day in Sept./Dec.)

** Newfoundland Statistics Classification System

*** May include itinerant teachers

District 3 - Central

#152 - Valmont Academy, King's Point

Classification: Rural
Offers Distance Education: Yes

Grades: K-12 Number of Grades: 13

[School FTE PTR : 8.6](#)
[District FTE PTR : 11.3](#)
[Provincial FTE PTR : 12.1](#)

[FTE Teachers](#) *** : 12.8

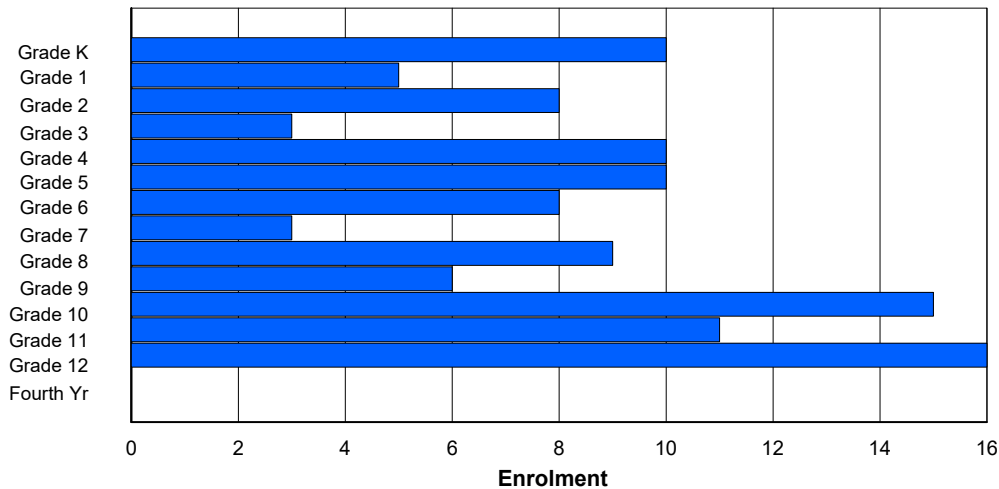
Enrolment By Age and Gender

Gender	Age																Total
	5	6	7	8	9	10	11	12	13	14	15	16	17	18	19	20>	
Male	4	4	5	1	5	4	2	2	2	2	10	3	11	0	0	0	55
Female	6	1	3	2	5	6	5	2	7	4	4	7	6	0	1	0	59
Total	10	5	8	3	10	10	7	4	9	6	14	10	17	0	1	0	114

Enrolment By Grade and Gender

Gender	Grade															Total
	K	1	2	3	4	5	6	7	8	9	10	11	12	4th		
Male	4	4	5	1	5	4	3	1	2	2	11	3	10	0	55	
Female	6	1	3	2	5	6	5	2	7	4	4	8	6	0	59	
Total	10	5	8	3	10	10	8	3	9	6	15	11	16	0	114	

Enrolment By Grade
For 152 - Valmont Academy, King's Point



* Data from the 2012-2013 AGR(Enrolment/Age as of the last day in Sept./Dec.)

** Newfoundland Statistics Classification System

*** May include itinerant teachers

District 3 - Central

#153 - Cape John Collegiate, La Scie

Classification: Rural
Offers Distance Education: Yes

Grades: 7-12

Number of Grades: 6

[School FTE PTR : 10.5](#)

[District FTE PTR : 11.3](#)

[Provincial FTE PTR : 12.1](#)

[FTE Teachers](#) *** : 9.8

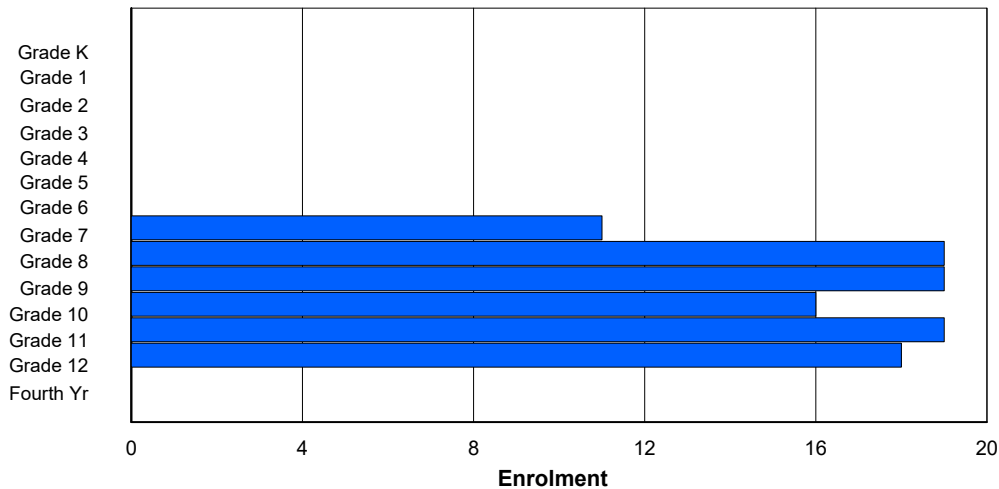
Enrolment By Age and Gender

Gender	Age																Total
	5	6	7	8	9	10	11	12	13	14	15	16	17	18	19	20>	
Male	0	0	0	0	0	0	0	4	10	8	8	10	9	0	0	0	49
Female	0	0	0	0	0	0	0	8	8	10	9	8	10	0	0	0	53
Total	0	0	0	0	0	0	0	12	18	18	17	18	19	0	0	0	102

Enrolment By Grade and Gender

Gender	Grade														Total
	K	1	2	3	4	5	6	7	8	9	10	11	12	4th	
Male	0	0	0	0	0	0	0	3	11	8	8	10	9	0	49
Female	0	0	0	0	0	0	0	8	8	11	8	9	9	0	53
Total	0	0	0	0	0	0	0	11	19	19	16	19	18	0	102

Enrolment By Grade
For 153 - Cape John Collegiate, La Scie



* Data from the 2012-2013 AGR(Enrolment/Age as of the last day in Sept./Dec.)

** Newfoundland Statistics Classification System

*** May include itinerant teachers

District 3 - Central

#154 - Hillside Elementary, La Scie

Classification: Rural
Offers Distance Education: No

Grades: K-6

Number of Grades: 7

[School FTE PTR : 9.8](#)

[District FTE PTR : 11.3](#)

[Provincial FTE PTR : 12.1](#)

[FTE Teachers](#) *** : 9.0

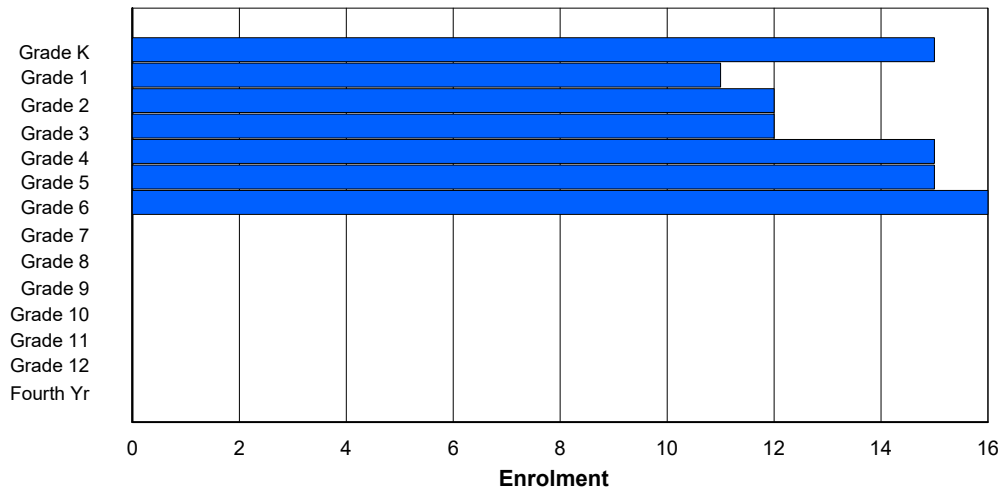
Enrolment By Age and Gender

Gender	Age																Total
	5	6	7	8	9	10	11	12	13	14	15	16	17	18	19	20>	
Male	10	5	6	7	8	10	9	0	0	0	0	0	0	0	0	0	55
Female	5	6	6	5	7	5	7	0	0	0	0	0	0	0	0	0	41
Total	15	11	12	12	15	15	16	0	0	0	0	0	0	0	0	0	96

Enrolment By Grade and Gender

Gender	Grade														Total
	K	1	2	3	4	5	6	7	8	9	10	11	12	4th	
Male	10	5	6	7	8	10	9	0	0	0	0	0	0	0	55
Female	5	6	6	5	7	5	7	0	0	0	0	0	0	0	41
Total	15	11	12	12	15	15	16	0	0	0	0	0	0	0	96

Enrolment By Grade
For 154 - Hillside Elementary, La Scie



* Data from the 2012-2013 AGR(Enrolment/Age as of the last day in Sept./Dec.)

** Newfoundland Statistics Classification System

*** May include itinerant teachers

District 3 - Central

#155 - Leading Ticks Primary, Leading Ticks

Grades: 1-3

Number of Grades: 3

Classification: Rural
Offers Distance Education: No

[FTE Teachers](#) *** : 1.6

[School FTE PTR : 7.5](#)
[District FTE PTR : 11.3](#)
[Provincial FTE PTR : 12.1](#)

Enrolment By Age and Gender

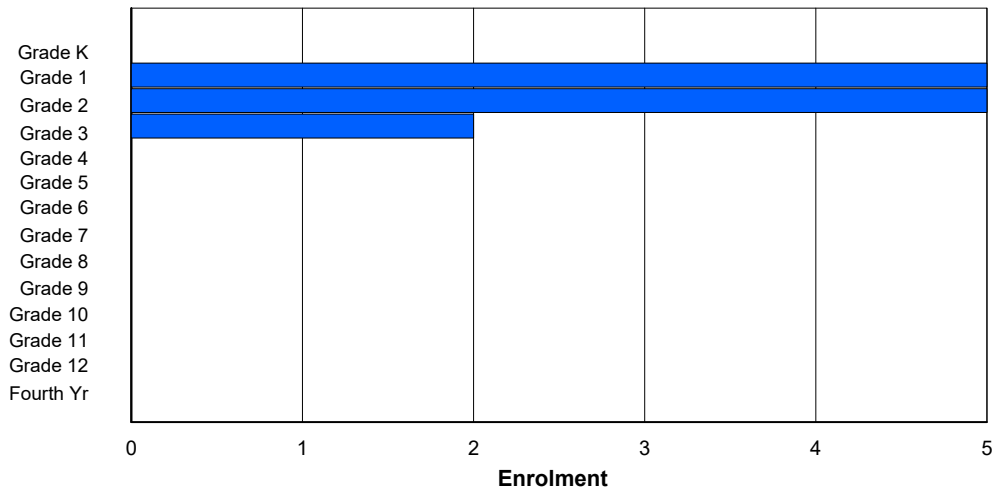
Gender	Age																Total
	5	6	7	8	9	10	11	12	13	14	15	16	17	18	19	20>	
Male	0	2	5	0	0	0	0	0	0	0	0	0	0	0	0	0	7
Female	0	3	0	2	0	0	0	0	0	0	0	0	0	0	0	0	5
Total	0	5	5	2	0	0	0	0	0	0	0	0	0	0	0	0	12

Enrolment By Grade and Gender

Gender	Grade														Total
	K	1	2	3	4	5	6	7	8	9	10	11	12	4th	
Male	0	2	5	0	0	0	0	0	0	0	0	0	0	0	7
Female	0	3	0	2	0	0	0	0	0	0	0	0	0	0	5
Total	0	5	5	2	0	0	0	0	0	0	0	0	0	0	12

Enrolment By Grade

For 155 - Leading Ticks Primary, Leading Ticks



* Data from the 2012-2013 AGR(Enrolment/Age as of the last day in Sept./Dec.)

** Newfoundland Statistics Classification System

*** May include itinerant teachers

District 3 - Central

#156 - H.L. Strong Academy, Little Bay Islands

Grades: 8,11

Number of Grades: 2

Classification: Rural
Offers Distance Education: No

[School FTE PTR : 2.0](#)

[District FTE PTR : 11.3](#)

[Provincial FTE PTR : 12.1](#)

[FTE Teachers](#) *** : 1.0

Enrolment By Age and Gender

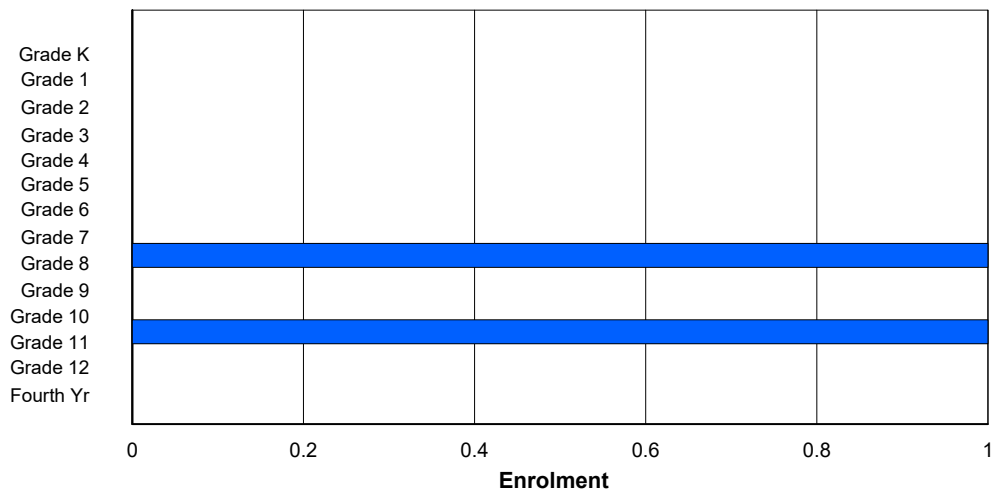
Gender	Age																Total
	5	6	7	8	9	10	11	12	13	14	15	16	17	18	19	20>	
Male	0	0	0	0	0	0	0	0	1	0	0	0	0	0	0	0	1
Female	0	0	0	0	0	0	0	0	0	0	0	1	0	0	0	0	1
Total	0	0	0	0	0	0	0	0	1	0	0	1	0	0	0	0	2

Enrolment By Grade and Gender

Gender	Grade														Total
	K	1	2	3	4	5	6	7	8	9	10	11	12	4th	
Male	0	0	0	0	0	0	0	0	1	0	0	0	0	0	1
Female	0	0	0	0	0	0	0	0	0	0	0	1	0	0	1
Total	0	0	0	0	0	0	0	0	1	0	0	1	0	0	2

Enrolment By Grade

For 156 - H.L. Strong Academy, Little Bay Islands



* Data from the 2012-2013 AGR(Enrolment/Age as of the last day in Sept./Dec.)

** Newfoundland Statistics Classification System

*** May include itinerant teachers

District 3 - Central

#157 - St. Peter's AG, McCallum

Classification: Rural
Offers Distance Education: Yes

Grades: 1,4,7-8,10-12 Number of Grades: 7

[School FTE PTR : 3.2](#)
[District FTE PTR : 11.3](#)
[Provincial FTE PTR : 12.1](#)

[FTE Teachers](#) *** : 2.5

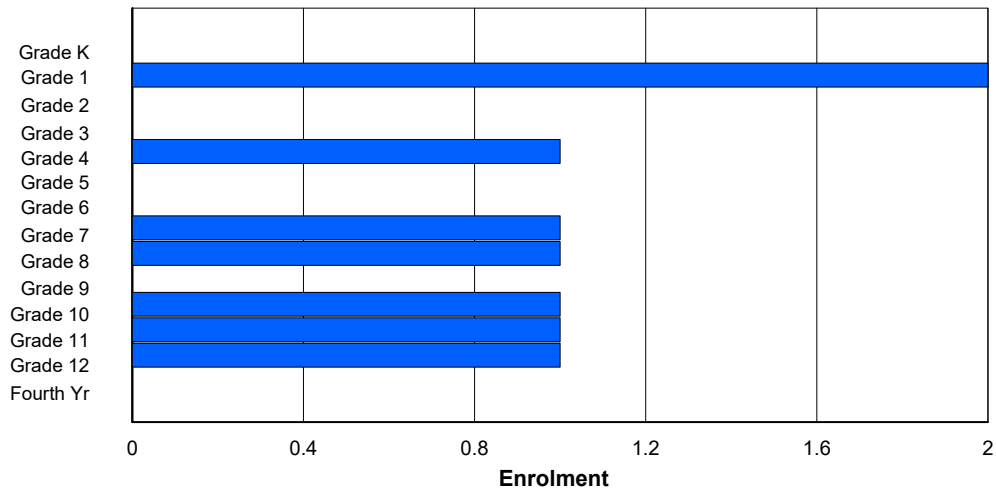
Enrolment By Age and Gender

Gender	Age																Total
	5	6	7	8	9	10	11	12	13	14	15	16	17	18	19	20>	
Male	0	1	0	0	0	0	0	0	0	0	1	1	1	0	0	0	4
Female	0	1	0	0	1	0	0	1	1	0	0	0	0	0	0	0	4
Total	0	2	0	0	1	0	0	1	1	0	1	1	1	0	0	0	8

Enrolment By Grade and Gender

Gender	Grade														Total
	K	1	2	3	4	5	6	7	8	9	10	11	12	4th	
Male	0	1	0	0	0	0	0	0	0	0	1	1	1	0	4
Female	0	1	0	0	1	0	0	1	1	0	0	0	0	0	4
Total	0	2	0	0	1	0	0	1	1	0	1	1	1	0	8

Enrolment By Grade
For 157 - St. Peter's AG, McCallum



* Data from the 2012-2013 AGR(Enrolment/Age as of the last day in Sept./Dec.)

** Newfoundland Statistics Classification System

*** May include itinerant teachers

District 3 - Central

#158 - MSB Regional Academy, Middle Arm

Classification: Rural
Offers Distance Education: Yes

Grades: K-12 Number of Grades: 13

[School FTE PTR : 9.4](#)
[District FTE PTR : 11.3](#)
[Provincial FTE PTR : 12.1](#)

[FTE Teachers](#) *** : 15.3

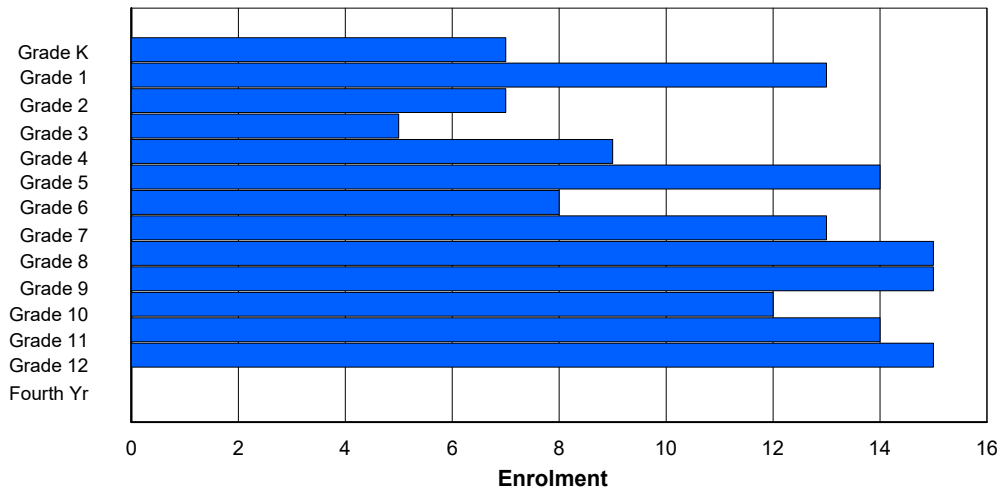
Enrolment By Age and Gender

Gender	Age																Total
	5	6	7	8	9	10	11	12	13	14	15	16	17	18	19	20>	
Male	1	8	4	1	5	5	5	5	8	7	6	7	5	0	0	0	67
Female	6	6	2	5	4	9	2	8	7	7	7	7	9	1	0	0	80
Total	7	14	6	6	9	14	7	13	15	14	13	14	14	1	0	0	147

Enrolment By Grade and Gender

Gender	Grade															Total
	K	1	2	3	4	5	6	7	8	9	10	11	12	4th		
Male	1	7	4	1	5	5	6	5	8	7	6	7	5	0	67	
Female	6	6	3	4	4	9	2	8	7	8	6	7	10	0	80	
Total	7	13	7	5	9	14	8	13	15	15	12	14	15	0	147	

Enrolment By Grade
For 158 - MSB Regional Academy, Middle Arm



* Data from the 2012-2013 AGR(Enrolment/Age as of the last day in Sept./Dec.)

** Newfoundland Statistics Classification System

*** May include itinerant teachers

District 3 - Central

#162 - Dorset Collegiate, Pilley's Island

Classification: Rural
Offers Distance Education: Yes

Grades: 7-12 Number of Grades: 6

[School FTE PTR : 11.6](#)
[District FTE PTR : 11.3](#)
[Provincial FTE PTR : 12.1](#)

[FTE Teachers](#) *** : 16.5

Enrolment By Age and Gender

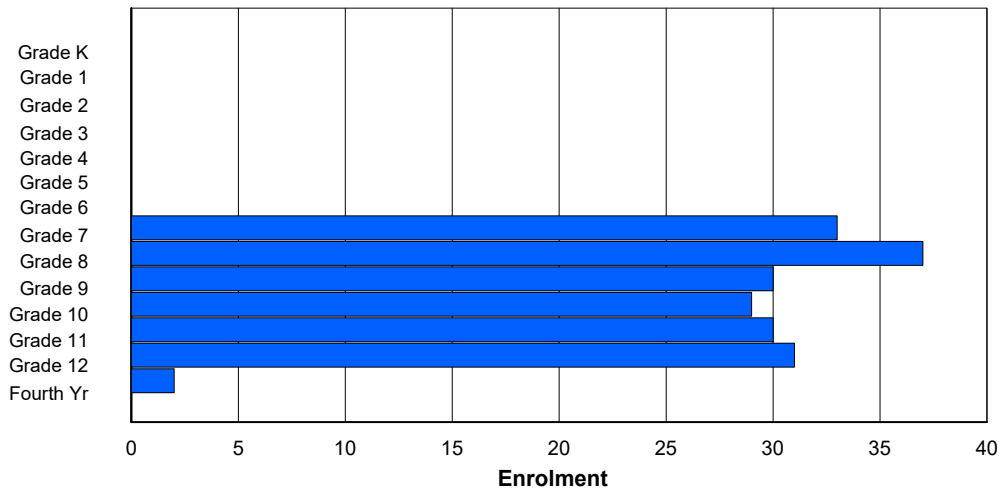
Gender	Age																Total
	5	6	7	8	9	10	11	12	13	14	15	16	17	18	19	20>	
Male	0	0	0	0	0	0	0	19	17	22	13	15	16	1	0	0	103
Female	0	0	0	0	0	0	0	14	19	9	15	15	15	2	0	0	89
Total	0	0	0	0	0	0	0	33	36	31	28	30	31	3	0	0	192

Enrolment By Grade and Gender

Gender	Grade															Total
	K	1	2	3	4	5	6	7	8	9	10	11	12	4th		
Male	0	0	0	0	0	0	0	19	18	21	13	16	16	0	103	
Female	0	0	0	0	0	0	0	14	19	9	16	14	15	2	89	
Total	0	0	0	0	0	0	0	33	37	30	29	30	31	2	192	

Enrolment By Grade

For 162 - Dorset Collegiate, Pilley's Island



* Data from the 2012-2013 AGR(Enrolment/Age as of the last day in Sept./Dec.)

** Newfoundland Statistics Classification System

*** May include itinerant teachers

District 3 - Central

#163 - Point Leamington Academy, Point Leamington

Grades: K-12

Number of Grades: 13

Classification: Rural

Offers Distance Education: Yes

[FTE Teachers](#) *** : 9.8

[School FTE PTR : 10.4](#)

[District FTE PTR : 11.3](#)

[Provincial FTE PTR : 12.1](#)

Enrolment By Age and Gender

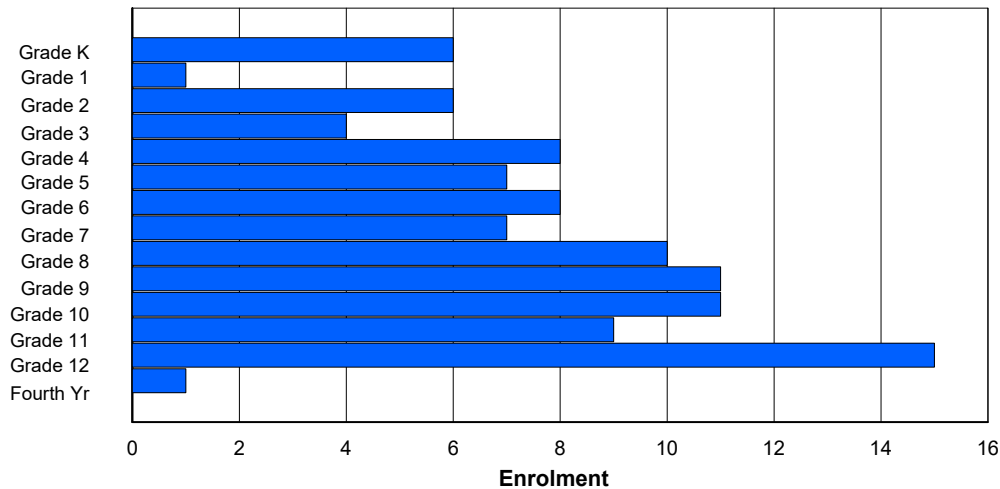
Gender	Age																Total
	5	6	7	8	9	10	11	12	13	14	15	16	17	18	19	20>	
Male	3	0	3	2	3	5	5	5	3	6	5	1	9	0	1	0	51
Female	3	2	3	2	5	2	3	1	7	5	5	8	7	0	0	0	53
Total	6	2	6	4	8	7	8	6	10	11	10	9	16	0	1	0	104

Enrolment By Grade and Gender

Gender	K	Grade													4th	Total
		1	2	3	4	5	6	7	8	9	10	11	12			
Male	3	0	3	2	3	5	5	5	3	6	5	2	8	1	51	
Female	3	1	3	2	5	2	3	2	7	5	6	7	7	0	53	
Total	6	1	6	4	8	7	8	7	10	11	11	9	15	1	104	

Enrolment By Grade

For 163 - Point Leamington Academy, Point Leamington



* Data from the 2012-2013 AGR(Enrolment/Age as of the last day in Sept./Dec.)

** Newfoundland Statistics Classification System

*** May include itinerant teachers

District 3 - Central

#165 - St. Stephen's AG, Rencontre East

Classification: Rural
Offers Distance Education: Yes

Grades: K-6,8-11

Number of Grades: 11

[School FTE PTR : 5.7](#)
[District FTE PTR : 11.3](#)
[Provincial FTE PTR : 12.1](#)

[FTE Teachers](#) *** : 3.0

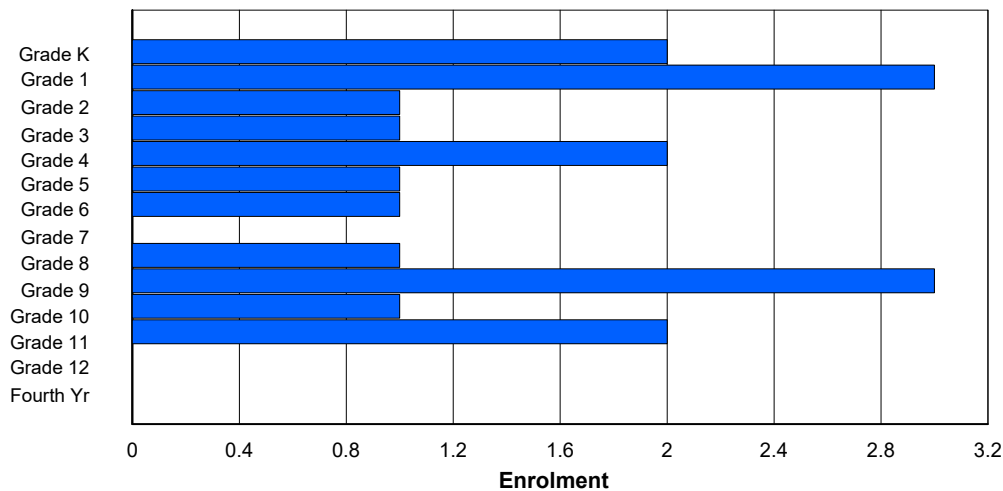
Enrolment By Age and Gender

Gender	Age																Total
	5	6	7	8	9	10	11	12	13	14	15	16	17	18	19	20>	
Male	0	0	1	0	1	0	0	0	1	2	0	2	0	0	0	0	7
Female	2	3	0	1	1	1	1	0	0	1	0	1	0	0	0	0	11
Total	2	3	1	1	2	1	1	0	1	3	0	3	0	0	0	0	18

Enrolment By Grade and Gender

Gender	Grade														Total
	K	1	2	3	4	5	6	7	8	9	10	11	12	4th	
Male	0	0	1	0	1	0	0	0	1	2	0	2	0	0	7
Female	2	3	0	1	1	1	1	0	0	1	1	0	0	0	11
Total	2	3	1	1	2	1	1	0	1	3	1	2	0	0	18

Enrolment By Grade
For 165 - St. Stephen's AG, Rencontre East



* Data from the 2012-2013 AGR(Enrolment/Age as of the last day in Sept./Dec.)

** Newfoundland Statistics Classification System

*** May include itinerant teachers

District 3 - Central

#167 - Green Bay South Academy, Robert's Arm

Grades: K-6

Number of Grades: 7

Classification: Rural

Offers Distance Education: No

[FTE Teachers](#) *** : 8.0

[School FTE PTR : 10.8](#)

[District FTE PTR : 11.3](#)

[Provincial FTE PTR : 12.1](#)

Enrolment By Age and Gender

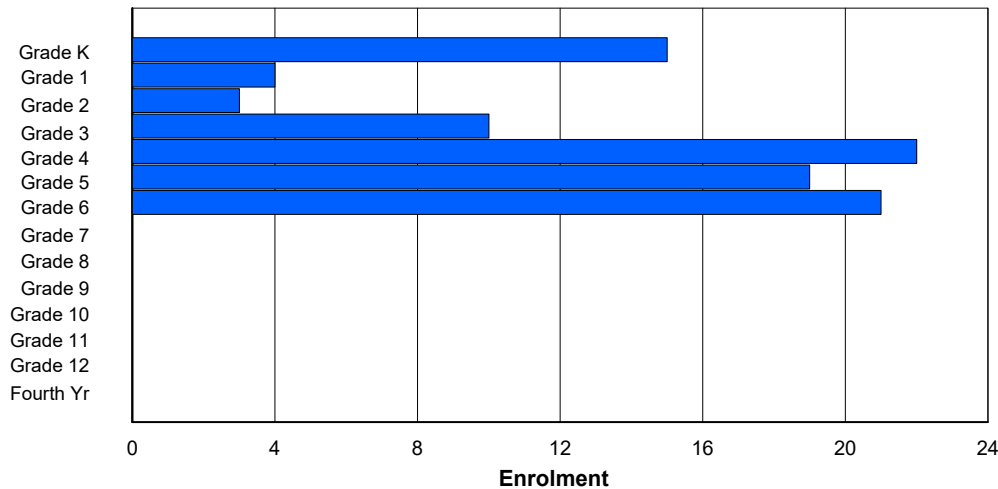
Gender	Age																Total
	5	6	7	8	9	10	11	12	13	14	15	16	17	18	19	20>	
Male	8	3	2	4	13	11	15	0	0	0	0	0	0	0	0	0	56
Female	7	1	1	6	9	8	6	0	0	0	0	0	0	0	0	0	38
Total	15	4	3	10	22	19	21	0	0	0	0	0	0	0	0	0	94

Enrolment By Grade and Gender

Gender	Grade															Total
	K	1	2	3	4	5	6	7	8	9	10	11	12	4th		
Male	8	3	2	4	13	11	15	0	0	0	0	0	0	0	0	56
Female	7	1	1	6	9	8	6	0	0	0	0	0	0	0	0	38
Total	15	4	3	10	22	19	21	0	0	0	0	0	0	0	0	94

Enrolment By Grade

For 167 - Green Bay South Academy, Robert's Arm



* Data from the 2012-2013 AGR(Enrolment/Age as of the last day in Sept./Dec.)

** Newfoundland Statistics Classification System

*** May include itinerant teachers

District 3 - Central

#171 - Indian River High School, Springdale

Grades: 7-12

Number of Grades: 6

Classification: Rural

Offers Distance Education: Yes

[FTE Teachers](#) *** : 20.3

[School FTE PTR : 11.9](#)

[District FTE PTR : 11.3](#)

[Provincial FTE PTR : 12.1](#)

Enrolment By Age and Gender

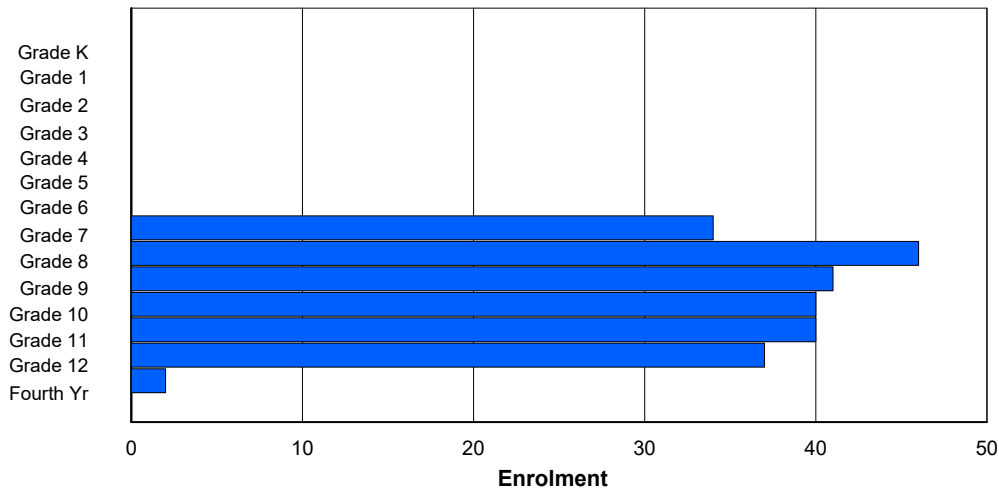
Gender	Age																Total
	5	6	7	8	9	10	11	12	13	14	15	16	17	18	19	20>	
Male	0	0	0	0	0	0	0	18	20	25	24	19	15	3	1	1	126
Female	0	0	0	0	0	0	0	16	25	15	17	18	21	2	0	0	114
Total	0	0	0	0	0	0	0	34	45	40	41	37	36	5	1	1	240

Enrolment By Grade and Gender

Gender	Grade														Total
	K	1	2	3	4	5	6	7	8	9	10	11	12	4th	
Male	0	0	0	0	0	0	0	18	21	26	22	22	17	0	126
Female	0	0	0	0	0	0	0	16	25	15	18	18	20	2	114
Total	0	0	0	0	0	0	0	34	46	41	40	40	37	2	240

Enrolment By Grade

For 171 - Indian River High School, Springdale



* Data from the 2012-2013 AGR(Enrolment/Age as of the last day in Sept./Dec.)

** Newfoundland Statistics Classification System

*** May include itinerant teachers

District 3 - Central

#172 - Brian Peckford Primary, Triton

Classification: Rural
Offers Distance Education: No

Grades: K-3

Number of Grades: 4

[School FTE PTR : 10.1](#)

[District FTE PTR : 11.3](#)

[Provincial FTE PTR : 12.1](#)

[FTE Teachers](#) *** : 5.0

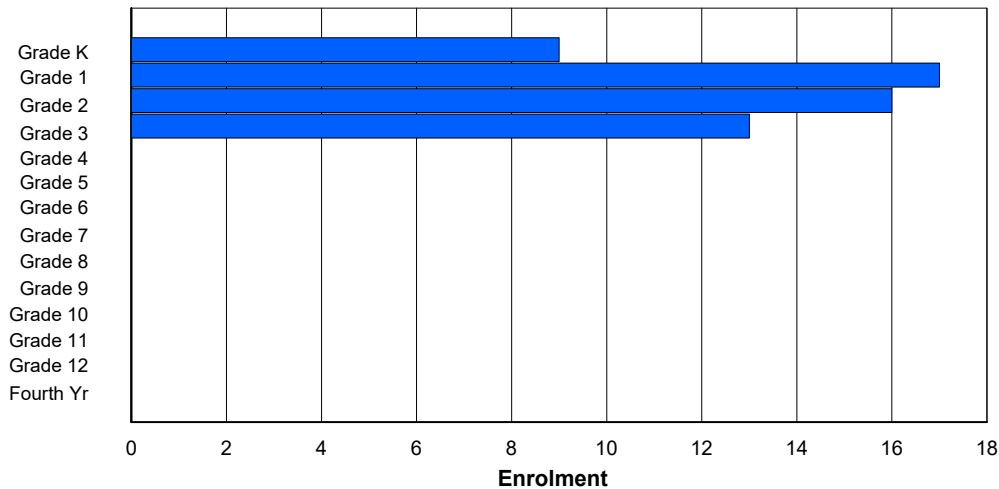
Enrolment By Age and Gender

Gender	Age																Total
	5	6	7	8	9	10	11	12	13	14	15	16	17	18	19	20>	
Male	5	12	9	9	0	0	0	0	0	0	0	0	0	0	0	0	35
Female	4	5	7	4	0	0	0	0	0	0	0	0	0	0	0	0	20
Total	9	17	16	13	0	0	0	0	0	0	0	0	0	0	0	0	55

Enrolment By Grade and Gender

Gender	Grade															Total
	K	1	2	3	4	5	6	7	8	9	10	11	12	4th		
Male	5	12	9	9	0	0	0	0	0	0	0	0	0	0	0	35
Female	4	5	7	4	0	0	0	0	0	0	0	0	0	0	0	20
Total	9	17	16	13	0	0	0	0	0	0	0	0	0	0	0	55

Enrolment By Grade
For 172 - Brian Peckford Primary, Triton



* Data from the 2012-2013 AGR(Enrolment/Age as of the last day in Sept./Dec.)

** Newfoundland Statistics Classification System

*** May include itinerant teachers

District 3 - Central

#174 - St. Peter's Academy, Westport

Classification: Rural
Offers Distance Education: Yes

Grades: K-3,5-12

Number of Grades: 12

[School FTE PTR : 5.7](#)

[District FTE PTR : 11.3](#)

[Provincial FTE PTR : 12.1](#)

[FTE Teachers](#) *** : 5.8

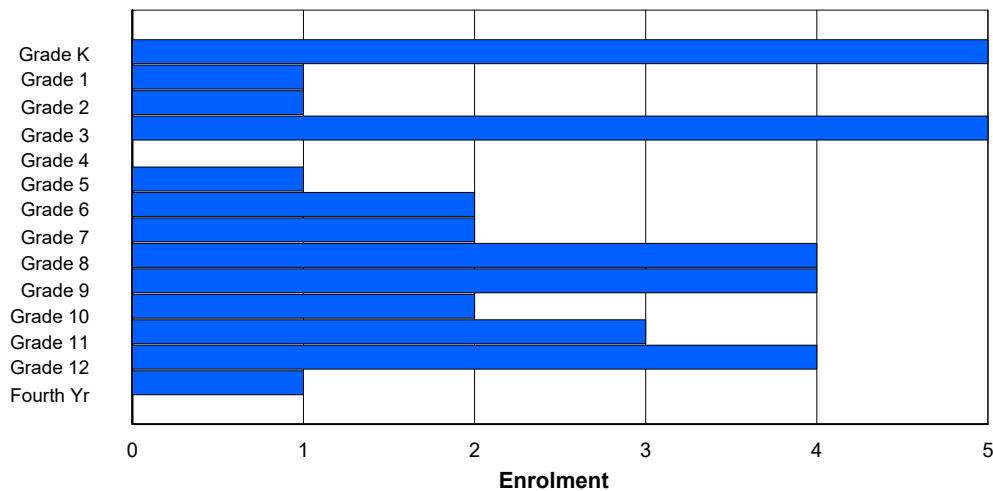
Enrolment By Age and Gender

Gender	Age																Total
	5	6	7	8	9	10	11	12	13	14	15	16	17	18	19	20>	
Male	0	1	0	2	0	1	0	0	1	3	1	3	1	1	0	0	14
Female	5	0	1	3	0	0	2	2	2	2	0	0	3	0	1	0	21
Total	5	1	1	5	0	1	2	2	3	5	1	3	4	1	1	0	35

Enrolment By Grade and Gender

Gender	Grade														Total
	K	1	2	3	4	5	6	7	8	9	10	11	12	4th	
Male	0	1	0	2	0	1	0	0	1	3	2	2	2	0	14
Female	5	0	1	3	0	0	2	2	3	1	0	1	2	1	21
Total	5	1	1	5	0	1	2	2	4	4	2	3	4	1	35

Enrolment By Grade
For 174 - St. Peter's Academy, Westport



* Data from the 2012-2013 AGR(Enrolment/Age as of the last day in Sept./Dec.)

** Newfoundland Statistics Classification System

*** May include itinerant teachers

District 3 - Central

#177 - Greenwood Academy, Campbellton

Classification: Rural
Offers Distance Education: No

Grades: K-9 Number of Grades: 10

[School FTE PTR : 10.8](#)
[District FTE PTR : 11.3](#)
[Provincial FTE PTR : 12.1](#)

[FTE Teachers](#) *** : 13.5

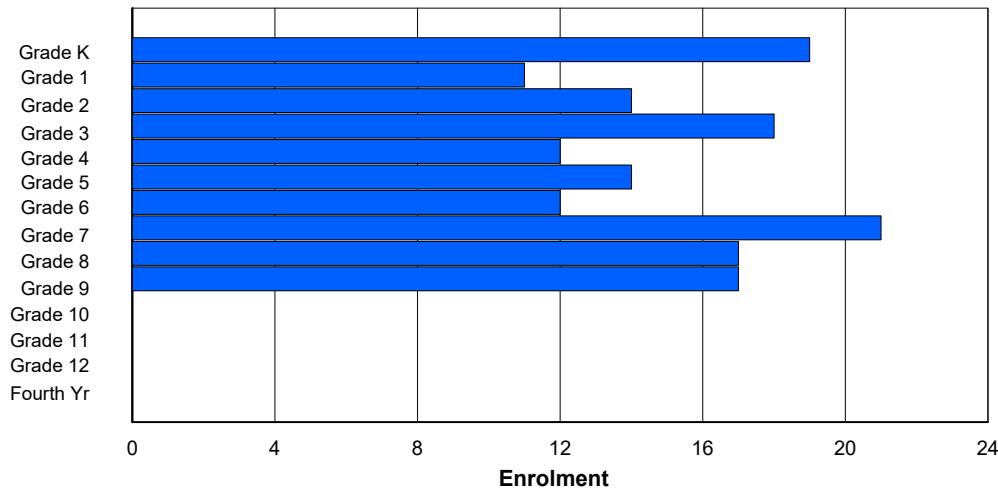
Enrolment By Age and Gender

Gender	Age																Total
	5	6	7	8	9	10	11	12	13	14	15	16	17	18	19	20>	
Male	11	5	10	14	5	5	5	12	12	4	0	0	0	0	0	0	83
Female	8	5	5	4	7	9	7	9	4	14	0	0	0	0	0	0	72
Total	19	10	15	18	12	14	12	21	16	18	0	0	0	0	0	0	155

Enrolment By Grade and Gender

Gender	Grade														Total
	K	1	2	3	4	5	6	7	8	9	10	11	12	4th	
Male	11	5	10	14	5	5	5	12	12	4	0	0	0	0	83
Female	8	6	4	4	7	9	7	9	5	13	0	0	0	0	72
Total	19	11	14	18	12	14	12	21	17	17	0	0	0	0	155

Enrolment By Grade
For 177 - Greenwood Academy, Campbellton



* Data from the 2012-2013 AGR(Enrolment/Age as of the last day in Sept./Dec.)

** Newfoundland Statistics Classification System

*** May include itinerant teachers

District 3 - Central

#178 - Phoenix Academy, Carmanville

Classification: Rural
Offers Distance Education: Yes

Grades: K-12 Number of Grades: 13

[School FTE PTR : 11.5](#)
[District FTE PTR : 11.3](#)
[Provincial FTE PTR : 12.1](#)

[FTE Teachers](#) *** : 21.0

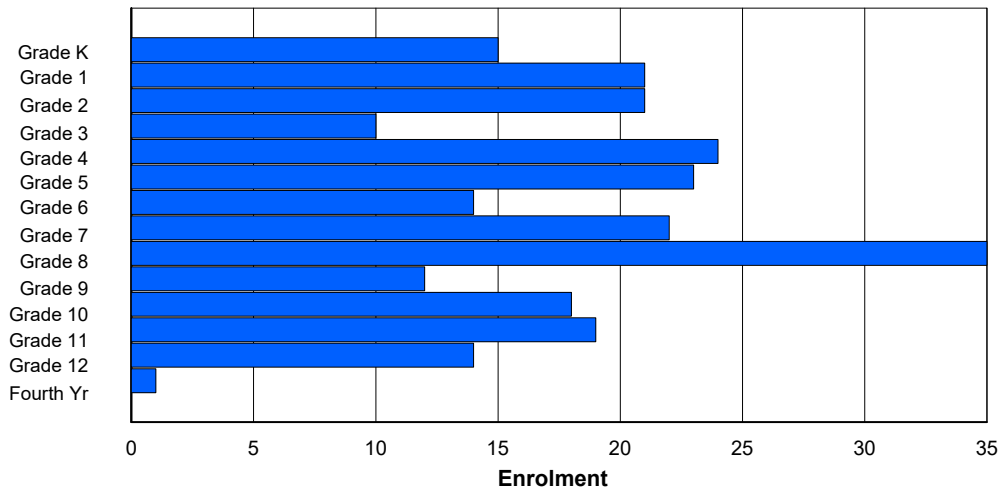
Enrolment By Age and Gender

Gender	Age																Total
	5	6	7	8	9	10	11	12	13	14	15	16	17	18	19	20>	
Male	7	9	9	5	6	10	7	12	12	4	10	12	7	3	0	0	113
Female	8	12	12	5	18	13	7	9	21	10	8	7	6	0	0	0	136
Total	15	21	21	10	24	23	14	21	33	14	18	19	13	3	0	0	249

Enrolment By Grade and Gender

Gender	Grade														Total
	K	1	2	3	4	5	6	7	8	9	10	11	12	4th	
Male	7	9	9	5	6	10	7	13	12	3	10	12	9	1	113
Female	8	12	12	5	18	13	7	9	23	9	8	7	5	0	136
Total	15	21	21	10	24	23	14	22	35	12	18	19	14	1	249

Enrolment By Grade
For 178 - Phoenix Academy, Carmanville



* Data from the 2012-2013 AGR(Enrolment/Age as of the last day in Sept./Dec.)

** Newfoundland Statistics Classification System

*** May include itinerant teachers

District 3 - Central

#179 - Centreville Academy, Centreville-Wareham

Grades: K-9

Number of Grades: 10

Classification: Rural

Offers Distance Education: No

[FTE Teachers](#) *** : 11.5

[School FTE PTR : 9.2](#)

[District FTE PTR : 11.3](#)

[Provincial FTE PTR : 12.1](#)

Enrolment By Age and Gender

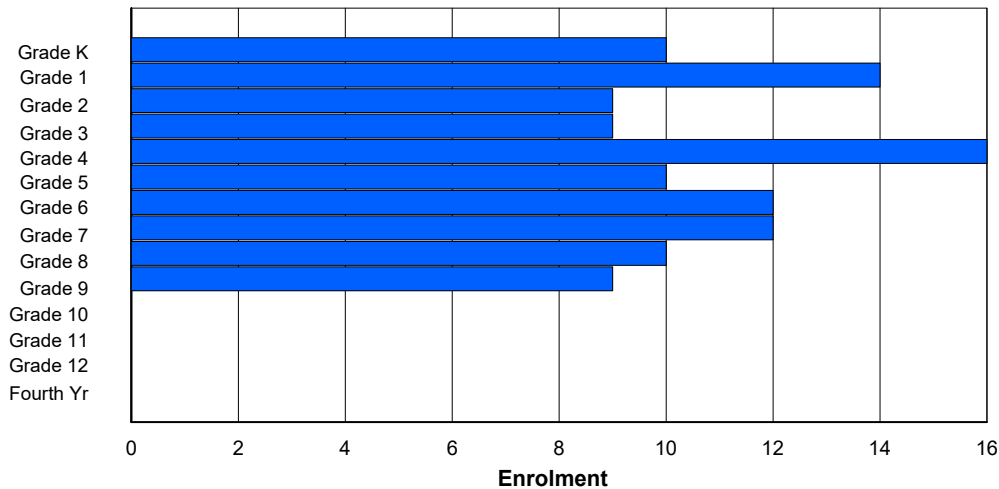
Gender	Age																Total
	5	6	7	8	9	10	11	12	13	14	15	16	17	18	19	20>	
Male	4	6	5	6	8	7	5	7	6	4	0	0	0	0	0	0	58
Female	6	8	4	3	8	3	7	5	4	4	1	0	0	0	0	0	53
Total	10	14	9	9	16	10	12	12	10	8	1	0	0	0	0	0	111

Enrolment By Grade and Gender

Gender	Grade															Total
	K	1	2	3	4	5	6	7	8	9	10	11	12	4th		
Male	4	6	5	6	8	7	5	7	6	4	0	0	0	0	58	
Female	6	8	4	3	8	3	7	5	4	5	0	0	0	0	53	
Total	10	14	9	9	16	10	12	12	10	9	0	0	0	0	111	

Enrolment By Grade

For 179 - Centreville Academy, Centreville-Wareham



* Data from the 2012-2013 AGR(Enrolment/Age as of the last day in Sept./Dec.)

** Newfoundland Statistics Classification System

*** May include itinerant teachers

District 3 - Central

#180 - A. R. Scammell Academy, Change Islands

Grades: K,2-6,8,10-12 Number of Grades: 10

[FTE Teachers](#) *** : 4.0

Classification: Rural
Offers Distance Education: Yes

[School FTE PTR : 3.9](#)
[District FTE PTR : 11.3](#)
[Provincial FTE PTR : 12.1](#)

Enrolment By Age and Gender

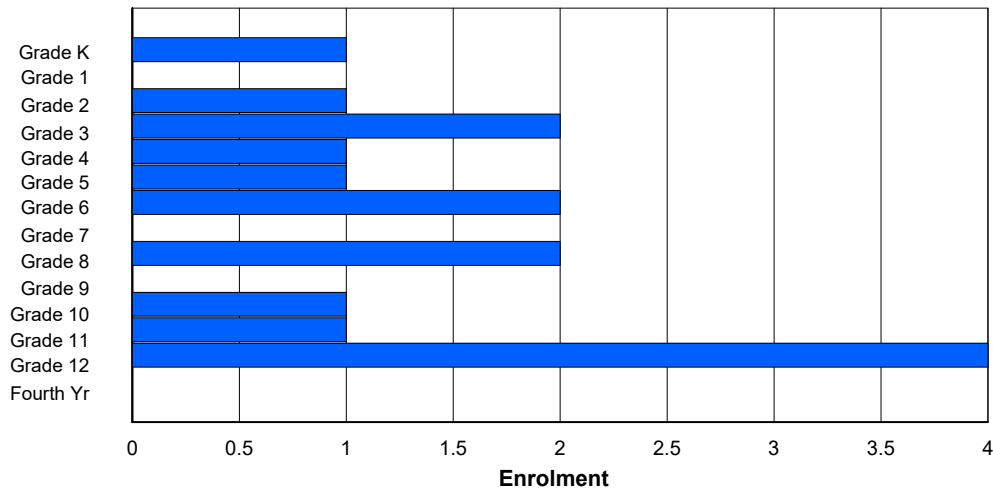
Gender	Age																Total
	5	6	7	8	9	10	11	12	13	14	15	16	17	18	19	20>	
Male	0	0	1	0	1	0	1	0	0	0	0	0	1	0	0	0	4
Female	1	0	0	2	0	1	1	0	2	0	1	1	3	0	0	0	12
Total	1	0	1	2	1	1	2	0	2	0	1	1	4	0	0	0	16

Enrolment By Grade and Gender

Gender	K	Grade													4th	Total
		1	2	3	4	5	6	7	8	9	10	11	12			
Male	0	0	1	0	1	0	1	0	0	0	0	0	1	0	4	
Female	1	0	0	2	0	1	1	0	2	0	1	1	3	0	12	
Total	1	0	1	2	1	1	2	0	2	0	1	1	4	0	16	

Enrolment By Grade

For 180 - A. R. Scammell Academy, Change Islands



* Data from the 2012-2013 AGR(Enrolment/Age as of the last day in Sept./Dec.)

** Newfoundland Statistics Classification System

*** May include itinerant teachers

District 3 - Central

#182 - Charlottetown Primary, Charlottetown, B.B.

Grades: K-2

Number of Grades: 3

Classification: Rural
Offers Distance Education: No

[School FTE PTR : 5.6](#)

[District FTE PTR : 11.3](#)

[Provincial FTE PTR : 12.1](#)

[FTE Teachers](#) *** : 1.6

Enrolment By Age and Gender

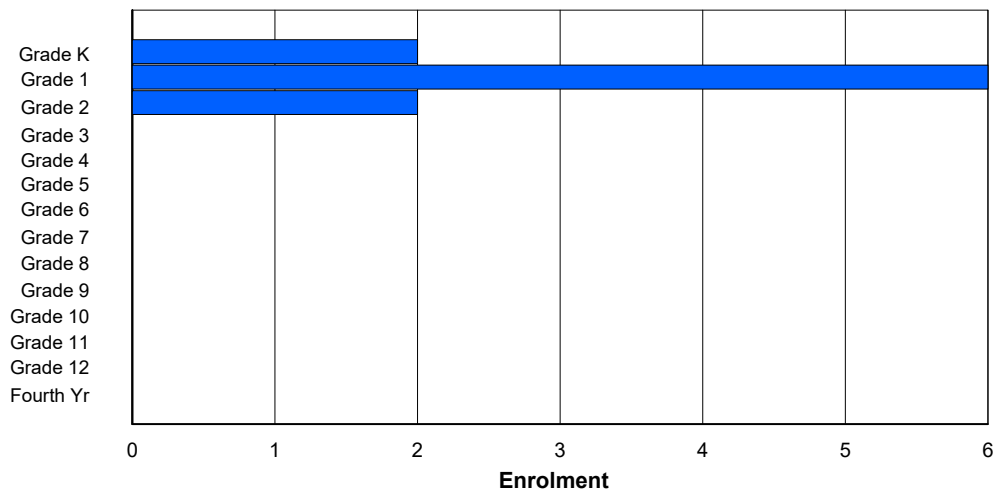
Gender	Age																Total
	5	6	7	8	9	10	11	12	13	14	15	16	17	18	19	20>	
Male	0	3	1	0	0	0	0	0	0	0	0	0	0	0	0	0	4
Female	2	3	1	0	0	0	0	0	0	0	0	0	0	0	0	0	6
Total	2	6	2	0	0	0	0	0	0	0	0	0	0	0	0	0	10

Enrolment By Grade and Gender

Gender	Grade															Total
	K	1	2	3	4	5	6	7	8	9	10	11	12	4th		
Male	0	3	1	0	0	0	0	0	0	0	0	0	0	0	0	4
Female	2	3	1	0	0	0	0	0	0	0	0	0	0	0	0	6
Total	2	6	2	0	0	0	0	0	0	0	0	0	0	0	0	10

Enrolment By Grade

For 182 - Charlottetown Primary, Charlottetown, B.B.



* Data from the 2012-2013 AGR(Enrolment/Age as of the last day in Sept./Dec.)

** Newfoundland Statistics Classification System

*** May include itinerant teachers

District 3 - Central

#183 - William Mercer Academy, Dover

Classification: Rural
Offers Distance Education: No

Grades: K-9

Number of Grades: 10

[School FTE PTR : 10.2](#)

[District FTE PTR : 11.3](#)

[Provincial FTE PTR : 12.1](#)

[FTE Teachers](#) *** : 17.3

Enrolment By Age and Gender

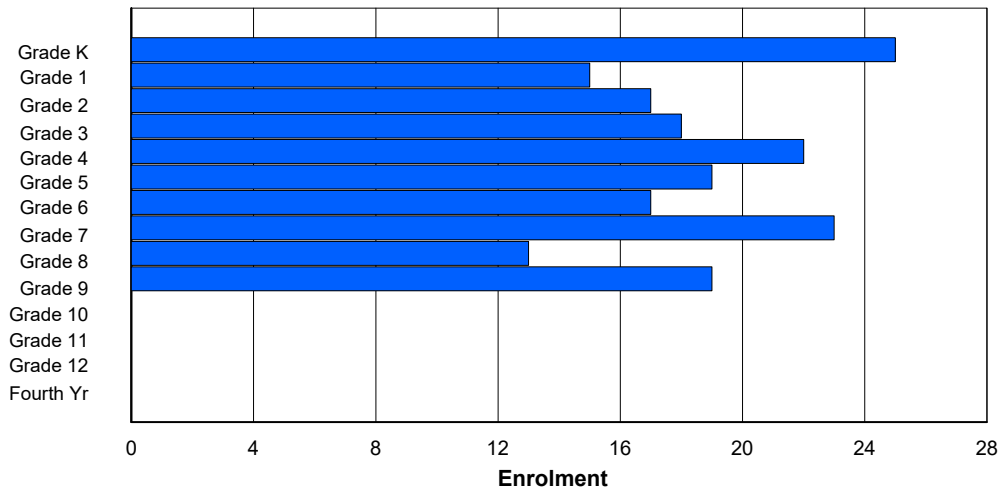
Gender	Age																Total
	5	6	7	8	9	10	11	12	13	14	15	16	17	18	19	20>	
Male	15	12	7	9	10	13	8	10	3	7	0	0	0	0	0	0	94
Female	10	3	10	9	10	8	9	13	10	12	0	0	0	0	0	0	94
Total	25	15	17	18	20	21	17	23	13	19	0	0	0	0	0	0	188

Enrolment By Grade and Gender

Gender	Grade														Total
	K	1	2	3	4	5	6	7	8	9	10	11	12	4th	
Male	15	12	7	9	12	11	8	10	3	7	0	0	0	0	94
Female	10	3	10	9	10	8	9	13	10	12	0	0	0	0	94
Total	25	15	17	18	22	19	17	23	13	19	0	0	0	0	188

Enrolment By Grade

For 183 - William Mercer Academy, Dover



* Data from the 2012-2013 AGR(Enrolment/Age as of the last day in Sept./Dec.)

** Newfoundland Statistics Classification System

*** May include itinerant teachers

District 3 - Central

#186 - Heritage Academy, Greenspond

Grades: 1-3

Number of Grades: 3

Classification: Rural
Offers Distance Education: No

[FTE Teachers](#) *** : 1.0

[School FTE PTR : 5.0](#)
[District FTE PTR : 11.3](#)
[Provincial FTE PTR : 12.1](#)

Enrolment By Age and Gender

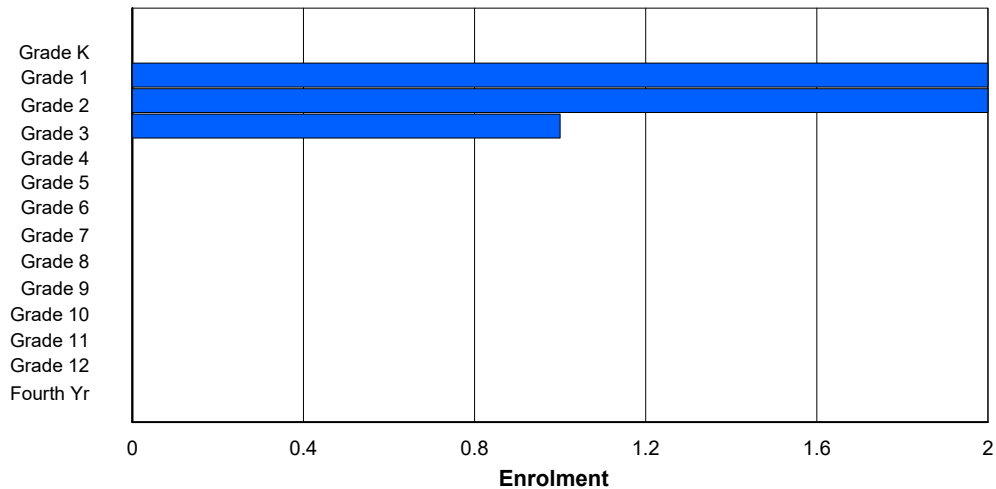
Gender	Age																Total
	5	6	7	8	9	10	11	12	13	14	15	16	17	18	19	20>	
Male	0	1	1	1	0	0	0	0	0	0	0	0	0	0	0	0	3
Female	0	1	1	0	0	0	0	0	0	0	0	0	0	0	0	0	2
Total	0	2	2	1	0	0	0	0	0	0	0	0	0	0	0	0	5

Enrolment By Grade and Gender

Gender	Grade														Total
	K	1	2	3	4	5	6	7	8	9	10	11	12	4th	
Male	0	1	1	1	0	0	0	0	0	0	0	0	0	0	3
Female	0	1	1	0	0	0	0	0	0	0	0	0	0	0	2
Total	0	2	2	1	0	0	0	0	0	0	0	0	0	0	5

Enrolment By Grade

For 186 - Heritage Academy, Greenspond



* Data from the 2012-2013 AGR(Enrolment/Age as of the last day in Sept./Dec.)

** Newfoundland Statistics Classification System

*** May include itinerant teachers

District 3 - Central

#187 - Jane Collins Academy, Hare Bay

Classification: Rural
Offers Distance Education: Yes

Grades: 10-12

Number of Grades: 3

[School FTE PTR : 12.7](#)

[District FTE PTR : 11.3](#)

[Provincial FTE PTR : 12.1](#)

[FTE Teachers](#) *** : 7.0

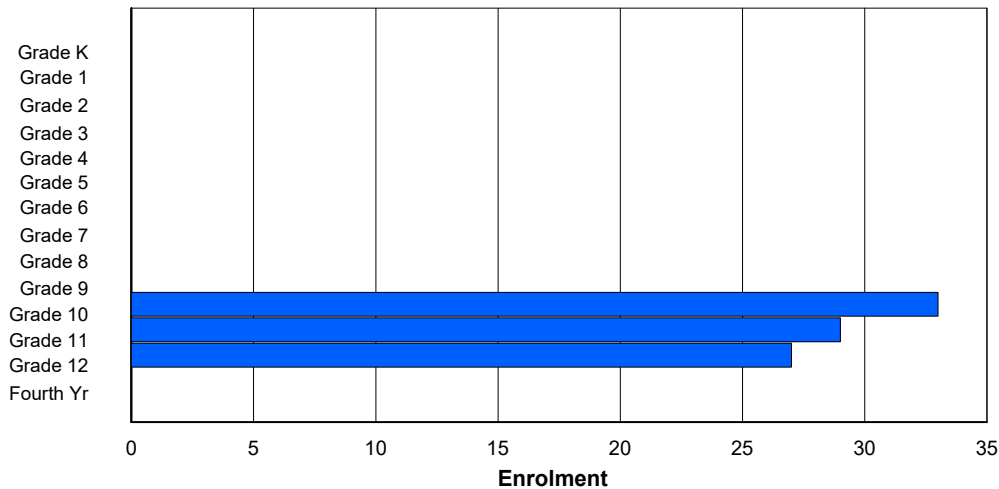
Enrolment By Age and Gender

Gender	Age																	Total
	5	6	7	8	9	10	11	12	13	14	15	16	17	18	19	20>		
Male	0	0	0	0	0	0	0	0	0	0	14	17	17	0	0	0	48	
Female	0	0	0	0	0	0	0	0	0	0	19	12	10	0	0	0	41	
Total	0	0	0	0	0	0	0	0	0	0	33	29	27	0	0	0	89	

Enrolment By Grade and Gender

Gender	Grade															Total
	K	1	2	3	4	5	6	7	8	9	10	11	12	4th		
Male	0	0	0	0	0	0	0	0	0	0	14	17	17	0	48	
Female	0	0	0	0	0	0	0	0	0	0	19	12	10	0	41	
Total	0	0	0	0	0	0	0	0	0	0	33	29	27	0	89	

Enrolment By Grade
For 187 - Jane Collins Academy, Hare Bay



* Data from the 2012-2013 AGR(Enrolment/Age as of the last day in Sept./Dec.)

** Newfoundland Statistics Classification System

*** May include itinerant teachers

District 3 - Central

#188 - Sandstone Academy, Ladle Cove

Classification: Rural
Offers Distance Education: No

Grades: K-6

Number of Grades: 7

[School FTE PTR : 7.4](#)

[District FTE PTR : 11.3](#)

[Provincial FTE PTR : 12.1](#)

[FTE Teachers](#) *** : 2.5

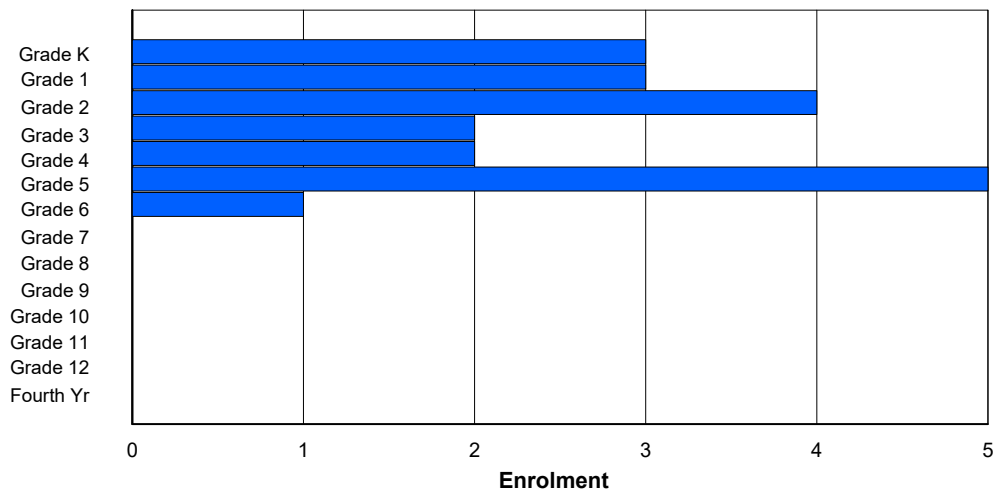
Enrolment By Age and Gender

Gender	Age																Total
	5	6	7	8	9	10	11	12	13	14	15	16	17	18	19	20>	
Male	1	3	2	1	0	2	1	0	0	0	0	0	0	0	0	0	10
Female	2	0	2	1	2	3	0	0	0	0	0	0	0	0	0	0	10
Total	3	3	4	2	2	5	1	0	0	0	0	0	0	0	0	0	20

Enrolment By Grade and Gender

Gender	Grade														Total
	K	1	2	3	4	5	6	7	8	9	10	11	12	4th	
Male	1	3	2	1	0	2	1	0	0	0	0	0	0	0	10
Female	2	0	2	1	2	3	0	0	0	0	0	0	0	0	10
Total	3	3	4	2	2	5	1	0	0	0	0	0	0	0	20

Enrolment By Grade
For 188 - Sandstone Academy, Ladle Cove



* Data from the 2012-2013 AGR(Enrolment/Age as of the last day in Sept./Dec.)

** Newfoundland Statistics Classification System

*** May include itinerant teachers

District 3 - Central

#189 - Lewisporte Academy, Lewisporte

Grades: K-6

Number of Grades: 7

Classification: Rural

Offers Distance Education: No

[FTE Teachers](#) *** : 25.0

[School FTE PTR : 13.0](#)

[District FTE PTR : 11.3](#)

[Provincial FTE PTR : 12.1](#)

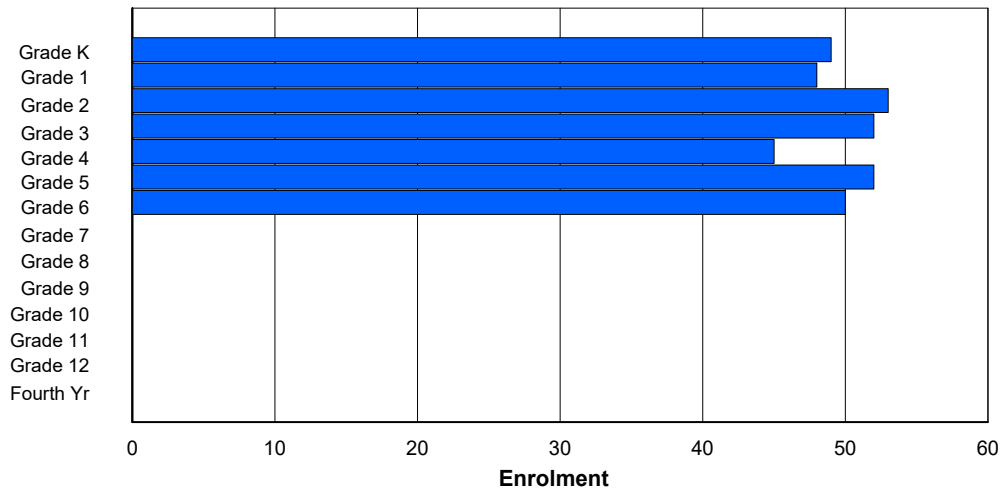
Enrolment By Age and Gender

Gender	Age																Total
	5	6	7	8	9	10	11	12	13	14	15	16	17	18	19	20>	
Male	24	21	23	25	23	29	21	1	0	0	0	0	0	0	0	0	167
Female	25	28	29	27	22	23	28	0	0	0	0	0	0	0	0	0	182
Total	49	49	52	52	45	52	49	1	0	0	0	0	0	0	0	0	349

Enrolment By Grade and Gender

Gender	Grade														Total
	K	1	2	3	4	5	6	7	8	9	10	11	12	4th	
Male	24	21	24	24	23	29	22	0	0	0	0	0	0	0	167
Female	25	27	29	28	22	23	28	0	0	0	0	0	0	0	182
Total	49	48	53	52	45	52	50	0	0	0	0	0	0	0	349

Enrolment By Grade
For 189 - Lewisporte Academy, Lewisporte



* Data from the 2012-2013 AGR(Enrolment/Age as of the last day in Sept./Dec.)

** Newfoundland Statistics Classification System

*** May include itinerant teachers

District 3 - Central

#190 - Lewisporte Collegiate, Lewisporte

Grades: 10-12

Number of Grades: 3

Classification: Rural

Offers Distance Education: No

[FTE Teachers](#) *** : 19.3

[School FTE PTR : 13.3](#)

[District FTE PTR : 11.3](#)

[Provincial FTE PTR : 12.1](#)

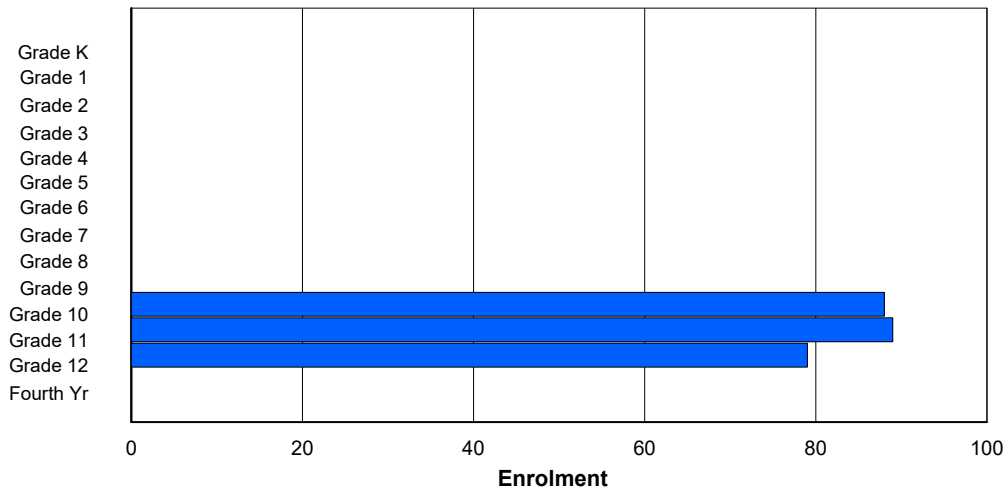
Enrolment By Age and Gender

Gender	Age																Total
	5	6	7	8	9	10	11	12	13	14	15	16	17	18	19	20>	
Male	0	0	0	0	0	0	0	0	0	0	45	33	39	6	0	2	125
Female	0	0	0	0	0	0	0	0	0	0	42	44	42	1	2	0	131
Total	0	0	0	0	0	0	0	0	0	0	87	77	81	7	2	2	256

Enrolment By Grade and Gender

Gender	Grade														Total
	K	1	2	3	4	5	6	7	8	9	10	11	12	4th	
Male	0	0	0	0	0	0	0	0	0	0	45	43	37	0	125
Female	0	0	0	0	0	0	0	0	0	0	43	46	42	0	131
Total	0	0	0	0	0	0	0	0	0	0	88	89	79	0	256

Enrolment By Grade
For 190 - Lewisporte Collegiate, Lewisporte



* Data from the 2012-2013 AGR(Enrolment/Age as of the last day in Sept./Dec.)

** Newfoundland Statistics Classification System

*** May include itinerant teachers

District 3 - Central

#192 - Lumsden Academy, Lumsden

Classification: Rural
Offers Distance Education: No

Grades: K-9

Number of Grades: 10

[School FTE PTR : 8.9](#)
[District FTE PTR : 11.3](#)
[Provincial FTE PTR : 12.1](#)

[FTE Teachers](#) *** : 8.5

Enrolment By Age and Gender

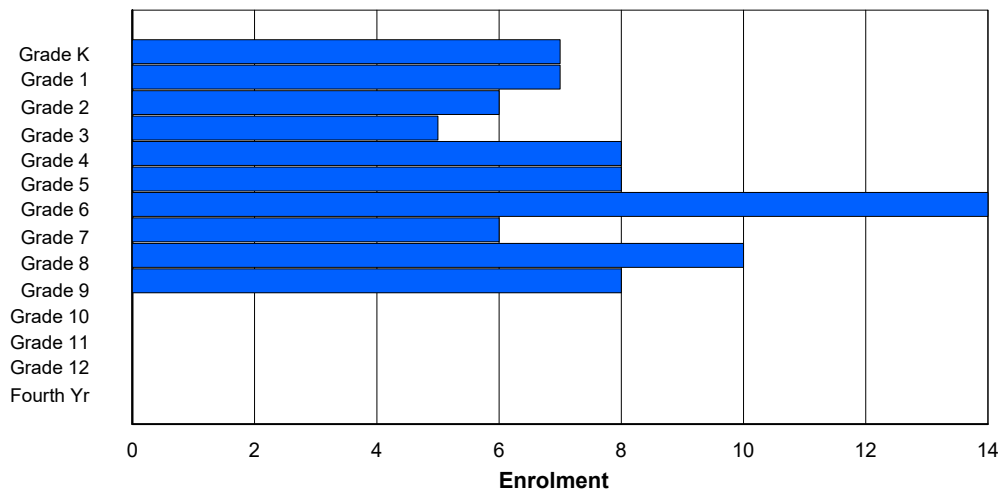
Gender	Age																Total
	5	6	7	8	9	10	11	12	13	14	15	16	17	18	19	20>	
Male	5	3	2	2	7	2	8	3	5	4	0	0	0	0	0	0	41
Female	2	4	4	3	1	6	6	3	5	4	0	0	0	0	0	0	38
Total	7	7	6	5	8	8	14	6	10	8	0	0	0	0	0	0	79

Enrolment By Grade and Gender

Gender	Grade														Total
	K	1	2	3	4	5	6	7	8	9	10	11	12	4th	
Male	5	3	2	2	7	2	8	3	5	4	0	0	0	0	41
Female	2	4	4	3	1	6	6	3	5	4	0	0	0	0	38
Total	7	7	6	5	8	8	14	6	10	8	0	0	0	0	79

Enrolment By Grade

For 192 - Lumsden Academy, Lumsden



* Data from the 2012-2013 AGR(Enrolment/Age as of the last day in Sept./Dec.)

** Newfoundland Statistics Classification System

*** May include itinerant teachers

District 3 - Central

#194 - Gill Memorial Academy, Musgrave Harbour

Grades: K-12 Number of Grades: 13

[FTE Teachers](#) *** : 14.0

Classification: Rural
Offers Distance Education: Yes

[School FTE PTR : 9.0](#)
[District FTE PTR : 11.3](#)
[Provincial FTE PTR : 12.1](#)

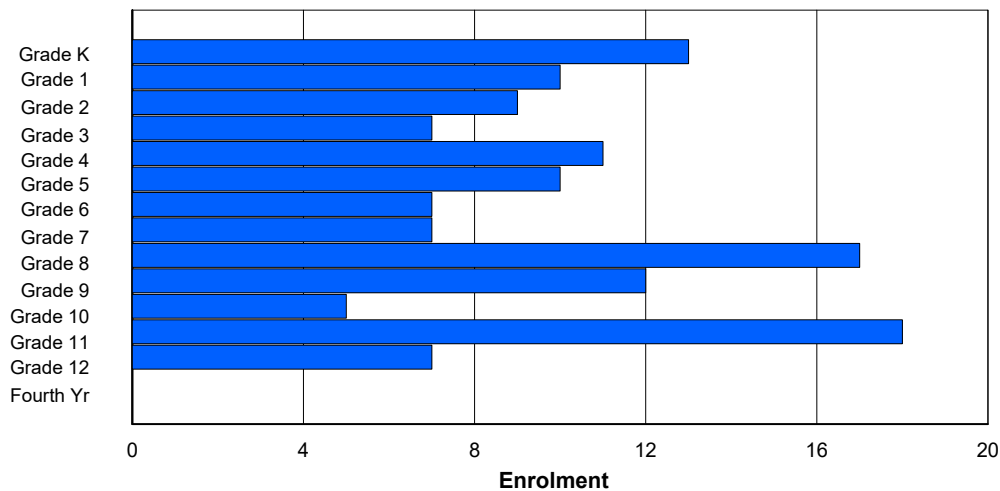
Enrolment By Age and Gender

Gender	Age																Total
	5	6	7	8	9	10	11	12	13	14	15	16	17	18	19	20>	
Male	3	3	5	5	5	8	2	5	7	9	2	8	2	0	0	0	64
Female	10	7	5	1	6	2	5	2	9	4	3	10	5	0	0	0	69
Total	13	10	10	6	11	10	7	7	16	13	5	18	7	0	0	0	133

Enrolment By Grade and Gender

Gender	Grade														Total
	K	1	2	3	4	5	6	7	8	9	10	11	12	4th	
Male	3	3	4	6	5	8	2	5	7	9	2	8	2	0	64
Female	10	7	5	1	6	2	5	2	10	3	3	10	5	0	69
Total	13	10	9	7	11	10	7	7	17	12	5	18	7	0	133

Enrolment By Grade
For 194 - Gill Memorial Academy, Musgrave Harbour



* Data from the 2012-2013 AGR(Enrolment/Age as of the last day in Sept./Dec.)

** Newfoundland Statistics Classification System

*** May include itinerant teachers

District 3 - Central

#196 - St. Gabriel's AG, St. Brendan's

Classification: Rural
Offers Distance Education: Yes

Grades: K-3,6-9,11-12 Number of Grades: 10

[School FTE PTR : 4.5](#)
[District FTE PTR : 11.3](#)
[Provincial FTE PTR : 12.1](#)

[FTE Teachers](#) *** : 3.0

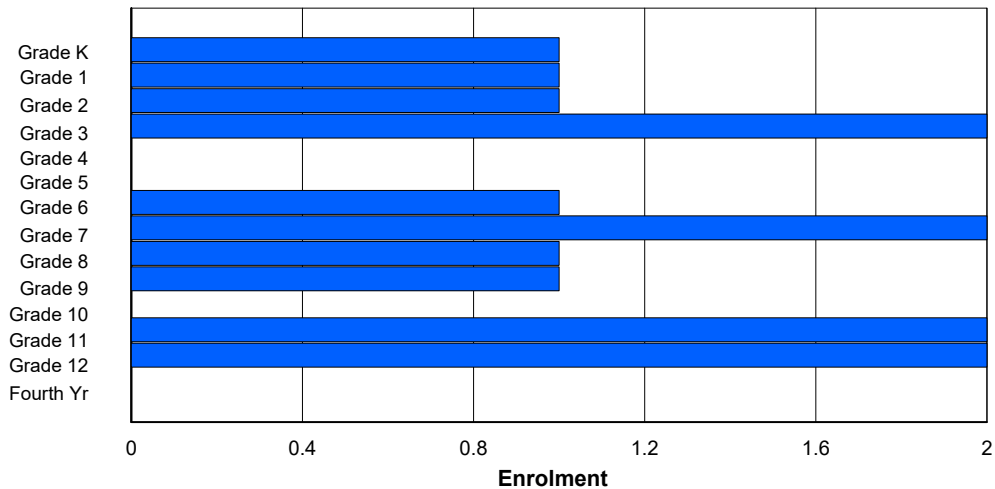
Enrolment By Age and Gender

Gender	Age																Total
	5	6	7	8	9	10	11	12	13	14	15	16	17	18	19	20>	
Male	1	1	0	0	0	0	0	1	1	1	0	1	0	0	0	0	6
Female	0	0	1	2	0	0	1	1	0	0	0	2	1	0	0	0	8
Total	1	1	1	2	0	0	1	2	1	1	0	3	1	0	0	0	14

Enrolment By Grade and Gender

Gender	K	Grade													Total
		1	2	3	4	5	6	7	8	9	10	11	12	4th	
Male	1	1	0	0	0	0	0	1	1	1	0	1	0	0	6
Female	0	0	1	2	0	0	1	1	0	0	0	1	2	0	8
Total	1	1	1	2	0	0	1	2	1	1	0	2	2	0	14

Enrolment By Grade
For 196 - St. Gabriel's AG, St. Brendan's



* Data from the 2012-2013 AGR(Enrolment/Age as of the last day in Sept./Dec.)

** Newfoundland Statistics Classification System

*** May include itinerant teachers

District 3 - Central

#201 - J.M. Olds Collegiate, Twillingate

Grades: 7-12

Number of Grades: 6

Classification: Rural

Offers Distance Education: Yes

[FTE Teachers](#) *** : 12.0

[School FTE PTR : 11.8](#)

[District FTE PTR : 11.3](#)

[Provincial FTE PTR : 12.1](#)

Enrolment By Age and Gender

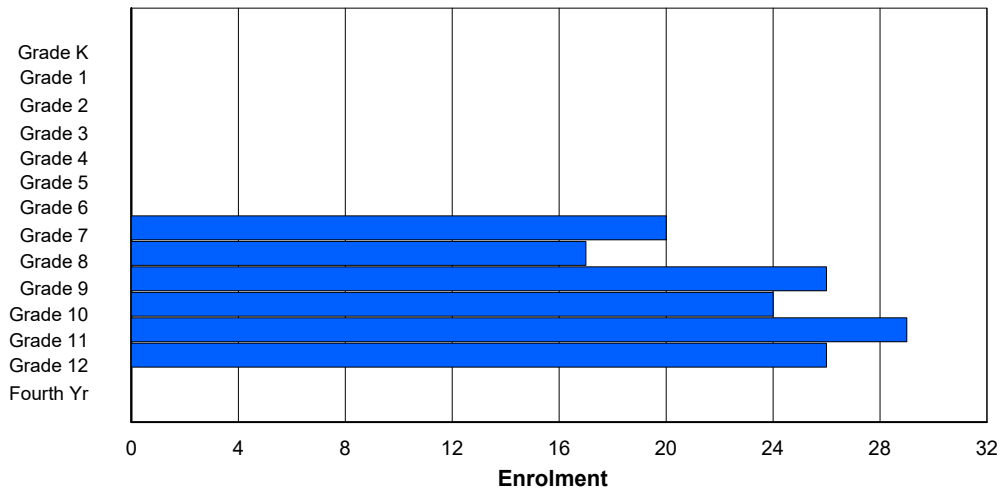
Gender	Age																	Total
	5	6	7	8	9	10	11	12	13	14	15	16	17	18	19	20>		
Male	0	0	0	0	0	0	0	11	12	14	10	11	10	1	2	0	71	
Female	0	0	0	0	0	0	0	9	5	12	14	18	13	0	0	0	71	
Total	0	0	0	0	0	0	0	20	17	26	24	29	23	1	2	0	142	

Enrolment By Grade and Gender

Gender	Grade															Total
	K	1	2	3	4	5	6	7	8	9	10	11	12	4th		
Male	0	0	0	0	0	0	0	11	12	14	10	11	13	0	71	
Female	0	0	0	0	0	0	0	9	5	12	14	18	13	0	71	
Total	0	0	0	0	0	0	0	20	17	26	24	29	26	0	142	

Enrolment By Grade

For 201 - J.M. Olds Collegiate, Twillingate



* Data from the 2012-2013 AGR(Enrolment/Age as of the last day in Sept./Dec.)

** Newfoundland Statistics Classification System

*** May include itinerant teachers

District 3 - Central

#202 - Twillingate Island Elementary, Twillingate

Grades: K-6

Number of Grades: 7

Classification: Rural

Offers Distance Education: No

[School FTE PTR : 11.1](#)

[District FTE PTR : 11.3](#)

[Provincial FTE PTR : 12.1](#)

[FTE Teachers](#) *** : 10.3

Enrolment By Age and Gender

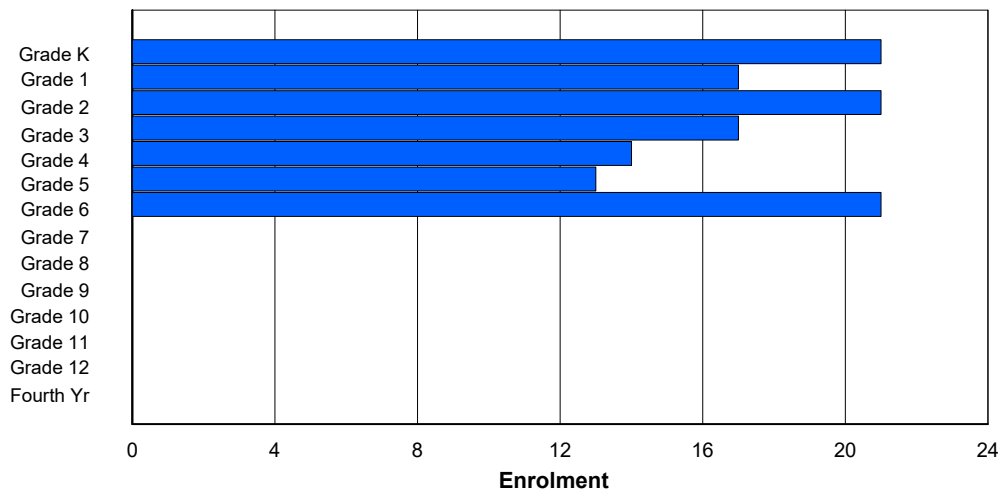
Gender	Age																Total
	5	6	7	8	9	10	11	12	13	14	15	16	17	18	19	20>	
Male	12	9	12	8	12	8	11	0	0	0	0	0	0	0	0	0	72
Female	9	8	8	9	3	5	10	0	0	0	0	0	0	0	0	0	52
Total	21	17	20	17	15	13	21	0	0	0	0	0	0	0	0	0	124

Enrolment By Grade and Gender

Gender	Grade															Total
	K	1	2	3	4	5	6	7	8	9	10	11	12	4th		
Male	12	9	13	8	11	8	11	0	0	0	0	0	0	0	0	72
Female	9	8	8	9	3	5	10	0	0	0	0	0	0	0	0	52
Total	21	17	21	17	14	13	21	0	0	0	0	0	0	0	0	124

Enrolment By Grade

For 202 - Twillingate Island Elementary, Twillingate



* Data from the 2012-2013 AGR(Enrolment/Age as of the last day in Sept./Dec.)

** Newfoundland Statistics Classification System

*** May include itinerant teachers

District 3 - Central

#204 - Pearson Academy, Wesleyville

Classification: Rural
Offers Distance Education: Yes

Grades: K-12 Number of Grades: 13

[School FTE PTR : 11.8](#)
[District FTE PTR : 11.3](#)
[Provincial FTE PTR : 12.1](#)

[FTE Teachers](#) *** : 21.0

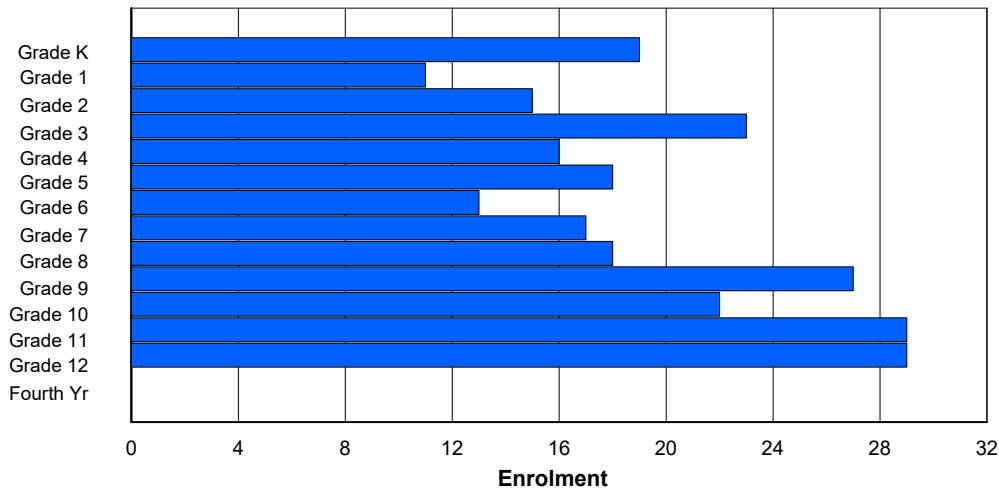
Enrolment By Age and Gender

Gender	Age																Total
	5	6	7	8	9	10	11	12	13	14	15	16	17	18	19	20>	
Male	11	7	9	11	9	9	9	12	8	15	11	14	18	1	1	0	145
Female	8	4	6	12	7	9	4	5	10	12	11	15	7	2	0	112	
Total	19	11	15	23	16	18	13	17	18	27	22	29	25	3	1	0	257

Enrolment By Grade and Gender

Gender	K	Grade													4th	Total
		1	2	3	4	5	6	7	8	9	10	11	12			
Male	11	7	9	11	9	9	9	12	8	15	11	14	20	0	145	
Female	8	4	6	12	7	9	4	5	10	12	11	15	9	0	112	
Total	19	11	15	23	16	18	13	17	18	27	22	29	29	0	257	

Enrolment By Grade
For 204 - Pearson Academy, Wesleyville



* Data from the 2012-2013 AGR(Enrolment/Age as of the last day in Sept./Dec.)

** Newfoundland Statistics Classification System

*** May include itinerant teachers

District 3 - Central

#206 - Riverwood Academy, Wing's Point

Classification: Rural
Offers Distance Education: Yes

Grades: K-12

Number of Grades: 13

[School FTE PTR : 11.5](#)

[District FTE PTR : 11.3](#)

[Provincial FTE PTR : 12.1](#)

[FTE Teachers](#) *** : 23.5

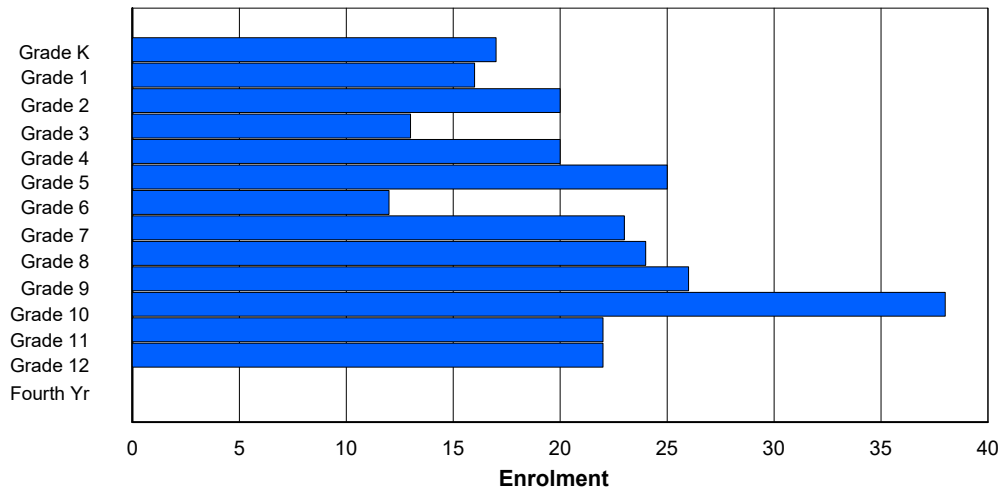
Enrolment By Age and Gender

Gender	Age																Total
	5	6	7	8	9	10	11	12	13	14	15	16	17	18	19	20>	
Male	8	7	9	9	11	10	7	12	9	15	17	11	17	0	0	0	142
Female	9	9	11	4	9	15	5	11	15	10	19	12	6	1	0	0	136
Total	17	16	20	13	20	25	12	23	24	25	36	23	23	1	0	0	278

Enrolment By Grade and Gender

Gender	Grade														Total
	K	1	2	3	4	5	6	7	8	9	10	11	12	4th	
Male	8	7	9	9	11	10	7	12	9	15	19	11	15	0	142
Female	9	9	11	4	9	15	5	11	15	11	19	11	7	0	136
Total	17	16	20	13	20	25	12	23	24	26	38	22	22	0	278

Enrolment By Grade
For 206 - Riverwood Academy, Wing's Point



* Data from the 2012-2013 AGR(Enrolment/Age as of the last day in Sept./Dec.)

** Newfoundland Statistics Classification System

*** May include itinerant teachers

District 3 - Central

#398 - Avoca Collegiate, Badger

Classification: Urban
Offers Distance Education: No

Grades: K-9 Number of Grades: 10

[School FTE PTR : 7.3](#)
[District FTE PTR : 11.3](#)
[Provincial FTE PTR : 12.1](#)

[FTE Teachers](#) *** : 11.0

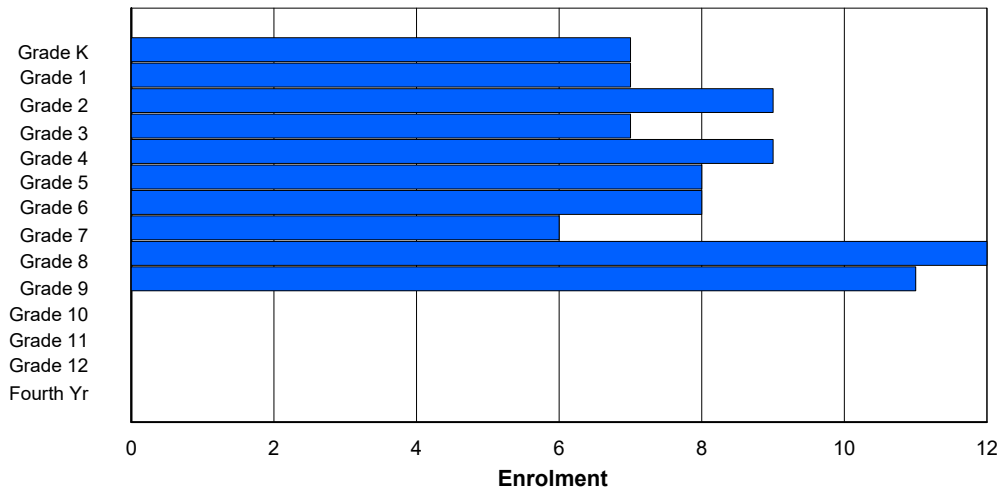
Enrolment By Age and Gender

Gender	Age																Total
	5	6	7	8	9	10	11	12	13	14	15	16	17	18	19	20>	
Male	3	2	5	5	5	6	3	2	6	4	0	0	0	0	0	0	41
Female	4	5	4	1	5	2	5	4	6	7	0	0	0	0	0	0	43
Total	7	7	9	6	10	8	8	6	12	11	0	0	0	0	0	0	84

Enrolment By Grade and Gender

Gender	Grade														Total
	K	1	2	3	4	5	6	7	8	9	10	11	12	4th	
Male	3	2	5	5	5	6	3	2	6	4	0	0	0	0	41
Female	4	5	4	2	4	2	5	4	6	7	0	0	0	0	43
Total	7	7	9	7	9	8	8	6	12	11	0	0	0	0	84

Enrolment By Grade
For 398 - Avoca Collegiate, Badger



* Data from the 2012-2013 AGR(Enrolment/Age as of the last day in Sept./Dec.)

** Newfoundland Statistics Classification System

*** May include itinerant teachers

District 3 - Central

#400 - Helen Tulk Elementary, Bishop's Falls

Grades: K-6

Number of Grades: 7

Classification: Rural

Offers Distance Education: No

[FTE Teachers](#) *** : 18.0

[School FTE PTR : 10.3](#)

[District FTE PTR : 11.3](#)

[Provincial FTE PTR : 12.1](#)

Enrolment By Age and Gender

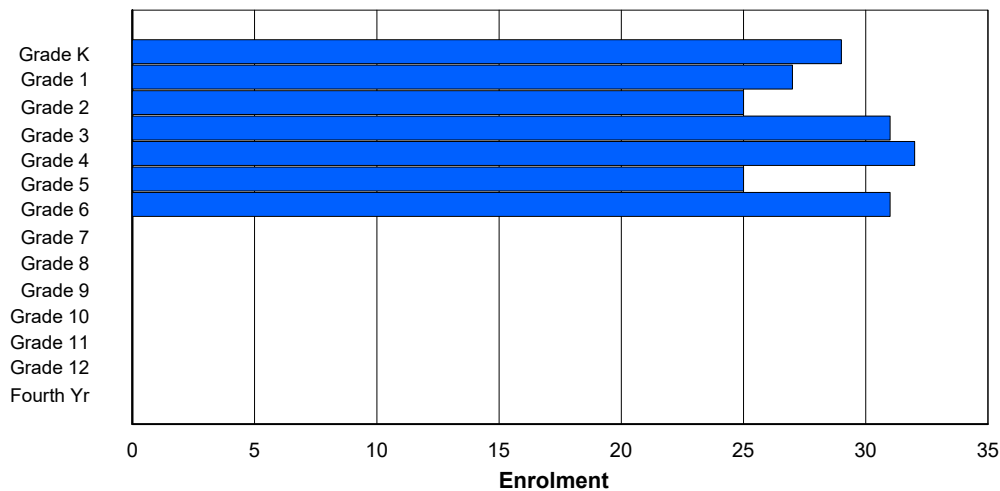
Gender	Age																Total
	5	6	7	8	9	10	11	12	13	14	15	16	17	18	19	20>	
Male	12	13	15	13	16	14	18	1	0	0	0	0	0	0	0	0	102
Female	17	14	10	18	16	11	12	0	0	0	0	0	0	0	0	0	98
Total	29	27	25	31	32	25	30	1	0	0	0	0	0	0	0	0	200

Enrolment By Grade and Gender

Gender	Grade														Total
	K	1	2	3	4	5	6	7	8	9	10	11	12	4th	
Male	12	13	15	13	16	14	19	0	0	0	0	0	0	0	102
Female	17	14	10	18	16	11	12	0	0	0	0	0	0	0	98
Total	29	27	25	31	32	25	31	0	0	0	0	0	0	0	200

Enrolment By Grade

For 400 - Helen Tulk Elementary, Bishop's Falls



* Data from the 2012-2013 AGR(Enrolment/Age as of the last day in Sept./Dec.)

** Newfoundland Statistics Classification System

*** May include itinerant teachers

District 3 - Central

#402 - Leo Burke Academy, Bishop's Falls

Grades: 7-12

Number of Grades: 6

Classification: Rural
Offers Distance Education: Yes

[FTE Teachers](#) *** : 17.0

[School FTE PTR : 12.7](#)
[District FTE PTR : 11.3](#)
[Provincial FTE PTR : 12.1](#)

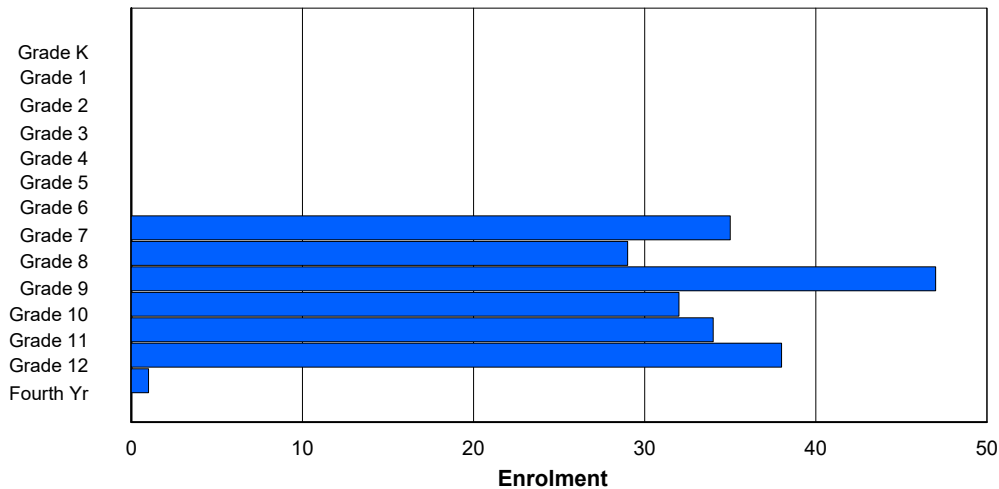
Enrolment By Age and Gender

Gender	Age																Total
	5	6	7	8	9	10	11	12	13	14	15	16	17	18	19	20>	
Male	0	0	0	0	0	0	0	22	14	25	17	17	18	1	0	0	114
Female	0	0	0	0	0	0	0	13	15	22	15	14	22	0	1	0	102
Total	0	0	0	0	0	0	0	35	29	47	32	31	40	1	1	0	216

Enrolment By Grade and Gender

Gender	Grade															Total
	K	1	2	3	4	5	6	7	8	9	10	11	12	4th		
Male	0	0	0	0	0	0	0	22	14	25	17	17	18	1	114	
Female	0	0	0	0	0	0	0	13	15	22	15	17	20	0	102	
Total	0	0	0	0	0	0	0	35	29	47	32	34	38	1	216	

Enrolment By Grade
For 402 - Leo Burke Academy, Bishop's Falls



* Data from the 2012-2013 AGR(Enrolment/Age as of the last day in Sept./Dec.)

** Newfoundland Statistics Classification System

*** May include itinerant teachers

District 3 - Central

#403 - Lakeside Academy, Buchans

Classification: Rural
Offers Distance Education: Yes

Grades: K-12 Number of Grades: 13

[School FTE PTR : 7.3](#)
[District FTE PTR : 11.3](#)
[Provincial FTE PTR : 12.1](#)

[FTE Teachers](#) *** : 11.8

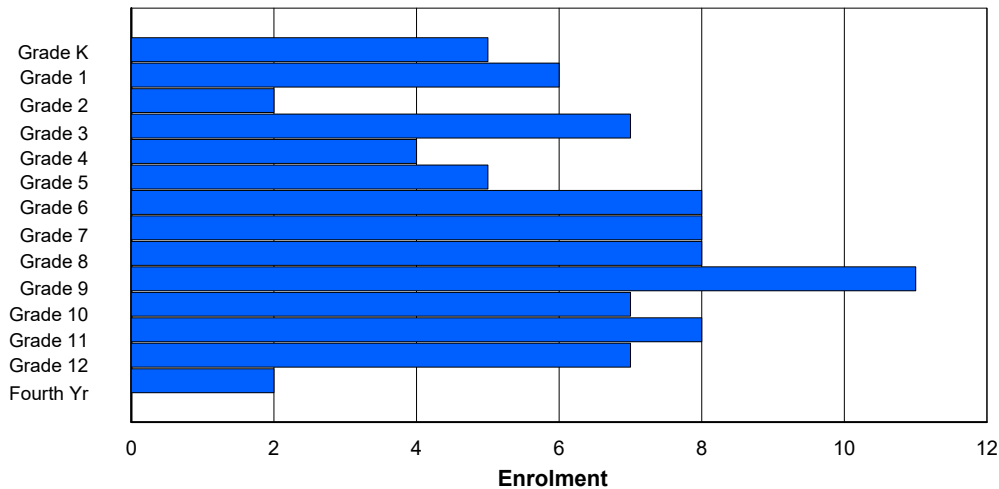
Enrolment By Age and Gender

Gender	Age																Total
	5	6	7	8	9	10	11	12	13	14	15	16	17	18	19	20>	
Male	1	4	3	3	3	3	3	4	4	3	5	3	3	1	0	0	43
Female	4	2	0	3	1	2	5	3	5	6	4	5	4	0	1	0	45
Total	5	6	3	6	4	5	8	7	9	9	9	8	7	1	1	0	88

Enrolment By Grade and Gender

Gender	Grade														Total
	K	1	2	3	4	5	6	7	8	9	10	11	12	4th	
Male	1	4	2	4	3	3	3	5	3	4	4	3	3	1	43
Female	4	2	0	3	1	2	5	3	5	7	3	5	4	1	45
Total	5	6	2	7	4	5	8	8	8	11	7	8	7	2	88

Enrolment By Grade
For 403 - Lakeside Academy, Buchans



* Data from the 2012-2013 AGR(Enrolment/Age as of the last day in Sept./Dec.)

** Newfoundland Statistics Classification System

*** May include itinerant teachers

District 3 - Central

#405 - Cottrell's Cove Academy, Cottrell's Cove

Grades: K-1,3-5,7-9,11-12 Number of Grades: 10

[FTE Teachers](#) *** : 5.0

Classification: Rural
Offers Distance Education: Yes

[School FTE PTR : 4.9](#)
[District FTE PTR : 11.3](#)
[Provincial FTE PTR : 12.1](#)

Enrolment By Age and Gender

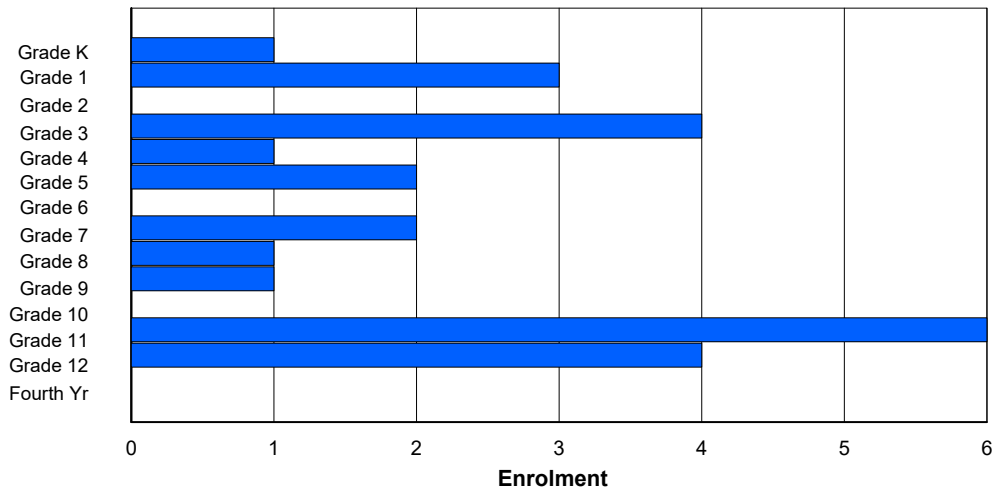
Gender	Age																Total
	5	6	7	8	9	10	11	12	13	14	15	16	17	18	19	20>	
Male	1	3	0	4	0	1	0	1	0	0	0	2	0	0	0	0	12
Female	0	0	0	0	1	1	0	1	1	1	0	4	4	0	0	0	13
Total	1	3	0	4	1	2	0	2	1	1	0	6	4	0	0	0	25

Enrolment By Grade and Gender

Gender	Grade														Total
	K	1	2	3	4	5	6	7	8	9	10	11	12	4th	
Male	1	3	0	4	0	1	0	1	0	0	0	2	0	0	12
Female	0	0	0	0	1	1	0	1	1	1	0	4	4	0	13
Total	1	3	0	4	1	2	0	2	1	1	0	6	4	0	25

Enrolment By Grade

For 405 - Cottrell's Cove Academy, Cottrell's Cove



* Data from the 2012-2013 AGR(Enrolment/Age as of the last day in Sept./Dec.)

** Newfoundland Statistics Classification System

*** May include itinerant teachers

District 3 - Central

#406 - Fitzgerald Academy, English Harbour West

Grades: K-12 Number of Grades: 13

[FTE Teachers](#) *** : 18.0

Classification: Rural
Offers Distance Education: Yes

[School FTE PTR : 9.2](#)
[District FTE PTR : 11.3](#)
[Provincial FTE PTR : 12.1](#)

Enrolment By Age and Gender

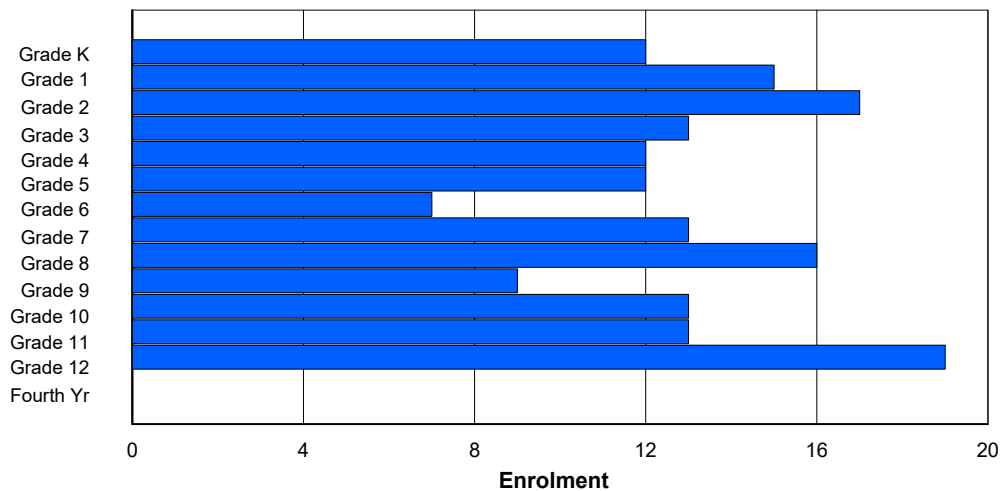
Gender	Age																Total
	5	6	7	8	9	10	11	12	13	14	15	16	17	18	19	20>	
Male	4	11	9	5	8	4	4	10	10	5	7	5	11	2	0	0	95
Female	8	4	9	8	3	8	3	3	5	4	5	6	10	0	0	0	76
Total	12	15	18	13	11	12	7	13	15	9	12	11	21	2	0	0	171

Enrolment By Grade and Gender

Gender	Grade														Total
	K	1	2	3	4	5	6	7	8	9	10	11	12	4th	
Male	4	11	8	5	9	4	4	10	11	5	7	8	9	0	95
Female	8	4	9	8	3	8	3	3	5	4	6	5	10	0	76
Total	12	15	17	13	12	12	7	13	16	9	13	13	19	0	171

Enrolment By Grade

For 406 - Fitzgerald Academy, English Harbour West



* Data from the 2012-2013 AGR(Enrolment/Age as of the last day in Sept./Dec.)

** Newfoundland Statistics Classification System

*** May include itinerant teachers

District 3 - Central

#407 - Bay d'Espoir Academy, Milltown

Classification: Rural
Offers Distance Education: No

Grades: K-12

Number of Grades: 13

[School FTE PTR : 10.8](#)

[District FTE PTR : 11.3](#)

[Provincial FTE PTR : 12.1](#)

[FTE Teachers](#) *** : 24.0

Enrolment By Age and Gender

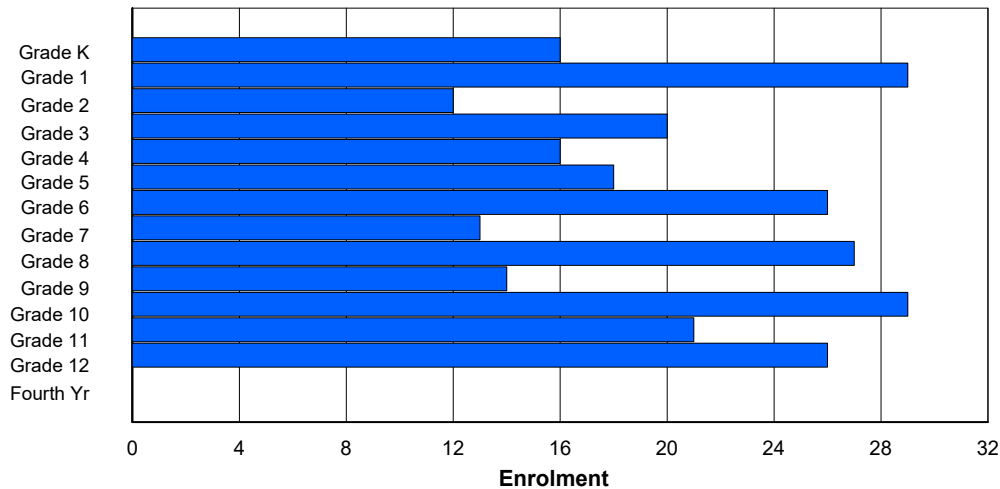
Gender	Age																Total
	5	6	7	8	9	10	11	12	13	14	15	16	17	18	19	20>	
Male	9	13	6	12	6	8	15	7	12	6	13	10	15	0	0	0	132
Female	7	15	7	8	10	10	11	6	15	8	16	10	11	1	0	0	135
Total	16	28	13	20	16	18	26	13	27	14	29	20	26	1	0	0	267

Enrolment By Grade and Gender

Gender	Grade														Total
	K	1	2	3	4	5	6	7	8	9	10	11	12	4th	
Male	9	14	5	12	6	8	15	7	12	6	13	11	14	0	132
Female	7	15	7	8	10	10	11	6	15	8	16	10	12	0	135
Total	16	29	12	20	16	18	26	13	27	14	29	21	26	0	267

Enrolment By Grade

For 407 - Bay d'Espoir Academy, Milltown



* Data from the 2012-2013 AGR(Enrolment/Age as of the last day in Sept./Dec.)

** Newfoundland Statistics Classification System

*** May include itinerant teachers

District 3 - Central

#409 - Indian River Academy, Springdale

Grades: K-6

Number of Grades: 7

Classification: Rural

Offers Distance Education: No

[FTE Teachers](#) *** : 22.5

[School FTE PTR : 10.7](#)

[District FTE PTR : 11.3](#)

[Provincial FTE PTR : 12.1](#)

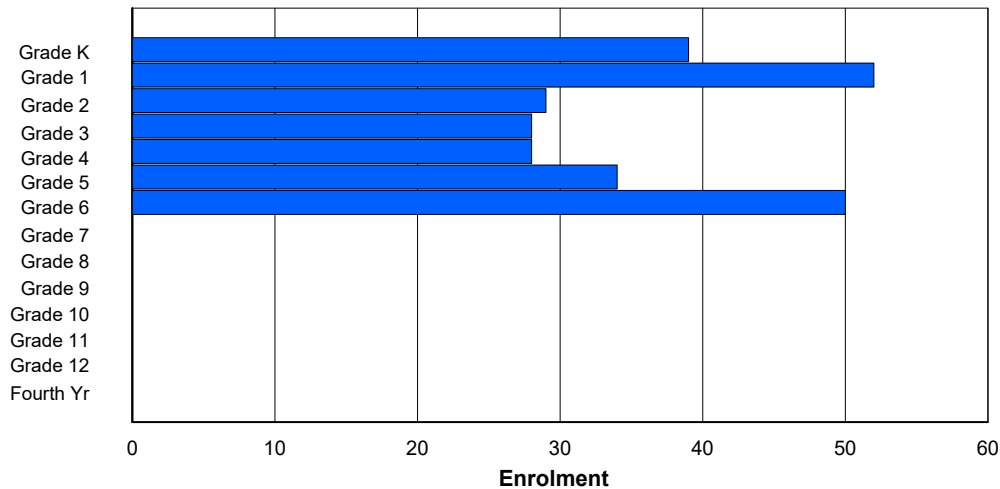
Enrolment By Age and Gender

Gender	Age																Total
	5	6	7	8	9	10	11	12	13	14	15	16	17	18	19	20>	
Male	17	26	18	17	12	13	22	0	0	0	0	0	0	0	0	0	125
Female	21	27	10	11	17	21	28	0	0	0	0	0	0	0	0	0	135
Total	38	53	28	28	29	34	50	0	0	0	0	0	0	0	0	0	260

Enrolment By Grade and Gender

Gender	Grade														Total
	K	1	2	3	4	5	6	7	8	9	10	11	12	4th	
Male	18	25	19	17	11	13	22	0	0	0	0	0	0	0	125
Female	21	27	10	11	17	21	28	0	0	0	0	0	0	0	135
Total	39	52	29	28	28	34	50	0	0	0	0	0	0	0	260

Enrolment By Grade
For 409 - Indian River Academy, Springdale



* Data from the 2012-2013 AGR(Enrolment/Age as of the last day in Sept./Dec.)

** Newfoundland Statistics Classification System

*** May include itinerant teachers

District 3 - Central

#413 - Holy Cross School Complex, Eastport

Grades: K-12

Number of Grades: 13

Classification: Rural
Offers Distance Education: Yes

[FTE Teachers](#) *** : 10.0

[School FTE PTR : 8.8](#)
[District FTE PTR : 11.3](#)
[Provincial FTE PTR : 12.1](#)

Enrolment By Age and Gender

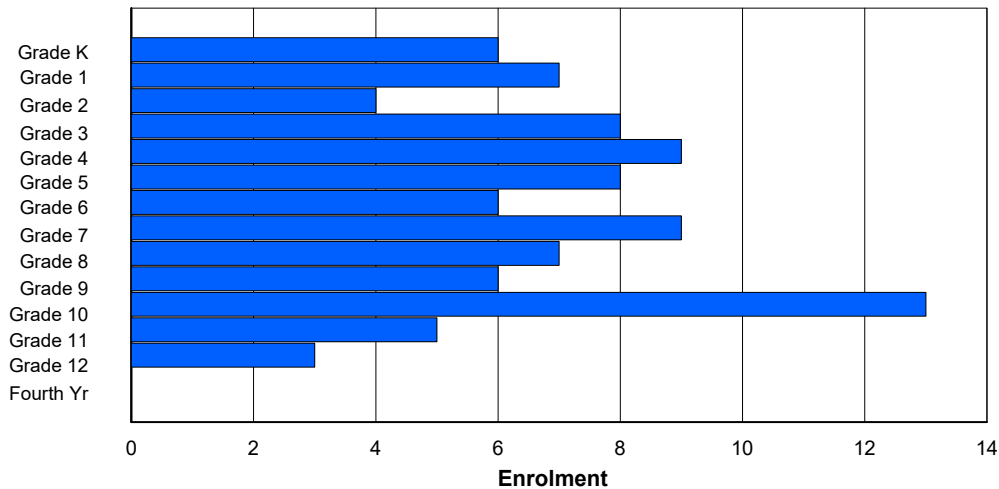
Gender	Age																Total
	5	6	7	8	9	10	11	12	13	14	15	16	17	18	19	20>	
Male	3	4	3	4	3	4	4	3	4	3	6	2	2	0	0	0	45
Female	3	3	1	4	6	4	3	5	3	3	5	5	0	1	0	0	46
Total	6	7	4	8	9	8	7	8	7	6	11	7	2	1	0	0	91

Enrolment By Grade and Gender

Gender	Grade														Total
	K	1	2	3	4	5	6	7	8	9	10	11	12	4th	
Male	3	4	3	4	3	4	4	4	3	3	6	2	2	0	45
Female	3	3	1	4	6	4	2	5	4	3	7	3	1	0	46
Total	6	7	4	8	9	8	6	9	7	6	13	5	3	0	91

Enrolment By Grade

For 413 - Holy Cross School Complex, Eastport



* Data from the 2012-2013 AGR(Enrolment/Age as of the last day in Sept./Dec.)

** Newfoundland Statistics Classification System

*** May include itinerant teachers

District 3 - Central

#414 - Fogo Island Central Academy, Fogo Island

Grades: K-12

Number of Grades: 13

Classification: Rural
Offers Distance Education: Yes

[School FTE PTR : 12.3](#)

[District FTE PTR : 11.3](#)

[Provincial FTE PTR : 12.1](#)

[FTE Teachers](#) *** : 21.8

Enrolment By Age and Gender

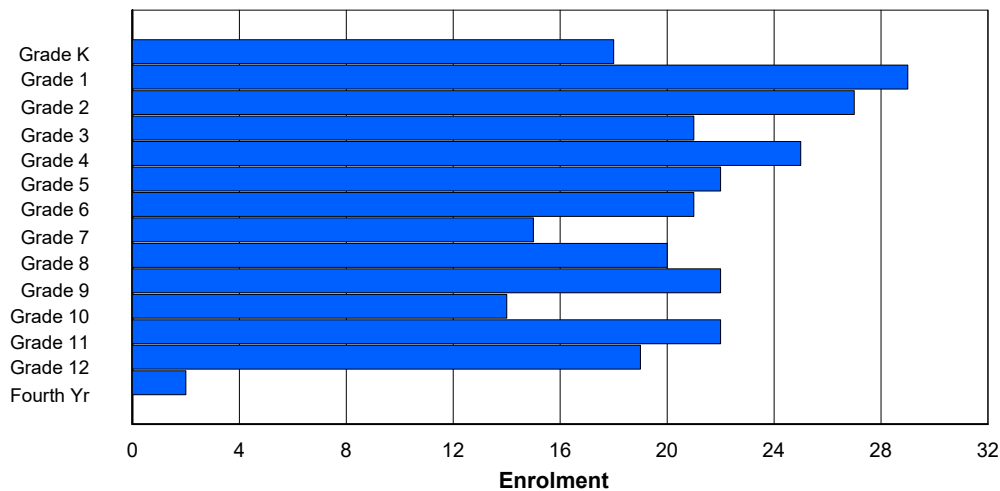
Gender	Age																Total
	5	6	7	8	9	10	11	12	13	14	15	16	17	18	19	20>	
Male	12	20	13	14	14	11	13	9	11	11	7	10	9	1	0	0	155
Female	6	9	14	7	11	11	9	5	8	11	8	11	11	1	0	0	122
Total	18	29	27	21	25	22	22	14	19	22	15	21	20	2	0	0	277

Enrolment By Grade and Gender

Gender	Grade														Total
	K	1	2	3	4	5	6	7	8	9	10	11	12	4th	
Male	12	20	13	14	14	11	13	9	11	11	7	11	8	1	155
Female	6	9	14	7	11	11	8	6	9	11	7	11	11	1	122
Total	18	29	27	21	25	22	21	15	20	22	14	22	19	2	277

Enrolment By Grade

For 414 - Fogo Island Central Academy, Fogo Island



* Data from the 2012-2013 AGR(Enrolment/Age as of the last day in Sept./Dec.)

** Newfoundland Statistics Classification System

*** May include itinerant teachers

District 3 - Central

#416 - Smallwood Academy, Gambo

Classification: Rural
Offers Distance Education: Yes

Grades: K-12

Number of Grades: 13

[School FTE PTR : 10.6](#)

[District FTE PTR : 11.3](#)

[Provincial FTE PTR : 12.1](#)

[FTE Teachers](#) *** : 22.5

Enrolment By Age and Gender

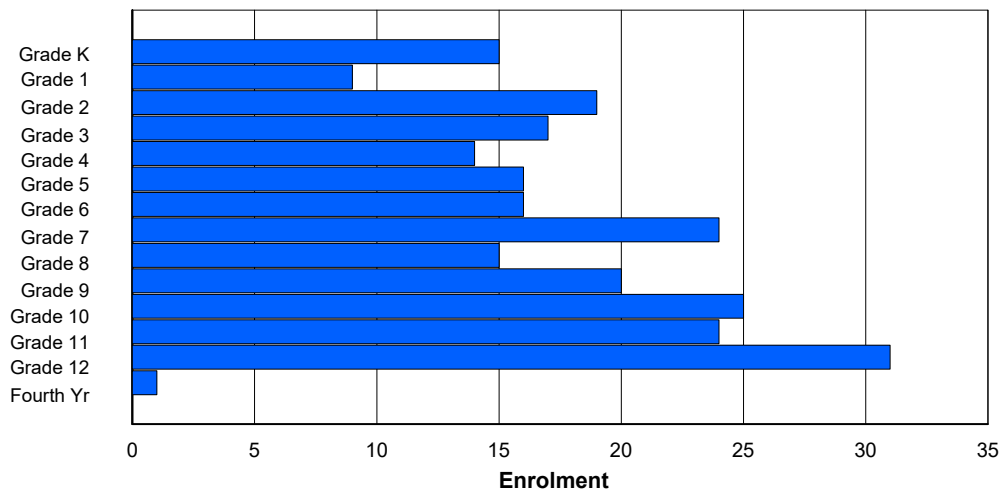
Gender	Age																Total
	5	6	7	8	9	10	11	12	13	14	15	16	17	18	19	20>	
Male	7	5	9	13	9	11	10	8	8	7	13	10	11	1	2	0	124
Female	8	4	9	5	4	5	7	15	7	14	12	13	19	0	0	0	122
Total	15	9	18	18	13	16	17	23	15	21	25	23	30	1	2	0	246

Enrolment By Grade and Gender

Gender	Grade														Total
	K	1	2	3	4	5	6	7	8	9	10	11	12	4th	
Male	7	5	10	12	10	11	9	8	8	7	13	11	12	1	124
Female	8	4	9	5	4	5	7	16	7	13	12	13	19	0	122
Total	15	9	19	17	14	16	16	24	15	20	25	24	31	1	246

Enrolment By Grade

For 416 - Smallwood Academy, Gambo



* Data from the 2012-2013 AGR(Enrolment/Age as of the last day in Sept./Dec.)

** Newfoundland Statistics Classification System

*** May include itinerant teachers

District 3 - Central

#417 - Gander Academy, Gander

Classification: Urban
Offers Distance Education: No

Grades: K-6

Number of Grades: 7

[School FTE PTR : 13.9](#)

[District FTE PTR : 11.3](#)

[Provincial FTE PTR : 12.1](#)

[FTE Teachers](#) *** : 62.3

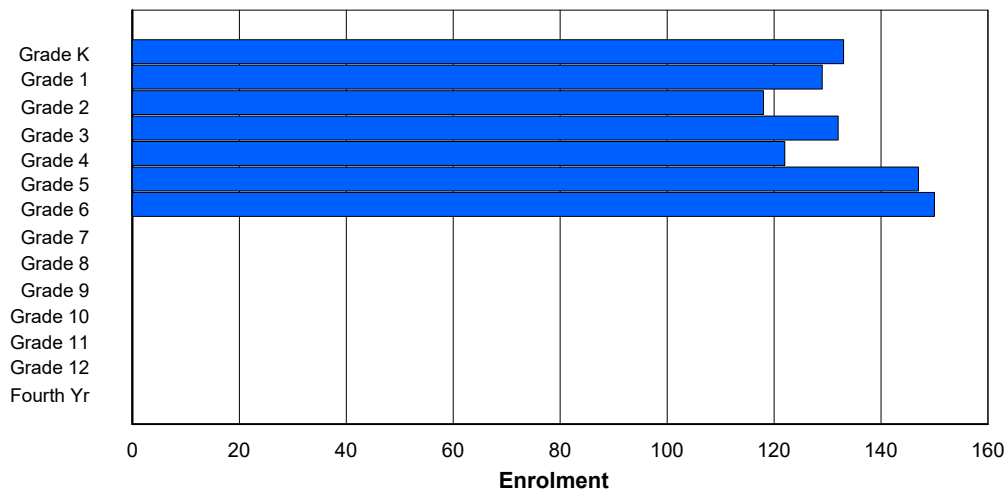
Enrolment By Age and Gender

Gender	Age																Total
	5	6	7	8	9	10	11	12	13	14	15	16	17	18	19	20>	
Male	65	62	62	70	75	83	72	3	0	0	0	0	0	0	0	0	492
Female	68	66	54	64	48	62	77	0	0	0	0	0	0	0	0	0	439
Total	133	128	116	134	123	145	149	3	0	0	0	0	0	0	0	0	931

Enrolment By Grade and Gender

Gender	Grade														Total
	K	1	2	3	4	5	6	7	8	9	10	11	12	4th	
Male	64	64	64	67	75	84	74	0	0	0	0	0	0	0	492
Female	69	65	54	65	47	63	76	0	0	0	0	0	0	0	439
Total	133	129	118	132	122	147	150	0	0	0	0	0	0	0	931

Enrolment By Grade
For 417 - Gander Academy, Gander



* Data from the 2012-2013 AGR(Enrolment/Age as of the last day in Sept./Dec.)

** Newfoundland Statistics Classification System

*** May include itinerant teachers

District 3 - Central

#418 - Gander Collegiate, Gander

Classification: Urban
Offers Distance Education: Yes

Grades: 10-12 Number of Grades: 3

[School FTE PTR : 15.5](#)
[District FTE PTR : 11.3](#)
[Provincial FTE PTR : 12.1](#)

[FTE Teachers](#) *** : 26.5

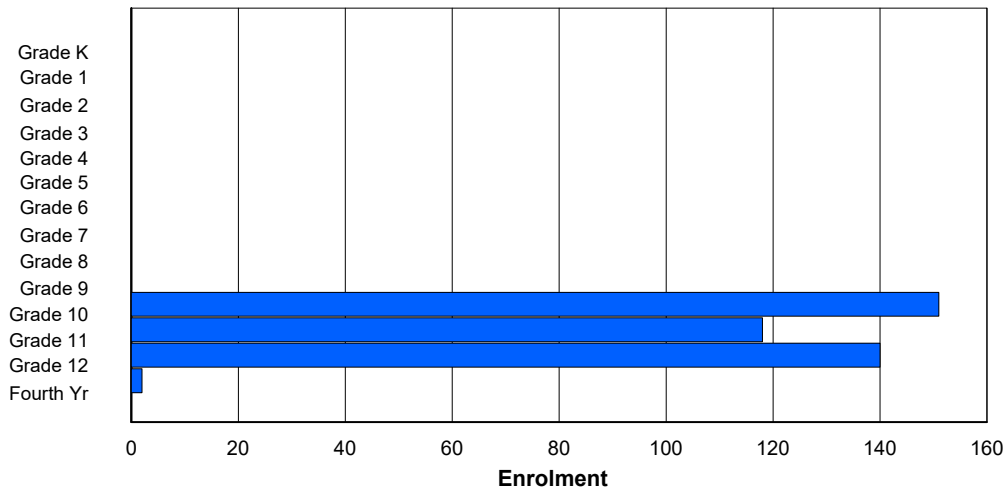
Enrolment By Age and Gender

Gender	Age																Total
	5	6	7	8	9	10	11	12	13	14	15	16	17	18	19	20>	
Male	0	0	0	0	0	0	0	0	1	0	75	50	70	4	0	0	200
Female	0	0	0	0	0	0	0	0	0	1	66	65	71	6	1	1	211
Total	0	0	0	0	0	0	0	0	1	1	141	115	141	10	1	1	411

Enrolment By Grade and Gender

Gender	Grade														Total
	K	1	2	3	4	5	6	7	8	9	10	11	12	4th	
Male	0	0	0	0	0	0	0	0	0	0	80	51	68	1	200
Female	0	0	0	0	0	0	0	0	0	0	71	67	72	1	211
Total	0	0	0	0	0	0	0	0	0	0	151	118	140	2	411

Enrolment By Grade
For 418 - Gander Collegiate, Gander



* Data from the 2012-2013 AGR(Enrolment/Age as of the last day in Sept./Dec.)

** Newfoundland Statistics Classification System

*** May include itinerant teachers

District 3 - Central

#420 - St. Paul's Intermediate School, Gander

Classification: Urban
Offers Distance Education: No

Grades: 7-9

Number of Grades: 3

[School FTE PTR : 13.8](#)

[District FTE PTR : 11.3](#)

[FTE Teachers](#) *** : 28.8

[Provincial FTE PTR : 12.1](#)

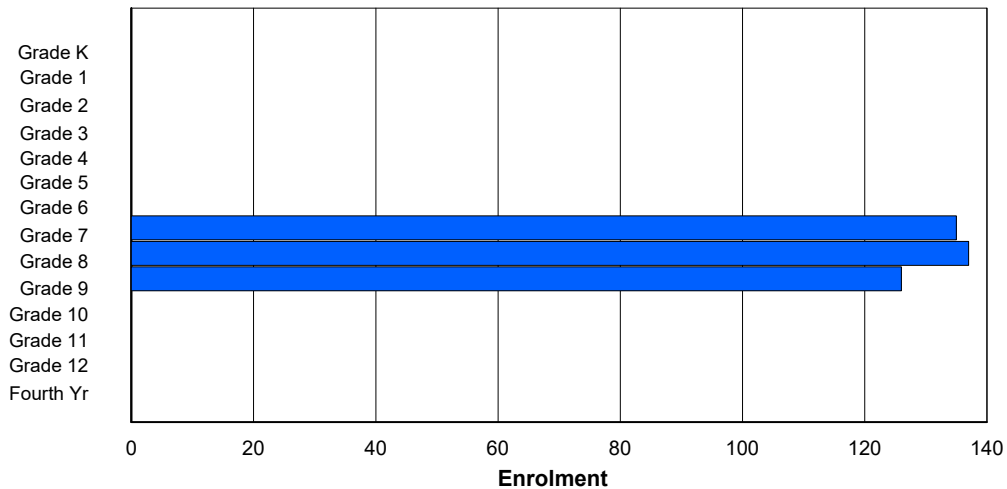
Enrolment By Age and Gender

Gender	Age																Total
	5	6	7	8	9	10	11	12	13	14	15	16	17	18	19	20>	
Male	0	0	0	0	0	0	0	85	73	55	3	0	0	0	0	0	216
Female	0	0	0	0	0	0	0	47	66	68	1	0	0	0	0	0	182
Total	0	0	0	0	0	0	0	132	139	123	4	0	0	0	0	0	398

Enrolment By Grade and Gender

Gender	Grade														Total
	K	1	2	3	4	5	6	7	8	9	10	11	12	4th	
Male	0	0	0	0	0	0	0	87	72	57	0	0	0	0	216
Female	0	0	0	0	0	0	0	48	65	69	0	0	0	0	182
Total	0	0	0	0	0	0	0	135	137	126	0	0	0	0	398

Enrolment By Grade
For 420 - St. Paul's Intermediate School, Gander



* Data from the 2012-2013 AGR(Enrolment/Age as of the last day in Sept./Dec.)

** Newfoundland Statistics Classification System

*** May include itinerant teachers

District 3 - Central

#421 - Lakewood Academy, Glenwood

Classification: Urban
Offers Distance Education: Yes

Grades: K-12 Number of Grades: 13

[School FTE PTR : 10.8](#)
[District FTE PTR : 11.3](#)
[Provincial FTE PTR : 12.1](#)

[FTE Teachers](#) *** : 18.0

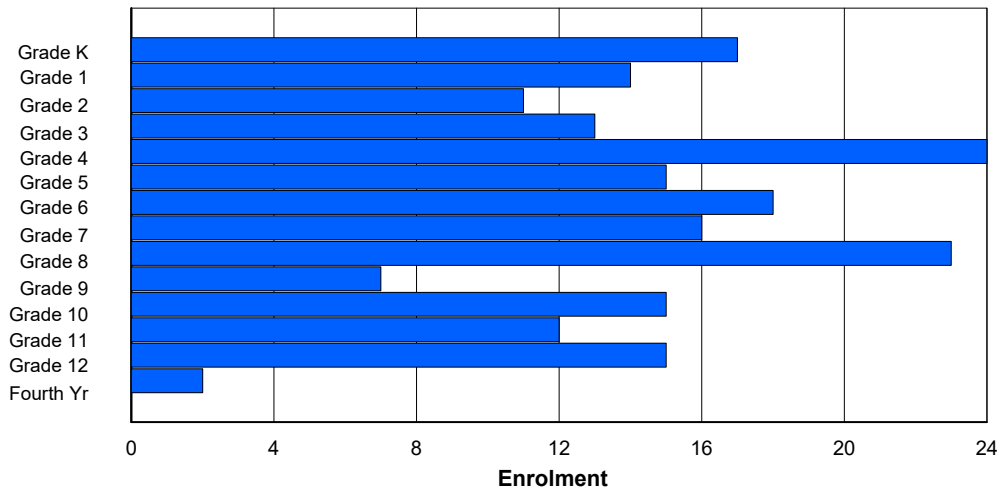
Enrolment By Age and Gender

Gender	Age																Total
	5	6	7	8	9	10	11	12	13	14	15	16	17	18	19	20>	
Male	7	7	5	7	12	7	11	5	11	4	7	3	6	1	1	0	94
Female	9	6	7	6	13	8	7	11	9	6	8	9	9	0	0	0	108
Total	16	13	12	13	25	15	18	16	20	10	15	12	15	1	1	0	202

Enrolment By Grade and Gender

Gender	Grade															Total
	K	1	2	3	4	5	6	7	8	9	10	11	12	4th		
Male	8	8	4	7	11	7	11	5	12	3	7	3	6	2	94	
Female	9	6	7	6	13	8	7	11	11	4	8	9	9	0	108	
Total	17	14	11	13	24	15	18	16	23	7	15	12	15	2	202	

Enrolment By Grade
For 421 - Lakewood Academy, Glenwood



* Data from the 2012-2013 AGR(Enrolment/Age as of the last day in Sept./Dec.)

** Newfoundland Statistics Classification System

*** May include itinerant teachers

District 3 - Central

#422 - Glovertown Academy, Glovertown

Classification: Rural
Offers Distance Education: Yes

Grades: K-12 Number of Grades: 13

[School FTE PTR : 11.9](#)
[District FTE PTR : 11.3](#)
[Provincial FTE PTR : 12.1](#)

[FTE Teachers](#) *** : 28.0

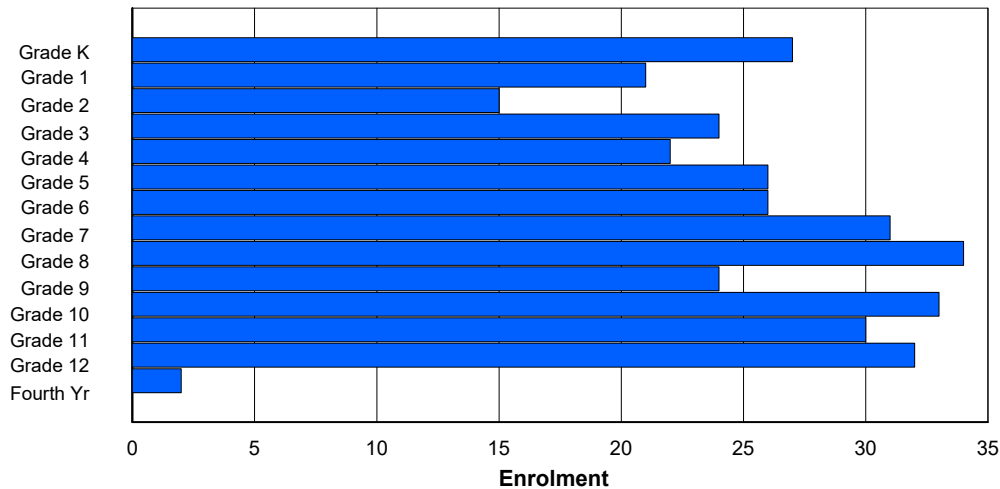
Enrolment By Age and Gender

Gender	Age																Total
	5	6	7	8	9	10	11	12	13	14	15	16	17	18	19	20>	
Male	12	11	13	13	13	10	14	15	21	9	12	11	19	2	0	0	175
Female	15	10	2	11	8	16	13	16	12	14	20	18	14	1	2	0	172
Total	27	21	15	24	21	26	27	31	33	23	32	29	33	3	2	0	347

Enrolment By Grade and Gender

Gender	Grade														Total
	K	1	2	3	4	5	6	7	8	9	10	11	12	4th	
Male	12	11	13	13	13	11	13	15	22	10	11	14	17	0	175
Female	15	10	2	11	9	15	13	16	12	14	22	16	15	2	172
Total	27	21	15	24	22	26	26	31	34	24	33	30	32	2	347

Enrolment By Grade
For 422 - Glovertown Academy, Glovertown



* Data from the 2012-2013 AGR(Enrolment/Age as of the last day in Sept./Dec.)

** Newfoundland Statistics Classification System

*** May include itinerant teachers

District 3 - Central

#426 - Hillview Academy, Norris Arm

Classification: Rural
Offers Distance Education: No

Grades: K-9

Number of Grades: 10

[School FTE PTR : 7.4](#)

[District FTE PTR : 11.3](#)

[Provincial FTE PTR : 12.1](#)

[FTE Teachers](#) *** : 12.0

Enrolment By Age and Gender

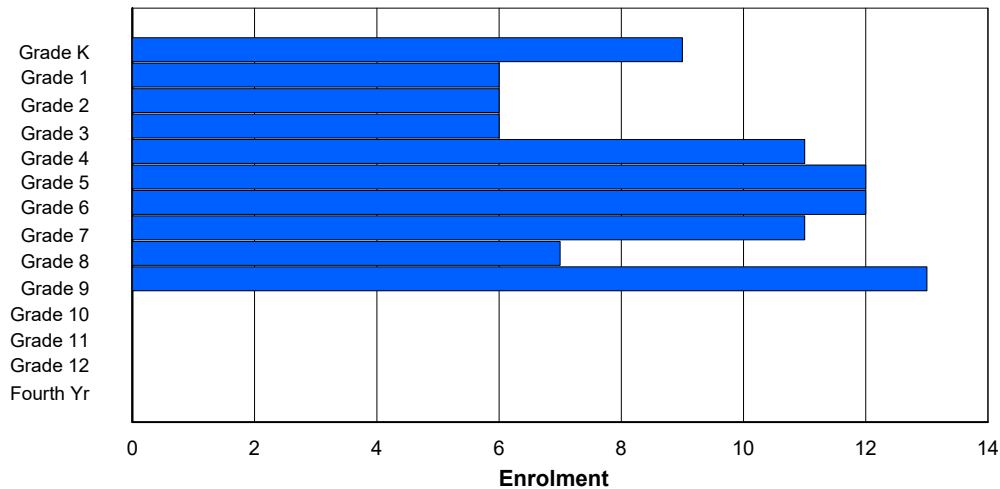
Gender	Age																Total
	5	6	7	8	9	10	11	12	13	14	15	16	17	18	19	20>	
Male	3	4	5	4	5	6	6	6	5	5	0	0	0	0	0	0	49
Female	6	2	1	2	6	6	4	7	2	8	0	0	0	0	0	0	44
Total	9	6	6	6	11	12	10	13	7	13	0	0	0	0	0	0	93

Enrolment By Grade and Gender

Gender	Grade														Total
	K	1	2	3	4	5	6	7	8	9	10	11	12	4th	
Male	3	4	5	4	5	6	8	4	5	5	0	0	0	0	49
Female	6	2	1	2	6	6	4	7	2	8	0	0	0	0	44
Total	9	6	6	6	11	12	12	11	7	13	0	0	0	0	93

Enrolment By Grade

For 426 - Hillview Academy, Norris Arm



* Data from the 2012-2013 AGR(Enrolment/Age as of the last day in Sept./Dec.)

** Newfoundland Statistics Classification System

*** May include itinerant teachers

District 3 - Central

#478 - New World Island Academy, Summerford

Grades: K-12

Number of Grades: 13

Classification: Rural
Offers Distance Education: Yes

[FTE Teachers](#) *** : 30.8

[School FTE PTR : 11.4](#)
[District FTE PTR : 11.3](#)
[Provincial FTE PTR : 12.1](#)

Enrolment By Age and Gender

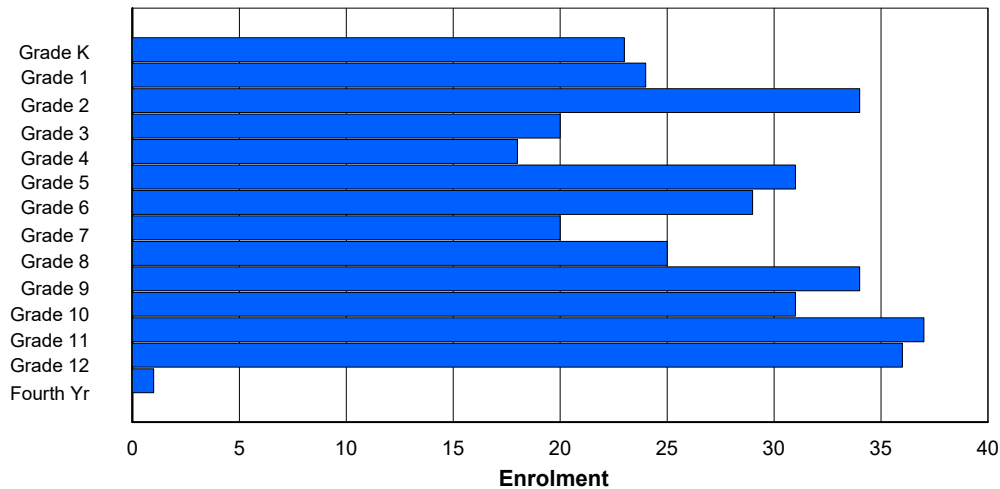
Gender	Age																Total
	5	6	7	8	9	10	11	12	13	14	15	16	17	18	19	20>	
Male	10	10	18	10	7	14	13	10	14	21	16	19	18	2	0	0	182
Female	13	14	16	10	11	16	17	10	11	13	14	17	16	2	1	0	181
Total	23	24	34	20	18	30	30	20	25	34	30	36	34	4	1	0	363

Enrolment By Grade and Gender

Gender	Grade														Total
	K	1	2	3	4	5	6	7	8	9	10	11	12	4th	
Male	10	10	18	10	7	14	13	10	14	21	16	20	19	0	182
Female	13	14	16	10	11	17	16	10	11	13	15	17	17	1	181
Total	23	24	34	20	18	31	29	20	25	34	31	37	36	1	363

Enrolment By Grade

For 478 - New World Island Academy, Summerford



* Data from the 2012-2013 AGR(Enrolment/Age as of the last day in Sept./Dec.)

** Newfoundland Statistics Classification System

*** May include itinerant teachers

District 3 - Central

#480 - Exploits Valley High, Grand Falls-Windsor

Grades: 10-12 Number of Grades: 3

[FTE Teachers](#) *** : 32.5

Classification: Urban
Offers Distance Education: Yes

[School FTE PTR : 14.3](#)

[District FTE PTR : 11.3](#)

[Provincial FTE PTR : 12.1](#)

Enrolment By Age and Gender

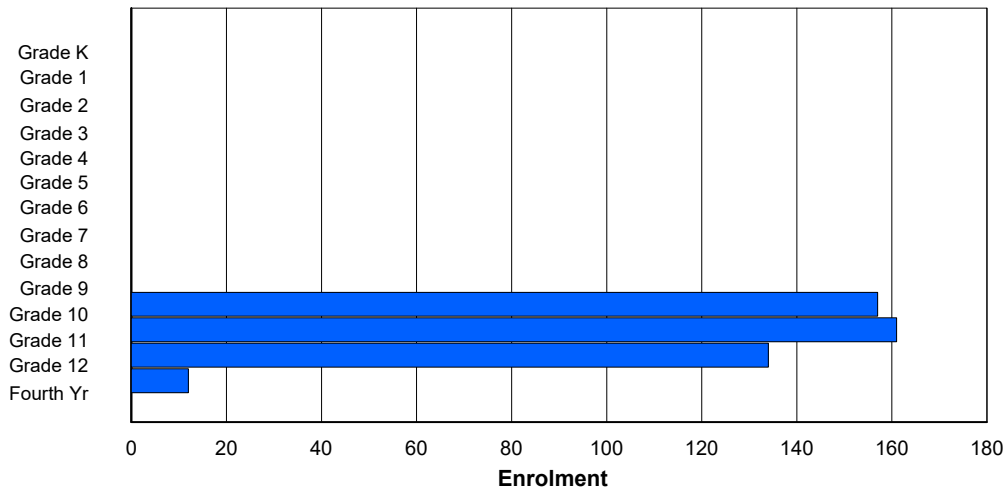
Gender	Age																Total
	5	6	7	8	9	10	11	12	13	14	15	16	17	18	19	20>	
Male	0	0	0	0	0	0	0	0	0	0	85	78	66	9	5	0	243
Female	0	0	0	0	0	0	0	0	0	0	69	76	68	8	0	0	221
Total	0	0	0	0	0	0	0	0	0	0	154	154	134	17	5	0	464

Enrolment By Grade and Gender

Gender	Grade															Total
	K	1	2	3	4	5	6	7	8	9	10	11	12	4th		
Male	0	0	0	0	0	0	0	0	0	0	87	82	67	7	243	
Female	0	0	0	0	0	0	0	0	0	0	70	79	67	5	221	
Total	0	0	0	0	0	0	0	0	0	0	157	161	134	12	464	

Enrolment By Grade

For 480 - Exploits Valley High, Grand Falls-Windsor



* Data from the 2012-2013 AGR(Enrolment/Age as of the last day in Sept./Dec.)

** Newfoundland Statistics Classification System

*** May include itinerant teachers

District 3 - Central

#481 - Exploits Valley Intermediate, Grand Falls-Windsor

Classification: Urban
Offers Distance Education: No

Grades: 7-9 Number of Grades: 3

[School FTE PTR : 13.2](#)
[District FTE PTR : 11.3](#)
[Provincial FTE PTR : 12.1](#)

[FTE Teachers](#) *** : 35.5

Enrolment By Age and Gender

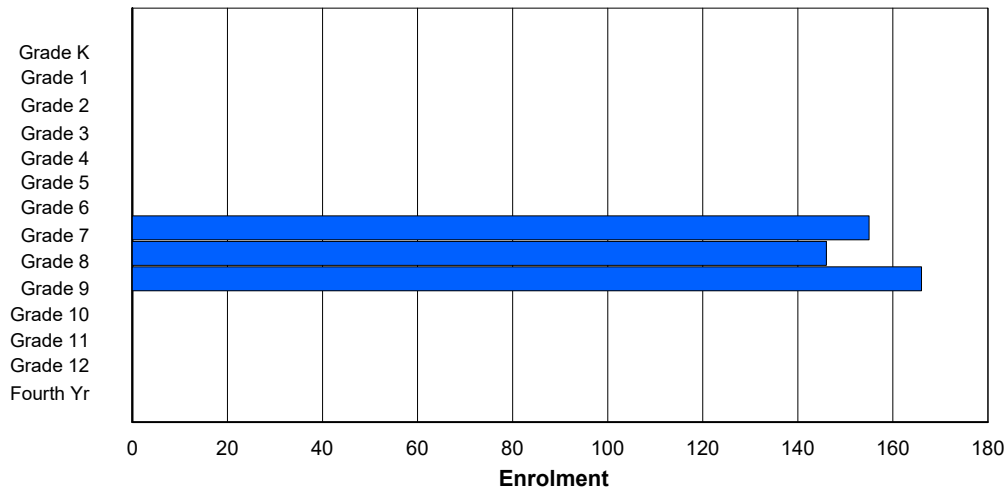
Gender	Age																Total
	5	6	7	8	9	10	11	12	13	14	15	16	17	18	19	20>	
Male	0	0	0	0	0	0	0	82	86	83	4	0	0	0	0	0	255
Female	0	0	0	0	0	0	0	71	62	78	1	0	0	0	0	0	212
Total	0	0	0	0	0	0	0	153	148	161	5	0	0	0	0	0	467

Enrolment By Grade and Gender

Gender	Grade														Total
	K	1	2	3	4	5	6	7	8	9	10	11	12	4th	
Male	0	0	0	0	0	0	0	85	83	87	0	0	0	0	255
Female	0	0	0	0	0	0	0	70	63	79	0	0	0	0	212
Total	0	0	0	0	0	0	0	155	146	166	0	0	0	0	467

Enrolment By Grade

For 481 - Exploits Valley Intermediate, Grand Falls-Windsor



* Data from the 2012-2013 AGR(Enrolment/Age as of the last day in Sept./Dec.)

** Newfoundland Statistics Classification System

*** May include itinerant teachers

District 3 - Central

#486 - Lewisporte Intermediate, Lewisporte

Grades: 7-9

Number of Grades: 3

Classification: Rural

Offers Distance Education: No

[FTE Teachers](#) *** : 11.8

[School FTE PTR : 13.3](#)

[District FTE PTR : 11.3](#)

[Provincial FTE PTR : 12.1](#)

Enrolment By Age and Gender

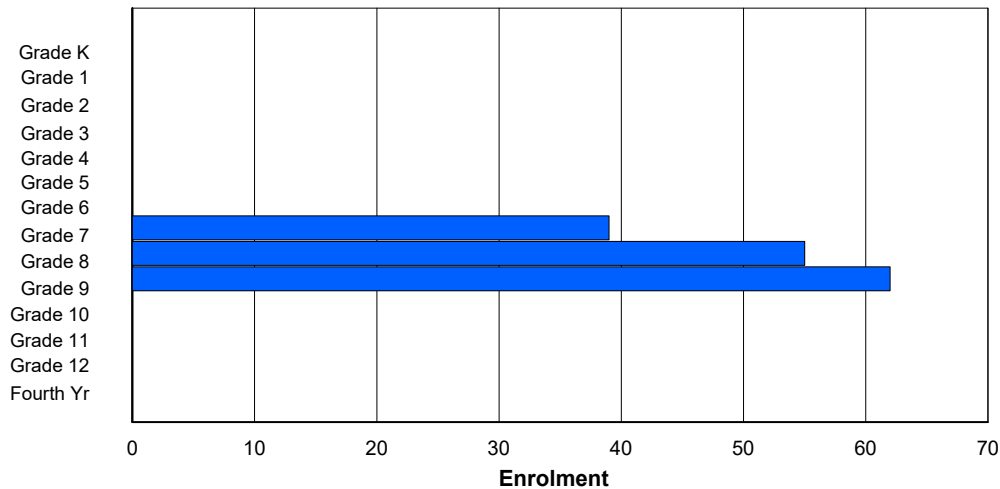
Gender	Age																Total
	5	6	7	8	9	10	11	12	13	14	15	16	17	18	19	20>	
Male	0	0	0	0	0	0	0	23	28	33	0	0	0	0	0	0	84
Female	0	0	0	0	0	0	0	16	26	30	0	0	0	0	0	0	72
Total	0	0	0	0	0	0	0	39	54	63	0	0	0	0	0	0	156

Enrolment By Grade and Gender

Gender	Grade														Total
	K	1	2	3	4	5	6	7	8	9	10	11	12	4th	
Male	0	0	0	0	0	0	0	23	29	32	0	0	0	0	84
Female	0	0	0	0	0	0	0	16	26	30	0	0	0	0	72
Total	0	0	0	0	0	0	0	39	55	62	0	0	0	0	156

Enrolment By Grade

For 486 - Lewisporte Intermediate, Lewisporte



* Data from the 2012-2013 AGR(Enrolment/Age as of the last day in Sept./Dec.)

** Newfoundland Statistics Classification System

*** May include itinerant teachers

District 4 - Eastern

#209 - Pearce Junior High School, Salt Pond

Classification: Rural
Offers Distance Education: No

Grades: 8-9 Number of Grades: 2

[School FTE PTR : 14.0](#)
[District FTE PTR : 13.0](#)
[Provincial FTE PTR : 12.1](#)

[FTE Teachers](#) *** : 16.0

Enrolment By Age and Gender

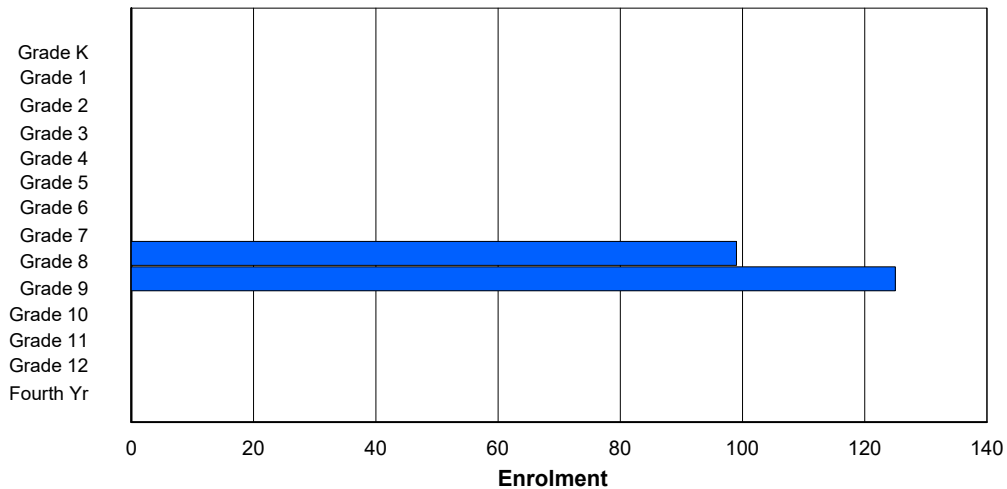
Gender	Age																Total
	5	6	7	8	9	10	11	12	13	14	15	16	17	18	19	20>	
Male	0	0	0	0	0	0	0	0	55	66	1	0	0	0	0	0	122
Female	0	0	0	0	0	0	0	0	43	58	1	0	0	0	0	0	102
Total	0	0	0	0	0	0	0	0	98	124	2	0	0	0	0	0	224

Enrolment By Grade and Gender

Gender	Grade														Total
	K	1	2	3	4	5	6	7	8	9	10	11	12	4th	
Male	0	0	0	0	0	0	0	0	56	66	0	0	0	0	122
Female	0	0	0	0	0	0	0	0	43	59	0	0	0	0	102
Total	0	0	0	0	0	0	0	0	99	125	0	0	0	0	224

Enrolment By Grade

For 209 - Pearce Junior High School, Salt Pond



* Data from the 2012-2013 AGR(Enrolment/Age as of the last day in Sept./Dec.)

** Newfoundland Statistics Classification System

*** May include itinerant teachers

District 4 - Eastern

#213 - Lake Academy, Fortune

Classification: Rural
Offers Distance Education: No

Grades: K-7

Number of Grades: 8

[School FTE PTR : 11.1](#)

[District FTE PTR : 13.0](#)

[FTE Teachers](#) *** : 19.9

[Provincial FTE PTR : 12.1](#)

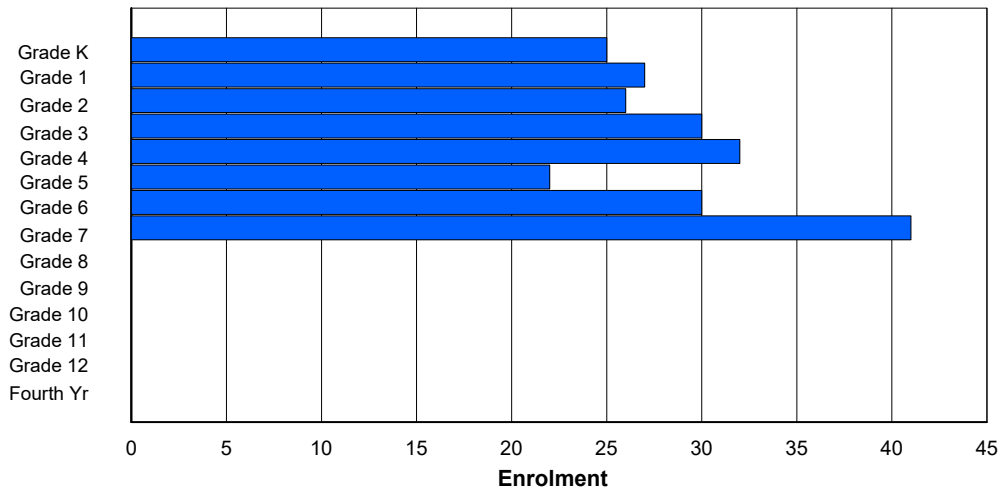
Enrolment By Age and Gender

Gender	Age																Total
	5	6	7	8	9	10	11	12	13	14	15	16	17	18	19	20>	
Male	11	10	14	14	8	10	18	20	0	0	0	0	0	0	0	0	105
Female	14	17	12	16	23	13	12	21	0	0	0	0	0	0	0	0	128
Total	25	27	26	30	31	23	30	41	0	0	0	0	0	0	0	0	233

Enrolment By Grade and Gender

Gender	Grade														Total
	K	1	2	3	4	5	6	7	8	9	10	11	12	4th	
Male	11	10	14	14	9	9	18	20	0	0	0	0	0	0	105
Female	14	17	12	16	23	13	12	21	0	0	0	0	0	0	128
Total	25	27	26	30	32	22	30	41	0	0	0	0	0	0	233

Enrolment By Grade
For 213 - Lake Academy, Fortune



* Data from the 2012-2013 AGR(Enrolment/Age as of the last day in Sept./Dec.)

** Newfoundland Statistics Classification System

*** May include itinerant teachers

District 4 - Eastern

#214 - John Burke High School, Grand Bank

Classification: Rural
Offers Distance Education: Yes

Grades: 8-12

Number of Grades: 5

[School FTE PTR : 14.0](#)

[District FTE PTR : 13.0](#)

[FTE Teachers](#) *** : 15.0

[Provincial FTE PTR : 12.1](#)

Enrolment By Age and Gender

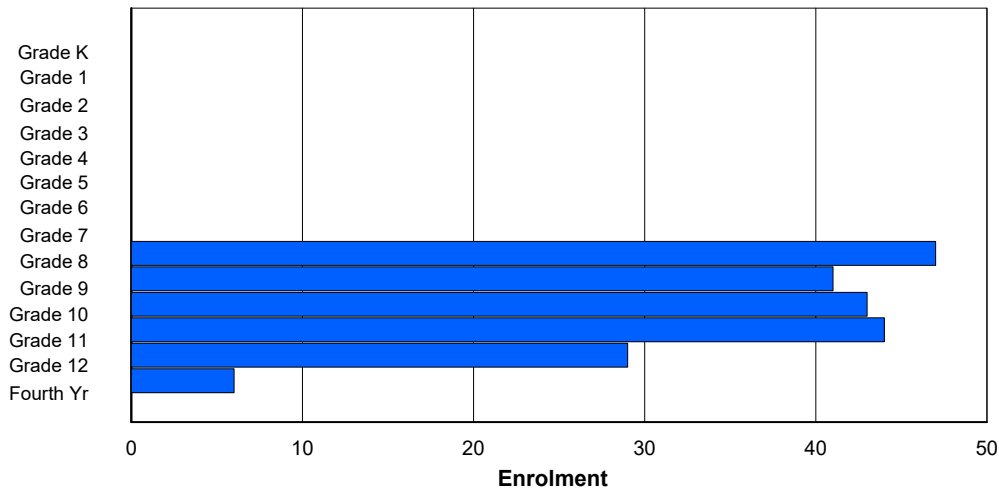
Gender	Age																	Total
	5	6	7	8	9	10	11	12	13	14	15	16	17	18	19	20>		
Male	0	0	0	0	0	0	0	0	30	16	17	25	14	8	1	0	111	
Female	0	0	0	0	0	0	0	0	16	23	19	22	16	3	0	0	99	
Total	0	0	0	0	0	0	0	0	46	39	36	47	30	11	1	0	210	

Enrolment By Grade and Gender

Gender	Grade															Total
	K	1	2	3	4	5	6	7	8	9	10	11	12	4th		
Male	0	0	0	0	0	0	0	0	31	17	20	26	14	3	111	
Female	0	0	0	0	0	0	0	0	16	24	23	18	15	3	99	
Total	0	0	0	0	0	0	0	0	47	41	43	44	29	6	210	

Enrolment By Grade

For 214 - John Burke High School, Grand Bank



* Data from the 2012-2013 AGR(Enrolment/Age as of the last day in Sept./Dec.)

** Newfoundland Statistics Classification System

*** May include itinerant teachers

District 4 - Eastern

#218 - St. Joseph's Academy, Lamaline

Grades: K-12

Number of Grades: 13

Classification: Rural

Offers Distance Education: Yes

[FTE Teachers](#) *** : 12.0

[School FTE PTR : 6.7](#)

[District FTE PTR : 13.0](#)

[Provincial FTE PTR : 12.1](#)

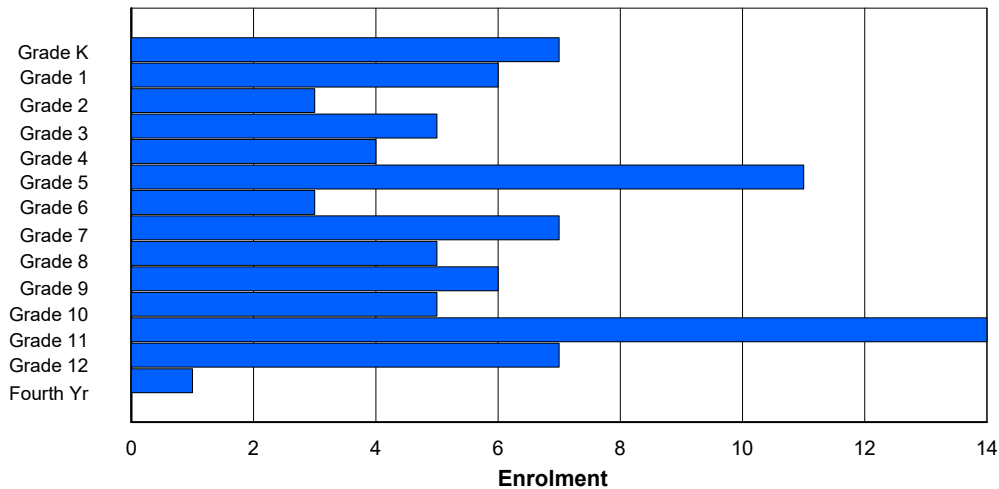
Enrolment By Age and Gender

Gender	Age																Total
	5	6	7	8	9	10	11	12	13	14	15	16	17	18	19	20>	
Male	6	4	1	4	1	5	1	3	1	1	1	11	3	1	0	0	43
Female	1	2	2	1	3	6	2	4	4	3	6	3	4	0	0	0	41
Total	7	6	3	5	4	11	3	7	5	4	7	14	7	1	0	0	84

Enrolment By Grade and Gender

Gender	Grade														Total
	K	1	2	3	4	5	6	7	8	9	10	11	12	4th	
Male	6	4	1	4	1	5	1	3	1	2	0	11	3	1	43
Female	1	2	2	1	3	6	2	4	4	4	5	3	4	0	41
Total	7	6	3	5	4	11	3	7	5	6	5	14	7	1	84

Enrolment By Grade
For 218 - St. Joseph's Academy, Lamaline



* Data from the 2012-2013 AGR(Enrolment/Age as of the last day in Sept./Dec.)

** Newfoundland Statistics Classification System

*** May include itinerant teachers

District 4 - Eastern

#219 - Marystown Central High School, Marystown

Grades: 10-12 Number of Grades: 3

[FTE Teachers](#) *** : 26.0

Classification: Urban
Offers Distance Education: No

[School FTE PTR : 15.0](#)

[District FTE PTR : 13.0](#)

[Provincial FTE PTR : 12.1](#)

Enrolment By Age and Gender

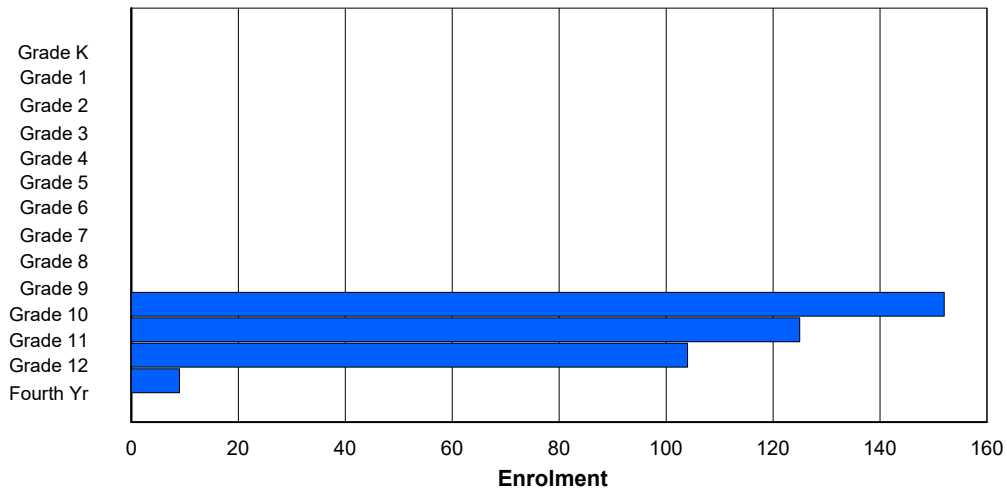
Gender	Age																Total
	5	6	7	8	9	10	11	12	13	14	15	16	17	18	19	20>	
Male	0	0	0	0	0	0	0	0	0	0	59	70	66	7	1	0	203
Female	0	0	0	0	0	0	0	0	0	0	66	58	57	6	0	0	187
Total	0	0	0	0	0	0	0	0	0	0	125	128	123	13	1	0	390

Enrolment By Grade and Gender

Gender	Grade															Total
	K	1	2	3	4	5	6	7	8	9	10	11	12	4th		
Male	0	0	0	0	0	0	0	0	0	0	78	64	57	4	203	
Female	0	0	0	0	0	0	0	0	0	0	74	61	47	5	187	
Total	0	0	0	0	0	0	0	0	0	0	152	125	104	9	390	

Enrolment By Grade

For 219 - Marystown Central High School, Marystown



* Data from the 2012-2013 AGR(Enrolment/Age as of the last day in Sept./Dec.)

** Newfoundland Statistics Classification System

*** May include itinerant teachers

District 4 - Eastern

#220 - Sacred Heart Academy, Marystown

Grades: K-7

Number of Grades: 8

Classification: Urban
Offers Distance Education: No

[School FTE PTR : 13.3](#)

[District FTE PTR : 13.0](#)

[Provincial FTE PTR : 12.1](#)

[FTE Teachers](#) *** : 36.5

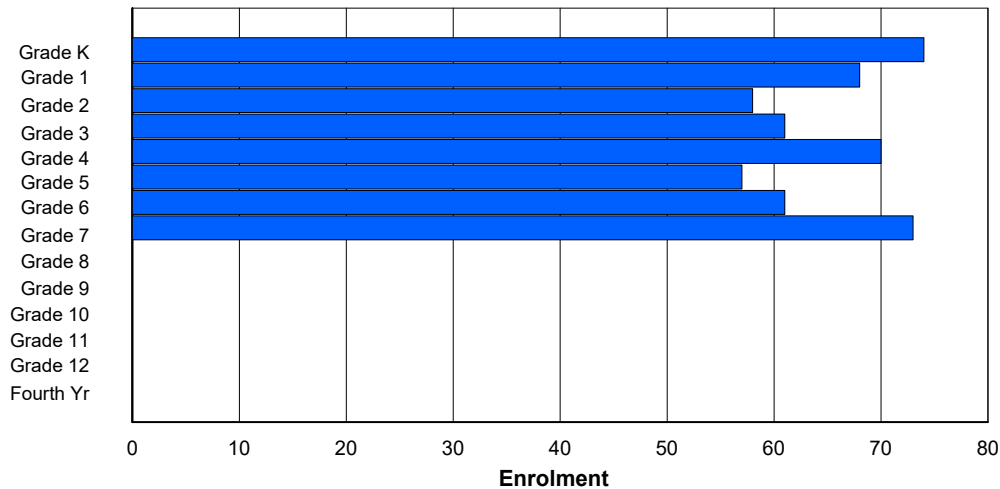
Enrolment By Age and Gender

Gender	Age																Total
	5	6	7	8	9	10	11	12	13	14	15	16	17	18	19	20>	
Male	43	37	31	25	33	30	24	32	4	0	0	0	0	0	0	0	259
Female	31	30	27	37	36	27	38	37	0	0	0	0	0	0	0	0	263
Total	74	67	58	62	69	57	62	69	4	0	0	0	0	0	0	0	522

Enrolment By Grade and Gender

Gender	Grade															Total
	K	1	2	3	4	5	6	7	8	9	10	11	12	4th		
Male	43	37	31	25	34	30	23	36	0	0	0	0	0	0	0	259
Female	31	31	27	36	36	27	38	37	0	0	0	0	0	0	0	263
Total	74	68	58	61	70	57	61	73	0	0	0	0	0	0	0	522

Enrolment By Grade
For 220 - Sacred Heart Academy, Marystown



* Data from the 2012-2013 AGR(Enrolment/Age as of the last day in Sept./Dec.)

** Newfoundland Statistics Classification System

*** May include itinerant teachers

District 4 - Eastern

#223 - Christ the King School, Rushoon

Classification: Rural
Offers Distance Education: Yes

Grades: K-12

Number of Grades: 13

[School FTE PTR : 8.7](#)
[District FTE PTR : 13.0](#)
[Provincial FTE PTR : 12.1](#)

[FTE Teachers](#) *** : 13.0

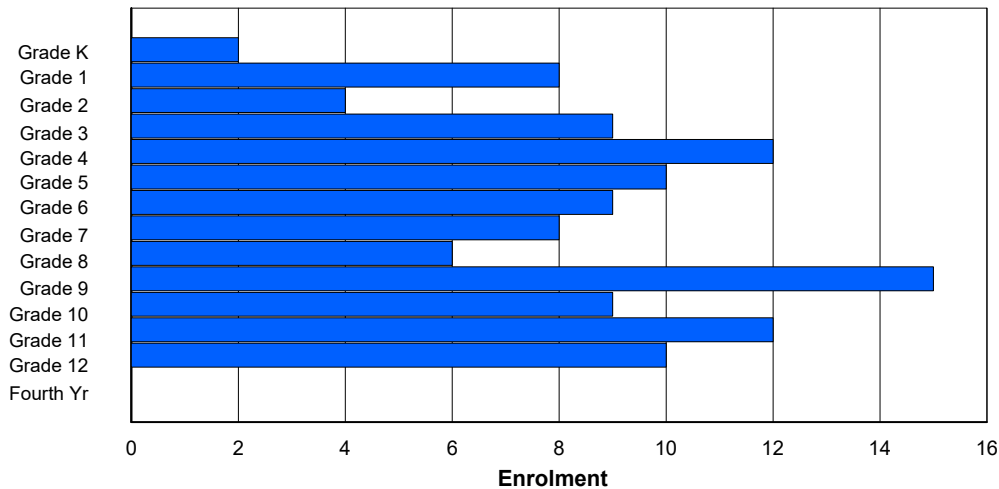
Enrolment By Age and Gender

Gender	Age																Total
	5	6	7	8	9	10	11	12	13	14	15	16	17	18	19	20>	
Male	1	4	1	5	7	7	6	2	3	10	4	7	5	0	0	0	62
Female	1	5	2	4	5	3	3	6	3	5	4	6	5	0	0	0	52
Total	2	9	3	9	12	10	9	8	6	15	8	13	10	0	0	0	114

Enrolment By Grade and Gender

Gender	Grade															Total
	K	1	2	3	4	5	6	7	8	9	10	11	12	4th		
Male	1	3	2	5	7	7	6	2	3	10	4	7	5	0	62	
Female	1	5	2	4	5	3	3	6	3	5	5	5	5	0	52	
Total	2	8	4	9	12	10	9	8	6	15	9	12	10	0	114	

Enrolment By Grade
For 223 - Christ the King School, Rushoon



* Data from the 2012-2013 AGR(Enrolment/Age as of the last day in Sept./Dec.)

** Newfoundland Statistics Classification System

*** May include itinerant teachers

District 4 - Eastern

#224 - Donald C. Jamieson Academy, Burin Bay Arm

Grades: K-7

Number of Grades: 8

Classification: Rural

Offers Distance Education: No

[FTE Teachers](#) *** : 27.0

[School FTE PTR : 13.7](#)

[District FTE PTR : 13.0](#)

[Provincial FTE PTR : 12.1](#)

Enrolment By Age and Gender

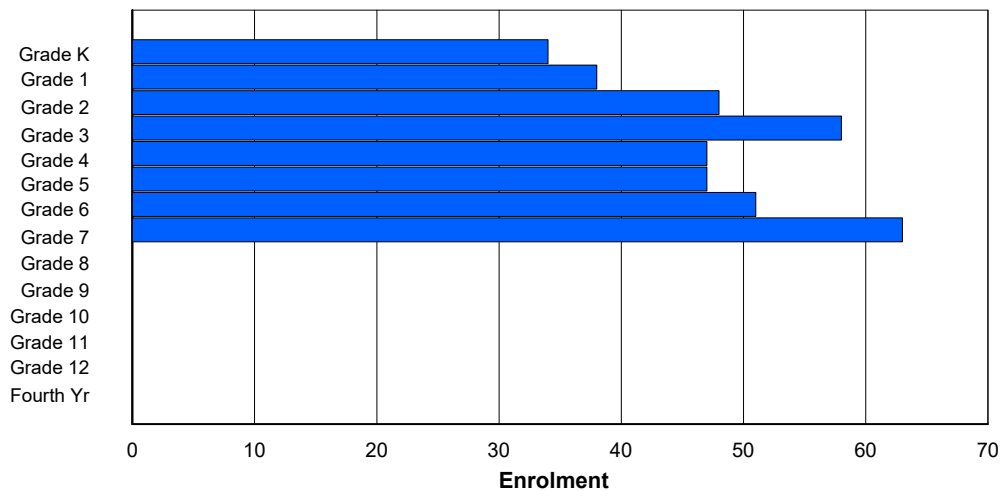
Gender	Age																Total
	5	6	7	8	9	10	11	12	13	14	15	16	17	18	19	20>	
Male	17	22	29	34	20	27	28	27	0	0	0	0	0	0	0	0	204
Female	17	16	17	25	27	20	22	38	0	0	0	0	0	0	0	0	182
Total	34	38	46	59	47	47	50	65	0	0	0	0	0	0	0	0	386

Enrolment By Grade and Gender

Gender	Grade														Total	
	K	1	2	3	4	5	6	7	8	9	10	11	12	4th		
Male	17	22	31	33	20	27	28	26	0	0	0	0	0	0	0	204
Female	17	16	17	25	27	20	23	37	0	0	0	0	0	0	0	182
Total	34	38	48	58	47	47	51	63	0	0	0	0	0	0	0	386

Enrolment By Grade

For 224 - Donald C. Jamieson Academy, Burin Bay Arm



* Data from the 2012-2013 AGR(Enrolment/Age as of the last day in Sept./Dec.)

** Newfoundland Statistics Classification System

*** May include itinerant teachers

District 4 - Eastern

#225 - St. Anne's School, South East Bight

Grades: K-1,4-7,9-10

Number of Grades: 8

Classification: Rural

Offers Distance Education: Yes

[FTE Teachers](#) *** : 2.0

[School FTE PTR : 4.8](#)

[District FTE PTR : 13.0](#)

[Provincial FTE PTR : 12.1](#)

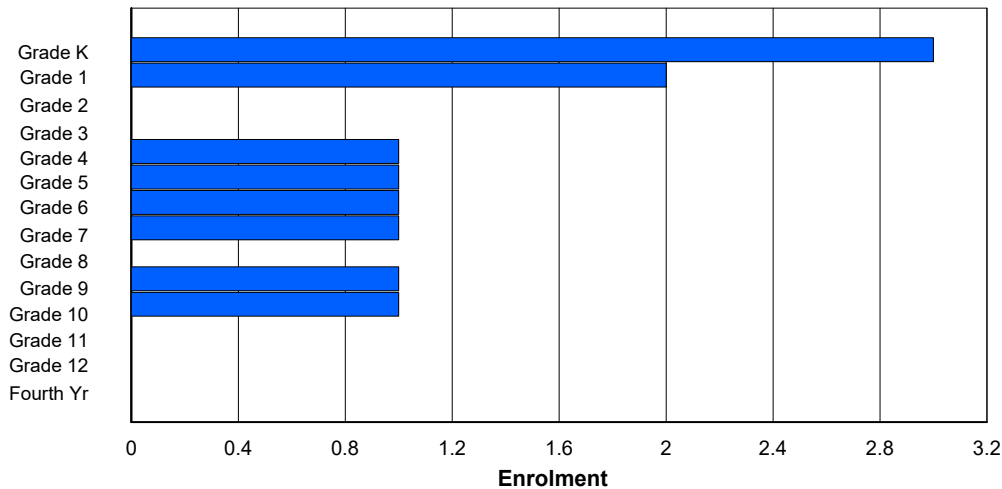
Enrolment By Age and Gender

Gender	Age																Total
	5	6	7	8	9	10	11	12	13	14	15	16	17	18	19	20>	
Male	1	0	0	0	1	0	1	0	0	0	1	0	0	0	0	0	4
Female	2	2	0	0	0	1	0	1	0	1	0	0	0	0	0	0	7
Total	3	2	0	0	1	1	1	1	0	1	1	0	0	0	0	0	11

Enrolment By Grade and Gender

Gender	Grade														Total	
	K	1	2	3	4	5	6	7	8	9	10	11	12	4th		
Male	1	0	0	0	1	0	1	0	0	0	1	0	0	0	0	4
Female	2	2	0	0	0	1	0	1	0	1	0	0	0	0	0	7
Total	3	2	0	0	1	1	1	1	0	1	1	0	0	0	0	11

Enrolment By Grade
For 225 - St. Anne's School, South East Bight



* Data from the 2012-2013 AGR(Enrolment/Age as of the last day in Sept./Dec.)

** Newfoundland Statistics Classification System

*** May include itinerant teachers

District 4 - Eastern

#226 - Fortune Bay Academy, St. Bernard's - Jacques Fontaine

Classification: Rural
Offers Distance Education: Yes

Grades: K-12

Number of Grades: 13

[School FTE PTR : 7.6](#)

[District FTE PTR : 13.0](#)

[Provincial FTE PTR : 12.1](#)

[FTE Teachers](#) *** : 14.5

Enrolment By Age and Gender

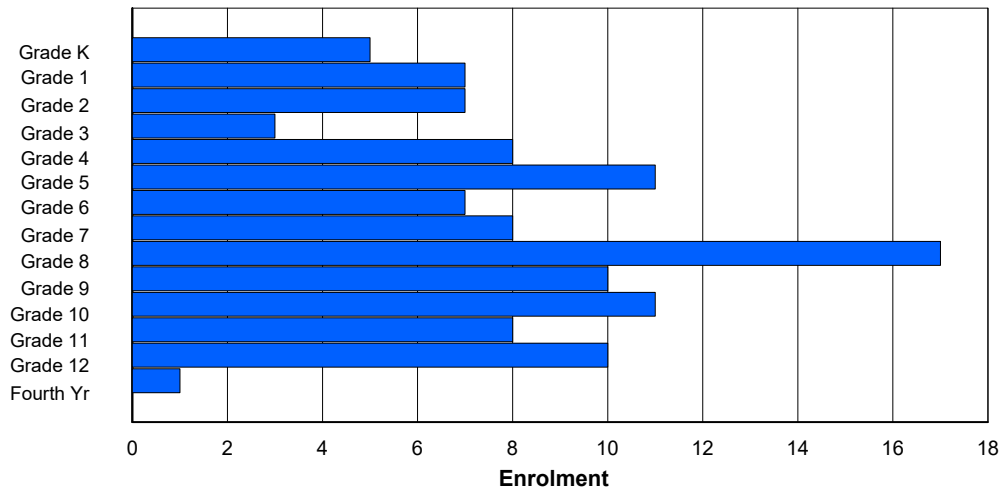
Gender	Age																	Total
	5	6	7	8	9	10	11	12	13	14	15	16	17	18	19	20>		
Male	3	5	3	2	3	8	4	2	10	5	5	3	6	1	0	0	60	
Female	2	2	4	1	5	3	3	6	7	5	6	4	3	2	0	0	53	
Total	5	7	7	3	8	11	7	8	17	10	11	7	9	3	0	0	113	

Enrolment By Grade and Gender

Gender	Grade															Total
	K	1	2	3	4	5	6	7	8	9	10	11	12	4th		
Male	3	5	3	2	3	8	4	2	10	5	5	4	6	0	60	
Female	2	2	4	1	5	3	3	6	7	5	6	4	4	1	53	
Total	5	7	7	3	8	11	7	8	17	10	11	8	10	1	113	

Enrolment By Grade

For 226 - Fortune Bay Academy, St. Bernard's - Jacques Fontaine



* Data from the 2012-2013 AGR(Enrolment/Age as of the last day in Sept./Dec.)

** Newfoundland Statistics Classification System

*** May include itinerant teachers

District 4 - Eastern

#228 - St. Lawrence Academy, St. Lawrence

Classification: Rural
Offers Distance Education: Yes

Grades: K-12

Number of Grades: 13

[School FTE PTR : 9.6](#)

[District FTE PTR : 13.0](#)

[Provincial FTE PTR : 12.1](#)

[FTE Teachers](#) *** : 19.0

Enrolment By Age and Gender

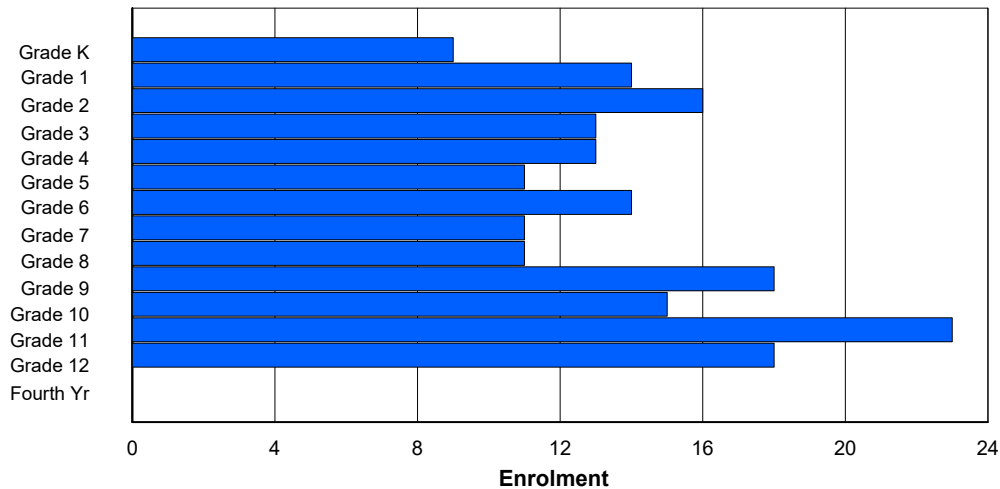
Gender	Age																	Total
	5	6	7	8	9	10	11	12	13	14	15	16	17	18	19	20>		
Male	7	8	7	10	8	6	9	6	8	8	10	11	12	1	0	0	111	
Female	2	6	9	3	5	4	6	3	5	9	6	7	8	2	0	0	75	
Total	9	14	16	13	13	10	15	9	13	17	16	18	20	3	0	0	186	

Enrolment By Grade and Gender

Gender	Grade															Total
	K	1	2	3	4	5	6	7	8	9	10	11	12	4th		
Male	7	8	7	10	8	7	8	8	6	9	9	13	11	0	111	
Female	2	6	9	3	5	4	6	3	5	9	6	10	7	0	75	
Total	9	14	16	13	13	11	14	11	11	18	15	23	18	0	186	

Enrolment By Grade

For 228 - St. Lawrence Academy, St. Lawrence



* Data from the 2012-2013 AGR(Enrolment/Age as of the last day in Sept./Dec.)

** Newfoundland Statistics Classification System

*** May include itinerant teachers

District 4 - Eastern

#229 - St. Joseph's All Grade, Terrenceville

Grades: K-12

Number of Grades: 13

Classification: Rural

Offers Distance Education: Yes

[FTE Teachers](#) *** : 15.0

[School FTE PTR : 8.1](#)

[District FTE PTR : 13.0](#)

[Provincial FTE PTR : 12.1](#)

Enrolment By Age and Gender

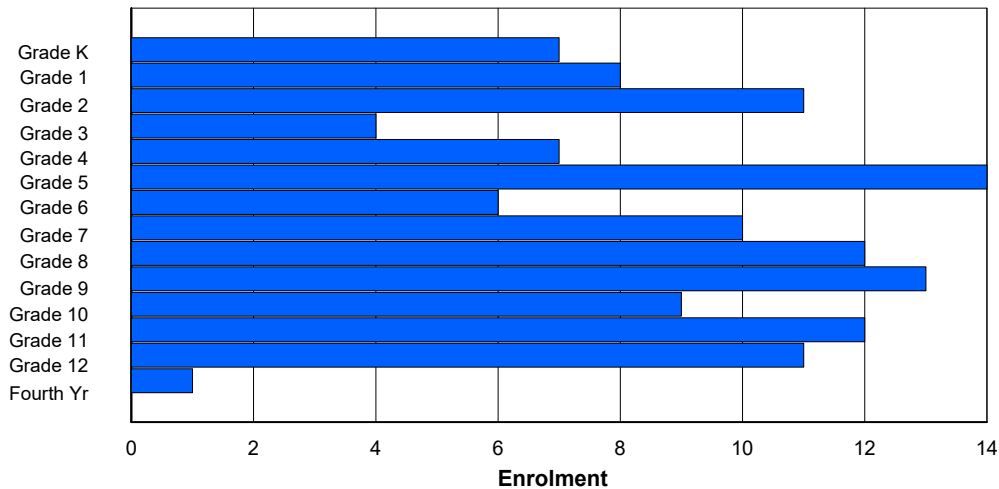
Gender	Age																Total
	5	6	7	8	9	10	11	12	13	14	15	16	17	18	19	20>	
Male	6	4	7	1	2	5	4	5	4	8	5	7	7	2	1	0	68
Female	1	4	3	4	3	9	3	5	8	6	2	4	2	3	0	0	57
Total	7	8	10	5	5	14	7	10	12	14	7	11	9	5	1	0	125

Enrolment By Grade and Gender

Gender	Grade															Total
	K	1	2	3	4	5	6	7	8	9	10	11	12	4th		
Male	6	4	7	1	3	5	3	6	4	7	7	7	7	1	68	
Female	1	4	4	3	4	9	3	4	8	6	2	5	4	0	57	
Total	7	8	11	4	7	14	6	10	12	13	9	12	11	1	125	

Enrolment By Grade

For 229 - St. Joseph's All Grade, Terrenceville



* Data from the 2012-2013 AGR(Enrolment/Age as of the last day in Sept./Dec.)

** Newfoundland Statistics Classification System

*** May include itinerant teachers

District 4 - Eastern

#231 - Discovery Collegiate, Bonavista

Grades: 7-12

Number of Grades: 6

Classification: Rural

Offers Distance Education: Yes

[FTE Teachers](#) *** : 21.0

[School FTE PTR : 14.8](#)

[District FTE PTR : 13.0](#)

[Provincial FTE PTR : 12.1](#)

Enrolment By Age and Gender

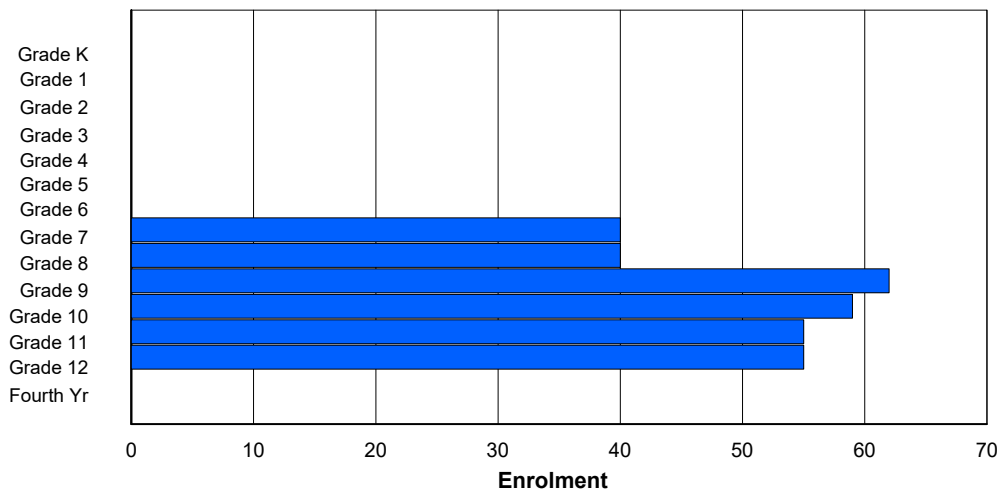
Gender	Age																Total
	5	6	7	8	9	10	11	12	13	14	15	16	17	18	19	20>	
Male	0	0	0	0	0	0	0	21	19	36	34	26	29	2	1	0	168
Female	0	0	0	0	0	0	1	18	20	24	24	29	25	2	0	0	143
Total	0	0	0	0	0	0	1	39	39	60	58	55	54	4	1	0	311

Enrolment By Grade and Gender

Gender	Grade															Total
	K	1	2	3	4	5	6	7	8	9	10	11	12	4th		
Male	0	0	0	0	0	0	0	21	20	37	32	30	28	0	168	
Female	0	0	0	0	0	0	0	19	20	25	27	25	27	0	143	
Total	0	0	0	0	0	0	0	40	40	62	59	55	55	0	311	

Enrolment By Grade

For 231 - Discovery Collegiate, Bonavista



* Data from the 2012-2013 AGR(Enrolment/Age as of the last day in Sept./Dec.)

** Newfoundland Statistics Classification System

*** May include itinerant teachers

District 4 - Eastern

#232 - Matthew Elementary School, Bonavista

Grades: K-6

Number of Grades: 7

Classification: Rural

Offers Distance Education: No

[FTE Teachers](#) *** : 22.5

[School FTE PTR : 10.9](#)

[District FTE PTR : 13.0](#)

[Provincial FTE PTR : 12.1](#)

Enrolment By Age and Gender

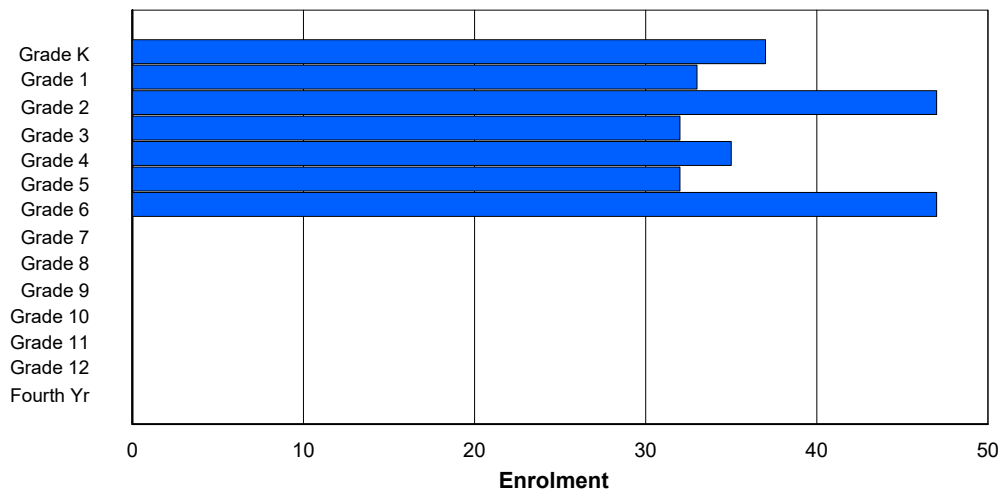
Gender	Age																Total
	5	6	7	8	9	10	11	12	13	14	15	16	17	18	19	20>	
Male	21	16	23	19	15	18	23	3	0	0	0	0	0	0	0	0	138
Female	16	16	25	12	21	13	22	0	0	0	0	0	0	0	0	0	125
Total	37	32	48	31	36	31	45	3	0	0	0	0	0	0	0	0	263

Enrolment By Grade and Gender

Gender	Grade														Total
	K	1	2	3	4	5	6	7	8	9	10	11	12	4th	
Male	21	17	22	20	14	18	26	0	0	0	0	0	0	0	138
Female	16	16	25	12	21	14	21	0	0	0	0	0	0	0	125
Total	37	33	47	32	35	32	47	0	0	0	0	0	0	0	263

Enrolment By Grade

For 232 - Matthew Elementary School, Bonavista



* Data from the 2012-2013 AGR(Enrolment/Age as of the last day in Sept./Dec.)

** Newfoundland Statistics Classification System

*** May include itinerant teachers

District 4 - Eastern

#234 - Catalina Elementary School, Catalina

Grades: K-8

Number of Grades: 9

Classification: Rural

Offers Distance Education: No

[FTE Teachers](#) *** : 12.4

[School FTE PTR : 9.2](#)

[District FTE PTR : 13.0](#)

[Provincial FTE PTR : 12.1](#)

Enrolment By Age and Gender

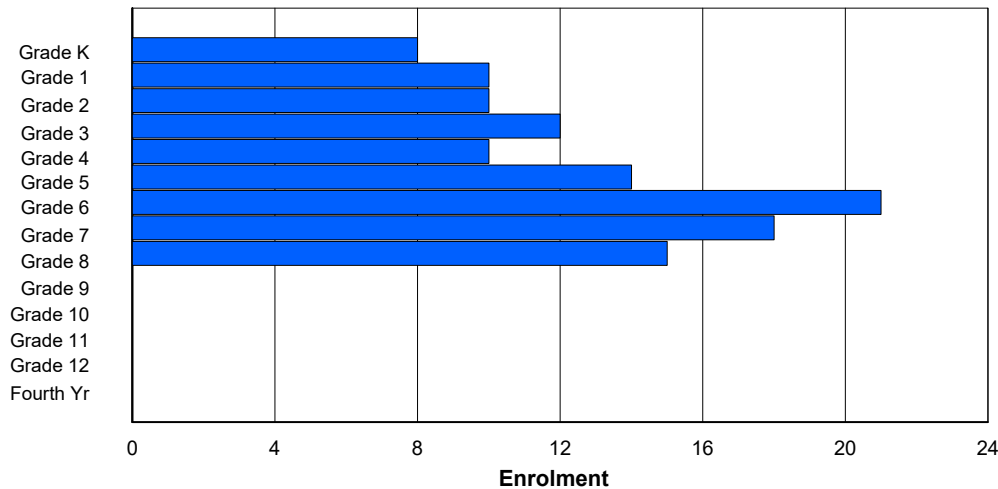
Gender	Age																Total
	5	6	7	8	9	10	11	12	13	14	15	16	17	18	19	20>	
Male	5	4	5	7	6	9	9	8	6	0	0	0	0	0	0	0	59
Female	3	6	5	5	4	4	13	10	9	0	0	0	0	0	0	0	59
Total	8	10	10	12	10	13	22	18	15	0	0	0	0	0	0	0	118

Enrolment By Grade and Gender

Gender	Grade														Total
	K	1	2	3	4	5	6	7	8	9	10	11	12	4th	
Male	5	4	5	7	6	9	9	8	6	0	0	0	0	0	59
Female	3	6	5	5	4	5	12	10	9	0	0	0	0	0	59
Total	8	10	10	12	10	14	21	18	15	0	0	0	0	0	118

Enrolment By Grade

For 234 - Catalina Elementary School, Catalina



* Data from the 2012-2013 AGR(Enrolment/Age as of the last day in Sept./Dec.)

** Newfoundland Statistics Classification System

*** May include itinerant teachers

District 4 - Eastern

#235 - Clarenville High School, Clarenville

Classification: Urban
Offers Distance Education: Yes

Grades: 10-12 Number of Grades: 3

[School FTE PTR : 16.1](#)
[District FTE PTR : 13.0](#)
[Provincial FTE PTR : 12.1](#)

[FTE Teachers](#) *** : 20.0

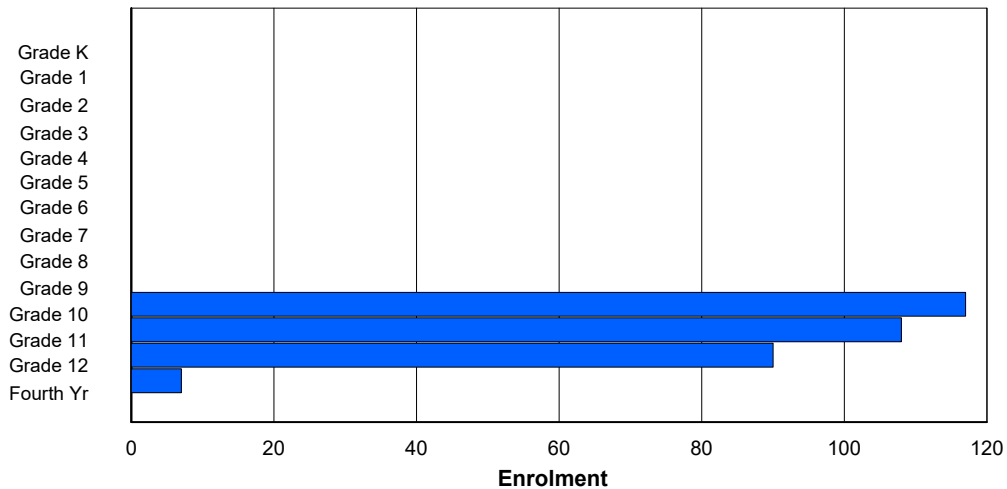
Enrolment By Age and Gender

Gender	Age																Total
	5	6	7	8	9	10	11	12	13	14	15	16	17	18	19	20>	
Male	0	0	0	0	0	0	0	0	0	0	66	58	49	4	1	0	178
Female	0	0	0	0	0	0	0	0	0	1	48	48	43	4	0	0	144
Total	0	0	0	0	0	0	0	0	0	1	114	106	92	8	1	0	322

Enrolment By Grade and Gender

Gender	Grade															Total
	K	1	2	3	4	5	6	7	8	9	10	11	12	4th		
Male	0	0	0	0	0	0	0	0	0	0	67	58	50	3	178	
Female	0	0	0	0	0	0	0	0	0	0	50	50	40	4	144	
Total	0	0	0	0	0	0	0	0	0	0	117	108	90	7	322	

Enrolment By Grade
For 235 - Clarenville High School, Clarenville



* Data from the 2012-2013 AGR(Enrolment/Age as of the last day in Sept./Dec.)

** Newfoundland Statistics Classification System

*** May include itinerant teachers

District 4 - Eastern

#237 - Anthony Paddon Elementary, Musgravetown

Classification: Rural
Offers Distance Education: No

Grades: K-6

Number of Grades: 7

[School FTE PTR : 11.3](#)

[District FTE PTR : 13.0](#)

[Provincial FTE PTR : 12.1](#)

[FTE Teachers](#) *** : 15.0

Enrolment By Age and Gender

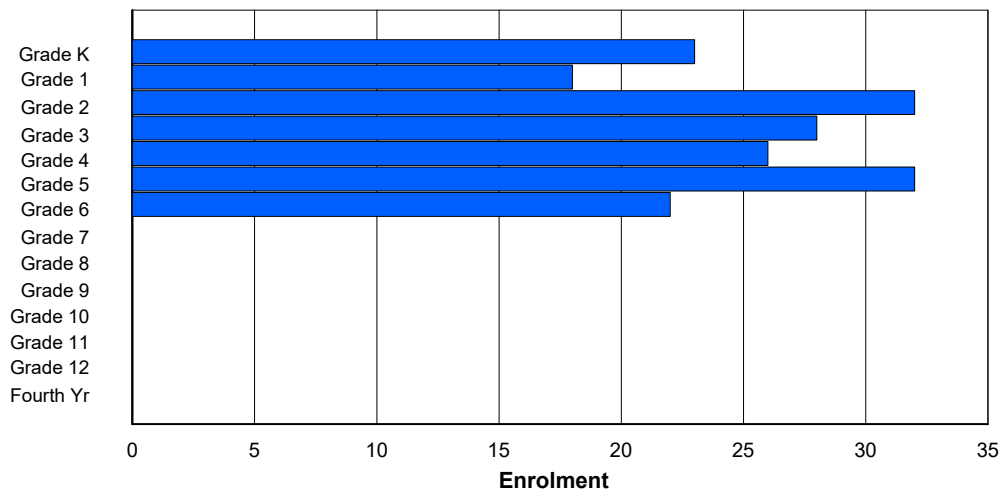
Gender	Age																Total
	5	6	7	8	9	10	11	12	13	14	15	16	17	18	19	20>	
Male	14	9	15	13	14	12	7	1	0	0	0	0	0	0	0	0	85
Female	9	9	17	13	14	20	13	1	0	0	0	0	0	0	0	0	96
Total	23	18	32	26	28	32	20	2	0	0	0	0	0	0	0	0	181

Enrolment By Grade and Gender

Gender	Grade														Total
	K	1	2	3	4	5	6	7	8	9	10	11	12	4th	
Male	14	9	15	15	12	12	8	0	0	0	0	0	0	0	85
Female	9	9	17	13	14	20	14	0	0	0	0	0	0	0	96
Total	23	18	32	28	26	32	22	0	0	0	0	0	0	0	181

Enrolment By Grade

For 237 - Anthony Paddon Elementary, Musgravetown



* Data from the 2012-2013 AGR(Enrolment/Age as of the last day in Sept./Dec.)

** Newfoundland Statistics Classification System

*** May include itinerant teachers

District 4 - Eastern

#240 - Bishop White School, Port Rexton

Classification: Rural
Offers Distance Education: Yes

Grades: K-12

Number of Grades: 13

[School FTE PTR : 8.2](#)
[District FTE PTR : 13.0](#)
[Provincial FTE PTR : 12.1](#)

[FTE Teachers](#) *** : 13.0

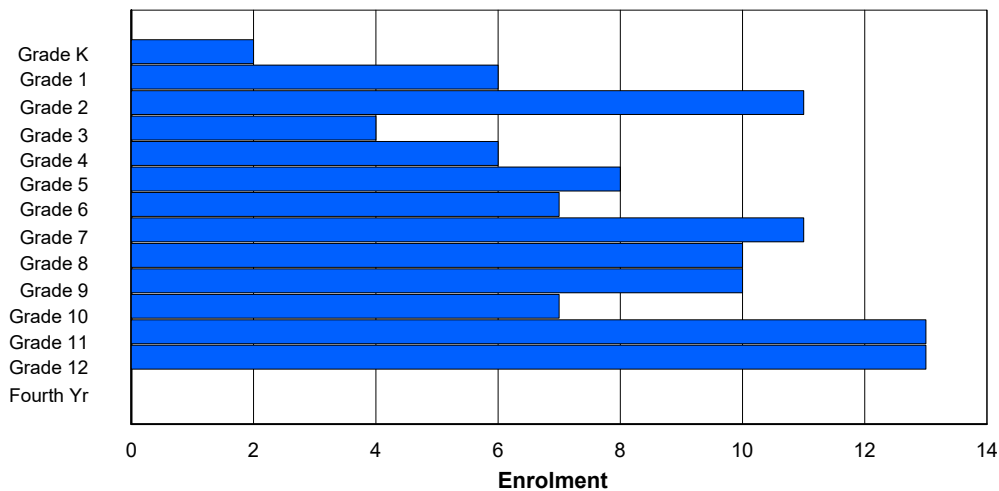
Enrolment By Age and Gender

Gender	Age																Total
	5	6	7	8	9	10	11	12	13	14	15	16	17	18	19	20>	
Male	0	5	6	1	2	4	4	6	4	4	3	5	6	0	0	0	50
Female	2	1	5	3	4	4	3	4	6	7	4	8	7	0	0	0	58
Total	2	6	11	4	6	8	7	10	10	11	7	13	13	0	0	0	108

Enrolment By Grade and Gender

Gender	Grade														Total
	K	1	2	3	4	5	6	7	8	9	10	11	12	4th	
Male	0	5	6	1	2	4	4	7	3	4	3	5	6	0	50
Female	2	1	5	3	4	4	3	4	7	6	4	8	7	0	58
Total	2	6	11	4	6	8	7	11	10	10	7	13	13	0	108

Enrolment By Grade
For 240 - Bishop White School, Port Rexton



* Data from the 2012-2013 AGR(Enrolment/Age as of the last day in Sept./Dec.)

** Newfoundland Statistics Classification System

*** May include itinerant teachers

District 4 - Eastern

#242 - Random Island Academy, Hickman's Harbour

Grades: K-12

Number of Grades: 13

Classification: Rural
Offers Distance Education: Yes

[FTE Teachers](#) *** : 18.0

[School FTE PTR : 7.3](#)
[District FTE PTR : 13.0](#)
[Provincial FTE PTR : 12.1](#)

Enrolment By Age and Gender

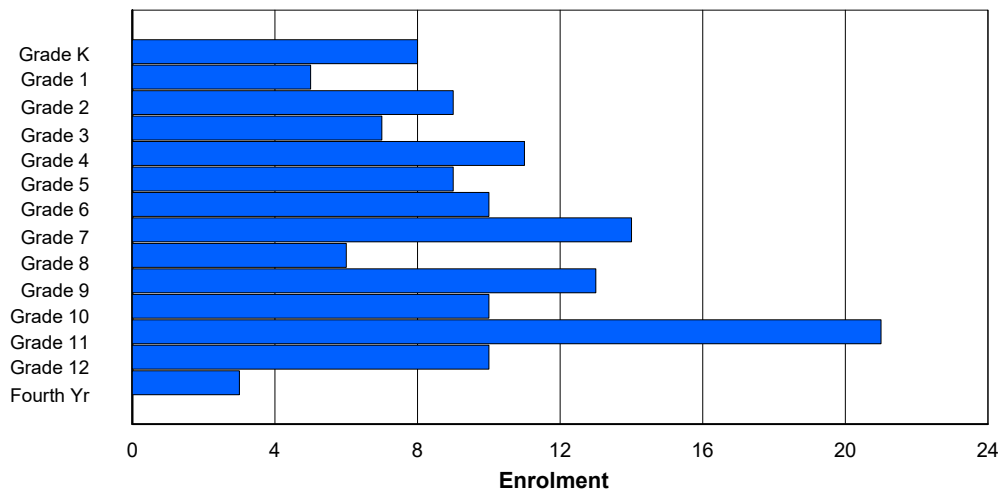
Gender	Age																Total
	5	6	7	8	9	10	11	12	13	14	15	16	17	18	19	20>	
Male	2	2	7	5	5	4	6	6	3	6	4	11	7	0	0	0	68
Female	6	3	2	2	6	4	5	8	3	6	7	10	3	1	1	1	68
Total	8	5	9	7	11	8	11	14	6	12	11	21	10	1	1	1	136

Enrolment By Grade and Gender

Gender	Grade														Total
	K	1	2	3	4	5	6	7	8	9	10	11	12	4th	
Male	2	2	7	5	5	5	5	6	3	7	3	11	7	0	68
Female	6	3	2	2	6	4	5	8	3	6	7	10	3	3	68
Total	8	5	9	7	11	9	10	14	6	13	10	21	10	3	136

Enrolment By Grade

For 242 - Random Island Academy, Hickman's Harbour



* Data from the 2012-2013 AGR(Enrolment/Age as of the last day in Sept./Dec.)

** Newfoundland Statistics Classification System

*** May include itinerant teachers

District 4 - Eastern

#243 - Riverside Elementary, Shoal Harbour

Grades: K-6

Number of Grades: 7

Classification: Urban
Offers Distance Education: No

[School FTE PTR : 14.1](#)

[District FTE PTR : 13.0](#)

[Provincial FTE PTR : 12.1](#)

[FTE Teachers](#) *** : 45.0

Enrolment By Age and Gender

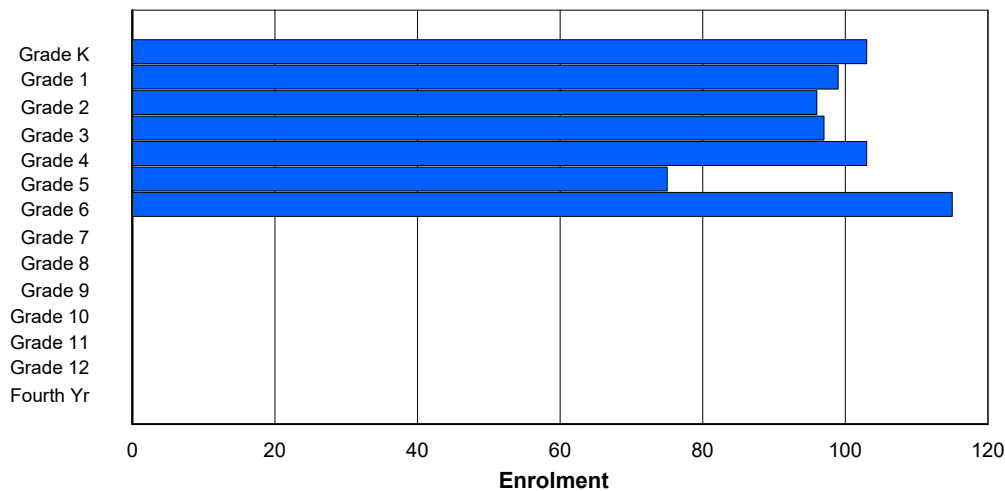
Gender	Age																Total
	5	6	7	8	9	10	11	12	13	14	15	16	17	18	19	20>	
Male	55	50	52	49	59	33	64	1	0	0	0	0	0	0	0	0	363
Female	47	48	45	49	44	40	52	0	0	0	0	0	0	0	0	0	325
Total	102	98	97	98	103	73	116	1	0	0	0	0	0	0	0	0	688

Enrolment By Grade and Gender

Gender	Grade														Total	
	K	1	2	3	4	5	6	7	8	9	10	11	12	4th		
Male	56	50	52	48	59	34	64	0	0	0	0	0	0	0	0	363
Female	47	49	44	49	44	41	51	0	0	0	0	0	0	0	0	325
Total	103	99	96	97	103	75	115	0	0	0	0	0	0	0	0	688

Enrolment By Grade

For 243 - Riverside Elementary, Shoal Harbour



* Data from the 2012-2013 AGR(Enrolment/Age as of the last day in Sept./Dec.)

** Newfoundland Statistics Classification System

*** May include itinerant teachers

District 4 - Eastern

#246 - Swift Current Academy, Swift Current

Classification: Rural
Offers Distance Education: Yes

Grades: K-12

Number of Grades: 13

[School FTE PTR : 6.1](#)

[District FTE PTR : 13.0](#)

[Provincial FTE PTR : 12.1](#)

[FTE Teachers](#) *** : 7.0

Enrolment By Age and Gender

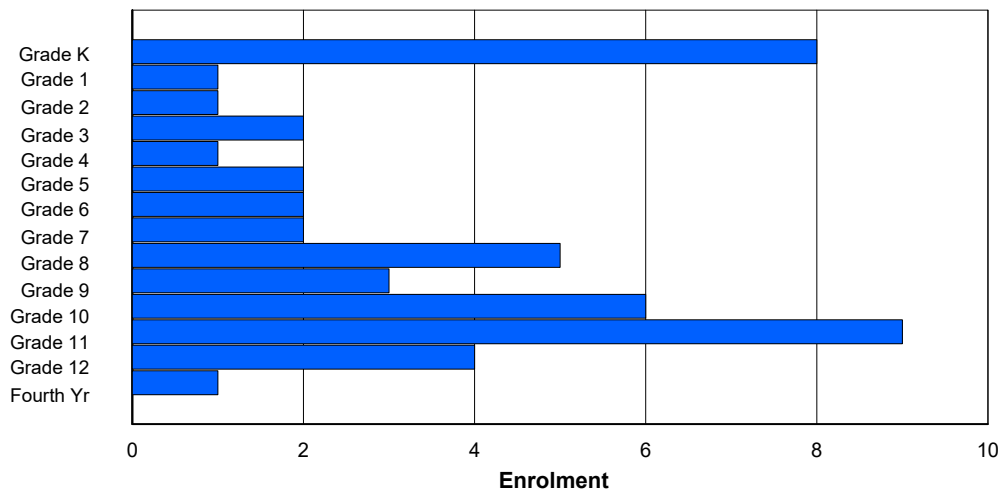
Gender	Age																Total
	5	6	7	8	9	10	11	12	13	14	15	16	17	18	19	20>	
Male	4	0	0	0	1	2	0	0	3	2	3	6	3	1	0	0	25
Female	4	1	1	2	0	0	2	2	2	1	2	4	1	0	0	0	22
Total	8	1	1	2	1	2	2	2	5	3	5	10	4	1	0	0	47

Enrolment By Grade and Gender

Gender	Grade														Total
	K	1	2	3	4	5	6	7	8	9	10	11	12	4th	
Male	4	0	0	0	1	2	0	0	3	2	3	6	3	1	25
Female	4	1	1	2	0	0	2	2	2	1	3	3	1	0	22
Total	8	1	1	2	1	2	2	2	5	3	6	9	4	1	47

Enrolment By Grade

For 246 - Swift Current Academy, Swift Current



* Data from the 2012-2013 AGR(Enrolment/Age as of the last day in Sept./Dec.)

** Newfoundland Statistics Classification System

*** May include itinerant teachers

District 4 - Eastern

#247 - Roncalli Central High, Avondale

Grades: 7-12

Number of Grades: 6

Classification: Rural

Offers Distance Education: No

[School FTE PTR : 13.8](#)

[District FTE PTR : 13.0](#)

[Provincial FTE PTR : 12.1](#)

[FTE Teachers](#) *** : 19.4

Enrolment By Age and Gender

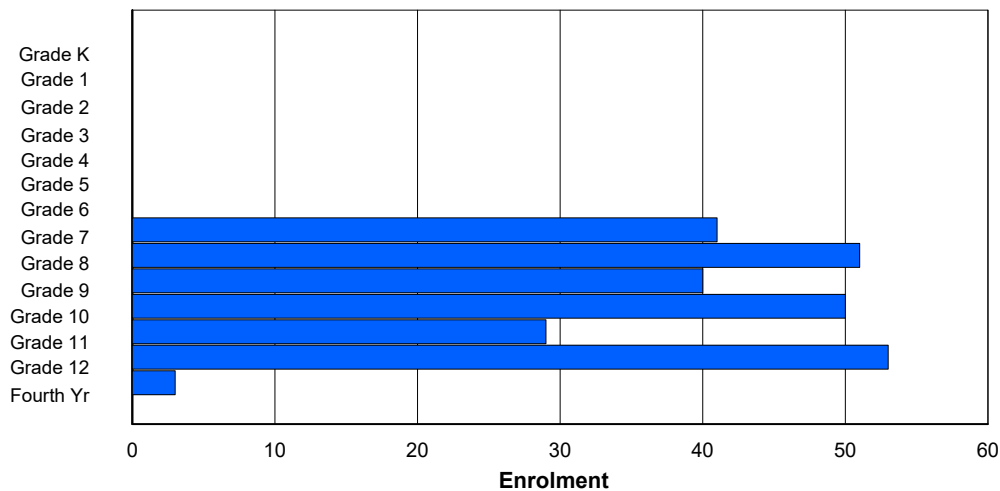
Gender	Age																Total
	5	6	7	8	9	10	11	12	13	14	15	16	17	18	19	20>	
Male	0	0	0	0	0	0	0	23	24	19	23	16	30	3	0	1	139
Female	0	0	0	0	0	0	0	18	26	22	25	15	21	0	0	1	128
Total	0	0	0	0	0	0	0	41	50	41	48	31	51	3	0	2	267

Enrolment By Grade and Gender

Gender	Grade															Total
	K	1	2	3	4	5	6	7	8	9	10	11	12	4th		
Male	0	0	0	0	0	0	0	23	24	18	26	14	32	2	139	
Female	0	0	0	0	0	0	0	18	27	22	24	15	21	1	128	
Total	0	0	0	0	0	0	0	41	51	40	50	29	53	3	267	

Enrolment By Grade

For 247 - Roncalli Central High, Avondale



* Data from the 2012-2013 AGR(Enrolment/Age as of the last day in Sept./Dec.)

** Newfoundland Statistics Classification System

*** May include itinerant teachers

District 4 - Eastern

#248 - Amalgamated Academy, Bay Roberts

Grades: 4-9

Number of Grades: 6

Classification: Urban
Offers Distance Education: No

[FTE Teachers](#) *** : 45.9

[School FTE PTR : 15.5](#)
[District FTE PTR : 13.0](#)
[Provincial FTE PTR : 12.1](#)

Enrolment By Age and Gender

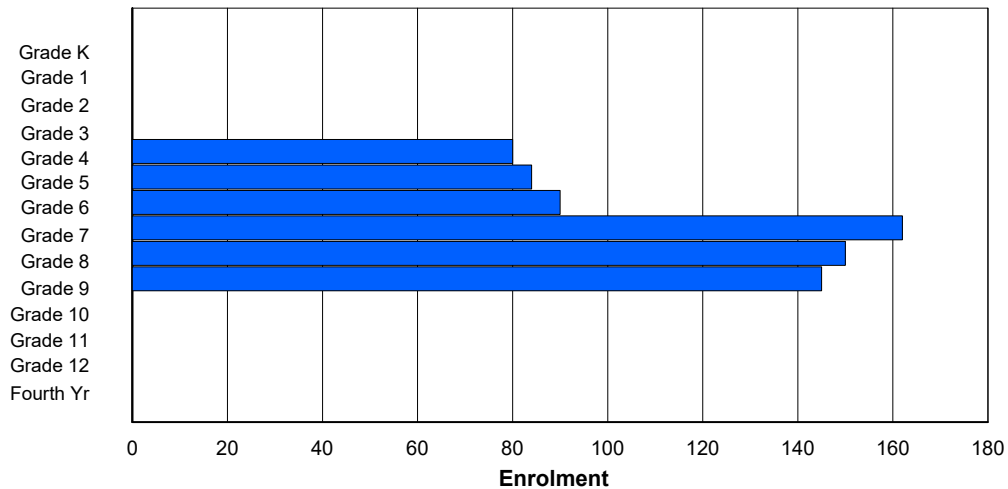
Gender	Age																Total
	5	6	7	8	9	10	11	12	13	14	15	16	17	18	19	20>	
Male	0	0	0	0	51	39	47	96	79	71	4	0	0	0	0	0	387
Female	0	0	0	0	30	42	44	64	71	73	0	0	0	0	0	0	324
Total	0	0	0	0	81	81	91	160	150	144	4	0	0	0	0	0	711

Enrolment By Grade and Gender

Gender	Grade														Total
	K	1	2	3	4	5	6	7	8	9	10	11	12	4th	
Male	0	0	0	0	51	40	48	96	80	72	0	0	0	0	387
Female	0	0	0	0	29	44	42	66	70	73	0	0	0	0	324
Total	0	0	0	0	80	84	90	162	150	145	0	0	0	0	711

Enrolment By Grade

For 248 - Amalgamated Academy, Bay Roberts



* Data from the 2012-2013 AGR(Enrolment/Age as of the last day in Sept./Dec.)

** Newfoundland Statistics Classification System

*** May include itinerant teachers

District 4 - Eastern

#249 - Ascension Collegiate, Bay Roberts

Grades: 10-12

Number of Grades: 3

[FTE Teachers](#) *** : 38.9

Classification: Urban
Offers Distance Education: Yes

[School FTE PTR : 16.8](#)

[District FTE PTR : 13.0](#)

[Provincial FTE PTR : 12.1](#)

Enrolment By Age and Gender

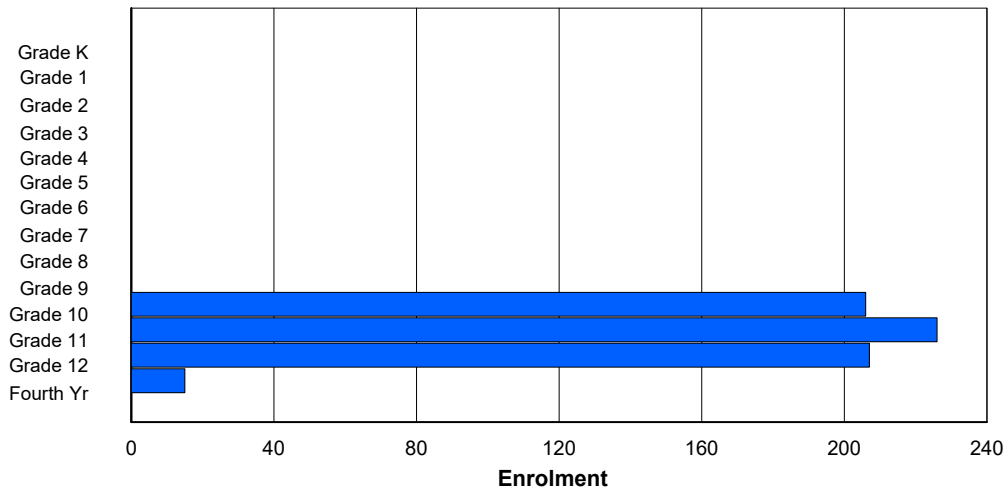
Gender	Age																Total
	5	6	7	8	9	10	11	12	13	14	15	16	17	18	19	20>	
Male	0	0	0	0	0	0	0	0	0	2	103	120	108	18	1	1	353
Female	0	0	0	0	0	0	0	0	0	0	83	114	90	12	2	0	301
Total	0	0	0	0	0	0	0	0	0	2	186	234	198	30	3	1	654

Enrolment By Grade and Gender

Gender	Grade														Total
	K	1	2	3	4	5	6	7	8	9	10	11	12	4th	
Male	0	0	0	0	0	0	0	0	0	0	117	112	115	9	353
Female	0	0	0	0	0	0	0	0	0	0	89	114	92	6	301
Total	0	0	0	0	0	0	0	0	0	0	206	226	207	15	654

Enrolment By Grade

For 249 - Ascension Collegiate, Bay Roberts



* Data from the 2012-2013 AGR(Enrolment/Age as of the last day in Sept./Dec.)

** Newfoundland Statistics Classification System

*** May include itinerant teachers

District 4 - Eastern

#253 - Carbonear Collegiate, Carbonear

Grades: 9-12

Number of Grades: 4

[FTE Teachers](#) *** : 34.0

Classification: Rural

Offers Distance Education: Yes

[School FTE PTR : 16.3](#)

[District FTE PTR : 13.0](#)

[Provincial FTE PTR : 12.1](#)

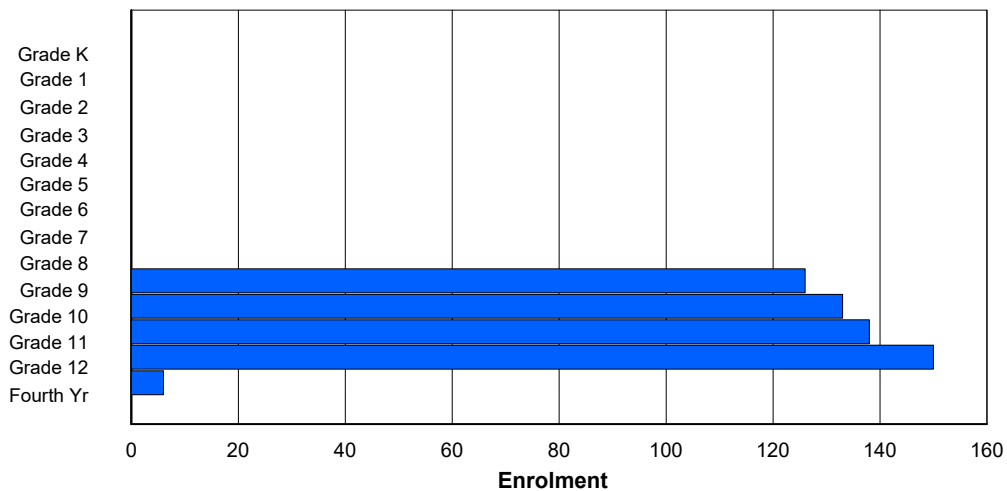
Enrolment By Age and Gender

Gender	Age																Total
	5	6	7	8	9	10	11	12	13	14	15	16	17	18	19	20>	
Male	0	0	0	0	0	0	0	0	0	67	70	65	80	8	2	0	292
Female	0	0	0	0	0	0	0	0	0	57	62	72	68	1	0	1	261
Total	0	0	0	0	0	0	0	0	0	124	132	137	148	9	2	1	553

Enrolment By Grade and Gender

Gender	Grade															Total
	K	1	2	3	4	5	6	7	8	9	10	11	12	4th		
Male	0	0	0	0	0	0	0	0	0	68	72	64	83	5	292	
Female	0	0	0	0	0	0	0	0	0	58	61	74	67	1	261	
Total	0	0	0	0	0	0	0	0	0	126	133	138	150	6	553	

Enrolment By Grade
For 253 - Carbonear Collegiate, Carbonear



* Data from the 2012-2013 AGR(Enrolment/Age as of the last day in Sept./Dec.)

** Newfoundland Statistics Classification System

*** May include itinerant teachers

District 4 - Eastern

#258 - Holy Family Elementary, Chapel Arm

Grades: K-6

Number of Grades: 7

Classification: Rural

Offers Distance Education: No

[FTE Teachers](#) *** : 8.6

[School FTE PTR : 11.7](#)

[District FTE PTR : 13.0](#)

[Provincial FTE PTR : 12.1](#)

Enrolment By Age and Gender

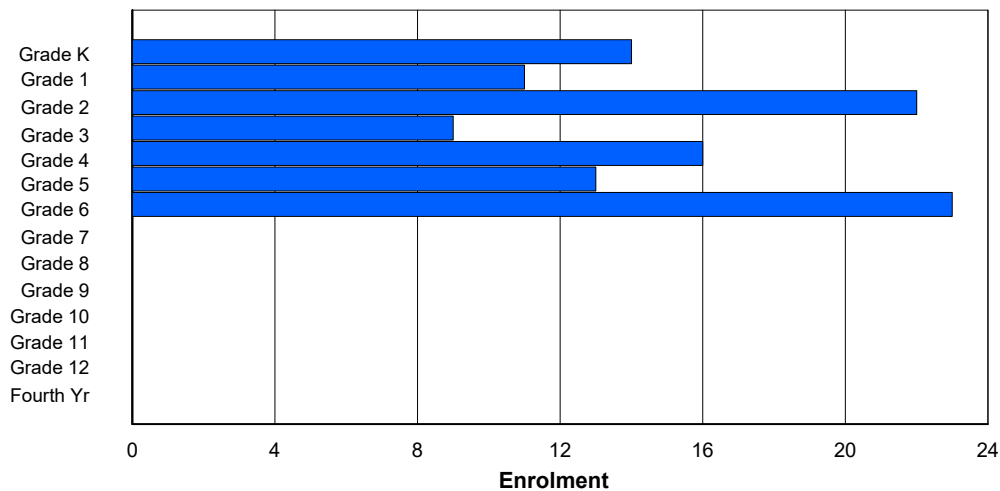
Gender	Age																Total
	5	6	7	8	9	10	11	12	13	14	15	16	17	18	19	20>	
Male	8	2	11	7	11	4	13	0	0	0	0	0	0	0	0	0	56
Female	6	9	11	2	5	9	9	1	0	0	0	0	0	0	0	0	52
Total	14	11	22	9	16	13	22	1	0	0	0	0	0	0	0	0	108

Enrolment By Grade and Gender

Gender	Grade														Total
	K	1	2	3	4	5	6	7	8	9	10	11	12	4th	
Male	8	2	11	7	11	4	13	0	0	0	0	0	0	0	56
Female	6	9	11	2	5	9	10	0	0	0	0	0	0	0	52
Total	14	11	22	9	16	13	23	0	0	0	0	0	0	0	108

Enrolment By Grade

For 258 - Holy Family Elementary, Chapel Arm



* Data from the 2012-2013 AGR(Enrolment/Age as of the last day in Sept./Dec.)

** Newfoundland Statistics Classification System

*** May include itinerant teachers

District 4 - Eastern

#259 - Coley's Point Primary, Coley's Point

Classification: Rural
Offers Distance Education: No

Grades: K-3

Number of Grades: 4

[School FTE PTR : 12.9](#)

[District FTE PTR : 13.0](#)

[Provincial FTE PTR : 12.1](#)

[FTE Teachers](#) *** : 23.7

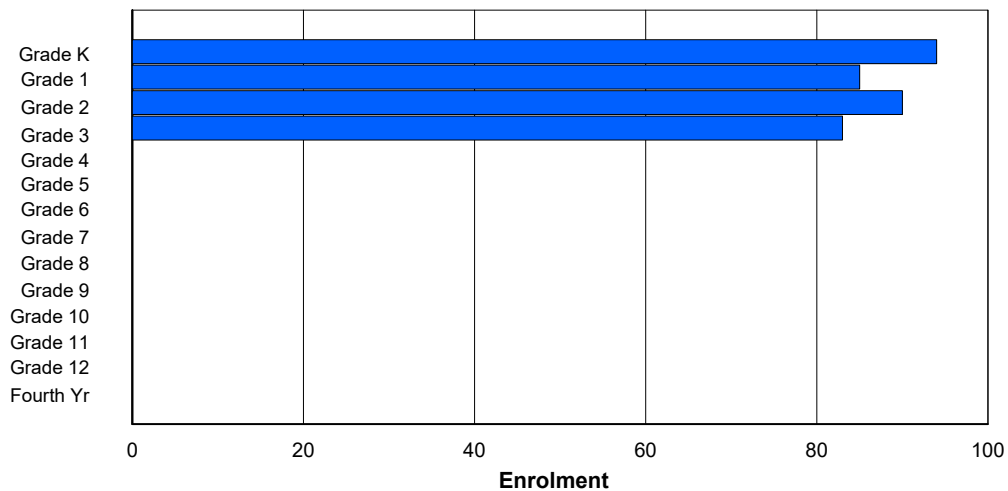
Enrolment By Age and Gender

Gender	Age																Total
	5	6	7	8	9	10	11	12	13	14	15	16	17	18	19	20>	
Male	46	43	48	45	0	0	0	0	0	0	0	0	0	0	0	0	182
Female	48	42	41	39	0	0	0	0	0	0	0	0	0	0	0	0	170
Total	94	85	89	84	0	0	0	0	0	0	0	0	0	0	0	0	352

Enrolment By Grade and Gender

Gender	Grade															Total
	K	1	2	3	4	5	6	7	8	9	10	11	12	4th		
Male	46	43	49	44	0	0	0	0	0	0	0	0	0	0	0	182
Female	48	42	41	39	0	0	0	0	0	0	0	0	0	0	0	170
Total	94	85	90	83	0	0	0	0	0	0	0	0	0	0	0	352

Enrolment By Grade
For 259 - Coley's Point Primary, Coley's Point



* Data from the 2012-2013 AGR(Enrolment/Age as of the last day in Sept./Dec.)

** Newfoundland Statistics Classification System

*** May include itinerant teachers

District 4 - Eastern

#260 - Immaculate Conception Elementary, Colliers

Grades: K-6

Number of Grades: 7

Classification: Rural

Offers Distance Education: No

[FTE Teachers](#) *** : 11.5

[School FTE PTR : 10.4](#)

[District FTE PTR : 13.0](#)

[Provincial FTE PTR : 12.1](#)

Enrolment By Age and Gender

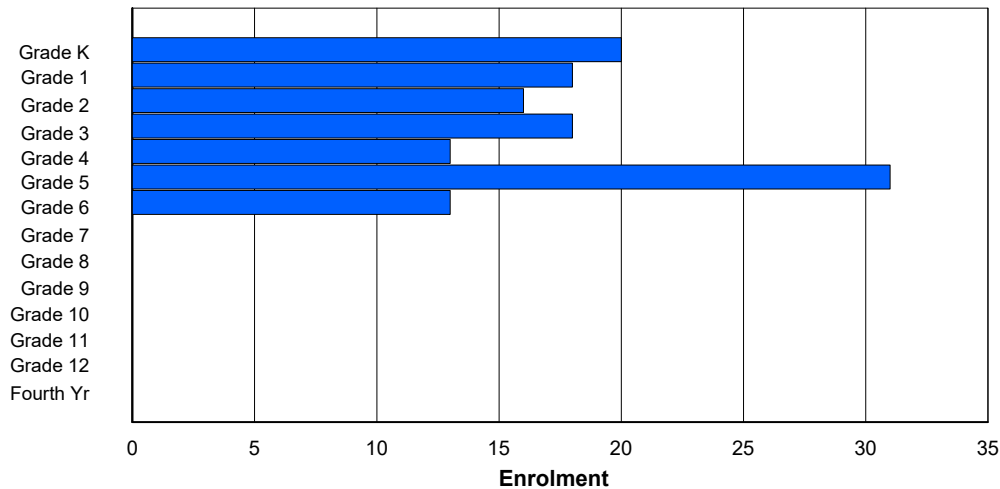
Gender	Age																Total
	5	6	7	8	9	10	11	12	13	14	15	16	17	18	19	20>	
Male	6	9	8	9	5	12	7	0	0	0	0	0	0	0	0	0	56
Female	14	9	8	9	8	19	6	0	0	0	0	0	0	0	0	0	73
Total	20	18	16	18	13	31	13	0	0	0	0	0	0	0	0	0	129

Enrolment By Grade and Gender

Gender	Grade															Total
	K	1	2	3	4	5	6	7	8	9	10	11	12	4th		
Male	6	9	8	9	5	12	7	0	0	0	0	0	0	0	56	
Female	14	9	8	9	8	19	6	0	0	0	0	0	0	0	73	
Total	20	18	16	18	13	31	13	0	0	0	0	0	0	0	129	

Enrolment By Grade

For 260 - Immaculate Conception Elementary, Colliers



* Data from the 2012-2013 AGR(Enrolment/Age as of the last day in Sept./Dec.)

** Newfoundland Statistics Classification System

*** May include itinerant teachers

District 4 - Eastern

#262 - Woodland Elementary, Dildo

Grades: K-6

Number of Grades: 7

Classification: Rural

Offers Distance Education: No

[FTE Teachers](#) *** : 16.0

[School FTE PTR : 10.8](#)

[District FTE PTR : 13.0](#)

[Provincial FTE PTR : 12.1](#)

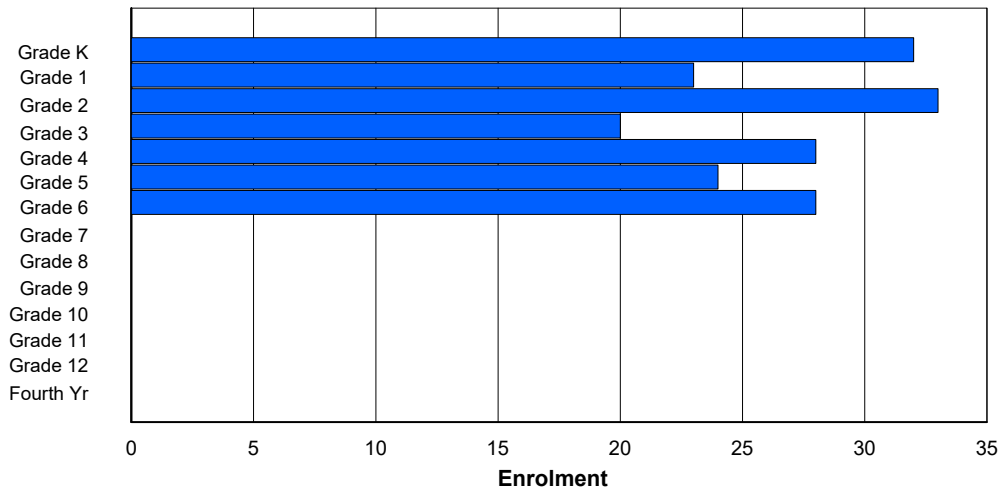
Enrolment By Age and Gender

Gender	Age																Total
	5	6	7	8	9	10	11	12	13	14	15	16	17	18	19	20>	
Male	14	17	14	10	16	13	9	1	0	0	0	0	0	0	0	0	94
Female	18	6	19	10	12	11	18	0	0	0	0	0	0	0	0	0	94
Total	32	23	33	20	28	24	27	1	0	0	0	0	0	0	0	0	188

Enrolment By Grade and Gender

Gender	Grade														Total
	K	1	2	3	4	5	6	7	8	9	10	11	12	4th	
Male	14	17	14	10	16	13	10	0	0	0	0	0	0	0	94
Female	18	6	19	10	12	11	18	0	0	0	0	0	0	0	94
Total	32	23	33	20	28	24	28	0	0	0	0	0	0	0	188

Enrolment By Grade
For 262 - Woodland Elementary, Dildo



* Data from the 2012-2013 AGR(Enrolment/Age as of the last day in Sept./Dec.)

** Newfoundland Statistics Classification System

*** May include itinerant teachers

District 4 - Eastern

#265 - Acreman Elementary, Green's Harbour

Grades: K-6

Number of Grades: 7

Classification: Rural

Offers Distance Education: No

[FTE Teachers](#) *** : 10.9

[School FTE PTR : 11.1](#)

[District FTE PTR : 13.0](#)

[Provincial FTE PTR : 12.1](#)

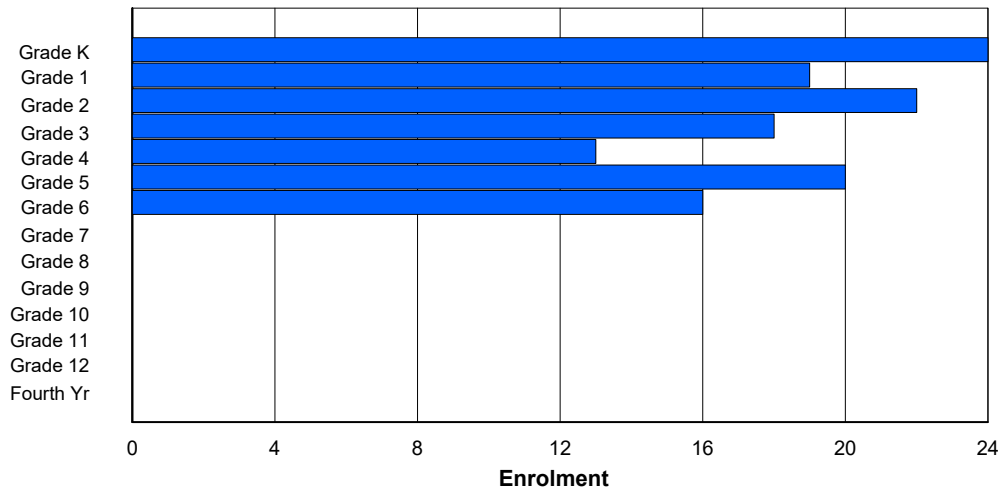
Enrolment By Age and Gender

Gender	Age																Total
	5	6	7	8	9	10	11	12	13	14	15	16	17	18	19	20>	
Male	9	8	15	7	7	13	8	0	0	0	0	0	0	0	0	0	67
Female	15	9	10	9	7	7	8	0	0	0	0	0	0	0	0	0	65
Total	24	17	25	16	14	20	16	0	0	0	0	0	0	0	0	0	132

Enrolment By Grade and Gender

Gender	Grade														Total
	K	1	2	3	4	5	6	7	8	9	10	11	12	4th	
Male	9	9	14	7	7	13	8	0	0	0	0	0	0	0	67
Female	15	10	8	11	6	7	8	0	0	0	0	0	0	0	65
Total	24	19	22	18	13	20	16	0	0	0	0	0	0	0	132

Enrolment By Grade
For 265 - Acreman Elementary, Green's Harbour



* Data from the 2012-2013 AGR(Enrolment/Age as of the last day in Sept./Dec.)

** Newfoundland Statistics Classification System

*** May include itinerant teachers

District 4 - Eastern

#269 - St. Francis School, Harbour Grace

Classification: Rural
Offers Distance Education: No

Grades: K-8

Number of Grades: 9

[School FTE PTR : 11.0](#)

[District FTE PTR : 13.0](#)

[Provincial FTE PTR : 12.1](#)

[FTE Teachers](#) *** : 27.0

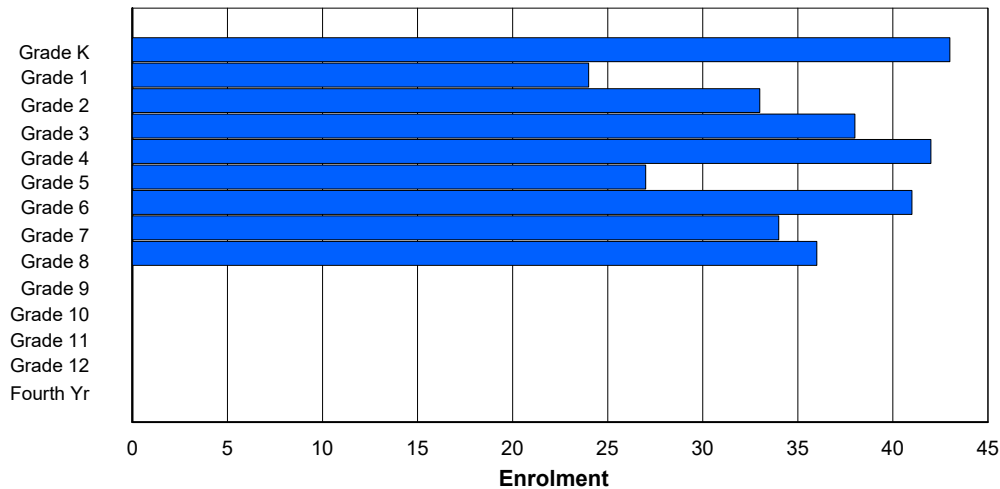
Enrolment By Age and Gender

Gender	Age																Total
	5	6	7	8	9	10	11	12	13	14	15	16	17	18	19	20>	
Male	21	12	16	18	15	12	21	16	19	2	0	0	0	0	0	0	152
Female	22	12	18	20	27	16	17	18	16	0	0	0	0	0	0	0	166
Total	43	24	34	38	42	28	38	34	35	2	0	0	0	0	0	0	318

Enrolment By Grade and Gender

Gender	Grade														Total
	K	1	2	3	4	5	6	7	8	9	10	11	12	4th	
Male	21	12	15	18	15	12	22	17	20	0	0	0	0	0	152
Female	22	12	18	20	27	15	19	17	16	0	0	0	0	0	166
Total	43	24	33	38	42	27	41	34	36	0	0	0	0	0	318

Enrolment By Grade
For 269 - St. Francis School, Harbour Grace



* Data from the 2012-2013 AGR(Enrolment/Age as of the last day in Sept./Dec.)

** Newfoundland Statistics Classification System

*** May include itinerant teachers

District 4 - Eastern

#272 - Holy Cross Elementary, Holyrood

Grades: K-6

Number of Grades: 7

Classification: Rural

Offers Distance Education: No

[FTE Teachers](#) *** : 19.7

[School FTE PTR : 11.5](#)

[District FTE PTR : 13.0](#)

[Provincial FTE PTR : 12.1](#)

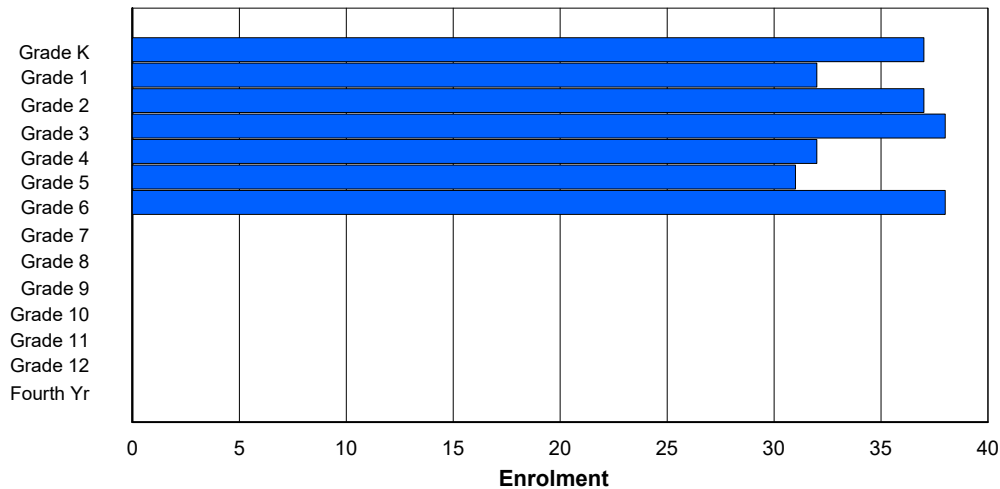
Enrolment By Age and Gender

Gender	Age																Total
	5	6	7	8	9	10	11	12	13	14	15	16	17	18	19	20>	
Male	21	13	15	26	16	16	16	0	0	0	0	0	0	0	0	0	123
Female	16	19	22	12	16	14	23	0	0	0	0	0	0	0	0	0	122
Total	37	32	37	38	32	30	39	0	0	0	0	0	0	0	0	0	245

Enrolment By Grade and Gender

Gender	Grade														Total	
	K	1	2	3	4	5	6	7	8	9	10	11	12	4th		
Male	21	13	15	26	16	16	16	0	0	0	0	0	0	0	0	123
Female	16	19	22	12	16	15	22	0	0	0	0	0	0	0	0	122
Total	37	32	37	38	32	31	38	0	0	0	0	0	0	0	0	245

Enrolment By Grade
For 272 - Holy Cross Elementary, Holyrood



* Data from the 2012-2013 AGR(Enrolment/Age as of the last day in Sept./Dec.)

** Newfoundland Statistics Classification System

*** May include itinerant teachers

District 4 - Eastern

#274 - St. Catherine's Academy, Mount Carmel

Classification: Rural
Offers Distance Education: Yes

Grades: K-12

Number of Grades: 13

[School FTE PTR : 8.0](#)

[District FTE PTR : 13.0](#)

[Provincial FTE PTR : 12.1](#)

[FTE Teachers](#) *** : 13.7

Enrolment By Age and Gender

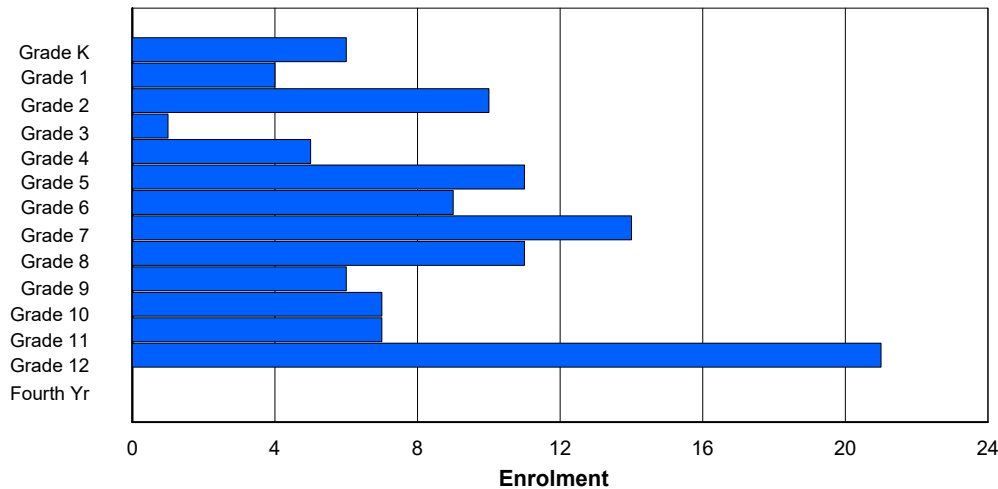
Gender	Age																Total
	5	6	7	8	9	10	11	12	13	14	15	16	17	18	19	20>	
Male	3	3	8	0	1	4	5	6	7	6	4	3	12	2	2	0	66
Female	3	1	2	1	4	6	5	7	4	1	2	5	5	0	0	0	46
Total	6	4	10	1	5	10	10	13	11	7	6	8	17	2	2	0	112

Enrolment By Grade and Gender

Gender	Grade														Total
	K	1	2	3	4	5	6	7	8	9	10	11	12	4th	
Male	3	3	8	0	1	5	4	7	7	5	5	2	16	0	66
Female	3	1	2	1	4	6	5	7	4	1	2	5	5	0	46
Total	6	4	10	1	5	11	9	14	11	6	7	7	21	0	112

Enrolment By Grade

For 274 - St. Catherine's Academy, Mount Carmel



* Data from the 2012-2013 AGR(Enrolment/Age as of the last day in Sept./Dec.)

** Newfoundland Statistics Classification System

*** May include itinerant teachers

District 4 - Eastern

#278 - All Hallows Elementary, North River

Grades: K-6

Number of Grades: 7

Classification: Rural

Offers Distance Education: No

[FTE Teachers](#) *** : 28.8

[School FTE PTR : 13.0](#)

[District FTE PTR : 13.0](#)

[Provincial FTE PTR : 12.1](#)

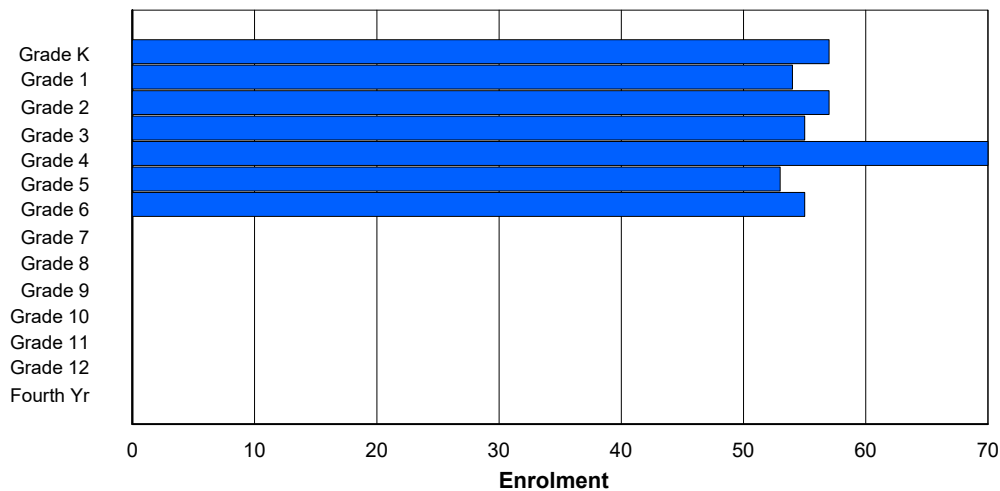
Enrolment By Age and Gender

Gender	Age																Total
	5	6	7	8	9	10	11	12	13	14	15	16	17	18	19	20>	
Male	29	26	27	30	39	33	23	0	0	0	0	0	0	0	0	0	207
Female	28	28	29	24	33	20	32	0	0	0	0	0	0	0	0	0	194
Total	57	54	56	54	72	53	55	0	0	0	0	0	0	0	0	0	401

Enrolment By Grade and Gender

Gender	Grade														Total	
	K	1	2	3	4	5	6	7	8	9	10	11	12	4th		
Male	29	26	28	31	37	33	23	0	0	0	0	0	0	0	0	207
Female	28	28	29	24	33	20	32	0	0	0	0	0	0	0	0	194
Total	57	54	57	55	70	53	55	0	0	0	0	0	0	0	0	401

Enrolment By Grade
For 278 - All Hallows Elementary, North River



* Data from the 2012-2013 AGR(Enrolment/Age as of the last day in Sept./Dec.)

** Newfoundland Statistics Classification System

*** May include itinerant teachers

District 4 - Eastern

#280 - Laval High School, Placentia

Classification: Rural
Offers Distance Education: No

Grades: 7-12

Number of Grades: 6

[School FTE PTR : 13.1](#)

[District FTE PTR : 13.0](#)

[Provincial FTE PTR : 12.1](#)

[FTE Teachers](#) *** : 19.8

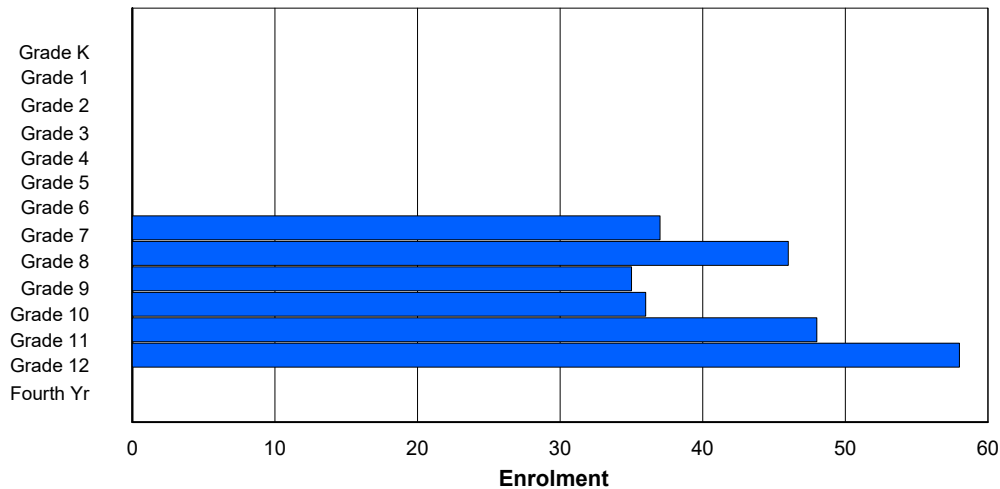
Enrolment By Age and Gender

Gender	Age																Total
	5	6	7	8	9	10	11	12	13	14	15	16	17	18	19	20>	
Male	0	0	0	0	0	0	0	16	25	16	19	27	25	3	1	0	132
Female	0	0	0	0	0	0	0	18	23	16	20	21	28	2	0	0	128
Total	0	0	0	0	0	0	0	34	48	32	39	48	53	5	1	0	260

Enrolment By Grade and Gender

Gender	Grade														Total
	K	1	2	3	4	5	6	7	8	9	10	11	12	4th	
Male	0	0	0	0	0	0	0	17	24	19	17	26	29	0	132
Female	0	0	0	0	0	0	0	20	22	16	19	22	29	0	128
Total	0	0	0	0	0	0	0	37	46	35	36	48	58	0	260

Enrolment By Grade
For 280 - Laval High School, Placentia



* Data from the 2012-2013 AGR(Enrolment/Age as of the last day in Sept./Dec.)

** Newfoundland Statistics Classification System

*** May include itinerant teachers

District 4 - Eastern

#285 - Holy Redeemer Elementary, Spaniard's Bay

Grades: K-9

Number of Grades: 10

Classification: Rural

Offers Distance Education: No

[FTE Teachers](#) *** : 23.9

[School FTE PTR : 10.5](#)

[District FTE PTR : 13.0](#)

[Provincial FTE PTR : 12.1](#)

Enrolment By Age and Gender

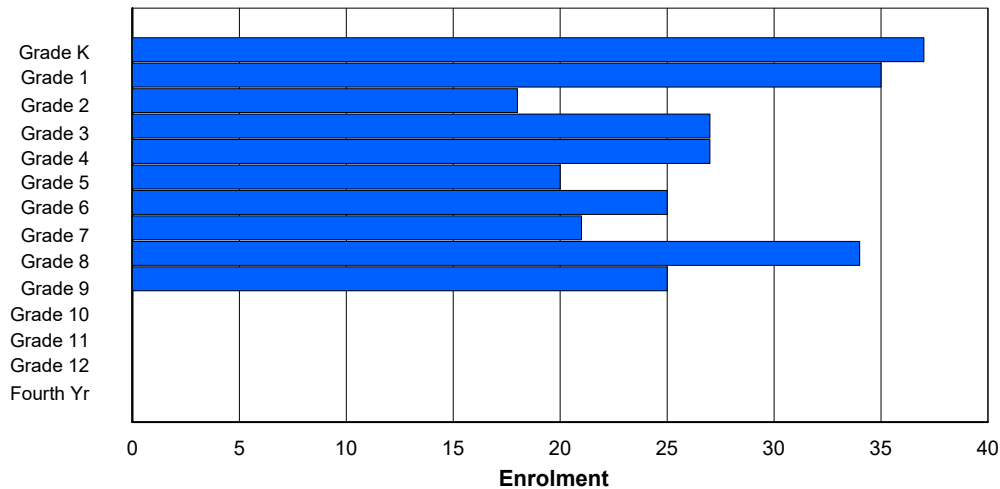
Gender	Age																Total
	5	6	7	8	9	10	11	12	13	14	15	16	17	18	19	20>	
Male	19	15	10	14	14	9	11	9	18	13	0	0	0	0	0	0	132
Female	17	21	8	13	13	11	13	14	14	13	0	0	0	0	0	0	137
Total	36	36	18	27	27	20	24	23	32	26	0	0	0	0	0	0	269

Enrolment By Grade and Gender

Gender	Grade														Total
	K	1	2	3	4	5	6	7	8	9	10	11	12	4th	
Male	20	14	10	14	14	9	11	9	19	12	0	0	0	0	132
Female	17	21	8	13	13	11	14	12	15	13	0	0	0	0	137
Total	37	35	18	27	27	20	25	21	34	25	0	0	0	0	269

Enrolment By Grade

For 285 - Holy Redeemer Elementary, Spaniard's Bay



* Data from the 2012-2013 AGR(Enrolment/Age as of the last day in Sept./Dec.)

** Newfoundland Statistics Classification System

*** May include itinerant teachers

District 4 - Eastern

#286 - Fatima Academy, St. Bride's

Grades: K-12

Number of Grades: 13

Classification: Rural

Offers Distance Education: Yes

[FTE Teachers](#) *** : 10.2

[School FTE PTR : 7.4](#)

[District FTE PTR : 13.0](#)

[Provincial FTE PTR : 12.1](#)

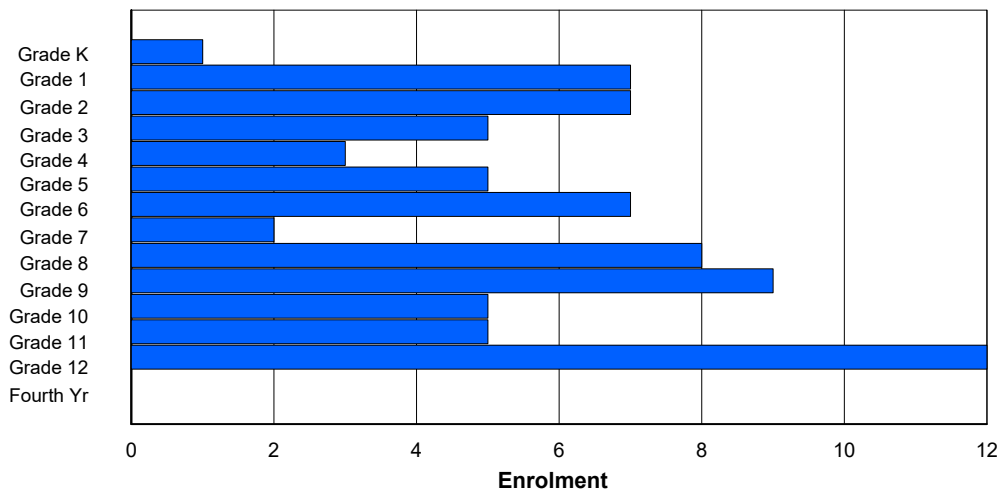
Enrolment By Age and Gender

Gender	Age																Total
	5	6	7	8	9	10	11	12	13	14	15	16	17	18	19	20>	
Male	0	4	3	1	1	3	0	2	4	7	3	2	5	0	0	0	35
Female	1	3	4	4	2	2	7	0	3	3	2	3	7	0	0	0	41
Total	1	7	7	5	3	5	7	2	7	10	5	5	12	0	0	0	76

Enrolment By Grade and Gender

Gender	Grade															Total
	K	1	2	3	4	5	6	7	8	9	10	11	12	4th		
Male	0	4	3	1	1	3	0	2	5	6	3	2	5	0	35	
Female	1	3	4	4	2	2	7	0	3	3	2	3	7	0	41	
Total	1	7	7	5	3	5	7	2	8	9	5	5	12	0	76	

Enrolment By Grade
For 286 - Fatima Academy, St. Bride's



* Data from the 2012-2013 AGR(Enrolment/Age as of the last day in Sept./Dec.)

** Newfoundland Statistics Classification System

*** May include itinerant teachers

District 4 - Eastern

#287 - Dunne Memorial Academy, St. Mary's

Classification: Rural
Offers Distance Education: Yes

Grades: K-12

Number of Grades: 13

[School FTE PTR : 7.1](#)

[District FTE PTR : 13.0](#)

[Provincial FTE PTR : 12.1](#)

[FTE Teachers](#) *** : 13.2

Enrolment By Age and Gender

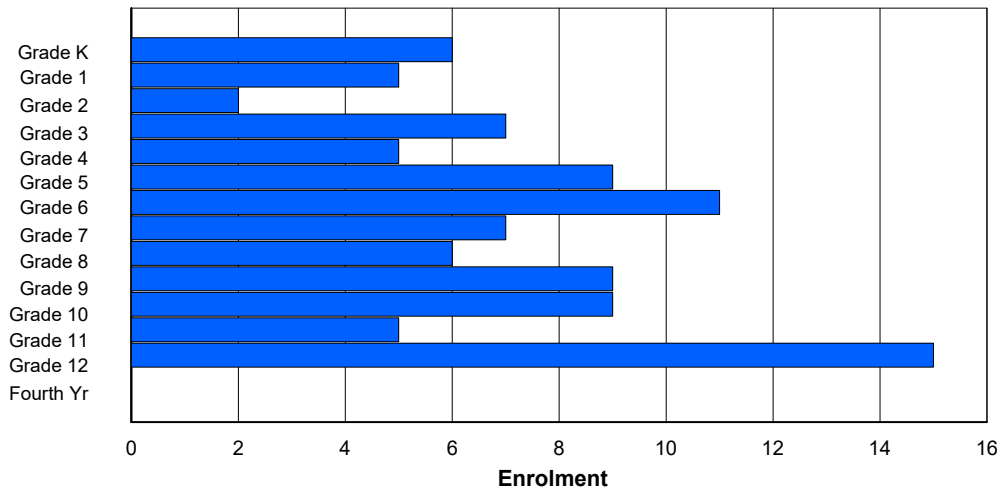
Gender	Age																Total
	5	6	7	8	9	10	11	12	13	14	15	16	17	18	19	20>	
Male	3	2	2	4	3	2	6	7	1	6	6	3	12	0	0	0	57
Female	3	3	0	3	2	7	5	0	5	3	3	2	3	0	0	0	39
Total	6	5	2	7	5	9	11	7	6	9	9	5	15	0	0	0	96

Enrolment By Grade and Gender

Gender	Grade															Total
	K	1	2	3	4	5	6	7	8	9	10	11	12	4th		
Male	3	2	2	4	3	2	6	7	1	6	6	3	12	0	57	
Female	3	3	0	3	2	7	5	0	5	3	3	2	3	0	39	
Total	6	5	2	7	5	9	11	7	6	9	9	5	15	0	96	

Enrolment By Grade

For 287 - Dunne Memorial Academy, St. Mary's



* Data from the 2012-2013 AGR(Enrolment/Age as of the last day in Sept./Dec.)

** Newfoundland Statistics Classification System

*** May include itinerant teachers

District 4 - Eastern

#289 - St. Peter's Elementary, Upper Island Cove

Grades: K-9

Number of Grades: 10

Classification: Rural

Offers Distance Education: No

[FTE Teachers](#) *** : 15.0

[School FTE PTR : 13.4](#)

[District FTE PTR : 13.0](#)

[Provincial FTE PTR : 12.1](#)

Enrolment By Age and Gender

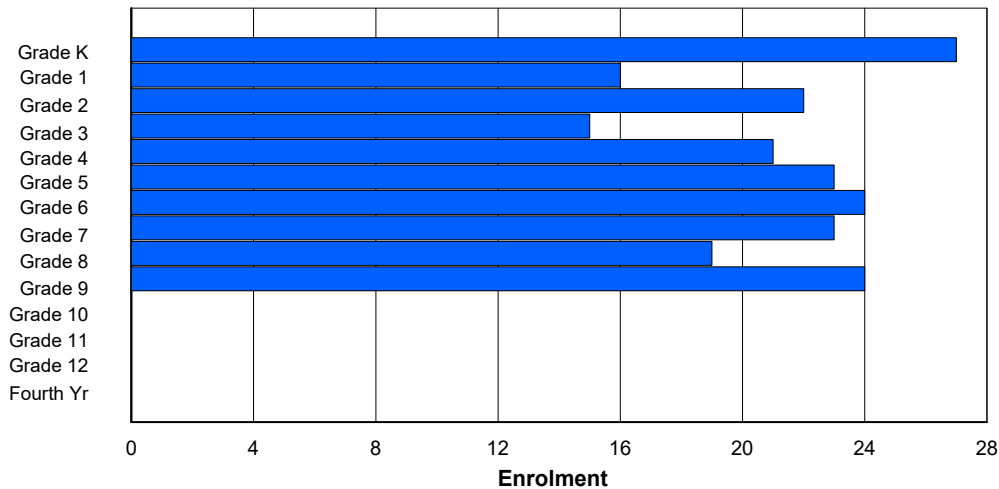
Gender	Age																Total
	5	6	7	8	9	10	11	12	13	14	15	16	17	18	19	20>	
Male	12	8	15	7	8	10	9	14	12	10	0	0	0	0	0	0	105
Female	15	8	7	9	12	13	15	9	7	14	0	0	0	0	0	0	109
Total	27	16	22	16	20	23	24	23	19	24	0	0	0	0	0	0	214

Enrolment By Grade and Gender

Gender	Grade														Total
	K	1	2	3	4	5	6	7	8	9	10	11	12	4th	
Male	12	8	15	7	8	11	8	14	12	10	0	0	0	0	105
Female	15	8	7	8	13	12	16	9	7	14	0	0	0	0	109
Total	27	16	22	15	21	23	24	23	19	24	0	0	0	0	214

Enrolment By Grade

For 289 - St. Peter's Elementary, Upper Island Cove



* Data from the 2012-2013 AGR(Enrolment/Age as of the last day in Sept./Dec.)

** Newfoundland Statistics Classification System

*** May include itinerant teachers

District 4 - Eastern

#291 - Perlwin Elementary, Winterton

Grades: K-6

Number of Grades: 7

Classification: Rural

Offers Distance Education: No

[FTE Teachers](#) *** : 8.9

[School FTE PTR : 7.2](#)

[District FTE PTR : 13.0](#)

[Provincial FTE PTR : 12.1](#)

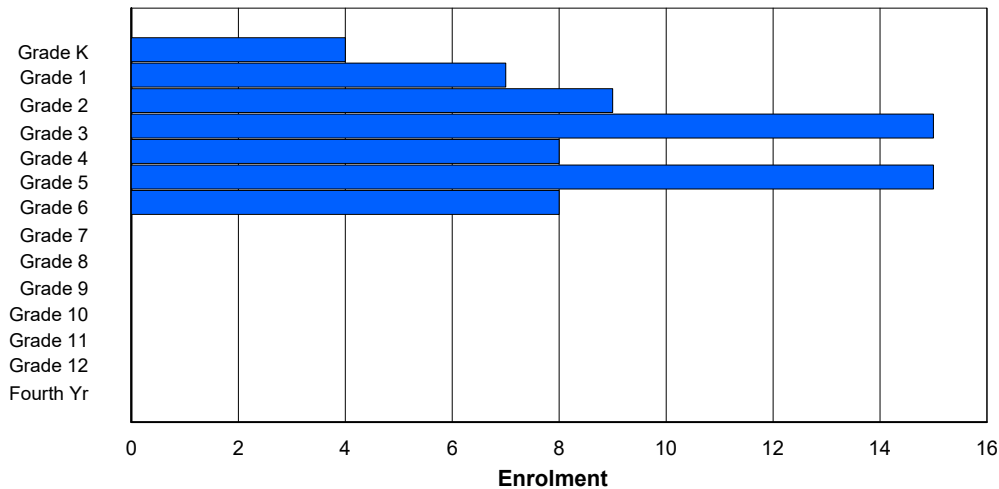
Enrolment By Age and Gender

Gender	Age																Total
	5	6	7	8	9	10	11	12	13	14	15	16	17	18	19	20>	
Male	3	4	4	6	2	11	3	0	0	0	0	0	0	0	0	0	33
Female	1	3	5	9	6	4	5	0	0	0	0	0	0	0	0	0	33
Total	4	7	9	15	8	15	8	0	0	0	0	0	0	0	0	0	66

Enrolment By Grade and Gender

Gender	Grade														Total
	K	1	2	3	4	5	6	7	8	9	10	11	12	4th	
Male	3	4	4	6	2	11	3	0	0	0	0	0	0	0	33
Female	1	3	5	9	6	4	5	0	0	0	0	0	0	0	33
Total	4	7	9	15	8	15	8	0	0	0	0	0	0	0	66

Enrolment By Grade
For 291 - Perlwin Elementary, Winterton



* Data from the 2012-2013 AGR(Enrolment/Age as of the last day in Sept./Dec.)

** Newfoundland Statistics Classification System

*** May include itinerant teachers

District 4 - Eastern

#294 - St. Augustine's Elementary, Bell Island

Grades: K-6

Number of Grades: 7

Classification: Rural

Offers Distance Education: No

[School FTE PTR : 12.6](#)

[District FTE PTR : 13.0](#)

[Provincial FTE PTR : 12.1](#)

[FTE Teachers](#) *** : 12.0

Enrolment By Age and Gender

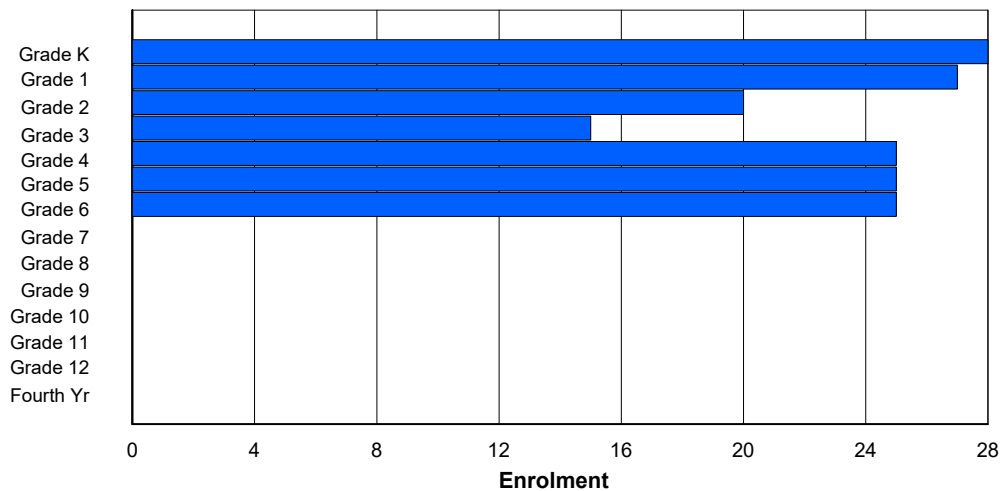
Gender	Age																Total
	5	6	7	8	9	10	11	12	13	14	15	16	17	18	19	20>	
Male	11	15	8	7	14	7	10	0	0	0	0	0	0	0	0	0	72
Female	17	12	12	8	11	18	14	1	0	0	0	0	0	0	0	0	93
Total	28	27	20	15	25	25	24	1	0	0	0	0	0	0	0	0	165

Enrolment By Grade and Gender

Gender	Grade														Total
	K	1	2	3	4	5	6	7	8	9	10	11	12	4th	
Male	11	15	8	7	14	7	10	0	0	0	0	0	0	0	72
Female	17	12	12	8	11	18	15	0	0	0	0	0	0	0	93
Total	28	27	20	15	25	25	25	0	0	0	0	0	0	0	165

Enrolment By Grade

For 294 - St. Augustine's Elementary, Bell Island



* Data from the 2012-2013 AGR(Enrolment/Age as of the last day in Sept./Dec.)

** Newfoundland Statistics Classification System

*** May include itinerant teachers

District 4 - Eastern

#296 - St. Michael's High, Bell Island

Grades: 7-12

Number of Grades: 6

Classification: Rural

Offers Distance Education: Yes

[FTE Teachers](#) *** : 15.9

[School FTE PTR : 10.8](#)

[District FTE PTR : 13.0](#)

[Provincial FTE PTR : 12.1](#)

Enrolment By Age and Gender

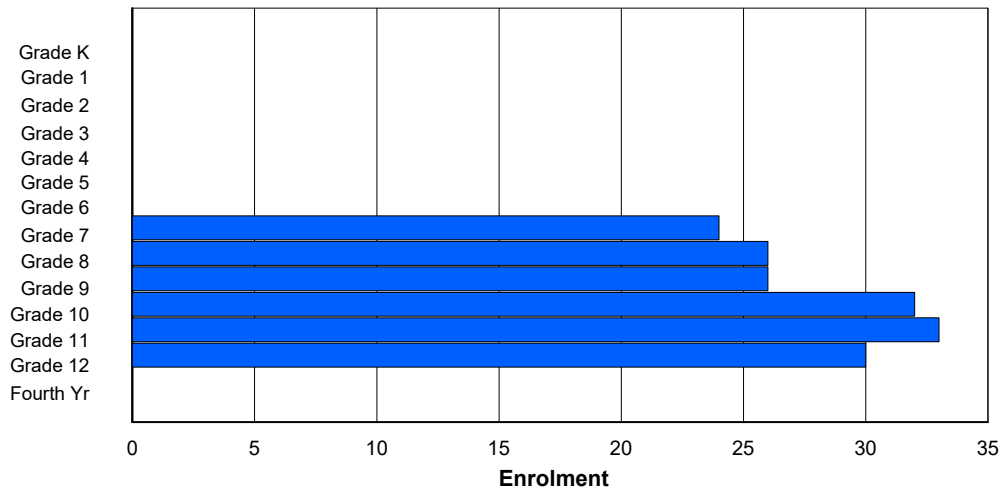
Gender	Age																Total
	5	6	7	8	9	10	11	12	13	14	15	16	17	18	19	20>	
Male	0	0	0	0	0	0	0	12	13	10	13	16	15	3	0	0	82
Female	0	0	0	0	0	0	0	12	13	14	18	18	12	1	1	0	89
Total	0	0	0	0	0	0	0	24	26	24	31	34	27	4	1	0	171

Enrolment By Grade and Gender

Gender	Grade														Total
	K	1	2	3	4	5	6	7	8	9	10	11	12	4th	
Male	0	0	0	0	0	0	0	12	14	10	14	15	17	0	82
Female	0	0	0	0	0	0	0	12	12	16	18	18	13	0	89
Total	0	0	0	0	0	0	0	24	26	26	32	33	30	0	171

Enrolment By Grade

For 296 - St. Michael's High, Bell Island



* Data from the 2012-2013 AGR(Enrolment/Age as of the last day in Sept./Dec.)

** Newfoundland Statistics Classification System

*** May include itinerant teachers

District 4 - Eastern

#300 - Frank Roberts Junior High, Conception Bay South (Foxtrap)

Classification: Urban
Offers Distance Education: No

Grades: 7-9

Number of Grades: 3

[School FTE PTR : 14.6](#)

[District FTE PTR : 13.0](#)

[Provincial FTE PTR : 12.1](#)

[FTE Teachers](#) *** : 41.3

Enrolment By Age and Gender

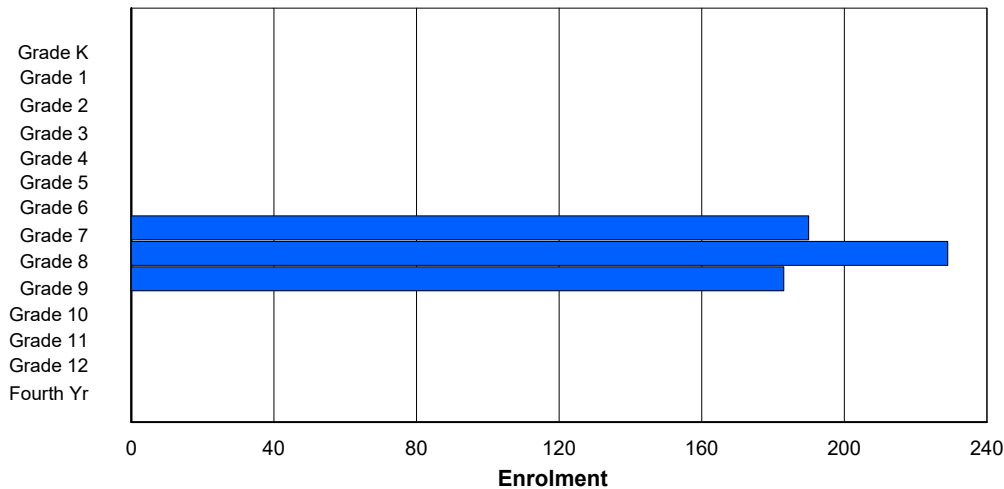
Gender	Age																Total
	5	6	7	8	9	10	11	12	13	14	15	16	17	18	19	20>	
Male	0	0	0	0	0	0	0	92	131	89	7	1	0	0	0	0	320
Female	0	0	0	0	0	0	0	95	97	87	3	0	0	0	0	0	282
Total	0	0	0	0	0	0	0	187	228	176	10	1	0	0	0	0	602

Enrolment By Grade and Gender

Gender	Grade															Total
	K	1	2	3	4	5	6	7	8	9	10	11	12	4th		
Male	0	0	0	0	0	0	0	94	131	95	0	0	0	0	320	
Female	0	0	0	0	0	0	0	96	98	88	0	0	0	0	282	
Total	0	0	0	0	0	0	0	190	229	183	0	0	0	0	602	

Enrolment By Grade

For 300 - Frank Roberts Junior High, Conception Bay South (Foxtrap)



* Data from the 2012-2013 AGR(Enrolment/Age as of the last day in Sept./Dec.)

** Newfoundland Statistics Classification System

*** May include itinerant teachers

District 4 - Eastern

#302 - Queen Elizabeth Regional High, Conception Bay South (Foxtrap)

Classification: Urban
Offers Distance Education: No

Grades: 10-12

Number of Grades: 3

[School FTE PTR : 16.4](#)

[District FTE PTR : 13.0](#)

[Provincial FTE PTR : 12.1](#)

[FTE Teachers](#) *** : 35.1

Enrolment By Age and Gender

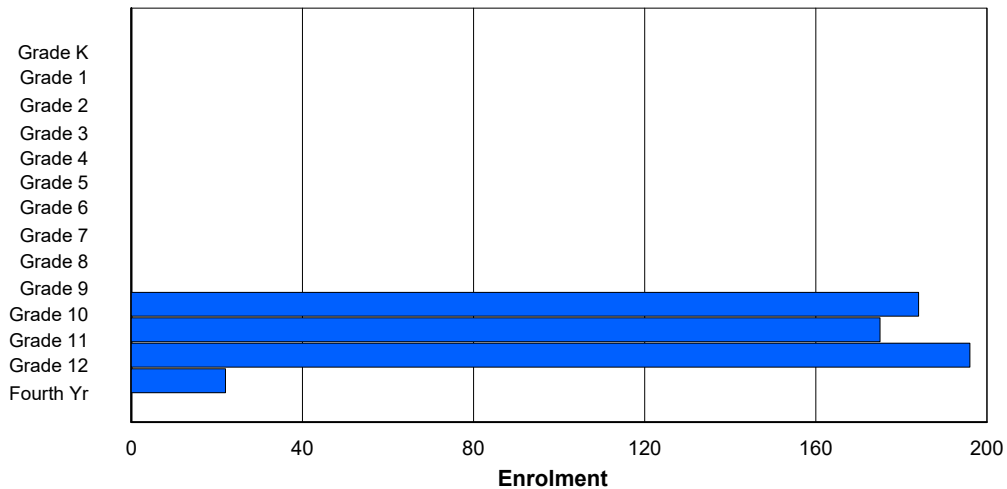
Gender	Age																Total
	5	6	7	8	9	10	11	12	13	14	15	16	17	18	19	20>	
Male	0	0	0	0	0	0	0	0	0	0	87	85	104	13	5	0	294
Female	0	0	0	0	0	0	0	0	0	0	88	84	97	13	1	0	283
Total	0	0	0	0	0	0	0	0	0	0	175	169	201	26	6	0	577

Enrolment By Grade and Gender

Gender	Grade														Total
	K	1	2	3	4	5	6	7	8	9	10	11	12	4th	
Male	0	0	0	0	0	0	0	0	0	0	92	93	95	14	294
Female	0	0	0	0	0	0	0	0	0	0	92	82	101	8	283
Total	0	0	0	0	0	0	0	0	0	0	184	175	196	22	577

Enrolment By Grade

For 302 - Queen Elizabeth Regional High, Conception Bay South (Foxtrap)



* Data from the 2012-2013 AGR(Enrolment/Age as of the last day in Sept./Dec.)

** Newfoundland Statistics Classification System

*** May include itinerant teachers

District 4 - Eastern

#303 - St. Edward's Elementary, Conception Bay South (Kelligrews)

Classification: Urban
Offers Distance Education: No

Grades: K-6

Number of Grades: 7

[School FTE PTR : 14.8](#)

[District FTE PTR : 13.0](#)

[Provincial FTE PTR : 12.1](#)

[FTE Teachers](#) *** : 43.6

Enrolment By Age and Gender

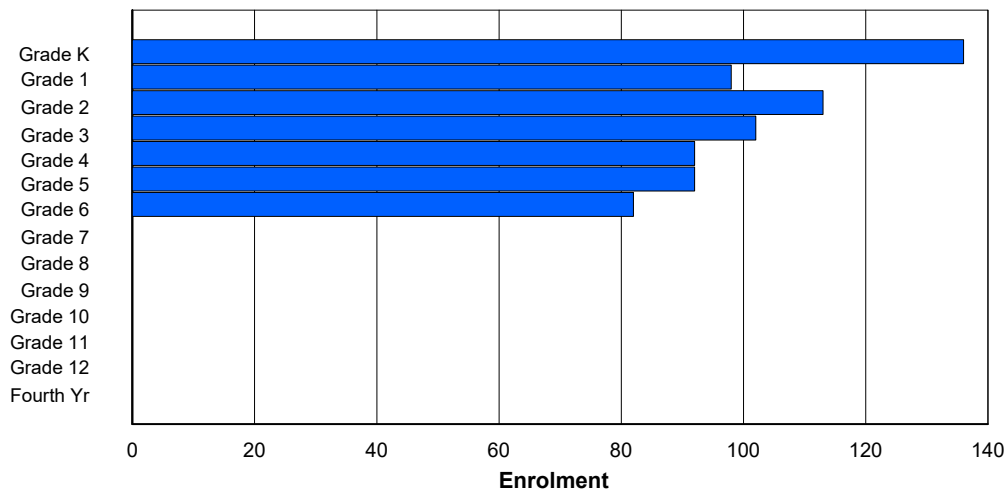
Gender	Age																Total
	5	6	7	8	9	10	11	12	13	14	15	16	17	18	19	20>	
Male	65	42	55	50	42	48	36	0	0	0	0	0	0	0	0	0	338
Female	70	57	58	52	48	46	46	0	0	0	0	0	0	0	0	0	377
Total	135	99	113	102	90	94	82	0	0	0	0	0	0	0	0	0	715

Enrolment By Grade and Gender

Gender	Grade															Total
	K	1	2	3	4	5	6	7	8	9	10	11	12	4th		
Male	65	42	55	50	44	46	36	0	0	0	0	0	0	0	0	338
Female	71	56	58	52	48	46	46	0	0	0	0	0	0	0	0	377
Total	136	98	113	102	92	92	82	0	0	0	0	0	0	0	0	715

Enrolment By Grade

For 303 - St. Edward's Elementary, Conception Bay South (Kelligrews)



* Data from the 2012-2013 AGR(Enrolment/Age as of the last day in Sept./Dec.)

** Newfoundland Statistics Classification System

*** May include itinerant teachers

District 4 - Eastern

#304 - Holy Spirit High, Conception Bay South (Manuels)

Classification: Urban
Offers Distance Education: No

Grades: 9-12

Number of Grades: 4

[School FTE PTR : 17.5](#)

[District FTE PTR : 13.0](#)

[Provincial FTE PTR : 12.1](#)

[FTE Teachers](#) *** : 47.8

Enrolment By Age and Gender

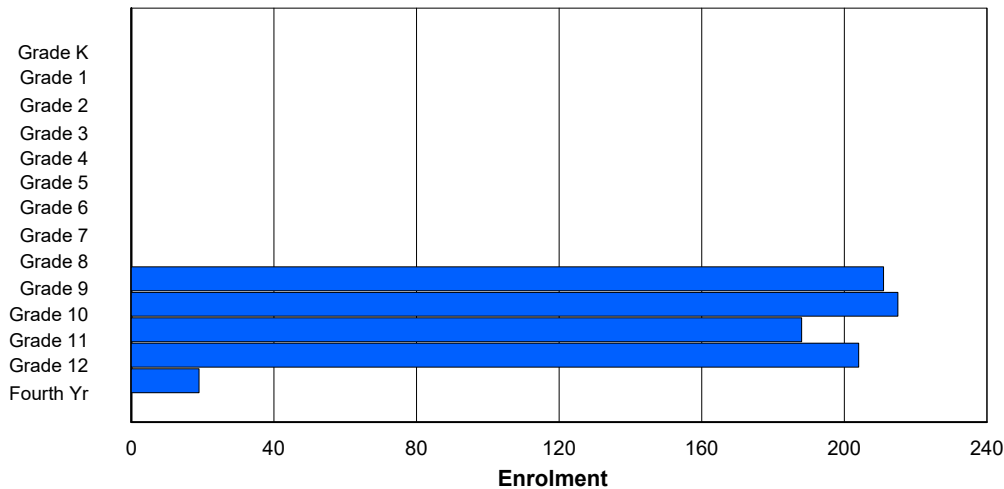
Gender	Age																Total
	5	6	7	8	9	10	11	12	13	14	15	16	17	18	19	20>	
Male	0	0	0	0	0	0	0	0	0	107	111	92	98	16	2	1	427
Female	0	0	0	0	0	0	0	0	0	98	102	98	103	7	0	2	410
Total	0	0	0	0	0	0	0	0	0	205	213	190	201	23	2	3	837

Enrolment By Grade and Gender

Gender	Grade															Total
	K	1	2	3	4	5	6	7	8	9	10	11	12	4th		
Male	0	0	0	0	0	0	0	0	0	111	113	89	101	13	427	
Female	0	0	0	0	0	0	0	0	0	100	102	99	103	6	410	
Total	0	0	0	0	0	0	0	0	0	211	215	188	204	19	837	

Enrolment By Grade

For 304 - Holy Spirit High, Conception Bay South (Manuels)



* Data from the 2012-2013 AGR(Enrolment/Age as of the last day in Sept./Dec.)

** Newfoundland Statistics Classification System

*** May include itinerant teachers

District 4 - Eastern

#305 - Villanova Junior High, Conception Bay South (Manuels)

Classification: Urban
Offers Distance Education: No

Grades: 5-8

Number of Grades: 4

[School FTE PTR : 14.7](#)

[District FTE PTR : 13.0](#)

[Provincial FTE PTR : 12.1](#)

[FTE Teachers](#) *** : 41.4

Enrolment By Age and Gender

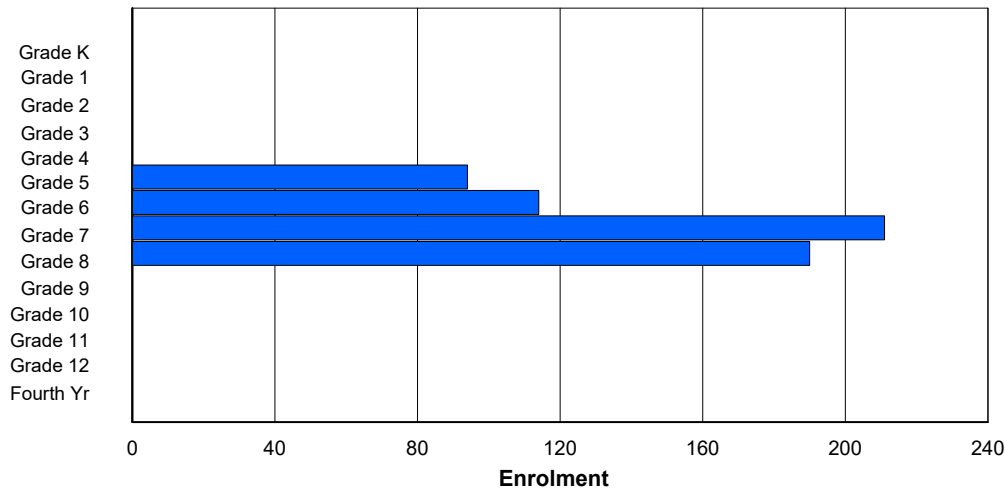
Gender	Age																Total
	5	6	7	8	9	10	11	12	13	14	15	16	17	18	19	20>	
Male	0	0	0	0	0	50	53	92	95	4	0	0	0	0	0	0	294
Female	0	0	0	0	0	42	61	118	94	0	0	0	0	0	0	0	315
Total	0	0	0	0	0	92	114	210	189	4	0	0	0	0	0	0	609

Enrolment By Grade and Gender

Gender	Grade														Total
	K	1	2	3	4	5	6	7	8	9	10	11	12	4th	
Male	0	0	0	0	0	51	53	93	97	0	0	0	0	0	294
Female	0	0	0	0	0	43	61	118	93	0	0	0	0	0	315
Total	0	0	0	0	0	94	114	211	190	0	0	0	0	0	609

Enrolment By Grade

For 305 - Villanova Junior High, Conception Bay South (Manuels)



* Data from the 2012-2013 AGR(Enrolment/Age as of the last day in Sept./Dec.)

** Newfoundland Statistics Classification System

*** May include itinerant teachers

District 4 - Eastern

#306 - St. George's Elementary, Conception Bay South (Manuels)

Classification: Urban
Offers Distance Education: No

Grades: K-6

Number of Grades: 7

[School FTE PTR : 13.3](#)

[District FTE PTR : 13.0](#)

[Provincial FTE PTR : 12.1](#)

[FTE Teachers](#) *** : 21.4

Enrolment By Age and Gender

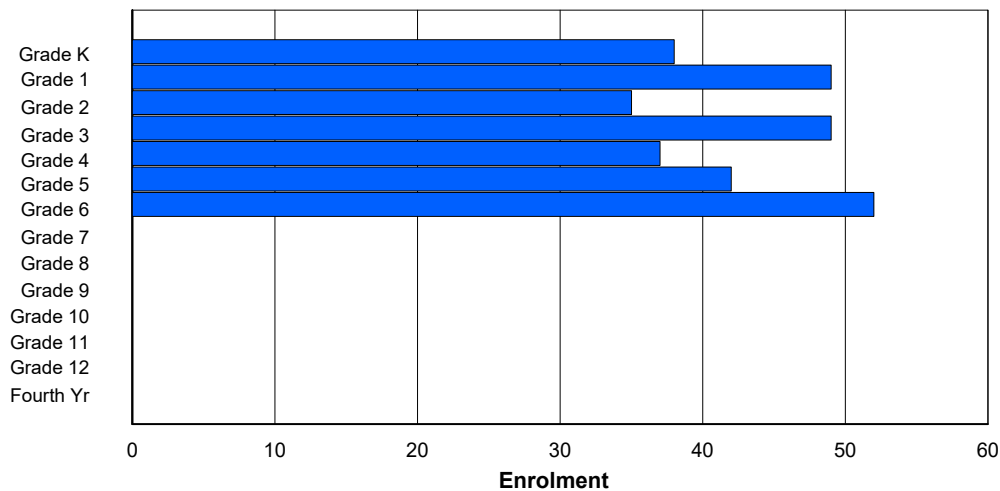
Gender	Age																Total
	5	6	7	8	9	10	11	12	13	14	15	16	17	18	19	20>	
Male	18	21	15	23	17	26	23	3	0	0	0	0	0	0	0	0	146
Female	18	29	21	26	19	15	27	0	1	0	0	0	0	0	0	0	156
Total	36	50	36	49	36	41	50	3	1	0	0	0	0	0	0	0	302

Enrolment By Grade and Gender

Gender	Grade														Total
	K	1	2	3	4	5	6	7	8	9	10	11	12	4th	
Male	19	20	15	23	18	26	25	0	0	0	0	0	0	0	146
Female	19	29	20	26	19	16	27	0	0	0	0	0	0	0	156
Total	38	49	35	49	37	42	52	0	0	0	0	0	0	0	302

Enrolment By Grade

For 306 - St. George's Elementary, Conception Bay South (Manuels)



* Data from the 2012-2013 AGR(Enrolment/Age as of the last day in Sept./Dec.)

** Newfoundland Statistics Classification System

*** May include itinerant teachers

District 4 - Eastern

#307 - Mobile Central High, Mobile

Classification: Rural
Offers Distance Education: Yes

Grades: 7-12 Number of Grades: 6

[School FTE PTR : 13.6](#)
[District FTE PTR : 13.0](#)
[Provincial FTE PTR : 12.1](#)

[FTE Teachers](#) *** : 17.8

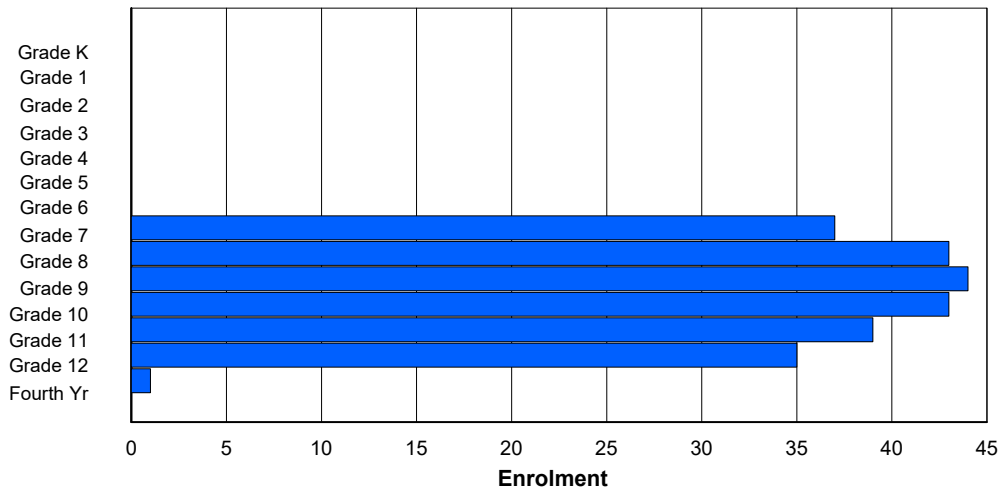
Enrolment By Age and Gender

Gender	Age																Total
	5	6	7	8	9	10	11	12	13	14	15	16	17	18	19	20>	
Male	0	0	0	0	0	0	0	19	19	31	18	17	22	3	1	0	130
Female	0	0	0	0	0	0	0	18	20	16	26	20	12	0	0	0	112
Total	0	0	0	0	0	0	0	37	39	47	44	37	34	3	1	0	242

Enrolment By Grade and Gender

Gender	Grade															Total
	K	1	2	3	4	5	6	7	8	9	10	11	12	4th		
Male	0	0	0	0	0	0	0	19	23	28	17	19	23	1	130	
Female	0	0	0	0	0	0	0	18	20	16	26	20	12	0	112	
Total	0	0	0	0	0	0	0	37	43	44	43	39	35	1	242	

Enrolment By Grade
For 307 - Mobile Central High, Mobile



* Data from the 2012-2013 AGR(Enrolment/Age as of the last day in Sept./Dec.)

** Newfoundland Statistics Classification System

*** May include itinerant teachers

District 4 - Eastern

#308 - Mary Queen of the World Elementary, Mount Pearl

Classification: Urban
Offers Distance Education: No

Grades: K-6

Number of Grades: 7

[School FTE PTR : 13.2](#)

[District FTE PTR : 13.0](#)

[Provincial FTE PTR : 12.1](#)

[FTE Teachers](#) *** : 27.9

Enrolment By Age and Gender

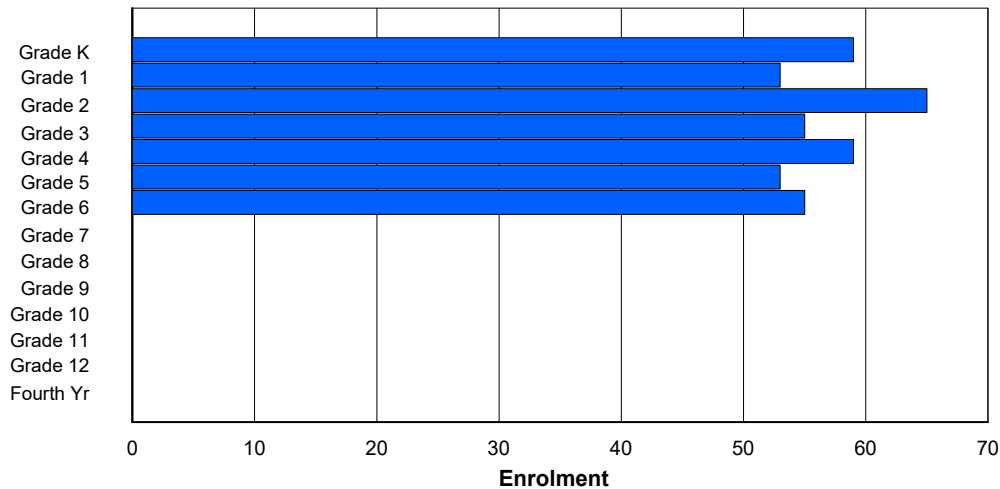
Gender	Age																Total
	5	6	7	8	9	10	11	12	13	14	15	16	17	18	19	20>	
Male	24	28	33	34	27	29	27	0	0	0	0	0	0	0	0	0	202
Female	29	26	34	23	29	26	29	1	0	0	0	0	0	0	0	0	197
Total	53	54	67	57	56	55	56	1	0	0	0	0	0	0	0	0	399

Enrolment By Grade and Gender

Gender	Grade														Total
	K	1	2	3	4	5	6	7	8	9	10	11	12	4th	
Male	28	26	33	33	28	28	26	0	0	0	0	0	0	0	202
Female	31	27	32	22	31	25	29	0	0	0	0	0	0	0	197
Total	59	53	65	55	59	53	55	0	0	0	0	0	0	0	399

Enrolment By Grade

For 308 - Mary Queen of the World Elementary, Mount Pearl



* Data from the 2012-2013 AGR(Enrolment/Age as of the last day in Sept./Dec.)

** Newfoundland Statistics Classification System

*** May include itinerant teachers

District 4 - Eastern

#309 - Morris Academy, Mount Pearl

Classification: Urban
Offers Distance Education: No

Grades: K-4

Number of Grades: 5

[School FTE PTR : 11.9](#)

[District FTE PTR : 13.0](#)

[Provincial FTE PTR : 12.1](#)

[FTE Teachers](#) *** : 20.0

Enrolment By Age and Gender

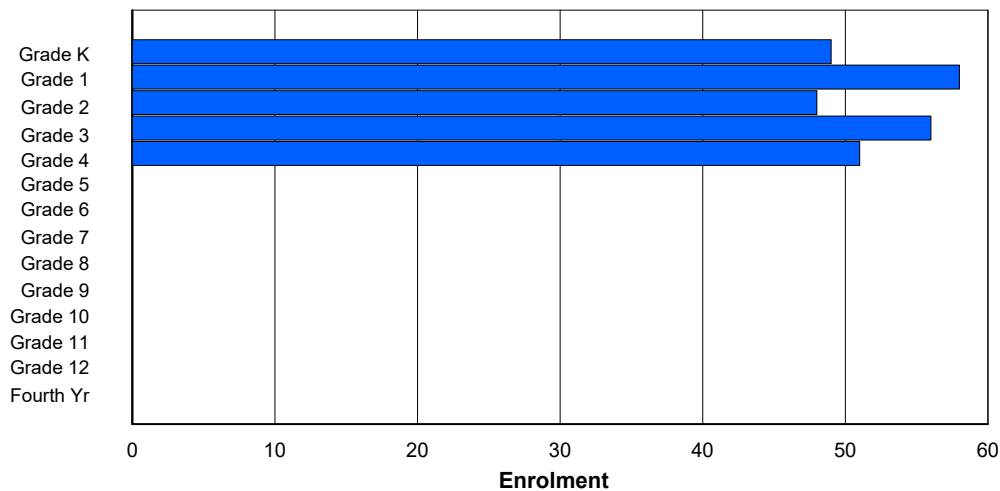
Gender	Age																Total
	5	6	7	8	9	10	11	12	13	14	15	16	17	18	19	20>	
Male	27	31	22	26	27	2	0	0	0	0	0	0	0	0	0	0	135
Female	22	27	24	29	25	0	0	0	0	0	0	0	0	0	0	0	127
Total	49	58	46	55	52	2	0	0	0	0	0	0	0	0	0	0	262

Enrolment By Grade and Gender

Gender	Grade															Total
	K	1	2	3	4	5	6	7	8	9	10	11	12	4th		
Male	27	31	24	27	26	0	0	0	0	0	0	0	0	0	0	135
Female	22	27	24	29	25	0	0	0	0	0	0	0	0	0	0	127
Total	49	58	48	56	51	0	0	0	0	0	0	0	0	0	0	262

Enrolment By Grade

For 309 - Morris Academy, Mount Pearl



* Data from the 2012-2013 AGR(Enrolment/Age as of the last day in Sept./Dec.)

** Newfoundland Statistics Classification System

*** May include itinerant teachers

District 4 - Eastern

#310 - Mount Pearl Intermediate, Mount Pearl

Grades: 5-9

Number of Grades: 5

Classification: Urban

Offers Distance Education: No

[FTE Teachers](#) *** : 61.2

[School FTE PTR : 14.7](#)

[District FTE PTR : 13.0](#)

[Provincial FTE PTR : 12.1](#)

Enrolment By Age and Gender

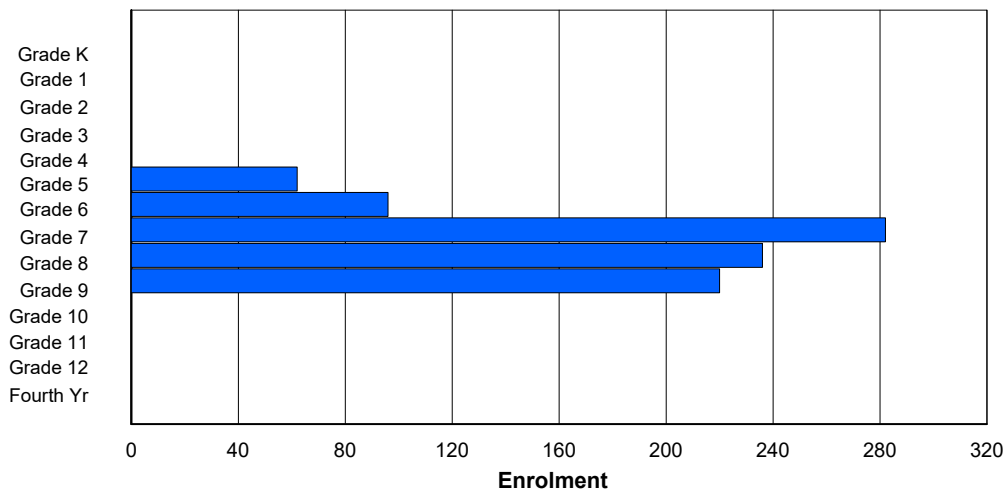
Gender	Age																Total
	5	6	7	8	9	10	11	12	13	14	15	16	17	18	19	20>	
Male	0	0	0	0	0	31	39	141	128	98	4	0	0	0	0	0	441
Female	1	0	0	0	0	28	57	137	109	119	4	0	0	0	0	0	455
Total	1	0	0	0	0	59	96	278	237	217	8	0	0	0	0	0	896

Enrolment By Grade and Gender

Gender	Grade														Total
	K	1	2	3	4	5	6	7	8	9	10	11	12	4th	
Male	0	0	0	0	0	34	39	143	127	98	0	0	0	0	441
Female	0	0	0	0	0	28	57	139	109	122	0	0	0	0	455
Total	0	0	0	0	0	62	96	282	236	220	0	0	0	0	896

Enrolment By Grade

For 310 - Mount Pearl Intermediate, Mount Pearl



* Data from the 2012-2013 AGR(Enrolment/Age as of the last day in Sept./Dec.)

** Newfoundland Statistics Classification System

*** May include itinerant teachers

District 4 - Eastern

#311 - Mount Pearl Senior High, Mount Pearl

Grades: 10-12

Number of Grades: 3

Classification: Urban

Offers Distance Education: No

[School FTE PTR : 17.3](#)

[District FTE PTR : 13.0](#)

[Provincial FTE PTR : 12.1](#)

[FTE Teachers](#) *** : 36.9

Enrolment By Age and Gender

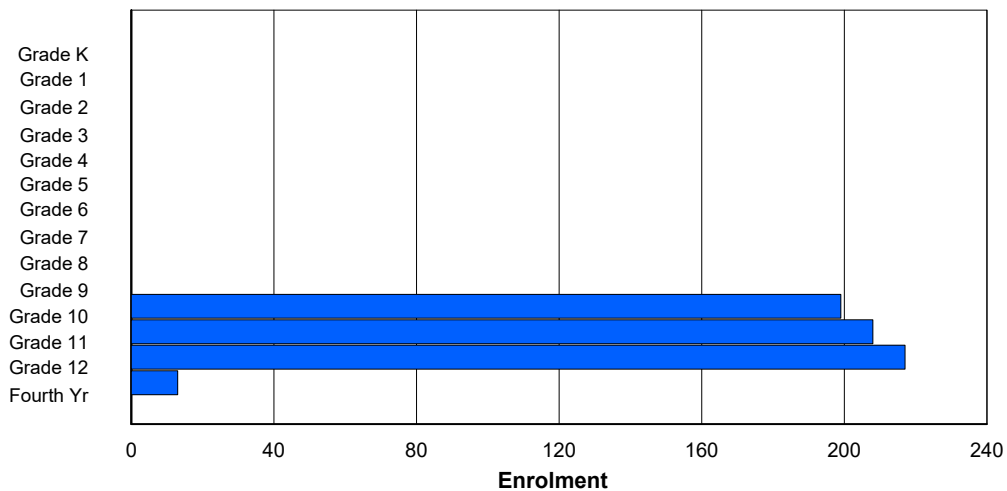
Gender	Age																Total
	5	6	7	8	9	10	11	12	13	14	15	16	17	18	19	20>	
Male	0	0	0	0	0	0	0	0	0	0	86	91	101	17	3	0	298
Female	0	0	0	0	0	0	0	0	0	0	104	118	107	10	0	0	339
Total	0	0	0	0	0	0	0	0	0	0	190	209	208	27	3	0	637

Enrolment By Grade and Gender

Gender	Grade														Total
	K	1	2	3	4	5	6	7	8	9	10	11	12	4th	
Male	0	0	0	0	0	0	0	0	0	0	90	92	106	10	298
Female	0	0	0	0	0	0	0	0	0	0	109	116	111	3	339
Total	0	0	0	0	0	0	0	0	0	0	199	208	217	13	637

Enrolment By Grade

For 311 - Mount Pearl Senior High, Mount Pearl



* Data from the 2012-2013 AGR(Enrolment/Age as of the last day in Sept./Dec.)

** Newfoundland Statistics Classification System

*** May include itinerant teachers

District 4 - Eastern

#312 - Newtown Elementary, Mount Pearl

Classification: Urban
Offers Distance Education: No

Grades: K-6

Number of Grades: 7

[School FTE PTR : 12.8](#)

[District FTE PTR : 13.0](#)

[Provincial FTE PTR : 12.1](#)

[FTE Teachers](#) *** : 26.0

Enrolment By Age and Gender

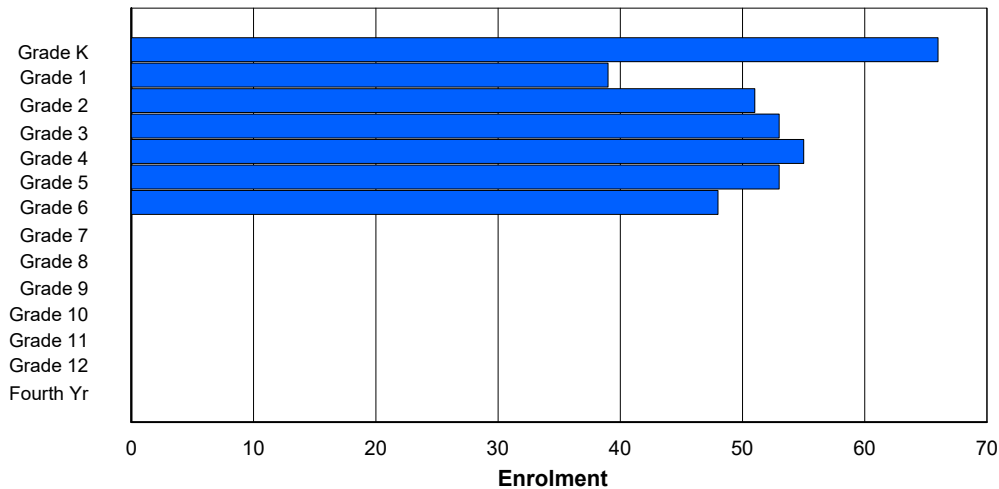
Gender	Age																Total
	5	6	7	8	9	10	11	12	13	14	15	16	17	18	19	20>	
Male	36	22	27	29	25	34	24	0	0	0	0	0	0	0	0	0	197
Female	30	17	23	24	30	21	23	0	0	0	0	0	0	0	0	0	168
Total	66	39	50	53	55	55	47	0	0	0	0	0	0	0	0	0	365

Enrolment By Grade and Gender

Gender	Grade															Total
	K	1	2	3	4	5	6	7	8	9	10	11	12	4th		
Male	36	22	28	29	25	32	25	0	0	0	0	0	0	0	0	197
Female	30	17	23	24	30	21	23	0	0	0	0	0	0	0	0	168
Total	66	39	51	53	55	53	48	0	0	0	0	0	0	0	0	365

Enrolment By Grade

For 312 - Newtown Elementary, Mount Pearl



* Data from the 2012-2013 AGR(Enrolment/Age as of the last day in Sept./Dec.)

** Newfoundland Statistics Classification System

*** May include itinerant teachers

District 4 - Eastern

#313 - O'Donel High School, Mount Pearl

Classification: Urban
Offers Distance Education: No

Grades: 10-12

Number of Grades: 3

[School FTE PTR : 17.2](#)

[District FTE PTR : 13.0](#)

[Provincial FTE PTR : 12.1](#)

[FTE Teachers](#) *** : 40.1

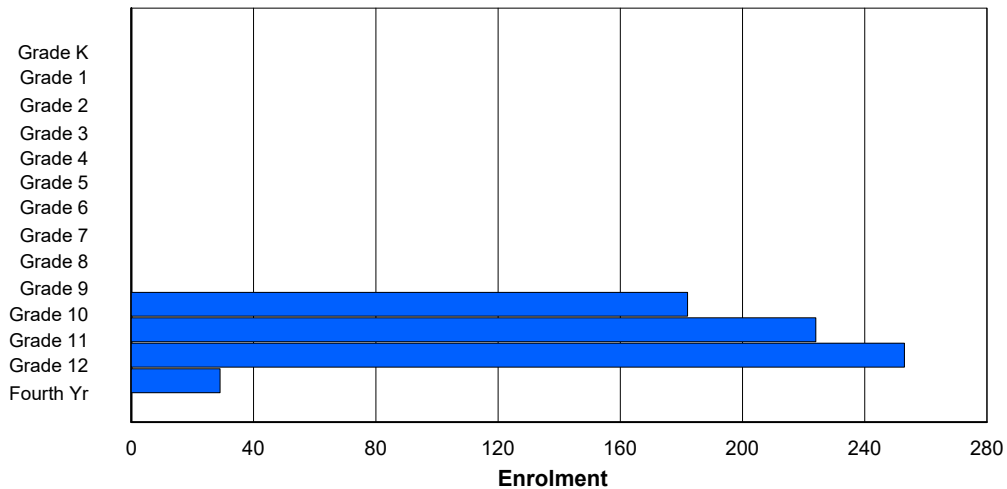
Enrolment By Age and Gender

Gender	Age																Total
	5	6	7	8	9	10	11	12	13	14	15	16	17	18	19	20>	
Male	0	0	0	0	0	0	0	0	0	0	84	126	116	26	6	1	359
Female	0	0	0	0	0	0	0	0	0	0	83	98	124	23	1	0	329
Total	0	0	0	0	0	0	0	0	0	0	167	224	240	49	7	1	688

Enrolment By Grade and Gender

Gender	Grade														Total
	K	1	2	3	4	5	6	7	8	9	10	11	12	4th	
Male	0	0	0	0	0	0	0	0	0	0	94	127	123	15	359
Female	0	0	0	0	0	0	0	0	0	0	88	97	130	14	329
Total	0	0	0	0	0	0	0	0	0	0	182	224	253	29	688

Enrolment By Grade
For 313 - O'Donel High School, Mount Pearl



* Data from the 2012-2013 AGR(Enrolment/Age as of the last day in Sept./Dec.)

** Newfoundland Statistics Classification System

*** May include itinerant teachers

District 4 - Eastern

#315 - St. Peter's Junior High, Mount Pearl

Grades: 7-9

Number of Grades: 3

Classification: Urban
Offers Distance Education: No

[School FTE PTR : 14.9](#)

[District FTE PTR : 13.0](#)

[Provincial FTE PTR : 12.1](#)

[FTE Teachers](#) *** : 40.0

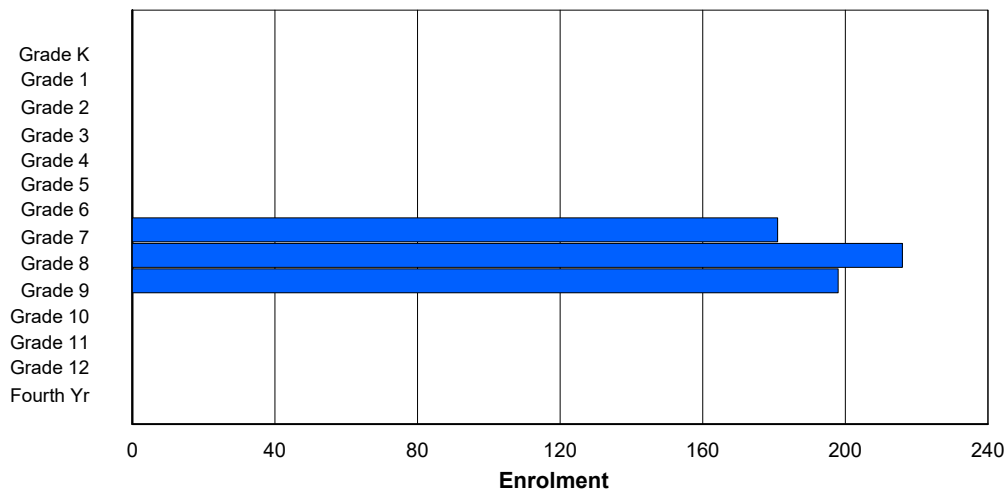
Enrolment By Age and Gender

Gender	Age																Total
	5	6	7	8	9	10	11	12	13	14	15	16	17	18	19	20>	
Male	0	0	0	0	0	0	2	94	112	118	5	0	0	0	0	0	331
Female	0	0	0	0	0	0	1	78	99	82	4	0	0	0	0	0	264
Total	0	0	0	0	0	0	3	172	211	200	9	0	0	0	0	0	595

Enrolment By Grade and Gender

Gender	Grade														Total
	K	1	2	3	4	5	6	7	8	9	10	11	12	4th	
Male	0	0	0	0	0	0	0	101	114	116	0	0	0	0	331
Female	0	0	0	0	0	0	0	80	102	82	0	0	0	0	264
Total	0	0	0	0	0	0	0	181	216	198	0	0	0	0	595

Enrolment By Grade
For 315 - St. Peter's Junior High, Mount Pearl



* Data from the 2012-2013 AGR(Enrolment/Age as of the last day in Sept./Dec.)

** Newfoundland Statistics Classification System

*** May include itinerant teachers

District 4 - Eastern

#316 - St. Peter's Elementary, Mount Pearl

Classification: Urban
Offers Distance Education: No

Grades: K-6

Number of Grades: 7

[School FTE PTR : 14.1](#)

[District FTE PTR : 13.0](#)

[Provincial FTE PTR : 12.1](#)

[FTE Teachers](#) *** : 49.5

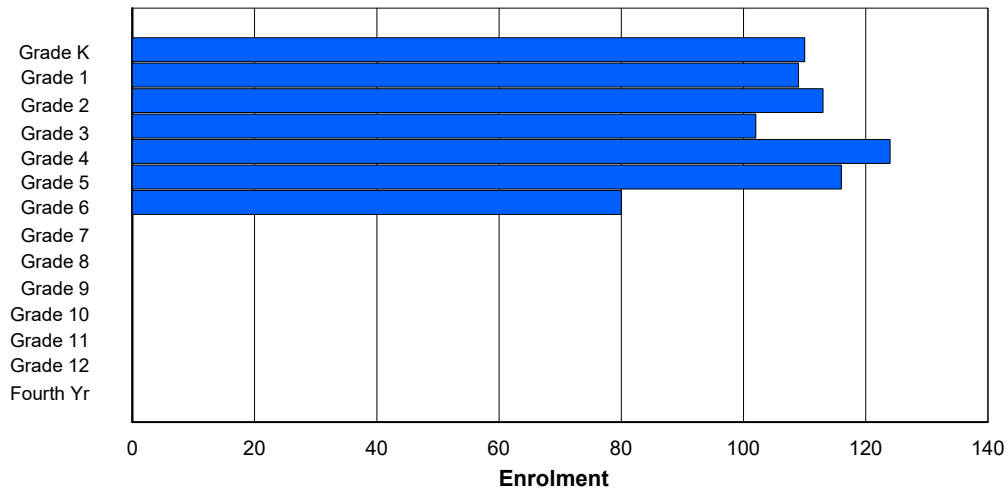
Enrolment By Age and Gender

Gender	Age																Total
	5	6	7	8	9	10	11	12	13	14	15	16	17	18	19	20>	
Male	54	53	61	47	68	54	39	3	0	0	0	0	0	0	0	0	379
Female	52	59	50	56	56	63	39	0	0	0	0	0	0	0	0	0	375
Total	106	112	111	103	124	117	78	3	0	0	0	0	0	0	0	0	754

Enrolment By Grade and Gender

Gender	Grade														Total
	K	1	2	3	4	5	6	7	8	9	10	11	12	4th	
Male	56	52	62	46	68	53	42	0	0	0	0	0	0	0	379
Female	54	57	51	56	56	63	38	0	0	0	0	0	0	0	375
Total	110	109	113	102	124	116	80	0	0	0	0	0	0	0	754

Enrolment By Grade
For 316 - St. Peter's Elementary, Mount Pearl



* Data from the 2012-2013 AGR(Enrolment/Age as of the last day in Sept./Dec.)

** Newfoundland Statistics Classification System

*** May include itinerant teachers

District 4 - Eastern

#317 - St. Francis of Assisi Elementary, Logy Bay/Middle Cove/Outer Cove

Classification: Urban
Offers Distance Education: No

Grades: K-6

Number of Grades: 7

[School FTE PTR : 12.1](#)

[District FTE PTR : 13.0](#)

[Provincial FTE PTR : 12.1](#)

[FTE Teachers](#) *** : 15.0

Enrolment By Age and Gender

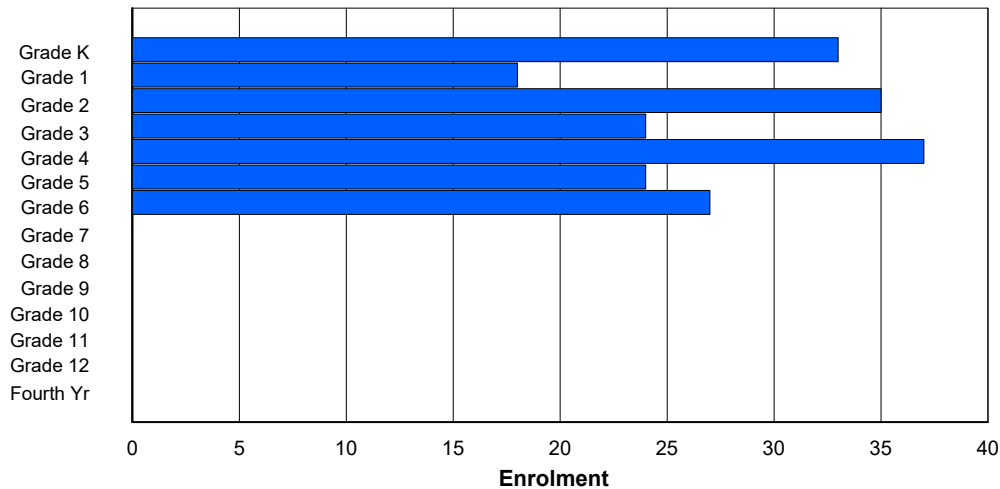
Gender	Age																Total
	5	6	7	8	9	10	11	12	13	14	15	16	17	18	19	20>	
Male	17	9	20	10	25	14	16	0	0	0	0	0	0	0	0	0	111
Female	15	9	16	13	13	9	12	0	0	0	0	0	0	0	0	0	87
Total	32	18	36	23	38	23	28	0	0	0	0	0	0	0	0	0	198

Enrolment By Grade and Gender

Gender	Grade															Total
	K	1	2	3	4	5	6	7	8	9	10	11	12	4th		
Male	18	8	20	11	24	15	15	0	0	0	0	0	0	0	111	
Female	15	10	15	13	13	9	12	0	0	0	0	0	0	0	87	
Total	33	18	35	24	37	24	27	0	0	0	0	0	0	0	198	

Enrolment By Grade

For 317 - St. Francis of Assisi Elementary, Logy Bay/Middle Cove/Outer Cove



* Data from the 2012-2013 AGR(Enrolment/Age as of the last day in Sept./Dec.)

** Newfoundland Statistics Classification System

*** May include itinerant teachers

District 4 - Eastern

#318 - Holy Family Elementary, Paradise

Classification: Urban
Offers Distance Education: No

Grades: K-6

Number of Grades: 7

[School FTE PTR : 14.2](#)

[District FTE PTR : 13.0](#)

[Provincial FTE PTR : 12.1](#)

[FTE Teachers](#) *** : 49.0

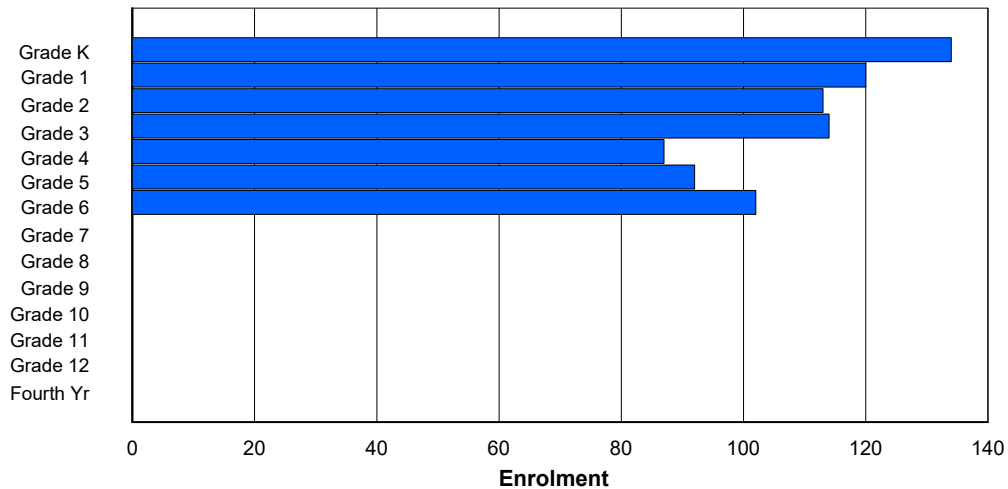
Enrolment By Age and Gender

Gender	Age																Total
	5	6	7	8	9	10	11	12	13	14	15	16	17	18	19	20>	
Male	69	67	59	60	40	44	55	1	0	0	0	0	0	0	0	0	395
Female	64	54	51	58	44	48	45	3	0	0	0	0	0	0	0	0	367
Total	133	121	110	118	84	92	100	4	0	0	0	0	0	0	0	0	762

Enrolment By Grade and Gender

Gender	Grade														Total
	K	1	2	3	4	5	6	7	8	9	10	11	12	4th	
Male	70	66	62	57	41	45	54	0	0	0	0	0	0	0	395
Female	64	54	51	57	46	47	48	0	0	0	0	0	0	0	367
Total	134	120	113	114	87	92	102	0	0	0	0	0	0	0	762

Enrolment By Grade
For 318 - Holy Family Elementary, Paradise



* Data from the 2012-2013 AGR(Enrolment/Age as of the last day in Sept./Dec.)

** Newfoundland Statistics Classification System

*** May include itinerant teachers

District 4 - Eastern

#320 - Beachy Cove Elementary, Portugal Cove - St. Philip's

Classification: Urban
Offers Distance Education: No

Grades: K-6

Number of Grades: 7

[School FTE PTR : 14.1](#)

[District FTE PTR : 13.0](#)

[Provincial FTE PTR : 12.1](#)

[FTE Teachers](#) *** : 46.2

Enrolment By Age and Gender

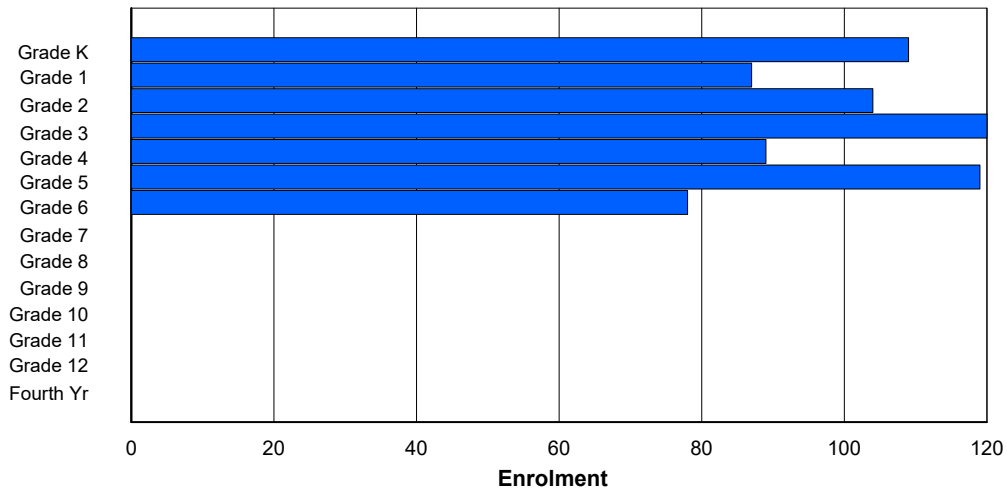
Gender	Age																Total
	5	6	7	8	9	10	11	12	13	14	15	16	17	18	19	20>	
Male	55	39	57	59	54	60	47	1	0	0	0	0	0	0	0	0	372
Female	53	47	49	59	34	58	34	0	0	0	0	0	0	0	0	0	334
Total	108	86	106	118	88	118	81	1	0	0	0	0	0	0	0	0	706

Enrolment By Grade and Gender

Gender	Grade														Total
	K	1	2	3	4	5	6	7	8	9	10	11	12	4th	
Male	56	38	57	61	56	59	45	0	0	0	0	0	0	0	372
Female	53	49	47	59	33	60	33	0	0	0	0	0	0	0	334
Total	109	87	104	120	89	119	78	0	0	0	0	0	0	0	706

Enrolment By Grade

For 320 - Beachy Cove Elementary, Portugal Cove - St. Philip's



* Data from the 2012-2013 AGR(Enrolment/Age as of the last day in Sept./Dec.)

** Newfoundland Statistics Classification System

*** May include itinerant teachers

District 4 - Eastern

#324 - Beaconsfield Junior High, St. John's

Grades: 7-9 Number of Grades: 3

[FTE Teachers](#) *** : 36.7

Classification: Urban
Offers Distance Education: No

[School FTE PTR : 15.2](#)
[District FTE PTR : 13.0](#)
[Provincial FTE PTR : 12.1](#)

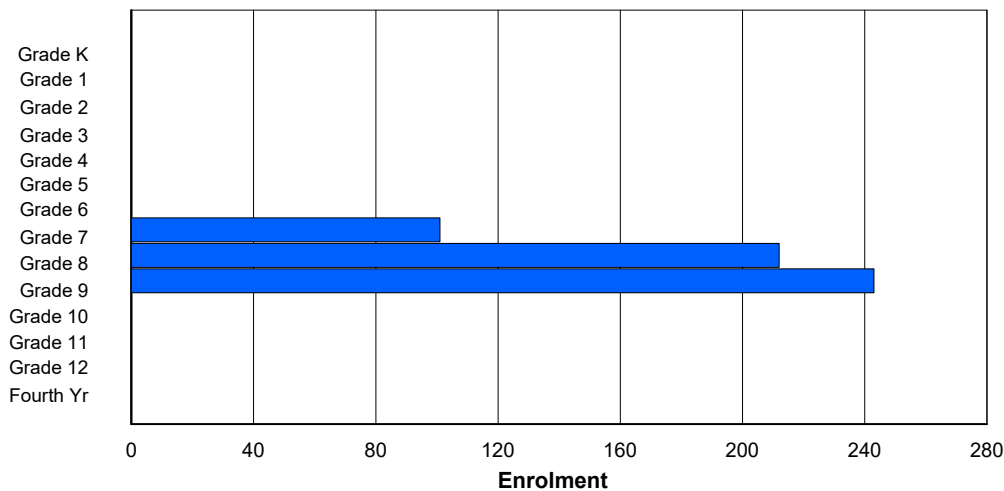
Enrolment By Age and Gender

Gender	Age																Total
	5	6	7	8	9	10	11	12	13	14	15	16	17	18	19	20>	
Male	0	0	0	0	0	0	0	50	102	109	15	1	0	0	0	0	277
Female	0	0	0	0	0	0	1	43	109	123	3	0	0	0	0	0	279
Total	0	0	0	0	0	0	1	93	211	232	18	1	0	0	0	0	556

Enrolment By Grade and Gender

Gender	Grade														Total
	K	1	2	3	4	5	6	7	8	9	10	11	12	4th	
Male	0	0	0	0	0	0	0	56	102	119	0	0	0	0	277
Female	0	0	0	0	0	0	0	45	110	124	0	0	0	0	279
Total	0	0	0	0	0	0	0	101	212	243	0	0	0	0	556

Enrolment By Grade
For 324 - Beaconsfield Junior High, St. John's



* Data from the 2012-2013 AGR(Enrolment/Age as of the last day in Sept./Dec.)

** Newfoundland Statistics Classification System

*** May include itinerant teachers

District 4 - Eastern

#325 - Bishop Abraham Elementary, St. John's

Grades: K-6

Number of Grades: 7

Classification: Urban

Offers Distance Education: No

[FTE Teachers](#) *** : 23.0

[School FTE PTR : 9.8](#)

[District FTE PTR : 13.0](#)

[Provincial FTE PTR : 12.1](#)

Enrolment By Age and Gender

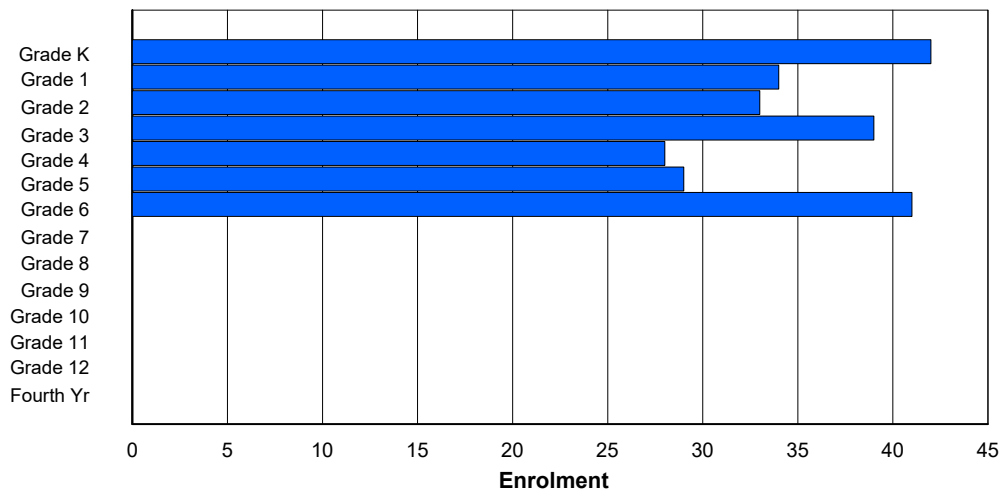
Gender	Age																Total
	5	6	7	8	9	10	11	12	13	14	15	16	17	18	19	20>	
Male	26	15	19	20	13	16	21	1	0	0	0	0	0	0	0	0	131
Female	15	17	17	16	17	12	21	0	0	0	0	0	0	0	0	0	115
Total	41	32	36	36	30	28	42	1	0	0	0	0	0	0	0	246	

Enrolment By Grade and Gender

Gender	Grade														Total
	K	1	2	3	4	5	6	7	8	9	10	11	12	4th	
Male	27	16	17	22	12	16	21	0	0	0	0	0	0	0	131
Female	15	18	16	17	16	13	20	0	0	0	0	0	0	0	115
Total	42	34	33	39	28	29	41	0	0	0	0	0	0	0	246

Enrolment By Grade

For 325 - Bishop Abraham Elementary, St. John's



* Data from the 2012-2013 AGR(Enrolment/Age as of the last day in Sept./Dec.)

** Newfoundland Statistics Classification System

*** May include itinerant teachers

District 4 - Eastern

#326 - Bishop Feild Elementary, St. John's

Grades: K-6

Number of Grades: 7

Classification: Urban
Offers Distance Education: No

[FTE Teachers](#) *** : 25.0

[School FTE PTR : 10.4](#)
[District FTE PTR : 13.0](#)
[Provincial FTE PTR : 12.1](#)

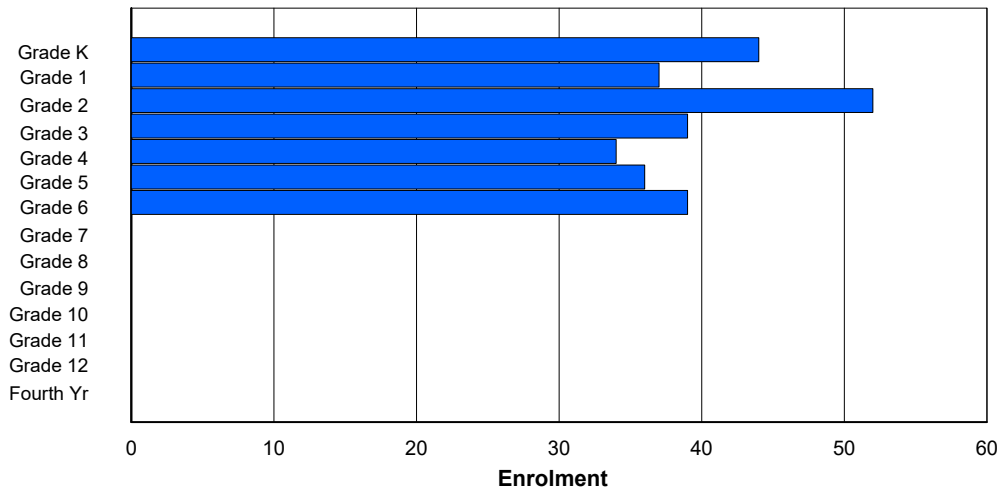
Enrolment By Age and Gender

Gender	Age																Total
	5	6	7	8	9	10	11	12	13	14	15	16	17	18	19	20>	
Male	26	13	20	22	20	13	26	1	0	0	0	0	0	0	0	0	141
Female	17	24	31	18	14	22	14	0	0	0	0	0	0	0	0	0	140
Total	43	37	51	40	34	35	40	1	0	0	0	0	0	0	0	0	281

Enrolment By Grade and Gender

Gender	Grade														Total
	K	1	2	3	4	5	6	7	8	9	10	11	12	4th	
Male	27	13	21	21	20	14	25	0	0	0	0	0	0	0	141
Female	17	24	31	18	14	22	14	0	0	0	0	0	0	0	140
Total	44	37	52	39	34	36	39	0	0	0	0	0	0	0	281

Enrolment By Grade
For 326 - Bishop Feild Elementary, St. John's



* Data from the 2012-2013 AGR(Enrolment/Age as of the last day in Sept./Dec.)

** Newfoundland Statistics Classification System

*** May include itinerant teachers

District 4 - Eastern

#327 - Bishops College High, St. John's

Grades: 10-12

Number of Grades: 3

Classification: Urban
Offers Distance Education: No

[FTE Teachers](#) *** : 30.4

[School FTE PTR : 15.0](#)
[District FTE PTR : 13.0](#)
[Provincial FTE PTR : 12.1](#)

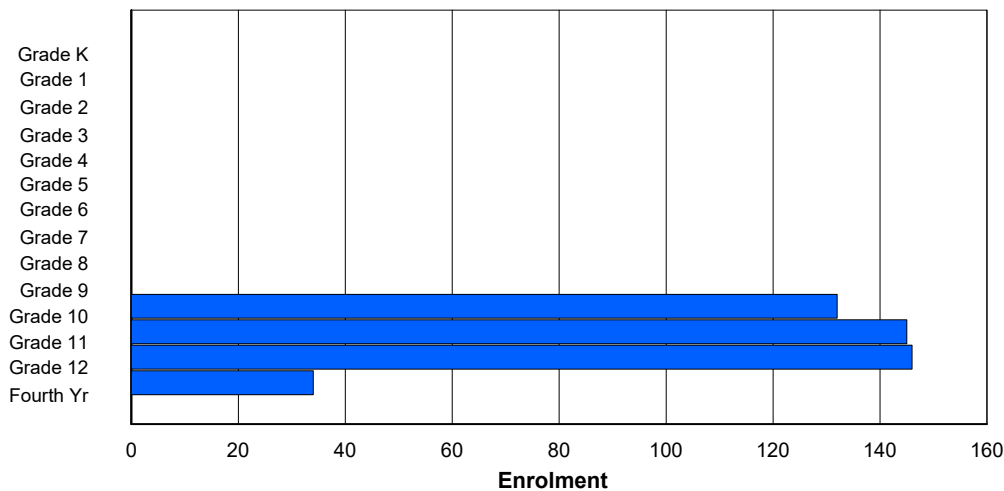
Enrolment By Age and Gender

Gender	Age																Total
	5	6	7	8	9	10	11	12	13	14	15	16	17	18	19	20>	
Male	0	0	0	0	0	0	0	0	0	0	61	79	78	26	3	2	249
Female	0	0	0	0	0	0	0	0	0	0	56	59	72	19	1	1	208
Total	0	0	0	0	0	0	0	0	0	0	117	138	150	45	4	3	457

Enrolment By Grade and Gender

Gender	Grade														Total
	K	1	2	3	4	5	6	7	8	9	10	11	12	4th	
Male	0	0	0	0	0	0	0	0	0	0	71	84	75	19	249
Female	0	0	0	0	0	0	0	0	0	0	61	61	71	15	208
Total	0	0	0	0	0	0	0	0	0	0	132	145	146	34	457

Enrolment By Grade
For 327 - Bishops College High, St. John's



* Data from the 2012-2013 AGR(Enrolment/Age as of the last day in Sept./Dec.)

** Newfoundland Statistics Classification System

*** May include itinerant teachers

District 4 - Eastern

#328 - Booth Memorial High School, St. John's

Grades: 10-12

Number of Grades: 3

Classification: Urban
Offers Distance Education: No

[FTE Teachers](#) *** : 28.2

[School FTE PTR : 15.8](#)
[District FTE PTR : 13.0](#)
[Provincial FTE PTR : 12.1](#)

Enrolment By Age and Gender

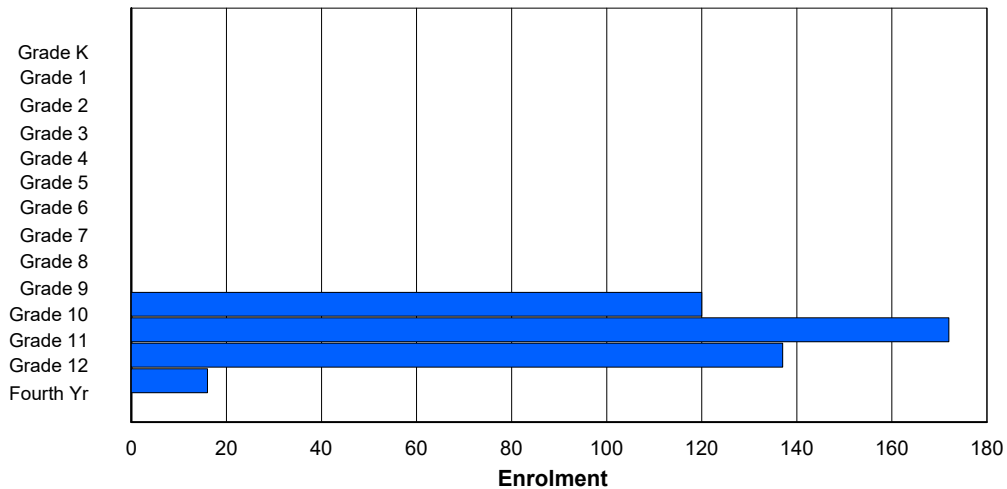
Gender	Age																Total
	5	6	7	8	9	10	11	12	13	14	15	16	17	18	19	20>	
Male	0	0	0	0	0	0	0	0	0	0	47	84	67	16	7	0	221
Female	0	0	0	0	0	0	0	0	0	0	61	85	65	11	1	1	224
Total	0	0	0	0	0	0	0	0	0	0	108	169	132	27	8	1	445

Enrolment By Grade and Gender

Gender	Grade															Total
	K	1	2	3	4	5	6	7	8	9	10	11	12	4th		
Male	0	0	0	0	0	0	0	0	0	0	57	88	64	12	221	
Female	0	0	0	0	0	0	0	0	0	0	63	84	73	4	224	
Total	0	0	0	0	0	0	0	0	0	0	120	172	137	16	445	

Enrolment By Grade

For 328 - Booth Memorial High School, St. John's



* Data from the 2012-2013 AGR(Enrolment/Age as of the last day in Sept./Dec.)

** Newfoundland Statistics Classification System

*** May include itinerant teachers

District 4 - Eastern

#330 - Brother Rice Junior High, St. John's

Grades: 7-9

Number of Grades: 3

Classification: Urban
Offers Distance Education: No

[FTE Teachers](#) *** : 25.9

[School FTE PTR : 13.0](#)
[District FTE PTR : 13.0](#)
[Provincial FTE PTR : 12.1](#)

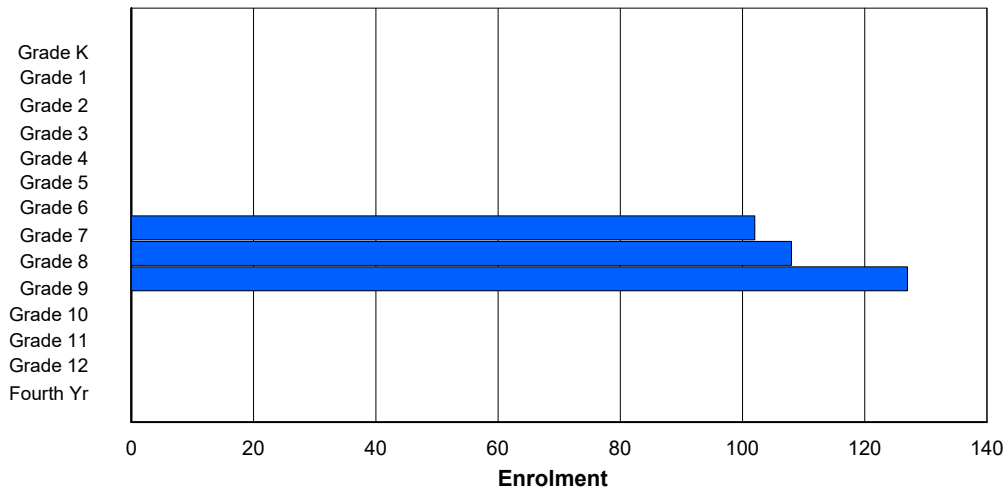
Enrolment By Age and Gender

Gender	Age																Total
	5	6	7	8	9	10	11	12	13	14	15	16	17	18	19	20>	
Male	0	0	0	0	0	0	0	46	67	65	6	0	0	0	0	0	184
Female	0	0	0	0	0	0	1	45	41	62	3	1	0	0	0	0	153
Total	0	0	0	0	0	0	1	91	108	127	9	1	0	0	0	0	337

Enrolment By Grade and Gender

Gender	Grade														Total
	K	1	2	3	4	5	6	7	8	9	10	11	12	4th	
Male	0	0	0	0	0	0	0	55	65	64	0	0	0	0	184
Female	0	0	0	0	0	0	0	47	43	63	0	0	0	0	153
Total	0	0	0	0	0	0	0	102	108	127	0	0	0	0	337

Enrolment By Grade
For 330 - Brother Rice Junior High, St. John's



* Data from the 2012-2013 AGR(Enrolment/Age as of the last day in Sept./Dec.)

** Newfoundland Statistics Classification System

*** May include itinerant teachers

District 4 - Eastern

#331 - Cowan Heights Elementary, St. John's

Grades: K-7

Number of Grades: 8

Classification: Urban
Offers Distance Education: No

[School FTE PTR : 12.4](#)

[District FTE PTR : 13.0](#)

[Provincial FTE PTR : 12.1](#)

[FTE Teachers](#) *** : 28.5

Enrolment By Age and Gender

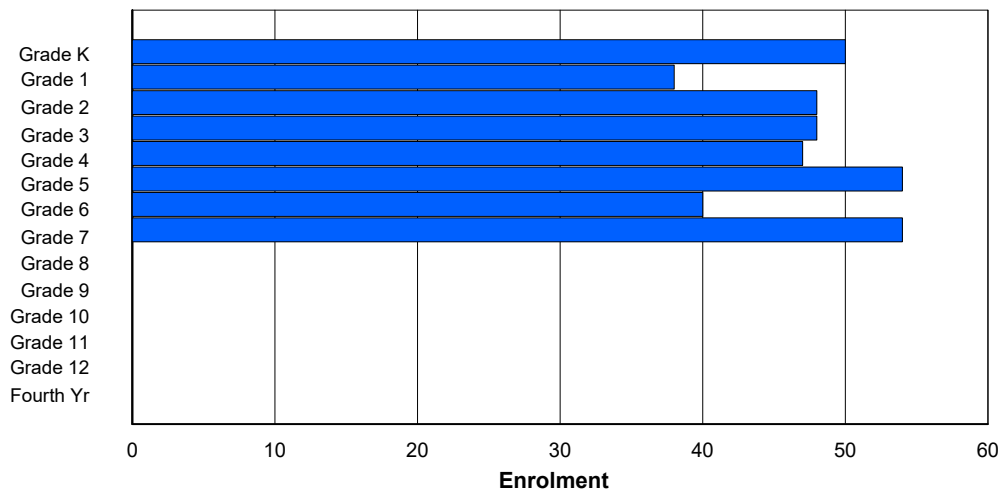
Gender	Age																Total
	5	6	7	8	9	10	11	12	13	14	15	16	17	18	19	20>	
Male	22	18	24	21	26	32	23	29	1	0	0	0	0	0	0	0	196
Female	27	21	23	26	21	23	17	25	0	0	0	0	0	0	0	0	183
Total	49	39	47	47	47	55	40	54	1	0	0	0	0	0	0	0	379

Enrolment By Grade and Gender

Gender	Grade															Total
	K	1	2	3	4	5	6	7	8	9	10	11	12	4th		
Male	23	17	25	22	26	30	24	29	0	0	0	0	0	0	0	196
Female	27	21	23	26	21	24	16	25	0	0	0	0	0	0	0	183
Total	50	38	48	48	47	54	40	54	0	0	0	0	0	0	0	379

Enrolment By Grade

For 331 - Cowan Heights Elementary, St. John's



* Data from the 2012-2013 AGR(Enrolment/Age as of the last day in Sept./Dec.)

** Newfoundland Statistics Classification System

*** May include itinerant teachers

District 4 - Eastern

#334 - Larkhall Academy, St. John's

Grades: K-6

Number of Grades: 7

Classification: Urban
Offers Distance Education: No

[FTE Teachers](#) *** : 26.7

[School FTE PTR : 12.9](#)
[District FTE PTR : 13.0](#)
[Provincial FTE PTR : 12.1](#)

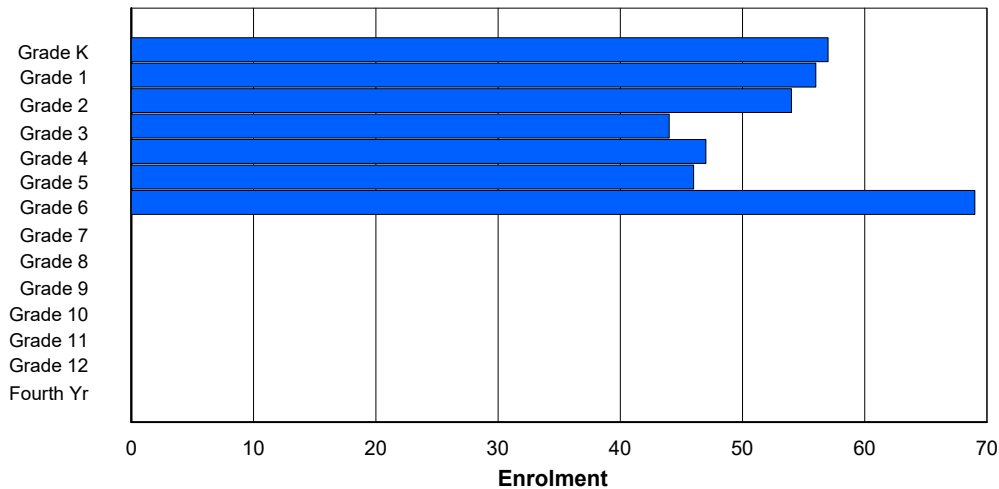
Enrolment By Age and Gender

Gender	Age																Total
	5	6	7	8	9	10	11	12	13	14	15	16	17	18	19	20>	
Male	28	26	24	19	17	26	35	2	0	0	0	0	0	0	0	0	177
Female	27	26	34	27	27	21	33	1	0	0	0	0	0	0	0	0	196
Total	55	52	58	46	44	47	68	3	0	0	0	0	0	0	0	0	373

Enrolment By Grade and Gender

Gender	Grade														Total
	K	1	2	3	4	5	6	7	8	9	10	11	12	4th	
Male	30	26	23	18	18	26	36	0	0	0	0	0	0	0	177
Female	27	30	31	26	29	20	33	0	0	0	0	0	0	0	196
Total	57	56	54	44	47	46	69	0	0	0	0	0	0	0	373

Enrolment By Grade
For 334 - Larkhall Academy, St. John's



* Data from the 2012-2013 AGR(Enrolment/Age as of the last day in Sept./Dec.)

** Newfoundland Statistics Classification System

*** May include itinerant teachers

District 4 - Eastern

#335 - Leary's Brook Junior High, St. John's

Grades: 7-9

Number of Grades: 3

Classification: Urban
Offers Distance Education: No

[FTE Teachers](#) *** : 35.3

[School FTE PTR : 14.7](#)
[District FTE PTR : 13.0](#)
[Provincial FTE PTR : 12.1](#)

Enrolment By Age and Gender

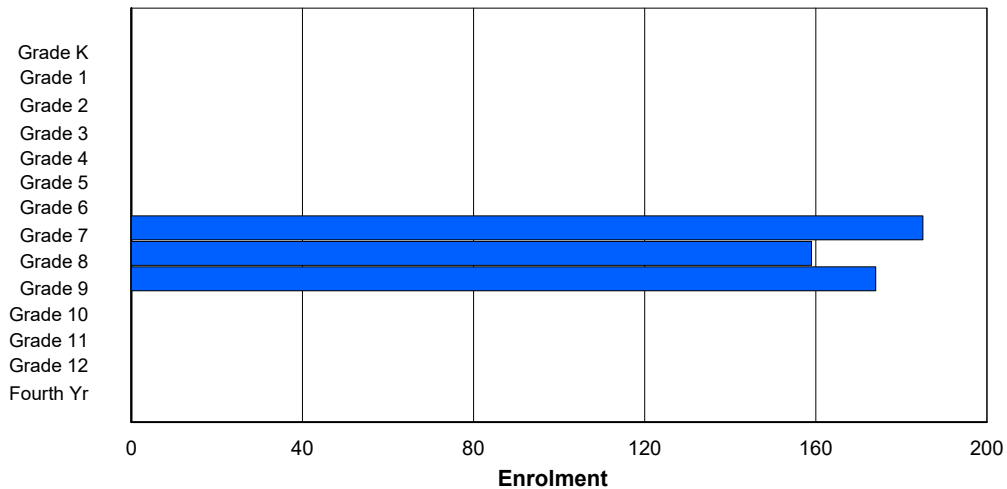
Gender	Age																Total
	5	6	7	8	9	10	11	12	13	14	15	16	17	18	19	20>	
Male	0	0	0	0	0	0	0	108	78	101	4	0	0	0	0	0	291
Female	0	0	0	0	0	0	2	68	77	74	5	1	0	0	0	0	227
Total	0	0	0	0	0	0	2	176	155	175	9	1	0	0	0	0	518

Enrolment By Grade and Gender

Gender	Grade														Total
	K	1	2	3	4	5	6	7	8	9	10	11	12	4th	
Male	0	0	0	0	0	0	0	112	81	98	0	0	0	0	291
Female	0	0	0	0	0	0	0	73	78	76	0	0	0	0	227
Total	0	0	0	0	0	0	0	185	159	174	0	0	0	0	518

Enrolment By Grade

For 335 - Leary's Brook Junior High, St. John's



* Data from the 2012-2013 AGR(Enrolment/Age as of the last day in Sept./Dec.)

** Newfoundland Statistics Classification System

*** May include itinerant teachers

District 4 - Eastern

#336 - Gonzaga Regional High, St. John's

Grades: 10-12

Number of Grades: 3

[FTE Teachers](#) *** : 46.2

Classification: Urban
Offers Distance Education: Yes

[School FTE PTR : 16.0](#)

[District FTE PTR : 13.0](#)

[Provincial FTE PTR : 12.1](#)

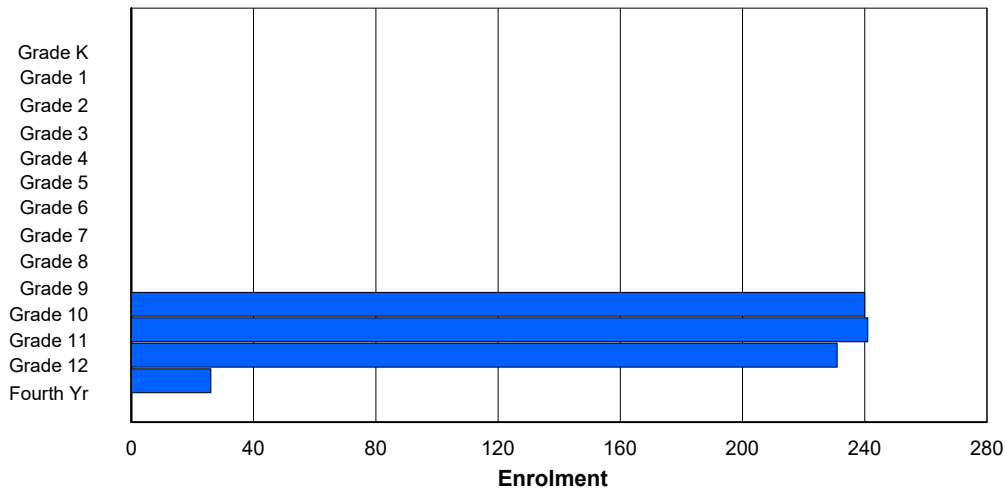
Enrolment By Age and Gender

Gender	Age																Total
	5	6	7	8	9	10	11	12	13	14	15	16	17	18	19	20>	
Male	0	0	0	0	0	0	0	0	0	1	117	147	119	23	3	2	412
Female	0	0	0	0	0	0	0	0	0	0	102	103	108	11	2	0	326
Total	0	0	0	0	0	0	0	0	0	1	219	250	227	34	5	2	738

Enrolment By Grade and Gender

Gender	Grade														Total
	K	1	2	3	4	5	6	7	8	9	10	11	12	4th	
Male	0	0	0	0	0	0	0	0	0	0	132	141	123	16	412
Female	0	0	0	0	0	0	0	0	0	0	108	100	108	10	326
Total	0	0	0	0	0	0	0	0	0	0	240	241	231	26	738

Enrolment By Grade
For 336 - Gonzaga Regional High, St. John's



* Data from the 2012-2013 AGR(Enrolment/Age as of the last day in Sept./Dec.)

** Newfoundland Statistics Classification System

*** May include itinerant teachers

District 4 - Eastern

#337 - Goulds Elementary, St. John's (Goulds)

Classification: Urban
Offers Distance Education: No

Grades: K-6

Number of Grades: 7

[School FTE PTR : 13.9](#)

[District FTE PTR : 13.0](#)

[Provincial FTE PTR : 12.1](#)

[FTE Teachers](#) *** : 43.5

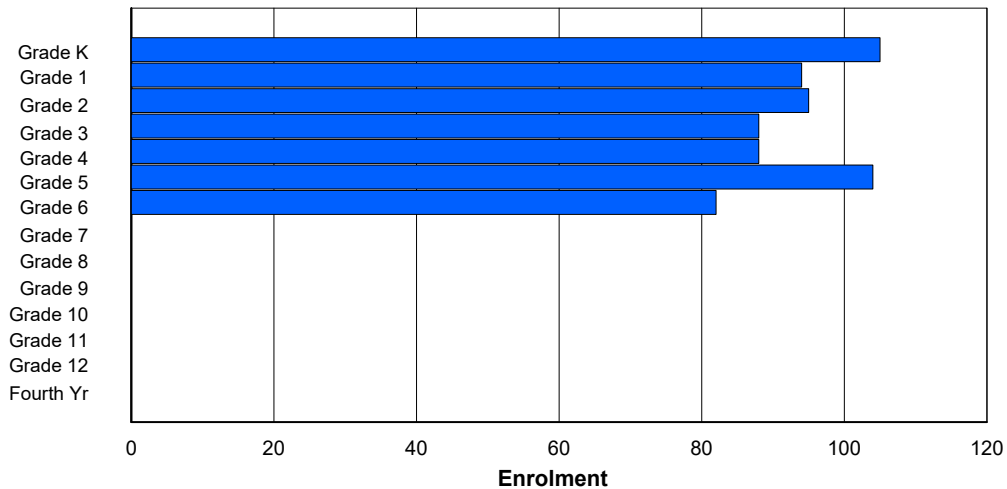
Enrolment By Age and Gender

Gender	Age																Total
	5	6	7	8	9	10	11	12	13	14	15	16	17	18	19	20>	
Male	59	49	48	38	51	53	48	1	0	0	0	0	0	0	0	0	347
Female	45	43	49	48	40	48	34	2	0	0	0	0	0	0	0	0	309
Total	104	92	97	86	91	101	82	3	0	0	0	0	0	0	0	0	656

Enrolment By Grade and Gender

Gender	Grade														Total
	K	1	2	3	4	5	6	7	8	9	10	11	12	4th	
Male	59	51	46	41	48	55	47	0	0	0	0	0	0	0	347
Female	46	43	49	47	40	49	35	0	0	0	0	0	0	0	309
Total	105	94	95	88	88	104	82	0	0	0	0	0	0	0	656

Enrolment By Grade
For 337 - Goulds Elementary, St. John's (Goulds)



* Data from the 2012-2013 AGR(Enrolment/Age as of the last day in Sept./Dec.)

** Newfoundland Statistics Classification System

*** May include itinerant teachers

District 4 - Eastern

#339 - Holy Cross Elementary, St. John's

Grades: K-6

Number of Grades: 7

Classification: Urban

Offers Distance Education: No

[FTE Teachers](#) *** : 11.0

[School FTE PTR : 11.2](#)

[District FTE PTR : 13.0](#)

[Provincial FTE PTR : 12.1](#)

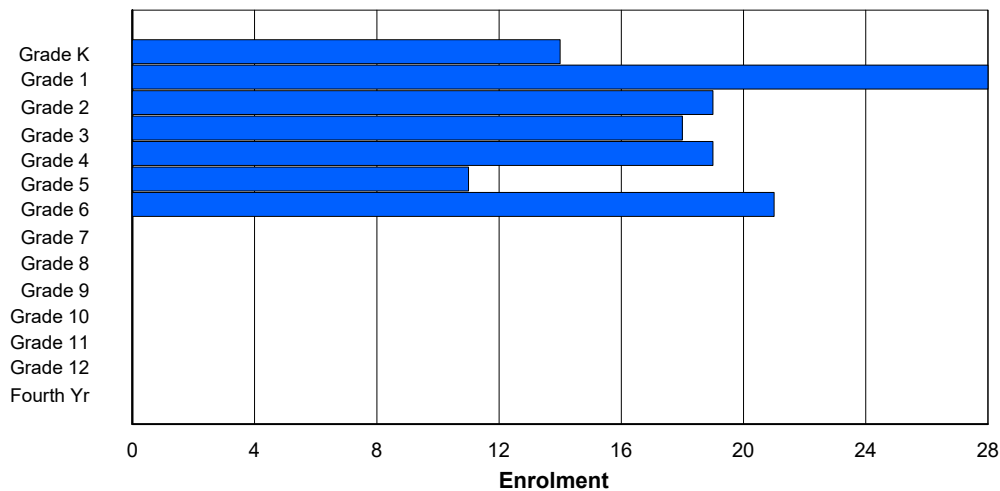
Enrolment By Age and Gender

Gender	Age																Total
	5	6	7	8	9	10	11	12	13	14	15	16	17	18	19	20>	
Male	7	17	7	9	11	6	13	1	0	0	0	0	0	0	0	0	71
Female	7	11	12	7	10	5	7	0	0	0	0	0	0	0	0	0	59
Total	14	28	19	16	21	11	20	1	0	0	0	0	0	0	0	0	130

Enrolment By Grade and Gender

Gender	Grade															Total
	K	1	2	3	4	5	6	7	8	9	10	11	12	4th		
Male	7	17	7	10	10	6	14	0	0	0	0	0	0	0	0	71
Female	7	11	12	8	9	5	7	0	0	0	0	0	0	0	0	59
Total	14	28	19	18	19	11	21	0	0	0	0	0	0	0	0	130

Enrolment By Grade
For 339 - Holy Cross Elementary, St. John's



* Data from the 2012-2013 AGR(Enrolment/Age as of the last day in Sept./Dec.)

** Newfoundland Statistics Classification System

*** May include itinerant teachers

District 4 - Eastern

#340 - Holy Heart High School, St. John's

Classification: Urban
Offers Distance Education: No

Grades: 10-12

Number of Grades: 3

[School FTE PTR : 15.4](#)

[District FTE PTR : 13.0](#)

[Provincial FTE PTR : 12.1](#)

[FTE Teachers](#) *** : 58.7

Enrolment By Age and Gender

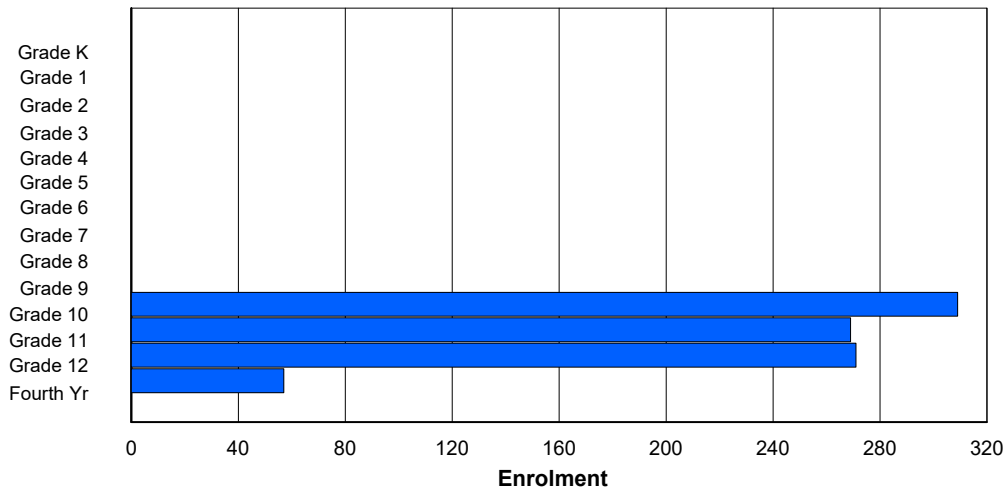
Gender	Age																Total
	5	6	7	8	9	10	11	12	13	14	15	16	17	18	19	20>	
Male	0	0	0	0	0	0	0	0	0	3	126	114	128	31	11	6	419
Female	0	0	0	0	0	0	0	0	0	2	148	139	153	32	9	4	487
Total	0	0	0	0	0	0	0	0	0	5	274	253	281	63	20	10	906

Enrolment By Grade and Gender

Gender	Grade														Total
	K	1	2	3	4	5	6	7	8	9	10	11	12	4th	
Male	0	0	0	0	0	0	0	0	0	0	146	123	121	29	419
Female	0	0	0	0	0	0	0	0	0	0	163	146	150	28	487
Total	0	0	0	0	0	0	0	0	0	0	309	269	271	57	906

Enrolment By Grade

For 340 - Holy Heart High School, St. John's



* Data from the 2012-2013 AGR(Enrolment/Age as of the last day in Sept./Dec.)

** Newfoundland Statistics Classification System

*** May include itinerant teachers

District 4 - Eastern

#342 - MacDonald Drive Elementary, St. John's

Grades: K-6

Number of Grades: 7

Classification: Urban
Offers Distance Education: No

[School FTE PTR : 14.7](#)

[District FTE PTR : 13.0](#)

[Provincial FTE PTR : 12.1](#)

[FTE Teachers](#) *** : 28.5

Enrolment By Age and Gender

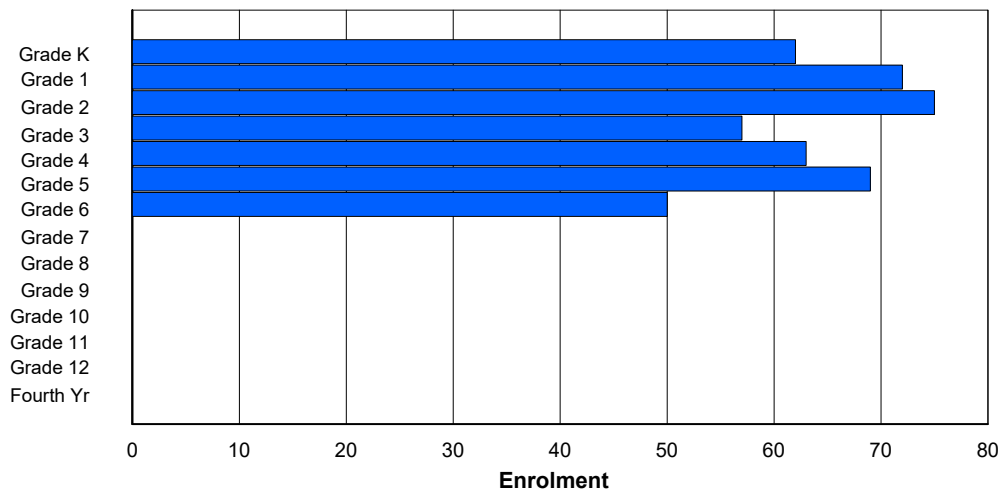
Gender	Age																Total
	5	6	7	8	9	10	11	12	13	14	15	16	17	18	19	20>	
Male	19	36	41	28	35	37	25	2	0	0	0	0	0	0	0	0	223
Female	40	38	35	29	27	30	26	0	0	0	0	0	0	0	0	0	225
Total	59	74	76	57	62	67	51	2	0	0	0	0	0	0	0	0	448

Enrolment By Grade and Gender

Gender	Grade														Total
	K	1	2	3	4	5	6	7	8	9	10	11	12	4th	
Male	22	34	41	27	35	37	27	0	0	0	0	0	0	0	223
Female	40	38	34	30	28	32	23	0	0	0	0	0	0	0	225
Total	62	72	75	57	63	69	50	0	0	0	0	0	0	0	448

Enrolment By Grade

For 342 - MacDonald Drive Elementary, St. John's



* Data from the 2012-2013 AGR(Enrolment/Age as of the last day in Sept./Dec.)

** Newfoundland Statistics Classification System

*** May include itinerant teachers

District 4 - Eastern

#343 - MacDonald Drive Junior High, St. John's

Grades: 7-9

Number of Grades: 3

Classification: Urban
Offers Distance Education: No

[School FTE PTR : 14.1](#)

[District FTE PTR : 13.0](#)

[Provincial FTE PTR : 12.1](#)

[FTE Teachers](#) *** : 47.4

Enrolment By Age and Gender

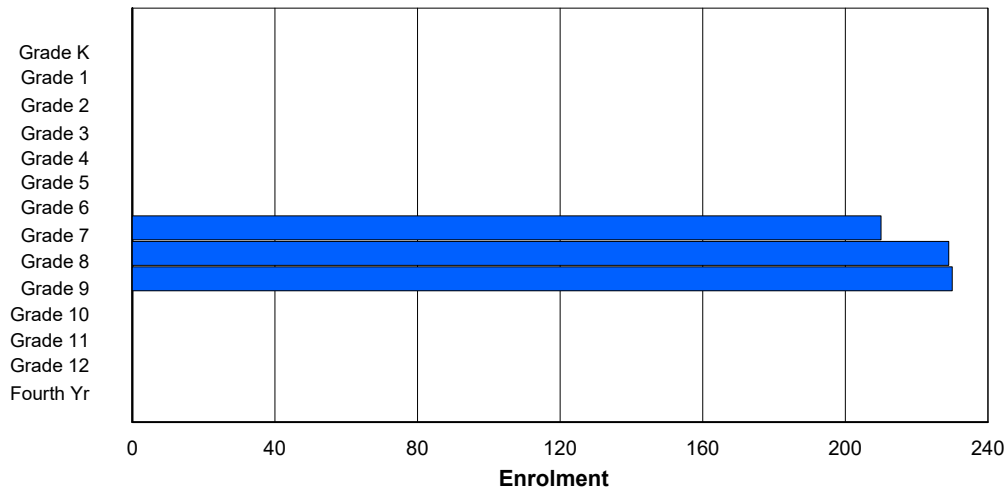
Gender	Age																Total
	5	6	7	8	9	10	11	12	13	14	15	16	17	18	19	20>	
Male	0	0	0	0	0	0	1	114	121	104	6	0	0	0	0	0	346
Female	0	0	0	0	0	0	0	94	105	121	3	0	0	0	0	0	323
Total	0	0	0	0	0	0	1	208	226	225	9	0	0	0	0	0	669

Enrolment By Grade and Gender

Gender	Grade															Total
	K	1	2	3	4	5	6	7	8	9	10	11	12	4th		
Male	0	0	0	0	0	0	0	118	123	105	0	0	0	0	346	
Female	0	0	0	0	0	0	0	92	106	125	0	0	0	0	323	
Total	0	0	0	0	0	0	0	210	229	230	0	0	0	0	669	

Enrolment By Grade

For 343 - MacDonald Drive Junior High, St. John's



* Data from the 2012-2013 AGR(Enrolment/Age as of the last day in Sept./Dec.)

** Newfoundland Statistics Classification System

*** May include itinerant teachers

District 4 - Eastern

#345 - Mary Queen of Peace Elementary, St. John's

Grades: K-6

Number of Grades: 7

Classification: Urban
Offers Distance Education: No

[School FTE PTR : 14.6](#)

[District FTE PTR : 13.0](#)

[Provincial FTE PTR : 12.1](#)

[FTE Teachers](#) *** : 43.8

Enrolment By Age and Gender

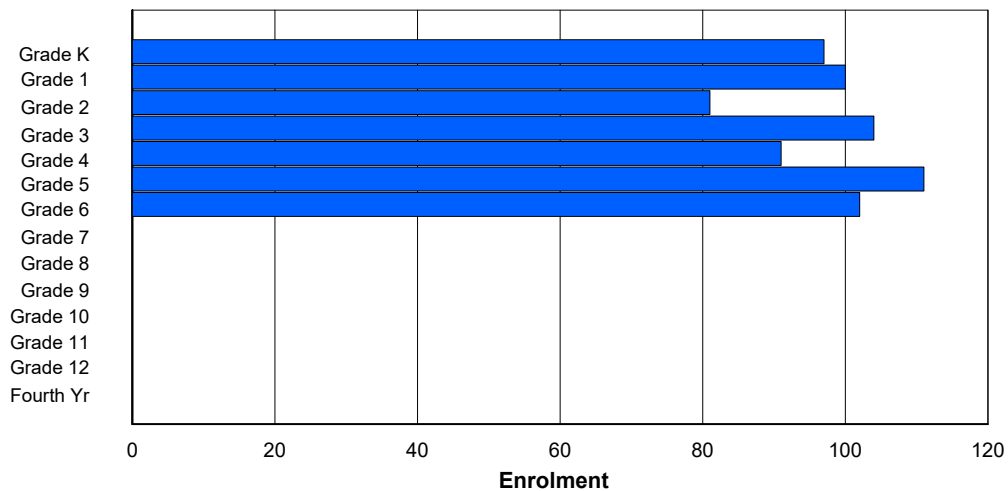
Gender	Age																Total
	5	6	7	8	9	10	11	12	13	14	15	16	17	18	19	20>	
Male	48	42	38	53	50	46	52	2	0	0	0	0	0	0	0	0	331
Female	48	55	45	51	40	63	51	2	0	0	0	0	0	0	0	0	355
Total	96	97	83	104	90	109	103	4	0	0	0	0	0	0	0	0	686

Enrolment By Grade and Gender

Gender	Grade														Total
	K	1	2	3	4	5	6	7	8	9	10	11	12	4th	
Male	48	43	38	54	50	48	50	0	0	0	0	0	0	0	331
Female	49	57	43	50	41	63	52	0	0	0	0	0	0	0	355
Total	97	100	81	104	91	111	102	0	0	0	0	0	0	0	686

Enrolment By Grade

For 345 - Mary Queen of Peace Elementary, St. John's



* Data from the 2012-2013 AGR(Enrolment/Age as of the last day in Sept./Dec.)

** Newfoundland Statistics Classification System

*** May include itinerant teachers

District 4 - Eastern

#347 - Prince of Wales Collegiate, St. John's

Grades: 10-12

Number of Grades: 3

[FTE Teachers](#) *** : 43.1

Classification: Urban
Offers Distance Education: Yes

[School FTE PTR : 16.4](#)

[District FTE PTR : 13.0](#)

[Provincial FTE PTR : 12.1](#)

Enrolment By Age and Gender

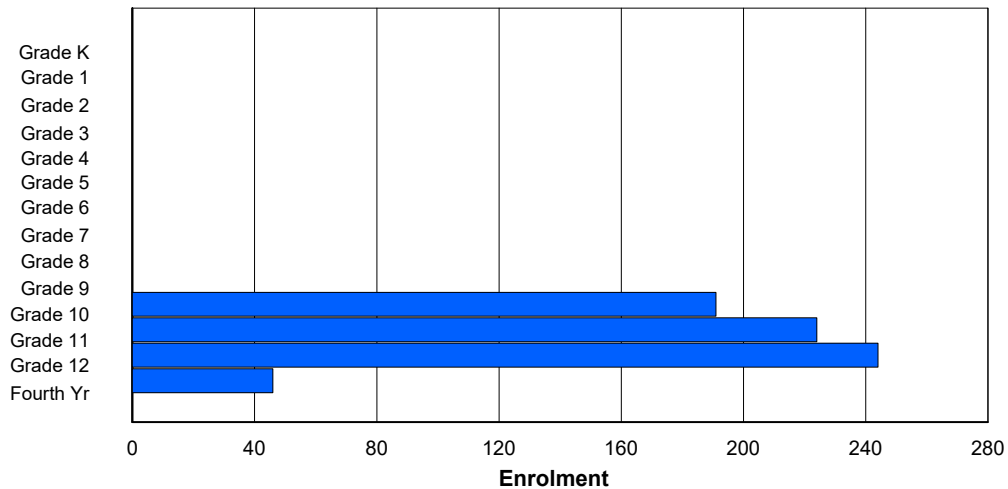
Gender	Age																Total
	5	6	7	8	9	10	11	12	13	14	15	16	17	18	19	20>	
Male	0	0	0	0	0	0	0	0	0	0	77	116	125	39	8	1	366
Female	0	0	0	0	0	0	0	0	0	0	89	103	112	30	4	1	339
Total	0	0	0	0	0	0	0	0	0	0	166	219	237	69	12	2	705

Enrolment By Grade and Gender

Gender	Grade														Total
	K	1	2	3	4	5	6	7	8	9	10	11	12	4th	
Male	0	0	0	0	0	0	0	0	0	0	91	120	127	28	366
Female	0	0	0	0	0	0	0	0	0	0	100	104	117	18	339
Total	0	0	0	0	0	0	0	0	0	0	191	224	244	46	705

Enrolment By Grade

For 347 - Prince of Wales Collegiate, St. John's



* Data from the 2012-2013 AGR(Enrolment/Age as of the last day in Sept./Dec.)

** Newfoundland Statistics Classification System

*** May include itinerant teachers

District 4 - Eastern

#348 - Roncalli Elementary, St. John's

Classification: Urban
Offers Distance Education: No

Grades: K-6

Number of Grades: 7

[School FTE PTR : 13.5](#)

[District FTE PTR : 13.0](#)

[Provincial FTE PTR : 12.1](#)

[FTE Teachers](#) *** : 27.0

Enrolment By Age and Gender

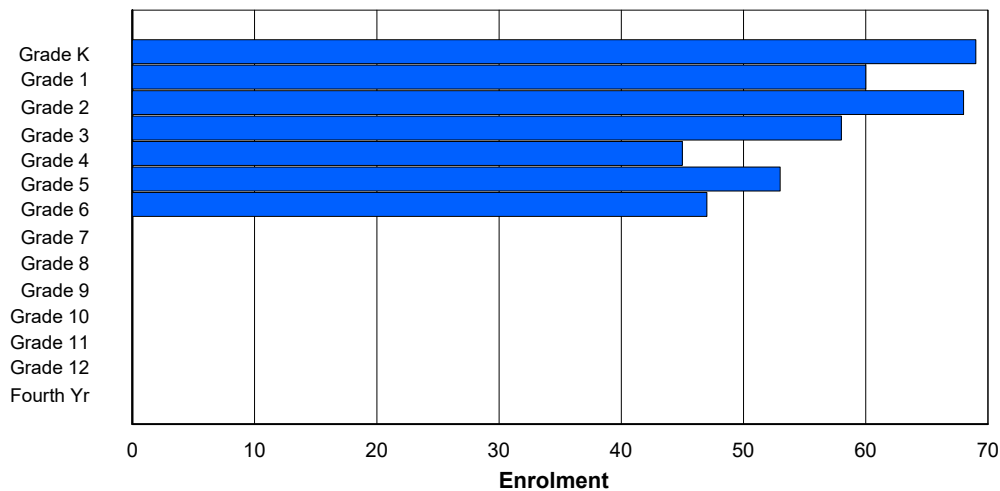
Gender	Age																Total
	5	6	7	8	9	10	11	12	13	14	15	16	17	18	19	20>	
Male	33	30	37	33	26	23	24	2	0	0	0	0	0	0	0	0	208
Female	34	31	29	27	19	28	23	1	0	0	0	0	0	0	0	0	192
Total	67	61	66	60	45	51	47	3	0	0	0	0	0	0	0	400	

Enrolment By Grade and Gender

Gender	Grade														Total
	K	1	2	3	4	5	6	7	8	9	10	11	12	4th	
Male	35	29	39	31	25	25	24	0	0	0	0	0	0	0	208
Female	34	31	29	27	20	28	23	0	0	0	0	0	0	0	192
Total	69	60	68	58	45	53	47	0	0	0	0	0	0	0	400

Enrolment By Grade

For 348 - Roncalli Elementary, St. John's



* Data from the 2012-2013 AGR(Enrolment/Age as of the last day in Sept./Dec.)

** Newfoundland Statistics Classification System

*** May include itinerant teachers

District 4 - Eastern

#349 - St. Andrew's Elementary, St. John's

Classification: Urban
Offers Distance Education: No

Grades: K-6

Number of Grades: 7

[School FTE PTR : 10.2](#)

[District FTE PTR : 13.0](#)

[FTE Teachers](#) *** : 18.0

[Provincial FTE PTR : 12.1](#)

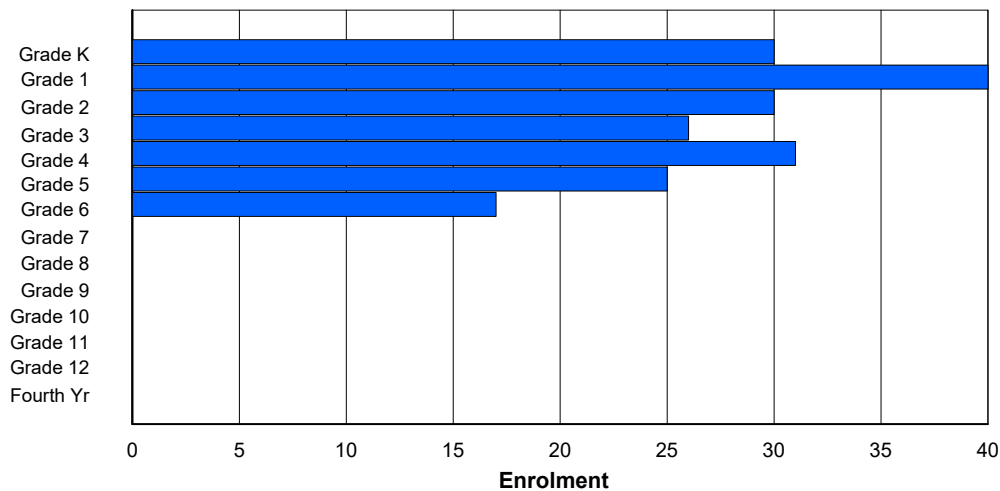
Enrolment By Age and Gender

Gender	Age																Total
	5	6	7	8	9	10	11	12	13	14	15	16	17	18	19	20>	
Male	13	25	17	11	18	18	7	0	0	0	0	0	0	0	0	0	109
Female	14	17	13	14	11	11	9	1	0	0	0	0	0	0	0	0	90
Total	27	42	30	25	29	29	16	1	0	0	0	0	0	0	0	0	199

Enrolment By Grade and Gender

Gender	Grade														Total
	K	1	2	3	4	5	6	7	8	9	10	11	12	4th	
Male	16	23	17	11	21	14	7	0	0	0	0	0	0	0	109
Female	14	17	13	15	10	11	10	0	0	0	0	0	0	0	90
Total	30	40	30	26	31	25	17	0	0	0	0	0	0	0	199

Enrolment By Grade
For 349 - St. Andrew's Elementary, St. John's



* Data from the 2012-2013 AGR(Enrolment/Age as of the last day in Sept./Dec.)

** Newfoundland Statistics Classification System

*** May include itinerant teachers

District 4 - Eastern

#350 - St. John Bosco School, St. John's

Classification: Urban
Offers Distance Education: No

Grades: K-9

Number of Grades: 10

[School FTE PTR : 10.2](#)

[District FTE PTR : 13.0](#)

[FTE Teachers](#) *** : 19.7

[Provincial FTE PTR : 12.1](#)

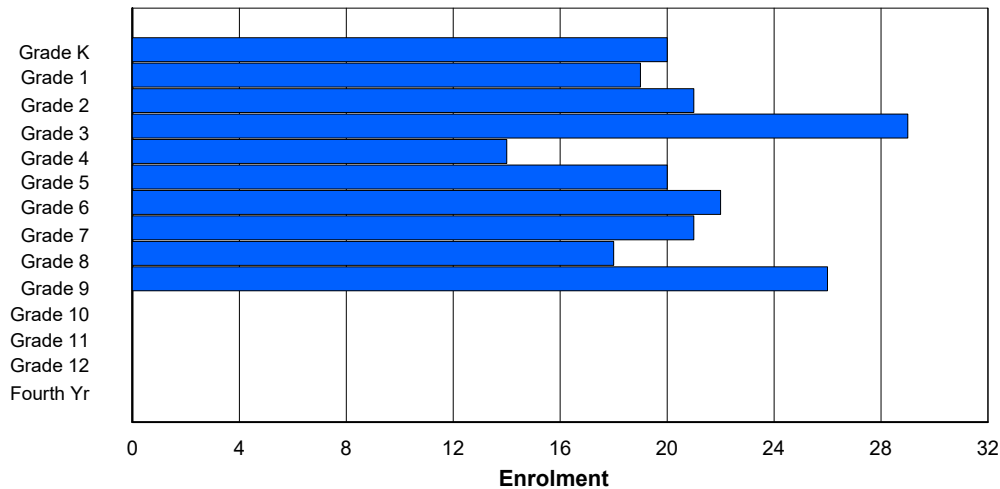
Enrolment By Age and Gender

Gender	Age																Total
	5	6	7	8	9	10	11	12	13	14	15	16	17	18	19	20>	
Male	11	13	13	20	7	10	9	14	14	14	1	0	0	0	0	0	126
Female	8	7	7	10	7	9	13	7	4	11	1	0	0	0	0	0	84
Total	19	20	20	30	14	19	22	21	18	25	2	0	0	0	0	0	210

Enrolment By Grade and Gender

Gender	Grade														Total
	K	1	2	3	4	5	6	7	8	9	10	11	12	4th	
Male	11	13	14	19	7	11	8	15	13	15	0	0	0	0	126
Female	9	6	7	10	7	9	14	6	5	11	0	0	0	0	84
Total	20	19	21	29	14	20	22	21	18	26	0	0	0	0	210

Enrolment By Grade
For 350 - St. John Bosco School, St. John's



* Data from the 2012-2013 AGR(Enrolment/Age as of the last day in Sept./Dec.)

** Newfoundland Statistics Classification System

*** May include itinerant teachers

District 4 - Eastern

#353 - St. Kevin's Junior High, St. John's (Goulds)

Grades: 7-9 Number of Grades: 3

[FTE Teachers](#) *** : 20.6

Classification: Urban
Offers Distance Education: No

[School FTE PTR : 13.6](#)

[District FTE PTR : 13.0](#)

[Provincial FTE PTR : 12.1](#)

Enrolment By Age and Gender

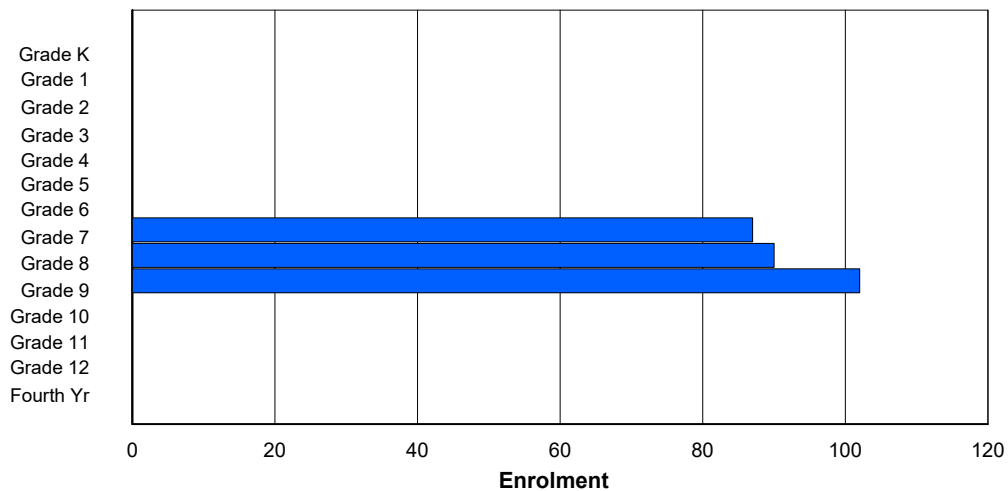
Gender	Age																Total
	5	6	7	8	9	10	11	12	13	14	15	16	17	18	19	20>	
Male	0	0	0	0	0	0	0	48	54	48	3	0	0	0	0	0	153
Female	0	0	0	0	0	0	0	36	38	51	1	0	0	0	0	0	126
Total	0	0	0	0	0	0	0	84	92	99	4	0	0	0	0	0	279

Enrolment By Grade and Gender

Gender	Grade															Total
	K	1	2	3	4	5	6	7	8	9	10	11	12	4th		
Male	0	0	0	0	0	0	0	50	52	51	0	0	0	0	153	
Female	0	0	0	0	0	0	0	37	38	51	0	0	0	0	126	
Total	0	0	0	0	0	0	0	87	90	102	0	0	0	0	279	

Enrolment By Grade

For 353 - St. Kevin's Junior High, St. John's (Goulds)



* Data from the 2012-2013 AGR(Enrolment/Age as of the last day in Sept./Dec.)

** Newfoundland Statistics Classification System

*** May include itinerant teachers

District 4 - Eastern

#354 - St. Kevin's High, St. John's (Goulds)

Classification: Urban
Offers Distance Education: No

Grades: 10-12

Number of Grades: 3

[School FTE PTR : 16.8](#)

[District FTE PTR : 13.0](#)

[Provincial FTE PTR : 12.1](#)

[FTE Teachers](#) *** : 18.7

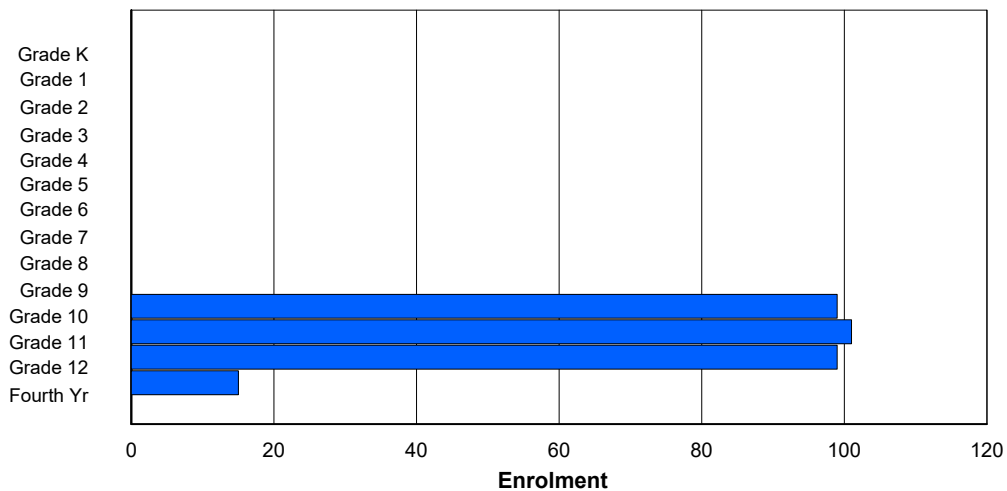
Enrolment By Age and Gender

Gender	Age																	Total
	5	6	7	8	9	10	11	12	13	14	15	16	17	18	19	20>		
Male	0	0	0	0	0	0	0	0	0	0	48	54	55	10	0	0	167	
Female	0	0	0	0	0	0	0	0	0	0	44	50	43	8	1	1	147	
Total	0	0	0	0	0	0	0	0	0	0	92	104	98	18	1	1	314	

Enrolment By Grade and Gender

Gender	Grade															Total
	K	1	2	3	4	5	6	7	8	9	10	11	12	4th		
Male	0	0	0	0	0	0	0	0	0	0	53	51	58	5	167	
Female	0	0	0	0	0	0	0	0	0	0	46	50	41	10	147	
Total	0	0	0	0	0	0	0	0	0	0	99	101	99	15	314	

Enrolment By Grade
For 354 - St. Kevin's High, St. John's (Goulds)



* Data from the 2012-2013 AGR(Enrolment/Age as of the last day in Sept./Dec.)

** Newfoundland Statistics Classification System

*** May include itinerant teachers

District 4 - Eastern

#355 - St. Mary's Elementary, St. John's

Grades: K-6

Number of Grades: 7

Classification: Urban

Offers Distance Education: No

[FTE Teachers](#) *** : 11.4

[School FTE PTR : 13.1](#)

[District FTE PTR : 13.0](#)

[Provincial FTE PTR : 12.1](#)

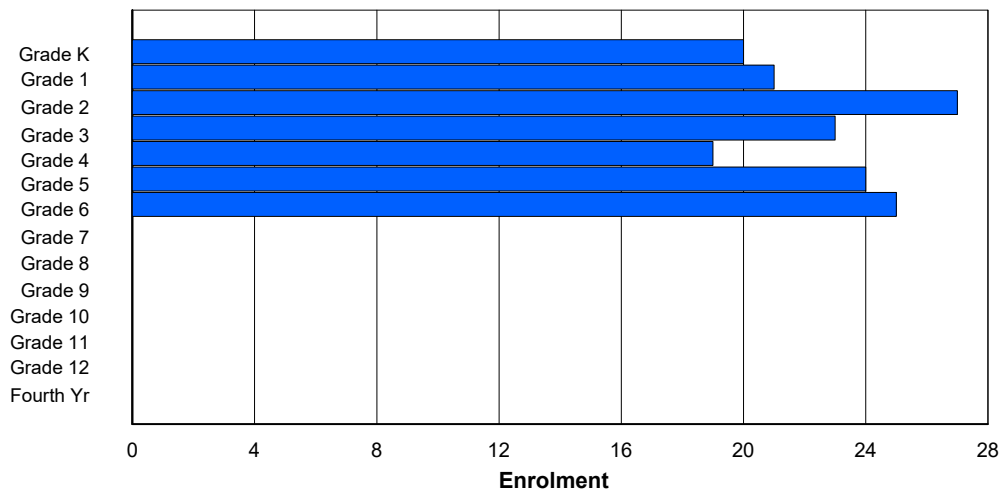
Enrolment By Age and Gender

Gender	Age																Total
	5	6	7	8	9	10	11	12	13	14	15	16	17	18	19	20>	
Male	8	5	15	13	11	15	16	0	0	0	0	0	0	0	0	0	83
Female	12	16	12	10	8	9	8	0	1	0	0	0	0	0	0	0	76
Total	20	21	27	23	19	24	24	0	1	0	0	0	0	0	0	0	159

Enrolment By Grade and Gender

Gender	Grade														Total
	K	1	2	3	4	5	6	7	8	9	10	11	12	4th	
Male	8	5	15	13	11	15	16	0	0	0	0	0	0	0	83
Female	12	16	12	10	8	9	9	0	0	0	0	0	0	0	76
Total	20	21	27	23	19	24	25	0	0	0	0	0	0	0	159

Enrolment By Grade
For 355 - St. Mary's Elementary, St. John's



* Data from the 2012-2013 AGR(Enrolment/Age as of the last day in Sept./Dec.)

** Newfoundland Statistics Classification System

*** May include itinerant teachers

District 4 - Eastern

#356 - St. Matthews Elementary, St. John's

Grades: K-7

Number of Grades: 8

Classification: Urban
Offers Distance Education: No

[FTE Teachers](#) *** : 37.8

[School FTE PTR : 10.7](#)
[District FTE PTR : 13.0](#)
[Provincial FTE PTR : 12.1](#)

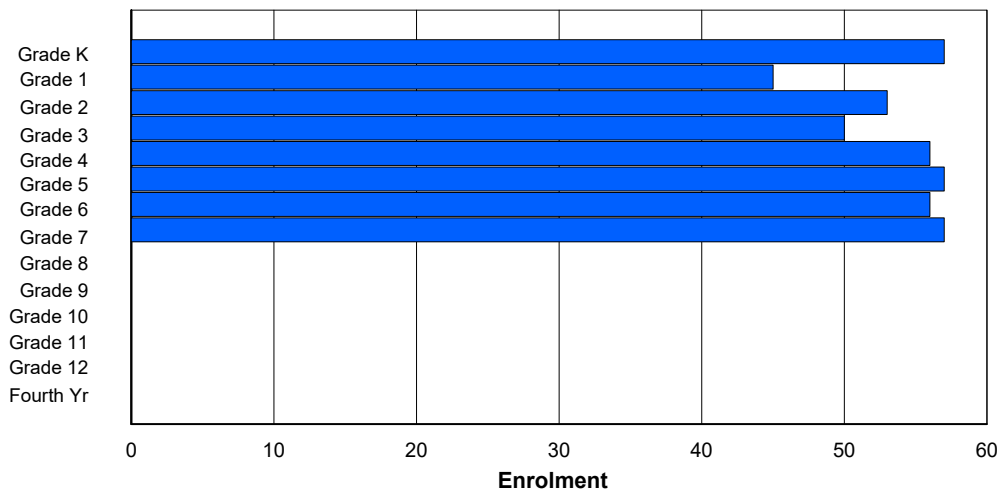
Enrolment By Age and Gender

Gender	Age																Total
	5	6	7	8	9	10	11	12	13	14	15	16	17	18	19	20>	
Male	37	22	29	20	24	24	23	25	1	0	0	0	0	0	1	0	206
Female	20	20	27	27	31	34	34	32	0	0	0	0	0	0	0	0	225
Total	57	42	56	47	55	58	57	57	1	0	0	0	0	0	1	0	431

Enrolment By Grade and Gender

Gender	Grade														Total	
	K	1	2	3	4	5	6	7	8	9	10	11	12	4th		
Male	37	25	26	22	25	23	22	26	0	0	0	0	0	0	0	206
Female	20	20	27	28	31	34	34	31	0	0	0	0	0	0	0	225
Total	57	45	53	50	56	57	56	57	0	0	0	0	0	0	0	431

Enrolment By Grade
For 356 - St. Matthews Elementary, St. John's



* Data from the 2012-2013 AGR(Enrolment/Age as of the last day in Sept./Dec.)

** Newfoundland Statistics Classification System

*** May include itinerant teachers

District 4 - Eastern

#359 - St. Paul's Junior High, St. John's

Grades: 7-9

Number of Grades: 3

Classification: Urban
Offers Distance Education: No

[FTE Teachers](#) *** : 31.0

[School FTE PTR : 13.6](#)
[District FTE PTR : 13.0](#)
[Provincial FTE PTR : 12.1](#)

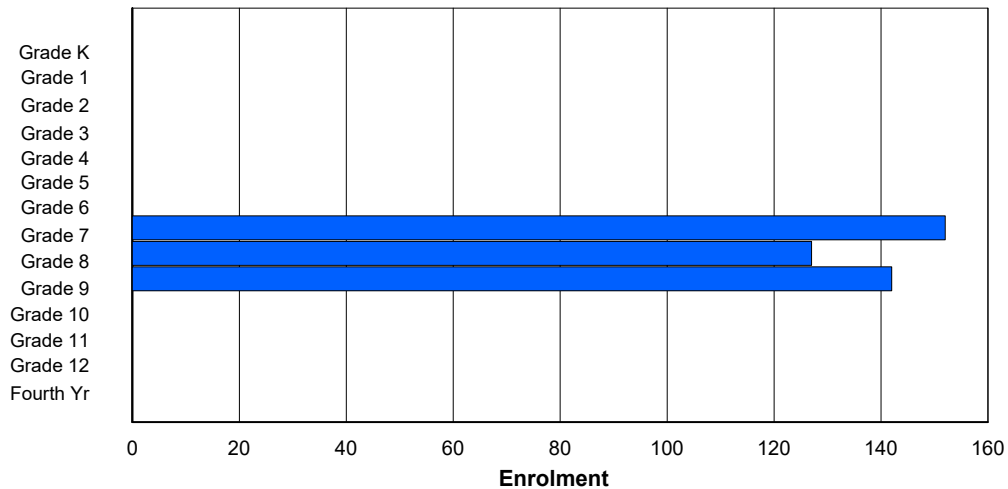
Enrolment By Age and Gender

Gender	Age																Total
	5	6	7	8	9	10	11	12	13	14	15	16	17	18	19	20>	
Male	0	0	0	0	0	0	0	64	71	64	3	0	0	0	0	0	202
Female	0	0	0	0	0	0	0	86	50	79	3	1	0	0	0	0	219
Total	0	0	0	0	0	0	0	150	121	143	6	1	0	0	0	0	421

Enrolment By Grade and Gender

Gender	Grade														Total
	K	1	2	3	4	5	6	7	8	9	10	11	12	4th	
Male	0	0	0	0	0	0	0	64	74	64	0	0	0	0	202
Female	0	0	0	0	0	0	0	88	53	78	0	0	0	0	219
Total	0	0	0	0	0	0	0	152	127	142	0	0	0	0	421

Enrolment By Grade
For 359 - St. Paul's Junior High, St. John's



* Data from the 2012-2013 AGR(Enrolment/Age as of the last day in Sept./Dec.)

** Newfoundland Statistics Classification System

*** May include itinerant teachers

District 4 - Eastern

#360 - Rennie's River Elementary School, St. John's

Grades: K-6

Number of Grades: 7

Classification: Urban
Offers Distance Education: No

[School FTE PTR : 13.7](#)

[District FTE PTR : 13.0](#)

[Provincial FTE PTR : 12.1](#)

[FTE Teachers](#) *** : 20.7

Enrolment By Age and Gender

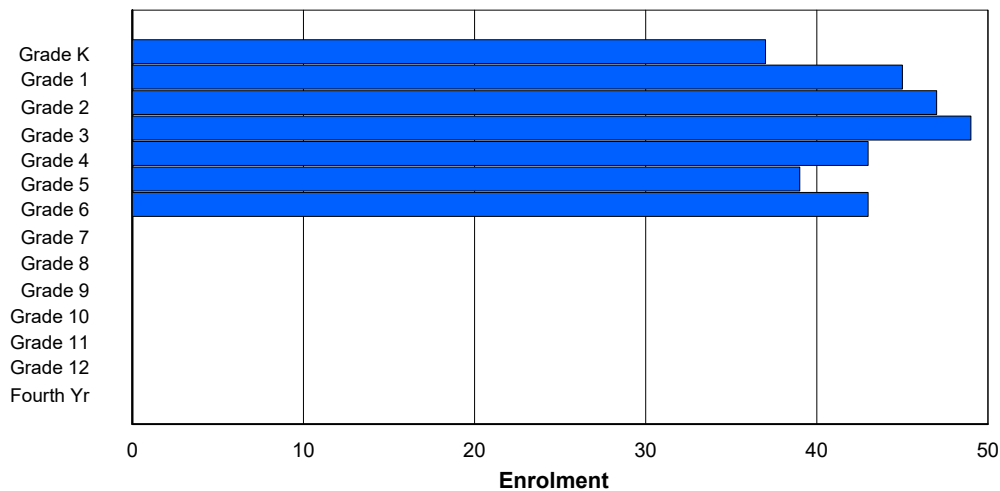
Gender	Age																Total
	5	6	7	8	9	10	11	12	13	14	15	16	17	18	19	20>	
Male	16	24	27	29	20	22	25	3	0	0	0	0	0	0	0	0	166
Female	20	21	20	21	23	15	15	2	0	0	0	0	0	0	0	0	137
Total	36	45	47	50	43	37	40	5	0	0	0	0	0	0	0	303	

Enrolment By Grade and Gender

Gender	Grade														Total
	K	1	2	3	4	5	6	7	8	9	10	11	12	4th	
Male	17	24	28	30	18	22	27	0	0	0	0	0	0	0	166
Female	20	21	19	19	25	17	16	0	0	0	0	0	0	0	137
Total	37	45	47	49	43	39	43	0	0	0	0	0	0	0	303

Enrolment By Grade

For 360 - Rennie's River Elementary School, St. John's



* Data from the 2012-2013 AGR(Enrolment/Age as of the last day in Sept./Dec.)

** Newfoundland Statistics Classification System

*** May include itinerant teachers

District 4 - Eastern

#362 - St. Teresa's School/Ecole Ste-Thérèse, St. John's

Classification: Urban
Offers Distance Education: No

Grades: K-6

Number of Grades: 7

[School FTE PTR : 13.2](#)

[District FTE PTR : 13.0](#)

[Provincial FTE PTR : 12.1](#)

[FTE Teachers](#) *** : 28.6

Enrolment By Age and Gender

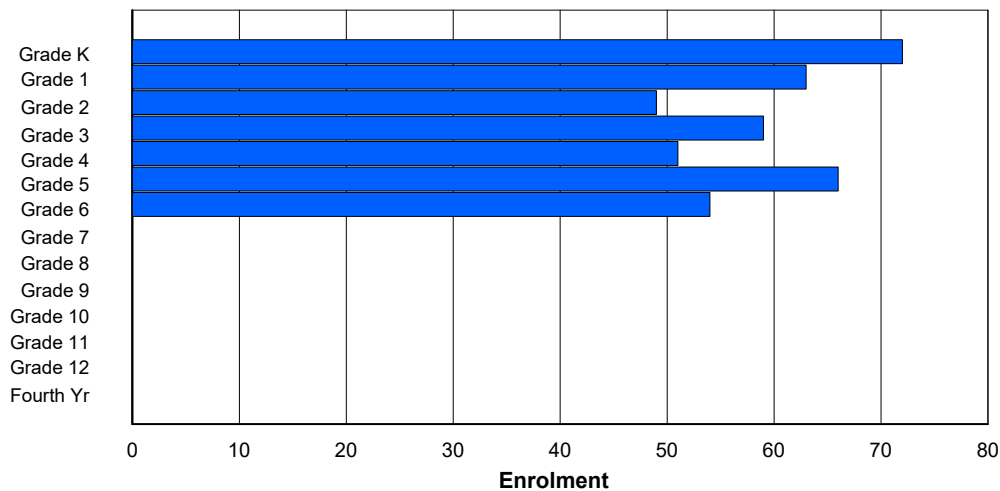
Gender	Age																Total
	5	6	7	8	9	10	11	12	13	14	15	16	17	18	19	20>	
Male	32	27	30	27	21	26	23	0	0	0	0	0	0	0	0	0	186
Female	38	38	17	33	27	42	33	0	0	0	0	0	0	0	0	0	228
Total	70	65	47	60	48	68	56	0	0	0	0	0	0	0	0	0	414

Enrolment By Grade and Gender

Gender	Grade														Total
	K	1	2	3	4	5	6	7	8	9	10	11	12	4th	
Male	32	27	31	27	22	24	23	0	0	0	0	0	0	0	186
Female	40	36	18	32	29	42	31	0	0	0	0	0	0	0	228
Total	72	63	49	59	51	66	54	0	0	0	0	0	0	0	414

Enrolment By Grade

For 362 - St. Teresa's School/Ecole Ste-Thérèse, St. John's



* Data from the 2012-2013 AGR(Enrolment/Age as of the last day in Sept./Dec.)

** Newfoundland Statistics Classification System

*** May include itinerant teachers

District 4 - Eastern

#363 - Vanier Elementary, St. John's

Grades: K-6

Number of Grades: 7

Classification: Urban

Offers Distance Education: No

[FTE Teachers](#) *** : 21.2

[School FTE PTR : 13.6](#)

[District FTE PTR : 13.0](#)

[Provincial FTE PTR : 12.1](#)

Enrolment By Age and Gender

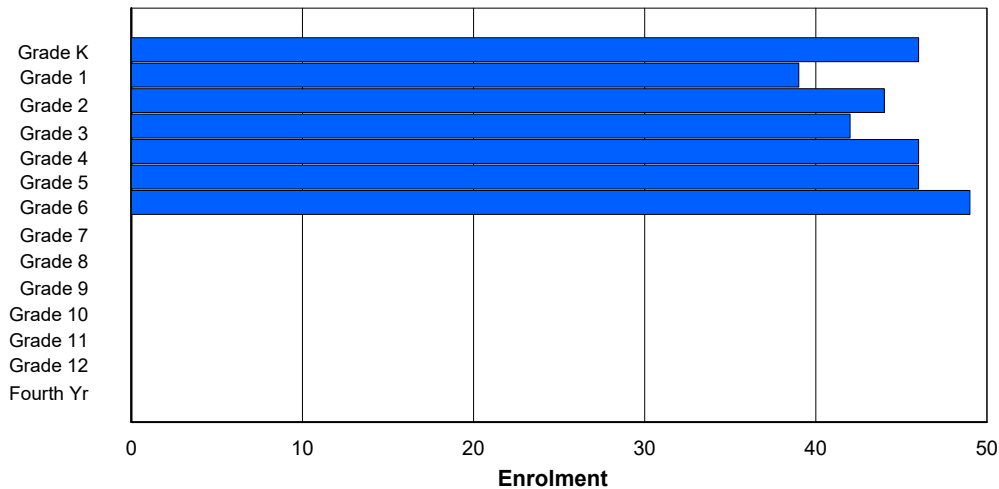
Gender	Age																Total
	5	6	7	8	9	10	11	12	13	14	15	16	17	18	19	20>	
Male	23	20	29	15	26	20	23	1	0	0	0	0	0	0	0	0	157
Female	21	19	16	26	21	24	27	1	0	0	0	0	0	0	0	0	155
Total	44	39	45	41	47	44	50	2	0	0	0	0	0	0	0	0	312

Enrolment By Grade and Gender

Gender	Grade														Total
	K	1	2	3	4	5	6	7	8	9	10	11	12	4th	
Male	25	20	28	15	25	21	23	0	0	0	0	0	0	0	157
Female	21	19	16	27	21	25	26	0	0	0	0	0	0	0	155
Total	46	39	44	42	46	46	49	0	0	0	0	0	0	0	312

Enrolment By Grade

For 363 - Vanier Elementary, St. John's



* Data from the 2012-2013 AGR(Enrolment/Age as of the last day in Sept./Dec.)

** Newfoundland Statistics Classification System

*** May include itinerant teachers

District 4 - Eastern

#364 - Virginia Park Elementary, St. John's

Grades: K-6

Number of Grades: 7

Classification: Urban
Offers Distance Education: No

[School FTE PTR : 9.2](#)

[District FTE PTR : 13.0](#)

[Provincial FTE PTR : 12.1](#)

[FTE Teachers](#) *** : 18.7

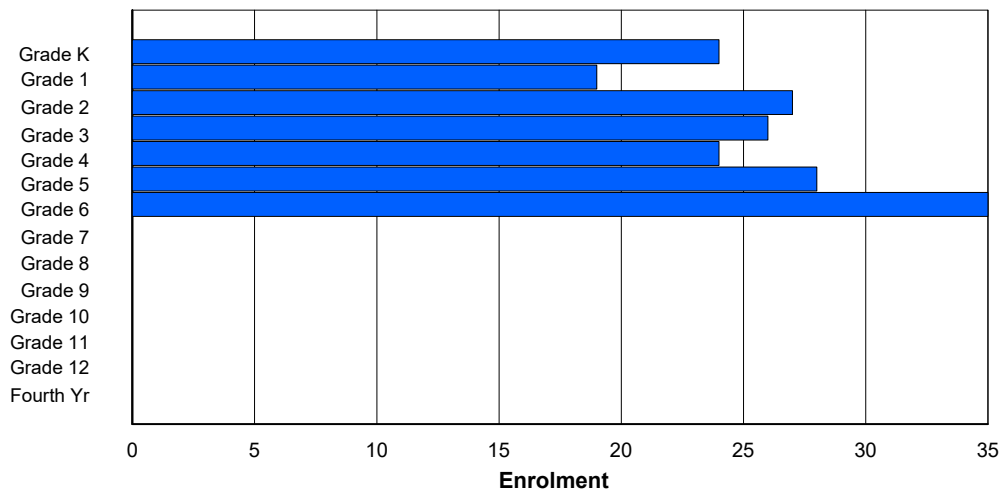
Enrolment By Age and Gender

Gender	Age																Total
	5	6	7	8	9	10	11	12	13	14	15	16	17	18	19	20>	
Male	6	12	14	13	17	21	15	3	0	0	0	0	0	0	0	0	101
Female	16	7	13	12	8	8	17	1	0	0	0	0	0	0	0	0	82
Total	22	19	27	25	25	29	32	4	0	0	0	0	0	0	0	0	183

Enrolment By Grade and Gender

Gender	Grade														Total
	K	1	2	3	4	5	6	7	8	9	10	11	12	4th	
Male	8	11	15	14	15	19	19	0	0	0	0	0	0	0	101
Female	16	8	12	12	9	9	16	0	0	0	0	0	0	0	82
Total	24	19	27	26	24	28	35	0	0	0	0	0	0	0	183

Enrolment By Grade
For 364 - Virginia Park Elementary, St. John's



* Data from the 2012-2013 AGR(Enrolment/Age as of the last day in Sept./Dec.)

** Newfoundland Statistics Classification System

*** May include itinerant teachers

District 4 - Eastern

#366 - Topsail Elementary, Conception Bay South (Topsail)

Classification: Urban
Offers Distance Education: No

Grades: K-4

Number of Grades: 5

[School FTE PTR : 13.6](#)

[District FTE PTR : 13.0](#)

[Provincial FTE PTR : 12.1](#)

[FTE Teachers](#) *** : 30.0

Enrolment By Age and Gender

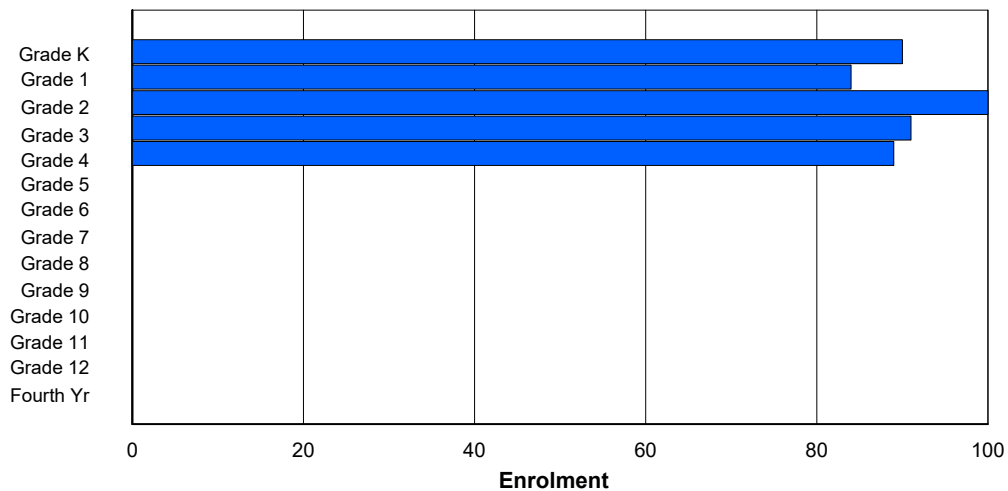
Gender	Age																Total
	5	6	7	8	9	10	11	12	13	14	15	16	17	18	19	20>	
Male	39	43	47	47	55	0	0	0	0	0	0	0	0	0	0	0	231
Female	51	41	53	43	35	0	0	0	0	0	0	0	0	0	0	0	223
Total	90	84	100	90	90	0	0	0	0	0	0	0	0	0	0	0	454

Enrolment By Grade and Gender

Gender	Grade															Total
	K	1	2	3	4	5	6	7	8	9	10	11	12	4th		
Male	39	43	47	48	54	0	0	0	0	0	0	0	0	0	0	231
Female	51	41	53	43	35	0	0	0	0	0	0	0	0	0	0	223
Total	90	84	100	91	89	0	0	0	0	0	0	0	0	0	0	454

Enrolment By Grade

For 366 - Topsail Elementary, Conception Bay South (Topsail)



* Data from the 2012-2013 AGR(Enrolment/Age as of the last day in Sept./Dec.)

** Newfoundland Statistics Classification System

*** May include itinerant teachers

District 4 - Eastern

#367 - Holy Trinity Elementary, Torbay

Classification: Urban
Offers Distance Education: No

Grades: K-6

Number of Grades: 7

[School FTE PTR : 15.4](#)

[District FTE PTR : 13.0](#)

[Provincial FTE PTR : 12.1](#)

[FTE Teachers](#) *** : 48.3

Enrolment By Age and Gender

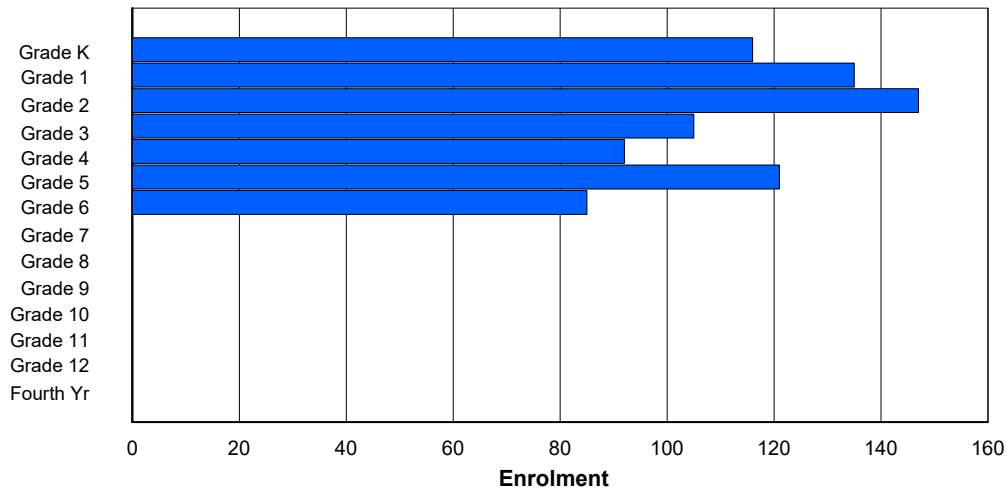
Gender	Age																Total
	5	6	7	8	9	10	11	12	13	14	15	16	17	18	19	20>	
Male	64	55	70	55	38	55	38	0	0	0	0	0	0	0	0	0	375
Female	52	78	76	51	53	67	47	2	0	0	0	0	0	0	0	0	426
Total	116	133	146	106	91	122	85	2	0	0	0	0	0	0	0	0	801

Enrolment By Grade and Gender

Gender	Grade														Total
	K	1	2	3	4	5	6	7	8	9	10	11	12	4th	
Male	64	57	71	53	39	54	37	0	0	0	0	0	0	0	375
Female	52	78	76	52	53	67	48	0	0	0	0	0	0	0	426
Total	116	135	147	105	92	121	85	0	0	0	0	0	0	0	801

Enrolment By Grade

For 367 - Holy Trinity Elementary, Torbay



* Data from the 2012-2013 AGR(Enrolment/Age as of the last day in Sept./Dec.)

** Newfoundland Statistics Classification System

*** May include itinerant teachers

District 4 - Eastern

#368 - Holy Trinity High, Torbay

Classification: Urban
Offers Distance Education: No

Grades: 7-12

Number of Grades: 6

[School FTE PTR : 16.2](#)

[District FTE PTR : 13.0](#)

[Provincial FTE PTR : 12.1](#)

[FTE Teachers](#) *** : 44.5

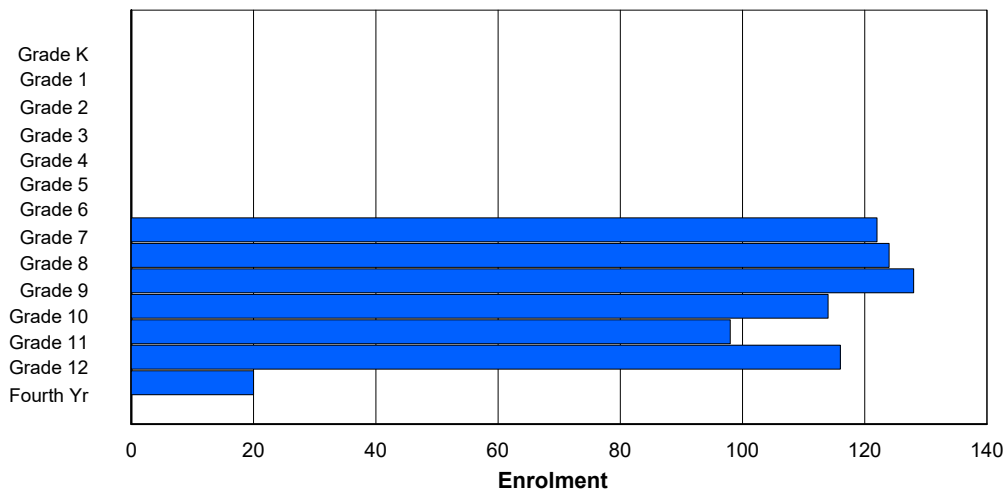
Enrolment By Age and Gender

Gender	Age																Total
	5	6	7	8	9	10	11	12	13	14	15	16	17	18	19	20>	
Male	0	0	0	0	0	0	0	61	63	67	65	53	60	11	1	0	381
Female	0	0	0	0	0	0	0	60	57	65	46	43	55	14	1	0	341
Total	0	0	0	0	0	0	0	121	120	132	111	96	115	25	2	0	722

Enrolment By Grade and Gender

Gender	Grade														Total
	K	1	2	3	4	5	6	7	8	9	10	11	12	4th	
Male	0	0	0	0	0	0	0	62	66	64	69	52	58	10	381
Female	0	0	0	0	0	0	0	60	58	64	45	46	58	10	341
Total	0	0	0	0	0	0	0	122	124	128	114	98	116	20	722

Enrolment By Grade
For 368 - Holy Trinity High, Torbay



* Data from the 2012-2013 AGR(Enrolment/Age as of the last day in Sept./Dec.)

** Newfoundland Statistics Classification System

*** May include itinerant teachers

District 4 - Eastern

#370 - Stella Maris Academy, Trepassey

Grades: K-12

Number of Grades: 13

Classification: Rural

Offers Distance Education: Yes

[FTE Teachers](#) *** : 7.5

[School FTE PTR : 6.0](#)

[District FTE PTR : 13.0](#)

[Provincial FTE PTR : 12.1](#)

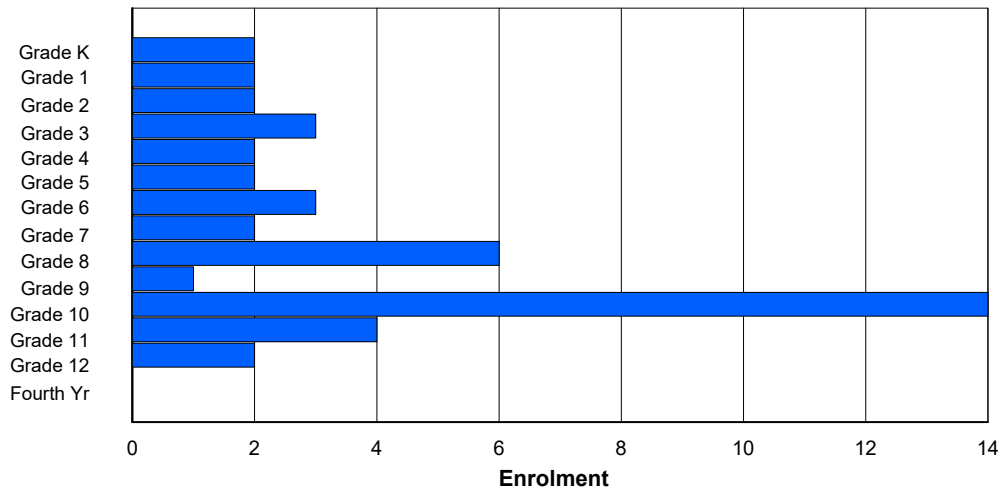
Enrolment By Age and Gender

Gender	Age																Total
	5	6	7	8	9	10	11	12	13	14	15	16	17	18	19	20>	
Male	2	1	2	2	0	2	1	1	6	1	4	1	0	0	0	0	23
Female	0	1	0	1	1	1	3	0	1	2	6	4	2	0	0	0	22
Total	2	2	2	3	1	3	4	1	7	3	10	5	2	0	0	0	45

Enrolment By Grade and Gender

Gender	Grade														Total
	K	1	2	3	4	5	6	7	8	9	10	11	12	4th	
Male	2	1	2	2	1	1	1	1	5	0	6	1	0	0	23
Female	0	1	0	1	1	1	2	1	1	1	8	3	2	0	22
Total	2	2	2	3	2	2	3	2	6	1	14	4	2	0	45

Enrolment By Grade
For 370 - Stella Maris Academy, Trepassey



* Data from the 2012-2013 AGR(Enrolment/Age as of the last day in Sept./Dec.)

** Newfoundland Statistics Classification System

*** May include itinerant teachers

District 4 - Eastern

#371 - Upper Gullies Elementary, Conception Bay South (Upper Gullies)

Classification: Urban
Offers Distance Education: No

Grades: K-6

Number of Grades: 7

[School FTE PTR : 14.1](#)

[District FTE PTR : 13.0](#)

[Provincial FTE PTR : 12.1](#)

[FTE Teachers](#) *** : 29.0

Enrolment By Age and Gender

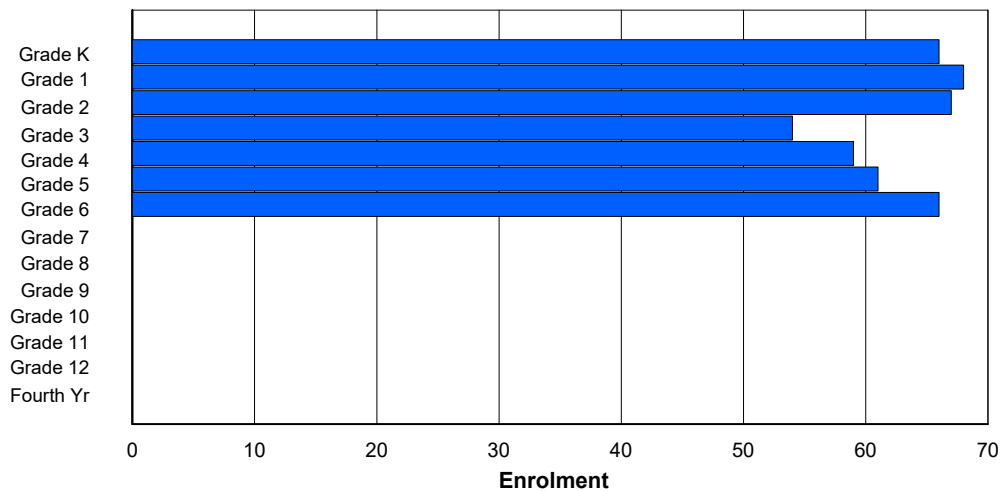
Gender	Age																Total
	5	6	7	8	9	10	11	12	13	14	15	16	17	18	19	20>	
Male	38	42	33	33	25	36	36	1	0	0	0	0	0	0	0	0	244
Female	28	26	33	23	32	22	32	1	0	0	0	0	0	0	0	0	197
Total	66	68	66	56	57	58	68	2	0	0	0	0	0	0	0	0	441

Enrolment By Grade and Gender

Gender	Grade														Total	
	K	1	2	3	4	5	6	7	8	9	10	11	12	4th		
Male	38	42	34	31	26	38	35	0	0	0	0	0	0	0	0	244
Female	28	26	33	23	33	23	31	0	0	0	0	0	0	0	0	197
Total	66	68	67	54	59	61	66	0	0	0	0	0	0	0	0	441

Enrolment By Grade

For 371 - Upper Gullies Elementary, Conception Bay South (Upper Gullies)



* Data from the 2012-2013 AGR(Enrolment/Age as of the last day in Sept./Dec.)

** Newfoundland Statistics Classification System

*** May include itinerant teachers

District 4 - Eastern

#372 - St. Bernard's Elementary, Witless Bay

Classification: Urban
Offers Distance Education: No

Grades: K-6

Number of Grades: 7

[School FTE PTR : 13.1](#)

[District FTE PTR : 13.0](#)

[Provincial FTE PTR : 12.1](#)

[FTE Teachers](#) *** : 22.5

Enrolment By Age and Gender

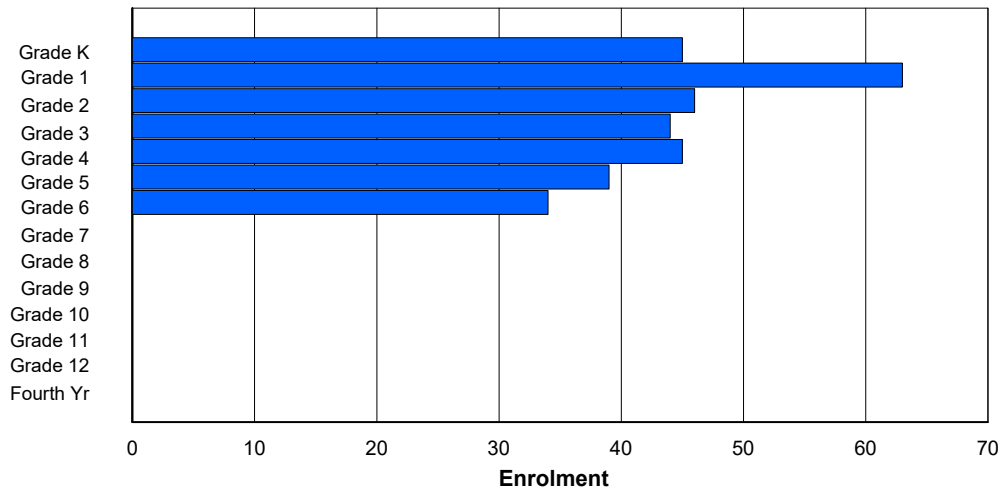
Gender	Age																Total
	5	6	7	8	9	10	11	12	13	14	15	16	17	18	19	20>	
Male	16	31	26	20	30	27	16	0	0	0	0	0	0	0	0	0	166
Female	30	29	22	23	13	14	19	0	0	0	0	0	0	0	0	0	150
Total	46	60	48	43	43	41	35	0	0	0	0	0	0	0	0	0	316

Enrolment By Grade and Gender

Gender	Grade														Total
	K	1	2	3	4	5	6	7	8	9	10	11	12	4th	
Male	16	33	24	20	33	25	15	0	0	0	0	0	0	0	166
Female	29	30	22	24	12	14	19	0	0	0	0	0	0	0	150
Total	45	63	46	44	45	39	34	0	0	0	0	0	0	0	316

Enrolment By Grade

For 372 - St. Bernard's Elementary, Witless Bay



* Data from the 2012-2013 AGR(Enrolment/Age as of the last day in Sept./Dec.)

** Newfoundland Statistics Classification System

*** May include itinerant teachers

District 4 - Eastern

#427 - Holy Name of Mary Academy, Lawn

Classification: Rural
Offers Distance Education: Yes

Grades: K-12 Number of Grades: 13

[School FTE PTR : 7.4](#)
[District FTE PTR : 13.0](#)
[Provincial FTE PTR : 12.1](#)

[FTE Teachers](#) *** : 12.0

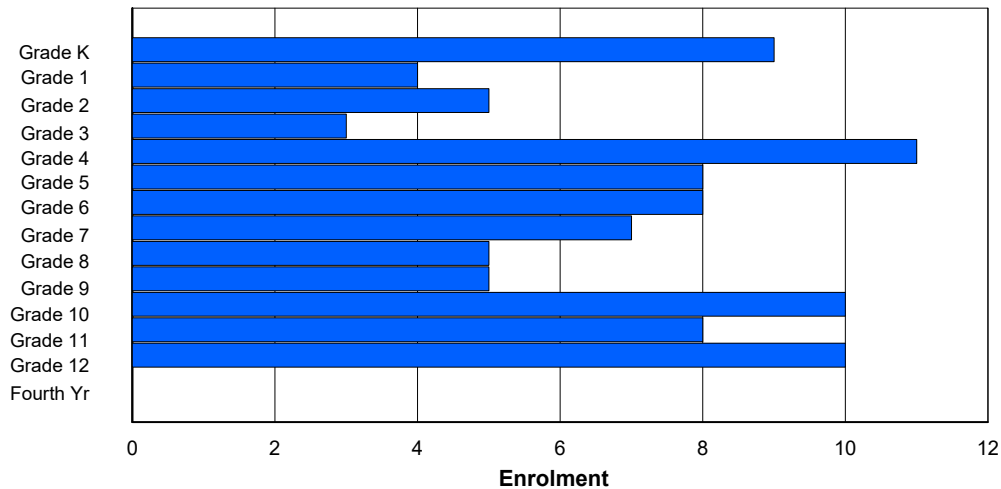
Enrolment By Age and Gender

Gender	Age																Total
	5	6	7	8	9	10	11	12	13	14	15	16	17	18	19	20>	
Male	2	2	2	2	6	5	3	7	3	2	8	6	6	1	0	0	55
Female	7	2	3	1	5	3	4	1	2	3	2	2	3	0	0	0	38
Total	9	4	5	3	11	8	7	8	5	5	10	8	9	1	0	0	93

Enrolment By Grade and Gender

Gender	Grade														Total
	K	1	2	3	4	5	6	7	8	9	10	11	12	4th	
Male	2	2	2	2	6	5	4	6	3	2	8	6	7	0	55
Female	7	2	3	1	5	3	4	1	2	3	2	2	3	0	38
Total	9	4	5	3	11	8	8	7	5	5	10	8	10	0	93

Enrolment By Grade
For 427 - Holy Name of Mary Academy, Lawn



* Data from the 2012-2013 AGR(Enrolment/Age as of the last day in Sept./Dec.)

** Newfoundland Statistics Classification System

*** May include itinerant teachers

District 4 - Eastern

#428 - Clarenville Middle School, Clarenville

Classification: Urban
Offers Distance Education: No

Grades: 7-9 Number of Grades: 3

[School FTE PTR : 13.6](#)
[District FTE PTR : 13.0](#)
[Provincial FTE PTR : 12.1](#)

[FTE Teachers](#) *** : 22.5

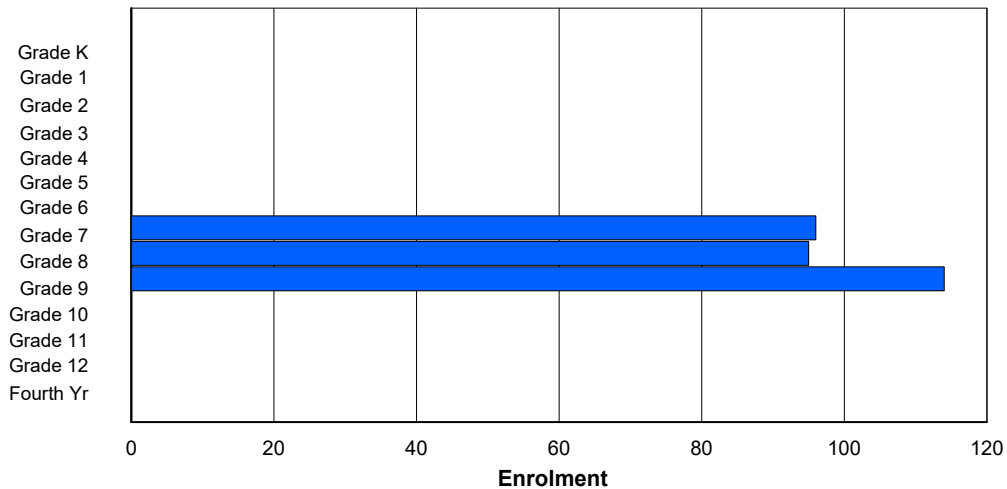
Enrolment By Age and Gender

Gender	Age																Total
	5	6	7	8	9	10	11	12	13	14	15	16	17	18	19	20>	
Male	0	0	0	0	0	0	0	43	42	62	2	0	0	0	0	0	149
Female	0	0	0	0	0	0	0	53	52	48	3	0	0	0	0	0	156
Total	0	0	0	0	0	0	0	96	94	110	5	0	0	0	0	0	305

Enrolment By Grade and Gender

Gender	Grade														Total
	K	1	2	3	4	5	6	7	8	9	10	11	12	4th	
Male	0	0	0	0	0	0	0	44	42	63	0	0	0	0	149
Female	0	0	0	0	0	0	0	52	53	51	0	0	0	0	156
Total	0	0	0	0	0	0	0	96	95	114	0	0	0	0	305

Enrolment By Grade
For 428 - Clarenville Middle School, Clarenville



* Data from the 2012-2013 AGR(Enrolment/Age as of the last day in Sept./Dec.)

** Newfoundland Statistics Classification System

*** May include itinerant teachers

District 4 - Eastern

#430 - St. Mark's School, King's Cove

Classification: Rural
Offers Distance Education: Yes

Grades: K-12

Number of Grades: 13

[School FTE PTR : 7.2](#)
[District FTE PTR : 13.0](#)
[Provincial FTE PTR : 12.1](#)

[FTE Teachers](#) *** : 11.0

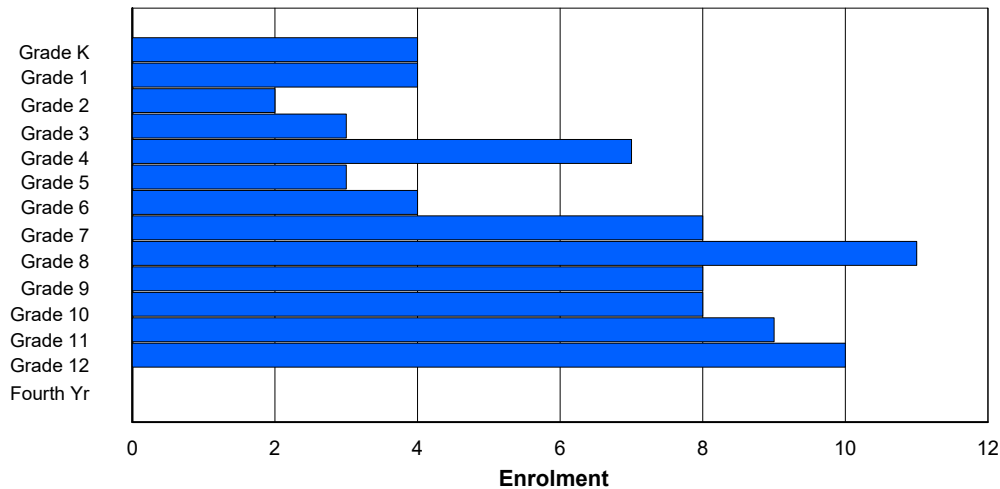
Enrolment By Age and Gender

Gender	Age																Total
	5	6	7	8	9	10	11	12	13	14	15	16	17	18	19	20>	
Male	2	3	1	1	5	2	1	3	6	3	4	7	7	0	0	0	45
Female	2	1	1	2	2	1	3	5	5	5	4	2	3	0	0	0	36
Total	4	4	2	3	7	3	4	8	11	8	8	9	10	0	0	0	81

Enrolment By Grade and Gender

Gender	Grade															Total
	K	1	2	3	4	5	6	7	8	9	10	11	12	4th		
Male	2	3	1	1	5	2	1	3	6	3	4	7	7	0	45	
Female	2	1	1	2	2	1	3	5	5	5	4	2	3	0	36	
Total	4	4	2	3	7	3	4	8	11	8	8	9	10	0	81	

Enrolment By Grade
For 430 - St. Mark's School, King's Cove



* Data from the 2012-2013 AGR(Enrolment/Age as of the last day in Sept./Dec.)

** Newfoundland Statistics Classification System

*** May include itinerant teachers

District 4 - Eastern

#431 - Southwest Arm Academy, Little Heart's Ease

Grades: K-12 Number of Grades: 13

[FTE Teachers](#) *** : 11.4

Classification: Rural
Offers Distance Education: Yes

[School FTE PTR : 7.7](#)
[District FTE PTR : 13.0](#)
[Provincial FTE PTR : 12.1](#)

Enrolment By Age and Gender

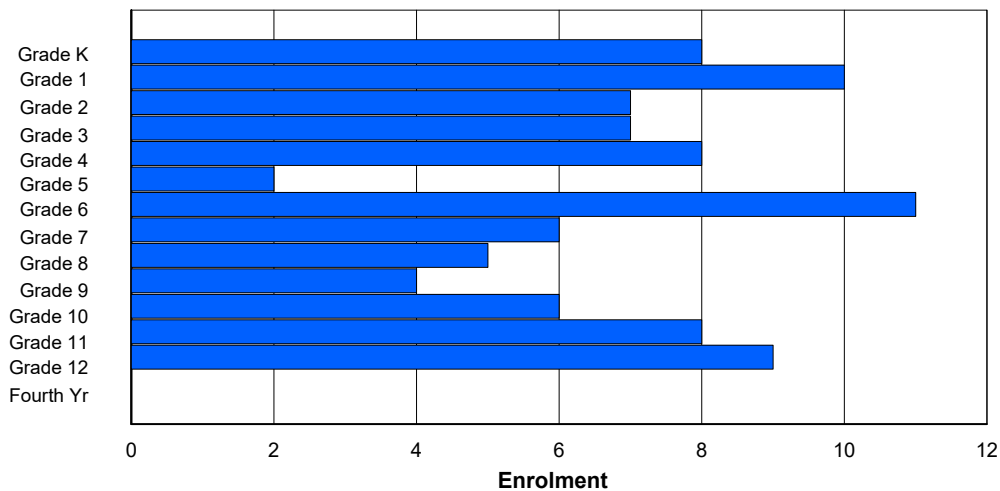
Gender	Age																Total
	5	6	7	8	9	10	11	12	13	14	15	16	17	18	19	20>	
Male	3	4	2	3	4	0	5	5	4	1	4	4	5	1	0	0	45
Female	5	6	5	4	4	2	6	1	1	3	2	3	4	0	0	0	46
Total	8	10	7	7	8	2	11	6	5	4	6	7	9	1	0	0	91

Enrolment By Grade and Gender

Gender	Grade														Total
	K	1	2	3	4	5	6	7	8	9	10	11	12	4th	
Male	3	4	2	3	4	0	5	5	4	1	4	4	6	0	45
Female	5	6	5	4	4	2	6	1	1	3	2	4	3	0	46
Total	8	10	7	7	8	2	11	6	5	4	6	8	9	0	91

Enrolment By Grade

For 431 - Southwest Arm Academy, Little Heart's Ease



* Data from the 2012-2013 AGR(Enrolment/Age as of the last day in Sept./Dec.)

** Newfoundland Statistics Classification System

*** May include itinerant teachers

District 4 - Eastern

#433 - Tricon Elementary, Bay de Verde

Grades: K-6

Number of Grades: 7

Classification: Rural

Offers Distance Education: No

[School FTE PTR : 10.0](#)

[District FTE PTR : 13.0](#)

[Provincial FTE PTR : 12.1](#)

[FTE Teachers](#) *** : 10.0

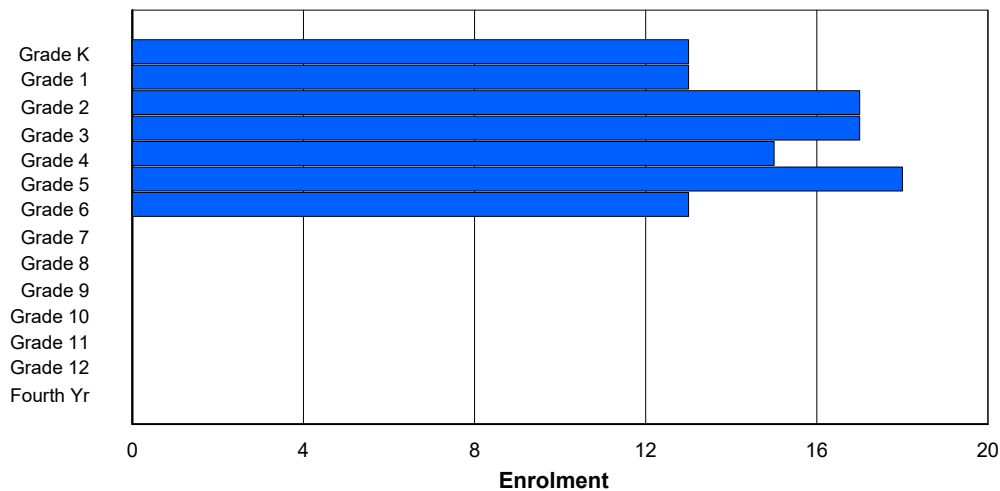
Enrolment By Age and Gender

Gender	Age																Total
	5	6	7	8	9	10	11	12	13	14	15	16	17	18	19	20>	
Male	4	5	9	10	7	11	8	0	0	0	0	0	0	0	0	0	54
Female	9	8	8	7	7	8	5	0	0	0	0	0	0	0	0	0	52
Total	13	13	17	17	14	19	13	0	0	0	0	0	0	0	0	0	106

Enrolment By Grade and Gender

Gender	Grade															Total
	K	1	2	3	4	5	6	7	8	9	10	11	12	4th		
Male	4	5	9	10	8	10	8	0	0	0	0	0	0	0	0	54
Female	9	8	8	7	7	8	5	0	0	0	0	0	0	0	0	52
Total	13	13	17	17	15	18	13	0	0	0	0	0	0	0	0	106

Enrolment By Grade
For 433 - Tricon Elementary, Bay de Verde



* Data from the 2012-2013 AGR(Enrolment/Age as of the last day in Sept./Dec.)

** Newfoundland Statistics Classification System

*** May include itinerant teachers

District 4 - Eastern

#435 - St. Anne's Academy, Dunville

Grades: K-6

Number of Grades: 7

Classification: Rural

Offers Distance Education: No

[FTE Teachers](#) *** : 20.2

[School FTE PTR : 10.4](#)

[District FTE PTR : 13.0](#)

[Provincial FTE PTR : 12.1](#)

Enrolment By Age and Gender

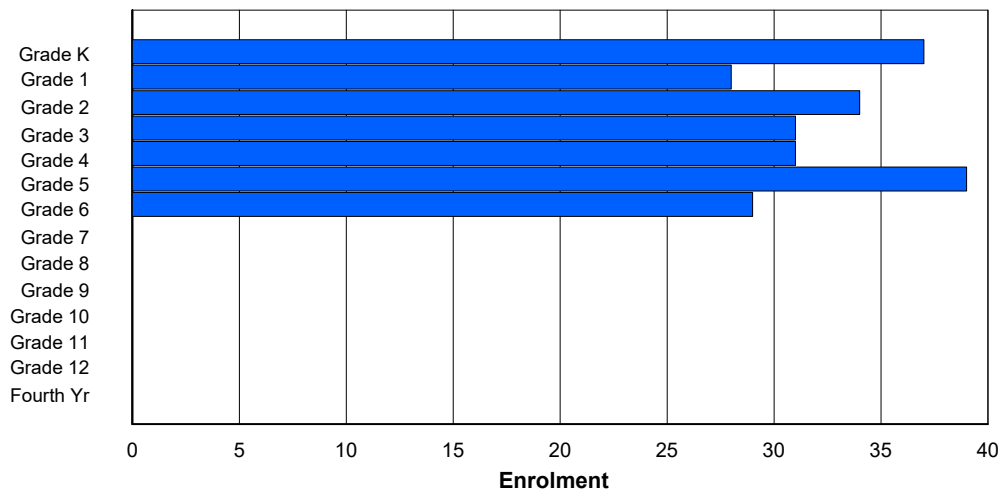
Gender	Age																Total
	5	6	7	8	9	10	11	12	13	14	15	16	17	18	19	20>	
Male	20	20	19	15	16	17	16	1	0	0	0	0	0	0	0	0	124
Female	17	8	16	14	16	20	14	0	0	0	0	0	0	0	0	0	105
Total	37	28	35	29	32	37	30	1	0	0	0	0	0	0	0	0	229

Enrolment By Grade and Gender

Gender	Grade														Total
	K	1	2	3	4	5	6	7	8	9	10	11	12	4th	
Male	20	20	19	16	15	19	15	0	0	0	0	0	0	0	124
Female	17	8	15	15	16	20	14	0	0	0	0	0	0	0	105
Total	37	28	34	31	31	39	29	0	0	0	0	0	0	0	229

Enrolment By Grade

For 435 - St. Anne's Academy, Dunville



* Data from the 2012-2013 AGR(Enrolment/Age as of the last day in Sept./Dec.)

** Newfoundland Statistics Classification System

*** May include itinerant teachers

District 4 - Eastern

#442 - Persalvic Elementary, Victoria

Grades: K-8

Number of Grades: 9

Classification: Rural

Offers Distance Education: No

[FTE Teachers](#) *** : 21.0

[School FTE PTR : 12.1](#)

[District FTE PTR : 13.0](#)

[Provincial FTE PTR : 12.1](#)

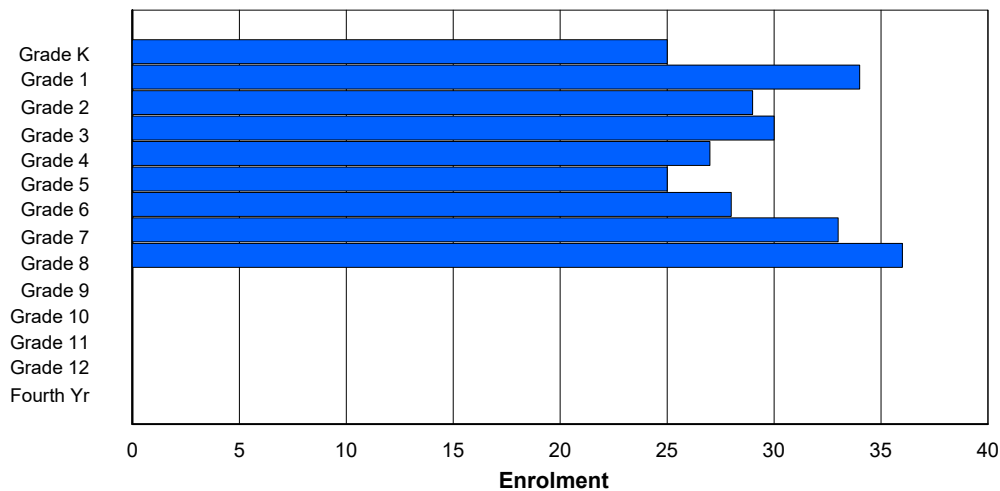
Enrolment By Age and Gender

Gender	Age																Total
	5	6	7	8	9	10	11	12	13	14	15	16	17	18	19	20>	
Male	14	16	15	13	9	14	9	21	17	0	0	0	0	0	0	0	128
Female	11	18	14	17	18	11	19	12	18	1	0	0	0	0	0	0	139
Total	25	34	29	30	27	25	28	33	35	1	0	0	0	0	0	0	267

Enrolment By Grade and Gender

Gender	Grade														Total
	K	1	2	3	4	5	6	7	8	9	10	11	12	4th	
Male	14	16	15	13	9	14	9	20	18	0	0	0	0	0	128
Female	11	18	14	17	18	11	19	13	18	0	0	0	0	0	139
Total	25	34	29	30	27	25	28	33	36	0	0	0	0	0	267

Enrolment By Grade
For 442 - Persalvic Elementary, Victoria



* Data from the 2012-2013 AGR(Enrolment/Age as of the last day in Sept./Dec.)

** Newfoundland Statistics Classification System

*** May include itinerant teachers

District 4 - Eastern

#444 - Cabot Academy, Western Bay

Grades: K-6

Number of Grades: 7

Classification: Rural

Offers Distance Education: No

[FTE Teachers](#) *** : 9.0

[School FTE PTR : 9.6](#)

[District FTE PTR : 13.0](#)

[Provincial FTE PTR : 12.1](#)

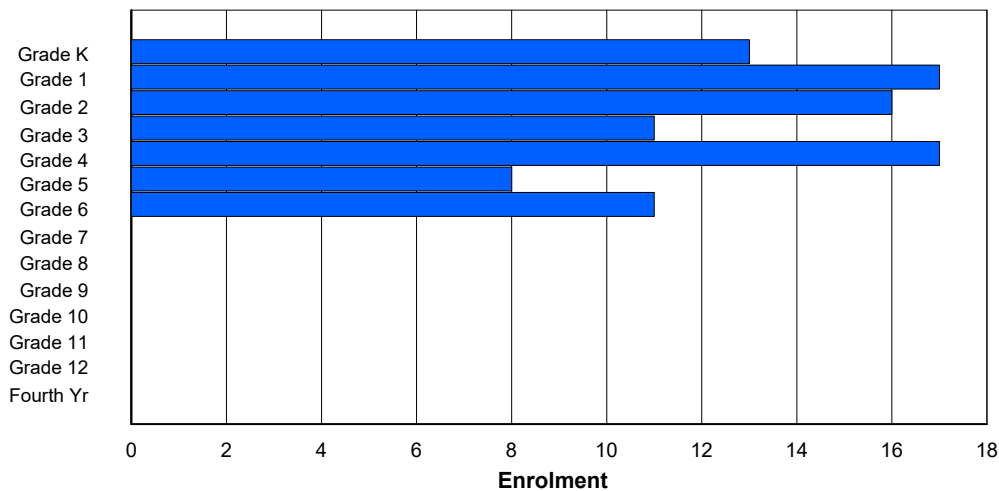
Enrolment By Age and Gender

Gender	Age																Total
	5	6	7	8	9	10	11	12	13	14	15	16	17	18	19	20>	
Male	5	12	6	5	8	4	6	0	0	0	0	0	0	0	0	0	46
Female	8	5	10	6	9	4	5	0	0	0	0	0	0	0	0	0	47
Total	13	17	16	11	17	8	11	0	0	0	0	0	0	0	0	0	93

Enrolment By Grade and Gender

Gender	Grade														Total
	K	1	2	3	4	5	6	7	8	9	10	11	12	4th	
Male	5	12	6	5	8	4	6	0	0	0	0	0	0	0	46
Female	8	5	10	6	9	4	5	0	0	0	0	0	0	0	47
Total	13	17	16	11	17	8	11	0	0	0	0	0	0	0	93

Enrolment By Grade
For 444 - Cabot Academy, Western Bay



* Data from the 2012-2013 AGR(Enrolment/Age as of the last day in Sept./Dec.)

** Newfoundland Statistics Classification System

*** May include itinerant teachers

District 4 - Eastern

#446 - Whitbourne Elementary, Whitbourne

Classification: Rural
Offers Distance Education: No

Grades: K-6

Number of Grades: 7

[School FTE PTR : 8.1](#)

[District FTE PTR : 13.0](#)

[Provincial FTE PTR : 12.1](#)

[FTE Teachers](#) *** : 8.0

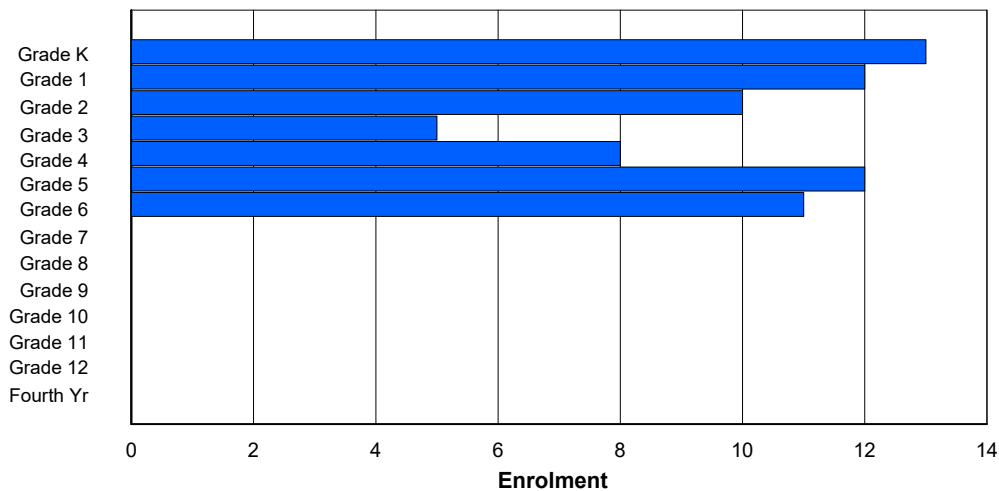
Enrolment By Age and Gender

Gender	Age																Total
	5	6	7	8	9	10	11	12	13	14	15	16	17	18	19	20>	
Male	8	5	5	3	5	8	9	0	0	0	0	0	0	0	0	0	43
Female	5	7	5	2	3	3	3	0	0	0	0	0	0	0	0	0	28
Total	13	12	10	5	8	11	12	0	0	0	0	0	0	0	0	0	71

Enrolment By Grade and Gender

Gender	Grade														Total
	K	1	2	3	4	5	6	7	8	9	10	11	12	4th	
Male	8	5	5	3	5	9	8	0	0	0	0	0	0	0	43
Female	5	7	5	2	3	3	3	0	0	0	0	0	0	0	28
Total	13	12	10	5	8	12	11	0	0	0	0	0	0	0	71

Enrolment By Grade
For 446 - Whitbourne Elementary, Whitbourne



* Data from the 2012-2013 AGR(Enrolment/Age as of the last day in Sept./Dec.)

** Newfoundland Statistics Classification System

*** May include itinerant teachers

District 4 - Eastern

#447 - Baltimore School Complex, Ferryland

Grades: K-12

Number of Grades: 13

Classification: Rural

Offers Distance Education: Yes

[FTE Teachers](#) *** : 19.5

[School FTE PTR : 12.0](#)

[District FTE PTR : 13.0](#)

[Provincial FTE PTR : 12.1](#)

Enrolment By Age and Gender

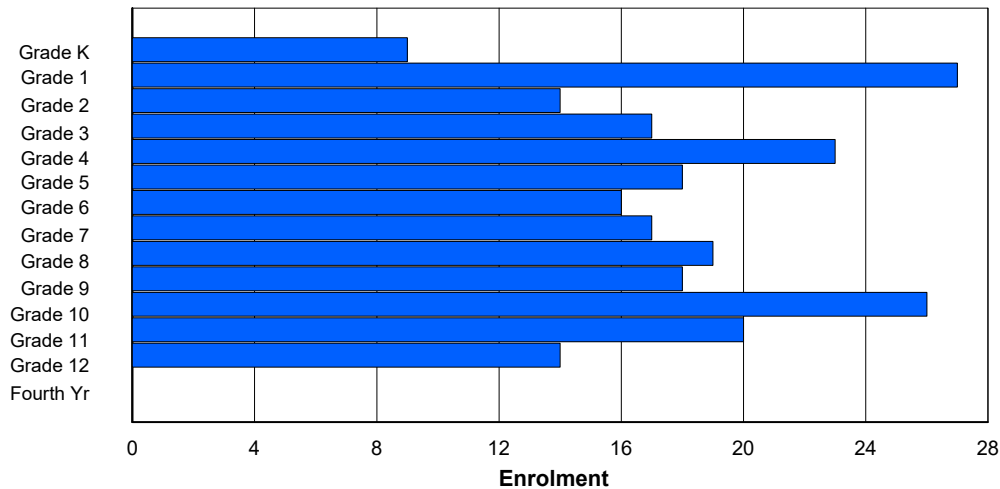
Gender	Age																Total
	5	6	7	8	9	10	11	12	13	14	15	16	17	18	19	20>	
Male	4	11	10	10	10	9	7	9	10	8	13	12	7	0	0	0	120
Female	4	16	5	7	13	8	10	8	10	9	12	9	7	0	0	0	118
Total	8	27	15	17	23	17	17	17	20	17	25	21	14	0	0	0	238

Enrolment By Grade and Gender

Gender	Grade														Total
	K	1	2	3	4	5	6	7	8	9	10	11	12	4th	
Male	5	11	9	10	10	10	6	9	10	8	14	11	7	0	120
Female	4	16	5	7	13	8	10	8	9	10	12	9	7	0	118
Total	9	27	14	17	23	18	16	17	19	18	26	20	14	0	238

Enrolment By Grade

For 447 - Baltimore School Complex, Ferryland



* Data from the 2012-2013 AGR(Enrolment/Age as of the last day in Sept./Dec.)

** Newfoundland Statistics Classification System

*** May include itinerant teachers

District 4 - Eastern

#452 - District School, St. John's

Grades: 8-12

Number of Grades: 5

[FTE Teachers](#) *** : 40.5

Classification: Urban
Offers Distance Education: No

[School FTE PTR : 0.9](#)

[District FTE PTR : 13.0](#)

[Provincial FTE PTR : 12.1](#)

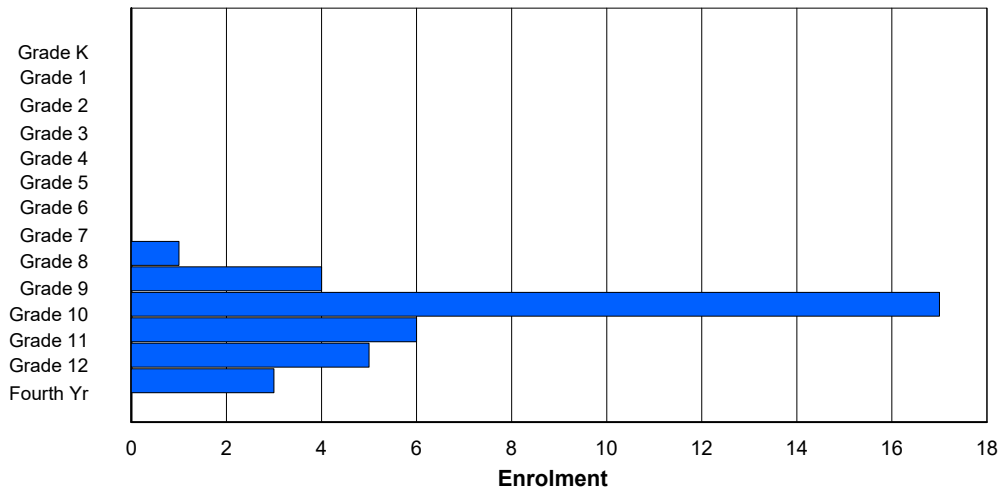
Enrolment By Age and Gender

Gender	Age																Total
	5	6	7	8	9	10	11	12	13	14	15	16	17	18	19	20>	
Male	0	0	0	0	0	0	0	0	1	1	6	2	6	1	0	0	17
Female	0	0	0	0	0	0	0	0	0	2	4	6	5	1	1	0	19
Total	0	0	0	0	0	0	0	0	1	3	10	8	11	2	1	0	36

Enrolment By Grade and Gender

Gender	Grade															Total
	K	1	2	3	4	5	6	7	8	9	10	11	12	4th		
Male	0	0	0	0	0	0	0	0	1	1	9	3	2	1	17	
Female	0	0	0	0	0	0	0	0	0	3	8	3	3	2	19	
Total	0	0	0	0	0	0	0	0	1	4	17	6	5	3	36	

Enrolment By Grade
For 452 - District School, St. John's



* Data from the 2012-2013 AGR(Enrolment/Age as of the last day in Sept./Dec.)

** Newfoundland Statistics Classification System

*** May include itinerant teachers

District 4 - Eastern

#464 - Crescent Collegiate, Blaketown

Classification: Rural
Offers Distance Education: No

Grades: 7-12 Number of Grades: 6

[School FTE PTR : 14.0](#)
[District FTE PTR : 13.0](#)
[Provincial FTE PTR : 12.1](#)

[FTE Teachers](#) *** : 40.0

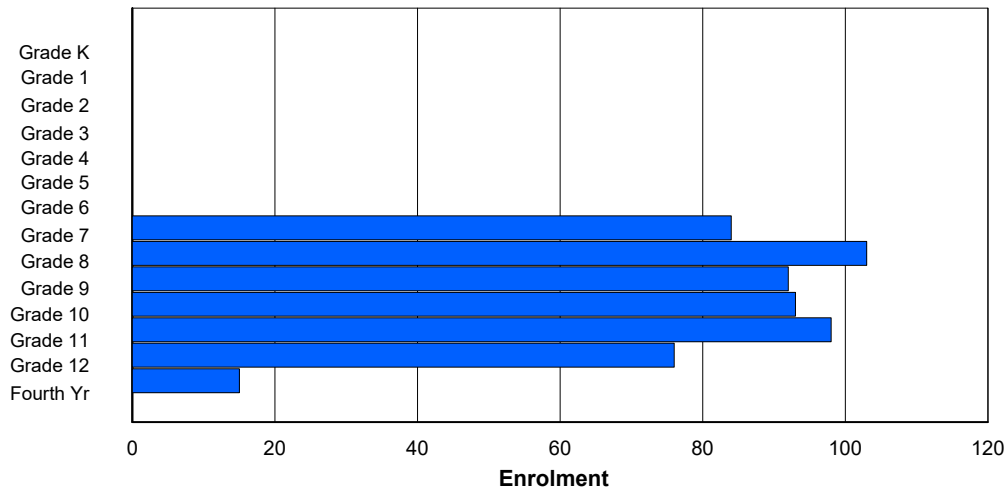
Enrolment By Age and Gender

Gender	Age																Total
	5	6	7	8	9	10	11	12	13	14	15	16	17	18	19	20>	
Male	0	0	0	0	0	0	0	38	51	42	52	44	45	9	2	0	283
Female	0	0	0	0	0	0	0	44	53	45	43	51	34	4	4	0	278
Total	0	0	0	0	0	0	0	82	104	87	95	95	79	13	6	0	561

Enrolment By Grade and Gender

Gender	Grade															Total
	K	1	2	3	4	5	6	7	8	9	10	11	12	4th		
Male	0	0	0	0	0	0	0	39	50	46	49	47	43	9	283	
Female	0	0	0	0	0	0	0	45	53	46	44	51	33	6	278	
Total	0	0	0	0	0	0	0	84	103	92	93	98	76	15	561	

Enrolment By Grade
For 464 - Crescent Collegiate, Blaketown



* Data from the 2012-2013 AGR(Enrolment/Age as of the last day in Sept./Dec.)

** Newfoundland Statistics Classification System

*** May include itinerant teachers

District 4 - Eastern

#465 - Holy Cross Junior High, St. John's

Grades: 7-9

Number of Grades: 3

Classification: Urban
Offers Distance Education: No

[FTE Teachers](#) *** : 14.4

[School FTE PTR : 9.5](#)
[District FTE PTR : 13.0](#)
[Provincial FTE PTR : 12.1](#)

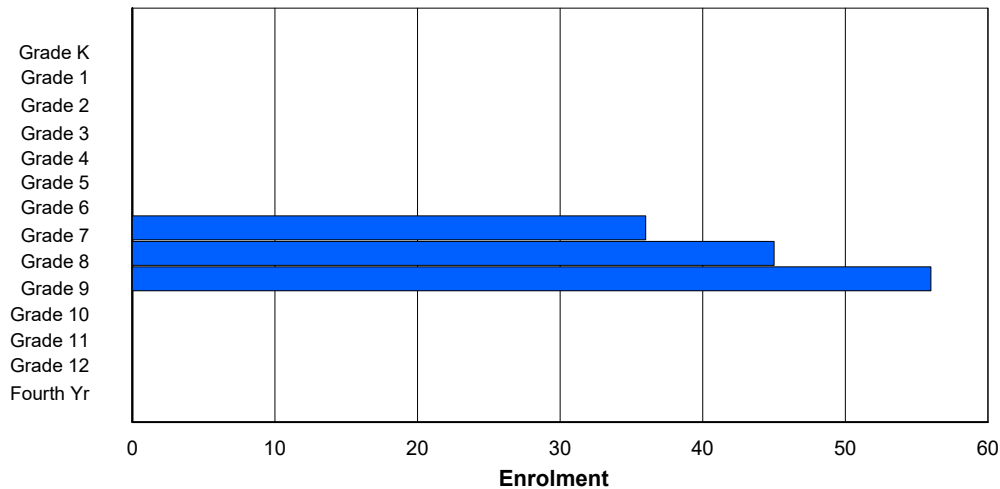
Enrolment By Age and Gender

Gender	Age																Total
	5	6	7	8	9	10	11	12	13	14	15	16	17	18	19	20>	
Male	0	0	0	0	0	0	0	15	18	28	4	0	0	0	0	0	65
Female	0	0	0	0	0	0	0	20	24	26	2	0	0	0	0	0	72
Total	0	0	0	0	0	0	0	35	42	54	6	0	0	0	0	0	137

Enrolment By Grade and Gender

Gender	Grade														Total
	K	1	2	3	4	5	6	7	8	9	10	11	12	4th	
Male	0	0	0	0	0	0	0	16	20	29	0	0	0	0	65
Female	0	0	0	0	0	0	0	20	25	27	0	0	0	0	72
Total	0	0	0	0	0	0	0	36	45	56	0	0	0	0	137

Enrolment By Grade
For 465 - Holy Cross Junior High, St. John's



* Data from the 2012-2013 AGR(Enrolment/Age as of the last day in Sept./Dec.)

** Newfoundland Statistics Classification System

*** May include itinerant teachers

District 4 - Eastern

#468 - Hazelwood Elementary, St. John's

Grades: K-6

Number of Grades: 7

Classification: Urban
Offers Distance Education: No

[School FTE PTR : 14.2](#)

[District FTE PTR : 13.0](#)

[Provincial FTE PTR : 12.1](#)

[FTE Teachers](#) *** : 34.8

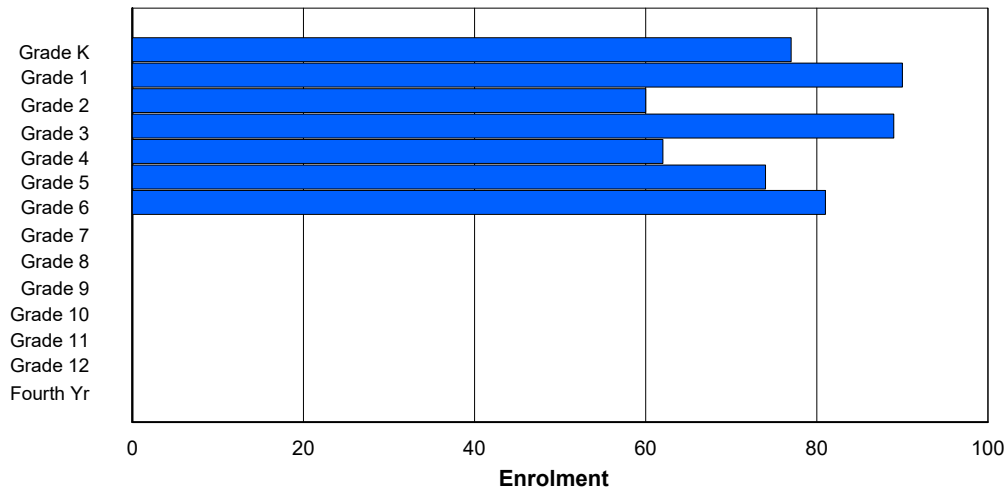
Enrolment By Age and Gender

Gender	Age																Total
	5	6	7	8	9	10	11	12	13	14	15	16	17	18	19	20>	
Male	38	39	29	48	28	38	43	5	0	0	0	0	0	0	0	0	268
Female	42	48	32	38	33	38	33	1	0	0	0	0	0	0	0	0	265
Total	80	87	61	86	61	76	76	6	0	0	0	0	0	0	0	0	533

Enrolment By Grade and Gender

Gender	Grade														Total
	K	1	2	3	4	5	6	7	8	9	10	11	12	4th	
Male	37	41	28	49	31	36	46	0	0	0	0	0	0	0	268
Female	40	49	32	40	31	38	35	0	0	0	0	0	0	0	265
Total	77	90	60	89	62	74	81	0	0	0	0	0	0	0	533

Enrolment By Grade
For 468 - Hazelwood Elementary, St. John's



* Data from the 2012-2013 AGR(Enrolment/Age as of the last day in Sept./Dec.)

** Newfoundland Statistics Classification System

*** May include itinerant teachers

District 4 - Eastern

#471 - Heritage Collegiate, Lethbridge

Grades: 7-12

Number of Grades: 6

[FTE Teachers](#) *** : 14.5

Classification: Rural
Offers Distance Education: Yes

[School FTE PTR : 12.8](#)

[District FTE PTR : 13.0](#)

[Provincial FTE PTR : 12.1](#)

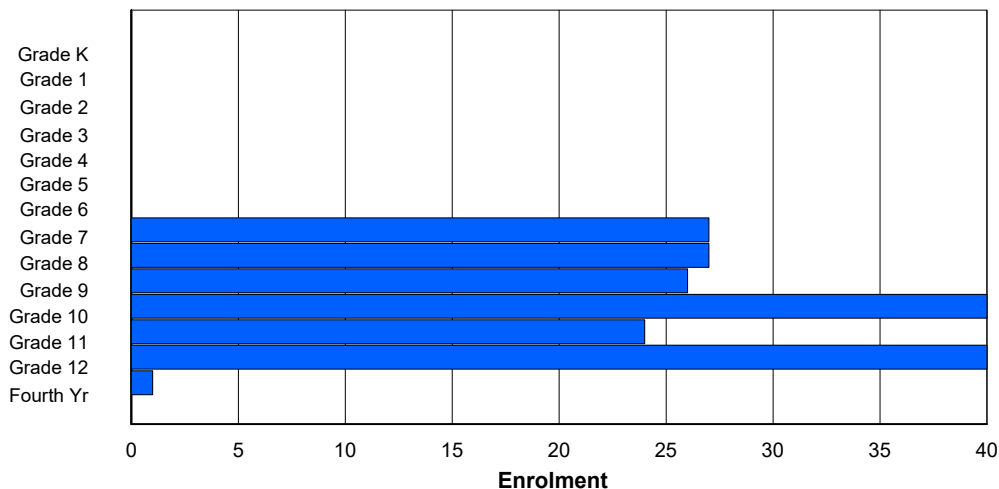
Enrolment By Age and Gender

Gender	Age																Total
	5	6	7	8	9	10	11	12	13	14	15	16	17	18	19	20>	
Male	0	0	0	0	0	0	0	14	16	10	20	13	17	1	2	0	93
Female	0	0	0	0	0	0	0	13	11	16	19	11	20	2	0	0	92
Total	0	0	0	0	0	0	0	27	27	26	39	24	37	3	2	0	185

Enrolment By Grade and Gender

Gender	Grade														Total
	K	1	2	3	4	5	6	7	8	9	10	11	12	4th	
Male	0	0	0	0	0	0	0	14	16	10	20	14	18	1	93
Female	0	0	0	0	0	0	0	13	11	16	20	10	22	0	92
Total	0	0	0	0	0	0	0	27	27	26	40	24	40	1	185

Enrolment By Grade
For 471 - Heritage Collegiate, Lethbridge



* Data from the 2012-2013 AGR(Enrolment/Age as of the last day in Sept./Dec.)

** Newfoundland Statistics Classification System

*** May include itinerant teachers

District 4 - Eastern

#473 - Cape St. Francis Elementary, Pouch Cove

Grades: K-6

Number of Grades: 7

Classification: Urban
Offers Distance Education: No

[School FTE PTR : 13.4](#)

[District FTE PTR : 13.0](#)

[Provincial FTE PTR : 12.1](#)

[FTE Teachers](#) *** : 21.0

Enrolment By Age and Gender

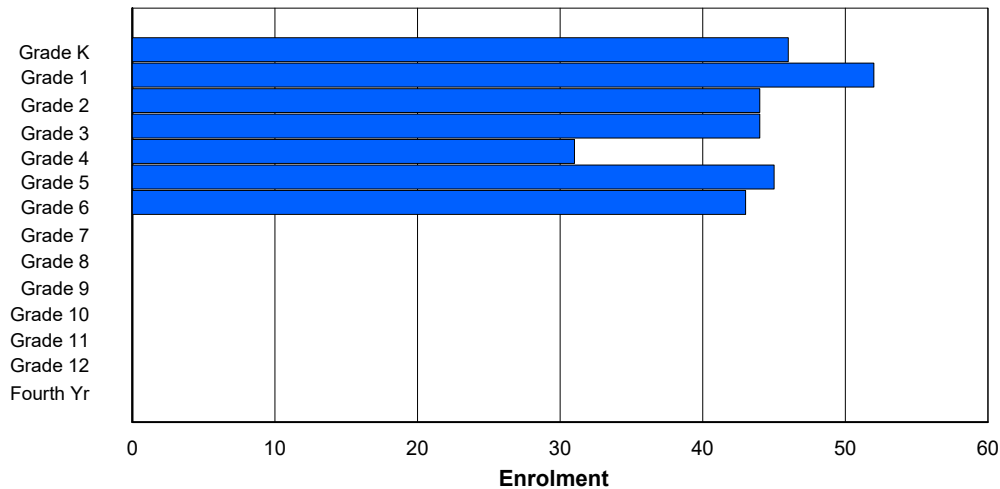
Gender	Age																Total
	5	6	7	8	9	10	11	12	13	14	15	16	17	18	19	20>	
Male	25	25	28	22	14	20	23	0	0	0	0	0	0	0	0	0	157
Female	20	28	17	19	18	25	20	1	0	0	0	0	0	0	0	0	148
Total	45	53	45	41	32	45	43	1	0	0	0	0	0	0	0	0	305

Enrolment By Grade and Gender

Gender	Grade														Total
	K	1	2	3	4	5	6	7	8	9	10	11	12	4th	
Male	25	26	27	24	12	20	23	0	0	0	0	0	0	0	157
Female	21	26	17	20	19	25	20	0	0	0	0	0	0	0	148
Total	46	52	44	44	31	45	43	0	0	0	0	0	0	0	305

Enrolment By Grade

For 473 - Cape St. Francis Elementary, Pouch Cove



* Data from the 2012-2013 AGR(Enrolment/Age as of the last day in Sept./Dec.)

** Newfoundland Statistics Classification System

*** May include itinerant teachers

District 4 - Eastern

#476 - Baccalieu Collegiate, Old Perlican

Classification: Rural
Offers Distance Education: Yes

Grades: 7-12

Number of Grades: 6

[School FTE PTR : 13.3](#)

[District FTE PTR : 13.0](#)

[FTE Teachers](#) *** : 15.0

[Provincial FTE PTR : 12.1](#)

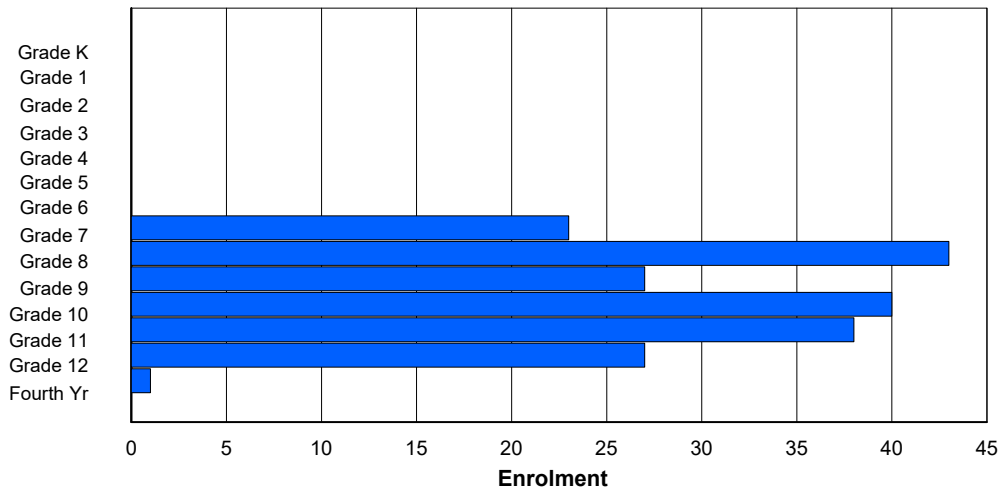
Enrolment By Age and Gender

Gender	Age																	Total
	5	6	7	8	9	10	11	12	13	14	15	16	17	18	19	20>		
Male	0	0	0	0	0	0	0	10	24	14	19	22	13	3	0	0	105	
Female	0	0	0	0	0	0	0	14	17	13	22	15	13	0	0	0	94	
Total	0	0	0	0	0	0	0	24	41	27	41	37	26	3	0	0	199	

Enrolment By Grade and Gender

Gender	Grade															Total
	K	1	2	3	4	5	6	7	8	9	10	11	12	4th		
Male	0	0	0	0	0	0	0	10	25	14	19	21	15	1	105	
Female	0	0	0	0	0	0	0	13	18	13	21	17	12	0	94	
Total	0	0	0	0	0	0	0	23	43	27	40	38	27	1	199	

Enrolment By Grade
For 476 - Baccalieu Collegiate, Old Perlican



* Data from the 2012-2013 AGR(Enrolment/Age as of the last day in Sept./Dec.)

** Newfoundland Statistics Classification System

*** May include itinerant teachers

District 4 - Eastern

#924 - Tricentia Academy, Arnold's Cove

Classification: Rural
Offers Distance Education: Yes

Grades: K-12

Number of Grades: 13

[School FTE PTR : 12.2](#)

[District FTE PTR : 13.0](#)

[Provincial FTE PTR : 12.1](#)

[FTE Teachers](#) *** : 21.0

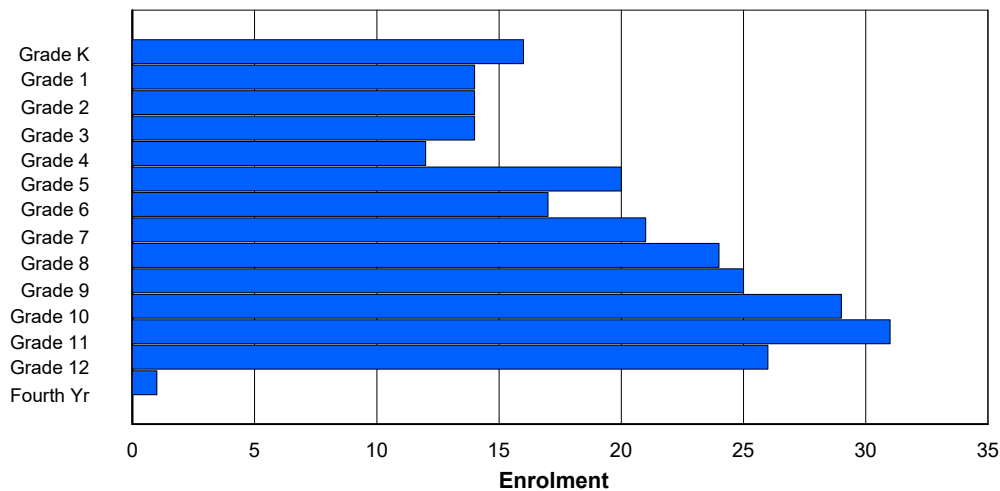
Enrolment By Age and Gender

Gender	Age																Total
	5	6	7	8	9	10	11	12	13	14	15	16	17	18	19	20>	
Male	5	6	6	6	3	13	6	9	13	10	17	14	12	1	0	0	121
Female	11	8	8	8	9	7	11	12	11	14	13	17	14	0	0	0	143
Total	16	14	14	14	12	20	17	21	24	24	30	31	26	1	0	0	264

Enrolment By Grade and Gender

Gender	Grade														Total
	K	1	2	3	4	5	6	7	8	9	10	11	12	4th	
Male	5	6	6	6	3	13	6	9	13	10	17	14	12	1	121
Female	11	8	8	8	9	7	11	12	11	15	12	17	14	0	143
Total	16	14	14	14	12	20	17	21	24	25	29	31	26	1	264

Enrolment By Grade
For 924 - Tricentia Academy, Arnold's Cove



* Data from the 2012-2013 AGR(Enrolment/Age as of the last day in Sept./Dec.)

** Newfoundland Statistics Classification System

*** May include itinerant teachers

District 4 - Eastern

#951 - Paradise Elementary, Paradise

Grades: K-6

Number of Grades: 7

Classification: Urban

Offers Distance Education: No

[FTE Teachers](#) *** : 46.6

[School FTE PTR : 14.9](#)

[District FTE PTR : 13.0](#)

[Provincial FTE PTR : 12.1](#)

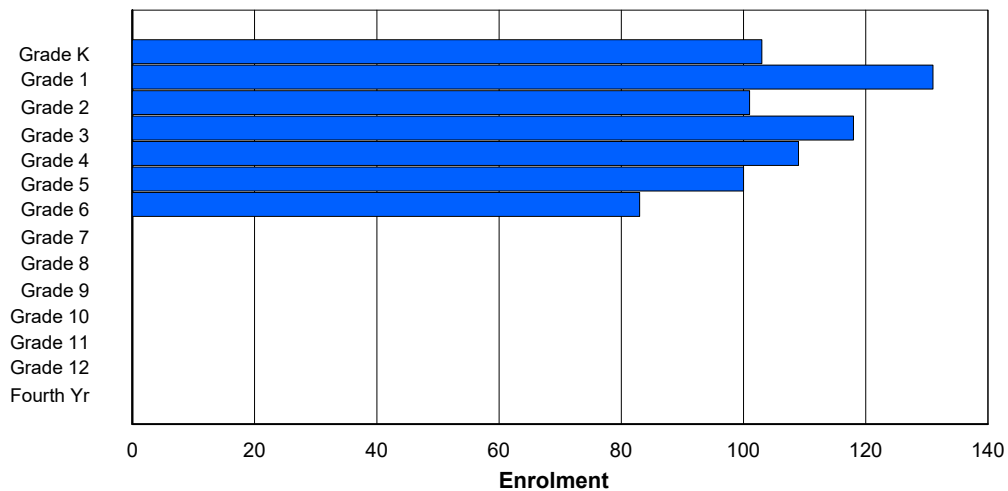
Enrolment By Age and Gender

Gender	Age																Total
	5	6	7	8	9	10	11	12	13	14	15	16	17	18	19	20>	
Male	55	74	53	52	60	59	43	1	0	0	0	0	0	0	0	0	397
Female	47	56	50	64	50	40	41	0	0	0	0	0	0	0	0	0	348
Total	102	130	103	116	110	99	84	1	0	0	0	0	0	0	0	0	745

Enrolment By Grade and Gender

Gender	Grade														Total
	K	1	2	3	4	5	6	7	8	9	10	11	12	4th	
Male	56	75	50	55	59	60	42	0	0	0	0	0	0	0	397
Female	47	56	51	63	50	40	41	0	0	0	0	0	0	0	348
Total	103	131	101	118	109	100	83	0	0	0	0	0	0	0	745

Enrolment By Grade
For 951 - Paradise Elementary, Paradise



* Data from the 2012-2013 AGR(Enrolment/Age as of the last day in Sept./Dec.)

** Newfoundland Statistics Classification System

*** May include itinerant teachers

District 4 - Eastern

#952 - Elizabeth Park Elementary School, Paradise

Grades: K-6

Number of Grades: 7

Classification: Urban
Offers Distance Education: No

[School FTE PTR : 12.9](#)

[District FTE PTR : 13.0](#)

[Provincial FTE PTR : 12.1](#)

[FTE Teachers](#) *** : 34.8

Enrolment By Age and Gender

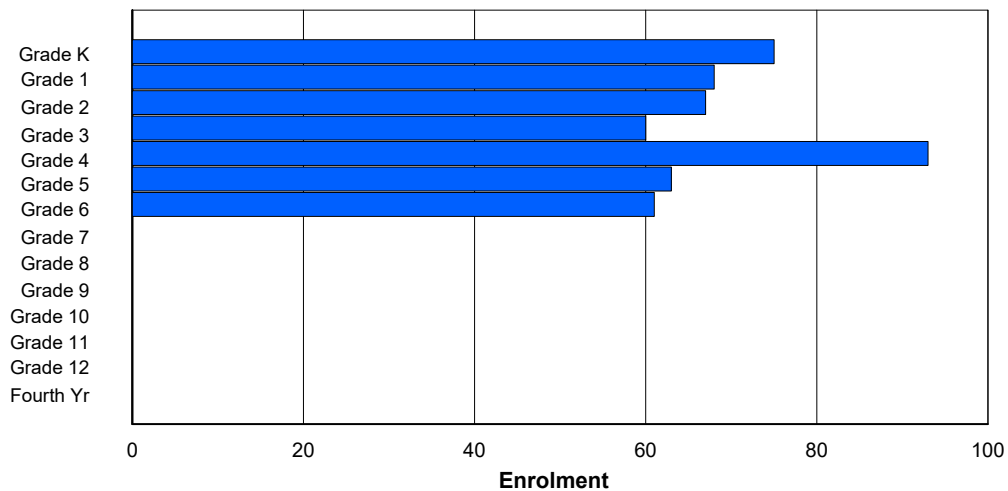
Gender	Age																Total
	5	6	7	8	9	10	11	12	13	14	15	16	17	18	19	20>	
Male	35	36	31	29	48	31	33	0	0	0	0	0	0	0	0	0	243
Female	40	32	36	29	47	32	26	2	0	0	0	0	0	0	0	0	244
Total	75	68	67	58	95	63	59	2	0	0	0	0	0	0	0	0	487

Enrolment By Grade and Gender

Gender	Grade														Total	
	K	1	2	3	4	5	6	7	8	9	10	11	12	4th		
Male	35	36	31	30	47	31	33	0	0	0	0	0	0	0	0	243
Female	40	32	36	30	46	32	28	0	0	0	0	0	0	0	0	244
Total	75	68	67	60	93	63	61	0	0	0	0	0	0	0	0	487

Enrolment By Grade

For 952 - Elizabeth Park Elementary School, Paradise



* Data from the 2012-2013 AGR(Enrolment/Age as of the last day in Sept./Dec.)

** Newfoundland Statistics Classification System

*** May include itinerant teachers

District 4 - Eastern

#954 - Carbonear Academy, Carbonear

Grades: K-8

Number of Grades: 9

Classification: Rural

Offers Distance Education: No

[FTE Teachers](#) *** : 33.6

[School FTE PTR : 12.8](#)

[District FTE PTR : 13.0](#)

[Provincial FTE PTR : 12.1](#)

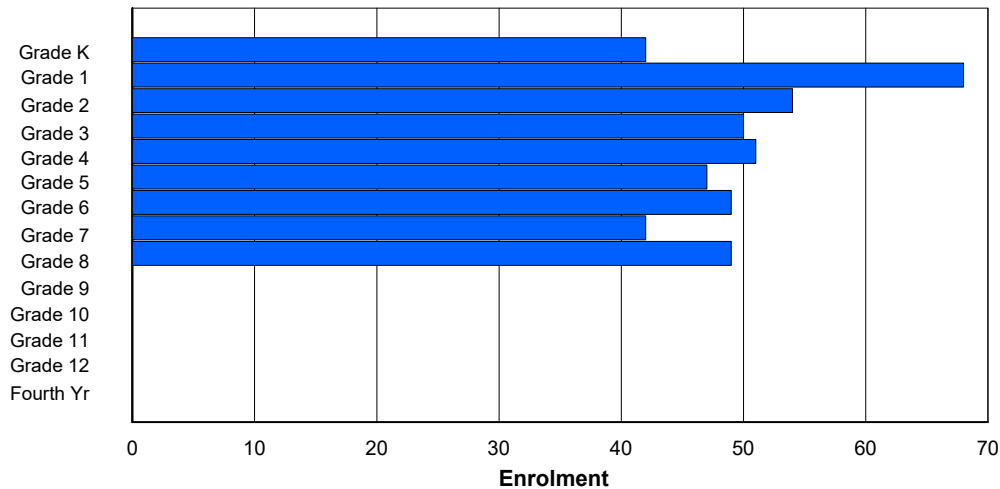
Enrolment By Age and Gender

Gender	Age																Total
	5	6	7	8	9	10	11	12	13	14	15	16	17	18	19	20>	
Male	16	32	29	24	25	21	25	17	24	2	0	0	0	0	0	0	215
Female	26	35	26	27	25	23	27	25	22	1	0	0	0	0	0	0	237
Total	42	67	55	51	50	44	52	42	46	3	0	0	0	0	0	0	452

Enrolment By Grade and Gender

Gender	Grade														Total
	K	1	2	3	4	5	6	7	8	9	10	11	12	4th	
Male	16	32	29	24	25	22	24	17	26	0	0	0	0	0	215
Female	26	36	25	26	26	25	25	25	23	0	0	0	0	0	237
Total	42	68	54	50	51	47	49	42	49	0	0	0	0	0	452

Enrolment By Grade
For 954 - Carbonear Academy, Carbonear



* Data from the 2012-2013 AGR(Enrolment/Age as of the last day in Sept./Dec.)

** Newfoundland Statistics Classification System

*** May include itinerant teachers

District 5 - Conseil scolaire francophone

(Francophone School)

#095 - École Notre-Dame du Cap, Cap Saint-Georges

Classification: Rural
Offers Distance Education: No

Grades: K-8

Number of Grades: 9

[School FTE PTR : 8.0](#)

[District FTE PTR : 7.3](#)

[Provincial FTE PTR : 12.1](#)

[FTE Teachers](#) *** : 6.0

Enrolment By Age and Gender

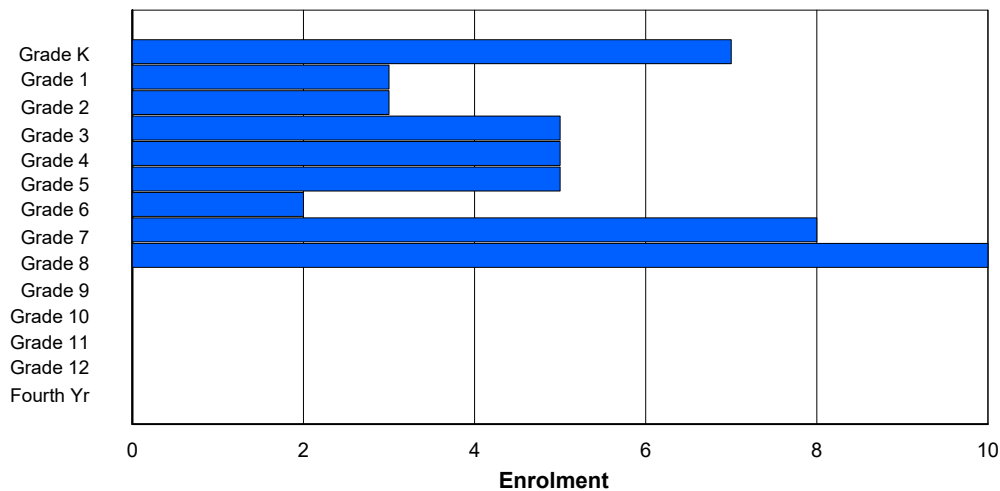
Gender	Age																Total
	5	6	7	8	9	10	11	12	13	14	15	16	17	18	19	20>	
Male	4	2	1	2	3	1	2	3	3	0	0	0	0	0	0	0	21
Female	3	1	2	3	2	3	2	5	5	1	0	0	0	0	0	0	27
Total	7	3	3	5	5	4	4	8	8	1	0	0	0	0	0	0	48

Enrolment By Grade and Gender

Gender	Grade														Total
	K	1	2	3	4	5	6	7	8	9	10	11	12	4th	
Male	4	2	1	2	3	2	1	3	3	0	0	0	0	0	21
Female	3	1	2	3	2	3	1	5	7	0	0	0	0	0	27
Total	7	3	3	5	5	5	2	8	10	0	0	0	0	0	48

Enrolment By Grade

For 095 - École Notre-Dame du Cap, Cap Saint-Georges



* Data from the 2012-2013 AGR(Enrolment/Age as of the last day in Sept./Dec.)

** Newfoundland Statistics Classification System

*** May include itinerant teachers

District 5 - Conseil scolaire francophone

(Francophone School)

#107 - École Sainte-Anne, La Grand'Terre (Mainland)

Classification: Rural
Offers Distance Education: Yes

Grades: K-12 Number of Grades: 13

[School FTE PTR : 9.4](#)
[District FTE PTR : 7.3](#)
[Provincial FTE PTR : 12.1](#)

[FTE Teachers](#) *** : 9.0

Enrolment By Age and Gender

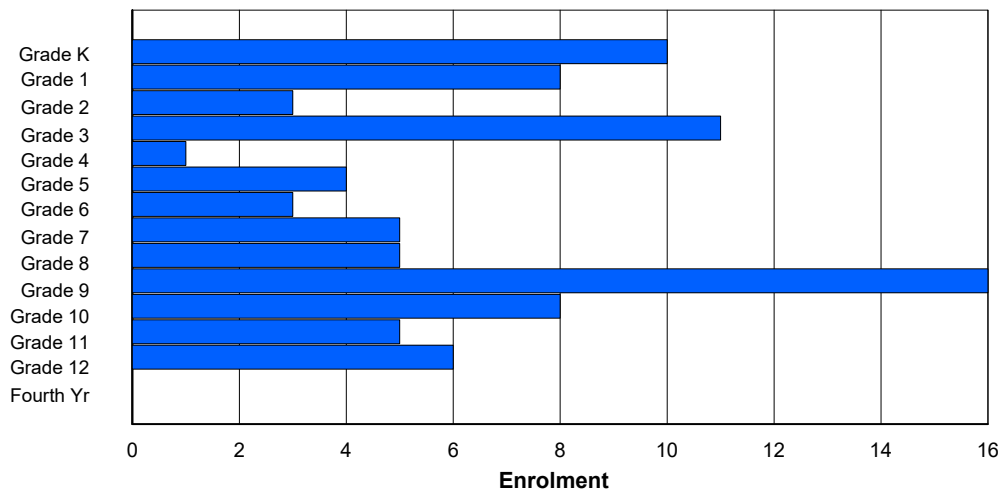
Gender	Age																Total
	5	6	7	8	9	10	11	12	13	14	15	16	17	18	19	20>	
Male	9	5	0	5	0	3	1	3	1	7	4	3	2	1	0	0	44
Female	1	3	3	6	1	1	2	2	4	9	3	3	2	0	1	0	41
Total	10	8	3	11	1	4	3	5	5	16	7	6	4	1	1	0	85

Enrolment By Grade and Gender

Gender	Grade														Total
	K	1	2	3	4	5	6	7	8	9	10	11	12	4th	
Male	9	5	0	5	0	3	1	3	1	7	5	2	3	0	44
Female	1	3	3	6	1	1	2	2	4	9	3	3	3	0	41
Total	10	8	3	11	1	4	3	5	5	16	8	5	6	0	85

Enrolment By Grade

For 107 - École Sainte-Anne, La Grand'Terre (Mainland)



* Data from the 2012-2013 AGR(Enrolment/Age as of the last day in Sept./Dec.)

** Newfoundland Statistics Classification System

*** May include itinerant teachers

District 5 - Conseil scolaire francophone

(Francophone School)

#459 - Centre éducatif l'ENVOL, Labrador City

Classification: Urban
Offers Distance Education: No

Grades: K-9 Number of Grades: 10

[School FTE PTR : 7.0](#)
[District FTE PTR : 7.3](#)
[Provincial FTE PTR : 12.1](#)

[FTE Teachers](#) *** : 4.0

Enrolment By Age and Gender

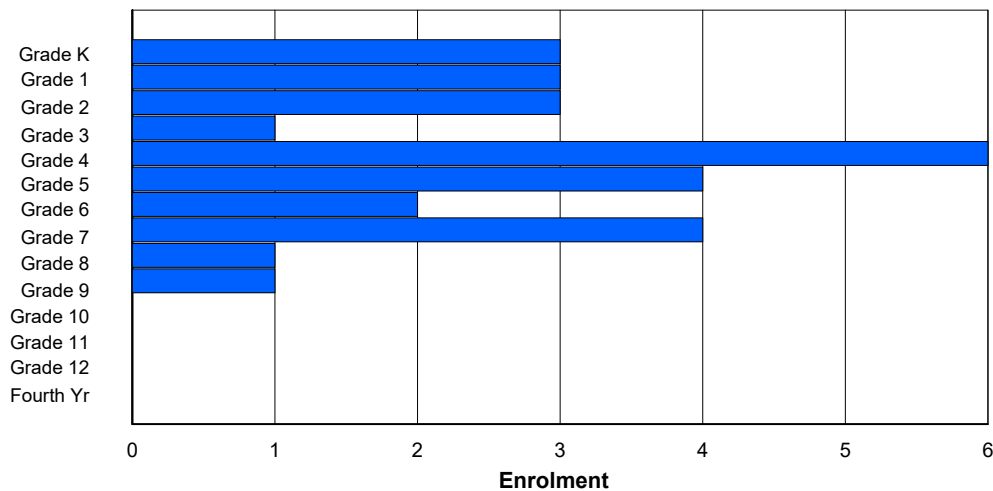
Gender	Age																Total
	5	6	7	8	9	10	11	12	13	14	15	16	17	18	19	20>	
Male	1	0	2	0	4	2	1	4	0	0	1	0	0	0	0	0	15
Female	2	2	2	1	2	2	0	1	1	0	0	0	0	0	0	0	13
Total	3	2	4	1	6	4	1	5	1	0	1	0	0	0	0	0	28

Enrolment By Grade and Gender

Gender	Grade														Total
	K	1	2	3	4	5	6	7	8	9	10	11	12	4th	
Male	1	1	1	0	4	2	2	3	0	1	0	0	0	0	15
Female	2	2	2	1	2	2	0	1	1	0	0	0	0	0	13
Total	3	3	3	1	6	4	2	4	1	1	0	0	0	0	28

Enrolment By Grade

For 459 - Centre éducatif l'ENVOL, Labrador City



* Data from the 2012-2013 AGR(Enrolment/Age as of the last day in Sept./Dec.)

** Newfoundland Statistics Classification System

*** May include itinerant teachers

District 5 - Conseil scolaire francophone

(Francophone School)

#460 - École des Grands-Vents, St. John's

Classification: Urban
Offers Distance Education: Yes

Grades: K-9,12

Number of Grades: 11

[School FTE PTR : 10.8](#)

[District FTE PTR : 7.3](#)

[Provincial FTE PTR : 12.1](#)

[FTE Teachers](#) *** : 16.0

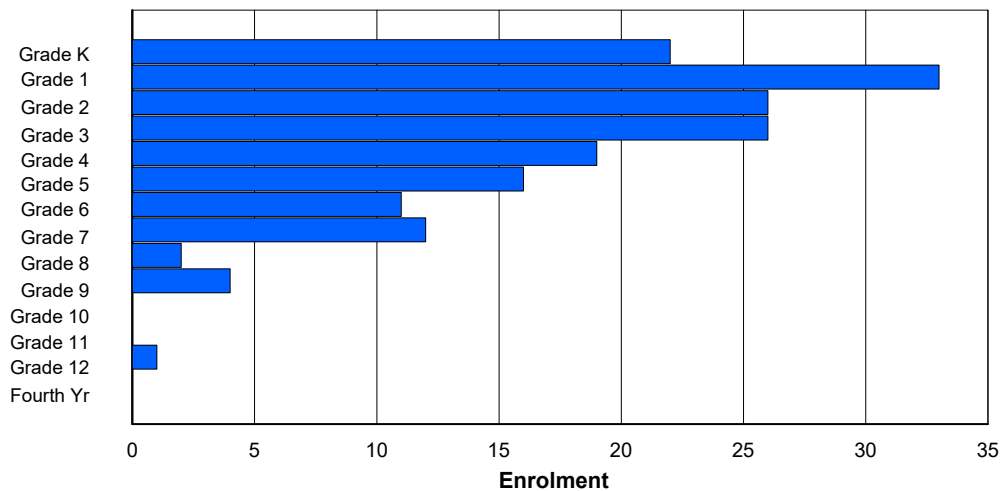
Enrolment By Age and Gender

Gender	Age																Total
	5	6	7	8	9	10	11	12	13	14	15	16	17	18	19	20>	
Male	14	15	13	10	11	6	5	2	0	1	2	0	0	0	1	0	80
Female	10	15	13	16	8	13	4	9	2	2	0	0	0	0	0	0	92
Total	24	30	26	26	19	19	9	11	2	3	2	0	0	0	1	0	172

Enrolment By Grade and Gender

Gender	Grade														Total
	K	1	2	3	4	5	6	7	8	9	10	11	12	4th	
Male	12	17	13	11	10	7	4	2	1	2	0	0	1	0	80
Female	10	16	13	15	9	9	7	10	1	2	0	0	0	0	92
Total	22	33	26	26	19	16	11	12	2	4	0	0	1	0	172

Enrolment By Grade
For 460 - École des Grands-Vents, St. John's



* Data from the 2012-2013 AGR(Enrolment/Age as of the last day in Sept./Dec.)

** Newfoundland Statistics Classification System

*** May include itinerant teachers

District 5 - Conseil scolaire francophone

(Francophone School)

#472 - École Boréale, Happy Valley - Goose Bay

Classification: Urban
Offers Distance Education: Yes

Grades: K-3,5-6,8,10 Number of Grades: 8

[School FTE PTR : 4.6](#)
[District FTE PTR : 7.3](#)
[Provincial FTE PTR : 12.1](#)

[FTE Teachers](#) *** : 5.0

Enrolment By Age and Gender

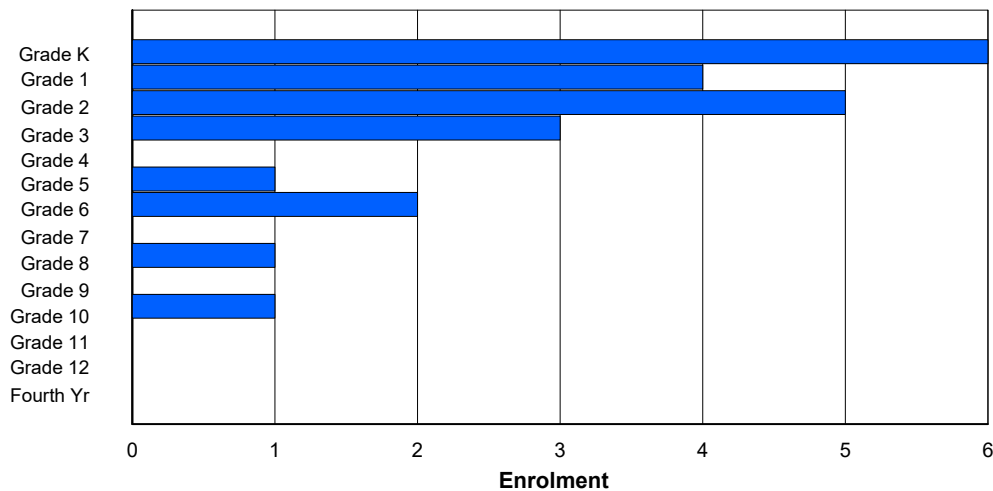
Gender	Age																Total
	5	6	7	8	9	10	11	12	13	14	15	16	17	18	19	20>	
Male	3	0	2	2	0	0	2	0	0	0	1	0	0	0	0	0	10
Female	3	3	4	1	0	1	0	0	0	1	0	0	0	0	0	0	13
Total	6	3	6	3	0	1	2	0	0	1	1	0	0	0	0	0	23

Enrolment By Grade and Gender

Gender	K	Grade												Total		
		1	2	3	4	5	6	7	8	9	10	11	12		4th	
Male	3	1	1	2	0	0	2	0	0	0	1	0	0	0	0	10
Female	3	3	4	1	0	1	0	0	1	0	0	0	0	0	0	13
Total	6	4	5	3	0	1	2	0	1	0	1	0	0	0	0	23

Enrolment By Grade

For 472 - École Boréale, Happy Valley - Goose Bay



* Data from the 2012-2013 AGR(Enrolment/Age as of the last day in Sept./Dec.)

** Newfoundland Statistics Classification System

*** May include itinerant teachers

District 803 - Private

#373 - First Baptist Academy, Mount Pearl

Grades: K-10

Number of Grades: 11

Classification: Urban

Offers Distance Education: No

[School FTE PTR : N/A](#)

[FTE Teachers](#) *** : 0.0

[Provincial FTE PTR : 12.1](#)

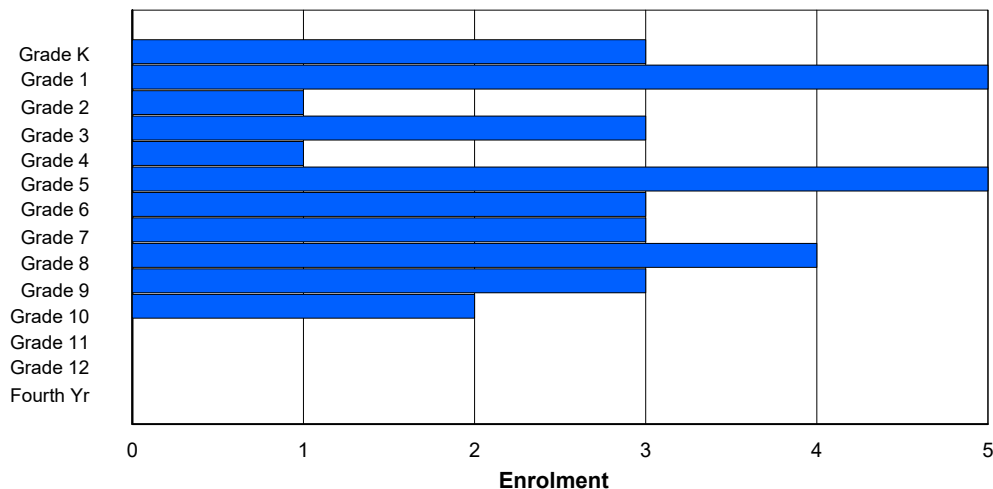
Enrolment By Age and Gender

Gender	Age																Total
	5	6	7	8	9	10	11	12	13	14	15	16	17	18	19	20>	
Male	1	4	0	1	2	3	1	1	2	2	1	0	0	0	0	0	18
Female	2	0	1	2	0	2	1	3	2	1	1	0	0	0	0	0	15
Total	3	4	1	3	2	5	2	4	4	3	2	0	0	0	0	0	33

Enrolment By Grade and Gender

Gender	Grade														Total
	K	1	2	3	4	5	6	7	8	9	10	11	12	4th	
Male	1	4	1	1	1	3	1	1	2	2	1	0	0	0	18
Female	2	1	0	2	0	2	2	2	2	1	1	0	0	0	15
Total	3	5	1	3	1	5	3	3	4	3	2	0	0	0	33

Enrolment By Grade
For 373 - First Baptist Academy, Mount Pearl



* Data from the 2012-2013 AGR(Enrolment/Age as of the last day in Sept./Dec.)

** Newfoundland Statistics Classification System

*** May include itinerant teachers

District 803 - Private

#374 - Murphy Centre, St. John's

Classification: Urban
Offers Distance Education: No

Grades: 10-12

Number of Grades: 3

[School FTE PTR : N/A](#)

[FTE Teachers](#) *** : 0.0

[Provincial FTE PTR : 12.1](#)

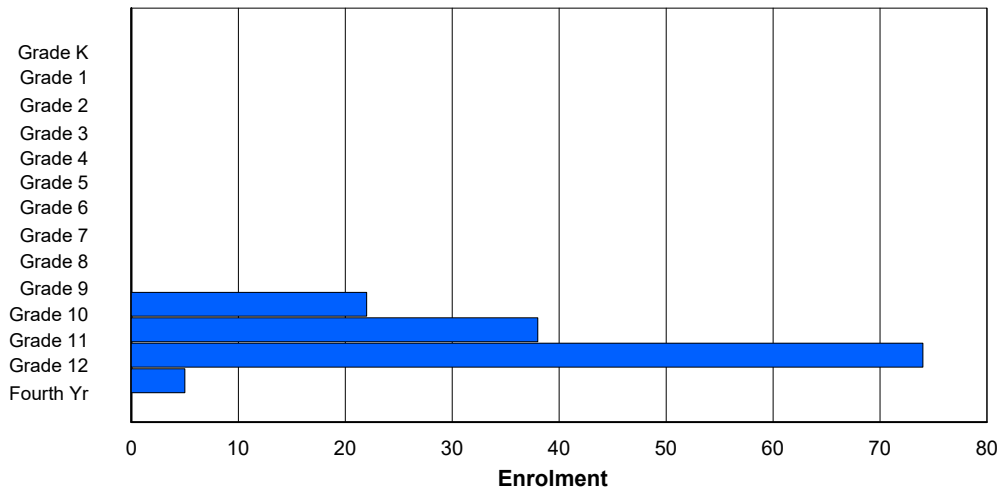
Enrolment By Age and Gender

Gender	Age																Total
	5	6	7	8	9	10	11	12	13	14	15	16	17	18	19	20>	
Male	0	0	0	0	0	0	0	0	0	0	0	0	0	8	19	38	65
Female	0	0	0	0	0	0	0	0	0	0	0	0	0	10	21	43	74
Total	0	0	0	0	0	0	0	0	0	0	0	0	0	18	40	81	139

Enrolment By Grade and Gender

Gender	Grade														Total
	K	1	2	3	4	5	6	7	8	9	10	11	12	4th	
Male	0	0	0	0	0	0	0	0	0	0	12	18	34	1	65
Female	0	0	0	0	0	0	0	0	0	0	10	20	40	4	74
Total	0	0	0	0	0	0	0	0	0	0	22	38	74	5	139

Enrolment By Grade
For 374 - Murphy Centre, St. John's



* Data from the 2012-2013 AGR(Enrolment/Age as of the last day in Sept./Dec.)

** Newfoundland Statistics Classification System

*** May include itinerant teachers

District 803 - Private

#375 - Lakecrest -St. John's Independent School, St. John's

Classification: Urban
Offers Distance Education: No

Grades: K-8

Number of Grades: 9

[School FTE PTR : N/A](#)

[FTE Teachers](#) *** : 0.0

[Provincial FTE PTR : 12.1](#)

Enrolment By Age and Gender

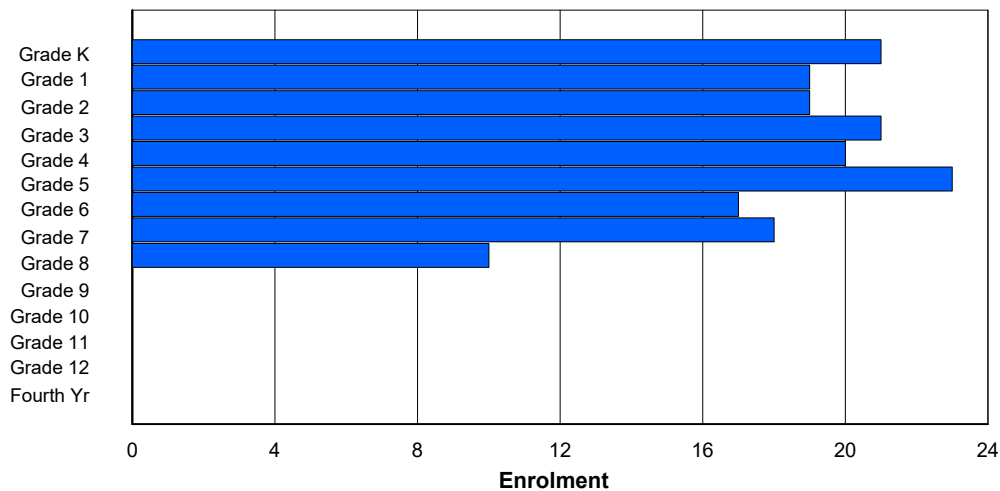
Gender	Age																Total
	5	6	7	8	9	10	11	12	13	14	15	16	17	18	19	20>	
Male	13	13	9	9	14	12	8	9	4	0	0	0	0	0	0	0	91
Female	6	8	10	10	7	10	10	9	4	3	0	0	0	0	0	0	77
Total	19	21	19	19	21	22	18	18	8	3	0	0	0	0	0	0	168

Enrolment By Grade and Gender

Gender	Grade														Total
	K	1	2	3	4	5	6	7	8	9	10	11	12	4th	
Male	13	13	9	10	13	14	7	9	3	0	0	0	0	0	91
Female	8	6	10	11	7	9	10	9	7	0	0	0	0	0	77
Total	21	19	19	21	20	23	17	18	10	0	0	0	0	0	168

Enrolment By Grade

For 375 - Lakecrest -St. John's Independent School, St. John's



* Data from the 2012-2013 AGR(Enrolment/Age as of the last day in Sept./Dec.)

** Newfoundland Statistics Classification System

*** May include itinerant teachers

District 803 - Private

#450 - St. Bonaventure's College, St. John's

Classification: Urban
Offers Distance Education: No

Grades: K-12

Number of Grades: 13

[School FTE PTR : N/A](#)

[FTE Teachers](#) *** : 0.0

[Provincial FTE PTR : 12.1](#)

Enrolment By Age and Gender

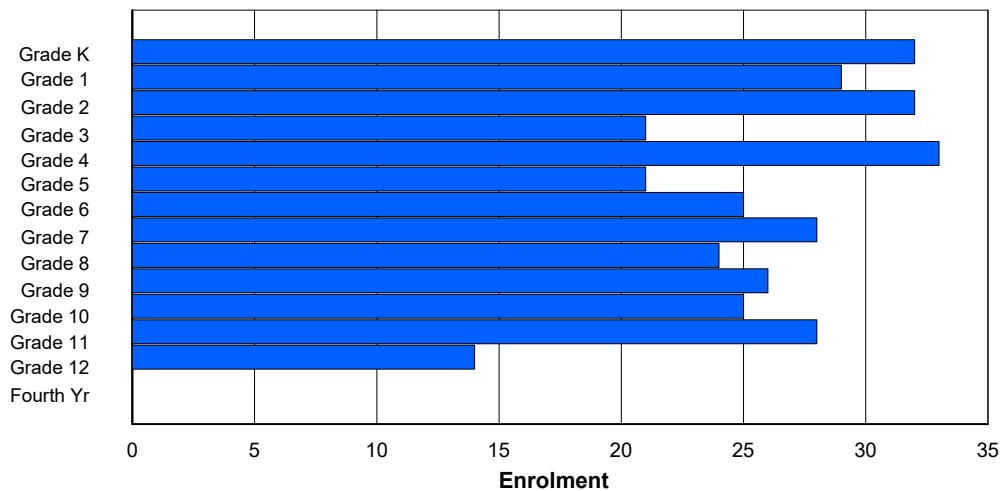
Gender	Age																Total
	5	6	7	8	9	10	11	12	13	14	15	16	17	18	19	20>	
Male	16	14	13	11	20	12	10	13	17	16	12	6	12	1	0	0	173
Female	15	16	17	10	15	9	16	11	8	12	13	18	14	1	0	0	175
Total	31	30	30	21	35	21	26	24	25	28	25	24	26	2	0	0	348

Enrolment By Grade and Gender

Gender	Grade														Total
	K	1	2	3	4	5	6	7	8	9	10	11	12	4th	
Male	16	14	15	10	19	12	9	16	18	13	12	9	10	0	173
Female	16	15	17	11	14	9	16	12	6	13	13	19	14	0	175
Total	32	29	32	21	33	21	25	28	24	26	25	28	24	0	348

Enrolment By Grade

For 450 - St. Bonaventure's College, St. John's



* Data from the 2012-2013 AGR(Enrolment/Age as of the last day in Sept./Dec.)

** Newfoundland Statistics Classification System

*** May include itinerant teachers

District 803 - Private

#453 - Eric G. Lambert All-Grade, Churchill Falls

Classification: Rural
Offers Distance Education: Yes

Grades: K-12

Number of Grades: 13

[School FTE PTR : N/A](#)

[FTE Teachers](#) *** : 0.0

[Provincial FTE PTR : 12.1](#)

Enrolment By Age and Gender

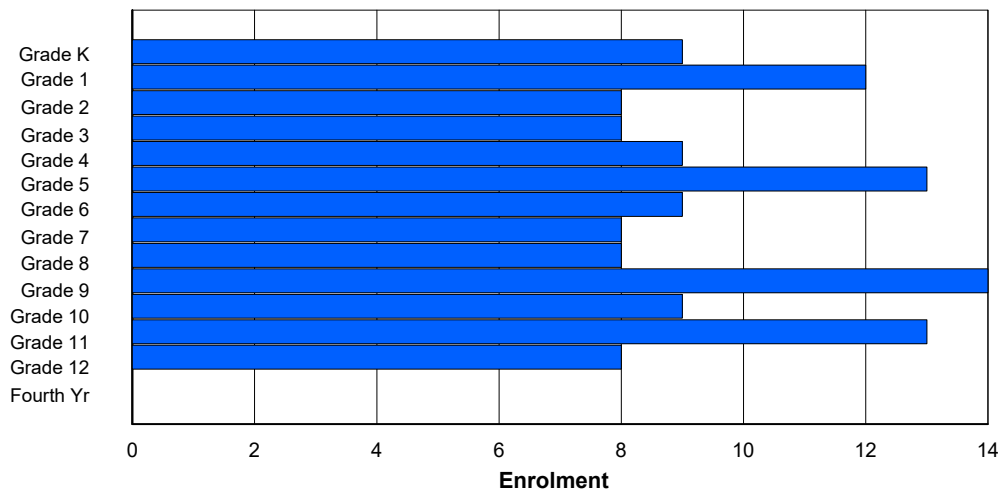
Gender	Age																Total
	5	6	7	8	9	10	11	12	13	14	15	16	17	18	19	20>	
Male	4	9	1	3	2	6	5	5	3	8	5	5	2	1	0	0	59
Female	5	3	7	5	7	7	4	3	5	6	3	8	6	0	0	0	69
Total	9	12	8	8	9	13	9	8	8	14	8	13	8	1	0	0	128

Enrolment By Grade and Gender

Gender	Grade															Total
	K	1	2	3	4	5	6	7	8	9	10	11	12	4th		
Male	4	9	1	3	2	6	5	5	3	8	6	5	2	0	59	
Female	5	3	7	5	7	7	4	3	5	6	3	8	6	0	69	
Total	9	12	8	8	9	13	9	8	8	14	9	13	8	0	128	

Enrolment By Grade

For 453 - Eric G. Lambert All-Grade, Churchill Falls



* Data from the 2012-2013 AGR(Enrolment/Age as of the last day in Sept./Dec.)

** Newfoundland Statistics Classification System

*** May include itinerant teachers

District 803 - Private

#469 - Immaculate Heart of Mary School, Corner Brook

Classification: Urban
Offers Distance Education: No

Grades: K-10

Number of Grades: 11

[School FTE PTR : N/A](#)

[FTE Teachers](#) *** : 0.0

[Provincial FTE PTR : 12.1](#)

Enrolment By Age and Gender

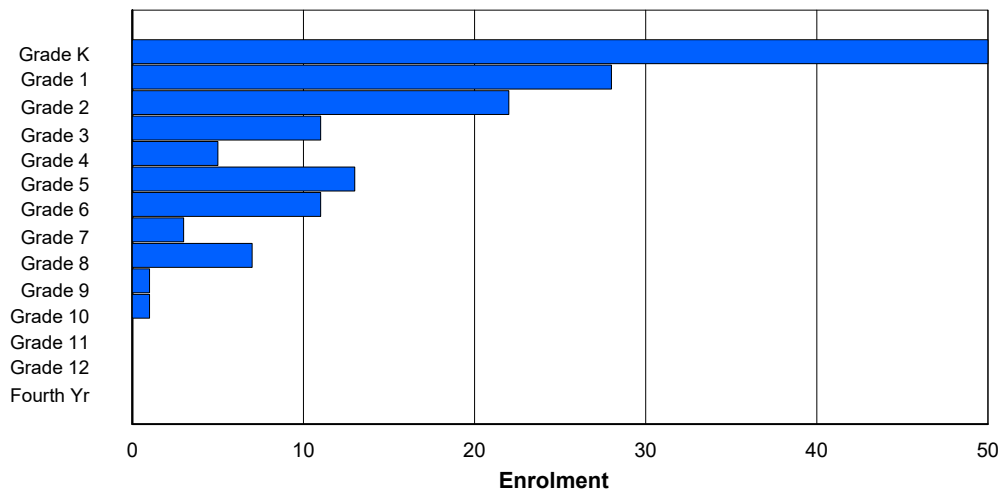
Gender	Age																Total
	5	6	7	8	9	10	11	12	13	14	15	16	17	18	19	20>	
Male	31	9	11	5	5	4	2	0	3	2	0	1	0	0	0	0	73
Female	20	20	10	4	2	8	9	1	4	1	0	0	0	0	0	0	79
Total	51	29	21	9	7	12	11	1	7	3	0	1	0	0	0	0	152

Enrolment By Grade and Gender

Gender	Grade														Total
	K	1	2	3	4	5	6	7	8	9	10	11	12	4th	
Male	31	9	10	7	3	5	2	2	3	0	1	0	0	0	73
Female	19	19	12	4	2	8	9	1	4	1	0	0	0	0	79
Total	50	28	22	11	5	13	11	3	7	1	1	0	0	0	152

Enrolment By Grade

For 469 - Immaculate Heart of Mary School, Corner Brook



* Data from the 2012-2013 AGR(Enrolment/Age as of the last day in Sept./Dec.)

** Newfoundland Statistics Classification System

*** May include itinerant teachers

District 804 - Native Federal

#018 - Sheshatshiu Innu School, Sheshatshiu

Classification: Rural
Offers Distance Education: No

Grades: K-12 Number of Grades: 13

[School FTE PTR : N/A](#)

[FTE Teachers](#) *** : 0.0

[Provincial FTE PTR : 12.1](#)

Enrolment By Age and Gender

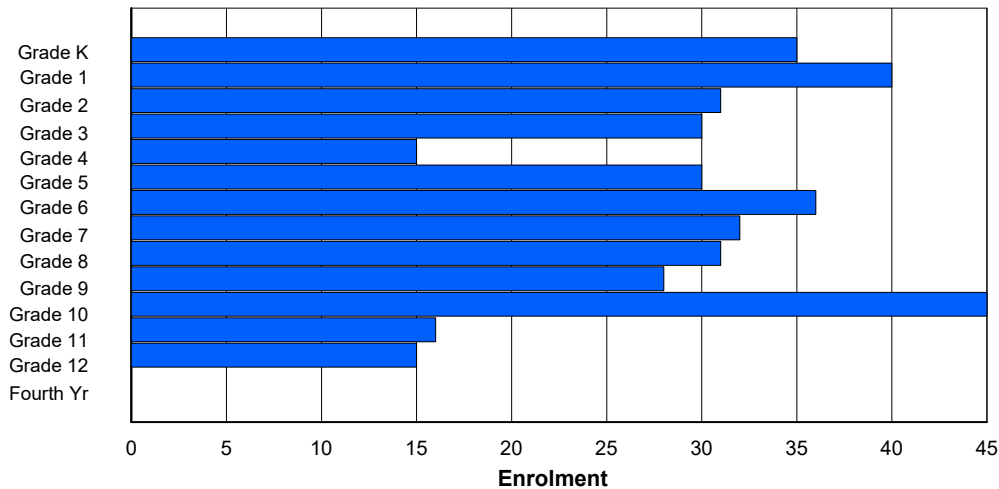
Gender	Age																Total
	5	6	7	8	9	10	11	12	13	14	15	16	17	18	19	20>	
Male	0	0	0	0	0	0	0	0	0	0	0	0	0	0	0	0	0
Female	0	0	0	0	0	0	0	0	0	0	0	0	0	0	0	0	0
Total	0	0	0	0	0	0	0	0	0	0	0	0	0	0	0	0	0

Enrolment By Grade and Gender

Gender	Grade															Total
	K	1	2	3	4	5	6	7	8	9	10	11	12	4th		
Male	0	0	0	0	0	0	0	0	0	0	0	0	0	0	0	
Female	0	0	0	0	0	0	0	0	0	0	0	0	0	0	0	
Total	0	0	0	0	0	0	0	0	0	0	0	0	0	0	0	

Enrolment By Grade

For 018 - Sheshatshiu Innu School, Sheshatshiu



* Data from the 2012-2013 AGR(Enrolment/Age as of the last day in Sept./Dec.)

** Newfoundland Statistics Classification System

*** May include itinerant teachers

District 804 - Native Federal

#019 - Mushuau Innu Natuashish School, Natuashish

Grades: K-12

Number of Grades: 0

Classification: Rural

Offers Distance Education: No

[School FTE PTR : N/A](#)

[FTE Teachers](#) *** : 0.0

[Provincial FTE PTR : 12.1](#)

Enrolment By Age and Gender

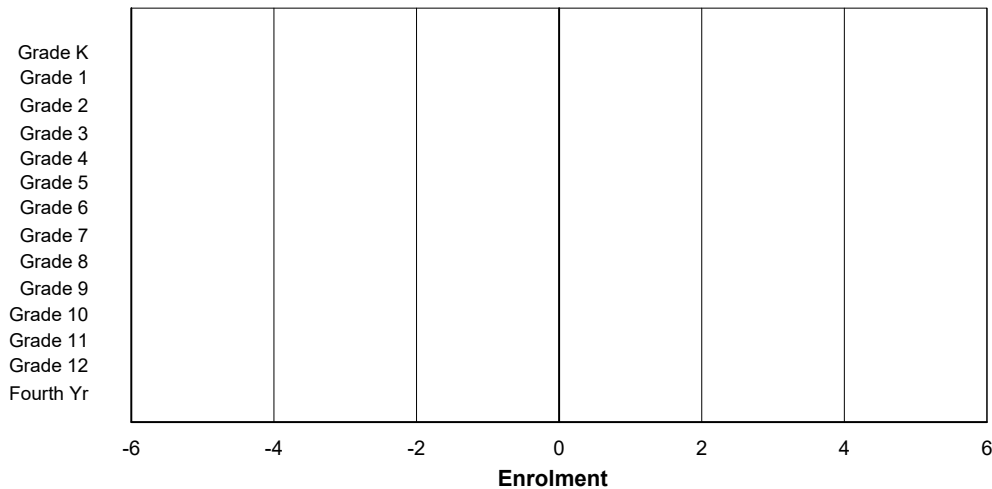
Gender	Age																Total
	5	6	7	8	9	10	11	12	13	14	15	16	17	18	19	20>	
Male	0	0	0	0	0	0	0	0	0	0	0	0	0	0	0	0	0
Female	0	0	0	0	0	0	0	0	0	0	0	0	0	0	0	0	0
Total	0	0	0	0	0	0	0	0	0	0	0	0	0	0	0	0	0

Enrolment By Grade and Gender

Gender	Grade															Total
	K	1	2	3	4	5	6	7	8	9	10	11	12	4th		
Male	0	0	0	0	0	0	0	0	0	0	0	0	0	0	0	
Female	0	0	0	0	0	0	0	0	0	0	0	0	0	0	0	
Total	0	0	0	0	0	0	0	0	0	0	0	0	0	0	0	

Enrolment By Grade

For 019 - Mushuau Innu Natuashish School, Natuashish



* Data from the 2012-2013 AGR(Enrolment/Age as of the last day in Sept./Dec.)

** Newfoundland Statistics Classification System

*** May include itinerant teachers

District 804 - Native Federal

#376 - Se't Anneway Kegnamogwom, Conne River

Grades: K-12 Number of Grades: 13

Classification: Rural
Offers Distance Education: Yes

[School FTE PTR : N/A](#)

[FTE Teachers](#) *** : 0.0

[Provincial FTE PTR : 12.1](#)

Enrolment By Age and Gender

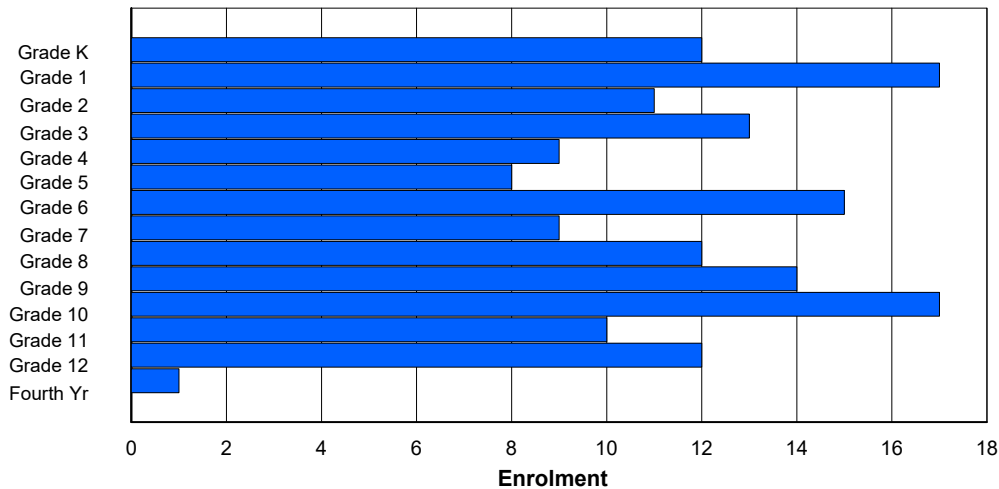
Gender	Age																Total
	5	6	7	8	9	10	11	12	13	14	15	16	17	18	19	20>	
Male	0	0	0	0	0	0	0	0	0	0	0	0	0	0	0	0	0
Female	0	0	0	0	0	0	0	0	0	0	0	0	0	0	0	0	0
Total	0	0	0	0	0	0	0	0	0	0	0	0	0	0	0	0	0

Enrolment By Grade and Gender

Gender	Grade															Total
	K	1	2	3	4	5	6	7	8	9	10	11	12	4th		
Male	0	0	0	0	0	0	0	0	0	0	0	0	0	0	0	
Female	0	0	0	0	0	0	0	0	0	0	0	0	0	0	0	
Total	0	0	0	0	0	0	0	0	0	0	0	0	0	0	0	

Enrolment By Grade

For 376 - Se't Anneway Kegnamogwom, Conne River



* Data from the 2012-2013 AGR(Enrolment/Age as of the last day in Sept./Dec.)

** Newfoundland Statistics Classification System

*** May include itinerant teachers

District 903 - Social Services

#378 - NF & Lab Youth Centre, Whitbourne

Classification: Rural
Offers Distance Education: No

Grades: Number of Grades: 0

[School FTE PTR : N/A](#)

[FTE Teachers](#) *** : 4.0

[Provincial FTE PTR : 12.1](#)

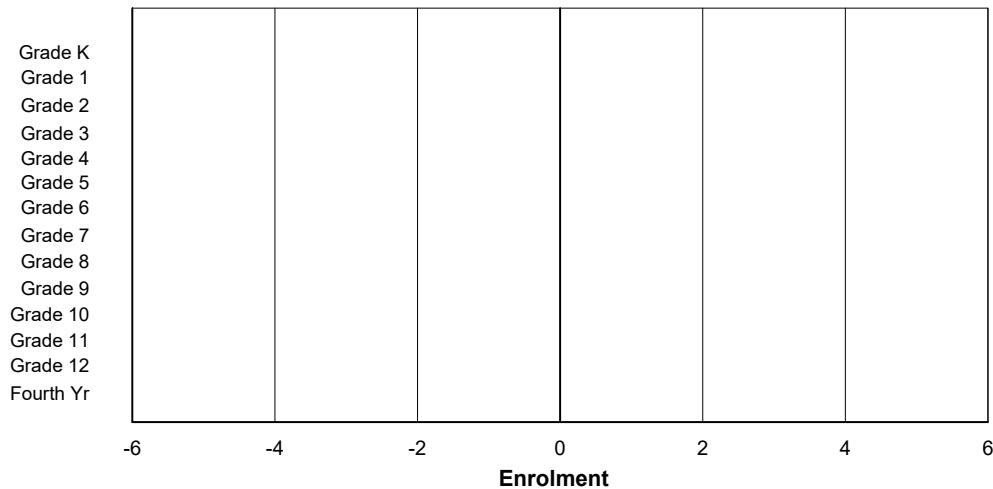
Enrolment By Age and Gender

Gender	Age																Total
	5	6	7	8	9	10	11	12	13	14	15	16	17	18	19	20>	
Male	0	0	0	0	0	0	0	0	0	0	0	0	0	0	0	0	0
Female	0	0	0	0	0	0	0	0	0	0	0	0	0	0	0	0	0
Total	0	0	0	0	0	0	0	0	0	0	0	0	0	0	0	0	0

Enrolment By Grade and Gender

Gender	Grade														Total
	K	1	2	3	4	5	6	7	8	9	10	11	12	4th	
Male	0	0	0	0	0	0	0	0	0	0	0	0	0	0	0
Female	0	0	0	0	0	0	0	0	0	0	0	0	0	0	0
Total	0	0	0	0	0	0	0	0	0	0	0	0	0	0	0

Enrolment By Grade
For 378 - NF & Lab Youth Centre, Whitbourne



* Data from the 2012-2013 AGR(Enrolment/Age as of the last day in Sept./Dec.)

** Newfoundland Statistics Classification System

*** May include itinerant teachers

Number of Schools: 273

* Data from the 2012-2013 AGR(Enrolment/Age as of the last day in Sept./Dec.)

** Newfoundland Statistics Classification System

*** May include itinerant teachers