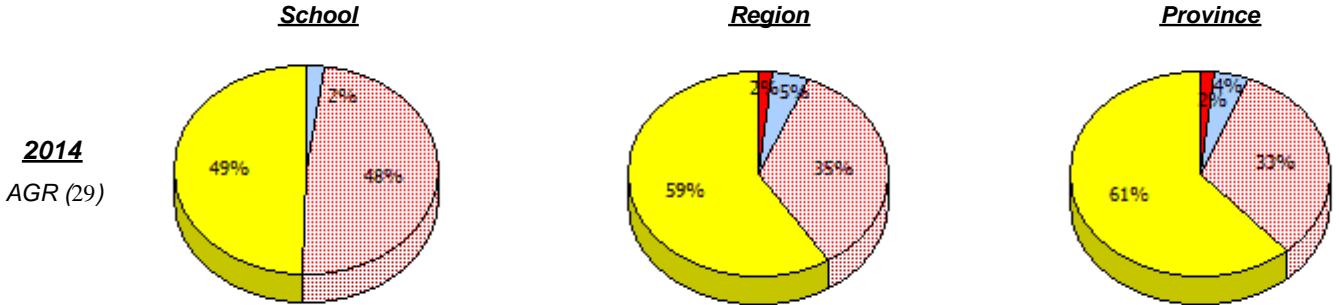
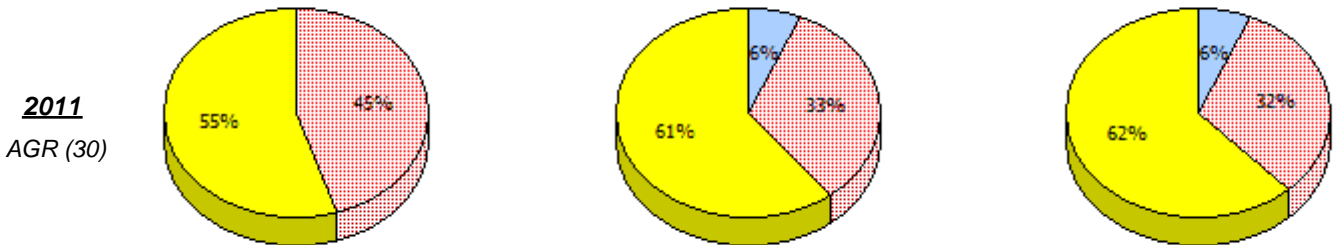
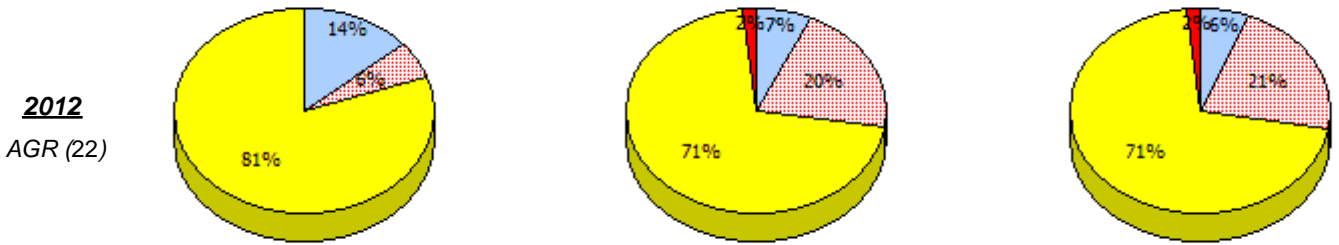


NLESD - Eastern Region

School #: 213 Lake Academy



2013
No Testing



Unknown
 Exempt
 Not Yet Meeting
 Meeting or Exceeding

* In some cases, CRT numbers may exceed AGR numbers based on late enrolments. Pie chart is based on the number of students who wrote the CRT.

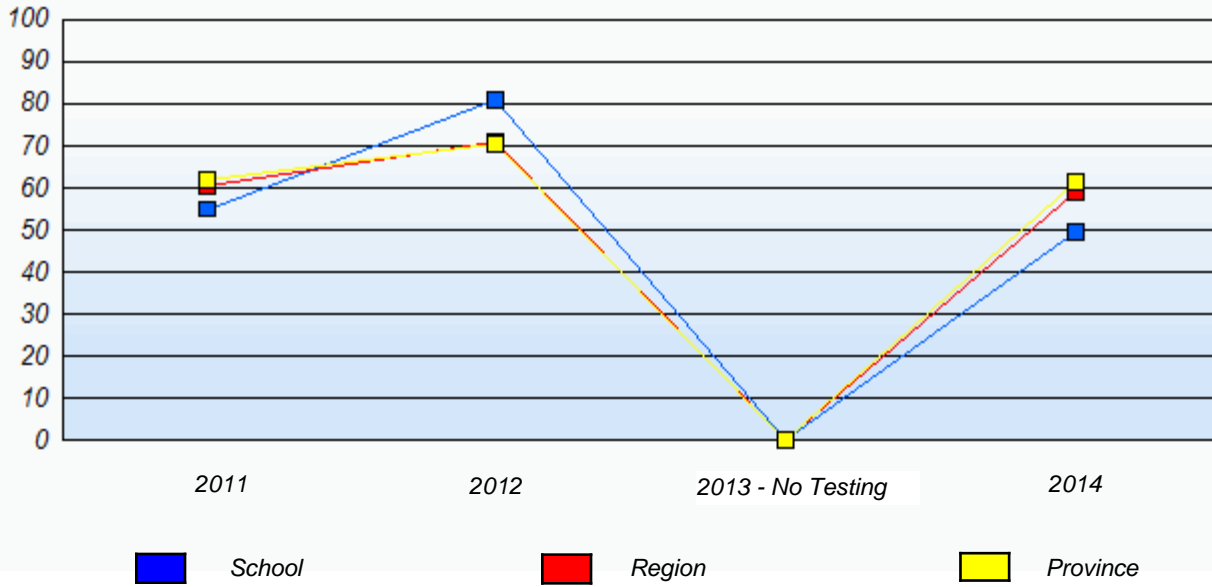
* Number Operations score is composite of Reasoning, Communication, Connections and Representations, and Problem Solving.

Source: Division of Evaluation and Research, Department of Education and Early Childhood Development

NLESD - Eastern Region

School #: 213 Lake Academy

Percentage of students meeting/exceeding (2011 - 2014)



* In some cases, CRT numbers may exceed AGR numbers based on late enrolments. Pie chart is based on the number of students who wrote the CRT.

* Number Operations score is composite of Reasoning, Communication, Connections and Representations, and Problem Solving.

Source: Division of Evaluation and Research, Department of Education and Early Childhood Development

NLESD - Eastern Region

School #: 218 St. Joseph's Academy

School

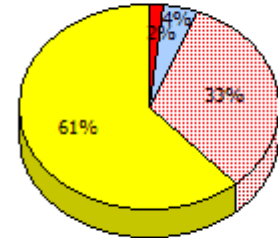
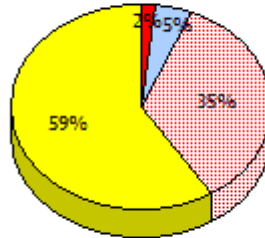
School data with 5 or fewer students withheld for reasons of confidentiality.

Region

Province

2014

AGR (5)

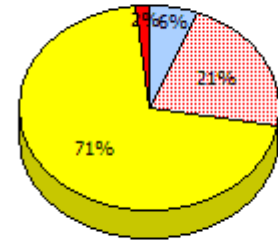
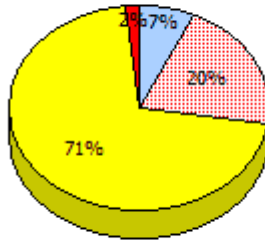


2013

No Testing

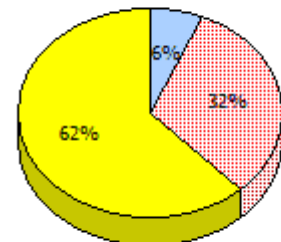
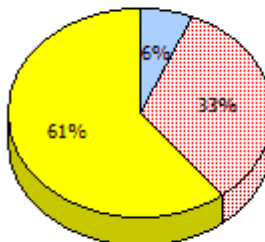
2012

AGR (11)



2011

AGR (3)



Unknown
 Exempt
 Not Yet Meeting
 Meeting or Exceeding

* In some cases, CRT numbers may exceed AGR numbers based on late enrolments. Pie chart is based on the number of students who wrote the CRT.

* Number Operations score is composite of Reasoning, Communication, Connections and Representations, and Problem Solving.

Source: Division of Evaluation and Research, Department of Education and Early Childhood Development

Primary Mathematics
4 Year Provincial Assessment, June 2014
School Report Criteria/Content
(% of students who answered correctly)

NLESD - Eastern Region

School #: 218 St. Joseph's Academy

Percentage of students meeting/exceeding (2011 - 2014)
School data with 5 or fewer students withheld for reasons of confidentiality.

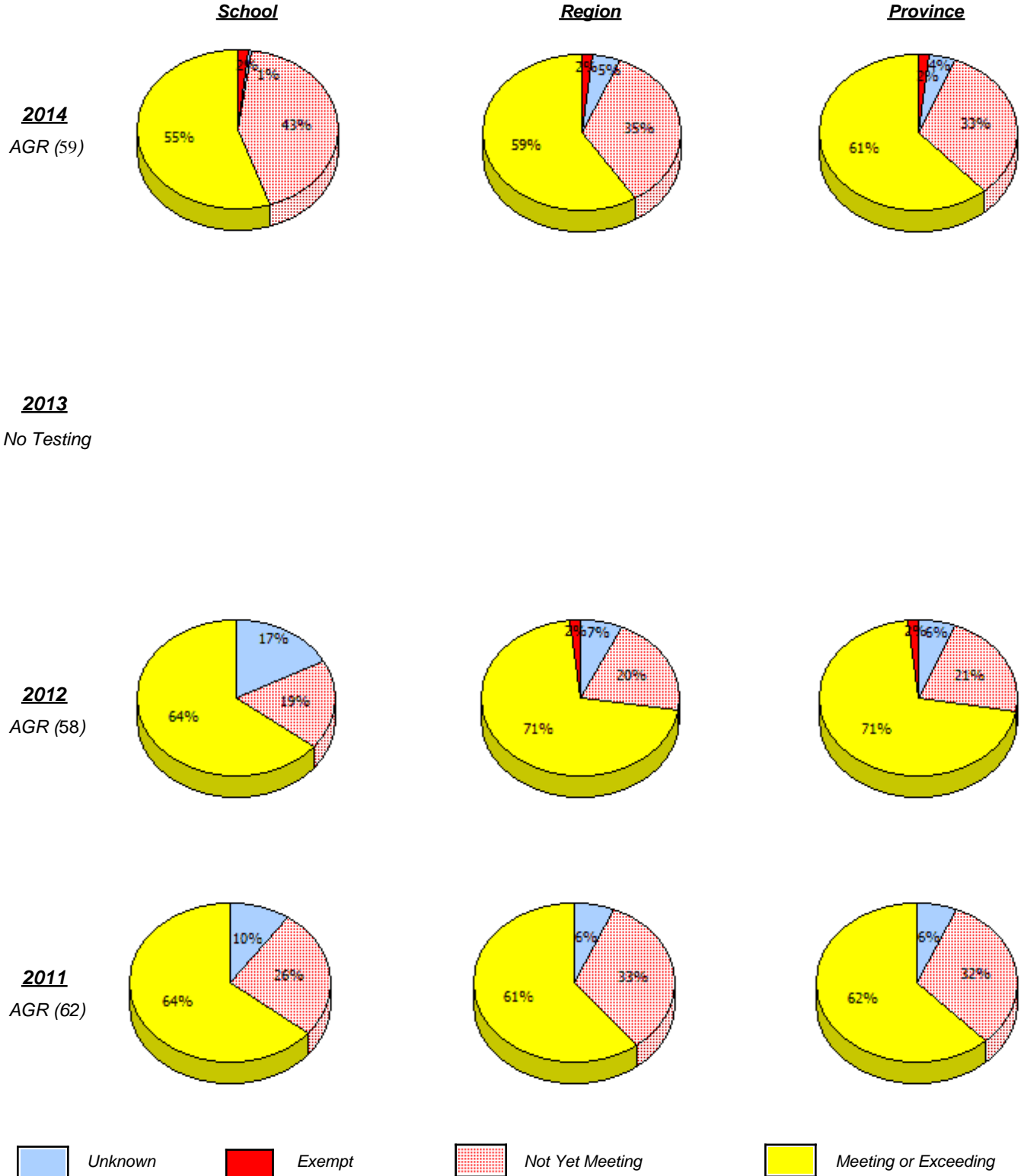


* In some cases, CRT numbers may exceed AGR numbers based on late enrolments. Pie chart is based on the number of students who wrote the CRT.

* Number Operations score is composite of Reasoning, Communication, Connections and Representations, and Problem Solving.

NLESD - Eastern Region

School #: 220 Sacred Heart Academy



* In some cases, CRT numbers may exceed AGR numbers based on late enrolments. Pie chart is based on the number of students who wrote the CRT.

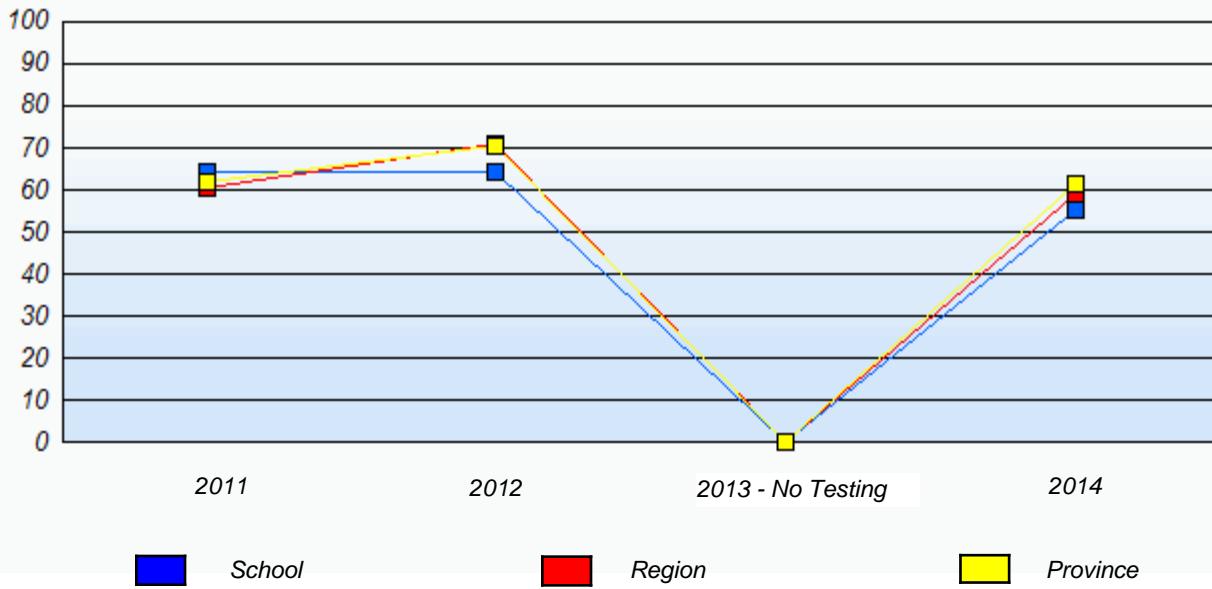
* Number Operations score is composite of Reasoning, Communication, Connections and Representations, and Problem Solving.

Primary Mathematics
4 Year Provincial Assessment, June 2014
School Report Criteria/Content
 (% of students who answered correctly)

NLESD - Eastern Region

School #: 220 Sacred Heart Academy

Percentage of students meeting/exceeding (2011 - 2014)

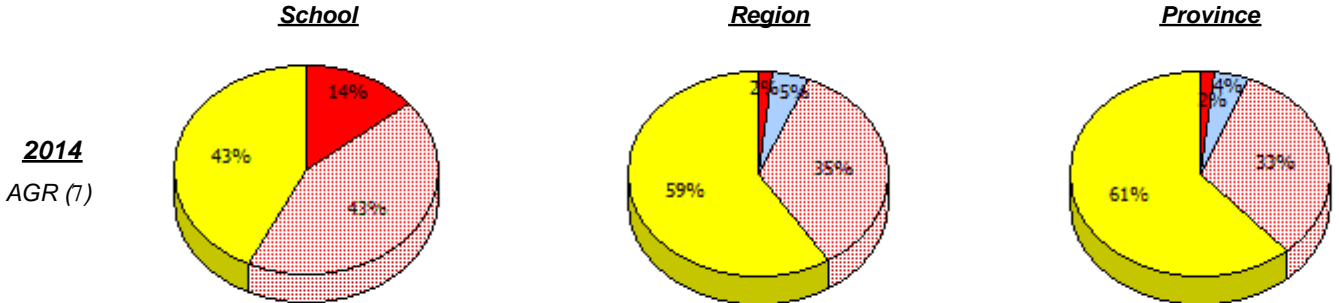


* In some cases, CRT numbers may exceed AGR numbers based on late enrolments. Pie chart is based on the number of students who wrote the CRT.


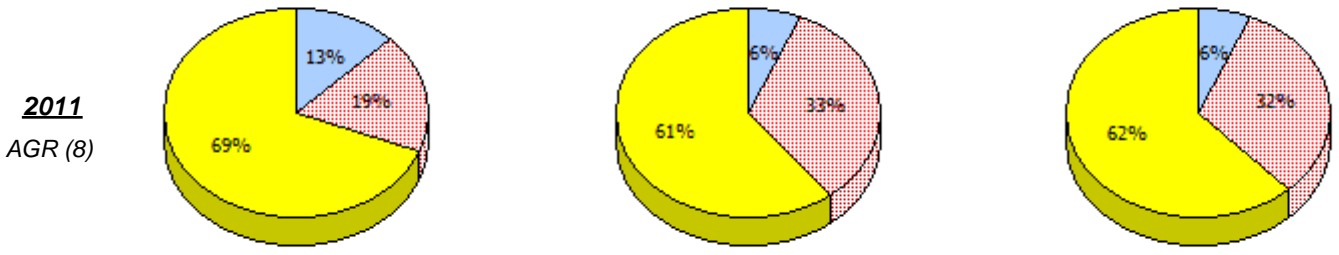
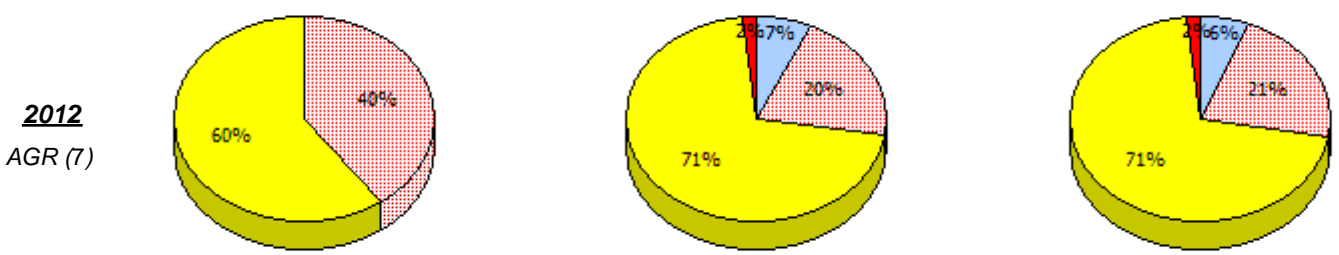
* Number Operations score is composite of Reasoning, Communication, Connections and Representations, and Problem Solving.

NLESD - Eastern Region

School #: 223 Christ the King School



2013
No Testing

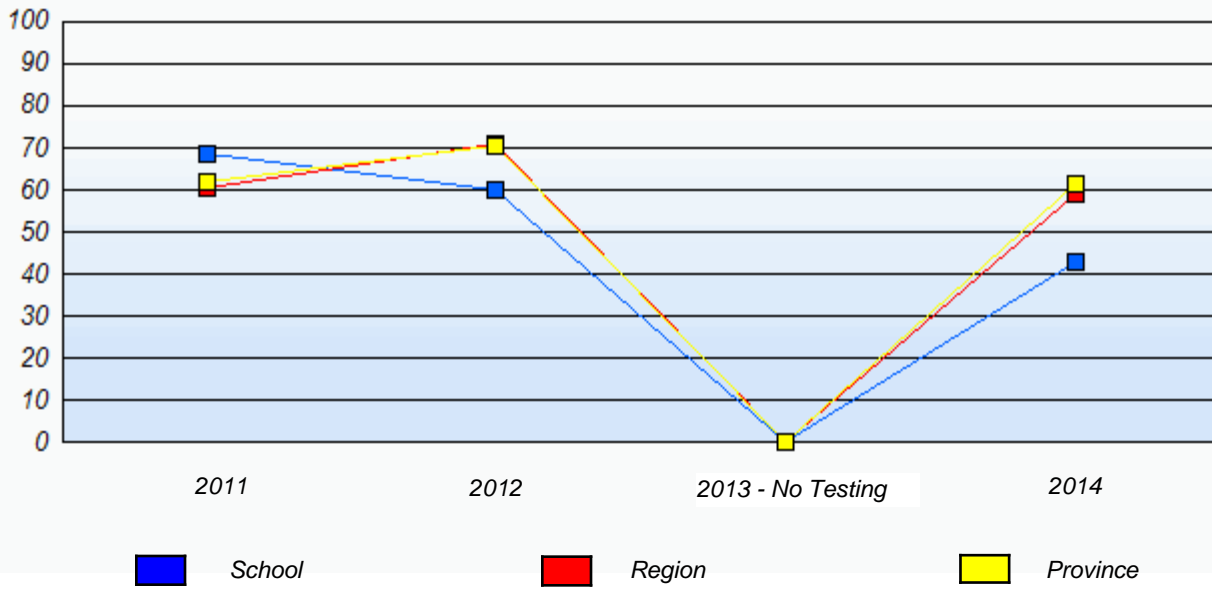


* In some cases, CRT numbers may exceed AGR numbers based on late enrolments. Pie chart is based on the number of students who wrote the CRT.
 * Number Operations score is composite of Reasoning, Communication, Connections and Representations, and Problem Solving.
 Source: Division of Evaluation and Research, Department of Education and Early Childhood Development

NLESD - Eastern Region

School #: 223 Christ the King School

Percentage of students meeting/exceeding (2011 - 2014)



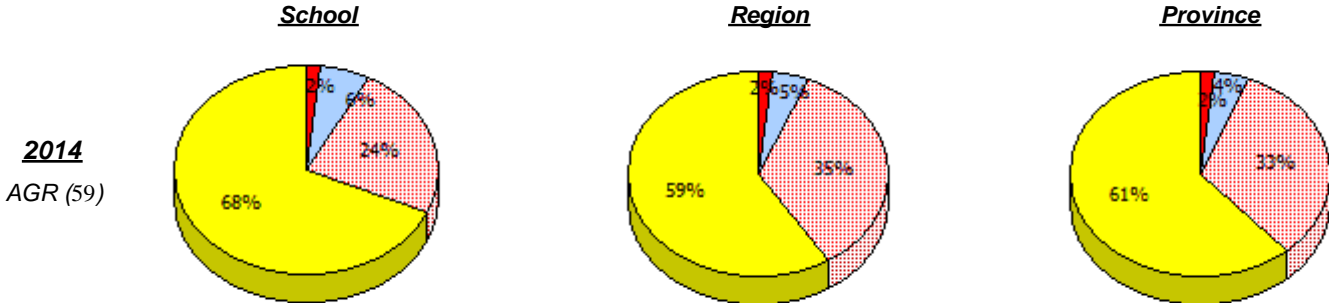
* In some cases, CRT numbers may exceed AGR numbers based on late enrolments. Pie chart is based on the number of students who wrote the CRT.

* Number Operations score is composite of Reasoning, Communication, Connections and Representations, and Problem Solving.

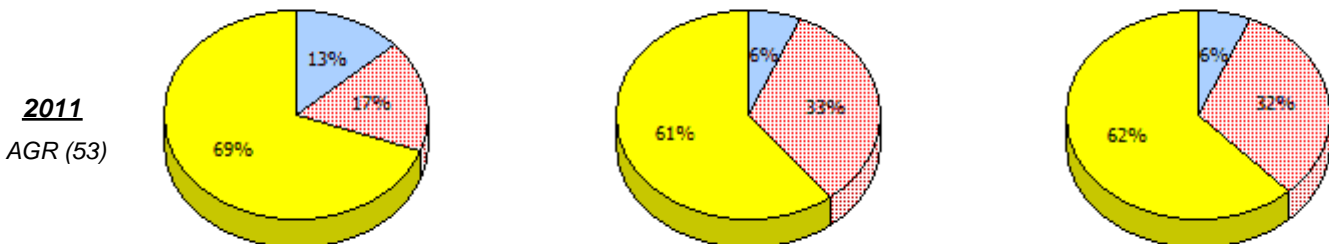
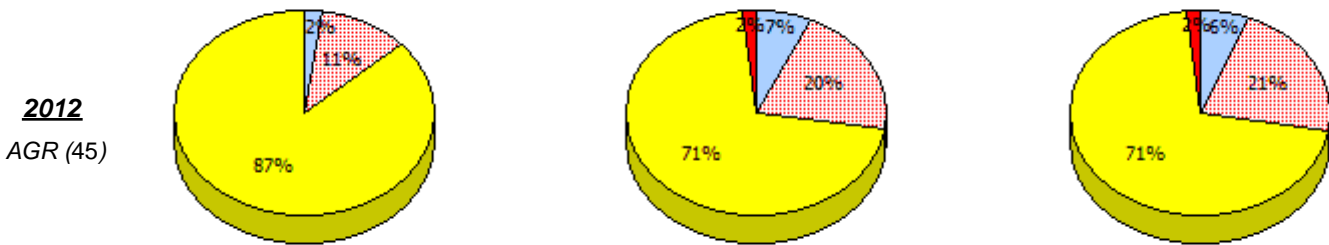
Source: Division of Evaluation and Research, Department of Education and Early Childhood Development

NLESD - Eastern Region

School #: 224 Donald C. Jamieson Academy



2013
No Testing



Unknown
 Exempt
 Not Yet Meeting
 Meeting or Exceeding

* In some cases, CRT numbers may exceed AGR numbers based on late enrolments. Pie chart is based on the number of students who wrote the CRT.

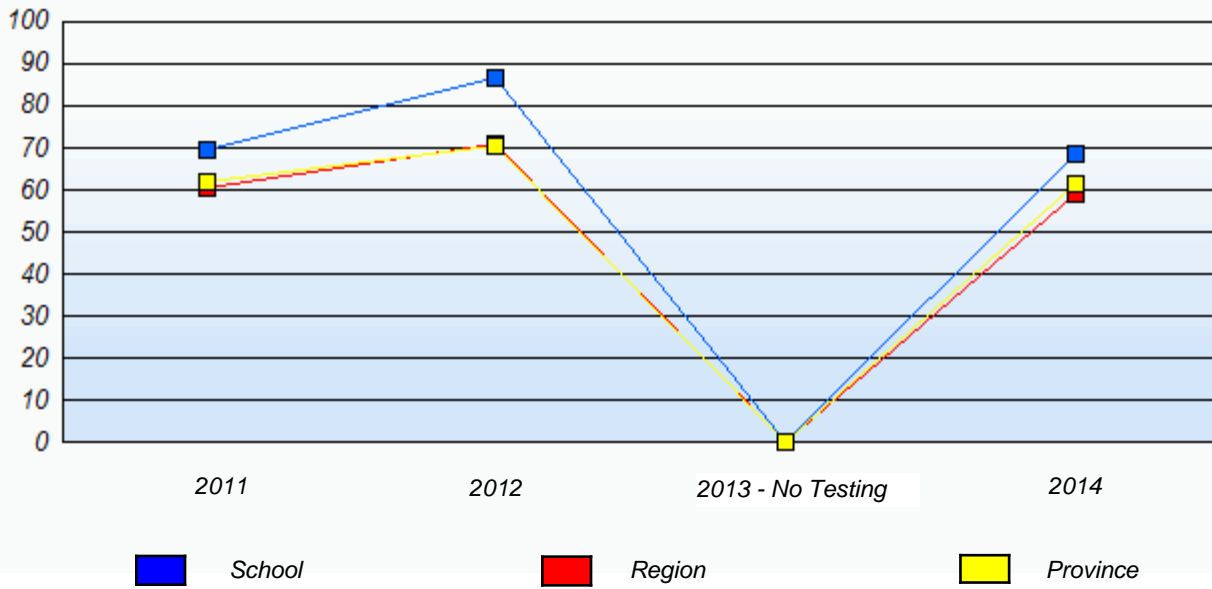
* Number Operations score is composite of Reasoning, Communication, Connections and Representations, and Problem Solving.

Source: Division of Evaluation and Research, Department of Education and Early Childhood Development

NLESD - Eastern Region

School #: 224 Donald C. Jamieson Academy

Percentage of students meeting/exceeding (2011 - 2014)



* In some cases, CRT numbers may exceed AGR numbers based on late enrolments. Pie chart is based on the number of students who wrote the CRT.

* Number Operations score is composite of Reasoning, Communication, Connections and Representations, and Problem Solving.

Source: Division of Evaluation and Research, Department of Education and Early Childhood Development

NLESD - Eastern Region

School #: 226 Fortune Bay Academy

School

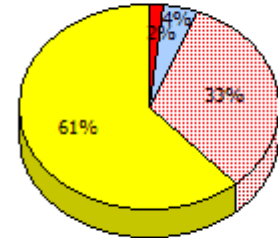
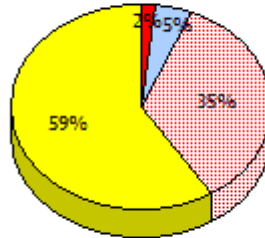
School data with 5 or fewer students withheld for reasons of confidentiality.

Region

Province

2014

AGR (3)

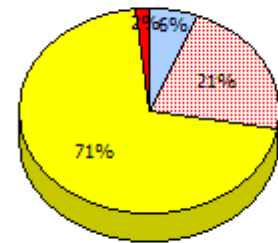
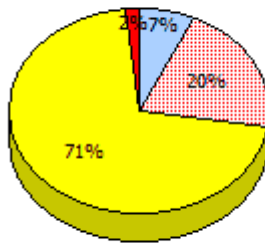


2013

No Testing

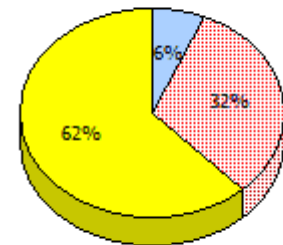
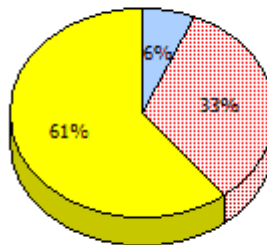
2012

AGR (10)



2011

AGR (6)



Unknown
 Exempt
 Not Yet Meeting
 Meeting or Exceeding

* In some cases, CRT numbers may exceed AGR numbers based on late enrolments. Pie chart is based on the number of students who wrote the CRT.

* Number Operations score is composite of Reasoning, Communication, Connections and Representations, and Problem Solving.

Primary Mathematics
4 Year Provincial Assessment, June 2014
School Report Criteria/Content
 (% of students who answered correctly)

NLESD - Eastern Region

School #: 226 Fortune Bay Academy

Percentage of students meeting/exceeding (2011 - 2014)
School data with 5 or fewer students withheld for reasons of confidentiality.

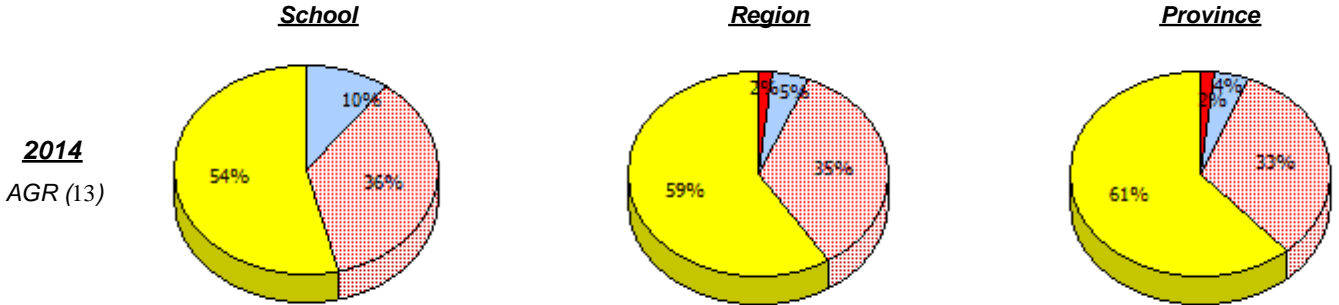


* In some cases, CRT numbers may exceed AGR numbers based on late enrolments. Pie chart is based on the number of students who wrote the CRT.

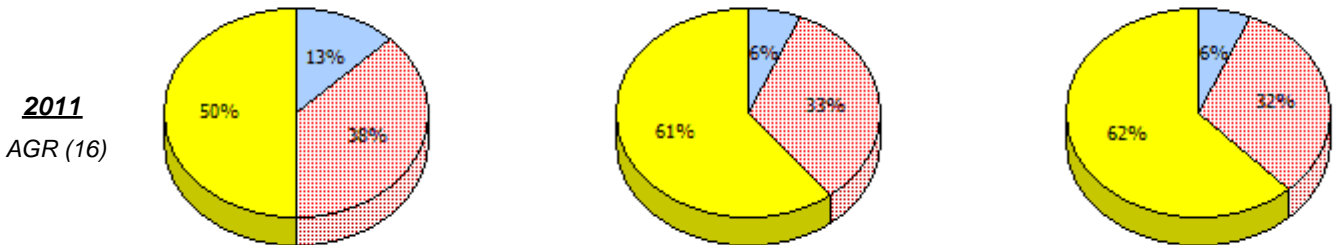
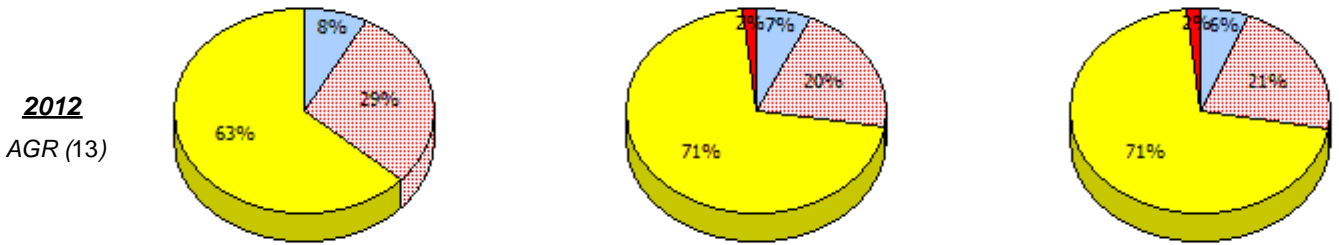
* Number Operations score is composite of Reasoning, Communication, Connections and Representations, and Problem Solving.

NLESD - Eastern Region

School #: 228 St. Lawrence Academy



2013
No Testing



Unknown
 Exempt
 Not Yet Meeting
 Meeting or Exceeding

* In some cases, CRT numbers may exceed AGR numbers based on late enrolments. Pie chart is based on the number of students who wrote the CRT.

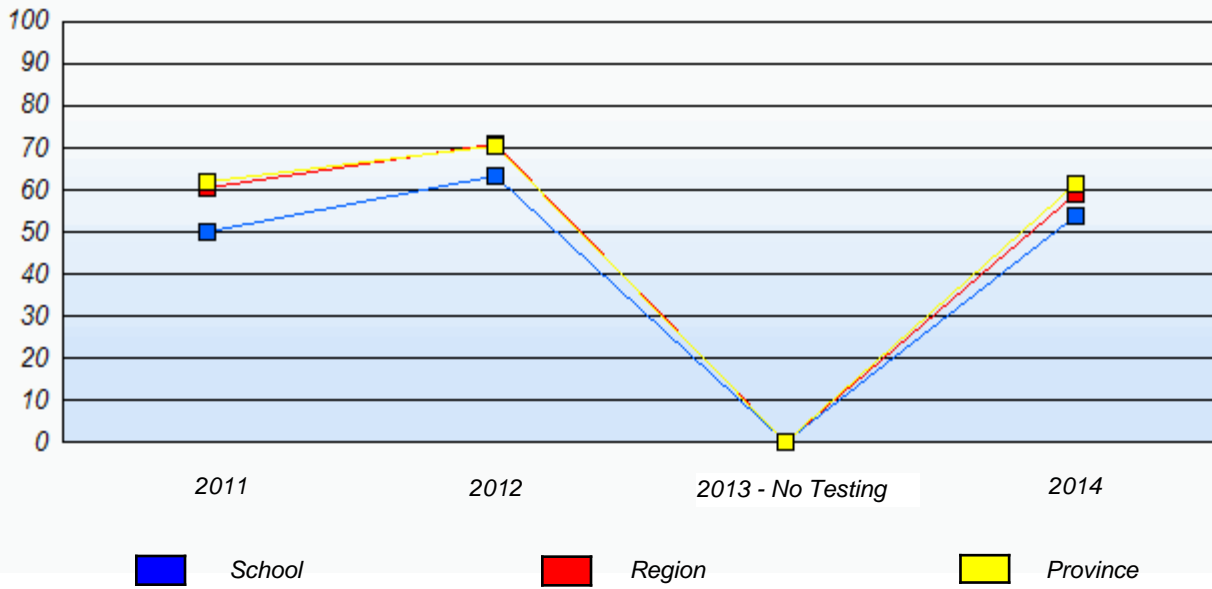
* Number Operations score is composite of Reasoning, Communication, Connections and Representations, and Problem Solving.

Source: Division of Evaluation and Research, Department of Education and Early Childhood Development

NLESD - Eastern Region

School #: 228 St. Lawrence Academy

Percentage of students meeting/exceeding (2011 - 2014)



* In some cases, CRT numbers may exceed AGR numbers based on late enrolments. Pie chart is based on the number of students who wrote the CRT.

* Number Operations score is composite of Reasoning, Communication, Connections and Representations, and Problem Solving.

Source: Division of Evaluation and Research, Department of Education and Early Childhood Development

NLESD - Eastern Region

School #: 229 St. Joseph's All Grade

School

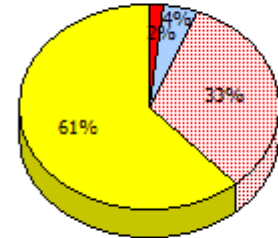
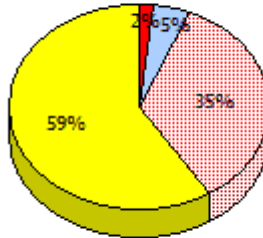
School data with 5 or fewer students withheld for reasons of confidentiality.

Region

Province

2014

AGR (5)

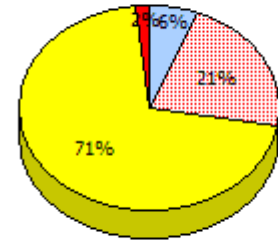
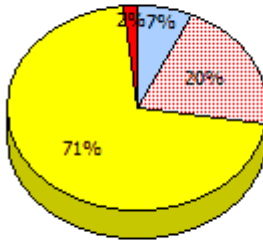


2013

No Testing

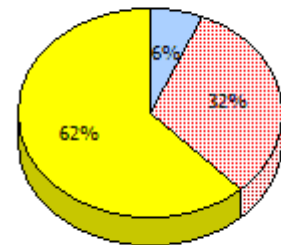
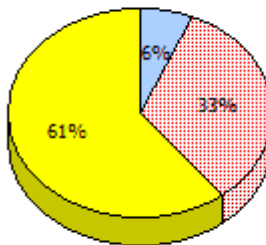
2012

AGR (15)



2011

AGR (4)



* In some cases, CRT numbers may exceed AGR numbers based on late enrolments. Pie chart is based on the number of students who wrote the CRT.

* Number Operations score is composite of Reasoning, Communication, Connections and Representations, and Problem Solving.

Primary Mathematics
4 Year Provincial Assessment, June 2014
School Report Criteria/Content
(% of students who answered correctly)

NLESD - Eastern Region

School #: 229 St. Joseph's All Grade

Percentage of students meeting/exceeding (2011 - 2014)
School data with 5 or fewer students withheld for reasons of confidentiality.

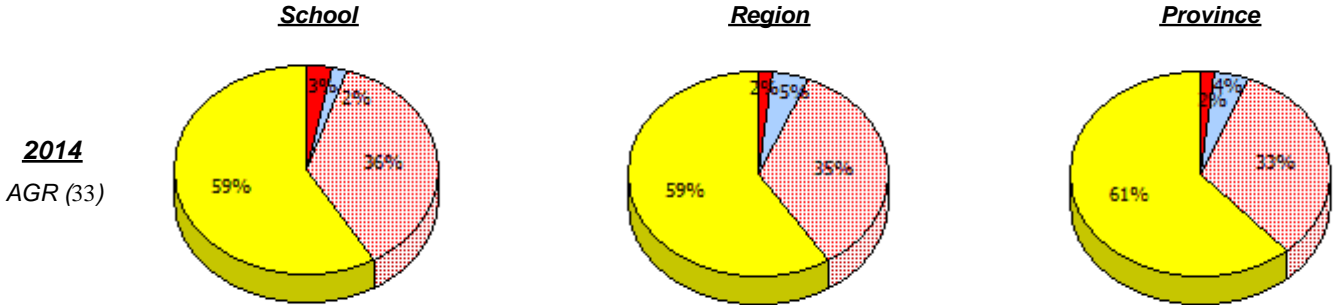


* In some cases, CRT numbers may exceed AGR numbers based on late enrolments. Pie chart is based on the number of students who wrote the CRT.

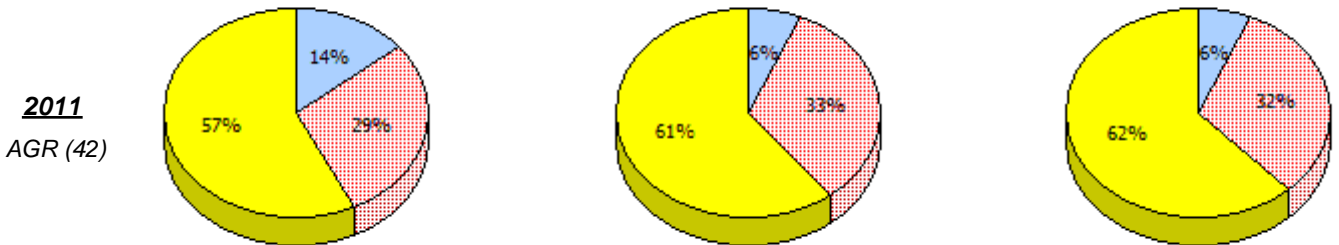
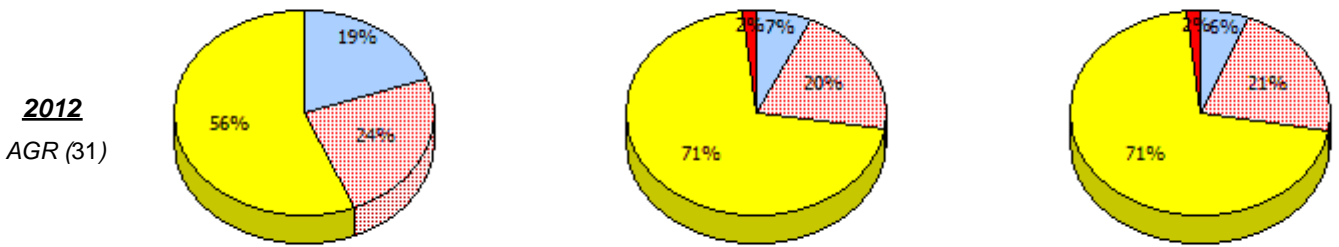
* Number Operations score is composite of Reasoning, Communication, Connections and Representations, and Problem Solving.

NLESD - Eastern Region

School #: 232 Matthew Elementary School



2013
No Testing



Unknown
 Exempt
 Not Yet Meeting
 Meeting or Exceeding

* In some cases, CRT numbers may exceed AGR numbers based on late enrolments. Pie chart is based on the number of students who wrote the CRT.

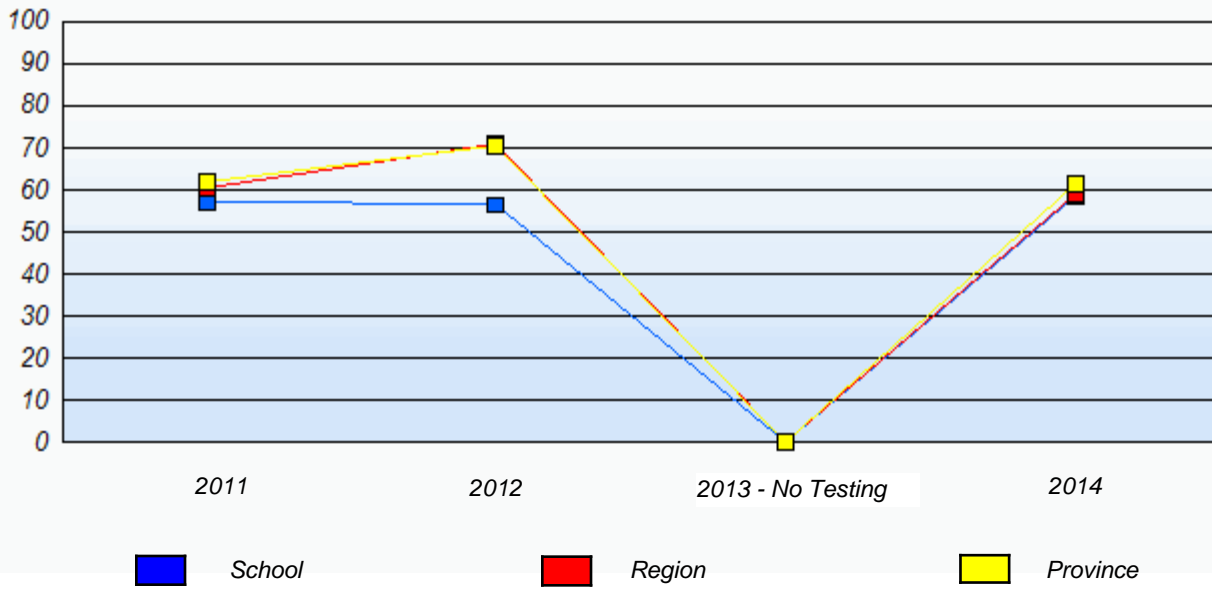
* Number Operations score is composite of Reasoning, Communication, Connections and Representations, and Problem Solving.

Source: Division of Evaluation and Research, Department of Education and Early Childhood Development

NLESD - Eastern Region

School #: 232 Matthew Elementary School

Percentage of students meeting/exceeding (2011 - 2014)



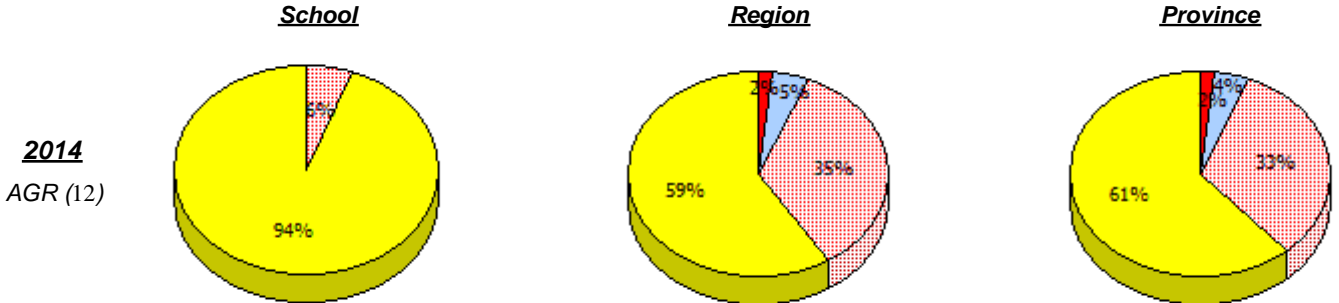
* In some cases, CRT numbers may exceed AGR numbers based on late enrolments. Pie chart is based on the number of students who wrote the CRT.

* Number Operations score is composite of Reasoning, Communication, Connections and Representations, and Problem Solving.

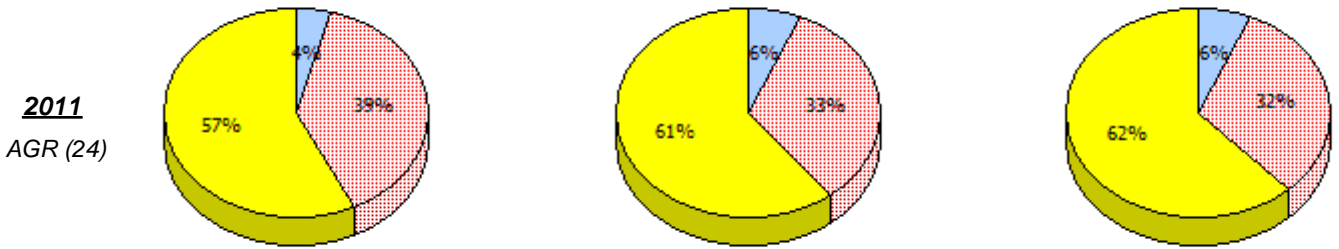
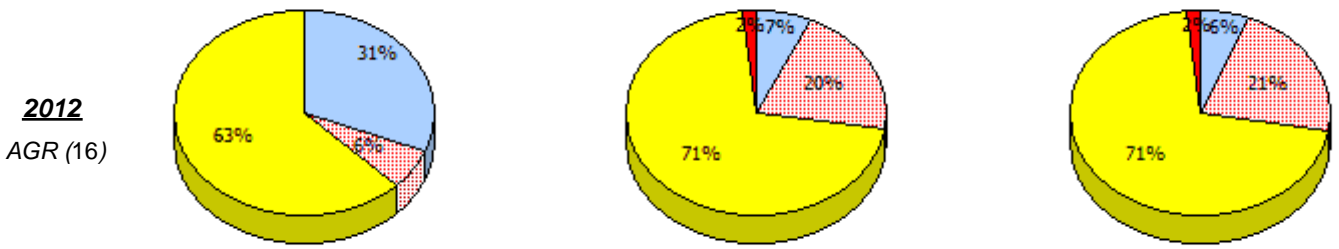
Source: Division of Evaluation and Research, Department of Education and Early Childhood Development

NLESD - Eastern Region

School #: 234 Catalina Elementary School



2013
No Testing



Unknown
 Exempt
 Not Yet Meeting
 Meeting or Exceeding

* In some cases, CRT numbers may exceed AGR numbers based on late enrolments. Pie chart is based on the number of students who wrote the CRT.

* Number Operations score is composite of Reasoning, Communication, Connections and Representations, and Problem Solving.

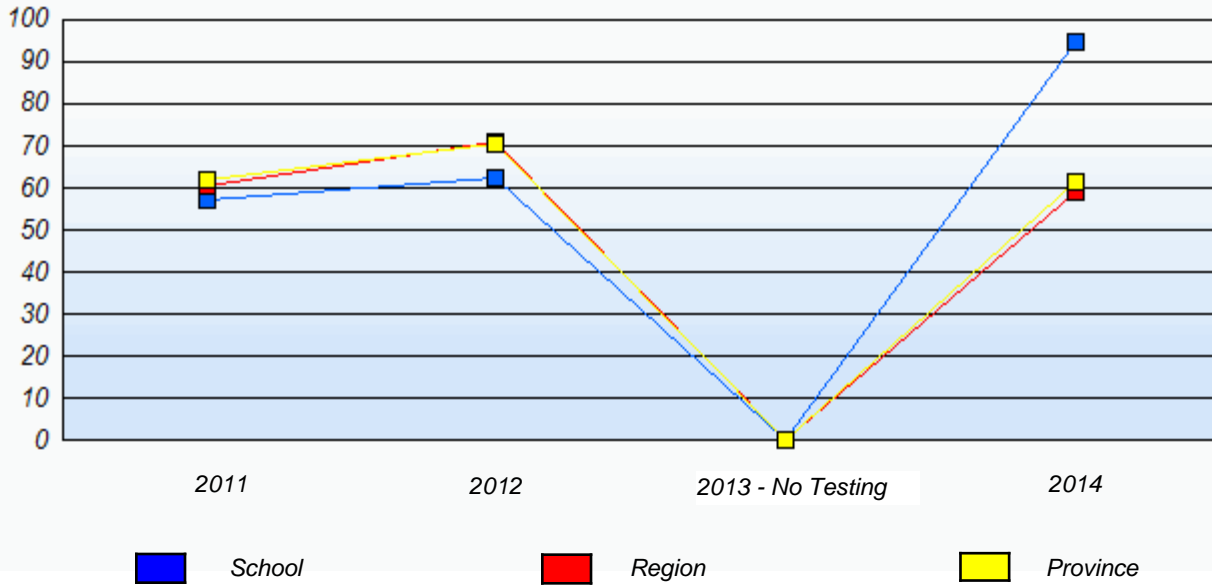
Source: Division of Evaluation and Research, Department of Education and Early Childhood Development

Primary Mathematics
4 Year Provincial Assessment, June 2014
School Report Criteria/Content
 (% of students who answered correctly)

NLESD - Eastern Region

School #: 234 Catalina Elementary School

Percentage of students meeting/exceeding (2011 - 2014)



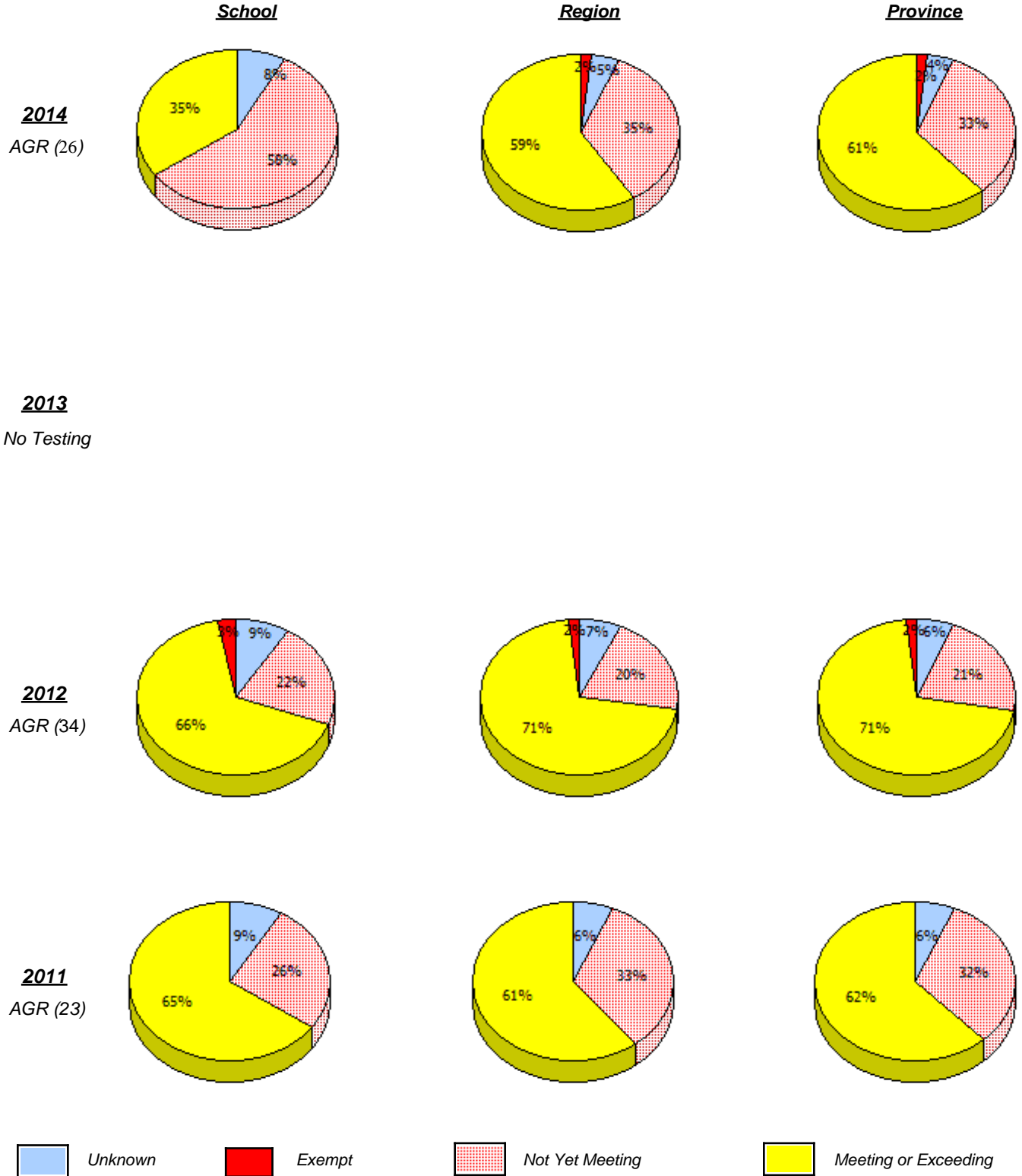
* In some cases, CRT numbers may exceed AGR numbers based on late enrolments. Pie chart is based on the number of students who wrote the CRT.

* Number Operations score is composite of Reasoning, Communication, Connections and Representations, and Problem Solving.

Source: Division of Evaluation and Research, Department of Education and Early Childhood Development

NLESD - Eastern Region

School #: 237 Anthony Paddon Elementary



* In some cases, CRT numbers may exceed AGR numbers based on late enrolments. Pie chart is based on the number of students who wrote the CRT.

* Number Operations score is composite of Reasoning, Communication, Connections and Representations, and Problem Solving.

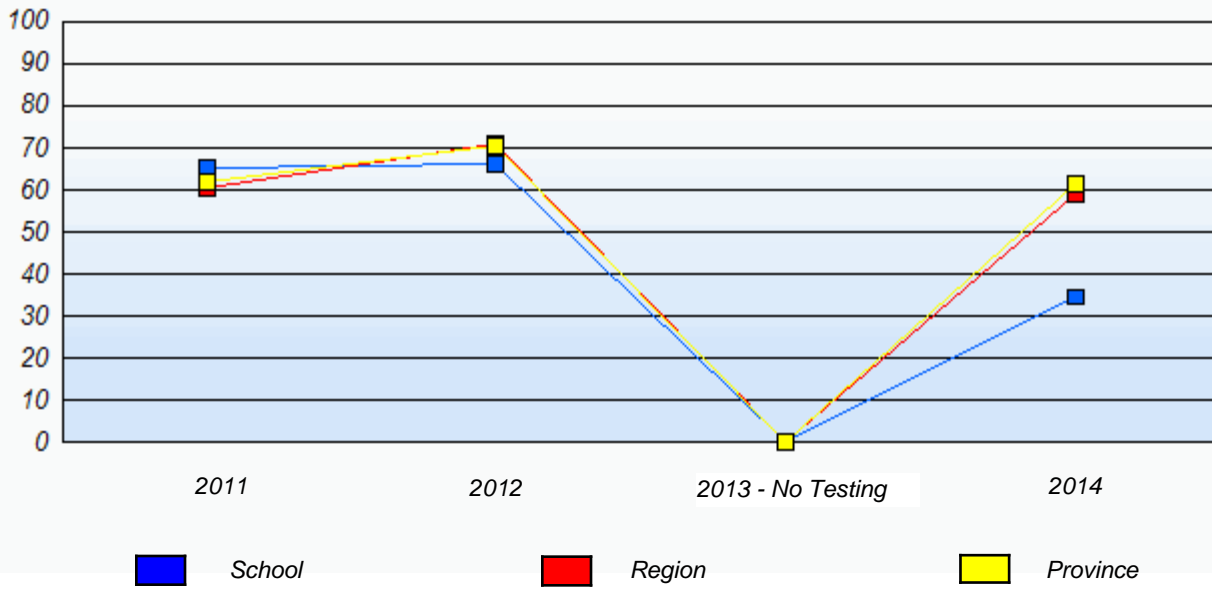
Source: Division of Evaluation and Research, Department of Education and Early Childhood Development

Primary Mathematics
4 Year Provincial Assessment, June 2014
School Report Criteria/Content
 (% of students who answered correctly)

NLESD - Eastern Region

School #: 237 Anthony Paddon Elementary

Percentage of students meeting/exceeding (2011 - 2014)



* In some cases, CRT numbers may exceed AGR numbers based on late enrolments. Pie chart is based on the number of students who wrote the CRT.

* Number Operations score is composite of Reasoning, Communication, Connections and Representations, and Problem Solving.

NLESD - Eastern Region

School #: 240 Bishop White School

School

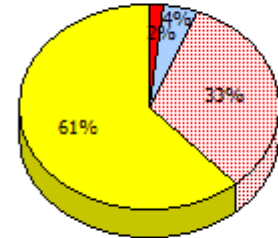
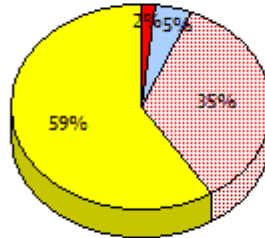
School data with 5 or fewer students withheld for reasons of confidentiality.

Region

Province

2014

AGR (4)

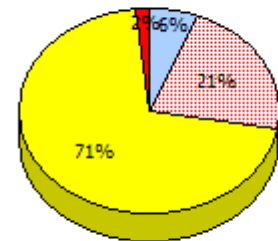
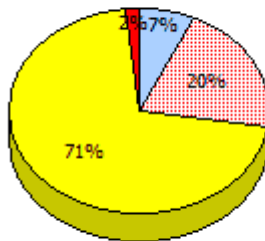


2013

No Testing

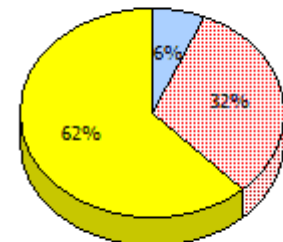
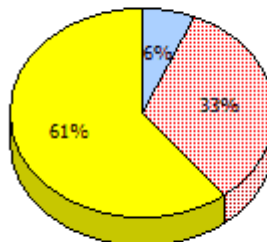
2012

AGR (7)



2011

AGR (5)



Unknown
 Exempt
 Not Yet Meeting
 Meeting or Exceeding

* In some cases, CRT numbers may exceed AGR numbers based on late enrolments. Pie chart is based on the number of students who wrote the CRT.

* Number Operations score is composite of Reasoning, Communication, Connections and Representations, and Problem Solving.

Source: Division of Evaluation and Research, Department of Education and Early Childhood Development

Primary Mathematics
4 Year Provincial Assessment, June 2014
School Report Criteria/Content
(% of students who answered correctly)

NLESD - Eastern Region

School #: 240 Bishop White School

Percentage of students meeting/exceeding (2011 - 2014)
School data with 5 or fewer students withheld for reasons of confidentiality.

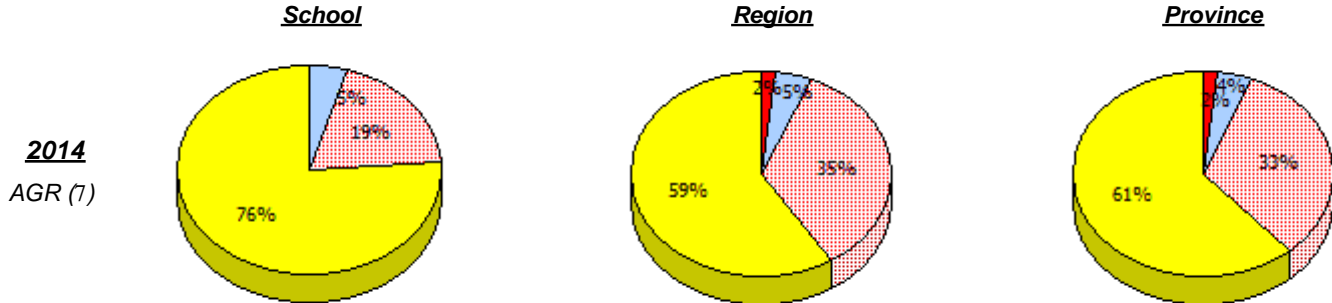


* In some cases, CRT numbers may exceed AGR numbers based on late enrolments. Pie chart is based on the number of students who wrote the CRT.

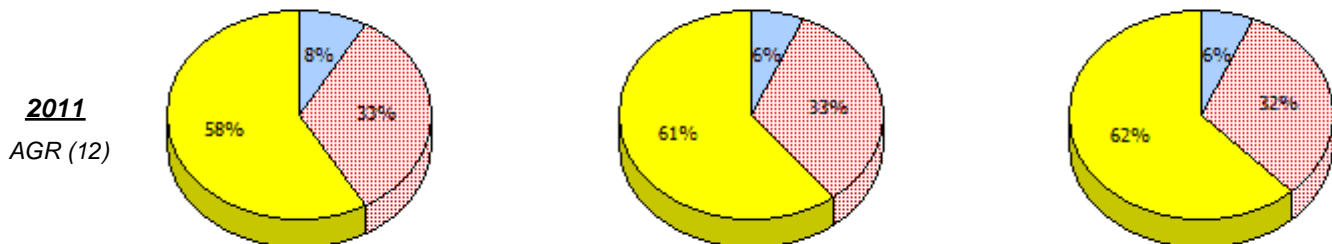
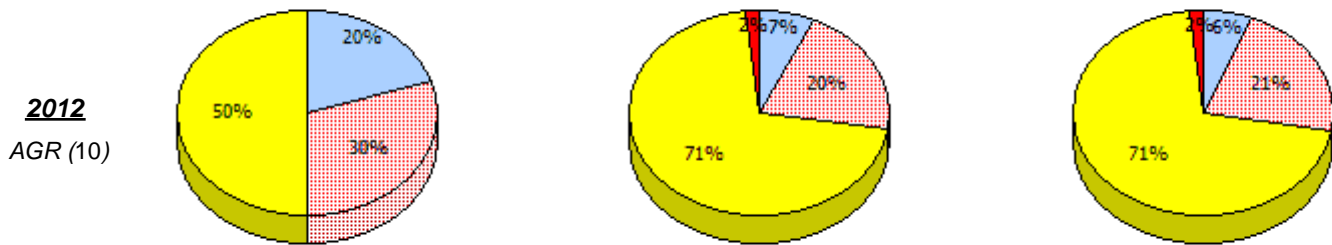
* Number Operations score is composite of Reasoning, Communication, Connections and Representations, and Problem Solving.

NLESD - Eastern Region

School #: 242 Random Island Academy



2013
No Testing



* In some cases, CRT numbers may exceed AGR numbers based on late enrolments. Pie chart is based on the number of students who wrote the CRT.

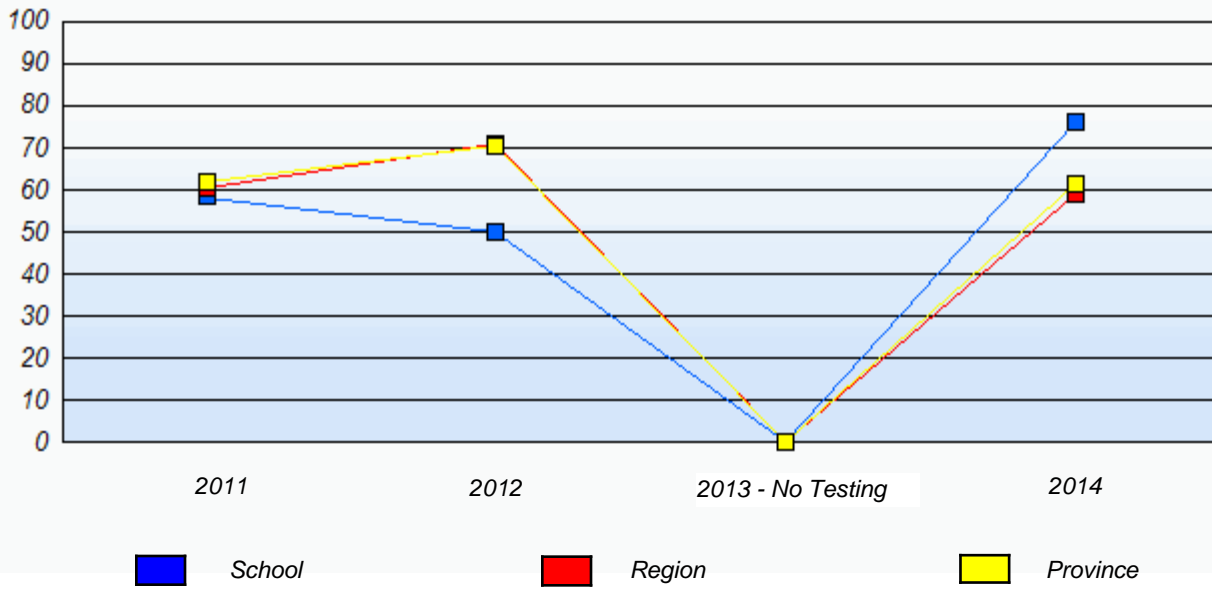
* Number Operations score is composite of Reasoning, Communication, Connections and Representations, and Problem Solving.

Primary Mathematics
4 Year Provincial Assessment, June 2014
School Report Criteria/Content
 (% of students who answered correctly)

NLESD - Eastern Region

School #: 242 Random Island Academy

Percentage of students meeting/exceeding (2011 - 2014)

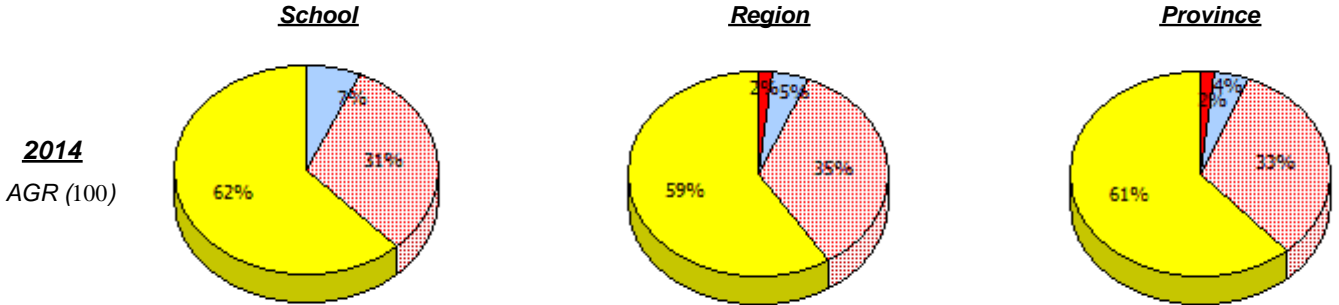


* In some cases, CRT numbers may exceed AGR numbers based on late enrolments. Pie chart is based on the number of students who wrote the CRT.

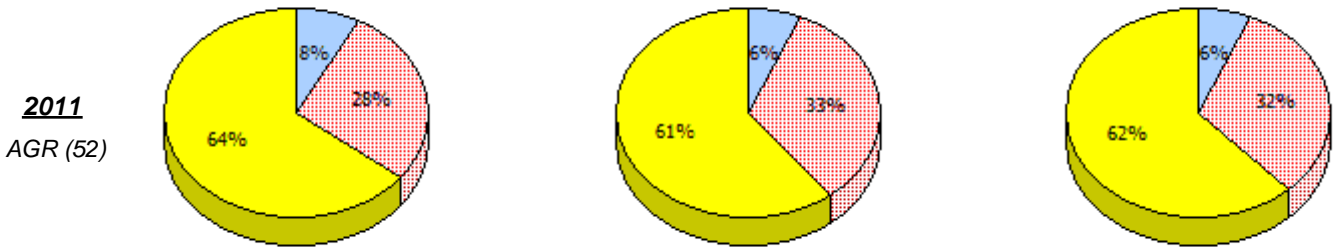
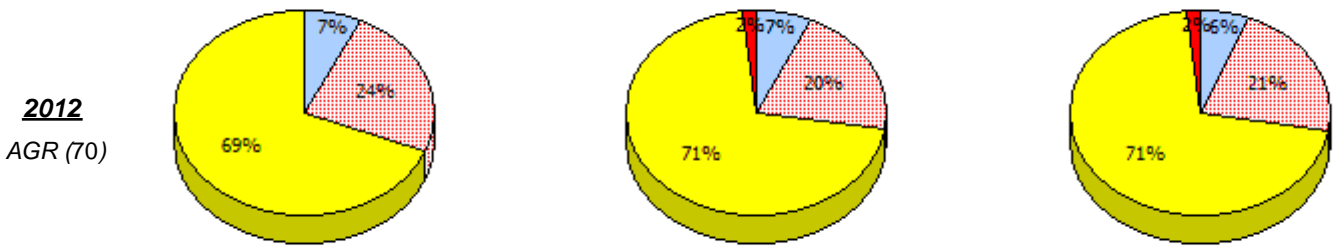
* Number Operations score is composite of Reasoning, Communication, Connections and Representations, and Problem Solving.

NLESD - Eastern Region

School #: 243 Riverside Elementary



2013
No Testing



* In some cases, CRT numbers may exceed AGR numbers based on late enrolments. Pie chart is based on the number of students who wrote the CRT.

* Number Operations score is composite of Reasoning, Communication, Connections and Representations, and Problem Solving.

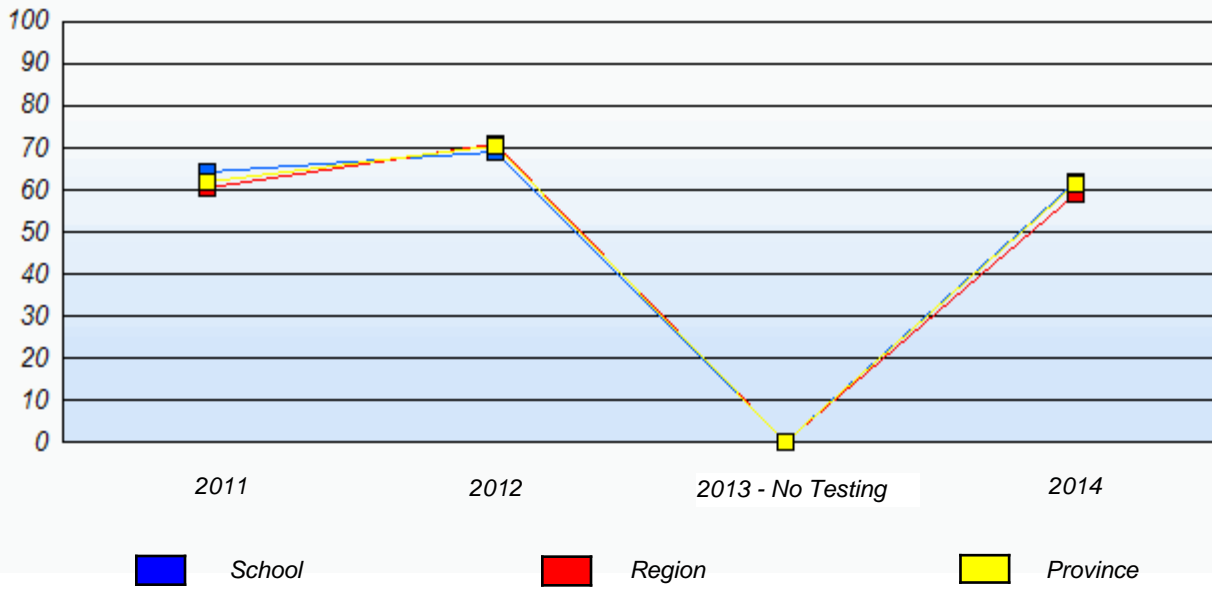
Source: Division of Evaluation and Research, Department of Education and Early Childhood Development

Primary Mathematics
4 Year Provincial Assessment, June 2014
School Report Criteria/Content
 (% of students who answered correctly)

NLESD - Eastern Region

School #: 243 Riverside Elementary

Percentage of students meeting/exceeding (2011 - 2014)



* In some cases, CRT numbers may exceed AGR numbers based on late enrolments. Pie chart is based on the number of students who wrote the CRT.

* Number Operations score is composite of Reasoning, Communication, Connections and Representations, and Problem Solving.

Source: Division of Evaluation and Research, Department of Education and Early Childhood Development

NLESD - Eastern Region

School #: 246 Swift Current Academy

School

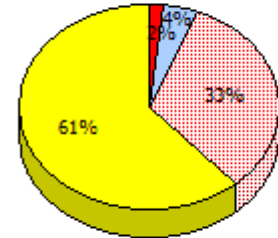
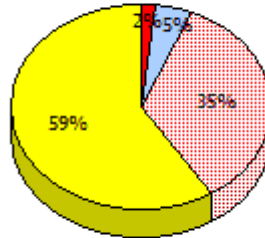
School data with 5 or fewer students withheld for reasons of confidentiality.

Region

Province

2014

AGR (2)

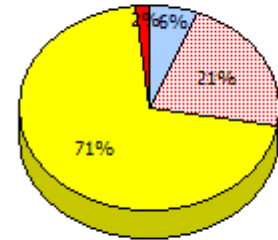
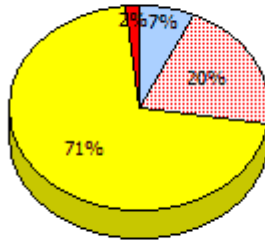


2013

No Testing

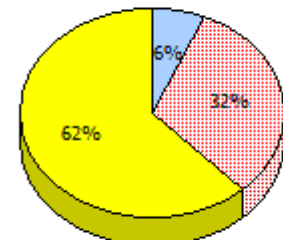
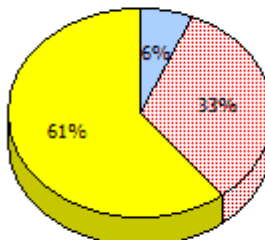
2012

AGR (3)



2011

AGR (2)



Unknown
 Exempt
 Not Yet Meeting
 Meeting or Exceeding

* In some cases, CRT numbers may exceed AGR numbers based on late enrolments. Pie chart is based on the number of students who wrote the CRT.

* Number Operations score is composite of Reasoning, Communication, Connections and Representations, and Problem Solving.

Source: Division of Evaluation and Research, Department of Education and Early Childhood Development

Primary Mathematics
4 Year Provincial Assessment, June 2014
School Report Criteria/Content
(% of students who answered correctly)

NLESD - Eastern Region

School #: 246 Swift Current Academy

Percentage of students meeting/exceeding (2011 - 2014)
School data with 5 or fewer students withheld for reasons of confidentiality.

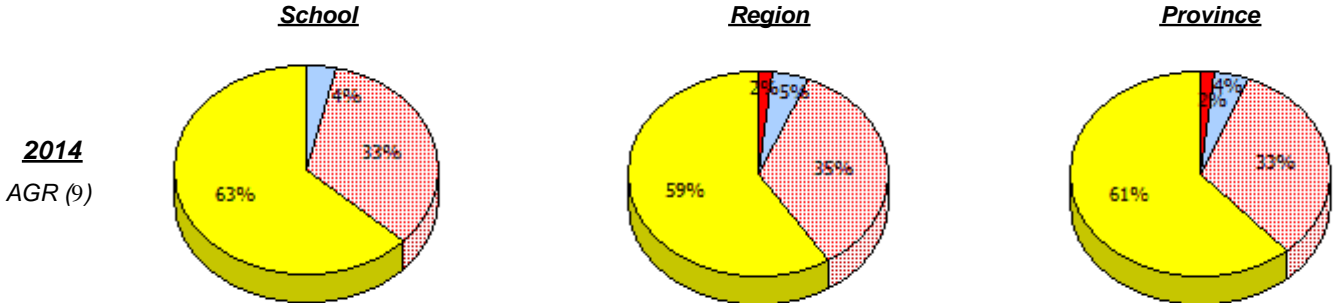


* In some cases, CRT numbers may exceed AGR numbers based on late enrolments. Pie chart is based on the number of students who wrote the CRT.


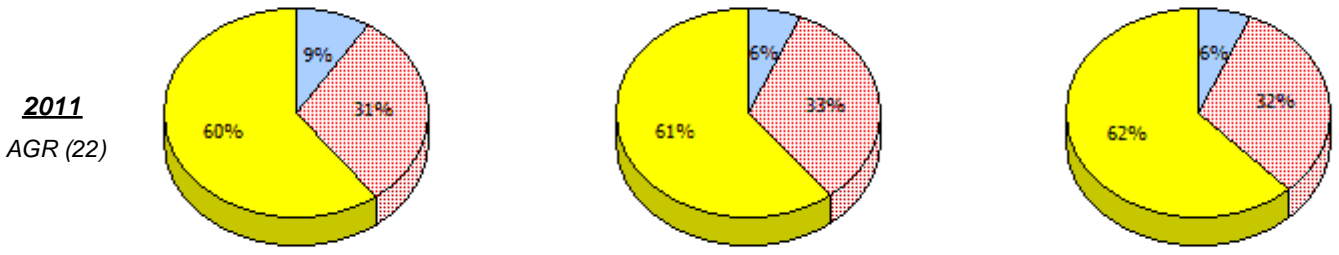
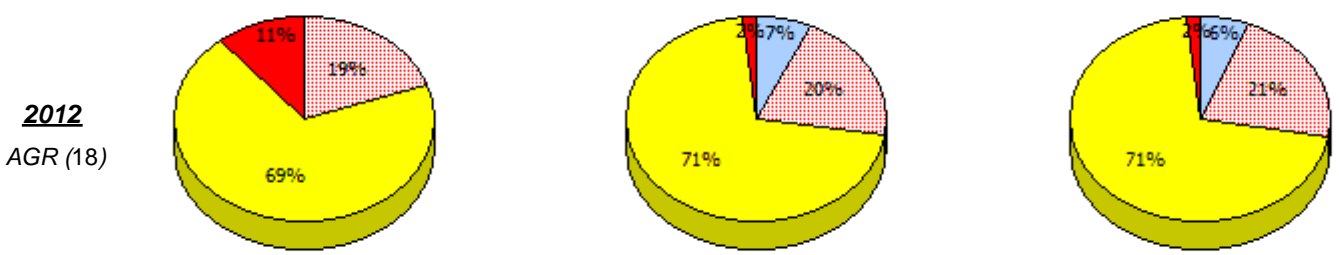
* Number Operations score is composite of Reasoning, Communication, Connections and Representations, and Problem Solving.

NLESD - Eastern Region

School #: 258 Holy Family Elementary



2013
No Testing



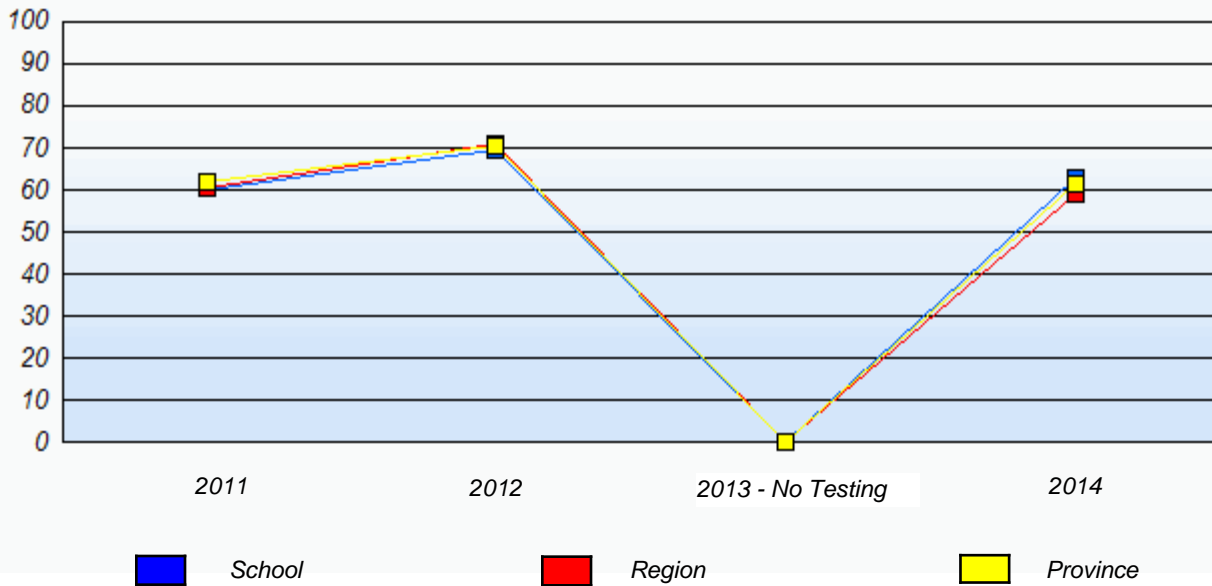
* In some cases, CRT numbers may exceed AGR numbers based on late enrolments. Pie chart is based on the number of students who wrote the CRT.
 * Number Operations score is composite of Reasoning, Communication, Connections and Representations, and Problem Solving.
 Source: Division of Evaluation and Research, Department of Education and Early Childhood Development

Primary Mathematics
4 Year Provincial Assessment, June 2014
School Report Criteria/Content
 (% of students who answered correctly)

NLESD - Eastern Region

School #: 258 Holy Family Elementary

Percentage of students meeting/exceeding (2011 - 2014)

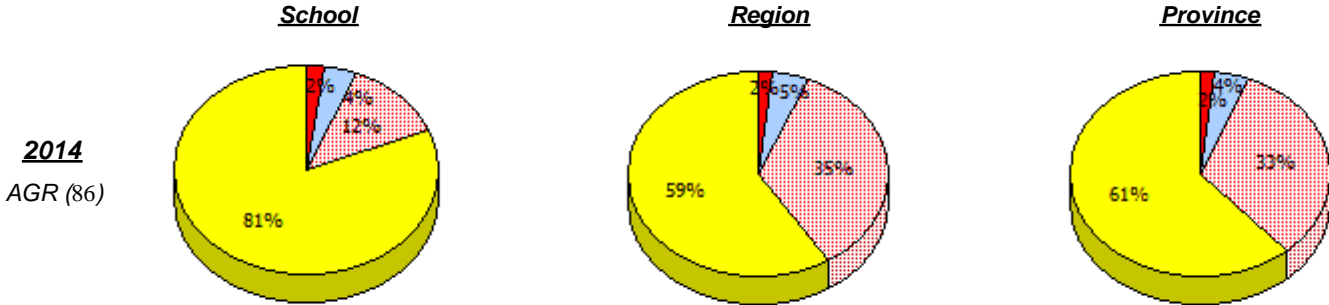


* In some cases, CRT numbers may exceed AGR numbers based on late enrolments. Pie chart is based on the number of students who wrote the CRT.

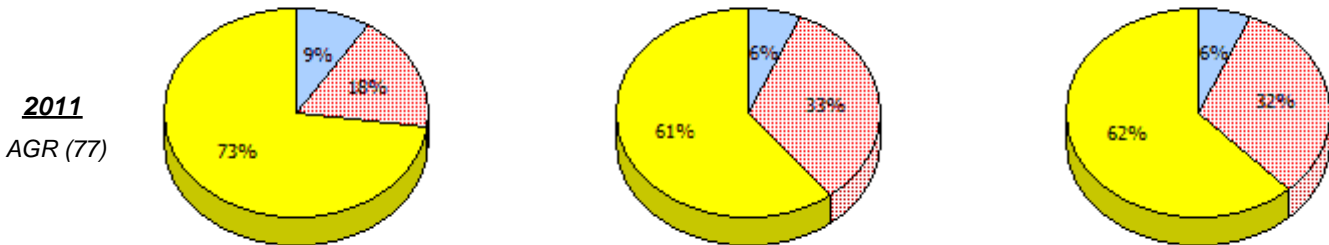
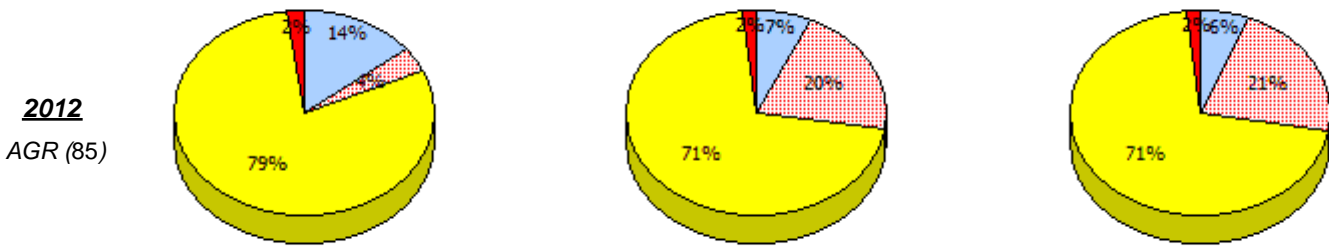
* Number Operations score is composite of Reasoning, Communication, Connections and Representations, and Problem Solving.

NLESD - Eastern Region

School #: 259 Coley's Point Primary



2013
No Testing



Unknown
 Exempt
 Not Yet Meeting
 Meeting or Exceeding

* In some cases, CRT numbers may exceed AGR numbers based on late enrolments. Pie chart is based on the number of students who wrote the CRT.

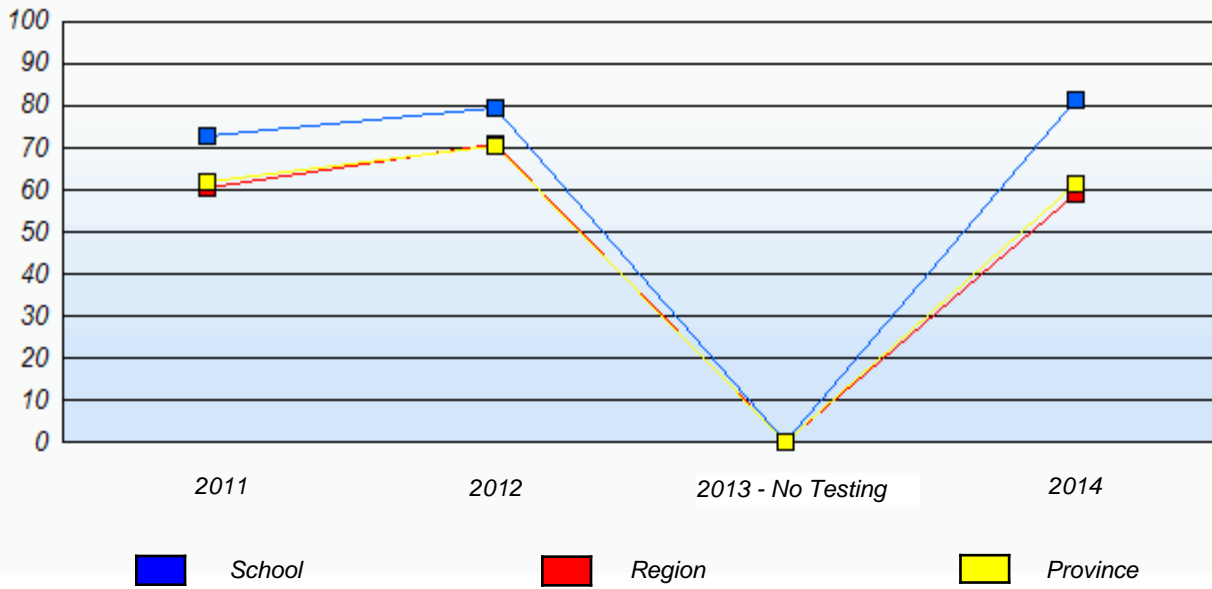
* Number Operations score is composite of Reasoning, Communication, Connections and Representations, and Problem Solving.

Source: Division of Evaluation and Research, Department of Education and Early Childhood Development

NLESD - Eastern Region

School #: 259 Coley's Point Primary

Percentage of students meeting/exceeding (2011 - 2014)



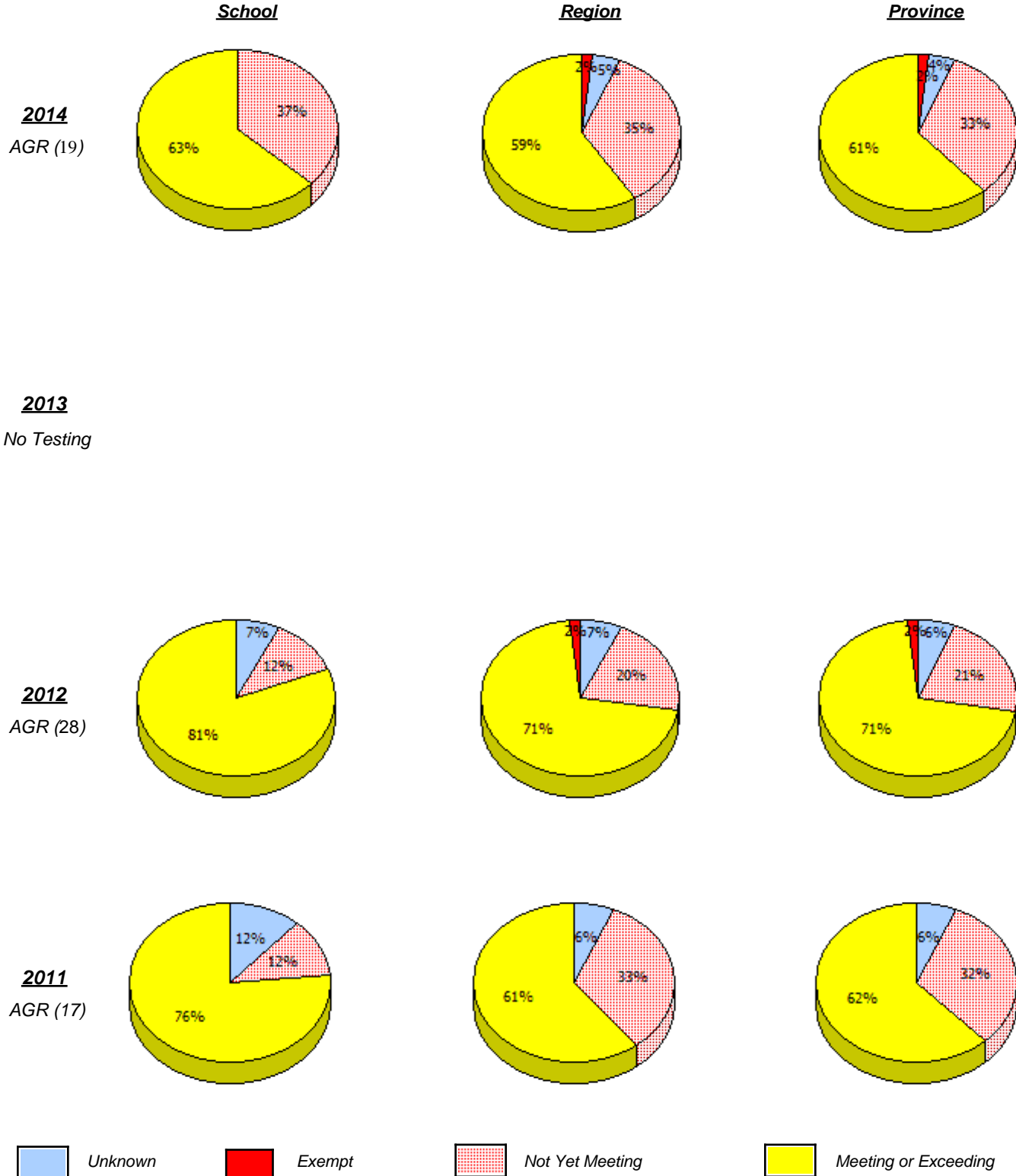
* In some cases, CRT numbers may exceed AGR numbers based on late enrolments. Pie chart is based on the number of students who wrote the CRT.

* Number Operations score is composite of Reasoning, Communication, Connections and Representations, and Problem Solving.

Source: Division of Evaluation and Research, Department of Education and Early Childhood Development

NLESD - Eastern Region

School #: 260 Immaculate Conception Elementary



* In some cases, CRT numbers may exceed AGR numbers based on late enrolments. Pie chart is based on the number of students who wrote the CRT.

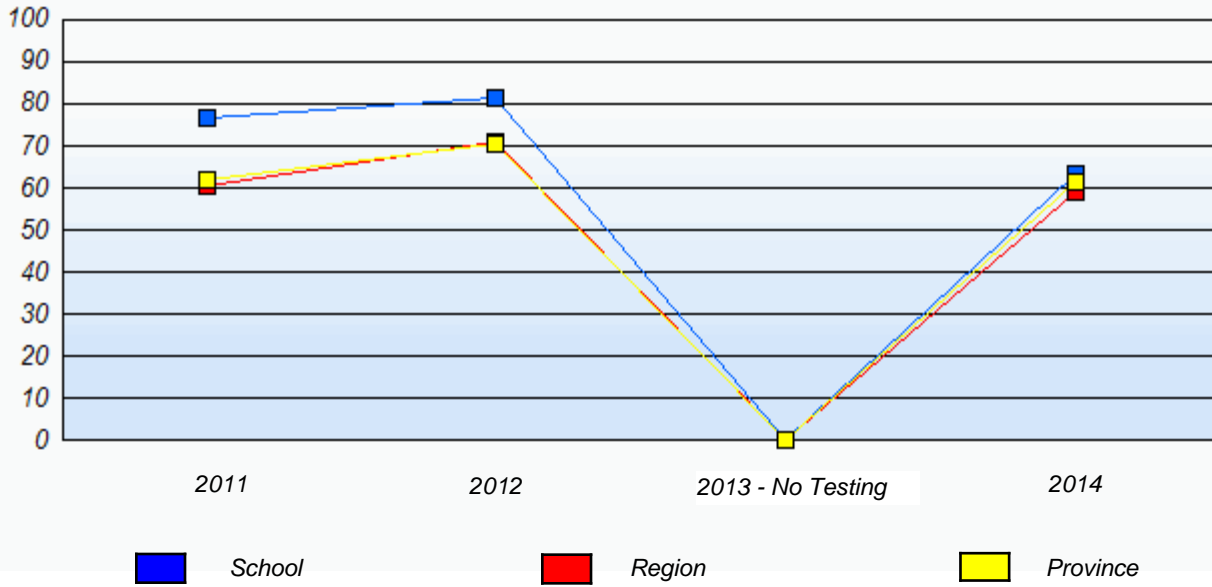
* Number Operations score is composite of Reasoning, Communication, Connections and Representations, and Problem Solving.

Source: Division of Evaluation and Research, Department of Education and Early Childhood Development

NLESD - Eastern Region

School #: 260 Immaculate Conception Elementary

Percentage of students meeting/exceeding (2011 - 2014)



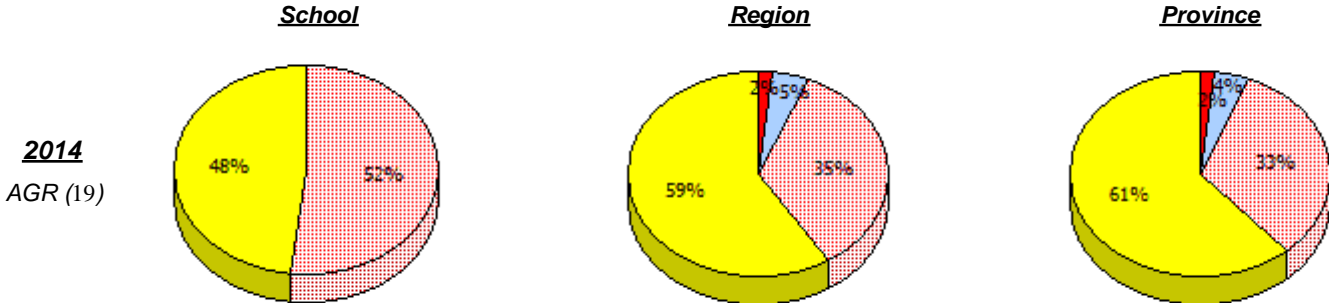
* In some cases, CRT numbers may exceed AGR numbers based on late enrolments. Pie chart is based on the number of students who wrote the CRT.

* Number Operations score is composite of Reasoning, Communication, Connections and Representations, and Problem Solving.

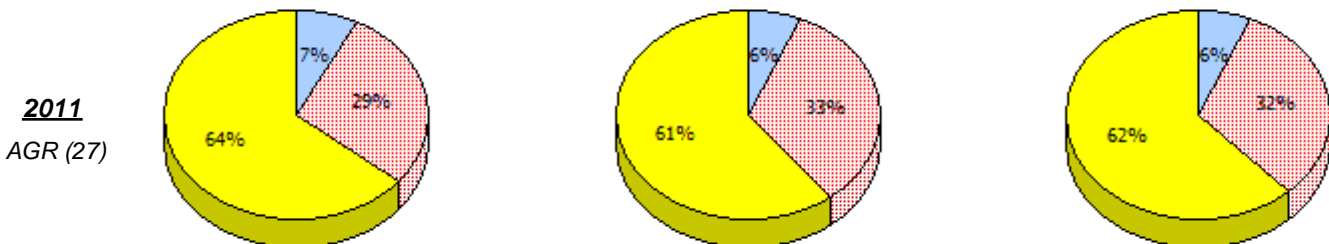
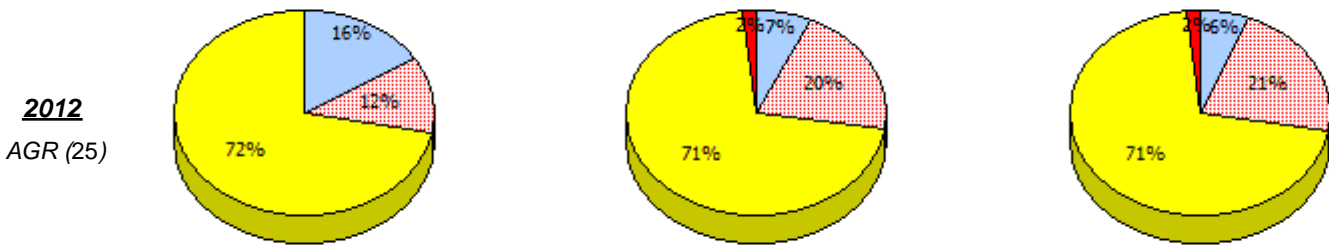
Source: Division of Evaluation and Research, Department of Education and Early Childhood Development

NLESD - Eastern Region

School #: 262 Woodland Elementary



2013
No Testing



Unknown
 Exempt
 Not Yet Meeting
 Meeting or Exceeding

* In some cases, CRT numbers may exceed AGR numbers based on late enrolments. Pie chart is based on the number of students who wrote the CRT.

* Number Operations score is composite of Reasoning, Communication, Connections and Representations, and Problem Solving.

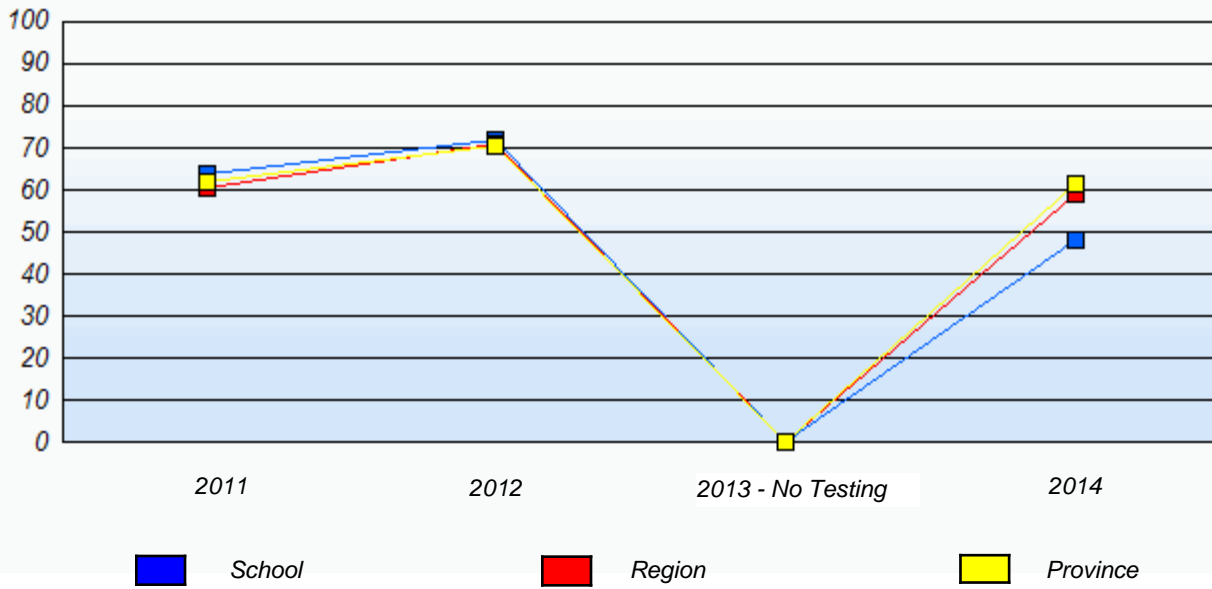
Source: Division of Evaluation and Research, Department of Education and Early Childhood Development

Primary Mathematics
4 Year Provincial Assessment, June 2014
School Report Criteria/Content
 (% of students who answered correctly)

NLESD - Eastern Region

School #: 262 Woodland Elementary

Percentage of students meeting/exceeding (2011 - 2014)



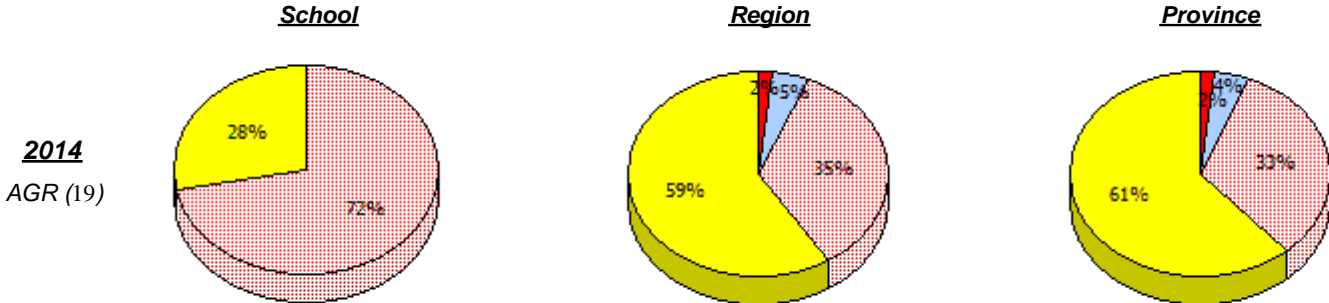
* In some cases, CRT numbers may exceed AGR numbers based on late enrolments. Pie chart is based on the number of students who wrote the CRT.

* Number Operations score is composite of Reasoning, Communication, Connections and Representations, and Problem Solving.

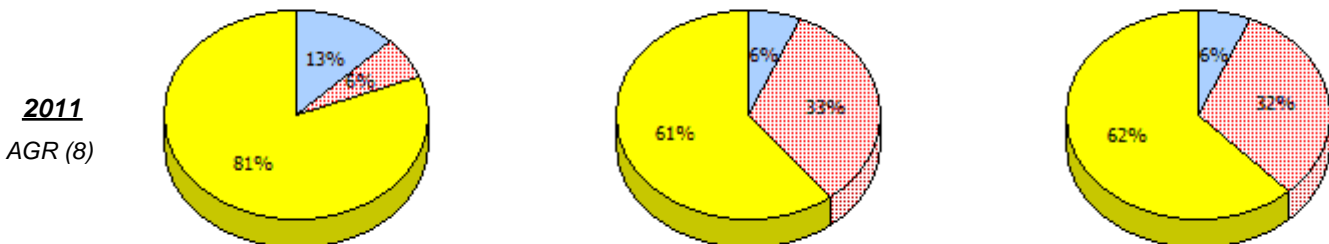
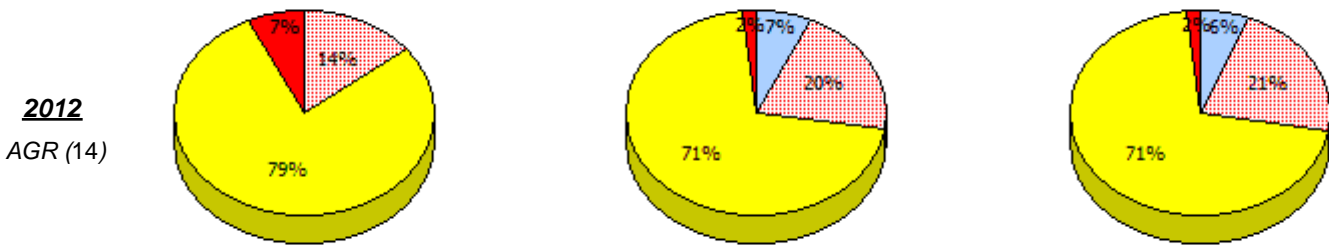
Source: Division of Evaluation and Research, Department of Education and Early Childhood Development

NLESD - Eastern Region

School #: 265 Acreman Elementary



2013
No Testing



Unknown
 Exempt
 Not Yet Meeting
 Meeting or Exceeding

* In some cases, CRT numbers may exceed AGR numbers based on late enrolments. Pie chart is based on the number of students who wrote the CRT.

* Number Operations score is composite of Reasoning, Communication, Connections and Representations, and Problem Solving.

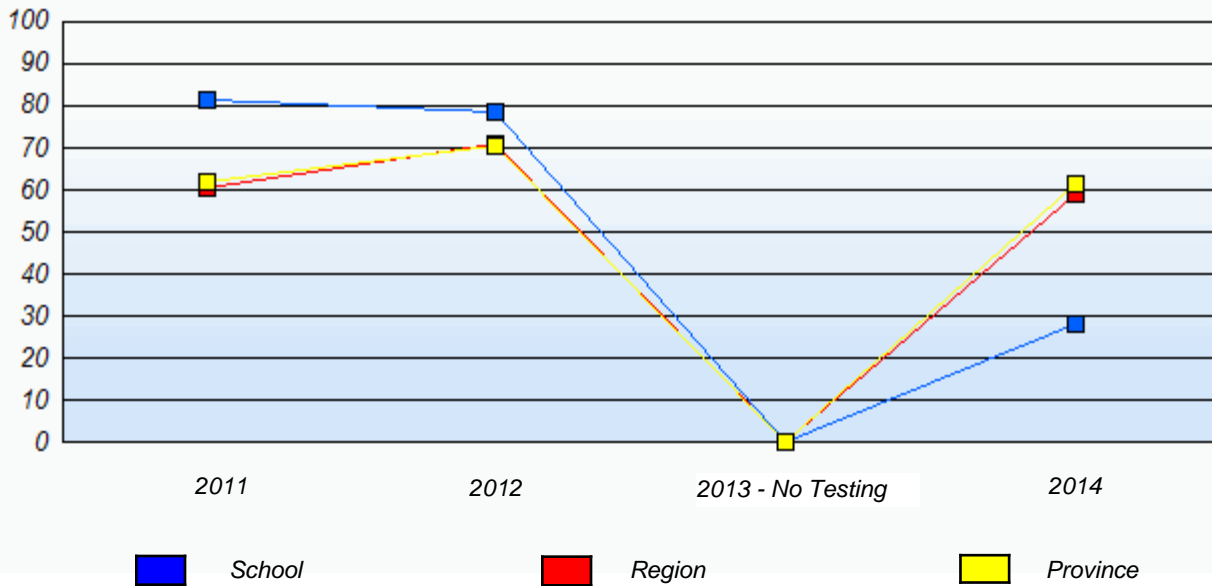
Source: Division of Evaluation and Research, Department of Education and Early Childhood Development

Primary Mathematics
4 Year Provincial Assessment, June 2014
School Report Criteria/Content
 (% of students who answered correctly)

NLESD - Eastern Region

School #: 265 Acreman Elementary

Percentage of students meeting/exceeding (2011 - 2014)



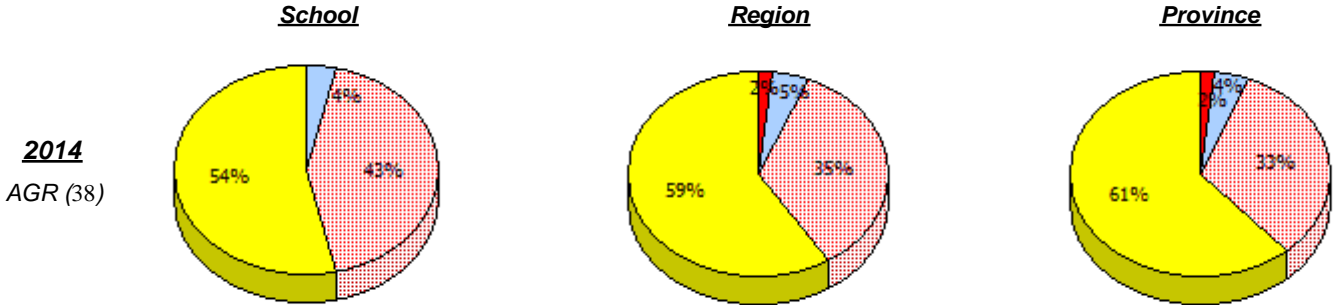
* In some cases, CRT numbers may exceed AGR numbers based on late enrolments. Pie chart is based on the number of students who wrote the CRT.

* Number Operations score is composite of Reasoning, Communication, Connections and Representations, and Problem Solving.

Source: Division of Evaluation and Research, Department of Education and Early Childhood Development

NLESD - Eastern Region

School #: 269 St. Francis School



2013
No Testing

2012
AGR (0)

2011
AGR (0)



* In some cases, CRT numbers may exceed AGR numbers based on late enrolments. Pie chart is based on the number of students who wrote the CRT.

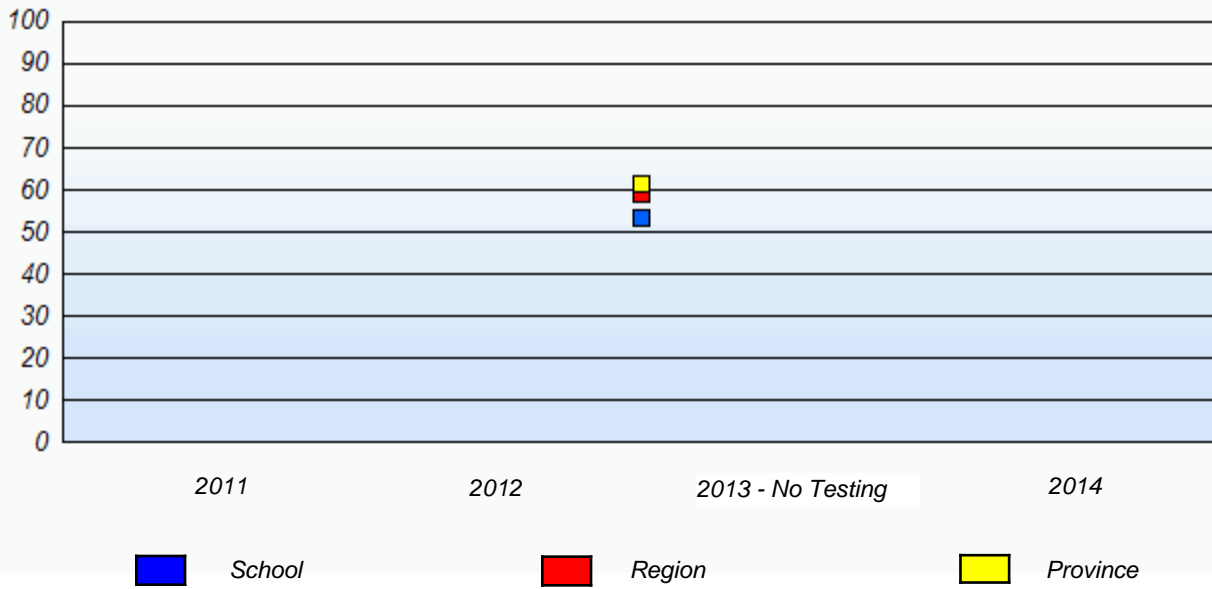
* Number Operations score is composite of Reasoning, Communication, Connections and Representations, and Problem Solving.

Primary Mathematics
4 Year Provincial Assessment, June 2014
School Report Criteria/Content
 (% of students who answered correctly)

NLESD - Eastern Region

School #: 269 St. Francis School

Percentage of students meeting/exceeding (2011 - 2014)

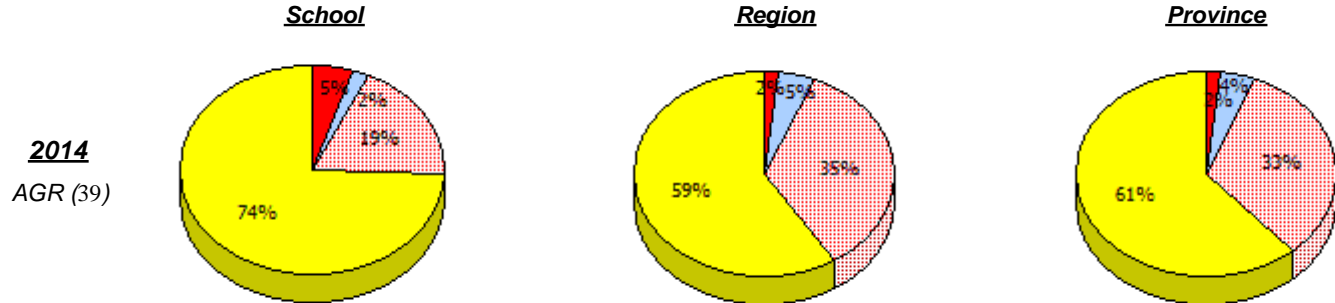


* In some cases, CRT numbers may exceed AGR numbers based on late enrolments. Pie chart is based on the number of students who wrote the CRT.

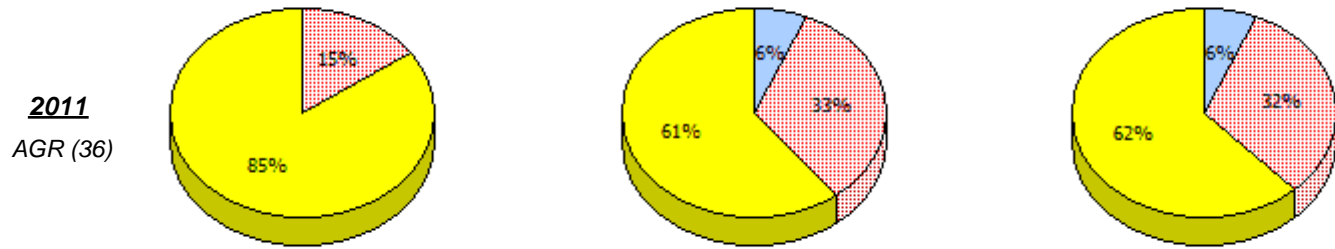
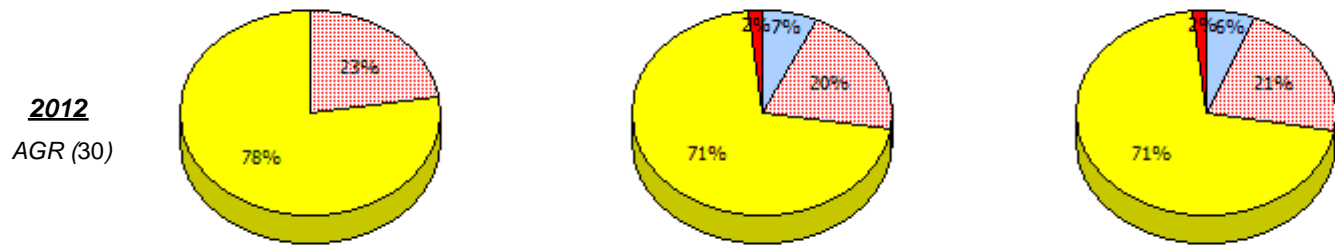
* Number Operations score is composite of Reasoning, Communication, Connections and Representations, and Problem Solving.

NLESD - Eastern Region

School #: 272 Holy Cross Elementary



2013
No Testing



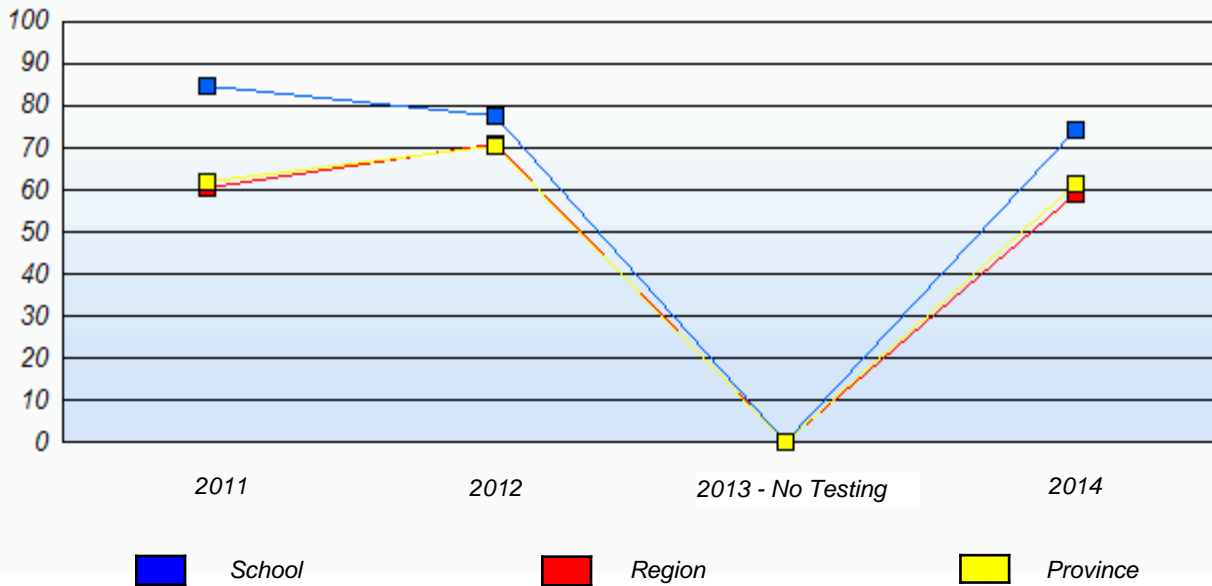
* In some cases, CRT numbers may exceed AGR numbers based on late enrolments. Pie chart is based on the number of students who wrote the CRT.
 * Number Operations score is composite of Reasoning, Communication, Connections and Representations, and Problem Solving.
 Source: Division of Evaluation and Research, Department of Education and Early Childhood Development

Primary Mathematics
4 Year Provincial Assessment, June 2014
School Report Criteria/Content
 (% of students who answered correctly)

NLESD - Eastern Region

School #: 272 Holy Cross Elementary

Percentage of students meeting/exceeding (2011 - 2014)



* In some cases, CRT numbers may exceed AGR numbers based on late enrolments. Pie chart is based on the number of students who wrote the CRT.

* Number Operations score is composite of Reasoning, Communication, Connections and Representations, and Problem Solving.

Source: Division of Evaluation and Research, Department of Education and Early Childhood Development

NLESD - Eastern Region

School #: 274 St. Catherine's Academy

School

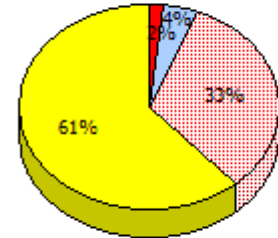
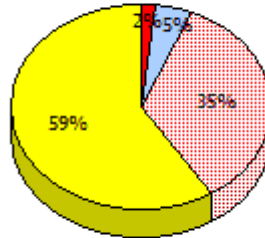
School data with 5 or fewer students withheld for reasons of confidentiality.

Region

Province

2014

AGR (1)

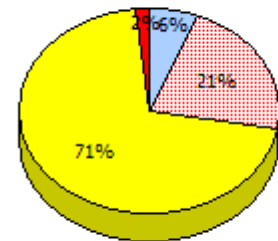
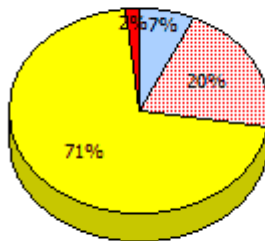


2013

No Testing

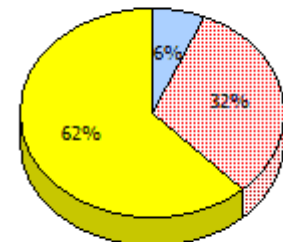
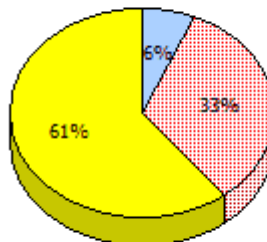
2012

AGR (12)



2011

AGR (10)



Unknown
 Exempt
 Not Yet Meeting
 Meeting or Exceeding

* In some cases, CRT numbers may exceed AGR numbers based on late enrolments. Pie chart is based on the number of students who wrote the CRT.

* Number Operations score is composite of Reasoning, Communication, Connections and Representations, and Problem Solving.

Source: Division of Evaluation and Research, Department of Education and Early Childhood Development

Primary Mathematics
4 Year Provincial Assessment, June 2014
School Report Criteria/Content
(% of students who answered correctly)

NLESD - Eastern Region

School #: 274 St. Catherine's Academy

Percentage of students meeting/exceeding (2011 - 2014)
School data with 5 or fewer students withheld for reasons of confidentiality.

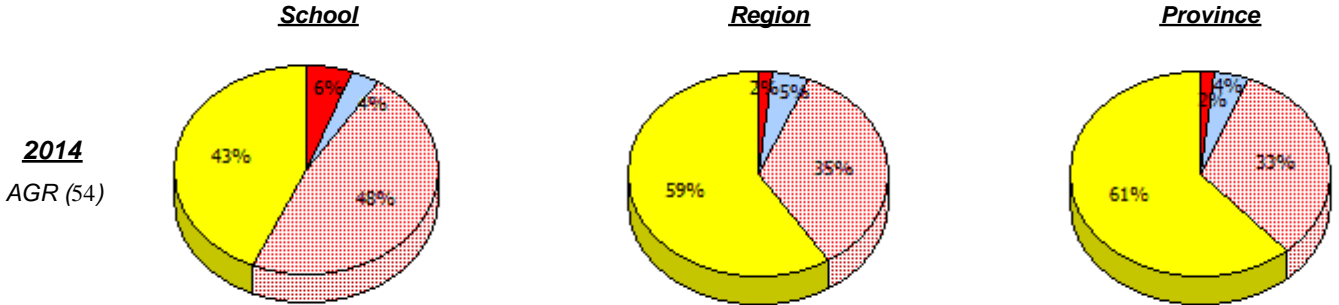


* In some cases, CRT numbers may exceed AGR numbers based on late enrolments. Pie chart is based on the number of students who wrote the CRT.

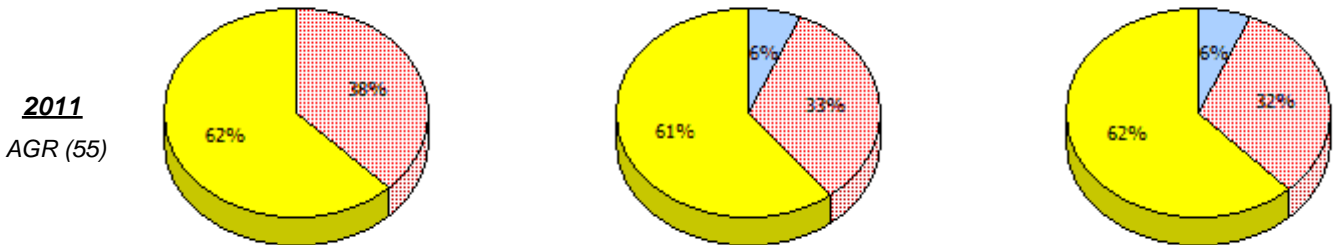
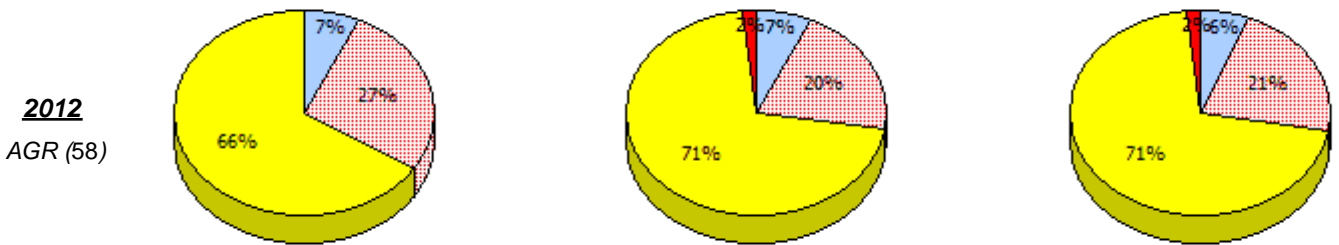
* Number Operations score is composite of Reasoning, Communication, Connections and Representations, and Problem Solving.

NLESD - Eastern Region

School #: 278 All Hallows Elementary



2013
No Testing



* In some cases, CRT numbers may exceed AGR numbers based on late enrolments. Pie chart is based on the number of students who wrote the CRT.

* Number Operations score is composite of Reasoning, Communication, Connections and Representations, and Problem Solving.

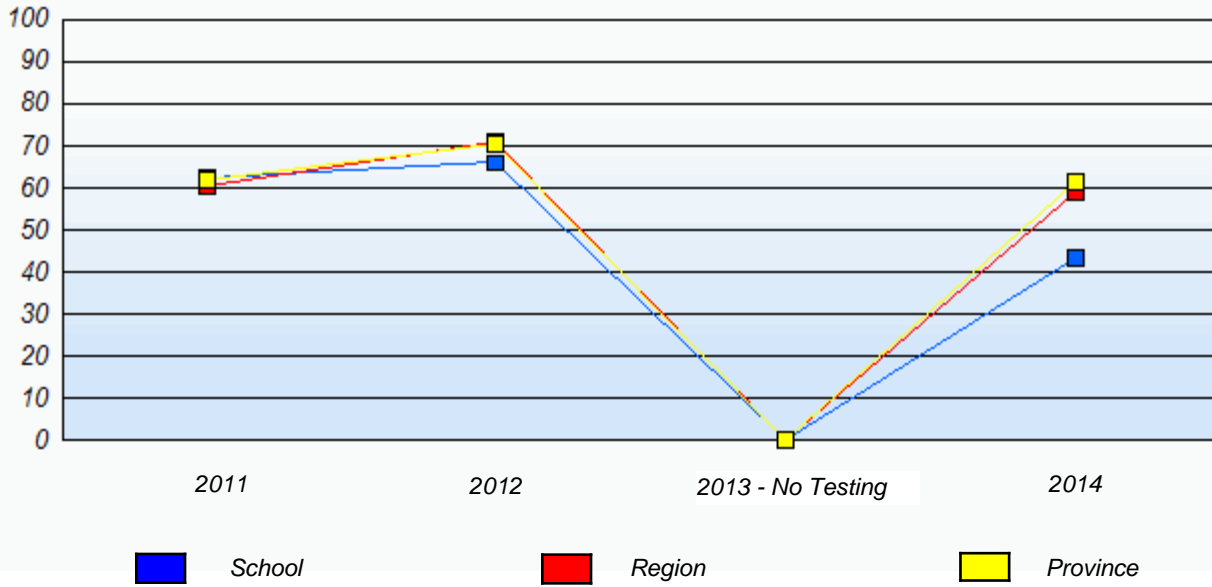
Source: Division of Evaluation and Research, Department of Education and Early Childhood Development

Primary Mathematics
4 Year Provincial Assessment, June 2014
School Report Criteria/Content
 (% of students who answered correctly)

NLESD - Eastern Region

School #: 278 All Hallows Elementary

Percentage of students meeting/exceeding (2011 - 2014)



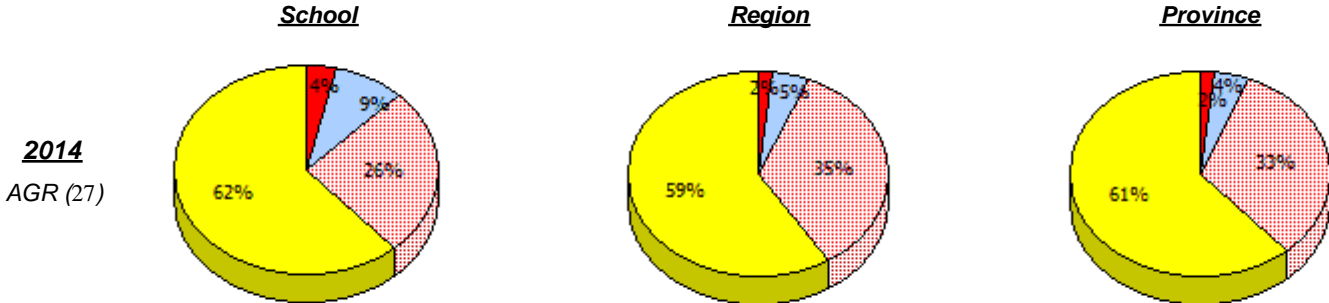
* In some cases, CRT numbers may exceed AGR numbers based on late enrolments. Pie chart is based on the number of students who wrote the CRT.

* Number Operations score is composite of Reasoning, Communication, Connections and Representations, and Problem Solving.

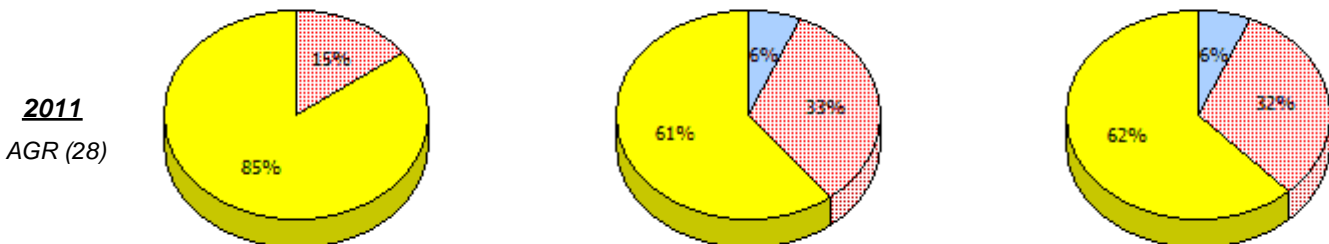
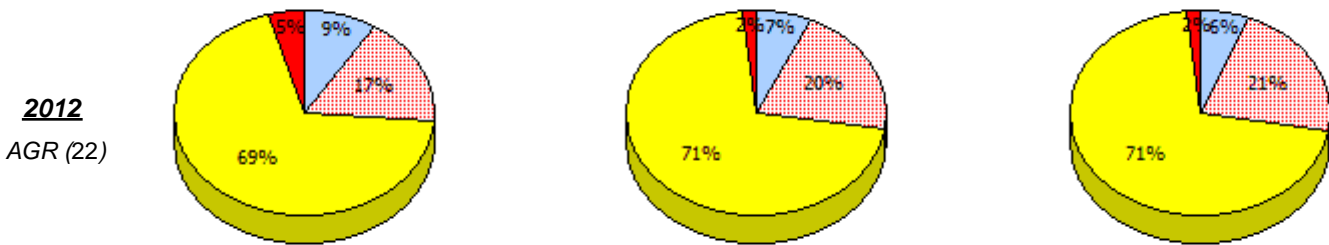
Source: Division of Evaluation and Research, Department of Education and Early Childhood Development

NLESD - Eastern Region

School #: 285 Holy Redeemer Elementary



2013
No Testing



Unknown
 Exempt
 Not Yet Meeting
 Meeting or Exceeding

* In some cases, CRT numbers may exceed AGR numbers based on late enrolments. Pie chart is based on the number of students who wrote the CRT.

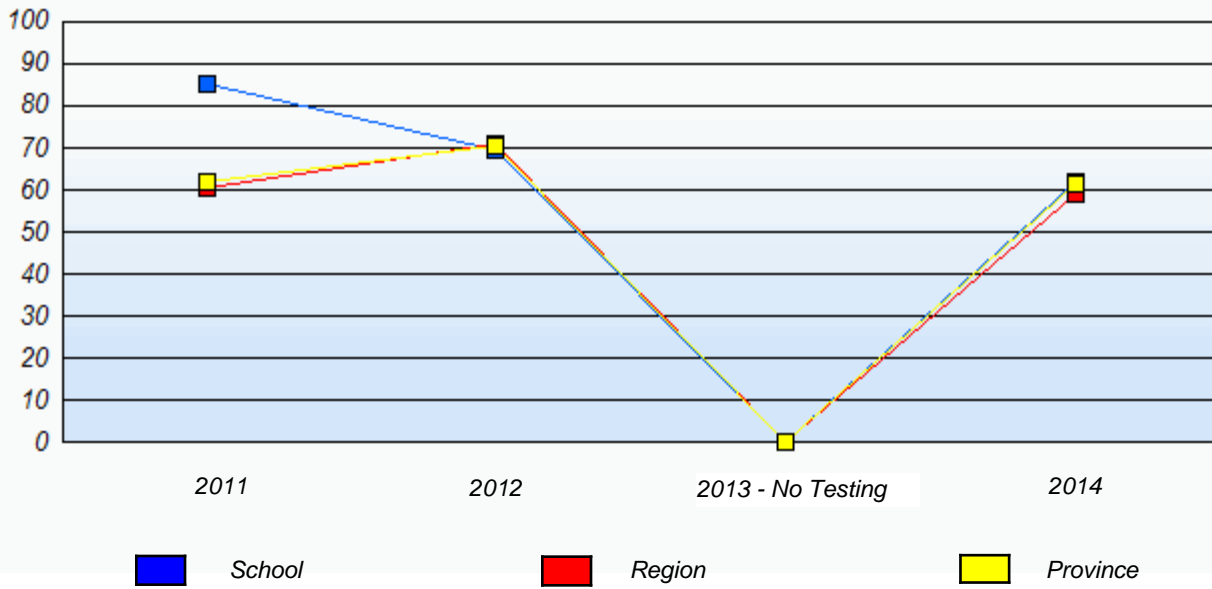
* Number Operations score is composite of Reasoning, Communication, Connections and Representations, and Problem Solving.

Source: Division of Evaluation and Research, Department of Education and Early Childhood Development

NLESD - Eastern Region

School #: 285 Holy Redeemer Elementary

Percentage of students meeting/exceeding (2011 - 2014)



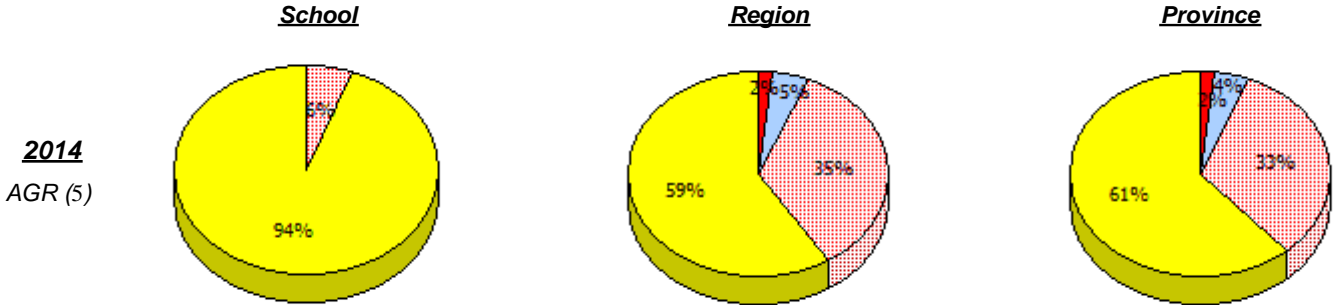
* In some cases, CRT numbers may exceed AGR numbers based on late enrolments. Pie chart is based on the number of students who wrote the CRT.

* Number Operations score is composite of Reasoning, Communication, Connections and Representations, and Problem Solving.

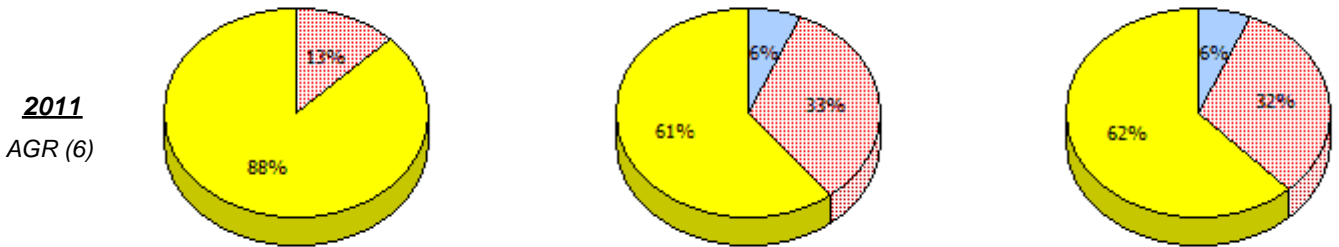
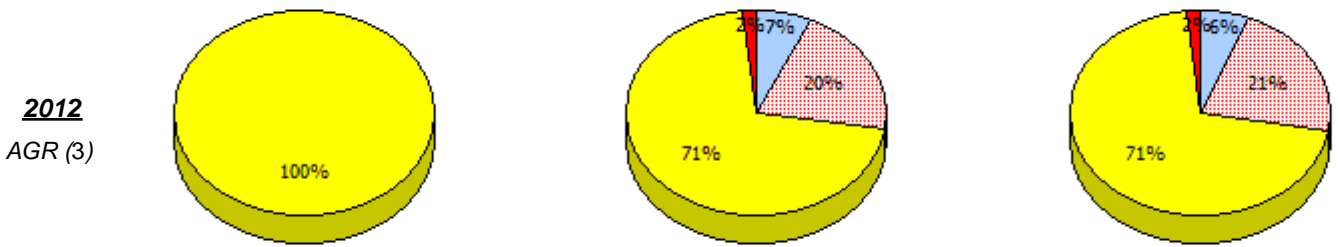
Source: Division of Evaluation and Research, Department of Education and Early Childhood Development

NLESD - Eastern Region

School #: 286 Fatima Academy



2013
No Testing



* In some cases, CRT numbers may exceed AGR numbers based on late enrolments. Pie chart is based on the number of students who wrote the CRT.

* Number Operations score is composite of Reasoning, Communication, Connections and Representations, and Problem Solving.

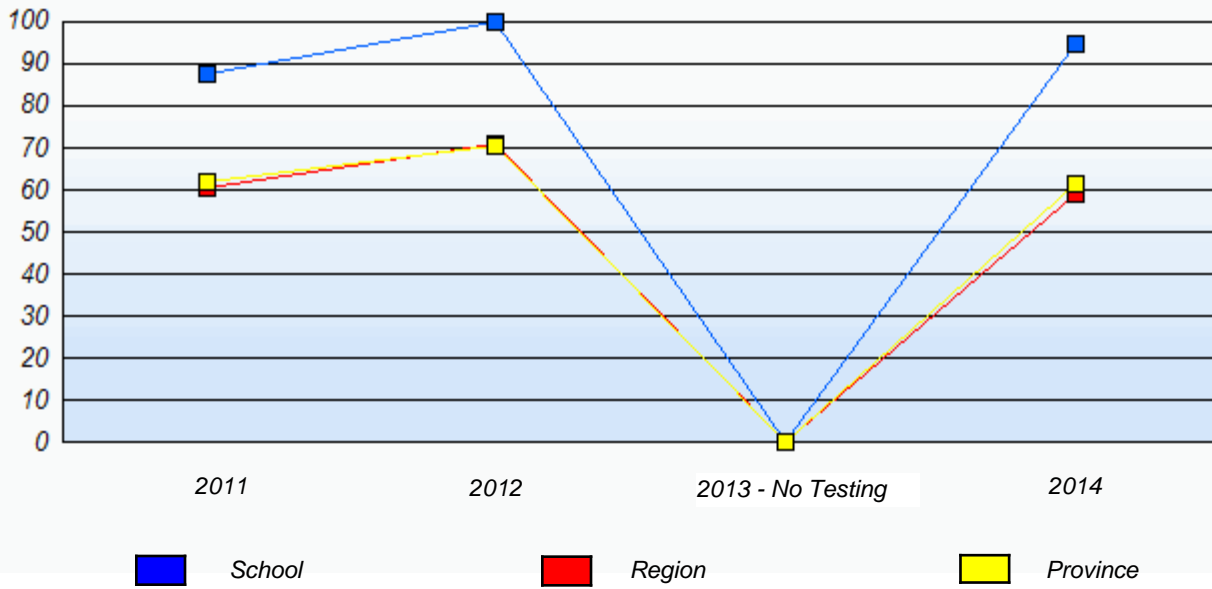
Source: Division of Evaluation and Research, Department of Education and Early Childhood Development

Primary Mathematics
4 Year Provincial Assessment, June 2014
School Report Criteria/Content
 (% of students who answered correctly)

NLESD - Eastern Region

School #: 286 Fatima Academy

Percentage of students meeting/exceeding (2011 - 2014)

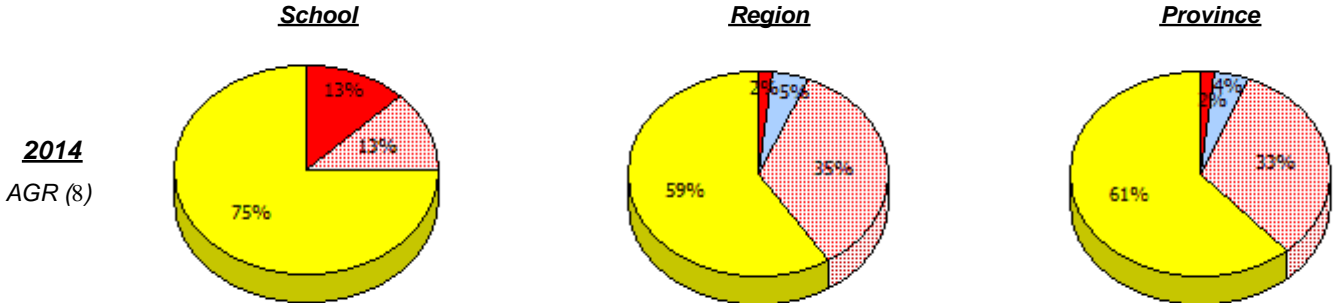


* In some cases, CRT numbers may exceed AGR numbers based on late enrolments. Pie chart is based on the number of students who wrote the CRT.

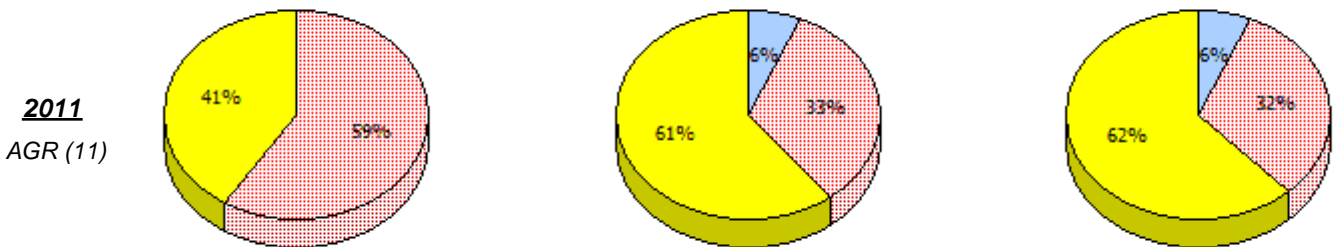
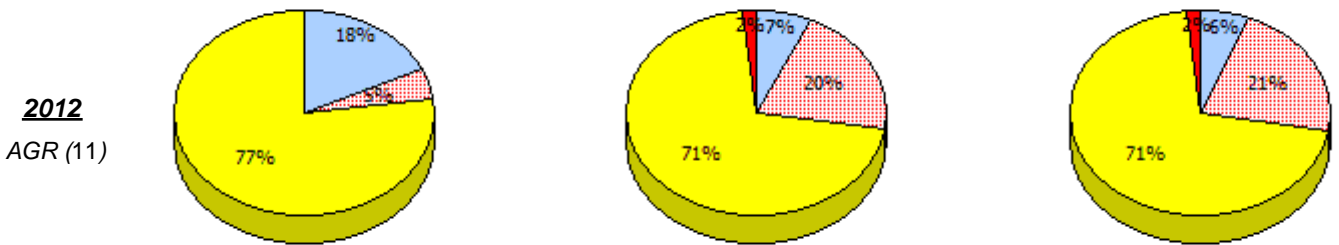
* Number Operations score is composite of Reasoning, Communication, Connections and Representations, and Problem Solving.

NLESD - Eastern Region

School #: 287 Dunne Memorial Academy



2013
No Testing



* In some cases, CRT numbers may exceed AGR numbers based on late enrolments. Pie chart is based on the number of students who wrote the CRT.

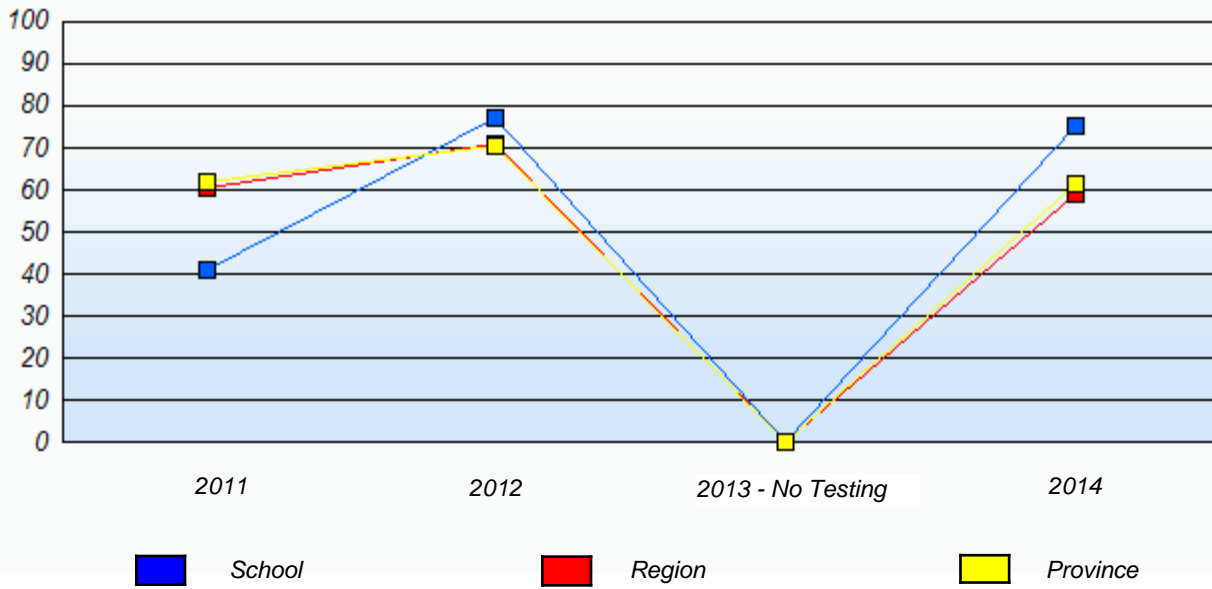
* Number Operations score is composite of Reasoning, Communication, Connections and Representations, and Problem Solving.

Source: Division of Evaluation and Research, Department of Education and Early Childhood Development

NLESD - Eastern Region

School #: 287 Dunne Memorial Academy

Percentage of students meeting/exceeding (2011 - 2014)



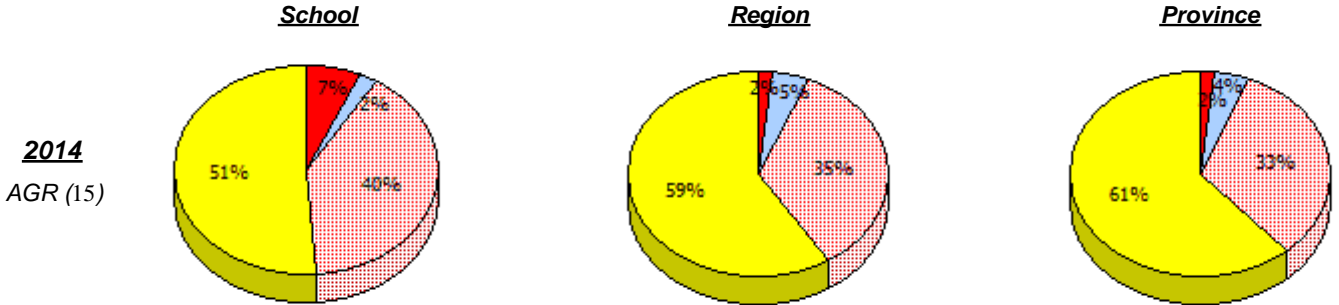
* In some cases, CRT numbers may exceed AGR numbers based on late enrolments. Pie chart is based on the number of students who wrote the CRT.

* Number Operations score is composite of Reasoning, Communication, Connections and Representations, and Problem Solving.

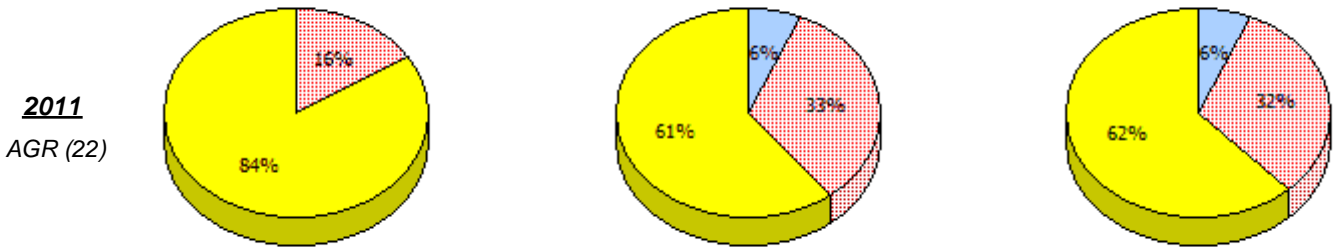
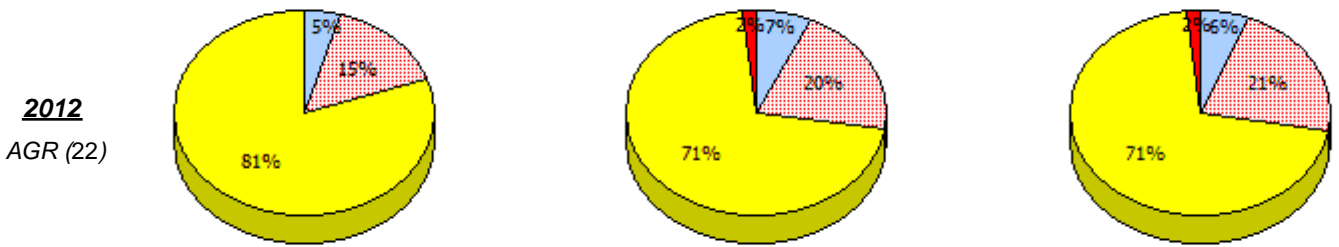
Source: Division of Evaluation and Research, Department of Education and Early Childhood Development

NLESD - Eastern Region

School #: 289 St. Peter's Elementary



2013
No Testing



* In some cases, CRT numbers may exceed AGR numbers based on late enrolments. Pie chart is based on the number of students who wrote the CRT.

* Number Operations score is composite of Reasoning, Communication, Connections and Representations, and Problem Solving.

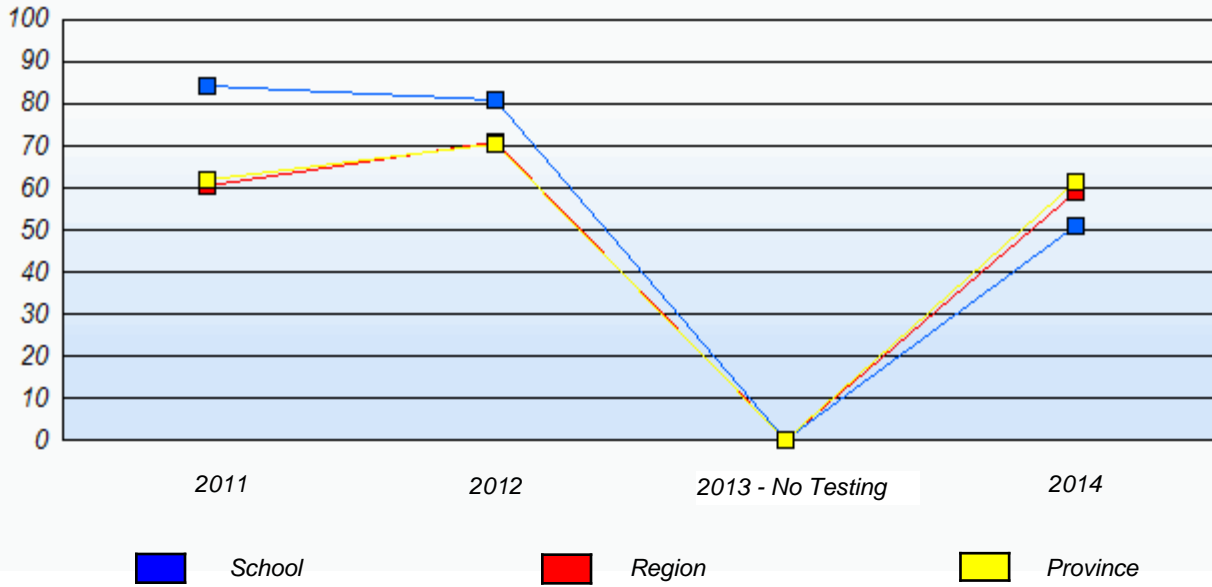
Source: Division of Evaluation and Research, Department of Education and Early Childhood Development

Primary Mathematics
4 Year Provincial Assessment, June 2014
School Report Criteria/Content
 (% of students who answered correctly)

NLESD - Eastern Region

School #: 289 St. Peter's Elementary

Percentage of students meeting/exceeding (2011 - 2014)

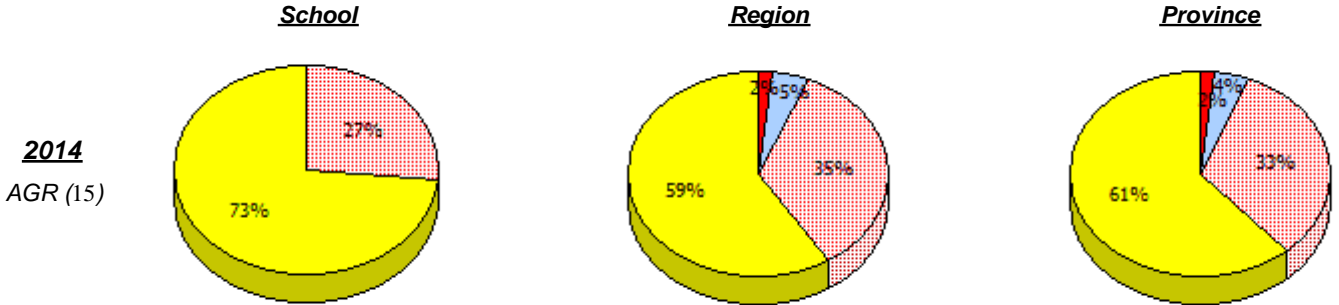


* In some cases, CRT numbers may exceed AGR numbers based on late enrolments. Pie chart is based on the number of students who wrote the CRT.

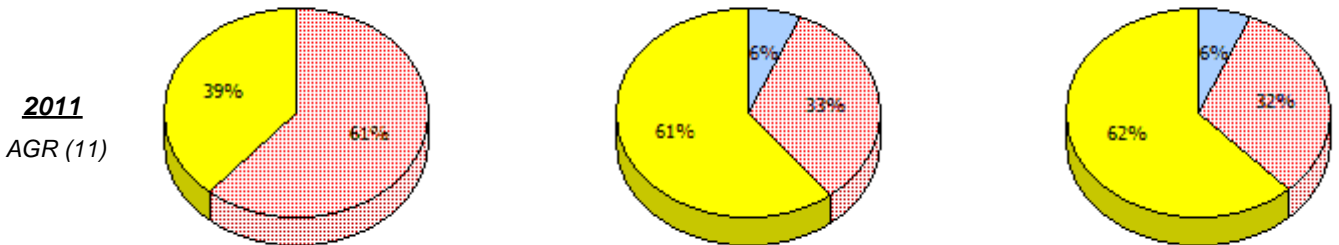
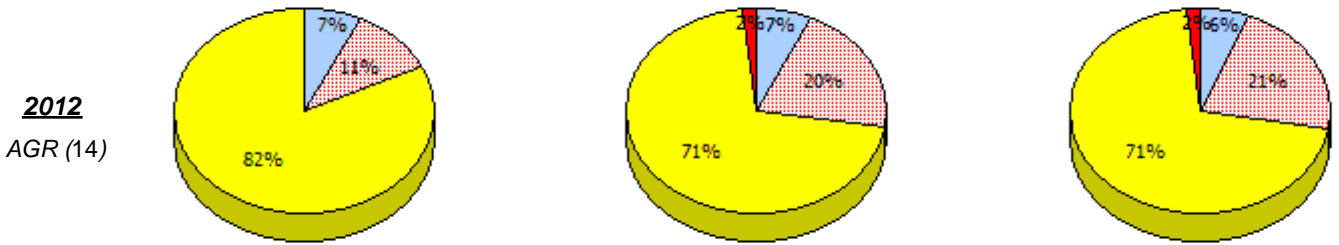
* Number Operations score is composite of Reasoning, Communication, Connections and Representations, and Problem Solving.

NLESD - Eastern Region

School #: 291 Perlwin Elementary



2013
No Testing



* In some cases, CRT numbers may exceed AGR numbers based on late enrolments. Pie chart is based on the number of students who wrote the CRT.

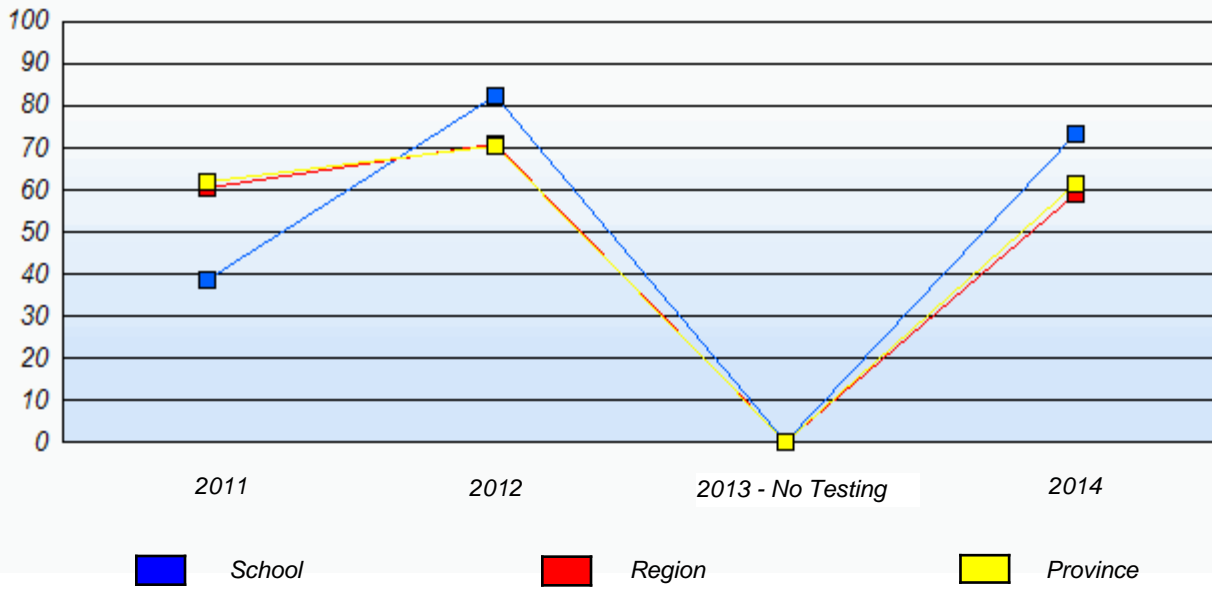
* Number Operations score is composite of Reasoning, Communication, Connections and Representations, and Problem Solving.

Source: Division of Evaluation and Research, Department of Education and Early Childhood Development

NLESD - Eastern Region

School #: 291 Perlwin Elementary

Percentage of students meeting/exceeding (2011 - 2014)



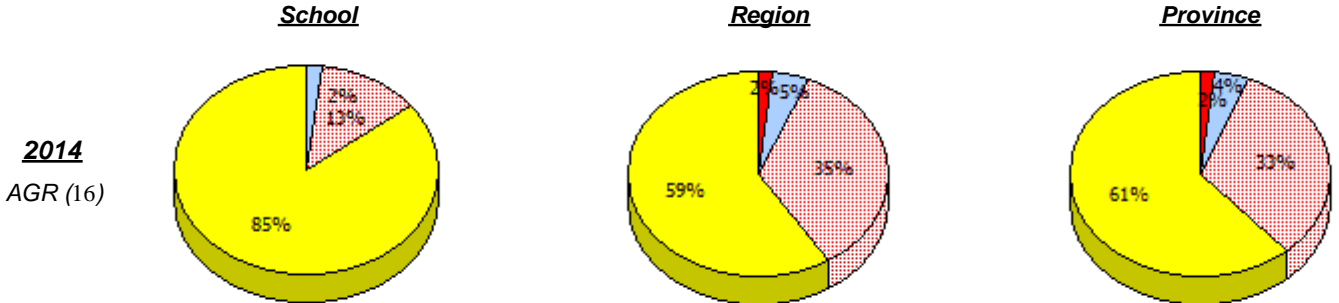
* In some cases, CRT numbers may exceed AGR numbers based on late enrolments. Pie chart is based on the number of students who wrote the CRT.

* Number Operations score is composite of Reasoning, Communication, Connections and Representations, and Problem Solving.

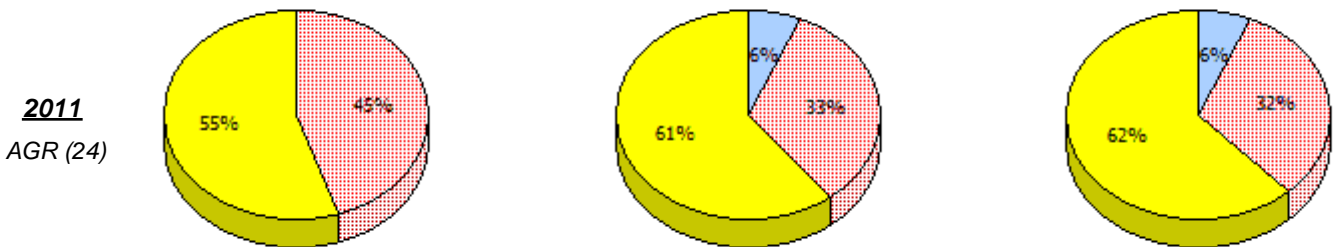
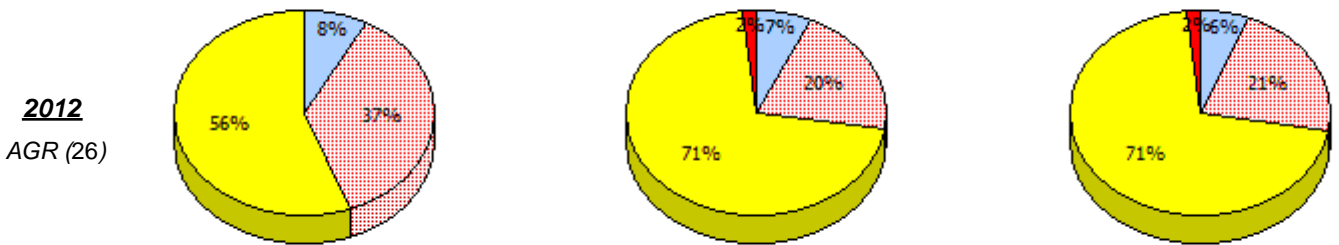
Source: Division of Evaluation and Research, Department of Education and Early Childhood Development

NLESD - Eastern Region

School #: 294 St. Augustine's Elementary



2013
No Testing



Unknown
 Exempt
 Not Yet Meeting
 Meeting or Exceeding

* In some cases, CRT numbers may exceed AGR numbers based on late enrolments. Pie chart is based on the number of students who wrote the CRT.

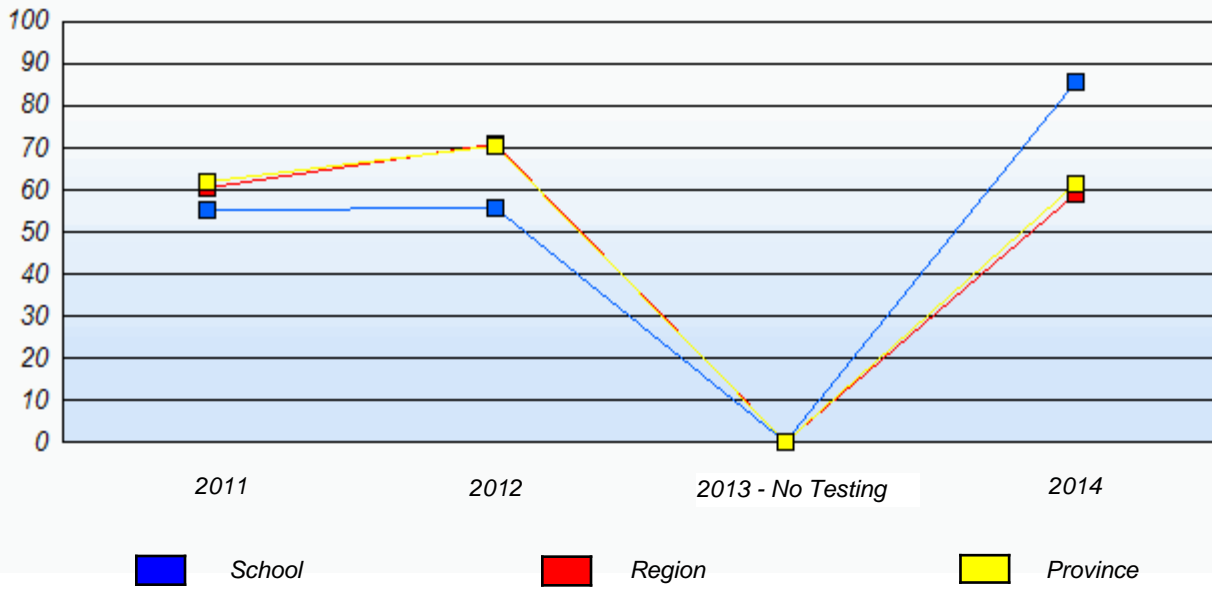
* Number Operations score is composite of Reasoning, Communication, Connections and Representations, and Problem Solving.

Source: Division of Evaluation and Research, Department of Education and Early Childhood Development

NLESD - Eastern Region

School #: 294 St. Augustine's Elementary

Percentage of students meeting/exceeding (2011 - 2014)



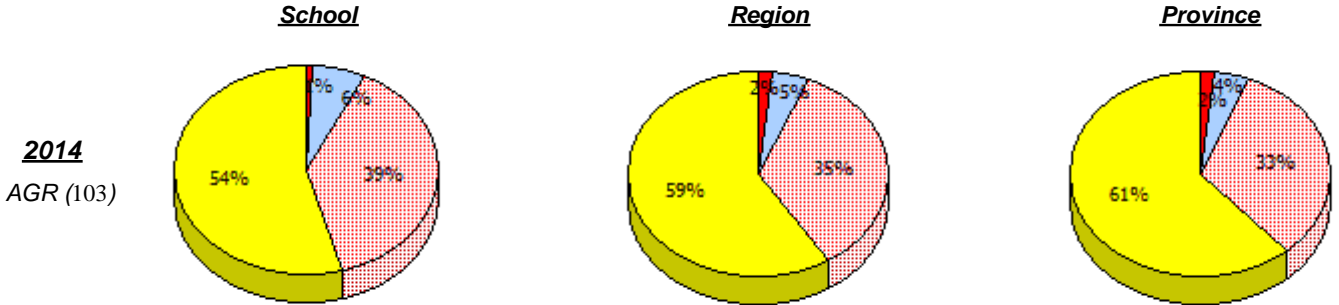
* In some cases, CRT numbers may exceed AGR numbers based on late enrolments. Pie chart is based on the number of students who wrote the CRT.

* Number Operations score is composite of Reasoning, Communication, Connections and Representations, and Problem Solving.

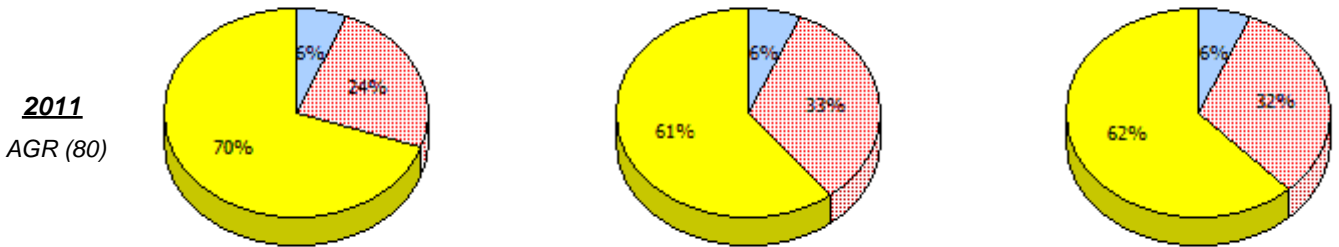
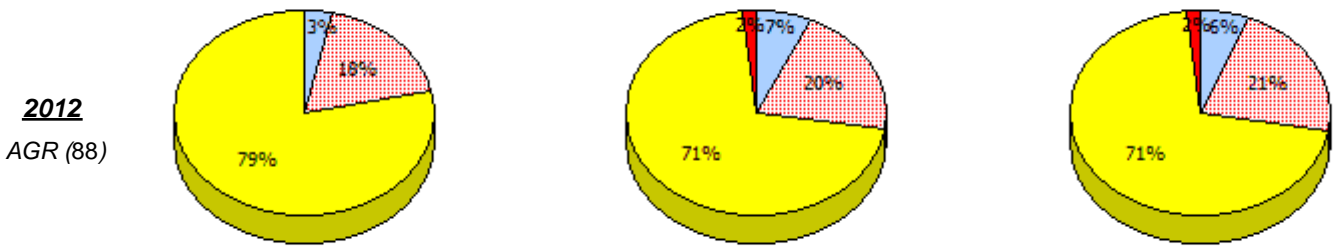
Source: Division of Evaluation and Research, Department of Education and Early Childhood Development

NLESD - Eastern Region

School #: 303 St. Edward's Elementary



2013
No Testing



* In some cases, CRT numbers may exceed AGR numbers based on late enrolments. Pie chart is based on the number of students who wrote the CRT.

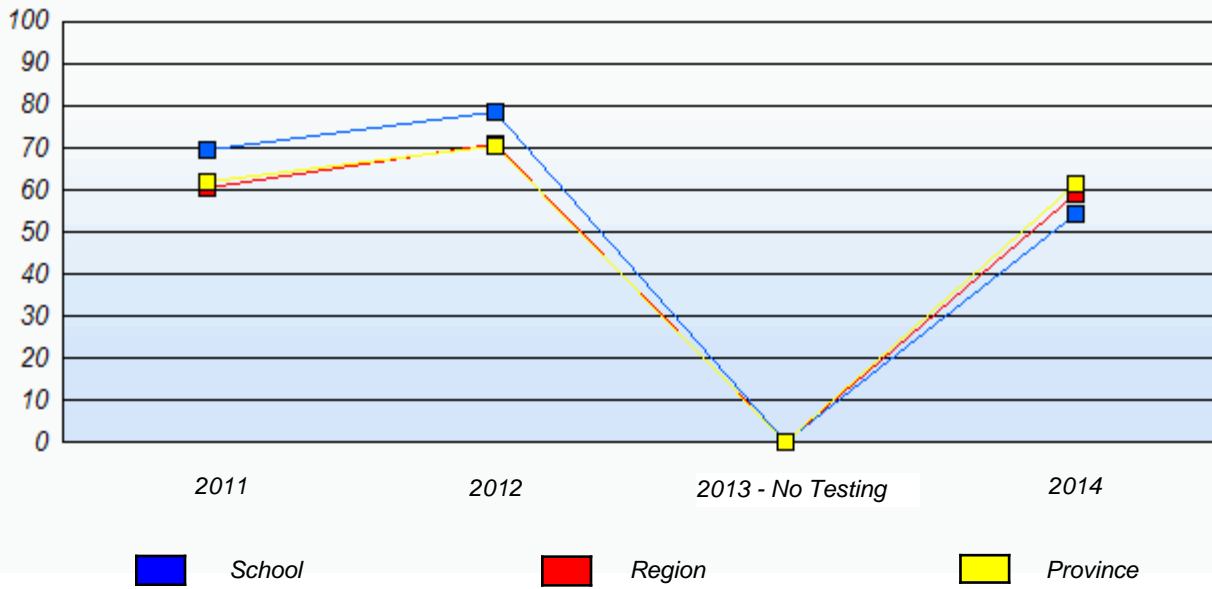
* Number Operations score is composite of Reasoning, Communication, Connections and Representations, and Problem Solving.

Source: Division of Evaluation and Research, Department of Education and Early Childhood Development

NLESD - Eastern Region

School #: 303 St. Edward's Elementary

Percentage of students meeting/exceeding (2011 - 2014)



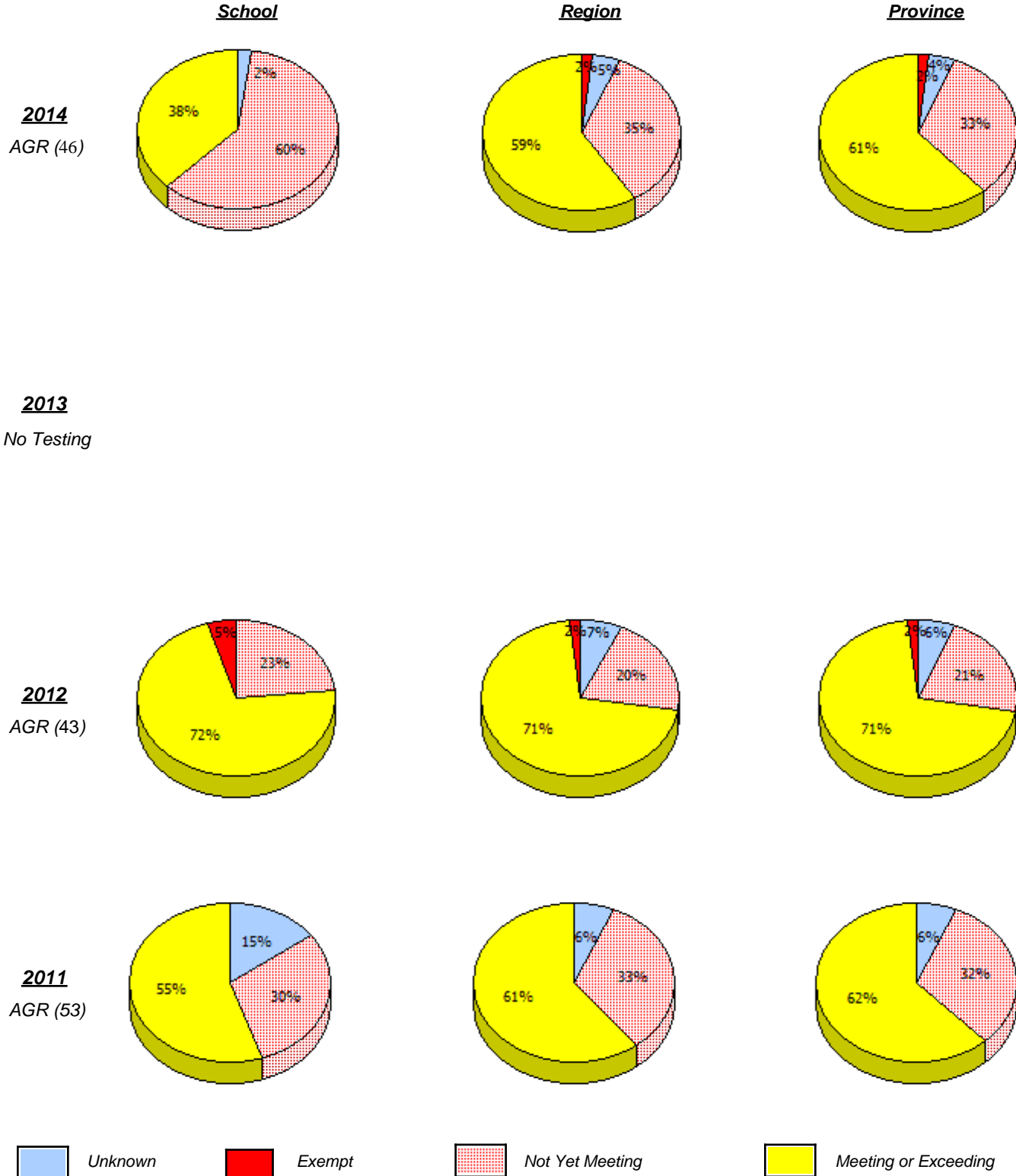
* In some cases, CRT numbers may exceed AGR numbers based on late enrolments. Pie chart is based on the number of students who wrote the CRT.

* Number Operations score is composite of Reasoning, Communication, Connections and Representations, and Problem Solving.

Source: Division of Evaluation and Research, Department of Education and Early Childhood Development

NLESD - Eastern Region

School #: 306 St. George's Elementary



* In some cases, CRT numbers may exceed AGR numbers based on late enrolments. Pie chart is based on the number of students who wrote the CRT.

* Number Operations score is composite of Reasoning, Communication, Connections and Representations, and Problem Solving.

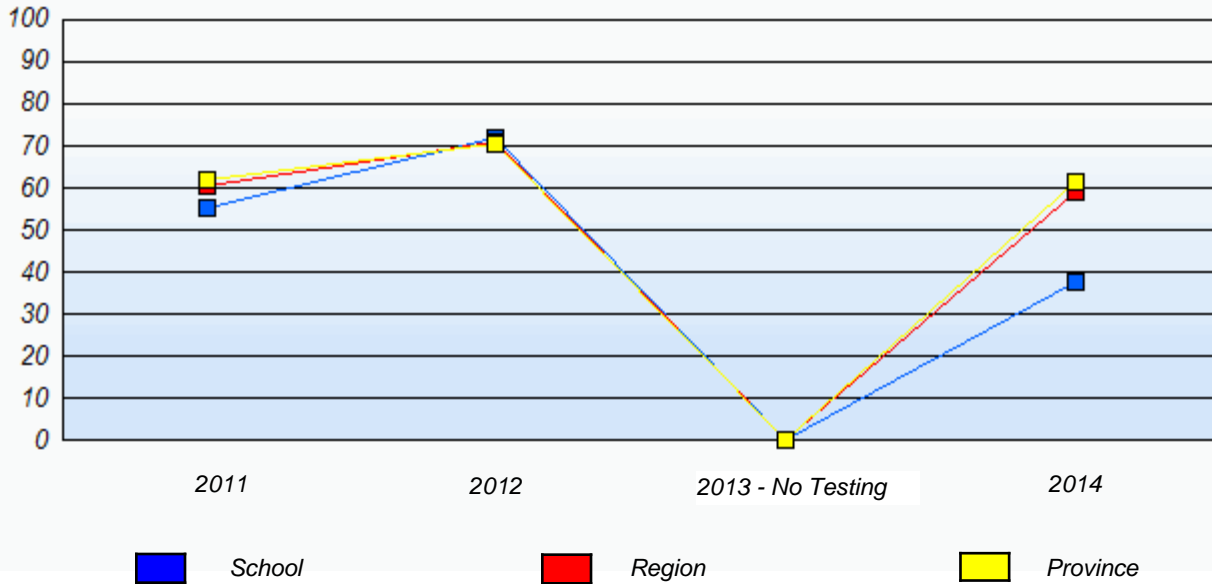
Source: Division of Evaluation and Research, Department of Education and Early Childhood Development

Primary Mathematics
4 Year Provincial Assessment, June 2014
School Report Criteria/Content
 (% of students who answered correctly)

NLESD - Eastern Region

School #: 306 St. George's Elementary

Percentage of students meeting/exceeding (2011 - 2014)



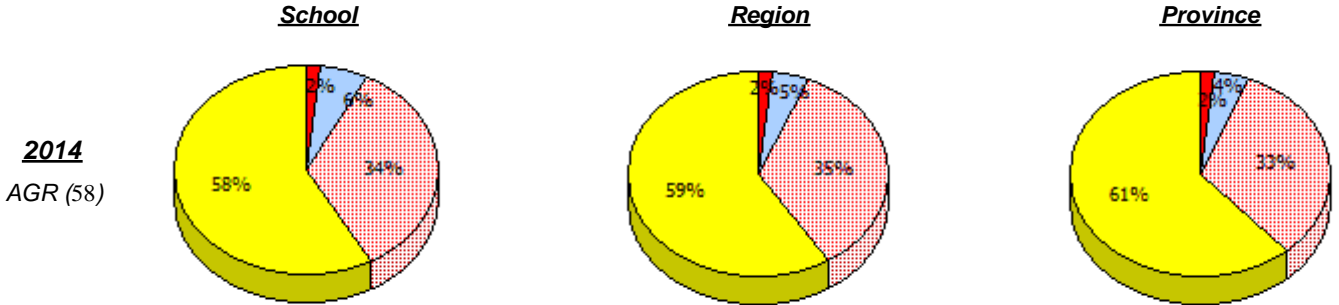
* In some cases, CRT numbers may exceed AGR numbers based on late enrolments. Pie chart is based on the number of students who wrote the CRT.

* Number Operations score is composite of Reasoning, Communication, Connections and Representations, and Problem Solving.

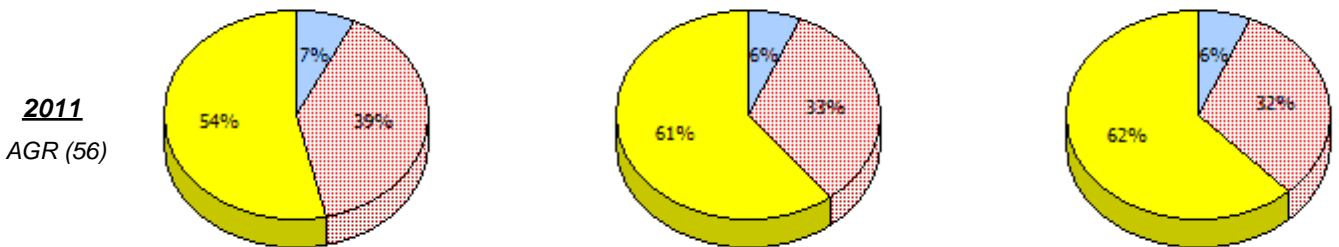
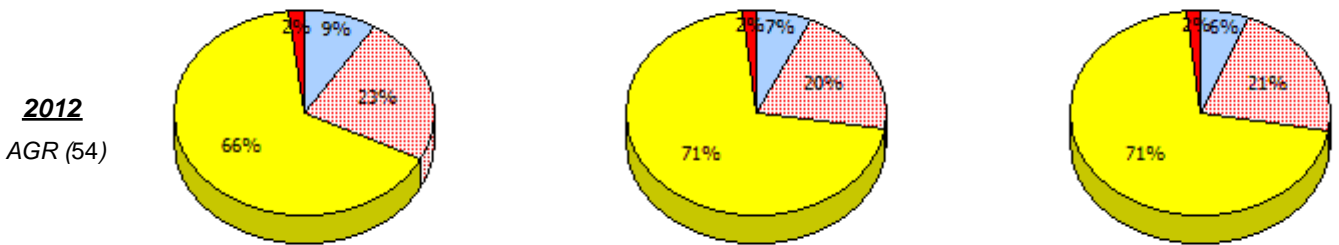
Source: Division of Evaluation and Research, Department of Education and Early Childhood Development

NLESD - Eastern Region

School #: 308 Mary Queen of the World Elementary



2013
No Testing



Unknown
 Exempt
 Not Yet Meeting
 Meeting or Exceeding

* In some cases, CRT numbers may exceed AGR numbers based on late enrolments. Pie chart is based on the number of students who wrote the CRT.

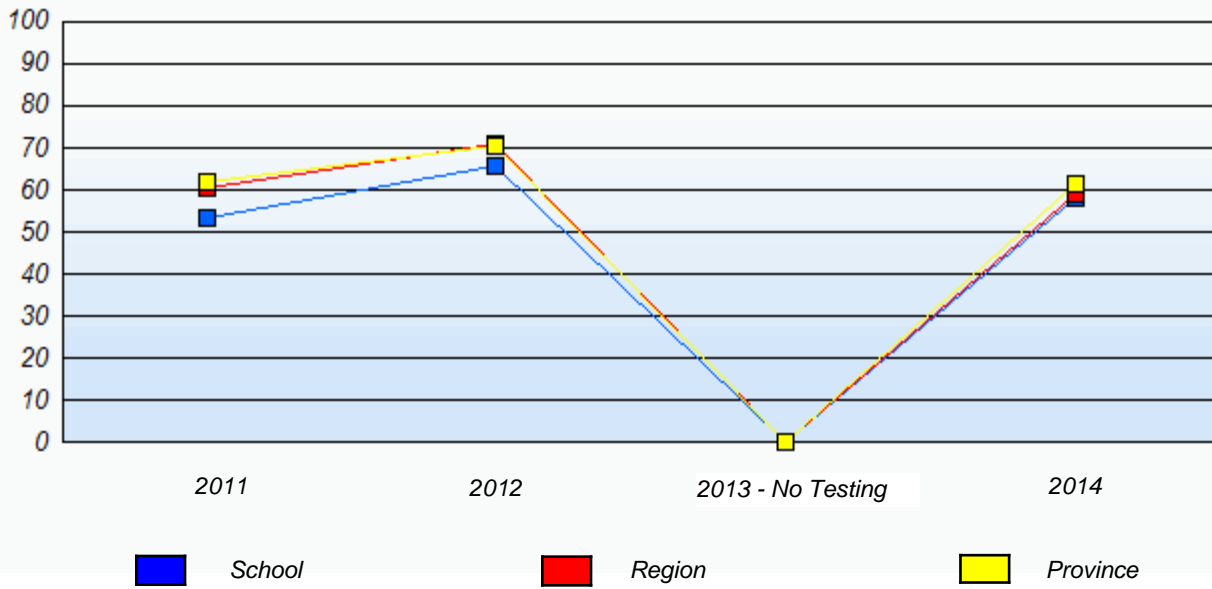
* Number Operations score is composite of Reasoning, Communication, Connections and Representations, and Problem Solving.

Source: Division of Evaluation and Research, Department of Education and Early Childhood Development

NLESD - Eastern Region

School #: 308 Mary Queen of the World Elementary

Percentage of students meeting/exceeding (2011 - 2014)



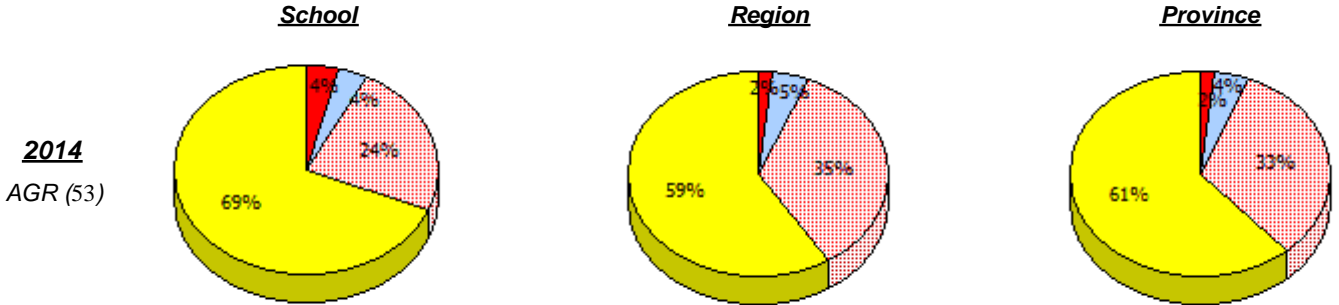
* In some cases, CRT numbers may exceed AGR numbers based on late enrolments. Pie chart is based on the number of students who wrote the CRT.

* Number Operations score is composite of Reasoning, Communication, Connections and Representations, and Problem Solving.

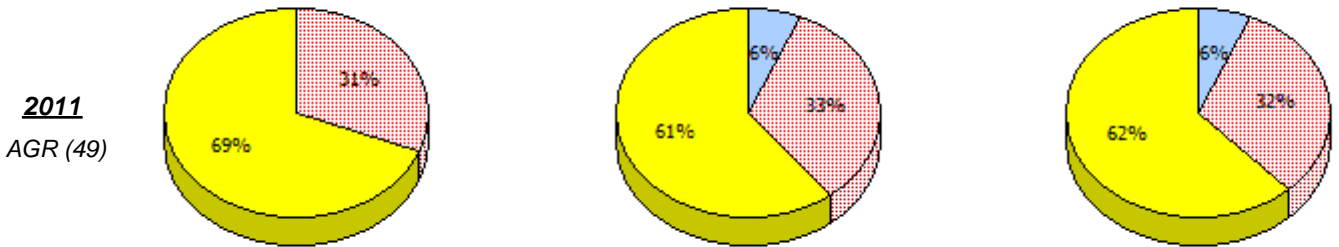
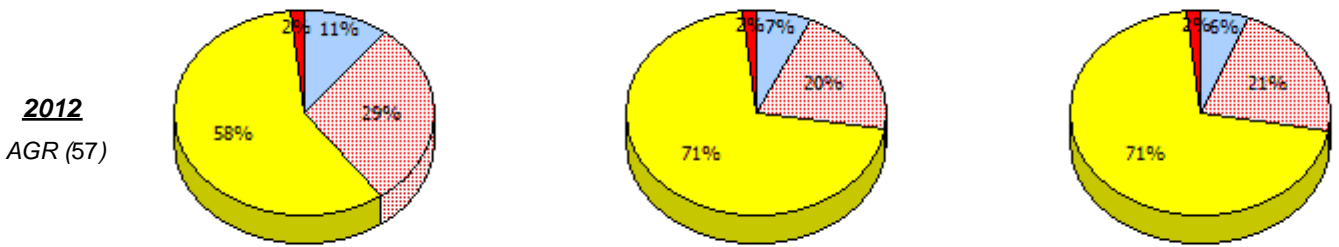
Source: Division of Evaluation and Research, Department of Education and Early Childhood Development

NLESD - Eastern Region

School #: 309 Morris Academy



2013
No Testing



* In some cases, CRT numbers may exceed AGR numbers based on late enrolments. Pie chart is based on the number of students who wrote the CRT.

* Number Operations score is composite of Reasoning, Communication, Connections and Representations, and Problem Solving.

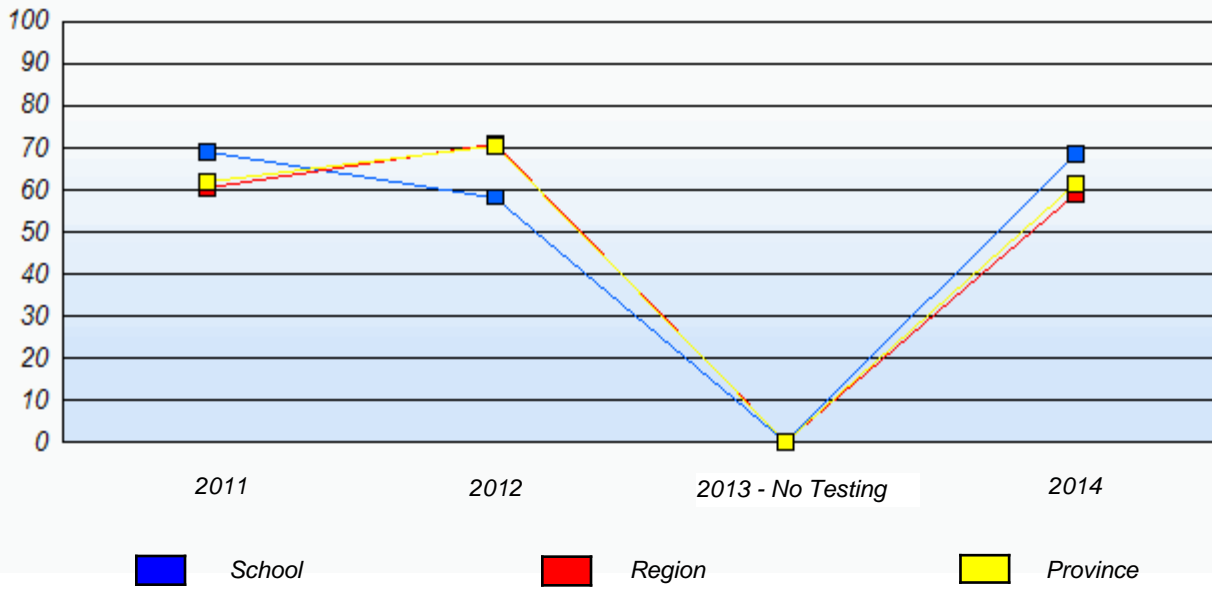
Source: Division of Evaluation and Research, Department of Education and Early Childhood Development

Primary Mathematics
4 Year Provincial Assessment, June 2014
School Report Criteria/Content
 (% of students who answered correctly)

NLESD - Eastern Region

School #: 309 Morris Academy

Percentage of students meeting/exceeding (2011 - 2014)



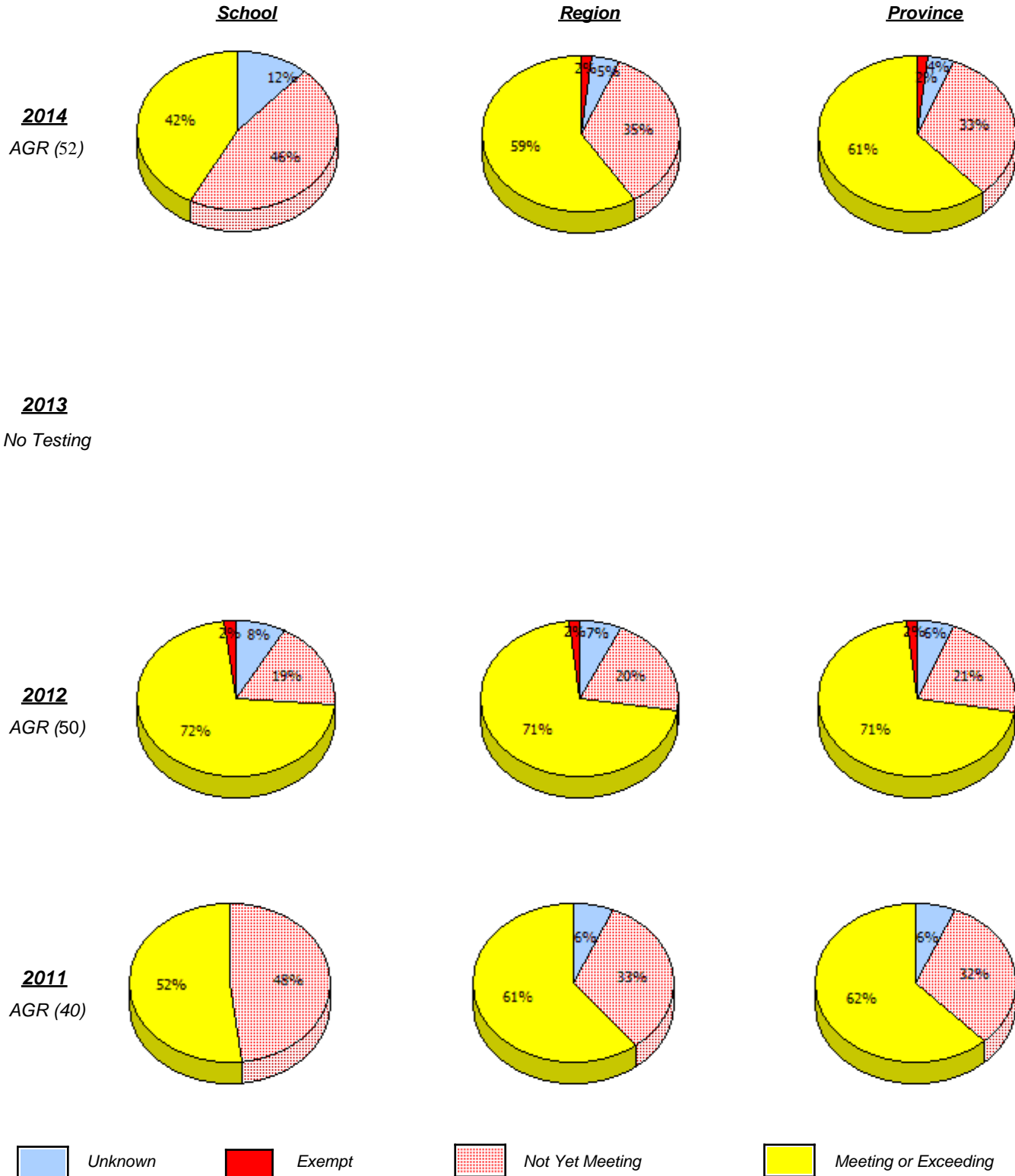
* In some cases, CRT numbers may exceed AGR numbers based on late enrolments. Pie chart is based on the number of students who wrote the CRT.

* Number Operations score is composite of Reasoning, Communication, Connections and Representations, and Problem Solving.

Source: Division of Evaluation and Research, Department of Education and Early Childhood Development

NLESD - Eastern Region

School #: 312 Newtown Elementary



* In some cases, CRT numbers may exceed AGR numbers based on late enrolments. Pie chart is based on the number of students who wrote the CRT.

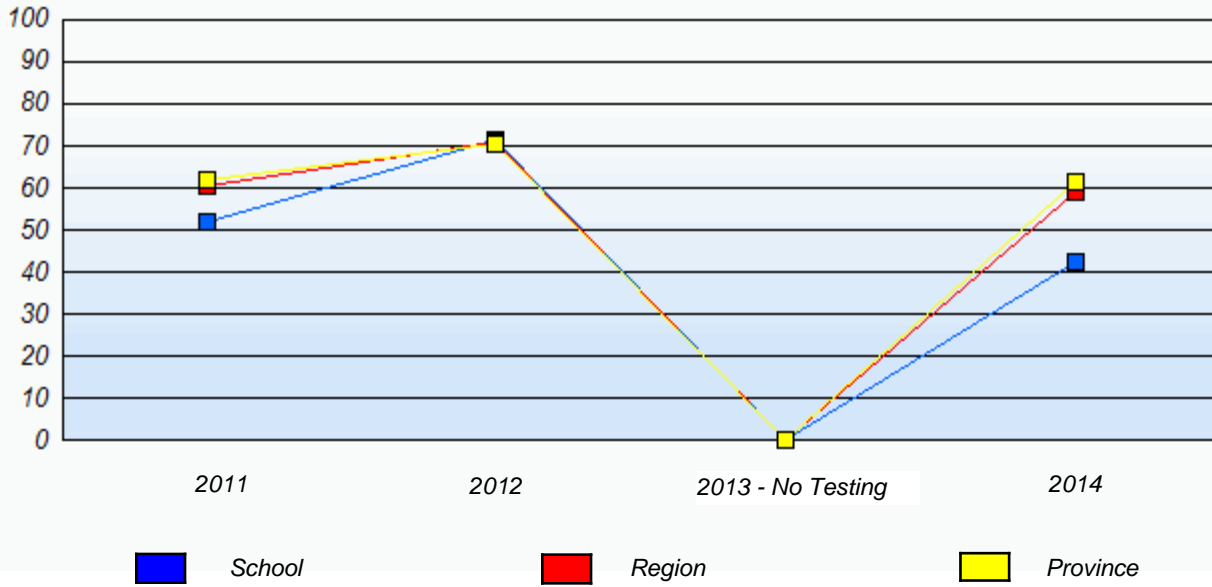
* Number Operations score is composite of Reasoning, Communication, Connections and Representations, and Problem Solving.

Source: Division of Evaluation and Research, Department of Education and Early Childhood Development

NLESD - Eastern Region

School #: 312 Newtown Elementary

Percentage of students meeting/exceeding (2011 - 2014)



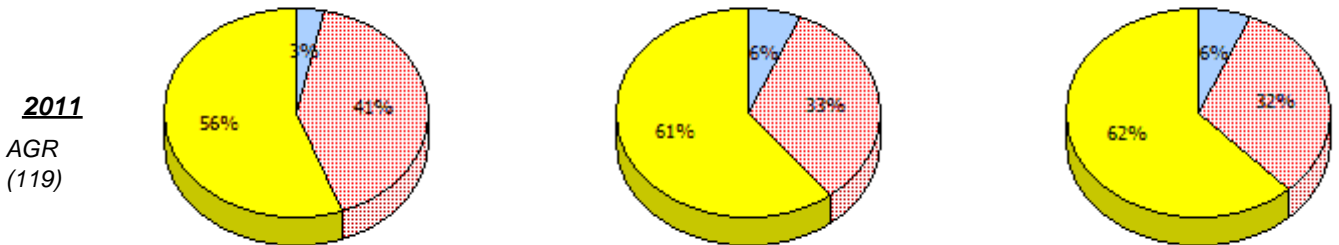
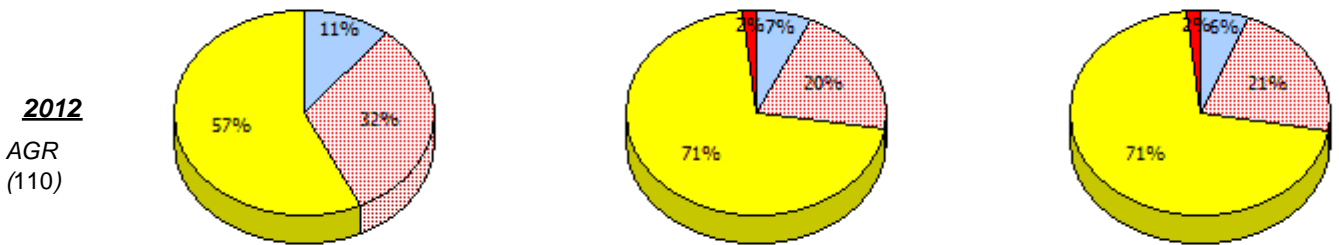
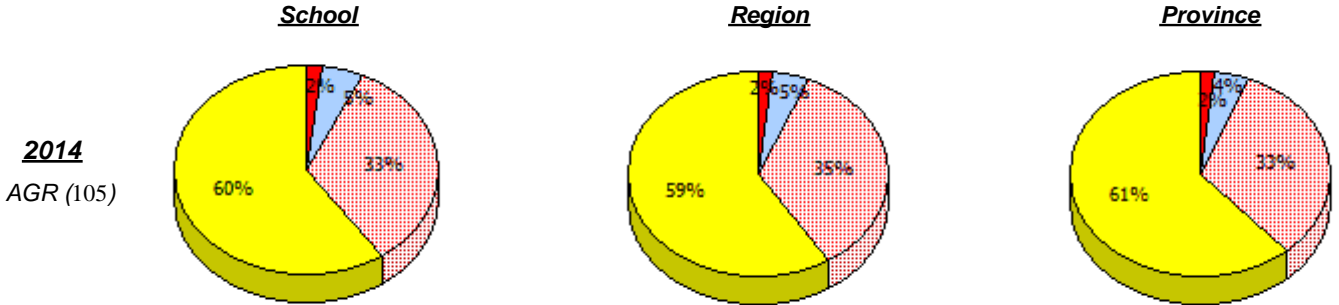
* In some cases, CRT numbers may exceed AGR numbers based on late enrolments. Pie chart is based on the number of students who wrote the CRT.

* Number Operations score is composite of Reasoning, Communication, Connections and Representations, and Problem Solving.

Source: Division of Evaluation and Research, Department of Education and Early Childhood Development

NLESD - Eastern Region

School #: 316 St. Peter's Elementary



* In some cases, CRT numbers may exceed AGR numbers based on late enrolments. Pie chart is based on the number of students who wrote the CRT.

* Number Operations score is composite of Reasoning, Communication, Connections and Representations, and Problem Solving.

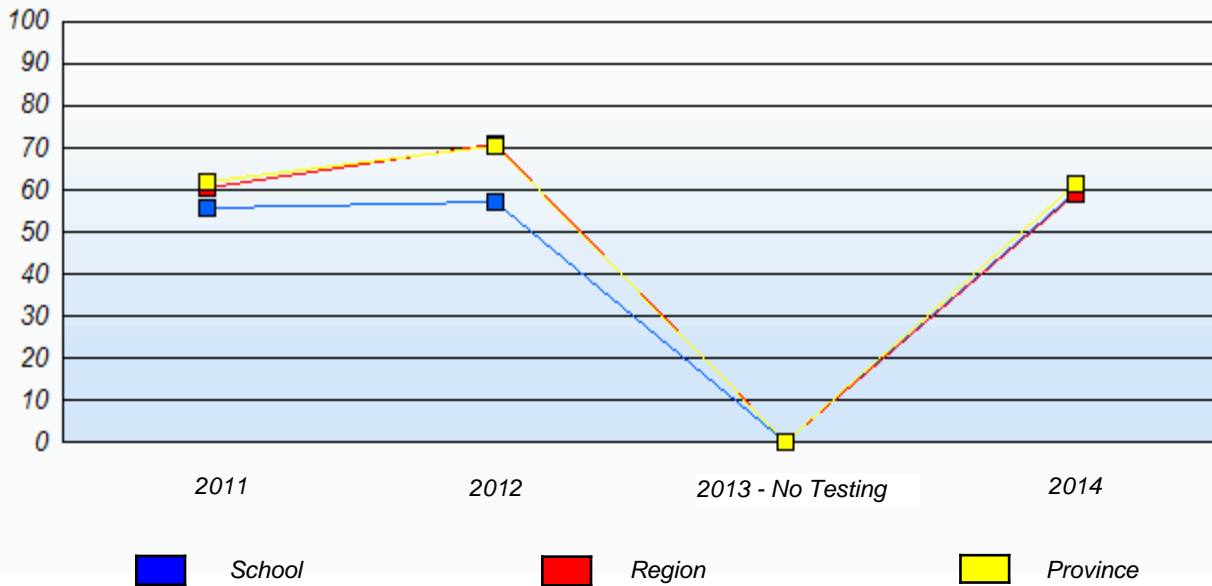
Source: Division of Evaluation and Research, Department of Education and Early Childhood Development

Primary Mathematics
4 Year Provincial Assessment, June 2014
School Report Criteria/Content
 (% of students who answered correctly)

NLESD - Eastern Region

School #: 316 St. Peter's Elementary

Percentage of students meeting/exceeding (2011 - 2014)



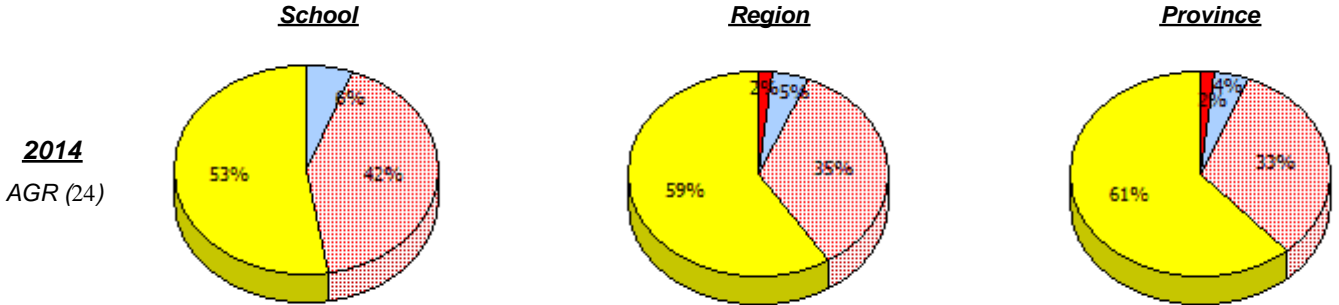
* In some cases, CRT numbers may exceed AGR numbers based on late enrolments. Pie chart is based on the number of students who wrote the CRT.

* Number Operations score is composite of Reasoning, Communication, Connections and Representations, and Problem Solving.

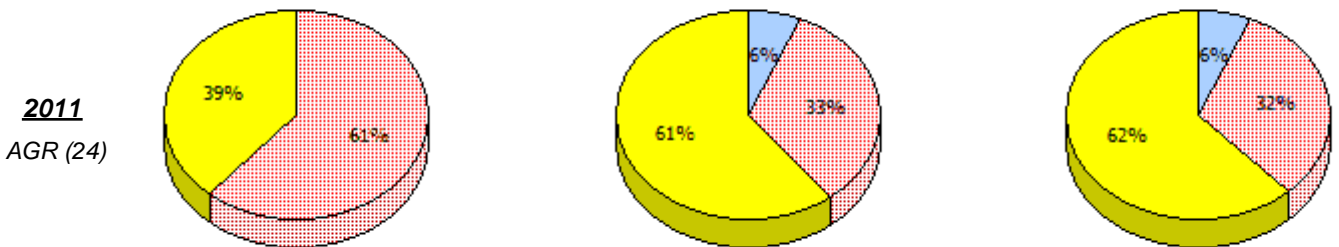
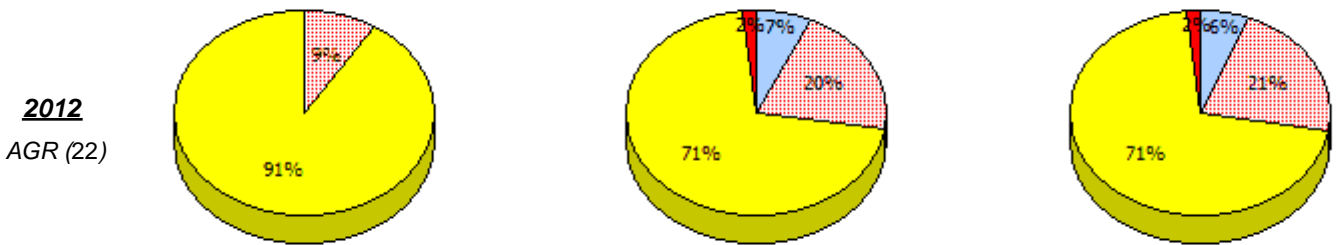
Source: Division of Evaluation and Research, Department of Education and Early Childhood Development

NLESD - Eastern Region

School #: 317 St. Francis of Assisi Elementary



2013
No Testing



Unknown
 Exempt
 Not Yet Meeting
 Meeting or Exceeding

* In some cases, CRT numbers may exceed AGR numbers based on late enrolments. Pie chart is based on the number of students who wrote the CRT.

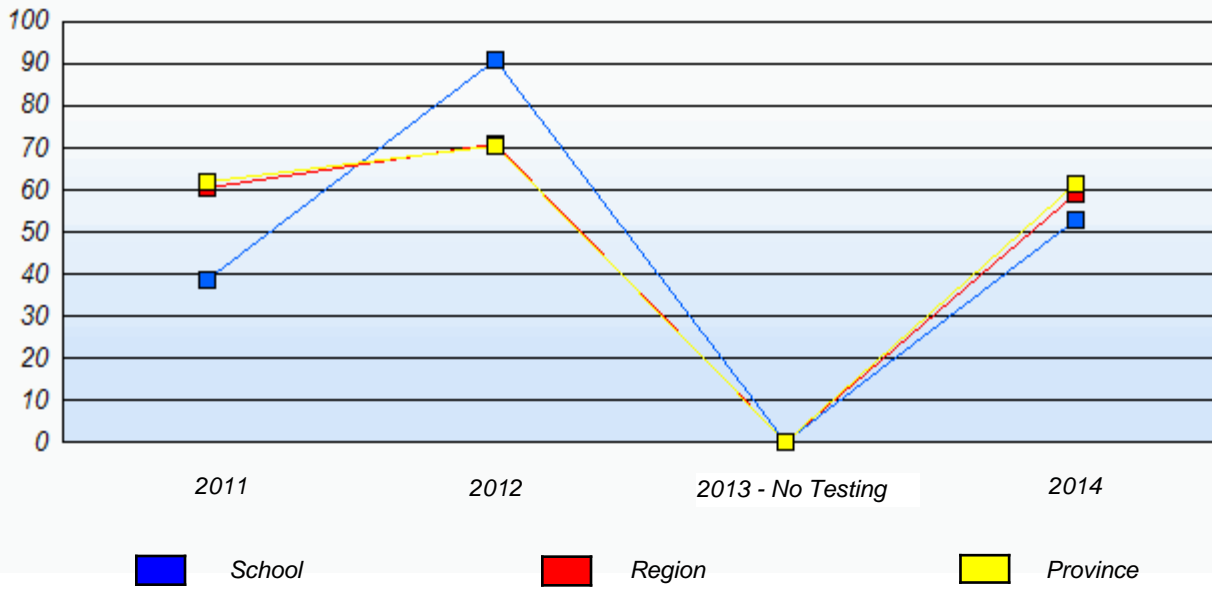
* Number Operations score is composite of Reasoning, Communication, Connections and Representations, and Problem Solving.

Source: Division of Evaluation and Research, Department of Education and Early Childhood Development

NLESD - Eastern Region

School #: 317 St. Francis of Assisi Elementary

Percentage of students meeting/exceeding (2011 - 2014)

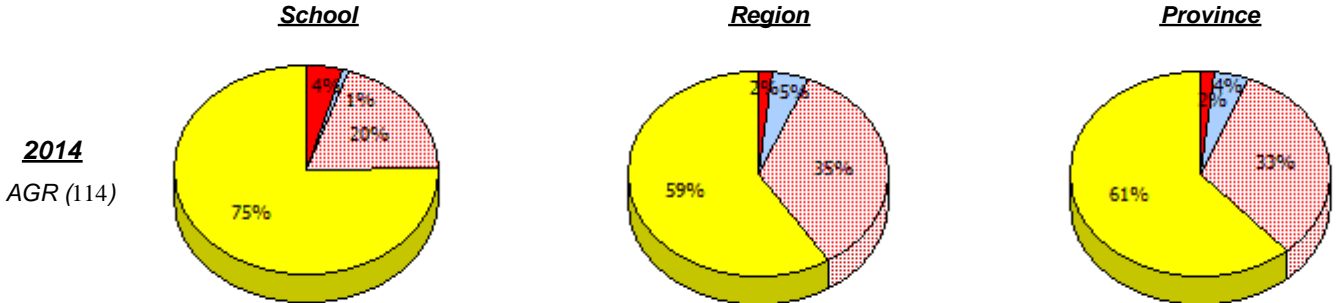


* In some cases, CRT numbers may exceed AGR numbers based on late enrolments. Pie chart is based on the number of students who wrote the CRT.

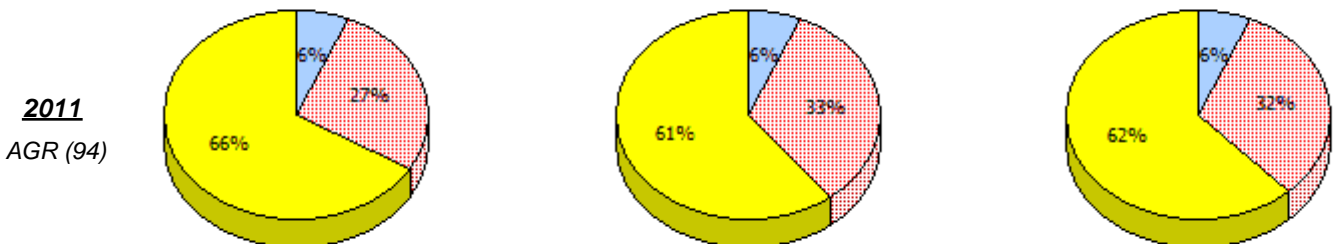
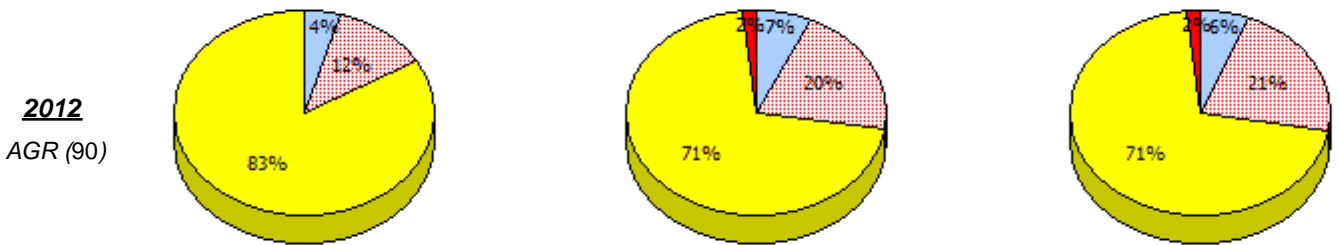
* Number Operations score is composite of Reasoning, Communication, Connections and Representations, and Problem Solving.

NLESD - Eastern Region

School #: 318 Holy Family Elementary



2013
No Testing



* In some cases, CRT numbers may exceed AGR numbers based on late enrolments. Pie chart is based on the number of students who wrote the CRT.

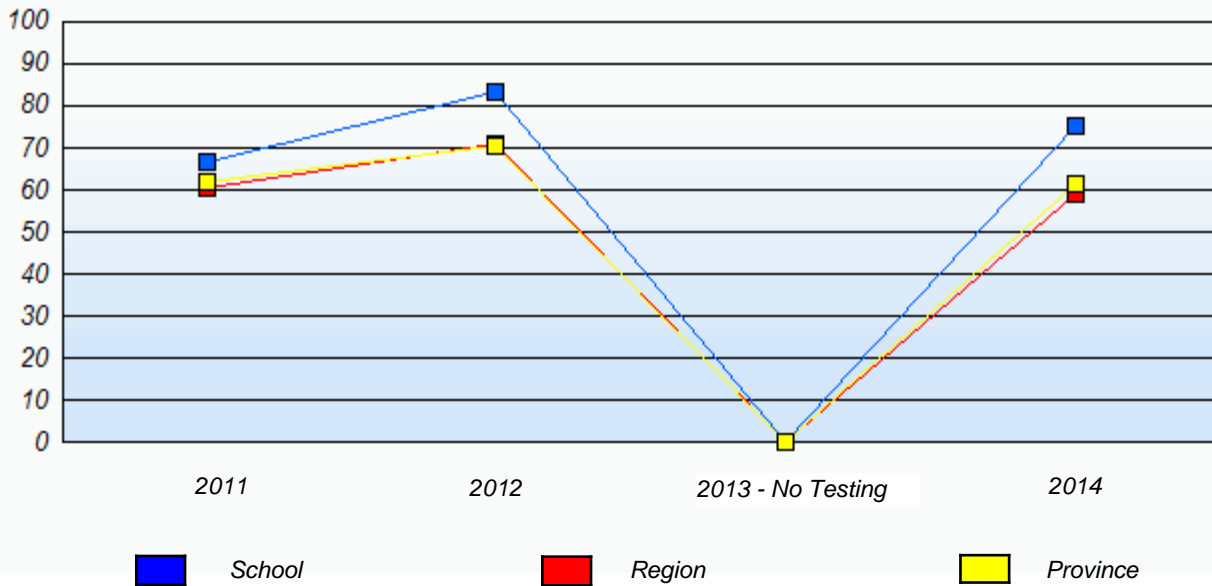
* Number Operations score is composite of Reasoning, Communication, Connections and Representations, and Problem Solving.

Source: Division of Evaluation and Research, Department of Education and Early Childhood Development

NLESD - Eastern Region

School #: 318 Holy Family Elementary

Percentage of students meeting/exceeding (2011 - 2014)



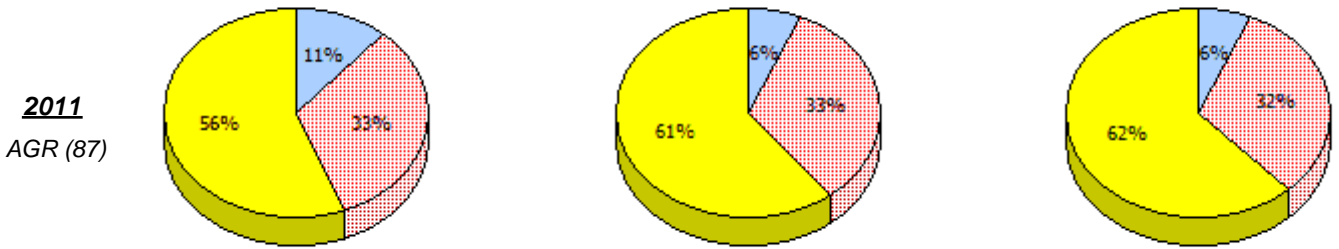
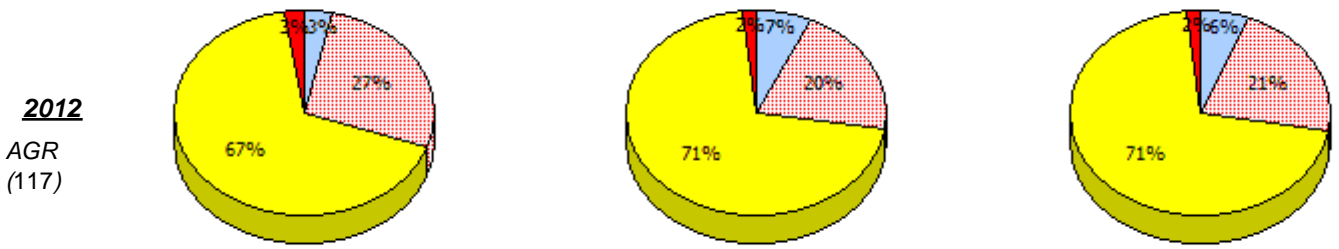
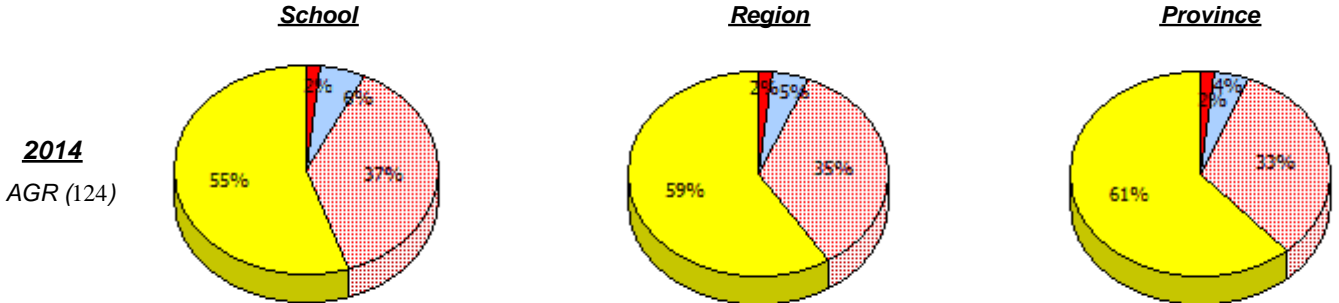
* In some cases, CRT numbers may exceed AGR numbers based on late enrolments. Pie chart is based on the number of students who wrote the CRT.

* Number Operations score is composite of Reasoning, Communication, Connections and Representations, and Problem Solving.

Source: Division of Evaluation and Research, Department of Education and Early Childhood Development

NLESD - Eastern Region

School #: 320 Beachy Cove Elementary



* In some cases, CRT numbers may exceed AGR numbers based on late enrolments. Pie chart is based on the number of students who wrote the CRT.

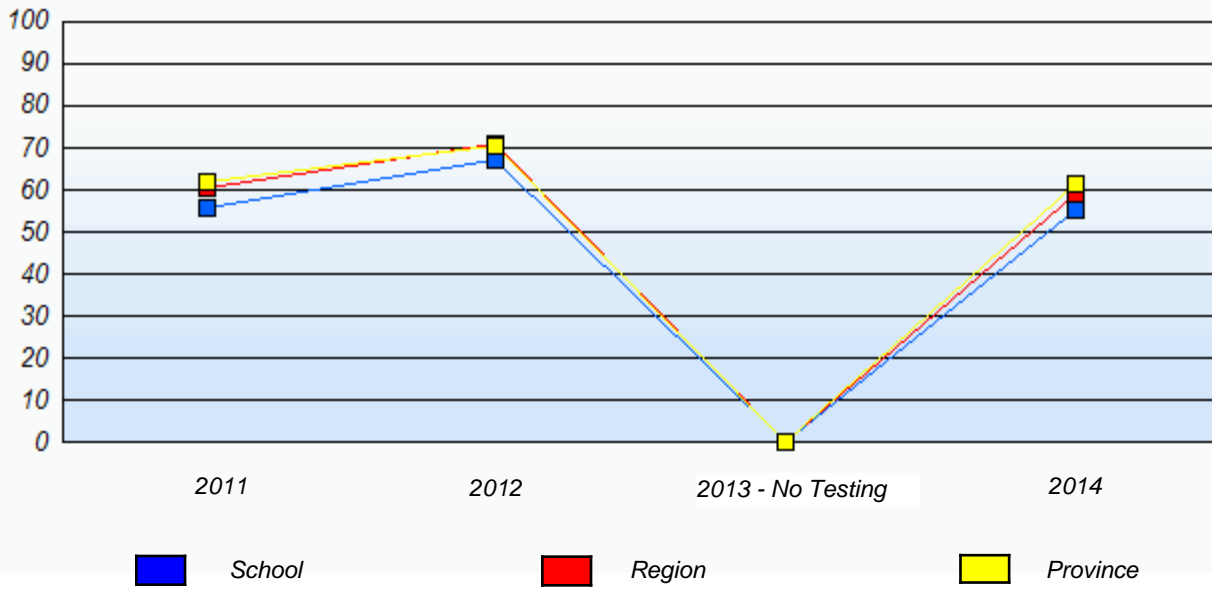
* Number Operations score is composite of Reasoning, Communication, Connections and Representations, and Problem Solving.

Source: Division of Evaluation and Research, Department of Education and Early Childhood Development

NLESD - Eastern Region

School #: 320 Beachy Cove Elementary

Percentage of students meeting/exceeding (2011 - 2014)



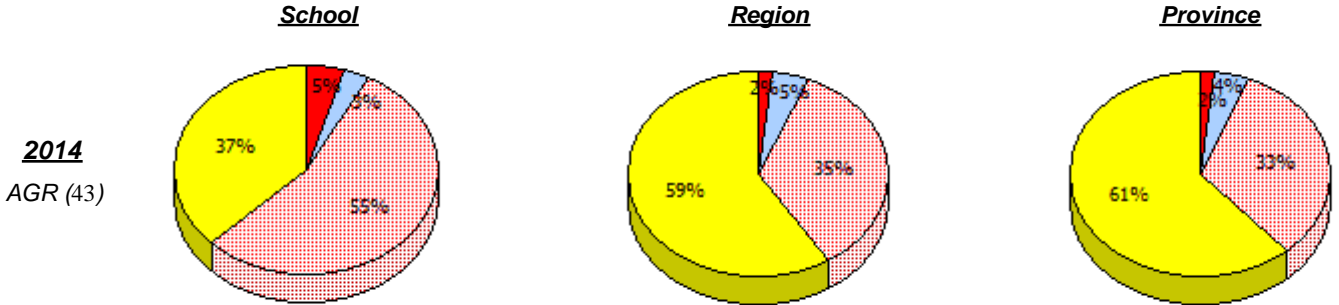
* In some cases, CRT numbers may exceed AGR numbers based on late enrolments. Pie chart is based on the number of students who wrote the CRT.

* Number Operations score is composite of Reasoning, Communication, Connections and Representations, and Problem Solving.

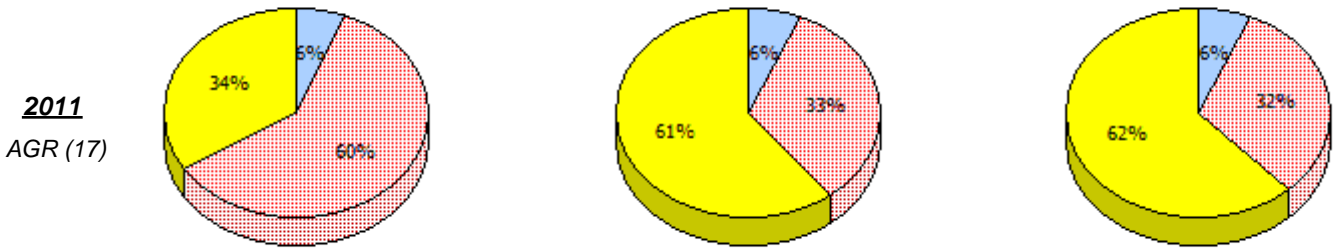
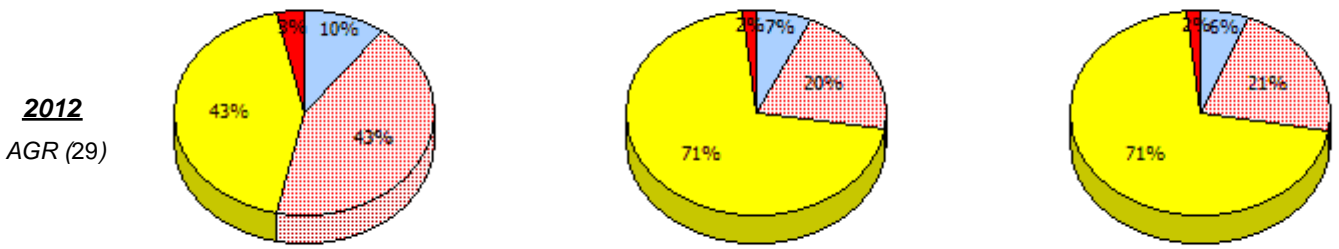
Source: Division of Evaluation and Research, Department of Education and Early Childhood Development

NLESD - Eastern Region

School #: 325 Bishop Abraham Elementary



2013
No Testing



Unknown
 Exempt
 Not Yet Meeting
 Meeting or Exceeding

* In some cases, CRT numbers may exceed AGR numbers based on late enrolments. Pie chart is based on the number of students who wrote the CRT.

* Number Operations score is composite of Reasoning, Communication, Connections and Representations, and Problem Solving.

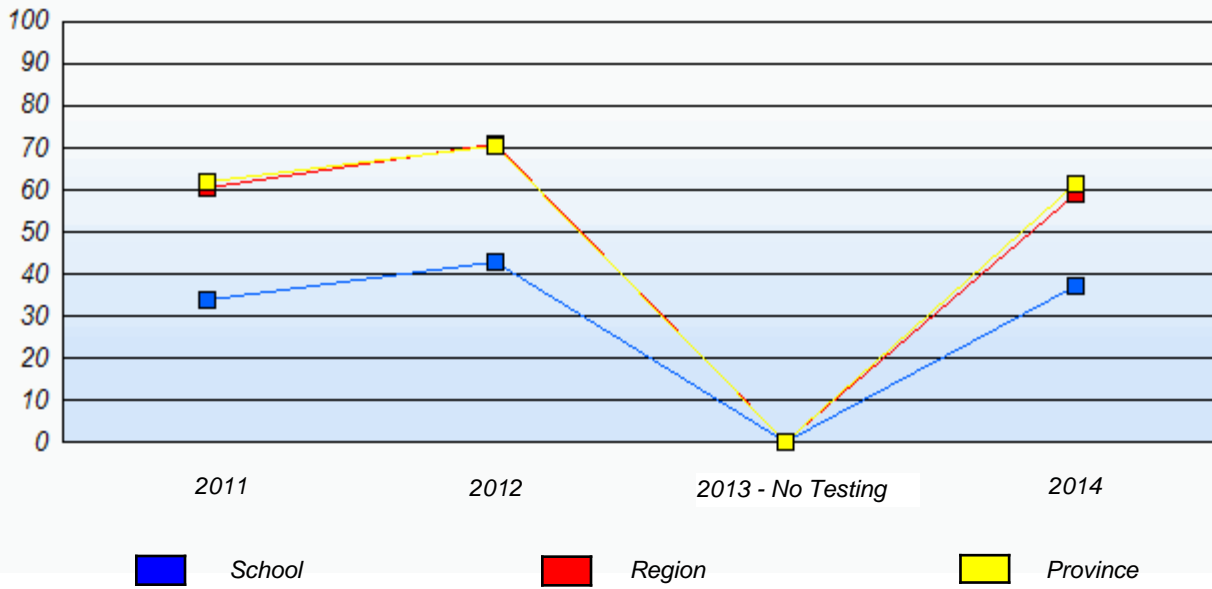
Source: Division of Evaluation and Research, Department of Education and Early Childhood Development

Primary Mathematics
4 Year Provincial Assessment, June 2014
School Report Criteria/Content
 (% of students who answered correctly)

NLESD - Eastern Region

School #: 325 Bishop Abraham Elementary

Percentage of students meeting/exceeding (2011 - 2014)



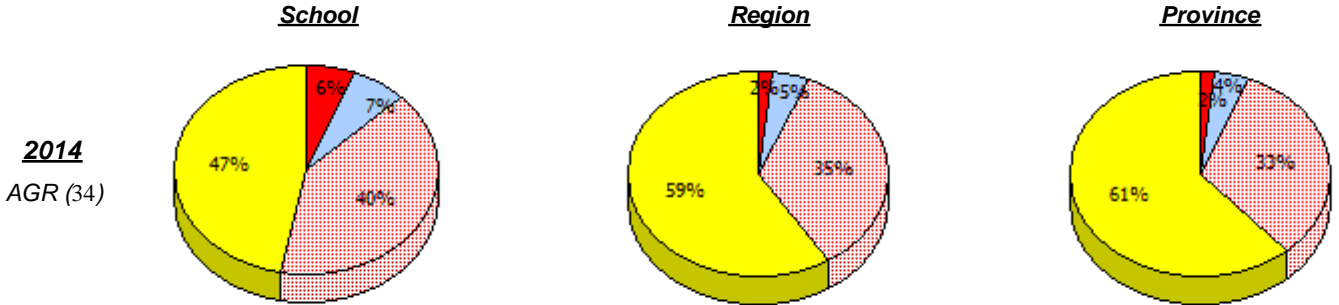
* In some cases, CRT numbers may exceed AGR numbers based on late enrolments. Pie chart is based on the number of students who wrote the CRT.

* Number Operations score is composite of Reasoning, Communication, Connections and Representations, and Problem Solving.

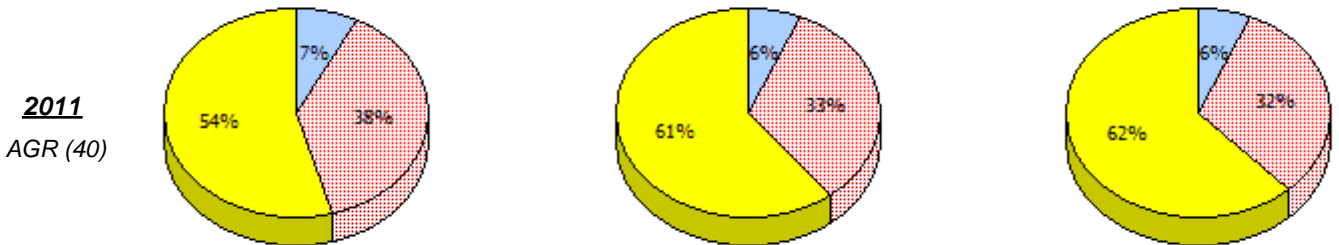
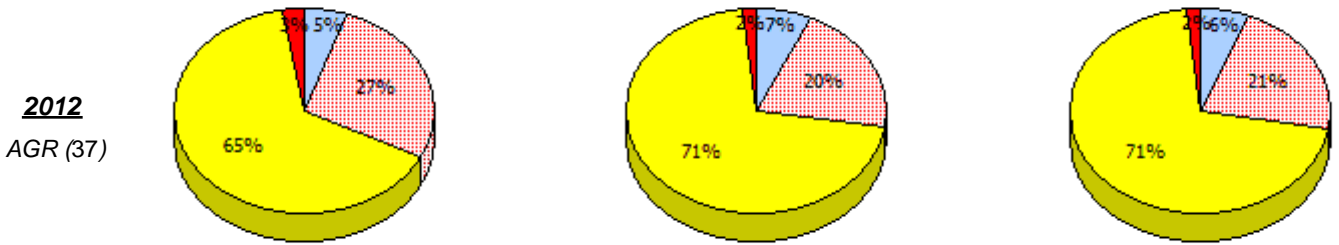
Source: Division of Evaluation and Research, Department of Education and Early Childhood Development

NLESD - Eastern Region

School #: 326 Bishop Feild Elementary



2013
No Testing



* In some cases, CRT numbers may exceed AGR numbers based on late enrolments. Pie chart is based on the number of students who wrote the CRT.

* Number Operations score is composite of Reasoning, Communication, Connections and Representations, and Problem Solving.

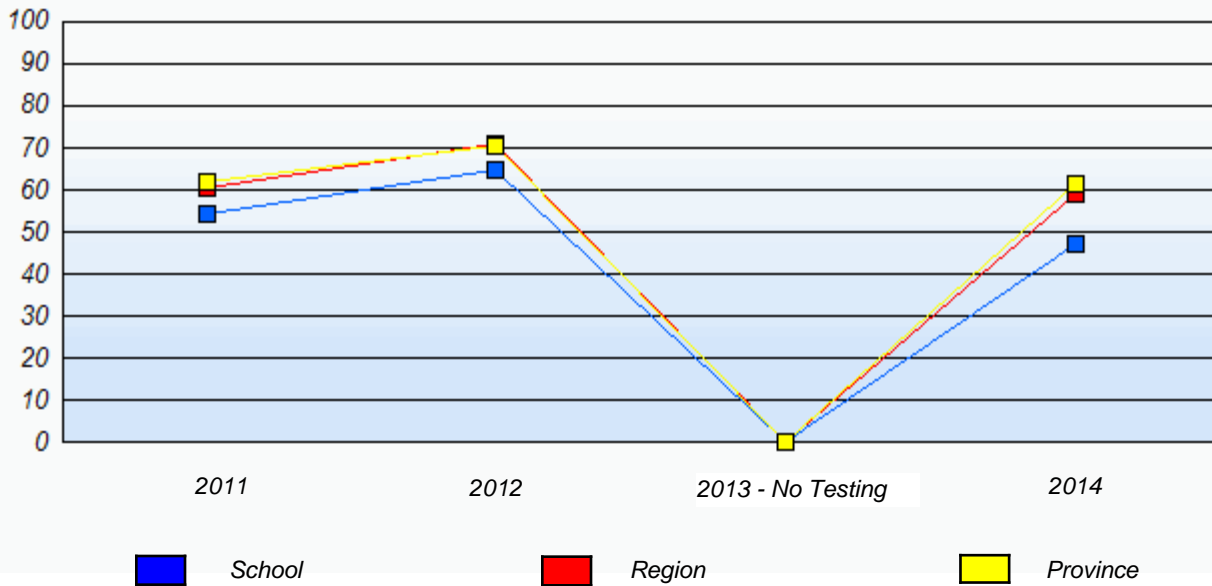
Source: Division of Evaluation and Research, Department of Education and Early Childhood Development

Primary Mathematics
4 Year Provincial Assessment, June 2014
School Report Criteria/Content
 (% of students who answered correctly)

NLESD - Eastern Region

School #: 326 Bishop Feild Elementary

Percentage of students meeting/exceeding (2011 - 2014)



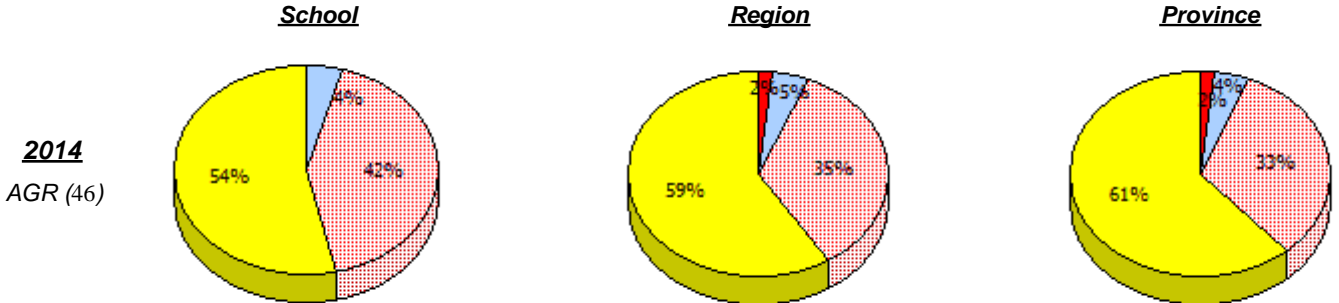
* In some cases, CRT numbers may exceed AGR numbers based on late enrolments. Pie chart is based on the number of students who wrote the CRT.

* Number Operations score is composite of Reasoning, Communication, Connections and Representations, and Problem Solving.

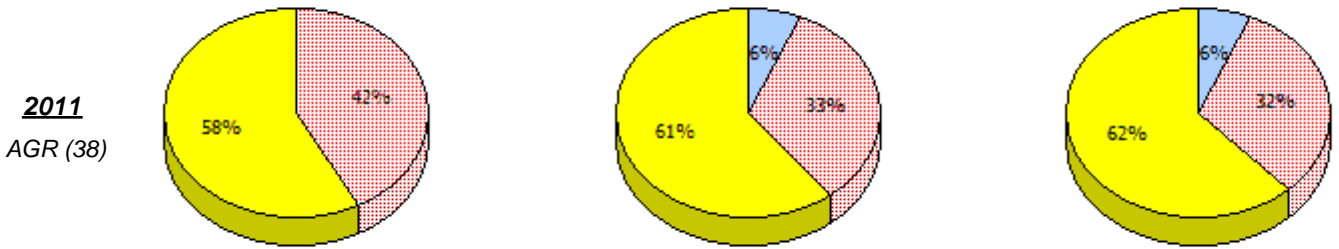
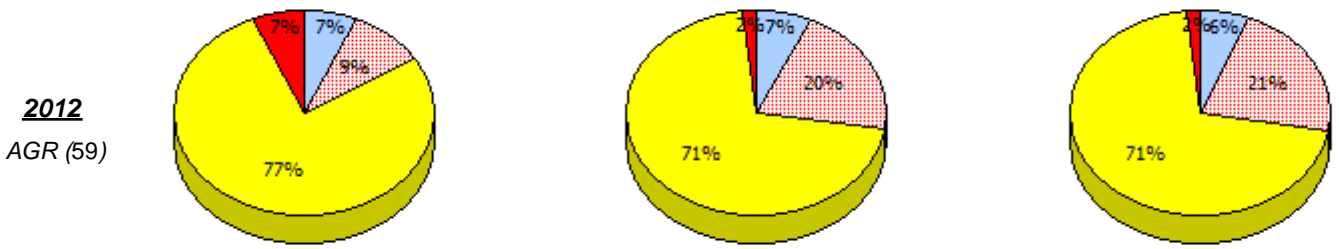
Source: Division of Evaluation and Research, Department of Education and Early Childhood Development

NLESD - Eastern Region

School #: 331 Cowan Heights Elementary



2013
No Testing



* In some cases, CRT numbers may exceed AGR numbers based on late enrolments. Pie chart is based on the number of students who wrote the CRT.

* Number Operations score is composite of Reasoning, Communication, Connections and Representations, and Problem Solving.

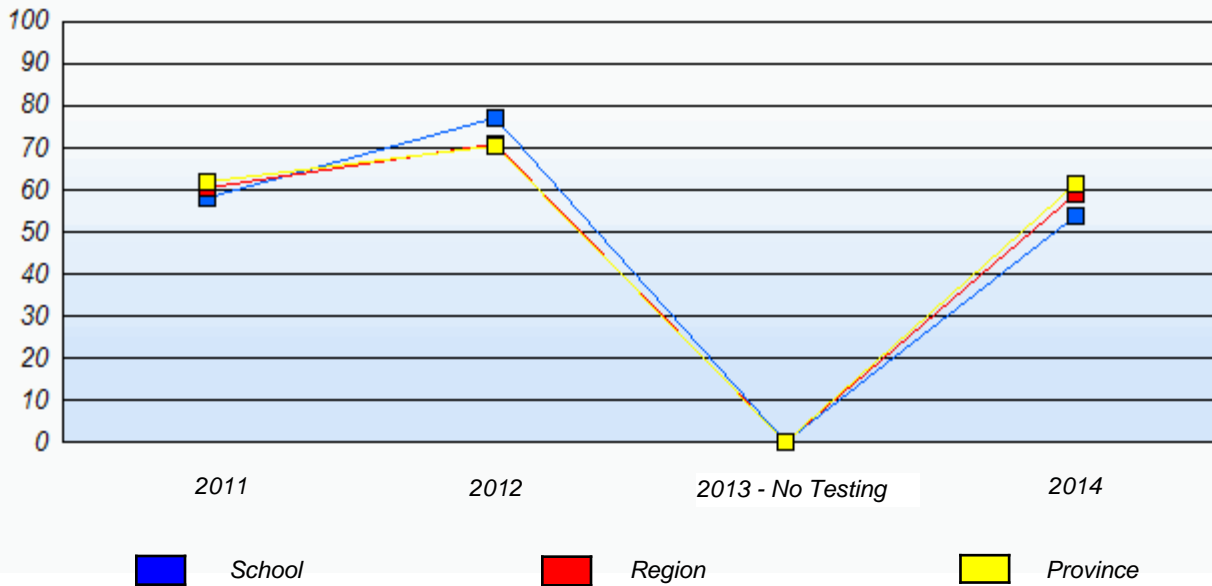
Source: Division of Evaluation and Research, Department of Education and Early Childhood Development

Primary Mathematics
4 Year Provincial Assessment, June 2014
School Report Criteria/Content
 (% of students who answered correctly)

NLESD - Eastern Region

School #: 331 Cowan Heights Elementary

Percentage of students meeting/exceeding (2011 - 2014)



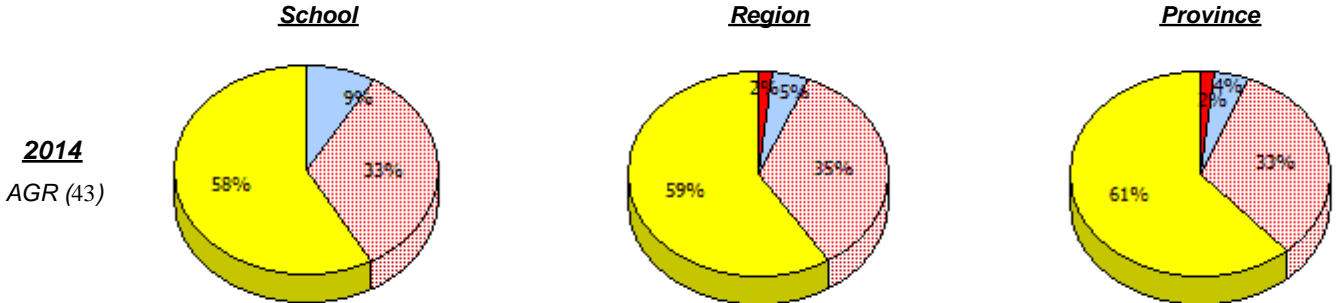
* In some cases, CRT numbers may exceed AGR numbers based on late enrolments. Pie chart is based on the number of students who wrote the CRT.

* Number Operations score is composite of Reasoning, Communication, Connections and Representations, and Problem Solving.

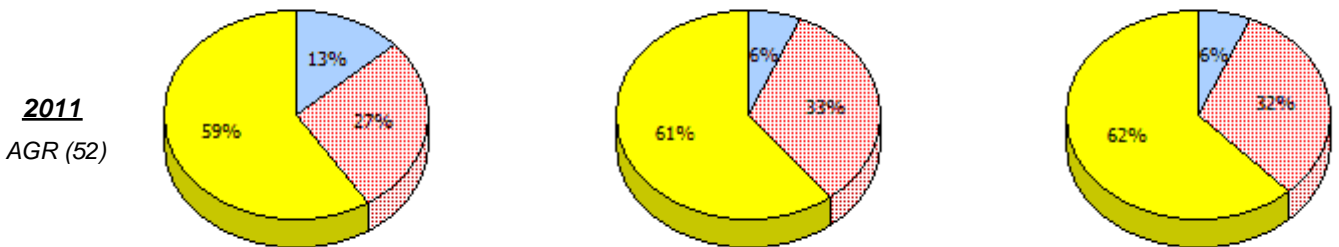
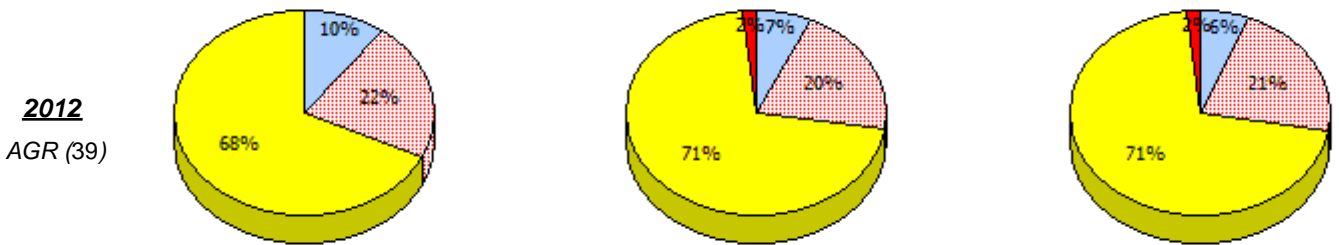
Source: Division of Evaluation and Research, Department of Education and Early Childhood Development

NLESD - Eastern Region

School #: 334 Larkhall Academy



2013
No Testing



* In some cases, CRT numbers may exceed AGR numbers based on late enrolments. Pie chart is based on the number of students who wrote the CRT.

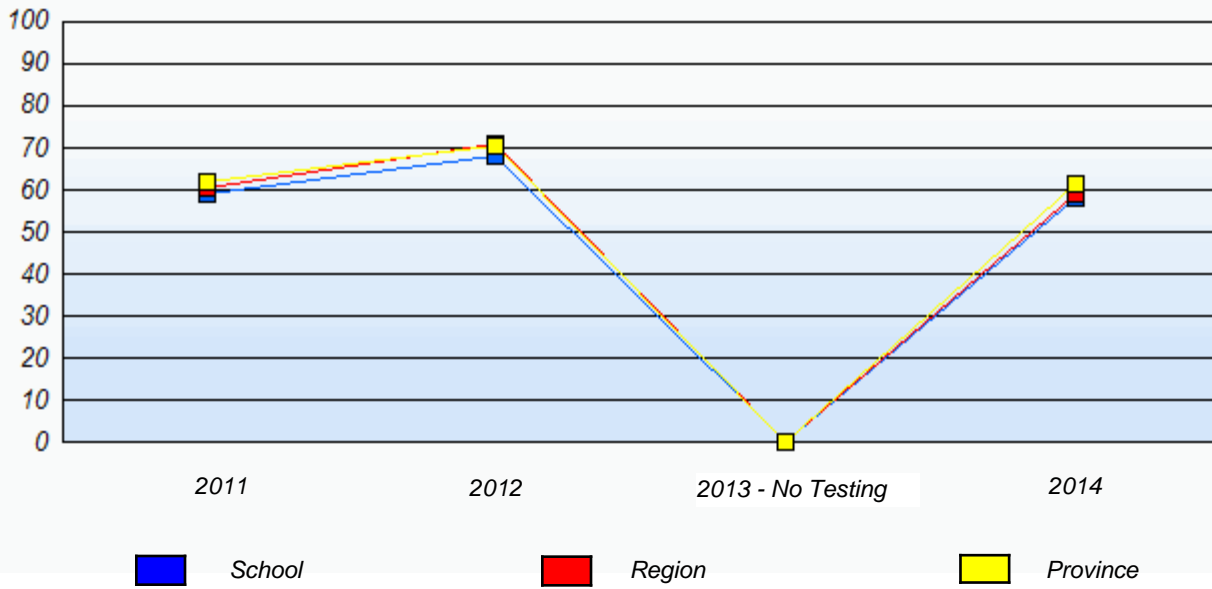
* Number Operations score is composite of Reasoning, Communication, Connections and Representations, and Problem Solving.

Primary Mathematics
4 Year Provincial Assessment, June 2014
School Report Criteria/Content
 (% of students who answered correctly)

NLESD - Eastern Region

School #: 334 Larkhall Academy

Percentage of students meeting/exceeding (2011 - 2014)



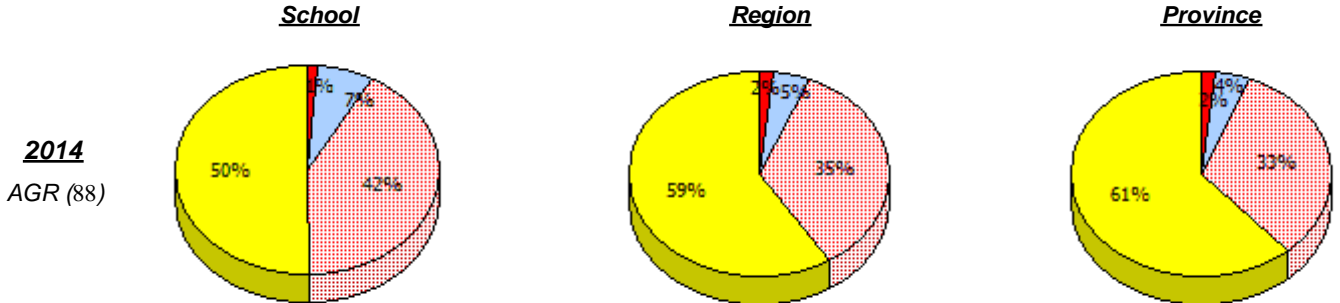
* In some cases, CRT numbers may exceed AGR numbers based on late enrolments. Pie chart is based on the number of students who wrote the CRT.

* Number Operations score is composite of Reasoning, Communication, Connections and Representations, and Problem Solving.


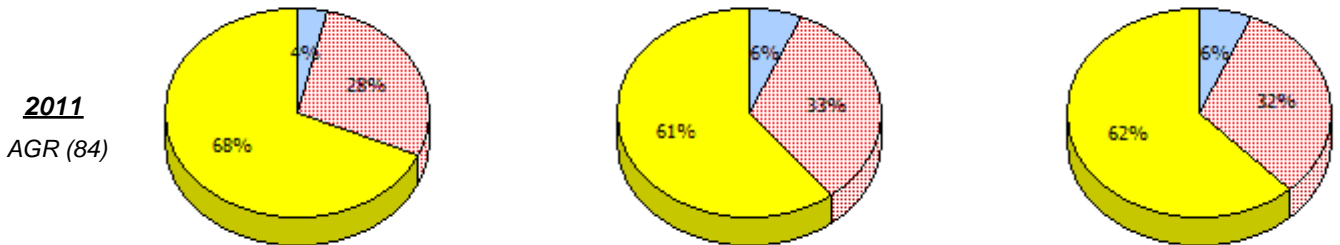
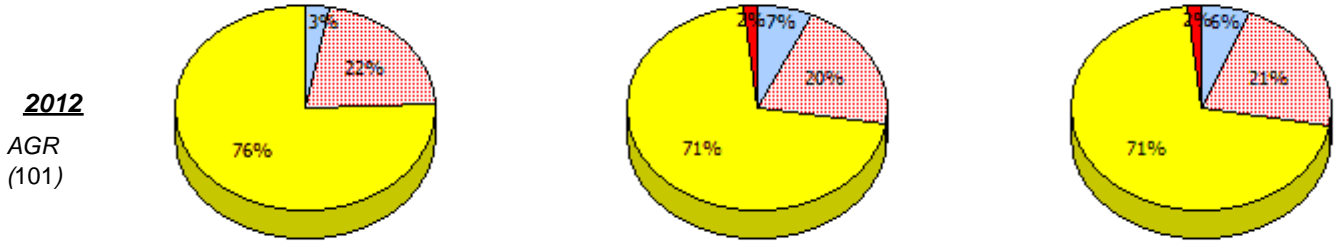
Source: Division of Evaluation and Research, Department of Education and Early Childhood Development

NLESD - Eastern Region

School #: 337 Goulds Elementary



2013
No Testing

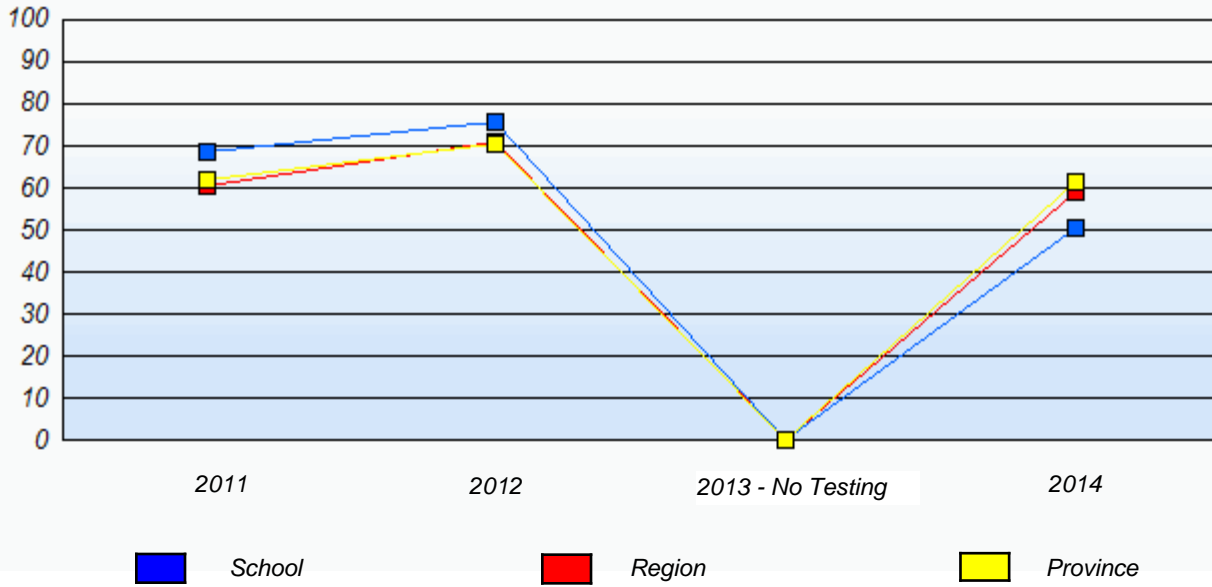


* In some cases, CRT numbers may exceed AGR numbers based on late enrolments. Pie chart is based on the number of students who wrote the CRT.
 * Number Operations score is composite of Reasoning, Communication, Connections and Representations, and Problem Solving.
 Source: Division of Evaluation and Research, Department of Education and Early Childhood Development

NLESD - Eastern Region

School #: 337 Goulds Elementary

Percentage of students meeting/exceeding (2011 - 2014)



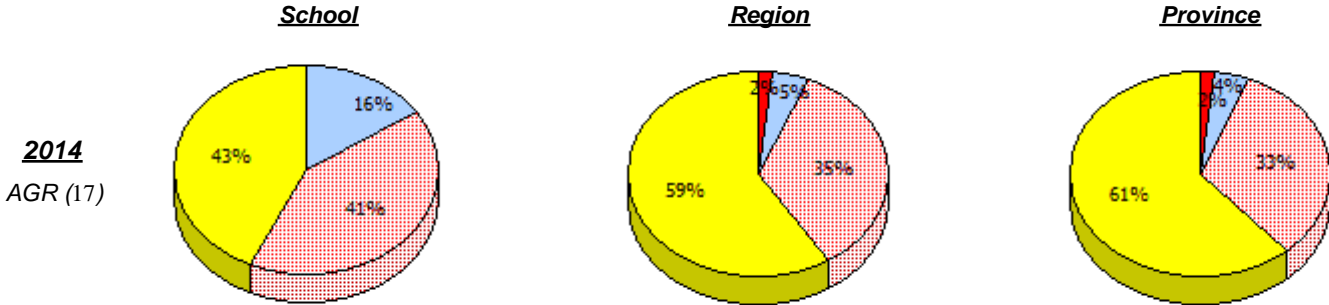
* In some cases, CRT numbers may exceed AGR numbers based on late enrolments. Pie chart is based on the number of students who wrote the CRT.

* Number Operations score is composite of Reasoning, Communication, Connections and Representations, and Problem Solving.

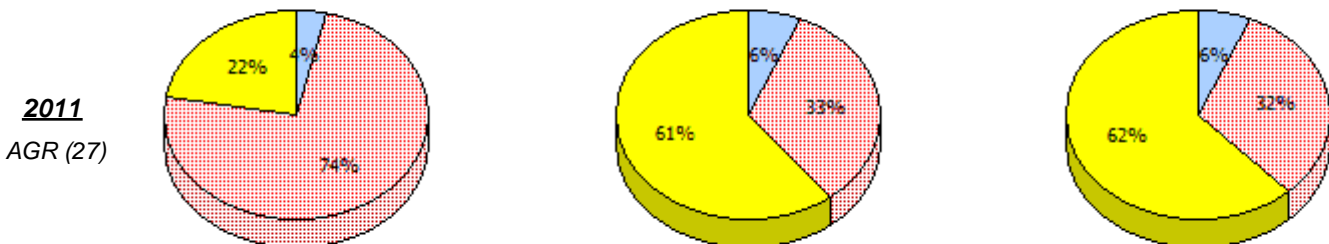
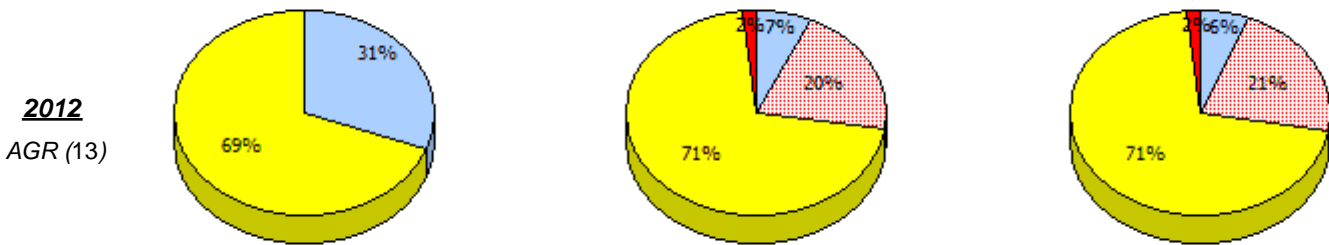
Source: Division of Evaluation and Research, Department of Education and Early Childhood Development

NLESD - Eastern Region

School #: 339 Holy Cross Elementary



2013
No Testing



Unknown
 Exempt
 Not Yet Meeting
 Meeting or Exceeding

* In some cases, CRT numbers may exceed AGR numbers based on late enrolments. Pie chart is based on the number of students who wrote the CRT.

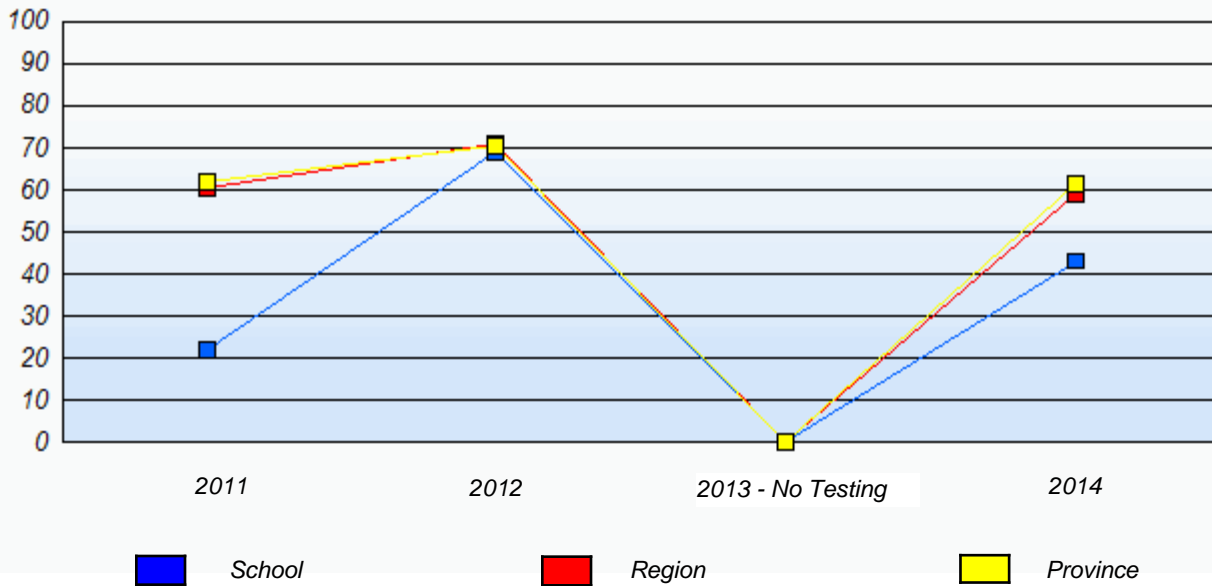
* Number Operations score is composite of Reasoning, Communication, Connections and Representations, and Problem Solving.

Source: Division of Evaluation and Research, Department of Education and Early Childhood Development

NLESD - Eastern Region

School #: 339 Holy Cross Elementary

Percentage of students meeting/exceeding (2011 - 2014)



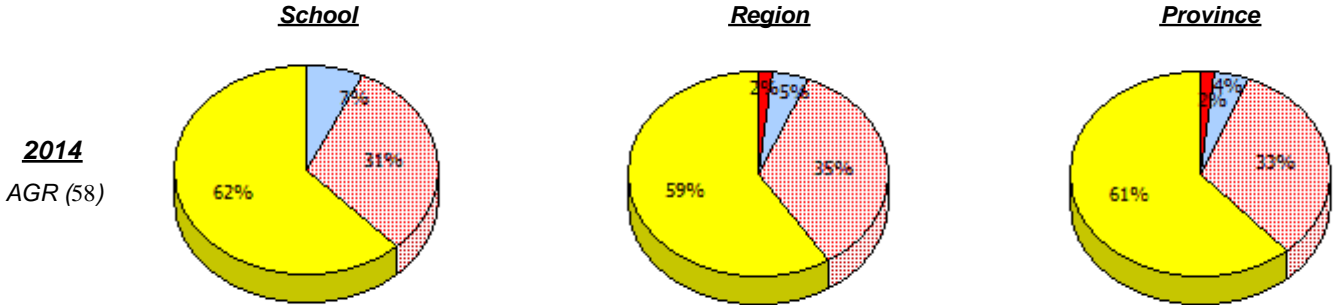
* In some cases, CRT numbers may exceed AGR numbers based on late enrolments. Pie chart is based on the number of students who wrote the CRT.

* Number Operations score is composite of Reasoning, Communication, Connections and Representations, and Problem Solving.

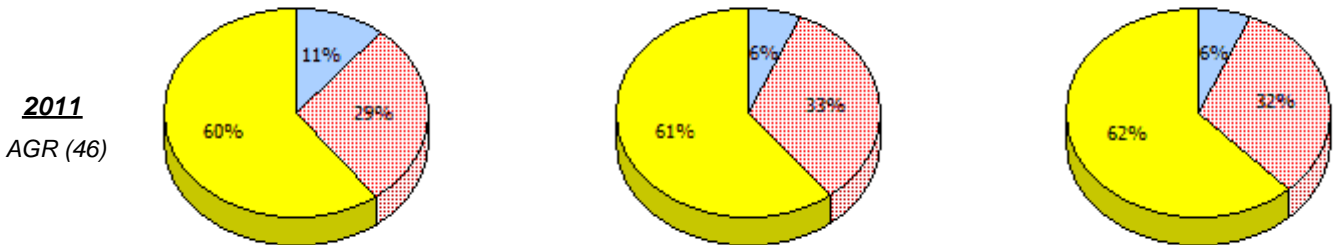
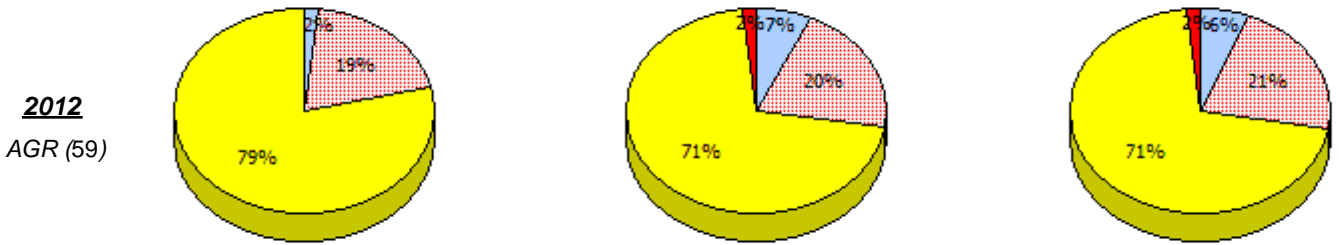
Source: Division of Evaluation and Research, Department of Education and Early Childhood Development

NLESD - Eastern Region

School #: 342 MacDonald Drive Elementary



2013
No Testing



* In some cases, CRT numbers may exceed AGR numbers based on late enrolments. Pie chart is based on the number of students who wrote the CRT.

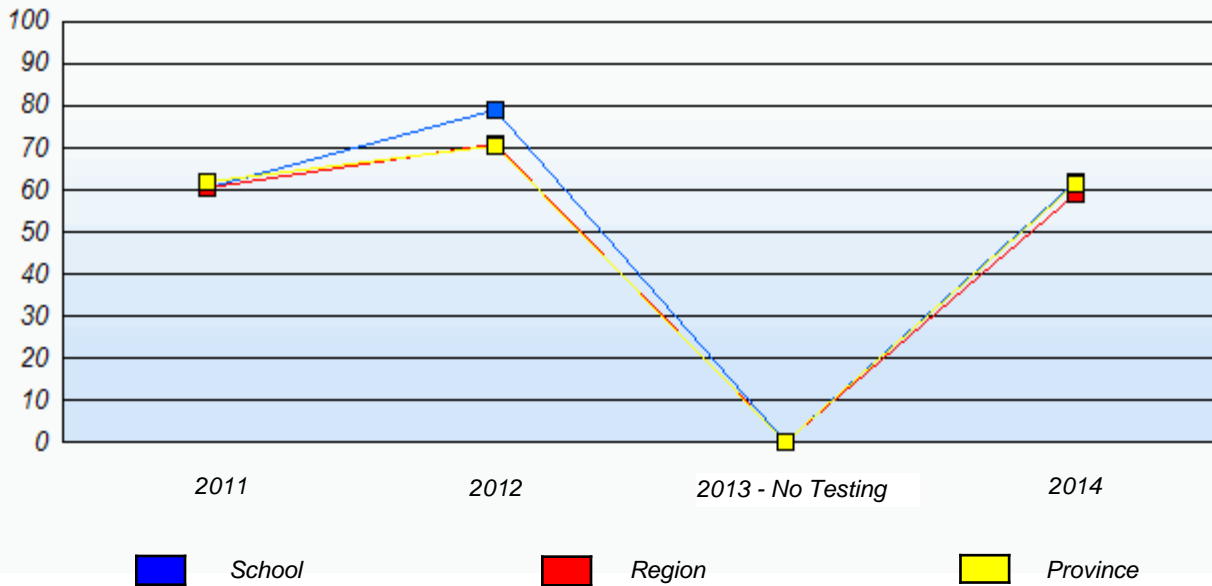
* Number Operations score is composite of Reasoning, Communication, Connections and Representations, and Problem Solving.

Source: Division of Evaluation and Research, Department of Education and Early Childhood Development

NLESD - Eastern Region

School #: 342 MacDonald Drive Elementary

Percentage of students meeting/exceeding (2011 - 2014)



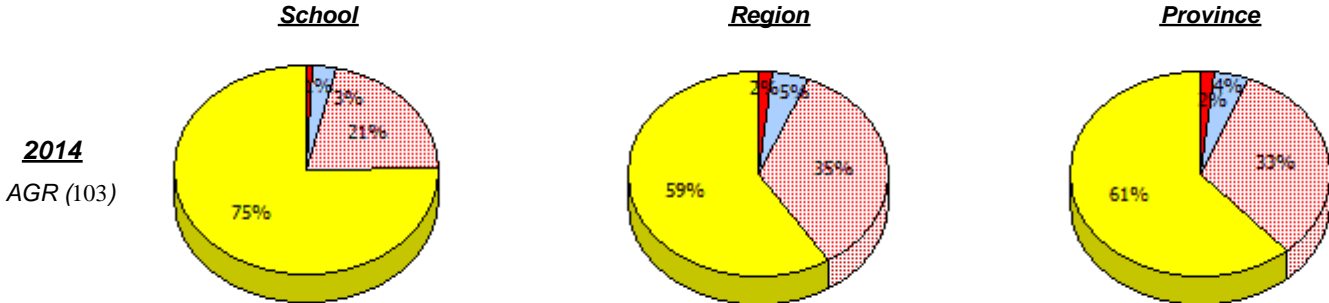
* In some cases, CRT numbers may exceed AGR numbers based on late enrolments. Pie chart is based on the number of students who wrote the CRT.

* Number Operations score is composite of Reasoning, Communication, Connections and Representations, and Problem Solving.

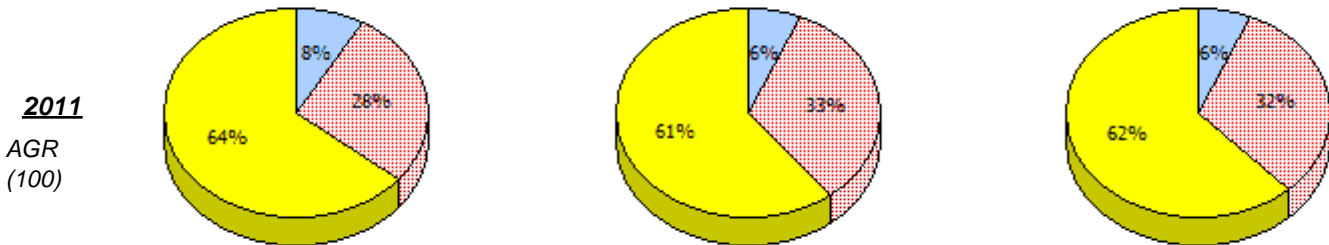
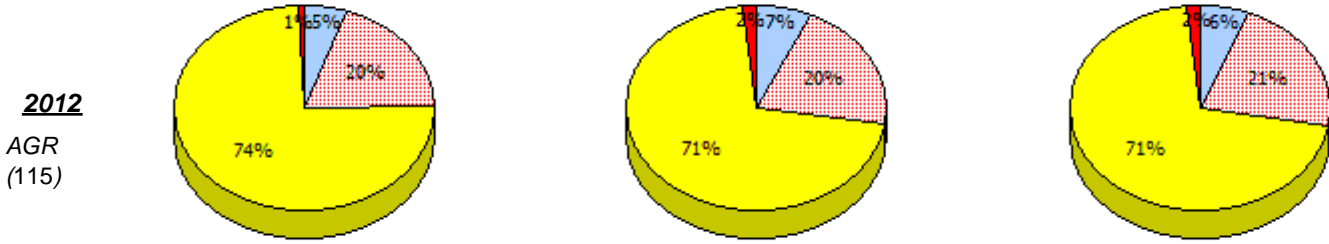
Source: Division of Evaluation and Research, Department of Education and Early Childhood Development

NLESD - Eastern Region

School #: 345 Mary Queen of Peace Elementary



2013
No Testing (114)



* In some cases, CRT numbers may exceed AGR numbers based on late enrolments. Pie chart is based on the number of students who wrote the CRT.

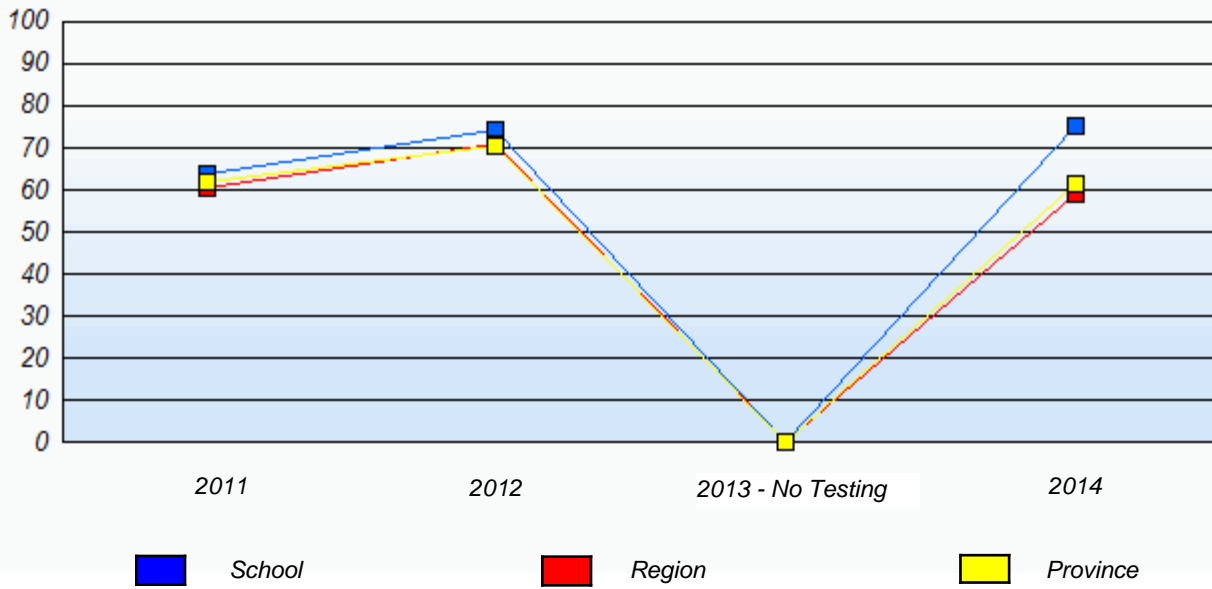
* Number Operations score is composite of Reasoning, Communication, Connections and Representations, and Problem Solving.

Primary Mathematics
4 Year Provincial Assessment, June 2014
School Report Criteria/Content
 (% of students who answered correctly)

NLESD - Eastern Region

School #: 345 Mary Queen of Peace Elementary

Percentage of students meeting/exceeding (2011 - 2014)

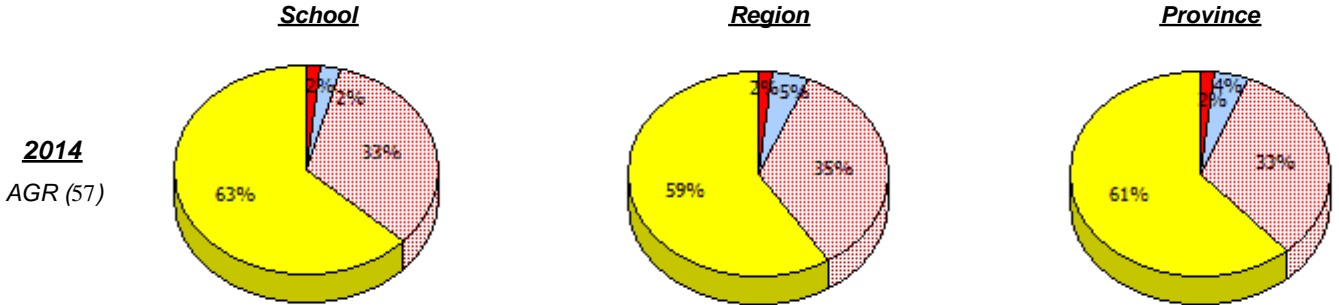


* In some cases, CRT numbers may exceed AGR numbers based on late enrolments. Pie chart is based on the number of students who wrote the CRT.

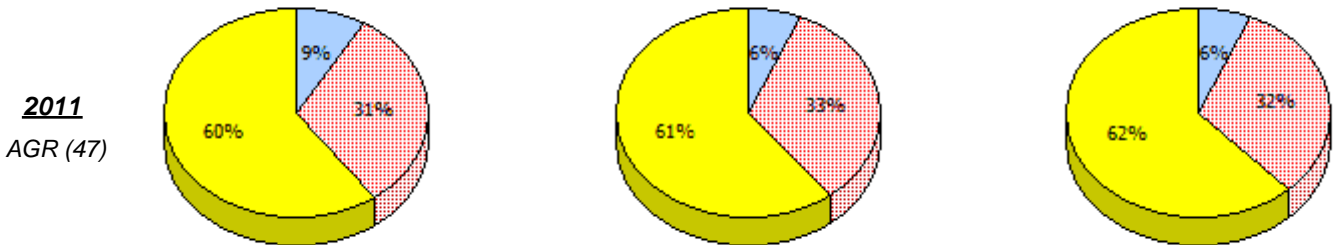
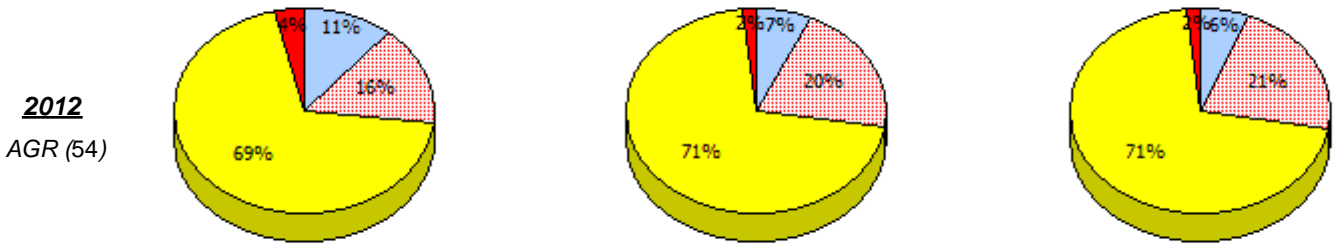
* Number Operations score is composite of Reasoning, Communication, Connections and Representations, and Problem Solving.

NLESD - Eastern Region

School #: 348 Roncalli Elementary



2013
No Testing



Unknown
 Exempt
 Not Yet Meeting
 Meeting or Exceeding

* In some cases, CRT numbers may exceed AGR numbers based on late enrolments. Pie chart is based on the number of students who wrote the CRT.

* Number Operations score is composite of Reasoning, Communication, Connections and Representations, and Problem Solving.

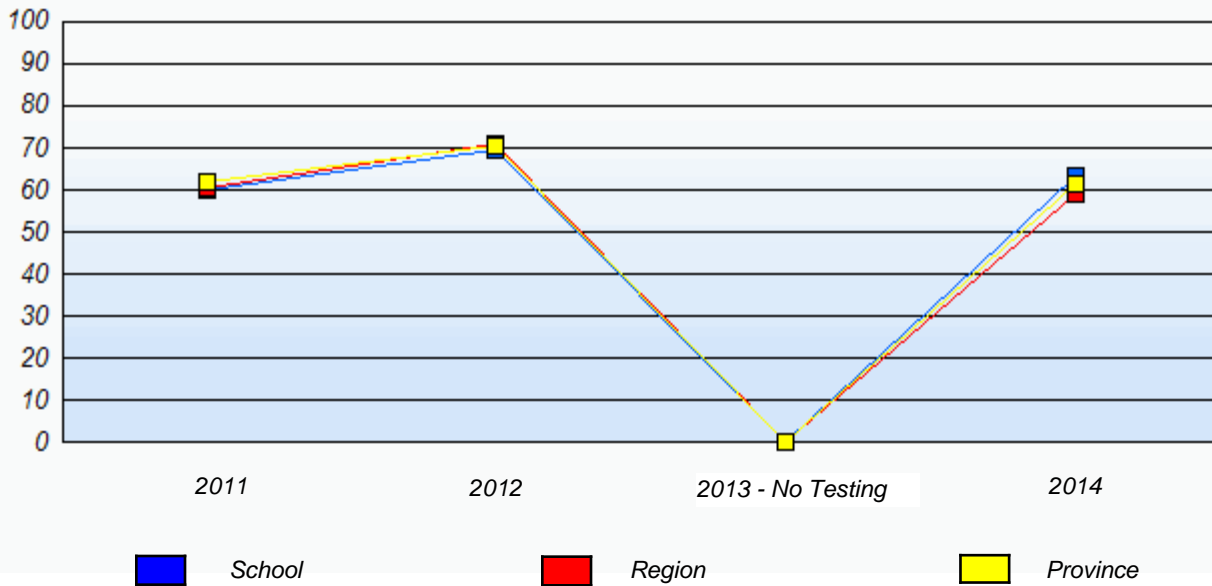
Source: Division of Evaluation and Research, Department of Education and Early Childhood Development

Primary Mathematics
4 Year Provincial Assessment, June 2014
School Report Criteria/Content
 (% of students who answered correctly)

NLESD - Eastern Region

School #: 348 Roncalli Elementary

Percentage of students meeting/exceeding (2011 - 2014)



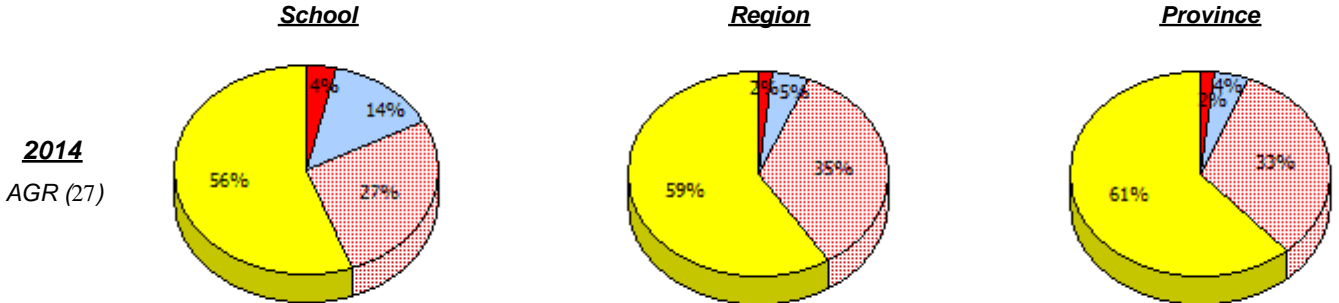
* In some cases, CRT numbers may exceed AGR numbers based on late enrolments. Pie chart is based on the number of students who wrote the CRT.

* Number Operations score is composite of Reasoning, Communication, Connections and Representations, and Problem Solving.

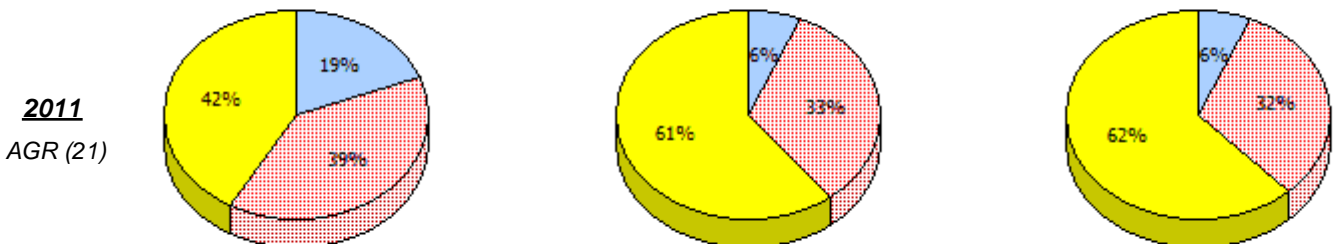
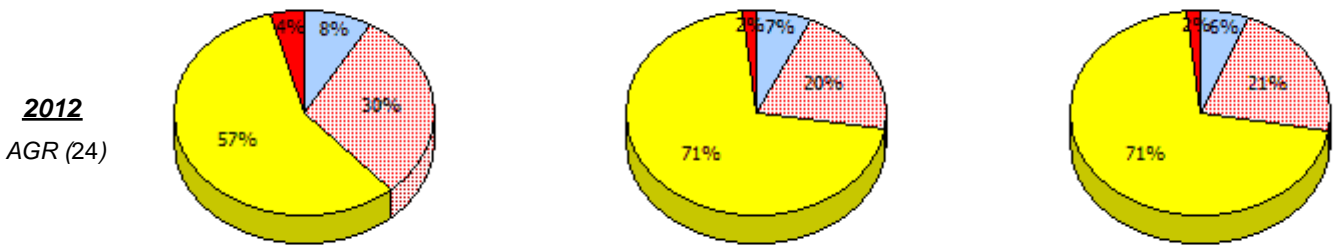
Source: Division of Evaluation and Research, Department of Education and Early Childhood Development

NLESD - Eastern Region

School #: 349 St. Andrew's Elementary



2013
No Testing



Unknown
 Exempt
 Not Yet Meeting
 Meeting or Exceeding

* In some cases, CRT numbers may exceed AGR numbers based on late enrolments. Pie chart is based on the number of students who wrote the CRT.

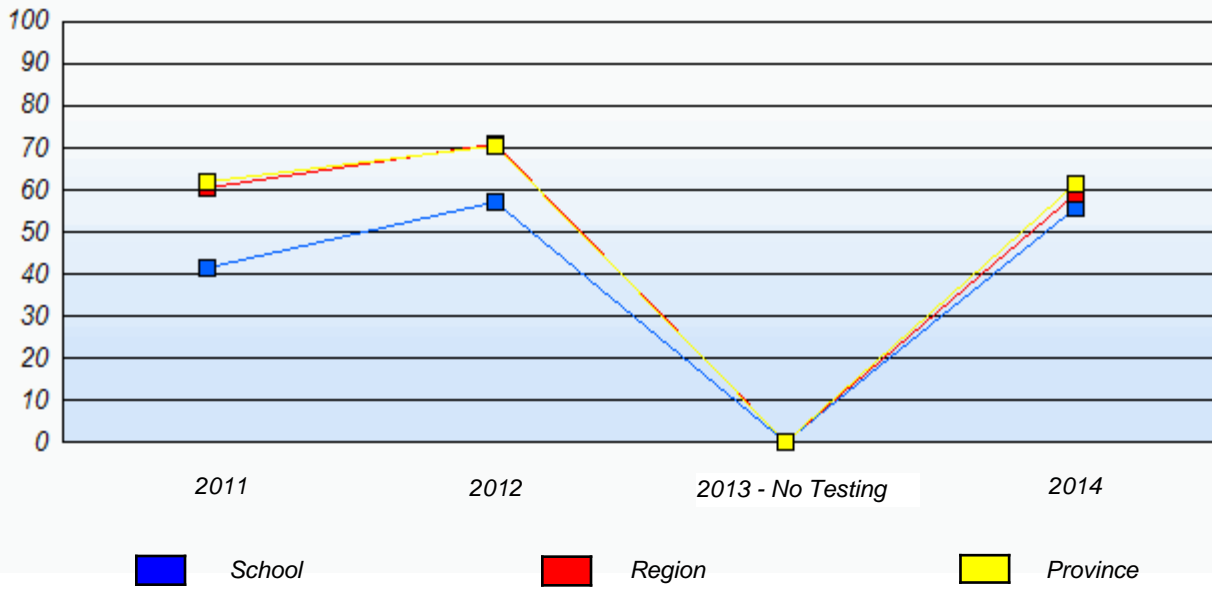
* Number Operations score is composite of Reasoning, Communication, Connections and Representations, and Problem Solving.

Source: Division of Evaluation and Research, Department of Education and Early Childhood Development

NLESD - Eastern Region

School #: 349 St. Andrew's Elementary

Percentage of students meeting/exceeding (2011 - 2014)

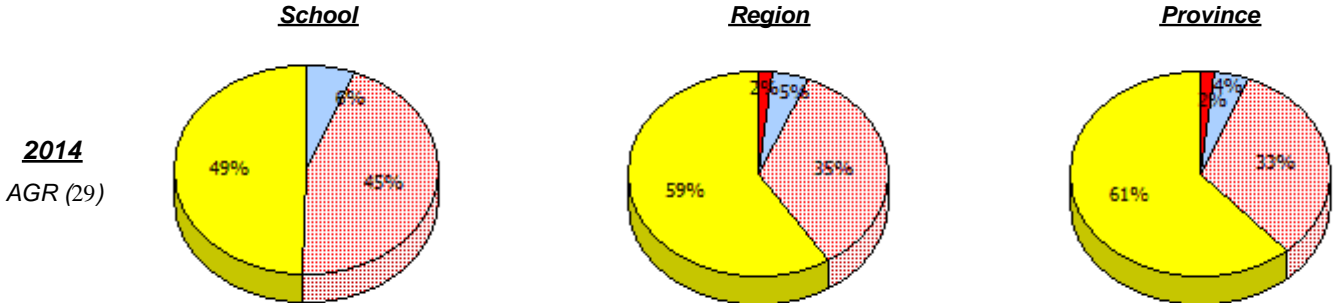


* In some cases, CRT numbers may exceed AGR numbers based on late enrolments. Pie chart is based on the number of students who wrote the CRT.

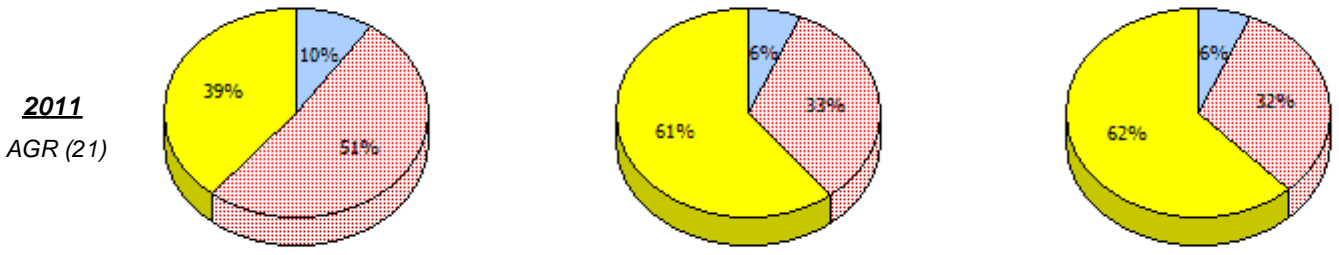
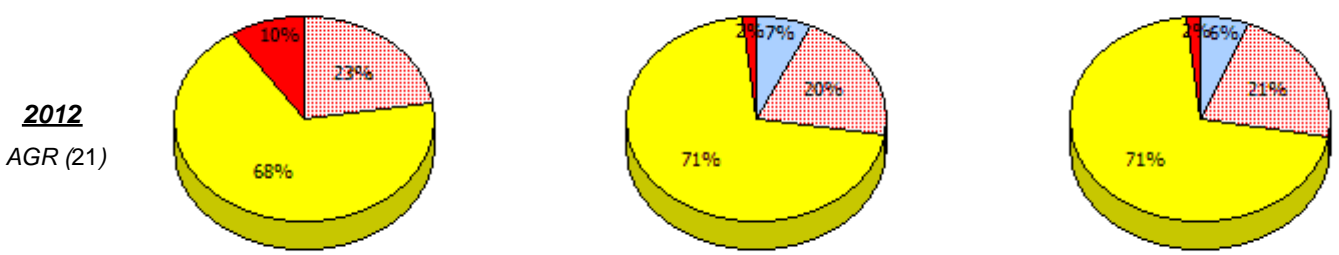
* Number Operations score is composite of Reasoning, Communication, Connections and Representations, and Problem Solving.

NLESD - Eastern Region

School #: 350 St. John Bosco School



2013
No Testing



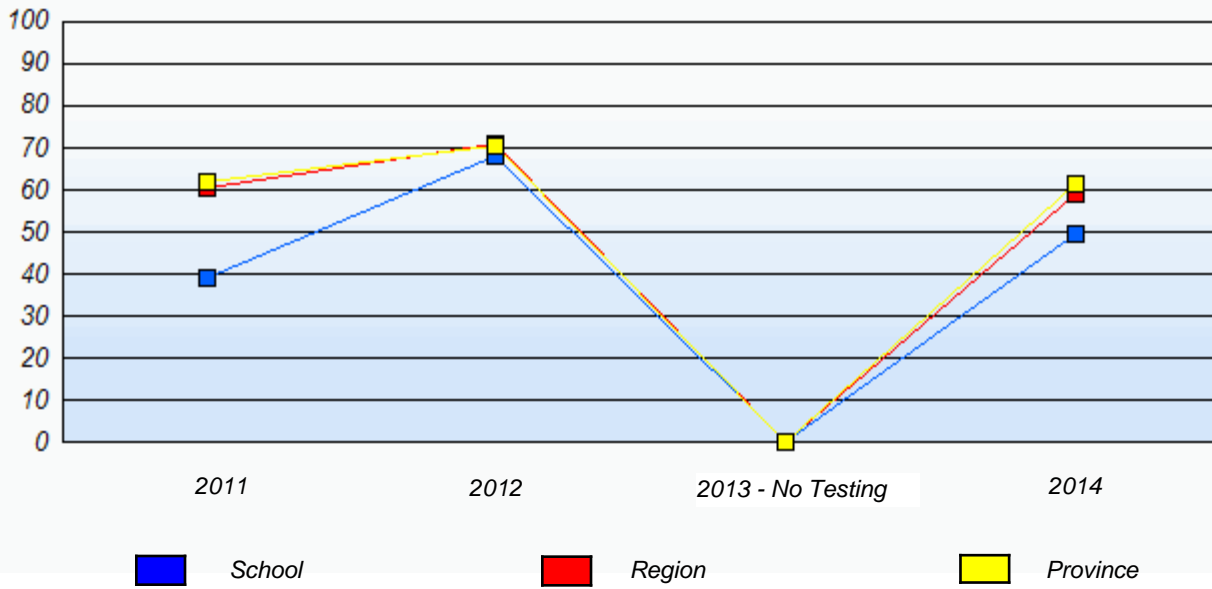
Unknown
 Exempt
 Not Yet Meeting
 Meeting or Exceeding

* In some cases, CRT numbers may exceed AGR numbers based on late enrolments. Pie chart is based on the number of students who wrote the CRT.
 * Number Operations score is composite of Reasoning, Communication, Connections and Representations, and Problem Solving.
 Source: Division of Evaluation and Research, Department of Education and Early Childhood Development

NLESD - Eastern Region

School #: 350 St. John Bosco School

Percentage of students meeting/exceeding (2011 - 2014)



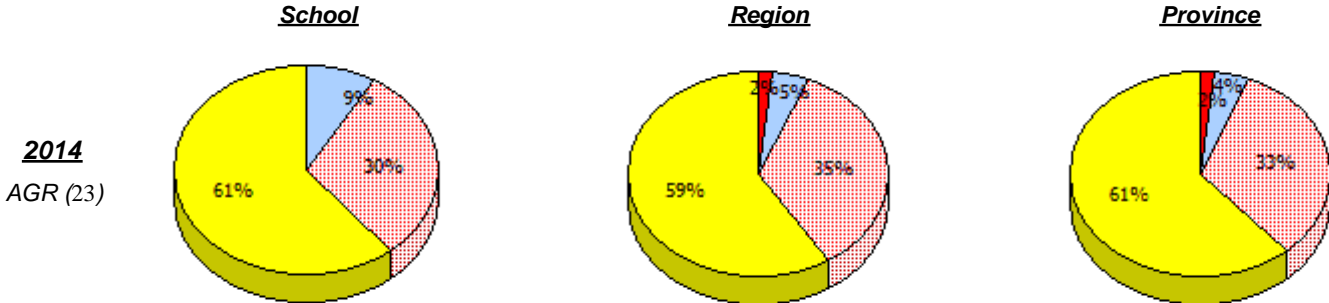
* In some cases, CRT numbers may exceed AGR numbers based on late enrolments. Pie chart is based on the number of students who wrote the CRT.

* Number Operations score is composite of Reasoning, Communication, Connections and Representations, and Problem Solving.

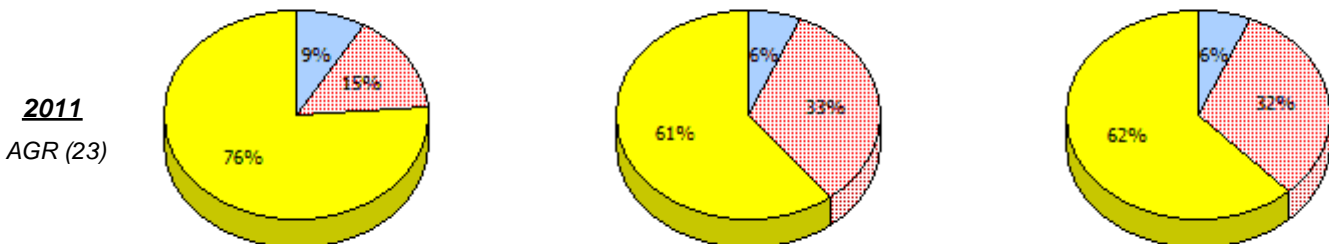
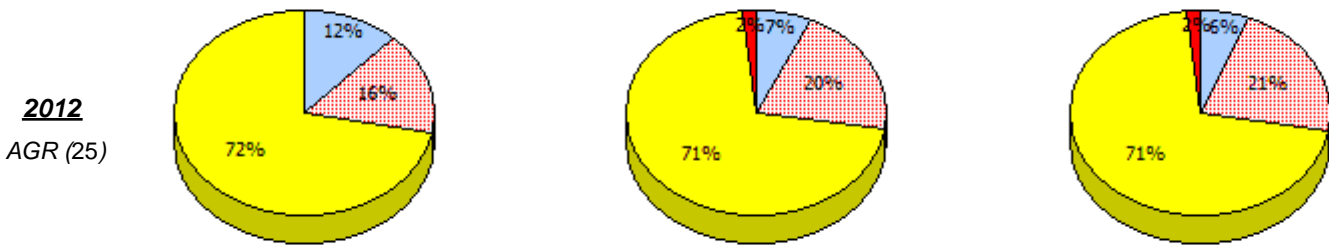
Source: Division of Evaluation and Research, Department of Education and Early Childhood Development

NLESD - Eastern Region

School #: 355 St. Mary's Elementary



2013
No Testing



* In some cases, CRT numbers may exceed AGR numbers based on late enrolments. Pie chart is based on the number of students who wrote the CRT.

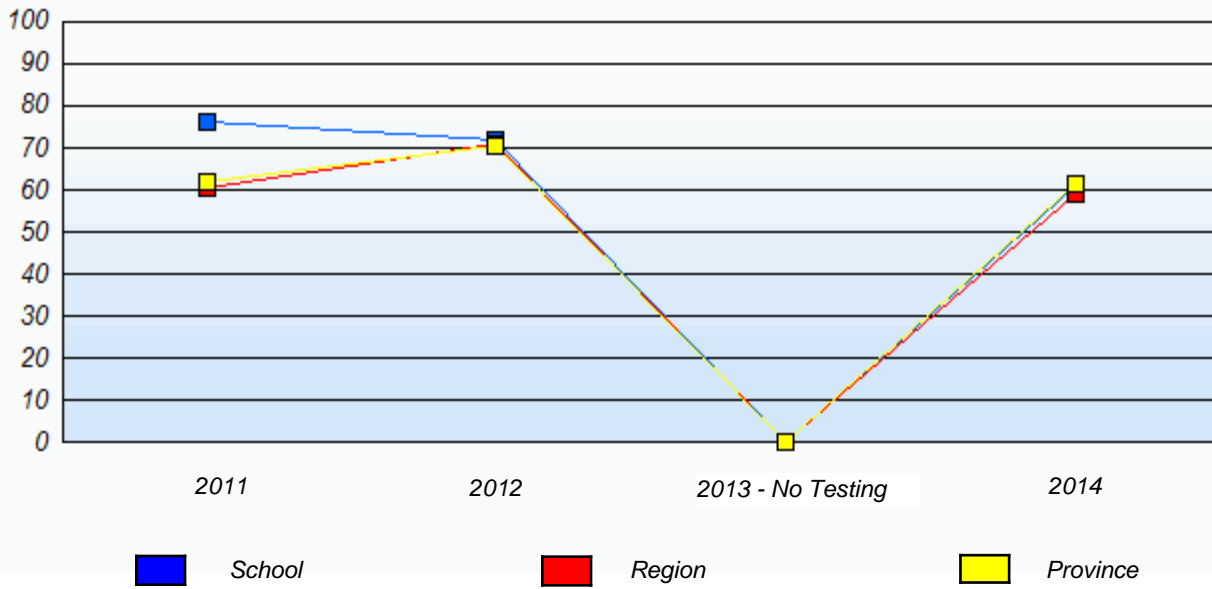
* Number Operations score is composite of Reasoning, Communication, Connections and Representations, and Problem Solving.

Source: Division of Evaluation and Research, Department of Education and Early Childhood Development

NLESD - Eastern Region

School #: 355 St. Mary's Elementary

Percentage of students meeting/exceeding (2011 - 2014)

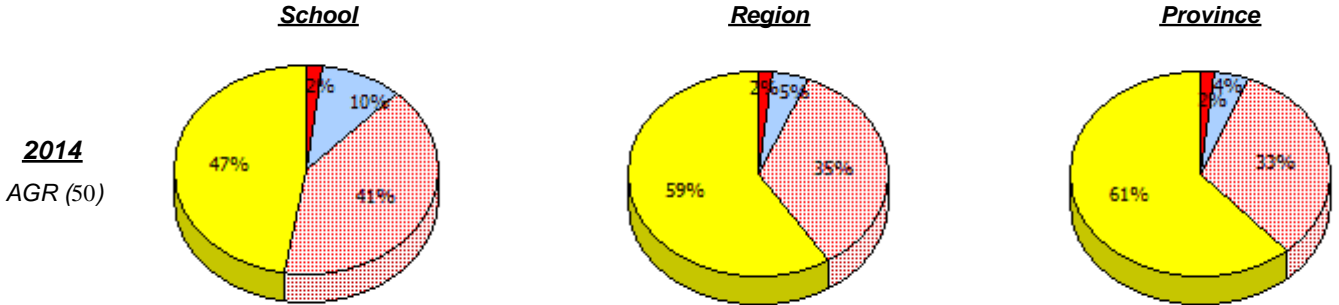


* In some cases, CRT numbers may exceed AGR numbers based on late enrolments. Pie chart is based on the number of students who wrote the CRT.

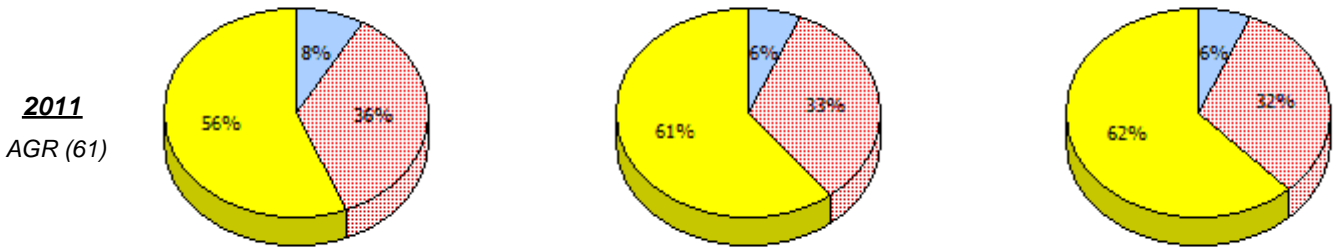
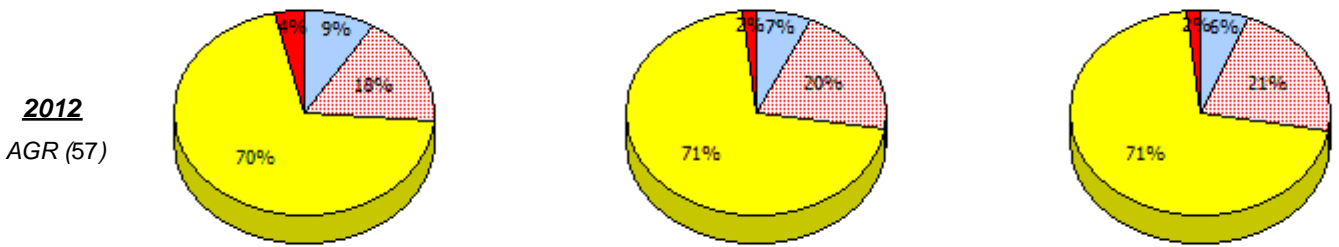
* Number Operations score is composite of Reasoning, Communication, Connections and Representations, and Problem Solving.

NLESD - Eastern Region

School #: 356 St. Matthews Elementary



2013
No Testing



* In some cases, CRT numbers may exceed AGR numbers based on late enrolments. Pie chart is based on the number of students who wrote the CRT.

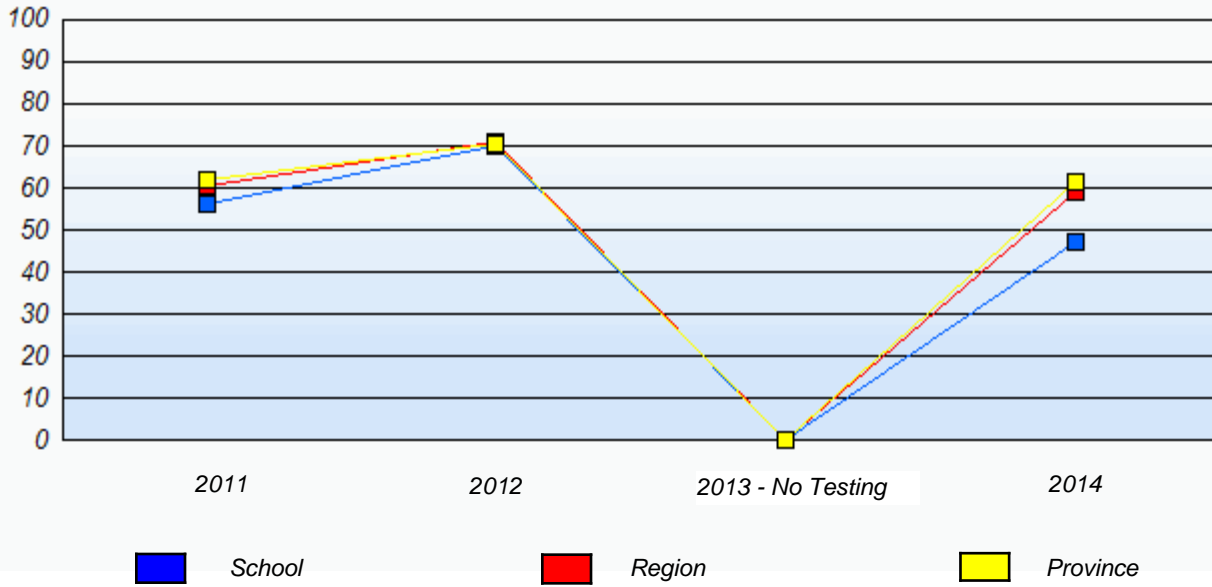
* Number Operations score is composite of Reasoning, Communication, Connections and Representations, and Problem Solving.

Source: Division of Evaluation and Research, Department of Education and Early Childhood Development

NLESD - Eastern Region

School #: 356 St. Matthews Elementary

Percentage of students meeting/exceeding (2011 - 2014)



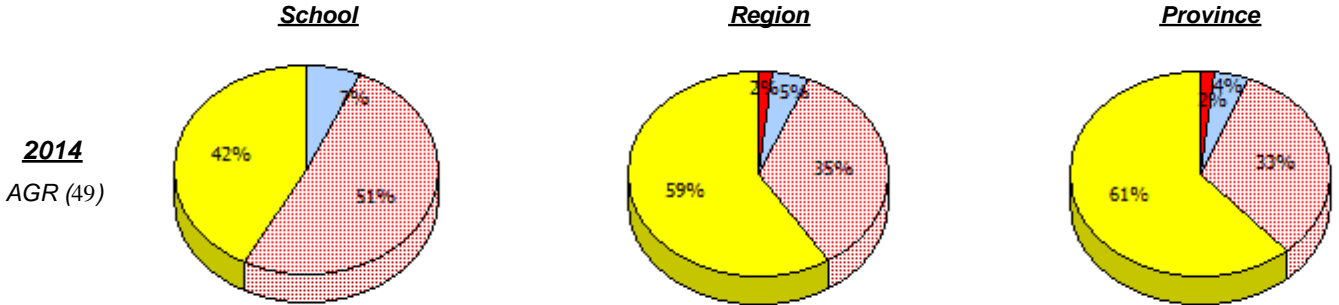
* In some cases, CRT numbers may exceed AGR numbers based on late enrolments. Pie chart is based on the number of students who wrote the CRT.

* Number Operations score is composite of Reasoning, Communication, Connections and Representations, and Problem Solving.

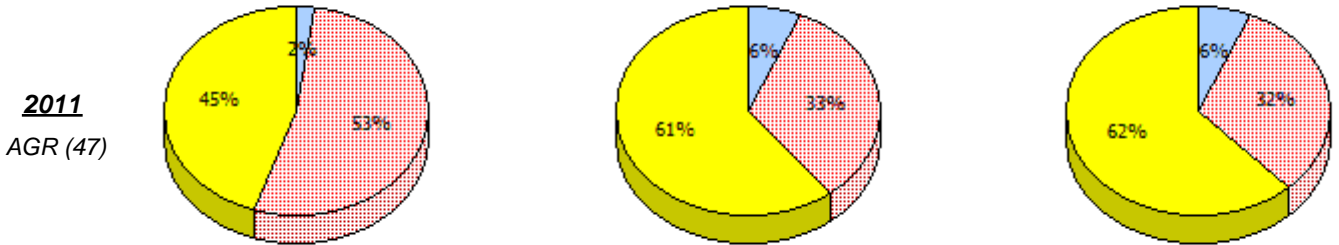
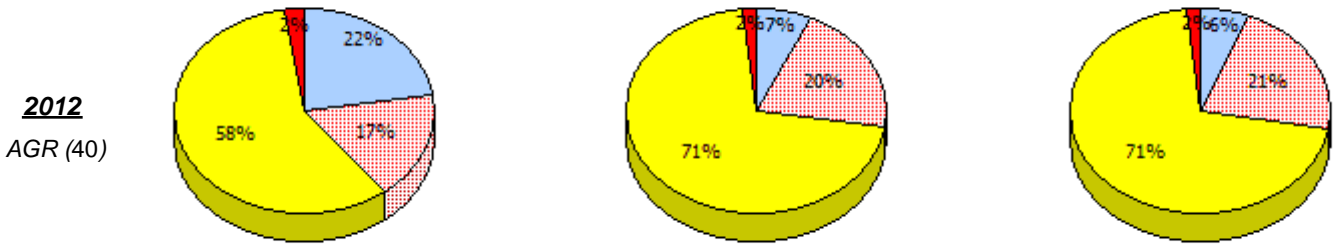
Source: Division of Evaluation and Research, Department of Education and Early Childhood Development

NLESD - Eastern Region

School #: 360 Rennie's River Elementary School



2013
No Testing



* In some cases, CRT numbers may exceed AGR numbers based on late enrolments. Pie chart is based on the number of students who wrote the CRT.

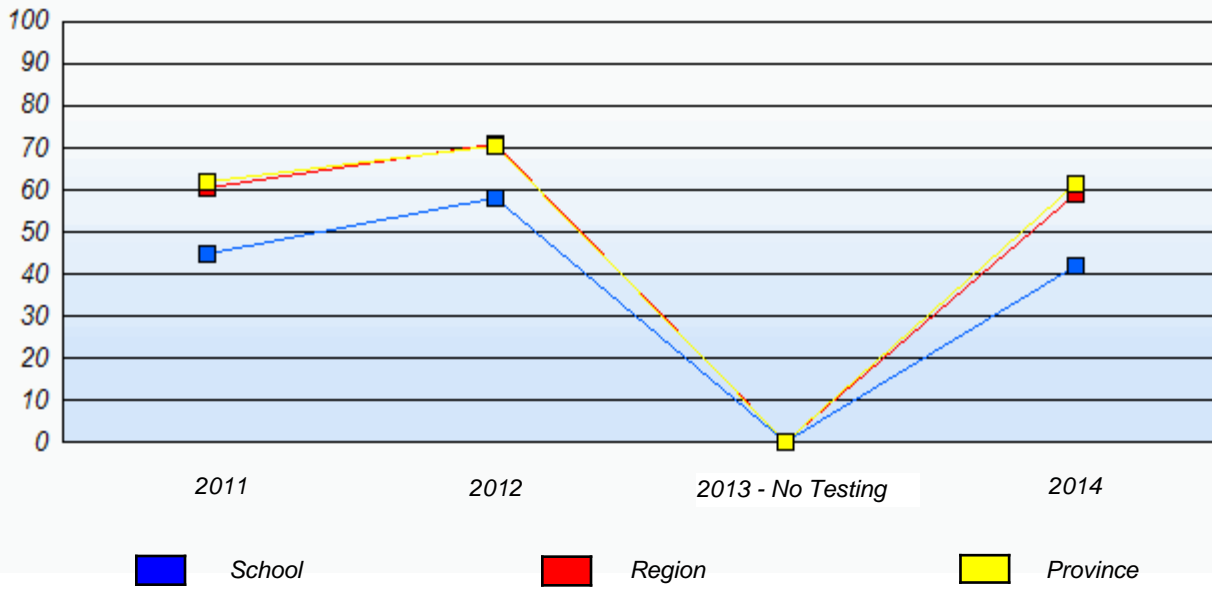
* Number Operations score is composite of Reasoning, Communication, Connections and Representations, and Problem Solving.

Source: Division of Evaluation and Research, Department of Education and Early Childhood Development

NLESD - Eastern Region

School #: 360 Rennie's River Elementary School

Percentage of students meeting/exceeding (2011 - 2014)



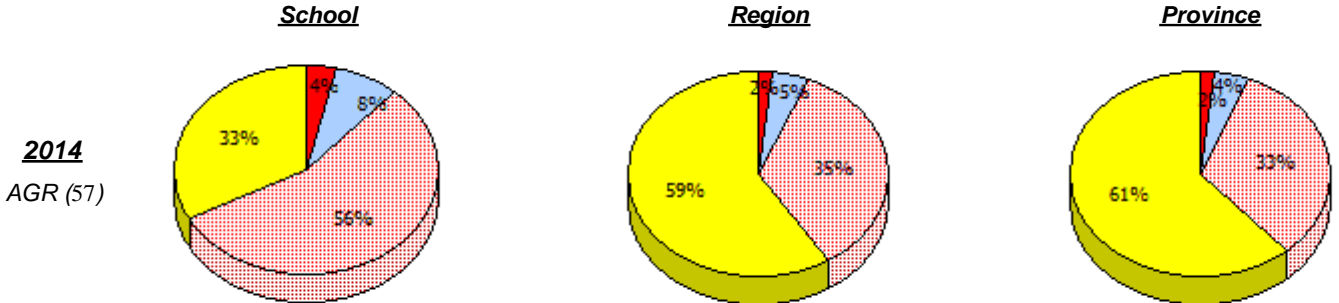
* In some cases, CRT numbers may exceed AGR numbers based on late enrolments. Pie chart is based on the number of students who wrote the CRT.

* Number Operations score is composite of Reasoning, Communication, Connections and Representations, and Problem Solving.

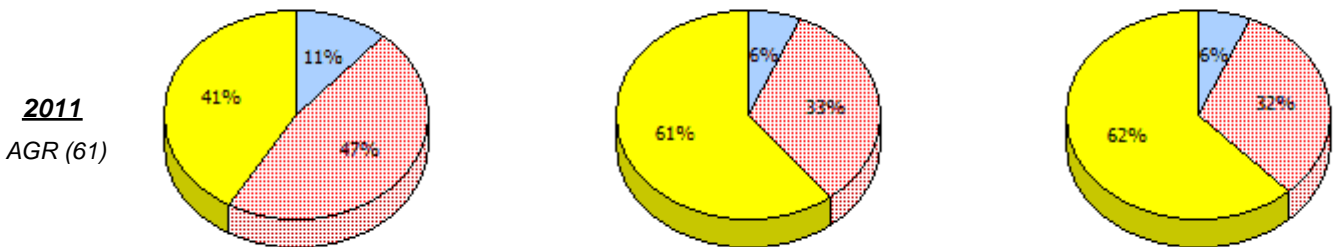
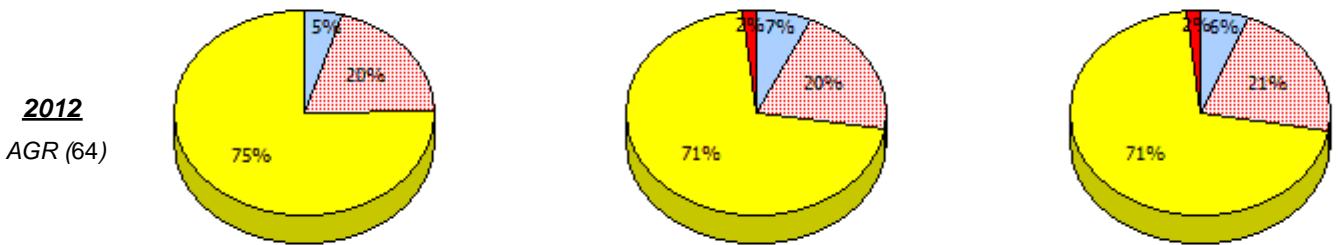
Source: Division of Evaluation and Research, Department of Education and Early Childhood Development

NLESD - Eastern Region

School #: 362 St. Teresa's School/Ecole Ste-Thérèse



2013
No Testing



* In some cases, CRT numbers may exceed AGR numbers based on late enrolments. Pie chart is based on the number of students who wrote the CRT.

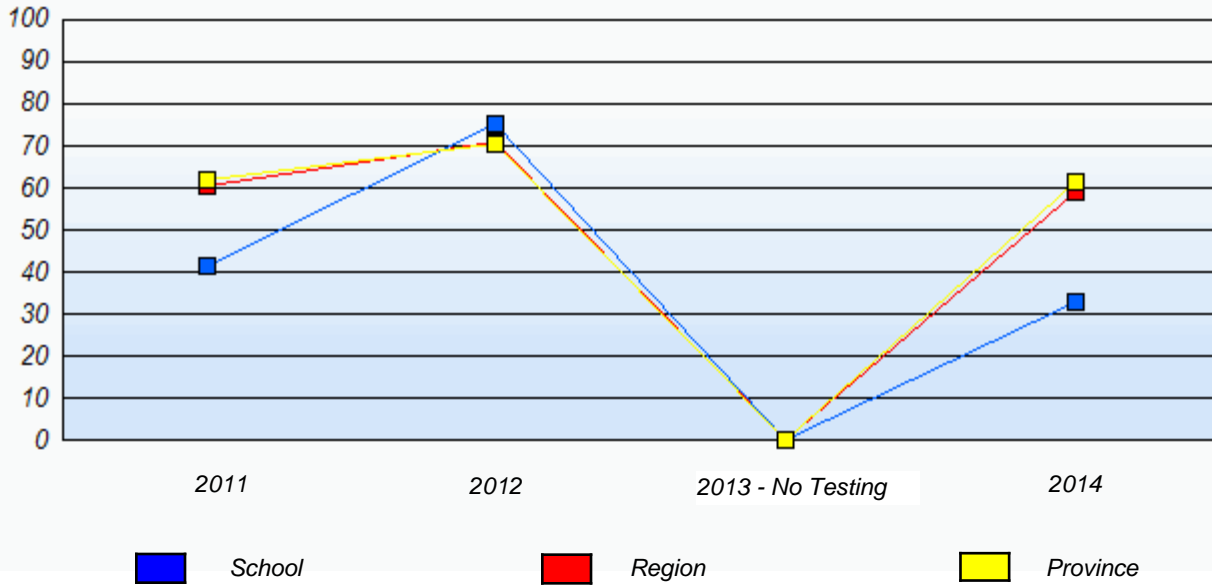
* Number Operations score is composite of Reasoning, Communication, Connections and Representations, and Problem Solving.

Source: Division of Evaluation and Research, Department of Education and Early Childhood Development

NLESD - Eastern Region

School #: 362 St. Teresa's School/Ecole Ste-Thérèse

Percentage of students meeting/exceeding (2011 - 2014)



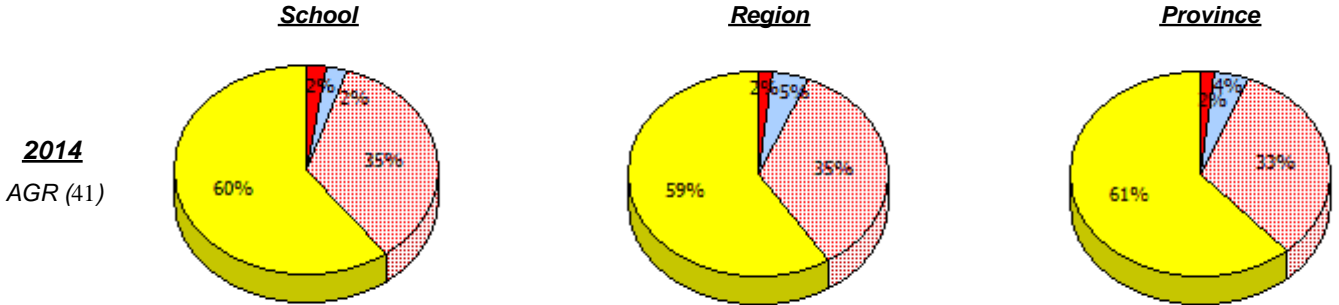
* In some cases, CRT numbers may exceed AGR numbers based on late enrolments. Pie chart is based on the number of students who wrote the CRT.

* Number Operations score is composite of Reasoning, Communication, Connections and Representations, and Problem Solving.

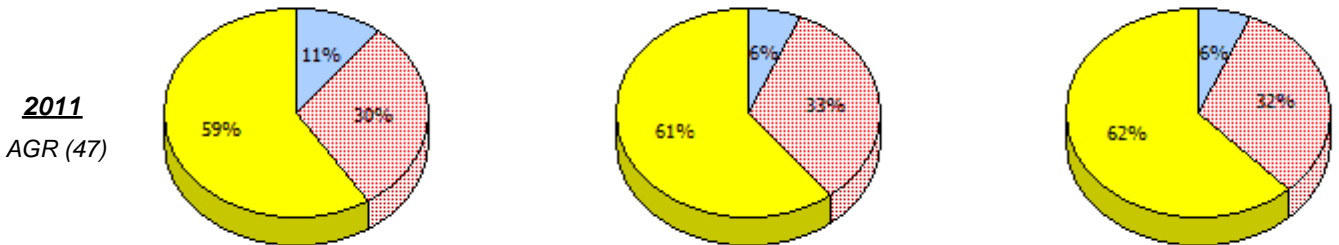
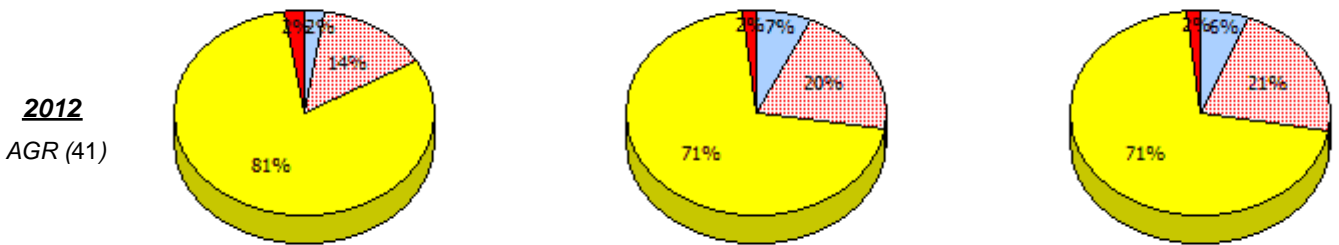
Source: Division of Evaluation and Research, Department of Education and Early Childhood Development

NLESD - Eastern Region

School #: 363 Vanier Elementary



2013
No Testing



Unknown
 Exempt
 Not Yet Meeting
 Meeting or Exceeding

* In some cases, CRT numbers may exceed AGR numbers based on late enrolments. Pie chart is based on the number of students who wrote the CRT.

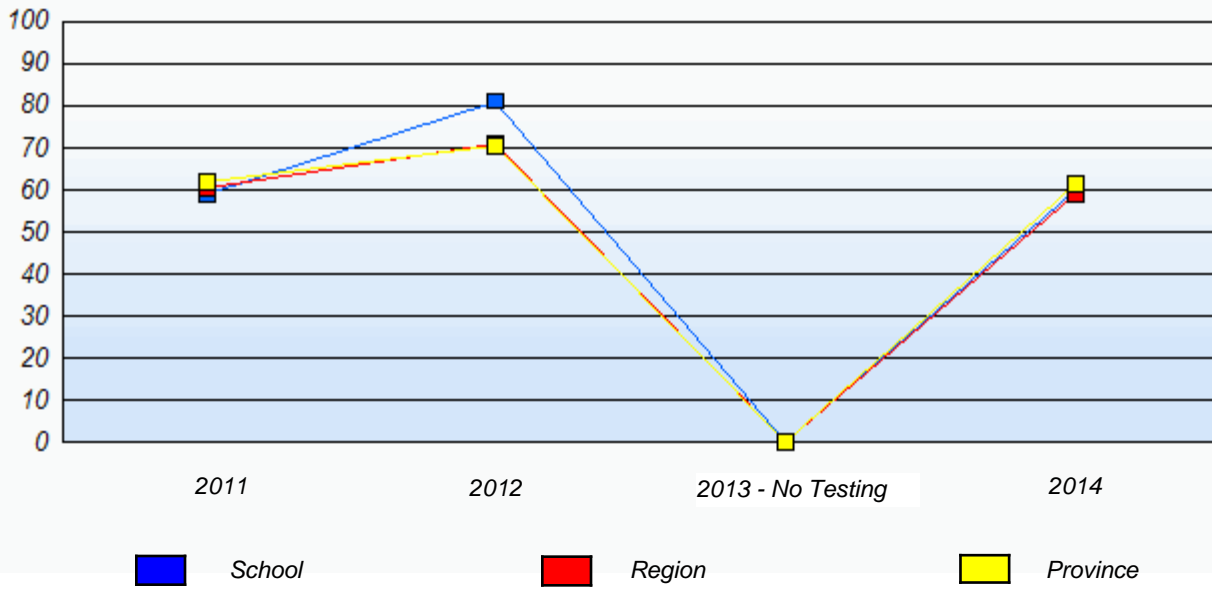
* Number Operations score is composite of Reasoning, Communication, Connections and Representations, and Problem Solving.

Source: Division of Evaluation and Research, Department of Education and Early Childhood Development

NLESD - Eastern Region

School #: 363 Vanier Elementary

Percentage of students meeting/exceeding (2011 - 2014)



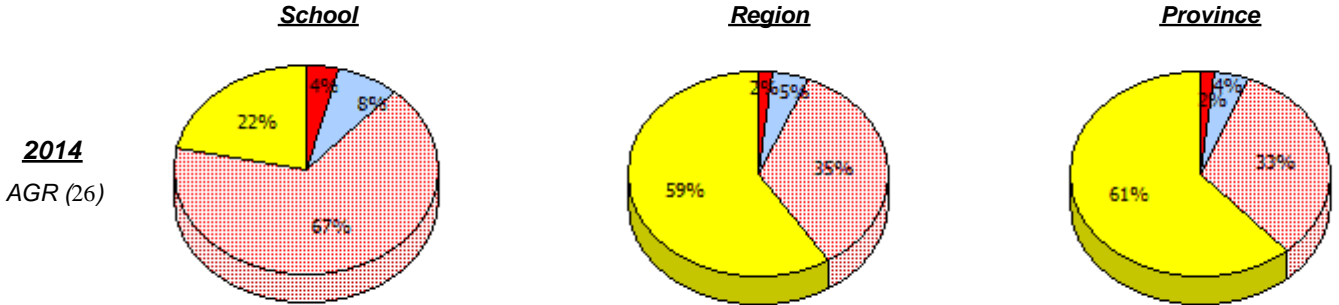
* In some cases, CRT numbers may exceed AGR numbers based on late enrolments. Pie chart is based on the number of students who wrote the CRT.

* Number Operations score is composite of Reasoning, Communication, Connections and Representations, and Problem Solving.

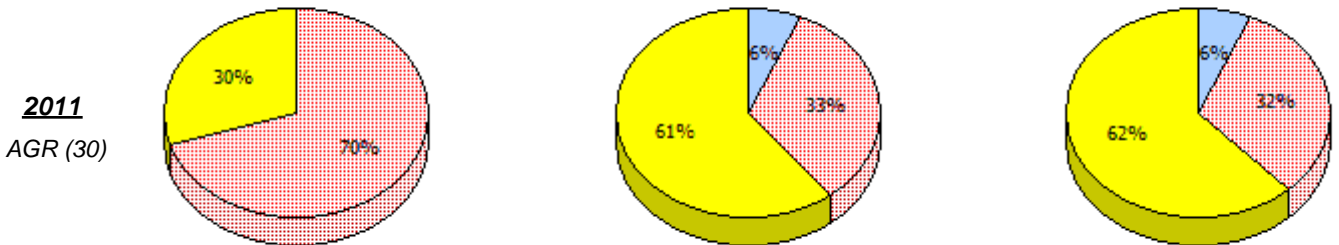
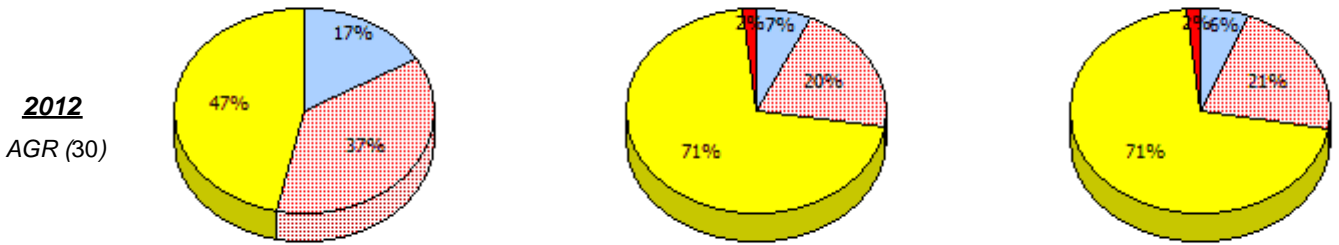
Source: Division of Evaluation and Research, Department of Education and Early Childhood Development

NLESD - Eastern Region

School #: 364 Virginia Park Elementary



2013
No Testing



Unknown
 Exempt
 Not Yet Meeting
 Meeting or Exceeding

* In some cases, CRT numbers may exceed AGR numbers based on late enrolments. Pie chart is based on the number of students who wrote the CRT.

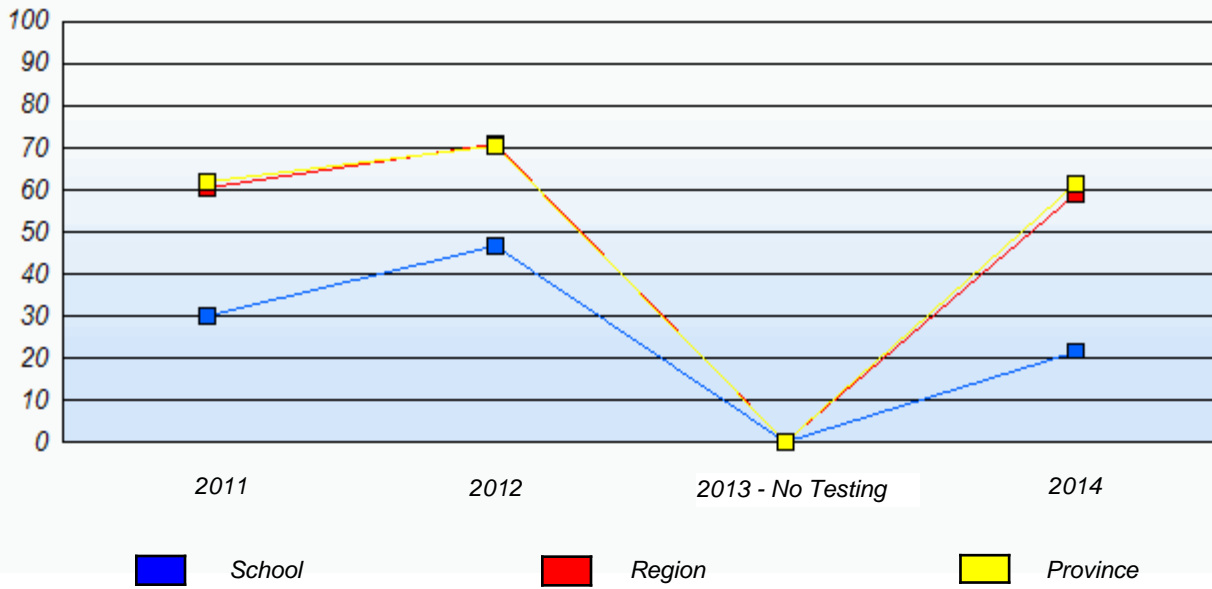
* Number Operations score is composite of Reasoning, Communication, Connections and Representations, and Problem Solving.

Source: Division of Evaluation and Research, Department of Education and Early Childhood Development

NLESD - Eastern Region

School #: 364 Virginia Park Elementary

Percentage of students meeting/exceeding (2011 - 2014)

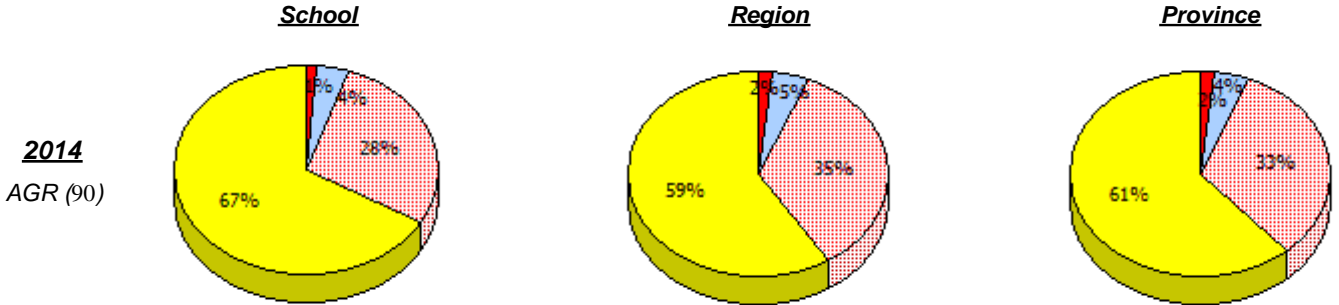


* In some cases, CRT numbers may exceed AGR numbers based on late enrolments. Pie chart is based on the number of students who wrote the CRT.

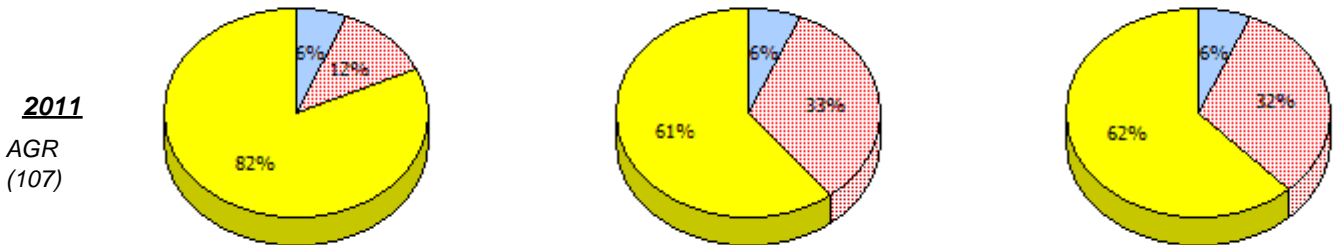
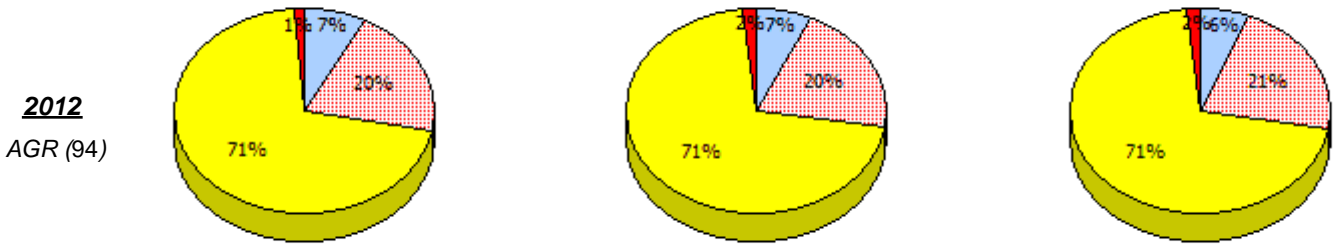
* Number Operations score is composite of Reasoning, Communication, Connections and Representations, and Problem Solving.

NLESD - Eastern Region

School #: 366 Topsail Elementary



2013
No Testing



Unknown
 Exempt
 Not Yet Meeting
 Meeting or Exceeding

* In some cases, CRT numbers may exceed AGR numbers based on late enrolments. Pie chart is based on the number of students who wrote the CRT.

* Number Operations score is composite of Reasoning, Communication, Connections and Representations, and Problem Solving.

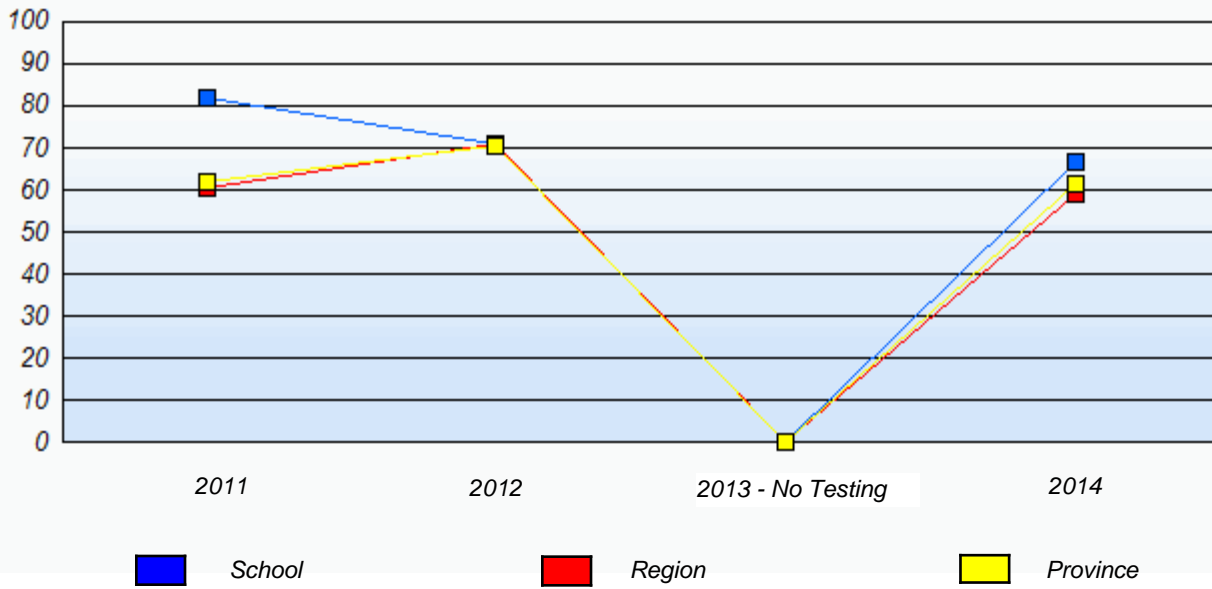
Source: Division of Evaluation and Research, Department of Education and Early Childhood Development

Primary Mathematics
4 Year Provincial Assessment, June 2014
School Report Criteria/Content
 (% of students who answered correctly)

NLESD - Eastern Region

School #: 366 Topsail Elementary

Percentage of students meeting/exceeding (2011 - 2014)



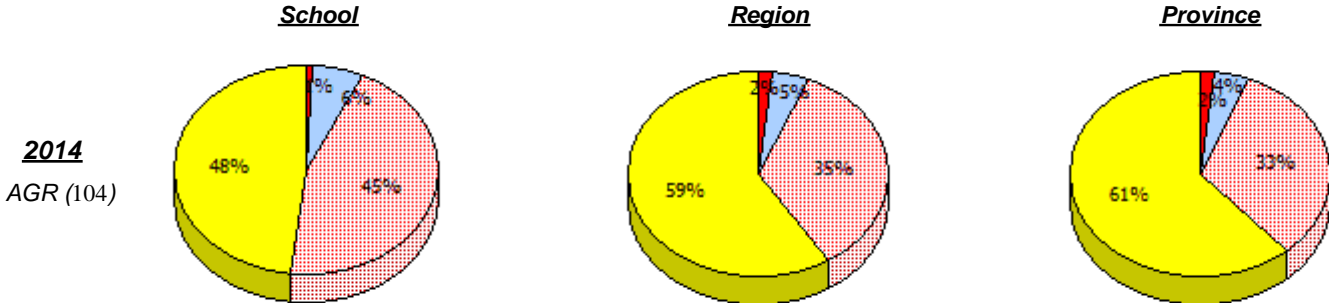
* In some cases, CRT numbers may exceed AGR numbers based on late enrolments. Pie chart is based on the number of students who wrote the CRT.

* Number Operations score is composite of Reasoning, Communication, Connections and Representations, and Problem Solving.

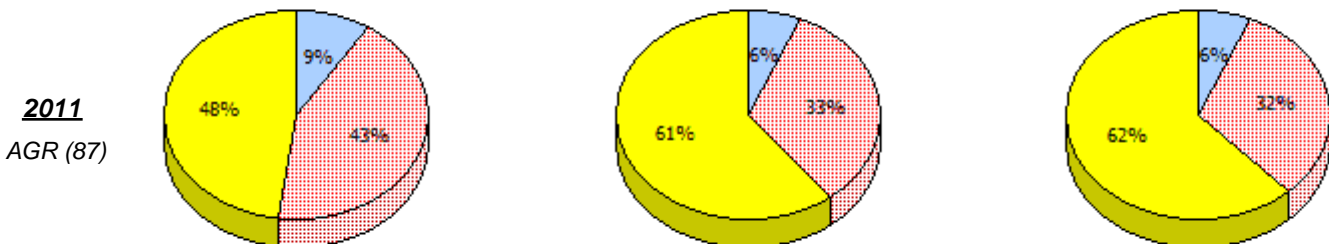
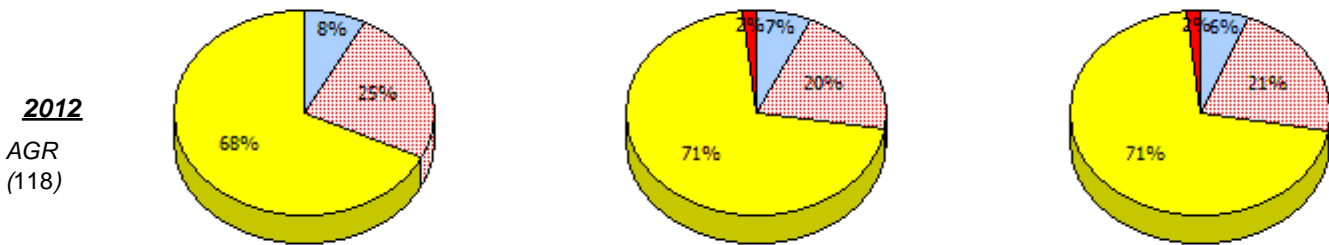
Source: Division of Evaluation and Research, Department of Education and Early Childhood Development

NLESD - Eastern Region

School #: 367 Holy Trinity Elementary



2013
No Testing



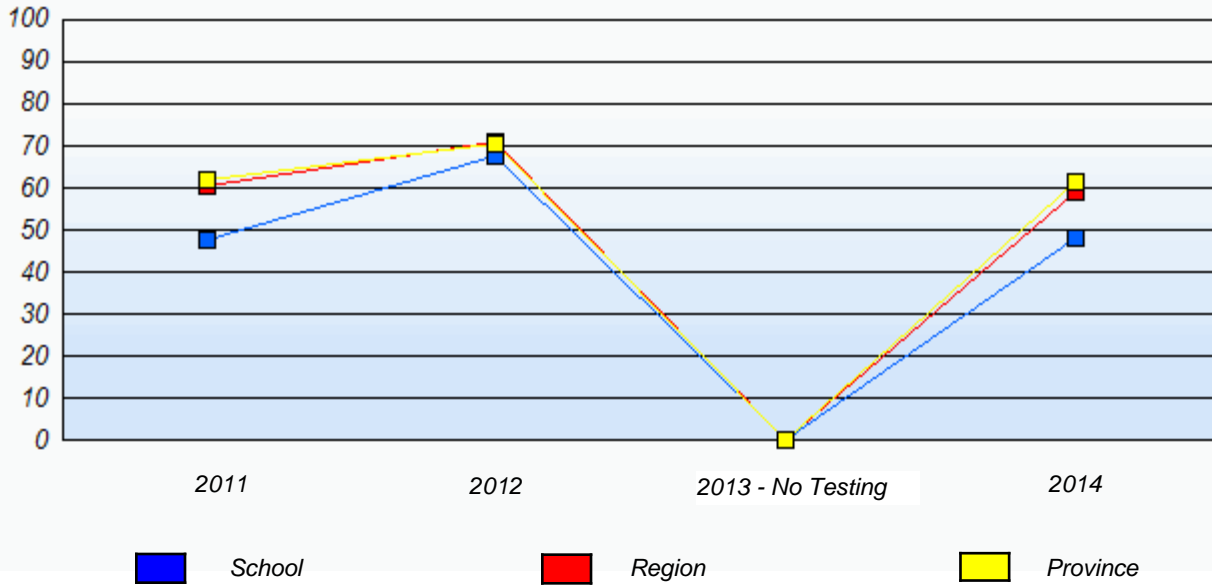
* In some cases, CRT numbers may exceed AGR numbers based on late enrolments. Pie chart is based on the number of students who wrote the CRT.

* Number Operations score is composite of Reasoning, Communication, Connections and Representations, and Problem Solving.

NLESD - Eastern Region

School #: 367 Holy Trinity Elementary

Percentage of students meeting/exceeding (2011 - 2014)



* In some cases, CRT numbers may exceed AGR numbers based on late enrolments. Pie chart is based on the number of students who wrote the CRT.

* Number Operations score is composite of Reasoning, Communication, Connections and Representations, and Problem Solving.

Source: Division of Evaluation and Research, Department of Education and Early Childhood Development

NLESD - Eastern Region

School #: 370 Stella Maris Academy

School

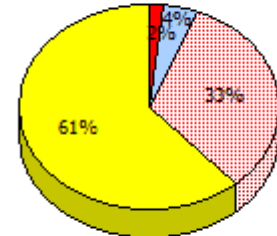
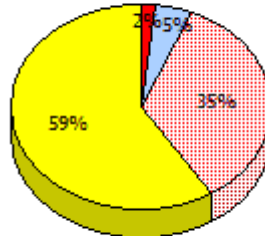
School data with 5 or fewer students withheld for reasons of confidentiality.

Region

Province

2014

AGR (3)

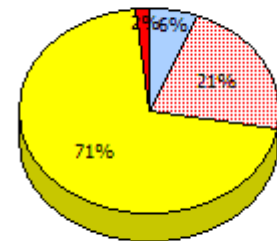
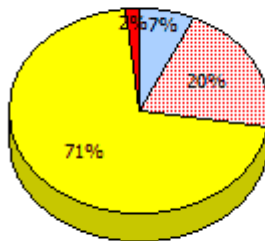


2013

No Testing

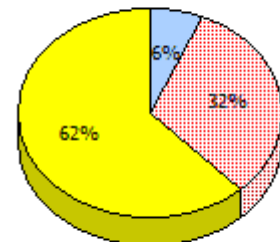
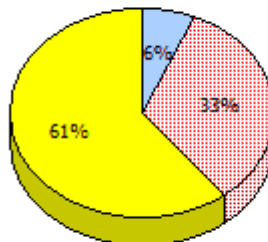
2012

AGR (2)



2011

AGR (3)



Unknown
 Exempt
 Not Yet Meeting
 Meeting or Exceeding

* In some cases, CRT numbers may exceed AGR numbers based on late enrolments. Pie chart is based on the number of students who wrote the CRT.

* Number Operations score is composite of Reasoning, Communication, Connections and Representations, and Problem Solving.

Source: Division of Evaluation and Research, Department of Education and Early Childhood Development

Primary Mathematics
4 Year Provincial Assessment, June 2014
School Report Criteria/Content
(% of students who answered correctly)

NLESD - Eastern Region

School #: 370 Stella Maris Academy

Percentage of students meeting/exceeding (2011 - 2014)
School data with 5 or fewer students withheld for reasons of confidentiality.

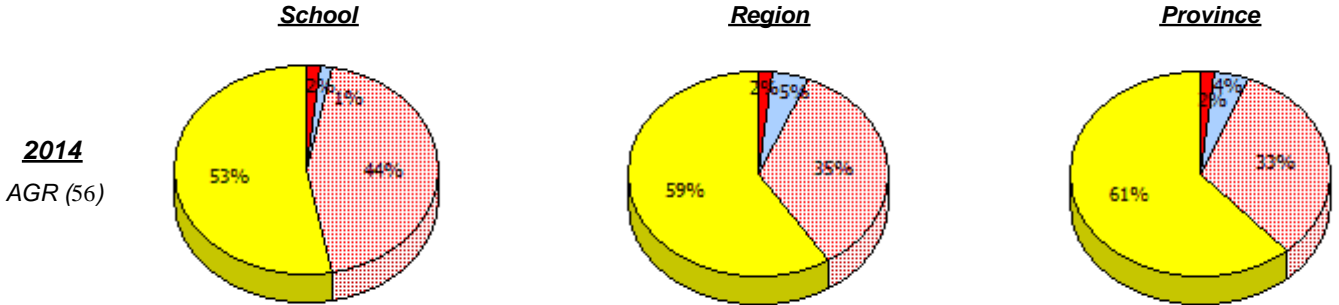


* In some cases, CRT numbers may exceed AGR numbers based on late enrolments. Pie chart is based on the number of students who wrote the CRT.

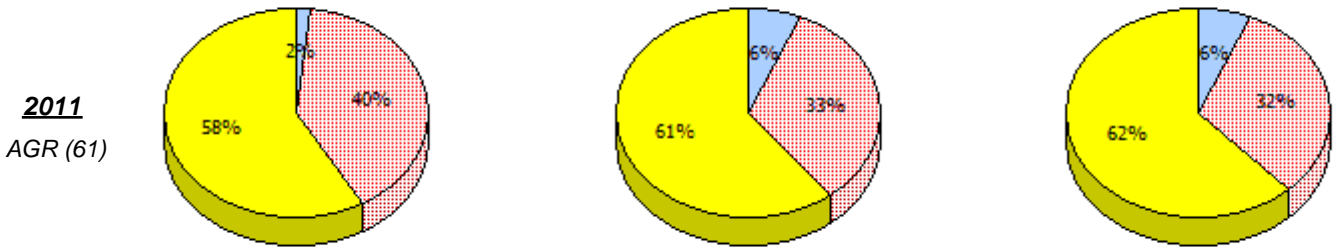
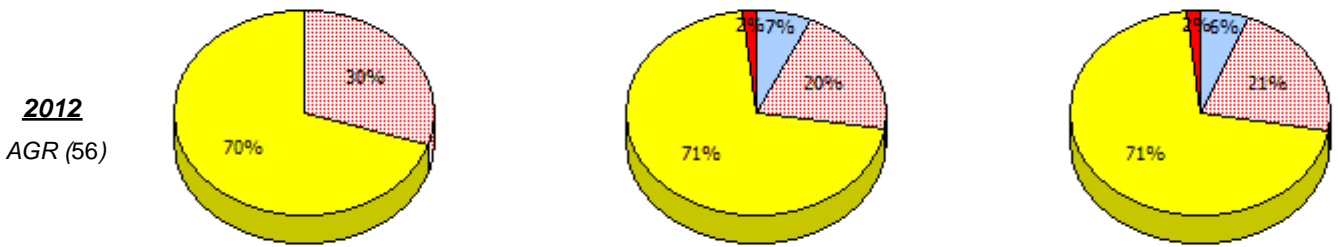
* Number Operations score is composite of Reasoning, Communication, Connections and Representations, and Problem Solving.

NLESD - Eastern Region

School #: 371 Upper Gullies Elementary



2013
No Testing



Unknown
 Exempt
 Not Yet Meeting
 Meeting or Exceeding

* In some cases, CRT numbers may exceed AGR numbers based on late enrolments. Pie chart is based on the number of students who wrote the CRT.

* Number Operations score is composite of Reasoning, Communication, Connections and Representations, and Problem Solving.

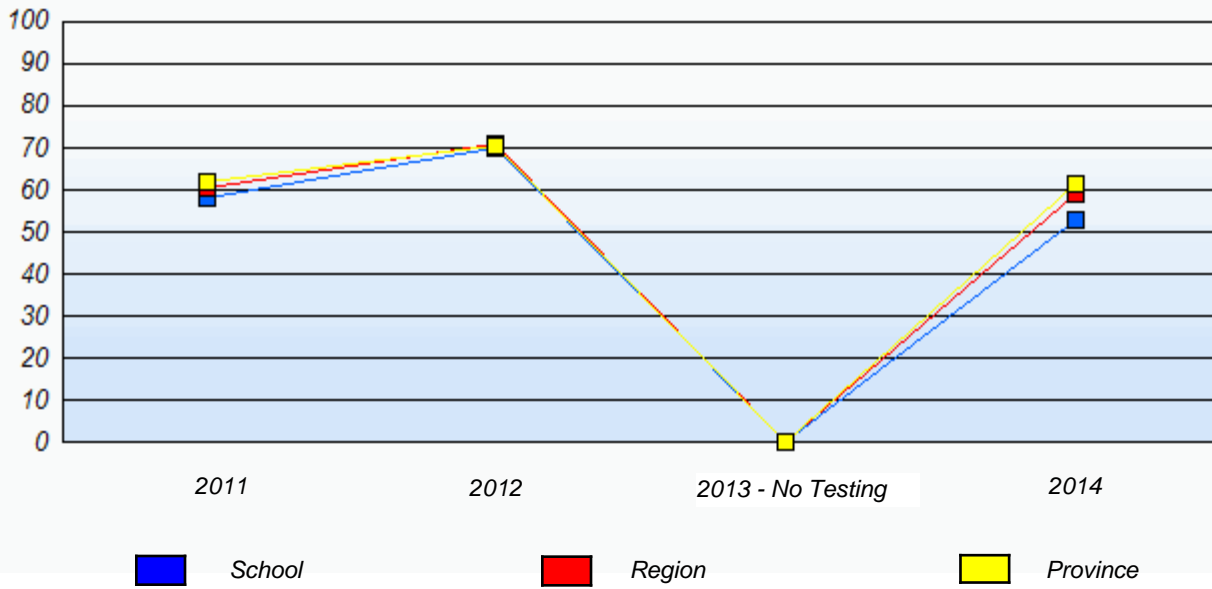
Source: Division of Evaluation and Research, Department of Education and Early Childhood Development

Primary Mathematics
4 Year Provincial Assessment, June 2014
School Report Criteria/Content
 (% of students who answered correctly)

NLESD - Eastern Region

School #: 371 Upper Gullies Elementary

Percentage of students meeting/exceeding (2011 - 2014)



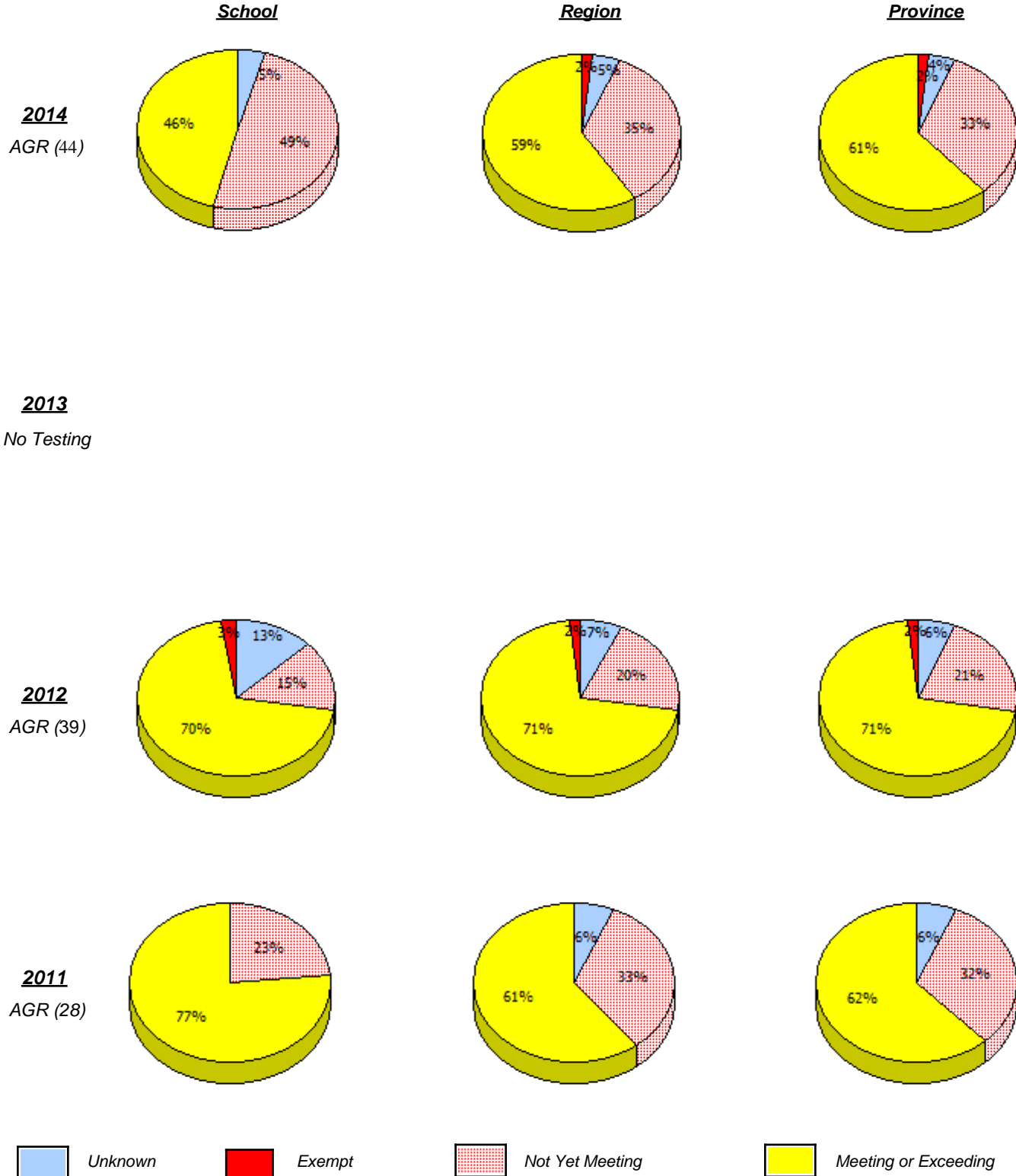
* In some cases, CRT numbers may exceed AGR numbers based on late enrolments. Pie chart is based on the number of students who wrote the CRT.

* Number Operations score is composite of Reasoning, Communication, Connections and Representations, and Problem Solving.

Source: Division of Evaluation and Research, Department of Education and Early Childhood Development

NLESD - Eastern Region

School #: 372 St. Bernard's Elementary



* In some cases, CRT numbers may exceed AGR numbers based on late enrolments. Pie chart is based on the number of students who wrote the CRT.

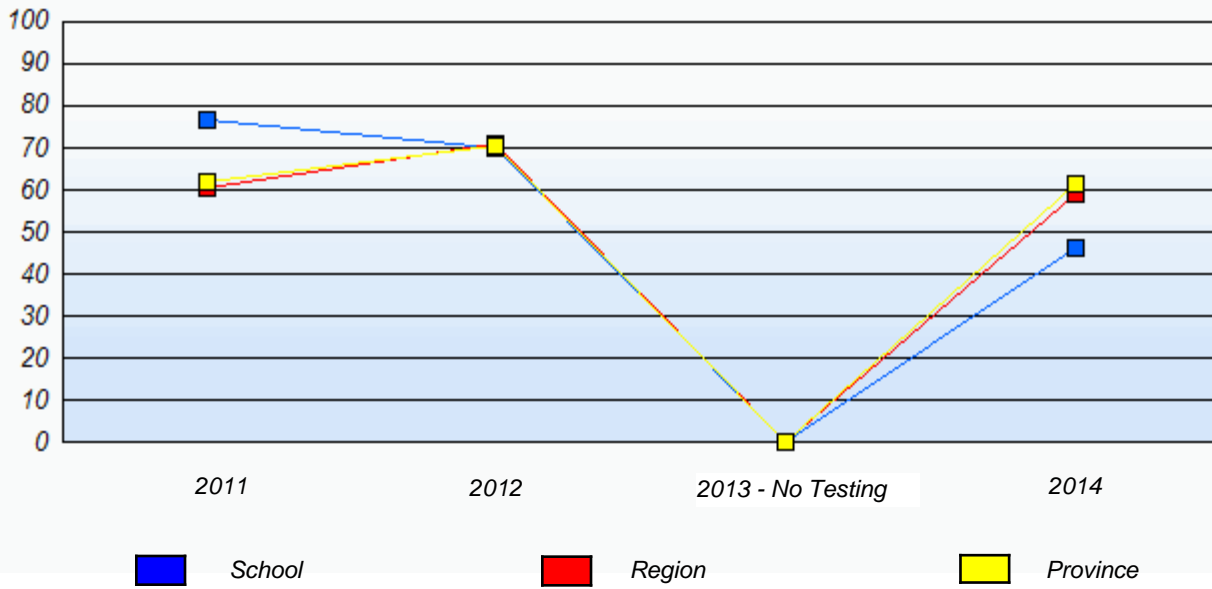
* Number Operations score is composite of Reasoning, Communication, Connections and Representations, and Problem Solving.

Source: Division of Evaluation and Research, Department of Education and Early Childhood Development

NLESD - Eastern Region

School #: 372 St. Bernard's Elementary

Percentage of students meeting/exceeding (2011 - 2014)



* In some cases, CRT numbers may exceed AGR numbers based on late enrolments. Pie chart is based on the number of students who wrote the CRT.

* Number Operations score is composite of Reasoning, Communication, Connections and Representations, and Problem Solving.

Source: Division of Evaluation and Research, Department of Education and Early Childhood Development

NLESD - Eastern Region

School #: 427 Holy Name of Mary Academy

School

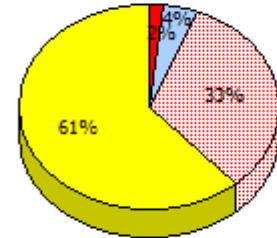
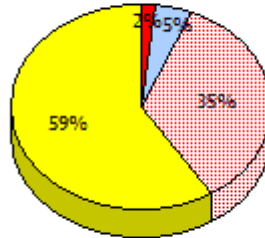
School data with 5 or fewer students withheld for reasons of confidentiality.

Region

Province

2014

AGR (3)

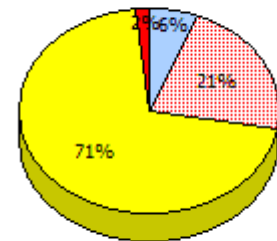
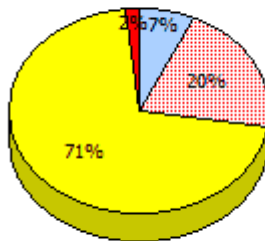


2013

No Testing

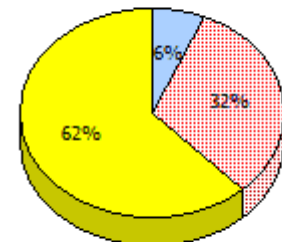
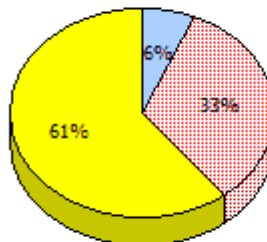
2012

AGR (9)



2011

AGR (7)



Unknown
 Exempt
 Not Yet Meeting
 Meeting or Exceeding

* In some cases, CRT numbers may exceed AGR numbers based on late enrolments. Pie chart is based on the number of students who wrote the CRT.

* Number Operations score is composite of Reasoning, Communication, Connections and Representations, and Problem Solving.

Source: Division of Evaluation and Research, Department of Education and Early Childhood Development

Primary Mathematics
4 Year Provincial Assessment, June 2014
School Report Criteria/Content
(% of students who answered correctly)

NLESD - Eastern Region

School #: 427 Holy Name of Mary Academy

Percentage of students meeting/exceeding (2011 - 2014)
School data with 5 or fewer students withheld for reasons of confidentiality.



* In some cases, CRT numbers may exceed AGR numbers based on late enrolments. Pie chart is based on the number of students who wrote the CRT.

* Number Operations score is composite of Reasoning, Communication, Connections and Representations, and Problem Solving.

NLESD - Eastern Region

School #: 430 St. Mark's School

School

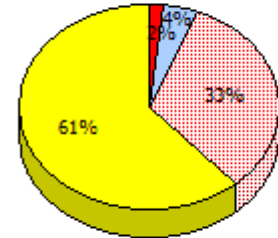
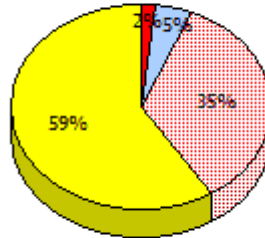
School data with 5 or fewer students withheld for reasons of confidentiality.

Region

Province

2014

AGR (3)

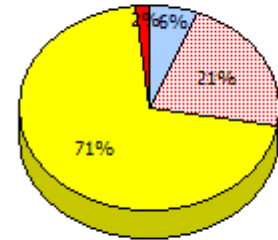
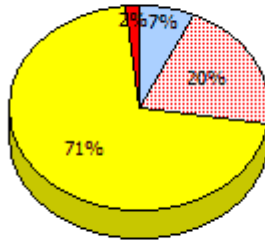


2013

No Testing

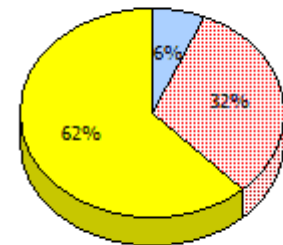
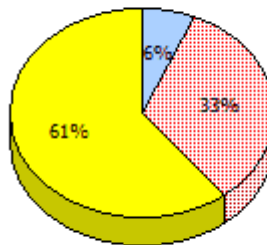
2012

AGR (3)



2011

AGR (3)



Unknown
 Exempt
 Not Yet Meeting
 Meeting or Exceeding

* In some cases, CRT numbers may exceed AGR numbers based on late enrolments. Pie chart is based on the number of students who wrote the CRT.

* Number Operations score is composite of Reasoning, Communication, Connections and Representations, and Problem Solving.

Source: Division of Evaluation and Research, Department of Education and Early Childhood Development

Primary Mathematics
4 Year Provincial Assessment, June 2014
School Report Criteria/Content
(% of students who answered correctly)

NLESD - Eastern Region

School #: 430 St. Mark's School

Percentage of students meeting/exceeding (2011 - 2014)
School data with 5 or fewer students withheld for reasons of confidentiality.

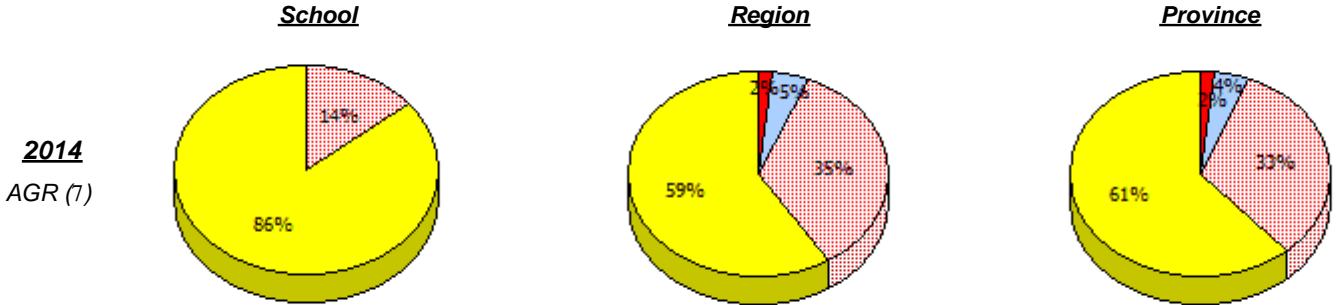


* In some cases, CRT numbers may exceed AGR numbers based on late enrolments. Pie chart is based on the number of students who wrote the CRT.

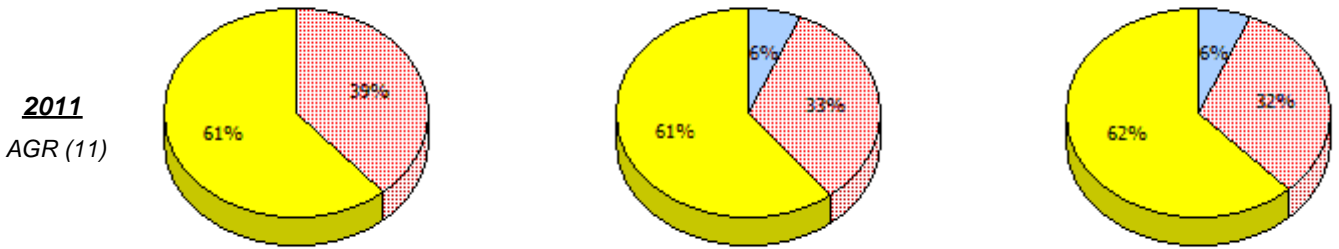
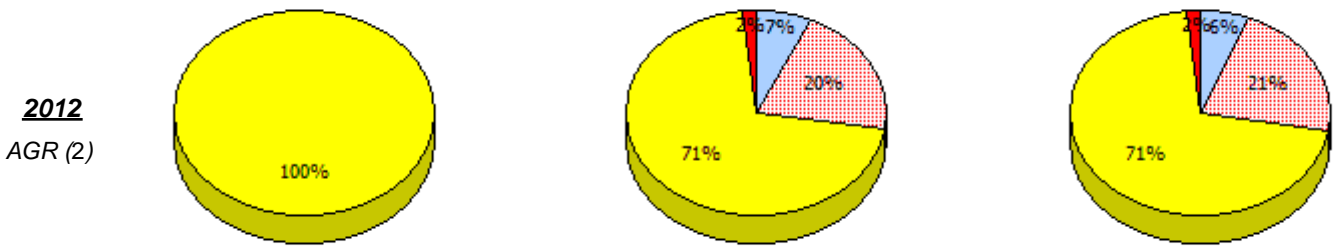
* Number Operations score is composite of Reasoning, Communication, Connections and Representations, and Problem Solving.

NLESD - Eastern Region

School #: 431 Southwest Arm Academy



2013
No Testing



Unknown
 Exempt
 Not Yet Meeting
 Meeting or Exceeding

* In some cases, CRT numbers may exceed AGR numbers based on late enrolments. Pie chart is based on the number of students who wrote the CRT.

* Number Operations score is composite of Reasoning, Communication, Connections and Representations, and Problem Solving.

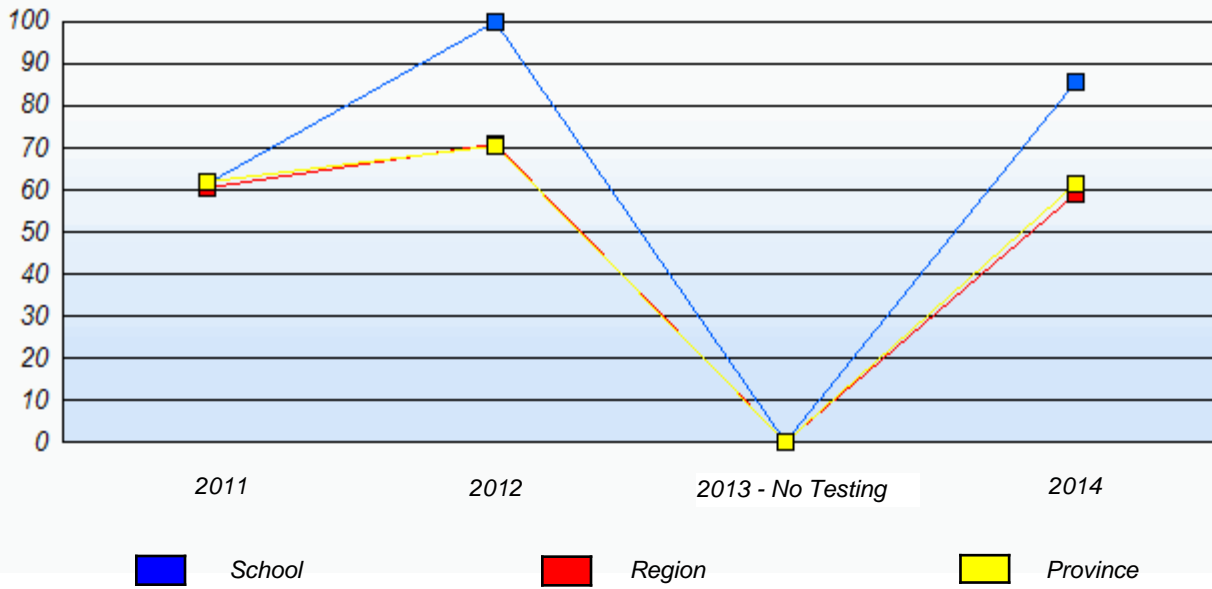
Source: Division of Evaluation and Research, Department of Education and Early Childhood Development

Primary Mathematics
4 Year Provincial Assessment, June 2014
School Report Criteria/Content
 (% of students who answered correctly)

NLESD - Eastern Region

School #: 431 Southwest Arm Academy

Percentage of students meeting/exceeding (2011 - 2014)



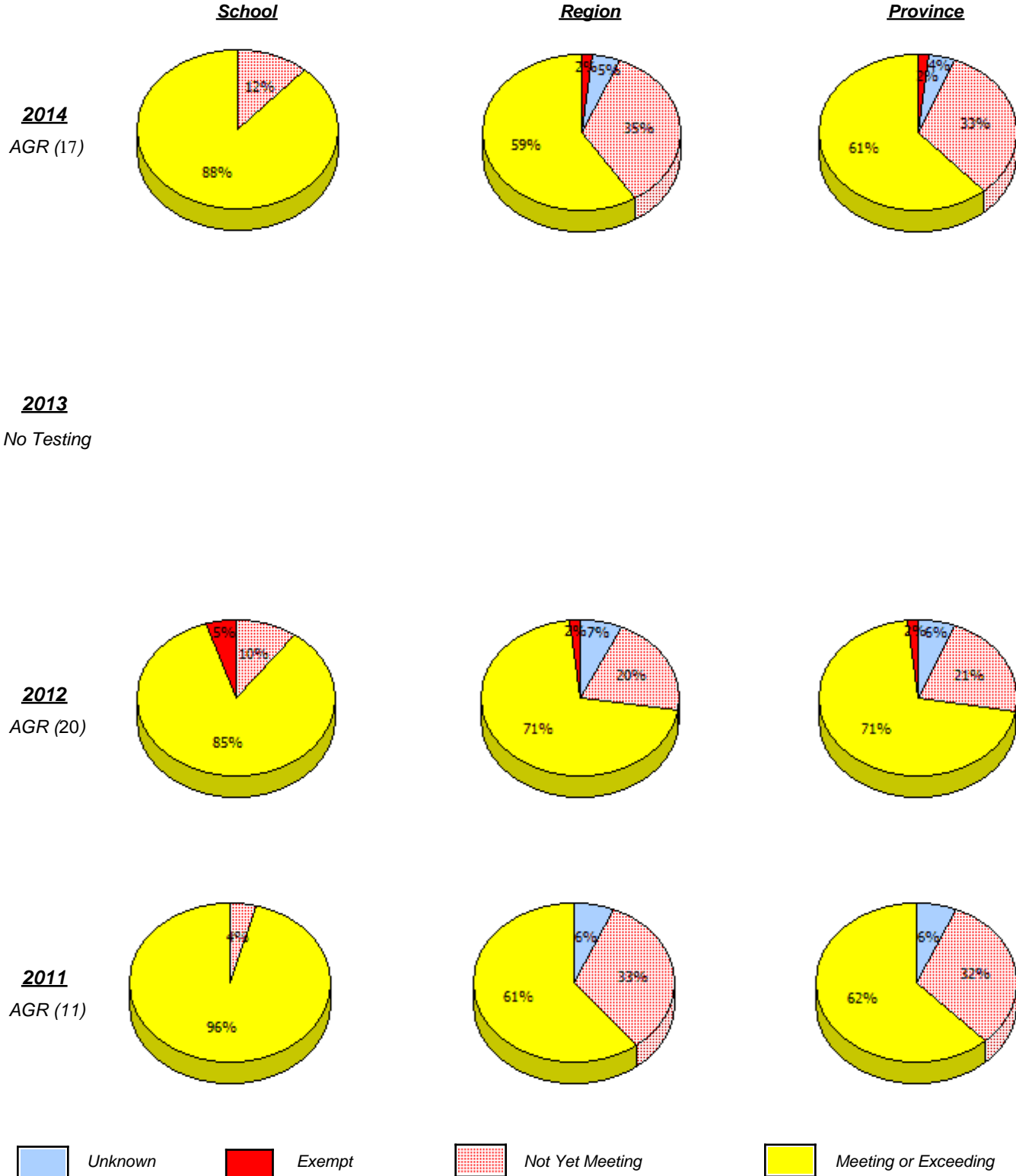
* In some cases, CRT numbers may exceed AGR numbers based on late enrolments. Pie chart is based on the number of students who wrote the CRT.

* Number Operations score is composite of Reasoning, Communication, Connections and Representations, and Problem Solving.

Source: Division of Evaluation and Research, Department of Education and Early Childhood Development

NLESD - Eastern Region

School #: 433 Tricon Elementary



* In some cases, CRT numbers may exceed AGR numbers based on late enrolments. Pie chart is based on the number of students who wrote the CRT.

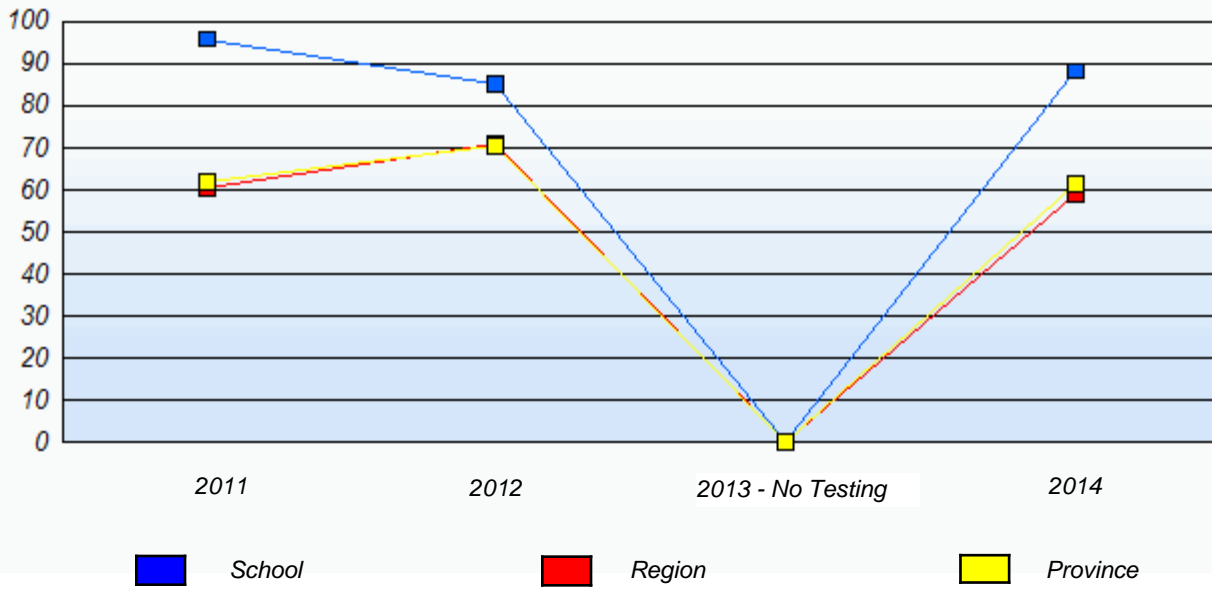
* Number Operations score is composite of Reasoning, Communication, Connections and Representations, and Problem Solving.

Primary Mathematics
4 Year Provincial Assessment, June 2014
School Report Criteria/Content
 (% of students who answered correctly)

NLESD - Eastern Region

School #: 433 Tricon Elementary

Percentage of students meeting/exceeding (2011 - 2014)

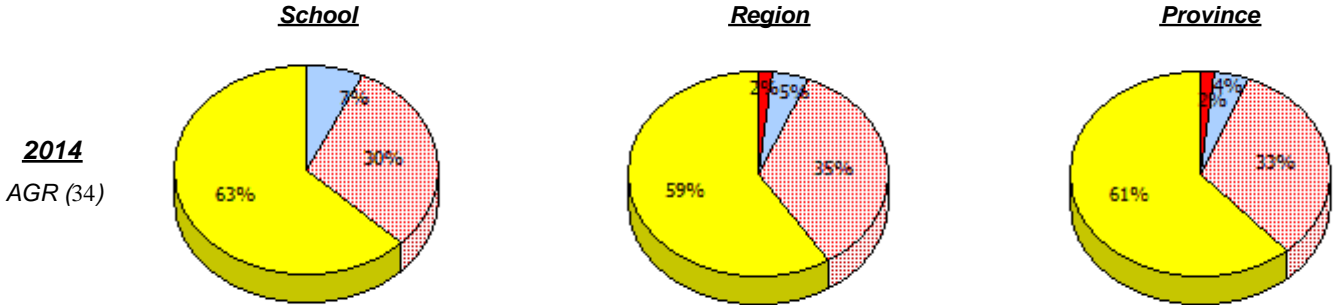


* In some cases, CRT numbers may exceed AGR numbers based on late enrolments. Pie chart is based on the number of students who wrote the CRT.

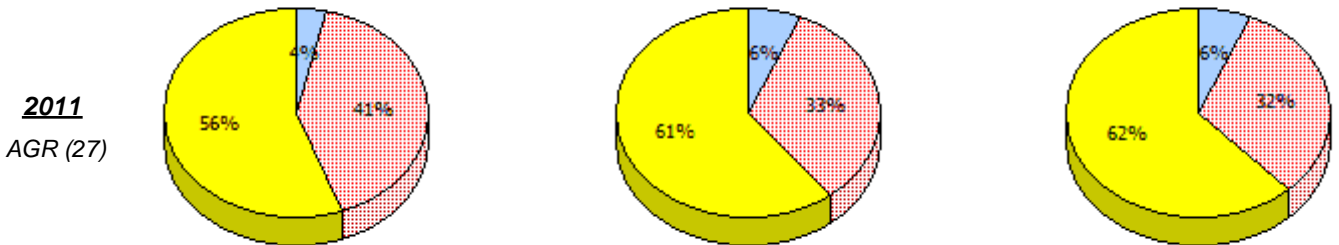
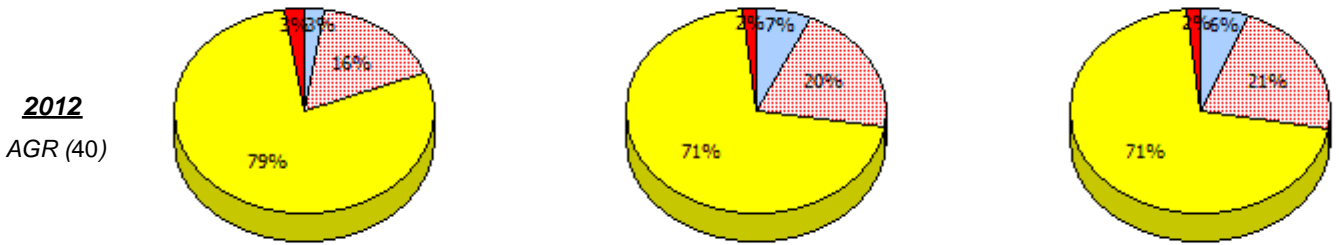
* Number Operations score is composite of Reasoning, Communication, Connections and Representations, and Problem Solving.

NLESD - Eastern Region

School #: 435 St. Anne's Academy



2013
No Testing



Unknown
 Exempt
 Not Yet Meeting
 Meeting or Exceeding

* In some cases, CRT numbers may exceed AGR numbers based on late enrolments. Pie chart is based on the number of students who wrote the CRT.

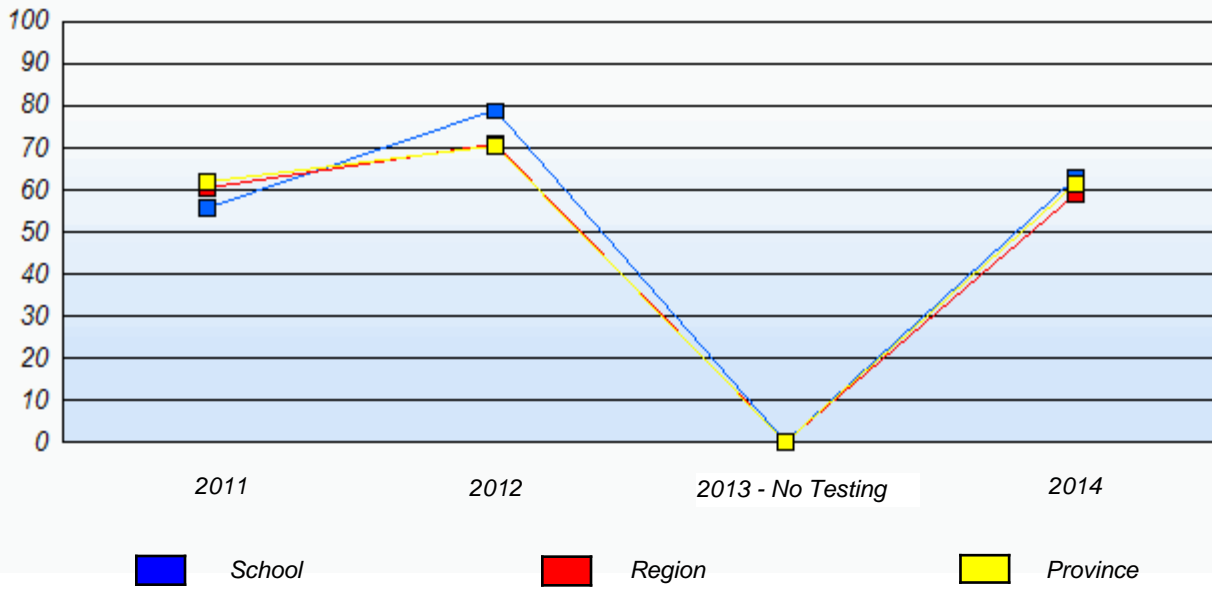
* Number Operations score is composite of Reasoning, Communication, Connections and Representations, and Problem Solving.

Source: Division of Evaluation and Research, Department of Education and Early Childhood Development

NLESD - Eastern Region

School #: 435 St. Anne's Academy

Percentage of students meeting/exceeding (2011 - 2014)



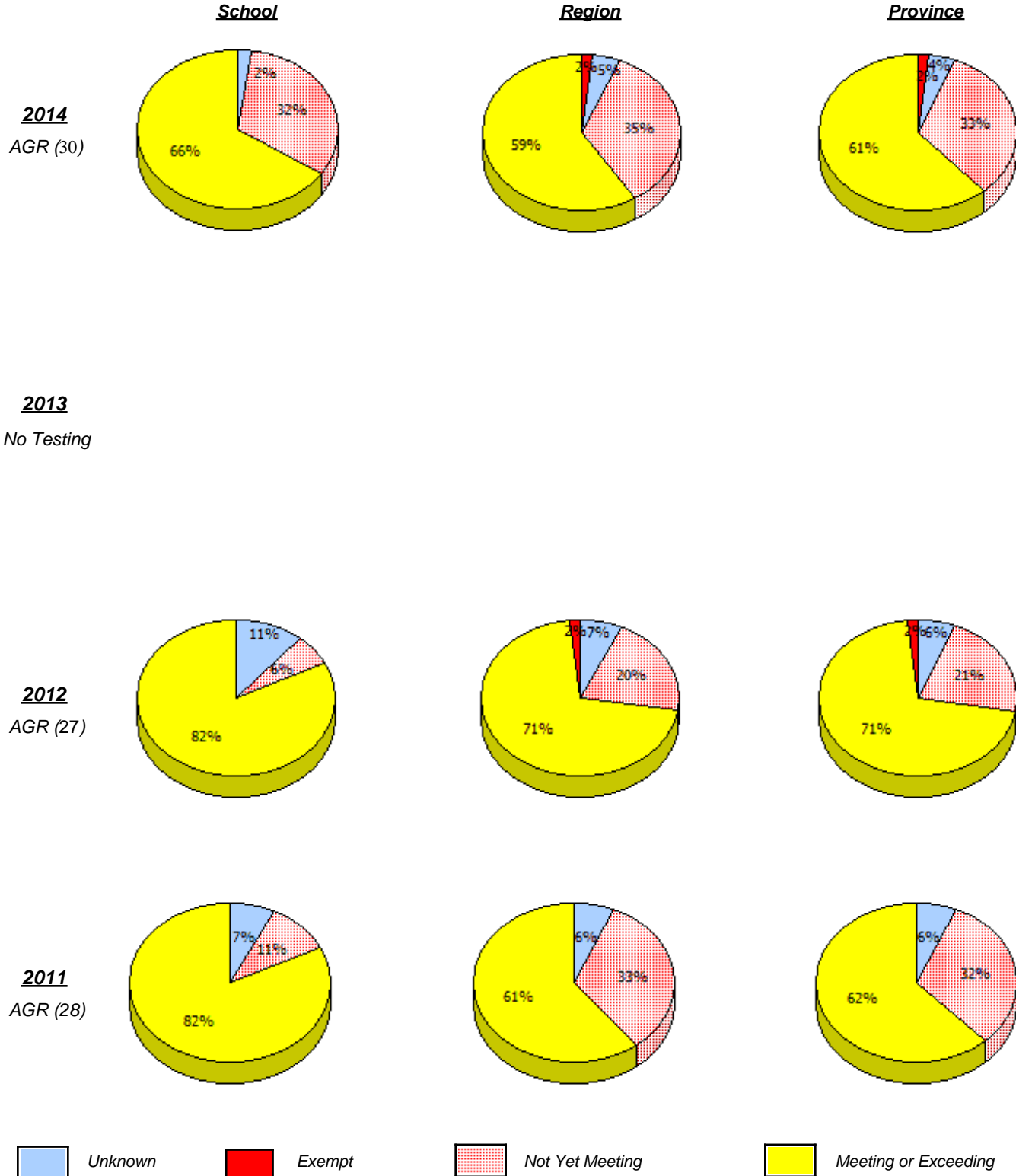
* In some cases, CRT numbers may exceed AGR numbers based on late enrolments. Pie chart is based on the number of students who wrote the CRT.

* Number Operations score is composite of Reasoning, Communication, Connections and Representations, and Problem Solving.

Source: Division of Evaluation and Research, Department of Education and Early Childhood Development

NLESD - Eastern Region

School #: 442 Persalvic Elementary



* In some cases, CRT numbers may exceed AGR numbers based on late enrolments. Pie chart is based on the number of students who wrote the CRT.

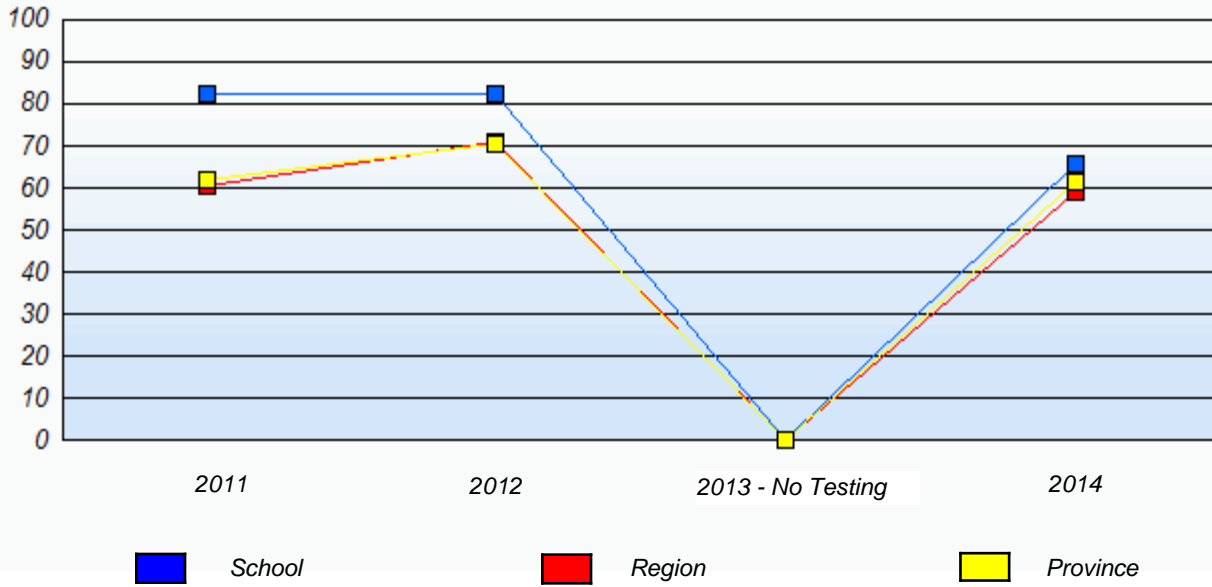
* Number Operations score is composite of Reasoning, Communication, Connections and Representations, and Problem Solving.

Primary Mathematics
4 Year Provincial Assessment, June 2014
School Report Criteria/Content
 (% of students who answered correctly)

NLESD - Eastern Region

School #: 442 Persalvic Elementary

Percentage of students meeting/exceeding (2011 - 2014)

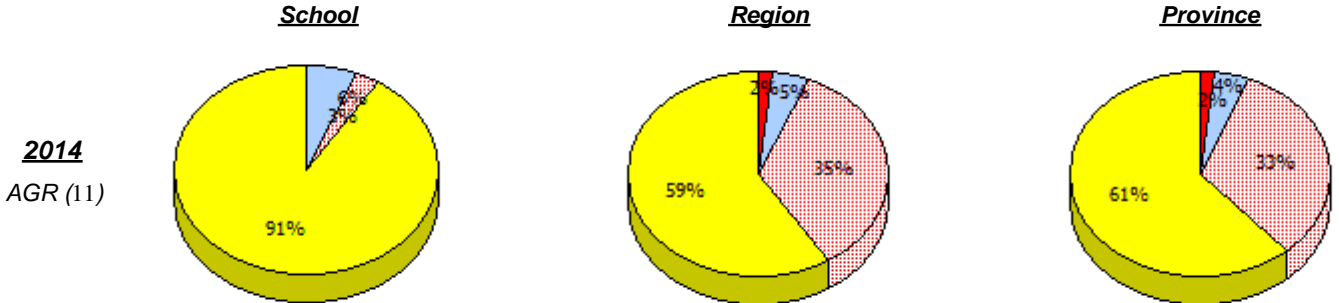


* In some cases, CRT numbers may exceed AGR numbers based on late enrolments. Pie chart is based on the number of students who wrote the CRT.

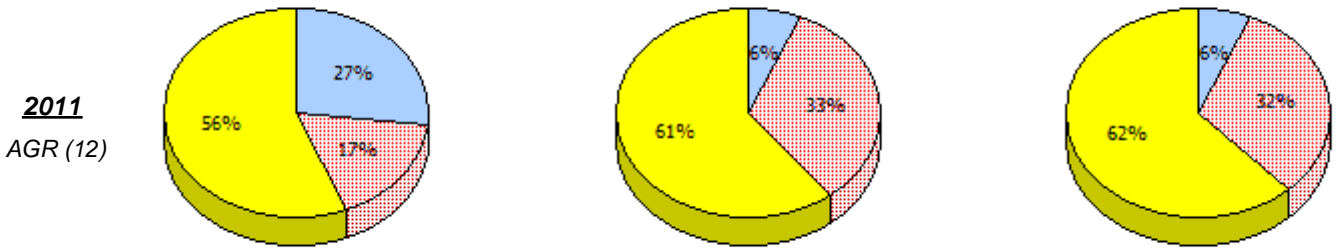
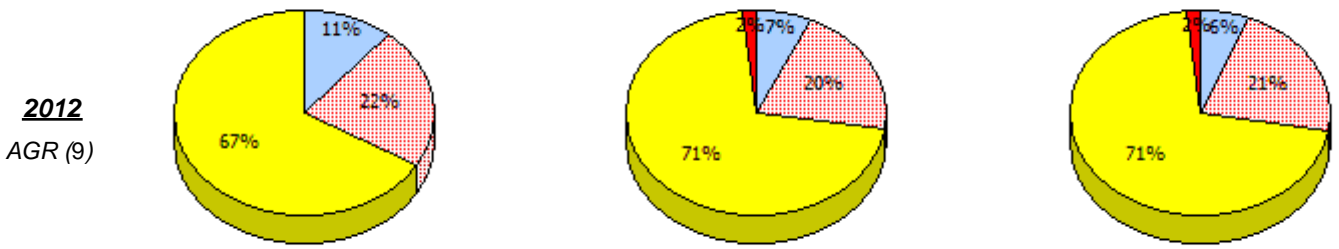
* Number Operations score is composite of Reasoning, Communication, Connections and Representations, and Problem Solving.

NLESD - Eastern Region

School #: 444 Cabot Academy



2013
No Testing



Unknown
 Exempt
 Not Yet Meeting
 Meeting or Exceeding

* In some cases, CRT numbers may exceed AGR numbers based on late enrolments. Pie chart is based on the number of students who wrote the CRT.

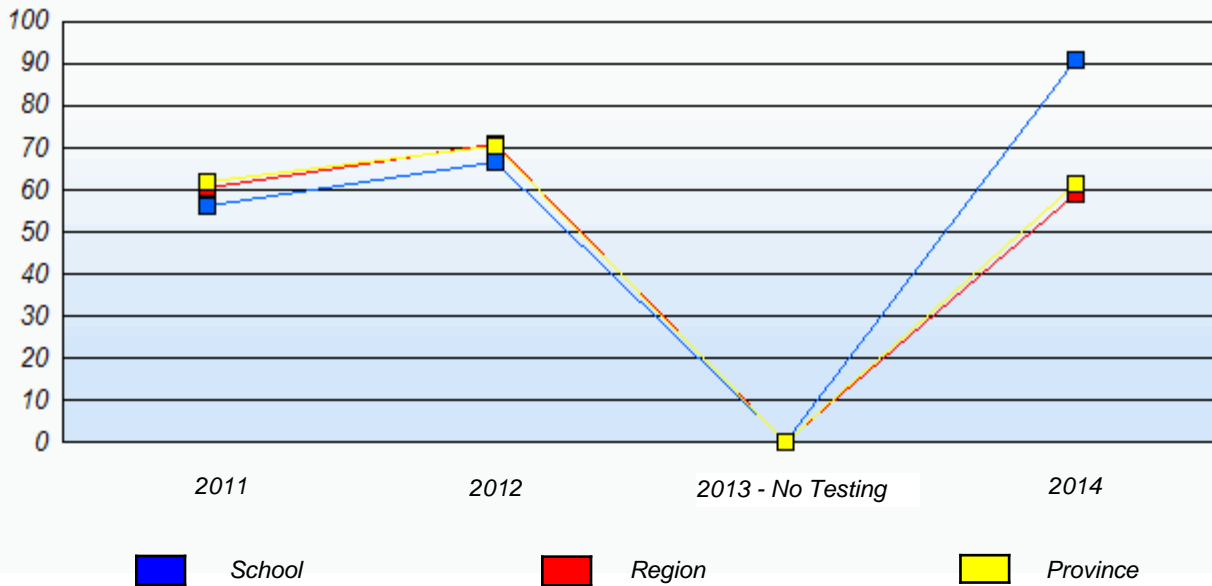
* Number Operations score is composite of Reasoning, Communication, Connections and Representations, and Problem Solving.

Primary Mathematics
4 Year Provincial Assessment, June 2014
School Report Criteria/Content
 (% of students who answered correctly)

NLESD - Eastern Region

School #: 444 Cabot Academy

Percentage of students meeting/exceeding (2011 - 2014)



* In some cases, CRT numbers may exceed AGR numbers based on late enrolments. Pie chart is based on the number of students who wrote the CRT.

* Number Operations score is composite of Reasoning, Communication, Connections and Representations, and Problem Solving.

Source: Division of Evaluation and Research, Department of Education and Early Childhood Development

NLESD - Eastern Region

School #: 446 Whitbourne Elementary

School

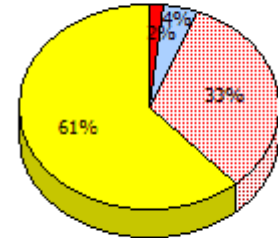
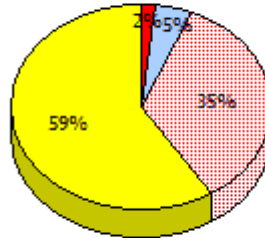
School data with 5 or fewer students withheld for reasons of confidentiality.

Region

Province

2014

AGR (5)

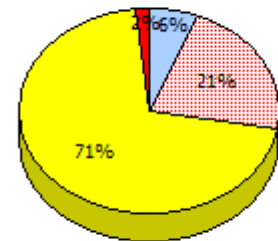
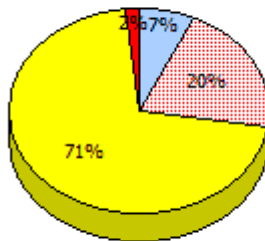


2013

No Testing

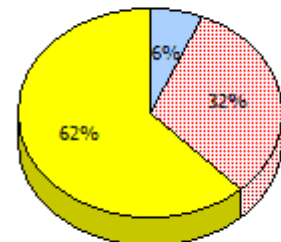
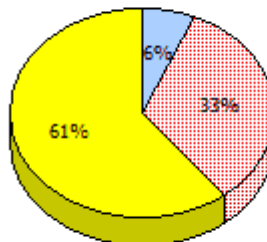
2012

AGR (12)



2011

AGR (11)



Unknown
 Exempt
 Not Yet Meeting
 Meeting or Exceeding

* In some cases, CRT numbers may exceed AGR numbers based on late enrolments. Pie chart is based on the number of students who wrote the CRT.

* Number Operations score is composite of Reasoning, Communication, Connections and Representations, and Problem Solving.

Source: Division of Evaluation and Research, Department of Education and Early Childhood Development

Primary Mathematics
4 Year Provincial Assessment, June 2014
School Report Criteria/Content
(% of students who answered correctly)

NLESD - Eastern Region

School #: 446 Whitbourne Elementary

Percentage of students meeting/exceeding (2011 - 2014)
School data with 5 or fewer students withheld for reasons of confidentiality.

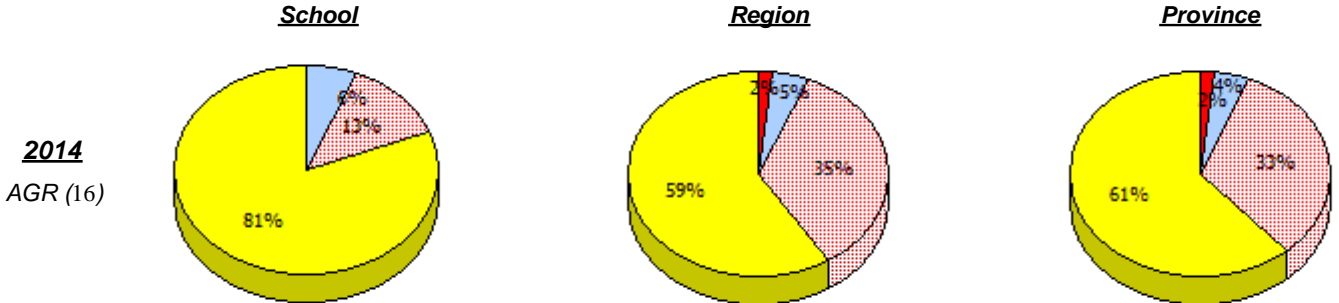


* In some cases, CRT numbers may exceed AGR numbers based on late enrolments. Pie chart is based on the number of students who wrote the CRT.

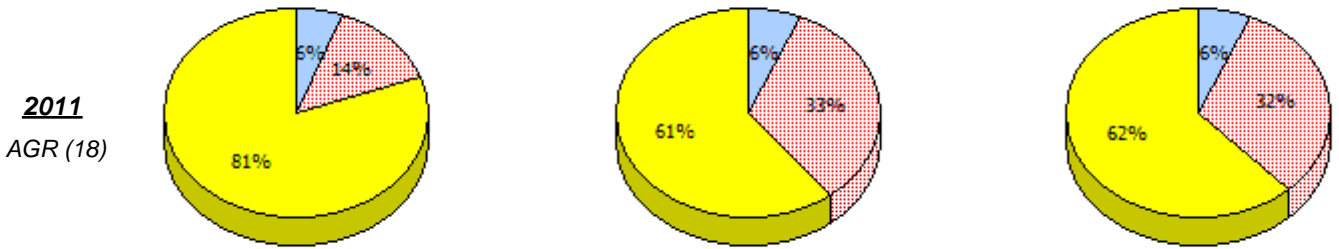
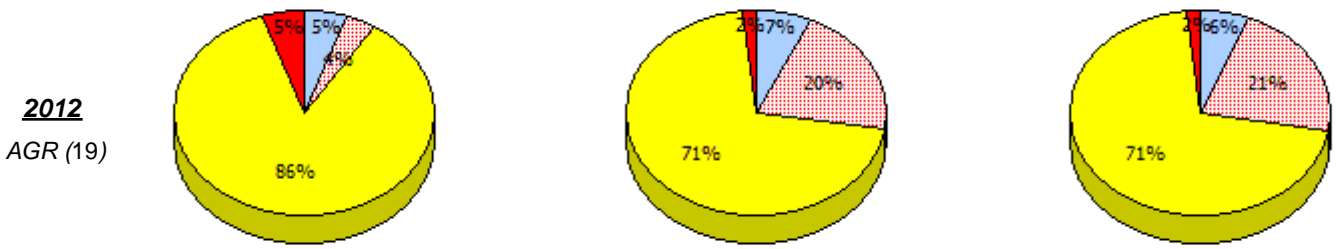
* Number Operations score is composite of Reasoning, Communication, Connections and Representations, and Problem Solving.

NLESD - Eastern Region

School #: 447 Baltimore School Complex



2013
No Testing



* In some cases, CRT numbers may exceed AGR numbers based on late enrolments. Pie chart is based on the number of students who wrote the CRT.

* Number Operations score is composite of Reasoning, Communication, Connections and Representations, and Problem Solving.

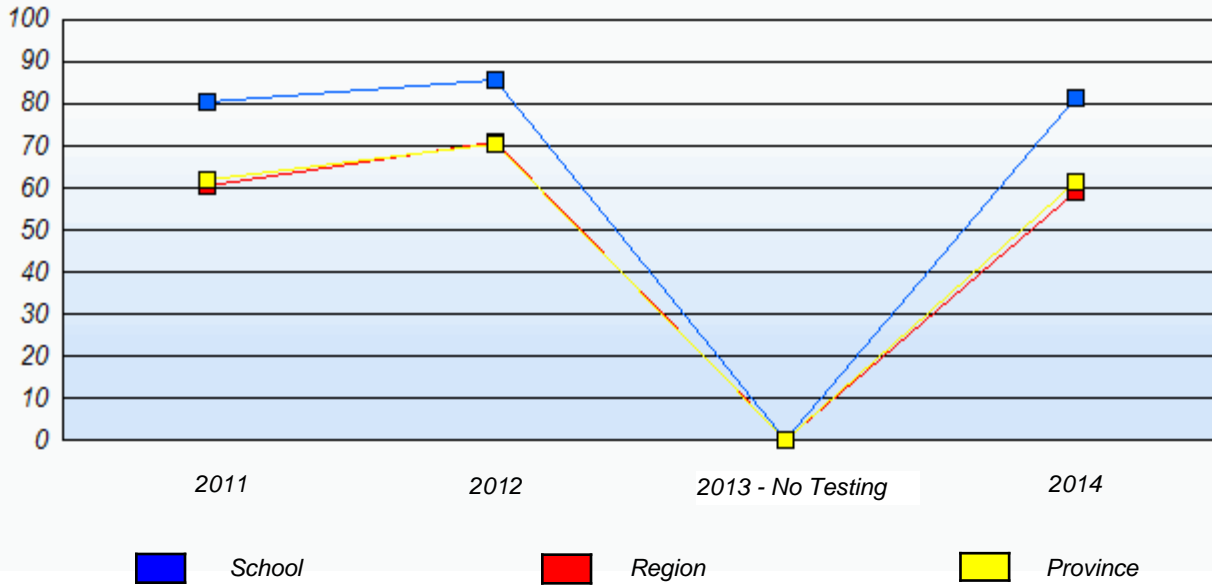
Source: Division of Evaluation and Research, Department of Education and Early Childhood Development

Primary Mathematics
4 Year Provincial Assessment, June 2014
School Report Criteria/Content
 (% of students who answered correctly)

NLESD - Eastern Region

School #: 447 Baltimore School Complex

Percentage of students meeting/exceeding (2011 - 2014)



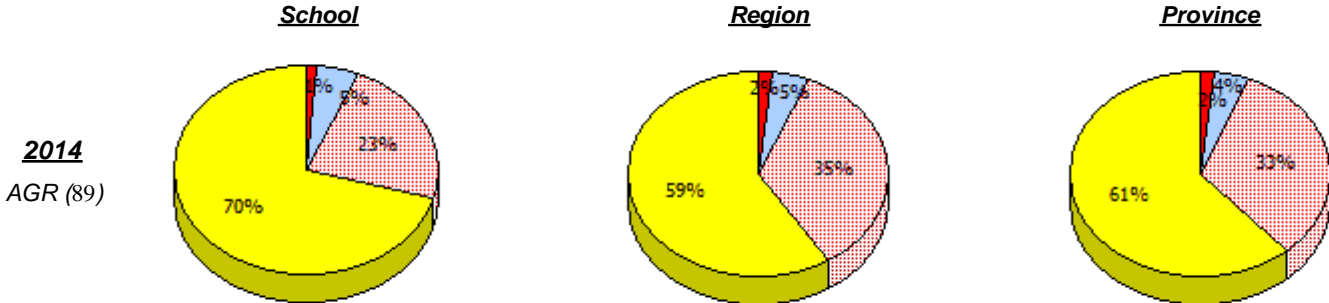
* In some cases, CRT numbers may exceed AGR numbers based on late enrolments. Pie chart is based on the number of students who wrote the CRT.

* Number Operations score is composite of Reasoning, Communication, Connections and Representations, and Problem Solving.

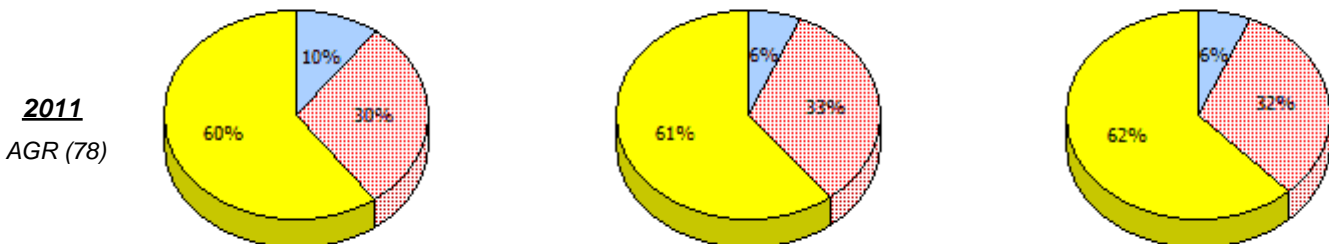
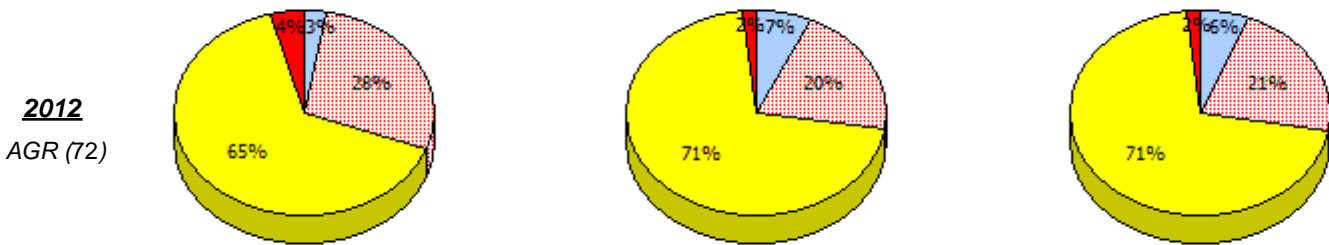
Source: Division of Evaluation and Research, Department of Education and Early Childhood Development

NLESD - Eastern Region

School #: 468 Hazelwood Elementary



2013
No Testing



Unknown
 Exempt
 Not Yet Meeting
 Meeting or Exceeding

* In some cases, CRT numbers may exceed AGR numbers based on late enrolments. Pie chart is based on the number of students who wrote the CRT.

* Number Operations score is composite of Reasoning, Communication, Connections and Representations, and Problem Solving.

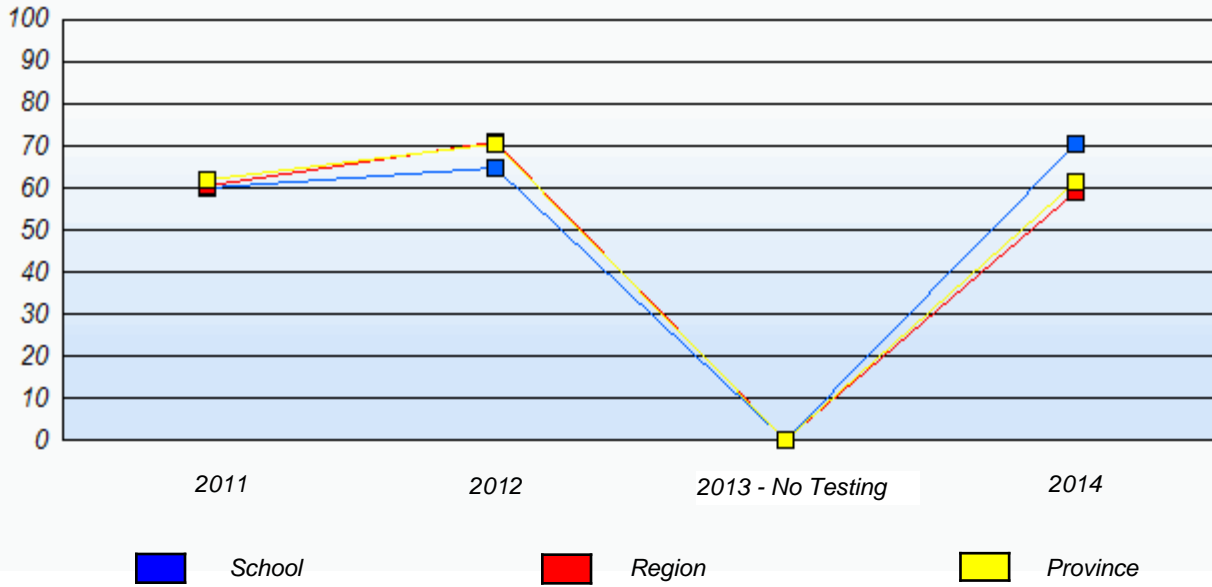
Source: Division of Evaluation and Research, Department of Education and Early Childhood Development

Primary Mathematics
4 Year Provincial Assessment, June 2014
School Report Criteria/Content
 (% of students who answered correctly)

NLESD - Eastern Region

School #: 468 Hazelwood Elementary

Percentage of students meeting/exceeding (2011 - 2014)



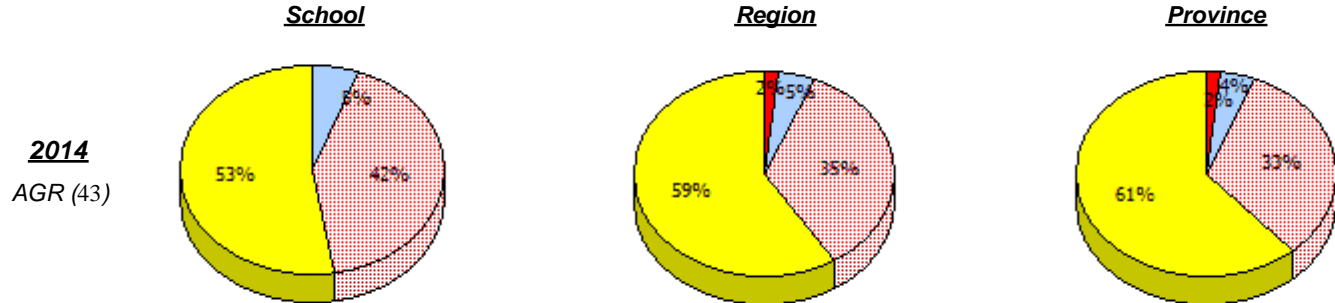
* In some cases, CRT numbers may exceed AGR numbers based on late enrolments. Pie chart is based on the number of students who wrote the CRT.

* Number Operations score is composite of Reasoning, Communication, Connections and Representations, and Problem Solving.

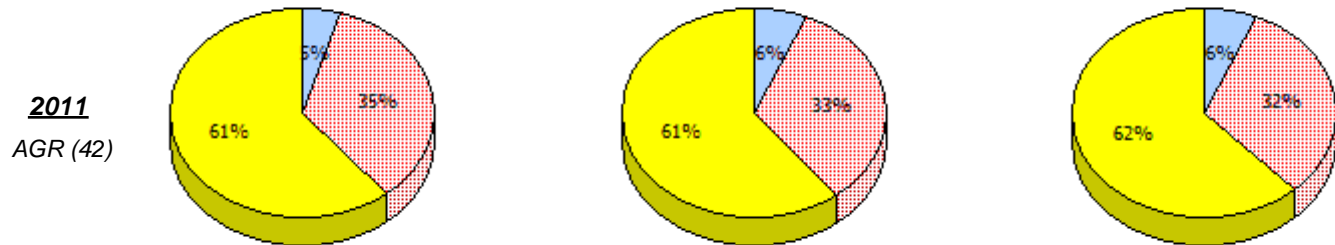
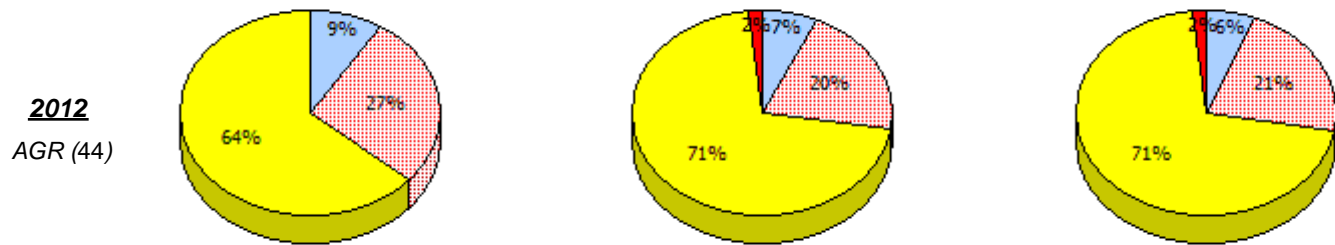
Source: Division of Evaluation and Research, Department of Education and Early Childhood Development

NLESD - Eastern Region

School #: 473 Cape St. Francis Elementary



2013
No Testing



Unknown
 Exempt
 Not Yet Meeting
 Meeting or Exceeding

* In some cases, CRT numbers may exceed AGR numbers based on late enrolments. Pie chart is based on the number of students who wrote the CRT.

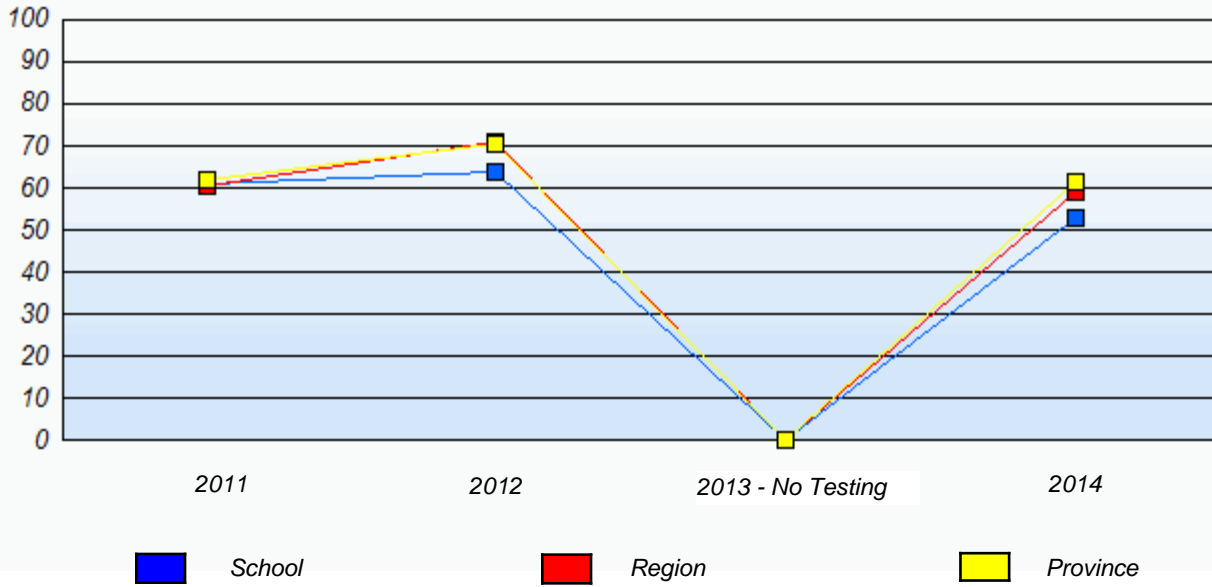
* Number Operations score is composite of Reasoning, Communication, Connections and Representations, and Problem Solving.

Source: Division of Evaluation and Research, Department of Education and Early Childhood Development

NLESD - Eastern Region

School #: 473 Cape St. Francis Elementary

Percentage of students meeting/exceeding (2011 - 2014)



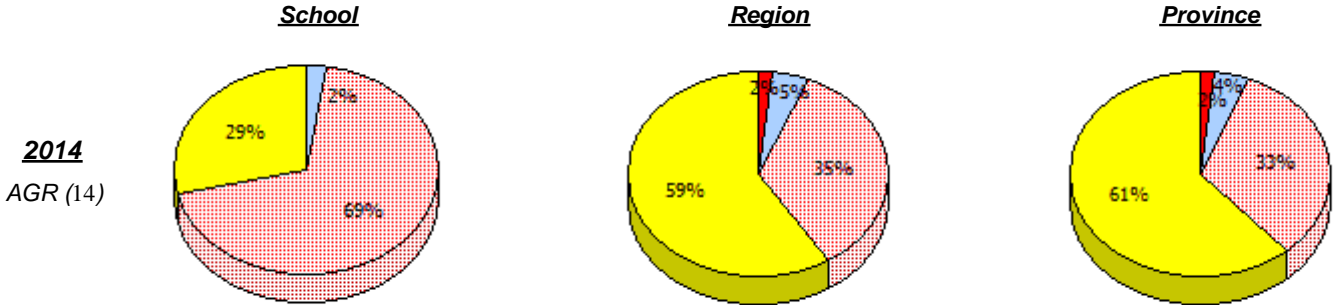
* In some cases, CRT numbers may exceed AGR numbers based on late enrolments. Pie chart is based on the number of students who wrote the CRT.

* Number Operations score is composite of Reasoning, Communication, Connections and Representations, and Problem Solving.

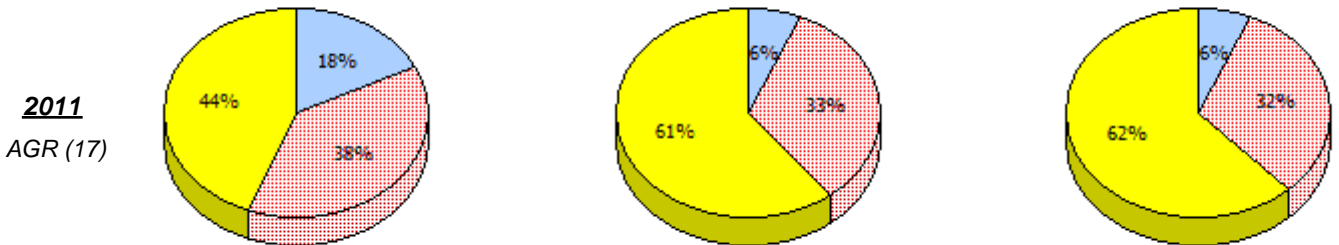
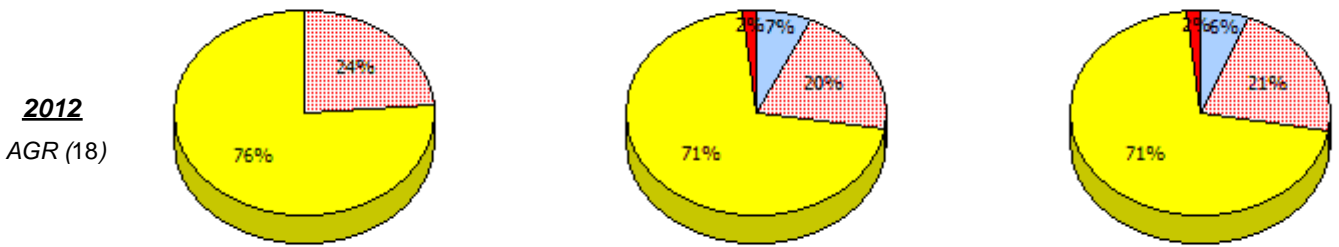
Source: Division of Evaluation and Research, Department of Education and Early Childhood Development

NLESD - Eastern Region

School #: 924 Tricentia Academy



2013
No Testing



Unknown
 Exempt
 Not Yet Meeting
 Meeting or Exceeding

* In some cases, CRT numbers may exceed AGR numbers based on late enrolments. Pie chart is based on the number of students who wrote the CRT.

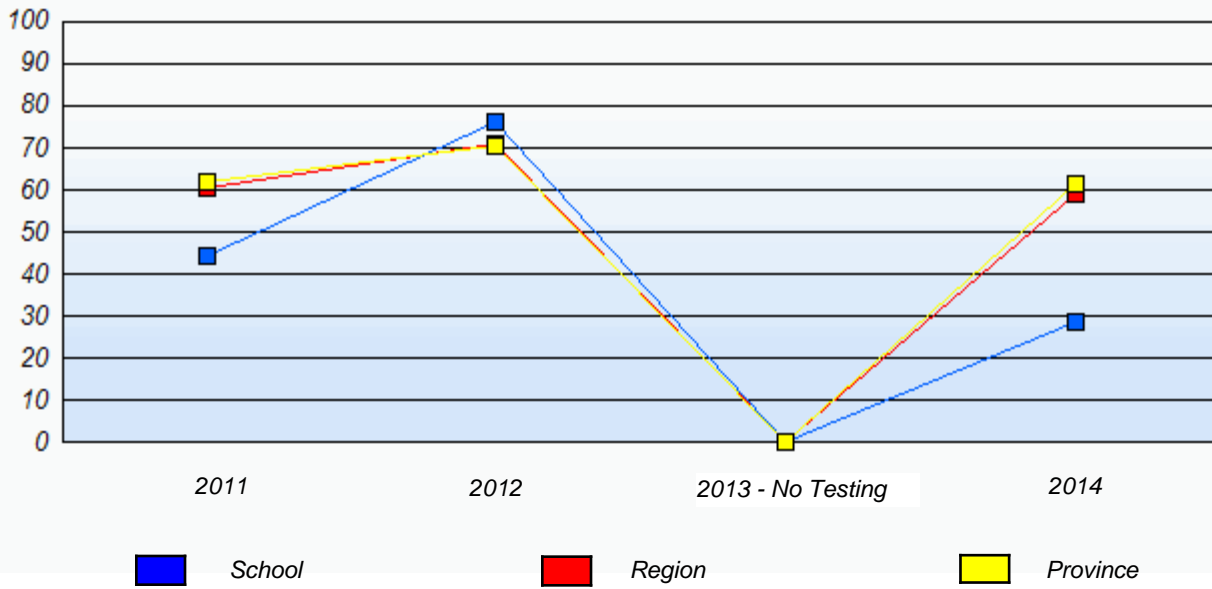
* Number Operations score is composite of Reasoning, Communication, Connections and Representations, and Problem Solving.

Source: Division of Evaluation and Research, Department of Education and Early Childhood Development

NLESD - Eastern Region

School #: 924 Tricentia Academy

Percentage of students meeting/exceeding (2011 - 2014)

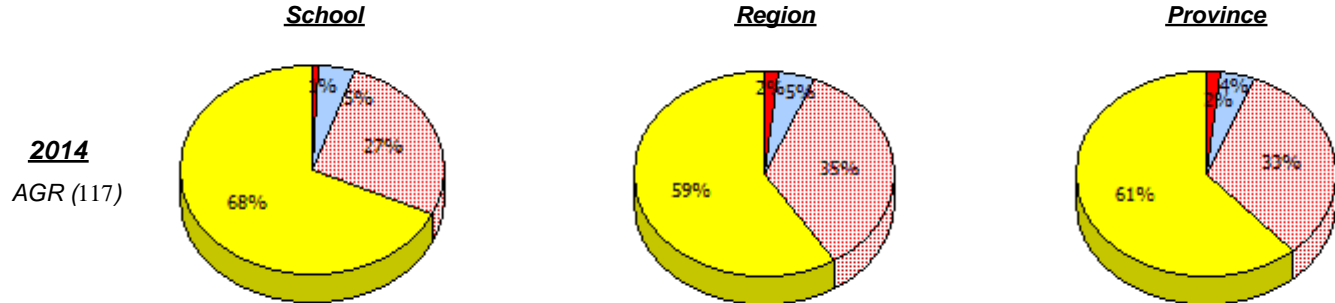


* In some cases, CRT numbers may exceed AGR numbers based on late enrolments. Pie chart is based on the number of students who wrote the CRT.

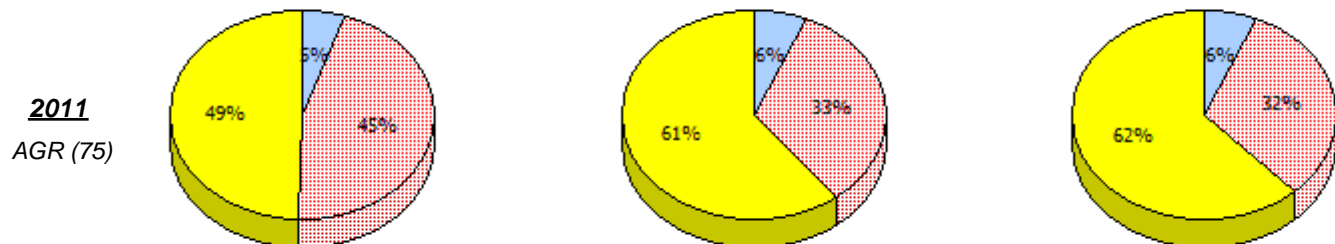
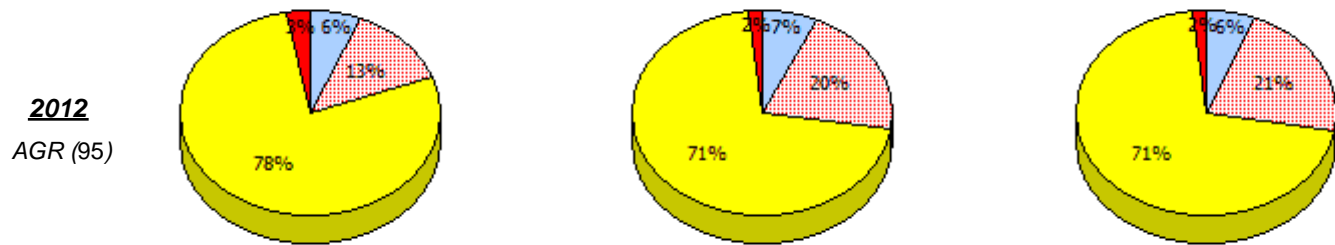
* Number Operations score is composite of Reasoning, Communication, Connections and Representations, and Problem Solving.

NLESD - Eastern Region

School #: 951 Paradise Elementary



2013
No Testing



Unknown
 Exempt
 Not Yet Meeting
 Meeting or Exceeding

* In some cases, CRT numbers may exceed AGR numbers based on late enrolments. Pie chart is based on the number of students who wrote the CRT.

* Number Operations score is composite of Reasoning, Communication, Connections and Representations, and Problem Solving.

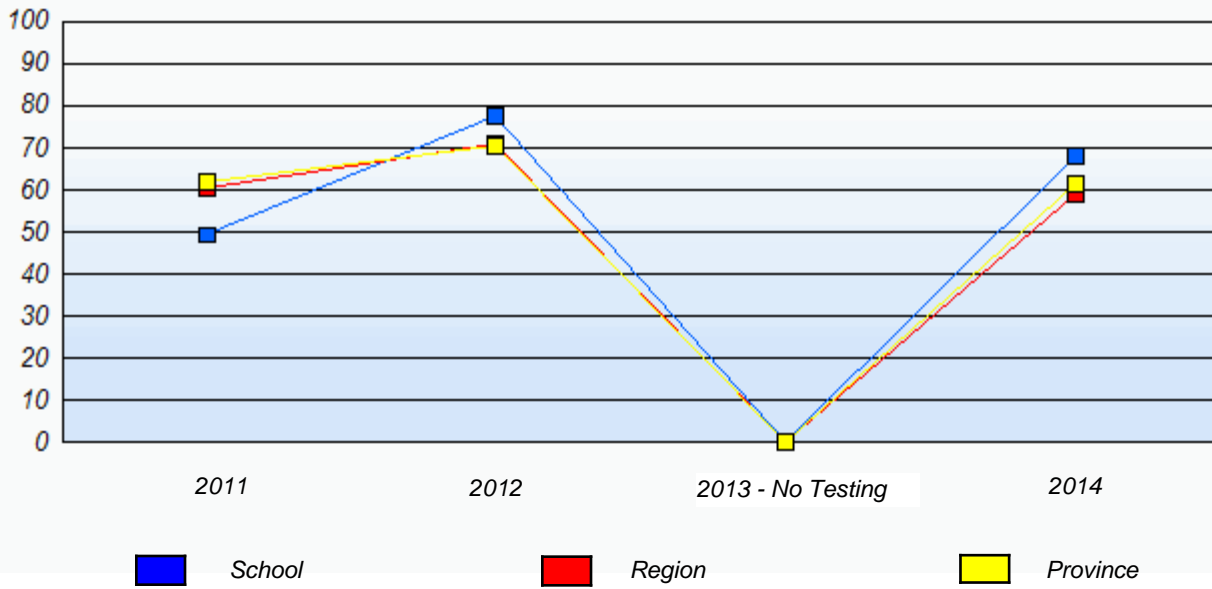
Source: Division of Evaluation and Research, Department of Education and Early Childhood Development

Primary Mathematics
4 Year Provincial Assessment, June 2014
School Report Criteria/Content
 (% of students who answered correctly)

NLESD - Eastern Region

School #: 951 Paradise Elementary

Percentage of students meeting/exceeding (2011 - 2014)



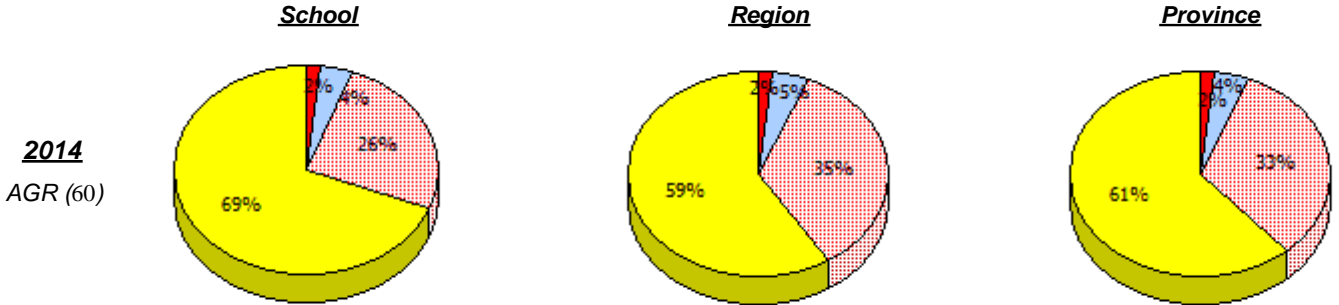
* In some cases, CRT numbers may exceed AGR numbers based on late enrolments. Pie chart is based on the number of students who wrote the CRT.

* Number Operations score is composite of Reasoning, Communication, Connections and Representations, and Problem Solving.

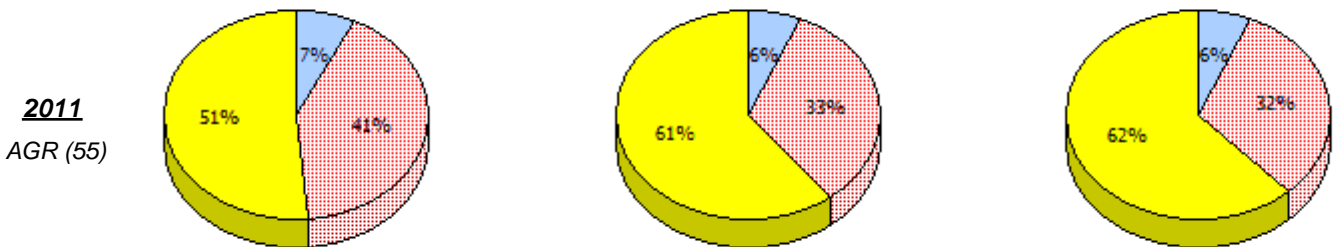
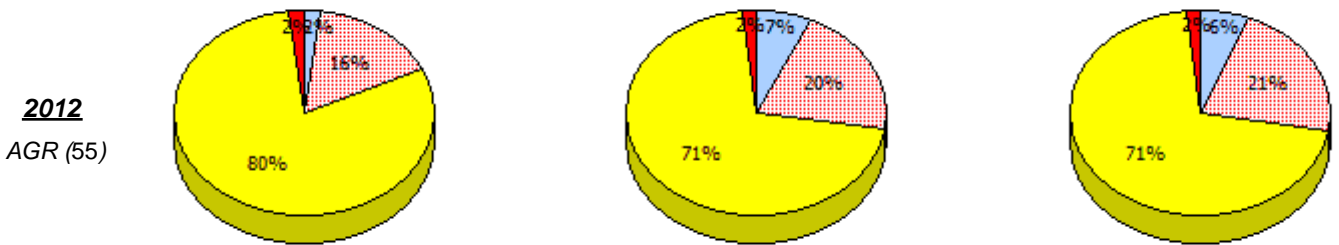
Source: Division of Evaluation and Research, Department of Education and Early Childhood Development

NLESD - Eastern Region

School #: 952 Elizabeth Park Elementary School



2013
No Testing



* In some cases, CRT numbers may exceed AGR numbers based on late enrolments. Pie chart is based on the number of students who wrote the CRT.

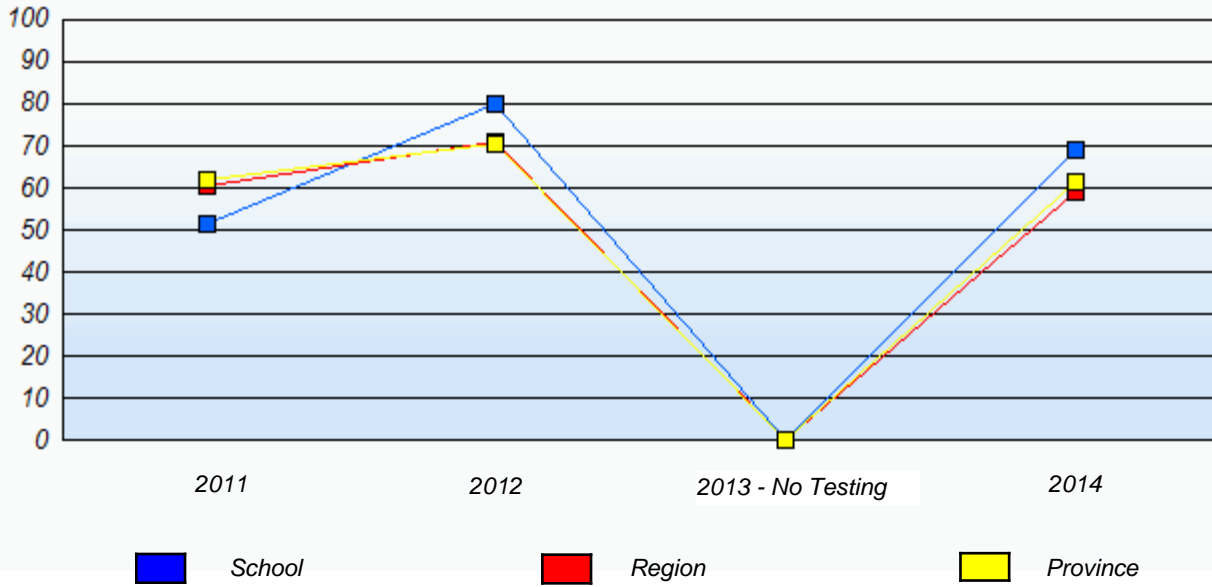
* Number Operations score is composite of Reasoning, Communication, Connections and Representations, and Problem Solving.

Source: Division of Evaluation and Research, Department of Education and Early Childhood Development

NLESD - Eastern Region

School #: 952 Elizabeth Park Elementary School

Percentage of students meeting/exceeding (2011 - 2014)



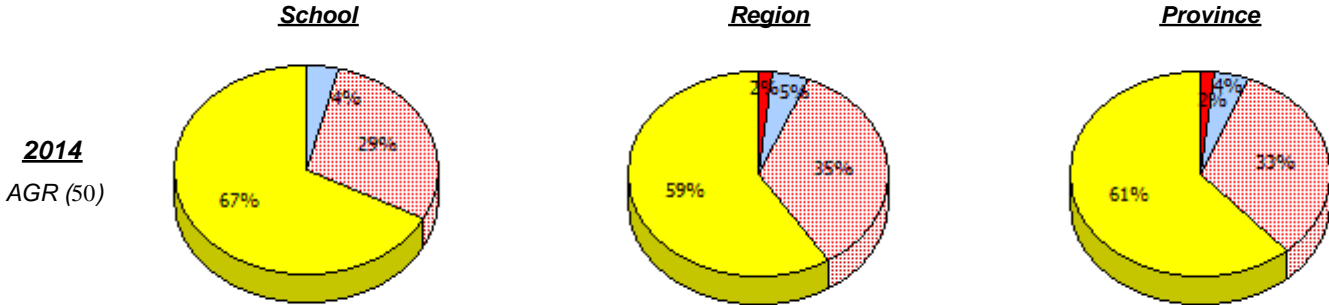
* In some cases, CRT numbers may exceed AGR numbers based on late enrolments. Pie chart is based on the number of students who wrote the CRT.

* Number Operations score is composite of Reasoning, Communication, Connections and Representations, and Problem Solving.

Source: Division of Evaluation and Research, Department of Education and Early Childhood Development

NLESD - Eastern Region

School #: 954 Carbonear Academy



2013
No Testing

2012
AGR (0)

2011
AGR (0)



* In some cases, CRT numbers may exceed AGR numbers based on late enrolments. Pie chart is based on the number of students who wrote the CRT.

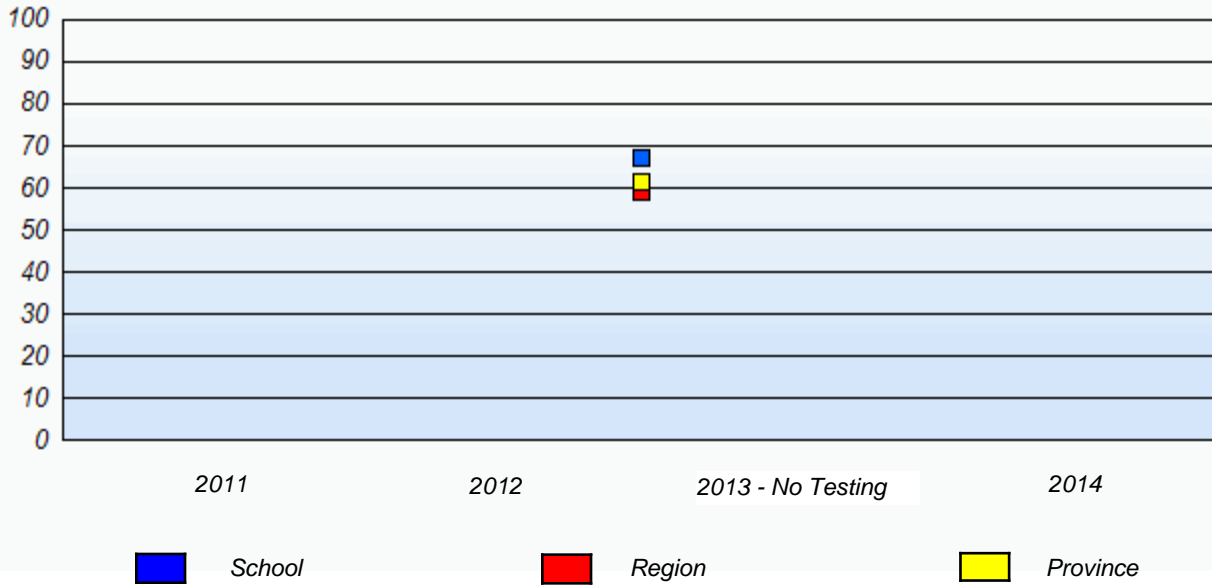
* Number Operations score is composite of Reasoning, Communication, Connections and Representations, and Problem Solving.

Primary Mathematics
4 Year Provincial Assessment, June 2014
School Report Criteria/Content
 (% of students who answered correctly)

NLESD - Eastern Region

School #: 954 Carbonear Academy

Percentage of students meeting/exceeding (2011 - 2014)



* In some cases, CRT numbers may exceed AGR numbers based on late enrolments. Pie chart is based on the number of students who wrote the CRT.

* Number Operations score is composite of Reasoning, Communication, Connections and Representations, and Problem Solving.