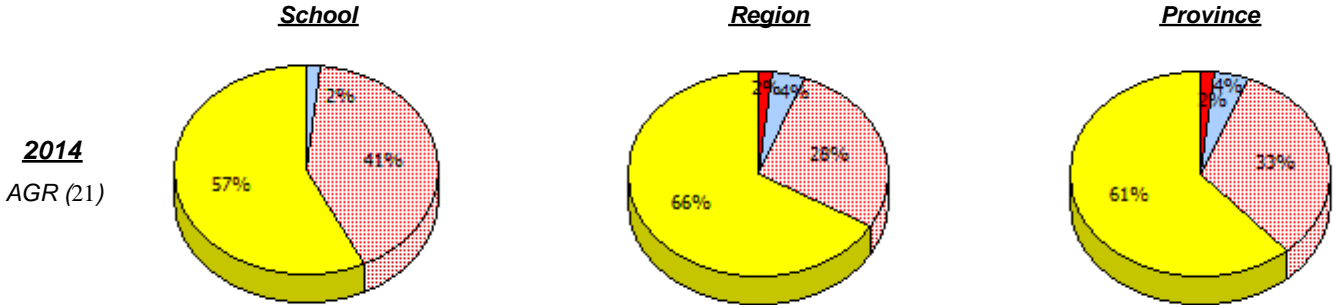
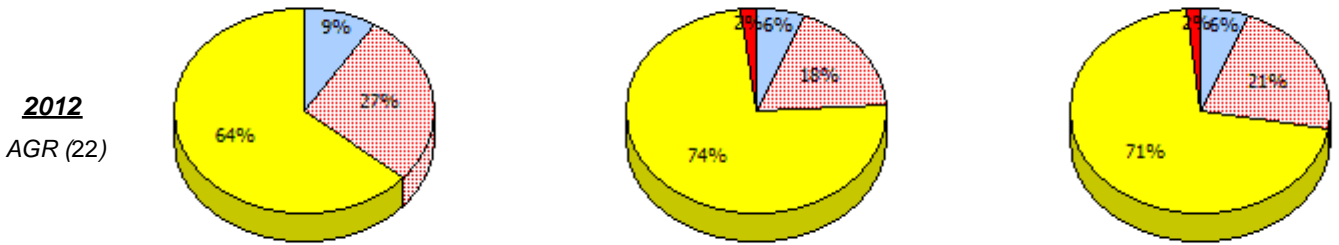


NLESD - Central Region

School #: 125 Copper Ridge Academy



2013
No Testing



2011
AGR (0)



* In some cases, CRT numbers may exceed AGR numbers based on late enrolments. Pie chart is based on the number of students who wrote the CRT.

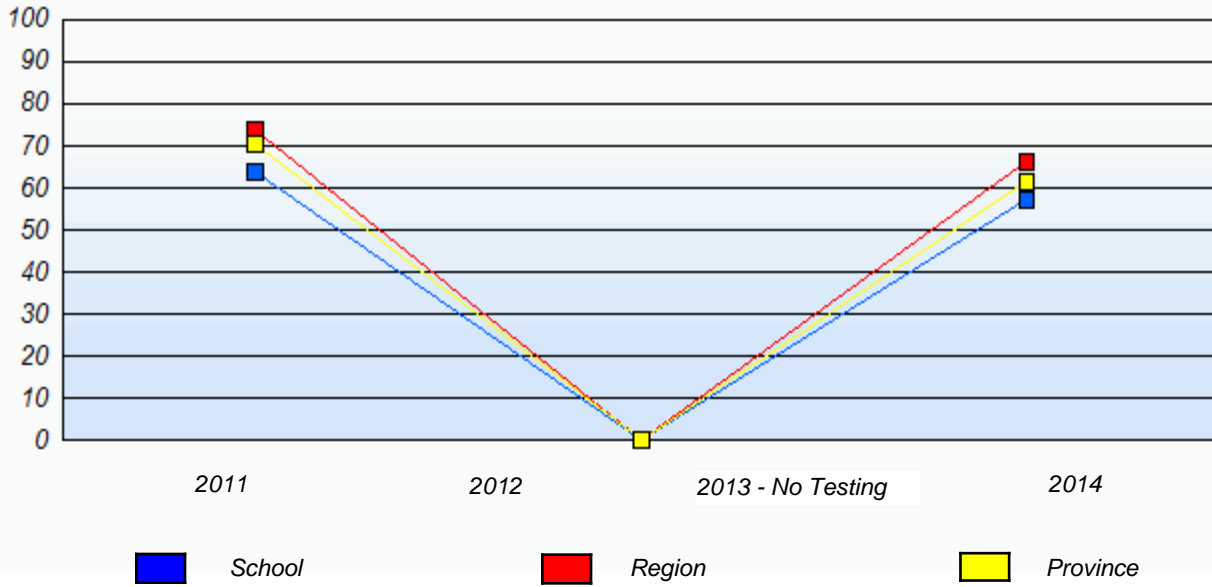
* Number Operations score is composite of Reasoning, Communication, Connections and Representations, and Problem Solving.

Source: Division of Evaluation and Research, Department of Education and Early Childhood Development

NLESD - Central Region

School #: 125 Copper Ridge Academy

Percentage of students meeting/exceeding (2011 - 2014)



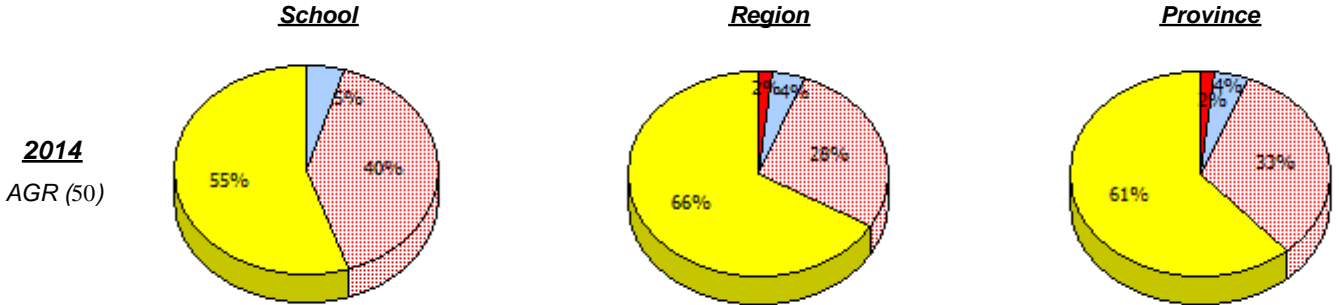
* In some cases, CRT numbers may exceed AGR numbers based on late enrolments. Pie chart is based on the number of students who wrote the CRT.

* Number Operations score is composite of Reasoning, Communication, Connections and Representations, and Problem Solving.

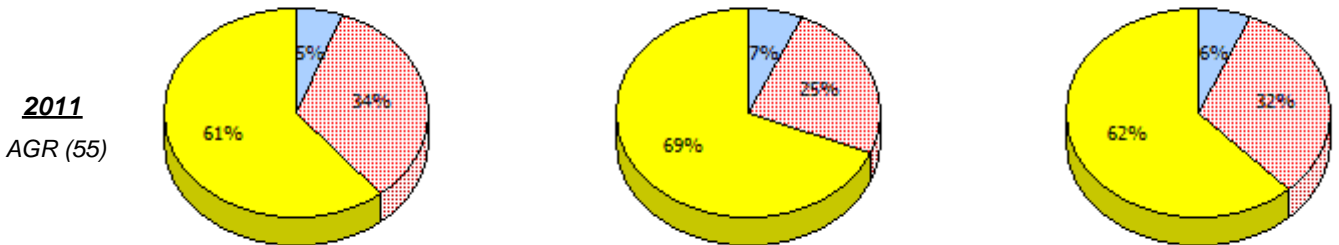
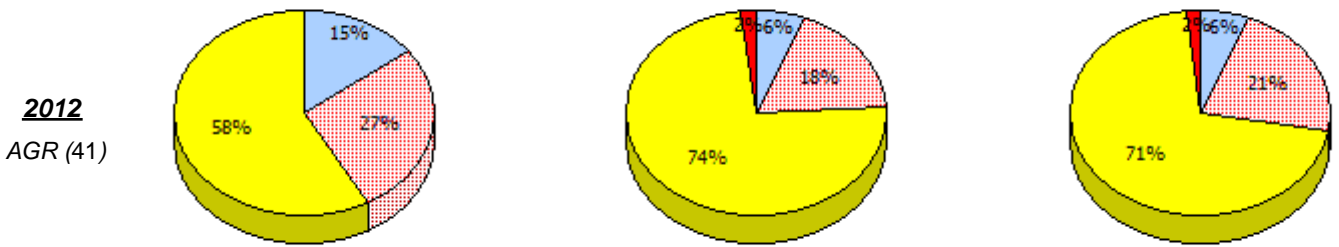
Source: Division of Evaluation and Research, Department of Education and Early Childhood Development

NLESD - Central Region

School #: 133 Memorial Academy



2013
No Testing



Unknown
 Exempt
 Not Yet Meeting
 Meeting or Exceeding

* In some cases, CRT numbers may exceed AGR numbers based on late enrolments. Pie chart is based on the number of students who wrote the CRT.

* Number Operations score is composite of Reasoning, Communication, Connections and Representations, and Problem Solving.

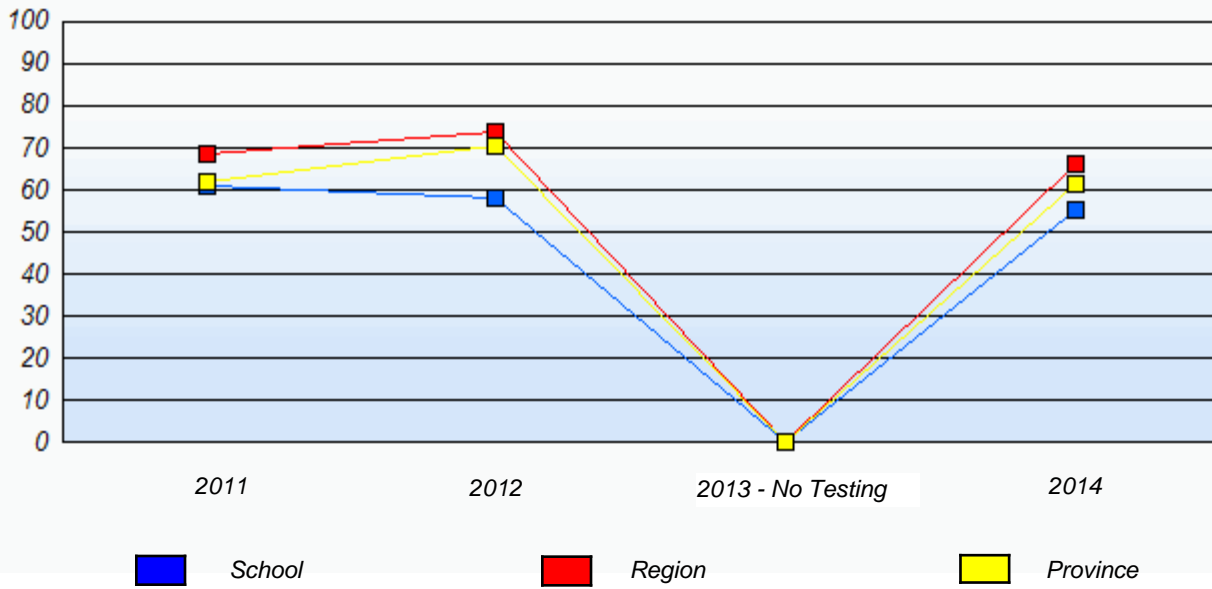
Source: Division of Evaluation and Research, Department of Education and Early Childhood Development

Primary Mathematics
4 Year Provincial Assessment, June 2014
School Report Criteria/Content
 (% of students who answered correctly)

NLESD - Central Region

School #: 133 Memorial Academy

Percentage of students meeting/exceeding (2011 - 2014)



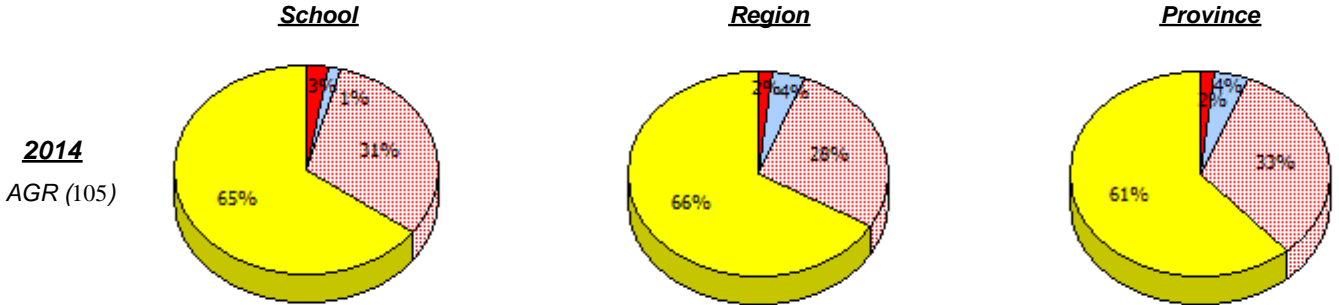
* In some cases, CRT numbers may exceed AGR numbers based on late enrolments. Pie chart is based on the number of students who wrote the CRT.

* Number Operations score is composite of Reasoning, Communication, Connections and Representations, and Problem Solving.

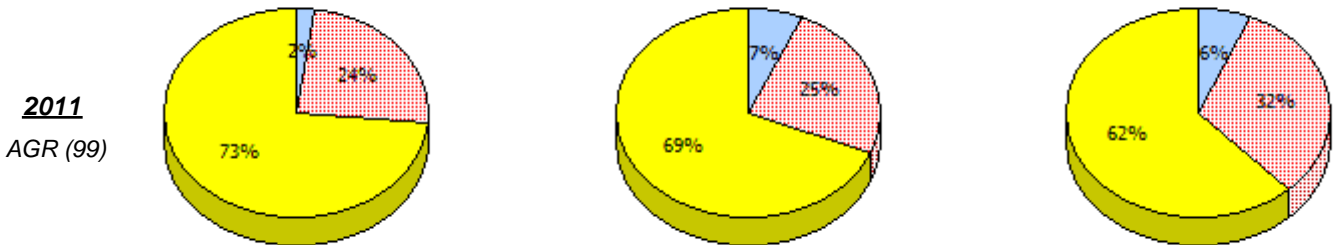
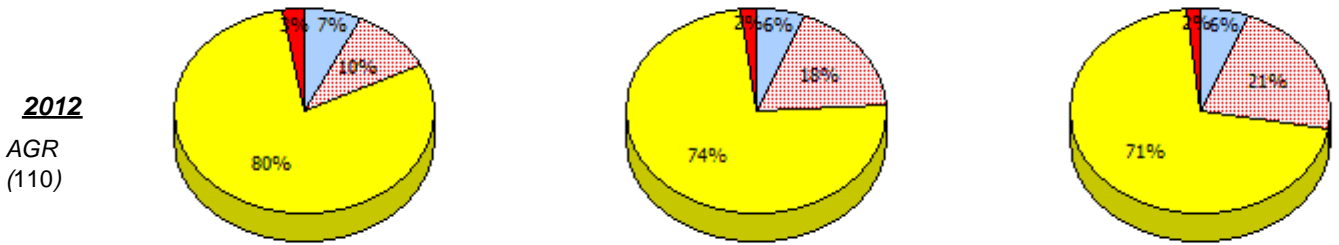
Source: Division of Evaluation and Research, Department of Education and Early Childhood Development

NLESD - Central Region

School #: 142 Woodland Primary



2013
No Testing



Unknown
 Exempt
 Not Yet Meeting
 Meeting or Exceeding

* In some cases, CRT numbers may exceed AGR numbers based on late enrolments. Pie chart is based on the number of students who wrote the CRT.

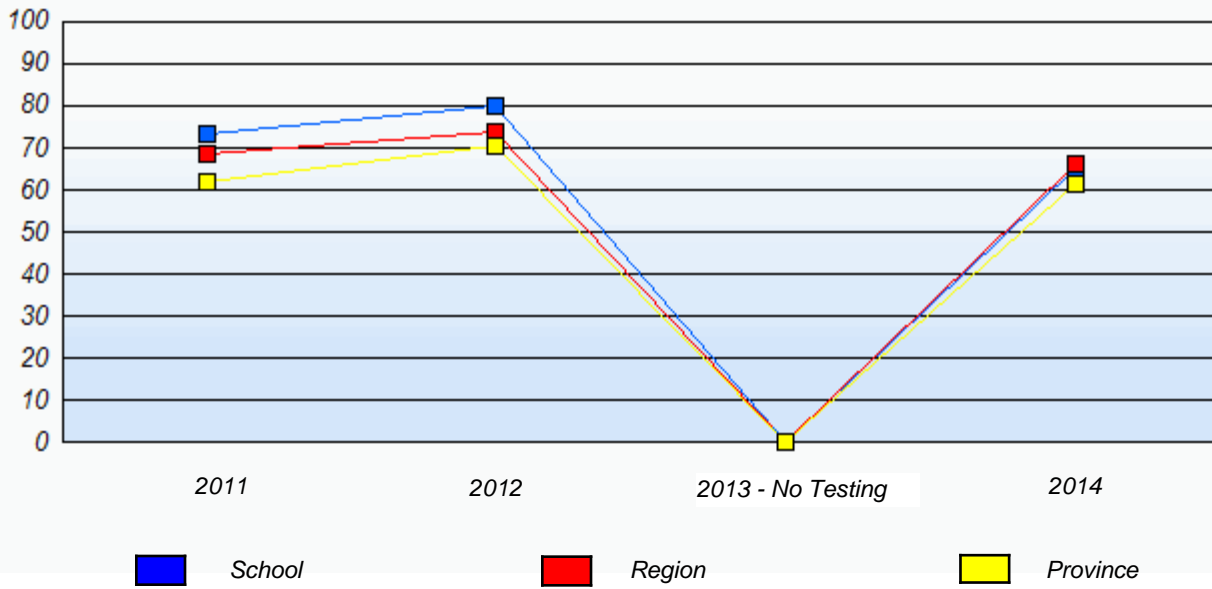
* Number Operations score is composite of Reasoning, Communication, Connections and Representations, and Problem Solving.

Source: Division of Evaluation and Research, Department of Education and Early Childhood Development

NLESD - Central Region

School #: 142 Woodland Primary

Percentage of students meeting/exceeding (2011 - 2014)



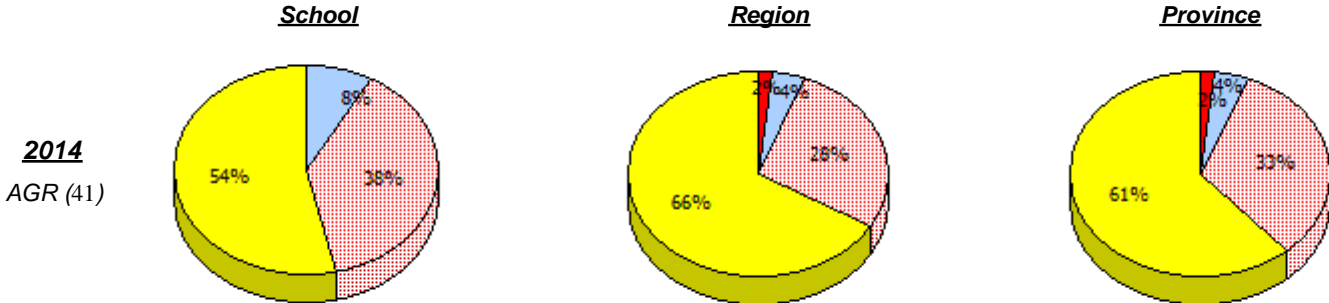
* In some cases, CRT numbers may exceed AGR numbers based on late enrolments. Pie chart is based on the number of students who wrote the CRT.

* Number Operations score is composite of Reasoning, Communication, Connections and Representations, and Problem Solving.

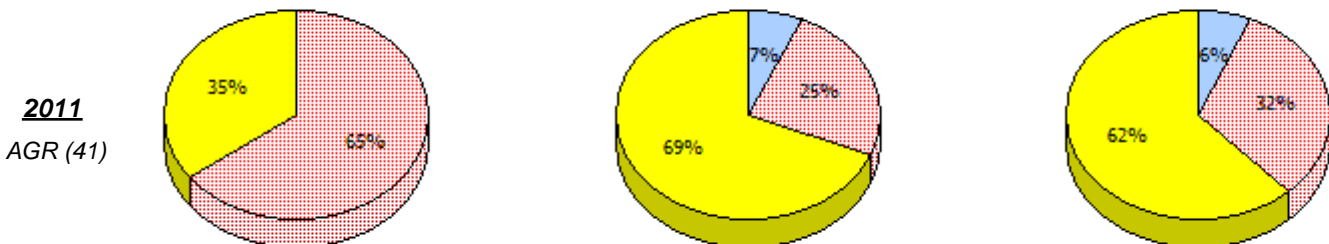
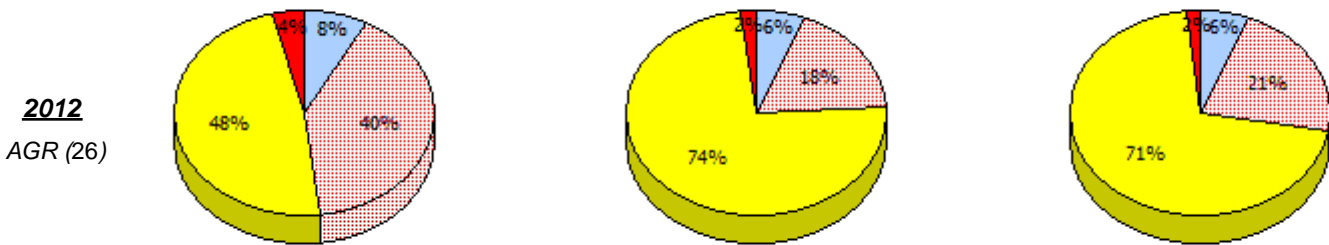
Source: Division of Evaluation and Research, Department of Education and Early Childhood Development

NLESD - Central Region

School #: 144 Sprucewood Academy



2013
No Testing



Unknown
 Exempt
 Not Yet Meeting
 Meeting or Exceeding

* In some cases, CRT numbers may exceed AGR numbers based on late enrolments. Pie chart is based on the number of students who wrote the CRT.

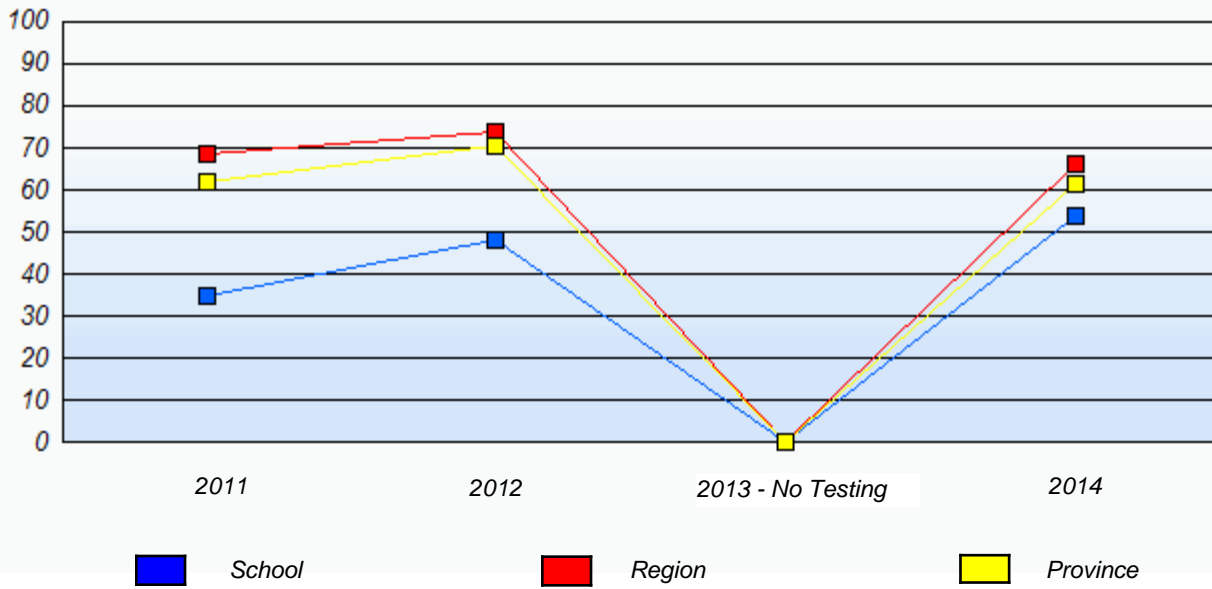
* Number Operations score is composite of Reasoning, Communication, Connections and Representations, and Problem Solving.

Source: Division of Evaluation and Research, Department of Education and Early Childhood Development

NLESD - Central Region

School #: 144 Sprucewood Academy

Percentage of students meeting/exceeding (2011 - 2014)



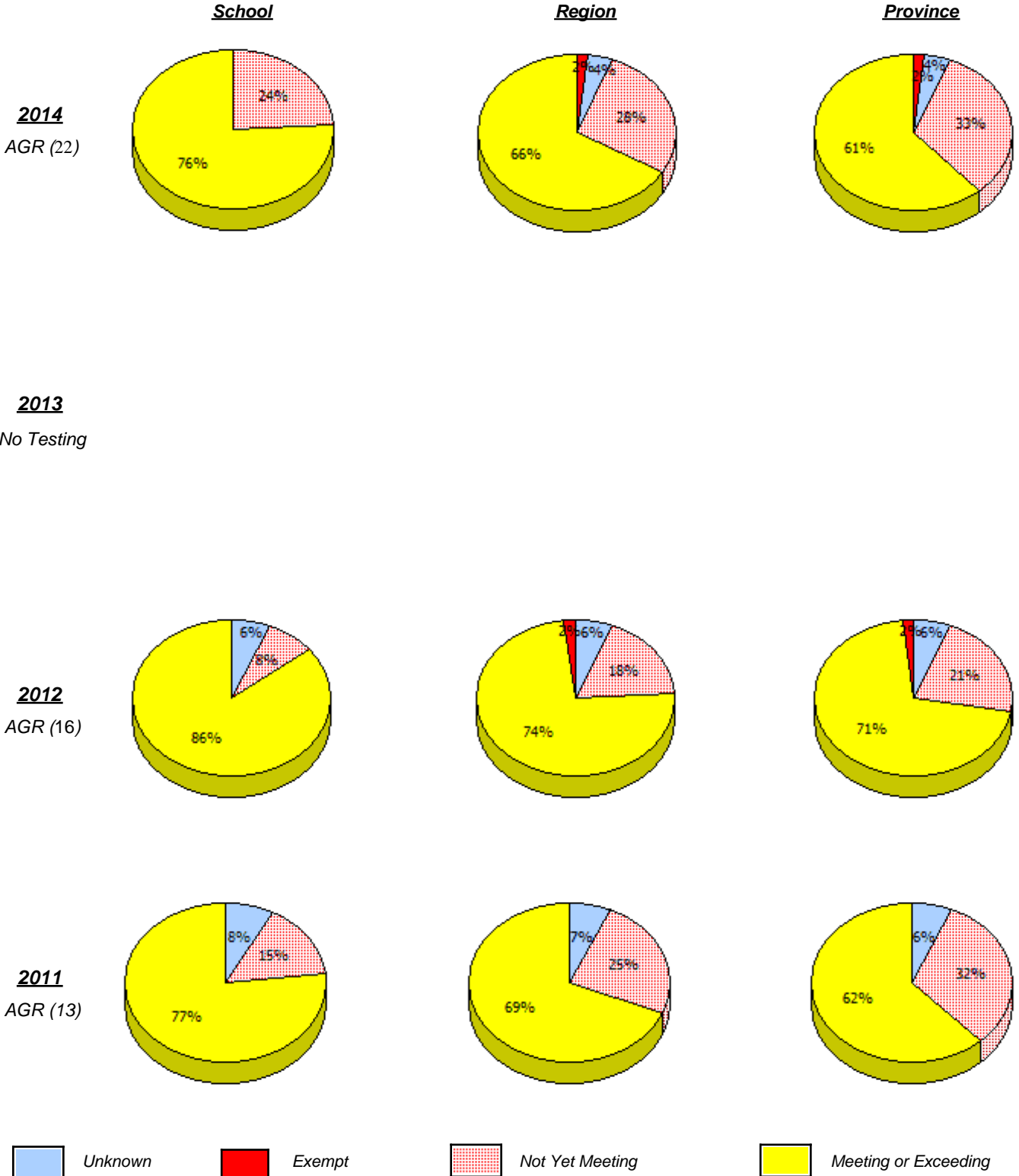
* In some cases, CRT numbers may exceed AGR numbers based on late enrolments. Pie chart is based on the number of students who wrote the CRT.

* Number Operations score is composite of Reasoning, Communication, Connections and Representations, and Problem Solving.

Source: Division of Evaluation and Research, Department of Education and Early Childhood Development

NLESD - Central Region

School #: 150 St. Joseph's Elementary



* In some cases, CRT numbers may exceed AGR numbers based on late enrolments. Pie chart is based on the number of students who wrote the CRT.

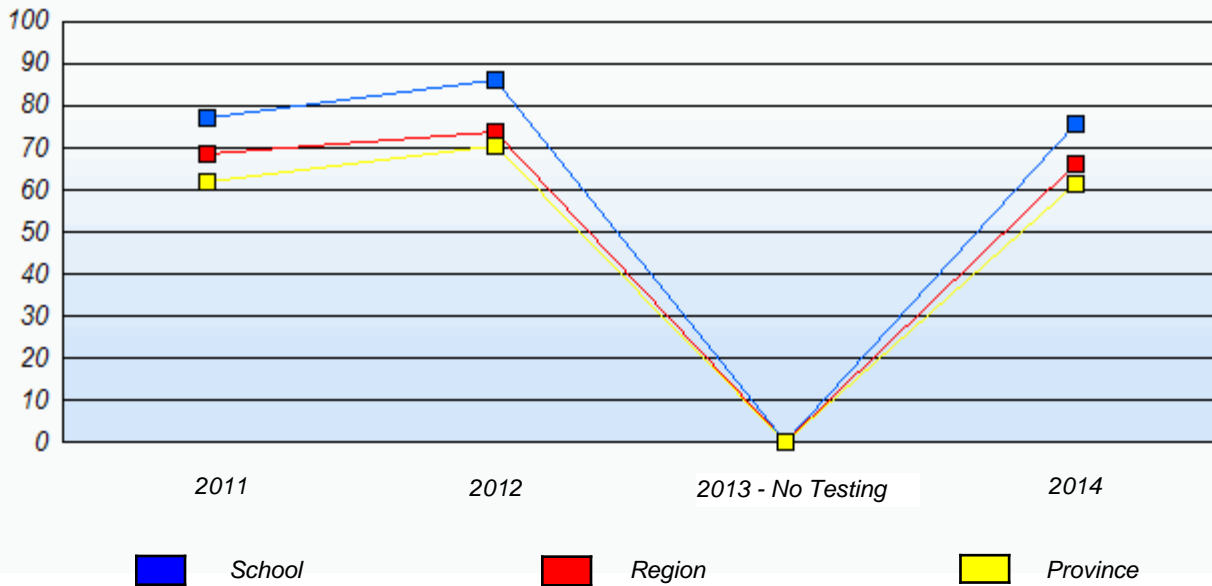
* Number Operations score is composite of Reasoning, Communication, Connections and Representations, and Problem Solving.

Source: Division of Evaluation and Research, Department of Education and Early Childhood Development

NLESD - Central Region

School #: 150 St. Joseph's Elementary

Percentage of students meeting/exceeding (2011 - 2014)



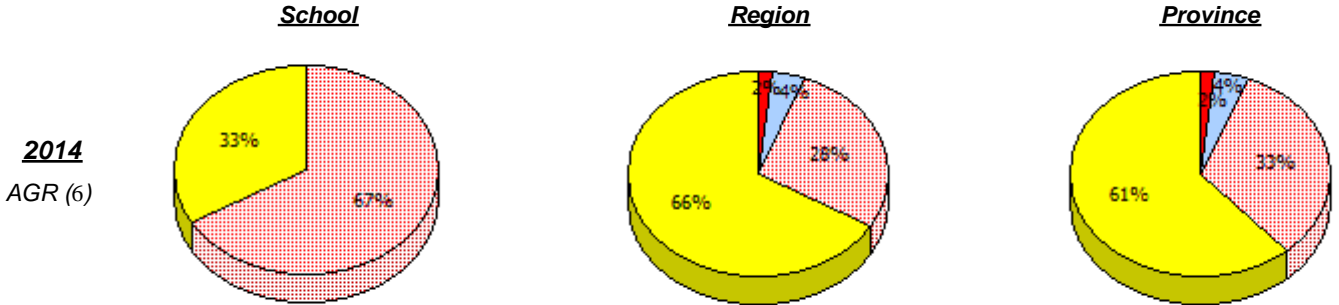
* In some cases, CRT numbers may exceed AGR numbers based on late enrolments. Pie chart is based on the number of students who wrote the CRT.

* Number Operations score is composite of Reasoning, Communication, Connections and Representations, and Problem Solving.

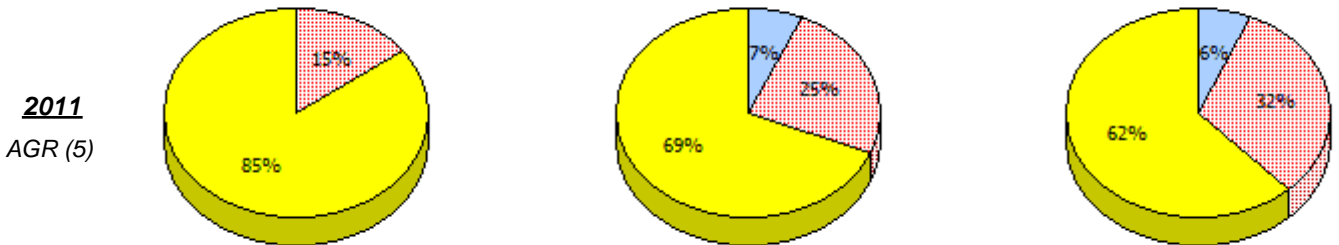
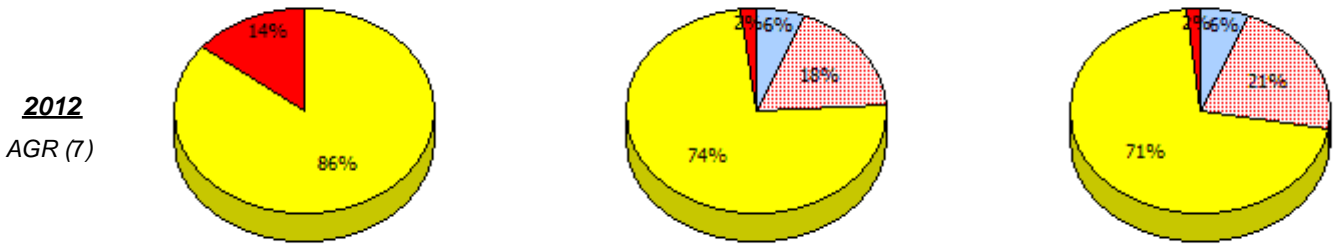
Source: Division of Evaluation and Research, Department of Education and Early Childhood Development

NLESD - Central Region

School #: 151 John Watkins Academy



2013
No Testing



Unknown
 Exempt
 Not Yet Meeting
 Meeting or Exceeding

* In some cases, CRT numbers may exceed AGR numbers based on late enrolments. Pie chart is based on the number of students who wrote the CRT.

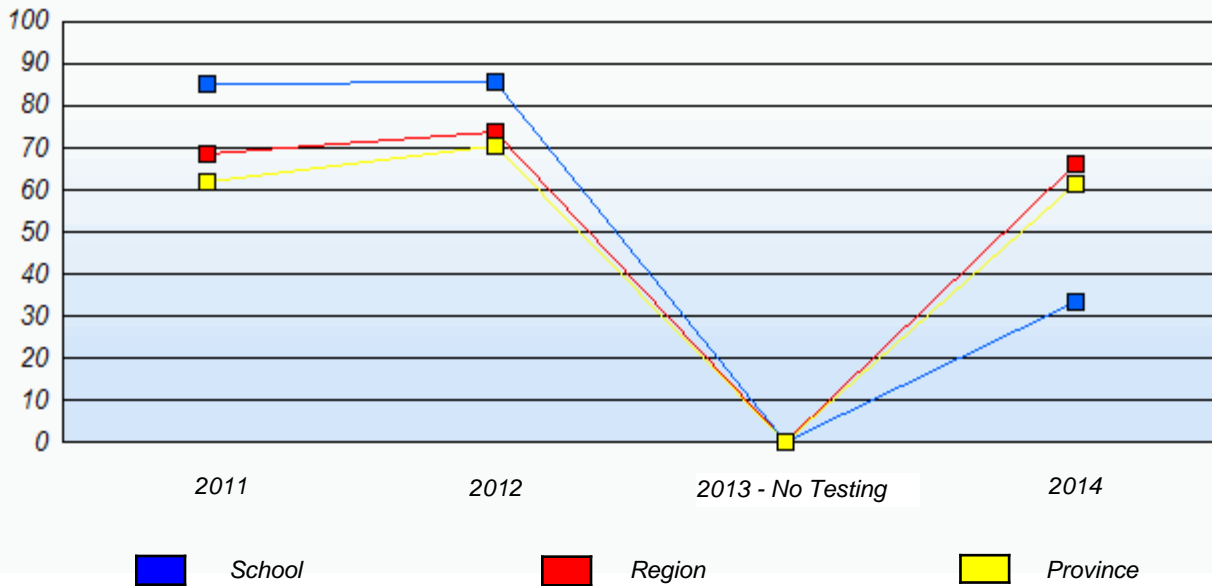
* Number Operations score is composite of Reasoning, Communication, Connections and Representations, and Problem Solving.

Source: Division of Evaluation and Research, Department of Education and Early Childhood Development

NLESD - Central Region

School #: 151 John Watkins Academy

Percentage of students meeting/exceeding (2011 - 2014)



* In some cases, CRT numbers may exceed AGR numbers based on late enrolments. Pie chart is based on the number of students who wrote the CRT.

* Number Operations score is composite of Reasoning, Communication, Connections and Representations, and Problem Solving.

Source: Division of Evaluation and Research, Department of Education and Early Childhood Development

NLESD - Central Region

School #: 152 Valmont Academy

School

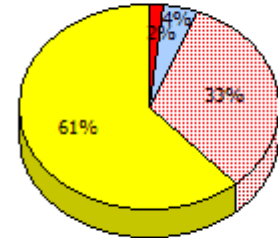
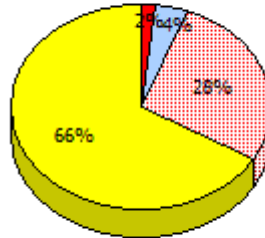
School data with 5 or fewer students withheld for reasons of confidentiality.

Region

Province

2014

AGR (3)

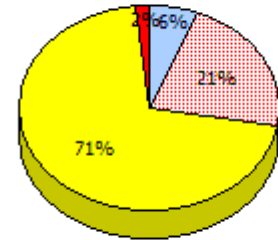
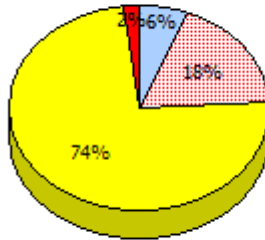


2013

No Testing

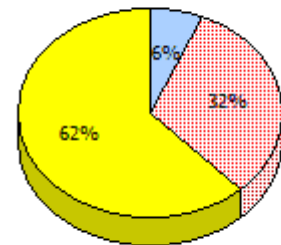
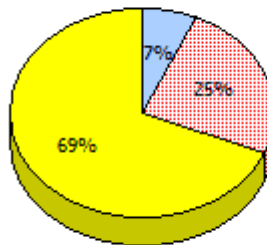
2012

AGR (11)



2011

AGR (8)



Unknown
 Exempt
 Not Yet Meeting
 Meeting or Exceeding

* In some cases, CRT numbers may exceed AGR numbers based on late enrolments. Pie chart is based on the number of students who wrote the CRT.

* Number Operations score is composite of Reasoning, Communication, Connections and Representations, and Problem Solving.

Source: Division of Evaluation and Research, Department of Education and Early Childhood Development

Primary Mathematics
4 Year Provincial Assessment, June 2014
School Report Criteria/Content
(% of students who answered correctly)

NLESD - Central Region

School #: 152 Valmont Academy

Percentage of students meeting/exceeding (2011 - 2014)
School data with 5 or fewer students withheld for reasons of confidentiality.

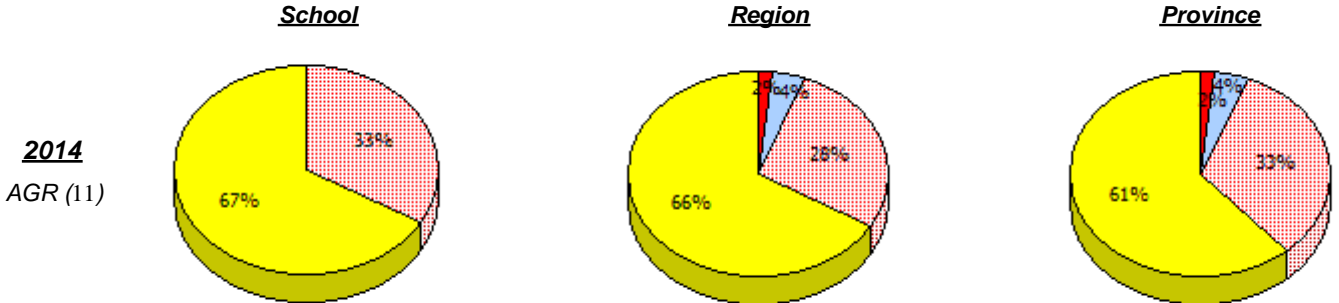


* In some cases, CRT numbers may exceed AGR numbers based on late enrolments. Pie chart is based on the number of students who wrote the CRT.

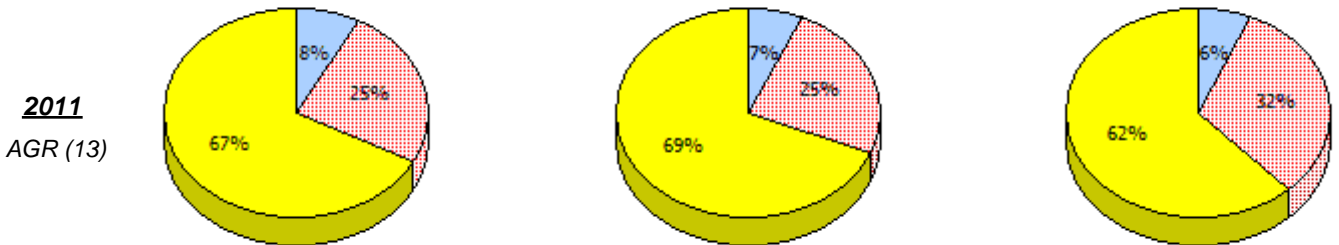
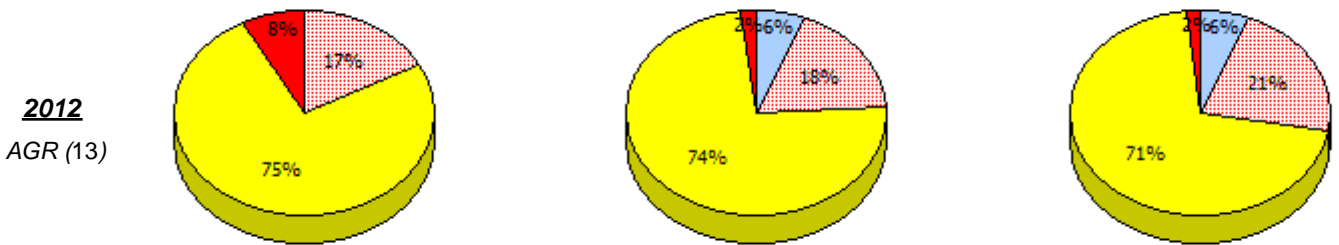
* Number Operations score is composite of Reasoning, Communication, Connections and Representations, and Problem Solving.

NLESD - Central Region

School #: 154 Hillside Elementary



2013
No Testing



* In some cases, CRT numbers may exceed AGR numbers based on late enrolments. Pie chart is based on the number of students who wrote the CRT.

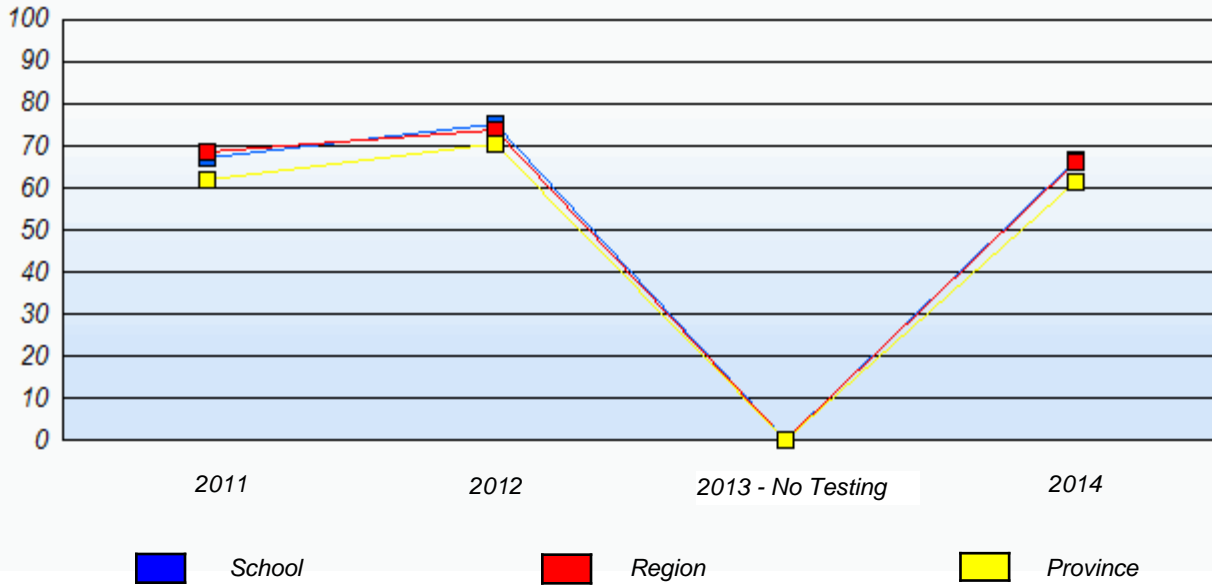
* Number Operations score is composite of Reasoning, Communication, Connections and Representations, and Problem Solving.

Source: Division of Evaluation and Research, Department of Education and Early Childhood Development

NLESD - Central Region

School #: 154 Hillside Elementary

Percentage of students meeting/exceeding (2011 - 2014)



* In some cases, CRT numbers may exceed AGR numbers based on late enrolments. Pie chart is based on the number of students who wrote the CRT.

* Number Operations score is composite of Reasoning, Communication, Connections and Representations, and Problem Solving.

Source: Division of Evaluation and Research, Department of Education and Early Childhood Development

NLESD - Central Region

School #: 155 Leading Tickles Primary

School

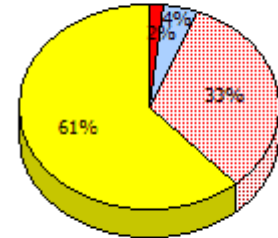
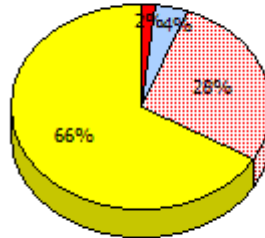
School data with 5 or fewer students withheld for reasons of confidentiality.

Region

Province

2014

AGR (1)

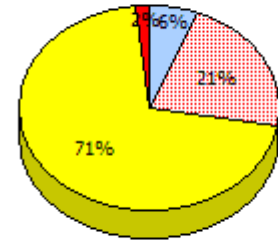
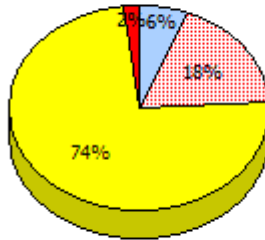


2013

No Testing

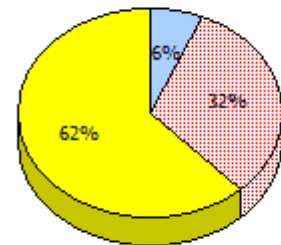
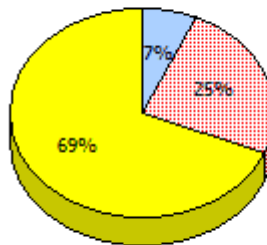
2012

AGR (3)



2011

AGR (2)



Unknown
 Exempt
 Not Yet Meeting
 Meeting or Exceeding

* In some cases, CRT numbers may exceed AGR numbers based on late enrolments. Pie chart is based on the number of students who wrote the CRT.

* Number Operations score is composite of Reasoning, Communication, Connections and Representations, and Problem Solving.

Primary Mathematics
4 Year Provincial Assessment, June 2014
School Report Criteria/Content
 (% of students who answered correctly)

NLESD - Central Region

School #: 155 Leading Tickles Primary

Percentage of students meeting/exceeding (2011 - 2014)
School data with 5 or fewer students withheld for reasons of confidentiality.

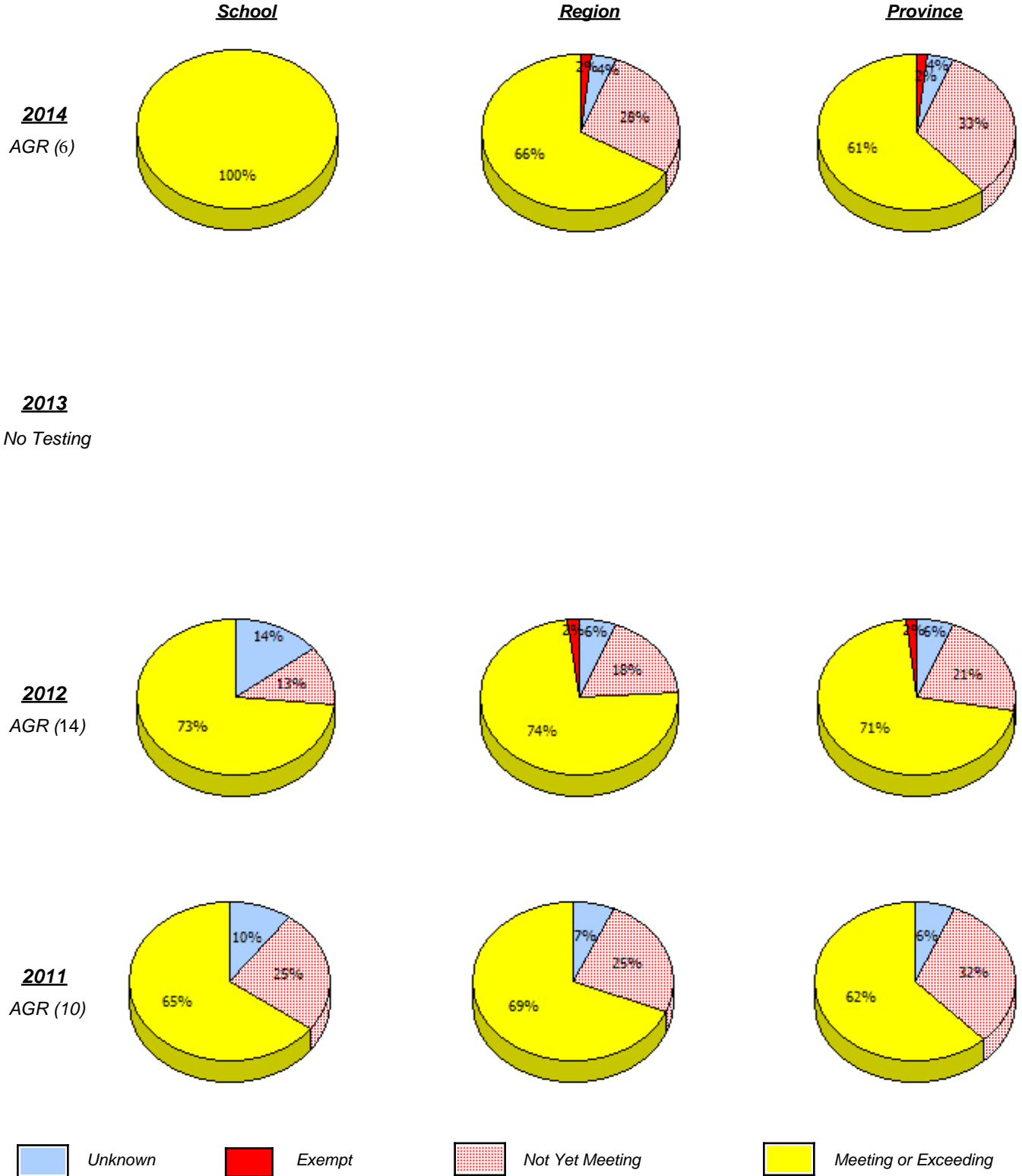


* In some cases, CRT numbers may exceed AGR numbers based on late enrolments. Pie chart is based on the number of students who wrote the CRT.

* Number Operations score is composite of Reasoning, Communication, Connections and Representations, and Problem Solving.

NLESD - Central Region

School #: 158 MSB Regional Academy



* In some cases, CRT numbers may exceed AGR numbers based on late enrolments. Pie chart is based on the number of students who wrote the CRT.

* Number Operations score is composite of Reasoning, Communication, Connections and Representations, and Problem Solving.

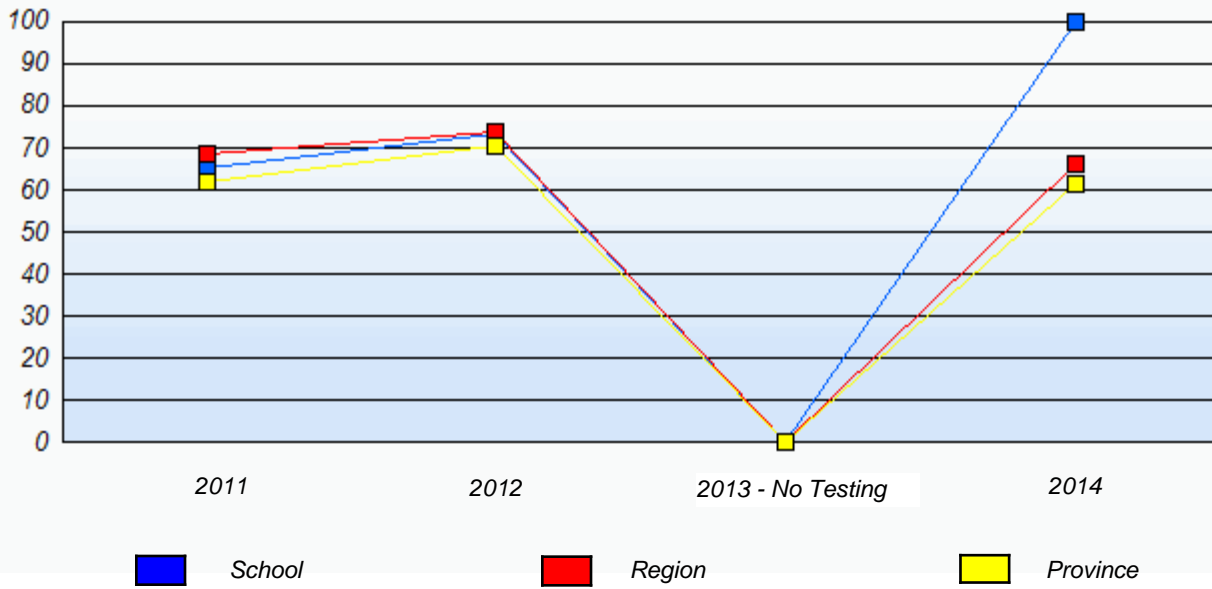
Source: Division of Evaluation and Research, Department of Education and Early Childhood Development

Primary Mathematics
4 Year Provincial Assessment, June 2014
School Report Criteria/Content
 (% of students who answered correctly)

NLESD - Central Region

School #: 158 MSB Regional Academy

Percentage of students meeting/exceeding (2011 - 2014)



* In some cases, CRT numbers may exceed AGR numbers based on late enrolments. Pie chart is based on the number of students who wrote the CRT.

* Number Operations score is composite of Reasoning, Communication, Connections and Representations, and Problem Solving.

Source: Division of Evaluation and Research, Department of Education and Early Childhood Development

NLESD - Central Region

School #: 163 Point Leamington Academy

School

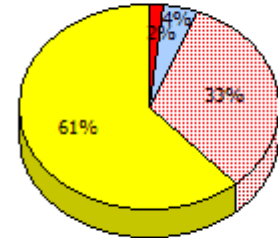
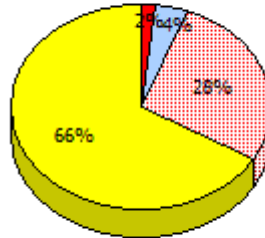
School data with 5 or fewer students withheld for reasons of confidentiality.

Region

Province

2014

AGR (4)

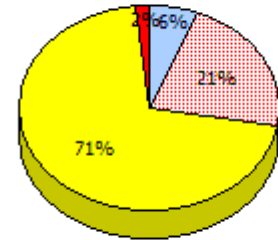
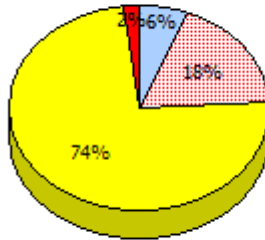


2013

No Testing

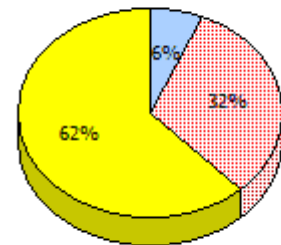
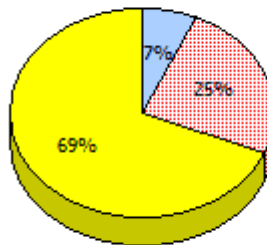
2012

AGR (4)



2011

AGR (6)



Unknown
 Exempt
 Not Yet Meeting
 Meeting or Exceeding

* In some cases, CRT numbers may exceed AGR numbers based on late enrolments. Pie chart is based on the number of students who wrote the CRT.

* Number Operations score is composite of Reasoning, Communication, Connections and Representations, and Problem Solving.

Source: Division of Evaluation and Research, Department of Education and Early Childhood Development

NLESD - Central Region

School #: 163 Point Leamington Academy

Percentage of students meeting/exceeding (2011 - 2014)
School data with 5 or fewer students withheld for reasons of confidentiality.



* In some cases, CRT numbers may exceed AGR numbers based on late enrolments. Pie chart is based on the number of students who wrote the CRT.

* Number Operations score is composite of Reasoning, Communication, Connections and Representations, and Problem Solving.

NLESD - Central Region

School #: 165 St. Stephen's AG

School

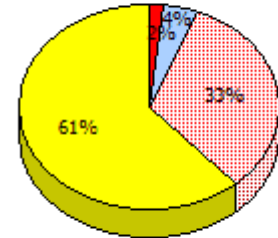
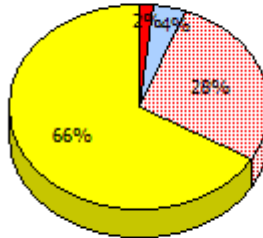
School data with 5 or fewer students withheld for reasons of confidentiality.

Region

Province

2014

AGR (2)

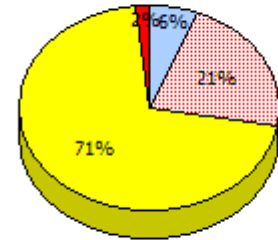
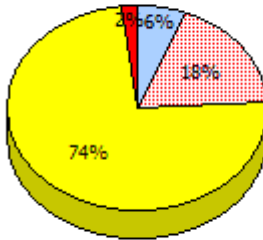


2013

No Testing

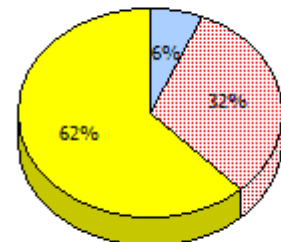
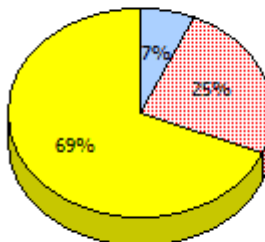
2012

AGR (1)



2011

AGR (1)



Unknown
 Exempt
 Not Yet Meeting
 Meeting or Exceeding

* In some cases, CRT numbers may exceed AGR numbers based on late enrolments. Pie chart is based on the number of students who wrote the CRT.

* Number Operations score is composite of Reasoning, Communication, Connections and Representations, and Problem Solving.

Source: Division of Evaluation and Research, Department of Education and Early Childhood Development

NLESD - Central Region

School #: 165 St. Stephen's AG

Percentage of students meeting/exceeding (2011 - 2014)
School data with 5 or fewer students withheld for reasons of confidentiality.

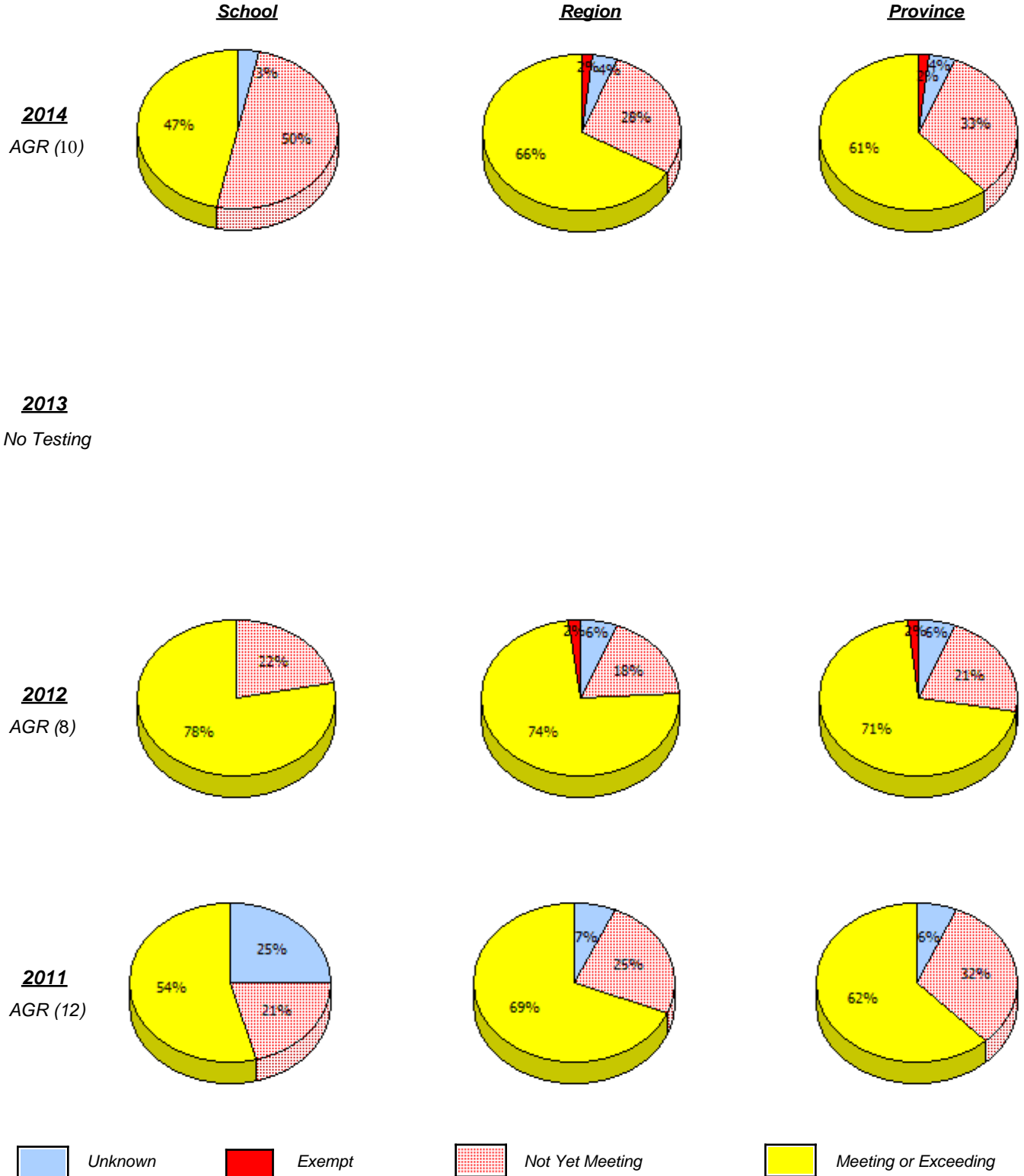


* In some cases, CRT numbers may exceed AGR numbers based on late enrolments. Pie chart is based on the number of students who wrote the CRT.

* Number Operations score is composite of Reasoning, Communication, Connections and Representations, and Problem Solving.

NLESD - Central Region

School #: 167 Green Bay South Academy



* In some cases, CRT numbers may exceed AGR numbers based on late enrolments. Pie chart is based on the number of students who wrote the CRT.

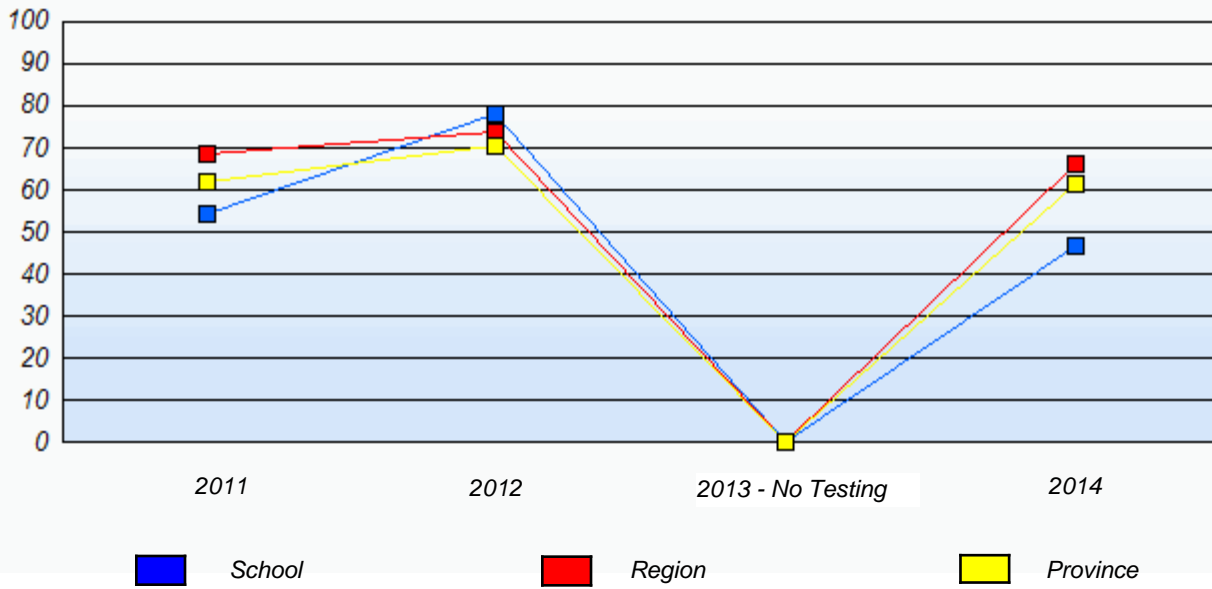
* Number Operations score is composite of Reasoning, Communication, Connections and Representations, and Problem Solving.

Source: Division of Evaluation and Research, Department of Education and Early Childhood Development

NLESD - Central Region

School #: 167 Green Bay South Academy

Percentage of students meeting/exceeding (2011 - 2014)



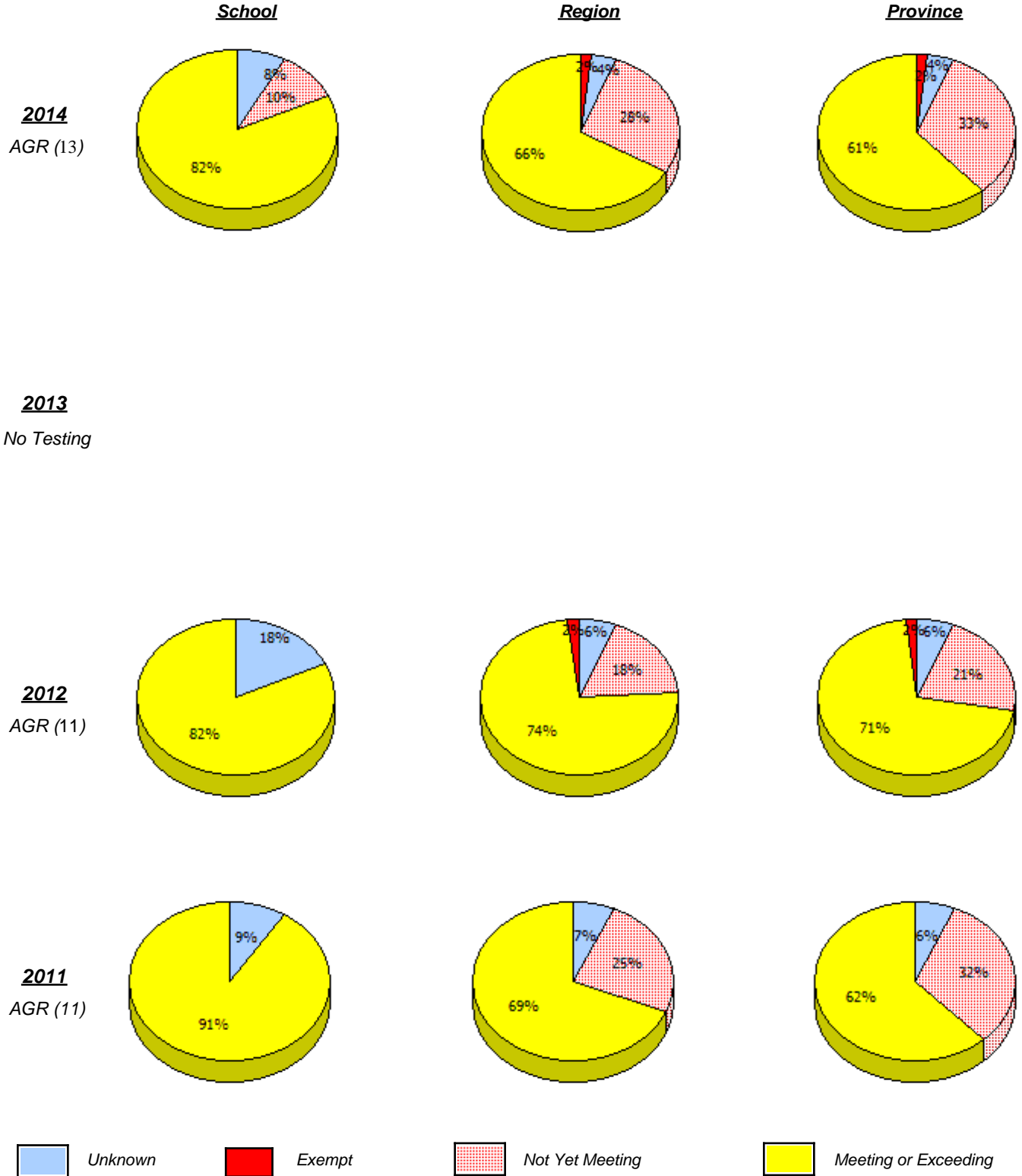
* In some cases, CRT numbers may exceed AGR numbers based on late enrolments. Pie chart is based on the number of students who wrote the CRT.

* Number Operations score is composite of Reasoning, Communication, Connections and Representations, and Problem Solving.

Source: Division of Evaluation and Research, Department of Education and Early Childhood Development

NLESD - Central Region

School #: 172 Brian Peckford Primary



* In some cases, CRT numbers may exceed AGR numbers based on late enrolments. Pie chart is based on the number of students who wrote the CRT.

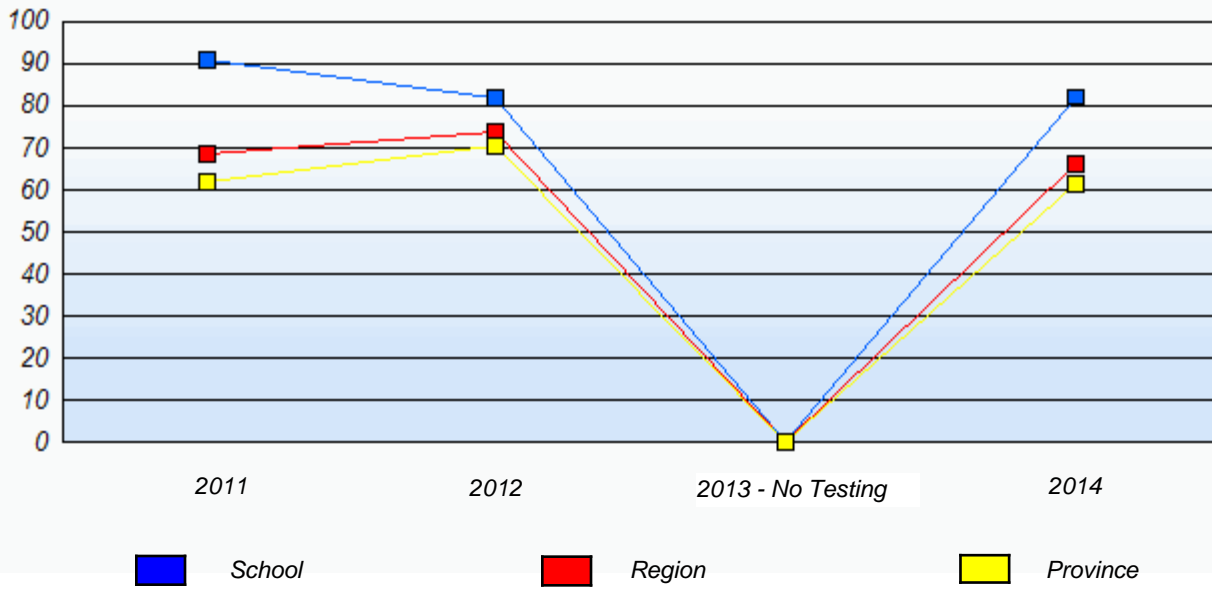
* Number Operations score is composite of Reasoning, Communication, Connections and Representations, and Problem Solving.

Source: Division of Evaluation and Research, Department of Education and Early Childhood Development

NLESD - Central Region

School #: 172 Brian Peckford Primary

Percentage of students meeting/exceeding (2011 - 2014)



* In some cases, CRT numbers may exceed AGR numbers based on late enrolments. Pie chart is based on the number of students who wrote the CRT.

* Number Operations score is composite of Reasoning, Communication, Connections and Representations, and Problem Solving.

Source: Division of Evaluation and Research, Department of Education and Early Childhood Development

NLESD - Central Region

School #: 174 St. Peter's Academy

School

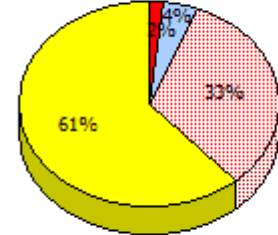
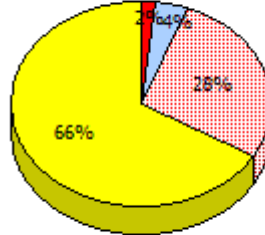
School data with 5 or fewer students withheld for reasons of confidentiality.

Region

Province

2014

AGR (5)

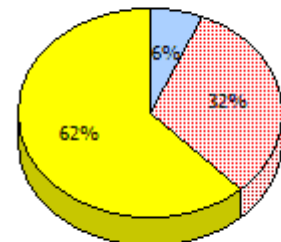
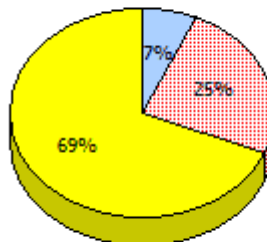


2013

No Testing

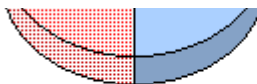
2012

AGR (0)



2011

AGR (4)



Unknown



Exempt



Not Yet Meeting



Meeting or Exceeding

* In some cases, CRT numbers may exceed AGR numbers based on late enrolments. Pie chart is based on the number of students who wrote the CRT.

* Number Operations score is composite of Reasoning, Communication, Connections and Representations, and Problem Solving.

Source: Division of Evaluation and Research, Department of Education and Early Childhood Development

NLESD - Central Region

School #: 174 St. Peter's Academy

Percentage of students meeting/exceeding (2011 - 2014)
School data with 5 or fewer students withheld for reasons of confidentiality.

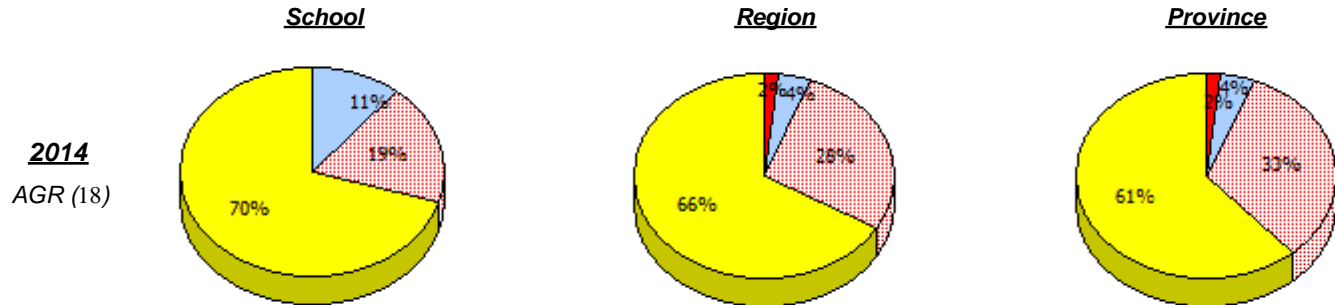


* In some cases, CRT numbers may exceed AGR numbers based on late enrolments. Pie chart is based on the number of students who wrote the CRT.

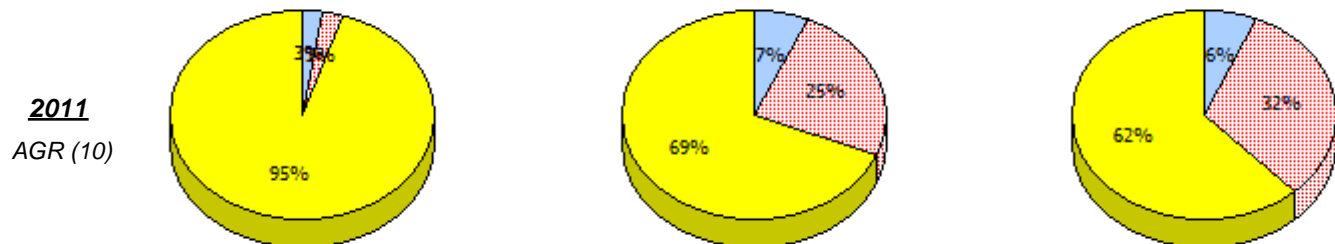
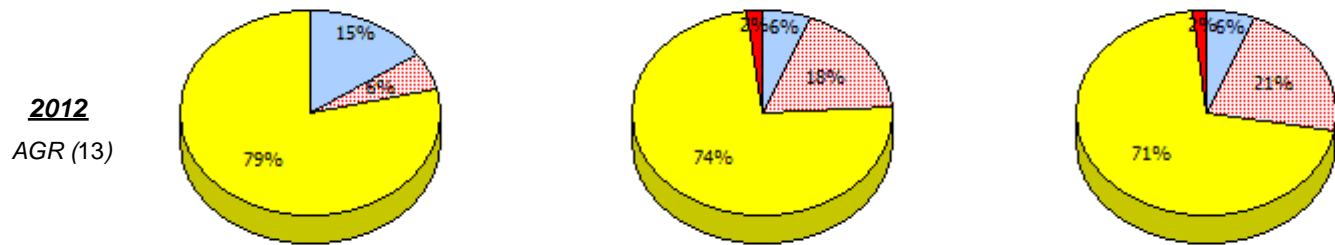
* Number Operations score is composite of Reasoning, Communication, Connections and Representations, and Problem Solving.

NLESD - Central Region

School #: 177 Greenwood Academy



2013
No Testing



* In some cases, CRT numbers may exceed AGR numbers based on late enrolments. Pie chart is based on the number of students who wrote the CRT.

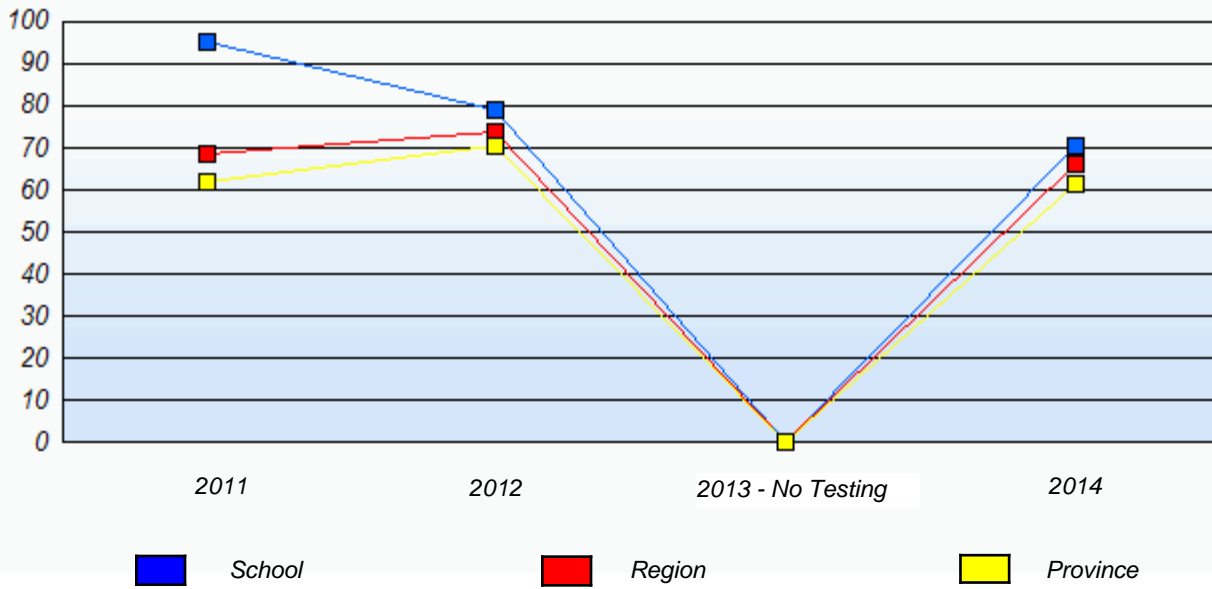
* Number Operations score is composite of Reasoning, Communication, Connections and Representations, and Problem Solving.

Source: Division of Evaluation and Research, Department of Education and Early Childhood Development

NLESD - Central Region

School #: 177 Greenwood Academy

Percentage of students meeting/exceeding (2011 - 2014)



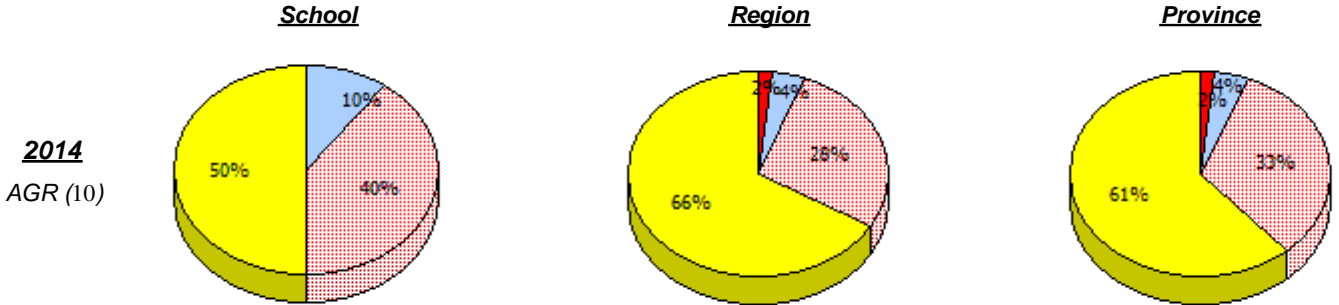
* In some cases, CRT numbers may exceed AGR numbers based on late enrolments. Pie chart is based on the number of students who wrote the CRT.

* Number Operations score is composite of Reasoning, Communication, Connections and Representations, and Problem Solving.

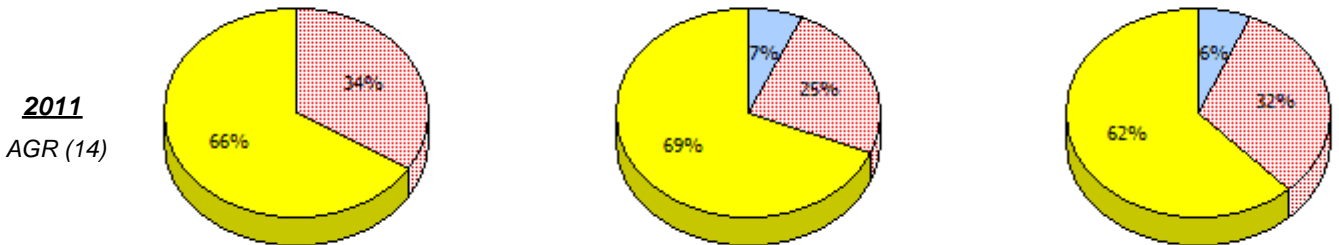
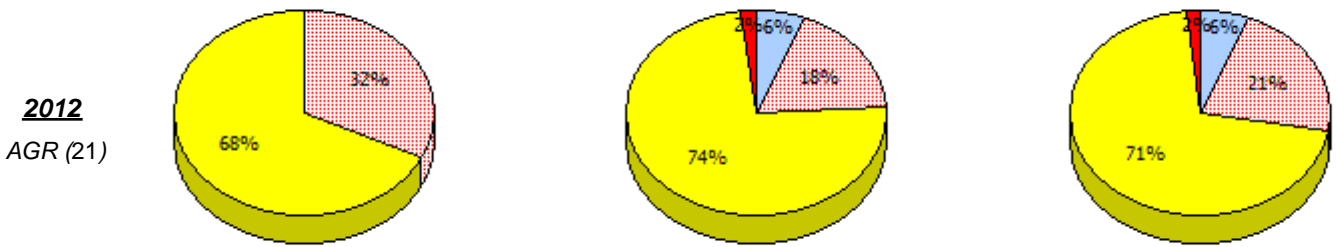
Source: Division of Evaluation and Research, Department of Education and Early Childhood Development

NLESD - Central Region

School #: 178 Phoenix Academy



2013
No Testing



Unknown
 Exempt
 Not Yet Meeting
 Meeting or Exceeding

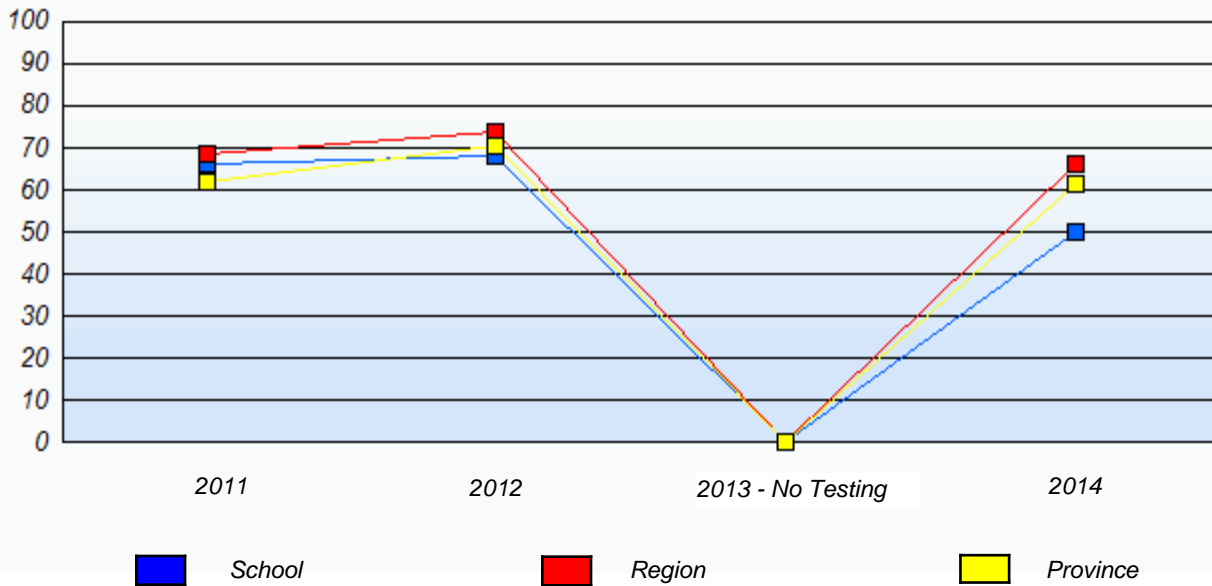
* In some cases, CRT numbers may exceed AGR numbers based on late enrolments. Pie chart is based on the number of students who wrote the CRT.

* Number Operations score is composite of Reasoning, Communication, Connections and Representations, and Problem Solving.

NLESD - Central Region

School #: 178 Phoenix Academy

Percentage of students meeting/exceeding (2011 - 2014)

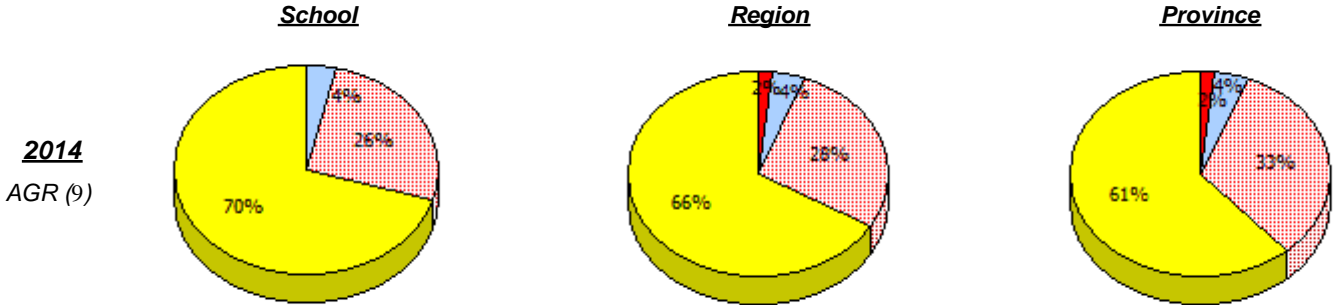


* In some cases, CRT numbers may exceed AGR numbers based on late enrolments. Pie chart is based on the number of students who wrote the CRT.

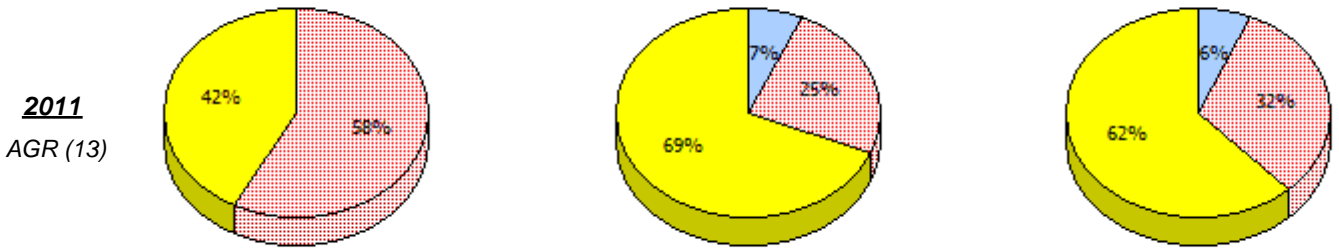
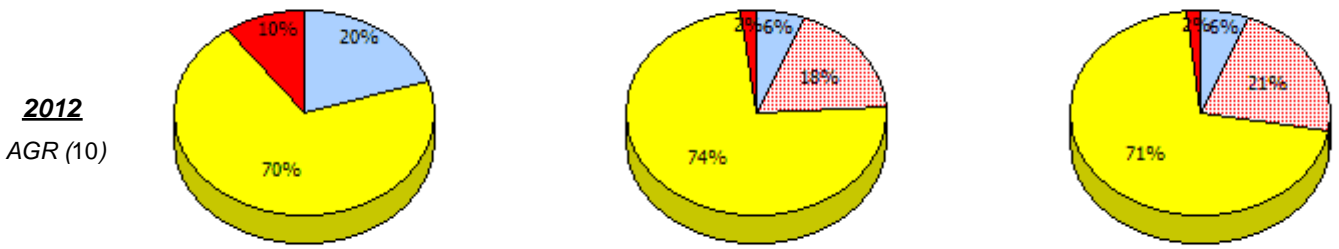
* Number Operations score is composite of Reasoning, Communication, Connections and Representations, and Problem Solving.

NLESD - Central Region

School #: 179 Centreville Academy



2013
No Testing



Unknown
 Exempt
 Not Yet Meeting
 Meeting or Exceeding

* In some cases, CRT numbers may exceed AGR numbers based on late enrolments. Pie chart is based on the number of students who wrote the CRT.

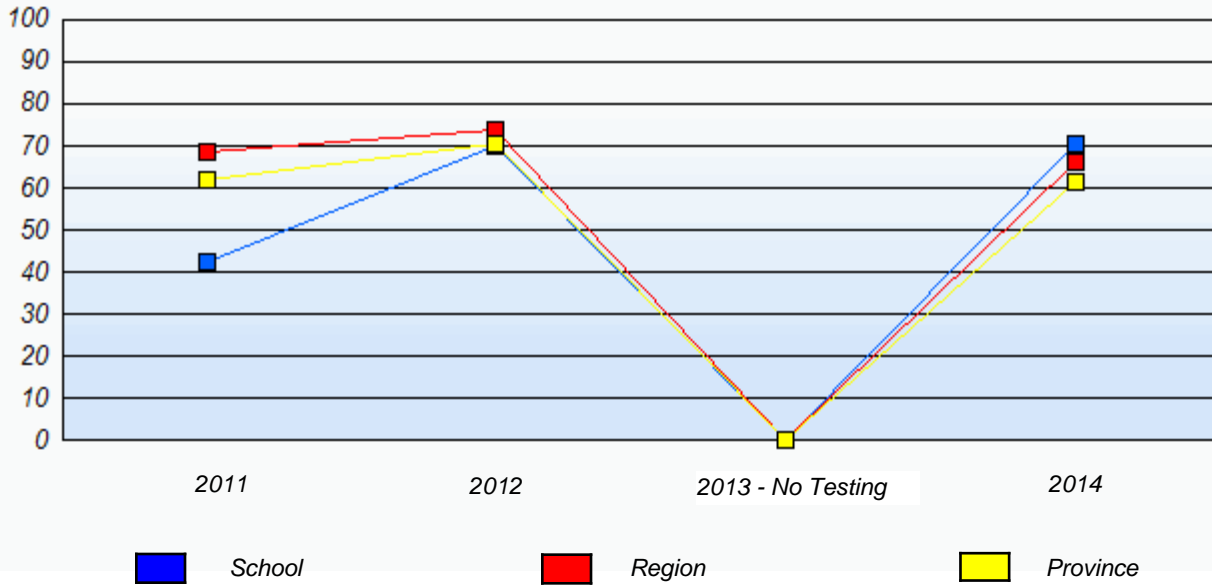
* Number Operations score is composite of Reasoning, Communication, Connections and Representations, and Problem Solving.

Source: Division of Evaluation and Research, Department of Education and Early Childhood Development

NLESD - Central Region

School #: 179 Centreville Academy

Percentage of students meeting/exceeding (2011 - 2014)



* In some cases, CRT numbers may exceed AGR numbers based on late enrolments. Pie chart is based on the number of students who wrote the CRT.

* Number Operations score is composite of Reasoning, Communication, Connections and Representations, and Problem Solving.

NLESD - Central Region

School #: 180 A. R. Scammell Academy

School

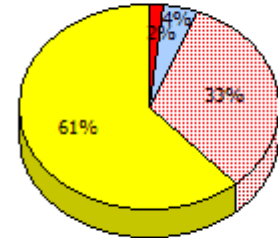
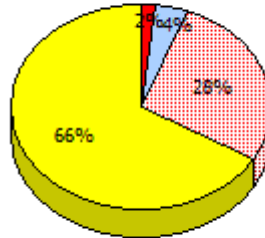
School data with 5 or fewer students withheld for reasons of confidentiality.

Region

Province

2014

AGR (2)

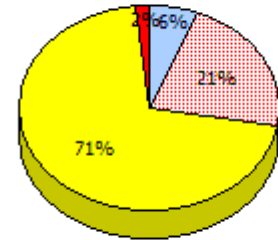
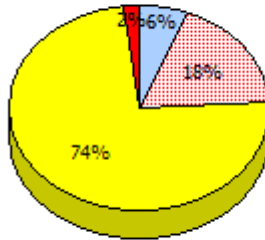


2013

No Testing

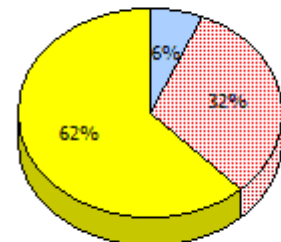
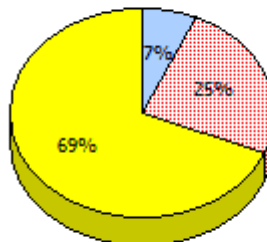
2012

AGR (1)



2011

AGR (2)



Unknown
 Exempt
 Not Yet Meeting
 Meeting or Exceeding

* In some cases, CRT numbers may exceed AGR numbers based on late enrolments. Pie chart is based on the number of students who wrote the CRT.

* Number Operations score is composite of Reasoning, Communication, Connections and Representations, and Problem Solving.

Source: Division of Evaluation and Research, Department of Education and Early Childhood Development

NLESD - Central Region

School #: 180 A. R. Scammell Academy

Percentage of students meeting/exceeding (2011 - 2014)
School data with 5 or fewer students withheld for reasons of confidentiality.

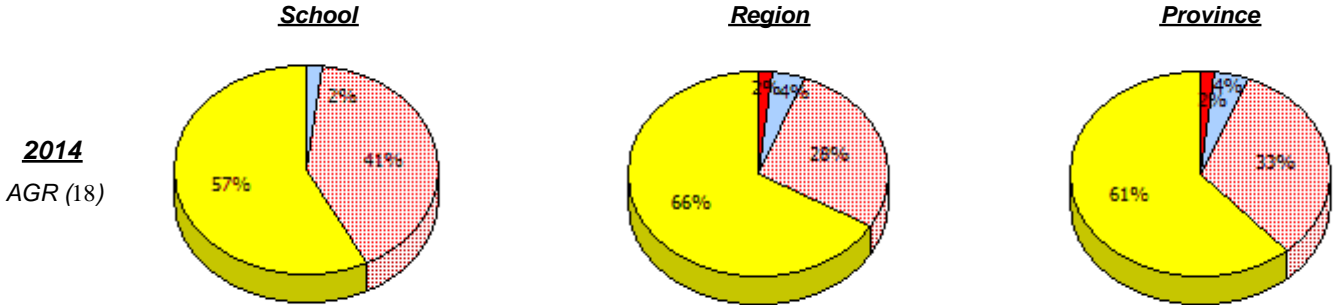


* In some cases, CRT numbers may exceed AGR numbers based on late enrolments. Pie chart is based on the number of students who wrote the CRT.

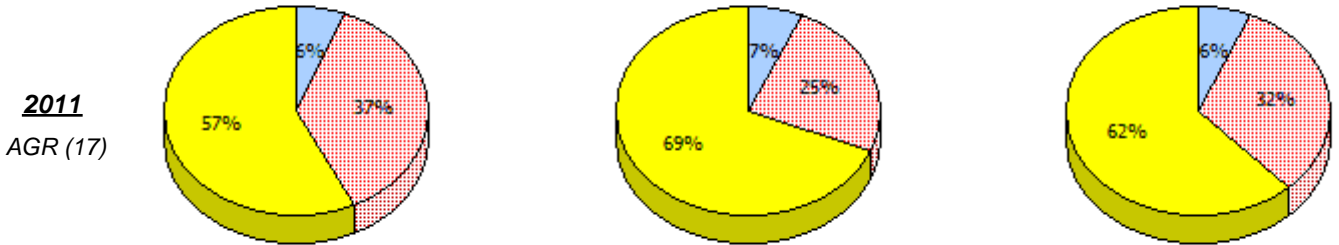
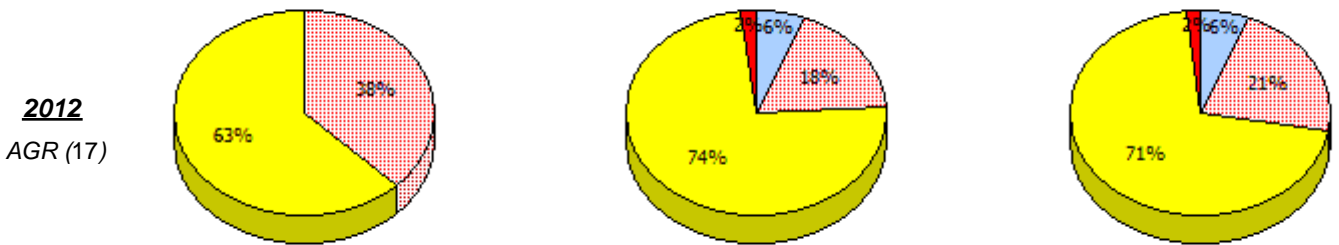
* Number Operations score is composite of Reasoning, Communication, Connections and Representations, and Problem Solving.

NLESD - Central Region

School #: 183 William Mercer Academy



2013
No Testing



* In some cases, CRT numbers may exceed AGR numbers based on late enrolments. Pie chart is based on the number of students who wrote the CRT.

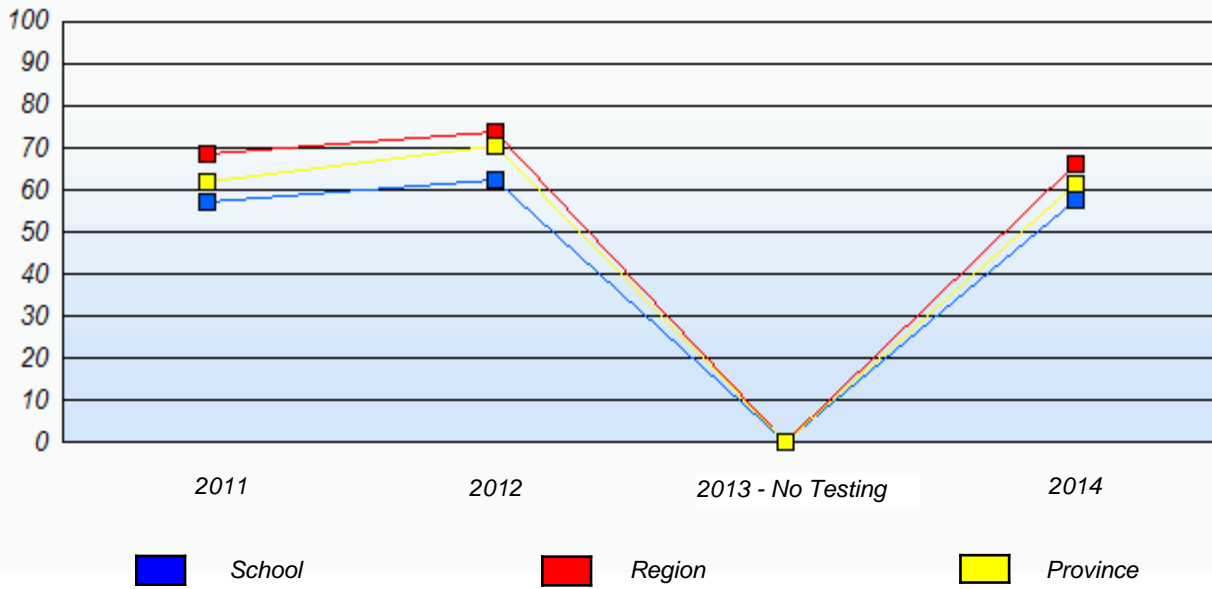
* Number Operations score is composite of Reasoning, Communication, Connections and Representations, and Problem Solving.

Source: Division of Evaluation and Research, Department of Education and Early Childhood Development

NLESD - Central Region

School #: 183 William Mercer Academy

Percentage of students meeting/exceeding (2011 - 2014)



* In some cases, CRT numbers may exceed AGR numbers based on late enrolments. Pie chart is based on the number of students who wrote the CRT.

* Number Operations score is composite of Reasoning, Communication, Connections and Representations, and Problem Solving.

Source: Division of Evaluation and Research, Department of Education and Early Childhood Development

NLESD - Central Region

School #: 186 Heritage Academy

School

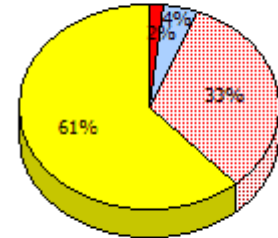
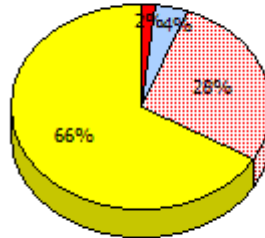
School data with 5 or fewer students withheld for reasons of confidentiality.

Region

Province

2014

AGR (1)

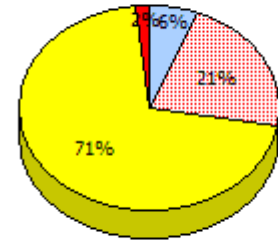
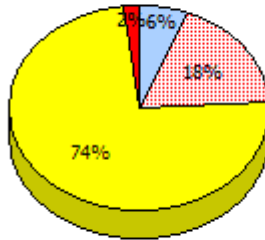


2013

No Testing

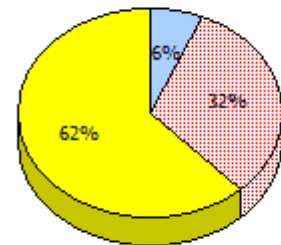
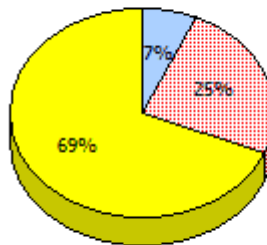
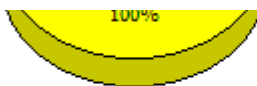
2012

AGR (2)



2011

AGR (1)



Unknown
 Exempt
 Not Yet Meeting
 Meeting or Exceeding

* In some cases, CRT numbers may exceed AGR numbers based on late enrolments. Pie chart is based on the number of students who wrote the CRT.

* Number Operations score is composite of Reasoning, Communication, Connections and Representations, and Problem Solving.

Source: Division of Evaluation and Research, Department of Education and Early Childhood Development

Primary Mathematics
4 Year Provincial Assessment, June 2014
School Report Criteria/Content
(% of students who answered correctly)

NLESD - Central Region

School #: 186 Heritage Academy

Percentage of students meeting/exceeding (2011 - 2014)
School data with 5 or fewer students withheld for reasons of confidentiality.

2011

2012

2013 - No Testing

2014



School



Region



Province

* In some cases, CRT numbers may exceed AGR numbers based on late enrolments. Pie chart is based on the number of students who wrote the CRT.

* Number Operations score is composite of Reasoning, Communication, Connections and Representations, and Problem Solving.

NLESD - Central Region

School #: 188 Sandstone Academy

School

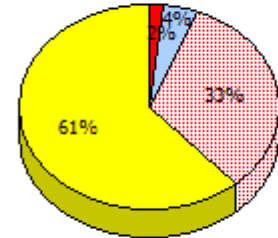
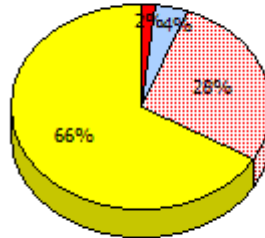
School data with 5 or fewer students withheld for reasons of confidentiality.

Region

Province

2014

AGR (2)

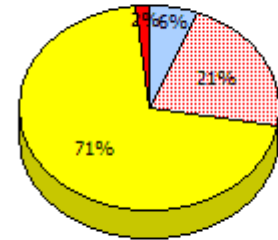
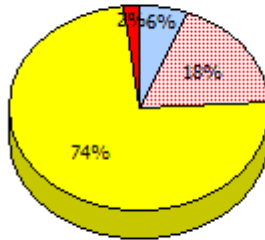


2013

No Testing

2012

AGR (4)



2011

AGR (0)



* In some cases, CRT numbers may exceed AGR numbers based on late enrolments. Pie chart is based on the number of students who wrote the CRT.

* Number Operations score is composite of Reasoning, Communication, Connections and Representations, and Problem Solving.

Source: Division of Evaluation and Research, Department of Education and Early Childhood Development

NLESD - Central Region

School #: 188 Sandstone Academy

Percentage of students meeting/exceeding (2011 - 2014)
School data with 5 or fewer students withheld for reasons of confidentiality.

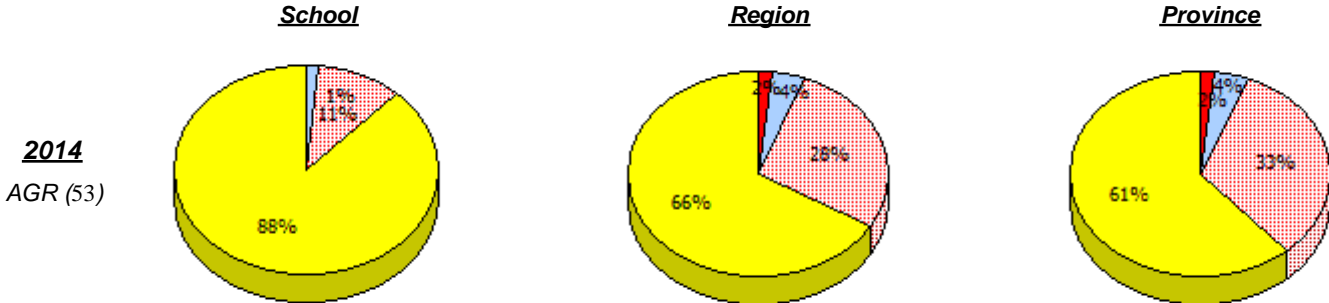


* In some cases, CRT numbers may exceed AGR numbers based on late enrolments. Pie chart is based on the number of students who wrote the CRT.

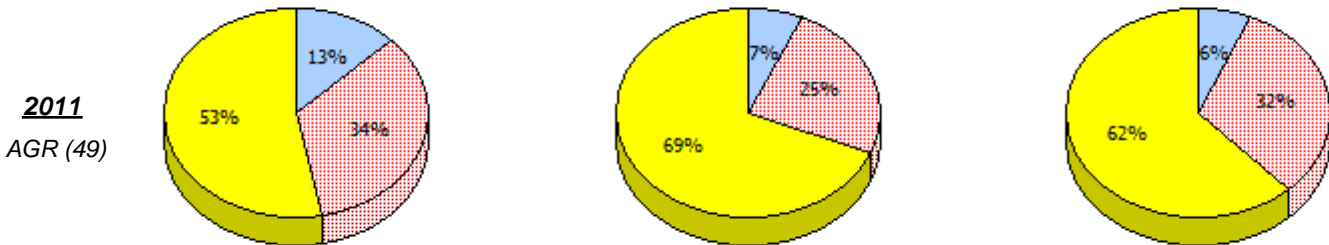
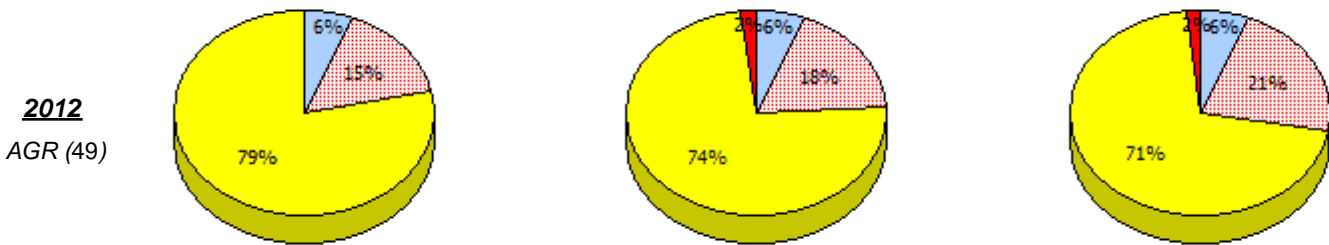
* Number Operations score is composite of Reasoning, Communication, Connections and Representations, and Problem Solving.

NLESD - Central Region

School #: 189 Lewisporte Academy



2013
No Testing



Unknown
 Exempt
 Not Yet Meeting
 Meeting or Exceeding

* In some cases, CRT numbers may exceed AGR numbers based on late enrolments. Pie chart is based on the number of students who wrote the CRT.

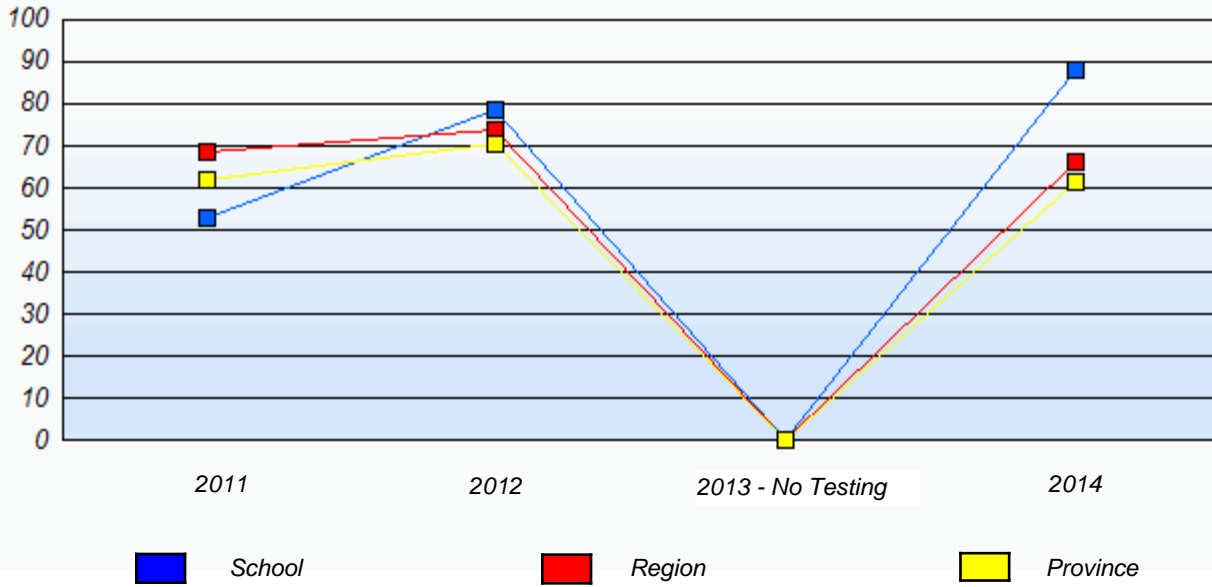
* Number Operations score is composite of Reasoning, Communication, Connections and Representations, and Problem Solving.

Source: Division of Evaluation and Research, Department of Education and Early Childhood Development

NLESD - Central Region

School #: 189 Lewisporte Academy

Percentage of students meeting/exceeding (2011 - 2014)



* In some cases, CRT numbers may exceed AGR numbers based on late enrolments. Pie chart is based on the number of students who wrote the CRT.

* Number Operations score is composite of Reasoning, Communication, Connections and Representations, and Problem Solving.

Source: Division of Evaluation and Research, Department of Education and Early Childhood Development

NLESD - Central Region

School #: 192 Lumsden Academy

School

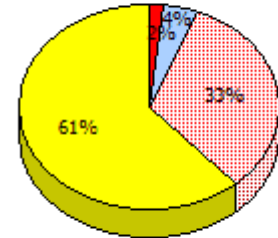
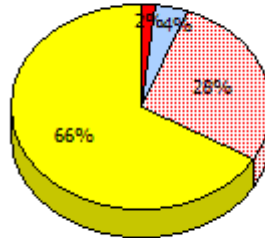
School data with 5 or fewer students withheld for reasons of confidentiality.

Region

Province

2014

AGR (5)

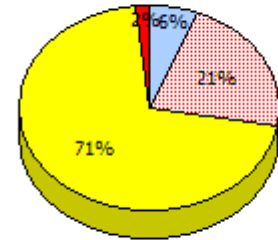
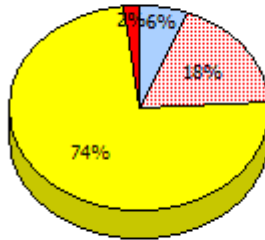


2013

No Testing

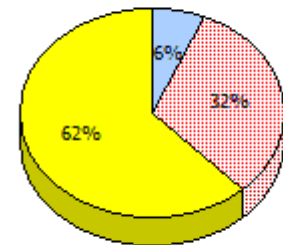
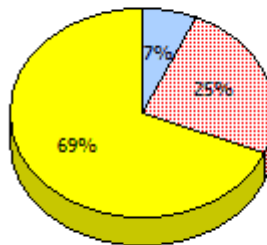
2012

AGR (9)



2011

AGR (13)



Unknown
 Exempt
 Not Yet Meeting
 Meeting or Exceeding

* In some cases, CRT numbers may exceed AGR numbers based on late enrolments. Pie chart is based on the number of students who wrote the CRT.

* Number Operations score is composite of Reasoning, Communication, Connections and Representations, and Problem Solving.

Source: Division of Evaluation and Research, Department of Education and Early Childhood Development

Primary Mathematics
4 Year Provincial Assessment, June 2014
School Report Criteria/Content
(% of students who answered correctly)

NLESD - Central Region

School #: 192 Lumsden Academy

Percentage of students meeting/exceeding (2011 - 2014)
School data with 5 or fewer students withheld for reasons of confidentiality.

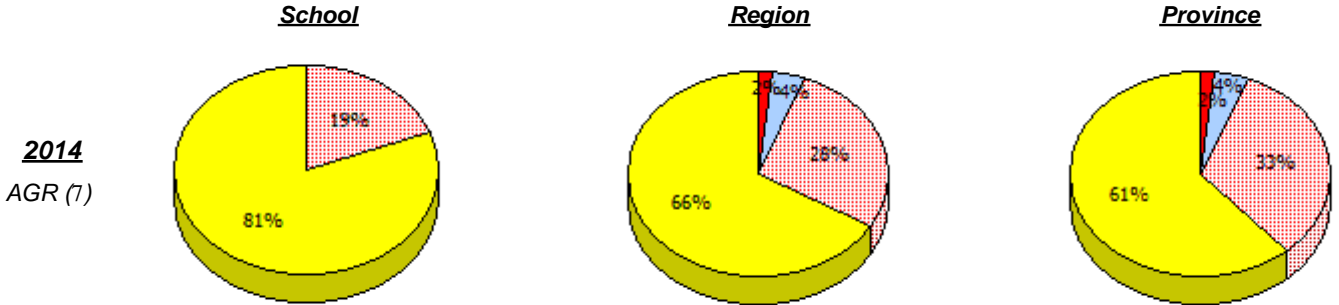


* In some cases, CRT numbers may exceed AGR numbers based on late enrolments. Pie chart is based on the number of students who wrote the CRT.

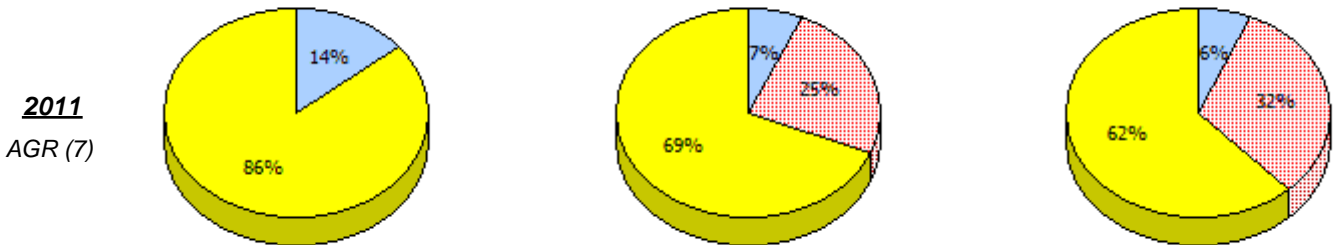
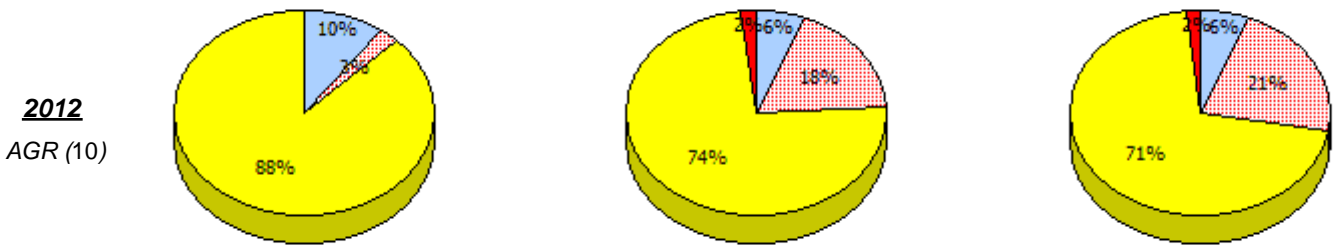
* Number Operations score is composite of Reasoning, Communication, Connections and Representations, and Problem Solving.

NLESD - Central Region

School #: 194 Gill Memorial Academy



2013
No Testing



* In some cases, CRT numbers may exceed AGR numbers based on late enrolments. Pie chart is based on the number of students who wrote the CRT.

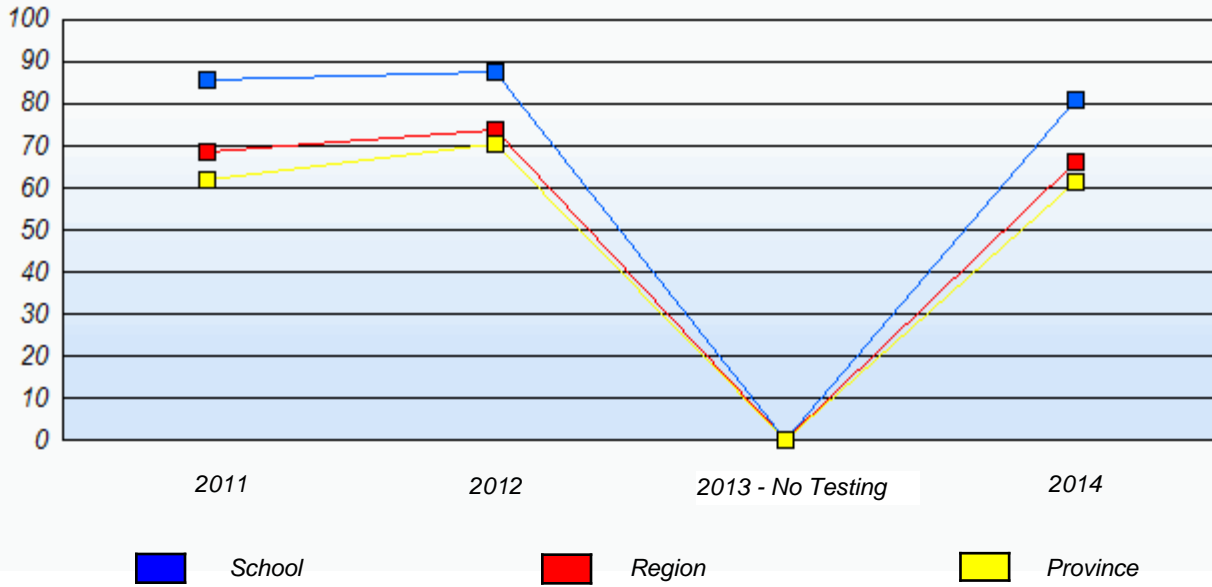
* Number Operations score is composite of Reasoning, Communication, Connections and Representations, and Problem Solving.

Source: Division of Evaluation and Research, Department of Education and Early Childhood Development

NLESD - Central Region

School #: 194 Gill Memorial Academy

Percentage of students meeting/exceeding (2011 - 2014)



* In some cases, CRT numbers may exceed AGR numbers based on late enrolments. Pie chart is based on the number of students who wrote the CRT.

* Number Operations score is composite of Reasoning, Communication, Connections and Representations, and Problem Solving.

Source: Division of Evaluation and Research, Department of Education and Early Childhood Development

NLESD - Central Region

School #: 196 St. Gabriel's AG

School

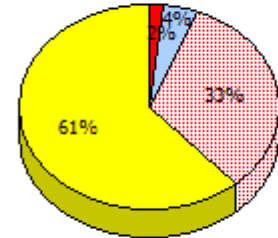
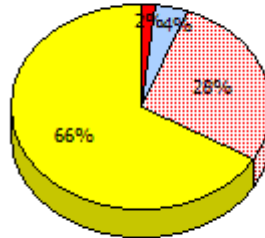
School data with 5 or fewer students withheld for reasons of confidentiality.

Region

Province

2014

AGR (2)



2013

No Testing

2012

AGR (0)

2011

AGR (0)



* In some cases, CRT numbers may exceed AGR numbers based on late enrolments. Pie chart is based on the number of students who wrote the CRT.

* Number Operations score is composite of Reasoning, Communication, Connections and Representations, and Problem Solving.

NLESD - Central Region

School #: 196 St. Gabriel's AG

Percentage of students meeting/exceeding (2011 - 2014)
School data with 5 or fewer students withheld for reasons of confidentiality.

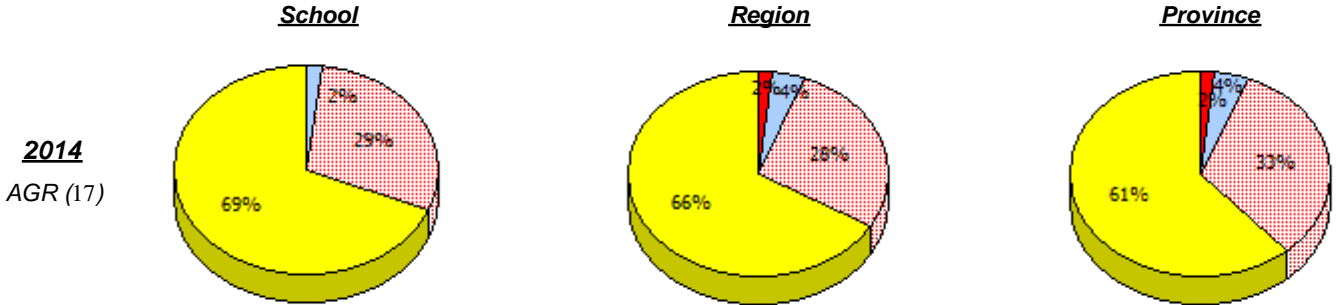


* In some cases, CRT numbers may exceed AGR numbers based on late enrolments. Pie chart is based on the number of students who wrote the CRT.

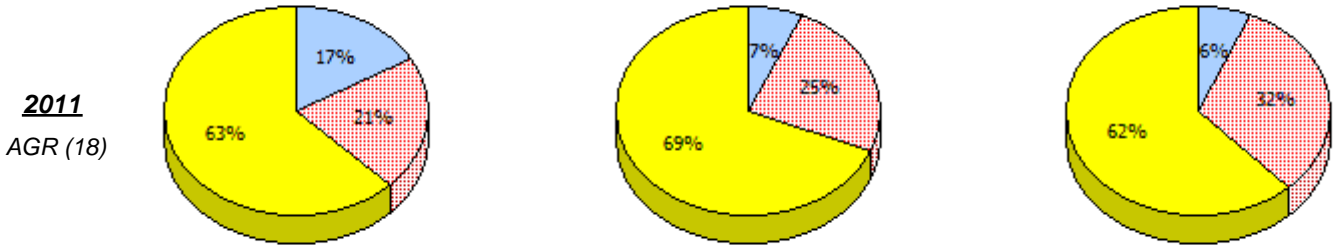
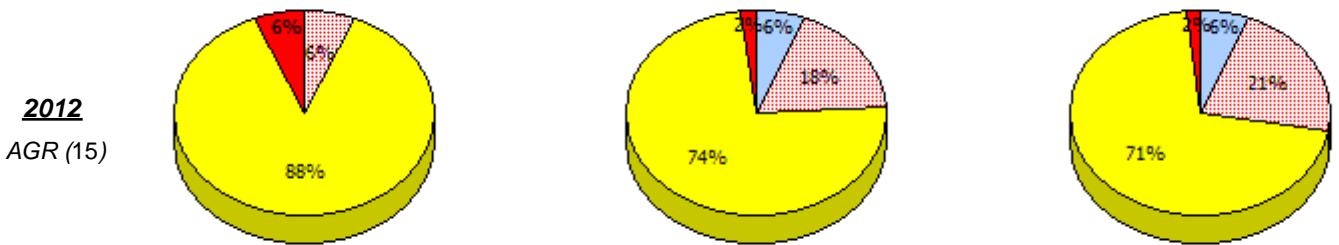
* Number Operations score is composite of Reasoning, Communication, Connections and Representations, and Problem Solving.

NLESD - Central Region

School #: 202 Twillingate Island Elementary



2013
No Testing



* In some cases, CRT numbers may exceed AGR numbers based on late enrolments. Pie chart is based on the number of students who wrote the CRT.

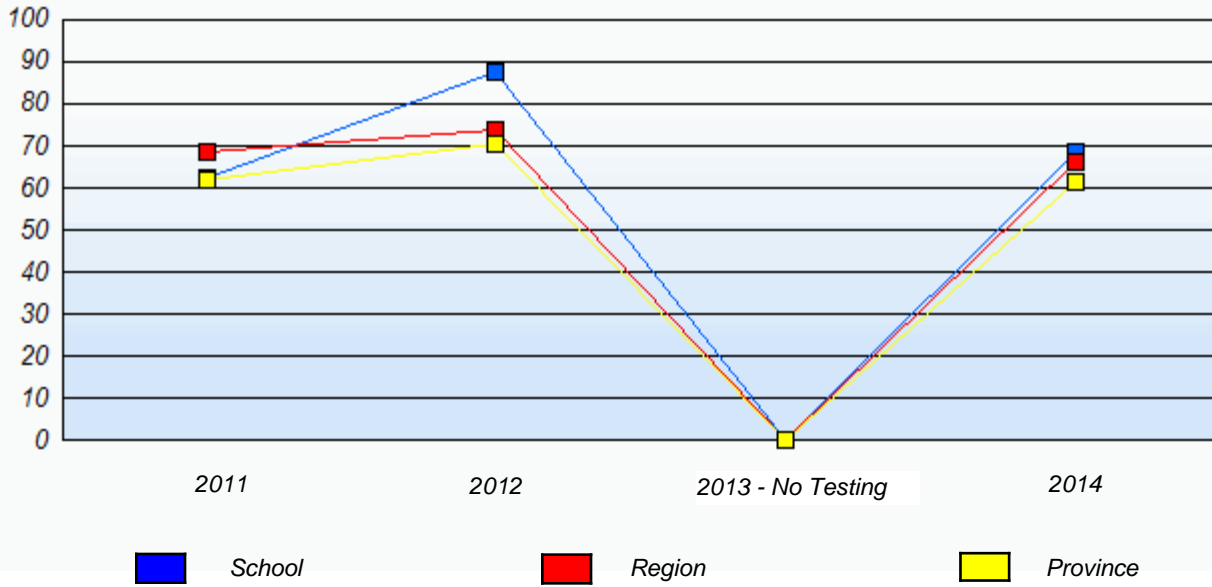
* Number Operations score is composite of Reasoning, Communication, Connections and Representations, and Problem Solving.

Source: Division of Evaluation and Research, Department of Education and Early Childhood Development

NLESD - Central Region

School #: 202 Twillingate Island Elementary

Percentage of students meeting/exceeding (2011 - 2014)



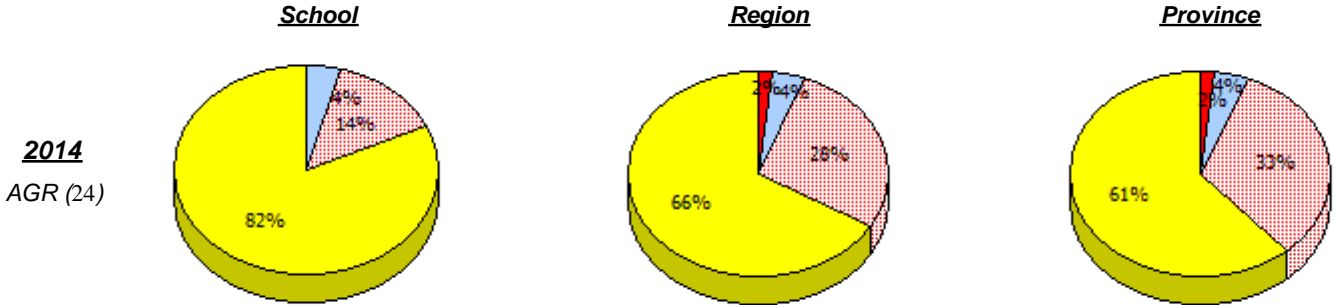
* In some cases, CRT numbers may exceed AGR numbers based on late enrolments. Pie chart is based on the number of students who wrote the CRT.

* Number Operations score is composite of Reasoning, Communication, Connections and Representations, and Problem Solving.

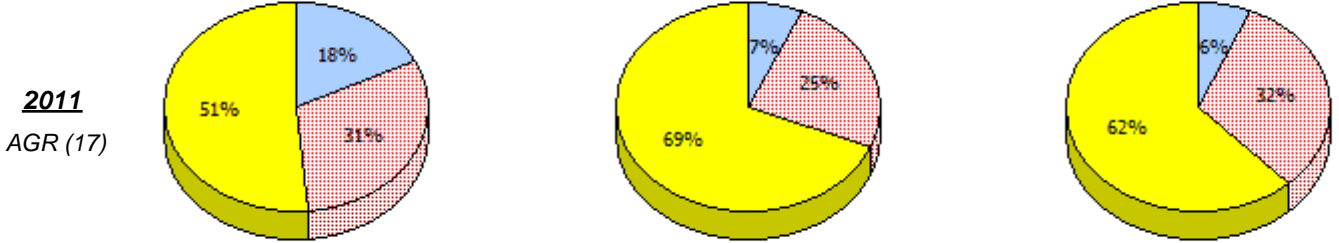
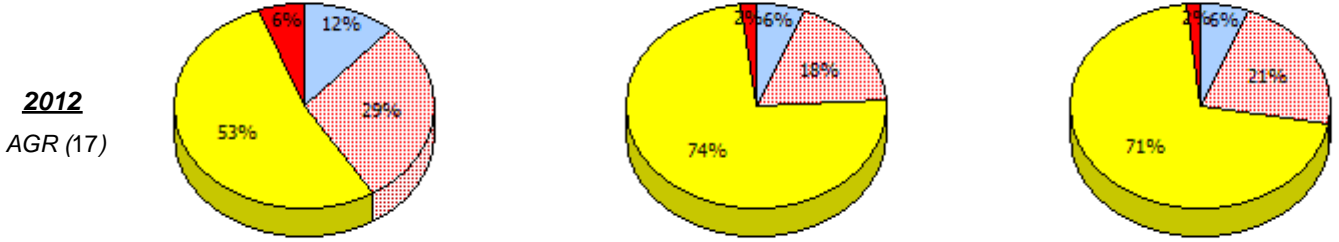
Source: Division of Evaluation and Research, Department of Education and Early Childhood Development

NLESD - Central Region

School #: 204 Pearson Academy



2013
No Testing



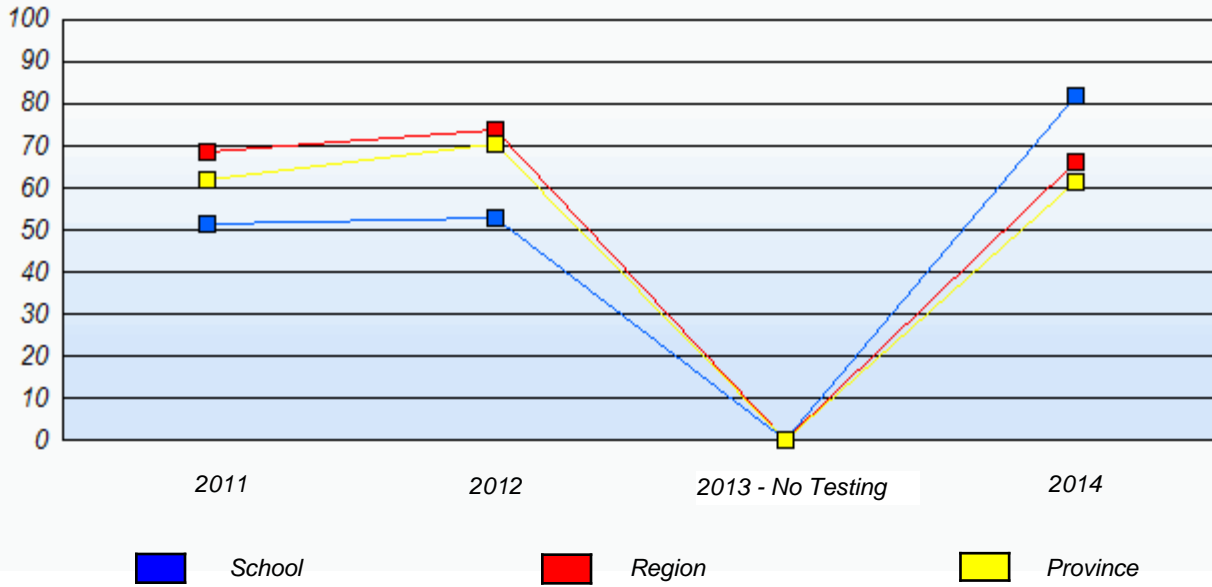
* In some cases, CRT numbers may exceed AGR numbers based on late enrolments. Pie chart is based on the number of students who wrote the CRT.

* Number Operations score is composite of Reasoning, Communication, Connections and Representations, and Problem Solving.

NLESD - Central Region

School #: 204 Pearson Academy

Percentage of students meeting/exceeding (2011 - 2014)



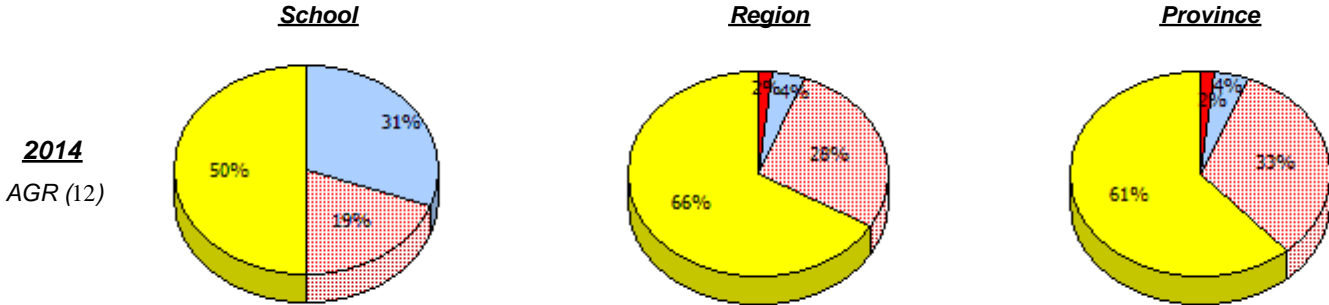
* In some cases, CRT numbers may exceed AGR numbers based on late enrolments. Pie chart is based on the number of students who wrote the CRT.

* Number Operations score is composite of Reasoning, Communication, Connections and Representations, and Problem Solving.

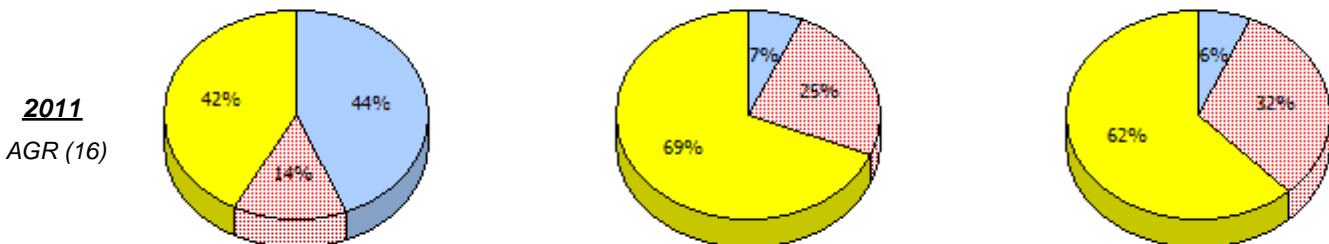
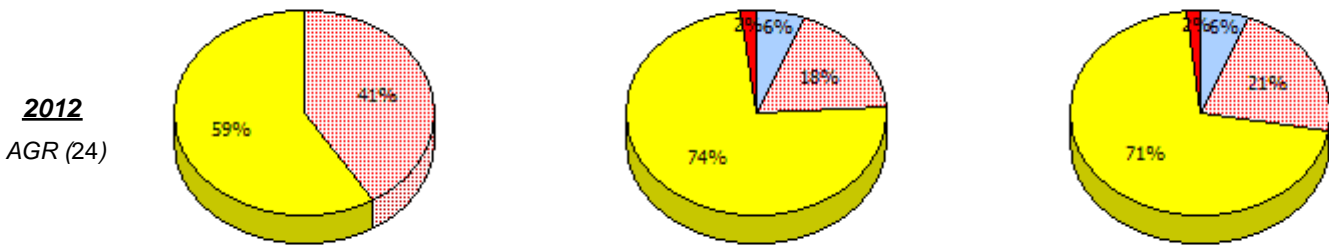
Source: Division of Evaluation and Research, Department of Education and Early Childhood Development

NLESD - Central Region

School #: 206 Riverwood Academy



2013
No Testing



Unknown
 Exempt
 Not Yet Meeting
 Meeting or Exceeding

* In some cases, CRT numbers may exceed AGR numbers based on late enrolments. Pie chart is based on the number of students who wrote the CRT.

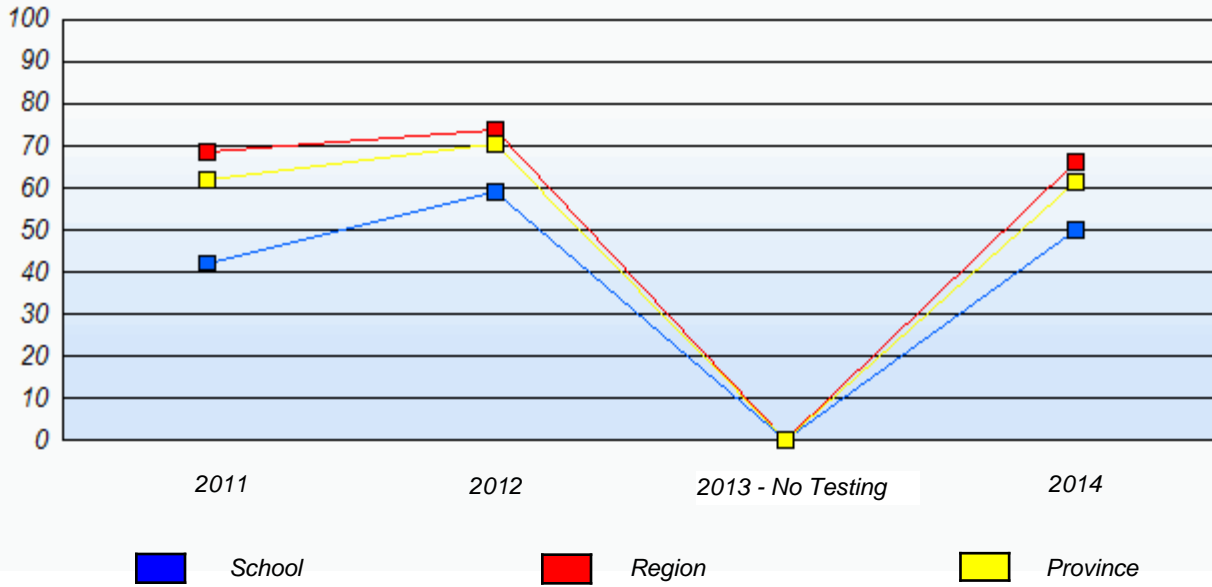
* Number Operations score is composite of Reasoning, Communication, Connections and Representations, and Problem Solving.

Source: Division of Evaluation and Research, Department of Education and Early Childhood Development

NLESD - Central Region

School #: 206 Riverwood Academy

Percentage of students meeting/exceeding (2011 - 2014)



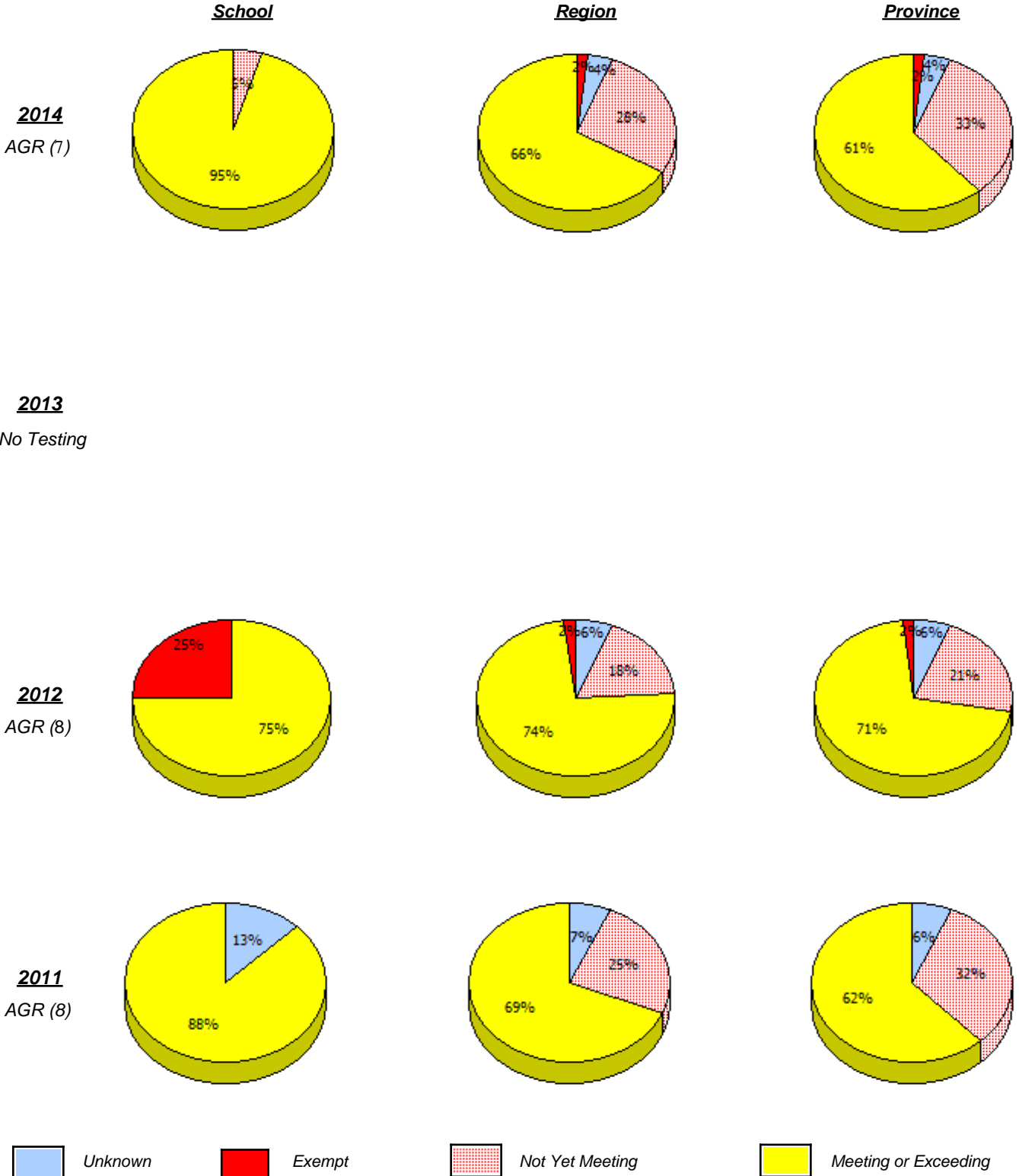
* In some cases, CRT numbers may exceed AGR numbers based on late enrolments. Pie chart is based on the number of students who wrote the CRT.

* Number Operations score is composite of Reasoning, Communication, Connections and Representations, and Problem Solving.

Source: Division of Evaluation and Research, Department of Education and Early Childhood Development

NLESD - Central Region

School #: 398 Avoca Collegiate



* In some cases, CRT numbers may exceed AGR numbers based on late enrolments. Pie chart is based on the number of students who wrote the CRT.

* Number Operations score is composite of Reasoning, Communication, Connections and Representations, and Problem Solving.

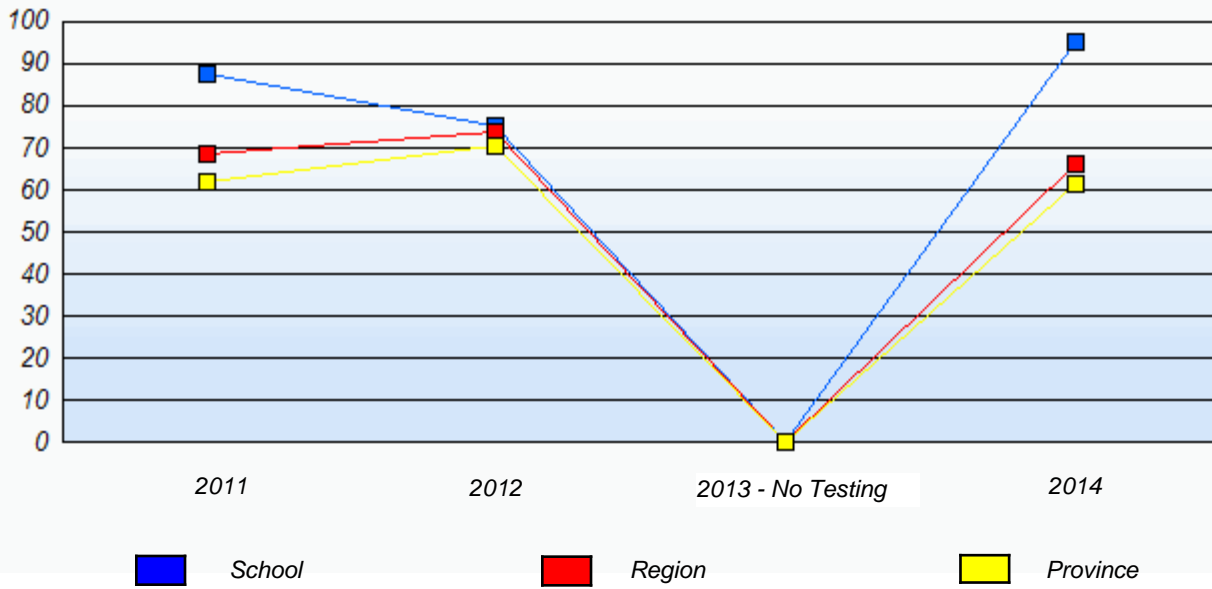
Source: Division of Evaluation and Research, Department of Education and Early Childhood Development

Primary Mathematics
4 Year Provincial Assessment, June 2014
School Report Criteria/Content
 (% of students who answered correctly)

NLESD - Central Region

School #: 398 Avoca Collegiate

Percentage of students meeting/exceeding (2011 - 2014)



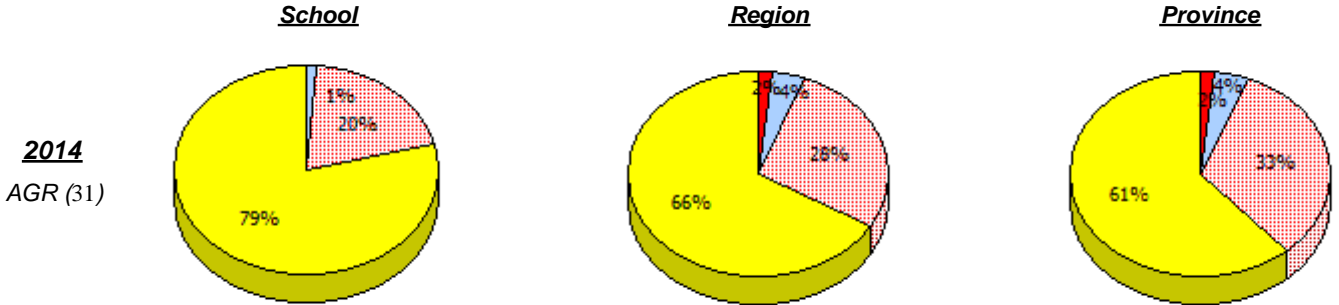
* In some cases, CRT numbers may exceed AGR numbers based on late enrolments. Pie chart is based on the number of students who wrote the CRT.

* Number Operations score is composite of Reasoning, Communication, Connections and Representations, and Problem Solving.

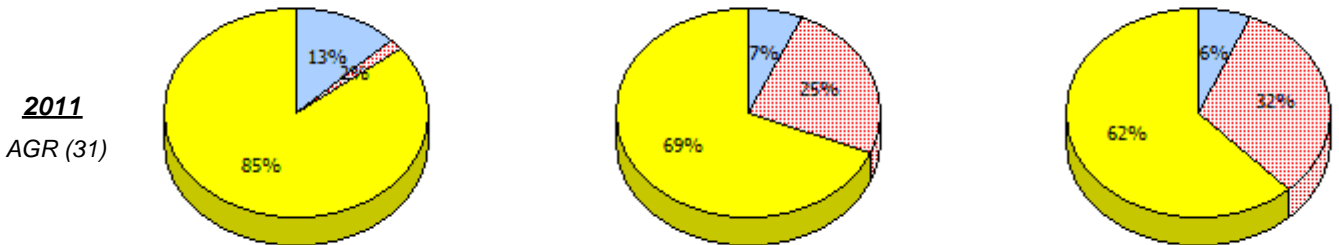
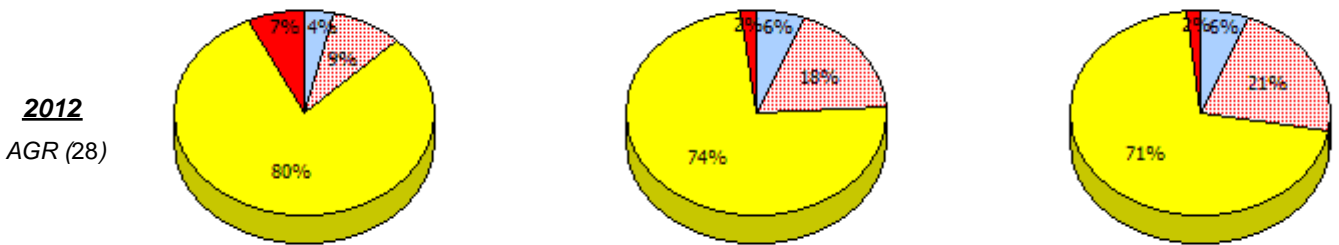
Source: Division of Evaluation and Research, Department of Education and Early Childhood Development

NLESD - Central Region

School #: 400 Helen Tulk Elementary



2013
No Testing



* In some cases, CRT numbers may exceed AGR numbers based on late enrolments. Pie chart is based on the number of students who wrote the CRT.

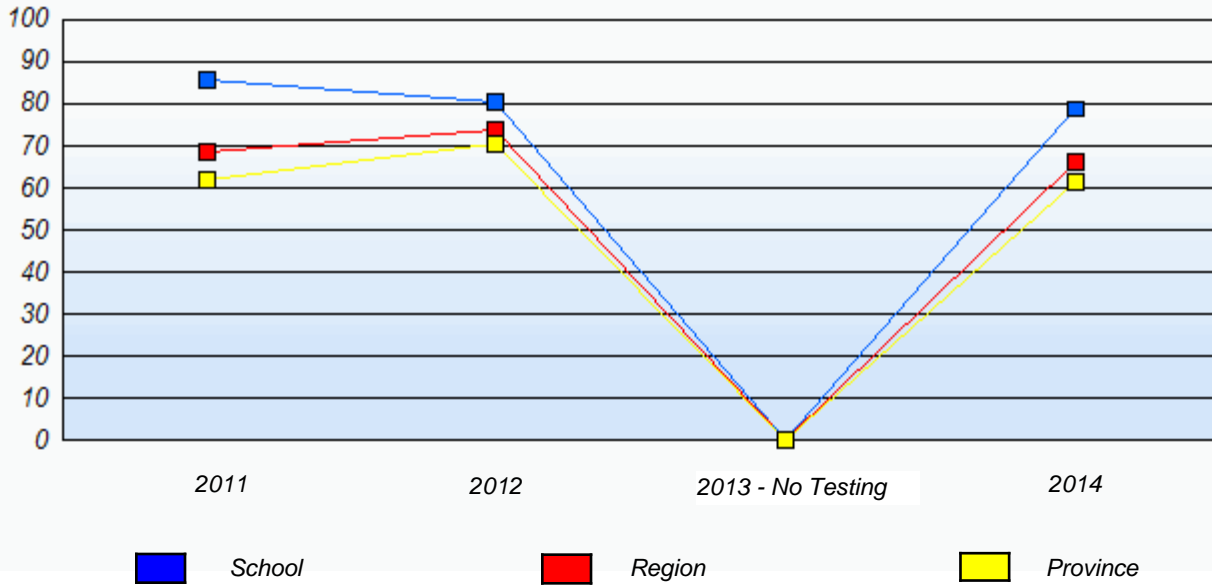
* Number Operations score is composite of Reasoning, Communication, Connections and Representations, and Problem Solving.

Source: Division of Evaluation and Research, Department of Education and Early Childhood Development

NLESD - Central Region

School #: 400 Helen Tulk Elementary

Percentage of students meeting/exceeding (2011 - 2014)



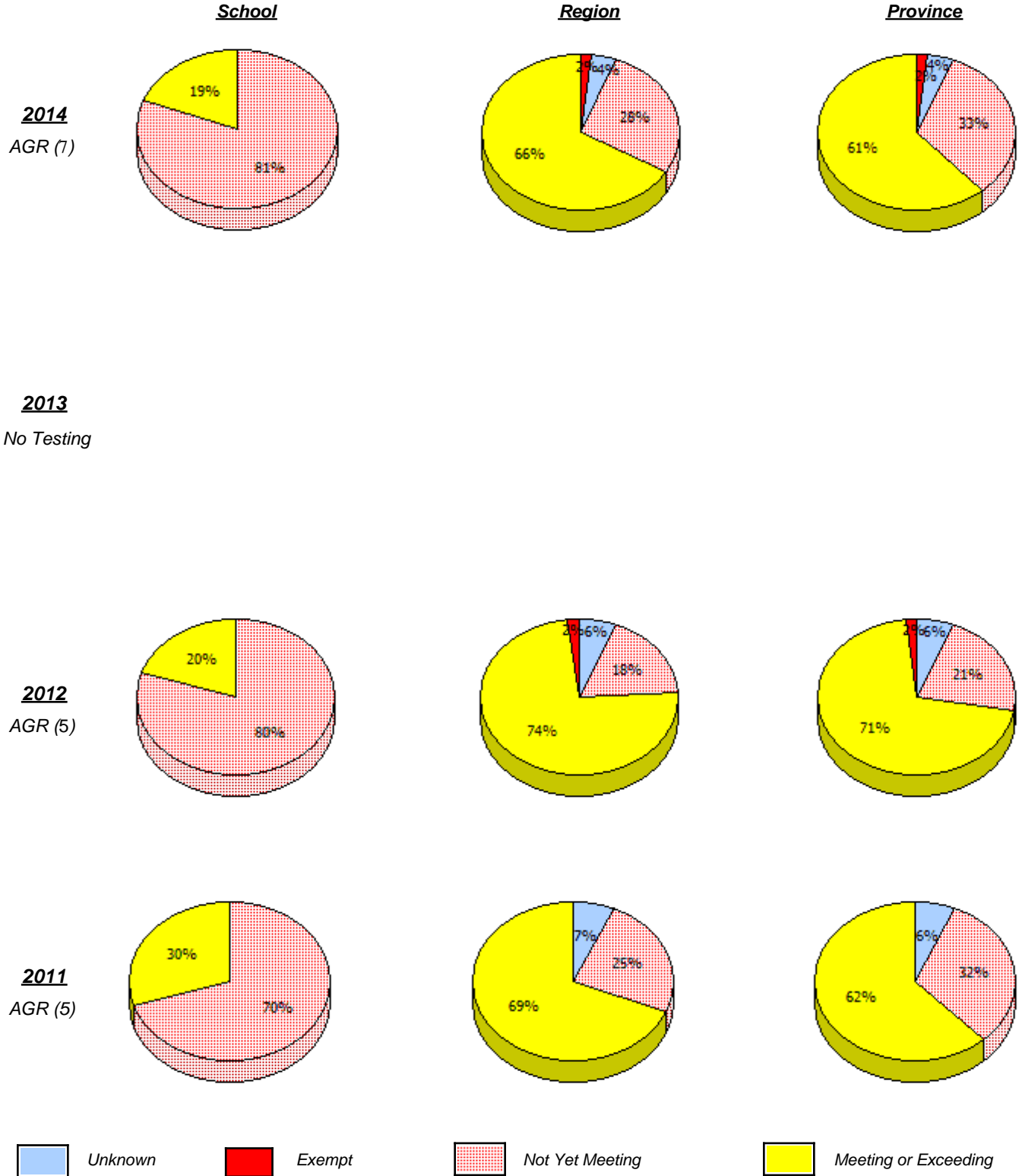
* In some cases, CRT numbers may exceed AGR numbers based on late enrolments. Pie chart is based on the number of students who wrote the CRT.

* Number Operations score is composite of Reasoning, Communication, Connections and Representations, and Problem Solving.

Source: Division of Evaluation and Research, Department of Education and Early Childhood Development

NLESD - Central Region

School #: 403 Lakeside Academy



* In some cases, CRT numbers may exceed AGR numbers based on late enrolments. Pie chart is based on the number of students who wrote the CRT.

* Number Operations score is composite of Reasoning, Communication, Connections and Representations, and Problem Solving.

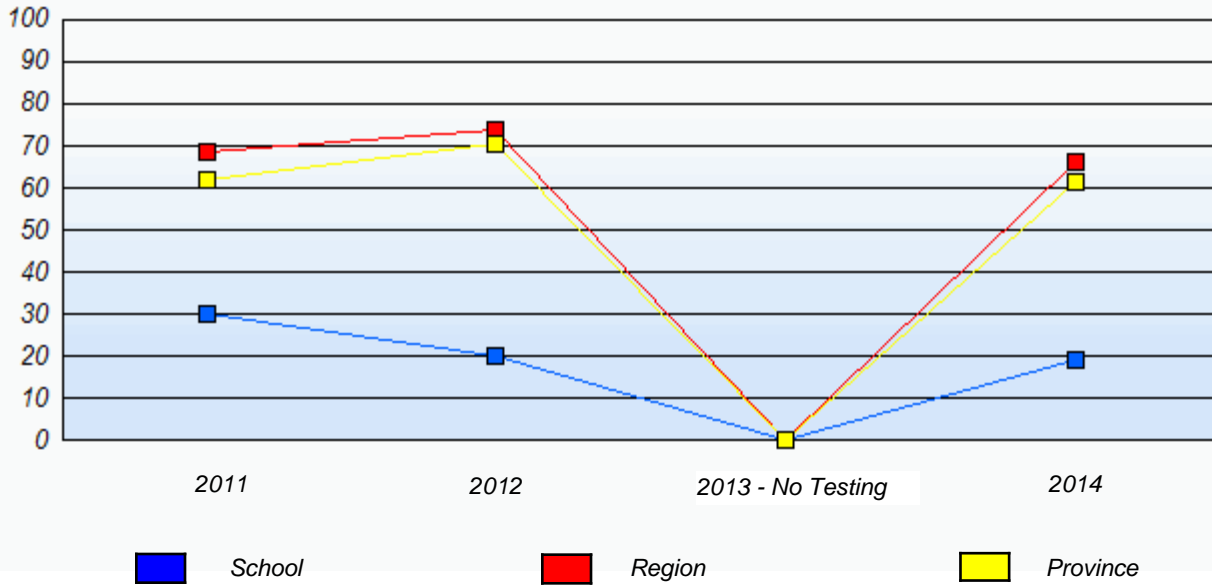
Source: Division of Evaluation and Research, Department of Education and Early Childhood Development

Primary Mathematics
4 Year Provincial Assessment, June 2014
School Report Criteria/Content
 (% of students who answered correctly)

NLESD - Central Region

School #: 403 Lakeside Academy

Percentage of students meeting/exceeding (2011 - 2014)



* In some cases, CRT numbers may exceed AGR numbers based on late enrolments. Pie chart is based on the number of students who wrote the CRT.

* Number Operations score is composite of Reasoning, Communication, Connections and Representations, and Problem Solving.

NLESD - Central Region

School #: 405 Cottrell's Cove Academy

School

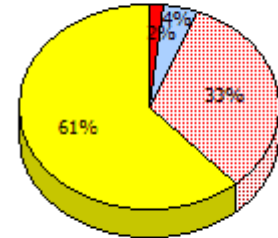
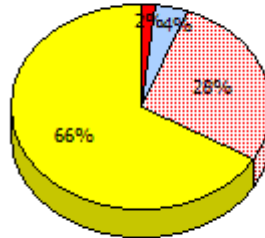
School data with 5 or fewer students withheld for reasons of confidentiality.

Region

Province

2014

AGR (4)

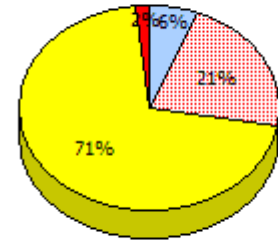
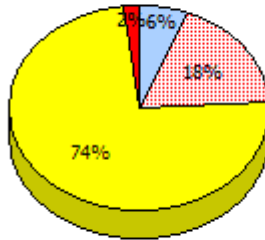


2013

No Testing

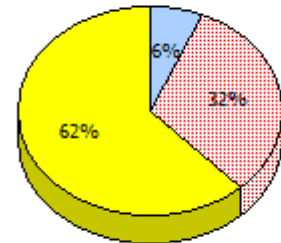
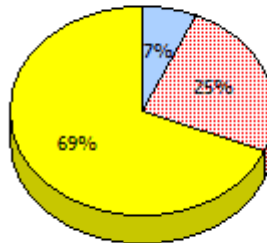
2012

AGR (2)



2011

AGR (0)



Unknown
 Exempt
 Not Yet Meeting
 Meeting or Exceeding

* In some cases, CRT numbers may exceed AGR numbers based on late enrolments. Pie chart is based on the number of students who wrote the CRT.

* Number Operations score is composite of Reasoning, Communication, Connections and Representations, and Problem Solving.

Source: Division of Evaluation and Research, Department of Education and Early Childhood Development

Primary Mathematics
4 Year Provincial Assessment, June 2014
School Report Criteria/Content
(% of students who answered correctly)

NLESD - Central Region

School #: 405 Cottrell's Cove Academy

Percentage of students meeting/exceeding (2011 - 2014)
School data with 5 or fewer students withheld for reasons of confidentiality.

2011

2012

2013 - No Testing

2014



School



Region



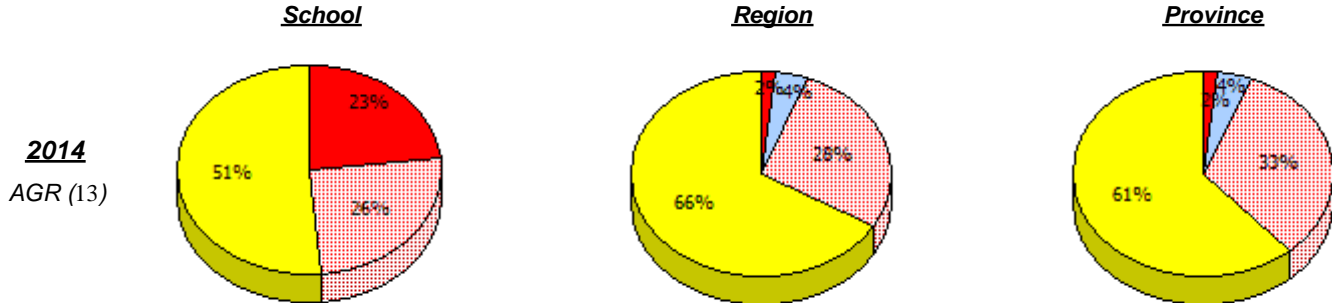
Province

* In some cases, CRT numbers may exceed AGR numbers based on late enrolments. Pie chart is based on the number of students who wrote the CRT.

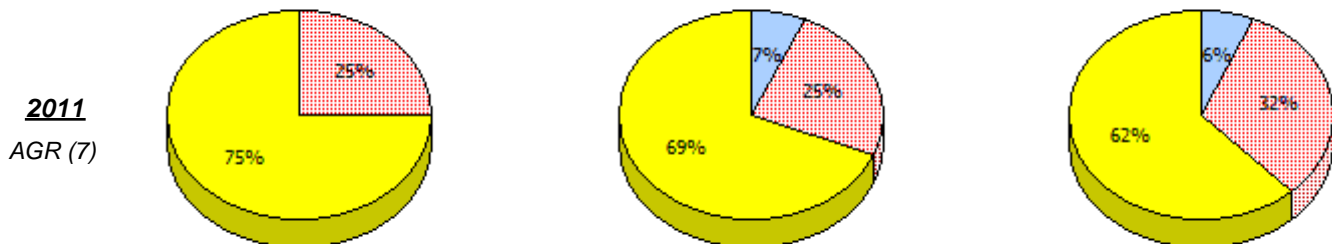
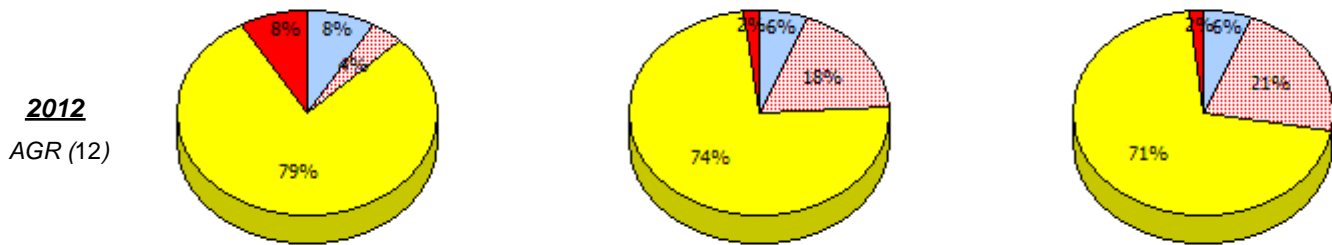
* Number Operations score is composite of Reasoning, Communication, Connections and Representations, and Problem Solving.

NLESD - Central Region

School #: 406 Fitzgerald Academy



2013
No Testing



Unknown
 Exempt
 Not Yet Meeting
 Meeting or Exceeding

* In some cases, CRT numbers may exceed AGR numbers based on late enrolments. Pie chart is based on the number of students who wrote the CRT.

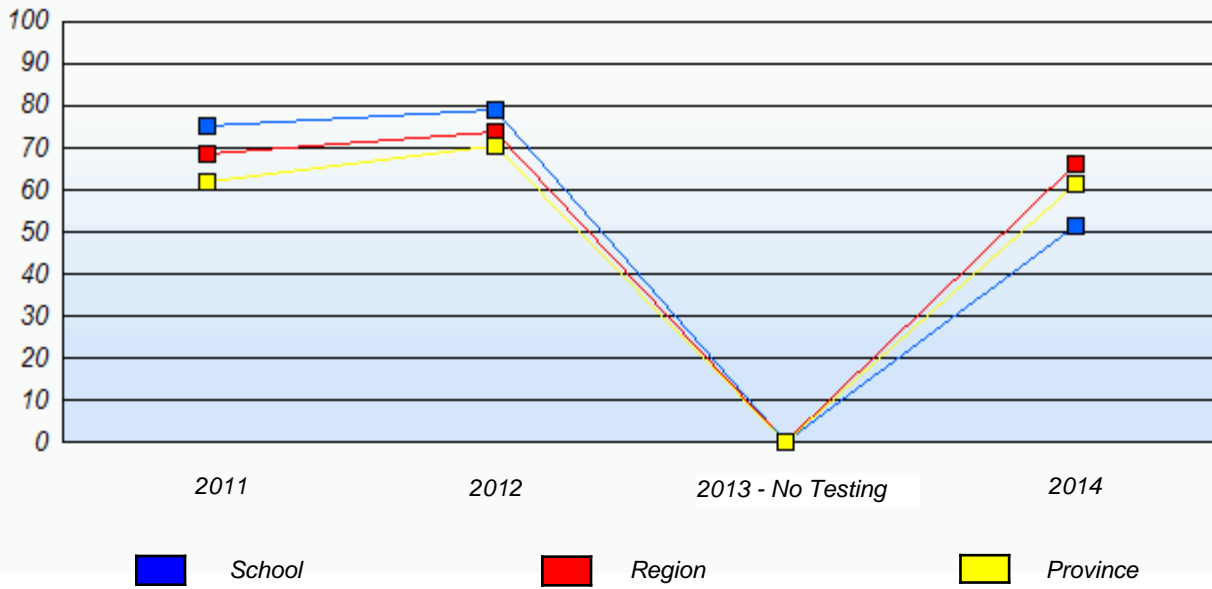
* Number Operations score is composite of Reasoning, Communication, Connections and Representations, and Problem Solving.

Source: Division of Evaluation and Research, Department of Education and Early Childhood Development

NLESD - Central Region

School #: 406 Fitzgerald Academy

Percentage of students meeting/exceeding (2011 - 2014)



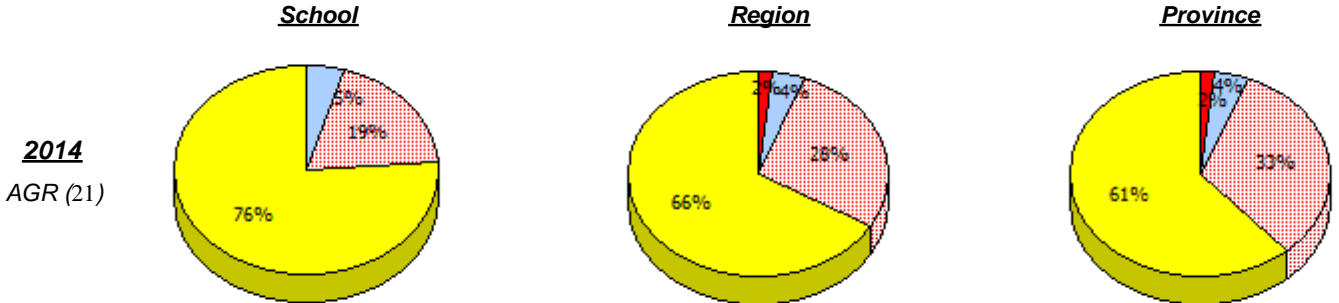
* In some cases, CRT numbers may exceed AGR numbers based on late enrolments. Pie chart is based on the number of students who wrote the CRT.

* Number Operations score is composite of Reasoning, Communication, Connections and Representations, and Problem Solving.

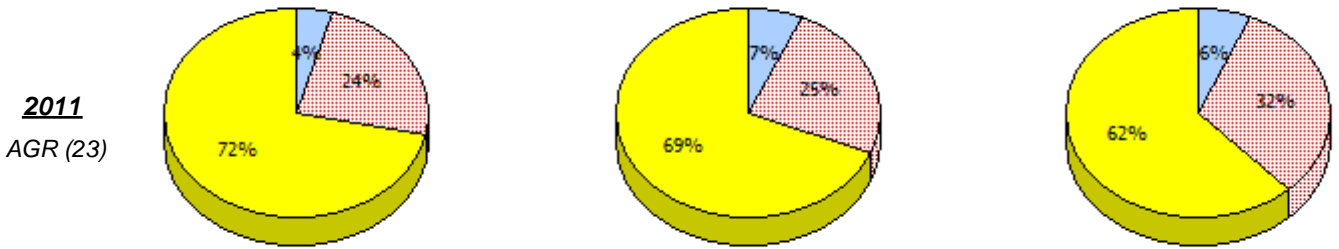
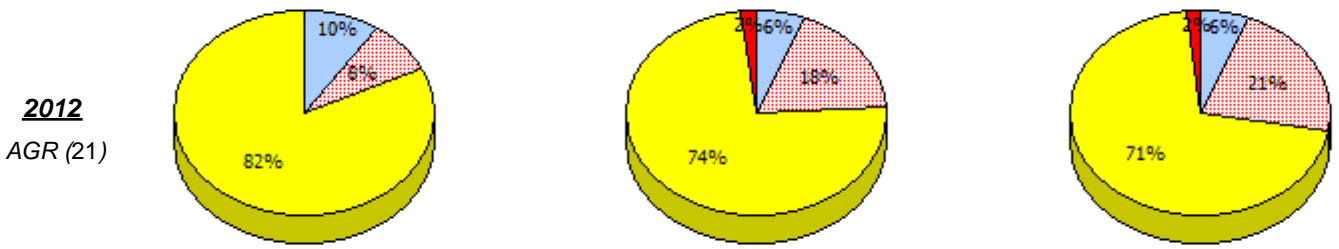
Source: Division of Evaluation and Research, Department of Education and Early Childhood Development

NLESD - Central Region

School #: 407 Bay d'Espoir Academy



2013
No Testing



* In some cases, CRT numbers may exceed AGR numbers based on late enrolments. Pie chart is based on the number of students who wrote the CRT.

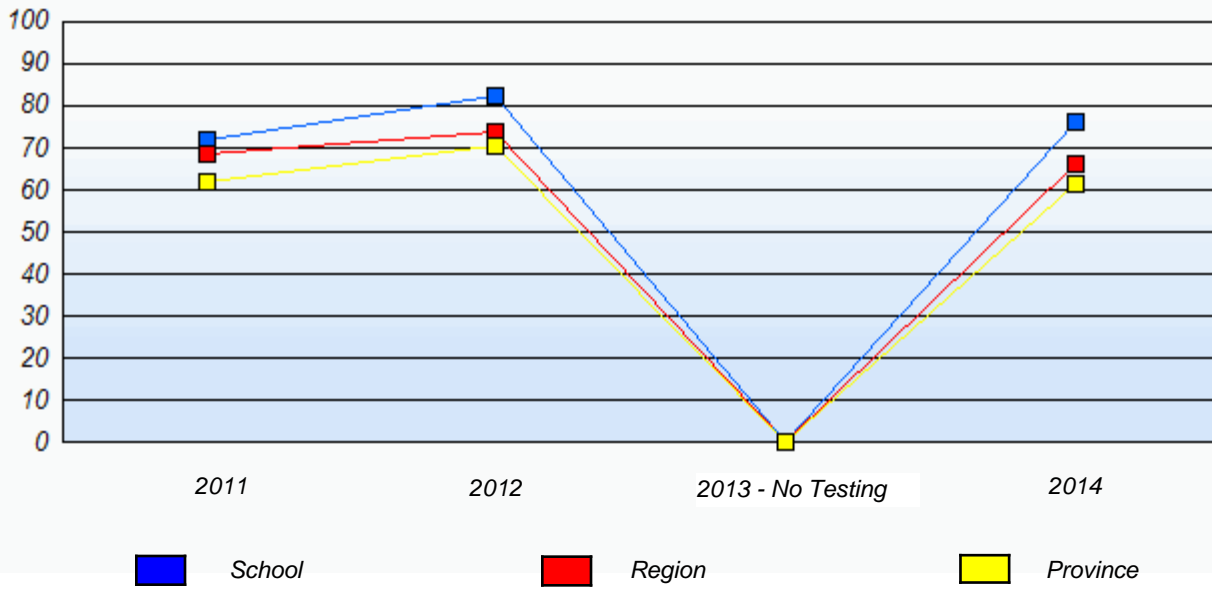
* Number Operations score is composite of Reasoning, Communication, Connections and Representations, and Problem Solving.

Source: Division of Evaluation and Research, Department of Education and Early Childhood Development

NLESD - Central Region

School #: 407 Bay d'Espoir Academy

Percentage of students meeting/exceeding (2011 - 2014)



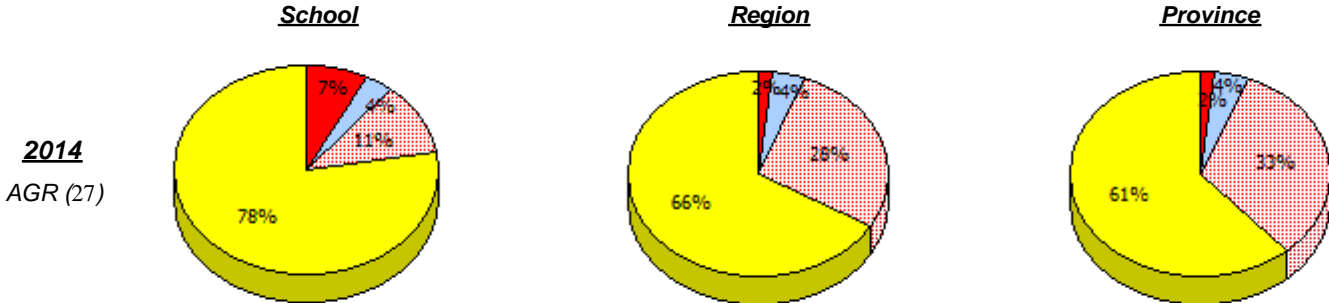
* In some cases, CRT numbers may exceed AGR numbers based on late enrolments. Pie chart is based on the number of students who wrote the CRT.

* Number Operations score is composite of Reasoning, Communication, Connections and Representations, and Problem Solving.

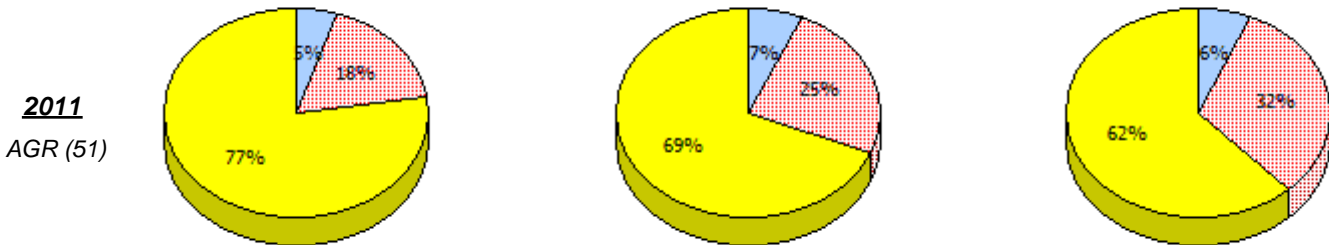
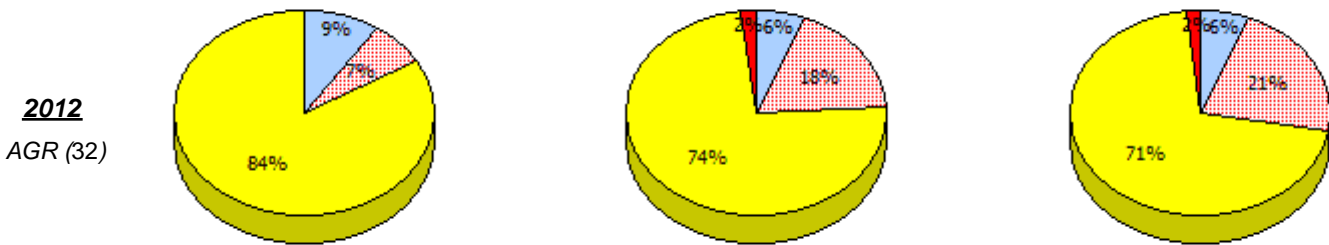
Source: Division of Evaluation and Research, Department of Education and Early Childhood Development

NLESD - Central Region

School #: 409 Indian River Academy



2013
No Testing



* In some cases, CRT numbers may exceed AGR numbers based on late enrolments. Pie chart is based on the number of students who wrote the CRT.

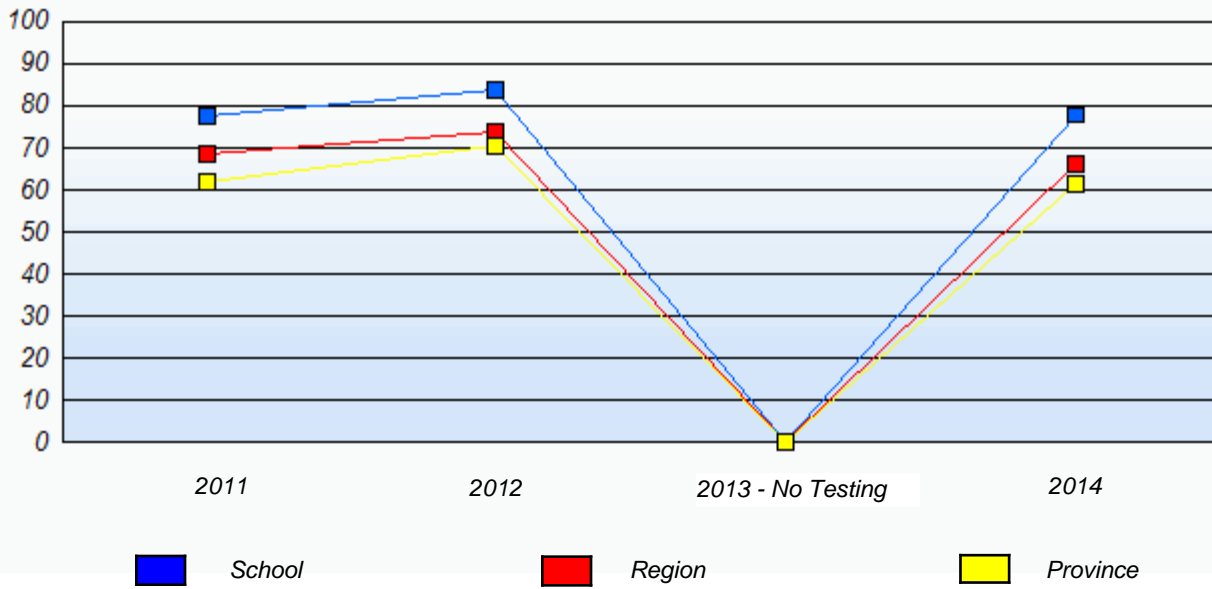
* Number Operations score is composite of Reasoning, Communication, Connections and Representations, and Problem Solving.

Source: Division of Evaluation and Research, Department of Education and Early Childhood Development

NLESD - Central Region

School #: 409 Indian River Academy

Percentage of students meeting/exceeding (2011 - 2014)



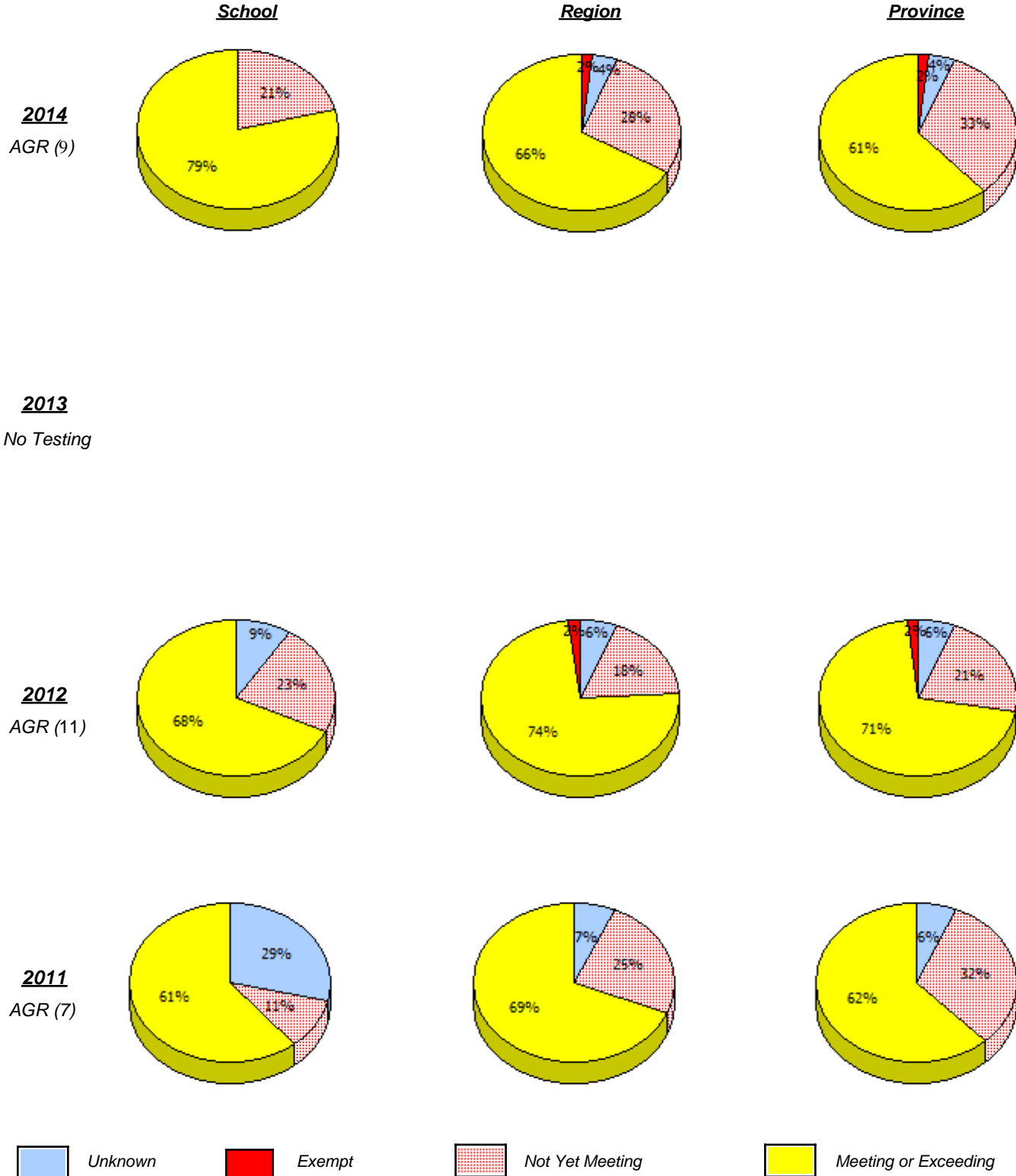
* In some cases, CRT numbers may exceed AGR numbers based on late enrolments. Pie chart is based on the number of students who wrote the CRT.

* Number Operations score is composite of Reasoning, Communication, Connections and Representations, and Problem Solving.

Source: Division of Evaluation and Research, Department of Education and Early Childhood Development

NLESD - Central Region

School #: 413 Holy Cross School Complex



* In some cases, CRT numbers may exceed AGR numbers based on late enrolments. Pie chart is based on the number of students who wrote the CRT.

* Number Operations score is composite of Reasoning, Communication, Connections and Representations, and Problem Solving.

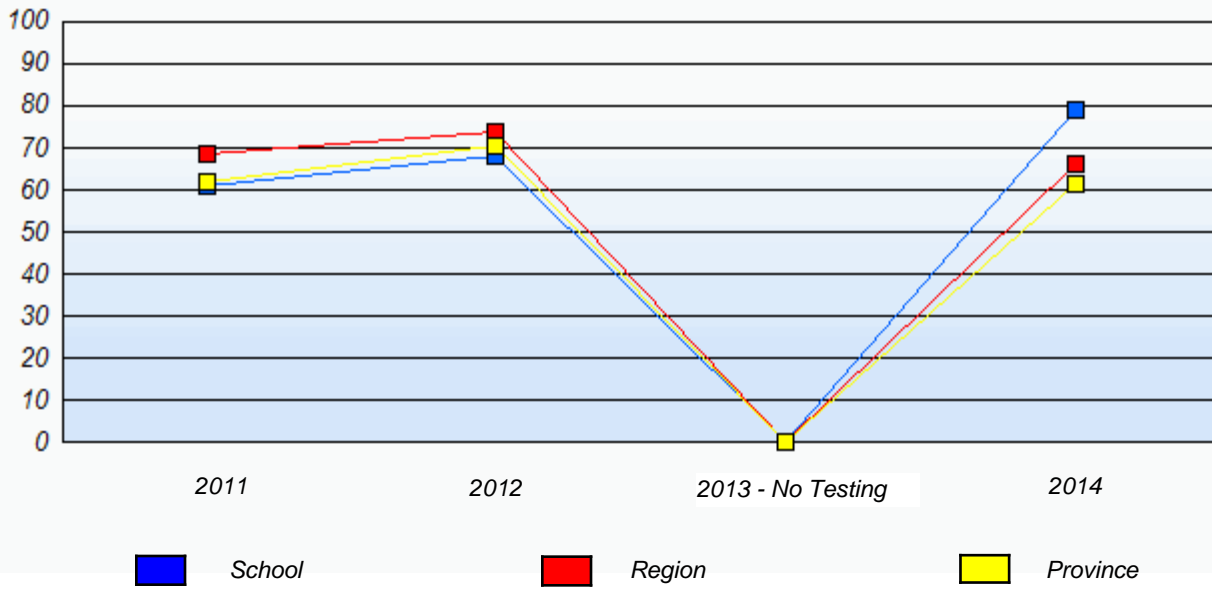
Source: Division of Evaluation and Research, Department of Education and Early Childhood Development

Primary Mathematics
4 Year Provincial Assessment, June 2014
School Report Criteria/Content
 (% of students who answered correctly)

NLESD - Central Region

School #: 413 Holy Cross School Complex

Percentage of students meeting/exceeding (2011 - 2014)



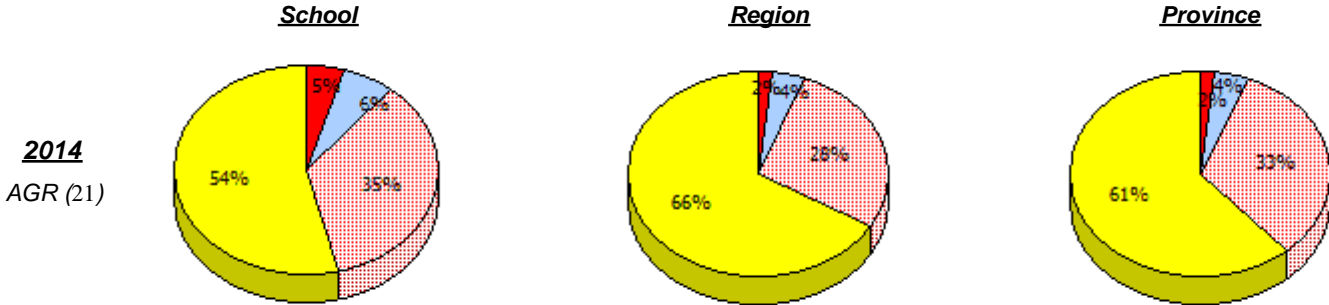
* In some cases, CRT numbers may exceed AGR numbers based on late enrolments. Pie chart is based on the number of students who wrote the CRT.

* Number Operations score is composite of Reasoning, Communication, Connections and Representations, and Problem Solving.

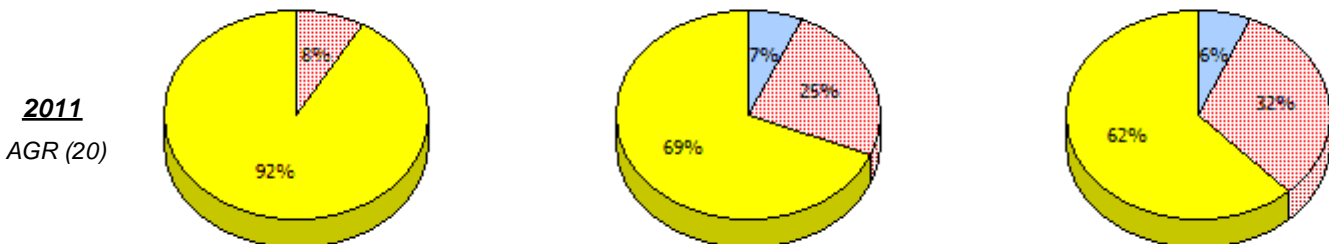
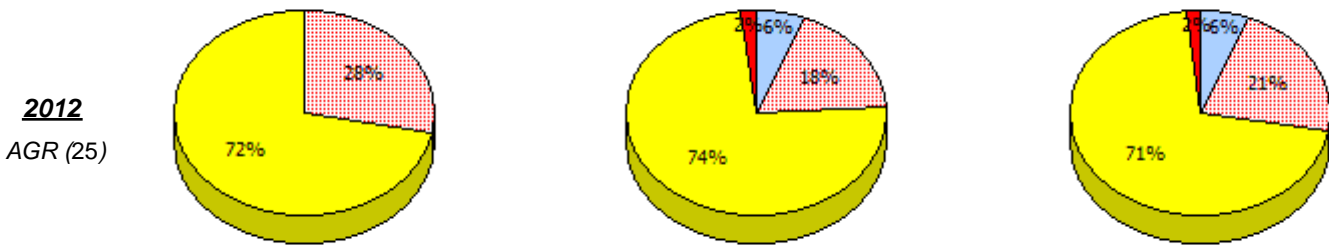
Source: Division of Evaluation and Research, Department of Education and Early Childhood Development

NLESD - Central Region

School #: 414 Fogo Island Central Academy



2013
No Testing



* In some cases, CRT numbers may exceed AGR numbers based on late enrolments. Pie chart is based on the number of students who wrote the CRT.

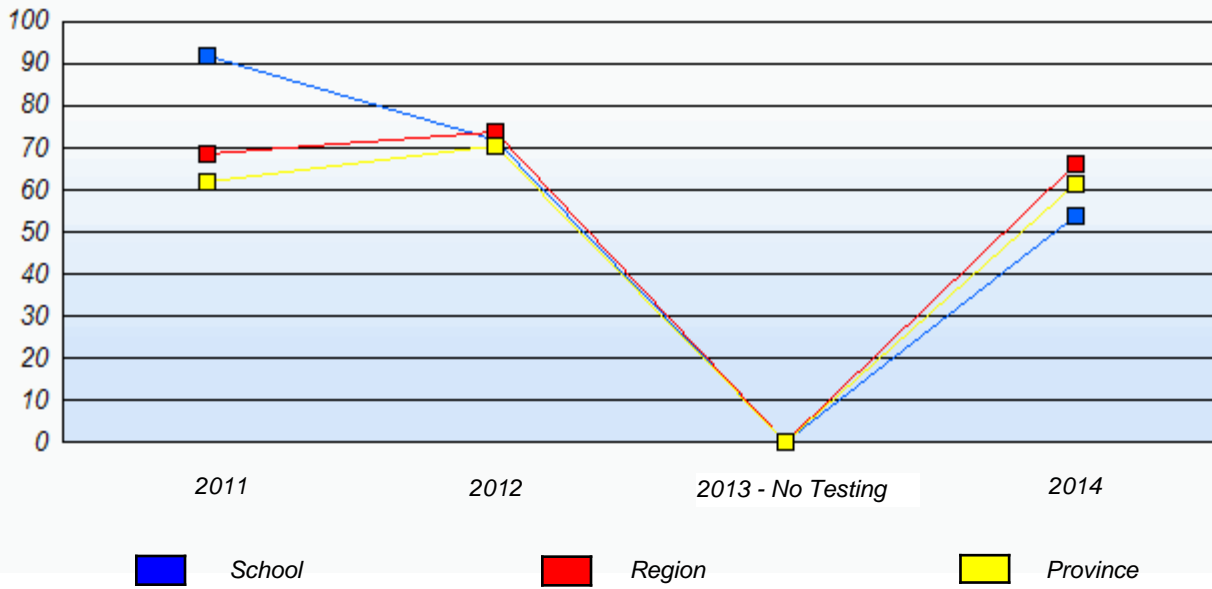
* Number Operations score is composite of Reasoning, Communication, Connections and Representations, and Problem Solving.

Source: Division of Evaluation and Research, Department of Education and Early Childhood Development

NLESD - Central Region

School #: 414 Fogo Island Central Academy

Percentage of students meeting/exceeding (2011 - 2014)



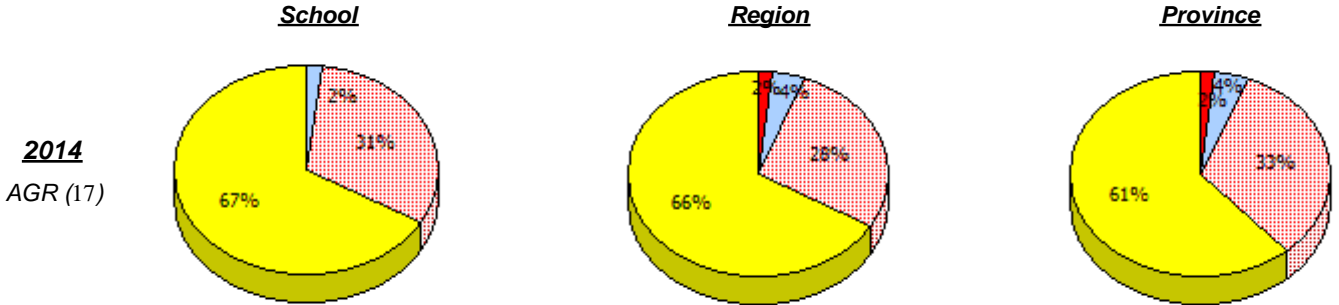
* In some cases, CRT numbers may exceed AGR numbers based on late enrolments. Pie chart is based on the number of students who wrote the CRT.

* Number Operations score is composite of Reasoning, Communication, Connections and Representations, and Problem Solving.

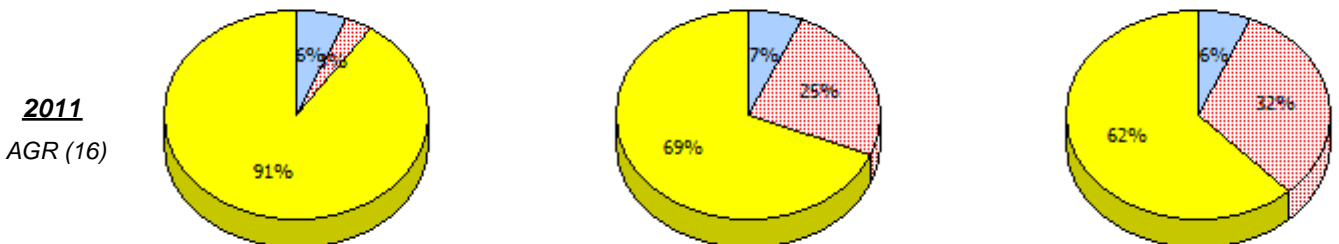
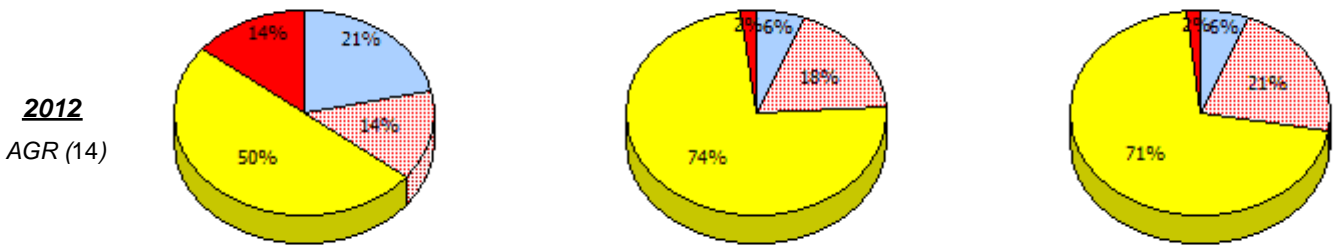
Source: Division of Evaluation and Research, Department of Education and Early Childhood Development

NLESD - Central Region

School #: 416 Smallwood Academy



2013
No Testing



* In some cases, CRT numbers may exceed AGR numbers based on late enrolments. Pie chart is based on the number of students who wrote the CRT.

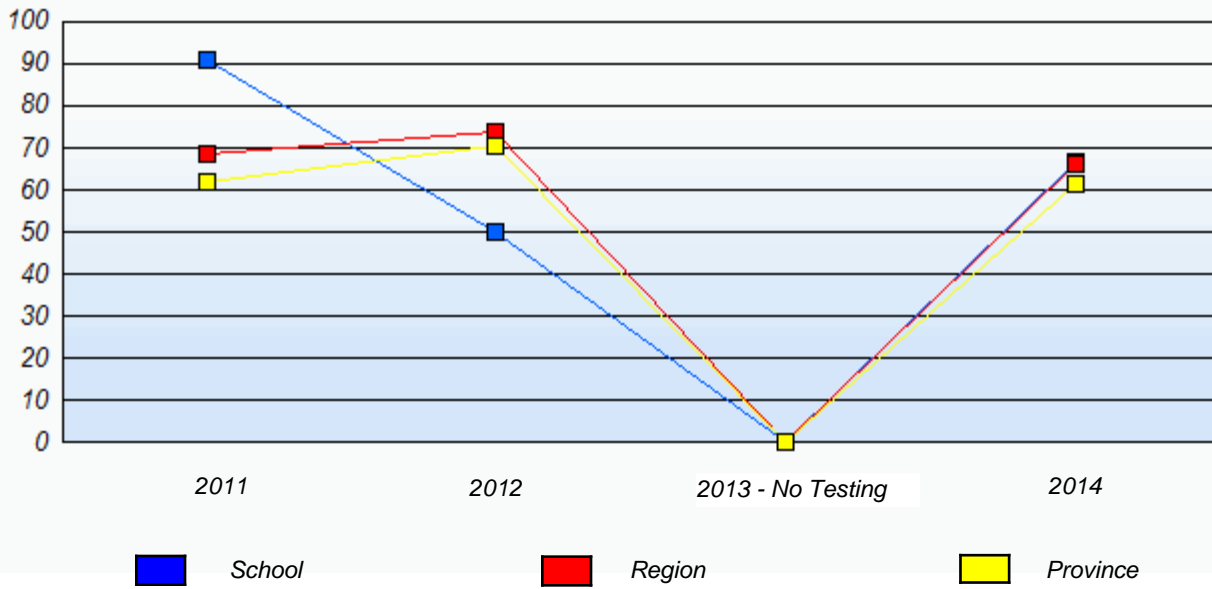
* Number Operations score is composite of Reasoning, Communication, Connections and Representations, and Problem Solving.

Source: Division of Evaluation and Research, Department of Education and Early Childhood Development

NLESD - Central Region

School #: 416 Smallwood Academy

Percentage of students meeting/exceeding (2011 - 2014)



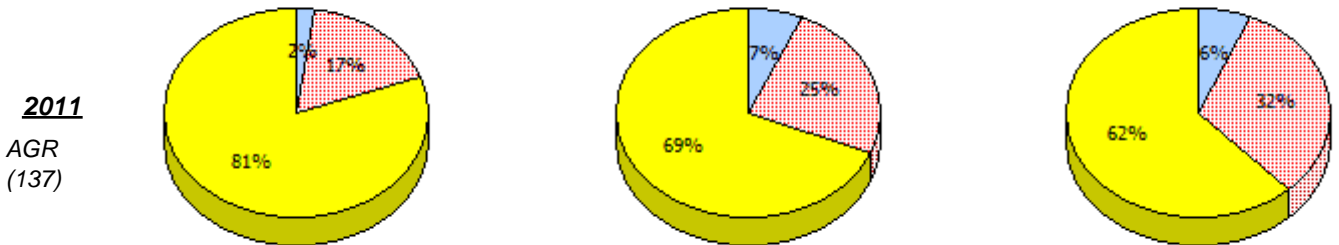
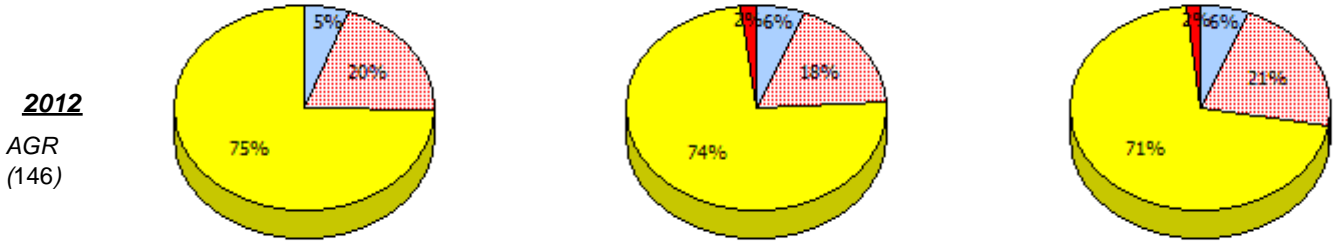
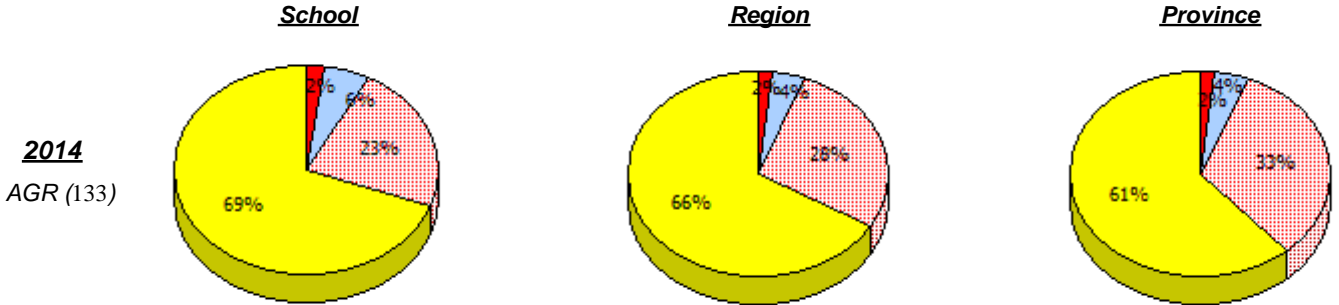
* In some cases, CRT numbers may exceed AGR numbers based on late enrolments. Pie chart is based on the number of students who wrote the CRT.

* Number Operations score is composite of Reasoning, Communication, Connections and Representations, and Problem Solving.

Source: Division of Evaluation and Research, Department of Education and Early Childhood Development

NLESD - Central Region

School #: 417 Gander Academy



Unknown
 Exempt
 Not Yet Meeting
 Meeting or Exceeding

* In some cases, CRT numbers may exceed AGR numbers based on late enrolments. Pie chart is based on the number of students who wrote the CRT.

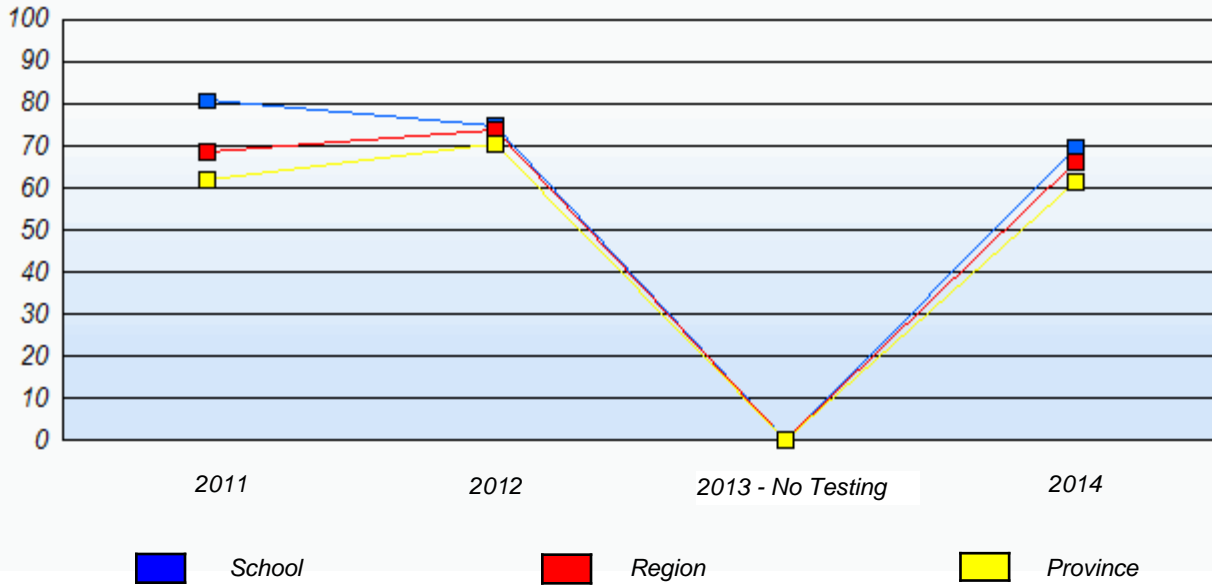
* Number Operations score is composite of Reasoning, Communication, Connections and Representations, and Problem Solving.

Source: Division of Evaluation and Research, Department of Education and Early Childhood Development

NLESD - Central Region

School #: 417 Gander Academy

Percentage of students meeting/exceeding (2011 - 2014)



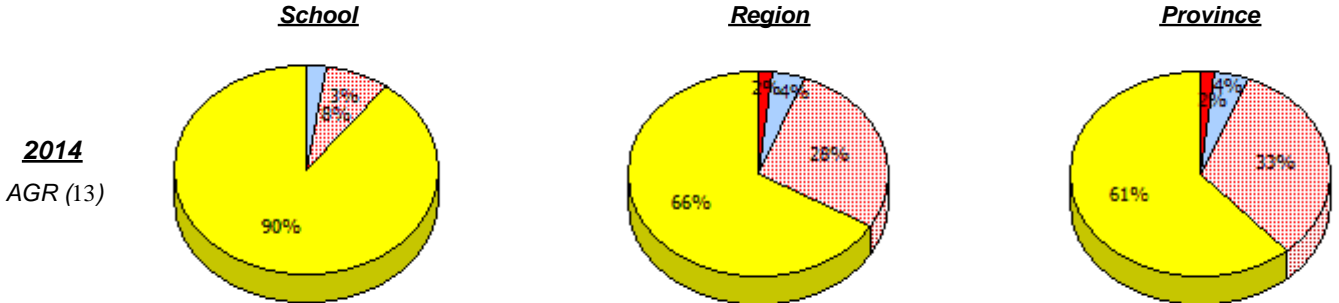
* In some cases, CRT numbers may exceed AGR numbers based on late enrolments. Pie chart is based on the number of students who wrote the CRT.

* Number Operations score is composite of Reasoning, Communication, Connections and Representations, and Problem Solving.

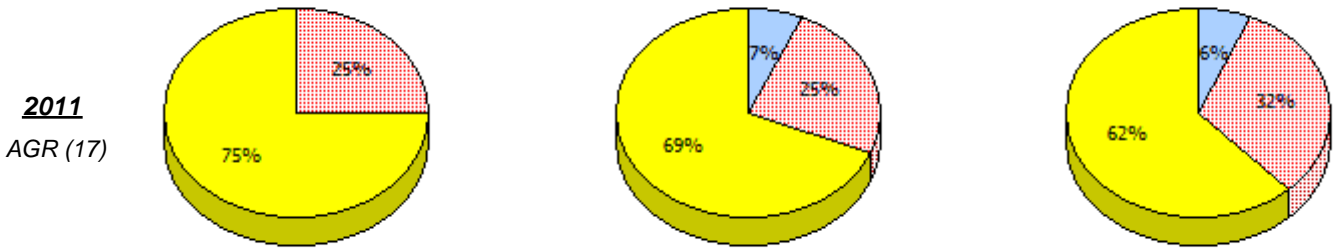
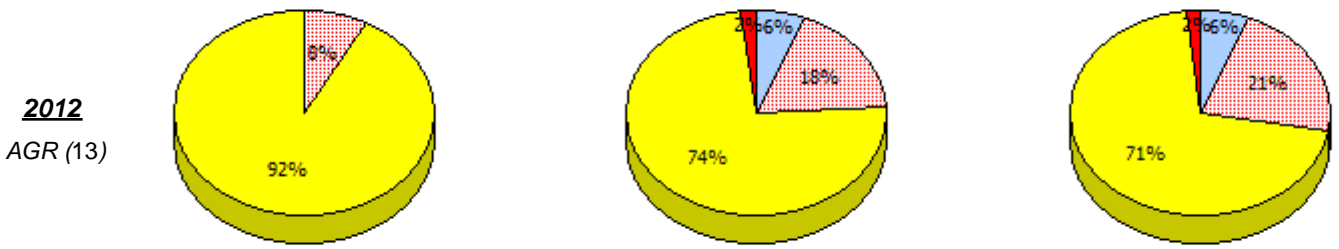
Source: Division of Evaluation and Research, Department of Education and Early Childhood Development

NLESD - Central Region

School #: 421 Lakewood Academy



2013
No Testing



Unknown
 Exempt
 Not Yet Meeting
 Meeting or Exceeding

* In some cases, CRT numbers may exceed AGR numbers based on late enrolments. Pie chart is based on the number of students who wrote the CRT.

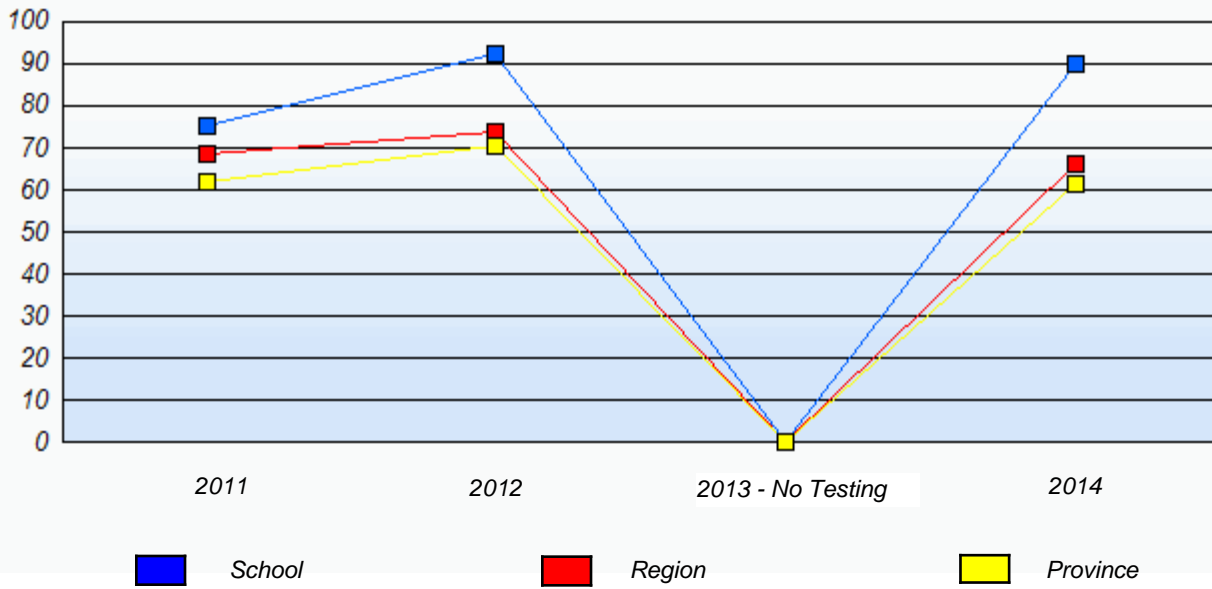
* Number Operations score is composite of Reasoning, Communication, Connections and Representations, and Problem Solving.

Source: Division of Evaluation and Research, Department of Education and Early Childhood Development

NLESD - Central Region

School #: 421 Lakewood Academy

Percentage of students meeting/exceeding (2011 - 2014)



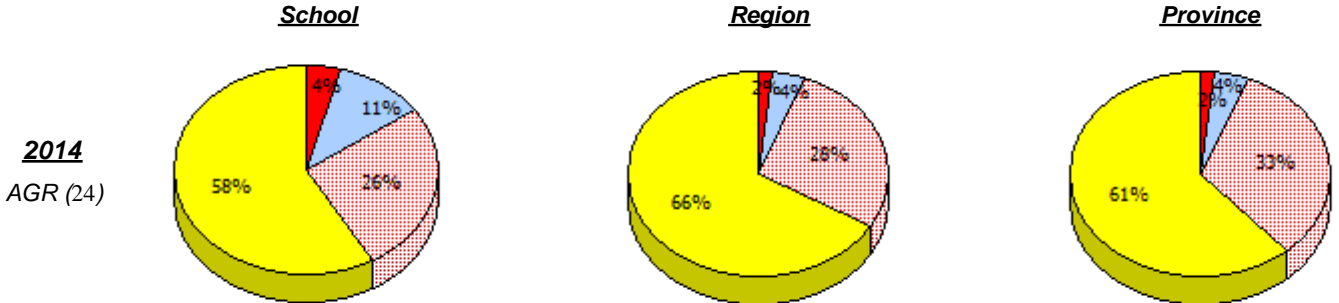
* In some cases, CRT numbers may exceed AGR numbers based on late enrolments. Pie chart is based on the number of students who wrote the CRT.

* Number Operations score is composite of Reasoning, Communication, Connections and Representations, and Problem Solving.

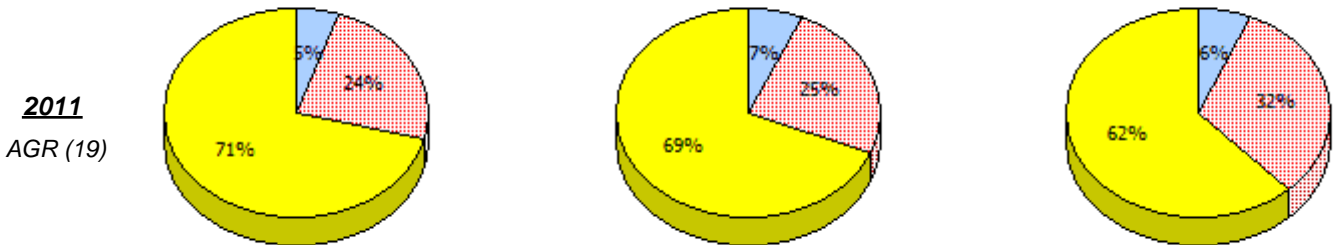
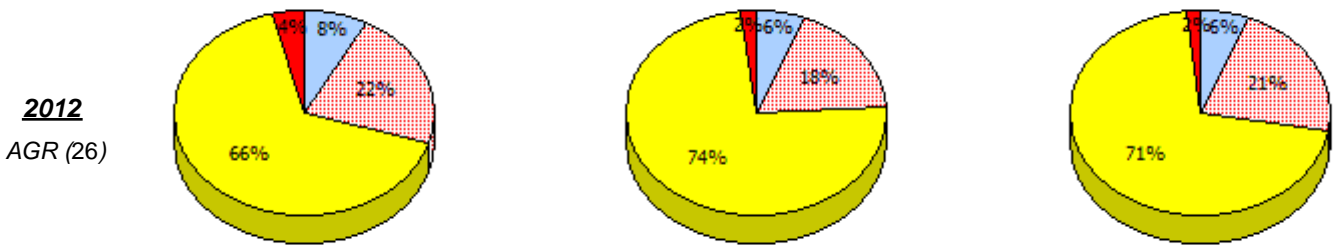
Source: Division of Evaluation and Research, Department of Education and Early Childhood Development

NLESD - Central Region

School #: 422 Glovertown Academy



2013
No Testing



Unknown
 Exempt
 Not Yet Meeting
 Meeting or Exceeding

* In some cases, CRT numbers may exceed AGR numbers based on late enrolments. Pie chart is based on the number of students who wrote the CRT.

* Number Operations score is composite of Reasoning, Communication, Connections and Representations, and Problem Solving.

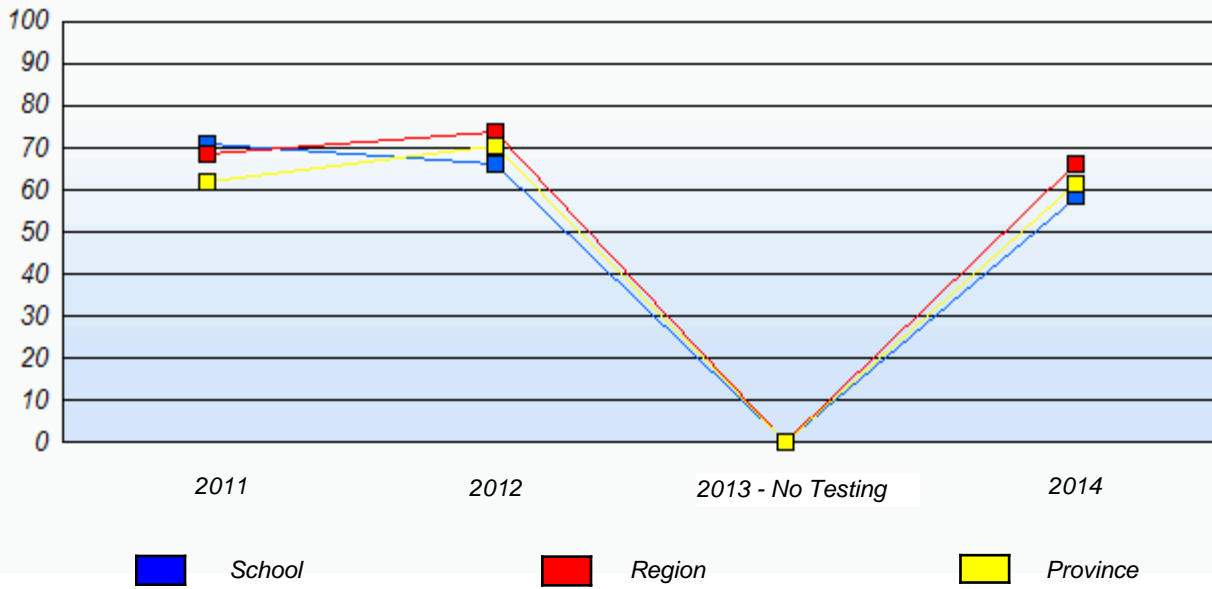
Source: Division of Evaluation and Research, Department of Education and Early Childhood Development

Primary Mathematics
4 Year Provincial Assessment, June 2014
School Report Criteria/Content
 (% of students who answered correctly)

NLESD - Central Region

School #: 422 Glovertown Academy

Percentage of students meeting/exceeding (2011 - 2014)



* In some cases, CRT numbers may exceed AGR numbers based on late enrolments. Pie chart is based on the number of students who wrote the CRT.

* Number Operations score is composite of Reasoning, Communication, Connections and Representations, and Problem Solving.

Source: Division of Evaluation and Research, Department of Education and Early Childhood Development

NLESD - Central Region

School #: 426 Hillview Academy

School

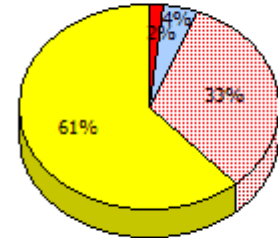
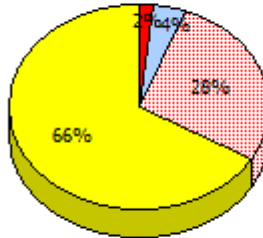
School data with 5 or fewer students withheld for reasons of confidentiality.

Region

Province

2014

AGR (5)

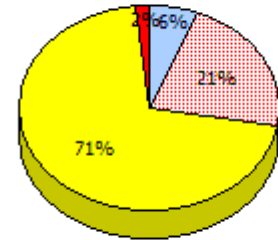
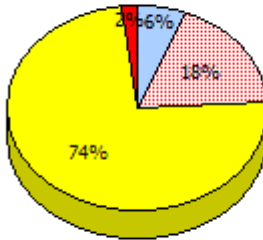


2013

No Testing

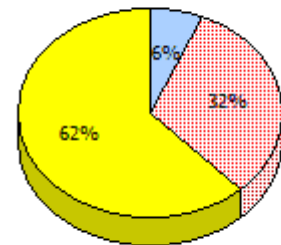
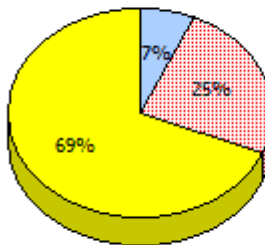
2012

AGR (13)



2011

AGR (14)



Unknown
 Exempt
 Not Yet Meeting
 Meeting or Exceeding

* In some cases, CRT numbers may exceed AGR numbers based on late enrolments. Pie chart is based on the number of students who wrote the CRT.

* Number Operations score is composite of Reasoning, Communication, Connections and Representations, and Problem Solving.

Source: Division of Evaluation and Research, Department of Education and Early Childhood Development

Primary Mathematics
4 Year Provincial Assessment, June 2014
School Report Criteria/Content
(% of students who answered correctly)

NLESD - Central Region

School #: 426 Hillview Academy

Percentage of students meeting/exceeding (2011 - 2014)
School data with 5 or fewer students withheld for reasons of confidentiality.

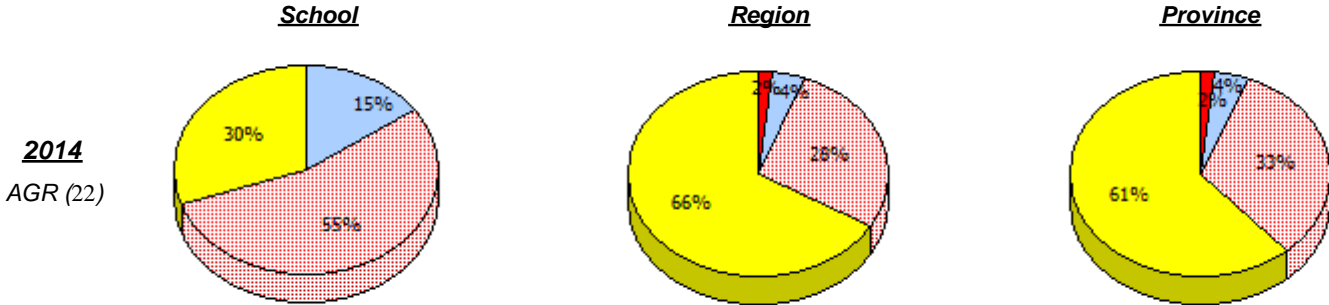


* In some cases, CRT numbers may exceed AGR numbers based on late enrolments. Pie chart is based on the number of students who wrote the CRT.

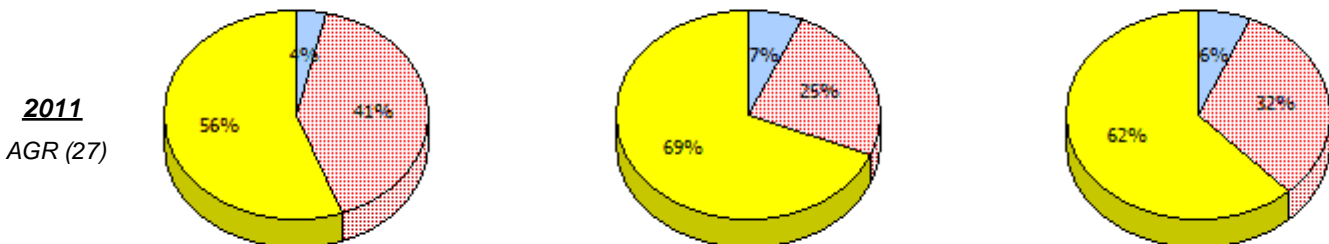
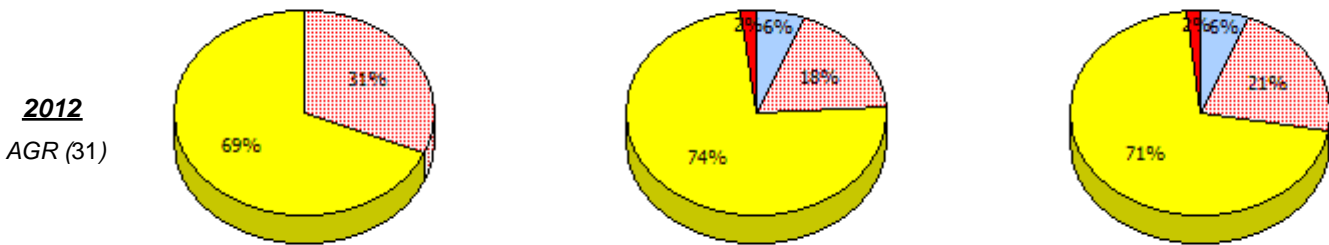
* Number Operations score is composite of Reasoning, Communication, Connections and Representations, and Problem Solving.

NLESD - Central Region

School #: 478 New World Island Academy



2013
No Testing



Unknown
 Exempt
 Not Yet Meeting
 Meeting or Exceeding

* In some cases, CRT numbers may exceed AGR numbers based on late enrolments. Pie chart is based on the number of students who wrote the CRT.

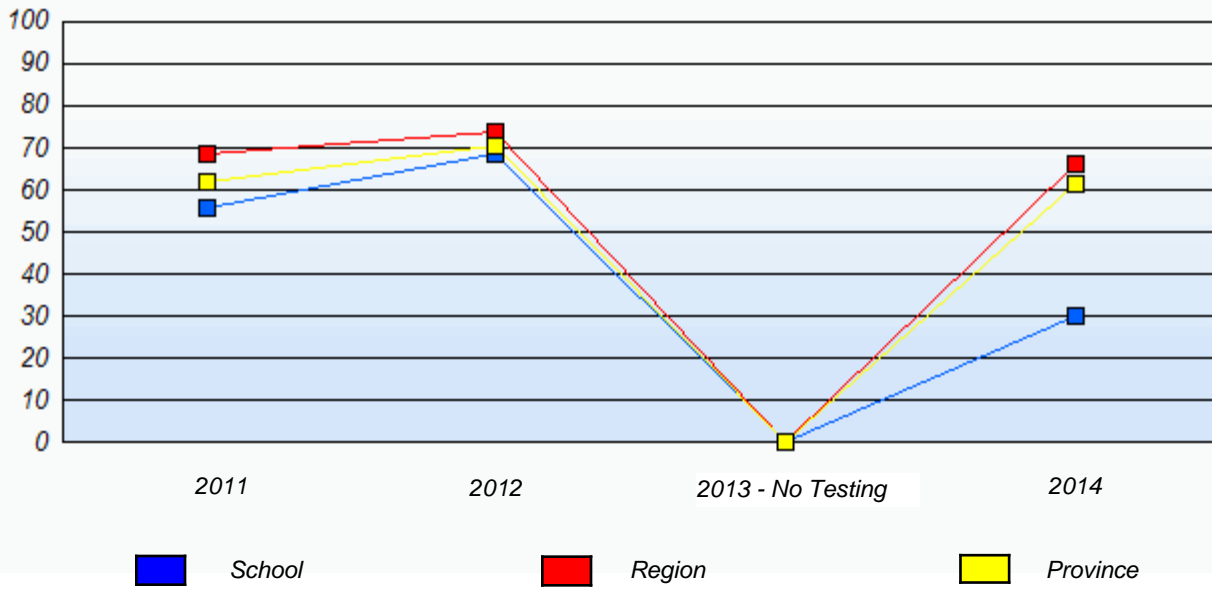
* Number Operations score is composite of Reasoning, Communication, Connections and Representations, and Problem Solving.

Source: Division of Evaluation and Research, Department of Education and Early Childhood Development

NLESD - Central Region

School #: 478 New World Island Academy

Percentage of students meeting/exceeding (2011 - 2014)



* In some cases, CRT numbers may exceed AGR numbers based on late enrolments. Pie chart is based on the number of students who wrote the CRT.

* Number Operations score is composite of Reasoning, Communication, Connections and Representations, and Problem Solving.

Source: Division of Evaluation and Research, Department of Education and Early Childhood Development