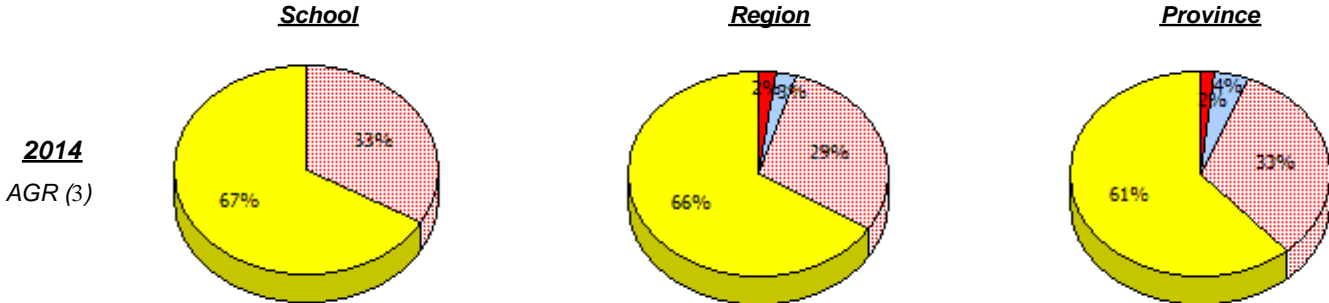
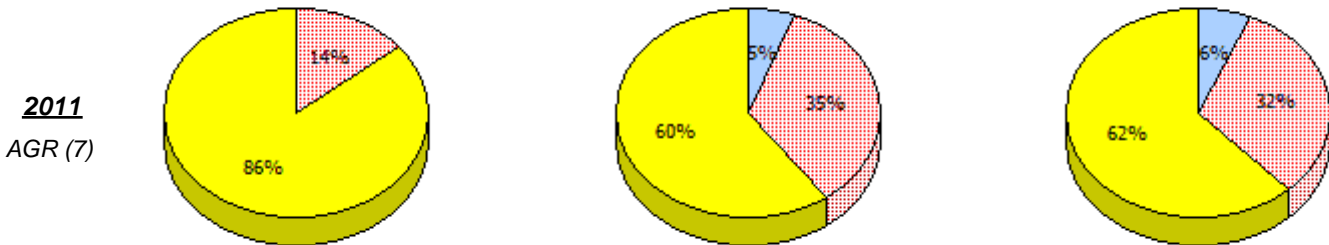
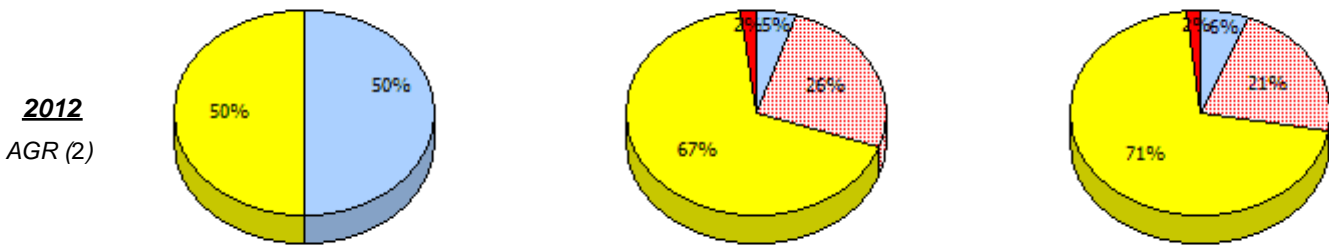


NLESD - Western Region

School #: 022 William Gillett Academy



2013
No Testing



Unknown
 Exempt
 Not Yet Meeting
 Meeting or Exceeding

* In some cases, CRT numbers may exceed AGR numbers based on late enrolments. Pie chart is based on the number of students who wrote the CRT.

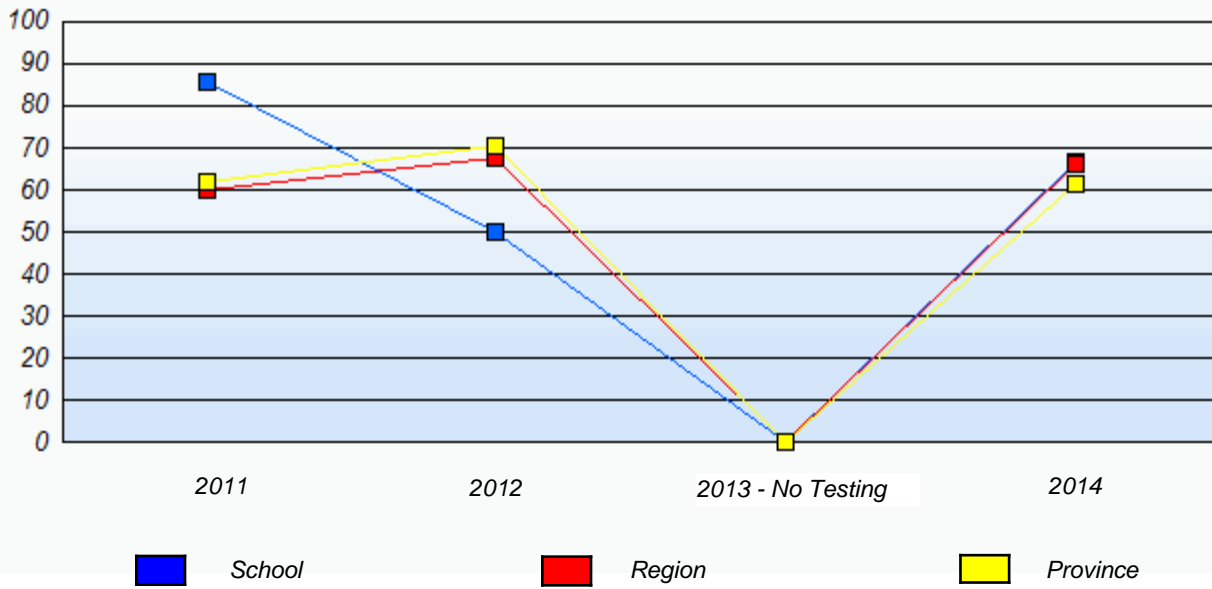
* Number Operations score is composite of Reasoning, Communication, Connections and Representations, and Problem Solving.

Primary Mathematics
4 Year Provincial Assessment, June 2014
School Report Criteria/Content
 (% of students who answered correctly)

NLESD - Western Region

School #: 022 William Gillett Academy

Percentage of students meeting/exceeding (2011 - 2014)



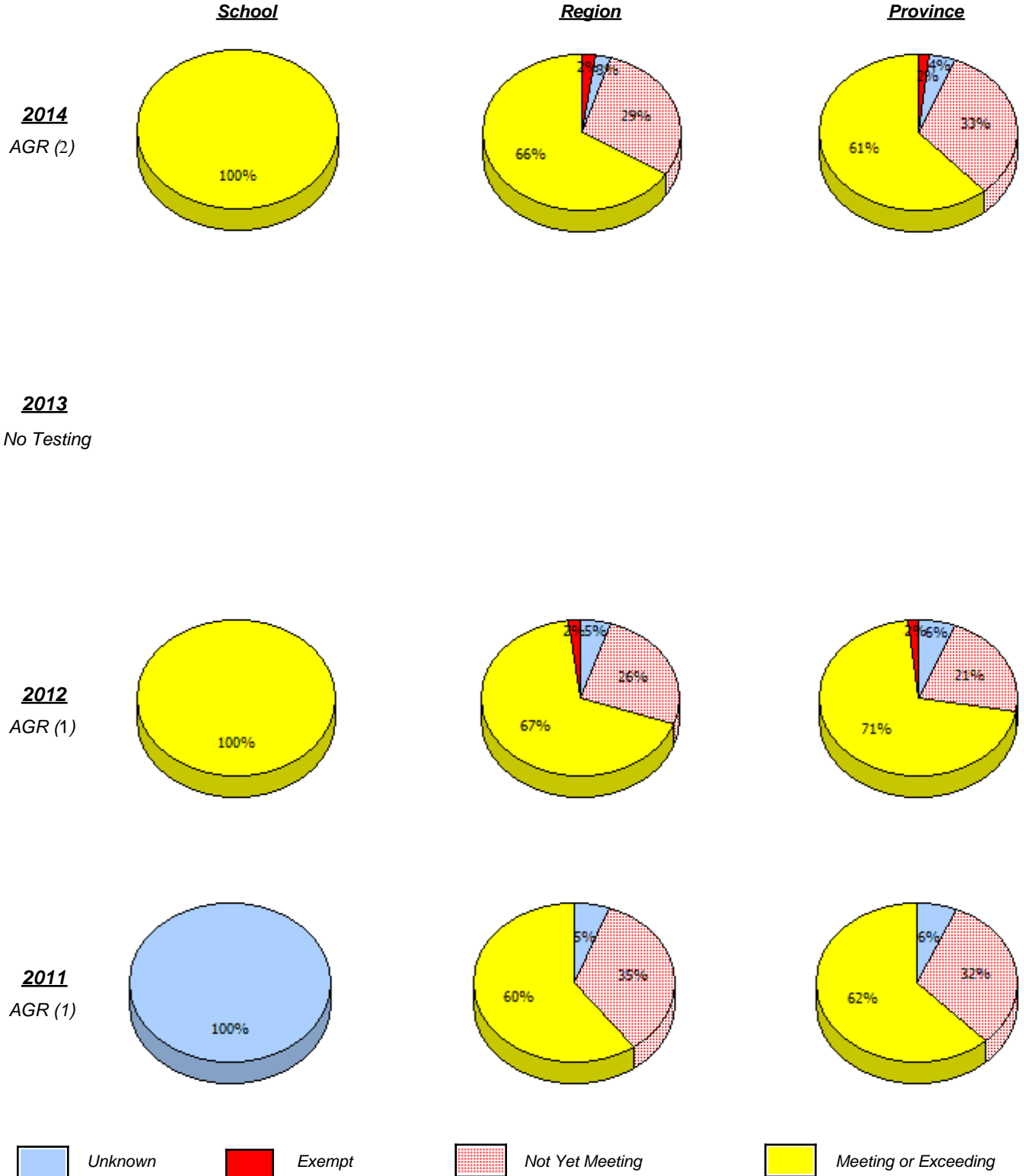
* In some cases, CRT numbers may exceed AGR numbers based on late enrolments. Pie chart is based on the number of students who wrote the CRT.

* Number Operations score is composite of Reasoning, Communication, Connections and Representations, and Problem Solving.

Source: Division of Evaluation and Research, Department of Education and Early Childhood Development

NLESD - Western Region

School #: 023 Sacred Heart AG



* In some cases, CRT numbers may exceed AGR numbers based on late enrolments. Pie chart is based on the number of students who wrote the CRT.

* Number Operations score is composite of Reasoning, Communication, Connections and Representations, and Problem Solving.

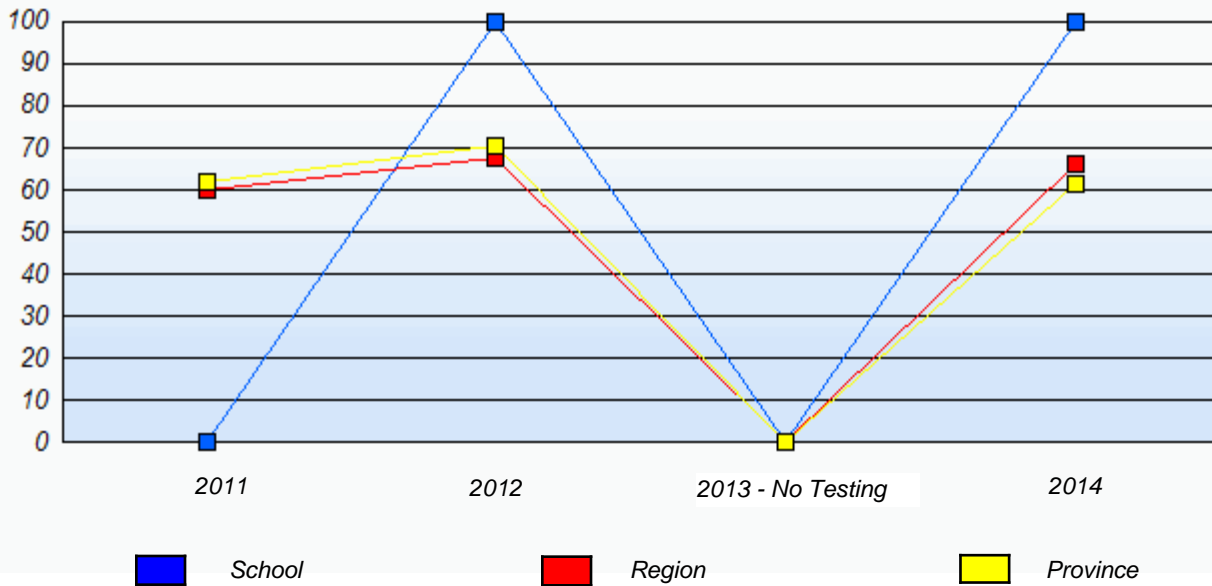
Source: Division of Evaluation and Research, Department of Education and Early Childhood Development

Primary Mathematics
4 Year Provincial Assessment, June 2014
School Report Criteria/Content
 (% of students who answered correctly)

NLESD - Western Region

School #: 023 Sacred Heart AG

Percentage of students meeting/exceeding (2011 - 2014)



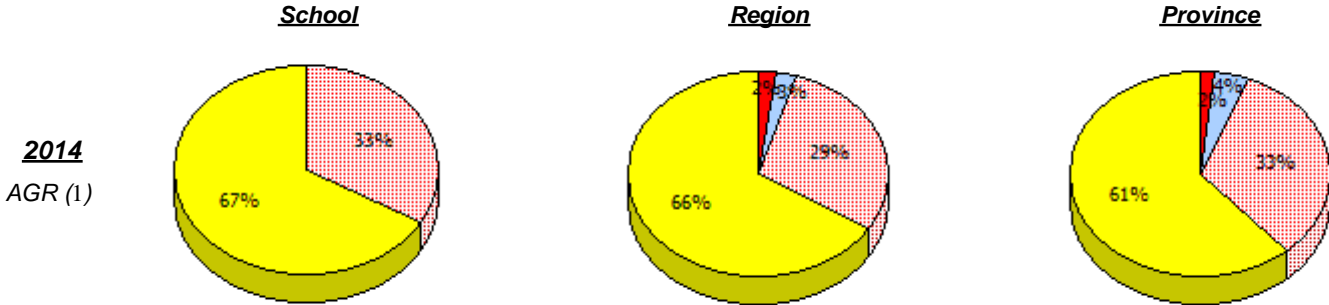
* In some cases, CRT numbers may exceed AGR numbers based on late enrolments. Pie chart is based on the number of students who wrote the CRT.

* Number Operations score is composite of Reasoning, Communication, Connections and Representations, and Problem Solving.

Source: Division of Evaluation and Research, Department of Education and Early Childhood Development

NLESD - Western Region

School #: 024 James Cook Memorial



2013
No Testing

2012
AGR (0)

2011
AGR (0)



* In some cases, CRT numbers may exceed AGR numbers based on late enrolments. Pie chart is based on the number of students who wrote the CRT.

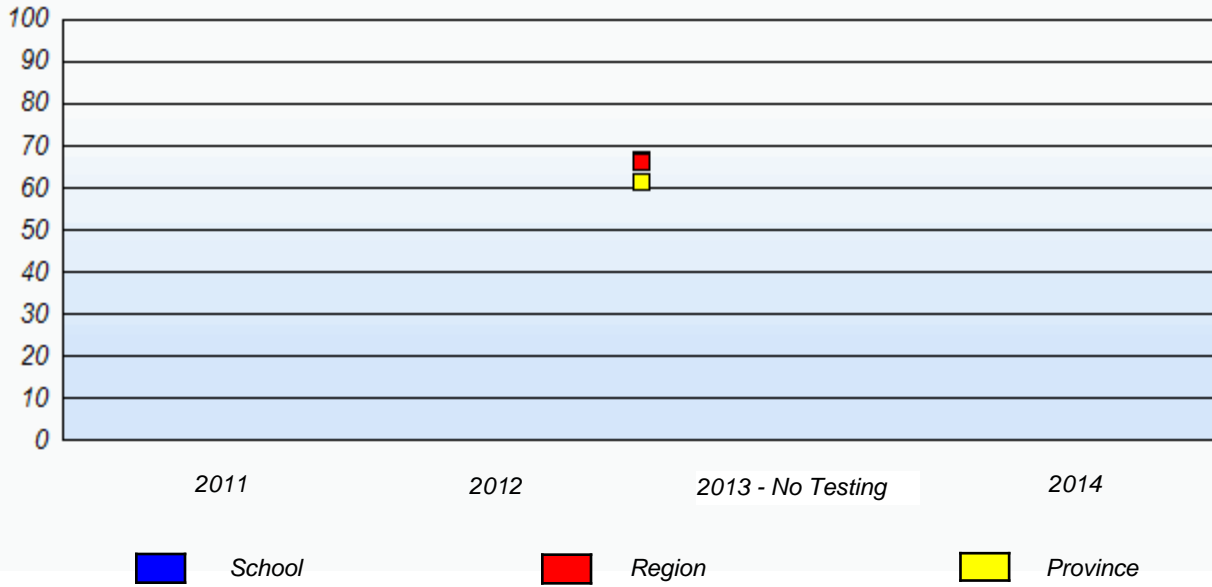
* Number Operations score is composite of Reasoning, Communication, Connections and Representations, and Problem Solving.

Primary Mathematics
4 Year Provincial Assessment, June 2014
School Report Criteria/Content
 (% of students who answered correctly)

NLESD - Western Region

School #: 024 James Cook Memorial

Percentage of students meeting/exceeding (2011 - 2014)

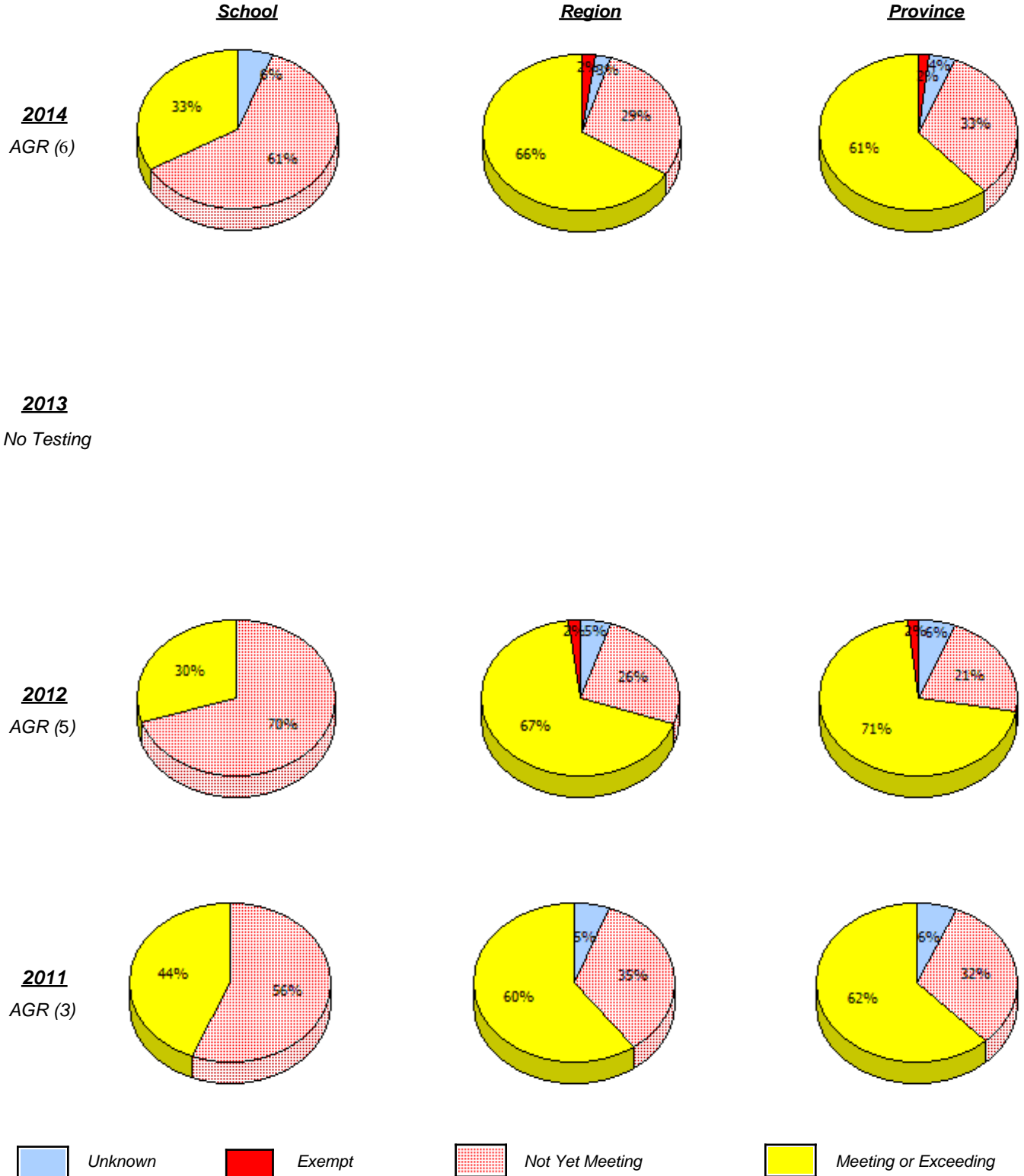


* In some cases, CRT numbers may exceed AGR numbers based on late enrolments. Pie chart is based on the number of students who wrote the CRT.

* Number Operations score is composite of Reasoning, Communication, Connections and Representations, and Problem Solving.

NLESD - Western Region

School #: 026 H.G. Fillier Academy



* In some cases, CRT numbers may exceed AGR numbers based on late enrolments. Pie chart is based on the number of students who wrote the CRT.

* Number Operations score is composite of Reasoning, Communication, Connections and Representations, and Problem Solving.

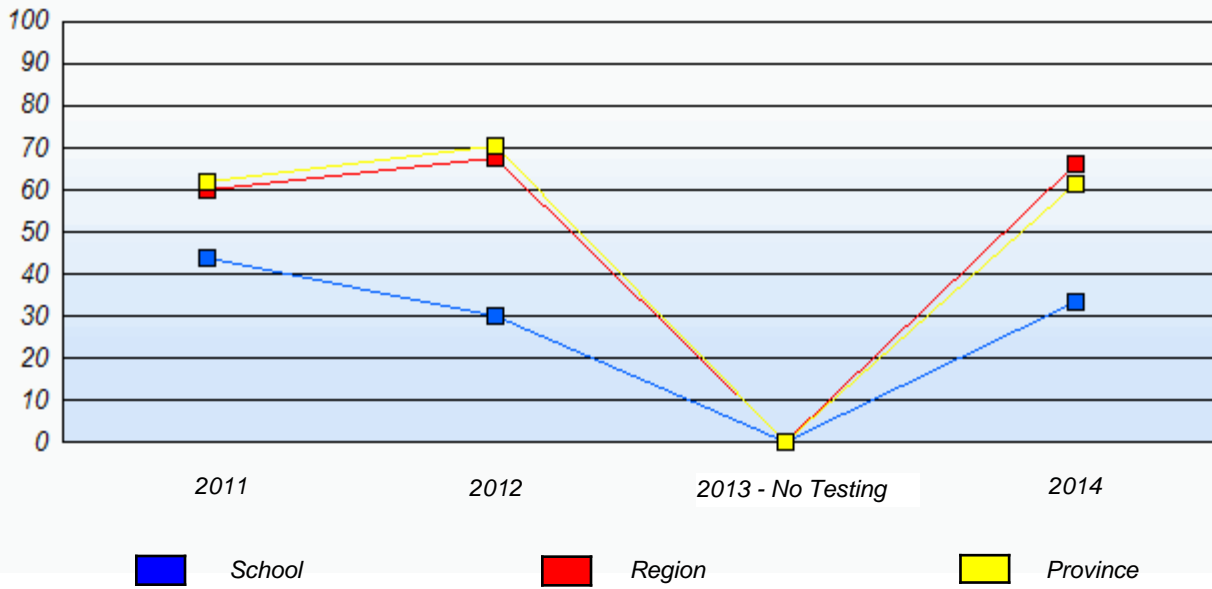
Source: Division of Evaluation and Research, Department of Education and Early Childhood Development

Primary Mathematics
4 Year Provincial Assessment, June 2014
School Report Criteria/Content
 (% of students who answered correctly)

NLESD - Western Region

School #: 026 H.G. Fillier Academy

Percentage of students meeting/exceeding (2011 - 2014)

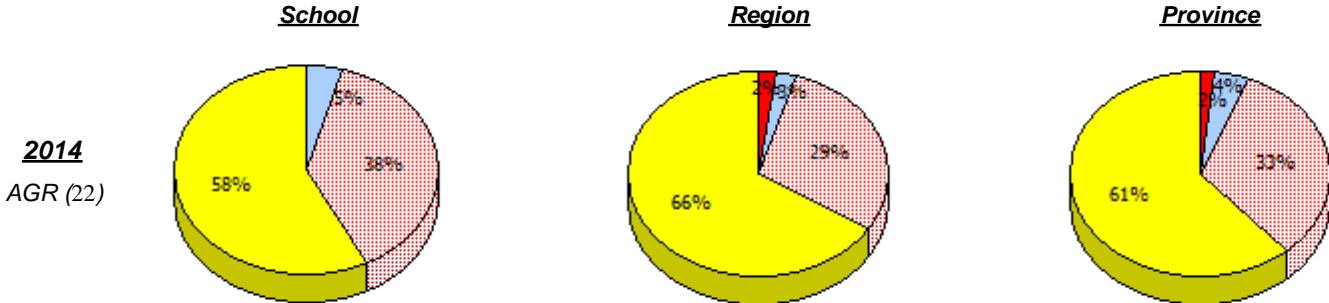


* In some cases, CRT numbers may exceed AGR numbers based on late enrolments. Pie chart is based on the number of students who wrote the CRT.

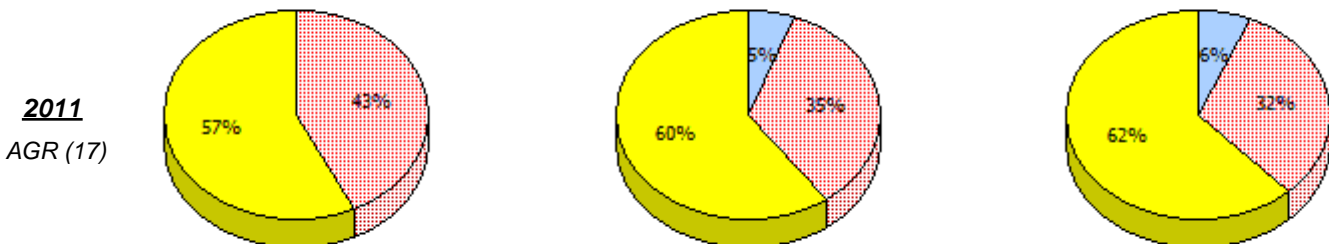
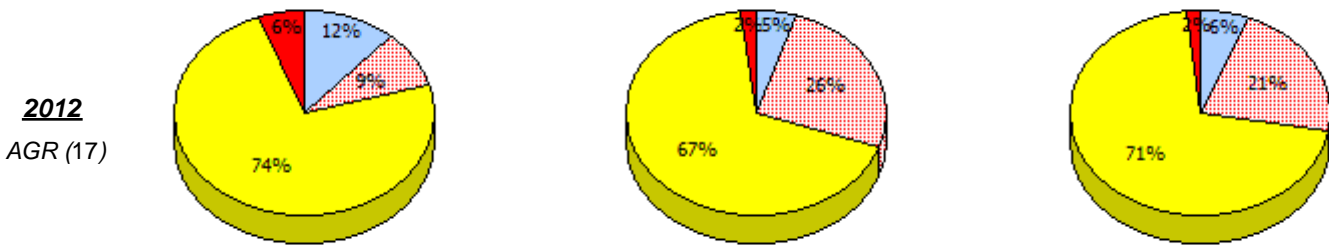
* Number Operations score is composite of Reasoning, Communication, Connections and Representations, and Problem Solving.

NLESD - Western Region

School #: 027 Canon Richards Memorial Academy



2013
No Testing



Unknown
 Exempt
 Not Yet Meeting
 Meeting or Exceeding

* In some cases, CRT numbers may exceed AGR numbers based on late enrolments. Pie chart is based on the number of students who wrote the CRT.

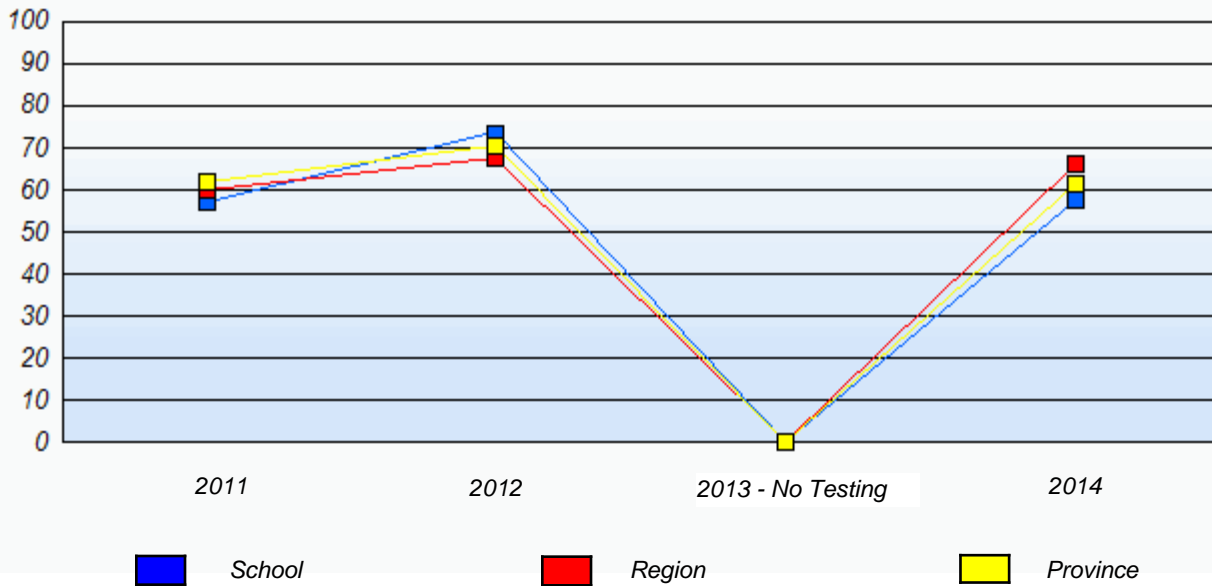
* Number Operations score is composite of Reasoning, Communication, Connections and Representations, and Problem Solving.

Primary Mathematics
4 Year Provincial Assessment, June 2014
School Report Criteria/Content
 (% of students who answered correctly)

NLESD - Western Region

School #: 027 Canon Richards Memorial Academy

Percentage of students meeting/exceeding (2011 - 2014)

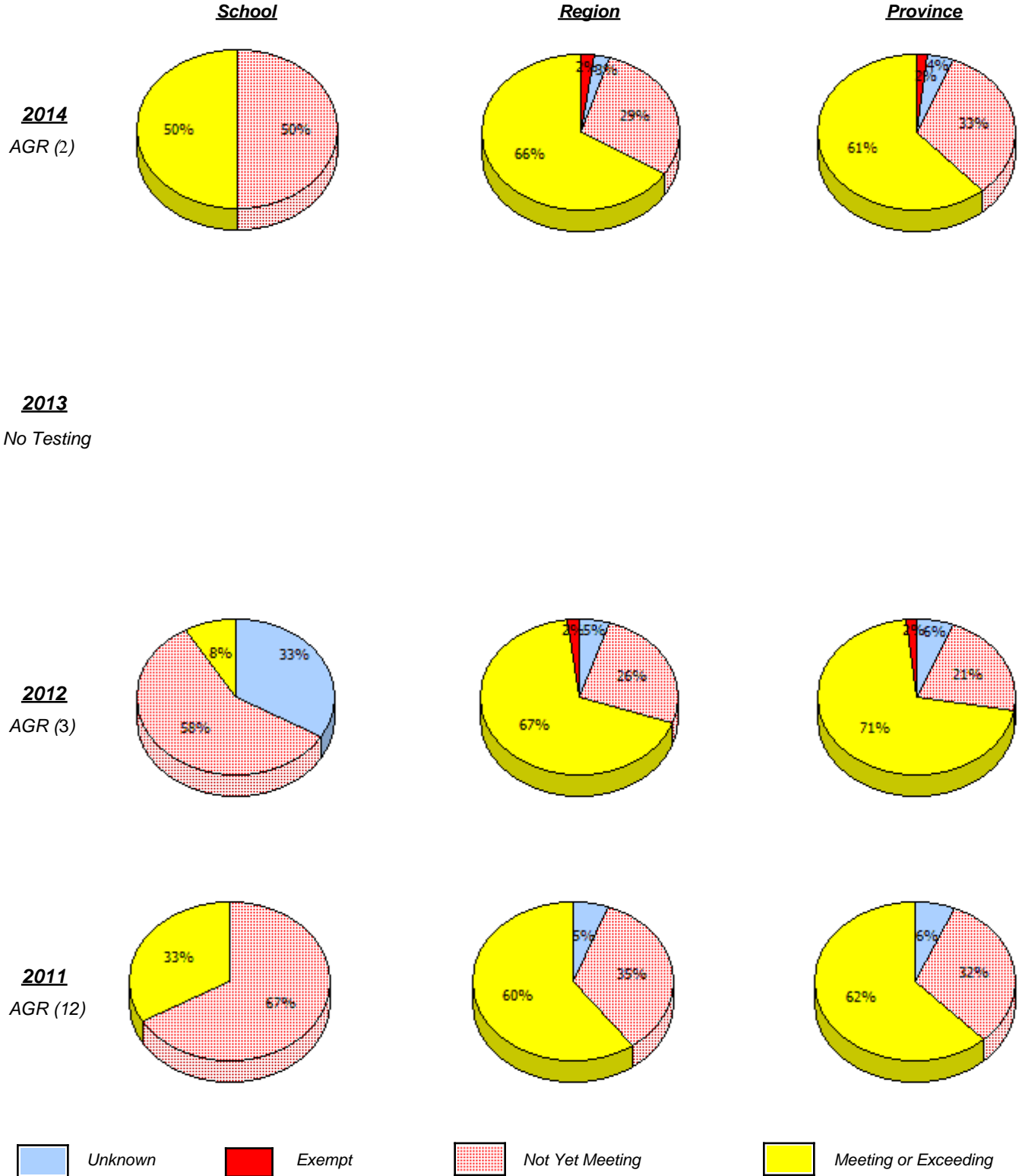


* In some cases, CRT numbers may exceed AGR numbers based on late enrolments. Pie chart is based on the number of students who wrote the CRT.

* Number Operations score is composite of Reasoning, Communication, Connections and Representations, and Problem Solving.

NLESD - Western Region

School #: 032 Truman Eddison Memorial



* In some cases, CRT numbers may exceed AGR numbers based on late enrolments. Pie chart is based on the number of students who wrote the CRT.

* Number Operations score is composite of Reasoning, Communication, Connections and Representations, and Problem Solving.

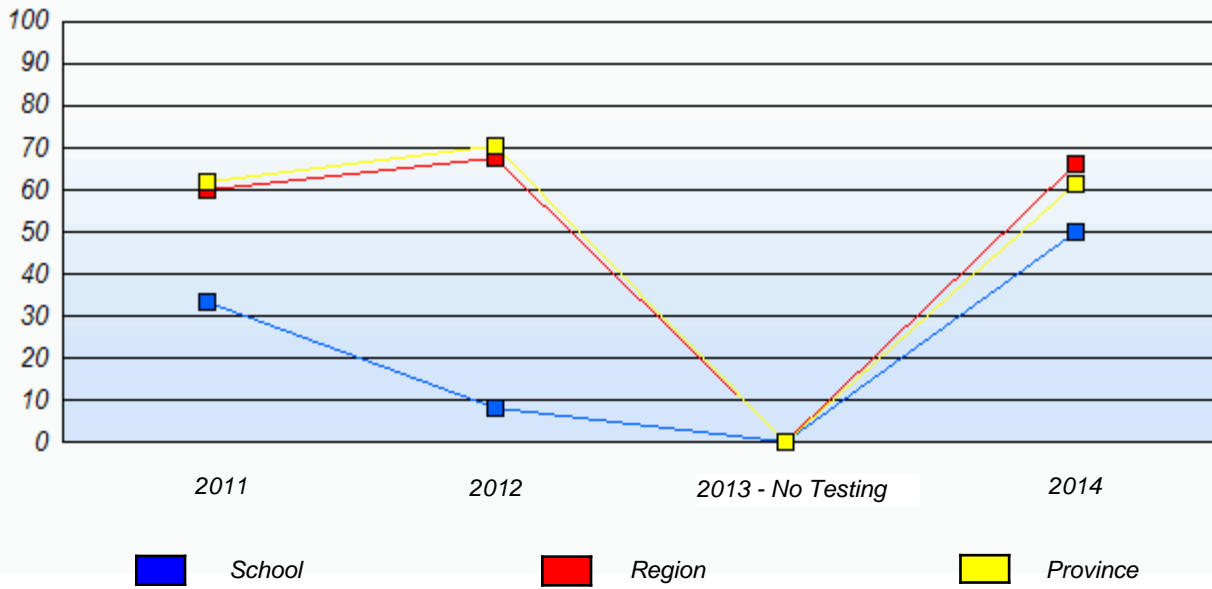
Source: Division of Evaluation and Research, Department of Education and Early Childhood Development

Primary Mathematics
4 Year Provincial Assessment, June 2014
School Report Criteria/Content
 (% of students who answered correctly)

NLESD - Western Region

School #: 032 Truman Eddison Memorial

Percentage of students meeting/exceeding (2011 - 2014)

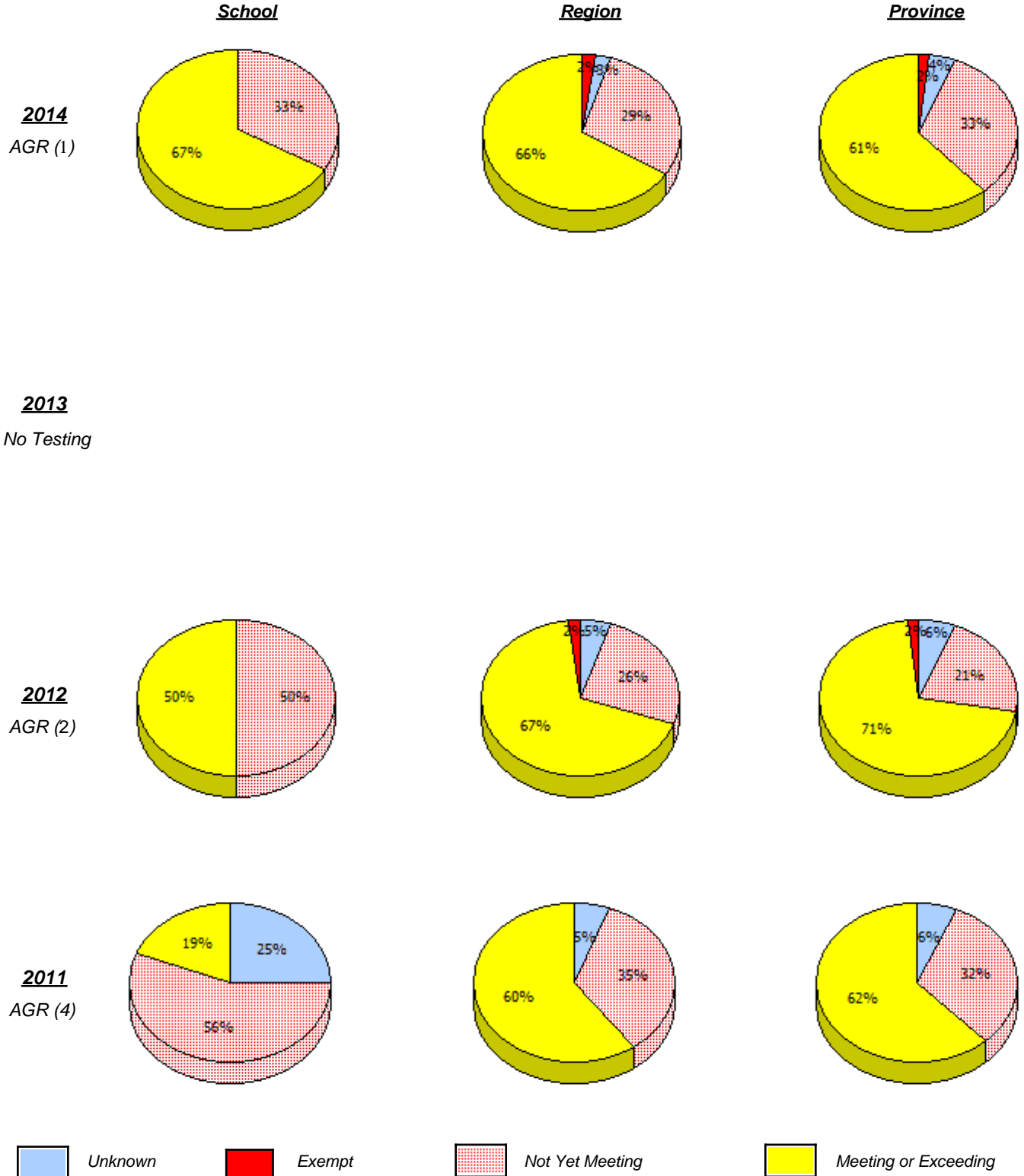


* In some cases, CRT numbers may exceed AGR numbers based on late enrolments. Pie chart is based on the number of students who wrote the CRT.

* Number Operations score is composite of Reasoning, Communication, Connections and Representations, and Problem Solving.

NLESD - Western Region

School #: 039 Mary Simms All-Grade



* In some cases, CRT numbers may exceed AGR numbers based on late enrolments. Pie chart is based on the number of students who wrote the CRT.

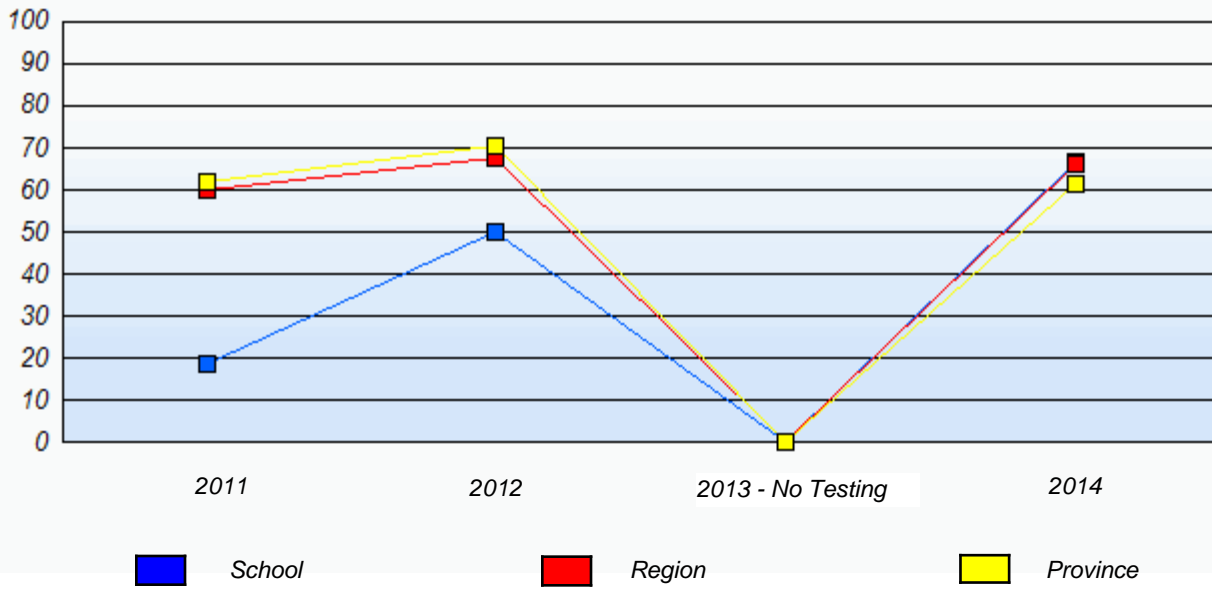
* Number Operations score is composite of Reasoning, Communication, Connections and Representations, and Problem Solving.

Source: Division of Evaluation and Research, Department of Education and Early Childhood Development

NLESD - Western Region

School #: 039 Mary Simms All-Grade

Percentage of students meeting/exceeding (2011 - 2014)

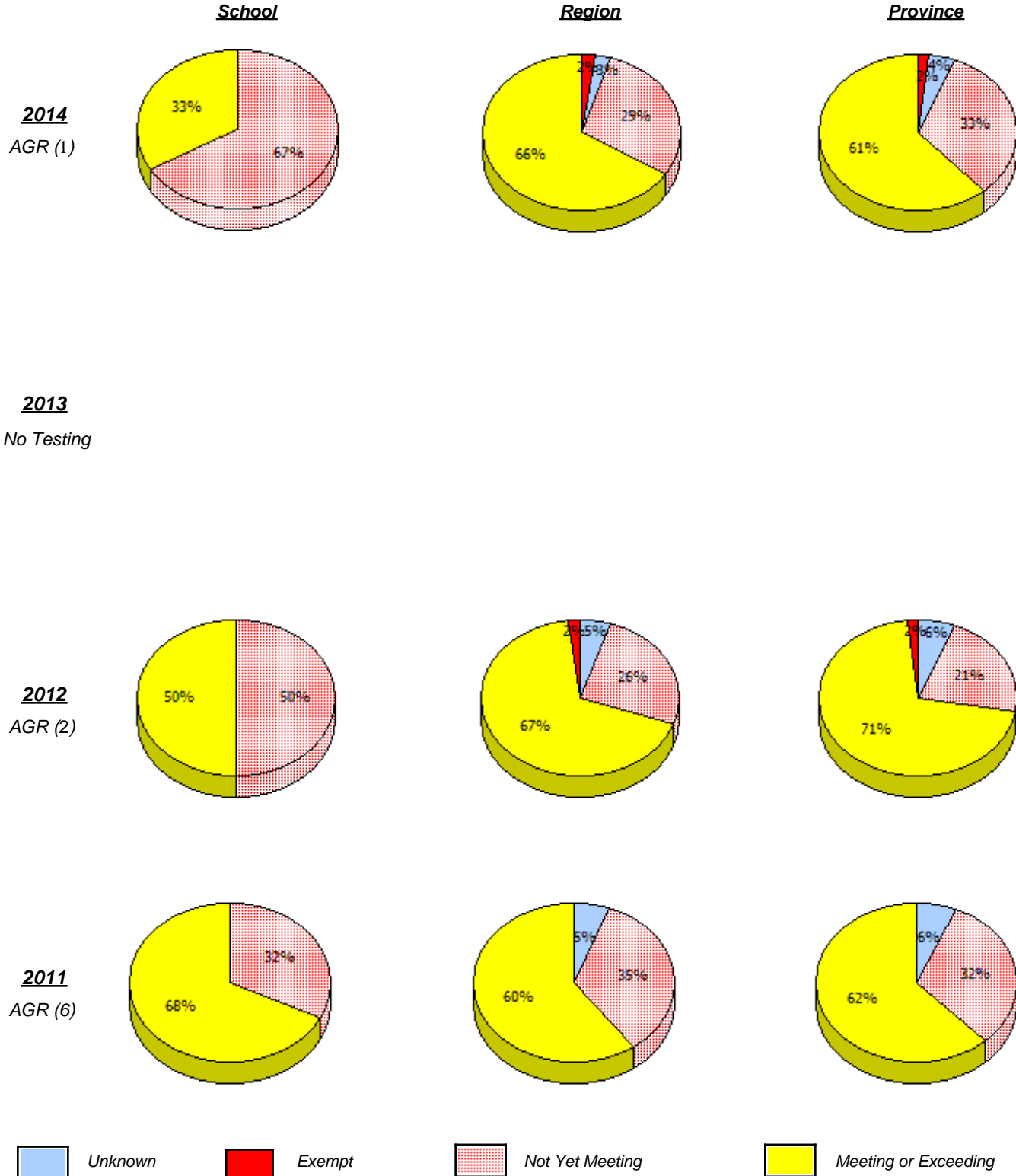


* In some cases, CRT numbers may exceed AGR numbers based on late enrolments. Pie chart is based on the number of students who wrote the CRT.

* Number Operations score is composite of Reasoning, Communication, Connections and Representations, and Problem Solving.

NLESD - Western Region

School #: 040 St. Mary's AG



* In some cases, CRT numbers may exceed AGR numbers based on late enrolments. Pie chart is based on the number of students who wrote the CRT.

* Number Operations score is composite of Reasoning, Communication, Connections and Representations, and Problem Solving.

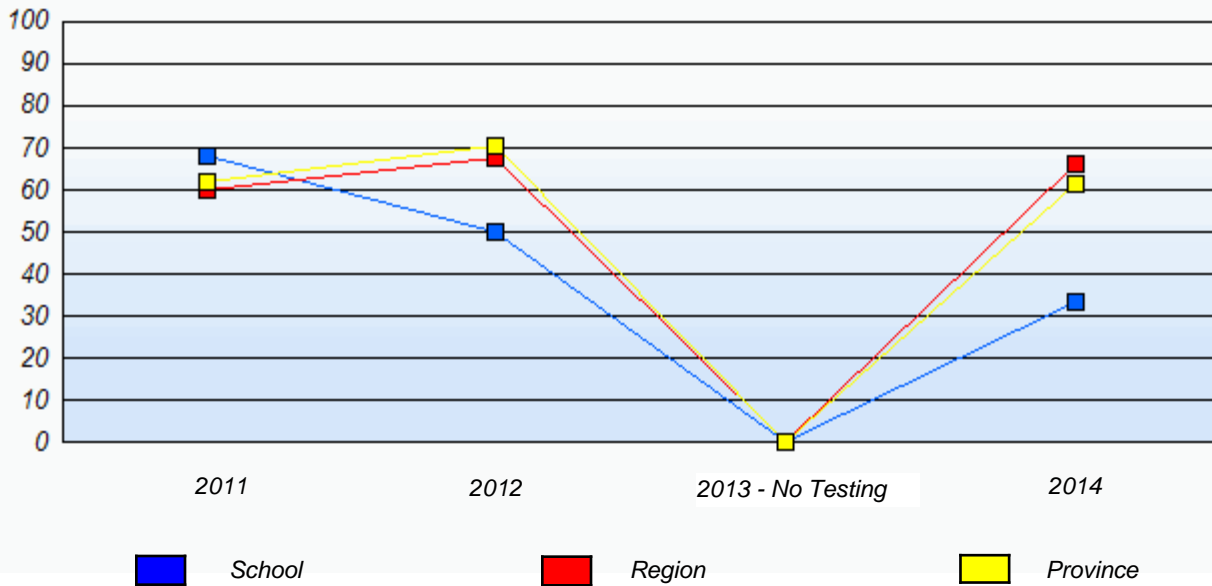
Source: Division of Evaluation and Research, Department of Education and Early Childhood Development

Primary Mathematics
4 Year Provincial Assessment, June 2014
School Report Criteria/Content
 (% of students who answered correctly)

NLESD - Western Region

School #: 040 St. Mary's AG

Percentage of students meeting/exceeding (2011 - 2014)



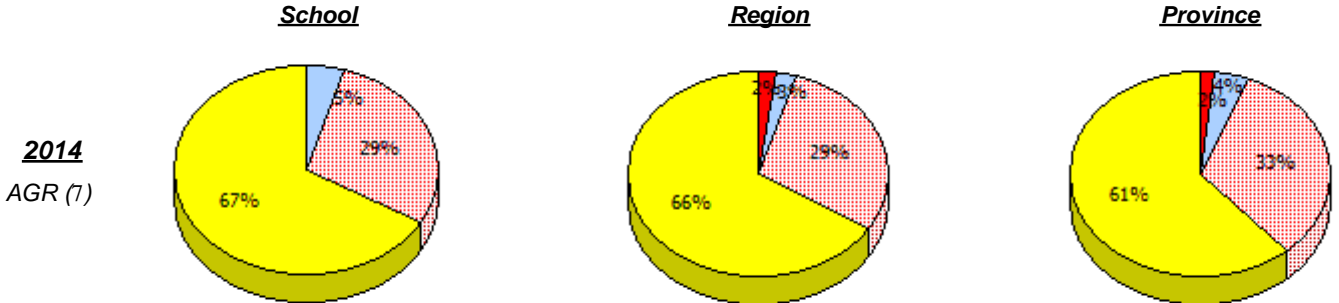
* In some cases, CRT numbers may exceed AGR numbers based on late enrolments. Pie chart is based on the number of students who wrote the CRT.

* Number Operations score is composite of Reasoning, Communication, Connections and Representations, and Problem Solving.

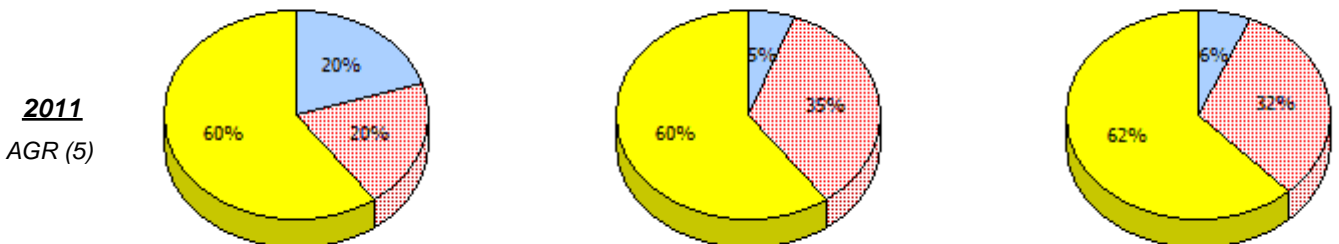
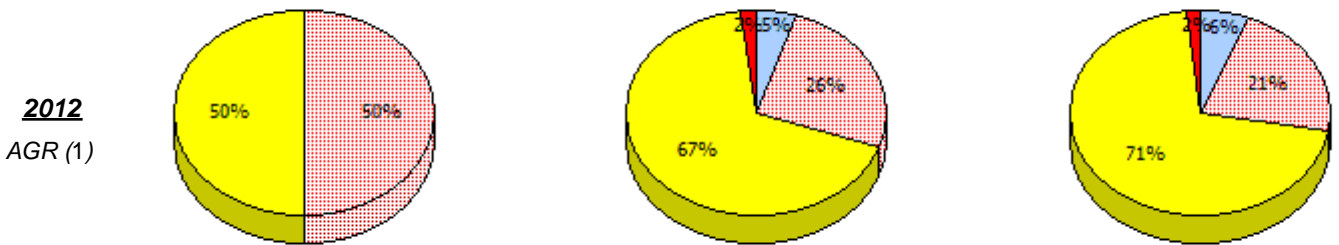
Source: Division of Evaluation and Research, Department of Education and Early Childhood Development

NLESD - Western Region

School #: 046 Bayside Academy



2013
No Testing



* In some cases, CRT numbers may exceed AGR numbers based on late enrolments. Pie chart is based on the number of students who wrote the CRT.

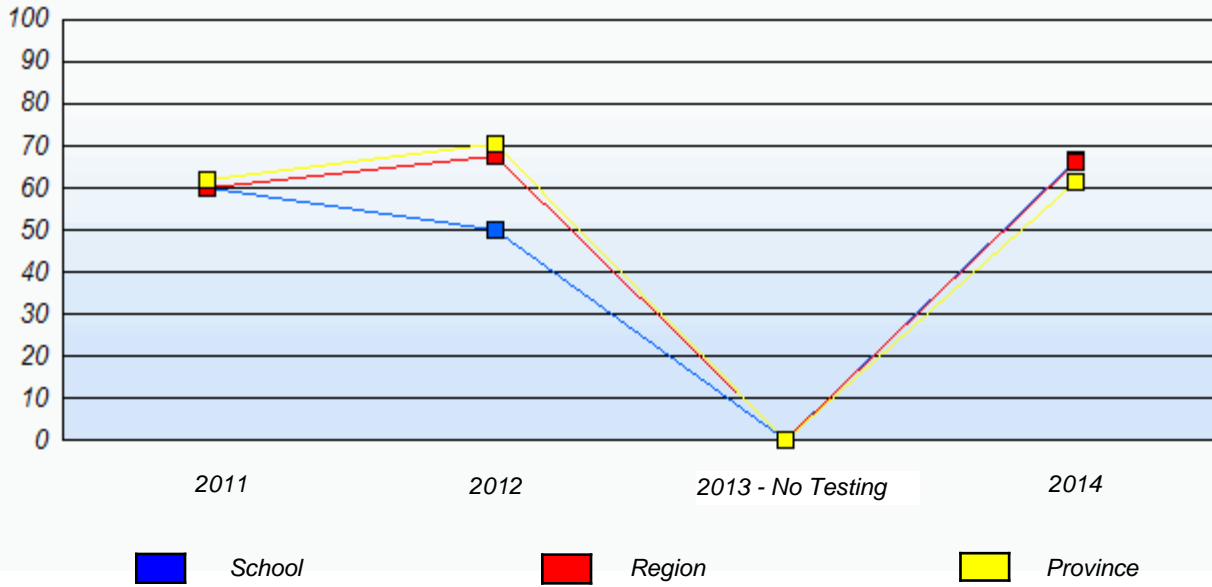
* Number Operations score is composite of Reasoning, Communication, Connections and Representations, and Problem Solving.

Primary Mathematics
4 Year Provincial Assessment, June 2014
School Report Criteria/Content
 (% of students who answered correctly)

NLESD - Western Region

School #: 046 Bayside Academy

Percentage of students meeting/exceeding (2011 - 2014)



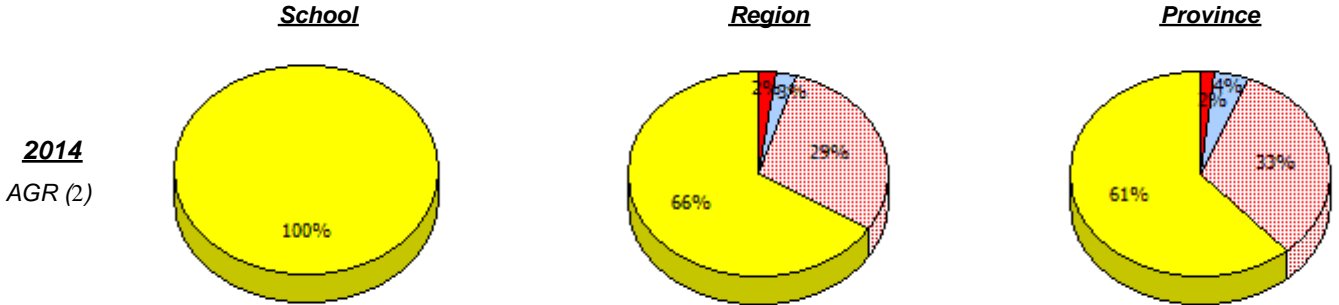
* In some cases, CRT numbers may exceed AGR numbers based on late enrolments. Pie chart is based on the number of students who wrote the CRT.

* Number Operations score is composite of Reasoning, Communication, Connections and Representations, and Problem Solving.

Source: Division of Evaluation and Research, Department of Education and Early Childhood Development

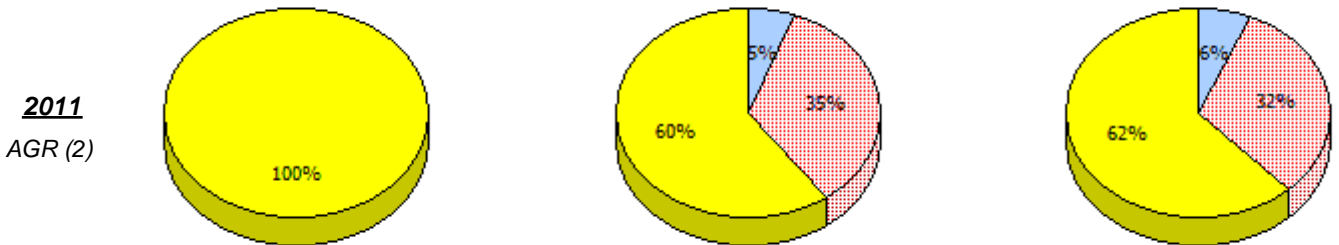
NLESD - Western Region

School #: 050 Basque Memorial



2013
No Testing

2012
AGR (0)



Unknown
 Exempt
 Not Yet Meeting
 Meeting or Exceeding

* In some cases, CRT numbers may exceed AGR numbers based on late enrolments. Pie chart is based on the number of students who wrote the CRT.

* Number Operations score is composite of Reasoning, Communication, Connections and Representations, and Problem Solving.

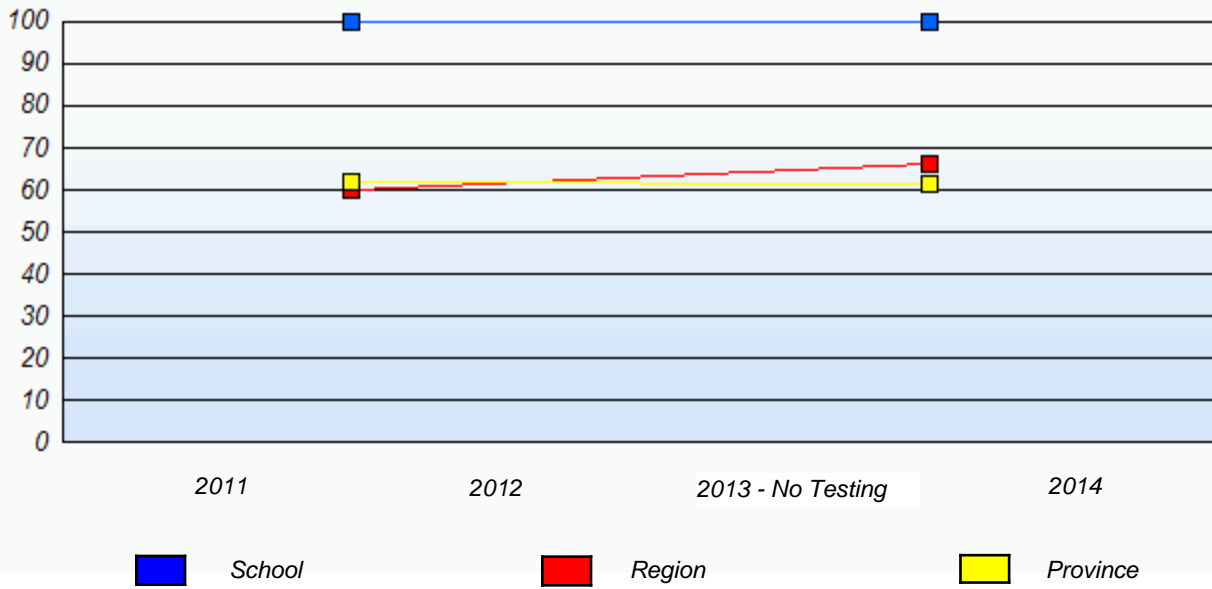
Source: Division of Evaluation and Research, Department of Education and Early Childhood Development

Primary Mathematics
4 Year Provincial Assessment, June 2014
School Report Criteria/Content
 (% of students who answered correctly)

NLESD - Western Region

School #: 050 Basque Memorial

Percentage of students meeting/exceeding (2011 - 2014)

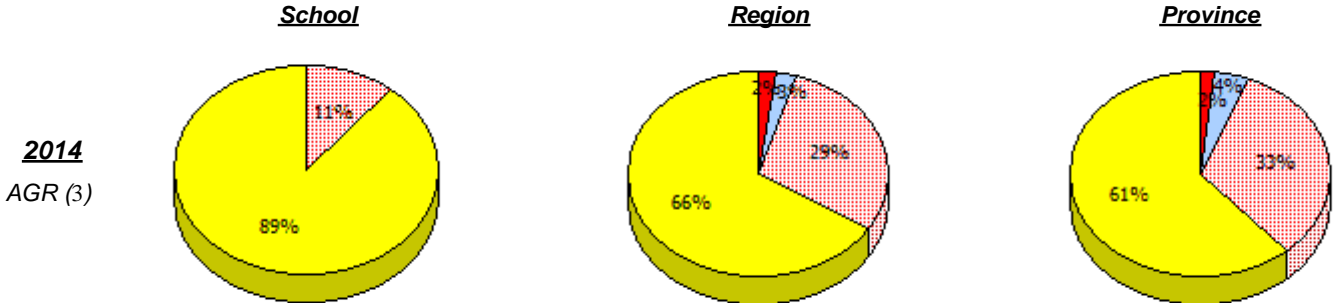


* In some cases, CRT numbers may exceed AGR numbers based on late enrolments. Pie chart is based on the number of students who wrote the CRT.

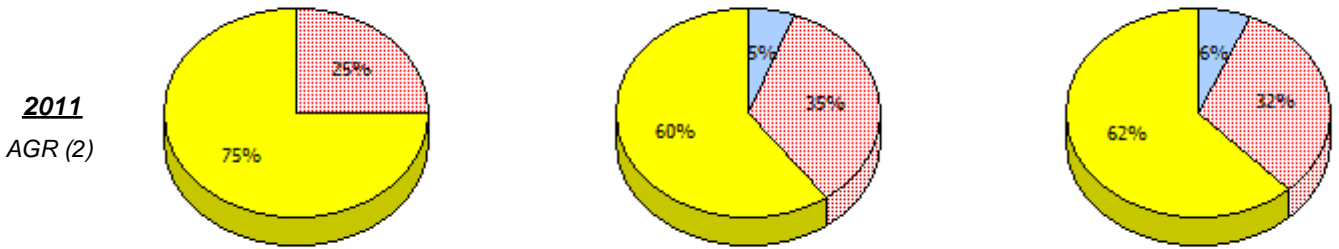
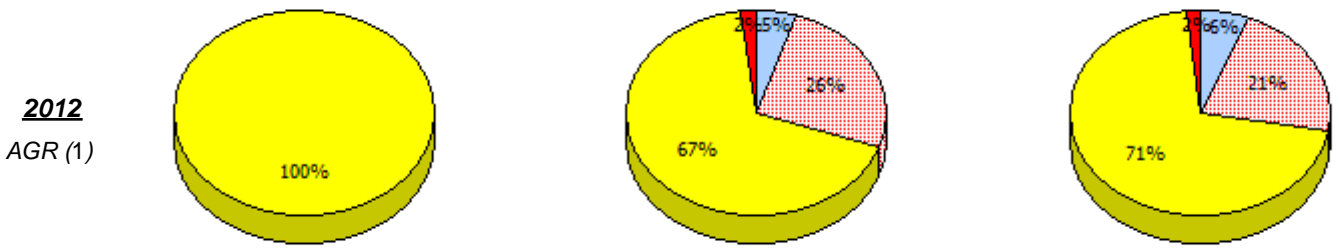
* Number Operations score is composite of Reasoning, Communication, Connections and Representations, and Problem Solving.

NLESD - Western Region

School #: 054 St. Lewis Academy



2013
No Testing



* In some cases, CRT numbers may exceed AGR numbers based on late enrolments. Pie chart is based on the number of students who wrote the CRT.

* Number Operations score is composite of Reasoning, Communication, Connections and Representations, and Problem Solving.

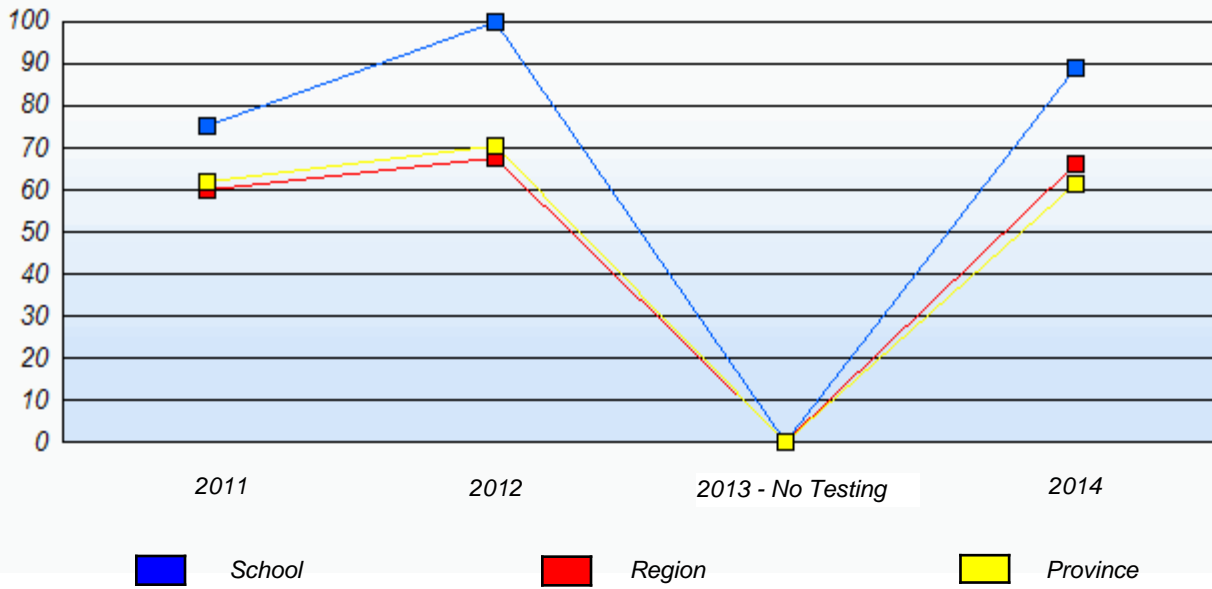
Source: Division of Evaluation and Research, Department of Education and Early Childhood Development

Primary Mathematics
4 Year Provincial Assessment, June 2014
School Report Criteria/Content
 (% of students who answered correctly)

NLESD - Western Region

School #: 054 St. Lewis Academy

Percentage of students meeting/exceeding (2011 - 2014)



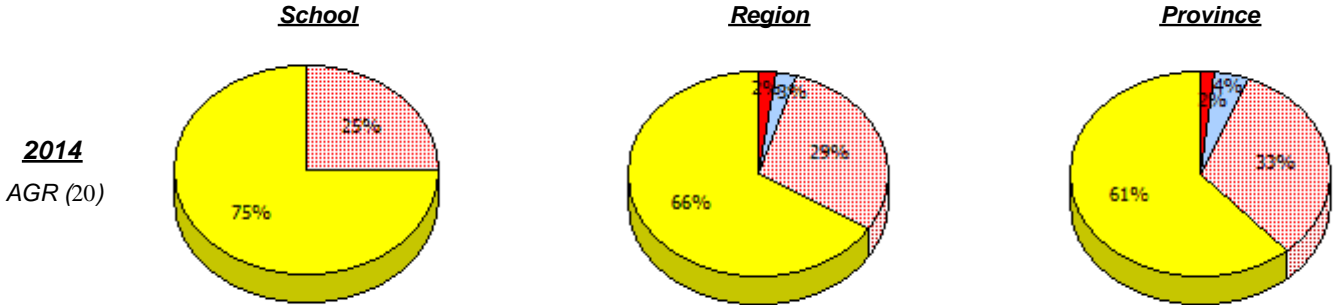
* In some cases, CRT numbers may exceed AGR numbers based on late enrolments. Pie chart is based on the number of students who wrote the CRT.

* Number Operations score is composite of Reasoning, Communication, Connections and Representations, and Problem Solving.

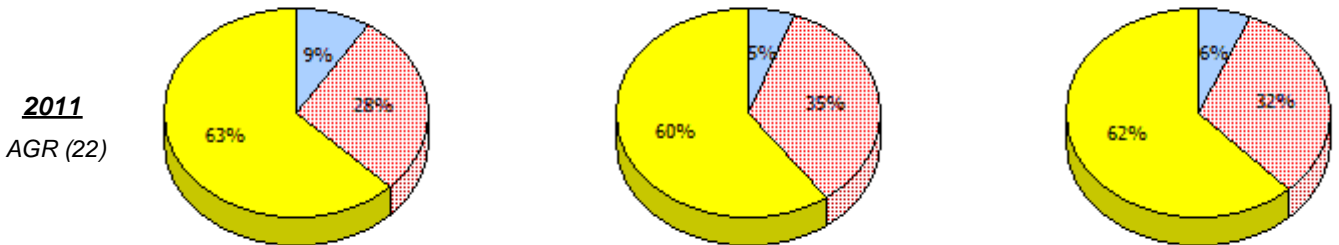
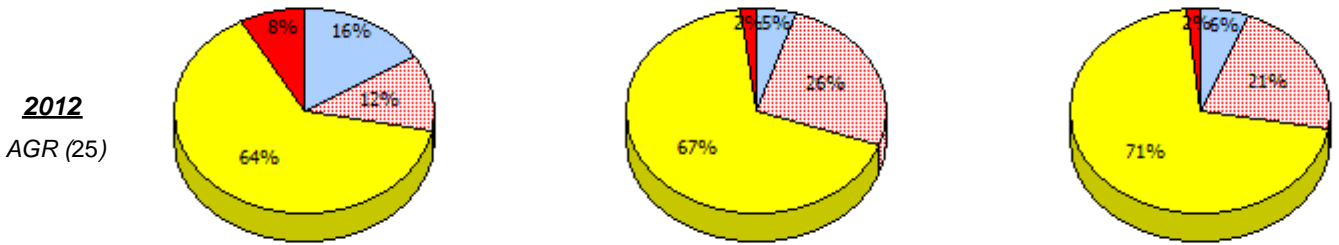
Source: Division of Evaluation and Research, Department of Education and Early Childhood Development

NLESD - Western Region

School #: 057 St. Peter's Academy



2013
No Testing



Unknown
 Exempt
 Not Yet Meeting
 Meeting or Exceeding

* In some cases, CRT numbers may exceed AGR numbers based on late enrolments. Pie chart is based on the number of students who wrote the CRT.

* Number Operations score is composite of Reasoning, Communication, Connections and Representations, and Problem Solving.

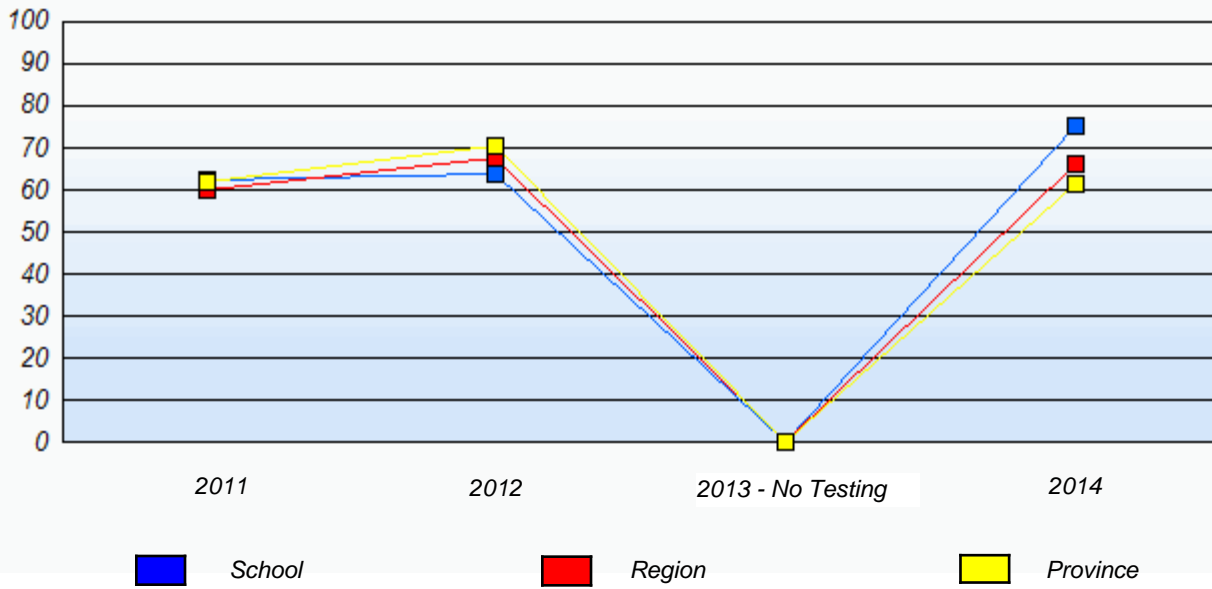
Source: Division of Evaluation and Research, Department of Education and Early Childhood Development

Primary Mathematics
4 Year Provincial Assessment, June 2014
School Report Criteria/Content
 (% of students who answered correctly)

NLESD - Western Region

School #: 057 St. Peter's Academy

Percentage of students meeting/exceeding (2011 - 2014)

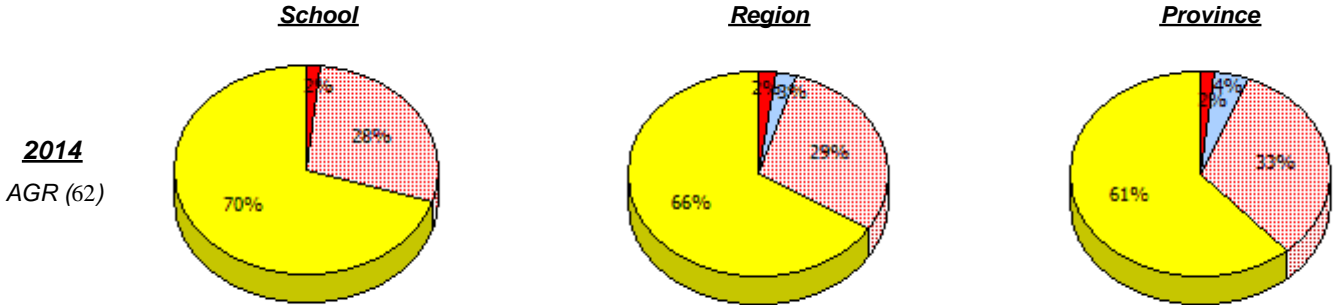


* In some cases, CRT numbers may exceed AGR numbers based on late enrolments. Pie chart is based on the number of students who wrote the CRT.

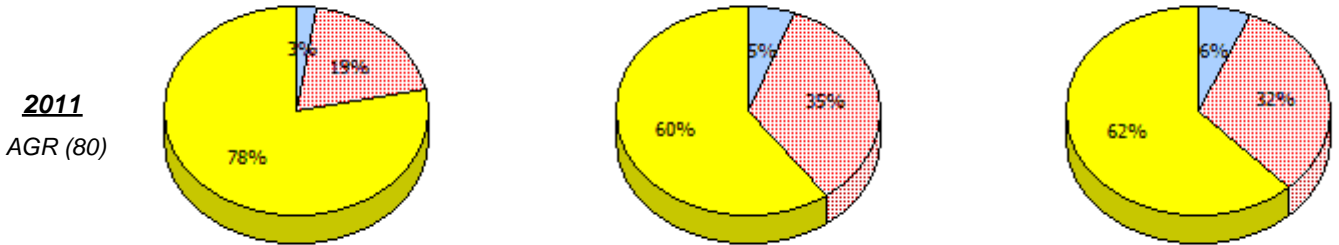
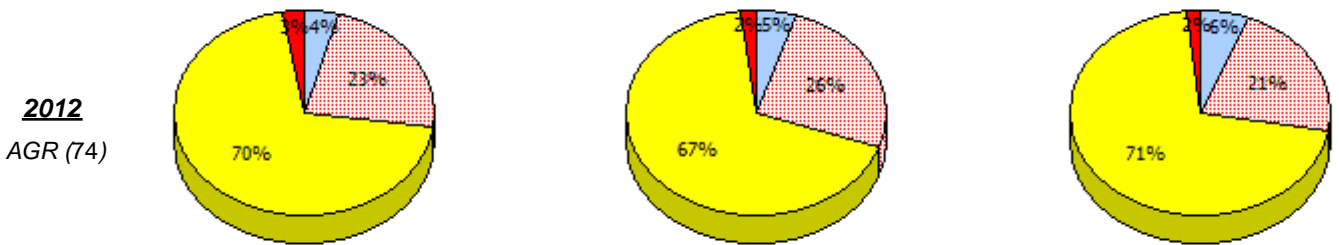
* Number Operations score is composite of Reasoning, Communication, Connections and Representations, and Problem Solving.

NLESD - Western Region

School #: 060 C.C. Loughlin Elementary



2013
No Testing



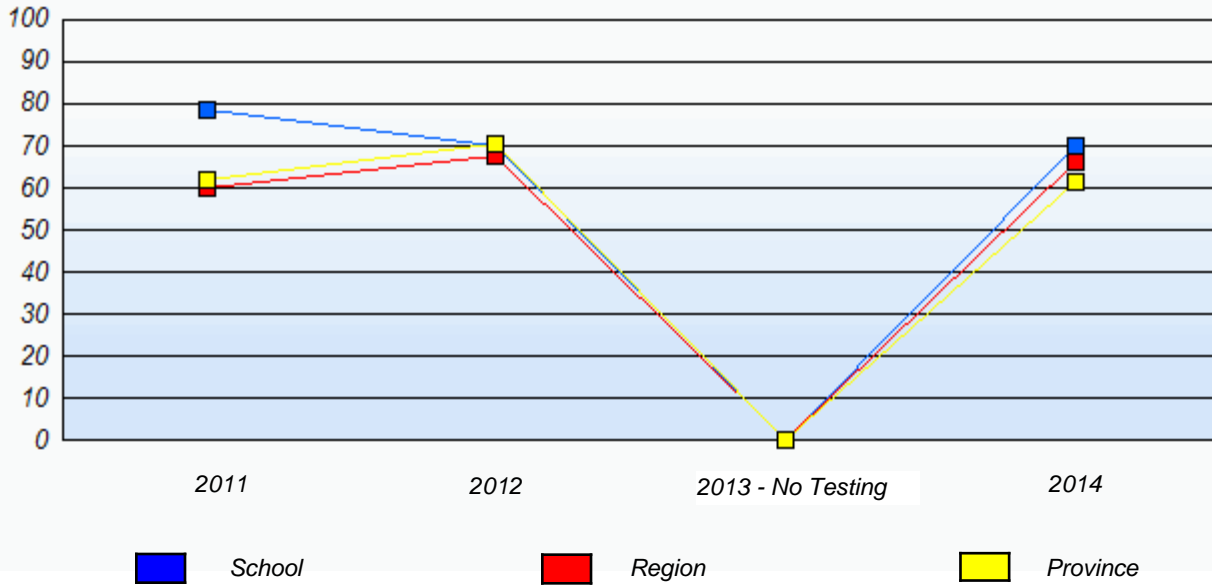
* In some cases, CRT numbers may exceed AGR numbers based on late enrolments. Pie chart is based on the number of students who wrote the CRT.

* Number Operations score is composite of Reasoning, Communication, Connections and Representations, and Problem Solving.

NLESD - Western Region

School #: 060 C.C. Loughlin Elementary

Percentage of students meeting/exceeding (2011 - 2014)



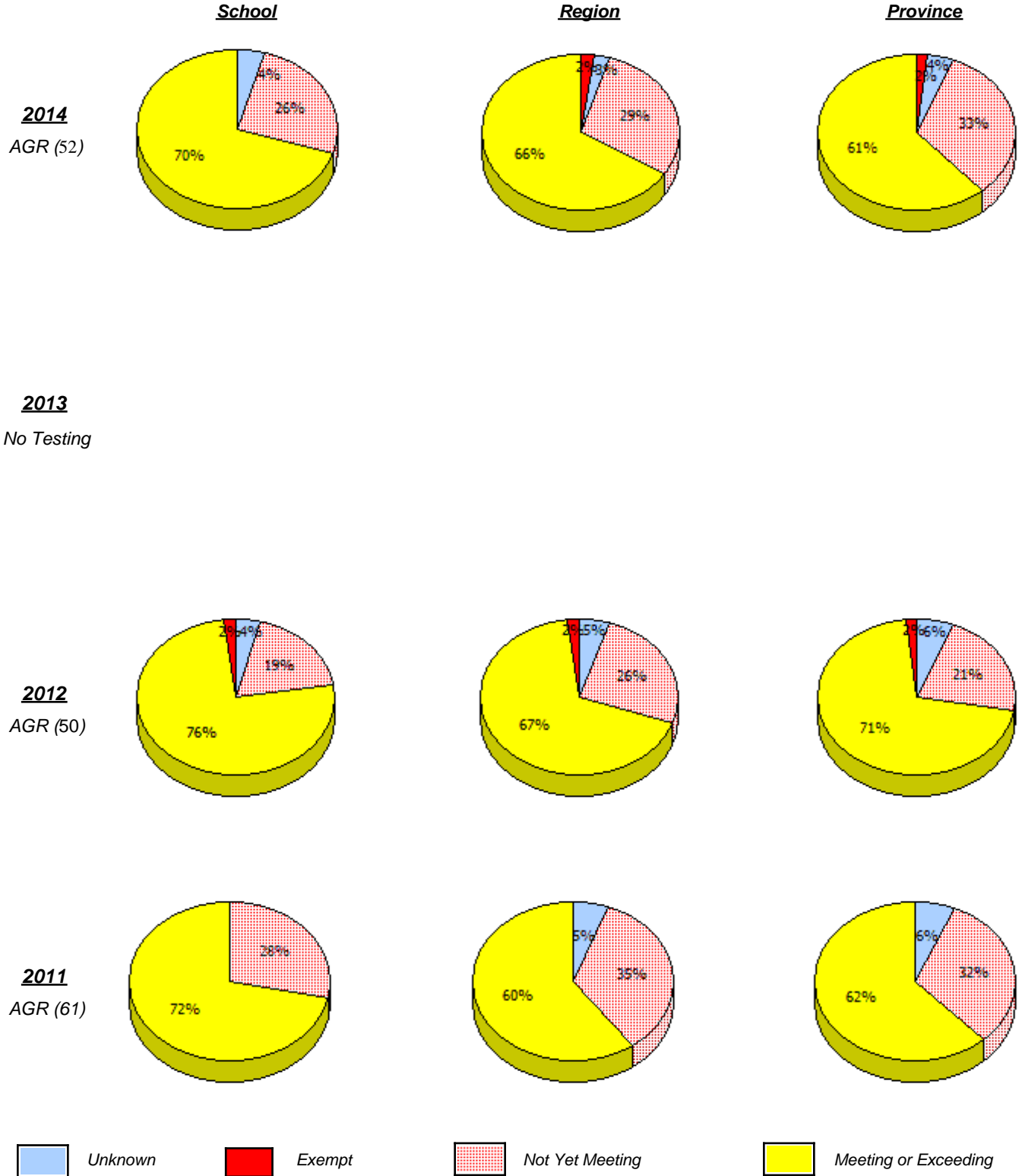
* In some cases, CRT numbers may exceed AGR numbers based on late enrolments. Pie chart is based on the number of students who wrote the CRT.

* Number Operations score is composite of Reasoning, Communication, Connections and Representations, and Problem Solving.

Source: Division of Evaluation and Research, Department of Education and Early Childhood Development

NLESD - Western Region

School #: 065 Humber Elementary



* In some cases, CRT numbers may exceed AGR numbers based on late enrolments. Pie chart is based on the number of students who wrote the CRT.

* Number Operations score is composite of Reasoning, Communication, Connections and Representations, and Problem Solving.

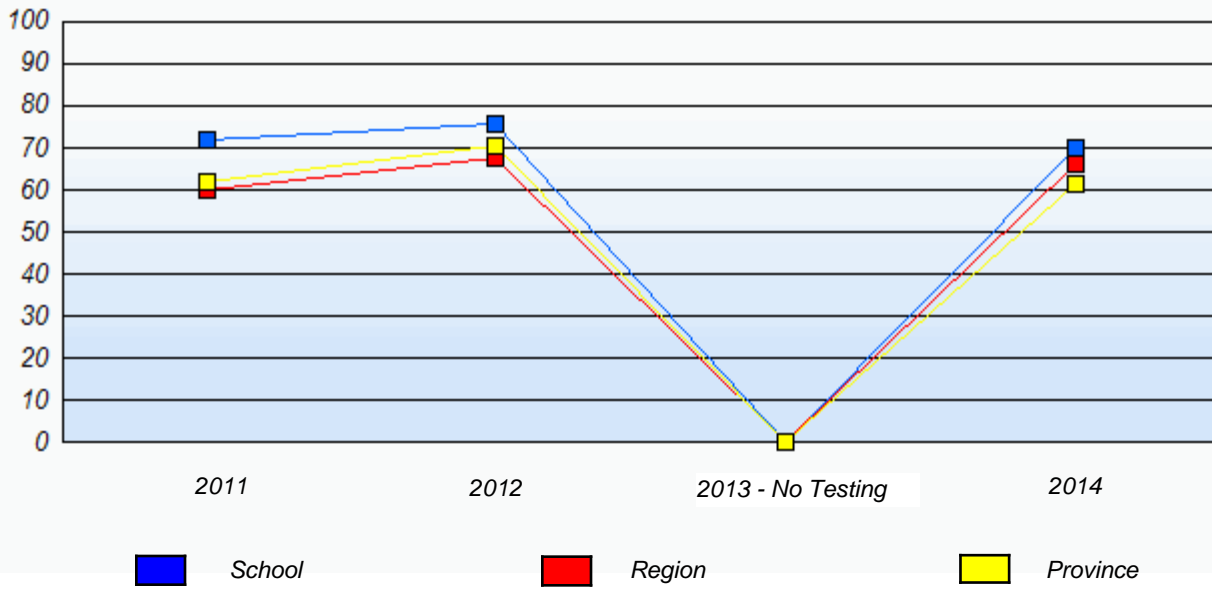
Source: Division of Evaluation and Research, Department of Education and Early Childhood Development

Primary Mathematics
4 Year Provincial Assessment, June 2014
School Report Criteria/Content
 (% of students who answered correctly)

NLESD - Western Region

School #: 065 Humber Elementary

Percentage of students meeting/exceeding (2011 - 2014)



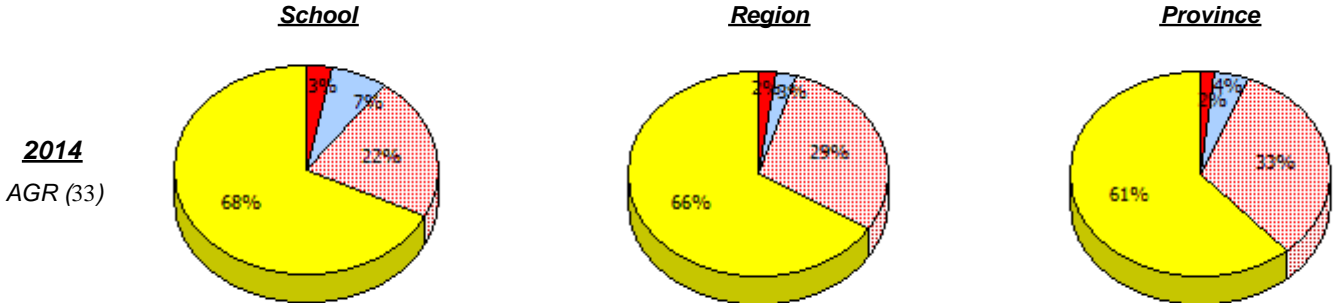
* In some cases, CRT numbers may exceed AGR numbers based on late enrolments. Pie chart is based on the number of students who wrote the CRT.

* Number Operations score is composite of Reasoning, Communication, Connections and Representations, and Problem Solving.

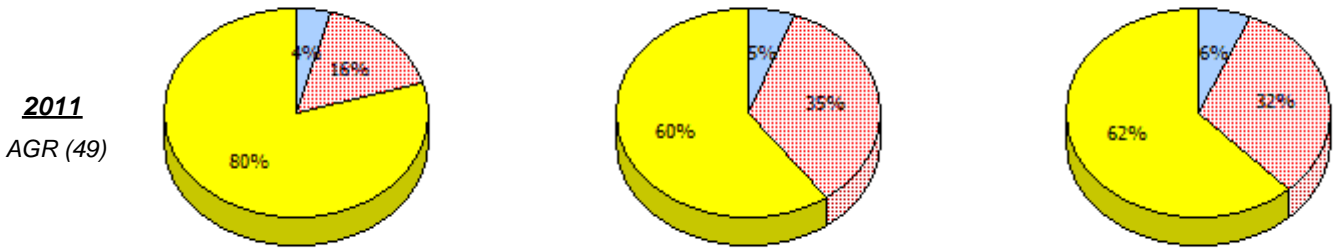
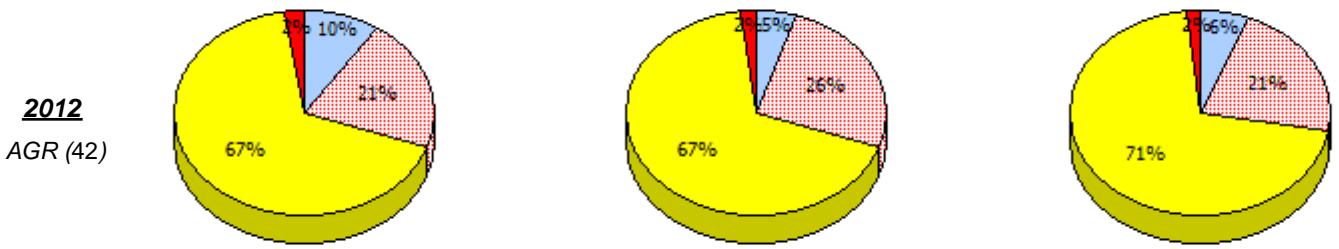
Source: Division of Evaluation and Research, Department of Education and Early Childhood Development

NLESD - Western Region

School #: 066 J.J. Curling Elementary



2013
No Testing



Unknown
 Exempt
 Not Yet Meeting
 Meeting or Exceeding

* In some cases, CRT numbers may exceed AGR numbers based on late enrolments. Pie chart is based on the number of students who wrote the CRT.

* Number Operations score is composite of Reasoning, Communication, Connections and Representations, and Problem Solving.

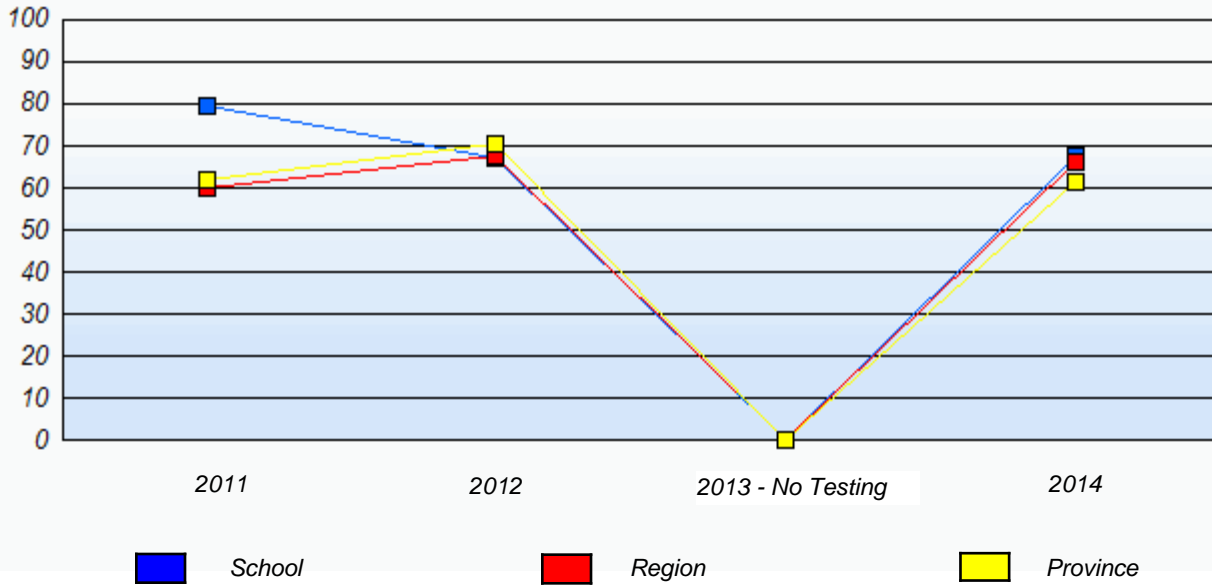
Source: Division of Evaluation and Research, Department of Education and Early Childhood Development

Primary Mathematics
4 Year Provincial Assessment, June 2014
School Report Criteria/Content
 (% of students who answered correctly)

NLESD - Western Region

School #: 066 J.J. Curling Elementary

Percentage of students meeting/exceeding (2011 - 2014)



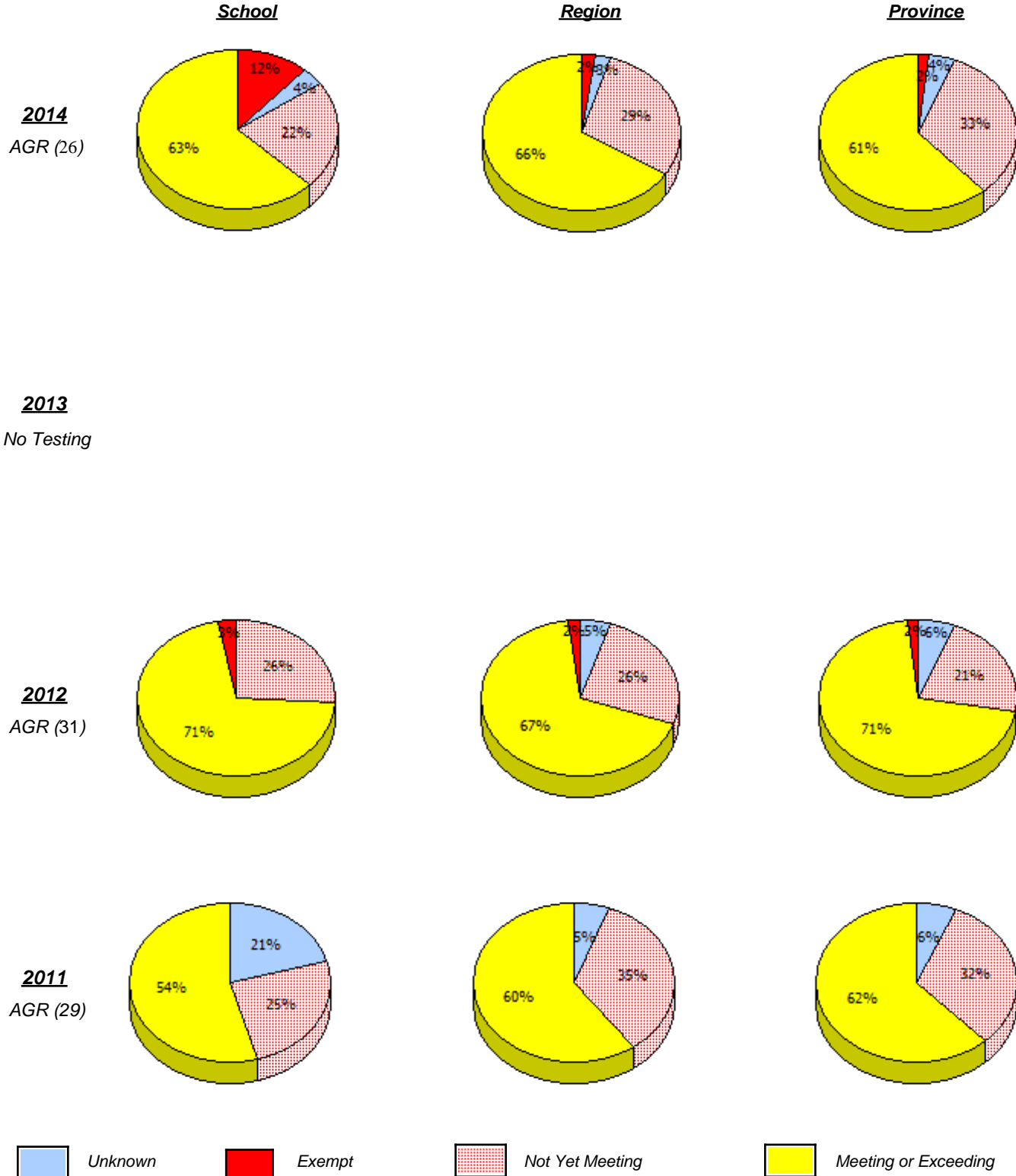
* In some cases, CRT numbers may exceed AGR numbers based on late enrolments. Pie chart is based on the number of students who wrote the CRT.

* Number Operations score is composite of Reasoning, Communication, Connections and Representations, and Problem Solving.

Source: Division of Evaluation and Research, Department of Education and Early Childhood Development

NLESD - Western Region

School #: 069 Sacred Heart Elementary



* In some cases, CRT numbers may exceed AGR numbers based on late enrolments. Pie chart is based on the number of students who wrote the CRT.

* Number Operations score is composite of Reasoning, Communication, Connections and Representations, and Problem Solving.

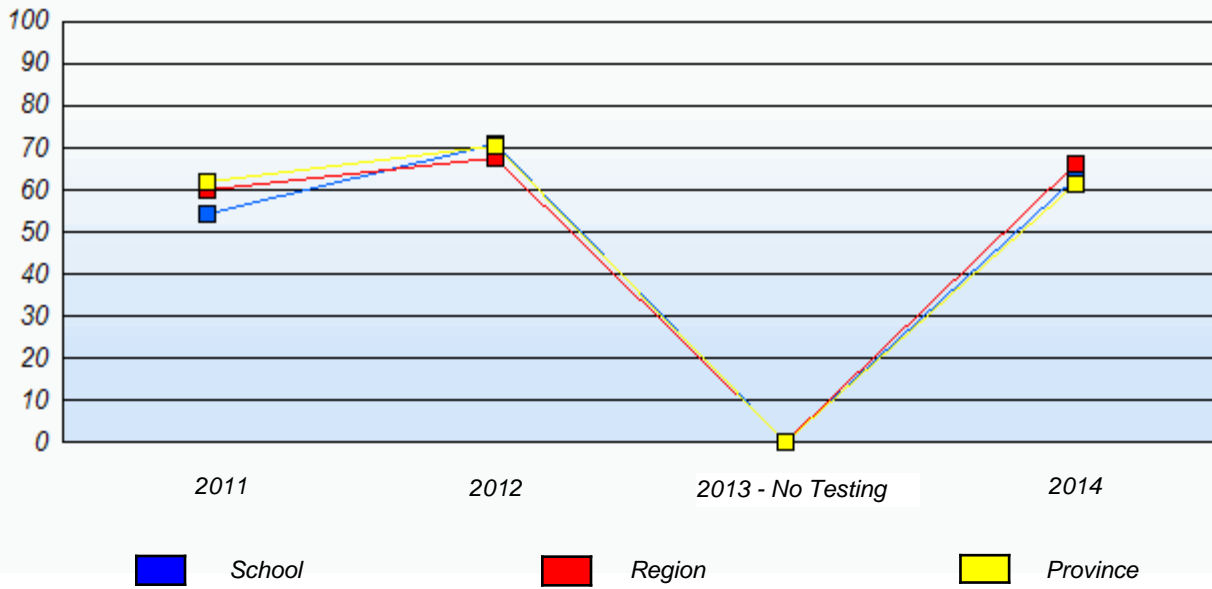
Source: Division of Evaluation and Research, Department of Education and Early Childhood Development

Primary Mathematics
4 Year Provincial Assessment, June 2014
School Report Criteria/Content
 (% of students who answered correctly)

NLESD - Western Region

School #: 069 Sacred Heart Elementary

Percentage of students meeting/exceeding (2011 - 2014)



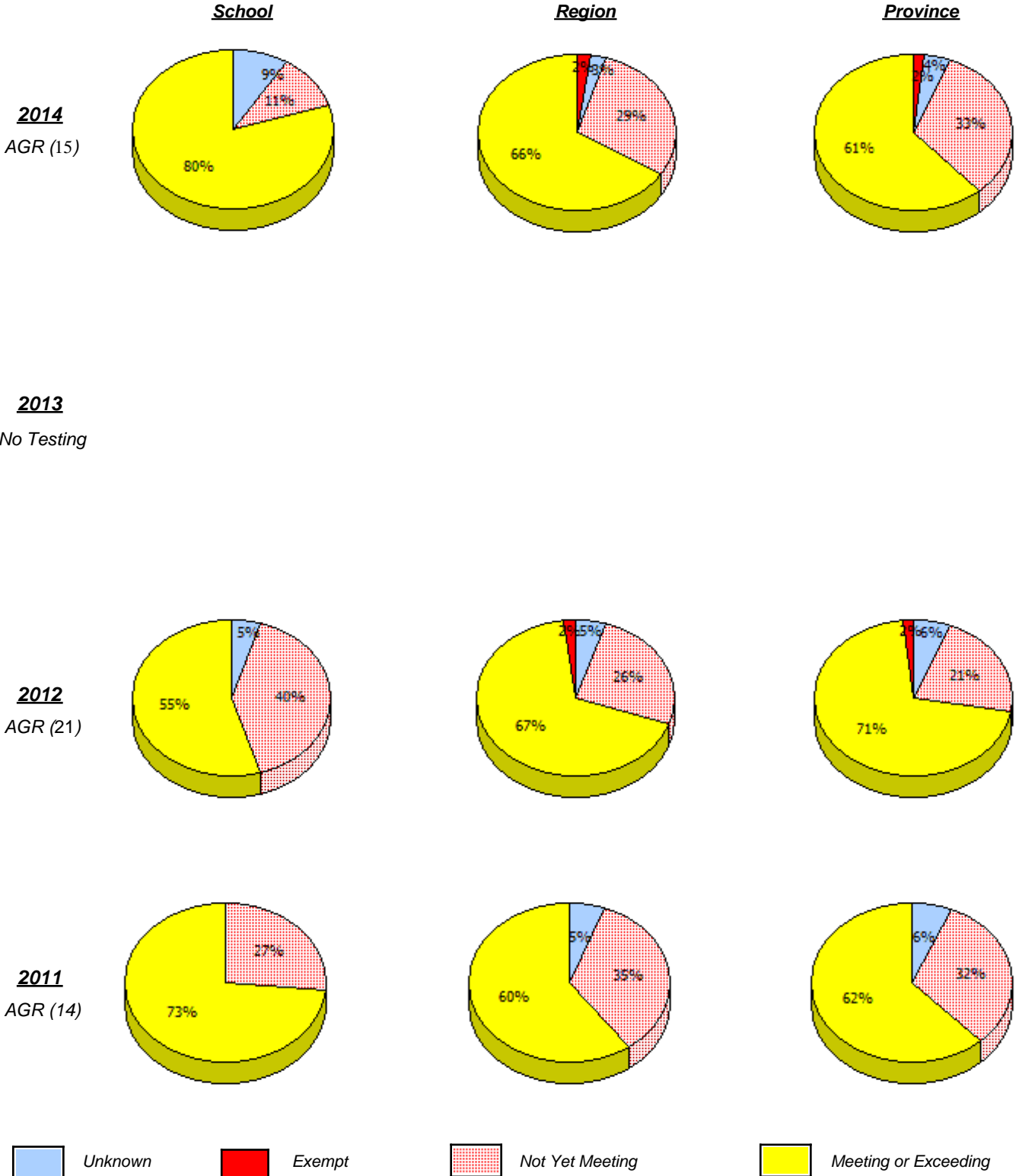
* In some cases, CRT numbers may exceed AGR numbers based on late enrolments. Pie chart is based on the number of students who wrote the CRT.

* Number Operations score is composite of Reasoning, Communication, Connections and Representations, and Problem Solving.

Source: Division of Evaluation and Research, Department of Education and Early Childhood Development

NLESD - Western Region

School #: 070 St. Gerard's Elementary



* In some cases, CRT numbers may exceed AGR numbers based on late enrolments. Pie chart is based on the number of students who wrote the CRT.

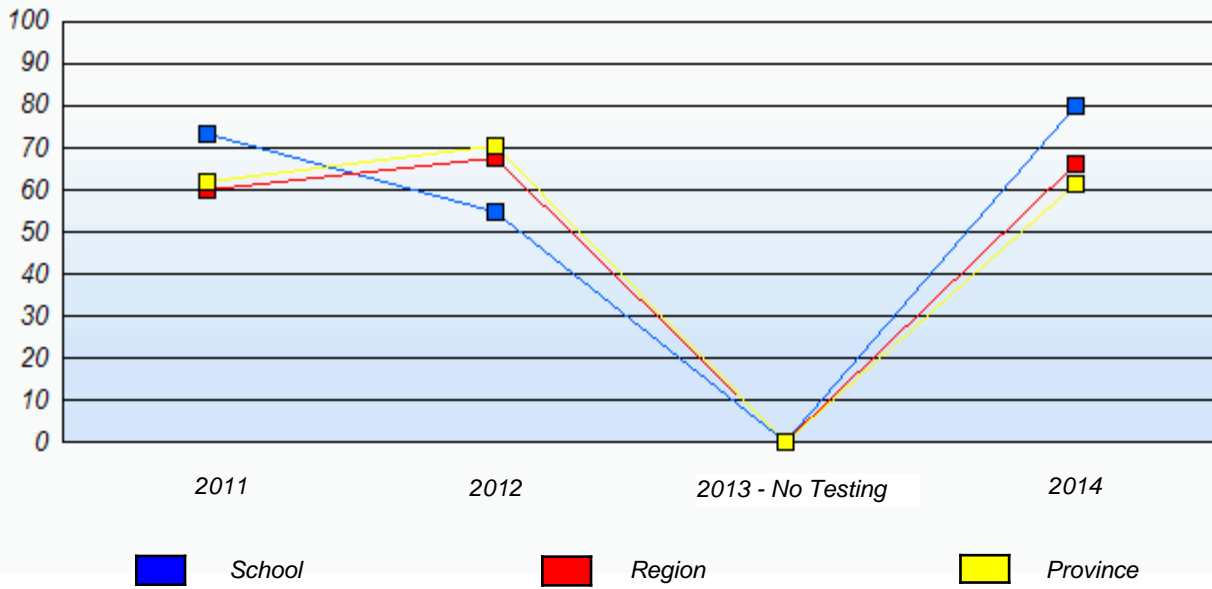
* Number Operations score is composite of Reasoning, Communication, Connections and Representations, and Problem Solving.

Source: Division of Evaluation and Research, Department of Education and Early Childhood Development

NLESD - Western Region

School #: 070 St. Gerard's Elementary

Percentage of students meeting/exceeding (2011 - 2014)



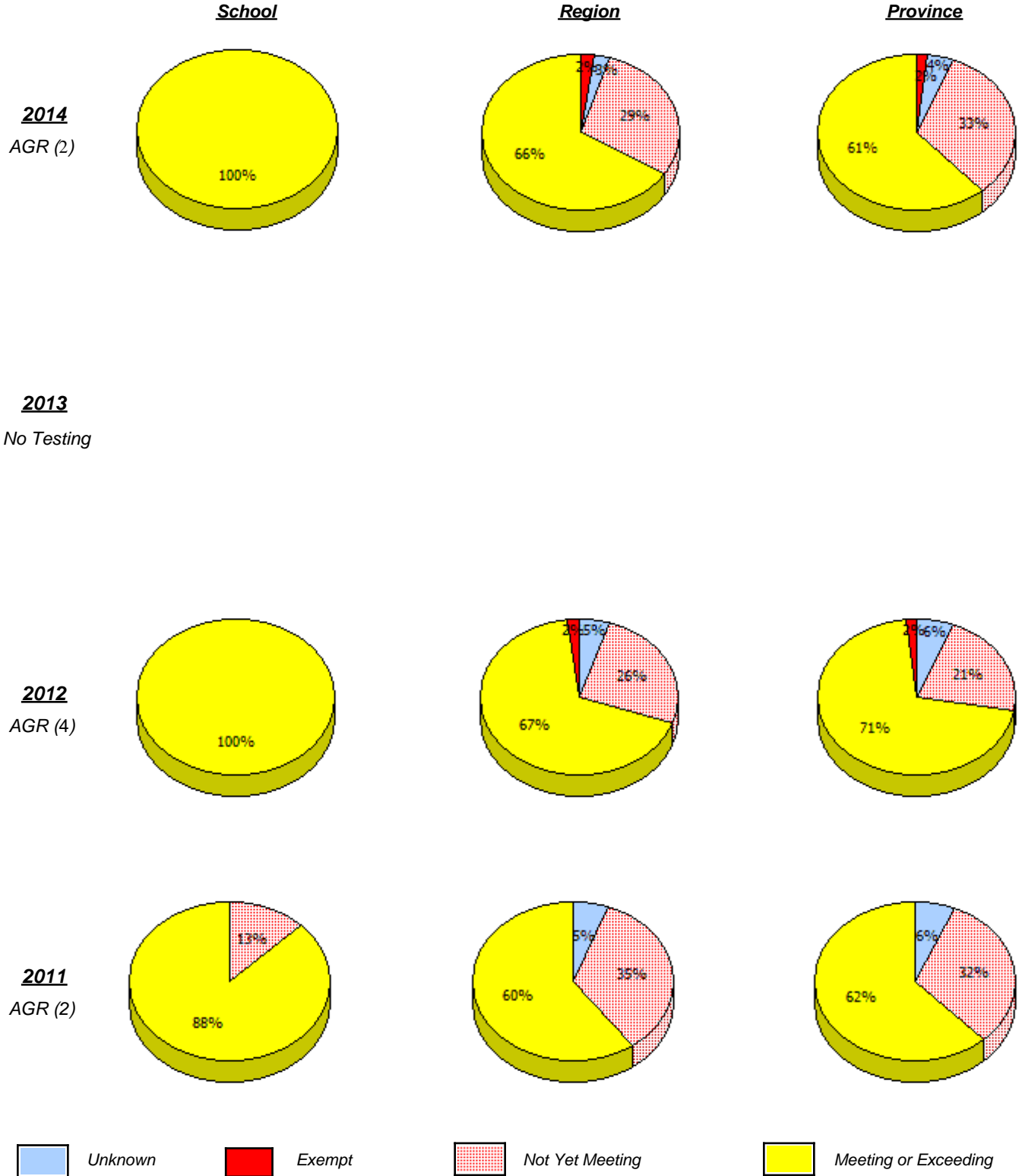
* In some cases, CRT numbers may exceed AGR numbers based on late enrolments. Pie chart is based on the number of students who wrote the CRT.

* Number Operations score is composite of Reasoning, Communication, Connections and Representations, and Problem Solving.

Source: Division of Evaluation and Research, Department of Education and Early Childhood Development

NLESD - Western Region

School #: 072 Holy Cross All Grade School



* In some cases, CRT numbers may exceed AGR numbers based on late enrolments. Pie chart is based on the number of students who wrote the CRT.

* Number Operations score is composite of Reasoning, Communication, Connections and Representations, and Problem Solving.

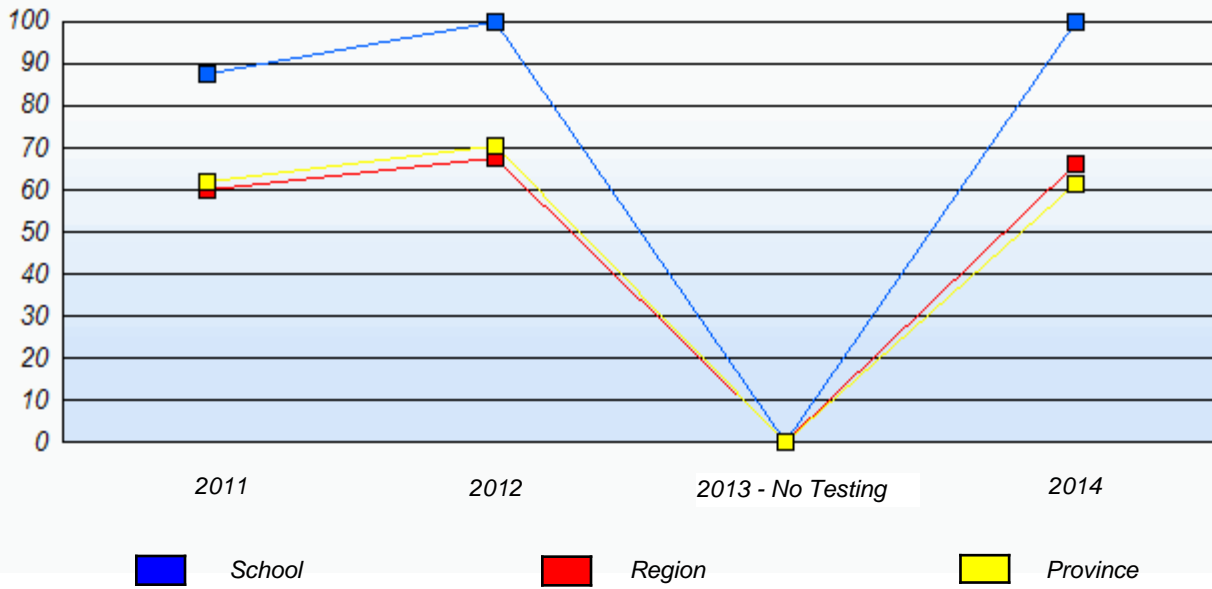
Source: Division of Evaluation and Research, Department of Education and Early Childhood Development

Primary Mathematics
4 Year Provincial Assessment, June 2014
School Report Criteria/Content
 (% of students who answered correctly)

NLESD - Western Region

School #: 072 Holy Cross All Grade School

Percentage of students meeting/exceeding (2011 - 2014)



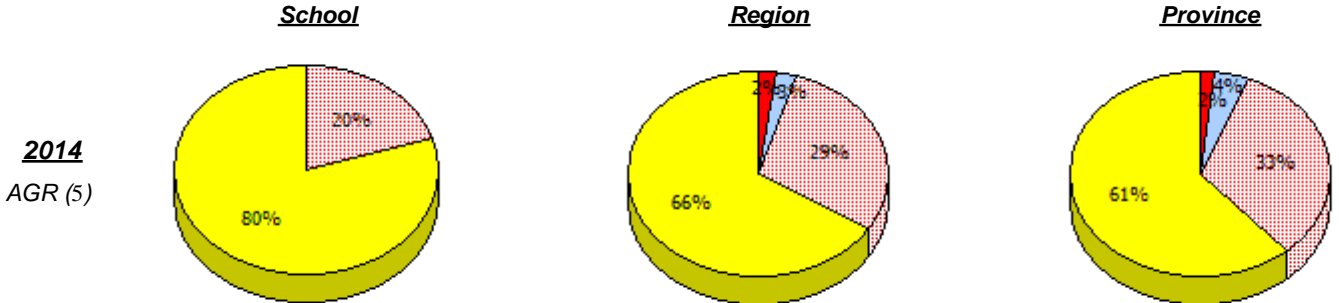
* In some cases, CRT numbers may exceed AGR numbers based on late enrolments. Pie chart is based on the number of students who wrote the CRT.

* Number Operations score is composite of Reasoning, Communication, Connections and Representations, and Problem Solving.

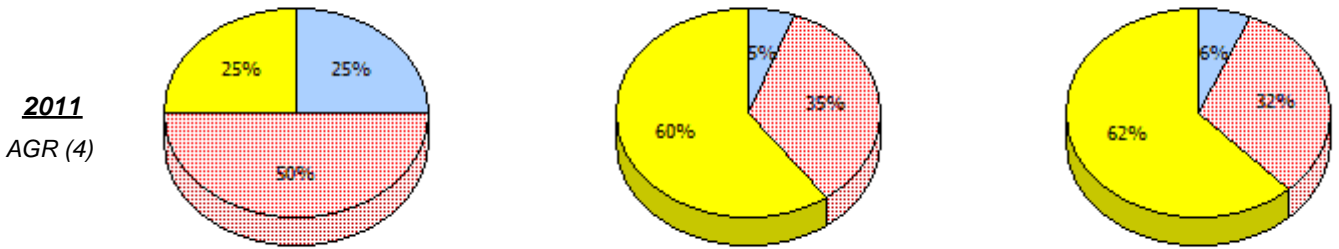
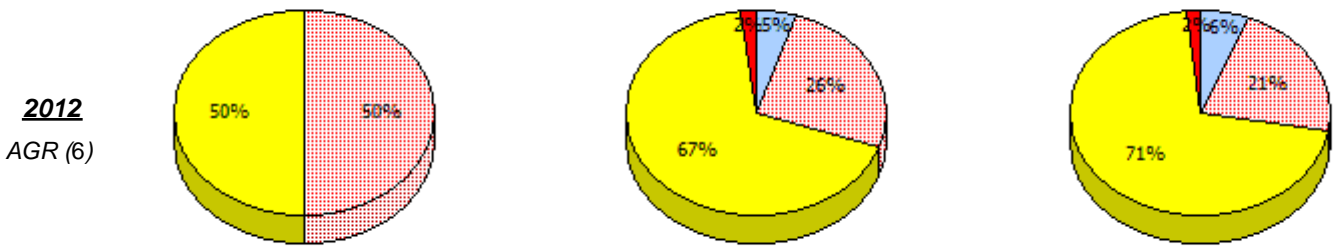
Source: Division of Evaluation and Research, Department of Education and Early Childhood Development

NLESD - Western Region

School #: 075 Hampden Academy



2013
No Testing



* In some cases, CRT numbers may exceed AGR numbers based on late enrolments. Pie chart is based on the number of students who wrote the CRT.

* Number Operations score is composite of Reasoning, Communication, Connections and Representations, and Problem Solving.

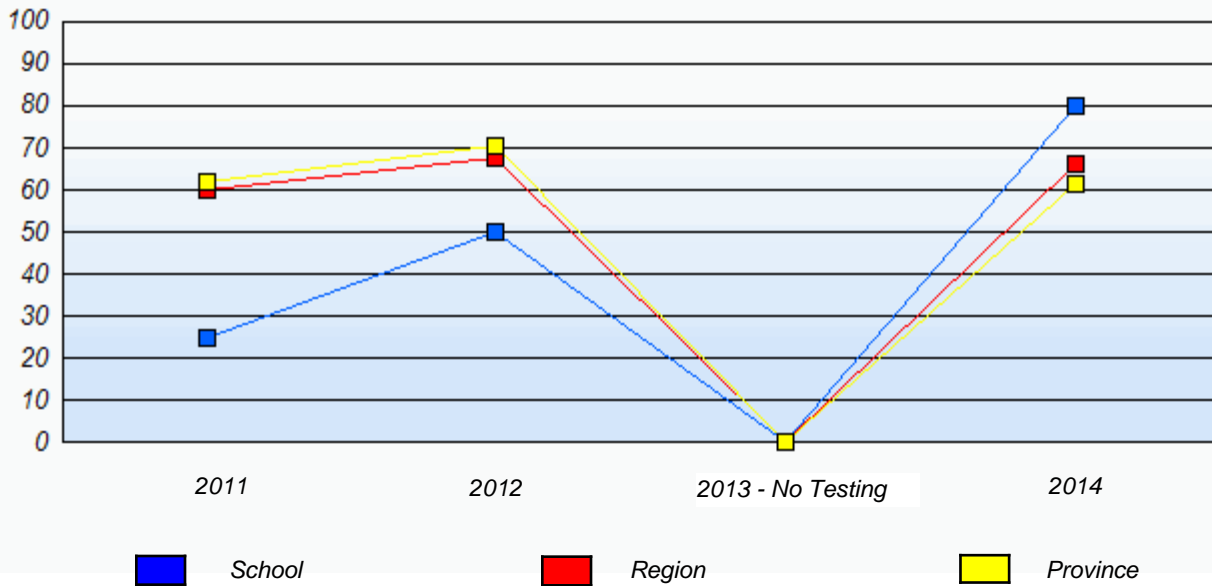
Source: Division of Evaluation and Research, Department of Education and Early Childhood Development

Primary Mathematics
4 Year Provincial Assessment, June 2014
School Report Criteria/Content
 (% of students who answered correctly)

NLESD - Western Region

School #: 075 Hampden Academy

Percentage of students meeting/exceeding (2011 - 2014)



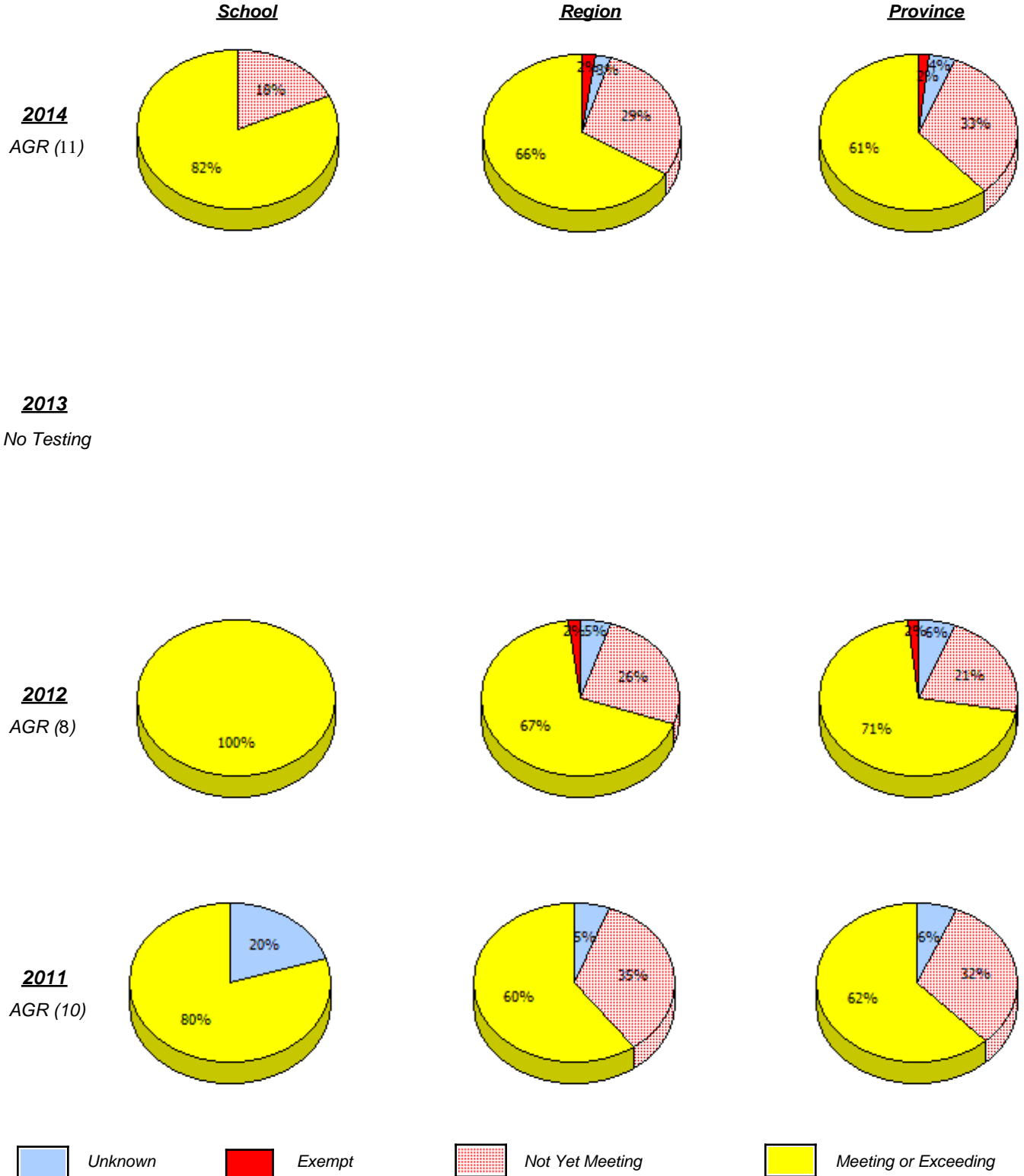
* In some cases, CRT numbers may exceed AGR numbers based on late enrolments. Pie chart is based on the number of students who wrote the CRT.

* Number Operations score is composite of Reasoning, Communication, Connections and Representations, and Problem Solving.

Source: Division of Evaluation and Research, Department of Education and Early Childhood Development

NLESD - Western Region

School #: 079 St. James All Grade



* In some cases, CRT numbers may exceed AGR numbers based on late enrolments. Pie chart is based on the number of students who wrote the CRT.

* Number Operations score is composite of Reasoning, Communication, Connections and Representations, and Problem Solving.

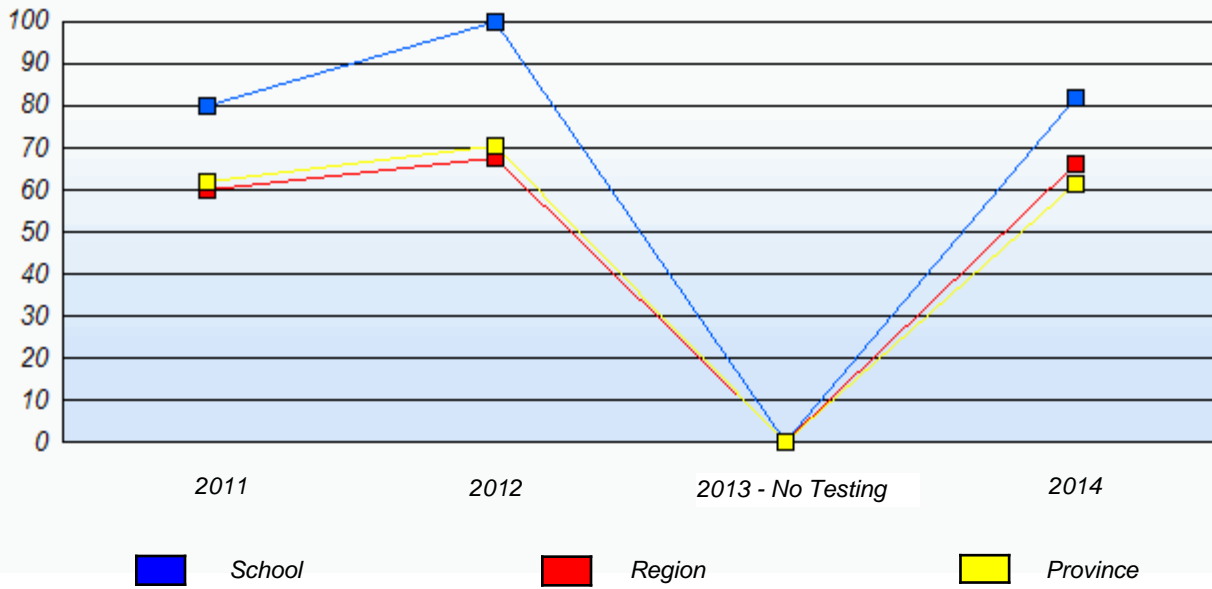
Source: Division of Evaluation and Research, Department of Education and Early Childhood Development

Primary Mathematics
4 Year Provincial Assessment, June 2014
School Report Criteria/Content
 (% of students who answered correctly)

NLESD - Western Region

School #: 079 St. James All Grade

Percentage of students meeting/exceeding (2011 - 2014)



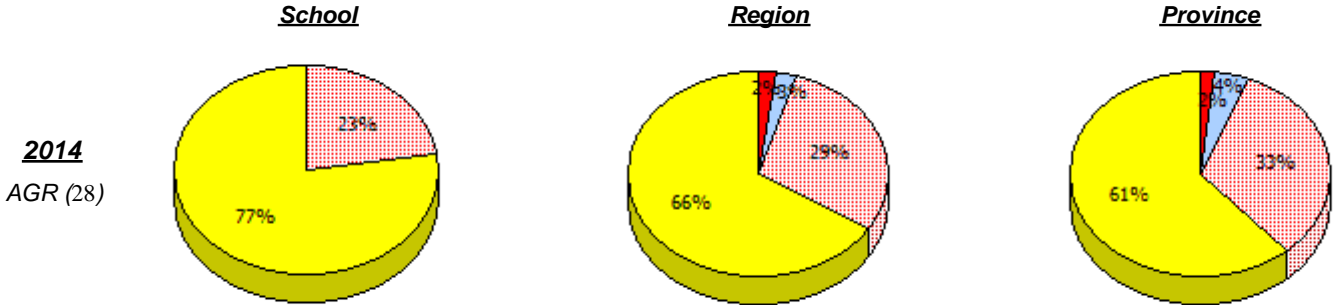
* In some cases, CRT numbers may exceed AGR numbers based on late enrolments. Pie chart is based on the number of students who wrote the CRT.

* Number Operations score is composite of Reasoning, Communication, Connections and Representations, and Problem Solving.

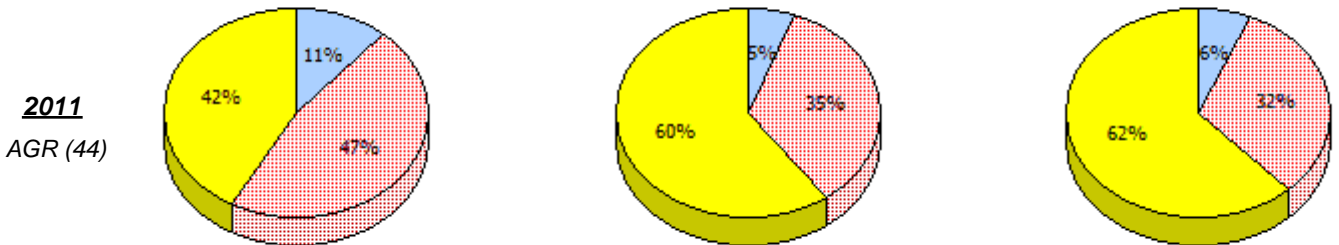
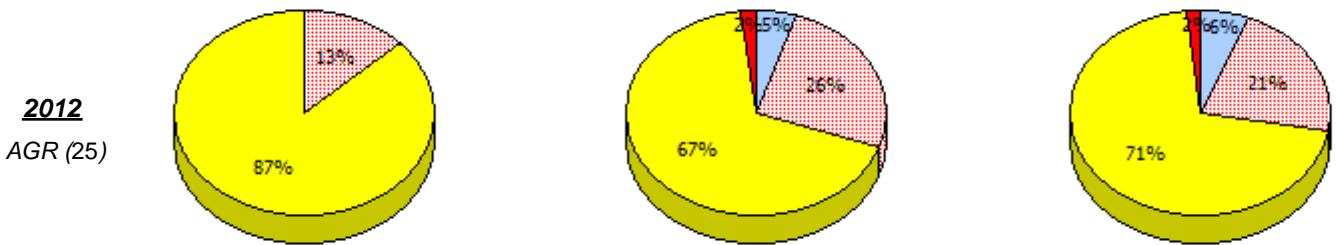
Source: Division of Evaluation and Research, Department of Education and Early Childhood Development

NLESD - Western Region

School #: 080 Templeton Academy



2013
No Testing



Unknown
 Exempt
 Not Yet Meeting
 Meeting or Exceeding

* In some cases, CRT numbers may exceed AGR numbers based on late enrolments. Pie chart is based on the number of students who wrote the CRT.

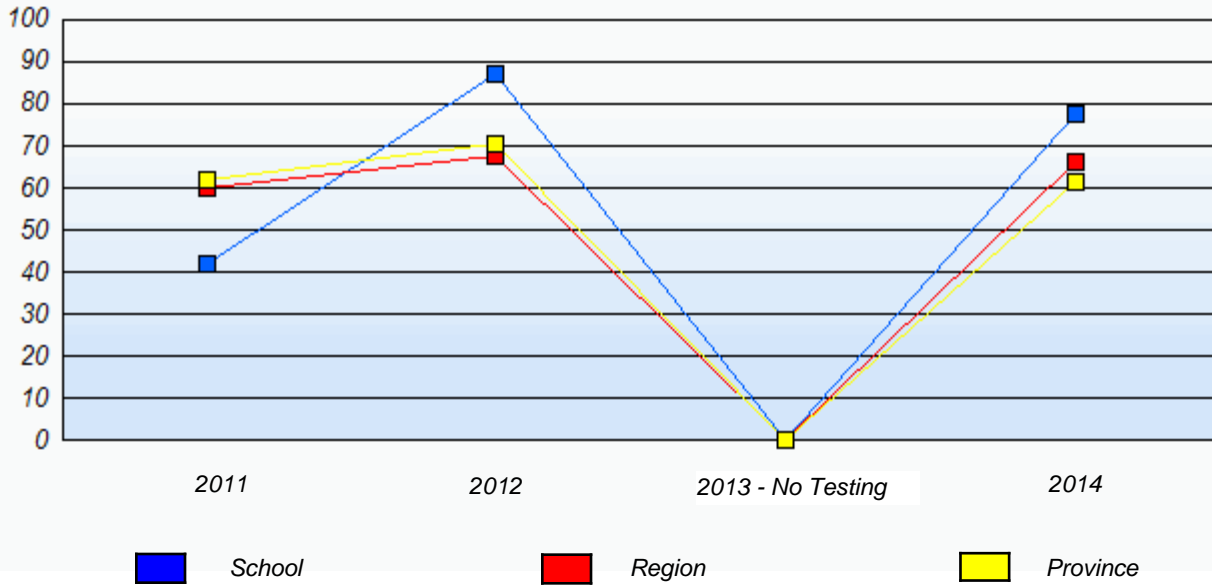
* Number Operations score is composite of Reasoning, Communication, Connections and Representations, and Problem Solving.

Source: Division of Evaluation and Research, Department of Education and Early Childhood Development

NLESD - Western Region

School #: 080 Templeton Academy

Percentage of students meeting/exceeding (2011 - 2014)



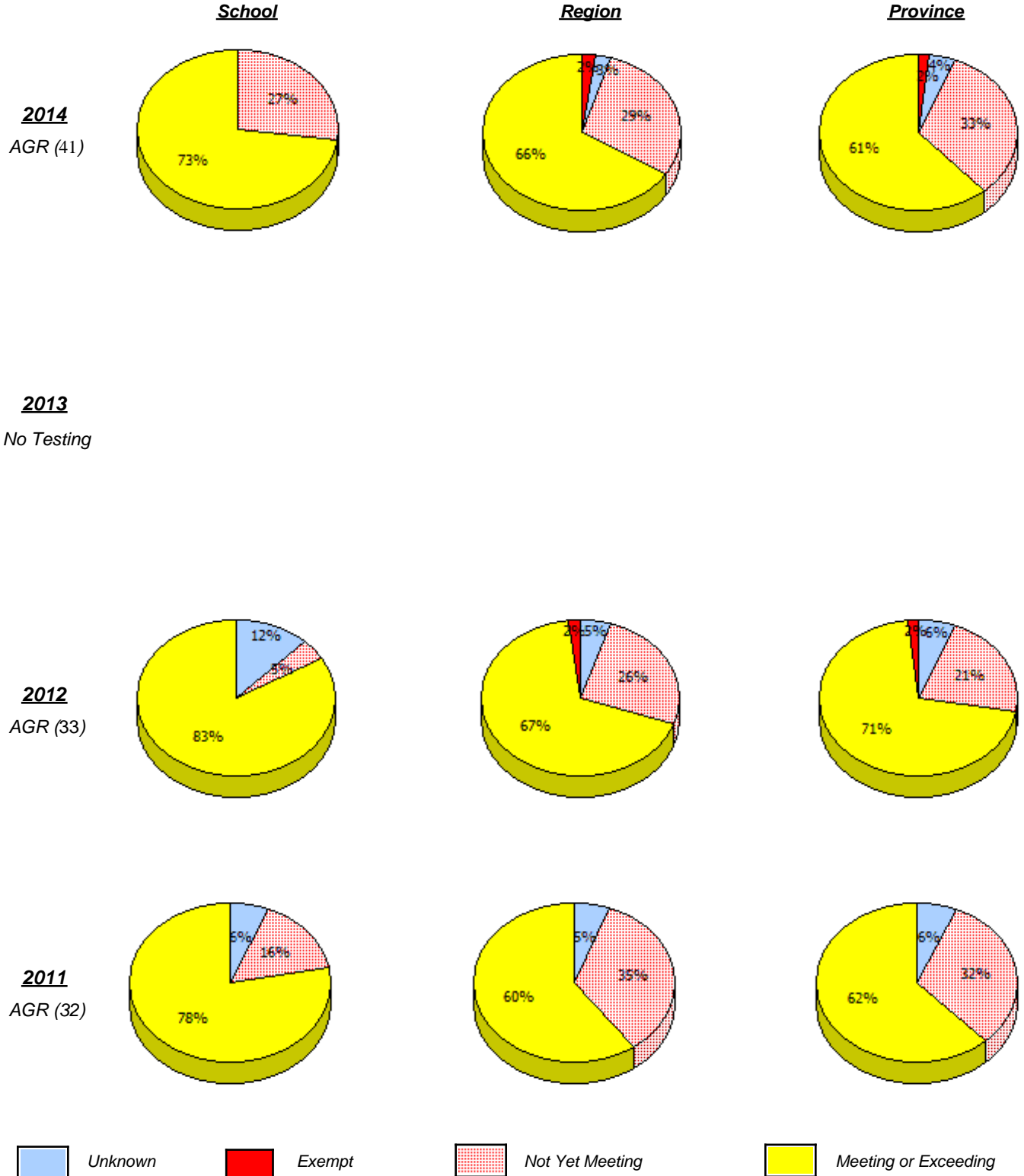
* In some cases, CRT numbers may exceed AGR numbers based on late enrolments. Pie chart is based on the number of students who wrote the CRT.

* Number Operations score is composite of Reasoning, Communication, Connections and Representations, and Problem Solving.

Source: Division of Evaluation and Research, Department of Education and Early Childhood Development

NLESD - Western Region

School #: 082 Pasadena Elementary School



* In some cases, CRT numbers may exceed AGR numbers based on late enrolments. Pie chart is based on the number of students who wrote the CRT.

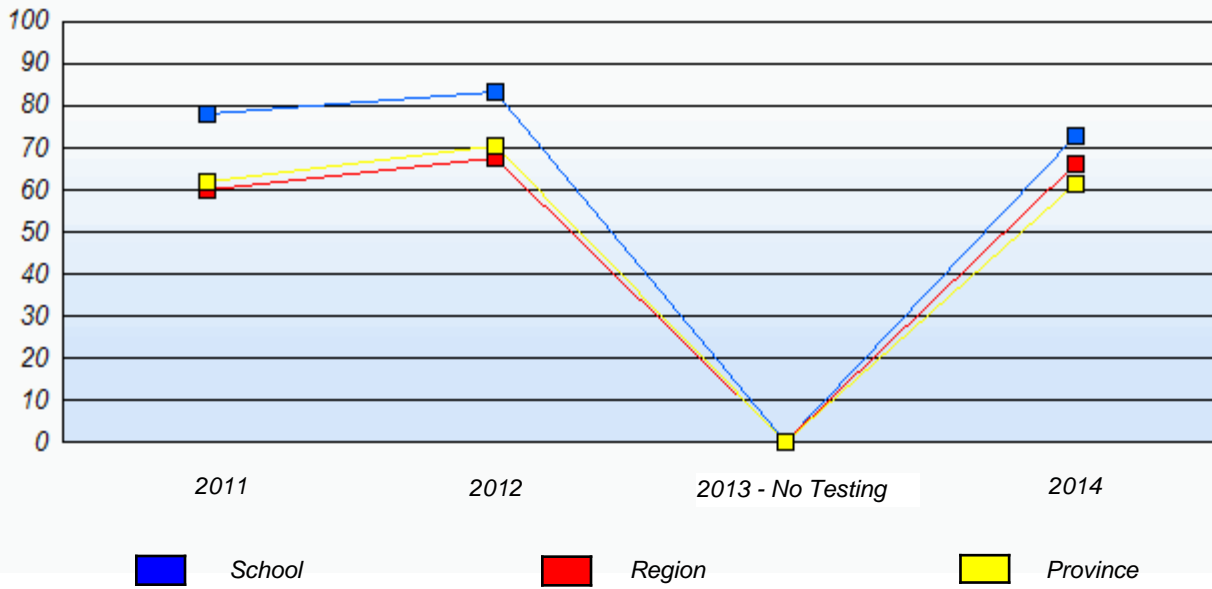
* Number Operations score is composite of Reasoning, Communication, Connections and Representations, and Problem Solving.

Source: Division of Evaluation and Research, Department of Education and Early Childhood Development

NLESD - Western Region

School #: 082 Pasadena Elementary School

Percentage of students meeting/exceeding (2011 - 2014)



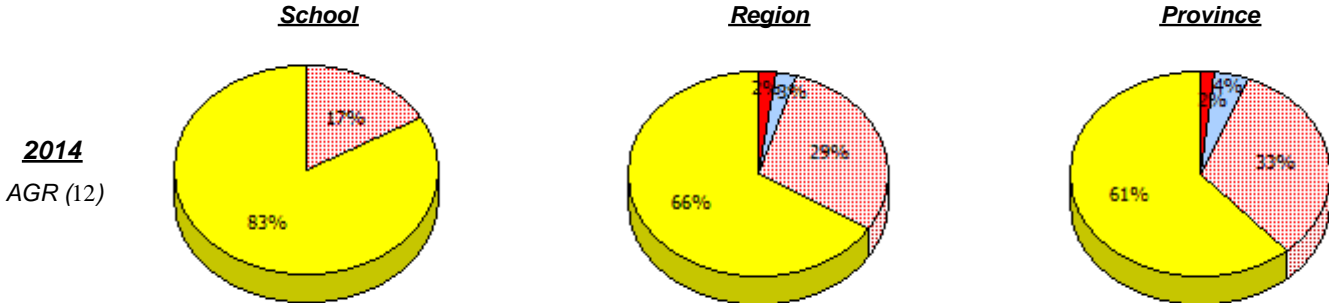
* In some cases, CRT numbers may exceed AGR numbers based on late enrolments. Pie chart is based on the number of students who wrote the CRT.

* Number Operations score is composite of Reasoning, Communication, Connections and Representations, and Problem Solving.

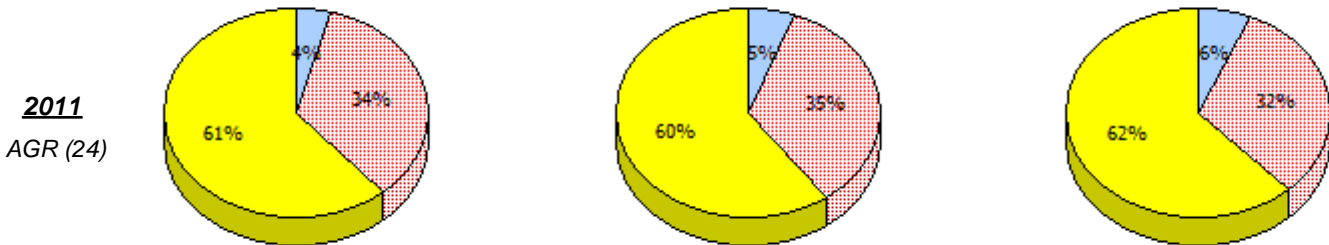
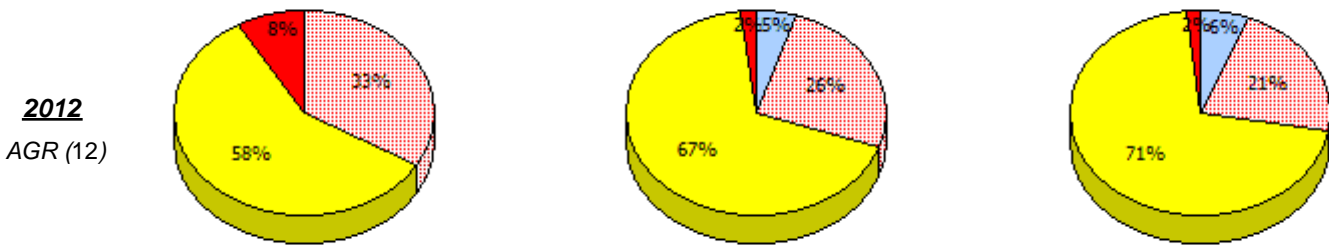
Source: Division of Evaluation and Research, Department of Education and Early Childhood Development

NLESD - Western Region

School #: 086 Gros Morne Academy



2013
No Testing



Unknown
 Exempt
 Not Yet Meeting
 Meeting or Exceeding

* In some cases, CRT numbers may exceed AGR numbers based on late enrolments. Pie chart is based on the number of students who wrote the CRT.

* Number Operations score is composite of Reasoning, Communication, Connections and Representations, and Problem Solving.

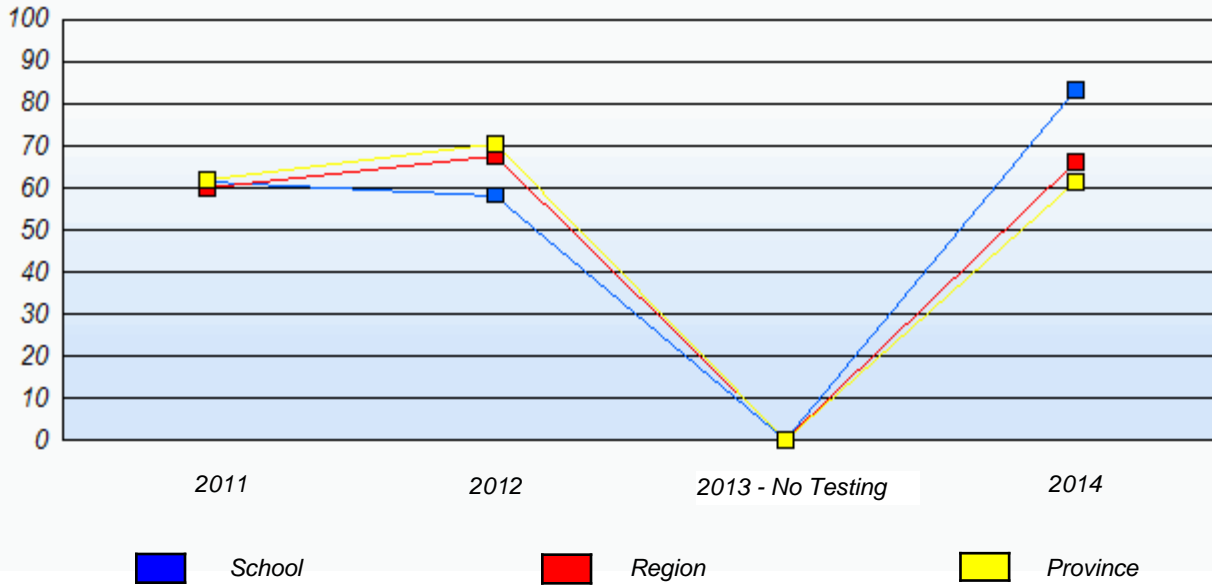
Source: Division of Evaluation and Research, Department of Education and Early Childhood Development

Primary Mathematics
4 Year Provincial Assessment, June 2014
School Report Criteria/Content
 (% of students who answered correctly)

NLESD - Western Region

School #: 086 Gros Morne Academy

Percentage of students meeting/exceeding (2011 - 2014)

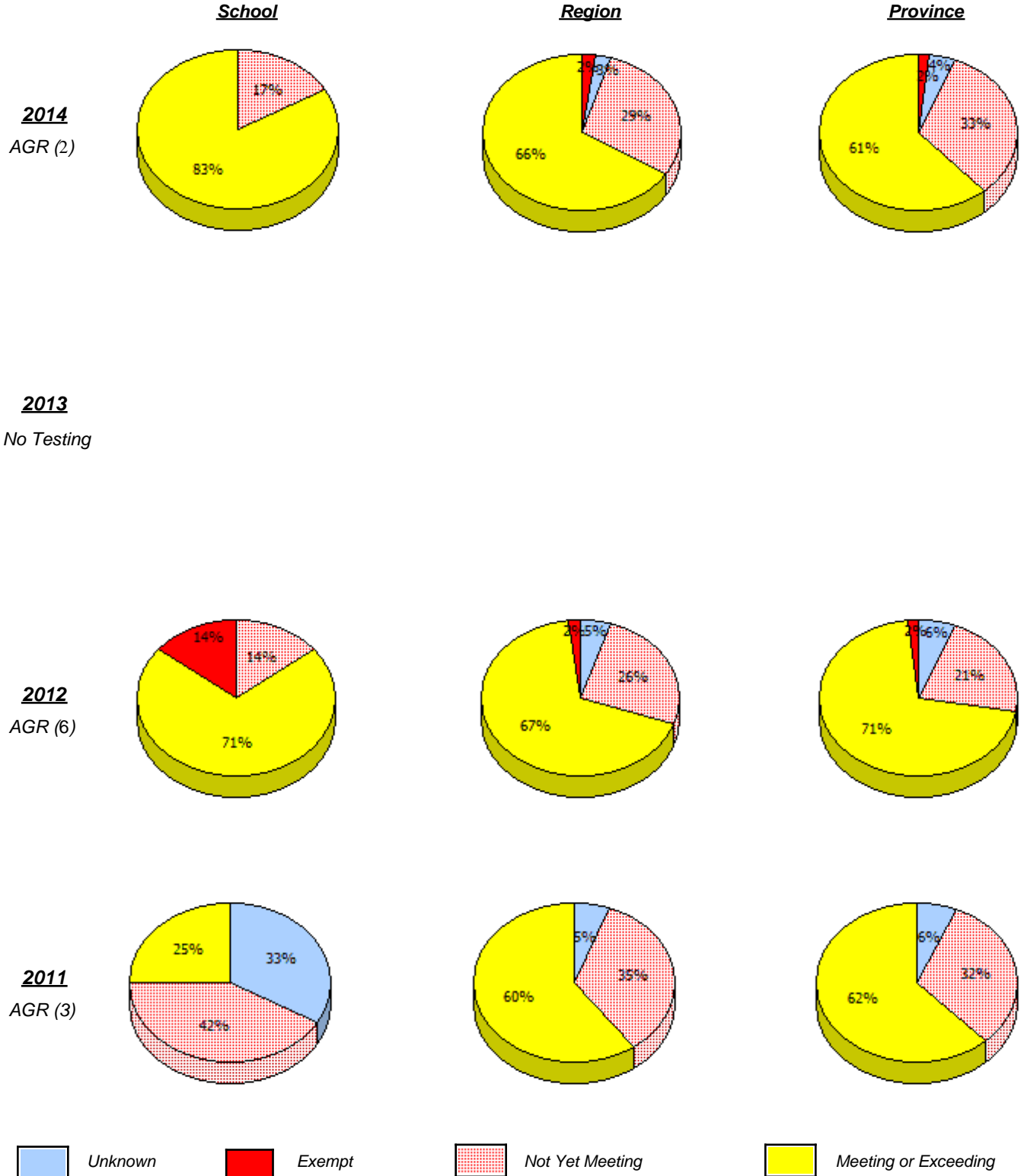


* In some cases, CRT numbers may exceed AGR numbers based on late enrolments. Pie chart is based on the number of students who wrote the CRT.

* Number Operations score is composite of Reasoning, Communication, Connections and Representations, and Problem Solving.

NLESD - Western Region

School #: 088 Main River Academy



* In some cases, CRT numbers may exceed AGR numbers based on late enrolments. Pie chart is based on the number of students who wrote the CRT.

* Number Operations score is composite of Reasoning, Communication, Connections and Representations, and Problem Solving.

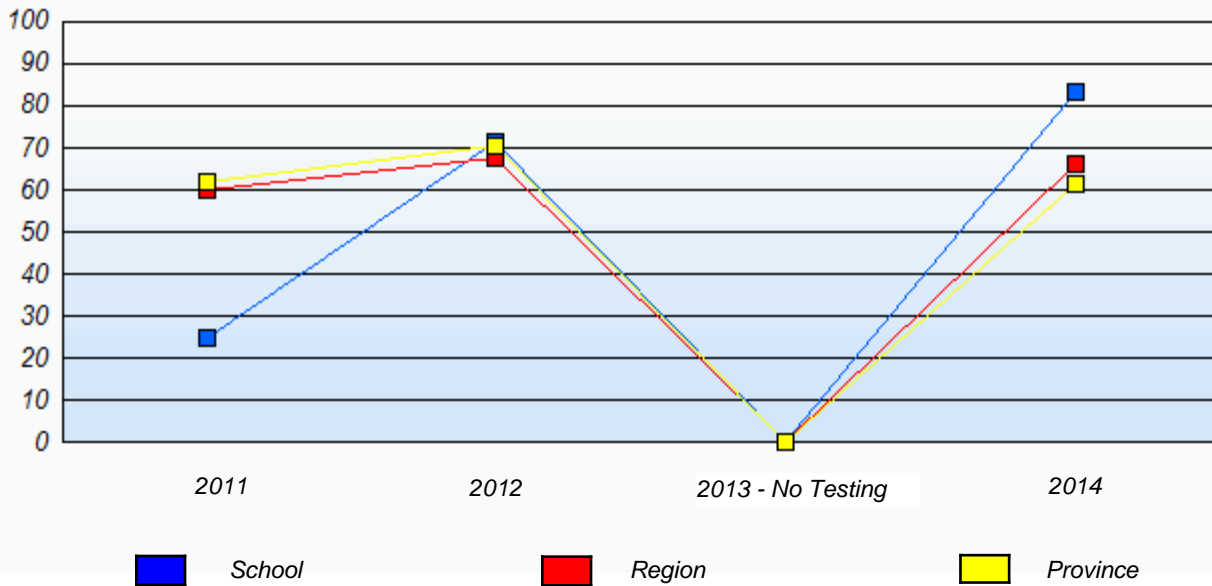
Source: Division of Evaluation and Research, Department of Education and Early Childhood Development

Primary Mathematics
4 Year Provincial Assessment, June 2014
School Report Criteria/Content
 (% of students who answered correctly)

NLESD - Western Region

School #: 088 Main River Academy

Percentage of students meeting/exceeding (2011 - 2014)



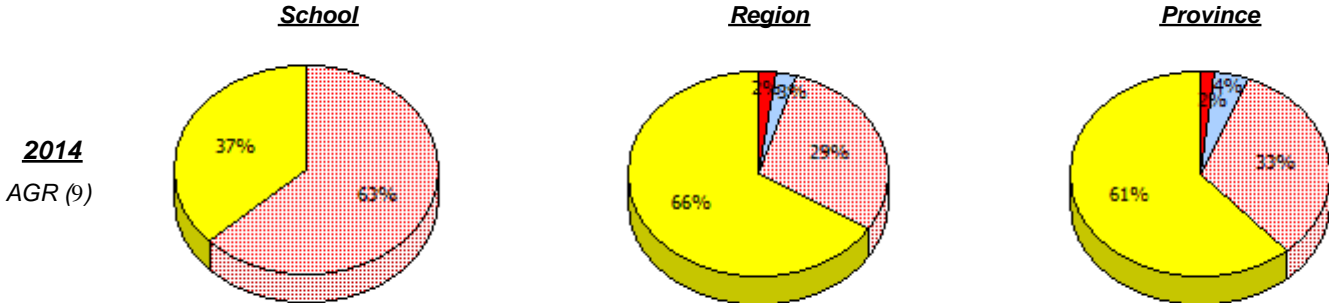
* In some cases, CRT numbers may exceed AGR numbers based on late enrolments. Pie chart is based on the number of students who wrote the CRT.

* Number Operations score is composite of Reasoning, Communication, Connections and Representations, and Problem Solving.

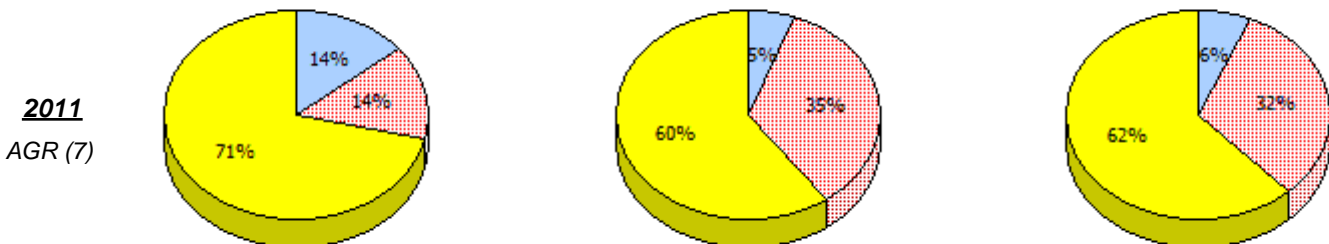
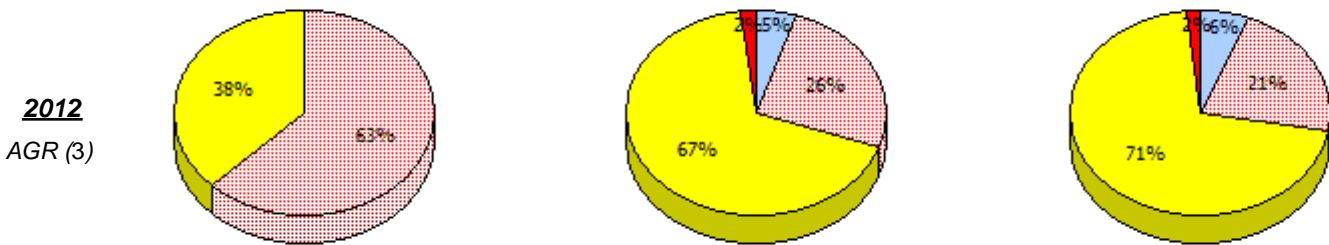
Source: Division of Evaluation and Research, Department of Education and Early Childhood Development

NLESD - Western Region

School #: 089 Jakeman All Grade



2013
No Testing



Unknown
 Exempt
 Not Yet Meeting
 Meeting or Exceeding

* In some cases, CRT numbers may exceed AGR numbers based on late enrolments. Pie chart is based on the number of students who wrote the CRT.

* Number Operations score is composite of Reasoning, Communication, Connections and Representations, and Problem Solving.

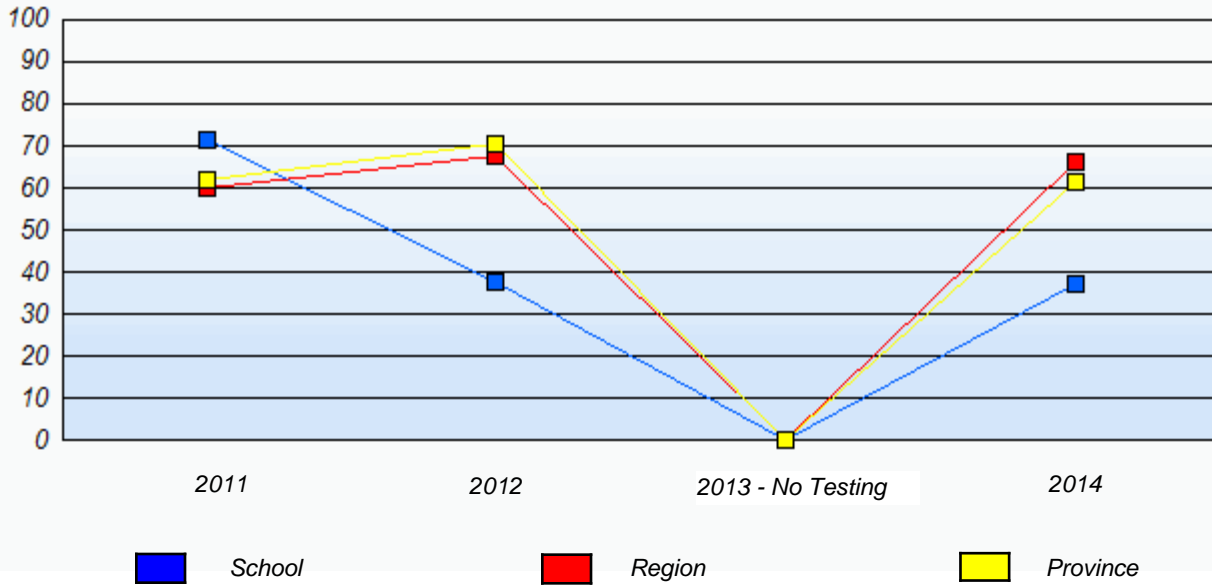
Source: Division of Evaluation and Research, Department of Education and Early Childhood Development

Primary Mathematics
4 Year Provincial Assessment, June 2014
School Report Criteria/Content
 (% of students who answered correctly)

NLESD - Western Region

School #: 089 Jakeman All Grade

Percentage of students meeting/exceeding (2011 - 2014)



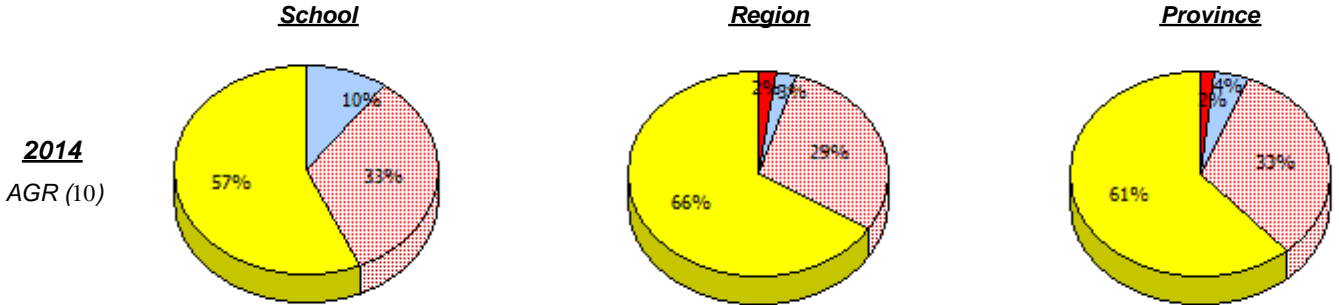
* In some cases, CRT numbers may exceed AGR numbers based on late enrolments. Pie chart is based on the number of students who wrote the CRT.

* Number Operations score is composite of Reasoning, Communication, Connections and Representations, and Problem Solving.

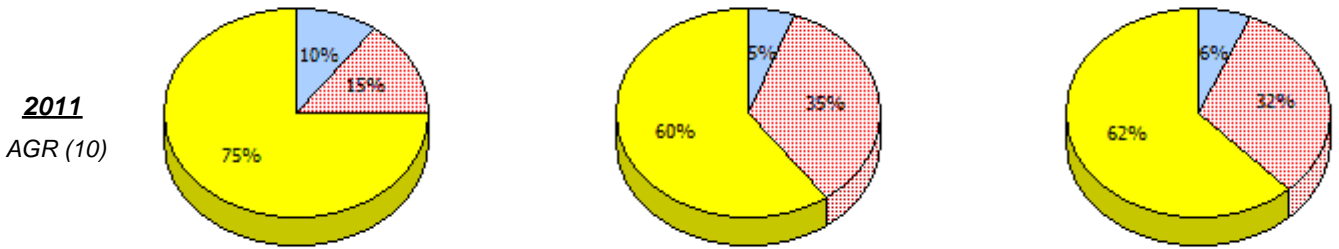
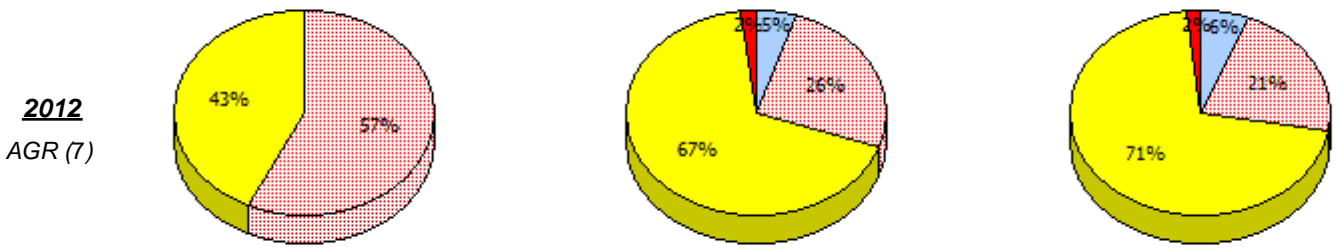
Source: Division of Evaluation and Research, Department of Education and Early Childhood Development

NLESD - Western Region

School #: 091 Burgeo Academy



2013
No Testing



Unknown
 Exempt
 Not Yet Meeting
 Meeting or Exceeding

* In some cases, CRT numbers may exceed AGR numbers based on late enrolments. Pie chart is based on the number of students who wrote the CRT.

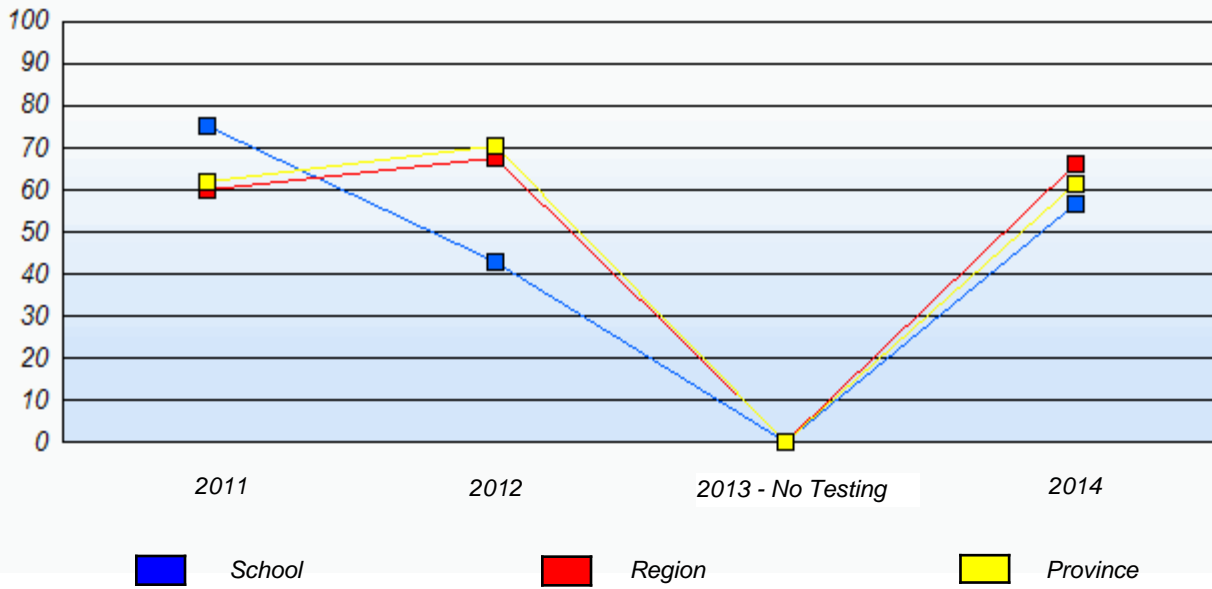
* Number Operations score is composite of Reasoning, Communication, Connections and Representations, and Problem Solving.

Source: Division of Evaluation and Research, Department of Education and Early Childhood Development

NLESD - Western Region

School #: 091 Burgeo Academy

Percentage of students meeting/exceeding (2011 - 2014)



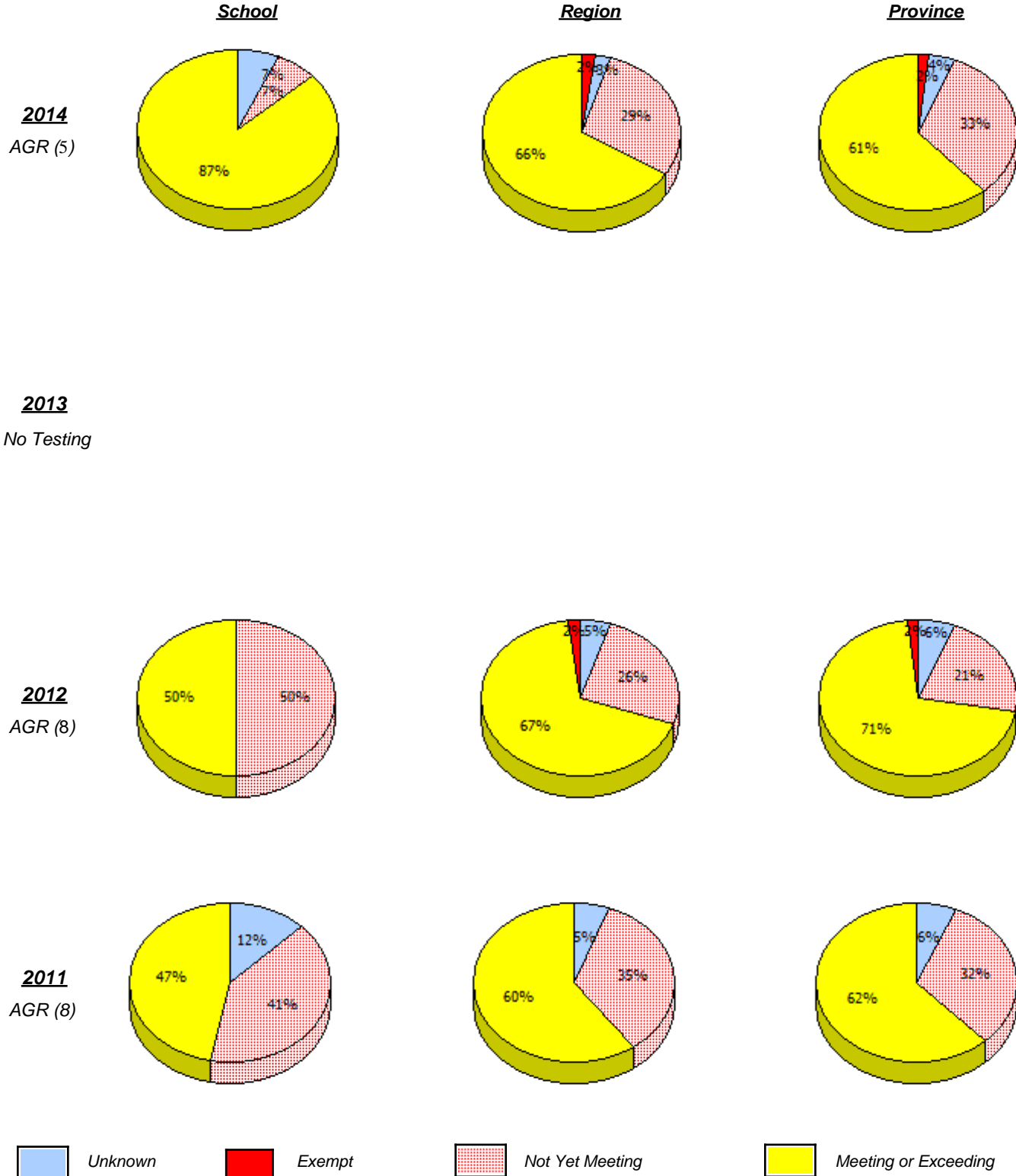
* In some cases, CRT numbers may exceed AGR numbers based on late enrolments. Pie chart is based on the number of students who wrote the CRT.

* Number Operations score is composite of Reasoning, Communication, Connections and Representations, and Problem Solving.

Source: Division of Evaluation and Research, Department of Education and Early Childhood Development

NLESD - Western Region

School #: 092 Grandy's River Collegiate



* In some cases, CRT numbers may exceed AGR numbers based on late enrolments. Pie chart is based on the number of students who wrote the CRT.

* Number Operations score is composite of Reasoning, Communication, Connections and Representations, and Problem Solving.

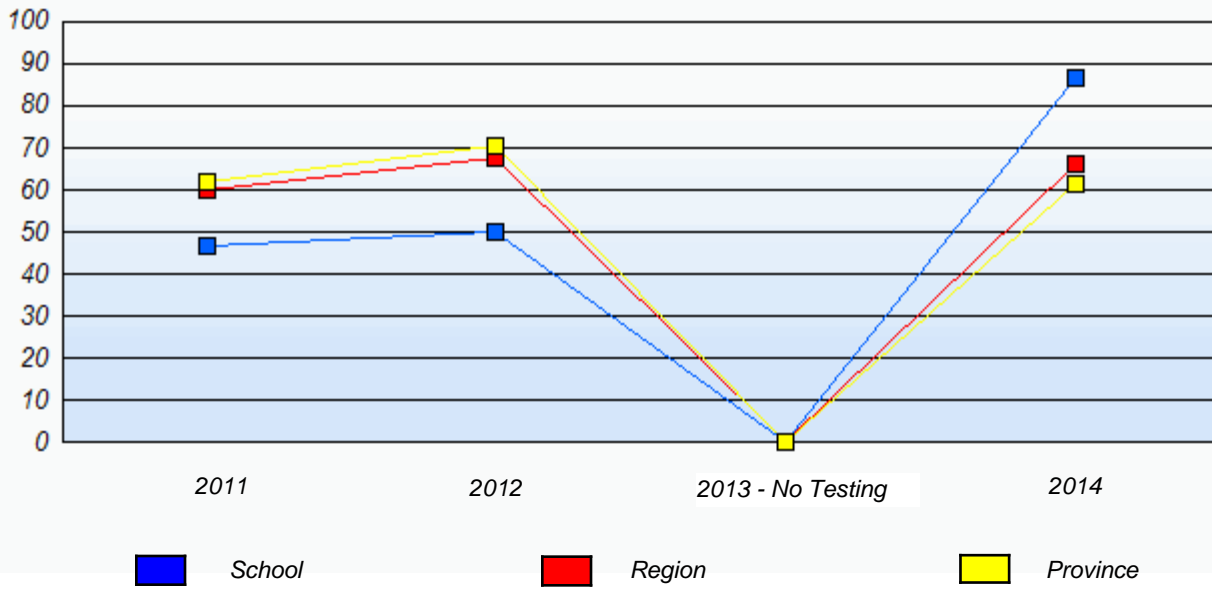
Source: Division of Evaluation and Research, Department of Education and Early Childhood Development

Primary Mathematics
4 Year Provincial Assessment, June 2014
School Report Criteria/Content
 (% of students who answered correctly)

NLESD - Western Region

School #: 092 Grandy's River Collegiate

Percentage of students meeting/exceeding (2011 - 2014)



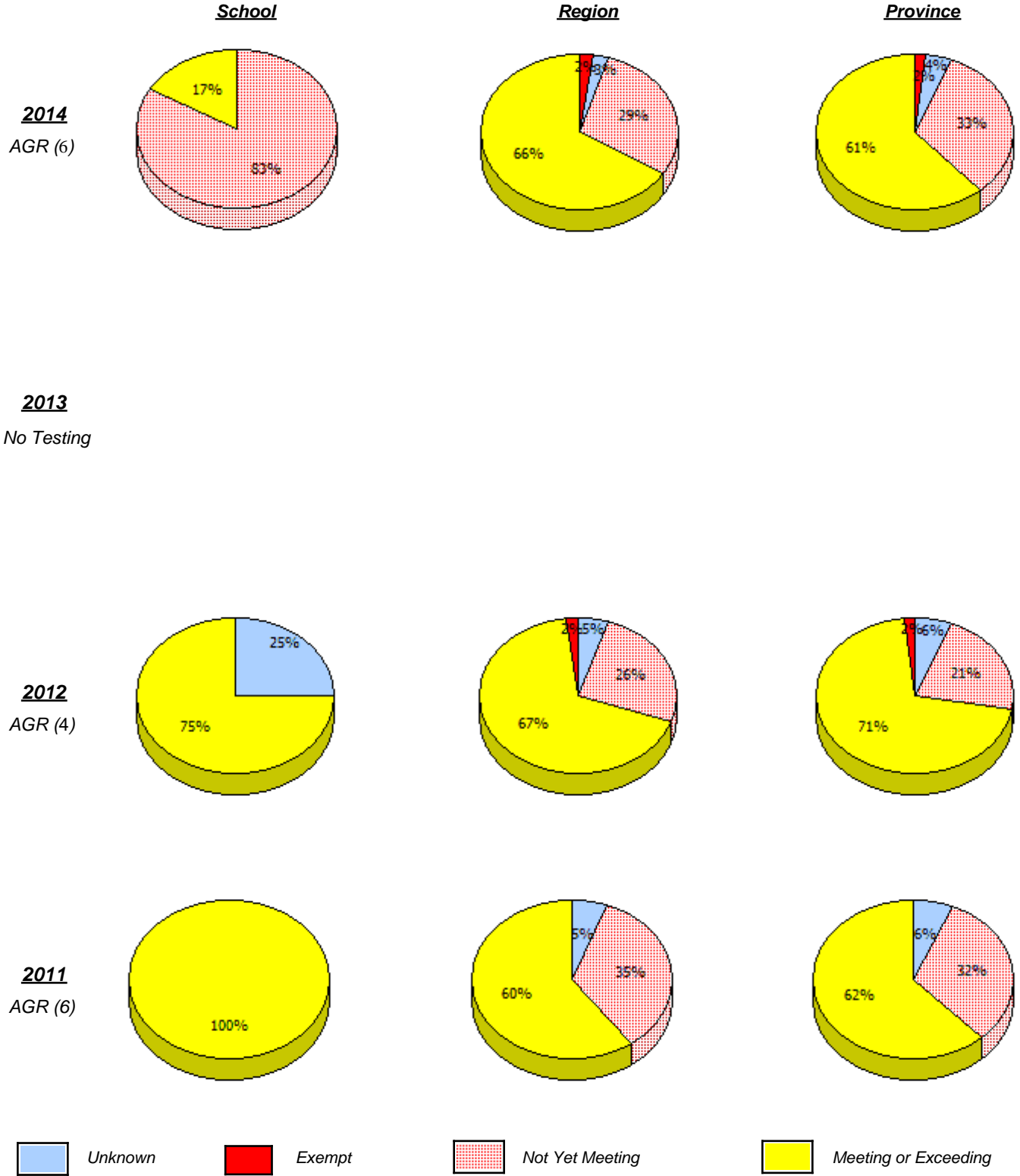
* In some cases, CRT numbers may exceed AGR numbers based on late enrolments. Pie chart is based on the number of students who wrote the CRT.

* Number Operations score is composite of Reasoning, Communication, Connections and Representations, and Problem Solving.

Source: Division of Evaluation and Research, Department of Education and Early Childhood Development

NLESD - Western Region

School #: 096 Our Lady of the Cape School



* In some cases, CRT numbers may exceed AGR numbers based on late enrolments. Pie chart is based on the number of students who wrote the CRT.

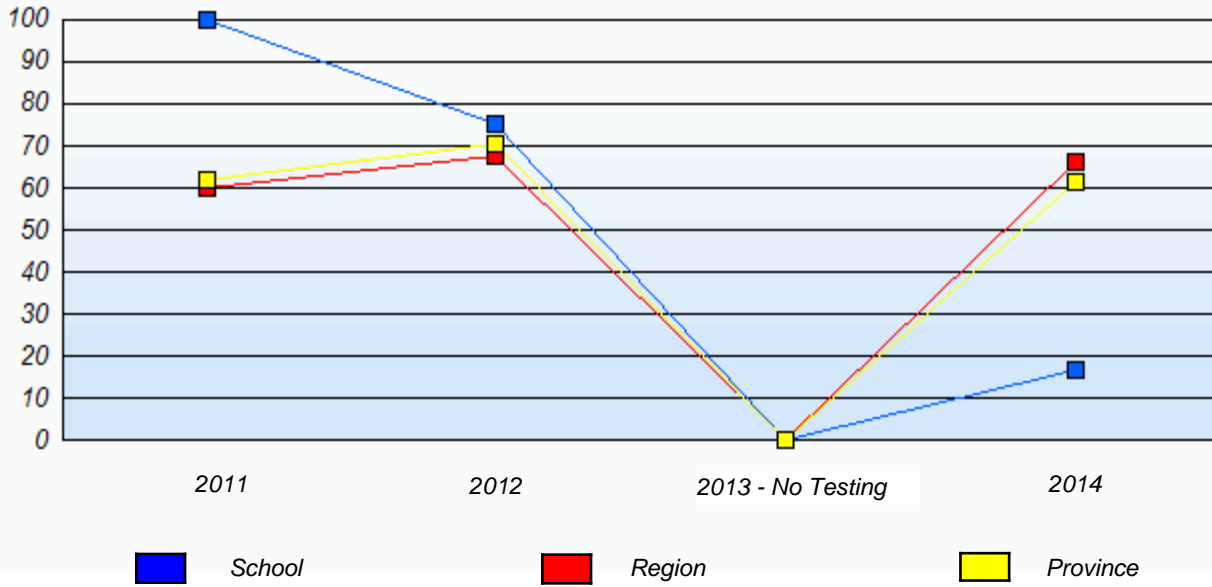
* Number Operations score is composite of Reasoning, Communication, Connections and Representations, and Problem Solving.

Source: Division of Evaluation and Research, Department of Education and Early Childhood Development

NLESD - Western Region

School #: 096 Our Lady of the Cape School

Percentage of students meeting/exceeding (2011 - 2014)



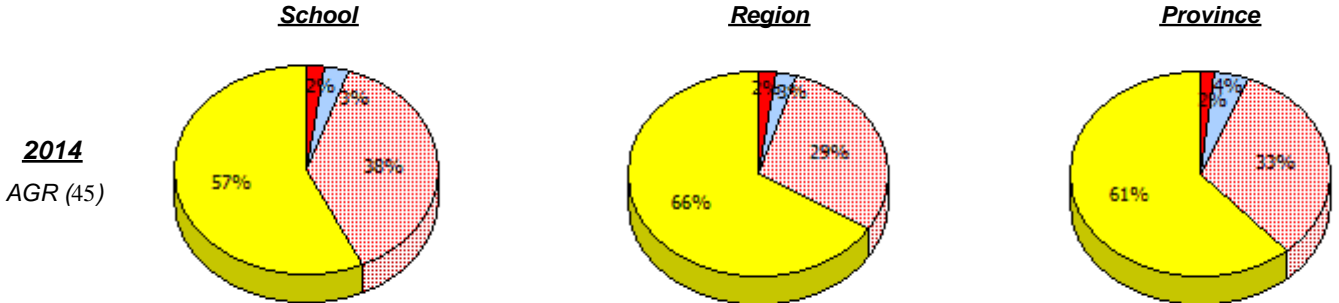
* In some cases, CRT numbers may exceed AGR numbers based on late enrolments. Pie chart is based on the number of students who wrote the CRT.

* Number Operations score is composite of Reasoning, Communication, Connections and Representations, and Problem Solving.

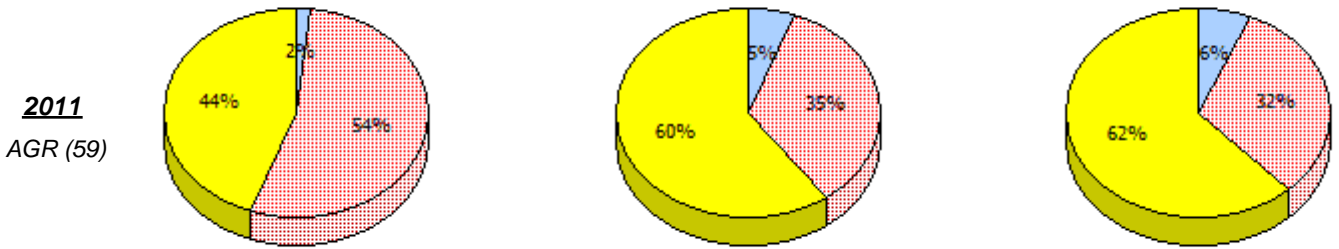
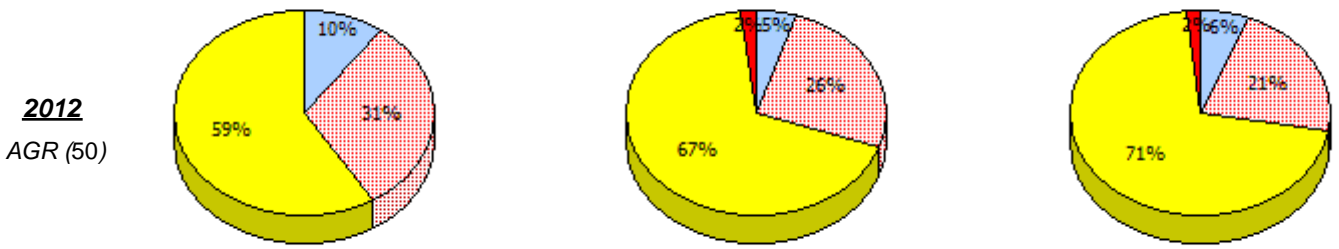
Source: Division of Evaluation and Research, Department of Education and Early Childhood Development

NLESD - Western Region

School #: 097 St. James' Elementary



2013
No Testing



* In some cases, CRT numbers may exceed AGR numbers based on late enrolments. Pie chart is based on the number of students who wrote the CRT.

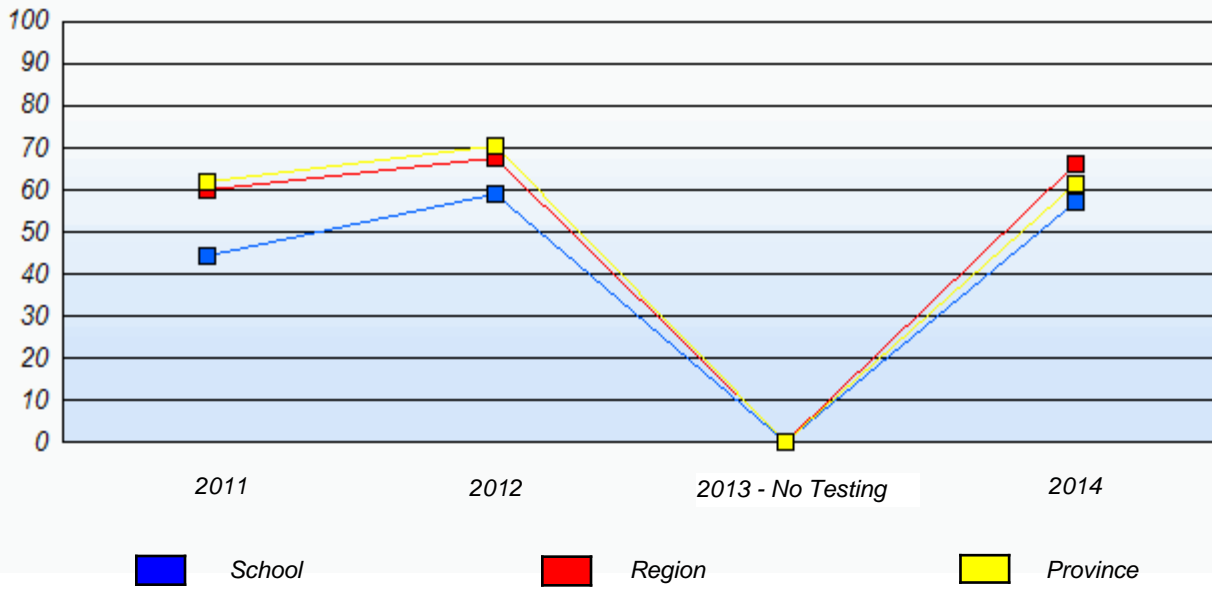
* Number Operations score is composite of Reasoning, Communication, Connections and Representations, and Problem Solving.

Source: Division of Evaluation and Research, Department of Education and Early Childhood Development

NLESD - Western Region

School #: 097 St. James' Elementary

Percentage of students meeting/exceeding (2011 - 2014)



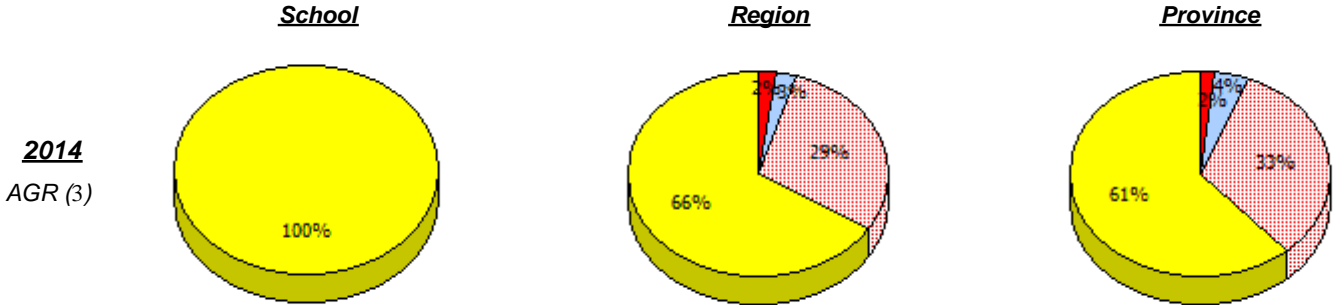
* In some cases, CRT numbers may exceed AGR numbers based on late enrolments. Pie chart is based on the number of students who wrote the CRT.

* Number Operations score is composite of Reasoning, Communication, Connections and Representations, and Problem Solving.

Source: Division of Evaluation and Research, Department of Education and Early Childhood Development

NLESD - Western Region

School #: 102 All Saints All-Grade



2013
No Testing

2012
AGR (0)

2011
AGR (0)



* In some cases, CRT numbers may exceed AGR numbers based on late enrolments. Pie chart is based on the number of students who wrote the CRT.

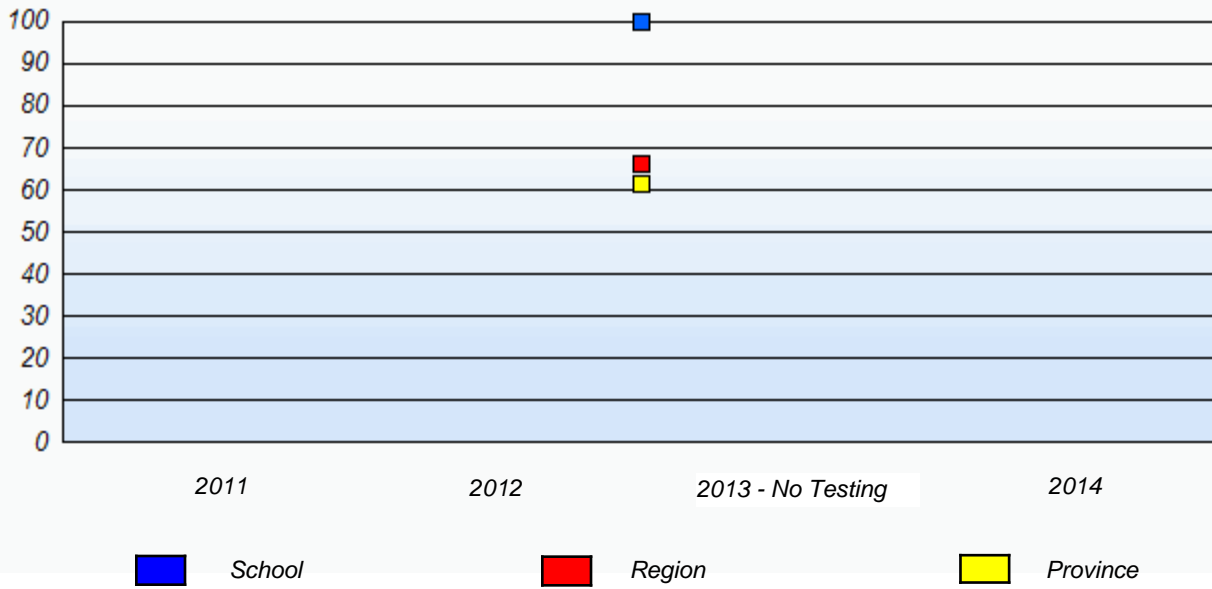
* Number Operations score is composite of Reasoning, Communication, Connections and Representations, and Problem Solving.

Primary Mathematics
4 Year Provincial Assessment, June 2014
School Report Criteria/Content
 (% of students who answered correctly)

NLESD - Western Region

School #: 102 All Saints All-Grade

Percentage of students meeting/exceeding (2011 - 2014)

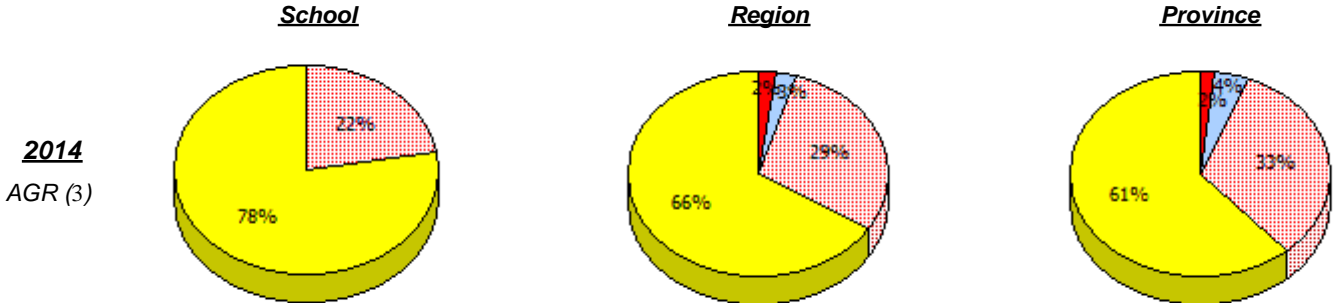


* In some cases, CRT numbers may exceed AGR numbers based on late enrolments. Pie chart is based on the number of students who wrote the CRT.

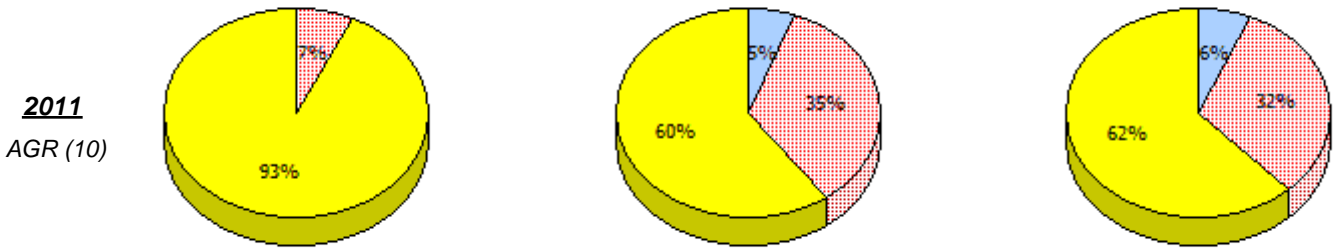
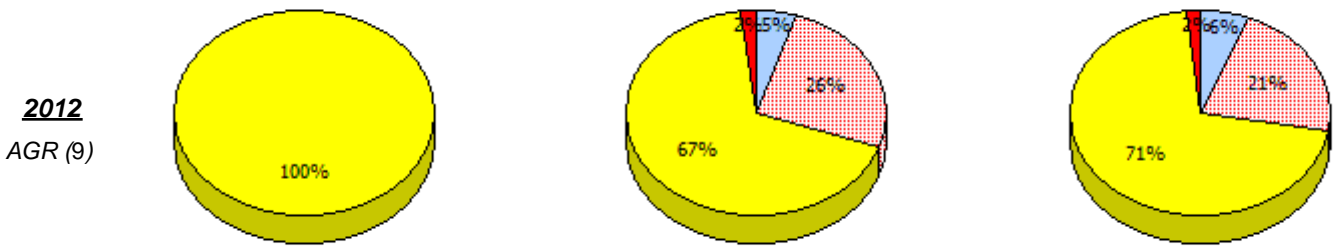
* Number Operations score is composite of Reasoning, Communication, Connections and Representations, and Problem Solving.

NLESD - Western Region

School #: 103 LeGallais Memorial



2013
No Testing



* In some cases, CRT numbers may exceed AGR numbers based on late enrolments. Pie chart is based on the number of students who wrote the CRT.

* Number Operations score is composite of Reasoning, Communication, Connections and Representations, and Problem Solving.

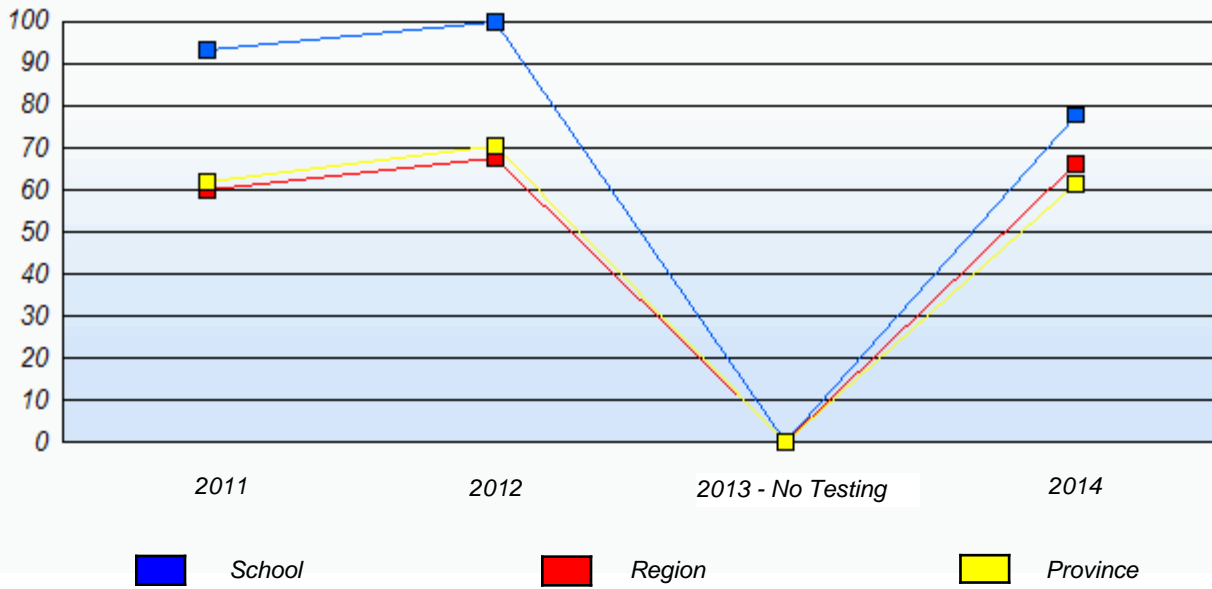
Source: Division of Evaluation and Research, Department of Education and Early Childhood Development

Primary Mathematics
4 Year Provincial Assessment, June 2014
School Report Criteria/Content
 (% of students who answered correctly)

NLESD - Western Region

School #: 103 LeGallais Memorial

Percentage of students meeting/exceeding (2011 - 2014)



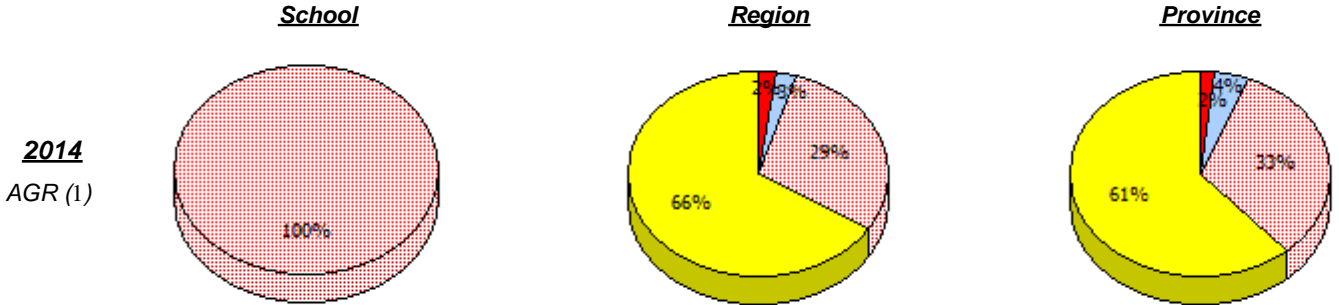
* In some cases, CRT numbers may exceed AGR numbers based on late enrolments. Pie chart is based on the number of students who wrote the CRT.

* Number Operations score is composite of Reasoning, Communication, Connections and Representations, and Problem Solving.

Source: Division of Evaluation and Research, Department of Education and Early Childhood Development

NLESD - Western Region

School #: 104 Douglas Academy



2013
No Testing

2012
AGR (0)

2011
AGR (0)



* In some cases, CRT numbers may exceed AGR numbers based on late enrolments. Pie chart is based on the number of students who wrote the CRT.

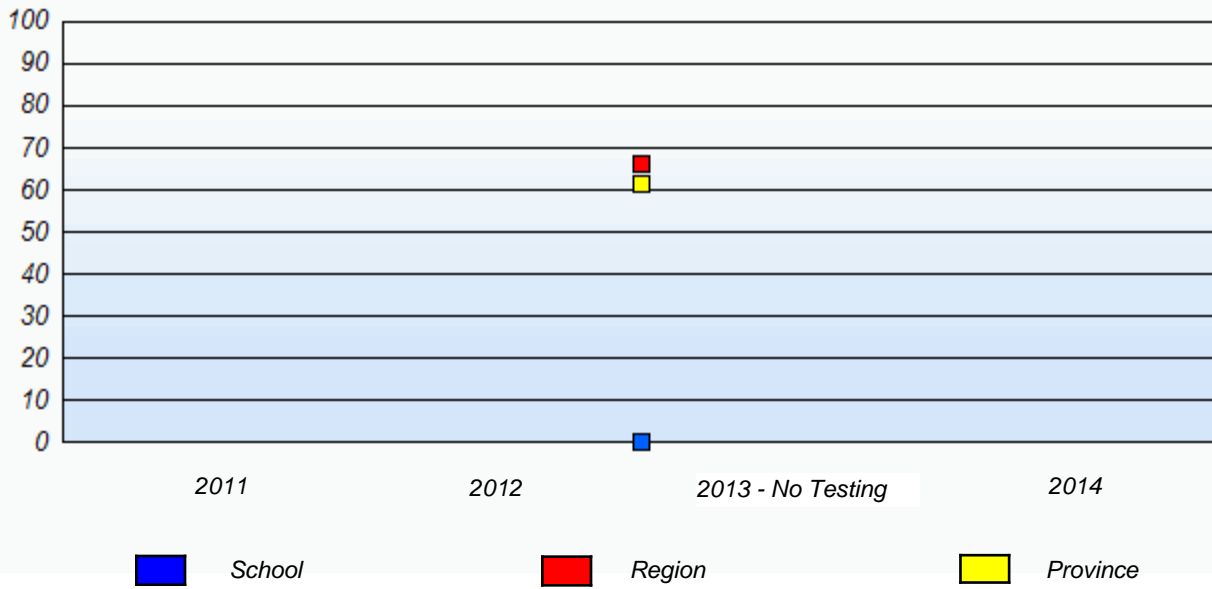
* Number Operations score is composite of Reasoning, Communication, Connections and Representations, and Problem Solving.

Primary Mathematics
4 Year Provincial Assessment, June 2014
School Report Criteria/Content
 (% of students who answered correctly)

NLESD - Western Region

School #: 104 Douglas Academy

Percentage of students meeting/exceeding (2011 - 2014)

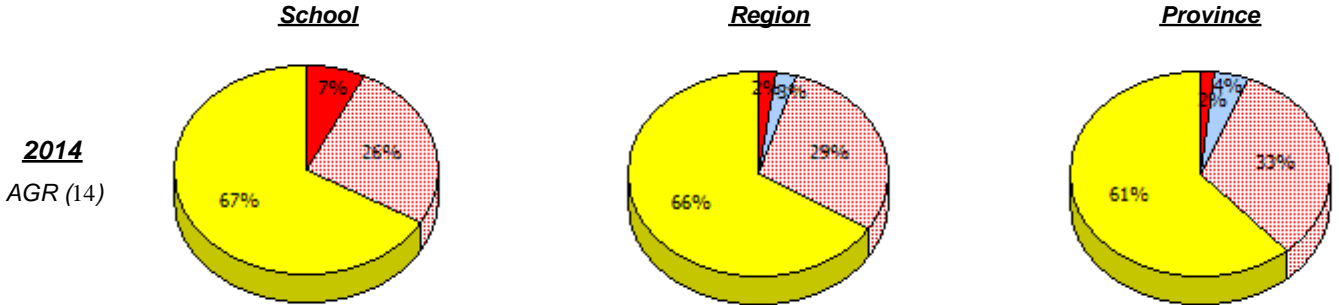


* In some cases, CRT numbers may exceed AGR numbers based on late enrolments. Pie chart is based on the number of students who wrote the CRT.

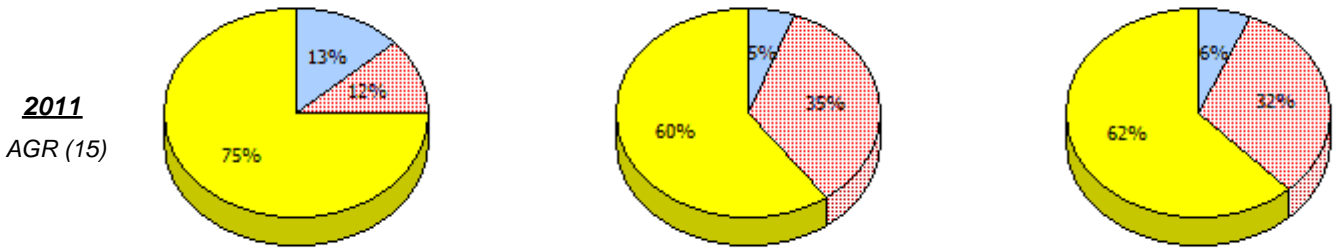
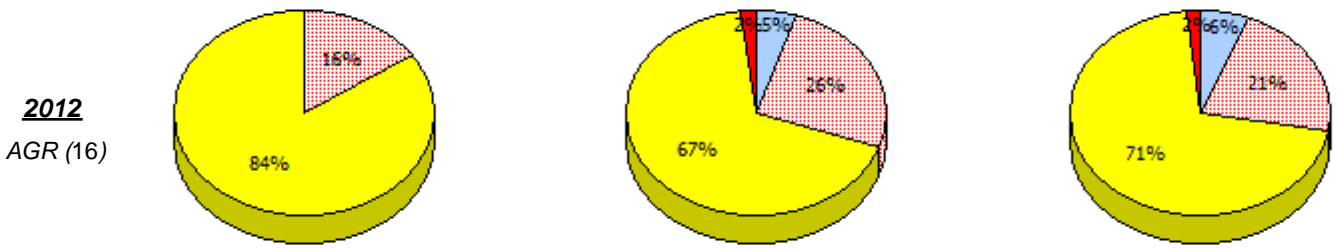
* Number Operations score is composite of Reasoning, Communication, Connections and Representations, and Problem Solving.

NLESD - Western Region

School #: 106 Lourdes Elementary



2013
No Testing



* In some cases, CRT numbers may exceed AGR numbers based on late enrolments. Pie chart is based on the number of students who wrote the CRT.

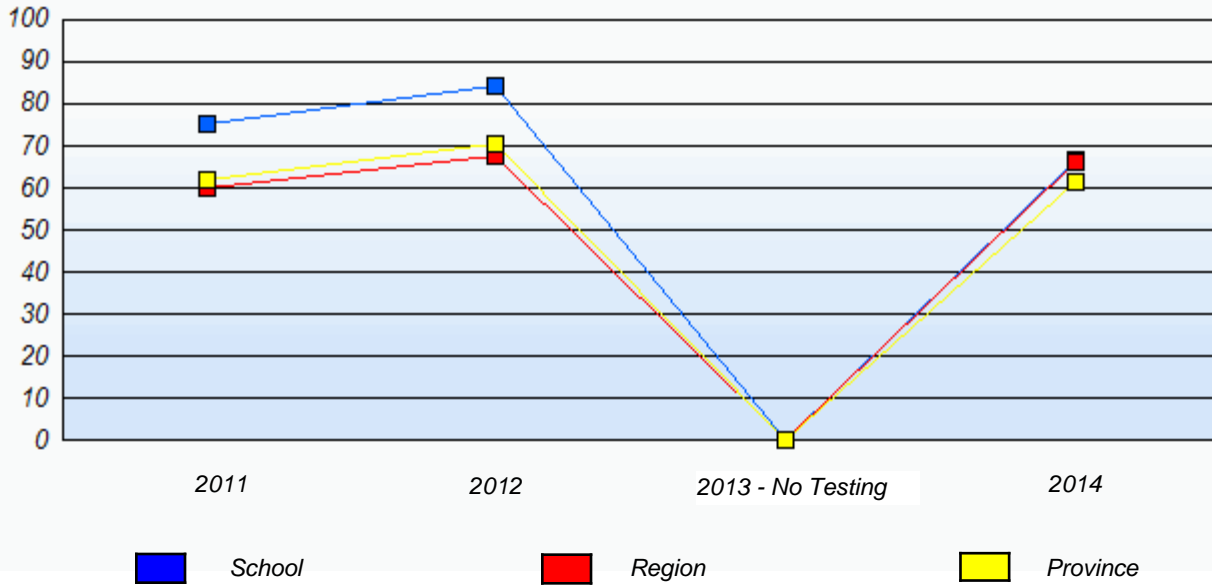
* Number Operations score is composite of Reasoning, Communication, Connections and Representations, and Problem Solving.

Source: Division of Evaluation and Research, Department of Education and Early Childhood Development

NLESD - Western Region

School #: 106 Lourdes Elementary

Percentage of students meeting/exceeding (2011 - 2014)



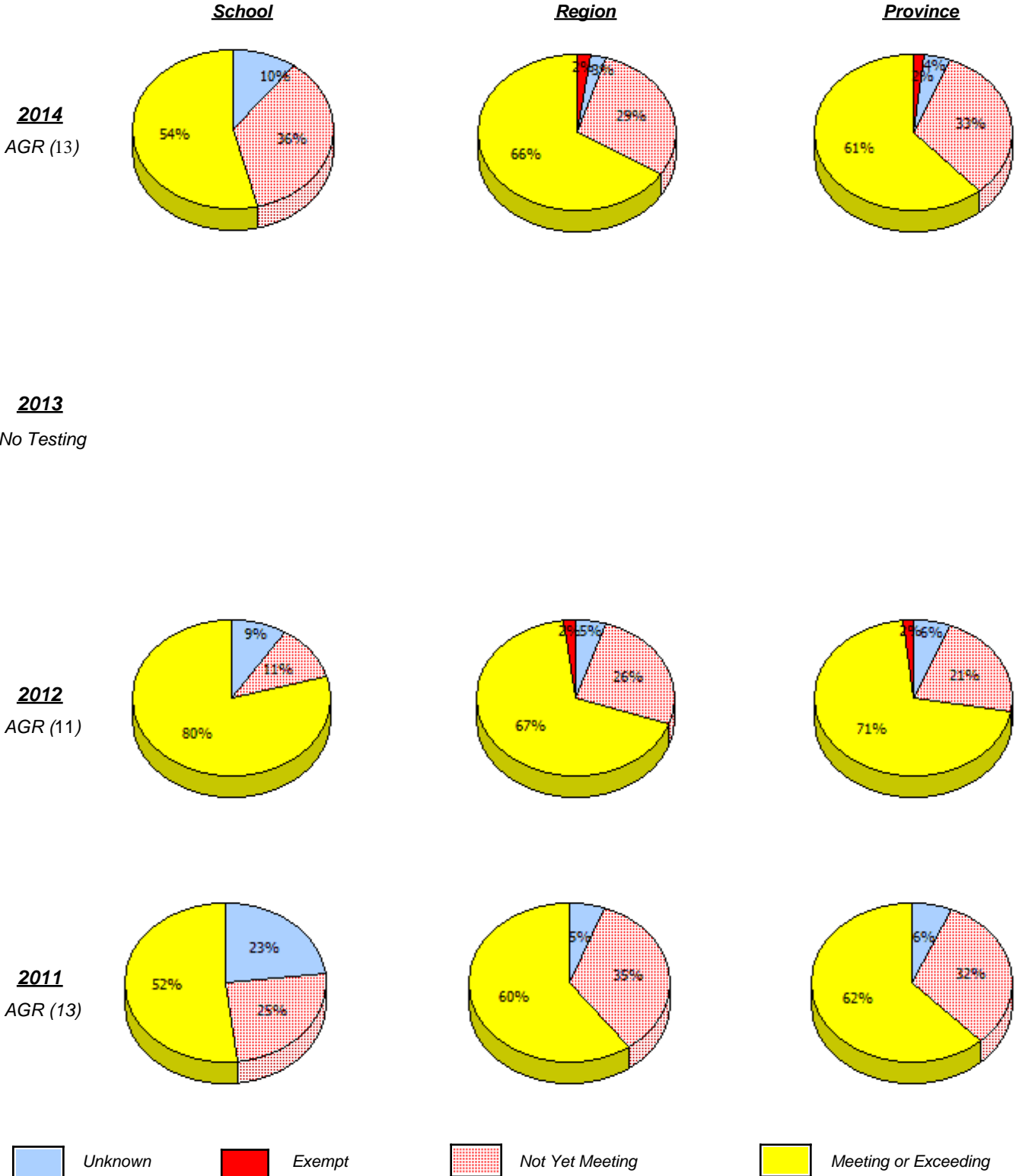
* In some cases, CRT numbers may exceed AGR numbers based on late enrolments. Pie chart is based on the number of students who wrote the CRT.

* Number Operations score is composite of Reasoning, Communication, Connections and Representations, and Problem Solving.

Source: Division of Evaluation and Research, Department of Education and Early Childhood Development

NLESD - Western Region

School #: 111 St. Thomas Aquinas



* In some cases, CRT numbers may exceed AGR numbers based on late enrolments. Pie chart is based on the number of students who wrote the CRT.

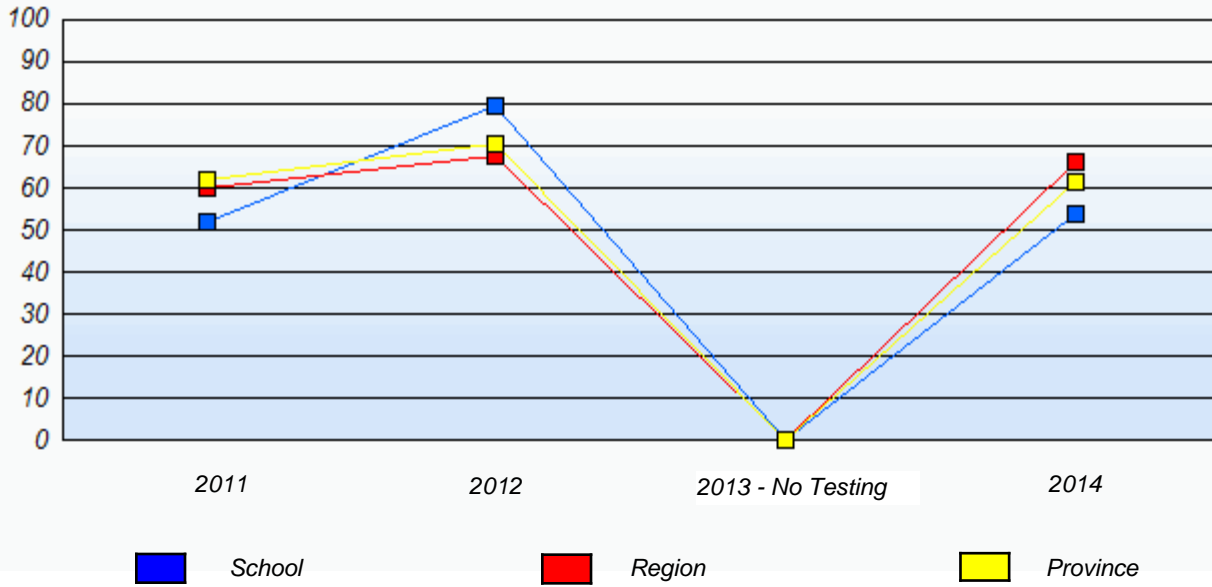
* Number Operations score is composite of Reasoning, Communication, Connections and Representations, and Problem Solving.

Source: Division of Evaluation and Research, Department of Education and Early Childhood Development

NLESD - Western Region

School #: 111 St. Thomas Aquinas

Percentage of students meeting/exceeding (2011 - 2014)



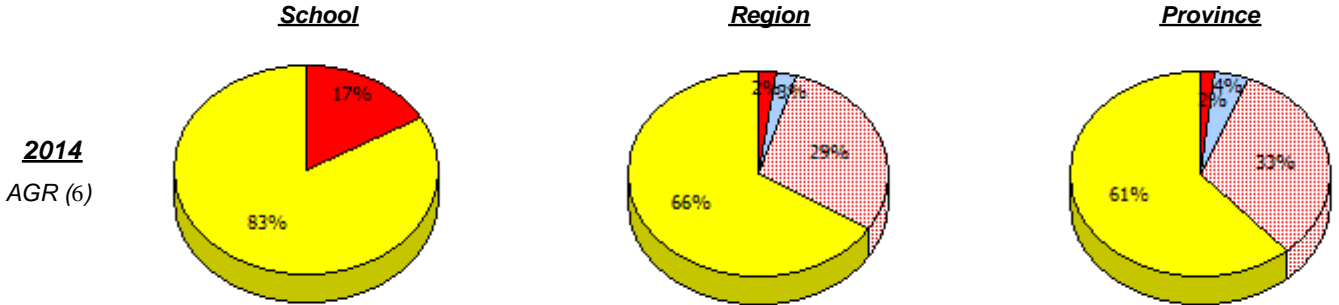
* In some cases, CRT numbers may exceed AGR numbers based on late enrolments. Pie chart is based on the number of students who wrote the CRT.

* Number Operations score is composite of Reasoning, Communication, Connections and Representations, and Problem Solving.

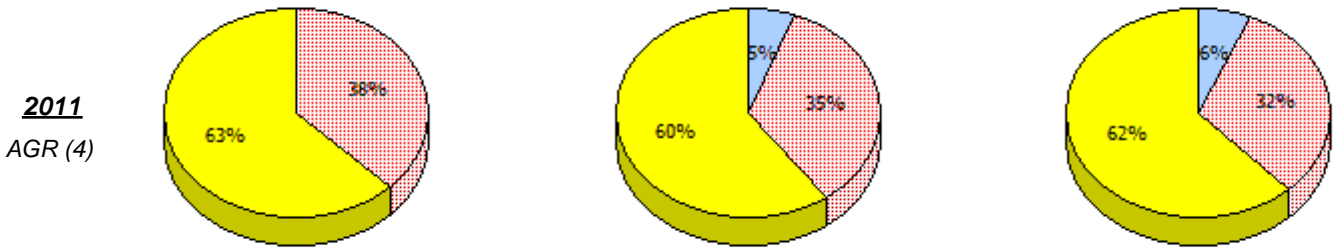
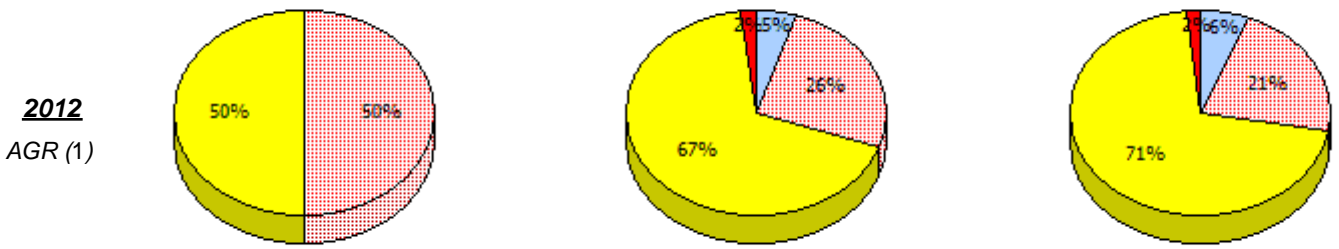
Source: Division of Evaluation and Research, Department of Education and Early Childhood Development

NLESD - Western Region

School #: 113 St. Boniface All Grade



2013
No Testing



* In some cases, CRT numbers may exceed AGR numbers based on late enrolments. Pie chart is based on the number of students who wrote the CRT.

* Number Operations score is composite of Reasoning, Communication, Connections and Representations, and Problem Solving.

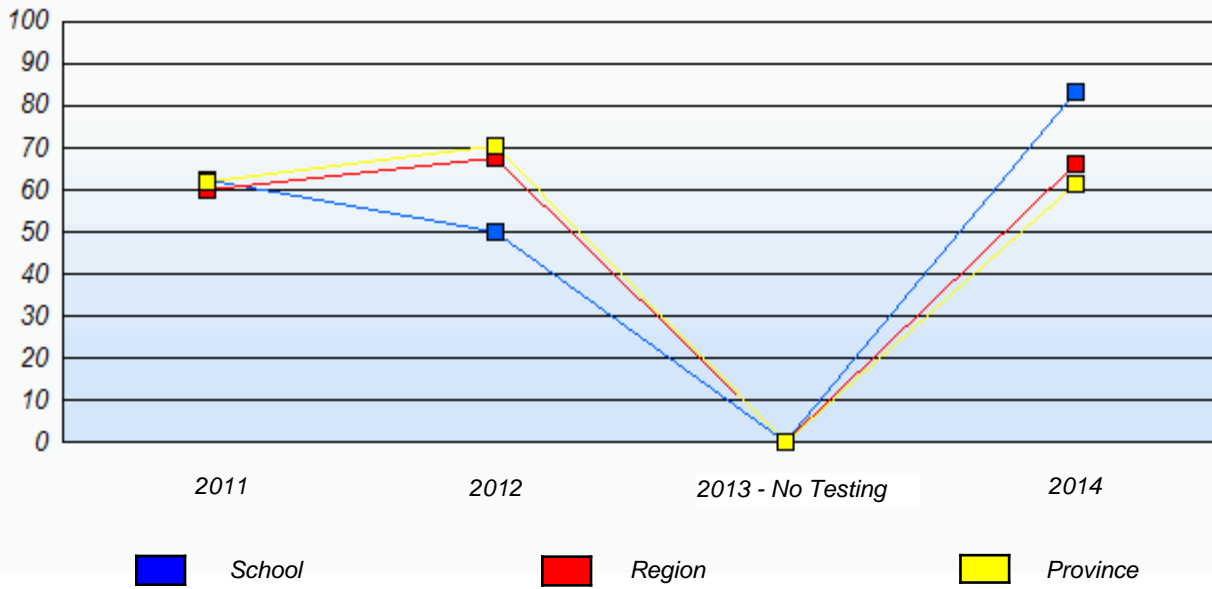
Source: Division of Evaluation and Research, Department of Education and Early Childhood Development

Primary Mathematics
4 Year Provincial Assessment, June 2014
School Report Criteria/Content
 (% of students who answered correctly)

NLESD - Western Region

School #: 113 St. Boniface All Grade

Percentage of students meeting/exceeding (2011 - 2014)



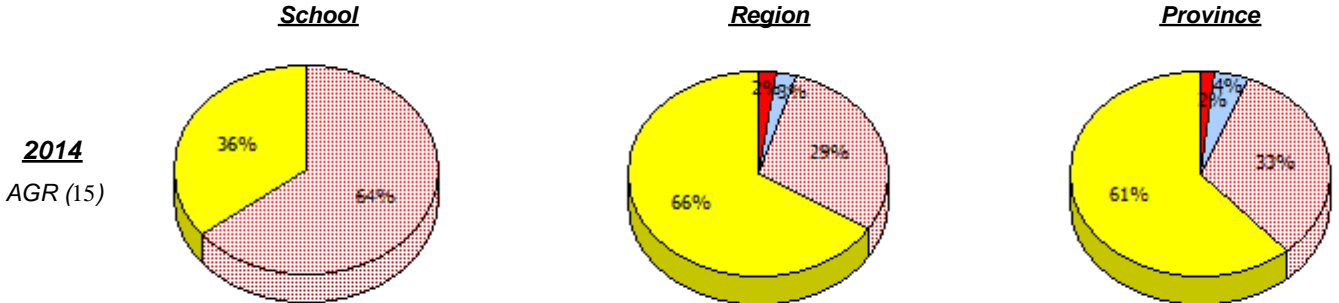
* In some cases, CRT numbers may exceed AGR numbers based on late enrolments. Pie chart is based on the number of students who wrote the CRT.

* Number Operations score is composite of Reasoning, Communication, Connections and Representations, and Problem Solving.

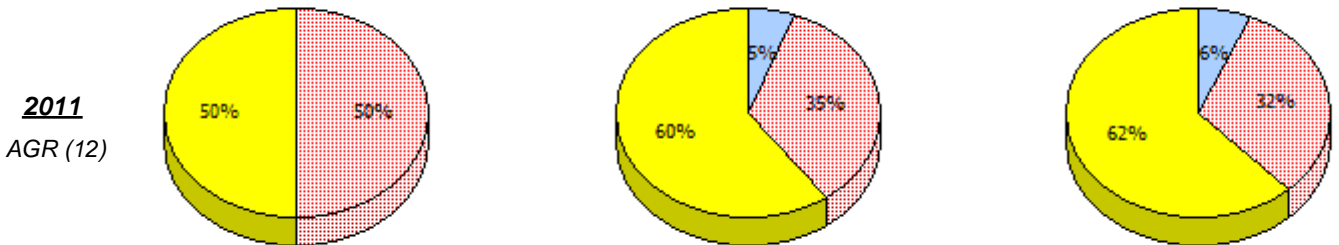
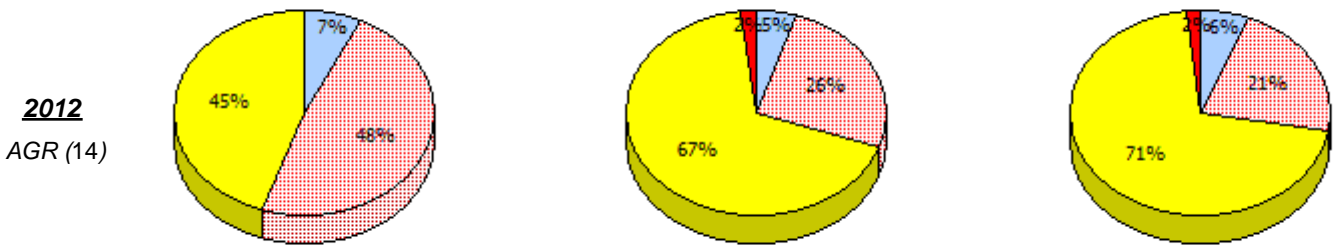
Source: Division of Evaluation and Research, Department of Education and Early Childhood Development

NLESD - Western Region

School #: 115 Our Lady of Mercy Elementary



2013
No Testing



Unknown
 Exempt
 Not Yet Meeting
 Meeting or Exceeding

* In some cases, CRT numbers may exceed AGR numbers based on late enrolments. Pie chart is based on the number of students who wrote the CRT.

* Number Operations score is composite of Reasoning, Communication, Connections and Representations, and Problem Solving.

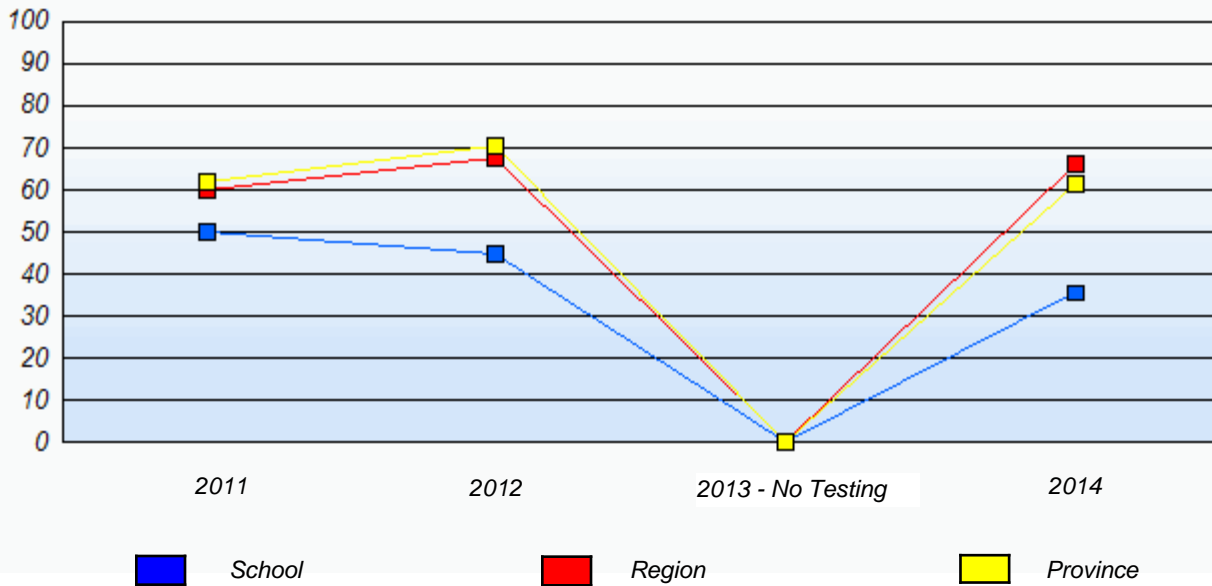
Source: Division of Evaluation and Research, Department of Education and Early Childhood Development

Primary Mathematics
4 Year Provincial Assessment, June 2014
School Report Criteria/Content
 (% of students who answered correctly)

NLESD - Western Region

School #: 115 Our Lady of Mercy Elementary

Percentage of students meeting/exceeding (2011 - 2014)



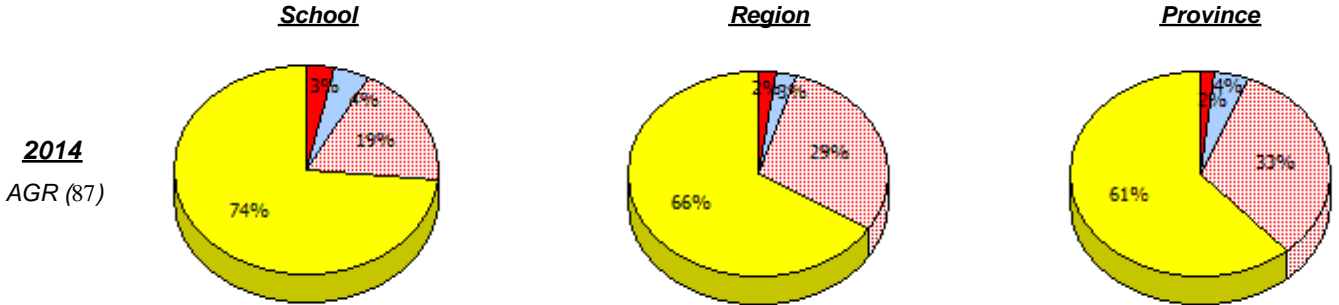
* In some cases, CRT numbers may exceed AGR numbers based on late enrolments. Pie chart is based on the number of students who wrote the CRT.

* Number Operations score is composite of Reasoning, Communication, Connections and Representations, and Problem Solving.

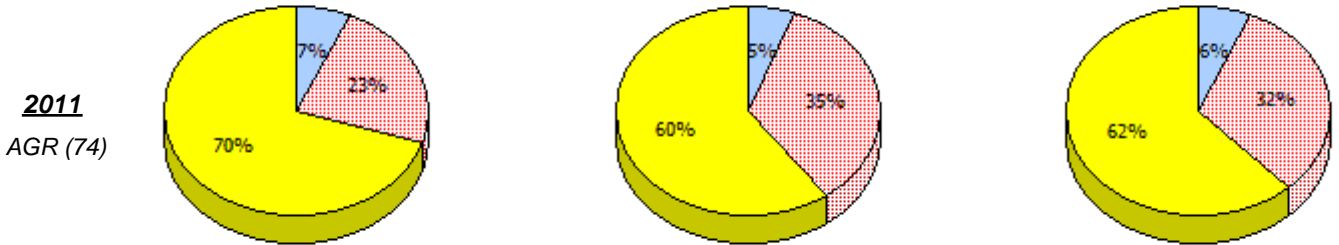
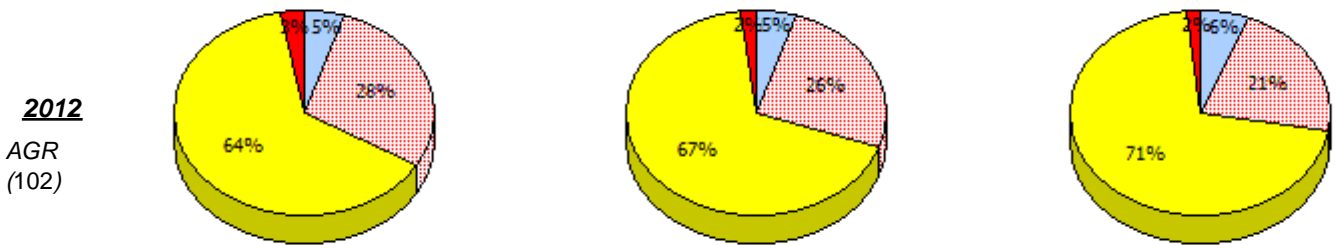
Source: Division of Evaluation and Research, Department of Education and Early Childhood Development

NLESD - Western Region

School #: 120 Stephenville Primary



2013
No Testing



Unknown
 Exempt
 Not Yet Meeting
 Meeting or Exceeding

* In some cases, CRT numbers may exceed AGR numbers based on late enrolments. Pie chart is based on the number of students who wrote the CRT.

* Number Operations score is composite of Reasoning, Communication, Connections and Representations, and Problem Solving.

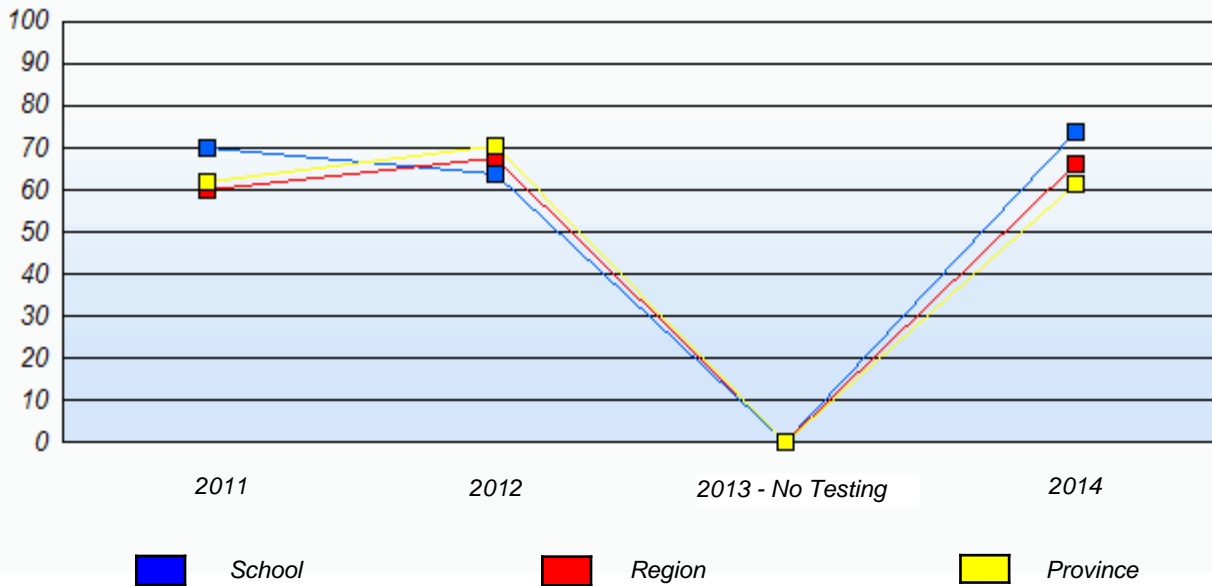
Source: Division of Evaluation and Research, Department of Education and Early Childhood Development

Primary Mathematics
4 Year Provincial Assessment, June 2014
School Report Criteria/Content
 (% of students who answered correctly)

NLESD - Western Region

School #: 120 Stephenville Primary

Percentage of students meeting/exceeding (2011 - 2014)



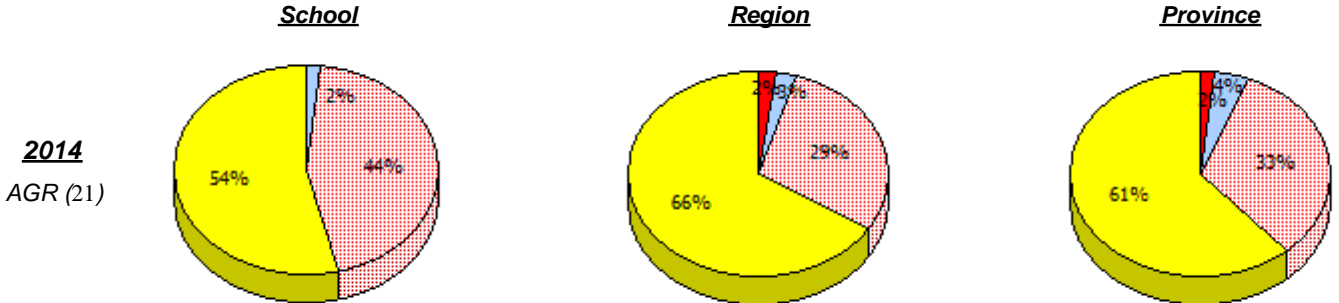
* In some cases, CRT numbers may exceed AGR numbers based on late enrolments. Pie chart is based on the number of students who wrote the CRT.

* Number Operations score is composite of Reasoning, Communication, Connections and Representations, and Problem Solving.

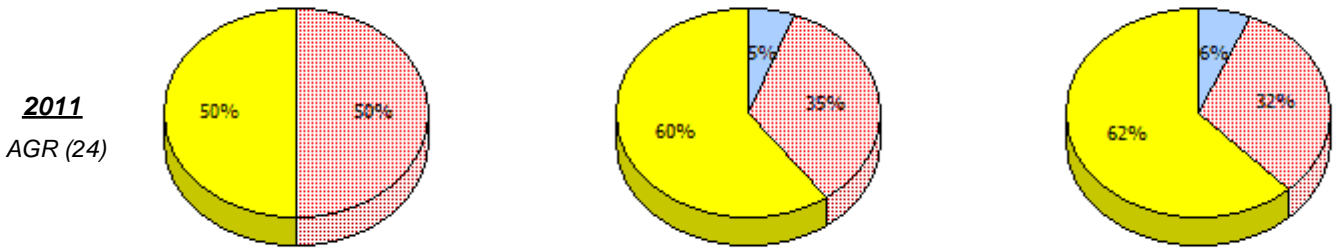
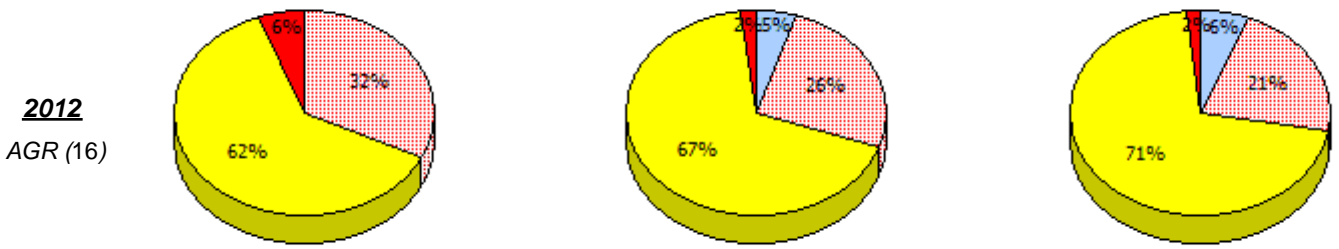
Source: Division of Evaluation and Research, Department of Education and Early Childhood Development

NLESD - Western Region

School #: 123 St. Michael's Elementary



2013
No Testing



* In some cases, CRT numbers may exceed AGR numbers based on late enrolments. Pie chart is based on the number of students who wrote the CRT.

* Number Operations score is composite of Reasoning, Communication, Connections and Representations, and Problem Solving.

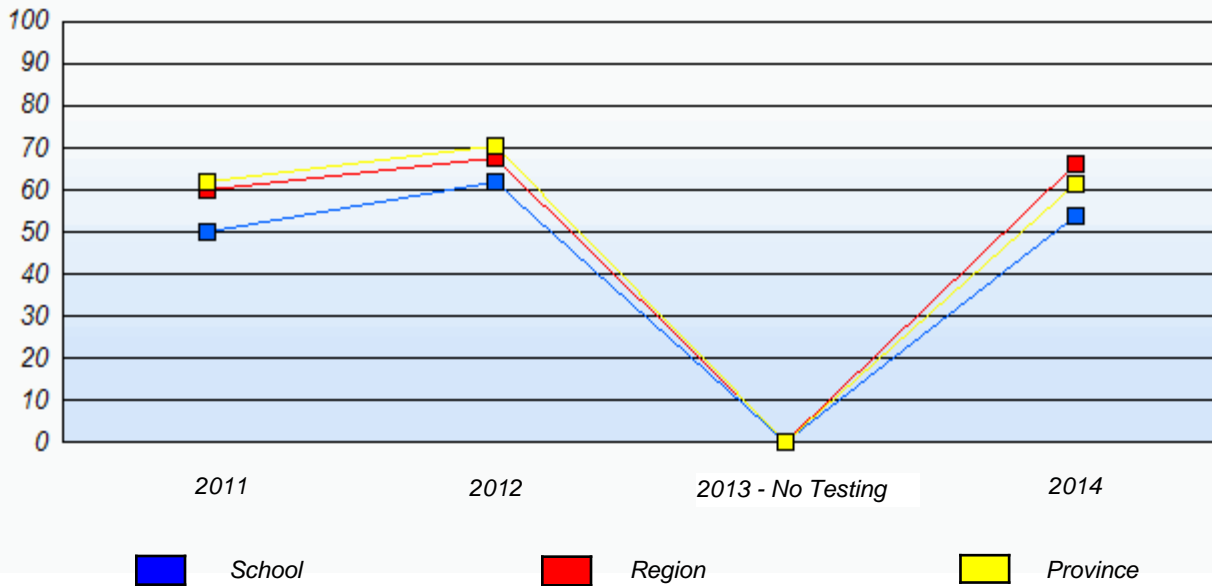
Source: Division of Evaluation and Research, Department of Education and Early Childhood Development

Primary Mathematics
4 Year Provincial Assessment, June 2014
School Report Criteria/Content
 (% of students who answered correctly)

NLESD - Western Region

School #: 123 St. Michael's Elementary

Percentage of students meeting/exceeding (2011 - 2014)



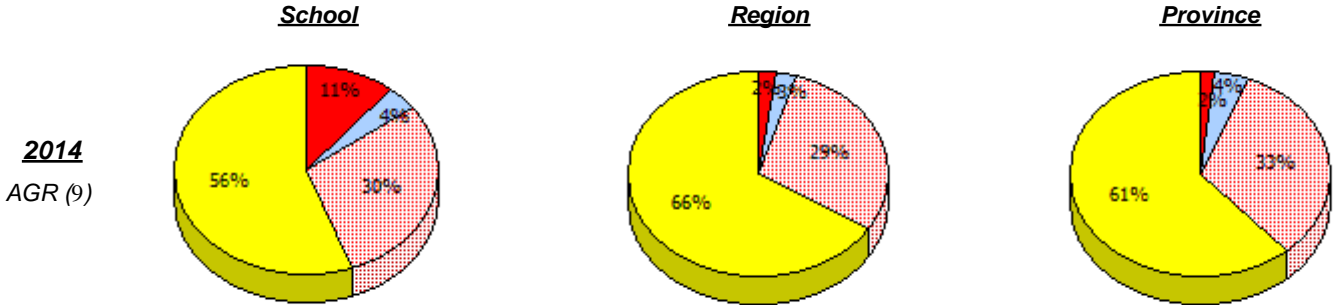
* In some cases, CRT numbers may exceed AGR numbers based on late enrolments. Pie chart is based on the number of students who wrote the CRT.

* Number Operations score is composite of Reasoning, Communication, Connections and Representations, and Problem Solving.

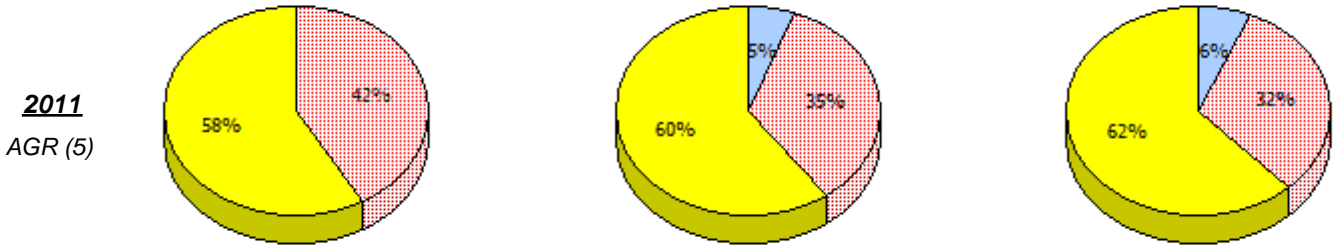
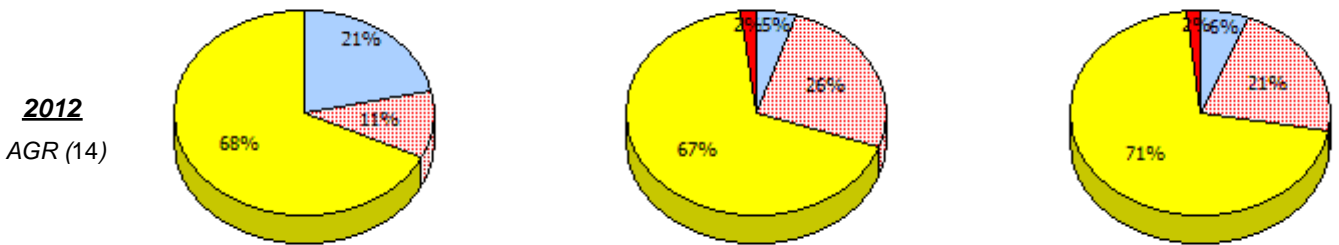
Source: Division of Evaluation and Research, Department of Education and Early Childhood Development

NLESD - Western Region

School #: 388 Long Range Academy



2013
No Testing



* In some cases, CRT numbers may exceed AGR numbers based on late enrolments. Pie chart is based on the number of students who wrote the CRT.

* Number Operations score is composite of Reasoning, Communication, Connections and Representations, and Problem Solving.

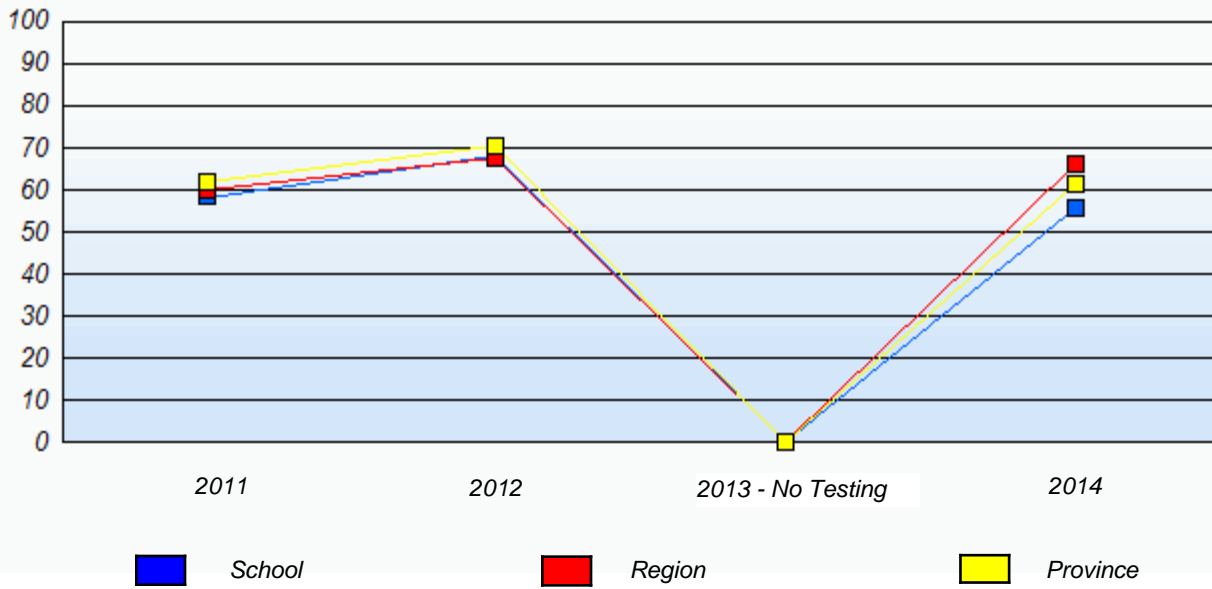
Source: Division of Evaluation and Research, Department of Education and Early Childhood Development

Primary Mathematics
4 Year Provincial Assessment, June 2014
School Report Criteria/Content
 (% of students who answered correctly)

NLESD - Western Region

School #: 388 Long Range Academy

Percentage of students meeting/exceeding (2011 - 2014)

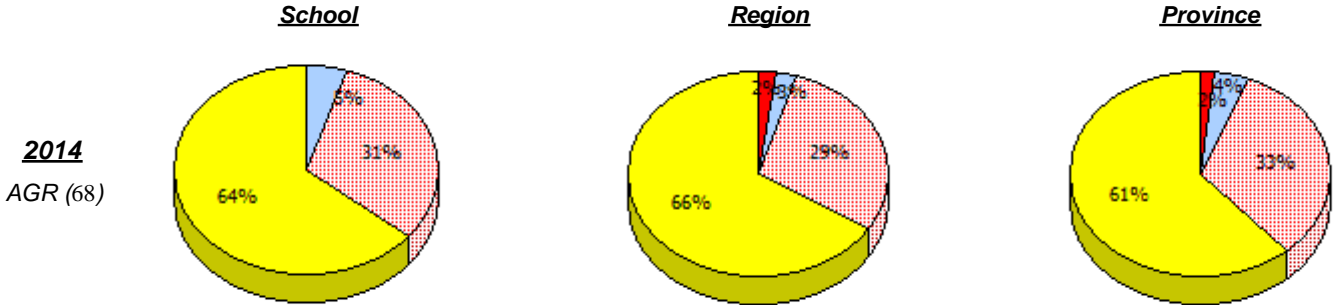


* In some cases, CRT numbers may exceed AGR numbers based on late enrolments. Pie chart is based on the number of students who wrote the CRT.

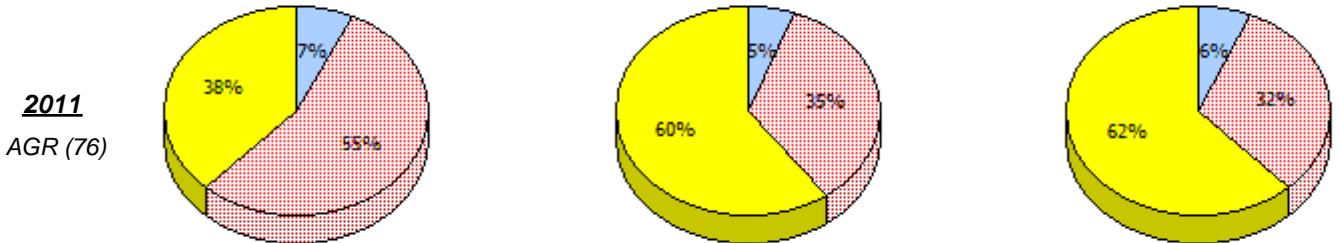
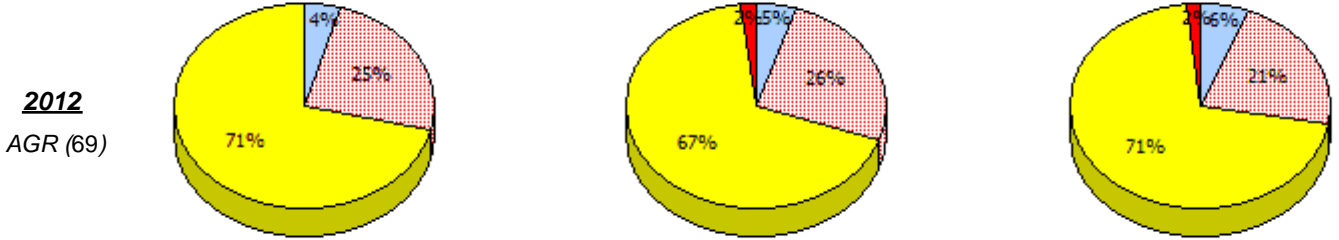
* Number Operations score is composite of Reasoning, Communication, Connections and Representations, and Problem Solving.

NLESD - Western Region

School #: 389 Elwood Elementary



2013
No Testing



Unknown
 Exempt
 Not Yet Meeting
 Meeting or Exceeding

* In some cases, CRT numbers may exceed AGR numbers based on late enrolments. Pie chart is based on the number of students who wrote the CRT.

* Number Operations score is composite of Reasoning, Communication, Connections and Representations, and Problem Solving.

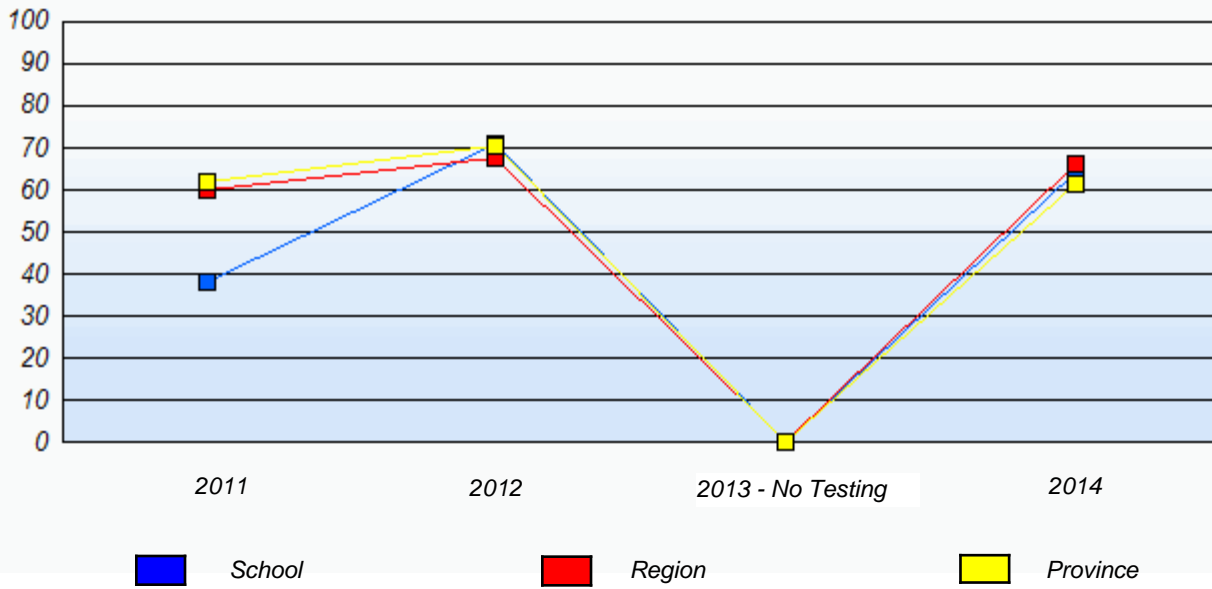
Source: Division of Evaluation and Research, Department of Education and Early Childhood Development

Primary Mathematics
4 Year Provincial Assessment, June 2014
School Report Criteria/Content
 (% of students who answered correctly)

NLESD - Western Region

School #: 389 Elwood Elementary

Percentage of students meeting/exceeding (2011 - 2014)



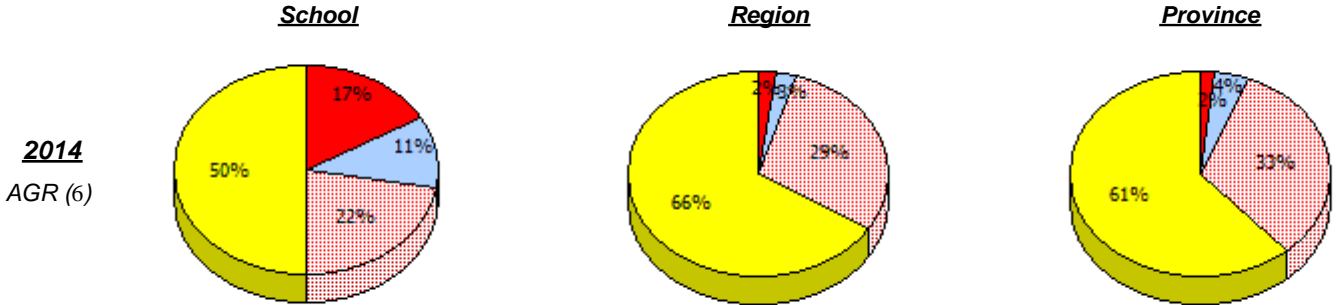
* In some cases, CRT numbers may exceed AGR numbers based on late enrolments. Pie chart is based on the number of students who wrote the CRT.

* Number Operations score is composite of Reasoning, Communication, Connections and Representations, and Problem Solving.

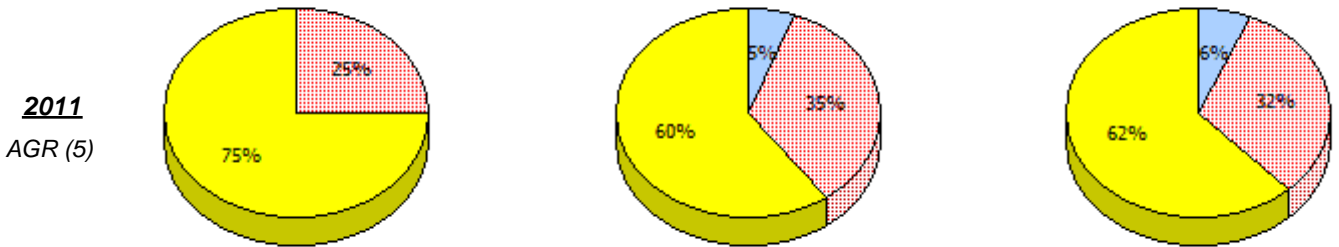
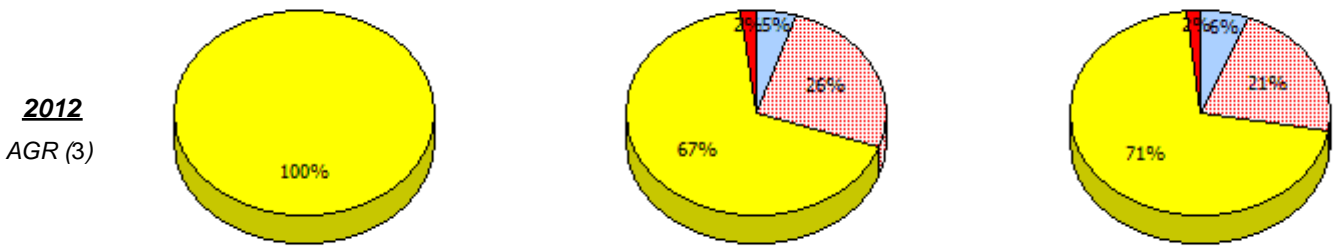
Source: Division of Evaluation and Research, Department of Education and Early Childhood Development

NLESD - Western Region

School #: 393 Bonne Bay Academy



2013
No Testing



Unknown
 Exempt
 Not Yet Meeting
 Meeting or Exceeding

* In some cases, CRT numbers may exceed AGR numbers based on late enrolments. Pie chart is based on the number of students who wrote the CRT.

* Number Operations score is composite of Reasoning, Communication, Connections and Representations, and Problem Solving.

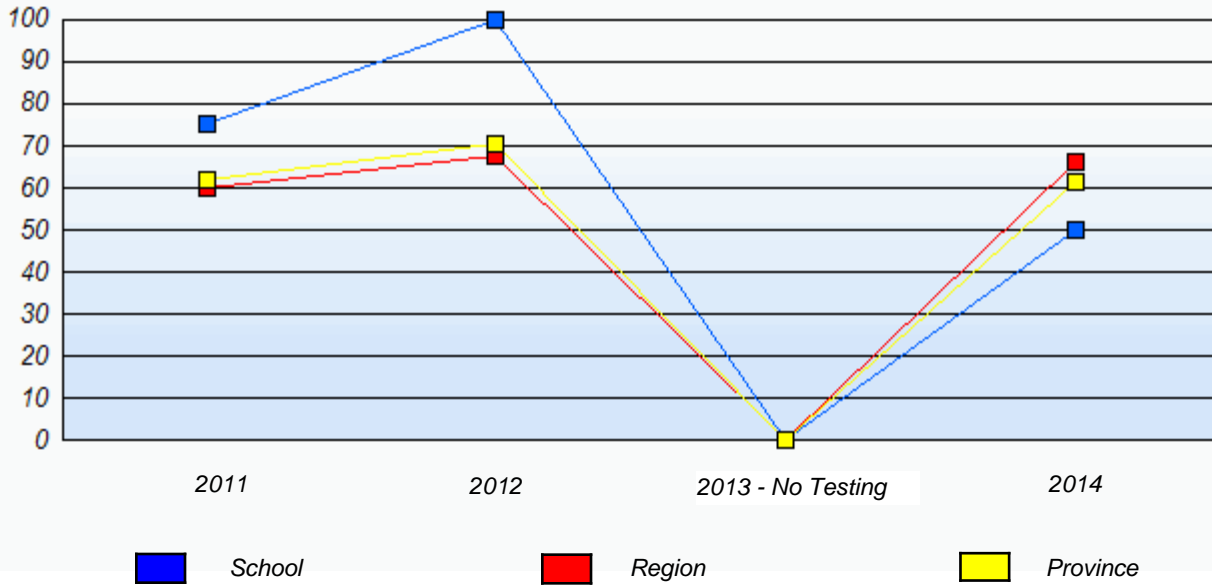
Source: Division of Evaluation and Research, Department of Education and Early Childhood Development

Primary Mathematics
4 Year Provincial Assessment, June 2014
School Report Criteria/Content
 (% of students who answered correctly)

NLESD - Western Region

School #: 393 Bonne Bay Academy

Percentage of students meeting/exceeding (2011 - 2014)



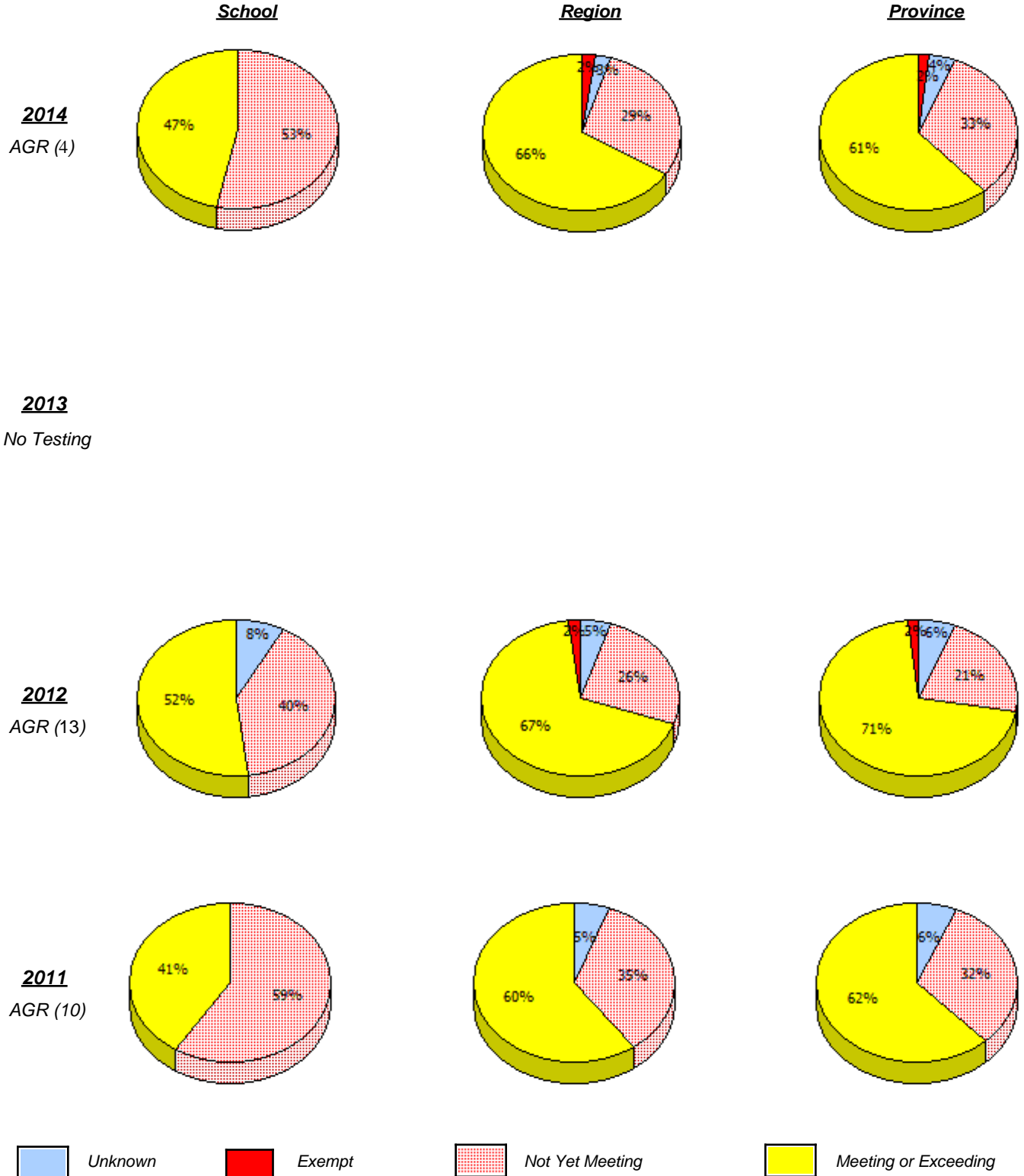
* In some cases, CRT numbers may exceed AGR numbers based on late enrolments. Pie chart is based on the number of students who wrote the CRT.

* Number Operations score is composite of Reasoning, Communication, Connections and Representations, and Problem Solving.

Source: Division of Evaluation and Research, Department of Education and Early Childhood Development

NLESD - Western Region

School #: 394 E.A. Butler All Grade



* In some cases, CRT numbers may exceed AGR numbers based on late enrolments. Pie chart is based on the number of students who wrote the CRT.

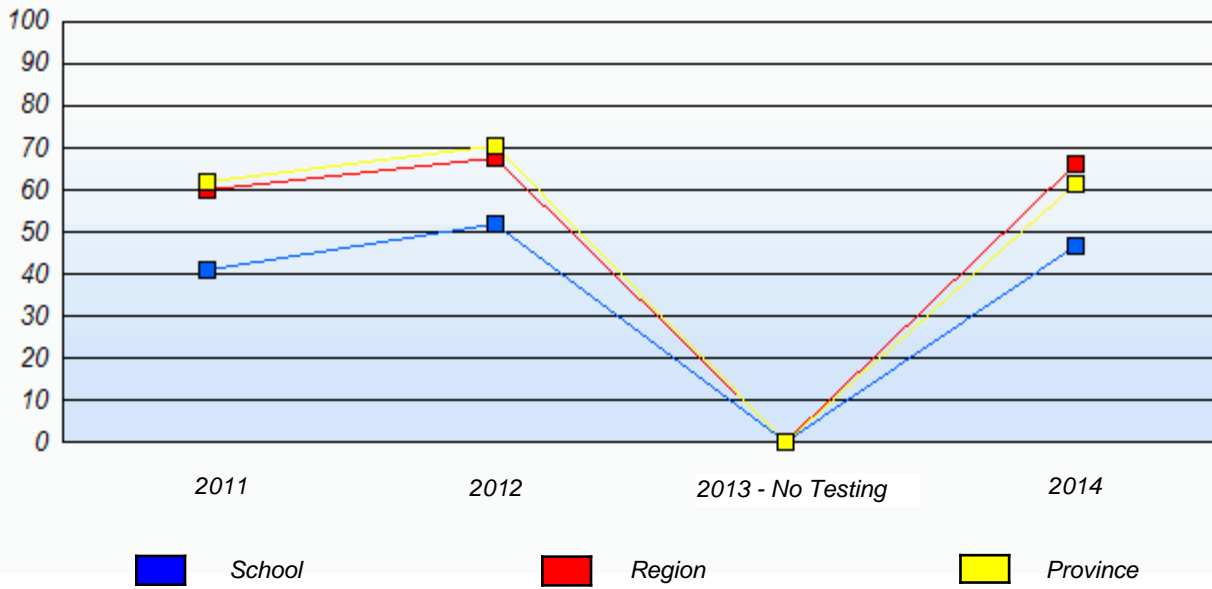
* Number Operations score is composite of Reasoning, Communication, Connections and Representations, and Problem Solving.

Primary Mathematics
4 Year Provincial Assessment, June 2014
School Report Criteria/Content
 (% of students who answered correctly)

NLESD - Western Region

School #: 394 E.A. Butler All Grade

Percentage of students meeting/exceeding (2011 - 2014)



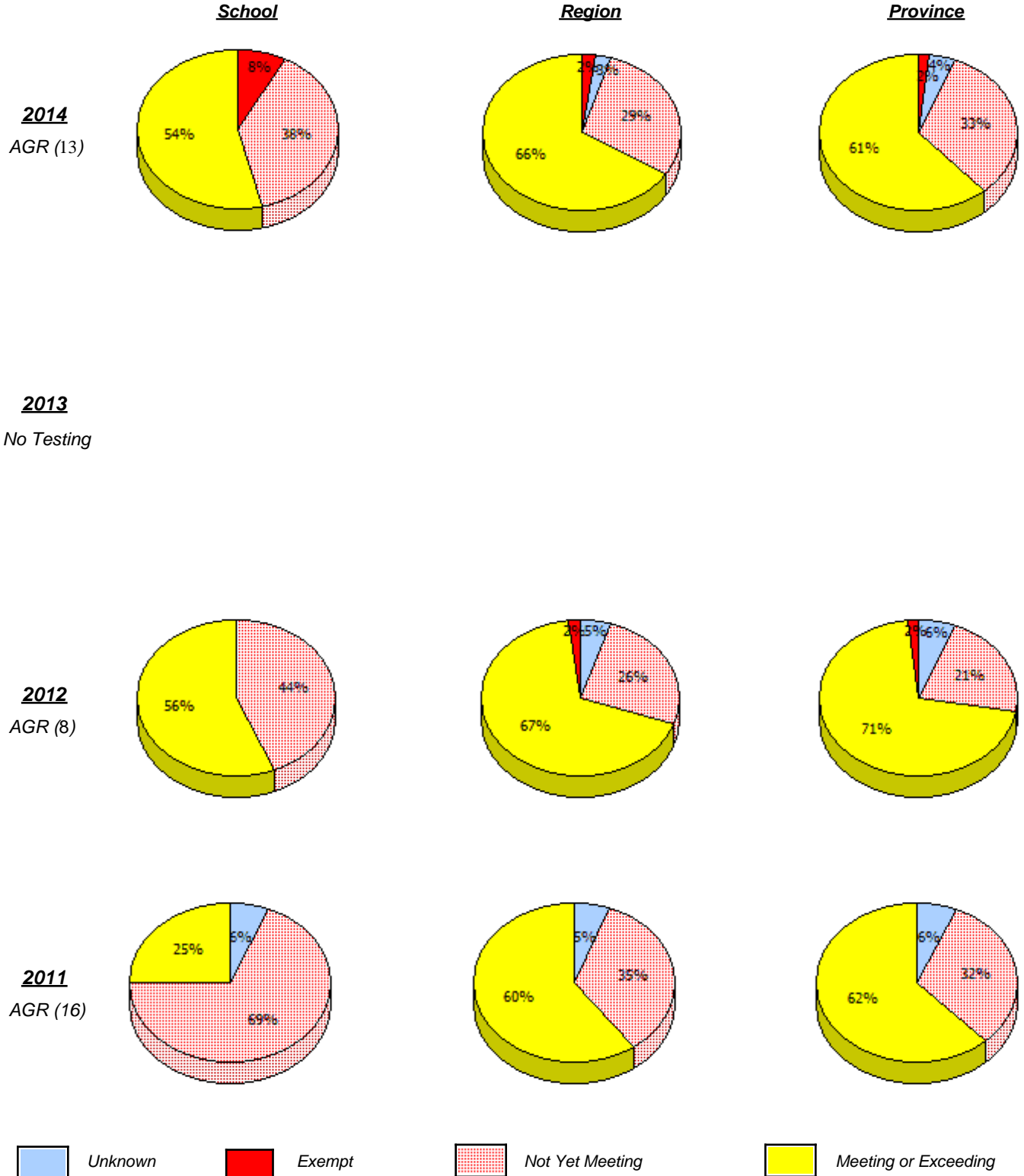
* In some cases, CRT numbers may exceed AGR numbers based on late enrolments. Pie chart is based on the number of students who wrote the CRT.

* Number Operations score is composite of Reasoning, Communication, Connections and Representations, and Problem Solving.

Source: Division of Evaluation and Research, Department of Education and Early Childhood Development

NLESD - Western Region

School #: 397 Belanger Memorial School



* In some cases, CRT numbers may exceed AGR numbers based on late enrolments. Pie chart is based on the number of students who wrote the CRT.

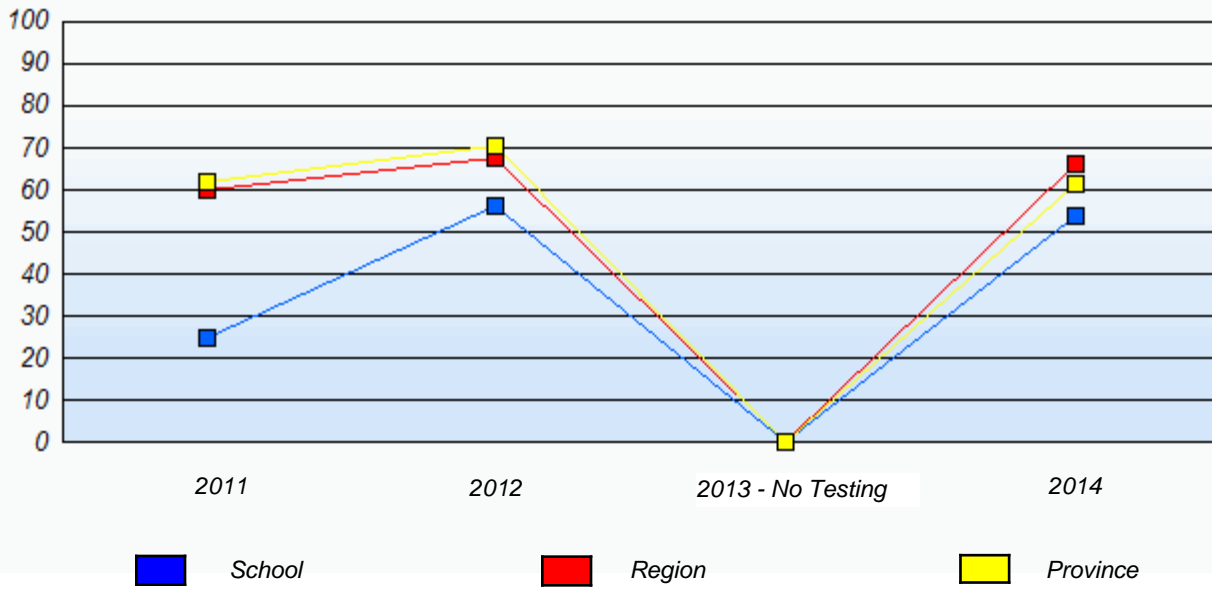
* Number Operations score is composite of Reasoning, Communication, Connections and Representations, and Problem Solving.

Source: Division of Evaluation and Research, Department of Education and Early Childhood Development

NLESD - Western Region

School #: 397 Belanger Memorial School

Percentage of students meeting/exceeding (2011 - 2014)



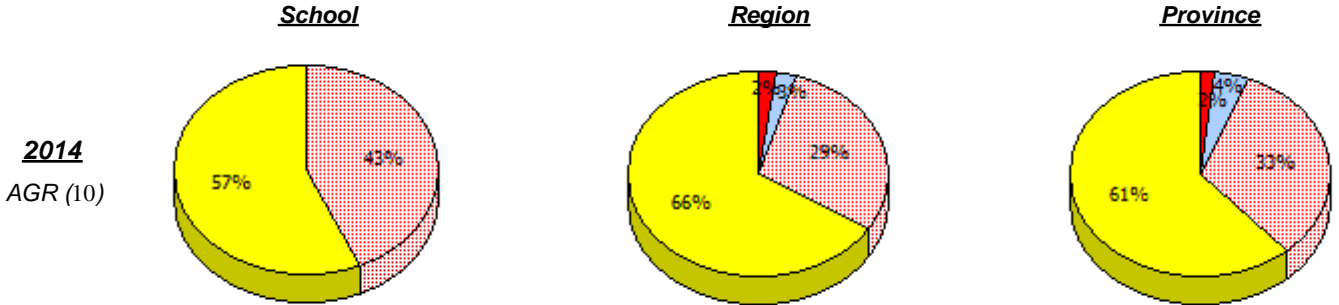
* In some cases, CRT numbers may exceed AGR numbers based on late enrolments. Pie chart is based on the number of students who wrote the CRT.

* Number Operations score is composite of Reasoning, Communication, Connections and Representations, and Problem Solving.

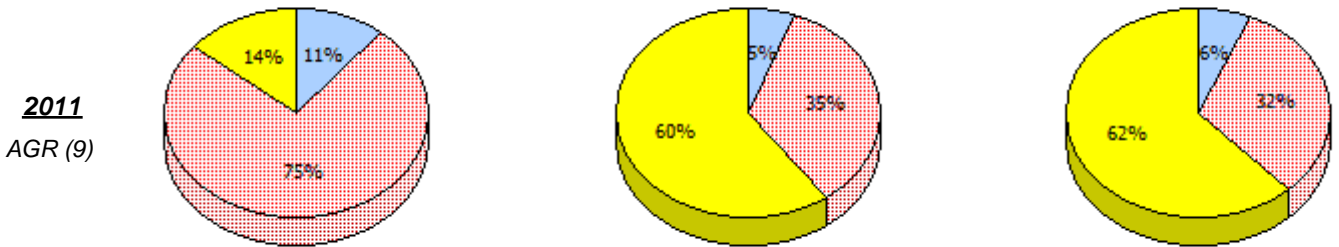
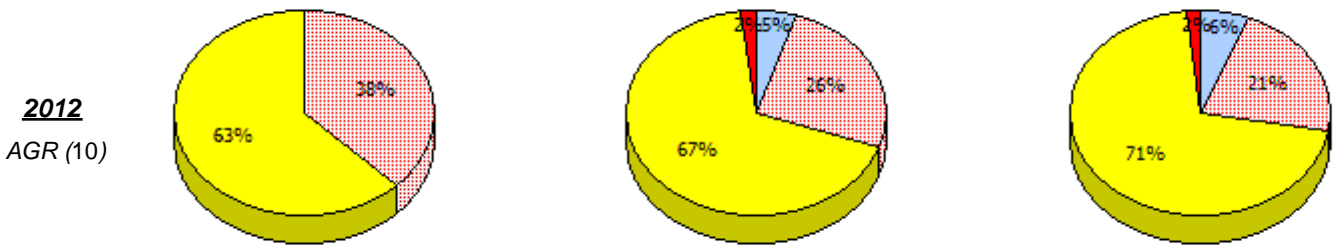
Source: Division of Evaluation and Research, Department of Education and Early Childhood Development

NLESD - Western Region

School #: 474 Cloud River Academy



2013
No Testing



Unknown
 Exempt
 Not Yet Meeting
 Meeting or Exceeding

* In some cases, CRT numbers may exceed AGR numbers based on late enrolments. Pie chart is based on the number of students who wrote the CRT.

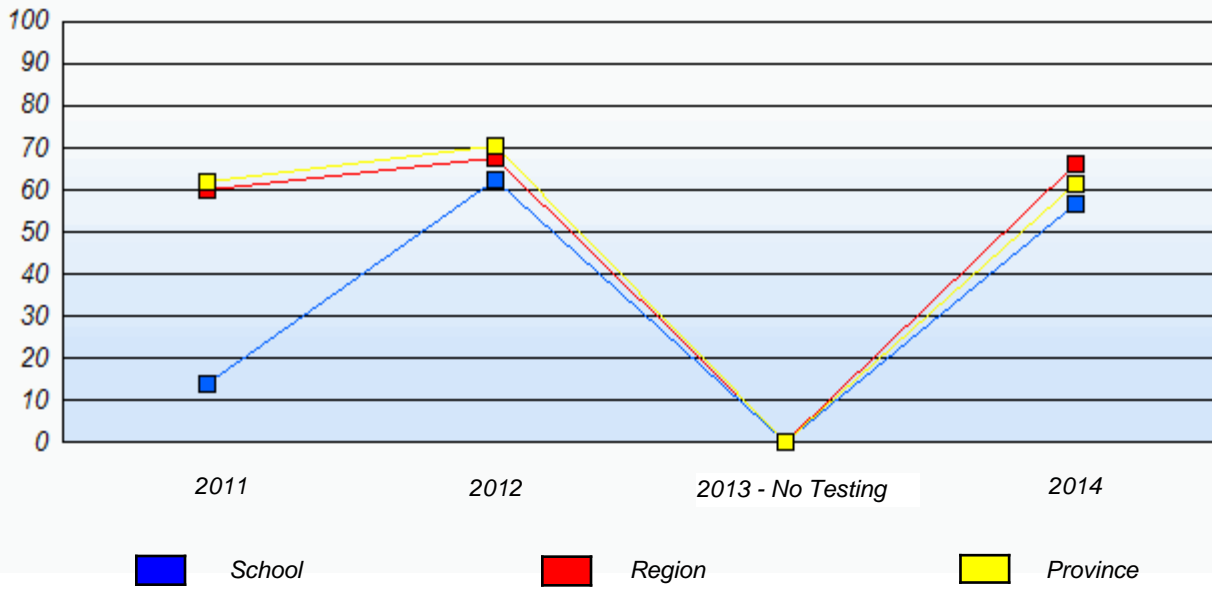
* Number Operations score is composite of Reasoning, Communication, Connections and Representations, and Problem Solving.

Source: Division of Evaluation and Research, Department of Education and Early Childhood Development

NLESD - Western Region

School #: 474 Cloud River Academy

Percentage of students meeting/exceeding (2011 - 2014)



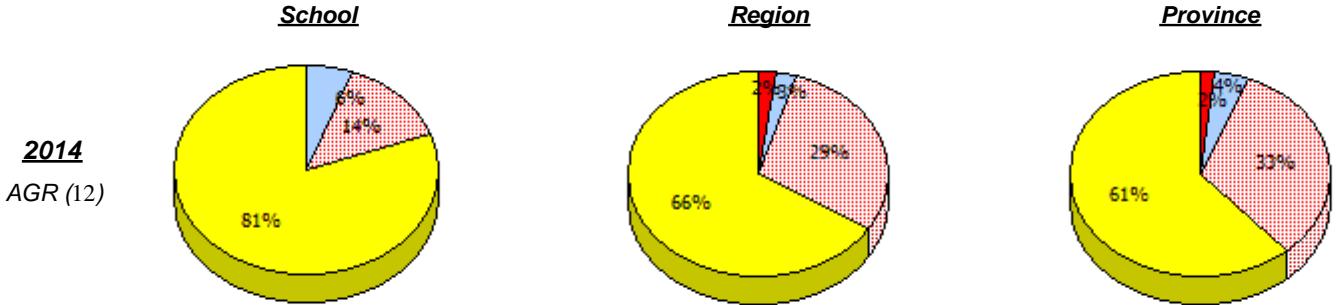
* In some cases, CRT numbers may exceed AGR numbers based on late enrolments. Pie chart is based on the number of students who wrote the CRT.

* Number Operations score is composite of Reasoning, Communication, Connections and Representations, and Problem Solving.

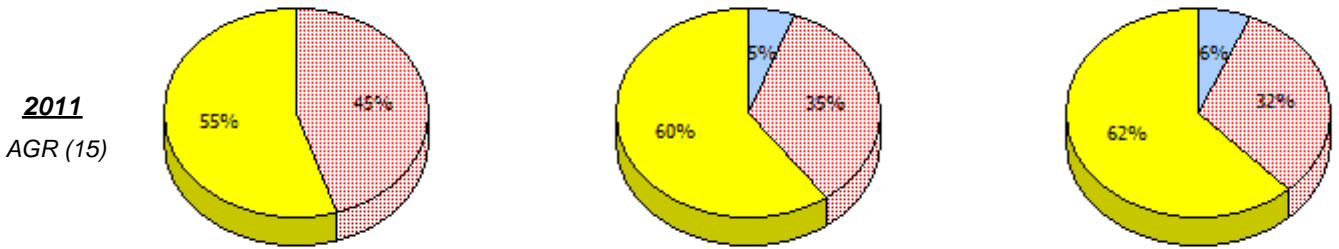
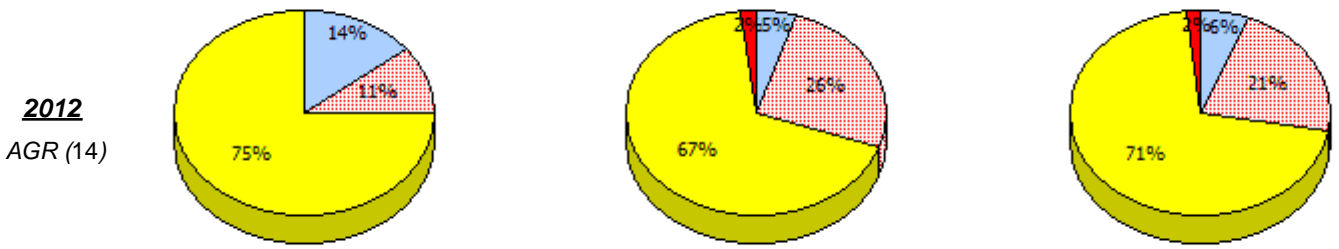
Source: Division of Evaluation and Research, Department of Education and Early Childhood Development

NLESD - Western Region

School #: 475 Viking Trail Academy



2013
No Testing



* In some cases, CRT numbers may exceed AGR numbers based on late enrolments. Pie chart is based on the number of students who wrote the CRT.

* Number Operations score is composite of Reasoning, Communication, Connections and Representations, and Problem Solving.

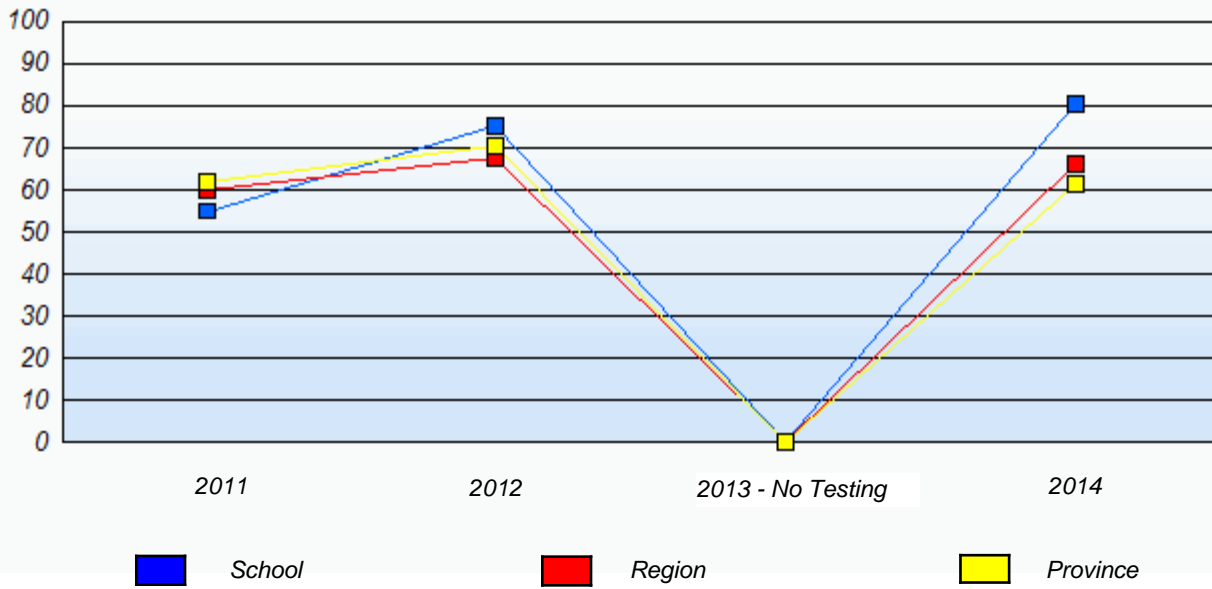
Source: Division of Evaluation and Research, Department of Education and Early Childhood Development

Primary Mathematics
4 Year Provincial Assessment, June 2014
School Report Criteria/Content
 (% of students who answered correctly)

NLESD - Western Region

School #: 475 Viking Trail Academy

Percentage of students meeting/exceeding (2011 - 2014)



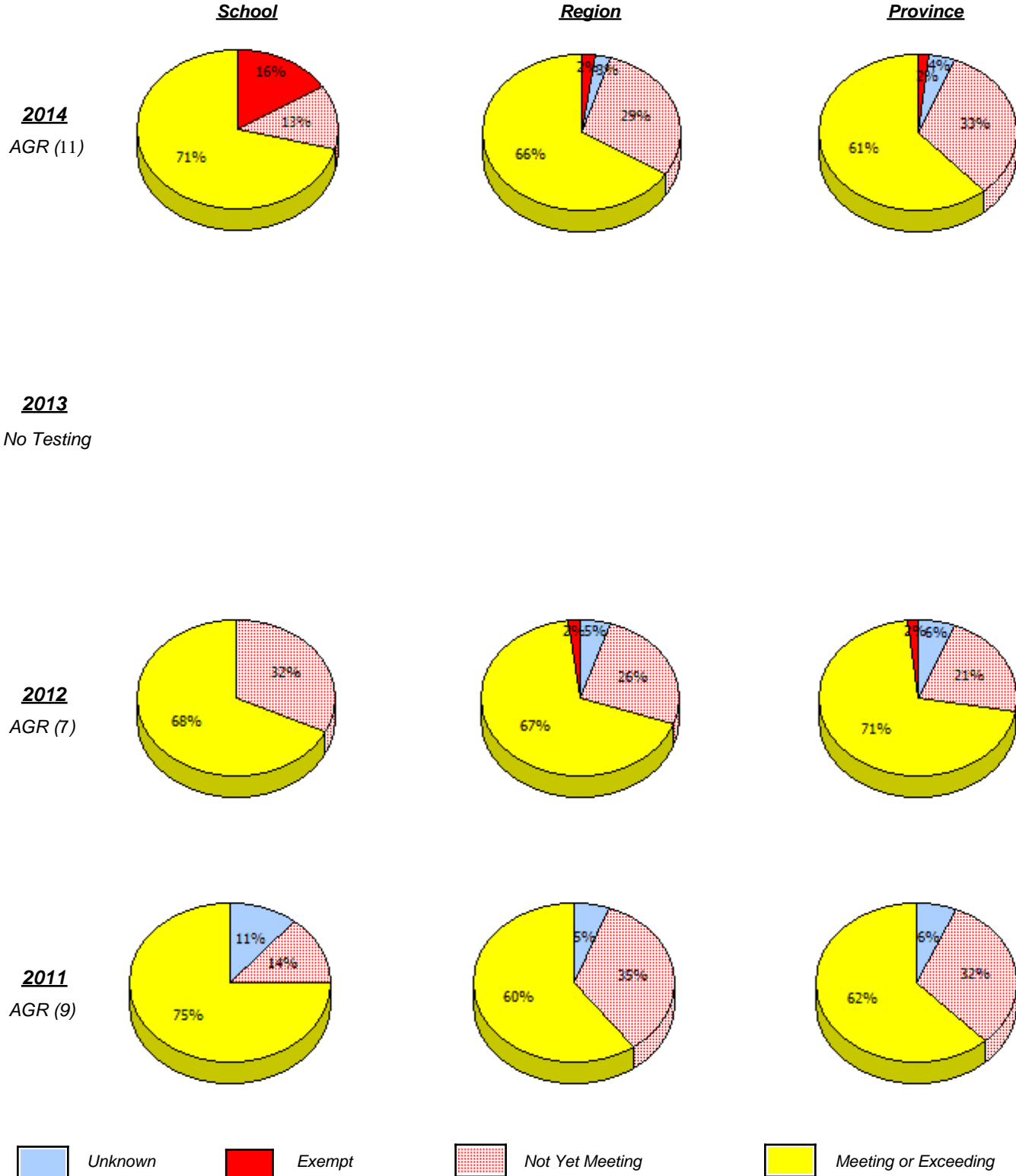
* In some cases, CRT numbers may exceed AGR numbers based on late enrolments. Pie chart is based on the number of students who wrote the CRT.

* Number Operations score is composite of Reasoning, Communication, Connections and Representations, and Problem Solving.

Source: Division of Evaluation and Research, Department of Education and Early Childhood Development

NLESD - Western Region

School #: 487 Labrador Straits Academy



* In some cases, CRT numbers may exceed AGR numbers based on late enrolments. Pie chart is based on the number of students who wrote the CRT.

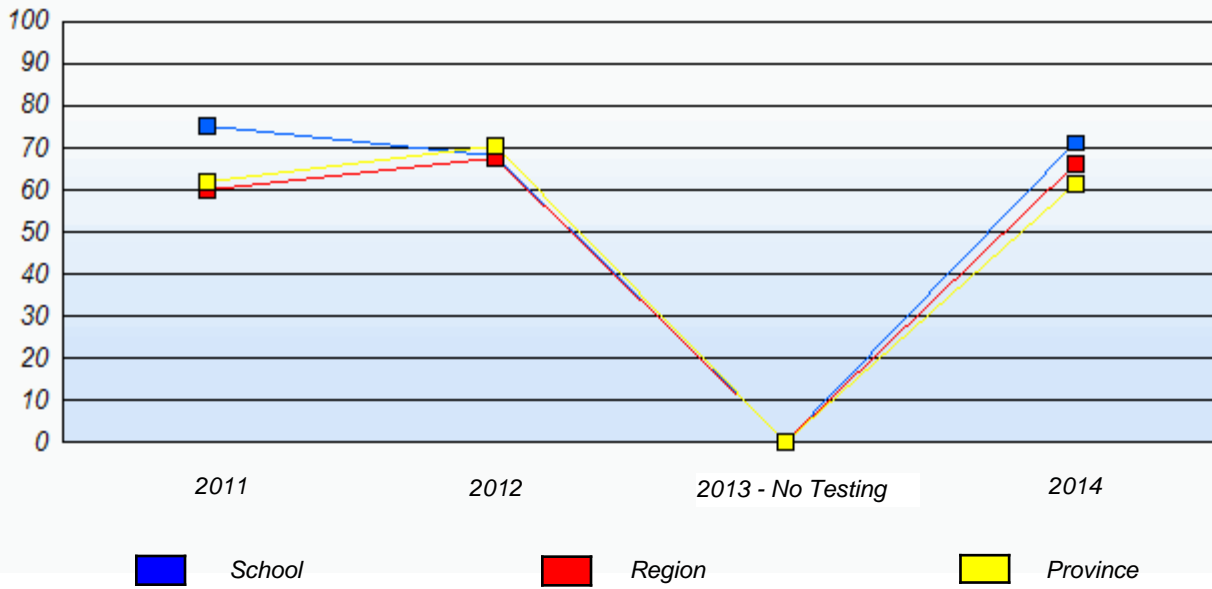
* Number Operations score is composite of Reasoning, Communication, Connections and Representations, and Problem Solving.

Source: Division of Evaluation and Research, Department of Education and Early Childhood Development

NLESD - Western Region

School #: 487 Labrador Straits Academy

Percentage of students meeting/exceeding (2011 - 2014)



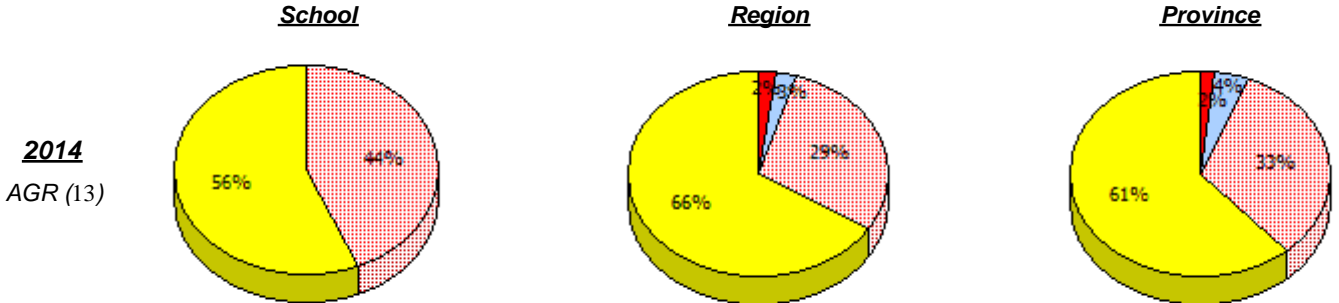
* In some cases, CRT numbers may exceed AGR numbers based on late enrolments. Pie chart is based on the number of students who wrote the CRT.

* Number Operations score is composite of Reasoning, Communication, Connections and Representations, and Problem Solving.

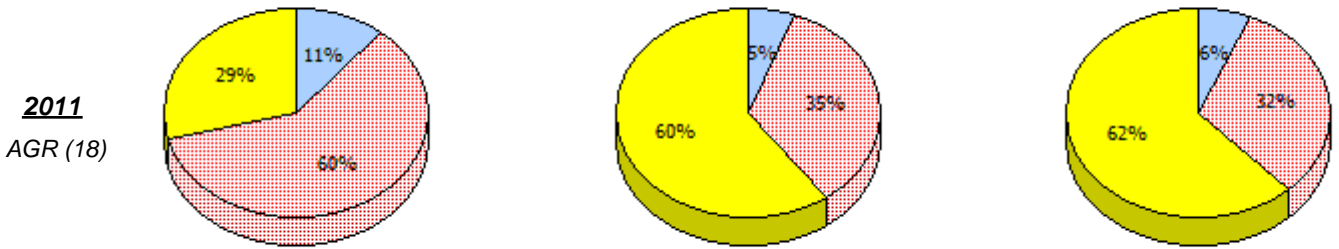
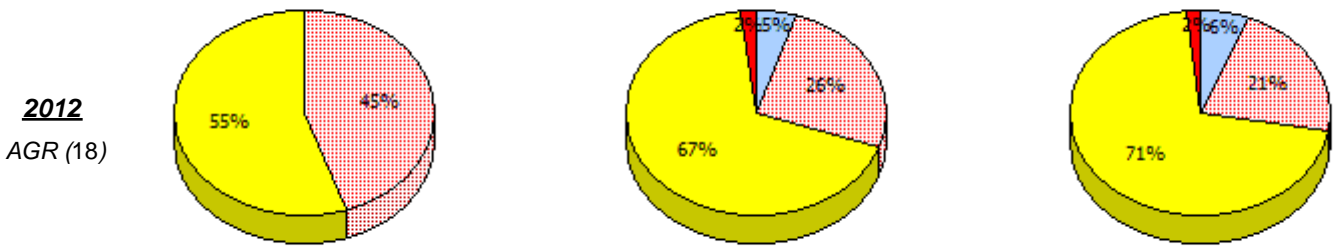
Source: Division of Evaluation and Research, Department of Education and Early Childhood Development

NLESD - Western Region

School #: 488 French Shore Academy



2013
No Testing



Unknown
 Exempt
 Not Yet Meeting
 Meeting or Exceeding

* In some cases, CRT numbers may exceed AGR numbers based on late enrolments. Pie chart is based on the number of students who wrote the CRT.

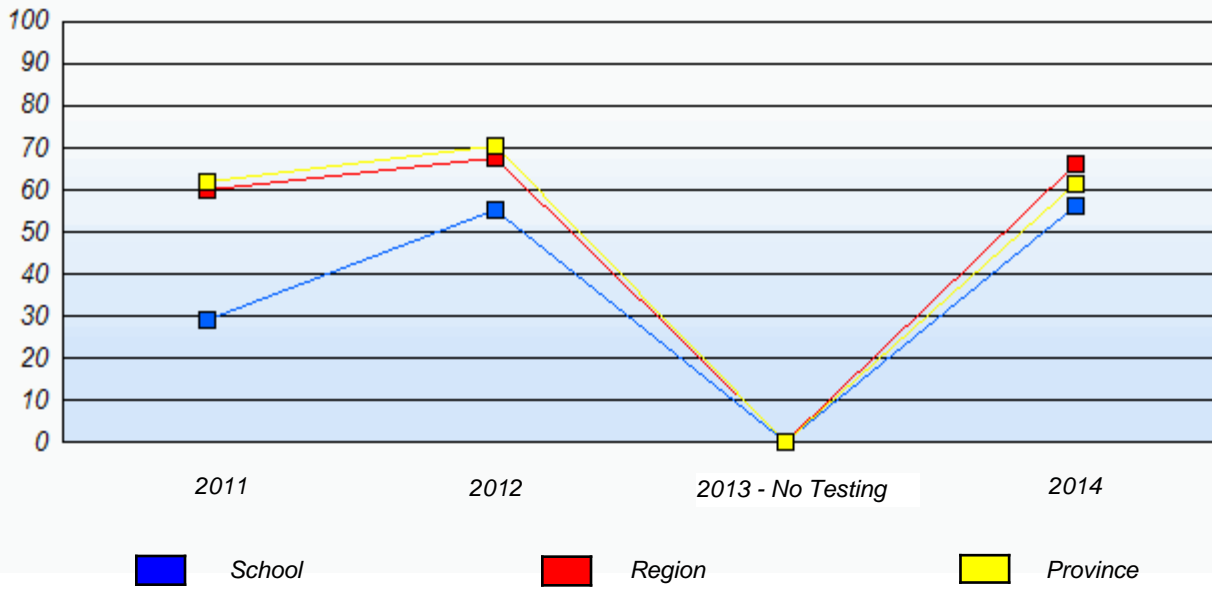
* Number Operations score is composite of Reasoning, Communication, Connections and Representations, and Problem Solving.

Source: Division of Evaluation and Research, Department of Education and Early Childhood Development

NLESD - Western Region

School #: 488 French Shore Academy

Percentage of students meeting/exceeding (2011 - 2014)



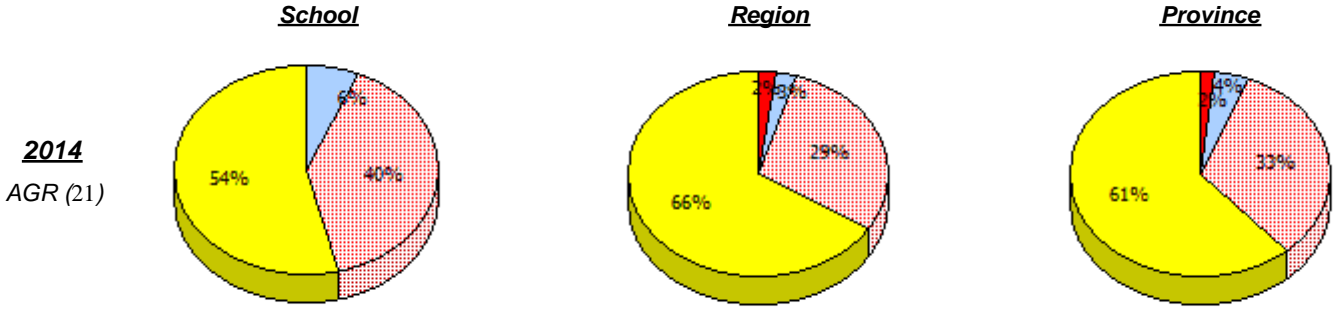
* In some cases, CRT numbers may exceed AGR numbers based on late enrolments. Pie chart is based on the number of students who wrote the CRT.

* Number Operations score is composite of Reasoning, Communication, Connections and Representations, and Problem Solving.

Source: Division of Evaluation and Research, Department of Education and Early Childhood Development

NLESD - Western Region

School #: 953 White Hills Academy



2013
No Testing

2012
AGR (0)

2011
AGR (0)



* In some cases, CRT numbers may exceed AGR numbers based on late enrolments. Pie chart is based on the number of students who wrote the CRT.

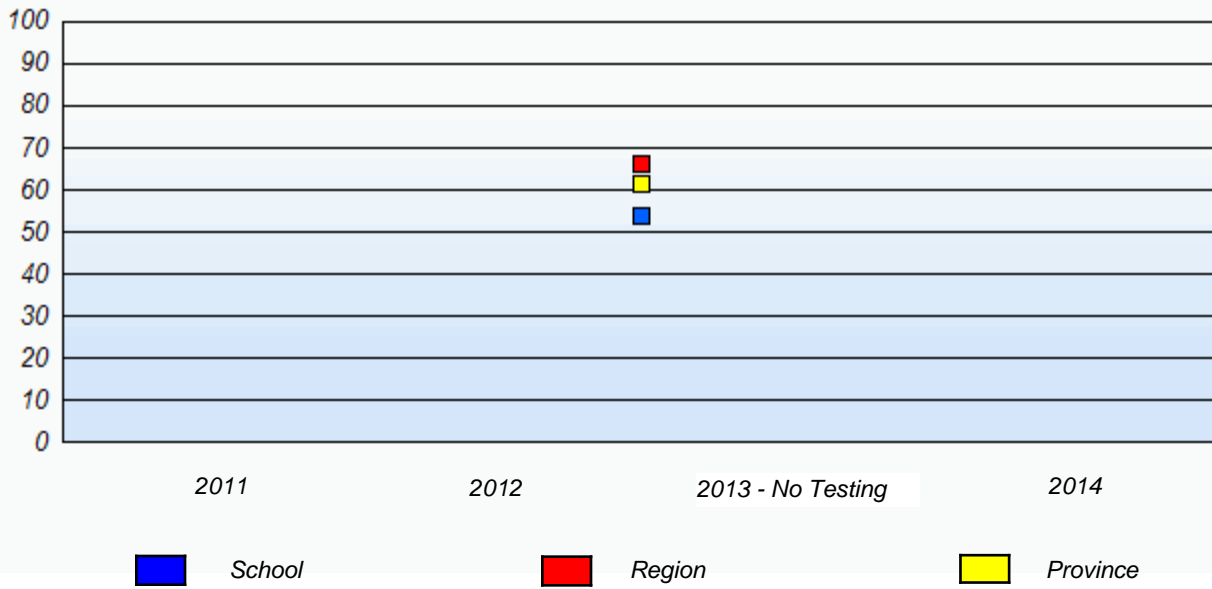
* Number Operations score is composite of Reasoning, Communication, Connections and Representations, and Problem Solving.

Primary Mathematics
4 Year Provincial Assessment, June 2014
School Report Criteria/Content
 (% of students who answered correctly)

NLESD - Western Region

School #: 953 White Hills Academy

Percentage of students meeting/exceeding (2011 - 2014)



* In some cases, CRT numbers may exceed AGR numbers based on late enrolments. Pie chart is based on the number of students who wrote the CRT.

* Number Operations score is composite of Reasoning, Communication, Connections and Representations, and Problem Solving.