

Number of Students 13

Histoire Mondiale 3231

Subtest

WWI

Challenges and Changes

International Tensions (1930's and WWII)

Cold War

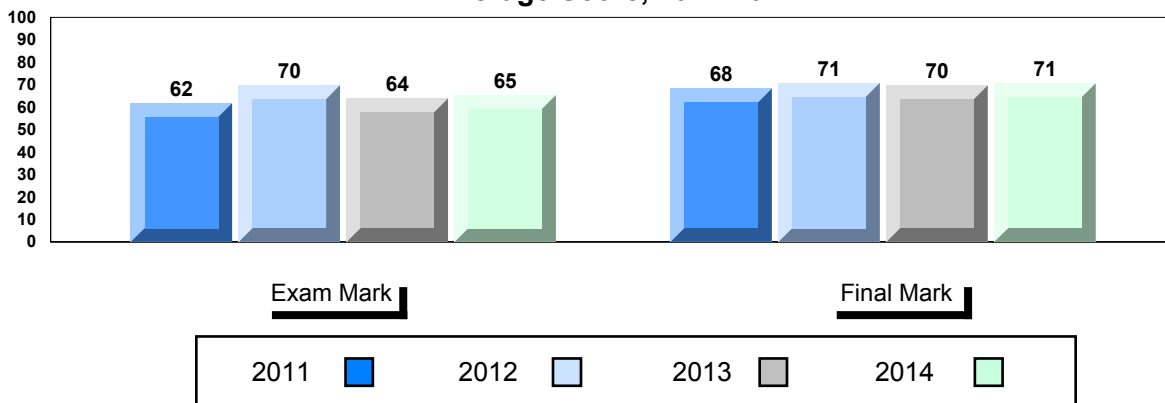
Regional Developments in Post WWII (5.1)

Regional Developments in Post WWII (5.2)


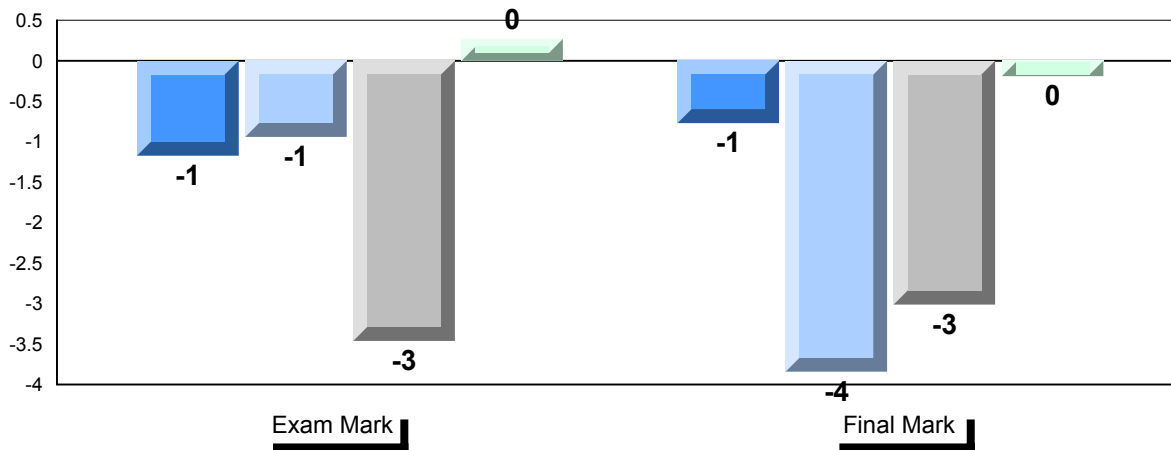
Challenges of the Modern Era

		Public Exam Mark	School vs Region	School vs Province	Final Mark	School vs Region	School vs Province
	School	65.5	▲	▲	70.7	▲	▼
	Region	64.5					
	Province	65.2					
WWI	School	73.4	▲	▲			
	Region	72.2					
	Province	72.3					
Challenges and Changes	School	63.4	▲	▼			
	Region	62.3					
	Province	64.3					
International Tensions (1930's and WWII)	School	56.7	▲	▼			
	Region	56.6					
	Province	62.3					
Cold War	School	72.0	▲	▲			
	Region	69.9					
	Province	62.8					
Regional Developments in Post WWII (5.1)	School	63.7	▲	▲			
	Region	62.2					
	Province	58.0					
Regional Developments in Post WWII (5.2)	School						
	Region						
	Province	57.4					
Challenges of the Modern Era	School	64.3	▲	▼			
	Region	63.8					
	Province	66.9					


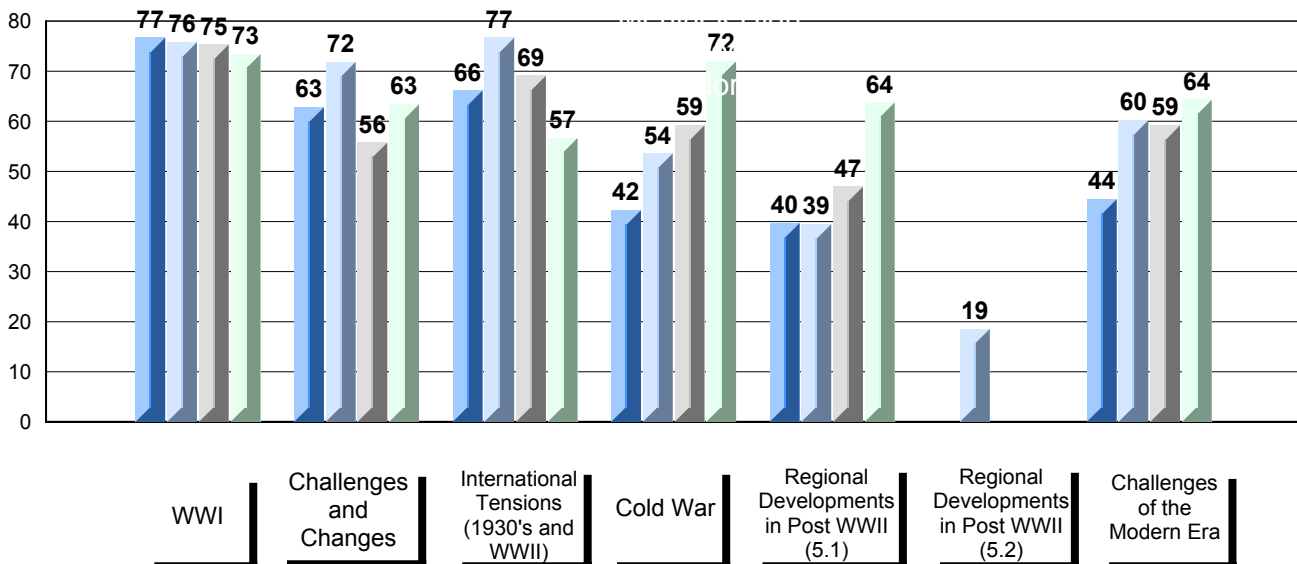
Average Score, 2011-2014



Difference from Provincial Mean, 2011-2014



4 Year Public Exam (Subtest) Mark Trend 2011-2014



Number of Students 1

Histoire Mondiale 3231

Subtest

WWI

Challenges and Changes

International Tensions (1930's and WWII)

Cold War

Regional Developments in Post WWII (5.1)

Regional Developments in Post WWII (5.2)

Challenges of the Modern Era

School
Region
Province

School
Region
Province

School
Region
Province

School
Region
Province

School
Region
Province

School
Region
Province

School
Region
Province


School
Region
Province

Public Exam Mark	School vs Region	School vs Province
<i>School data with 5 or fewer students withheld for reasons of confidentiality.</i>		

Final Mark	School vs Region	School vs Province
<i>School data with 5 or fewer students withheld for reasons of confidentiality.</i>		


Average Score, 2011-2014

School data with 5 or fewer students withheld for reasons of confidentiality.



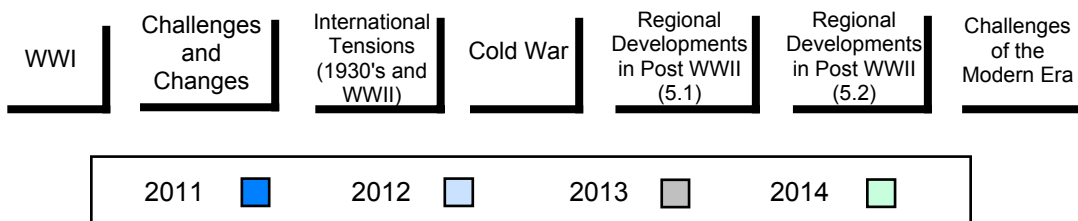
Difference from Provincial Mean, 2011-2014

School data with 5 or fewer students withheld for reasons of confidentiality.



4 Year Public Exam (Subtest) Mark Trend 2011-2014

School data with 5 or fewer students withheld for reasons of confidentiality.



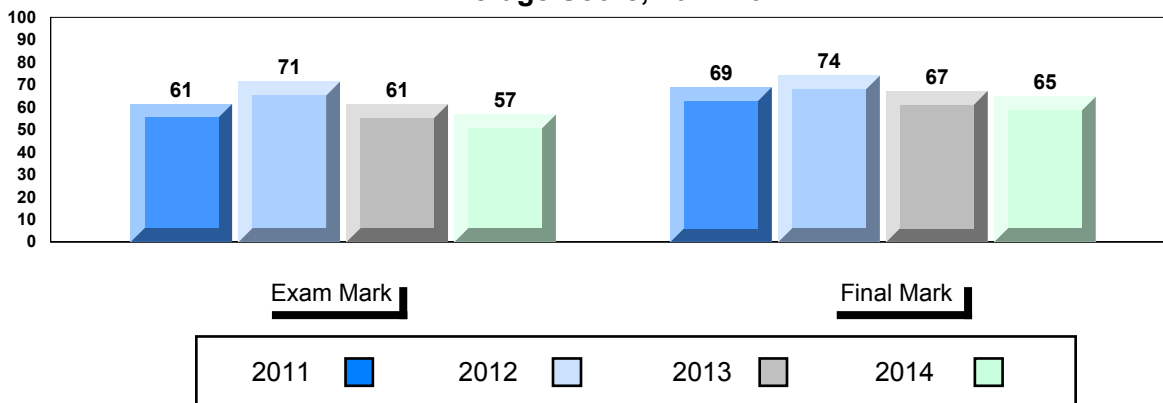
NLESD - Western Region

#485 - Corner Brook Regional High, Corner Brook


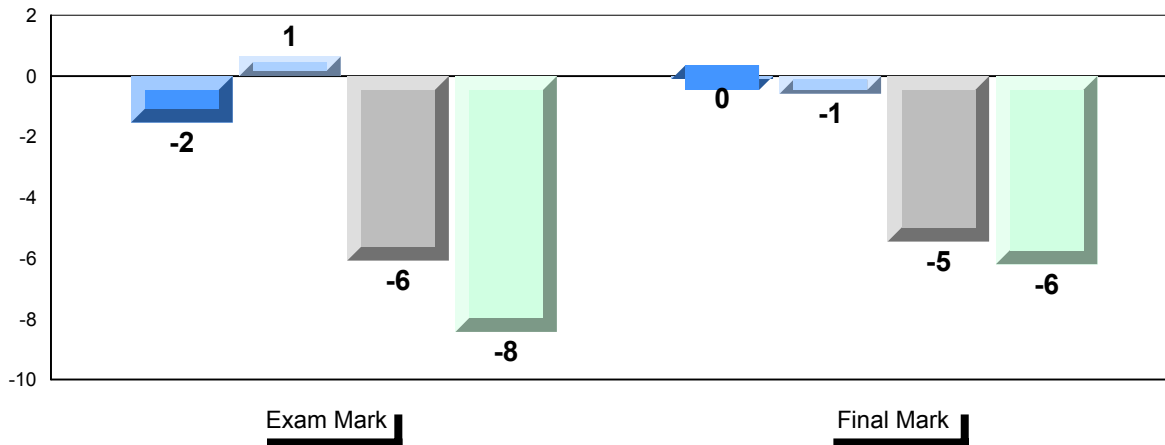
Grades: 10-12

Number of Students		34	Public Exam Mark			Final Mark		
			School vs Region	School vs Province	School vs Region	School vs Province		
Histoire Mondiale 3231	School	56.8	▲	▼	64.7	▲	▼	64.7
	Region	56.8						
	Province	65.2						
Subtest								
WWI	School	66.1	▲	▼	70.9			70.9
	Region	66.1						
	Province	72.3						
Challenges and Changes	School	56.0	▲	▼				
	Region	56.0						
	Province	64.3						
International Tensions (1930's and WWII)	School	51.4	▲	▼				
	Region	51.4						
	Province	62.3						
Cold War	School	51.2	▲	▼				
	Region	51.2						
	Province	62.8						
Regional Developments in Post WWII (5.1)	School	47.5	▲	▼				
	Region	47.5						
	Province	58.0						
Regional Developments in Post WWII (5.2)	School				57.4			
	Region							
	Province							
Challenges of the Modern Era	School	63.5	▲	▼				
	Region	63.5						
	Province	66.9						


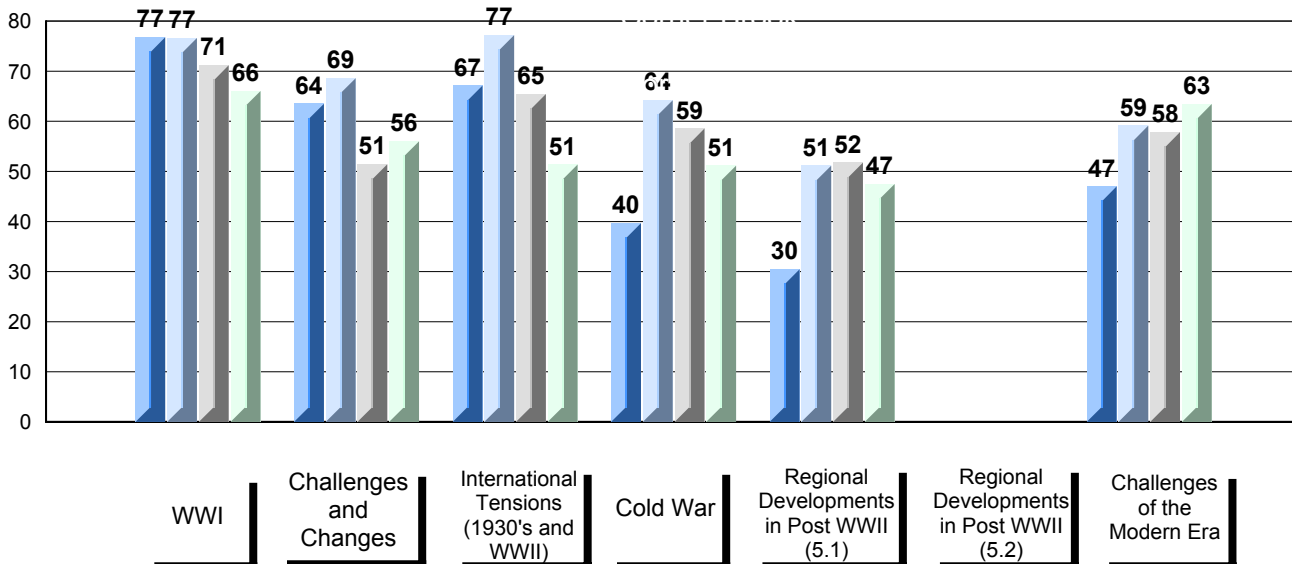
Average Score, 2011-2014



Difference from Provincial Mean, 2011-2014



4 Year Public Exam (Subtest) Mark Trend 2011-2014



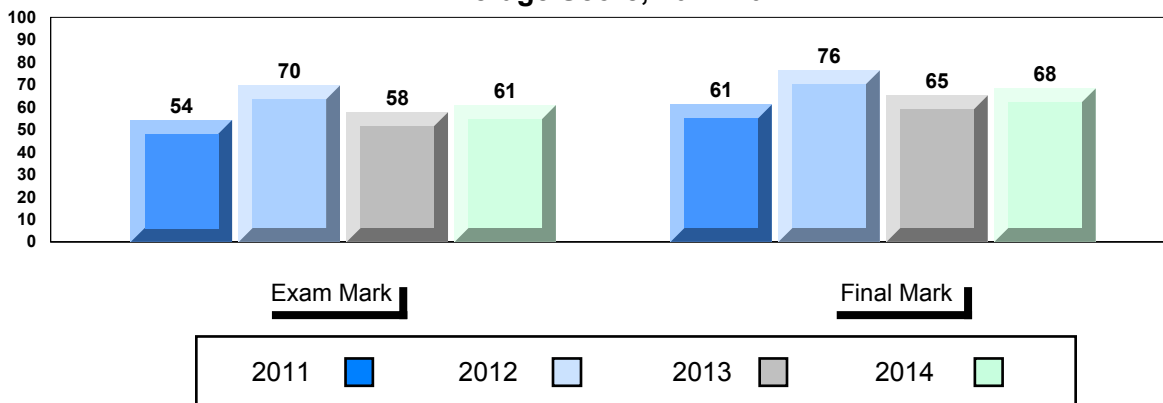
NLESD - Central Region

#480 - Exploits Valley High, Grand Falls-Windsor

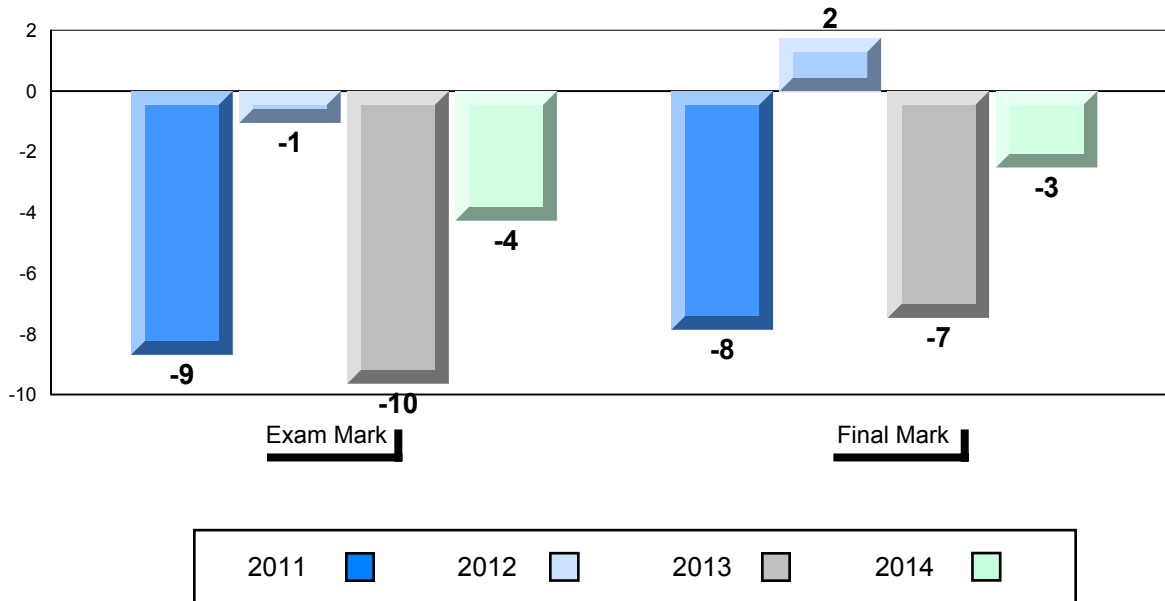
Grades: 10-12

Number of Students		24	Public Exam Mark			Final Mark		
			School vs Region	School vs Province	School vs Region	School vs Province		
Histoire Mondiale 3231	School	60.9	▲	▼	68.4	▲	▼	68.4
	Region	60.9						
	Province	65.2						
Subtest	School	69.5	▲	▼				
	Region	69.5						
	Province	72.3						
WWI	School	62.3	▲	▼				
	Region	62.3						
	Province	64.3						
Challenges and Changes	School	57.8	▲	▼				
	Region	57.8						
	Province	62.3						
International Tensions (1930's and WWII)	School	54.6	▲	▼				
	Region	54.6						
	Province	62.8						
Cold War	School	58.0						
	Region	58.0						
	Province	58.0						
Regional Developments in Post WWII (5.1)	School	60.7	▲	▲				
	Region	60.7						
	Province	57.4						
Regional Developments in Post WWII (5.2)	School	64.9	▲	▼				
	Region	64.9						
	Province	66.9						
Challenges of the Modern Era	School	64.9	▲	▼				
	Region	64.9						
	Province	66.9						

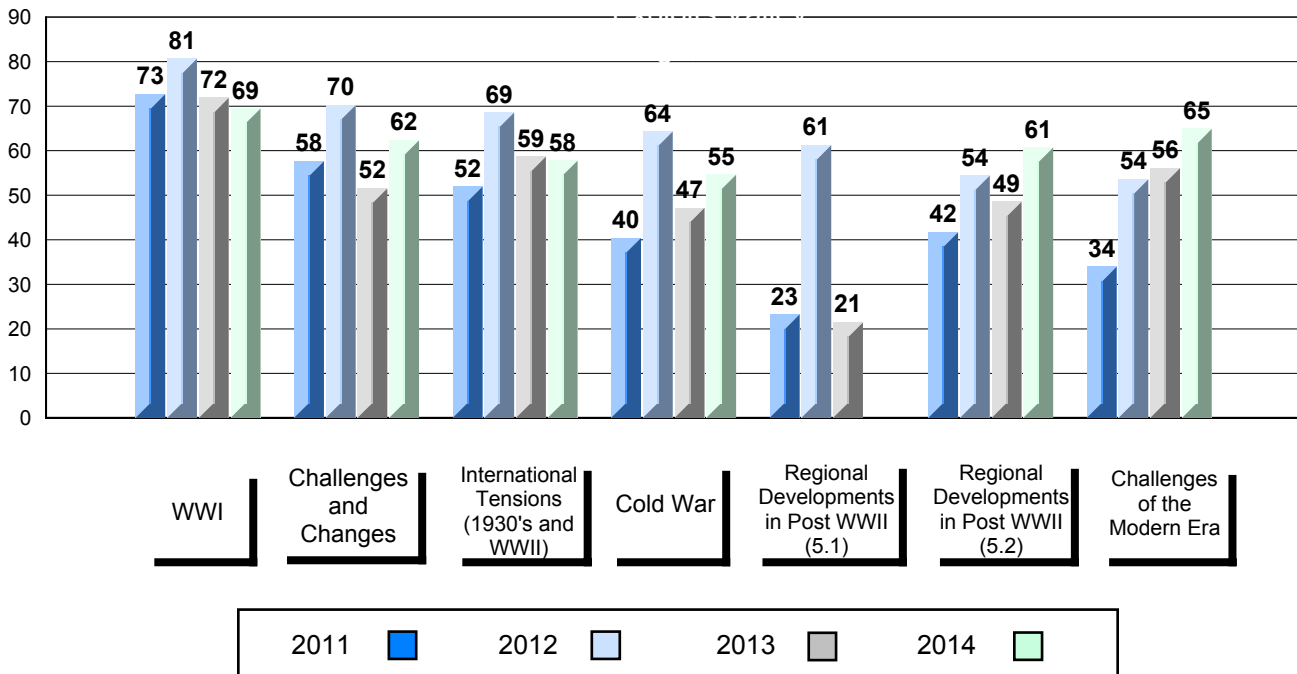
Average Score, 2011-2014



Difference from Provincial Mean, 2011-2014



4 Year Public Exam (Subtest) Mark Trend 2011-2014



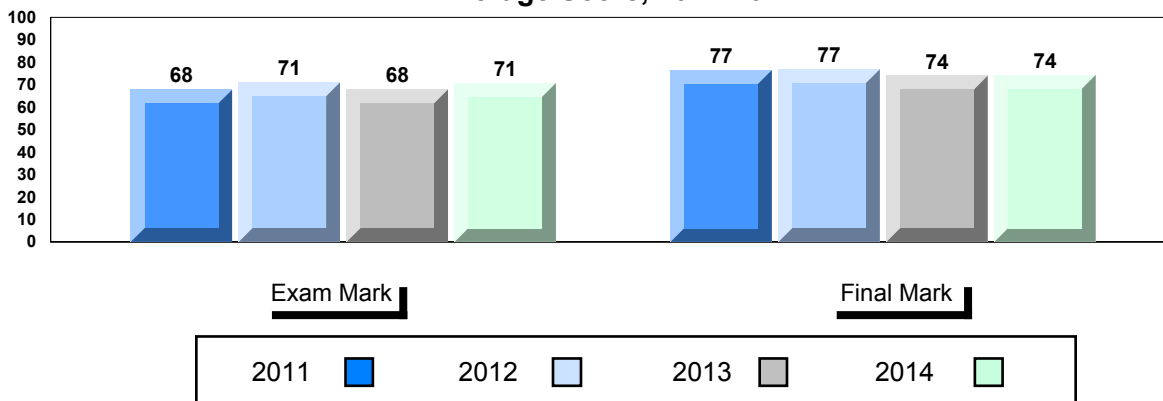
NLESD - Eastern Region

#249 - Ascension Collegiate, Bay Roberts

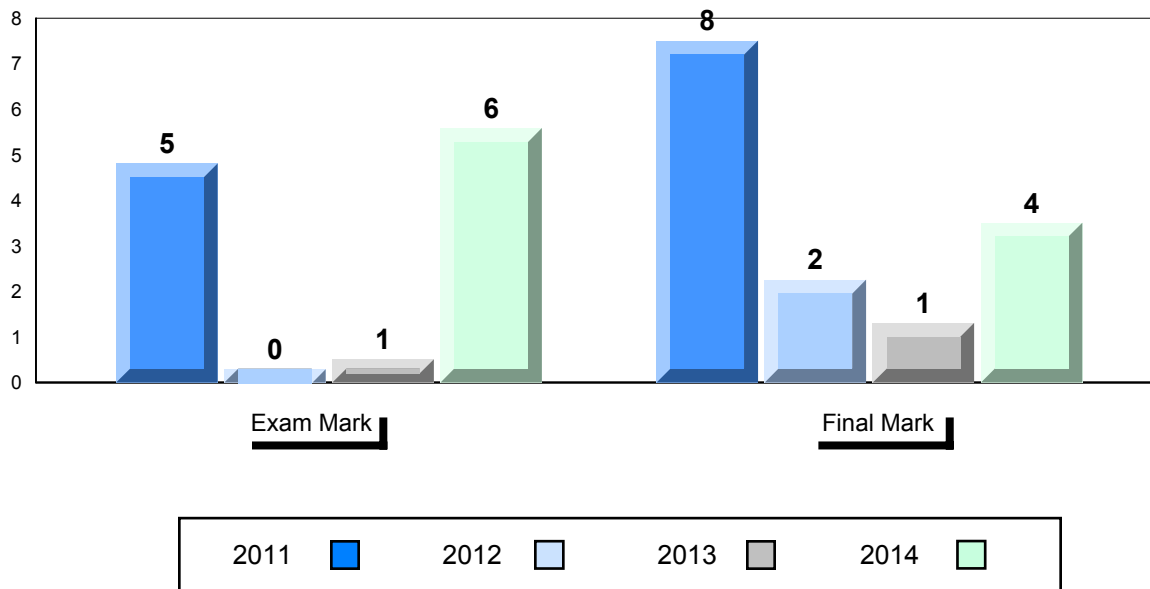
Grades: 10-12

Number of Students		23	Public Exam Mark			Final Mark		
			School vs Region	School vs Province	School vs Region	School vs Province		
Histoire Mondiale 3231	School	70.8	▲	▲	74.4	▲	▲	70.9
	Region	66.3						
	Province	65.2						
Subtest	School	74.4	▲	▲				
	Region	73.0						
	Province	72.3						
WWI	School	73.8	▲	▲				
	Region	65.3						
	Province	64.3						
Challenges and Changes	School	67.9	▲	▲				
	Region	63.8						
	Province	62.3						
International Tensions (1930's and WWII)	School	71.3	▲	▲				
	Region	64.1						
	Province	62.8						
Cold War	School	67.4	▲	▲				
	Region	59.3						
	Province	58.0						
Regional Developments in Post WWII (5.1)	School	57.1						
	Region	57.4						
	Province	57.4						
Regional Developments in Post WWII (5.2)	School	59.0	▼	▼				
	Region	67.5						
	Province	66.9						

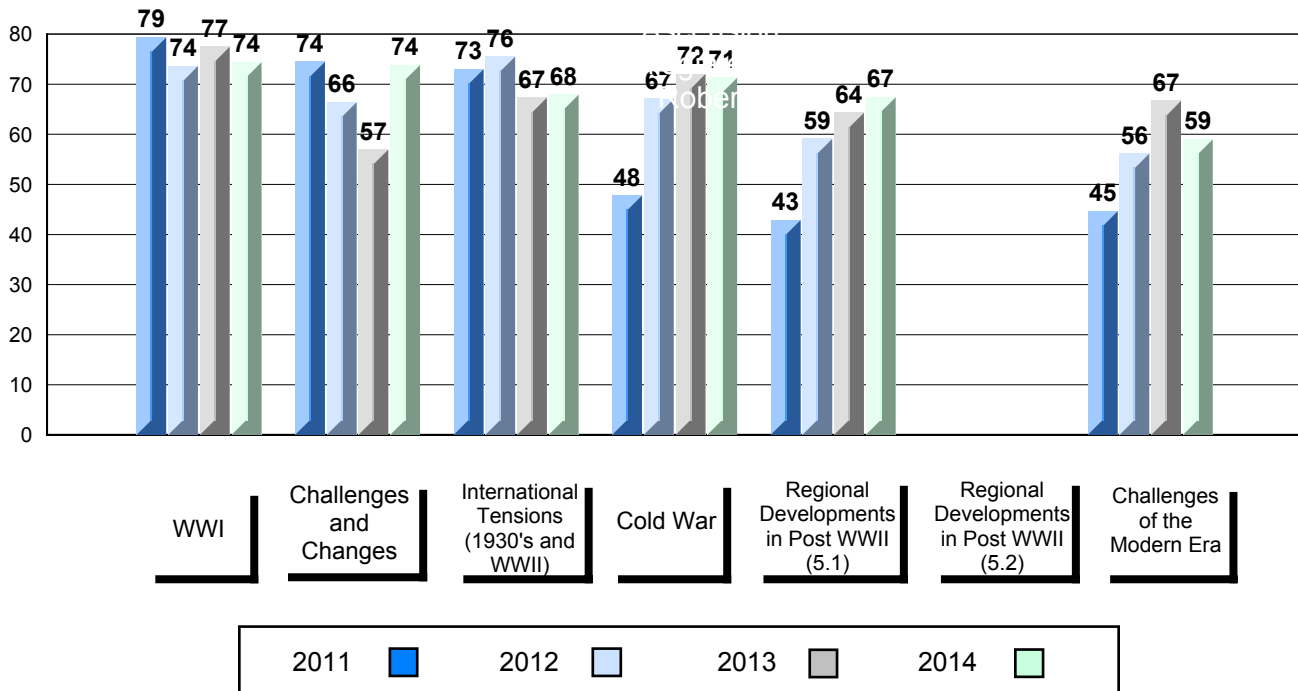
Average Score, 2011-2014



Difference from Provincial Mean, 2011-2014



4 Year Public Exam (Subtest) Mark Trend 2011-2014



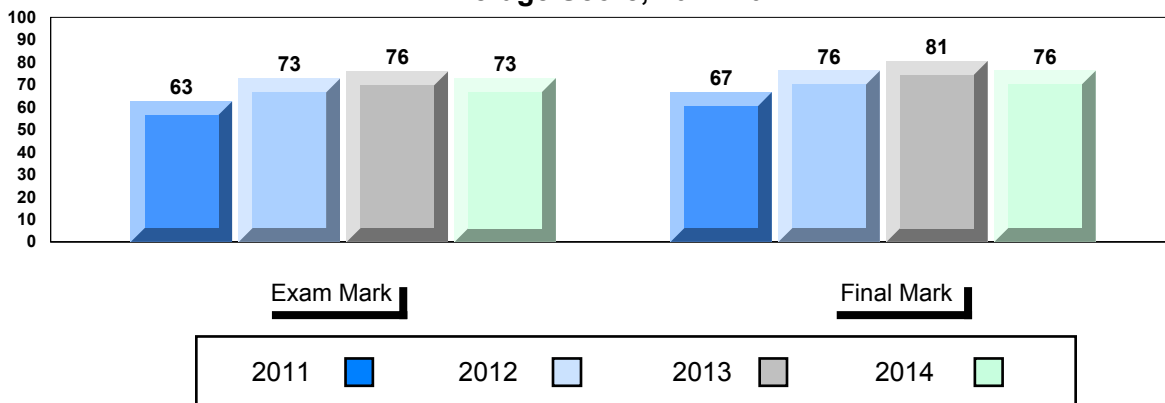
NLESD - Eastern Region

#253 - Carbonear Collegiate, Carbonear

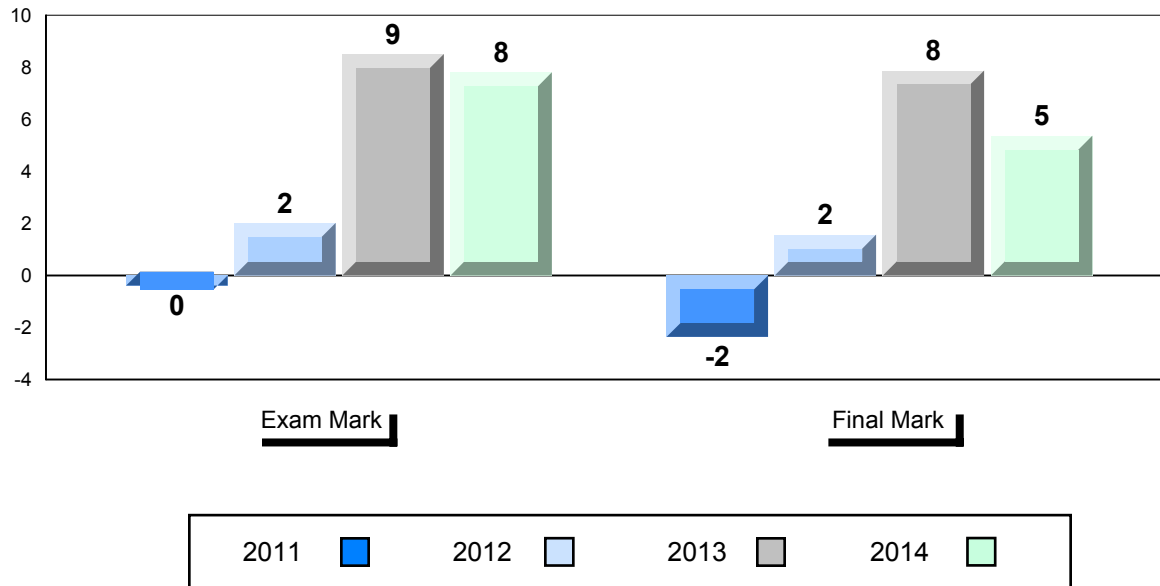
Grades: 9-12

Number of Students		16	Public Exam Mark			Final Mark		
			School vs Region	School vs Province	School vs Region	School vs Province		
Histoire Mondiale 3231	School	73.0	▲	▲	76.3	▲		
	Region	66.3						
	Province	65.2						
Subtest	School	74.3	▲	▲				
	Region	73.0						
	Province	72.3						
WWI	School	68.5	▲	▲				
	Region	65.3						
	Province	64.3						
Challenges and Changes	School	69.4	▲	▲				
	Region	63.8						
	Province	62.3						
International Tensions (1930's and WWII)	School	81.3	▲	▲				
	Region	64.1						
	Province	62.8						
Cold War	School	75.0	▲	▲				
	Region	59.3						
	Province	58.0						
Regional Developments in Post WWII (5.1)	School	57.1						
	Region	57.4						
	Province							
Regional Developments in Post WWII (5.2)	School	73.2	▲	▲				
	Region	67.5						
	Province	66.9						

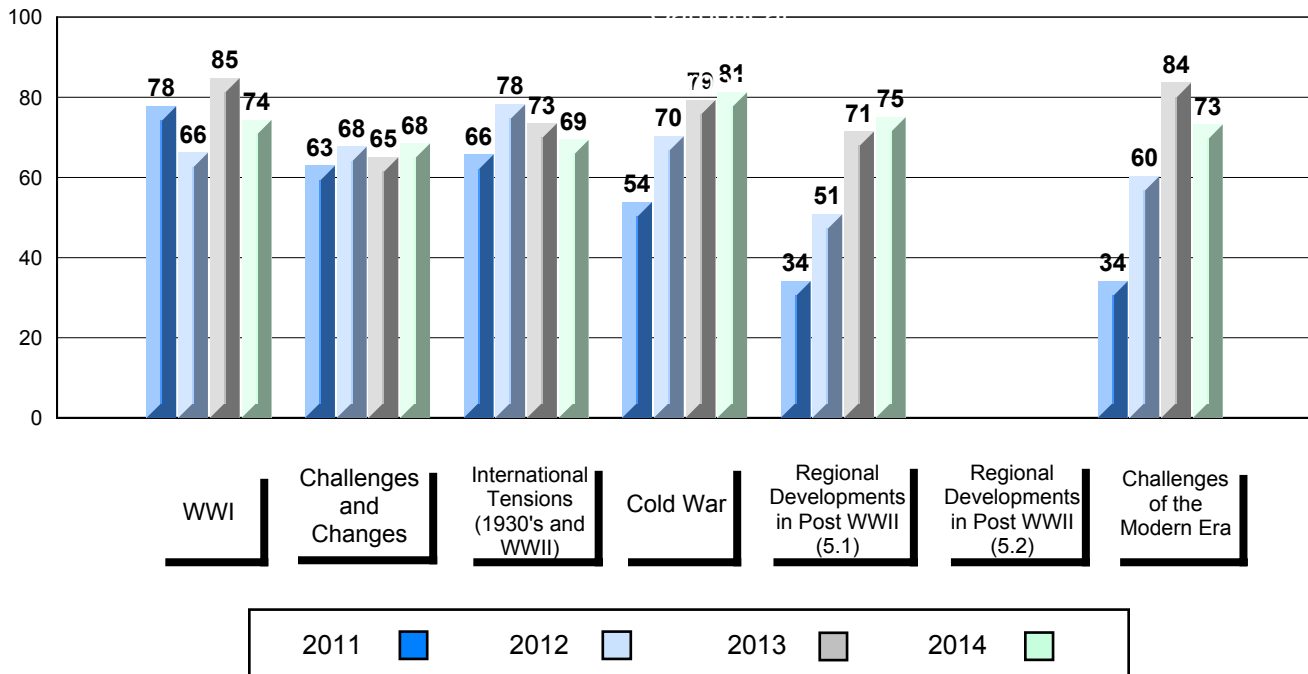
Average Score, 2011-2014



Difference from Provincial Mean, 2011-2014



4 Year Public Exam (Subtest) Mark Trend 2011-2014



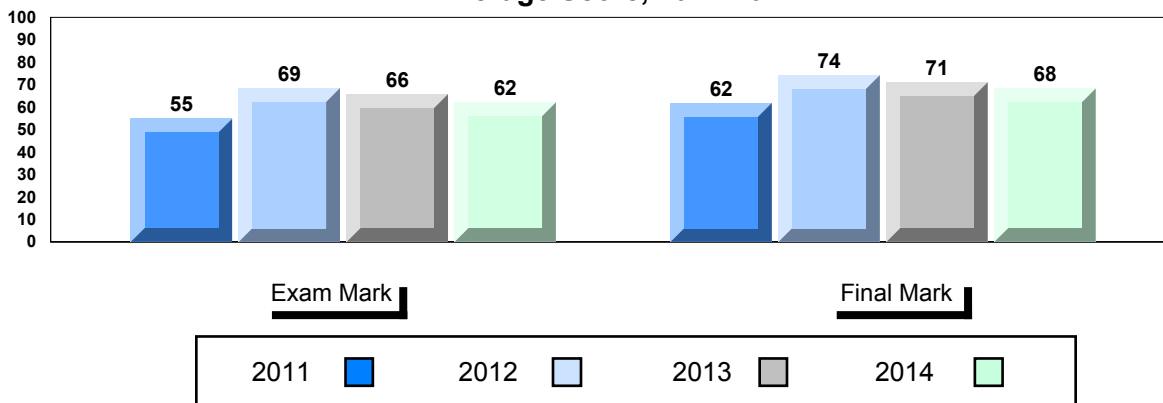
NLESD - Eastern Region

#302 - Queen Elizabeth Regional High, Conception Bay South (Foxtrap)


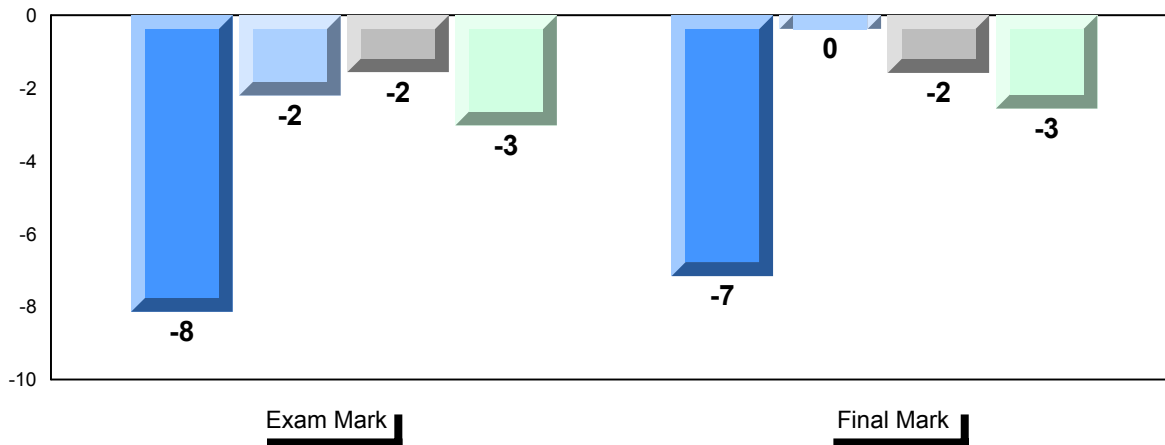
Grades: 10-12

Number of Students		41	Public Exam Mark			Final Mark		
			School vs Region	School vs Province	School vs Region	School vs Province		
Histoire Mondiale 3231	School	62.2	▼	▼	68.3	▼	▼	71.7
	Region	66.3						
	Province	65.2						
<u>Subtest</u>	School	66.7	▼	▼	70.9			70.9
	Region	73.0						
	Province	72.3						
WWI	School	61.8	▼	▼	70.9			70.9
	Region	65.3						
	Province	64.3						
Challenges and Changes	School	62.9	▼	▲	70.9			70.9
	Region	63.8						
	Province	62.3						
International Tensions (1930's and WWII)	School	56.9	▼	▼	70.9			70.9
	Region	64.1						
	Province	62.8						
Cold War	School	48.8	▼	▼	70.9			70.9
	Region	59.3						
	Province	58.0						
Regional Developments in Post WWII (5.1)	School	57.1			70.9			70.9
	Region	57.4						
	Province	57.4						
Regional Developments in Post WWII (5.2)	School	64.6	▼	▼	70.9			70.9
	Region	67.5						
	Province	66.9						
Challenges of the Modern Era	School	64.6	▼	▼	70.9			70.9
	Region	67.5						
	Province	66.9						


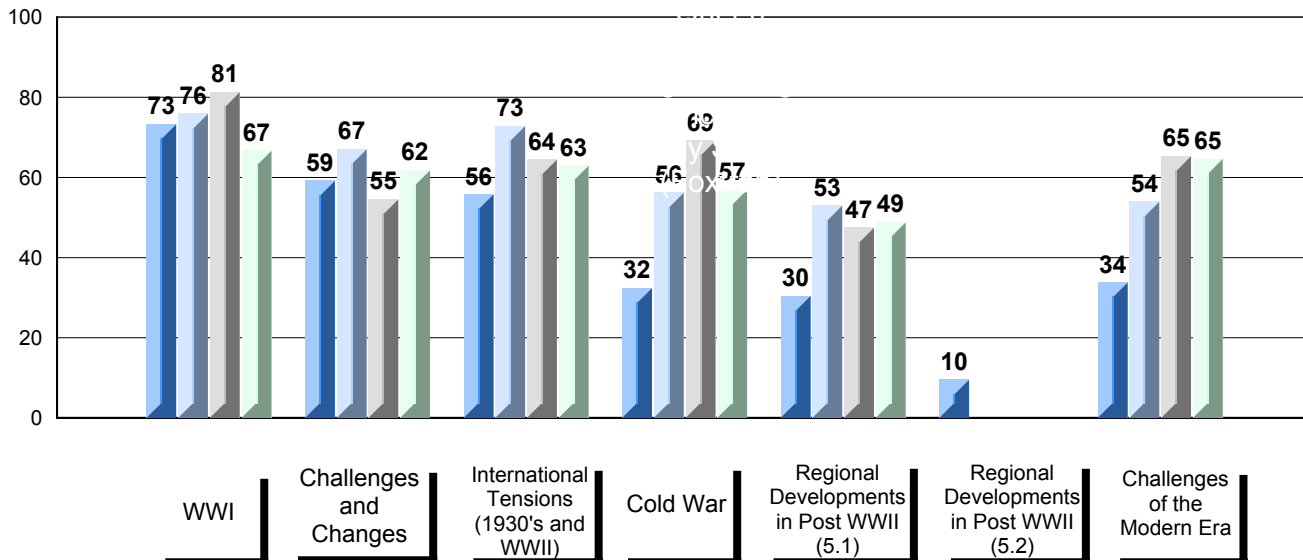
Average Score, 2011-2014



Difference from Provincial Mean, 2011-2014



4 Year Public Exam (Subtest) Mark Trend 2011-2014



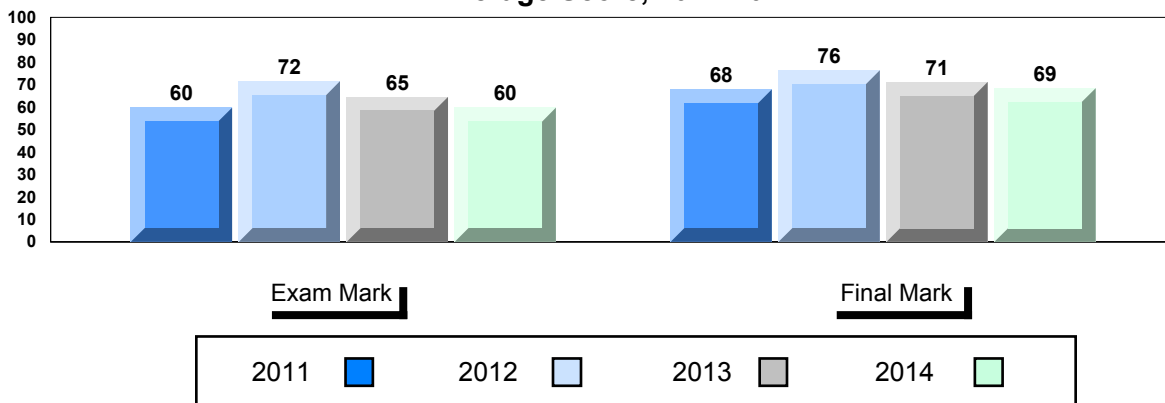
NLESD - Eastern Region

#304 - Holy Spirit High, Conception Bay South (Manuels)


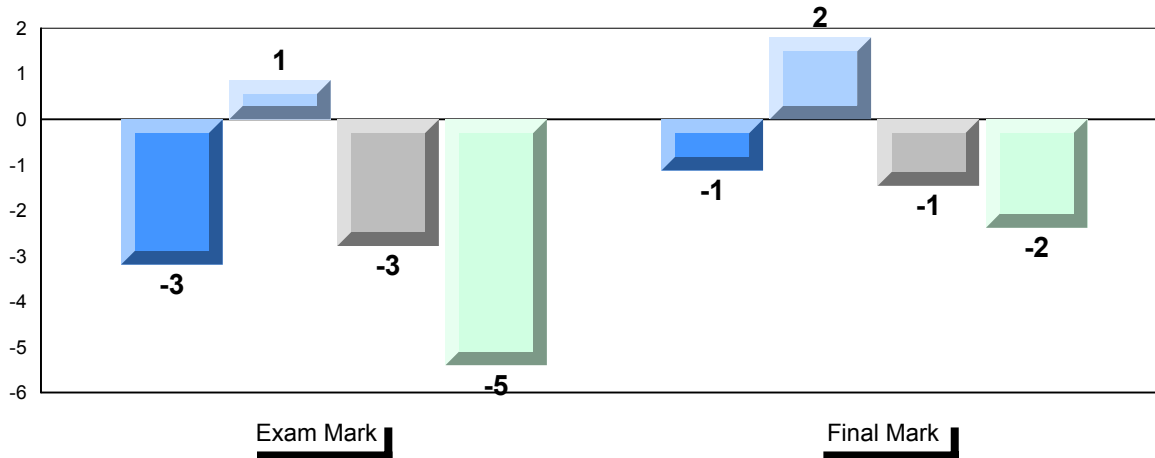
Grades: 9-12

Number of Students		46	Public Exam Mark			Final Mark		
			School vs Region	School vs Province	School vs Region	School vs Province		
Histoire Mondiale 3231	School	59.8	▼	▼	68.5	▼		
	Region	66.3						
	Province	65.2						
Subtest	School	70.1	▼	▼				
	Region	73.0						
	Province	72.3						
WWI	School	59.2	▼	▼				
	Region	65.3						
	Province	64.3						
Challenges and Changes	School	54.0	▼	▼				
	Region	63.8						
	Province	62.3						
International Tensions (1930's and WWII)	School	60.2	▼	▼				
	Region	64.1						
	Province	62.8						
Cold War	School	53.5	▼	▼				
	Region	59.3						
	Province	58.0						
Regional Developments in Post WWII (5.1)	School	7.1	▼	▼				
	Region	57.1						
	Province	57.4						
Regional Developments in Post WWII (5.2)	School	62.4	▼	▼				
	Region	67.5						
	Province	66.9						


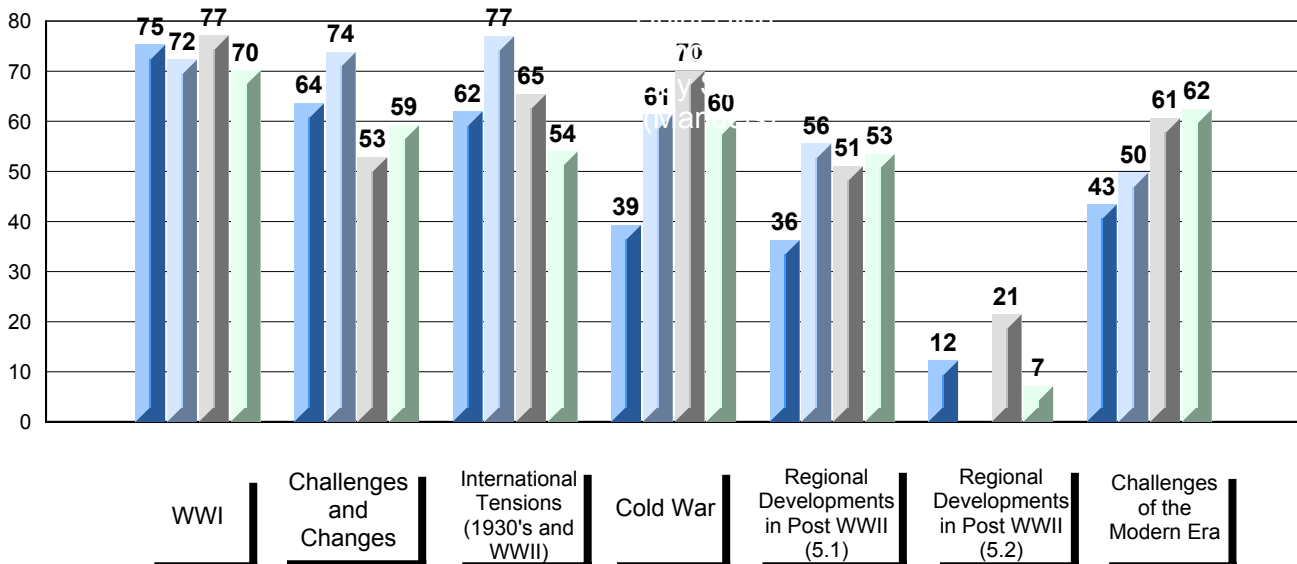
Average Score, 2011-2014



Difference from Provincial Mean, 2011-2014



4 Year Public Exam (Subtest) Mark Trend 2011-2014



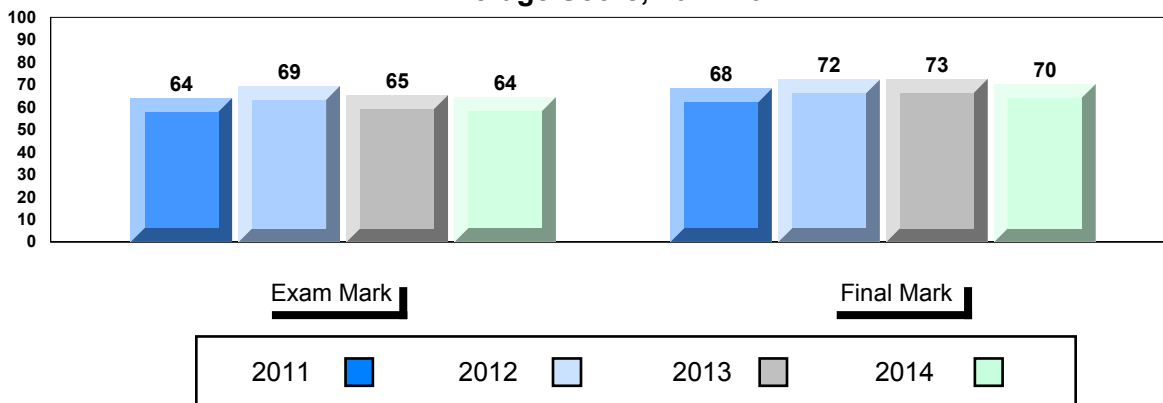
NLESD - Eastern Region

#311 - Mount Pearl Senior High, Mount Pearl

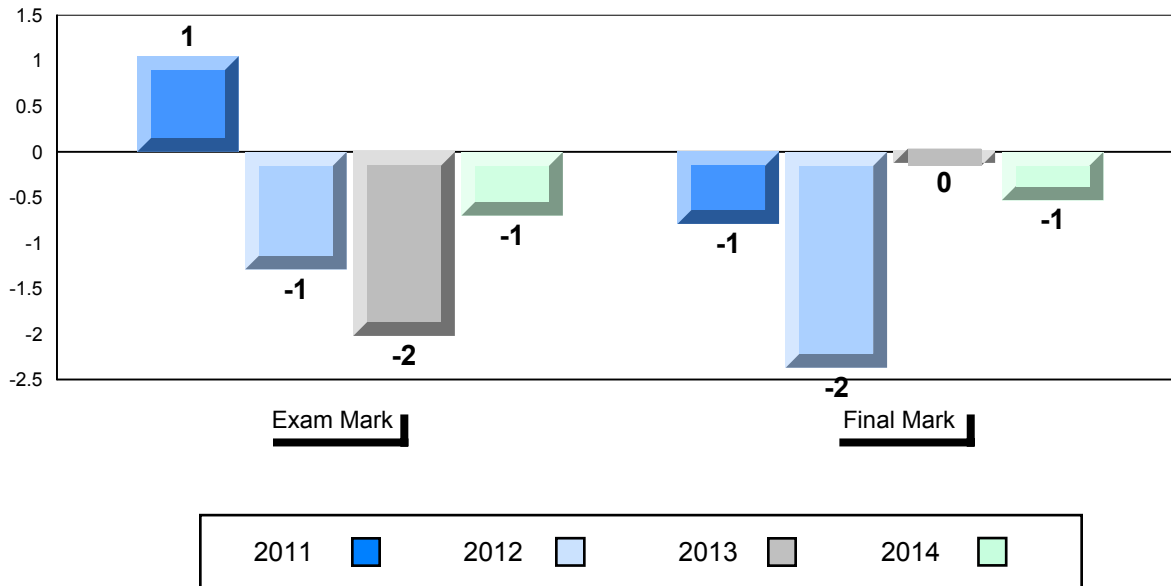
Grades: 10-12

Number of Students		55	Public Exam Mark			Final Mark		
			School vs Region	School vs Province	School vs Region	School vs Province		
Histoire Mondiale 3231	School	64.5	▼	▼	70.4	▼		
	Region	66.3						
	Province	65.2						
<u>Subtest</u>								
WWI	School	69.1	▼	▼				
	Region	73.0						
	Province	72.3						
Challenges and Changes	School	65.6	▲	▲				
	Region	65.3						
	Province	64.3						
International Tensions (1930's and WWII)	School	62.7	▼	▲				
	Region	63.8						
	Province	62.3						
Cold War	School	57.9	▼	▼				
	Region	64.1						
	Province	62.8						
Regional Developments in Post WWII (5.1)	School	54.6	▼	▼				
	Region	59.3						
	Province	58.0						
Regional Developments in Post WWII (5.2)	School	57.1						
	Region	57.1						
	Province	57.4						
Challenges of the Modern Era	School	71.3	▲	▲				
	Region	67.5						
	Province	66.9						

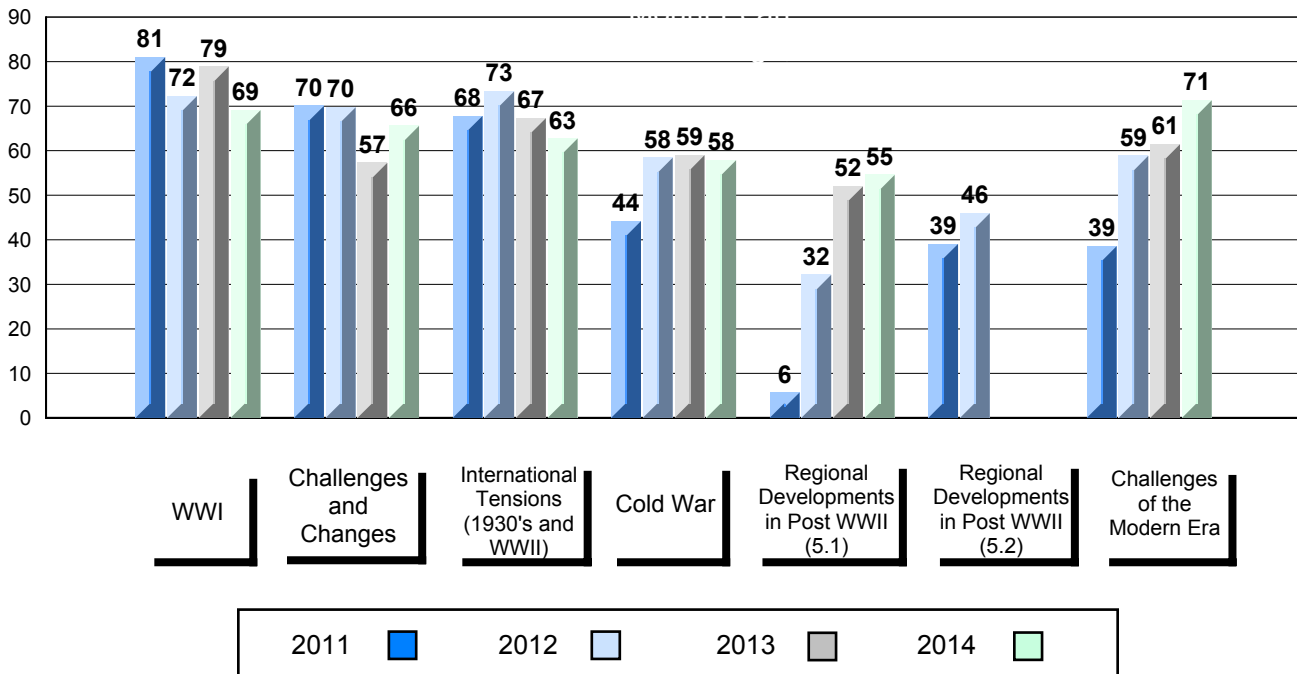
Average Score, 2011-2014



Difference from Provincial Mean, 2011-2014



4 Year Public Exam (Subtest) Mark Trend 2011-2014



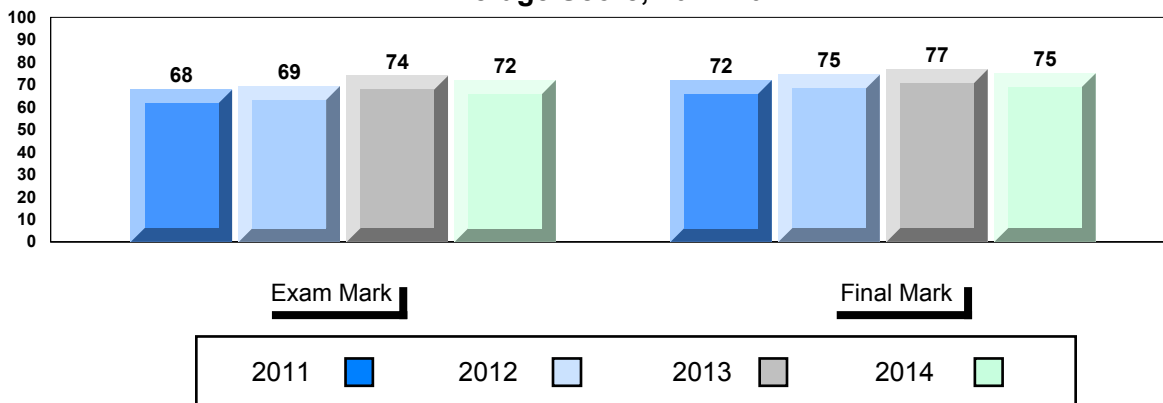
NLESD - Eastern Region

#313 - O'Donel High School, Mount Pearl

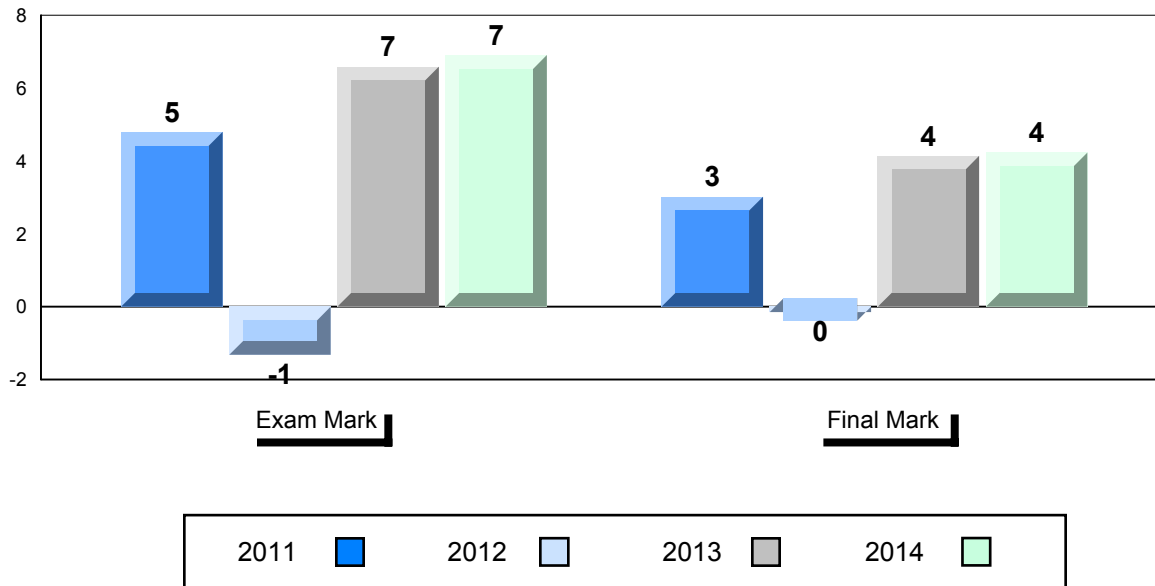
Grades: 10-12

Number of Students		37	Public Exam Mark			Final Mark		
			School vs Region	School vs Province	School vs Region	School vs Province		
Histoire Mondiale 3231	School	72.1	▲	▲	75.1	▲	▲	70.9
	Region	66.3						
	Province	65.2						
<u>Subtest</u> WWI	School	82.3	▲	▲				
	Region	73.0						
	Province	72.3						
Challenges and Changes	School	67.1	▲	▲				
	Region	65.3						
	Province	64.3						
International Tensions (1930's and WWII)	School	68.9	▲	▲				
	Region	63.8						
	Province	62.3						
Cold War	School	71.5	▲	▲				
	Region	64.1						
	Province	62.8						
Regional Developments in Post WWII (5.1)	School	14.3	▼	▼				
	Region	59.3						
	Province	58.0						
Regional Developments in Post WWII (5.2)	School	72.0	▲	▲				
	Region	57.1						
	Province	57.4						
Challenges of the Modern Era	School	78.8	▲	▲				
	Region	67.5						
	Province	66.9						

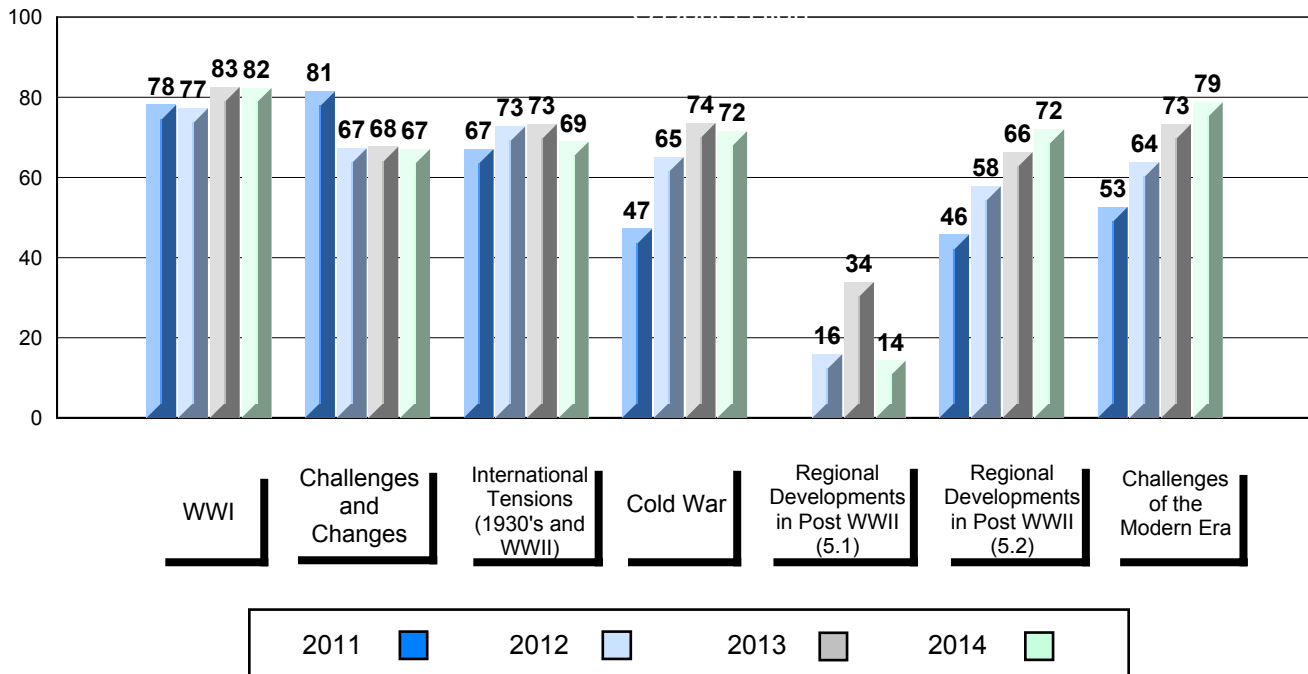
Average Score, 2011-2014



Difference from Provincial Mean, 2011-2014



4 Year Public Exam (Subtest) Mark Trend 2011-2014



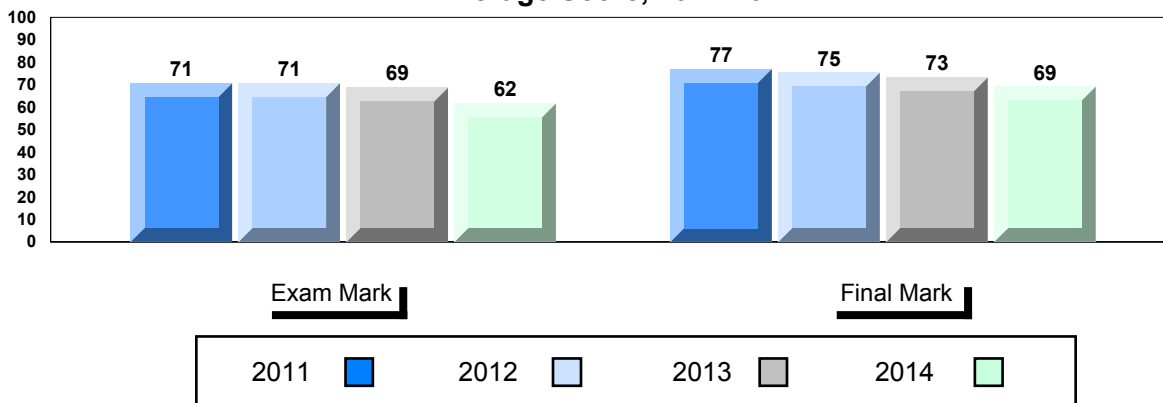
NLESD - Eastern Region

#328 - Booth Memorial High School, St. John's


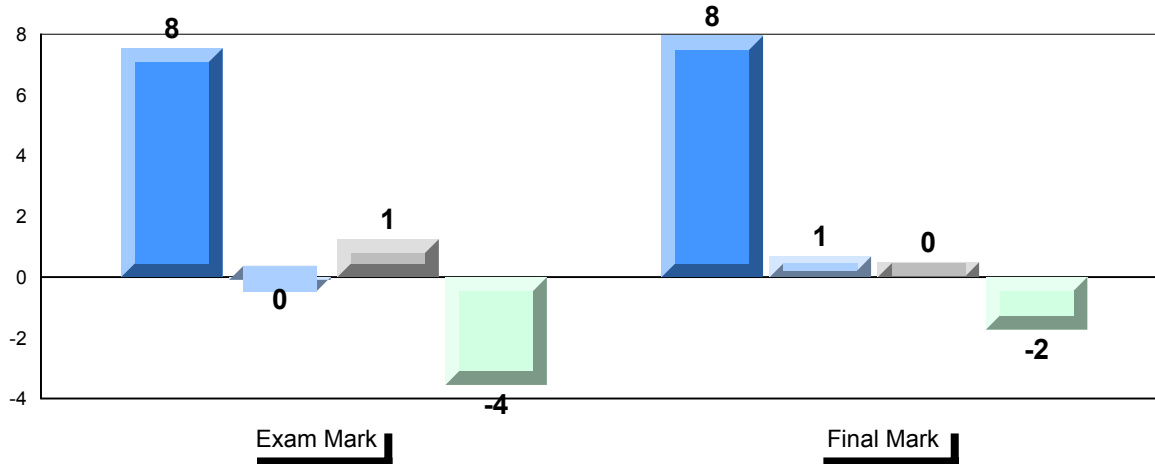
Grades: 10-12

Number of Students		13	Public Exam Mark			Final Mark		
			School vs Region	School vs Province	School vs Region	School vs Province		
Histoire Mondiale 3231	School	61.6	▼	▼	69.1	▼		
	Region	66.3						
	Province	65.2						
Subtest	School	67.9	▼	▼				
	Region	73.0						
	Province	72.3						
WWI	School	66.2	▲	▲				
	Region	65.3						
	Province	64.3						
Challenges and Changes	School	62.1	▼	▼				
	Region	63.8						
	Province	62.3						
International Tensions (1930's and WWII)	School	61.0	▼	▼				
	Region	64.1						
	Province	62.8						
Cold War	School	61.0	▲	▲				
	Region	59.3						
	Province	58.0						
Regional Developments in Post WWII (5.1)	School	57.1						
	Region	59.3						
	Province	58.0						
Regional Developments in Post WWII (5.2)	School	67.0	▼	▲				
	Region	67.5						
	Province	66.9						


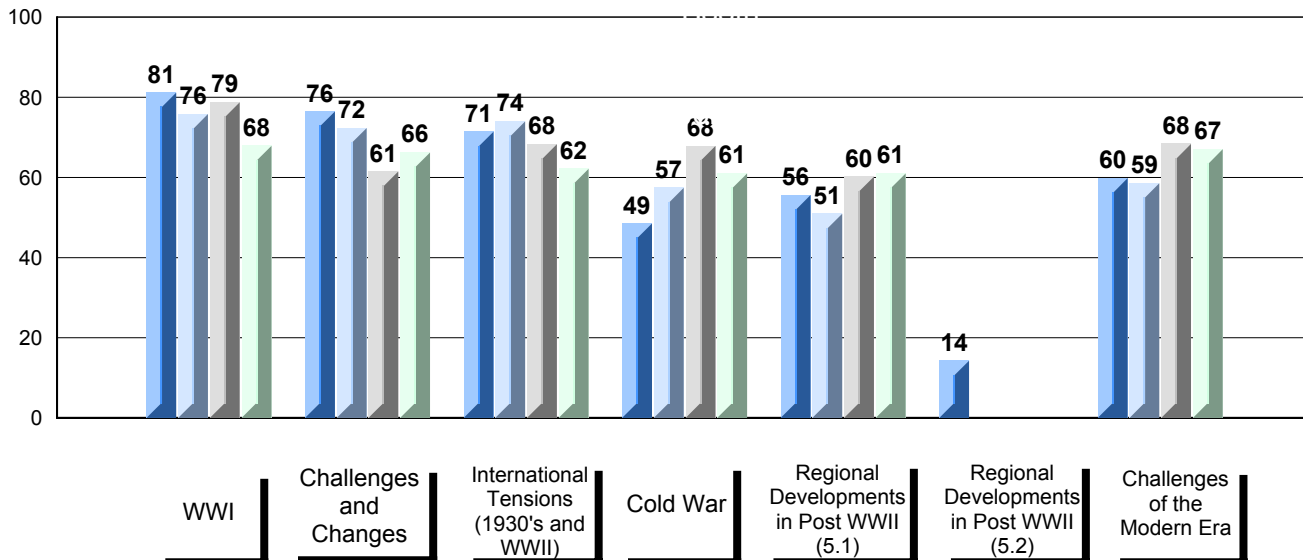
Average Score, 2011-2014



Difference from Provincial Mean, 2011-2014



4 Year Public Exam (Subtest) Mark Trend 2011-2014



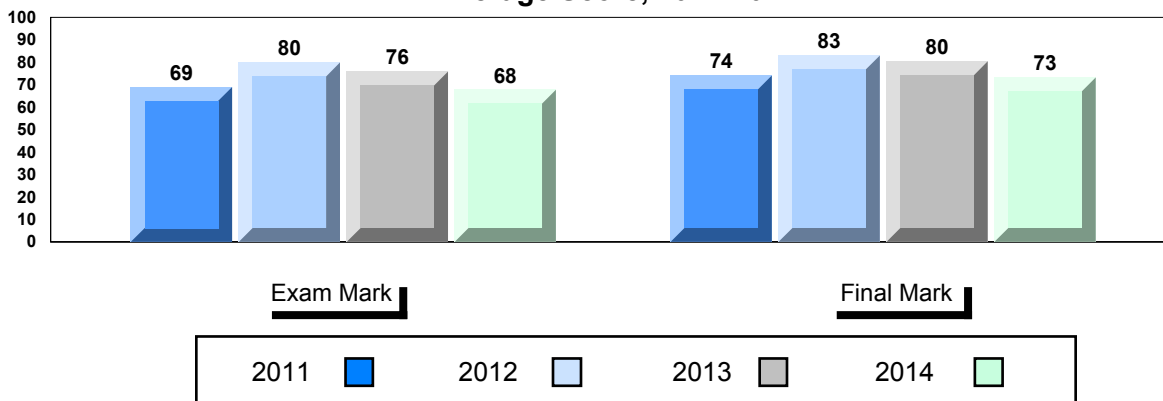
NLESD - Eastern Region

#336 - Gonzaga Regional High, St. John's

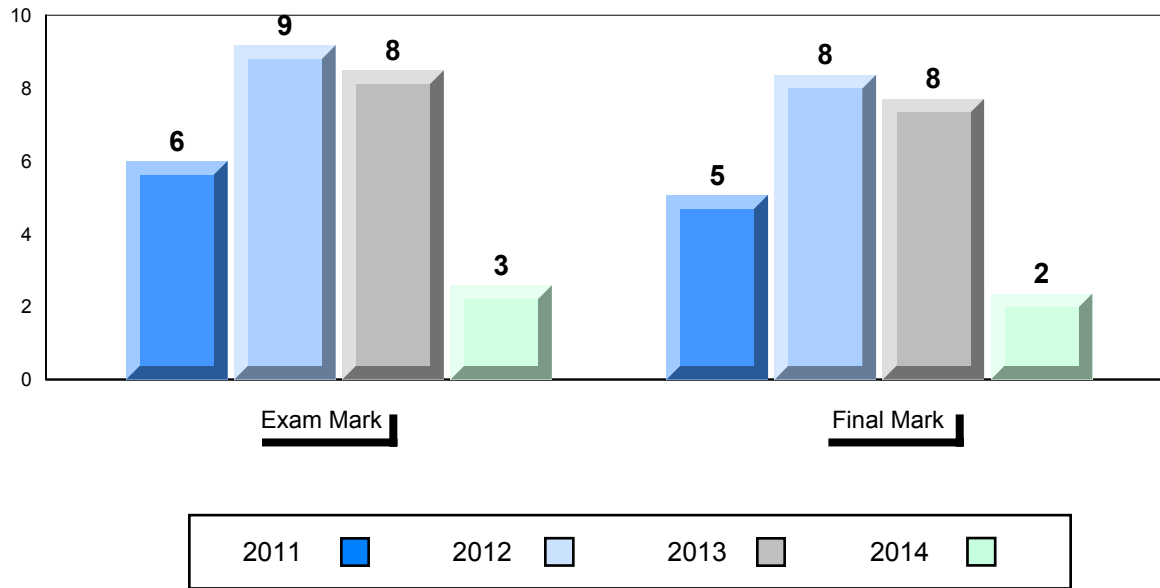
Grades: 10-12

Number of Students		49	Public Exam Mark			Final Mark		
			School vs Region	School vs Province	School vs Region	School vs Province		
Histoire Mondiale 3231	School	67.8	▲	▲	73.2	▲	▲	70.9
	Region	66.3						
	Province	65.2						
<u>Subtest</u> WWI	School	73.3	▲	▲				
	Region	73.0						
	Province	72.3						
Challenges and Changes	School	68.4	▲	▲				
	Region	65.3						
	Province	64.3						
International Tensions (1930's and WWII)	School	62.4	▼	▲				
	Region	63.8						
	Province	62.3						
Cold War	School	70.1	▲	▲				
	Region	64.1						
	Province	62.8						
Regional Developments in Post WWII (5.1)	School	68.0	▲	▲				
	Region	59.3						
	Province	58.0						
Regional Developments in Post WWII (5.2)	School	35.7	▼	▼				
	Region	57.1						
	Province	57.4						
Challenges of the Modern Era	School	68.7	▲	▲				
	Region	67.5						
	Province	66.9						

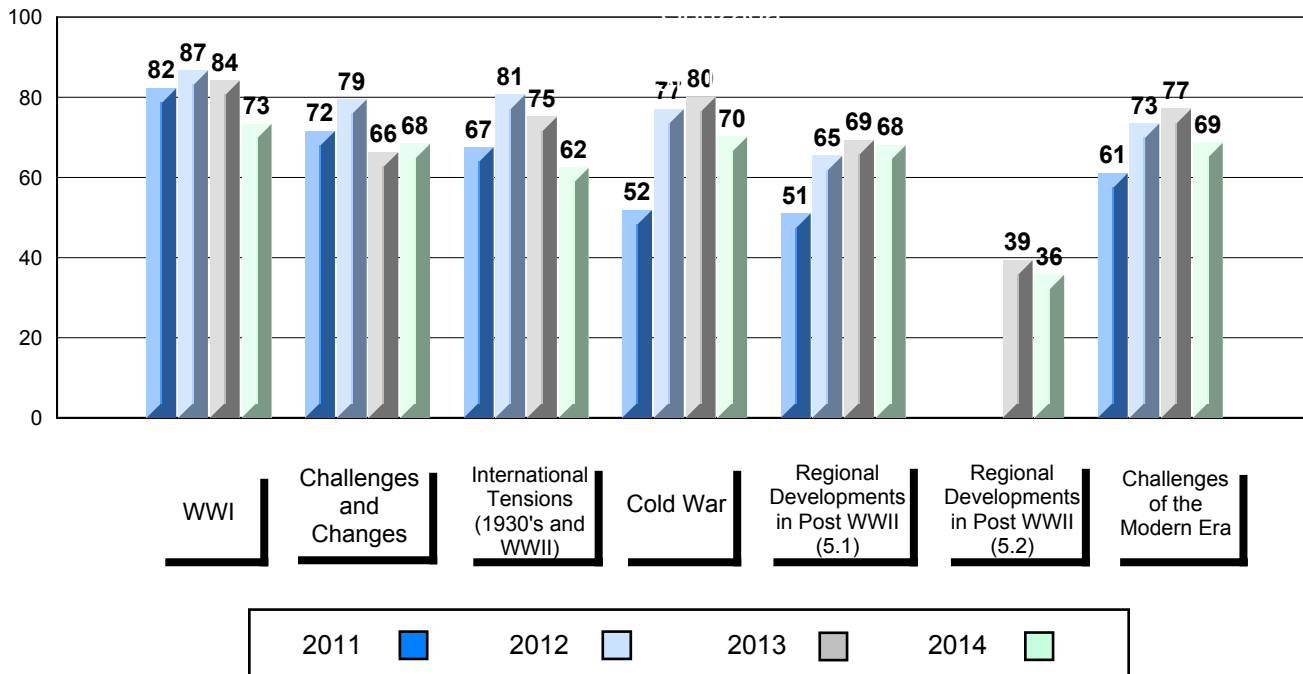
Average Score, 2011-2014



Difference from Provincial Mean, 2011-2014



4 Year Public Exam (Subtest) Mark Trend 2011-2014



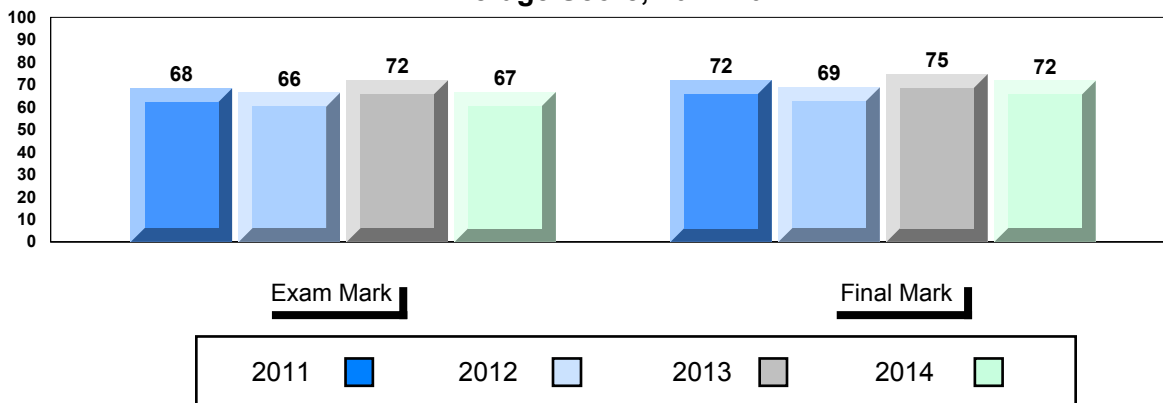
NLESD - Eastern Region

#340 - Holy Heart High School, St. John's


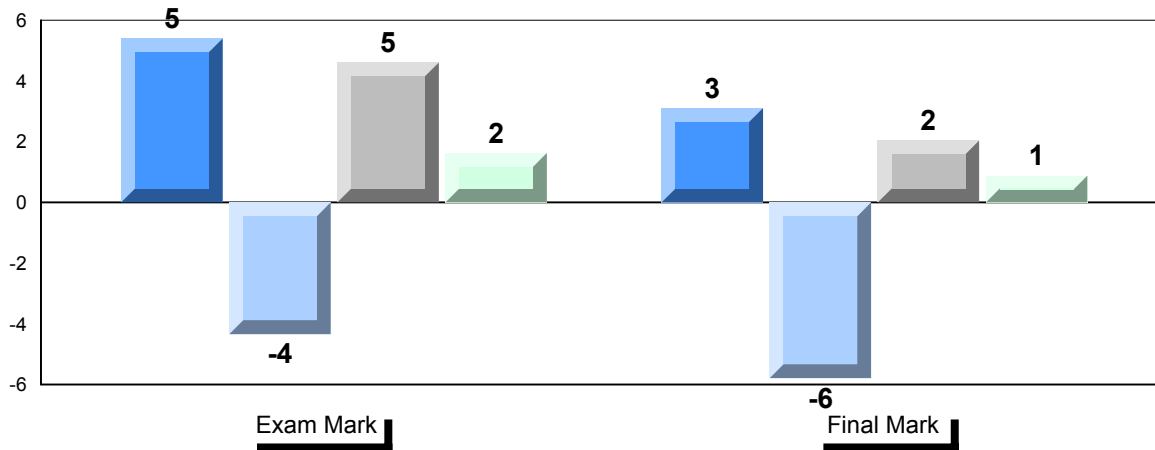
Grades: 10-12

Number of Students		57	Public Exam Mark			Final Mark		
			School vs Region	School vs Province	School vs Region	School vs Province		
Histoire Mondiale 3231	School	66.8	▲	▲	71.8	▲	▲	70.9
	Region	66.3						
	Province	65.2						
<u>Subtest</u> WWI	School	75.4	▲	▲				
	Region	73.0						
	Province	72.3						
Challenges and Changes	School	63.2	▼	▼				
	Region	65.3						
	Province	64.3						
International Tensions (1930's and WWII)	School	66.1	▲	▲				
	Region	63.8						
	Province	62.3						
Cold War	School	62.0	▼	▼				
	Region	64.1						
	Province	62.8						
Regional Developments in Post WWII (5.1)	School	42.9	▼	▼				
	Region	59.3						
	Province	58.0						
Regional Developments in Post WWII (5.2)	School	61.7	▲	▲				
	Region	57.1						
	Province	57.4						
Challenges of the Modern Era	School	63.4	▼	▼				
	Region	67.5						
	Province	66.9						


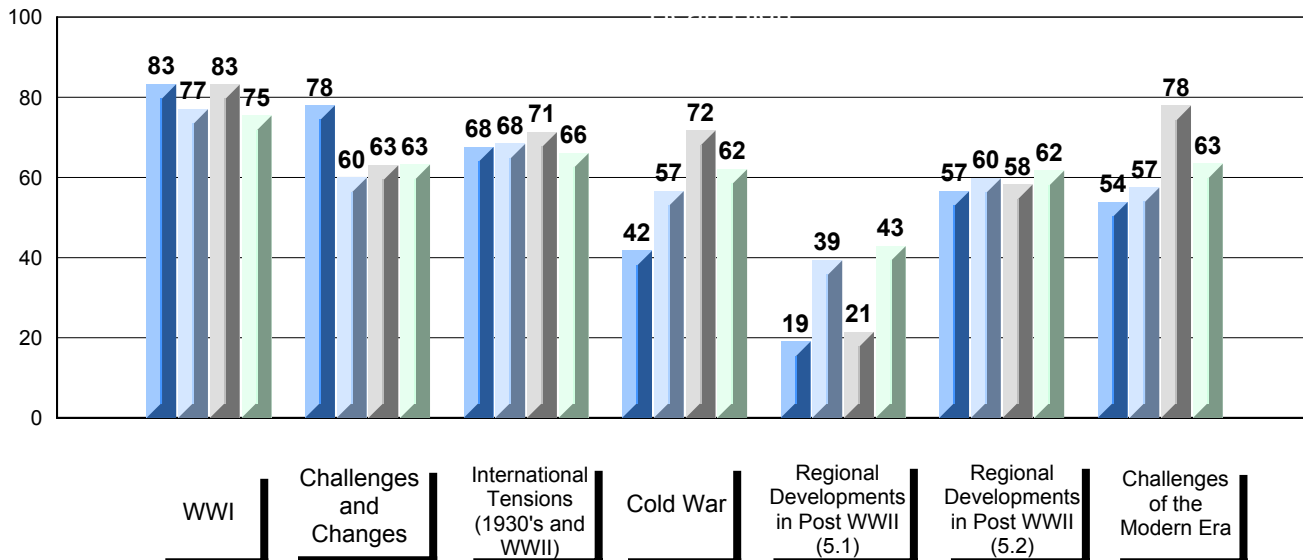
Average Score, 2011-2014



Difference from Provincial Mean, 2011-2014



4 Year Public Exam (Subtest) Mark Trend 2011-2014



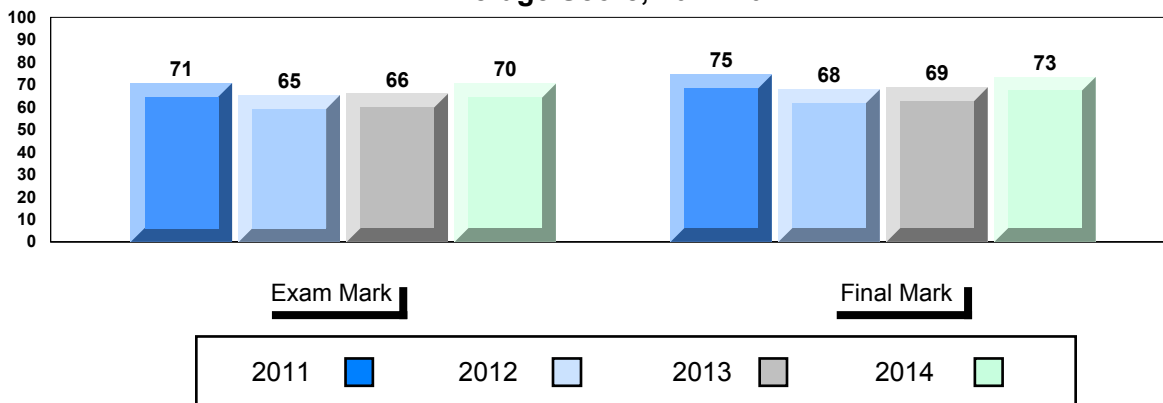
NLESD - Eastern Region

#347 - Prince of Wales Collegiate, St. John's


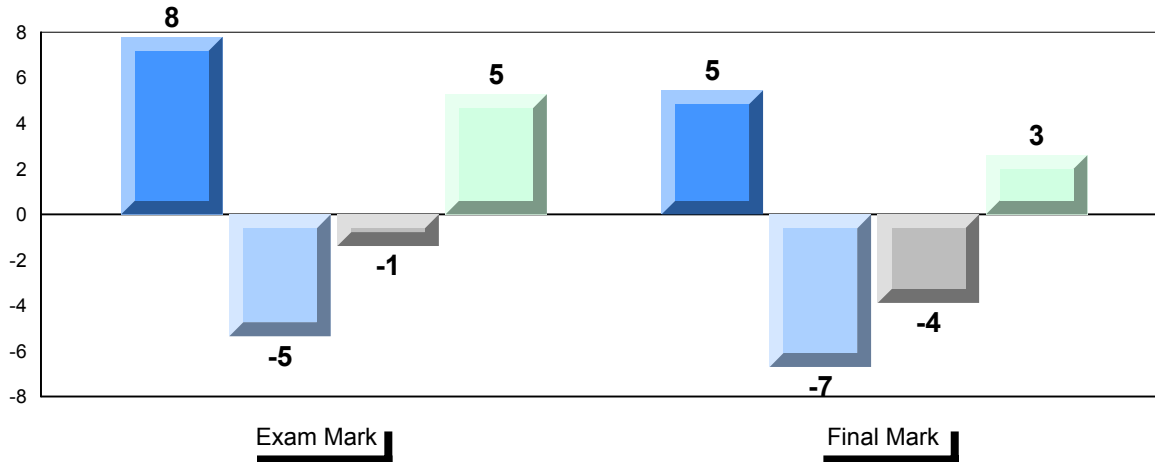
Grades: 10-12

Number of Students		19	Public Exam Mark			Final Mark		
			School vs Region	School vs Province	School vs Region	School vs Province		
Histoire Mondiale 3231	School		70.5	▲	▲	73.5	▲	▲
	Region		66.3			71.7		
	Province		65.2			70.9		
<u>Subtest</u>								
WWI	School		80.6	▲	▲			
	Region		73.0					
	Province		72.3					
Challenges and Changes	School		65.8	▲	▲			
	Region		65.3					
	Province		64.3					
International Tensions (1930's and WWII)	School		69.1	▲	▲			
	Region		63.8					
	Province		62.3					
Cold War	School		64.7	▲	▲			
	Region		64.1					
	Province		62.8					
Regional Developments in Post WWII (5.1)	School		67.3	▲	▲			
	Region		59.3					
	Province		58.0					
Regional Developments in Post WWII (5.2)	School		57.1					
	Region		57.4					
	Province							
Challenges of the Modern Era	School		67.7	▲	▲			
	Region		67.5					
	Province		66.9					


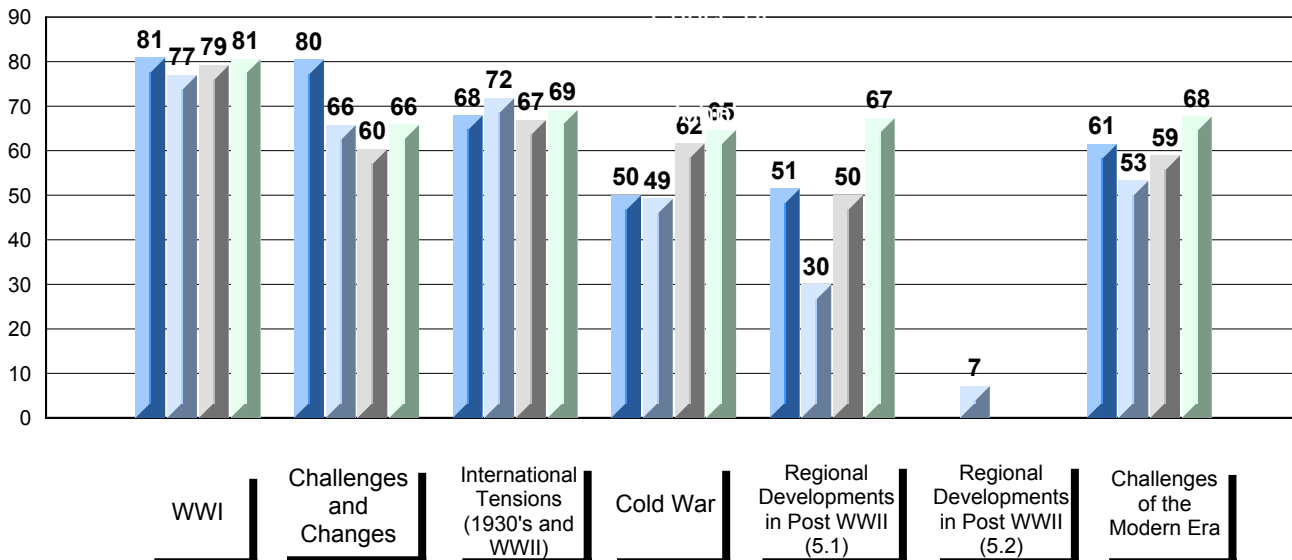
Average Score, 2011-2014



Difference from Provincial Mean, 2011-2014



4 Year Public Exam (Subtest) Mark Trend 2011-2014



NLESD - Eastern Region

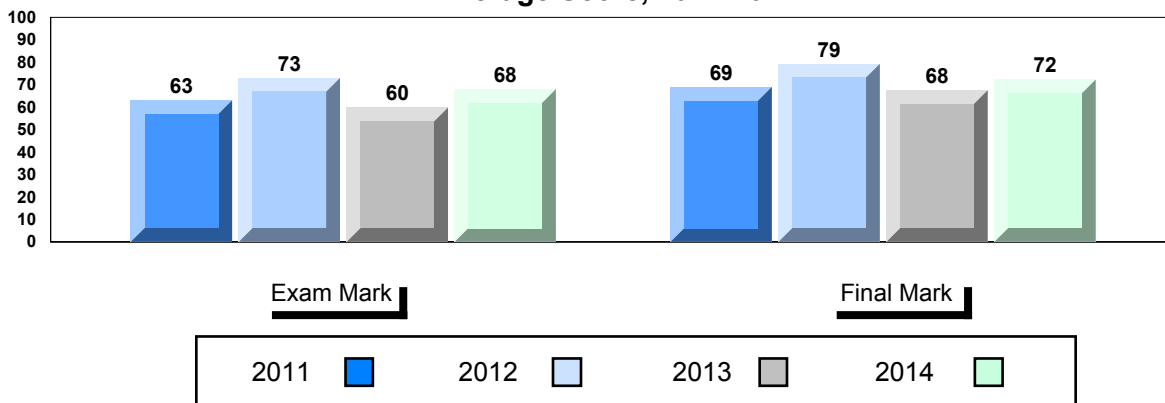
#368 - Holy Trinity High, Torbay

Grades: 7-12

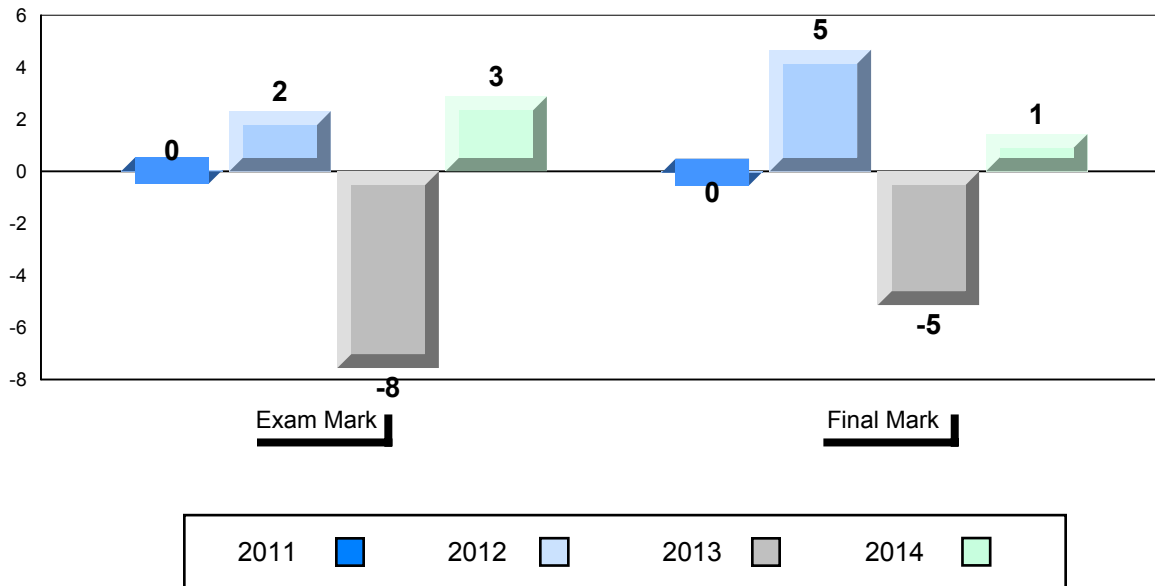
Number of Students 13

		Public Exam Mark	School vs Region	School vs Province	Final Mark	School vs Region	School vs Province
Histoire Mondiale 3231	School	68.1	▲	▲	72.3	▲	▲
	Region	66.3					
	Province	65.2					
<u>Subtest</u> WWI	School	72.1	▼	▼	71.7		
	Region	73.0					
	Province	72.3					
Challenges and Changes	School	68.6	▲	▲	70.9		
	Region	65.3					
	Province	64.3					
International Tensions (1930's and WWII)	School	67.8	▲	▲			
	Region	63.8					
	Province	62.3					
Cold War	School	61.8	▼	▼			
	Region	64.1					
	Province	62.8					
Regional Developments in Post WWII (5.1)	School	61.5	▲	▲			
	Region	59.3					
	Province	58.0					
Regional Developments in Post WWII (5.2)	School	57.1					
	Region	57.4					
	Province	57.4					
Challenges of the Modern Era	School	67.6	▲	▲			
	Region	67.5					
	Province	66.9					

Average Score, 2011-2014



Difference from Provincial Mean, 2011-2014



4 Year Public Exam (Subtest) Mark Trend 2011-2014

