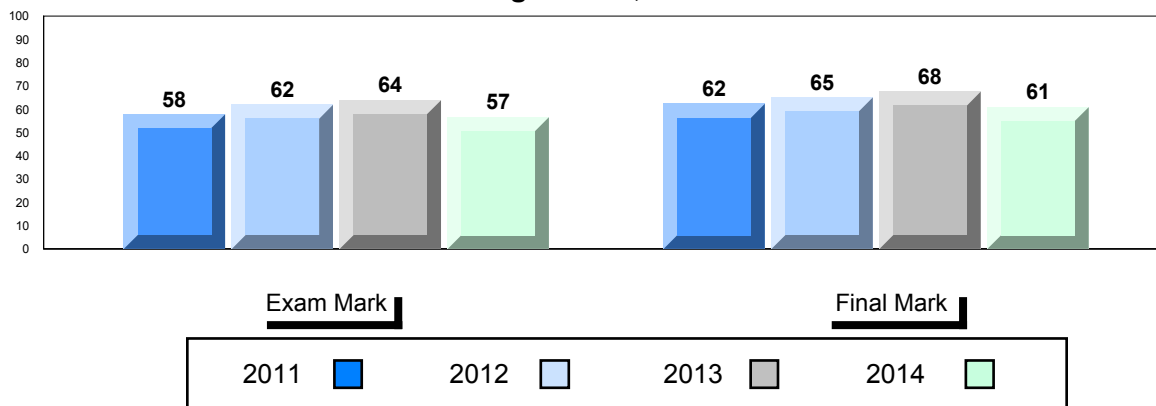
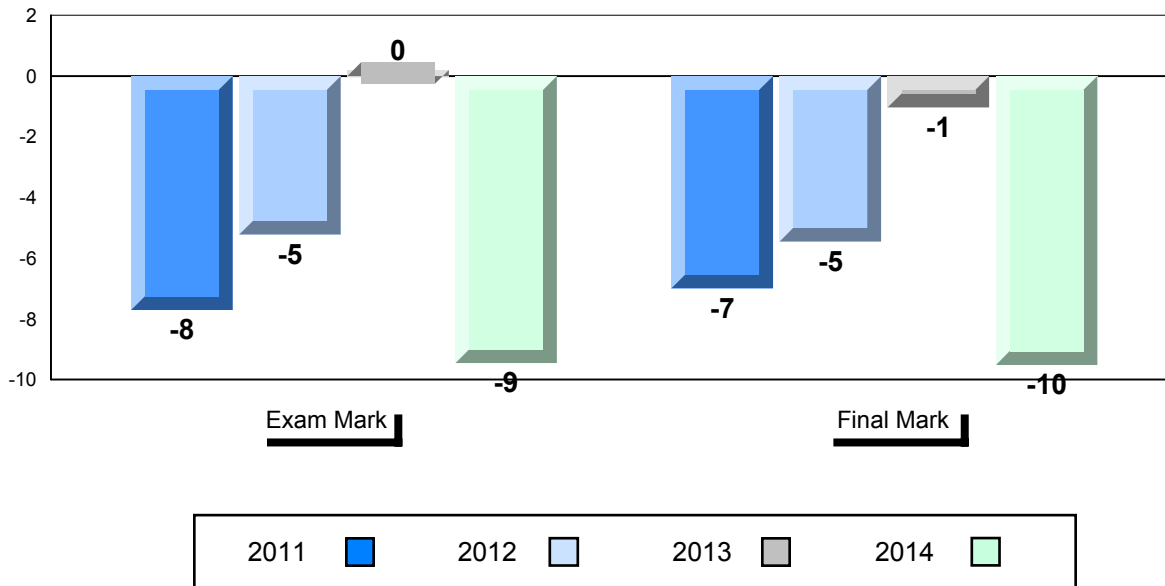


Number of Students		11	Public Exam Mark			Final Mark		
			School vs Region	School vs Province	School vs Region	School vs Province		
World History 3201	School		56.6	▼	▼	60.9	▼	▼
	Region		61.5			64.5		
	Province		66.1			70.4		
Subtest								
WWI	School		66.0	▼	▼			
	Region		68.4					
	Province		72.1					
Challenges and Changes	School		55.9	▼	▼			
	Region		63.0					
	Province		67.4					
International Tensions (1930's and WWII)	School		61.4	▼	▼			
	Region		63.9					
	Province		68.4					
Cold War	School		53.3	▼	▼			
	Region		58.4					
	Province		58.3					
Regional Developments in Post WWII (5.1)	School		46.1	▲	▼			
	Region		43.5					
	Province		53.4					
Regional Developments in Post WWII (5.2)	School							
	Region							
	Province		44.7					
Challenges of the Modern Era	School		54.6	▼	▼			
	Region		60.9					
	Province		64.1					

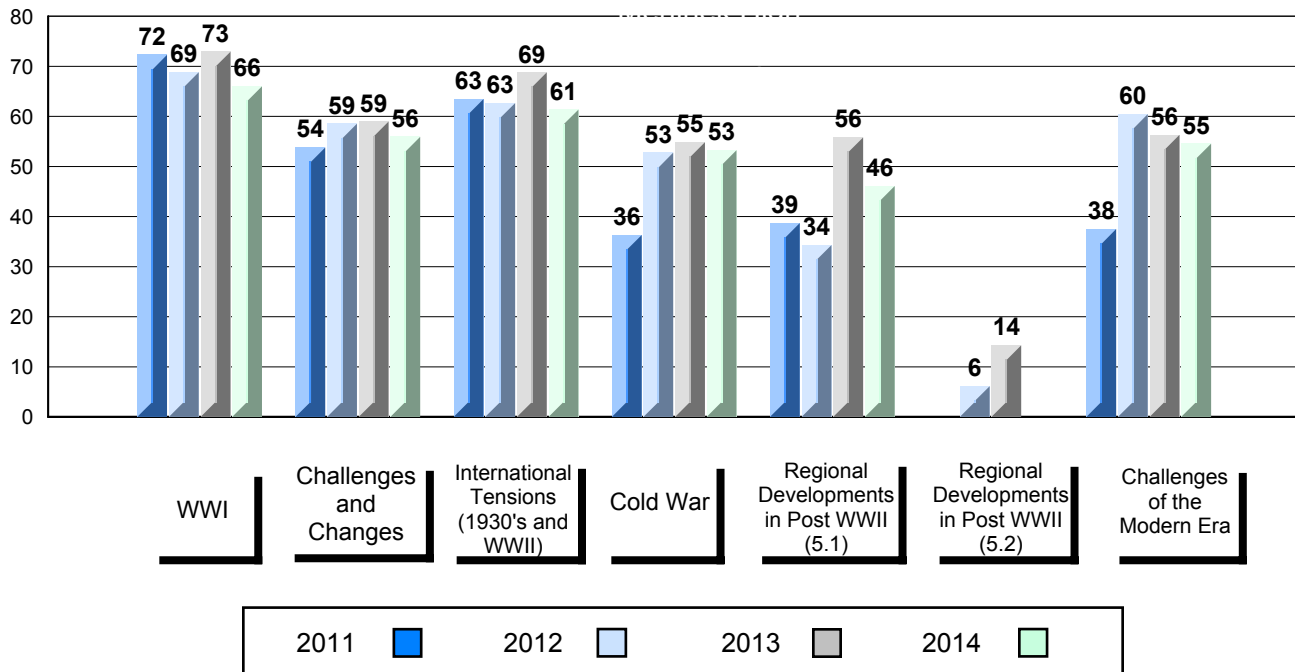
Average Score, 2011-2014



Difference from Provincial Mean, 2011-2014

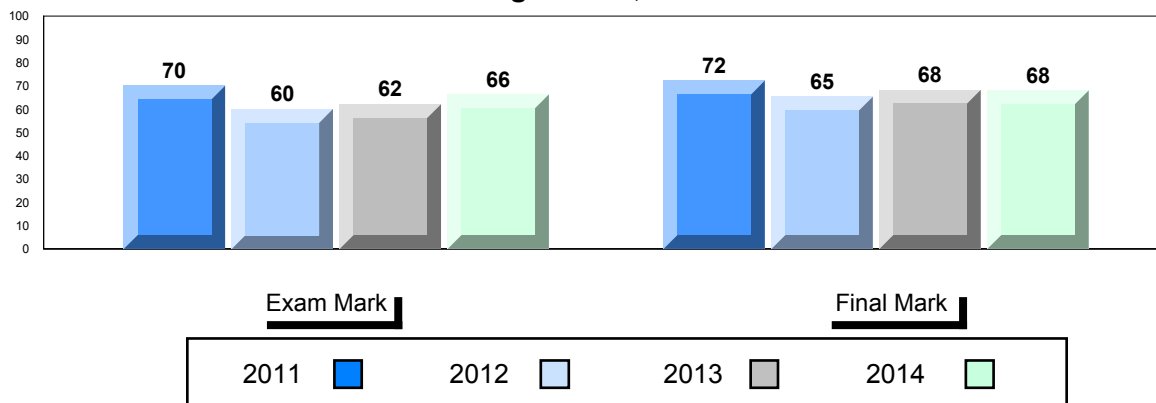


4 Year Public Exam (Subtest) Mark Trend 2011-2014


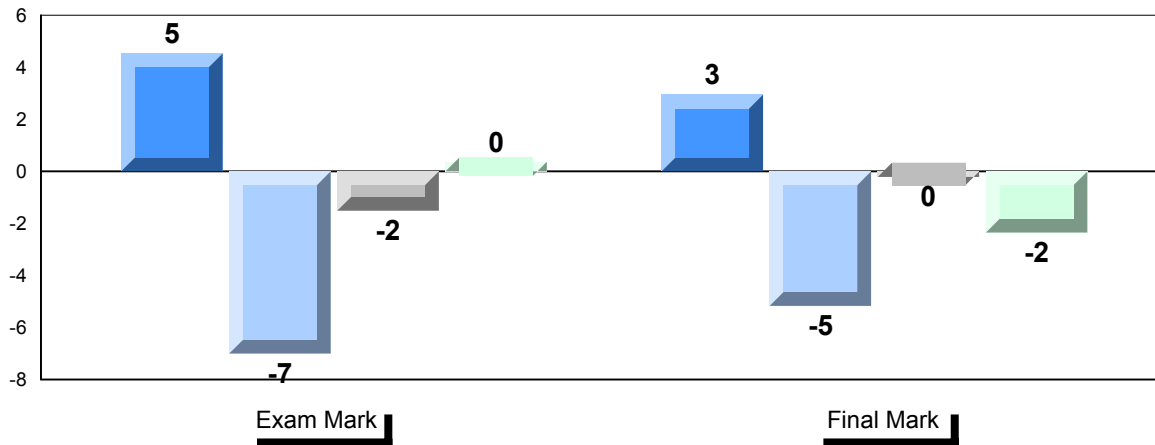


Number of Students		12	Public Exam Mark			Final Mark		
			School vs Region	School vs Province	School vs Region	School vs Province		
World History 3201	School		66.4	▲	▲	68.1	▲	▼
	Region		61.5			64.5		
	Province		66.1			70.4		
Subtest								
WWI	School		70.7	▲	▼			
	Region		68.4					
	Province		72.1					
Challenges and Changes	School		69.6	▲	▲			
	Region		63.0					
	Province		67.4					
International Tensions (1930's and WWII)	School		66.2	▲	▼			
	Region		63.9					
	Province		68.4					
Cold War	School		63.1	▲	▲			
	Region		58.4					
	Province		58.3					
Regional Developments in Post WWII (5.1)	School		41.1	▼	▼			
	Region		43.5					
	Province		53.4					
Regional Developments in Post WWII (5.2)	School							
	Region							
	Province		44.7					
Challenges of the Modern Era	School		66.7	▲	▲			
	Region		60.9					
	Province		64.1					


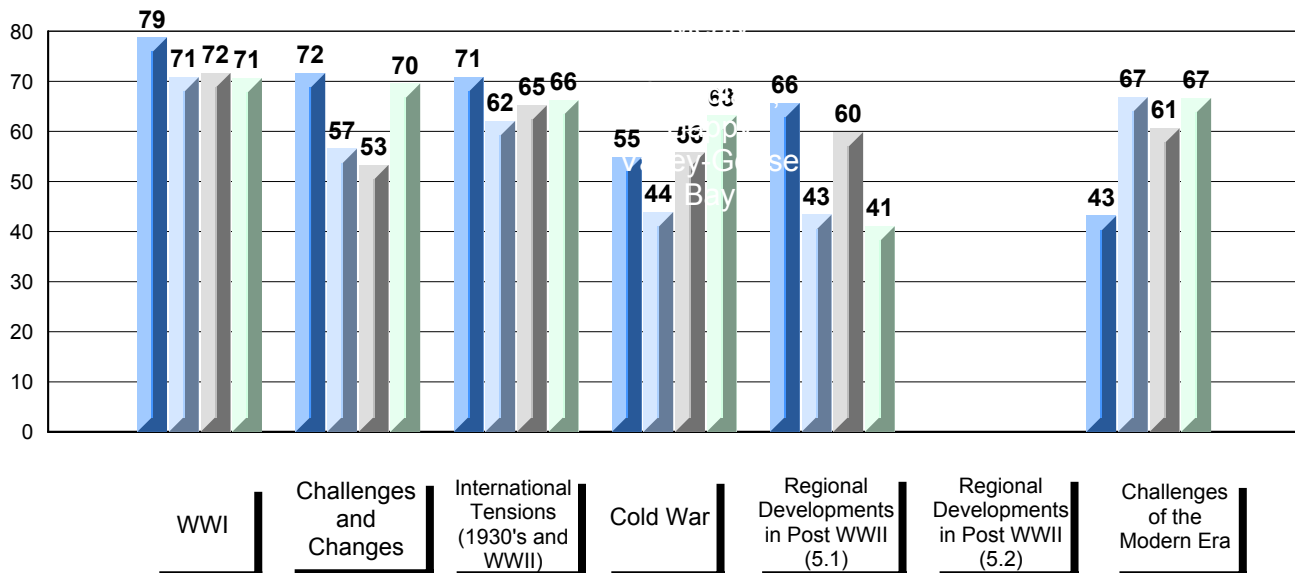
Average Score, 2011-2014



Difference from Provincial Mean, 2011-2014



4 Year Public Exam (Subtest) Mark Trend 2011-2014



NLESD - Western Region

#041 - Raymond Ward Memorial, Norman Bay

Grades: 1,7,9,11-12

Number of Students 1

World History 3201

Subtest

WWI

**Challenges
and Changes**

**International
Tensions (1930's
and WWII)**

Cold War

**Regional
Developments
in Post WWII (5.1)**

**Regional
Developments
in Post WWII (5.2)**

**Challenges of the
Modern Era**

School
Region
Province

School
Region
Province

School
Region
Province

School
Region
Province

School
Region
Province

School
Region
Province

School
Region
Province

School
Region
Province

**Public
Exam
Mark**

School vs
Region School vs
Province

*School data with 5 or fewer
students withheld for reasons of
confidentiality.*

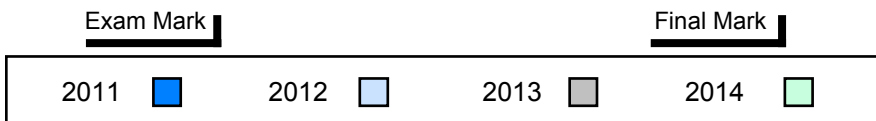
**Final
Mark**

School vs
Region School vs
Province

*School data with 5 or fewer
students withheld for reasons of
confidentiality.*


Average Score, 2011-2014

School data with 5 or fewer students withheld for reasons of confidentiality.



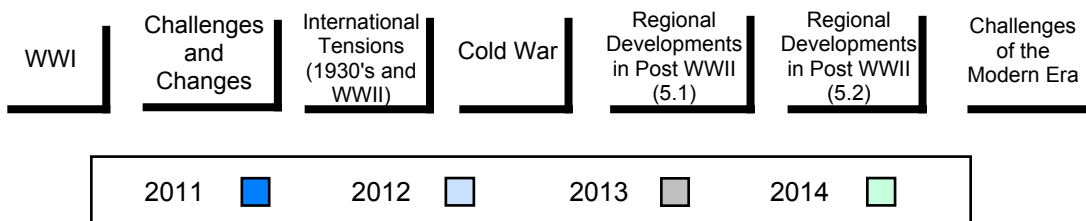
Difference from Provincial Mean, 2011-2014

School data with 5 or fewer students withheld for reasons of confidentiality.



4 Year Public Exam (Subtest) Mark Trend 2011-2014

School data with 5 or fewer students withheld for reasons of confidentiality.



Number of Students 1

World History 3201

Subtest

WWI

Challenges and Changes

International Tensions (1930's and WWII)

Cold War

Regional Developments in Post WWII (5.1)

Regional Developments in Post WWII (5.2)

Challenges of the Modern Era

School
Region
Province

School
Region
Province

School
Region
Province

School
Region
Province

School
Region
Province

School
Region
Province

School
Region
Province

School
Region
Province

Public Exam Mark

School vs Region School vs Province

School data with 5 or fewer students withheld for reasons of confidentiality.

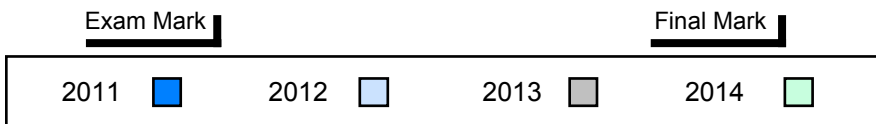
Final Mark

School vs Region School vs Province

School data with 5 or fewer students withheld for reasons of confidentiality.

Average Score, 2011-2014

School data with 5 or fewer students withheld for reasons of confidentiality.



Number of Students 2

World History 3201

Subtest

WWI

Challenges and Changes

International Tensions (1930's and WWII)

Cold War

Regional Developments in Post WWII (5.1)

Regional Developments in Post WWII (5.2)

Challenges of the Modern Era

School
Region
Province

School
Region
Province

School
Region
Province

School
Region
Province

School
Region
Province

School
Region
Province

School
Region
Province

School
Region
Province

Public Exam Mark

School vs Region School vs Province

School data with 5 or fewer students withheld for reasons of confidentiality.

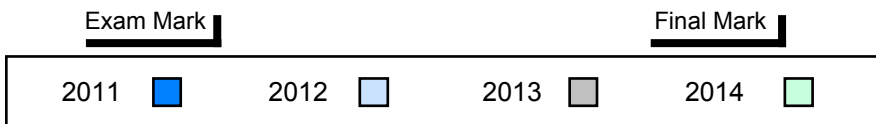
Final Mark

School vs Region School vs Province

School data with 5 or fewer students withheld for reasons of confidentiality.

Average Score, 2011-2014

School data with 5 or fewer students withheld for reasons of confidentiality.



Number of Students 1

World History 3201

Subtest

WWI

Challenges and Changes

International Tensions (1930's and WWII)

Cold War

Regional Developments in Post WWII (5.1)

Regional Developments in Post WWII (5.2)

Challenges of the Modern Era

School
Region
Province

School
Region
Province

School
Region
Province

School
Region
Province

School
Region
Province

School
Region
Province

School
Region
Province

School
Region
Province

Public Exam Mark

School vs Region School vs Province

School data with 5 or fewer students withheld for reasons of confidentiality.

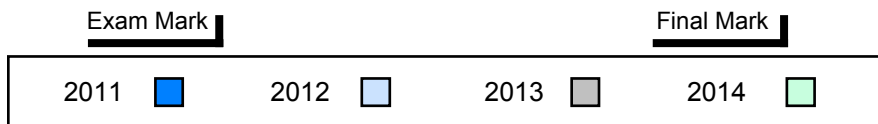
Final Mark

School vs Region School vs Province

School data with 5 or fewer students withheld for reasons of confidentiality.

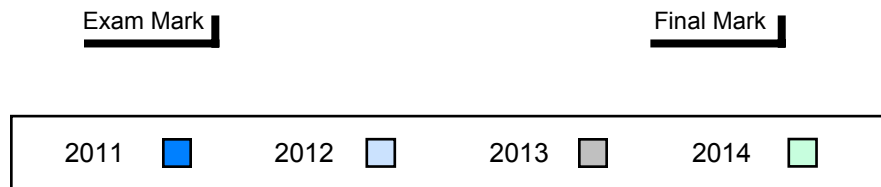
Average Score, 2011-2014

School data with 5 or fewer students withheld for reasons of confidentiality.



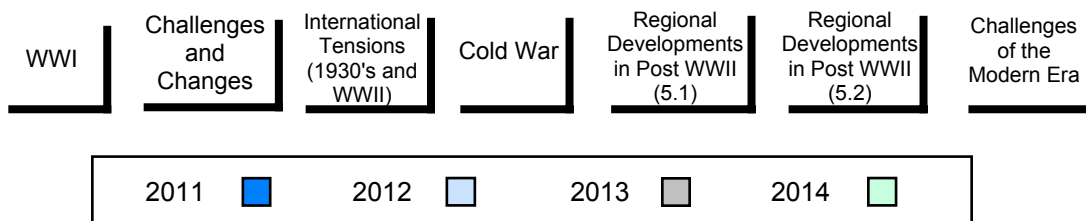
Difference from Provincial Mean, 2011-2014

School data with 5 or fewer students withheld for reasons of confidentiality.



4 Year Public Exam (Subtest) Mark Trend 2011-2014

School data with 5 or fewer students withheld for reasons of confidentiality.



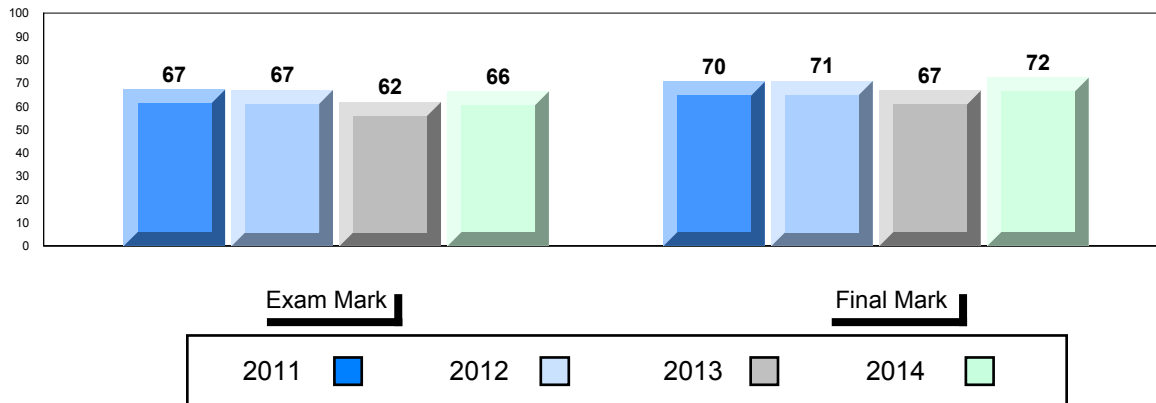
NLESD - Western Region

#485 - Corner Brook Regional High, Corner Brook

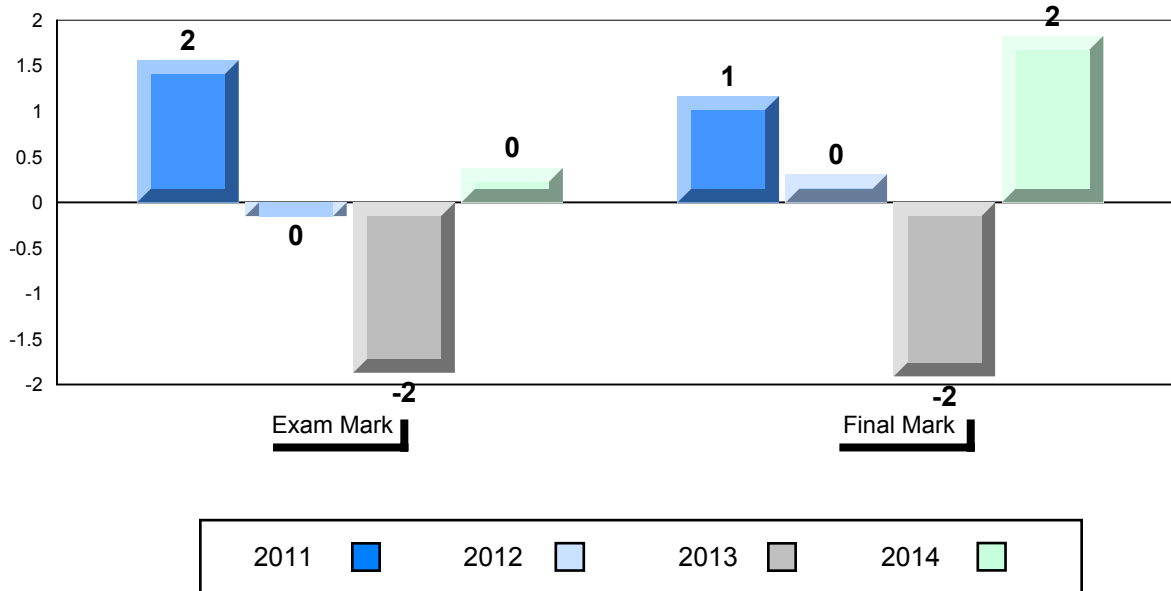
Grades: 10-12

Number of Students		83	Public Exam Mark			Final Mark		
			School vs Region	School vs Province	School vs Region	School vs Province		
World History 3201	School	66.4	▼	▲	72.3	▼	▲	72.4
	Region	66.9						
	Province	66.1						
Subtest	School	73.7	▼	▲				
	Region	73.8						
	Province	72.1						
WWI	School	66.2	▼	▼				
	Region	66.9						
	Province	67.4						
Challenges and Changes	School	67.5	▼	▼				
	Region	67.7						
	Province	68.4						
International Tensions (1930's and WWII)	School	61.7	▼	▲				
	Region	62.1						
	Province	58.3						
Cold War	School	59.8	▼	▲				
	Region	60.1						
	Province	53.4						
Regional Developments in Post WWII (5.1)	School	44.7						
	Region							
	Province							
Regional Developments in Post WWII (5.2)	School	60.2	▼	▼				
	Region	61.5						
	Province	64.1						
Challenges of the Modern Era	School							
	Region							
	Province							

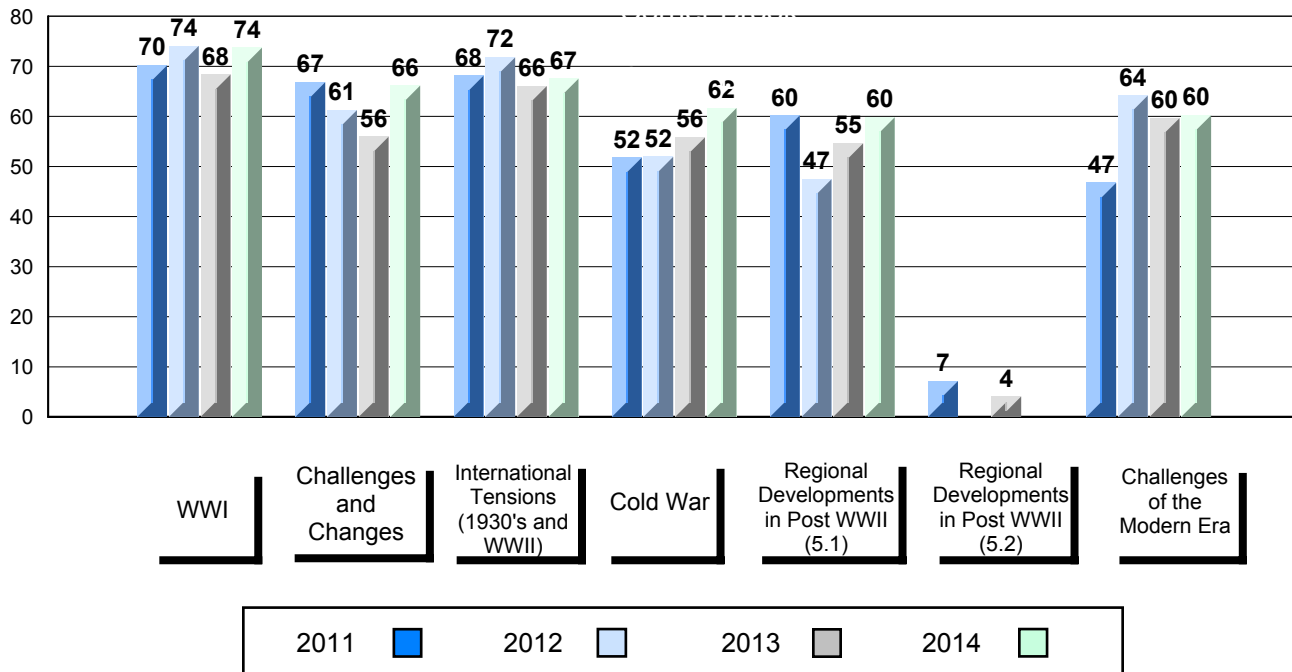
Average Score, 2011-2014



Difference from Provincial Mean, 2011-2014



4 Year Public Exam (Subtest) Mark Trend 2011-2014



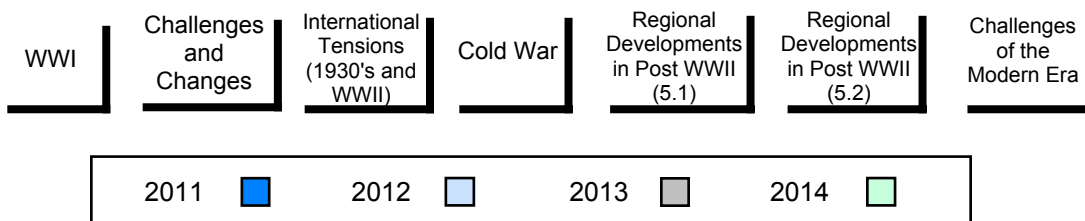
Difference from Provincial Mean, 2011-2014

School data with 5 or fewer students withheld for reasons of confidentiality.



4 Year Public Exam (Subtest) Mark Trend 2011-2014

School data with 5 or fewer students withheld for reasons of confidentiality.



Number of Students 2

World History 3201

Subtest

WWI

Challenges and Changes

International Tensions (1930's and WWII)

Cold War

Regional Developments in Post WWII (5.1)

Regional Developments in Post WWII (5.2)

Challenges of the Modern Era

School
Region
Province

School
Region
Province

School
Region
Province

School
Region
Province

School
Region
Province

School
Region
Province

School
Region
Province

School
Region
Province

Public Exam Mark

School vs Region School vs Province

School data with 5 or fewer students withheld for reasons of confidentiality.

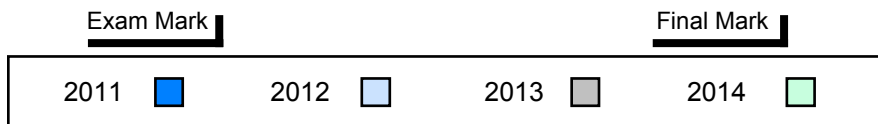
Final Mark

School vs Region School vs Province

School data with 5 or fewer students withheld for reasons of confidentiality.


Average Score, 2011-2014

School data with 5 or fewer students withheld for reasons of confidentiality.



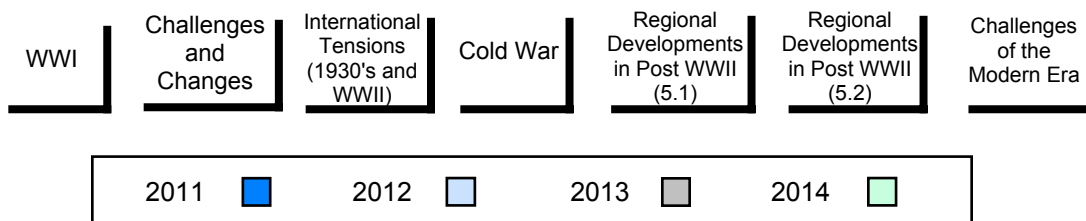
Difference from Provincial Mean, 2011-2014

School data with 5 or fewer students withheld for reasons of confidentiality.



4 Year Public Exam (Subtest) Mark Trend 2011-2014

School data with 5 or fewer students withheld for reasons of confidentiality.



Number of Students 1

World History 3201

Subtest

WWI

Challenges and Changes

International Tensions (1930's and WWII)

Cold War

Regional Developments in Post WWII (5.1)

Regional Developments in Post WWII (5.2)

Challenges of the Modern Era

School
Region
Province

School
Region
Province

School
Region
Province

School
Region
Province

School
Region
Province

School
Region
Province

School
Region
Province

School
Region
Province

Public Exam Mark

School vs Region School vs Province

School data with 5 or fewer students withheld for reasons of confidentiality.

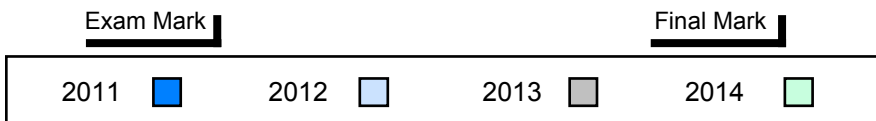
Final Mark

School vs Region School vs Province

School data with 5 or fewer students withheld for reasons of confidentiality.

Average Score, 2011-2014

School data with 5 or fewer students withheld for reasons of confidentiality.



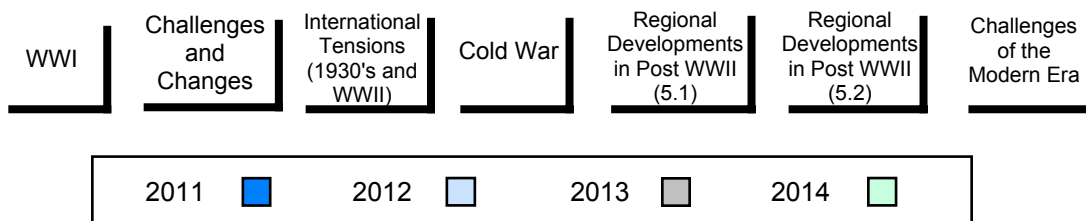
Difference from Provincial Mean, 2011-2014

School data with 5 or fewer students withheld for reasons of confidentiality.



4 Year Public Exam (Subtest) Mark Trend 2011-2014

School data with 5 or fewer students withheld for reasons of confidentiality.



Number of Students 1

World History 3201

Subtest

WWI

Challenges and Changes

International Tensions (1930's and WWII)

Cold War

Regional Developments in Post WWII (5.1)

Regional Developments in Post WWII (5.2)

Challenges of the Modern Era

School
Region
Province

School
Region
Province

School
Region
Province

School
Region
Province

School
Region
Province

School
Region
Province

School
Region
Province

School
Region
Province

Public Exam Mark

School vs Region School vs Province

School data with 5 or fewer students withheld for reasons of confidentiality.

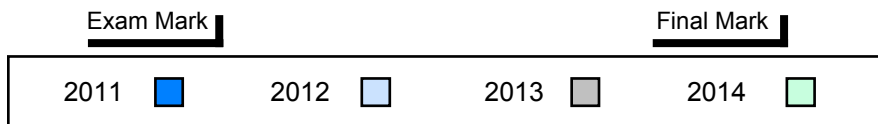
Final Mark

School vs Region School vs Province

School data with 5 or fewer students withheld for reasons of confidentiality.

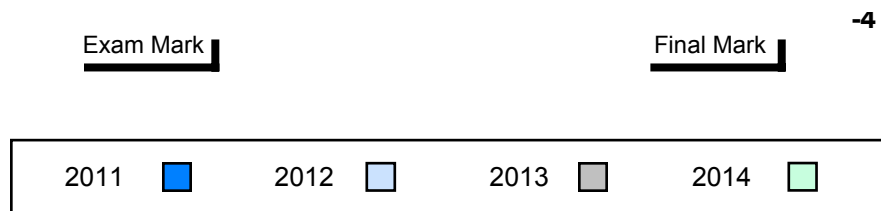
Average Score, 2011-2014

School data with 5 or fewer students withheld for reasons of confidentiality.



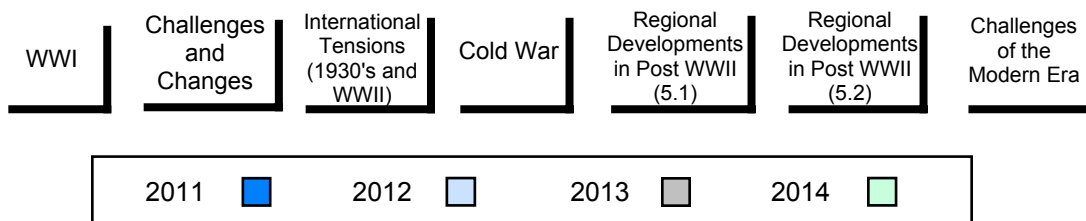
Difference from Provincial Mean, 2011-2014

School data with 5 or fewer students withheld for reasons of confidentiality.



4 Year Public Exam (Subtest) Mark Trend 2011-2014

School data with 5 or fewer students withheld for reasons of confidentiality.



NLESD - Central Region

#196 - St. Gabriel's AG, St. Brendan's

Grades: K-3,6-9,11-12

Number of Students 2

World History 3201

Subtest

WWI

Challenges and Changes

International Tensions (1930's and WWII)

Cold War

Regional Developments in Post WWII (5.1)

Regional Developments in Post WWII (5.2)

Challenges of the Modern Era

School
Region
Province

School
Region
Province

School
Region
Province

School
Region
Province

School
Region
Province

School
Region
Province

School
Region
Province

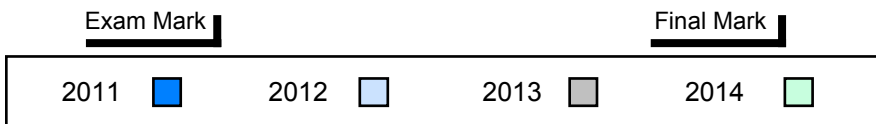
School
Region
Province

Public Exam Mark	School vs Region	School vs Province
<i>School data with 5 or fewer students withheld for reasons of confidentiality.</i>		

Final Mark	School vs Region	School vs Province
<i>School data with 5 or fewer students withheld for reasons of confidentiality.</i>		

Average Score, 2011-2014

School data with 5 or fewer students withheld for reasons of confidentiality.



Number of Students 1

World History 3201

Subtest

WWI

Challenges and Changes

International Tensions (1930's and WWII)

Cold War

Regional Developments in Post WWII (5.1)

Regional Developments in Post WWII (5.2)

Challenges of the Modern Era

School
Region
Province

School
Region
Province

School
Region
Province

School
Region
Province

School
Region
Province

School
Region
Province

School
Region
Province

School
Region
Province

Public Exam Mark

School vs Region School vs Province

School data with 5 or fewer students withheld for reasons of confidentiality.

Final Mark

School vs Region School vs Province

School data with 5 or fewer students withheld for reasons of confidentiality.

Average Score, 2011-2014

School data with 5 or fewer students withheld for reasons of confidentiality.

Exam Mark

Final Mark



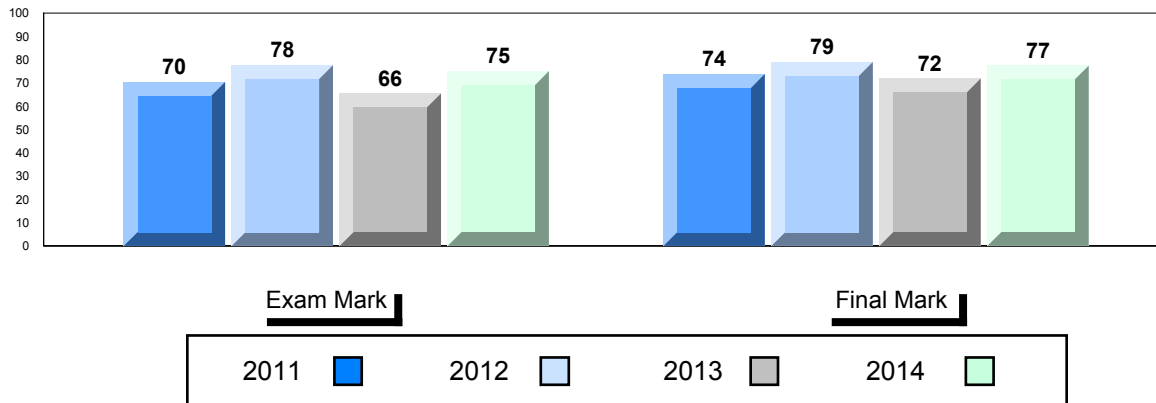
NLESD - Central Region

#418 - Gander Collegiate, Gander

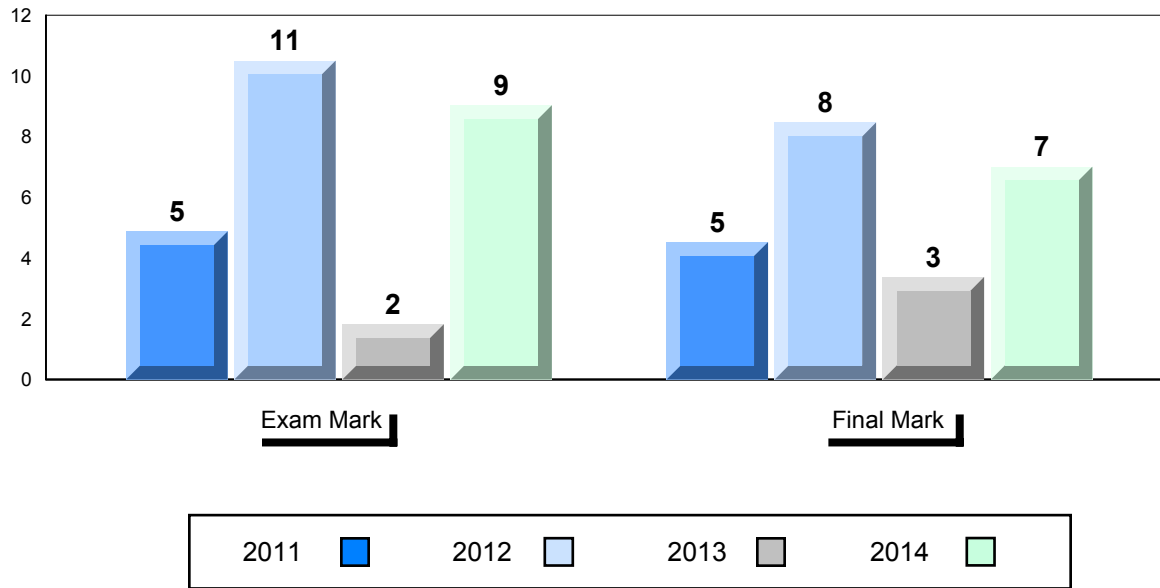
Grades: 10-12

Number of Students		34	Public Exam Mark			Final Mark		
			School vs Region	School vs Province	School vs Region	School vs Province		
World History 3201	School	75.1	▲	▲	77.4	▲	▲	
	Region	69.0			72.4			
	Province	66.1			70.4			
Subtest								
WWI	School	82.2	▲	▲				
	Region	76.5						
	Province	72.1						
Challenges and Changes	School	73.4	▲	▲				
	Region	71.9						
	Province	67.4						
International Tensions (1930's and WWII)	School	73.6	▲	▲				
	Region	67.8						
	Province	68.4						
Cold War	School	71.2	▲	▲				
	Region	62.1						
	Province	58.3						
Regional Developments in Post WWII (5.1)	School	64.7	▲	▲				
	Region	60.2						
	Province	53.4						
Regional Developments in Post WWII (5.2)	School	54.2						
	Region	44.7						
	Province							
Challenges of the Modern Era	School	74.2	▲	▲				
	Region	69.1						
	Province	64.1						

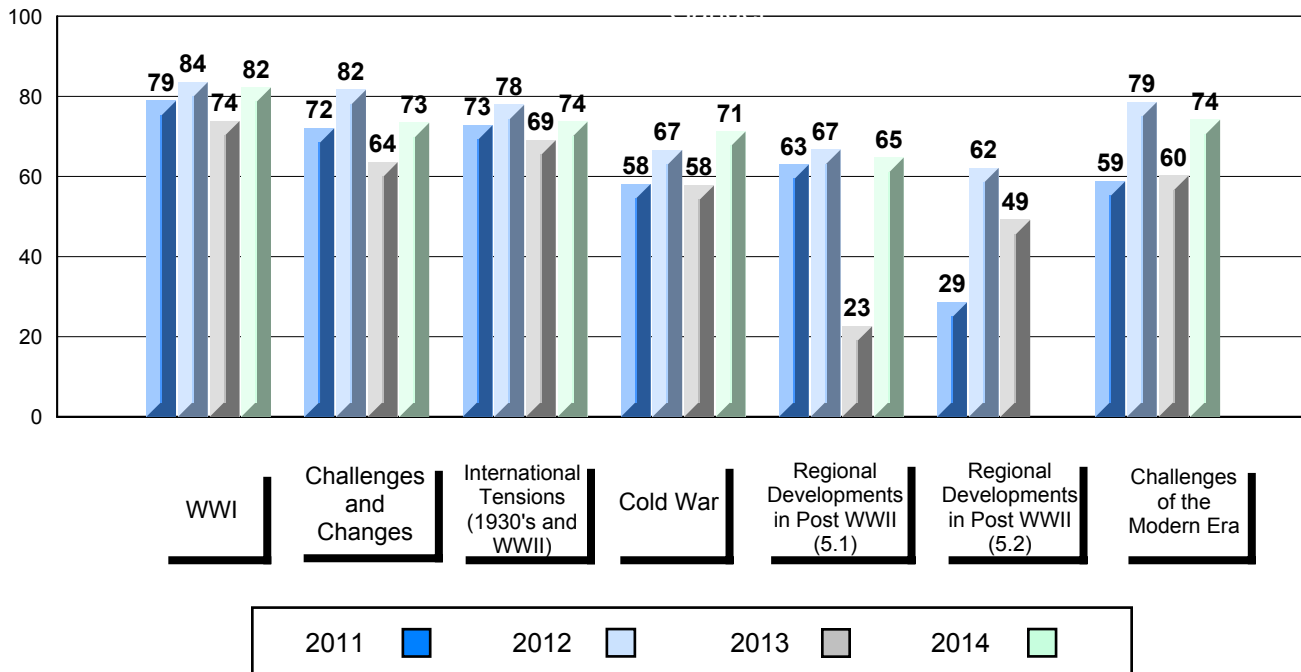
Average Score, 2011-2014



Difference from Provincial Mean, 2011-2014



4 Year Public Exam (Subtest) Mark Trend 2011-2014



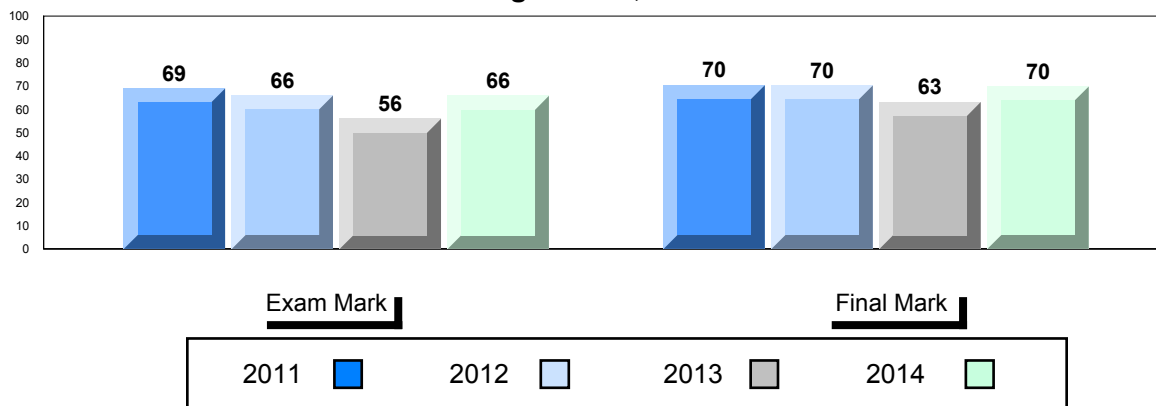
NLESD - Central Region

#480 - Exploits Valley High, Grand Falls-Windsor


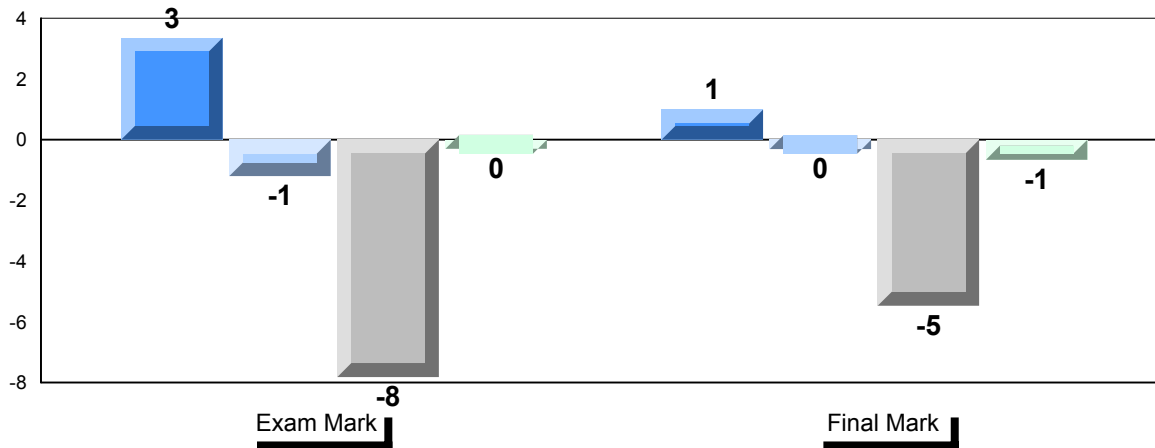
Grades: 10-12

Number of Students		54	Public Exam Mark			Final Mark		
			School vs Region	School vs Province	School vs Region	School vs Province		
World History 3201	School	65.8	▼	▼	69.8	▼	▼	
	Region	69.0			72.4			
	Province	66.1			70.4			
Subtest								
WWI	School	73.0	▼	▲				
	Region	76.5						
	Province	72.1						
Challenges and Changes	School	72.2	▲	▲				
	Region	71.9						
	Province	67.4						
International Tensions (1930's and WWII)	School	64.4	▼	▼				
	Region	67.8						
	Province	68.4						
Cold War	School	56.2	▼	▼				
	Region	62.1						
	Province	58.3						
Regional Developments in Post WWII (5.1)	School	21.4	▼	▼				
	Region	60.2						
	Province	53.4						
Regional Developments in Post WWII (5.2)	School	56.2	▲	▲				
	Region	54.2						
	Province	44.7						
Challenges of the Modern Era	School	64.6	▼	▲				
	Region	69.1						
	Province	64.1						


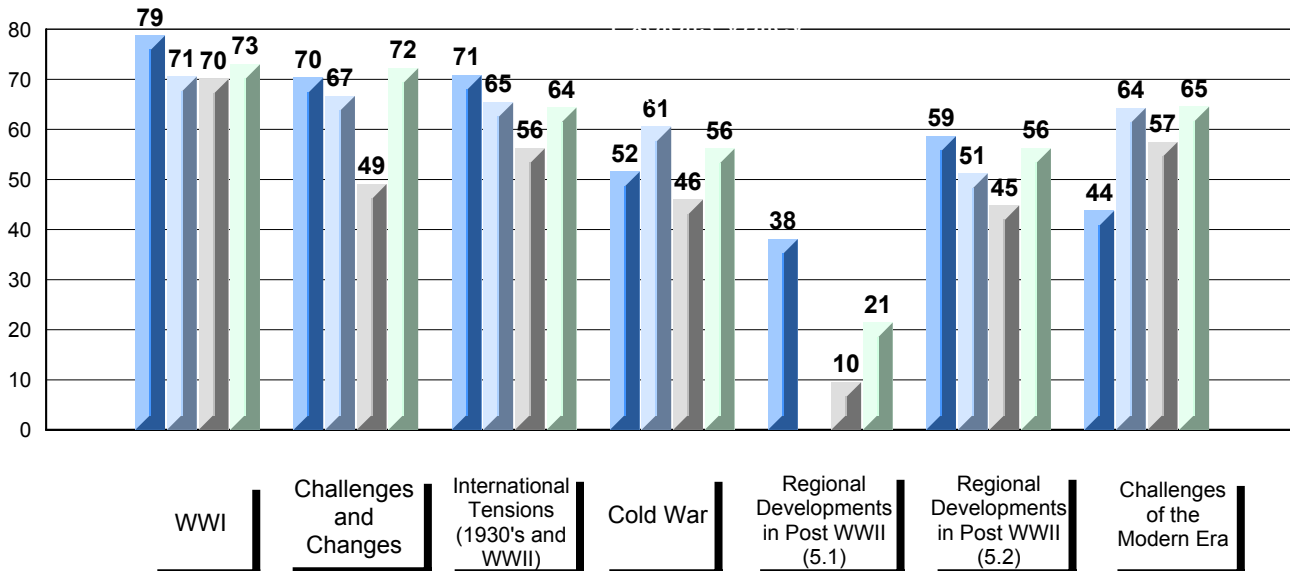
Average Score, 2011-2014



Difference from Provincial Mean, 2011-2014



4 Year Public Exam (Subtest) Mark Trend 2011-2014



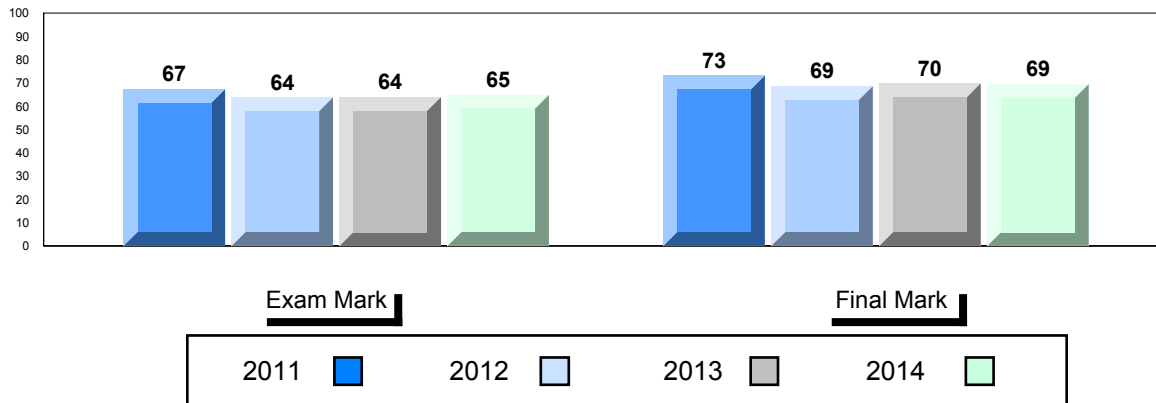
NLESD - Eastern Region

#219 - Marystown Central High School, Marystown


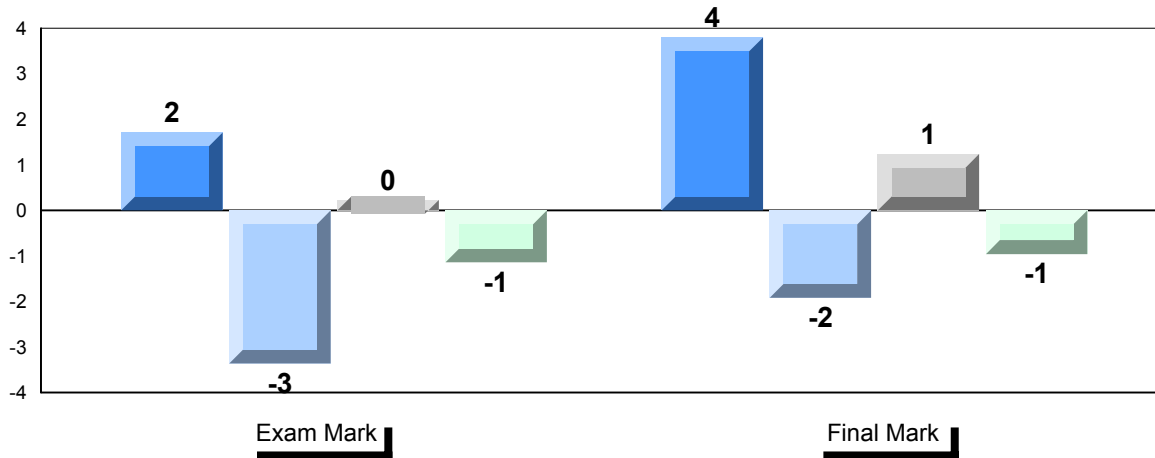
Grades: 10-12

Number of Students		20	Public Exam Mark			Final Mark		
			School vs Region	School vs Province	School vs Region	School vs Province		
World History 3201	School	64.9	▼	▼	69.5	▼	69.9	70.4
	Region	65.4						
	Province	66.1						
Subtest	School	71.6	▲	▼				
	Region	71.1						
	Province	72.1						
WWI	School	66.5	▼	▼				
	Region	66.7						
	Province	67.4						
Challenges and Changes	School	67.2	▼	▼				
	Region	68.5						
	Province	68.4						
International Tensions (1930's and WWII)	School	59.5	▲	▲				
	Region	56.8						
	Province	58.3						
Cold War	School	12.5	▼	▼				
	Region	51.7						
	Province	53.4						
Regional Developments in Post WWII (5.1)	School	49.2	▲	▲				
	Region	41.7						
	Province	44.7						
Regional Developments in Post WWII (5.2)	School	64.6	▲	▲				
	Region	63.5						
	Province	64.1						


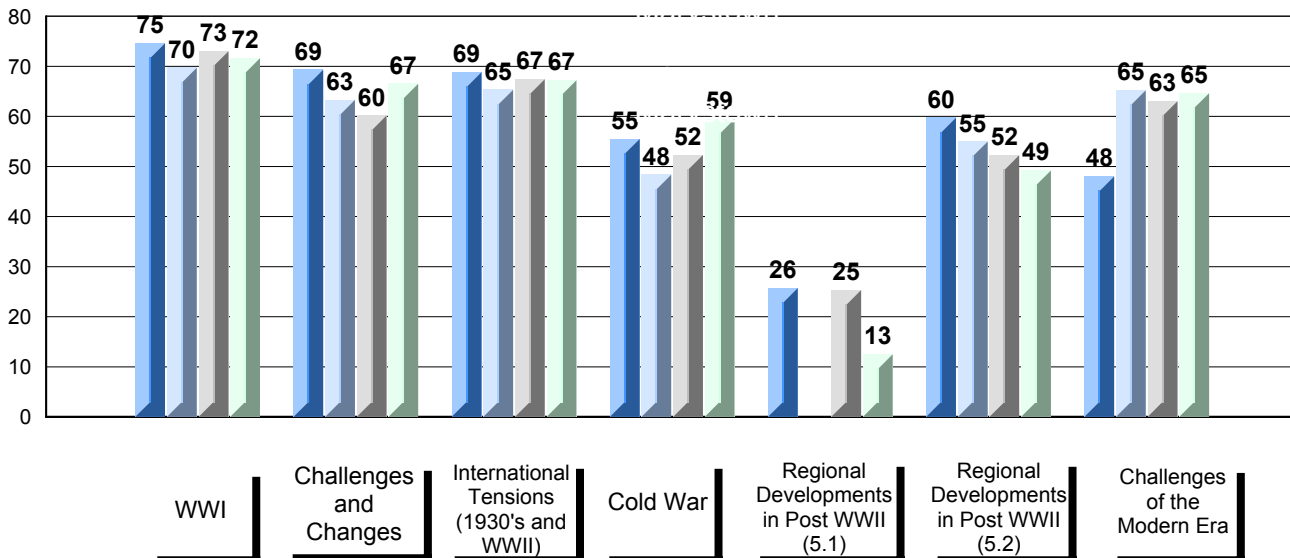
Average Score, 2011-2014



Difference from Provincial Mean, 2011-2014



4 Year Public Exam (Subtest) Mark Trend 2011-2014



NLESD - Eastern Region

#223 - Christ the King School, Rushoon

Grades: K-12

Number of Students 1

World History 3201

Subtest

WWI

Challenges and Changes

International Tensions (1930's and WWII)

Cold War

Regional Developments in Post WWII (5.1)

Regional Developments in Post WWII (5.2)

Challenges of the Modern Era

School
Region
Province

School
Region
Province

School
Region
Province

School
Region
Province

School
Region
Province

School
Region
Province

School
Region
Province

School
Region
Province

Public Exam Mark

School vs Region School vs Province

School data with 5 or fewer students withheld for reasons of confidentiality.

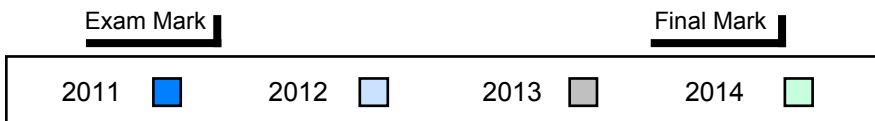
Final Mark

School vs Region School vs Province

School data with 5 or fewer students withheld for reasons of confidentiality.

Average Score, 2011-2014

School data with 5 or fewer students withheld for reasons of confidentiality.



NLESD - Eastern Region

#228 - St. Lawrence Academy, St. Lawrence

Grades: K-12

Number of Students 1

World History 3201

Subtest

WWI

Challenges and Changes

International Tensions (1930's and WWII)

Cold War

Regional Developments in Post WWII (5.1)

Regional Developments in Post WWII (5.2)

Challenges of the Modern Era

School
Region
Province

School
Region
Province

School
Region
Province

School
Region
Province

School
Region
Province

School
Region
Province

School
Region
Province

School
Region
Province

Public Exam Mark

School vs Region School vs Province

School data with 5 or fewer students withheld for reasons of confidentiality.

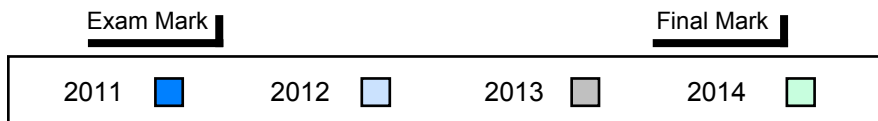
Final Mark

School vs Region School vs Province

School data with 5 or fewer students withheld for reasons of confidentiality.


Average Score, 2011-2014

School data with 5 or fewer students withheld for reasons of confidentiality.



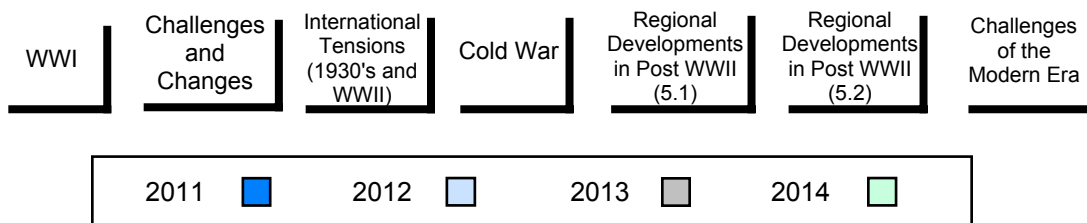
Difference from Provincial Mean, 2011-2014

School data with 5 or fewer students withheld for reasons of confidentiality.



4 Year Public Exam (Subtest) Mark Trend 2011-2014

School data with 5 or fewer students withheld for reasons of confidentiality.



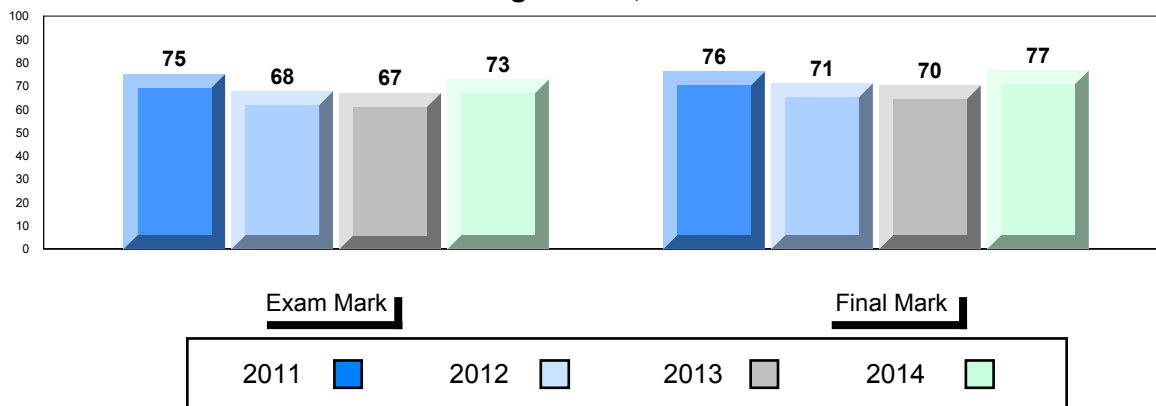
NLESD - Eastern Region

#231 - Discovery Collegiate, Bonavista

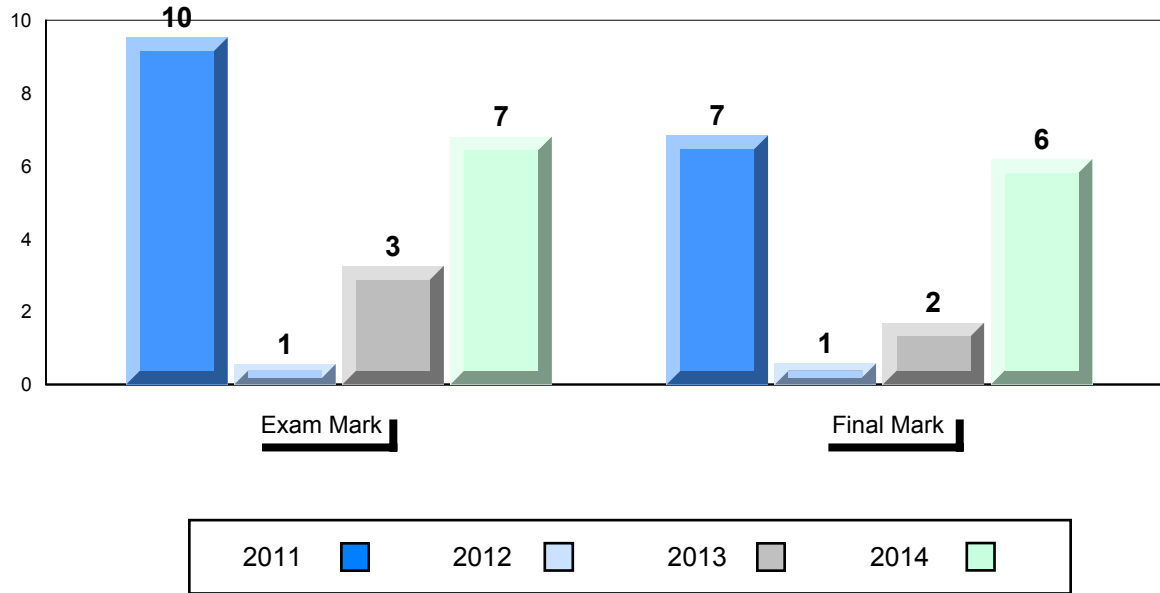
Grades: 7-12

Number of Students		20	Public Exam Mark			Final Mark		
			School vs Region	School vs Province	School vs Region	School vs Province		
World History 3201	School	72.9	▲	▲	76.6	▲	▲	
	Region	65.4			69.9			
	Province	66.1			70.4			
Subtest								
WWI	School	77.9	▲	▲				
	Region	71.1						
	Province	72.1						
Challenges and Changes	School	72.8	▲	▲				
	Region	66.7						
	Province	67.4						
International Tensions (1930's and WWII)	School	76.4	▲	▲				
	Region	68.5						
	Province	68.4						
Cold War	School	66.3	▲	▲				
	Region	56.8						
	Province	58.3						
Regional Developments in Post WWII (5.1)	School	70.0	▲	▲				
	Region	51.7						
	Province	53.4						
Regional Developments in Post WWII (5.2)	School	41.7						
	Region	41.7						
	Province	44.7						
Challenges of the Modern Era	School	72.9	▲	▲				
	Region	63.5						
	Province	64.1						

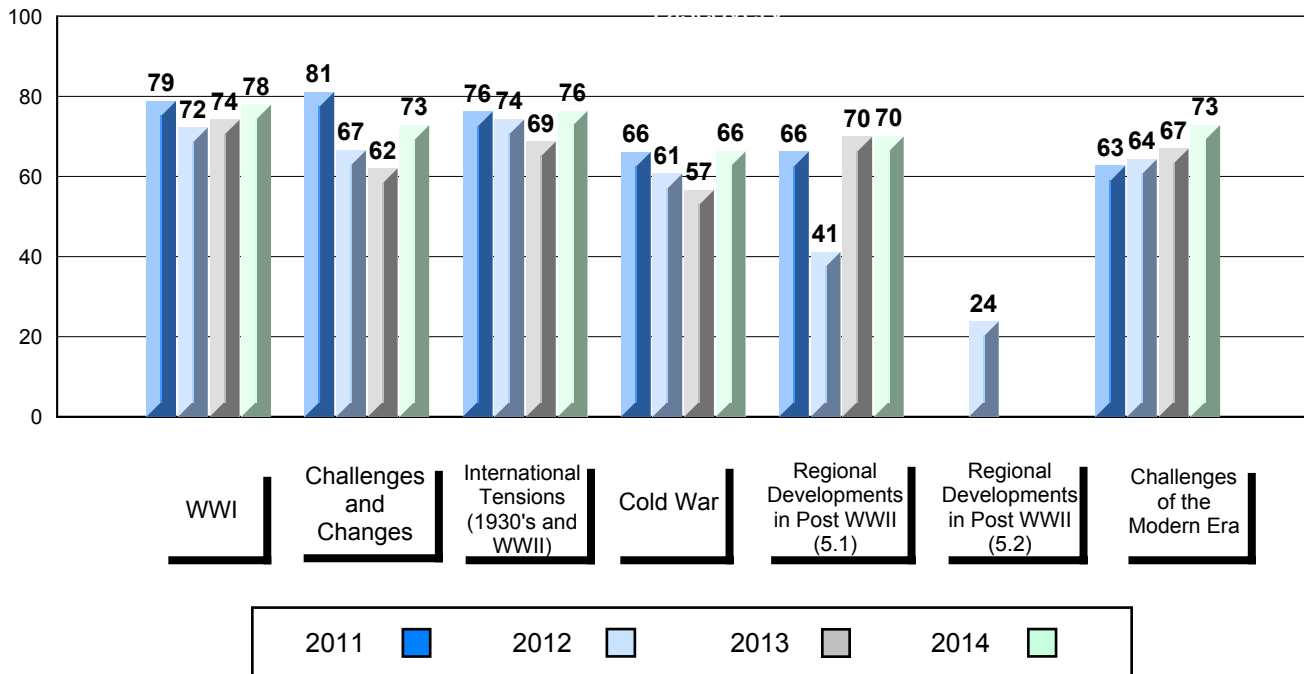
Average Score, 2011-2014



Difference from Provincial Mean, 2011-2014



4 Year Public Exam (Subtest) Mark Trend 2011-2014



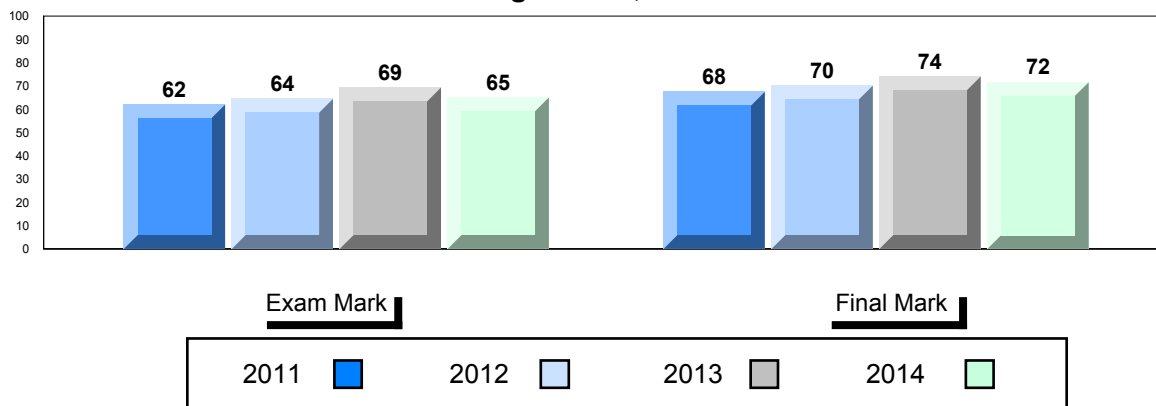
NLESD - Eastern Region

#249 - Ascension Collegiate, Bay Roberts


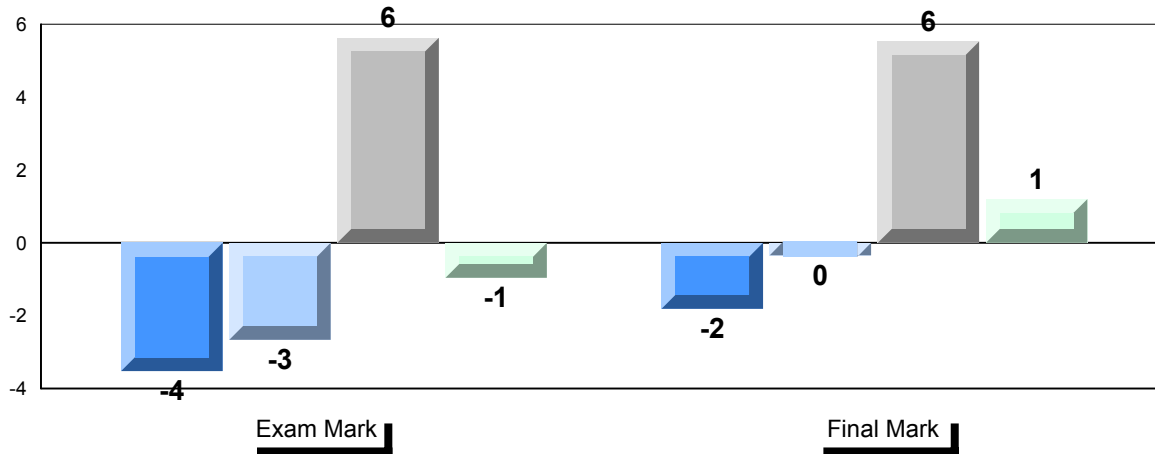
Grades: 10-12

Number of Students		80	Public Exam Mark			Final Mark		
			School vs Region	School vs Province	School vs Region	School vs Province		
World History 3201	School	65.1	▼	▼	71.6	▲	▲	70.4
	Region	65.4						
	Province	66.1						
<u>Subtest</u>	School	69.0	▼	▼				
	Region	71.1						
	Province	72.1						
WWI	School	69.6	▲	▲				
	Region	66.7						
	Province	67.4						
Challenges and Changes	School	65.6	▼	▼				
	Region	68.5						
	Province	68.4						
International Tensions (1930's and WWII)	School	62.4	▲	▲				
	Region	56.8						
	Province	58.3						
Cold War	School	49.8	▼	▼				
	Region	51.7						
	Province	53.4						
Regional Developments in Post WWII (5.1)	School	41.7						
	Region	44.7						
	Province	44.7						
Regional Developments in Post WWII (5.2)	School	55.7	▼	▼				
	Region	63.5						
	Province	64.1						
Challenges of the Modern Era	School							
	Region							
	Province							


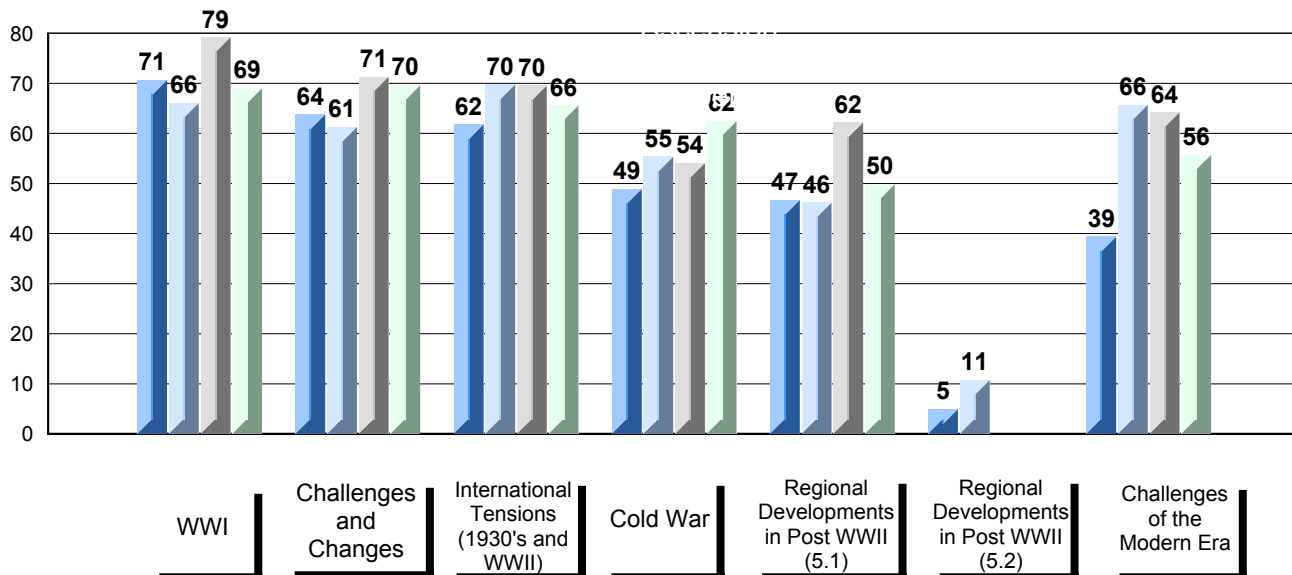
Average Score, 2011-2014



Difference from Provincial Mean, 2011-2014

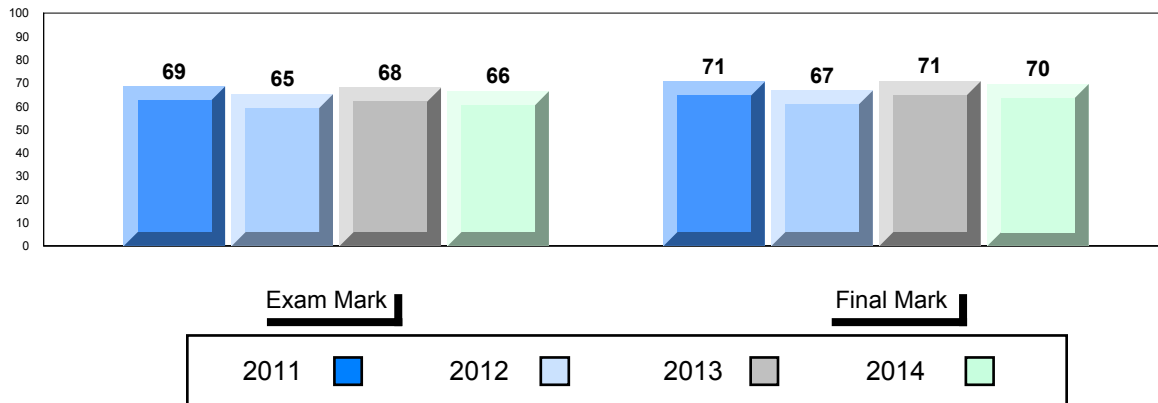


4 Year Public Exam (Subtest) Mark Trend 2011-2014


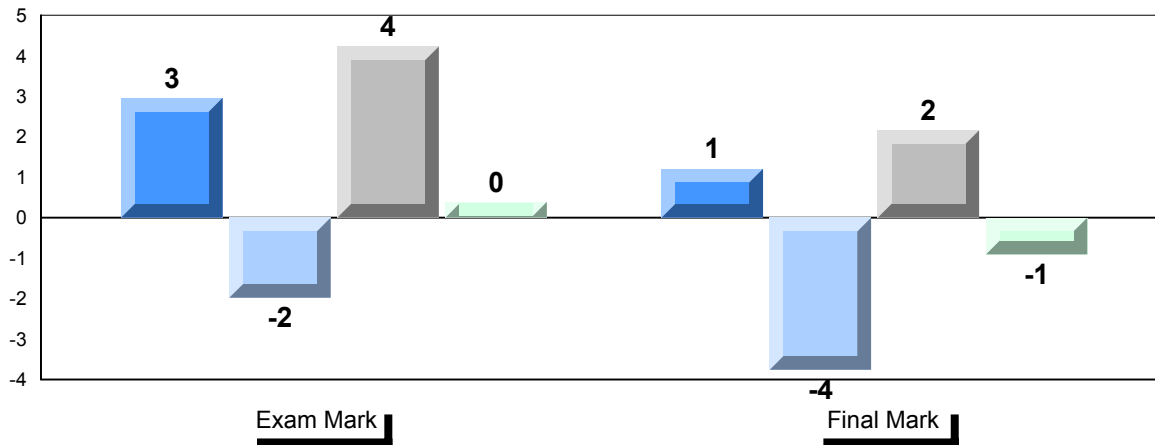


Number of Students		46	Public Exam Mark			Final Mark		
			School vs Region	School vs Province	School vs Region	School vs Province		
World History 3201	School	66.4	▲	▲	69.5	▼	69.9	70.4
	Region	65.4						
	Province	66.1						
Subtest	School	69.6	▼	▼				
	Region	71.1						
	Province	72.1						
Challenges and Changes	School	68.0	▲	▲				
	Region	66.7						
	Province	67.4						
International Tensions (1930's and WWII)	School	71.5	▲	▲				
	Region	68.5						
	Province	68.4						
Cold War	School	51.6	▼	▼				
	Region	56.8						
	Province	58.3						
Regional Developments in Post WWII (5.1)	School	61.8	▲	▲				
	Region	51.7						
	Province	53.4						
Regional Developments in Post WWII (5.2)	School	41.7						
	Region	41.7						
	Province	44.7						
Challenges of the Modern Era	School	62.3	▼	▼				
	Region	63.5						
	Province	64.1						


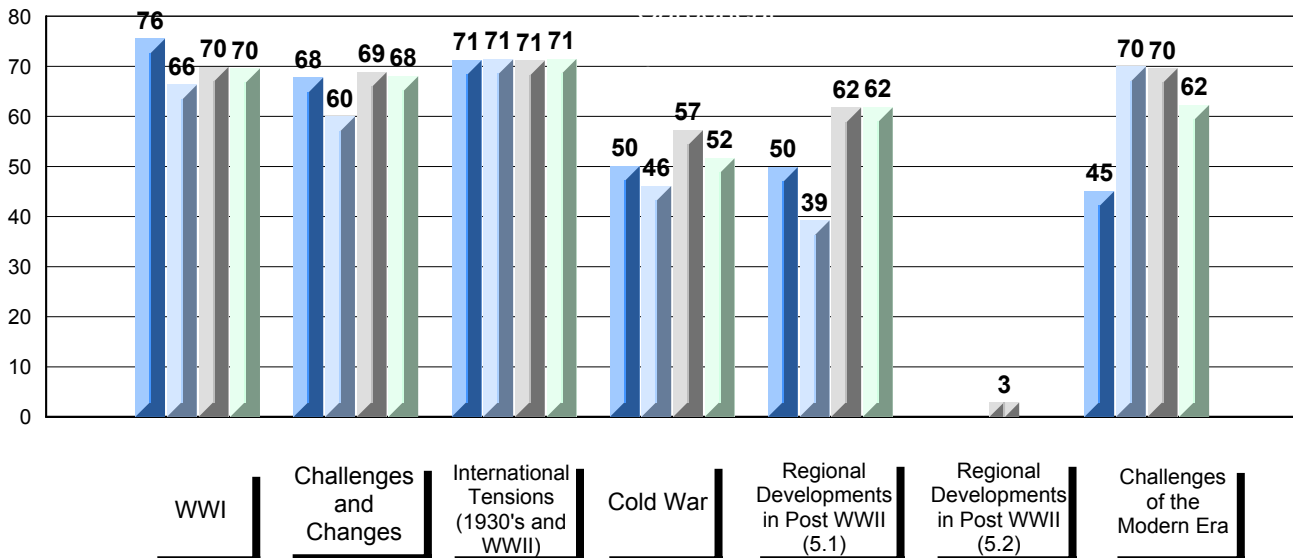
Average Score, 2011-2014



Difference from Provincial Mean, 2011-2014



4 Year Public Exam (Subtest) Mark Trend 2011-2014



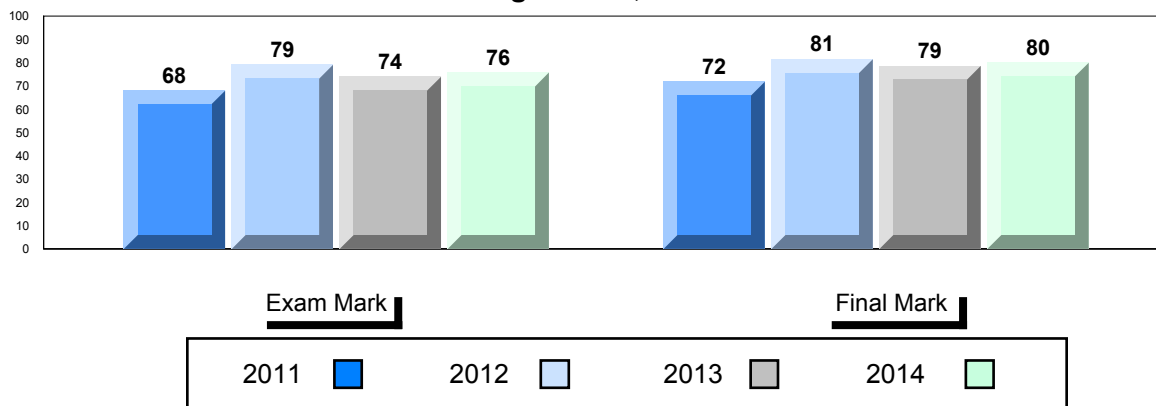
NLESD - Eastern Region

#280 - Laval High School, Placentia

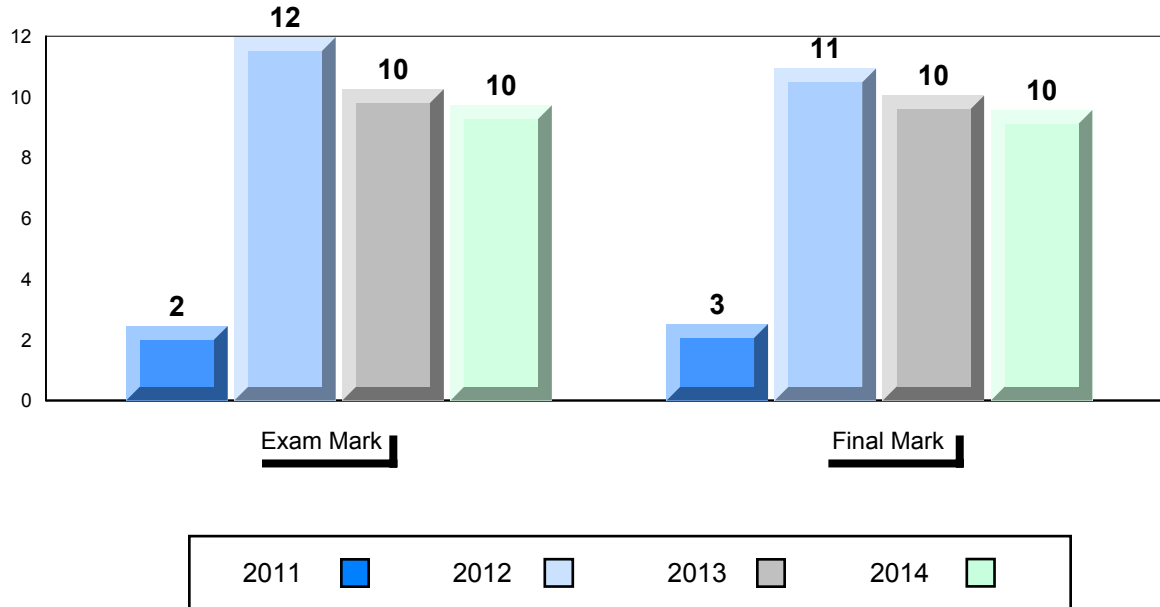
Grades: 7-12

Number of Students		18	Public Exam Mark			Final Mark		
			School vs Region	School vs Province	School vs Region	School vs Province		
World History 3201	School	75.8	▲	▲	80.0	▲		
	Region	65.4						
	Province	66.1						
Subtest	School	74.9	▲	▲				
	Region	71.1						
	Province	72.1						
WWI	School	78.1	▲	▲				
	Region	66.7						
	Province	67.4						
Challenges and Changes	School	73.6	▲	▲				
	Region	68.5						
	Province	68.4						
International Tensions (1930's and WWII)	School	79.8	▲	▲				
	Region	56.8						
	Province	58.3						
Cold War	School	70.2	▲	▲				
	Region	51.7						
	Province	53.4						
Regional Developments in Post WWII (5.1)	School	41.7						
	Region	41.7						
	Province	44.7						
Regional Developments in Post WWII (5.2)	School	73.8	▲	▲				
	Region	63.5						
	Province	64.1						
Challenges of the Modern Era	School							
	Region							
	Province							

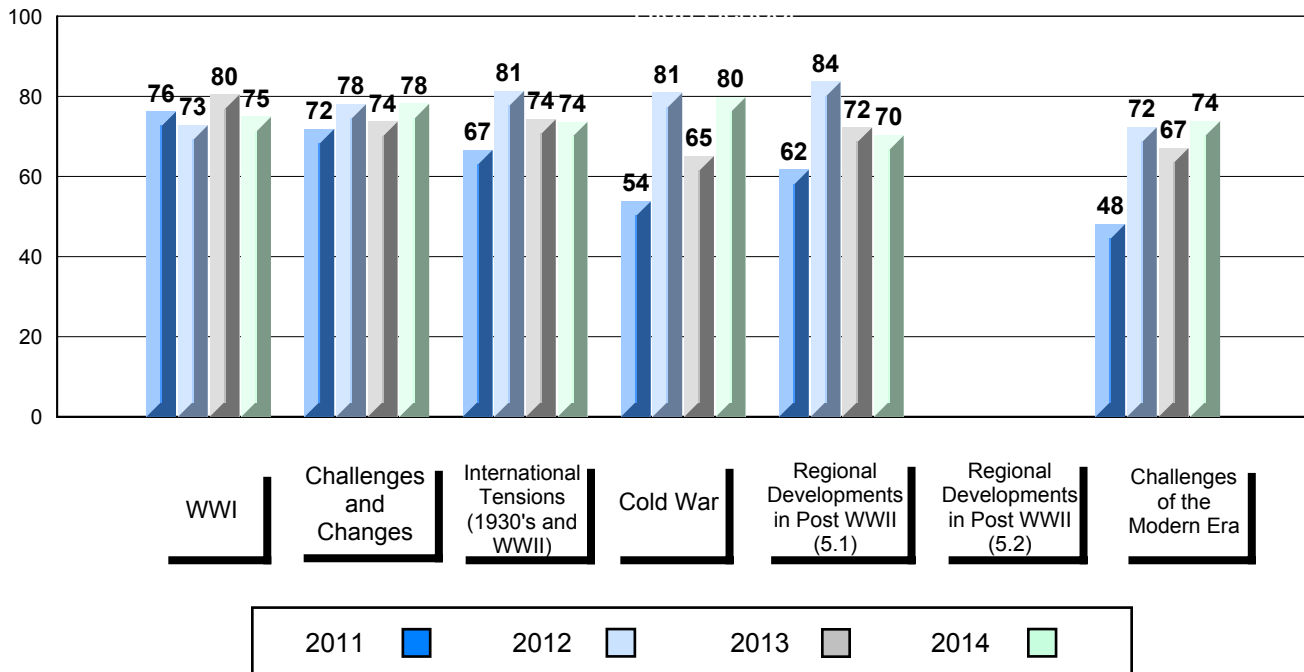
Average Score, 2011-2014



Difference from Provincial Mean, 2011-2014



4 Year Public Exam (Subtest) Mark Trend 2011-2014



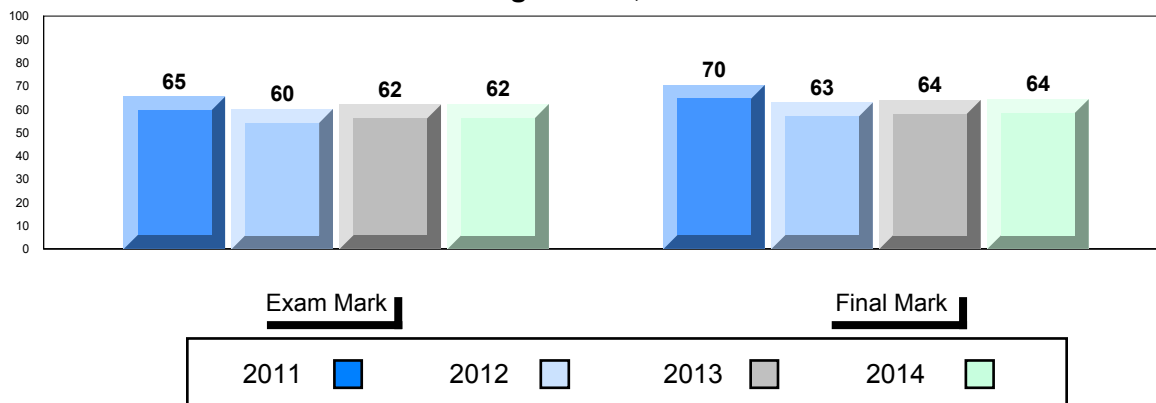
NLESD - Eastern Region

#302 - Queen Elizabeth Regional High, Conception Bay South (Foxtrap)

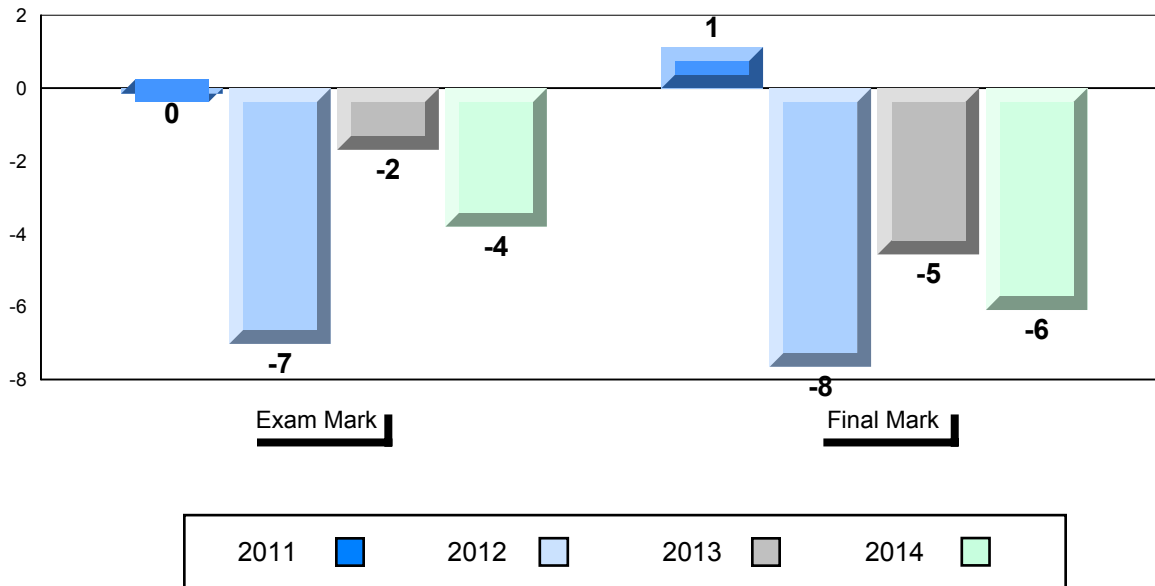
Grades: 10-12

Number of Students		28	Public Exam Mark			Final Mark		
			School vs Region	School vs Province	School vs Region	School vs Province		
World History 3201	School	62.2	▼	▼	64.3	▼	▼	70.4
	Region	65.4						
	Province	66.1						
Subtest								
WWI	School	67.5	▼	▼				
	Region	71.1						
	Province	72.1						
Challenges and Changes	School	61.6	▼	▼				
	Region	66.7						
	Province	67.4						
International Tensions (1930's and WWII)	School	63.7	▼	▼				
	Region	68.5						
	Province	68.4						
Cold War	School	56.3	▼	▼				
	Region	56.8						
	Province	58.3						
Regional Developments in Post WWII (5.1)	School	46.9	▼	▼				
	Region	51.7						
	Province	53.4						
Regional Developments in Post WWII (5.2)	School	41.7						
	Region	41.7						
	Province	44.7						
Challenges of the Modern Era	School	65.1	▲	▲				
	Region	63.5						
	Province	64.1						

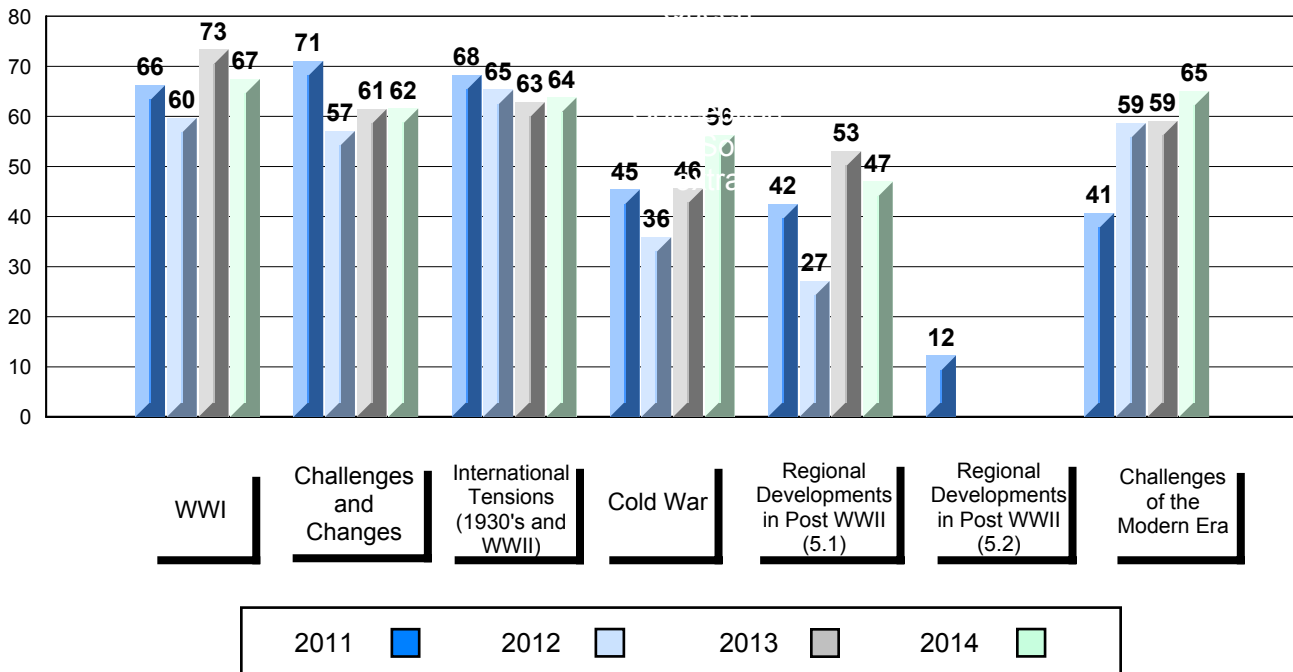
Average Score, 2011-2014



Difference from Provincial Mean, 2011-2014



4 Year Public Exam (Subtest) Mark Trend 2011-2014



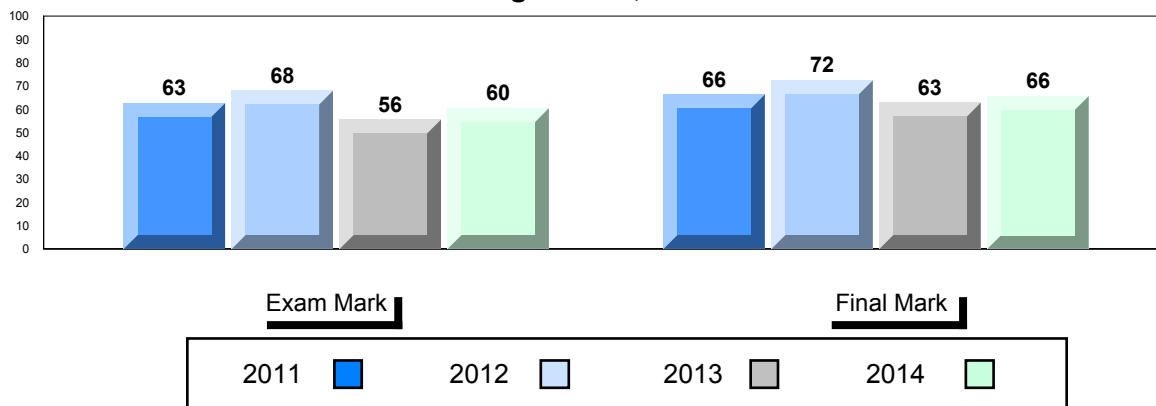
NLESD - Eastern Region

#304 - Holy Spirit High, Conception Bay South (Manuels)


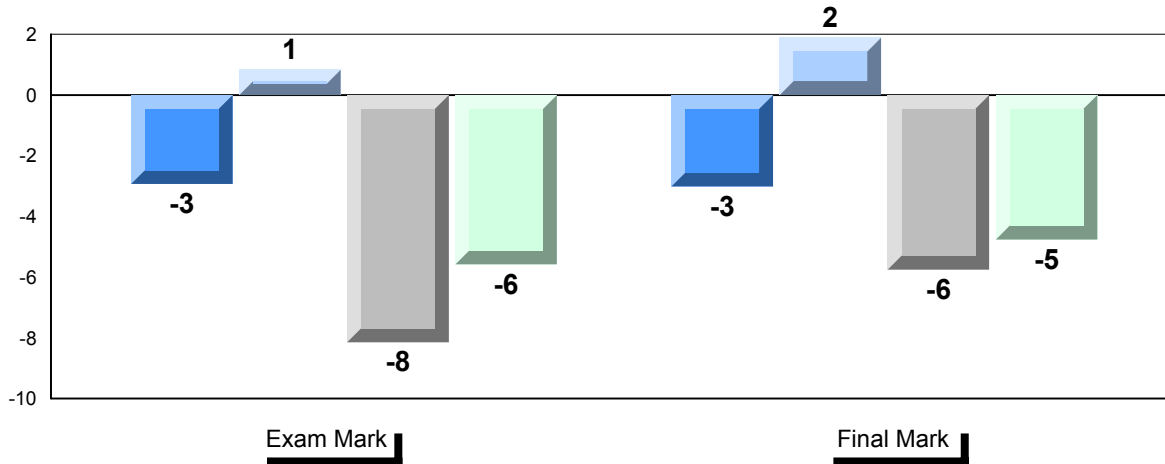
Grades: 9-12

Number of Students		86	Public Exam Mark			Final Mark		
			School vs Region	School vs Province	School vs Region	School vs Province		
World History 3201	School	60.5	▼	▼	65.7	▼		
	Region	65.4						
	Province	66.1						
				70.4				
Subtest								
WWI	School	70.1	▼	▼				
	Region	71.1						
	Province	72.1						
Challenges and Changes	School	57.7	▼	▼				
	Region	66.7						
	Province	67.4						
International Tensions (1930's and WWII)	School	65.0	▼	▼				
	Region	68.5						
	Province	68.4						
Cold War	School	52.3	▼	▼				
	Region	56.8						
	Province	58.3						
Regional Developments in Post WWII (5.1)	School	50.0	▼	▼				
	Region	51.7						
	Province	53.4						
Regional Developments in Post WWII (5.2)	School	10.7	▼	▼				
	Region	41.7						
	Province	44.7						
Challenges of the Modern Era	School	60.3	▼	▼				
	Region	63.5						
	Province	64.1						

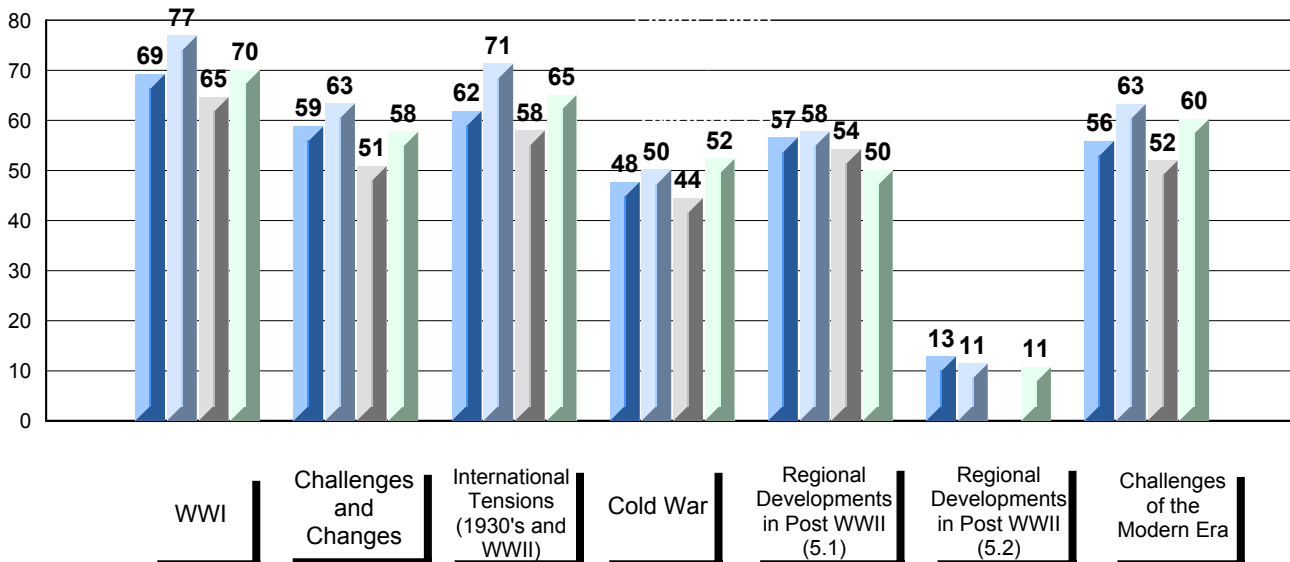
Average Score, 2011-2014



Difference from Provincial Mean, 2011-2014

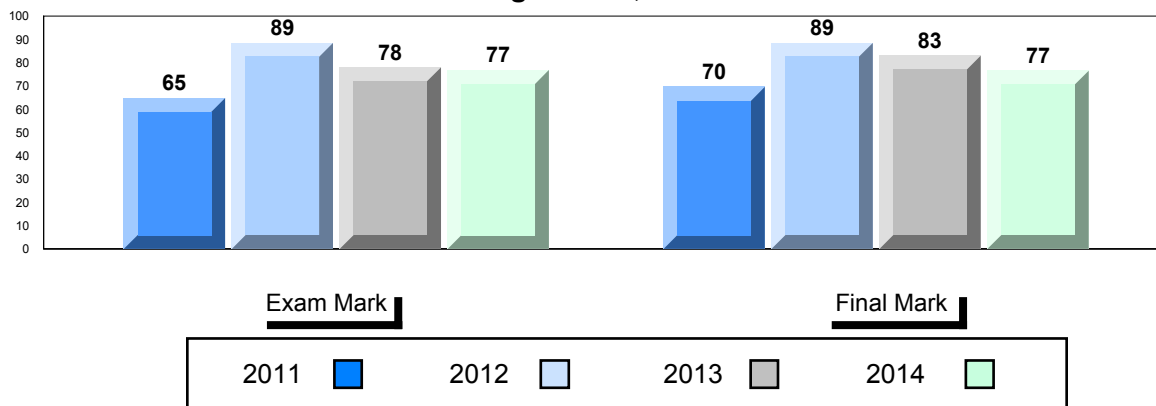


4 Year Public Exam (Subtest) Mark Trend 2011-2014

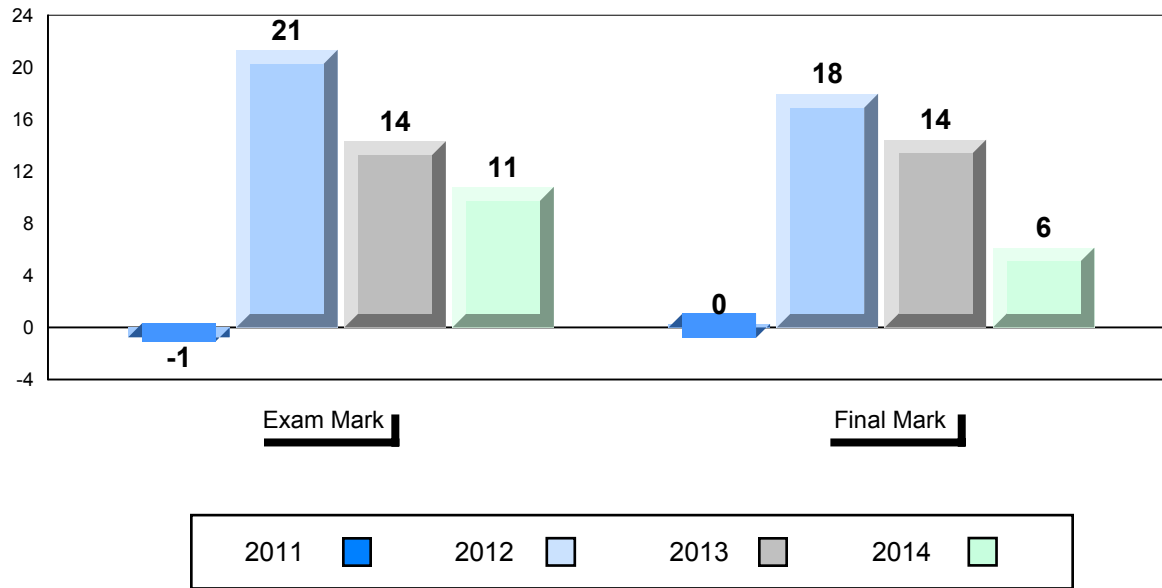


Number of Students		7	Public Exam Mark			Final Mark		
			School vs Region	School vs Province	School vs Region	School vs Province		
World History 3201	School	76.9	▲	▲	76.6	▲	▲	
	Region	65.4			69.9			
	Province	66.1			70.4			
Subtest								
WWI	School	80.1	▲	▲				
	Region	71.1						
	Province	72.1						
Challenges and Changes	School	83.9	▲	▲				
	Region	66.7						
	Province	67.4						
International Tensions (1930's and WWII)	School	79.7	▲	▲				
	Region	68.5						
	Province	68.4						
Cold War	School	62.2	▲	▲				
	Region	56.8						
	Province	58.3						
Regional Developments in Post WWII (5.1)	School	62.2	▲	▲				
	Region	51.7						
	Province	53.4						
Regional Developments in Post WWII (5.2)	School	41.7						
	Region	41.7						
	Province	44.7						
Challenges of the Modern Era	School	73.5	▲	▲				
	Region	63.5						
	Province	64.1						

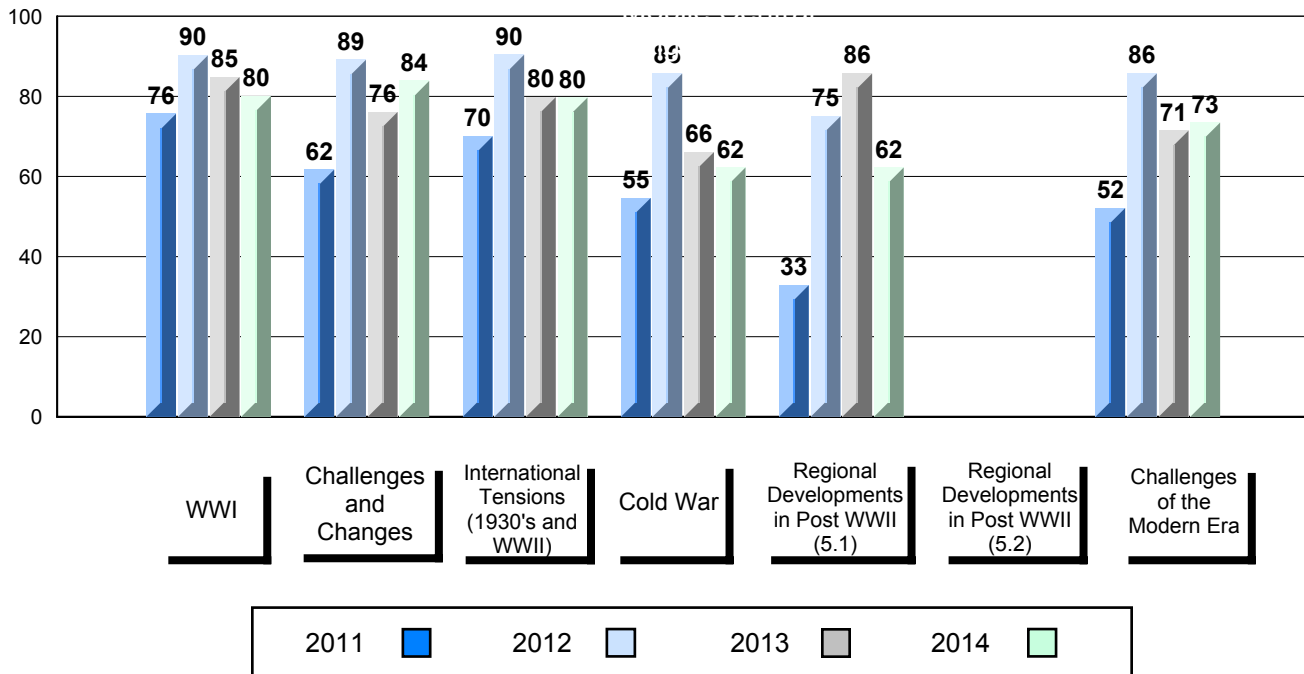
Average Score, 2011-2014



Difference from Provincial Mean, 2011-2014



4 Year Public Exam (Subtest) Mark Trend 2011-2014



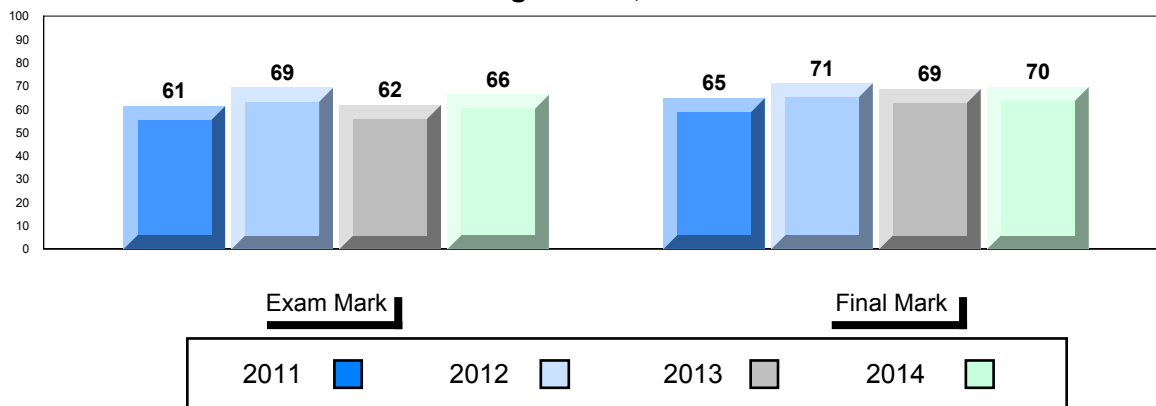
NLESD - Eastern Region

#311 - Mount Pearl Senior High, Mount Pearl


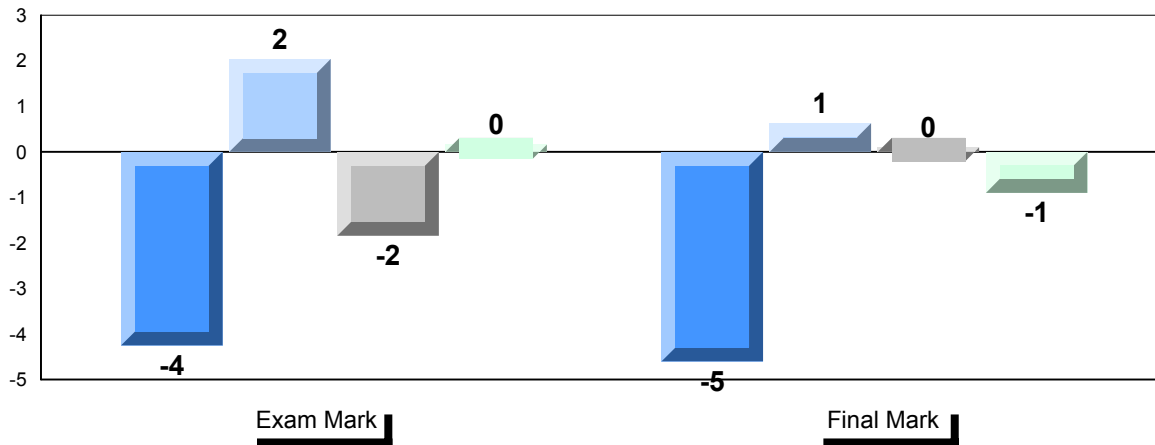
Grades: 10-12

Number of Students		34	Public Exam Mark			Final Mark														
			School vs Region	School vs Province	School vs Region	School vs Province														
World History 3201	School	66.2	▲	▲	69.5	▼														
	Region	65.4																		
	Province	66.1																		
Subtest	School	66.4	▼	▼																
	Region	71.1																		
	Province	72.1																		
WWI	School	66.4	▼	▼																
	Region	71.1																		
	Province	72.1																		
Challenges and Changes	School	69.3	▲	▲																
	Region	66.7																		
	Province	67.4																		
International Tensions (1930's and WWII)	School	72.4	▲	▲																
	Region	68.5																		
	Province	68.4																		
Cold War	School	53.3	▼	▼																
	Region	56.8																		
	Province	58.3																		
Regional Developments in Post WWII (5.1)	School	56.5	▲	▲																
	Region	51.7																		
	Province	53.4																		
Regional Developments in Post WWII (5.2)	School	26.2	▼	▼																
	Region	41.7																		
	Province	44.7																		
Challenges of the Modern Era	School	63.2	▼	▼																
	Region	63.5																		
	Province	64.1																		

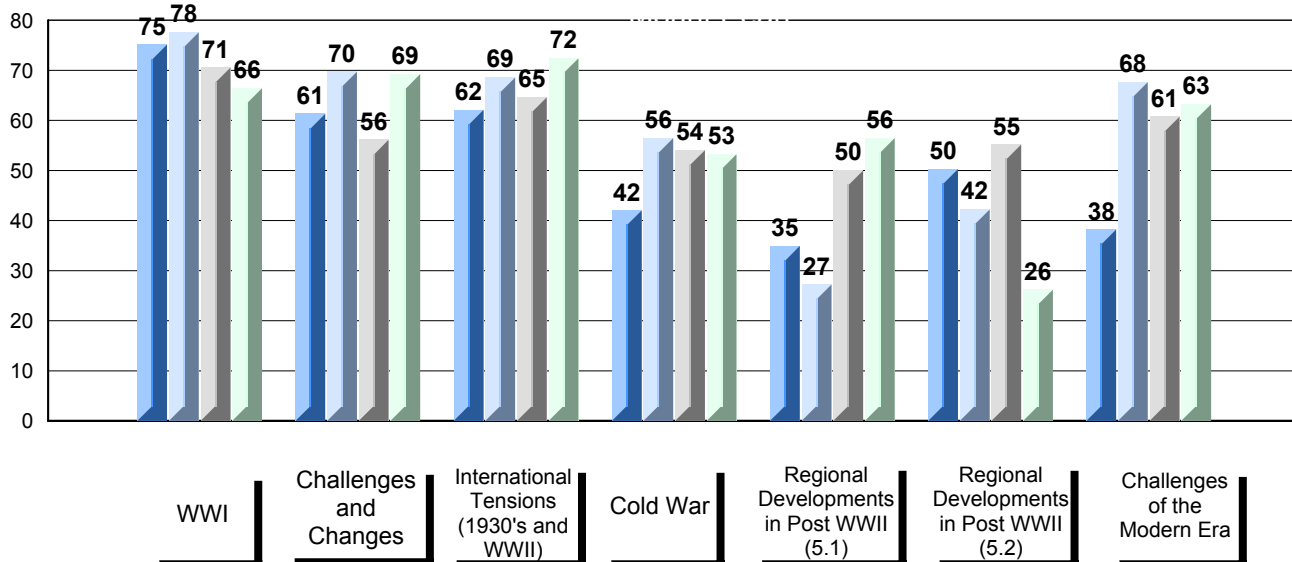
Average Score, 2011-2014



Difference from Provincial Mean, 2011-2014



4 Year Public Exam (Subtest) Mark Trend 2011-2014



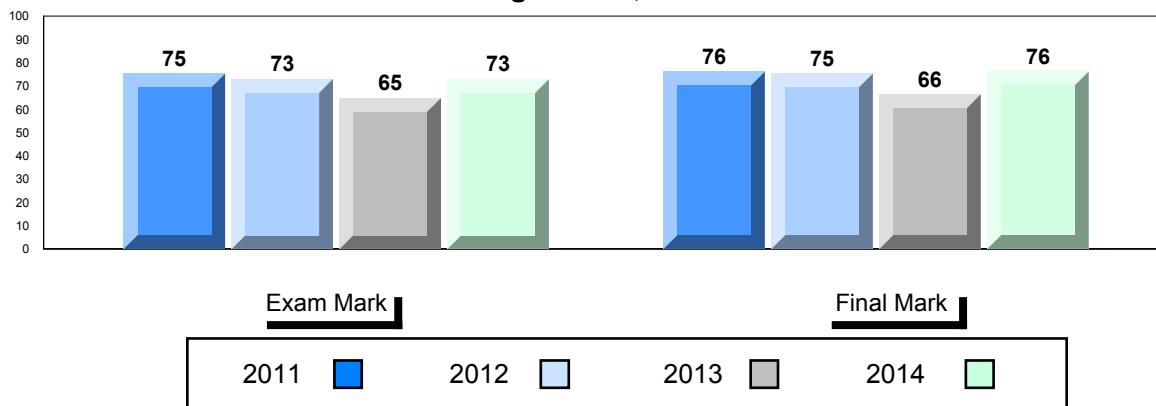
NLESD - Eastern Region

#313 - O'Donel High School, Mount Pearl

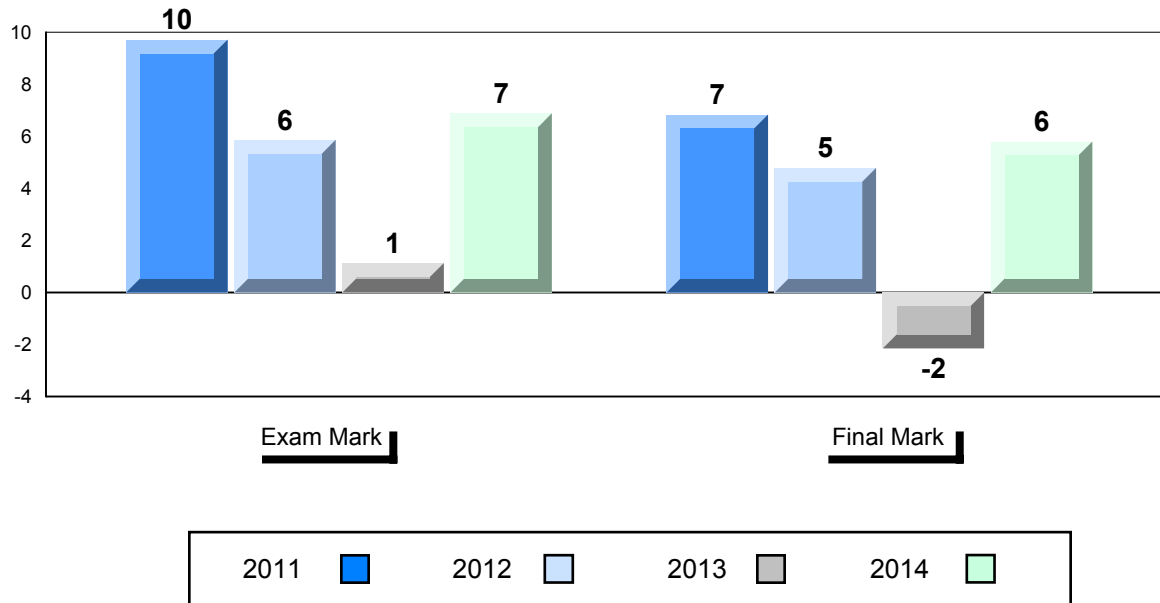
Grades: 10-12

Number of Students		82	Public Exam Mark			Final Mark		
			School vs Region	School vs Province	School vs Region	School vs Province		
World History 3201	School	72.9	▲	▲	76.2	▲	▲	70.4
	Region	65.4						
	Province	66.1						
<u>Subtest</u> WWI	School	79.3	▲	▲				
	Region	71.1						
	Province	72.1						
Challenges and Changes	School	74.0	▲	▲				
	Region	66.7						
	Province	67.4						
International Tensions (1930's and WWII)	School	74.2	▲	▲				
	Region	68.5						
	Province	68.4						
Cold War	School	63.0	▲	▲				
	Region	56.8						
	Province	58.3						
Regional Developments in Post WWII (5.1)	School	16.1	▼	▼				
	Region	51.7						
	Province	53.4						
Regional Developments in Post WWII (5.2)	School	62.6	▲	▲				
	Region	41.7						
	Province	44.7						
Challenges of the Modern Era	School	74.2	▲	▲				
	Region	63.5						
	Province	64.1						

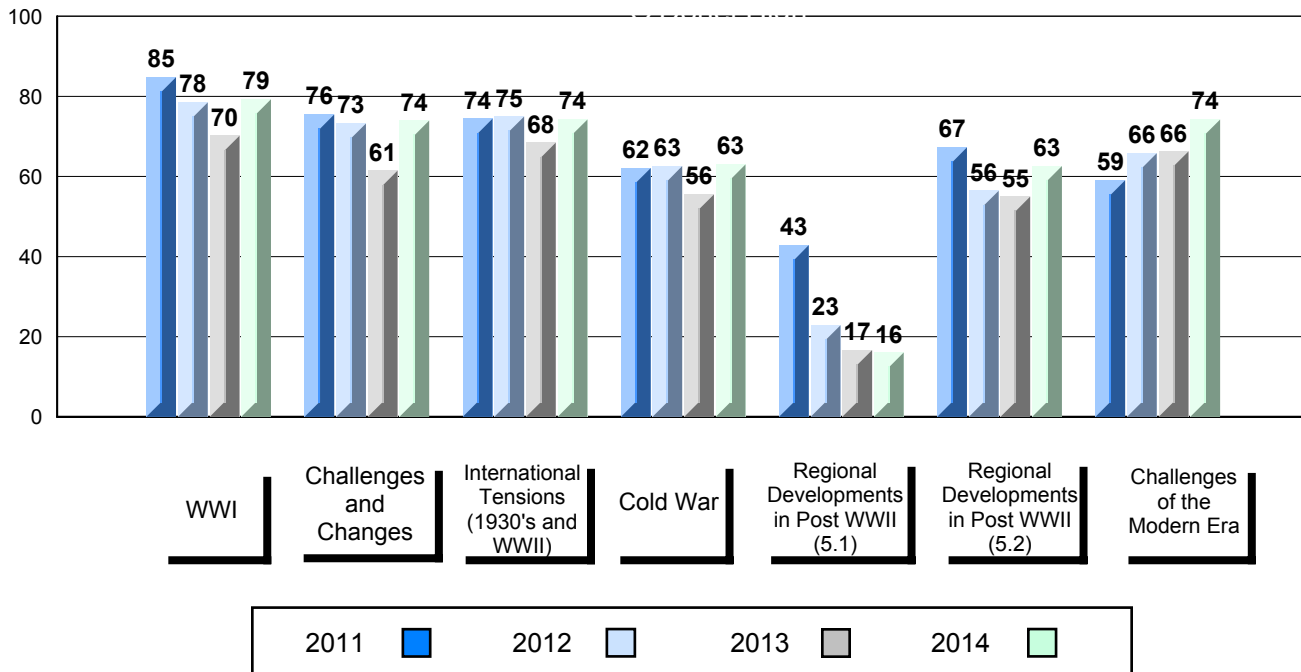
Average Score, 2011-2014



Difference from Provincial Mean, 2011-2014

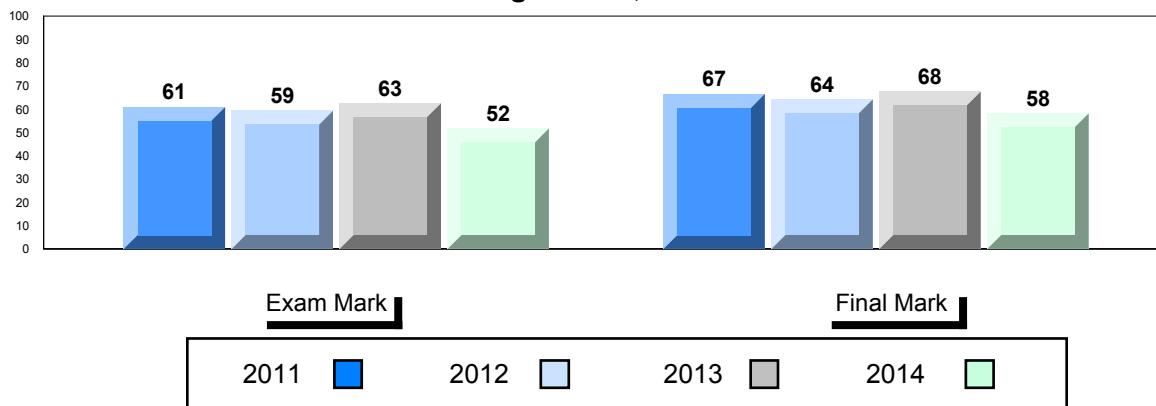


4 Year Public Exam (Subtest) Mark Trend 2011-2014


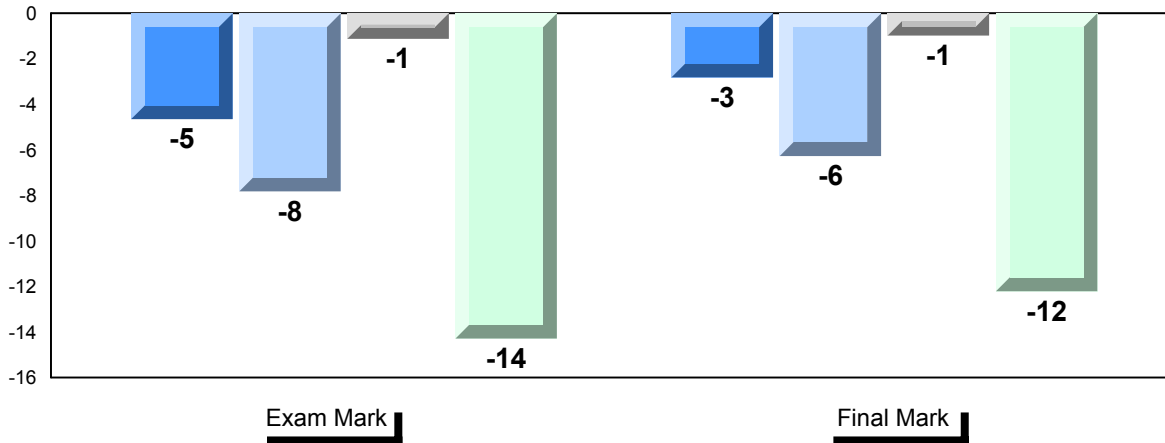


Number of Students		42	Public Exam Mark			Final Mark		
			School vs Region	School vs Province	School vs Region	School vs Province		
World History 3201	School	51.8	▼	▼	58.2	▼		
	Region	65.4						
	Province	66.1						
Subtest	School	61.6	▼	▼				
	Region	71.1						
	Province	72.1						
WWI	School	61.6	▼	▼				
	Region	71.1						
	Province	72.1						
Challenges and Changes	School	52.1	▼	▼				
	Region	66.7						
	Province	67.4						
International Tensions (1930's and WWII)	School	56.8	▼	▼				
	Region	68.5						
	Province	68.4						
Cold War	School	38.8	▼	▼				
	Region	56.8						
	Province	58.3						
Regional Developments in Post WWII (5.1)	School	33.8	▼	▼				
	Region	51.7						
	Province	53.4						
Regional Developments in Post WWII (5.2)	School	8.3	▼	▼				
	Region	41.7						
	Province	44.7						
Challenges of the Modern Era	School	51.5	▼	▼				
	Region	63.5						
	Province	64.1						


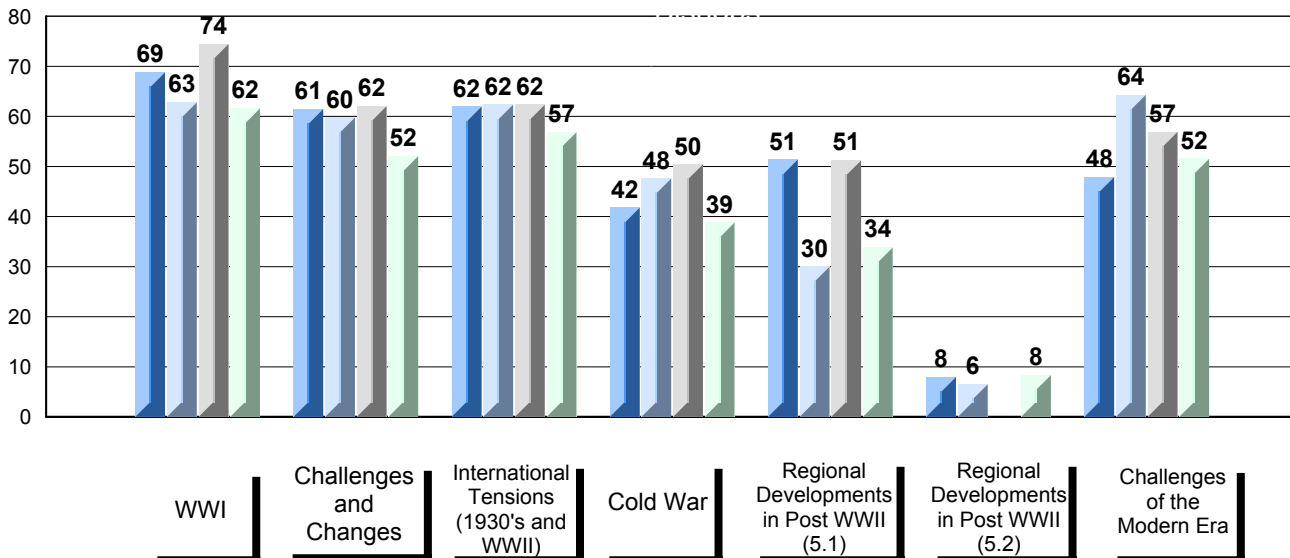
Average Score, 2011-2014



Difference from Provincial Mean, 2011-2014



4 Year Public Exam (Subtest) Mark Trend 2011-2014



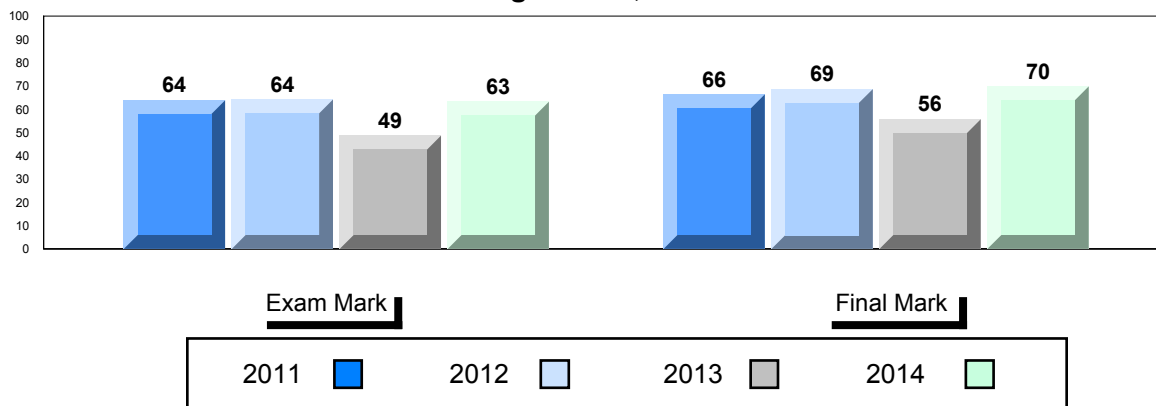
NLESD - Eastern Region

#328 - Booth Memorial High School, St. John's


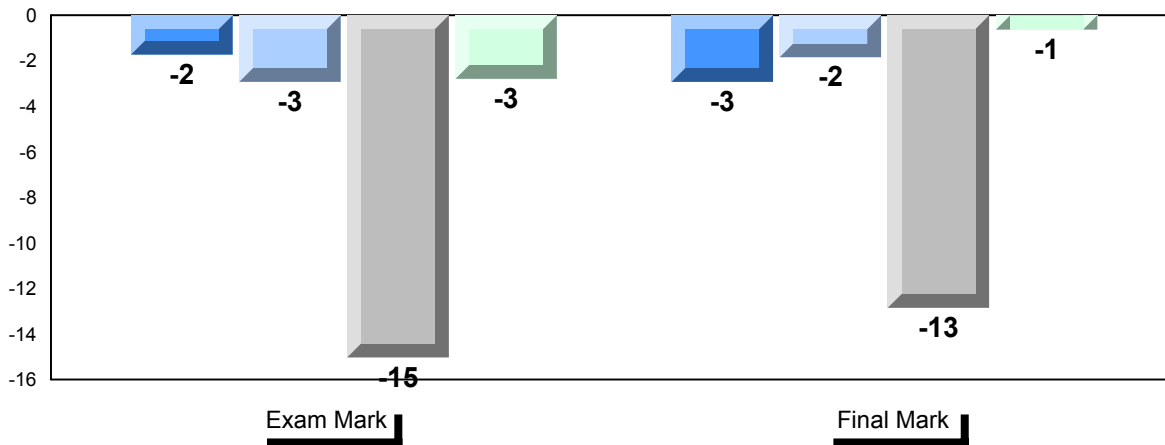
Grades: 10-12

Number of Students		50	Public Exam Mark			Final Mark		
			School vs Region	School vs Province	School vs Region	School vs Province		
World History 3201	School	63.3	▼	▼	69.8	▼		
	Region	65.4						
	Province	66.1						
Subtest	School	69.7	▼	▼				
	Region	71.1						
	Province	72.1						
WWI	School	63.4	▼	▼				
	Region	66.7						
	Province	67.4						
Challenges and Changes	School	66.4	▼	▼				
	Region	68.5						
	Province	68.4						
International Tensions (1930's and WWII)	School	56.3	▼	▼				
	Region	56.8						
	Province	58.3						
Cold War	School	52.3	▲	▼				
	Region	51.7						
	Province	53.4						
Regional Developments in Post WWII (5.1)	School	41.7						
	Region	44.7						
	Province							
Regional Developments in Post WWII (5.2)	School	57.7	▼	▼				
	Region	63.5						
	Province	64.1						
Challenges of the Modern Era	School							
	Region							
	Province							

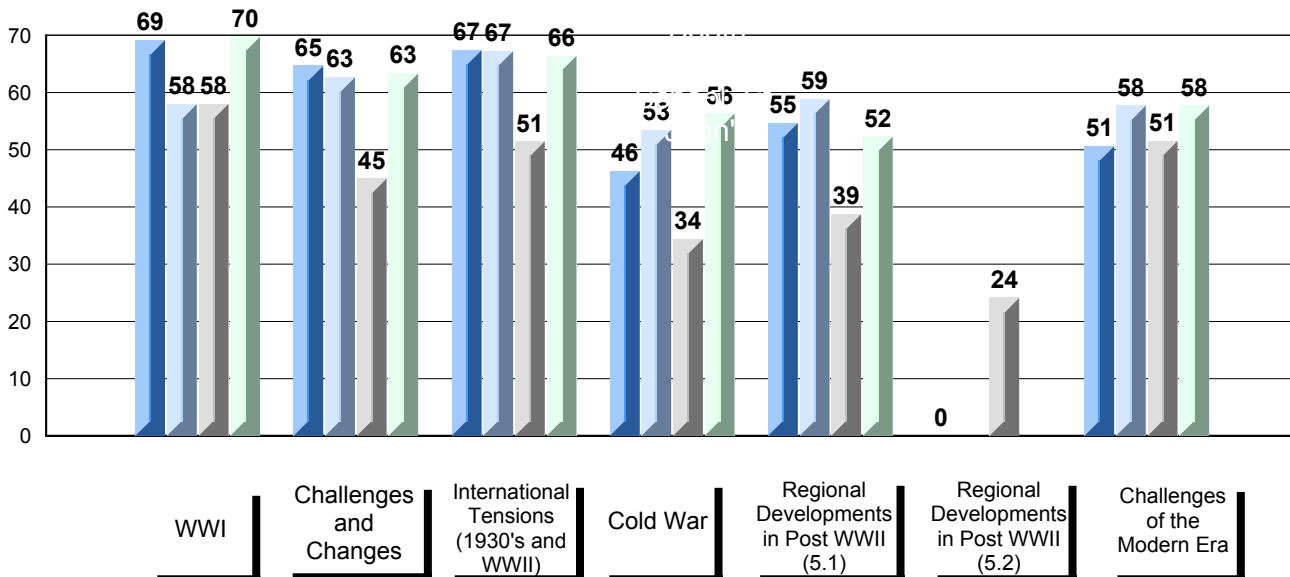
Average Score, 2011-2014



Difference from Provincial Mean, 2011-2014



4 Year Public Exam (Subtest) Mark Trend 2011-2014



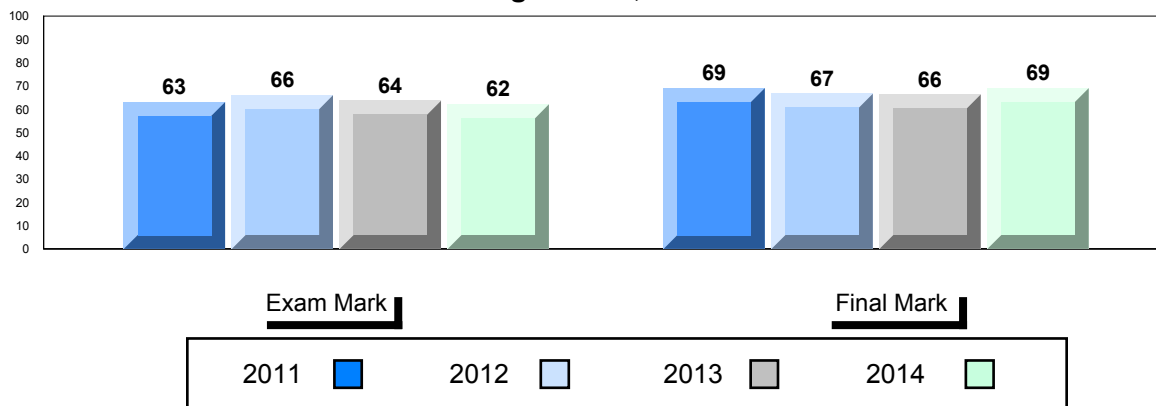
NLESD - Eastern Region

#340 - Holy Heart High School, St. John's

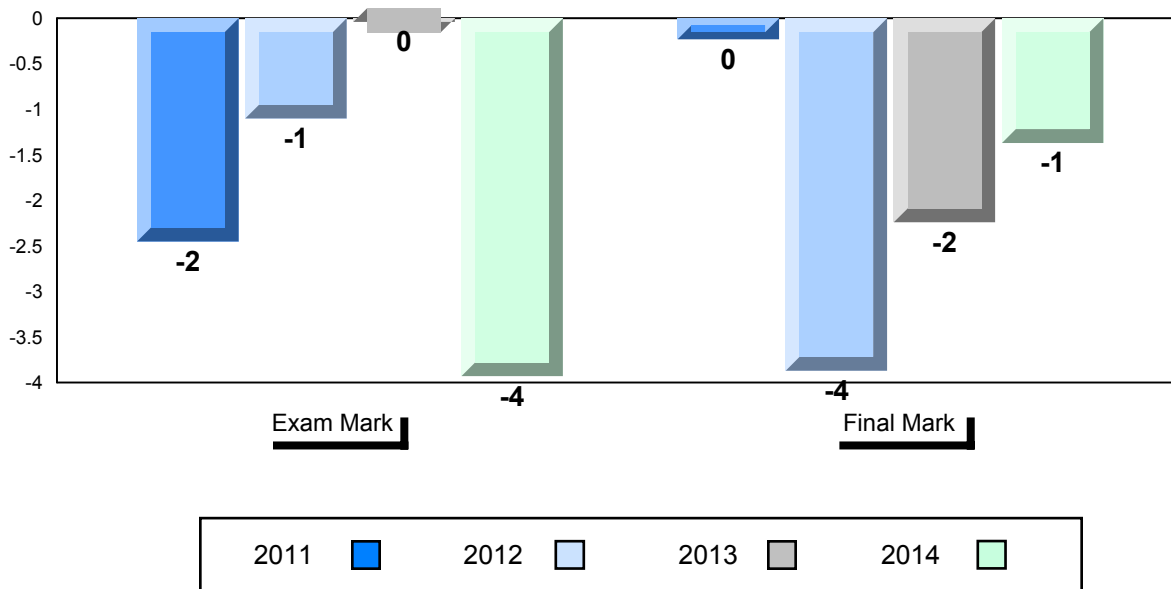
Grades: 10-12

Number of Students		34	Public Exam Mark			Final Mark														
			School vs Region	School vs Province	School vs Region	School vs Province														
World History 3201	School	62.1	▼	▼	69.1	▼	69.9													
	Region	65.4																		
	Province	66.1																		
Subtest	School	70.6	▼	▼																
	Region	71.1																		
	Province	72.1																		
WWI	School	59.2	▼	▼																
	Region	66.7																		
	Province	67.4																		
Challenges and Changes	School	66.2	▼	▼																
	Region	68.5																		
	Province	68.4																		
International Tensions (1930's and WWII)	School	50.7	▼	▼																
	Region	56.8																		
	Province	58.3																		
Cold War	School	14.3	▼	▼																
	Region	51.7																		
	Province	53.4																		
Regional Developments in Post WWII (5.1)	School	44.4	▲	▼																
	Region	41.7																		
	Province	44.7																		
Regional Developments in Post WWII (5.2)	School	63.5	▼	▼																
	Region	63.5																		
	Province	64.1																		
Challenges of the Modern Era	School	63.5	▼	▼																
	Region	63.5																		
	Province	64.1																		

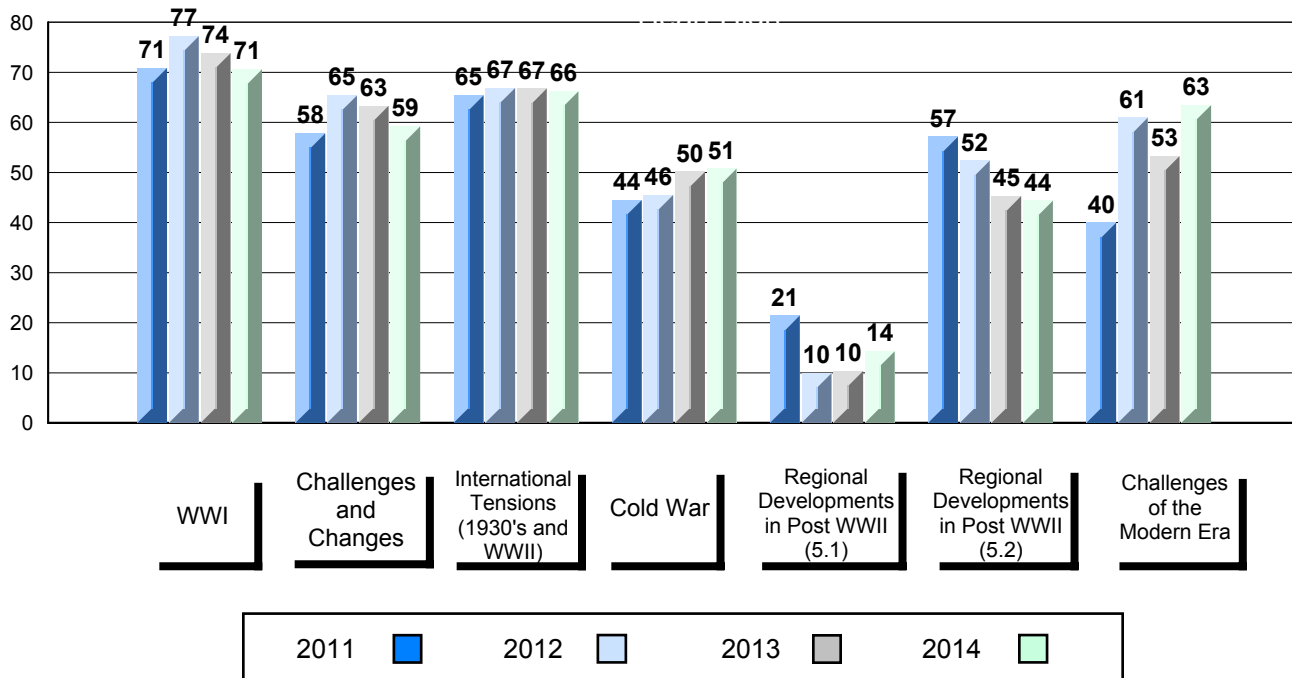
Average Score, 2011-2014



Difference from Provincial Mean, 2011-2014

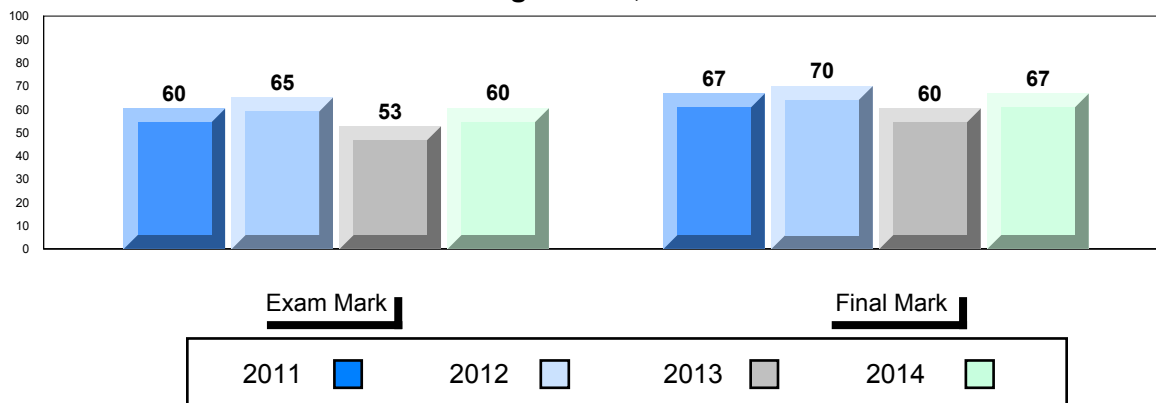


4 Year Public Exam (Subtest) Mark Trend 2011-2014


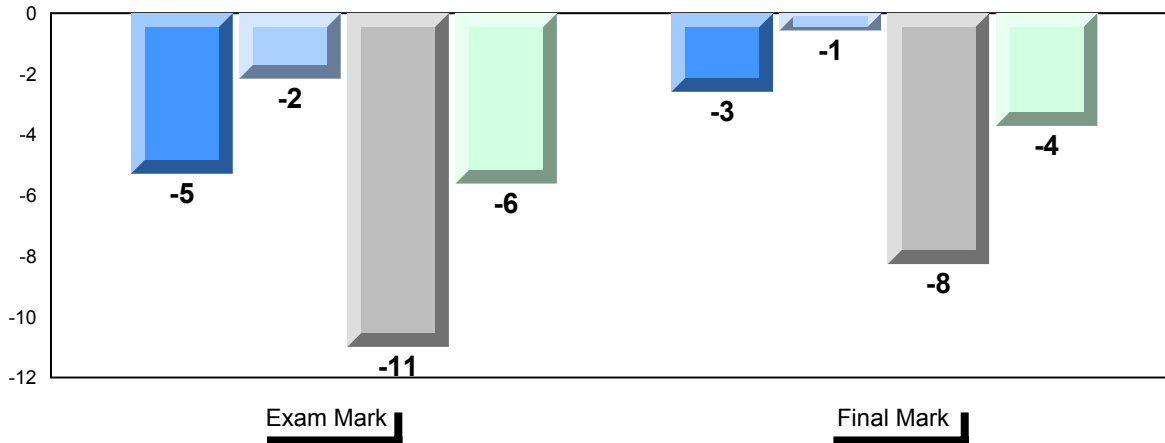


Number of Students		31	Public Exam Mark			Final Mark			
			School vs Region	School vs Province	School vs Region	School vs Province			
World History 3201	School	60.4	▼	▼	66.7	▼			
	Region	65.4							
	Province	66.1							
Subtest	School	66.6	▼	▼	69.9	▼			
	Region	71.1							
	Province	72.1							
WWI	School	66.6	▼	▼	70.4				
	Region	71.1							
	Province	72.1							
Challenges and Changes	School	65.2	▼	▼					
	Region	66.7							
	Province	67.4							
International Tensions (1930's and WWII)	School	65.1	▼	▼					
	Region	68.5							
	Province	68.4							
Cold War	School	38.8	▼	▼					
	Region	56.8							
	Province	58.3							
Regional Developments in Post WWII (5.1)	School	34.3	▼	▼					
	Region	51.7							
	Province	53.4							
Regional Developments in Post WWII (5.2)	School	42.6	▲	▼					
	Region	41.7							
	Province	44.7							
Challenges of the Modern Era	School	55.5	▼	▼					
	Region	63.5							
	Province	64.1							


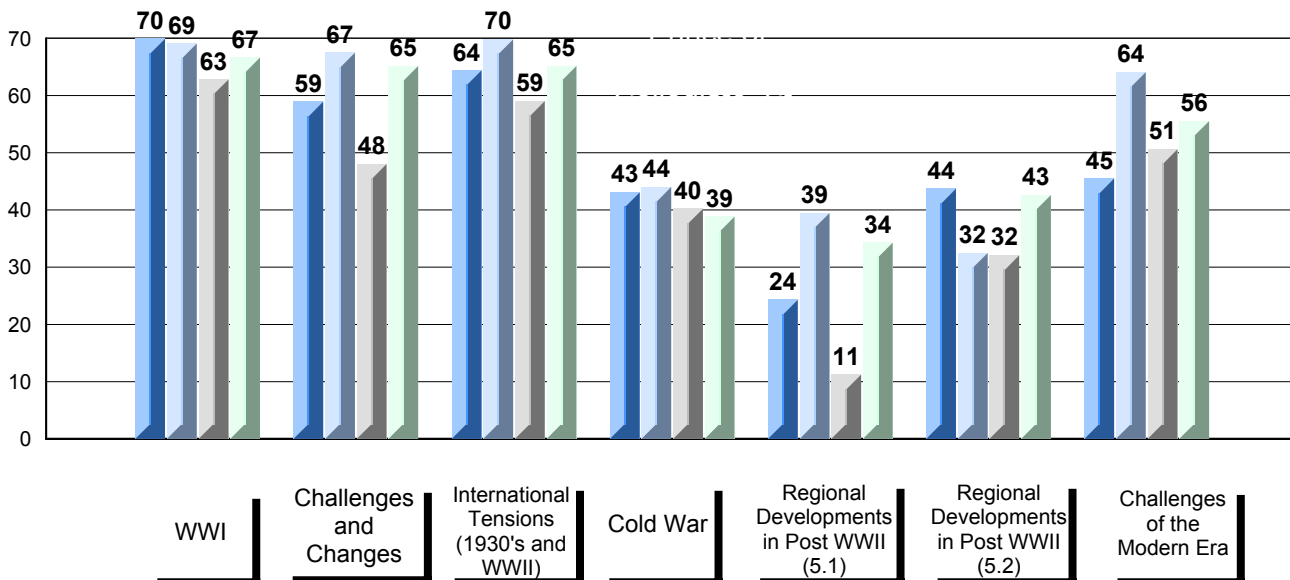
Average Score, 2011-2014



Difference from Provincial Mean, 2011-2014



4 Year Public Exam (Subtest) Mark Trend 2011-2014



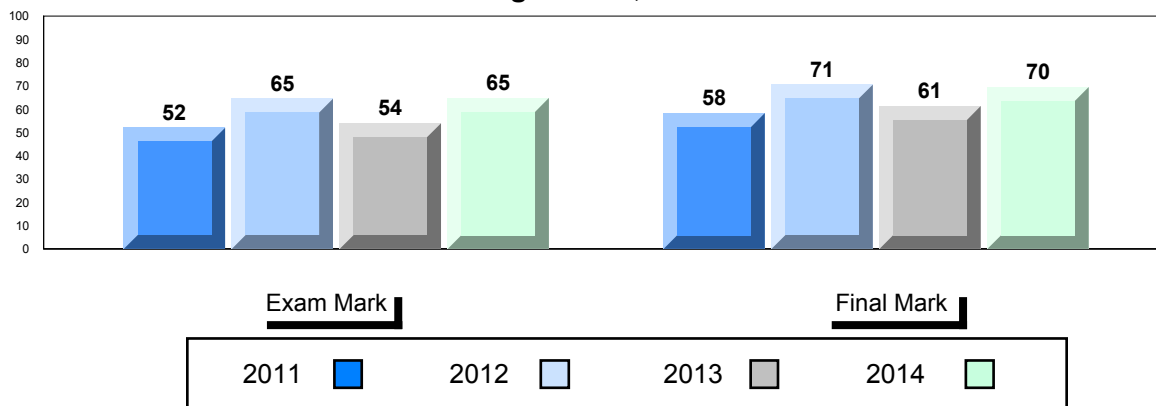
NLESD - Eastern Region

#354 - St. Kevin's High, St. John's (Goulds)


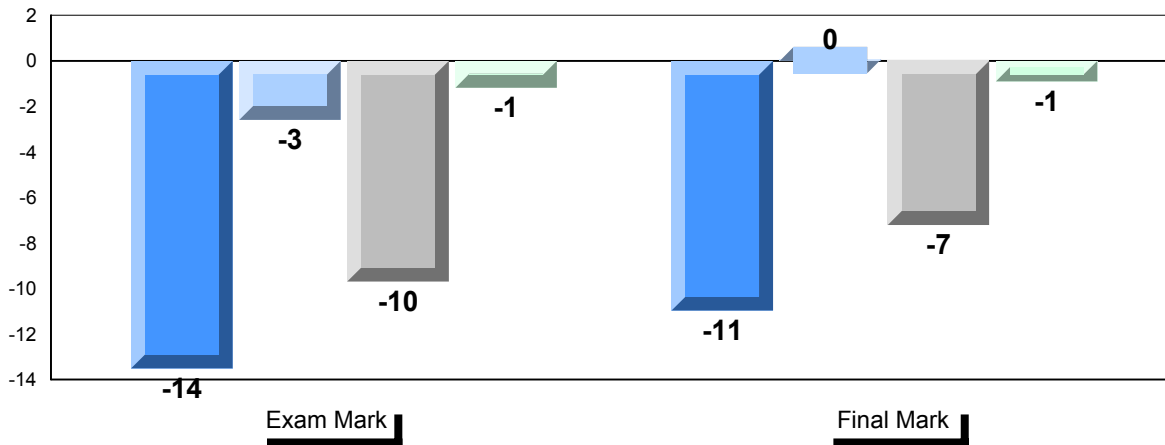
Grades: 10-12

Number of Students		15	Public Exam Mark			Final Mark		
			School vs Region	School vs Province	School vs Region	School vs Province		
World History 3201	School	64.9	▼	▼	69.5	▼		
	Region	65.4						
	Province	66.1						
<u>Subtest</u>	School	75.2	▲	▲	69.9	▼		
	Region	71.1						
	Province	72.1						
WWI	School	65.1	▼	▼	70.4			
	Region	66.7						
	Province	67.4						
Challenges and Changes	School	65.5	▼	▼				
	Region	68.5						
	Province	68.4						
International Tensions (1930's and WWII)	School	52.4	▼	▼				
	Region	56.8						
	Province	58.3						
Cold War	School	45.2	▼	▼				
	Region	51.7						
	Province	53.4						
Regional Developments in Post WWII (5.1)	School	41.7						
	Region	44.7						
	Province							
Regional Developments in Post WWII (5.2)	School	67.1	▲	▲				
	Region	63.5						
	Province	64.1						
Challenges of the Modern Era	School							
	Region							
	Province							


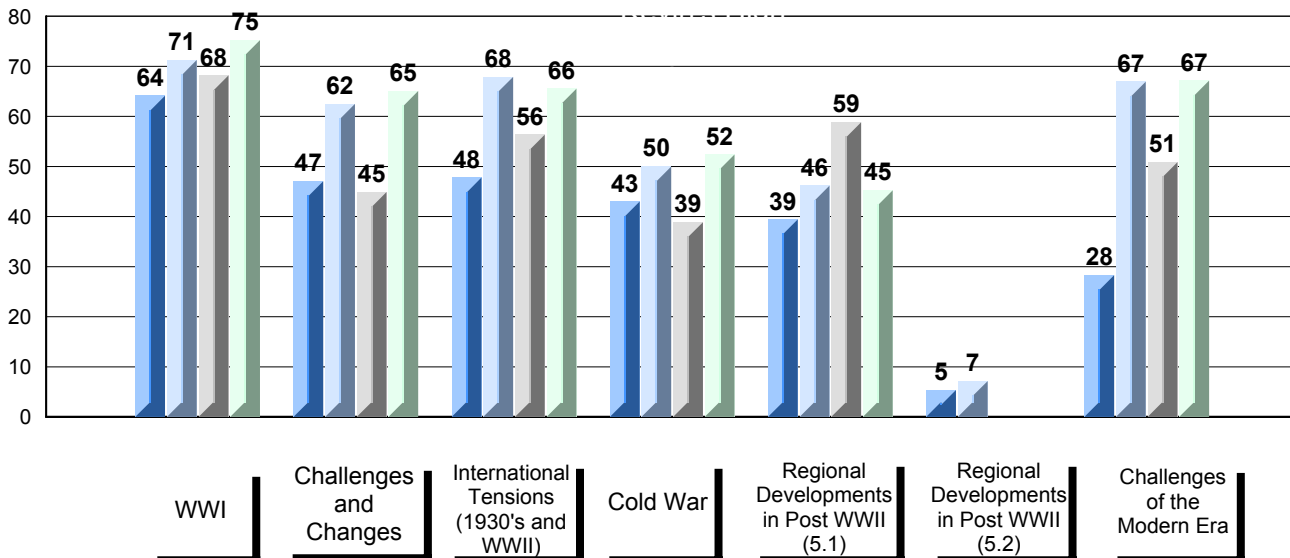
Average Score, 2011-2014



Difference from Provincial Mean, 2011-2014

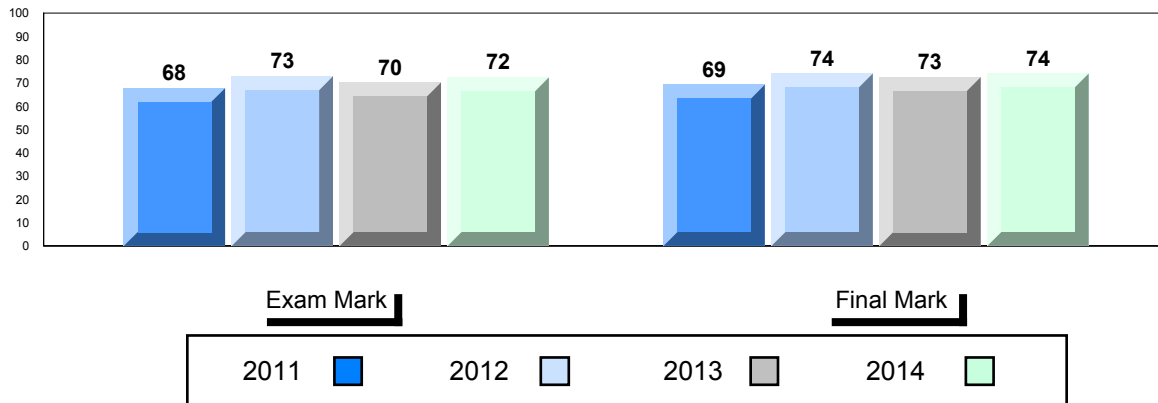


4 Year Public Exam (Subtest) Mark Trend 2011-2014


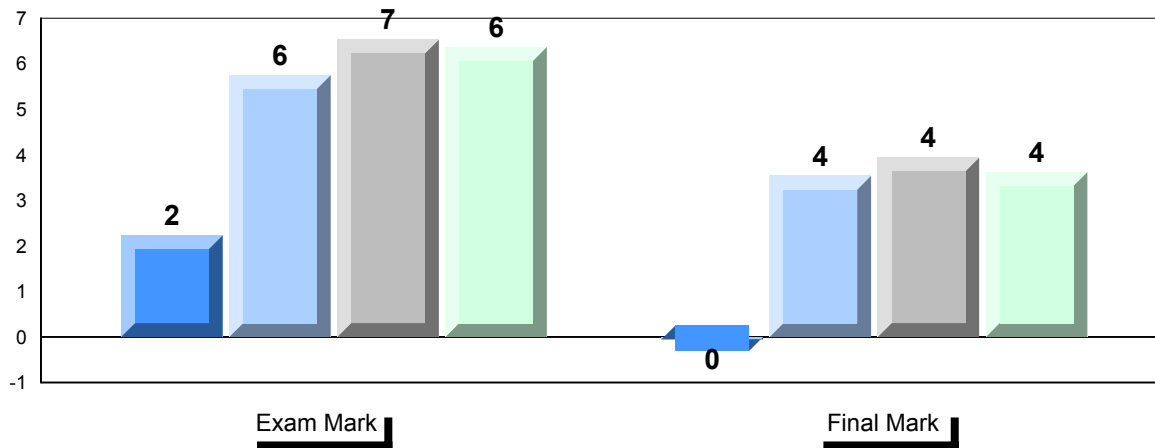


Number of Students		60	Public Exam Mark			Final Mark		
			School vs Region	School vs Province	School vs Region	School vs Province		
World History 3201	School	72.4	▲	▲	74.1	▲	▲	
	Region	65.4			69.9			
	Province	66.1			70.4			
Subtest								
WWI	School	73.8	▲	▲				
	Region	71.1						
	Province	72.1						
Challenges and Changes	School	76.6	▲	▲				
	Region	66.7						
	Province	67.4						
International Tensions (1930's and WWII)	School	75.7	▲	▲				
	Region	68.5						
	Province	68.4						
Cold War	School	66.0	▲	▲				
	Region	56.8						
	Province	58.3						
Regional Developments in Post WWII (5.1)	School	54.4	▲	▲				
	Region	51.7						
	Province	53.4						
Regional Developments in Post WWII (5.2)	School	8.3	▼	▼				
	Region	41.7						
	Province	44.7						
Challenges of the Modern Era	School	72.6	▲	▲				
	Region	63.5						
	Province	64.1						

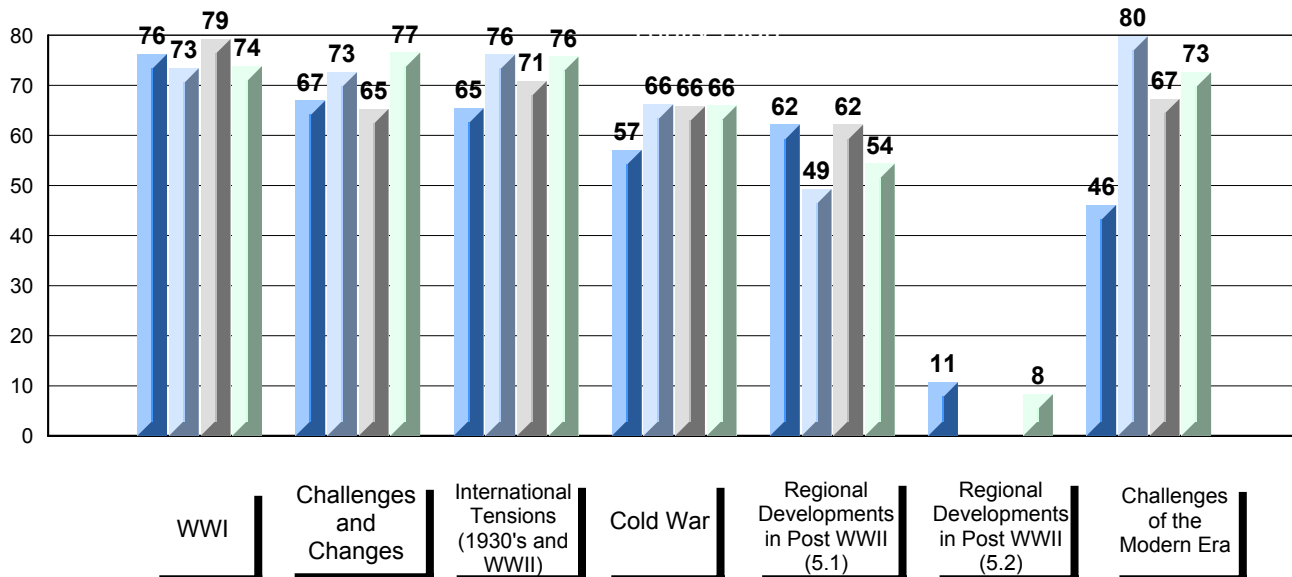
Average Score, 2011-2014



Difference from Provincial Mean, 2011-2014



4 Year Public Exam (Subtest) Mark Trend 2011-2014



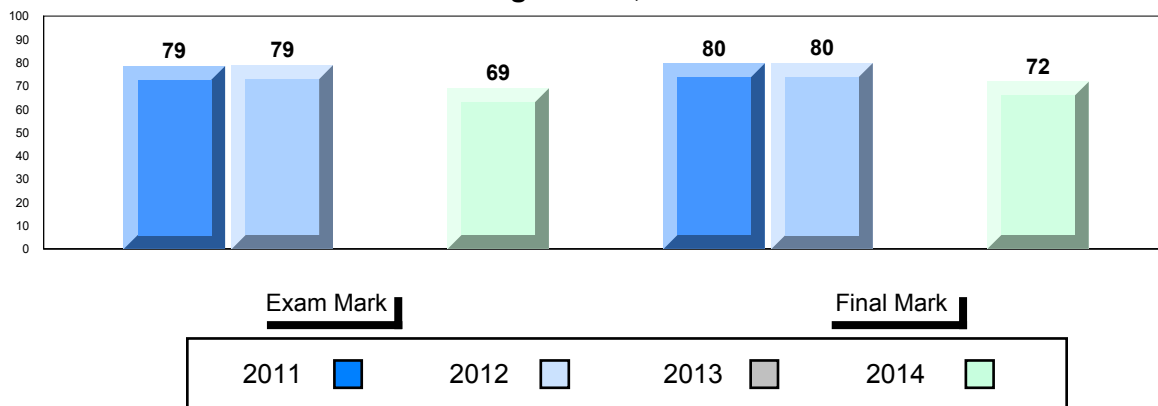
NLESD - Eastern Region

#476 - Baccalieu Collegiate, Old Perlican

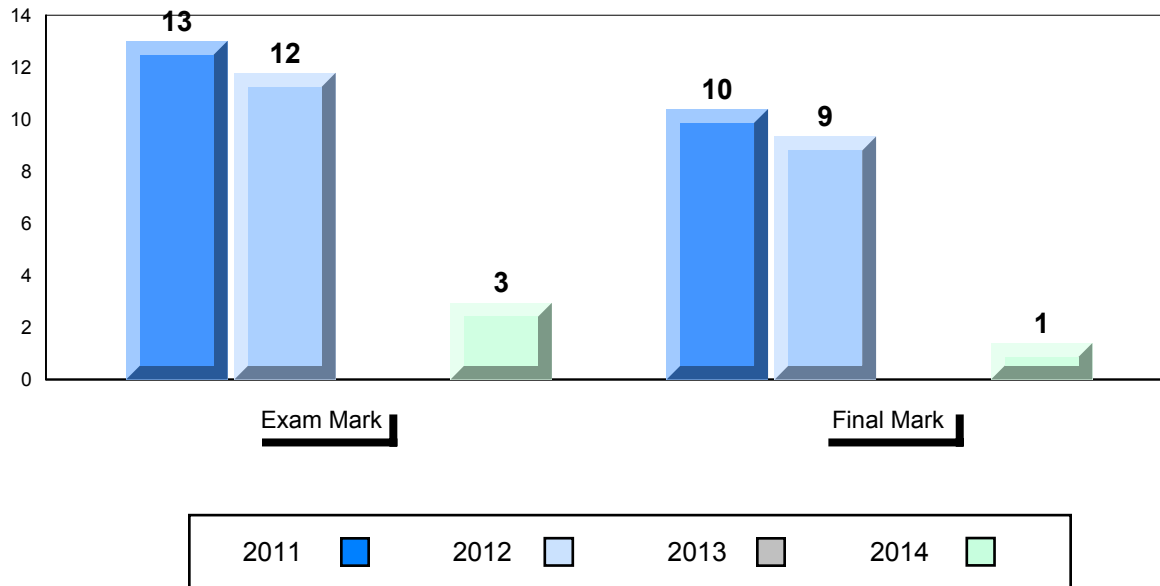
Grades: 7-12

Number of Students		11	Public Exam Mark			Final Mark		
			School vs Region	School vs Province	School vs Region	School vs Province		
World History 3201	School	69.0	▲	▲	71.8	▲	▲	70.4
	Region	65.4						
	Province	66.1						
Subtest	School	74.5	▲	▲				
	Region	71.1						
	Province	72.1						
WWI	School	68.6	▲	▲				
	Region	66.7						
	Province	67.4						
Challenges and Changes	School	73.1	▲	▲				
	Region	68.5						
	Province	68.4						
International Tensions (1930's and WWII)	School	68.5	▲	▲				
	Region	56.8						
	Province	58.3						
Cold War	School	65.6	▲	▲				
	Region	51.7						
	Province	53.4						
Regional Developments in Post WWII (5.1)	School	41.7						
	Region	44.7						
	Province	44.7						
Regional Developments in Post WWII (5.2)	School	63.6	▲	▼				
	Region	63.5						
	Province	64.1						

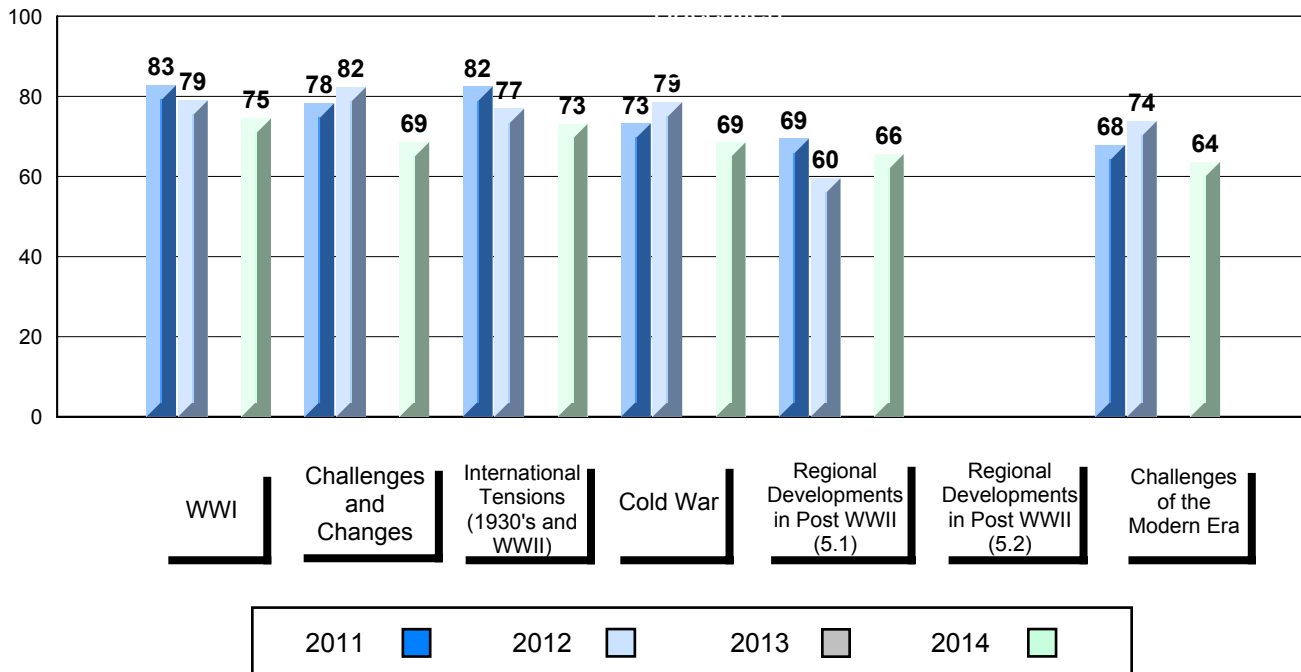
Average Score, 2011-2014



Difference from Provincial Mean, 2011-2014



4 Year Public Exam (Subtest) Mark Trend 2011-2014



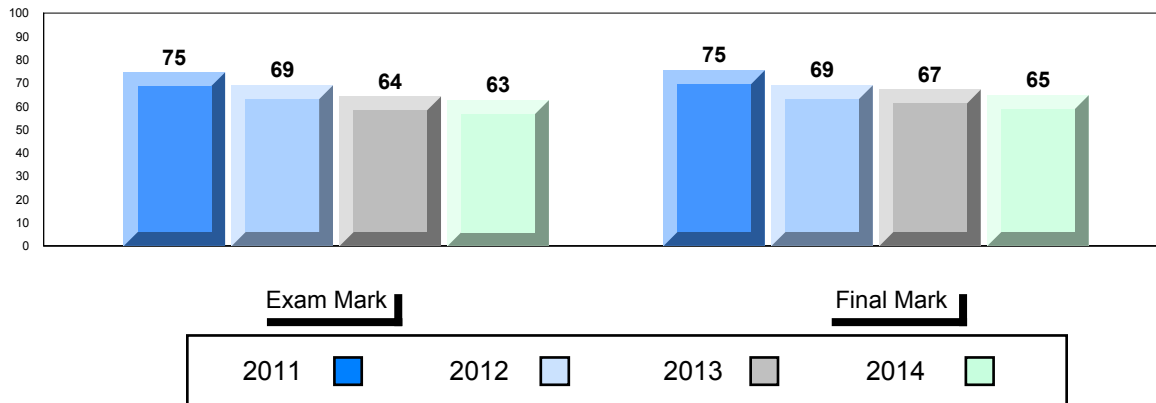
District 803 - Private

#374 - Murphy Centre, St. John's

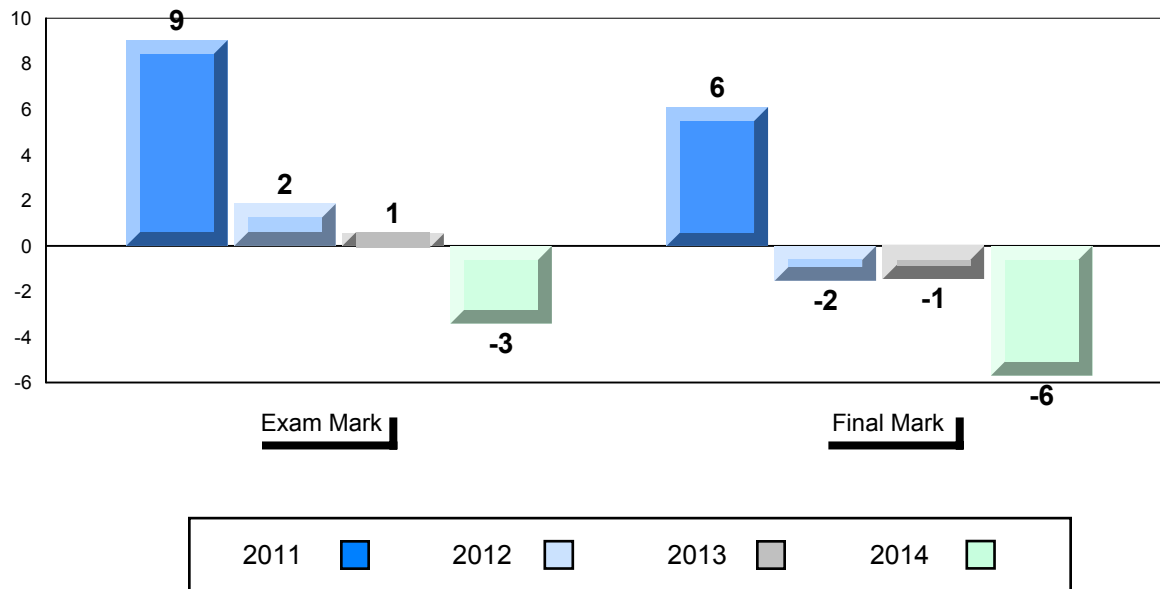
Grades: 10-12

Number of Students		11	Public Exam Mark			Final Mark		
			School vs Region	School vs Province	School vs Region	School vs Province		
World History 3201	School		62.6	▼	▼	64.7	▼	▼
	Region		72.3			74.4		
	Province		66.1			70.4		
Subtest								
WWI	School		67.0	▼	▼			
	Region		77.6					
	Province		72.1					
Challenges and Changes	School		66.8	▼	▼			
	Region		73.3					
	Province		67.4					
International Tensions (1930's and WWII)	School		62.8	▼	▼			
	Region		73.7					
	Province		68.4					
Cold War	School		56.5	▼	▼			
	Region		67.2					
	Province		58.3					
Regional Developments in Post WWII (5.1)	School		50.0	▼	▼			
	Region		65.6					
	Province		53.4					
Regional Developments in Post WWII (5.2)	School		35.7	▼	▼			
	Region		63.2					
	Province		44.7					
Challenges of the Modern Era	School		54.6	▼	▼			
	Region		70.9					
	Province		64.1					

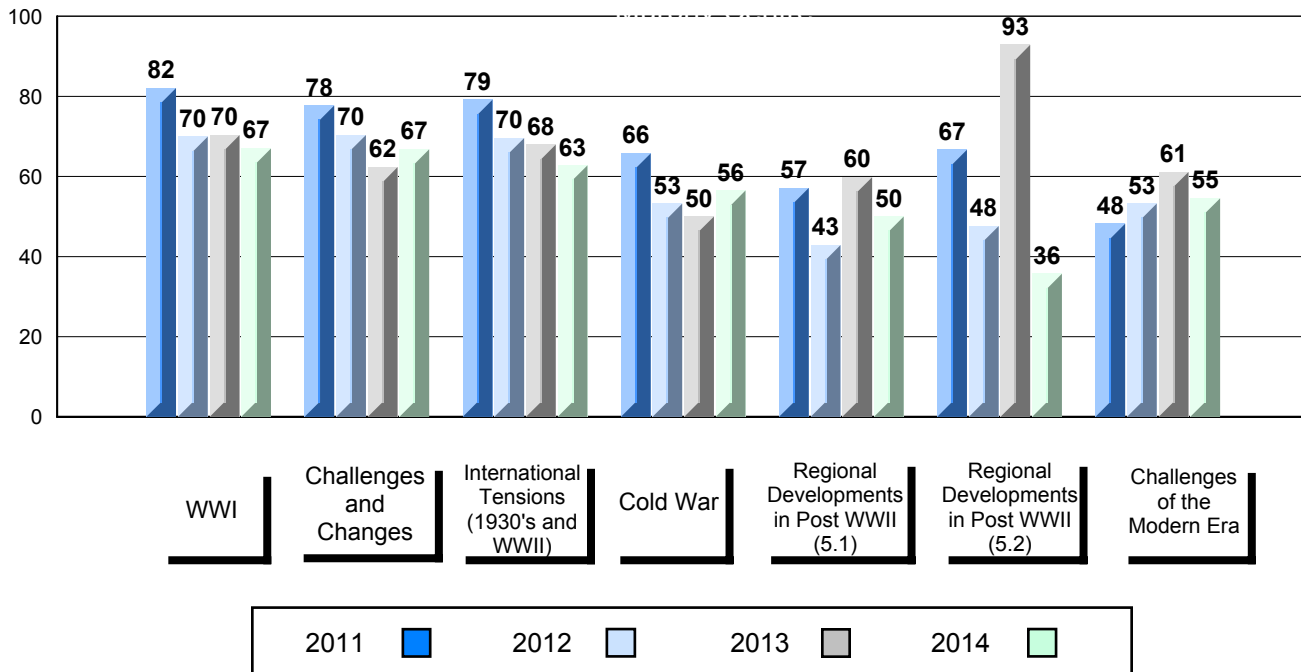
Average Score, 2011-2014



Difference from Provincial Mean, 2011-2014



4 Year Public Exam (Subtest) Mark Trend 2011-2014



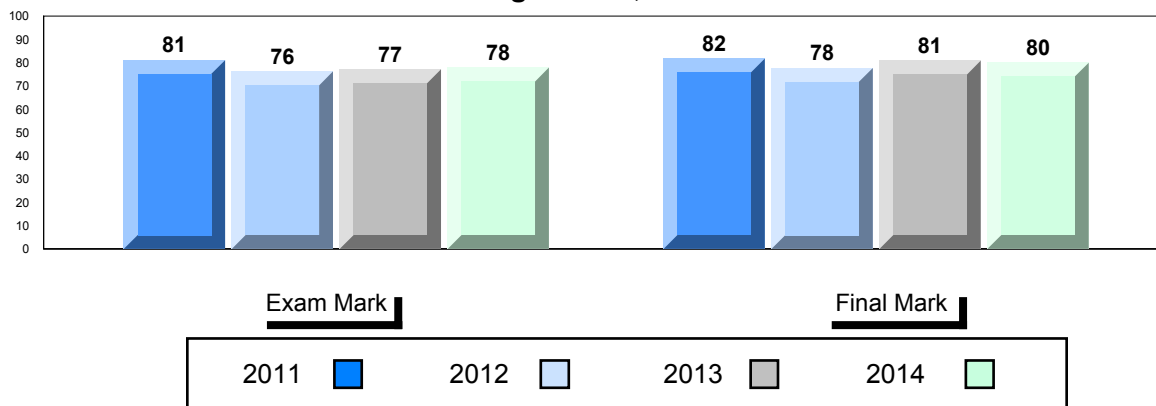
District 803 - Private

#450 - St. Bonaventure's College, St. John's

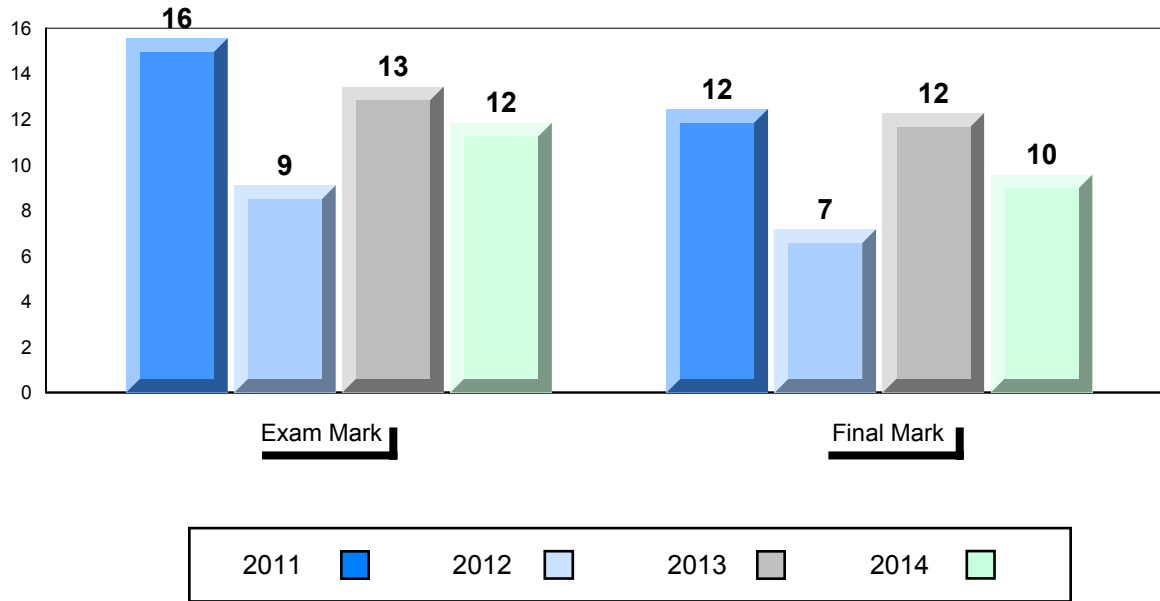
Grades: K-12

Number of Students		18	Public Exam Mark			Final Mark		
			School vs Region	School vs Province	School vs Region	School vs Province		
World History 3201	School	77.9	▲	▲	80.0	▲	▲	70.4
	Region	72.3						
	Province	66.1						
Subtest	School	84.1	▲	▲				
	Region	77.6						
	Province	72.1						
WWI	School	77.3	▲	▲				
	Region	73.3						
	Province	67.4						
Challenges and Changes	School	80.5	▲	▲				
	Region	73.7						
	Province	68.4						
International Tensions (1930's and WWII)	School	73.8	▲	▲				
	Region	67.2						
	Province	58.3						
Cold War	School	92.9	▲	▲				
	Region	65.6						
	Province	53.4						
Regional Developments in Post WWII (5.1)	School	73.0	▲	▲				
	Region	63.2						
	Province	44.7						
Regional Developments in Post WWII (5.2)	School	81.0	▲	▲				
	Region	70.9						
	Province	64.1						

Average Score, 2011-2014



Difference from Provincial Mean, 2011-2014



4 Year Public Exam (Subtest) Mark Trend 2011-2014

