

District 1 - Labrador

#001 - St. Peter's School, Black Tickle

Grades: 2-4,6-12

Number of Grades: 10

[FTE Teachers](#) \*\*\* : 5.0

Classification: Rural

Offers Distance Education: Yes

[School FTE PTR : 4.8](#)

[District FTE PTR : 10.3](#)

[Provincial FTE PTR : 11.8](#)

## Enrolment By Age and Gender

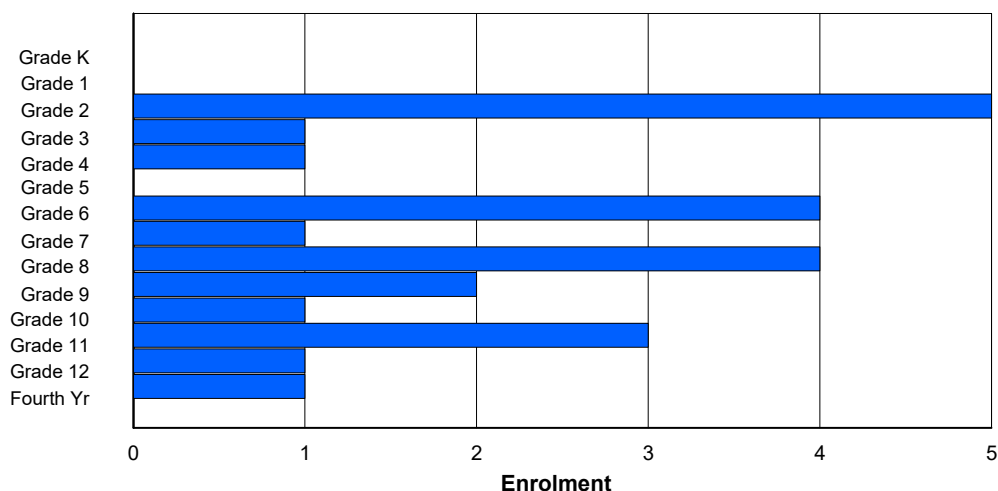
Gender	Age																	Total
	5	6	7	8	9	10	11	12	13	14	15	16	17	18	19	20>		
Male	0	0	2	1	1	0	1	1	2	3	1	0	1	0	0	1	14	
Female	0	0	3	0	0	0	3	0	1	0	0	3	0	0	0	0	10	
Total	0	0	5	1	1	0	4	1	3	3	1	3	1	0	0	1	24	

## Enrolment By Grade and Gender

	<u>Grade</u>														
Gender	K	1	2	3	4	5	6	7	8	9	10	11	12	4th	Total
Male	0	0	2	1	1	0	1	1	3	2	1	0	1	1	14
Female	0	0	3	0	0	0	3	0	1	0	0	3	0	0	10
Total	0	0	5	1	1	0	4	1	4	2	1	3	1	1	24

## Enrolment By Grade

For 001 - St. Peter's School, Black Tickle



\* Data from the 2012-2013 AGR(Enrolment/Age as of the last day in Sept./Dec.)

\*\* Newfoundland Statistics Classification System

\*\*\* May include itinerant teachers

District 1 - Labrador

#002 - Henry Gordon Academy, Cartwright

Grades: K-12

Number of Grades: 13

[FTE Teachers](#) \*\*\* : 10.0

Classification: Rural

Offers Distance Education: Yes

[School FTE PTR : 7.3](#)

[District FTE PTR : 10.3](#)

[Provincial FTE PTR : 11.8](#)

## Enrolment By Age and Gender

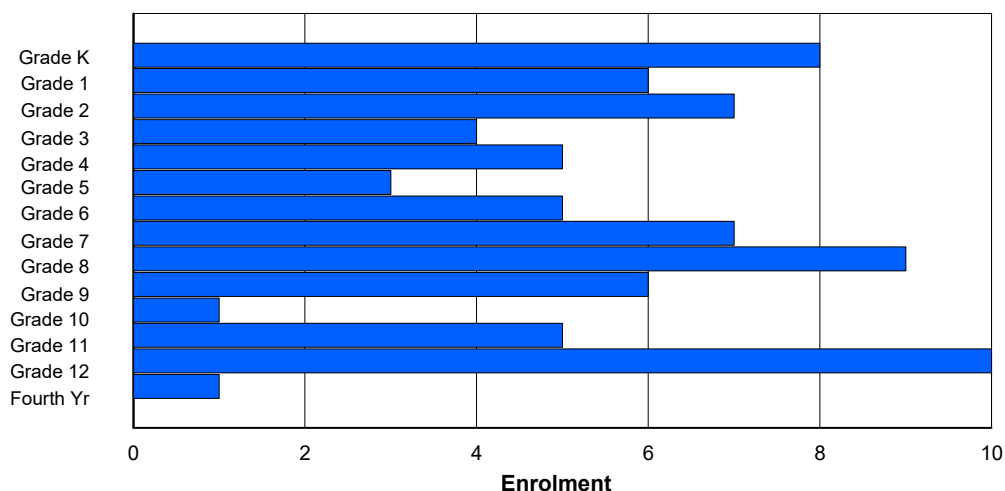
Gender	Age																	Total
	5	6	7	8	9	10	11	12	13	14	15	16	17	18	19	20>		
Male	4	2	5	3	4	2	1	5	4	3	1	2	5	1	0	0	42	
Female	4	4	2	1	1	3	1	3	5	2	0	2	6	0	1	0	35	
Total	8	6	7	4	5	5	2	8	9	5	1	4	11	1	1	0	77	

## Enrolment By Grade and Gender

	Grade														
Gender	K	1	2	3	4	5	6	7	8	9	10	11	12	4th	Total
Male	4	2	5	3	4	1	2	5	4	4	0	3	5	0	42
Female	4	4	2	1	1	2	3	2	5	2	1	2	5	1	35
Total	8	6	7	4	5	3	5	7	9	6	1	5	10	1	77

## Enrolment By Grade

For 002 - Henry Gordon Academy, Cartwright



\* Data from the 2012-2013 AGR(Enrolment/Age as of the last day in Sept./Dec.)

\*\* Newfoundland Statistics Classification System

\*\*\* May include itinerant teachers

District 1 - Labrador

#004 - Queen of Peace Middle School, Happy Valley-Goose Bay

Grades: 4-7

Number of Grades: 4

[FTE Teachers](#) \*\*\* : 28.0

Classification: Urban

Offers Distance Education: No

[School FTE PTR : 11.8](#)

[District FTE PTR : 10.3](#)

[Provincial FTE PTR : 11.8](#)

## Enrolment By Age and Gender

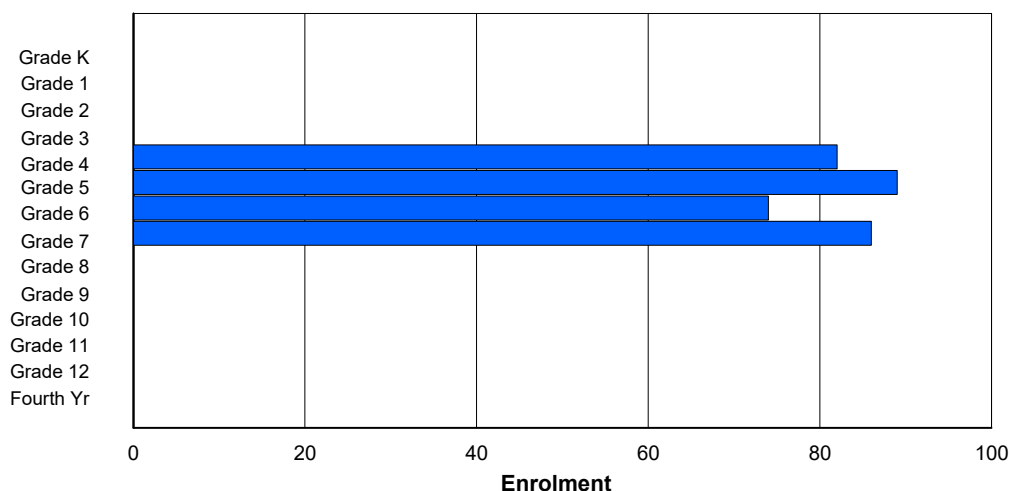
Gender	Age																	Total
	5	6	7	8	9	10	11	12	13	14	15	16	17	18	19	20>		
Male	0	0	0	0	38	41	48	46	5	0	0	0	0	0	0	0	178	
Female	0	0	0	1	40	46	27	38	1	0	0	0	0	0	0	0	153	
Total	0	0	0	1	78	87	75	84	6	0	0	0	0	0	0	0	331	

## Enrolment By Grade and Gender

	<u>Grade</u>															
Gender	K	1	2	3	4	5	6	7	8	9	10	11	12	4th	Total	
Male	0	0	0	0	41	42	46	49	0	0	0	0	0	0	178	
Female	0	0	0	0	41	47	28	37	0	0	0	0	0	0	153	
Total	0	0	0	0	82	89	74	86	0	0	0	0	0	0	331	

## Enrolment By Grade

For 004 - Queen of Peace Middle School, Happy Valley-Goose Bay



\* Data from the 2012-2013 AGR(Enrolment/Age as of the last day in Sept./Dec.)

\*\* Newfoundland Statistics Classification System

\*\*\* May include itinerant teachers

District 1 - Labrador

#005 - Peacock Primary School, Happy Valley-Goose Bay

Grades: K-3

Number of Grades: 4

[FTE Teachers](#) \*\*\* : 24.0

Classification: Urban

Offers Distance Education: No

[School FTE PTR : 12.9](#)

[District FTE PTR : 10.3](#)

[Provincial FTE PTR : 11.8](#)

## Enrolment By Age and Gender

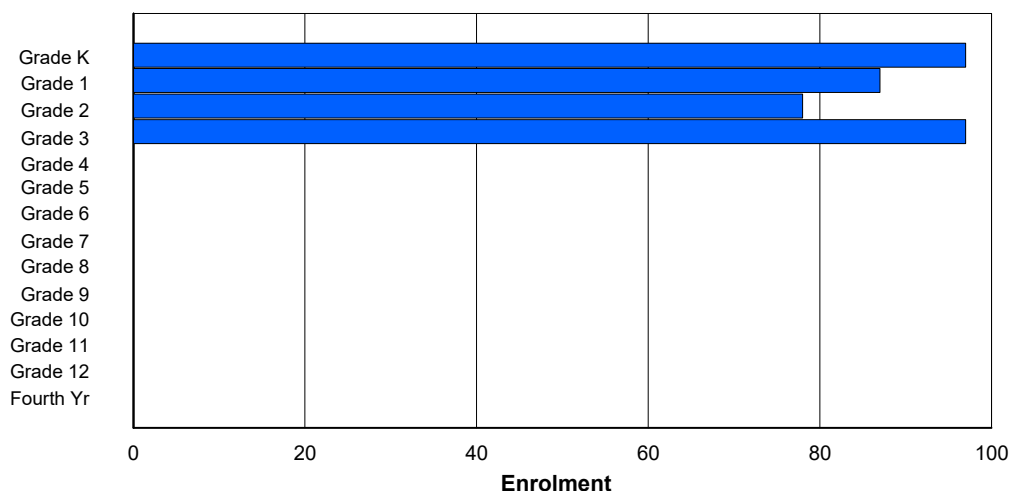
Gender	Age																	Total
	5	6	7	8	9	10	11	12	13	14	15	16	17	18	19	20>		
Male	59	47	32	44	3	0	0	0	0	0	0	0	0	0	0	0	185	
Female	37	38	49	46	2	1	0	0	1	0	0	0	0	0	0	0	174	
Total	96	85	81	90	5	1	0	0	1	0	0	0	0	0	0	0	359	

## Enrolment By Grade and Gender

	<u>Grade</u>														
Gender	K	1	2	3	4	5	6	7	8	9	10	11	12	4th	Total
Male	60	49	29	47	0	0	0	0	0	0	0	0	0	0	185
Female	37	38	49	50	0	0	0	0	0	0	0	0	0	0	174
Total	97	87	78	97	0	0	0	0	0	0	0	0	0	0	359

## Enrolment By Grade

For 005 - Peacock Primary School, Happy Valley-Goose Bay



\* Data from the 2012-2013 AGR(Enrolment/Age as of the last day in Sept./Dec.)

\*\* Newfoundland Statistics Classification System

\*\*\* May include itinerant teachers

District 1 - Labrador

#007 - Amos Comenius Memorial School, Hopedale

Grades: K-12

Number of Grades: 13

[FTE Teachers](#) \*\*\* : 18.0

Classification: Rural

Offers Distance Education: Yes

[School FTE PTR : 6.6](#)

[District FTE PTR : 10.3](#)

[Provincial FTE PTR : 11.8](#)

## Enrolment By Age and Gender

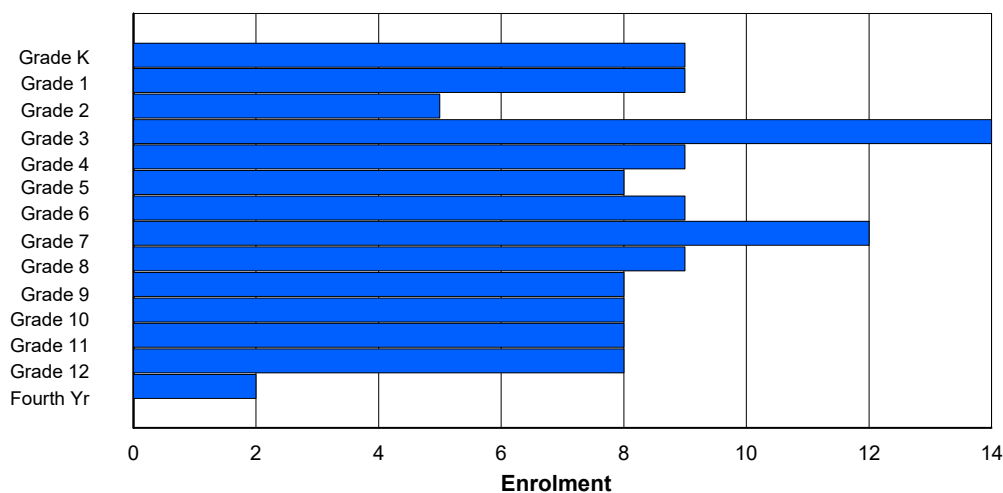
Gender	Age																	Total
	5	6	7	8	9	10	11	12	13	14	15	16	17	18	19	20>		
Male	3	4	2	7	6	5	6	5	3	3	6	2	4	1	2	0	59	
Female	6	5	3	7	3	3	3	4	4	1	4	6	5	2	3	0	59	
Total	9	9	5	14	9	8	9	9	7	4	10	8	9	3	5	0	118	

## Enrolment By Grade and Gender

	<u>Grade</u>														
Gender	K	1	2	3	4	5	6	7	8	9	10	11	12	4th	Total
Male	3	4	2	7	6	5	6	7	6	3	1	4	4	1	59
Female	6	5	3	7	3	3	3	5	3	5	7	4	4	1	59
Total	9	9	5	14	9	8	9	12	9	8	8	8	8	2	118

## Enrolment By Grade

For 007 - Amos Comenius Memorial School, Hopedale



\* Data from the 2012-2013 AGR(Enrolment/Age as of the last day in Sept./Dec.)

\*\* Newfoundland Statistics Classification System

\*\*\* May include itinerant teachers

District 1 - Labrador

#008 - A. P. Low Primary, Labrador City

Grades: K-3

Number of Grades: 4

[FTE Teachers](#) \*\*\* : 29.0

Classification: Urban

Offers Distance Education: No

[School FTE PTR : 12.6](#)

[District FTE PTR : 10.3](#)

[Provincial FTE PTR : 11.8](#)

## Enrolment By Age and Gender

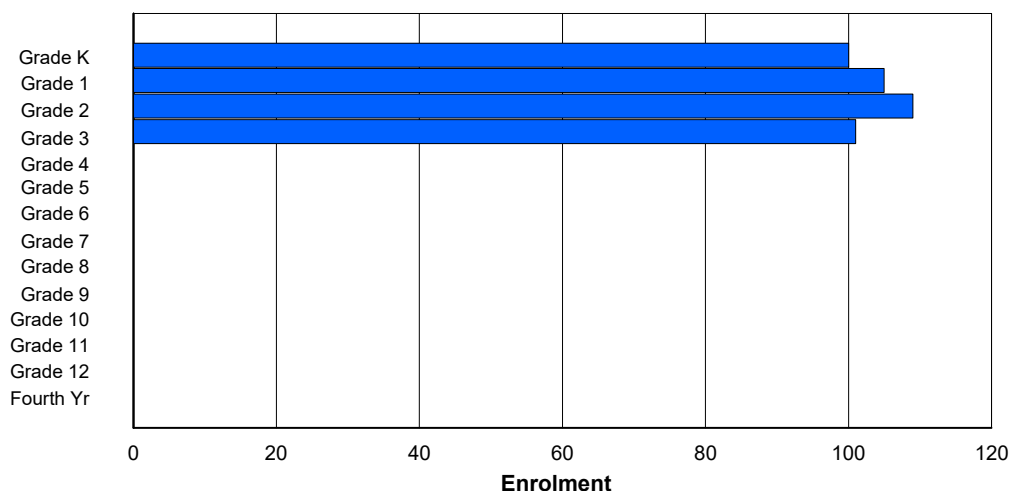
Gender	Age																	Total
	5	6	7	8	9	10	11	12	13	14	15	16	17	18	19	20>		
Male	53	64	62	65	0	0	0	0	0	0	0	0	0	0	0	0	244	
Female	48	41	46	35	1	0	0	0	0	0	0	0	0	0	0	0	171	
Total	101	105	108	100	1	0	0	0	0	0	0	0	0	0	0	0	415	

## Enrolment By Grade and Gender

	<u>Grade</u>															
Gender	K	1	2	3	4	5	6	7	8	9	10	11	12	4th	Total	
Male	53	64	62	65	0	0	0	0	0	0	0	0	0	0	244	
Female	47	41	47	36	0	0	0	0	0	0	0	0	0	0	171	
Total	100	105	109	101	0	0	0	0	0	0	0	0	0	0	415	

## Enrolment By Grade

For 008 - A. P. Low Primary, Labrador City



\* Data from the 2012-2013 AGR(Enrolment/Age as of the last day in Sept./Dec.)

\*\* Newfoundland Statistics Classification System

\*\*\* May include itinerant teachers

District 1 - Labrador

#010 - Menihek High School, Labrador City

Grades: 8-12

Number of Grades: 5

[FTE Teachers](#) \*\*\* : 40.0

Classification: Urban

Offers Distance Education: No

[School FTE PTR : 15.8](#)

[District FTE PTR : 10.3](#)

[Provincial FTE PTR : 11.8](#)

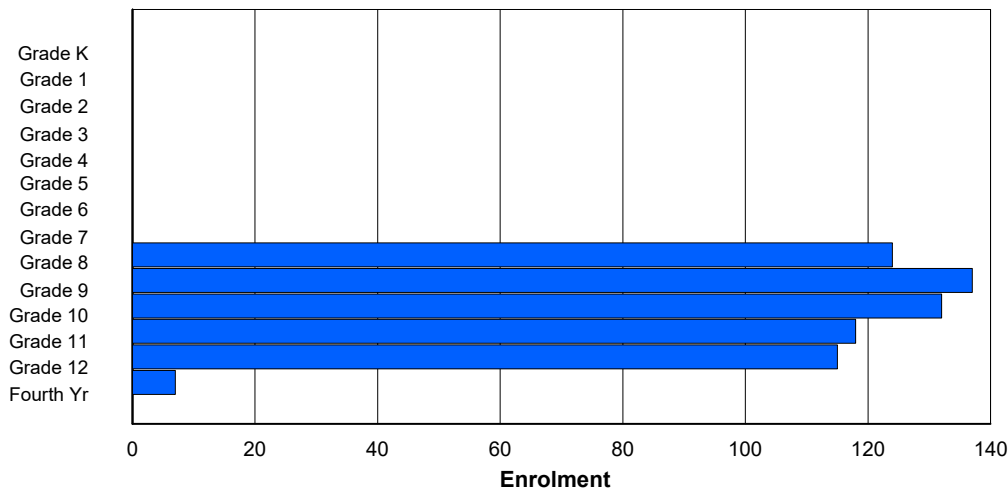
**Enrolment By Age and Gender**

Gender	Age																	Total
	5	6	7	8	9	10	11	12	13	14	15	16	17	18	19	20>		
Male	0	0	0	0	0	0	0	0	62	79	68	67	56	7	1	0	340	
Female	0	0	0	0	0	0	0	0	55	59	60	56	57	6	0	0	293	
Total	0	0	0	0	0	0	0	0	117	138	128	123	113	13	1	0	633	

**Enrolment By Grade and Gender**

	<u>Grade</u>														
Gender	K	1	2	3	4	5	6	7	8	9	10	11	12	4th	Total
Male	0	0	0	0	0	0	0	0	65	78	74	62	56	5	340
Female	0	0	0	0	0	0	0	0	59	59	58	56	59	2	293
Total	0	0	0	0	0	0	0	0	124	137	132	118	115	7	633

**Enrolment By Grade**  
For 010 - Menihek High School, Labrador City



\* Data from the 2012-2013 AGR(Enrolment/Age as of the last day in Sept./Dec.)

\*\* Newfoundland Statistics Classification System

\*\*\* May include itinerant teachers

District 1 - Labrador

#012 - J.C. Erhardt Memorial School, Makkovik

Grades: K-12

Number of Grades: 13

[FTE Teachers](#) \*\*\* : 9.0

Classification: Rural

Offers Distance Education: Yes

[School FTE PTR : 6.8](#)

[District FTE PTR : 10.3](#)

[Provincial FTE PTR : 11.8](#)

## Enrolment By Age and Gender

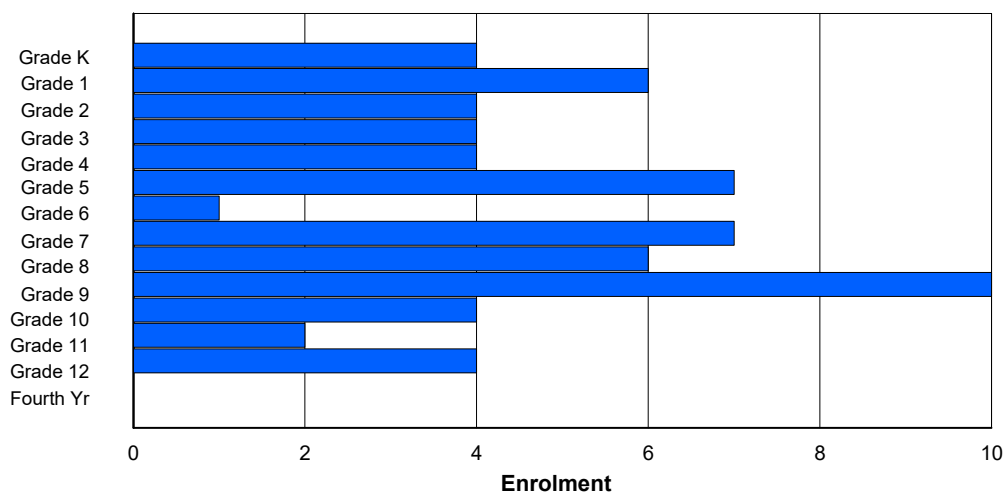
Gender	Age																	Total
	5	6	7	8	9	10	11	12	13	14	15	16	17	18	19	20>		
Male	2	5	3	3	3	5	0	6	1	2	2	1	2	1	0	0	36	
Female	2	1	1	1	1	2	1	1	4	6	4	1	2	0	0	0	27	
Total	4	6	4	4	4	7	1	7	5	8	6	2	4	1	0	0	63	

## Enrolment By Grade and Gender

	<u>Grade</u>														
Gender	K	1	2	3	4	5	6	7	8	9	10	11	12	4th	Total
Male	2	5	3	3	3	5	0	6	2	2	2	2	1	0	36
Female	2	1	1	1	1	2	1	1	4	8	2	0	3	0	27
Total	4	6	4	4	4	7	1	7	6	10	4	2	4	0	63

## Enrolment By Grade

For 012 - J.C. Erhardt Memorial School, Makkovik



\* Data from the 2012-2013 AGR(Enrolment/Age as of the last day in Sept./Dec.)

\*\* Newfoundland Statistics Classification System

\*\*\* May include itinerant teachers

District 1 - Labrador

#013 - Mud Lake School, Mud Lake

Grades: 3

Number of Grades: 1

[FTE Teachers](#) \*\*\* : 1.0

Classification: Rural

Offers Distance Education: Yes

[School FTE PTR : 1.0](#)

[District FTE PTR : 10.3](#)

[Provincial FTE PTR : 11.8](#)

## Enrolment By Age and Gender

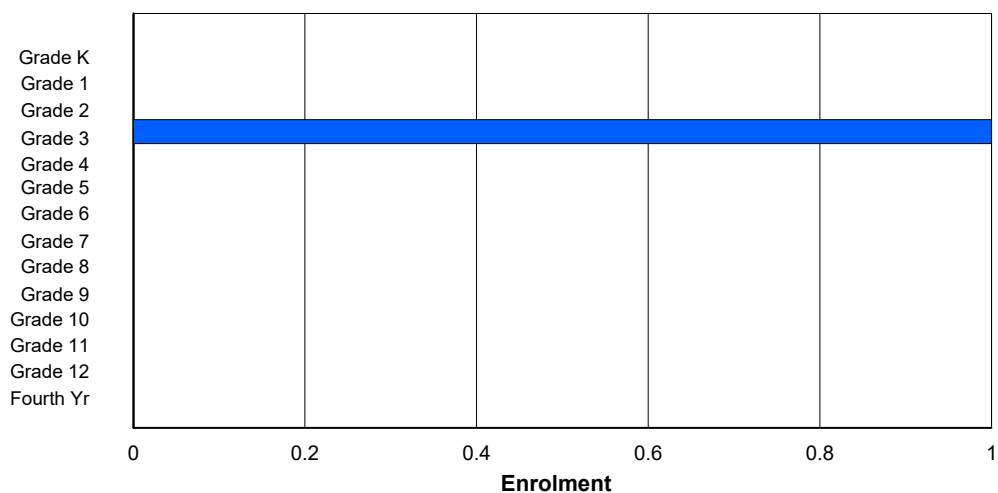
Gender	Age																	Total
	5	6	7	8	9	10	11	12	13	14	15	16	17	18	19	20>		
Male	0	0	0	0	0	0	0	0	0	0	0	0	0	0	0	0	0	
Female	0	0	0	1	0	0	0	0	0	0	0	0	0	0	0	0	1	
Total	0	0	0	1	0	0	0	0	0	0	0	0	0	0	0	0	1	

## Enrolment By Grade and Gender

	<u>Grade</u>															
Gender	K	1	2	3	4	5	6	7	8	9	10	11	12	4th	Total	
Male	0	0	0	0	0	0	0	0	0	0	0	0	0	0	0	
Female	0	0	0	1	0	0	0	0	0	0	0	0	0	0	1	
Total	0	0	0	1	0	0	0	0	0	0	0	0	0	0	1	

## Enrolment By Grade

For 013 - Mud Lake School, Mud Lake



\* Data from the 2012-2013 AGR(Enrolment/Age as of the last day in Sept./Dec.)

\*\* Newfoundland Statistics Classification System

\*\*\* May include itinerant teachers

District 1 - Labrador

#014 - Jens Haven Memorial, Nain

Grades: K-12

Number of Grades: 13

[FTE Teachers](#) \*\*\* : 24.0

Classification: Rural

Offers Distance Education: Yes

[School FTE PTR : 8.9](#)

[District FTE PTR : 10.3](#)

[Provincial FTE PTR : 11.8](#)

## Enrolment By Age and Gender

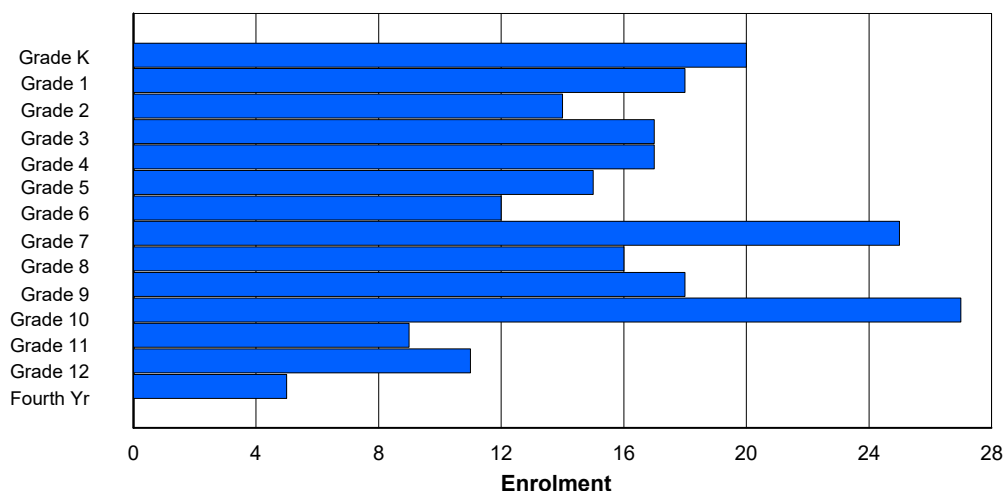
Gender	Age																	Total
	5	6	7	8	9	10	11	12	13	14	15	16	17	18	19	20>		
Male	9	8	5	8	9	13	10	9	8	9	7	8	7	4	2	0	116	
Female	10	11	8	8	5	6	3	11	9	12	6	6	8	5	0	0	108	
Total	19	19	13	16	14	19	13	20	17	21	13	14	15	9	2	0	224	

## Enrolment By Grade and Gender

Gender	Grade														Total
	K	1	2	3	4	5	6	7	8	9	10	11	12	4th	
Male	10	7	6	9	10	11	9	13	6	8	15	3	4	5	116
Female	10	11	8	8	7	4	3	12	10	10	12	6	7	0	108
Total	20	18	14	17	17	15	12	25	16	18	27	9	11	5	224

## Enrolment By Grade

For 014 - Jens Haven Memorial, Nain



\* Data from the 2012-2013 AGR(Enrolment/Age as of the last day in Sept./Dec.)

\*\* Newfoundland Statistics Classification System

\*\*\* May include itinerant teachers

District 1 - Labrador

#015 - Lake Melville School, North West River

Grades: K-12

Number of Grades: 13

[FTE Teachers](#) \*\*\* : 11.0

Classification: Rural

Offers Distance Education: Yes

[School FTE PTR : 8.2](#)

[District FTE PTR : 10.3](#)

[Provincial FTE PTR : 11.8](#)

## Enrolment By Age and Gender

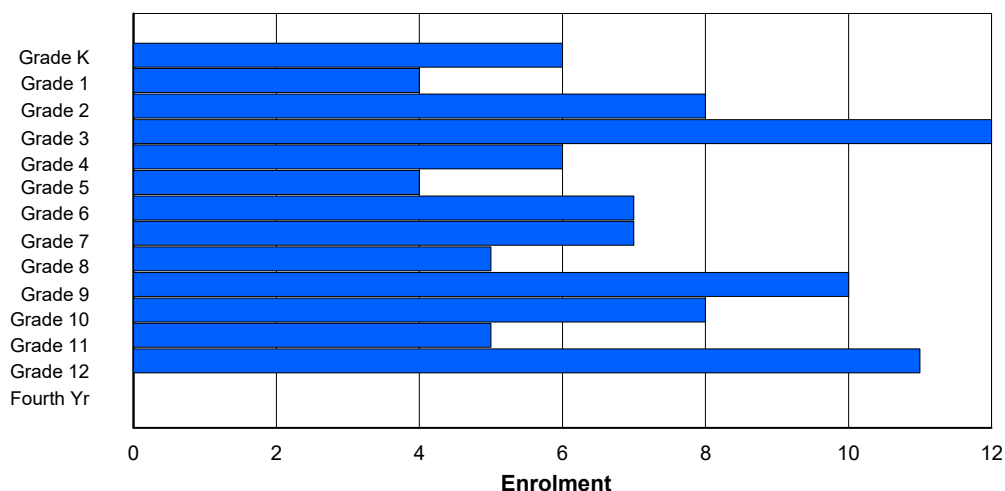
Gender	Age																	Total
	5	6	7	8	9	10	11	12	13	14	15	16	17	18	19	20>		
Male	0	4	3	4	4	2	5	3	2	2	4	1	4	1	1	0	40	
Female	7	1	3	7	2	2	3	4	4	6	4	3	5	1	1	0	53	
Total	7	5	6	11	6	4	8	7	6	8	8	4	9	2	2	0	93	

## Enrolment By Grade and Gender

	<u>Grade</u>															
Gender	K	1	2	3	4	5	6	7	8	9	10	11	12	4th	Total	
Male	1	2	4	5	4	1	5	3	2	3	3	1	6	0	40	
Female	5	2	4	7	2	3	2	4	3	7	5	4	5	0	53	
Total	6	4	8	12	6	4	7	7	5	10	8	5	11	0	93	

## Enrolment By Grade

For 015 - Lake Melville School, North West River



\* Data from the 2012-2013 AGR(Enrolment/Age as of the last day in Sept./Dec.)

\*\* Newfoundland Statistics Classification System

\*\*\* May include itinerant teachers

District 1 - Labrador

#016 - B.L. Morrison, Postville

Grades: K-12

Number of Grades: 13

[FTE Teachers](#) \*\*\* : 7.0

Classification: Rural

Offers Distance Education: Yes

[School FTE PTR : 4.6](#)

[District FTE PTR : 10.3](#)

[Provincial FTE PTR : 11.8](#)

## Enrolment By Age and Gender

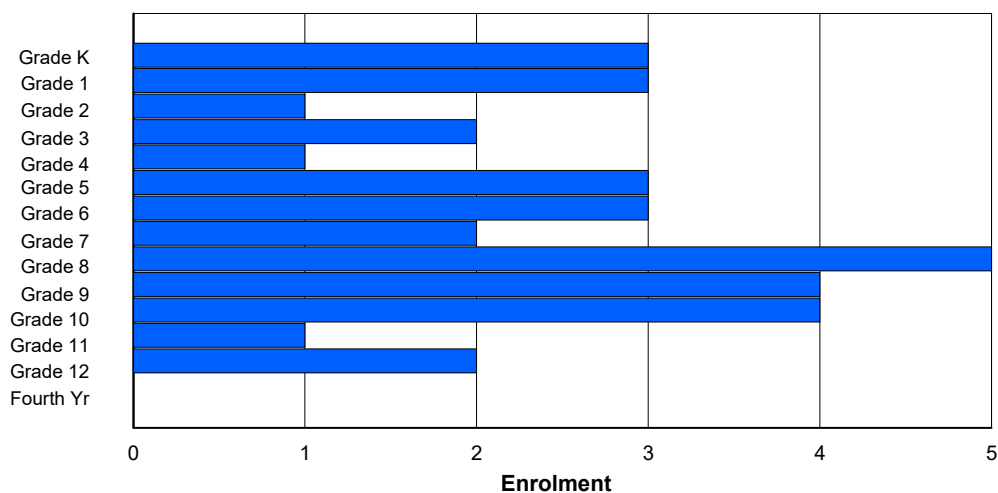
Gender	Age																	Total
	5	6	7	8	9	10	11	12	13	14	15	16	17	18	19	20>		
Male	2	2	1	1	1	0	2	2	1	2	3	0	1	0	0	0	18	
Female	1	1	0	1	0	3	1	0	4	2	1	1	1	0	0	0	16	
Total	3	3	1	2	1	3	3	2	5	4	4	1	2	0	0	0	34	

## Enrolment By Grade and Gender

Gender	Grade														Total
	K	1	2	3	4	5	6	7	8	9	10	11	12	4th	
Male	2	2	1	1	1	0	2	2	1	2	3	0	1	0	18
Female	1	1	0	1	0	3	1	0	4	2	1	1	1	0	16
Total	3	3	1	2	1	3	3	2	5	4	4	1	2	0	34

## Enrolment By Grade

For 016 - B.L. Morrison, Postville



\* Data from the 2012-2013 AGR(Enrolment/Age as of the last day in Sept./Dec.)

\*\* Newfoundland Statistics Classification System

\*\*\* May include itinerant teachers

District 1 - Labrador

#017 - Northern Lights Academy, Rigolet

Grades: K-12

Number of Grades: 13

[FTE Teachers](#) \*\*\* : 7.0

Classification: Rural

Offers Distance Education: Yes

[School FTE PTR : 6.9](#)

[District FTE PTR : 10.3](#)

[Provincial FTE PTR : 11.8](#)

## Enrolment By Age and Gender

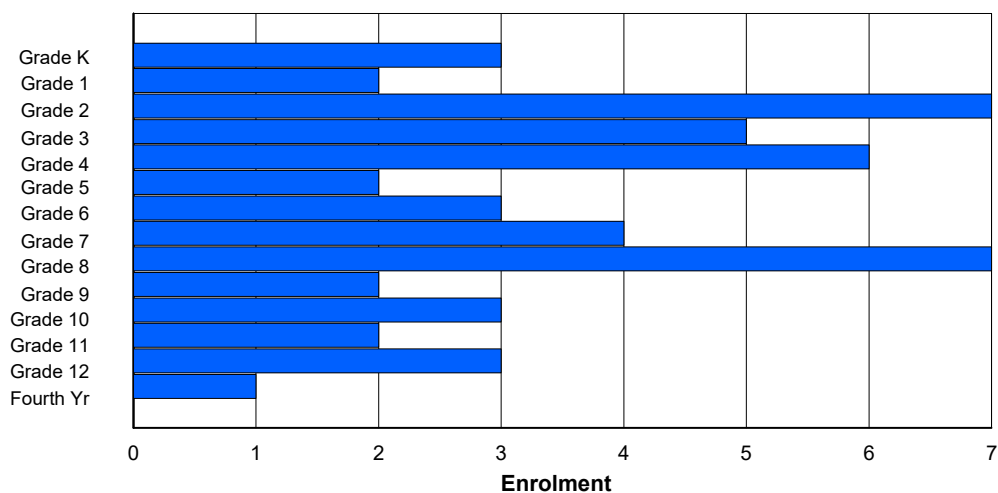
Gender	Age																	Total
	5	6	7	8	9	10	11	12	13	14	15	16	17	18	19	20>		
Male	1	1	2	3	2	1	0	2	2	1	2	1	1	2	0	0	21	
Female	2	1	4	3	3	2	3	2	5	0	0	2	0	1	1	0	29	
Total	3	2	6	6	5	3	3	4	7	1	2	3	1	3	1	0	50	

## Enrolment By Grade and Gender

	<u>Grade</u>														
Gender	K	1	2	3	4	5	6	7	8	9	10	11	12	4th	Total
Male	1	1	3	2	2	1	0	2	2	2	3	0	2	0	21
Female	2	1	4	3	4	1	3	2	5	0	0	2	1	1	29
Total	3	2	7	5	6	2	3	4	7	2	3	2	3	1	50

## Enrolment By Grade

For 017 - Northern Lights Academy, Rigolet



\* Data from the 2012-2013 AGR(Enrolment/Age as of the last day in Sept./Dec.)

\*\* Newfoundland Statistics Classification System

\*\*\* May include itinerant teachers

District 1 - Labrador

#381 - J.R. Smallwood Middle School, Wabush

Grades: 4-7

Number of Grades: 4

[FTE Teachers](#) \*\*\* : 28.0

Classification: Urban

Offers Distance Education: No

[School FTE PTR : 15.1](#)

[District FTE PTR : 10.3](#)

[Provincial FTE PTR : 11.8](#)

## Enrolment By Age and Gender

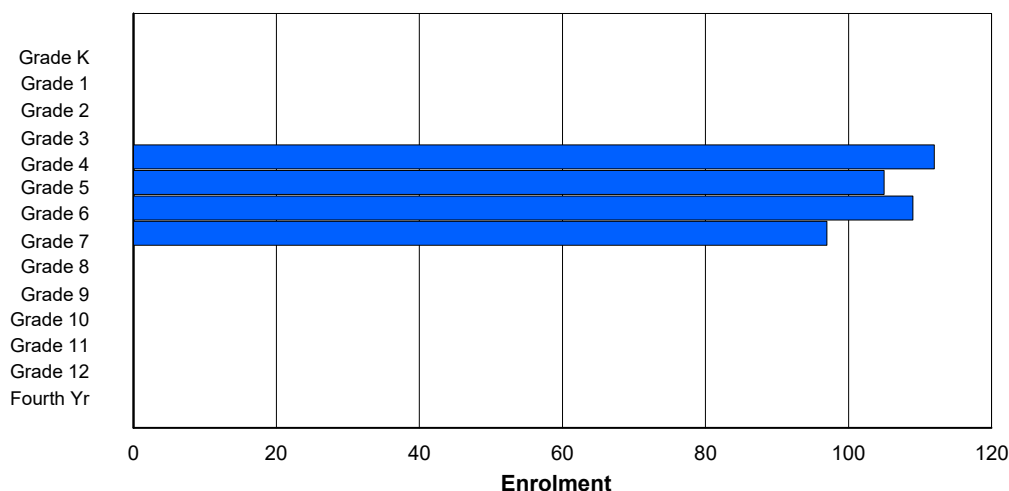
Gender	Age																	Total
	5	6	7	8	9	10	11	12	13	14	15	16	17	18	19	20>		
Male	0	0	0	0	46	54	47	53	3	0	0	0	0	0	0	0	203	
Female	0	0	0	0	64	52	61	43	0	0	0	0	0	0	0	0	220	
Total	0	0	0	0	110	106	108	96	3	0	0	0	0	0	0	0	423	

## Enrolment By Grade and Gender

	<u>Grade</u>														
Gender	K	1	2	3	4	5	6	7	8	9	10	11	12	4th	Total
Male	0	0	0	0	48	52	48	55	0	0	0	0	0	0	203
Female	0	0	0	0	64	53	61	42	0	0	0	0	0	0	220
Total	0	0	0	0	112	105	109	97	0	0	0	0	0	0	423

## Enrolment By Grade

For 381 - J.R. Smallwood Middle School, Wabush



\* Data from the 2012-2013 AGR(Enrolment/Age as of the last day in Sept./Dec.)

\*\* Newfoundland Statistics Classification System

\*\*\* May include itinerant teachers

District 1 - Labrador

#477 - Mealy Mountain Collegiate, Happy Valley-Goose Bay

Grades: 8-12

Number of Grades: 5

[FTE Teachers](#) \*\*\* : 32.0

Classification: Urban

Offers Distance Education: No

[School FTE PTR : 15.7](#)

[District FTE PTR : 10.3](#)

[Provincial FTE PTR : 11.8](#)

## Enrolment By Age and Gender

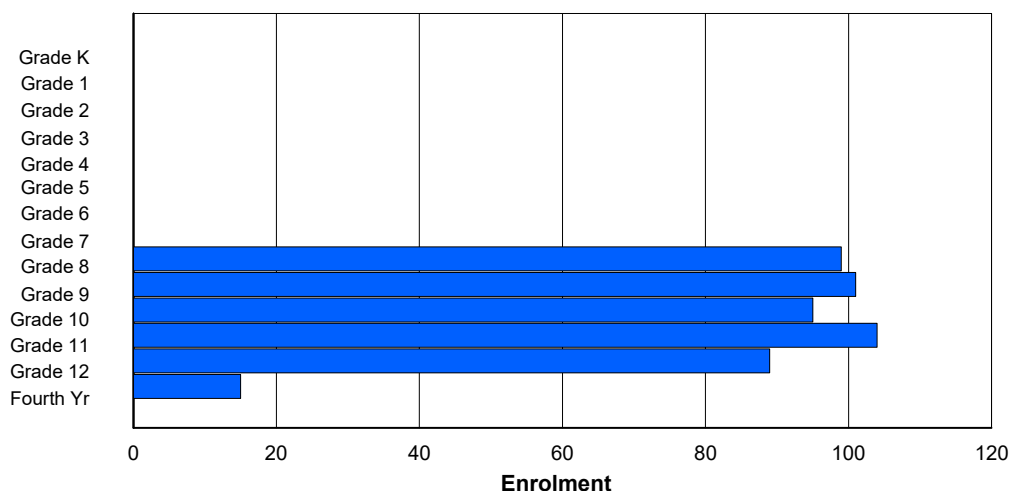
Gender	Age																	Total
	5	6	7	8	9	10	11	12	13	14	15	16	17	18	19	20>		
Male	0	0	0	0	0	0	0	0	46	47	47	42	41	11	0	0	234	
Female	0	0	0	0	0	0	0	0	50	54	46	59	50	10	0	0	269	
Total	0	0	0	0	0	0	0	0	96	101	93	101	91	21	0	0	503	

## Enrolment By Grade and Gender

	<u>Grade</u>														
Gender	K	1	2	3	4	5	6	7	8	9	10	11	12	4th	Total
Male	0	0	0	0	0	0	0	0	45	50	46	45	41	7	234
Female	0	0	0	0	0	0	0	0	54	51	49	59	48	8	269
Total	0	0	0	0	0	0	0	0	99	101	95	104	89	15	503

## Enrolment By Grade

For 477 - Mealy Mountain Collegiate, Happy Valley-Goose Bay



\* Data from the 2012-2013 AGR(Enrolment/Age as of the last day in Sept./Dec.)

\*\* Newfoundland Statistics Classification System

\*\*\* May include itinerant teachers

District 2 - Western

#022 - William Gillett Academy, Charlottetown, LAB

Grades: K-12

Number of Grades: 13

[FTE Teachers](#) \*\*\* : 7.0

Classification: Rural

Offers Distance Education: Yes

[School FTE PTR : 6.9](#)

[District FTE PTR : 10.6](#)

[Provincial FTE PTR : 11.8](#)

## Enrolment By Age and Gender

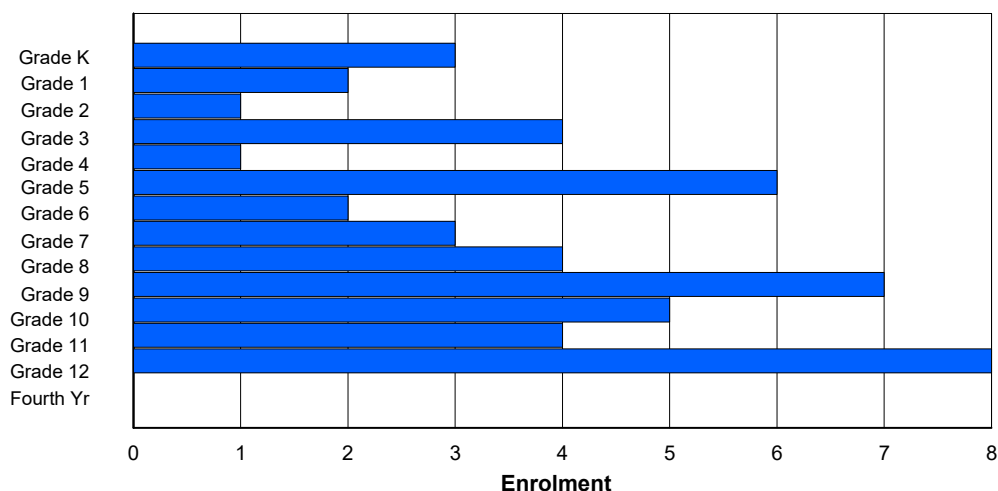
Gender	Age																	Total
	5	6	7	8	9	10	11	12	13	14	15	16	17	18	19	20>		
Male	3	2	0	0	0	2	1	2	2	3	1	1	5	0	0	0	22	
Female	0	0	1	4	1	4	1	1	2	4	4	3	3	0	0	0	28	
Total	3	2	1	4	1	6	2	3	4	7	5	4	8	0	0	0	50	

## Enrolment By Grade and Gender

	<u>Grade</u>														
Gender	K	1	2	3	4	5	6	7	8	9	10	11	12	4th	Total
Male	3	2	0	0	0	2	1	2	2	3	1	1	5	0	22
Female	0	0	1	4	1	4	1	1	2	4	4	3	3	0	28
Total	3	2	1	4	1	6	2	3	4	7	5	4	8	0	50

## Enrolment By Grade

For 022 - William Gillett Academy, Charlottetown, LAB



\* Data from the 2012-2013 AGR(Enrolment/Age as of the last day in Sept./Dec.)

\*\* Newfoundland Statistics Classification System

\*\*\* May include itinerant teachers

District 2 - Western

#023 - Sacred Heart AG, Conche

Grades: K,2-6,8-11

Number of Grades: 10

[FTE Teachers](#) \*\*\* : 2.0

Classification: Rural

Offers Distance Education: Yes

[School FTE PTR : 6.5](#)

[District FTE PTR : 10.6](#)

[Provincial FTE PTR : 11.8](#)

## Enrolment By Age and Gender

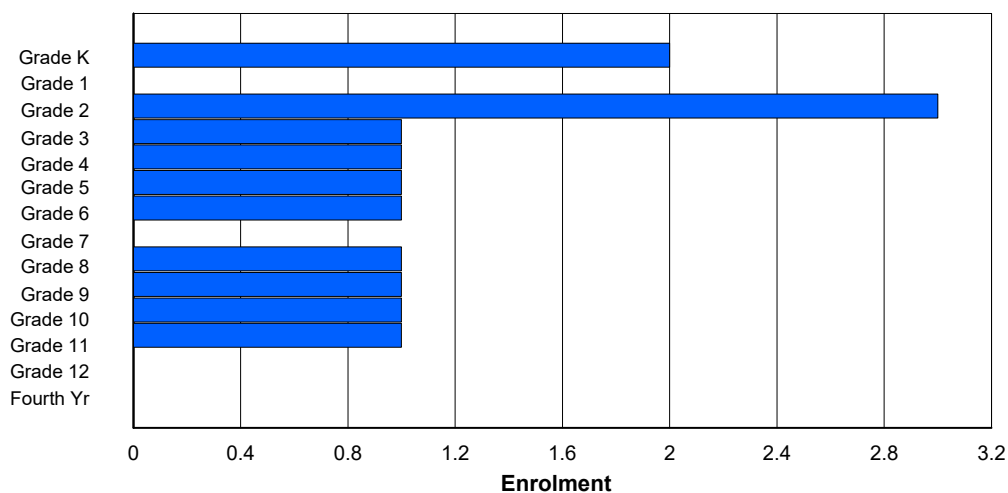
Gender	Age																	Total
	5	6	7	8	9	10	11	12	13	14	15	16	17	18	19	20>		
Male	0	0	1	0	0	0	1	0	1	0	1	1	0	0	0	0	5	
Female	2	0	2	1	1	1	0	0	0	1	0	0	0	0	0	0	8	
Total	2	0	3	1	1	1	1	0	1	1	1	1	0	0	0	0	13	

## Enrolment By Grade and Gender

	<u>Grade</u>														
Gender	K	1	2	3	4	5	6	7	8	9	10	11	12	4th	Total
Male	0	0	1	0	0	0	1	0	1	0	1	1	0	0	5
Female	2	0	2	1	1	1	0	0	0	1	0	0	0	0	8
Total	2	0	3	1	1	1	1	0	1	1	1	1	0	0	13

## Enrolment By Grade

For 023 - Sacred Heart AG, Conche



\* Data from the 2012-2013 AGR(Enrolment/Age as of the last day in Sept./Dec.)

\*\* Newfoundland Statistics Classification System

\*\*\* May include itinerant teachers

District 2 - Western

#024 - James Cook Memorial, Cook's Harbour

Grades: 1-2,6-12

Number of Grades: 9

[FTE Teachers](#) \*\*\* : 3.0

Classification: Rural

Offers Distance Education: Yes

[School FTE PTR : 6.3](#)

[District FTE PTR : 10.6](#)

[Provincial FTE PTR : 11.8](#)

## Enrolment By Age and Gender

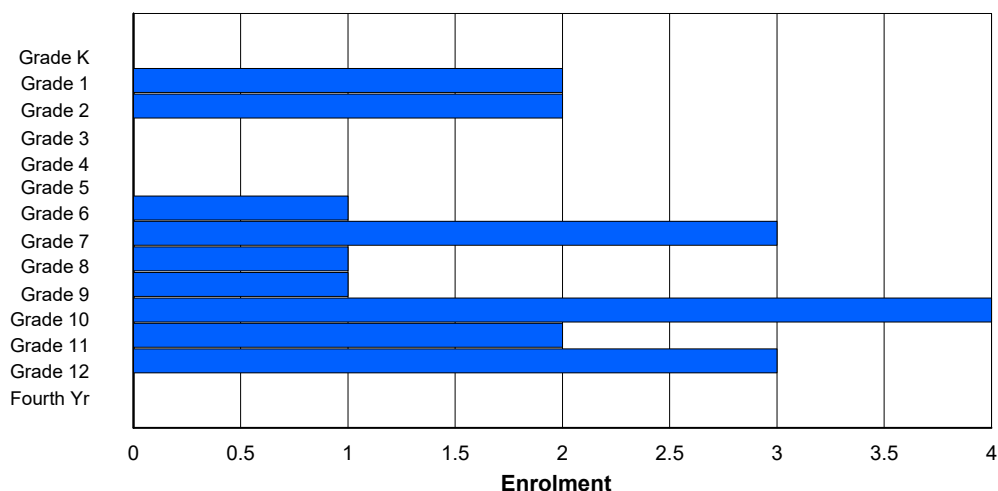
Gender	Age																	Total
	5	6	7	8	9	10	11	12	13	14	15	16	17	18	19	20>		
Male	0	1	0	0	0	0	0	2	1	1	2	0	1	0	0	0	8	
Female	0	1	2	0	0	0	1	1	0	0	2	2	2	0	0	0	11	
Total	0	2	2	0	0	0	1	3	1	1	4	2	3	0	0	0	19	

## Enrolment By Grade and Gender

	<u>Grade</u>														
Gender	K	1	2	3	4	5	6	7	8	9	10	11	12	4th	Total
Male	0	1	0	0	0	0	0	2	1	1	2	0	1	0	8
Female	0	1	2	0	0	0	1	1	0	0	2	2	2	0	11
Total	0	2	2	0	0	0	1	3	1	1	4	2	3	0	19

## Enrolment By Grade

For 024 - James Cook Memorial, Cook's Harbour



\* Data from the 2012-2013 AGR(Enrolment/Age as of the last day in Sept./Dec.)

\*\* Newfoundland Statistics Classification System

\*\*\* May include itinerant teachers

District 2 - Western

#026 - H.G. Fillier Academy, Englee

Grades: K-9

Number of Grades: 10

[FTE Teachers](#) \*\*\* : 6.0

Classification: Rural

Offers Distance Education: No

[School FTE PTR : 7.8](#)

[District FTE PTR : 10.6](#)

[Provincial FTE PTR : 11.8](#)

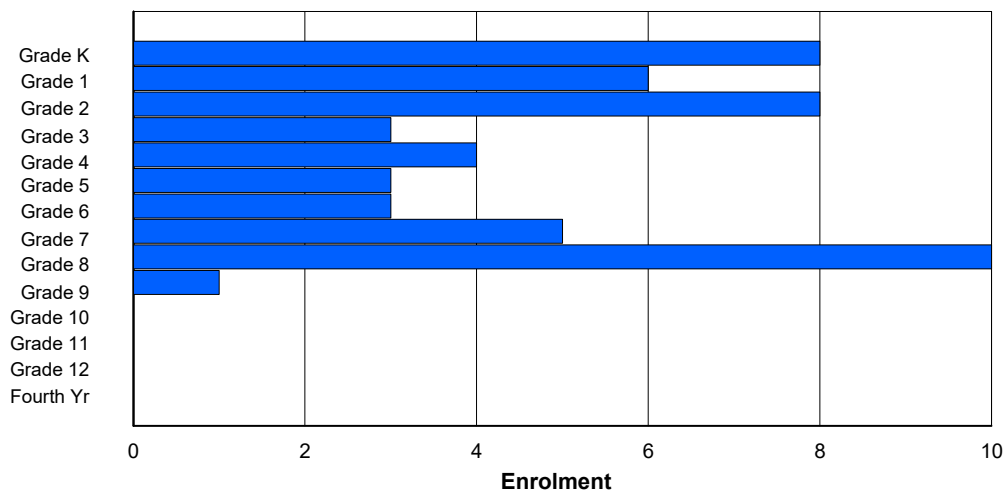
**Enrolment By Age and Gender**

Gender	Age																	Total
	5	6	7	8	9	10	11	12	13	14	15	16	17	18	19	20>		
Male	0	5	2	3	3	1	1	4	8	1	0	0	0	0	0	0	28	
Female	8	1	6	0	1	2	2	1	2	0	0	0	0	0	0	0	23	
Total	8	6	8	3	4	3	3	5	10	1	0	0	0	0	0	0	51	

**Enrolment By Grade and Gender**

	<u>Grade</u>														
Gender	K	1	2	3	4	5	6	7	8	9	10	11	12	4th	Total
Male	0	5	2	3	3	1	1	4	8	1	0	0	0	0	28
Female	8	1	6	0	1	2	2	1	2	0	0	0	0	0	23
Total	8	6	8	3	4	3	3	5	10	1	0	0	0	0	51

**Enrolment By Grade**  
For 026 - H.G. Fillier Academy, Englee



\* Data from the 2012-2013 AGR(Enrolment/Age as of the last day in Sept./Dec.)

\*\* Newfoundland Statistics Classification System

\*\*\* May include itinerant teachers

District 2 - Western

#027 - Canon Richards Memorial Academy, Flower's Cove

Grades: K-12

Number of Grades: 13

[FTE Teachers](#) \*\*\* : 21.0

Classification: Rural

Offers Distance Education: Yes

[School FTE PTR : 10.7](#)

[District FTE PTR : 10.6](#)

[Provincial FTE PTR : 11.8](#)

## Enrolment By Age and Gender

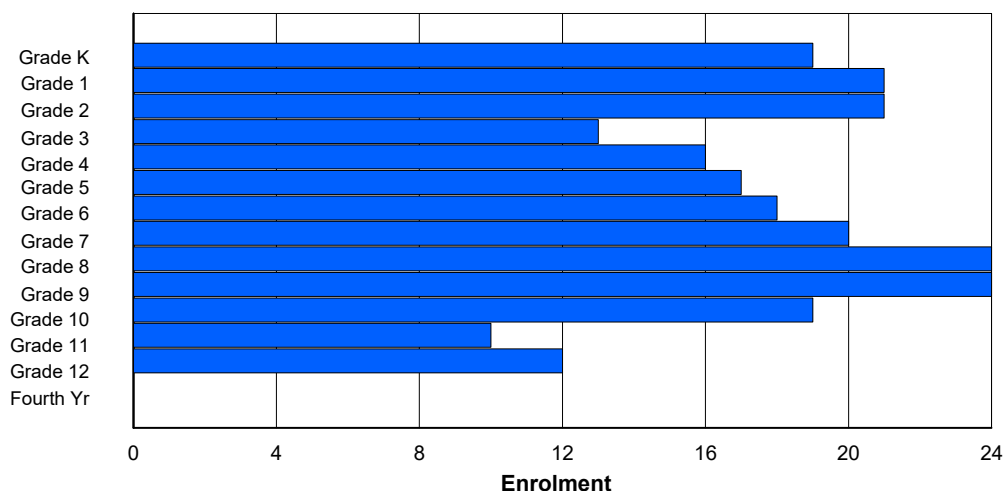
Gender	Age																	Total
	5	6	7	8	9	10	11	12	13	14	15	16	17	18	19	20>		
Male	9	15	12	6	5	12	8	11	13	10	14	5	5	0	0	0	125	
Female	10	6	9	7	10	5	11	9	11	12	7	5	7	0	0	0	109	
Total	19	21	21	13	15	17	19	20	24	22	21	10	12	0	0	0	234	

## Enrolment By Grade and Gender

	<u>Grade</u>														
Gender	K	1	2	3	4	5	6	7	8	9	10	11	12	4th	Total
Male	9	15	12	6	6	12	7	11	13	11	13	5	5	0	125
Female	10	6	9	7	10	5	11	9	11	13	6	5	7	0	109
Total	19	21	21	13	16	17	18	20	24	24	19	10	12	0	234

## Enrolment By Grade

For 027 - Canon Richards Memorial Academy, Flower's Cove



\* Data from the 2012-2013 AGR(Enrolment/Age as of the last day in Sept./Dec.)

\*\* Newfoundland Statistics Classification System

\*\*\* May include itinerant teachers

District 2 - Western

#032 - Truman Eddison Memorial, Griquet

Grades: K-6

Number of Grades: 7

[FTE Teachers](#) \*\*\* : 5.0

Classification: Rural

Offers Distance Education: No

[School FTE PTR : 7.2](#)

[District FTE PTR : 10.6](#)

[Provincial FTE PTR : 11.8](#)

## Enrolment By Age and Gender

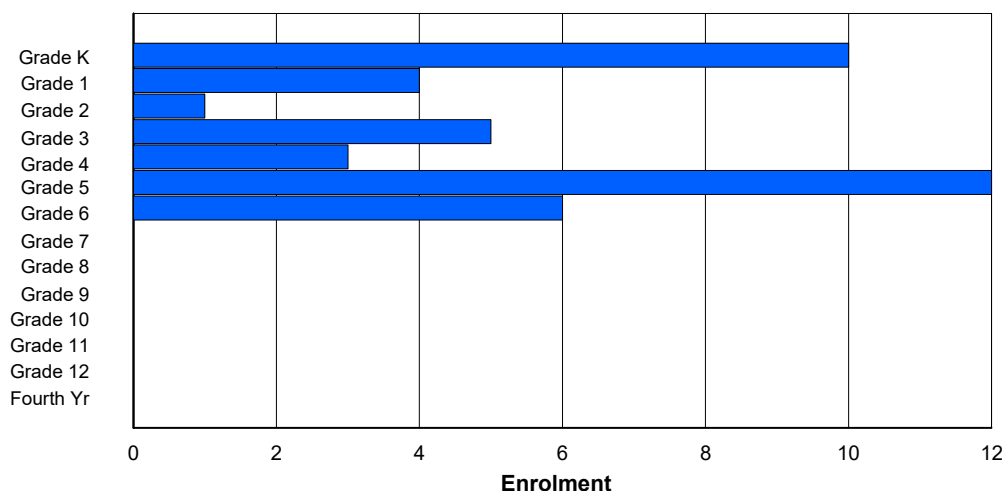
Gender	Age																	Total
	5	6	7	8	9	10	11	12	13	14	15	16	17	18	19	20>		
Male	4	2	1	2	2	6	4	0	0	0	0	0	0	0	0	0	21	
Female	6	2	0	3	1	6	2	0	0	0	0	0	0	0	0	0	20	
Total	10	4	1	5	3	12	6	0	0	0	0	0	0	0	0	0	41	

## Enrolment By Grade and Gender

	<u>Grade</u>														
Gender	K	1	2	3	4	5	6	7	8	9	10	11	12	4th	Total
Male	4	2	1	2	2	6	4	0	0	0	0	0	0	0	21
Female	6	2	0	3	1	6	2	0	0	0	0	0	0	0	20
Total	10	4	1	5	3	12	6	0	0	0	0	0	0	0	41

## Enrolment By Grade

For 032 - Truman Eddison Memorial, Griquet



\* Data from the 2012-2013 AGR(Enrolment/Age as of the last day in Sept./Dec.)

\*\* Newfoundland Statistics Classification System

\*\*\* May include itinerant teachers

District 2 - Western

#039 - Mary Simms All-Grade, Main Brook

Grades: K-12

Number of Grades: 13

[FTE Teachers](#) \*\*\* : 5.0

Classification: Rural

Offers Distance Education: Yes

[School FTE PTR : 7.1](#)

[District FTE PTR : 10.6](#)

[Provincial FTE PTR : 11.8](#)

## Enrolment By Age and Gender

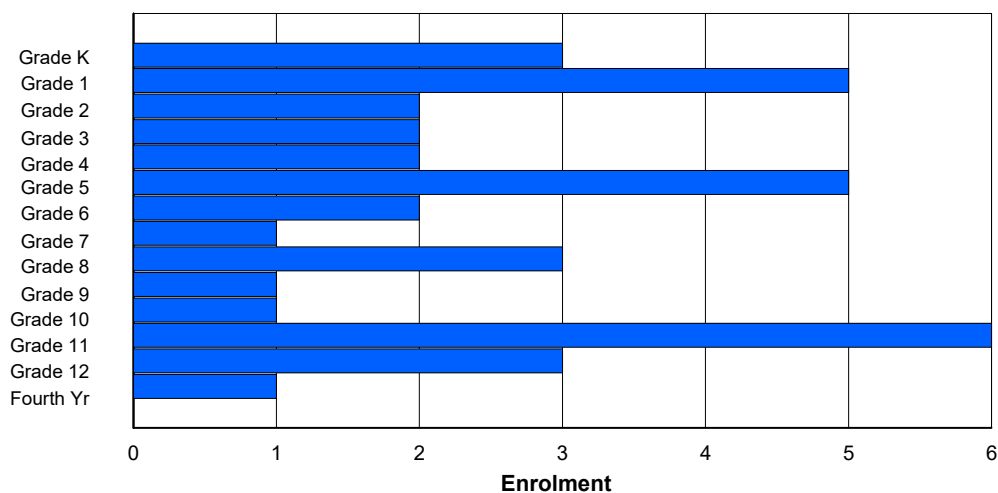
Gender	Age																	Total
	5	6	7	8	9	10	11	12	13	14	15	16	17	18	19	20>		
Male	2	1	1	1	1	3	3	1	0	1	3	2	4	0	1	0	24	
Female	1	4	1	1	1	1	0	0	2	0	0	1	1	0	0	0	13	
Total	3	5	2	2	2	4	3	1	2	1	3	3	5	0	1	0	37	

## Enrolment By Grade and Gender

	<u>Grade</u>														
Gender	K	1	2	3	4	5	6	7	8	9	10	11	12	4th	Total
Male	2	1	1	1	1	4	2	1	1	1	1	5	2	1	24
Female	1	4	1	1	1	1	0	0	2	0	0	1	1	0	13
Total	3	5	2	2	2	5	2	1	3	1	1	6	3	1	37

## Enrolment By Grade

For 039 - Mary Simms All-Grade, Main Brook



\* Data from the 2012-2013 AGR(Enrolment/Age as of the last day in Sept./Dec.)

\*\* Newfoundland Statistics Classification System

\*\*\* May include itinerant teachers

District 2 - Western

#040 - St. Mary's AG, Mary's Harbour

Grades: K-12

Number of Grades: 13

[FTE Teachers](#) \*\*\* : 10.0

Classification: Rural

Offers Distance Education: Yes

[School FTE PTR : 7.2](#)

[District FTE PTR : 10.6](#)

[Provincial FTE PTR : 11.8](#)

## Enrolment By Age and Gender

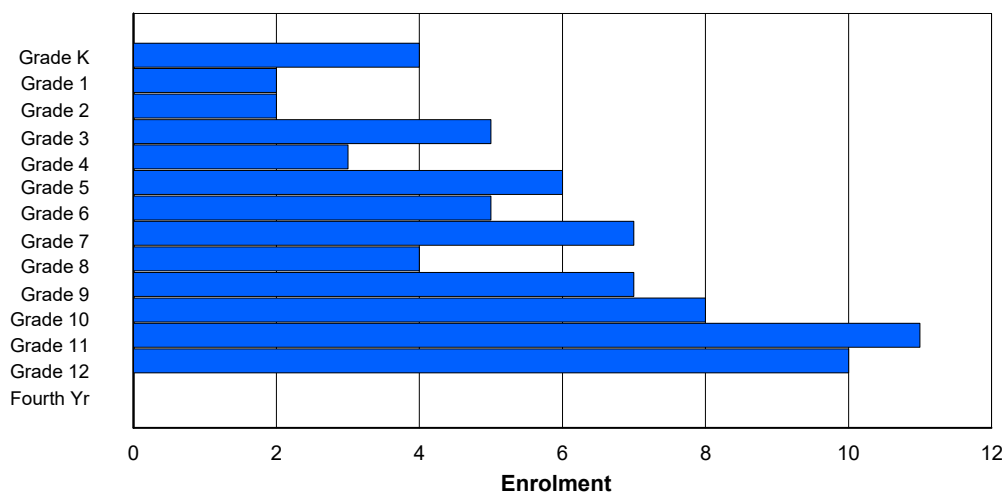
Gender	Age																	Total
	5	6	7	8	9	10	11	12	13	14	15	16	17	18	19	20>		
Male	2	2	0	2	3	3	4	3	5	5	3	8	4	0	0	0	44	
Female	2	0	2	3	0	3	1	3	0	2	3	4	7	0	0	0	30	
Total	4	2	2	5	3	6	5	6	5	7	6	12	11	0	0	0	74	

## Enrolment By Grade and Gender

	<u>Grade</u>															
Gender	K	1	2	3	4	5	6	7	8	9	10	11	12	4th	Total	
Male	2	2	0	2	3	3	4	4	4	5	4	8	3	0	44	
Female	2	0	2	3	0	3	1	3	0	2	4	3	7	0	30	
Total	4	2	2	5	3	6	5	7	4	7	8	11	10	0	74	

## Enrolment By Grade

For 040 - St. Mary's AG, Mary's Harbour



\* Data from the 2012-2013 AGR(Enrolment/Age as of the last day in Sept./Dec.)

\*\* Newfoundland Statistics Classification System

\*\*\* May include itinerant teachers

District 2 - Western

#041 - Raymond Ward Memorial, Norman Bay

Grades: K,8,10-11

Number of Grades: 4

[FTE Teachers](#) \*\*\* : 1.0

Classification: Rural

Offers Distance Education: Yes

[School FTE PTR : 7.5](#)

[District FTE PTR : 10.6](#)

[Provincial FTE PTR : 11.8](#)

## Enrolment By Age and Gender

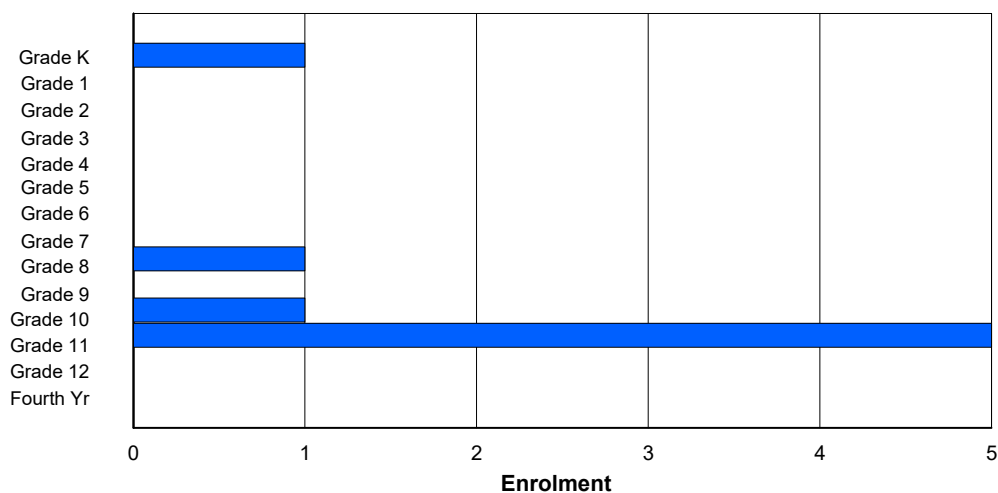
Gender	Age																	Total
	5	6	7	8	9	10	11	12	13	14	15	16	17	18	19	20>		
Male	1	0	0	0	0	0	0	0	1	0	0	1	1	0	0	0	4	
Female	0	0	0	0	0	0	0	0	0	0	1	3	0	0	0	0	4	
Total	1	0	0	0	0	0	0	0	1	0	1	4	1	0	0	0	8	

## Enrolment By Grade and Gender

	<u>Grade</u>														
Gender	K	1	2	3	4	5	6	7	8	9	10	11	12	4th	Total
Male	1	0	0	0	0	0	0	0	1	0	0	2	0	0	4
Female	0	0	0	0	0	0	0	0	0	0	1	3	0	0	4
Total	1	0	0	0	0	0	0	0	1	0	1	5	0	0	8

## Enrolment By Grade

For 041 - Raymond Ward Memorial, Norman Bay



\* Data from the 2012-2013 AGR(Enrolment/Age as of the last day in Sept./Dec.)

\*\* Newfoundland Statistics Classification System

\*\*\* May include itinerant teachers

District 2 - Western

#046 - Bayside Academy, Port Hope Simpson

Grades: K-12

Number of Grades: 13

[FTE Teachers](#) \*\*\* : 9.0

Classification: Rural

Offers Distance Education: Yes

[School FTE PTR : 7.3](#)

[District FTE PTR : 10.6](#)

[Provincial FTE PTR : 11.8](#)

## Enrolment By Age and Gender

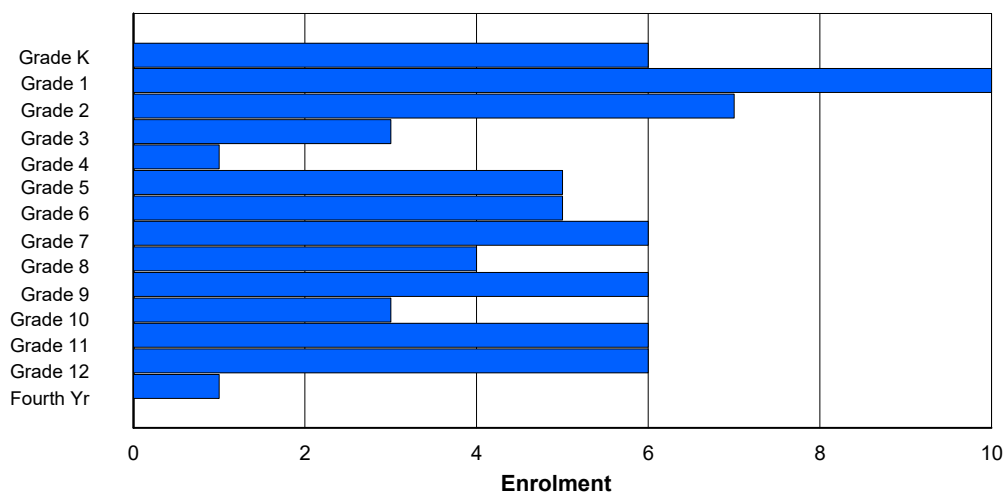
Gender	Age																	Total
	5	6	7	8	9	10	11	12	13	14	15	16	17	18	19	20>		
Male	4	2	3	2	1	1	0	4	2	1	1	2	4	0	0	0	27	
Female	2	8	3	1	1	4	5	2	2	5	2	3	3	0	1	0	42	
Total	6	10	6	3	2	5	5	6	4	6	3	5	7	0	1	0	69	

## Enrolment By Grade and Gender

	<u>Grade</u>															
Gender	K	1	2	3	4	5	6	7	8	9	10	11	12	4th	Total	
Male	4	2	3	3	0	1	0	4	2	1	1	3	3	0	27	
Female	2	8	4	0	1	4	5	2	2	5	2	3	3	1	42	
Total	6	10	7	3	1	5	5	6	4	6	3	6	6	1	69	

## Enrolment By Grade

For 046 - Bayside Academy, Port Hope Simpson



\* Data from the 2012-2013 AGR(Enrolment/Age as of the last day in Sept./Dec.)

\*\* Newfoundland Statistics Classification System

\*\*\* May include itinerant teachers

District 2 - Western

#050 - Basque Memorial, Red Bay

Grades: K,2,5-6,8-12

Number of Grades: 9

[FTE Teachers](#) \*\*\* : 4.3

Classification: Rural

Offers Distance Education: Yes

[School FTE PTR : 4.4](#)

[District FTE PTR : 10.6](#)

[Provincial FTE PTR : 11.8](#)

## Enrolment By Age and Gender

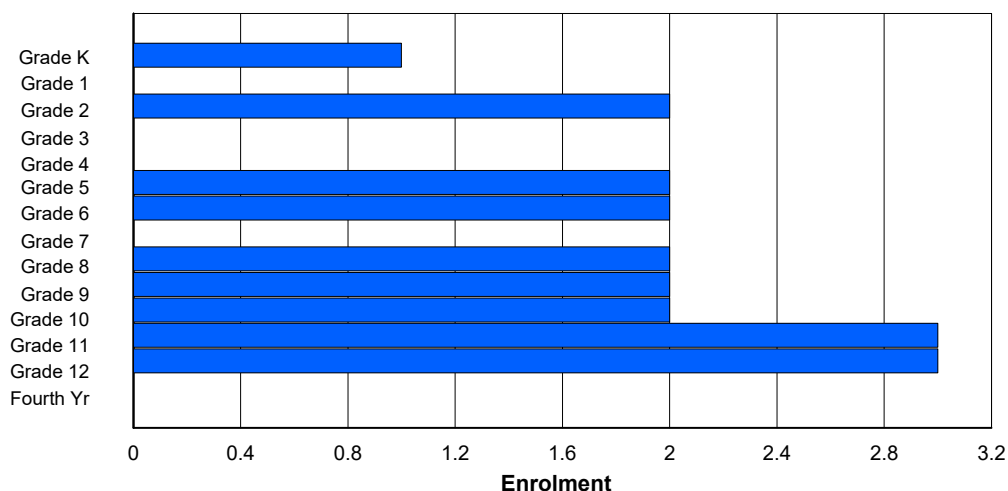
Gender	Age																	Total
	5	6	7	8	9	10	11	12	13	14	15	16	17	18	19	20>		
Male	0	0	1	0	0	1	1	0	1	1	1	3	1	0	0	0	10	
Female	1	0	1	0	0	1	1	0	1	1	0	1	2	0	0	0	9	
Total	1	0	2	0	0	2	2	0	2	2	1	4	3	0	0	0	19	

## Enrolment By Grade and Gender

	<u>Grade</u>														
Gender	K	1	2	3	4	5	6	7	8	9	10	11	12	4th	Total
Male	0	0	1	0	0	1	1	0	1	1	2	2	1	0	10
Female	1	0	1	0	0	1	1	0	1	1	0	1	2	0	9
Total	1	0	2	0	0	2	2	0	2	2	2	3	3	0	19

## Enrolment By Grade

For 050 - Basque Memorial, Red Bay



\* Data from the 2012-2013 AGR(Enrolment/Age as of the last day in Sept./Dec.)

\*\* Newfoundland Statistics Classification System

\*\*\* May include itinerant teachers

District 2 - Western

#052 - Harriot Curtis Collegiate, St. Anthony

Grades: 8-12

Number of Grades: 5

[FTE Teachers](#) \*\*\* : 14.0

Classification: Rural

Offers Distance Education: Yes

[School FTE PTR : 11.6](#)

[District FTE PTR : 10.6](#)

[Provincial FTE PTR : 11.8](#)

## Enrolment By Age and Gender

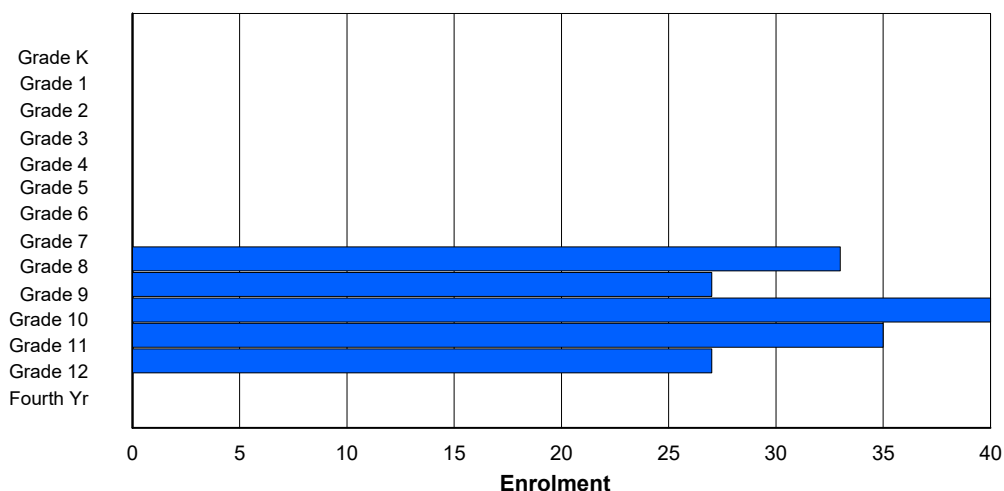
Gender	Age																	Total
	5	6	7	8	9	10	11	12	13	14	15	16	17	18	19	20>		
Male	0	0	0	0	0	0	0	0	18	10	20	18	12	1	0	0	79	
Female	0	0	0	0	0	0	0	0	15	14	21	18	15	0	0	0	83	
Total	0	0	0	0	0	0	0	0	33	24	41	36	27	1	0	0	162	

## Enrolment By Grade and Gender

	<u>Grade</u>														
Gender	K	1	2	3	4	5	6	7	8	9	10	11	12	4th	Total
Male	0	0	0	0	0	0	0	0	18	12	19	17	13	0	79
Female	0	0	0	0	0	0	0	0	15	15	21	18	14	0	83
Total	0	0	0	0	0	0	0	0	33	27	40	35	27	0	162

## Enrolment By Grade

For 052 - Harriot Curtis Collegiate, St. Anthony



\* Data from the 2012-2013 AGR(Enrolment/Age as of the last day in Sept./Dec.)

\*\* Newfoundland Statistics Classification System

\*\*\* May include itinerant teachers

District 2 - Western

#053 - St. Anthony Elementary, St. Anthony

Grades: K-7

Number of Grades: 8

[FTE Teachers](#) \*\*\* : 19.0

Classification: Rural

Offers Distance Education: No

[School FTE PTR : 11.1](#)

[District FTE PTR : 10.6](#)

[Provincial FTE PTR : 11.8](#)

## Enrolment By Age and Gender

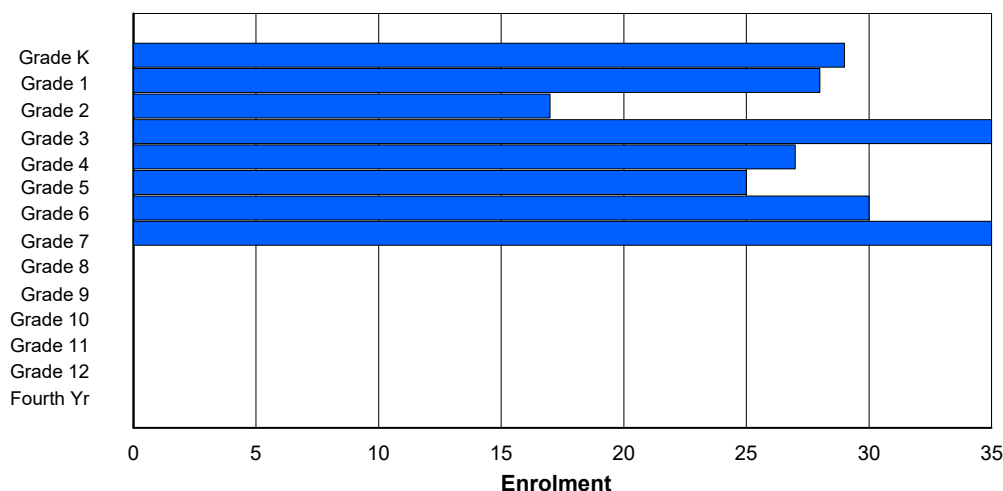
Gender	Age																	Total
	5	6	7	8	9	10	11	12	13	14	15	16	17	18	19	20>		
Male	13	17	10	16	15	10	17	17	0	0	0	0	0	0	0	0	115	
Female	16	10	8	19	10	16	14	17	1	0	0	0	0	0	0	0	111	
Total	29	27	18	35	25	26	31	34	1	0	0	0	0	0	0	0	226	

## Enrolment By Grade and Gender

	<u>Grade</u>															
Gender	K	1	2	3	4	5	6	7	8	9	10	11	12	4th	Total	
Male	13	17	10	16	17	10	15	17	0	0	0	0	0	0	115	
Female	16	11	7	19	10	15	15	18	0	0	0	0	0	0	111	
Total	29	28	17	35	27	25	30	35	0	0	0	0	0	0	226	

## Enrolment By Grade

For 053 - St. Anthony Elementary, St. Anthony



\* Data from the 2012-2013 AGR(Enrolment/Age as of the last day in Sept./Dec.)

\*\* Newfoundland Statistics Classification System

\*\*\* May include itinerant teachers

District 2 - Western

#054 - St. Lewis Academy, St. Lewis

Grades: K-12

Number of Grades: 13

[FTE Teachers](#) \*\*\* : 5.8

Classification: Rural

Offers Distance Education: Yes

[School FTE PTR : 5.5](#)

[District FTE PTR : 10.6](#)

[Provincial FTE PTR : 11.8](#)

## Enrolment By Age and Gender

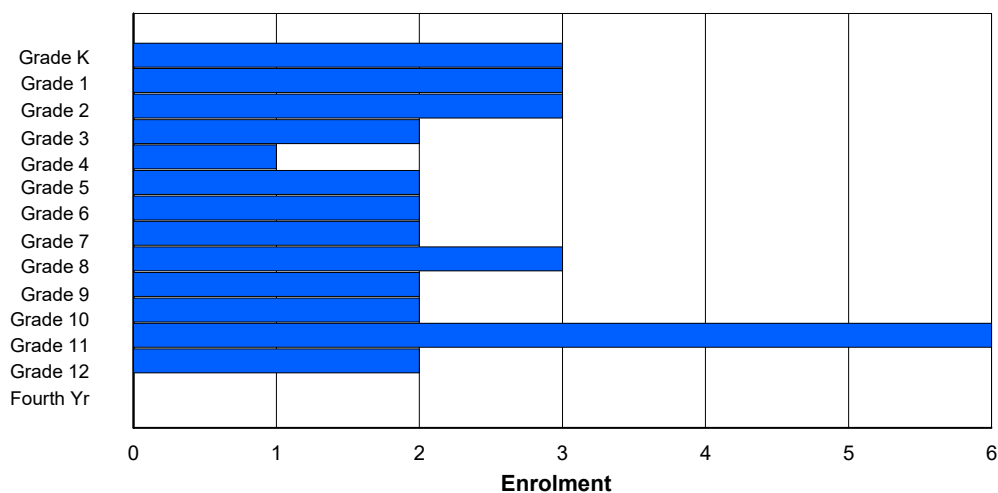
Gender	Age																	Total
	5	6	7	8	9	10	11	12	13	14	15	16	17	18	19	20>		
Male	3	1	2	1	0	1	2	1	1	1	2	2	0	0	0	0	17	
Female	0	2	1	1	1	1	0	1	2	1	0	4	2	0	0	0	16	
Total	3	3	3	2	1	2	2	2	3	2	2	6	2	0	0	0	33	

## Enrolment By Grade and Gender

	<u>Grade</u>														
Gender	K	1	2	3	4	5	6	7	8	9	10	11	12	4th	Total
Male	3	1	2	1	0	1	2	1	1	1	2	2	0	0	17
Female	0	2	1	1	1	1	0	1	2	1	0	4	2	0	16
Total	3	3	3	2	1	2	2	2	3	2	2	6	2	0	33

## Enrolment By Grade

For 054 - St. Lewis Academy, St. Lewis



\* Data from the 2012-2013 AGR(Enrolment/Age as of the last day in Sept./Dec.)

\*\* Newfoundland Statistics Classification System

\*\*\* May include itinerant teachers

District 2 - Western

#057 - St. Peter's Academy, Benoit's Cove

Grades: K-9

Number of Grades: 10

[FTE Teachers](#) \*\*\* : 16.5

Classification: Rural

Offers Distance Education: No

[School FTE PTR : 10.1](#)

[District FTE PTR : 10.6](#)

[Provincial FTE PTR : 11.8](#)

## Enrolment By Age and Gender

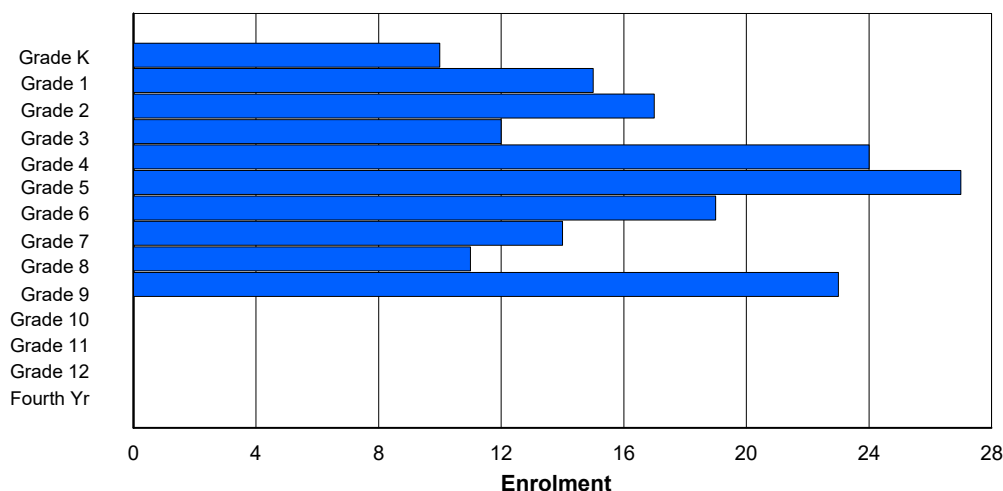
Gender	Age																	Total
	5	6	7	8	9	10	11	12	13	14	15	16	17	18	19	20>		
Male	2	9	9	5	10	16	9	6	2	14	0	0	0	0	0	0	82	
Female	8	6	8	7	14	11	10	8	9	8	1	0	0	0	0	0	90	
Total	10	15	17	12	24	27	19	14	11	22	1	0	0	0	0	0	172	

## Enrolment By Grade and Gender

	Grade														
Gender	K	1	2	3	4	5	6	7	8	9	10	11	12	4th	Total
Male	2	9	9	5	10	16	9	6	2	14	0	0	0	0	82
Female	8	6	8	7	14	11	10	8	9	9	0	0	0	0	90
Total	10	15	17	12	24	27	19	14	11	23	0	0	0	0	172

## Enrolment By Grade

For 057 - St. Peter's Academy, Benoit's Cove



\* Data from the 2012-2013 AGR(Enrolment/Age as of the last day in Sept./Dec.)

\*\* Newfoundland Statistics Classification System

\*\*\* May include itinerant teachers

District 2 - Western

#060 - C.C. Loughlin Elementary, Corner Brook

Grades: K-6

Number of Grades: 7

[FTE Teachers](#) \*\*\* : 35.0

Classification: Urban

Offers Distance Education: No

[School FTE PTR : 11.8](#)

[District FTE PTR : 10.6](#)

[Provincial FTE PTR : 11.8](#)

## Enrolment By Age and Gender

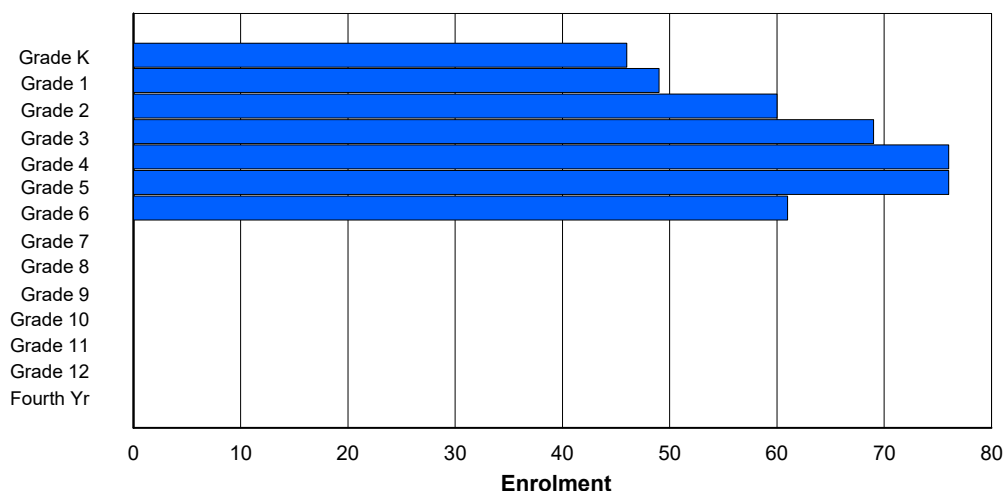
Gender	Age																	Total
	5	6	7	8	9	10	11	12	13	14	15	16	17	18	19	20>		
Male	23	28	27	34	35	37	29	0	0	0	0	0	0	0	0	0	213	
Female	23	20	32	36	39	39	34	1	0	0	0	0	0	0	0	0	224	
Total	46	48	59	70	74	76	63	1	0	0	0	0	0	0	0	0	437	

## Enrolment By Grade and Gender

	<u>Grade</u>														
Gender	K	1	2	3	4	5	6	7	8	9	10	11	12	4th	Total
Male	23	29	27	34	37	36	27	0	0	0	0	0	0	0	213
Female	23	20	33	35	39	40	34	0	0	0	0	0	0	0	224
Total	46	49	60	69	76	76	61	0	0	0	0	0	0	0	437

## Enrolment By Grade

For 060 - C.C. Loughlin Elementary, Corner Brook



\* Data from the 2012-2013 AGR(Enrolment/Age as of the last day in Sept./Dec.)

\*\* Newfoundland Statistics Classification System

\*\*\* May include itinerant teachers

District 2 - Western

#062 - G.C. Rowe Junior High, Corner Brook

Grades: 7-9

Number of Grades: 3

[FTE Teachers](#) \*\*\* : 23.0

Classification: Urban

Offers Distance Education: No

[School FTE PTR : 14.0](#)

[District FTE PTR : 10.6](#)

[Provincial FTE PTR : 11.8](#)

## Enrolment By Age and Gender

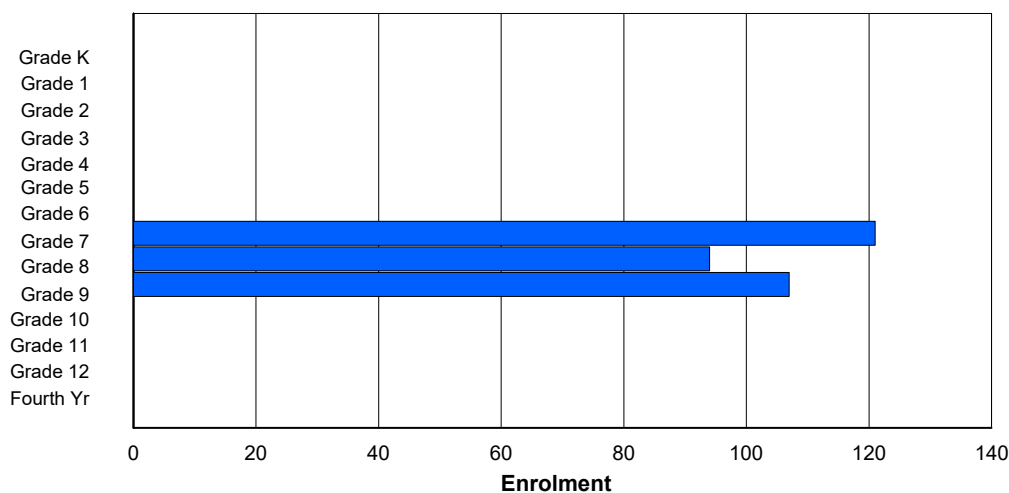
Gender	Age																Total
	5	6	7	8	9	10	11	12	13	14	15	16	17	18	19	20>	
Male	0	0	0	0	0	0	0	52	43	57	4	0	0	0	0	0	156
Female	0	0	0	0	0	0	0	65	53	48	0	0	0	0	0	0	166
Total	0	0	0	0	0	0	0	117	96	105	4	0	0	0	0	0	322

## Enrolment By Grade and Gender

	<u>Grade</u>														
Gender	K	1	2	3	4	5	6	7	8	9	10	11	12	4th	Total
Male	0	0	0	0	0	0	0	54	43	59	0	0	0	0	156
Female	0	0	0	0	0	0	0	67	51	48	0	0	0	0	166
Total	0	0	0	0	0	0	0	121	94	107	0	0	0	0	322

## Enrolment By Grade

For 062 - G.C. Rowe Junior High, Corner Brook



\* Data from the 2012-2013 AGR(Enrolment/Age as of the last day in Sept./Dec.)

\*\* Newfoundland Statistics Classification System

\*\*\* May include itinerant teachers

District 2 - Western

#065 - Humber Elementary, Corner Brook

Grades: K-6

Number of Grades: 7

[FTE Teachers](#) \*\*\* : 28.0

Classification: Urban

Offers Distance Education: No

[School FTE PTR : 12.6](#)

[District FTE PTR : 10.6](#)

[Provincial FTE PTR : 11.8](#)

## Enrolment By Age and Gender

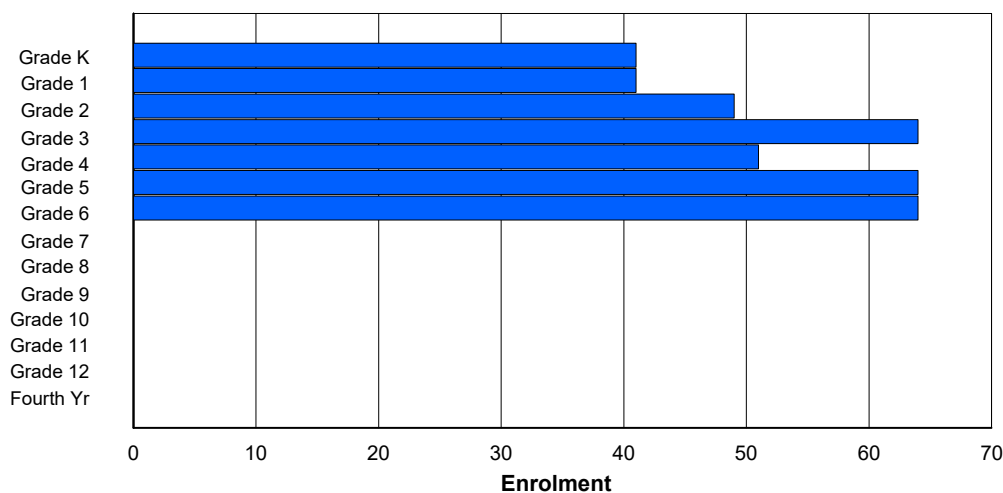
Gender	Age																	Total
	5	6	7	8	9	10	11	12	13	14	15	16	17	18	19	20>		
Male	19	26	24	31	24	34	30	0	0	0	0	0	0	0	0	0	188	
Female	22	15	23	33	29	30	34	0	0	0	0	0	0	0	0	0	186	
Total	41	41	47	64	53	64	64	0	0	0	0	0	0	0	0	0	374	

## Enrolment By Grade and Gender

	<u>Grade</u>															
Gender	K	1	2	3	4	5	6	7	8	9	10	11	12	4th	Total	
Male	19	26	25	31	23	34	30	0	0	0	0	0	0	0	188	
Female	22	15	24	33	28	30	34	0	0	0	0	0	0	0	186	
Total	41	41	49	64	51	64	64	0	0	0	0	0	0	0	374	

## Enrolment By Grade

For 065 - Humber Elementary, Corner Brook



\* Data from the 2012-2013 AGR(Enrolment/Age as of the last day in Sept./Dec.)

\*\* Newfoundland Statistics Classification System

\*\*\* May include itinerant teachers

District 2 - Western

#066 - J.J. Curling Elementary, Corner Brook

Grades: K-6

Number of Grades: 7

[FTE Teachers](#) \*\*\* : 21.5

Classification: Urban

Offers Distance Education: No

[School FTE PTR : 12.1](#)

[District FTE PTR : 10.6](#)

[Provincial FTE PTR : 11.8](#)

### Enrolment By Age and Gender

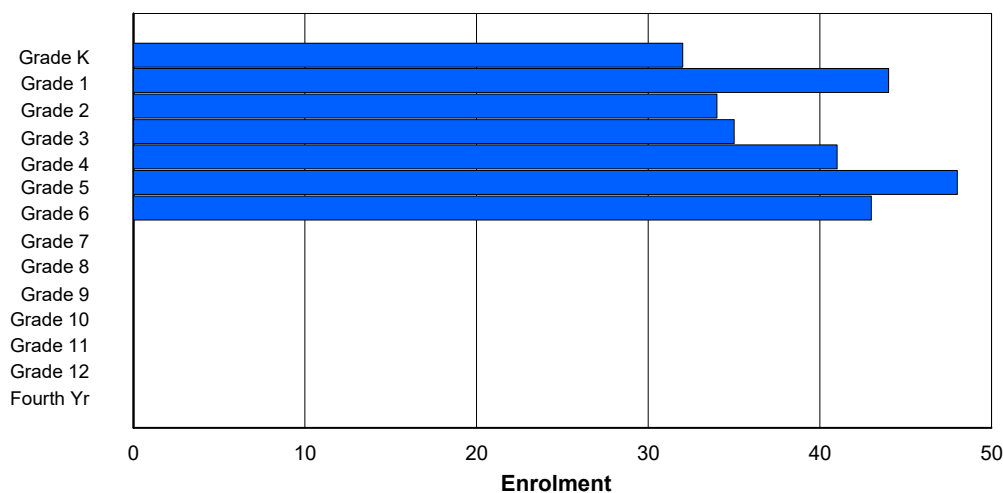
Gender	Age																	Total
	5	6	7	8	9	10	11	12	13	14	15	16	17	18	19	20>		
Male	19	22	23	20	26	22	26	1	0	0	0	0	0	0	0	0	159	
Female	13	21	12	14	16	24	18	0	0	0	0	0	0	0	0	0	118	
Total	32	43	35	34	42	46	44	1	0	0	0	0	0	0	0	0	277	

### Enrolment By Grade and Gender

	<u>Grade</u>															
Gender	K	1	2	3	4	5	6	7	8	9	10	11	12	4th	Total	
Male	19	23	22	20	26	24	25	0	0	0	0	0	0	0	159	
Female	13	21	12	15	15	24	18	0	0	0	0	0	0	0	118	
Total	32	44	34	35	41	48	43	0	0	0	0	0	0	0	277	

## Enrolment By Grade

For 066 - J.J. Curling Elementary, Corner Brook



\* Data from the 2012-2013 AGR(Enrolment/Age as of the last day in Sept./Dec.)

\*\* Newfoundland Statistics Classification System

\*\*\* May include itinerant teachers

District 2 - Western

#067 - Presentation Junior High, Corner Brook

Grades: 7-9

Number of Grades: 3

[FTE Teachers](#) \*\*\* : 27.5

Classification: Urban

Offers Distance Education: No

[School FTE PTR : 13.8](#)

[District FTE PTR : 10.6](#)

[Provincial FTE PTR : 11.8](#)

## Enrolment By Age and Gender

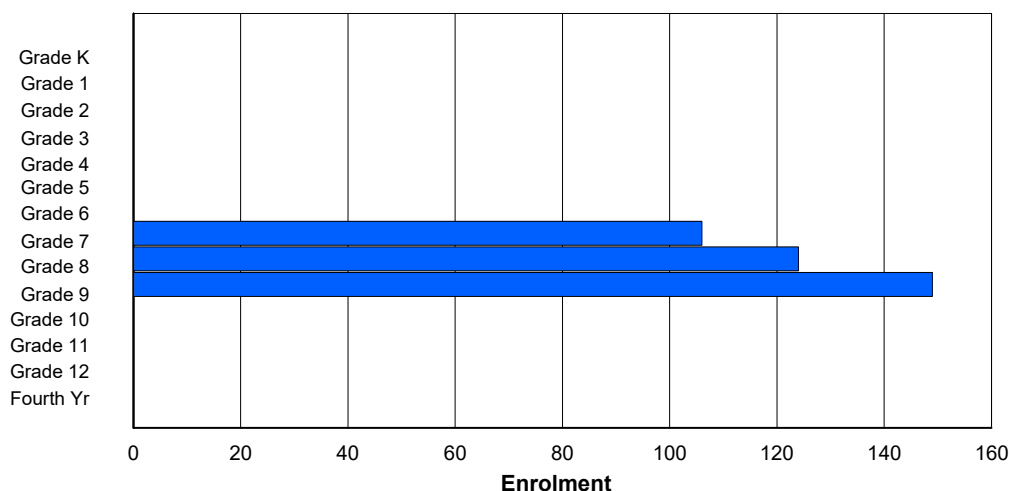
Gender	Age																
	5	6	7	8	9	10	11	12	13	14	15	16	17	18	19	20>	Total
Male	0	0	0	0	0	0	0	58	59	78	4	0	0	0	0	0	199
Female	0	0	0	0	0	0	0	45	63	72	0	0	0	0	0	0	180
Total	0	0	0	0	0	0	0	103	122	150	4	0	0	0	0	0	379

## Enrolment By Grade and Gender

	<u>Grade</u>															
Gender	K	1	2	3	4	5	6	7	8	9	10	11	12	4th	Total	
Male	0	0	0	0	0	0	0	60	60	79	0	0	0	0	199	
Female	0	0	0	0	0	0	0	46	64	70	0	0	0	0	180	
Total	0	0	0	0	0	0	0	106	124	149	0	0	0	0	379	

## Enrolment By Grade

For 067 - Presentation Junior High, Corner Brook



\* Data from the 2012-2013 AGR(Enrolment/Age as of the last day in Sept./Dec.)

\*\* Newfoundland Statistics Classification System

\*\*\* May include itinerant teachers

District 2 - Western

#069 - Sacred Heart Elementary, Corner Brook

Grades: K-6

Number of Grades: 7

[FTE Teachers](#) \*\*\* : 18.5

Classification: Urban

Offers Distance Education: No

[School FTE PTR : 10.5](#)

[District FTE PTR : 10.6](#)

[Provincial FTE PTR : 11.8](#)

## Enrolment By Age and Gender

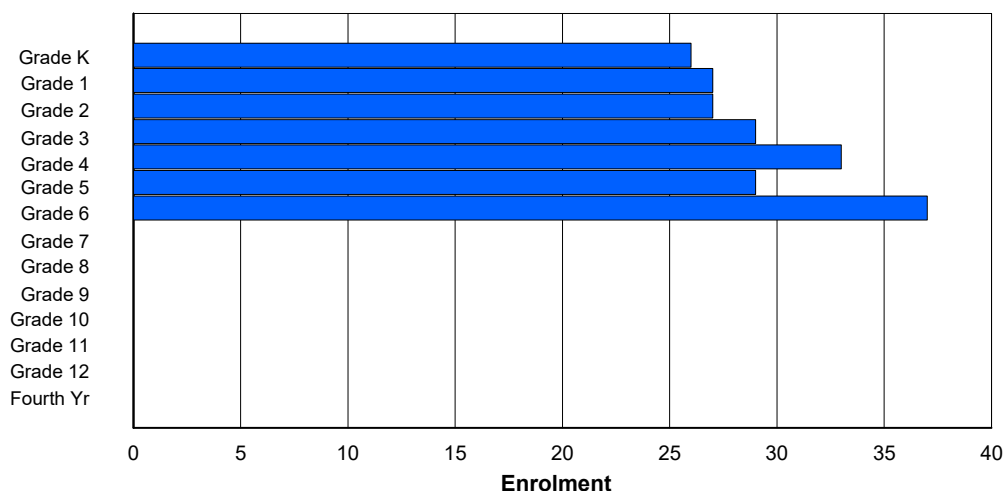
Gender	Age																	Total
	5	6	7	8	9	10	11	12	13	14	15	16	17	18	19	20>		
Male	15	14	15	13	16	11	11	0	0	0	0	0	0	0	0	0	95	
Female	11	13	12	16	17	18	26	0	0	0	0	0	0	0	0	0	113	
Total	26	27	27	29	33	29	37	0	0	0	0	0	0	0	0	0	208	

## Enrolment By Grade and Gender

	<u>Grade</u>															
Gender	K	1	2	3	4	5	6	7	8	9	10	11	12	4th	Total	
Male	15	14	15	13	16	11	11	0	0	0	0	0	0	0	95	
Female	11	13	12	16	17	18	26	0	0	0	0	0	0	0	113	
Total	26	27	27	29	33	29	37	0	0	0	0	0	0	0	208	

## Enrolment By Grade

For 069 - Sacred Heart Elementary, Corner Brook



\* Data from the 2012-2013 AGR(Enrolment/Age as of the last day in Sept./Dec.)

\*\* Newfoundland Statistics Classification System

\*\*\* May include itinerant teachers

District 2 - Western

#070 - St. Gerard's Elementary, Corner Brook

Grades: K-6

Number of Grades: 7

[FTE Teachers](#) \*\*\* : 12.3

Classification: Urban

Offers Distance Education: No

[School FTE PTR : 7.6](#)

[District FTE PTR : 10.6](#)

[Provincial FTE PTR : 11.8](#)

## Enrolment By Age and Gender

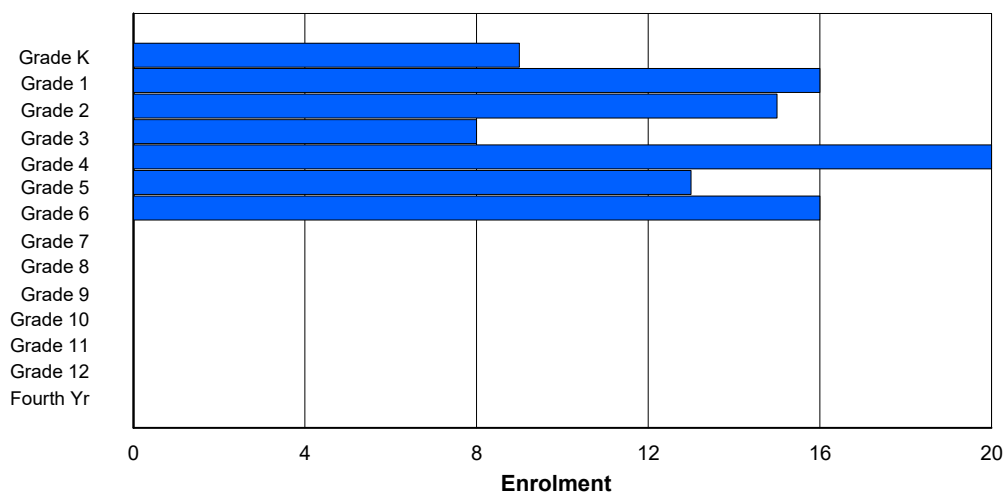
Gender	Age																	Total
	5	6	7	8	9	10	11	12	13	14	15	16	17	18	19	20>		
Male	5	11	7	5	10	8	9	0	0	0	0	0	0	0	0	0	55	
Female	4	5	7	4	9	6	7	0	0	0	0	0	0	0	0	0	42	
Total	9	16	14	9	19	14	16	0	0	0	0	0	0	0	0	0	97	

## Enrolment By Grade and Gender

	<u>Grade</u>															
Gender	K	1	2	3	4	5	6	7	8	9	10	11	12	4th	Total	
Male	5	11	8	4	11	7	9	0	0	0	0	0	0	0	55	
Female	4	5	7	4	9	6	7	0	0	0	0	0	0	0	42	
Total	9	16	15	8	20	13	16	0	0	0	0	0	0	0	97	

## Enrolment By Grade

For 070 - St. Gerard's Elementary, Corner Brook



\* Data from the 2012-2013 AGR(Enrolment/Age as of the last day in Sept./Dec.)

\*\* Newfoundland Statistics Classification System

\*\*\* May include itinerant teachers

District 2 - Western

#072 - Holy Cross All Grade School, Daniel's Harbour

Grades: K,2-12

Number of Grades: 12

[FTE Teachers](#) \*\*\* : 5.8

Classification: Rural

Offers Distance Education: Yes

[School FTE PTR : 5.0](#)

[District FTE PTR : 10.6](#)

[Provincial FTE PTR : 11.8](#)

## Enrolment By Age and Gender

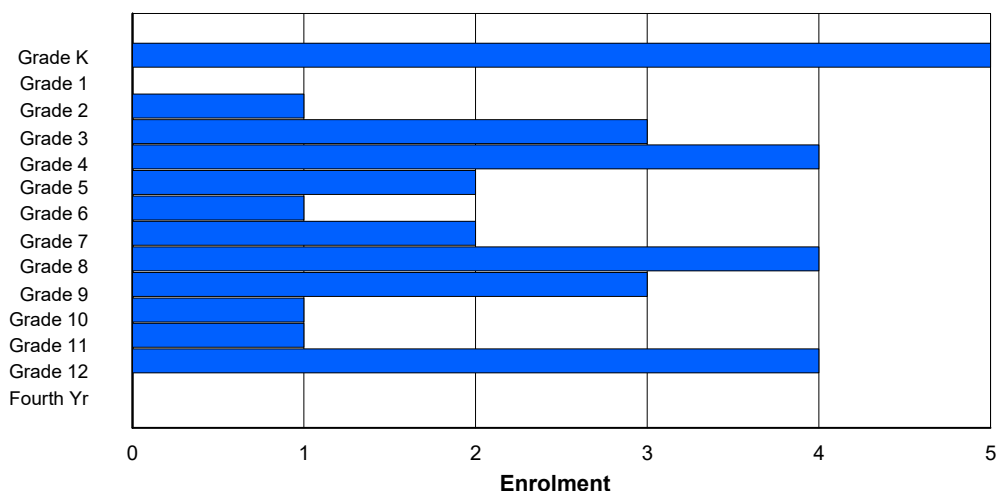
Gender	Age																	Total
	5	6	7	8	9	10	11	12	13	14	15	16	17	18	19	20>		
Male	4	0	1	3	2	1	0	1	2	1	0	1	2	1	0	0	19	
Female	1	0	0	0	2	1	1	1	2	2	0	1	1	0	0	0	12	
Total	5	0	1	3	4	2	1	2	4	3	0	2	3	1	0	0	31	

## Enrolment By Grade and Gender

	<u>Grade</u>															
Gender	K	1	2	3	4	5	6	7	8	9	10	11	12	4th	Total	
Male	4	0	1	3	2	1	0	1	2	1	1	0	3	0	19	
Female	1	0	0	0	2	1	1	1	2	2	0	1	1	0	12	
Total	5	0	1	3	4	2	1	2	4	3	1	1	4	0	31	

## Enrolment By Grade

For 072 - Holy Cross All Grade School, Daniel's Harbour



\* Data from the 2012-2013 AGR(Enrolment/Age as of the last day in Sept./Dec.)

\*\* Newfoundland Statistics Classification System

\*\*\* May include itinerant teachers

District 2 - Western

#075 - Hampden Academy, Hampden

Grades: K-12

Number of Grades: 13

[FTE Teachers](#) \*\*\* : 9.5

Classification: Rural

Offers Distance Education: Yes

[School FTE PTR : 7.2](#)

[District FTE PTR : 10.6](#)

[Provincial FTE PTR : 11.8](#)

## Enrolment By Age and Gender

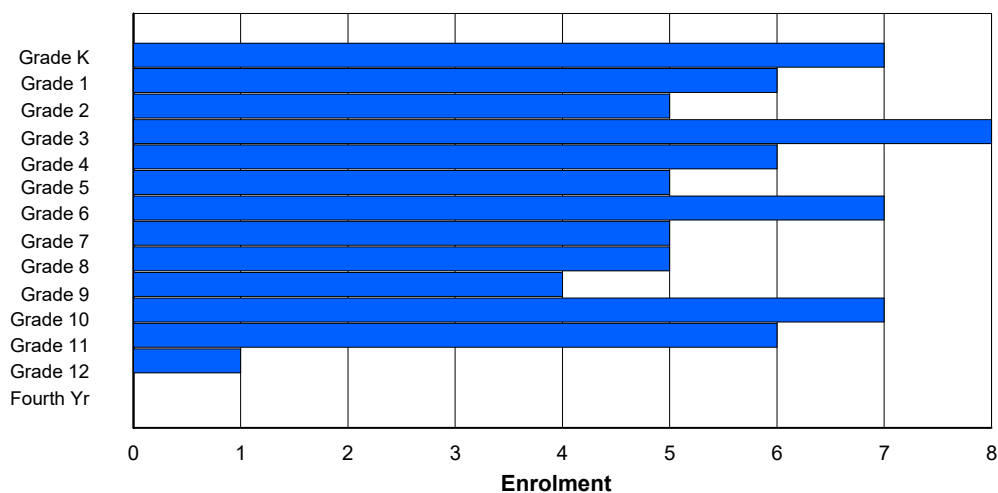
Gender	Age																	Total
	5	6	7	8	9	10	11	12	13	14	15	16	17	18	19	20>		
Male	5	1	1	4	5	2	2	3	2	1	3	5	1	0	0	0	35	
Female	2	5	4	4	1	3	5	2	3	3	4	1	0	0	0	0	37	
Total	7	6	5	8	6	5	7	5	5	4	7	6	1	0	0	0	72	

## Enrolment By Grade and Gender

Gender	Grade														Total
	K	1	2	3	4	5	6	7	8	9	10	11	12	4th	
Male	5	1	1	4	5	2	2	3	2	1	3	5	1	0	35
Female	2	5	4	4	1	3	5	2	3	3	4	1	0	0	37
Total	7	6	5	8	6	5	7	5	5	4	7	6	1	0	72

## Enrolment By Grade

For 075 - Hampden Academy, Hampden



\* Data from the 2012-2013 AGR(Enrolment/Age as of the last day in Sept./Dec.)

\*\* Newfoundland Statistics Classification System

\*\*\* May include itinerant teachers

District 2 - Western

#079 - St. James All Grade, Lark Harbour

Grades: K-12

Number of Grades: 13

[FTE Teachers](#) \*\*\* : 14.0

Classification: Rural

Offers Distance Education: Yes

[School FTE PTR : 8.7](#)

[District FTE PTR : 10.6](#)

[Provincial FTE PTR : 11.8](#)

## Enrolment By Age and Gender

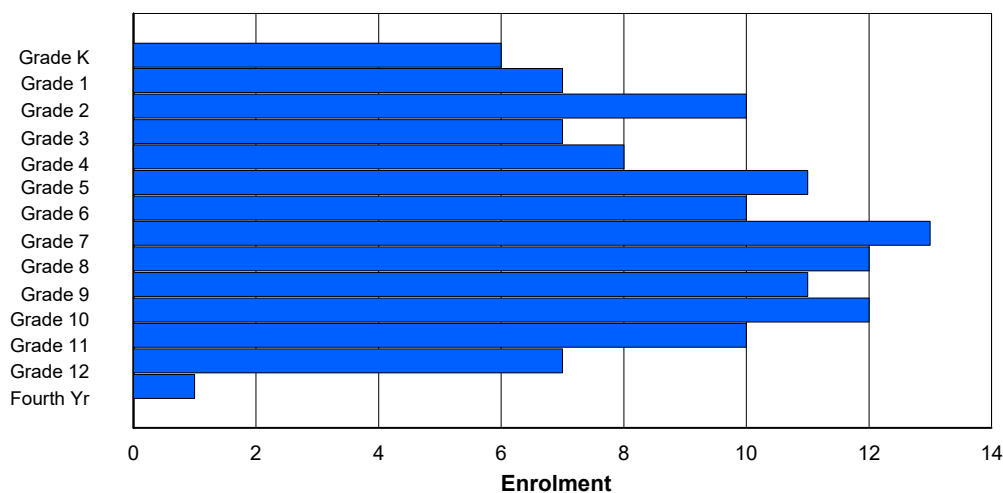
Gender	Age																	Total
	5	6	7	8	9	10	11	12	13	14	15	16	17	18	19	20>		
Male	3	3	5	4	4	4	4	9	5	5	6	6	2	1	0	0	61	
Female	3	4	5	3	4	7	6	4	7	6	6	4	5	0	0	0	64	
Total	6	7	10	7	8	11	10	13	12	11	12	10	7	1	0	0	125	

## Enrolment By Grade and Gender

	<u>Grade</u>														
Gender	K	1	2	3	4	5	6	7	8	9	10	11	12	4th	Total
Male	3	3	5	4	4	4	4	9	5	5	6	6	2	1	61
Female	3	4	5	3	4	7	6	4	7	6	6	4	5	0	64
Total	6	7	10	7	8	11	10	13	12	11	12	10	7	1	125

## Enrolment By Grade

For 079 - St. James All Grade, Lark Harbour



\* Data from the 2012-2013 AGR(Enrolment/Age as of the last day in Sept./Dec.)

\*\* Newfoundland Statistics Classification System

\*\*\* May include itinerant teachers

District 2 - Western

#080 - Templeton Academy, Meadows

Grades: K-12

Number of Grades: 13

[FTE Teachers](#) \*\*\* : 35.0

Classification: Urban

Offers Distance Education: Yes

[School FTE PTR : 13.0](#)

[District FTE PTR : 10.6](#)

[Provincial FTE PTR : 11.8](#)

## Enrolment By Age and Gender

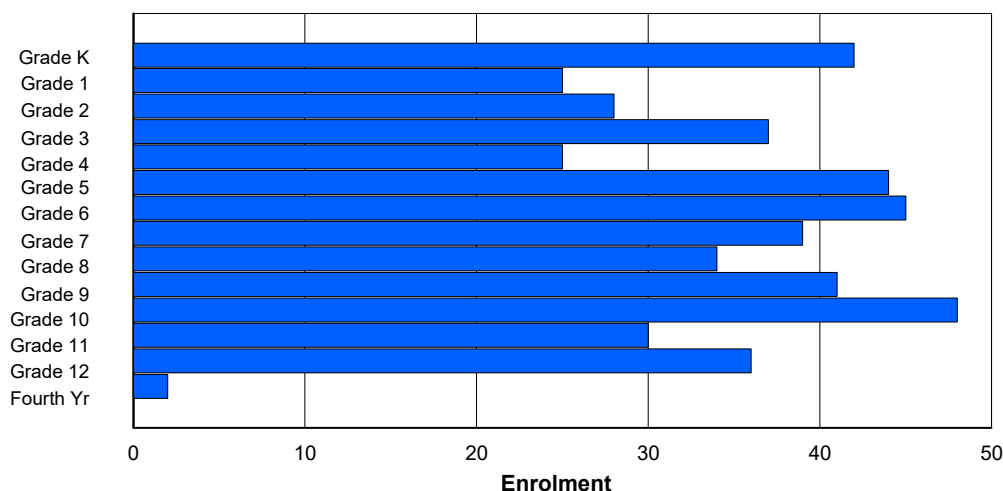
Gender	Age																	Total
	5	6	7	8	9	10	11	12	13	14	15	16	17	18	19	20>		
Male	20	14	15	21	9	20	29	18	16	21	29	14	21	1	1	0	249	
Female	21	12	13	16	16	23	17	21	17	19	18	15	18	1	0	0	227	
Total	41	26	28	37	25	43	46	39	33	40	47	29	39	2	1	0	476	

## Enrolment By Grade and Gender

	Grade														
Gender	K	1	2	3	4	5	6	7	8	9	10	11	12	4th	Total
Male	20	14	15	21	9	21	28	18	17	21	29	15	19	2	249
Female	22	11	13	16	16	23	17	21	17	20	19	15	17	0	227
Total	42	25	28	37	25	44	45	39	34	41	48	30	36	2	476

## Enrolment By Grade

For 080 - Templeton Academy, Meadows



\* Data from the 2012-2013 AGR(Enrolment/Age as of the last day in Sept./Dec.)

\*\* Newfoundland Statistics Classification System

\*\*\* May include itinerant teachers

District 2 - Western

#082 - Pasadena Elementary School, Pasadena

Grades: K-6

Number of Grades: 7

[FTE Teachers](#) \*\*\* : 18.8

Classification: Rural

Offers Distance Education: No

[School FTE PTR : 12.3](#)

[District FTE PTR : 10.6](#)

[Provincial FTE PTR : 11.8](#)

## Enrolment By Age and Gender

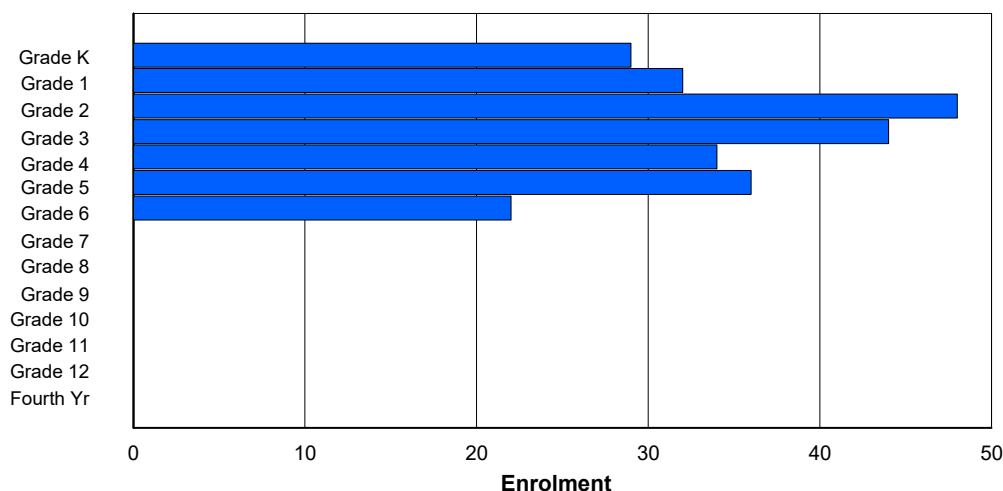
Gender	Age																	Total
	5	6	7	8	9	10	11	12	13	14	15	16	17	18	19	20>		
Male	17	12	26	24	14	20	14	1	0	0	0	0	0	0	0	0	128	
Female	12	19	23	19	21	15	8	0	0	0	0	0	0	0	0	0	117	
Total	29	31	49	43	35	35	22	1	0	0	0	0	0	0	0	0	245	

## Enrolment By Grade and Gender

	<u>Grade</u>															
Gender	K	1	2	3	4	5	6	7	8	9	10	11	12	4th	Total	
Male	17	12	26	25	13	21	14	0	0	0	0	0	0	0	128	
Female	12	20	22	19	21	15	8	0	0	0	0	0	0	0	117	
Total	29	32	48	44	34	36	22	0	0	0	0	0	0	0	245	

## Enrolment By Grade

For 082 - Pasadena Elementary School, Pasadena



\* Data from the 2012-2013 AGR(Enrolment/Age as of the last day in Sept./Dec.)

\*\* Newfoundland Statistics Classification System

\*\*\* May include itinerant teachers

District 2 - Western

#083 - Pasadena Academy, Pasadena

Grades: 7-12

Number of Grades: 6

[FTE Teachers](#) \*\*\* : 17.5

Classification: Rural

Offers Distance Education: Yes

[School FTE PTR : 13.1](#)

[District FTE PTR : 10.6](#)

[Provincial FTE PTR : 11.8](#)

## Enrolment By Age and Gender

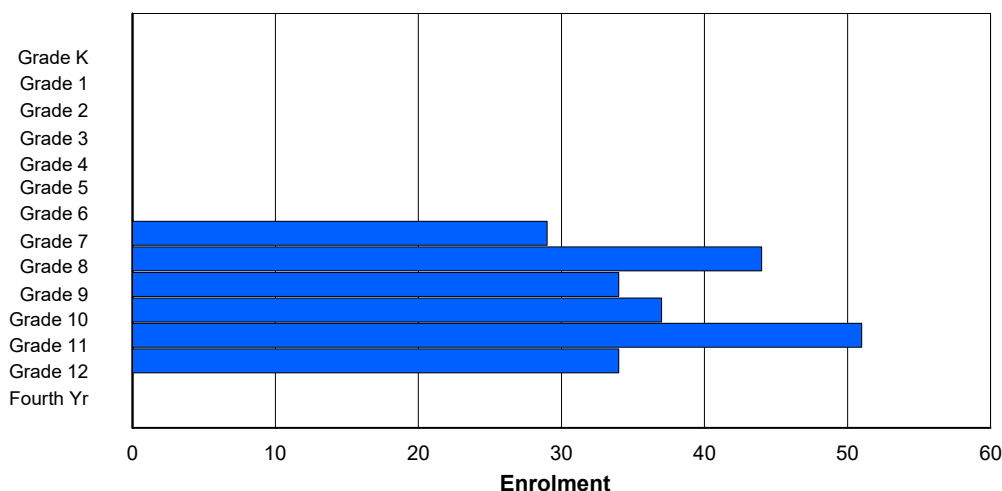
Gender	Age																	Total
	5	6	7	8	9	10	11	12	13	14	15	16	17	18	19	20>		
Male	0	0	0	0	0	0	0	16	21	14	17	28	11	1	0	0	108	
Female	0	0	0	0	0	0	0	13	23	19	21	21	24	0	0	0	121	
Total	0	0	0	0	0	0	0	29	44	33	38	49	35	1	0	0	229	

## Enrolment By Grade and Gender

	<u>Grade</u>														
Gender	K	1	2	3	4	5	6	7	8	9	10	11	12	4th	Total
Male	0	0	0	0	0	0	0	16	21	14	17	29	11	0	108
Female	0	0	0	0	0	0	0	13	23	20	20	22	23	0	121
Total	0	0	0	0	0	0	0	29	44	34	37	51	34	0	229

## Enrolment By Grade

For 083 - Pasadena Academy, Pasadena



\* Data from the 2012-2013 AGR(Enrolment/Age as of the last day in Sept./Dec.)

\*\* Newfoundland Statistics Classification System

\*\*\* May include itinerant teachers

District 2 - Western

#086 - Gros Morne Academy, Rocky Harbour

Grades: K-12

Number of Grades: 13

[FTE Teachers](#) \*\*\* : 20.5

Classification: Rural

Offers Distance Education: Yes

[School FTE PTR : 10.6](#)

[District FTE PTR : 10.6](#)

[Provincial FTE PTR : 11.8](#)

## Enrolment By Age and Gender

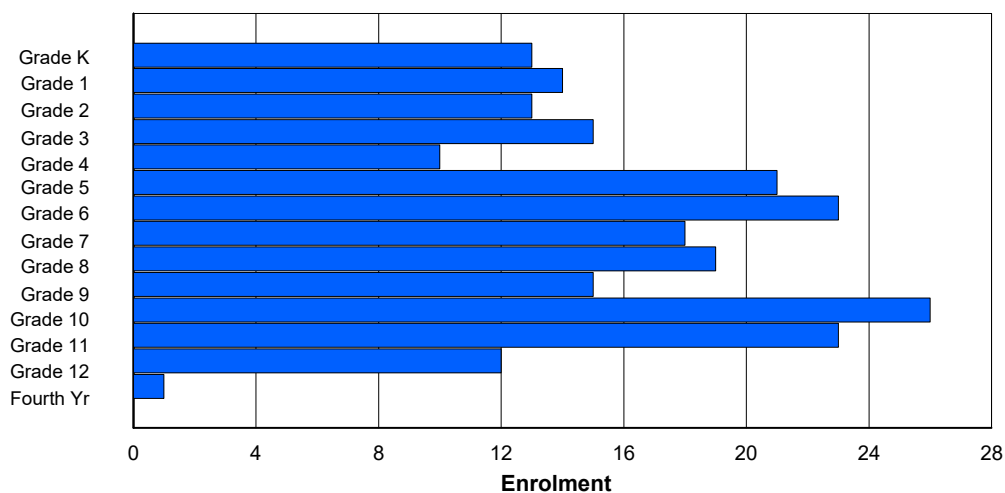
Gender	Age																	Total
	5	6	7	8	9	10	11	12	13	14	15	16	17	18	19	20>		
Male	6	7	9	8	3	10	10	8	7	5	17	14	3	1	0	0	108	
Female	7	7	4	7	7	11	11	12	12	9	10	9	8	1	0	0	115	
Total	13	14	13	15	10	21	21	20	19	14	27	23	11	2	0	0	223	

## Enrolment By Grade and Gender

Gender	Grade														Total
	K	1	2	3	4	5	6	7	8	9	10	11	12	4th	
Male	6	7	9	8	3	10	12	6	7	6	16	14	3	1	108
Female	7	7	4	7	7	11	11	12	12	9	10	9	9	0	115
Total	13	14	13	15	10	21	23	18	19	15	26	23	12	1	223

## Enrolment By Grade

For 086 - Gros Morne Academy, Rocky Harbour



\* Data from the 2012-2013 AGR(Enrolment/Age as of the last day in Sept./Dec.)

\*\* Newfoundland Statistics Classification System

\*\*\* May include itinerant teachers

District 2 - Western

#088 - Main River Academy, Pollard's Point

Grades: K-12

Number of Grades: 13

[FTE Teachers](#) \*\*\* : 10.0

Classification: Rural

Offers Distance Education: Yes

[School FTE PTR : 6.7](#)

[District FTE PTR : 10.6](#)

[Provincial FTE PTR : 11.8](#)

## Enrolment By Age and Gender

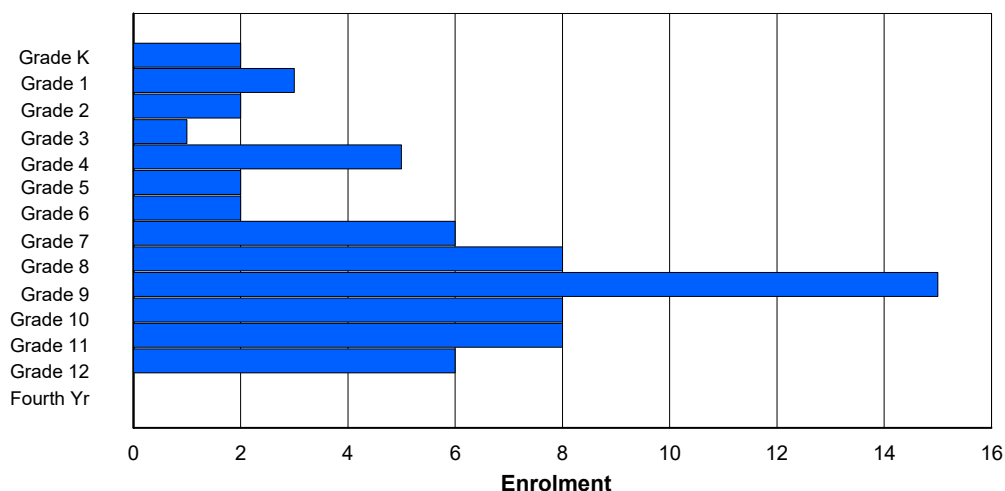
Gender	Age																	Total
	5	6	7	8	9	10	11	12	13	14	15	16	17	18	19	20>		
Male	2	1	1	1	2	1	1	3	6	2	6	2	1	0	0	0	29	
Female	0	2	1	0	2	2	1	3	2	11	4	5	6	0	0	0	39	
Total	2	3	2	1	4	3	2	6	8	13	10	7	7	0	0	0	68	

## Enrolment By Grade and Gender

	<u>Grade</u>															
Gender	K	1	2	3	4	5	6	7	8	9	10	11	12	4th	Total	
Male	2	1	1	1	2	1	1	3	6	4	4	3	0	0	29	
Female	0	2	1	0	3	1	1	3	2	11	4	5	6	0	39	
Total	2	3	2	1	5	2	2	6	8	15	8	8	6	0	68	

## Enrolment By Grade

For 088 - Main River Academy, Pollard's Point



\* Data from the 2012-2013 AGR(Enrolment/Age as of the last day in Sept./Dec.)

\*\* Newfoundland Statistics Classification System

\*\*\* May include itinerant teachers

District 2 - Western

#089 - Jakeman All Grade, Trout River

Grades: K-12

Number of Grades: 13

[FTE Teachers](#) \*\*\* : 10.5

Classification: Rural

Offers Distance Education: Yes

[School FTE PTR : 7.4](#)

[District FTE PTR : 10.6](#)

[Provincial FTE PTR : 11.8](#)

## Enrolment By Age and Gender

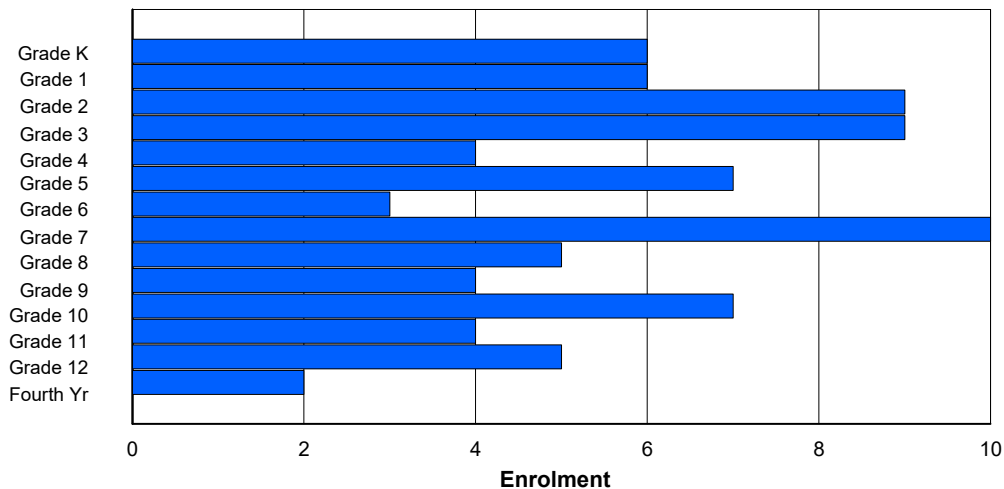
Gender	Age																	Total
	5	6	7	8	9	10	11	12	13	14	15	16	17	18	19	20>		
Male	4	3	5	5	1	5	1	6	2	2	3	2	2	1	1	0	43	
Female	2	3	4	4	3	2	2	4	3	2	4	2	3	0	0	0	38	
Total	6	6	9	9	4	7	3	10	5	4	7	4	5	1	1	0	81	

## Enrolment By Grade and Gender

	<u>Grade</u>														
Gender	K	1	2	3	4	5	6	7	8	9	10	11	12	4th	Total
Male	4	3	5	5	1	5	1	6	2	2	3	2	2	2	43
Female	2	3	4	4	3	2	2	4	3	2	4	2	3	0	38
Total	6	6	9	9	4	7	3	10	5	4	7	4	5	2	81

## Enrolment By Grade

For 089 - Jakeman All Grade, Trout River



\* Data from the 2012-2013 AGR(Enrolment/Age as of the last day in Sept./Dec.)

\*\* Newfoundland Statistics Classification System

\*\*\* May include itinerant teachers

District 2 - Western

#091 - Burgeo Academy, Burgeo

Grades: K-12

Number of Grades: 13

[FTE Teachers](#) \*\*\* : 16.0

Classification: Rural

Offers Distance Education: Yes

[School FTE PTR : 7.3](#)

[District FTE PTR : 10.6](#)

[Provincial FTE PTR : 11.8](#)

## Enrolment By Age and Gender

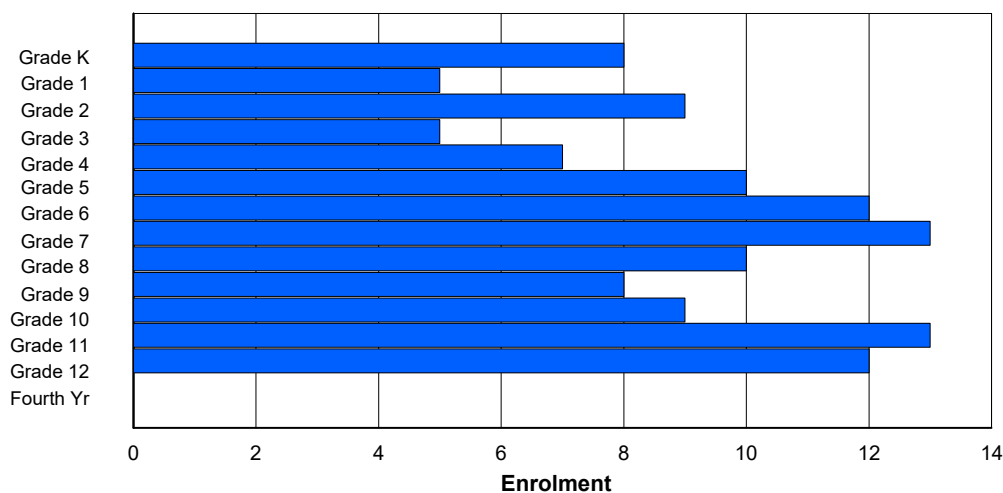
Gender	Age																	Total
	5	6	7	8	9	10	11	12	13	14	15	16	17	18	19	20>		
Male	4	3	7	3	3	3	5	3	6	7	3	8	9	1	0	0	65	
Female	4	2	1	2	5	7	8	9	3	2	6	5	2	0	0	0	56	
Total	8	5	8	5	8	10	13	12	9	9	9	13	11	1	0	0	121	

## Enrolment By Grade and Gender

Gender	Grade														Total
	K	1	2	3	4	5	6	7	8	9	10	11	12	4th	
Male	4	3	8	3	2	3	4	4	7	6	3	8	10	0	65
Female	4	2	1	2	5	7	8	9	3	2	6	5	2	0	56
Total	8	5	9	5	7	10	12	13	10	8	9	13	12	0	121

## Enrolment By Grade

For 091 - Burgeo Academy, Burgeo



\* Data from the 2012-2013 AGR(Enrolment/Age as of the last day in Sept./Dec.)

\*\* Newfoundland Statistics Classification System

\*\*\* May include itinerant teachers

District 2 - Western

#092 - Grandy's River Collegiate, Burnt Islands

Grades: K-12

Number of Grades: 13

[FTE Teachers](#) \*\*\* : 14.0

Classification: Rural

Offers Distance Education: Yes

[School FTE PTR : 8.1](#)

[District FTE PTR : 10.6](#)

[Provincial FTE PTR : 11.8](#)

## Enrolment By Age and Gender

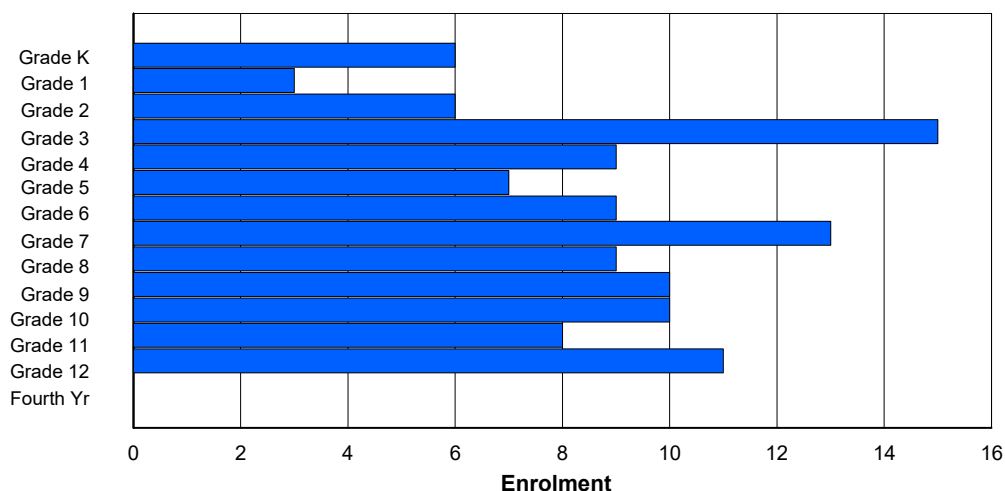
Gender	Age																	Total
	5	6	7	8	9	10	11	12	13	14	15	16	17	18	19	20>		
Male	2	1	3	6	3	4	6	7	4	3	5	6	7	0	0	0	57	
Female	4	2	3	9	6	3	3	6	5	7	4	3	4	0	0	0	59	
Total	6	3	6	15	9	7	9	13	9	10	9	9	11	0	0	0	116	

## Enrolment By Grade and Gender

	<u>Grade</u>															
Gender	K	1	2	3	4	5	6	7	8	9	10	11	12	4th	Total	
Male	2	1	3	6	3	4	6	7	4	3	6	5	7	0	57	
Female	4	2	3	9	6	3	3	6	5	7	4	3	4	0	59	
Total	6	3	6	15	9	7	9	13	9	10	10	8	11	0	116	

## Enrolment By Grade

For 092 - Grandy's River Collegiate, Burnt Islands



\* Data from the 2012-2013 AGR(Enrolment/Age as of the last day in Sept./Dec.)

\*\* Newfoundland Statistics Classification System

\*\*\* May include itinerant teachers

District 2 - Western

#096 - Our Lady of the Cape School, Cape St. George

Grades: K-8

Number of Grades: 9

[FTE Teachers](#) \*\*\* : 8.8

Classification: Rural

Offers Distance Education: No

[School FTE PTR : 7.1](#)

[District FTE PTR : 10.6](#)

[Provincial FTE PTR : 11.8](#)

## Enrolment By Age and Gender

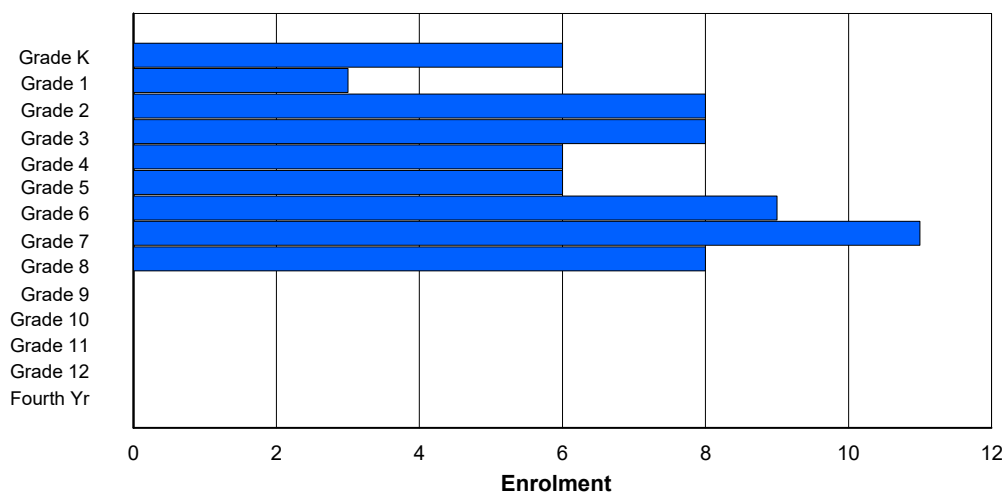
Gender	Age																	Total
	5	6	7	8	9	10	11	12	13	14	15	16	17	18	19	20>		
Male	1	3	5	4	2	1	4	4	3	0	0	0	0	0	0	0	27	
Female	5	0	3	4	4	4	6	7	5	0	0	0	0	0	0	0	38	
Total	6	3	8	8	6	5	10	11	8	0	0	0	0	0	0	0	65	

## Enrolment By Grade and Gender

	<u>Grade</u>														
Gender	K	1	2	3	4	5	6	7	8	9	10	11	12	4th	Total
Male	1	3	5	4	2	2	3	4	3	0	0	0	0	0	27
Female	5	0	3	4	4	4	6	7	5	0	0	0	0	0	38
Total	6	3	8	8	6	6	9	11	8	0	0	0	0	0	65

## Enrolment By Grade

For 096 - Our Lady of the Cape School, Cape St. George



\* Data from the 2012-2013 AGR(Enrolment/Age as of the last day in Sept./Dec.)

\*\* Newfoundland Statistics Classification System

\*\*\* May include itinerant teachers

District 2 - Western

#097 - St. James' Elementary, Channel-Port Aux Basques

Grades: K-6

Number of Grades: 7

[FTE Teachers](#) \*\*\* : 23.0

Classification: Rural

Offers Distance Education: No

[School FTE PTR : 13.3](#)

[District FTE PTR : 10.6](#)

[Provincial FTE PTR : 11.8](#)

## Enrolment By Age and Gender

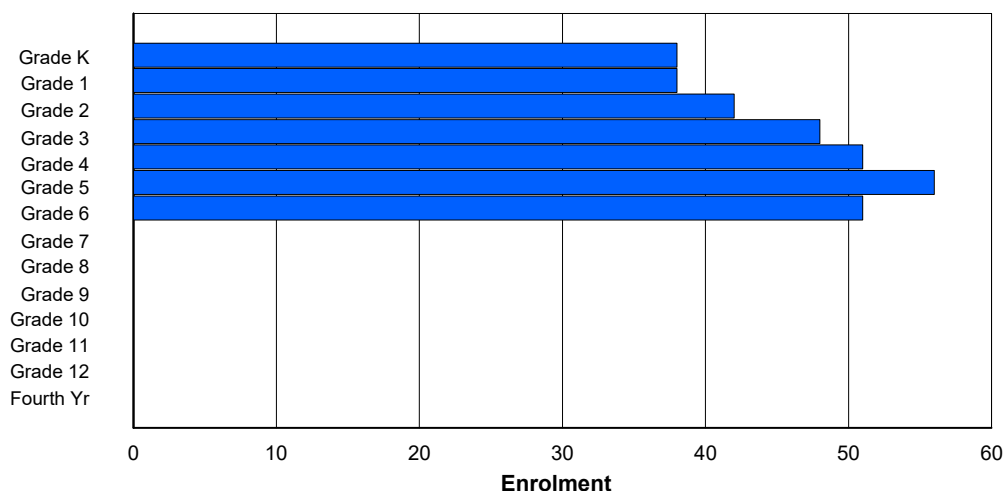
Gender	Age																	Total
	5	6	7	8	9	10	11	12	13	14	15	16	17	18	19	20>		
Male	21	15	18	25	27	30	26	1	0	0	0	0	0	0	0	0	163	
Female	17	23	23	24	23	27	24	0	0	0	0	0	0	0	0	0	161	
Total	38	38	41	49	50	57	50	1	0	0	0	0	0	0	0	0	324	

## Enrolment By Grade and Gender

	Grade														
Gender	K	1	2	3	4	5	6	7	8	9	10	11	12	4th	Total
Male	21	15	19	24	27	30	27	0	0	0	0	0	0	0	163
Female	17	23	23	24	24	26	24	0	0	0	0	0	0	0	161
Total	38	38	42	48	51	56	51	0	0	0	0	0	0	0	324

## Enrolment By Grade

For 097 - St. James' Elementary, Channel-Port Aux Basques



\* Data from the 2012-2013 AGR(Enrolment/Age as of the last day in Sept./Dec.)

\*\* Newfoundland Statistics Classification System

\*\*\* May include itinerant teachers

District 2 - Western

#099 - St. James' Regional High School, Channel-Port Aux Basques

Classification: Rural  
Offers Distance Education: No

Grades: 7-12

Number of Grades: 6

[School FTE PTR : 13.8](#)

[District FTE PTR : 10.6](#)

[Provincial FTE PTR : 11.8](#)

[FTE Teachers](#) \*\*\* : 23.0

## Enrolment By Age and Gender

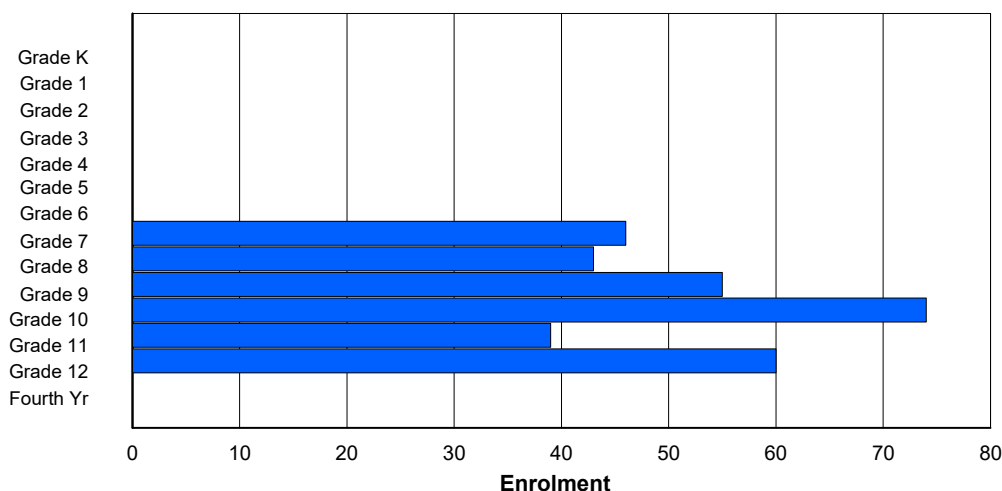
Gender	Age																	Total
	5	6	7	8	9	10	11	12	13	14	15	16	17	18	19	20>		
Male	0	0	0	0	0	0	0	18	19	30	27	30	28	7	1	0	160	
Female	0	0	0	0	0	0	0	26	26	23	30	22	23	6	0	1	157	
Total	0	0	0	0	0	0	0	44	45	53	57	52	51	13	1	1	317	

## Enrolment By Grade and Gender

	Grade														
Gender	K	1	2	3	4	5	6	7	8	9	10	11	12	4th	Total
Male	0	0	0	0	0	0	0	20	17	30	42	21	30	0	160
Female	0	0	0	0	0	0	0	26	26	25	32	18	30	0	157
Total	0	0	0	0	0	0	0	46	43	55	74	39	60	0	317

## Enrolment By Grade

For 099 - St. James' Regional High School, Channel-Port Aux Basques



\* Data from the 2012-2013 AGR(Enrolment/Age as of the last day in Sept./Dec.)

\*\* Newfoundland Statistics Classification System

\*\*\* May include itinerant teachers

District 2 - Western

#102 - All Saints All-Grade, Grey River

Grades: K-2,8-10

Number of Grades: 6

[FTE Teachers](#) \*\*\* : 2.5

Classification: Rural

Offers Distance Education: Yes

[School FTE PTR : 5.2](#)

[District FTE PTR : 10.6](#)

[Provincial FTE PTR : 11.8](#)

## Enrolment By Age and Gender

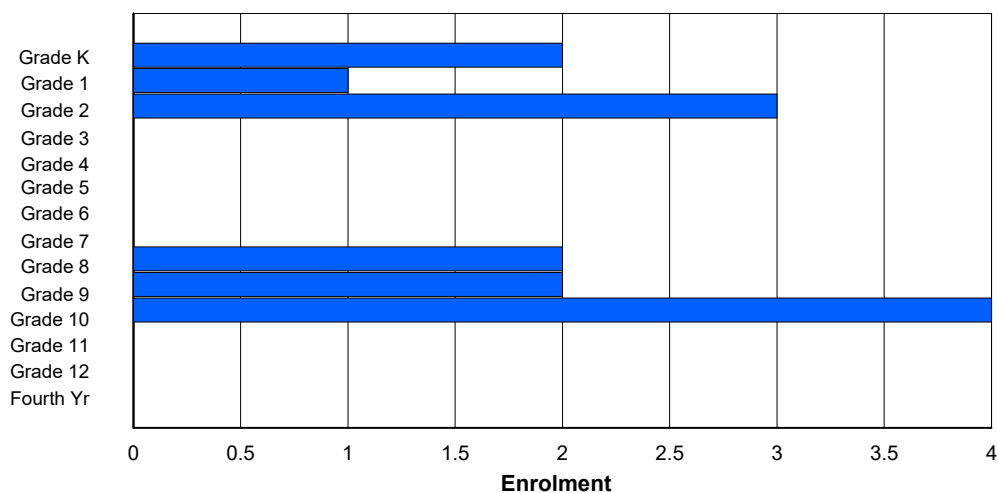
Gender	Age																	Total
	5	6	7	8	9	10	11	12	13	14	15	16	17	18	19	20>		
Male	2	1	2	0	0	0	0	0	2	1	2	0	0	0	0	0	10	
Female	0	0	1	0	0	0	0	0	0	1	2	0	0	0	0	0	4	
Total	2	1	3	0	0	0	0	0	2	2	4	0	0	0	0	0	14	

## Enrolment By Grade and Gender

	<u>Grade</u>														
Gender	K	1	2	3	4	5	6	7	8	9	10	11	12	4th	Total
Male	2	1	2	0	0	0	0	0	2	1	2	0	0	0	10
Female	0	0	1	0	0	0	0	0	0	1	2	0	0	0	4
Total	2	1	3	0	0	0	0	0	2	2	4	0	0	0	14

## Enrolment By Grade

For 102 - All Saints All-Grade, Grey River



\* Data from the 2012-2013 AGR(Enrolment/Age as of the last day in Sept./Dec.)

\*\* Newfoundland Statistics Classification System

\*\*\* May include itinerant teachers

District 2 - Western

#103 - LeGallais Memorial, Isle aux Morts

Grades: K-9

Number of Grades: 10

[FTE Teachers](#) \*\*\* : 8.5

Classification: Rural

Offers Distance Education: No

[School FTE PTR : 7.8](#)

[District FTE PTR : 10.6](#)

[Provincial FTE PTR : 11.8](#)

## Enrolment By Age and Gender

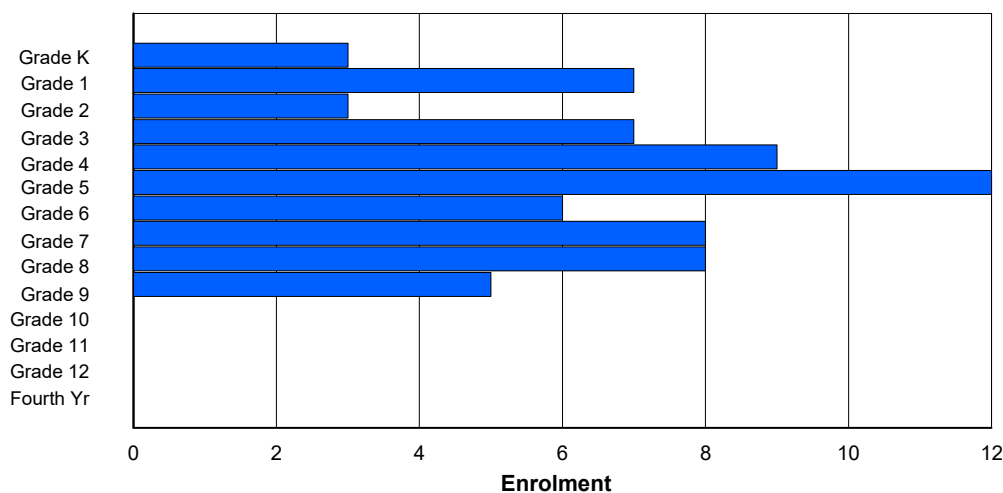
Gender	Age																	Total
	5	6	7	8	9	10	11	12	13	14	15	16	17	18	19	20>		
Male	2	2	2	4	6	5	5	4	3	1	0	0	0	0	0	0	34	
Female	1	5	1	3	3	6	2	4	5	3	1	0	0	0	0	0	34	
Total	3	7	3	7	9	11	7	8	8	4	1	0	0	0	0	0	68	

## Enrolment By Grade and Gender

	Grade														
Gender	K	1	2	3	4	5	6	7	8	9	10	11	12	4th	Total
Male	2	2	2	4	6	6	4	4	3	1	0	0	0	0	34
Female	1	5	1	3	3	6	2	4	5	4	0	0	0	0	34
Total	3	7	3	7	9	12	6	8	8	5	0	0	0	0	68

## Enrolment By Grade

For 103 - LeGallais Memorial, Isle aux Morts



\* Data from the 2012-2013 AGR(Enrolment/Age as of the last day in Sept./Dec.)

\*\* Newfoundland Statistics Classification System

\*\*\* May include itinerant teachers

District 2 - Western

#104 - Douglas Academy, La Poile

Grades: K,2,8

Number of Grades: 3

[FTE Teachers](#) \*\*\* : 1.0

Classification: Rural

Offers Distance Education: No

[School FTE PTR : 4.0](#)

[District FTE PTR : 10.6](#)

[Provincial FTE PTR : 11.8](#)

## Enrolment By Age and Gender

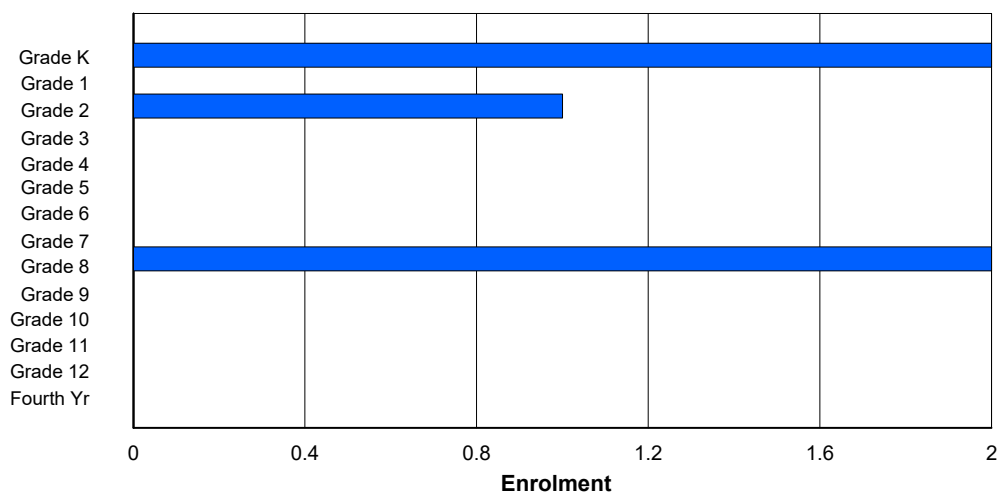
Gender	Age																	Total
	5	6	7	8	9	10	11	12	13	14	15	16	17	18	19	20>		
Male	2	0	1	0	0	0	0	0	2	0	0	0	0	0	0	0	5	
Female	0	0	0	0	0	0	0	0	0	0	0	0	0	0	0	0	0	
Total	2	0	1	0	0	0	0	0	2	0	0	0	0	0	0	0	5	

## Enrolment By Grade and Gender

	<u>Grade</u>														
Gender	K	1	2	3	4	5	6	7	8	9	10	11	12	4th	Total
Male	2	0	1	0	0	0	0	0	2	0	0	0	0	0	5
Female	0	0	0	0	0	0	0	0	0	0	0	0	0	0	0
Total	2	0	1	0	0	0	0	0	2	0	0	0	0	0	5

## Enrolment By Grade

For 104 - Douglas Academy, La Poile



\* Data from the 2012-2013 AGR(Enrolment/Age as of the last day in Sept./Dec.)

\*\* Newfoundland Statistics Classification System

\*\*\* May include itinerant teachers

District 2 - Western

#106 - Lourdes Elementary, Lourdes

Grades: K-8

Number of Grades: 9

[FTE Teachers](#) \*\*\* : 14.5

Classification: Rural

Offers Distance Education: No

[School FTE PTR : 11.3](#)

[District FTE PTR : 10.6](#)

[Provincial FTE PTR : 11.8](#)

## Enrolment By Age and Gender

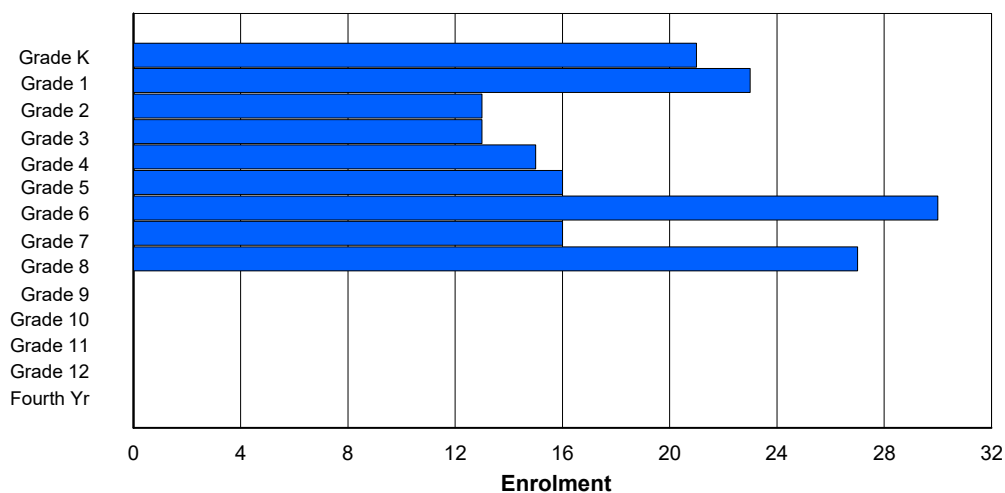
Gender	Age																	Total
	5	6	7	8	9	10	11	12	13	14	15	16	17	18	19	20>		
Male	9	15	9	7	5	8	21	10	11	0	0	0	0	0	0	0	95	
Female	12	8	4	6	10	8	9	6	16	0	0	0	0	0	0	0	79	
Total	21	23	13	13	15	16	30	16	27	0	0	0	0	0	0	0	174	

## Enrolment By Grade and Gender

	<u>Grade</u>														
Gender	K	1	2	3	4	5	6	7	8	9	10	11	12	4th	Total
Male	9	15	9	7	5	8	21	10	11	0	0	0	0	0	95
Female	12	8	4	6	10	8	9	6	16	0	0	0	0	0	79
Total	21	23	13	13	15	16	30	16	27	0	0	0	0	0	174

## Enrolment By Grade

For 106 - Lourdes Elementary, Lourdes



\* Data from the 2012-2013 AGR(Enrolment/Age as of the last day in Sept./Dec.)

\*\* Newfoundland Statistics Classification System

\*\*\* May include itinerant teachers

District 2 - Western

#110 - Piccadilly Central High, Piccadilly

Grades: 9-12

Number of Grades: 4

[FTE Teachers](#) \*\*\* : 15.5

Classification: Rural

Offers Distance Education: Yes

[School FTE PTR : 10.6](#)

[District FTE PTR : 10.6](#)

[Provincial FTE PTR : 11.8](#)

## Enrolment By Age and Gender

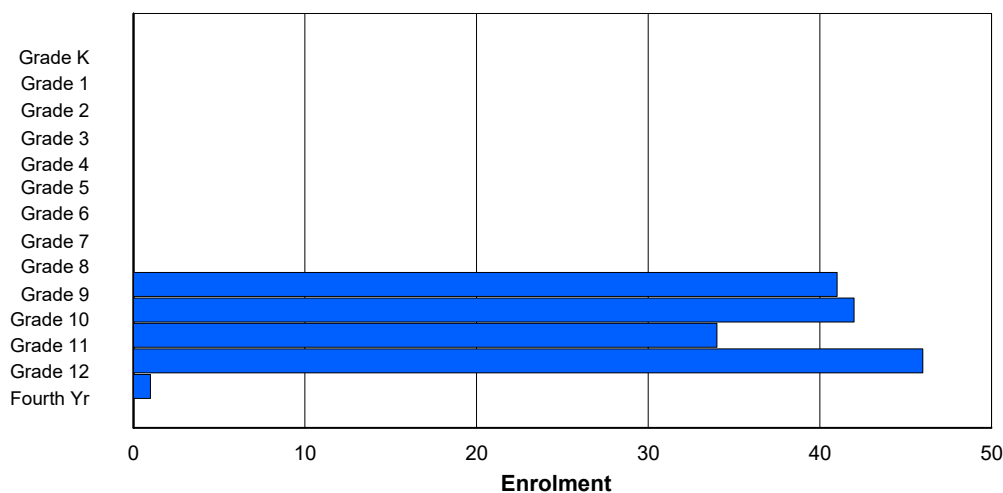
Gender	Age																	Total
	5	6	7	8	9	10	11	12	13	14	15	16	17	18	19	20>		
Male	0	0	0	0	0	0	0	0	0	20	24	17	22	3	0	0	86	
Female	0	0	0	0	0	0	0	0	0	18	19	14	23	4	0	0	78	
Total	0	0	0	0	0	0	0	0	0	38	43	31	45	7	0	0	164	

## Enrolment By Grade and Gender

	<u>Grade</u>														
Gender	K	1	2	3	4	5	6	7	8	9	10	11	12	4th	Total
Male	0	0	0	0	0	0	0	0	0	23	23	17	22	1	86
Female	0	0	0	0	0	0	0	0	0	18	19	17	24	0	78
Total	0	0	0	0	0	0	0	0	0	41	42	34	46	1	164

## Enrolment By Grade

For 110 - Piccadilly Central High, Piccadilly



\* Data from the 2012-2013 AGR(Enrolment/Age as of the last day in Sept./Dec.)

\*\* Newfoundland Statistics Classification System

\*\*\* May include itinerant teachers

District 2 - Western

#111 - St. Thomas Aquinas, Port au Port East

Grades: K-8

Number of Grades: 9

[FTE Teachers](#) \*\*\* : 11.3

Classification: Rural

Offers Distance Education: No

[School FTE PTR : 9.6](#)

[District FTE PTR : 10.6](#)

[Provincial FTE PTR : 11.8](#)

## Enrolment By Age and Gender

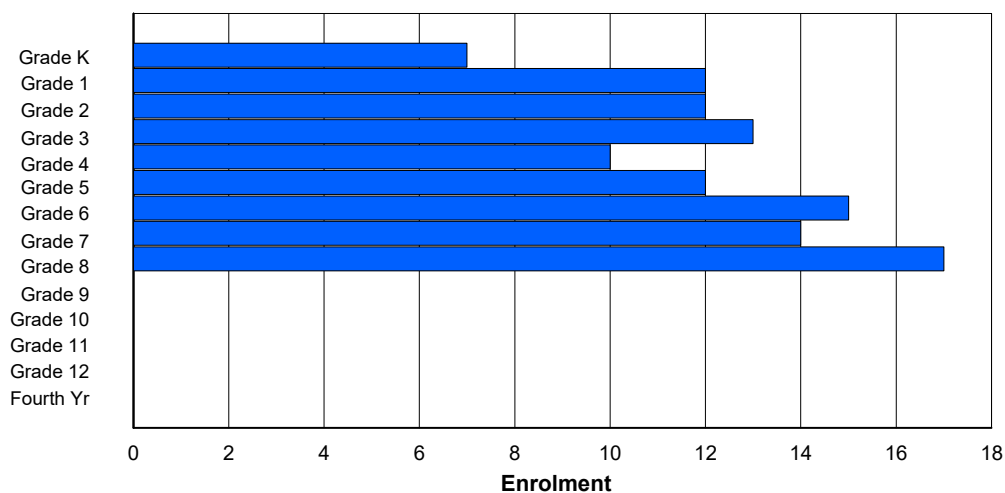
Gender	Age																	Total
	5	6	7	8	9	10	11	12	13	14	15	16	17	18	19	20>		
Male	5	6	6	7	6	6	6	7	12	0	0	0	0	0	0	0	61	
Female	2	6	6	6	4	6	9	7	5	0	0	0	0	0	0	0	51	
Total	7	12	12	13	10	12	15	14	17	0	0	0	0	0	0	0	112	

## Enrolment By Grade and Gender

	Grade														
Gender	K	1	2	3	4	5	6	7	8	9	10	11	12	4th	Total
Male	5	6	6	7	6	6	6	7	12	0	0	0	0	0	61
Female	2	6	6	6	4	6	9	7	5	0	0	0	0	0	51
Total	7	12	12	13	10	12	15	14	17	0	0	0	0	0	112

## Enrolment By Grade

For 111 - St. Thomas Aquinas, Port au Port East



\* Data from the 2012-2013 AGR(Enrolment/Age as of the last day in Sept./Dec.)

\*\* Newfoundland Statistics Classification System

\*\*\* May include itinerant teachers

District 2 - Western

#113 - St. Boniface All Grade, Ramea

Grades: K-12

Number of Grades: 13

[FTE Teachers](#) \*\*\* : 6.8

Classification: Rural

Offers Distance Education: Yes

[School FTE PTR : 6.7](#)

[District FTE PTR : 10.6](#)

[Provincial FTE PTR : 11.8](#)

## Enrolment By Age and Gender

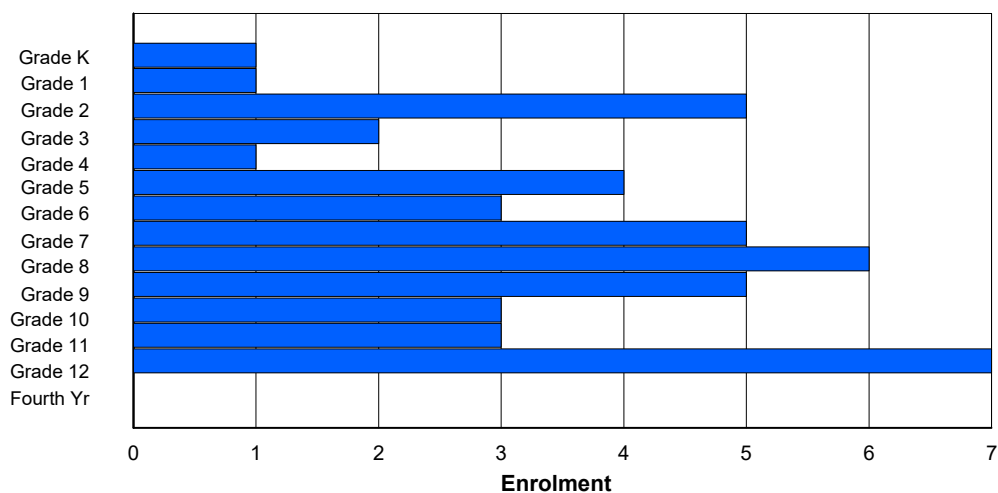
Gender	Age																	Total
	5	6	7	8	9	10	11	12	13	14	15	16	17	18	19	20>		
Male	0	1	3	2	0	2	1	2	2	2	2	1	1	0	0	0	19	
Female	1	0	2	0	1	2	2	3	4	3	1	2	6	0	0	0	27	
Total	1	1	5	2	1	4	3	5	6	5	3	3	7	0	0	0	46	

## Enrolment By Grade and Gender

	<u>Grade</u>														
Gender	K	1	2	3	4	5	6	7	8	9	10	11	12	4th	Total
Male	0	1	3	2	0	2	1	2	2	2	2	1	1	0	19
Female	1	0	2	0	1	2	2	3	4	3	1	2	6	0	27
Total	1	1	5	2	1	4	3	5	6	5	3	3	7	0	46

## Enrolment By Grade

For 113 - St. Boniface All Grade, Ramea



\* Data from the 2012-2013 AGR(Enrolment/Age as of the last day in Sept./Dec.)

\*\* Newfoundland Statistics Classification System

\*\*\* May include itinerant teachers

District 2 - Western

#115 - Our Lady of Mercy Elementary, St. George's

Grades: K-8

Number of Grades: 9

[FTE Teachers](#) \*\*\* : 12.5

Classification: Rural

Offers Distance Education: No

[School FTE PTR : 10.6](#)

[District FTE PTR : 10.6](#)

[Provincial FTE PTR : 11.8](#)

## Enrolment By Age and Gender

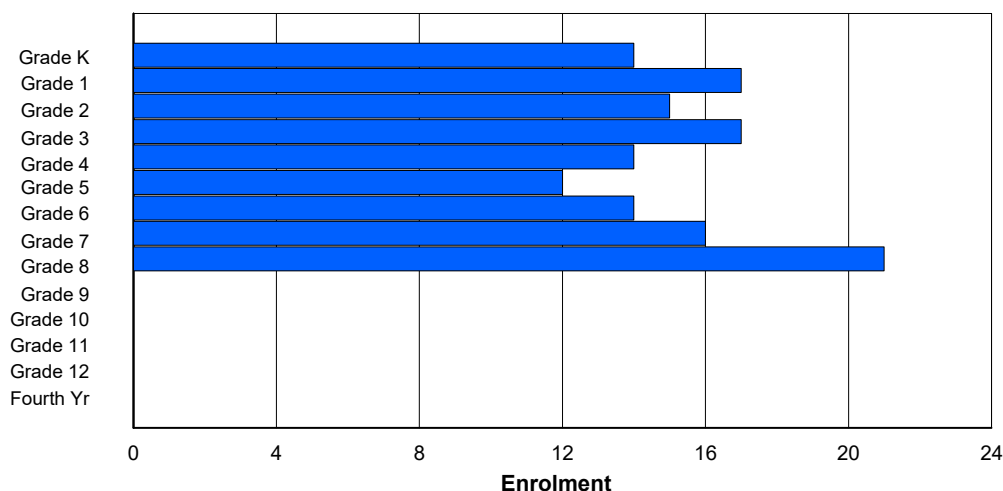
Gender	Age																	Total
	5	6	7	8	9	10	11	12	13	14	15	16	17	18	19	20>		
Male	7	8	8	10	5	4	9	8	10	0	0	0	0	0	0	0	69	
Female	7	9	7	7	9	8	5	7	12	0	0	0	0	0	0	0	71	
Total	14	17	15	17	14	12	14	15	22	0	0	0	0	0	0	0	140	

## Enrolment By Grade and Gender

	Grade														
Gender	K	1	2	3	4	5	6	7	8	9	10	11	12	4th	Total
Male	7	8	8	10	5	4	9	9	9	0	0	0	0	0	69
Female	7	9	7	7	9	8	5	7	12	0	0	0	0	0	71
Total	14	17	15	17	14	12	14	16	21	0	0	0	0	0	140

## Enrolment By Grade

For 115 - Our Lady of Mercy Elementary, St. George's



\* Data from the 2012-2013 AGR(Enrolment/Age as of the last day in Sept./Dec.)

\*\* Newfoundland Statistics Classification System

\*\*\* May include itinerant teachers

District 2 - Western

#116 - Appalachia High School, St. George's

Grades: 9-12

Number of Grades: 4

[FTE Teachers](#) \*\*\* : 13.8

Classification: Rural

Offers Distance Education: No

[School FTE PTR : 12.3](#)

[District FTE PTR : 10.6](#)

[Provincial FTE PTR : 11.8](#)

## Enrolment By Age and Gender

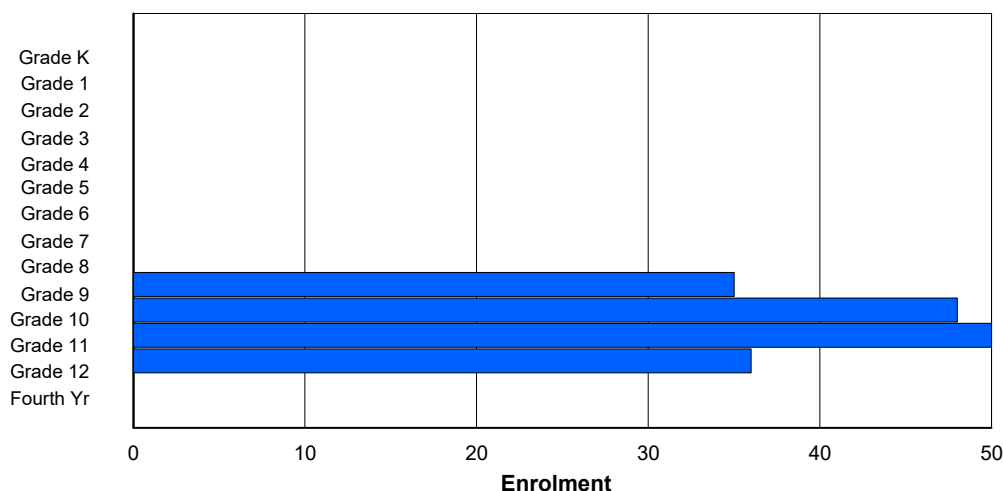
Gender	Age																	Total
	5	6	7	8	9	10	11	12	13	14	15	16	17	18	19	20>		
Male	0	0	0	0	0	0	0	0	0	15	28	28	22	7	1	0	101	
Female	0	0	0	0	0	0	0	0	0	18	14	17	14	4	1	0	68	
Total	0	0	0	0	0	0	0	0	0	33	42	45	36	11	2	0	169	

## Enrolment By Grade and Gender

	<u>Grade</u>														
Gender	K	1	2	3	4	5	6	7	8	9	10	11	12	4th	Total
Male	0	0	0	0	0	0	0	0	0	16	35	31	19	0	101
Female	0	0	0	0	0	0	0	0	0	19	13	19	17	0	68
Total	0	0	0	0	0	0	0	0	0	35	48	50	36	0	169

## Enrolment By Grade

For 116 - Appalachia High School, St. George's



\* Data from the 2012-2013 AGR(Enrolment/Age as of the last day in Sept./Dec.)

\*\* Newfoundland Statistics Classification System

\*\*\* May include itinerant teachers

District 2 - Western

#118 - Stephenville Elementary, Stephenville

Grades: 4-5

Number of Grades: 2

[FTE Teachers](#) \*\*\* : 14.5

Classification: Urban

Offers Distance Education: No

[School FTE PTR : 12.8](#)

[District FTE PTR : 10.6](#)

[Provincial FTE PTR : 11.8](#)

**Enrolment By Age and Gender**

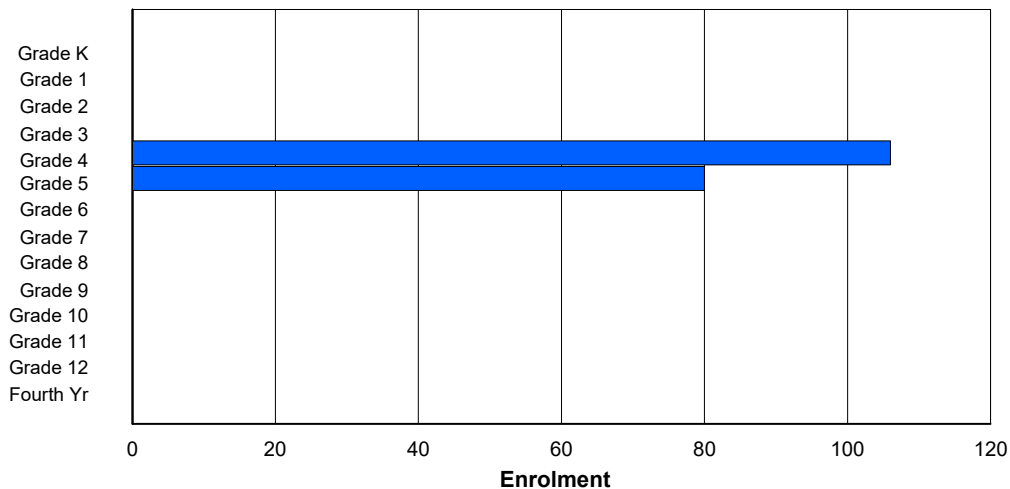
Gender	Age																	Total
	5	6	7	8	9	10	11	12	13	14	15	16	17	18	19	20>		
Male	0	0	0	1	47	46	1	0	0	0	0	0	0	0	0	0	95	
Female	0	0	0	1	56	34	0	0	0	0	0	0	0	0	0	0	91	
Total	0	0	0	2	103	80	1	0	0	0	0	0	0	0	0	0	186	

**Enrolment By Grade and Gender**

	<u>Grade</u>														
Gender	K	1	2	3	4	5	6	7	8	9	10	11	12	4th	Total
Male	0	0	0	0	49	46	0	0	0	0	0	0	0	0	95
Female	0	0	0	0	57	34	0	0	0	0	0	0	0	0	91
Total	0	0	0	0	106	80	0	0	0	0	0	0	0	0	186

## Enrolment By Grade

For 118 - Stephenville Elementary, Stephenville



\* Data from the 2012-2013 AGR(Enrolment/Age as of the last day in Sept./Dec.)

\*\* Newfoundland Statistics Classification System

\*\*\* May include itinerant teachers

District 2 - Western

#119 - Stephenville High, Stephenville

Grades: 9-12

Number of Grades: 4

[FTE Teachers](#) \*\*\* : 32.5

Classification: Urban

Offers Distance Education: No

[School FTE PTR : 13.9](#)

[District FTE PTR : 10.6](#)

[Provincial FTE PTR : 11.8](#)

## Enrolment By Age and Gender

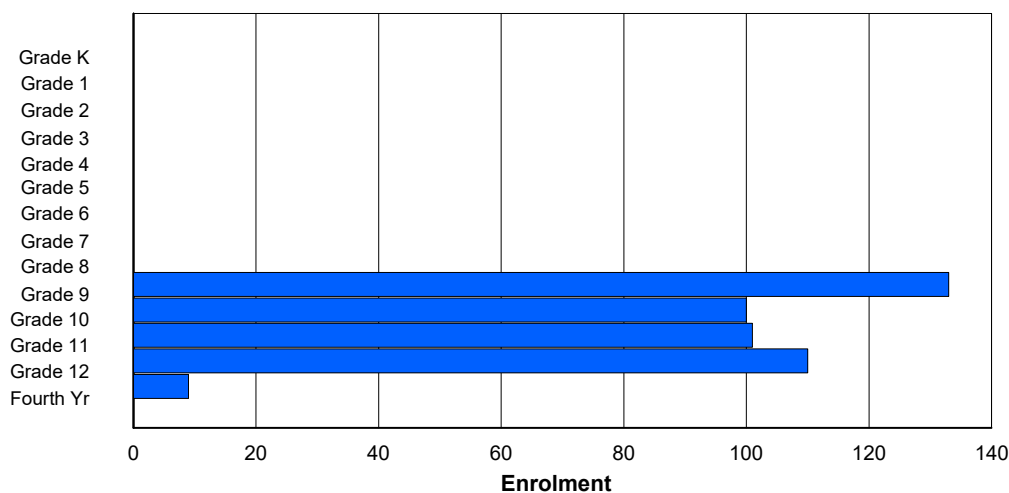
Gender	Age																	Total
	5	6	7	8	9	10	11	12	13	14	15	16	17	18	19	20>		
Male	0	0	0	0	0	0	0	0	0	60	45	47	55	12	2	0	221	
Female	0	0	0	0	0	0	0	0	0	64	53	55	55	5	0	0	232	
Total	0	0	0	0	0	0	0	0	0	124	98	102	110	17	2	0	453	

## Enrolment By Grade and Gender

	<u>Grade</u>															
Gender	K	1	2	3	4	5	6	7	8	9	10	11	12	4th	Total	
Male	0	0	0	0	0	0	0	0	0	66	45	47	57	6	221	
Female	0	0	0	0	0	0	0	0	0	67	55	54	53	3	232	
Total	0	0	0	0	0	0	0	0	0	133	100	101	110	9	453	

## Enrolment By Grade

For 119 - Stephenville High, Stephenville



\* Data from the 2012-2013 AGR(Enrolment/Age as of the last day in Sept./Dec.)

\*\* Newfoundland Statistics Classification System

\*\*\* May include itinerant teachers

District 2 - Western

#120 - Stephenville Primary, Stephenville

Grades: K-3

Number of Grades: 4

[FTE Teachers](#) \*\*\* : 27.5

Classification: Urban

Offers Distance Education: No

[School FTE PTR : 10.5](#)

[District FTE PTR : 10.6](#)

[Provincial FTE PTR : 11.8](#)

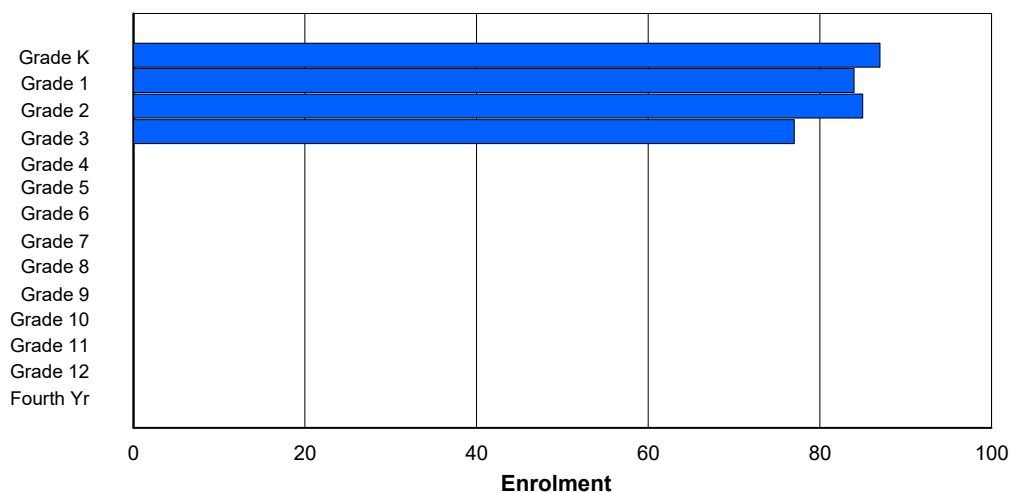
## Enrolment By Age and Gender

Gender	Age																	Total
	5	6	7	8	9	10	11	12	13	14	15	16	17	18	19	20>		
Male	33	45	50	38	2	0	0	0	0	0	0	0	0	0	0	0	168	
Female	55	38	34	38	0	0	0	0	0	0	0	0	0	0	0	0	165	
Total	88	83	84	76	2	0	0	0	0	0	0	0	0	0	0	0	333	

## Enrolment By Grade and Gender

	<u>Grade</u>															
Gender	K	1	2	3	4	5	6	7	8	9	10	11	12	4th	Total	
Male	32	46	50	40	0	0	0	0	0	0	0	0	0	0	168	
Female	55	38	35	37	0	0	0	0	0	0	0	0	0	0	165	
Total	87	84	85	77	0	0	0	0	0	0	0	0	0	0	333	

## Enrolment By Grade For 120 - Stephenville Primary, Stephenville



\* Data from the 2012-2013 AGR(Enrolment/Age as of the last day in Sept./Dec.)

\*\* Newfoundland Statistics Classification System

\*\*\* May include itinerant teachers

District 2 - Western

#123 - St. Michael's Elementary, Stephenville Crossing

Grades: K-8

Number of Grades: 9

[FTE Teachers](#) \*\*\* : 14.5

Classification: Rural

Offers Distance Education: No

[School FTE PTR : 11.6](#)

[District FTE PTR : 10.6](#)

[Provincial FTE PTR : 11.8](#)

## Enrolment By Age and Gender

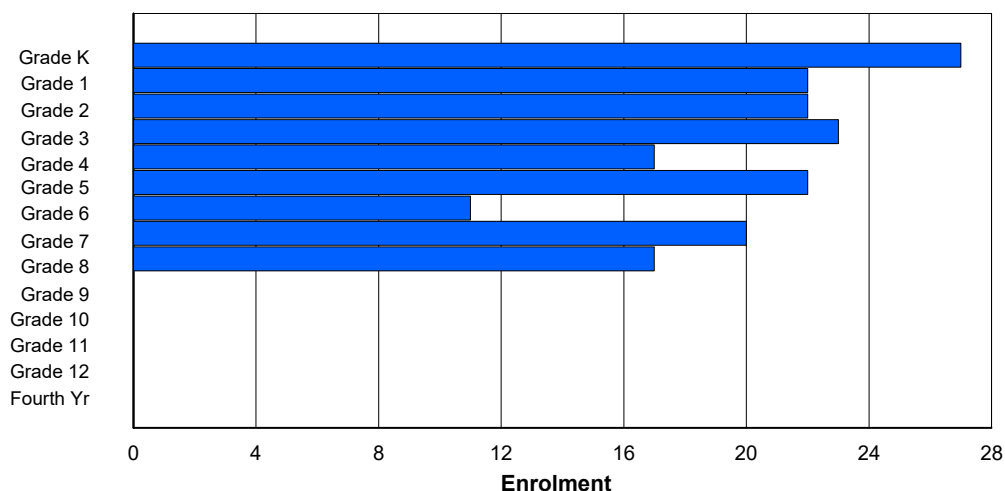
Gender	Age																	Total
	5	6	7	8	9	10	11	12	13	14	15	16	17	18	19	20>		
Male	11	9	10	16	8	9	4	8	7	0	0	0	0	0	0	0	82	
Female	14	15	11	8	9	13	6	12	11	0	0	0	0	0	0	0	99	
Total	25	24	21	24	17	22	10	20	18	0	0	0	0	0	0	0	181	

## Enrolment By Grade and Gender

	Grade														
Gender	K	1	2	3	4	5	6	7	8	9	10	11	12	4th	Total
Male	13	7	11	15	8	9	4	8	7	0	0	0	0	0	82
Female	14	15	11	8	9	13	7	12	10	0	0	0	0	0	99
Total	27	22	22	23	17	22	11	20	17	0	0	0	0	0	181

## Enrolment By Grade

For 123 - St. Michael's Elementary, Stephenville Crossing



\* Data from the 2012-2013 AGR(Enrolment/Age as of the last day in Sept./Dec.)

\*\* Newfoundland Statistics Classification System

\*\*\* May include itinerant teachers

District 2 - Western

#137 - St. Simon and St. Jude Academy, Francois

Grades: K-1,4,6-11

Number of Grades: 9

[FTE Teachers](#) \*\*\* : 2.0

Classification: Rural

Offers Distance Education: Yes

[School FTE PTR : 6.3](#)

[District FTE PTR : 10.6](#)

[Provincial FTE PTR : 11.8](#)

## Enrolment By Age and Gender

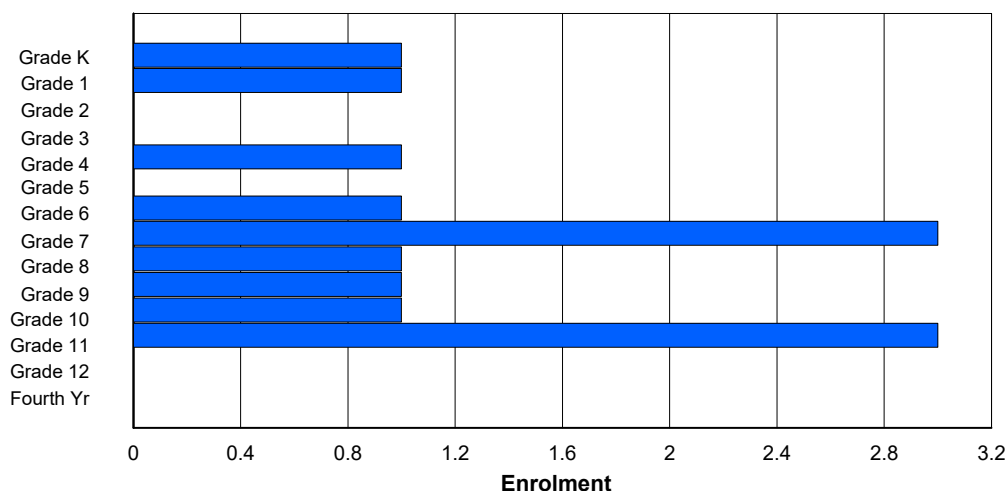
Gender	Age																	Total
	5	6	7	8	9	10	11	12	13	14	15	16	17	18	19	20>		
Male	1	0	0	0	1	0	0	2	0	1	0	3	0	0	0	0	8	
Female	0	1	0	0	0	0	1	1	1	0	1	0	0	0	0	0	5	
Total	1	1	0	0	1	0	1	3	1	1	1	3	0	0	0	0	13	

## Enrolment By Grade and Gender

	Grade														
Gender	K	1	2	3	4	5	6	7	8	9	10	11	12	4th	Total
Male	1	0	0	0	1	0	0	2	0	1	0	3	0	0	8
Female	0	1	0	0	0	0	1	1	1	0	1	0	0	0	5
Total	1	1	0	0	1	0	1	3	1	1	1	3	0	0	13

## Enrolment By Grade

For 137 - St. Simon and St. Jude Academy, Francois



\* Data from the 2012-2013 AGR(Enrolment/Age as of the last day in Sept./Dec.)

\*\* Newfoundland Statistics Classification System

\*\*\* May include itinerant teachers

District 2 - Western

#387 - Bayview Regional Collegiate, St. Lunaire

Grades: 7-12

Number of Grades: 6

[FTE Teachers](#) \*\*\* : 6.0

Classification: Rural

Offers Distance Education: Yes

[School FTE PTR : 7.8](#)

[District FTE PTR : 10.6](#)

[Provincial FTE PTR : 11.8](#)

## Enrolment By Age and Gender

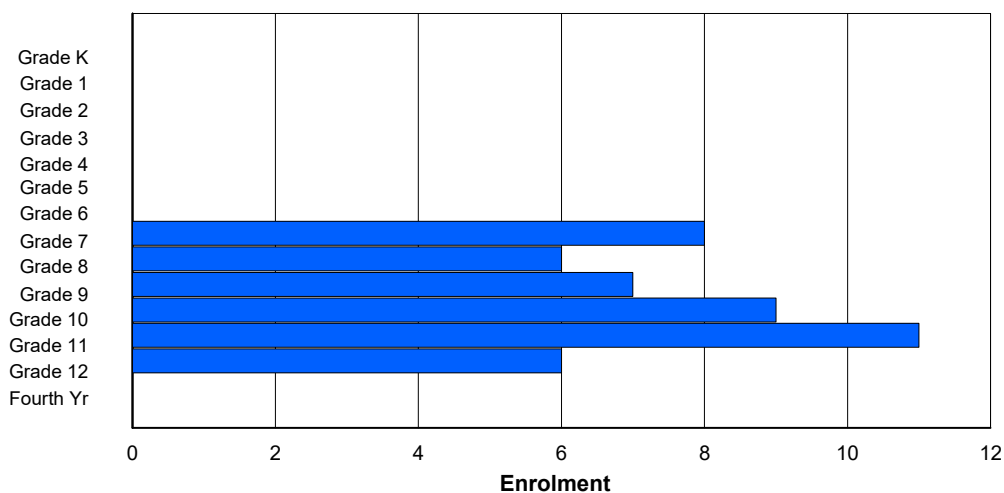
Gender	Age																	Total
	5	6	7	8	9	10	11	12	13	14	15	16	17	18	19	20>		
Male	0	0	0	0	0	0	0	2	4	2	3	6	1	0	0	0	18	
Female	0	0	0	0	0	0	0	6	2	5	6	4	6	0	0	0	29	
Total	0	0	0	0	0	0	0	8	6	7	9	10	7	0	0	0	47	

## Enrolment By Grade and Gender

	<u>Grade</u>															
Gender	K	1	2	3	4	5	6	7	8	9	10	11	12	4th	Total	
Male	0	0	0	0	0	0	0	2	4	2	3	6	1	0	18	
Female	0	0	0	0	0	0	0	6	2	5	6	5	5	0	29	
Total	0	0	0	0	0	0	0	8	6	7	9	11	6	0	47	

## Enrolment By Grade

For 387 - Bayview Regional Collegiate, St. Lunaire



\* Data from the 2012-2013 AGR(Enrolment/Age as of the last day in Sept./Dec.)

\*\* Newfoundland Statistics Classification System

\*\*\* May include itinerant teachers

District 2 - Western

#388 - Long Range Academy, Cow Head

Grades: K-12

Number of Grades: 13

[FTE Teachers](#) \*\*\* : 17.5

Classification: Rural

Offers Distance Education: Yes

[School FTE PTR : 7.3](#)

[District FTE PTR : 10.6](#)

[Provincial FTE PTR : 11.8](#)

## Enrolment By Age and Gender

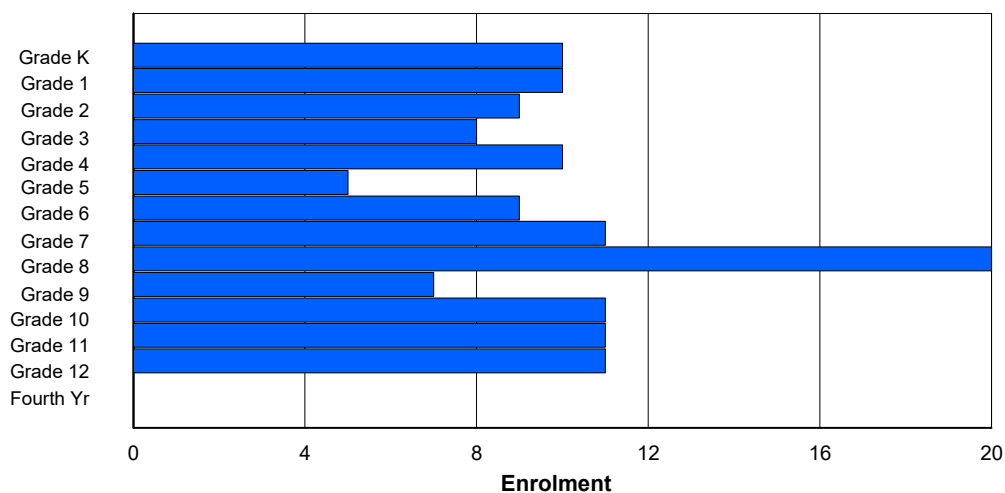
Gender	Age																	Total
	5	6	7	8	9	10	11	12	13	14	15	16	17	18	19	20>		
Male	4	7	7	4	5	1	1	7	9	2	5	8	5	0	0	0	65	
Female	6	3	2	4	5	4	8	4	10	3	8	3	7	0	0	0	67	
Total	10	10	9	8	10	5	9	11	19	5	13	11	12	0	0	0	132	

## Enrolment By Grade and Gender

	<u>Grade</u>														
Gender	K	1	2	3	4	5	6	7	8	9	10	11	12	4th	Total
Male	4	7	7	4	5	1	1	7	10	2	5	8	4	0	65
Female	6	3	2	4	5	4	8	4	10	5	6	3	7	0	67
Total	10	10	9	8	10	5	9	11	20	7	11	11	11	0	132

## Enrolment By Grade

For 388 - Long Range Academy, Cow Head



\* Data from the 2012-2013 AGR(Enrolment/Age as of the last day in Sept./Dec.)

\*\* Newfoundland Statistics Classification System

\*\*\* May include itinerant teachers

District 2 - Western

#389 - Elwood Elementary, Deer Lake

Grades: K-5

Number of Grades: 6

[FTE Teachers](#) \*\*\* : 27.5

Classification: Rural

Offers Distance Education: No

[School FTE PTR : 13.6](#)

[District FTE PTR : 10.6](#)

[Provincial FTE PTR : 11.8](#)

## Enrolment By Age and Gender

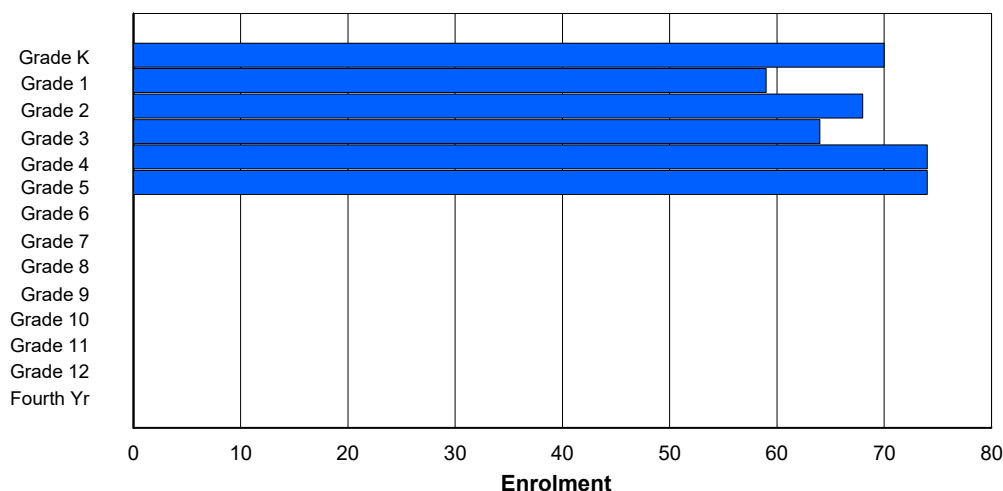
Gender	Age																	Total
	5	6	7	8	9	10	11	12	13	14	15	16	17	18	19	20>		
Male	40	34	32	24	35	39	1	0	0	0	0	0	0	0	0	0	205	
Female	25	31	33	40	39	36	0	0	0	0	0	0	0	0	0	0	204	
Total	65	65	65	64	74	75	1	0	0	0	0	0	0	0	0	0	409	

## Enrolment By Grade and Gender

	<u>Grade</u>															
Gender	K	1	2	3	4	5	6	7	8	9	10	11	12	4th	Total	
Male	42	31	34	24	36	38	0	0	0	0	0	0	0	0	205	
Female	28	28	34	40	38	36	0	0	0	0	0	0	0	0	204	
Total	70	59	68	64	74	74	0	0	0	0	0	0	0	0	409	

## Enrolment By Grade

For 389 - Elwood Elementary, Deer Lake



\* Data from the 2012-2013 AGR(Enrolment/Age as of the last day in Sept./Dec.)

\*\* Newfoundland Statistics Classification System

\*\*\* May include itinerant teachers

District 2 - Western

#390 - Elwood High School, Deer Lake

Grades: 10-12

Number of Grades: 3

[FTE Teachers](#) \*\*\* : 18.8

Classification: Rural

Offers Distance Education: No

[School FTE PTR : 14.2](#)

[District FTE PTR : 10.6](#)

[Provincial FTE PTR : 11.8](#)

## Enrolment By Age and Gender

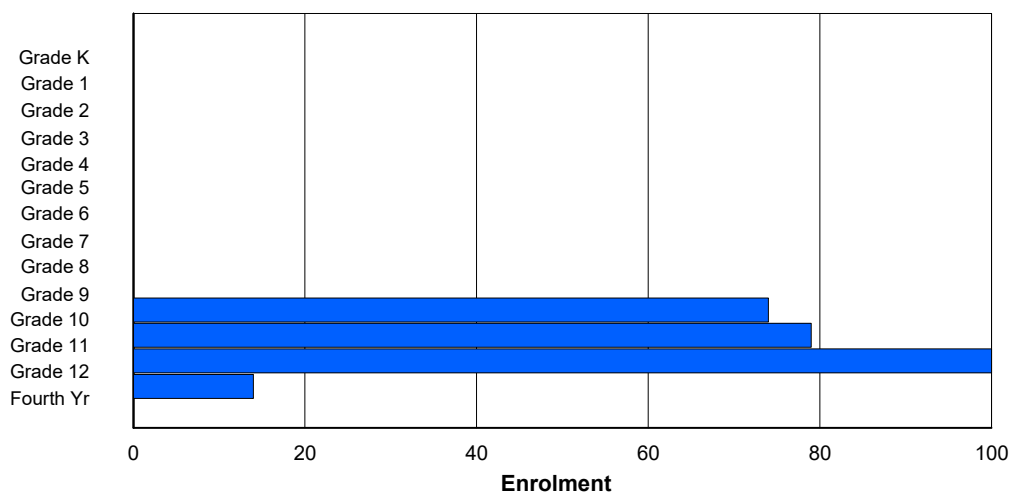
Gender	Age																	Total
	5	6	7	8	9	10	11	12	13	14	15	16	17	18	19	20>		
Male	0	0	0	0	0	0	0	0	0	2	33	40	50	15	5	1	146	
Female	0	0	0	0	0	0	0	0	0	0	31	38	34	17	1	0	121	
Total	0	0	0	0	0	0	0	0	0	2	64	78	84	32	6	1	267	

## Enrolment By Grade and Gender

	<u>Grade</u>														
Gender	K	1	2	3	4	5	6	7	8	9	10	11	12	4th	Total
Male	0	0	0	0	0	0	0	0	0	0	42	37	59	8	146
Female	0	0	0	0	0	0	0	0	0	0	32	42	41	6	121
Total	0	0	0	0	0	0	0	0	0	0	74	79	100	14	267

## Enrolment By Grade

For 390 - Elwood High School, Deer Lake



\* Data from the 2012-2013 AGR(Enrolment/Age as of the last day in Sept./Dec.)

\*\* Newfoundland Statistics Classification System

\*\*\* May include itinerant teachers

District 2 - Western

#391 - Xavier Junior High, Deer Lake

Grades: 6-9

Number of Grades: 4

[FTE Teachers](#) \*\*\* : 21.5

Classification: Rural

Offers Distance Education: No

[School FTE PTR : 12.1](#)

[District FTE PTR : 10.6](#)

[Provincial FTE PTR : 11.8](#)

## Enrolment By Age and Gender

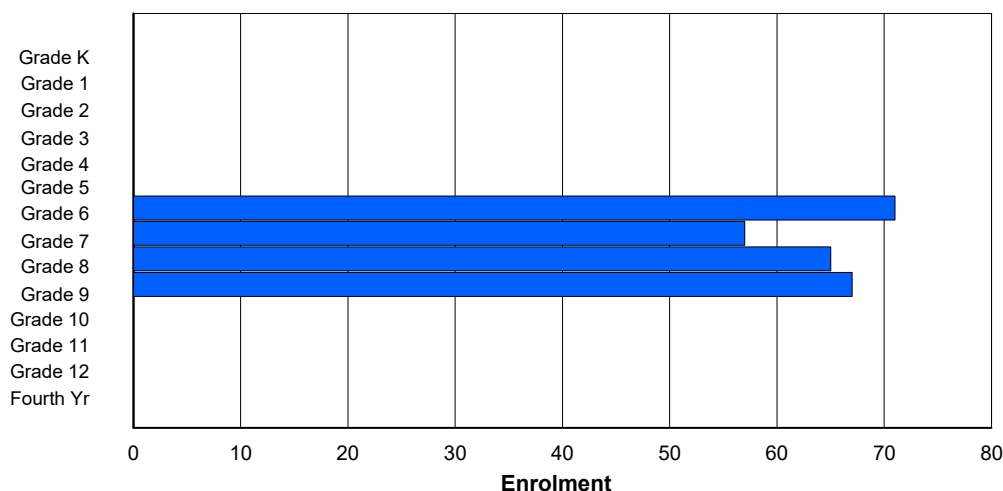
Gender	<u>Age</u>																Total
	5	6	7	8	9	10	11	12	13	14	15	16	17	18	19	20>	
Male	0	0	0	0	0	0	32	26	34	38	2	0	0	0	0	0	132
Female	0	0	0	0	0	0	35	29	34	30	0	0	0	0	0	0	128
Total	0	0	0	0	0	0	67	55	68	68	2	0	0	0	0	0	260

## Enrolment By Grade and Gender

Gender	<u>Grade</u>														Total
	K	1	2	3	4	5	6	7	8	9	10	11	12	4th	
Male	0	0	0	0	0	0	34	28	33	37	0	0	0	0	132
Female	0	0	0	0	0	0	37	29	32	30	0	0	0	0	128
Total	0	0	0	0	0	0	71	57	65	67	0	0	0	0	260

## Enrolment By Grade

For 391 - Xavier Junior High, Deer Lake



\* Data from the 2012-2013 AGR(Enrolment/Age as of the last day in Sept./Dec.)

\*\* Newfoundland Statistics Classification System

\*\*\* May include itinerant teachers

District 2 - Western

#393 - Bonne Bay Academy, Woody Point

Grades: K-12

Number of Grades: 13

[FTE Teachers](#) \*\*\* : 8.0

Classification: Rural

Offers Distance Education: Yes

[School FTE PTR : 7.4](#)

[District FTE PTR : 10.6](#)

[Provincial FTE PTR : 11.8](#)

## Enrolment By Age and Gender

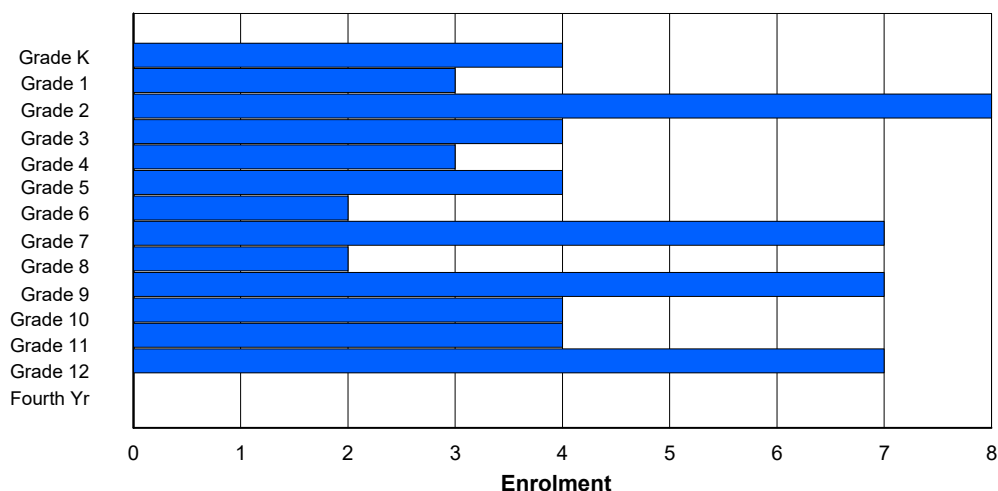
Gender	Age																	Total
	5	6	7	8	9	10	11	12	13	14	15	16	17	18	19	20>		
Male	2	2	2	3	2	3	1	4	0	6	2	2	2	0	0	0	31	
Female	2	1	6	1	1	1	1	3	2	2	1	2	5	0	0	0	28	
Total	4	3	8	4	3	4	2	7	2	8	3	4	7	0	0	0	59	

## Enrolment By Grade and Gender

	<u>Grade</u>														
Gender	K	1	2	3	4	5	6	7	8	9	10	11	12	4th	Total
Male	2	2	2	3	2	3	1	4	0	5	3	2	2	0	31
Female	2	1	6	1	1	1	1	3	2	2	1	2	5	0	28
Total	4	3	8	4	3	4	2	7	2	7	4	4	7	0	59

## Enrolment By Grade

For 393 - Bonne Bay Academy, Woody Point



\* Data from the 2012-2013 AGR(Enrolment/Age as of the last day in Sept./Dec.)

\*\* Newfoundland Statistics Classification System

\*\*\* May include itinerant teachers

District 2 - Western

#394 - E.A. Butler All Grade, McKay's

Grades: K-12

Number of Grades: 13

[FTE Teachers](#) \*\*\* : 15.8

Classification: Rural

Offers Distance Education: Yes

[School FTE PTR : 8.4](#)

[District FTE PTR : 10.6](#)

[Provincial FTE PTR : 11.8](#)

## Enrolment By Age and Gender

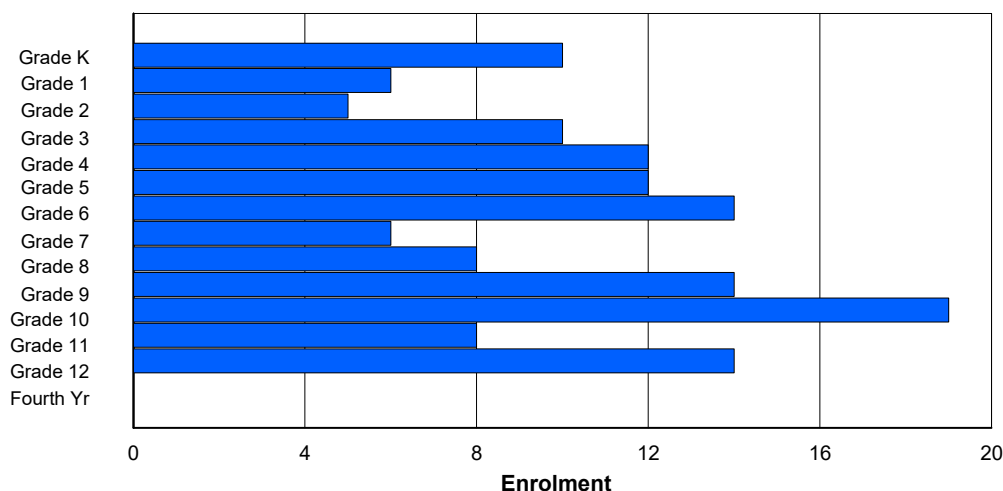
Gender	Age																	Total
	5	6	7	8	9	10	11	12	13	14	15	16	17	18	19	20>		
Male	4	4	2	8	6	8	6	3	2	10	6	6	7	2	0	0	74	
Female	6	2	3	2	5	5	7	4	5	6	7	5	7	0	0	0	64	
Total	10	6	5	10	11	13	13	7	7	16	13	11	14	2	0	0	138	

## Enrolment By Grade and Gender

	<u>Grade</u>														
Gender	K	1	2	3	4	5	6	7	8	9	10	11	12	4th	Total
Male	4	4	2	8	7	7	6	3	2	9	10	4	8	0	74
Female	6	2	3	2	5	5	8	3	6	5	9	4	6	0	64
Total	10	6	5	10	12	12	14	6	8	14	19	8	14	0	138

## Enrolment By Grade

For 394 - E.A. Butler All Grade, McKay's



\* Data from the 2012-2013 AGR(Enrolment/Age as of the last day in Sept./Dec.)

\*\* Newfoundland Statistics Classification System

\*\*\* May include itinerant teachers

District 2 - Western

#396 - Stephenville Middle School, Stephenville

Grades: 6-8

Number of Grades: 3

[FTE Teachers](#) \*\*\* : 21.5

Classification: Urban

Offers Distance Education: No

[School FTE PTR : 12.1](#)

[District FTE PTR : 10.6](#)

[Provincial FTE PTR : 11.8](#)

## Enrolment By Age and Gender

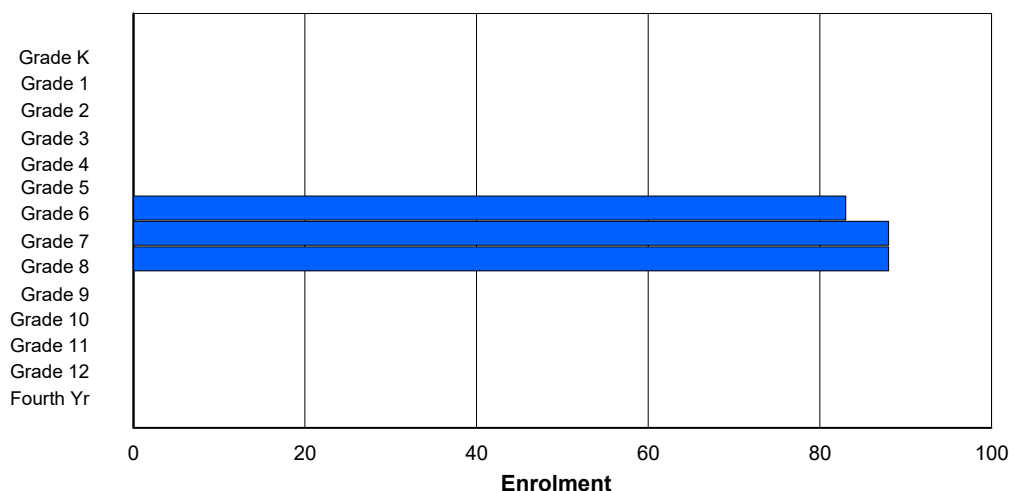
Gender	<u>Age</u>																Total
	5	6	7	8	9	10	11	12	13	14	15	16	17	18	19	20>	
Male	0	0	0	0	0	0	29	51	43	5	0	0	0	0	0	0	128
Female	0	0	0	0	0	0	49	38	40	4	0	0	0	0	0	0	131
Total	0	0	0	0	0	0	78	89	83	9	0	0	0	0	0	0	259

## Enrolment By Grade and Gender

Gender	<u>Grade</u>														Total
	K	1	2	3	4	5	6	7	8	9	10	11	12	4th	
Male	0	0	0	0	0	0	35	48	45	0	0	0	0	0	128
Female	0	0	0	0	0	0	48	40	43	0	0	0	0	0	131
Total	0	0	0	0	0	0	83	88	88	0	0	0	0	0	259

## Enrolment By Grade

For 396 - Stephenville Middle School, Stephenville



\* Data from the 2012-2013 AGR(Enrolment/Age as of the last day in Sept./Dec.)

\*\* Newfoundland Statistics Classification System

\*\*\* May include itinerant teachers

District 2 - Western

#397 - Belanger Memorial School, Upper Ferry

Grades: K-12

Number of Grades: 13

[FTE Teachers](#) \*\*\* : 18.5

Classification: Rural

Offers Distance Education: Yes

[School FTE PTR : 10.4](#)

[District FTE PTR : 10.6](#)

[Provincial FTE PTR : 11.8](#)

## Enrolment By Age and Gender

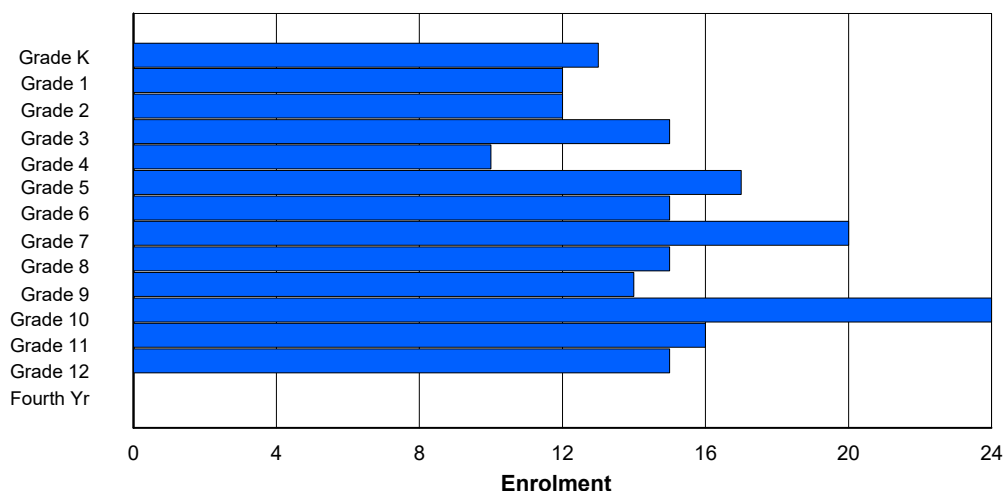
Gender	Age																	Total
	5	6	7	8	9	10	11	12	13	14	15	16	17	18	19	20>		
Male	6	7	3	9	8	8	10	16	9	8	15	9	10	0	0	0	118	
Female	7	5	8	6	3	8	5	4	5	7	10	6	5	1	0	0	80	
Total	13	12	11	15	11	16	15	20	14	15	25	15	15	1	0	0	198	

## Enrolment By Grade and Gender

	Grade														
Gender	K	1	2	3	4	5	6	7	8	9	10	11	12	4th	Total
Male	6	7	3	9	8	8	11	16	10	7	14	10	9	0	118
Female	7	5	9	6	2	9	4	4	5	7	10	6	6	0	80
Total	13	12	12	15	10	17	15	20	15	14	24	16	15	0	198

## Enrolment By Grade

For 397 - Belanger Memorial School, Upper Ferry



\* Data from the 2012-2013 AGR(Enrolment/Age as of the last day in Sept./Dec.)

\*\* Newfoundland Statistics Classification System

\*\*\* May include itinerant teachers

District 2 - Western

#463 - Pathfinder/Directions Alternative School, Stephenville

Grades: 10-12

Number of Grades: 3

[FTE Teachers](#) \*\*\* : 3.0

Classification: Urban

Offers Distance Education: No

[School FTE PTR : 7.3](#)

[District FTE PTR : 10.6](#)

[Provincial FTE PTR : 11.8](#)

## Enrolment By Age and Gender

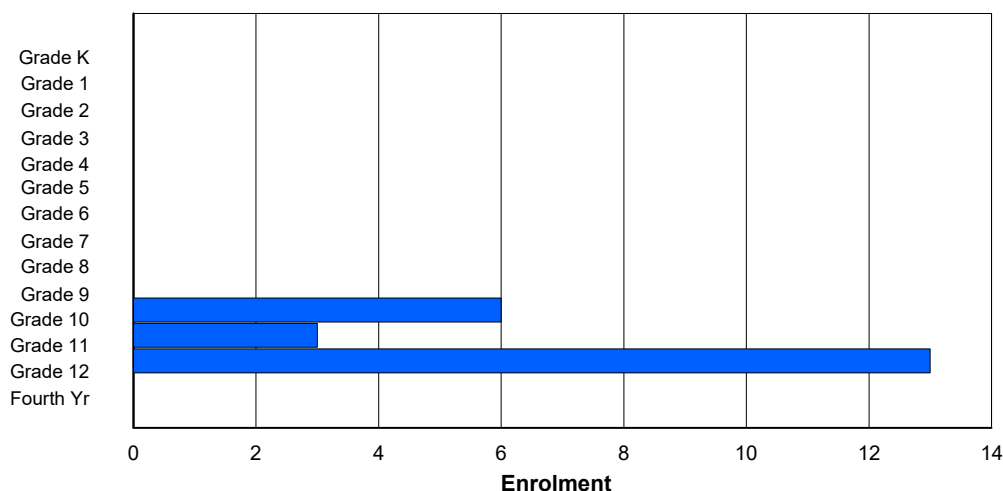
Gender	Age																	Total
	5	6	7	8	9	10	11	12	13	14	15	16	17	18	19	20>		
Male	0	0	0	0	0	0	0	0	0	0	1	2	1	0	0	5	9	
Female	0	0	0	0	0	0	0	0	0	0	0	1	2	5	5	0	13	
Total	0	0	0	0	0	0	0	0	0	0	1	3	3	5	5	5	22	

## Enrolment By Grade and Gender

	<u>Grade</u>														
Gender	K	1	2	3	4	5	6	7	8	9	10	11	12	4th	Total
Male	0	0	0	0	0	0	0	0	0	0	4	1	4	0	9
Female	0	0	0	0	0	0	0	0	0	0	2	2	9	0	13
Total	0	0	0	0	0	0	0	0	0	0	6	3	13	0	22

## Enrolment By Grade

For 463 - Pathfinder/Directions Alternative School, Stephenville



\* Data from the 2012-2013 AGR(Enrolment/Age as of the last day in Sept./Dec.)

\*\* Newfoundland Statistics Classification System

\*\*\* May include itinerant teachers

District 2 - Western

#474 - Cloud River Academy, Roddickton

Grades: K-12

Number of Grades: 13

[FTE Teachers](#) \*\*\* : 19.5

Classification: Rural

Offers Distance Education: Yes

[School FTE PTR : 8.4](#)

[District FTE PTR : 10.6](#)

[Provincial FTE PTR : 11.8](#)

## Enrolment By Age and Gender

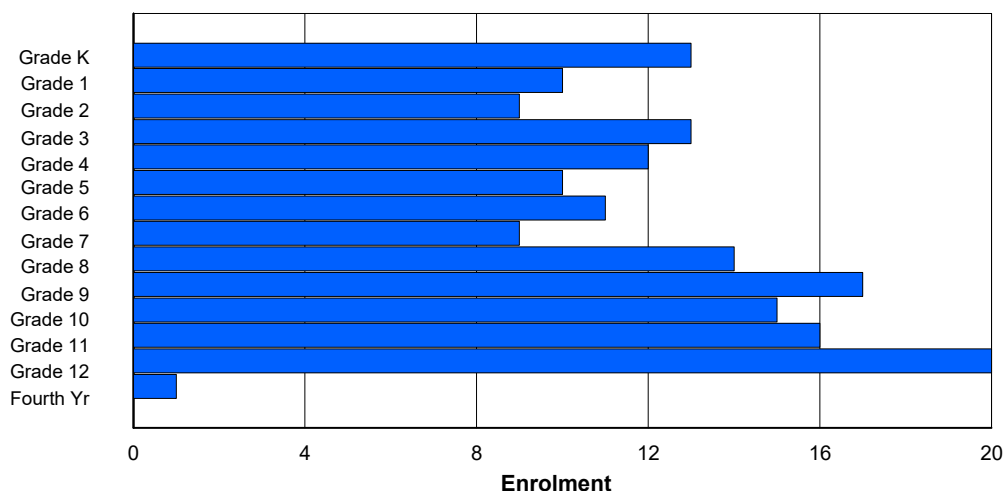
Gender	Age																	Total
	5	6	7	8	9	10	11	12	13	14	15	16	17	18	19	20>		
Male	10	7	4	6	6	8	8	4	8	5	9	6	12	4	0	0	97	
Female	3	3	5	8	5	2	3	5	6	11	6	10	6	0	0	0	73	
Total	13	10	9	14	11	10	11	9	14	16	15	16	18	4	0	0	170	

## Enrolment By Grade and Gender

	Grade														
Gender	K	1	2	3	4	5	6	7	8	9	10	11	12	4th	Total
Male	10	7	4	6	6	8	8	4	8	5	9	7	14	1	97
Female	3	3	5	7	6	2	3	5	6	12	6	9	6	0	73
Total	13	10	9	13	12	10	11	9	14	17	15	16	20	1	170

## Enrolment By Grade

For 474 - Cloud River Academy, Roddickton



\* Data from the 2012-2013 AGR(Enrolment/Age as of the last day in Sept./Dec.)

\*\* Newfoundland Statistics Classification System

\*\*\* May include itinerant teachers

District 2 - Western

#475 - Viking Trail Academy, Plum Point

Grades: K-12

Number of Grades: 13

[FTE Teachers](#) \*\*\* : 17.8

Classification: Rural

Offers Distance Education: Yes

[School FTE PTR : 9.9](#)

[District FTE PTR : 10.6](#)

[Provincial FTE PTR : 11.8](#)

## Enrolment By Age and Gender

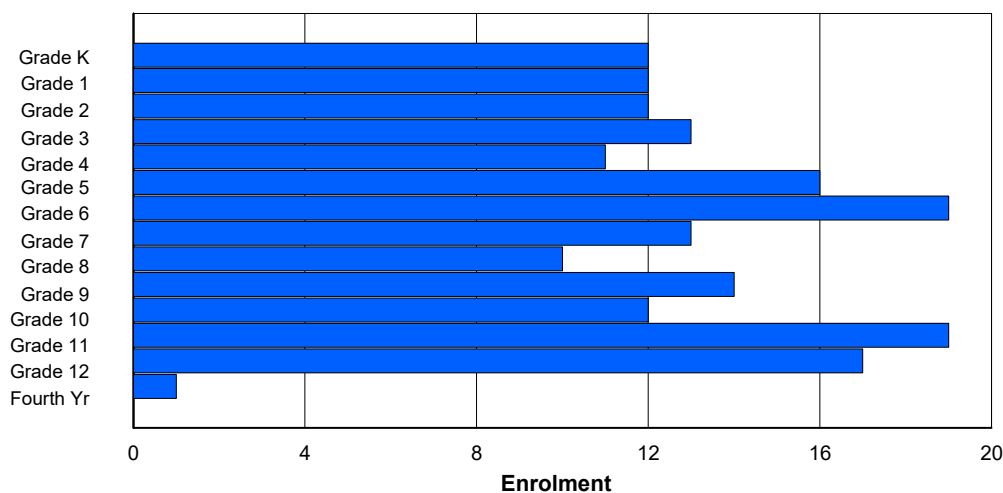
Gender	Age																	Total
	5	6	7	8	9	10	11	12	13	14	15	16	17	18	19	20>		
Male	4	6	4	7	2	6	10	7	3	8	7	10	10	0	0	0	84	
Female	8	6	8	7	8	11	8	6	8	5	4	9	8	0	0	1	97	
Total	12	12	12	14	10	17	18	13	11	13	11	19	18	0	0	1	181	

## Enrolment By Grade and Gender

	<u>Grade</u>														
Gender	K	1	2	3	4	5	6	7	8	9	10	11	12	4th	Total
Male	4	6	4	7	2	6	10	7	3	8	7	10	10	0	84
Female	8	6	8	6	9	10	9	6	7	6	5	9	7	1	97
Total	12	12	12	13	11	16	19	13	10	14	12	19	17	1	181

## Enrolment By Grade

For 475 - Viking Trail Academy, Plum Point



\* Data from the 2012-2013 AGR(Enrolment/Age as of the last day in Sept./Dec.)

\*\* Newfoundland Statistics Classification System

\*\*\* May include itinerant teachers

District 2 - Western

#485 - Corner Brook Regional High, Corner Brook

Grades: 10-12

Number of Grades: 3

[FTE Teachers](#) \*\*\* : 58.0

Classification: Urban

Offers Distance Education: No

[School FTE PTR : 15.8](#)

[District FTE PTR : 10.6](#)

[Provincial FTE PTR : 11.8](#)

## Enrolment By Age and Gender

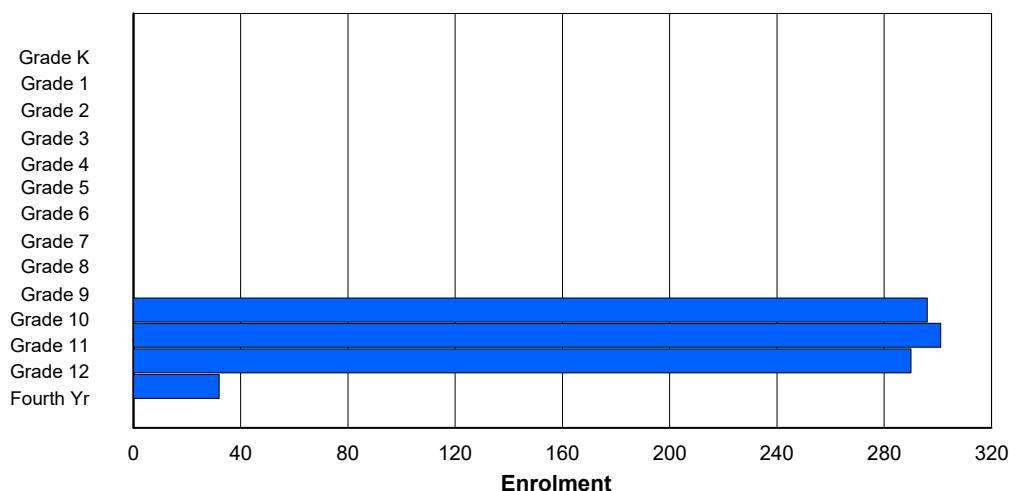
Gender	Age																	Total
	5	6	7	8	9	10	11	12	13	14	15	16	17	18	19	20>		
Male	0	0	0	0	0	0	0	0	0	1	137	155	161	18	4	0	476	
Female	0	0	0	0	0	0	0	0	0	0	147	147	128	18	2	1	443	
Total	0	0	0	0	0	0	0	0	0	1	284	302	289	36	6	1	919	

## Enrolment By Grade and Gender

	<u>Grade</u>														
Gender	K	1	2	3	4	5	6	7	8	9	10	11	12	4th	Total
Male	0	0	0	0	0	0	0	0	0	0	146	157	158	15	476
Female	0	0	0	0	0	0	0	0	0	0	150	144	132	17	443
Total	0	0	0	0	0	0	0	0	0	0	296	301	290	32	919

## Enrolment By Grade

For 485 - Corner Brook Regional High, Corner Brook



\* Data from the 2012-2013 AGR(Enrolment/Age as of the last day in Sept./Dec.)

\*\* Newfoundland Statistics Classification System

\*\*\* May include itinerant teachers

District 2 - Western

#487 - Labrador Straits Academy, L'Anse au Loup

Grades: K-12

Number of Grades: 13

[FTE Teachers](#) \*\*\* : 19.0

Classification: Rural

Offers Distance Education: No

[School FTE PTR : 9.1](#)

[District FTE PTR : 10.6](#)

[Provincial FTE PTR : 11.8](#)

## Enrolment By Age and Gender

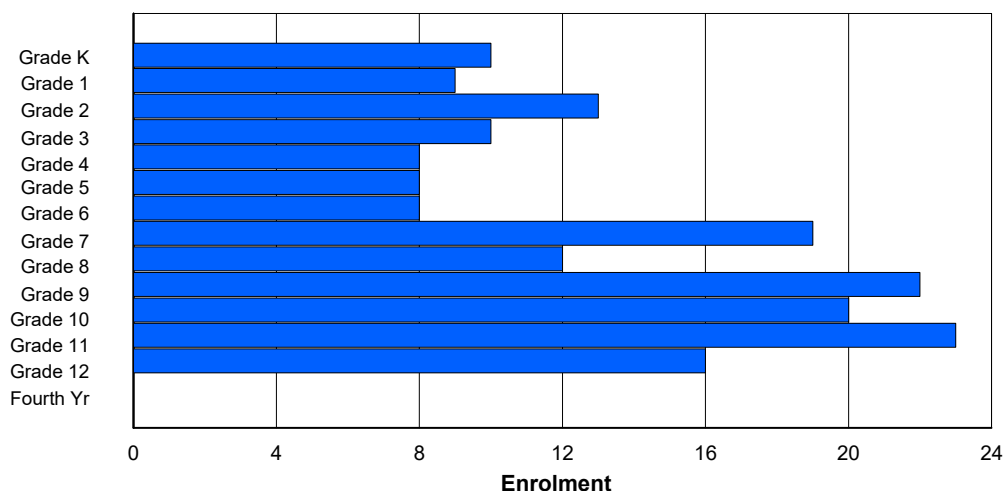
Gender	Age																	Total
	5	6	7	8	9	10	11	12	13	14	15	16	17	18	19	20>		
Male	7	4	6	8	5	4	5	10	6	11	10	15	8	0	0	0	99	
Female	3	5	7	2	2	5	3	8	7	11	10	8	8	0	0	0	79	
Total	10	9	13	10	7	9	8	18	13	22	20	23	16	0	0	0	178	

## Enrolment By Grade and Gender

Gender	Grade														Total
	K	1	2	3	4	5	6	7	8	9	10	11	12	4th	
Male	7	4	6	8	6	3	5	10	6	11	10	15	8	0	99
Female	3	5	7	2	2	5	3	9	6	11	10	8	8	0	79
Total	10	9	13	10	8	8	8	19	12	22	20	23	16	0	178

## Enrolment By Grade

For 487 - Labrador Straits Academy, L'Anse au Loup



\* Data from the 2012-2013 AGR(Enrolment/Age as of the last day in Sept./Dec.)

\*\* Newfoundland Statistics Classification System

\*\*\* May include itinerant teachers

District 2 - Western

#488 - French Shore Academy, Port Saunders

Grades: K-12

Number of Grades: 13

[FTE Teachers](#) \*\*\* : 22.0

Classification: Rural

Offers Distance Education: No

[School FTE PTR : 10.6](#)

[District FTE PTR : 10.6](#)

[Provincial FTE PTR : 11.8](#)

## Enrolment By Age and Gender

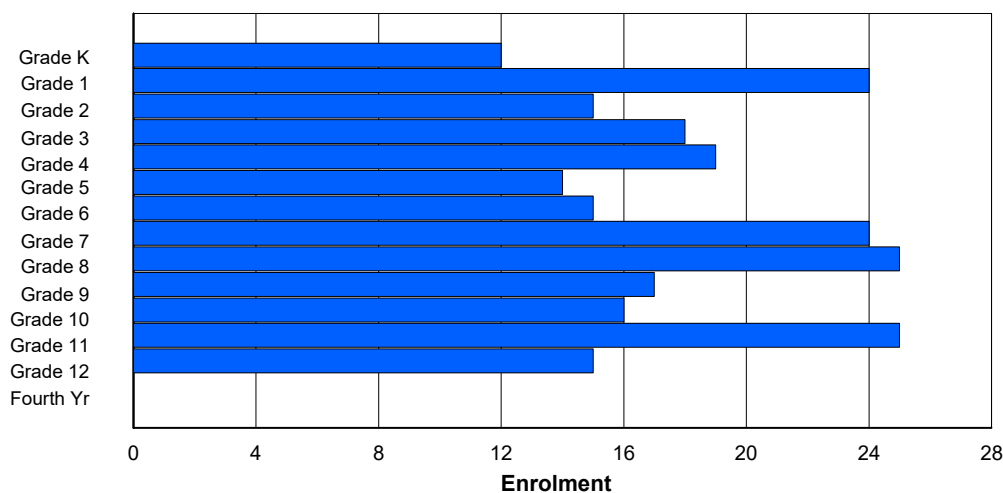
Gender	Age																	Total
	5	6	7	8	9	10	11	12	13	14	15	16	17	18	19	20>		
Male	5	11	4	9	9	9	9	10	7	10	7	12	10	1	0	0	113	
Female	7	13	11	9	10	5	7	13	18	7	8	12	4	2	0	0	126	
Total	12	24	15	18	19	14	16	23	25	17	15	24	14	3	0	0	239	

## Enrolment By Grade and Gender

	<u>Grade</u>														
Gender	K	1	2	3	4	5	6	7	8	9	10	11	12	4th	Total
Male	5	11	4	9	9	9	9	10	7	10	8	12	10	0	113
Female	7	13	11	9	10	5	6	14	18	7	8	13	5	0	126
Total	12	24	15	18	19	14	15	24	25	17	16	25	15	0	239

## Enrolment By Grade

For 488 - French Shore Academy, Port Saunders



\* Data from the 2012-2013 AGR(Enrolment/Age as of the last day in Sept./Dec.)

\*\* Newfoundland Statistics Classification System

\*\*\* May include itinerant teachers

District 3 - Nova Central

#125 - Copper Ridge Academy, Baie Verte

Grades: K-12

Number of Grades: 13

[FTE Teachers](#) \*\*\* : 25.5

Classification: Rural

Offers Distance Education: Yes

[School FTE PTR : 12.8](#)

[District FTE PTR : 11.1](#)

[Provincial FTE PTR : 11.8](#)

## Enrolment By Age and Gender

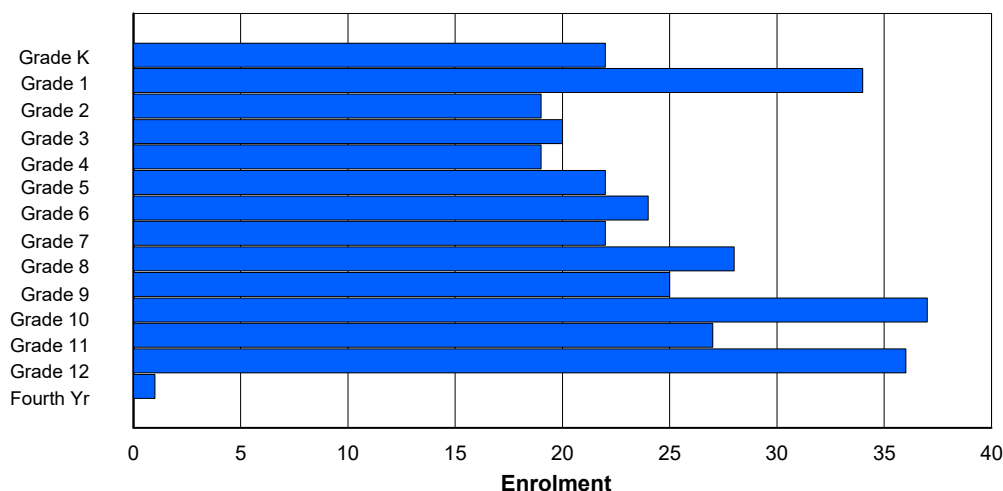
Gender	Age																	Total
	5	6	7	8	9	10	11	12	13	14	15	16	17	18	19	20>		
Male	10	20	7	11	9	13	11	10	18	11	21	13	14	1	0	0	169	
Female	12	14	12	8	11	10	12	12	10	14	15	14	23	0	0	0	167	
Total	22	34	19	19	20	23	23	22	28	25	36	27	37	1	0	0	336	

## Enrolment By Grade and Gender

	Grade														
Gender	K	1	2	3	4	5	6	7	8	9	10	11	12	4th	Total
Male	10	20	7	12	8	12	12	10	18	12	20	14	13	1	169
Female	12	14	12	8	11	10	12	12	10	13	17	13	23	0	167
Total	22	34	19	20	19	22	24	22	28	25	37	27	36	1	336

## Enrolment By Grade

For 125 - Copper Ridge Academy, Baie Verte



\* Data from the 2012-2013 AGR(Enrolment/Age as of the last day in Sept./Dec.)

\*\* Newfoundland Statistics Classification System

\*\*\* May include itinerant teachers

District 3 - Nova Central

#128 - Long Island Academy, Beaumont

Grades: 8,10,12

Number of Grades: 3

[FTE Teachers](#) \*\*\* : 1.0

Classification: Rural

Offers Distance Education: Yes

[School FTE PTR : 4.0](#)

[District FTE PTR : 11.1](#)

[Provincial FTE PTR : 11.8](#)

## Enrolment By Age and Gender

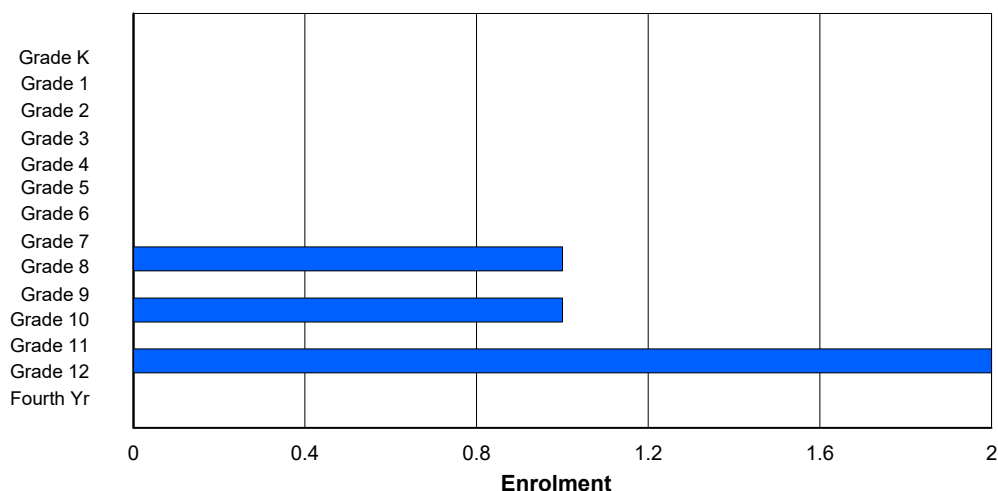
Gender	Age																	Total
	5	6	7	8	9	10	11	12	13	14	15	16	17	18	19	20>		
Male	0	0	0	0	0	0	0	0	0	0	1	0	1	0	0	0	2	
Female	0	0	0	0	0	0	0	0	1	0	0	0	1	0	0	0	2	
Total	0	0	0	0	0	0	0	0	1	0	1	0	2	0	0	0	4	

## Enrolment By Grade and Gender

	<u>Grade</u>														
Gender	K	1	2	3	4	5	6	7	8	9	10	11	12	4th	Total
Male	0	0	0	0	0	0	0	0	0	0	1	0	1	0	2
Female	0	0	0	0	0	0	0	0	1	0	0	0	1	0	2
Total	0	0	0	0	0	0	0	0	1	0	1	0	2	0	4

## Enrolment By Grade

For 128 - Long Island Academy, Beaumont



\* Data from the 2012-2013 AGR(Enrolment/Age as of the last day in Sept./Dec.)

\*\* Newfoundland Statistics Classification System

\*\*\* May include itinerant teachers

District 3 - Nova Central

#132 - Botwood Collegiate, Botwood

Grades: 7-12

Number of Grades: 6

[FTE Teachers](#) \*\*\* : 25.8

Classification: Urban

Offers Distance Education: Yes

[School FTE PTR : 13.3](#)

[District FTE PTR : 11.1](#)

[Provincial FTE PTR : 11.8](#)

## Enrolment By Age and Gender

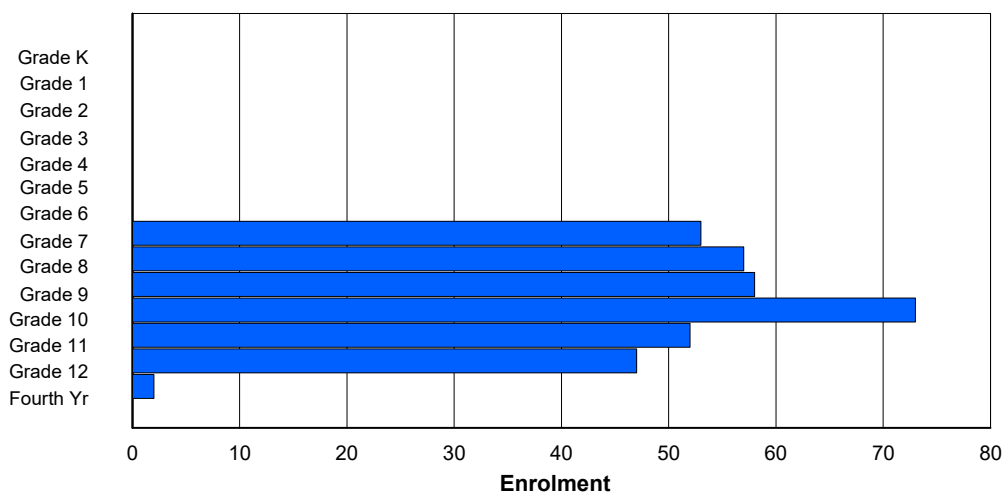
Gender	Age																	Total
	5	6	7	8	9	10	11	12	13	14	15	16	17	18	19	20>		
Male	0	0	0	0	0	0	0	27	27	29	34	28	30	4	1	0	180	
Female	0	0	0	0	0	0	1	24	29	30	25	27	23	2	0	1	162	
Total	0	0	0	0	0	0	1	51	56	59	59	55	53	6	1	1	342	

## Enrolment By Grade and Gender

	<u>Grade</u>														
Gender	K	1	2	3	4	5	6	7	8	9	10	11	12	4th	Total
Male	0	0	0	0	0	0	0	27	30	27	41	28	26	1	180
Female	0	0	0	0	0	0	0	26	27	31	32	24	21	1	162
Total	0	0	0	0	0	0	0	53	57	58	73	52	47	2	342

## Enrolment By Grade

For 132 - Botwood Collegiate, Botwood



\* Data from the 2012-2013 AGR(Enrolment/Age as of the last day in Sept./Dec.)

\*\* Newfoundland Statistics Classification System

\*\*\* May include itinerant teachers

District 3 - Nova Central

#133 - Memorial Academy, Botwood

Grades: K-6

Number of Grades: 7

[FTE Teachers](#) \*\*\* : 24.0

Classification: Urban

Offers Distance Education: No

[School FTE PTR : 12.1](#)

[District FTE PTR : 11.1](#)

[Provincial FTE PTR : 11.8](#)

## Enrolment By Age and Gender

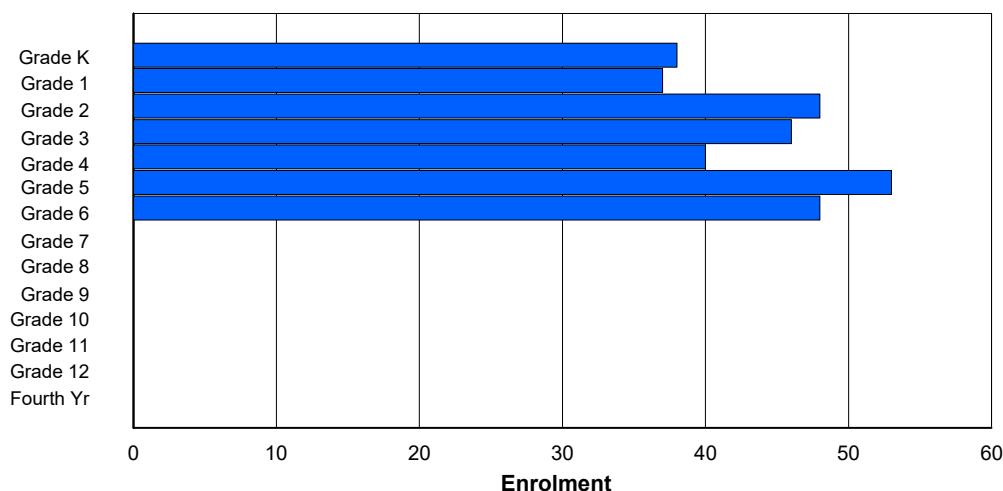
Gender	Age																	Total
	5	6	7	8	9	10	11	12	13	14	15	16	17	18	19	20>		
Male	15	22	24	24	24	21	25	2	0	0	0	0	0	0	0	0	157	
Female	23	14	25	22	16	32	20	1	0	0	0	0	0	0	0	0	153	
Total	38	36	49	46	40	53	45	3	0	0	0	0	0	0	0	0	310	

## Enrolment By Grade and Gender

	<u>Grade</u>														
Gender	K	1	2	3	4	5	6	7	8	9	10	11	12	4th	Total
Male	15	22	24	24	24	21	27	0	0	0	0	0	0	0	157
Female	23	15	24	22	16	32	21	0	0	0	0	0	0	0	153
Total	38	37	48	46	40	53	48	0	0	0	0	0	0	0	310

## Enrolment By Grade

For 133 - Memorial Academy, Botwood



\* Data from the 2012-2013 AGR(Enrolment/Age as of the last day in Sept./Dec.)

\*\* Newfoundland Statistics Classification System

\*\*\* May include itinerant teachers

District 3 - Nova Central

#138 - Victoria Academy, Gaultois

Grades: K,2-6,8-11

Number of Grades: 10

[FTE Teachers](#) \*\*\* : 4.5

Classification: Rural

Offers Distance Education: Yes

[School FTE PTR : 6.1](#)

[District FTE PTR : 11.1](#)

[Provincial FTE PTR : 11.8](#)

## Enrolment By Age and Gender

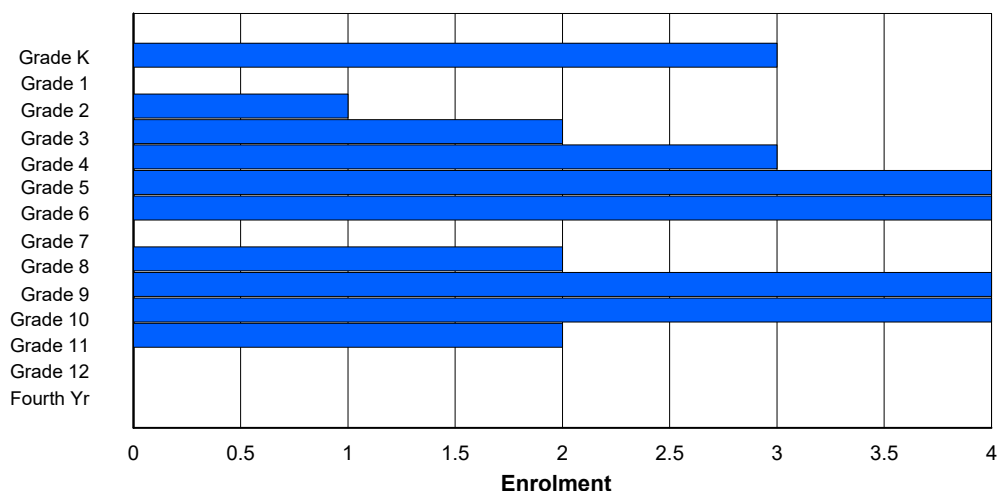
Gender	Age																	Total
	5	6	7	8	9	10	11	12	13	14	15	16	17	18	19	20>		
Male	3	0	0	1	2	2	2	0	1	2	3	2	0	0	0	0	18	
Female	0	0	1	1	1	2	2	0	1	2	1	0	0	0	0	0	11	
Total	3	0	1	2	3	4	4	0	2	4	4	2	0	0	0	0	29	

## Enrolment By Grade and Gender

	<u>Grade</u>														
Gender	K	1	2	3	4	5	6	7	8	9	10	11	12	4th	Total
Male	3	0	0	1	2	2	2	0	1	2	3	2	0	0	18
Female	0	0	1	1	1	2	2	0	1	2	1	0	0	0	11
Total	3	0	1	2	3	4	4	0	2	4	4	2	0	0	29

## Enrolment By Grade

For 138 - Victoria Academy, Gaultois



\* Data from the 2012-2013 AGR(Enrolment/Age as of the last day in Sept./Dec.)

\*\* Newfoundland Statistics Classification System

\*\*\* May include itinerant teachers

District 3 - Nova Central

#142 - Woodland Primary, Grand Falls-Windsor

Grades: K-3

Number of Grades: 4

[FTE Teachers](#) \*\*\* : 30.0

Classification: Urban

Offers Distance Education: No

[School FTE PTR : 12.5](#)

[District FTE PTR : 11.1](#)

[Provincial FTE PTR : 11.8](#)

## Enrolment By Age and Gender

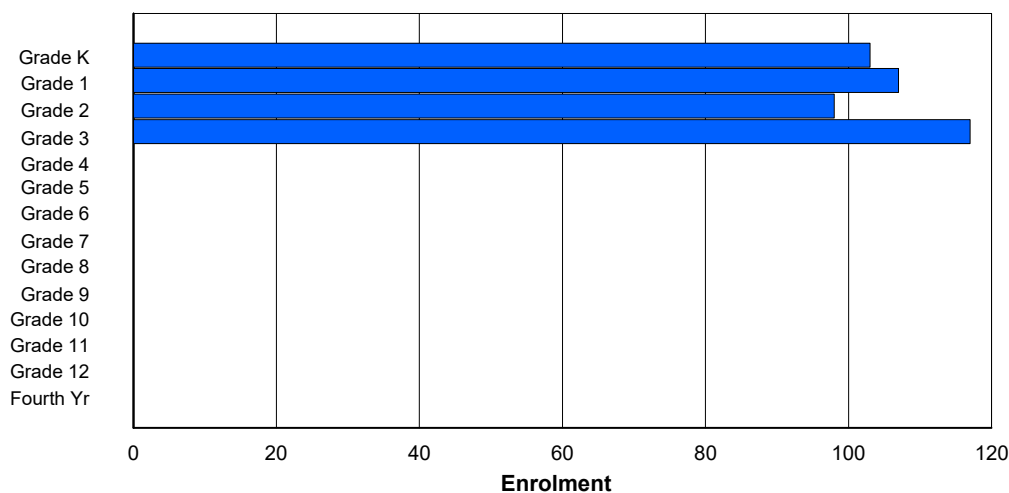
Gender	Age																	Total
	5	6	7	8	9	10	11	12	13	14	15	16	17	18	19	20>		
Male	53	58	48	66	0	0	0	0	0	0	0	0	0	0	0	0	225	
Female	50	49	50	50	1	0	0	0	0	0	0	0	0	0	0	0	200	
Total	103	107	98	116	1	0	0	0	0	0	0	0	0	0	0	0	425	

## Enrolment By Grade and Gender

															<u>Grade</u>	
Gender	K	1	2	3	4	5	6	7	8	9	10	11	12	4th	Total	
Male	53	58	48	66	0	0	0	0	0	0	0	0	0	0	225	
Female	50	49	50	51	0	0	0	0	0	0	0	0	0	0	200	
Total	103	107	98	117	0	0	0	0	0	0	0	0	0	0	425	

## Enrolment By Grade

For 142 - Woodland Primary, Grand Falls-Windsor



\* Data from the 2012-2013 AGR(Enrolment/Age as of the last day in Sept./Dec.)

\*\* Newfoundland Statistics Classification System

\*\*\* May include itinerant teachers

District 3 - Nova Central

#143 - Millcrest Academy, Grand Falls-Windsor

Grades: 4-6

Number of Grades: 3

[FTE Teachers](#) \*\*\* : 26.5

Classification: Urban

Offers Distance Education: No

[School FTE PTR : 12.4](#)

[District FTE PTR : 11.1](#)

[Provincial FTE PTR : 11.8](#)

## Enrolment By Age and Gender

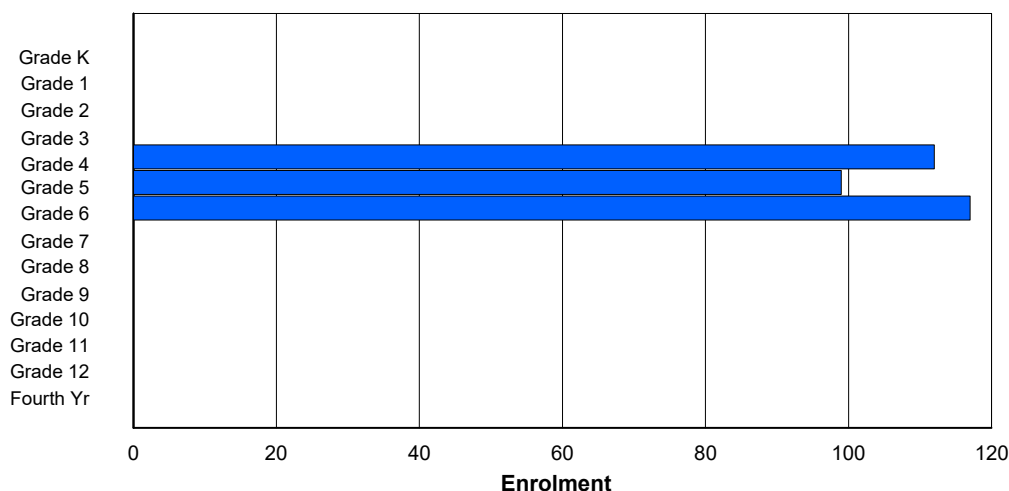
Gender	Age																	Total
	5	6	7	8	9	10	11	12	13	14	15	16	17	18	19	20>		
Male	0	0	0	1	59	44	61	2	0	0	0	0	0	0	0	0	167	
Female	0	0	0	0	51	54	56	0	0	0	0	0	0	0	0	0	161	
Total	0	0	0	1	110	98	117	2	0	0	0	0	0	0	0	0	328	

## Enrolment By Grade and Gender

	<u>Grade</u>															
Gender	K	1	2	3	4	5	6	7	8	9	10	11	12	4th	Total	
Male	0	0	0	0	61	43	63	0	0	0	0	0	0	0	167	
Female	0	0	0	0	51	56	54	0	0	0	0	0	0	0	161	
Total	0	0	0	0	112	99	117	0	0	0	0	0	0	0	328	

## Enrolment By Grade

For 143 - Millcrest Academy, Grand Falls-Windsor



\* Data from the 2012-2013 AGR(Enrolment/Age as of the last day in Sept./Dec.)

\*\* Newfoundland Statistics Classification System

\*\*\* May include itinerant teachers

District 3 - Nova Central

#144 - Sprucewood Academy, Grand Falls-Windsor

Grades: K-6

Number of Grades: 7

[FTE Teachers](#) \*\*\* : 20.3

Classification: Urban

Offers Distance Education: No

[School FTE PTR : 11.8](#)

[District FTE PTR : 11.1](#)

[Provincial FTE PTR : 11.8](#)

## Enrolment By Age and Gender

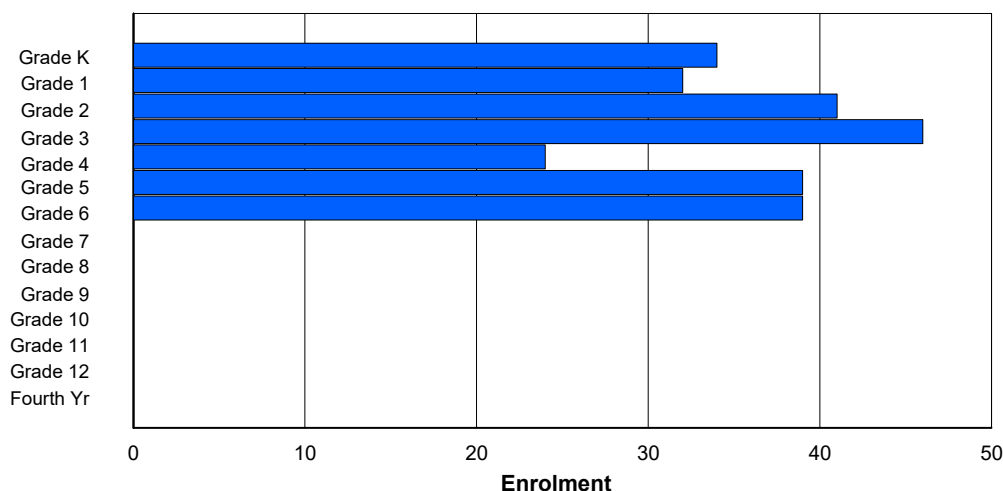
Gender	Age																	Total
	5	6	7	8	9	10	11	12	13	14	15	16	17	18	19	20>		
Male	20	18	18	18	11	17	20	1	0	0	0	0	0	0	0	0	123	
Female	14	12	25	28	13	21	19	0	0	0	0	0	0	0	0	0	132	
Total	34	30	43	46	24	38	39	1	0	0	0	0	0	0	0	0	255	

## Enrolment By Grade and Gender

	<u>Grade</u>														
Gender	K	1	2	3	4	5	6	7	8	9	10	11	12	4th	Total
Male	20	20	16	18	11	17	21	0	0	0	0	0	0	0	123
Female	14	12	25	28	13	22	18	0	0	0	0	0	0	0	132
Total	34	32	41	46	24	39	39	0	0	0	0	0	0	0	255

## Enrolment By Grade

For 144 - Sprucewood Academy, Grand Falls-Windsor



\* Data from the 2012-2013 AGR(Enrolment/Age as of the last day in Sept./Dec.)

\*\* Newfoundland Statistics Classification System

\*\*\* May include itinerant teachers

District 3 - Nova Central

#149 - King Academy, Harbour Breton

Grades: 7-12

Number of Grades: 6

[FTE Teachers](#) \*\*\* : 12.0

Classification: Rural

Offers Distance Education: Yes

[School FTE PTR : 11.1](#)

[District FTE PTR : 11.1](#)

[Provincial FTE PTR : 11.8](#)

## Enrolment By Age and Gender

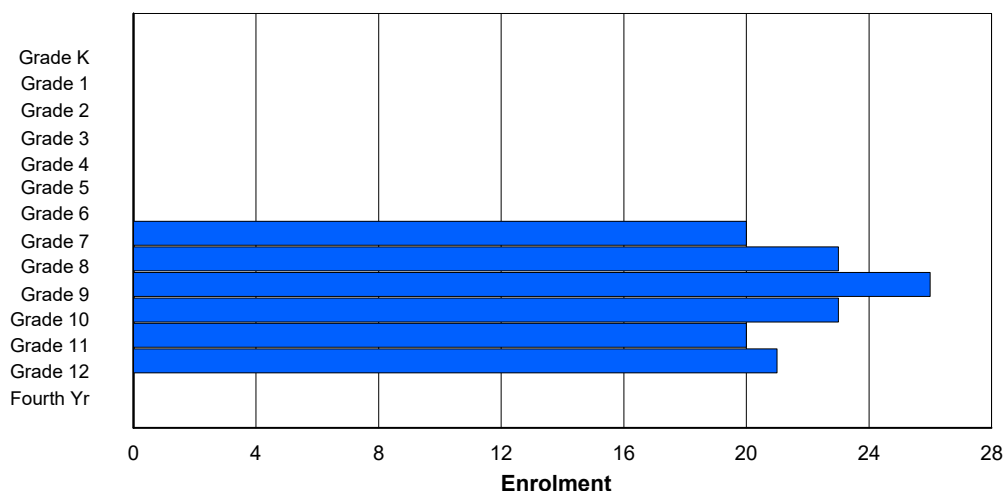
Gender	Age																	Total
	5	6	7	8	9	10	11	12	13	14	15	16	17	18	19	20>		
Male	0	0	0	0	0	0	0	11	10	13	17	11	10	0	0	0	72	
Female	0	0	0	0	0	0	0	9	13	12	7	8	12	0	0	0	61	
Total	0	0	0	0	0	0	0	20	23	25	24	19	22	0	0	0	133	

## Enrolment By Grade and Gender

	<u>Grade</u>														
Gender	K	1	2	3	4	5	6	7	8	9	10	11	12	4th	Total
Male	0	0	0	0	0	0	0	11	10	14	16	12	9	0	72
Female	0	0	0	0	0	0	0	9	13	12	7	8	12	0	61
Total	0	0	0	0	0	0	0	20	23	26	23	20	21	0	133

## Enrolment By Grade

For 149 - King Academy, Harbour Breton



\* Data from the 2012-2013 AGR(Enrolment/Age as of the last day in Sept./Dec.)

\*\* Newfoundland Statistics Classification System

\*\*\* May include itinerant teachers

District 3 - Nova Central

#150 - St. Joseph's Elementary, Harbour Breton

Grades: K-6

Number of Grades: 7

[FTE Teachers](#) \*\*\* : 10.8

Classification: Rural

Offers Distance Education: No

[School FTE PTR : 11.0](#)

[District FTE PTR : 11.1](#)

[Provincial FTE PTR : 11.8](#)

## Enrolment By Age and Gender

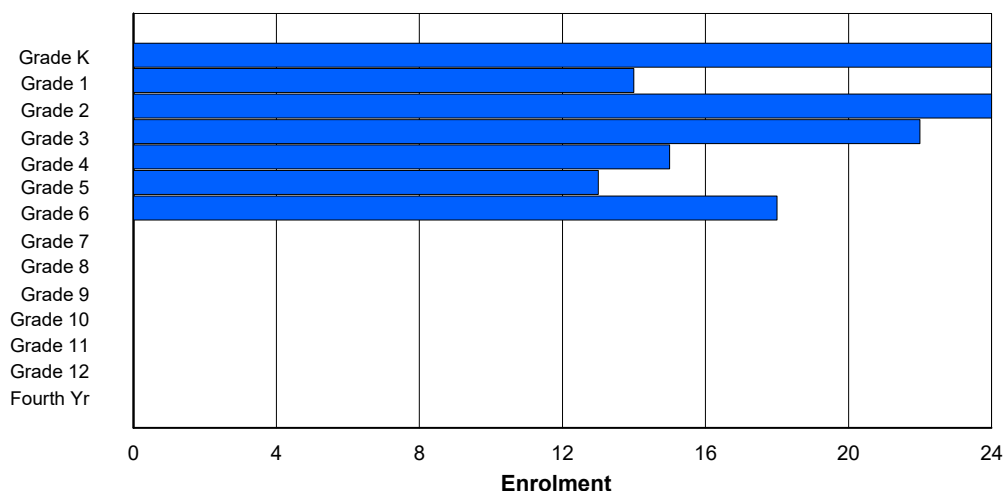
Gender	Age																	Total
	5	6	7	8	9	10	11	12	13	14	15	16	17	18	19	20>		
Male	11	6	12	13	8	5	10	1	0	0	0	0	0	0	0	0	66	
Female	13	8	12	9	7	8	6	1	0	0	0	0	0	0	0	0	64	
Total	24	14	24	22	15	13	16	2	0	0	0	0	0	0	0	0	130	

## Enrolment By Grade and Gender

	<u>Grade</u>														
Gender	K	1	2	3	4	5	6	7	8	9	10	11	12	4th	Total
Male	11	6	12	13	8	5	11	0	0	0	0	0	0	0	66
Female	13	8	12	9	7	8	7	0	0	0	0	0	0	0	64
Total	24	14	24	22	15	13	18	0	0	0	0	0	0	0	130

## Enrolment By Grade

For 150 - St. Joseph's Elementary, Harbour Breton



\* Data from the 2012-2013 AGR(Enrolment/Age as of the last day in Sept./Dec.)

\*\* Newfoundland Statistics Classification System

\*\*\* May include itinerant teachers

District 3 - Nova Central

#151 - John Watkins Academy, Hermitage

Grades: K-12

Number of Grades: 13

[FTE Teachers](#) \*\*\* : 9.5

Classification: Rural

Offers Distance Education: Yes

[School FTE PTR : 7.7](#)

[District FTE PTR : 11.1](#)

[Provincial FTE PTR : 11.8](#)

## Enrolment By Age and Gender

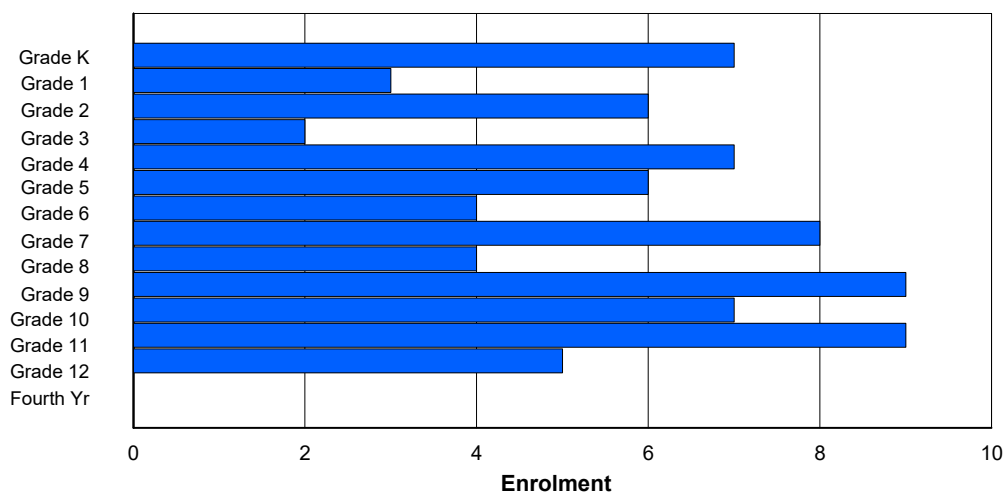
Gender	Age																	Total
	5	6	7	8	9	10	11	12	13	14	15	16	17	18	19	20>		
Male	4	1	3	1	2	2	3	4	3	3	3	5	2	0	0	0	36	
Female	2	2	3	1	5	4	1	3	1	7	5	4	2	1	0	0	41	
Total	6	3	6	2	7	6	4	7	4	10	8	9	4	1	0	0	77	

## Enrolment By Grade and Gender

	<u>Grade</u>														
Gender	K	1	2	3	4	5	6	7	8	9	10	11	12	4th	Total
Male	5	1	3	1	2	2	3	5	3	2	2	5	2	0	36
Female	2	2	3	1	5	4	1	3	1	7	5	4	3	0	41
Total	7	3	6	2	7	6	4	8	4	9	7	9	5	0	77

## Enrolment By Grade

For 151 - John Watkins Academy, Hermitage



\* Data from the 2012-2013 AGR(Enrolment/Age as of the last day in Sept./Dec.)

\*\* Newfoundland Statistics Classification System

\*\*\* May include itinerant teachers

District 3 - Nova Central

#152 - Valmont Academy, King's Point

Grades: K-12

Number of Grades: 13

[FTE Teachers](#) \*\*\* : 13.5

Classification: Rural

Offers Distance Education: Yes

[School FTE PTR : 8.3](#)

[District FTE PTR : 11.1](#)

[Provincial FTE PTR : 11.8](#)

## Enrolment By Age and Gender

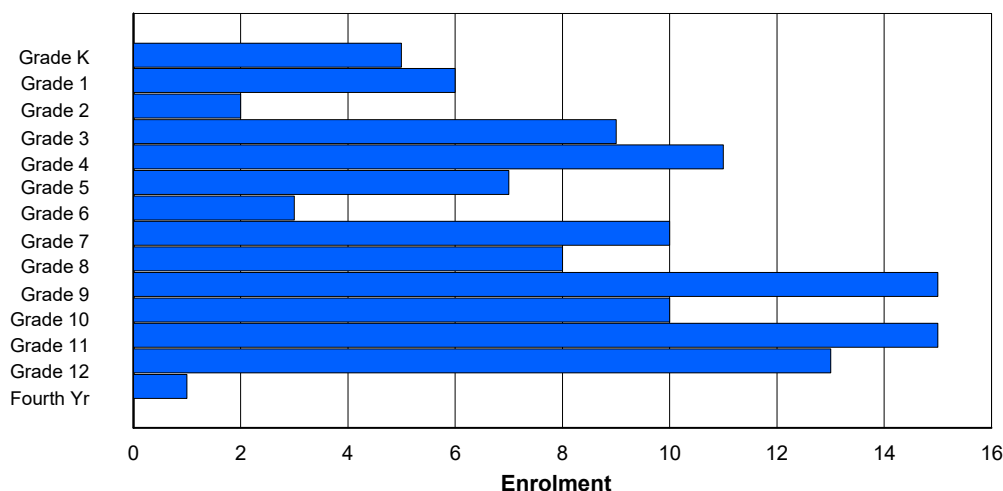
Gender	Age																	Total
	5	6	7	8	9	10	11	12	13	14	15	16	17	18	19	20>		
Male	3	3	0	4	5	2	1	3	3	9	3	11	8	0	0	1	56	
Female	2	3	2	5	6	5	2	7	5	4	8	4	5	1	0	0	59	
Total	5	6	2	9	11	7	3	10	8	13	11	15	13	1	0	1	115	

## Enrolment By Grade and Gender

	<u>Grade</u>															
Gender	K	1	2	3	4	5	6	7	8	9	10	11	12	4th	Total	
Male	3	3	0	4	5	2	1	3	3	10	3	10	8	1	56	
Female	2	3	2	5	6	5	2	7	5	5	7	5	5	0	59	
Total	5	6	2	9	11	7	3	10	8	15	10	15	13	1	115	

## Enrolment By Grade

For 152 - Valmont Academy, King's Point



\* Data from the 2012-2013 AGR(Enrolment/Age as of the last day in Sept./Dec.)

\*\* Newfoundland Statistics Classification System

\*\*\* May include itinerant teachers

District 3 - Nova Central

#153 - Cape John Collegiate, La Scie

Grades: 7-12

Number of Grades: 6

[FTE Teachers](#) \*\*\* : 11.0

Classification: Rural

Offers Distance Education: Yes

[School FTE PTR : 10.4](#)

[District FTE PTR : 11.1](#)

[Provincial FTE PTR : 11.8](#)

## Enrolment By Age and Gender

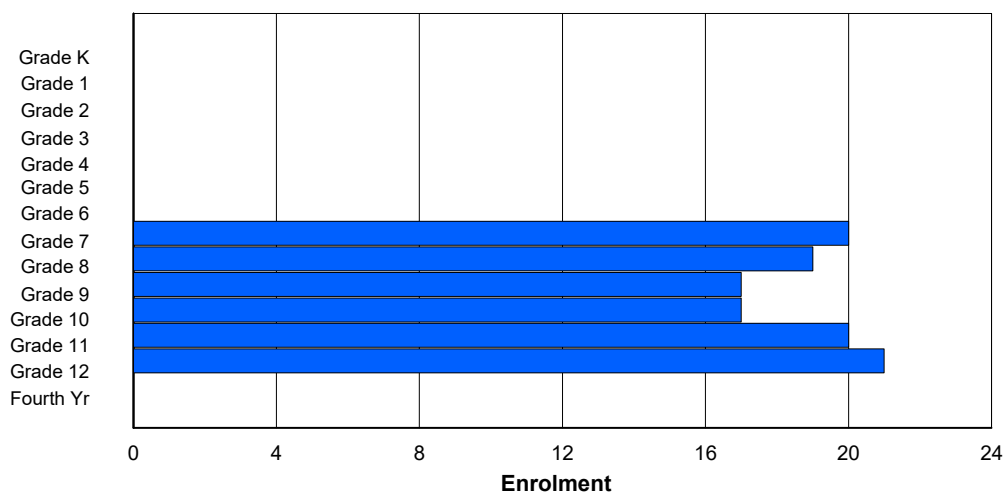
Gender	Age																	Total
	5	6	7	8	9	10	11	12	13	14	15	16	17	18	19	20>		
Male	0	0	0	0	0	0	1	11	7	8	10	11	8	0	0	0	56	
Female	0	0	0	0	0	0	0	8	11	10	7	10	12	0	0	0	58	
Total	0	0	0	0	0	0	1	19	18	18	17	21	20	0	0	0	114	

## Enrolment By Grade and Gender

	Grade														
Gender	K	1	2	3	4	5	6	7	8	9	10	11	12	4th	Total
Male	0	0	0	0	0	0	0	12	7	8	10	10	9	0	56
Female	0	0	0	0	0	0	0	8	12	9	7	10	12	0	58
Total	0	0	0	0	0	0	0	20	19	17	17	20	21	0	114

## Enrolment By Grade

For 153 - Cape John Collegiate, La Scie



\* Data from the 2012-2013 AGR(Enrolment/Age as of the last day in Sept./Dec.)

\*\* Newfoundland Statistics Classification System

\*\*\* May include itinerant teachers

District 3 - Nova Central

#154 - Hillside Elementary, La Scie

Grades: K-6

Number of Grades: 7

[FTE Teachers](#) \*\*\* : 9.0

Classification: Rural

Offers Distance Education: No

[School FTE PTR : 9.4](#)

[District FTE PTR : 11.1](#)

[Provincial FTE PTR : 11.8](#)

## Enrolment By Age and Gender

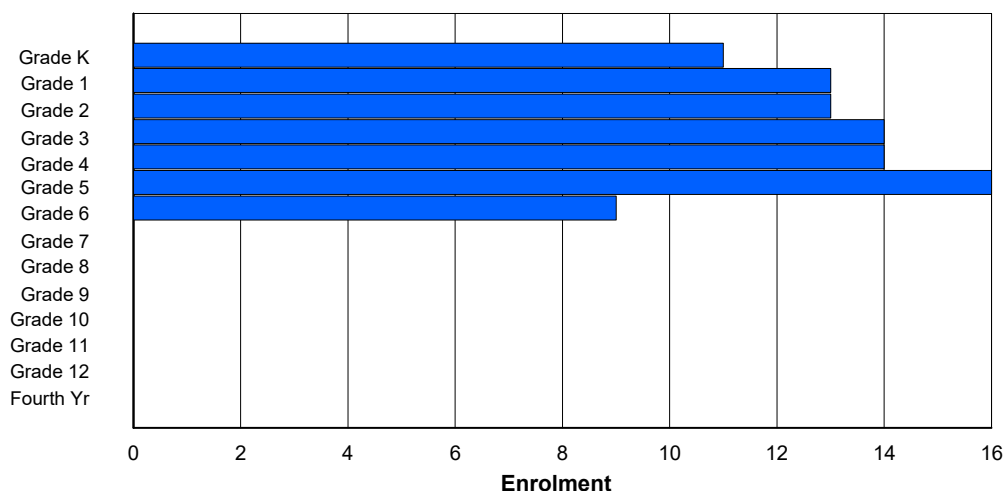
Gender	Age																	Total
	5	6	7	8	9	10	11	12	13	14	15	16	17	18	19	20>		
Male	5	7	9	6	8	9	2	0	0	0	0	0	0	0	0	0	46	
Female	6	6	4	8	6	7	7	0	0	0	0	0	0	0	0	0	44	
Total	11	13	13	14	14	16	9	0	0	0	0	0	0	0	0	0	90	

## Enrolment By Grade and Gender

	<u>Grade</u>															
Gender	K	1	2	3	4	5	6	7	8	9	10	11	12	4th	Total	
Male	5	7	9	6	8	9	2	0	0	0	0	0	0	0	46	
Female	6	6	4	8	6	7	7	0	0	0	0	0	0	0	44	
Total	11	13	13	14	14	16	9	0	0	0	0	0	0	0	90	

## Enrolment By Grade

For 154 - Hillside Elementary, La Scie



\* Data from the 2012-2013 AGR(Enrolment/Age as of the last day in Sept./Dec.)

\*\* Newfoundland Statistics Classification System

\*\*\* May include itinerant teachers

District 3 - Nova Central

#155 - Leading Ticks Primary, Leading Ticks

Grades: K-3

Number of Grades: 4

[FTE Teachers](#) \*\*\* : 1.6

Classification: Rural

Offers Distance Education: No

[School FTE PTR : 6.9](#)

[District FTE PTR : 11.1](#)

[Provincial FTE PTR : 11.8](#)

## Enrolment By Age and Gender

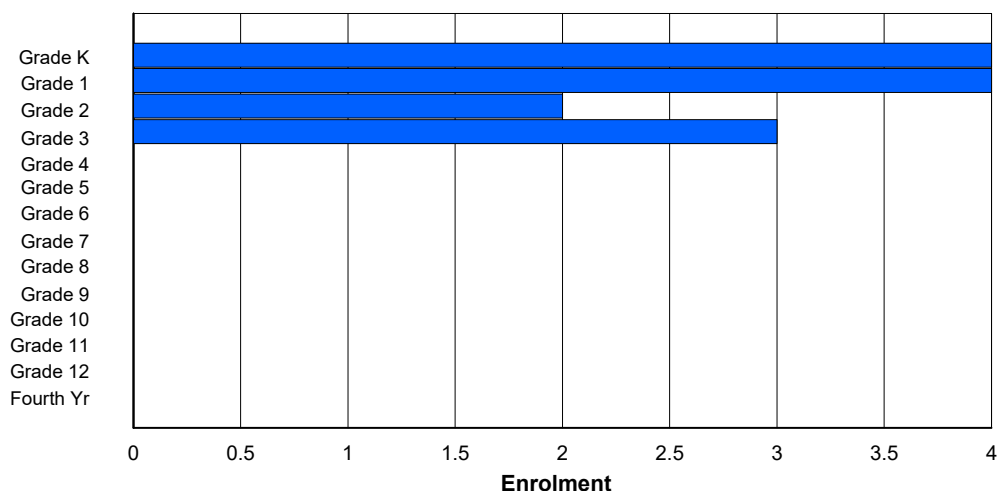
Gender	Age																	Total
	5	6	7	8	9	10	11	12	13	14	15	16	17	18	19	20>		
Male	2	4	0	2	0	0	0	0	0	0	0	0	0	0	0	0	8	
Female	2	0	2	1	0	0	0	0	0	0	0	0	0	0	0	0	5	
Total	4	4	2	3	0	0	0	0	0	0	0	0	0	0	0	0	13	

## Enrolment By Grade and Gender

	<u>Grade</u>														
Gender	K	1	2	3	4	5	6	7	8	9	10	11	12	4th	Total
Male	2	4	0	2	0	0	0	0	0	0	0	0	0	0	8
Female	2	0	2	1	0	0	0	0	0	0	0	0	0	0	5
Total	4	4	2	3	0	0	0	0	0	0	0	0	0	0	13

## Enrolment By Grade

For 155 - Leading Ticks Primary, Leading Ticks



\* Data from the 2012-2013 AGR(Enrolment/Age as of the last day in Sept./Dec.)

\*\* Newfoundland Statistics Classification System

\*\*\* May include itinerant teachers

District 3 - Nova Central

#156 - H.L. Strong Academy, Little Bay Islands

Grades: 7,10

Number of Grades: 2

[FTE Teachers](#) \*\*\* : 1.0

Classification: Rural

Offers Distance Education: No

[School FTE PTR : 2.0](#)

[District FTE PTR : 11.1](#)

[Provincial FTE PTR : 11.8](#)

**Enrolment By Age and Gender**

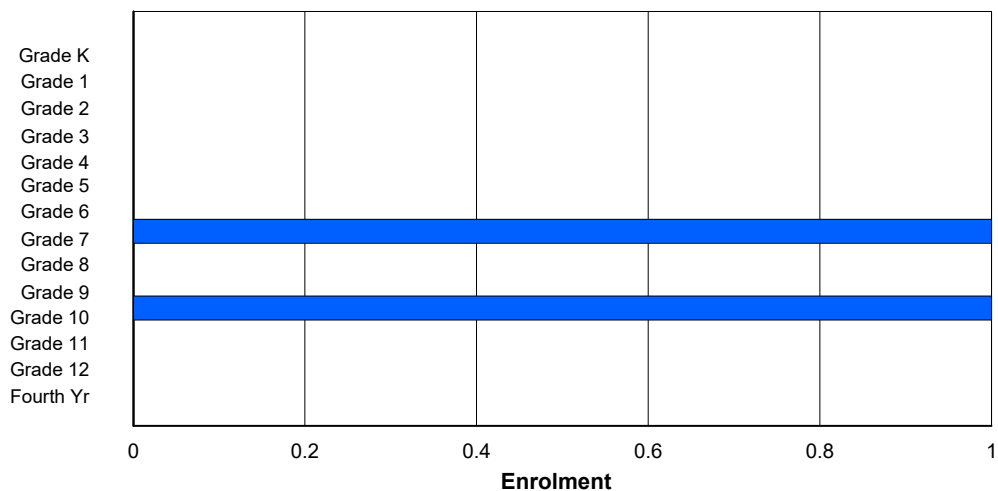
Gender	Age																	Total
	5	6	7	8	9	10	11	12	13	14	15	16	17	18	19	20>		
Male	0	0	0	0	0	0	0	1	0	0	0	0	0	0	0	0	1	
Female	0	0	0	0	0	0	0	0	0	0	1	0	0	0	0	0	1	
Total	0	0	0	0	0	0	0	1	0	0	1	0	0	0	0	0	2	

**Enrolment By Grade and Gender**

	<u>Grade</u>														
Gender	K	1	2	3	4	5	6	7	8	9	10	11	12	4th	Total
Male	0	0	0	0	0	0	0	1	0	0	0	0	0	0	1
Female	0	0	0	0	0	0	0	0	0	0	1	0	0	0	1
Total	0	0	0	0	0	0	0	1	0	0	1	0	0	0	2

## Enrolment By Grade

For 156 - H.L. Strong Academy, Little Bay Islands



\* Data from the 2012-2013 AGR(Enrolment/Age as of the last day in Sept./Dec.)

\*\* Newfoundland Statistics Classification System

\*\*\* May include itinerant teachers

District 3 - Nova Central

#157 - St. Peter's AG, McCallum

Grades: K,3,6-7,9-12

Number of Grades: 8

[FTE Teachers](#) \*\*\* : 2.8

Classification: Rural

Offers Distance Education: Yes

[School FTE PTR : 3.3](#)

[District FTE PTR : 11.1](#)

[Provincial FTE PTR : 11.8](#)

## Enrolment By Age and Gender

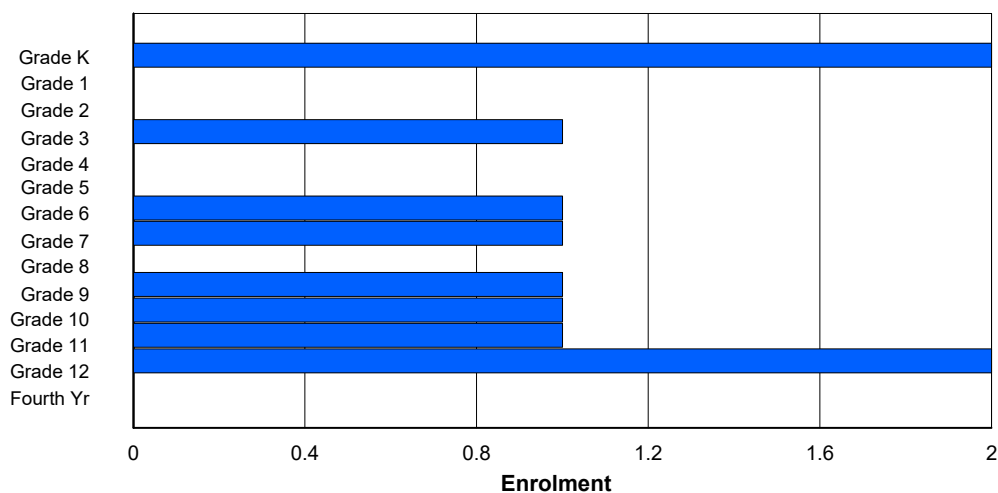
Gender	Age																	Total
	5	6	7	8	9	10	11	12	13	14	15	16	17	18	19	20>		
Male	1	0	0	0	0	0	0	0	0	1	1	1	1	0	0	0	5	
Female	1	0	0	1	0	0	1	1	0	0	0	0	1	0	0	0	5	
Total	2	0	0	1	0	0	1	1	0	1	1	1	2	0	0	0	10	

## Enrolment By Grade and Gender

	<u>Grade</u>														
Gender	K	1	2	3	4	5	6	7	8	9	10	11	12	4th	Total
Male	1	0	0	0	0	0	0	0	0	1	1	1	1	0	5
Female	1	0	0	1	0	0	1	1	0	0	0	0	1	0	5
Total	2	0	0	1	0	0	1	1	0	1	1	1	2	0	10

## Enrolment By Grade

For 157 - St. Peter's AG, McCallum



\* Data from the 2012-2013 AGR(Enrolment/Age as of the last day in Sept./Dec.)

\*\* Newfoundland Statistics Classification System

\*\*\* May include itinerant teachers

District 3 - Nova Central

#158 - MSB Regional Academy, Middle Arm

Grades: K-12

Number of Grades: 13

[FTE Teachers](#) \*\*\* : 16.0

Classification: Rural

Offers Distance Education: Yes

[School FTE PTR : 9.8](#)

[District FTE PTR : 11.1](#)

[Provincial FTE PTR : 11.8](#)

## Enrolment By Age and Gender

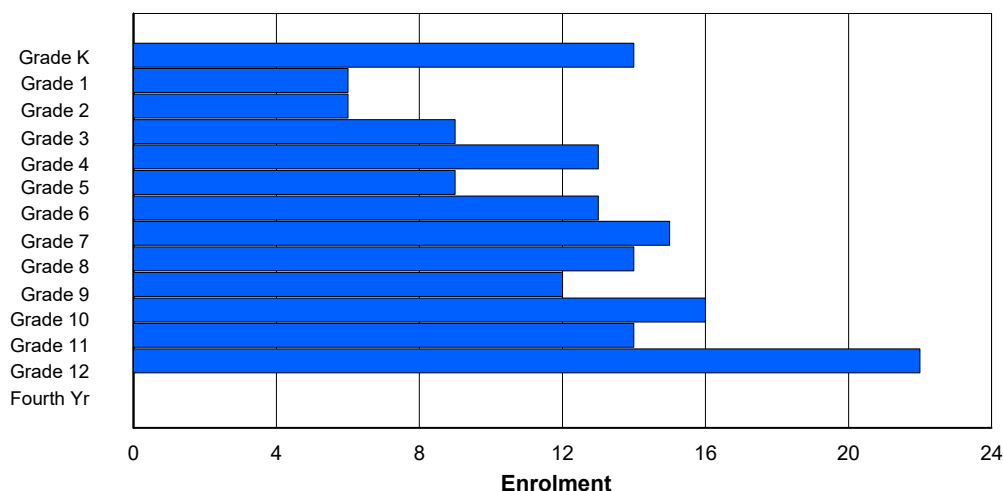
Gender	Age																	Total
	5	6	7	8	9	10	11	12	13	14	15	16	17	18	19	20>		
Male	7	3	2	5	4	6	6	8	8	6	7	6	7	1	0	0	76	
Female	7	2	5	4	9	3	7	7	6	6	7	9	15	0	0	0	87	
Total	14	5	7	9	13	9	13	15	14	12	14	15	22	1	0	0	163	

## Enrolment By Grade and Gender

	<u>Grade</u>															
Gender	K	1	2	3	4	5	6	7	8	9	10	11	12	4th	Total	
Male	7	3	2	5	4	6	6	8	8	6	8	5	8	0	76	
Female	7	3	4	4	9	3	7	7	6	6	8	9	14	0	87	
Total	14	6	6	9	13	9	13	15	14	12	16	14	22	0	163	

## Enrolment By Grade

For 158 - MSB Regional Academy, Middle Arm



\* Data from the 2012-2013 AGR(Enrolment/Age as of the last day in Sept./Dec.)

\*\* Newfoundland Statistics Classification System

\*\*\* May include itinerant teachers

District 3 - Nova Central

#160 - Bayview Primary, Nipper's Harbour

Grades: 2-3

Number of Grades: 2

[FTE Teachers](#) \*\*\* : 1.0

Classification: Rural

Offers Distance Education: No

[School FTE PTR : 2.0](#)

[District FTE PTR : 11.1](#)

[Provincial FTE PTR : 11.8](#)

## Enrolment By Age and Gender

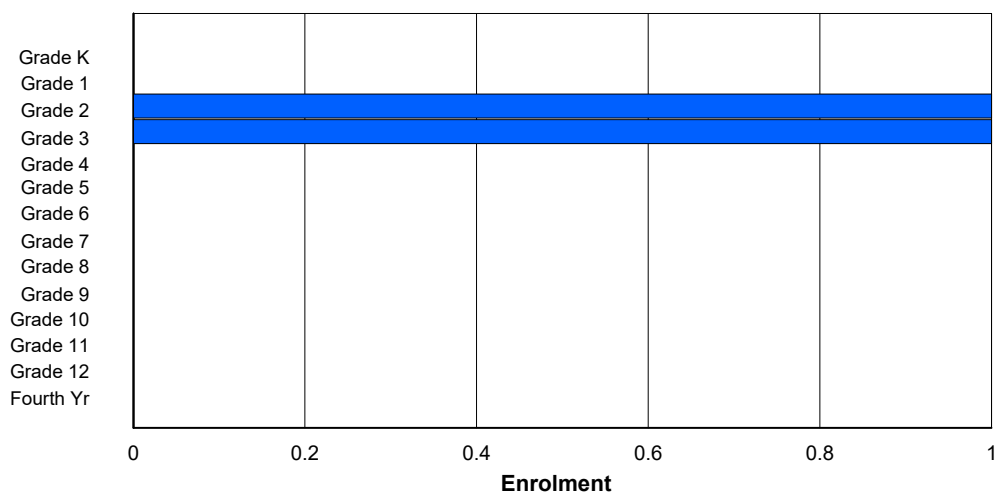
Gender	Age																	Total
	5	6	7	8	9	10	11	12	13	14	15	16	17	18	19	20>		
Male	0	0	0	1	0	0	0	0	0	0	0	0	0	0	0	0	1	
Female	0	0	1	0	0	0	0	0	0	0	0	0	0	0	0	0	1	
Total	0	0	1	1	0	0	0	0	0	0	0	0	0	0	0	0	2	

## Enrolment By Grade and Gender

	<u>Grade</u>														
Gender	K	1	2	3	4	5	6	7	8	9	10	11	12	4th	Total
Male	0	0	0	1	0	0	0	0	0	0	0	0	0	0	1
Female	0	0	1	0	0	0	0	0	0	0	0	0	0	0	1
Total	0	0	1	1	0	0	0	0	0	0	0	0	0	0	2

## Enrolment By Grade

For 160 - Bayview Primary, Nipper's Harbour



\* Data from the 2012-2013 AGR(Enrolment/Age as of the last day in Sept./Dec.)

\*\* Newfoundland Statistics Classification System

\*\*\* May include itinerant teachers

District 3 - Nova Central

#162 - Dorset Collegiate, Pilley's Island

Grades: 7-12

Number of Grades: 6

[FTE Teachers](#) \*\*\* : 17.0

Classification: Rural

Offers Distance Education: Yes

[School FTE PTR : 10.8](#)

[District FTE PTR : 11.1](#)

[Provincial FTE PTR : 11.8](#)

## Enrolment By Age and Gender

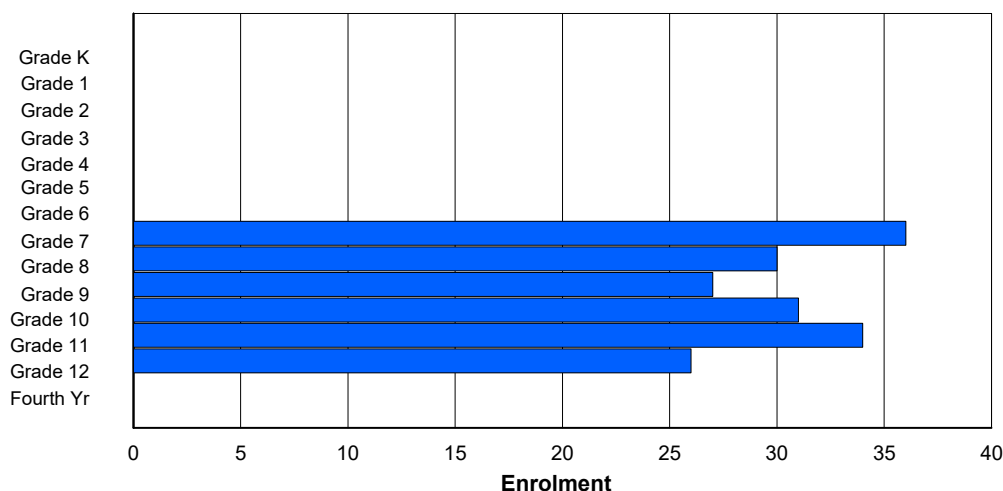
Gender	Age																
	5	6	7	8	9	10	11	12	13	14	15	16	17	18	19	20>	Total
Male	0	0	0	0	0	0	0	16	21	11	15	18	12	0	0	0	93
Female	0	0	0	0	0	0	0	19	10	15	16	14	15	1	1	0	91
Total	0	0	0	0	0	0	0	35	31	26	31	32	27	1	1	0	184

## Enrolment By Grade and Gender

	<u>Grade</u>															
Gender	K	1	2	3	4	5	6	7	8	9	10	11	12	4th	Total	
Male	0	0	0	0	0	0	0	17	20	11	16	19	10	0	93	
Female	0	0	0	0	0	0	0	19	10	16	15	15	16	0	91	
Total	0	0	0	0	0	0	0	36	30	27	31	34	26	0	184	

## Enrolment By Grade

For 162 - Dorset Collegiate, Pilley's Island



\* Data from the 2012-2013 AGR(Enrolment/Age as of the last day in Sept./Dec.)

\*\* Newfoundland Statistics Classification System

\*\*\* May include itinerant teachers

District 3 - Nova Central

#163 - Point Leamington Academy, Point Leamington

Grades: K-12

Number of Grades: 13

[FTE Teachers](#) \*\*\* : 11.5

Classification: Rural

Offers Distance Education: Yes

[School FTE PTR : 8.0](#)

[District FTE PTR : 11.1](#)

[Provincial FTE PTR : 11.8](#)

### Enrolment By Age and Gender

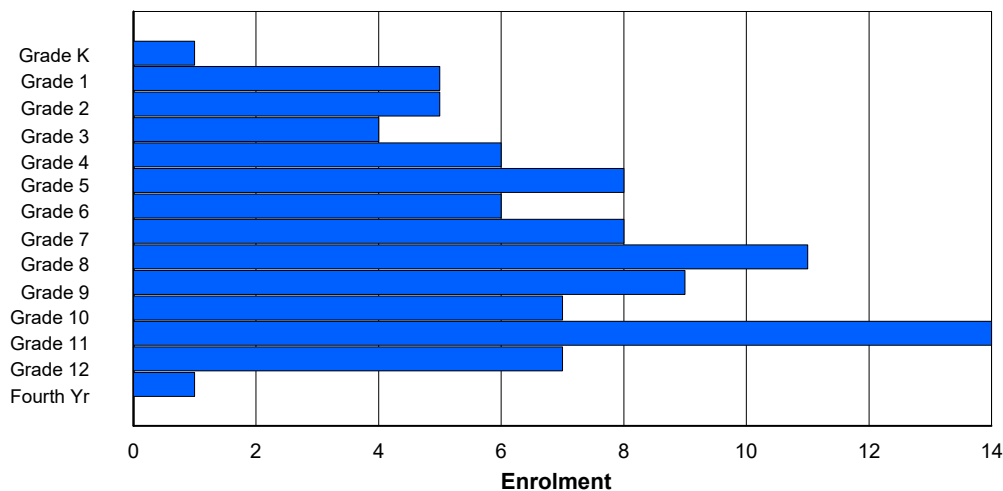
Gender	Age																	Total
	5	6	7	8	9	10	11	12	13	14	15	16	17	18	19	20>		
Male	0	2	2	1	5	5	4	3	6	4	1	7	3	0	0	0	43	
Female	2	3	3	3	1	3	1	5	5	5	5	8	4	1	0	0	49	
Total	2	5	5	4	6	8	5	8	11	9	6	15	7	1	0	0	92	

### Enrolment By Grade and Gender

	<u>Grade</u>														
Gender	K	1	2	3	4	5	6	7	8	9	10	11	12	4th	Total
Male	0	2	2	1	5	5	4	3	6	4	2	6	3	0	43
Female	1	3	3	3	1	3	2	5	5	5	5	8	4	1	49
Total	1	5	5	4	6	8	6	8	11	9	7	14	7	1	92

## Enrolment By Grade

For 163 - Point Leamington Academy, Point Leamington



\* Data from the 2012-2013 AGR(Enrolment/Age as of the last day in Sept./Dec.)

\*\* Newfoundland Statistics Classification System

\*\*\* May include itinerant teachers

District 3 - Nova Central

#165 - St. Stephen's AG, Rencontre East

Grades: K-5,7-10,12

Number of Grades: 11

[FTE Teachers](#) \*\*\* : 3.0

Classification: Rural

Offers Distance Education: Yes

[School FTE PTR : 5.8](#)

[District FTE PTR : 11.1](#)

[Provincial FTE PTR : 11.8](#)

## Enrolment By Age and Gender

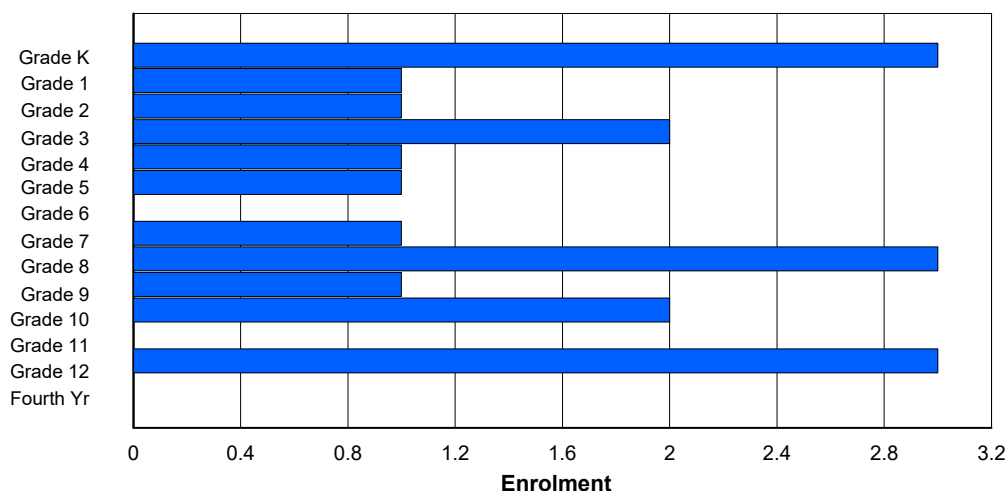
Gender	Age																	Total
	5	6	7	8	9	10	11	12	13	14	15	16	17	18	19	20>		
Male	0	1	0	1	0	0	0	1	2	0	2	0	1	0	0	0	8	
Female	3	0	1	1	1	1	0	0	1	0	1	0	2	0	0	0	11	
Total	3	1	1	2	1	1	0	1	3	0	3	0	3	0	0	0	19	

## Enrolment By Grade and Gender

	<u>Grade</u>														
Gender	K	1	2	3	4	5	6	7	8	9	10	11	12	4th	Total
Male	0	1	0	1	0	0	0	1	2	0	2	0	1	0	8
Female	3	0	1	1	1	1	0	0	1	1	0	0	2	0	11
Total	3	1	1	2	1	1	0	1	3	1	2	0	3	0	19

## Enrolment By Grade

For 165 - St. Stephen's AG, Rencontre East



\* Data from the 2012-2013 AGR(Enrolment/Age as of the last day in Sept./Dec.)

\*\* Newfoundland Statistics Classification System

\*\*\* May include itinerant teachers

District 3 - Nova Central

#167 - Green Bay South Academy, Robert's Arm

Grades: K-6

Number of Grades: 7

[FTE Teachers](#) \*\*\* : 10.0

Classification: Rural

Offers Distance Education: No

[School FTE PTR : 9.5](#)

[District FTE PTR : 11.1](#)

[Provincial FTE PTR : 11.8](#)

## Enrolment By Age and Gender

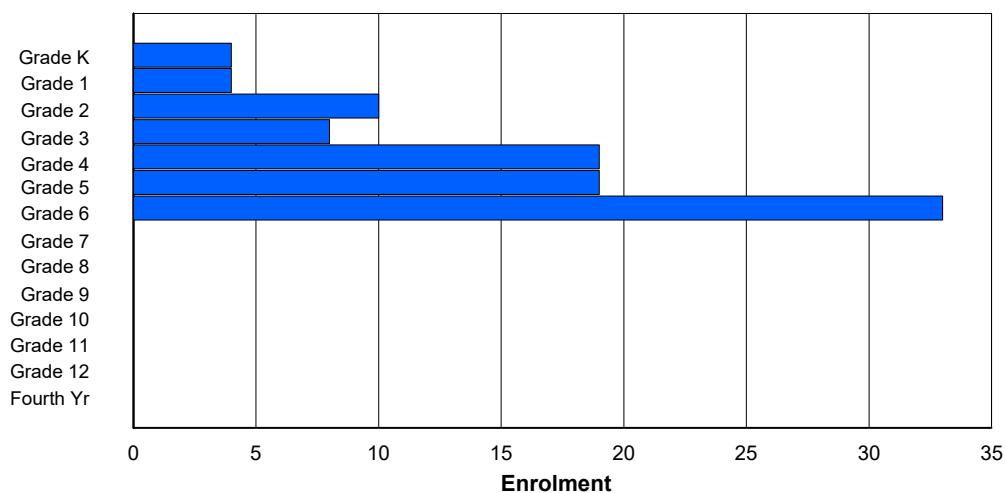
Gender	Age																	Total
	5	6	7	8	9	10	11	12	13	14	15	16	17	18	19	20>		
Male	3	2	4	3	11	14	21	0	0	0	0	0	0	0	0	0	58	
Female	1	2	6	5	8	5	12	0	0	0	0	0	0	0	0	0	39	
Total	4	4	10	8	19	19	33	0	0	0	0	0	0	0	0	0	97	

## Enrolment By Grade and Gender

	<u>Grade</u>															
Gender	K	1	2	3	4	5	6	7	8	9	10	11	12	4th	Total	
Male	3	2	4	3	11	14	21	0	0	0	0	0	0	0	58	
Female	1	2	6	5	8	5	12	0	0	0	0	0	0	0	39	
Total	4	4	10	8	19	19	33	0	0	0	0	0	0	0	97	

## Enrolment By Grade

For 167 - Green Bay South Academy, Robert's Arm



\* Data from the 2012-2013 AGR(Enrolment/Age as of the last day in Sept./Dec.)

\*\* Newfoundland Statistics Classification System

\*\*\* May include itinerant teachers

District 3 - Nova Central

#171 - Indian River High School, Springdale

Grades: 7-12

Number of Grades: 6

[FTE Teachers](#) \*\*\* : 21.3

Classification: Rural

Offers Distance Education: Yes

[School FTE PTR : 11.9](#)

[District FTE PTR : 11.1](#)

[Provincial FTE PTR : 11.8](#)

## Enrolment By Age and Gender

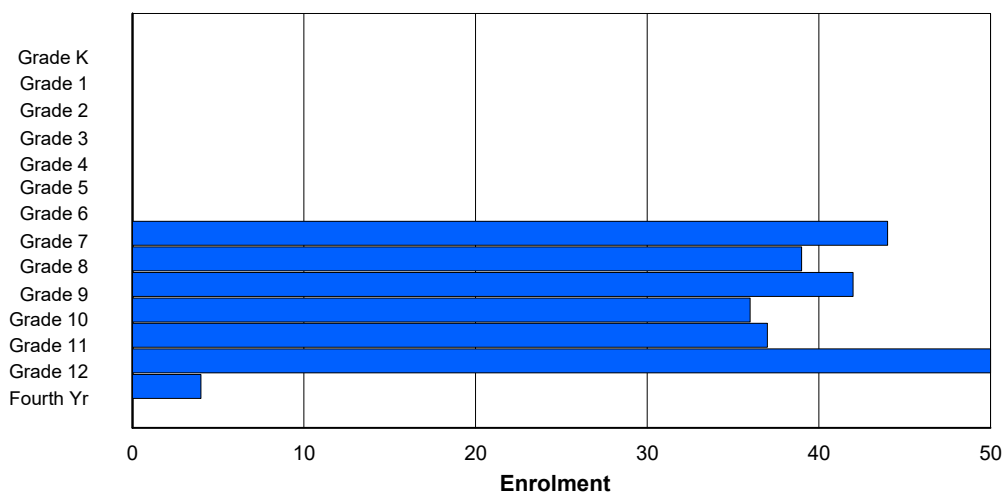
Gender	Age																	Total
	5	6	7	8	9	10	11	12	13	14	15	16	17	18	19	20>		
Male	0	0	0	0	0	0	0	18	25	25	17	15	21	5	2	0	128	
Female	0	0	0	0	0	0	0	25	13	18	18	21	25	4	0	0	124	
Total	0	0	0	0	0	0	0	43	38	43	35	36	46	9	2	0	252	

## Enrolment By Grade and Gender

	Grade														
Gender	K	1	2	3	4	5	6	7	8	9	10	11	12	4th	Total
Male	0	0	0	0	0	0	0	19	26	23	19	16	22	3	128
Female	0	0	0	0	0	0	0	25	13	19	17	21	28	1	124
Total	0	0	0	0	0	0	0	44	39	42	36	37	50	4	252

## Enrolment By Grade

For 171 - Indian River High School, Springdale



\* Data from the 2012-2013 AGR(Enrolment/Age as of the last day in Sept./Dec.)

\*\* Newfoundland Statistics Classification System

\*\*\* May include itinerant teachers

District 3 - Nova Central

#172 - Brian Peckford Primary, Triton

Grades: K-3

Number of Grades: 4

[FTE Teachers](#) \*\*\* : 5.0

Classification: Rural

Offers Distance Education: No

[School FTE PTR : 10.0](#)

[District FTE PTR : 11.1](#)

[Provincial FTE PTR : 11.8](#)

## Enrolment By Age and Gender

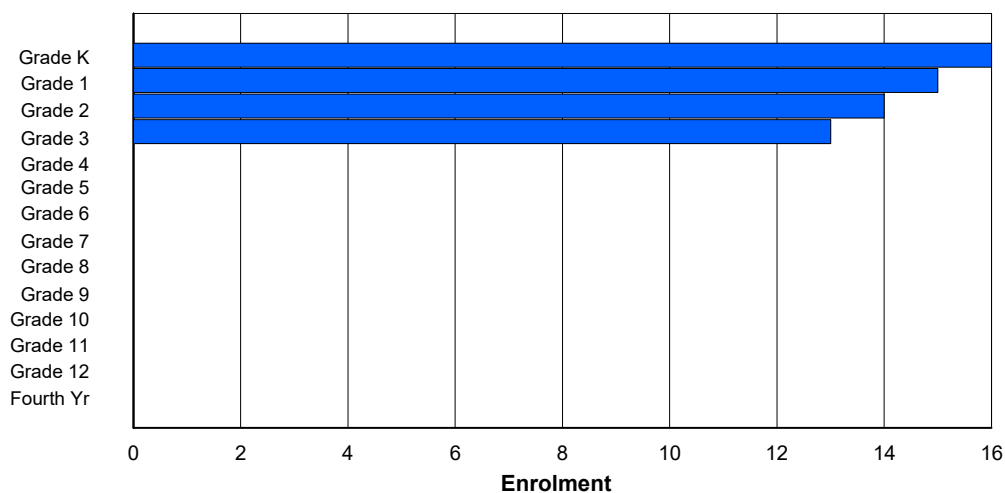
Gender	Age																	Total
	5	6	7	8	9	10	11	12	13	14	15	16	17	18	19	20>		
Male	11	8	9	10	0	0	0	0	0	0	0	0	0	0	0	0	38	
Female	5	7	5	3	0	0	0	0	0	0	0	0	0	0	0	0	20	
Total	16	15	14	13	0	0	0	0	0	0	0	0	0	0	0	0	58	

## Enrolment By Grade and Gender

	<u>Grade</u>														
Gender	K	1	2	3	4	5	6	7	8	9	10	11	12	4th	Total
Male	11	8	9	10	0	0	0	0	0	0	0	0	0	0	38
Female	5	7	5	3	0	0	0	0	0	0	0	0	0	0	20
Total	16	15	14	13	0	0	0	0	0	0	0	0	0	0	58

## Enrolment By Grade

For 172 - Brian Peckford Primary, Triton



\* Data from the 2012-2013 AGR(Enrolment/Age as of the last day in Sept./Dec.)

\*\* Newfoundland Statistics Classification System

\*\*\* May include itinerant teachers

District 3 - Nova Central

#174 - St. Peter's Academy, Westport

Grades: K-2,5-8,10-12

Number of Grades: 10

[FTE Teachers](#) \*\*\* : 5.8

Classification: Rural

Offers Distance Education: Yes

[School FTE PTR : 5.7](#)

[District FTE PTR : 11.1](#)

[Provincial FTE PTR : 11.8](#)

## Enrolment By Age and Gender

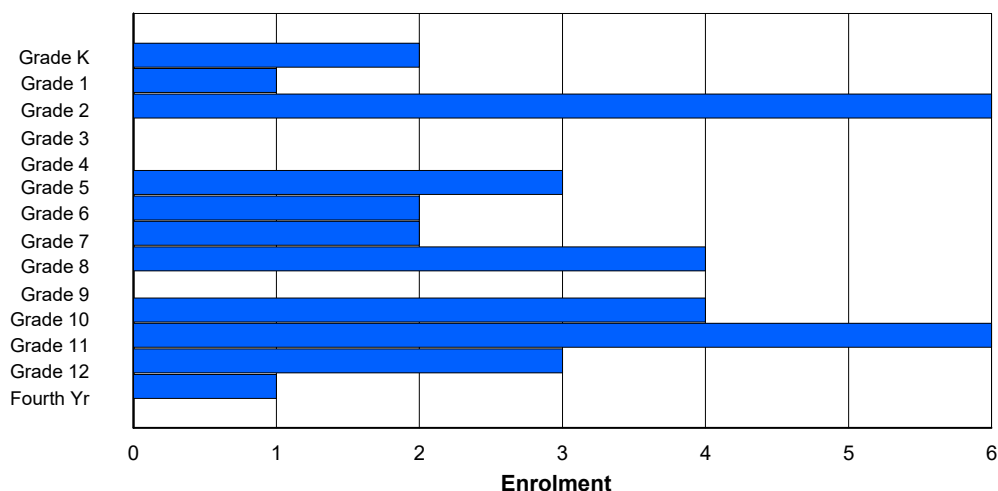
Gender	Age																	Total
	5	6	7	8	9	10	11	12	13	14	15	16	17	18	19	20>		
Male	1	0	3	0	0	0	0	0	3	0	3	1	2	0	0	0	13	
Female	1	1	3	0	0	3	2	2	1	0	0	6	1	1	0	0	21	
Total	2	1	6	0	0	3	2	2	4	0	3	7	3	1	0	0	34	

## Enrolment By Grade and Gender

	<u>Grade</u>														
Gender	K	1	2	3	4	5	6	7	8	9	10	11	12	4th	Total
Male	1	0	3	0	0	0	0	0	3	0	3	1	2	0	13
Female	1	1	3	0	0	3	2	2	1	0	1	5	1	1	21
Total	2	1	6	0	0	3	2	2	4	0	4	6	3	1	34

## Enrolment By Grade

For 174 - St. Peter's Academy, Westport



\* Data from the 2012-2013 AGR(Enrolment/Age as of the last day in Sept./Dec.)

\*\* Newfoundland Statistics Classification System

\*\*\* May include itinerant teachers

District 3 - Nova Central

#177 - Greenwood Academy, Campbellton

Grades: K-9

Number of Grades: 10

[FTE Teachers](#) \*\*\* : 14.0

Classification: Rural

Offers Distance Education: No

[School FTE PTR : 11.3](#)

[District FTE PTR : 11.1](#)

[Provincial FTE PTR : 11.8](#)

## Enrolment By Age and Gender

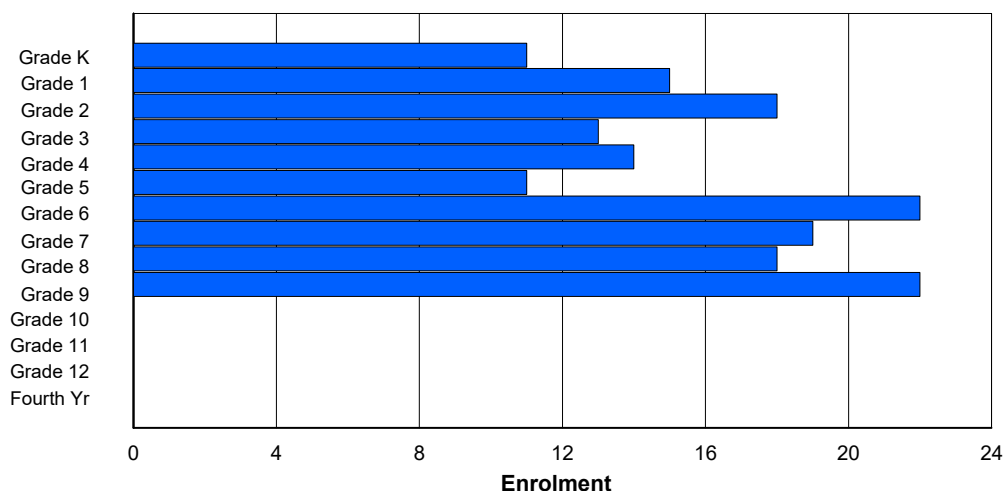
Gender	Age																	Total
	5	6	7	8	9	10	11	12	13	14	15	16	17	18	19	20>		
Male	3	10	13	5	5	5	13	13	5	9	0	0	0	0	0	0	81	
Female	7	6	5	8	9	6	9	5	14	13	0	0	0	0	0	0	82	
Total	10	16	18	13	14	11	22	18	19	22	0	0	0	0	0	0	163	

## Enrolment By Grade and Gender

	Grade														
Gender	K	1	2	3	4	5	6	7	8	9	10	11	12	4th	Total
Male	3	10	13	5	5	5	13	13	5	9	0	0	0	0	81
Female	8	5	5	8	9	6	9	6	13	13	0	0	0	0	82
Total	11	15	18	13	14	11	22	19	18	22	0	0	0	0	163

## Enrolment By Grade

For 177 - Greenwood Academy, Campbellton



\* Data from the 2012-2013 AGR(Enrolment/Age as of the last day in Sept./Dec.)

\*\* Newfoundland Statistics Classification System

\*\*\* May include itinerant teachers

District 3 - Nova Central

#178 - Phoenix Academy, Carmanville

Grades: K-12

Number of Grades: 13

[FTE Teachers](#) \*\*\* : 21.8

Classification: Rural

Offers Distance Education: Yes

[School FTE PTR : 11.0](#)

[District FTE PTR : 11.1](#)

[Provincial FTE PTR : 11.8](#)

## Enrolment By Age and Gender

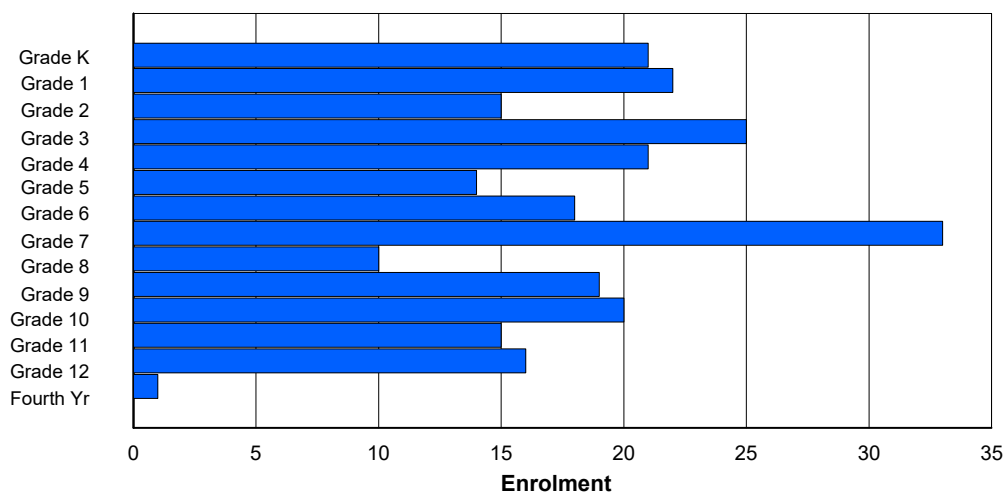
Gender	Age																	Total
	5	6	7	8	9	10	11	12	13	14	15	16	17	18	19	20>		
Male	10	10	8	7	9	7	10	12	3	10	11	10	14	1	0	0	122	
Female	11	12	7	18	12	7	7	19	9	9	7	5	4	1	0	0	128	
Total	21	22	15	25	21	14	17	31	12	19	18	15	18	2	0	0	250	

## Enrolment By Grade and Gender

	<u>Grade</u>														
Gender	K	1	2	3	4	5	6	7	8	9	10	11	12	4th	Total
Male	10	10	8	7	9	7	11	12	2	10	14	10	12	0	122
Female	11	12	7	18	12	7	7	21	8	9	6	5	4	1	128
Total	21	22	15	25	21	14	18	33	10	19	20	15	16	1	250

## Enrolment By Grade

For 178 - Phoenix Academy, Carmanville



\* Data from the 2012-2013 AGR(Enrolment/Age as of the last day in Sept./Dec.)

\*\* Newfoundland Statistics Classification System

\*\*\* May include itinerant teachers

District 3 - Nova Central

#179 - Centreville Academy, Centreville-Wareham

Grades: K-9

Number of Grades: 10

[FTE Teachers](#) \*\*\* : 12.8

Classification: Rural

Offers Distance Education: No

[School FTE PTR : 8.6](#)

[District FTE PTR : 11.1](#)

[Provincial FTE PTR : 11.8](#)

## Enrolment By Age and Gender

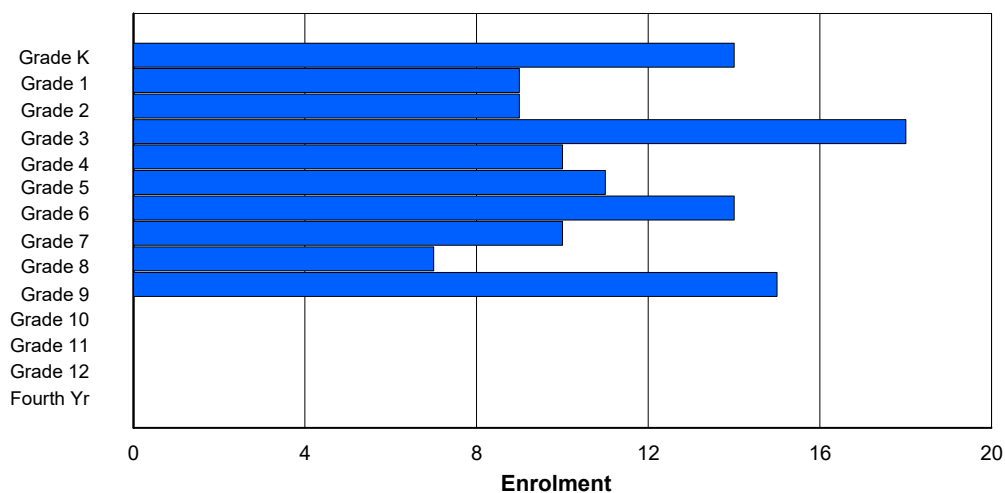
Gender	Age																	Total
	5	6	7	8	9	10	11	12	13	14	15	16	17	18	19	20>		
Male	6	5	6	10	7	4	9	6	3	5	0	0	0	0	0	0	61	
Female	8	4	3	8	3	7	5	4	3	11	0	0	0	0	0	0	56	
Total	14	9	9	18	10	11	14	10	6	16	0	0	0	0	0	0	117	

## Enrolment By Grade and Gender

	<u>Grade</u>															
Gender	K	1	2	3	4	5	6	7	8	9	10	11	12	4th	Total	
Male	6	5	6	10	7	4	9	6	3	5	0	0	0	0	61	
Female	8	4	3	8	3	7	5	4	4	10	0	0	0	0	56	
Total	14	9	9	18	10	11	14	10	7	15	0	0	0	0	117	

## Enrolment By Grade

For 179 - Centreville Academy, Centreville-Wareham



\* Data from the 2012-2013 AGR(Enrolment/Age as of the last day in Sept./Dec.)

\*\* Newfoundland Statistics Classification System

\*\*\* May include itinerant teachers

District 3 - Nova Central

#180 - A. R. Scammell Academy, Change Islands

Grades: K-5,7-12

Number of Grades: 12

[FTE Teachers](#) \*\*\* : 4.0

Classification: Rural

Offers Distance Education: Yes

[School FTE PTR : 4.9](#)

[District FTE PTR : 11.1](#)

[Provincial FTE PTR : 11.8](#)

## Enrolment By Age and Gender

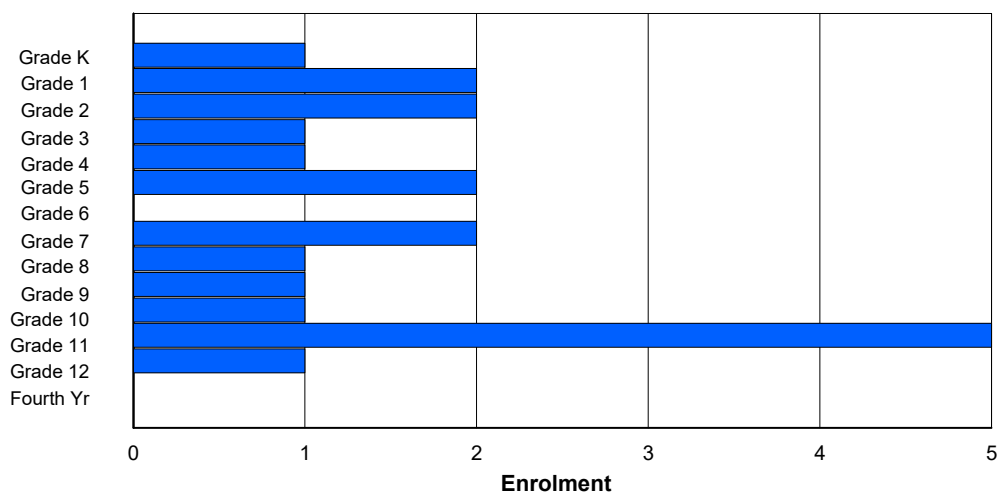
Gender	Age																	Total
	5	6	7	8	9	10	11	12	13	14	15	16	17	18	19	20>		
Male	1	2	0	1	0	1	0	0	0	0	0	2	1	0	0	0	8	
Female	0	0	2	0	1	1	0	2	1	1	1	3	0	0	0	0	12	
Total	1	2	2	1	1	2	0	2	1	1	1	5	1	0	0	0	20	

## Enrolment By Grade and Gender

	<u>Grade</u>														
Gender	K	1	2	3	4	5	6	7	8	9	10	11	12	4th	Total
Male	1	2	0	1	0	1	0	0	0	0	0	2	1	0	8
Female	0	0	2	0	1	1	0	2	1	1	1	3	0	0	12
Total	1	2	2	1	1	2	0	2	1	1	1	5	1	0	20

## Enrolment By Grade

For 180 - A. R. Scammell Academy, Change Islands



\* Data from the 2012-2013 AGR(Enrolment/Age as of the last day in Sept./Dec.)

\*\* Newfoundland Statistics Classification System

\*\*\* May include itinerant teachers

District 3 - Nova Central

#182 - Charlottetown Primary, Charlottetown, B.B.

Grades: K-1,3

Number of Grades: 3

[FTE Teachers](#) \*\*\* : 1.6

Classification: Rural

Offers Distance Education: No

[School FTE PTR : 5.9](#)

[District FTE PTR : 11.1](#)

[Provincial FTE PTR : 11.8](#)

## Enrolment By Age and Gender

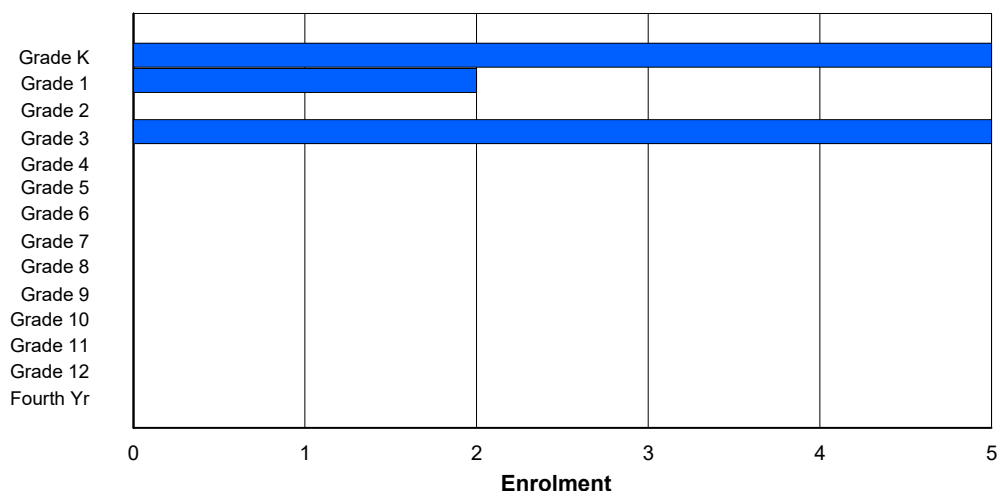
Gender	Age																	Total
	5	6	7	8	9	10	11	12	13	14	15	16	17	18	19	20>		
Male	3	1	0	1	0	0	0	0	0	0	0	0	0	0	0	0	5	
Female	2	1	0	4	0	0	0	0	0	0	0	0	0	0	0	0	7	
Total	5	2	0	5	0	0	0	0	0	0	0	0	0	0	0	0	12	

## Enrolment By Grade and Gender

	<u>Grade</u>														
Gender	K	1	2	3	4	5	6	7	8	9	10	11	12	4th	Total
Male	3	1	0	1	0	0	0	0	0	0	0	0	0	0	5
Female	2	1	0	4	0	0	0	0	0	0	0	0	0	0	7
Total	5	2	0	5	0	0	0	0	0	0	0	0	0	0	12

## Enrolment By Grade

For 182 - Charlottetown Primary, Charlottetown, B.B.



\* Data from the 2012-2013 AGR(Enrolment/Age as of the last day in Sept./Dec.)

\*\* Newfoundland Statistics Classification System

\*\*\* May include itinerant teachers

District 3 - Nova Central

#183 - William Mercer Academy, Dover

Grades: K-9

Number of Grades: 10

[FTE Teachers](#) \*\*\* : 15.8

Classification: Rural

Offers Distance Education: No

[School FTE PTR : 10.8](#)

[District FTE PTR : 11.1](#)

[Provincial FTE PTR : 11.8](#)

## Enrolment By Age and Gender

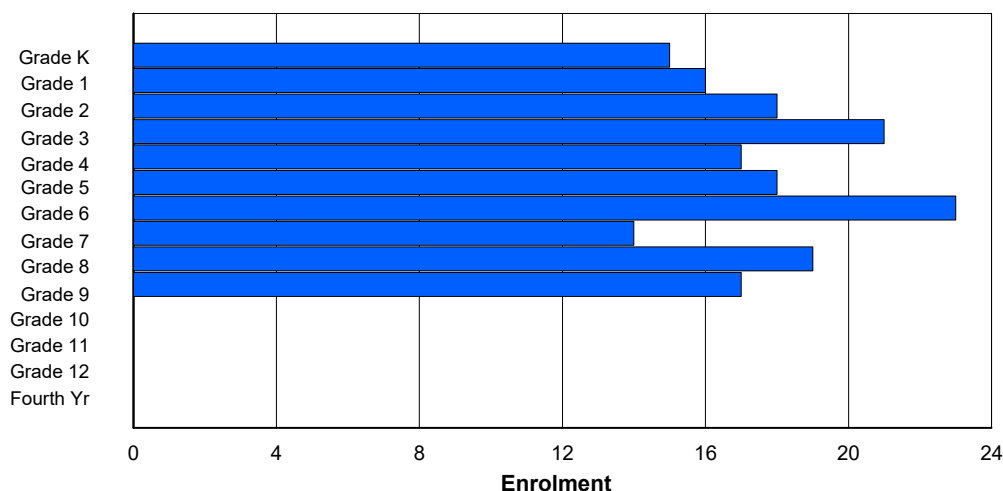
Gender	Age																	Total
	5	6	7	8	9	10	11	12	13	14	15	16	17	18	19	20>		
Male	12	7	9	10	12	9	9	3	7	8	0	0	0	0	0	0	86	
Female	3	9	9	9	7	9	14	11	12	9	0	0	0	0	0	0	92	
Total	15	16	18	19	19	18	23	14	19	17	0	0	0	0	0	0	178	

## Enrolment By Grade and Gender

	Grade														
Gender	K	1	2	3	4	5	6	7	8	9	10	11	12	4th	Total
Male	12	7	9	12	10	9	9	3	7	8	0	0	0	0	86
Female	3	9	9	9	7	9	14	11	12	9	0	0	0	0	92
Total	15	16	18	21	17	18	23	14	19	17	0	0	0	0	178

## Enrolment By Grade

For 183 - William Mercer Academy, Dover



\* Data from the 2012-2013 AGR(Enrolment/Age as of the last day in Sept./Dec.)

\*\* Newfoundland Statistics Classification System

\*\*\* May include itinerant teachers

District 3 - Nova Central

#186 - Heritage Academy, Greenspond

Grades: K-3

Number of Grades: 4

[FTE Teachers](#) \*\*\* : 1.0

Classification: Rural

Offers Distance Education: No

[School FTE PTR : 5.0](#)

[District FTE PTR : 11.1](#)

[Provincial FTE PTR : 11.8](#)

## Enrolment By Age and Gender

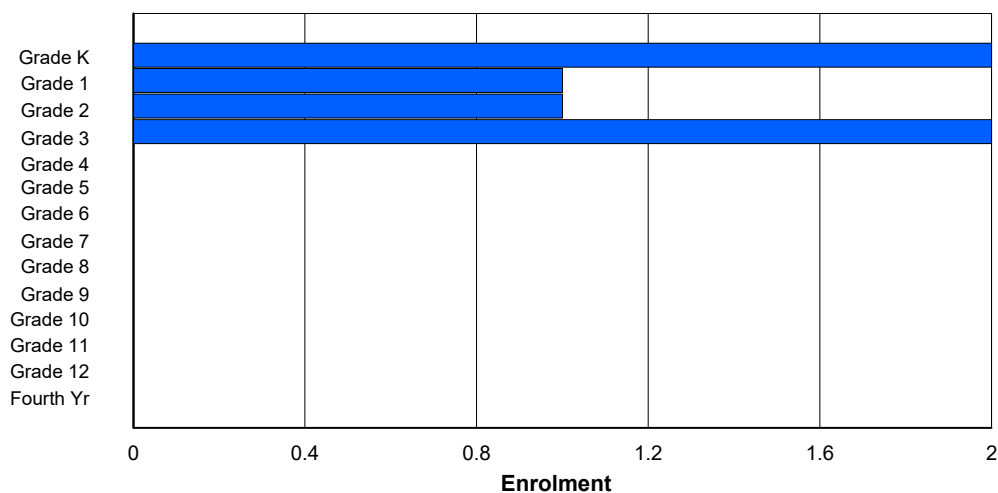
Gender	Age																	Total
	5	6	7	8	9	10	11	12	13	14	15	16	17	18	19	20>		
Male	1	0	1	2	0	0	0	0	0	0	0	0	0	0	0	0	4	
Female	1	1	0	0	0	0	0	0	0	0	0	0	0	0	0	0	2	
Total	2	1	1	2	0	0	0	0	0	0	0	0	0	0	0	0	6	

## Enrolment By Grade and Gender

	<u>Grade</u>														
Gender	K	1	2	3	4	5	6	7	8	9	10	11	12	4th	Total
Male	1	0	1	2	0	0	0	0	0	0	0	0	0	0	4
Female	1	1	0	0	0	0	0	0	0	0	0	0	0	0	2
Total	2	1	1	2	0	0	0	0	0	0	0	0	0	0	6

## Enrolment By Grade

For 186 - Heritage Academy, Greenspond



\* Data from the 2012-2013 AGR(Enrolment/Age as of the last day in Sept./Dec.)

\*\* Newfoundland Statistics Classification System

\*\*\* May include itinerant teachers

District 3 - Nova Central

#187 - Jane Collins Academy, Hare Bay

Grades: 10-12

Number of Grades: 3

[FTE Teachers](#) \*\*\* : 7.5

Classification: Rural

Offers Distance Education: Yes

[School FTE PTR : 10.3](#)

[District FTE PTR : 11.1](#)

[Provincial FTE PTR : 11.8](#)

## Enrolment By Age and Gender

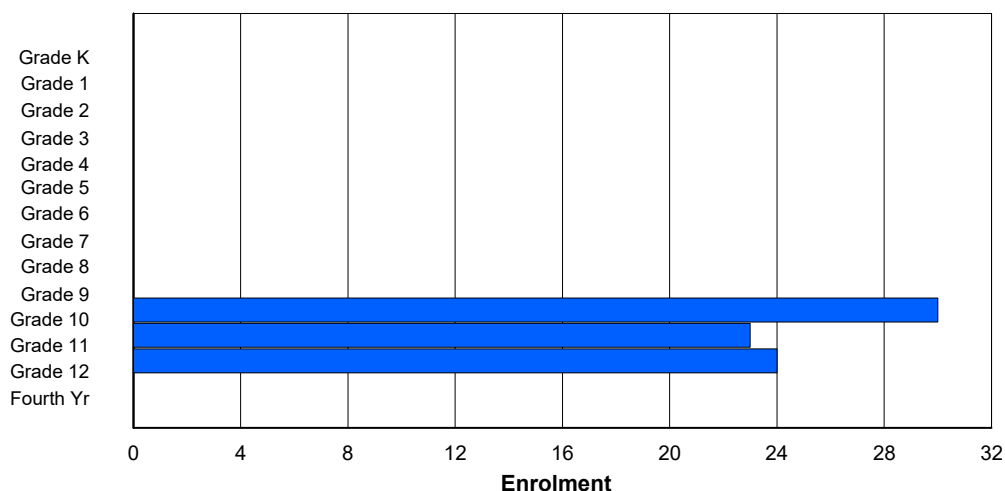
Gender	Age																	Total
	5	6	7	8	9	10	11	12	13	14	15	16	17	18	19	20>		
Male	0	0	0	0	0	0	0	0	0	0	17	15	11	1	0	0	44	
Female	0	0	0	0	0	0	0	0	0	0	12	8	12	0	1	0	33	
Total	0	0	0	0	0	0	0	0	0	0	29	23	23	1	1	0	77	

## Enrolment By Grade and Gender

	<u>Grade</u>														
Gender	K	1	2	3	4	5	6	7	8	9	10	11	12	4th	Total
Male	0	0	0	0	0	0	0	0	0	0	17	16	11	0	44
Female	0	0	0	0	0	0	0	0	0	0	13	7	13	0	33
Total	0	0	0	0	0	0	0	0	0	0	30	23	24	0	77

## Enrolment By Grade

For 187 - Jane Collins Academy, Hare Bay



\* Data from the 2012-2013 AGR(Enrolment/Age as of the last day in Sept./Dec.)

\*\* Newfoundland Statistics Classification System

\*\*\* May include itinerant teachers

District 3 - Nova Central

#188 - Sandstone Academy, Ladle Cove

Grades: K-6

Number of Grades: 7

[FTE Teachers](#) \*\*\* : 2.8

Classification: Rural

Offers Distance Education: No

[School FTE PTR : 6.4](#)

[District FTE PTR : 11.1](#)

[Provincial FTE PTR : 11.8](#)

## Enrolment By Age and Gender

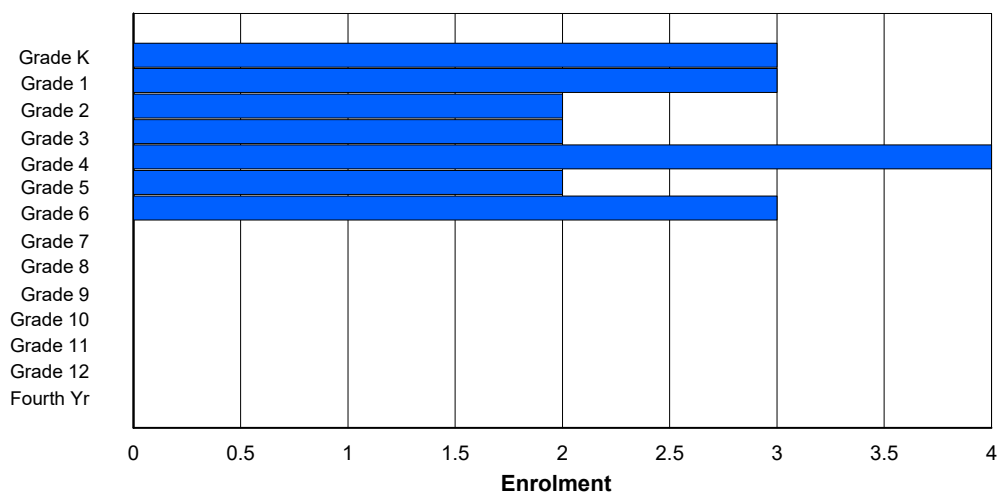
Gender	Age																	Total
	5	6	7	8	9	10	11	12	13	14	15	16	17	18	19	20>		
Male	3	2	1	0	2	1	2	0	0	0	0	0	0	0	0	0	11	
Female	0	1	1	2	2	1	1	0	0	0	0	0	0	0	0	0	8	
Total	3	3	2	2	4	2	3	0	0	0	0	0	0	0	0	0	19	

## Enrolment By Grade and Gender

	<u>Grade</u>															
Gender	K	1	2	3	4	5	6	7	8	9	10	11	12	4th	Total	
Male	3	2	1	0	2	1	2	0	0	0	0	0	0	0	11	
Female	0	1	1	2	2	1	1	0	0	0	0	0	0	0	8	
Total	3	3	2	2	4	2	3	0	0	0	0	0	0	0	19	

## Enrolment By Grade

For 188 - Sandstone Academy, Ladle Cove



\* Data from the 2012-2013 AGR(Enrolment/Age as of the last day in Sept./Dec.)

\*\* Newfoundland Statistics Classification System

\*\*\* May include itinerant teachers

District 3 - Nova Central

#189 - Lewisporte Academy, Lewisporte

Grades: K-6

Number of Grades: 7

[FTE Teachers](#) \*\*\* : 24.8

Classification: Rural

Offers Distance Education: No

[School FTE PTR : 12.8](#)

[District FTE PTR : 11.1](#)

[Provincial FTE PTR : 11.8](#)

## Enrolment By Age and Gender

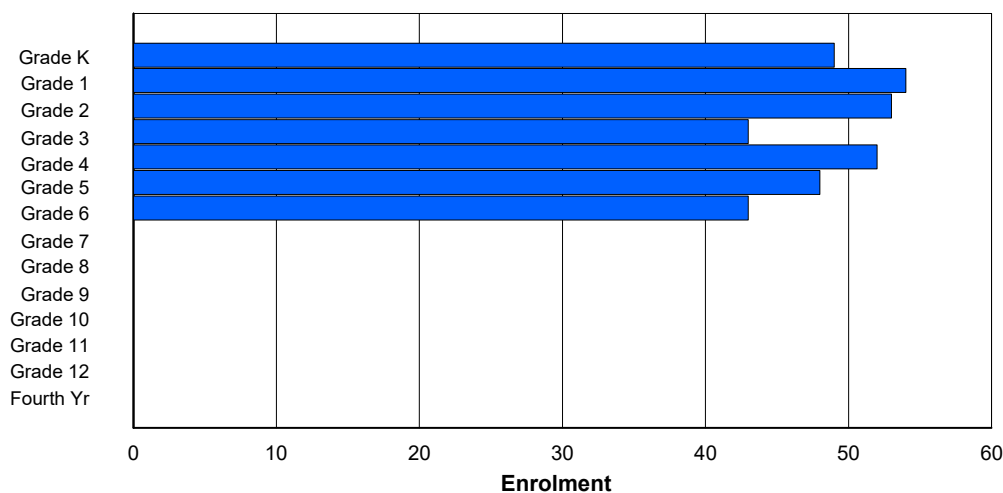
Gender	Age																	Total
	5	6	7	8	9	10	11	12	13	14	15	16	17	18	19	20>		
Male	23	22	26	22	29	21	26	0	0	0	0	0	0	0	0	0	169	
Female	26	32	27	21	23	26	18	0	0	0	0	0	0	0	0	0	173	
Total	49	54	53	43	52	47	44	0	0	0	0	0	0	0	0	0	342	

## Enrolment By Grade and Gender

	Grade														
Gender	K	1	2	3	4	5	6	7	8	9	10	11	12	4th	Total
Male	23	22	26	22	29	22	25	0	0	0	0	0	0	0	169
Female	26	32	27	21	23	26	18	0	0	0	0	0	0	0	173
Total	49	54	53	43	52	48	43	0	0	0	0	0	0	0	342

## Enrolment By Grade

For 189 - Lewisporte Academy, Lewisporte



\* Data from the 2012-2013 AGR(Enrolment/Age as of the last day in Sept./Dec.)

\*\* Newfoundland Statistics Classification System

\*\*\* May include itinerant teachers

District 3 - Nova Central

#190 - Lewisporte Collegiate, Lewisporte

Grades: 10-12

Number of Grades: 3

[FTE Teachers](#) \*\*\* : 20.0

Classification: Rural

Offers Distance Education: No

[School FTE PTR : 13.4](#)

[District FTE PTR : 11.1](#)

[Provincial FTE PTR : 11.8](#)

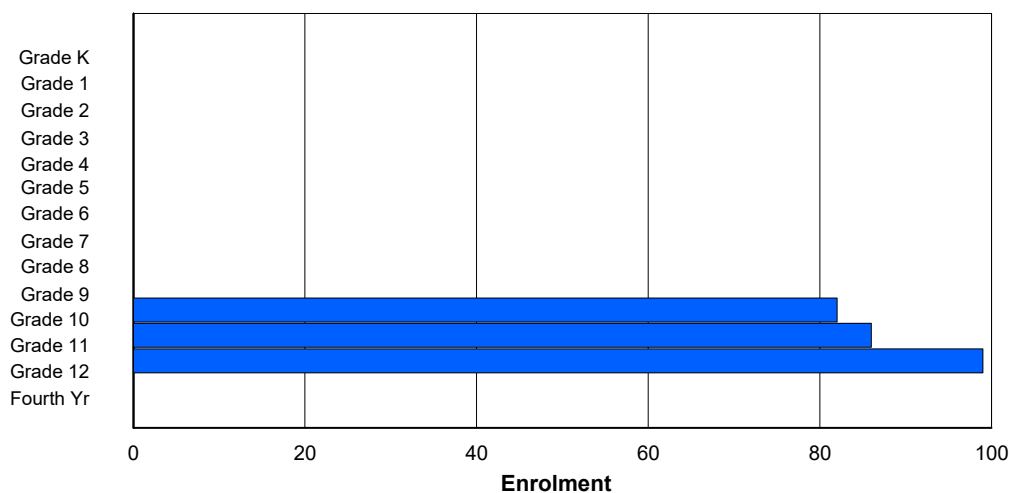
## Enrolment By Age and Gender

Gender	Age																	Total
	5	6	7	8	9	10	11	12	13	14	15	16	17	18	19	20>		
Male	0	0	0	0	0	0	0	0	0	0	35	37	56	6	5	0	139	
Female	0	0	0	0	0	0	0	0	0	0	42	45	30	9	2	0	128	
Total	0	0	0	0	0	0	0	0	0	0	77	82	86	15	7	0	267	

## Enrolment By Grade and Gender

	<u>Grade</u>														
Gender	K	1	2	3	4	5	6	7	8	9	10	11	12	4th	Total
Male	0	0	0	0	0	0	0	0	0	0	38	39	62	0	139
Female	0	0	0	0	0	0	0	0	0	0	44	47	37	0	128
Total	0	0	0	0	0	0	0	0	0	0	82	86	99	0	267

## Enrolment By Grade For 190 - Lewisporte Collegiate, Lewisporte



\* Data from the 2012-2013 AGR(Enrolment/Age as of the last day in Sept./Dec.)

\*\* Newfoundland Statistics Classification System

\*\*\* May include itinerant teachers

District 3 - Nova Central

#192 - Lumsden Academy, Lumsden

Grades: K-9

Number of Grades: 10

[FTE Teachers](#) \*\*\* : 9.8

Classification: Rural

Offers Distance Education: No

[School FTE PTR : 7.2](#)

[District FTE PTR : 11.1](#)

[Provincial FTE PTR : 11.8](#)

## Enrolment By Age and Gender

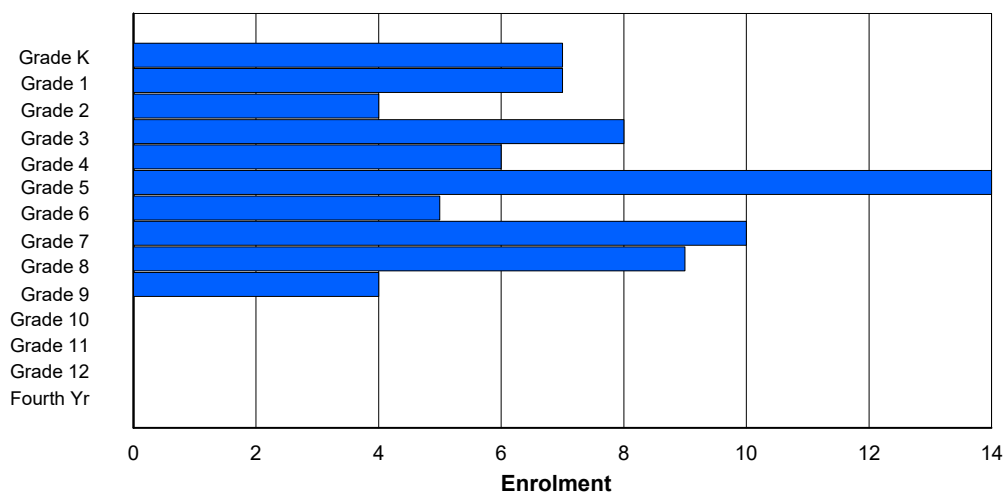
Gender	Age																	Total
	5	6	7	8	9	10	11	12	13	14	15	16	17	18	19	20>		
Male	4	2	2	7	1	8	2	5	5	3	0	0	0	0	0	0	39	
Female	3	5	2	1	5	6	3	5	4	1	0	0	0	0	0	0	35	
Total	7	7	4	8	6	14	5	10	9	4	0	0	0	0	0	0	74	

## Enrolment By Grade and Gender

	<u>Grade</u>															
Gender	K	1	2	3	4	5	6	7	8	9	10	11	12	4th	Total	
Male	4	2	2	7	1	8	2	5	5	3	0	0	0	0	39	
Female	3	5	2	1	5	6	3	5	4	1	0	0	0	0	35	
Total	7	7	4	8	6	14	5	10	9	4	0	0	0	0	74	

## Enrolment By Grade

For 192 - Lumsden Academy, Lumsden



\* Data from the 2012-2013 AGR(Enrolment/Age as of the last day in Sept./Dec.)

\*\* Newfoundland Statistics Classification System

\*\*\* May include itinerant teachers

District 3 - Nova Central

#194 - Gill Memorial Academy, Musgrave Harbour

Grades: K-12

Number of Grades: 13

[FTE Teachers](#) \*\*\* : 14.0

Classification: Rural

Offers Distance Education: Yes

[School FTE PTR : 9.0](#)

[District FTE PTR : 11.1](#)

[Provincial FTE PTR : 11.8](#)

## Enrolment By Age and Gender

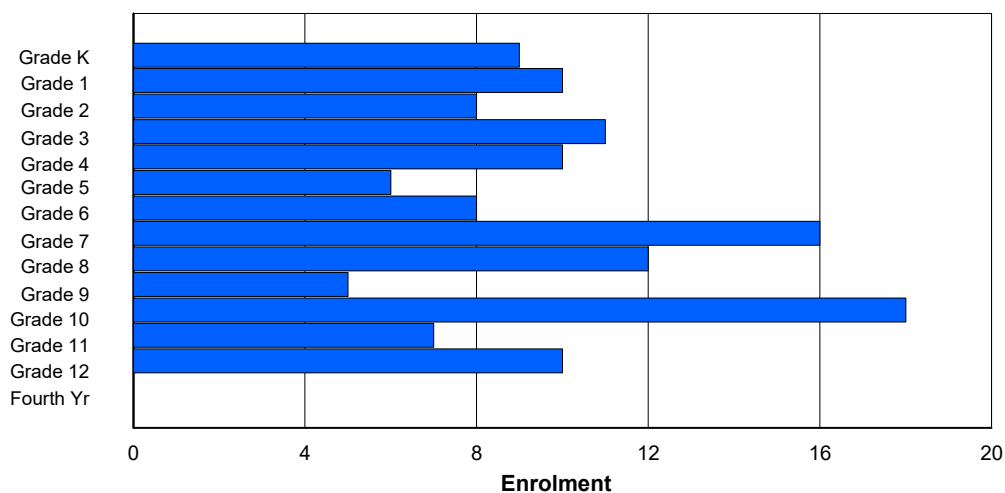
Gender	Age																	Total
	5	6	7	8	9	10	11	12	13	14	15	16	17	18	19	20>		
Male	3	5	6	5	8	2	6	6	9	2	8	2	6	0	0	0	68	
Female	6	6	1	6	2	4	2	9	4	3	10	5	4	0	0	0	62	
Total	9	11	7	11	10	6	8	15	13	5	18	7	10	0	0	0	130	

## Enrolment By Grade and Gender

	<u>Grade</u>														
Gender	K	1	2	3	4	5	6	7	8	9	10	11	12	4th	Total
Male	3	4	7	5	8	2	6	6	9	2	8	2	6	0	68
Female	6	6	1	6	2	4	2	10	3	3	10	5	4	0	62
Total	9	10	8	11	10	6	8	16	12	5	18	7	10	0	130

## Enrolment By Grade

For 194 - Gill Memorial Academy, Musgrave Harbour



\* Data from the 2012-2013 AGR(Enrolment/Age as of the last day in Sept./Dec.)

\*\* Newfoundland Statistics Classification System

\*\*\* May include itinerant teachers

District 3 - Nova Central

#196 - St. Gabriel's AG, St. Brendan's

Grades: K-2,5-8,10-12

Number of Grades: 10

[FTE Teachers](#) \*\*\* : 3.0

Classification: Rural

Offers Distance Education: Yes

[School FTE PTR : 5.5](#)

[District FTE PTR : 11.1](#)

[Provincial FTE PTR : 11.8](#)

## Enrolment By Age and Gender

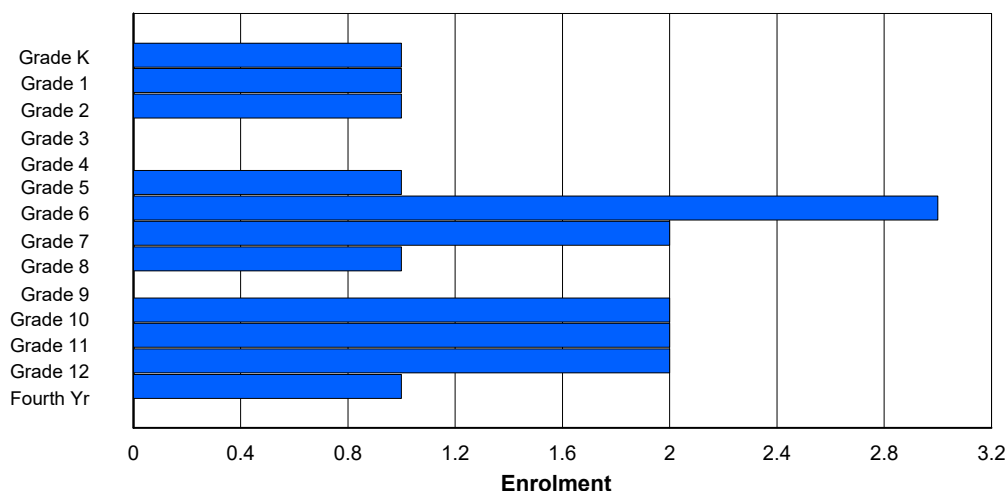
Gender	Age																	Total
	5	6	7	8	9	10	11	12	13	14	15	16	17	18	19	20>		
Male	1	0	0	0	0	0	2	2	1	0	1	0	1	1	0	0	9	
Female	0	1	1	0	0	1	1	0	0	0	1	2	1	0	0	0	8	
Total	1	1	1	0	0	1	3	2	1	0	2	2	2	1	0	0	17	

## Enrolment By Grade and Gender

	<u>Grade</u>														
Gender	K	1	2	3	4	5	6	7	8	9	10	11	12	4th	Total
Male	1	0	0	0	0	0	2	2	1	0	1	0	1	1	9
Female	0	1	1	0	0	1	1	0	0	0	1	2	1	0	8
Total	1	1	1	0	0	1	3	2	1	0	2	2	2	1	17

## Enrolment By Grade

For 196 - St. Gabriel's AG, St. Brendan's



\* Data from the 2012-2013 AGR(Enrolment/Age as of the last day in Sept./Dec.)

\*\* Newfoundland Statistics Classification System

\*\*\* May include itinerant teachers

District 3 - Nova Central

#201 - J.M. Olds Collegiate, Twillingate

Grades: 7-12

Number of Grades: 6

[FTE Teachers](#) \*\*\* : 13.0

Classification: Rural

Offers Distance Education: Yes

[School FTE PTR : 11.9](#)

[District FTE PTR : 11.1](#)

[Provincial FTE PTR : 11.8](#)

## Enrolment By Age and Gender

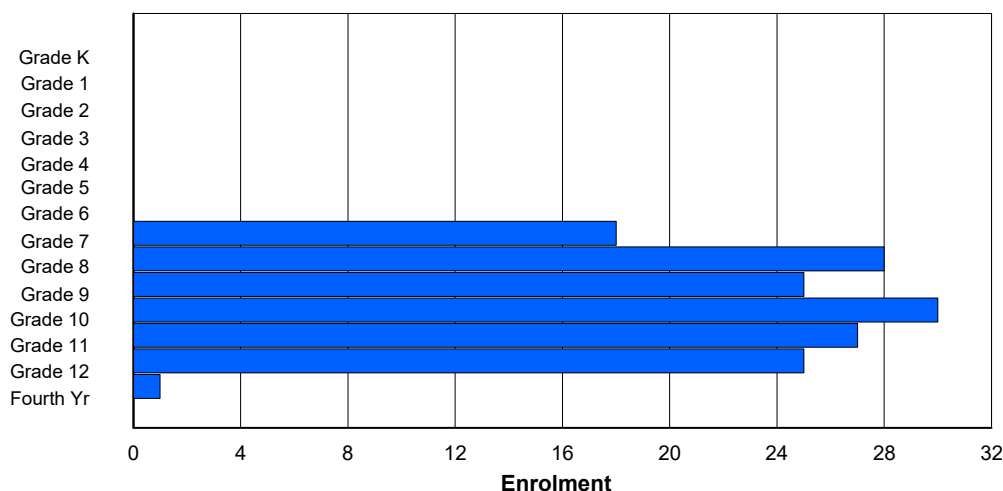
Gender	Age																	Total
	5	6	7	8	9	10	11	12	13	14	15	16	17	18	19	20>		
Male	0	0	0	0	0	0	0	12	14	10	12	9	14	5	0	0	76	
Female	0	0	0	0	0	0	0	6	14	15	18	13	9	3	0	0	78	
Total	0	0	0	0	0	0	0	18	28	25	30	22	23	8	0	0	154	

## Enrolment By Grade and Gender

	<u>Grade</u>															
Gender	K	1	2	3	4	5	6	7	8	9	10	11	12	4th	Total	
Male	0	0	0	0	0	0	0	12	14	10	12	14	14	0	76	
Female	0	0	0	0	0	0	0	6	14	15	18	13	11	1	78	
Total	0	0	0	0	0	0	0	18	28	25	30	27	25	1	154	

## Enrolment By Grade

For 201 - J.M. Olds Collegiate, Twillingate



\* Data from the 2012-2013 AGR(Enrolment/Age as of the last day in Sept./Dec.)

\*\* Newfoundland Statistics Classification System

\*\*\* May include itinerant teachers

District 3 - Nova Central

#202 - Twillingate Island Elementary, Twillingate

Grades: K-6

Number of Grades: 7

[FTE Teachers](#) \*\*\* : 10.3

Classification: Rural

Offers Distance Education: No

[School FTE PTR : 11.0](#)

[District FTE PTR : 11.1](#)

[Provincial FTE PTR : 11.8](#)

## Enrolment By Age and Gender

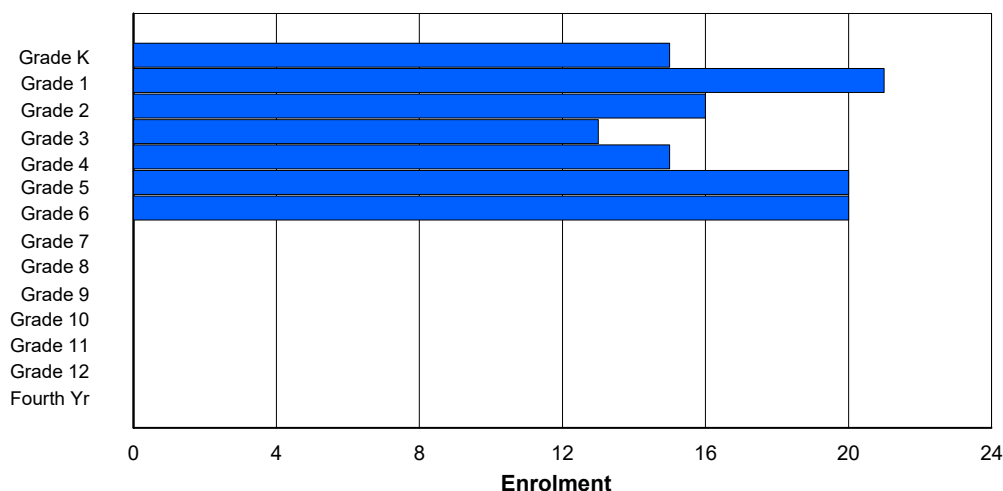
Gender	Age																	Total
	5	6	7	8	9	10	11	12	13	14	15	16	17	18	19	20>		
Male	7	13	6	11	8	10	11	0	0	0	0	0	0	0	0	0	66	
Female	8	8	9	3	7	10	9	0	0	0	0	0	0	0	0	0	54	
Total	15	21	15	14	15	20	20	0	0	0	0	0	0	0	0	0	120	

## Enrolment By Grade and Gender

	<u>Grade</u>															
Gender	K	1	2	3	4	5	6	7	8	9	10	11	12	4th	Total	
Male	7	13	7	10	8	10	11	0	0	0	0	0	0	0	66	
Female	8	8	9	3	7	10	9	0	0	0	0	0	0	0	54	
Total	15	21	16	13	15	20	20	0	0	0	0	0	0	0	120	

## Enrolment By Grade

For 202 - Twillingate Island Elementary, Twillingate



\* Data from the 2012-2013 AGR(Enrolment/Age as of the last day in Sept./Dec.)

\*\* Newfoundland Statistics Classification System

\*\*\* May include itinerant teachers

District 3 - Nova Central

#204 - Pearson Academy, Wesleyville

Grades: K-12

Number of Grades: 13

[FTE Teachers](#) \*\*\* : 22.0

Classification: Rural

Offers Distance Education: Yes

[School FTE PTR : 11.8](#)

[District FTE PTR : 11.1](#)

[Provincial FTE PTR : 11.8](#)

## Enrolment By Age and Gender

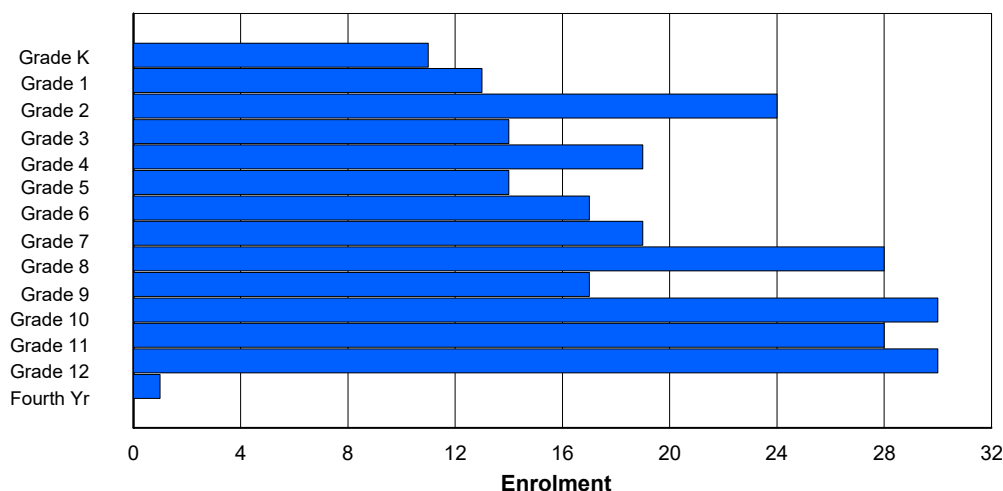
Gender	Age																	Total
	5	6	7	8	9	10	11	12	13	14	15	16	17	18	19	20>		
Male	7	7	11	4	9	10	13	8	12	7	13	18	21	1	0	0	141	
Female	4	5	14	10	10	4	4	10	16	10	16	7	13	1	0	0	124	
Total	11	12	25	14	19	14	17	18	28	17	29	25	34	2	0	0	265	

## Enrolment By Grade and Gender

	Grade														
Gender	K	1	2	3	4	5	6	7	8	9	10	11	12	4th	Total
Male	7	7	11	4	9	10	13	8	13	7	14	19	18	1	141
Female	4	6	13	10	10	4	4	11	15	10	16	9	12	0	124
Total	11	13	24	14	19	14	17	19	28	17	30	28	30	1	265

## Enrolment By Grade

For 204 - Pearson Academy, Wesleyville



\* Data from the 2012-2013 AGR(Enrolment/Age as of the last day in Sept./Dec.)

\*\* Newfoundland Statistics Classification System

\*\*\* May include itinerant teachers

District 3 - Nova Central

#206 - Riverwood Academy, Wing's Point

Grades: K-12

Number of Grades: 13

[FTE Teachers](#) \*\*\* : 25.0

Classification: Rural

Offers Distance Education: Yes

[School FTE PTR : 11.3](#)

[District FTE PTR : 11.1](#)

[Provincial FTE PTR : 11.8](#)

## Enrolment By Age and Gender

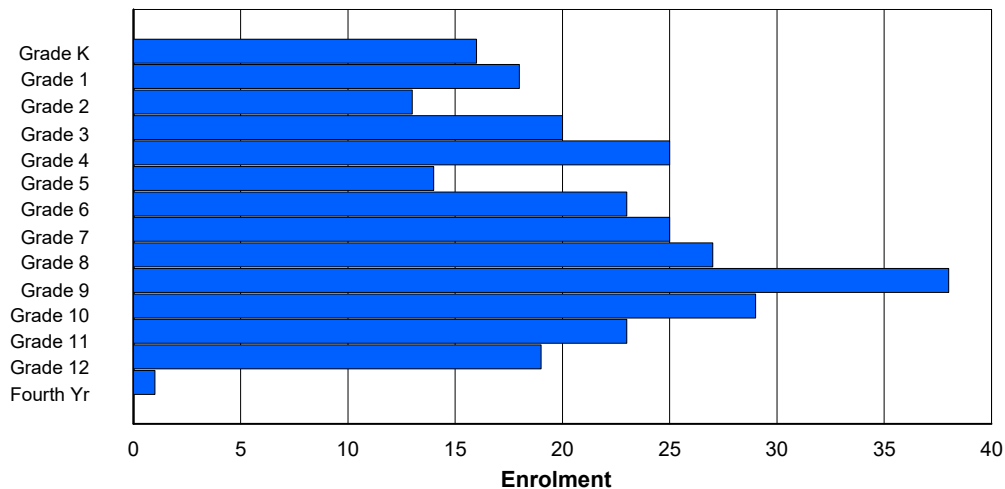
Gender	Age																
	5	6	7	8	9	10	11	12	13	14	15	16	17	18	19	20>	Total
Male	7	8	9	11	10	7	12	8	15	18	12	18	9	1	0	0	145
Female	9	10	4	9	15	7	11	17	11	19	12	7	14	1	0	0	146
Total	16	18	13	20	25	14	23	25	26	37	24	25	23	2	0	0	291

## Enrolment By Grade and Gender

Gender	<u>Grade</u>														Total
	K	1	2	3	4	5	6	7	8	9	10	11	12	4th	
Male	7	8	9	11	10	7	12	8	15	19	17	15	7	0	145
Female	9	10	4	9	15	7	11	17	12	19	12	8	12	1	146
Total	16	18	13	20	25	14	23	25	27	38	29	23	19	1	291

## Enrolment By Grade

For 206 - Riverwood Academy, Wing's Point



\* Data from the 2012-2013 AGR(Enrolment/Age as of the last day in Sept./Dec.)

\*\* Newfoundland Statistics Classification System

\*\*\* May include itinerant teachers

District 3 - Nova Central

#398 - Avoca Collegiate, Badger

Grades: K-9

Number of Grades: 10

[FTE Teachers](#) \*\*\* : 10.3

Classification: Urban

Offers Distance Education: No

[School FTE PTR : 7.9](#)

[District FTE PTR : 11.1](#)

[Provincial FTE PTR : 11.8](#)

## Enrolment By Age and Gender

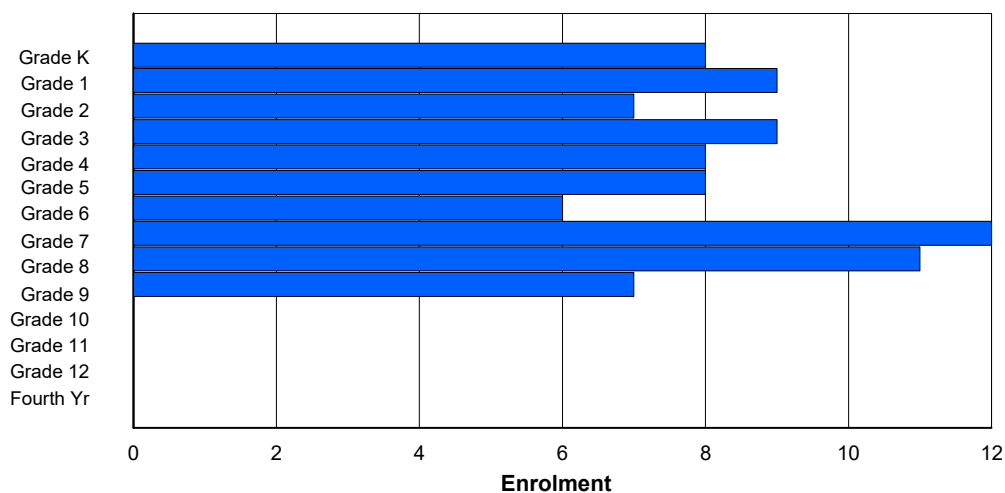
Gender	Age																	Total
	5	6	7	8	9	10	11	12	13	14	15	16	17	18	19	20>		
Male	2	5	5	5	6	3	2	6	4	1	0	0	0	0	0	0	39	
Female	6	4	1	5	2	5	4	6	7	6	0	0	0	0	0	0	46	
Total	8	9	6	10	8	8	6	12	11	7	0	0	0	0	0	0	85	

## Enrolment By Grade and Gender

	Grade														
Gender	K	1	2	3	4	5	6	7	8	9	10	11	12	4th	Total
Male	2	5	5	5	6	3	2	6	4	1	0	0	0	0	39
Female	6	4	2	4	2	5	4	6	7	6	0	0	0	0	46
Total	8	9	7	9	8	8	6	12	11	7	0	0	0	0	85

## Enrolment By Grade

For 398 - Avoca Collegiate, Badger



\* Data from the 2012-2013 AGR(Enrolment/Age as of the last day in Sept./Dec.)

\*\* Newfoundland Statistics Classification System

\*\*\* May include itinerant teachers

District 3 - Nova Central

#400 - Helen Tulk Elementary, Bishop's Falls

Grades: K-6

Number of Grades: 7

[FTE Teachers](#) \*\*\* : 20.0

Classification: Rural

Offers Distance Education: No

[School FTE PTR : 9.9](#)

[District FTE PTR : 11.1](#)

[Provincial FTE PTR : 11.8](#)

## Enrolment By Age and Gender

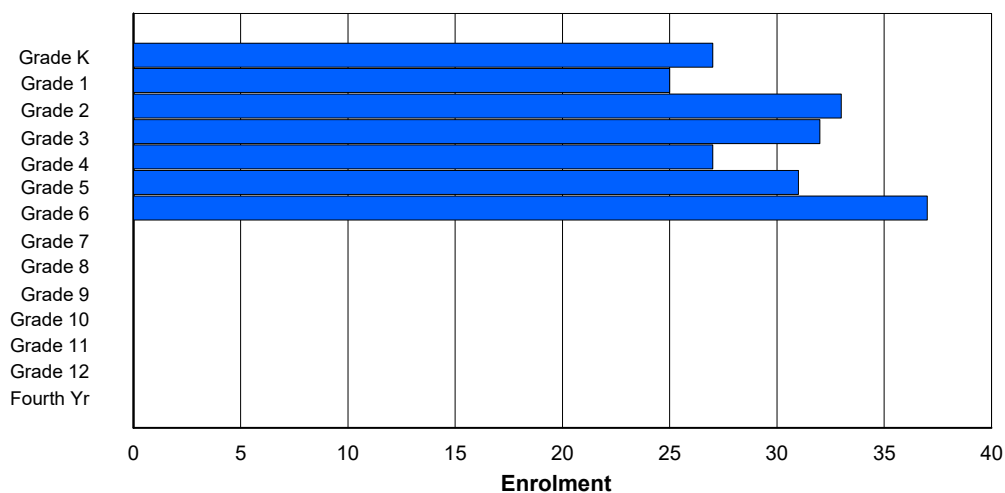
Gender	Age																	Total
	5	6	7	8	9	10	11	12	13	14	15	16	17	18	19	20>		
Male	12	14	14	16	15	18	25	0	0	0	0	0	0	0	0	0	114	
Female	15	11	19	15	12	13	13	0	0	0	0	0	0	0	0	0	98	
Total	27	25	33	31	27	31	38	0	0	0	0	0	0	0	0	0	212	

## Enrolment By Grade and Gender

	<u>Grade</u>															
Gender	K	1	2	3	4	5	6	7	8	9	10	11	12	4th	Total	
Male	12	14	14	17	15	18	24	0	0	0	0	0	0	0	114	
Female	15	11	19	15	12	13	13	0	0	0	0	0	0	0	98	
Total	27	25	33	32	27	31	37	0	0	0	0	0	0	0	212	

## Enrolment By Grade

For 400 - Helen Tulk Elementary, Bishop's Falls



\* Data from the 2012-2013 AGR(Enrolment/Age as of the last day in Sept./Dec.)

\*\* Newfoundland Statistics Classification System

\*\*\* May include itinerant teachers

District 3 - Nova Central

#402 - Leo Burke Academy, Bishop's Falls

Grades: 7-12

Number of Grades: 6

[FTE Teachers](#) \*\*\* : 18.0

Classification: Rural

Offers Distance Education: Yes

[School FTE PTR : 11.9](#)

[District FTE PTR : 11.1](#)

[Provincial FTE PTR : 11.8](#)

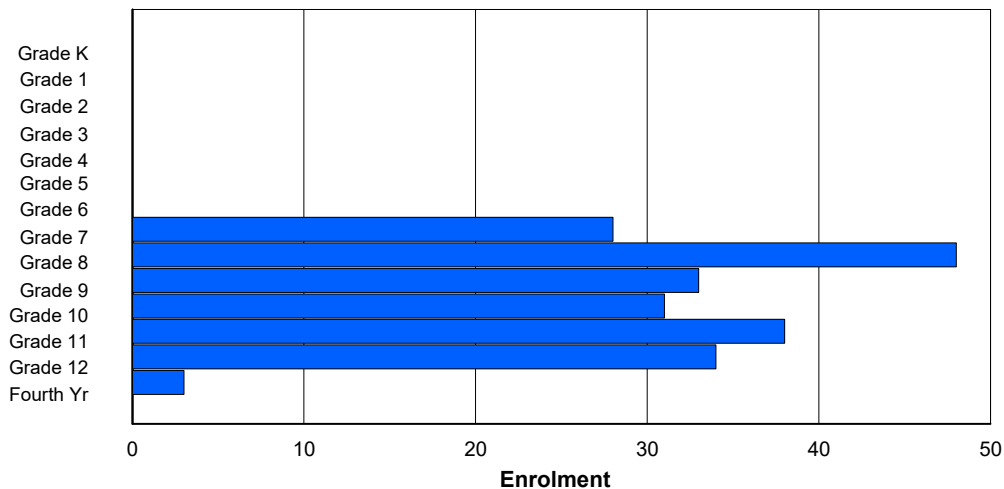
## Enrolment By Age and Gender

Gender	Age																	Total
	5	6	7	8	9	10	11	12	13	14	15	16	17	18	19	20>		
Male	0	0	0	0	0	0	0	12	24	18	16	18	16	3	0	0	107	
Female	0	0	0	0	0	0	0	16	23	16	13	22	18	1	0	0	109	
Total	0	0	0	0	0	0	0	28	47	34	29	40	34	4	0	0	216	

## Enrolment By Grade and Gender

	<u>Grade</u>														
Gender	K	1	2	3	4	5	6	7	8	9	10	11	12	4th	Total
Male	0	0	0	0	0	0	0	12	25	17	16	18	16	3	107
Female	0	0	0	0	0	0	0	16	23	16	15	21	18	0	109
Total	0	0	0	0	0	0	0	28	48	33	31	39	34	3	216

## Enrolment By Grade For 402 - Leo Burke Academy, Bishop's Falls



\* Data from the 2012-2013 AGR(Enrolment/Age as of the last day in Sept./Dec.)

\*\* Newfoundland Statistics Classification System

\*\*\* May include itinerant teachers

District 3 - Nova Central

#403 - Lakeside Academy, Buchans

Grades: K-12

Number of Grades: 13

[FTE Teachers](#) \*\*\* : 12.0

Classification: Rural

Offers Distance Education: Yes

[School FTE PTR : 7.3](#)

[District FTE PTR : 11.1](#)

[Provincial FTE PTR : 11.8](#)

## Enrolment By Age and Gender

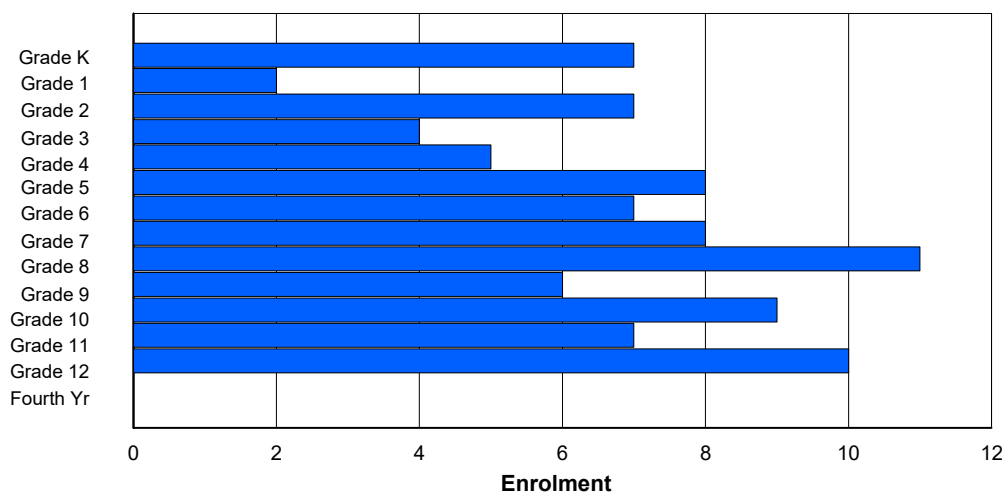
Gender	Age																	Total
	5	6	7	8	9	10	11	12	13	14	15	16	17	18	19	20>		
Male	5	3	3	2	3	3	3	4	3	5	4	3	7	0	0	0	48	
Female	2	0	3	2	2	5	3	5	6	3	5	4	3	0	0	0	43	
Total	7	3	6	4	5	8	6	9	9	8	9	7	10	0	0	0	91	

## Enrolment By Grade and Gender

Gender	Grade														Total
	K	1	2	3	4	5	6	7	8	9	10	11	12	4th	
Male	5	2	4	2	3	3	4	3	4	4	4	3	7	0	48
Female	2	0	3	2	2	5	3	5	7	2	5	4	3	0	43
Total	7	2	7	4	5	8	7	8	11	6	9	7	10	0	91

## Enrolment By Grade

For 403 - Lakeside Academy, Buchans



\* Data from the 2012-2013 AGR(Enrolment/Age as of the last day in Sept./Dec.)

\*\* Newfoundland Statistics Classification System

\*\*\* May include itinerant teachers

District 3 - Nova Central

#405 - Cottrell's Cove Academy, Cottrell's Cove

Grades: K,2-4,6-8,10-12 Number of Grades: 10

[FTE Teachers](#) \*\*\* : 4.5

Classification: Rural  
Offers Distance Education: Yes

[School FTE PTR : 5.0](#)  
[District FTE PTR : 11.1](#)  
[Provincial FTE PTR : 11.8](#)

## Enrolment By Age and Gender

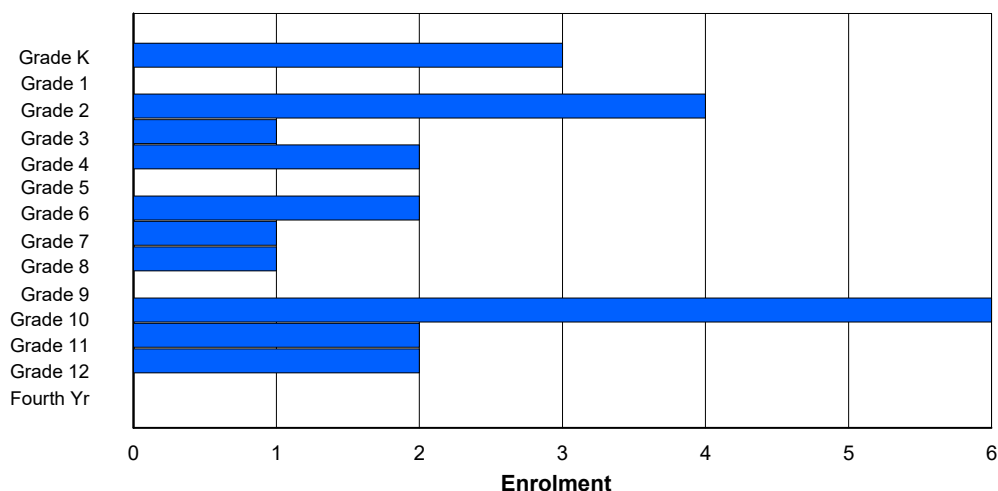
Gender	Age																	Total
	5	6	7	8	9	10	11	12	13	14	15	16	17	18	19	20>		
Male	3	0	4	0	1	0	1	0	0	0	2	0	1	1	0	0	13	
Female	0	0	0	1	1	0	1	1	1	0	4	2	0	0	0	0	11	
Total	3	0	4	1	2	0	2	1	1	0	6	2	1	1	0	0	24	

## Enrolment By Grade and Gender

	<u>Grade</u>														
Gender	K	1	2	3	4	5	6	7	8	9	10	11	12	4th	Total
Male	3	0	4	0	1	0	1	0	0	0	2	0	2	0	13
Female	0	0	0	1	1	0	1	1	1	0	4	2	0	0	11
Total	3	0	4	1	2	0	2	1	1	0	6	2	2	0	24

## Enrolment By Grade

For 405 - Cottrell's Cove Academy, Cottrell's Cove



\* Data from the 2012-2013 AGR(Enrolment/Age as of the last day in Sept./Dec.)

\*\* Newfoundland Statistics Classification System

\*\*\* May include itinerant teachers

District 3 - Nova Central

#406 - Fitzgerald Academy, English Harbour West

Grades: K-12

Number of Grades: 13

[FTE Teachers](#) \*\*\* : 18.8

Classification: Rural

Offers Distance Education: Yes

[School FTE PTR : 9.2](#)

[District FTE PTR : 11.1](#)

[Provincial FTE PTR : 11.8](#)

## Enrolment By Age and Gender

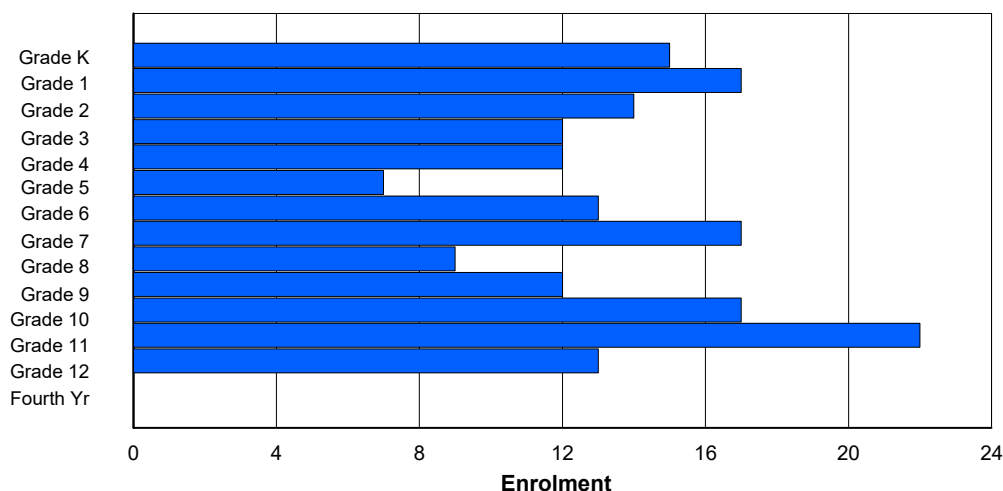
Gender	Age																	Total
	5	6	7	8	9	10	11	12	13	14	15	16	17	18	19	20>		
Male	11	9	6	8	4	4	10	10	6	8	6	13	7	2	0	0	104	
Female	4	9	8	3	8	3	3	5	4	5	6	12	5	1	0	0	76	
Total	15	18	14	11	12	7	13	15	10	13	12	25	12	3	0	0	180	

## Enrolment By Grade and Gender

	<u>Grade</u>														
Gender	K	1	2	3	4	5	6	7	8	9	10	11	12	4th	Total
Male	11	8	6	9	4	4	10	12	5	7	11	10	7	0	104
Female	4	9	8	3	8	3	3	5	4	5	6	12	6	0	76
Total	15	17	14	12	12	7	13	17	9	12	17	22	13	0	180

## Enrolment By Grade

For 406 - Fitzgerald Academy, English Harbour West



\* Data from the 2012-2013 AGR(Enrolment/Age as of the last day in Sept./Dec.)

\*\* Newfoundland Statistics Classification System

\*\*\* May include itinerant teachers

District 3 - Nova Central

#407 - Bay d'Espoir Academy, Milltown

Grades: K-12

Number of Grades: 13

[FTE Teachers](#) \*\*\* : 24.0

Classification: Rural

Offers Distance Education: Yes

[School FTE PTR : 10.6](#)

[District FTE PTR : 11.1](#)

[Provincial FTE PTR : 11.8](#)

## Enrolment By Age and Gender

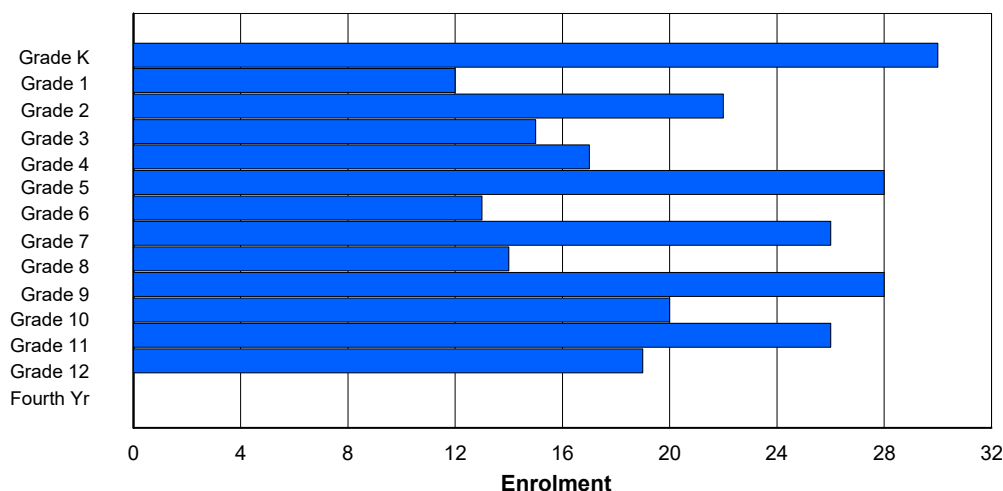
Gender	Age																	Total
	5	6	7	8	9	10	11	12	13	14	15	16	17	18	19	20>		
Male	14	6	15	6	9	15	7	11	6	13	10	15	11	1	0	0	139	
Female	15	7	7	9	8	13	6	15	8	15	10	10	8	0	0	0	131	
Total	29	13	22	15	17	28	13	26	14	28	20	25	19	1	0	0	270	

## Enrolment By Grade and Gender

	Grade														
Gender	K	1	2	3	4	5	6	7	8	9	10	11	12	4th	Total
Male	15	5	15	6	9	15	7	11	6	13	10	15	12	0	139
Female	15	7	7	9	8	13	6	15	8	15	10	11	7	0	131
Total	30	12	22	15	17	28	13	26	14	28	20	26	19	0	270

## Enrolment By Grade

For 407 - Bay d'Espoir Academy, Milltown



\* Data from the 2012-2013 AGR(Enrolment/Age as of the last day in Sept./Dec.)

\*\* Newfoundland Statistics Classification System

\*\*\* May include itinerant teachers

District 3 - Nova Central

#409 - Indian River Academy, Springdale

Grades: K-6

Number of Grades: 7

[FTE Teachers](#) \*\*\* : 23.5

Classification: Rural

Offers Distance Education: No

[School FTE PTR : 9.6](#)

[District FTE PTR : 11.1](#)

[Provincial FTE PTR : 11.8](#)

## Enrolment By Age and Gender

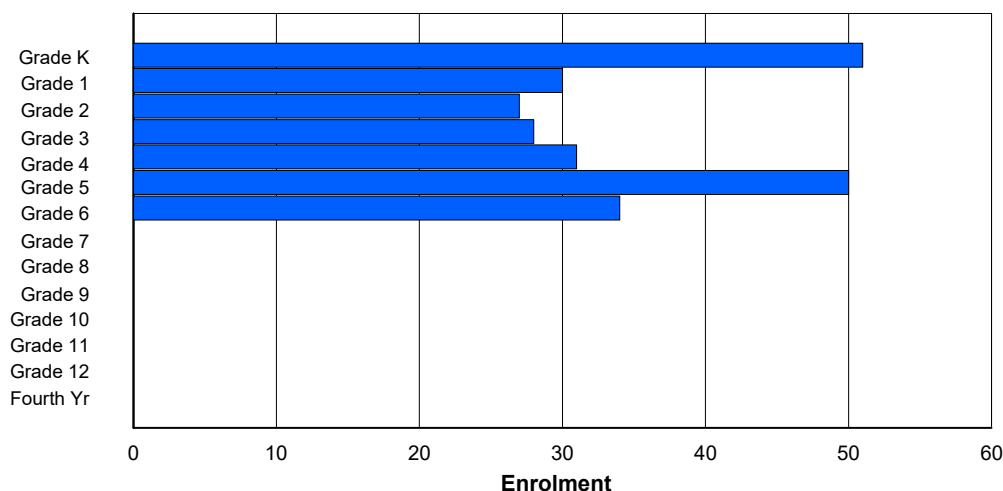
Gender	Age																	Total
	5	6	7	8	9	10	11	12	13	14	15	16	17	18	19	20>		
Male	26	18	16	12	10	23	18	1	0	0	0	0	0	0	0	0	124	
Female	25	11	11	17	21	27	15	0	0	0	0	0	0	0	0	0	127	
Total	51	29	27	29	31	50	33	1	0	0	0	0	0	0	0	0	251	

## Enrolment By Grade and Gender

	Grade														
Gender	K	1	2	3	4	5	6	7	8	9	10	11	12	4th	Total
Male	26	19	16	11	10	23	19	0	0	0	0	0	0	0	124
Female	25	11	11	17	21	27	15	0	0	0	0	0	0	0	127
Total	51	30	27	28	31	50	34	0	0	0	0	0	0	0	251

## Enrolment By Grade

For 409 - Indian River Academy, Springdale



\* Data from the 2012-2013 AGR(Enrolment/Age as of the last day in Sept./Dec.)

\*\* Newfoundland Statistics Classification System

\*\*\* May include itinerant teachers

District 3 - Nova Central

#413 - Holy Cross School Complex, Eastport

Grades: K-12

Number of Grades: 13

[FTE Teachers](#) \*\*\* : 11.0

Classification: Rural

Offers Distance Education: Yes

[School FTE PTR : 7.9](#)

[District FTE PTR : 11.1](#)

[Provincial FTE PTR : 11.8](#)

## Enrolment By Age and Gender

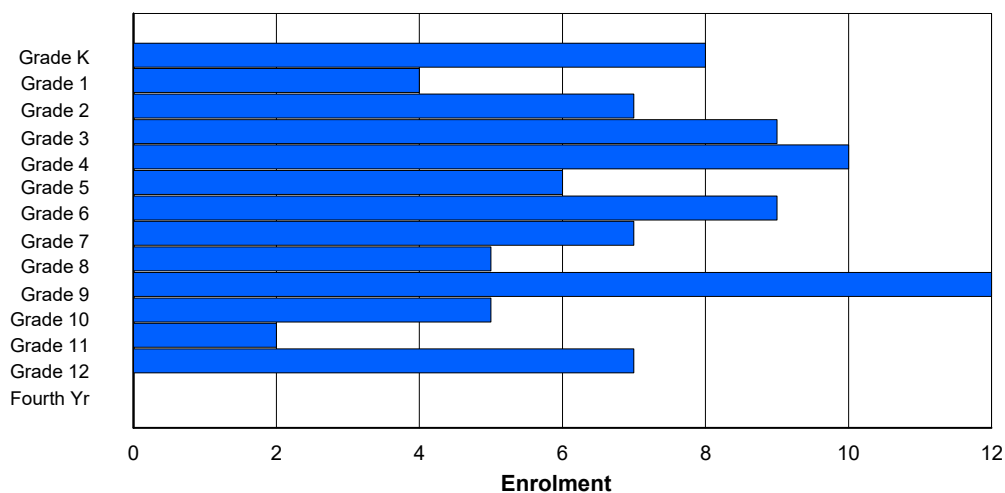
Gender	Age																	Total
	5	6	7	8	9	10	11	12	13	14	15	16	17	18	19	20>		
Male	4	3	4	3	6	4	3	4	2	4	2	2	2	0	0	0	43	
Female	4	1	3	6	4	2	5	4	3	6	5	0	5	0	0	0	48	
Total	8	4	7	9	10	6	8	8	5	10	7	2	7	0	0	0	91	

## Enrolment By Grade and Gender

	<u>Grade</u>														
Gender	K	1	2	3	4	5	6	7	8	9	10	11	12	4th	Total
Male	4	3	4	3	6	4	4	3	2	4	2	2	2	0	43
Female	4	1	3	6	4	2	5	4	3	8	3	0	5	0	48
Total	8	4	7	9	10	6	9	7	5	12	5	2	7	0	91

## Enrolment By Grade

For 413 - Holy Cross School Complex, Eastport



\* Data from the 2012-2013 AGR(Enrolment/Age as of the last day in Sept./Dec.)

\*\* Newfoundland Statistics Classification System

\*\*\* May include itinerant teachers

District 3 - Nova Central

#414 - Fogo Island Central Academy, Fogo Island

Grades: K-12

Number of Grades: 13

[FTE Teachers](#) \*\*\* : 22.0

Classification: Rural

Offers Distance Education: Yes

[School FTE PTR : 11.7](#)

[District FTE PTR : 11.1](#)

[Provincial FTE PTR : 11.8](#)

## Enrolment By Age and Gender

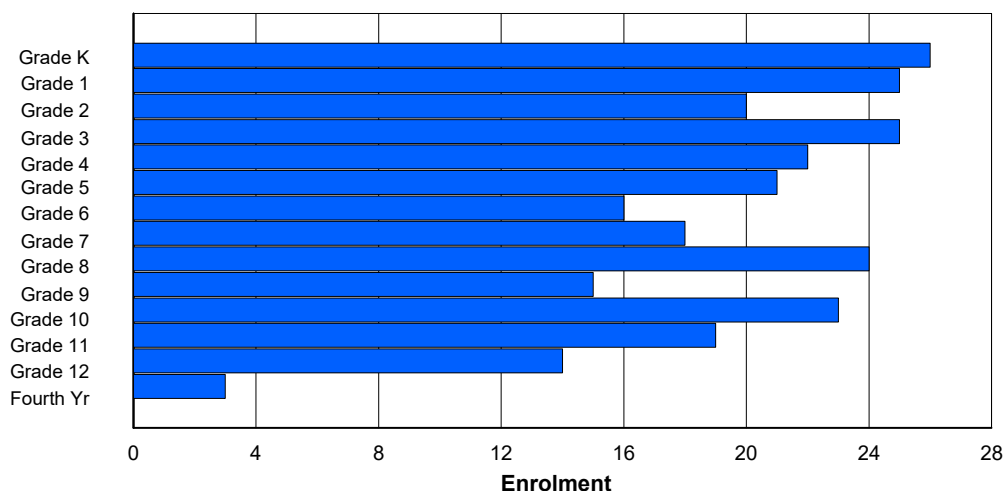
Gender	Age																	Total
	5	6	7	8	9	10	11	12	13	14	15	16	17	18	19	20>		
Male	20	13	14	15	11	13	9	11	12	8	9	9	7	2	0	0	153	
Female	6	12	6	10	11	9	6	6	12	8	13	11	7	1	0	0	118	
Total	26	25	20	25	22	22	15	17	24	16	22	20	14	3	0	0	271	

## Enrolment By Grade and Gender

	Grade														
Gender	K	1	2	3	4	5	6	7	8	9	10	11	12	4th	Total
Male	20	13	14	15	11	13	9	11	12	8	10	8	7	2	153
Female	6	12	6	10	11	8	7	7	12	7	13	11	7	1	118
Total	26	25	20	25	22	21	16	18	24	15	23	19	14	3	271

## Enrolment By Grade

For 414 - Fogo Island Central Academy, Fogo Island



\* Data from the 2012-2013 AGR(Enrolment/Age as of the last day in Sept./Dec.)

\*\* Newfoundland Statistics Classification System

\*\*\* May include itinerant teachers

District 3 - Nova Central

#416 - Smallwood Academy, Gambo

Grades: K-12

Number of Grades: 13

[FTE Teachers](#) \*\*\* : 23.0

Classification: Rural

Offers Distance Education: Yes

[School FTE PTR : 10.5](#)

[District FTE PTR : 11.1](#)

[Provincial FTE PTR : 11.8](#)

## Enrolment By Age and Gender

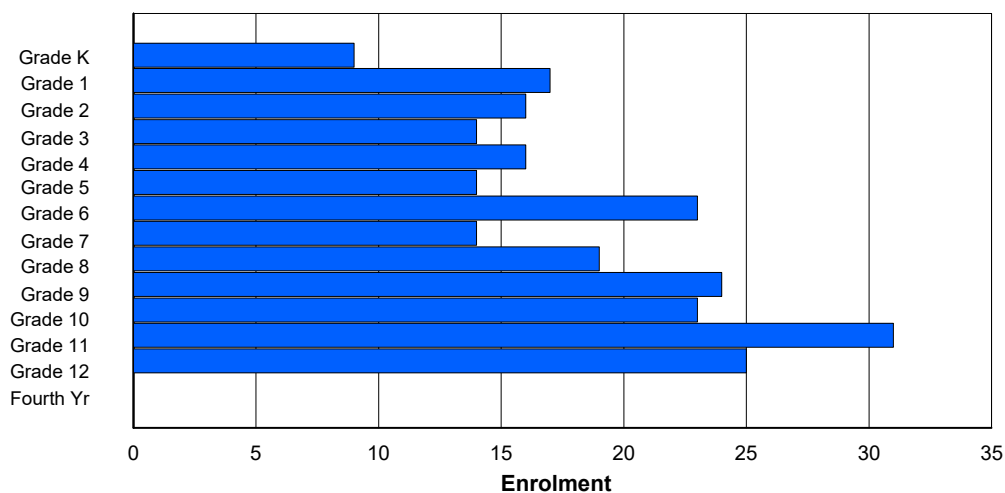
Gender	Age																	Total
	5	6	7	8	9	10	11	12	13	14	15	16	17	18	19	20>		
Male	6	7	12	10	11	9	8	7	7	13	9	12	14	2	0	0	127	
Female	3	9	5	3	5	6	15	6	13	11	13	19	10	0	0	0	118	
Total	9	16	17	13	16	15	23	13	20	24	22	31	24	2	0	0	245	

## Enrolment By Grade and Gender

	Grade														
Gender	K	1	2	3	4	5	6	7	8	9	10	11	12	4th	Total
Male	6	8	11	11	11	8	8	7	7	13	10	12	15	0	127
Female	3	9	5	3	5	6	15	7	12	11	13	19	10	0	118
Total	9	17	16	14	16	14	23	14	19	24	23	31	25	0	245

## Enrolment By Grade

For 416 - Smallwood Academy, Gambo



\* Data from the 2012-2013 AGR(Enrolment/Age as of the last day in Sept./Dec.)

\*\* Newfoundland Statistics Classification System

\*\*\* May include itinerant teachers

District 3 - Nova Central

#417 - Gander Academy, Gander

Grades: K-6

Number of Grades: 7

[FTE Teachers](#) \*\*\* : 61.8

Classification: Urban

Offers Distance Education: No

[School FTE PTR : 13.9](#)

[District FTE PTR : 11.1](#)

[Provincial FTE PTR : 11.8](#)

## Enrolment By Age and Gender

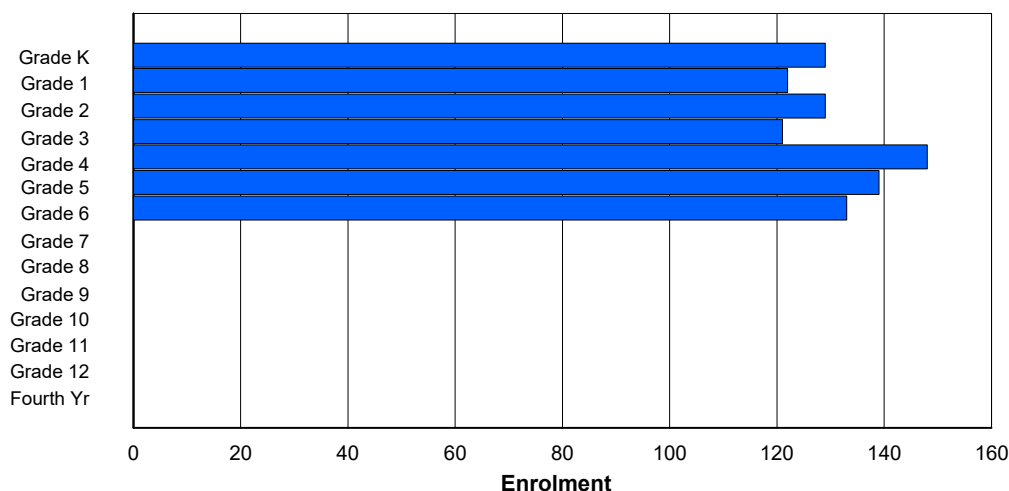
Gender	Age																	Total
	5	6	7	8	9	10	11	12	13	14	15	16	17	18	19	20>		
Male	59	64	69	74	80	70	85	2	0	0	0	0	0	0	0	0	503	
Female	69	57	61	48	65	70	47	1	0	0	0	0	0	0	0	0	418	
Total	128	121	130	122	145	140	132	3	0	0	0	0	0	0	0	0	921	

## Enrolment By Grade and Gender

	<u>Grade</u>														
Gender	K	1	2	3	4	5	6	7	8	9	10	11	12	4th	Total
Male	60	65	67	74	82	70	85	0	0	0	0	0	0	0	503
Female	69	57	62	47	66	69	48	0	0	0	0	0	0	0	418
Total	129	122	129	121	148	139	133	0	0	0	0	0	0	0	921

## Enrolment By Grade

For 417 - Gander Academy, Gander



\* Data from the 2012-2013 AGR(Enrolment/Age as of the last day in Sept./Dec.)

\*\* Newfoundland Statistics Classification System

\*\*\* May include itinerant teachers

District 3 - Nova Central

#418 - Gander Collegiate, Gander

Grades: 10-12

Number of Grades: 3

[FTE Teachers](#) \*\*\* : 24.5

Classification: Urban

Offers Distance Education: Yes

[School FTE PTR : 15.6](#)

[District FTE PTR : 11.1](#)

[Provincial FTE PTR : 11.8](#)

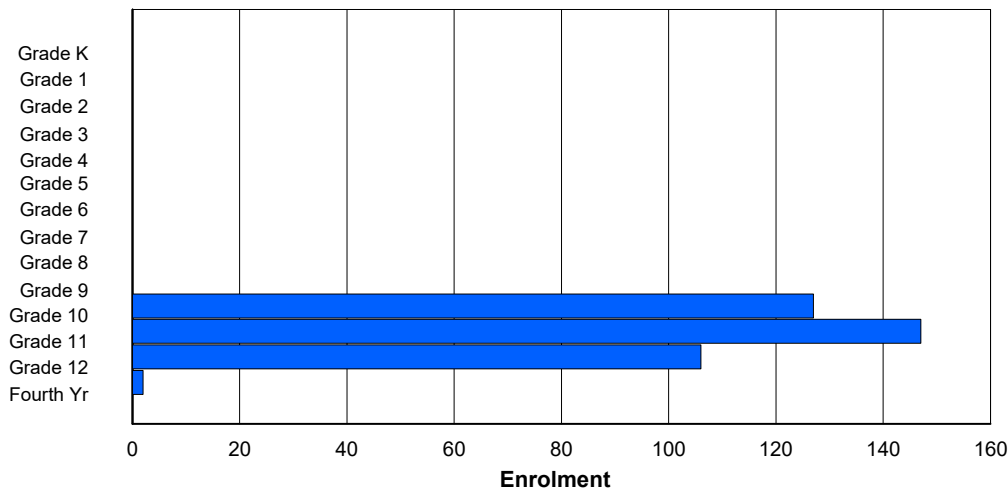
**Enrolment By Age and Gender**

Gender	Age																	Total
	5	6	7	8	9	10	11	12	13	14	15	16	17	18	19	20>		
Male	0	0	0	0	0	0	0	0	0	0	55	69	49	4	0	0	177	
Female	0	0	0	0	0	0	0	0	0	1	67	76	56	2	3	0	205	
Total	0	0	0	0	0	0	0	0	0	1	122	145	105	6	3	0	382	

**Enrolment By Grade and Gender**

	<u>Grade</u>														
Gender	K	1	2	3	4	5	6	7	8	9	10	11	12	4th	Total
Male	0	0	0	0	0	0	0	0	0	0	56	69	52	0	177
Female	0	0	0	0	0	0	0	0	0	0	71	78	54	2	205
Total	0	0	0	0	0	0	0	0	0	0	127	147	106	2	382

**Enrolment By Grade**  
For 418 - Gander Collegiate, Gander



\* Data from the 2012-2013 AGR(Enrolment/Age as of the last day in Sept./Dec.)

\*\* Newfoundland Statistics Classification System

\*\*\* May include itinerant teachers

District 3 - Nova Central

#420 - St. Paul's Intermediate School, Gander

Grades: 7-9

Number of Grades: 3

[FTE Teachers](#) \*\*\* : 29.8

Classification: Urban

Offers Distance Education: No

[School FTE PTR : 14.1](#)

[District FTE PTR : 11.1](#)

[Provincial FTE PTR : 11.8](#)

## Enrolment By Age and Gender

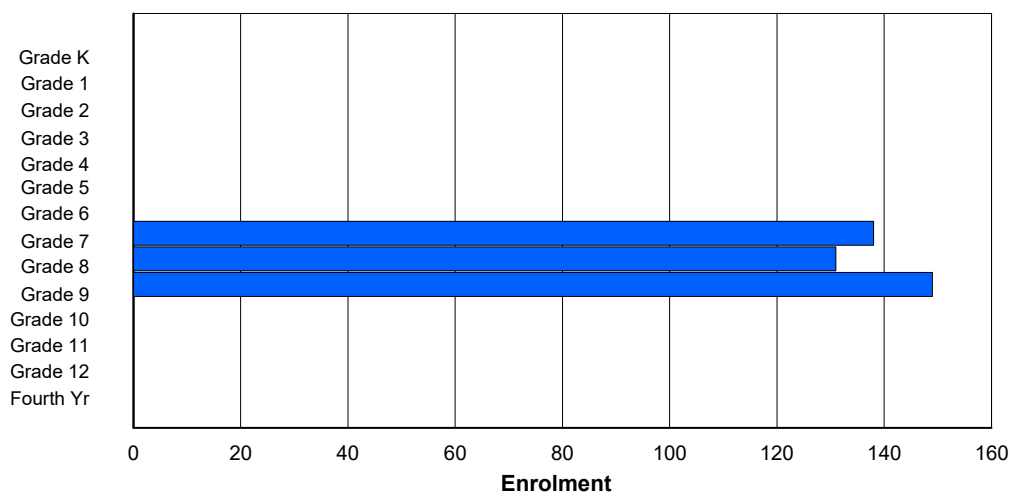
Gender	Age																
	5	6	7	8	9	10	11	12	13	14	15	16	17	18	19	20>	Total
Male	0	0	0	0	0	0	0	68	60	84	1	0	0	0	0	0	213
Female	0	0	0	0	0	0	0	68	71	65	1	0	0	0	0	0	205
Total	0	0	0	0	0	0	0	136	131	149	2	0	0	0	0	0	418

## Enrolment By Grade and Gender

	<u>Grade</u>														
Gender	K	1	2	3	4	5	6	7	8	9	10	11	12	4th	Total
Male	0	0	0	0	0	0	0	70	61	82	0	0	0	0	213
Female	0	0	0	0	0	0	0	68	70	67	0	0	0	0	205
Total	0	0	0	0	0	0	0	138	131	149	0	0	0	0	418

## Enrolment By Grade

For 420 - St. Paul's Intermediate School, Gander



\* Data from the 2012-2013 AGR(Enrolment/Age as of the last day in Sept./Dec.)

\*\* Newfoundland Statistics Classification System

\*\*\* May include itinerant teachers

District 3 - Nova Central

#421 - Lakewood Academy, Glenwood

Grades: K-12

Number of Grades: 13

[FTE Teachers](#) \*\*\* : 18.3

Classification: Urban

Offers Distance Education: Yes

[School FTE PTR : 11.0](#)

[District FTE PTR : 11.1](#)

[Provincial FTE PTR : 11.8](#)

## Enrolment By Age and Gender

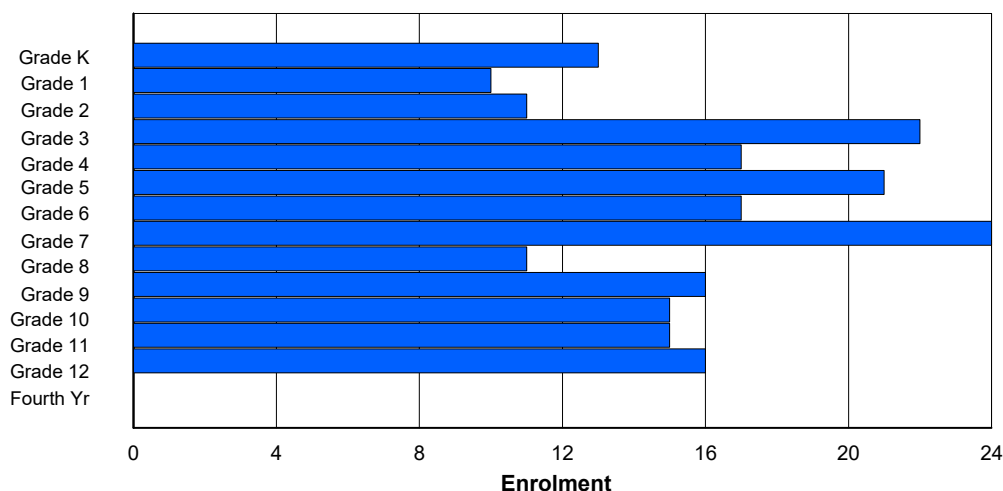
Gender	Age																	Total
	5	6	7	8	9	10	11	12	13	14	15	16	17	18	19	20>		
Male	7	4	7	11	8	13	6	12	5	9	3	6	6	2	0	0	99	
Female	5	7	4	11	8	9	11	9	9	7	12	9	8	0	0	0	109	
Total	12	11	11	22	16	22	17	21	14	16	15	15	14	2	0	0	208	

## Enrolment By Grade and Gender

Gender	Grade														Total
	K	1	2	3	4	5	6	7	8	9	10	11	12	4th	
Male	8	3	7	11	8	13	6	13	4	9	3	6	8	0	99
Female	5	7	4	11	9	8	11	11	7	7	12	9	8	0	109
Total	13	10	11	22	17	21	17	24	11	16	15	15	16	0	208

## Enrolment By Grade

For 421 - Lakewood Academy, Glenwood



\* Data from the 2012-2013 AGR(Enrolment/Age as of the last day in Sept./Dec.)

\*\* Newfoundland Statistics Classification System

\*\*\* May include itinerant teachers

District 3 - Nova Central

#422 - Glovertown Academy, Glovertown

Grades: K-12

Number of Grades: 13

[FTE Teachers](#) \*\*\* : 29.0

Classification: Rural

Offers Distance Education: Yes

[School FTE PTR : 11.5](#)

[District FTE PTR : 11.1](#)

[Provincial FTE PTR : 11.8](#)

## Enrolment By Age and Gender

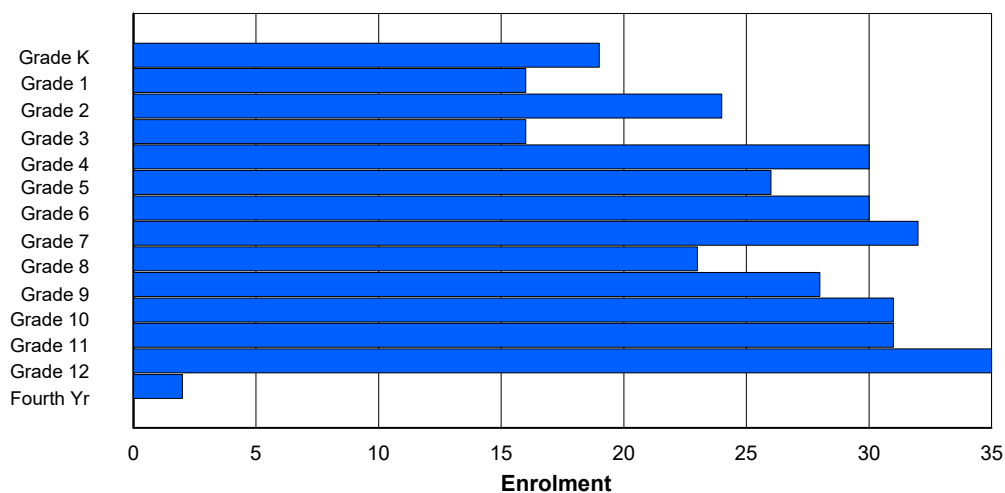
Gender	Age																	Total
	5	6	7	8	9	10	11	12	13	14	15	16	17	18	19	20>		
Male	11	13	13	12	11	16	15	18	8	11	12	17	16	3	0	0	176	
Female	8	3	11	3	19	11	15	13	14	19	17	13	17	4	0	0	167	
Total	19	16	24	15	30	27	30	31	22	30	29	30	33	7	0	0	343	

## Enrolment By Grade and Gender

	Grade														
Gender	K	1	2	3	4	5	6	7	8	9	10	11	12	4th	Total
Male	11	13	13	12	12	15	15	19	9	9	14	17	16	1	176
Female	8	3	11	4	18	11	15	13	14	19	17	14	19	1	167
Total	19	16	24	16	30	26	30	32	23	28	31	31	35	2	343

## Enrolment By Grade

For 422 - Glovertown Academy, Glovertown



\* Data from the 2012-2013 AGR(Enrolment/Age as of the last day in Sept./Dec.)

\*\* Newfoundland Statistics Classification System

\*\*\* May include itinerant teachers

District 3 - Nova Central

#426 - Hillview Academy, Norris Arm

Grades: K-9

Number of Grades: 10

[FTE Teachers](#) \*\*\* : 11.5

Classification: Rural

Offers Distance Education: No

[School FTE PTR : 8.7](#)

[District FTE PTR : 11.1](#)

[Provincial FTE PTR : 11.8](#)

## Enrolment By Age and Gender

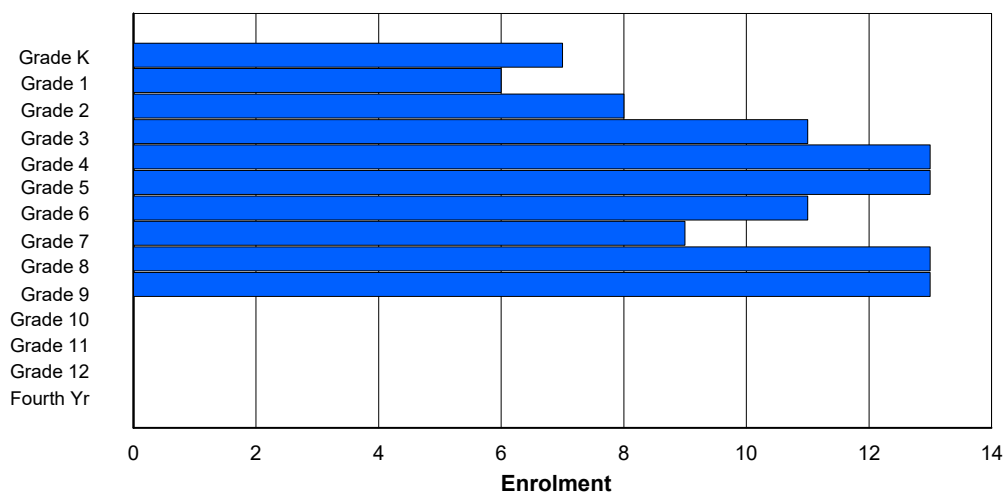
Gender	Age																	Total
	5	6	7	8	9	10	11	12	13	14	15	16	17	18	19	20>		
Male	5	5	5	5	5	8	5	6	5	8	0	0	0	0	0	0	57	
Female	2	1	3	6	8	4	7	3	8	5	0	0	0	0	0	0	47	
Total	7	6	8	11	13	12	12	9	13	13	0	0	0	0	0	0	104	

## Enrolment By Grade and Gender

	Grade														
Gender	K	1	2	3	4	5	6	7	8	9	10	11	12	4th	Total
Male	5	5	5	5	5	9	4	6	5	8	0	0	0	0	57
Female	2	1	3	6	8	4	7	3	8	5	0	0	0	0	47
Total	7	6	8	11	13	13	11	9	13	13	0	0	0	0	104

## Enrolment By Grade

For 426 - Hillview Academy, Norris Arm



\* Data from the 2012-2013 AGR(Enrolment/Age as of the last day in Sept./Dec.)

\*\* Newfoundland Statistics Classification System

\*\*\* May include itinerant teachers

District 3 - Nova Central

#478 - New World Island Academy, Summerford

Grades: K-12

Number of Grades: 13

[FTE Teachers](#) \*\*\* : 31.8

Classification: Rural

Offers Distance Education: Yes

[School FTE PTR : 11.7](#)

[District FTE PTR : 11.1](#)

[Provincial FTE PTR : 11.8](#)

## Enrolment By Age and Gender

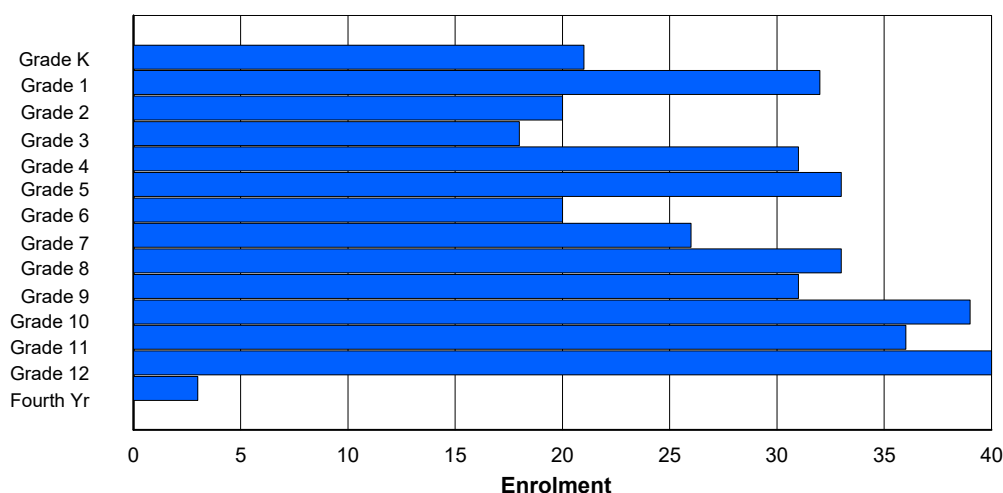
Gender	Age																	Total
	5	6	7	8	9	10	11	12	13	14	15	16	17	18	19	20>		
Male	9	17	10	7	14	16	10	16	19	17	21	18	23	4	0	0	201	
Female	12	15	10	11	17	17	10	10	14	13	16	16	19	2	0	0	182	
Total	21	32	20	18	31	33	20	26	33	30	37	34	42	6	0	0	383	

## Enrolment By Grade and Gender

	Grade														
Gender	K	1	2	3	4	5	6	7	8	9	10	11	12	4th	Total
Male	9	17	10	7	14	16	10	16	19	17	22	19	23	2	201
Female	12	15	10	11	17	17	10	10	14	14	17	17	17	1	182
Total	21	32	20	18	31	33	20	26	33	31	39	36	40	3	383

## Enrolment By Grade

For 478 - New World Island Academy, Summerford



\* Data from the 2012-2013 AGR(Enrolment/Age as of the last day in Sept./Dec.)

\*\* Newfoundland Statistics Classification System

\*\*\* May include itinerant teachers

District 3 - Nova Central

#480 - Exploits Valley High, Grand Falls-Windsor

Grades: 10-12

Number of Grades: 3

[FTE Teachers](#) \*\*\* : 32.5

Classification: Urban

Offers Distance Education: Yes

[School FTE PTR : 15.1](#)

[District FTE PTR : 11.1](#)

[Provincial FTE PTR : 11.8](#)

## Enrolment By Age and Gender

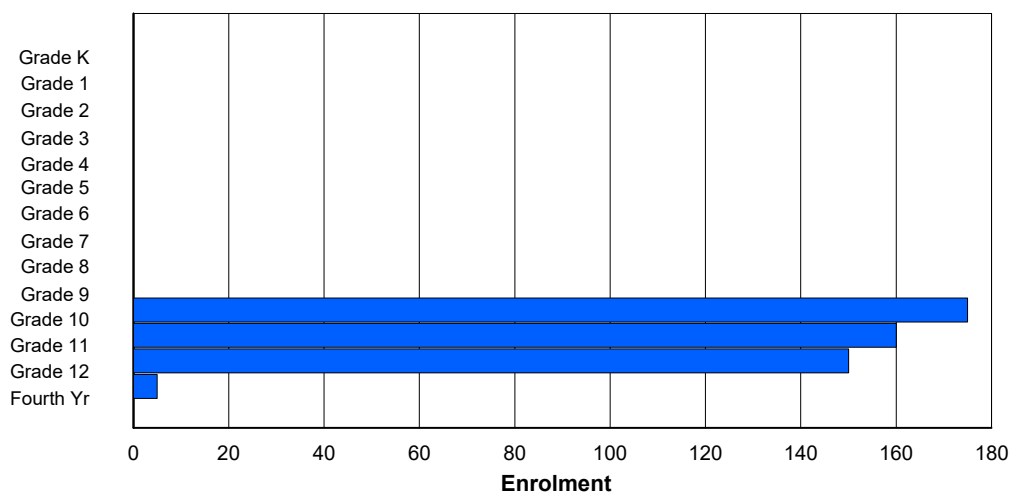
Gender	Age																	Total
	5	6	7	8	9	10	11	12	13	14	15	16	17	18	19	20>		
Male	0	0	0	0	0	0	0	0	0	0	83	76	78	14	0	0	251	
Female	0	0	0	0	0	0	0	0	0	1	80	71	74	12	0	0	238	
Total	0	0	0	0	0	0	0	0	0	1	163	147	152	26	0	0	489	

## Enrolment By Grade and Gender

	<u>Grade</u>														
Gender	K	1	2	3	4	5	6	7	8	9	10	11	12	4th	Total
Male	0	0	0	0	0	0	0	0	0	0	90	83	76	2	251
Female	0	0	0	0	0	0	0	0	0	0	85	76	74	3	238
Total	0	0	0	0	0	0	0	0	0	0	175	159	150	5	489

## Enrolment By Grade

For 480 - Exploits Valley High, Grand Falls-Windsor



\* Data from the 2012-2013 AGR(Enrolment/Age as of the last day in Sept./Dec.)

\*\* Newfoundland Statistics Classification System

\*\*\* May include itinerant teachers

District 3 - Nova Central

#481 - Exploits Valley Intermediate, Grand Falls-Windsor

Classification: Urban  
Offers Distance Education: No

Grades: 7-9

Number of Grades: 3

[School FTE PTR : 13.9](#)

[District FTE PTR : 11.1](#)

[Provincial FTE PTR : 11.8](#)

[FTE Teachers](#) \*\*\* : 33.0

## Enrolment By Age and Gender

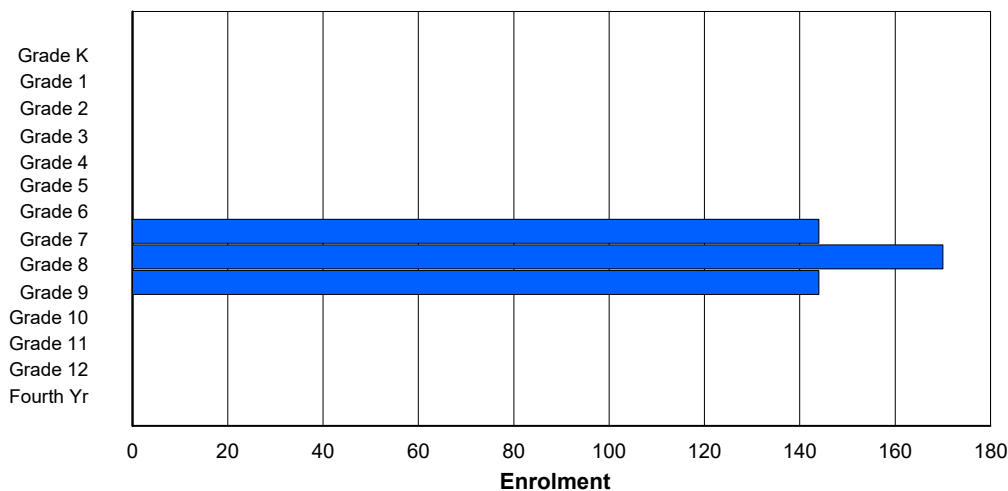
Gender	Age																	Total
	5	6	7	8	9	10	11	12	13	14	15	16	17	18	19	20>		
Male	0	0	0	0	0	0	0	79	85	88	0	0	0	0	0	0	252	
Female	0	0	0	0	0	0	1	63	80	62	0	0	0	0	0	0	206	
Total	0	0	0	0	0	0	1	142	165	150	0	0	0	0	0	0	458	

## Enrolment By Grade and Gender

	<u>Grade</u>														
Gender	K	1	2	3	4	5	6	7	8	9	10	11	12	4th	Total
Male	0	0	0	0	0	0	0	79	89	84	0	0	0	0	252
Female	0	0	0	0	0	0	0	65	81	60	0	0	0	0	206
Total	0	0	0	0	0	0	0	144	170	144	0	0	0	0	458

## Enrolment By Grade

For 481 - Exploits Valley Intermediate, Grand Falls-Windsor



\* Data from the 2012-2013 AGR(Enrolment/Age as of the last day in Sept./Dec.)

\*\* Newfoundland Statistics Classification System

\*\*\* May include itinerant teachers

District 3 - Nova Central

#486 - Lewisporte Intermediate, Lewisporte

Grades: 7-9

Number of Grades: 3

[FTE Teachers](#) \*\*\* : 13.5

Classification: Rural

Offers Distance Education: No

[School FTE PTR : 12.6](#)

[District FTE PTR : 11.1](#)

[Provincial FTE PTR : 11.8](#)

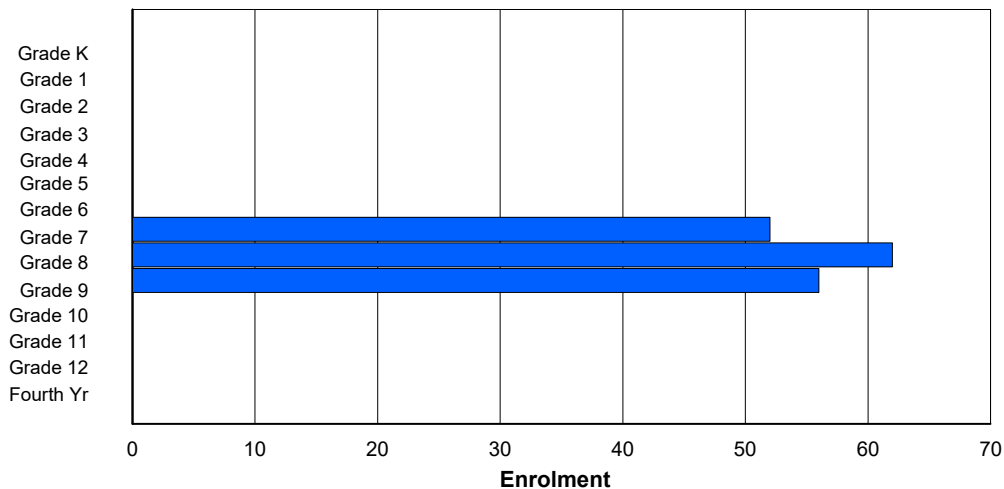
**Enrolment By Age and Gender**

Gender	Age																	Total
	5	6	7	8	9	10	11	12	13	14	15	16	17	18	19	20>		
Male	0	0	0	0	0	0	0	28	33	29	0	0	0	0	0	0	90	
Female	0	0	0	0	0	0	0	24	29	25	2	0	0	0	0	0	80	
Total	0	0	0	0	0	0	0	52	62	54	2	0	0	0	0	0	170	

**Enrolment By Grade and Gender**

	<u>Grade</u>														
Gender	K	1	2	3	4	5	6	7	8	9	10	11	12	4th	Total
Male	0	0	0	0	0	0	0	28	33	29	0	0	0	0	90
Female	0	0	0	0	0	0	0	24	29	27	0	0	0	0	80
Total	0	0	0	0	0	0	0	52	62	56	0	0	0	0	170

**Enrolment By Grade**  
For 486 - Lewisporte Intermediate, Lewisporte



\* Data from the 2012-2013 AGR(Enrolment/Age as of the last day in Sept./Dec.)

\*\* Newfoundland Statistics Classification System

\*\*\* May include itinerant teachers

District 4 - Eastern

#209 - Pearce Junior High School, Salt Pond

Grades: 8-9

Number of Grades: 2

[FTE Teachers](#) \*\*\* : 18.4

Classification: Rural

Offers Distance Education: No

[School FTE PTR : 13.6](#)

[District FTE PTR : 12.7](#)

[Provincial FTE PTR : 11.8](#)

## Enrolment By Age and Gender

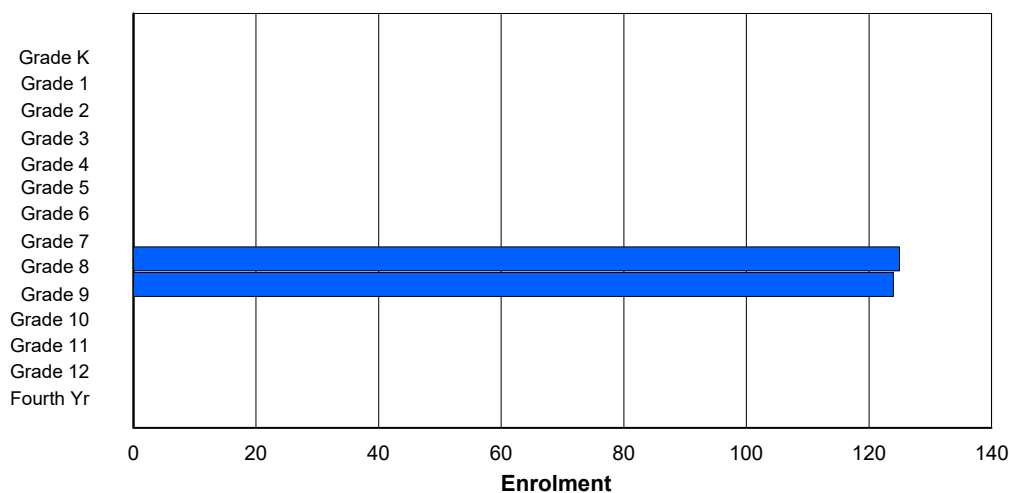
Gender	Age																	Total
	5	6	7	8	9	10	11	12	13	14	15	16	17	18	19	20>		
Male	0	0	0	0	0	0	0	0	62	59	1	0	0	0	0	0	122	
Female	0	0	0	0	0	0	0	0	59	67	1	0	0	0	0	0	127	
Total	0	0	0	0	0	0	0	0	121	126	2	0	0	0	0	0	249	

## Enrolment By Grade and Gender

	<u>Grade</u>														
Gender	K	1	2	3	4	5	6	7	8	9	10	11	12	4th	Total
Male	0	0	0	0	0	0	0	0	64	58	0	0	0	0	122
Female	0	0	0	0	0	0	0	0	61	66	0	0	0	0	127
Total	0	0	0	0	0	0	0	0	125	124	0	0	0	0	249

## Enrolment By Grade

For 209 - Pearce Junior High School, Salt Pond



\* Data from the 2012-2013 AGR(Enrolment/Age as of the last day in Sept./Dec.)

\*\* Newfoundland Statistics Classification System

\*\*\* May include itinerant teachers

District 4 - Eastern

#213 - Lake Academy, Fortune

Grades: K-7

Number of Grades: 8

[FTE Teachers](#) \*\*\* : 20.4

Classification: Rural

Offers Distance Education: No

[School FTE PTR : 12.0](#)

[District FTE PTR : 12.7](#)

[Provincial FTE PTR : 11.8](#)

## Enrolment By Age and Gender

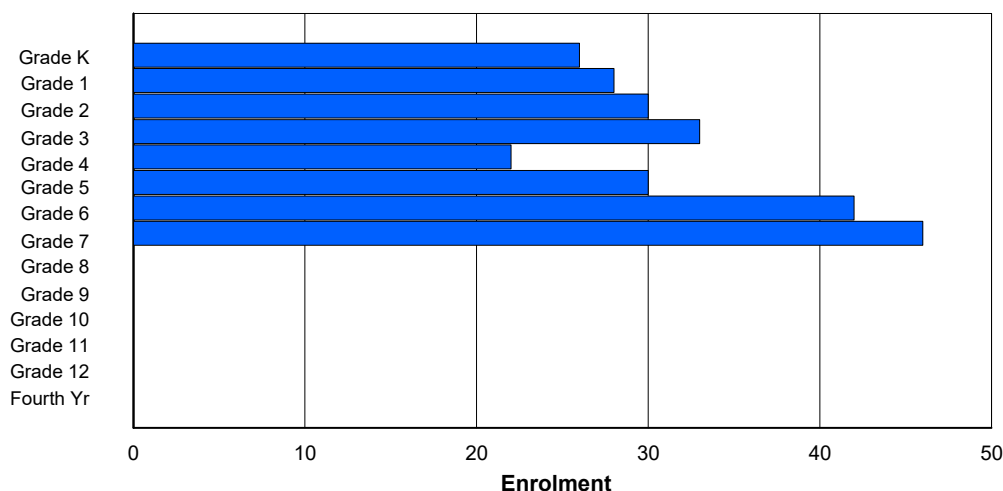
Gender	Age																	Total
	5	6	7	8	9	10	11	12	13	14	15	16	17	18	19	20>		
Male	8	16	15	8	9	17	21	29	1	0	0	0	0	0	0	0	124	
Female	18	12	15	25	13	13	21	16	0	0	0	0	0	0	0	0	133	
Total	26	28	30	33	22	30	42	45	1	0	0	0	0	0	0	0	257	

## Enrolment By Grade and Gender

	Grade														
Gender	K	1	2	3	4	5	6	7	8	9	10	11	12	4th	Total
Male	8	16	15	8	9	17	21	30	0	0	0	0	0	0	124
Female	18	12	15	25	13	13	21	16	0	0	0	0	0	0	133
Total	26	28	30	33	22	30	42	46	0	0	0	0	0	0	257

## Enrolment By Grade

For 213 - Lake Academy, Fortune



\* Data from the 2012-2013 AGR(Enrolment/Age as of the last day in Sept./Dec.)

\*\* Newfoundland Statistics Classification System

\*\*\* May include itinerant teachers

District 4 - Eastern

#214 - John Burke High School, Grand Bank

Grades: 8-12

Number of Grades: 5

[FTE Teachers](#) \*\*\* : 15.5

Classification: Rural

Offers Distance Education: Yes

[School FTE PTR : 13.4](#)

[District FTE PTR : 12.7](#)

[Provincial FTE PTR : 11.8](#)

## Enrolment By Age and Gender

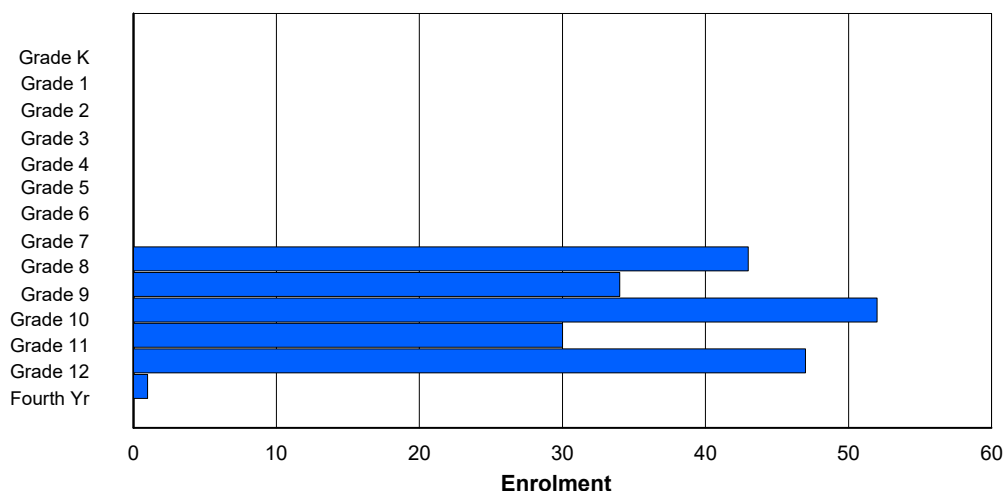
Gender	Age																	Total
	5	6	7	8	9	10	11	12	13	14	15	16	17	18	19	20>		
Male	0	0	0	0	0	0	0	0	16	16	25	12	25	7	0	1	102	
Female	0	0	0	0	0	0	0	0	25	18	21	15	23	3	0	0	105	
Total	0	0	0	0	0	0	0	0	41	34	46	27	48	10	0	1	207	

## Enrolment By Grade and Gender

	<u>Grade</u>														
Gender	K	1	2	3	4	5	6	7	8	9	10	11	12	4th	Total
Male	0	0	0	0	0	0	0	0	17	16	31	11	26	1	102
Female	0	0	0	0	0	0	0	0	26	18	21	19	21	0	105
Total	0	0	0	0	0	0	0	0	43	34	52	30	47	1	207

## Enrolment By Grade

For 214 - John Burke High School, Grand Bank



\* Data from the 2012-2013 AGR(Enrolment/Age as of the last day in Sept./Dec.)

\*\* Newfoundland Statistics Classification System

\*\*\* May include itinerant teachers

District 4 - Eastern

#218 - St. Joseph's Academy, Lamaline

Grades: K-12

Number of Grades: 13

[FTE Teachers](#) \*\*\* : 13.3

Classification: Rural

Offers Distance Education: Yes

[School FTE PTR : 6.7](#)

[District FTE PTR : 12.7](#)

[Provincial FTE PTR : 11.8](#)

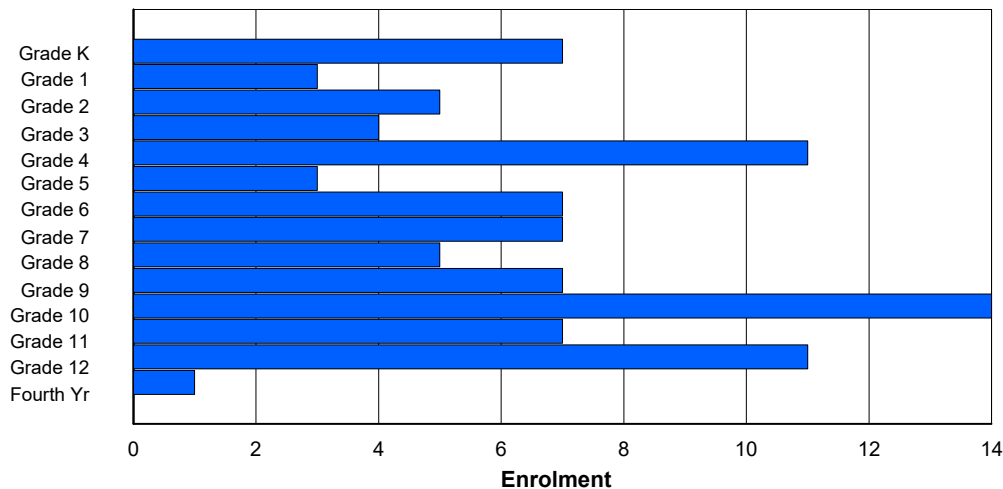
**Enrolment By Age and Gender**

Gender	Age																	Total
	5	6	7	8	9	10	11	12	13	14	15	16	17	18	19	20>		
Male	5	1	4	1	5	1	3	2	0	1	11	3	5	2	0	0	44	
Female	2	2	1	3	6	2	4	5	3	8	3	4	5	0	0	0	48	
Total	7	3	5	4	11	3	7	7	3	9	14	7	10	2	0	0	92	

**Enrolment By Grade and Gender**

	<u>Grade</u>														
Gender	K	1	2	3	4	5	6	7	8	9	10	11	12	4th	Total
Male	5	1	4	1	5	1	3	2	1	0	11	3	6	1	44
Female	2	2	1	3	6	2	4	5	4	7	3	4	5	0	48
Total	7	3	5	4	11	3	7	7	5	7	14	7	11	1	92

**Enrolment By Grade**  
For 218 - St. Joseph's Academy, Lamaline



\* Data from the 2012-2013 AGR(Enrolment/Age as of the last day in Sept./Dec.)

\*\* Newfoundland Statistics Classification System

\*\*\* May include itinerant teachers

District 4 - Eastern

#219 - Marystown Central High School, Marystown

Grades: 10-12

Number of Grades: 3

[FTE Teachers](#) \*\*\* : 28.0

Classification: Urban

Offers Distance Education: No

[School FTE PTR : 14.3](#)

[District FTE PTR : 12.7](#)

[Provincial FTE PTR : 11.8](#)

## Enrolment By Age and Gender

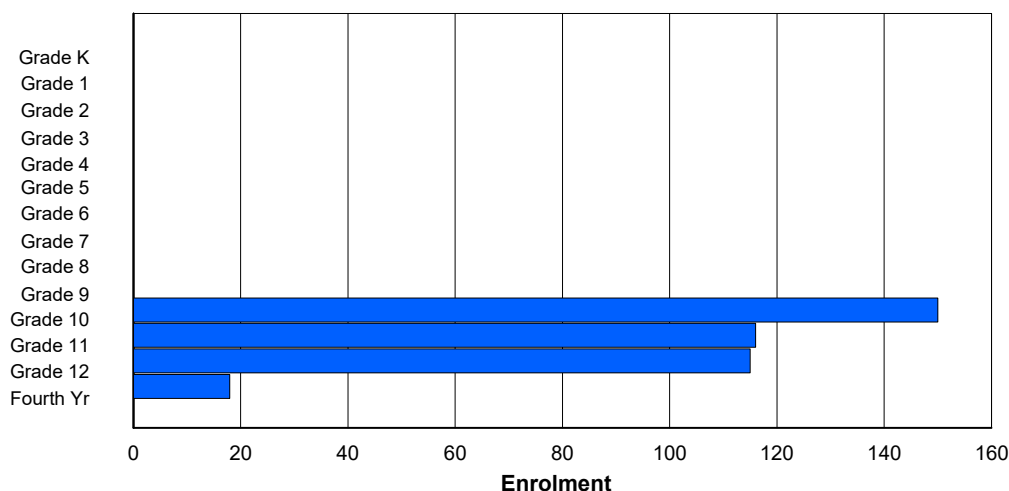
Gender	Age																	Total
	5	6	7	8	9	10	11	12	13	14	15	16	17	18	19	20>		
Male	0	0	0	0	0	0	0	0	0	0	72	68	53	19	0	0	212	
Female	0	0	0	0	0	0	0	0	0	2	56	57	67	5	0	0	187	
Total	0	0	0	0	0	0	0	0	0	2	128	125	120	24	0	0	399	

## Enrolment By Grade and Gender

	<u>Grade</u>														
Gender	K	1	2	3	4	5	6	7	8	9	10	11	12	4th	Total
Male	0	0	0	0	0	0	0	0	0	0	81	65	51	15	212
Female	0	0	0	0	0	0	0	0	0	0	69	51	64	3	187
Total	0	0	0	0	0	0	0	0	0	0	150	116	115	18	399

## Enrolment By Grade

For 219 - Marystown Central High School, Marystown



\* Data from the 2012-2013 AGR(Enrolment/Age as of the last day in Sept./Dec.)

\*\* Newfoundland Statistics Classification System

\*\*\* May include itinerant teachers

District 4 - Eastern

#220 - Sacred Heart Academy, Marystown

Grades: K-7

Number of Grades: 8

[FTE Teachers](#) \*\*\* : 36.8

Classification: Urban

Offers Distance Education: No

[School FTE PTR : 13.0](#)

[District FTE PTR : 12.7](#)

[Provincial FTE PTR : 11.8](#)

## Enrolment By Age and Gender

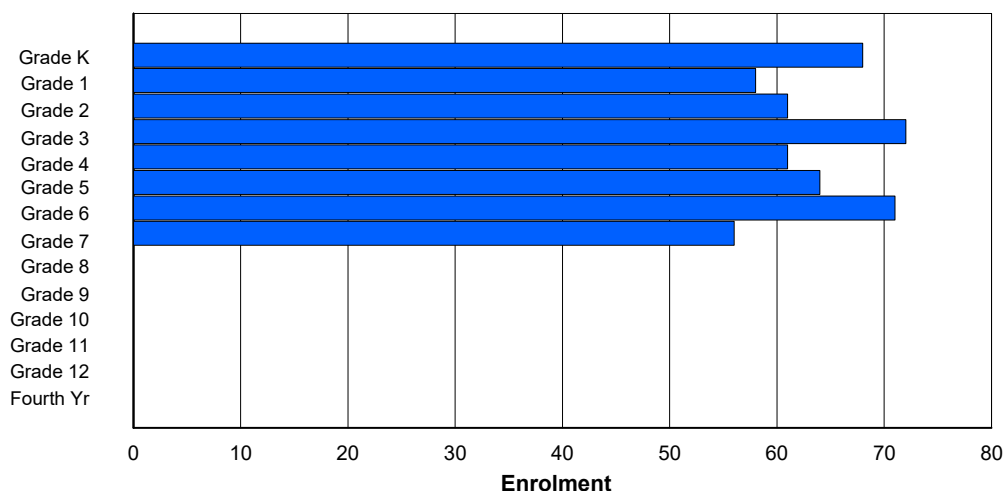
Gender	Age																	Total
	5	6	7	8	9	10	11	12	13	14	15	16	17	18	19	20>		
Male	38	30	26	34	31	25	29	38	1	0	0	0	0	0	0	0	252	
Female	29	28	36	37	30	41	37	21	0	0	0	0	0	0	0	0	259	
Total	67	58	62	71	61	66	66	59	1	0	0	0	0	0	0	0	511	

## Enrolment By Grade and Gender

	Grade														
Gender	K	1	2	3	4	5	6	7	8	9	10	11	12	4th	Total
Male	38	30	26	35	31	24	33	35	0	0	0	0	0	0	252
Female	30	28	35	37	30	40	38	21	0	0	0	0	0	0	259
Total	68	58	61	72	61	64	71	56	0	0	0	0	0	0	511

## Enrolment By Grade

For 220 - Sacred Heart Academy, Marystown



\* Data from the 2012-2013 AGR(Enrolment/Age as of the last day in Sept./Dec.)

\*\* Newfoundland Statistics Classification System

\*\*\* May include itinerant teachers

District 4 - Eastern

#223 - Christ the King School, Rushoon

Grades: K-12

Number of Grades: 13

[FTE Teachers](#) \*\*\* : 15.0

Classification: Rural

Offers Distance Education: Yes

[School FTE PTR : 7.6](#)

[District FTE PTR : 12.7](#)

[Provincial FTE PTR : 11.8](#)

## Enrolment By Age and Gender

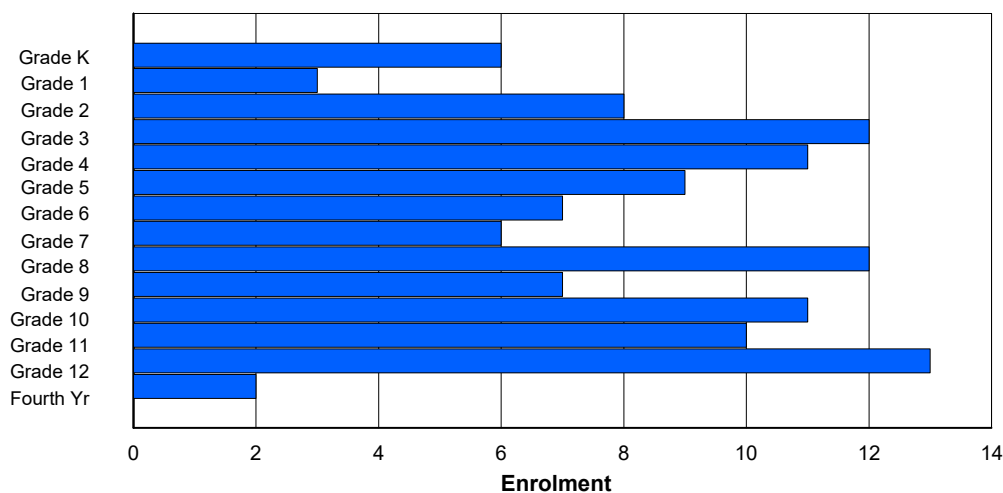
Gender	Age																	Total
	5	6	7	8	9	10	11	12	13	14	15	16	17	18	19	20>		
Male	3	1	4	7	7	6	2	3	9	3	8	5	3	0	0	0	61	
Female	4	2	2	5	4	3	5	3	3	4	4	5	10	2	0	0	56	
Total	7	3	6	12	11	9	7	6	12	7	12	10	13	2	0	0	117	

## Enrolment By Grade and Gender

	Grade														
Gender	K	1	2	3	4	5	6	7	8	9	10	11	12	4th	Total
Male	2	1	6	7	7	6	2	3	9	3	7	5	3	0	61
Female	4	2	2	5	4	3	5	3	3	4	4	5	10	2	56
Total	6	3	8	12	11	9	7	6	12	7	11	10	13	2	117

## Enrolment By Grade

For 223 - Christ the King School, Rushoon



\* Data from the 2012-2013 AGR(Enrolment/Age as of the last day in Sept./Dec.)

\*\* Newfoundland Statistics Classification System

\*\*\* May include itinerant teachers

District 4 - Eastern

#224 - Donald C. Jamieson Academy, Burin Bay Arm

Grades: K-7

Number of Grades: 8

[FTE Teachers](#) \*\*\* : 27.7

Classification: Rural

Offers Distance Education: No

[School FTE PTR : 13.3](#)

[District FTE PTR : 12.7](#)

[Provincial FTE PTR : 11.8](#)

## Enrolment By Age and Gender

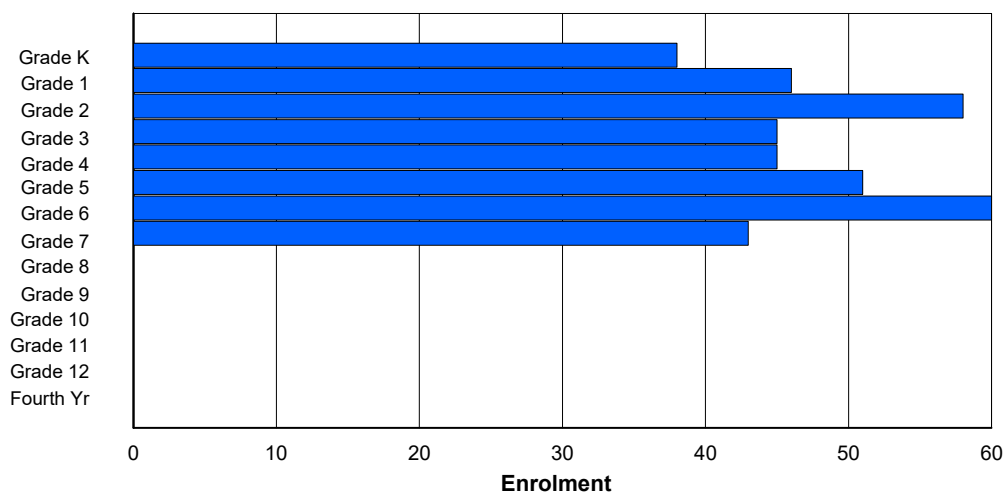
Gender	Age																	Total
	5	6	7	8	9	10	11	12	13	14	15	16	17	18	19	20>		
Male	23	29	35	19	25	28	25	18	1	0	0	0	0	0	0	0	203	
Female	15	15	24	26	21	22	36	24	0	0	0	0	0	0	0	0	183	
Total	38	44	59	45	46	50	61	42	1	0	0	0	0	0	0	0	386	

## Enrolment By Grade and Gender

															<u>Grade</u>	
Gender	K	1	2	3	4	5	6	7	8	9	10	11	12	4th	Total	
Male	23	31	34	19	24	28	25	19	0	0	0	0	0	0	203	
Female	15	15	24	26	21	23	35	24	0	0	0	0	0	0	183	
Total	38	46	58	45	45	51	60	43	0	0	0	0	0	0	386	

## Enrolment By Grade

For 224 - Donald C. Jamieson Academy, Burin Bay Arm



\* Data from the 2012-2013 AGR(Enrolment/Age as of the last day in Sept./Dec.)

\*\* Newfoundland Statistics Classification System

\*\*\* May include itinerant teachers

District 4 - Eastern

#225 - St. Anne's School, South East Bight

Grades: K,3-6,8-10

Number of Grades: 8

[FTE Teachers](#) \*\*\* : 2.0

Classification: Rural

Offers Distance Education: Yes

[School FTE PTR : 4.3](#)

[District FTE PTR : 12.7](#)

[Provincial FTE PTR : 11.8](#)

## Enrolment By Age and Gender

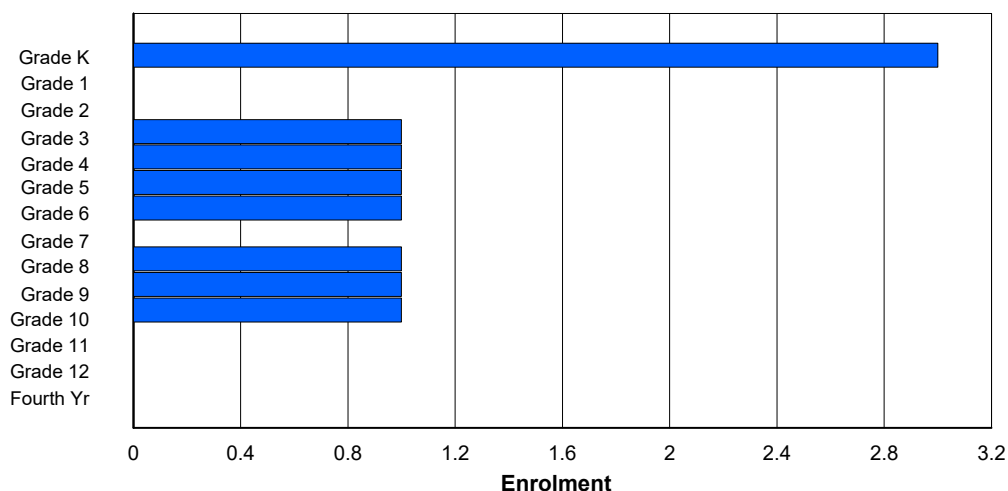
Gender	Age																	Total
	5	6	7	8	9	10	11	12	13	14	15	16	17	18	19	20>		
Male	0	0	0	1	0	1	0	0	0	1	0	0	0	0	0	0	3	
Female	3	0	0	0	1	0	1	0	1	0	1	0	0	0	0	0	7	
Total	3	0	0	1	1	1	1	0	1	1	1	0	0	0	0	0	10	

## Enrolment By Grade and Gender

	<u>Grade</u>														
Gender	K	1	2	3	4	5	6	7	8	9	10	11	12	4th	Total
Male	0	0	0	1	0	1	0	0	0	1	0	0	0	0	3
Female	3	0	0	0	1	0	1	0	1	0	1	0	0	0	7
Total	3	0	0	1	1	1	1	0	1	1	1	0	0	0	10

## Enrolment By Grade

For 225 - St. Anne's School, South East Bight



\* Data from the 2012-2013 AGR(Enrolment/Age as of the last day in Sept./Dec.)

\*\* Newfoundland Statistics Classification System

\*\*\* May include itinerant teachers

District 4 - Eastern

#226 - Fortune Bay Academy, St. Bernard's - Jacques Fontaine

Grades: K-12

Number of Grades: 13

[FTE Teachers](#) \*\*\* : 14.5

Classification: Rural

Offers Distance Education: Yes

[School FTE PTR : 7.9](#)

[District FTE PTR : 12.7](#)

[Provincial FTE PTR : 11.8](#)

## Enrolment By Age and Gender

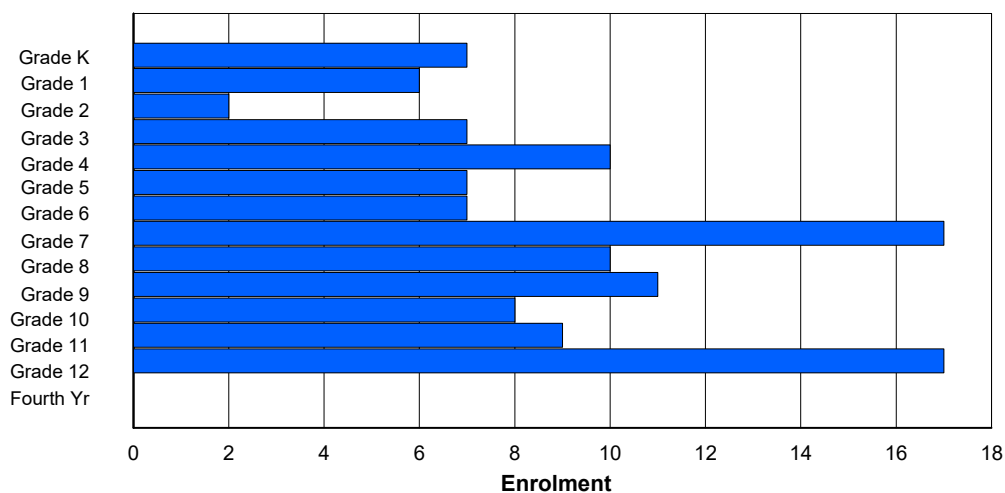
Gender	Age																	Total
	5	6	7	8	9	10	11	12	13	14	15	16	17	18	19	20>		
Male	5	3	1	2	7	4	2	10	5	5	3	5	9	0	0	0	61	
Female	2	3	1	5	3	3	5	7	5	6	4	3	10	0	0	0	57	
Total	7	6	2	7	10	7	7	17	10	11	7	8	19	0	0	0	118	

## Enrolment By Grade and Gender

	Grade														
Gender	K	1	2	3	4	5	6	7	8	9	10	11	12	4th	Total
Male	5	3	1	2	7	4	2	10	5	5	4	5	8	0	61
Female	2	3	1	5	3	3	5	7	5	6	4	4	9	0	57
Total	7	6	2	7	10	7	7	17	10	11	8	9	17	0	118

## Enrolment By Grade

For 226 - Fortune Bay Academy, St. Bernard's - Jacques Fontaine



\* Data from the 2012-2013 AGR(Enrolment/Age as of the last day in Sept./Dec.)

\*\* Newfoundland Statistics Classification System

\*\*\* May include itinerant teachers

District 4 - Eastern

#228 - St. Lawrence Academy, St. Lawrence

Grades: K-12

Number of Grades: 13

[FTE Teachers](#) \*\*\* : 18.5

Classification: Rural

Offers Distance Education: Yes

[School FTE PTR : 10.6](#)

[District FTE PTR : 12.7](#)

[Provincial FTE PTR : 11.8](#)

## Enrolment By Age and Gender

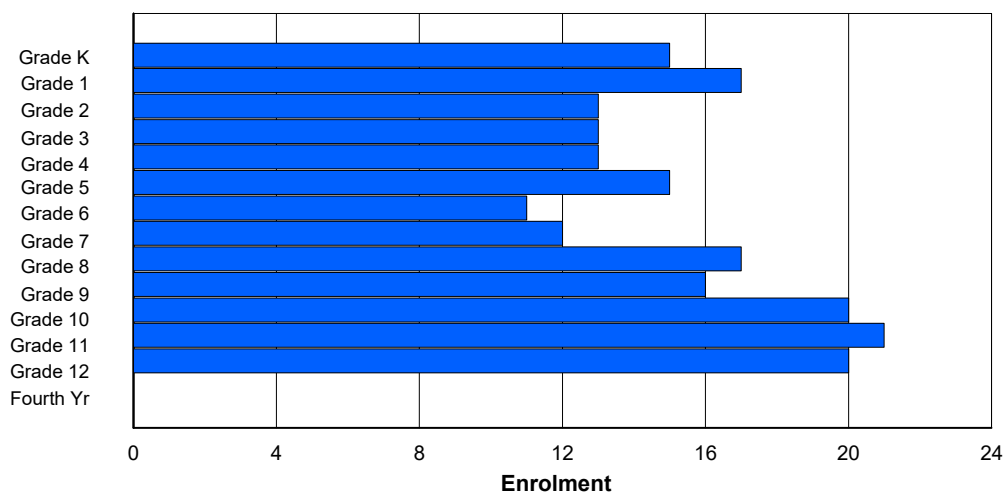
Gender	Age																	Total
	5	6	7	8	9	10	11	12	13	14	15	16	17	18	19	20>		
Male	8	8	10	8	7	10	6	8	8	9	11	11	10	1	0	0	115	
Female	7	10	3	5	5	6	3	5	9	7	6	8	13	1	0	0	88	
Total	15	18	13	13	12	16	9	13	17	16	17	19	23	2	0	0	203	

## Enrolment By Grade and Gender

	Grade														
Gender	K	1	2	3	4	5	6	7	8	9	10	11	12	4th	Total
Male	8	8	10	8	8	9	8	6	8	9	13	11	9	0	115
Female	7	9	3	5	5	6	3	6	9	7	7	10	11	0	88
Total	15	17	13	13	13	15	11	12	17	16	20	21	20	0	203

## Enrolment By Grade

For 228 - St. Lawrence Academy, St. Lawrence



\* Data from the 2012-2013 AGR(Enrolment/Age as of the last day in Sept./Dec.)

\*\* Newfoundland Statistics Classification System

\*\*\* May include itinerant teachers

District 4 - Eastern

#229 - St. Joseph's All Grade, Terrenceville

Grades: K-12

Number of Grades: 13

[FTE Teachers](#) \*\*\* : 15.0

Classification: Rural

Offers Distance Education: Yes

[School FTE PTR : 8.1](#)

[District FTE PTR : 12.7](#)

[Provincial FTE PTR : 11.8](#)

## Enrolment By Age and Gender

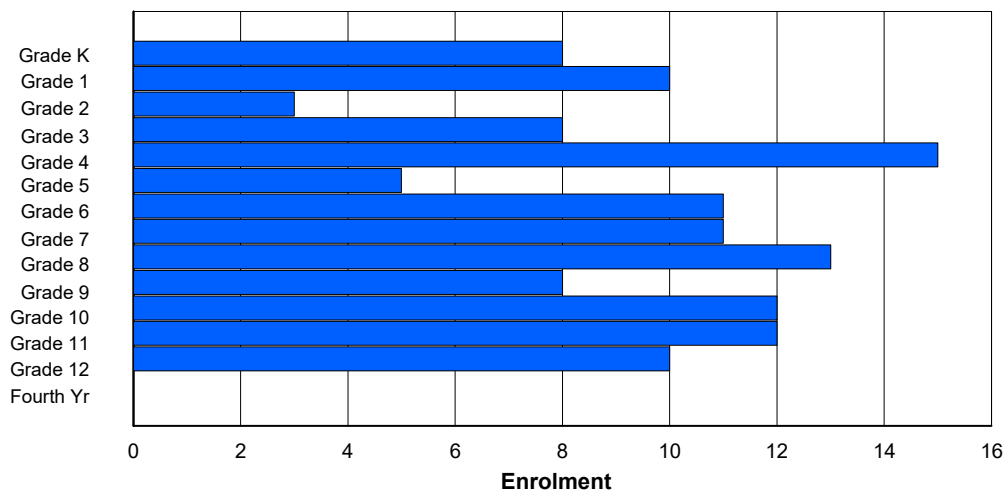
Gender	Age																	Total
	5	6	7	8	9	10	11	12	13	14	15	16	17	18	19	20>		
Male	4	6	1	2	6	4	5	4	9	4	7	7	5	3	0	0	67	
Female	4	3	3	3	10	2	6	7	5	2	4	2	8	0	0	0	59	
Total	8	9	4	5	16	6	11	11	14	6	11	9	13	3	0	0	126	

## Enrolment By Grade and Gender

	<u>Grade</u>														
Gender	K	1	2	3	4	5	6	7	8	9	10	11	12	4th	Total
Male	4	6	1	4	5	3	6	4	8	6	7	8	5	0	67
Female	4	4	2	4	10	2	5	7	5	2	5	4	5	0	59
Total	8	10	3	8	15	5	11	11	13	8	12	12	10	0	126

## Enrolment By Grade

For 229 - St. Joseph's All Grade, Terrenceville



\* Data from the 2012-2013 AGR(Enrolment/Age as of the last day in Sept./Dec.)

\*\* Newfoundland Statistics Classification System

\*\*\* May include itinerant teachers

District 4 - Eastern

#231 - Discovery Collegiate, Bonavista

Grades: 9-12

Number of Grades: 4

[FTE Teachers](#) \*\*\* : 18.0

Classification: Rural

Offers Distance Education: Yes

[School FTE PTR : 13.2](#)

[District FTE PTR : 12.7](#)

[Provincial FTE PTR : 11.8](#)

## Enrolment By Age and Gender

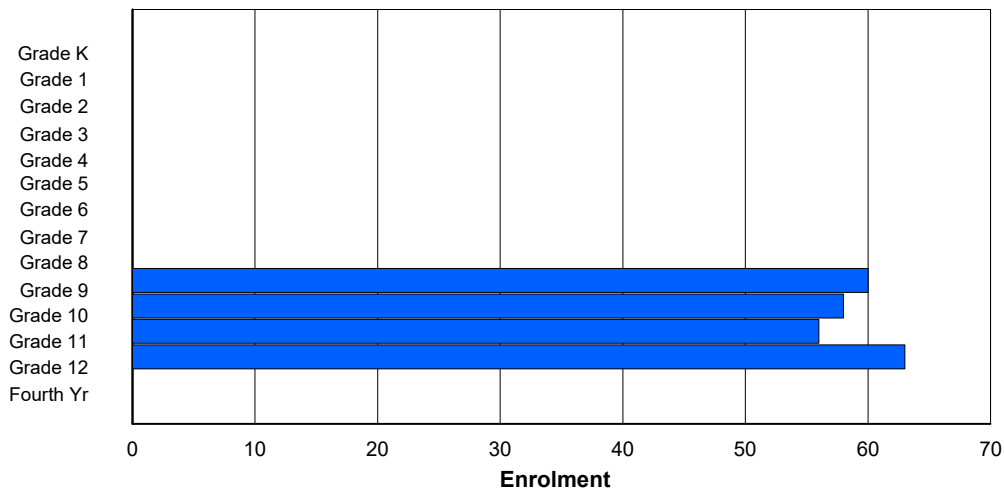
Gender	Age																	Total
	5	6	7	8	9	10	11	12	13	14	15	16	17	18	19	20>		
Male	0	0	0	0	0	0	0	0	0	36	29	30	33	6	1	0	135	
Female	0	0	0	0	0	0	0	0	1	21	28	24	25	3	0	0	102	
Total	0	0	0	0	0	0	0	0	1	57	57	54	58	9	1	0	237	

## Enrolment By Grade and Gender

	<u>Grade</u>														
Gender	K	1	2	3	4	5	6	7	8	9	10	11	12	4th	Total
Male	0	0	0	0	0	0	0	0	0	37	31	30	37	0	135
Female	0	0	0	0	0	0	0	0	0	23	27	26	26	0	102
Total	0	0	0	0	0	0	0	0	0	60	58	56	63	0	237

## Enrolment By Grade

For 231 - Discovery Collegiate, Bonavista



\* Data from the 2012-2013 AGR(Enrolment/Age as of the last day in Sept./Dec.)

\*\* Newfoundland Statistics Classification System

\*\*\* May include itinerant teachers

District 4 - Eastern

#232 - Matthew Elementary School, Bonavista

Grades: K-8

Number of Grades: 9

[FTE Teachers](#) \*\*\* : 24.5

Classification: Rural

Offers Distance Education: No

[School FTE PTR : 13.2](#)

[District FTE PTR : 12.7](#)

[Provincial FTE PTR : 11.8](#)

## Enrolment By Age and Gender

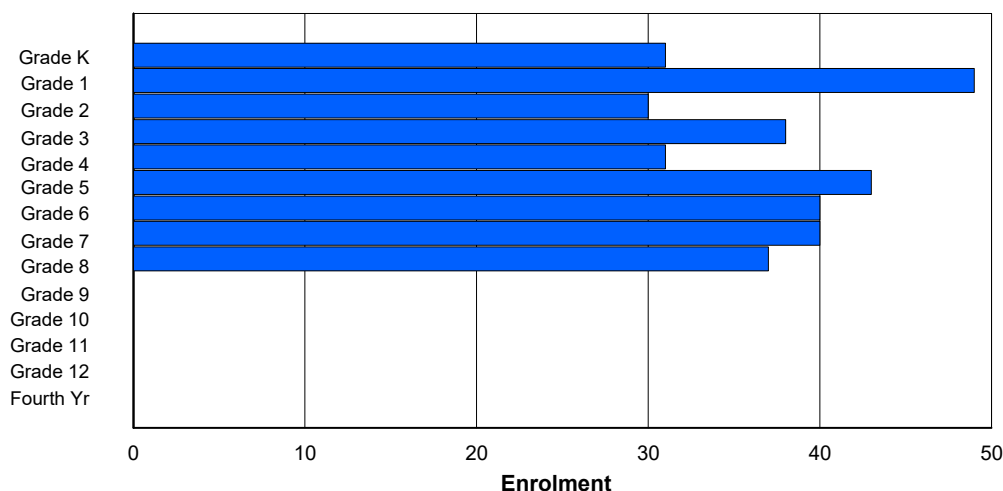
Gender	Age																Total
	5	6	7	8	9	10	11	12	13	14	15	16	17	18	19	20>	
Male	14	23	17	16	17	23	23	19	21	0	0	0	0	0	0	0	173
Female	17	26	13	22	13	19	19	20	17	0	0	0	0	0	0	0	166
Total	31	49	30	38	30	42	42	39	38	0	0	0	0	0	0	0	339

## Enrolment By Grade and Gender

Gender	Grade														Total
	K	1	2	3	4	5	6	7	8	9	10	11	12	4th	
Male	14	23	17	16	17	25	21	20	20	0	0	0	0	0	173
Female	17	26	13	22	14	18	19	20	17	0	0	0	0	0	166
Total	31	49	30	38	31	43	40	40	37	0	0	0	0	0	339

## Enrolment By Grade

For 232 - Matthew Elementary School, Bonavista



\* Data from the 2012-2013 AGR(Enrolment/Age as of the last day in Sept./Dec.)

\*\* Newfoundland Statistics Classification System

\*\*\* May include itinerant teachers

District 4 - Eastern

#234 - Catalina Elementary School, Catalina

Grades: K-8

Number of Grades: 9

[FTE Teachers](#) \*\*\* : 12.7

Classification: Rural

Offers Distance Education: No

[School FTE PTR : 10.3](#)

[District FTE PTR : 12.7](#)

[Provincial FTE PTR : 11.8](#)

## Enrolment By Age and Gender

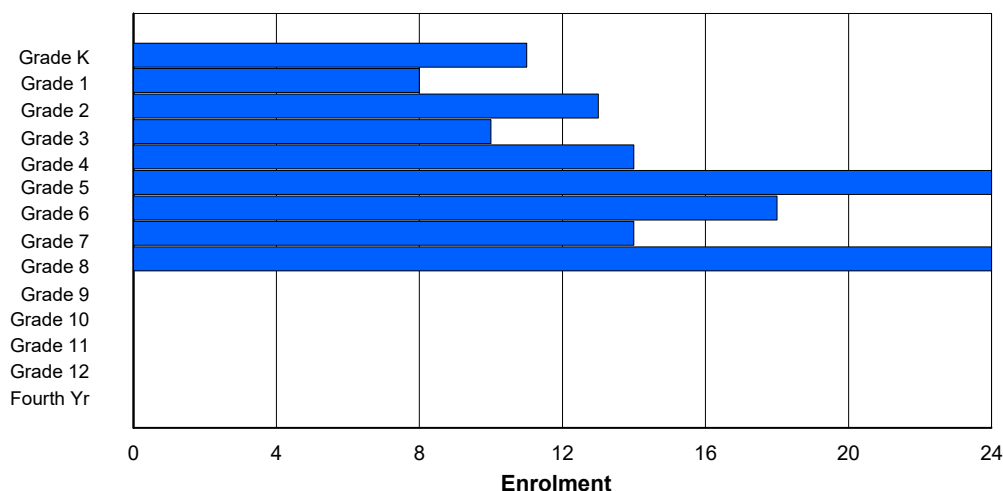
Gender	Age																	Total
	5	6	7	8	9	10	11	12	13	14	15	16	17	18	19	20>		
Male	4	5	7	7	9	9	9	6	16	0	0	0	0	0	0	0	72	
Female	6	4	5	4	4	15	10	8	7	1	0	0	0	0	0	0	64	
Total	10	9	12	11	13	24	19	14	23	1	0	0	0	0	0	0	136	

## Enrolment By Grade and Gender

	<u>Grade</u>														
Gender	K	1	2	3	4	5	6	7	8	9	10	11	12	4th	Total
Male	5	4	8	6	9	10	8	6	16	0	0	0	0	0	72
Female	6	4	5	4	5	14	10	8	8	0	0	0	0	0	64
Total	11	8	13	10	14	24	18	14	24	0	0	0	0	0	136

## Enrolment By Grade

For 234 - Catalina Elementary School, Catalina



\* Data from the 2012-2013 AGR(Enrolment/Age as of the last day in Sept./Dec.)

\*\* Newfoundland Statistics Classification System

\*\*\* May include itinerant teachers

District 4 - Eastern

#235 - Clarenville High School, Clarenville

Grades: 10-12

Number of Grades: 3

[FTE Teachers](#) \*\*\* : 21.3

Classification: Urban

Offers Distance Education: Yes

[School FTE PTR : 14.2](#)

[District FTE PTR : 12.7](#)

[Provincial FTE PTR : 11.8](#)

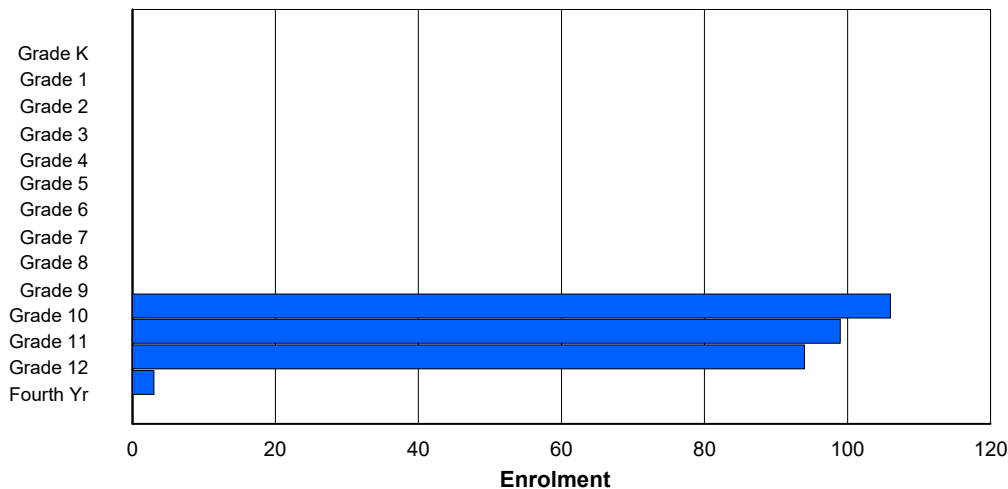
**Enrolment By Age and Gender**

Gender	Age																	Total
	5	6	7	8	9	10	11	12	13	14	15	16	17	18	19	20>		
Male	0	0	0	0	0	0	0	0	0	0	58	50	42	5	0	0	155	
Female	0	0	0	0	0	0	0	0	0	1	45	47	52	2	0	0	147	
Total	0	0	0	0	0	0	0	0	0	1	103	97	94	7	0	0	302	

**Enrolment By Grade and Gender**

	<u>Grade</u>														
Gender	K	1	2	3	4	5	6	7	8	9	10	11	12	4th	Total
Male	0	0	0	0	0	0	0	0	0	0	58	54	40	3	155
Female	0	0	0	0	0	0	0	0	0	0	48	45	54	0	147
Total	0	0	0	0	0	0	0	0	0	0	106	99	94	3	302

**Enrolment By Grade**  
For 235 - Clarenville High School, Clarenville



\* Data from the 2012-2013 AGR(Enrolment/Age as of the last day in Sept./Dec.)

\*\* Newfoundland Statistics Classification System

\*\*\* May include itinerant teachers

District 4 - Eastern

#237 - Anthony Paddon Elementary, Musgravetown

Grades: K-6

Number of Grades: 7

[FTE Teachers](#) \*\*\* : 16.0

Classification: Rural

Offers Distance Education: No

[School FTE PTR : 11.1](#)

[District FTE PTR : 12.7](#)

[Provincial FTE PTR : 11.8](#)

## Enrolment By Age and Gender

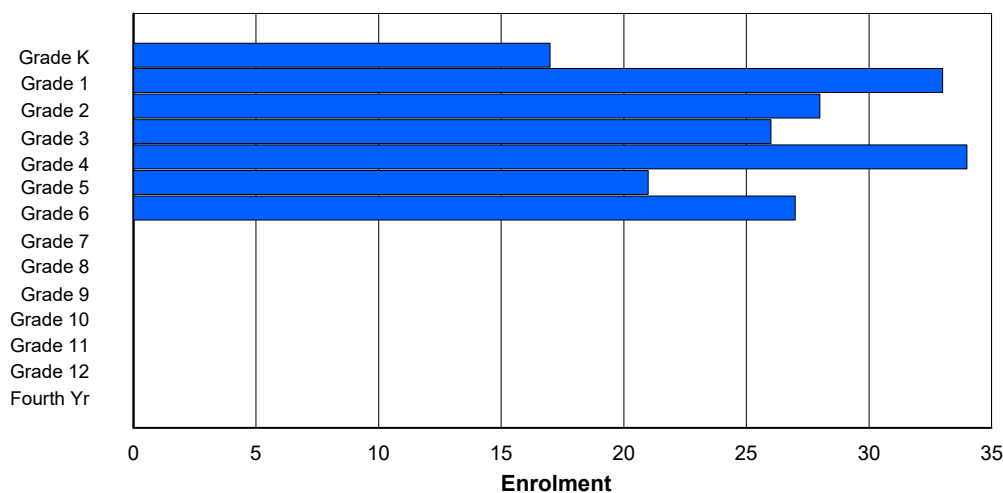
Gender	Age																	Total
	5	6	7	8	9	10	11	12	13	14	15	16	17	18	19	20>		
Male	9	16	13	14	13	8	15	0	0	0	0	0	0	0	0	0	88	
Female	8	17	13	14	21	11	14	0	0	0	0	0	0	0	0	0	98	
Total	17	33	26	28	34	19	29	0	0	0	0	0	0	0	0	0	186	

## Enrolment By Grade and Gender

	Grade														
Gender	K	1	2	3	4	5	6	7	8	9	10	11	12	4th	Total
Male	9	16	15	12	13	9	14	0	0	0	0	0	0	0	88
Female	8	17	13	14	21	12	13	0	0	0	0	0	0	0	98
Total	17	33	28	26	34	21	27	0	0	0	0	0	0	0	186

## Enrolment By Grade

For 237 - Anthony Paddon Elementary, Musgravetown



\* Data from the 2012-2013 AGR(Enrolment/Age as of the last day in Sept./Dec.)

\*\* Newfoundland Statistics Classification System

\*\*\* May include itinerant teachers

District 4 - Eastern

#240 - Bishop White School, Port Rexton

Grades: K-12

Number of Grades: 13

[FTE Teachers](#) \*\*\* : 14.0

Classification: Rural

Offers Distance Education: Yes

[School FTE PTR : 7.8](#)

[District FTE PTR : 12.7](#)

[Provincial FTE PTR : 11.8](#)

## Enrolment By Age and Gender

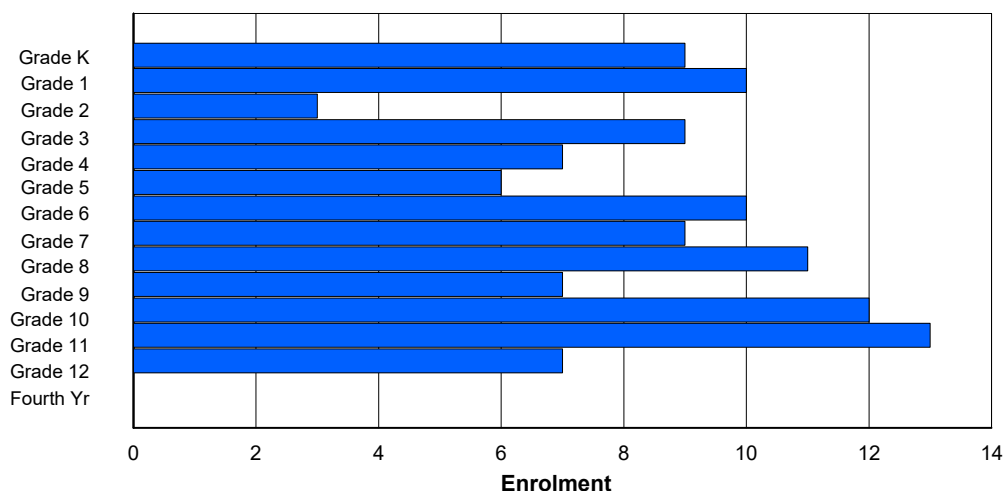
Gender	Age																	Total
	5	6	7	8	9	10	11	12	13	14	15	16	17	18	19	20>		
Male	6	5	0	3	4	4	6	4	5	3	5	6	4	0	0	0	55	
Female	3	5	3	6	3	2	3	6	6	4	7	7	3	0	0	0	58	
Total	9	10	3	9	7	6	9	10	11	7	12	13	7	0	0	0	113	

## Enrolment By Grade and Gender

	<u>Grade</u>														
Gender	K	1	2	3	4	5	6	7	8	9	10	11	12	4th	Total
Male	6	5	0	3	4	4	7	3	5	3	5	6	4	0	55
Female	3	5	3	6	3	2	3	6	6	4	7	7	3	0	58
Total	9	10	3	9	7	6	10	9	11	7	12	13	7	0	113

## Enrolment By Grade

For 240 - Bishop White School, Port Rexton



\* Data from the 2012-2013 AGR(Enrolment/Age as of the last day in Sept./Dec.)

\*\* Newfoundland Statistics Classification System

\*\*\* May include itinerant teachers

District 4 - Eastern

#242 - Random Island Academy, Hickman's Harbour

Grades: K-12

Number of Grades: 13

[FTE Teachers](#) \*\*\* : 19.5

Classification: Rural

Offers Distance Education: Yes

[School FTE PTR : 7.3](#)

[District FTE PTR : 12.7](#)

[Provincial FTE PTR : 11.8](#)

## Enrolment By Age and Gender

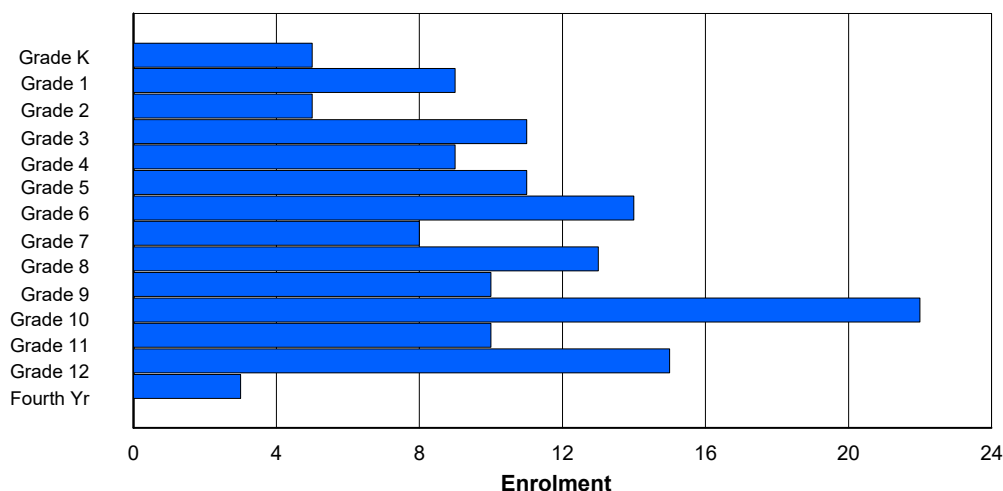
Gender	Age																	Total
	5	6	7	8	9	10	11	12	13	14	15	16	17	18	19	20>		
Male	2	7	3	4	4	6	6	3	5	5	11	7	8	1	0	0	72	
Female	3	2	2	7	4	6	8	5	6	7	10	4	6	2	1	0	73	
Total	5	9	5	11	8	12	14	8	11	12	21	11	14	3	1	0	145	

## Enrolment By Grade and Gender

	Grade														
Gender	K	1	2	3	4	5	6	7	8	9	10	11	12	4th	Total
Male	2	7	3	4	5	5	6	3	7	3	11	7	8	1	72
Female	3	2	2	7	4	6	8	5	6	7	11	3	7	2	73
Total	5	9	5	11	9	11	14	8	13	10	22	10	15	3	145

## Enrolment By Grade

For 242 - Random Island Academy, Hickman's Harbour



\* Data from the 2012-2013 AGR(Enrolment/Age as of the last day in Sept./Dec.)

\*\* Newfoundland Statistics Classification System

\*\*\* May include itinerant teachers

District 4 - Eastern

#243 - Riverside Elementary, Shoal Harbour

Grades: K-6

Number of Grades: 7

[FTE Teachers](#) \*\*\* : 42.5

Classification: Urban

Offers Distance Education: No

[School FTE PTR : 14.7](#)

[District FTE PTR : 12.7](#)

[Provincial FTE PTR : 11.8](#)

## Enrolment By Age and Gender

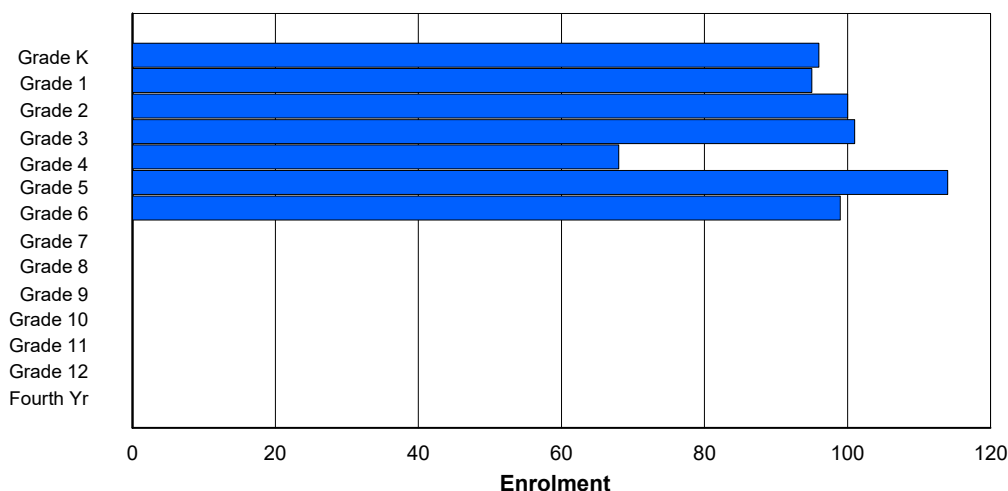
Gender	Age																	Total
	5	6	7	8	9	10	11	12	13	14	15	16	17	18	19	20>		
Male	48	56	49	56	33	63	43	0	0	0	0	0	0	0	0	0	348	
Female	46	41	52	44	33	52	57	0	0	0	0	0	0	0	0	0	325	
Total	94	97	101	100	66	115	100	0	0	0	0	0	0	0	0	0	673	

## Enrolment By Grade and Gender

	<u>Grade</u>														
Gender	K	1	2	3	4	5	6	7	8	9	10	11	12	4th	Total
Male	49	55	48	57	34	63	42	0	0	0	0	0	0	0	348
Female	47	40	52	44	34	51	57	0	0	0	0	0	0	0	325
Total	96	95	100	101	68	114	99	0	0	0	0	0	0	0	673

## Enrolment By Grade

For 243 - Riverside Elementary, Shoal Harbour



\* Data from the 2012-2013 AGR(Enrolment/Age as of the last day in Sept./Dec.)

\*\* Newfoundland Statistics Classification System

\*\*\* May include itinerant teachers

District 4 - Eastern

#246 - Swift Current Academy, Swift Current

Grades: K-12

Number of Grades: 13

[FTE Teachers](#) \*\*\* : 7.6

Classification: Rural

Offers Distance Education: Yes

[School FTE PTR : 6.4](#)

[District FTE PTR : 12.7](#)

[Provincial FTE PTR : 11.8](#)

## Enrolment By Age and Gender

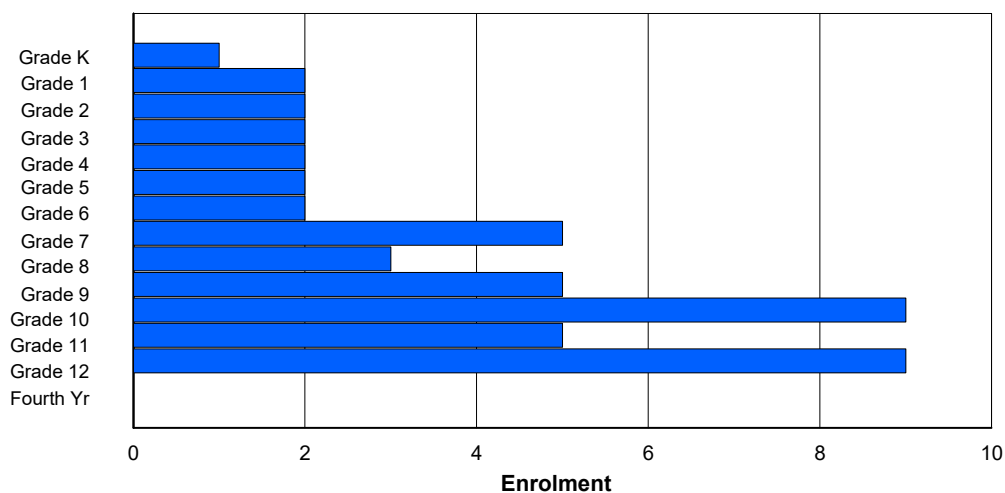
Gender	Age																	Total
	5	6	7	8	9	10	11	12	13	14	15	16	17	18	19	20>		
Male	0	1	0	1	2	0	0	3	2	3	6	4	7	0	0	0	29	
Female	1	1	2	1	0	2	2	2	1	2	3	1	2	0	0	0	20	
Total	1	2	2	2	2	2	2	5	3	5	9	5	9	0	0	0	49	

## Enrolment By Grade and Gender

	<u>Grade</u>														
Gender	K	1	2	3	4	5	6	7	8	9	10	11	12	4th	Total
Male	0	1	0	1	2	0	0	3	2	3	6	4	7	0	29
Female	1	1	2	1	0	2	2	2	1	2	3	1	2	0	20
Total	1	2	2	2	2	2	2	5	3	5	9	5	9	0	49

## Enrolment By Grade

For 246 - Swift Current Academy, Swift Current



\* Data from the 2012-2013 AGR(Enrolment/Age as of the last day in Sept./Dec.)

\*\* Newfoundland Statistics Classification System

\*\*\* May include itinerant teachers

District 4 - Eastern

#247 - Roncalli Central High, Avondale

Grades: 7-12

Number of Grades: 6

[FTE Teachers](#) \*\*\* : 19.4

Classification: Rural

Offers Distance Education: No

[School FTE PTR : 15.4](#)

[District FTE PTR : 12.7](#)

[Provincial FTE PTR : 11.8](#)

## Enrolment By Age and Gender

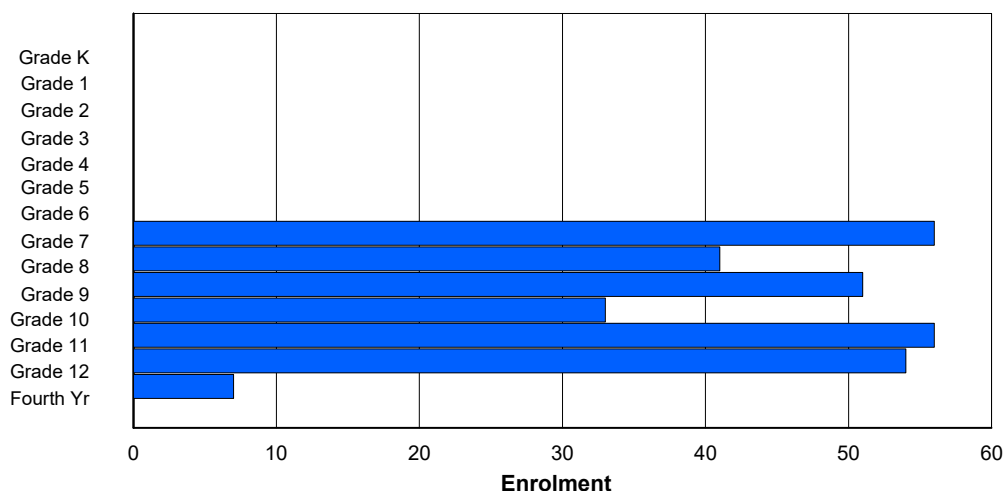
Gender	Age																	Total
	5	6	7	8	9	10	11	12	13	14	15	16	17	18	19	20>		
Male	0	0	0	0	0	0	0	25	19	22	16	32	25	5	2	0	146	
Female	0	0	0	0	0	0	0	29	23	27	18	22	30	1	0	2	152	
Total	0	0	0	0	0	0	0	54	42	49	34	54	55	6	2	2	298	

## Enrolment By Grade and Gender

	<u>Grade</u>															
Gender	K	1	2	3	4	5	6	7	8	9	10	11	12	4th	Total	
Male	0	0	0	0	0	0	0	26	18	25	15	34	23	5	146	
Female	0	0	0	0	0	0	0	30	23	26	18	22	31	2	152	
Total	0	0	0	0	0	0	0	56	41	51	33	56	54	7	298	

## Enrolment By Grade

For 247 - Roncalli Central High, Avondale



\* Data from the 2012-2013 AGR(Enrolment/Age as of the last day in Sept./Dec.)

\*\* Newfoundland Statistics Classification System

\*\*\* May include itinerant teachers

District 4 - Eastern

#248 - Amalgamated Academy, Bay Roberts

Grades: 4-9

Number of Grades: 6

[FTE Teachers](#) \*\*\* : 48.6

Classification: Urban

Offers Distance Education: No

[School FTE PTR : 14.8](#)

[District FTE PTR : 12.7](#)

[Provincial FTE PTR : 11.8](#)

## Enrolment By Age and Gender

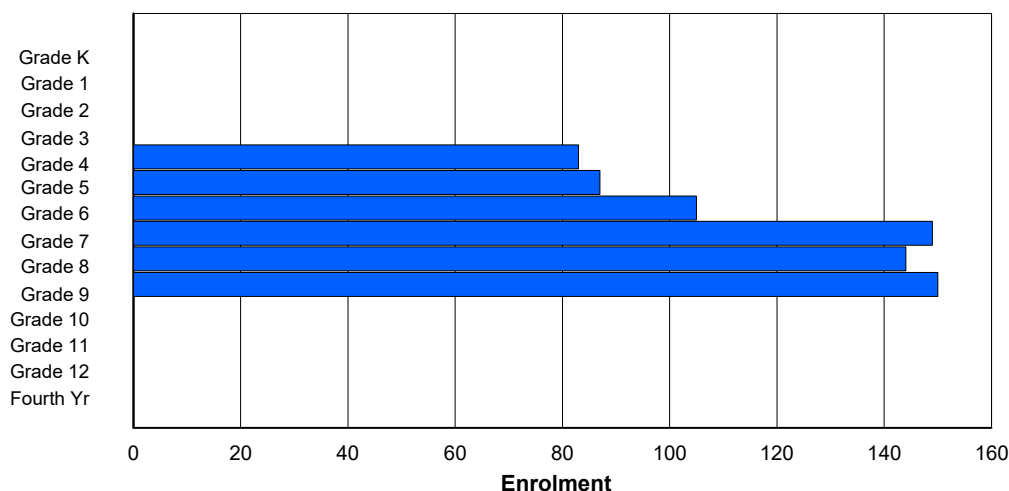
Gender	Age																Total
	5	6	7	8	9	10	11	12	13	14	15	16	17	18	19	20>	
Male	0	0	0	0	39	44	61	77	72	78	4	0	0	0	0	0	375
Female	0	0	0	0	43	45	42	71	73	67	2	0	0	0	0	0	343
Total	0	0	0	0	82	89	103	148	145	145	6	0	0	0	0	0	718

## Enrolment By Grade and Gender

Gender	Grade														Total
	K	1	2	3	4	5	6	7	8	9	10	11	12	4th	
Male	0	0	0	0	39	44	62	78	70	82	0	0	0	0	375
Female	0	0	0	0	44	43	43	71	74	68	0	0	0	0	343
Total	0	0	0	0	83	87	105	149	144	150	0	0	0	0	718

## Enrolment By Grade

For 248 - Amalgamated Academy, Bay Roberts



\* Data from the 2012-2013 AGR(Enrolment/Age as of the last day in Sept./Dec.)

\*\* Newfoundland Statistics Classification System

\*\*\* May include itinerant teachers

District 4 - Eastern

#249 - Ascension Collegiate, Bay Roberts

Grades: 10-12

Number of Grades: 3

[FTE Teachers](#) \*\*\* : 40.9

Classification: Urban

Offers Distance Education: Yes

[School FTE PTR : 15.8](#)

[District FTE PTR : 12.7](#)

[Provincial FTE PTR : 11.8](#)

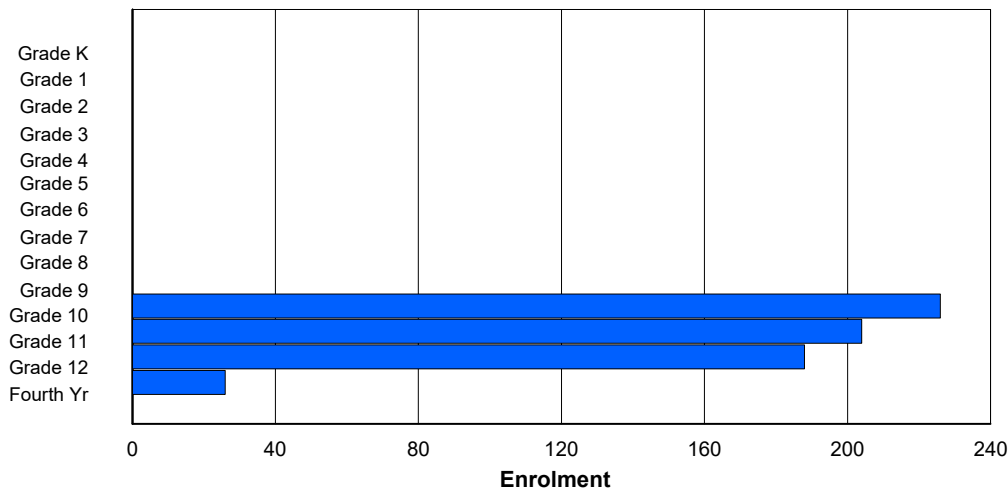
**Enrolment By Age and Gender**

Gender	Age																	Total
	5	6	7	8	9	10	11	12	13	14	15	16	17	18	19	20>		
Male	0	0	0	0	0	0	0	0	0	0	111	107	94	17	2	3	334	
Female	0	0	0	0	0	0	0	0	0	1	107	91	97	11	2	1	310	
Total	0	0	0	0	0	0	0	0	0	1	218	198	191	28	4	4	644	

**Enrolment By Grade and Gender**

	<u>Grade</u>														
Gender	K	1	2	3	4	5	6	7	8	9	10	11	12	4th	Total
Male	0	0	0	0	0	0	0	0	0	0	113	113	92	16	334
Female	0	0	0	0	0	0	0	0	0	0	113	91	96	10	310
Total	0	0	0	0	0	0	0	0	0	0	226	204	188	26	644

**Enrolment By Grade**  
For 249 - Ascension Collegiate, Bay Roberts



\* Data from the 2012-2013 AGR(Enrolment/Age as of the last day in Sept./Dec.)

\*\* Newfoundland Statistics Classification System

\*\*\* May include itinerant teachers

District 4 - Eastern

#253 - Carbonear Collegiate, Carbonear

Grades: 10-12

Number of Grades: 3

[FTE Teachers](#) \*\*\* : 27.0

Classification: Rural

Offers Distance Education: Yes

[School FTE PTR : 15.5](#)

[District FTE PTR : 12.7](#)

[Provincial FTE PTR : 11.8](#)

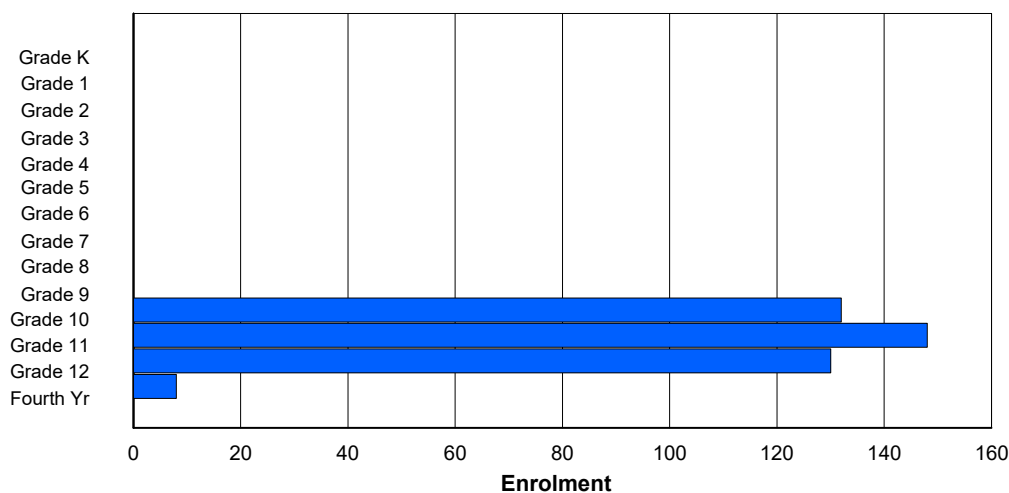
## Enrolment By Age and Gender

Gender	Age																	Total
	5	6	7	8	9	10	11	12	13	14	15	16	17	18	19	20>		
Male	0	0	0	0	0	0	0	0	0	0	56	78	60	8	2	0	204	
Female	0	0	0	0	0	0	0	0	0	0	73	67	63	11	0	0	214	
Total	0	0	0	0	0	0	0	0	0	0	129	145	123	19	2	0	418	

## Enrolment By Grade and Gender

	<u>Grade</u>														
Gender	K	1	2	3	4	5	6	7	8	9	10	11	12	4th	Total
Male	0	0	0	0	0	0	0	0	0	0	59	81	58	6	204
Female	0	0	0	0	0	0	0	0	0	0	73	67	72	2	214
Total	0	0	0	0	0	0	0	0	0	0	132	148	130	8	418

## Enrolment By Grade For 253 - Carbonear Collegiate, Carbonear



\* Data from the 2012-2013 AGR(Enrolment/Age as of the last day in Sept./Dec.)

\*\* Newfoundland Statistics Classification System

\*\*\* May include itinerant teachers

District 4 - Eastern

#254 - Davis Elementary, Carbonear

Grades: K-5

Number of Grades: 6

[FTE Teachers](#) \*\*\* : 21.7

Classification: Rural

Offers Distance Education: No

[School FTE PTR : 12.9](#)

[District FTE PTR : 12.7](#)

[Provincial FTE PTR : 11.8](#)

## Enrolment By Age and Gender

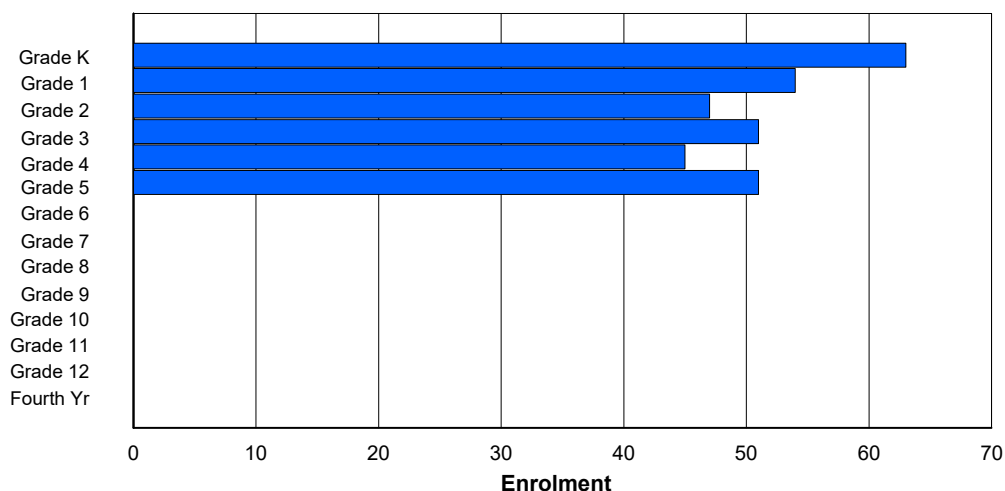
Gender	Age																	Total
	5	6	7	8	9	10	11	12	13	14	15	16	17	18	19	20>		
Male	29	28	22	27	21	25	0	0	0	0	0	0	0	0	0	0	152	
Female	32	28	25	25	21	28	0	0	0	0	0	0	0	0	0	0	159	
Total	61	56	47	52	42	53	0	0	0	0	0	0	0	0	0	0	311	

## Enrolment By Grade and Gender

	Grade														
Gender	K	1	2	3	4	5	6	7	8	9	10	11	12	4th	Total
Male	29	28	22	26	23	24	0	0	0	0	0	0	0	0	152
Female	34	26	25	25	22	27	0	0	0	0	0	0	0	0	159
Total	63	54	47	51	45	51	0	0	0	0	0	0	0	0	311

## Enrolment By Grade

For 254 - Davis Elementary, Carbonear



\* Data from the 2012-2013 AGR(Enrolment/Age as of the last day in Sept./Dec.)

\*\* Newfoundland Statistics Classification System

\*\*\* May include itinerant teachers

District 4 - Eastern

#258 - Holy Family Elementary, Chapel Arm

Grades: K-6

Number of Grades: 7

[FTE Teachers](#) \*\*\* : 9.0

Classification: Rural

Offers Distance Education: No

[School FTE PTR : 12.3](#)

[District FTE PTR : 12.7](#)

[Provincial FTE PTR : 11.8](#)

## Enrolment By Age and Gender

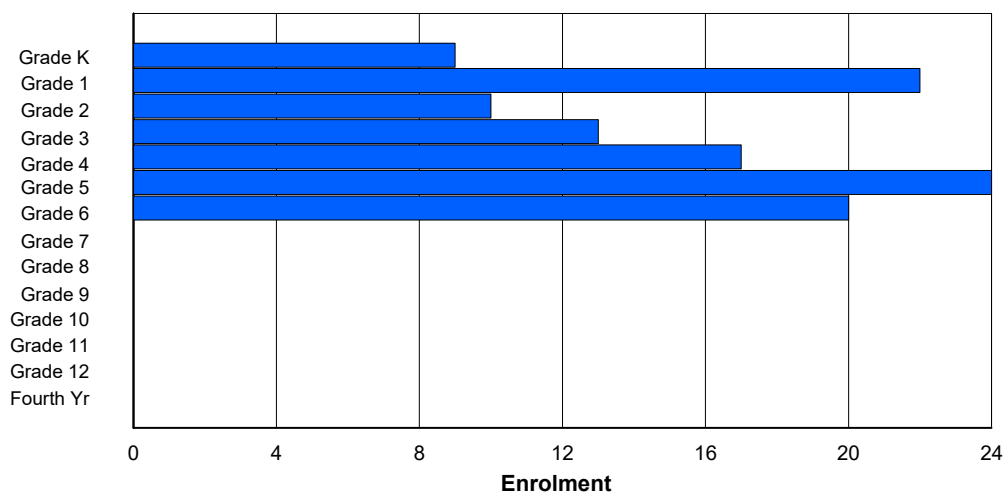
Gender	Age																	Total
	5	6	7	8	9	10	11	12	13	14	15	16	17	18	19	20>		
Male	1	11	7	9	5	14	11	0	0	0	0	0	0	0	0	0	58	
Female	8	11	3	4	12	9	10	0	0	0	0	0	0	0	0	0	57	
Total	9	22	10	13	17	23	21	0	0	0	0	0	0	0	0	0	115	

## Enrolment By Grade and Gender

	<u>Grade</u>														
Gender	K	1	2	3	4	5	6	7	8	9	10	11	12	4th	Total
Male	1	11	7	9	5	14	11	0	0	0	0	0	0	0	58
Female	8	11	3	4	12	10	9	0	0	0	0	0	0	0	57
Total	9	22	10	13	17	24	20	0	0	0	0	0	0	0	115

## Enrolment By Grade

For 258 - Holy Family Elementary, Chapel Arm



\* Data from the 2012-2013 AGR(Enrolment/Age as of the last day in Sept./Dec.)

\*\* Newfoundland Statistics Classification System

\*\*\* May include itinerant teachers

District 4 - Eastern

#259 - Coley's Point Primary, Coley's Point

Grades: K-3

Number of Grades: 4

[FTE Teachers](#) \*\*\* : 23.1

Classification: Rural

Offers Distance Education: No

[School FTE PTR : 12.8](#)

[District FTE PTR : 12.7](#)

[Provincial FTE PTR : 11.8](#)

## Enrolment By Age and Gender

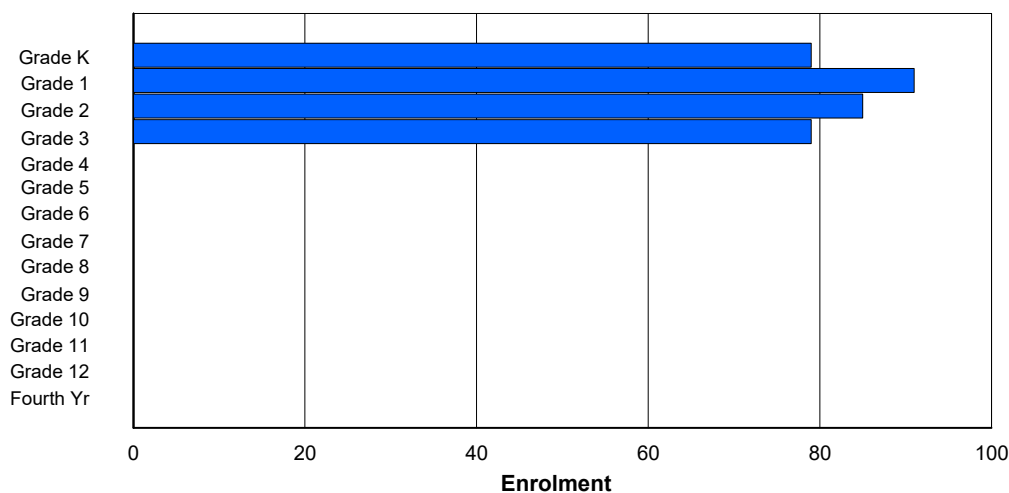
Gender	Age																	Total
	5	6	7	8	9	10	11	12	13	14	15	16	17	18	19	20>		
Male	39	47	45	49	0	0	0	0	0	0	0	0	0	0	0	0	180	
Female	40	43	40	31	0	0	0	0	0	0	0	0	0	0	0	0	154	
Total	79	90	85	80	0	0	0	0	0	0	0	0	0	0	0	0	334	

## Enrolment By Grade and Gender

	<u>Grade</u>															
Gender	K	1	2	3	4	5	6	7	8	9	10	11	12	4th	Total	
Male	39	48	45	48	0	0	0	0	0	0	0	0	0	0	180	
Female	40	43	40	31	0	0	0	0	0	0	0	0	0	0	154	
Total	79	91	85	79	0	0	0	0	0	0	0	0	0	0	334	

## Enrolment By Grade

For 259 - Coley's Point Primary, Coley's Point



\* Data from the 2012-2013 AGR(Enrolment/Age as of the last day in Sept./Dec.)

\*\* Newfoundland Statistics Classification System

\*\*\* May include itinerant teachers

District 4 - Eastern

#260 - Immaculate Conception Elementary, Colliers

Grades: K-6

Number of Grades: 7

[FTE Teachers](#) \*\*\* : 11.8

Classification: Rural

Offers Distance Education: No

[School FTE PTR : 9.6](#)

[District FTE PTR : 12.7](#)

[Provincial FTE PTR : 11.8](#)

## Enrolment By Age and Gender

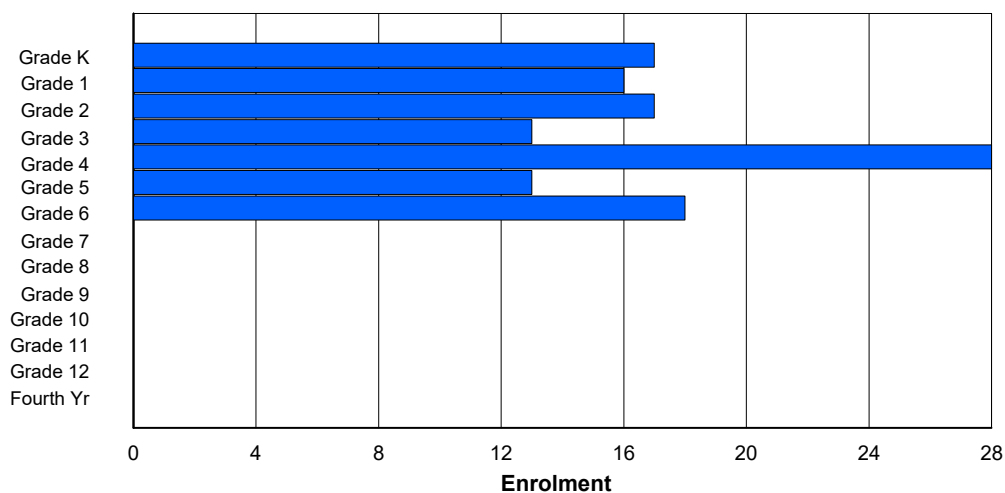
Gender	Age																	Total
	5	6	7	8	9	10	11	12	13	14	15	16	17	18	19	20>		
Male	8	8	8	5	12	7	8	0	0	0	0	0	0	0	0	0	56	
Female	9	8	9	8	16	6	10	0	0	0	0	0	0	0	0	0	66	
Total	17	16	17	13	28	13	18	0	0	0	0	0	0	0	0	0	122	

## Enrolment By Grade and Gender

	<u>Grade</u>														
Gender	K	1	2	3	4	5	6	7	8	9	10	11	12	4th	Total
Male	8	8	8	5	12	7	8	0	0	0	0	0	0	0	56
Female	9	8	9	8	16	6	10	0	0	0	0	0	0	0	66
Total	17	16	17	13	28	13	18	0	0	0	0	0	0	0	122

## Enrolment By Grade

For 260 - Immaculate Conception Elementary, Colliers



\* Data from the 2012-2013 AGR(Enrolment/Age as of the last day in Sept./Dec.)

\*\* Newfoundland Statistics Classification System

\*\*\* May include itinerant teachers

District 4 - Eastern

#262 - Woodland Elementary, Dildo

Grades: K-6

Number of Grades: 7

[FTE Teachers](#) \*\*\* : 15.0

Classification: Rural

Offers Distance Education: No

[School FTE PTR : 11.1](#)

[District FTE PTR : 12.7](#)

[Provincial FTE PTR : 11.8](#)

## Enrolment By Age and Gender

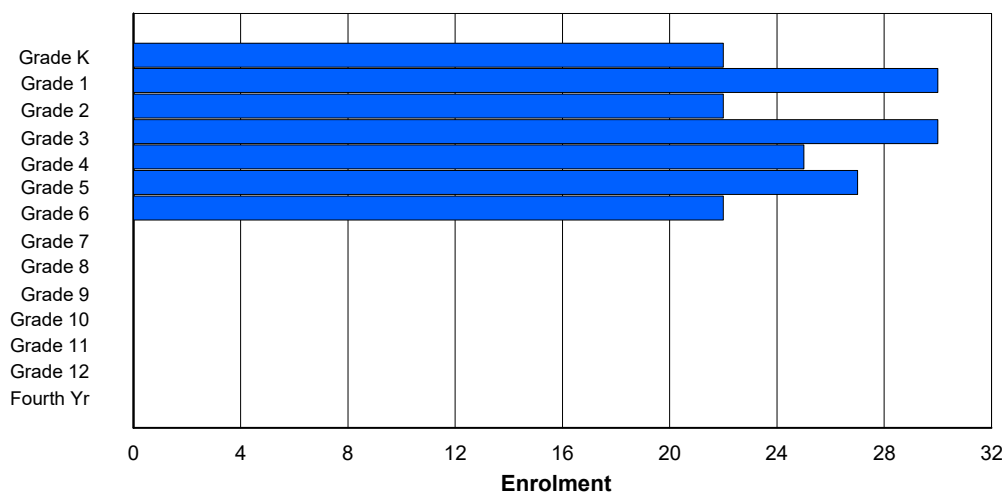
Gender	Age																	Total
	5	6	7	8	9	10	11	12	13	14	15	16	17	18	19	20>		
Male	14	13	13	17	13	9	13	0	0	0	0	0	0	0	0	0	92	
Female	8	17	9	13	11	18	10	0	0	0	0	0	0	0	0	0	86	
Total	22	30	22	30	24	27	23	0	0	0	0	0	0	0	0	0	178	

## Enrolment By Grade and Gender

	Grade														
Gender	K	1	2	3	4	5	6	7	8	9	10	11	12	4th	Total
Male	14	13	13	17	13	10	12	0	0	0	0	0	0	0	92
Female	8	17	9	13	12	17	10	0	0	0	0	0	0	0	86
Total	22	30	22	30	25	27	22	0	0	0	0	0	0	0	178

## Enrolment By Grade

For 262 - Woodland Elementary, Dildo



\* Data from the 2012-2013 AGR(Enrolment/Age as of the last day in Sept./Dec.)

\*\* Newfoundland Statistics Classification System

\*\*\* May include itinerant teachers

District 4 - Eastern

#265 - Acreman Elementary, Green's Harbour

Grades: K-6

Number of Grades: 7

[FTE Teachers](#) \*\*\* : 9.0

Classification: Rural

Offers Distance Education: No

[School FTE PTR : 8.4](#)

[District FTE PTR : 12.7](#)

[Provincial FTE PTR : 11.8](#)

## Enrolment By Age and Gender

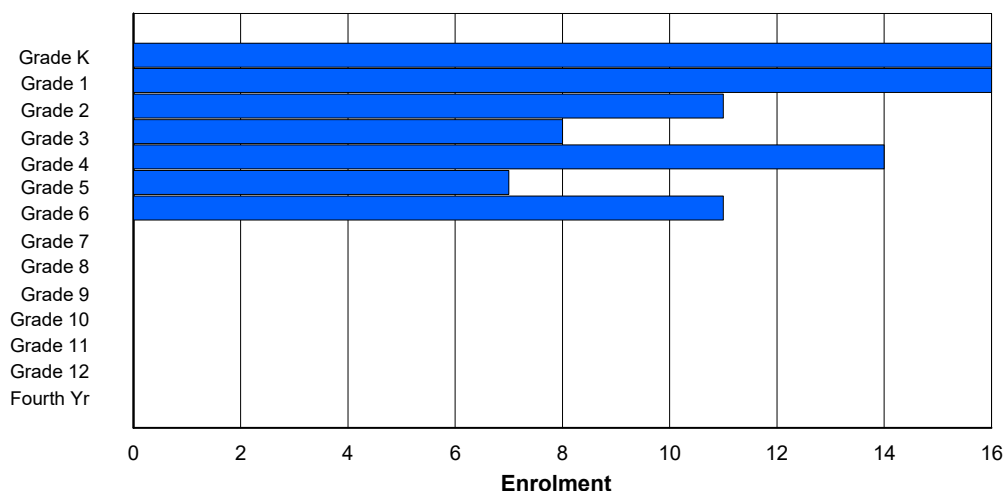
Gender	Age																	Total
	5	6	7	8	9	10	11	12	13	14	15	16	17	18	19	20>		
Male	7	12	4	4	9	3	4	1	0	0	0	0	0	0	0	0	44	
Female	9	4	6	5	5	4	6	0	0	0	0	0	0	0	0	0	39	
Total	16	16	10	9	14	7	10	1	0	0	0	0	0	0	0	0	83	

## Enrolment By Grade and Gender

	<u>Grade</u>															
Gender	K	1	2	3	4	5	6	7	8	9	10	11	12	4th	Total	
Male	7	12	4	4	9	3	5	0	0	0	0	0	0	0	44	
Female	9	4	7	4	5	4	6	0	0	0	0	0	0	0	39	
Total	16	16	11	8	14	7	11	0	0	0	0	0	0	0	83	

## Enrolment By Grade

For 265 - Acreman Elementary, Green's Harbour



\* Data from the 2012-2013 AGR(Enrolment/Age as of the last day in Sept./Dec.)

\*\* Newfoundland Statistics Classification System

\*\*\* May include itinerant teachers

District 4 - Eastern

#268 - Harbour Grace Primary, Harbour Grace

Grades: K-5

Number of Grades: 6

[FTE Teachers](#) \*\*\* : 16.8

Classification: Rural

Offers Distance Education: No

[School FTE PTR : 11.8](#)

[District FTE PTR : 12.7](#)

[Provincial FTE PTR : 11.8](#)

## Enrolment By Age and Gender

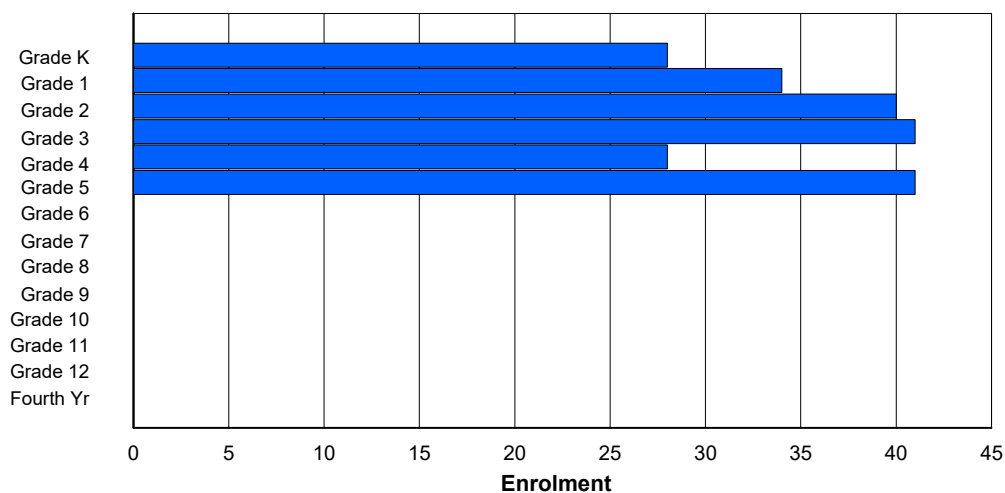
Gender	Age																	Total
	5	6	7	8	9	10	11	12	13	14	15	16	17	18	19	20>		
Male	14	16	20	15	12	22	0	0	0	0	0	0	0	0	0	0	99	
Female	14	18	20	26	16	18	1	0	0	0	0	0	0	0	0	0	113	
Total	28	34	40	41	28	40	1	0	0	0	0	0	0	0	0	0	212	

## Enrolment By Grade and Gender

	Grade														
Gender	K	1	2	3	4	5	6	7	8	9	10	11	12	4th	Total
Male	14	16	20	15	12	22	0	0	0	0	0	0	0	0	99
Female	14	18	20	26	16	19	0	0	0	0	0	0	0	0	113
Total	28	34	40	41	28	41	0	0	0	0	0	0	0	0	212

## Enrolment By Grade

For 268 - Harbour Grace Primary, Harbour Grace



\* Data from the 2012-2013 AGR(Enrolment/Age as of the last day in Sept./Dec.)

\*\* Newfoundland Statistics Classification System

\*\*\* May include itinerant teachers

District 4 - Eastern

#269 - St. Francis School, Harbour Grace

Grades: 6-9

Number of Grades: 4

[FTE Teachers](#) \*\*\* : 26.0

Classification: Rural

Offers Distance Education: No

[School FTE PTR : 13.1](#)

[District FTE PTR : 12.7](#)

[Provincial FTE PTR : 11.8](#)

## Enrolment By Age and Gender

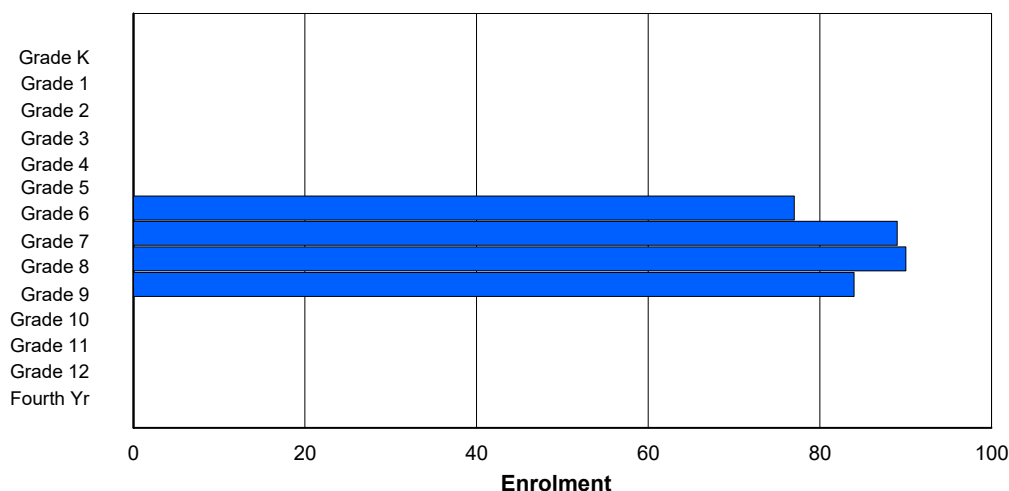
Gender	Age																Total
	5	6	7	8	9	10	11	12	13	14	15	16	17	18	19	20>	
Male	0	0	0	0	0	0	33	45	52	43	4	0	0	0	0	0	177
Female	0	0	0	0	0	0	43	39	43	38	0	0	0	0	0	0	163
Total	0	0	0	0	0	0	76	84	95	81	4	0	0	0	0	0	340

## Enrolment By Grade and Gender

Gender	Grade														Total
	K	1	2	3	4	5	6	7	8	9	10	11	12	4th	
Male	0	0	0	0	0	0	34	48	49	46	0	0	0	0	177
Female	0	0	0	0	0	0	43	41	41	38	0	0	0	0	163
Total	0	0	0	0	0	0	77	89	90	84	0	0	0	0	340

## Enrolment By Grade

For 269 - St. Francis School, Harbour Grace



\* Data from the 2012-2013 AGR(Enrolment/Age as of the last day in Sept./Dec.)

\*\* Newfoundland Statistics Classification System

\*\*\* May include itinerant teachers

District 4 - Eastern

#272 - Holy Cross Elementary, Holyrood

Grades: K-6

Number of Grades: 7

[FTE Teachers](#) \*\*\* : 18.4

Classification: Rural

Offers Distance Education: No

[School FTE PTR : 12.1](#)

[District FTE PTR : 12.7](#)

[Provincial FTE PTR : 11.8](#)

## Enrolment By Age and Gender

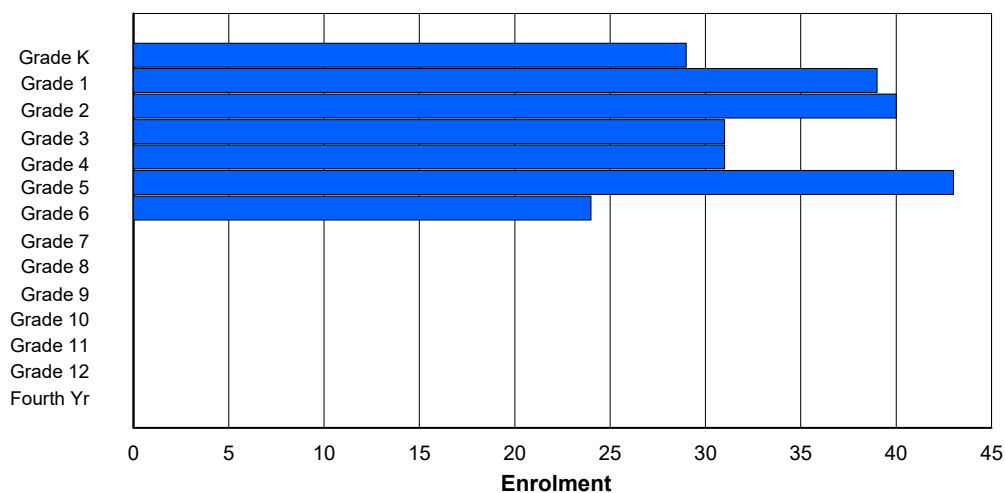
Gender	Age																	Total
	5	6	7	8	9	10	11	12	13	14	15	16	17	18	19	20>		
Male	11	15	27	16	14	18	15	1	0	0	0	0	0	0	0	0	117	
Female	18	24	13	15	16	25	9	0	0	0	0	0	0	0	0	0	120	
Total	29	39	40	31	30	43	24	1	0	0	0	0	0	0	0	0	237	

## Enrolment By Grade and Gender

	Grade														
Gender	K	1	2	3	4	5	6	7	8	9	10	11	12	4th	Total
Male	11	15	27	16	14	19	15	0	0	0	0	0	0	0	117
Female	18	24	13	15	17	24	9	0	0	0	0	0	0	0	120
Total	29	39	40	31	31	43	24	0	0	0	0	0	0	0	237

## Enrolment By Grade

For 272 - Holy Cross Elementary, Holyrood



\* Data from the 2012-2013 AGR(Enrolment/Age as of the last day in Sept./Dec.)

\*\* Newfoundland Statistics Classification System

\*\*\* May include itinerant teachers

District 4 - Eastern

#274 - St. Catherine's Academy, Mount Carmel

Grades: K-12

Number of Grades: 13

[FTE Teachers](#) \*\*\* : 15.0

Classification: Rural

Offers Distance Education: Yes

[School FTE PTR : 8.4](#)

[District FTE PTR : 12.7](#)

[Provincial FTE PTR : 11.8](#)

## Enrolment By Age and Gender

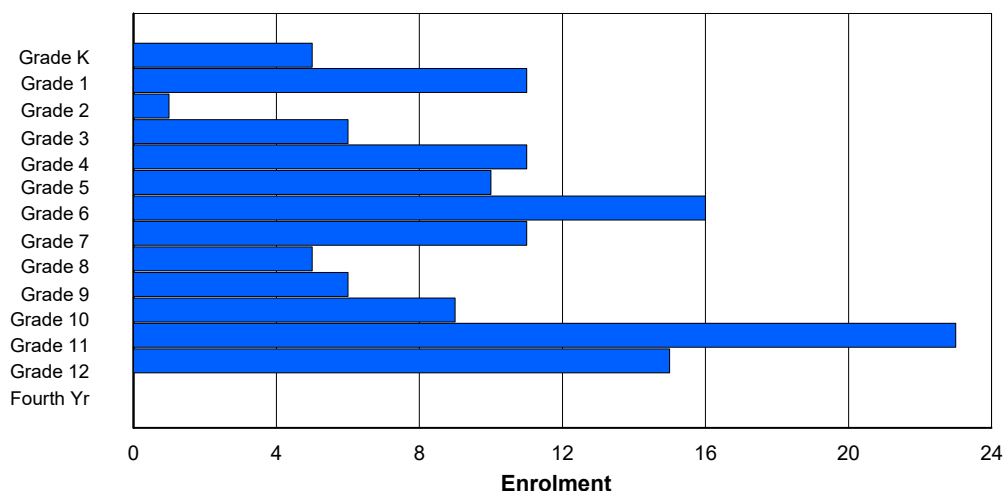
Gender	Age																	Total
	5	6	7	8	9	10	11	12	13	14	15	16	17	18	19	20>		
Male	4	8	0	2	4	5	8	7	5	3	3	13	8	3	0	0	73	
Female	1	3	1	4	6	6	7	4	1	2	7	6	8	0	0	0	56	
Total	5	11	1	6	10	11	15	11	6	5	10	19	16	3	0	0	129	

## Enrolment By Grade and Gender

Gender	Grade														Total
	K	1	2	3	4	5	6	7	8	9	10	11	12	4th	
Male	4	8	0	2	5	4	9	7	4	4	2	16	8	0	73
Female	1	3	1	4	6	6	7	4	1	2	7	7	7	0	56
Total	5	11	1	6	11	10	16	11	5	6	9	23	15	0	129

## Enrolment By Grade

For 274 - St. Catherine's Academy, Mount Carmel



\* Data from the 2012-2013 AGR(Enrolment/Age as of the last day in Sept./Dec.)

\*\* Newfoundland Statistics Classification System

\*\*\* May include itinerant teachers

District 4 - Eastern

#278 - All Hallows Elementary, North River

Grades: K-6

Number of Grades: 7

[FTE Teachers](#) \*\*\* : 30.0

Classification: Rural

Offers Distance Education: No

[School FTE PTR : 12.6](#)

[District FTE PTR : 12.7](#)

[Provincial FTE PTR : 11.8](#)

## Enrolment By Age and Gender

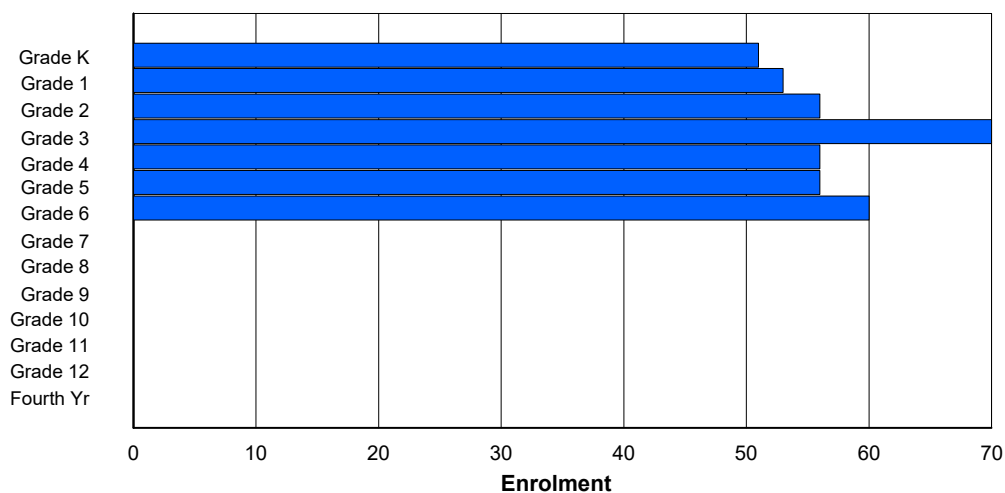
Gender	Age																	Total
	5	6	7	8	9	10	11	12	13	14	15	16	17	18	19	20>		
Male	24	25	29	36	36	24	35	0	0	0	0	0	0	0	0	0	209	
Female	27	27	26	35	20	33	25	0	0	0	0	0	0	0	0	0	193	
Total	51	52	55	71	56	57	60	0	0	0	0	0	0	0	0	0	402	

## Enrolment By Grade and Gender

	<u>Grade</u>														
Gender	K	1	2	3	4	5	6	7	8	9	10	11	12	4th	Total
Male	24	26	30	35	35	24	35	0	0	0	0	0	0	0	209
Female	27	27	26	35	21	32	25	0	0	0	0	0	0	0	193
Total	51	53	56	70	56	56	60	0	0	0	0	0	0	0	402

## Enrolment By Grade

For 278 - All Hallows Elementary, North River



\* Data from the 2012-2013 AGR(Enrolment/Age as of the last day in Sept./Dec.)

\*\* Newfoundland Statistics Classification System

\*\*\* May include itinerant teachers

District 4 - Eastern

#280 - Laval High School, Placentia

Grades: 7-12

Number of Grades: 6

[FTE Teachers](#) \*\*\* : 21.6

Classification: Rural

Offers Distance Education: No

[School FTE PTR : 12.6](#)

[District FTE PTR : 12.7](#)

[Provincial FTE PTR : 11.8](#)

## Enrolment By Age and Gender

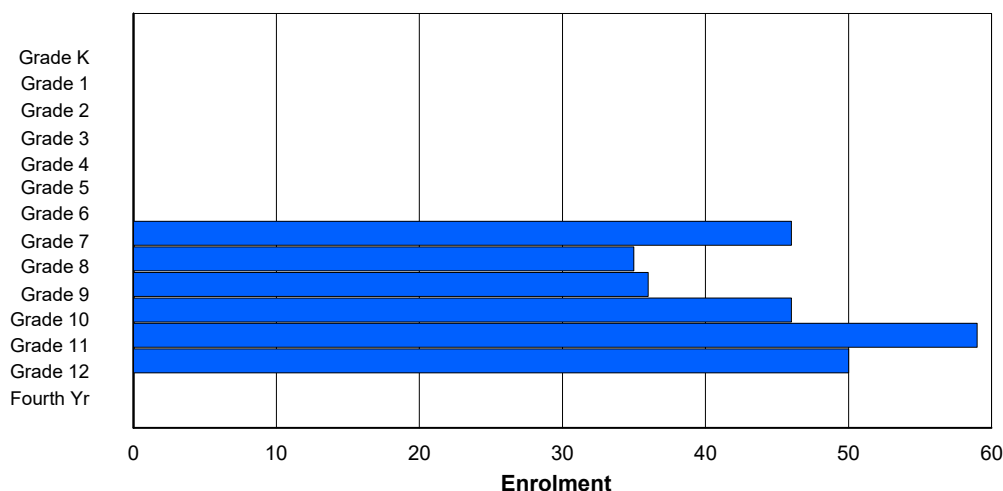
Gender	Age																	Total
	5	6	7	8	9	10	11	12	13	14	15	16	17	18	19	20>		
Male	0	0	0	0	0	0	0	24	16	20	27	24	31	5	0	0	147	
Female	0	0	0	0	0	0	0	21	16	18	20	30	20	0	0	0	125	
Total	0	0	0	0	0	0	0	45	32	38	47	54	51	5	0	0	272	

## Enrolment By Grade and Gender

	<u>Grade</u>															
Gender	K	1	2	3	4	5	6	7	8	9	10	11	12	4th	Total	
Male	0	0	0	0	0	0	0	25	19	18	26	27	32	0	147	
Female	0	0	0	0	0	0	0	21	16	18	20	32	18	0	125	
Total	0	0	0	0	0	0	0	46	35	36	46	59	50	0	272	

## Enrolment By Grade

For 280 - Laval High School, Placentia



\* Data from the 2012-2013 AGR(Enrolment/Age as of the last day in Sept./Dec.)

\*\* Newfoundland Statistics Classification System

\*\*\* May include itinerant teachers

District 4 - Eastern

#285 - Holy Redeemer Elementary, Spaniard's Bay

Grades: K-9

Number of Grades: 10

[FTE Teachers](#) \*\*\* : 22.5

Classification: Rural

Offers Distance Education: No

[School FTE PTR : 11.1](#)

[District FTE PTR : 12.7](#)

[Provincial FTE PTR : 11.8](#)

## Enrolment By Age and Gender

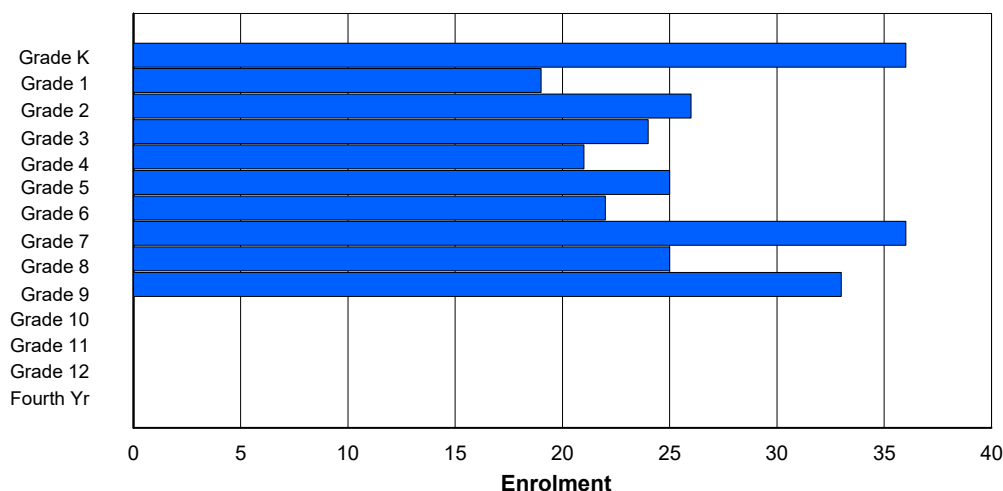
Gender	Age																	Total
	5	6	7	8	9	10	11	12	13	14	15	16	17	18	19	20>		
Male	16	9	13	12	9	10	11	20	13	21	0	0	0	0	0	0	134	
Female	20	10	13	13	11	14	13	14	13	11	1	0	0	0	0	0	133	
Total	36	19	26	25	20	24	24	34	26	32	1	0	0	0	0	0	267	

## Enrolment By Grade and Gender

	Grade														
Gender	K	1	2	3	4	5	6	7	8	9	10	11	12	4th	Total
Male	16	9	13	12	9	10	11	21	12	21	0	0	0	0	134
Female	20	10	13	12	12	15	11	15	13	12	0	0	0	0	133
Total	36	19	26	24	21	25	22	36	25	33	0	0	0	0	267

## Enrolment By Grade

For 285 - Holy Redeemer Elementary, Spaniard's Bay



\* Data from the 2012-2013 AGR(Enrolment/Age as of the last day in Sept./Dec.)

\*\* Newfoundland Statistics Classification System

\*\*\* May include itinerant teachers

District 4 - Eastern

#286 - Fatima Academy, St. Bride's

Grades: K-12

Number of Grades: 13

[FTE Teachers](#) \*\*\* : 10.5

Classification: Rural

Offers Distance Education: Yes

[School FTE PTR : 7.5](#)

[District FTE PTR : 12.7](#)

[Provincial FTE PTR : 11.8](#)

## Enrolment By Age and Gender

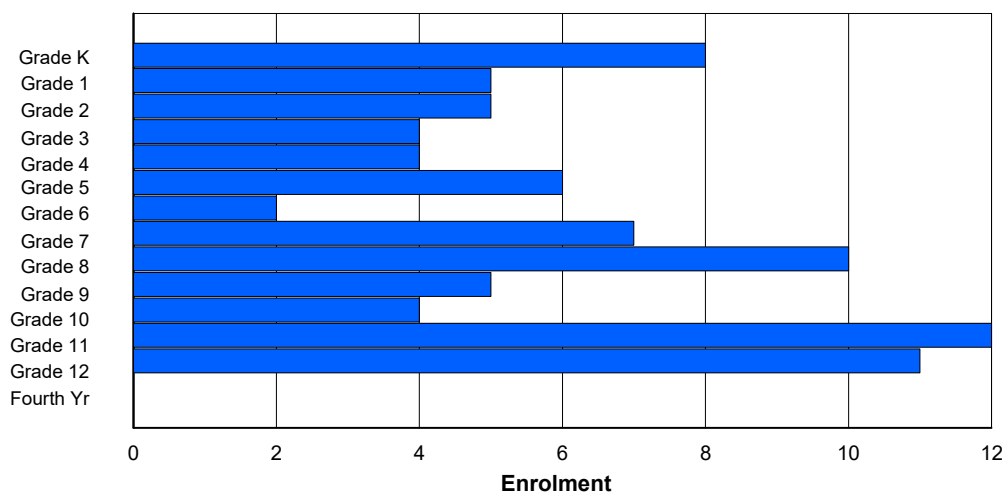
Gender	Age																	Total
	5	6	7	8	9	10	11	12	13	14	15	16	17	18	19	20>		
Male	5	1	1	1	3	0	2	3	7	3	2	5	5	1	0	0	39	
Female	3	4	4	2	2	6	0	3	4	2	2	7	5	0	0	0	44	
Total	8	5	5	3	5	6	2	6	11	5	4	12	10	1	0	0	83	

## Enrolment By Grade and Gender

Gender	Grade														Total
	K	1	2	3	4	5	6	7	8	9	10	11	12	4th	
Male	5	1	1	2	2	0	2	4	6	3	2	5	6	0	39
Female	3	4	4	2	2	6	0	3	4	2	2	7	5	0	44
Total	8	5	5	4	4	6	2	7	10	5	4	12	11	0	83

## Enrolment By Grade

For 286 - Fatima Academy, St. Bride's



\* Data from the 2012-2013 AGR(Enrolment/Age as of the last day in Sept./Dec.)

\*\* Newfoundland Statistics Classification System

\*\*\* May include itinerant teachers

District 4 - Eastern

#287 - Dunne Memorial Academy, St. Mary's

Grades: K-12

Number of Grades: 13

[FTE Teachers](#) \*\*\* : 14.9

Classification: Rural

Offers Distance Education: Yes

[School FTE PTR : 6.6](#)

[District FTE PTR : 12.7](#)

[Provincial FTE PTR : 11.8](#)

## Enrolment By Age and Gender

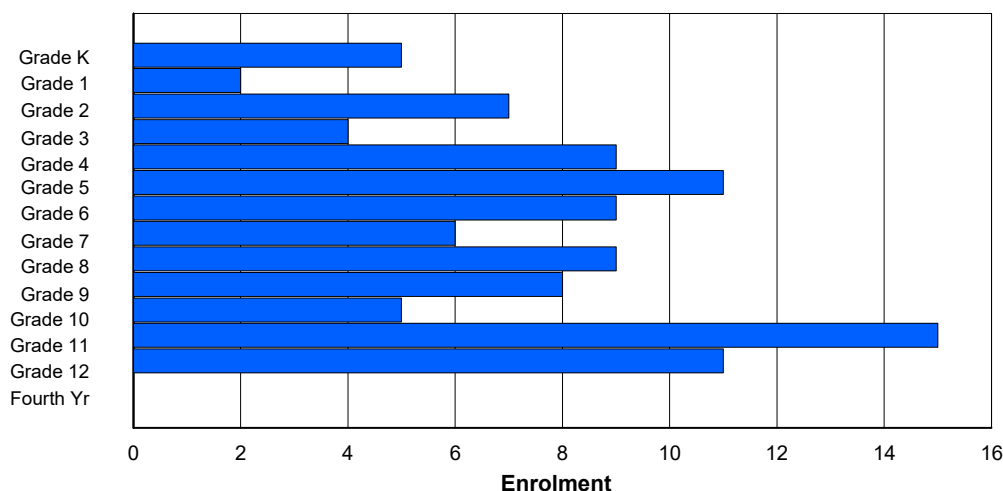
Gender	Age																	Total
	5	6	7	8	9	10	11	12	13	14	15	16	17	18	19	20>		
Male	2	2	3	2	2	6	7	1	6	5	3	12	4	0	0	0	55	
Female	3	0	4	2	7	5	2	5	3	3	2	3	7	0	0	0	46	
Total	5	2	7	4	9	11	9	6	9	8	5	15	11	0	0	0	101	

## Enrolment By Grade and Gender

Gender	Grade														Total
	K	1	2	3	4	5	6	7	8	9	10	11	12	4th	
Male	2	2	3	2	2	6	7	1	6	5	3	12	4	0	55
Female	3	0	4	2	7	5	2	5	3	3	2	3	7	0	46
Total	5	2	7	4	9	11	9	6	9	8	5	15	11	0	101

## Enrolment By Grade

For 287 - Dunne Memorial Academy, St. Mary's



\* Data from the 2012-2013 AGR(Enrolment/Age as of the last day in Sept./Dec.)

\*\* Newfoundland Statistics Classification System

\*\*\* May include itinerant teachers

District 4 - Eastern

#289 - St. Peter's Elementary, Upper Island Cove

Grades: K-9

Number of Grades: 10

[FTE Teachers](#) \*\*\* : 15.0

Classification: Rural

Offers Distance Education: No

[School FTE PTR : 12.8](#)

[District FTE PTR : 12.7](#)

[Provincial FTE PTR : 11.8](#)

## Enrolment By Age and Gender

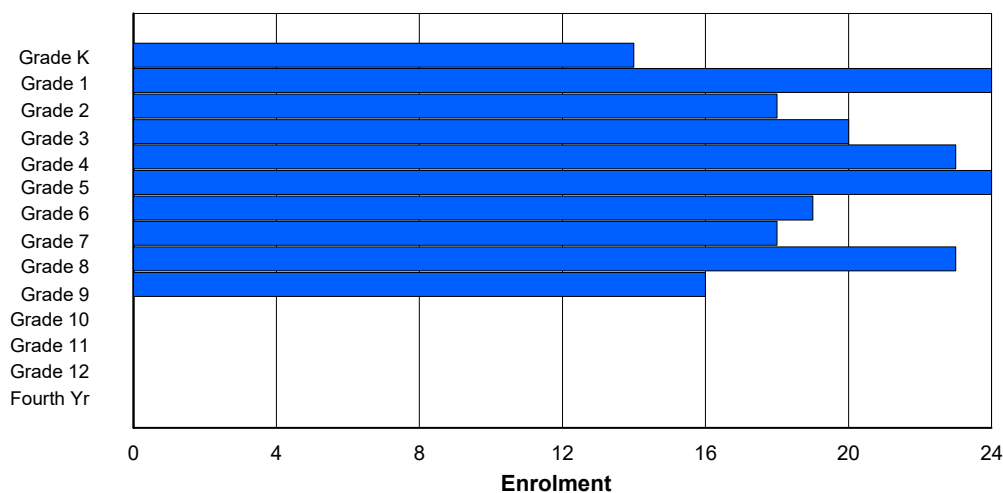
Gender	Age																	Total
	5	6	7	8	9	10	11	12	13	14	15	16	17	18	19	20>		
Male	6	17	7	9	10	9	11	11	10	10	1	0	0	0	0	0	101	
Female	8	7	11	11	13	15	8	7	13	5	0	0	0	0	0	0	98	
Total	14	24	18	20	23	24	19	18	23	15	1	0	0	0	0	0	199	

## Enrolment By Grade and Gender

	Grade														
Gender	K	1	2	3	4	5	6	7	8	9	10	11	12	4th	Total
Male	6	17	7	9	11	8	11	11	10	11	0	0	0	0	101
Female	8	7	11	11	12	16	8	7	13	5	0	0	0	0	98
Total	14	24	18	20	23	24	19	18	23	16	0	0	0	0	199

## Enrolment By Grade

For 289 - St. Peter's Elementary, Upper Island Cove



\* Data from the 2012-2013 AGR(Enrolment/Age as of the last day in Sept./Dec.)

\*\* Newfoundland Statistics Classification System

\*\*\* May include itinerant teachers

District 4 - Eastern

#291 - Perlwin Elementary, Winterton

Grades: K-6

Number of Grades: 7

[FTE Teachers](#) \*\*\* : 10.0

Classification: Rural

Offers Distance Education: No

[School FTE PTR : 7.3](#)

[District FTE PTR : 12.7](#)

[Provincial FTE PTR : 11.8](#)

## Enrolment By Age and Gender

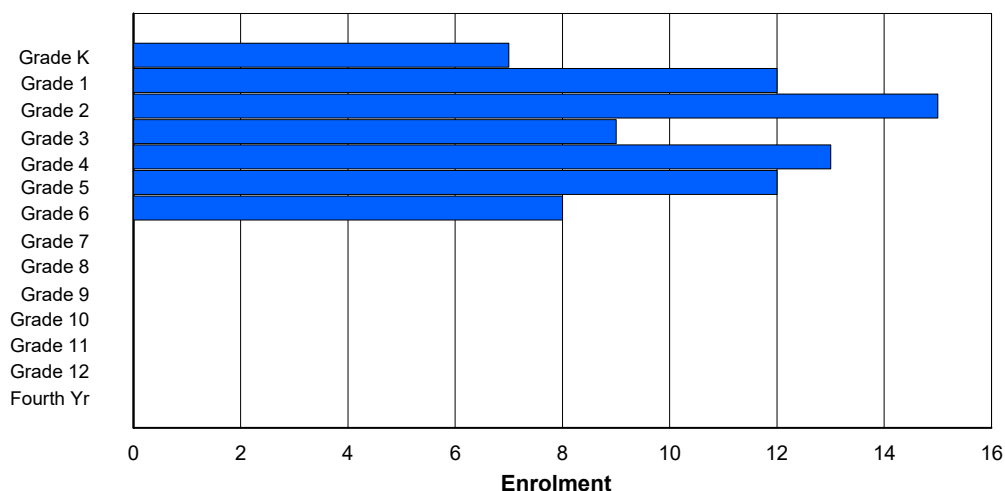
Gender	Age																	Total
	5	6	7	8	9	10	11	12	13	14	15	16	17	18	19	20>		
Male	4	6	6	3	10	5	4	0	0	0	0	0	0	0	0	0	38	
Female	3	5	10	6	4	5	5	0	0	0	0	0	0	0	0	0	38	
Total	7	11	16	9	14	10	9	0	0	0	0	0	0	0	0	0	76	

## Enrolment By Grade and Gender

	<u>Grade</u>															
Gender	K	1	2	3	4	5	6	7	8	9	10	11	12	4th	Total	
Male	4	7	5	3	9	6	4	0	0	0	0	0	0	0	38	
Female	3	5	10	6	4	6	4	0	0	0	0	0	0	0	38	
Total	7	12	15	9	13	12	8	0	0	0	0	0	0	0	76	

## Enrolment By Grade

For 291 - Perlwin Elementary, Winterton



\* Data from the 2012-2013 AGR(Enrolment/Age as of the last day in Sept./Dec.)

\*\* Newfoundland Statistics Classification System

\*\*\* May include itinerant teachers

District 4 - Eastern

#294 - St. Augustine's Elementary, Bell Island

Grades: K-6

Number of Grades: 7

[FTE Teachers](#) \*\*\* : 13.4

Classification: Rural

Offers Distance Education: No

[School FTE PTR : 10.7](#)

[District FTE PTR : 12.7](#)

[Provincial FTE PTR : 11.8](#)

## Enrolment By Age and Gender

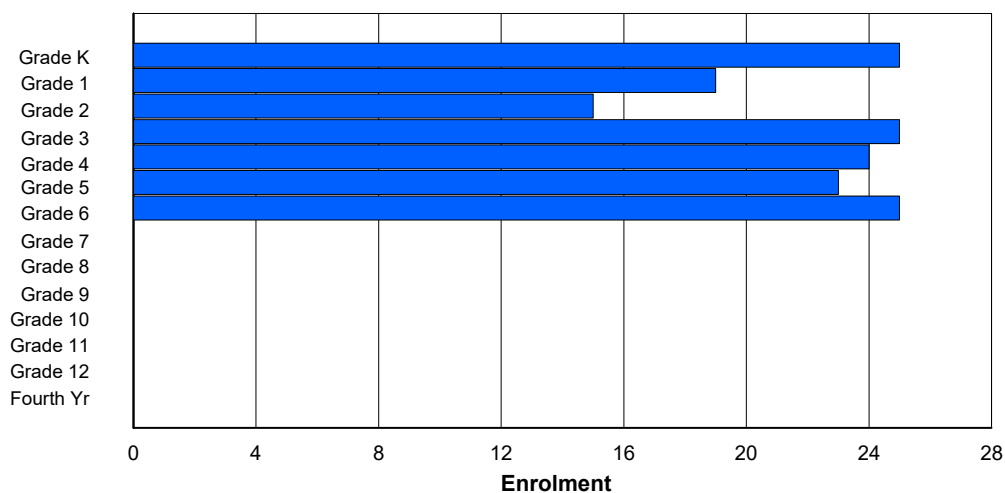
Gender	Age																	Total
	5	6	7	8	9	10	11	12	13	14	15	16	17	18	19	20>		
Male	12	7	7	13	6	9	12	0	0	0	0	0	0	0	0	0	66	
Female	13	12	8	12	18	13	14	0	0	0	0	0	0	0	0	0	90	
Total	25	19	15	25	24	22	26	0	0	0	0	0	0	0	0	0	156	

## Enrolment By Grade and Gender

	Grade														
Gender	K	1	2	3	4	5	6	7	8	9	10	11	12	4th	Total
Male	12	7	7	13	6	9	12	0	0	0	0	0	0	0	66
Female	13	12	8	12	18	14	13	0	0	0	0	0	0	0	90
Total	25	19	15	25	24	23	25	0	0	0	0	0	0	0	156

## Enrolment By Grade

For 294 - St. Augustine's Elementary, Bell Island



\* Data from the 2012-2013 AGR(Enrolment/Age as of the last day in Sept./Dec.)

\*\* Newfoundland Statistics Classification System

\*\*\* May include itinerant teachers

District 4 - Eastern

#296 - St. Michael's High, Bell Island

Grades: 7-12

Number of Grades: 6

[FTE Teachers](#) \*\*\* : 17.0

Classification: Rural

Offers Distance Education: Yes

[School FTE PTR : 10.7](#)

[District FTE PTR : 12.7](#)

[Provincial FTE PTR : 11.8](#)

**Enrolment By Age and Gender**

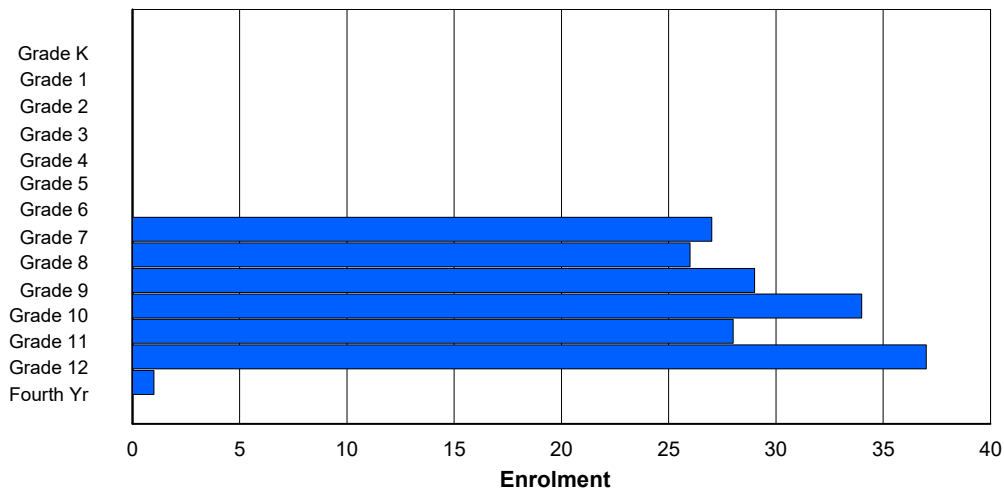
Gender	Age																	Total
	5	6	7	8	9	10	11	12	13	14	15	16	17	18	19	20>		
Male	0	0	0	0	0	0	0	13	10	13	17	14	17	1	1	0	86	
Female	0	0	0	0	0	0	0	13	15	16	18	14	18	2	0	0	96	
Total	0	0	0	0	0	0	0	26	25	29	35	28	35	3	1	0	182	

**Enrolment By Grade and Gender**

	<u>Grade</u>															
Gender	K	1	2	3	4	5	6	7	8	9	10	11	12	4th	Total	
Male	0	0	0	0	0	0	0	14	10	13	16	14	19	0	86	
Female	0	0	0	0	0	0	0	13	16	16	18	14	18	1	96	
Total	0	0	0	0	0	0	0	27	26	29	34	28	37	1	182	

## Enrolment By Grade

For 296 - St. Michael's High, Bell Island



\* Data from the 2012-2013 AGR(Enrolment/Age as of the last day in Sept./Dec.)

\*\* Newfoundland Statistics Classification System

\*\*\* May include itinerant teachers

District 4 - Eastern

#300 - Frank Roberts Junior High, Conception Bay South (Foxtrap)

Grades: 7-9

Number of Grades: 3

[FTE Teachers](#) \*\*\* : 40.5

Classification: Urban

Offers Distance Education: No

[School FTE PTR : 14.5](#)

[District FTE PTR : 12.7](#)

[Provincial FTE PTR : 11.8](#)

## Enrolment By Age and Gender

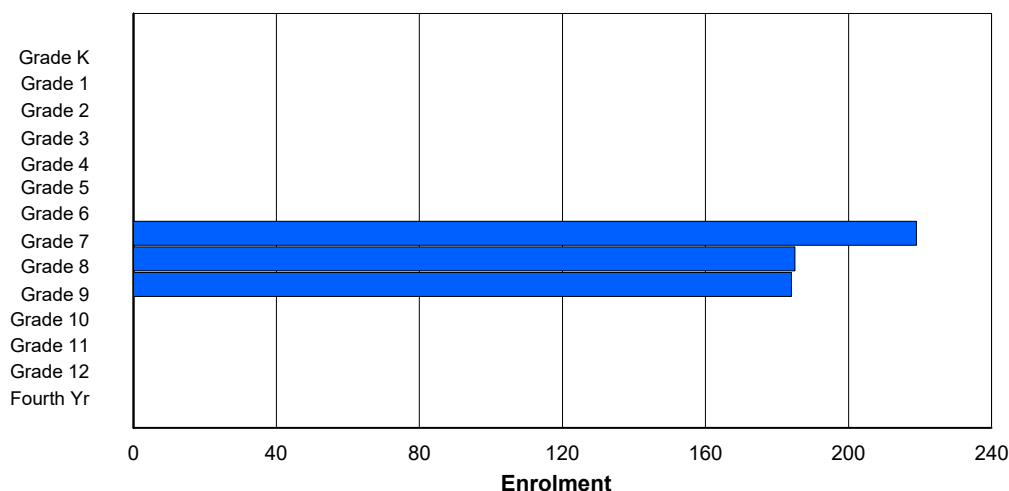
Gender	Age																Total
	5	6	7	8	9	10	11	12	13	14	15	16	17	18	19	20>	
Male	0	0	0	0	0	0	1	121	95	88	5	0	0	0	0	0	310
Female	0	0	0	0	0	0	0	92	86	97	3	0	0	0	0	0	278
Total	0	0	0	0	0	0	1	213	181	185	8	0	0	0	0	0	588

## Enrolment By Grade and Gender

	<u>Grade</u>														
Gender	K	1	2	3	4	5	6	7	8	9	10	11	12	4th	Total
Male	0	0	0	0	0	0	0	125	98	87	0	0	0	0	310
Female	0	0	0	0	0	0	0	94	87	97	0	0	0	0	278
Total	0	0	0	0	0	0	0	219	185	184	0	0	0	0	588

## Enrolment By Grade

For 300 - Frank Roberts Junior High, Conception Bay South (Foxtrap)



\* Data from the 2012-2013 AGR(Enrolment/Age as of the last day in Sept./Dec.)

\*\* Newfoundland Statistics Classification System

\*\*\* May include itinerant teachers

District 4 - Eastern

#302 - Queen Elizabeth Regional High, Conception Bay South (Foxtrap)

Grades: 10-12

Number of Grades: 3

[FTE Teachers](#) \*\*\* : 35.1

Classification: Urban

Offers Distance Education: No

[School FTE PTR : 16.1](#)

[District FTE PTR : 12.7](#)

[Provincial FTE PTR : 11.8](#)

#### Enrolment By Age and Gender

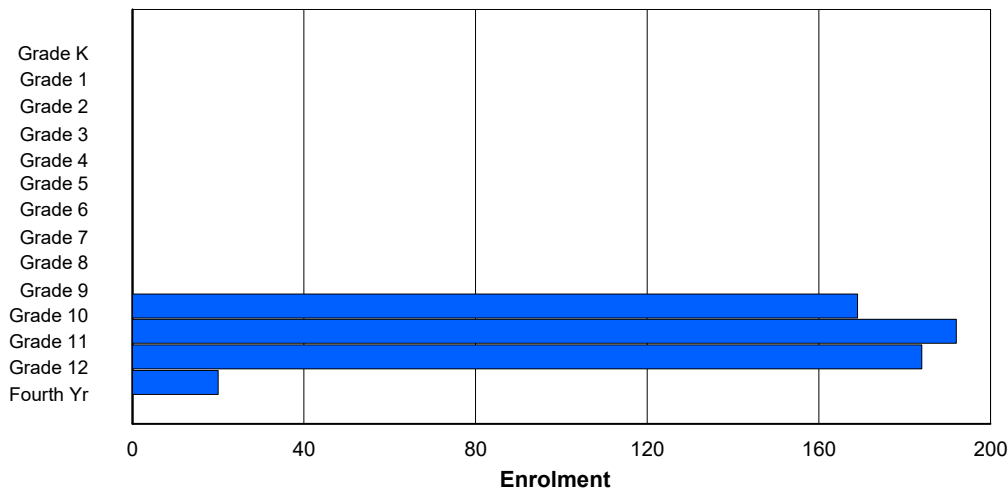
Gender	Age																	Total
	5	6	7	8	9	10	11	12	13	14	15	16	17	18	19	20>		
Male	0	0	0	0	0	0	0	0	0	0	76	103	86	19	2	0	286	
Female	0	0	0	0	0	0	0	0	0	0	78	97	87	16	1	0	279	
Total	0	0	0	0	0	0	0	0	0	0	154	200	173	35	3	0	565	

#### Enrolment By Grade and Gender

	<u>Grade</u>														
Gender	K	1	2	3	4	5	6	7	8	9	10	11	12	4th	Total
Male	0	0	0	0	0	0	0	0	0	0	89	92	92	13	286
Female	0	0	0	0	0	0	0	0	0	0	80	100	92	7	279
Total	0	0	0	0	0	0	0	0	0	0	169	192	184	20	565

## Enrolment By Grade

For 302 - Queen Elizabeth Regional High, Conception Bay South (Foxtrap)



\* Data from the 2012-2013 AGR(Enrolment/Age as of the last day in Sept./Dec.)

\*\* Newfoundland Statistics Classification System

\*\*\* May include itinerant teachers

District 4 - Eastern

#303 - St. Edward's Elementary, Conception Bay South (Kelligrews)

Grades: K-6

Number of Grades: 7

[FTE Teachers](#) \*\*\* : 43.1

Classification: Urban

Offers Distance Education: No

[School FTE PTR : 14.5](#)

[District FTE PTR : 12.7](#)

[Provincial FTE PTR : 11.8](#)

## Enrolment By Age and Gender

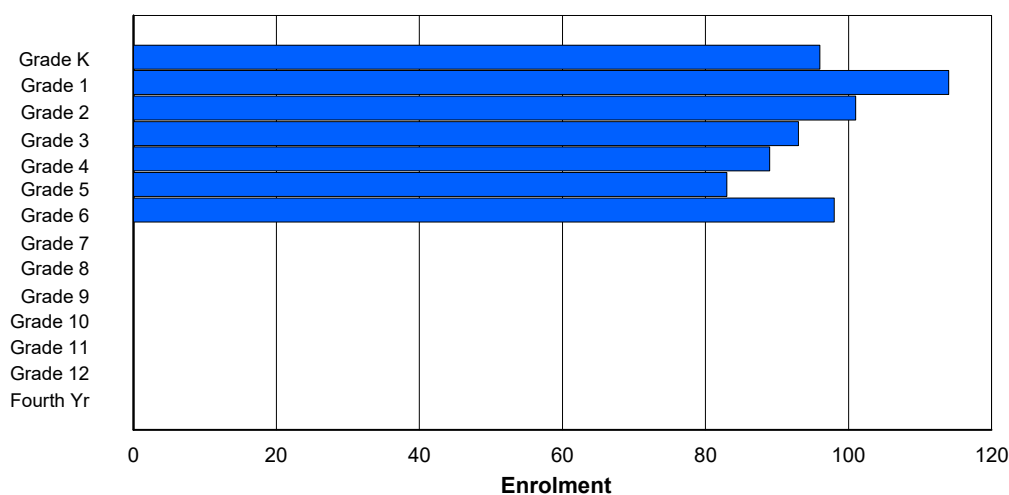
Gender	Age																	Total
	5	6	7	8	9	10	11	12	13	14	15	16	17	18	19	20>		
Male	41	54	51	42	48	34	50	2	0	0	0	0	0	0	0	0	322	
Female	55	60	51	47	43	49	46	1	0	0	0	0	0	0	0	0	352	
Total	96	114	102	89	91	83	96	3	0	0	0	0	0	0	0	0	674	

## Enrolment By Grade and Gender

	<u>Grade</u>														
Gender	K	1	2	3	4	5	6	7	8	9	10	11	12	4th	Total
Male	41	54	51	45	46	34	51	0	0	0	0	0	0	0	322
Female	55	60	50	48	43	49	47	0	0	0	0	0	0	0	352
Total	96	114	101	93	89	83	98	0	0	0	0	0	0	0	674

## Enrolment By Grade

For 303 - St. Edward's Elementary, Conception Bay South (Kelligrews)



\* Data from the 2012-2013 AGR(Enrolment/Age as of the last day in Sept./Dec.)

\*\* Newfoundland Statistics Classification System

\*\*\* May include itinerant teachers

District 4 - Eastern

#304 - Holy Spirit High, Conception Bay South (Manuels)

Grades: 9-12

Number of Grades: 4

[FTE Teachers](#) \*\*\* : 46.3

Classification: Urban

Offers Distance Education: No

[School FTE PTR : 17.0](#)

[District FTE PTR : 12.7](#)

[Provincial FTE PTR : 11.8](#)

## Enrolment By Age and Gender

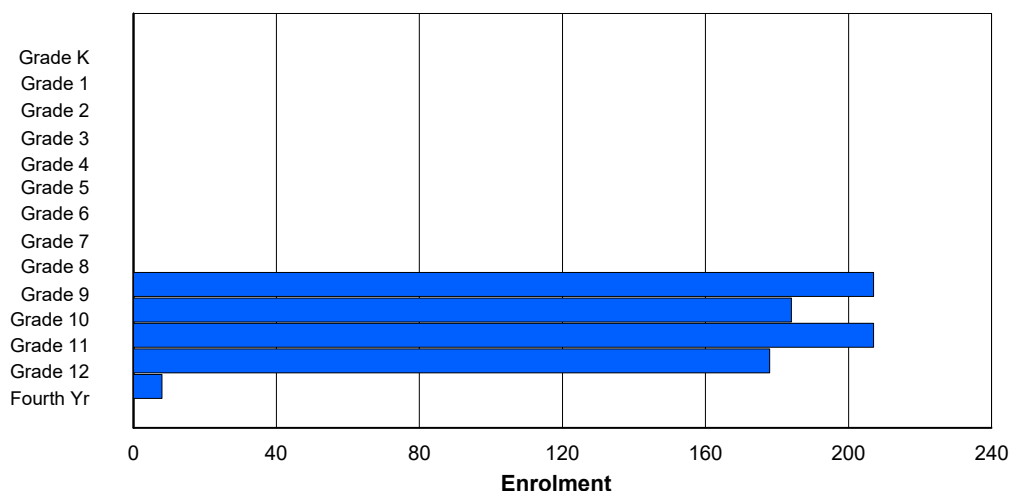
Gender	Age																	Total
	5	6	7	8	9	10	11	12	13	14	15	16	17	18	19	20>		
Male	0	0	0	0	0	0	0	0	0	104	92	101	100	10	1	0	408	
Female	0	0	0	0	0	0	0	0	0	96	97	100	76	5	2	0	376	
Total	0	0	0	0	0	0	0	0	0	200	189	201	176	15	3	0	784	

## Enrolment By Grade and Gender

	<u>Grade</u>														
Gender	K	1	2	3	4	5	6	7	8	9	10	11	12	4th	Total
Male	0	0	0	0	0	0	0	0	0	110	88	105	100	5	408
Female	0	0	0	0	0	0	0	0	0	97	96	102	78	3	376
Total	0	0	0	0	0	0	0	0	0	207	184	207	178	8	784

## Enrolment By Grade

For 304 - Holy Spirit High, Conception Bay South (Manuels)



\* Data from the 2012-2013 AGR(Enrolment/Age as of the last day in Sept./Dec.)

\*\* Newfoundland Statistics Classification System

\*\*\* May include itinerant teachers

District 4 - Eastern

#305 - Villanova Junior High, Conception Bay South (Manuels)

Grades: 5-8

Number of Grades: 4

[FTE Teachers](#) \*\*\* : 42.1

Classification: Urban

Offers Distance Education: No

[School FTE PTR : 14.2](#)

[District FTE PTR : 12.7](#)

[Provincial FTE PTR : 11.8](#)

## Enrolment By Age and Gender

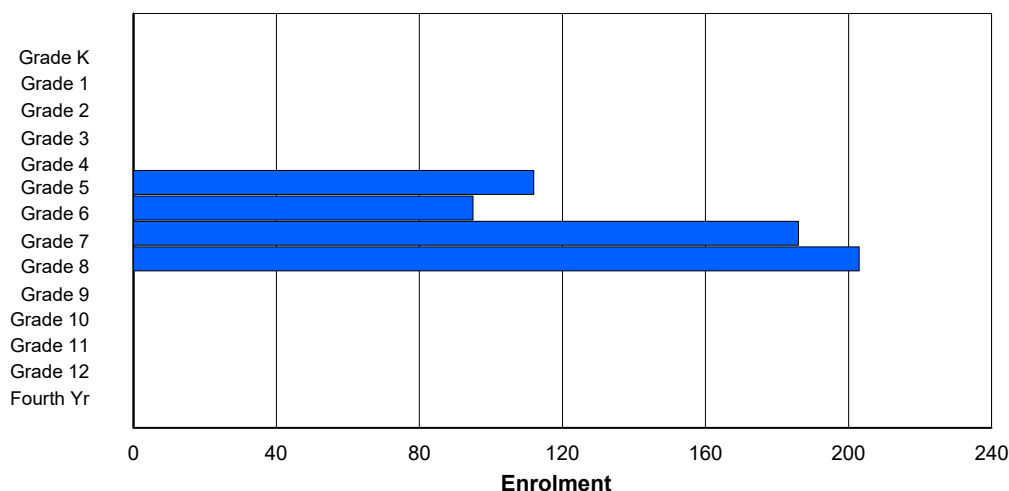
Gender	Age																	Total
	5	6	7	8	9	10	11	12	13	14	15	16	17	18	19	20>		
Male	0	0	0	0	0	51	44	94	104	4	0	0	0	0	0	0	297	
Female	0	0	0	0	0	58	53	89	97	2	0	0	0	0	0	0	299	
Total	0	0	0	0	0	109	97	183	201	6	0	0	0	0	0	0	596	

## Enrolment By Grade and Gender

	Grade														
Gender	K	1	2	3	4	5	6	7	8	9	10	11	12	4th	Total
Male	0	0	0	0	0	52	44	97	104	0	0	0	0	0	297
Female	0	0	0	0	0	60	51	89	99	0	0	0	0	0	299
Total	0	0	0	0	0	112	95	186	203	0	0	0	0	0	596

## Enrolment By Grade

For 305 - Villanova Junior High, Conception Bay South (Manuels)



\* Data from the 2012-2013 AGR(Enrolment/Age as of the last day in Sept./Dec.)

\*\* Newfoundland Statistics Classification System

\*\*\* May include itinerant teachers

District 4 - Eastern

#306 - St. George's Elementary, Conception Bay South (Manuels)

Grades: K-6

Number of Grades: 7

[FTE Teachers](#) \*\*\* : 21.3

Classification: Urban

Offers Distance Education: No

[School FTE PTR : 13.1](#)

[District FTE PTR : 12.7](#)

[Provincial FTE PTR : 11.8](#)

## Enrolment By Age and Gender

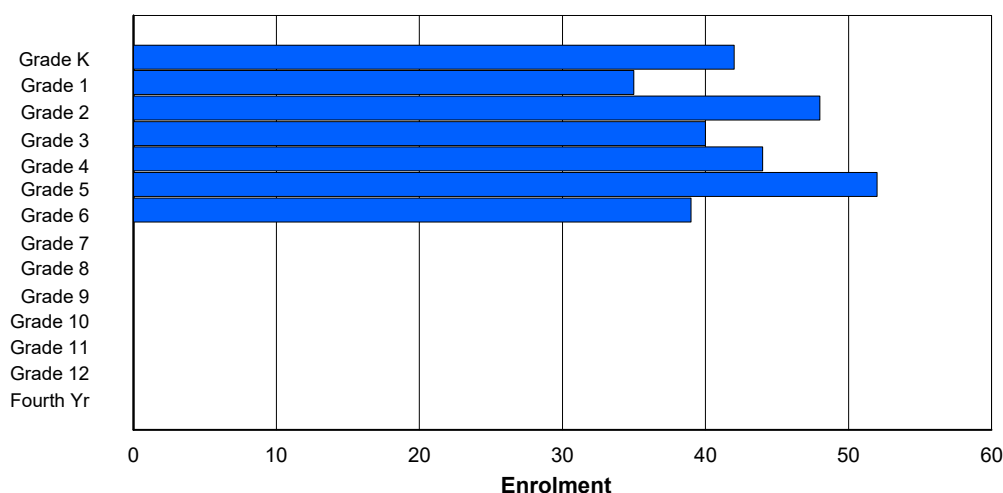
Gender	Age																	Total
	5	6	7	8	9	10	11	12	13	14	15	16	17	18	19	20>		
Male	16	15	23	19	25	24	20	1	0	0	0	0	0	0	0	0	143	
Female	25	21	25	20	17	26	22	1	0	0	0	0	0	0	0	0	157	
Total	41	36	48	39	42	50	42	2	0	0	0	0	0	0	0	0	300	

## Enrolment By Grade and Gender

	Grade														
Gender	K	1	2	3	4	5	6	7	8	9	10	11	12	4th	Total
Male	16	15	23	20	25	27	17	0	0	0	0	0	0	0	143
Female	26	20	25	20	19	25	22	0	0	0	0	0	0	0	157
Total	42	35	48	40	44	52	39	0	0	0	0	0	0	0	300

## Enrolment By Grade

For 306 - St. George's Elementary, Conception Bay South (Manuels)



\* Data from the 2012-2013 AGR(Enrolment/Age as of the last day in Sept./Dec.)

\*\* Newfoundland Statistics Classification System

\*\*\* May include itinerant teachers

District 4 - Eastern

#307 - Mobile Central High, Mobile

Grades: 7-12

Number of Grades: 6

[FTE Teachers](#) \*\*\* : 18.5

Classification: Rural

Offers Distance Education: Yes

[School FTE PTR : 13.3](#)

[District FTE PTR : 12.7](#)

[Provincial FTE PTR : 11.8](#)

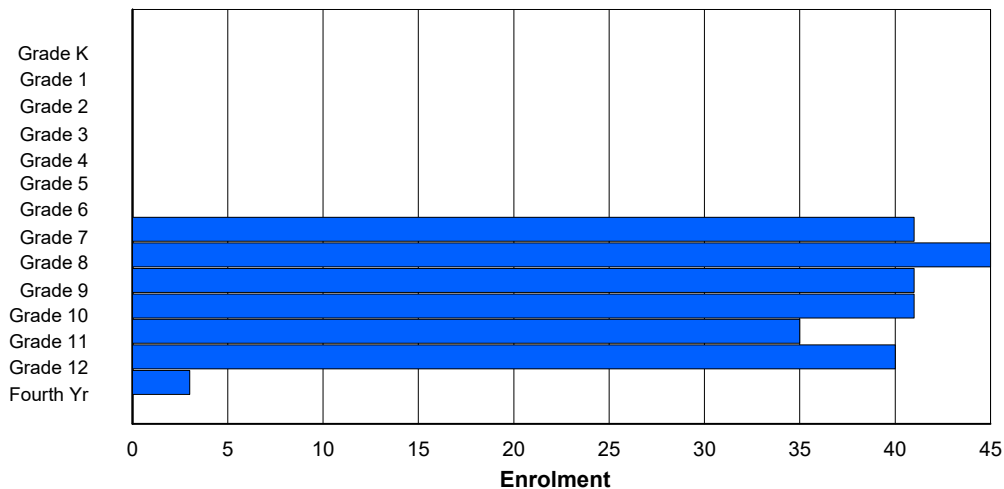
**Enrolment By Age and Gender**

Gender	Age																	Total
	5	6	7	8	9	10	11	12	13	14	15	16	17	18	19	20>		
Male	0	0	0	0	0	0	0	16	29	17	19	22	19	5	1	0	128	
Female	0	0	0	0	0	0	1	21	18	25	20	12	19	2	0	0	118	
Total	0	0	0	0	0	0	1	37	47	42	39	34	38	7	1	0	246	

**Enrolment By Grade and Gender**

	<u>Grade</u>														
Gender	K	1	2	3	4	5	6	7	8	9	10	11	12	4th	Total
Male	0	0	0	0	0	0	0	19	27	16	21	23	19	3	128
Female	0	0	0	0	0	0	0	22	18	25	20	12	21	0	118
Total	0	0	0	0	0	0	0	41	45	41	41	35	40	3	246

**Enrolment By Grade**  
For 307 - Mobile Central High, Mobile



\* Data from the 2012-2013 AGR(Enrolment/Age as of the last day in Sept./Dec.)

\*\* Newfoundland Statistics Classification System

\*\*\* May include itinerant teachers

District 4 - Eastern

#308 - Mary Queen of the World Elementary, Mount Pearl

Grades: K-6

Number of Grades: 7

[FTE Teachers](#) \*\*\* : 28.6

Classification: Urban

Offers Distance Education: No

[School FTE PTR : 12.5](#)

[District FTE PTR : 12.7](#)

[Provincial FTE PTR : 11.8](#)

## Enrolment By Age and Gender

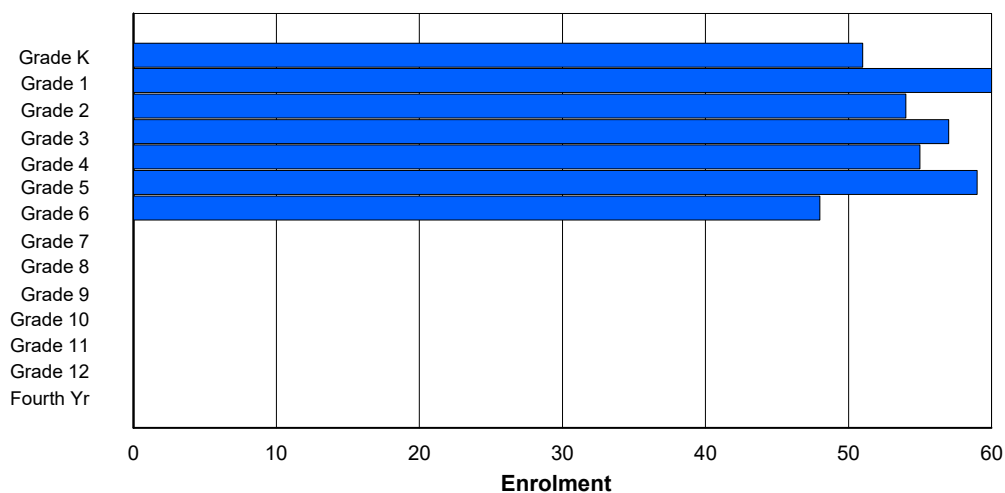
Gender	Age																	Total
	5	6	7	8	9	10	11	12	13	14	15	16	17	18	19	20>		
Male	24	27	33	28	30	30	20	1	0	0	0	0	0	0	0	0	193	
Female	24	32	23	27	27	30	27	1	0	0	0	0	0	0	0	0	191	
Total	48	59	56	55	57	60	47	2	0	0	0	0	0	0	0	0	384	

## Enrolment By Grade and Gender

	Grade														
Gender	K	1	2	3	4	5	6	7	8	9	10	11	12	4th	Total
Male	26	28	31	29	29	29	21	0	0	0	0	0	0	0	193
Female	25	32	23	28	26	30	27	0	0	0	0	0	0	0	191
Total	51	60	54	57	55	59	48	0	0	0	0	0	0	0	384

## Enrolment By Grade

For 308 - Mary Queen of the World Elementary, Mount Pearl



\* Data from the 2012-2013 AGR(Enrolment/Age as of the last day in Sept./Dec.)

\*\* Newfoundland Statistics Classification System

\*\*\* May include itinerant teachers

District 4 - Eastern

#309 - Morris Academy, Mount Pearl

Grades: K-4

Number of Grades: 5

[FTE Teachers](#) \*\*\* : 21.6

Classification: Urban

Offers Distance Education: No

[School FTE PTR : 11.3](#)

[District FTE PTR : 12.7](#)

[Provincial FTE PTR : 11.8](#)

## Enrolment By Age and Gender

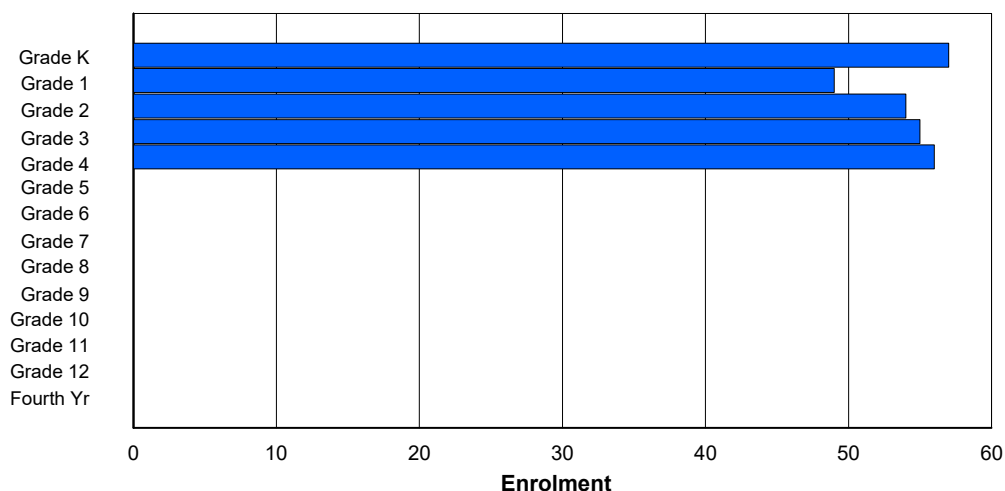
Gender	Age																	Total
	5	6	7	8	9	10	11	12	13	14	15	16	17	18	19	20>		
Male	31	25	24	29	30	2	0	0	0	0	0	0	0	0	0	0	141	
Female	26	23	27	28	26	0	0	0	0	0	0	0	0	0	0	0	130	
Total	57	48	51	57	56	2	0	0	0	0	0	0	0	0	0	0	271	

## Enrolment By Grade and Gender

	<u>Grade</u>															
Gender	K	1	2	3	4	5	6	7	8	9	10	11	12	4th	Total	
Male	31	26	26	28	30	0	0	0	0	0	0	0	0	0	141	
Female	26	23	28	27	26	0	0	0	0	0	0	0	0	0	130	
Total	57	49	54	55	56	0	0	0	0	0	0	0	0	0	271	

## Enrolment By Grade

For 309 - Morris Academy, Mount Pearl



\* Data from the 2012-2013 AGR(Enrolment/Age as of the last day in Sept./Dec.)

\*\* Newfoundland Statistics Classification System

\*\*\* May include itinerant teachers

District 4 - Eastern

#310 - Mount Pearl Intermediate, Mount Pearl

Grades: 5-9

Number of Grades: 5

[FTE Teachers](#) \*\*\* : 58.2

Classification: Urban

Offers Distance Education: No

[School FTE PTR : 14.0](#)

[District FTE PTR : 12.7](#)

[Provincial FTE PTR : 11.8](#)

## Enrolment By Age and Gender

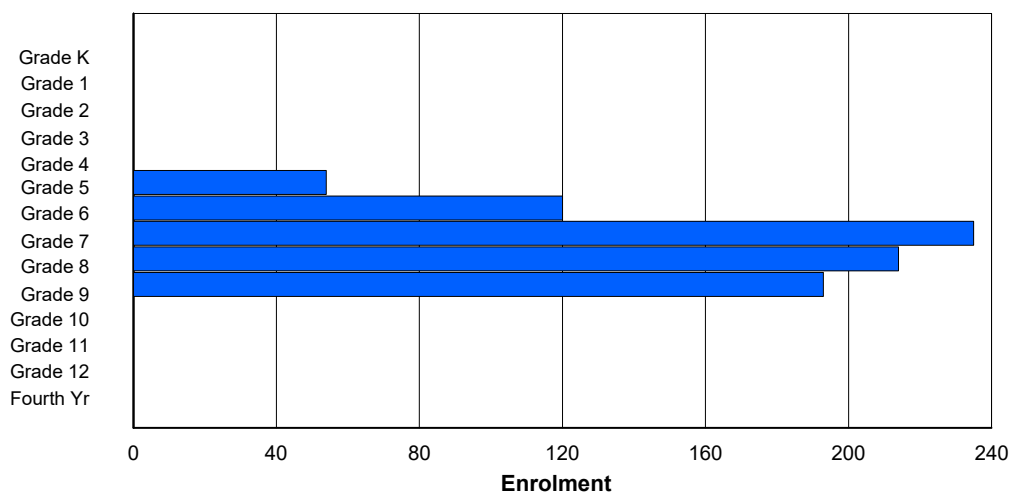
Gender	Age																Total
	5	6	7	8	9	10	11	12	13	14	15	16	17	18	19	20>	
Male	0	0	0	0	0	17	63	124	97	86	3	0	0	0	0	0	390
Female	0	0	0	0	0	33	59	106	117	107	4	0	0	0	0	0	426
Total	0	0	0	0	0	50	122	230	214	193	7	0	0	0	0	0	816

## Enrolment By Grade and Gender

	Grade														
Gender	K	1	2	3	4	5	6	7	8	9	10	11	12	4th	Total
Male	0	0	0	0	0	21	61	127	96	85	0	0	0	0	390
Female	0	0	0	0	0	33	59	108	118	108	0	0	0	0	426
Total	0	0	0	0	0	54	120	235	214	193	0	0	0	0	816

## Enrolment By Grade

For 310 - Mount Pearl Intermediate, Mount Pearl



\* Data from the 2012-2013 AGR(Enrolment/Age as of the last day in Sept./Dec.)

\*\* Newfoundland Statistics Classification System

\*\*\* May include itinerant teachers

District 4 - Eastern

#311 - Mount Pearl Senior High, Mount Pearl

Grades: 10-12

Number of Grades: 3

[FTE Teachers](#) \*\*\* : 38.5

Classification: Urban

Offers Distance Education: No

[School FTE PTR : 16.1](#)

[District FTE PTR : 12.7](#)

[Provincial FTE PTR : 11.8](#)

## Enrolment By Age and Gender

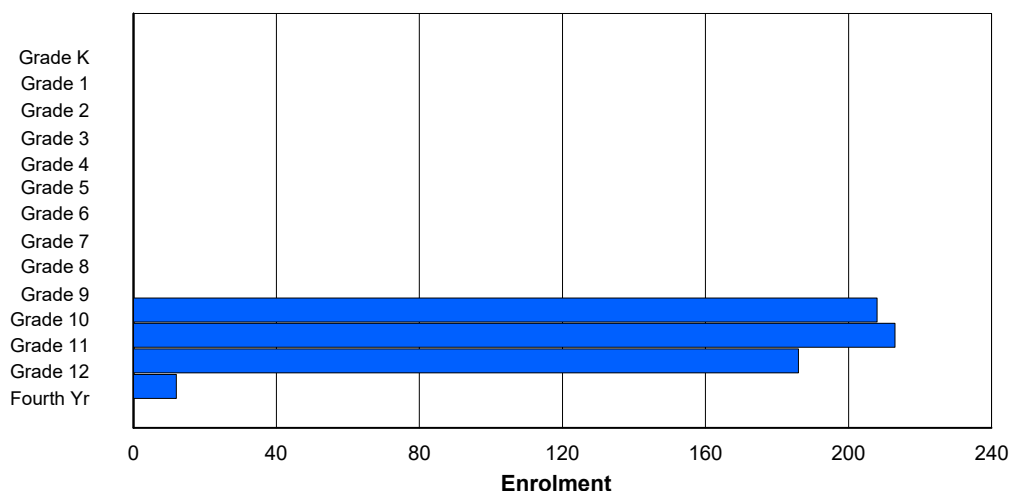
Gender	Age																	Total
	5	6	7	8	9	10	11	12	13	14	15	16	17	18	19	20>		
Male	0	0	0	0	0	0	0	0	0	0	85	101	94	19	1	0	300	
Female	0	0	0	0	0	0	0	0	0	0	115	101	97	5	0	1	319	
Total	0	0	0	0	0	0	0	0	0	0	200	202	191	24	1	1	619	

## Enrolment By Grade and Gender

	<u>Grade</u>														
Gender	K	1	2	3	4	5	6	7	8	9	10	11	12	4th	Total
Male	0	0	0	0	0	0	0	0	0	0	90	107	93	10	300
Female	0	0	0	0	0	0	0	0	0	0	118	106	93	2	319
Total	0	0	0	0	0	0	0	0	0	0	208	213	186	12	619

## Enrolment By Grade

For 311 - Mount Pearl Senior High, Mount Pearl



\* Data from the 2012-2013 AGR(Enrolment/Age as of the last day in Sept./Dec.)

\*\* Newfoundland Statistics Classification System

\*\*\* May include itinerant teachers

District 4 - Eastern

#312 - Newtown Elementary, Mount Pearl

Grades: K-6

Number of Grades: 7

[FTE Teachers](#) \*\*\* : 25.0

Classification: Urban

Offers Distance Education: No

[School FTE PTR : 14.0](#)

[District FTE PTR : 12.7](#)

[Provincial FTE PTR : 11.8](#)

## Enrolment By Age and Gender

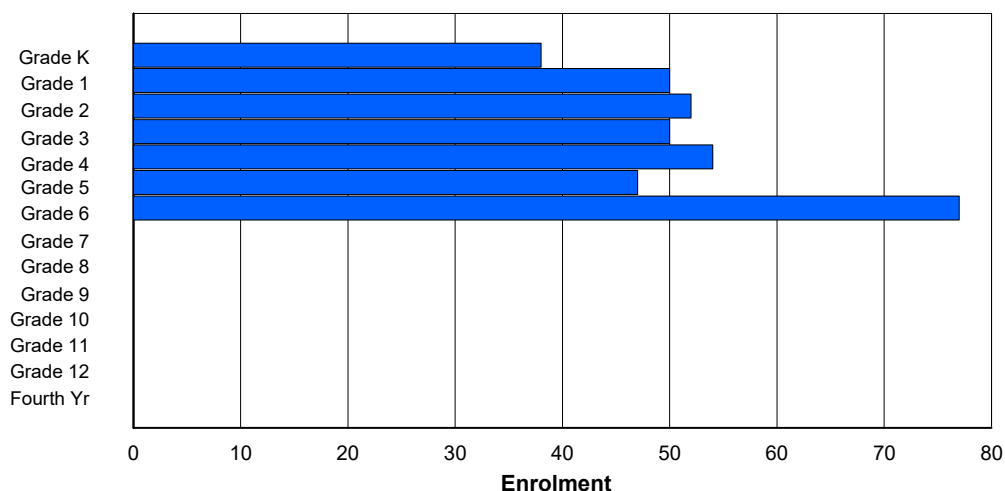
Gender	Age																	Total
	5	6	7	8	9	10	11	12	13	14	15	16	17	18	19	20>		
Male	23	27	26	21	35	23	46	1	0	0	0	0	0	0	0	0	202	
Female	15	23	25	28	22	23	30	0	0	0	0	0	0	0	0	0	166	
Total	38	50	51	49	57	46	76	1	0	0	0	0	0	0	0	0	368	

## Enrolment By Grade and Gender

	Grade														
Gender	K	1	2	3	4	5	6	7	8	9	10	11	12	4th	Total
Male	23	27	27	21	33	24	47	0	0	0	0	0	0	0	202
Female	15	23	25	29	21	23	30	0	0	0	0	0	0	0	166
Total	38	50	52	50	54	47	77	0	0	0	0	0	0	0	368

## Enrolment By Grade

For 312 - Newtown Elementary, Mount Pearl



\* Data from the 2012-2013 AGR(Enrolment/Age as of the last day in Sept./Dec.)

\*\* Newfoundland Statistics Classification System

\*\*\* May include itinerant teachers

District 4 - Eastern

#313 - O'Donel High School, Mount Pearl

Grades: 10-12

Number of Grades: 3

[FTE Teachers](#) \*\*\* : 41.9

Classification: Urban

Offers Distance Education: No

[School FTE PTR : 17.2](#)

[District FTE PTR : 12.7](#)

[Provincial FTE PTR : 11.8](#)

## Enrolment By Age and Gender

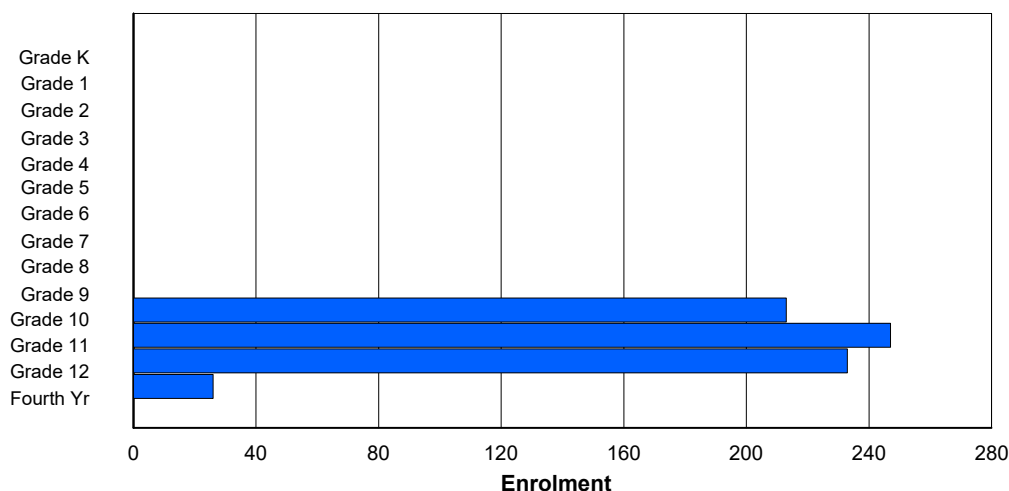
Gender	Age																	Total
	5	6	7	8	9	10	11	12	13	14	15	16	17	18	19	20>		
Male	0	0	0	0	0	0	0	0	0	0	106	114	104	30	2	0	356	
Female	0	0	0	0	0	0	0	0	1	1	92	124	125	18	1	1	363	
Total	0	0	0	0	0	0	0	0	1	1	198	238	229	48	3	1	719	

## Enrolment By Grade and Gender

	Grade														
Gender	K	1	2	3	4	5	6	7	8	9	10	11	12	4th	Total
Male	0	0	0	0	0	0	0	0	0	0	115	118	108	15	356
Female	0	0	0	0	0	0	0	0	0	0	98	129	125	11	363
Total	0	0	0	0	0	0	0	0	0	0	213	247	233	26	719

## Enrolment By Grade

For 313 - O'Donel High School, Mount Pearl



\* Data from the 2012-2013 AGR(Enrolment/Age as of the last day in Sept./Dec.)

\*\* Newfoundland Statistics Classification System

\*\*\* May include itinerant teachers

District 4 - Eastern

#315 - St. Peter's Junior High, Mount Pearl

Grades: 7-9

Number of Grades: 3

[FTE Teachers](#) \*\*\* : 41.1

Classification: Urban

Offers Distance Education: No

[School FTE PTR : 14.7](#)

[District FTE PTR : 12.7](#)

[Provincial FTE PTR : 11.8](#)

## Enrolment By Age and Gender

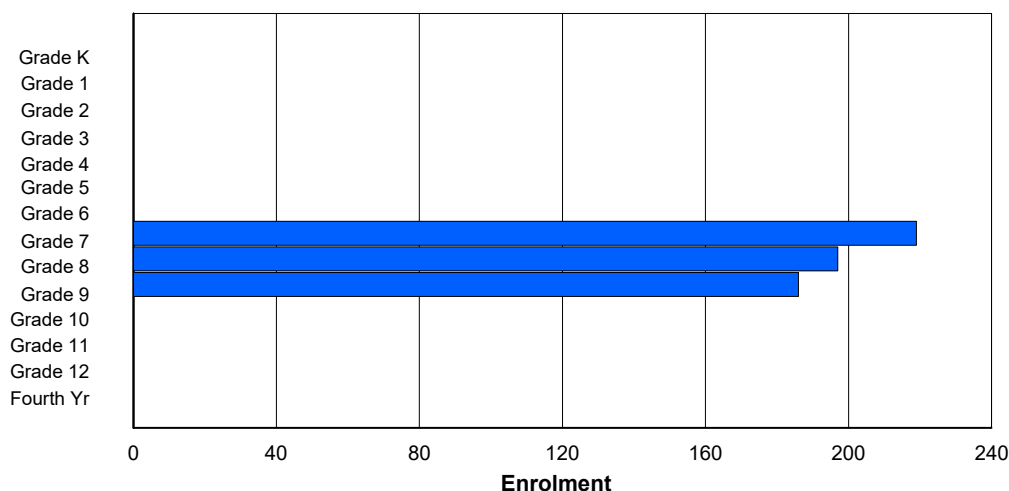
Gender	Age																Total
	5	6	7	8	9	10	11	12	13	14	15	16	17	18	19	20>	
Male	0	0	0	0	0	0	0	113	110	91	8	0	0	0	0	0	322
Female	0	0	0	0	0	0	0	97	86	88	9	0	0	0	0	0	280
Total	0	0	0	0	0	0	0	210	196	179	17	0	0	0	0	0	602

## Enrolment By Grade and Gender

	<u>Grade</u>														
Gender	K	1	2	3	4	5	6	7	8	9	10	11	12	4th	Total
Male	0	0	0	0	0	0	0	118	111	93	0	0	0	0	322
Female	0	0	0	0	0	0	0	101	86	93	0	0	0	0	280
Total	0	0	0	0	0	0	0	219	197	186	0	0	0	0	602

## Enrolment By Grade

For 315 - St. Peter's Junior High, Mount Pearl



\* Data from the 2012-2013 AGR(Enrolment/Age as of the last day in Sept./Dec.)

\*\* Newfoundland Statistics Classification System

\*\*\* May include itinerant teachers

District 4 - Eastern

#316 - St. Peter's Elementary, Mount Pearl

Grades: K-6

Number of Grades: 7

[FTE Teachers](#) \*\*\* : 49.9

Classification: Urban

Offers Distance Education: No

[School FTE PTR : 13.9](#)

[District FTE PTR : 12.7](#)

[Provincial FTE PTR : 11.8](#)

## Enrolment By Age and Gender

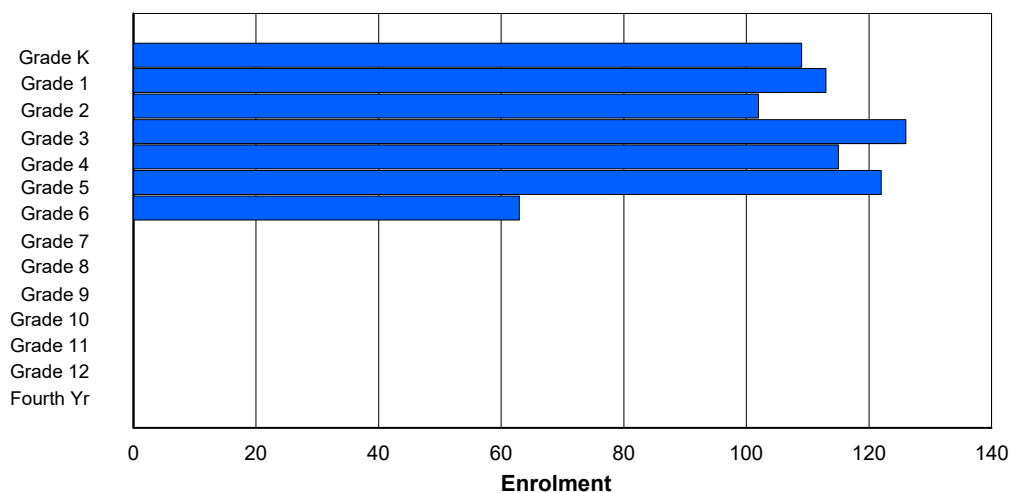
Gender	Age																	Total
	5	6	7	8	9	10	11	12	13	14	15	16	17	18	19	20>		
Male	45	61	51	74	52	54	28	3	0	0	0	0	0	0	0	0	368	
Female	63	50	53	53	62	67	34	0	0	0	0	0	0	0	0	0	382	
Total	108	111	104	127	114	121	62	3	0	0	0	0	0	0	0	0	750	

## Enrolment By Grade and Gender

	Grade														
Gender	K	1	2	3	4	5	6	7	8	9	10	11	12	4th	Total
Male	47	62	49	74	51	57	28	0	0	0	0	0	0	0	368
Female	62	51	53	52	64	65	35	0	0	0	0	0	0	0	382
Total	109	113	102	126	115	122	63	0	0	0	0	0	0	0	750

## Enrolment By Grade

For 316 - St. Peter's Elementary, Mount Pearl



\* Data from the 2012-2013 AGR(Enrolment/Age as of the last day in Sept./Dec.)

\*\* Newfoundland Statistics Classification System

\*\*\* May include itinerant teachers

District 4 - Eastern

#317 - St. Francis of Assisi Elementary, Logy Bay/Middle Cove/Outer Cove

Grades: K-6

Number of Grades: 7

[FTE Teachers](#) \*\*\* : 14.7

Classification: Urban

Offers Distance Education: No

[School FTE PTR : 11.9](#)

[District FTE PTR : 12.7](#)

[Provincial FTE PTR : 11.8](#)

## Enrolment By Age and Gender

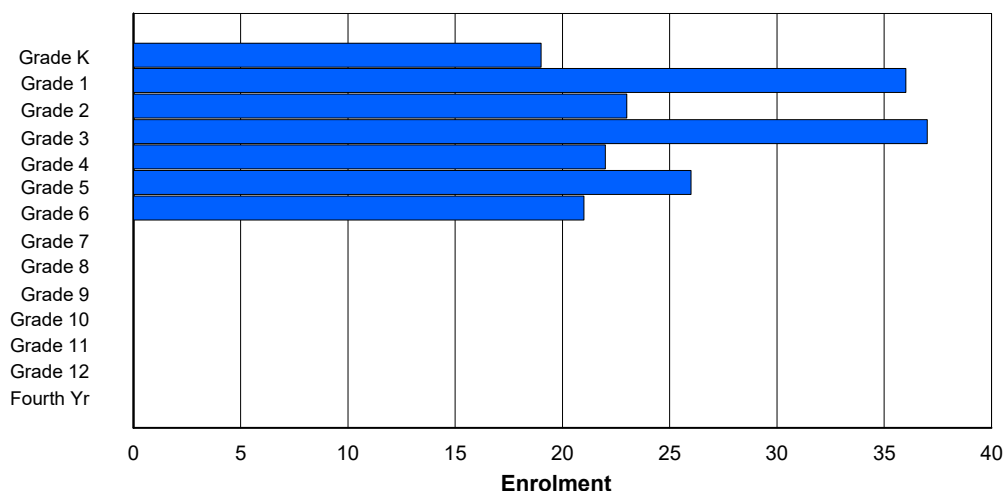
Gender	Age																	Total
	5	6	7	8	9	10	11	12	13	14	15	16	17	18	19	20>		
Male	8	20	9	25	13	14	12	0	0	0	0	0	0	0	0	0	101	
Female	10	16	13	13	10	12	9	0	0	0	0	0	0	0	0	0	83	
Total	18	36	22	38	23	26	21	0	0	0	0	0	0	0	0	0	184	

## Enrolment By Grade and Gender

	<u>Grade</u>															
Gender	K	1	2	3	4	5	6	7	8	9	10	11	12	4th	Total	
Male	8	20	10	24	13	14	12	0	0	0	0	0	0	0	101	
Female	11	16	13	13	9	12	9	0	0	0	0	0	0	0	83	
Total	19	36	23	37	22	26	21	0	0	0	0	0	0	0	184	

## Enrolment By Grade

For 317 - St. Francis of Assisi Elementary, Logy Bay/Middle Cove/Outer Cove



\* Data from the 2012-2013 AGR(Enrolment/Age as of the last day in Sept./Dec.)

\*\* Newfoundland Statistics Classification System

\*\*\* May include itinerant teachers

District 4 - Eastern

#318 - Holy Family Elementary, Paradise

Grades: K-6

Number of Grades: 7

[FTE Teachers](#) \*\*\* : 46.9

Classification: Urban

Offers Distance Education: No

[School FTE PTR : 14.0](#)

[District FTE PTR : 12.7](#)

[Provincial FTE PTR : 11.8](#)

## Enrolment By Age and Gender

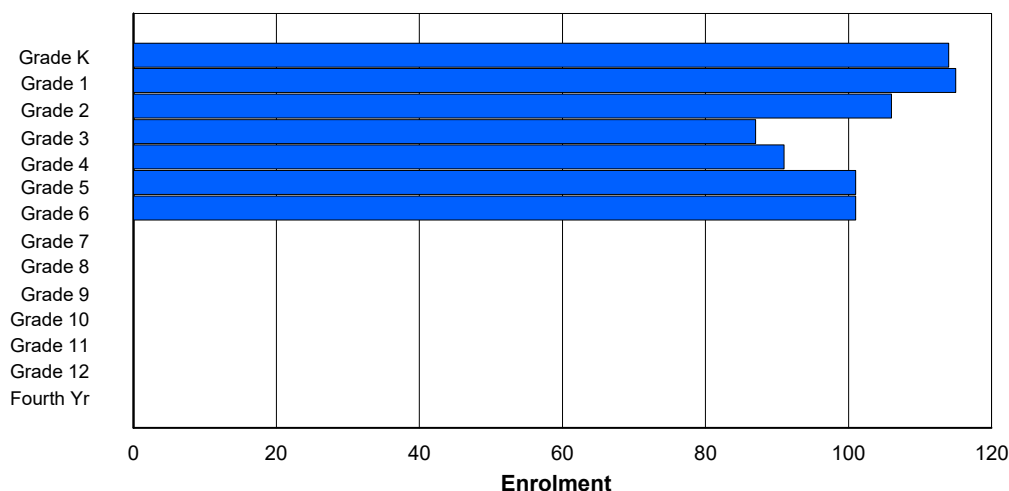
Gender	Age																	Total
	5	6	7	8	9	10	11	12	13	14	15	16	17	18	19	20>		
Male	60	60	55	39	44	54	43	2	0	0	0	0	0	0	0	0	357	
Female	53	52	56	45	47	45	57	3	0	0	0	0	0	0	0	0	358	
Total	113	112	111	84	91	99	100	5	0	0	0	0	0	0	0	0	715	

## Enrolment By Grade and Gender

	<u>Grade</u>														
Gender	K	1	2	3	4	5	6	7	8	9	10	11	12	4th	Total
Male	61	63	51	40	45	53	44	0	0	0	0	0	0	0	357
Female	53	52	55	47	46	48	57	0	0	0	0	0	0	0	358
Total	114	115	106	87	91	101	101	0	0	0	0	0	0	0	715

## Enrolment By Grade

For 318 - Holy Family Elementary, Paradise



\* Data from the 2012-2013 AGR(Enrolment/Age as of the last day in Sept./Dec.)

\*\* Newfoundland Statistics Classification System

\*\*\* May include itinerant teachers

District 4 - Eastern

#320 - Beachy Cove Elementary, Portugal Cove - St. Philip's

Grades: K-6

Number of Grades: 7

[FTE Teachers](#) \*\*\* : 46.4

Classification: Urban

Offers Distance Education: No

[School FTE PTR : 13.9](#)

[District FTE PTR : 12.7](#)

[Provincial FTE PTR : 11.8](#)

## Enrolment By Age and Gender

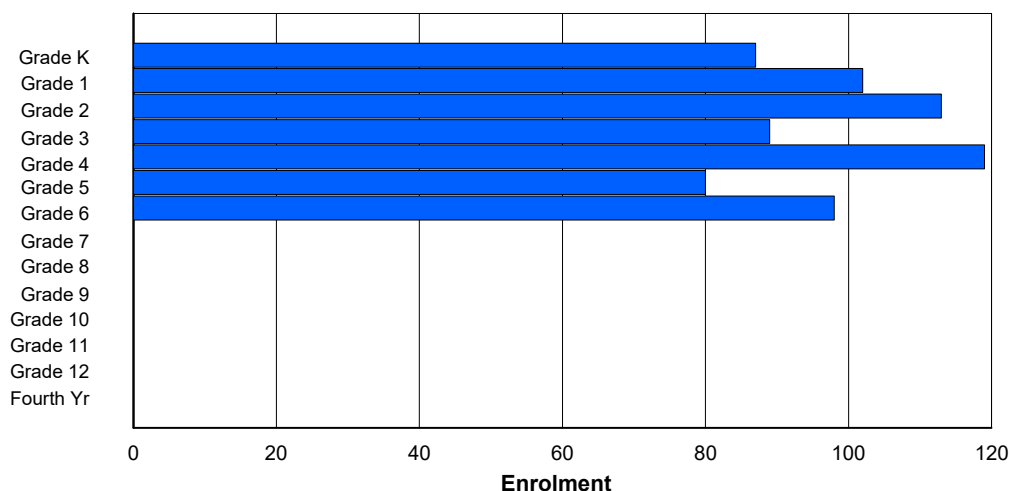
Gender	Age																	Total
	5	6	7	8	9	10	11	12	13	14	15	16	17	18	19	20>		
Male	40	56	54	54	60	47	57	0	0	0	0	0	0	0	0	0	368	
Female	45	48	57	34	59	35	38	4	0	0	0	0	0	0	0	0	320	
Total	85	104	111	88	119	82	95	4	0	0	0	0	0	0	0	0	688	

## Enrolment By Grade and Gender

	Grade														
Gender	K	1	2	3	4	5	6	7	8	9	10	11	12	4th	Total
Male	40	56	56	56	58	46	56	0	0	0	0	0	0	0	368
Female	47	46	57	33	61	34	42	0	0	0	0	0	0	0	320
Total	87	102	113	89	119	80	98	0	0	0	0	0	0	0	688

## Enrolment By Grade

For 320 - Beachy Cove Elementary, Portugal Cove - St. Philip's



\* Data from the 2012-2013 AGR(Enrolment/Age as of the last day in Sept./Dec.)

\*\* Newfoundland Statistics Classification System

\*\*\* May include itinerant teachers

District 4 - Eastern

#324 - Beaconsfield Junior High, St. John's

Grades: 7-9

Number of Grades: 3

[FTE Teachers](#) \*\*\* : 40.2

Classification: Urban

Offers Distance Education: No

[School FTE PTR : 13.3](#)

[District FTE PTR : 12.7](#)

[Provincial FTE PTR : 11.8](#)

## Enrolment By Age and Gender

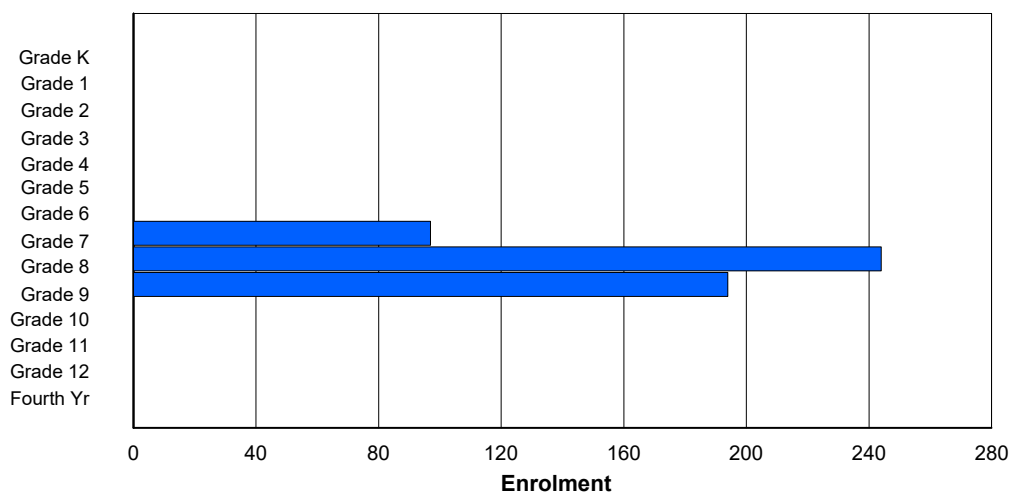
Gender	Age																	Total
	5	6	7	8	9	10	11	12	13	14	15	16	17	18	19	20>		
Male	0	0	0	0	0	0	0	39	108	101	13	1	0	0	0	0	262	
Female	0	0	0	0	0	0	0	48	124	96	5	0	0	0	0	0	273	
Total	0	0	0	0	0	0	0	87	232	197	18	1	0	0	0	0	535	

## Enrolment By Grade and Gender

	<u>Grade</u>														
Gender	K	1	2	3	4	5	6	7	8	9	10	11	12	4th	Total
Male	0	0	0	0	0	0	0	47	119	96	0	0	0	0	262
Female	0	0	0	0	0	0	0	50	125	98	0	0	0	0	273
Total	0	0	0	0	0	0	0	97	244	194	0	0	0	0	535

## Enrolment By Grade

For 324 - Beaconsfield Junior High, St. John's



\* Data from the 2012-2013 AGR(Enrolment/Age as of the last day in Sept./Dec.)

\*\* Newfoundland Statistics Classification System

\*\*\* May include itinerant teachers

District 4 - Eastern

#325 - Bishop Abraham Elementary, St. John's

Grades: K-6

Number of Grades: 7

[FTE Teachers](#) \*\*\* : 23.2

Classification: Urban

Offers Distance Education: No

[School FTE PTR : 10.0](#)

[District FTE PTR : 12.7](#)

[Provincial FTE PTR : 11.8](#)

## Enrolment By Age and Gender

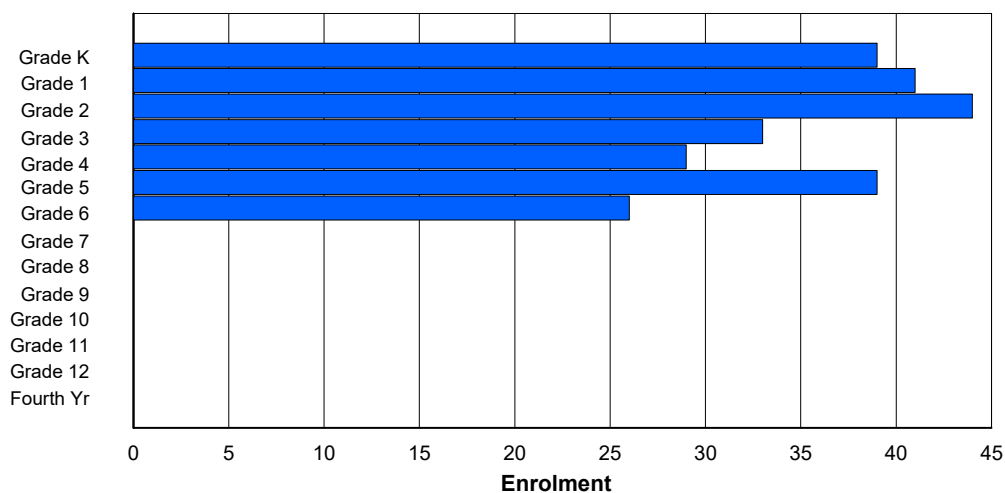
Gender	Age																	Total
	5	6	7	8	9	10	11	12	13	14	15	16	17	18	19	20>		
Male	19	24	23	16	15	22	13	0	0	0	0	0	0	0	0	0	132	
Female	18	19	18	19	12	20	13	0	0	0	0	0	0	0	0	0	119	
Total	37	43	41	35	27	42	26	0	0	0	0	0	0	0	0	0	251	

## Enrolment By Grade and Gender

	<u>Grade</u>															
Gender	K	1	2	3	4	5	6	7	8	9	10	11	12	4th	Total	
Male	21	22	25	15	16	20	13	0	0	0	0	0	0	0	132	
Female	18	19	19	18	13	19	13	0	0	0	0	0	0	0	119	
Total	39	41	44	33	29	39	26	0	0	0	0	0	0	0	251	

## Enrolment By Grade

For 325 - Bishop Abraham Elementary, St. John's



\* Data from the 2012-2013 AGR(Enrolment/Age as of the last day in Sept./Dec.)

\*\* Newfoundland Statistics Classification System

\*\*\* May include itinerant teachers

District 4 - Eastern

#326 - Bishop Feild Elementary, St. John's

Grades: K-6

Number of Grades: 7

[FTE Teachers](#) \*\*\* : 22.6

Classification: Urban

Offers Distance Education: No

[School FTE PTR : 10.5](#)

[District FTE PTR : 12.7](#)

[Provincial FTE PTR : 11.8](#)

## Enrolment By Age and Gender

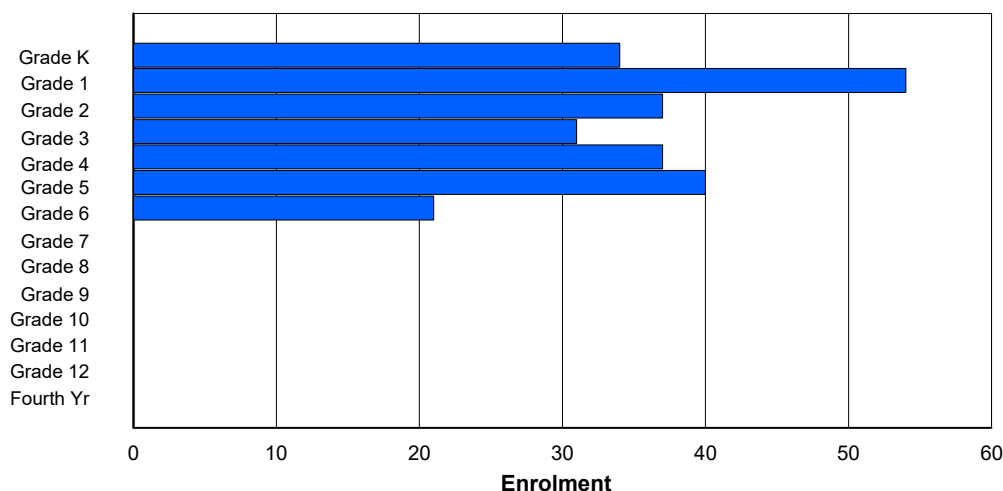
Gender	Age																	Total
	5	6	7	8	9	10	11	12	13	14	15	16	17	18	19	20>		
Male	10	21	20	17	15	25	10	2	0	0	0	0	0	0	0	0	120	
Female	23	33	17	14	22	16	9	0	0	0	0	0	0	0	0	0	134	
Total	33	54	37	31	37	41	19	2	0	0	0	0	0	0	0	0	254	

## Enrolment By Grade and Gender

	<u>Grade</u>															
Gender	K	1	2	3	4	5	6	7	8	9	10	11	12	4th	Total	
Male	11	21	20	17	16	24	11	0	0	0	0	0	0	0	120	
Female	23	33	17	14	21	16	10	0	0	0	0	0	0	0	134	
Total	34	54	37	31	37	40	21	0	0	0	0	0	0	0	254	

## Enrolment By Grade

For 326 - Bishop Feild Elementary, St. John's



\* Data from the 2012-2013 AGR(Enrolment/Age as of the last day in Sept./Dec.)

\*\* Newfoundland Statistics Classification System

\*\*\* May include itinerant teachers

District 4 - Eastern

#327 - Bishops College High, St. John's

Grades: 10-12

Number of Grades: 3

[FTE Teachers](#) \*\*\* : 32.2

Classification: Urban

Offers Distance Education: No

[School FTE PTR : 15.7](#)

[District FTE PTR : 12.7](#)

[Provincial FTE PTR : 11.8](#)

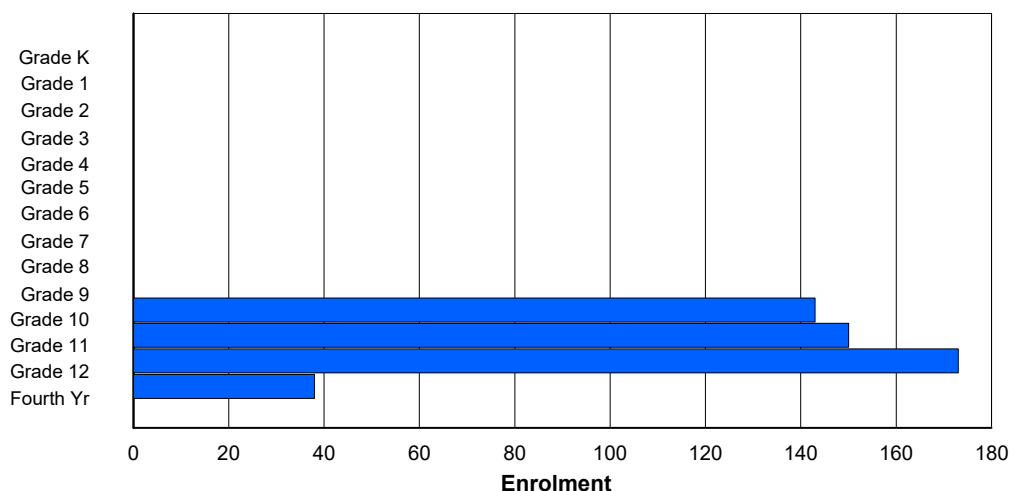
## Enrolment By Age and Gender

Gender	Age																	Total
	5	6	7	8	9	10	11	12	13	14	15	16	17	18	19	20>		
Male	0	0	0	0	0	0	0	0	1	0	68	79	83	24	5	0	260	
Female	0	0	0	0	0	0	0	0	0	0	57	77	88	18	3	1	244	
Total	0	0	0	0	0	0	0	0	1	0	125	156	171	42	8	1	504	

## Enrolment By Grade and Gender

	Grade														
Gender	K	1	2	3	4	5	6	7	8	9	10	11	12	4th	Total
Male	0	0	0	0	0	0	0	0	0	0	80	75	84	21	260
Female	0	0	0	0	0	0	0	0	0	0	63	75	89	17	244
Total	0	0	0	0	0	0	0	0	0	0	143	150	173	38	504

## Enrolment By Grade For 327 - Bishops College High, St. John's



\* Data from the 2012-2013 AGR(Enrolment/Age as of the last day in Sept./Dec.)

\*\* Newfoundland Statistics Classification System

\*\*\* May include itinerant teachers

District 4 - Eastern

#328 - Booth Memorial High School, St. John's

Grades: 10-12

Number of Grades: 3

[FTE Teachers](#) \*\*\* : 30.4

Classification: Urban

Offers Distance Education: Yes

[School FTE PTR : 15.2](#)

[District FTE PTR : 12.7](#)

[Provincial FTE PTR : 11.8](#)

## Enrolment By Age and Gender

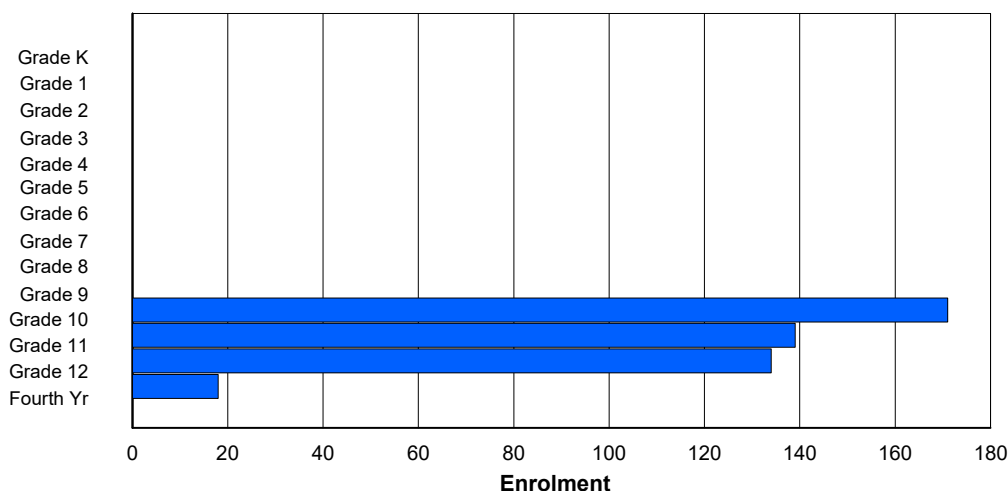
Gender	Age																	Total
	5	6	7	8	9	10	11	12	13	14	15	16	17	18	19	20>		
Male	0	0	0	0	0	0	0	0	0	0	78	68	66	17	0	1	230	
Female	0	0	0	0	0	0	0	0	0	0	82	64	67	15	3	1	232	
Total	0	0	0	0	0	0	0	0	0	0	160	132	133	32	3	2	462	

## Enrolment By Grade and Gender

	<u>Grade</u>														
Gender	K	1	2	3	4	5	6	7	8	9	10	11	12	4th	Total
Male	0	0	0	0	0	0	0	0	0	0	88	68	68	6	230
Female	0	0	0	0	0	0	0	0	0	0	83	71	66	12	232
Total	0	0	0	0	0	0	0	0	0	0	171	139	134	18	462

## Enrolment By Grade

For 328 - Booth Memorial High School, St. John's



\* Data from the 2012-2013 AGR(Enrolment/Age as of the last day in Sept./Dec.)

\*\* Newfoundland Statistics Classification System

\*\*\* May include itinerant teachers

District 4 - Eastern

#330 - Brother Rice Junior High, St. John's

Grades: 7-9

Number of Grades: 3

[FTE Teachers](#) \*\*\* : 27.4

Classification: Urban

Offers Distance Education: No

[School FTE PTR : 12.8](#)

[District FTE PTR : 12.7](#)

[Provincial FTE PTR : 11.8](#)

## Enrolment By Age and Gender

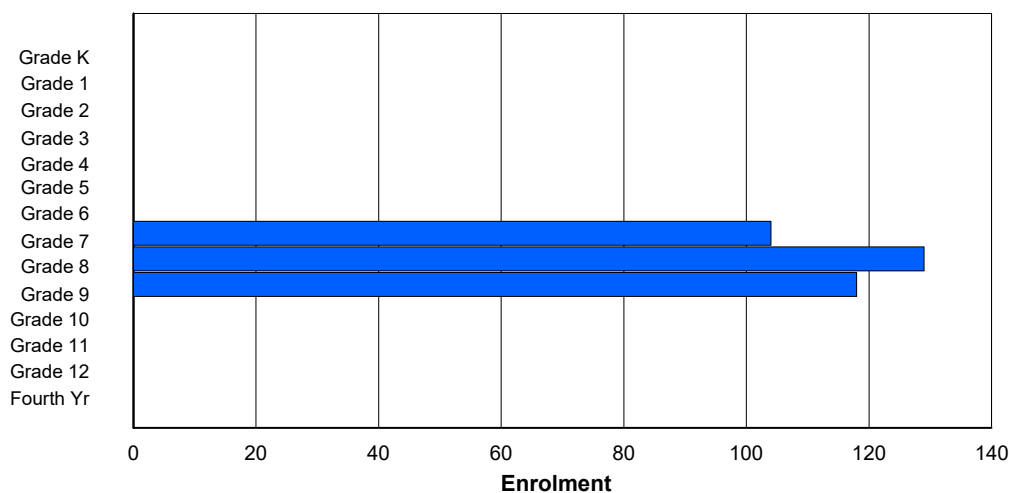
Gender	Age																	Total
	5	6	7	8	9	10	11	12	13	14	15	16	17	18	19	20>		
Male	0	0	0	0	0	0	1	58	61	64	3	0	0	0	0	0	187	
Female	0	0	0	0	0	0	1	37	62	57	5	2	0	0	0	0	164	
Total	0	0	0	0	0	0	2	95	123	121	8	2	0	0	0	0	351	

## Enrolment By Grade and Gender

	<u>Grade</u>															
Gender	K	1	2	3	4	5	6	7	8	9	10	11	12	4th	Total	
Male	0	0	0	0	0	0	0	63	63	61	0	0	0	0	187	
Female	0	0	0	0	0	0	0	41	66	57	0	0	0	0	164	
Total	0	0	0	0	0	0	0	104	129	118	0	0	0	0	351	

## Enrolment By Grade

For 330 - Brother Rice Junior High, St. John's



\* Data from the 2012-2013 AGR(Enrolment/Age as of the last day in Sept./Dec.)

\*\* Newfoundland Statistics Classification System

\*\*\* May include itinerant teachers

District 4 - Eastern

#331 - Cowan Heights Elementary, St. John's

Grades: K-7

Number of Grades: 8

[FTE Teachers](#) \*\*\* : 29.8

Classification: Urban

Offers Distance Education: No

[School FTE PTR : 12.4](#)

[District FTE PTR : 12.7](#)

[Provincial FTE PTR : 11.8](#)

## Enrolment By Age and Gender

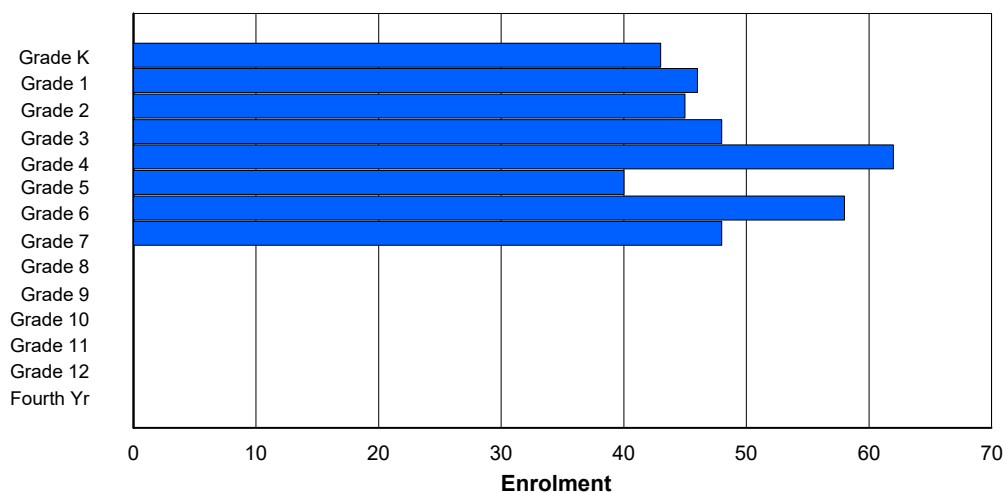
Gender	Age																	Total
	5	6	7	8	9	10	11	12	13	14	15	16	17	18	19	20>		
Male	21	23	21	26	35	24	32	23	0	0	0	0	0	0	0	0	205	
Female	22	22	23	22	26	19	24	27	0	0	0	0	0	0	0	0	185	
Total	43	45	44	48	61	43	56	50	0	0	0	0	0	0	0	0	390	

## Enrolment By Grade and Gender

	Grade														
Gender	K	1	2	3	4	5	6	7	8	9	10	11	12	4th	Total
Male	21	24	22	26	34	23	34	21	0	0	0	0	0	0	205
Female	22	22	23	22	28	17	24	27	0	0	0	0	0	0	185
Total	43	46	45	48	62	40	58	48	0	0	0	0	0	0	390

## Enrolment By Grade

For 331 - Cowan Heights Elementary, St. John's



\* Data from the 2012-2013 AGR(Enrolment/Age as of the last day in Sept./Dec.)

\*\* Newfoundland Statistics Classification System

\*\*\* May include itinerant teachers

District 4 - Eastern

#334 - Larkhall Academy, St. John's

Grades: K-6

Number of Grades: 7

[FTE Teachers](#) \*\*\* : 25.6

Classification: Urban

Offers Distance Education: No

[School FTE PTR : 12.8](#)

[District FTE PTR : 12.7](#)

[Provincial FTE PTR : 11.8](#)

## Enrolment By Age and Gender

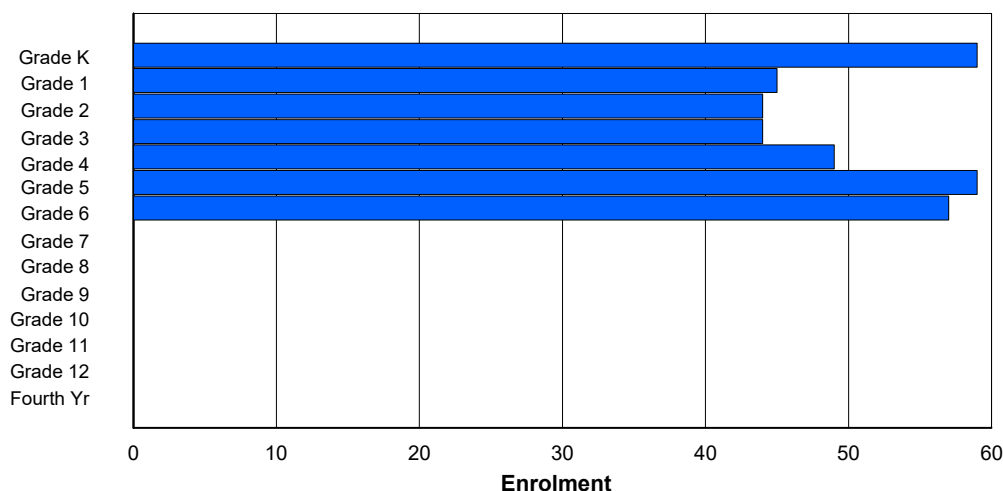
Gender	Age																	Total
	5	6	7	8	9	10	11	12	13	14	15	16	17	18	19	20>		
Male	27	19	19	15	28	27	35	2	0	0	0	0	0	0	0	0	172	
Female	27	29	27	26	22	32	20	2	0	0	0	0	0	0	0	0	185	
Total	54	48	46	41	50	59	55	4	0	0	0	0	0	0	0	0	357	

## Enrolment By Grade and Gender

	Grade														
Gender	K	1	2	3	4	5	6	7	8	9	10	11	12	4th	Total
Male	28	19	18	16	28	28	35	0	0	0	0	0	0	0	172
Female	31	26	26	28	21	31	22	0	0	0	0	0	0	0	185
Total	59	45	44	44	49	59	57	0	0	0	0	0	0	0	357

## Enrolment By Grade

For 334 - Larkhall Academy, St. John's



\* Data from the 2012-2013 AGR(Enrolment/Age as of the last day in Sept./Dec.)

\*\* Newfoundland Statistics Classification System

\*\*\* May include itinerant teachers

District 4 - Eastern

#335 - Leary's Brook Junior High, St. John's

Grades: 7-9

Number of Grades: 3

[FTE Teachers](#) \*\*\* : 33.8

Classification: Urban

Offers Distance Education: No

[School FTE PTR : 14.3](#)

[District FTE PTR : 12.7](#)

[Provincial FTE PTR : 11.8](#)

## Enrolment By Age and Gender

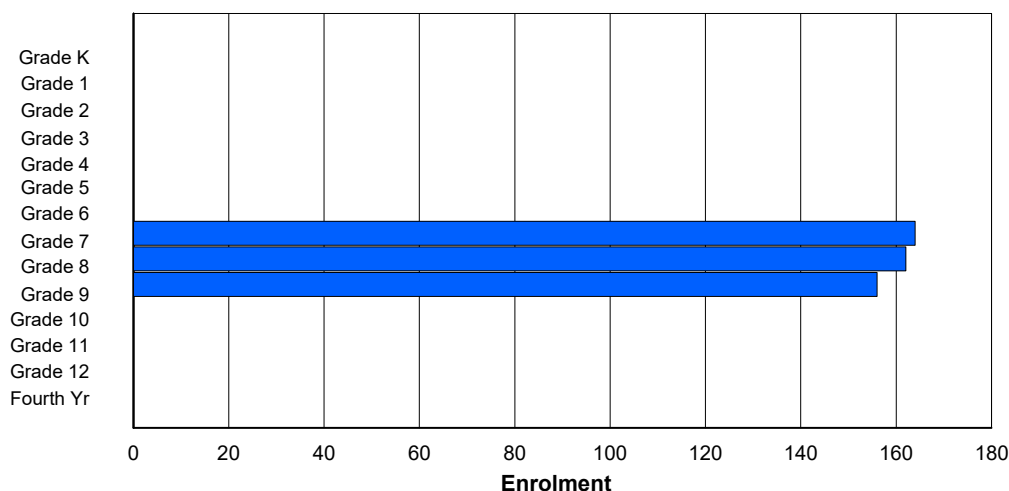
Gender	Age																	Total
	5	6	7	8	9	10	11	12	13	14	15	16	17	18	19	20>		
Male	0	0	0	0	0	0	1	77	96	67	15	0	0	0	0	0	256	
Female	0	0	0	0	0	0	0	76	66	75	9	0	0	0	0	0	226	
Total	0	0	0	0	0	0	1	153	162	142	24	0	0	0	0	0	482	

## Enrolment By Grade and Gender

	<u>Grade</u>														
Gender	K	1	2	3	4	5	6	7	8	9	10	11	12	4th	Total
Male	0	0	0	0	0	0	0	86	92	78	0	0	0	0	256
Female	0	0	0	0	0	0	0	78	70	78	0	0	0	0	226
Total	0	0	0	0	0	0	0	164	162	156	0	0	0	0	482

## Enrolment By Grade

For 335 - Leary's Brook Junior High, St. John's



\* Data from the 2012-2013 AGR(Enrolment/Age as of the last day in Sept./Dec.)

\*\* Newfoundland Statistics Classification System

\*\*\* May include itinerant teachers

District 4 - Eastern

#336 - Gonzaga Regional High, St. John's

Grades: 10-12

Number of Grades: 3

[FTE Teachers](#) \*\*\* : 46.0

Classification: Urban

Offers Distance Education: Yes

[School FTE PTR : 15.6](#)

[District FTE PTR : 12.7](#)

[Provincial FTE PTR : 11.8](#)

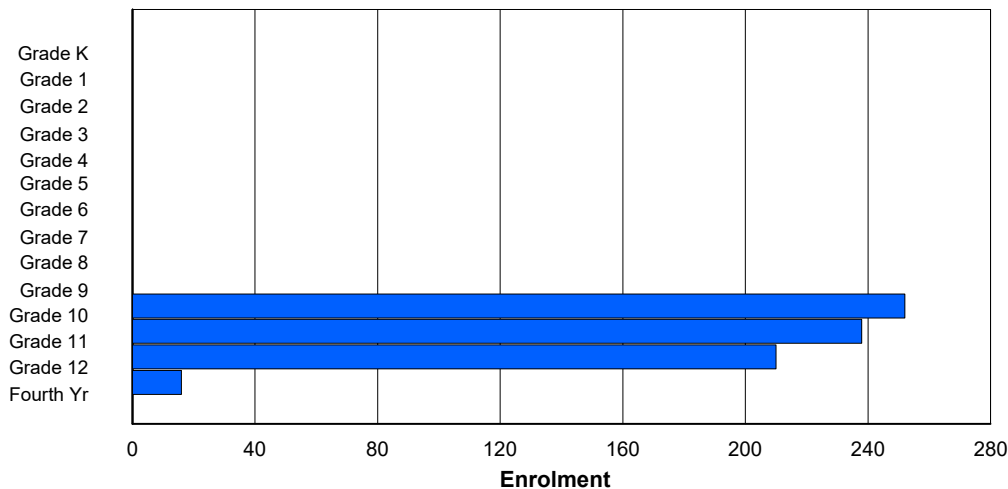
**Enrolment By Age and Gender**

Gender	Age																	Total
	5	6	7	8	9	10	11	12	13	14	15	16	17	18	19	20>		
Male	0	0	0	0	0	0	0	0	0	0	133	125	121	14	2	3	398	
Female	0	0	0	0	0	0	0	0	0	0	104	111	90	10	3	0	318	
Total	0	0	0	0	0	0	0	0	0	0	237	236	211	24	5	3	716	

**Enrolment By Grade and Gender**

	<u>Grade</u>														
Gender	K	1	2	3	4	5	6	7	8	9	10	11	12	4th	Total
Male	0	0	0	0	0	0	0	0	0	0	145	127	118	8	398
Female	0	0	0	0	0	0	0	0	0	0	107	111	92	8	318
Total	0	0	0	0	0	0	0	0	0	0	252	238	210	16	716

**Enrolment By Grade**  
For 336 - Gonzaga Regional High, St. John's



\* Data from the 2012-2013 AGR(Enrolment/Age as of the last day in Sept./Dec.)

\*\* Newfoundland Statistics Classification System

\*\*\* May include itinerant teachers

District 4 - Eastern

#337 - Goulds Elementary, St. John's (Goulds)

Grades: K-6

Number of Grades: 7

[FTE Teachers](#) \*\*\* : 42.9

Classification: Urban

Offers Distance Education: No

[School FTE PTR : 13.8](#)

[District FTE PTR : 12.7](#)

[Provincial FTE PTR : 11.8](#)

## Enrolment By Age and Gender

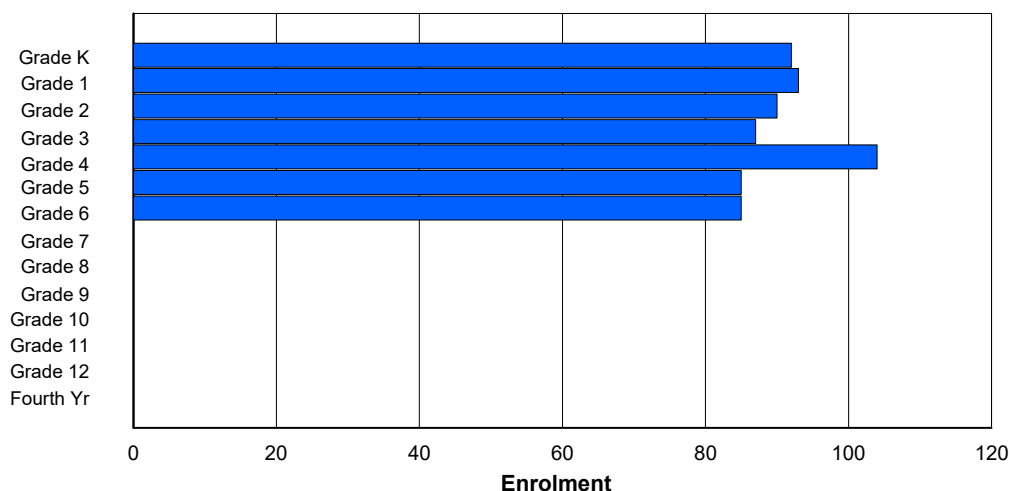
Gender	Age																	Total
	5	6	7	8	9	10	11	12	13	14	15	16	17	18	19	20>		
Male	47	45	39	51	52	48	47	2	0	0	0	0	0	0	0	0	331	
Female	44	49	49	38	51	35	39	0	0	0	0	0	0	0	0	0	305	
Total	91	94	88	89	103	83	86	2	0	0	0	0	0	0	0	0	636	

## Enrolment By Grade and Gender

	Grade														
Gender	K	1	2	3	4	5	6	7	8	9	10	11	12	4th	Total
Male	48	43	42	48	53	49	48	0	0	0	0	0	0	0	331
Female	44	50	48	39	51	36	37	0	0	0	0	0	0	0	305
Total	92	93	90	87	104	85	85	0	0	0	0	0	0	0	636

## Enrolment By Grade

For 337 - Goulds Elementary, St. John's (Goulds)



\* Data from the 2012-2013 AGR(Enrolment/Age as of the last day in Sept./Dec.)

\*\* Newfoundland Statistics Classification System

\*\*\* May include itinerant teachers

District 4 - Eastern

#339 - Holy Cross Elementary, St. John's

Grades: K-6

Number of Grades: 7

[FTE Teachers](#) \*\*\* : 13.6

Classification: Urban

Offers Distance Education: No

[School FTE PTR : 10.0](#)

[District FTE PTR : 12.7](#)

[Provincial FTE PTR : 11.8](#)

## Enrolment By Age and Gender

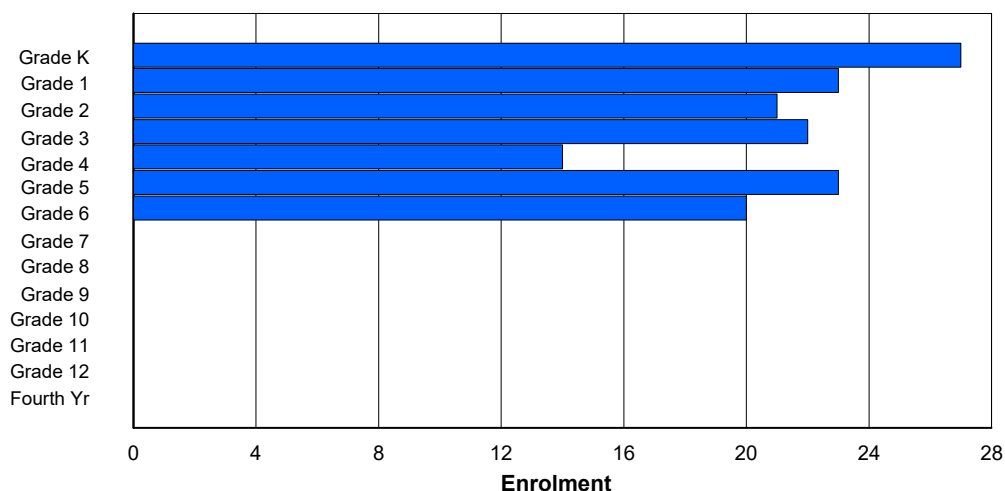
Gender	Age																	Total
	5	6	7	8	9	10	11	12	13	14	15	16	17	18	19	20>		
Male	15	8	10	10	9	14	10	1	0	0	0	0	0	0	0	0	77	
Female	12	15	10	12	6	8	10	0	0	0	0	0	0	0	0	0	73	
Total	27	23	20	22	15	22	20	1	0	0	0	0	0	0	0	0	150	

## Enrolment By Grade and Gender

	<u>Grade</u>															
Gender	K	1	2	3	4	5	6	7	8	9	10	11	12	4th	Total	
Male	15	8	11	10	8	15	10	0	0	0	0	0	0	0	77	
Female	12	15	10	12	6	8	10	0	0	0	0	0	0	0	73	
Total	27	23	21	22	14	23	20	0	0	0	0	0	0	0	150	

## Enrolment By Grade

For 339 - Holy Cross Elementary, St. John's



\* Data from the 2012-2013 AGR(Enrolment/Age as of the last day in Sept./Dec.)

\*\* Newfoundland Statistics Classification System

\*\*\* May include itinerant teachers

District 4 - Eastern

#340 - Holy Heart of Mary Regional High, St. John's

Grades: 10-12

Number of Grades: 3

[FTE Teachers](#) \*\*\* : 58.7

Classification: Urban

Offers Distance Education: Yes

[School FTE PTR : 16.3](#)

[District FTE PTR : 12.7](#)

[Provincial FTE PTR : 11.8](#)

**Enrolment By Age and Gender**

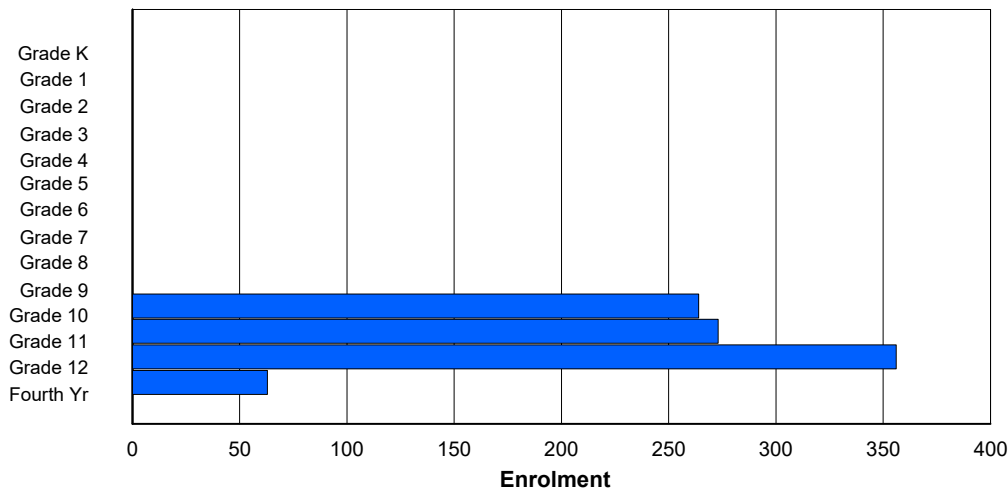
Gender	Age																	Total
	5	6	7	8	9	10	11	12	13	14	15	16	17	18	19	20>		
Male	0	0	1	0	0	0	0	0	0	3	103	122	152	69	13	6	469	
Female	0	0	0	0	0	0	0	0	0	0	131	155	142	45	10	4	487	
Total	0	0	1	0	0	0	0	0	0	3	234	277	294	114	23	10	956	

**Enrolment By Grade and Gender**

	<u>Grade</u>														
Gender	K	1	2	3	4	5	6	7	8	9	10	11	12	4th	Total
Male	0	0	0	0	0	0	0	0	0	0	121	125	183	40	469
Female	0	0	0	0	0	0	0	0	0	0	143	148	173	23	487
Total	0	0	0	0	0	0	0	0	0	0	264	273	356	63	956

## Enrolment By Grade

For 340 - Holy Heart of Mary Regional High, St. John's



\* Data from the 2012-2013 AGR(Enrolment/Age as of the last day in Sept./Dec.)

\*\* Newfoundland Statistics Classification System

\*\*\* May include itinerant teachers

District 4 - Eastern

#342 - MacDonald Drive Elementary, St. John's

Grades: K-6

Number of Grades: 7

[FTE Teachers](#) \*\*\* : 29.5

Classification: Urban

Offers Distance Education: No

[School FTE PTR : 13.3](#)

[District FTE PTR : 12.7](#)

[Provincial FTE PTR : 11.8](#)

## Enrolment By Age and Gender

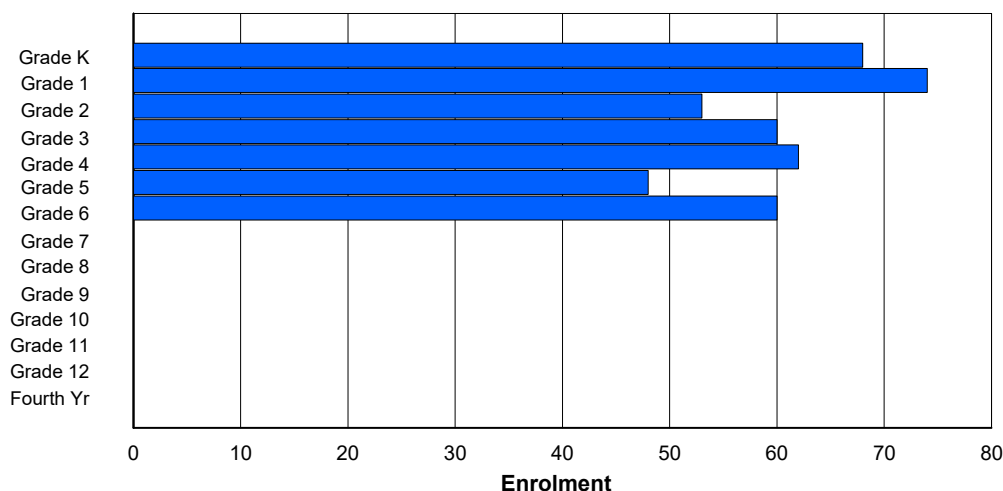
Gender	Age																	Total
	5	6	7	8	9	10	11	12	13	14	15	16	17	18	19	20>		
Male	30	38	25	33	31	25	26	1	0	0	0	0	0	0	0	0	209	
Female	38	36	28	26	30	25	33	0	0	0	0	0	0	0	0	0	216	
Total	68	74	53	59	61	50	59	1	0	0	0	0	0	0	0	0	425	

## Enrolment By Grade and Gender

	<u>Grade</u>														
Gender	K	1	2	3	4	5	6	7	8	9	10	11	12	4th	Total
Male	30	39	24	33	31	25	27	0	0	0	0	0	0	0	209
Female	38	35	29	27	31	23	33	0	0	0	0	0	0	0	216
Total	68	74	53	60	62	48	60	0	0	0	0	0	0	0	425

## Enrolment By Grade

For 342 - MacDonald Drive Elementary, St. John's



\* Data from the 2012-2013 AGR(Enrolment/Age as of the last day in Sept./Dec.)

\*\* Newfoundland Statistics Classification System

\*\*\* May include itinerant teachers

District 4 - Eastern

#343 - MacDonald Drive Junior High, St. John's

Grades: 7-9

Number of Grades: 3

[FTE Teachers](#) \*\*\* : 48.0

Classification: Urban

Offers Distance Education: No

[School FTE PTR : 14.6](#)

[District FTE PTR : 12.7](#)

[Provincial FTE PTR : 11.8](#)

## Enrolment By Age and Gender

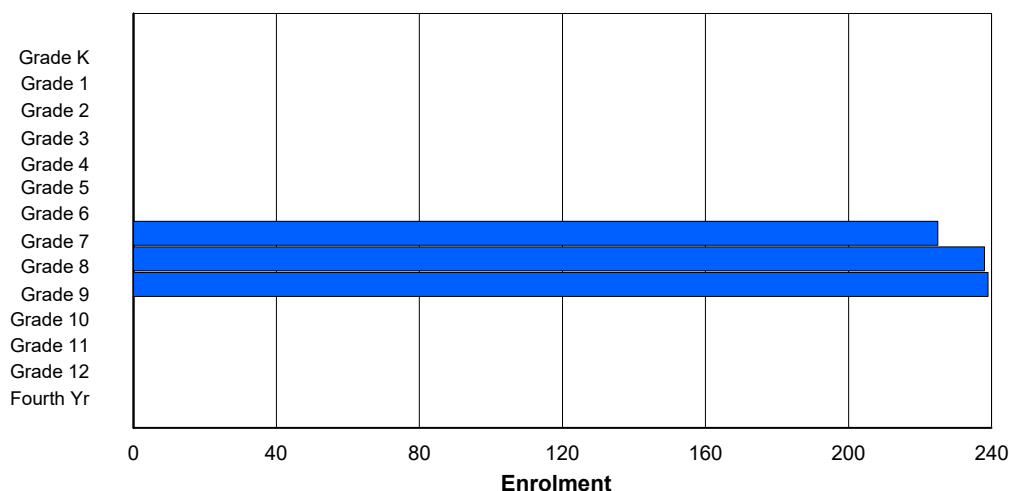
Gender	Age																	Total
	5	6	7	8	9	10	11	12	13	14	15	16	17	18	19	20>		
Male	0	0	0	0	0	0	0	116	109	116	11	0	0	0	0	0	352	
Female	0	0	0	0	0	1	2	102	126	116	3	0	0	0	0	0	350	
Total	0	0	0	0	0	1	2	218	235	232	14	0	0	0	0	0	702	

## Enrolment By Grade and Gender

	<u>Grade</u>														
Gender	K	1	2	3	4	5	6	7	8	9	10	11	12	4th	Total
Male	0	0	0	0	0	0	0	121	110	121	0	0	0	0	352
Female	0	0	0	0	0	0	0	104	128	118	0	0	0	0	350
Total	0	0	0	0	0	0	0	225	238	239	0	0	0	0	702

## Enrolment By Grade

For 343 - MacDonald Drive Junior High, St. John's



\* Data from the 2012-2013 AGR(Enrolment/Age as of the last day in Sept./Dec.)

\*\* Newfoundland Statistics Classification System

\*\*\* May include itinerant teachers

District 4 - Eastern

#345 - Mary Queen of Peace Elementary, St. John's

Grades: K-6

Number of Grades: 7

[FTE Teachers](#) \*\*\* : 44.0

Classification: Urban

Offers Distance Education: No

[School FTE PTR : 14.9](#)

[District FTE PTR : 12.7](#)

[Provincial FTE PTR : 11.8](#)

## Enrolment By Age and Gender

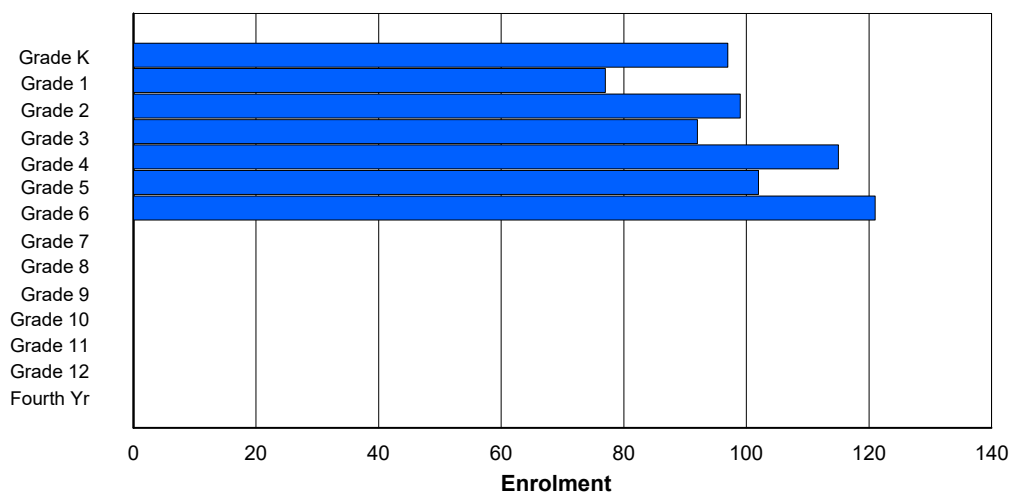
Gender	Age																	Total
	5	6	7	8	9	10	11	12	13	14	15	16	17	18	19	20>		
Male	39	35	50	51	46	51	57	0	0	0	0	0	0	0	0	0	329	
Female	54	44	49	40	67	52	66	2	0	0	0	0	0	0	0	0	374	
Total	93	79	99	91	113	103	123	2	0	0	0	0	0	0	0	0	703	

## Enrolment By Grade and Gender

															<u>Grade</u>	
Gender	K	1	2	3	4	5	6	7	8	9	10	11	12	4th	Total	
Male	40	35	51	51	48	50	54	0	0	0	0	0	0	0	329	
Female	57	42	48	41	67	52	67	0	0	0	0	0	0	0	374	
Total	97	77	99	92	115	102	121	0	0	0	0	0	0	0	703	

## Enrolment By Grade

For 345 - Mary Queen of Peace Elementary, St. John's



\* Data from the 2012-2013 AGR(Enrolment/Age as of the last day in Sept./Dec.)

\*\* Newfoundland Statistics Classification System

\*\*\* May include itinerant teachers

District 4 - Eastern

#347 - Prince of Wales Collegiate, St. John's

Grades: 10-12

Number of Grades: 3

[FTE Teachers](#) \*\*\* : 43.2

Classification: Urban

Offers Distance Education: Yes

[School FTE PTR : 16.3](#)

[District FTE PTR : 12.7](#)

[Provincial FTE PTR : 11.8](#)

## Enrolment By Age and Gender

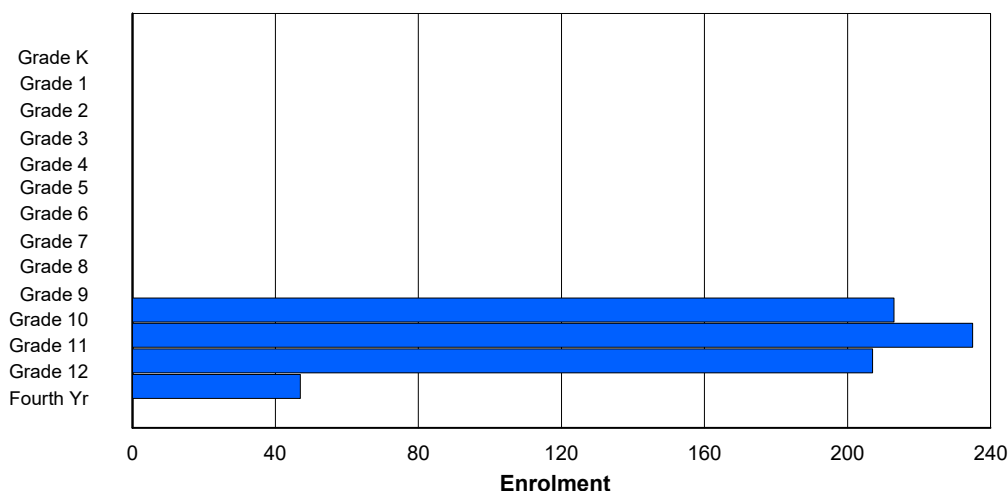
Gender	Age																	Total
	5	6	7	8	9	10	11	12	13	14	15	16	17	18	19	20>		
Male	0	0	0	0	0	0	0	0	0	1	99	130	112	37	8	0	387	
Female	0	0	0	0	0	0	0	0	0	0	83	103	99	28	2	0	315	
Total	0	0	0	0	0	0	0	0	0	1	182	233	211	65	10	0	702	

## Enrolment By Grade and Gender

	<u>Grade</u>														
Gender	K	1	2	3	4	5	6	7	8	9	10	11	12	4th	Total
Male	0	0	0	0	0	0	0	0	0	0	120	130	110	27	387
Female	0	0	0	0	0	0	0	0	0	0	93	105	97	20	315
Total	0	0	0	0	0	0	0	0	0	0	213	235	207	47	702

## Enrolment By Grade

For 347 - Prince of Wales Collegiate, St. John's



\* Data from the 2012-2013 AGR(Enrolment/Age as of the last day in Sept./Dec.)

\*\* Newfoundland Statistics Classification System

\*\*\* May include itinerant teachers

District 4 - Eastern

#348 - Roncalli Elementary, St. John's

Grades: K-6

Number of Grades: 7

[FTE Teachers](#) \*\*\* : 25.0

Classification: Urban

Offers Distance Education: No

[School FTE PTR : 13.7](#)

[District FTE PTR : 12.7](#)

[Provincial FTE PTR : 11.8](#)

## Enrolment By Age and Gender

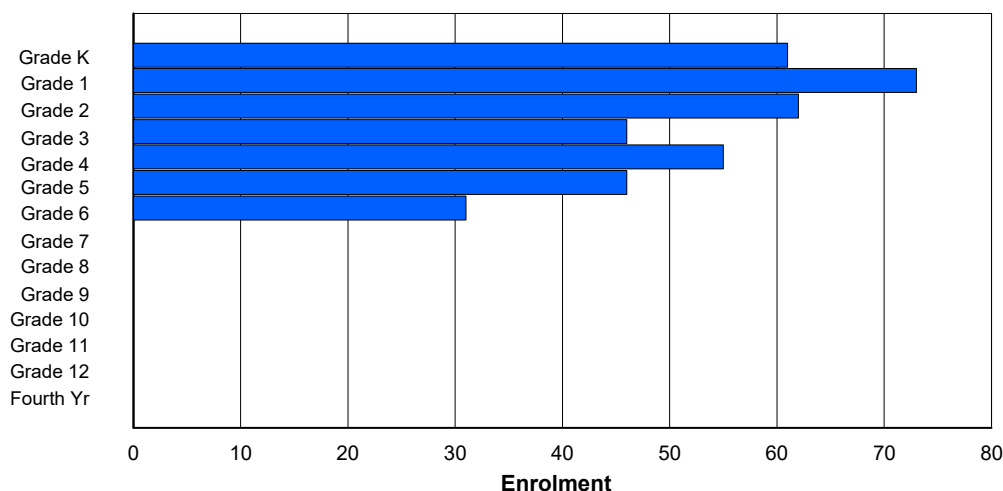
Gender	Age																	Total
	5	6	7	8	9	10	11	12	13	14	15	16	17	18	19	20>		
Male	28	38	36	27	25	23	21	1	0	0	0	0	0	0	0	0	199	
Female	33	31	28	20	28	23	12	0	0	0	0	0	0	0	0	0	175	
Total	61	69	64	47	53	46	33	1	0	0	0	0	0	0	0	0	374	

## Enrolment By Grade and Gender

	<u>Grade</u>															
Gender	K	1	2	3	4	5	6	7	8	9	10	11	12	4th	Total	
Male	28	42	34	25	27	23	20	0	0	0	0	0	0	0	199	
Female	33	31	28	21	28	23	11	0	0	0	0	0	0	0	175	
Total	61	73	62	46	55	46	31	0	0	0	0	0	0	0	374	

## Enrolment By Grade

For 348 - Roncalli Elementary, St. John's



\* Data from the 2012-2013 AGR(Enrolment/Age as of the last day in Sept./Dec.)

\*\* Newfoundland Statistics Classification System

\*\*\* May include itinerant teachers

District 4 - Eastern

#349 - St. Andrew's Elementary, St. John's

Grades: K-6

Number of Grades: 7

[FTE Teachers](#) \*\*\* : 18.6

Classification: Urban

Offers Distance Education: No

[School FTE PTR : 9.2](#)

[District FTE PTR : 12.7](#)

[Provincial FTE PTR : 11.8](#)

### Enrolment By Age and Gender

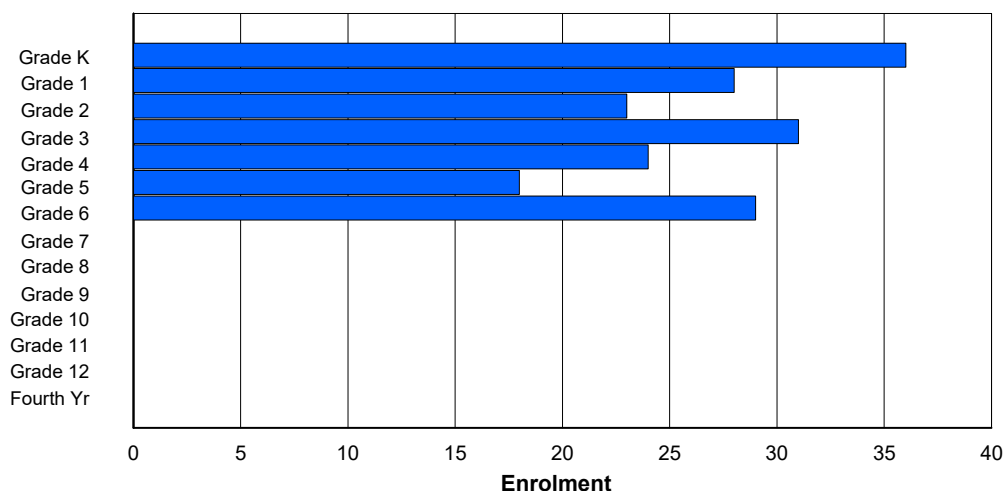
Gender	Age																	Total
	5	6	7	8	9	10	11	12	13	14	15	16	17	18	19	20>		
Male	22	16	9	17	14	11	15	1	0	0	0	0	0	0	0	0	105	
Female	13	14	13	12	12	6	14	0	0	0	0	0	0	0	0	0	84	
Total	35	30	22	29	26	17	29	1	0	0	0	0	0	0	0	0	189	

### Enrolment By Grade and Gender

	<u>Grade</u>															
Gender	K	1	2	3	4	5	6	7	8	9	10	11	12	4th	Total	
Male	23	15	9	19	12	11	16	0	0	0	0	0	0	0	105	
Female	13	13	14	12	12	7	13	0	0	0	0	0	0	0	84	
Total	36	28	23	31	24	18	29	0	0	0	0	0	0	0	189	

## Enrolment By Grade

For 349 - St. Andrew's Elementary, St. John's



\* Data from the 2012-2013 AGR(Enrolment/Age as of the last day in Sept./Dec.)

\*\* Newfoundland Statistics Classification System

\*\*\* May include itinerant teachers

District 4 - Eastern

#350 - St. John Bosco School, St. John's

Grades: K-9

Number of Grades: 10

[FTE Teachers](#) \*\*\* : 19.3

Classification: Urban

Offers Distance Education: No

[School FTE PTR : 10.7](#)

[District FTE PTR : 12.7](#)

[Provincial FTE PTR : 11.8](#)

## Enrolment By Age and Gender

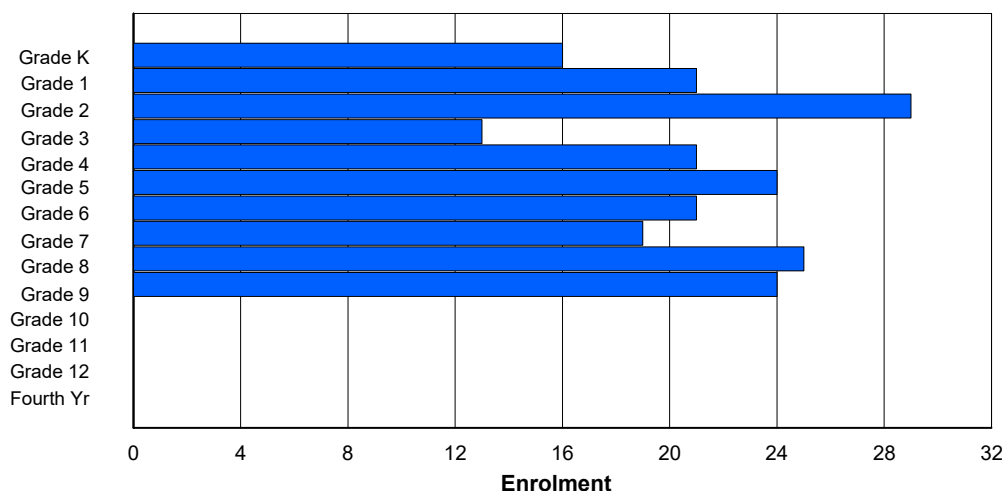
Gender	Age																
	5	6	7	8	9	10	11	12	13	14	15	16	17	18	19	20>	Total
Male	12	13	19	6	10	9	15	14	14	13	1	0	0	0	0	0	126
Female	4	7	11	7	10	14	7	5	10	12	0	0	0	0	0	0	87
Total	16	20	30	13	20	23	22	19	24	25	1	0	0	0	0	0	213

## Enrolment By Grade and Gender

	<u>Grade</u>														
Gender	K	1	2	3	4	5	6	7	8	9	10	11	12	4th	Total
Male	12	14	18	6	11	9	15	13	15	13	0	0	0	0	126
Female	4	7	11	7	10	15	6	6	10	11	0	0	0	0	87
Total	16	21	29	13	21	24	21	19	25	24	0	0	0	0	213

## Enrolment By Grade

For 350 - St. John Bosco School, St. John's



\* Data from the 2012-2013 AGR(Enrolment/Age as of the last day in Sept./Dec.)

\*\* Newfoundland Statistics Classification System

\*\*\* May include itinerant teachers

District 4 - Eastern

#353 - St. Kevin's Junior High, St. John's (Goulds)

Grades: 7-9

Number of Grades: 3

[FTE Teachers](#) \*\*\* : 21.8

Classification: Urban

Offers Distance Education: No

[School FTE PTR : 13.2](#)

[District FTE PTR : 12.7](#)

[Provincial FTE PTR : 11.8](#)

**Enrolment By Age and Gender**

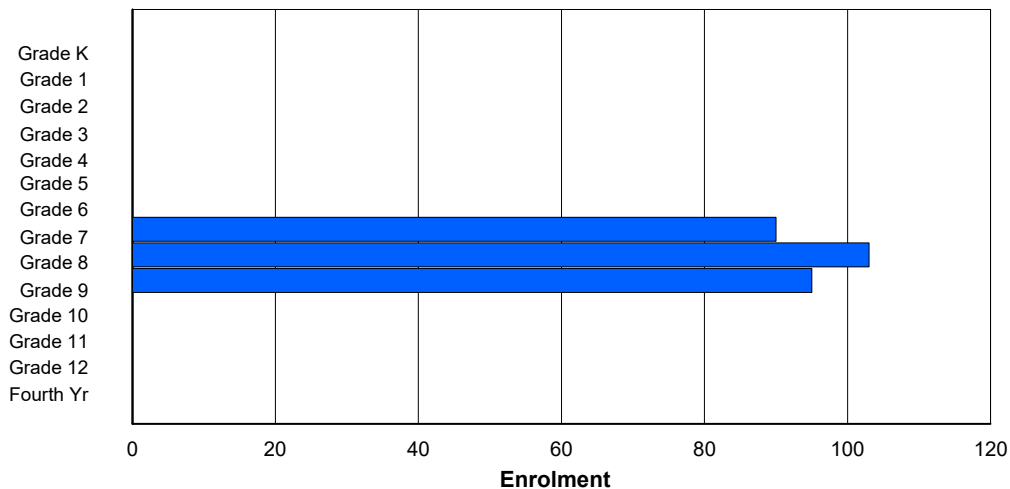
Gender	Age																	Total
	5	6	7	8	9	10	11	12	13	14	15	16	17	18	19	20>		
Male	0	0	0	0	0	0	0	53	48	49	5	0	0	0	0	0	155	
Female	0	0	0	0	0	0	0	36	53	43	1	0	0	0	0	0	133	
Total	0	0	0	0	0	0	0	89	101	92	6	0	0	0	0	0	288	

**Enrolment By Grade and Gender**

	<u>Grade</u>														
Gender	K	1	2	3	4	5	6	7	8	9	10	11	12	4th	Total
Male	0	0	0	0	0	0	0	53	51	51	0	0	0	0	155
Female	0	0	0	0	0	0	0	37	52	44	0	0	0	0	133
Total	0	0	0	0	0	0	0	90	103	95	0	0	0	0	288

## Enrolment By Grade

For 353 - St. Kevin's Junior High, St. John's (Goulds)



\* Data from the 2012-2013 AGR(Enrolment/Age as of the last day in Sept./Dec.)

\*\* Newfoundland Statistics Classification System

\*\*\* May include itinerant teachers

District 4 - Eastern

#354 - St. Kevin's High, St. John's (Goulds)

Grades: 10-12

Number of Grades: 3

[FTE Teachers](#) \*\*\* : 20.7

Classification: Urban

Offers Distance Education: No

[School FTE PTR : 15.1](#)

[District FTE PTR : 12.7](#)

[Provincial FTE PTR : 11.8](#)

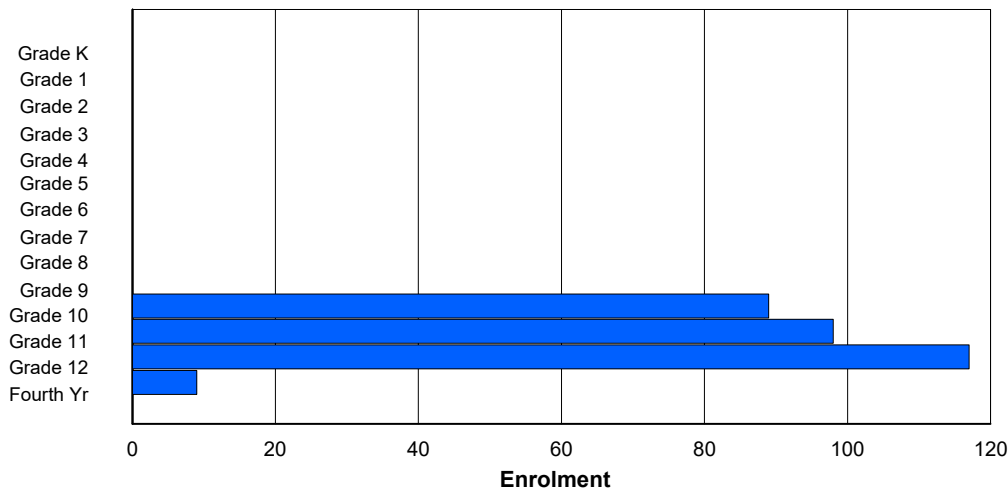
**Enrolment By Age and Gender**

Gender	Age																	Total
	5	6	7	8	9	10	11	12	13	14	15	16	17	18	19	20>		
Male	0	0	0	0	0	0	0	0	0	1	44	53	50	14	0	1	163	
Female	0	0	0	0	0	0	0	0	0	0	42	42	58	7	1	0	150	
Total	0	0	0	0	0	0	0	0	0	1	86	95	108	21	1	1	313	

**Enrolment By Grade and Gender**

	<u>Grade</u>														
Gender	K	1	2	3	4	5	6	7	8	9	10	11	12	4th	Total
Male	0	0	0	0	0	0	0	0	0	0	46	57	55	5	163
Female	0	0	0	0	0	0	0	0	0	0	43	41	62	4	150
Total	0	0	0	0	0	0	0	0	0	0	89	98	117	9	313

**Enrolment By Grade**  
For 354 - St. Kevin's High, St. John's (Goulds)



\* Data from the 2012-2013 AGR(Enrolment/Age as of the last day in Sept./Dec.)

\*\* Newfoundland Statistics Classification System

\*\*\* May include itinerant teachers

District 4 - Eastern

#355 - St. Mary's Elementary, St. John's

Grades: K-6

Number of Grades: 7

[FTE Teachers](#) \*\*\* : 11.4

Classification: Urban

Offers Distance Education: No

[School FTE PTR : 12.8](#)

[District FTE PTR : 12.7](#)

[Provincial FTE PTR : 11.8](#)

## Enrolment By Age and Gender

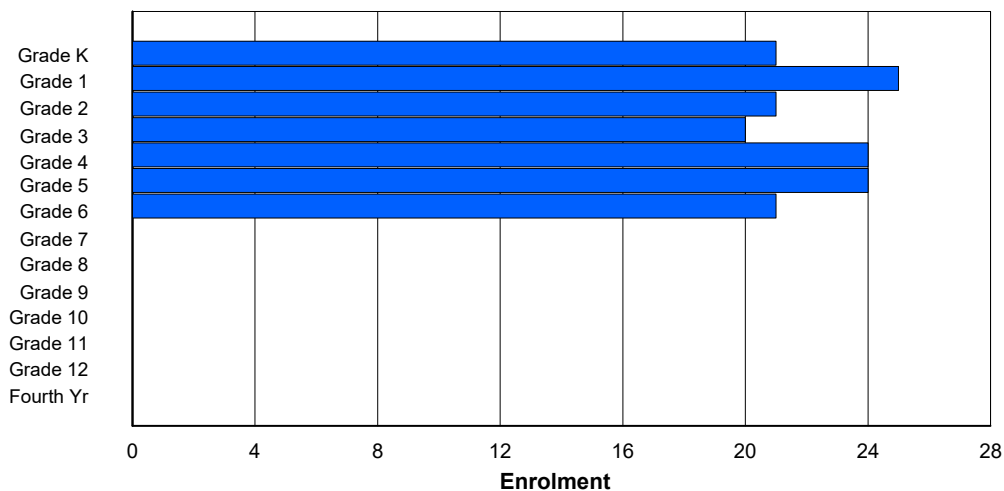
Gender	Age																	Total
	5	6	7	8	9	10	11	12	13	14	15	16	17	18	19	20>		
Male	5	14	13	12	14	17	11	1	0	0	0	0	0	0	0	0	87	
Female	16	11	8	8	10	7	8	1	0	0	0	0	0	0	0	0	69	
Total	21	25	21	20	24	24	19	2	0	0	0	0	0	0	0	0	156	

## Enrolment By Grade and Gender

	<u>Grade</u>														
Gender	K	1	2	3	4	5	6	7	8	9	10	11	12	4th	Total
Male	5	14	13	12	14	17	12	0	0	0	0	0	0	0	87
Female	16	11	8	8	10	7	9	0	0	0	0	0	0	0	69
Total	21	25	21	20	24	24	21	0	0	0	0	0	0	0	156

## Enrolment By Grade

For 355 - St. Mary's Elementary, St. John's



\* Data from the 2012-2013 AGR(Enrolment/Age as of the last day in Sept./Dec.)

\*\* Newfoundland Statistics Classification System

\*\*\* May include itinerant teachers

District 4 - Eastern

#356 - St. Matthews Elementary, St. John's

Grades: K-7

Number of Grades: 8

[FTE Teachers](#) \*\*\* : 38.5

Classification: Urban

Offers Distance Education: No

[School FTE PTR : 11.5](#)

[District FTE PTR : 12.7](#)

[Provincial FTE PTR : 11.8](#)

## Enrolment By Age and Gender

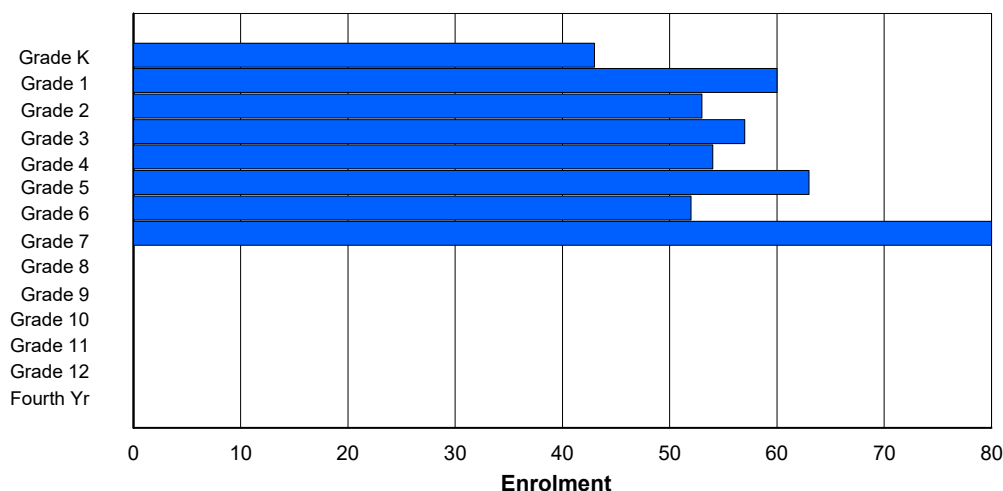
Gender	Age																	Total
	5	6	7	8	9	10	11	12	13	14	15	16	17	18	19	20>		
Male	19	34	21	28	24	27	21	41	1	0	0	0	0	1	0	0	217	
Female	21	29	28	29	32	36	32	38	0	0	0	0	0	0	0	0	245	
Total	40	63	49	57	56	63	53	79	1	0	0	0	0	1	0	0	462	

## Enrolment By Grade and Gender

	Grade														
Gender	K	1	2	3	4	5	6	7	8	9	10	11	12	4th	Total
Male	22	31	25	27	23	26	21	42	0	0	0	0	0	0	217
Female	21	29	28	30	31	37	31	38	0	0	0	0	0	0	245
Total	43	60	53	57	54	63	52	80	0	0	0	0	0	0	462

## Enrolment By Grade

For 356 - St. Matthews Elementary, St. John's



\* Data from the 2012-2013 AGR(Enrolment/Age as of the last day in Sept./Dec.)

\*\* Newfoundland Statistics Classification System

\*\*\* May include itinerant teachers

District 4 - Eastern

#359 - St. Paul's Junior High, St. John's

Grades: 7-9

Number of Grades: 3

[FTE Teachers](#) \*\*\* : 31.5

Classification: Urban

Offers Distance Education: No

[School FTE PTR : 12.8](#)

[District FTE PTR : 12.7](#)

[Provincial FTE PTR : 11.8](#)

## Enrolment By Age and Gender

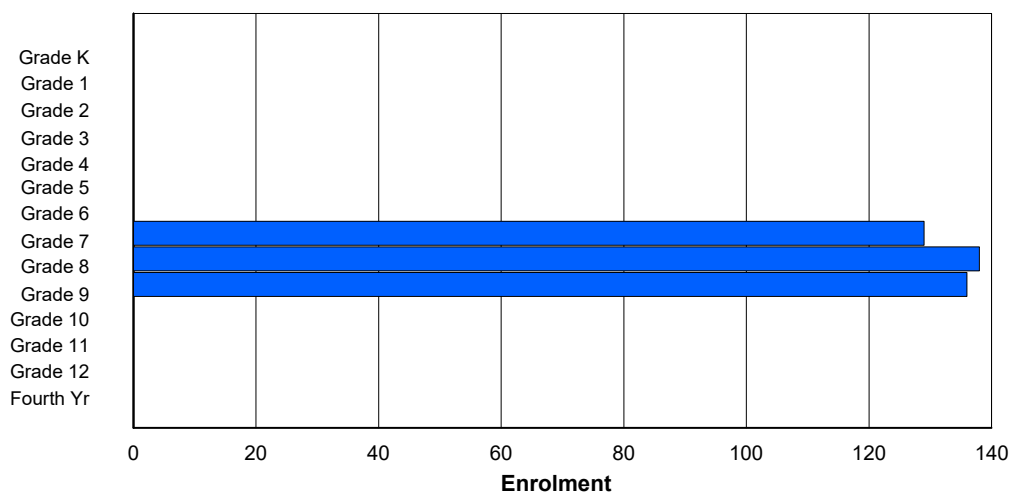
Gender	Age																Total
	5	6	7	8	9	10	11	12	13	14	15	16	17	18	19	20>	
Male	1	0	0	0	0	0	0	72	60	65	6	0	0	0	0	0	204
Female	0	0	0	0	0	0	0	50	80	67	2	0	0	0	0	0	199
Total	1	0	0	0	0	0	0	122	140	132	8	0	0	0	0	0	403

## Enrolment By Grade and Gender

	<u>Grade</u>														
Gender	K	1	2	3	4	5	6	7	8	9	10	11	12	4th	Total
Male	0	0	0	0	0	0	0	75	60	69	0	0	0	0	204
Female	0	0	0	0	0	0	0	54	78	67	0	0	0	0	199
Total	0	0	0	0	0	0	0	129	138	136	0	0	0	0	403

## Enrolment By Grade

For 359 - St. Paul's Junior High, St. John's



\* Data from the 2012-2013 AGR(Enrolment/Age as of the last day in Sept./Dec.)

\*\* Newfoundland Statistics Classification System

\*\*\* May include itinerant teachers

District 4 - Eastern

#360 - Rennie's River Elementary School, St. John's

Grades: K-6

Number of Grades: 7

[FTE Teachers](#) \*\*\* : 23.4

Classification: Urban

Offers Distance Education: No

[School FTE PTR : 12.5](#)

[District FTE PTR : 12.7](#)

[Provincial FTE PTR : 11.8](#)

## Enrolment By Age and Gender

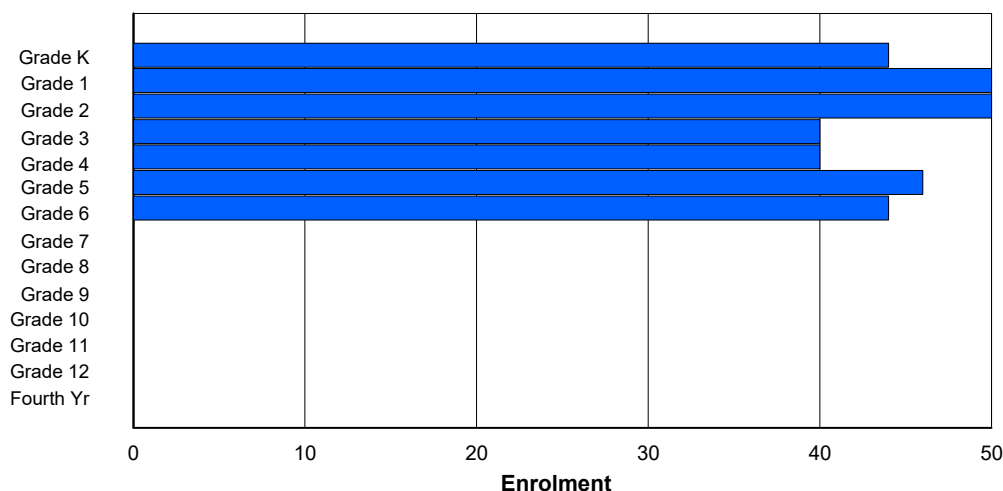
Gender	Age																	Total
	5	6	7	8	9	10	11	12	13	14	15	16	17	18	19	20>		
Male	23	29	29	20	22	29	29	0	0	0	0	0	0	0	0	0	181	
Female	20	20	21	21	16	15	20	0	0	0	0	0	0	0	0	0	133	
Total	43	49	50	41	38	44	49	0	0	0	0	0	0	0	0	0	314	

## Enrolment By Grade and Gender

	<u>Grade</u>														
Gender	K	1	2	3	4	5	6	7	8	9	10	11	12	4th	Total
Male	24	30	30	18	23	30	26	0	0	0	0	0	0	0	181
Female	20	20	20	22	17	16	18	0	0	0	0	0	0	0	133
Total	44	50	50	40	40	46	44	0	0	0	0	0	0	0	314

## Enrolment By Grade

For 360 - Rennie's River Elementary School, St. John's



\* Data from the 2012-2013 AGR(Enrolment/Age as of the last day in Sept./Dec.)

\*\* Newfoundland Statistics Classification System

\*\*\* May include itinerant teachers

District 4 - Eastern

#362 - St. Teresa's School/Ecole Ste-Thérèse, St. John's

Grades: K-6

Number of Grades: 7

[FTE Teachers](#) \*\*\* : 30.0

Classification: Urban

Offers Distance Education: No

[School FTE PTR : 12.4](#)

[District FTE PTR : 12.7](#)

[Provincial FTE PTR : 11.8](#)

## Enrolment By Age and Gender

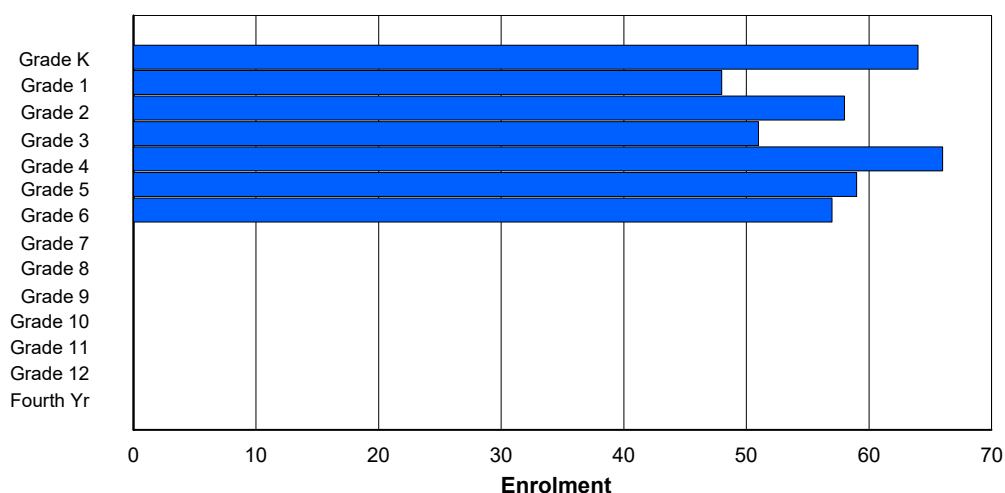
Gender	Age																	Total
	5	6	7	8	9	10	11	12	13	14	15	16	17	18	19	20>		
Male	30	29	26	20	26	24	28	2	0	0	0	0	0	0	0	0	185	
Female	34	18	33	28	41	37	26	1	0	0	0	0	0	0	0	0	218	
Total	64	47	59	48	67	61	54	3	0	0	0	0	0	0	0	0	403	

## Enrolment By Grade and Gender

	<u>Grade</u>														
Gender	K	1	2	3	4	5	6	7	8	9	10	11	12	4th	Total
Male	30	30	25	22	24	24	30	0	0	0	0	0	0	0	185
Female	34	18	33	29	42	35	27	0	0	0	0	0	0	0	218
Total	64	48	58	51	66	59	57	0	0	0	0	0	0	0	403

## Enrolment By Grade

For 362 - St. Teresa's School/Ecole Ste-Thérèse, St. John's



\* Data from the 2012-2013 AGR(Enrolment/Age as of the last day in Sept./Dec.)

\*\* Newfoundland Statistics Classification System

\*\*\* May include itinerant teachers

District 4 - Eastern

#363 - Vanier Elementary, St. John's

Grades: K-6

Number of Grades: 7

[FTE Teachers](#) \*\*\* : 21.9

Classification: Urban

Offers Distance Education: No

[School FTE PTR : 13.5](#)

[District FTE PTR : 12.7](#)

[Provincial FTE PTR : 11.8](#)

**Enrolment By Age and Gender**

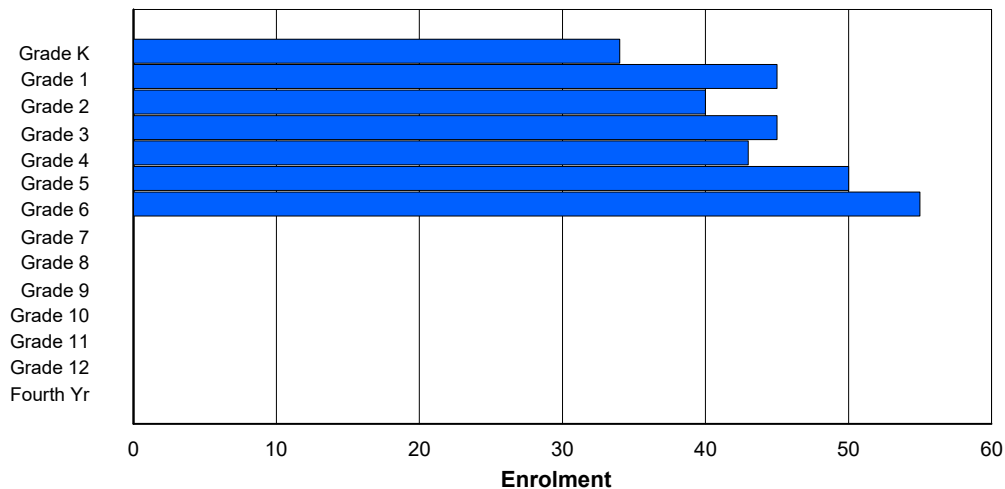
Gender	Age																
	5	6	7	8	9	10	11	12	13	14	15	16	17	18	19	20>	Total
Male	15	29	15	27	19	22	31	1	0	0	0	0	0	0	0	0	159
Female	18	16	25	18	22	29	25	0	0	0	0	0	0	0	0	0	153
Total	33	45	40	45	41	51	56	1	0	0	0	0	0	0	0	0	312

**Enrolment By Grade and Gender**

	<u>Grade</u>														
Gender	K	1	2	3	4	5	6	7	8	9	10	11	12	4th	Total
Male	16	29	15	26	20	22	31	0	0	0	0	0	0	0	159
Female	18	16	25	19	23	28	24	0	0	0	0	0	0	0	153
Total	34	45	40	45	43	50	55	0	0	0	0	0	0	0	312

## Enrolment By Grade

For 363 - Vanier Elementary, St. John's



\* Data from the 2012-2013 AGR(Enrolment/Age as of the last day in Sept./Dec.)

\*\* Newfoundland Statistics Classification System

\*\*\* May include itinerant teachers

District 4 - Eastern

#364 - Virginia Park Elementary, St. John's

Grades: K-6

Number of Grades: 7

[FTE Teachers](#) \*\*\* : 19.5

Classification: Urban

Offers Distance Education: No

[School FTE PTR : 8.6](#)

[District FTE PTR : 12.7](#)

[Provincial FTE PTR : 11.8](#)

## Enrolment By Age and Gender

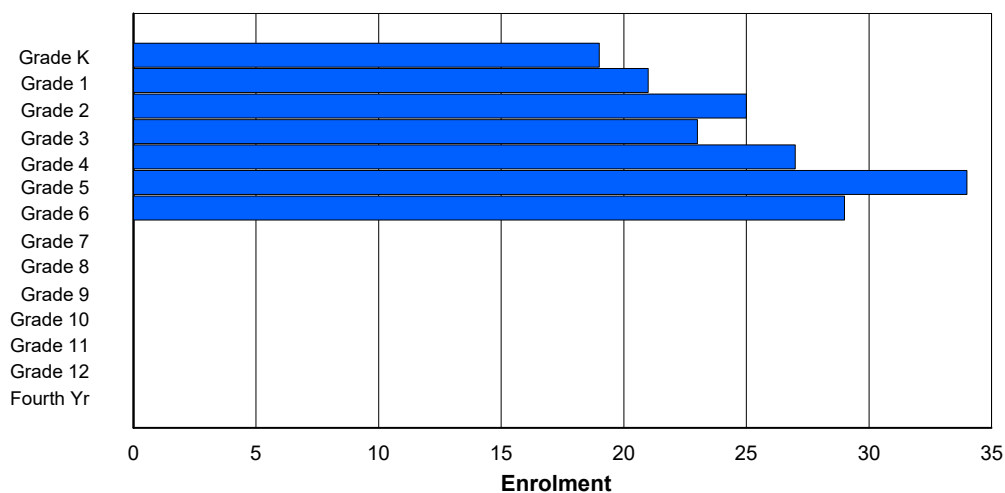
Gender	Age																	Total
	5	6	7	8	9	10	11	12	13	14	15	16	17	18	19	20>		
Male	13	14	14	15	20	15	12	1	0	0	0	0	0	0	0	0	104	
Female	4	8	10	9	7	16	19	1	0	0	0	0	0	0	0	0	74	
Total	17	22	24	24	27	31	31	2	0	0	0	0	0	0	0	0	178	

## Enrolment By Grade and Gender

	Grade														
Gender	K	1	2	3	4	5	6	7	8	9	10	11	12	4th	Total
Male	14	14	15	14	18	19	10	0	0	0	0	0	0	0	104
Female	5	7	10	9	9	15	19	0	0	0	0	0	0	0	74
Total	19	21	25	23	27	34	29	0	0	0	0	0	0	0	178

## Enrolment By Grade

For 364 - Virginia Park Elementary, St. John's



\* Data from the 2012-2013 AGR(Enrolment/Age as of the last day in Sept./Dec.)

\*\* Newfoundland Statistics Classification System

\*\*\* May include itinerant teachers

District 4 - Eastern

#366 - Topsail Elementary, Conception Bay South (Topsail)

Grades: K-4

Number of Grades: 5

[FTE Teachers](#) \*\*\* : 31.0

Classification: Urban

Offers Distance Education: No

[School FTE PTR : 13.4](#)

[District FTE PTR : 12.7](#)

[Provincial FTE PTR : 11.8](#)

## Enrolment By Age and Gender

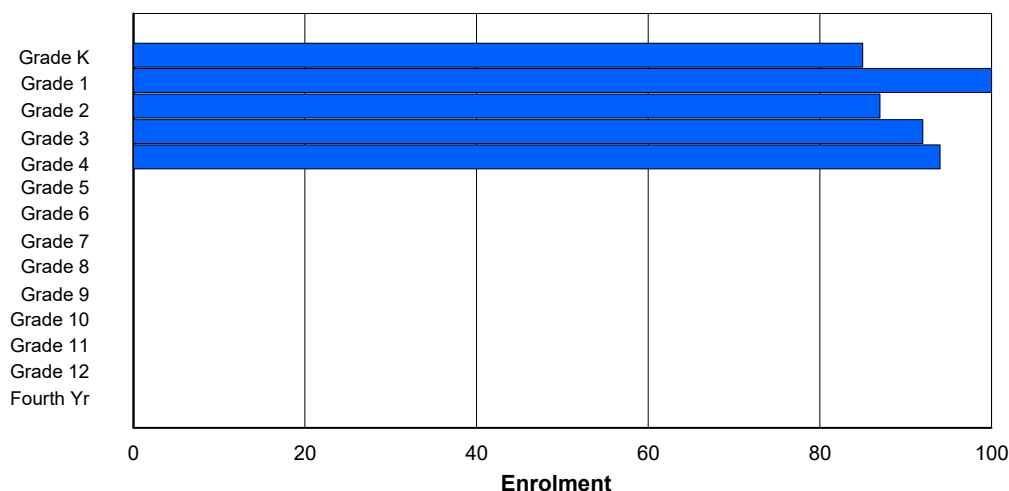
Gender	Age																	Total
	5	6	7	8	9	10	11	12	13	14	15	16	17	18	19	20>		
Male	44	48	45	58	51	1	0	0	0	0	0	0	0	0	0	0	247	
Female	41	52	42	35	40	1	0	0	0	0	0	0	0	0	0	0	211	
Total	85	100	87	93	91	2	0	0	0	0	0	0	0	0	0	0	458	

## Enrolment By Grade and Gender

	<u>Grade</u>														
Gender	K	1	2	3	4	5	6	7	8	9	10	11	12	4th	Total
Male	44	48	45	57	53	0	0	0	0	0	0	0	0	0	247
Female	41	52	42	35	41	0	0	0	0	0	0	0	0	0	211
Total	85	100	87	92	94	0	0	0	0	0	0	0	0	0	458

## Enrolment By Grade

For 366 - Topsail Elementary, Conception Bay South (Topsail)



\* Data from the 2012-2013 AGR(Enrolment/Age as of the last day in Sept./Dec.)

\*\* Newfoundland Statistics Classification System

\*\*\* May include itinerant teachers

District 4 - Eastern

#367 - Holy Trinity Elementary, Torbay

Grades: K-6

Number of Grades: 7

[FTE Teachers](#) \*\*\* : 50.0

Classification: Urban

Offers Distance Education: No

[School FTE PTR : 13.8](#)

[District FTE PTR : 12.7](#)

[Provincial FTE PTR : 11.8](#)

## Enrolment By Age and Gender

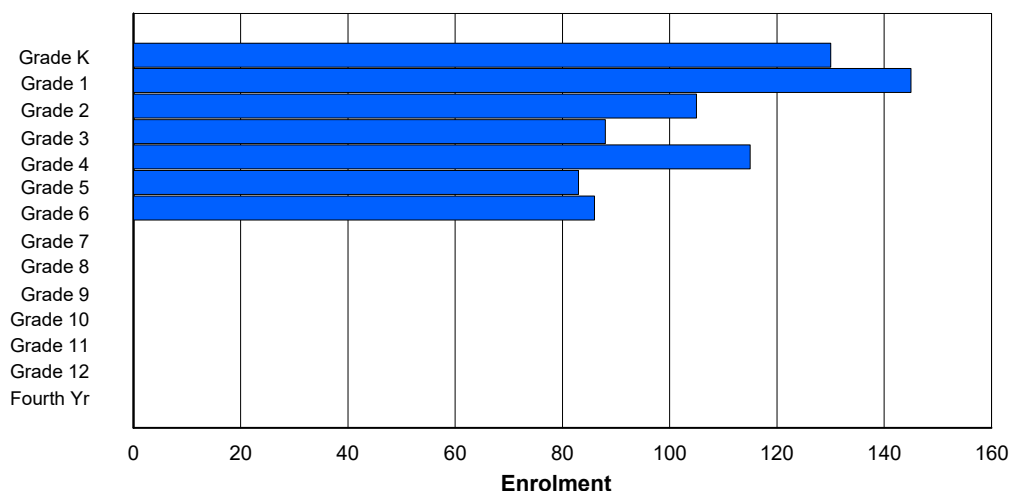
Gender	<u>Age</u>																Total
	5	6	7	8	9	10	11	12	13	14	15	16	17	18	19	20>	
Male	56	66	56	36	50	37	39	1	0	0	0	0	0	0	0	0	341
Female	73	77	52	49	66	46	47	1	0	0	0	0	0	0	0	0	411
Total	129	143	108	85	116	83	86	2	0	0	0	0	0	0	0	0	752

## Enrolment By Grade and Gender

	<u>Grade</u>														
Gender	K	1	2	3	4	5	6	7	8	9	10	11	12	4th	Total
Male	57	68	53	38	49	36	40	0	0	0	0	0	0	0	341
Female	73	77	52	50	66	47	46	0	0	0	0	0	0	0	411
Total	130	145	105	88	115	83	86	0	0	0	0	0	0	0	752

## Enrolment By Grade

For 367 - Holy Trinity Elementary, Torbay



\* Data from the 2012-2013 AGR(Enrolment/Age as of the last day in Sept./Dec.)

\*\* Newfoundland Statistics Classification System

\*\*\* May include itinerant teachers

District 4 - Eastern

#368 - Holy Trinity High, Torbay

Grades: 7-12

Number of Grades: 6

[FTE Teachers](#) \*\*\* : 45.6

Classification: Urban

Offers Distance Education: No

[School FTE PTR : 15.6](#)

[District FTE PTR : 12.7](#)

[Provincial FTE PTR : 11.8](#)

## Enrolment By Age and Gender

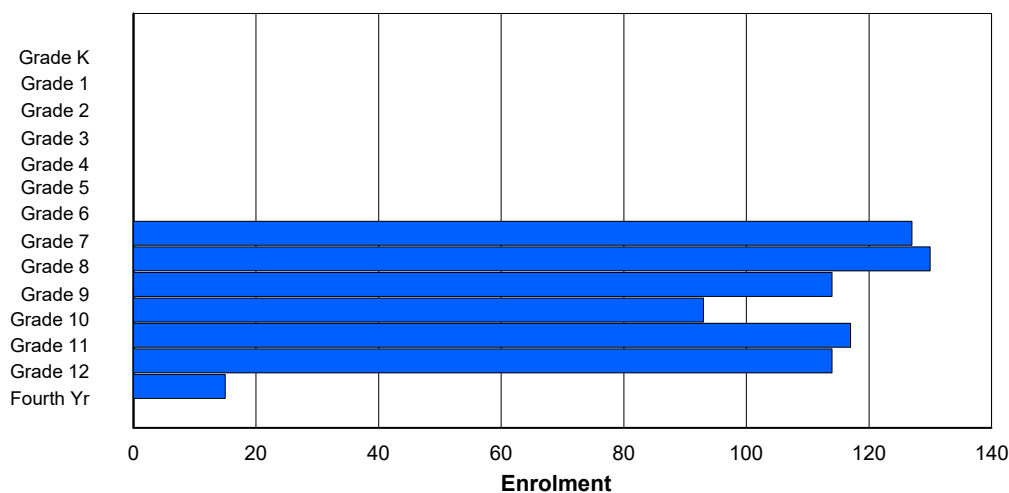
Gender	Age																	Total
	5	6	7	8	9	10	11	12	13	14	15	16	17	18	19	20>		
Male	0	0	0	0	0	0	0	64	67	65	54	58	51	13	1	1	374	
Female	0	0	0	0	0	0	0	58	66	45	42	55	63	5	2	0	336	
Total	0	0	0	0	0	0	0	122	133	110	96	113	114	18	3	1	710	

## Enrolment By Grade and Gender

	<u>Grade</u>														
Gender	K	1	2	3	4	5	6	7	8	9	10	11	12	4th	Total
Male	0	0	0	0	0	0	0	68	65	69	52	56	55	9	374
Female	0	0	0	0	0	0	0	59	65	45	41	61	59	6	336
Total	0	0	0	0	0	0	0	127	130	114	93	117	114	15	710

## Enrolment By Grade

For 368 - Holy Trinity High, Torbay



\* Data from the 2012-2013 AGR(Enrolment/Age as of the last day in Sept./Dec.)

\*\* Newfoundland Statistics Classification System

\*\*\* May include itinerant teachers

District 4 - Eastern

#370 - Stella Maris Academy, Trepassey

Grades: K-7,9-12

Number of Grades: 12

[FTE Teachers](#) \*\*\* : 9.5

Classification: Rural

Offers Distance Education: Yes

[School FTE PTR : 5.3](#)

[District FTE PTR : 12.7](#)

[Provincial FTE PTR : 11.8](#)

## Enrolment By Age and Gender

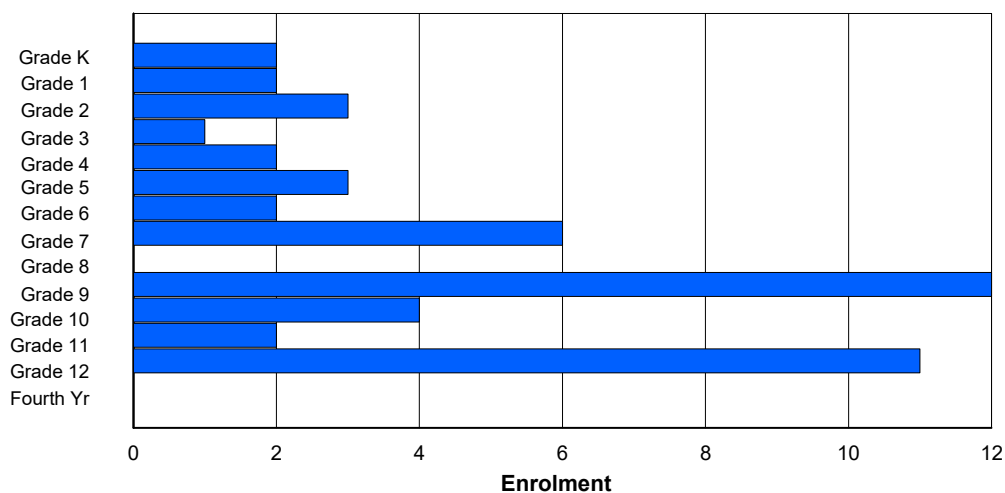
Gender	Age																	Total
	5	6	7	8	9	10	11	12	13	14	15	16	17	18	19	20>		
Male	0	1	3	0	1	1	1	6	1	4	1	0	7	1	0	0	27	
Female	2	1	0	1	1	3	0	1	1	5	3	2	3	0	0	0	23	
Total	2	2	3	1	2	4	1	7	2	9	4	2	10	1	0	0	50	

## Enrolment By Grade and Gender

	<u>Grade</u>														
Gender	K	1	2	3	4	5	6	7	8	9	10	11	12	4th	Total
Male	0	1	3	0	1	1	1	5	0	6	1	0	8	0	27
Female	2	1	0	1	1	2	1	1	0	6	3	2	3	0	23
Total	2	2	3	1	2	3	2	6	0	12	4	2	11	0	50

## Enrolment By Grade

For 370 - Stella Maris Academy, Trepassey



\* Data from the 2012-2013 AGR(Enrolment/Age as of the last day in Sept./Dec.)

\*\* Newfoundland Statistics Classification System

\*\*\* May include itinerant teachers

District 4 - Eastern

#371 - Upper Gullies Elementary, Conception Bay South (Upper Gullies)

Grades: K-6

Number of Grades: 7

[FTE Teachers](#) \*\*\* : 30.3

Classification: Urban

Offers Distance Education: No

[School FTE PTR : 13.1](#)

[District FTE PTR : 12.7](#)

[Provincial FTE PTR : 11.8](#)

## Enrolment By Age and Gender

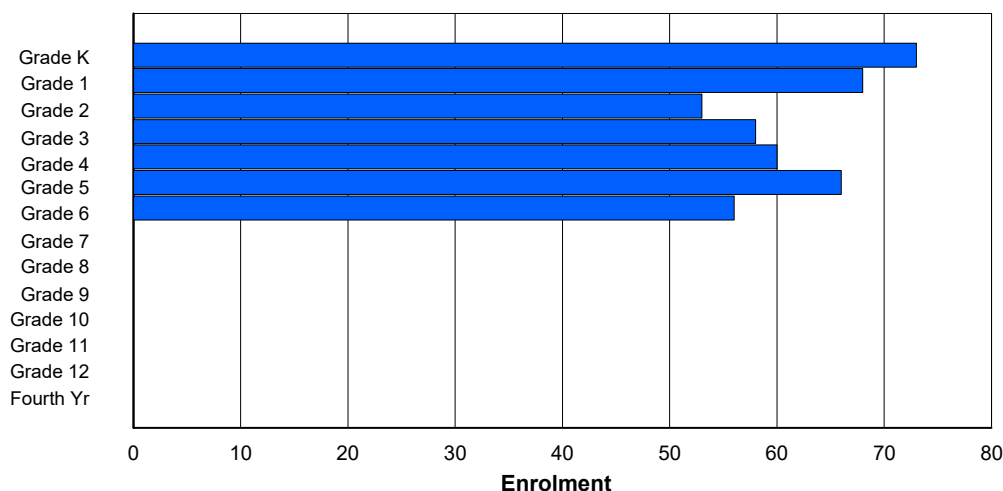
Gender	Age																	Total
	5	6	7	8	9	10	11	12	13	14	15	16	17	18	19	20>		
Male	44	34	33	25	37	35	28	0	0	0	0	0	0	0	0	0	236	
Female	29	33	22	31	20	33	30	0	0	0	0	0	0	0	0	0	198	
Total	73	67	55	56	57	68	58	0	0	0	0	0	0	0	0	0	434	

## Enrolment By Grade and Gender

	<u>Grade</u>														
Gender	K	1	2	3	4	5	6	7	8	9	10	11	12	4th	Total
Male	44	35	31	26	38	35	27	0	0	0	0	0	0	0	236
Female	29	33	22	32	22	31	29	0	0	0	0	0	0	0	198
Total	73	68	53	58	60	66	56	0	0	0	0	0	0	0	434

## Enrolment By Grade

For 371 - Upper Gullies Elementary, Conception Bay South (Upper Gullies)



\* Data from the 2012-2013 AGR(Enrolment/Age as of the last day in Sept./Dec.)

\*\* Newfoundland Statistics Classification System

\*\*\* May include itinerant teachers

District 4 - Eastern

#372 - St. Bernard's Elementary, Witless Bay

Grades: K-6

Number of Grades: 7

[FTE Teachers](#) \*\*\* : 22.2

Classification: Urban

Offers Distance Education: No

[School FTE PTR : 11.9](#)

[District FTE PTR : 12.7](#)

[Provincial FTE PTR : 11.8](#)

**Enrolment By Age and Gender**

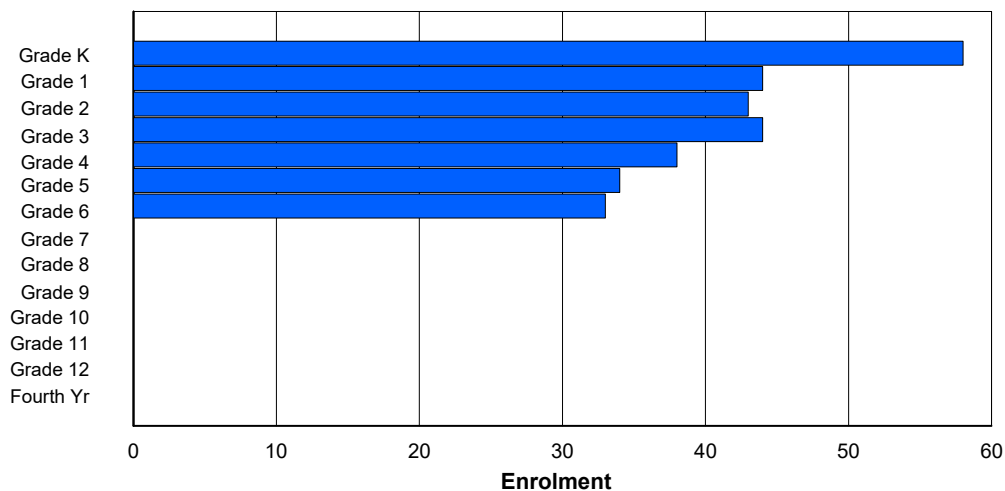
Gender	Age																	Total
	5	6	7	8	9	10	11	12	13	14	15	16	17	18	19	20>		
Male	30	24	20	29	27	16	16	0	0	0	0	0	0	0	0	0	162	
Female	27	21	22	13	13	19	16	1	0	0	0	0	0	0	0	0	132	
Total	57	45	42	42	40	35	32	1	0	0	0	0	0	0	0	0	294	

**Enrolment By Grade and Gender**

	<u>Grade</u>														
Gender	K	1	2	3	4	5	6	7	8	9	10	11	12	4th	Total
Male	31	23	20	32	25	15	16	0	0	0	0	0	0	0	162
Female	27	21	23	12	13	19	17	0	0	0	0	0	0	0	132
Total	58	44	43	44	38	34	33	0	0	0	0	0	0	0	294

## Enrolment By Grade

For 372 - St. Bernard's Elementary, Witless Bay



\* Data from the 2012-2013 AGR(Enrolment/Age as of the last day in Sept./Dec.)

\*\* Newfoundland Statistics Classification System

\*\*\* May include itinerant teachers

District 4 - Eastern

#427 - Holy Name of Mary Academy, Lawn

Grades: K-12

Number of Grades: 13

[FTE Teachers](#) \*\*\* : 13.0

Classification: Rural

Offers Distance Education: Yes

[School FTE PTR : 6.5](#)

[District FTE PTR : 12.7](#)

[Provincial FTE PTR : 11.8](#)

## Enrolment By Age and Gender

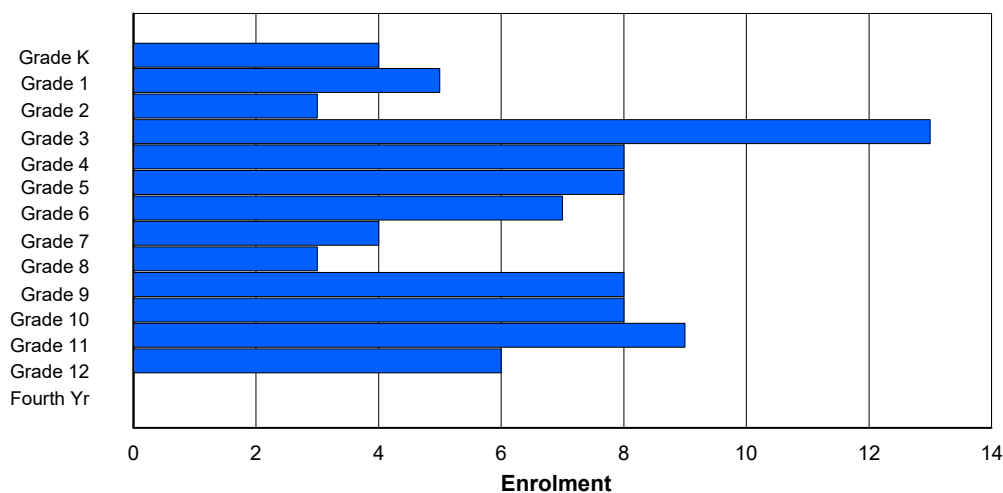
Gender	Age																	Total
	5	6	7	8	9	10	11	12	13	14	15	16	17	18	19	20>		
Male	3	2	2	7	5	3	7	3	1	7	6	5	5	0	0	0	56	
Female	1	3	1	6	3	4	1	1	2	1	2	3	2	0	0	0	30	
Total	4	5	3	13	8	7	8	4	3	8	8	8	7	0	0	0	86	

## Enrolment By Grade and Gender

Gender	Grade														Total
	K	1	2	3	4	5	6	7	8	9	10	11	12	4th	
Male	3	2	2	7	5	4	6	3	1	7	6	6	4	0	56
Female	1	3	1	6	3	4	1	1	2	1	2	3	2	0	30
Total	4	5	3	13	8	8	7	4	3	8	8	9	6	0	86

## Enrolment By Grade

For 427 - Holy Name of Mary Academy, Lawn



\* Data from the 2012-2013 AGR(Enrolment/Age as of the last day in Sept./Dec.)

\*\* Newfoundland Statistics Classification System

\*\*\* May include itinerant teachers

District 4 - Eastern

#428 - Clarenville Middle School, Clarenville

Grades: 7-9

Number of Grades: 3

[FTE Teachers](#) \*\*\* : 25.5

Classification: Urban

Offers Distance Education: No

[School FTE PTR : 12.6](#)

[District FTE PTR : 12.7](#)

[Provincial FTE PTR : 11.8](#)

## Enrolment By Age and Gender

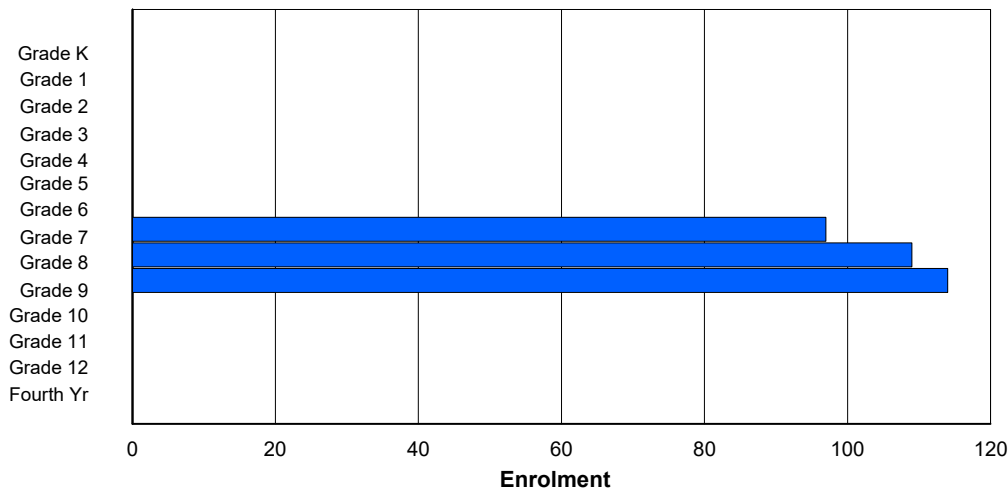
Gender	Age																Total
	5	6	7	8	9	10	11	12	13	14	15	16	17	18	19	20>	
Male	0	0	0	0	0	0	0	44	63	67	0	0	0	0	0	0	174
Female	0	0	0	0	0	0	1	50	48	47	0	0	0	0	0	0	146
Total	0	0	0	0	0	0	1	94	111	114	0	0	0	0	0	0	320

## Enrolment By Grade and Gender

Gender	Grade														Total
	K	1	2	3	4	5	6	7	8	9	10	11	12	4th	
Male	0	0	0	0	0	0	0	46	62	66	0	0	0	0	174
Female	0	0	0	0	0	0	0	51	47	48	0	0	0	0	146
Total	0	0	0	0	0	0	0	97	109	114	0	0	0	0	320

## Enrolment By Grade

For 428 - Clarenville Middle School, Clarenville



\* Data from the 2012-2013 AGR(Enrolment/Age as of the last day in Sept./Dec.)

\*\* Newfoundland Statistics Classification System

\*\*\* May include itinerant teachers

District 4 - Eastern

#430 - St. Mark's School, King's Cove

Grades: K-12

Number of Grades: 13

[FTE Teachers](#) \*\*\* : 12.0

Classification: Rural

Offers Distance Education: Yes

[School FTE PTR : 7.5](#)

[District FTE PTR : 12.7](#)

[Provincial FTE PTR : 11.8](#)

### Enrolment By Age and Gender

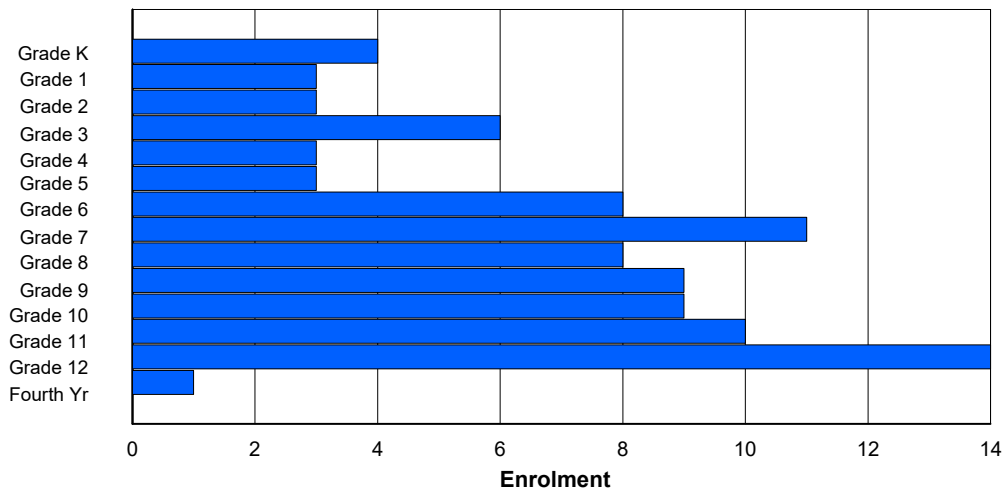
Gender	Age																	Total
	5	6	7	8	9	10	11	12	13	14	15	16	17	18	19	20>		
Male	3	1	1	4	2	1	3	6	3	5	7	7	9	0	0	0	52	
Female	1	2	2	2	1	2	5	5	5	4	2	3	5	1	0	0	40	
Total	4	3	3	6	3	3	8	11	8	9	9	10	14	1	0	0	92	

### Enrolment By Grade and Gender

Gender	<u>Grade</u>														Total
	K	1	2	3	4	5	6	7	8	9	10	11	12	4th	
Male	3	1	1	4	2	1	3	6	3	5	7	7	9	0	52
Female	1	2	2	2	1	2	5	5	5	4	2	3	5	1	40
Total	4	3	3	6	3	3	8	11	8	9	9	10	14	1	92

## Enrolment By Grade

For 430 - St. Mark's School, King's Cove



\* Data from the 2012-2013 AGR(Enrolment/Age as of the last day in Sept./Dec.)

\*\* Newfoundland Statistics Classification System

\*\*\* May include itinerant teachers

District 4 - Eastern

#431 - Southwest Arm Academy, Little Heart's Ease

Grades: K-12

Number of Grades: 13

[FTE Teachers](#) \*\*\* : 11.4

Classification: Rural

Offers Distance Education: Yes

[School FTE PTR : 7.5](#)

[District FTE PTR : 12.7](#)

[Provincial FTE PTR : 11.8](#)

## Enrolment By Age and Gender

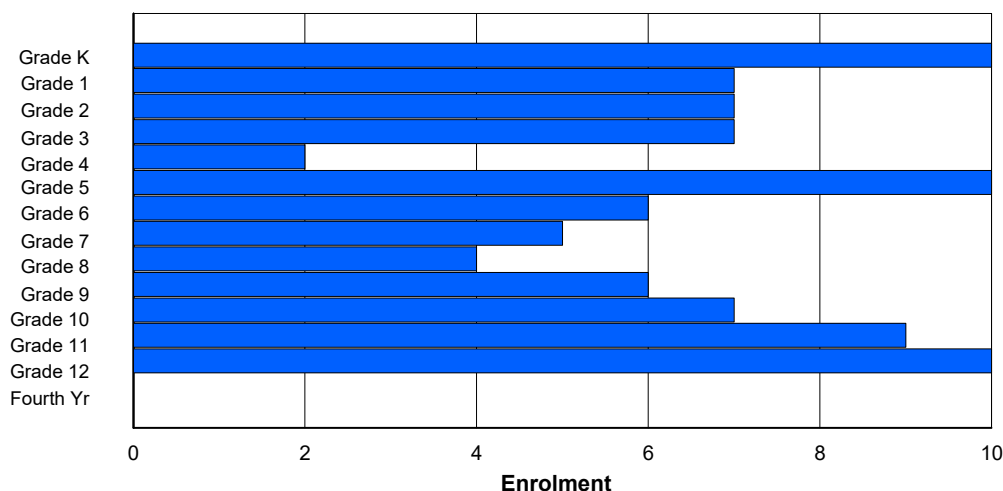
Gender	Age																	Total
	5	6	7	8	9	10	11	12	13	14	15	16	17	18	19	20>		
Male	4	2	3	3	0	5	5	4	1	4	4	5	4	1	0	0	45	
Female	6	5	4	4	2	5	1	1	3	2	3	1	8	0	0	0	45	
Total	10	7	7	7	2	10	6	5	4	6	7	6	12	1	0	0	90	

## Enrolment By Grade and Gender

	<u>Grade</u>														
Gender	K	1	2	3	4	5	6	7	8	9	10	11	12	4th	Total
Male	4	2	3	3	0	5	5	4	1	4	4	7	3	0	45
Female	6	5	4	4	2	5	1	1	3	2	3	2	7	0	45
Total	10	7	7	7	2	10	6	5	4	6	7	9	10	0	90

## Enrolment By Grade

For 431 - Southwest Arm Academy, Little Heart's Ease



\* Data from the 2012-2013 AGR(Enrolment/Age as of the last day in Sept./Dec.)

\*\* Newfoundland Statistics Classification System

\*\*\* May include itinerant teachers

District 4 - Eastern

#433 - Tricon Elementary, Bay de Verde

Grades: K-6

Number of Grades: 7

[FTE Teachers](#) \*\*\* : 10.0

Classification: Rural

Offers Distance Education: No

[School FTE PTR : 9.8](#)

[District FTE PTR : 12.7](#)

[Provincial FTE PTR : 11.8](#)

## Enrolment By Age and Gender

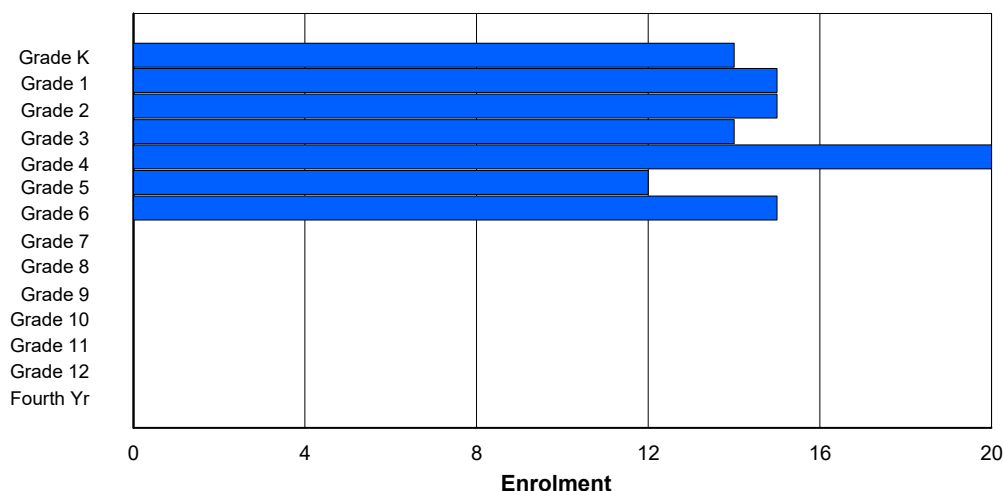
Gender	Age																	Total
	5	6	7	8	9	10	11	12	13	14	15	16	17	18	19	20>		
Male	5	9	9	7	12	8	11	0	0	0	0	0	0	0	0	0	61	
Female	9	6	6	6	9	4	4	0	0	0	0	0	0	0	0	0	44	
Total	14	15	15	13	21	12	15	0	0	0	0	0	0	0	0	0	105	

## Enrolment By Grade and Gender

	<u>Grade</u>														
Gender	K	1	2	3	4	5	6	7	8	9	10	11	12	4th	Total
Male	5	9	9	8	11	8	11	0	0	0	0	0	0	0	61
Female	9	6	6	6	9	4	4	0	0	0	0	0	0	0	44
Total	14	15	15	14	20	12	15	0	0	0	0	0	0	0	105

## Enrolment By Grade

For 433 - Tricon Elementary, Bay de Verde



\* Data from the 2012-2013 AGR(Enrolment/Age as of the last day in Sept./Dec.)

\*\* Newfoundland Statistics Classification System

\*\*\* May include itinerant teachers

District 4 - Eastern

#435 - St. Anne's Academy, Dunville

Grades: K-6

Number of Grades: 7

[FTE Teachers](#) \*\*\* : 20.0

Classification: Rural

Offers Distance Education: No

[School FTE PTR : 11.6](#)

[District FTE PTR : 12.7](#)

[Provincial FTE PTR : 11.8](#)

## Enrolment By Age and Gender

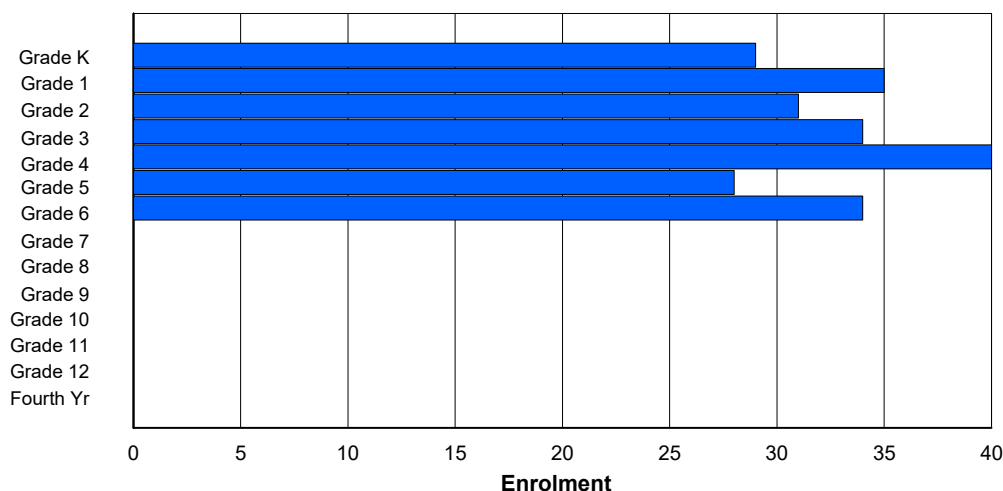
Gender	Age																	Total
	5	6	7	8	9	10	11	12	13	14	15	16	17	18	19	20>		
Male	20	20	14	19	17	16	15	1	0	0	0	0	0	0	0	0	122	
Female	9	16	15	16	20	14	18	1	0	0	0	0	0	0	0	0	109	
Total	29	36	29	35	37	30	33	2	0	0	0	0	0	0	0	0	231	

## Enrolment By Grade and Gender

	Grade														
Gender	K	1	2	3	4	5	6	7	8	9	10	11	12	4th	Total
Male	20	20	15	18	19	15	15	0	0	0	0	0	0	0	122
Female	9	15	16	16	21	13	19	0	0	0	0	0	0	0	109
Total	29	35	31	34	40	28	34	0	0	0	0	0	0	0	231

## Enrolment By Grade

For 435 - St. Anne's Academy, Dunville



\* Data from the 2012-2013 AGR(Enrolment/Age as of the last day in Sept./Dec.)

\*\* Newfoundland Statistics Classification System

\*\*\* May include itinerant teachers

District 4 - Eastern

#438 - Epiphany Elementary, Heart's Delight

Grades: K-6

Number of Grades: 7

[FTE Teachers](#) \*\*\* : 4.9

Classification: Rural

Offers Distance Education: No

[School FTE PTR : 8.5](#)

[District FTE PTR : 12.7](#)

[Provincial FTE PTR : 11.8](#)

## Enrolment By Age and Gender

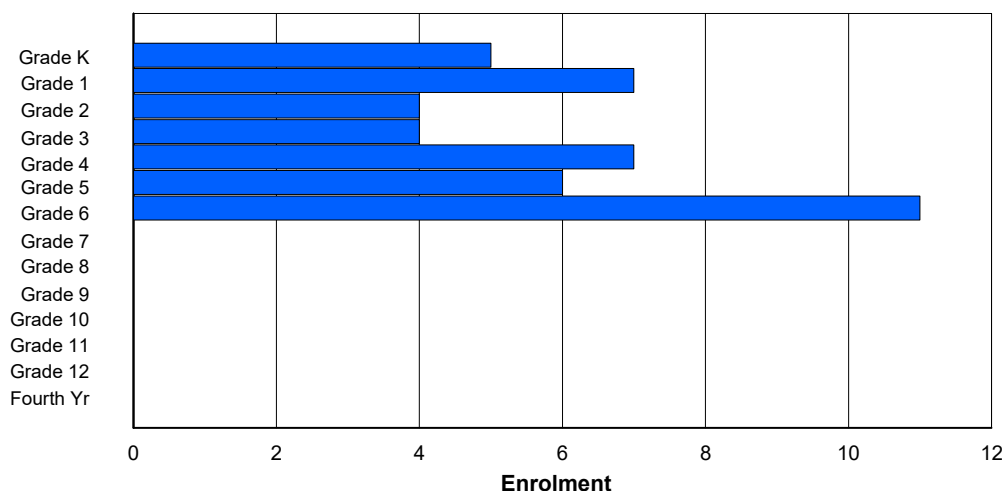
Gender	Age																	Total
	5	6	7	8	9	10	11	12	13	14	15	16	17	18	19	20>		
Male	2	5	2	3	4	4	4	0	0	0	0	0	0	0	0	0	24	
Female	2	3	2	1	3	2	7	0	0	0	0	0	0	0	0	0	20	
Total	4	8	4	4	7	6	11	0	0	0	0	0	0	0	0	0	44	

## Enrolment By Grade and Gender

	<u>Grade</u>															
Gender	K	1	2	3	4	5	6	7	8	9	10	11	12	4th	Total	
Male	3	4	2	3	4	4	4	0	0	0	0	0	0	0	24	
Female	2	3	2	1	3	2	7	0	0	0	0	0	0	0	20	
Total	5	7	4	4	7	6	11	0	0	0	0	0	0	0	44	

## Enrolment By Grade

For 438 - Epiphany Elementary, Heart's Delight



\* Data from the 2012-2013 AGR(Enrolment/Age as of the last day in Sept./Dec.)

\*\* Newfoundland Statistics Classification System

\*\*\* May include itinerant teachers

District 4 - Eastern

#442 - Persalvic Elementary, Victoria

Grades: K-9

Number of Grades: 10

[FTE Teachers](#) \*\*\* : 25.3

Classification: Rural

Offers Distance Education: No

[School FTE PTR : 11.9](#)

[District FTE PTR : 12.7](#)

[Provincial FTE PTR : 11.8](#)

## Enrolment By Age and Gender

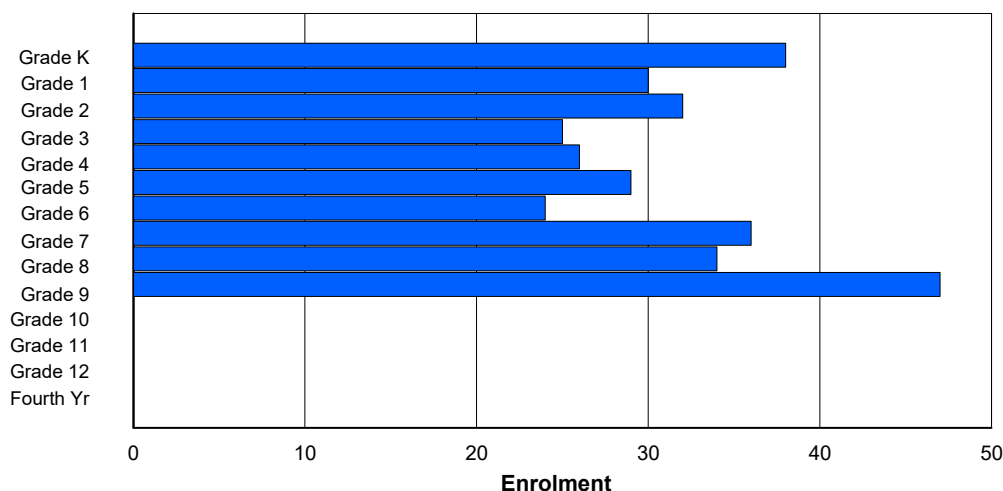
Gender	Age																	Total
	5	6	7	8	9	10	11	12	13	14	15	16	17	18	19	20>		
Male	18	17	13	8	14	9	16	15	18	26	2	0	0	0	0	0	156	
Female	20	13	19	17	12	20	10	18	16	20	0	0	0	0	0	0	165	
Total	38	30	32	25	26	29	26	33	34	46	2	0	0	0	0	0	321	

## Enrolment By Grade and Gender

	Grade														
Gender	K	1	2	3	4	5	6	7	8	9	10	11	12	4th	Total
Male	18	17	13	8	14	9	13	18	19	27	0	0	0	0	156
Female	20	13	19	17	12	20	11	18	15	20	0	0	0	0	165
Total	38	30	32	25	26	29	24	36	34	47	0	0	0	0	321

## Enrolment By Grade

For 442 - Persalvic Elementary, Victoria



\* Data from the 2012-2013 AGR(Enrolment/Age as of the last day in Sept./Dec.)

\*\* Newfoundland Statistics Classification System

\*\*\* May include itinerant teachers

District 4 - Eastern

#444 - Cabot Academy, Western Bay

Grades: K-6

Number of Grades: 7

[FTE Teachers](#) \*\*\* : 9.0

Classification: Rural

Offers Distance Education: No

[School FTE PTR : 9.6](#)

[District FTE PTR : 12.7](#)

[Provincial FTE PTR : 11.8](#)

## Enrolment By Age and Gender

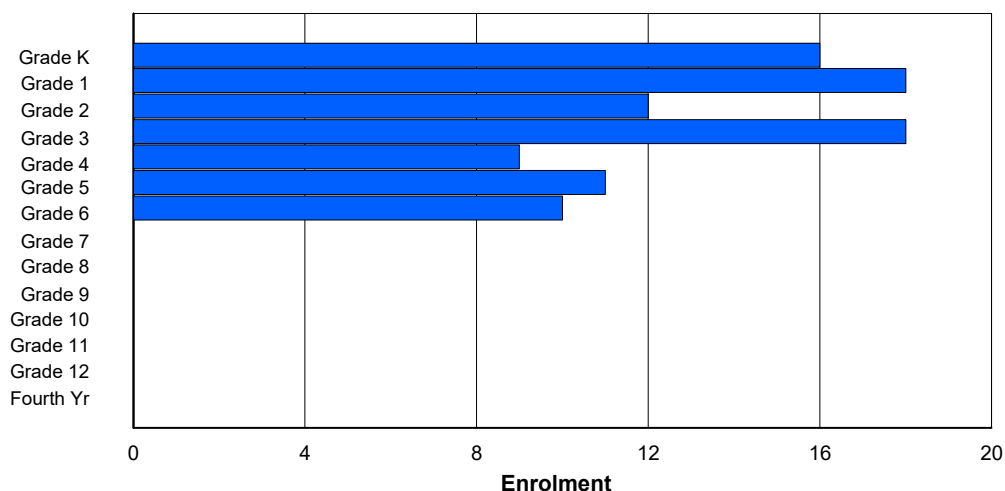
Gender	Age																	Total
	5	6	7	8	9	10	11	12	13	14	15	16	17	18	19	20>		
Male	12	7	5	9	5	7	5	0	0	0	0	0	0	0	0	0	50	
Female	4	11	7	9	4	4	5	0	0	0	0	0	0	0	0	0	44	
Total	16	18	12	18	9	11	10	0	0	0	0	0	0	0	0	0	94	

## Enrolment By Grade and Gender

	<u>Grade</u>															
Gender	K	1	2	3	4	5	6	7	8	9	10	11	12	4th	Total	
Male	12	7	5	9	5	7	5	0	0	0	0	0	0	0	50	
Female	4	11	7	9	4	4	5	0	0	0	0	0	0	0	44	
Total	16	18	12	18	9	11	10	0	0	0	0	0	0	0	94	

## Enrolment By Grade

For 444 - Cabot Academy, Western Bay



\* Data from the 2012-2013 AGR(Enrolment/Age as of the last day in Sept./Dec.)

\*\* Newfoundland Statistics Classification System

\*\*\* May include itinerant teachers

District 4 - Eastern

#446 - Whitbourne Elementary, Whitbourne

Grades: K-6

Number of Grades: 7

[FTE Teachers](#) \*\*\* : 8.0

Classification: Rural

Offers Distance Education: No

[School FTE PTR : 8.9](#)

[District FTE PTR : 12.7](#)

[Provincial FTE PTR : 11.8](#)

## Enrolment By Age and Gender

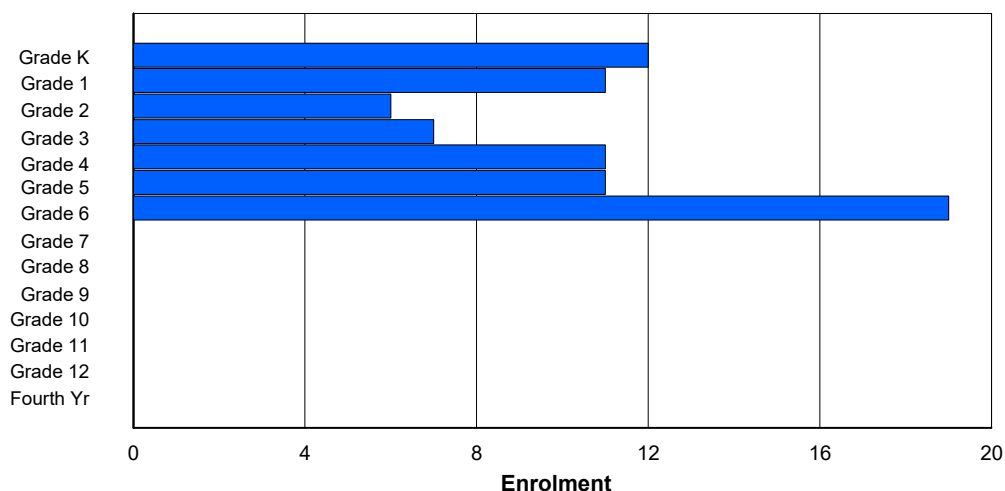
Gender	Age																	Total
	5	6	7	8	9	10	11	12	13	14	15	16	17	18	19	20>		
Male	5	5	4	4	8	9	8	0	0	0	0	0	0	0	0	0	43	
Female	7	6	2	3	2	3	11	0	0	0	0	0	0	0	0	0	34	
Total	12	11	6	7	10	12	19	0	0	0	0	0	0	0	0	0	77	

## Enrolment By Grade and Gender

	<u>Grade</u>															
Gender	K	1	2	3	4	5	6	7	8	9	10	11	12	4th	Total	
Male	5	5	4	4	9	8	8	0	0	0	0	0	0	0	43	
Female	7	6	2	3	2	3	11	0	0	0	0	0	0	0	34	
Total	12	11	6	7	11	11	19	0	0	0	0	0	0	0	77	

## Enrolment By Grade

For 446 - Whitbourne Elementary, Whitbourne



\* Data from the 2012-2013 AGR(Enrolment/Age as of the last day in Sept./Dec.)

\*\* Newfoundland Statistics Classification System

\*\*\* May include itinerant teachers

District 4 - Eastern

#447 - Baltimore School Complex, Ferryland

Grades: K-12

Number of Grades: 13

[FTE Teachers](#) \*\*\* : 20.0

Classification: Rural

Offers Distance Education: Yes

[School FTE PTR : 12.0](#)

[District FTE PTR : 12.7](#)

[Provincial FTE PTR : 11.8](#)

## Enrolment By Age and Gender

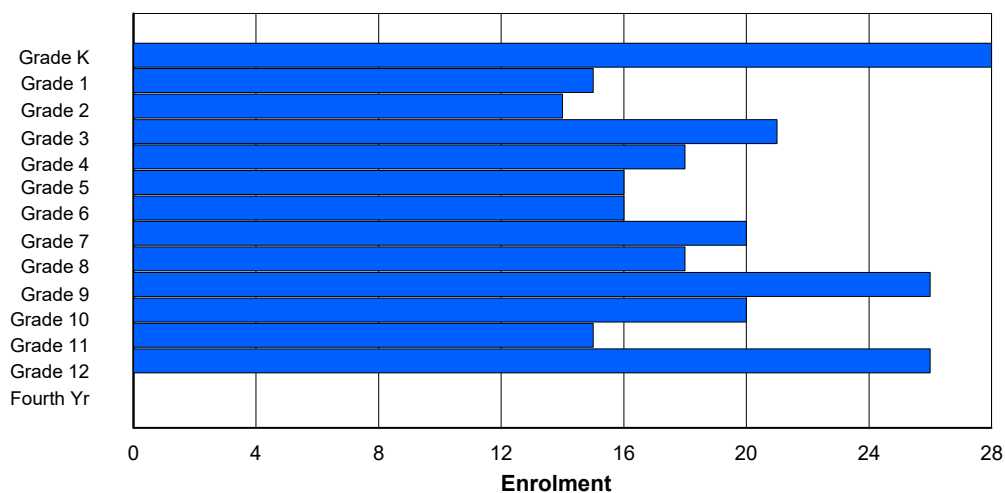
Gender	Age																	Total
	5	6	7	8	9	10	11	12	13	14	15	16	17	18	19	20>		
Male	11	11	9	9	9	7	9	10	8	13	12	7	14	0	0	0	129	
Female	16	5	5	12	8	10	7	11	9	12	9	8	12	0	0	0	124	
Total	27	16	14	21	17	17	16	21	17	25	21	15	26	0	0	0	253	

## Enrolment By Grade and Gender

	<u>Grade</u>														
Gender	K	1	2	3	4	5	6	7	8	9	10	11	12	4th	Total
Male	12	10	9	9	10	6	9	10	8	14	11	7	14	0	129
Female	16	5	5	12	8	10	7	10	10	12	9	8	12	0	124
Total	28	15	14	21	18	16	16	20	18	26	20	15	26	0	253

## Enrolment By Grade

For 447 - Baltimore School Complex, Ferryland



\* Data from the 2012-2013 AGR(Enrolment/Age as of the last day in Sept./Dec.)

\*\* Newfoundland Statistics Classification System

\*\*\* May include itinerant teachers

District 4 - Eastern

#452 - District School, St. John's

Grades: 7-12

Number of Grades: 6

[FTE Teachers](#) \*\*\* : 44.3

Classification: Urban

Offers Distance Education: No

[School FTE PTR : 1.1](#)

[District FTE PTR : 12.7](#)

[Provincial FTE PTR : 11.8](#)

## Enrolment By Age and Gender

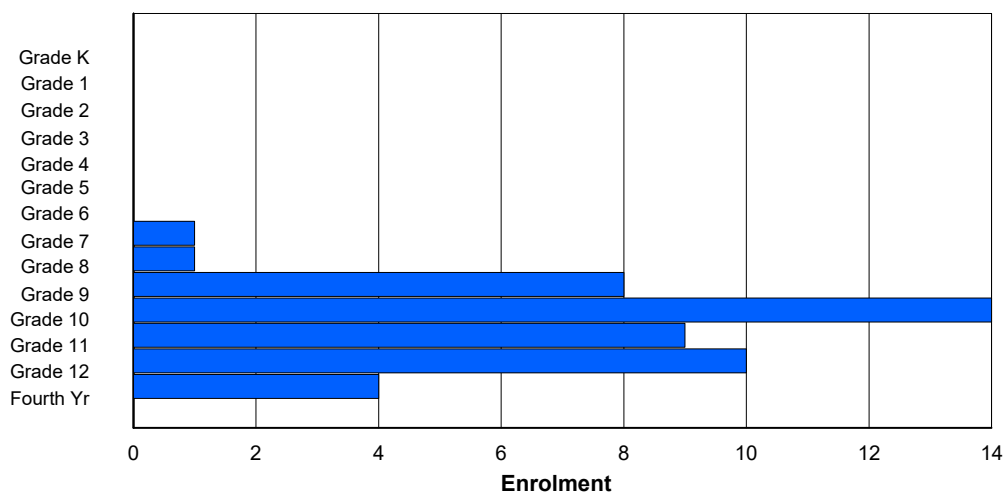
Gender	Age																	Total
	5	6	7	8	9	10	11	12	13	14	15	16	17	18	19	20>		
Male	0	0	0	0	0	0	0	1	1	8	2	10	3	5	2	0	32	
Female	0	0	0	0	0	0	0	0	0	0	1	1	6	5	2	0	15	
Total	0	0	0	0	0	0	0	1	1	8	3	11	9	10	4	0	47	

## Enrolment By Grade and Gender

	<u>Grade</u>														
Gender	K	1	2	3	4	5	6	7	8	9	10	11	12	4th	Total
Male	0	0	0	0	0	0	0	1	1	8	12	3	5	2	32
Female	0	0	0	0	0	0	0	0	0	0	2	6	5	2	15
Total	0	0	0	0	0	0	0	1	1	8	14	9	10	4	47

## Enrolment By Grade

For 452 - District School, St. John's



\* Data from the 2012-2013 AGR(Enrolment/Age as of the last day in Sept./Dec.)

\*\* Newfoundland Statistics Classification System

\*\*\* May include itinerant teachers

District 4 - Eastern

#464 - Crescent Collegiate, Blaketown

Grades: 7-12

Number of Grades: 6

[FTE Teachers](#) \*\*\* : 40.6

Classification: Rural

Offers Distance Education: No

[School FTE PTR : 13.6](#)

[District FTE PTR : 12.7](#)

[Provincial FTE PTR : 11.8](#)

## Enrolment By Age and Gender

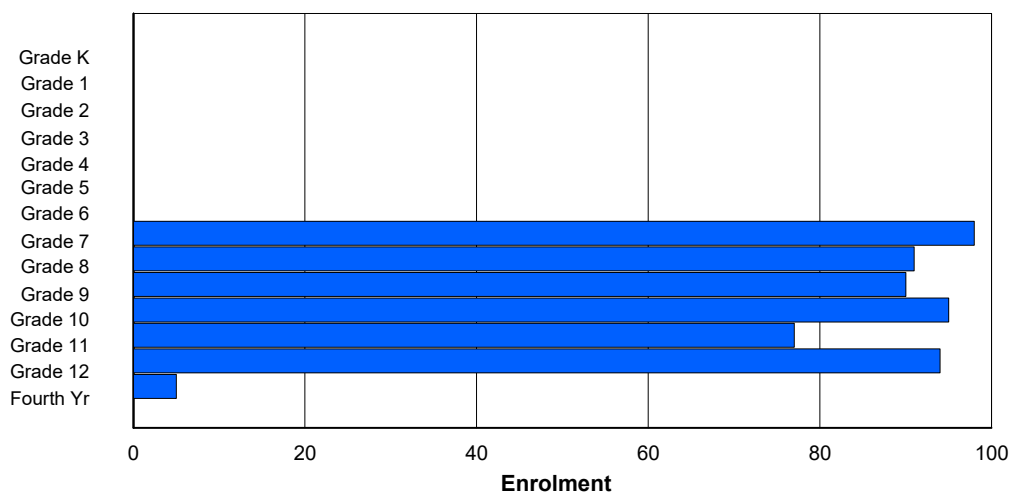
Gender	Age																	Total
	5	6	7	8	9	10	11	12	13	14	15	16	17	18	19	20>		
Male	0	0	0	0	0	0	0	47	42	49	38	44	47	4	1	0	272	
Female	0	0	0	0	0	0	0	51	44	44	53	35	42	8	1	0	278	
Total	0	0	0	0	0	0	0	98	86	93	91	79	89	12	2	0	550	

## Enrolment By Grade and Gender

	Grade														
Gender	K	1	2	3	4	5	6	7	8	9	10	11	12	4th	Total
Male	0	0	0	0	0	0	0	47	45	46	42	42	48	2	272
Female	0	0	0	0	0	0	0	51	46	44	53	35	46	3	278
Total	0	0	0	0	0	0	0	98	91	90	95	77	94	5	550

## Enrolment By Grade

For 464 - Crescent Collegiate, Blaketown



\* Data from the 2012-2013 AGR(Enrolment/Age as of the last day in Sept./Dec.)

\*\* Newfoundland Statistics Classification System

\*\*\* May include itinerant teachers

District 4 - Eastern

#465 - Holy Cross Junior High, St. John's

Grades: 7-9

Number of Grades: 3

[FTE Teachers](#) \*\*\* : 15.6

Classification: Urban

Offers Distance Education: No

[School FTE PTR : 10.5](#)

[District FTE PTR : 12.7](#)

[Provincial FTE PTR : 11.8](#)

## Enrolment By Age and Gender

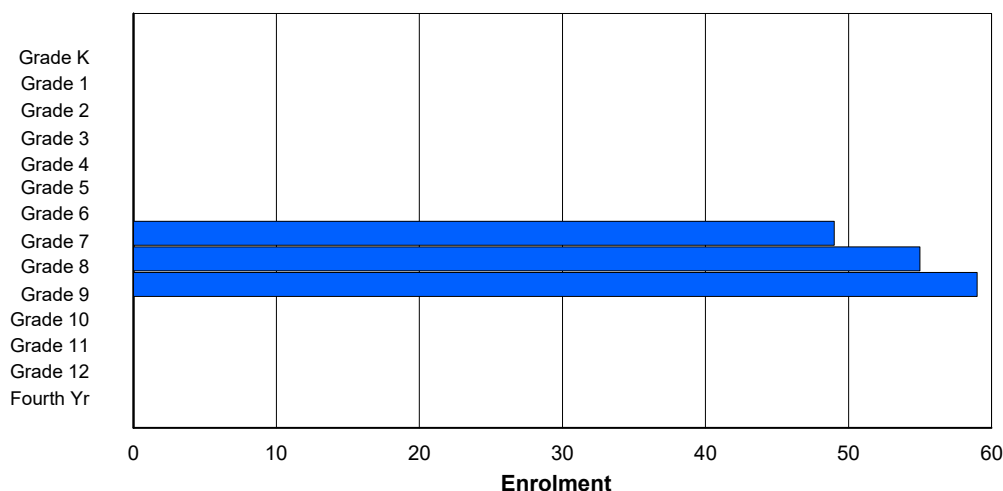
Gender	Age																	Total
	5	6	7	8	9	10	11	12	13	14	15	16	17	18	19	20>		
Male	0	0	0	0	0	0	0	18	32	26	5	0	0	0	0	0	81	
Female	0	0	0	0	0	0	0	26	23	33	0	0	0	0	0	0	82	
Total	0	0	0	0	0	0	0	44	55	59	5	0	0	0	0	0	163	

## Enrolment By Grade and Gender

	<u>Grade</u>														
Gender	K	1	2	3	4	5	6	7	8	9	10	11	12	4th	Total
Male	0	0	0	0	0	0	0	22	31	28	0	0	0	0	81
Female	0	0	0	0	0	0	0	27	24	31	0	0	0	0	82
Total	0	0	0	0	0	0	0	49	55	59	0	0	0	0	163

## Enrolment By Grade

For 465 - Holy Cross Junior High, St. John's



\* Data from the 2012-2013 AGR(Enrolment/Age as of the last day in Sept./Dec.)

\*\* Newfoundland Statistics Classification System

\*\*\* May include itinerant teachers

District 4 - Eastern

#468 - Hazelwood Elementary, St. John's

Grades: K-6

Number of Grades: 7

[FTE Teachers](#) \*\*\* : 36.8

Classification: Urban

Offers Distance Education: No

[School FTE PTR : 13.5](#)

[District FTE PTR : 12.7](#)

[Provincial FTE PTR : 11.8](#)

## Enrolment By Age and Gender

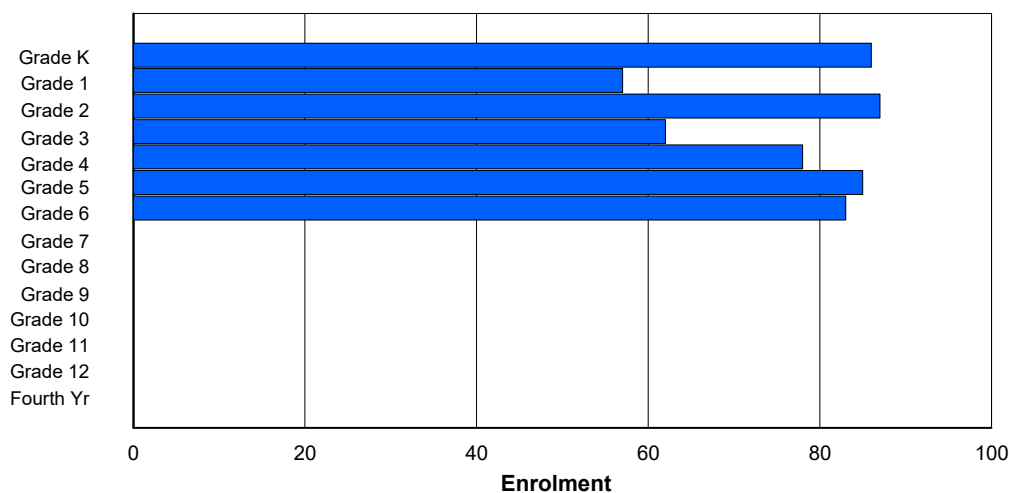
Gender	Age																	Total
	5	6	7	8	9	10	11	12	13	14	15	16	17	18	19	20>		
Male	36	25	48	29	44	46	43	6	0	0	0	0	0	0	1	0	278	
Female	46	34	37	32	38	34	38	1	0	0	0	0	0	0	0	0	260	
Total	82	59	85	61	82	80	81	7	0	0	0	0	0	0	1	0	538	

## Enrolment By Grade and Gender

	<u>Grade</u>														
Gender	K	1	2	3	4	5	6	7	8	9	10	11	12	4th	Total
Male	38	24	49	32	40	51	44	0	0	0	0	0	0	0	278
Female	48	33	38	30	38	34	39	0	0	0	0	0	0	0	260
Total	86	57	87	62	78	85	83	0	0	0	0	0	0	0	538

## Enrolment By Grade

For 468 - Hazelwood Elementary, St. John's



\* Data from the 2012-2013 AGR(Enrolment/Age as of the last day in Sept./Dec.)

\*\* Newfoundland Statistics Classification System

\*\*\* May include itinerant teachers

District 4 - Eastern

#471 - Heritage Collegiate, Lethbridge

Grades: 7-12

Number of Grades: 6

[FTE Teachers](#) \*\*\* : 15.0

Classification: Rural

Offers Distance Education: Yes

[School FTE PTR : 13.1](#)

[District FTE PTR : 12.7](#)

[Provincial FTE PTR : 11.8](#)

## Enrolment By Age and Gender

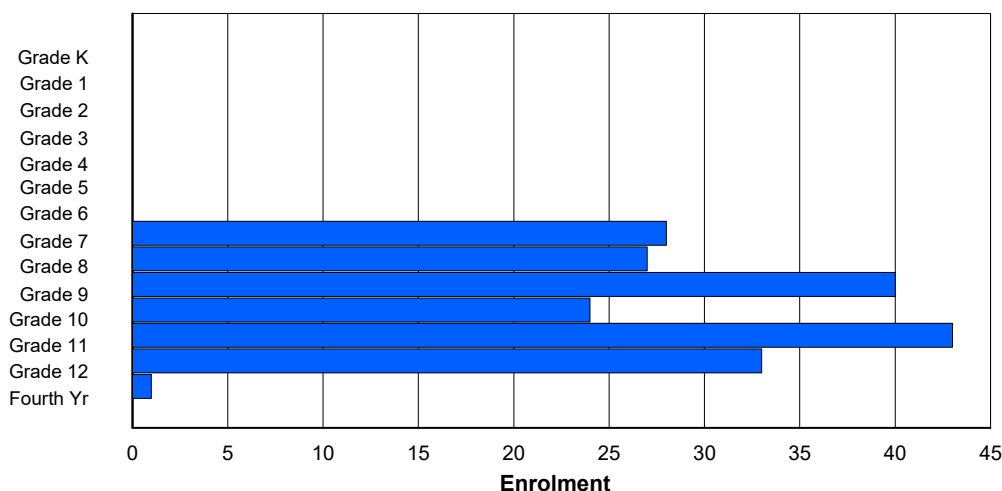
Gender	Age																	Total
	5	6	7	8	9	10	11	12	13	14	15	16	17	18	19	20>		
Male	0	0	0	0	0	0	0	17	10	19	13	17	19	3	0	0	98	
Female	0	0	0	0	0	0	0	11	16	21	12	21	16	1	0	0	98	
Total	0	0	0	0	0	0	0	28	26	40	25	38	35	4	0	0	196	

## Enrolment By Grade and Gender

	<u>Grade</u>															
Gender	K	1	2	3	4	5	6	7	8	9	10	11	12	4th	Total	
Male	0	0	0	0	0	0	0	17	10	19	13	20	18	1	98	
Female	0	0	0	0	0	0	0	11	17	21	11	23	15	0	98	
Total	0	0	0	0	0	0	0	28	27	40	24	43	33	1	196	

## Enrolment By Grade

For 471 - Heritage Collegiate, Lethbridge



\* Data from the 2012-2013 AGR(Enrolment/Age as of the last day in Sept./Dec.)

\*\* Newfoundland Statistics Classification System

\*\*\* May include itinerant teachers

District 4 - Eastern

#473 - Cape St. Francis Elementary, Pouch Cove

Grades: K-6

Number of Grades: 7

[FTE Teachers](#) \*\*\* : 20.5

Classification: Urban

Offers Distance Education: No

[School FTE PTR : 13.4](#)

[District FTE PTR : 12.7](#)

[Provincial FTE PTR : 11.8](#)

## Enrolment By Age and Gender

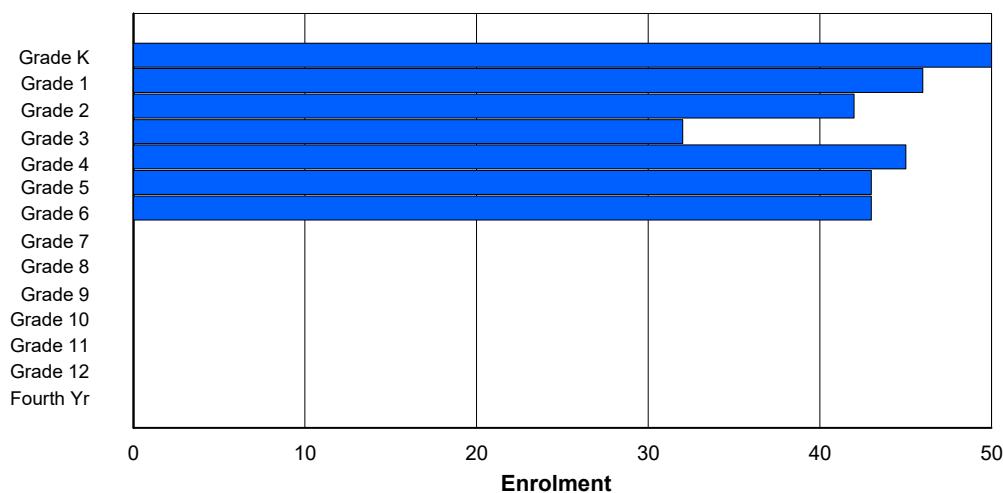
Gender	Age																	Total
	5	6	7	8	9	10	11	12	13	14	15	16	17	18	19	20>		
Male	22	30	20	15	19	24	28	0	0	0	0	0	0	0	0	0	158	
Female	27	18	19	17	27	20	15	0	0	0	0	0	0	0	0	0	143	
Total	49	48	39	32	46	44	43	0	0	0	0	0	0	0	0	0	301	

## Enrolment By Grade and Gender

	Grade														
Gender	K	1	2	3	4	5	6	7	8	9	10	11	12	4th	Total
Male	23	29	22	13	19	24	28	0	0	0	0	0	0	0	158
Female	27	17	20	19	26	19	15	0	0	0	0	0	0	0	143
Total	50	46	42	32	45	43	43	0	0	0	0	0	0	0	301

## Enrolment By Grade

For 473 - Cape St. Francis Elementary, Pouch Cove



\* Data from the 2012-2013 AGR(Enrolment/Age as of the last day in Sept./Dec.)

\*\* Newfoundland Statistics Classification System

\*\*\* May include itinerant teachers

District 4 - Eastern

#476 - Baccalieu Collegiate, Old Perlican

Grades: 7-12

Number of Grades: 6

[FTE Teachers](#) \*\*\* : 16.3

Classification: Rural

Offers Distance Education: Yes

[School FTE PTR : 13.1](#)

[District FTE PTR : 12.7](#)

[Provincial FTE PTR : 11.8](#)

## Enrolment By Age and Gender

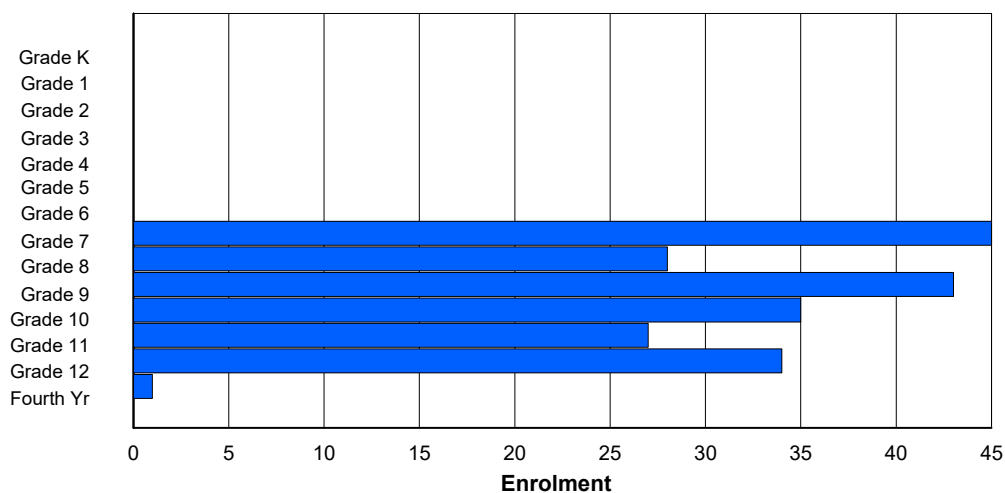
Gender	Age																	Total
	5	6	7	8	9	10	11	12	13	14	15	16	17	18	19	20>		
Male	0	0	0	0	0	0	1	24	16	21	22	13	16	1	0	0	114	
Female	0	0	0	0	0	0	2	18	12	21	14	12	19	0	1	0	99	
Total	0	0	0	0	0	0	3	42	28	42	36	25	35	1	1	0	213	

## Enrolment By Grade and Gender

	<u>Grade</u>															
Gender	K	1	2	3	4	5	6	7	8	9	10	11	12	4th	Total	
Male	0	0	0	0	0	0	0	26	16	21	21	15	15	0	114	
Female	0	0	0	0	0	0	0	19	12	22	14	12	19	1	99	
Total	0	0	0	0	0	0	0	45	28	43	35	27	34	1	213	

## Enrolment By Grade

For 476 - Baccalieu Collegiate, Old Perlican



\* Data from the 2012-2013 AGR(Enrolment/Age as of the last day in Sept./Dec.)

\*\* Newfoundland Statistics Classification System

\*\*\* May include itinerant teachers

District 4 - Eastern

#924 - Tricentia Academy, Arnold's Cove

Grades: K-12

Number of Grades: 13

[FTE Teachers](#) \*\*\* : 23.0

Classification: Rural

Offers Distance Education: Yes

[School FTE PTR : 12.0](#)

[District FTE PTR : 12.7](#)

[Provincial FTE PTR : 11.8](#)

## Enrolment By Age and Gender

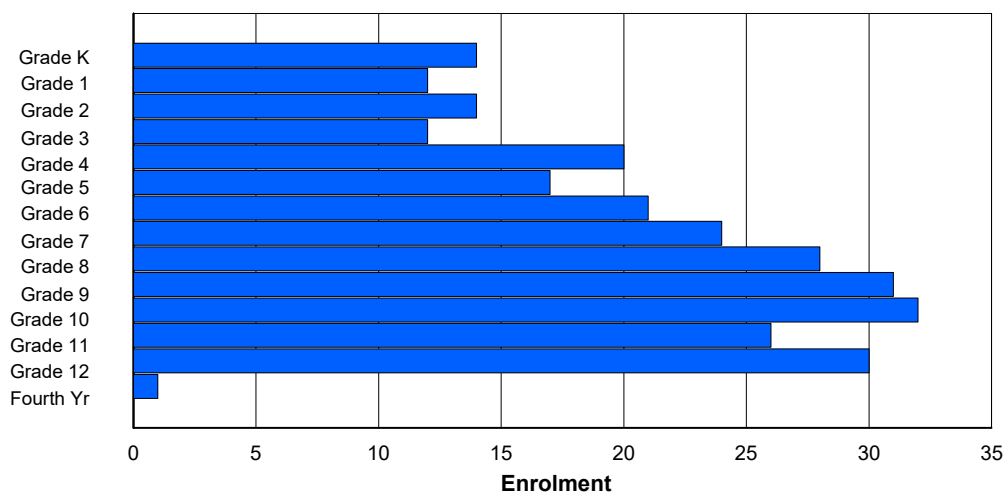
Gender	Age																	Total
	5	6	7	8	9	10	11	12	13	14	15	16	17	18	19	20>		
Male	6	5	6	3	13	6	9	13	11	17	14	12	17	3	0	0	135	
Female	8	7	8	9	7	11	12	11	16	15	18	14	10	1	0	0	147	
Total	14	12	14	12	20	17	21	24	27	32	32	26	27	4	0	0	282	

## Enrolment By Grade and Gender

Gender	Grade														Total
	K	1	2	3	4	5	6	7	8	9	10	11	12	4th	
Male	6	5	6	3	13	6	9	13	11	17	14	12	19	1	135
Female	8	7	8	9	7	11	12	11	17	14	18	14	11	0	147
Total	14	12	14	12	20	17	21	24	28	31	32	26	30	1	282

## Enrolment By Grade

For 924 - Tricentia Academy, Arnold's Cove



\* Data from the 2012-2013 AGR(Enrolment/Age as of the last day in Sept./Dec.)

\*\* Newfoundland Statistics Classification System

\*\*\* May include itinerant teachers

District 4 - Eastern

#951 - Paradise Elementary, Paradise

Grades: K-6

Number of Grades: 7

[FTE Teachers](#) \*\*\* : 45.4

Classification: Urban

Offers Distance Education: No

[School FTE PTR : 14.3](#)

[District FTE PTR : 12.7](#)

[Provincial FTE PTR : 11.8](#)

## Enrolment By Age and Gender

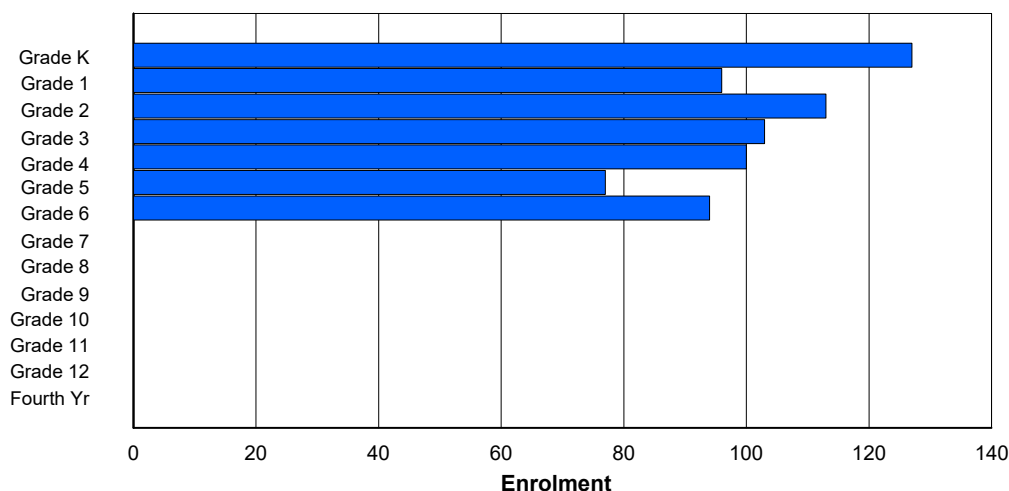
Gender	Age																	Total
	5	6	7	8	9	10	11	12	13	14	15	16	17	18	19	20>		
Male	72	49	49	58	61	40	48	1	0	0	0	0	0	0	0	0	378	
Female	54	48	63	45	38	38	45	1	0	0	0	0	0	0	0	0	332	
Total	126	97	112	103	99	78	93	2	0	0	0	0	0	0	0	0	710	

## Enrolment By Grade and Gender

	<u>Grade</u>														
Gender	K	1	2	3	4	5	6	7	8	9	10	11	12	4th	Total
Male	73	47	52	57	62	39	48	0	0	0	0	0	0	0	378
Female	54	49	61	46	38	38	46	0	0	0	0	0	0	0	332
Total	127	96	113	103	100	77	94	0	0	0	0	0	0	0	710

## Enrolment By Grade

For 951 - Paradise Elementary, Paradise



\* Data from the 2012-2013 AGR(Enrolment/Age as of the last day in Sept./Dec.)

\*\* Newfoundland Statistics Classification System

\*\*\* May include itinerant teachers

District 4 - Eastern

#952 - Elizabeth Park Elementary School, Paradise

Grades: K-6

Number of Grades: 7

[FTE Teachers](#) \*\*\* : 33.0

Classification: Urban

Offers Distance Education: No

[School FTE PTR : 12.8](#)

[District FTE PTR : 12.7](#)

[Provincial FTE PTR : 11.8](#)

## Enrolment By Age and Gender

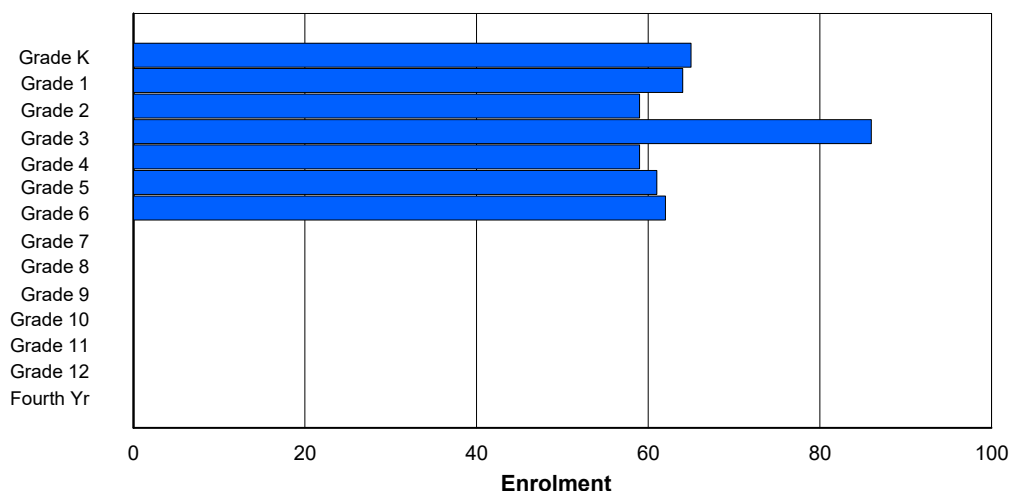
Gender	Age																	Total
	5	6	7	8	9	10	11	12	13	14	15	16	17	18	19	20>		
Male	33	29	29	45	28	33	33	2	0	0	0	0	0	0	0	0	232	
Female	32	35	29	42	31	26	29	0	0	0	0	0	0	0	0	0	224	
Total	65	64	58	87	59	59	62	2	0	0	0	0	0	0	0	0	456	

## Enrolment By Grade and Gender

	<u>Grade</u>														
Gender	K	1	2	3	4	5	6	7	8	9	10	11	12	4th	Total
Male	33	29	30	44	28	33	35	0	0	0	0	0	0	0	232
Female	32	35	29	42	31	28	27	0	0	0	0	0	0	0	224
Total	65	64	59	86	59	61	62	0	0	0	0	0	0	0	456

## Enrolment By Grade

For 952 - Elizabeth Park Elementary School, Paradise



\* Data from the 2012-2013 AGR(Enrolment/Age as of the last day in Sept./Dec.)

\*\* Newfoundland Statistics Classification System

\*\*\* May include itinerant teachers

District 5 - Conseil scolaire francophone

(Francophone School)

#095 - École Notre-Dame du Cap, Cap Saint-Georges

Classification: Rural  
Offers Distance Education: No

Grades: K-8

Number of Grades: 9

[School FTE PTR : 7.4](#)

[District FTE PTR : 7.3](#)

[Provincial FTE PTR : 11.8](#)

[FTE Teachers](#) \*\*\* : 7.0

## Enrolment By Age and Gender

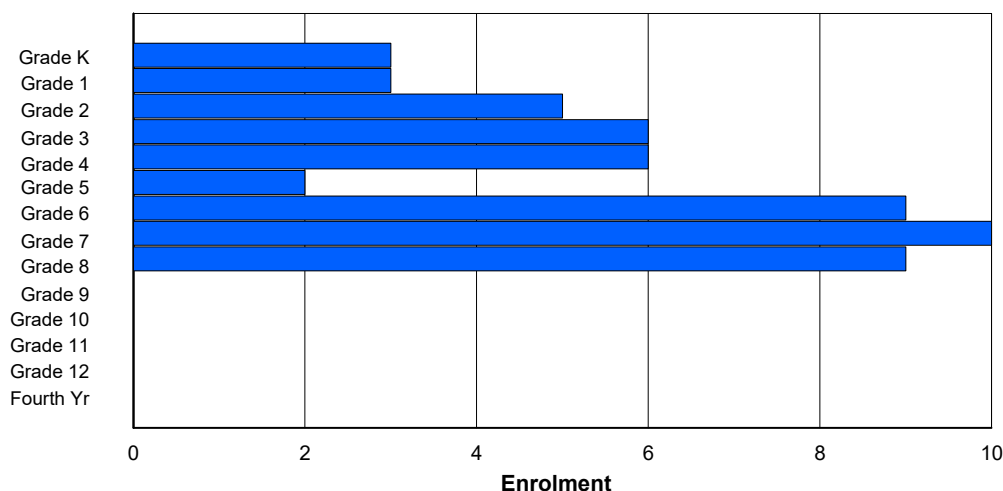
Gender	Age																	Total
	5	6	7	8	9	10	11	12	13	14	15	16	17	18	19	20>		
Male	2	1	2	4	2	2	3	3	4	0	0	0	0	0	0	0	23	
Female	1	2	3	2	3	2	6	5	6	0	0	0	0	0	0	0	30	
Total	3	3	5	6	5	4	9	8	10	0	0	0	0	0	0	0	53	

## Enrolment By Grade and Gender

	Grade														
Gender	K	1	2	3	4	5	6	7	8	9	10	11	12	4th	Total
Male	2	1	2	4	3	1	3	3	4	0	0	0	0	0	23
Female	1	2	3	2	3	1	6	7	5	0	0	0	0	0	30
Total	3	3	5	6	6	2	9	10	9	0	0	0	0	0	53

## Enrolment By Grade

For 095 - École Notre-Dame du Cap, Cap Saint-Georges



\* Data from the 2012-2013 AGR(Enrolment/Age as of the last day in Sept./Dec.)

\*\* Newfoundland Statistics Classification System

\*\*\* May include itinerant teachers

District 5 - Conseil scolaire francophone

(Francophone School)

#107 - École Ste-Anne, La Grand'Terre (Mainland)

Classification: Rural  
Offers Distance Education: Yes

Grades: K-12

Number of Grades: 13

[FTE Teachers](#) \*\*\* : 8.0

[School FTE PTR : 9.3](#)

[District FTE PTR : 7.3](#)

[Provincial FTE PTR : 11.8](#)

## Enrolment By Age and Gender

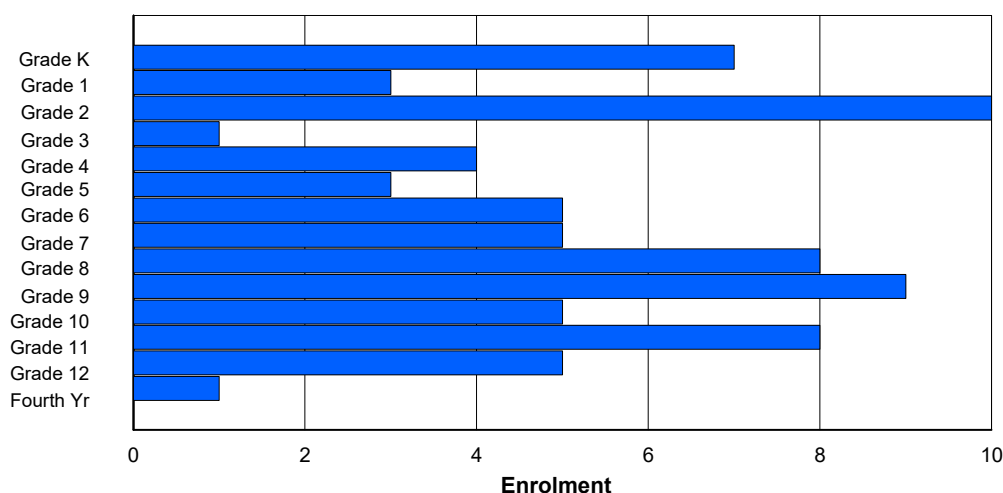
Gender	Age																	Total
	5	6	7	8	9	10	11	12	13	14	15	16	17	18	19	20>		
Male	4	0	5	0	3	1	3	1	3	4	3	2	1	2	0	0	32	
Female	3	3	5	1	1	2	2	4	5	4	3	3	5	1	0	0	42	
Total	7	3	10	1	4	3	5	5	8	8	6	5	6	3	0	0	74	

## Enrolment By Grade and Gender

	<u>Grade</u>														
Gender	K	1	2	3	4	5	6	7	8	9	10	11	12	4th	Total
Male	4	0	5	0	3	1	3	1	3	5	2	3	1	1	32
Female	3	3	5	1	1	2	2	4	5	4	3	5	4	0	42
Total	7	3	10	1	4	3	5	5	8	9	5	8	5	1	74

## Enrolment By Grade

For 107 - École Ste-Anne, La Grand'Terre (Mainland)



\* Data from the 2012-2013 AGR(Enrolment/Age as of the last day in Sept./Dec.)

\*\* Newfoundland Statistics Classification System

\*\*\* May include itinerant teachers

District 5 - Conseil scolaire francophone

(Francophone School)

#459 - Centre éducatif l'ENVOL, Labrador City

Classification: Urban  
Offers Distance Education: No

Grades: K-8

Number of Grades: 9

[School FTE PTR : 7.7](#)

[District FTE PTR : 7.3](#)

[Provincial FTE PTR : 11.8](#)

[FTE Teachers](#) \*\*\* : 3.8

## Enrolment By Age and Gender

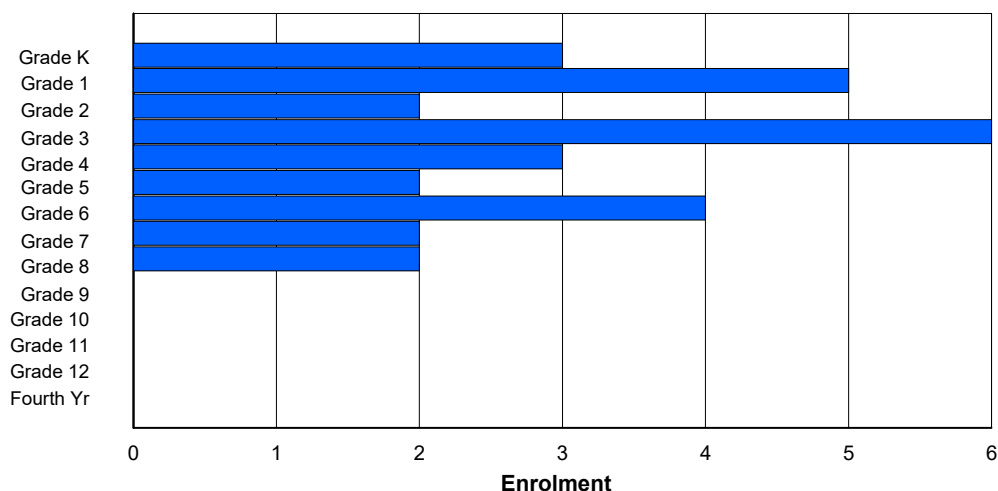
Gender	Age																	Total
	5	6	7	8	9	10	11	12	13	14	15	16	17	18	19	20>		
Male	3	0	0	5	1	2	3	1	0	1	0	0	0	0	0	0	16	
Female	4	1	1	3	1	1	0	2	0	0	0	0	0	0	0	0	13	
Total	7	1	1	8	2	3	3	3	0	1	0	0	0	0	0	0	29	

## Enrolment By Grade and Gender

	<u>Grade</u>														
Gender	K	1	2	3	4	5	6	7	8	9	10	11	12	4th	Total
Male	0	3	1	4	1	2	3	0	2	0	0	0	0	0	16
Female	3	2	1	2	2	0	1	2	0	0	0	0	0	0	13
Total	3	5	2	6	3	2	4	2	2	0	0	0	0	0	29

## Enrolment By Grade

For 459 - Centre éducatif l'ENVOL, Labrador City



\* Data from the 2012-2013 AGR(Enrolment/Age as of the last day in Sept./Dec.)

\*\* Newfoundland Statistics Classification System

\*\*\* May include itinerant teachers

District 5 - Conseil scolaire francophone

(Francophone School)

#460 - École des Grands-Vents, St. John's

Classification: Urban

Offers Distance Education: Yes

Grades: K-8,10,12

Number of Grades: 11

[School FTE PTR : 10.7](#)

[District FTE PTR : 7.3](#)

[Provincial FTE PTR : 11.8](#)

[FTE Teachers](#) \*\*\* : 14.0

## Enrolment By Age and Gender

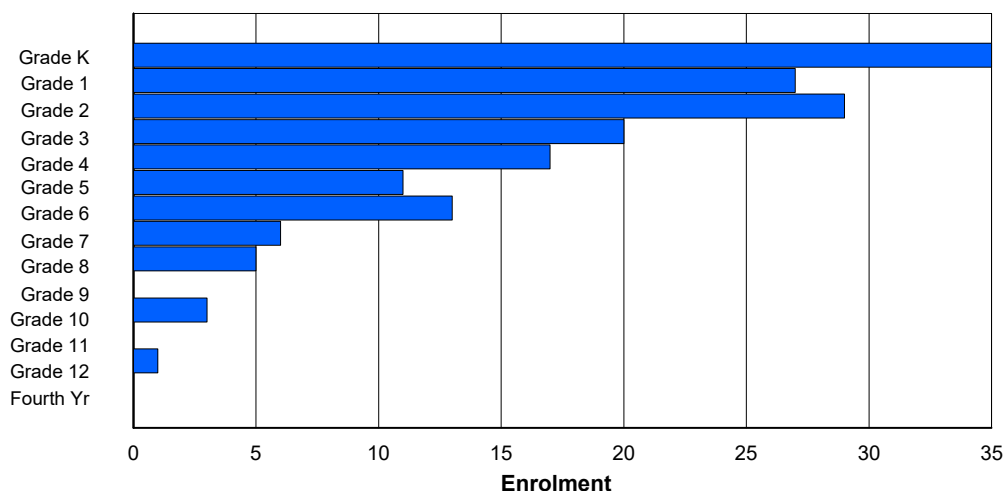
Gender	Age																	Total
	5	6	7	8	9	10	11	12	13	14	15	16	17	18	19	20>		
Male	15	14	12	12	7	3	3	2	1	3	1	1	0	1	0	0	75	
Female	18	14	16	9	13	5	10	3	4	0	0	0	0	0	0	0	92	
Total	33	28	28	21	20	8	13	5	5	3	1	1	0	1	0	0	167	

## Enrolment By Grade and Gender

	<u>Grade</u>														
Gender	K	1	2	3	4	5	6	7	8	9	10	11	12	4th	Total
Male	16	13	14	10	7	4	2	3	2	0	3	0	1	0	75
Female	19	14	15	10	10	7	11	3	3	0	0	0	0	0	92
Total	35	27	29	20	17	11	13	6	5	0	3	0	1	0	167

## Enrolment By Grade

For 460 - École des Grands-Vents, St. John's



\* Data from the 2012-2013 AGR(Enrolment/Age as of the last day in Sept./Dec.)

\*\* Newfoundland Statistics Classification System

\*\*\* May include itinerant teachers

District 5 - Conseil scolaire francophone

(Francophone School)

#472 - École Boréale, Happy Valley - Goose Bay

Classification: Urban  
Offers Distance Education: Yes

Grades: K-7,9,12

Number of Grades: 10

[FTE Teachers](#) \*\*\* : 5.0

[School FTE PTR : 5.0](#)

[District FTE PTR : 7.3](#)

[Provincial FTE PTR : 11.8](#)

## Enrolment By Age and Gender

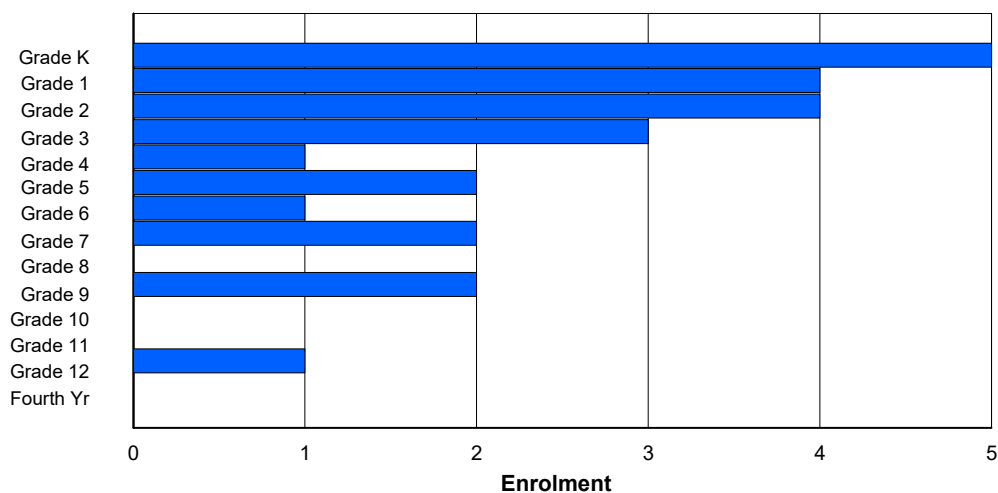
Gender	Age																	Total
	5	6	7	8	9	10	11	12	13	14	15	16	17	18	19	20>		
Male	2	1	3	1	1	1	0	0	0	1	0	0	0	0	0	0	10	
Female	2	3	2	1	1	1	1	0	1	0	1	2	0	0	0	0	15	
Total	4	4	5	2	2	2	1	0	1	1	1	2	0	0	0	0	25	

## Enrolment By Grade and Gender

	<u>Grade</u>														
Gender	K	1	2	3	4	5	6	7	8	9	10	11	12	4th	Total
Male	3	1	2	2	0	1	0	0	0	1	0	0	0	0	10
Female	2	3	2	1	1	1	1	2	0	1	0	0	1	0	15
Total	5	4	4	3	1	2	1	2	0	2	0	0	1	0	25

## Enrolment By Grade

For 472 - École Boréale, Happy Valley - Goose Bay



\* Data from the 2012-2013 AGR(Enrolment/Age as of the last day in Sept./Dec.)

\*\* Newfoundland Statistics Classification System

\*\*\* May include itinerant teachers

District 803 - Private

#373 - First Baptist Academy, Mount Pearl

Grades: K-9,12

Number of Grades: 11

Classification: Urban

Offers Distance Education: No

[School FTE PTR : N/A](#)

[FTE Teachers](#) \*\*\* : 0.0

[Provincial FTE PTR : 11.8](#)

## Enrolment By Age and Gender

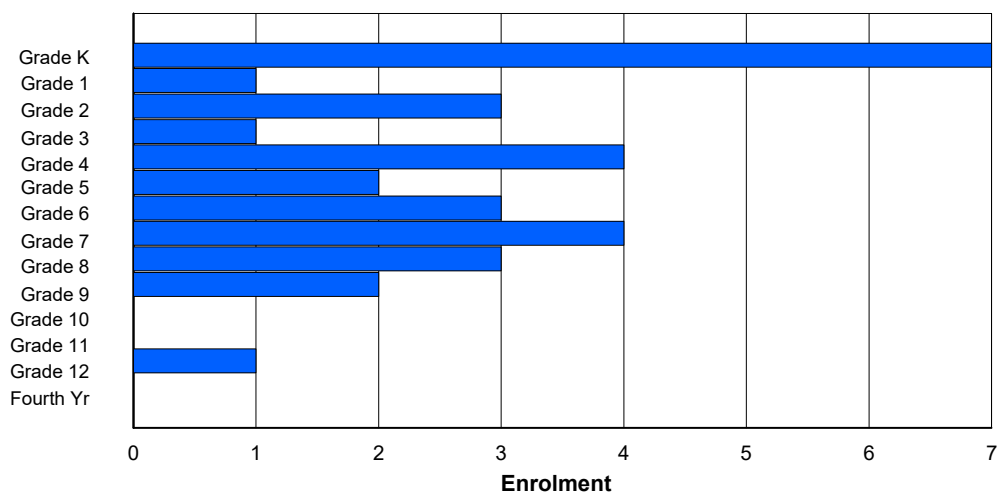
Gender	Age																	Total
	5	6	7	8	9	10	11	12	13	14	15	16	17	18	19	20>		
Male	0	0	0	0	0	0	0	0	0	0	0	0	0	0	0	0	0	
Female	0	0	0	0	0	0	0	0	0	0	0	0	0	0	0	0	0	
Total	0	0	0	0	0	0	0	0	0	0	0	0	0	0	0	0	0	

## Enrolment By Grade and Gender

	<u>Grade</u>															
Gender	K	1	2	3	4	5	6	7	8	9	10	11	12	4th	Total	
Male	0	0	0	0	0	0	0	0	0	0	0	0	0	0	0	
Female	0	0	0	0	0	0	0	0	0	0	0	0	0	0	0	
Total	0	0	0	0	0	0	0	0	0	0	0	0	0	0	0	

## Enrolment By Grade

For 373 - First Baptist Academy, Mount Pearl



\* Data from the 2012-2013 AGR(Enrolment/Age as of the last day in Sept./Dec.)

\*\* Newfoundland Statistics Classification System

\*\*\* May include itinerant teachers

District 803 - Private

#374 - Murphy Centre, St. John's

Grades: 10-12

Number of Grades: 3

Classification: Urban

Offers Distance Education: No

[School FTE PTR : N/A](#)

[FTE Teachers](#) \*\*\* : 0.0

[Provincial FTE PTR : 11.8](#)

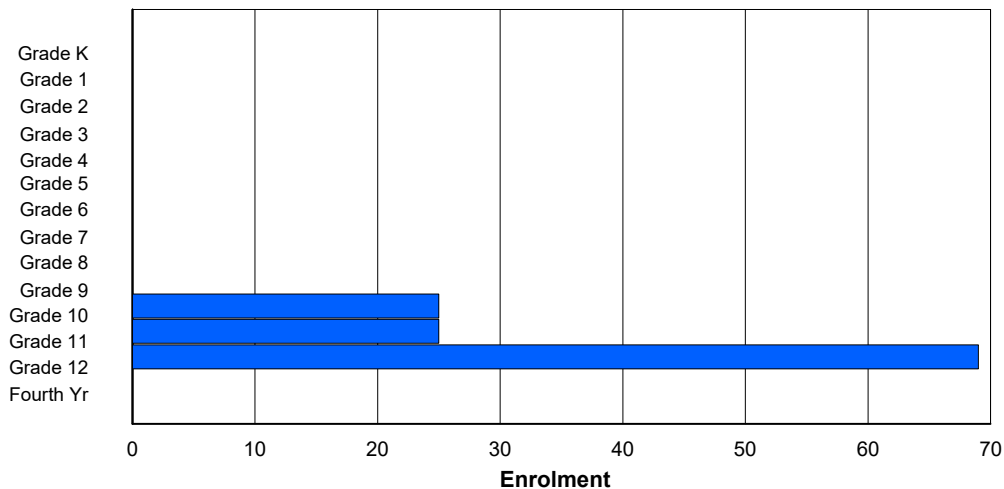
**Enrolment By Age and Gender**

Gender	Age																	Total
	5	6	7	8	9	10	11	12	13	14	15	16	17	18	19	20>		
Male	0	0	0	0	0	0	0	0	0	0	0	0	0	13	12	36	61	
Female	0	0	0	0	0	0	0	0	0	0	0	0	0	7	17	34	58	
Total	0	0	0	0	0	0	0	0	0	0	0	0	0	20	29	70	119	

**Enrolment By Grade and Gender**

	<u>Grade</u>														
Gender	K	1	2	3	4	5	6	7	8	9	10	11	12	4th	Total
Male	0	0	0	0	0	0	0	0	0	0	11	15	35	0	61
Female	0	0	0	0	0	0	0	0	0	0	14	10	34	0	58
Total	0	0	0	0	0	0	0	0	0	0	25	25	69	0	119

**Enrolment By Grade**  
For 374 - Murphy Centre, St. John's



\* Data from the 2012-2013 AGR(Enrolment/Age as of the last day in Sept./Dec.)

\*\* Newfoundland Statistics Classification System

\*\*\* May include itinerant teachers

District 803 - Private

#375 - Lakecrest -St. John's Independent School, St. John's

Grades: K-9

Number of Grades: 10

Classification: Urban

Offers Distance Education: No

[School FTE PTR : N/A](#)

[FTE Teachers](#) \*\*\* : 0.0

[Provincial FTE PTR : 11.8](#)

## Enrolment By Age and Gender

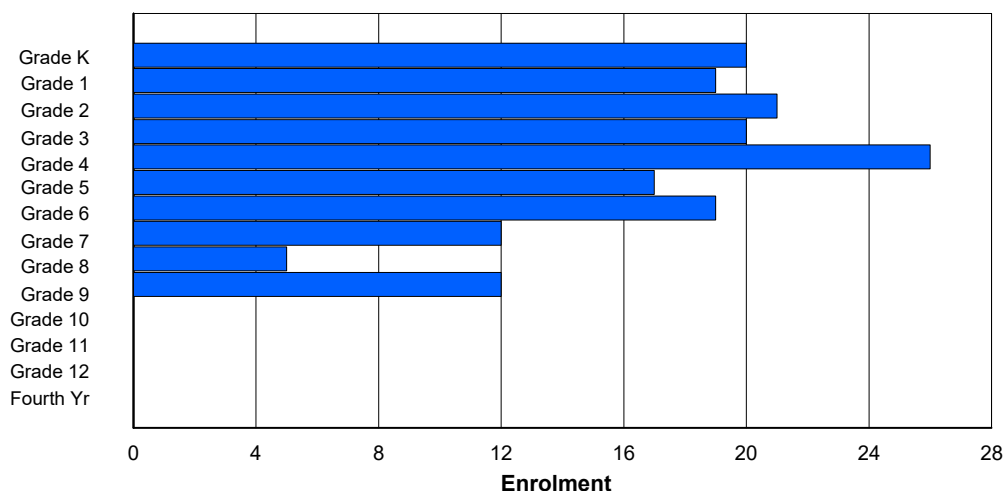
Gender	Age																	Total
	5	6	7	8	9	10	11	12	13	14	15	16	17	18	19	20>		
Male	0	0	0	0	0	0	0	0	0	0	0	0	0	0	0	0	0	
Female	0	0	0	0	0	0	0	0	0	0	0	0	0	0	0	0	0	
Total	0	0	0	0	0	0	0	0	0	0	0	0	0	0	0	0	0	

## Enrolment By Grade and Gender

	<u>Grade</u>														
Gender	K	1	2	3	4	5	6	7	8	9	10	11	12	4th	Total
Male	0	0	0	0	0	0	0	0	0	0	0	0	0	0	0
Female	0	0	0	0	0	0	0	0	0	0	0	0	0	0	0
Total	0	0	0	0	0	0	0	0	0	0	0	0	0	0	0

## Enrolment By Grade

For 375 - Lakecrest -St. John's Independent School, St. John's



\* Data from the 2012-2013 AGR(Enrolment/Age as of the last day in Sept./Dec.)

\*\* Newfoundland Statistics Classification System

\*\*\* May include itinerant teachers

District 803 - Private

#450 - St. Bonaventure's College, St. John's

Grades: K-12

Number of Grades: 13

Classification: Urban

Offers Distance Education: No

[School FTE PTR : N/A](#)

[FTE Teachers](#) \*\*\* : 0.0

[Provincial FTE PTR : 11.8](#)

## Enrolment By Age and Gender

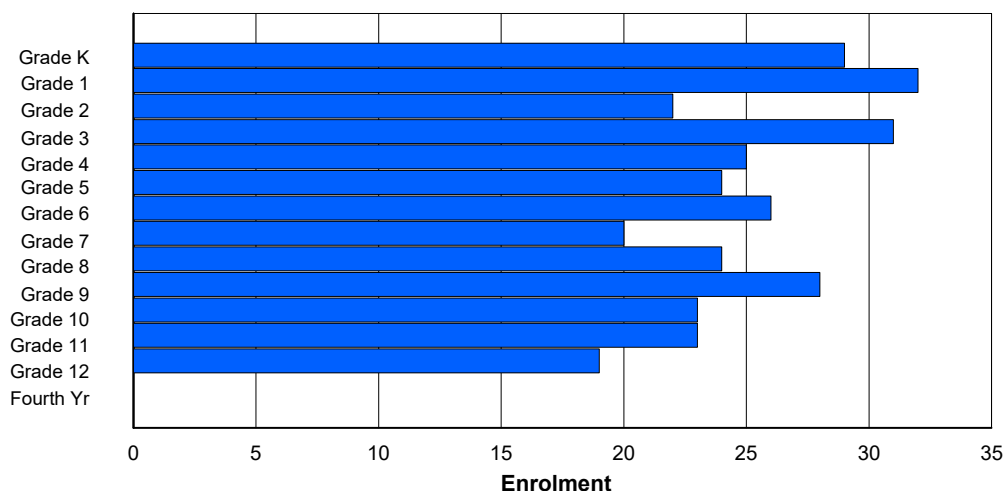
Gender	Age																	Total
	5	6	7	8	9	10	11	12	13	14	15	16	17	18	19	20>		
Male	11	13	13	19	16	8	12	15	10	16	4	9	12	1	0	0	159	
Female	17	19	10	12	9	16	11	9	14	11	16	16	6	0	1	0	167	
Total	28	32	23	31	25	24	23	24	24	27	20	25	18	1	1	0	326	

## Enrolment By Grade and Gender

	<u>Grade</u>														
Gender	K	1	2	3	4	5	6	7	8	9	10	11	12	4th	Total
Male	12	13	12	19	16	8	14	14	10	15	4	9	13	0	159
Female	17	19	10	12	9	16	12	6	14	13	19	14	6	0	167
Total	29	32	22	31	25	24	26	20	24	28	23	23	19	0	326

## Enrolment By Grade

For 450 - St. Bonaventure's College, St. John's



\* Data from the 2012-2013 AGR(Enrolment/Age as of the last day in Sept./Dec.)

\*\* Newfoundland Statistics Classification System

\*\*\* May include itinerant teachers

District 803 - Private

#453 - Eric G. Lambert All-Grade, Churchill Falls

Grades: K-12

Number of Grades: 13

Classification: Rural

Offers Distance Education: Yes

[School FTE PTR : N/A](#)

[FTE Teachers](#) \*\*\* : 0.0

[Provincial FTE PTR : 11.8](#)

## Enrolment By Age and Gender

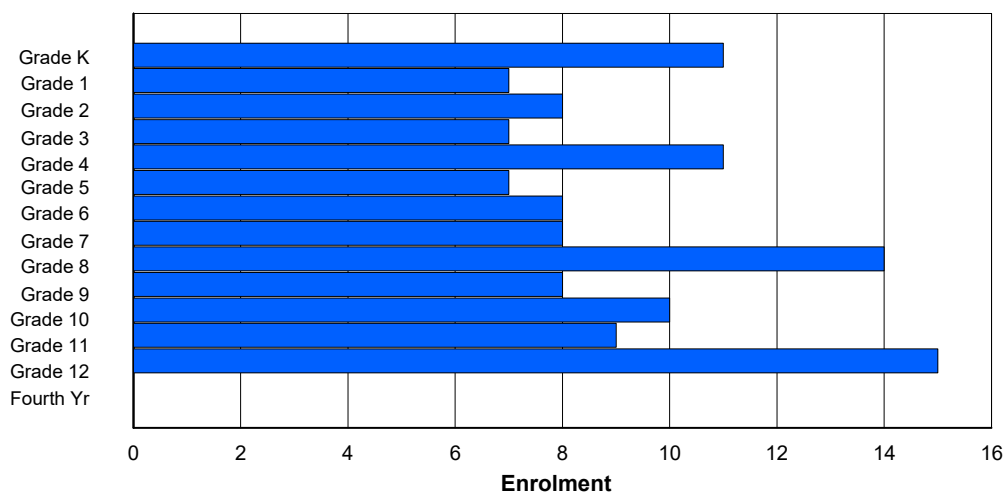
Gender	Age																	Total
	5	6	7	8	9	10	11	12	13	14	15	16	17	18	19	20>		
Male	10	1	3	2	5	4	5	3	7	5	4	3	6	1	0	0	59	
Female	1	6	5	5	6	3	3	5	6	3	6	6	9	0	0	0	64	
Total	11	7	8	7	11	7	8	8	13	8	10	9	15	1	0	0	123	

## Enrolment By Grade and Gender

	Grade														
Gender	K	1	2	3	4	5	6	7	8	9	10	11	12	4th	Total
Male	10	1	3	2	5	4	5	3	8	5	4	3	6	0	59
Female	1	6	5	5	6	3	3	5	6	3	6	6	9	0	64
Total	11	7	8	7	11	7	8	8	14	8	10	9	15	0	123

## Enrolment By Grade

For 453 - Eric G. Lambert All-Grade, Churchill Falls



\* Data from the 2012-2013 AGR(Enrolment/Age as of the last day in Sept./Dec.)

\*\* Newfoundland Statistics Classification System

\*\*\* May include itinerant teachers

District 803 - Private

#469 - Immaculate Heart of Mary School, Corner Brook

Grades: K-10

Number of Grades: 11

Classification: Urban

Offers Distance Education: No

[School FTE PTR : N/A](#)

[FTE Teachers](#) \*\*\* : 0.0

[Provincial FTE PTR : 11.8](#)

## Enrolment By Age and Gender

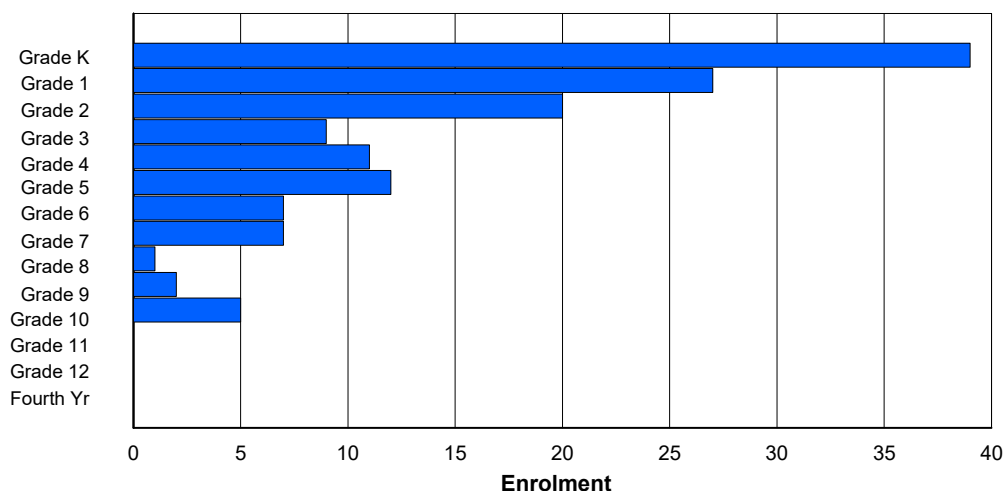
Gender	Age																	Total
	5	6	7	8	9	10	11	12	13	14	15	16	17	18	19	20>		
Male	15	12	9	7	6	1	1	1	2	0	2	0	0	0	0	0	56	
Female	26	16	7	4	4	11	6	5	0	2	2	1	0	0	0	0	84	
Total	41	28	16	11	10	12	7	6	2	2	4	1	0	0	0	0	140	

## Enrolment By Grade and Gender

	<u>Grade</u>															
Gender	K	1	2	3	4	5	6	7	8	9	10	11	12	4th	Total	
Male	15	12	10	5	7	1	1	2	1	0	2	0	0	0	56	
Female	24	15	10	4	4	11	6	5	0	2	3	0	0	0	84	
Total	39	27	20	9	11	12	7	7	1	2	5	0	0	0	140	

## Enrolment By Grade

For 469 - Immaculate Heart of Mary School, Corner Brook



\* Data from the 2012-2013 AGR(Enrolment/Age as of the last day in Sept./Dec.)

\*\* Newfoundland Statistics Classification System

\*\*\* May include itinerant teachers

District 804 - Native Federal

#018 - Sheshatshiu Innu School, Sheshatshiu

Grades: K-12

Number of Grades: 13

Classification: Rural

Offers Distance Education: No

[School FTE PTR : N/A](#)

[FTE Teachers](#) \*\*\* : 0.0

[Provincial FTE PTR : 11.8](#)

## Enrolment By Age and Gender

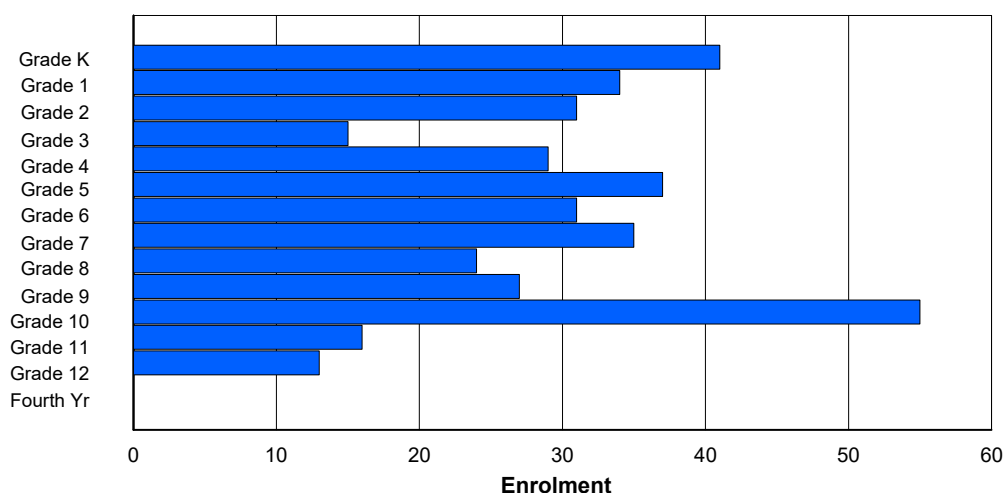
Gender	Age																	Total
	5	6	7	8	9	10	11	12	13	14	15	16	17	18	19	20>		
Male	0	0	0	0	0	0	0	0	0	0	0	0	0	0	0	0	0	
Female	0	0	0	0	0	0	0	0	0	0	0	0	0	0	0	0	0	
Total	0	0	0	0	0	0	0	0	0	0	0	0	0	0	0	0	0	

## Enrolment By Grade and Gender

	<u>Grade</u>														
Gender	K	1	2	3	4	5	6	7	8	9	10	11	12	4th	Total
Male	0	0	0	0	0	0	0	0	0	0	0	0	0	0	0
Female	0	0	0	0	0	0	0	0	0	0	0	0	0	0	0
Total	0	0	0	0	0	0	0	0	0	0	0	0	0	0	0

## Enrolment By Grade

For 018 - Sheshatshiu Innu School, Sheshatshiu



\* Data from the 2012-2013 AGR(Enrolment/Age as of the last day in Sept./Dec.)

\*\* Newfoundland Statistics Classification System

\*\*\* May include itinerant teachers

District 804 - Native Federal

#019 - Mushuau Innu Natuashish School, Natuashish

Grades: K-12

Number of Grades: 13

Classification: Rural

Offers Distance Education: No

[School FTE PTR : N/A](#)

[FTE Teachers](#) \*\*\* : 0.0

[Provincial FTE PTR : 11.8](#)

**Enrolment By Age and Gender**

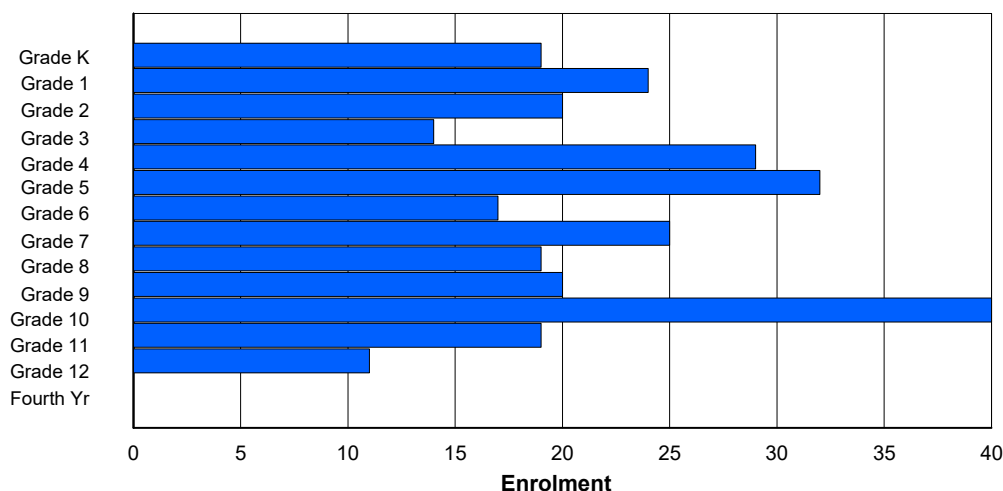
Gender	Age																	Total
	5	6	7	8	9	10	11	12	13	14	15	16	17	18	19	20>		
Male	0	0	0	0	0	0	0	0	0	0	0	0	0	0	0	0	0	
Female	0	0	0	0	0	0	0	0	0	0	0	0	0	0	0	0	0	
Total	0	0	0	0	0	0	0	0	0	0	0	0	0	0	0	0	0	

**Enrolment By Grade and Gender**

	<u>Grade</u>															
Gender	K	1	2	3	4	5	6	7	8	9	10	11	12	4th	Total	
Male	0	0	0	0	0	0	0	0	0	0	0	0	0	0	0	
Female	0	0	0	0	0	0	0	0	0	0	0	0	0	0	0	
Total	0	0	0	0	0	0	0	0	0	0	0	0	0	0	0	

## Enrolment By Grade

For 019 - Mushuau Innu Natuashish School, Natuashish



\* Data from the 2012-2013 AGR(Enrolment/Age as of the last day in Sept./Dec.)

\*\* Newfoundland Statistics Classification System

\*\*\* May include itinerant teachers

District 804 - Native Federal

#376 - Se't Anneway Kegnamogwom, Conne River

Grades: K-12

Number of Grades: 13

Classification: Rural

Offers Distance Education: Yes

[School FTE PTR : N/A](#)

[FTE Teachers](#) \*\*\* : 0.0

[Provincial FTE PTR : 11.8](#)

## Enrolment By Age and Gender

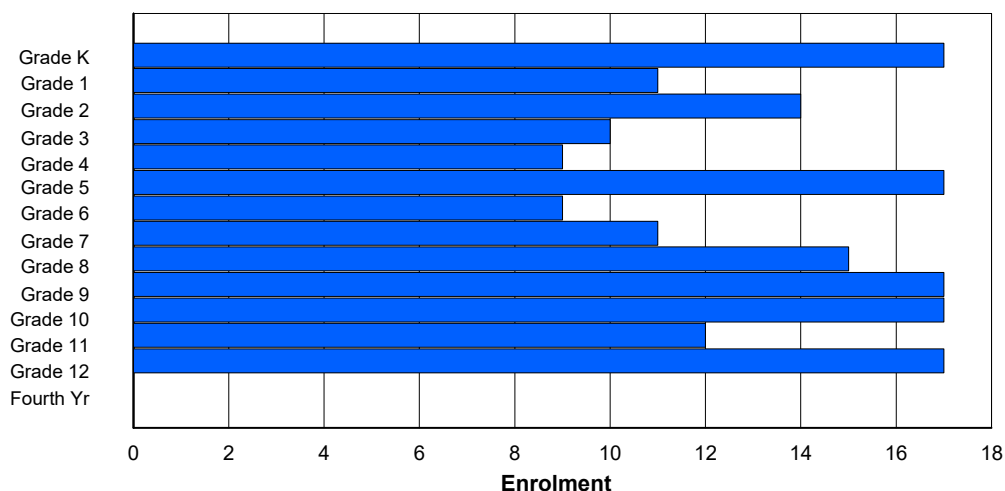
Gender	Age																	Total
	5	6	7	8	9	10	11	12	13	14	15	16	17	18	19	20>		
Male	0	0	0	0	0	0	0	0	0	0	0	0	0	0	0	0	0	
Female	0	0	0	0	0	0	0	0	0	0	0	0	0	0	0	0	0	
Total	0	0	0	0	0	0	0	0	0	0	0	0	0	0	0	0	0	

## Enrolment By Grade and Gender

	<u>Grade</u>														
Gender	K	1	2	3	4	5	6	7	8	9	10	11	12	4th	Total
Male	0	0	0	0	0	0	0	0	0	0	0	0	0	0	0
Female	0	0	0	0	0	0	0	0	0	0	0	0	0	0	0
Total	0	0	0	0	0	0	0	0	0	0	0	0	0	0	0

## Enrolment By Grade

For 376 - Se't Anneway Kegnamogwom, Conne River



\* Data from the 2012-2013 AGR(Enrolment/Age as of the last day in Sept./Dec.)

\*\* Newfoundland Statistics Classification System

\*\*\* May include itinerant teachers

District 903 - Social Service

#378 - NF & Lab Youth Centre, Whitbourne

Grades: 7-12

Number of Grades: 6

Classification: Rural

Offers Distance Education: No

[School FTE PTR : N/A](#)

[FTE Teachers](#) \*\*\* : 0.0

[Provincial FTE PTR : 11.8](#)

## Enrolment By Age and Gender

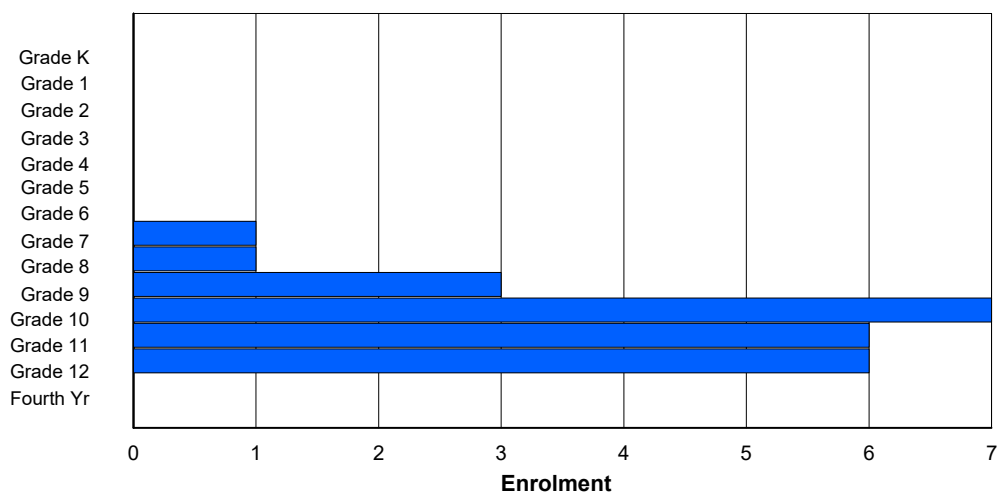
Gender	Age																	Total
	5	6	7	8	9	10	11	12	13	14	15	16	17	18	19	20>		
Male	0	0	0	0	0	0	0	0	0	0	0	0	0	0	0	0	0	
Female	0	0	0	0	0	0	0	0	0	0	0	0	0	0	0	0	0	
Total	0	0	0	0	0	0	0	0	0	0	0	0	0	0	0	0	0	

## Enrolment By Grade and Gender

	<u>Grade</u>															
Gender	K	1	2	3	4	5	6	7	8	9	10	11	12	4th	Total	
Male	0	0	0	0	0	0	0	0	0	0	0	0	0	0	0	
Female	0	0	0	0	0	0	0	0	0	0	0	0	0	0	0	
Total	0	0	0	0	0	0	0	0	0	0	0	0	0	0	0	

## Enrolment By Grade

For 378 - NF & Lab Youth Centre, Whitbourne



\* Data from the 2012-2013 AGR(Enrolment/Age as of the last day in Sept./Dec.)

\*\* Newfoundland Statistics Classification System

\*\*\* May include itinerant teachers

Number of Schools: 278

\* Data from the 2012-2013 AGR(Enrolment/Age as of the last day in Sept./Dec.)

\*\* Newfoundland Statistics Classification System

\*\*\* May include itinerant teachers