

**Longitudinal  
Cohort of students  
Difference from Provincial Mean 2010 - 2013**

**Reading**

*School data with 5 or fewer students withheld for reasons of confidentiality.*

**Grade 3 2010**

*Prov Mean 76%  
Level 3 and above*

**Grade 6 2013**

*Prov Mean 79%  
Level 3 and above*

**Demand Writing**


*School data with 5 or fewer students withheld for reasons of confidentiality.*

**Grade 3 2010**

*Prov Mean 74%  
Level 3 and above*

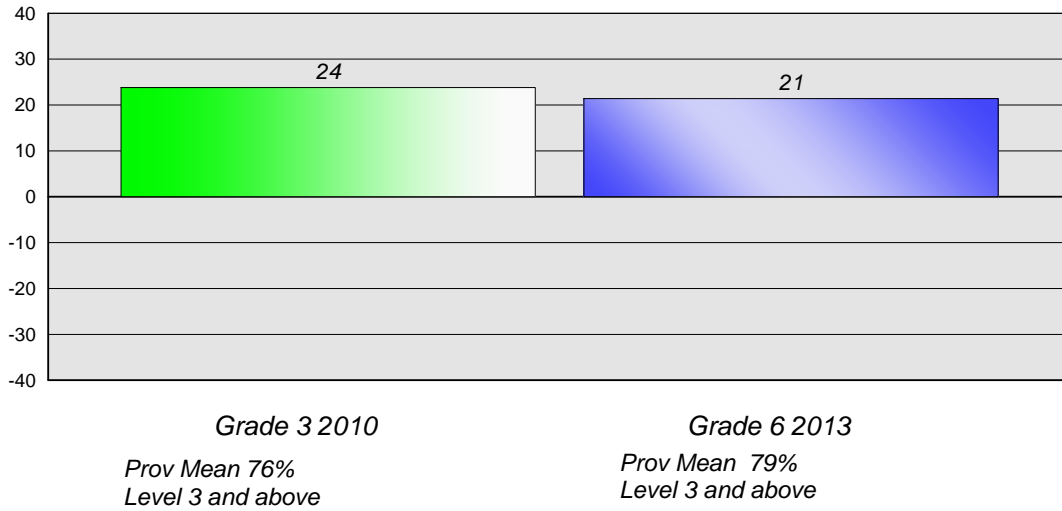
**Grade 6 2013**

*Prov Mean 73%  
Level 3 and above*

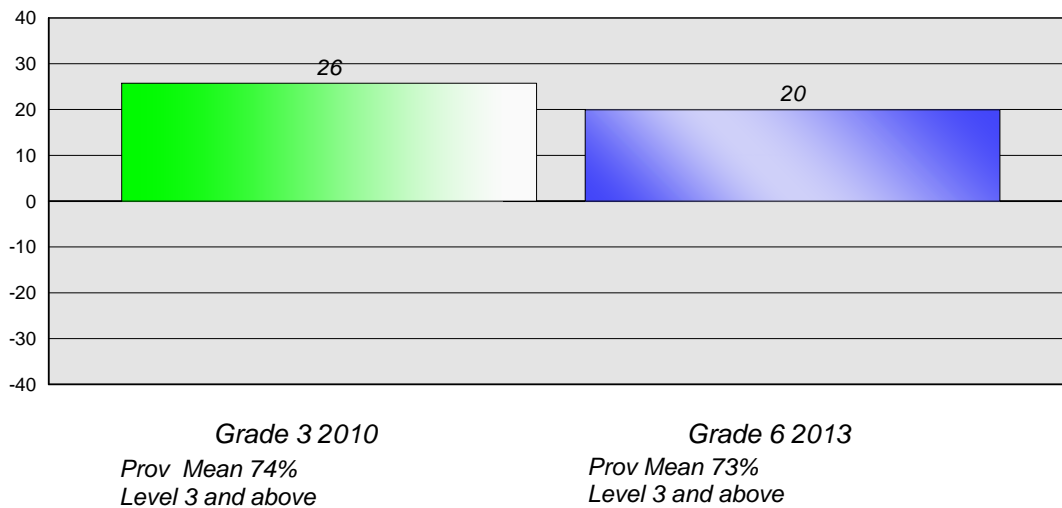


**Longitudinal  
Cohort of students  
Difference from Provincial Mean 2010 - 2013**

**Reading**

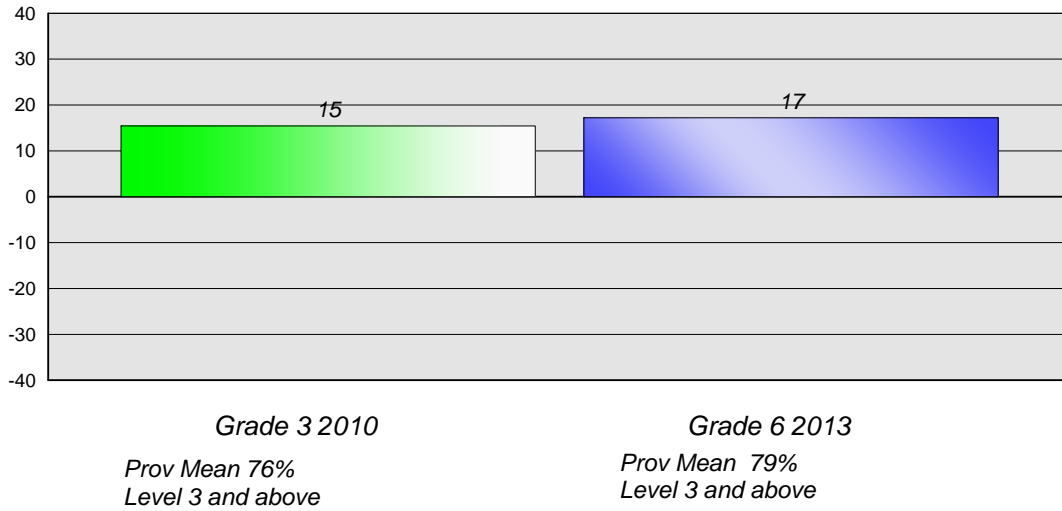


**Demand Writing**

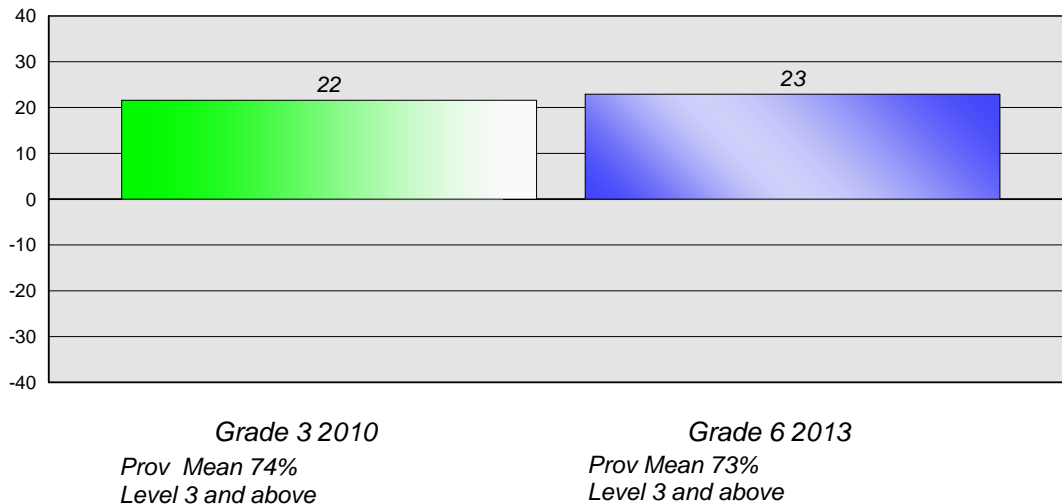


**Longitudinal  
Cohort of students  
Difference from Provincial Mean 2010 - 2013**

**Reading**

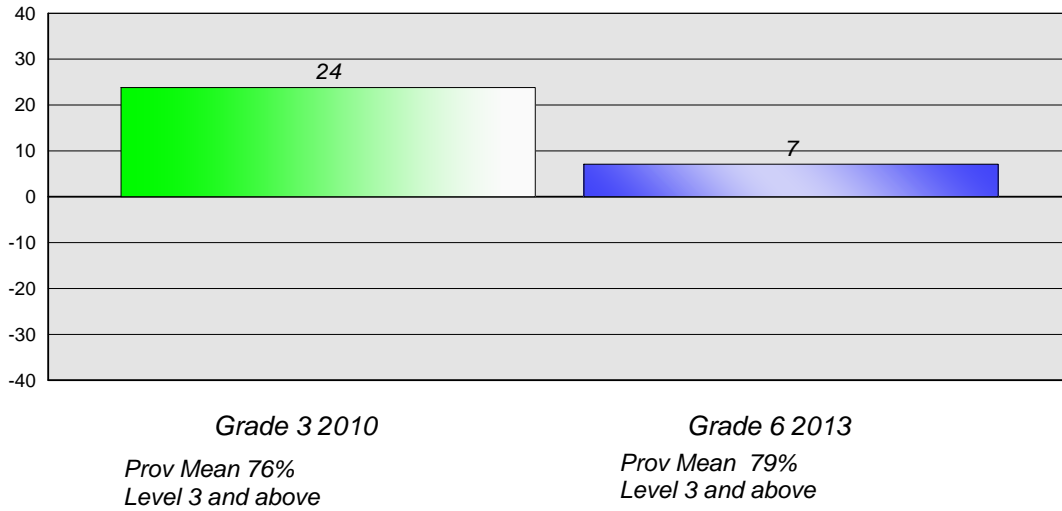


**Demand Writing**


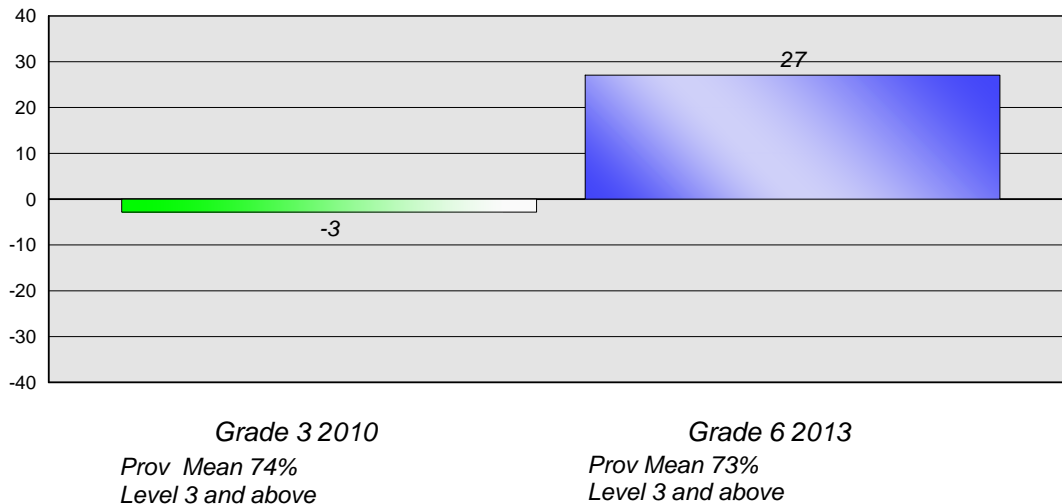


**Longitudinal  
Cohort of students  
Difference from Provincial Mean 2010 - 2013**

**Reading**



**Demand Writing**



**Longitudinal  
Cohort of students  
Difference from Provincial Mean 2010 - 2013**

**Reading**

*School data with 5 or fewer students withheld for reasons of confidentiality.*

Grade 3 2010

Prov Mean 76%  
Level 3 and above

Grade 6 2013

Prov Mean 79%  
Level 3 and above

**Demand Writing**

*School data with 5 or fewer students withheld for reasons of confidentiality.*

Grade 3 2010

Prov Mean 74%  
Level 3 and above

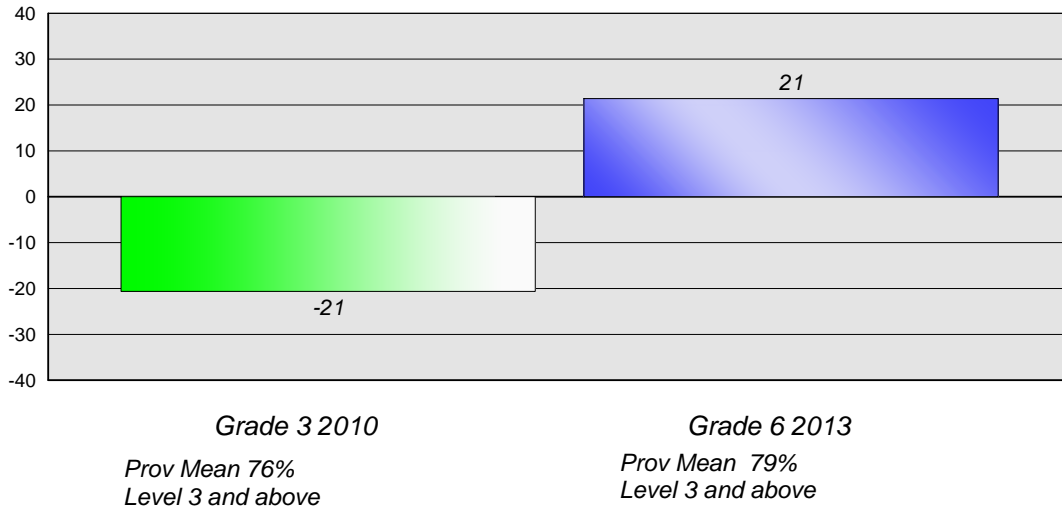
Grade 6 2013

Prov Mean 73%  
Level 3 and above



**Longitudinal  
Cohort of students  
Difference from Provincial Mean 2010 - 2013**

**Reading**



**Demand Writing**

