

**Longitudinal
Cohort of students
Difference from Provincial Mean 2007 - 2010 - 2013**

Reading

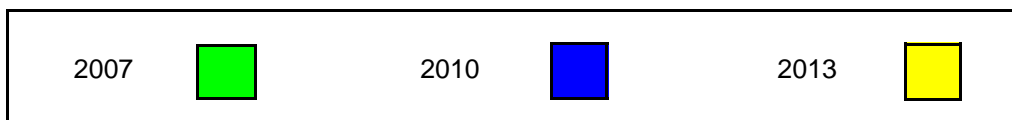
School data with 5 or fewer students withheld for reasons of confidentiality.

Grade 3 2007	Grade 6 2010	Grade 9 2013
Prov Mean 74% Level 3 and above	Prov Mean 73% Level 3 and above	Prov Mean 85% Level 3 and above

Demand Writing

School data with 5 or fewer students withheld for reasons of confidentiality.

Grade 3 2007	Grade 6 2010	Grade 9 2013
Prov Mean 76% Level 3 and above	Prov Mean 83% Level 3 and above	Prov Mean 92% Level 3 and above



**Longitudinal
Cohort of students
Difference from Provincial Mean 2007 - 2010 - 2013**

Reading

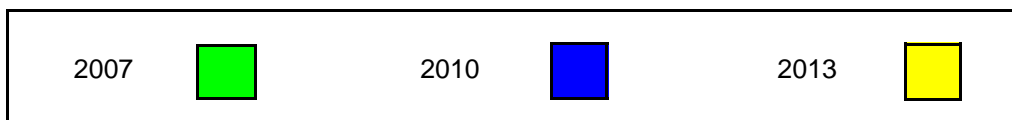
School data with 5 or fewer students withheld for reasons of confidentiality.

Grade 3 2007	Grade 6 2010	Grade 9 2013
Prov Mean 74% Level 3 and above	Prov Mean 73% Level 3 and above	Prov Mean 85% Level 3 and above

Demand Writing

School data with 5 or fewer students withheld for reasons of confidentiality.

Grade 3 2007	Grade 6 2010	Grade 9 2013
Prov Mean 76% Level 3 and above	Prov Mean 83% Level 3 and above	Prov Mean 92% Level 3 and above



**Longitudinal
Cohort of students
Difference from Provincial Mean 2007 - 2010 - 2013**

Reading

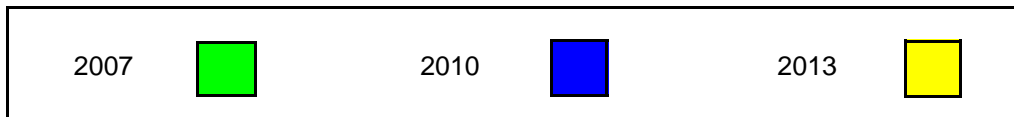
School data with 5 or fewer students withheld for reasons of confidentiality.

<p>Grade 3 2007</p> <p>Prov Mean 74% Level 3 and above</p>	<p>Grade 6 2010</p> <p>Prov Mean 73% Level 3 and above</p>	<p>Grade 9 2013</p> <p>Prov Mean 85% Level 3 and above</p>
--	--	--

Demand Writing

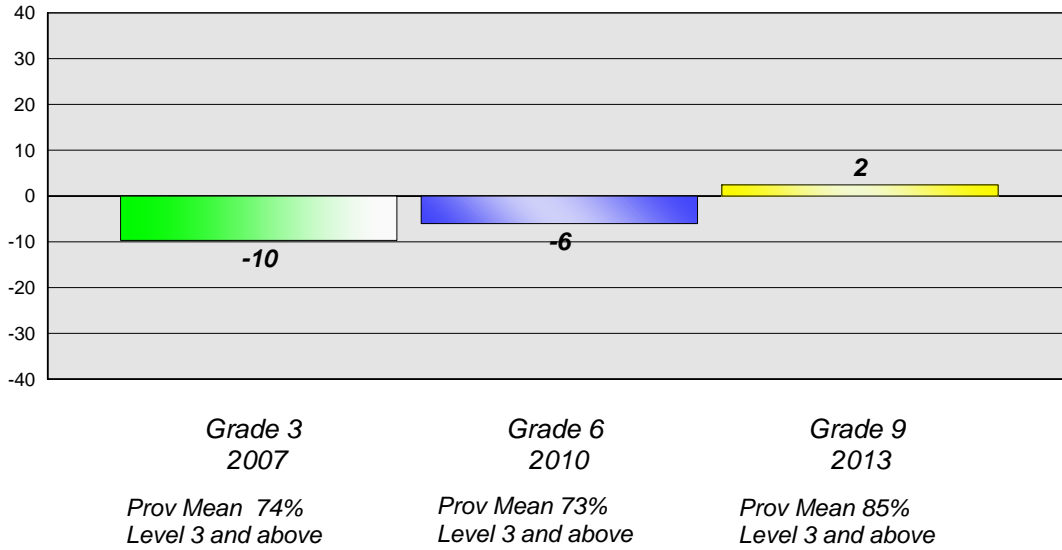
School data with 5 or fewer students withheld for reasons of confidentiality.

<p>Grade 3 2007</p> <p>Prov Mean 76% Level 3 and above</p>	<p>Grade 6 2010</p> <p>Prov Mean 83% Level 3 and above</p>	<p>Grade 9 2013</p> <p>Prov Mean 92% Level 3 and above</p>
--	--	--

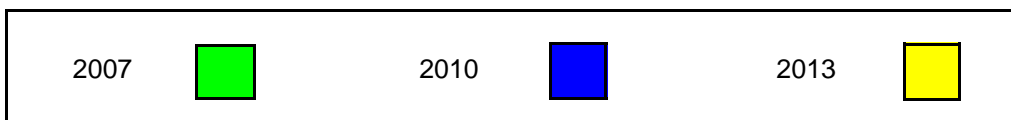
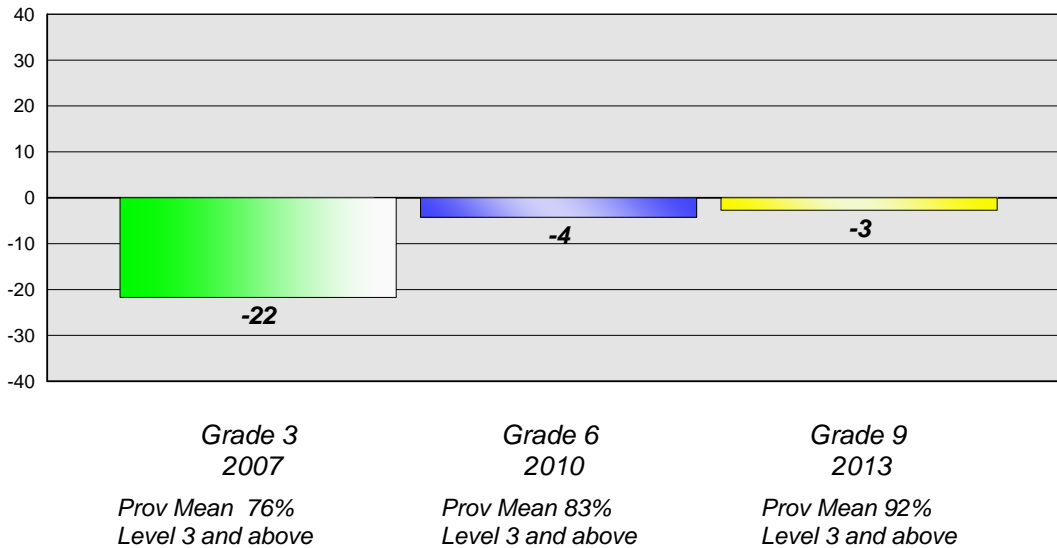


**Longitudinal
Cohort of students
Difference from Provincial Mean 2007 - 2010 - 2013**

Reading



Demand Writing



**Longitudinal
Cohort of students
Difference from Provincial Mean 2007 - 2010 - 2013**

Reading

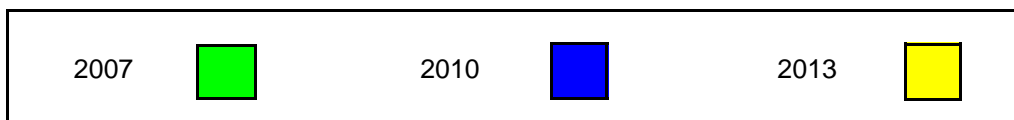
School data with 5 or fewer students withheld for reasons of confidentiality.

Grade 3 2007	Grade 6 2010	Grade 9 2013
Prov Mean 74% Level 3 and above	Prov Mean 73% Level 3 and above	Prov Mean 85% Level 3 and above

Demand Writing

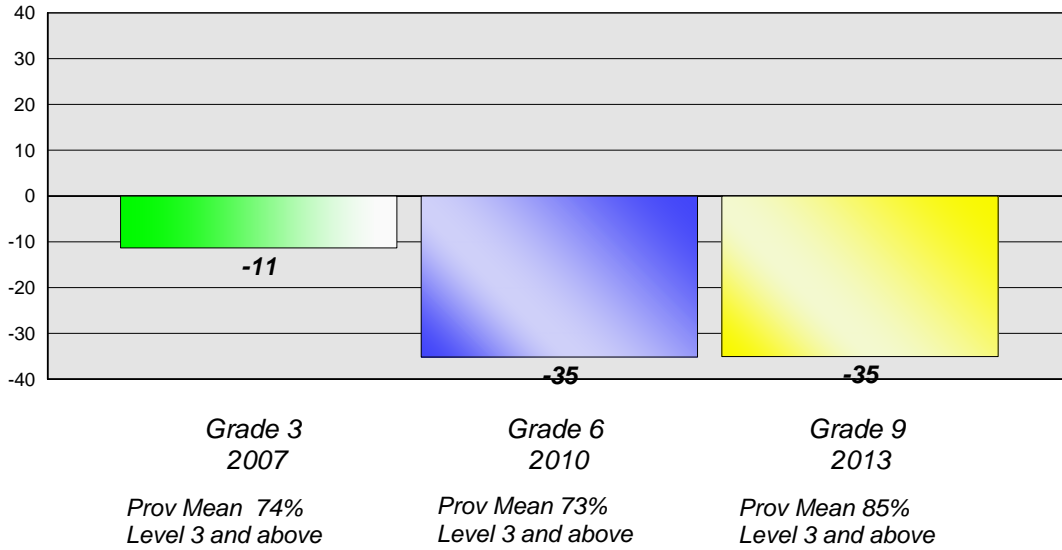
School data with 5 or fewer students withheld for reasons of confidentiality.

Grade 3 2007	Grade 6 2010	Grade 9 2013
Prov Mean 76% Level 3 and above	Prov Mean 83% Level 3 and above	Prov Mean 92% Level 3 and above

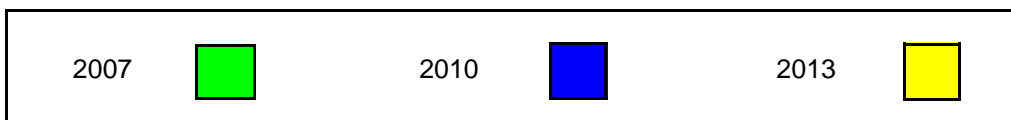
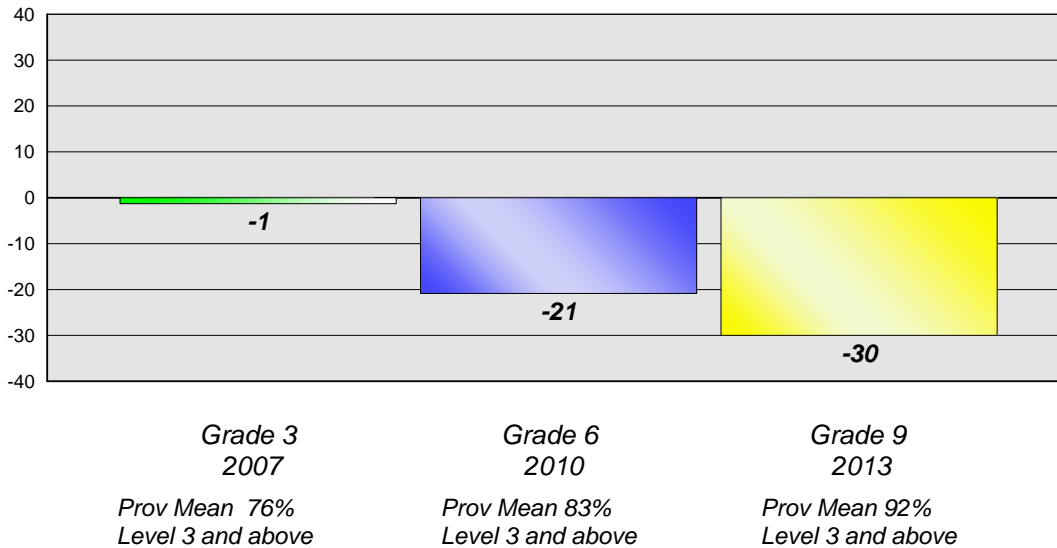


**Longitudinal
Cohort of students
Difference from Provincial Mean 2007 - 2010 - 2013**

Reading



Demand Writing



**Longitudinal
Cohort of students
Difference from Provincial Mean 2007 - 2010 - 2013**

Reading

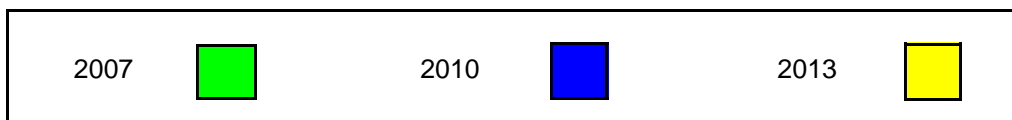
School data with 5 or fewer students withheld for reasons of confidentiality.

Grade 3 2007	Grade 6 2010	Grade 9 2013
Prov Mean 74% Level 3 and above	Prov Mean 73% Level 3 and above	Prov Mean 85% Level 3 and above

Demand Writing

School data with 5 or fewer students withheld for reasons of confidentiality.

Grade 3 2007	Grade 6 2010	Grade 9 2013
Prov Mean 76% Level 3 and above	Prov Mean 83% Level 3 and above	Prov Mean 92% Level 3 and above



**Longitudinal
Cohort of students
Difference from Provincial Mean 2007 - 2010 - 2013**

Reading

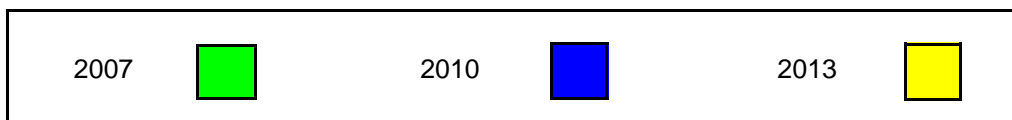
School data with 5 or fewer students withheld for reasons of confidentiality.

Grade 3 2007	Grade 6 2010	Grade 9 2013
Prov Mean 74% Level 3 and above	Prov Mean 73% Level 3 and above	Prov Mean 85% Level 3 and above

Demand Writing

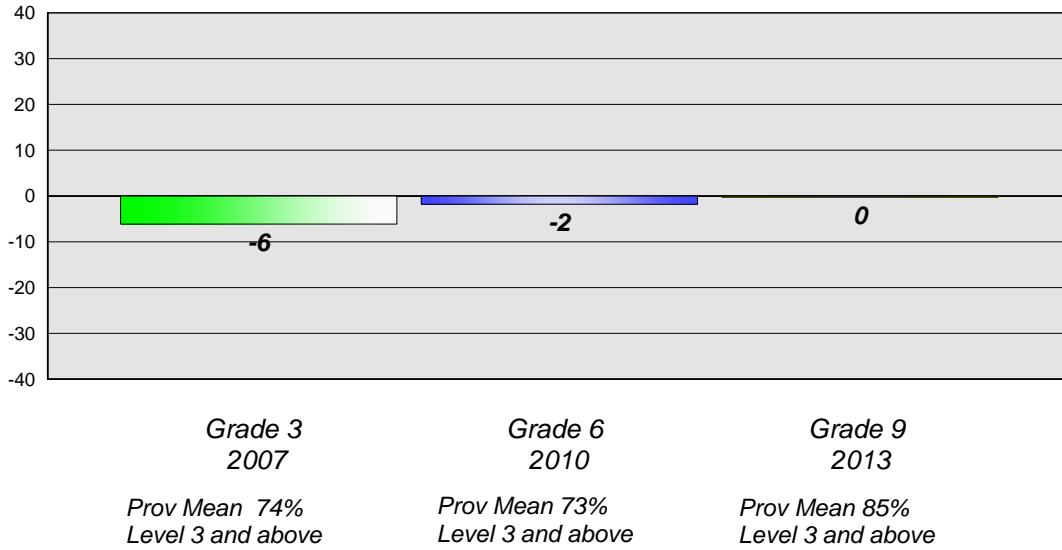
School data with 5 or fewer students withheld for reasons of confidentiality.

Grade 3 2007	Grade 6 2010	Grade 9 2013
Prov Mean 76% Level 3 and above	Prov Mean 83% Level 3 and above	Prov Mean 92% Level 3 and above



**Longitudinal
Cohort of students
Difference from Provincial Mean 2007 - 2010 - 2013**

Reading



Demand Writing

