

District 4 - Eastern

School #: 213 Lake Academy

Demand Writing

School

District

Province

Creative Writing

Persuasive Writing

Creative Writing

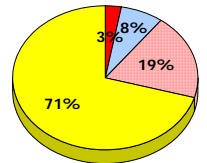
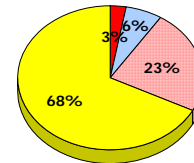
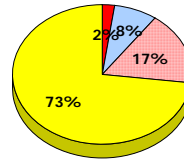
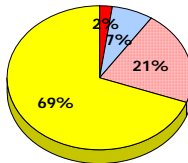
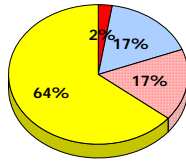
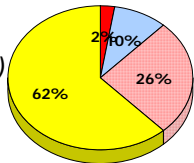
Persuasive Writing

Creative Writing

Persuasive Writing

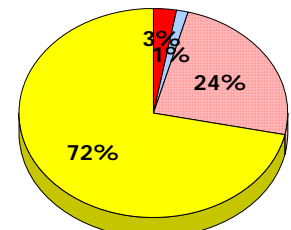
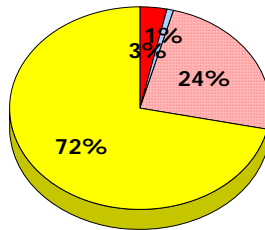
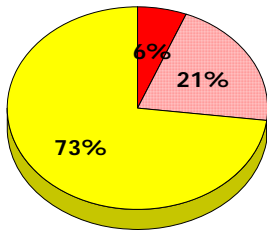
2013

Apr 30, 2013 (42)



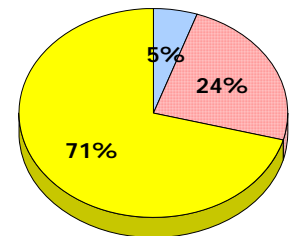
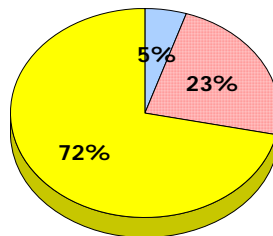
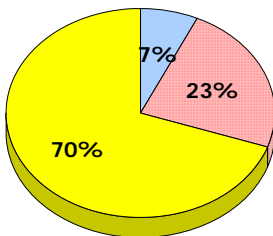
2012

Apr 30, 2012 (47)



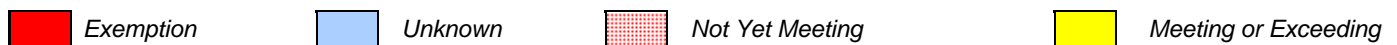
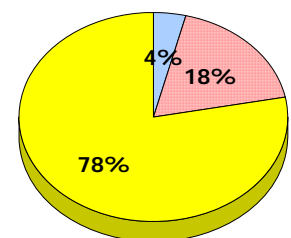
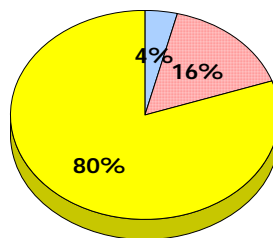
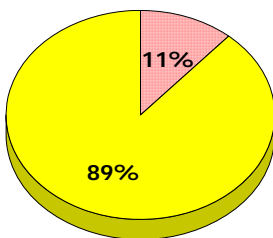
2011

AGR (43)



2010

AGR (34)



* In some cases, CRT numbers may exceed AGR numbers based on late enrolments. Pie chart is based on the number of students who wrote the CRT.
* Mushuau Innu Natuashish School and Sheshatshiu Innu School are excluded from district and provincial results.

District 4 - Eastern

School #: 213 Lake Academy

Reading

School

District

Province

Non - Fiction

Fiction

Non - Fiction

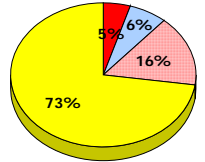
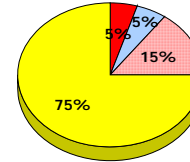
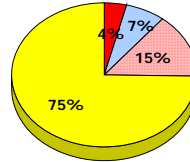
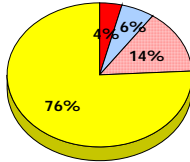
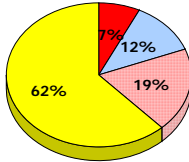
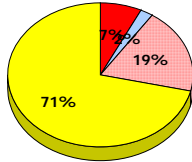
Fiction

Non - Fiction

Fiction

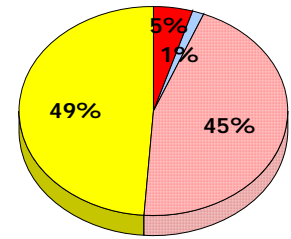
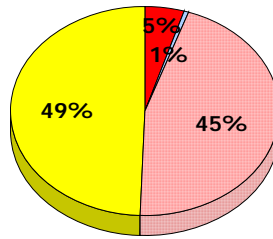
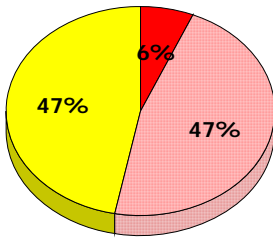
2013

Apr 30,
2013 (42)



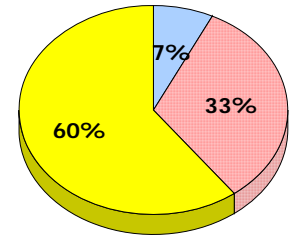
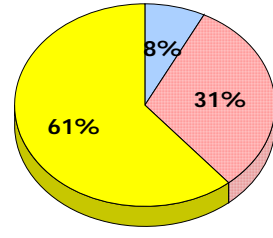
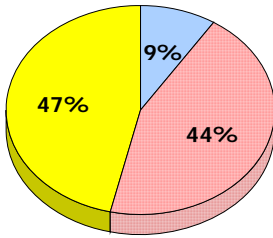
2012

Apr 30,
2012 (47)



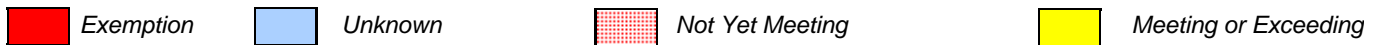
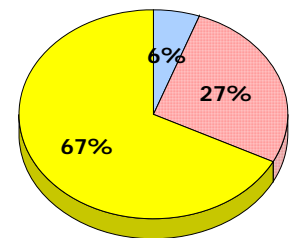
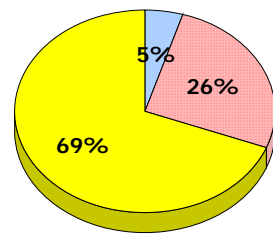
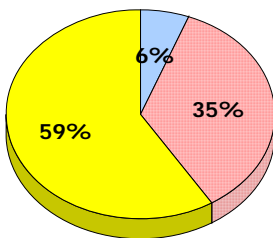
2011

AGR (43)



2010

AGR (34)



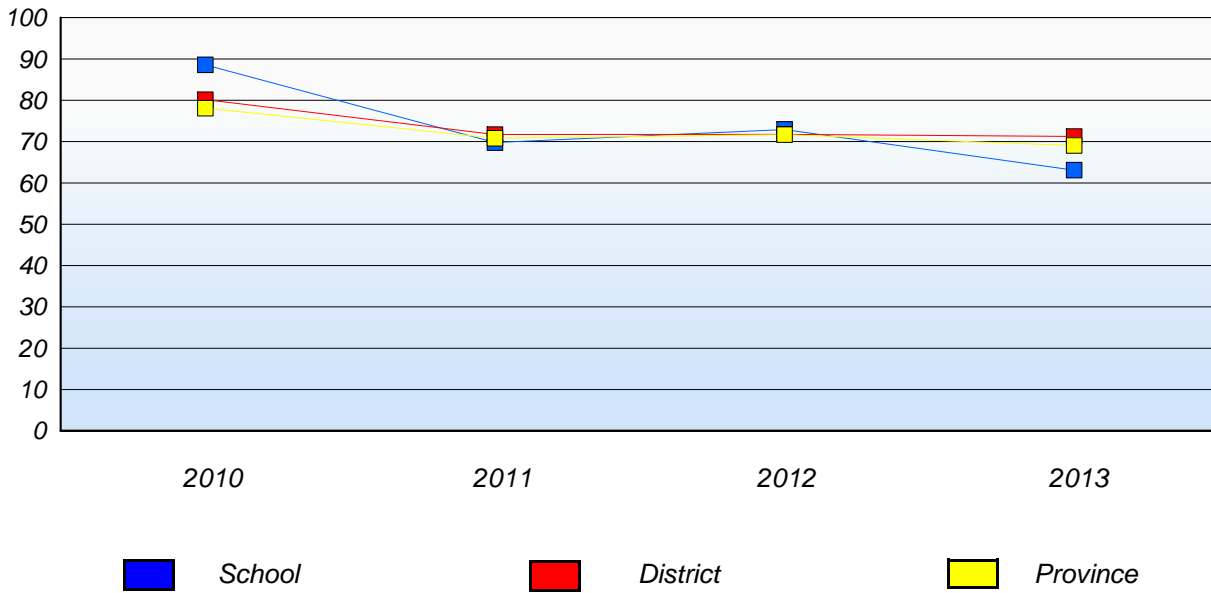
* In some cases, CRT numbers may exceed AGR numbers based on late enrolments. Pie chart is based on the number of students who wrote the CRT.
 * Mushuau Innu Natuashish School and Sheshatshiu Innu School are excluded from district and provincial results.

District 4 - Eastern

School #: 213 Lake Academy

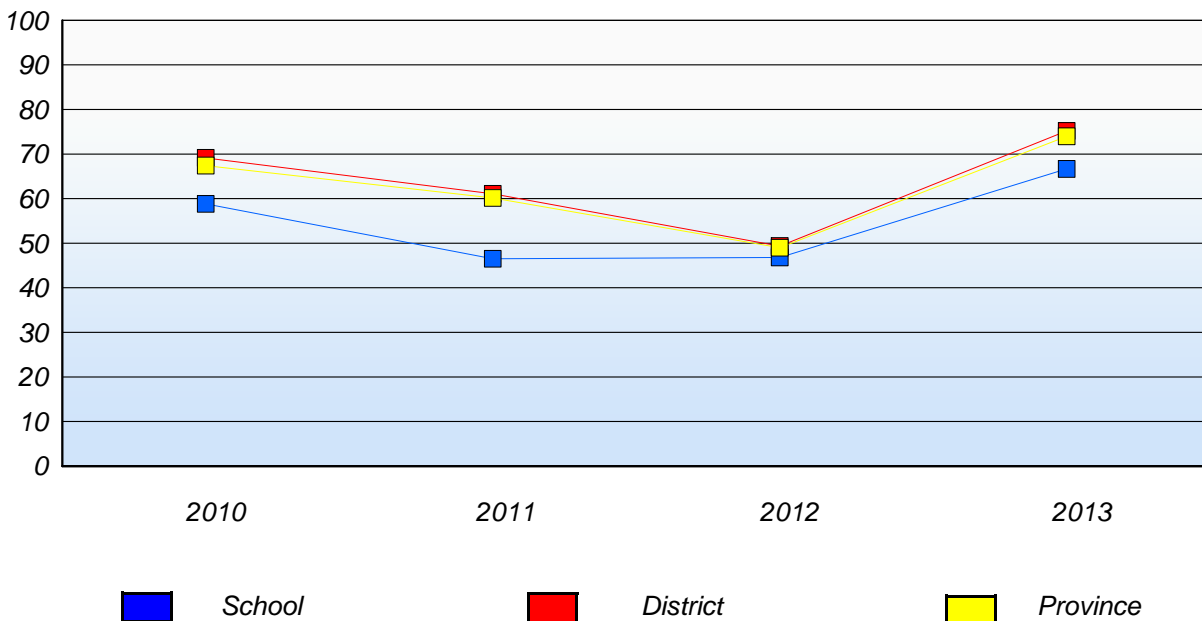
Demand Writing

Percentage of students at level 3 or above (2010 - 2013)



Reading

Percentage of students at level 3 or above (2010 - 2013)



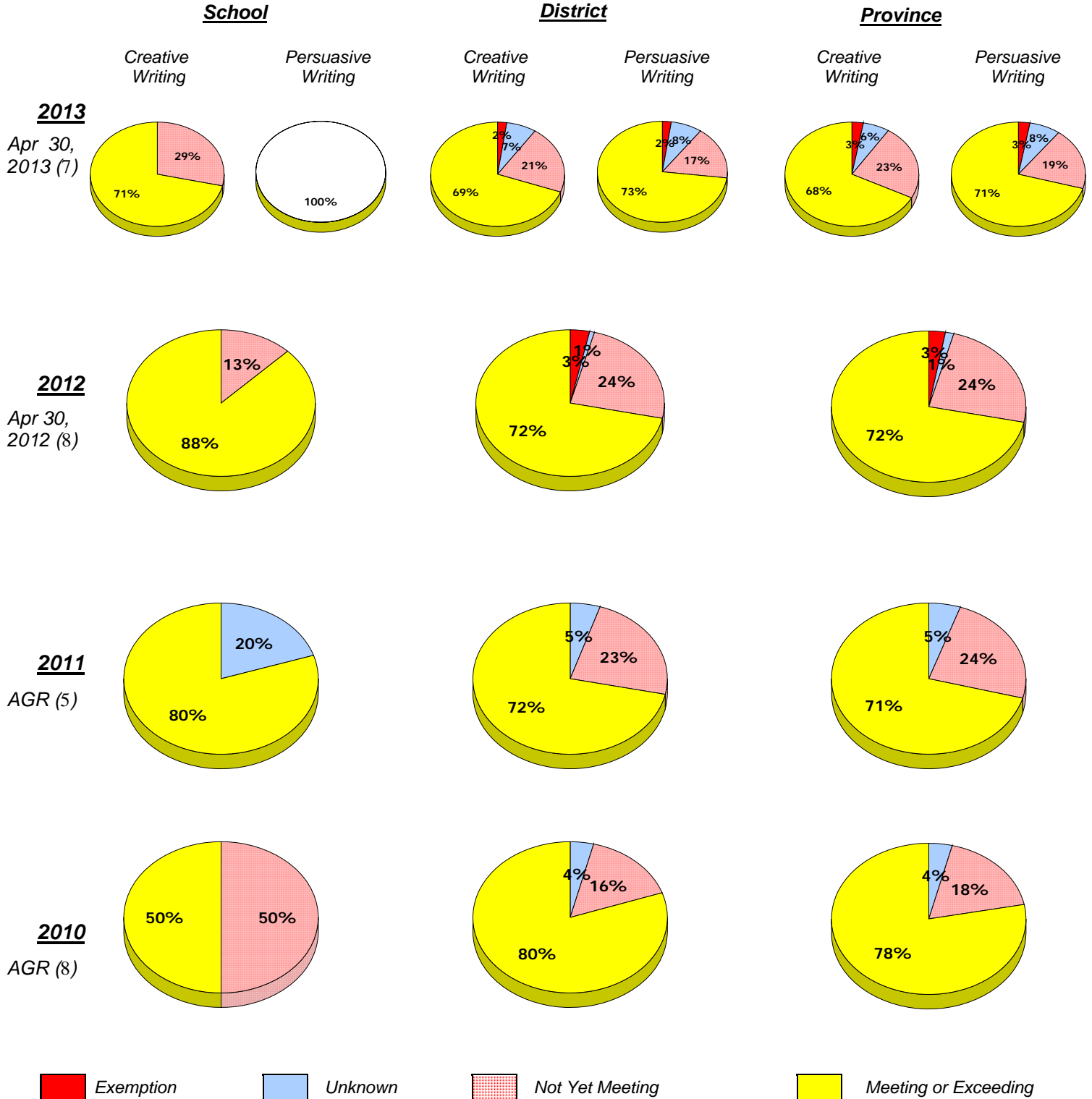
* In some cases, CRT numbers may exceed AGR numbers based on late enrolments. Pie chart is based on the number of students who wrote the CRT.

* Mushuau Innu Natuashish School and Sheshatshiu Innu School are excluded from district and provincial results.

District 4 - Eastern

School #: 218 St. Joseph's Academy

Demand Writing



* In some cases, CRT numbers may exceed AGR numbers based on late enrolments. Pie chart is based on the number of students who wrote the CRT.
* Mushuau Innu Natuashish School and Sheshatshiu Innu School are excluded from district and provincial results.

Elementary English Language Arts
4 Year Provincial Assessment, June 2013
Student Population Report
(average scores)

District 4 - Eastern

School #: 218 St. Joseph's Academy

Reading

School

District

Province

Non - Fiction

Fiction

Non - Fiction

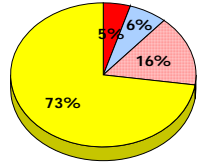
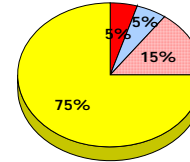
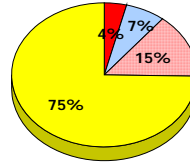
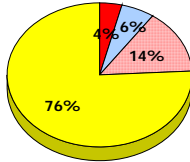
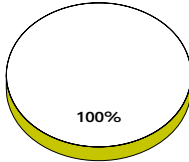
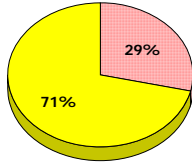
Fiction

Non - Fiction

Fiction

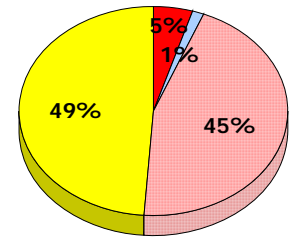
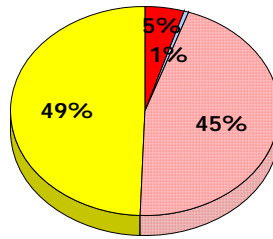
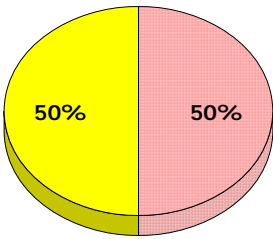
2013

Apr 30,
2013 (7)



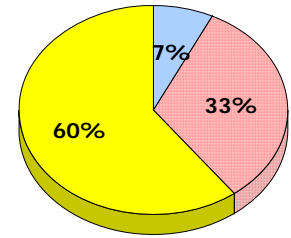
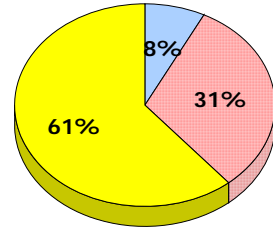
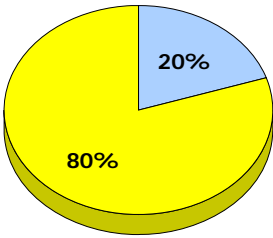
2012

Apr 30,
2012 (8)



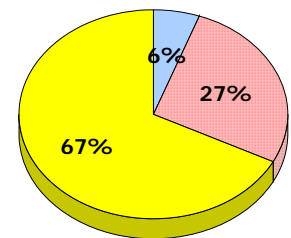
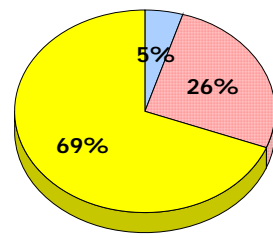
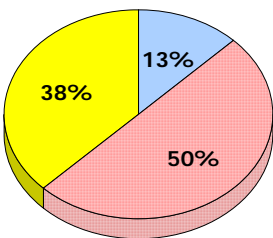
2011

AGR (5)



2010

AGR (8)



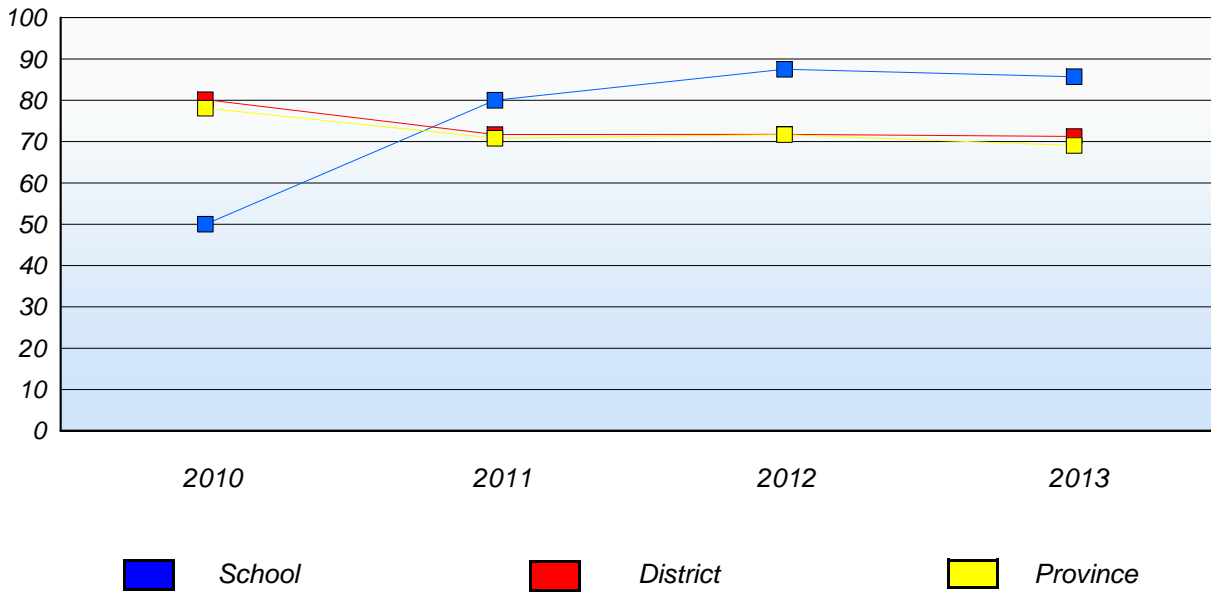
■ Exemption
 ■ Unknown
 ■ Not Yet Meeting
 ■ Meeting or Exceeding

* In some cases, CRT numbers may exceed AGR numbers based on late enrolments. Pie chart is based on the number of students who wrote the CRT.
 * Mushuau Innu Natuashish School and Sheshatshiu Innu School are excluded from district and provincial results.

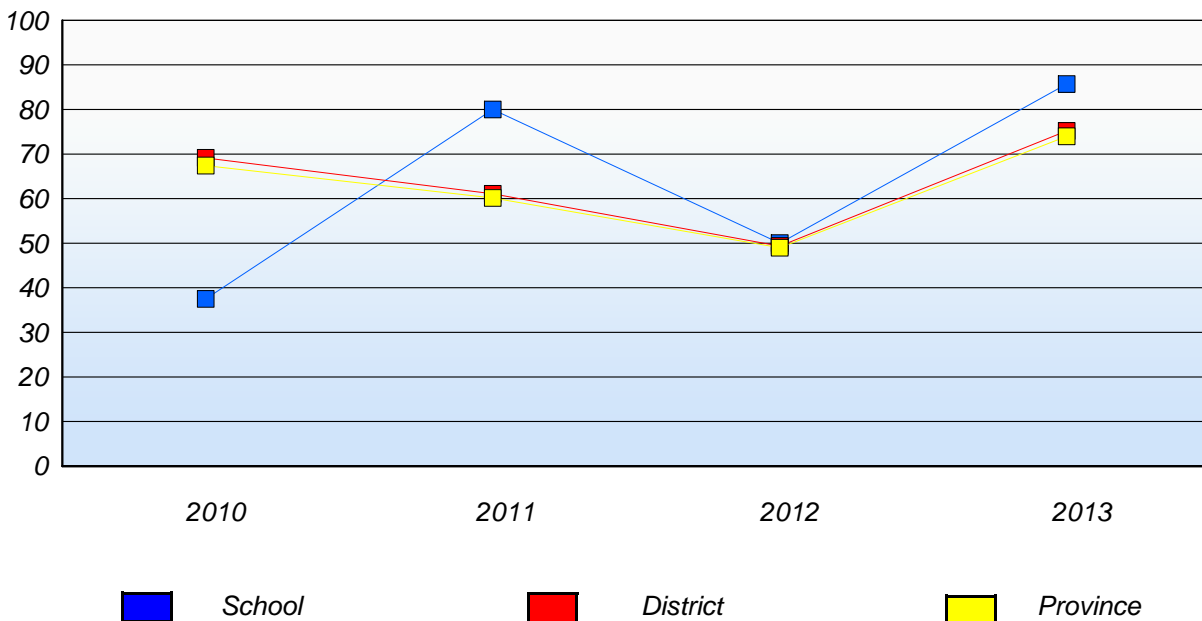
District 4 - Eastern

School #: 218 St. Joseph's Academy

Demand Writing
Percentage of students at level 3 or above (2010 - 2013)



Reading
Percentage of students at level 3 or above (2010 - 2013)



* In some cases, CRT numbers may exceed AGR numbers based on late enrolments. Pie chart is based on the number of students who wrote the CRT.

* Mushuau Innu Natuashish School and Sheshatshiu Innu School are excluded from district and provincial results.

District 4 - Eastern

School #: 220 Sacred Heart Academy

Demand Writing

School

District

Province

Creative Writing

Persuasive Writing

Creative Writing

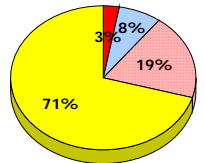
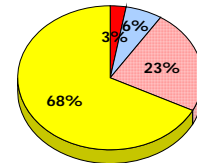
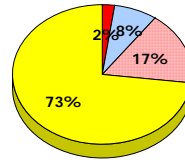
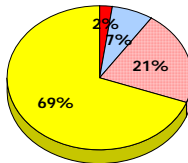
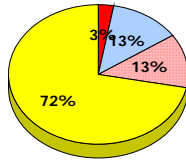
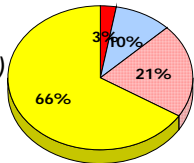
Persuasive Writing

Creative Writing

Persuasive Writing

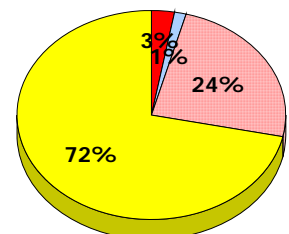
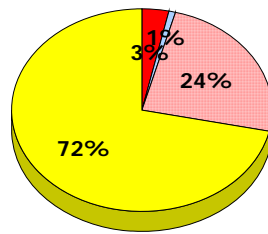
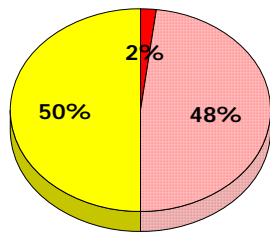
2013

Apr 30, 2013 (71)



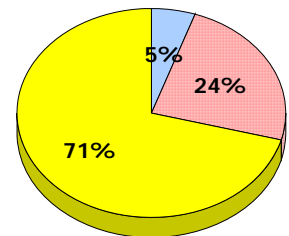
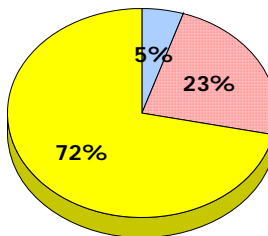
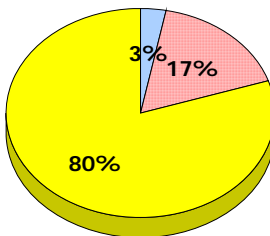
2012

Apr 30, 2012 (41)



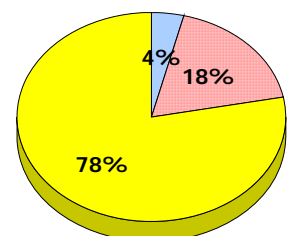
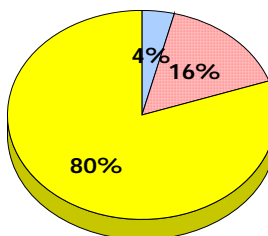
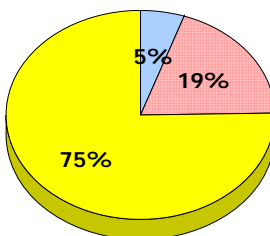
2011

AGR (65)



2010

AGR (77)



■ Exemption
 ■ Unknown
 Not Yet Meeting
 ■ Meeting or Exceeding

* In some cases, CRT numbers may exceed AGR numbers based on late enrolments. Pie chart is based on the number of students who wrote the CRT.
 * Mushuau Innu Natuashish School and Sheshatshiu Innu School are excluded from district and provincial results.

Elementary English Language Arts
4 Year Provincial Assessment, June 2013
Student Population Report
(average scores)

District 4 - Eastern

School #: 220 Sacred Heart Academy

Reading

School

District

Province

Non - Fiction

Fiction

Non - Fiction

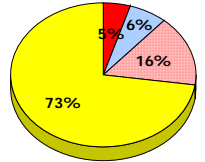
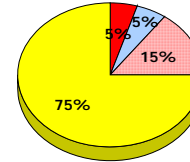
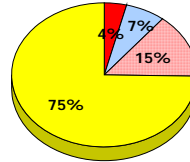
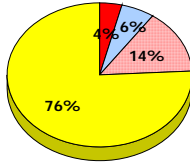
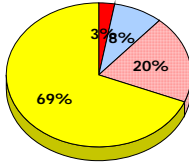
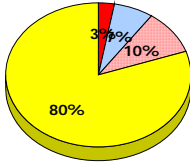
Fiction

Non - Fiction

Fiction

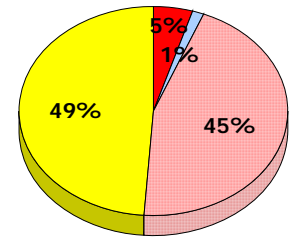
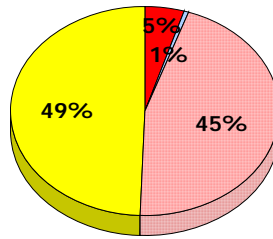
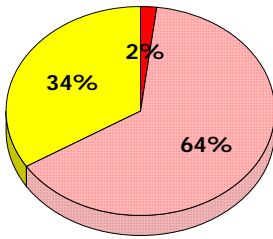
2013

Apr 30,
2013 (71)



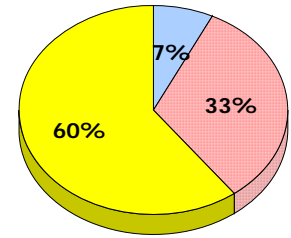
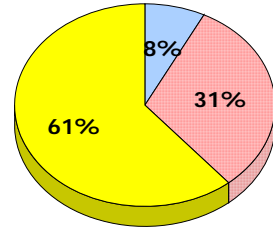
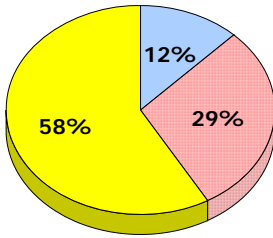
2012

Apr 30,
2012 (41)



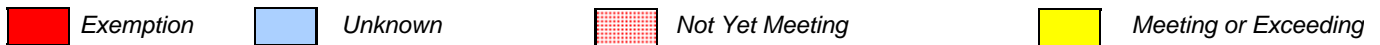
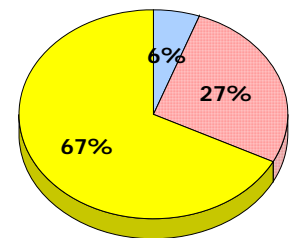
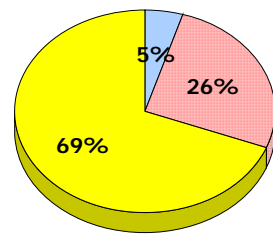
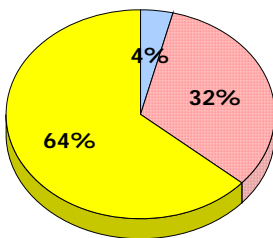
2011

AGR (65)



2010

AGR (77)



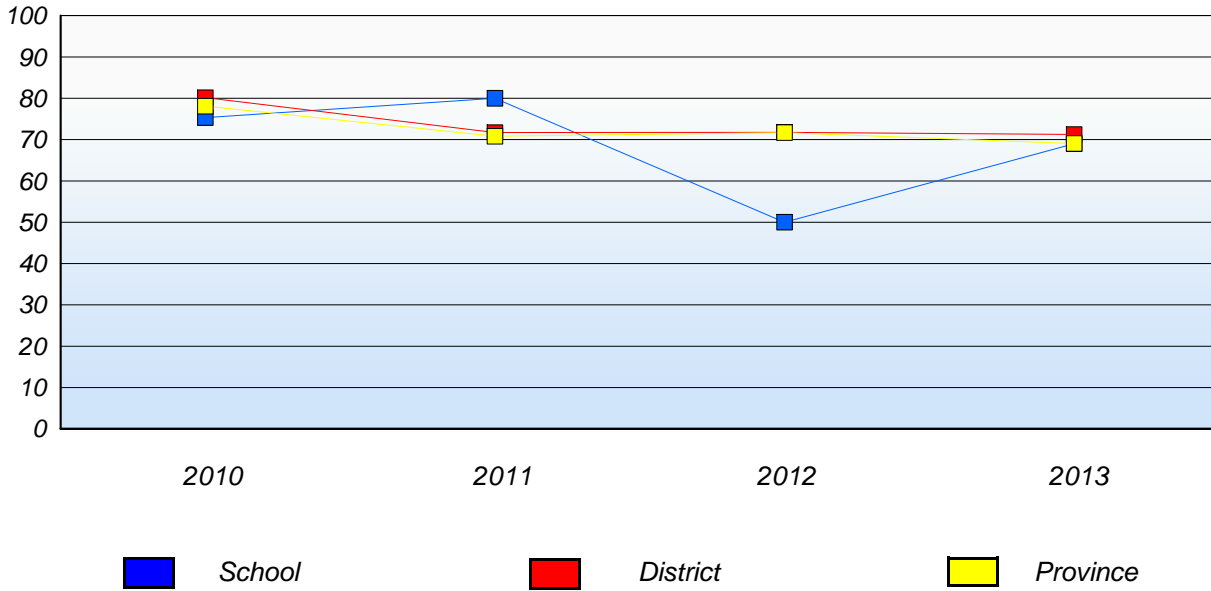
* In some cases, CRT numbers may exceed AGR numbers based on late enrolments. Pie chart is based on the number of students who wrote the CRT.
 * Mushuau Innu Natuashish School and Sheshatshiu Innu School are excluded from district and provincial results.

District 4 - Eastern

School #: 220 Sacred Heart Academy

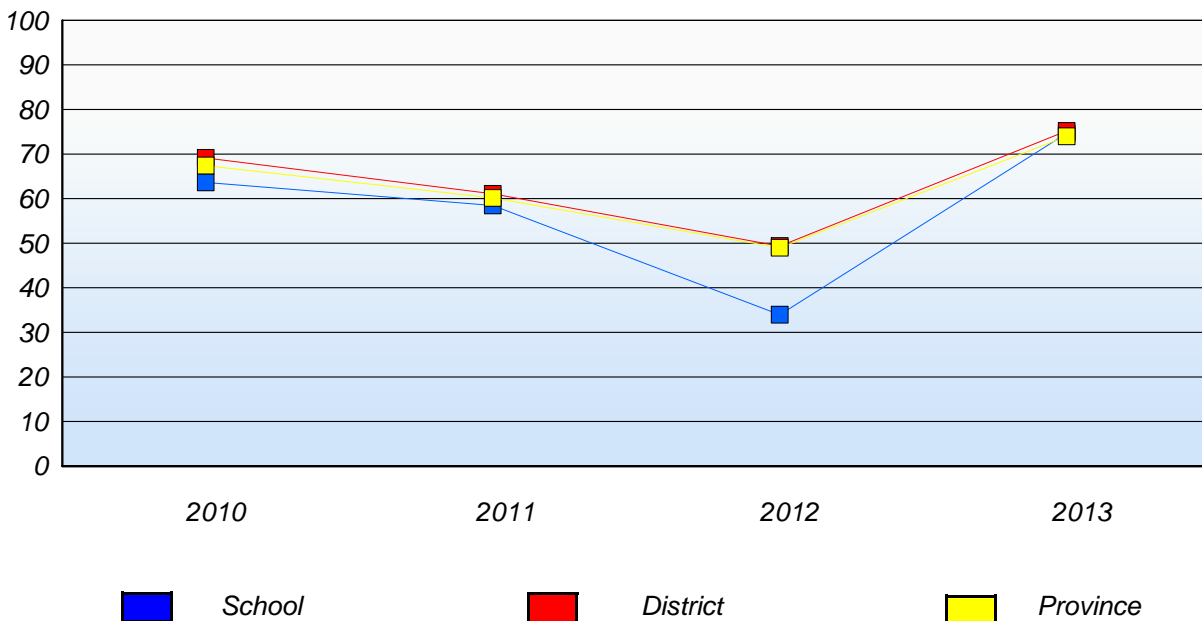
Demand Writing

Percentage of students at level 3 or above (2010 - 2013)



Reading

Percentage of students at level 3 or above (2010 - 2013)



* In some cases, CRT numbers may exceed AGR numbers based on late enrolments. Pie chart is based on the number of students who wrote the CRT.

* Mushuau Innu Natuashish School and Sheshatshiu Innu School are excluded from district and provincial results.

District 4 - Eastern

School #: 223 Christ the King School

Demand Writing



* In some cases, CRT numbers may exceed AGR numbers based on late enrolments. Pie chart is based on the number of students who wrote the CRT.
* Mushuau Innu Natuashish School and Sheshatshiu Innu School are excluded from district and provincial results.

Elementary English Language Arts
4 Year Provincial Assessment, June 2013
Student Population Report
(average scores)

District 4 - Eastern

School #: 223 Christ the King School

Reading

School

District

Province

Non - Fiction

Fiction

Non - Fiction

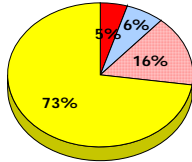
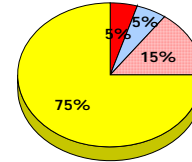
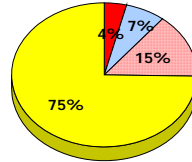
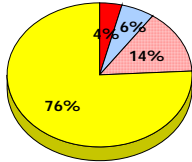
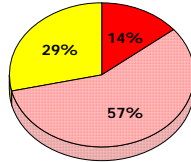
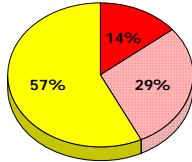
Fiction

Non - Fiction

Fiction

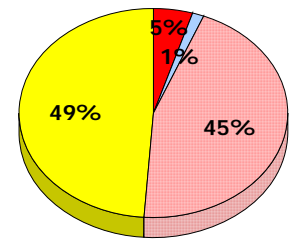
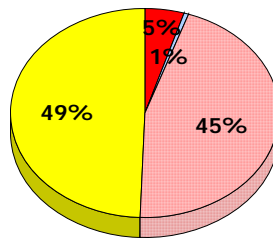
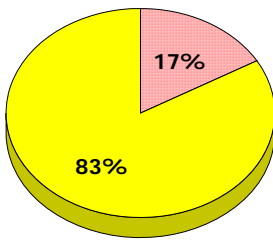
2013

Apr 30,
2013 (7)



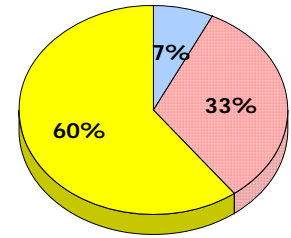
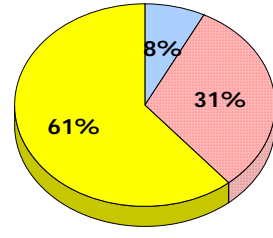
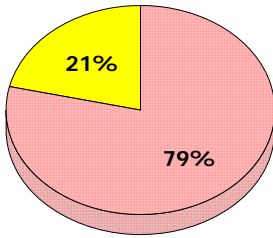
2012

Apr 30,
2012 (6)



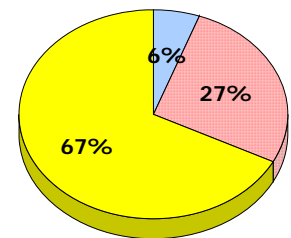
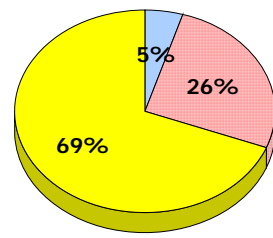
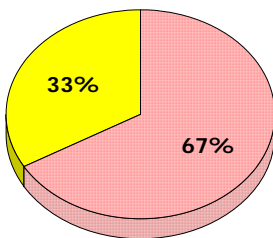
2011

AGR (14)



2010

AGR (6)



■ Exemption
 ■ Unknown
 ■ Not Yet Meeting
 ■ Meeting or Exceeding

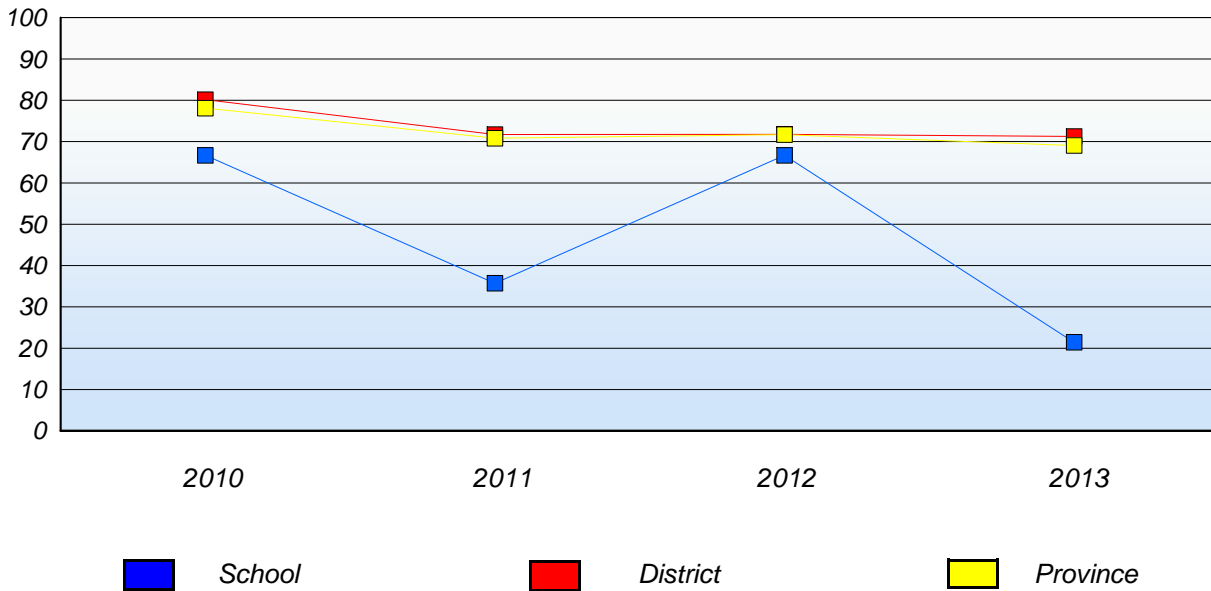
* In some cases, CRT numbers may exceed AGR numbers based on late enrolments. Pie chart is based on the number of students who wrote the CRT.
 * Mushuau Innu Natuashish School and Sheshatshiu Innu School are excluded from district and provincial results.

District 4 - Eastern

School #: 223 Christ the King School

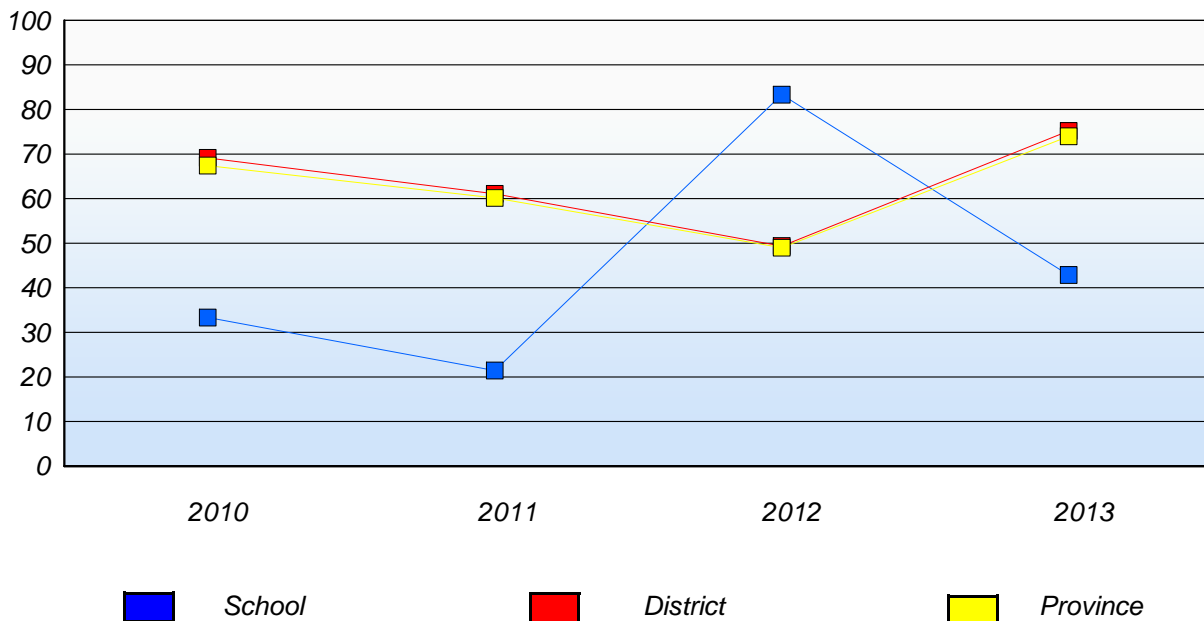
Demand Writing

Percentage of students at level 3 or above (2010 - 2013)



Reading

Percentage of students at level 3 or above (2010 - 2013)



* In some cases, CRT numbers may exceed AGR numbers based on late enrolments. Pie chart is based on the number of students who wrote the CRT.

* Mushuau Innu Natuashish School and Sheshatshiu Innu School are excluded from district and provincial results.

District 4 - Eastern

School #: 224 Donald C. Jamieson Academy

Demand Writing

School

District

Province

Creative Writing

Persuasive Writing

Creative Writing

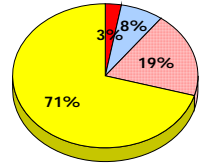
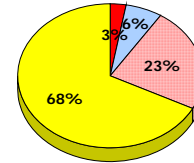
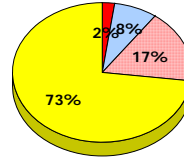
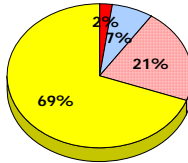
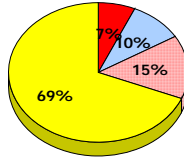
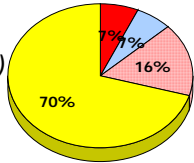
Persuasive Writing

Creative Writing

Persuasive Writing

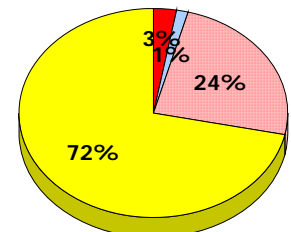
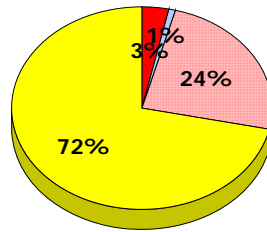
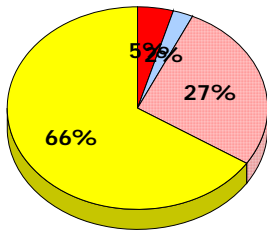
2013

Apr 30, 2013 (61)



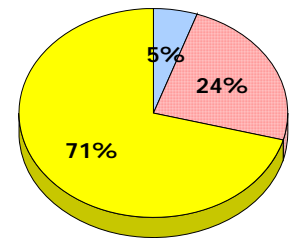
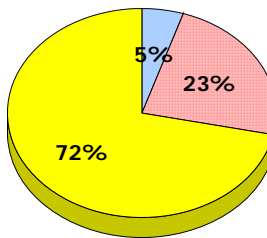
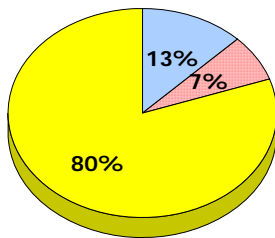
2012

Apr 30, 2012 (44)



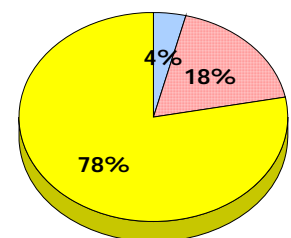
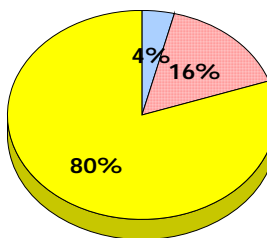
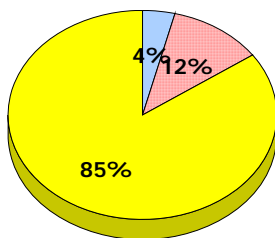
2011

AGR (56)



2010

AGR (52)



■ Exemption
 ■ Unknown
 Not Yet Meeting
 ■ Meeting or Exceeding

* In some cases, CRT numbers may exceed AGR numbers based on late enrolments. Pie chart is based on the number of students who wrote the CRT.
 * Mushuau Innu Natuashish School and Sheshatshiu Innu School are excluded from district and provincial results.

Elementary English Language Arts 4 Year Provincial Assessment, June 2013 Student Population Report (average scores)

District 4 - Eastern

School #: 224 Donald C. Jamieson Academy

Reading

School

District

Province

Non - Fiction

Fiction

Non - Fiction

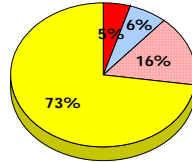
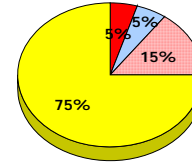
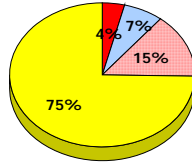
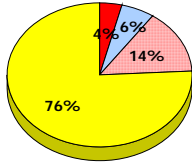
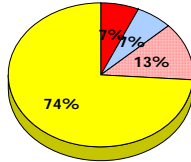
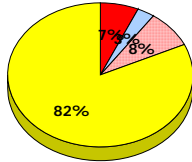
Fiction

Non - Fiction

Fiction

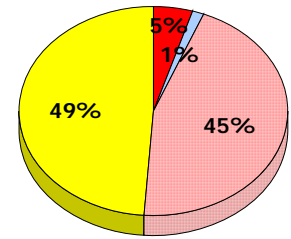
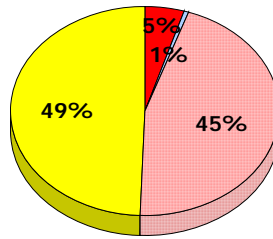
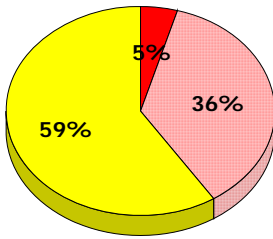
2013

Apr 30,
2013 (61)



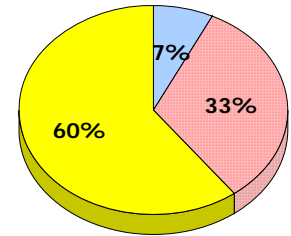
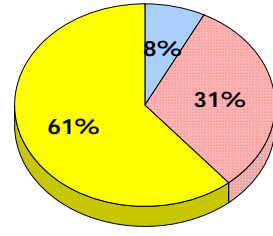
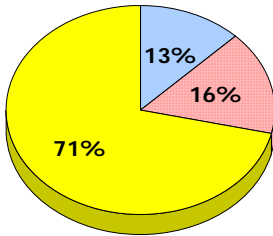
2012

Apr 30,
2012 (44)



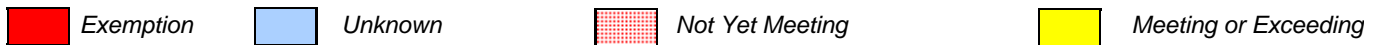
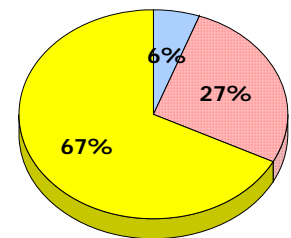
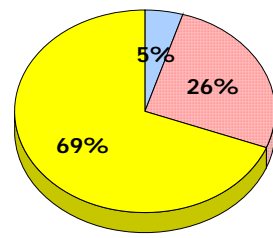
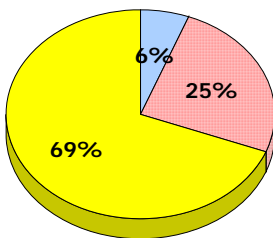
2011

AGR (56)



2010

AGR (52)



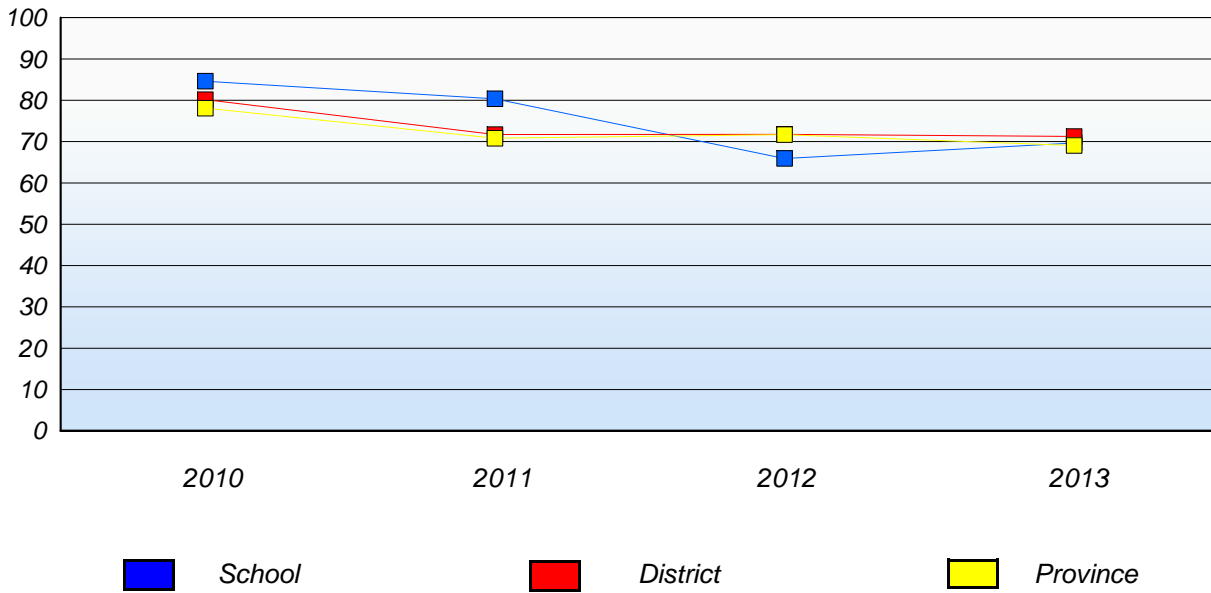
* In some cases, CRT numbers may exceed AGR numbers based on late enrolments. Pie chart is based on the number of students who wrote the CRT.
* Mushuau Innu Natuashish School and Sheshatshiu Innu School are excluded from district and provincial results.

**Elementary English Language Arts
4 Year Provincial Assessment, June 2013
Student Population Report**
(average scores)

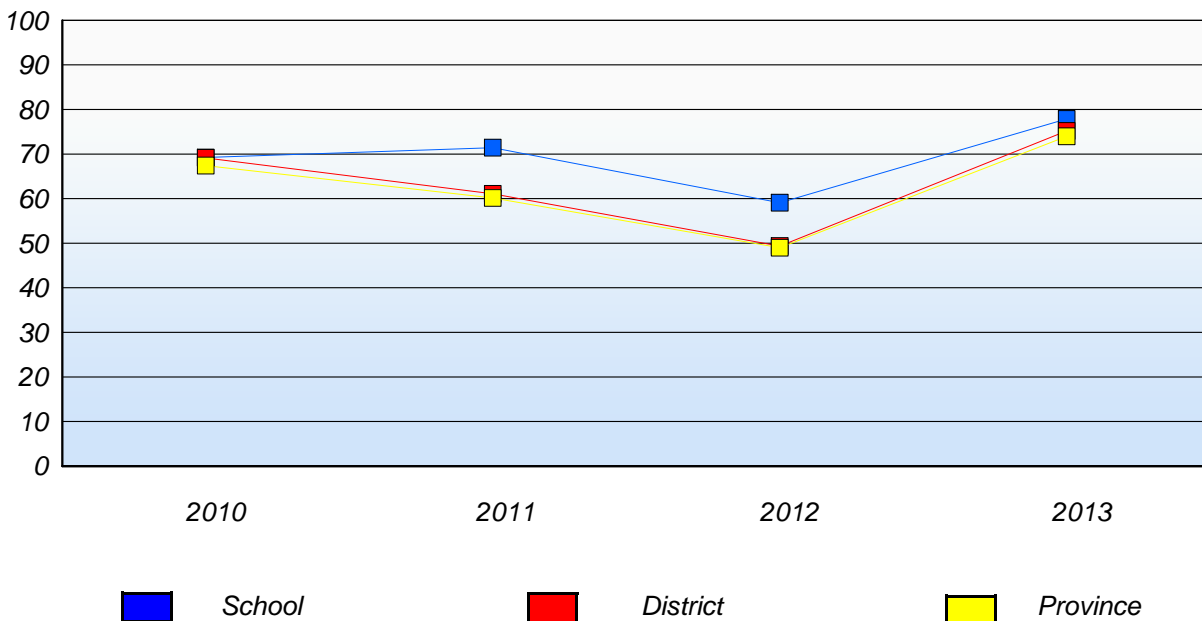
District 4 - Eastern

School #: 224 Donald C. Jamieson Academy

Demand Writing
Percentage of students at level 3 or above (2010 - 2013)



Reading
Percentage of students at level 3 or above (2010 - 2013)



* In some cases, CRT numbers may exceed AGR numbers based on late enrolments. Pie chart is based on the number of students who wrote the CRT.
* Mushuau Innu Natuashish School and Sheshatshiu Innu School are excluded from district and provincial results.

District 4 - Eastern

School #: 225 St. Anne's School

Demand Writing

School

District

Province

Creative Writing

Persuasive Writing

Creative Writing

Persuasive Writing

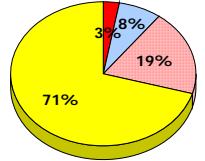
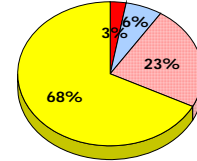
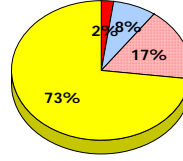
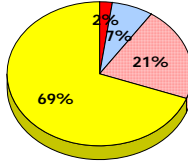
Creative Writing

Persuasive Writing

2013

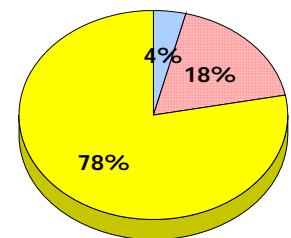
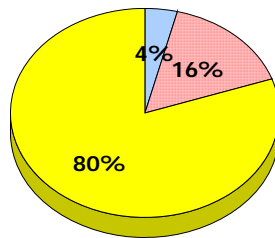
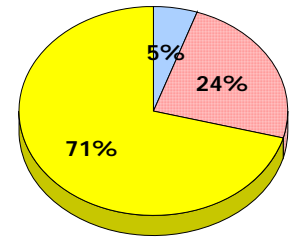
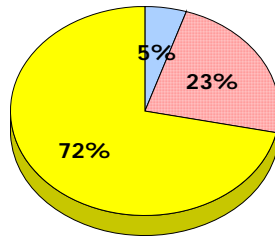
Apr 30, 2013 (1)

School data with 5 or fewer students withheld for reasons of confidentiality.



2012

Apr 30, 2012 (0)

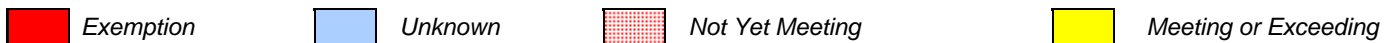


2011

AGR (1)

2010

AGR (1)



* In some cases, CRT numbers may exceed AGR numbers based on late enrolments. Pie chart is based on the number of students who wrote the CRT.
* Mushuau Innu Natuashish School and Sheshatshiu Innu School are excluded from district and provincial results.

Elementary English Language Arts
4 Year Provincial Assessment, June 2013
Student Population Report
(average scores)

District 4 - Eastern

School #: 225 St. Anne's School

Reading

School

District

Province

Non - Fiction

Fiction

Non - Fiction

Fiction

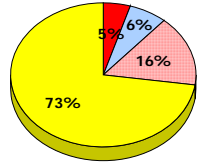
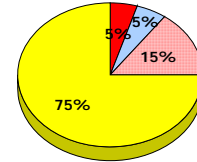
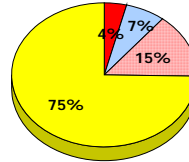
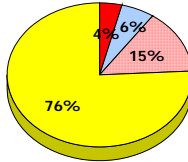
Non - Fiction

Fiction

2013

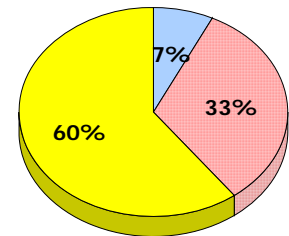
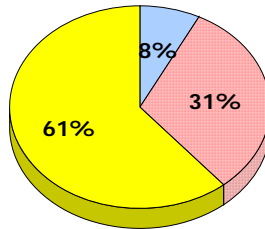
Apr 30,
2013 (1)

*School data with 5 or fewer students
withheld for reasons of confidentiality.*



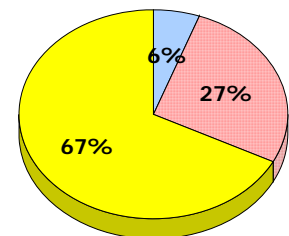
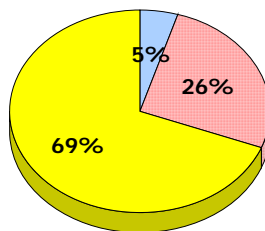
2012

Apr 30,
2012 (0)



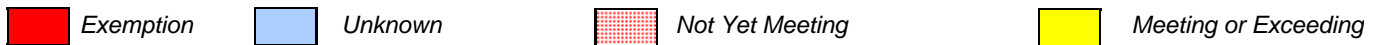
2011

AGR (1)



2010

AGR (1)



* In some cases, CRT numbers may exceed AGR numbers based on late enrolments. Pie chart is based on the number of students who wrote the CRT.
* Mushuau Innu Natuashish School and Sheshatshiu Innu School are excluded from district and provincial results.

**Elementary English Language Arts
4 Year Provincial Assessment, June 2013
Student Population Report**
(average scores)

District 4 - Eastern

School #: 225 St. Anne's School

Demand Writing

Percentage of students at level 3 or above (2010 - 2013)

School data with 5 or fewer students withheld for reasons of confidentiality.



Reading

Percentage of students at level 3 or above (2010 - 2013)

School data with 5 or fewer students withheld for reasons of confidentiality.



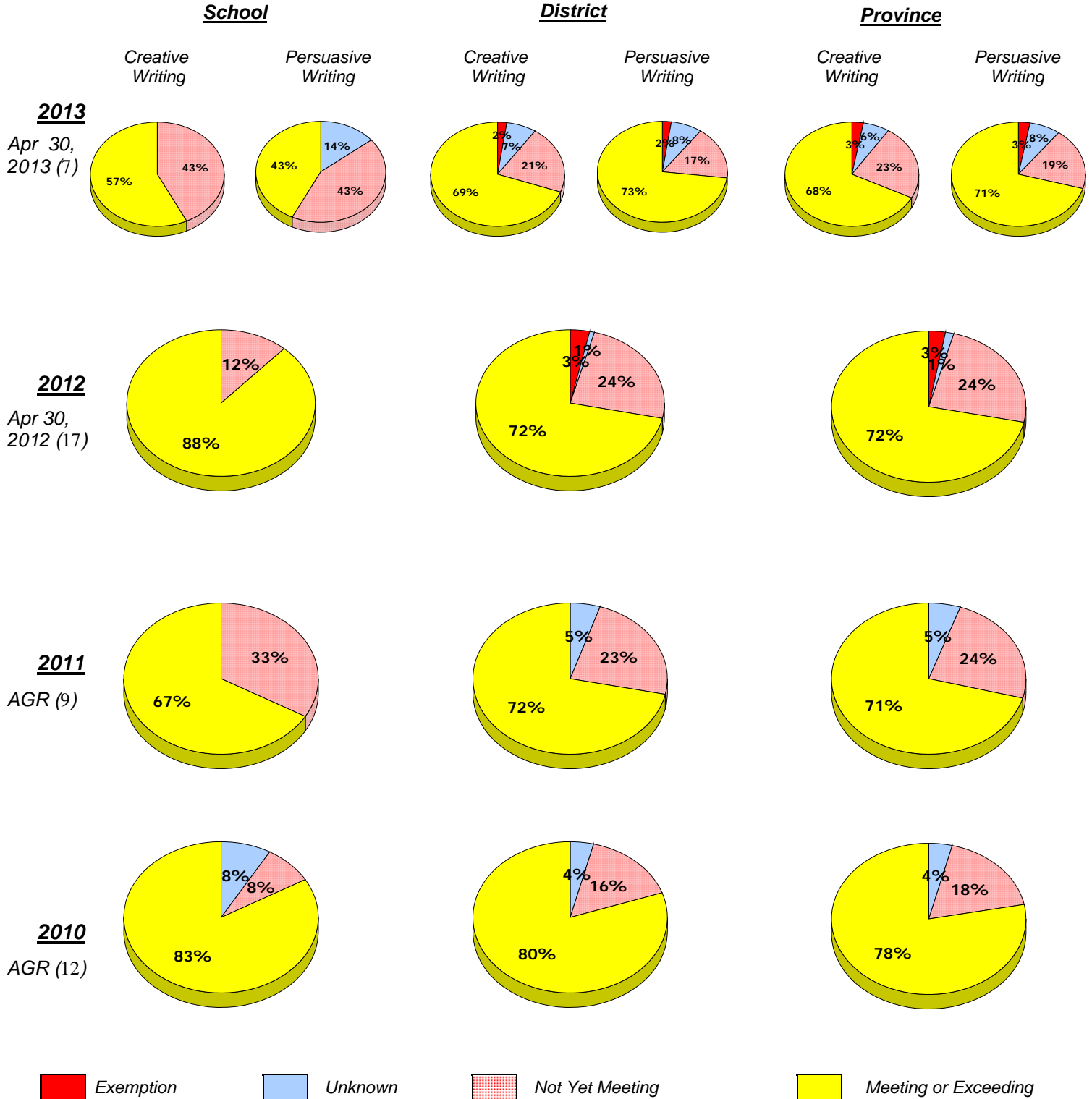
* In some cases, CRT numbers may exceed AGR numbers based on late enrolments. Pie chart is based on the number of students who wrote the CRT.

* Mushuau Innu Natuashish School and Sheshatshiu Innu School are excluded from district and provincial results.

District 4 - Eastern

School #: 226 Fortune Bay Academy

Demand Writing



* In some cases, CRT numbers may exceed AGR numbers based on late enrolments. Pie chart is based on the number of students who wrote the CRT.
* Mushuau Innu Natuashish School and Sheshatshiu Innu School are excluded from district and provincial results.

District 4 - Eastern

School #: 226 Fortune Bay Academy

Reading

School

District

Province

Non - Fiction

Fiction

Non - Fiction

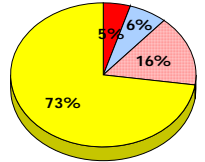
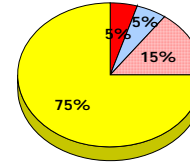
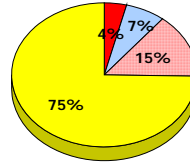
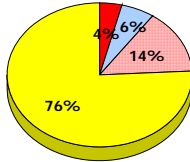
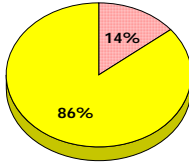
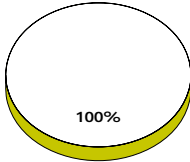
Fiction

Non - Fiction

Fiction

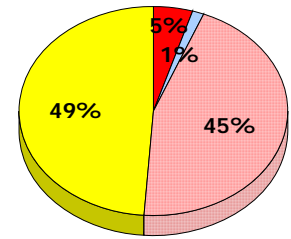
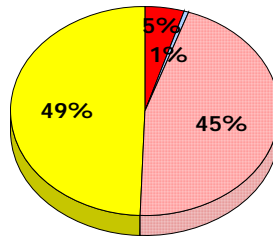
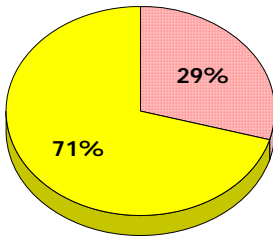
2013

Apr 30,
2013 (7)



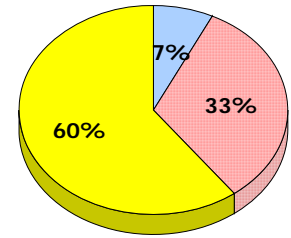
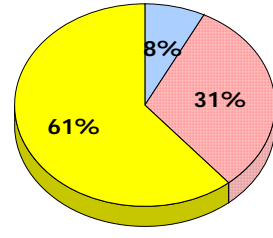
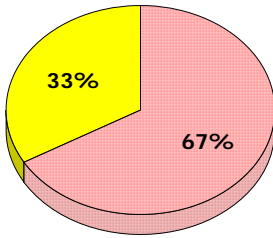
2012

Apr 30,
2012 (17)



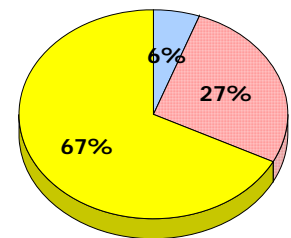
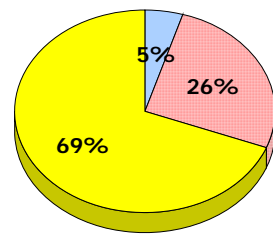
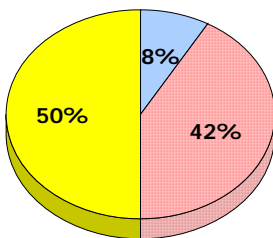
2011

AGR (9)



2010

AGR (12)



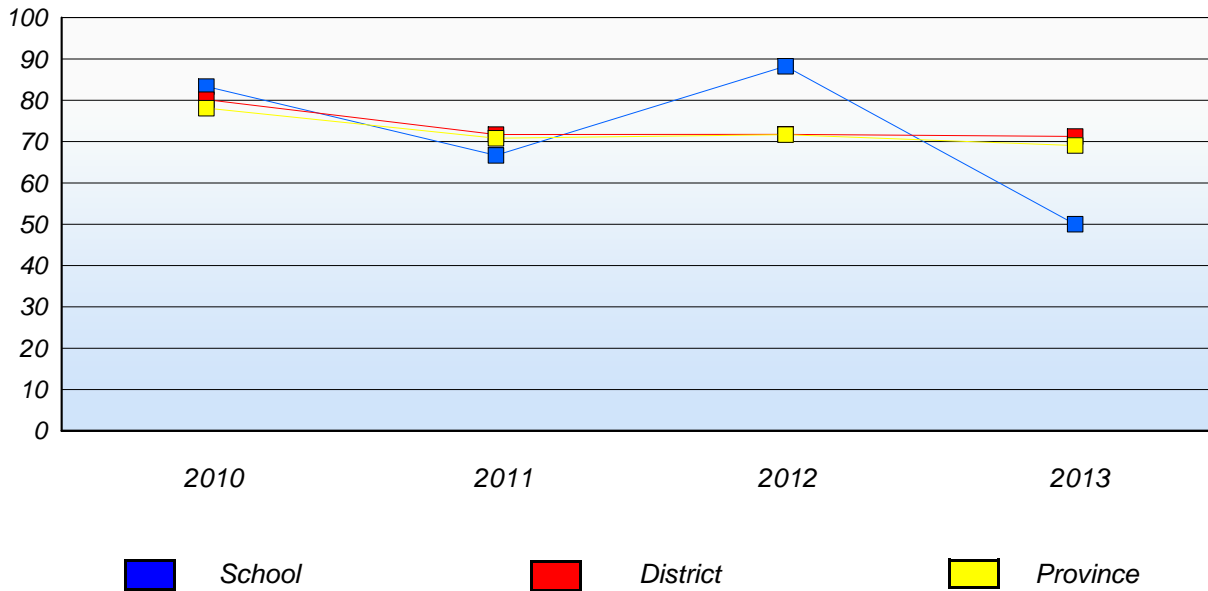
■ Exemption
 ■ Unknown
 ■ Not Yet Meeting
 ■ Meeting or Exceeding

* In some cases, CRT numbers may exceed AGR numbers based on late enrolments. Pie chart is based on the number of students who wrote the CRT.
 * Mushuau Innu Natuashish School and Sheshatshiu Innu School are excluded from district and provincial results.

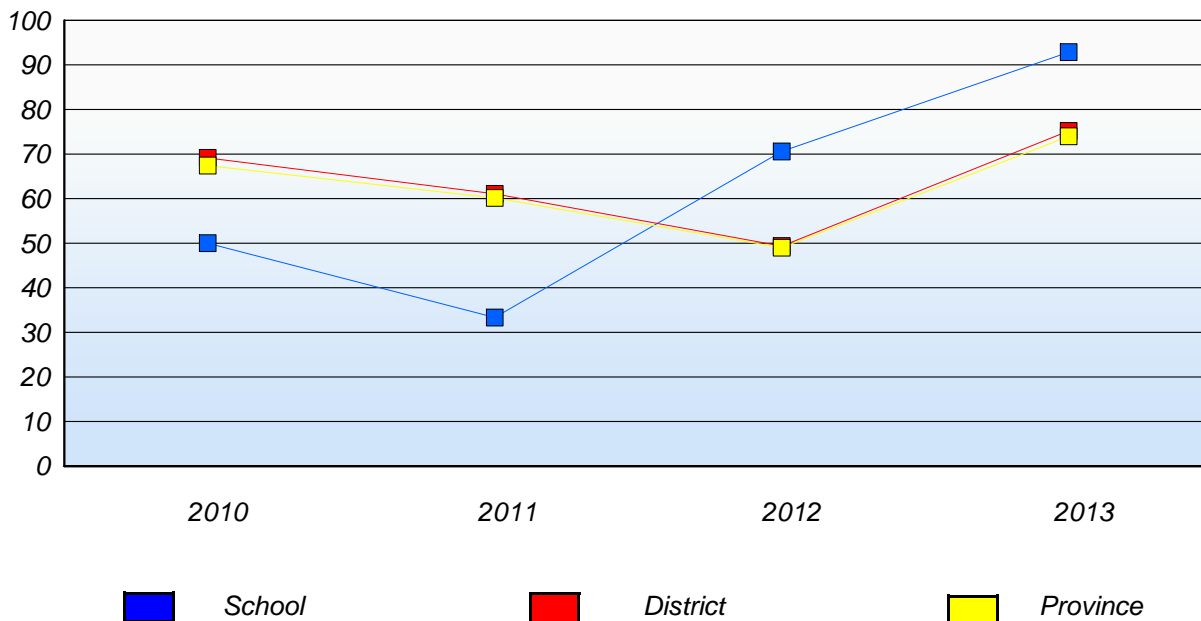
District 4 - Eastern

School #: 226 Fortune Bay Academy

Demand Writing
Percentage of students at level 3 or above (2010 - 2013)



Reading
Percentage of students at level 3 or above (2010 - 2013)



* In some cases, CRT numbers may exceed AGR numbers based on late enrolments. Pie chart is based on the number of students who wrote the CRT.

* Mushuau Innu Natuashish School and Sheshatshiu Innu School are excluded from district and provincial results.

District 4 - Eastern

School #: 228 St. Lawrence Academy

Demand Writing

School

District

Province

Creative Writing

Persuasive Writing

Creative Writing

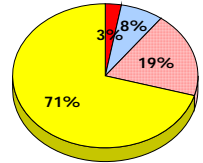
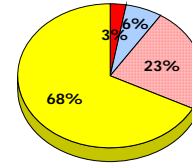
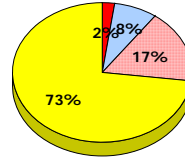
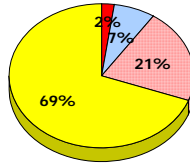
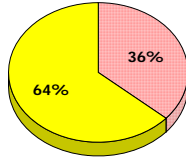
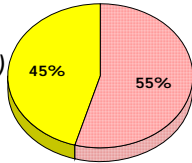
Persuasive Writing

Creative Writing

Persuasive Writing

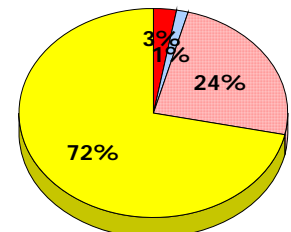
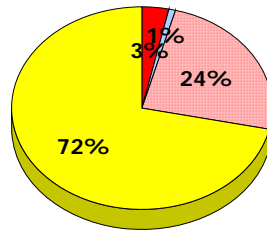
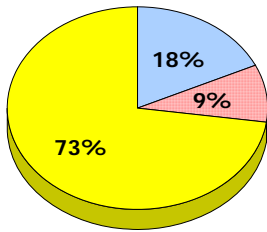
2013

Apr 30, 2013 (11)



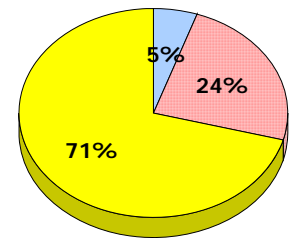
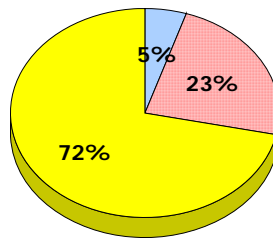
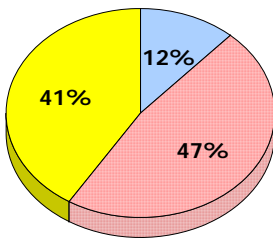
2012

Apr 30, 2012 (11)



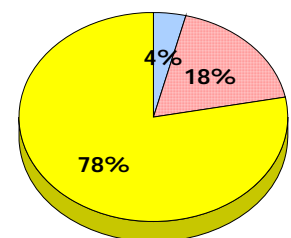
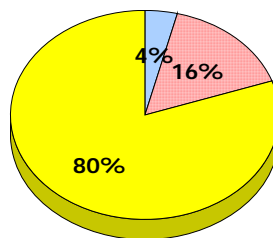
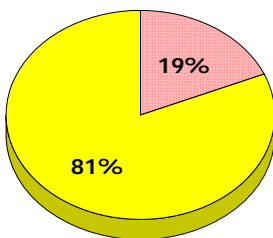
2011

AGR (17)



2010

AGR (13)



■ Exemption
 ■ Unknown
 Not Yet Meeting
 ■ Meeting or Exceeding

* In some cases, CRT numbers may exceed AGR numbers based on late enrolments. Pie chart is based on the number of students who wrote the CRT.
 * Mushuau Innu Natuashish School and Sheshatshiu Innu School are excluded from district and provincial results.

Elementary English Language Arts
4 Year Provincial Assessment, June 2013
Student Population Report
(average scores)

District 4 - Eastern

School #: 228 St. Lawrence Academy

Reading

School

District

Province

Non - Fiction

Fiction

Non - Fiction

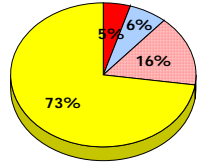
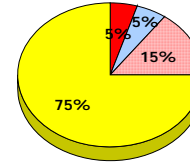
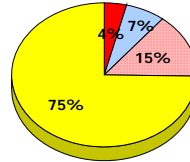
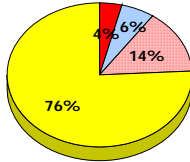
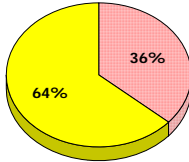
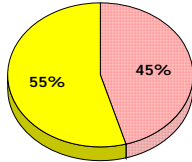
Fiction

Non - Fiction

Fiction

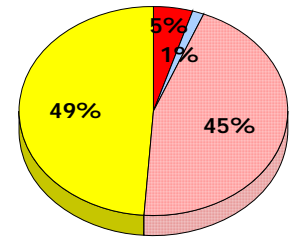
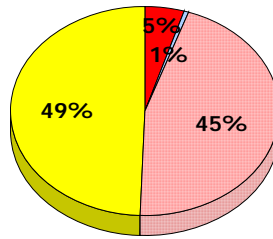
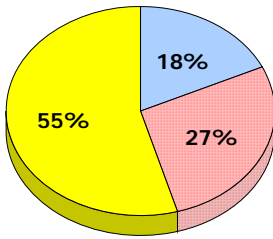
2013

Apr 30,
2013 (11)



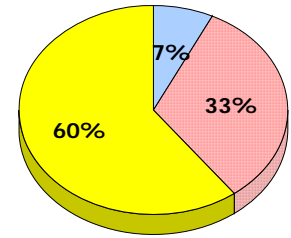
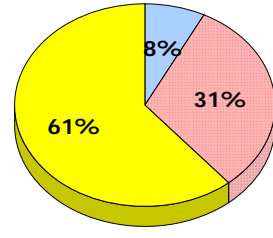
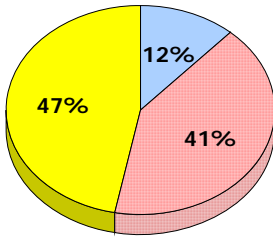
2012

Apr 30,
2012 (11)



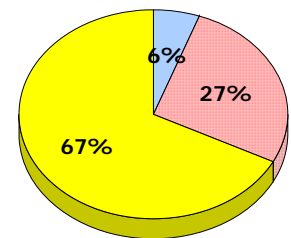
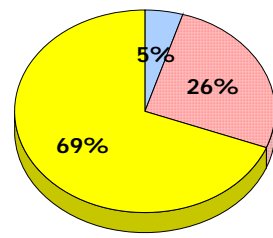
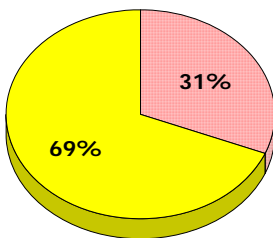
2011

AGR (17)



2010

AGR (13)



■ Exemption
 ■ Unknown
 ■ Not Yet Meeting
 ■ Meeting or Exceeding

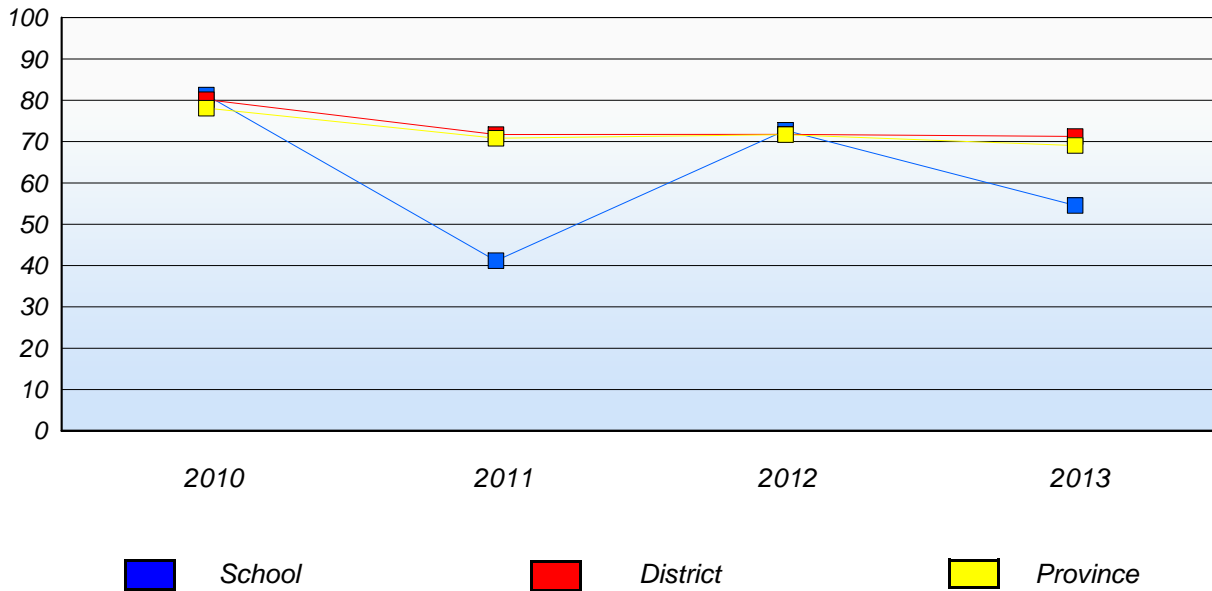
* In some cases, CRT numbers may exceed AGR numbers based on late enrolments. Pie chart is based on the number of students who wrote the CRT.
 * Mushuau Innu Natuashish School and Sheshatshiu Innu School are excluded from district and provincial results.

District 4 - Eastern

School #: 228 St. Lawrence Academy

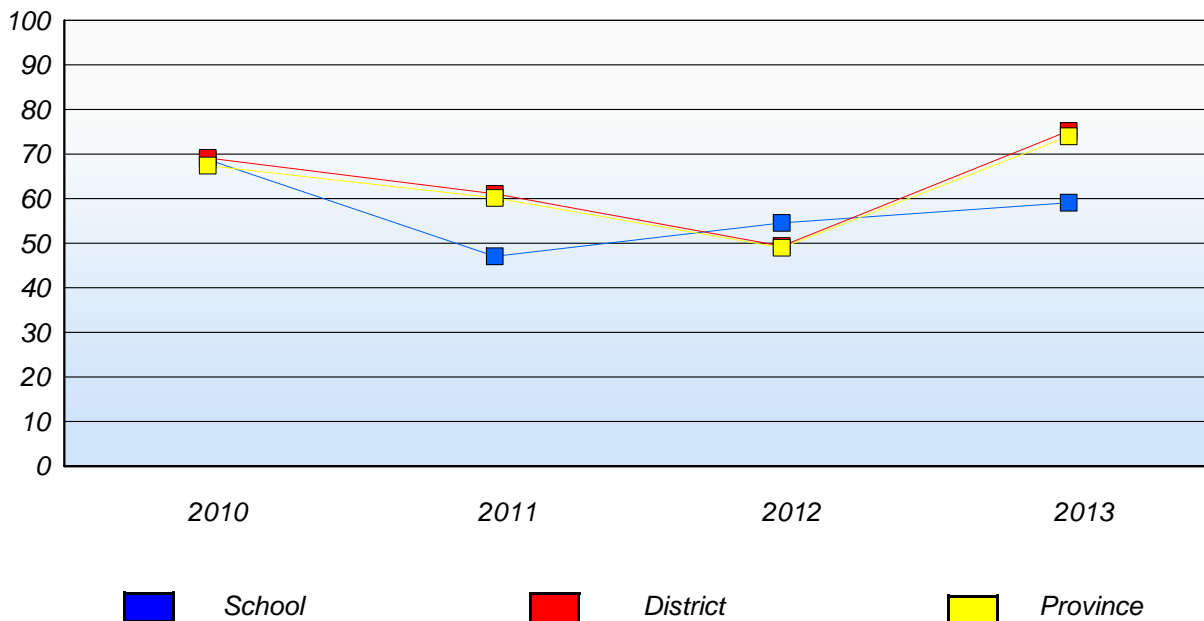
Demand Writing

Percentage of students at level 3 or above (2010 - 2013)



Reading

Percentage of students at level 3 or above (2010 - 2013)



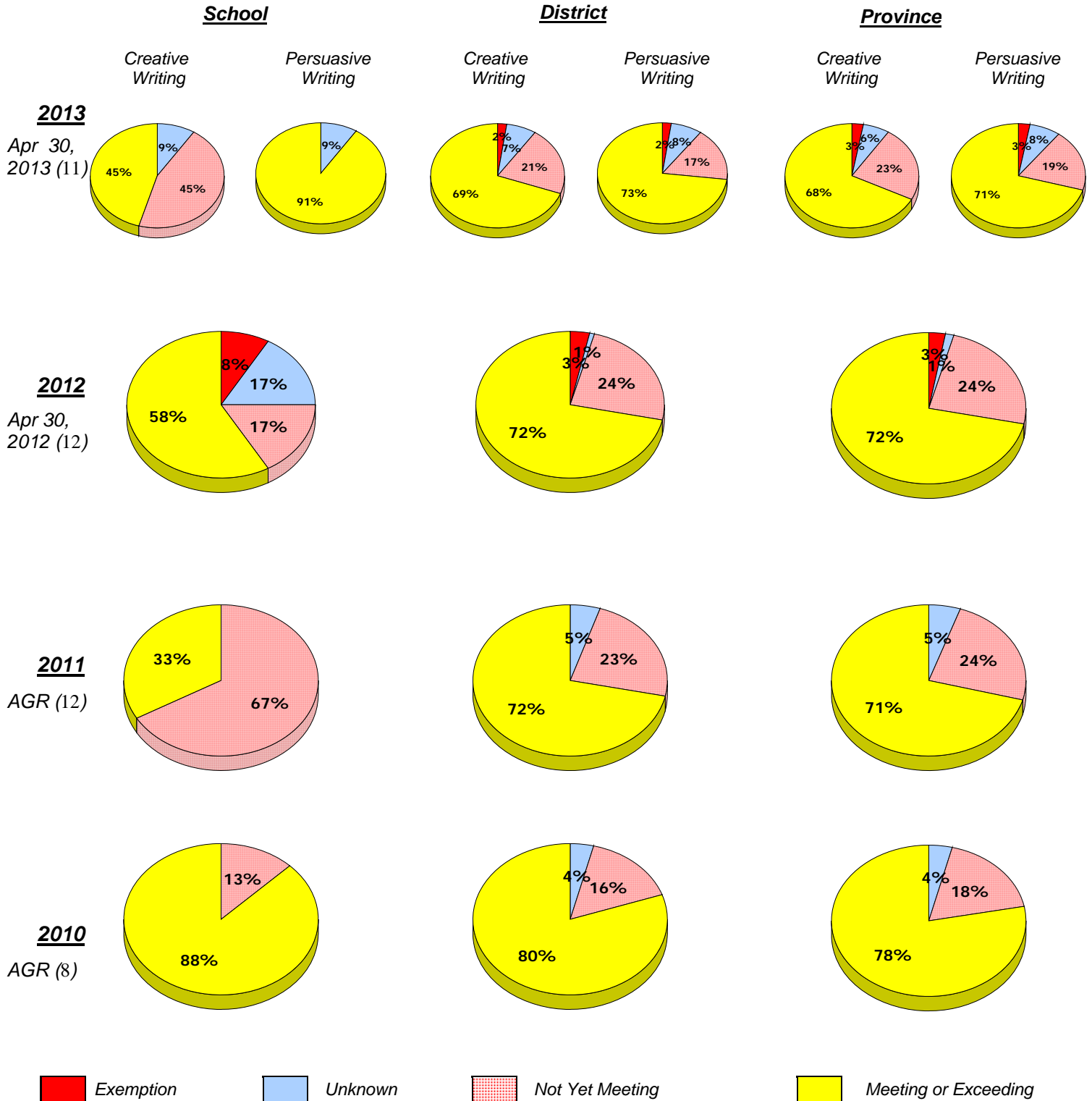
* In some cases, CRT numbers may exceed AGR numbers based on late enrolments. Pie chart is based on the number of students who wrote the CRT.

* Mushuau Innu Natuashish School and Sheshatshiu Innu School are excluded from district and provincial results.

District 4 - Eastern

School #: 229 St. Joseph's All Grade

Demand Writing



* In some cases, CRT numbers may exceed AGR numbers based on late enrolments. Pie chart is based on the number of students who wrote the CRT.
* Mushuau Innu Natuashish School and Sheshatshiu Innu School are excluded from district and provincial results.

District 4 - Eastern

School #: 229 St. Joseph's All Grade

Reading

School

District

Province

Non - Fiction

Fiction

Non - Fiction

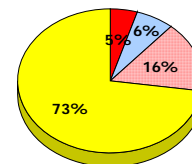
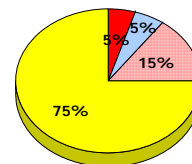
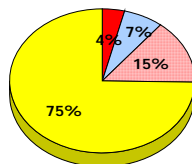
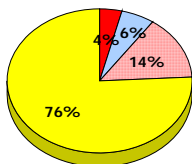
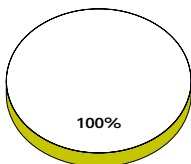
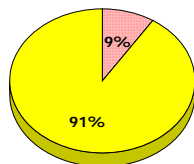
Fiction

Non - Fiction

Fiction

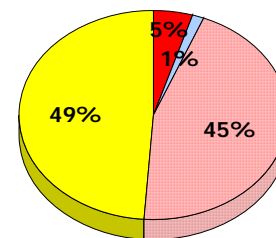
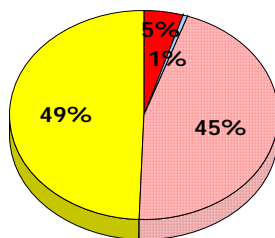
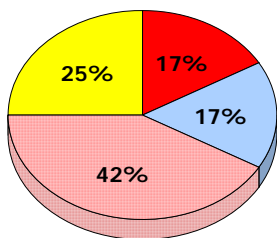
2013

Apr 30,
2013 (11)



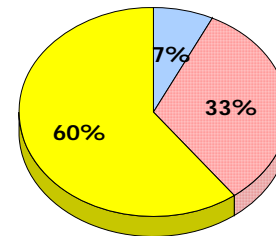
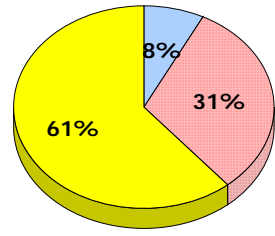
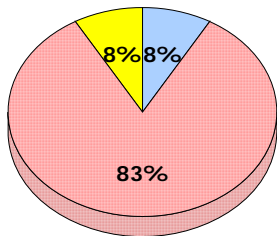
2012

Apr 30,
2012 (12)



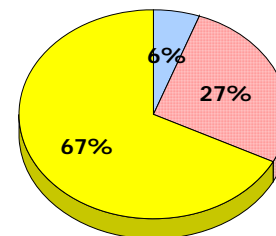
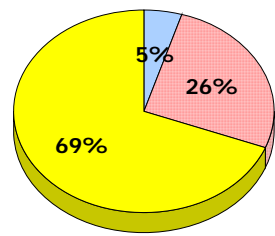
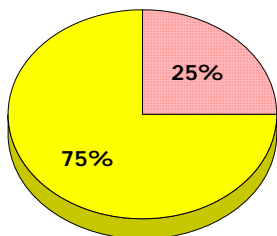
2011

AGR (12)



2010

AGR (8)



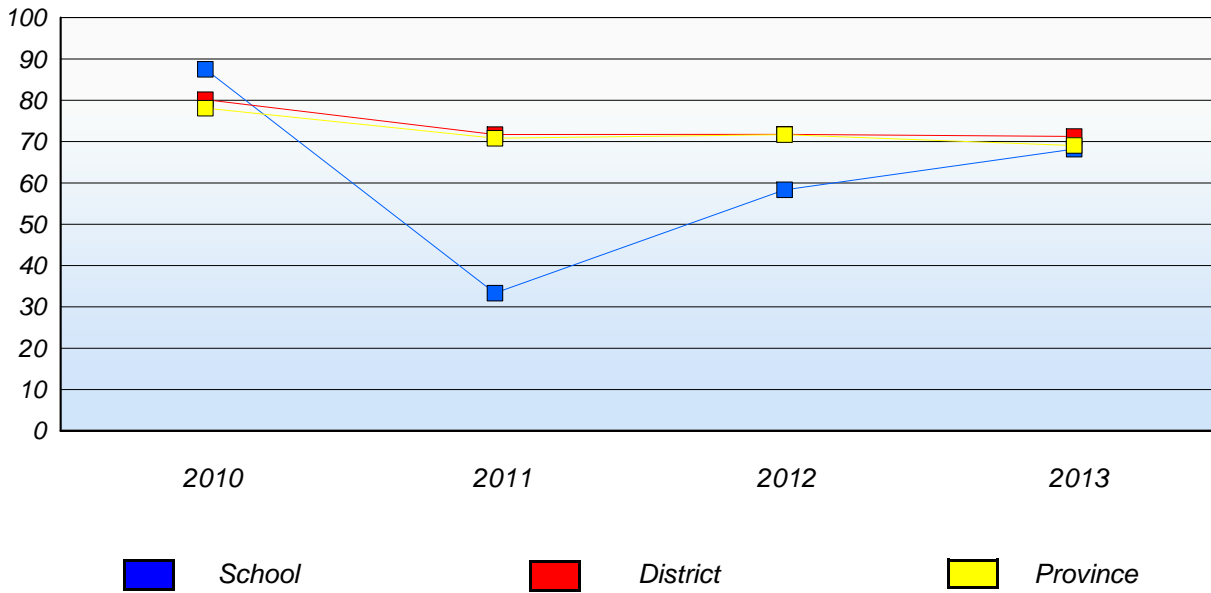
■ Exemption
 ■ Unknown
 ■ Not Yet Meeting
 ■ Meeting or Exceeding

* In some cases, CRT numbers may exceed AGR numbers based on late enrolments. Pie chart is based on the number of students who wrote the CRT.
 * Mushuau Innu Natuashish School and Sheshatshiu Innu School are excluded from district and provincial results.

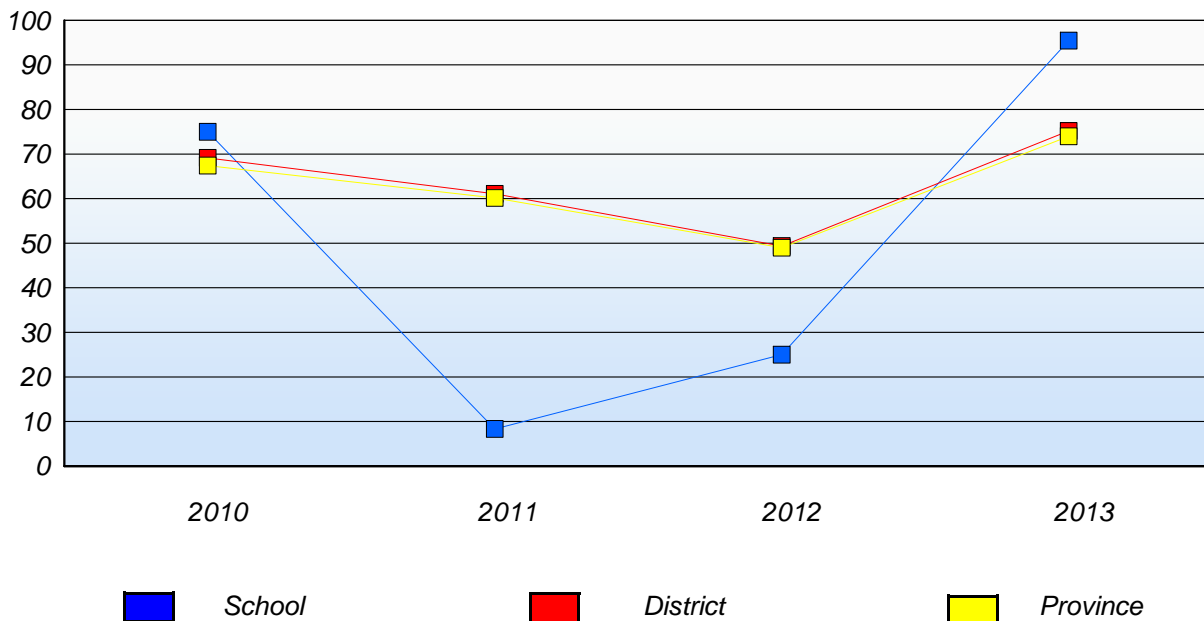
District 4 - Eastern

School #: 229 St. Joseph's All Grade

Demand Writing
Percentage of students at level 3 or above (2010 - 2013)



Reading
Percentage of students at level 3 or above (2010 - 2013)



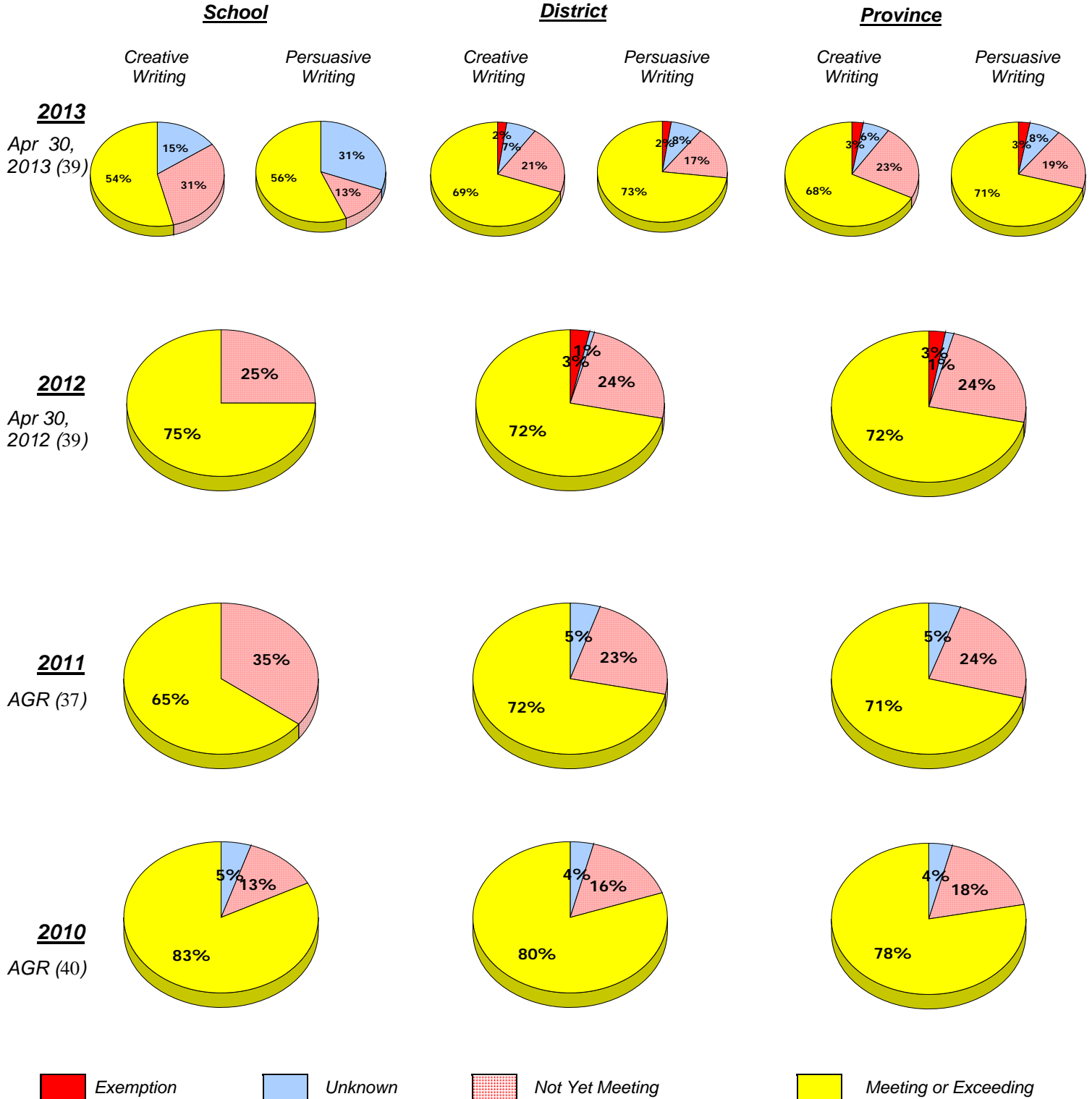
* In some cases, CRT numbers may exceed AGR numbers based on late enrolments. Pie chart is based on the number of students who wrote the CRT.

* Mushuau Innu Natuashish School and Sheshatshiu Innu School are excluded from district and provincial results.

District 4 - Eastern

School #: 232 Matthew Elementary School

Demand Writing



* In some cases, CRT numbers may exceed AGR numbers based on late enrolments. Pie chart is based on the number of students who wrote the CRT.
* Mushuau Innu Natuashish School and Sheshatshiu Innu School are excluded from district and provincial results.

Elementary English Language Arts
4 Year Provincial Assessment, June 2013
Student Population Report
(average scores)

District 4 - Eastern

School #: 232 Matthew Elementary School

Reading

School

District

Province

Non - Fiction

Fiction

Non - Fiction

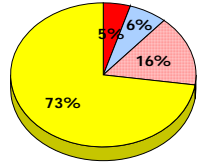
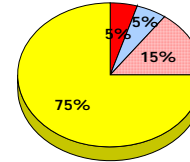
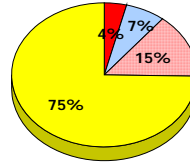
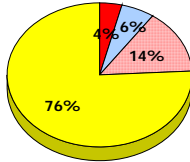
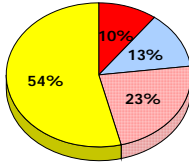
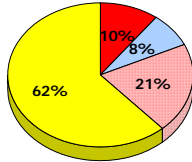
Fiction

Non - Fiction

Fiction

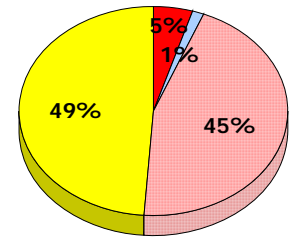
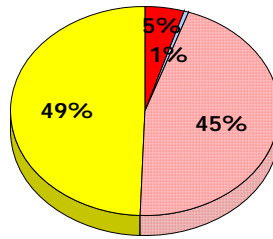
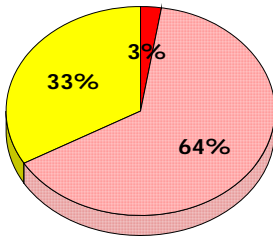
2013

Apr 30,
2013 (39)



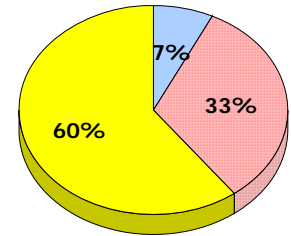
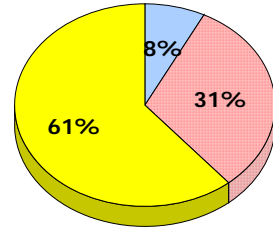
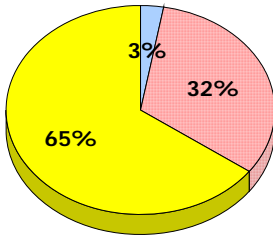
2012

Apr 30,
2012 (39)



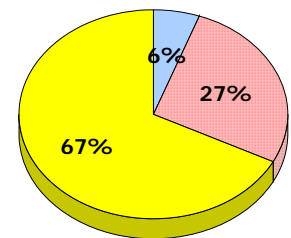
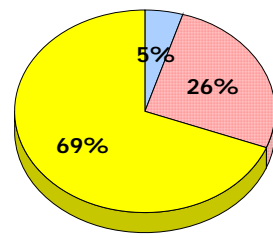
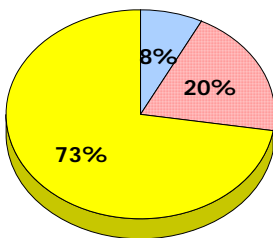
2011

AGR (37)



2010

AGR (40)



■ Exemption
 ■ Unknown
 ■ Not Yet Meeting
 ■ Meeting or Exceeding

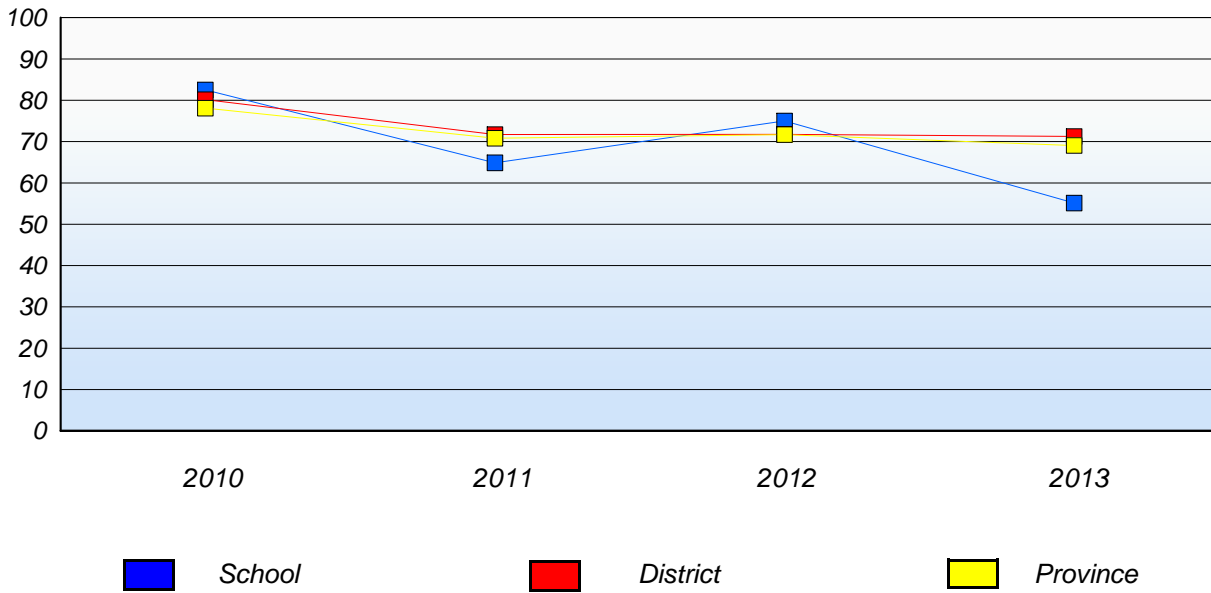
* In some cases, CRT numbers may exceed AGR numbers based on late enrolments. Pie chart is based on the number of students who wrote the CRT.
 * Mushuau Innu Natuashish School and Sheshatshiu Innu School are excluded from district and provincial results.

District 4 - Eastern

School #: 232 Matthew Elementary School

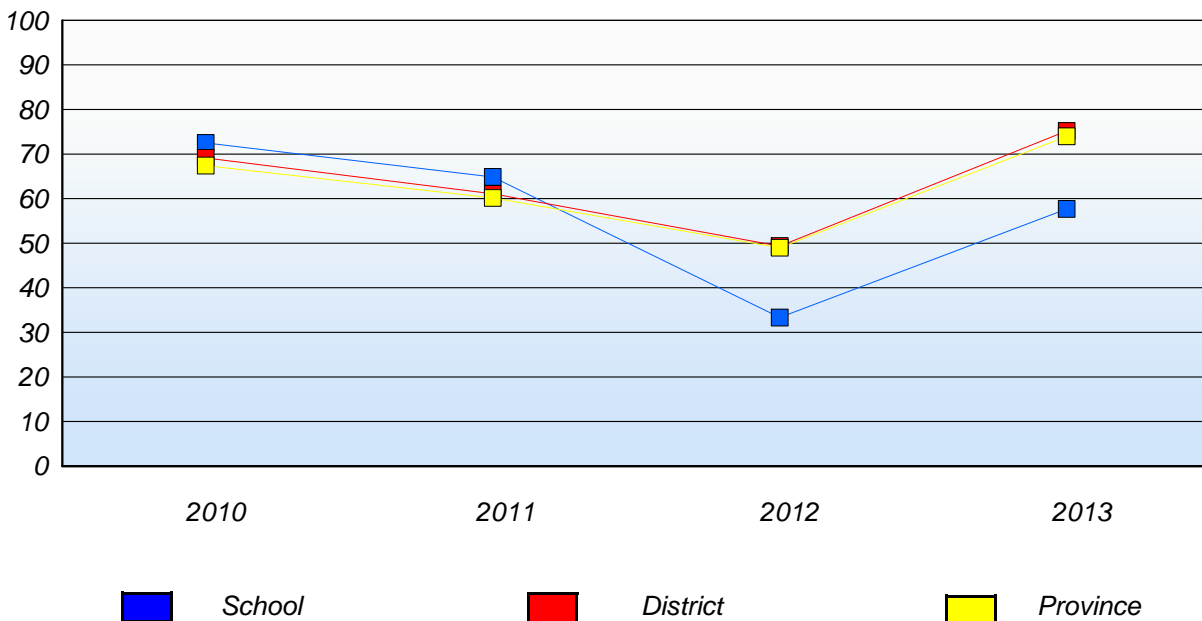
Demand Writing

Percentage of students at level 3 or above (2010 - 2013)



Reading

Percentage of students at level 3 or above (2010 - 2013)



* In some cases, CRT numbers may exceed AGR numbers based on late enrolments. Pie chart is based on the number of students who wrote the CRT.

* Mushuau Innu Natuashish School and Sheshatshiu Innu School are excluded from district and provincial results.

District 4 - Eastern

School #: 234 Catalina Elementary School

Demand Writing

School

District

Province

Creative Writing

Persuasive Writing

Creative Writing

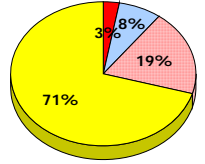
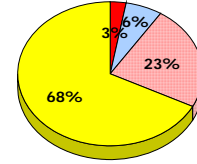
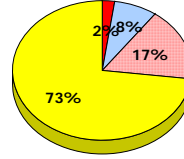
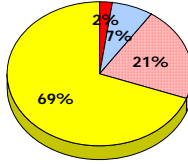
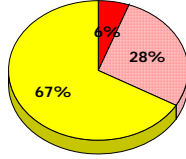
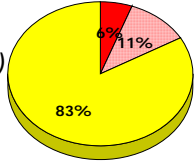
Persuasive Writing

Creative Writing

Persuasive Writing

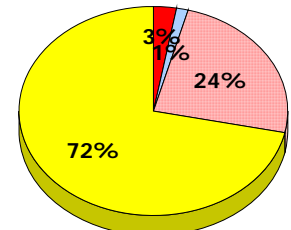
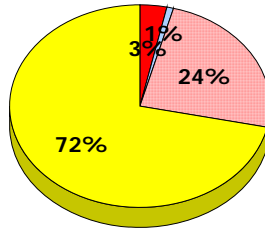
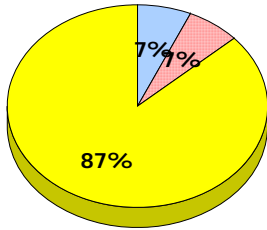
2013

Apr 30, 2013 (18)



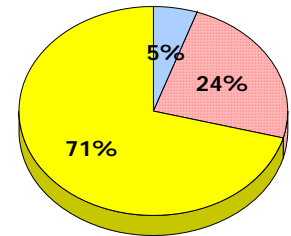
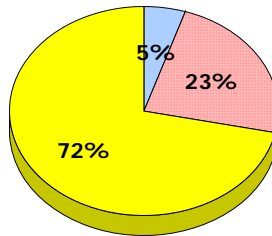
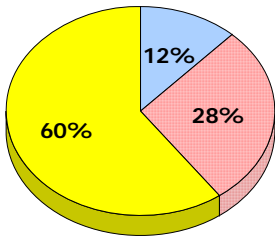
2012

Apr 30, 2012 (15)



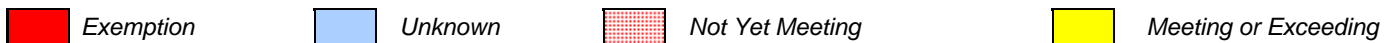
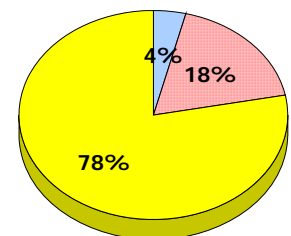
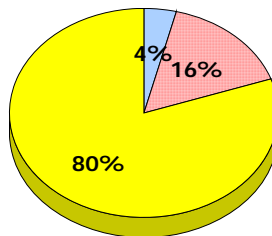
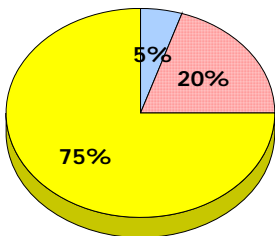
2011

AGR (25)



2010

AGR (20)



* In some cases, CRT numbers may exceed AGR numbers based on late enrolments. Pie chart is based on the number of students who wrote the CRT.
* Mushuau Innu Natuashish School and Sheshatshiu Innu School are excluded from district and provincial results.

Elementary English Language Arts
4 Year Provincial Assessment, June 2013
Student Population Report
(average scores)

District 4 - Eastern

School #: 234 Catalina Elementary School

Reading

School

District

Province

Non - Fiction

Fiction

Non - Fiction

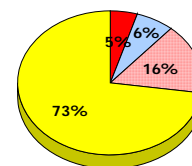
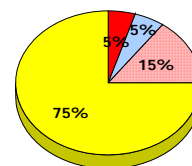
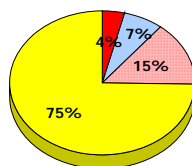
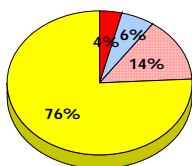
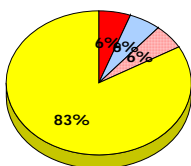
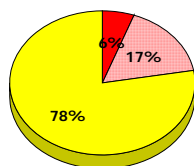
Fiction

Non - Fiction

Fiction

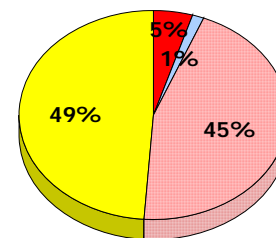
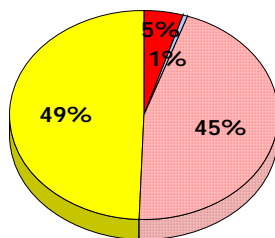
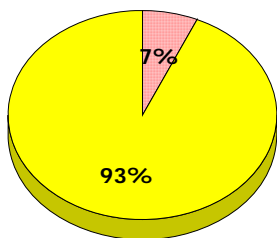
2013

Apr 30,
2013 (18)



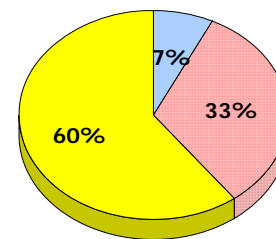
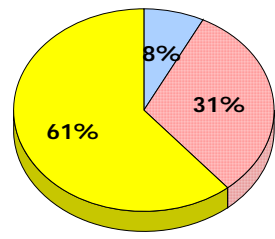
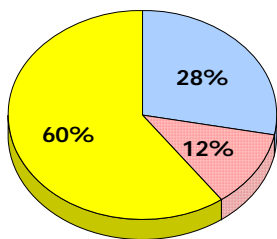
2012

Apr 30,
2012 (15)



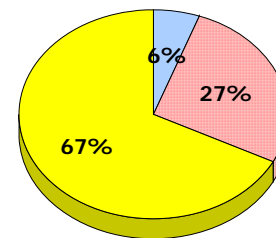
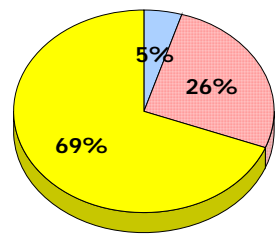
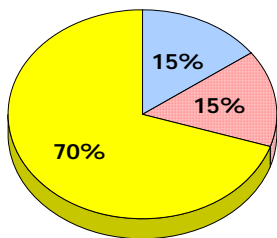
2011

AGR (25)



2010

AGR (20)



■ Exemption
 ■ Unknown
 ■ Not Yet Meeting
 ■ Meeting or Exceeding

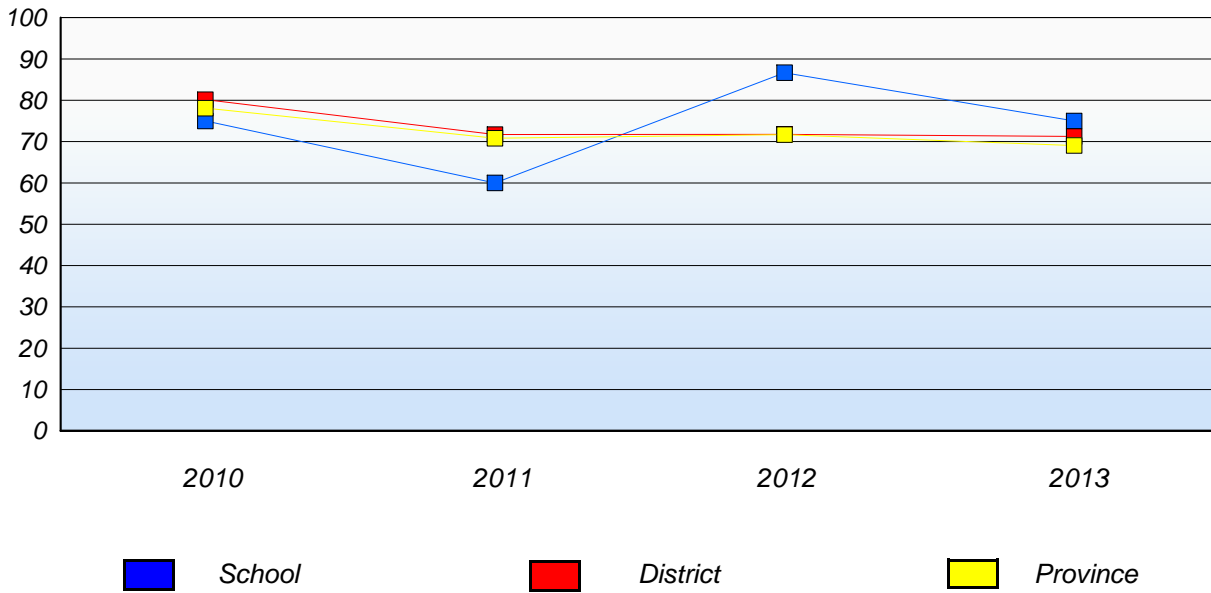
* In some cases, CRT numbers may exceed AGR numbers based on late enrolments. Pie chart is based on the number of students who wrote the CRT.
 * Mushuau Innu Natuashish School and Sheshatshiu Innu School are excluded from district and provincial results.

**Elementary English Language Arts
4 Year Provincial Assessment, June 2013
Student Population Report
(average scores)**

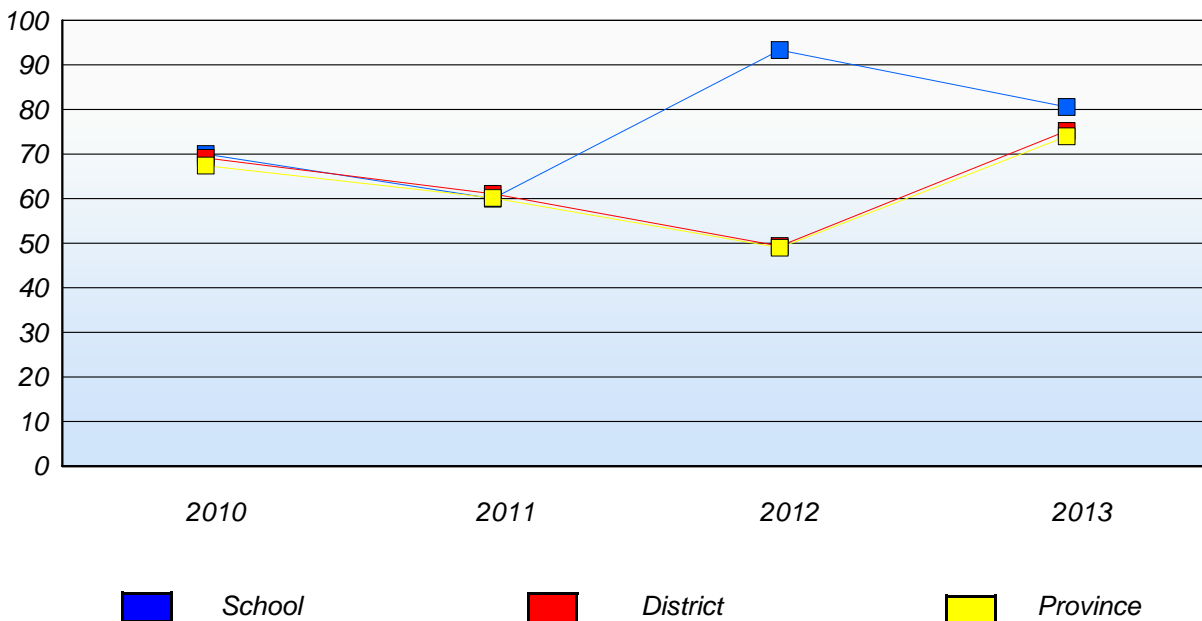
District 4 - Eastern

School #: 234 Catalina Elementary School

Demand Writing
Percentage of students at level 3 or above (2010 - 2013)



Reading
Percentage of students at level 3 or above (2010 - 2013)



* In some cases, CRT numbers may exceed AGR numbers based on late enrolments. Pie chart is based on the number of students who wrote the CRT.
* Mushuau Innu Natuashish School and Sheshatshiu Innu School are excluded from district and provincial results.

District 4 - Eastern

School #: 237 Anthony Paddon Elementary

Demand Writing

School

District

Province

Creative Writing

Persuasive Writing

Creative Writing

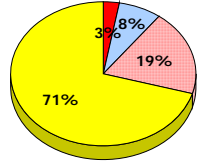
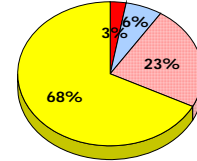
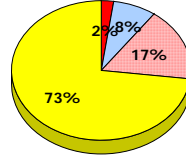
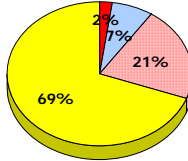
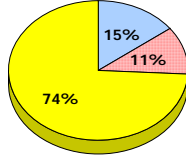
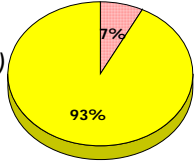
Persuasive Writing

Creative Writing

Persuasive Writing

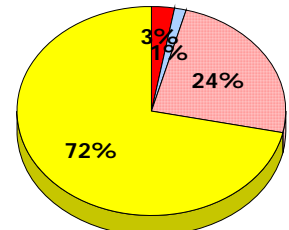
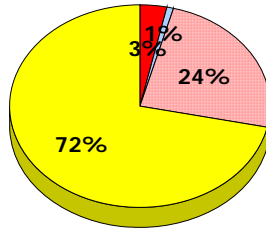
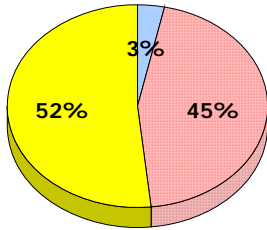
2013

Apr 30, 2013 (27)



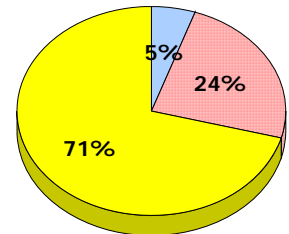
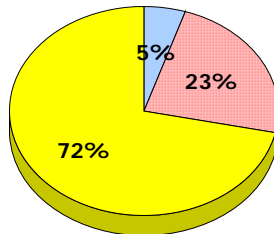
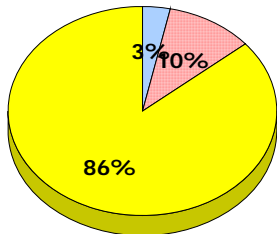
2012

Apr 30, 2012 (29)



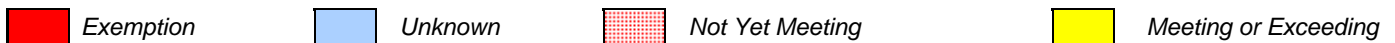
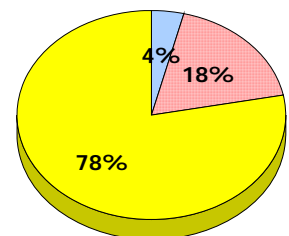
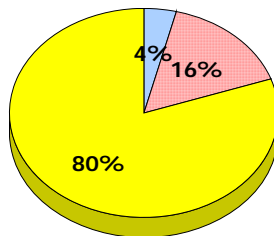
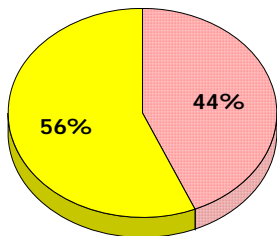
2011

AGR (29)



2010

AGR (39)



* In some cases, CRT numbers may exceed AGR numbers based on late enrolments. Pie chart is based on the number of students who wrote the CRT.
* Mushuau Innu Natuashish School and Sheshatshiu Innu School are excluded from district and provincial results.

**Elementary English Language Arts
4 Year Provincial Assessment, June 2013
Student Population Report
(average scores)**

District 4 - Eastern

School #: 237 Anthony Paddon Elementary

Reading

School

District

Province

Non - Fiction

Fiction

Non - Fiction

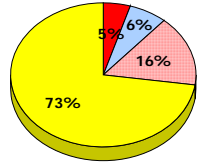
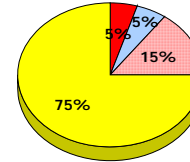
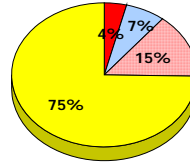
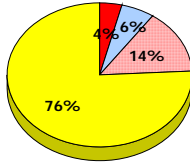
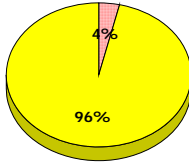
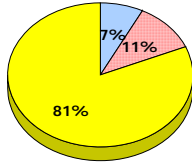
Fiction

Non - Fiction

Fiction

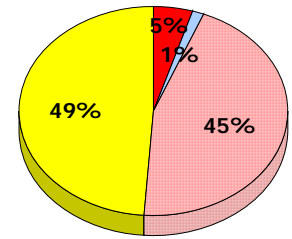
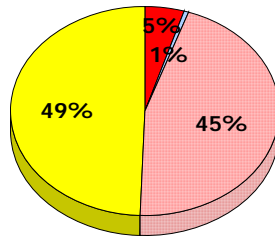
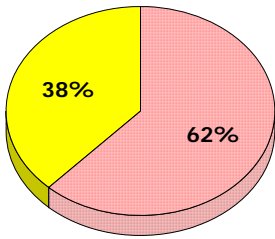
2013

Apr 30,
2013 (27)



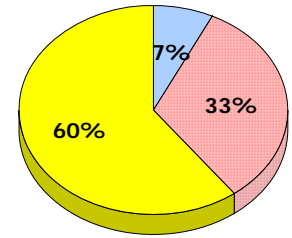
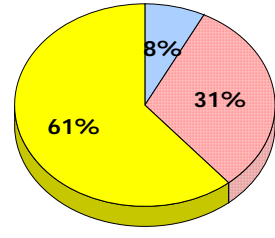
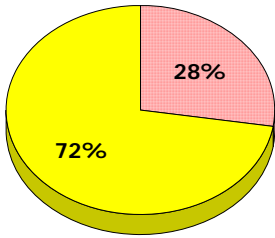
2012

Apr 30,
2012 (29)



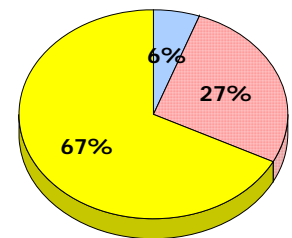
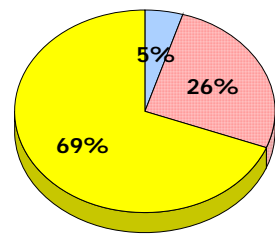
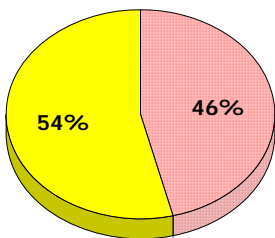
2011

AGR (29)



2010

AGR (39)



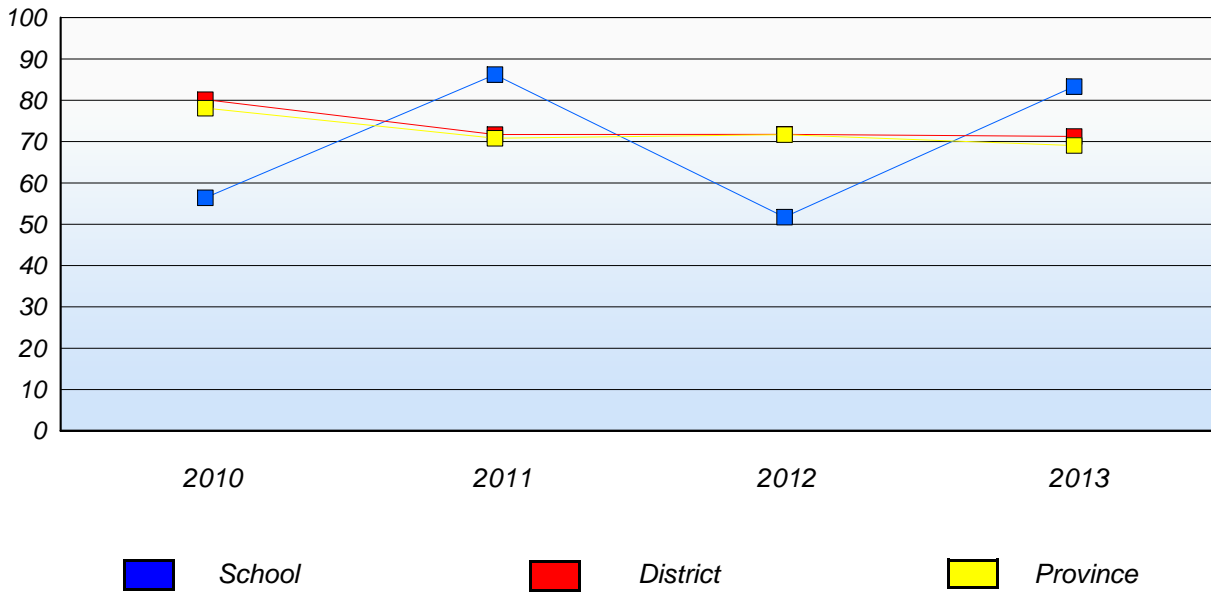
■ Exemption
 ■ Unknown
 Not Yet Meeting
 ■ Meeting or Exceeding

* In some cases, CRT numbers may exceed AGR numbers based on late enrolments. Pie chart is based on the number of students who wrote the CRT.
 * Mushuau Innu Natuashish School and Sheshatshiu Innu School are excluded from district and provincial results.

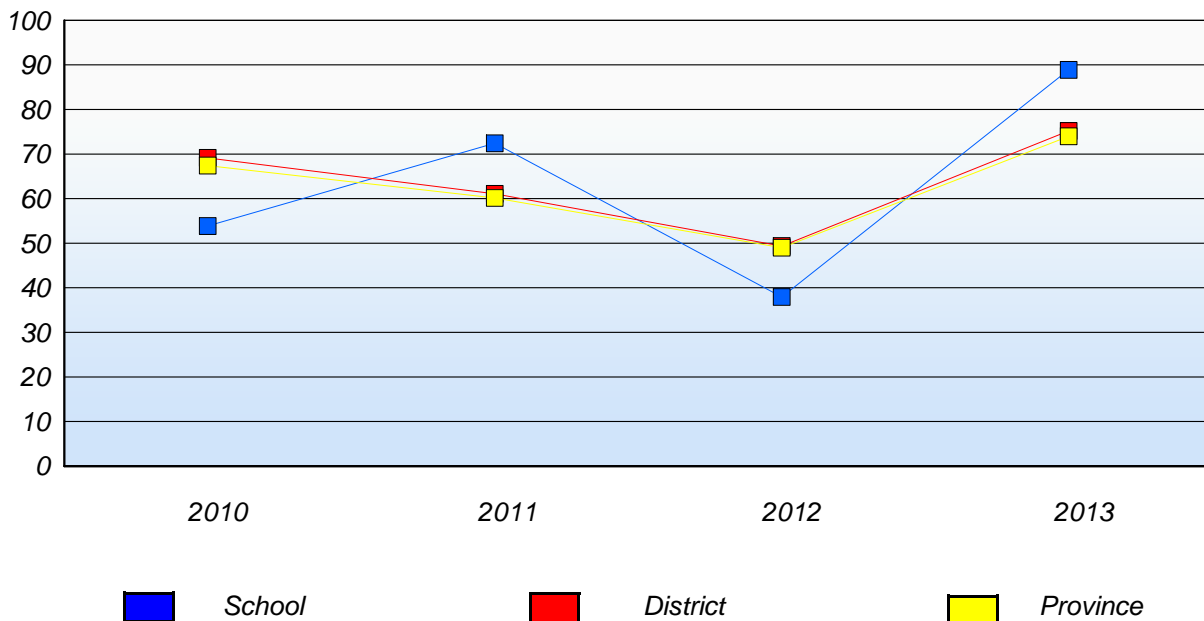
District 4 - Eastern

School #: 237 Anthony Paddon Elementary

Demand Writing
Percentage of students at level 3 or above (2010 - 2013)



Reading
Percentage of students at level 3 or above (2010 - 2013)



* In some cases, CRT numbers may exceed AGR numbers based on late enrolments. Pie chart is based on the number of students who wrote the CRT.

* Mushuau Innu Natuashish School and Sheshatshiu Innu School are excluded from district and provincial results.

District 4 - Eastern

School #: 240 Bishop White School

Demand Writing

School

District

Province

Creative Writing

Persuasive Writing

Creative Writing

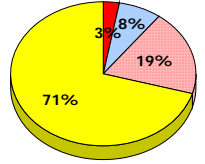
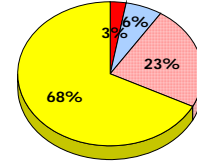
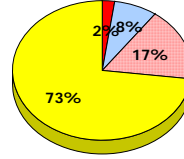
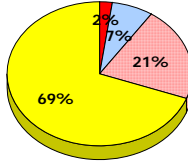
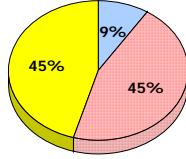
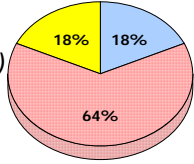
Persuasive Writing

Creative Writing

Persuasive Writing

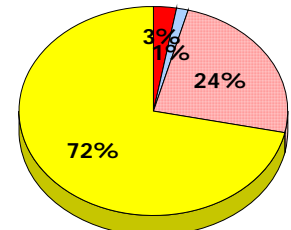
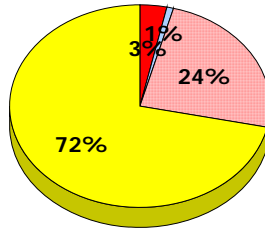
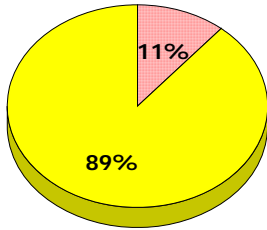
2013

Apr 30, 2013 (11)



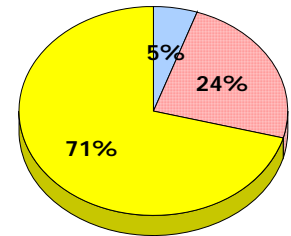
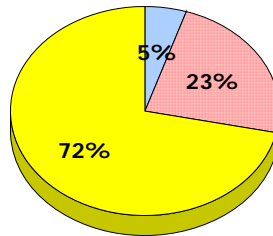
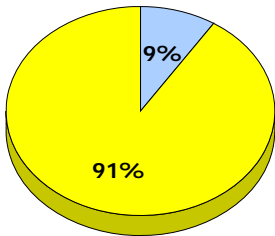
2012

Apr 30, 2012 (9)



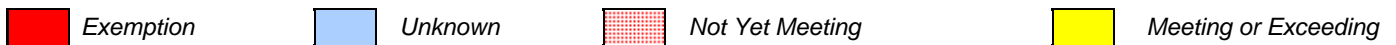
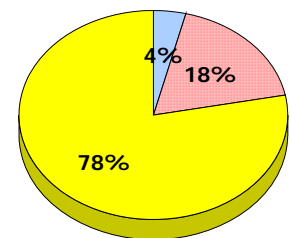
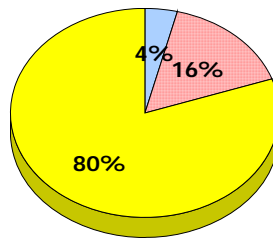
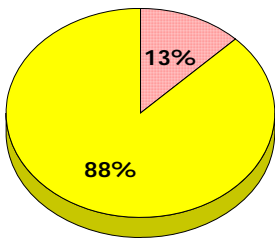
2011

AGR (11)



2010

AGR (8)



* In some cases, CRT numbers may exceed AGR numbers based on late enrolments. Pie chart is based on the number of students who wrote the CRT.
* Mushuau Innu Natuashish School and Sheshatshiu Innu School are excluded from district and provincial results.

District 4 - Eastern

School #: 240 Bishop White School

Reading

School

District

Province

Non - Fiction

Fiction

Non - Fiction

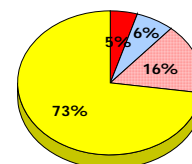
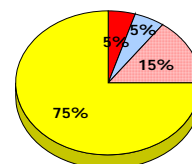
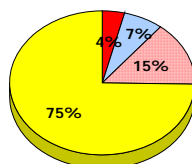
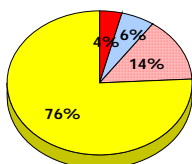
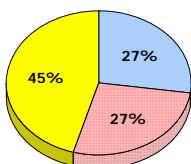
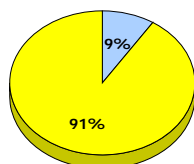
Fiction

Non - Fiction

Fiction

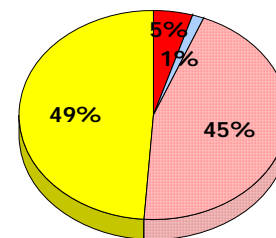
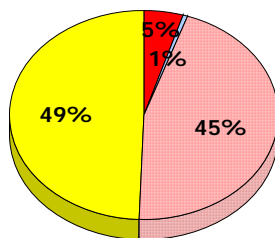
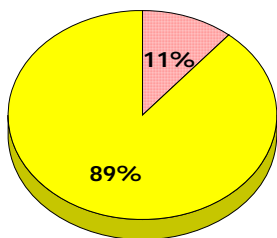
2013

Apr 30,
2013 (11)



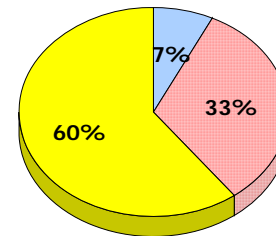
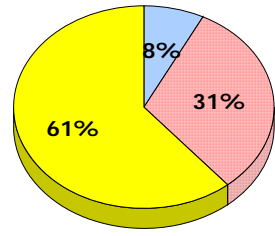
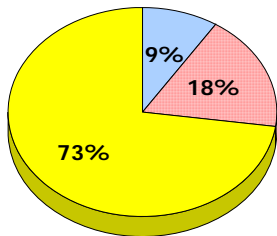
2012

Apr 30,
2012 (9)



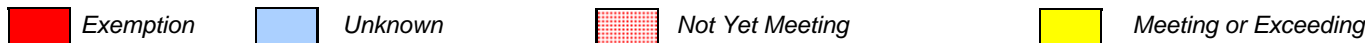
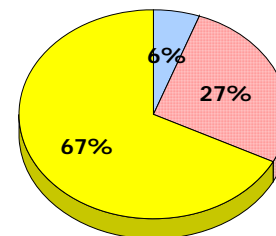
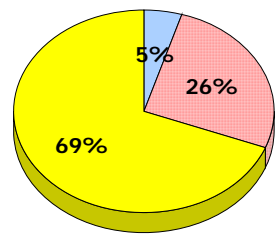
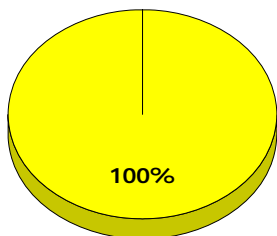
2011

AGR (11)



2010

AGR (8)



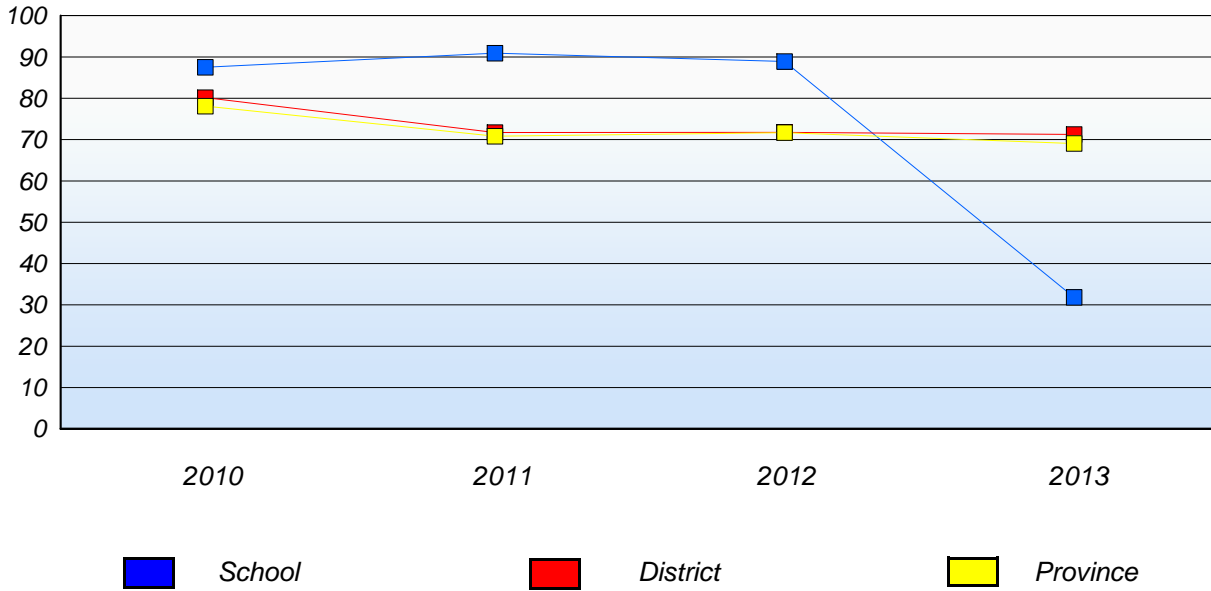
* In some cases, CRT numbers may exceed AGR numbers based on late enrolments. Pie chart is based on the number of students who wrote the CRT.
* Mushuau Innu Natuashish School and Sheshatshiu Innu School are excluded from district and provincial results.

**Elementary English Language Arts
4 Year Provincial Assessment, June 2013
Student Population Report
(average scores)**

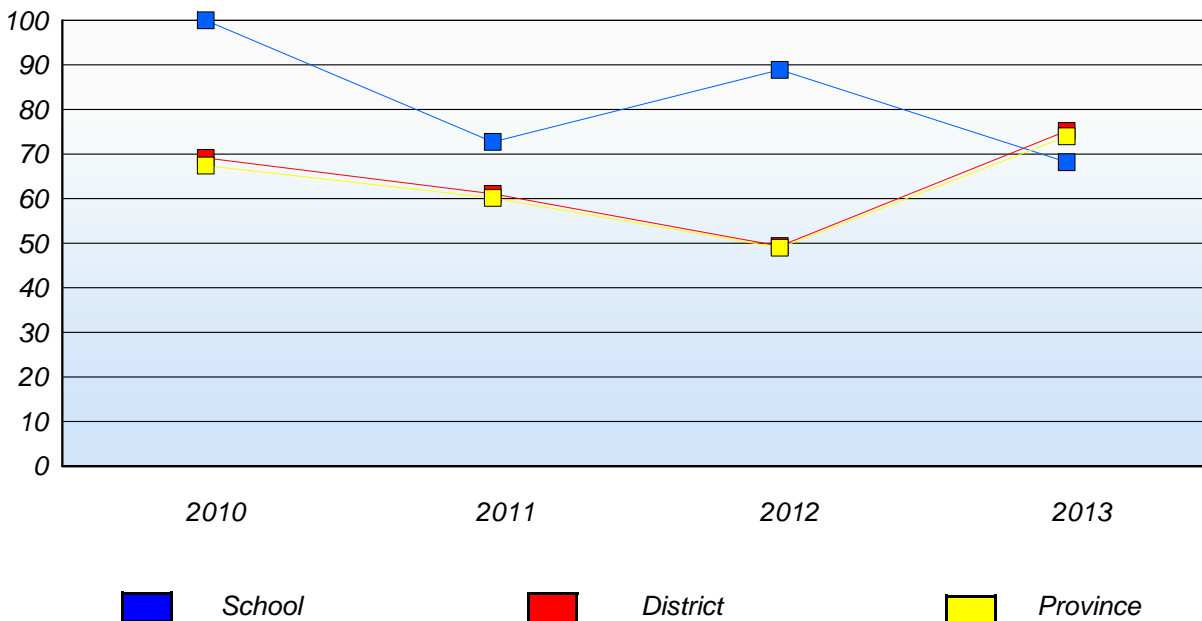
District 4 - Eastern

School #: 240 Bishop White School

Demand Writing
Percentage of students at level 3 or above (2010 - 2013)



Reading
Percentage of students at level 3 or above (2010 - 2013)

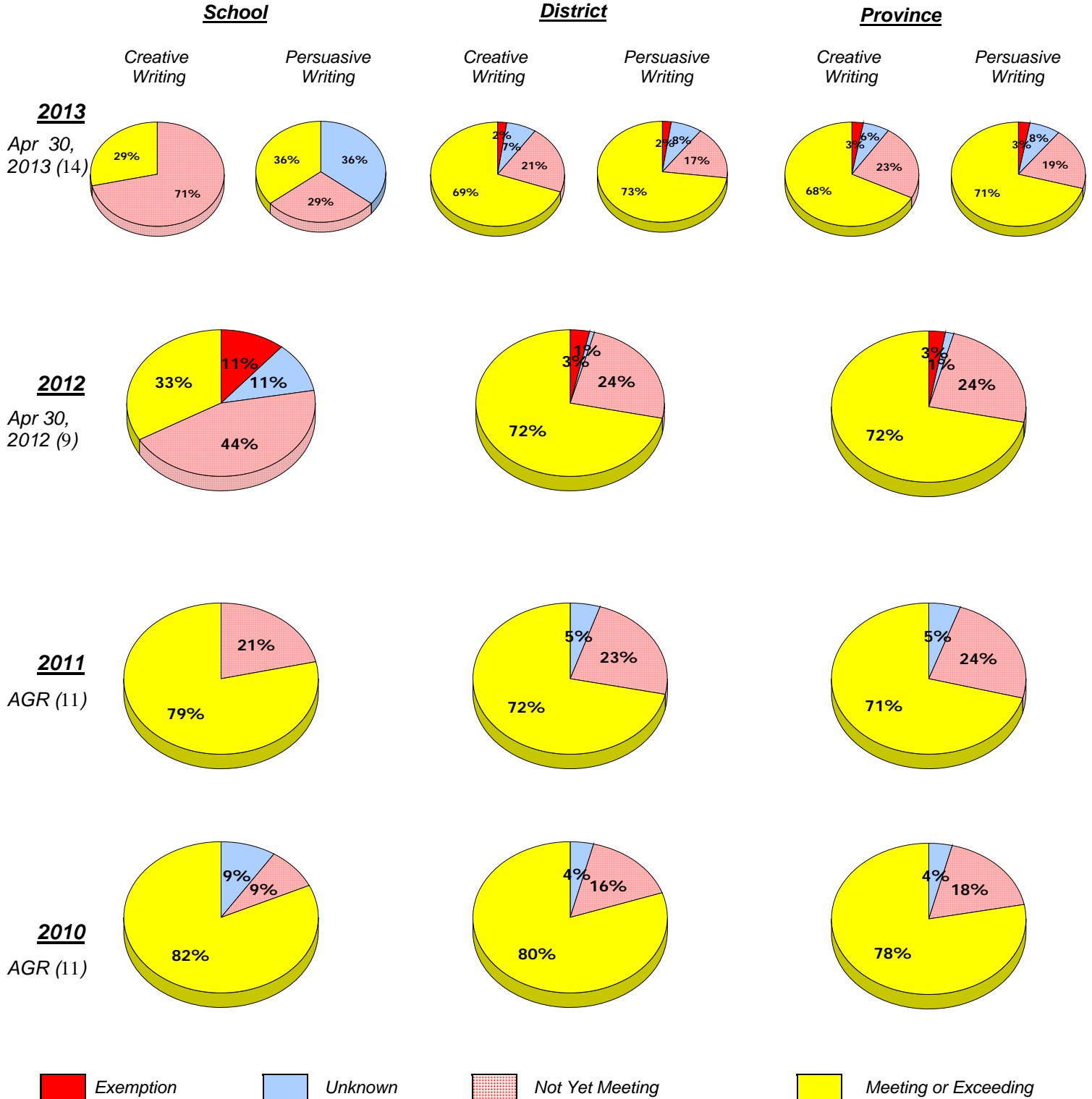


* In some cases, CRT numbers may exceed AGR numbers based on late enrolments. Pie chart is based on the number of students who wrote the CRT.
* Mushuau Innu Natuashish School and Sheshatshiu Innu School are excluded from district and provincial results.

District 4 - Eastern

School #: 242 Random Island Academy

Demand Writing



* In some cases, CRT numbers may exceed AGR numbers based on late enrolments. Pie chart is based on the number of students who wrote the CRT.
* Mushuau Innu Natuashish School and Sheshatshiu Innu School are excluded from district and provincial results.

District 4 - Eastern

School #: 242 Random Island Academy

Reading

School

District

Province

Non - Fiction

Fiction

Non - Fiction

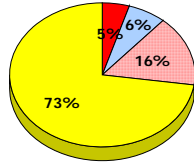
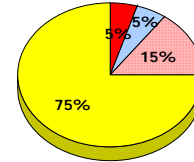
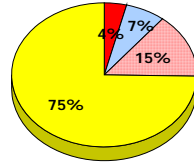
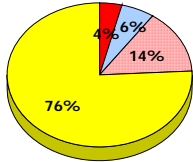
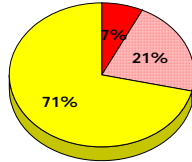
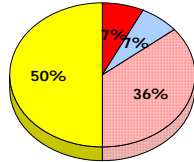
Fiction

Non - Fiction

Fiction

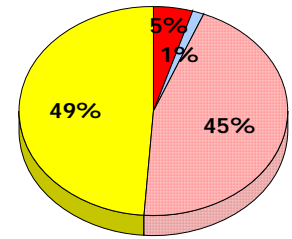
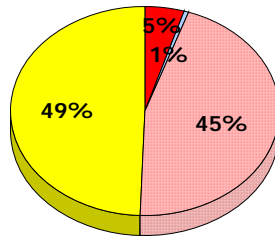
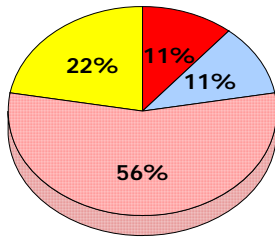
2013

Apr 30,
2013 (14)



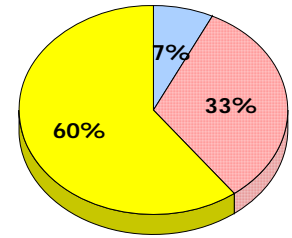
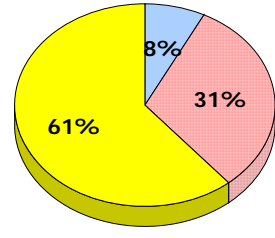
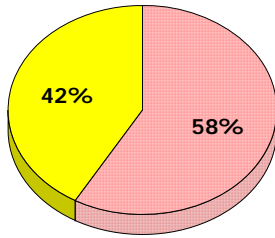
2012

Apr 30,
2012 (9)



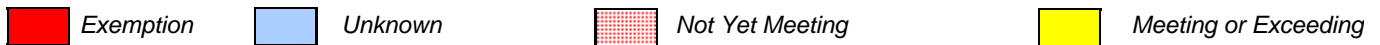
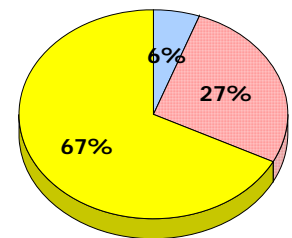
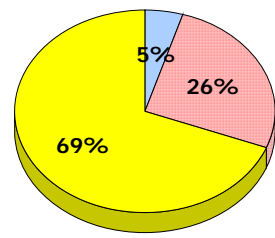
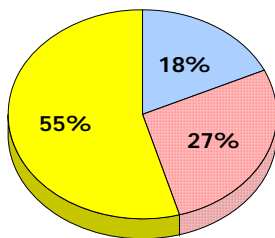
2011

AGR (11)



2010

AGR (11)

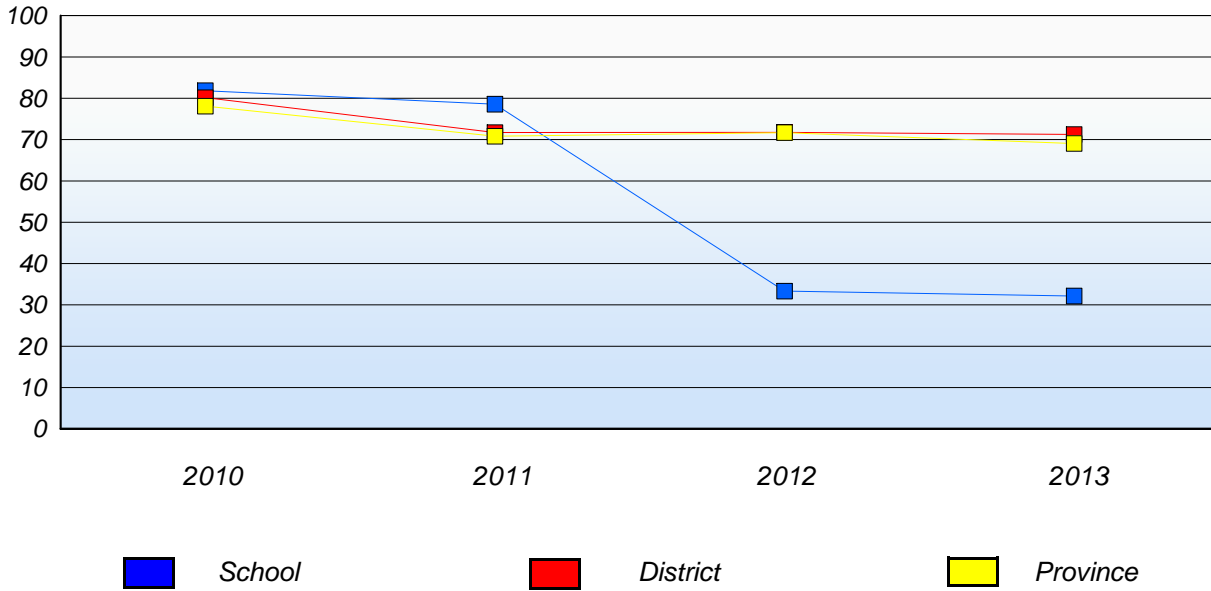


* In some cases, CRT numbers may exceed AGR numbers based on late enrolments. Pie chart is based on the number of students who wrote the CRT.
 * Mushuau Innu Natuashish School and Sheshatshiu Innu School are excluded from district and provincial results.

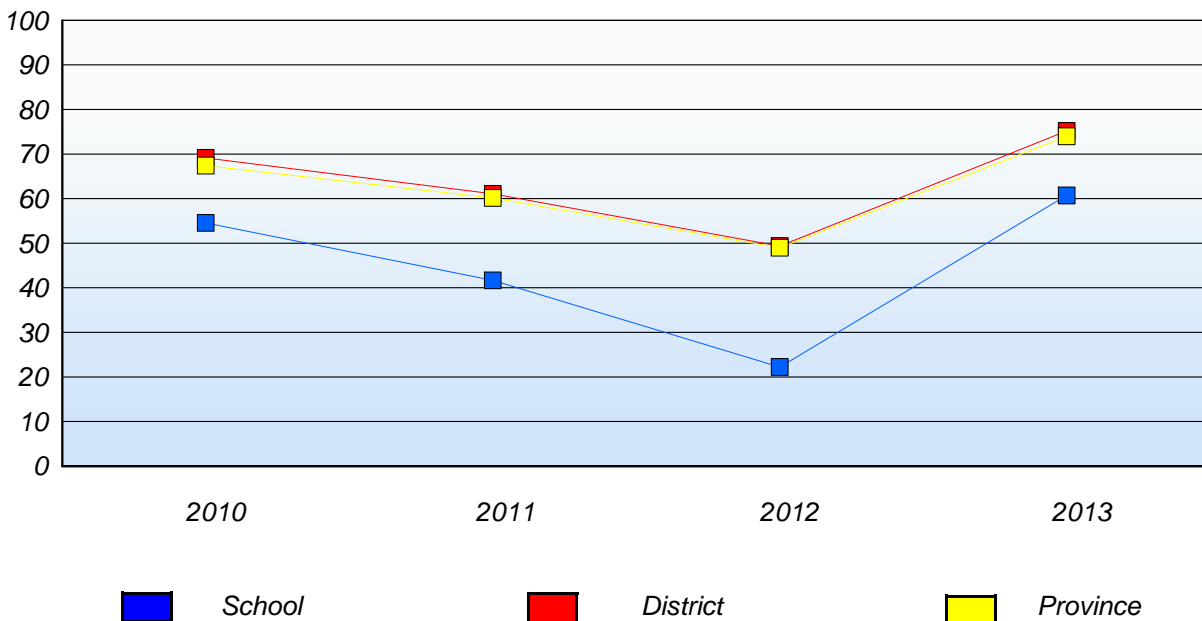
District 4 - Eastern

School #: 242 Random Island Academy

Demand Writing
Percentage of students at level 3 or above (2010 - 2013)



Reading
Percentage of students at level 3 or above (2010 - 2013)



* In some cases, CRT numbers may exceed AGR numbers based on late enrolments. Pie chart is based on the number of students who wrote the CRT.

* Mushuau Innu Natuashish School and Sheshatshiu Innu School are excluded from district and provincial results.

District 4 - Eastern

School #: 243 Riverside Elementary

Demand Writing

School

District

Province

Creative Writing

Persuasive Writing

Creative Writing

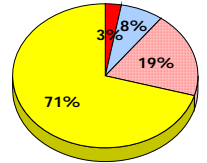
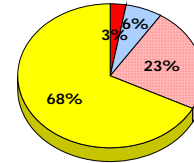
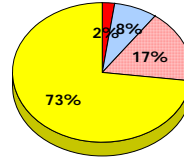
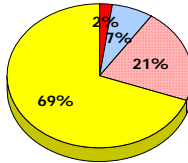
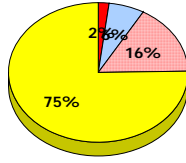
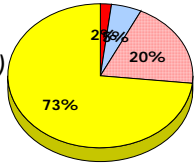
Persuasive Writing

Creative Writing

Persuasive Writing

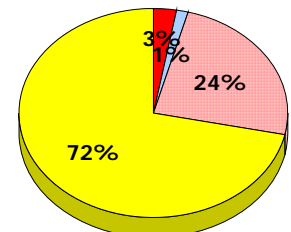
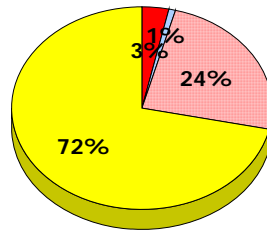
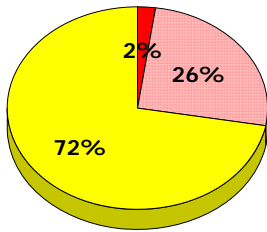
2013

Apr 30, 2013 (97)



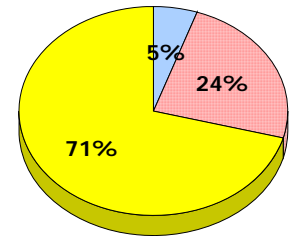
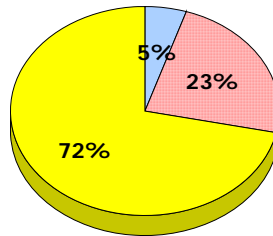
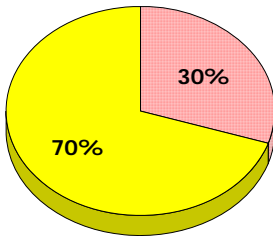
2012

Apr 30, 2012 (93)



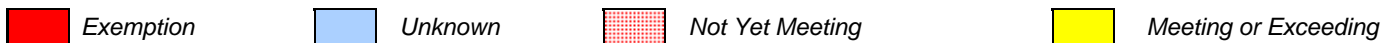
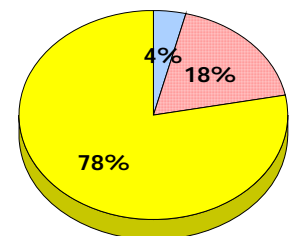
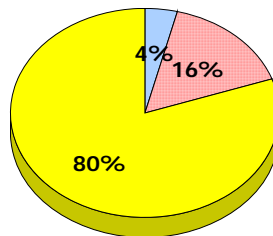
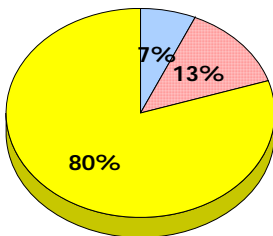
2011

AGR (40)



2010

AGR (45)



* In some cases, CRT numbers may exceed AGR numbers based on late enrolments. Pie chart is based on the number of students who wrote the CRT.
* Mushuau Innu Natuashish School and Sheshatshiu Innu School are excluded from district and provincial results.

**Elementary English Language Arts
4 Year Provincial Assessment, June 2013
Student Population Report**
(average scores)

District 4 - Eastern

School #: 243 Riverside Elementary

Reading

School

District

Province

Non - Fiction

Fiction

Non - Fiction

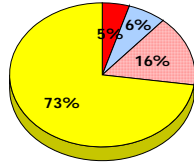
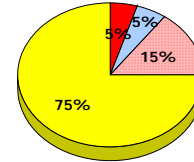
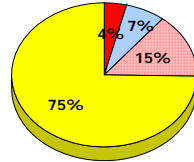
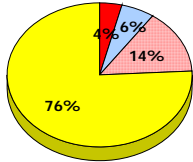
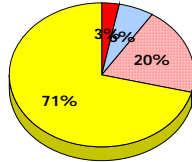
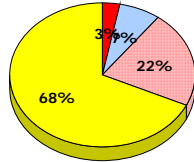
Fiction

Non - Fiction

Fiction

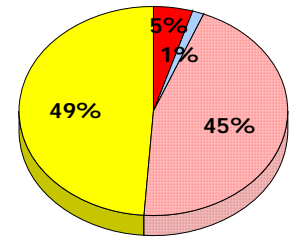
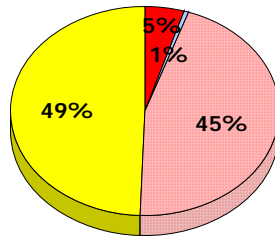
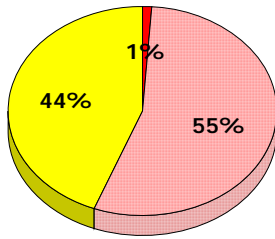
2013

Apr 30,
2013 (97)



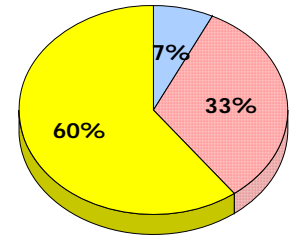
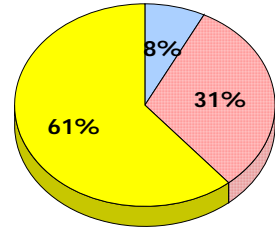
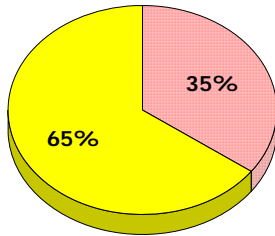
2012

Apr 30,
2012 (93)



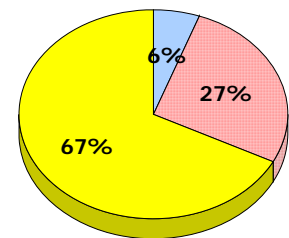
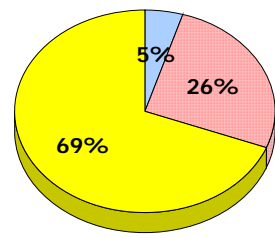
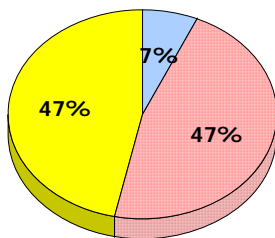
2011

AGR (40)



2010

AGR (45)



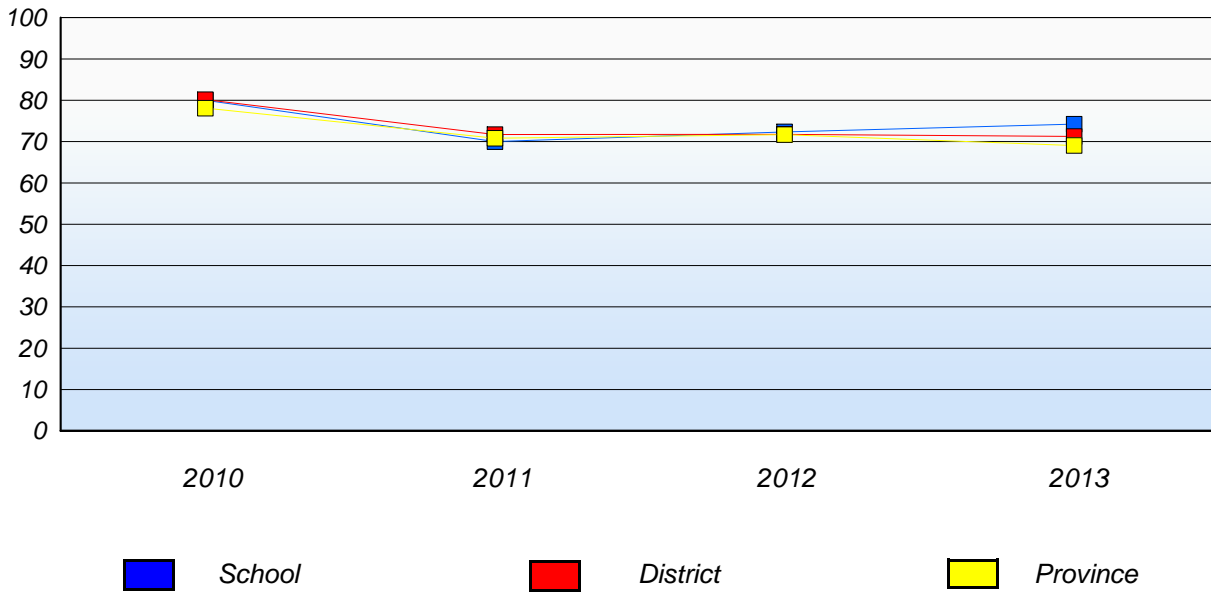
■ Exemption
 ■ Unknown
 ■ Not Yet Meeting
 ■ Meeting or Exceeding

* In some cases, CRT numbers may exceed AGR numbers based on late enrolments. Pie chart is based on the number of students who wrote the CRT.
 * Mushuau Innu Natuashish School and Sheshatshiu Innu School are excluded from district and provincial results.

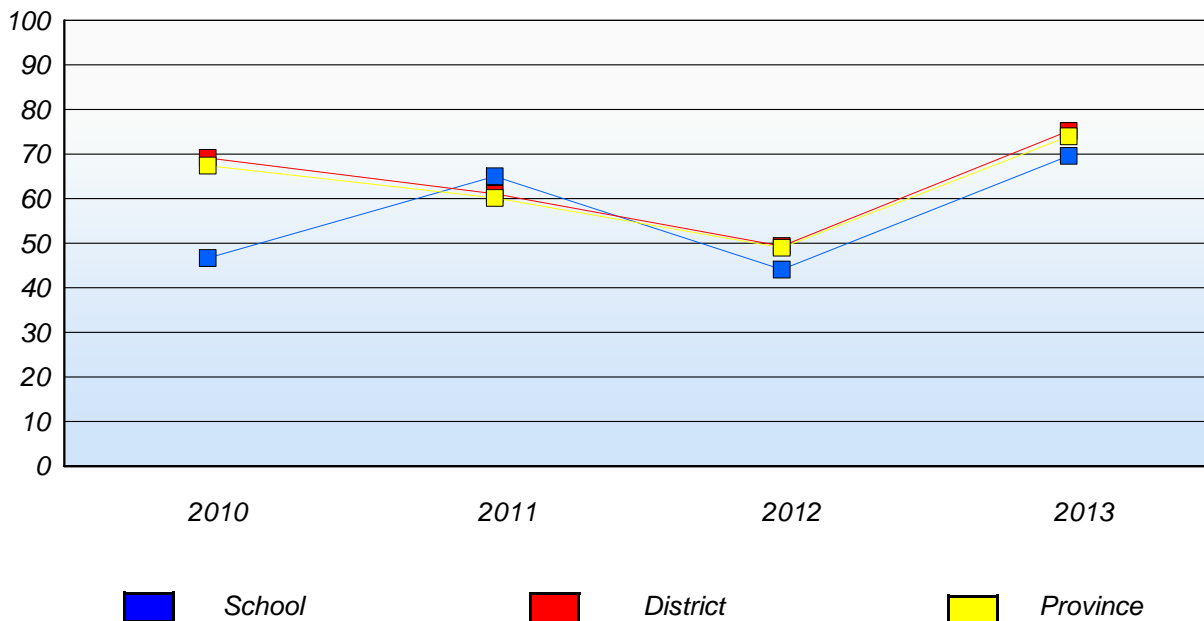
District 4 - Eastern

School #: 243 Riverside Elementary

Demand Writing
Percentage of students at level 3 or above (2010 - 2013)



Reading
Percentage of students at level 3 or above (2010 - 2013)



* In some cases, CRT numbers may exceed AGR numbers based on late enrolments. Pie chart is based on the number of students who wrote the CRT.

* Mushuau Innu Natuashish School and Sheshatshiu Innu School are excluded from district and provincial results.

District 4 - Eastern

School #: 246 Swift Current Academy

Demand Writing

School

District

Province

Creative Writing

Persuasive Writing

Creative Writing

Persuasive Writing

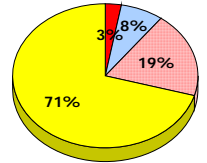
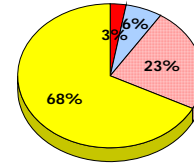
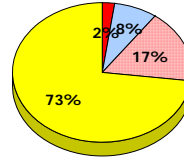
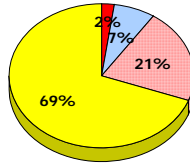
Creative Writing

Persuasive Writing

2013

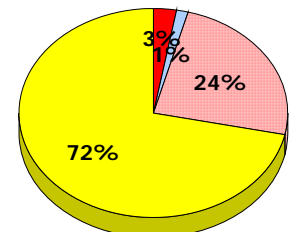
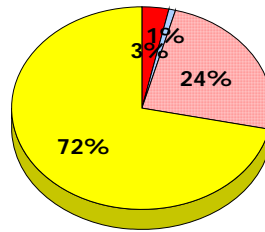
Apr 30, 2013 (2)

School data with 5 or fewer students withheld for reasons of confidentiality.



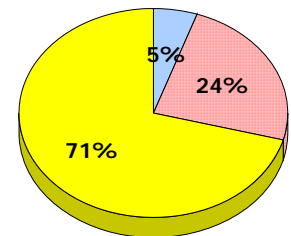
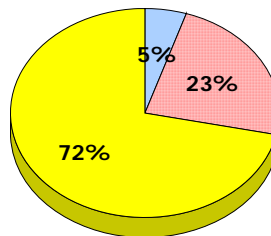
2012

Apr 30, 2012 (5)



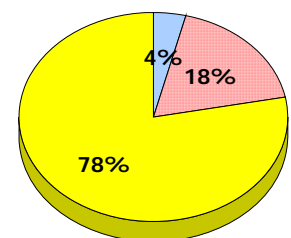
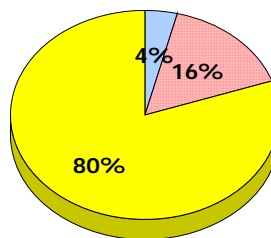
2011

AGR (2)



2010

AGR (5)



Exemption

Unknown

Not Yet Meeting

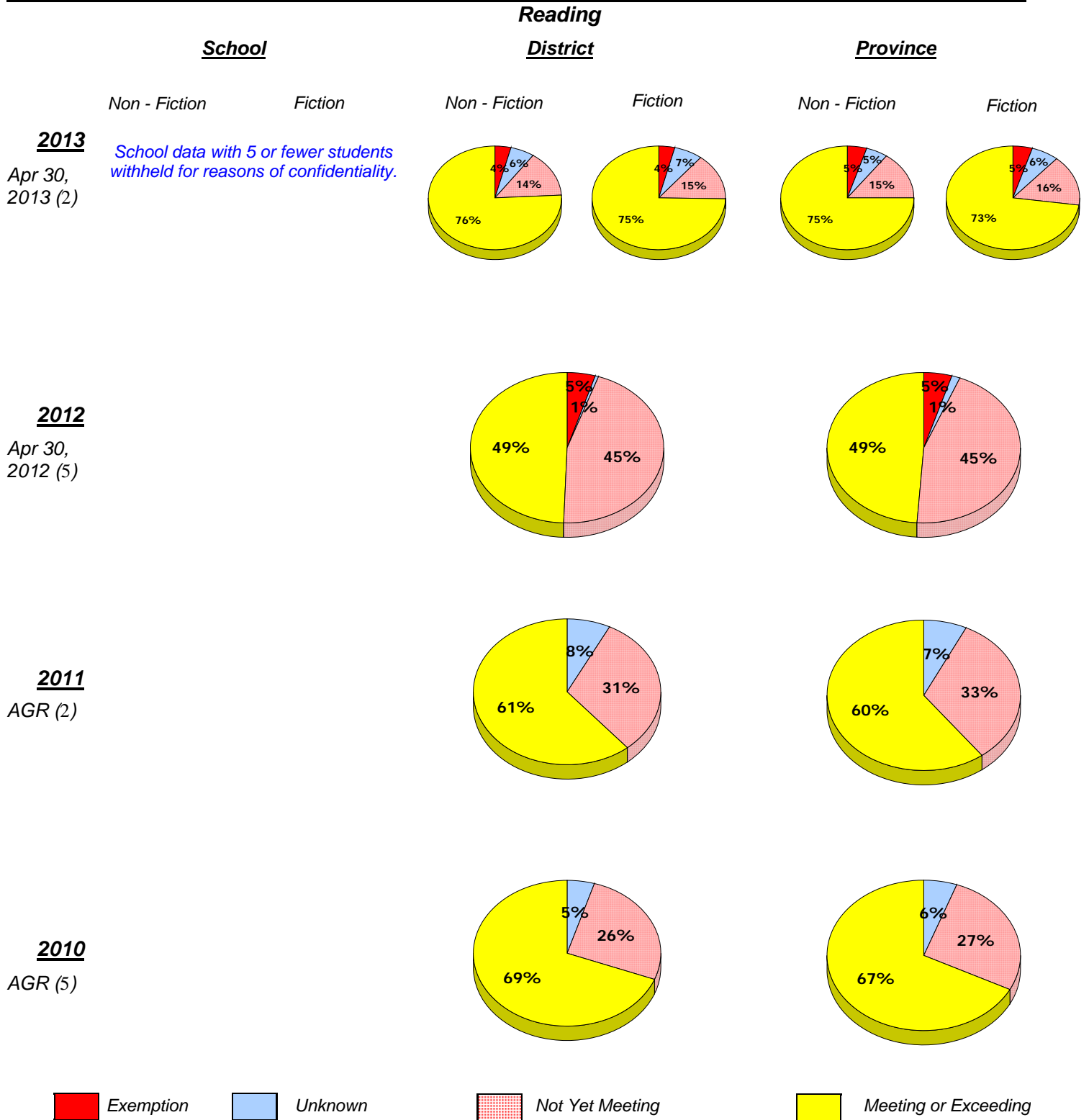
Meeting or Exceeding

* In some cases, CRT numbers may exceed AGR numbers based on late enrolments. Pie chart is based on the number of students who wrote the CRT.
* Mushuau Innu Natuashish School and Sheshatshiu Innu School are excluded from district and provincial results.

**Elementary English Language Arts
4 Year Provincial Assessment, June 2013
Student Population Report**
(average scores)

District 4 - Eastern

School #: 246 Swift Current Academy



* In some cases, CRT numbers may exceed AGR numbers based on late enrolments. Pie chart is based on the number of students who wrote the CRT.
* Mushuau Innu Natuashish School and Sheshatshiu Innu School are excluded from district and provincial results.

**Elementary English Language Arts
4 Year Provincial Assessment, June 2013
Student Population Report**
(average scores)

District 4 - Eastern

School #: 246 Swift Current Academy

Demand Writing

Percentage of students at level 3 or above (2010 - 2013)

School data with 5 or fewer students withheld for reasons of confidentiality.



Reading

Percentage of students at level 3 or above (2010 - 2013)

School data with 5 or fewer students withheld for reasons of confidentiality.



* In some cases, CRT numbers may exceed AGR numbers based on late enrolments. Pie chart is based on the number of students who wrote the CRT.

* Mushuau Innu Natuashish School and Sheshatshiu Innu School are excluded from district and provincial results.

District 4 - Eastern

School #: 248 Amalgamated Academy

Demand Writing

School

District

Province

Creative Writing

Persuasive Writing

Creative Writing

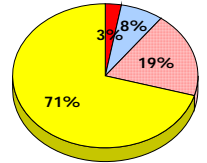
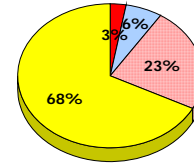
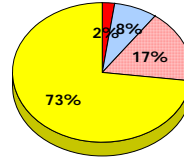
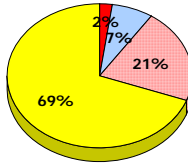
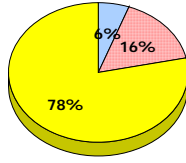
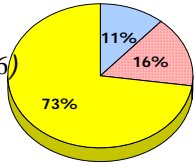
Persuasive Writing

Creative Writing

Persuasive Writing

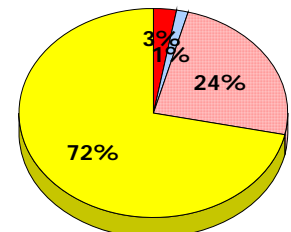
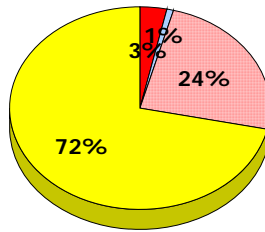
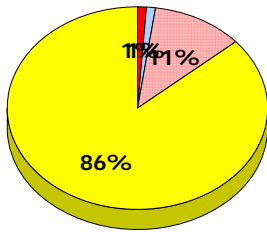
2013

Apr 30, 2013 (106)



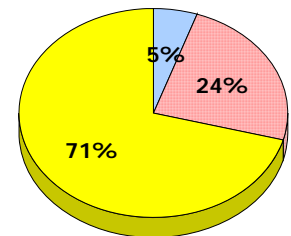
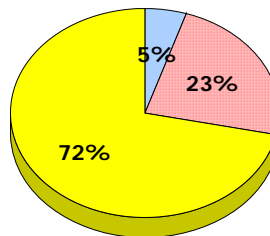
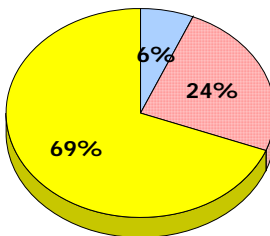
2012

Apr 30, 2012 (88)



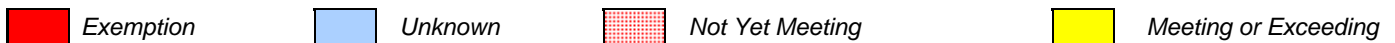
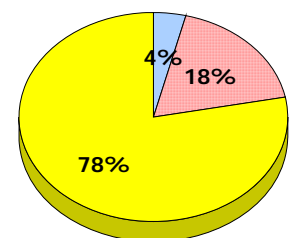
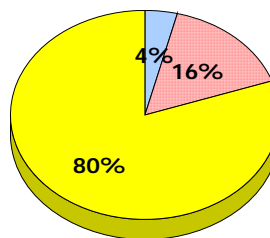
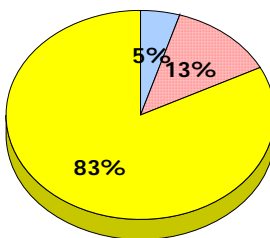
2011

AGR (78)



2010

AGR (86)



* In some cases, CRT numbers may exceed AGR numbers based on late enrolments. Pie chart is based on the number of students who wrote the CRT.
* Mushuau Innu Natuashish School and Sheshatshiu Innu School are excluded from district and provincial results.

Elementary English Language Arts
4 Year Provincial Assessment, June 2013
Student Population Report
(average scores)

District 4 - Eastern

School #: 248 Amalgamated Academy

Reading

School

District

Province

Non - Fiction

Fiction

Non - Fiction

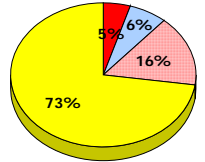
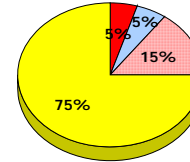
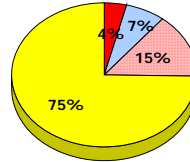
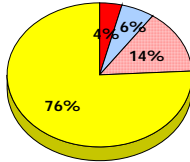
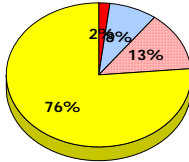
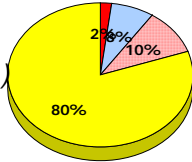
Fiction

Non - Fiction

Fiction

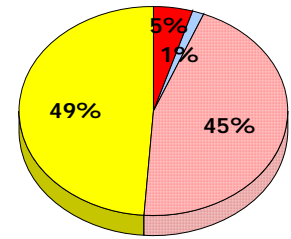
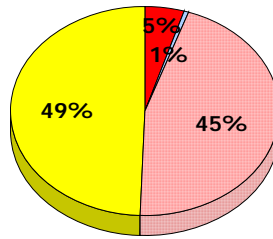
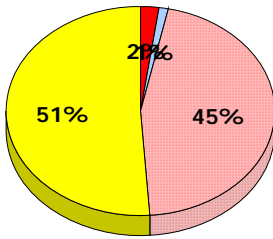
2013

Apr 30,
2013 (106)



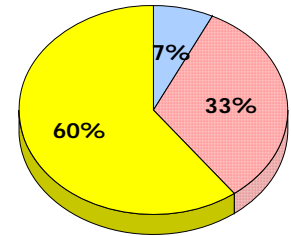
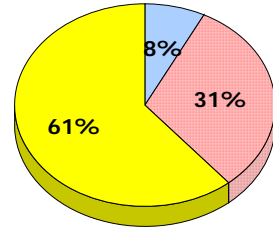
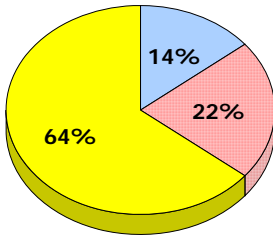
2012

Apr 30,
2012 (88)



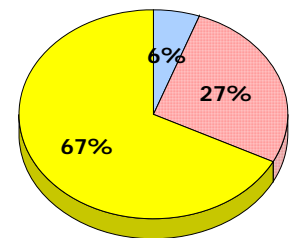
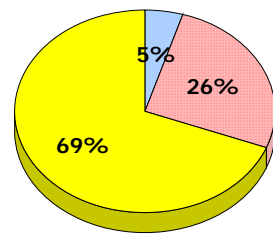
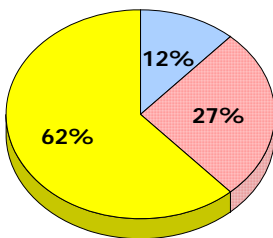
2011

AGR (78)



2010

AGR (86)



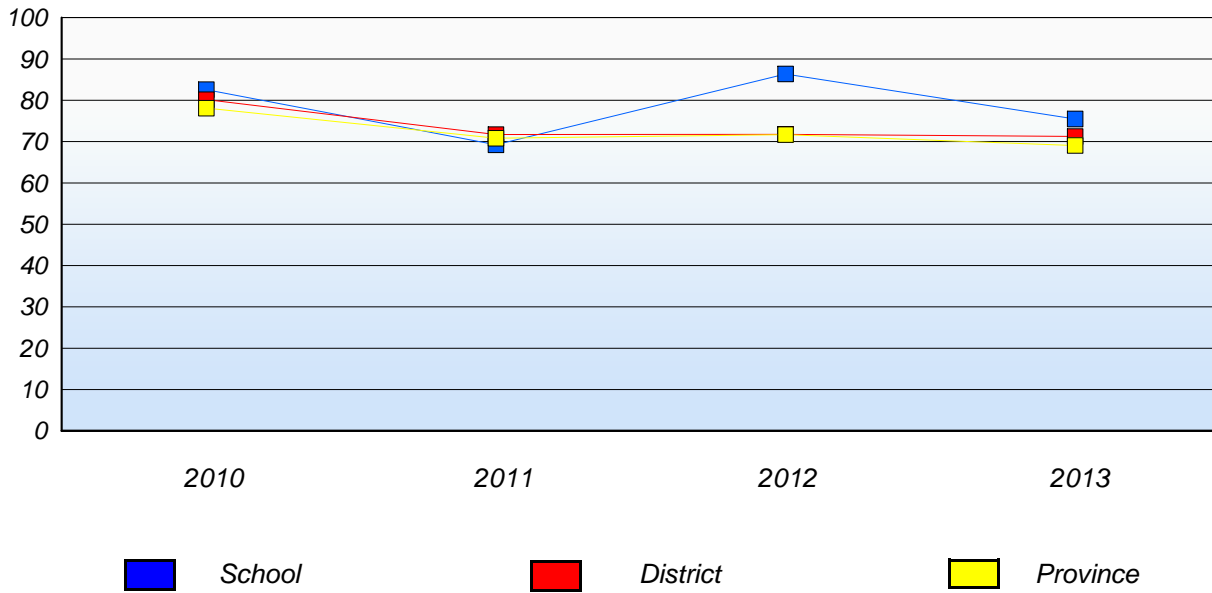
■ Exemption
 ■ Unknown
 ■ Not Yet Meeting
 ■ Meeting or Exceeding

* In some cases, CRT numbers may exceed AGR numbers based on late enrolments. Pie chart is based on the number of students who wrote the CRT.
 * Mushuau Innu Natuashish School and Sheshatshiu Innu School are excluded from district and provincial results.

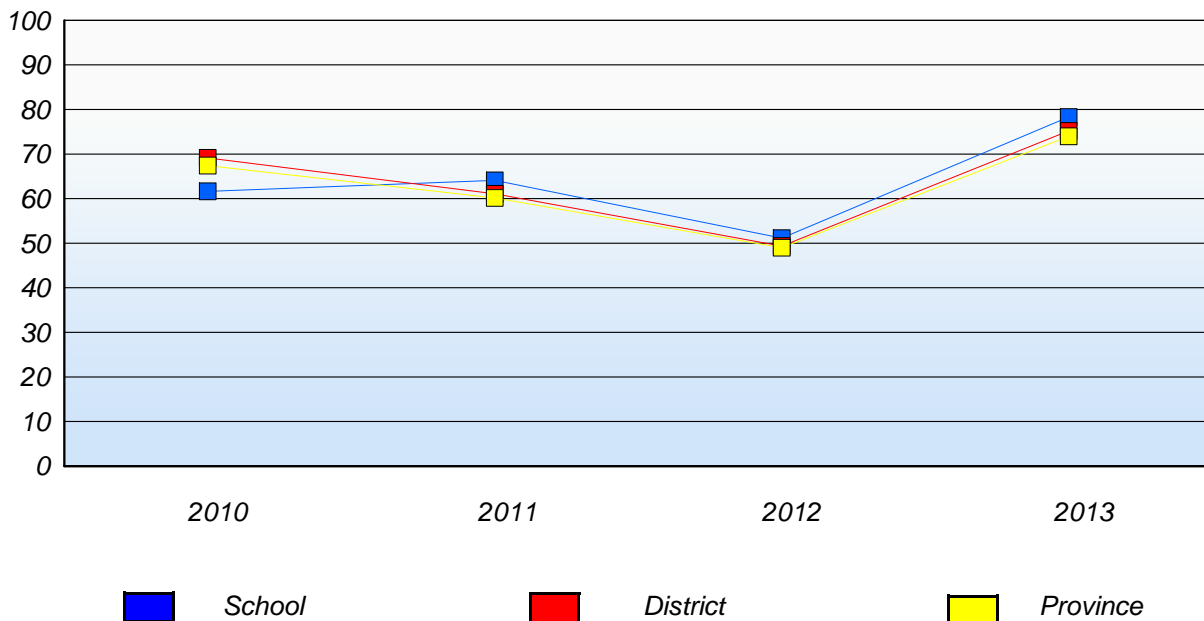
District 4 - Eastern

School #: 248 Amalgamated Academy

Demand Writing
Percentage of students at level 3 or above (2010 - 2013)



Reading
Percentage of students at level 3 or above (2010 - 2013)



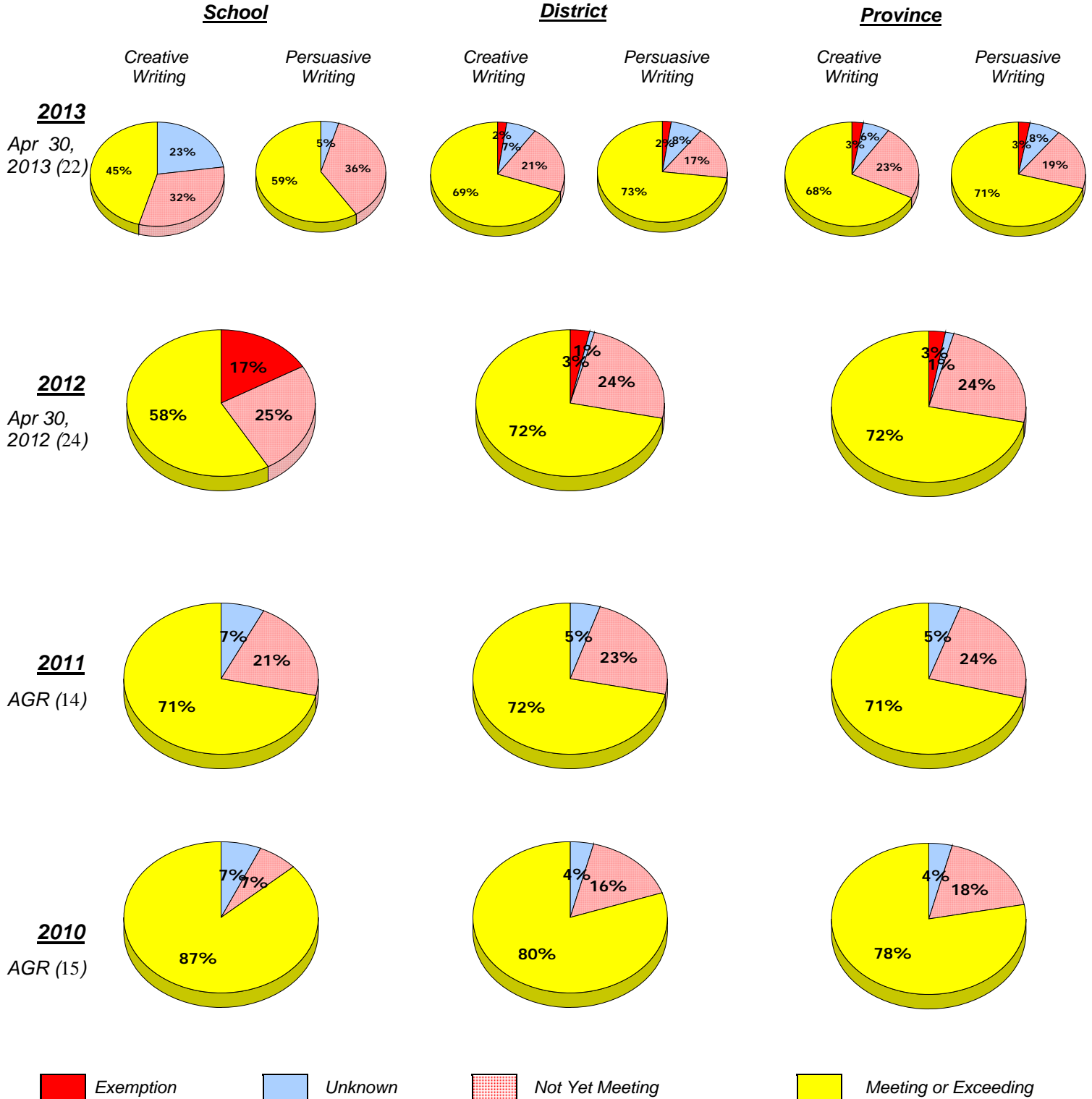
* In some cases, CRT numbers may exceed AGR numbers based on late enrolments. Pie chart is based on the number of students who wrote the CRT.

* Mushuau Innu Natuashish School and Sheshatshiu Innu School are excluded from district and provincial results.

District 4 - Eastern

School #: 258 Holy Family Elementary

Demand Writing



* In some cases, CRT numbers may exceed AGR numbers based on late enrolments. Pie chart is based on the number of students who wrote the CRT.
* Mushuau Innu Natuashish School and Sheshatshiu Innu School are excluded from district and provincial results.

Elementary English Language Arts
4 Year Provincial Assessment, June 2013
Student Population Report
(average scores)

District 4 - Eastern

School #: 258 Holy Family Elementary

Reading

School

District

Province

Non - Fiction

Fiction

Non - Fiction

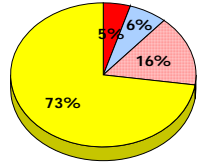
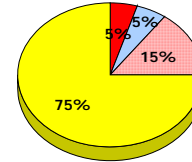
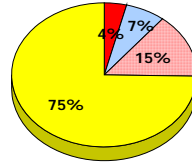
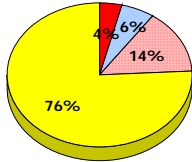
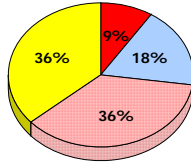
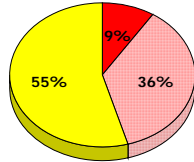
Fiction

Non - Fiction

Fiction

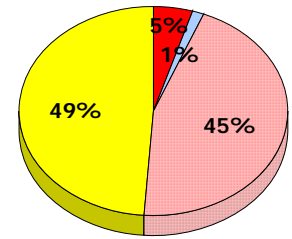
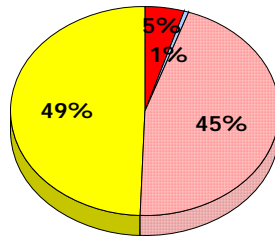
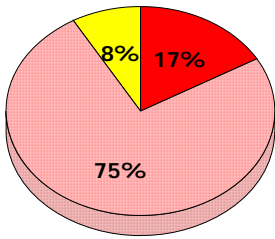
2013

Apr 30,
2013 (22)



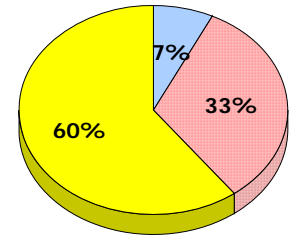
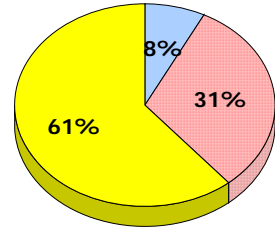
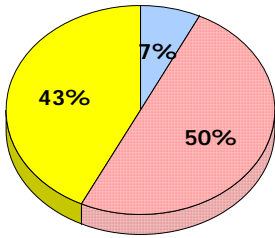
2012

Apr 30,
2012 (24)



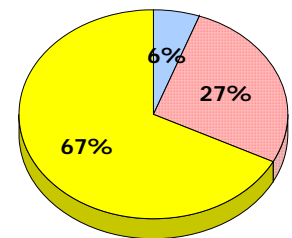
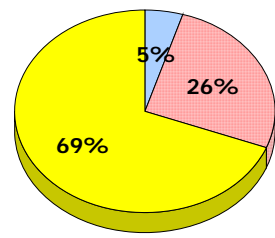
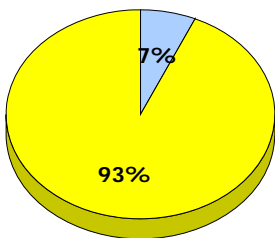
2011

AGR (14)



2010

AGR (15)



■ Exemption
 ■ Unknown
 ■ Not Yet Meeting
 ■ Meeting or Exceeding

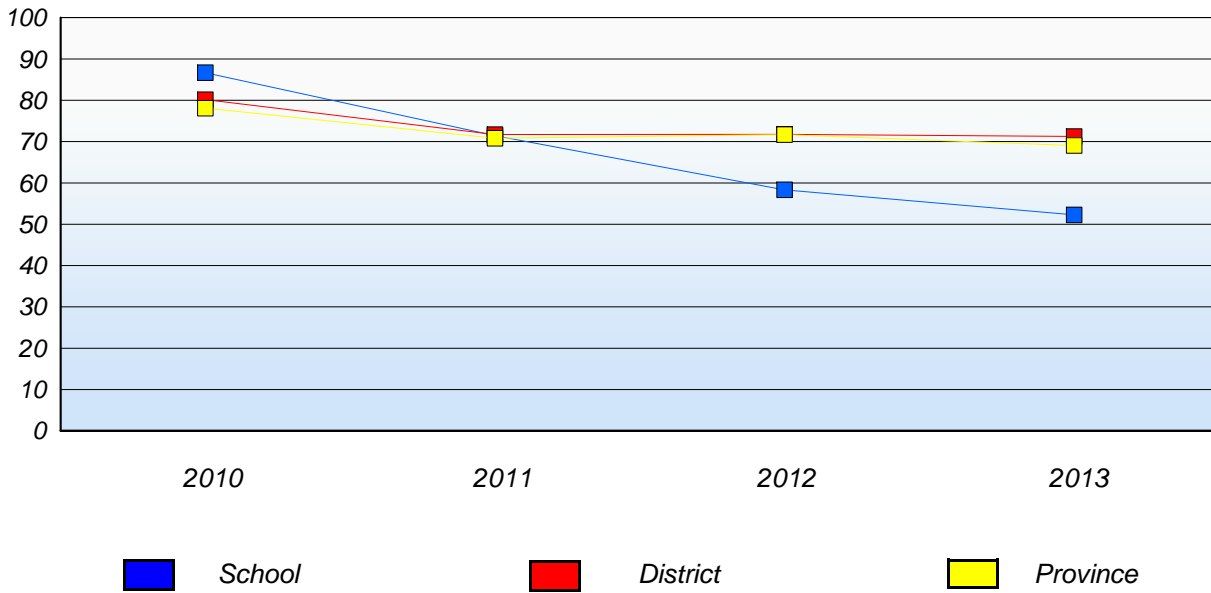
* In some cases, CRT numbers may exceed AGR numbers based on late enrolments. Pie chart is based on the number of students who wrote the CRT.
 * Mushuau Innu Natuashish School and Sheshatshiu Innu School are excluded from district and provincial results.

**Elementary English Language Arts
4 Year Provincial Assessment, June 2013
Student Population Report
(average scores)**

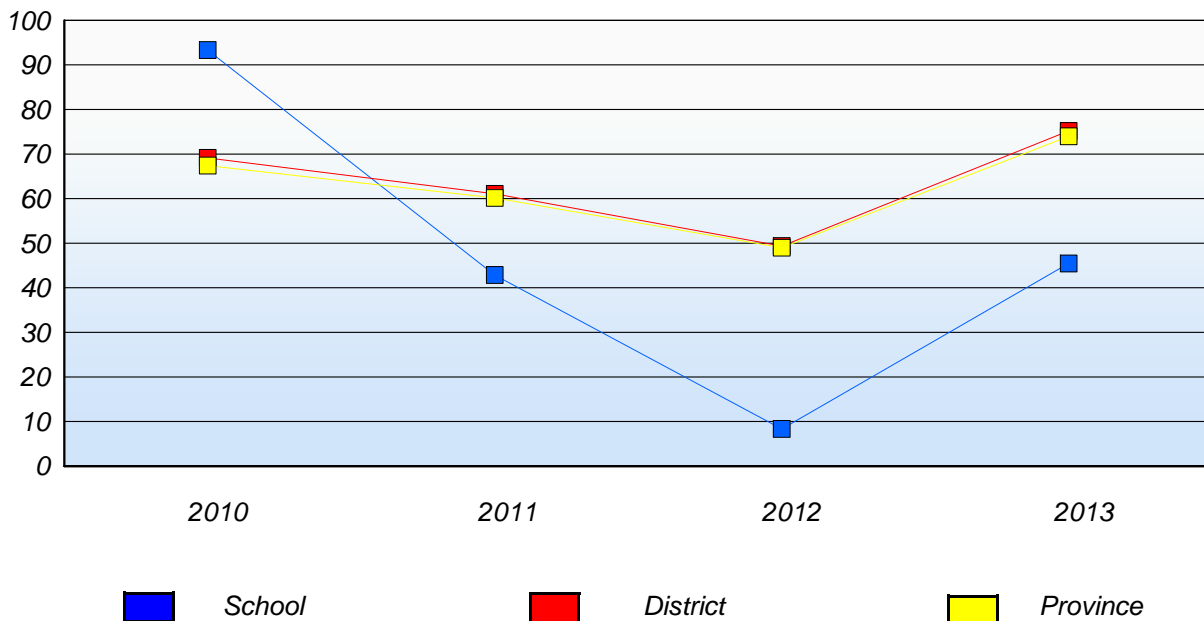
District 4 - Eastern

School #: 258 Holy Family Elementary

Demand Writing
Percentage of students at level 3 or above (2010 - 2013)



Reading
Percentage of students at level 3 or above (2010 - 2013)



* In some cases, CRT numbers may exceed AGR numbers based on late enrolments. Pie chart is based on the number of students who wrote the CRT.

* Mushuau Innu Natuashish School and Sheshatshiu Innu School are excluded from district and provincial results.

District 4 - Eastern

School #: 260 Immaculate Conception Elementary

Demand Writing



* In some cases, CRT numbers may exceed AGR numbers based on late enrolments. Pie chart is based on the number of students who wrote the CRT.
* Mushuau Innu Natuashish School and Sheshatshiu Innu School are excluded from district and provincial results.

District 4 - Eastern

School #: 260 Immaculate Conception Elementary

Reading

School

District

Province

Non - Fiction

Fiction

Non - Fiction

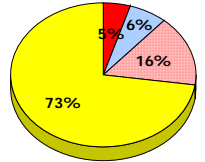
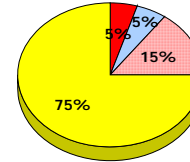
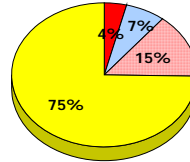
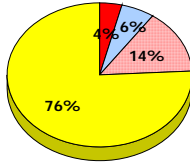
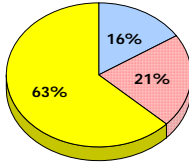
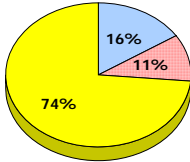
Fiction

Non - Fiction

Fiction

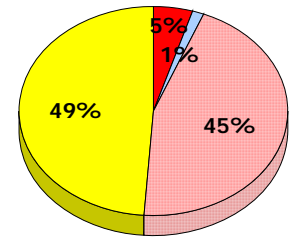
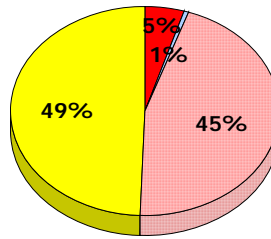
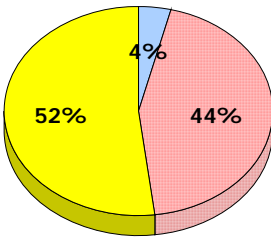
2013

Apr 30,
2013 (19)



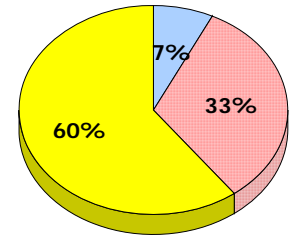
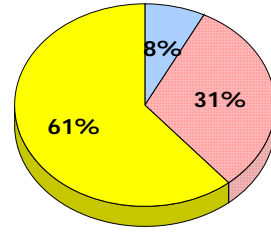
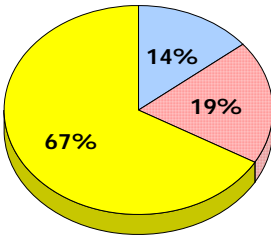
2012

Apr 30,
2012 (25)



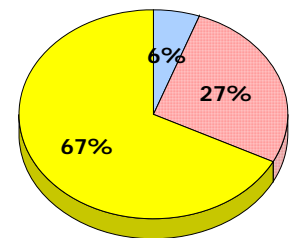
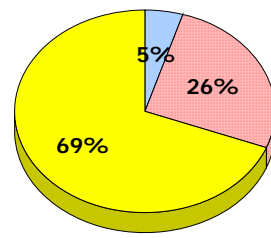
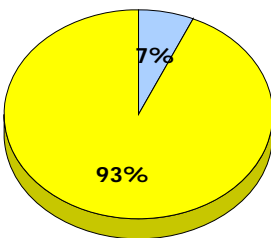
2011

AGR (21)



2010

AGR (15)



■ Exemption
 ■ Unknown
 ■ Not Yet Meeting
 ■ Meeting or Exceeding

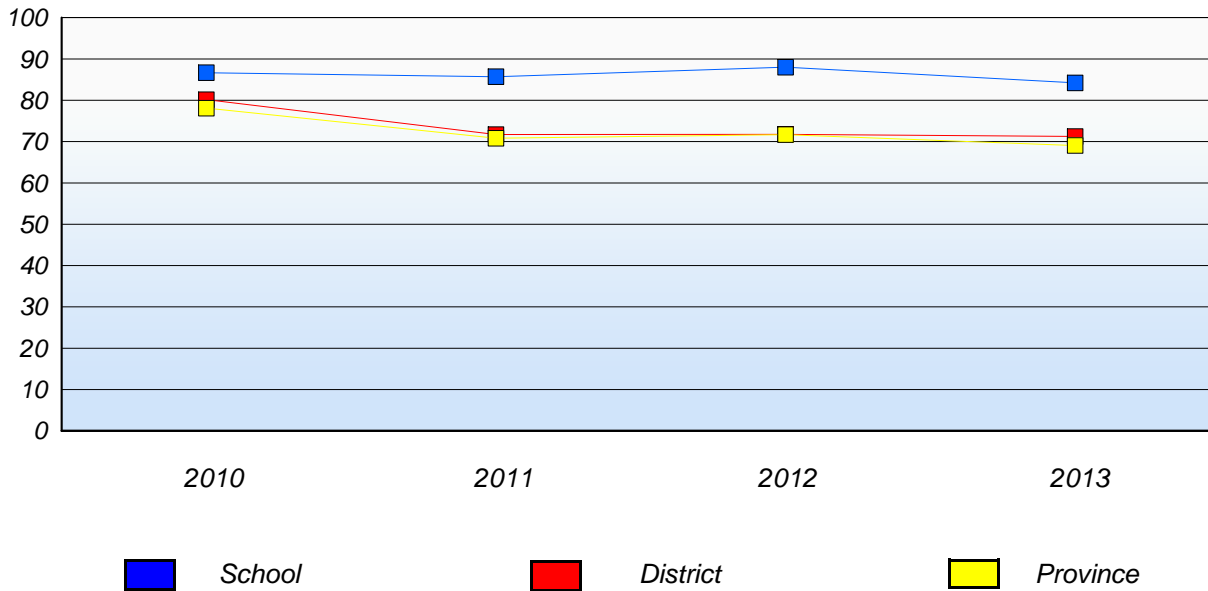
* In some cases, CRT numbers may exceed AGR numbers based on late enrolments. Pie chart is based on the number of students who wrote the CRT.
 * Mushuau Innu Natuashish School and Sheshatshiu Innu School are excluded from district and provincial results.

**Elementary English Language Arts
4 Year Provincial Assessment, June 2013
Student Population Report**
(average scores)

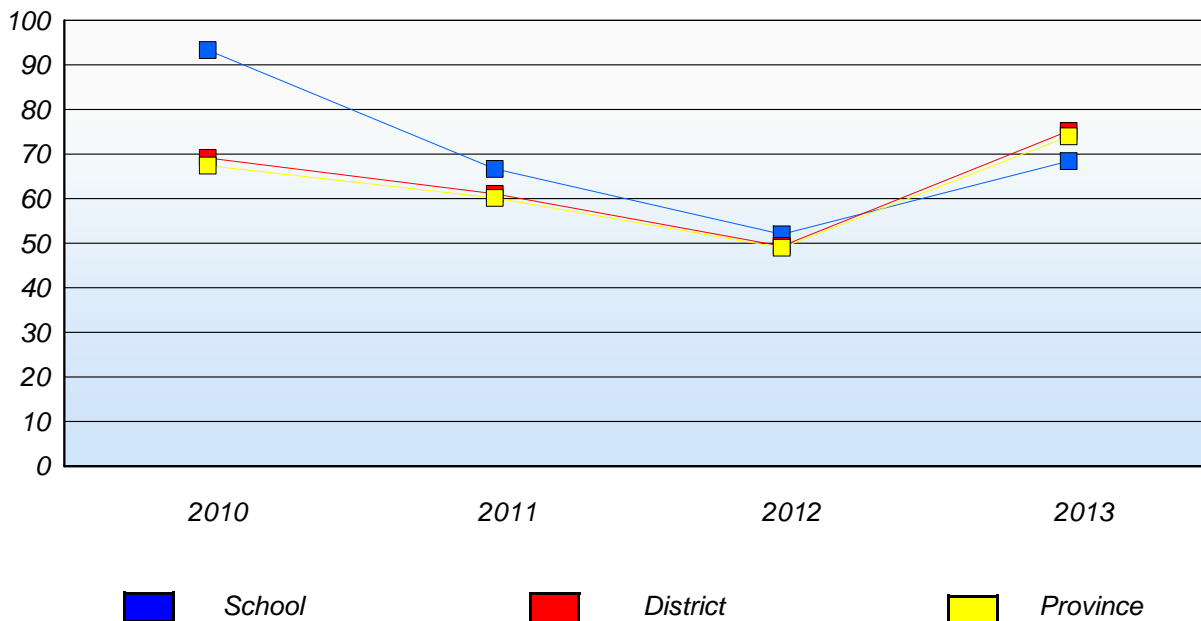
District 4 - Eastern

School #: 260 Immaculate Conception Elementary

Demand Writing
Percentage of students at level 3 or above (2010 - 2013)



Reading
Percentage of students at level 3 or above (2010 - 2013)



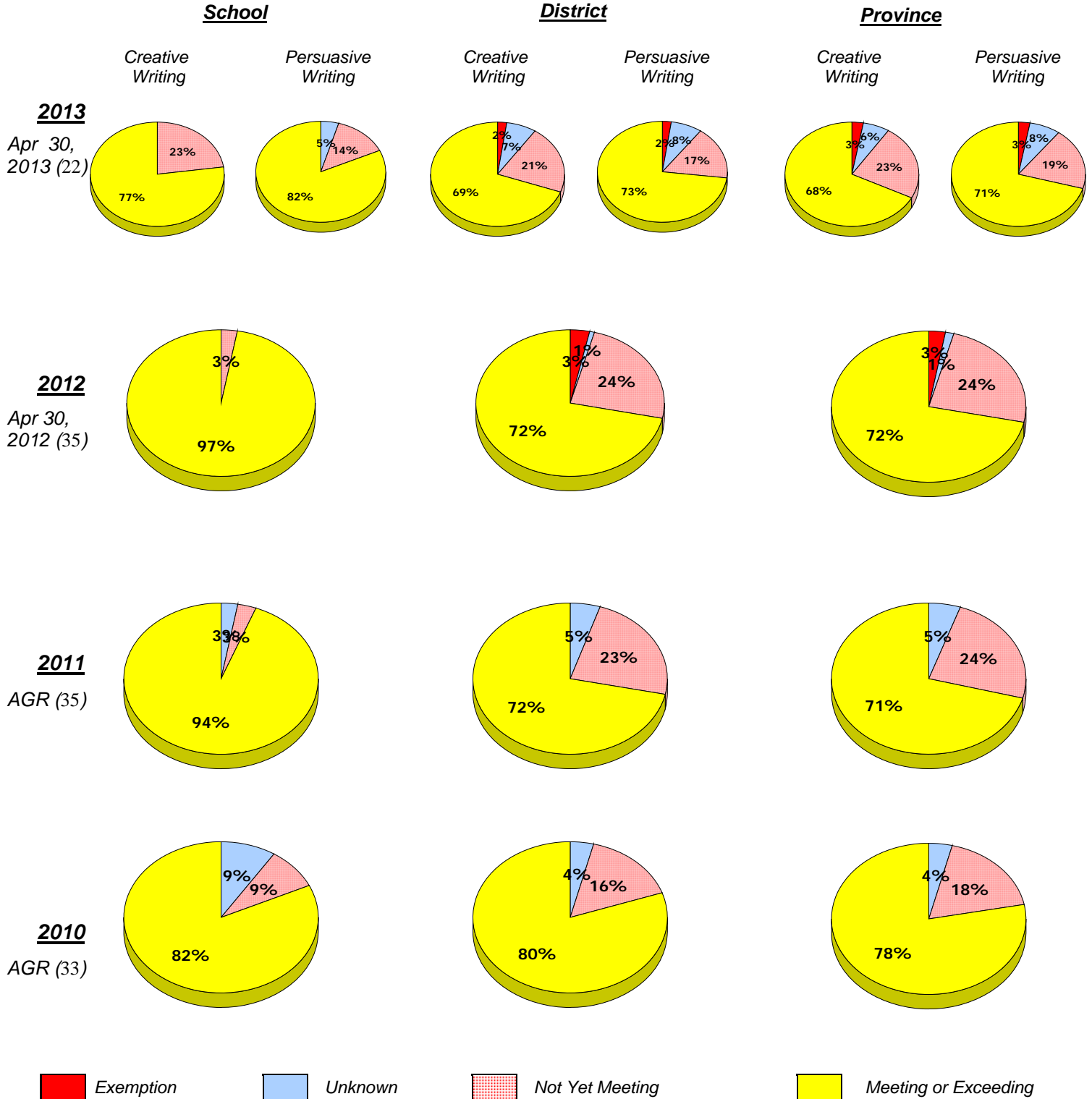
* In some cases, CRT numbers may exceed AGR numbers based on late enrolments. Pie chart is based on the number of students who wrote the CRT.

* Mushuau Innu Natuashish School and Sheshatshiu Innu School are excluded from district and provincial results.

District 4 - Eastern

School #: 262 Woodland Elementary

Demand Writing



* In some cases, CRT numbers may exceed AGR numbers based on late enrolments. Pie chart is based on the number of students who wrote the CRT.
* Mushuau Innu Natuashish School and Sheshatshiu Innu School are excluded from district and provincial results.

Elementary English Language Arts
4 Year Provincial Assessment, June 2013
Student Population Report
(average scores)

District 4 - Eastern

School #: 262 Woodland Elementary

Reading

School

District

Province

Non - Fiction

Fiction

Non - Fiction

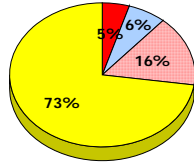
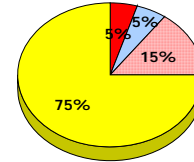
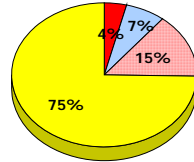
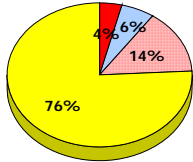
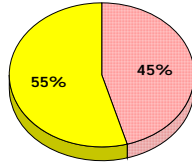
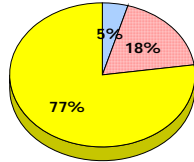
Fiction

Non - Fiction

Fiction

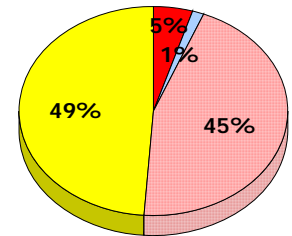
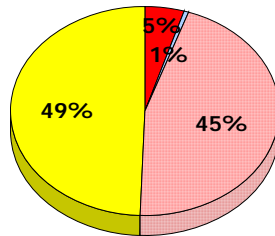
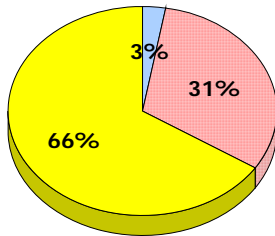
2013

Apr 30,
2013 (22)



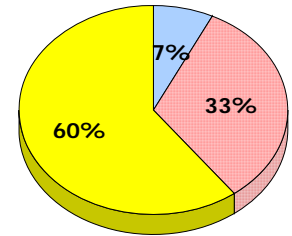
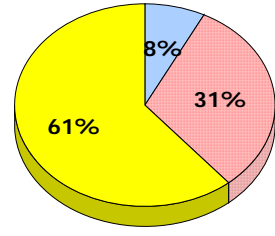
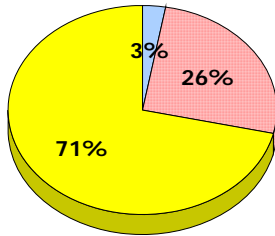
2012

Apr 30,
2012 (35)



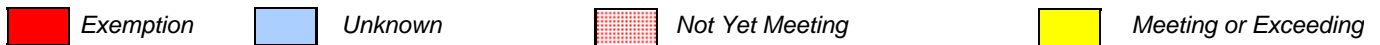
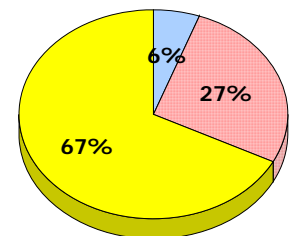
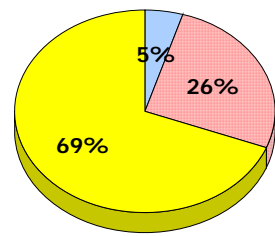
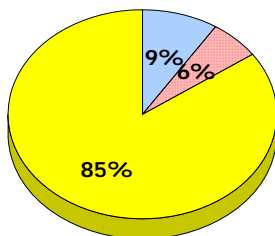
2011

AGR (35)



2010

AGR (33)

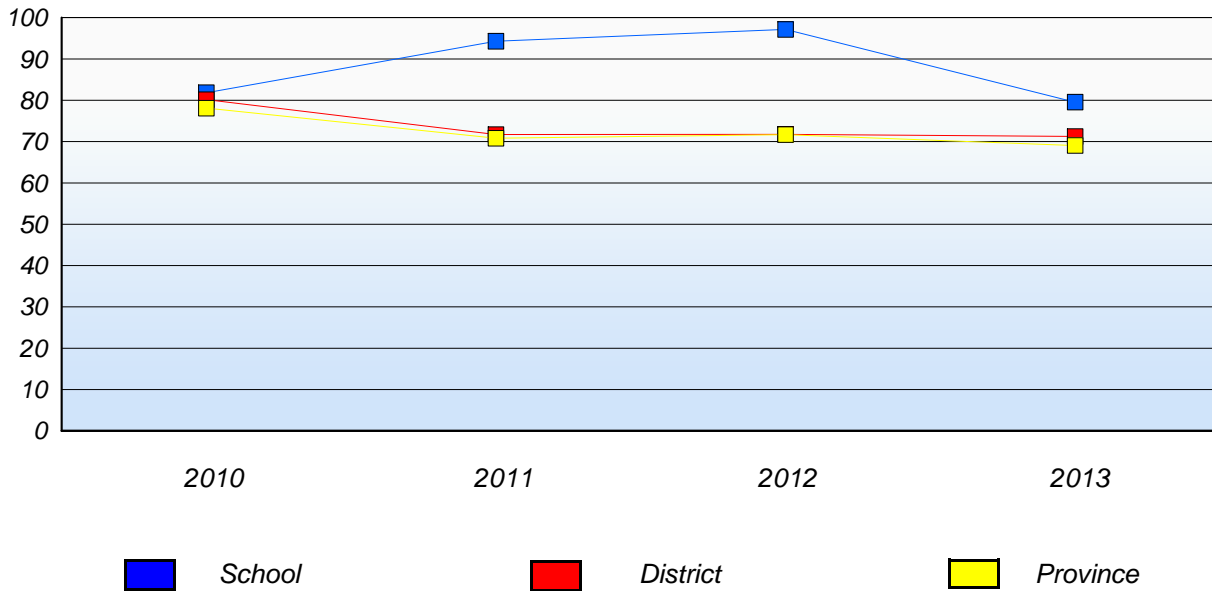


* In some cases, CRT numbers may exceed AGR numbers based on late enrolments. Pie chart is based on the number of students who wrote the CRT.
 * Mushuau Innu Natuashish School and Sheshatshiu Innu School are excluded from district and provincial results.

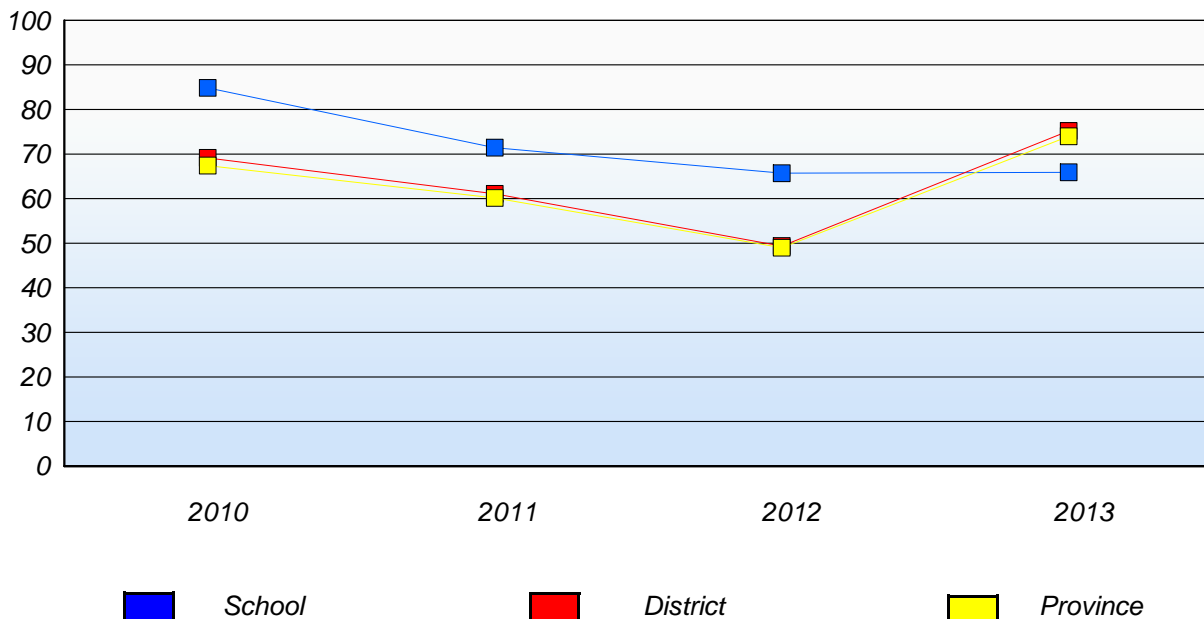
District 4 - Eastern

School #: 262 Woodland Elementary

Demand Writing
Percentage of students at level 3 or above (2010 - 2013)



Reading
Percentage of students at level 3 or above (2010 - 2013)



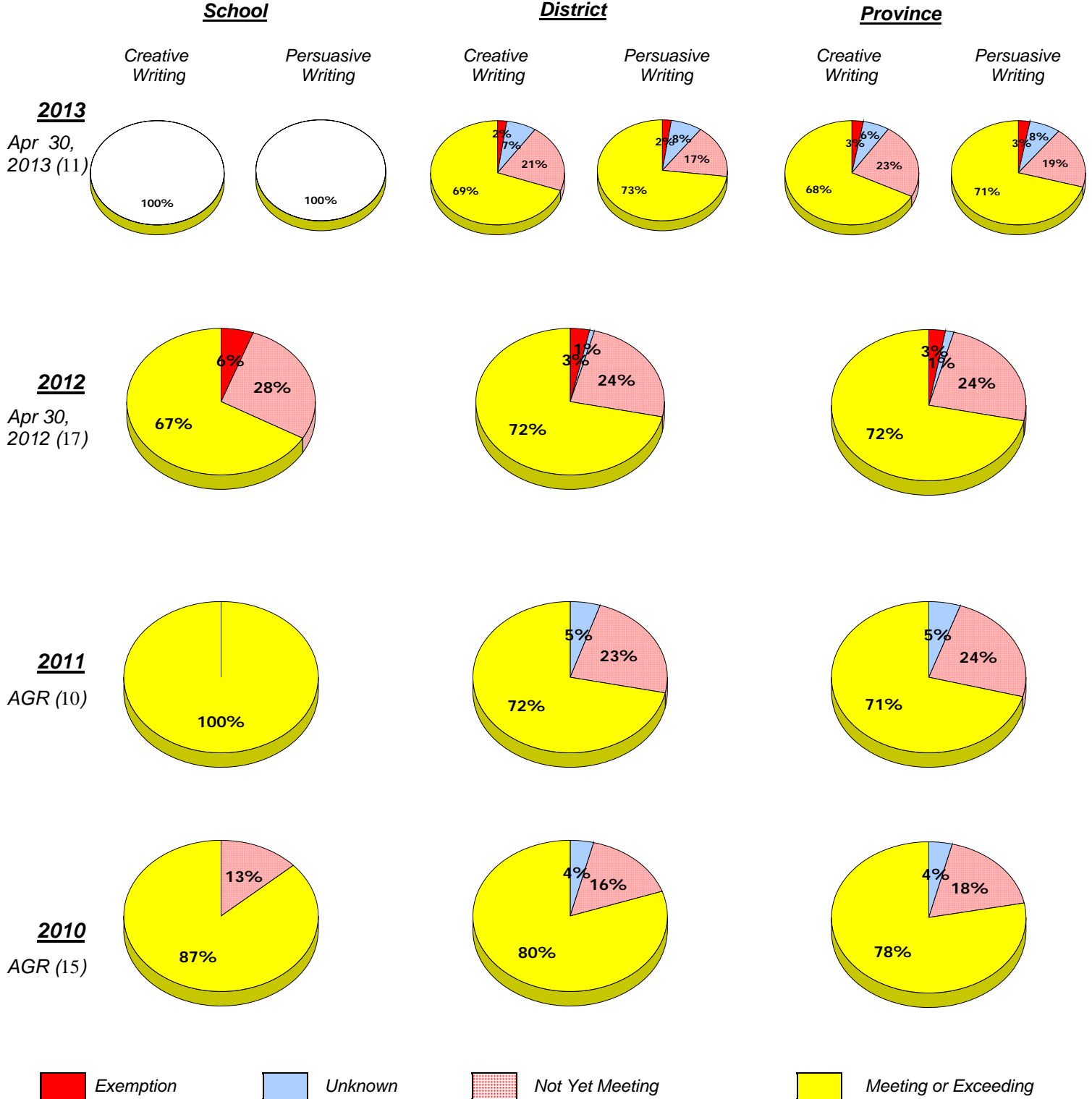
* In some cases, CRT numbers may exceed AGR numbers based on late enrolments. Pie chart is based on the number of students who wrote the CRT.

* Mushuau Innu Natuashish School and Sheshatshiu Innu School are excluded from district and provincial results.

District 4 - Eastern

School #: 265 Acreman Elementary

Demand Writing



* In some cases, CRT numbers may exceed AGR numbers based on late enrolments. Pie chart is based on the number of students who wrote the CRT.
* Mushuau Innu Natuashish School and Sheshatshiu Innu School are excluded from district and provincial results.

Elementary English Language Arts
4 Year Provincial Assessment, June 2013
Student Population Report
(average scores)

District 4 - Eastern

School #: 265 Acreman Elementary

Reading

School

District

Province

Non - Fiction

Fiction

Non - Fiction

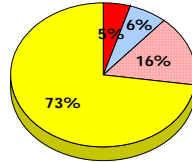
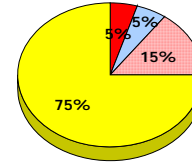
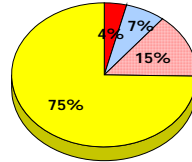
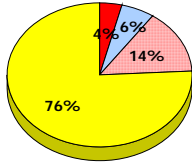
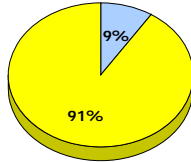
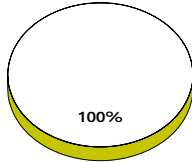
Fiction

Non - Fiction

Fiction

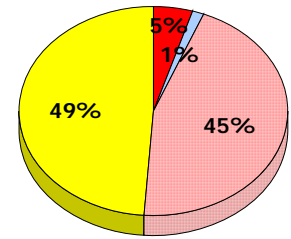
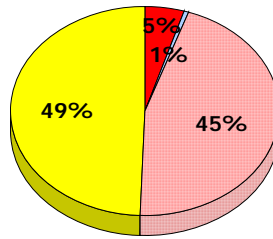
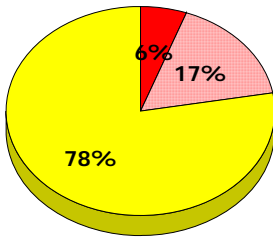
2013

Apr 30,
2013 (11)



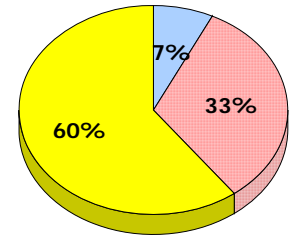
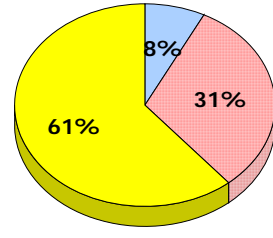
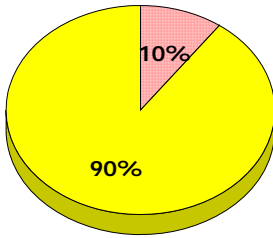
2012

Apr 30,
2012 (17)



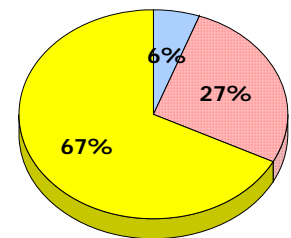
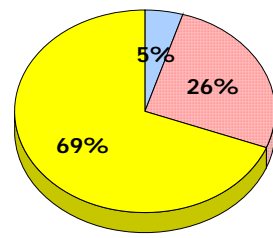
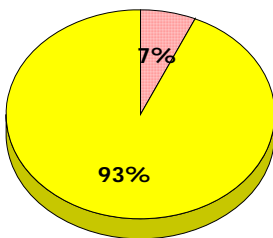
2011

AGR (10)



2010

AGR (15)



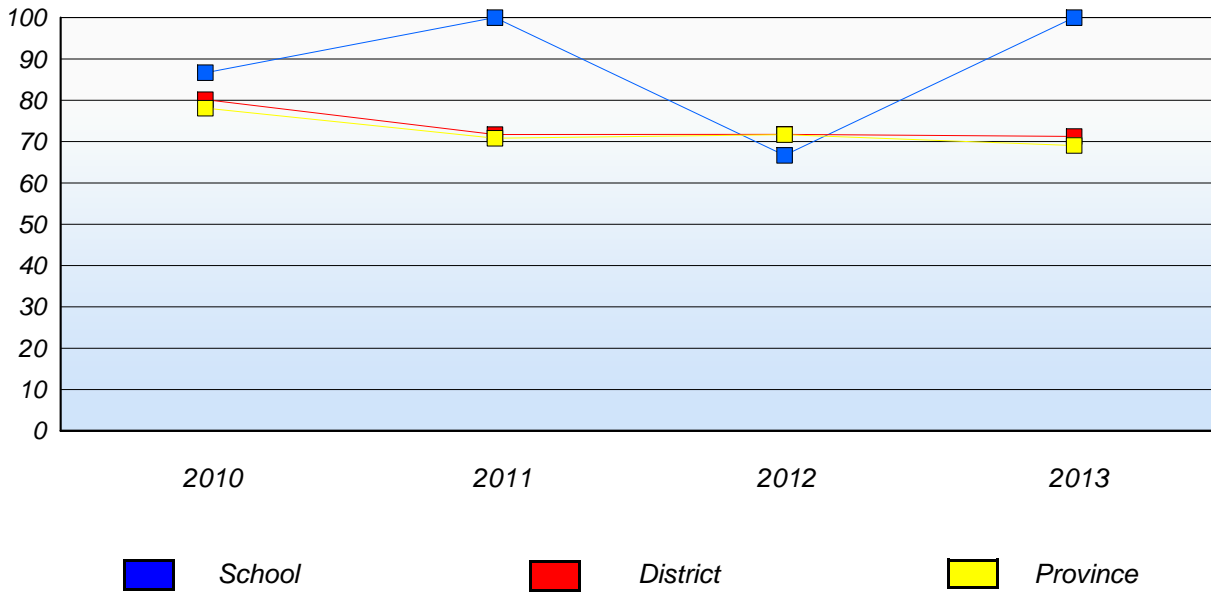
■ Exemption
 ■ Unknown
 ■ Not Yet Meeting
 ■ Meeting or Exceeding

* In some cases, CRT numbers may exceed AGR numbers based on late enrolments. Pie chart is based on the number of students who wrote the CRT.
 * Mushuau Innu Natuashish School and Sheshatshiu Innu School are excluded from district and provincial results.

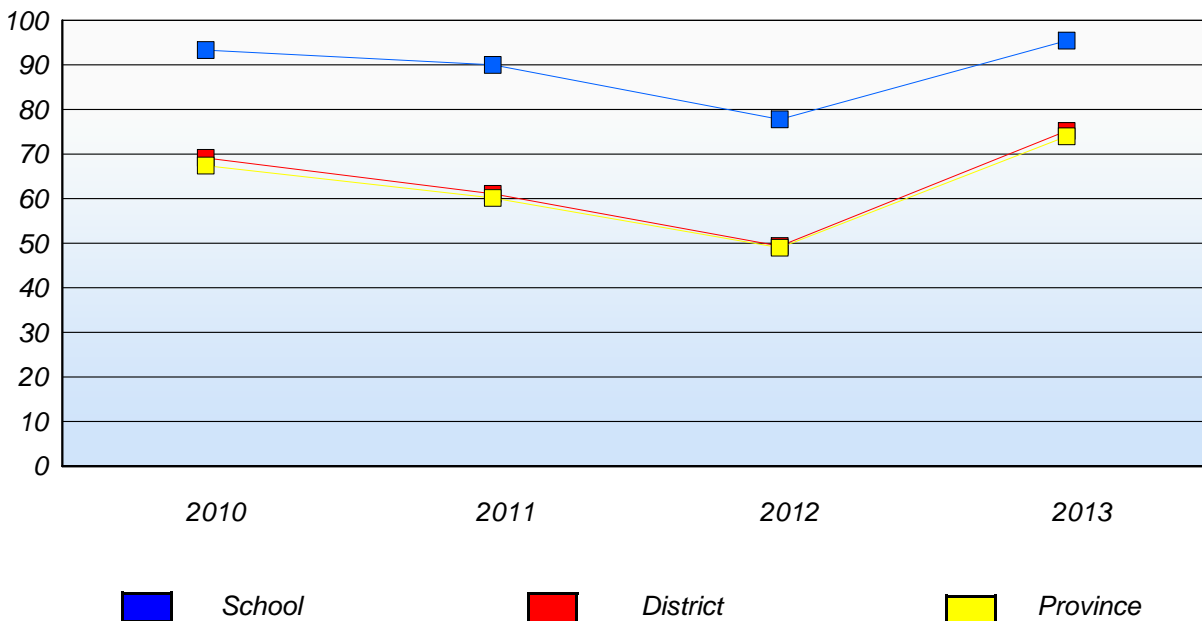
District 4 - Eastern

School #: 265 Acreman Elementary

Demand Writing
Percentage of students at level 3 or above (2010 - 2013)



Reading
Percentage of students at level 3 or above (2010 - 2013)



* In some cases, CRT numbers may exceed AGR numbers based on late enrolments. Pie chart is based on the number of students who wrote the CRT.
* Mushuau Innu Natuashish School and Sheshatshiu Innu School are excluded from district and provincial results.

District 4 - Eastern

School #: 269 St. Francis School

Demand Writing

School

District

Province

Creative Writing

Persuasive Writing

Creative Writing

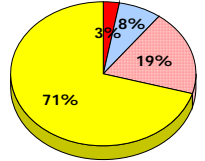
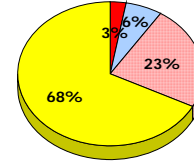
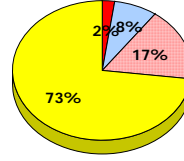
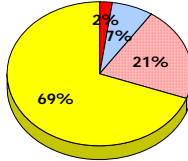
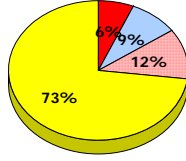
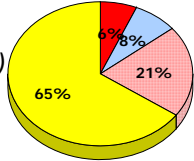
Persuasive Writing

Creative Writing

Persuasive Writing

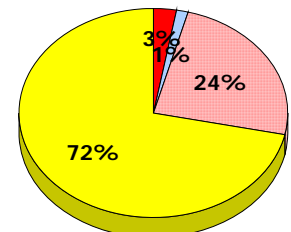
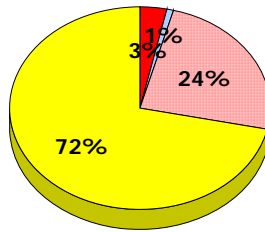
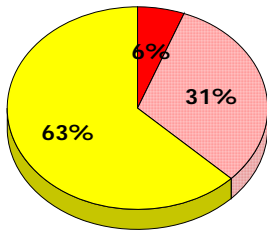
2013

Apr 30, 2013 (78)



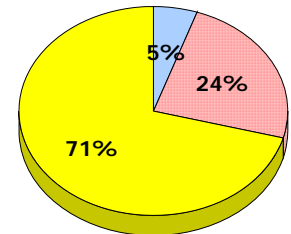
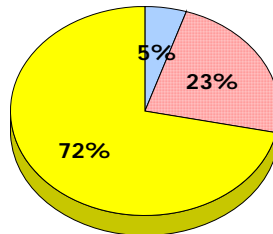
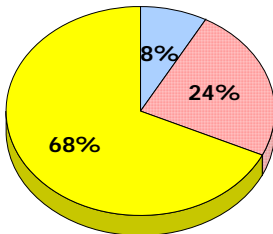
2012

Apr 30, 2012 (79)



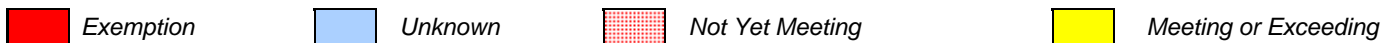
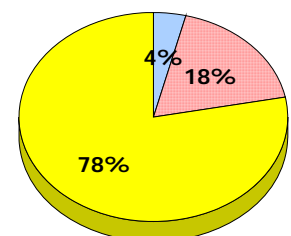
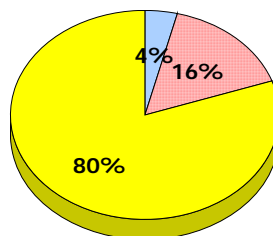
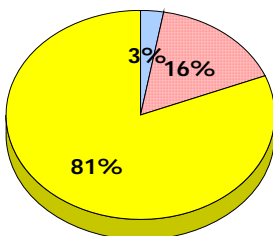
2011

AGR (88)



2010

AGR (74)



* In some cases, CRT numbers may exceed AGR numbers based on late enrolments. Pie chart is based on the number of students who wrote the CRT.
* Mushuau Innu Natuashish School and Sheshatshiu Innu School are excluded from district and provincial results.

District 4 - Eastern

School #: 269 St. Francis School

Reading

School

District

Province

Non - Fiction

Fiction

Non - Fiction

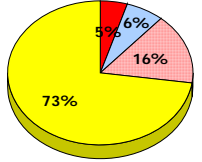
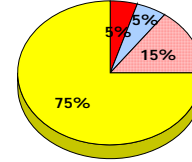
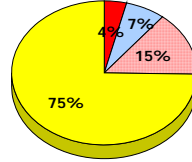
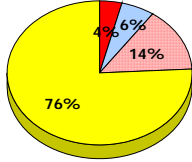
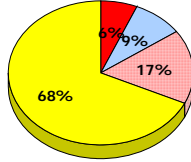
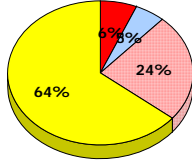
Fiction

Non - Fiction

Fiction

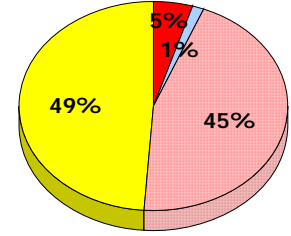
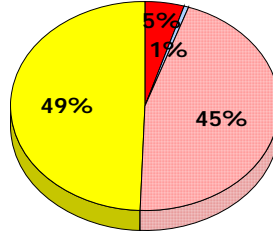
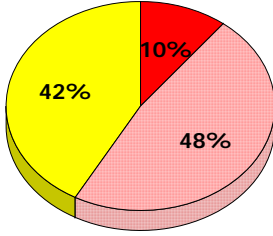
2013

Apr 30,
2013 (78)



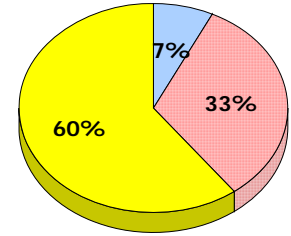
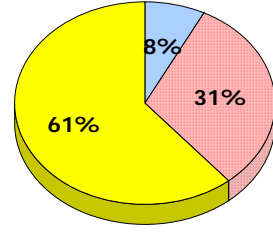
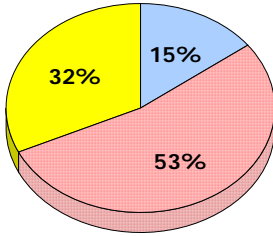
2012

Apr 30,
2012 (79)



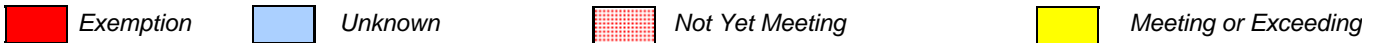
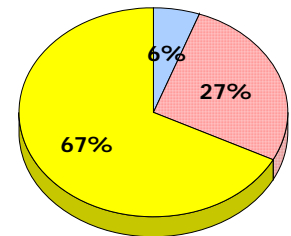
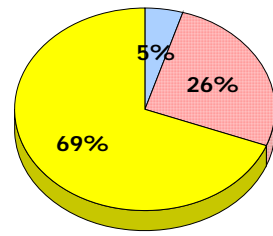
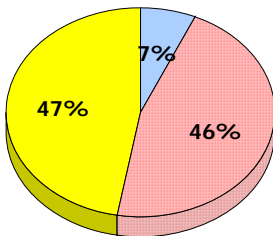
2011

AGR (88)



2010

AGR (74)



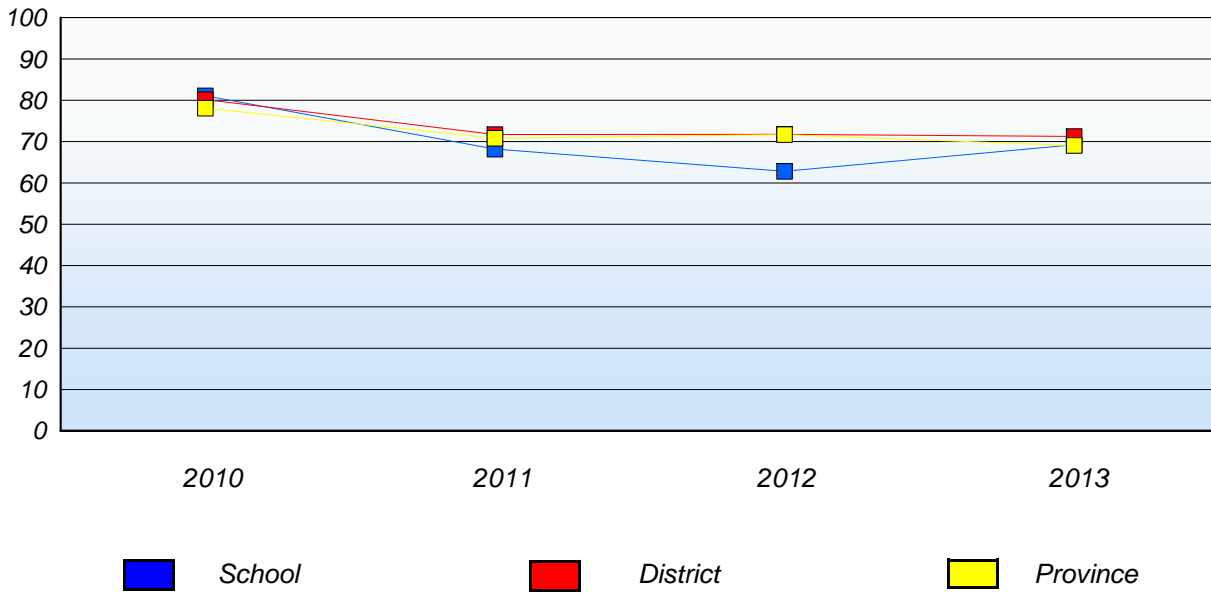
* In some cases, CRT numbers may exceed AGR numbers based on late enrolments. Pie chart is based on the number of students who wrote the CRT.
 * Mushuau Innu Natuashish School and Sheshatshiu Innu School are excluded from district and provincial results.

**Elementary English Language Arts
4 Year Provincial Assessment, June 2013
Student Population Report**
(average scores)

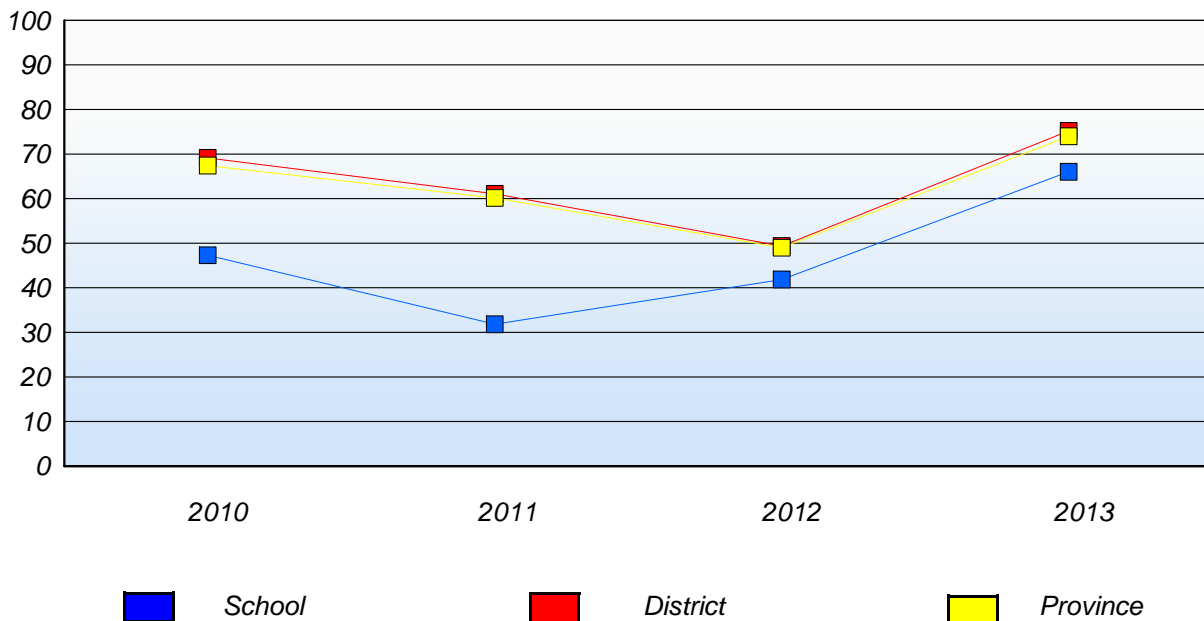
District 4 - Eastern

School #: 269 St. Francis School

Demand Writing
Percentage of students at level 3 or above (2010 - 2013)



Reading
Percentage of students at level 3 or above (2010 - 2013)



* In some cases, CRT numbers may exceed AGR numbers based on late enrolments. Pie chart is based on the number of students who wrote the CRT.

* Mushuau Innu Natuashish School and Sheshatshiu Innu School are excluded from district and provincial results.

District 4 - Eastern

School #: 272 Holy Cross Elementary

Demand Writing

School

District

Province

Creative Writing

Persuasive Writing

Creative Writing

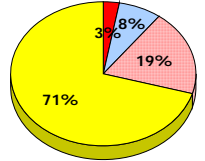
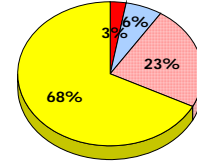
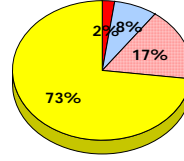
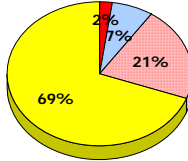
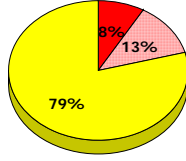
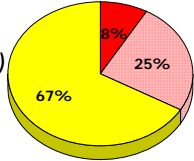
Persuasive Writing

Creative Writing

Persuasive Writing

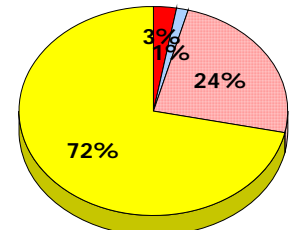
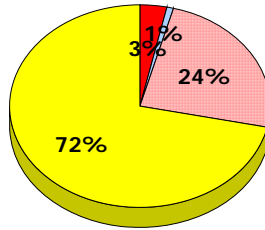
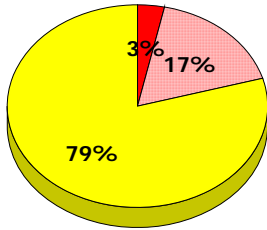
2013

Apr 30, 2013 (23)



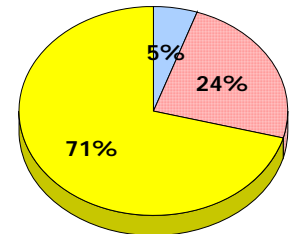
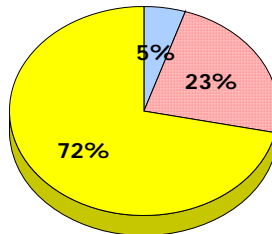
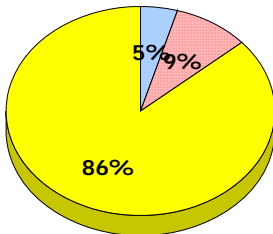
2012

Apr 30, 2012 (28)



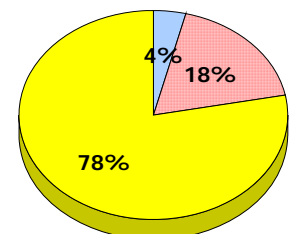
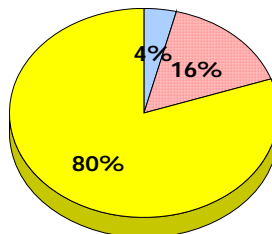
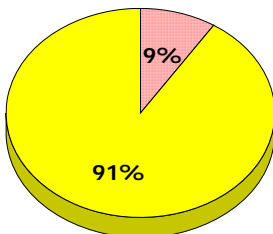
2011

AGR (22)



2010

AGR (33)



■ Exemption
 ■ Unknown
 Not Yet Meeting
 ■ Meeting or Exceeding

* In some cases, CRT numbers may exceed AGR numbers based on late enrolments. Pie chart is based on the number of students who wrote the CRT.
 * Mushuau Innu Natuashish School and Sheshatshiu Innu School are excluded from district and provincial results.

Elementary English Language Arts
4 Year Provincial Assessment, June 2013
Student Population Report
(average scores)

District 4 - Eastern

School #: 272 Holy Cross Elementary

Reading

School

District

Province

Non - Fiction

Fiction

Non - Fiction

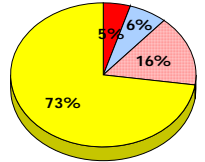
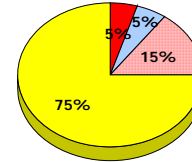
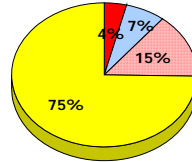
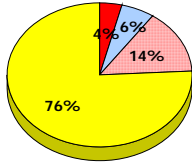
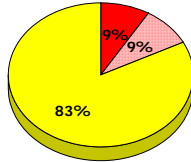
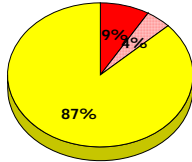
Fiction

Non - Fiction

Fiction

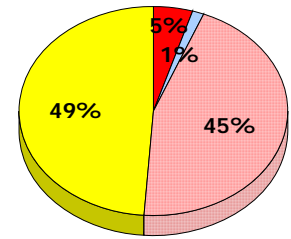
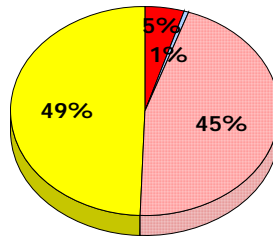
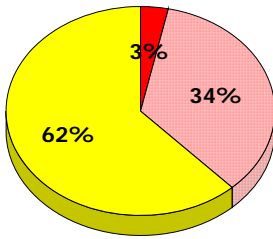
2013

Apr 30,
2013 (23)



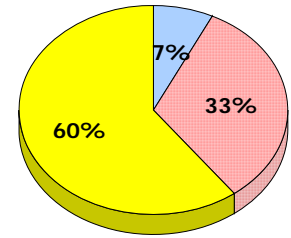
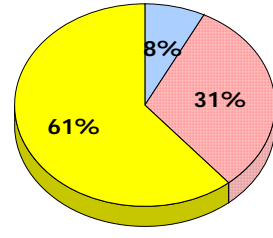
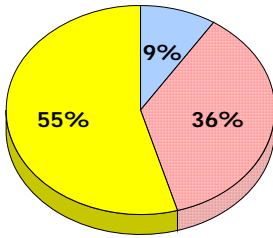
2012

Apr 30,
2012 (28)



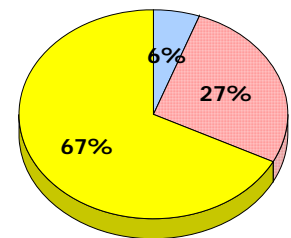
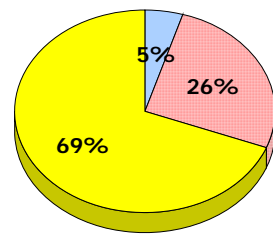
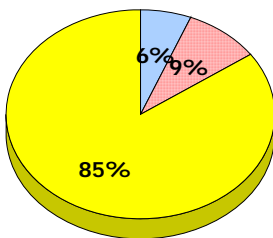
2011

AGR (22)



2010

AGR (33)



■ Exemption
 ■ Unknown
 ■ Not Yet Meeting
 ■ Meeting or Exceeding

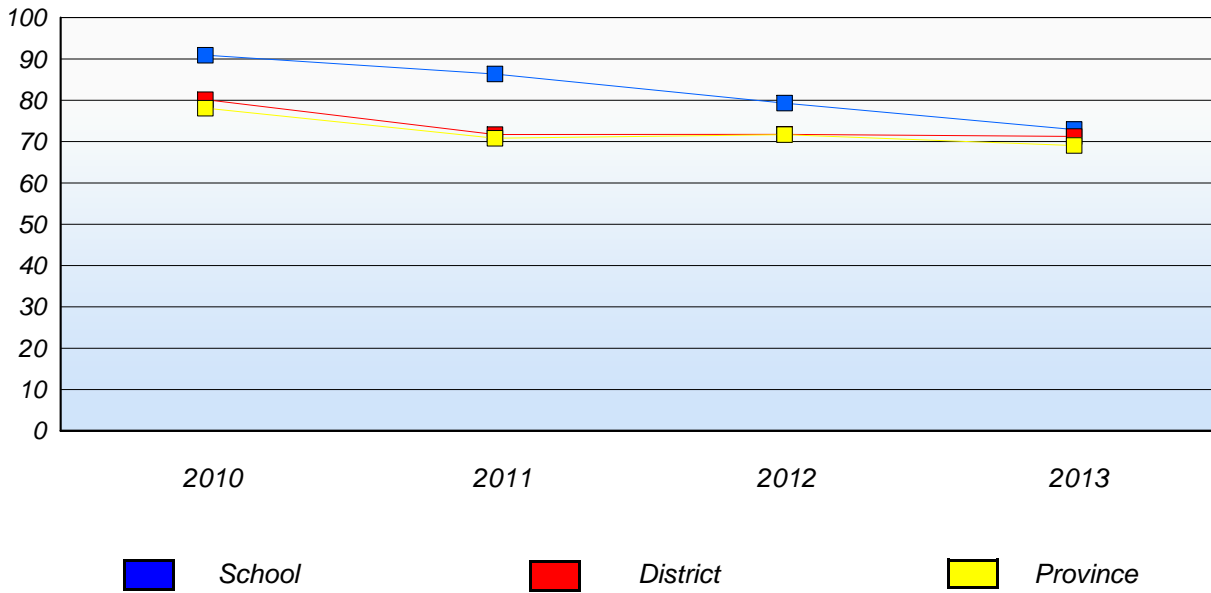
* In some cases, CRT numbers may exceed AGR numbers based on late enrolments. Pie chart is based on the number of students who wrote the CRT.
 * Mushuau Innu Natuashish School and Sheshatshiu Innu School are excluded from district and provincial results.

**Elementary English Language Arts
4 Year Provincial Assessment, June 2013
Student Population Report**
(average scores)

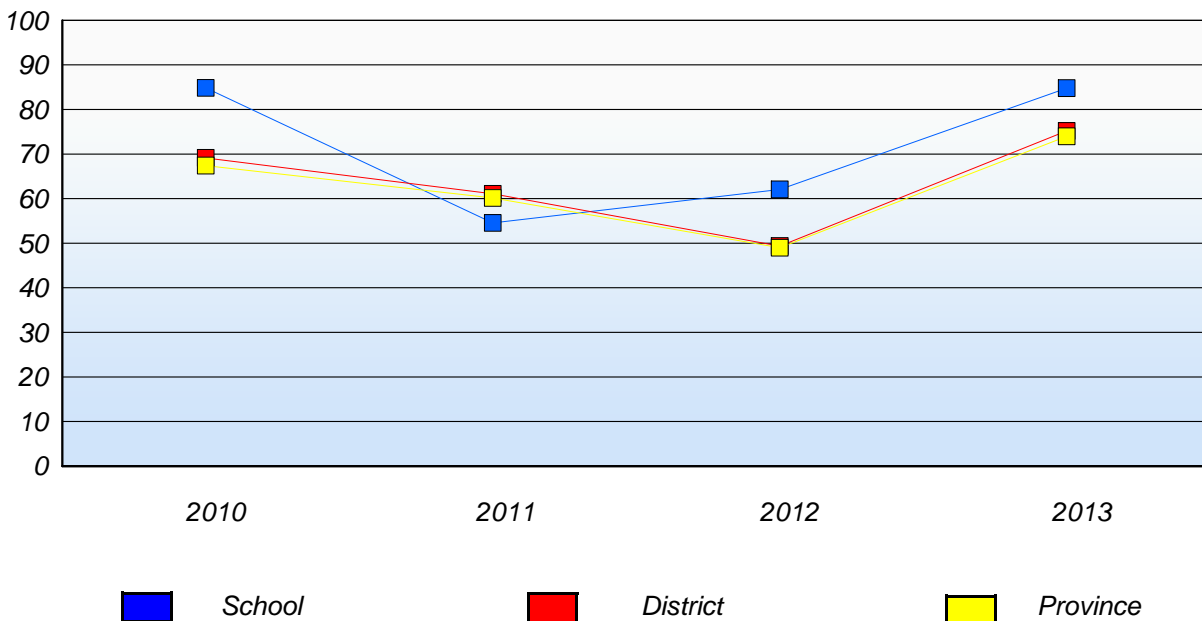
District 4 - Eastern

School #: 272 Holy Cross Elementary

Demand Writing
Percentage of students at level 3 or above (2010 - 2013)



Reading
Percentage of students at level 3 or above (2010 - 2013)



* In some cases, CRT numbers may exceed AGR numbers based on late enrolments. Pie chart is based on the number of students who wrote the CRT.

* Mushuau Innu Natuashish School and Sheshatshiu Innu School are excluded from district and provincial results.

District 4 - Eastern

School #: 274 St. Catherine's Academy

Demand Writing

School

District

Province

Creative Writing

Persuasive Writing

Creative Writing

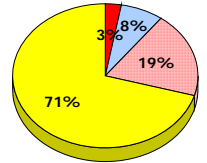
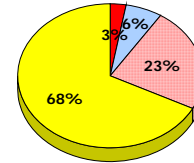
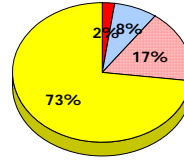
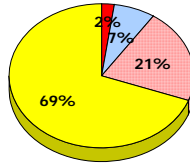
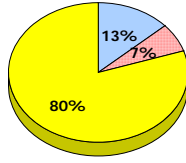
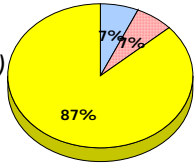
Persuasive Writing

Creative Writing

Persuasive Writing

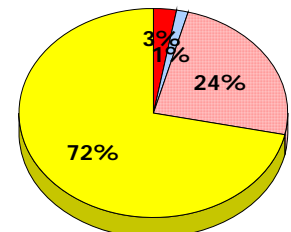
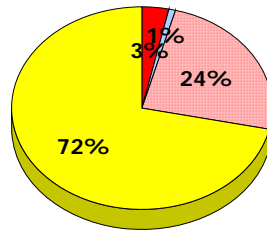
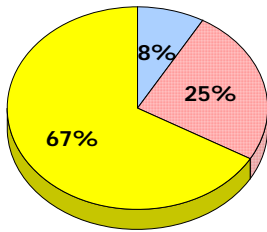
2013

Apr 30, 2013 (15)



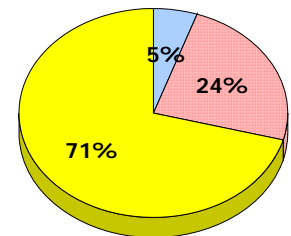
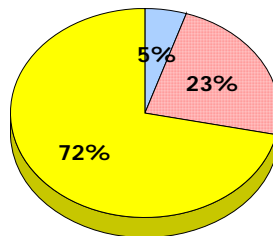
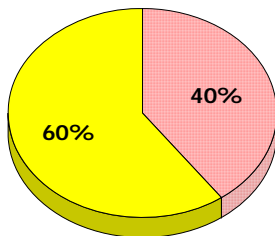
2012

Apr 30, 2012 (12)



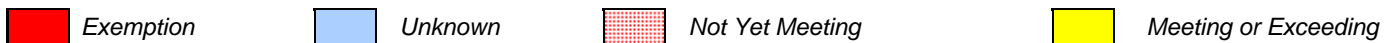
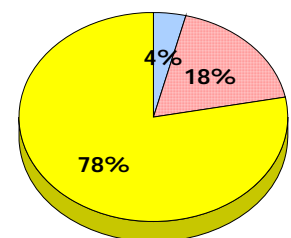
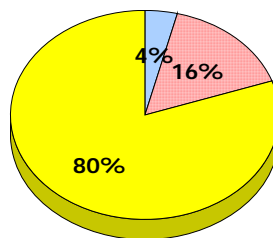
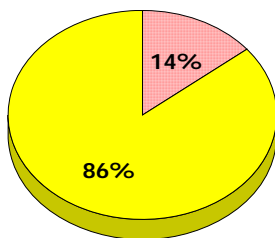
2011

AGR (5)



2010

AGR (6)



* In some cases, CRT numbers may exceed AGR numbers based on late enrolments. Pie chart is based on the number of students who wrote the CRT.
* Mushuau Innu Natuashish School and Sheshatshiu Innu School are excluded from district and provincial results.

Elementary English Language Arts
4 Year Provincial Assessment, June 2013
Student Population Report
(average scores)

District 4 - Eastern

School #: 274 St. Catherine's Academy

Reading

School

District

Province

Non - Fiction

Fiction

Non - Fiction

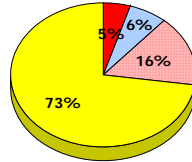
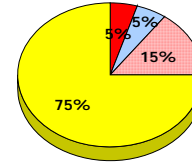
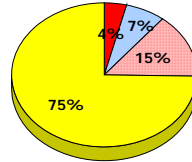
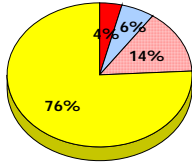
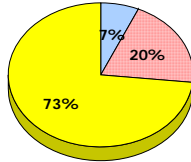
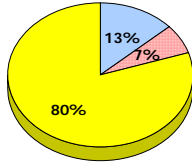
Fiction

Non - Fiction

Fiction

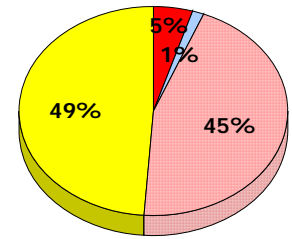
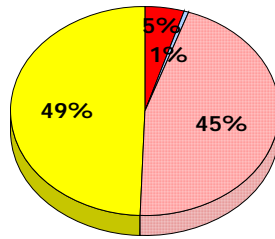
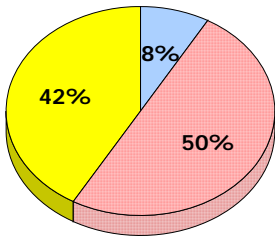
2013

Apr 30,
2013 (15)



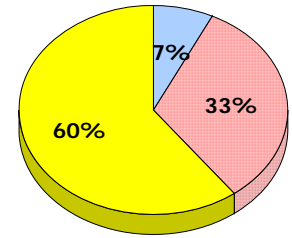
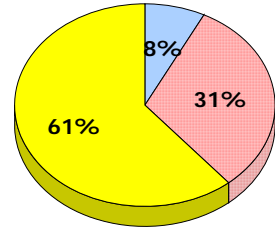
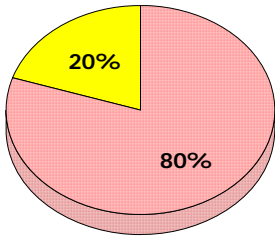
2012

Apr 30,
2012 (12)



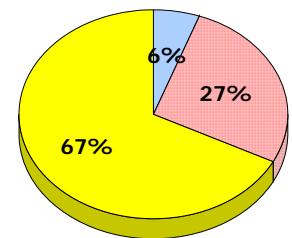
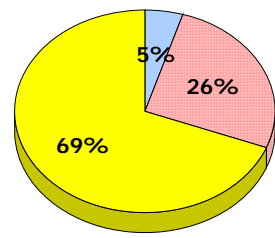
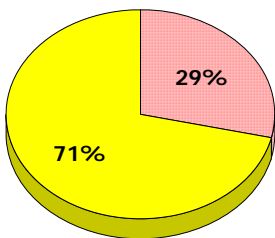
2011

AGR (5)



2010

AGR (6)



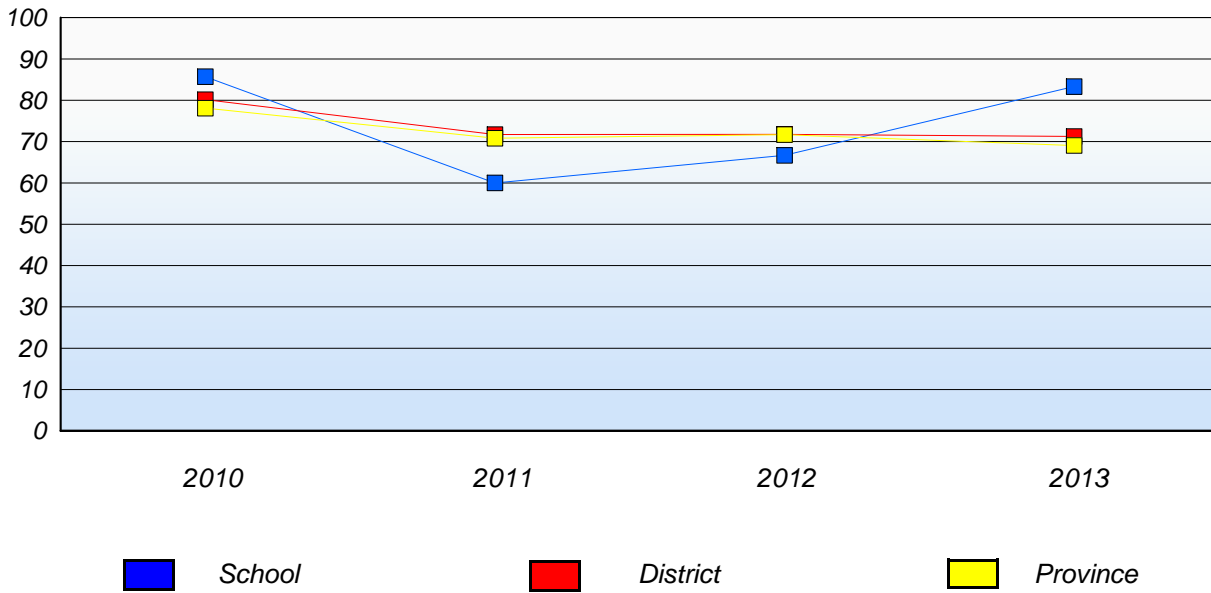
■ Exemption
 ■ Unknown
 ■ Not Yet Meeting
 ■ Meeting or Exceeding

* In some cases, CRT numbers may exceed AGR numbers based on late enrolments. Pie chart is based on the number of students who wrote the CRT.
 * Mushuau Innu Natuashish School and Sheshatshiu Innu School are excluded from district and provincial results.

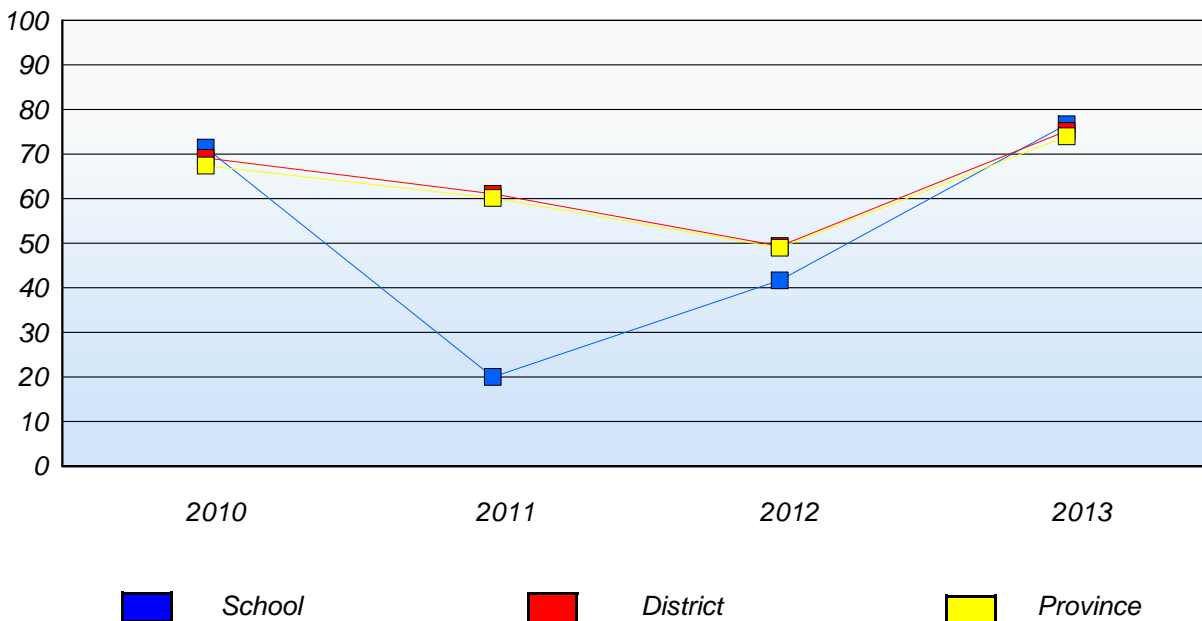
District 4 - Eastern

School #: 274 St. Catherine's Academy

Demand Writing
Percentage of students at level 3 or above (2010 - 2013)



Reading
Percentage of students at level 3 or above (2010 - 2013)



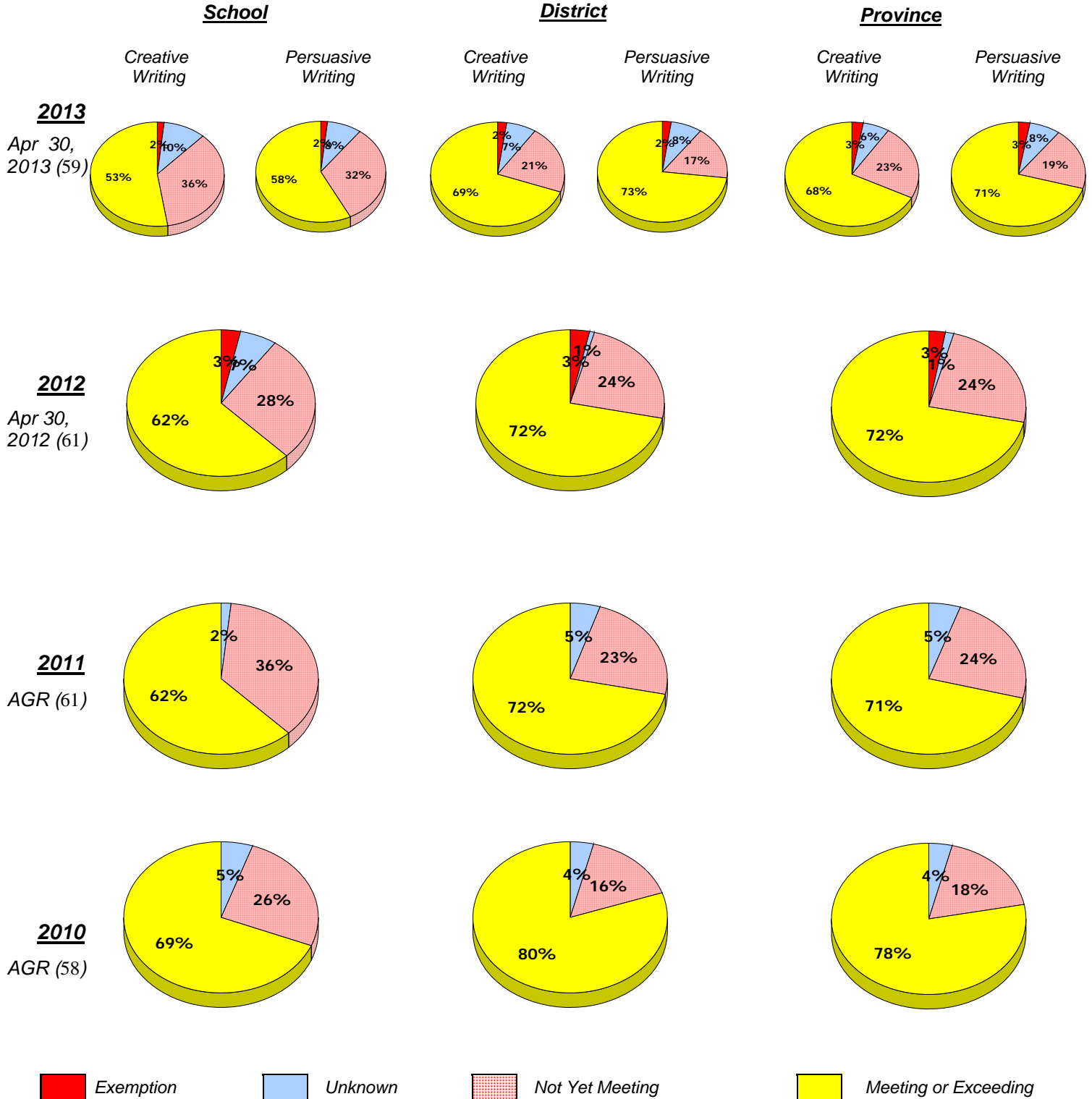
* In some cases, CRT numbers may exceed AGR numbers based on late enrolments. Pie chart is based on the number of students who wrote the CRT.

* Mushuau Innu Natuashish School and Sheshatshiu Innu School are excluded from district and provincial results.

District 4 - Eastern

School #: 278 All Hallows Elementary

Demand Writing



* In some cases, CRT numbers may exceed AGR numbers based on late enrolments. Pie chart is based on the number of students who wrote the CRT.
* Mushuau Innu Natuashish School and Sheshatshiu Innu School are excluded from district and provincial results.

Elementary English Language Arts
4 Year Provincial Assessment, June 2013
Student Population Report
(average scores)

District 4 - Eastern

School #: 278 All Hallows Elementary

Reading

School

District

Province

Non - Fiction

Fiction

Non - Fiction

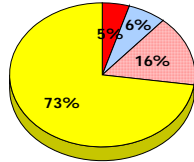
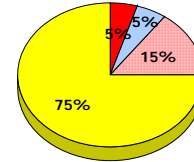
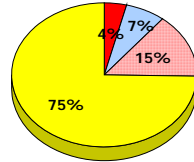
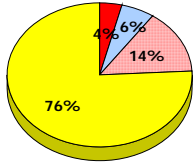
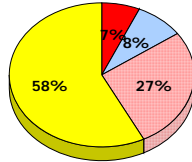
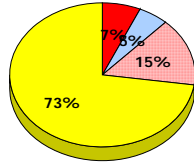
Fiction

Non - Fiction

Fiction

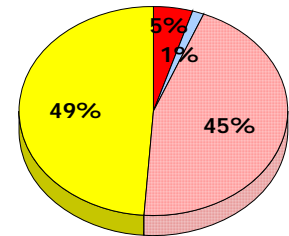
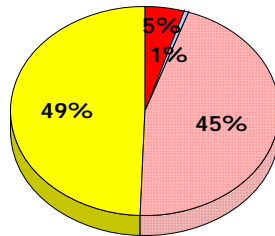
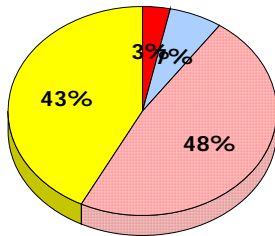
2013

Apr 30,
2013 (59)



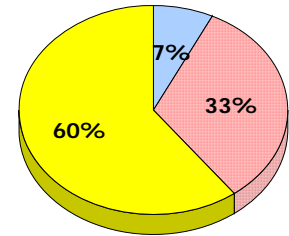
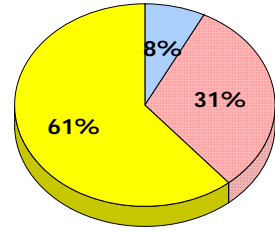
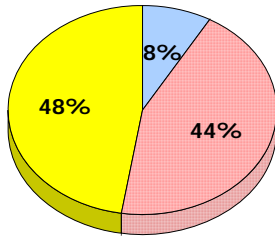
2012

Apr 30,
2012 (61)



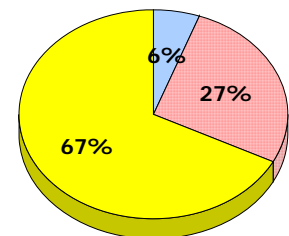
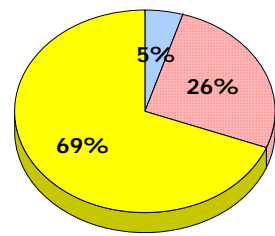
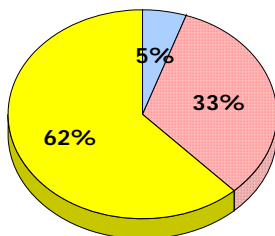
2011

AGR (61)



2010

AGR (58)



■ Exemption
 ■ Unknown
 ■ Not Yet Meeting
 ■ Meeting or Exceeding

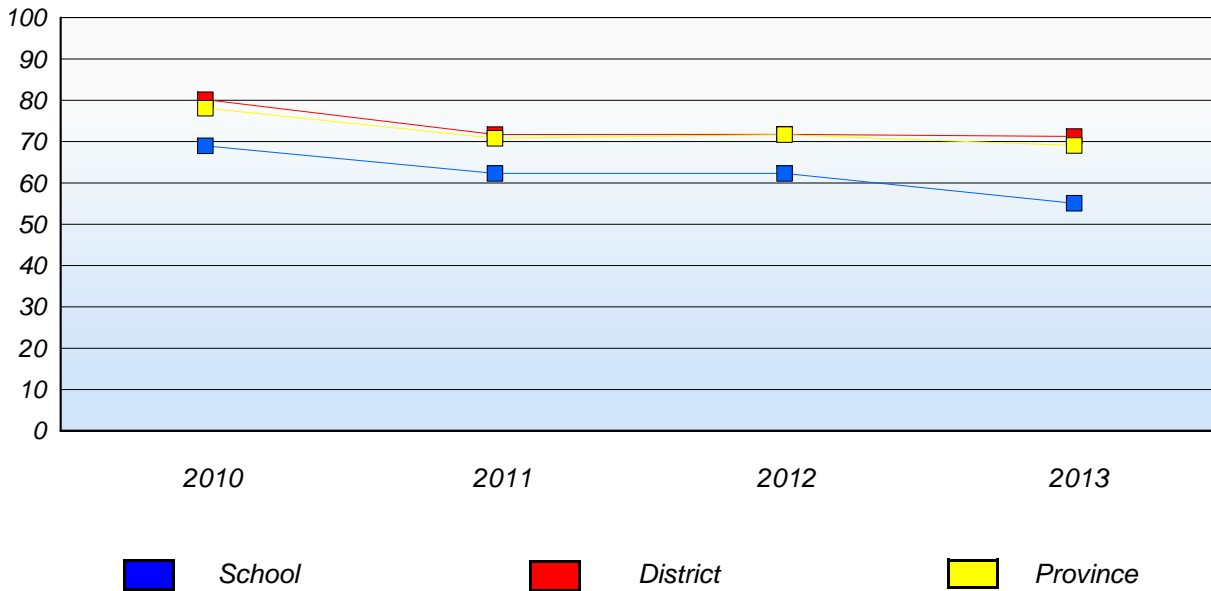
* In some cases, CRT numbers may exceed AGR numbers based on late enrolments. Pie chart is based on the number of students who wrote the CRT.
 * Mushuau Innu Natuashish School and Sheshatshiu Innu School are excluded from district and provincial results.

**Elementary English Language Arts
4 Year Provincial Assessment, June 2013
Student Population Report**
(average scores)

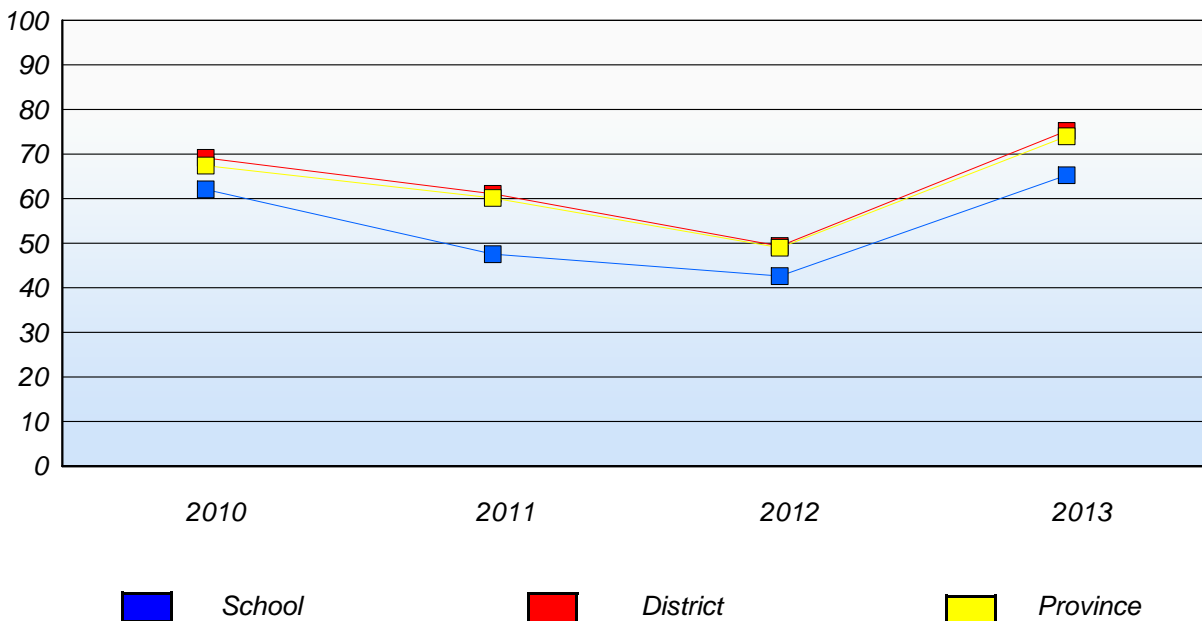
District 4 - Eastern

School #: 278 All Hallows Elementary

Demand Writing
Percentage of students at level 3 or above (2010 - 2013)



Reading
Percentage of students at level 3 or above (2010 - 2013)



* In some cases, CRT numbers may exceed AGR numbers based on late enrolments. Pie chart is based on the number of students who wrote the CRT.
* Mushuau Innu Natuashish School and Sheshatshiu Innu School are excluded from district and provincial results.

District 4 - Eastern

School #: 285 Holy Redeemer Elementary

Demand Writing

School

District

Province

Creative Writing

Persuasive Writing

Creative Writing

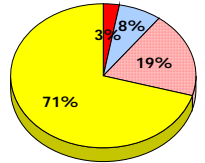
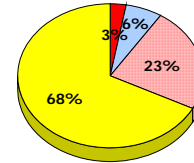
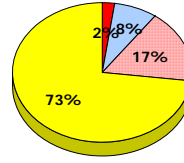
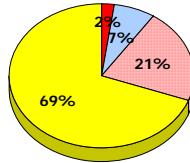
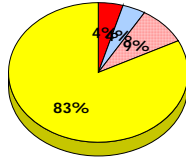
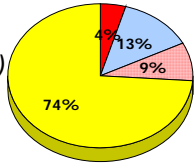
Persuasive Writing

Creative Writing

Persuasive Writing

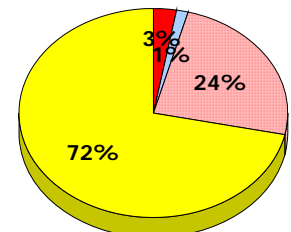
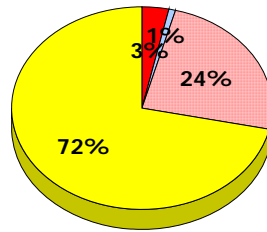
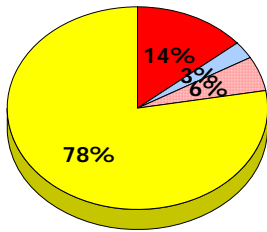
2013

Apr 30, 2013 (23)



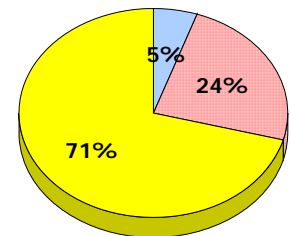
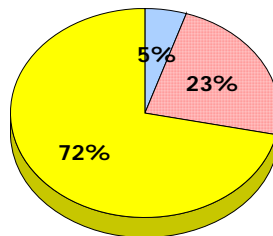
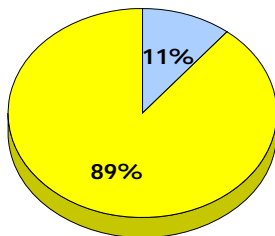
2012

Apr 30, 2012 (36)



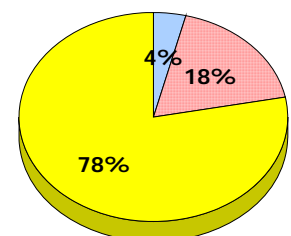
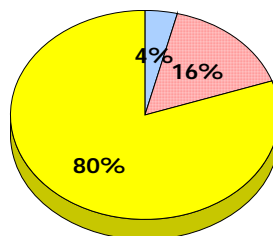
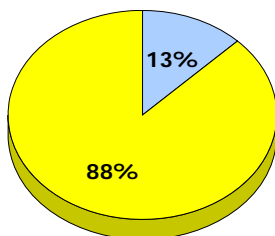
2011

AGR (28)



2010

AGR (40)



Exemption

Unknown

Not Yet Meeting

Meeting or Exceeding

* In some cases, CRT numbers may exceed AGR numbers based on late enrolments. Pie chart is based on the number of students who wrote the CRT.
* Mushuau Innu Natuashish School and Sheshatshiu Innu School are excluded from district and provincial results.

Elementary English Language Arts
4 Year Provincial Assessment, June 2013
Student Population Report
(average scores)

District 4 - Eastern

School #: 285 Holy Redeemer Elementary

Reading

School

District

Province

Non - Fiction

Fiction

Non - Fiction

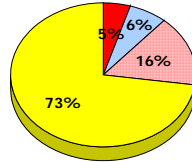
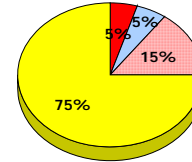
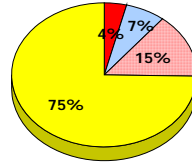
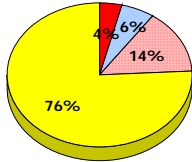
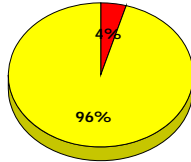
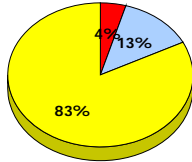
Fiction

Non - Fiction

Fiction

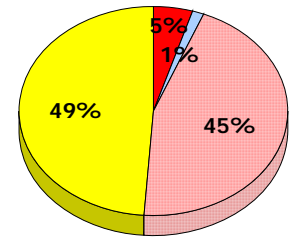
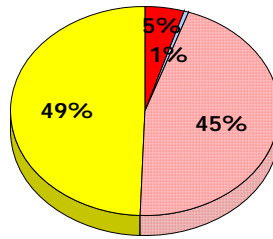
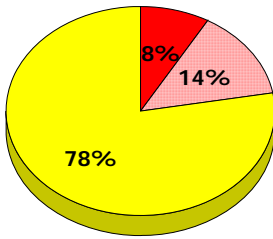
2013

Apr 30,
2013 (23)



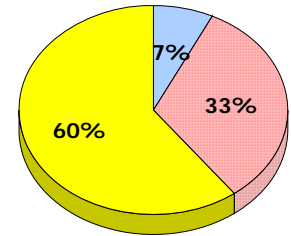
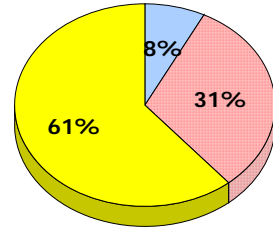
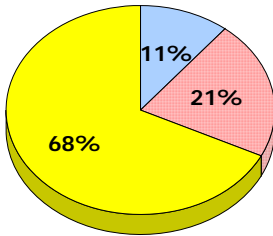
2012

Apr 30,
2012 (36)



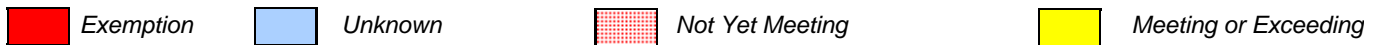
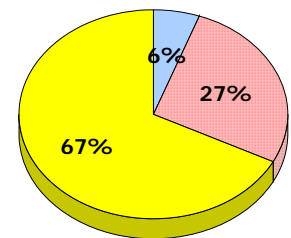
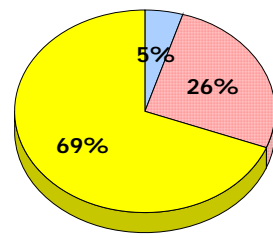
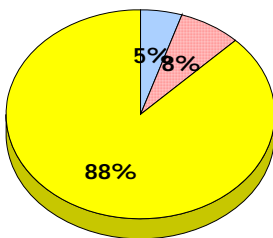
2011

AGR (28)



2010

AGR (40)



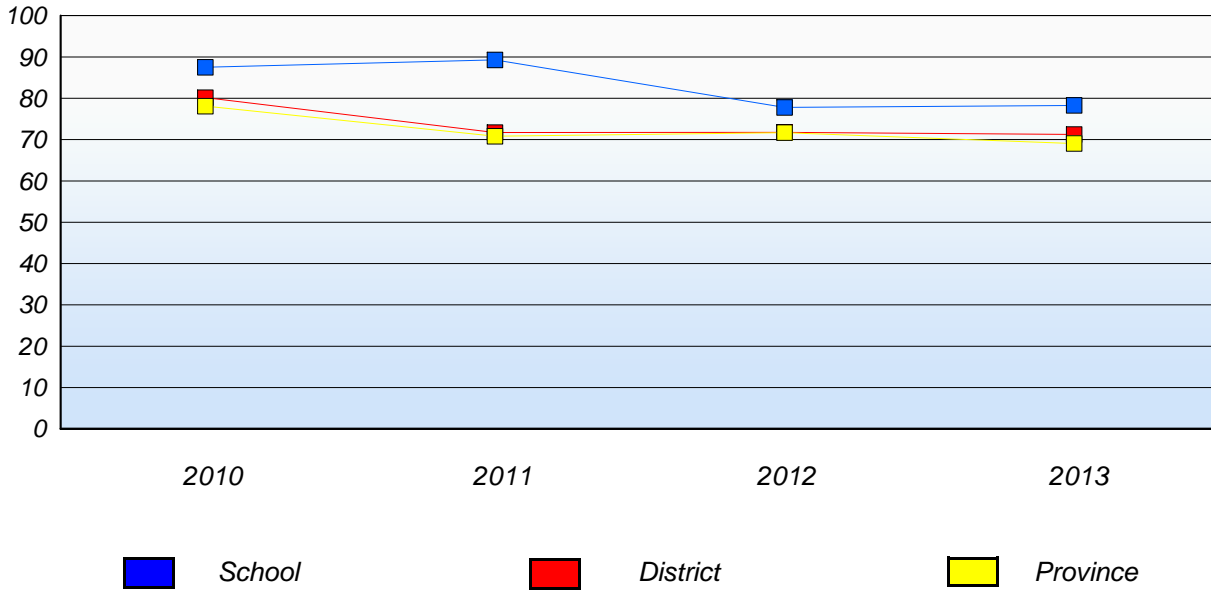
* In some cases, CRT numbers may exceed AGR numbers based on late enrolments. Pie chart is based on the number of students who wrote the CRT.
* Mushuau Innu Natuashish School and Sheshatshiu Innu School are excluded from district and provincial results.

**Elementary English Language Arts
4 Year Provincial Assessment, June 2013
Student Population Report
(average scores)**

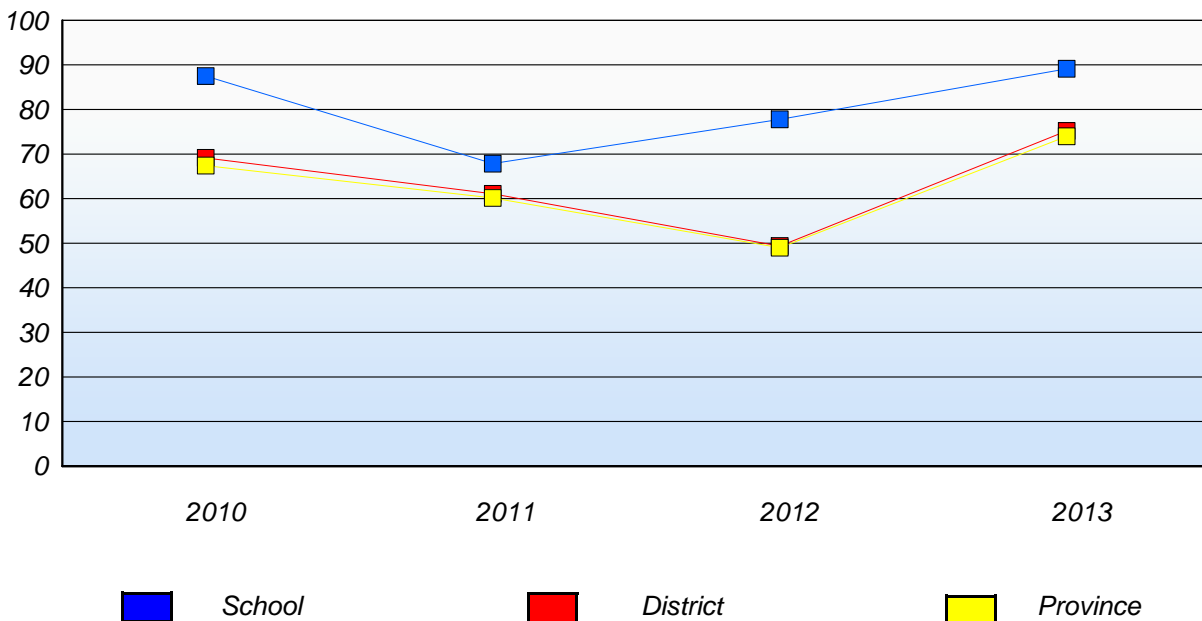
District 4 - Eastern

School #: 285 Holy Redeemer Elementary

Demand Writing
Percentage of students at level 3 or above (2010 - 2013)



Reading
Percentage of students at level 3 or above (2010 - 2013)



* In some cases, CRT numbers may exceed AGR numbers based on late enrolments. Pie chart is based on the number of students who wrote the CRT.
* Mushuau Innu Natuashish School and Sheshatshiu Innu School are excluded from district and provincial results.

District 4 - Eastern

School #: 286 Fatima Academy

Demand Writing

School

District

Province

Creative Writing

Persuasive Writing

Creative Writing

Persuasive Writing

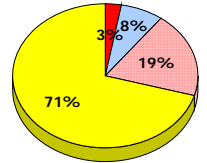
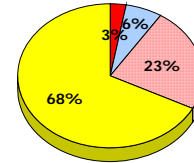
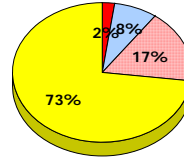
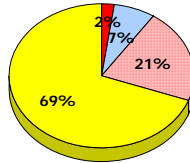
Creative Writing

Persuasive Writing

2013

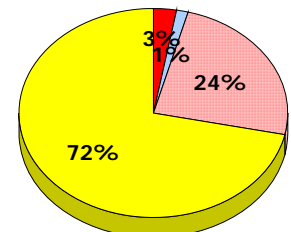
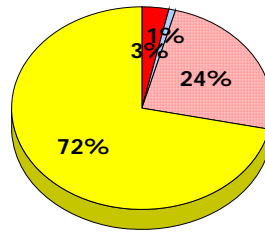
Apr 30, 2013 (2)

School data with 5 or fewer students withheld for reasons of confidentiality.



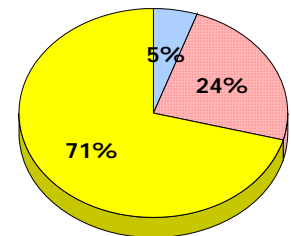
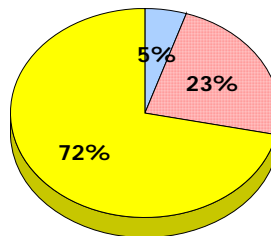
2012

Apr 30, 2012 (7)



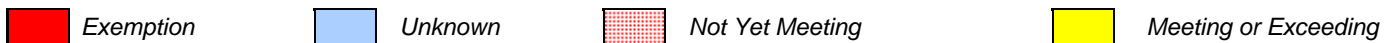
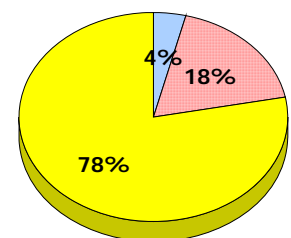
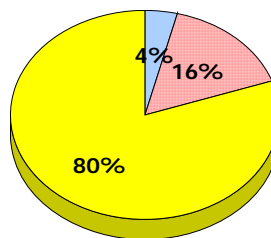
2011

AGR (10)



2010

AGR (5)



* In some cases, CRT numbers may exceed AGR numbers based on late enrolments. Pie chart is based on the number of students who wrote the CRT.
* Mushuau Innu Natuashish School and Sheshatshiu Innu School are excluded from district and provincial results.

Elementary English Language Arts
4 Year Provincial Assessment, June 2013
Student Population Report
(average scores)

District 4 - Eastern

School #: 286 Fatima Academy

Reading

School

District

Province

Non - Fiction

Fiction

Non - Fiction

Fiction

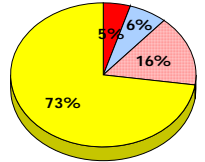
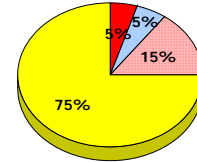
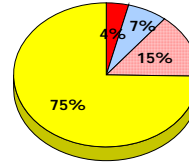
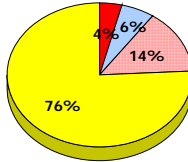
Non - Fiction

Fiction

2013

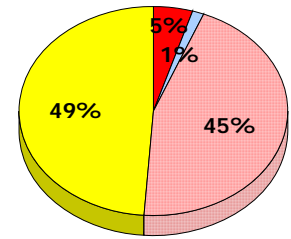
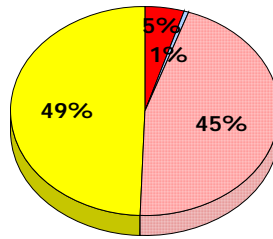
Apr 30,
2013 (2)

School data with 5 or fewer students
withheld for reasons of confidentiality.



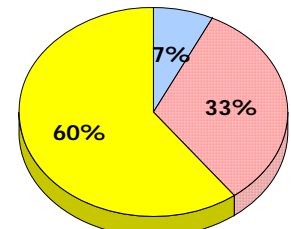
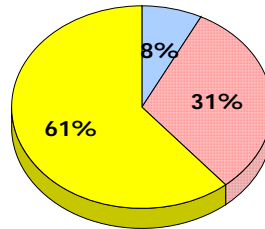
2012

Apr 30,
2012 (7)



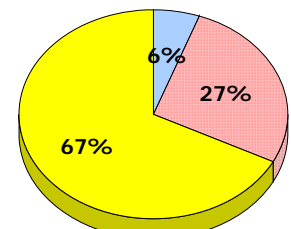
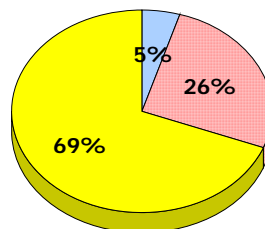
2011

AGR (10)



2010

AGR (5)



■ Exemption
 ■ Unknown
 ■ Not Yet Meeting
 ■ Meeting or Exceeding

* In some cases, CRT numbers may exceed AGR numbers based on late enrolments. Pie chart is based on the number of students who wrote the CRT.
 * Mushuau Innu Natuashish School and Sheshatshiu Innu School are excluded from district and provincial results.

**Elementary English Language Arts
4 Year Provincial Assessment, June 2013
Student Population Report**
(average scores)

District 4 - Eastern

School #: 286 Fatima Academy

Demand Writing

Percentage of students at level 3 or above (2010 - 2013)

School data with 5 or fewer students withheld for reasons of confidentiality.



Reading

Percentage of students at level 3 or above (2010 - 2013)

School data with 5 or fewer students withheld for reasons of confidentiality.



* In some cases, CRT numbers may exceed AGR numbers based on late enrolments. Pie chart is based on the number of students who wrote the CRT.

* Mushuau Innu Natuashish School and Sheshatshiu Innu School are excluded from district and provincial results.

District 4 - Eastern

School #: 287 Dunne Memorial Academy

Demand Writing

School

District

Province

Creative Writing

Persuasive Writing

Creative Writing

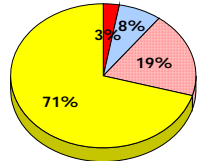
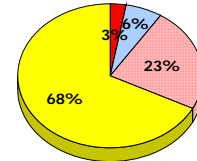
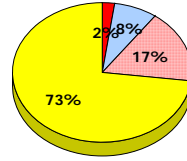
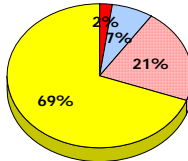
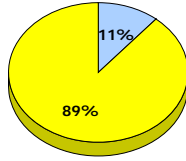
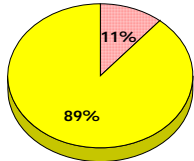
Persuasive Writing

Creative Writing

Persuasive Writing

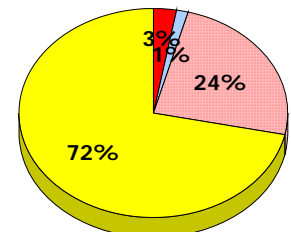
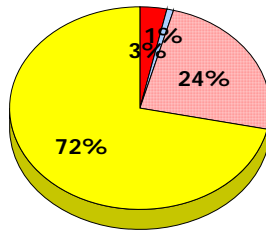
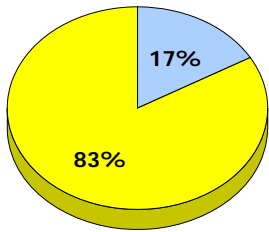
2013

Apr 30, 2013 (9)



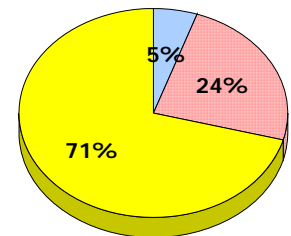
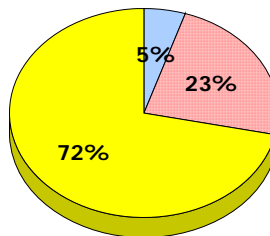
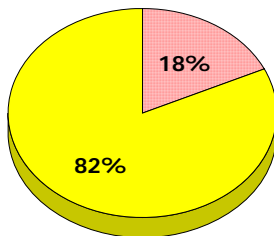
2012

Apr 30, 2012 (6)



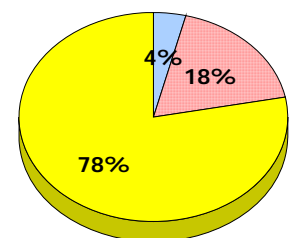
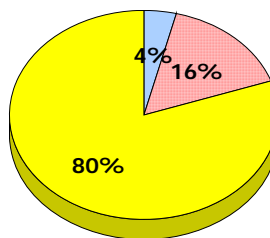
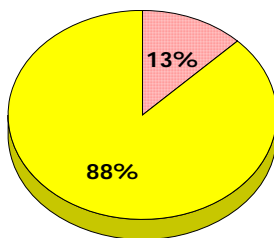
2011

AGR (11)



2010

AGR (8)



Exemption
 Unknown
 Not Yet Meeting
 Meeting or Exceeding

* In some cases, CRT numbers may exceed AGR numbers based on late enrolments. Pie chart is based on the number of students who wrote the CRT.
 * Mushuau Innu Natuashish School and Sheshatshiu Innu School are excluded from district and provincial results.

District 4 - Eastern

School #: 287 Dunne Memorial Academy

Reading

School

District

Province

Non - Fiction

Fiction

Non - Fiction

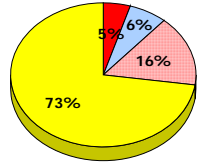
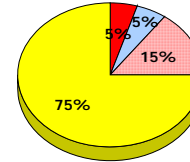
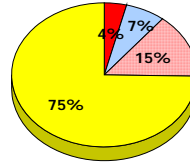
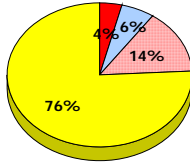
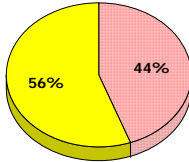
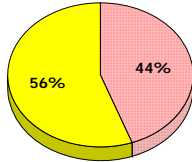
Fiction

Non - Fiction

Fiction

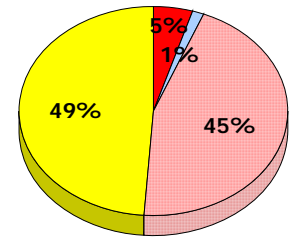
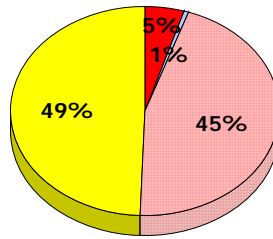
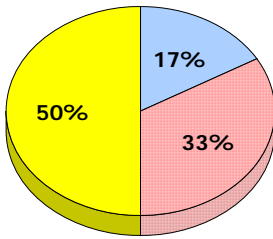
2013

Apr 30,
2013 (9)



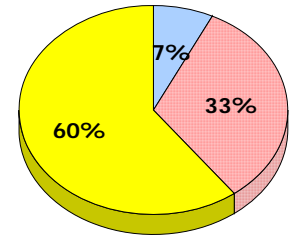
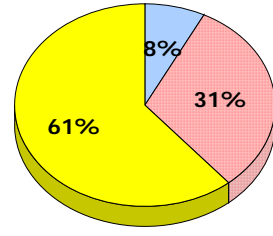
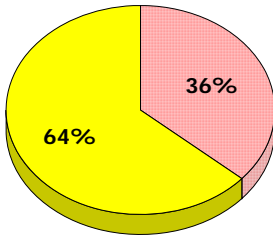
2012

Apr 30,
2012 (6)



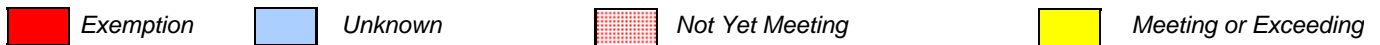
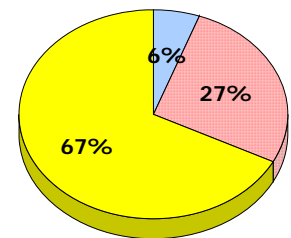
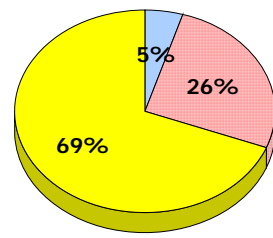
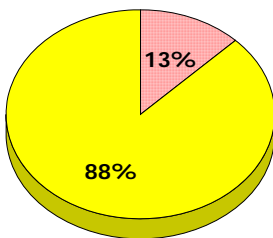
2011

AGR (11)



2010

AGR (8)

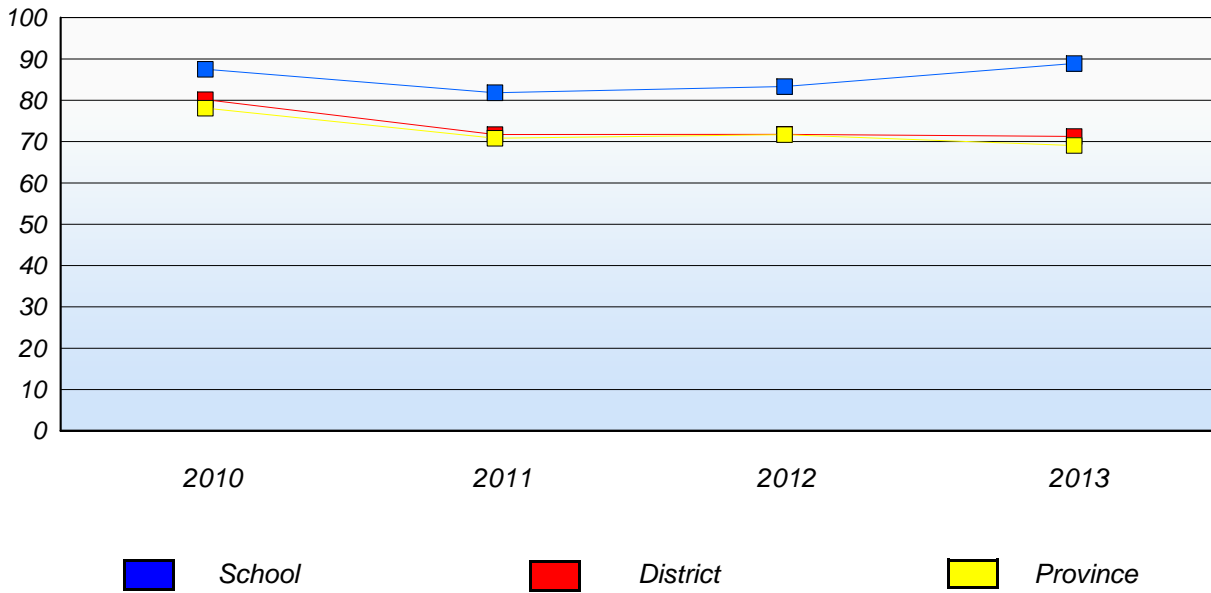


* In some cases, CRT numbers may exceed AGR numbers based on late enrolments. Pie chart is based on the number of students who wrote the CRT.
 * Mushuau Innu Natuashish School and Sheshatshiu Innu School are excluded from district and provincial results.

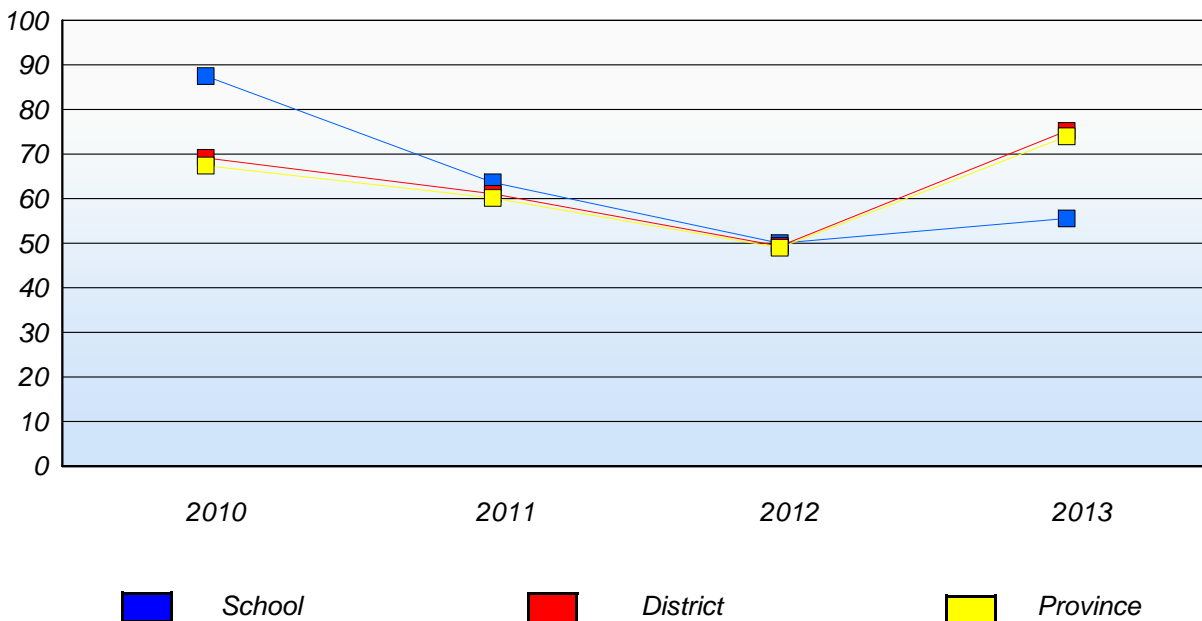
District 4 - Eastern

School #: 287 Dunne Memorial Academy

Demand Writing
Percentage of students at level 3 or above (2010 - 2013)



Reading
Percentage of students at level 3 or above (2010 - 2013)



* In some cases, CRT numbers may exceed AGR numbers based on late enrolments. Pie chart is based on the number of students who wrote the CRT.
* Mushuau Innu Natuashish School and Sheshatshiu Innu School are excluded from district and provincial results.

District 4 - Eastern

School #: 289 St. Peter's Elementary

Demand Writing

School

District

Province

Creative Writing

Persuasive Writing

Creative Writing

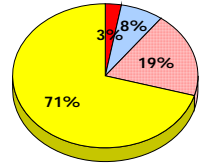
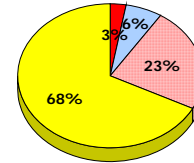
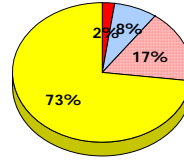
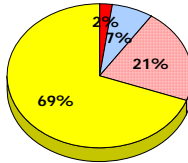
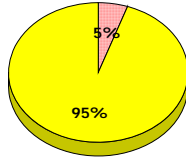
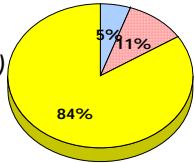
Persuasive Writing

Creative Writing

Persuasive Writing

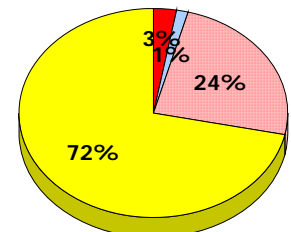
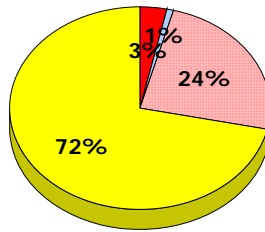
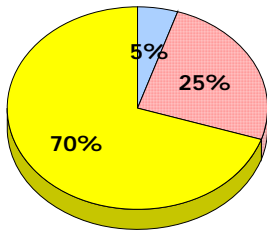
2013

Apr 30, 2013 (19)



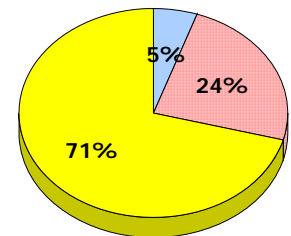
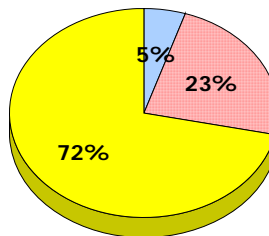
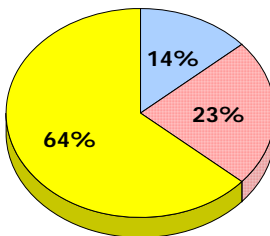
2012

Apr 30, 2012 (20)




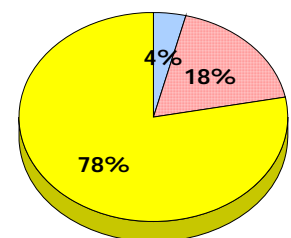
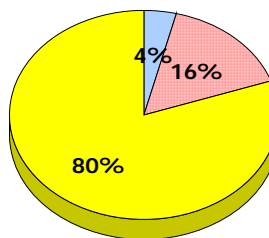
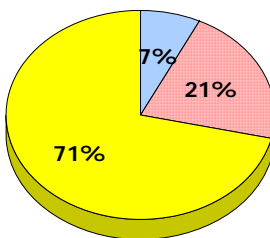
2011

AGR (22)



2010

AGR (14)



* In some cases, CRT numbers may exceed AGR numbers based on late enrolments. Pie chart is based on the number of students who wrote the CRT.
* Mushuau Innu Natuashish School and Sheshatshiu Innu School are excluded from district and provincial results.

Elementary English Language Arts
4 Year Provincial Assessment, June 2013
Student Population Report
(average scores)

District 4 - Eastern

School #: 289 St. Peter's Elementary

Reading

School

District

Province

Non - Fiction

Fiction

Non - Fiction

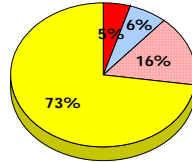
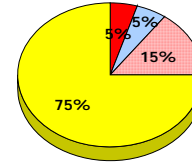
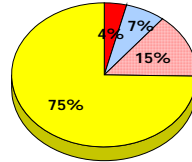
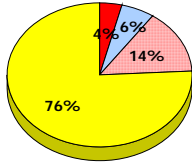
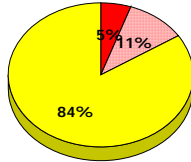
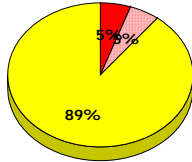
Fiction

Non - Fiction

Fiction

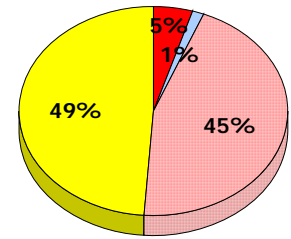
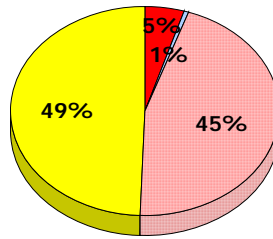
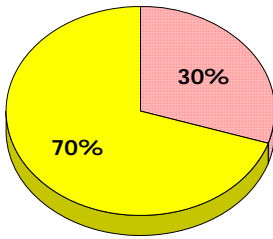
2013

Apr 30,
2013 (19)



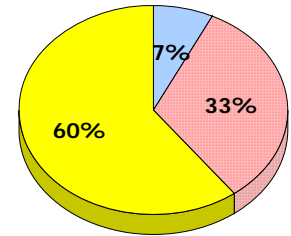
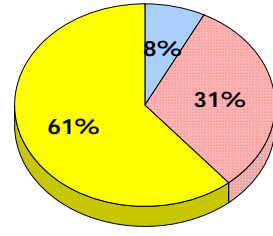
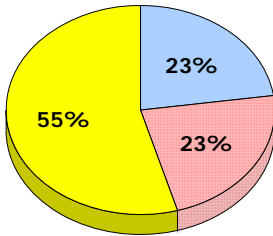
2012

Apr 30,
2012 (20)



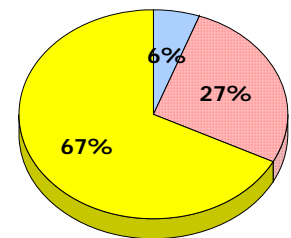
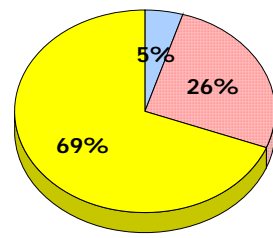
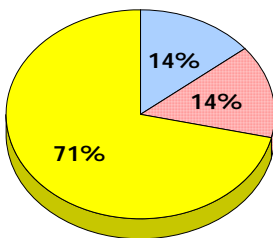
2011

AGR (22)



2010

AGR (14)



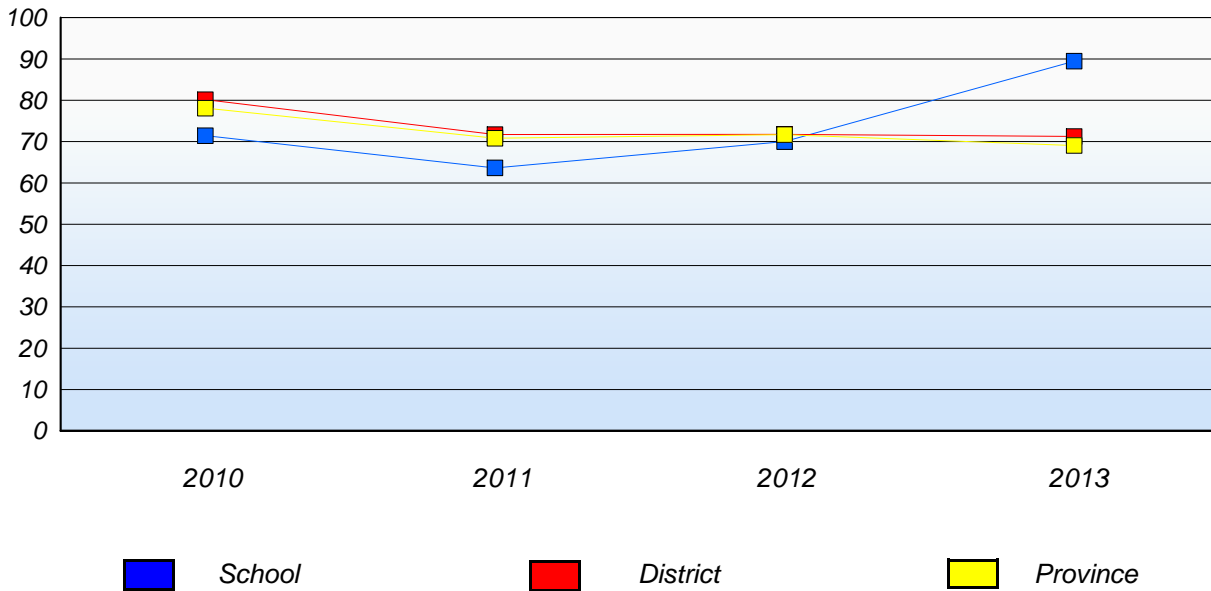
■ Exemption
 ■ Unknown
 ■ Not Yet Meeting
 ■ Meeting or Exceeding

* In some cases, CRT numbers may exceed AGR numbers based on late enrolments. Pie chart is based on the number of students who wrote the CRT.
 * Mushuau Innu Natuashish School and Sheshatshiu Innu School are excluded from district and provincial results.

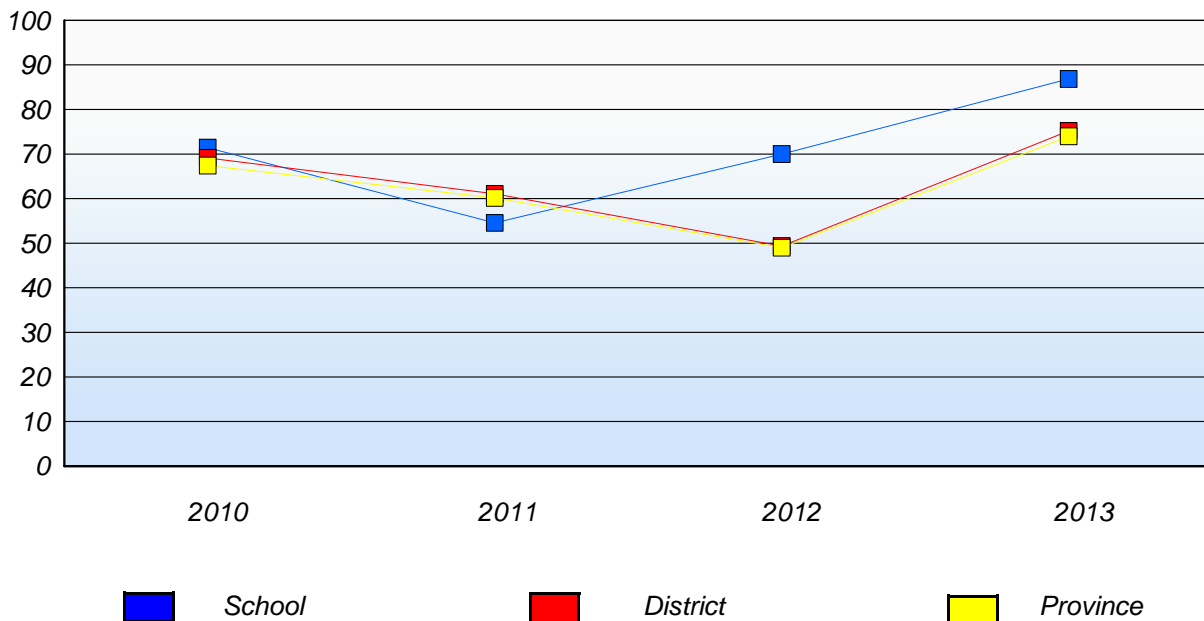
District 4 - Eastern

School #: 289 St. Peter's Elementary

Demand Writing
Percentage of students at level 3 or above (2010 - 2013)



Reading
Percentage of students at level 3 or above (2010 - 2013)



* In some cases, CRT numbers may exceed AGR numbers based on late enrolments. Pie chart is based on the number of students who wrote the CRT.

* Mushuau Innu Natuashish School and Sheshatshiu Innu School are excluded from district and provincial results.

District 4 - Eastern

School #: 291 Perlwin Elementary

Demand Writing

School

District

Province

Creative Writing

Persuasive Writing

Creative Writing

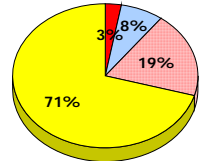
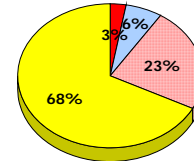
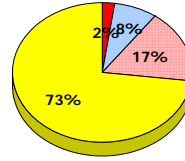
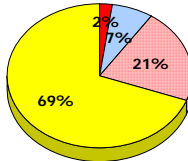
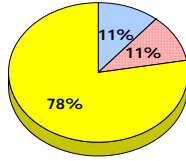
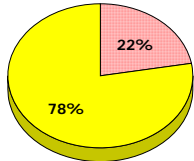
Persuasive Writing

Creative Writing

Persuasive Writing

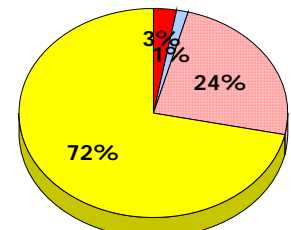
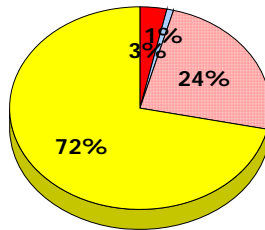
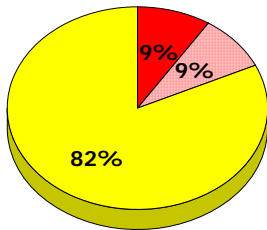
2013

Apr 30, 2013 (9)



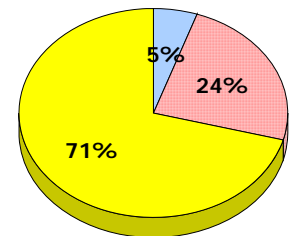
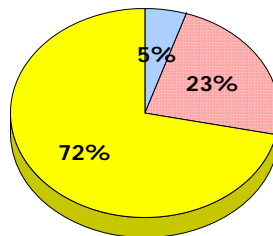
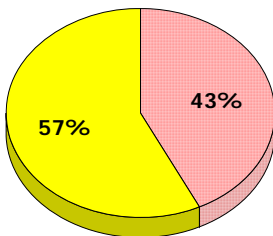
2012

Apr 30, 2012 (21)



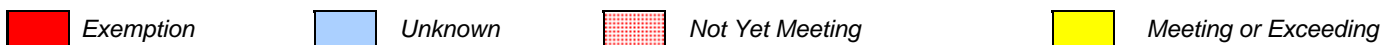
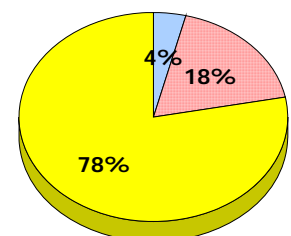
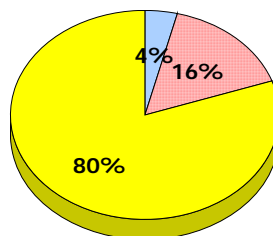
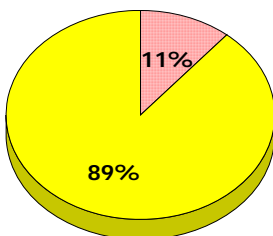
2011

AGR (7)



2010

AGR (18)



* In some cases, CRT numbers may exceed AGR numbers based on late enrolments. Pie chart is based on the number of students who wrote the CRT.
* Mushuau Innu Natuashish School and Sheshatshiu Innu School are excluded from district and provincial results.

Elementary English Language Arts
4 Year Provincial Assessment, June 2013
Student Population Report
(average scores)

District 4 - Eastern

School #: 291 Perlwin Elementary

Reading

School

District

Province

Non - Fiction

Fiction

Non - Fiction

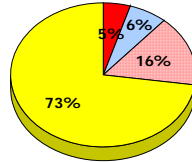
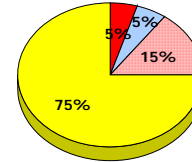
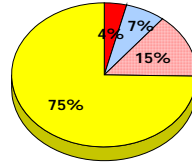
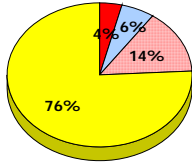
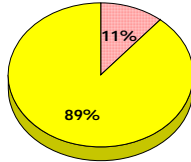
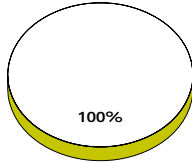
Fiction

Non - Fiction

Fiction

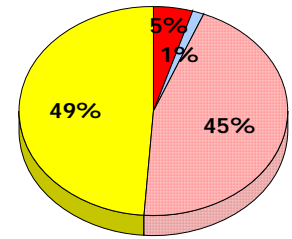
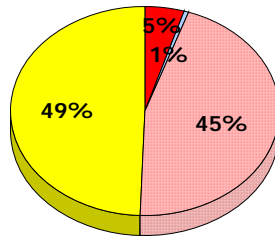
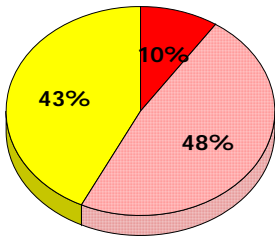
2013

Apr 30,
2013 (9)



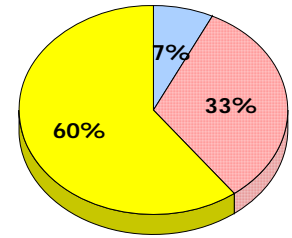
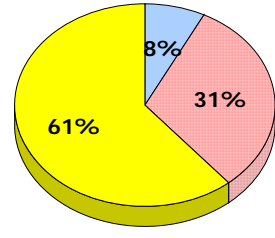
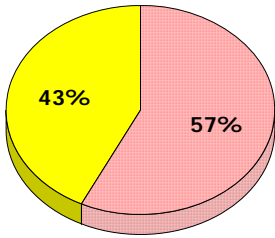
2012

Apr 30,
2012 (21)



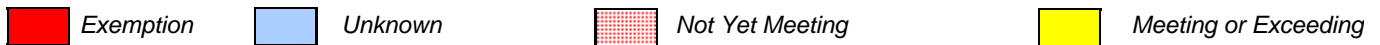
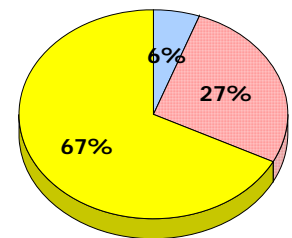
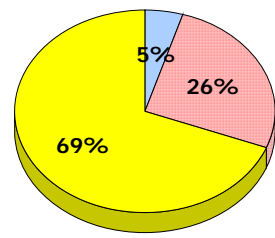
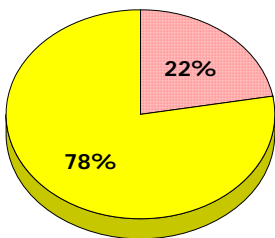
2011

AGR (7)



2010

AGR (18)



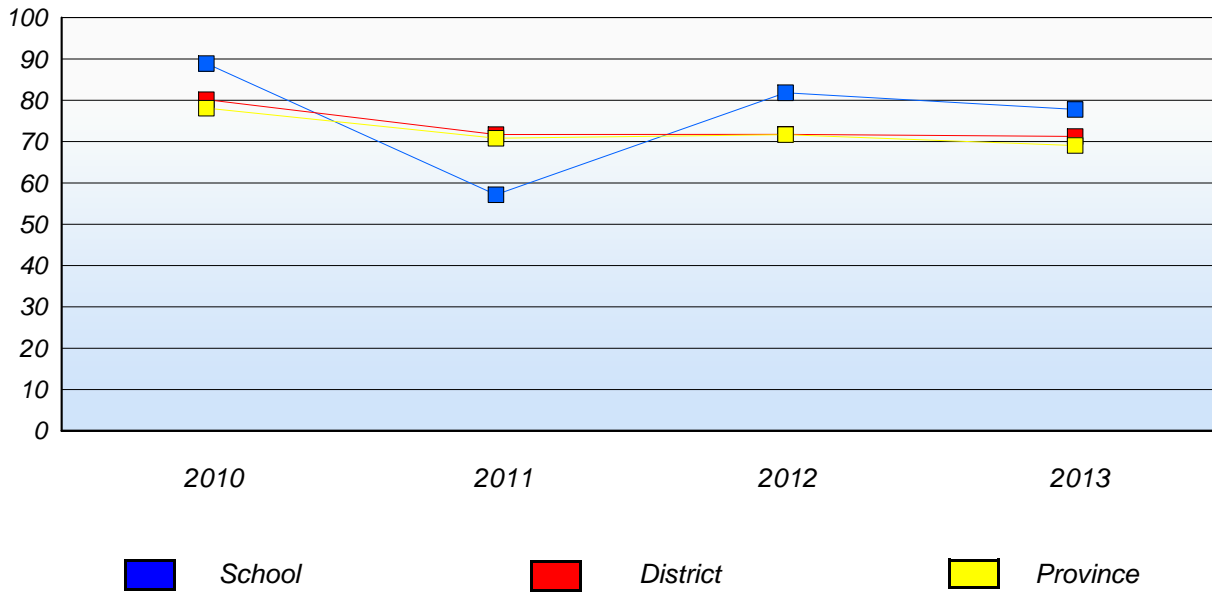
* In some cases, CRT numbers may exceed AGR numbers based on late enrolments. Pie chart is based on the number of students who wrote the CRT.
* Mushuau Innu Natuashish School and Sheshatshiu Innu School are excluded from district and provincial results.

**Elementary English Language Arts
4 Year Provincial Assessment, June 2013
Student Population Report**
(average scores)

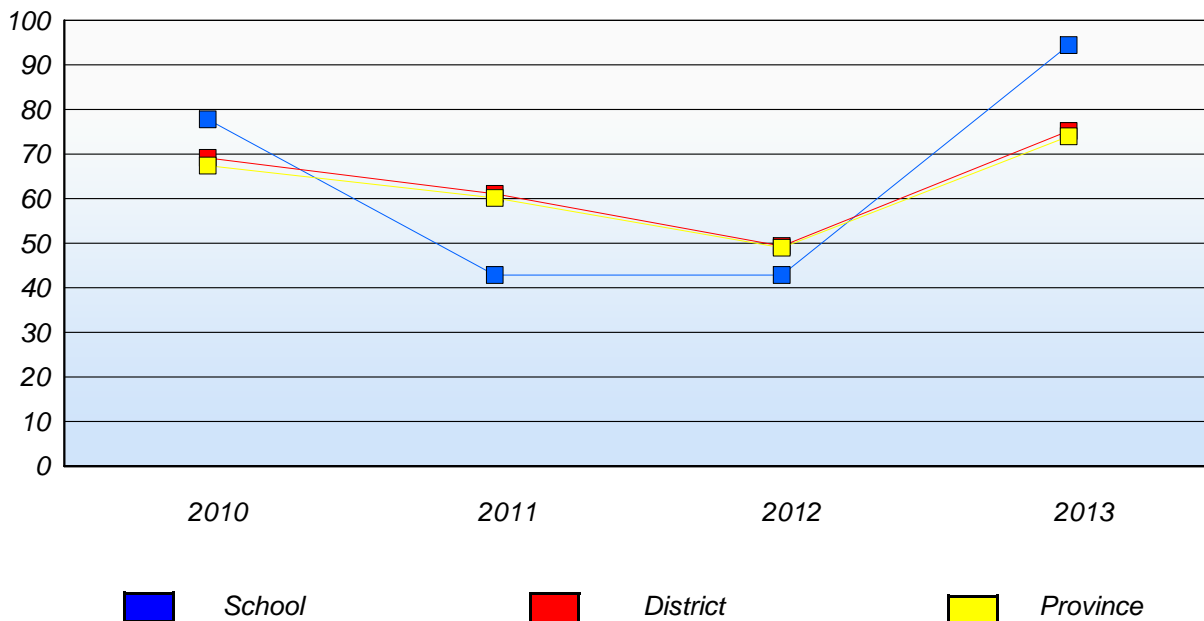
District 4 - Eastern

School #: 291 Perlwin Elementary

Demand Writing
Percentage of students at level 3 or above (2010 - 2013)



Reading
Percentage of students at level 3 or above (2010 - 2013)



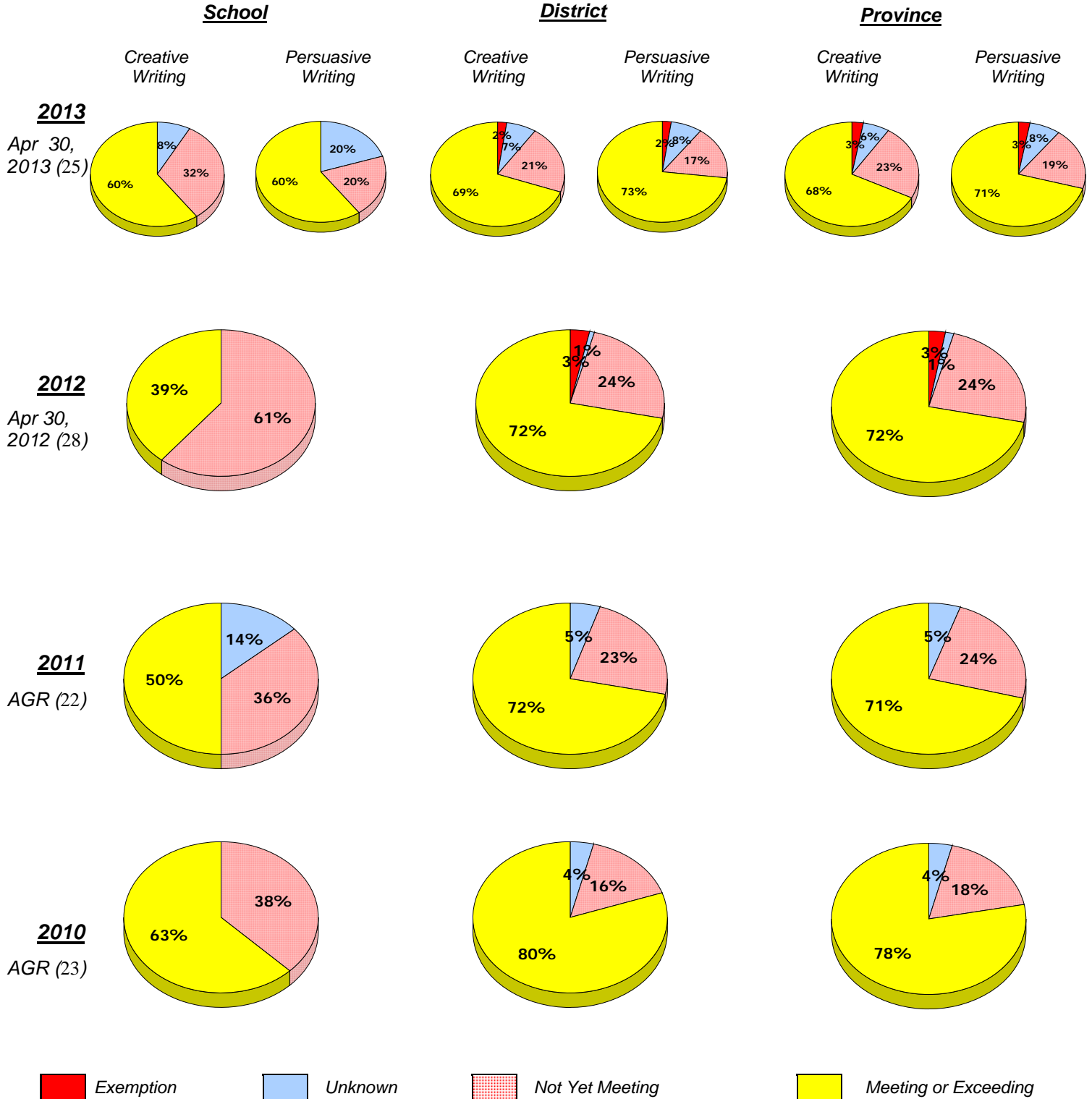
* In some cases, CRT numbers may exceed AGR numbers based on late enrolments. Pie chart is based on the number of students who wrote the CRT.

* Mushuau Innu Natuashish School and Sheshatshiu Innu School are excluded from district and provincial results.

District 4 - Eastern

School #: 294 St. Augustine's Elementary

Demand Writing



* In some cases, CRT numbers may exceed AGR numbers based on late enrolments. Pie chart is based on the number of students who wrote the CRT.
* Mushuau Innu Natuashish School and Sheshatshiu Innu School are excluded from district and provincial results.

District 4 - Eastern

School #: 294 St. Augustine's Elementary

Reading

School

District

Province

Non - Fiction

Fiction

Non - Fiction

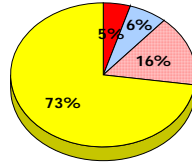
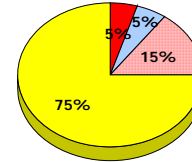
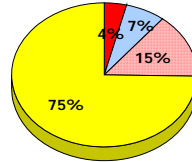
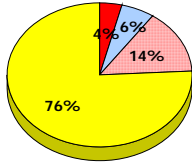
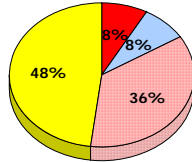
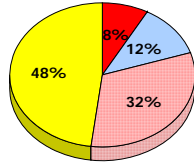
Fiction

Non - Fiction

Fiction

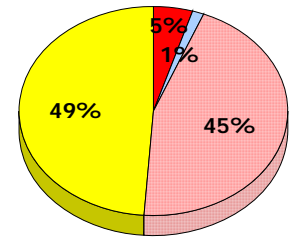
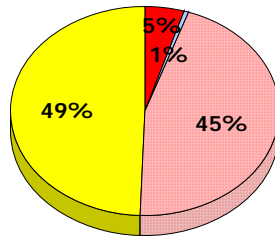
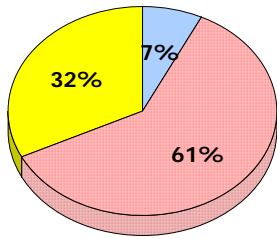
2013

Apr 30,
2013 (25)



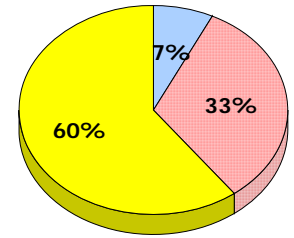
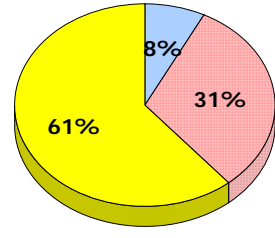
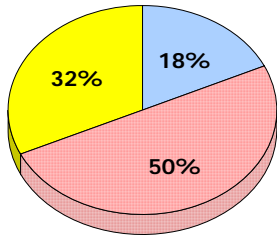
2012

Apr 30,
2012 (28)



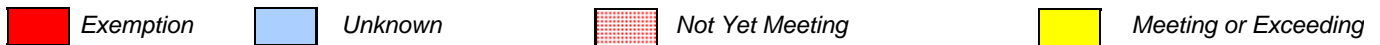
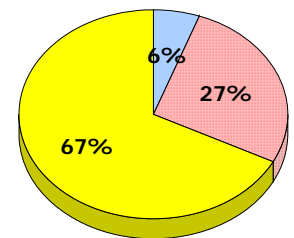
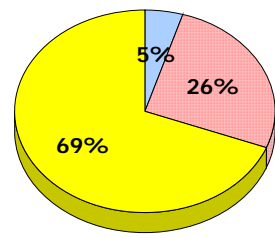
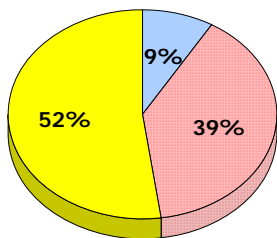
2011

AGR (22)



2010

AGR (23)



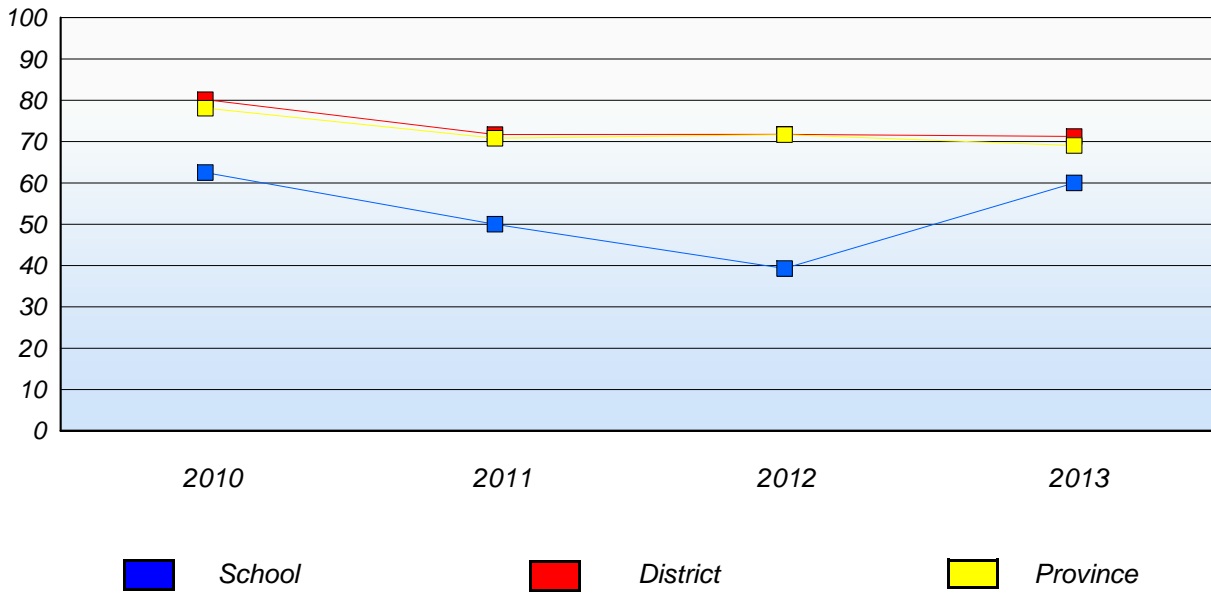
* In some cases, CRT numbers may exceed AGR numbers based on late enrolments. Pie chart is based on the number of students who wrote the CRT.
 * Mushuau Innu Natuashish School and Sheshatshiu Innu School are excluded from district and provincial results.

**Elementary English Language Arts
4 Year Provincial Assessment, June 2013
Student Population Report**
(average scores)

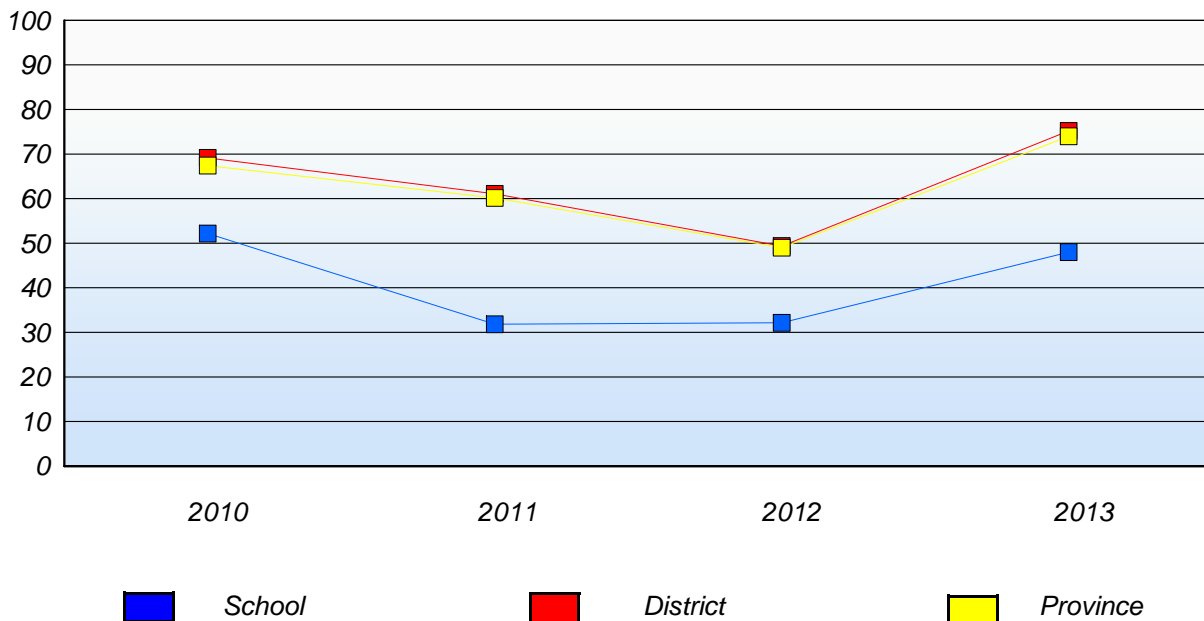
District 4 - Eastern

School #: 294 St. Augustine's Elementary

Demand Writing
Percentage of students at level 3 or above (2010 - 2013)



Reading
Percentage of students at level 3 or above (2010 - 2013)



* In some cases, CRT numbers may exceed AGR numbers based on late enrolments. Pie chart is based on the number of students who wrote the CRT.

* Mushuau Innu Natuashish School and Sheshatshiu Innu School are excluded from district and provincial results.

District 4 - Eastern

School #: 303 St. Edward's Elementary

Demand Writing

School

District

Province

Creative Writing

Persuasive Writing

Creative Writing

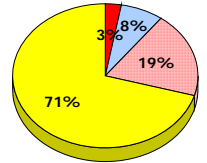
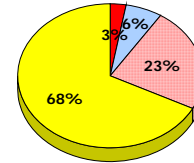
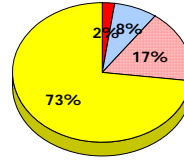
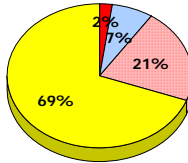
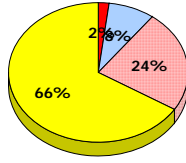
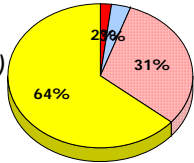
Persuasive Writing

Creative Writing

Persuasive Writing

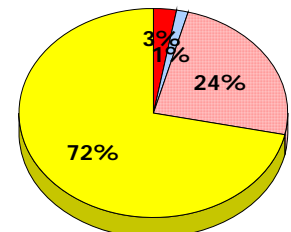
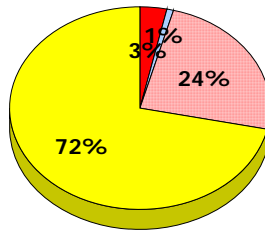
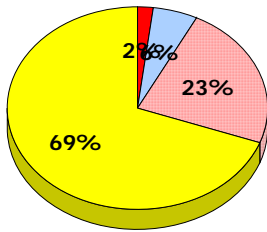
2013

Apr 30, 2013 (97)



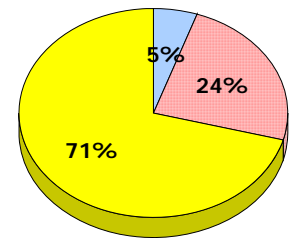
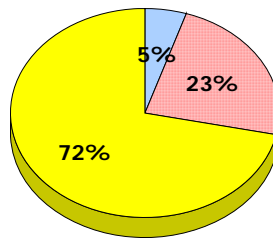
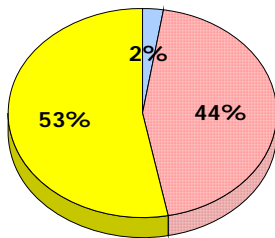
2012

Apr 30, 2012 (108)



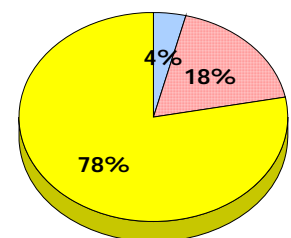
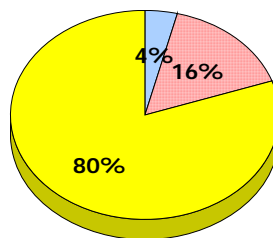
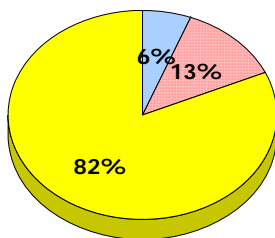
2011

AGR (81)



2010

AGR (87)



■ Exemption
 ■ Unknown
 ■ Not Yet Meeting
 ■ Meeting or Exceeding

* In some cases, CRT numbers may exceed AGR numbers based on late enrolments. Pie chart is based on the number of students who wrote the CRT.
 * Mushuau Innu Natuashish School and Sheshatshiu Innu School are excluded from district and provincial results.

Elementary English Language Arts 4 Year Provincial Assessment, June 2013 Student Population Report (average scores)

District 4 - Eastern

School #: 303 St. Edward's Elementary

Reading

School

District

Province

Non - Fiction

Fiction

Non - Fiction

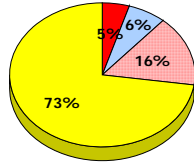
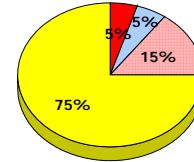
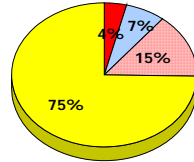
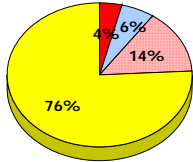
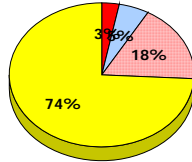
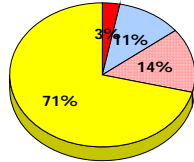
Fiction

Non - Fiction

Fiction

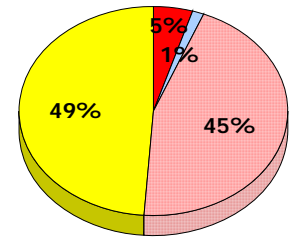
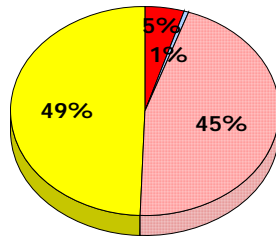
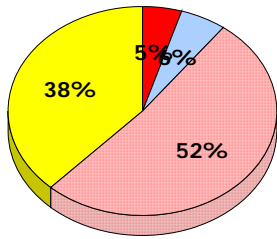
2013

Apr 30,
2013 (97)



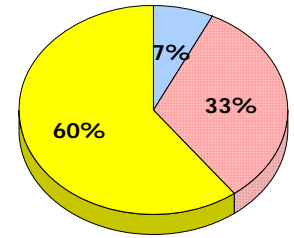
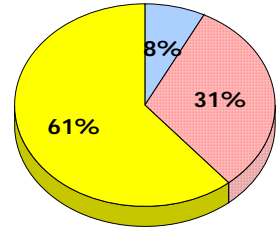
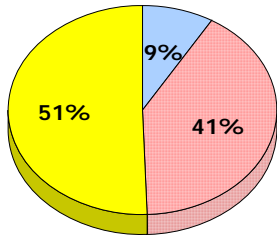
2012

Apr 30,
2012 (108)



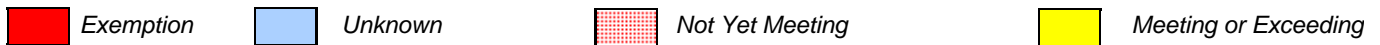
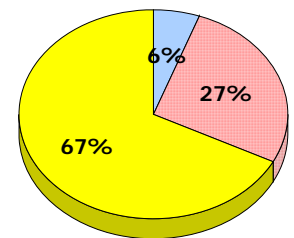
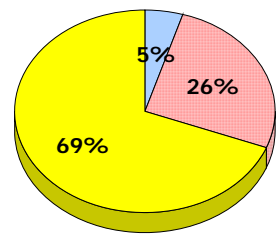
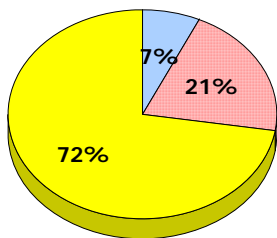
2011

AGR (81)



2010

AGR (87)

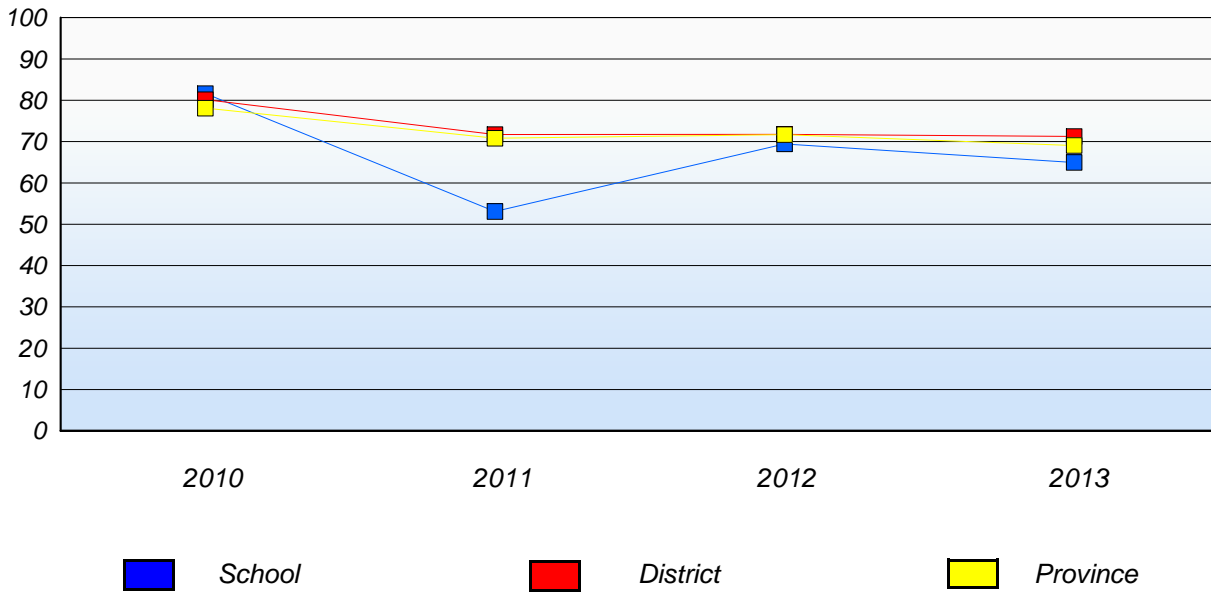


* In some cases, CRT numbers may exceed AGR numbers based on late enrolments. Pie chart is based on the number of students who wrote the CRT.
* Mushuau Innu Natuashish School and Sheshatshiu Innu School are excluded from district and provincial results.

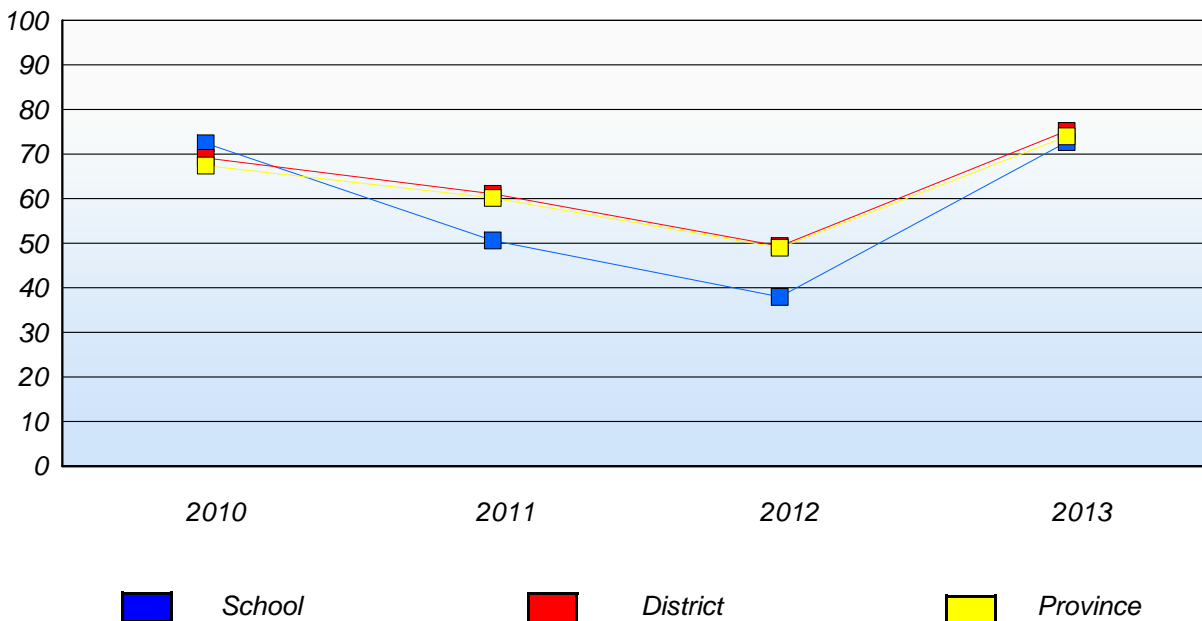
District 4 - Eastern

School #: 303 St. Edward's Elementary

Demand Writing
Percentage of students at level 3 or above (2010 - 2013)



Reading
Percentage of students at level 3 or above (2010 - 2013)



* In some cases, CRT numbers may exceed AGR numbers based on late enrolments. Pie chart is based on the number of students who wrote the CRT.
* Mushuau Innu Natuashish School and Sheshatshiu Innu School are excluded from district and provincial results.

District 4 - Eastern

School #: 305 Villanova Junior High

Demand Writing

School

District

Province

Creative Writing

Persuasive Writing

Creative Writing

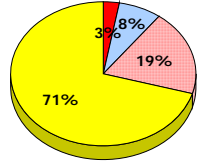
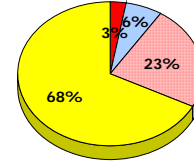
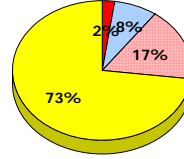
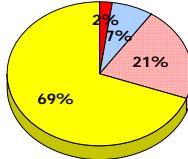
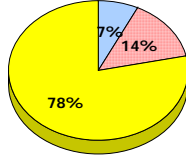
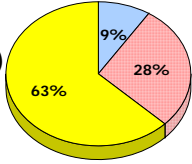
Persuasive Writing

Creative Writing

Persuasive Writing

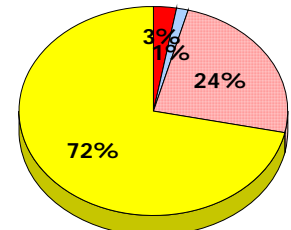
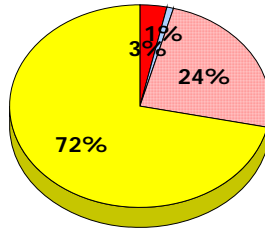
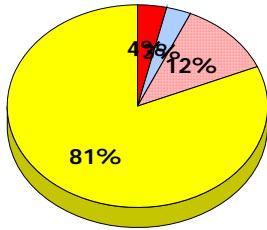
2013

Apr 30, 2013 (97)



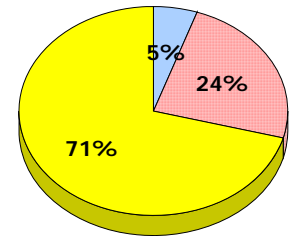
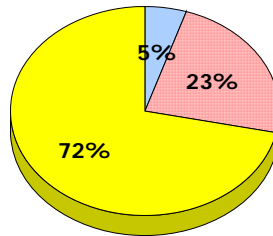
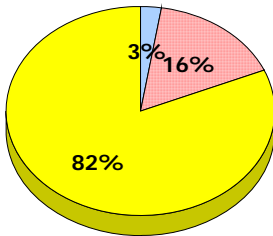
2012

Apr 30, 2012 (107)



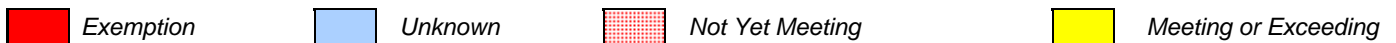
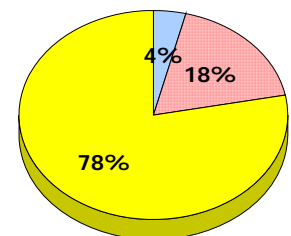
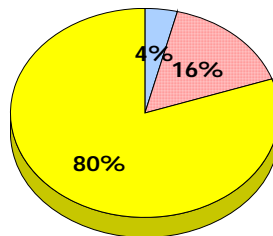
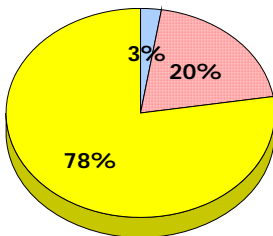
2011

AGR (119)



2010

AGR (120)



* In some cases, CRT numbers may exceed AGR numbers based on late enrolments. Pie chart is based on the number of students who wrote the CRT.
 * Mushuau Innu Natuashish School and Sheshatshiu Innu School are excluded from district and provincial results.

**Elementary English Language Arts
4 Year Provincial Assessment, June 2013
Student Population Report
(average scores)**

District 4 - Eastern

School #: 305 Villanova Junior High

Reading

School

District

Province

Non - Fiction

Fiction

Non - Fiction

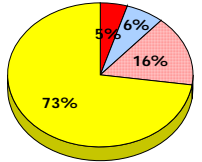
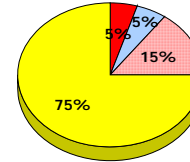
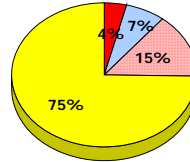
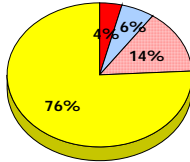
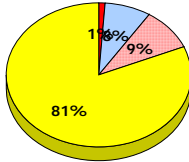
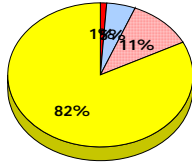
Fiction

Non - Fiction

Fiction

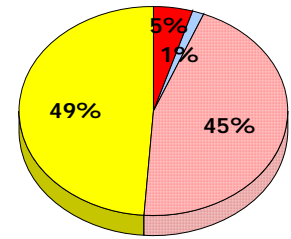
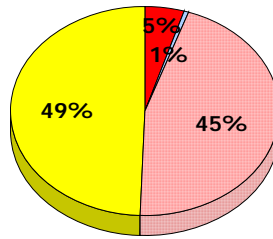
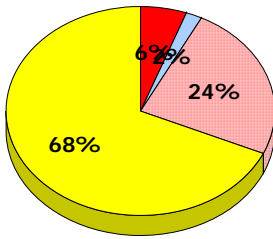
2013

Apr 30,
2013 (97)



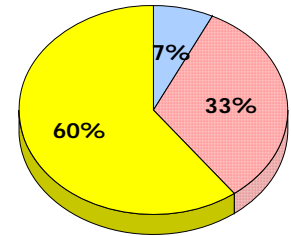
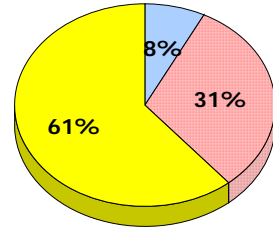
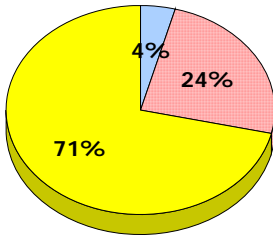
2012

Apr 30,
2012 (107)



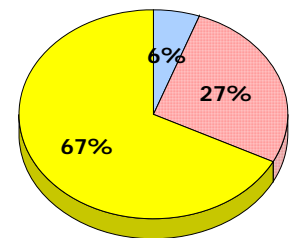
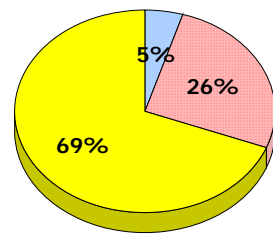
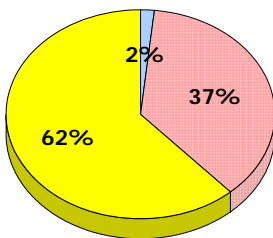
2011

AGR (119)



2010

AGR (120)



Exemption
 Unknown
 Not Yet Meeting
 Meeting or Exceeding

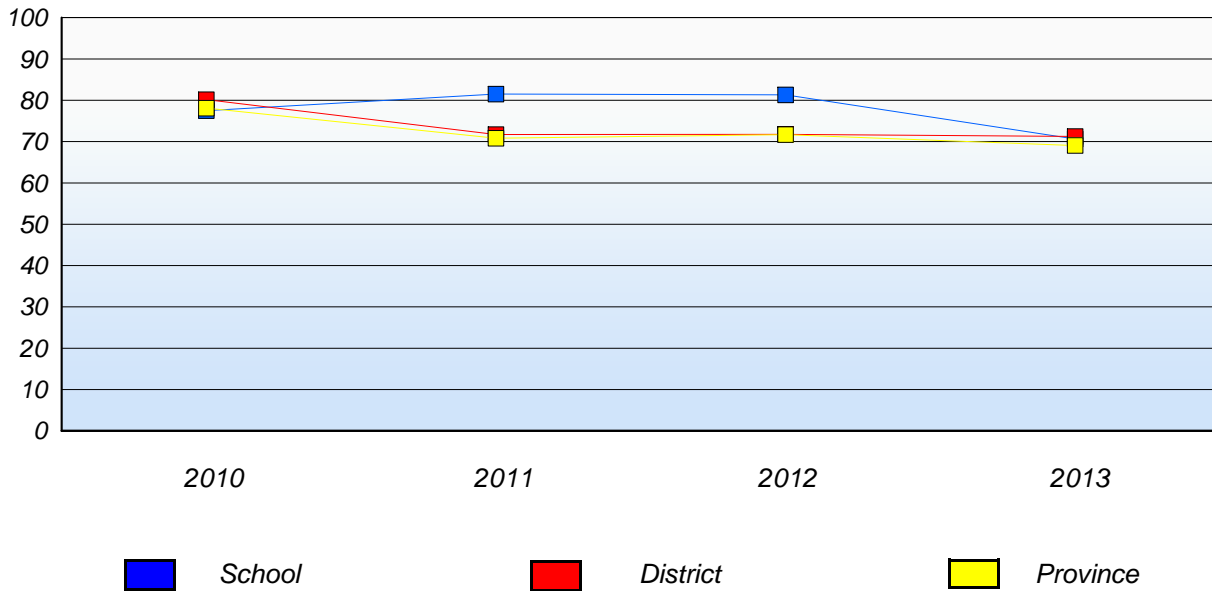
* In some cases, CRT numbers may exceed AGR numbers based on late enrolments. Pie chart is based on the number of students who wrote the CRT.
 * Mushuau Innu Natuashish School and Sheshatshiu Innu School are excluded from district and provincial results.

District 4 - Eastern

School #: 305 Villanova Junior High

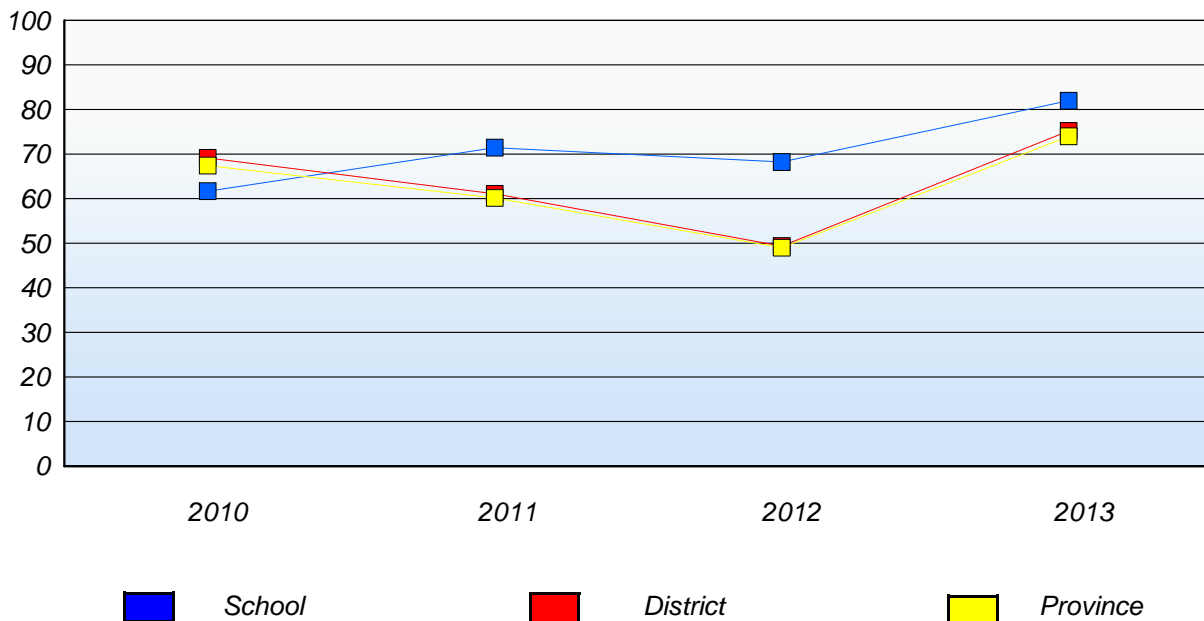
Demand Writing

Percentage of students at level 3 or above (2010 - 2013)



Reading

Percentage of students at level 3 or above (2010 - 2013)



* In some cases, CRT numbers may exceed AGR numbers based on late enrolments. Pie chart is based on the number of students who wrote the CRT.

* Mushuau Innu Natuashish School and Sheshatshiu Innu School are excluded from district and provincial results.

District 4 - Eastern

School #: 306 St. George's Elementary

Demand Writing

School

District

Province

Creative Writing

Persuasive Writing

Creative Writing

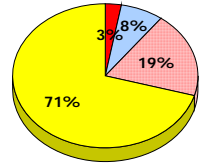
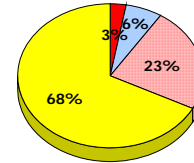
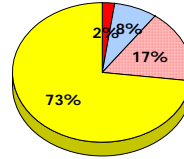
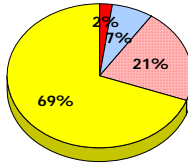
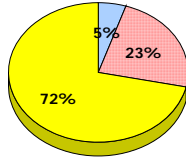
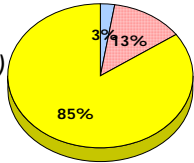
Persuasive Writing

Creative Writing

Persuasive Writing

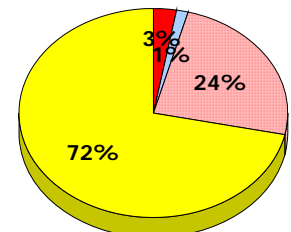
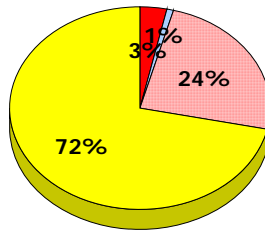
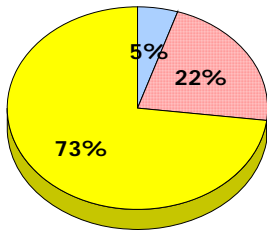
2013

Apr 30, 2013 (39)



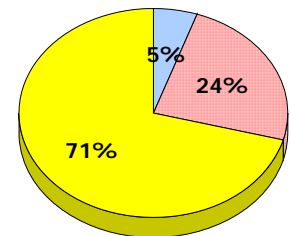
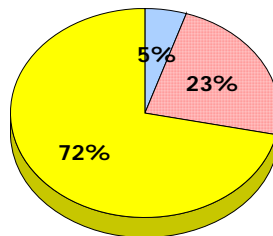
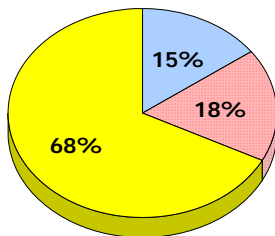
2012

Apr 30, 2012 (41)




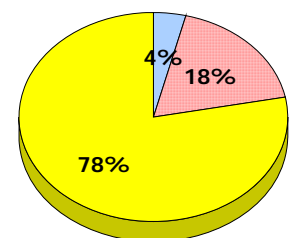
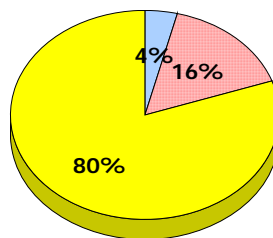
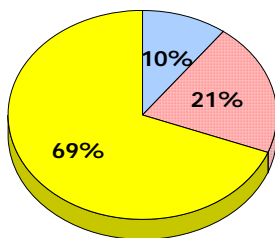
2011

AGR (40)



2010

AGR (39)



* In some cases, CRT numbers may exceed AGR numbers based on late enrolments. Pie chart is based on the number of students who wrote the CRT.
* Mushuau Innu Natuashish School and Sheshatshiu Innu School are excluded from district and provincial results.

**Elementary English Language Arts
4 Year Provincial Assessment, June 2013
Student Population Report
(average scores)**

District 4 - Eastern

School #: 306 St. George's Elementary

Reading

School

District

Province

Non - Fiction

Fiction

Non - Fiction

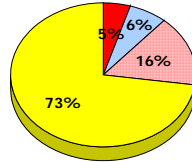
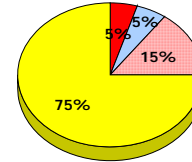
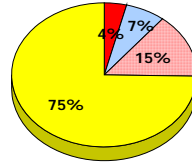
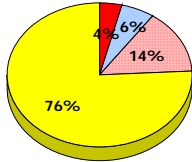
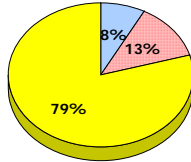
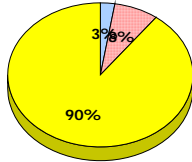
Fiction

Non - Fiction

Fiction

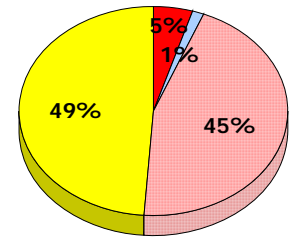
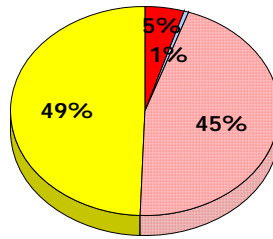
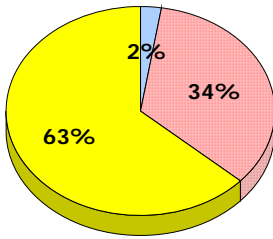
2013

Apr 30, 2013 (39)



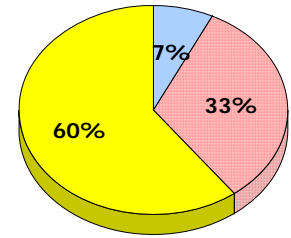
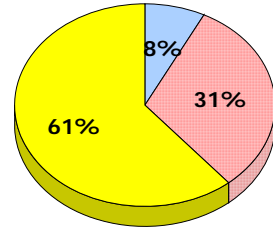
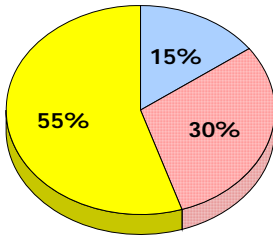
2012

Apr 30, 2012 (41)



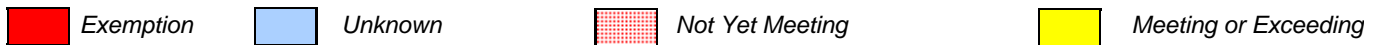
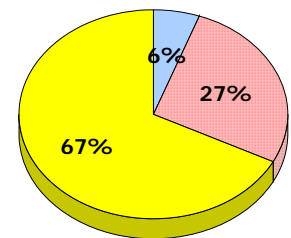
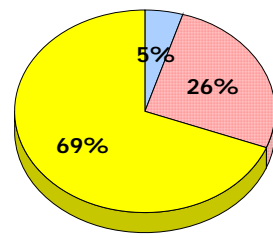
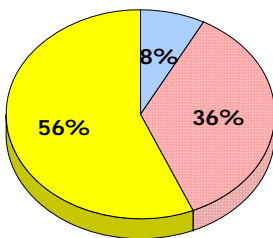
2011

AGR (40)



2010

AGR (39)



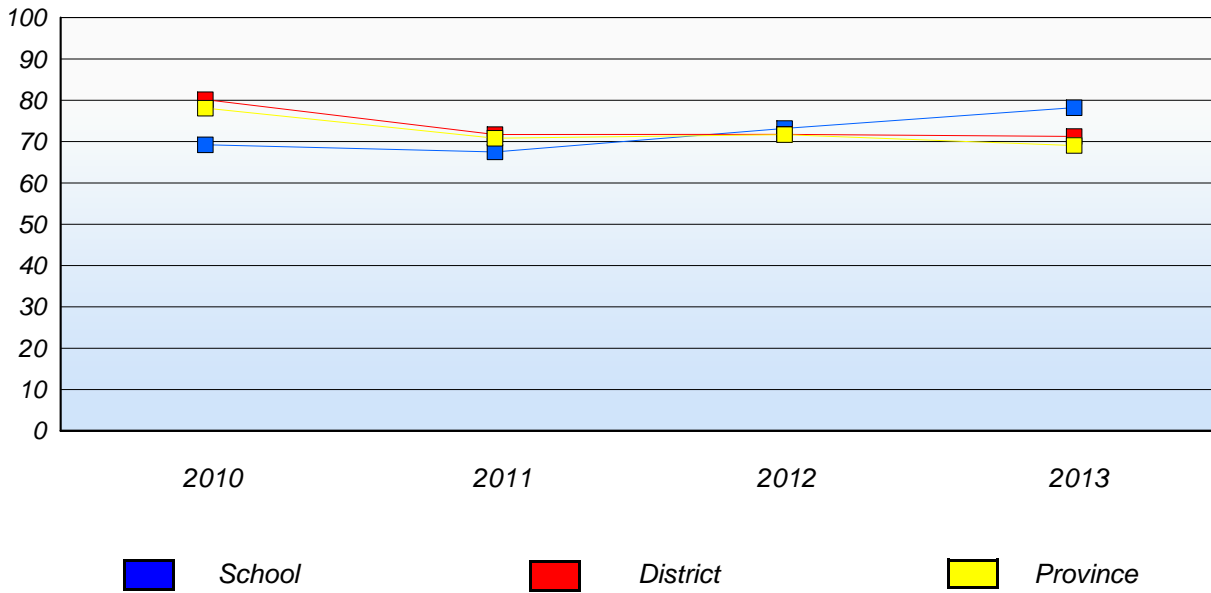
* In some cases, CRT numbers may exceed AGR numbers based on late enrolments. Pie chart is based on the number of students who wrote the CRT.
* Mushuau Innu Natuashish School and Sheshatshiu Innu School are excluded from district and provincial results.

**Elementary English Language Arts
4 Year Provincial Assessment, June 2013
Student Population Report**
(average scores)

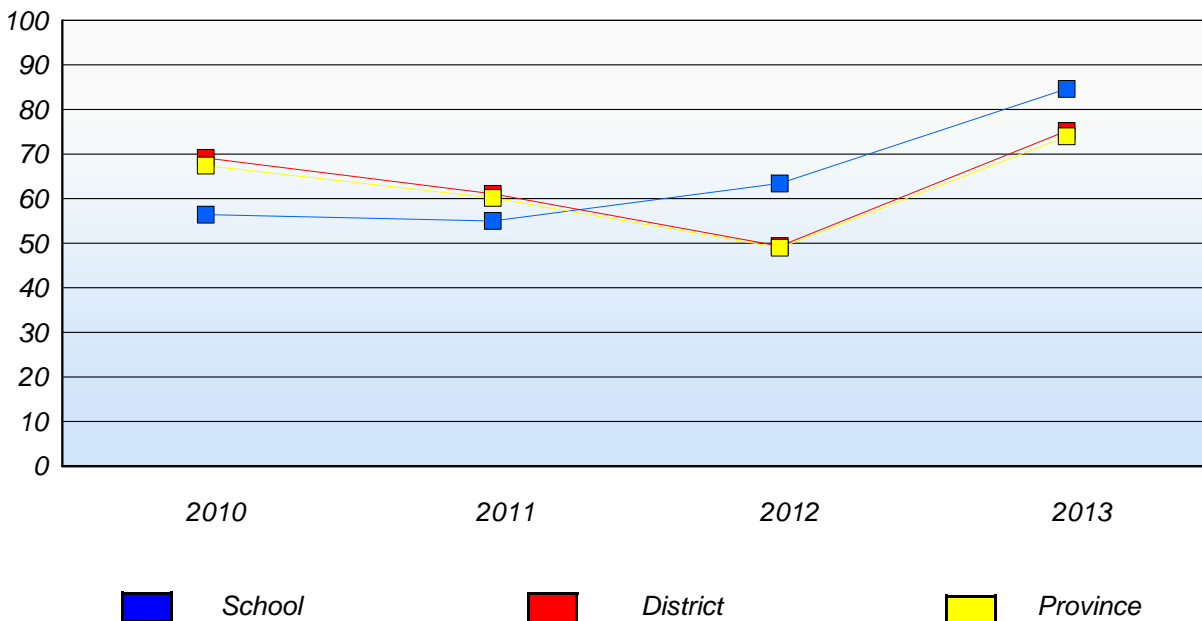
District 4 - Eastern

School #: 306 St. George's Elementary

Demand Writing
Percentage of students at level 3 or above (2010 - 2013)



Reading
Percentage of students at level 3 or above (2010 - 2013)



* In some cases, CRT numbers may exceed AGR numbers based on late enrolments. Pie chart is based on the number of students who wrote the CRT.
* Mushuau Innu Natuashish School and Sheshatshiu Innu School are excluded from district and provincial results.

District 4 - Eastern

School #: 308 Mary Queen of the World Elementary

Demand Writing

School

District

Province

Creative Writing

Persuasive Writing

Creative Writing

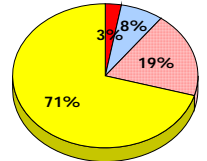
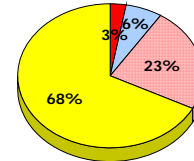
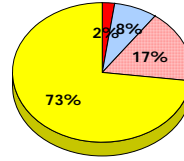
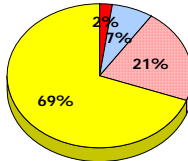
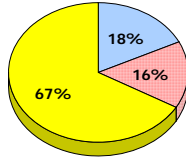
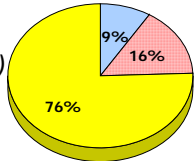
Persuasive Writing

Creative Writing

Persuasive Writing

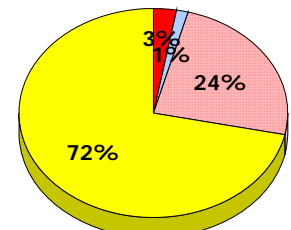
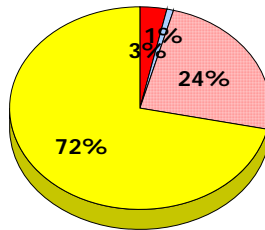
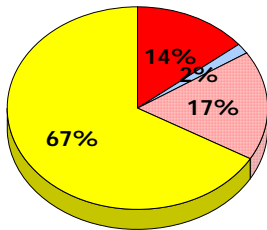
2013

Apr 30, 2013 (45)



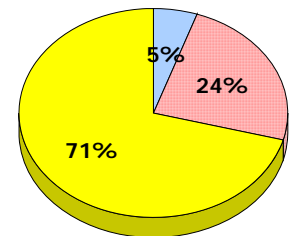
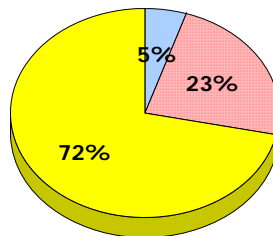
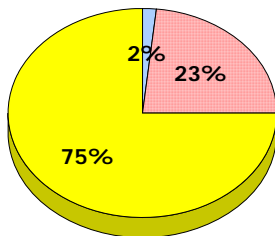
2012

Apr 30, 2012 (63)



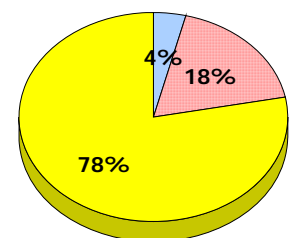
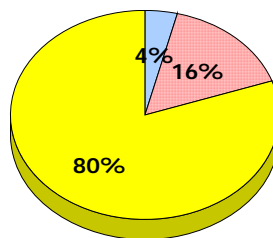
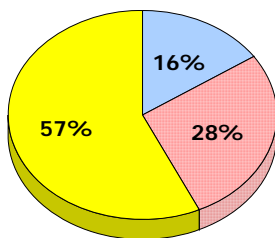
2011

AGR (60)



2010

AGR (58)



* In some cases, CRT numbers may exceed AGR numbers based on late enrolments. Pie chart is based on the number of students who wrote the CRT.
 * Mushuau Innu Natuashish School and Sheshatshiu Innu School are excluded from district and provincial results.

Elementary English Language Arts
4 Year Provincial Assessment, June 2013
Student Population Report
(average scores)

District 4 - Eastern

School #: 308 Mary Queen of the World Elementary

Reading

School

District

Province

Non - Fiction

Fiction

Non - Fiction

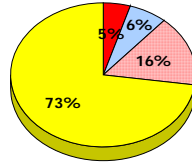
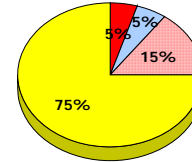
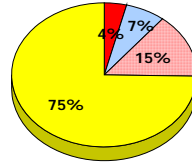
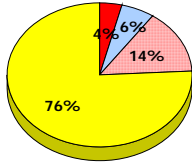
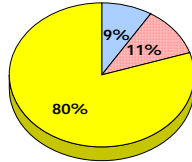
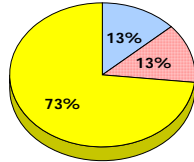
Fiction

Non - Fiction

Fiction

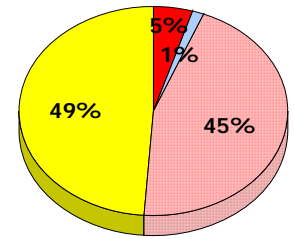
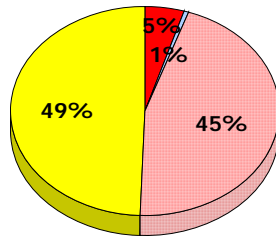
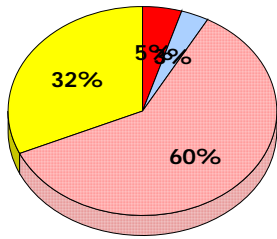
2013

Apr 30,
2013 (45)



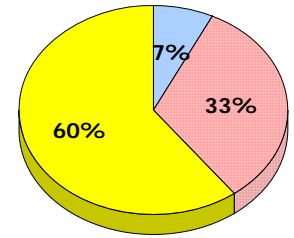
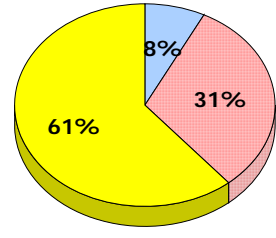
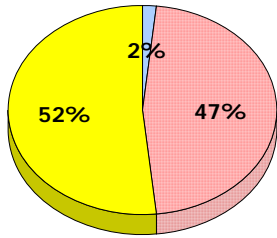
2012

Apr 30,
2012 (63)



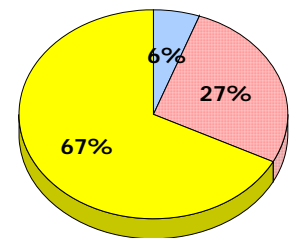
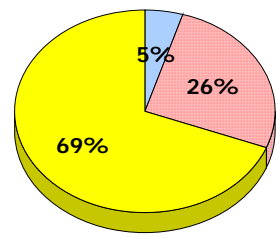
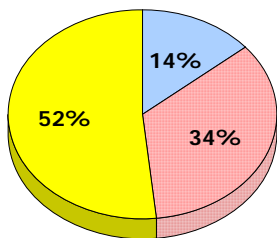
2011

AGR (60)



2010

AGR (58)



■ Exemption
 ■ Unknown
 ■ Not Yet Meeting
 ■ Meeting or Exceeding

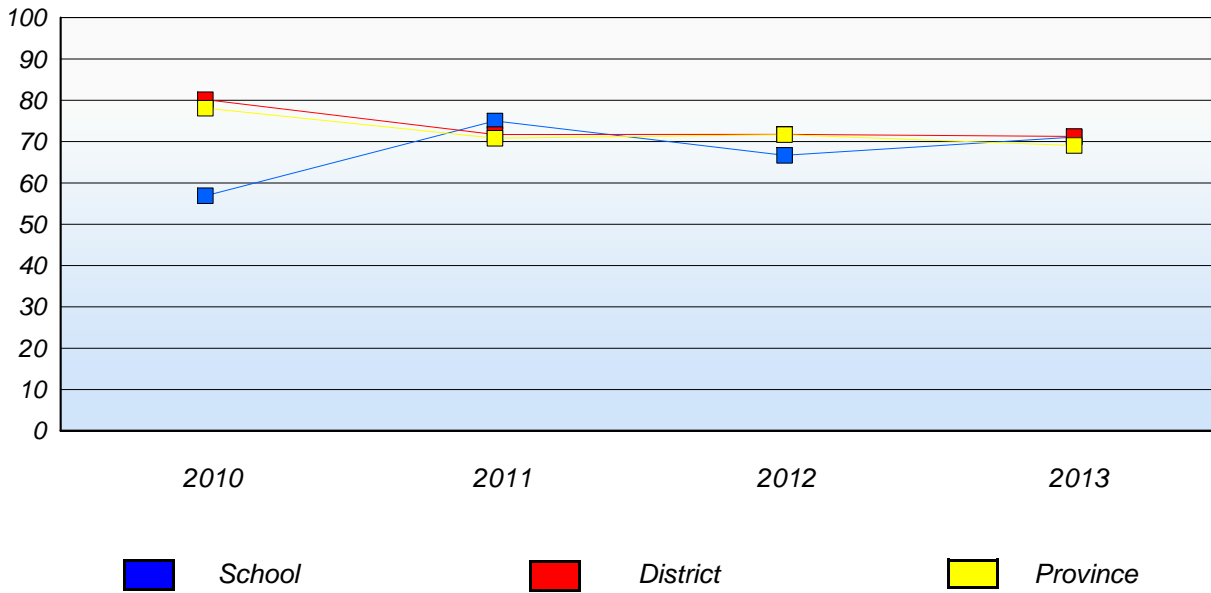
* In some cases, CRT numbers may exceed AGR numbers based on late enrolments. Pie chart is based on the number of students who wrote the CRT.
 * Mushuau Innu Natuashish School and Sheshatshiu Innu School are excluded from district and provincial results.

**Elementary English Language Arts
4 Year Provincial Assessment, June 2013
Student Population Report**
(average scores)

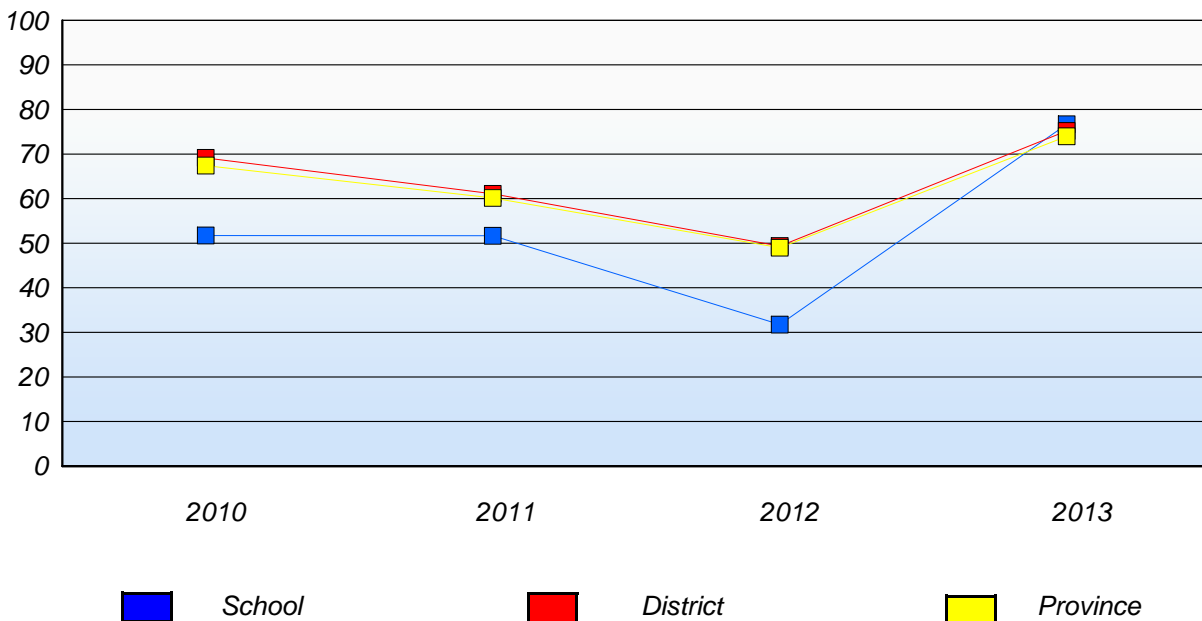
District 4 - Eastern

School #: 308 Mary Queen of the World Elementary

Demand Writing
Percentage of students at level 3 or above (2010 - 2013)



Reading
Percentage of students at level 3 or above (2010 - 2013)



* In some cases, CRT numbers may exceed AGR numbers based on late enrolments. Pie chart is based on the number of students who wrote the CRT.
* Mushuau Innu Natuashish School and Sheshatshiu Innu School are excluded from district and provincial results.

District 4 - Eastern

School #: 310 Mount Pearl Intermediate

Demand Writing

School

District

Province

Creative Writing

Persuasive Writing

Creative Writing

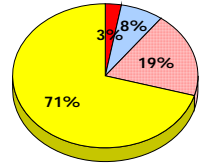
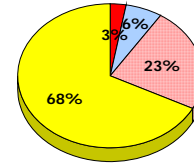
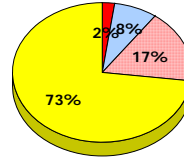
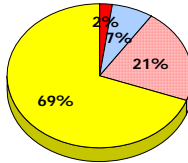
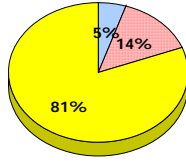
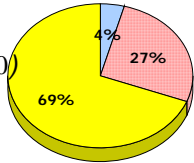
Persuasive Writing

Creative Writing

Persuasive Writing

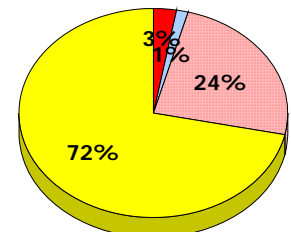
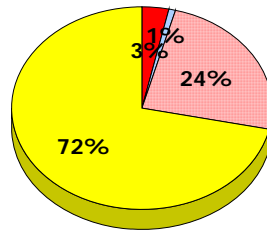
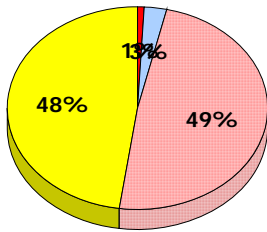
2013

Apr 30, 2013 (120)



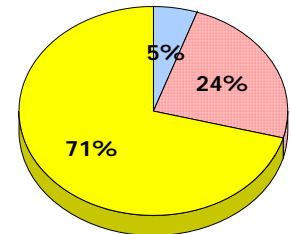
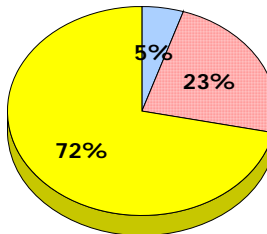
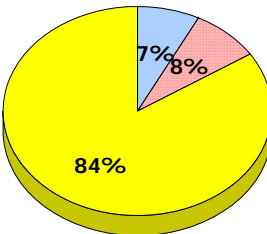
2012

Apr 30, 2012 (109)



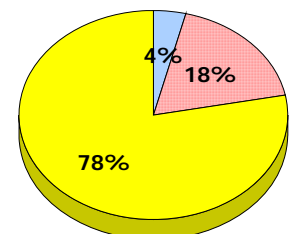
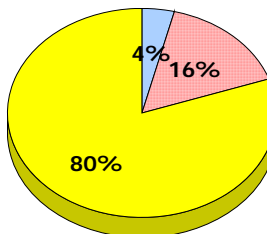
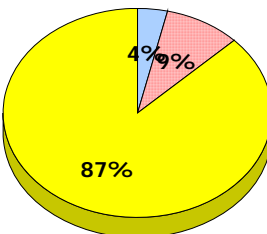
2011

AGR (108)



2010

AGR (109)



■ Exemption
 ■ Unknown
 Not Yet Meeting
 ■ Meeting or Exceeding

* In some cases, CRT numbers may exceed AGR numbers based on late enrolments. Pie chart is based on the number of students who wrote the CRT.
 * Mushuau Innu Natuashish School and Sheshatshiu Innu School are excluded from district and provincial results.

Elementary English Language Arts
4 Year Provincial Assessment, June 2013
Student Population Report
(average scores)

District 4 - Eastern

School #: 310 Mount Pearl Intermediate

Reading

School

District

Province

Non - Fiction

Fiction

Non - Fiction

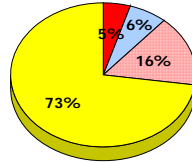
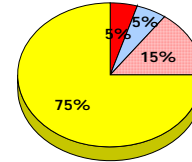
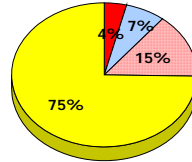
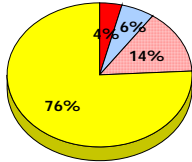
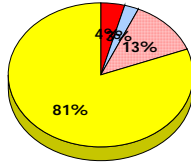
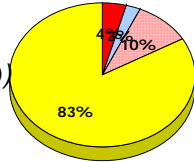
Fiction

Non - Fiction

Fiction

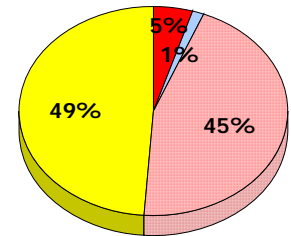
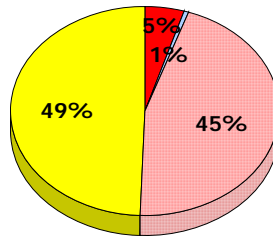
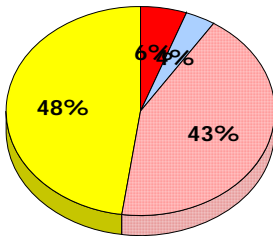
2013

Apr 30,
2013 (120)



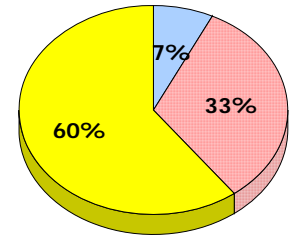
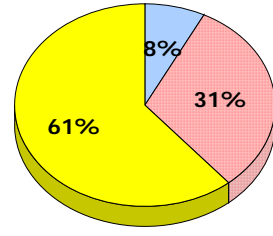
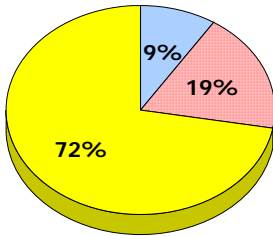
2012

Apr 30,
2012 (109)



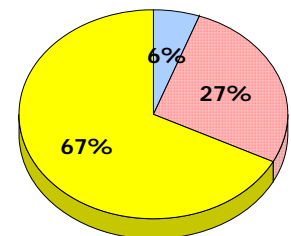
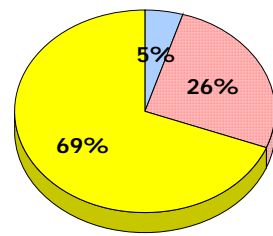
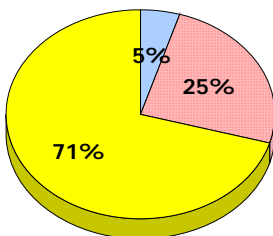
2011

AGR (108)



2010

AGR (109)



■ Exemption
 ■ Unknown
 ■ Not Yet Meeting
 ■ Meeting or Exceeding

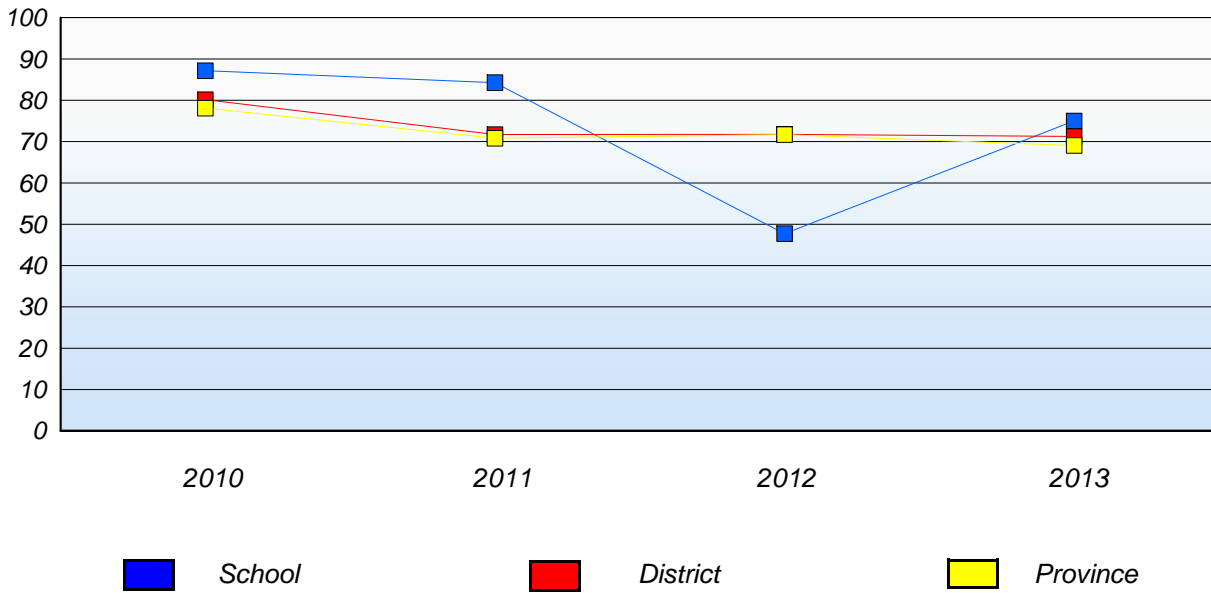
* In some cases, CRT numbers may exceed AGR numbers based on late enrolments. Pie chart is based on the number of students who wrote the CRT.
 * Mushuau Innu Natuashish School and Sheshatshiu Innu School are excluded from district and provincial results.

District 4 - Eastern

School #: 310 Mount Pearl Intermediate

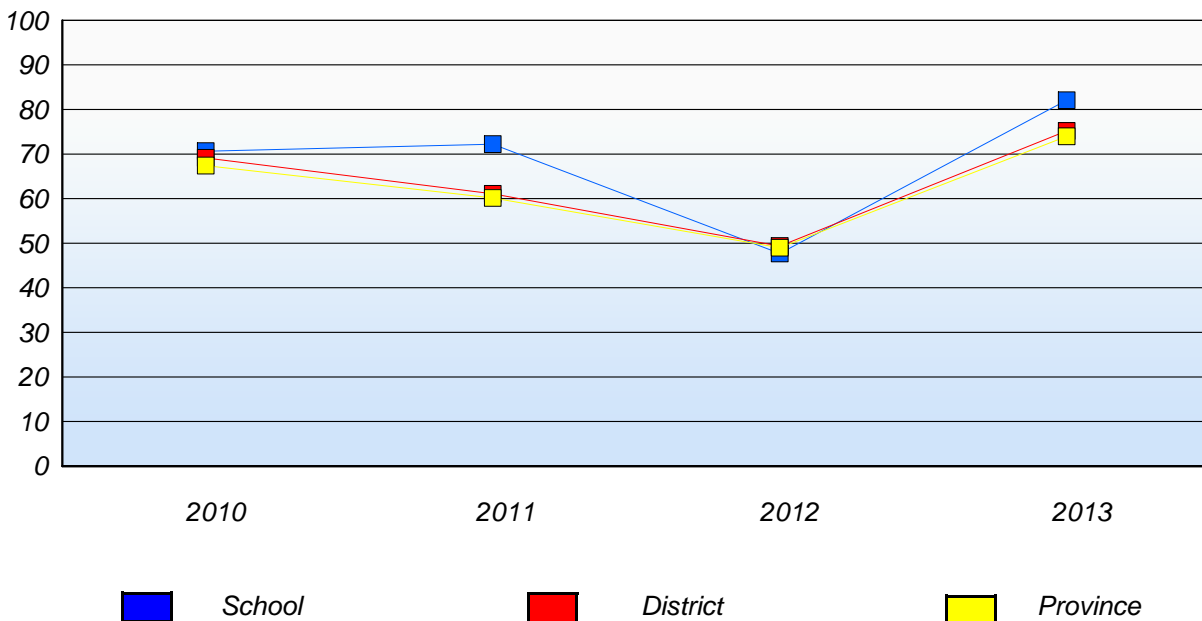
Demand Writing

Percentage of students at level 3 or above (2010 - 2013)



Reading

Percentage of students at level 3 or above (2010 - 2013)



* In some cases, CRT numbers may exceed AGR numbers based on late enrolments. Pie chart is based on the number of students who wrote the CRT.

* Mushuau Innu Natuashish School and Sheshatshiu Innu School are excluded from district and provincial results.

District 4 - Eastern

School #: 312 Newtown Elementary

Demand Writing

School

District

Province

Creative Writing

Persuasive Writing

Creative Writing

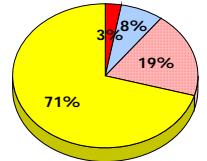
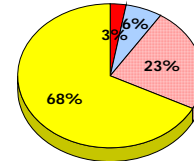
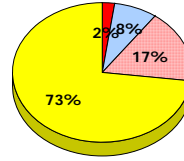
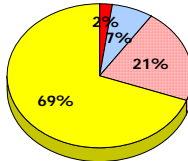
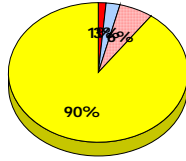
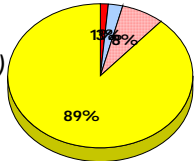
Persuasive Writing

Creative Writing

Persuasive Writing

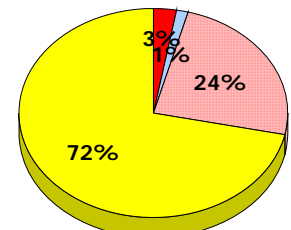
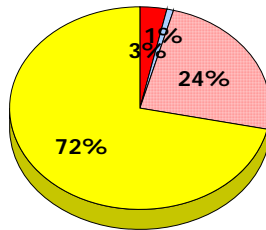
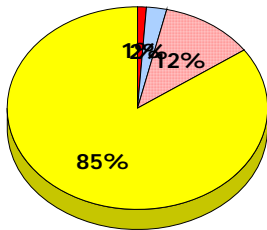
2013

Apr 30, 2013 (79)



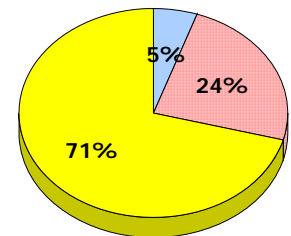
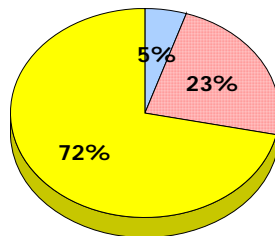
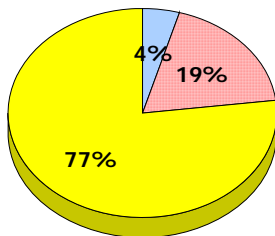
2012

Apr 30, 2012 (85)



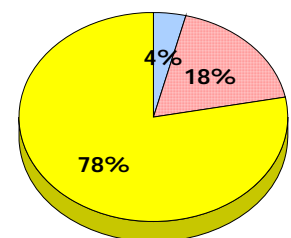
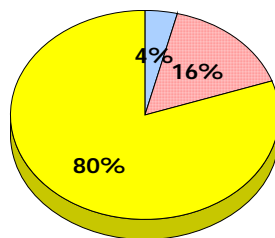
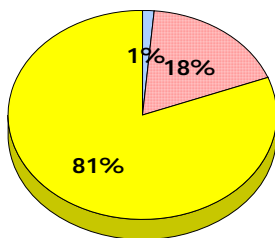
2011

AGR (69)



2010

AGR (68)



■ Exemption
 ■ Unknown
 ■ Not Yet Meeting
 ■ Meeting or Exceeding

* In some cases, CRT numbers may exceed AGR numbers based on late enrolments. Pie chart is based on the number of students who wrote the CRT.
 * Mushuau Innu Natuashish School and Sheshatshiu Innu School are excluded from district and provincial results.

Elementary English Language Arts
4 Year Provincial Assessment, June 2013
Student Population Report
(average scores)

District 4 - Eastern

School #: 312 Newtown Elementary

Reading

School

District

Province

Non - Fiction

Fiction

Non - Fiction

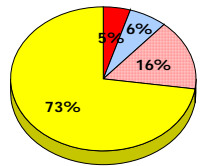
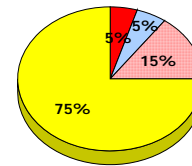
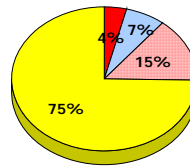
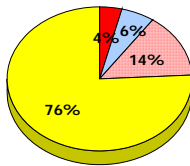
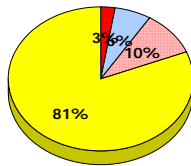
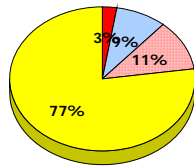
Fiction

Non - Fiction

Fiction

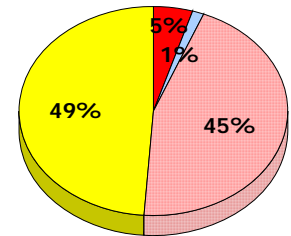
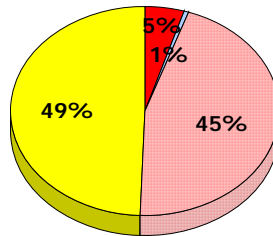
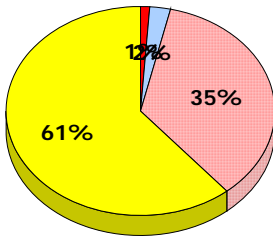
2013

Apr 30,
2013 (79)



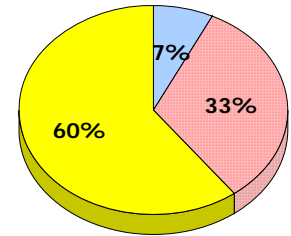
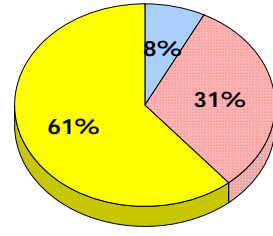
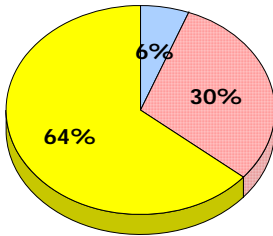
2012

Apr 30,
2012 (85)



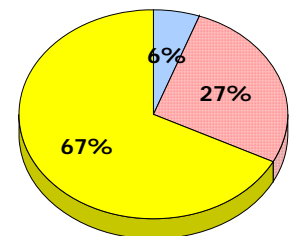
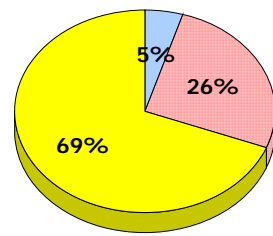
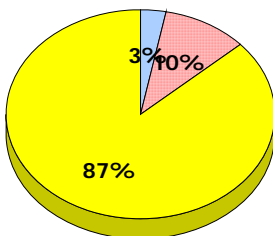
2011

AGR (69)



2010

AGR (68)



■ Exemption
 ■ Unknown
 ■ Not Yet Meeting
 ■ Meeting or Exceeding

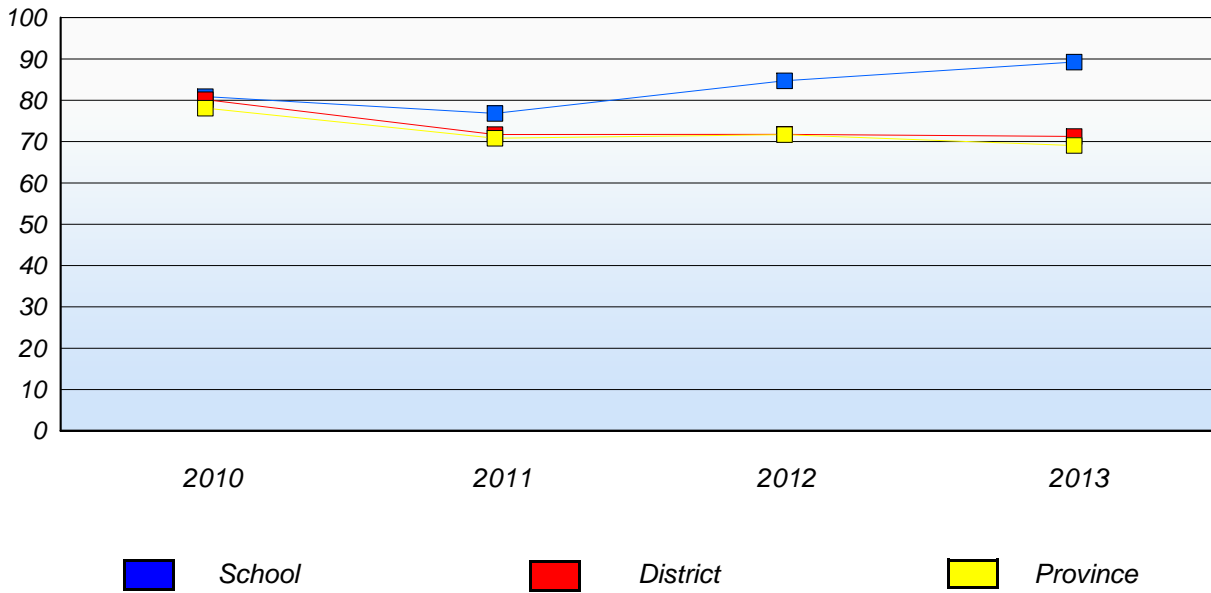
* In some cases, CRT numbers may exceed AGR numbers based on late enrolments. Pie chart is based on the number of students who wrote the CRT.
 * Mushuau Innu Natuashish School and Sheshatshiu Innu School are excluded from district and provincial results.

**Elementary English Language Arts
4 Year Provincial Assessment, June 2013
Student Population Report**
(average scores)

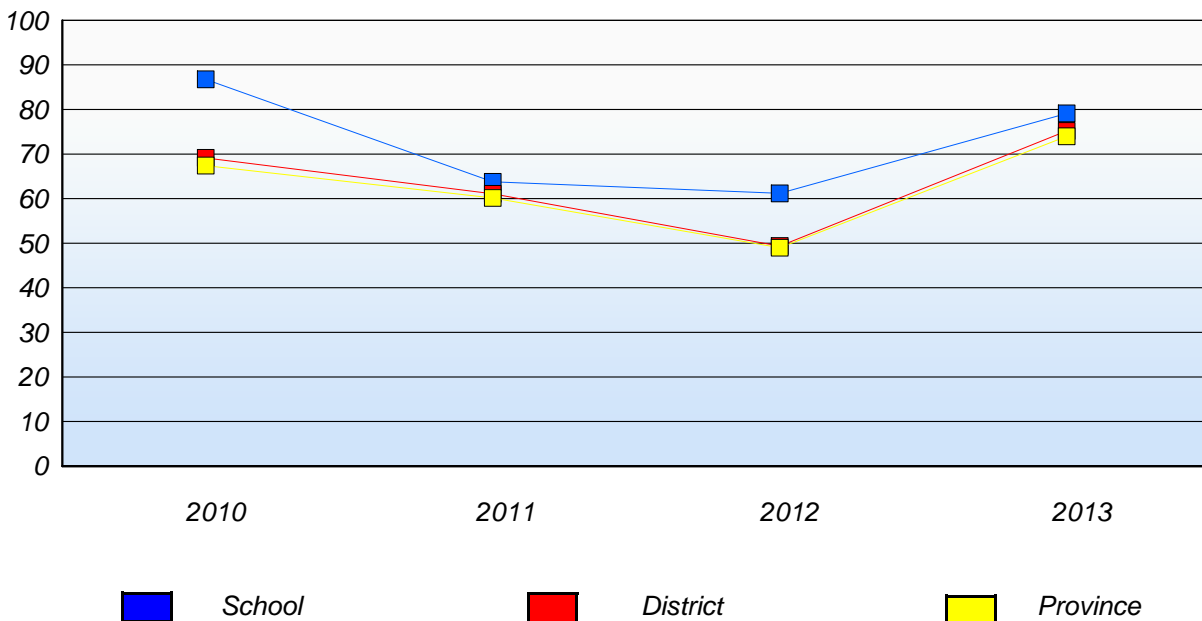
District 4 - Eastern

School #: 312 Newtown Elementary

Demand Writing
Percentage of students at level 3 or above (2010 - 2013)



Reading
Percentage of students at level 3 or above (2010 - 2013)



* In some cases, CRT numbers may exceed AGR numbers based on late enrolments. Pie chart is based on the number of students who wrote the CRT.
* Mushuau Innu Natuashish School and Sheshatshiu Innu School are excluded from district and provincial results.

District 4 - Eastern

School #: 316 St. Peter's Elementary

Demand Writing

School

District

Province

Creative Writing

Persuasive Writing

Creative Writing

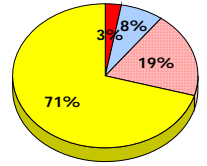
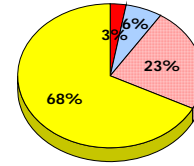
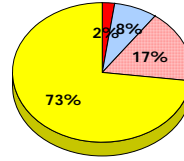
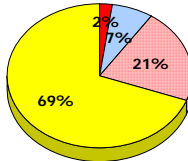
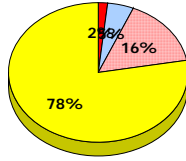
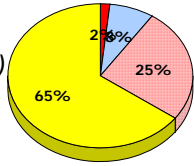
Persuasive Writing

Creative Writing

Persuasive Writing

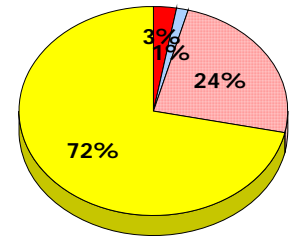
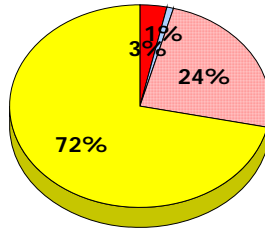
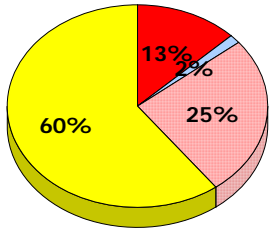
2013

Apr 30, 2013 (63)



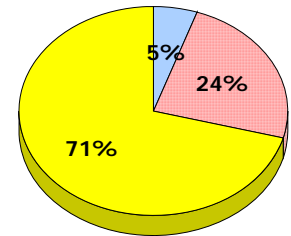
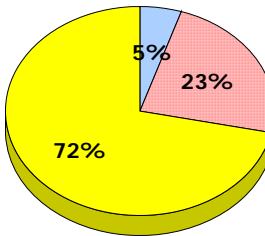
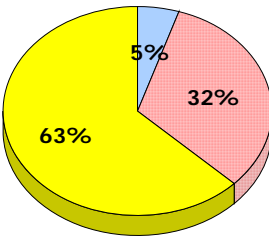
2012

Apr 30, 2012 (63)



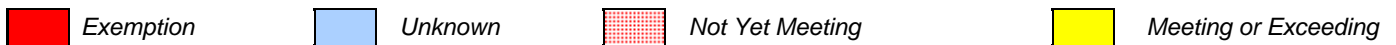
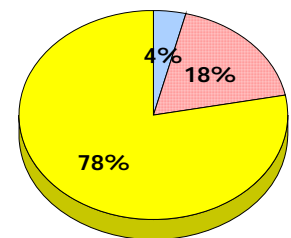
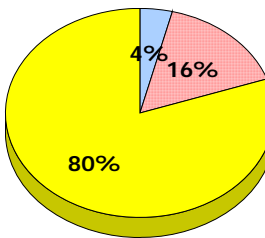
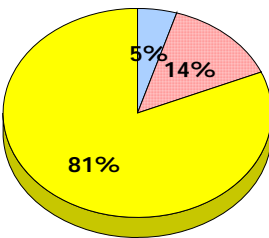
2011

AGR (59)



2010

AGR (64)



* In some cases, CRT numbers may exceed AGR numbers based on late enrolments. Pie chart is based on the number of students who wrote the CRT.
* Mushuau Innu Natuashish School and Sheshatshiu Innu School are excluded from district and provincial results.

**Elementary English Language Arts
4 Year Provincial Assessment, June 2013
Student Population Report**
(average scores)

District 4 - Eastern

School #: 316 St. Peter's Elementary

Reading

School

District

Province

Non - Fiction

Fiction

Non - Fiction

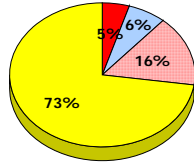
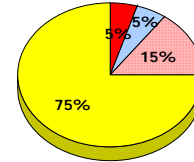
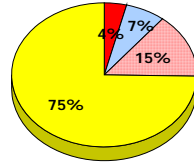
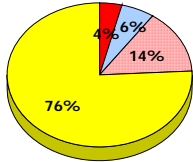
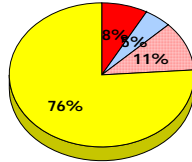
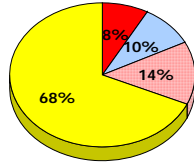
Fiction

Non - Fiction

Fiction

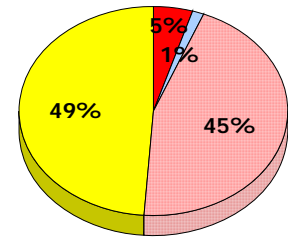
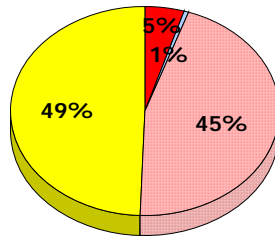
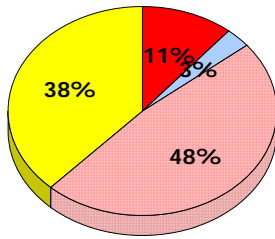
2013

Apr 30,
2013 (63)



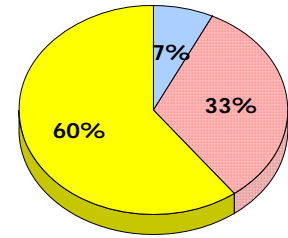
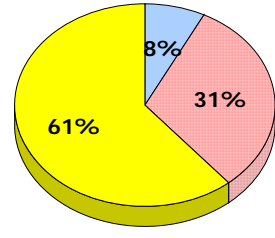
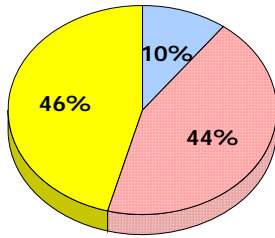
2012

Apr 30,
2012 (63)



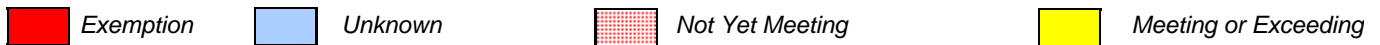
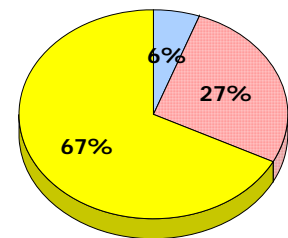
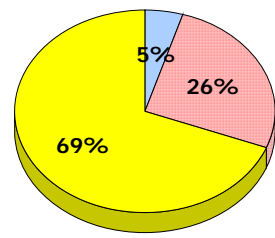
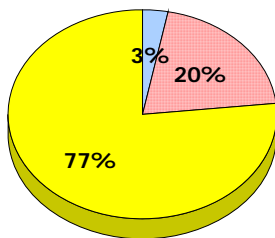
2011

AGR (59)



2010

AGR (64)



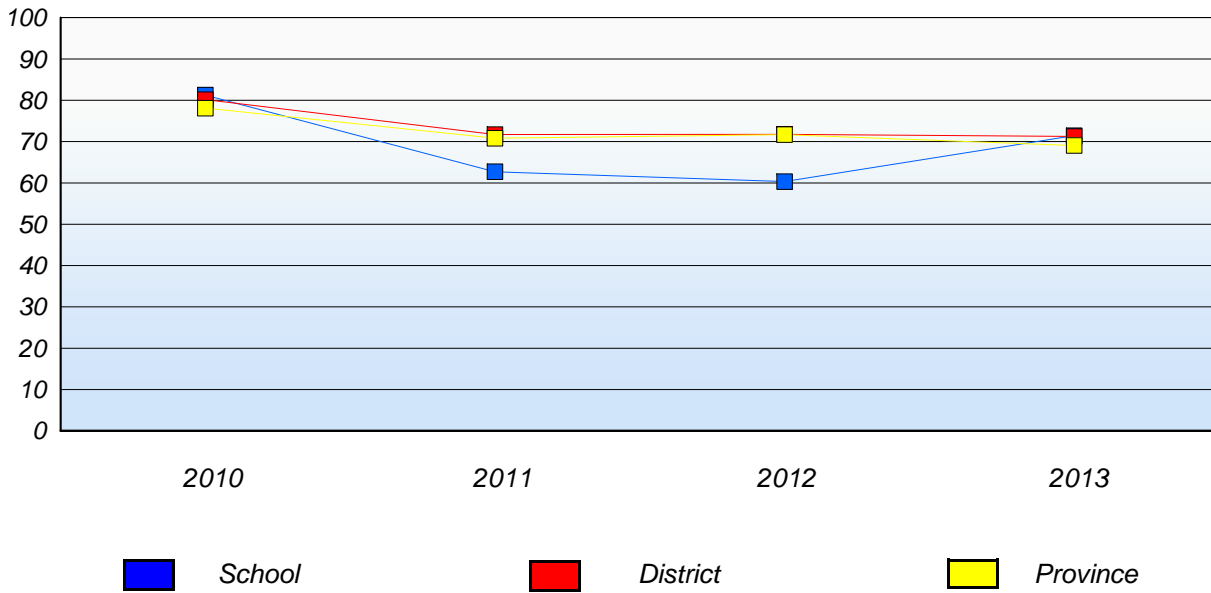
* In some cases, CRT numbers may exceed AGR numbers based on late enrolments. Pie chart is based on the number of students who wrote the CRT.
* Mushuau Innu Natuashish School and Sheshatshiu Innu School are excluded from district and provincial results.

**Elementary English Language Arts
4 Year Provincial Assessment, June 2013
Student Population Report**
(average scores)

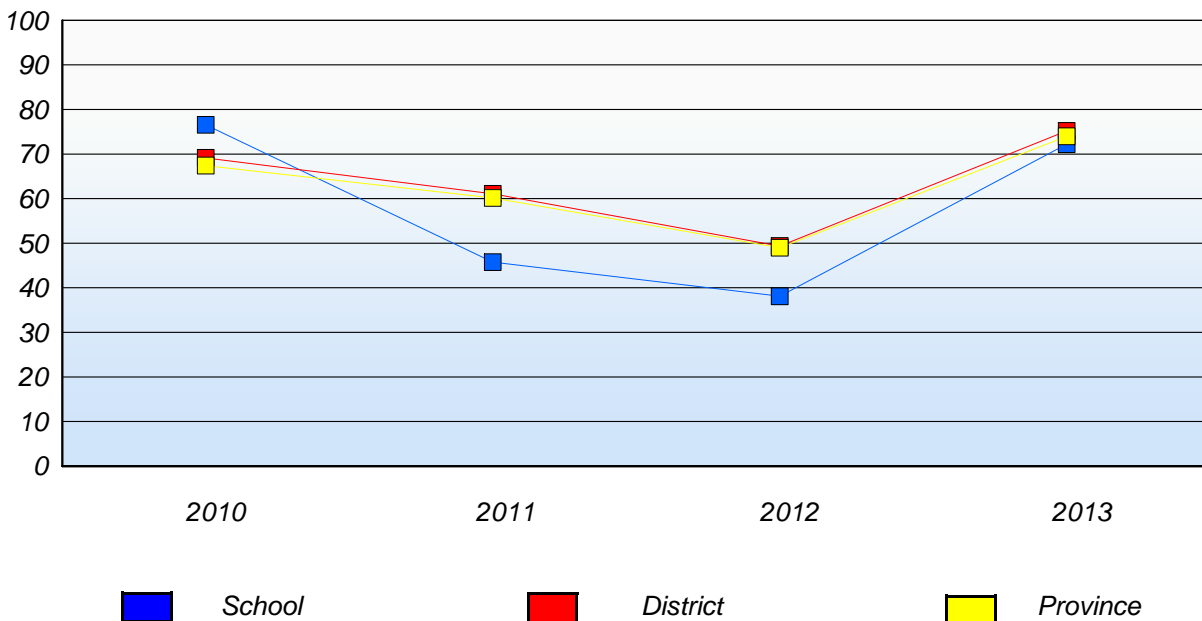
District 4 - Eastern

School #: 316 St. Peter's Elementary

Demand Writing
Percentage of students at level 3 or above (2010 - 2013)



Reading
Percentage of students at level 3 or above (2010 - 2013)



* In some cases, CRT numbers may exceed AGR numbers based on late enrolments. Pie chart is based on the number of students who wrote the CRT.

* Mushuau Innu Natuashish School and Sheshatshiu Innu School are excluded from district and provincial results.

District 4 - Eastern

School #: 317 St. Francis of Assisi Elementary

Demand Writing

School

District

Province

Creative Writing

Persuasive Writing

Creative Writing

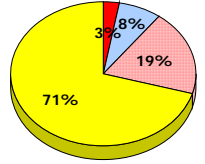
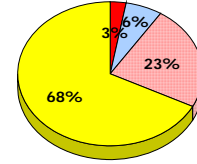
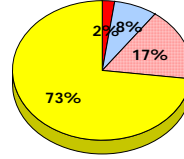
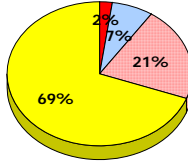
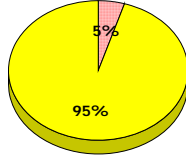
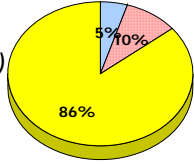
Persuasive Writing

Creative Writing

Persuasive Writing

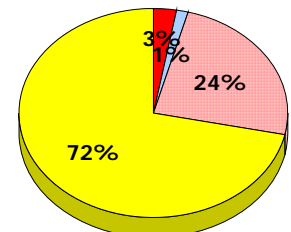
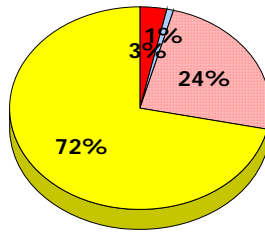
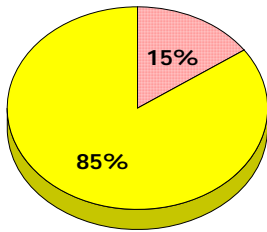
2013

Apr 30, 2013 (21)



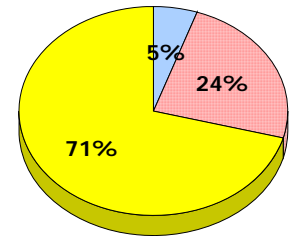
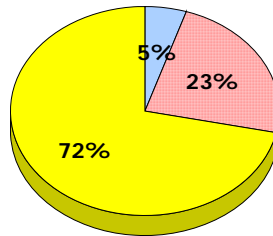
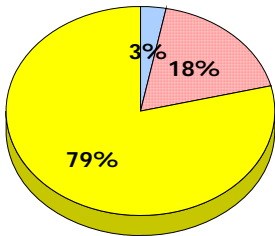
2012

Apr 30, 2012 (26)



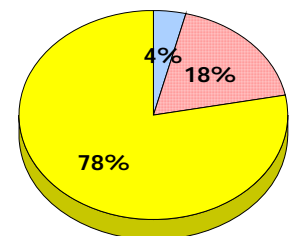
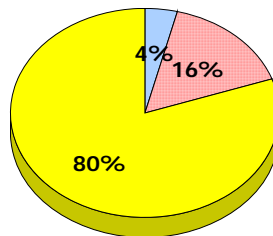
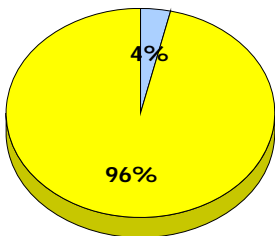
2011

AGR (33)



2010

AGR (27)



■ Exemption
 ■ Unknown
 Not Yet Meeting
 ■ Meeting or Exceeding

* In some cases, CRT numbers may exceed AGR numbers based on late enrolments. Pie chart is based on the number of students who wrote the CRT.
 * Mushuau Innu Natuashish School and Sheshatshiu Innu School are excluded from district and provincial results.

Elementary English Language Arts
4 Year Provincial Assessment, June 2013
Student Population Report
(average scores)

District 4 - Eastern

School #: 317 St. Francis of Assisi Elementary

Reading

School

District

Province

Non - Fiction

Fiction

Non - Fiction

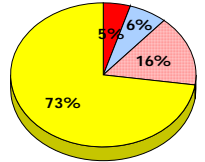
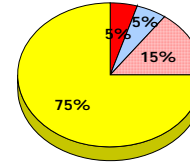
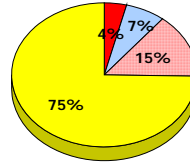
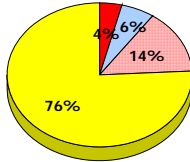
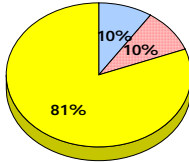
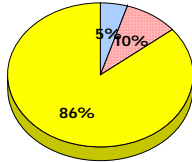
Fiction

Non - Fiction

Fiction

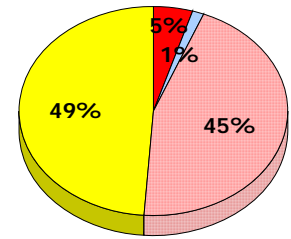
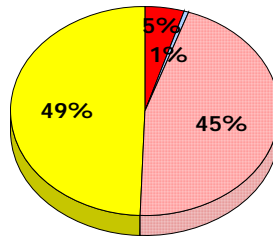
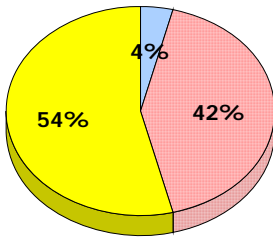
2013

Apr 30,
2013 (21)



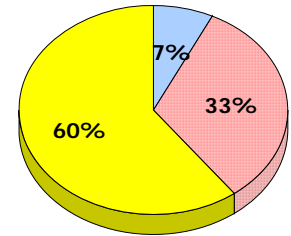
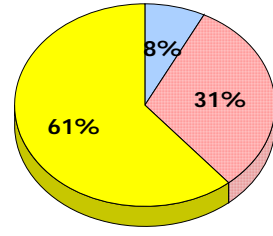
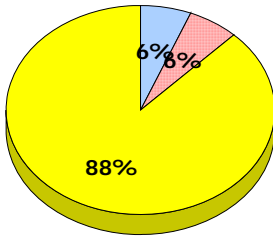
2012

Apr 30,
2012 (26)



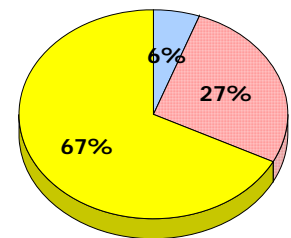
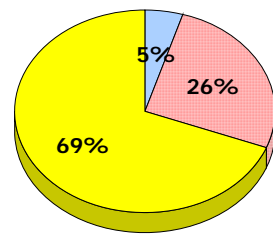
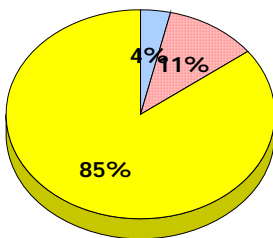
2011

AGR (33)



2010

AGR (27)



■ Exemption
 ■ Unknown
 ■ Not Yet Meeting
 ■ Meeting or Exceeding

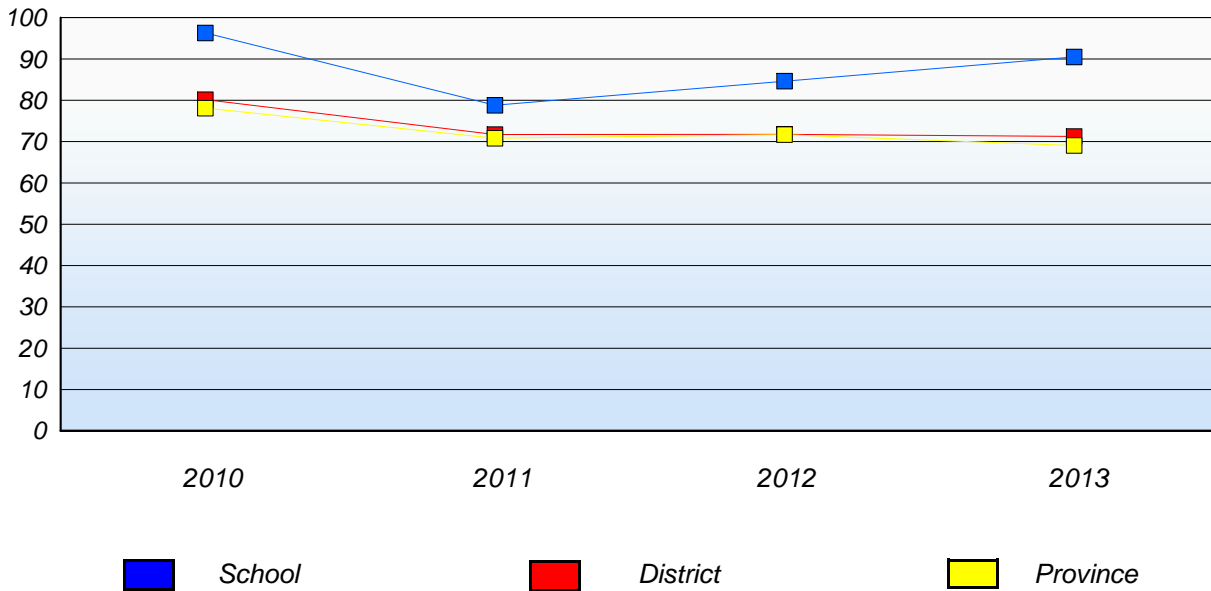
* In some cases, CRT numbers may exceed AGR numbers based on late enrolments. Pie chart is based on the number of students who wrote the CRT.
 * Mushuau Innu Natuashish School and Sheshatshiu Innu School are excluded from district and provincial results.

**Elementary English Language Arts
4 Year Provincial Assessment, June 2013
Student Population Report**
(average scores)

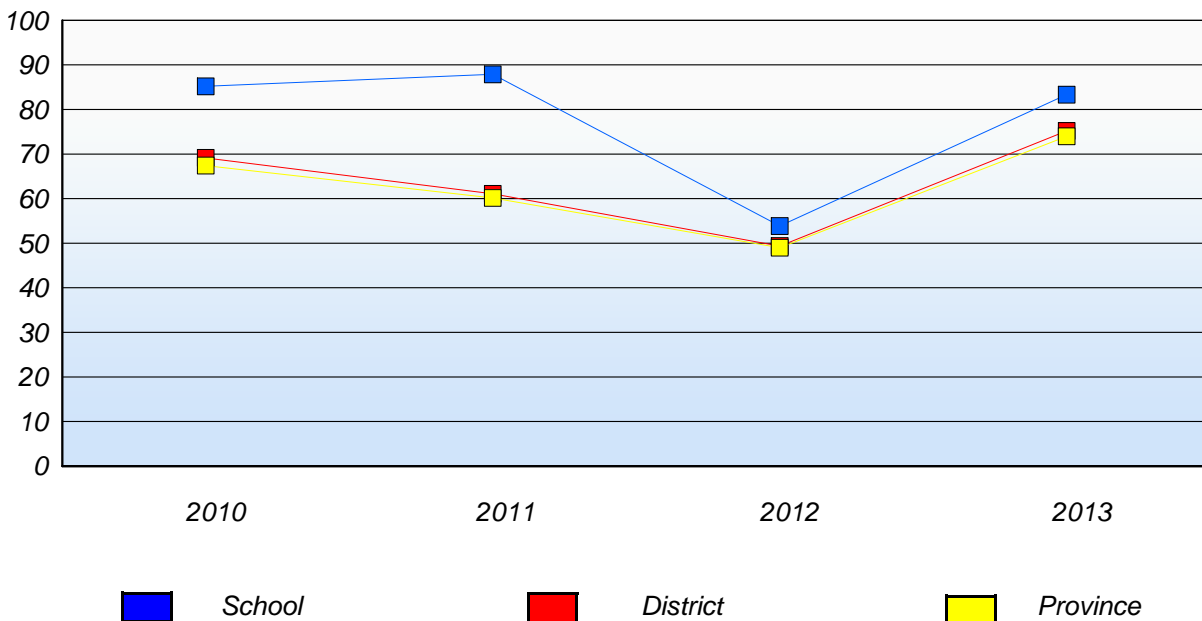
District 4 - Eastern

School #: 317 St. Francis of Assisi Elementary

Demand Writing
Percentage of students at level 3 or above (2010 - 2013)



Reading
Percentage of students at level 3 or above (2010 - 2013)



* In some cases, CRT numbers may exceed AGR numbers based on late enrolments. Pie chart is based on the number of students who wrote the CRT.
* Mushuau Innu Natuashish School and Sheshatshiu Innu School are excluded from district and provincial results.

District 4 - Eastern

School #: 318 Holy Family Elementary

Demand Writing

School

District

Province

Creative Writing

Persuasive Writing

Creative Writing

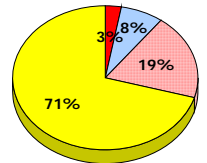
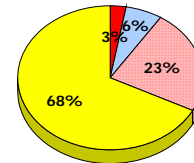
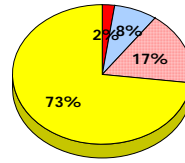
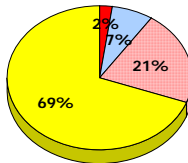
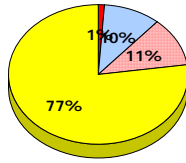
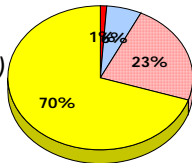
Persuasive Writing

Creative Writing

Persuasive Writing

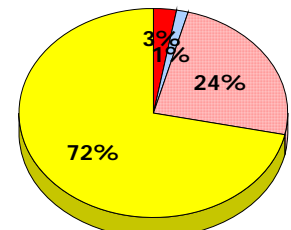
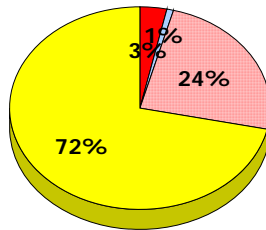
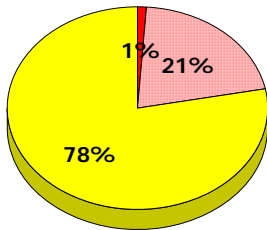
2013

Apr 30, 2013 (97)



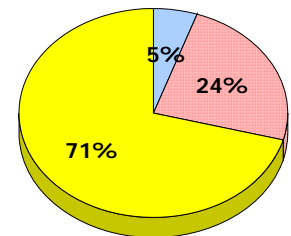
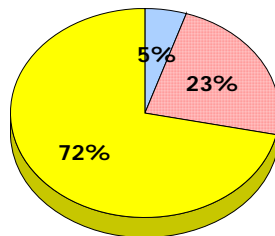
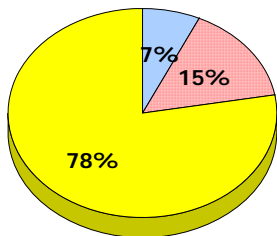
2012

Apr 30, 2012 (81)



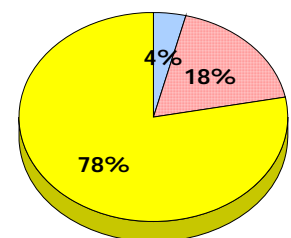
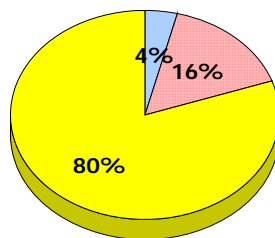
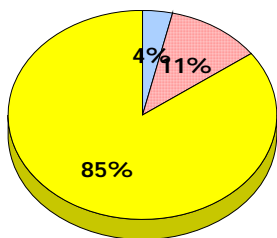
2011

AGR (72)



2010

AGR (80)



* In some cases, CRT numbers may exceed AGR numbers based on late enrolments. Pie chart is based on the number of students who wrote the CRT.
 * Mushuau Innu Natuashish School and Sheshatshiu Innu School are excluded from district and provincial results.

Elementary English Language Arts
4 Year Provincial Assessment, June 2013
Student Population Report
(average scores)

District 4 - Eastern

School #: 318 Holy Family Elementary

Reading

School

District

Province

Non - Fiction

Fiction

Non - Fiction

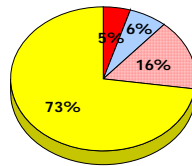
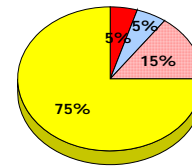
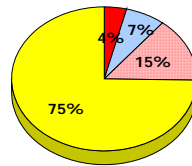
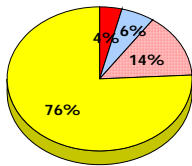
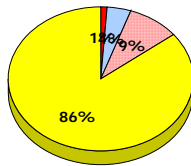
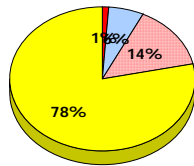
Fiction

Non - Fiction

Fiction

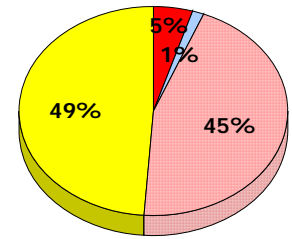
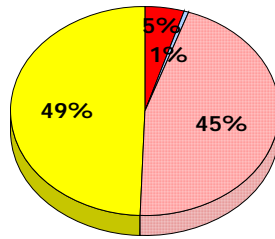
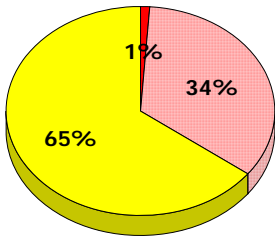
2013

Apr 30,
2013 (97)



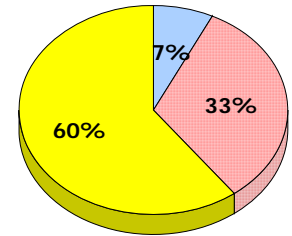
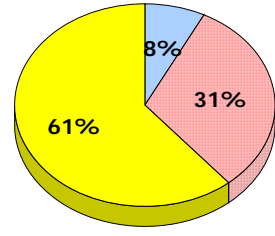
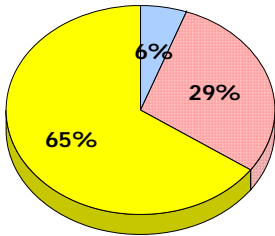
2012

Apr 30,
2012 (81)



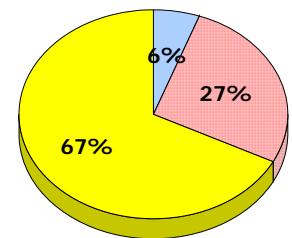
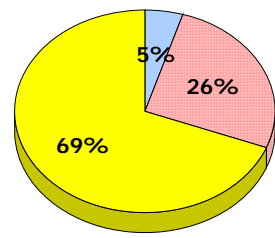
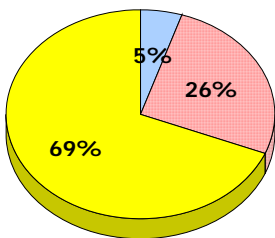
2011

AGR (72)



2010

AGR (80)



■ Exemption
 ■ Unknown
 ■ Not Yet Meeting
 ■ Meeting or Exceeding

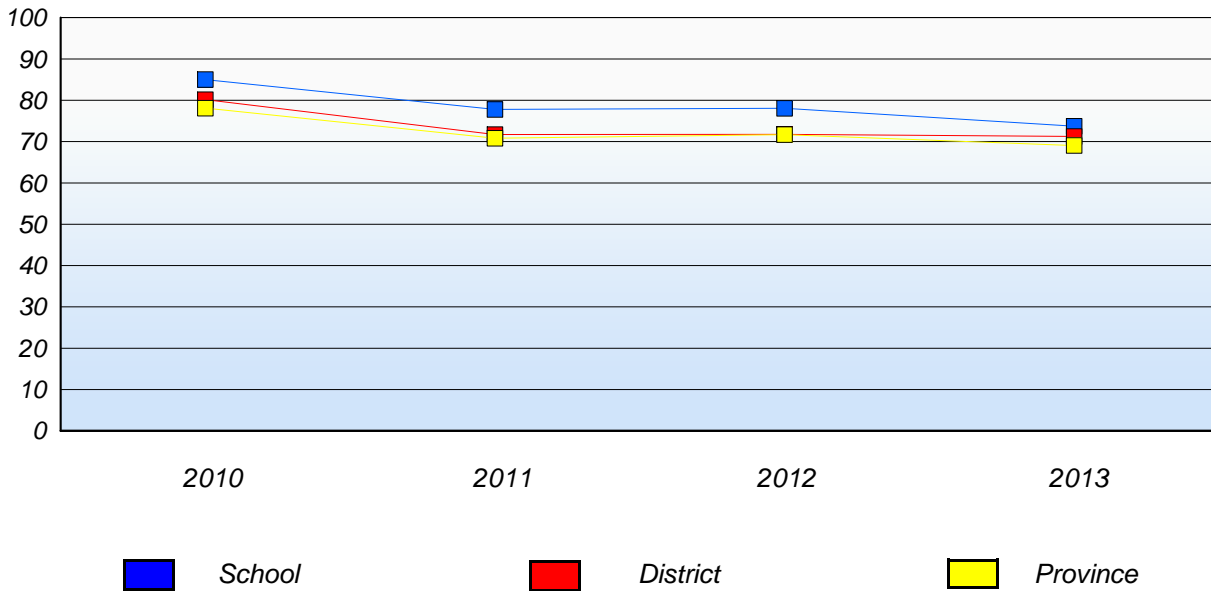
* In some cases, CRT numbers may exceed AGR numbers based on late enrolments. Pie chart is based on the number of students who wrote the CRT.
 * Mushuau Innu Natuashish School and Sheshatshiu Innu School are excluded from district and provincial results.

District 4 - Eastern

School #: 318 Holy Family Elementary

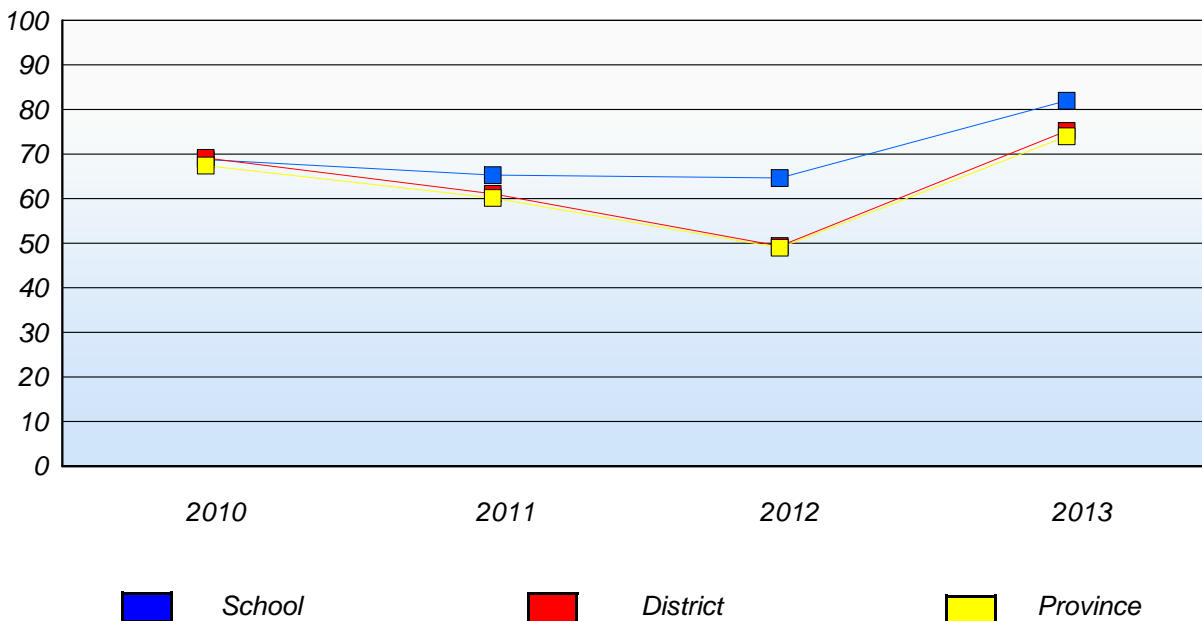
Demand Writing

Percentage of students at level 3 or above (2010 - 2013)



Reading

Percentage of students at level 3 or above (2010 - 2013)



* In some cases, CRT numbers may exceed AGR numbers based on late enrolments. Pie chart is based on the number of students who wrote the CRT.

* Mushuau Innu Natuashish School and Sheshatshiu Innu School are excluded from district and provincial results.

District 4 - Eastern

School #: 320 Beachy Cove Elementary

Demand Writing

School

District

Province

Creative Writing

Persuasive Writing

Creative Writing

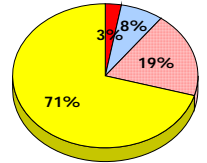
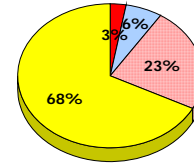
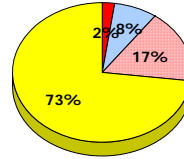
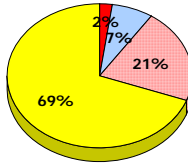
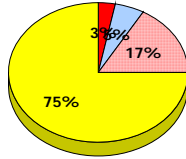
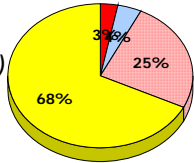
Persuasive Writing

Creative Writing

Persuasive Writing

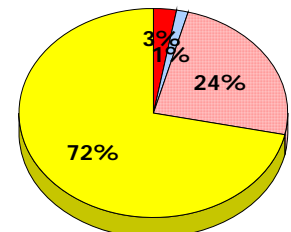
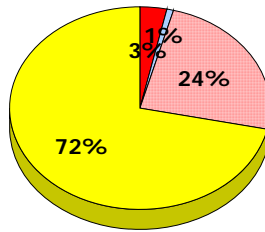
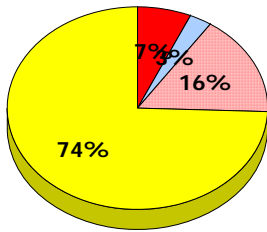
2013

Apr 30, 2013 (96)



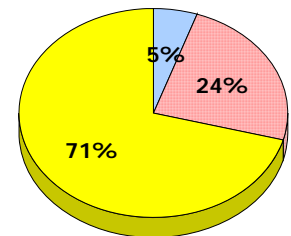
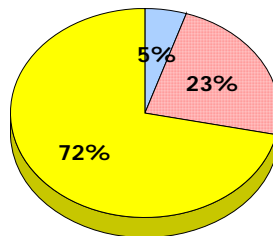
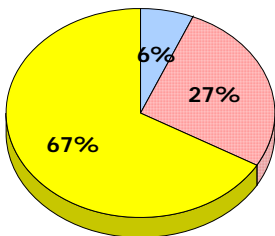
2012

Apr 30, 2012 (74)



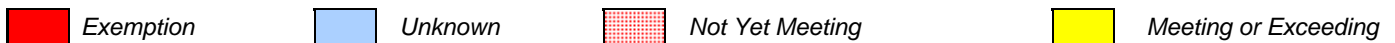
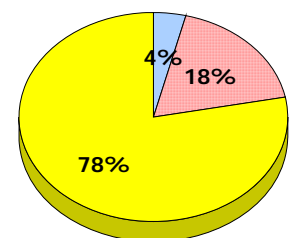
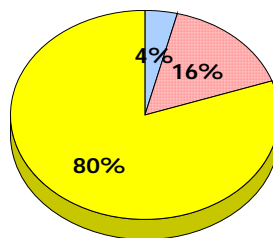
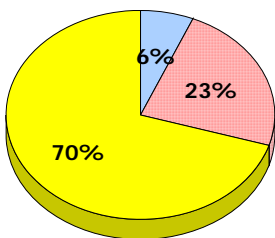
2011

AGR (93)



2010

AGR (64)



* In some cases, CRT numbers may exceed AGR numbers based on late enrolments. Pie chart is based on the number of students who wrote the CRT.
* Mushuau Innu Natuashish School and Sheshatshiu Innu School are excluded from district and provincial results.

Elementary English Language Arts
4 Year Provincial Assessment, June 2013
Student Population Report
(average scores)

District 4 - Eastern

School #: 320 Beachy Cove Elementary

Reading

School

District

Province

Non - Fiction

Fiction

Non - Fiction

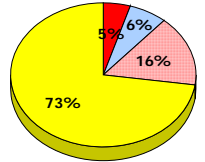
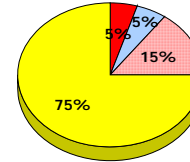
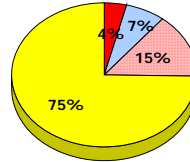
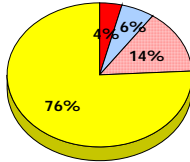
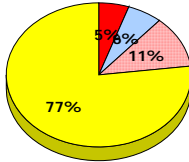
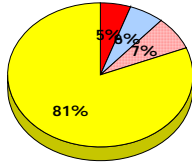
Fiction

Non - Fiction

Fiction

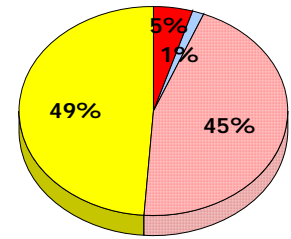
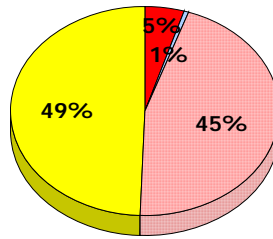
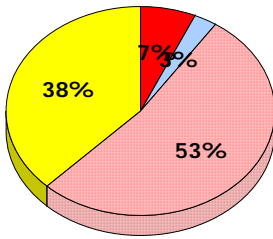
2013

Apr 30,
2013 (96)



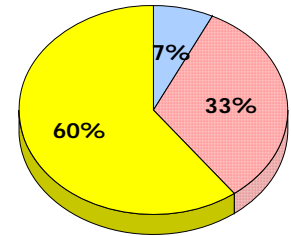
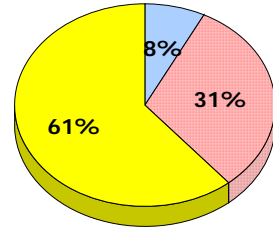
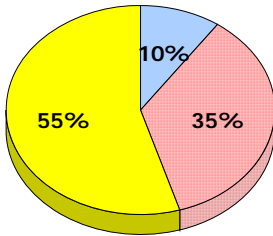
2012

Apr 30,
2012 (74)



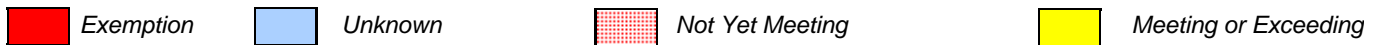
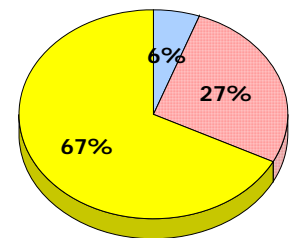
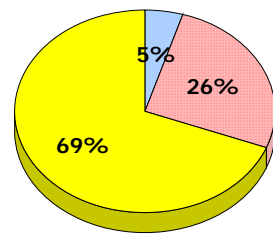
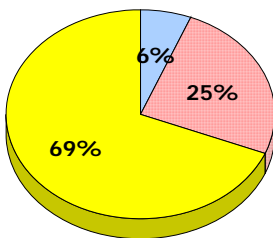
2011

AGR (93)



2010

AGR (64)



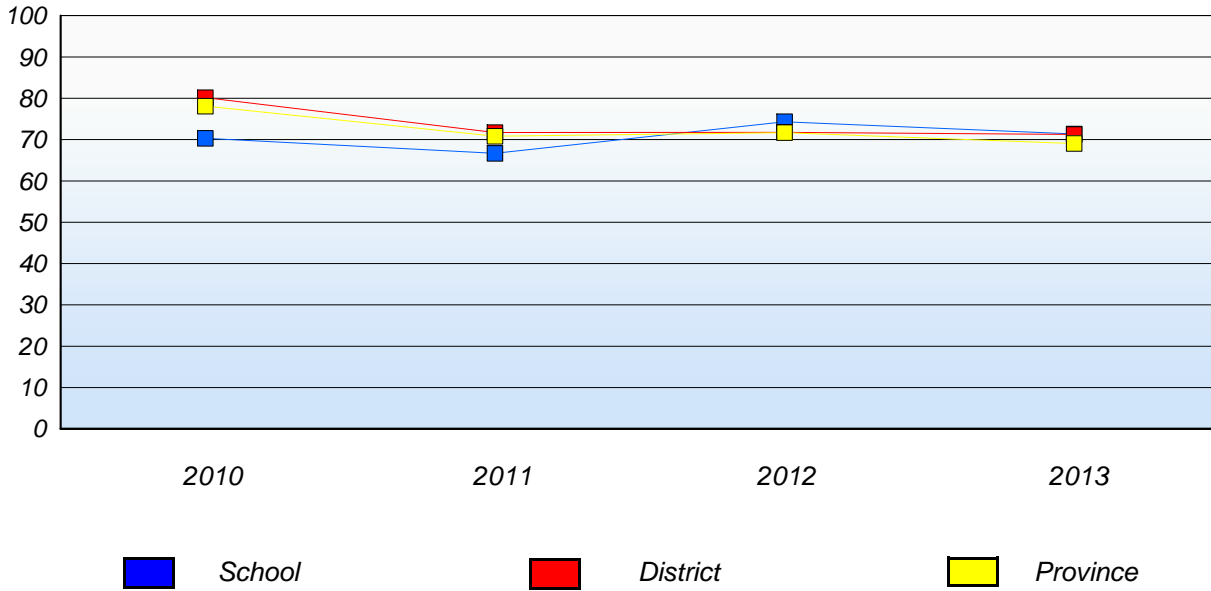
* In some cases, CRT numbers may exceed AGR numbers based on late enrolments. Pie chart is based on the number of students who wrote the CRT.
* Mushuau Innu Natuashish School and Sheshatshiu Innu School are excluded from district and provincial results.

**Elementary English Language Arts
4 Year Provincial Assessment, June 2013
Student Population Report
(average scores)**

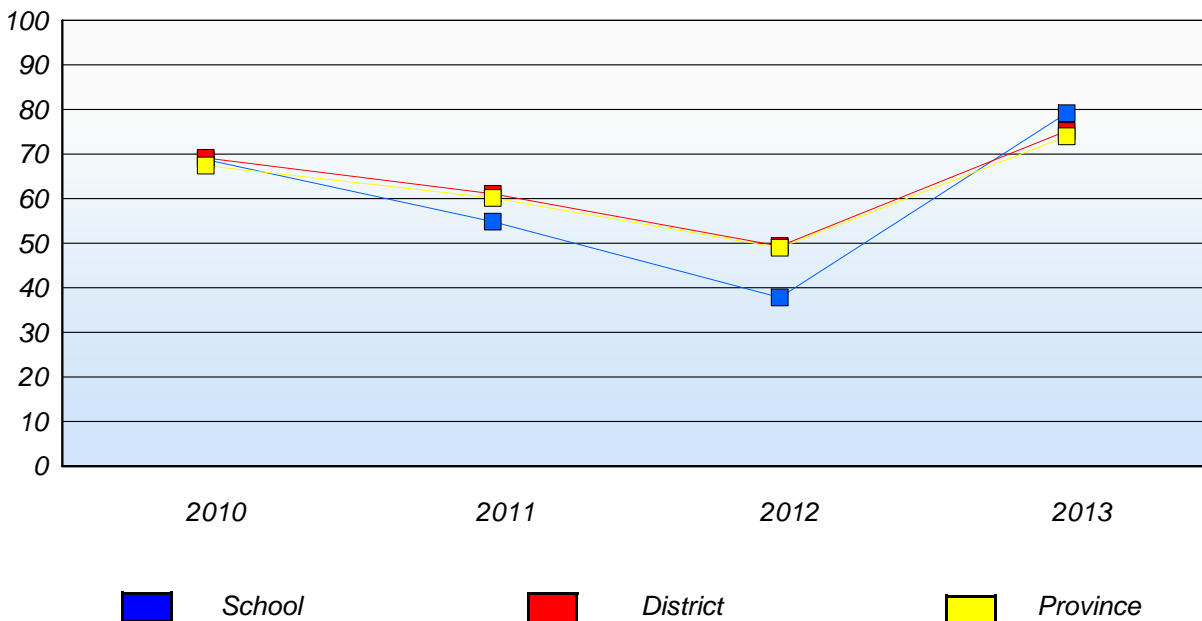
District 4 - Eastern

School #: 320 Beachy Cove Elementary

Demand Writing
Percentage of students at level 3 or above (2010 - 2013)



Reading
Percentage of students at level 3 or above (2010 - 2013)



* In some cases, CRT numbers may exceed AGR numbers based on late enrolments. Pie chart is based on the number of students who wrote the CRT.
* Mushuau Innu Natuashish School and Sheshatshiu Innu School are excluded from district and provincial results.

District 4 - Eastern

School #: 325 Bishop Abraham Elementary

Demand Writing

School

District

Province

Creative Writing

Persuasive Writing

Creative Writing

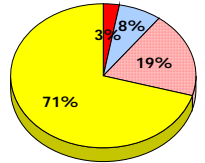
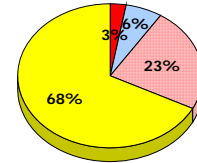
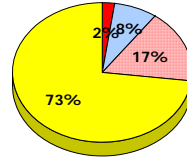
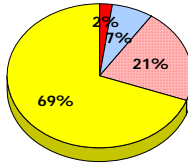
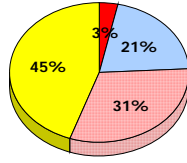
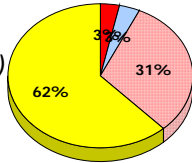
Persuasive Writing

Creative Writing

Persuasive Writing

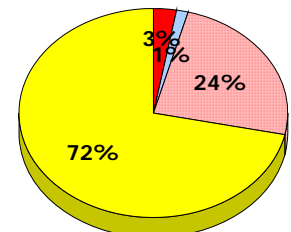
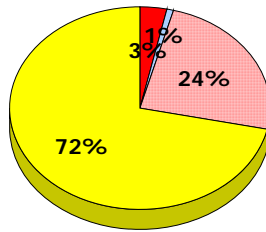
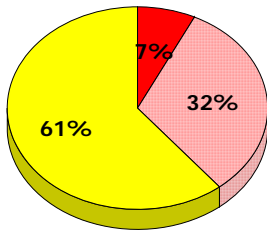
2013

Apr 30, 2013 (29)



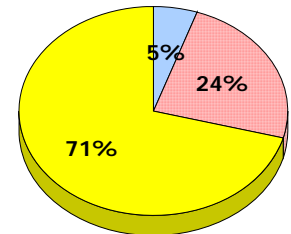
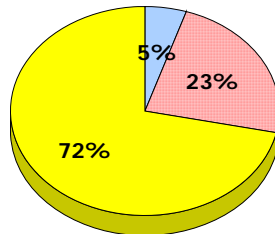
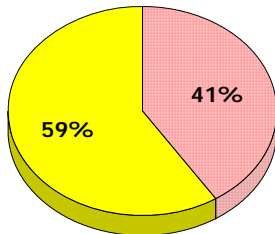
2012

Apr 30, 2012 (27)



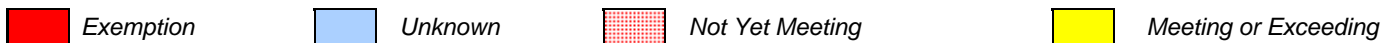
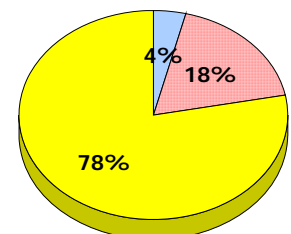
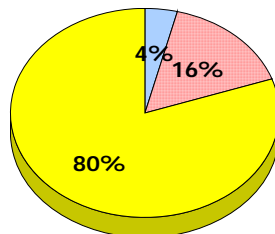
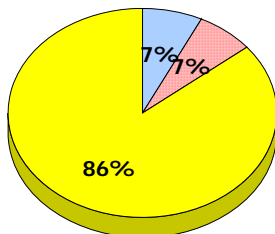
2011

AGR (22)



2010

AGR (28)



* In some cases, CRT numbers may exceed AGR numbers based on late enrolments. Pie chart is based on the number of students who wrote the CRT.
 * Mushuau Innu Natuashish School and Sheshatshiu Innu School are excluded from district and provincial results.

Elementary English Language Arts
4 Year Provincial Assessment, June 2013
Student Population Report
(average scores)

District 4 - Eastern

School #: 325 Bishop Abraham Elementary

Reading

School

District

Province

Non - Fiction

Fiction

Non - Fiction

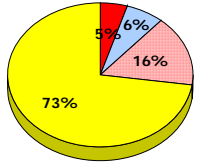
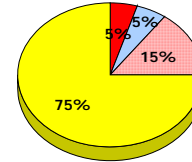
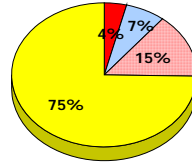
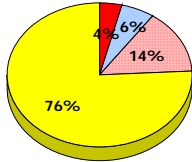
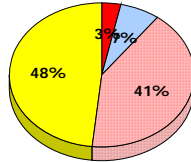
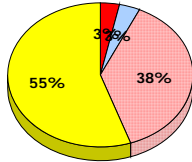
Fiction

Non - Fiction

Fiction

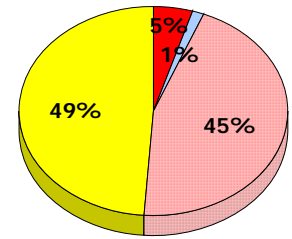
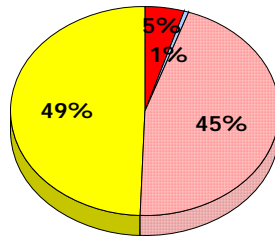
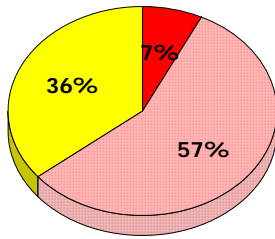
2013

Apr 30,
2013 (29)



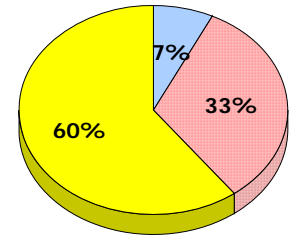
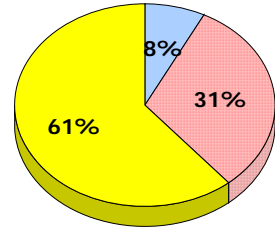
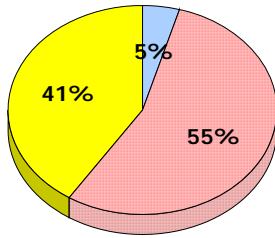
2012

Apr 30,
2012 (27)



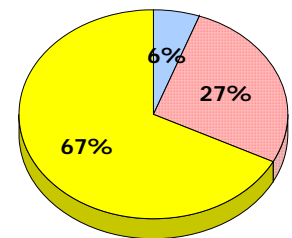
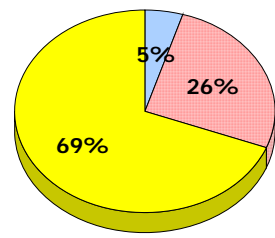
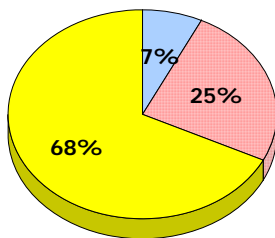
2011

AGR (22)



2010

AGR (28)



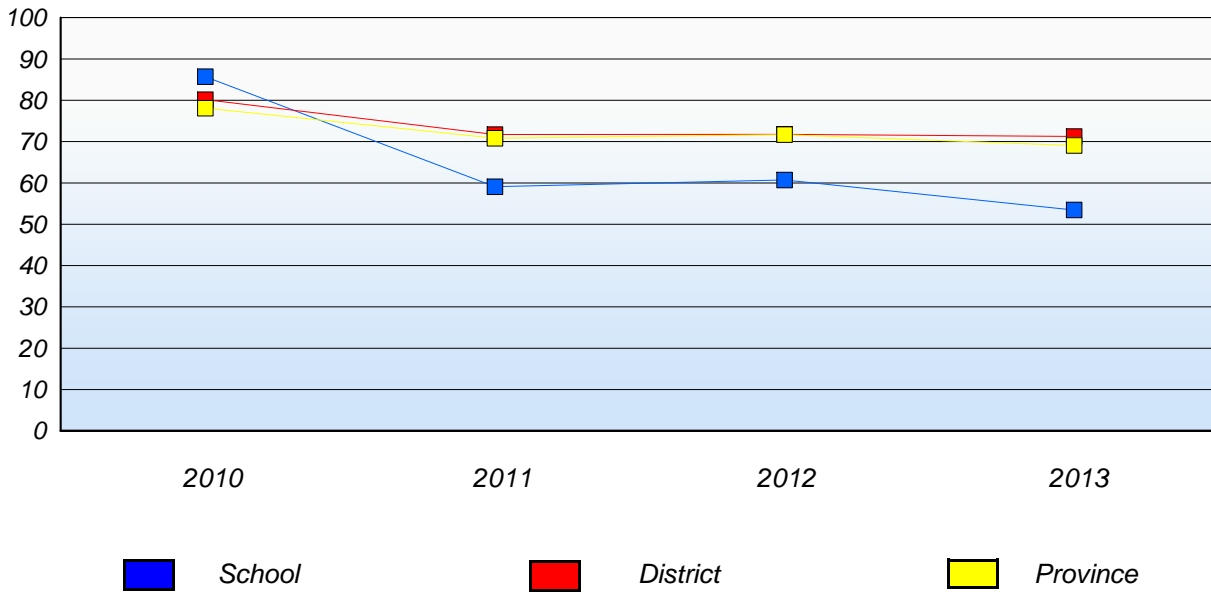
■ Exemption
 ■ Unknown
 ■ Not Yet Meeting
 ■ Meeting or Exceeding

* In some cases, CRT numbers may exceed AGR numbers based on late enrolments. Pie chart is based on the number of students who wrote the CRT.
 * Mushuau Innu Natuashish School and Sheshatshiu Innu School are excluded from district and provincial results.

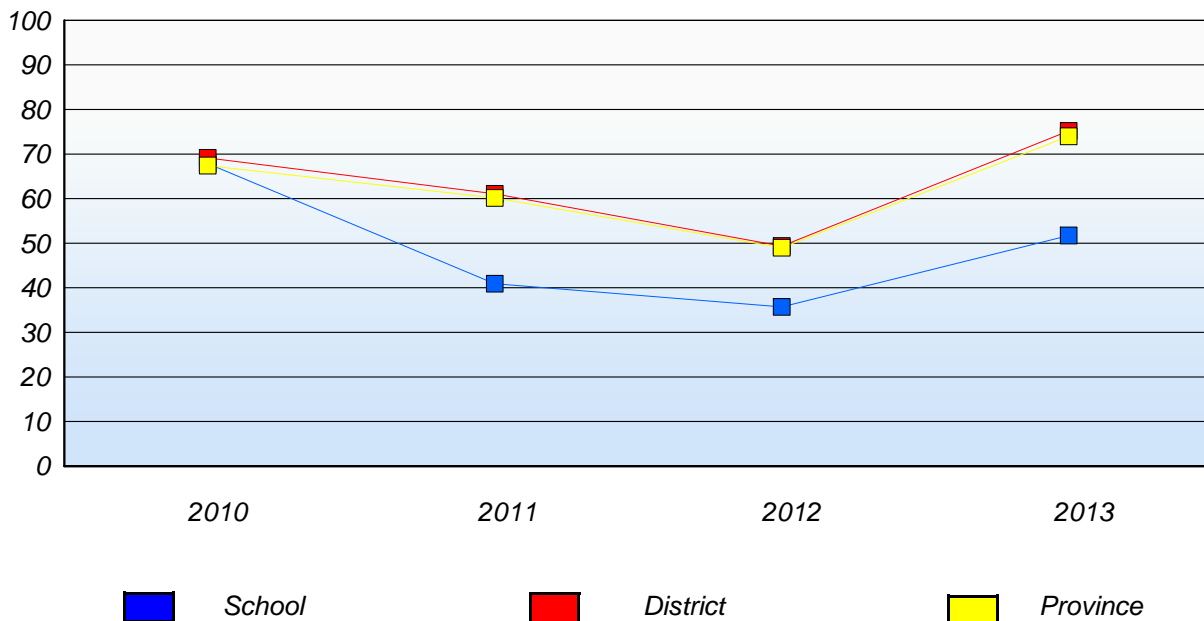
District 4 - Eastern

School #: 325 Bishop Abraham Elementary

Demand Writing
Percentage of students at level 3 or above (2010 - 2013)



Reading
Percentage of students at level 3 or above (2010 - 2013)



* In some cases, CRT numbers may exceed AGR numbers based on late enrolments. Pie chart is based on the number of students who wrote the CRT.

* Mushuau Innu Natuashish School and Sheshatshiu Innu School are excluded from district and provincial results.

District 4 - Eastern

School #: 326 Bishop Feild Elementary

Demand Writing

School

District

Province

Creative Writing

Persuasive Writing

Creative Writing

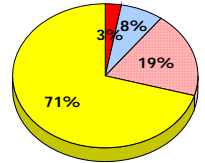
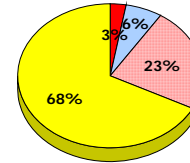
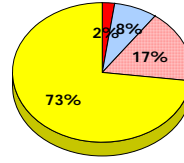
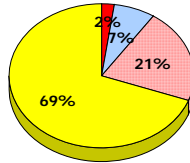
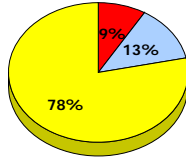
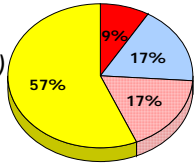
Persuasive Writing

Creative Writing

Persuasive Writing

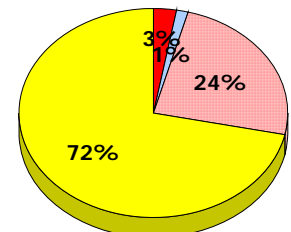
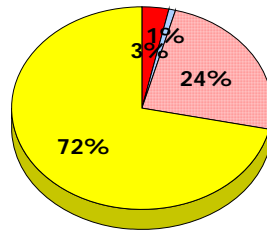
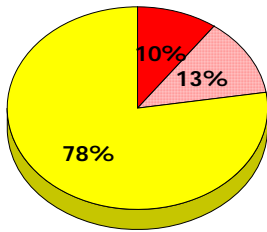
2013

Apr 30, 2013 (23)



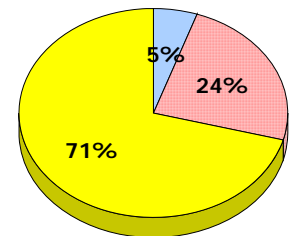
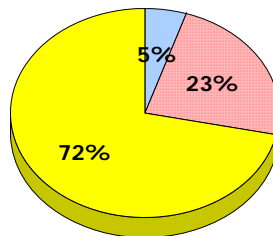
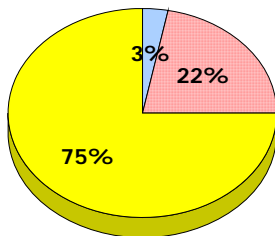
2012

Apr 30, 2012 (40)




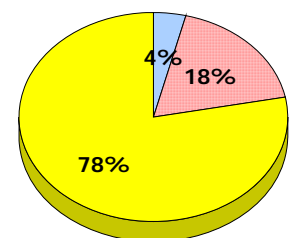
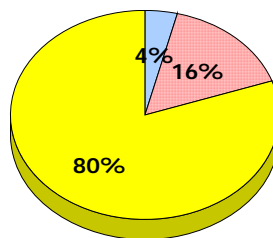
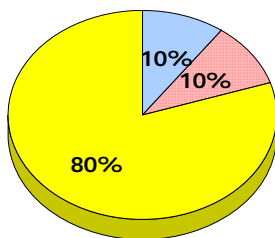
2011

AGR (32)



2010

AGR (30)



* In some cases, CRT numbers may exceed AGR numbers based on late enrolments. Pie chart is based on the number of students who wrote the CRT.
* Mushuau Innu Natuashish School and Sheshatshiu Innu School are excluded from district and provincial results.

Elementary English Language Arts
4 Year Provincial Assessment, June 2013
Student Population Report
(average scores)

District 4 - Eastern

School #: 326 Bishop Feild Elementary

Reading

School

District

Province

Non - Fiction

Fiction

Non - Fiction

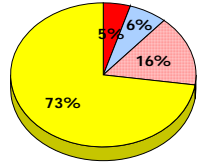
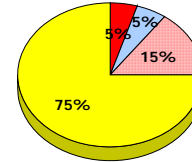
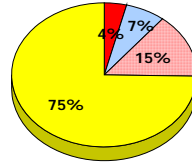
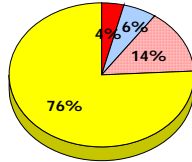
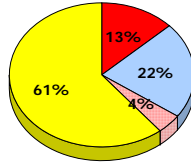
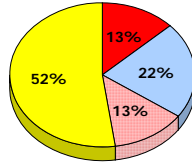
Fiction

Non - Fiction

Fiction

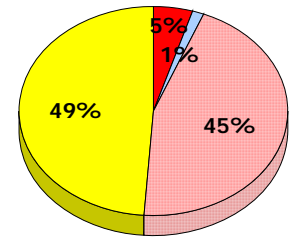
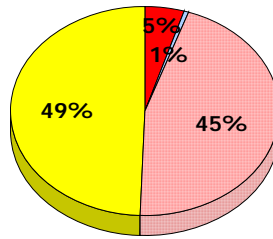
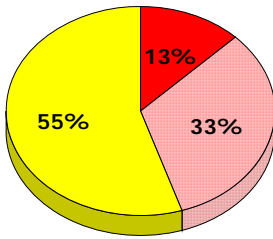
2013

Apr 30,
2013 (23)



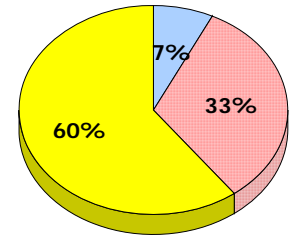
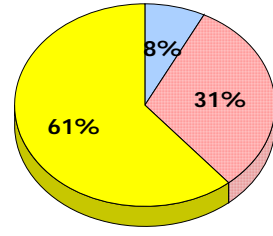
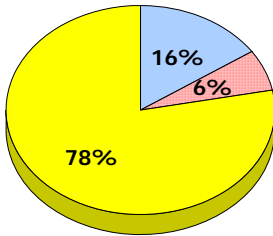
2012

Apr 30,
2012 (40)



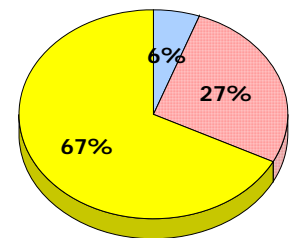
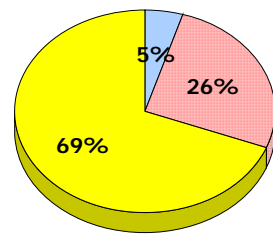
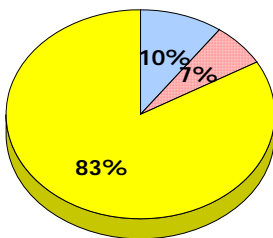
2011

AGR (32)



2010

AGR (30)



■ Exemption
 ■ Unknown
 ■ Not Yet Meeting
 ■ Meeting or Exceeding

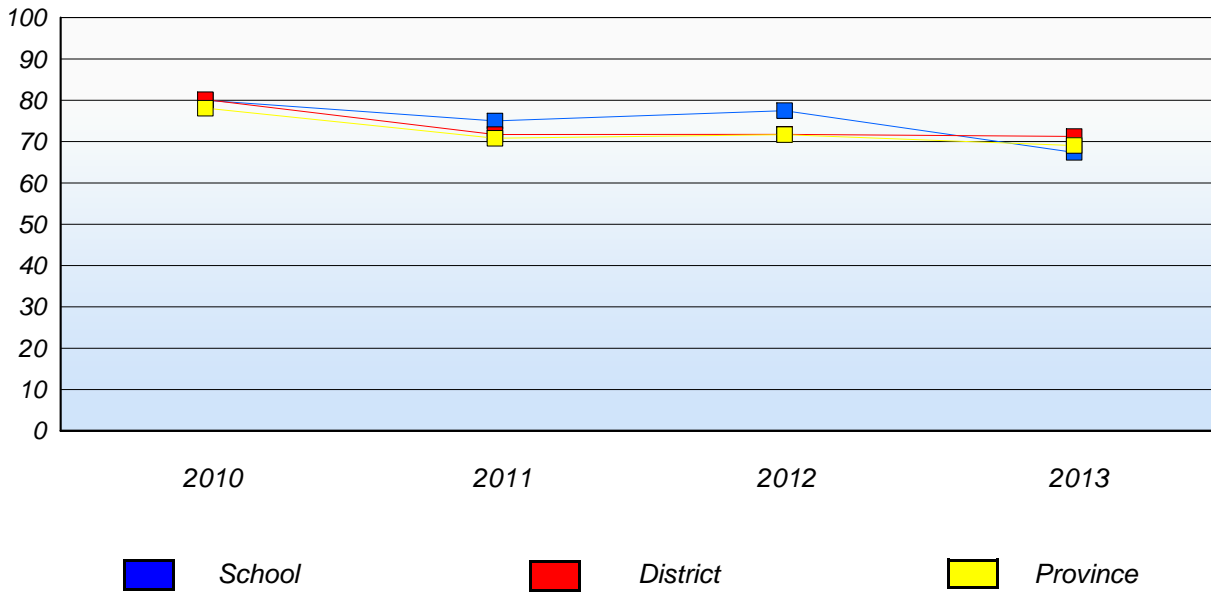
* In some cases, CRT numbers may exceed AGR numbers based on late enrolments. Pie chart is based on the number of students who wrote the CRT.
 * Mushuau Innu Natuashish School and Sheshatshiu Innu School are excluded from district and provincial results.

**Elementary English Language Arts
4 Year Provincial Assessment, June 2013
Student Population Report**
(average scores)

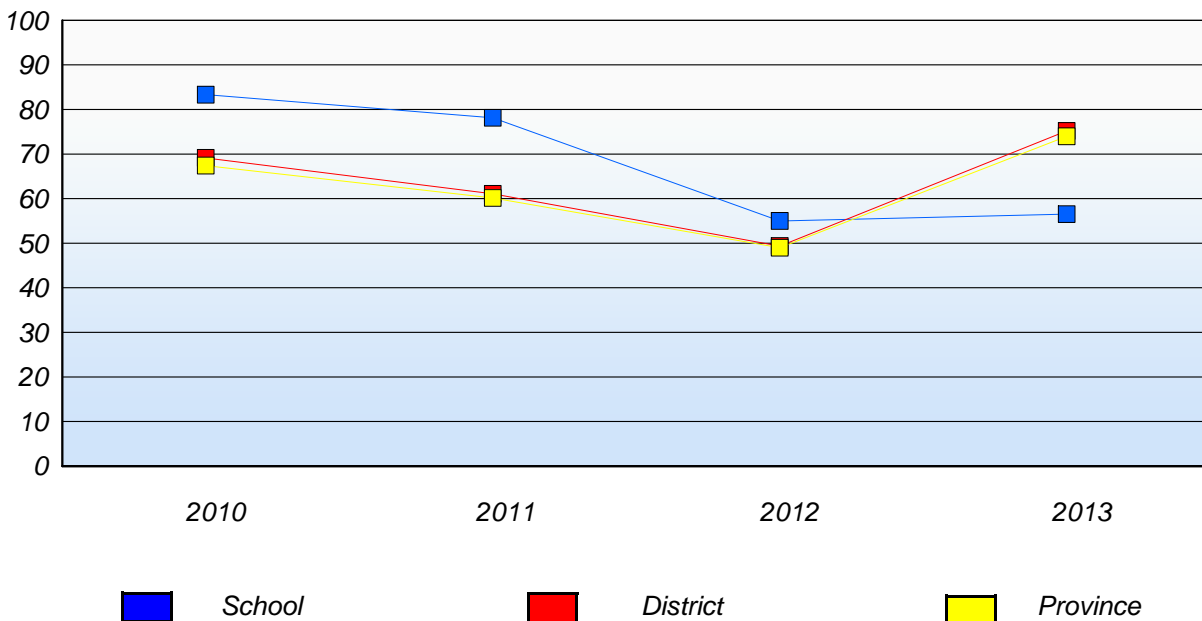
District 4 - Eastern

School #: 326 Bishop Feild Elementary

Demand Writing
Percentage of students at level 3 or above (2010 - 2013)



Reading
Percentage of students at level 3 or above (2010 - 2013)



* In some cases, CRT numbers may exceed AGR numbers based on late enrolments. Pie chart is based on the number of students who wrote the CRT.

* Mushuau Innu Natuashish School and Sheshatshiu Innu School are excluded from district and provincial results.

District 4 - Eastern

School #: 331 Cowan Heights Elementary

Demand Writing

School

District

Province

Creative Writing

Persuasive Writing

Creative Writing

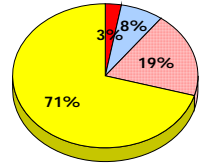
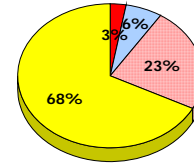
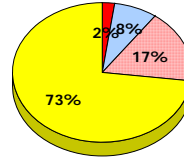
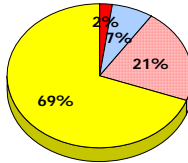
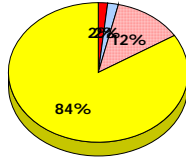
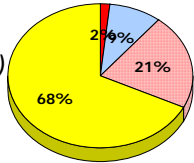
Persuasive Writing

Creative Writing

Persuasive Writing

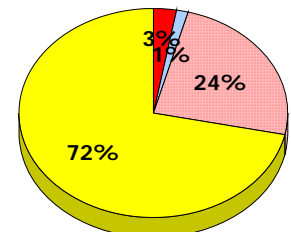
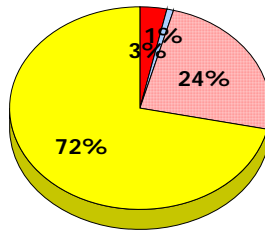
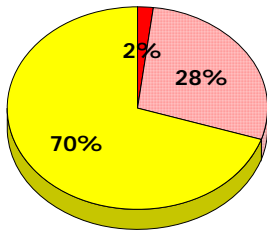
2013

Apr 30, 2013 (56)



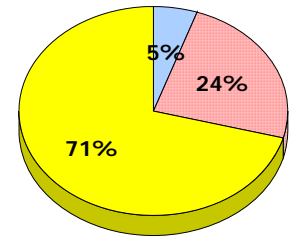
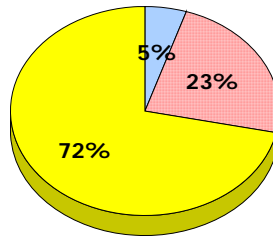
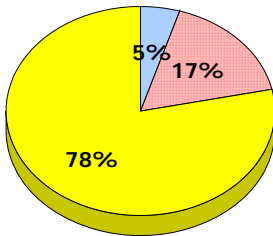
2012

Apr 30, 2012 (50)



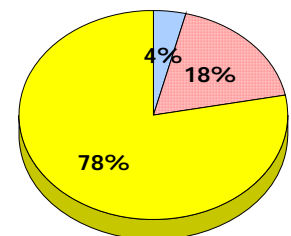
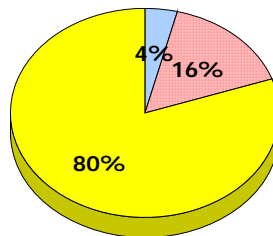
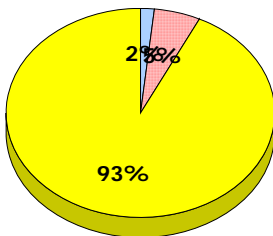
2011

AGR (65)



2010

AGR (56)



■ Exemption
 ■ Unknown
 Not Yet Meeting
 ■ Meeting or Exceeding

* In some cases, CRT numbers may exceed AGR numbers based on late enrolments. Pie chart is based on the number of students who wrote the CRT.
 * Mushuau Innu Natuashish School and Sheshatshiu Innu School are excluded from district and provincial results.

**Elementary English Language Arts
4 Year Provincial Assessment, June 2013
Student Population Report**
(average scores)

District 4 - Eastern

School #: 331 Cowan Heights Elementary

Reading

School

District

Province

Non - Fiction

Fiction

Non - Fiction

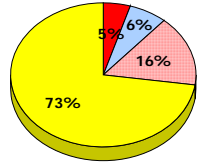
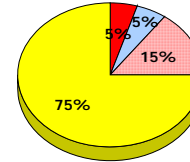
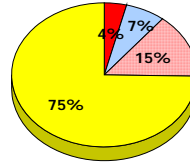
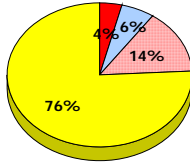
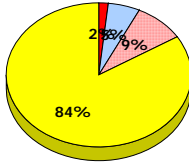
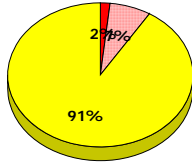
Fiction

Non - Fiction

Fiction

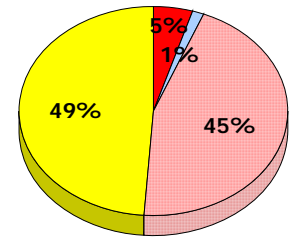
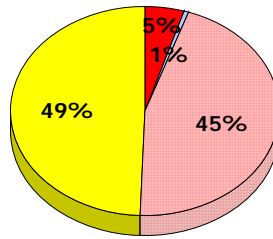
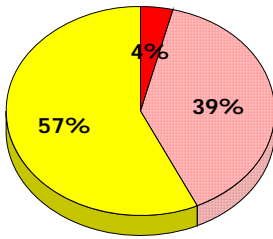
2013

Apr 30,
2013 (56)



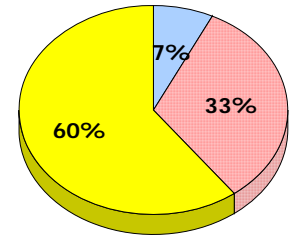
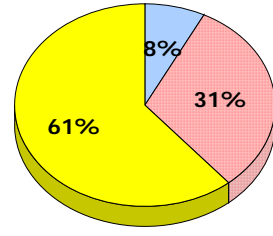
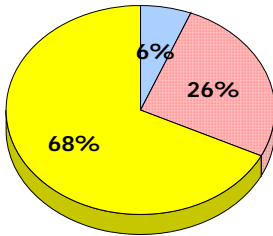
2012

Apr 30,
2012 (50)



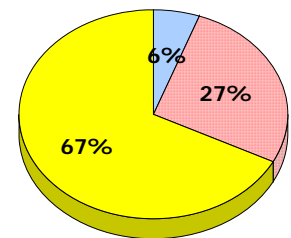
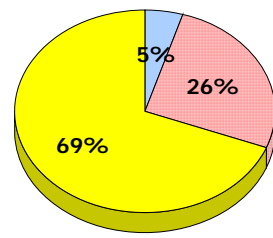
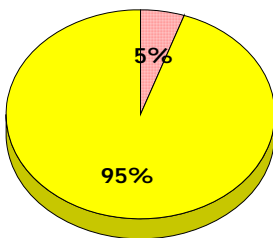
2011

AGR (65)



2010

AGR (56)



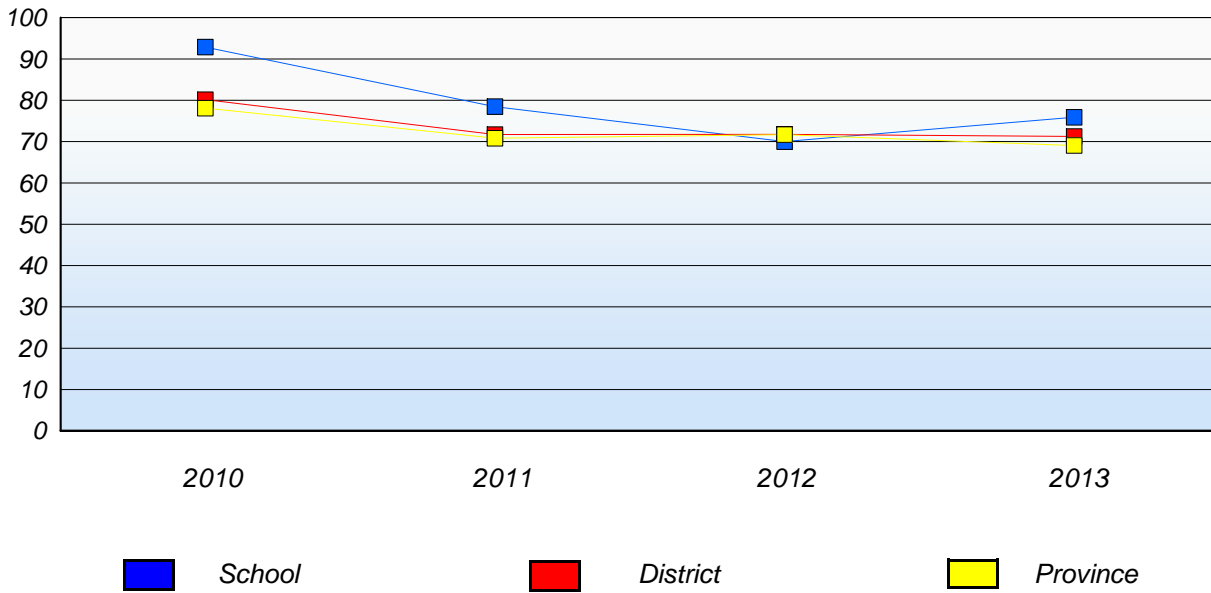
■ Exemption
 ■ Unknown
 Not Yet Meeting
 Meeting or Exceeding

* In some cases, CRT numbers may exceed AGR numbers based on late enrolments. Pie chart is based on the number of students who wrote the CRT.
 * Mushuau Innu Natuashish School and Sheshatshiu Innu School are excluded from district and provincial results.

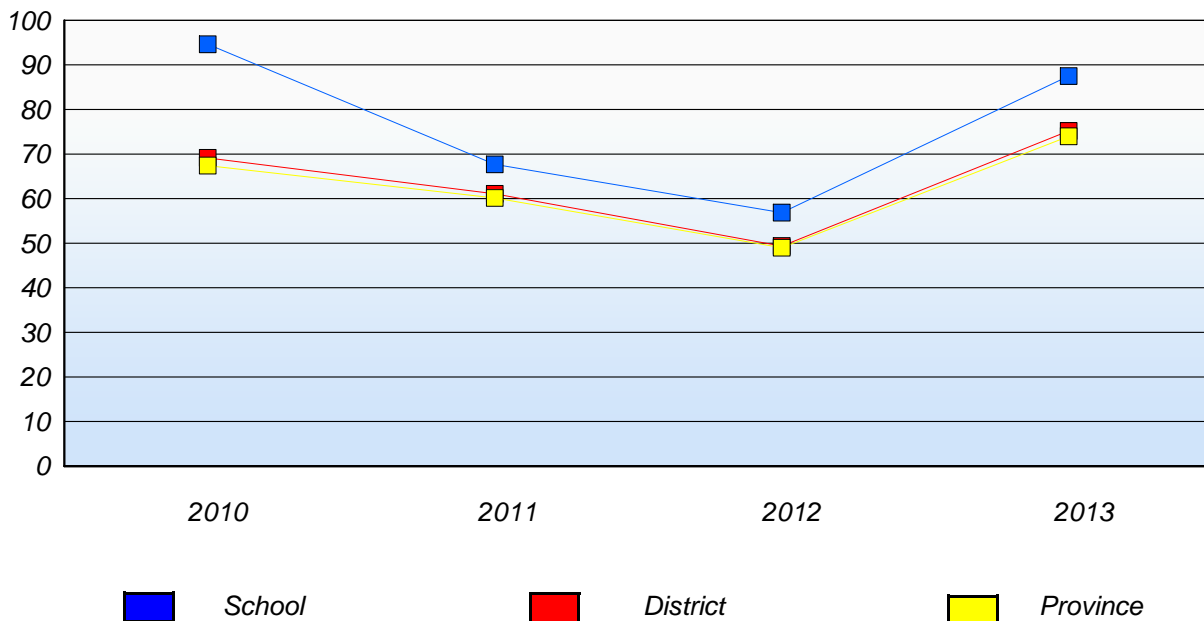
District 4 - Eastern

School #: 331 Cowan Heights Elementary

Demand Writing
Percentage of students at level 3 or above (2010 - 2013)



Reading
Percentage of students at level 3 or above (2010 - 2013)



* In some cases, CRT numbers may exceed AGR numbers based on late enrolments. Pie chart is based on the number of students who wrote the CRT.

* Mushuau Innu Natuashish School and Sheshatshiu Innu School are excluded from district and provincial results.

District 4 - Eastern

School #: 334 Larkhall Academy

Demand Writing

School

District

Province

Creative Writing

Persuasive Writing

Creative Writing

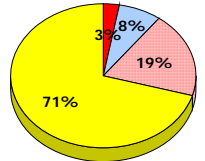
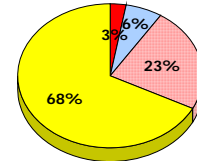
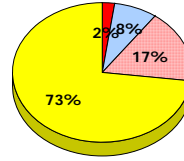
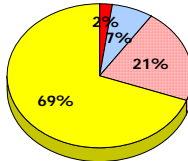
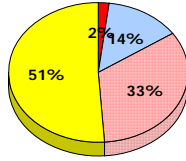
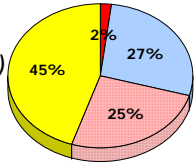
Persuasive Writing

Creative Writing

Persuasive Writing

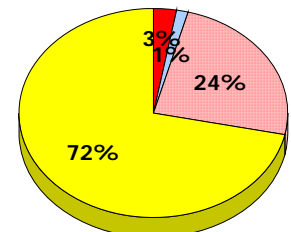
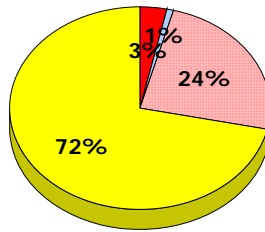
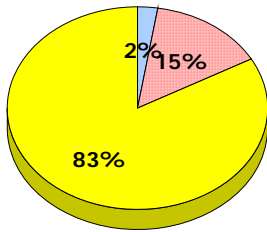
2013

Apr 30, 2013 (51)



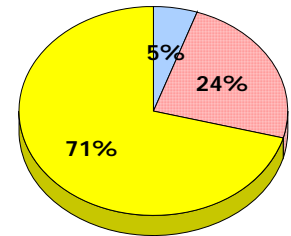
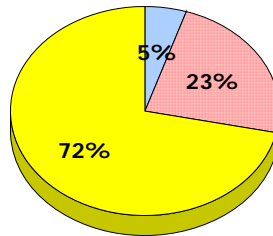
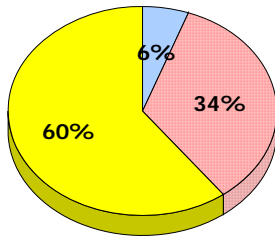
2012

Apr 30, 2012 (41)



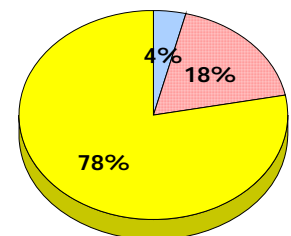
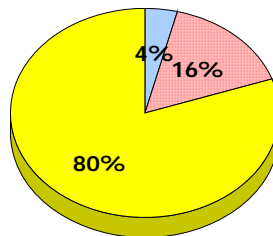
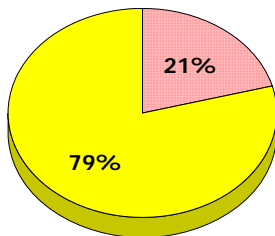
2011

AGR (53)



2010

AGR (48)



■ Exemption
 ■ Unknown
 Not Yet Meeting
 ■ Meeting or Exceeding

* In some cases, CRT numbers may exceed AGR numbers based on late enrolments. Pie chart is based on the number of students who wrote the CRT.
 * Mushuau Innu Natuashish School and Sheshatshiu Innu School are excluded from district and provincial results.

Elementary English Language Arts
4 Year Provincial Assessment, June 2013
Student Population Report
(average scores)

District 4 - Eastern

School #: 334 Larkhall Academy

Reading

School

District

Province

Non - Fiction

Fiction

Non - Fiction

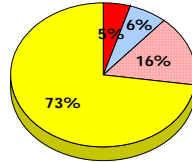
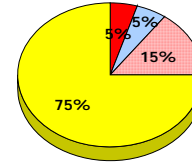
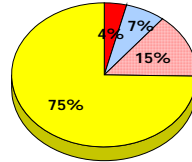
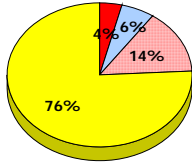
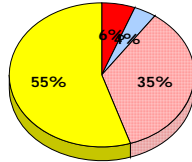
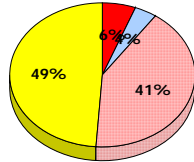
Fiction

Non - Fiction

Fiction

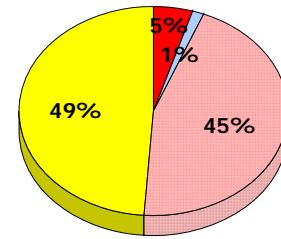
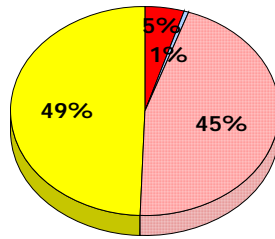
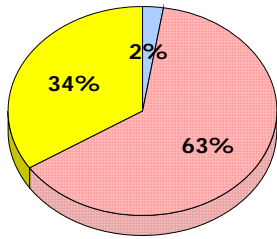
2013

Apr 30,
2013 (51)



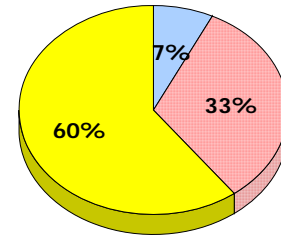
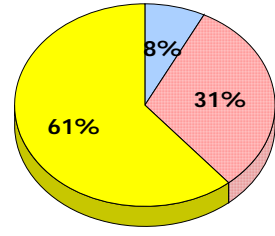
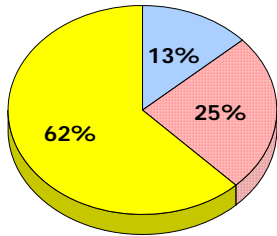
2012

Apr 30,
2012 (41)



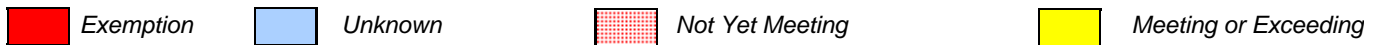
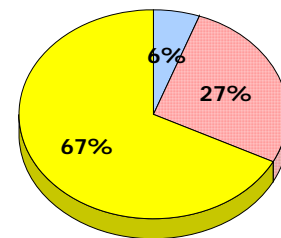
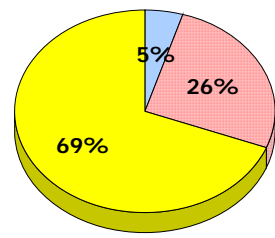
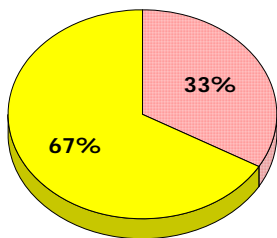
2011

AGR (53)



2010

AGR (48)

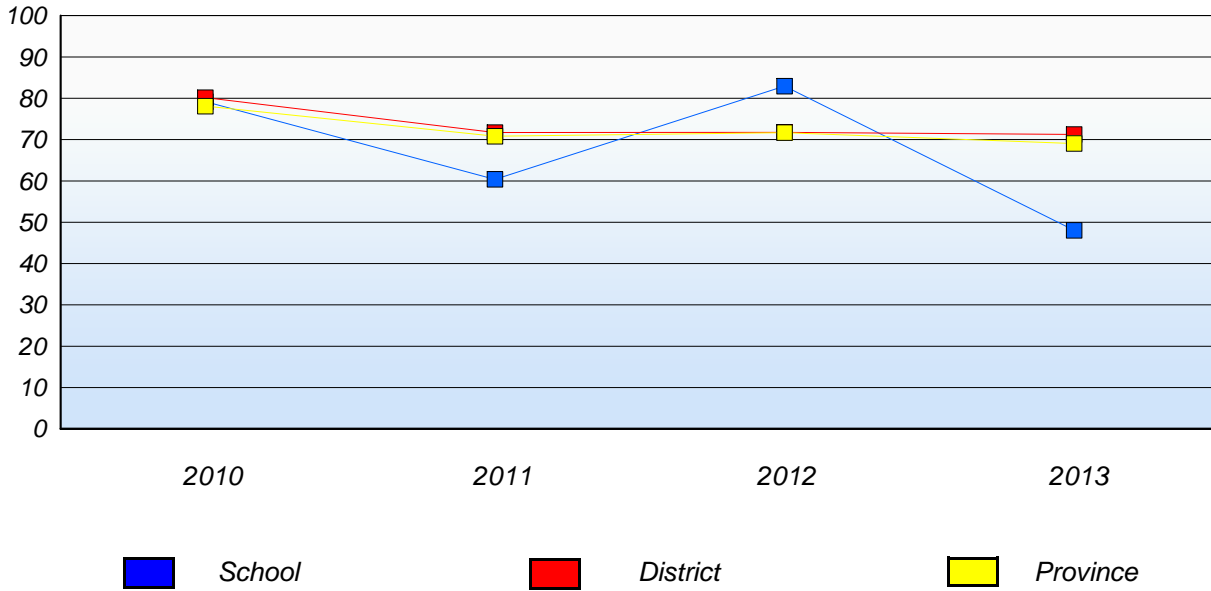


* In some cases, CRT numbers may exceed AGR numbers based on late enrolments. Pie chart is based on the number of students who wrote the CRT.
 * Mushuau Innu Natuashish School and Sheshatshiu Innu School are excluded from district and provincial results.

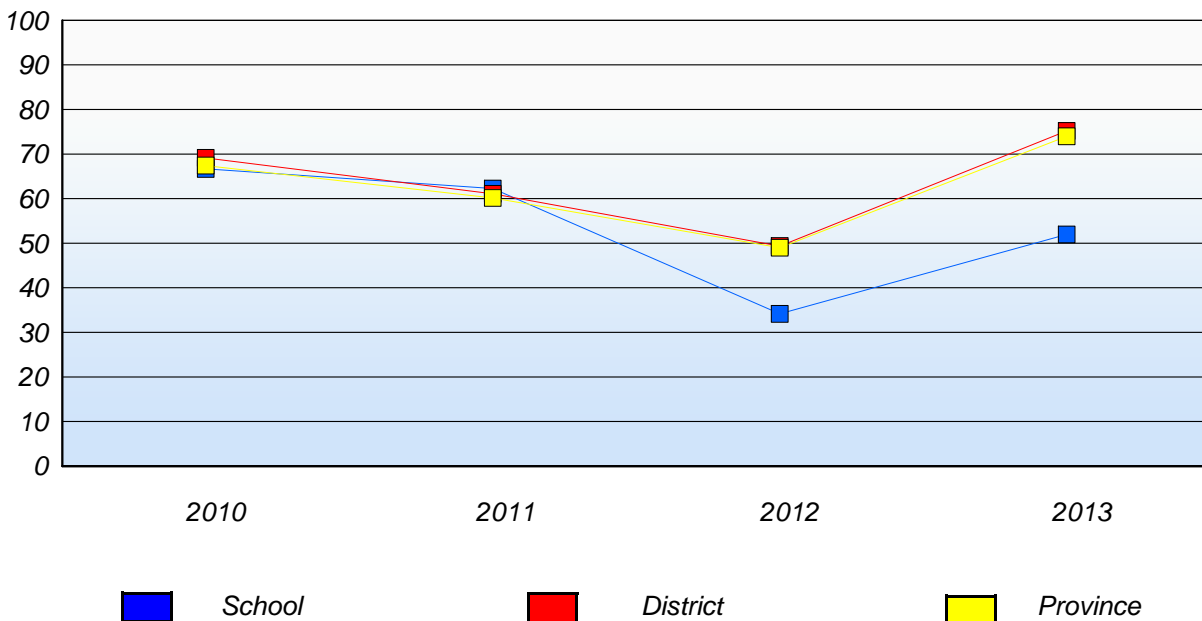
District 4 - Eastern

School #: 334 Larkhall Academy

Demand Writing
Percentage of students at level 3 or above (2010 - 2013)



Reading
Percentage of students at level 3 or above (2010 - 2013)



* In some cases, CRT numbers may exceed AGR numbers based on late enrolments. Pie chart is based on the number of students who wrote the CRT.

* Mushuau Innu Natuashish School and Sheshatshiu Innu School are excluded from district and provincial results.

District 4 - Eastern

School #: 337 Goulds Elementary

Demand Writing

School

District

Province

Creative Writing

Persuasive Writing

Creative Writing

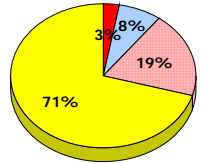
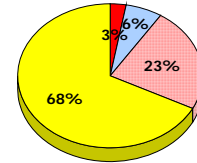
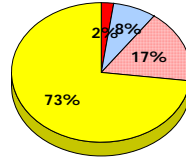
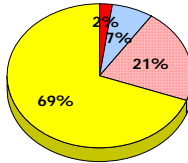
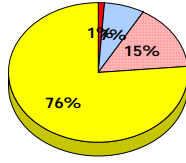
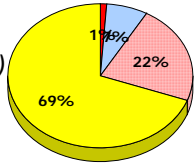
Persuasive Writing

Creative Writing

Persuasive Writing

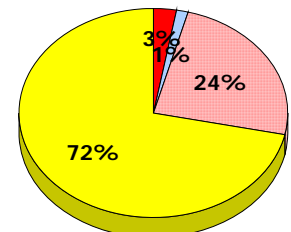
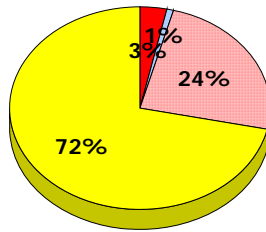
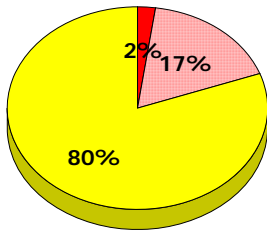
2013

Apr 30, 2013 (85)



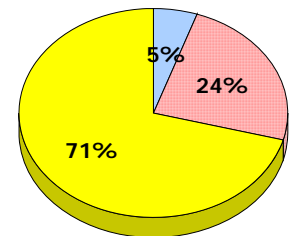
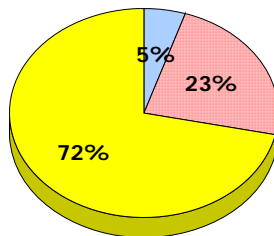
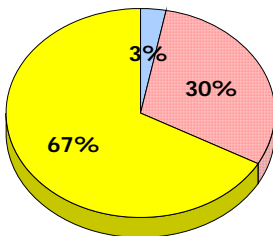
2012

Apr 30, 2012 (87)



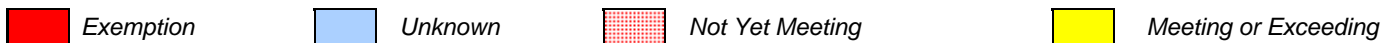
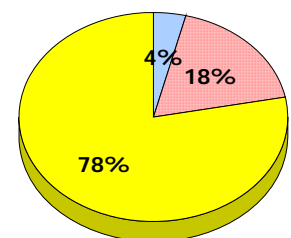
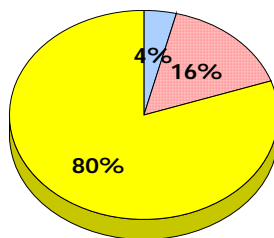
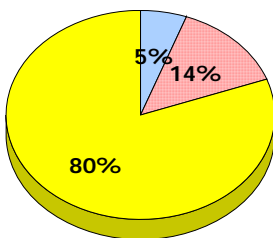
2011

AGR (97)



2010

AGR (92)



* In some cases, CRT numbers may exceed AGR numbers based on late enrolments. Pie chart is based on the number of students who wrote the CRT.
* Mushuau Innu Natuashish School and Sheshatshiu Innu School are excluded from district and provincial results.

Elementary English Language Arts
4 Year Provincial Assessment, June 2013
Student Population Report
(average scores)

District 4 - Eastern

School #: 337 Goulds Elementary

Reading

School

District

Province

Non - Fiction

Fiction

Non - Fiction

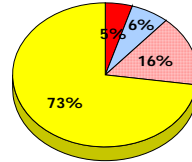
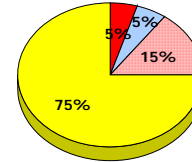
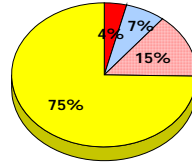
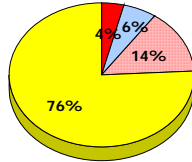
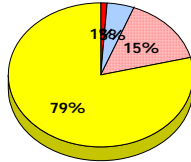
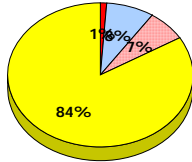
Fiction

Non - Fiction

Fiction

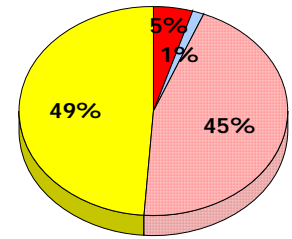
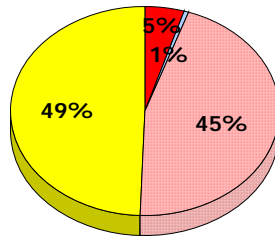
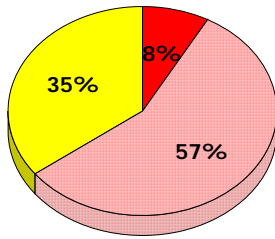
2013

Apr 30,
2013 (85)



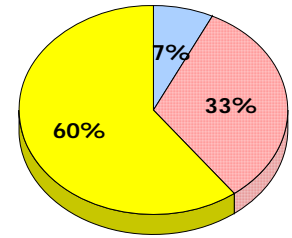
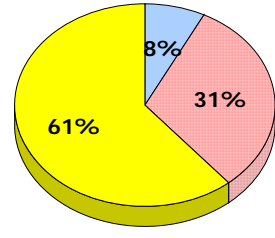
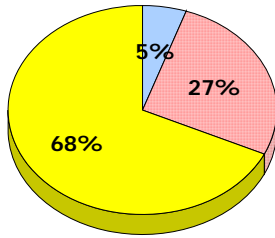
2012

Apr 30,
2012 (87)



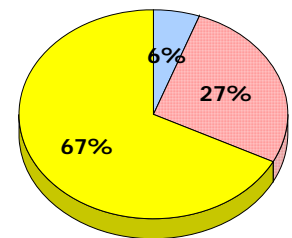
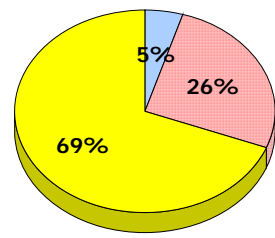
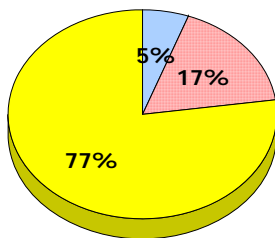
2011

AGR (97)



2010

AGR (92)



■ Exemption
 ■ Unknown
 ■ Not Yet Meeting
 ■ Meeting or Exceeding

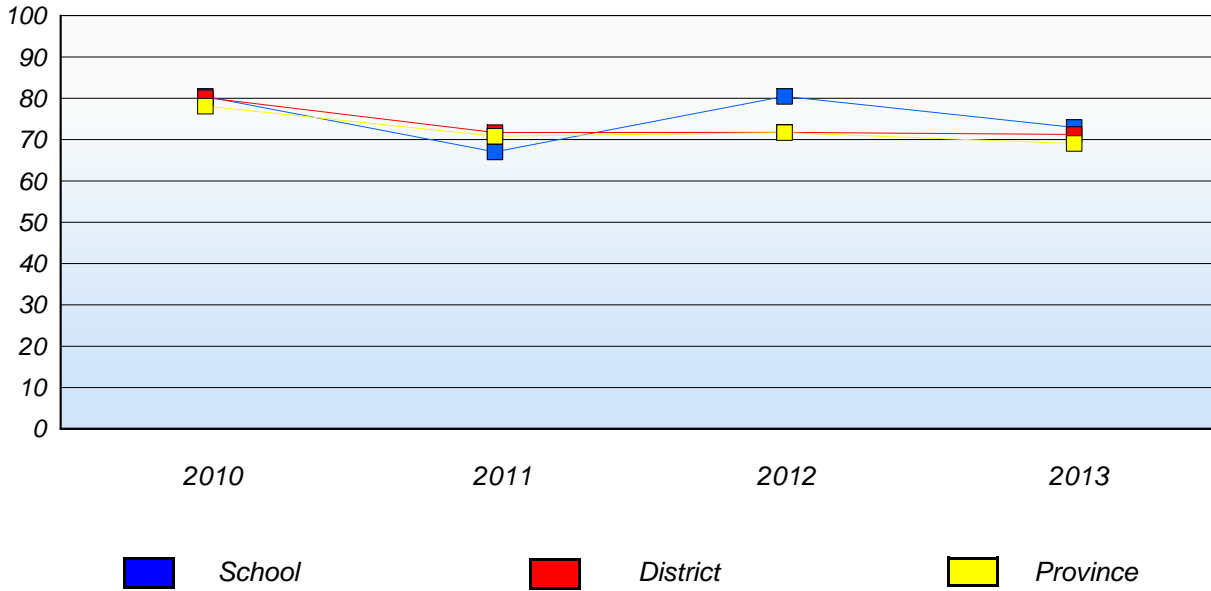
* In some cases, CRT numbers may exceed AGR numbers based on late enrolments. Pie chart is based on the number of students who wrote the CRT.
 * Mushuau Innu Natuashish School and Sheshatshiu Innu School are excluded from district and provincial results.

**Elementary English Language Arts
4 Year Provincial Assessment, June 2013
Student Population Report**
(average scores)

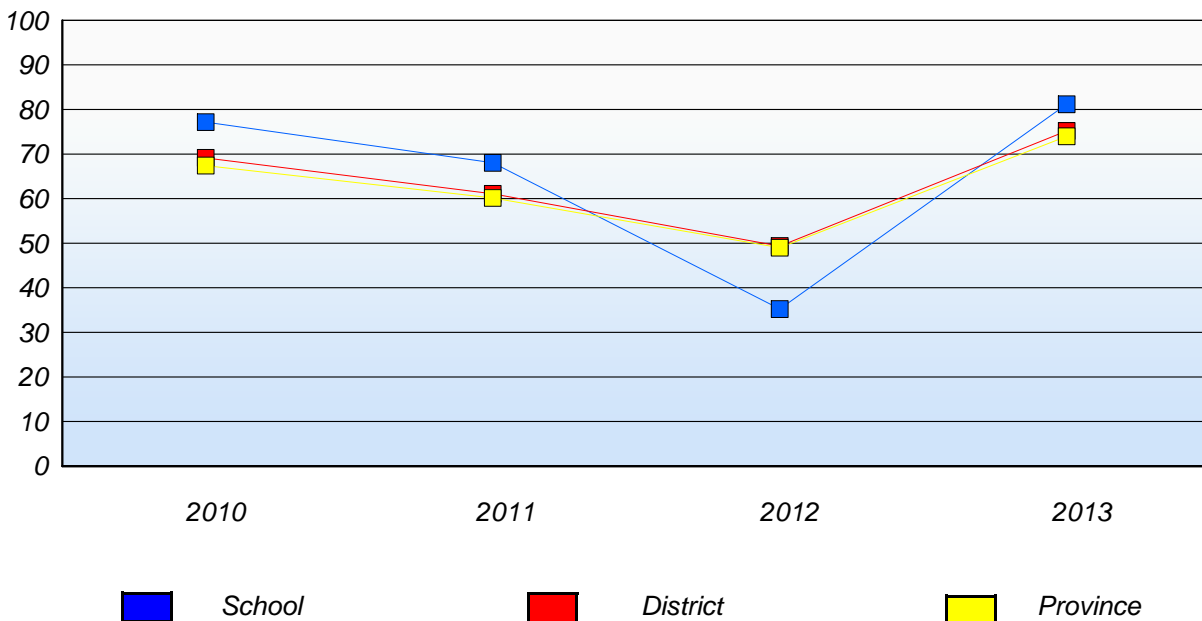
District 4 - Eastern

School #: 337 Goulds Elementary

Demand Writing
Percentage of students at level 3 or above (2010 - 2013)



Reading
Percentage of students at level 3 or above (2010 - 2013)



* In some cases, CRT numbers may exceed AGR numbers based on late enrolments. Pie chart is based on the number of students who wrote the CRT.
* Mushuau Innu Natuashish School and Sheshatshiu Innu School are excluded from district and provincial results.

District 4 - Eastern

School #: 339 Holy Cross Elementary

Demand Writing

School

District

Province

Creative Writing

Persuasive Writing

Creative Writing

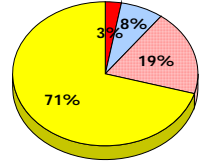
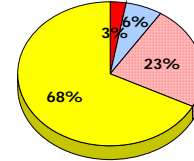
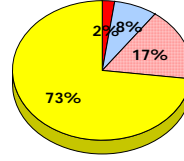
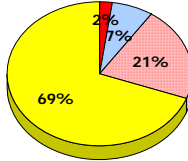
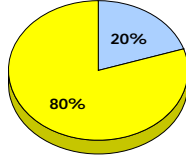
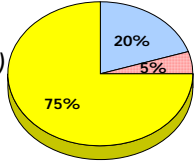
Persuasive Writing

Creative Writing

Persuasive Writing

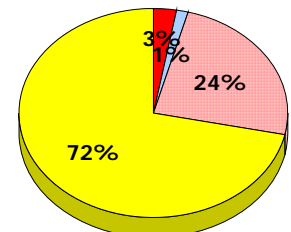
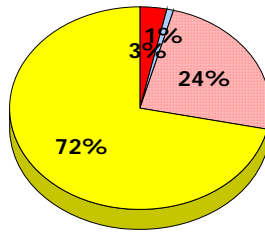
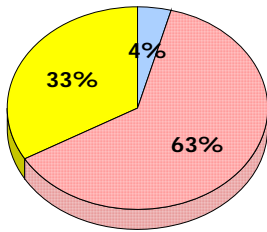
2013

Apr 30, 2013 (20)



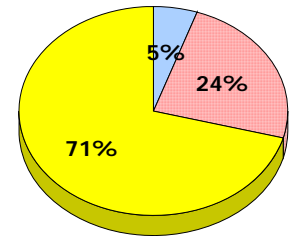
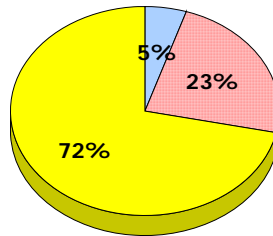
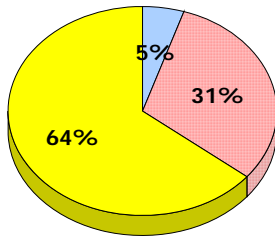
2012

Apr 30, 2012 (24)



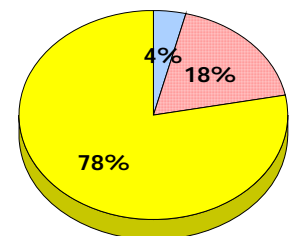
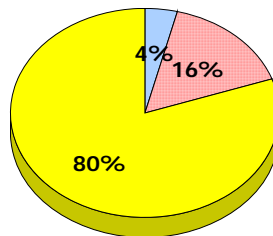
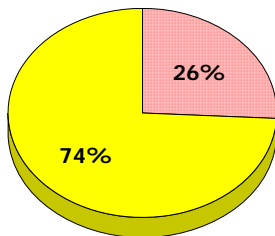
2011

AGR (39)



2010

AGR (26)



■ Exemption
 ■ Unknown
 Not Yet Meeting
 ■ Meeting or Exceeding

* In some cases, CRT numbers may exceed AGR numbers based on late enrolments. Pie chart is based on the number of students who wrote the CRT.
 * Mushuau Innu Natuashish School and Sheshatshiu Innu School are excluded from district and provincial results.

Elementary English Language Arts 4 Year Provincial Assessment, June 2013 Student Population Report (average scores)

District 4 - Eastern

School #: 339 Holy Cross Elementary

Reading

School

District

Province

Non - Fiction

Fiction

Non - Fiction

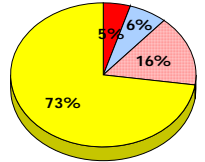
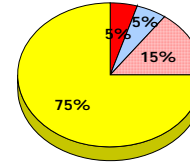
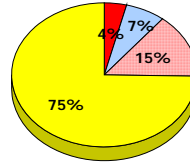
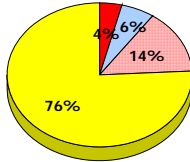
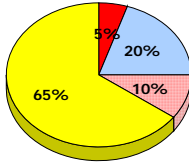
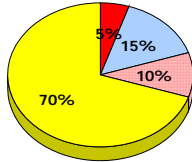
Fiction

Non - Fiction

Fiction

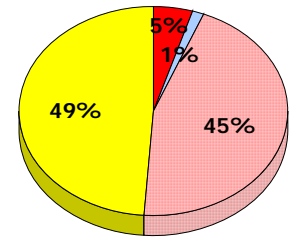
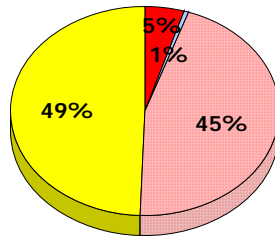
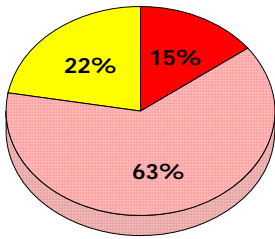
2013

Apr 30,
2013 (20)



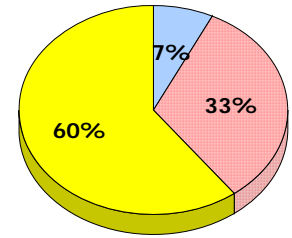
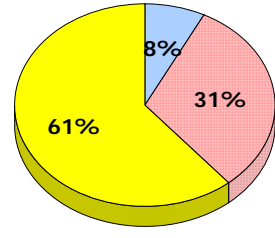
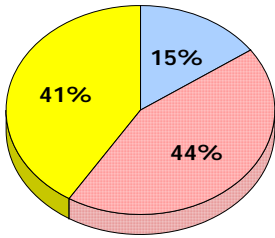
2012

Apr 30,
2012 (24)



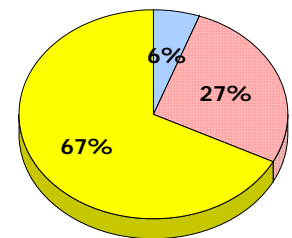
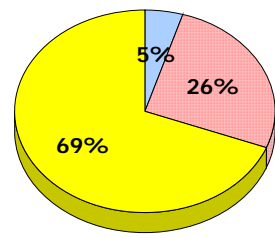
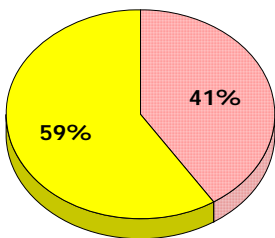
2011

AGR (39)



2010

AGR (26)



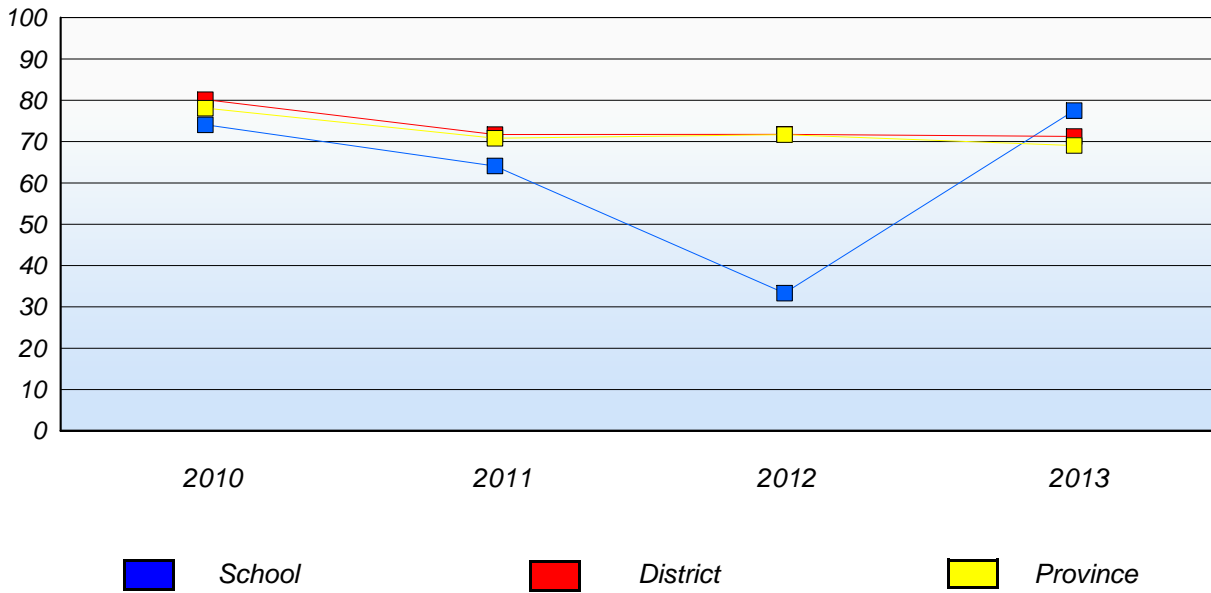
■ Exemption
 ■ Unknown
 ■ Not Yet Meeting
 ■ Meeting or Exceeding

* In some cases, CRT numbers may exceed AGR numbers based on late enrolments. Pie chart is based on the number of students who wrote the CRT.
 * Mushuau Innu Natuashish School and Sheshatshiu Innu School are excluded from district and provincial results.

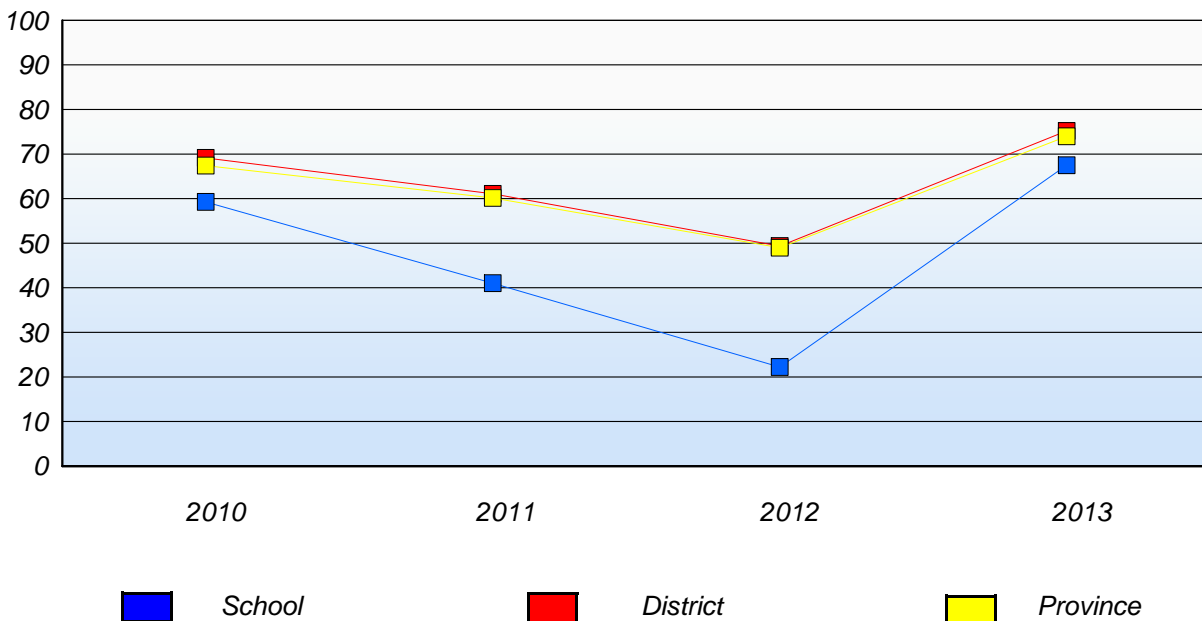
District 4 - Eastern

School #: 339 Holy Cross Elementary

Demand Writing
Percentage of students at level 3 or above (2010 - 2013)



Reading
Percentage of students at level 3 or above (2010 - 2013)



* In some cases, CRT numbers may exceed AGR numbers based on late enrolments. Pie chart is based on the number of students who wrote the CRT.

* Mushuau Innu Natuashish School and Sheshatshiu Innu School are excluded from district and provincial results.

District 4 - Eastern

School #: 342 MacDonald Drive Elementary

Demand Writing

School

District

Province

Creative Writing

Persuasive Writing

Creative Writing

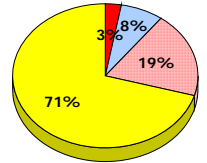
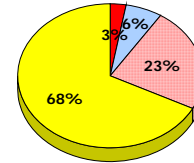
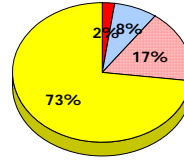
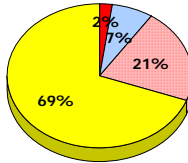
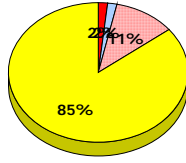
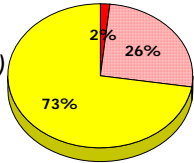
Persuasive Writing

Creative Writing

Persuasive Writing

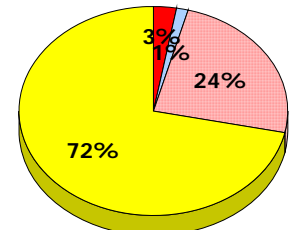
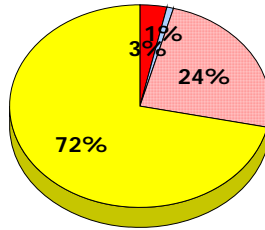
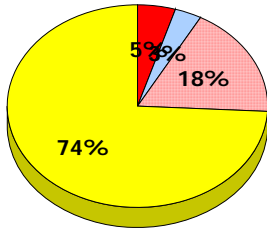
2013

Apr 30, 2013 (62)



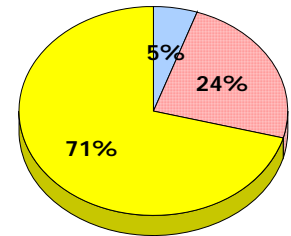
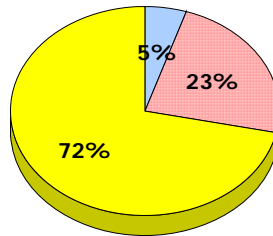
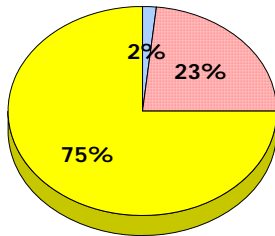
2012

Apr 30, 2012 (62)



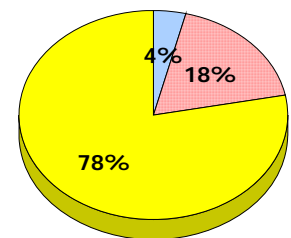
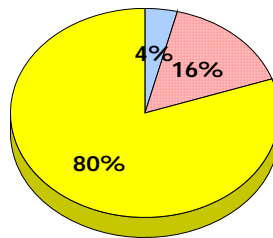
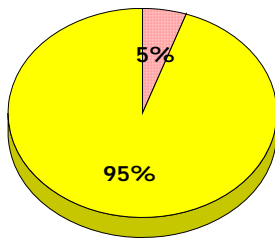
2011

AGR (60)



2010

AGR (56)



■ Exemption
 ■ Unknown
 ■ Not Yet Meeting
 ■ Meeting or Exceeding

* In some cases, CRT numbers may exceed AGR numbers based on late enrolments. Pie chart is based on the number of students who wrote the CRT.
 * Mushuau Innu Natuashish School and Sheshatshiu Innu School are excluded from district and provincial results.

Elementary English Language Arts
4 Year Provincial Assessment, June 2013
Student Population Report
(average scores)

District 4 - Eastern

School #: 342 MacDonal Drive Elementary

Reading

School

District

Province

Non - Fiction

Fiction

Non - Fiction

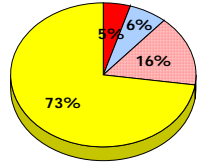
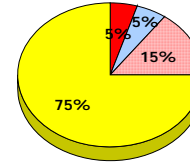
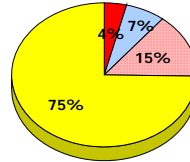
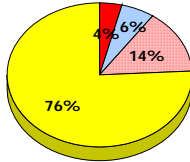
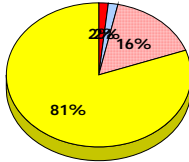
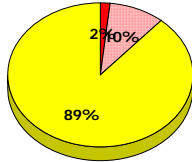
Fiction

Non - Fiction

Fiction

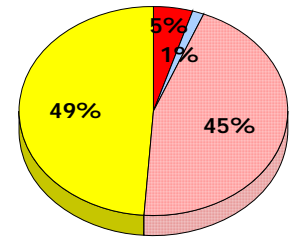
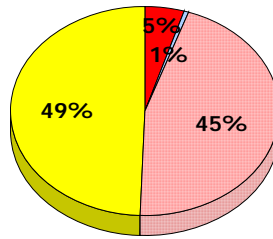
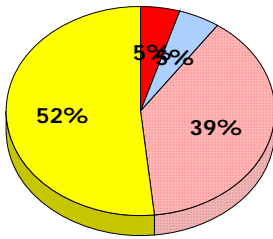
2013

Apr 30,
2013 (62)



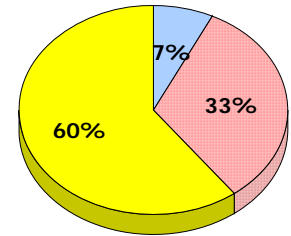
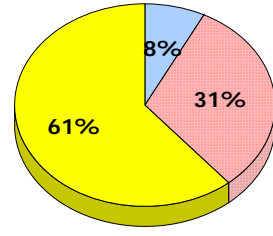
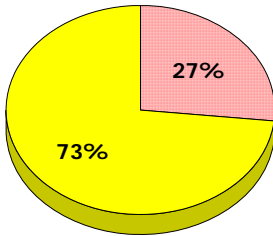
2012

Apr 30,
2012 (62)



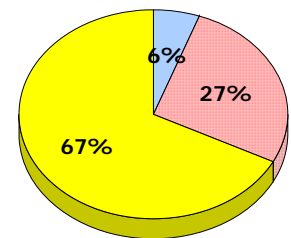
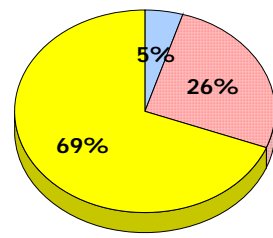
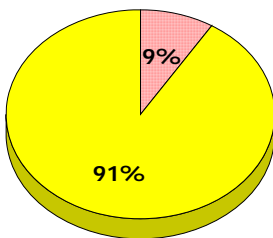
2011

AGR (60)



2010

AGR (56)



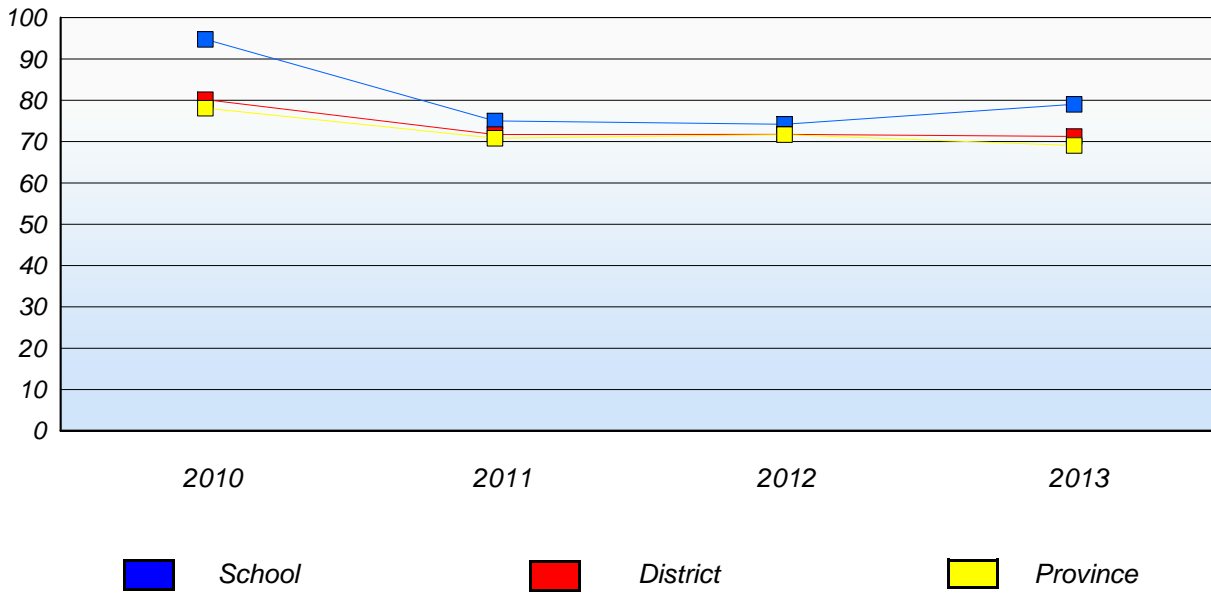
■ Exemption
 ■ Unknown
 ■ Not Yet Meeting
 ■ Meeting or Exceeding

* In some cases, CRT numbers may exceed AGR numbers based on late enrolments. Pie chart is based on the number of students who wrote the CRT.
 * Mushuau Innu Natuashish School and Sheshatshiu Innu School are excluded from district and provincial results.

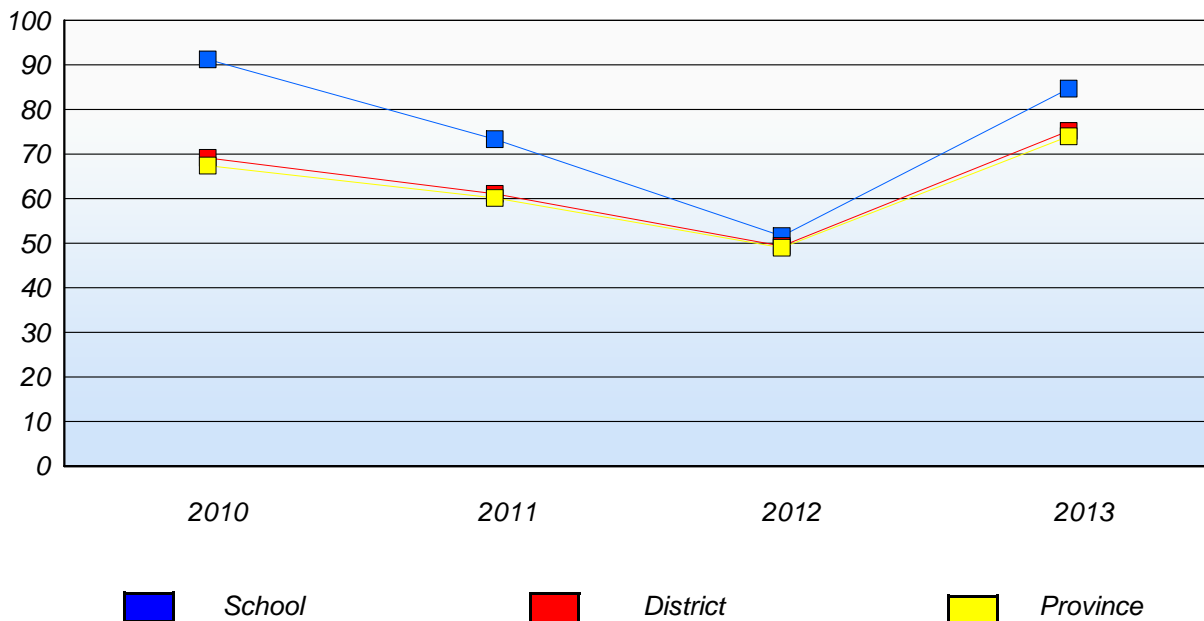
District 4 - Eastern

School #: 342 MacDonal Drive Elementary

Demand Writing
Percentage of students at level 3 or above (2010 - 2013)



Reading
Percentage of students at level 3 or above (2010 - 2013)



* In some cases, CRT numbers may exceed AGR numbers based on late enrolments. Pie chart is based on the number of students who wrote the CRT.
* Mushuau Innu Natuashish School and Sheshatshiu Innu School are excluded from district and provincial results.

District 4 - Eastern

School #: 345 Mary Queen of Peace Elementary

Demand Writing

School

District

Province

Creative Writing

Persuasive Writing

Creative Writing

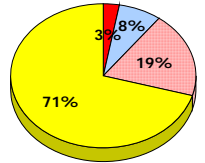
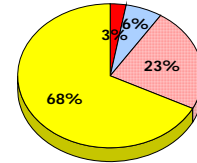
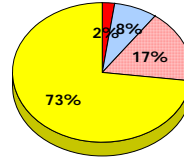
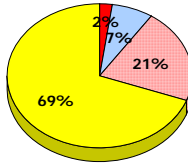
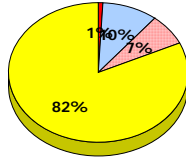
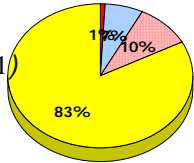
Persuasive Writing

Creative Writing

Persuasive Writing

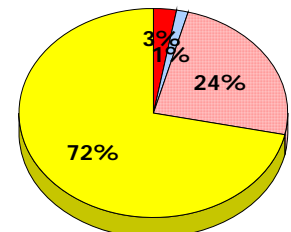
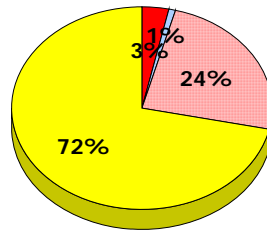
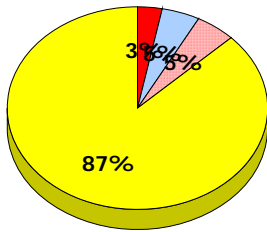
2013

Apr 30, 2013 (121)



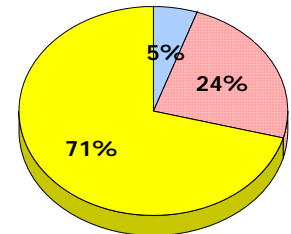
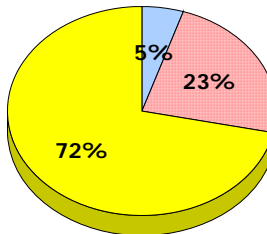
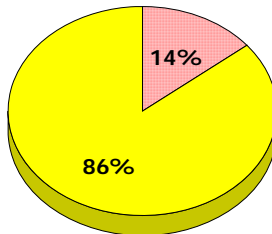
2012

Apr 30, 2012 (102)




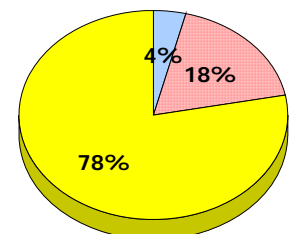
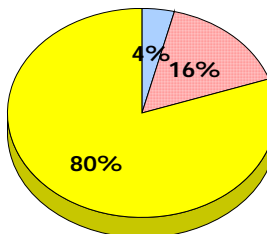
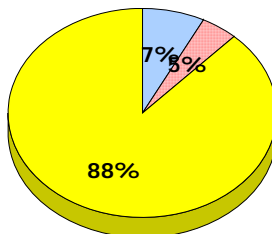
2011

AGR (101)



2010

AGR (108)



* In some cases, CRT numbers may exceed AGR numbers based on late enrolments. Pie chart is based on the number of students who wrote the CRT.
* Mushuau Innu Natuashish School and Sheshatshiu Innu School are excluded from district and provincial results.

Elementary English Language Arts
4 Year Provincial Assessment, June 2013
Student Population Report
(average scores)

District 4 - Eastern

School #: 345 Mary Queen of Peace Elementary

Reading

School

District

Province

Non - Fiction

Fiction

Non - Fiction

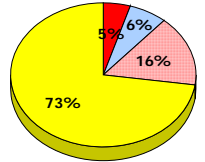
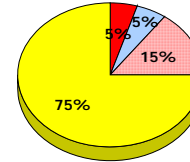
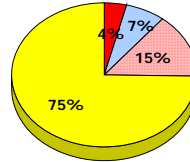
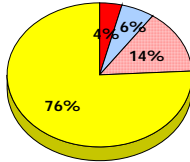
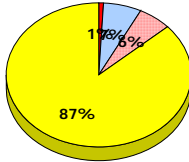
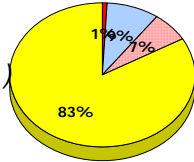
Fiction

Non - Fiction

Fiction

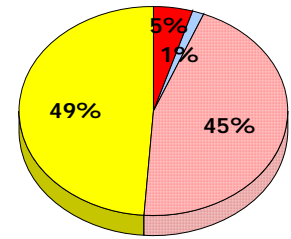
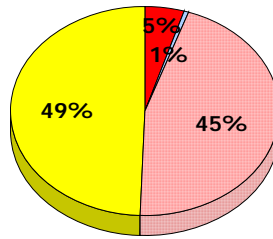
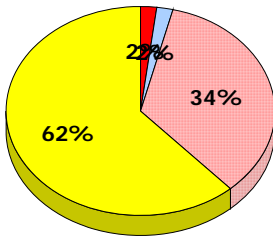
2013

Apr 30,
2013 (121)



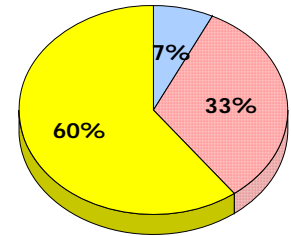
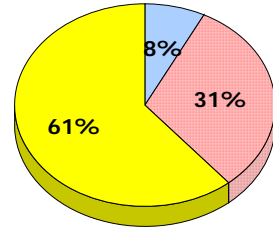
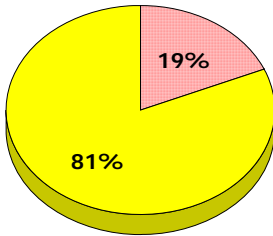
2012

Apr 30,
2012 (102)



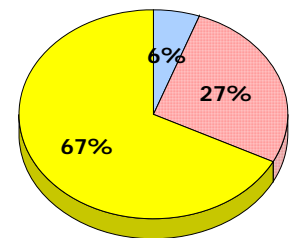
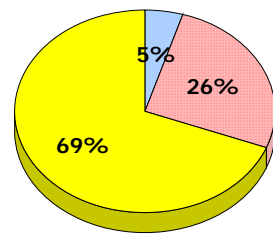
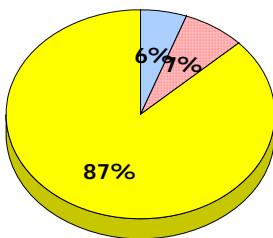
2011

AGR (101)



2010

AGR (108)



■ Exemption
 ■ Unknown
 ■ Not Yet Meeting
 ■ Meeting or Exceeding

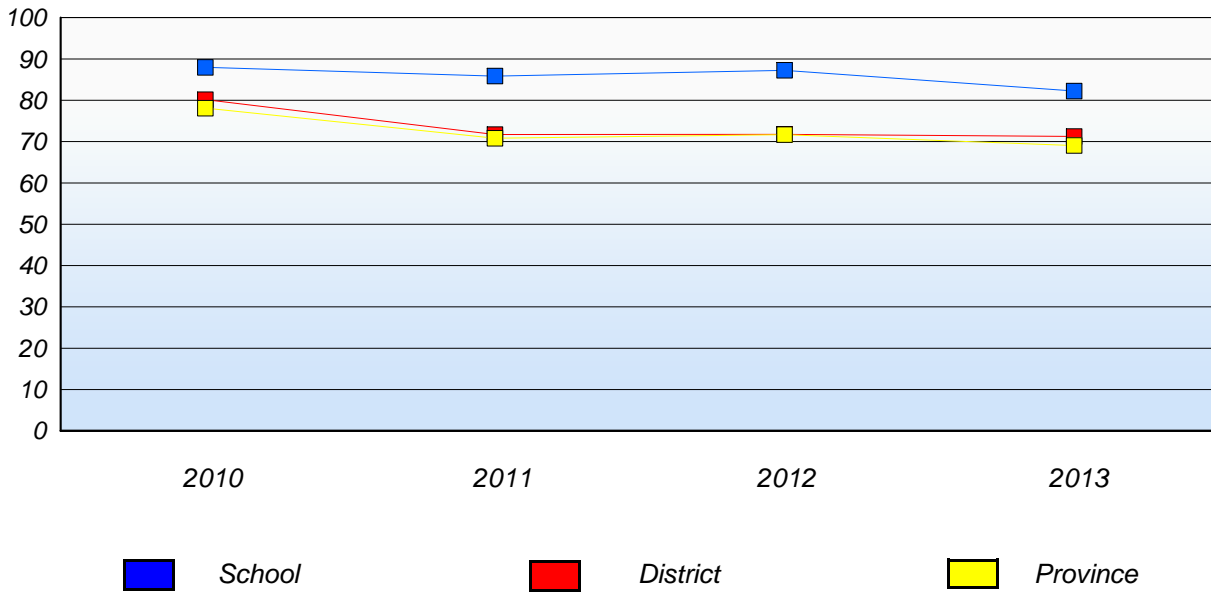
* In some cases, CRT numbers may exceed AGR numbers based on late enrolments. Pie chart is based on the number of students who wrote the CRT.
 * Mushuau Innu Natuashish School and Sheshatshiu Innu School are excluded from district and provincial results.

**Elementary English Language Arts
4 Year Provincial Assessment, June 2013
Student Population Report
(average scores)**

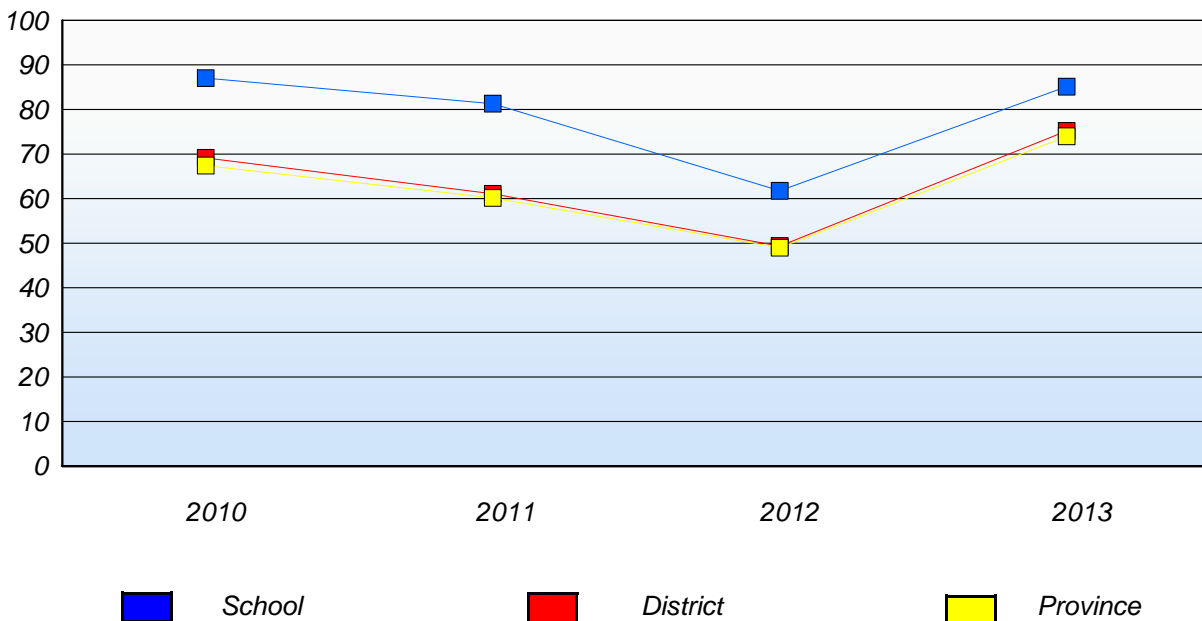
District 4 - Eastern

School #: 345 Mary Queen of Peace Elementary

Demand Writing
Percentage of students at level 3 or above (2010 - 2013)



Reading
Percentage of students at level 3 or above (2010 - 2013)



* In some cases, CRT numbers may exceed AGR numbers based on late enrolments. Pie chart is based on the number of students who wrote the CRT.

* Mushuau Innu Natuashish School and Sheshatshiu Innu School are excluded from district and provincial results.

District 4 - Eastern

School #: 348 Roncalli Elementary

Demand Writing

School

District

Province

Creative Writing

Persuasive Writing

Creative Writing

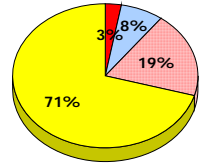
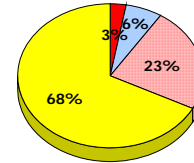
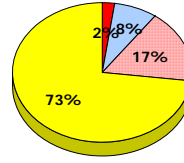
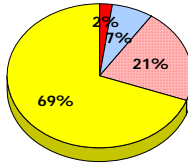
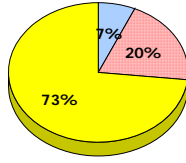
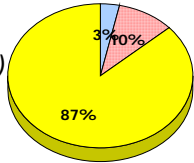
Persuasive Writing

Creative Writing

Persuasive Writing

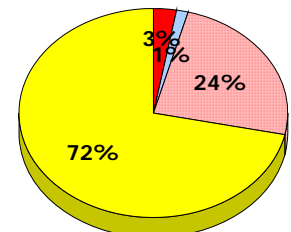
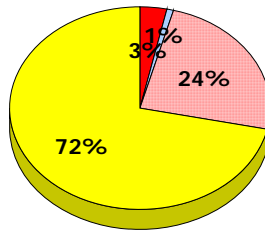
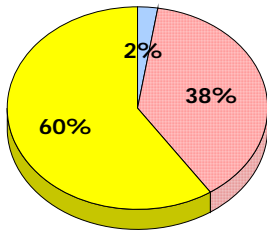
2013

Apr 30, 2013 (30)



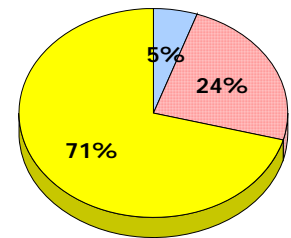
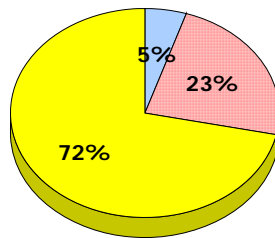
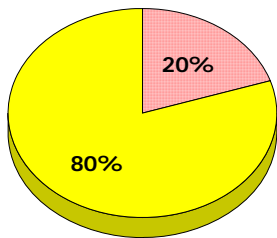
2012

Apr 30, 2012 (42)




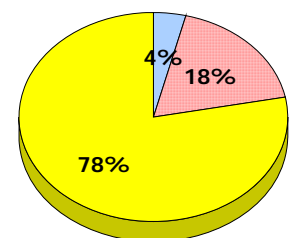
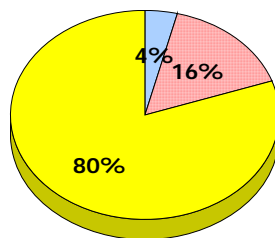
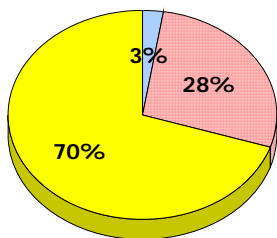
2011

AGR (35)



2010

AGR (40)



* In some cases, CRT numbers may exceed AGR numbers based on late enrolments. Pie chart is based on the number of students who wrote the CRT.
* Mushuau Innu Natuashish School and Sheshatshiu Innu School are excluded from district and provincial results.

**Elementary English Language Arts
4 Year Provincial Assessment, June 2013
Student Population Report
(average scores)**

District 4 - Eastern

School #: 348 Roncalli Elementary

Reading

School

District

Province

Non - Fiction

Fiction

Non - Fiction

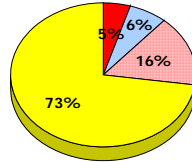
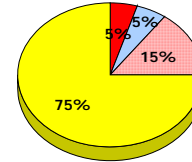
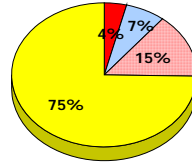
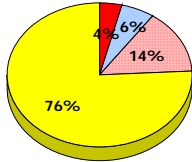
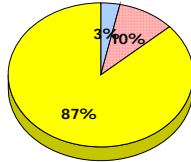
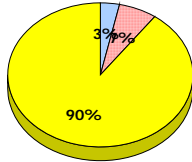
Fiction

Non - Fiction

Fiction

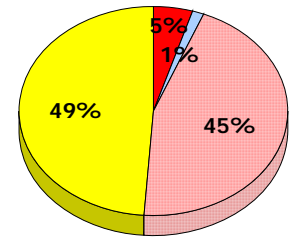
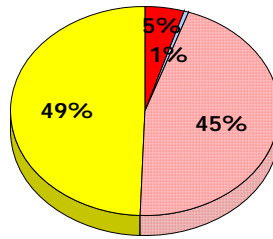
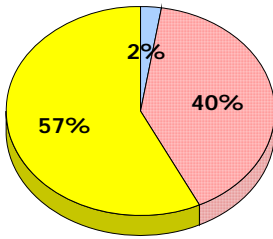
2013

Apr 30,
2013 (30)



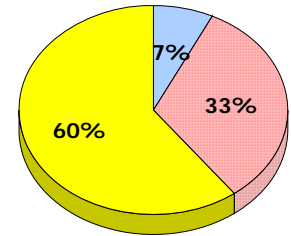
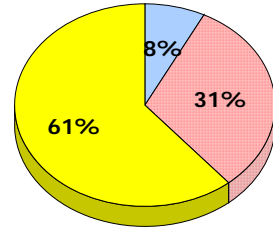
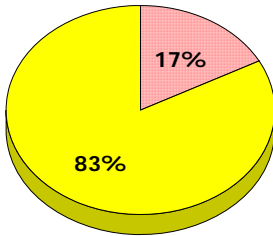
2012

Apr 30,
2012 (42)



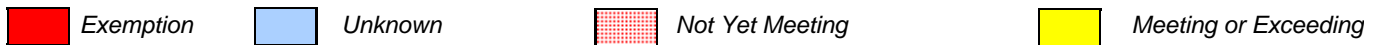
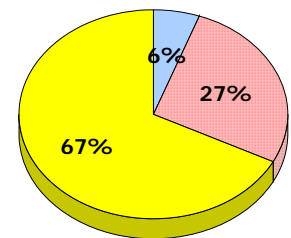
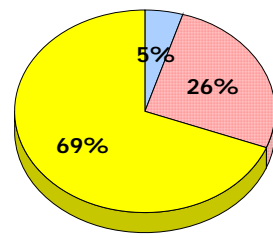
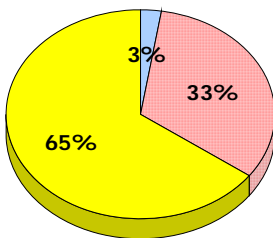
2011

AGR (35)



2010

AGR (40)



* In some cases, CRT numbers may exceed AGR numbers based on late enrolments. Pie chart is based on the number of students who wrote the CRT.
* Mushuau Innu Natuashish School and Sheshatshiu Innu School are excluded from district and provincial results.

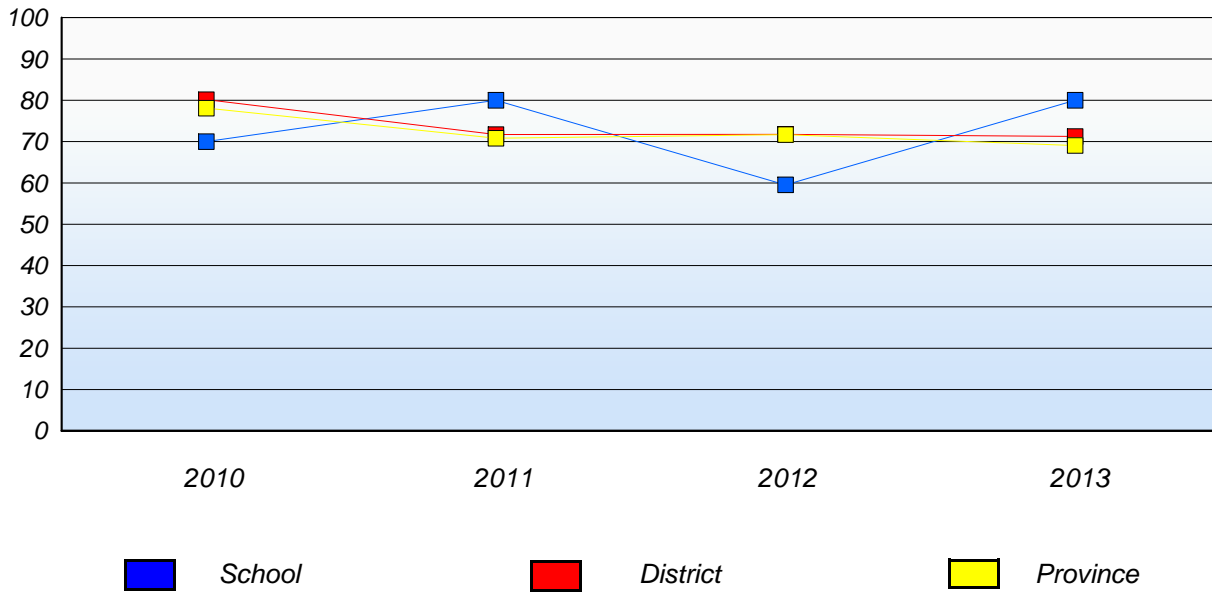
Elementary English Language Arts
4 Year Provincial Assessment, June 2013
Student Population Report
(average scores)

District 4 - Eastern

School #: 348 Roncalli Elementary

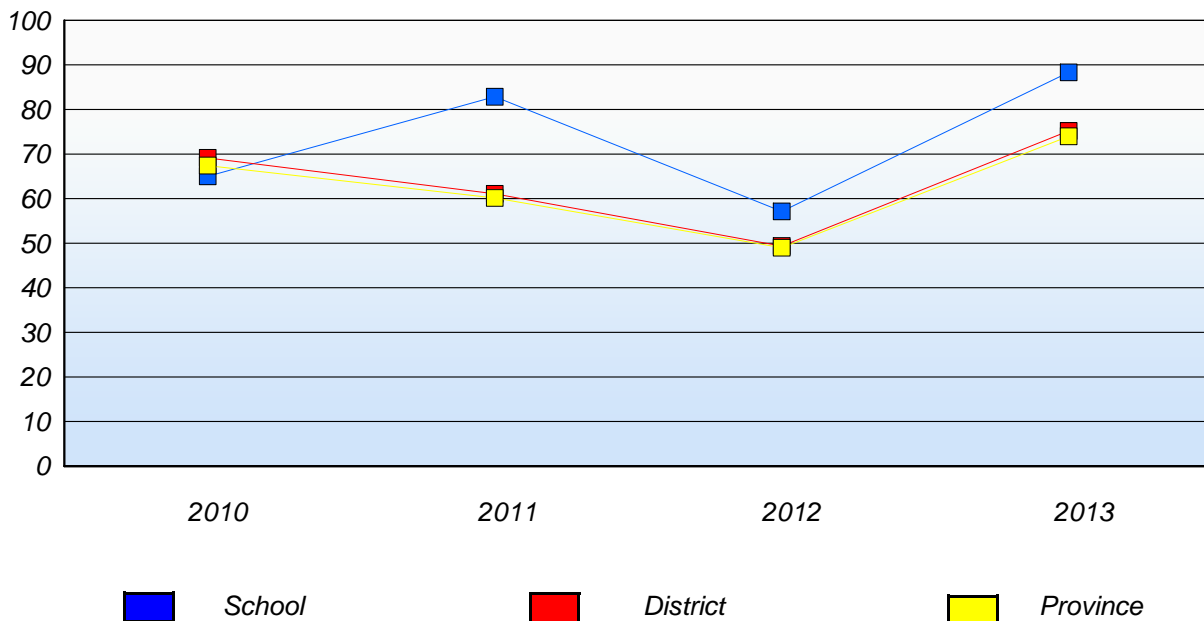
Demand Writing

Percentage of students at level 3 or above (2010 - 2013)



Reading

Percentage of students at level 3 or above (2010 - 2013)



* In some cases, CRT numbers may exceed AGR numbers based on late enrolments. Pie chart is based on the number of students who wrote the CRT.

* Mushuau Innu Natuashish School and Sheshatshiu Innu School are excluded from district and provincial results.

District 4 - Eastern

School #: 349 St. Andrew's Elementary

Demand Writing



* In some cases, CRT numbers may exceed AGR numbers based on late enrolments. Pie chart is based on the number of students who wrote the CRT.
* Mushuau Innu Natuashish School and Sheshatshiu Innu School are excluded from district and provincial results.

Elementary English Language Arts
4 Year Provincial Assessment, June 2013
Student Population Report
(average scores)

District 4 - Eastern

School #: 349 St. Andrew's Elementary

Reading

School

District

Province

Non - Fiction

Fiction

Non - Fiction

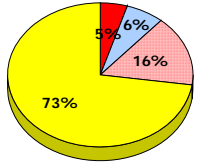
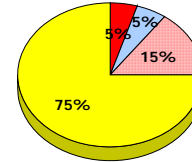
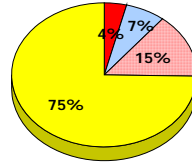
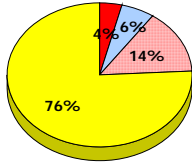
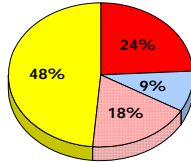
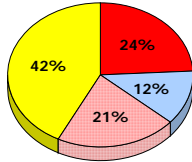
Fiction

Non - Fiction

Fiction

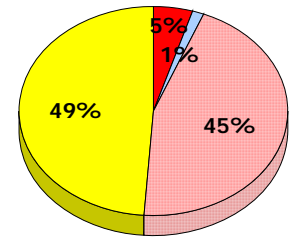
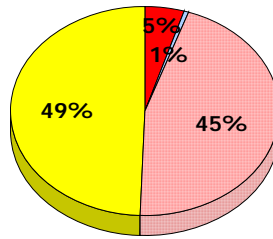
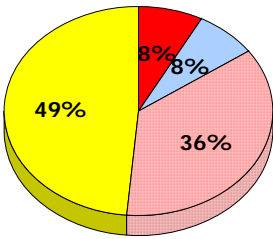
2013

Apr 30,
2013 (33)



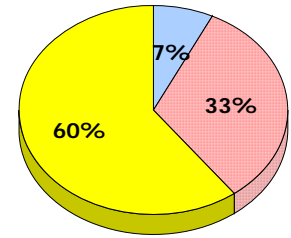
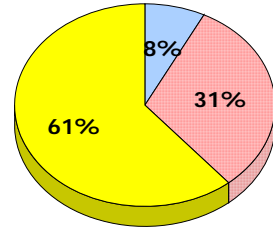
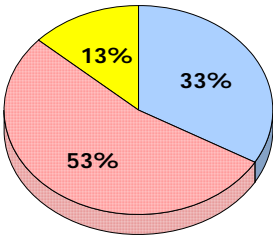
2012

Apr 30,
2012 (39)



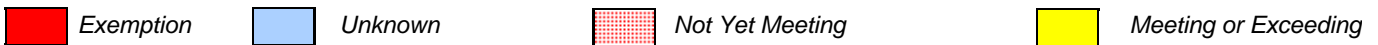
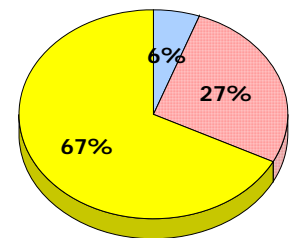
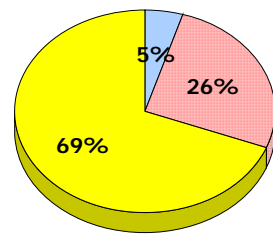
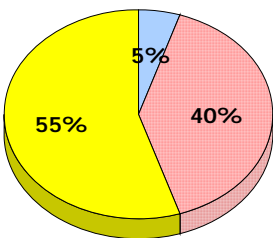
2011

AGR (30)



2010

AGR (40)

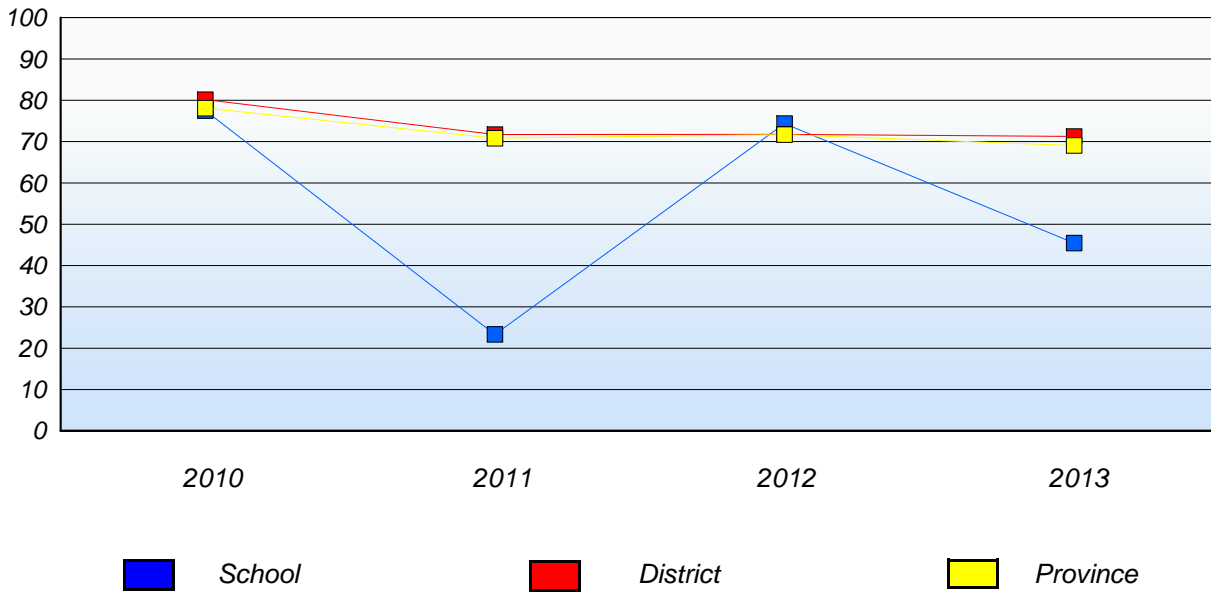


* In some cases, CRT numbers may exceed AGR numbers based on late enrolments. Pie chart is based on the number of students who wrote the CRT.
* Mushuau Innu Natuashish School and Sheshatshiu Innu School are excluded from district and provincial results.

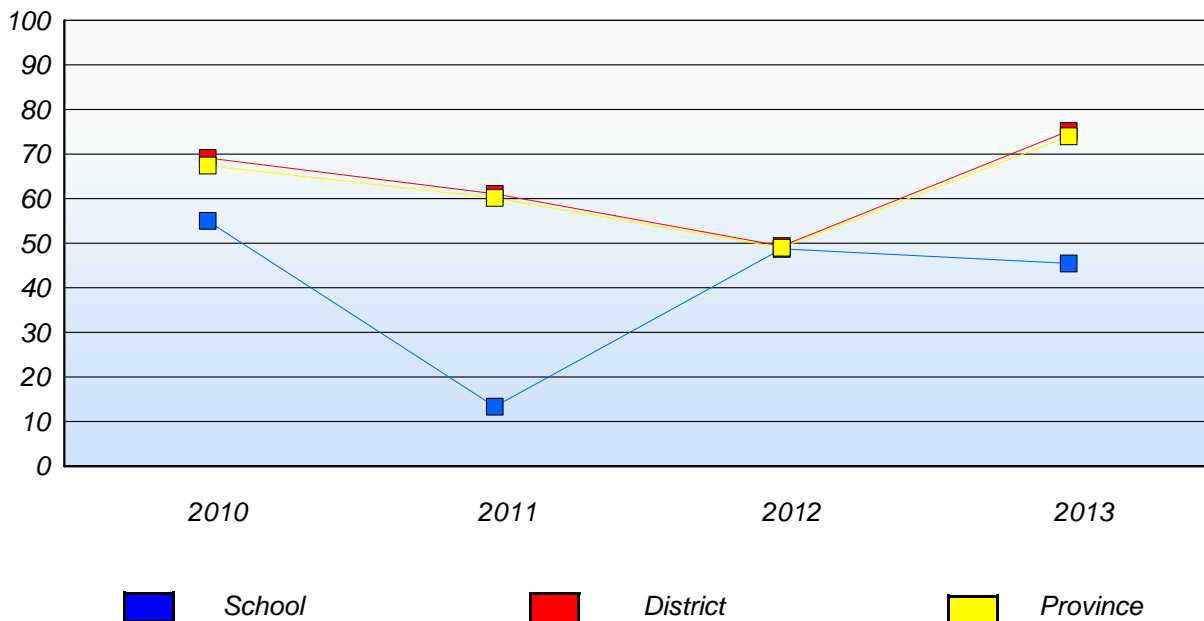
District 4 - Eastern

School #: 349 St. Andrew's Elementary

Demand Writing
Percentage of students at level 3 or above (2010 - 2013)



Reading
Percentage of students at level 3 or above (2010 - 2013)



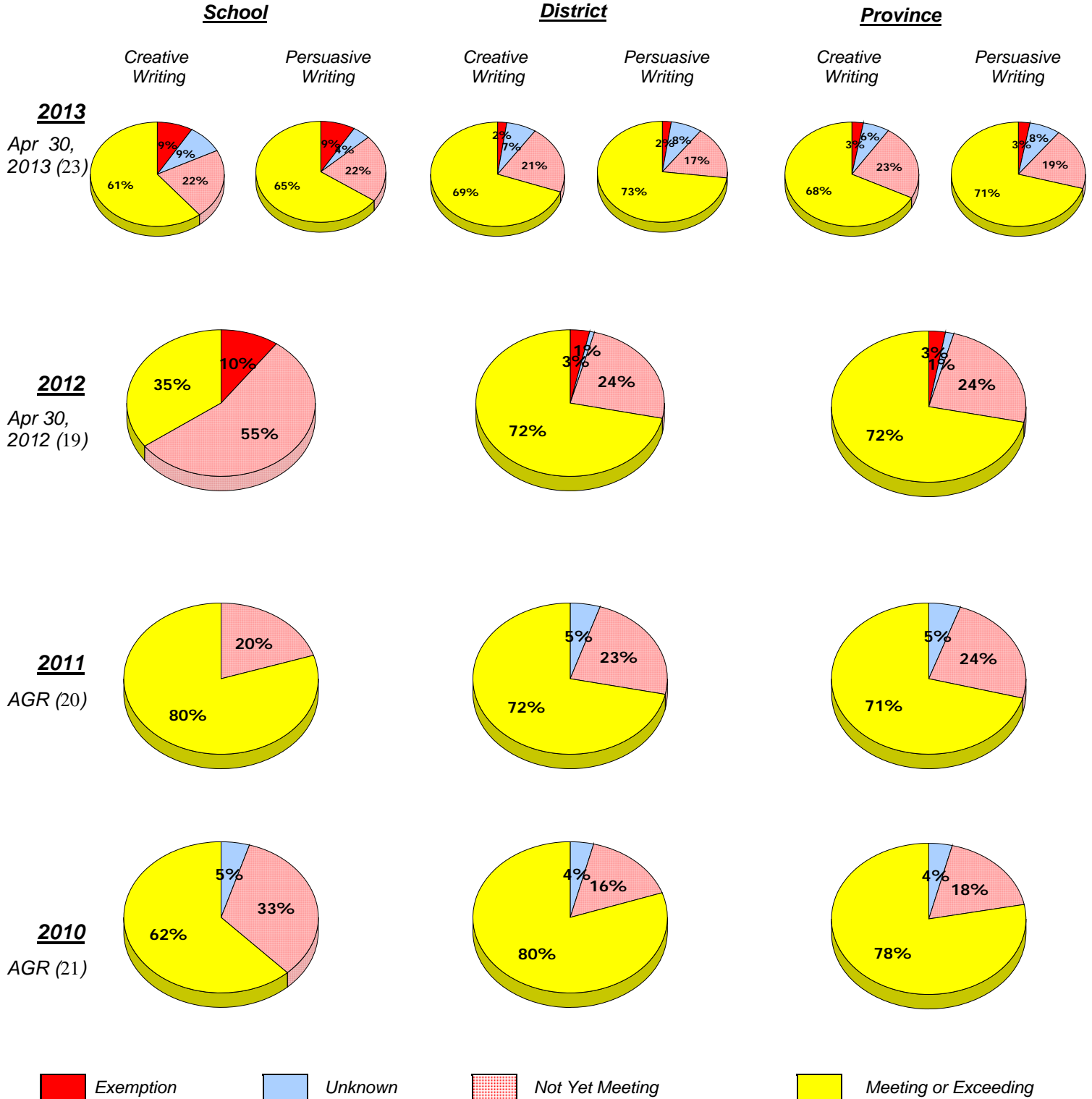
* In some cases, CRT numbers may exceed AGR numbers based on late enrolments. Pie chart is based on the number of students who wrote the CRT.

* Mushuau Innu Natuashish School and Sheshatshiu Innu School are excluded from district and provincial results.

District 4 - Eastern

School #: 350 St. John Bosco School

Demand Writing



* In some cases, CRT numbers may exceed AGR numbers based on late enrolments. Pie chart is based on the number of students who wrote the CRT.
* Mushuau Innu Natuashish School and Sheshatshiu Innu School are excluded from district and provincial results.

Elementary English Language Arts
4 Year Provincial Assessment, June 2013
Student Population Report
(average scores)

District 4 - Eastern

School #: 350 St. John Bosco School

Reading

School

District

Province

Non - Fiction

Fiction

Non - Fiction

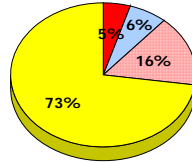
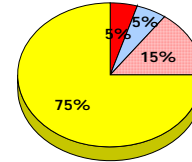
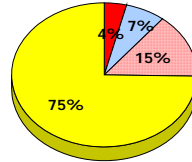
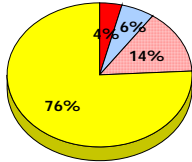
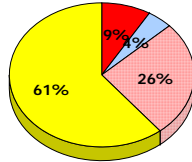
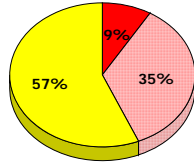
Fiction

Non - Fiction

Fiction

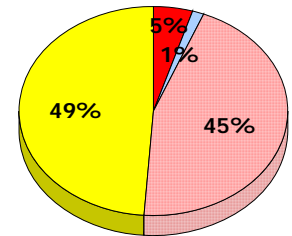
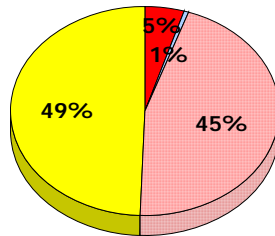
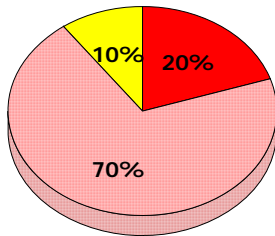
2013

Apr 30,
2013 (23)



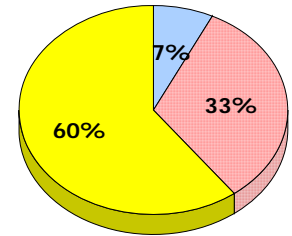
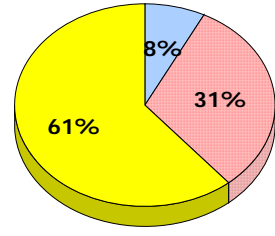
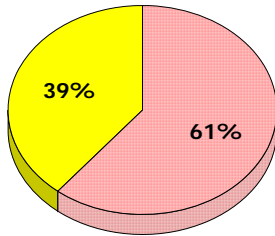
2012

Apr 30,
2012 (19)



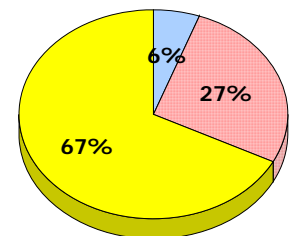
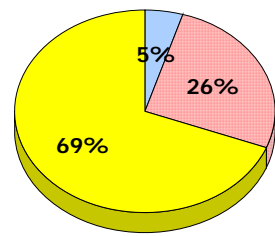
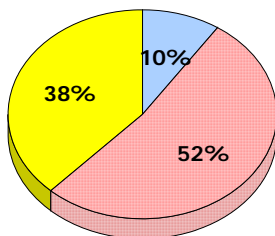
2011

AGR (20)



2010

AGR (21)



■ Exemption
 ■ Unknown
 ■ Not Yet Meeting
 ■ Meeting or Exceeding

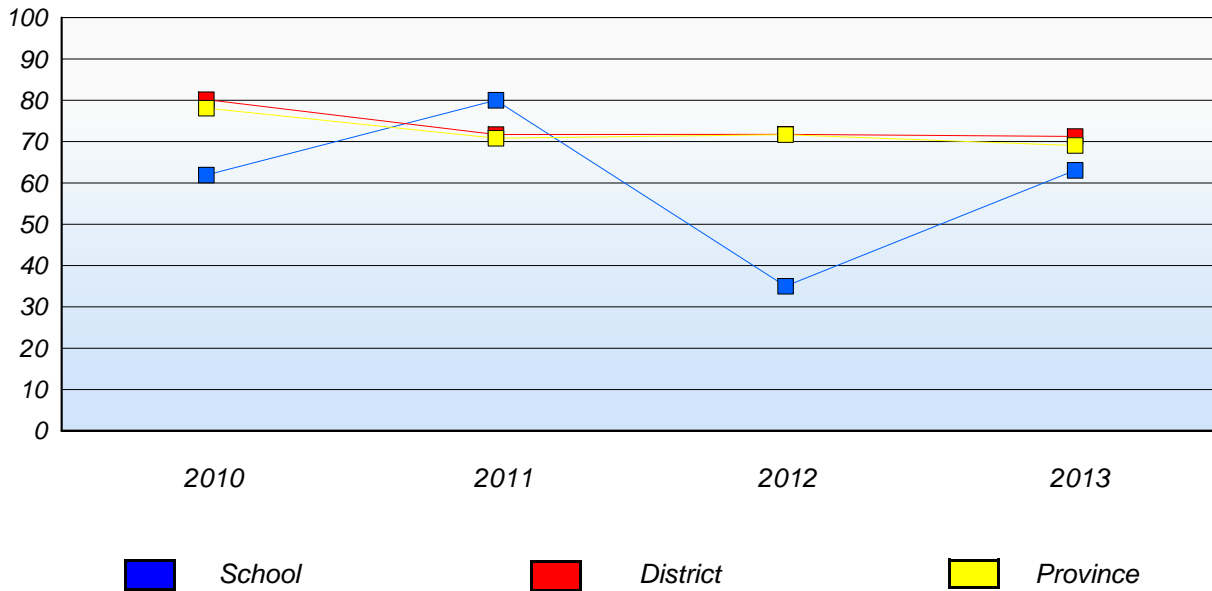
* In some cases, CRT numbers may exceed AGR numbers based on late enrolments. Pie chart is based on the number of students who wrote the CRT.
 * Mushuau Innu Natuashish School and Sheshatshiu Innu School are excluded from district and provincial results.

District 4 - Eastern

School #: 350 St. John Bosco School

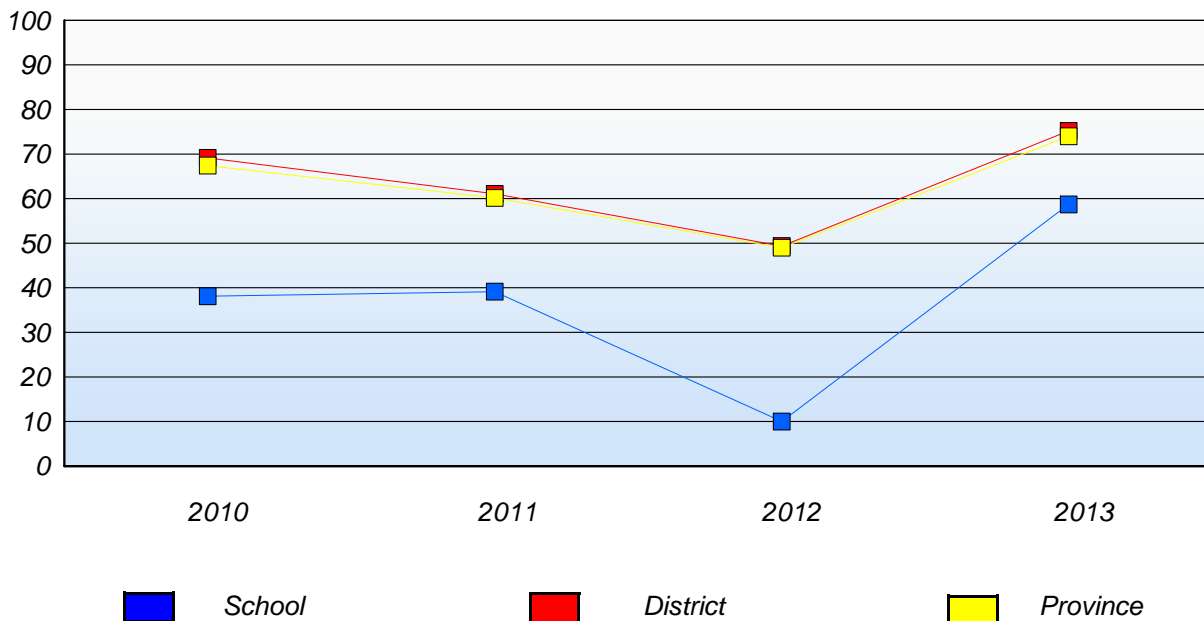
Demand Writing

Percentage of students at level 3 or above (2010 - 2013)



Reading

Percentage of students at level 3 or above (2010 - 2013)



* In some cases, CRT numbers may exceed AGR numbers based on late enrolments. Pie chart is based on the number of students who wrote the CRT.

* Mushuau Innu Natuashish School and Sheshatshiu Innu School are excluded from district and provincial results.

District 4 - Eastern

School #: 355 St. Mary's Elementary

Demand Writing

School

District

Province

Creative Writing

Persuasive Writing

Creative Writing

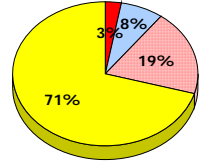
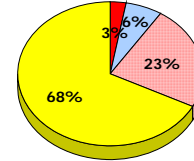
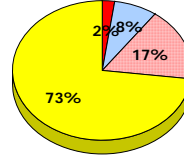
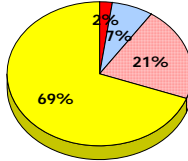
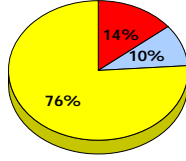
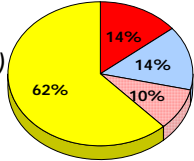
Persuasive Writing

Creative Writing

Persuasive Writing

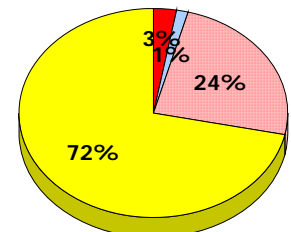
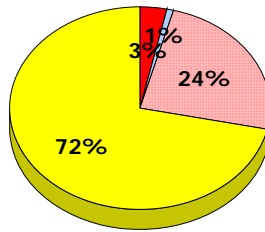
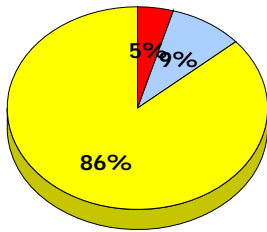
2013

Apr 30, 2013 (21)



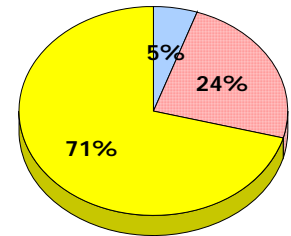
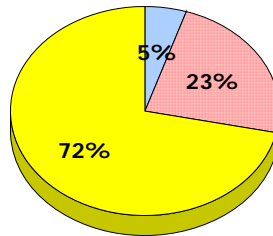
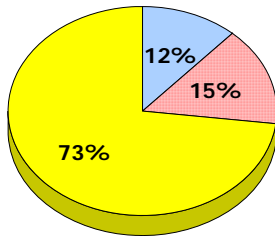
2012

Apr 30, 2012 (22)



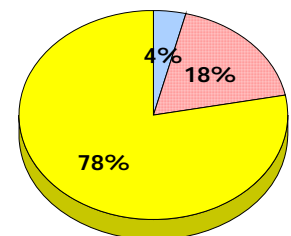
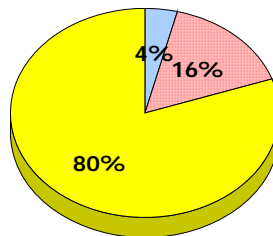
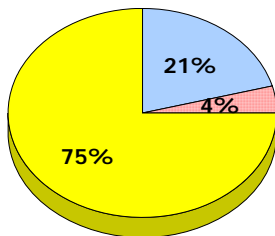
2011

AGR (26)



2010

AGR (24)



■ Exemption
 ■ Unknown
 Not Yet Meeting
 ■ Meeting or Exceeding

* In some cases, CRT numbers may exceed AGR numbers based on late enrolments. Pie chart is based on the number of students who wrote the CRT.
 * Mushuau Innu Natuashish School and Sheshatshiu Innu School are excluded from district and provincial results.

Elementary English Language Arts
4 Year Provincial Assessment, June 2013
Student Population Report
(average scores)

District 4 - Eastern

School #: 355 St. Mary's Elementary

Reading

School

District

Province

Non - Fiction

Fiction

Non - Fiction

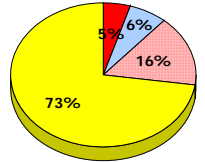
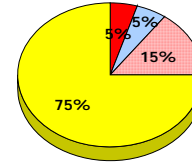
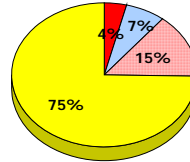
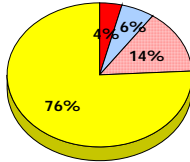
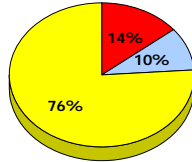
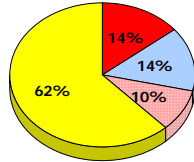
Fiction

Non - Fiction

Fiction

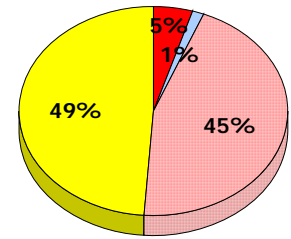
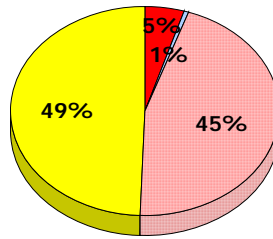
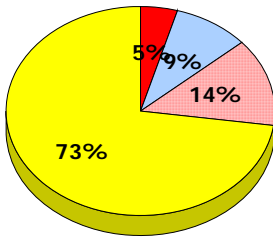
2013

Apr 30,
2013 (21)



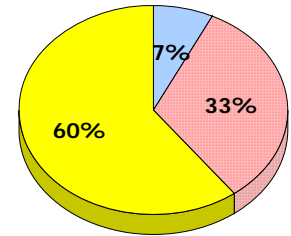
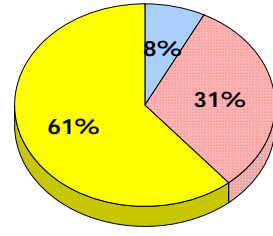
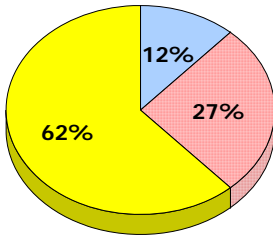
2012

Apr 30,
2012 (22)



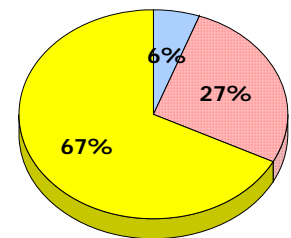
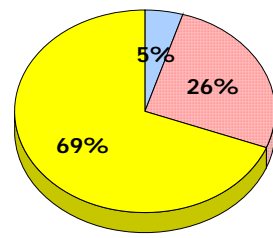
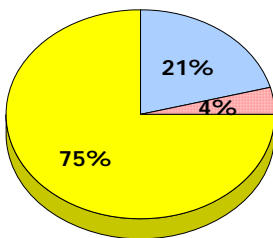
2011

AGR (26)



2010

AGR (24)



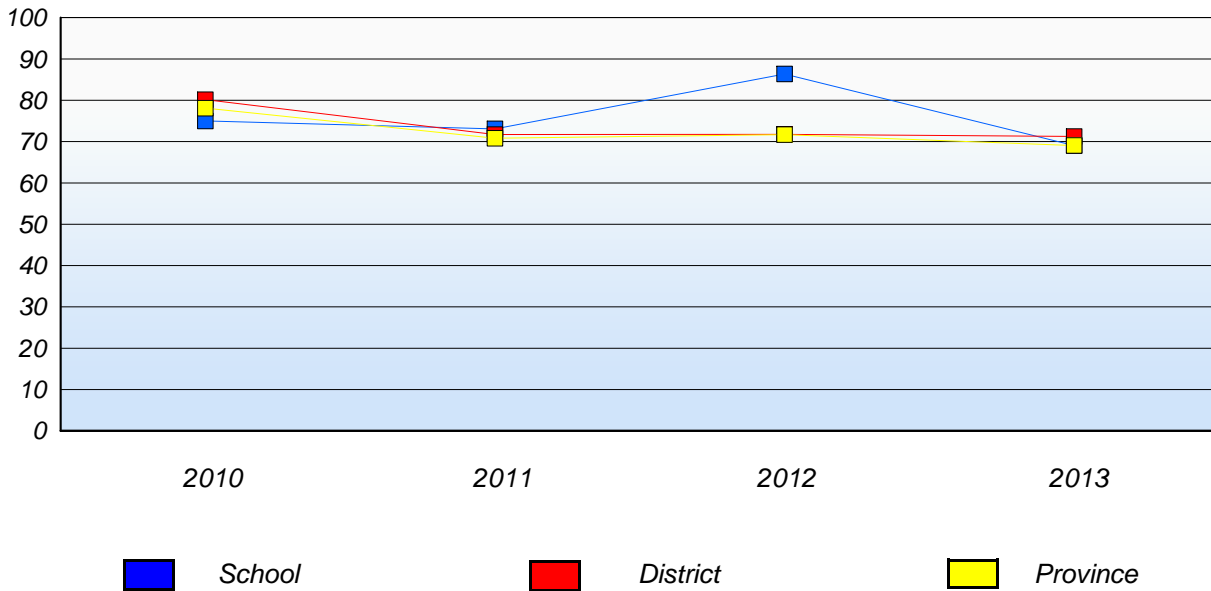
■ Exemption
 ■ Unknown
 ■ Not Yet Meeting
 ■ Meeting or Exceeding

* In some cases, CRT numbers may exceed AGR numbers based on late enrolments. Pie chart is based on the number of students who wrote the CRT.
 * Mushuau Innu Natuashish School and Sheshatshiu Innu School are excluded from district and provincial results.

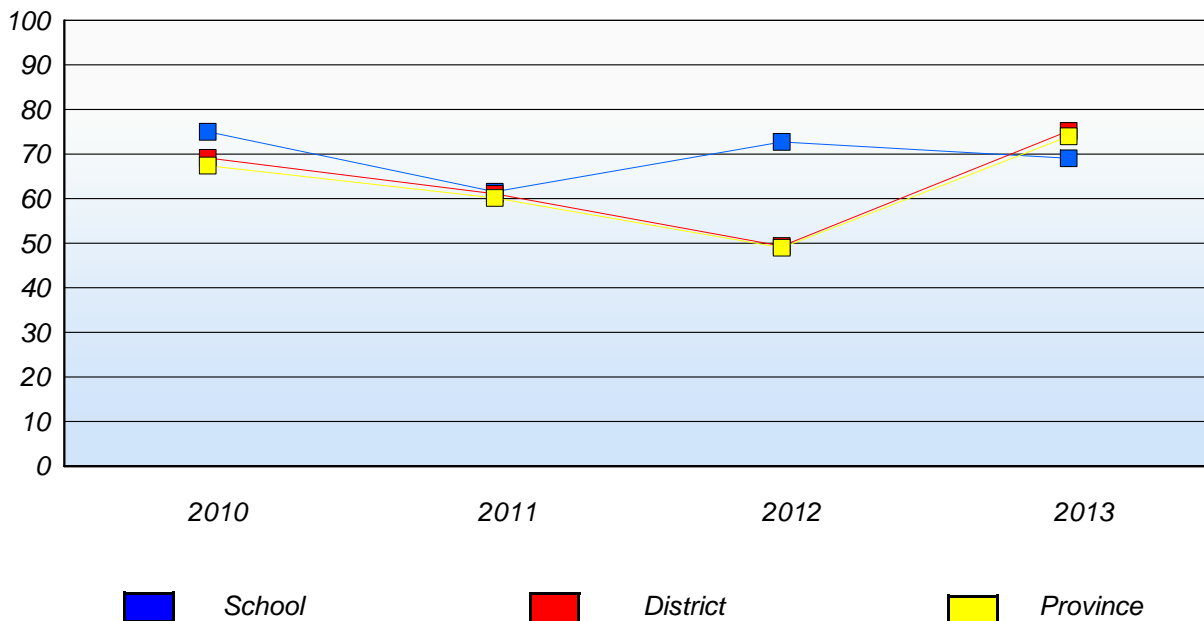
District 4 - Eastern

School #: 355 St. Mary's Elementary

Demand Writing
Percentage of students at level 3 or above (2010 - 2013)



Reading
Percentage of students at level 3 or above (2010 - 2013)



* In some cases, CRT numbers may exceed AGR numbers based on late enrolments. Pie chart is based on the number of students who wrote the CRT.

* Mushuau Innu Natuashish School and Sheshatshiu Innu School are excluded from district and provincial results.

District 4 - Eastern

School #: 356 St. Matthews Elementary

Demand Writing

School

District

Province

Creative Writing

Persuasive Writing

Creative Writing

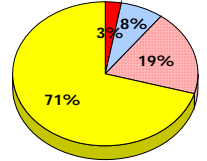
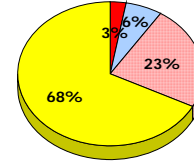
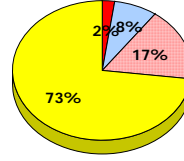
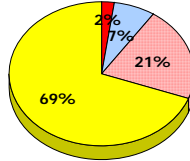
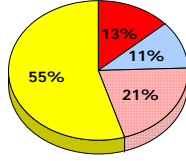
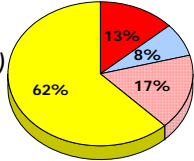
Persuasive Writing

Creative Writing

Persuasive Writing

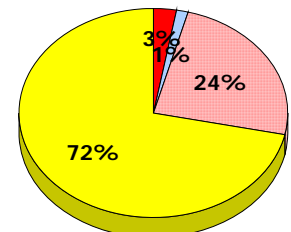
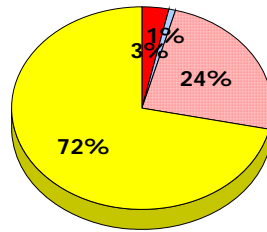
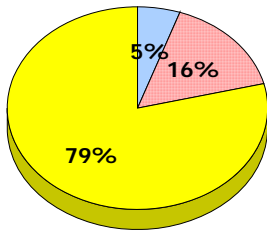
2013

Apr 30, 2013 (53)



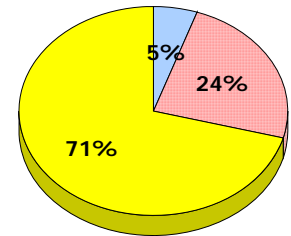
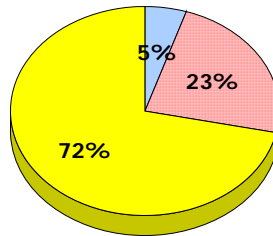
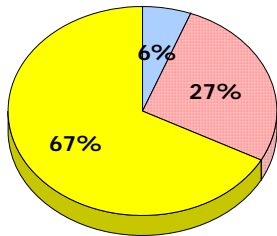
2012

Apr 30, 2012 (76)



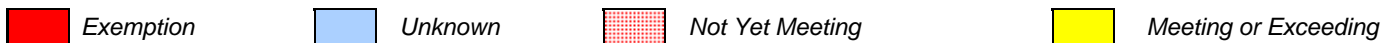
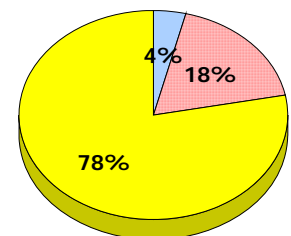
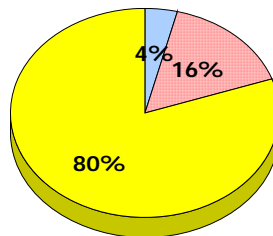
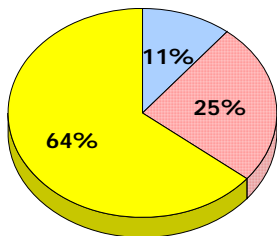
2011

AGR (67)



2010

AGR (56)



* In some cases, CRT numbers may exceed AGR numbers based on late enrolments. Pie chart is based on the number of students who wrote the CRT.
* Mushuau Innu Natuashish School and Sheshatshiu Innu School are excluded from district and provincial results.

**Elementary English Language Arts
4 Year Provincial Assessment, June 2013
Student Population Report
(average scores)**

District 4 - Eastern

School #: 356 St. Matthews Elementary

Reading

School

District

Province

Non - Fiction

Fiction

Non - Fiction

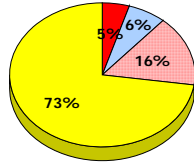
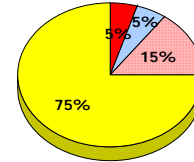
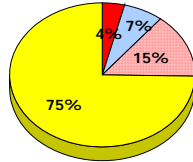
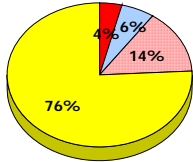
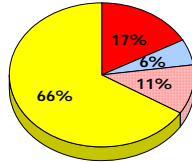
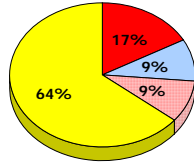
Fiction

Non - Fiction

Fiction

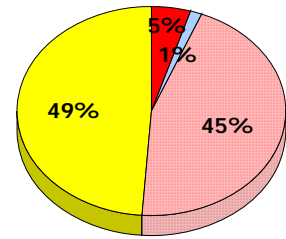
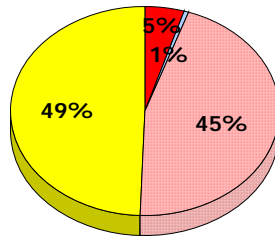
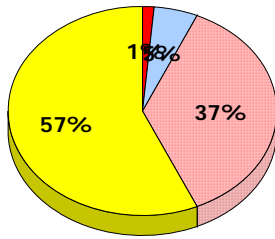
2013

Apr 30,
2013 (53)



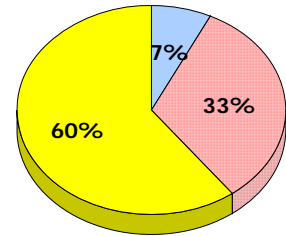
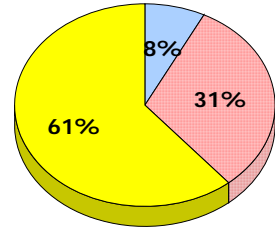
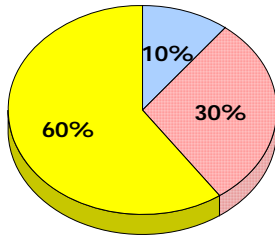
2012

Apr 30,
2012 (76)



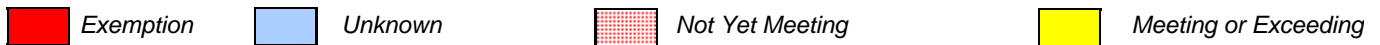
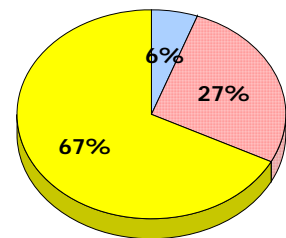
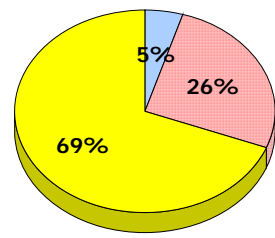
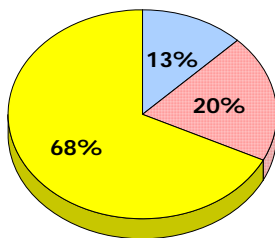
2011

AGR (67)



2010

AGR (56)



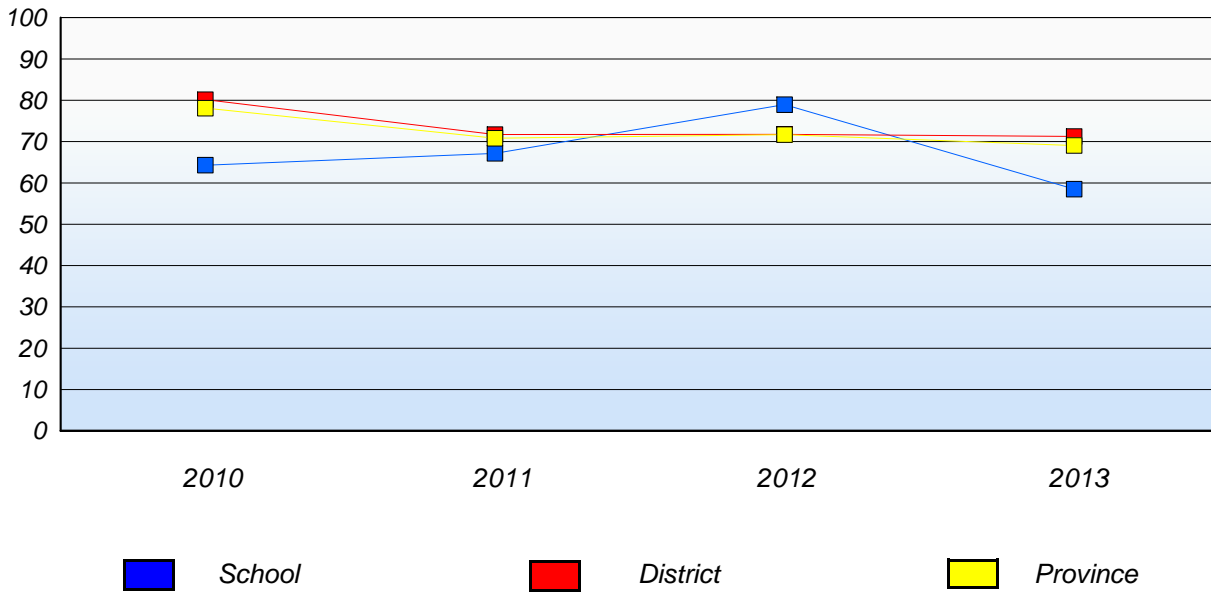
* In some cases, CRT numbers may exceed AGR numbers based on late enrolments. Pie chart is based on the number of students who wrote the CRT.
* Mushuau Innu Natuashish School and Sheshatshiu Innu School are excluded from district and provincial results.

**Elementary English Language Arts
4 Year Provincial Assessment, June 2013
Student Population Report
(average scores)**

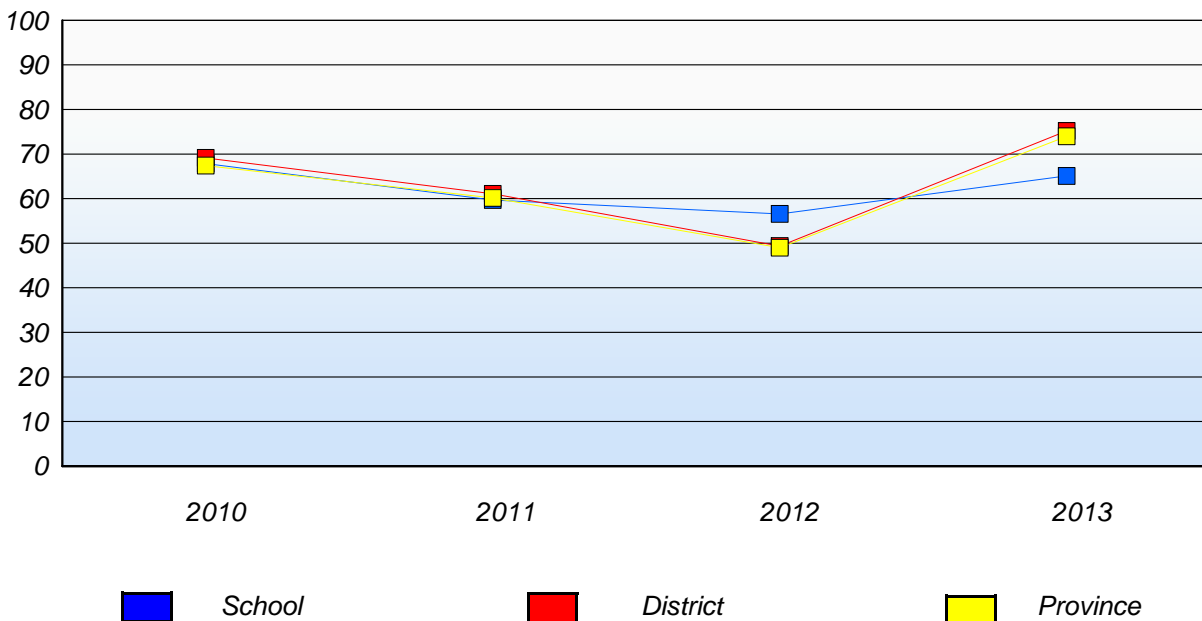
District 4 - Eastern

School #: 356 St. Matthews Elementary

Demand Writing
Percentage of students at level 3 or above (2010 - 2013)



Reading
Percentage of students at level 3 or above (2010 - 2013)



* In some cases, CRT numbers may exceed AGR numbers based on late enrolments. Pie chart is based on the number of students who wrote the CRT.
* Mushuau Innu Natuashish School and Sheshatshiu Innu School are excluded from district and provincial results.

District 4 - Eastern

School #: 360 Rennie's River Elementary School

Demand Writing

School

District

Province

Creative Writing

Persuasive Writing

Creative Writing

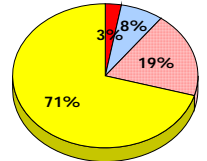
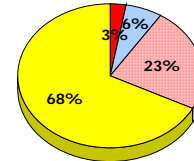
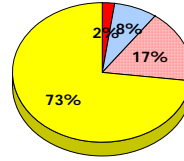
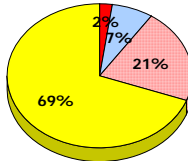
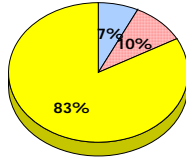
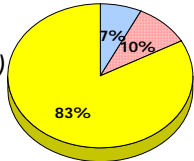
Persuasive Writing

Creative Writing

Persuasive Writing

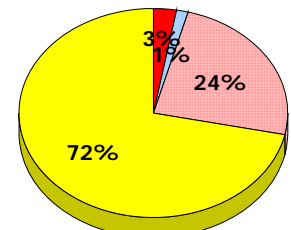
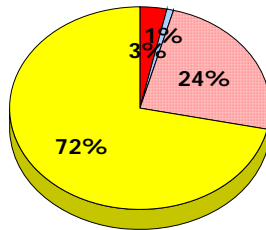
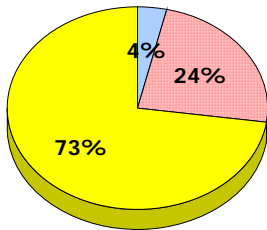
2013

Apr 30, 2013 (41)



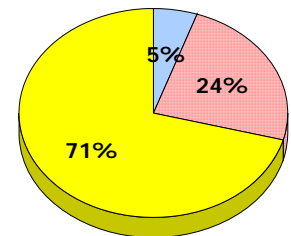
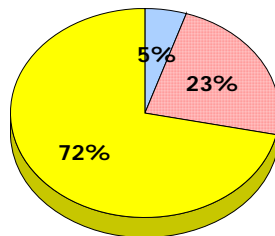
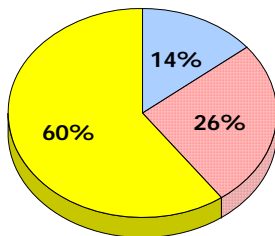
2012

Apr 30, 2012 (55)




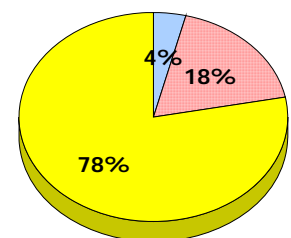
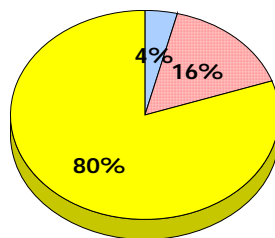
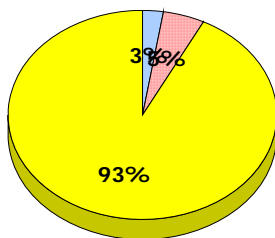
2011

AGR (35)



2010

AGR (40)



* In some cases, CRT numbers may exceed AGR numbers based on late enrolments. Pie chart is based on the number of students who wrote the CRT.
* Mushuau Innu Natuashish School and Sheshatshiu Innu School are excluded from district and provincial results.

Elementary English Language Arts
4 Year Provincial Assessment, June 2013
Student Population Report
(average scores)

District 4 - Eastern

School #: 360 Rennie's River Elementary School

Reading

School

District

Province

Non - Fiction

Fiction

Non - Fiction

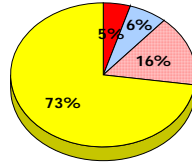
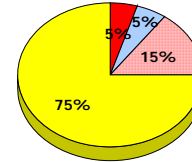
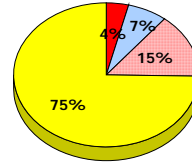
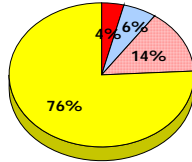
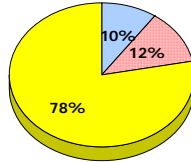
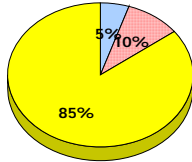
Fiction

Non - Fiction

Fiction

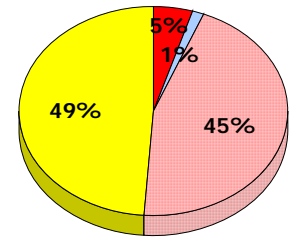
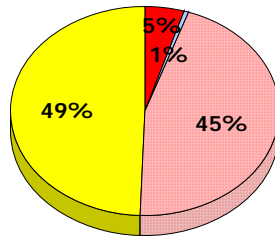
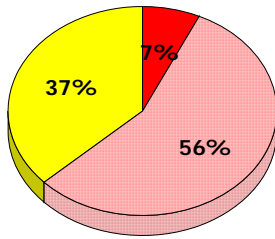
2013

Apr 30,
2013 (41)



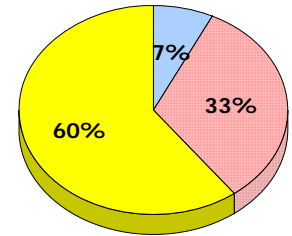
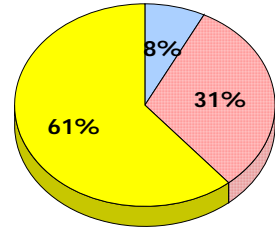
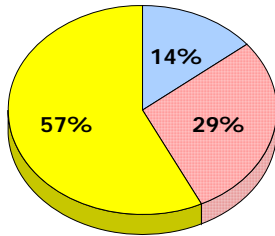
2012

Apr 30,
2012 (55)



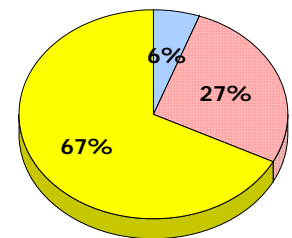
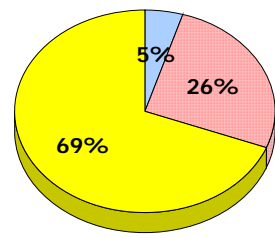
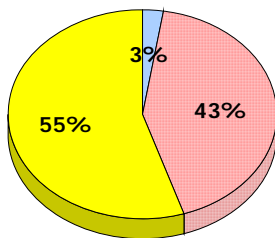
2011

AGR (35)



2010

AGR (40)



■ Exemption
 ■ Unknown
 ■ Not Yet Meeting
 ■ Meeting or Exceeding

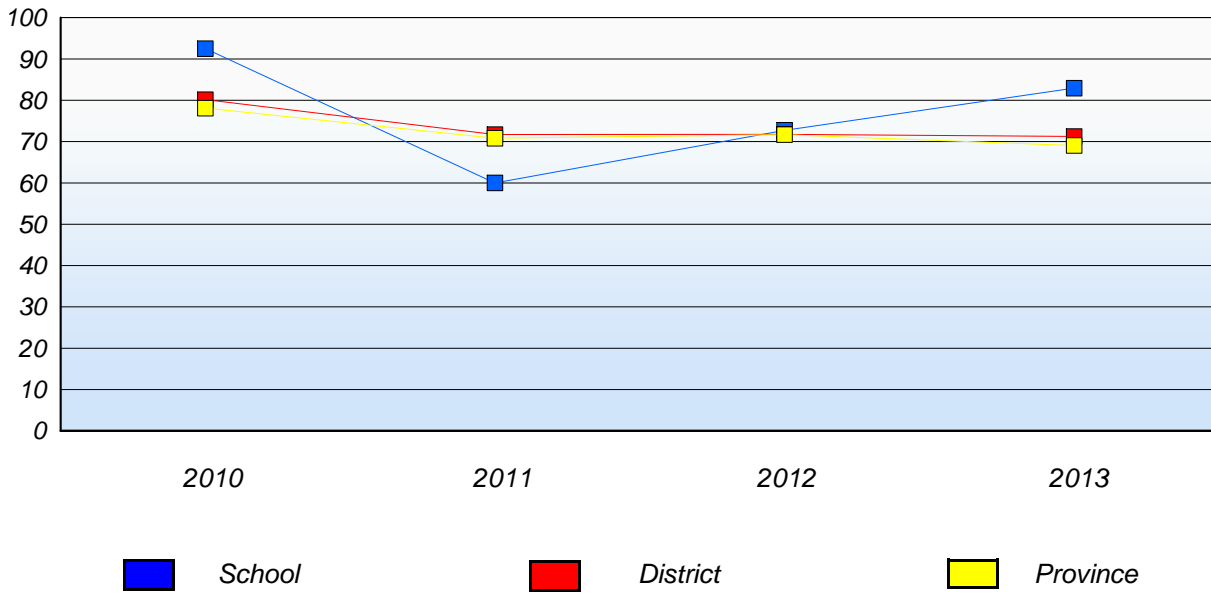
* In some cases, CRT numbers may exceed AGR numbers based on late enrolments. Pie chart is based on the number of students who wrote the CRT.
 * Mushuau Innu Natuashish School and Sheshatshiu Innu School are excluded from district and provincial results.

**Elementary English Language Arts
4 Year Provincial Assessment, June 2013
Student Population Report**
(average scores)

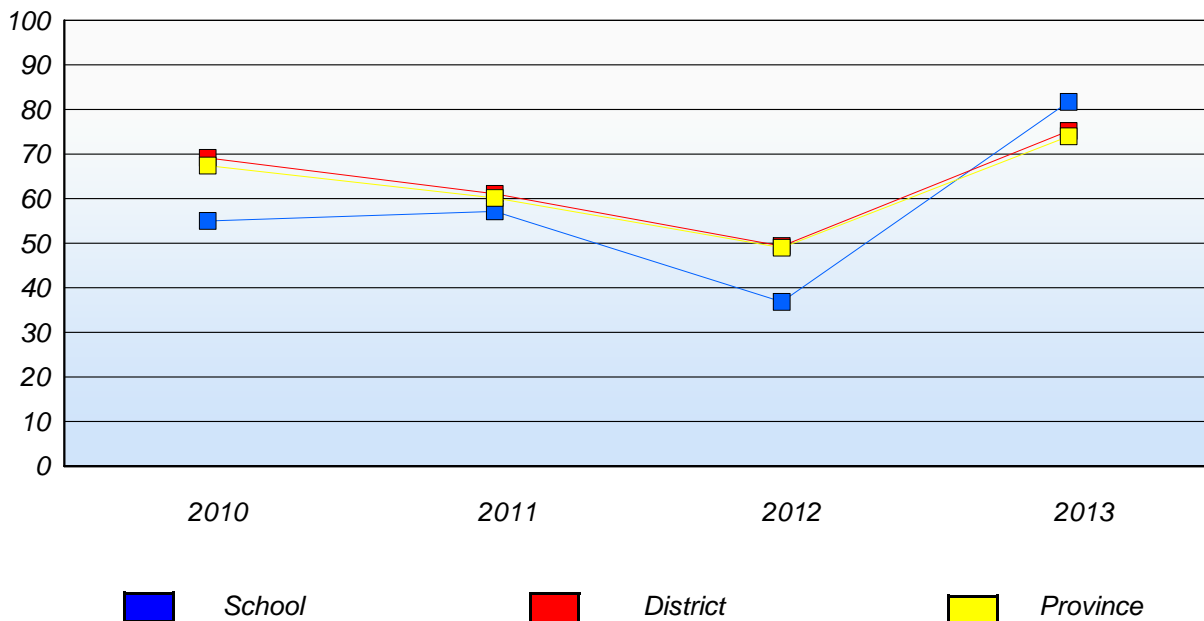
District 4 - Eastern

School #: 360 Rennie's River Elementary School

Demand Writing
Percentage of students at level 3 or above (2010 - 2013)



Reading
Percentage of students at level 3 or above (2010 - 2013)



* In some cases, CRT numbers may exceed AGR numbers based on late enrolments. Pie chart is based on the number of students who wrote the CRT.
* Mushuau Innu Natuashish School and Sheshatshiu Innu School are excluded from district and provincial results.

District 4 - Eastern

School #: 362 St. Teresa's School/Ecole Ste-Thérèse

Demand Writing

School

District

Province

Creative Writing

Persuasive Writing

Creative Writing

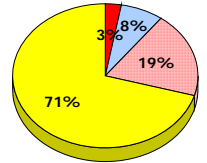
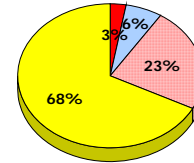
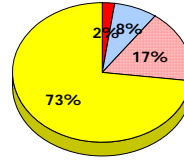
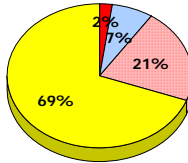
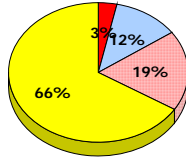
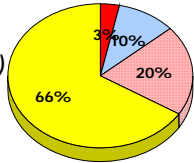
Persuasive Writing

Creative Writing

Persuasive Writing

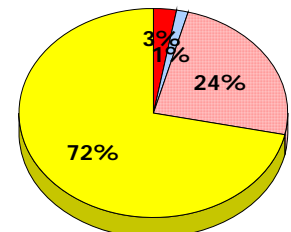
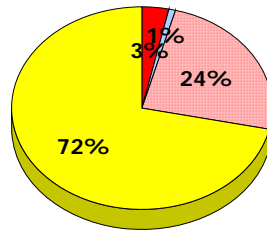
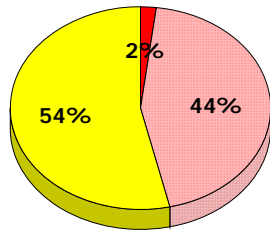
2013

Apr 30, 2013 (59)



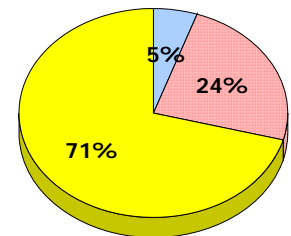
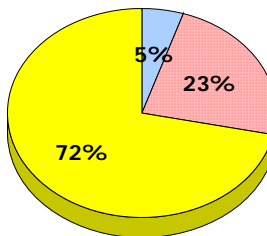
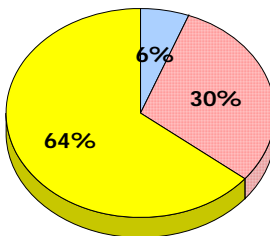
2012

Apr 30, 2012 (36)



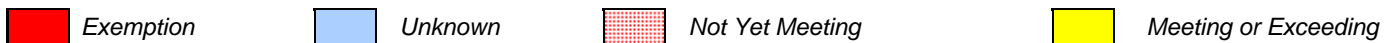
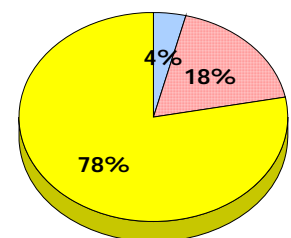
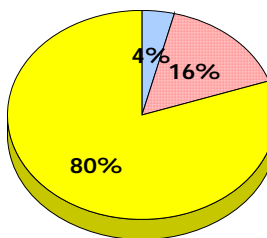
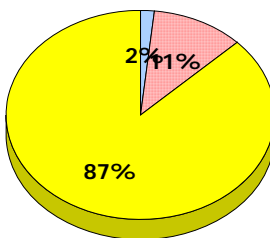
2011

AGR (67)



2010

AGR (62)



* In some cases, CRT numbers may exceed AGR numbers based on late enrolments. Pie chart is based on the number of students who wrote the CRT.
* Mushuau Innu Natuashish School and Sheshatshiu Innu School are excluded from district and provincial results.

**Elementary English Language Arts
4 Year Provincial Assessment, June 2013
Student Population Report
(average scores)**

District 4 - Eastern

School #: 362 St. Teresa's School/Ecole Ste-Thérèse

Reading

School

District

Province

Non - Fiction

Fiction

Non - Fiction

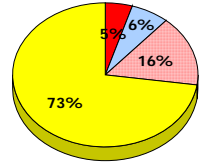
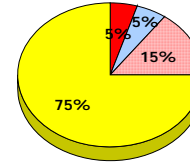
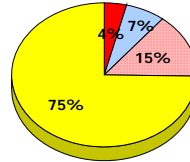
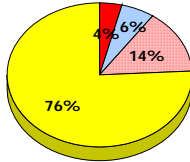
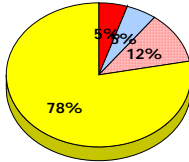
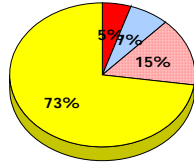
Fiction

Non - Fiction

Fiction

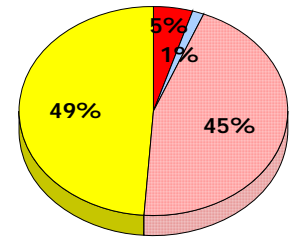
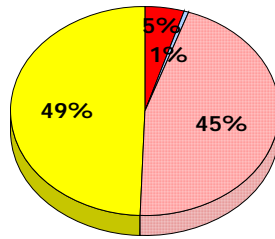
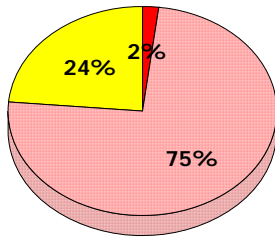
2013

Apr 30,
2013 (59)



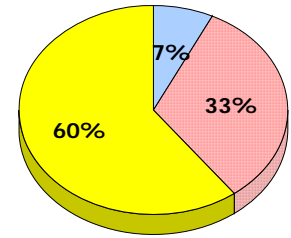
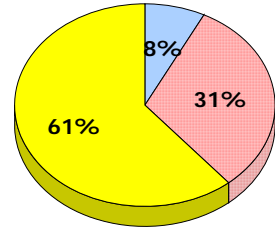
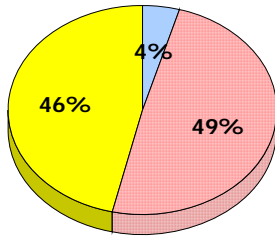
2012

Apr 30,
2012 (36)



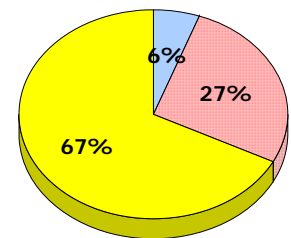
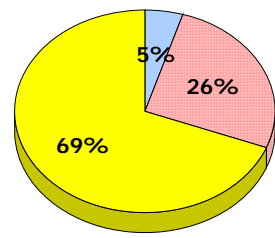
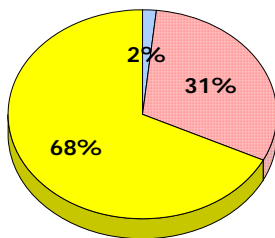
2011

AGR (67)



2010

AGR (62)



Exemption
 Unknown
 Not Yet Meeting
 Meeting or Exceeding

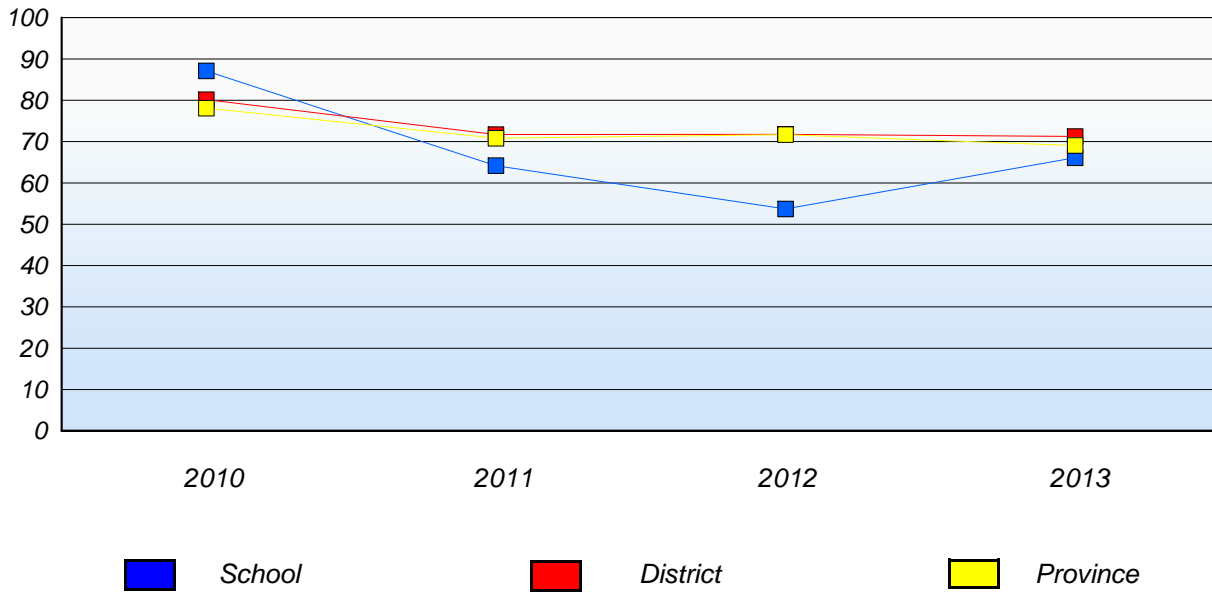
* In some cases, CRT numbers may exceed AGR numbers based on late enrolments. Pie chart is based on the number of students who wrote the CRT.
 * Mushuau Innu Natuashish School and Sheshatshiu Innu School are excluded from district and provincial results.

**Elementary English Language Arts
4 Year Provincial Assessment, June 2013
Student Population Report**
(average scores)

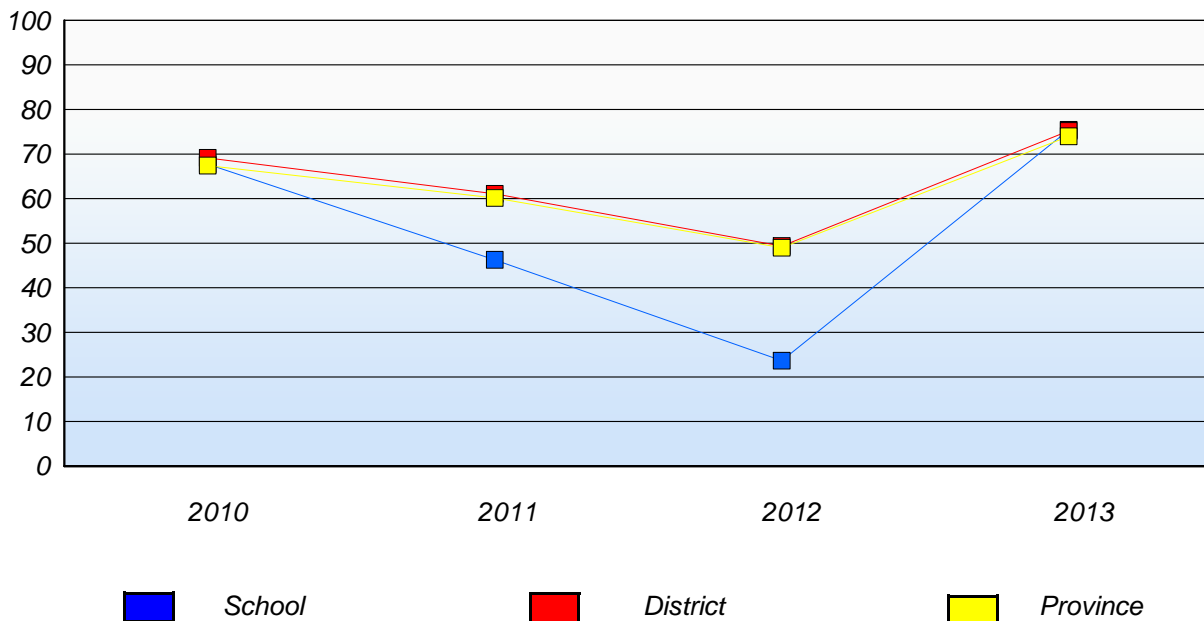
District 4 - Eastern

School #: 362 St. Teresa's School/Ecole Ste-Thérèse

Demand Writing
Percentage of students at level 3 or above (2010 - 2013)



Reading
Percentage of students at level 3 or above (2010 - 2013)



* In some cases, CRT numbers may exceed AGR numbers based on late enrolments. Pie chart is based on the number of students who wrote the CRT.

* Mushuau Innu Natuashish School and Sheshatshiu Innu School are excluded from district and provincial results.

District 4 - Eastern

School #: 363 Vanier Elementary

Demand Writing

School

District

Province

Creative Writing

Persuasive Writing

Creative Writing

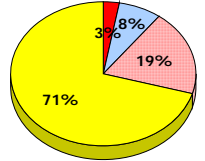
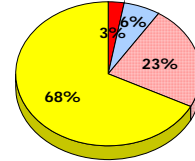
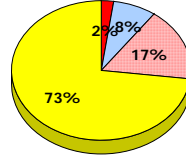
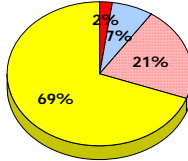
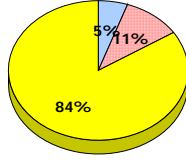
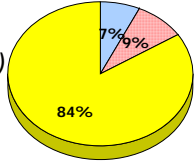
Persuasive Writing

Creative Writing

Persuasive Writing

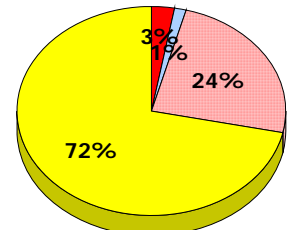
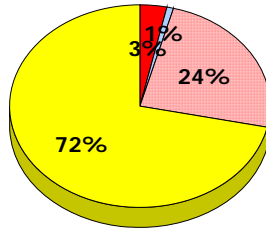
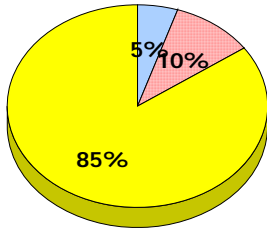
2013

Apr 30, 2013 (57)



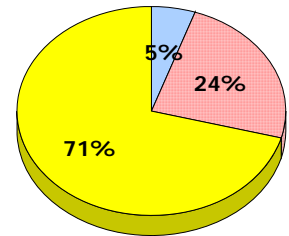
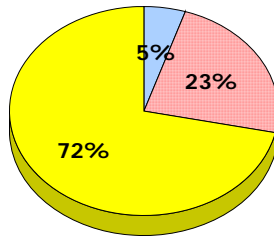
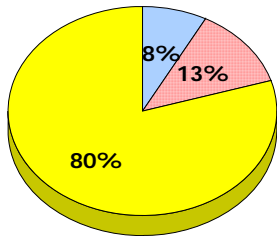
2012

Apr 30, 2012 (39)




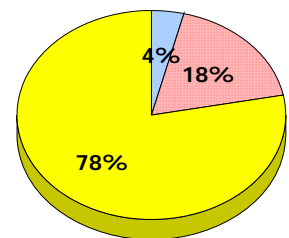
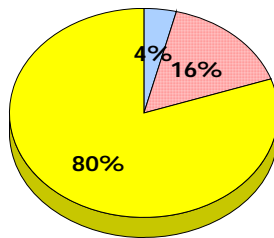
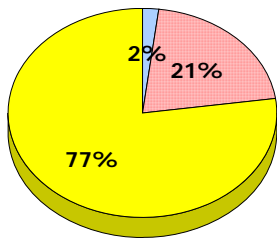
2011

AGR (64)



2010

AGR (53)



* In some cases, CRT numbers may exceed AGR numbers based on late enrolments. Pie chart is based on the number of students who wrote the CRT.
* Mushuau Innu Natuashish School and Sheshatshiu Innu School are excluded from district and provincial results.

Elementary English Language Arts
4 Year Provincial Assessment, June 2013
Student Population Report
(average scores)

District 4 - Eastern

School #: 363 Vanier Elementary

Reading

School

District

Province

Non - Fiction

Fiction

Non - Fiction

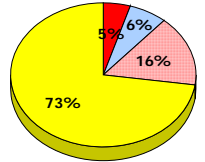
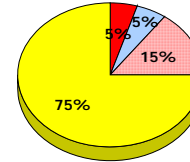
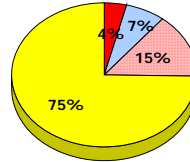
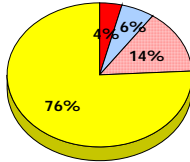
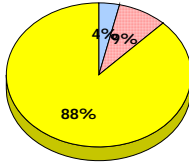
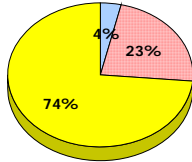
Fiction

Non - Fiction

Fiction

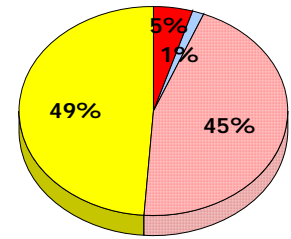
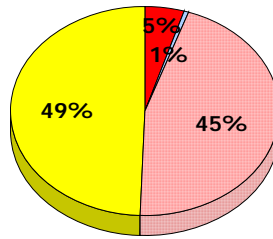
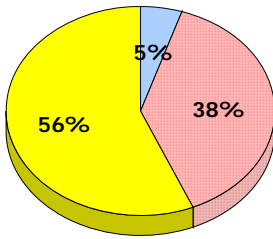
2013

Apr 30,
2013 (57)



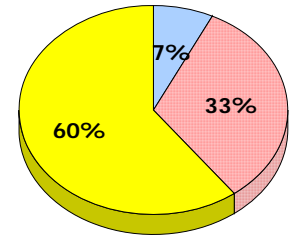
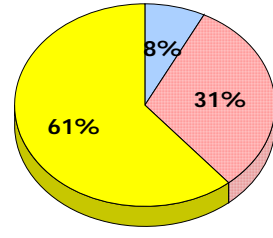
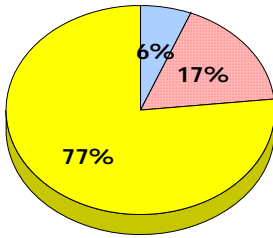
2012

Apr 30,
2012 (39)



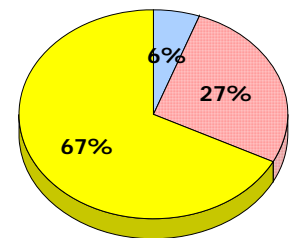
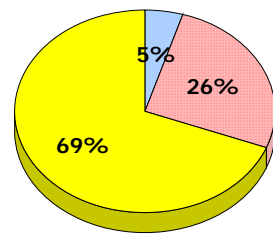
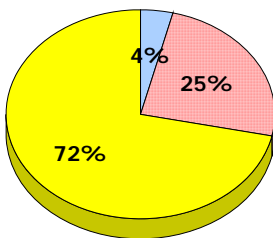
2011

AGR (64)



2010

AGR (53)



■ Exemption
 ■ Unknown
 ■ Not Yet Meeting
 ■ Meeting or Exceeding

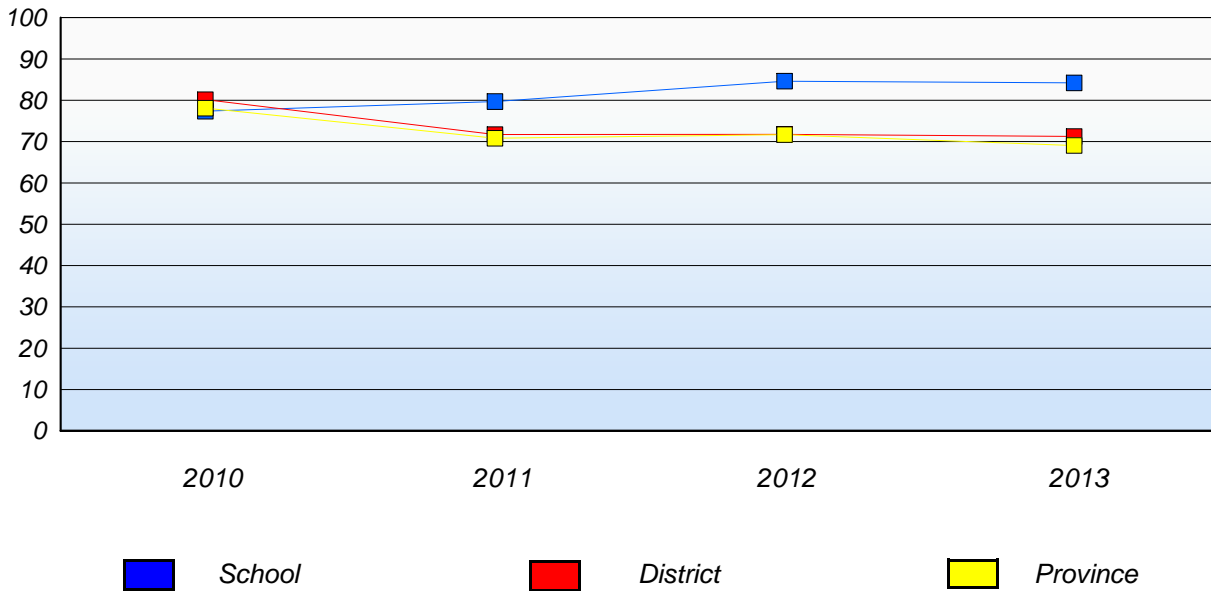
* In some cases, CRT numbers may exceed AGR numbers based on late enrolments. Pie chart is based on the number of students who wrote the CRT.
 * Mushuau Innu Natuashish School and Sheshatshiu Innu School are excluded from district and provincial results.

District 4 - Eastern

School #: 363 Vanier Elementary

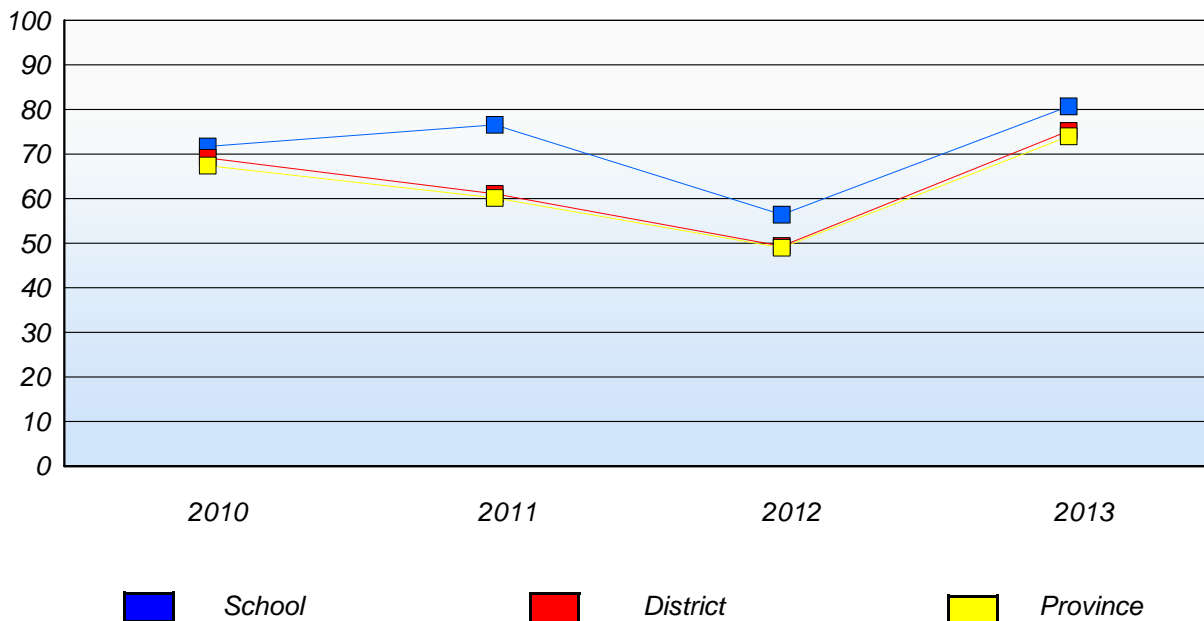
Demand Writing

Percentage of students at level 3 or above (2010 - 2013)



Reading

Percentage of students at level 3 or above (2010 - 2013)



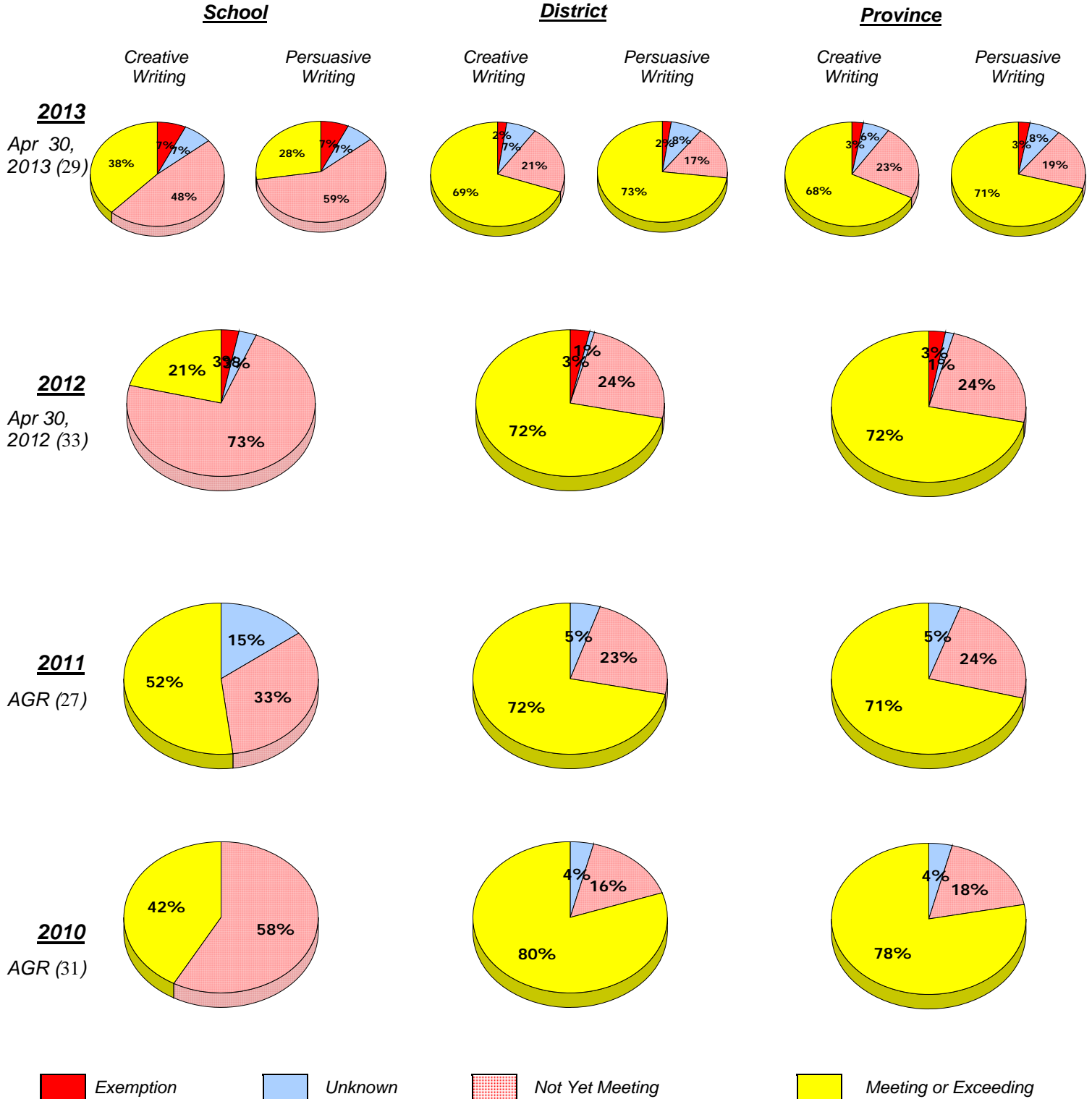
* In some cases, CRT numbers may exceed AGR numbers based on late enrolments. Pie chart is based on the number of students who wrote the CRT.

* Mushuau Innu Natuashish School and Sheshatshiu Innu School are excluded from district and provincial results.

District 4 - Eastern

School #: 364 Virginia Park Elementary

Demand Writing



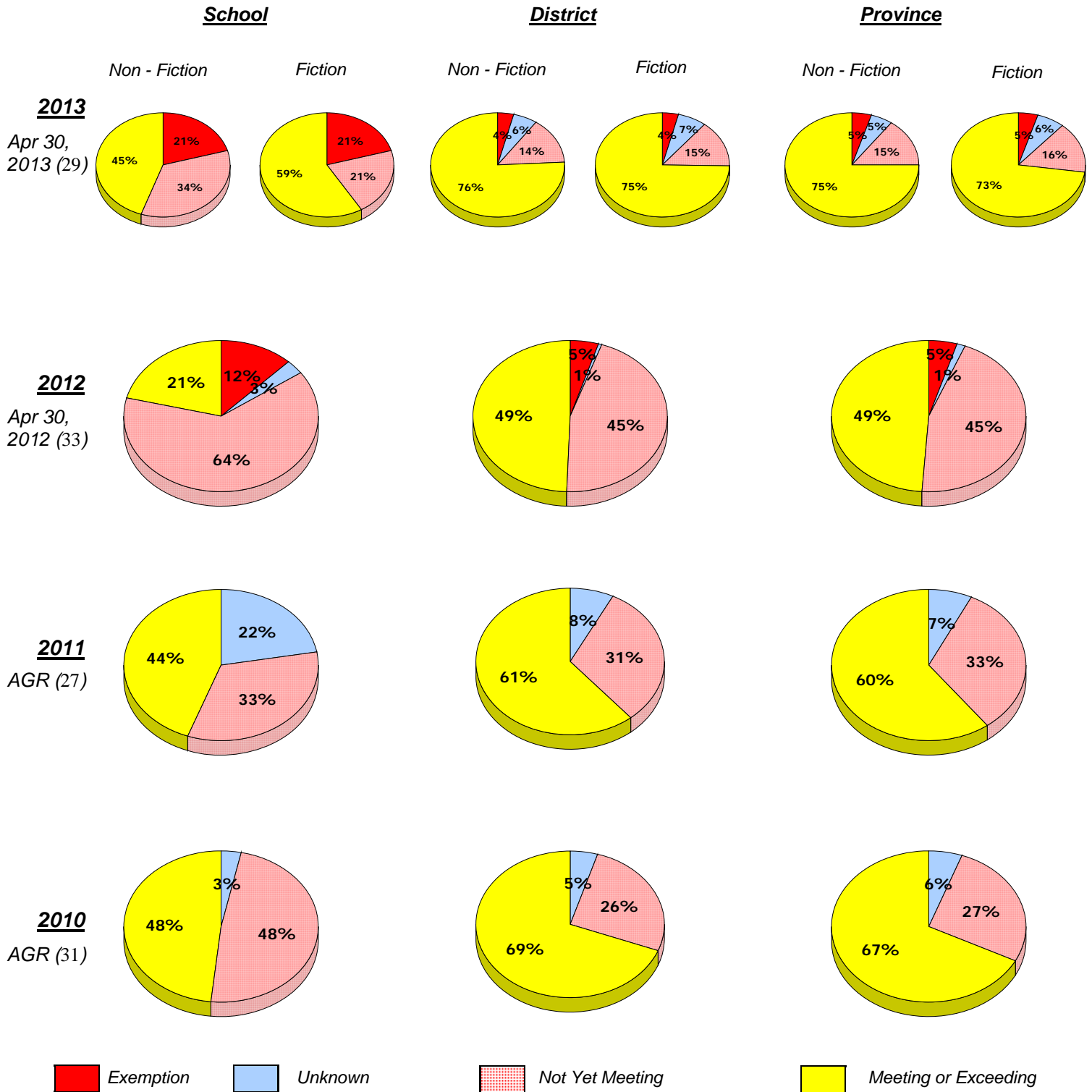
* In some cases, CRT numbers may exceed AGR numbers based on late enrolments. Pie chart is based on the number of students who wrote the CRT.
* Mushuau Innu Natuashish School and Sheshatshiu Innu School are excluded from district and provincial results.

Elementary English Language Arts 4 Year Provincial Assessment, June 2013 Student Population Report (average scores)

District 4 - Eastern

School #: 364 Virginia Park Elementary

Reading

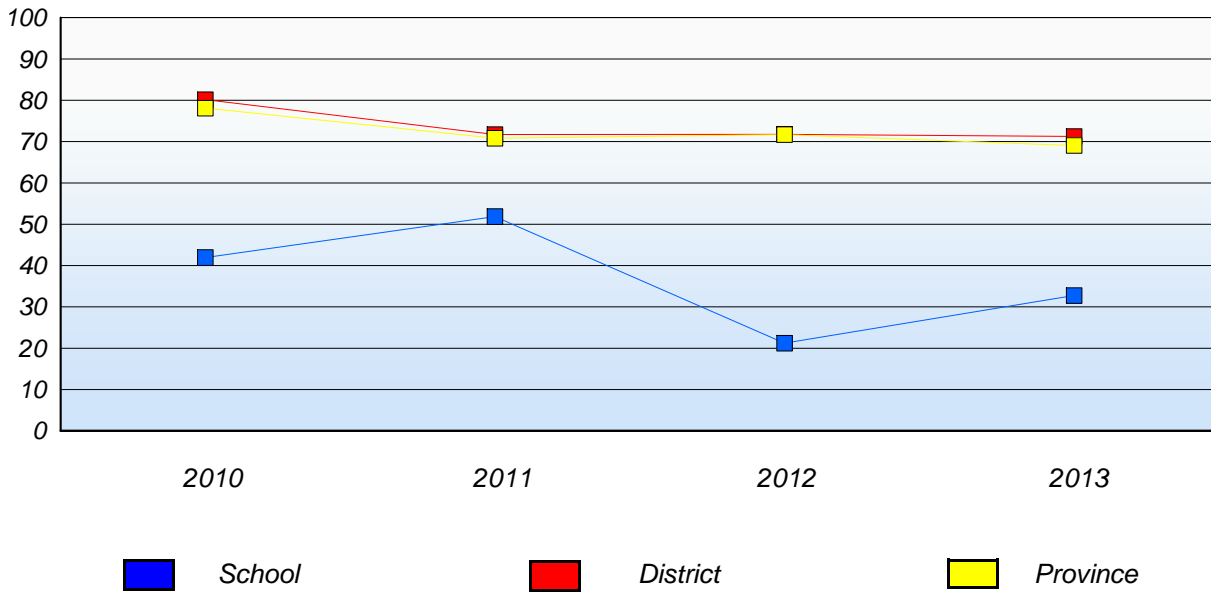


* In some cases, CRT numbers may exceed AGR numbers based on late enrolments. Pie chart is based on the number of students who wrote the CRT.
* Mushuau Innu Natuashish School and Sheshatshiu Innu School are excluded from district and provincial results.

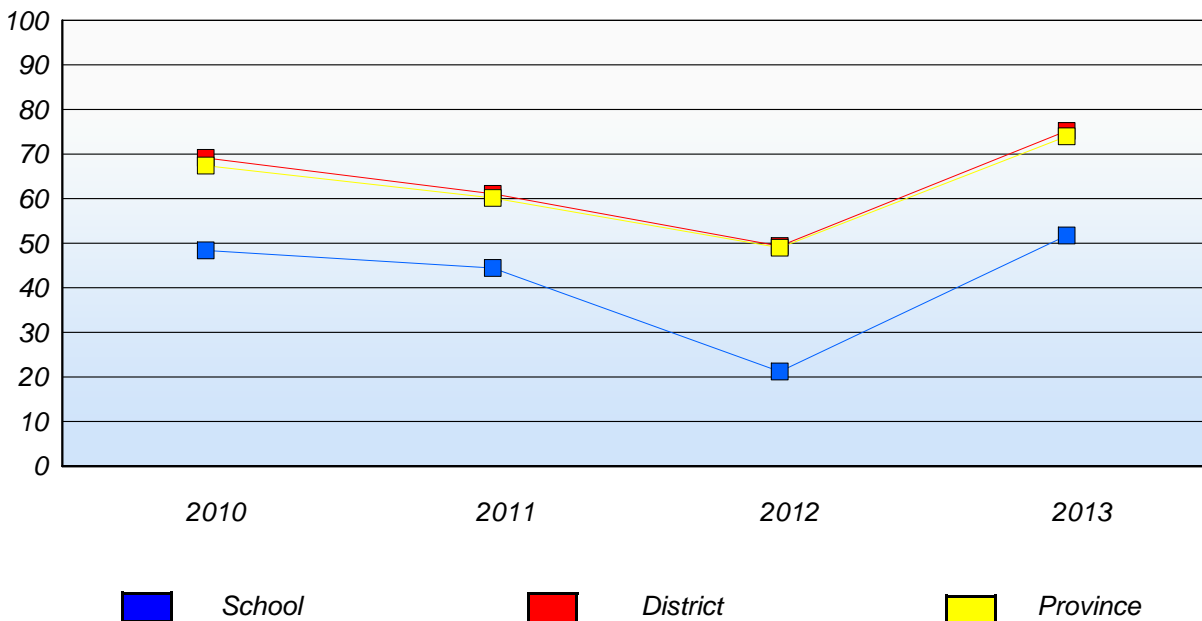
District 4 - Eastern

School #: 364 Virginia Park Elementary

Demand Writing
Percentage of students at level 3 or above (2010 - 2013)



Reading
Percentage of students at level 3 or above (2010 - 2013)



* In some cases, CRT numbers may exceed AGR numbers based on late enrolments. Pie chart is based on the number of students who wrote the CRT.
* Mushuau Innu Natuashish School and Sheshatshiu Innu School are excluded from district and provincial results.

District 4 - Eastern

School #: 367 Holy Trinity Elementary

Demand Writing

School

District

Province

Creative Writing

Persuasive Writing

Creative Writing

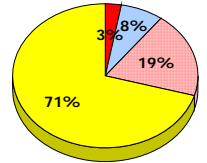
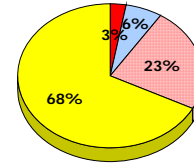
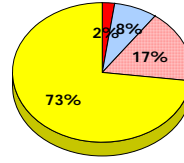
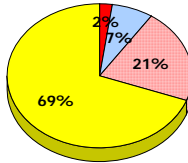
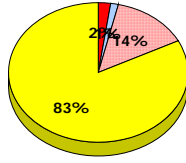
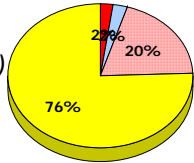
Persuasive Writing

Creative Writing

Persuasive Writing

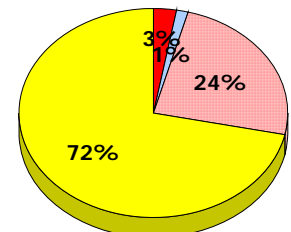
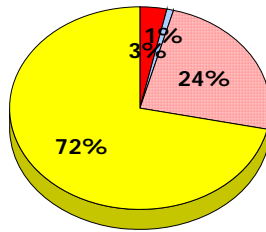
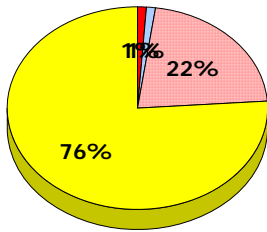
2013

Apr 30, 2013 (86)



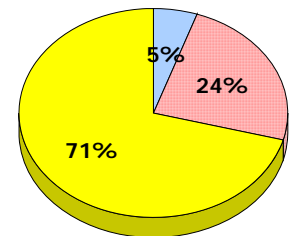
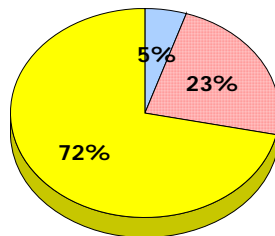
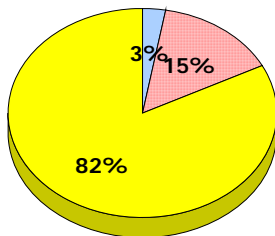
2012

Apr 30, 2012 (92)



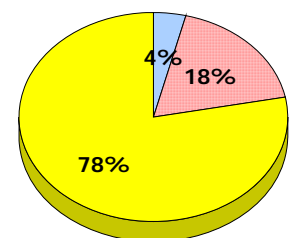
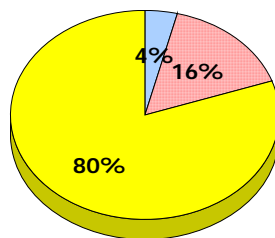
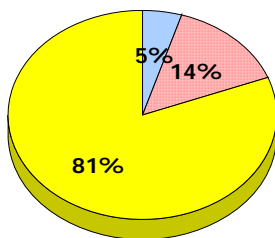
2011

AGR (74)



2010

AGR (83)



■ Exemption
 ■ Unknown
 Not Yet Meeting
 ■ Meeting or Exceeding

* In some cases, CRT numbers may exceed AGR numbers based on late enrolments. Pie chart is based on the number of students who wrote the CRT.
 * Mushuau Innu Natuashish School and Sheshatshiu Innu School are excluded from district and provincial results.

Elementary English Language Arts
4 Year Provincial Assessment, June 2013
Student Population Report
(average scores)

District 4 - Eastern

School #: 367 Holy Trinity Elementary

Reading

School

District

Province

Non - Fiction

Fiction

Non - Fiction

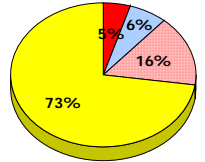
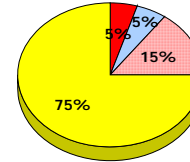
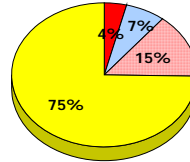
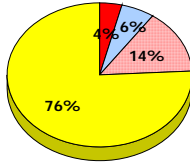
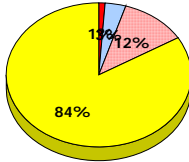
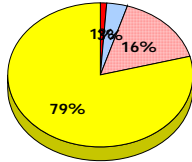
Fiction

Non - Fiction

Fiction

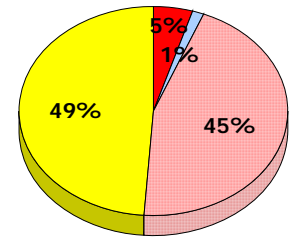
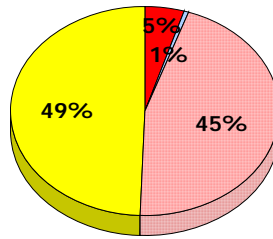
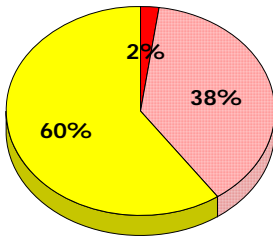
2013

Apr 30,
2013 (86)



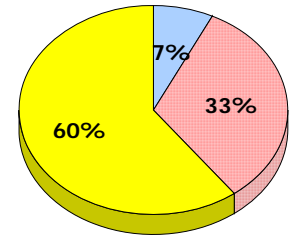
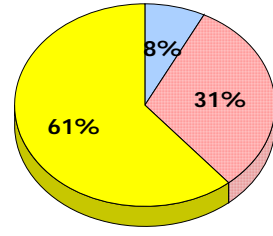
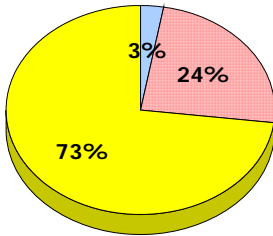
2012

Apr 30,
2012 (92)



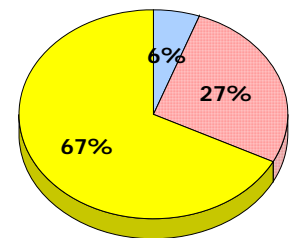
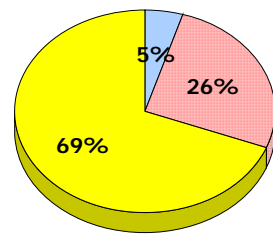
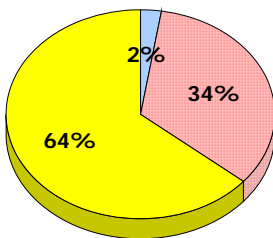
2011

AGR (74)



2010

AGR (83)



■ Exemption
 ■ Unknown
 ■ Not Yet Meeting
 ■ Meeting or Exceeding

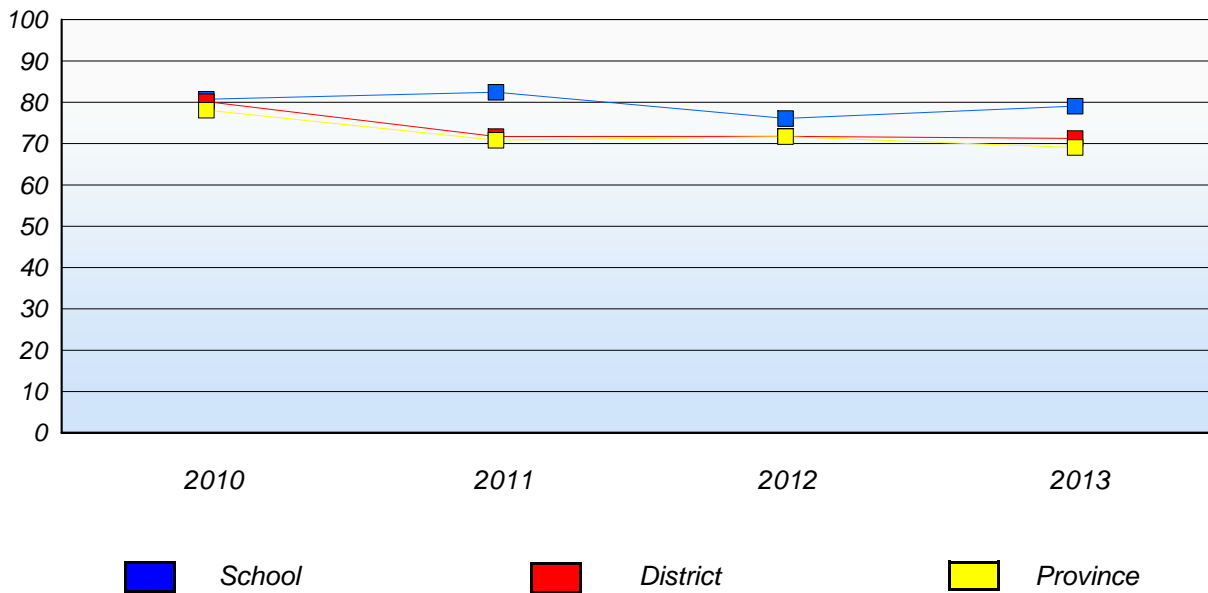
* In some cases, CRT numbers may exceed AGR numbers based on late enrolments. Pie chart is based on the number of students who wrote the CRT.
 * Mushuau Innu Natuashish School and Sheshatshiu Innu School are excluded from district and provincial results.

**Elementary English Language Arts
4 Year Provincial Assessment, June 2013
Student Population Report**
(average scores)

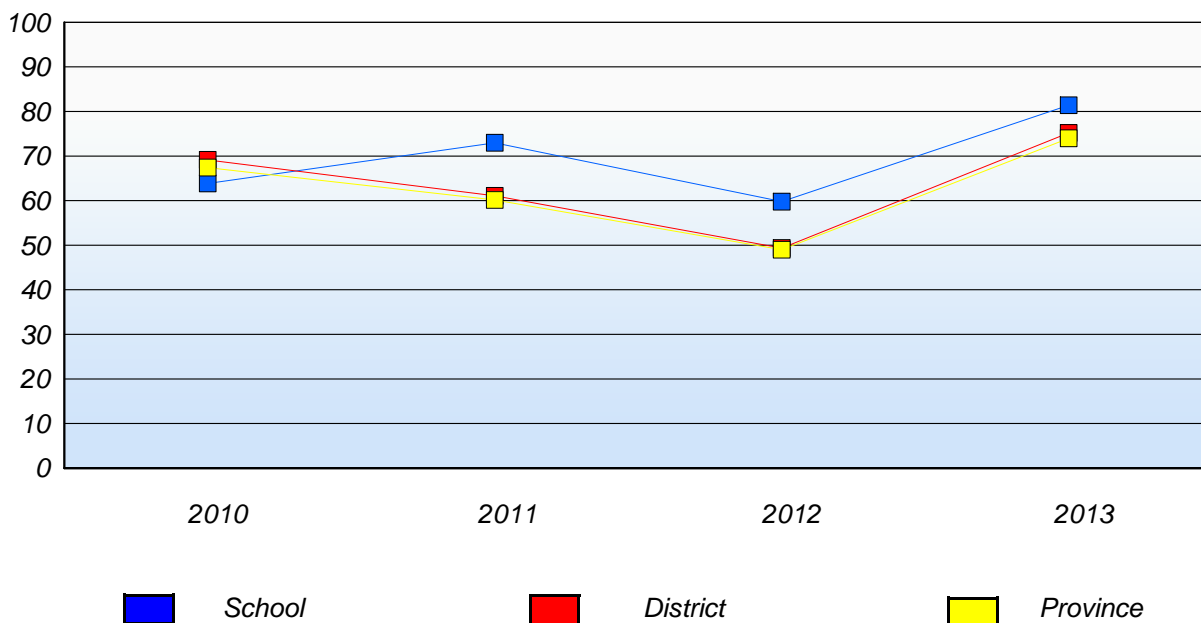
District 4 - Eastern

School #: 367 Holy Trinity Elementary

Demand Writing
Percentage of students at level 3 or above (2010 - 2013)



Reading
Percentage of students at level 3 or above (2010 - 2013)



* In some cases, CRT numbers may exceed AGR numbers based on late enrolments. Pie chart is based on the number of students who wrote the CRT.

* Mushuau Innu Natuashish School and Sheshatshiu Innu School are excluded from district and provincial results.

District 4 - Eastern

School #: 370 Stella Maris Academy

Demand Writing

School

District

Province

Creative Writing

Persuasive Writing

Creative Writing

Persuasive Writing

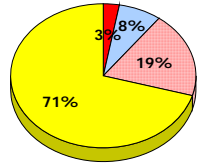
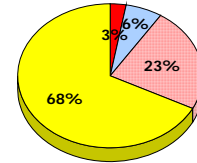
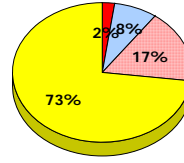
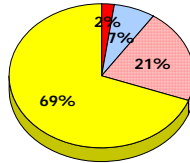
Creative Writing

Persuasive Writing

2013

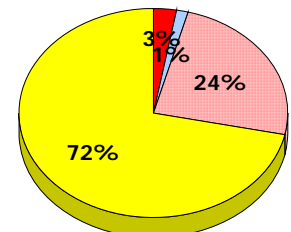
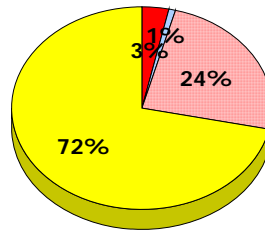
Apr 30, 2013 (2)

School data with 5 or fewer students withheld for reasons of confidentiality.



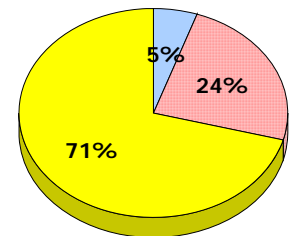
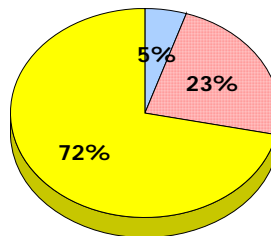
2012

Apr 30, 2012 (8)



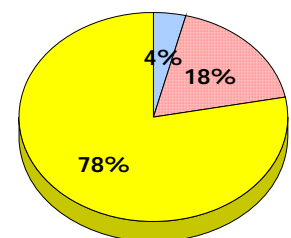
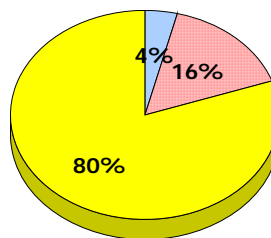
2011

AGR (2)



2010

AGR (12)



■ Exemption
 ■ Unknown
 Not Yet Meeting
 ■ Meeting or Exceeding

* In some cases, CRT numbers may exceed AGR numbers based on late enrolments. Pie chart is based on the number of students who wrote the CRT.
 * Mushuau Innu Natuashish School and Sheshatshiu Innu School are excluded from district and provincial results.

Elementary English Language Arts
4 Year Provincial Assessment, June 2013
Student Population Report
(average scores)

District 4 - Eastern

School #: 370 Stella Maris Academy

Reading

School

District

Province

Non - Fiction

Fiction

Non - Fiction

Fiction

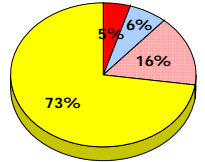
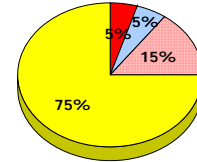
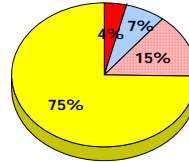
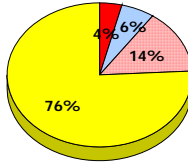
Non - Fiction

Fiction

2013

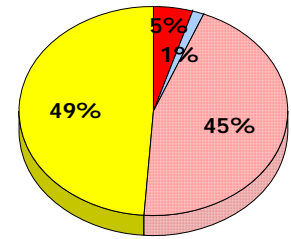
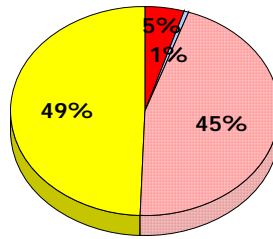
Apr 30,
2013 (2)

*School data with 5 or fewer students
withheld for reasons of confidentiality.*



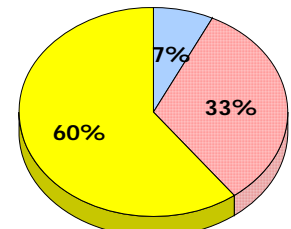
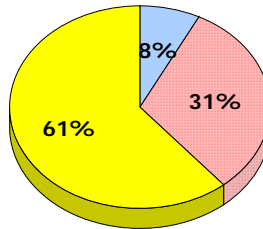
2012

Apr 30,
2012 (8)



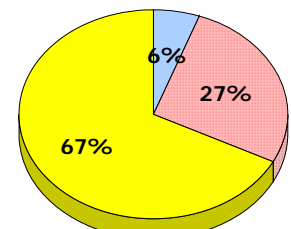
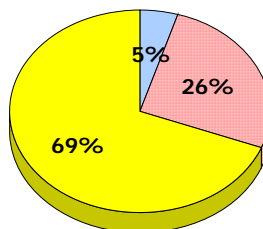
2011

AGR (2)



2010

AGR (12)



■ Exemption
 ■ Unknown
 ■ Not Yet Meeting
 ■ Meeting or Exceeding

* In some cases, CRT numbers may exceed AGR numbers based on late enrolments. Pie chart is based on the number of students who wrote the CRT.
 * Mushuau Innu Natuashish School and Sheshatshiu Innu School are excluded from district and provincial results.

**Elementary English Language Arts
4 Year Provincial Assessment, June 2013
Student Population Report**
(average scores)

District 4 - Eastern

School #: 370 Stella Maris Academy

Demand Writing

Percentage of students at level 3 or above (2010 - 2013)

School data with 5 or fewer students withheld for reasons of confidentiality.



Reading

Percentage of students at level 3 or above (2010 - 2013)

School data with 5 or fewer students withheld for reasons of confidentiality.



* In some cases, CRT numbers may exceed AGR numbers based on late enrolments. Pie chart is based on the number of students who wrote the CRT.

* Mushuau Innu Natuashish School and Sheshatshiu Innu School are excluded from district and provincial results.

District 4 - Eastern

School #: 371 Upper Gullies Elementary

Demand Writing

School

District

Province

Creative Writing

Persuasive Writing

Creative Writing

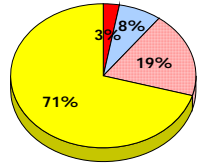
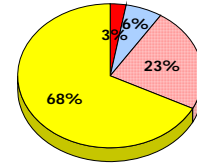
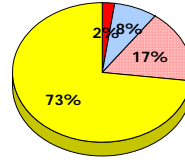
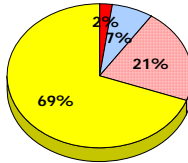
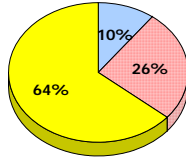
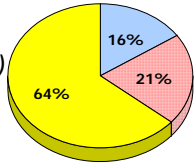
Persuasive Writing

Creative Writing

Persuasive Writing

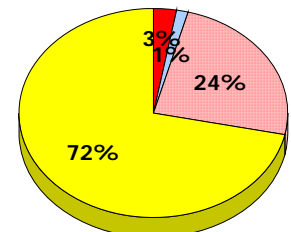
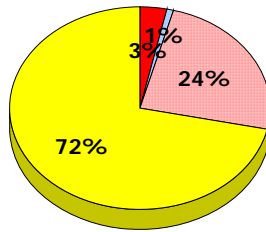
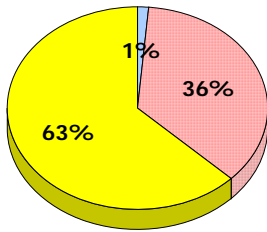
2013

Apr 30, 2013 (58)



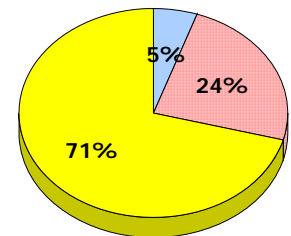
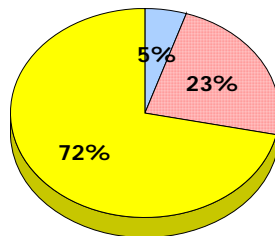
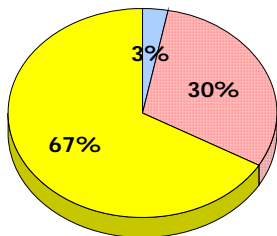
2012

Apr 30, 2012 (70)




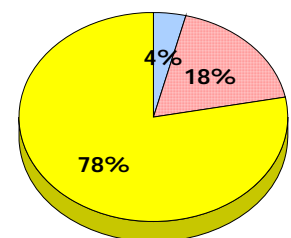
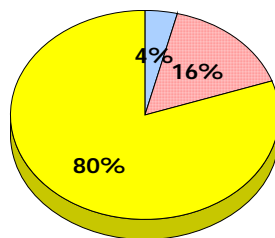
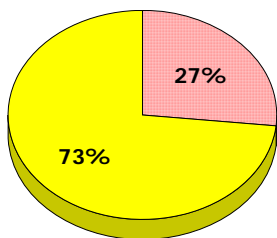
2011

AGR (63)



2010

AGR (58)



* In some cases, CRT numbers may exceed AGR numbers based on late enrolments. Pie chart is based on the number of students who wrote the CRT.
* Mushuau Innu Natuashish School and Sheshatshiu Innu School are excluded from district and provincial results.

**Elementary English Language Arts
4 Year Provincial Assessment, June 2013
Student Population Report
(average scores)**

District 4 - Eastern

School #: 371 Upper Gullies Elementary

Reading

School

District

Province

Non - Fiction

Fiction

Non - Fiction

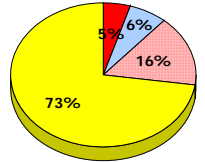
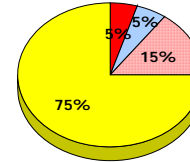
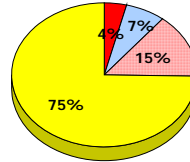
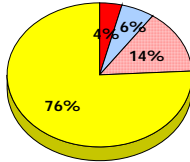
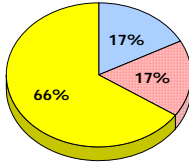
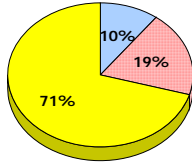
Fiction

Non - Fiction

Fiction

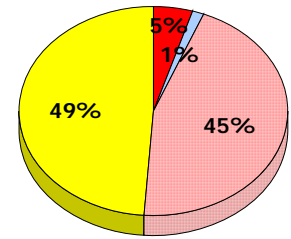
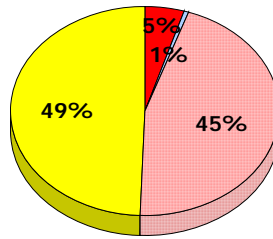
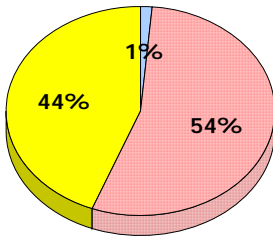
2013

Apr 30,
2013 (58)



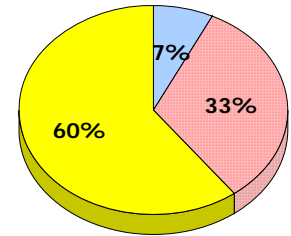
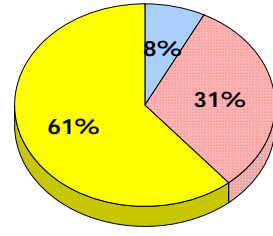
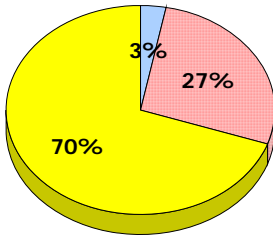
2012

Apr 30,
2012 (70)



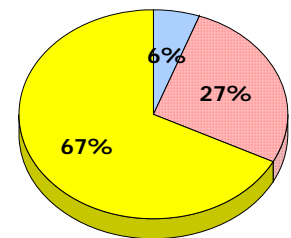
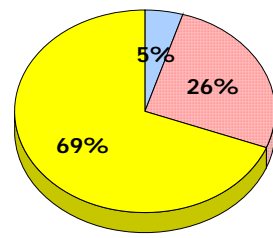
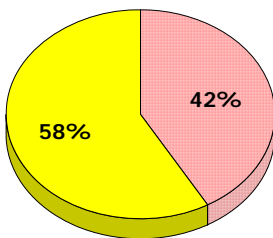
2011

AGR (63)



2010

AGR (58)



■ Exemption
 ■ Unknown
 ■ Not Yet Meeting
 ■ Meeting or Exceeding

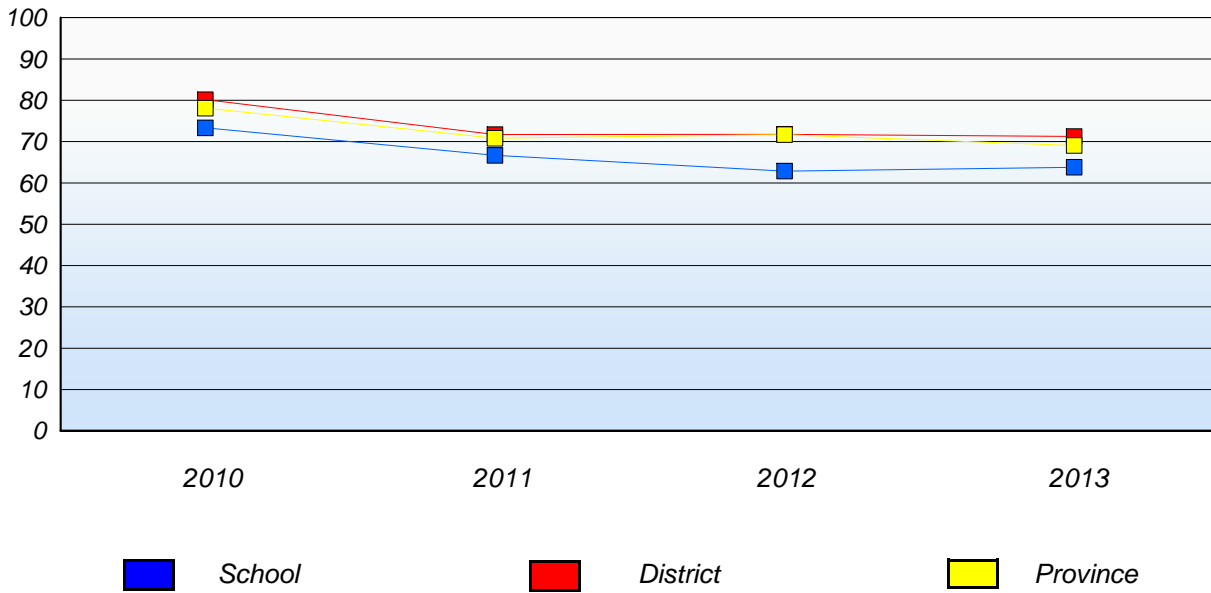
* In some cases, CRT numbers may exceed AGR numbers based on late enrolments. Pie chart is based on the number of students who wrote the CRT.
 * Mushuau Innu Natuashish School and Sheshatshiu Innu School are excluded from district and provincial results.

**Elementary English Language Arts
4 Year Provincial Assessment, June 2013
Student Population Report**
(average scores)

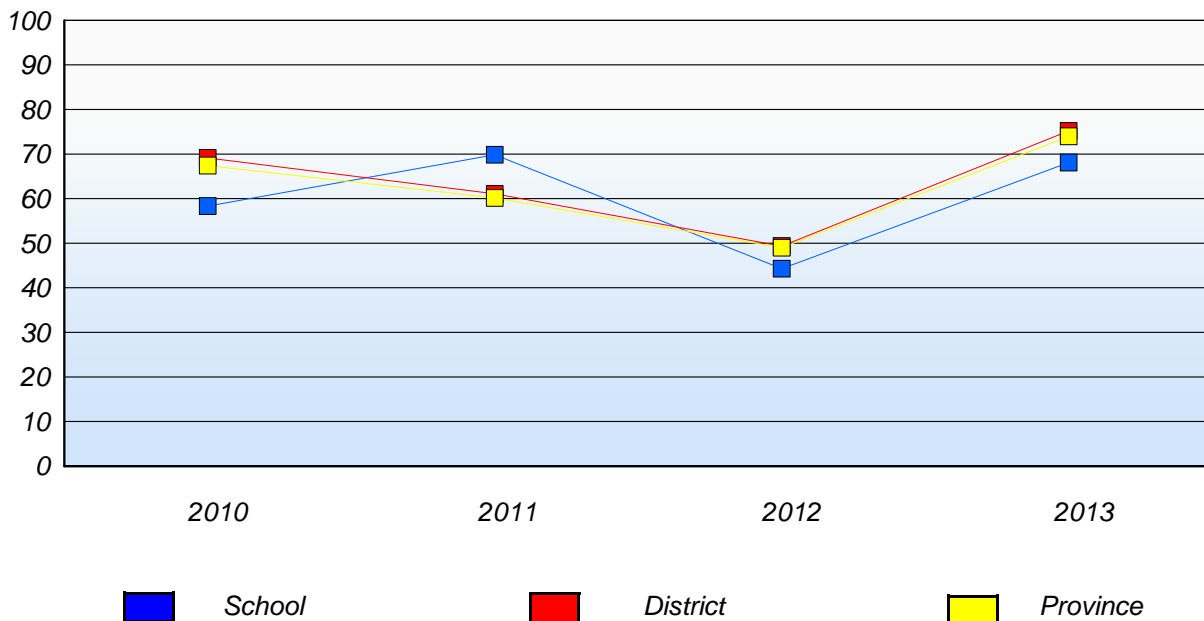
District 4 - Eastern

School #: 371 Upper Gullies Elementary

Demand Writing
Percentage of students at level 3 or above (2010 - 2013)



Reading
Percentage of students at level 3 or above (2010 - 2013)



* In some cases, CRT numbers may exceed AGR numbers based on late enrolments. Pie chart is based on the number of students who wrote the CRT.
* Mushuau Innu Natuashish School and Sheshatshiu Innu School are excluded from district and provincial results.

District 4 - Eastern

School #: 372 St. Bernard's Elementary

Demand Writing

School

District

Province

Creative Writing

Persuasive Writing

Creative Writing

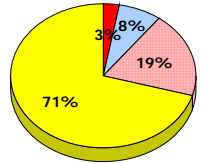
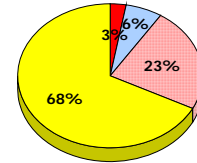
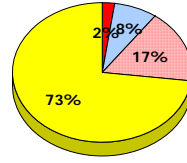
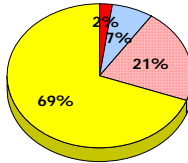
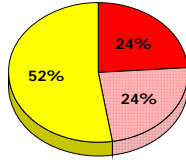
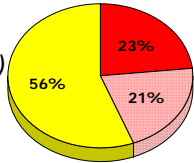
Persuasive Writing

Creative Writing

Persuasive Writing

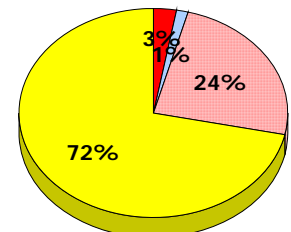
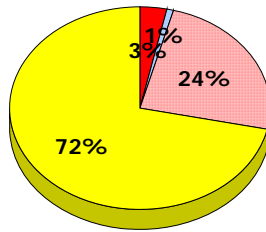
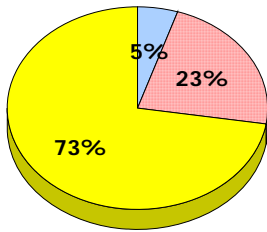
2013

Apr 30, 2013 (33)



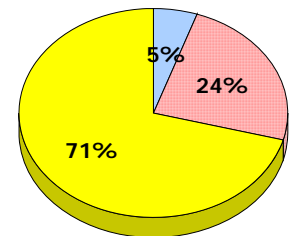
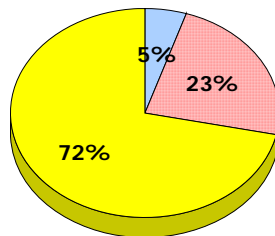
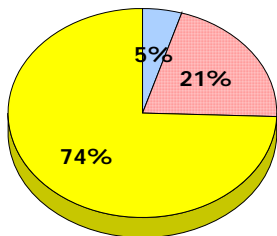
2012

Apr 30, 2012 (40)



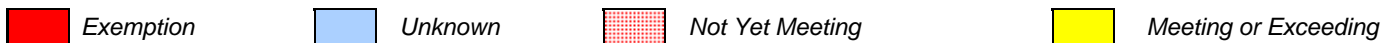
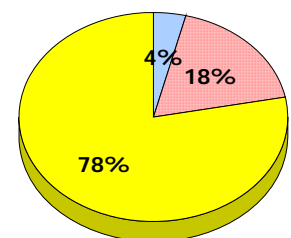
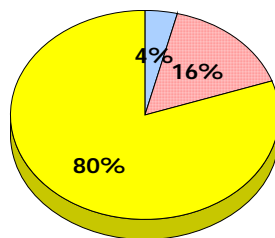
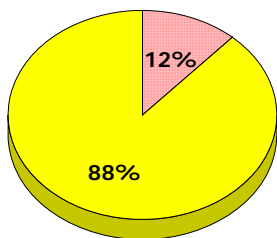
2011

AGR (43)



2010

AGR (34)



* In some cases, CRT numbers may exceed AGR numbers based on late enrolments. Pie chart is based on the number of students who wrote the CRT.
* Mushuau Innu Natuashish School and Sheshatshiu Innu School are excluded from district and provincial results.

Elementary English Language Arts
4 Year Provincial Assessment, June 2013
Student Population Report
(average scores)

District 4 - Eastern

School #: 372 St. Bernard's Elementary

Reading

School

District

Province

Non - Fiction

Fiction

Non - Fiction

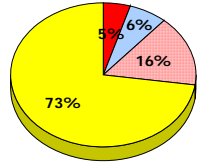
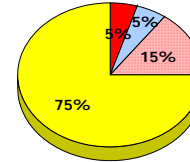
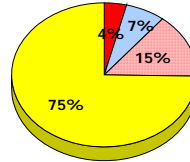
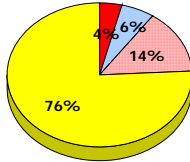
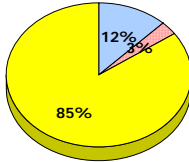
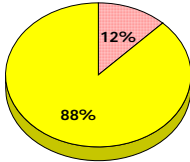
Fiction

Non - Fiction

Fiction

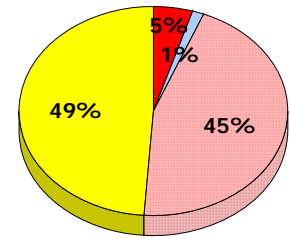
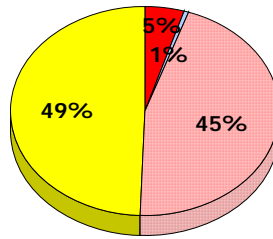
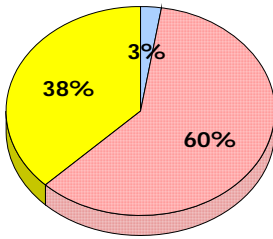
2013

Apr 30,
2013 (33)



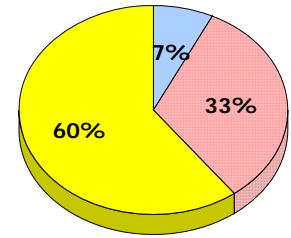
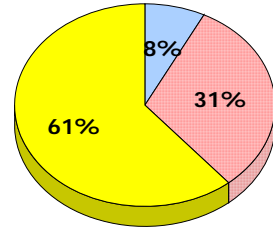
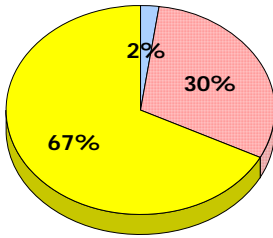
2012

Apr 30,
2012 (40)



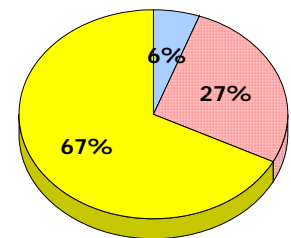
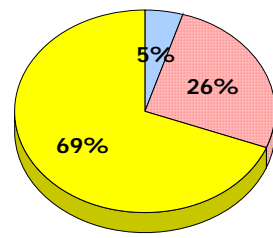
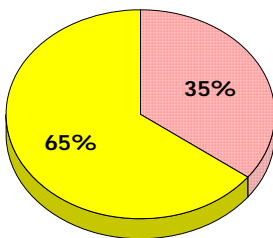
2011

AGR (43)



2010

AGR (34)



■ Exemption
 ■ Unknown
 ■ Not Yet Meeting
 ■ Meeting or Exceeding

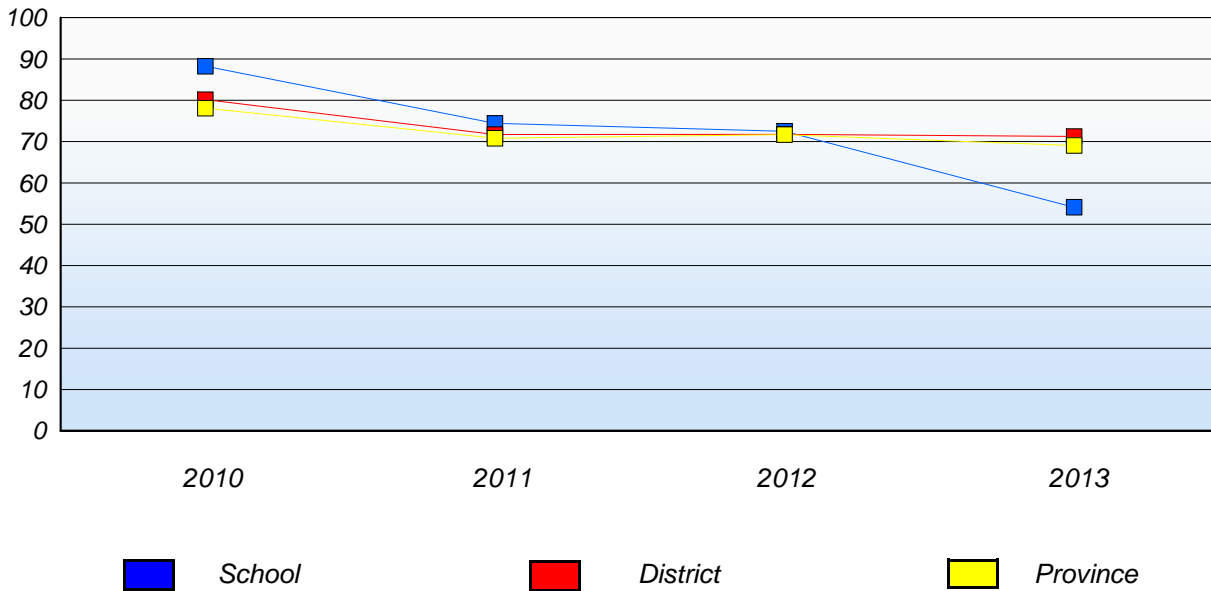
* In some cases, CRT numbers may exceed AGR numbers based on late enrolments. Pie chart is based on the number of students who wrote the CRT.
 * Mushuau Innu Natuashish School and Sheshatshiu Innu School are excluded from district and provincial results.

**Elementary English Language Arts
4 Year Provincial Assessment, June 2013
Student Population Report**
(average scores)

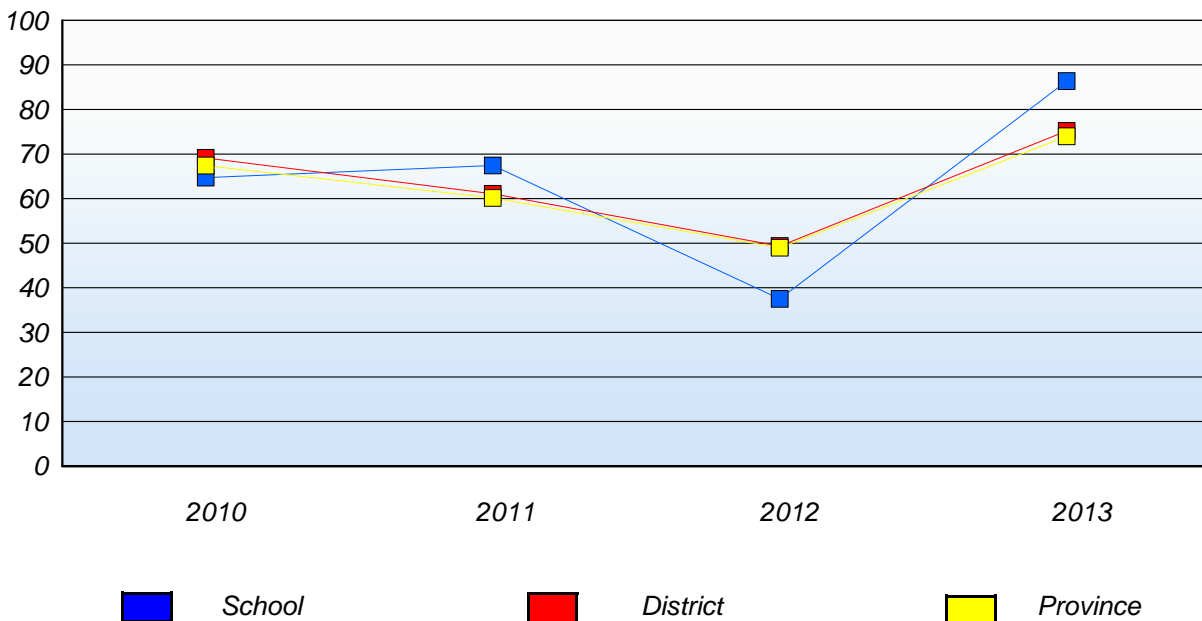
District 4 - Eastern

School #: 372 St. Bernard's Elementary

Demand Writing
Percentage of students at level 3 or above (2010 - 2013)



Reading
Percentage of students at level 3 or above (2010 - 2013)



* In some cases, CRT numbers may exceed AGR numbers based on late enrolments. Pie chart is based on the number of students who wrote the CRT.

* Mushuau Innu Natuashish School and Sheshatshiu Innu School are excluded from district and provincial results.

District 4 - Eastern

School #: 427 Holy Name of Mary Academy

Demand Writing

School

District

Province

Creative Writing

Persuasive Writing

Creative Writing

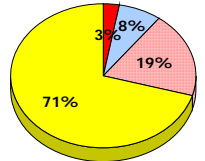
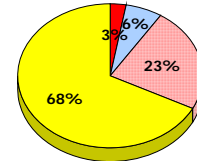
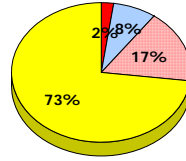
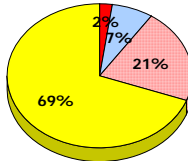
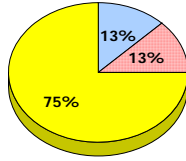
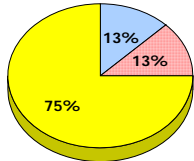
Persuasive Writing

Creative Writing

Persuasive Writing

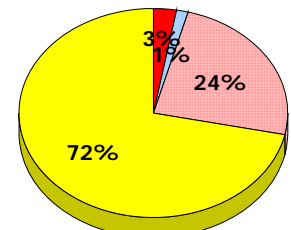
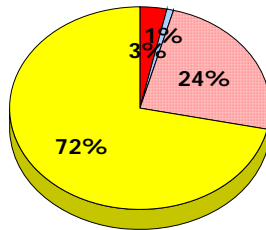
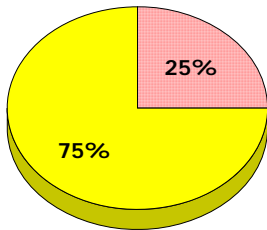
2013

Apr 30, 2013 (8)



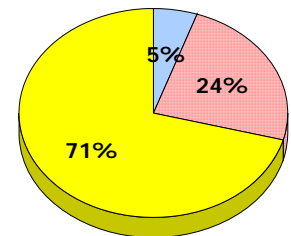
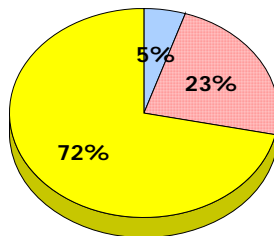
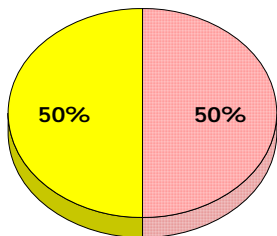
2012

Apr 30, 2012 (4)



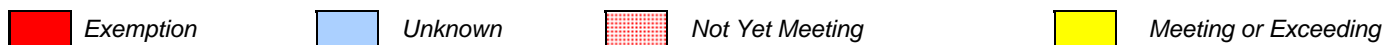
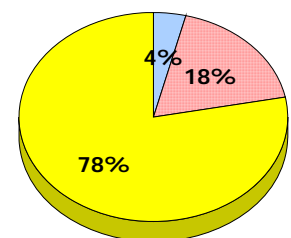
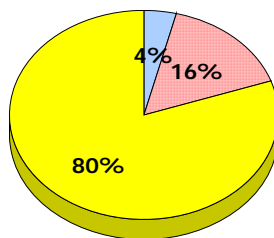
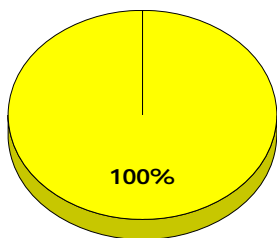
2011

AGR (4)



2010

AGR (11)



* In some cases, CRT numbers may exceed AGR numbers based on late enrolments. Pie chart is based on the number of students who wrote the CRT.
* Mushuau Innu Natuashish School and Sheshatshiu Innu School are excluded from district and provincial results.

Elementary English Language Arts
4 Year Provincial Assessment, June 2013
Student Population Report
(average scores)

District 4 - Eastern

School #: 427 Holy Name of Mary Academy

Reading

School

District

Province

Non - Fiction

Fiction

Non - Fiction

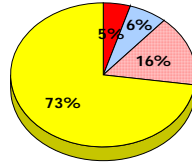
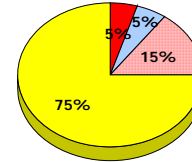
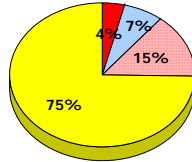
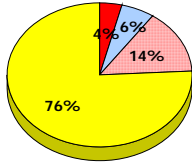
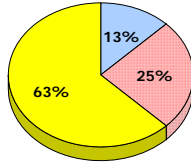
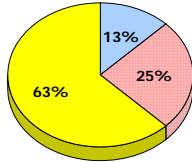
Fiction

Non - Fiction

Fiction

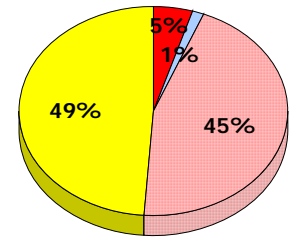
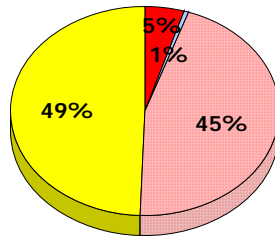
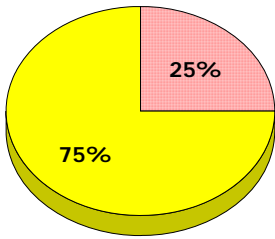
2013

Apr 30,
2013 (8)



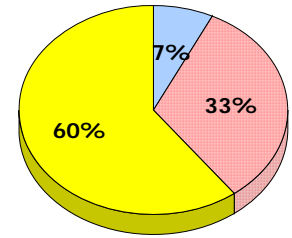
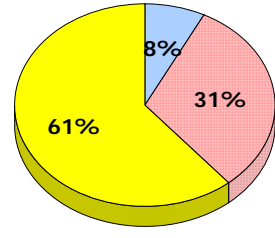
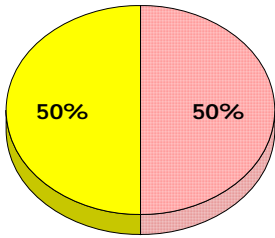
2012

Apr 30,
2012 (4)



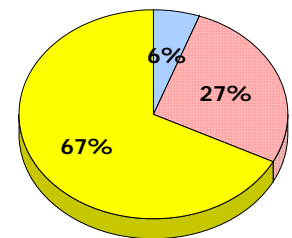
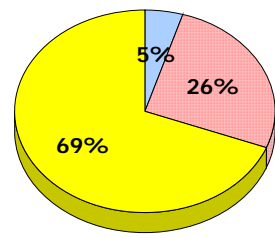
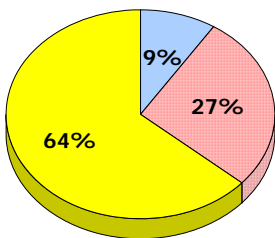
2011

AGR (4)



2010

AGR (11)



■ Exemption
 ■ Unknown
 ■ Not Yet Meeting
 ■ Meeting or Exceeding

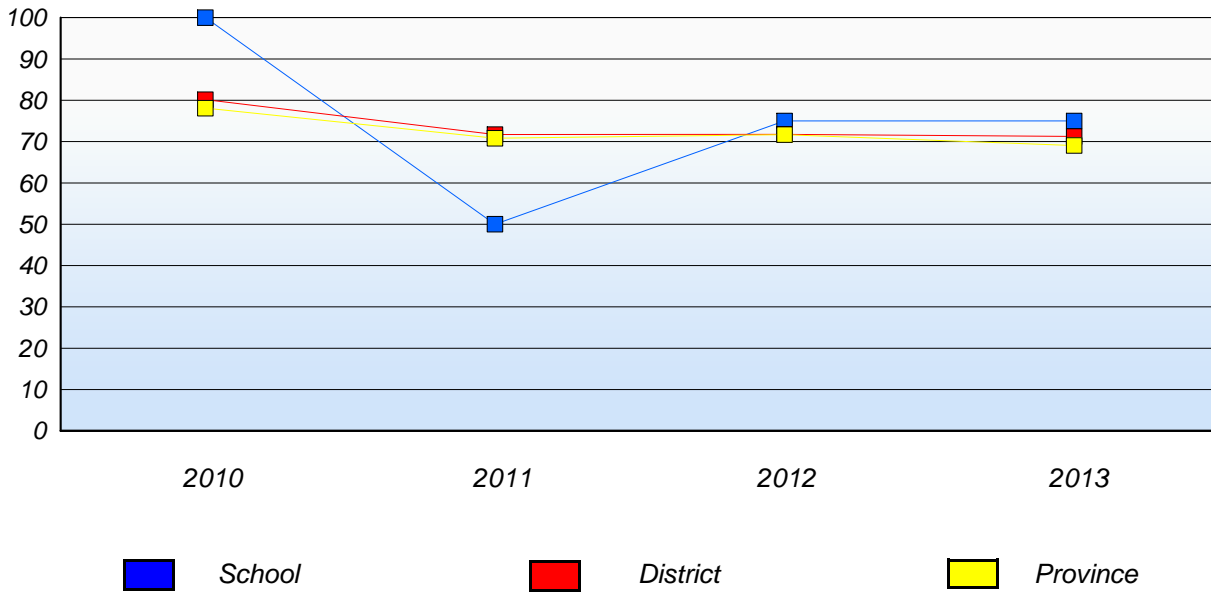
* In some cases, CRT numbers may exceed AGR numbers based on late enrolments. Pie chart is based on the number of students who wrote the CRT.
 * Mushuau Innu Natuashish School and Sheshatshiu Innu School are excluded from district and provincial results.

District 4 - Eastern

School #: 427 Holy Name of Mary Academy

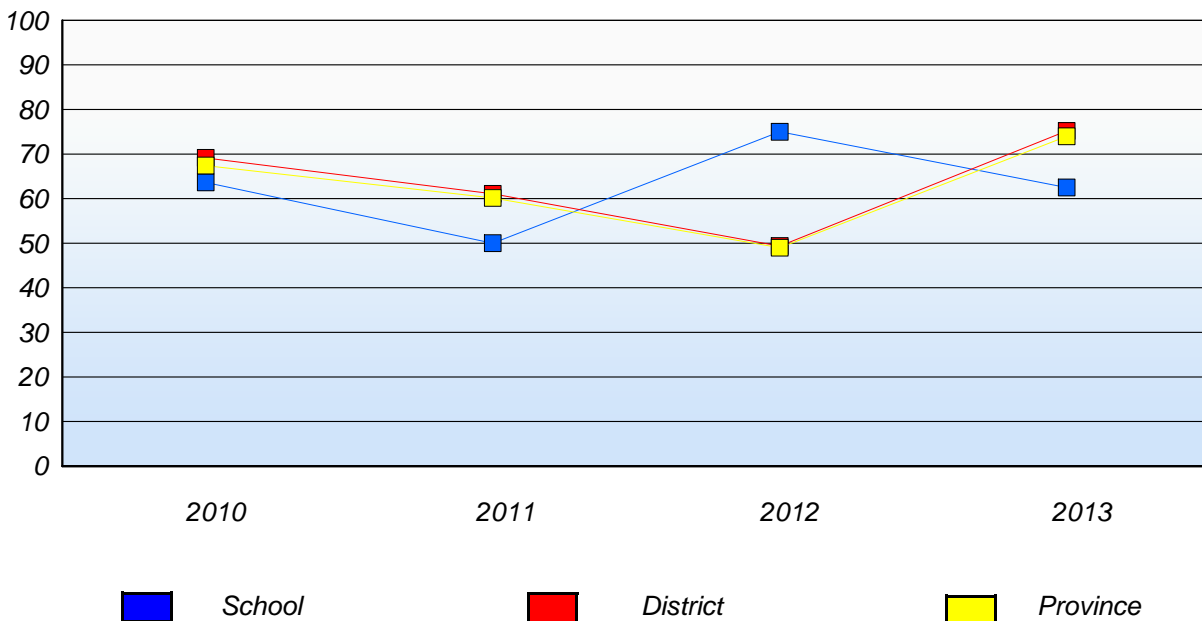
Demand Writing

Percentage of students at level 3 or above (2010 - 2013)



Reading

Percentage of students at level 3 or above (2010 - 2013)



* In some cases, CRT numbers may exceed AGR numbers based on late enrolments. Pie chart is based on the number of students who wrote the CRT.

* Mushuau Innu Natuashish School and Sheshatshiu Innu School are excluded from district and provincial results.

District 4 - Eastern

School #: 430 St. Mark's School

Demand Writing

School

District

Province

Creative Writing

Persuasive Writing

Creative Writing

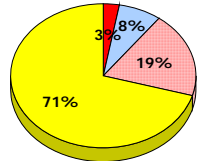
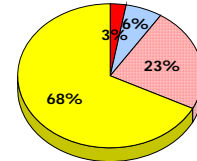
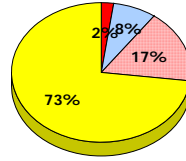
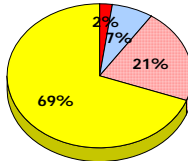
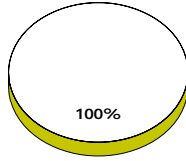
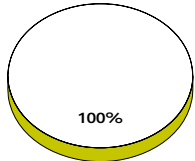
Persuasive Writing

Creative Writing

Persuasive Writing

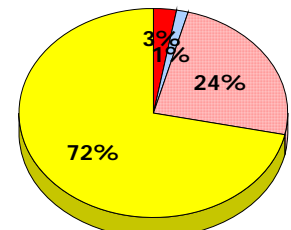
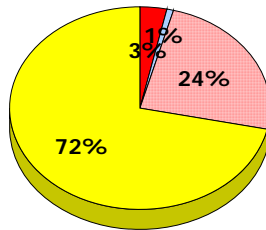
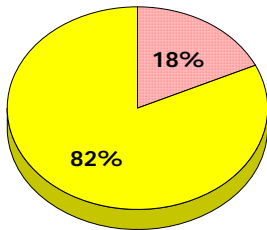
2013

Apr 30, 2013 (8)



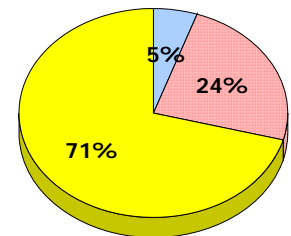
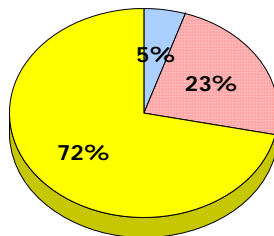
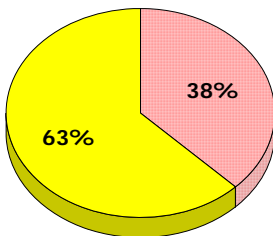
2012

Apr 30, 2012 (11)



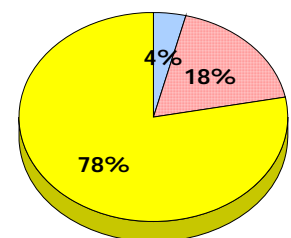
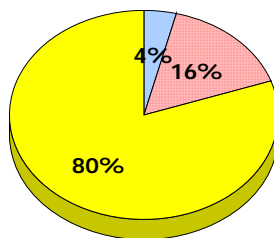
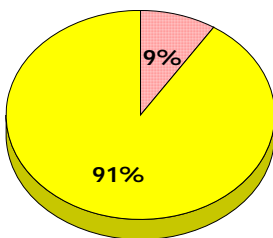
2011

AGR (8)



2010

AGR (11)



Exemption

Unknown

Not Yet Meeting

Meeting or Exceeding

* In some cases, CRT numbers may exceed AGR numbers based on late enrolments. Pie chart is based on the number of students who wrote the CRT.
* Mushuau Innu Natuashish School and Sheshatshiu Innu School are excluded from district and provincial results.

Elementary English Language Arts
4 Year Provincial Assessment, June 2013
Student Population Report
(average scores)

District 4 - Eastern

School #: 430 St. Mark's School

Reading

School

District

Province

Non - Fiction

Fiction

Non - Fiction

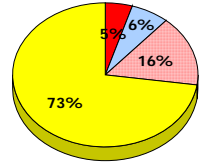
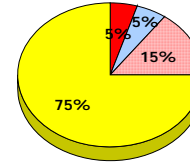
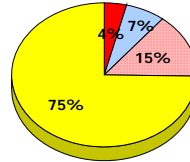
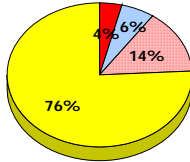
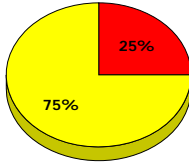
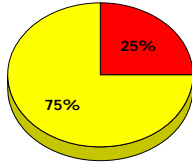
Fiction

Non - Fiction

Fiction

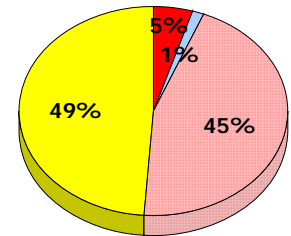
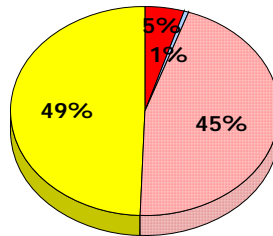
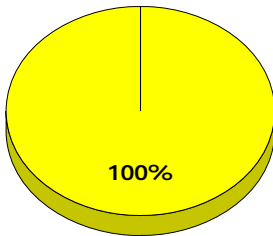
2013

Apr 30,
2013 (8)



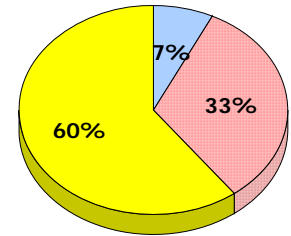
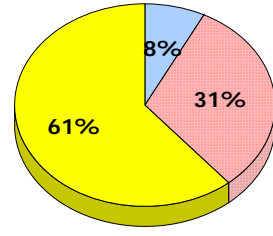
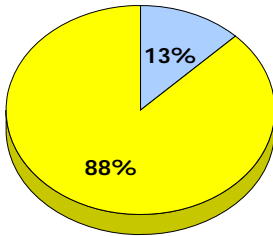
2012

Apr 30,
2012 (11)



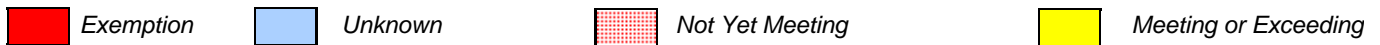
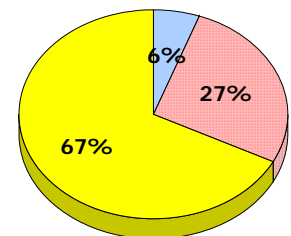
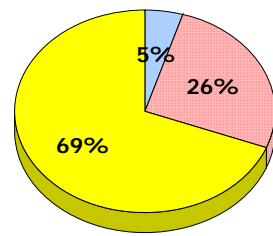
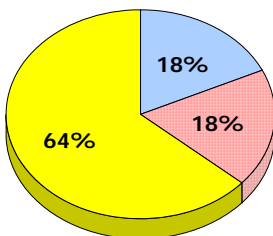
2011

AGR (8)



2010

AGR (11)



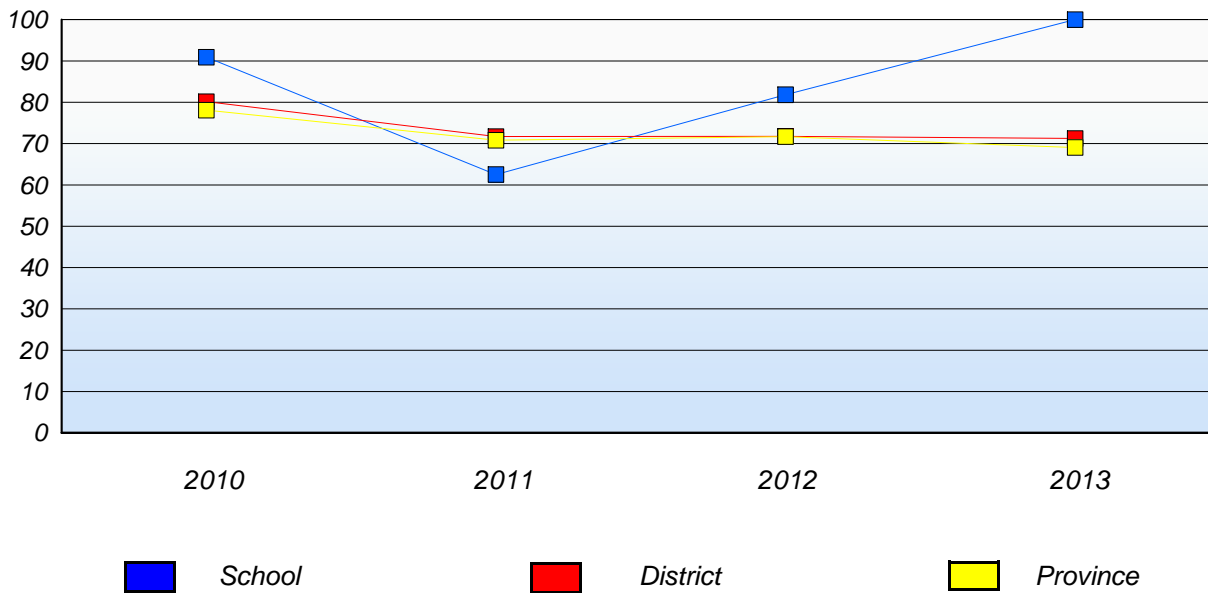
* In some cases, CRT numbers may exceed AGR numbers based on late enrolments. Pie chart is based on the number of students who wrote the CRT.
* Mushuau Innu Natuashish School and Sheshatshiu Innu School are excluded from district and provincial results.

District 4 - Eastern

School #: 430 St. Mark's School

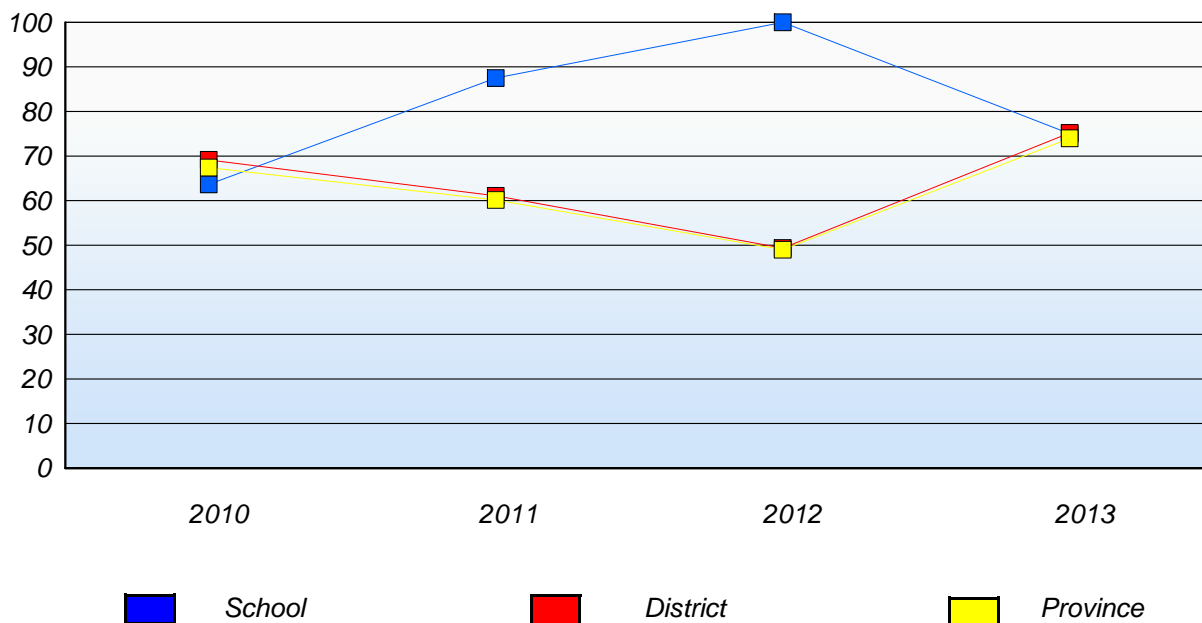
Demand Writing

Percentage of students at level 3 or above (2010 - 2013)



Reading

Percentage of students at level 3 or above (2010 - 2013)



* In some cases, CRT numbers may exceed AGR numbers based on late enrolments. Pie chart is based on the number of students who wrote the CRT.

* Mushuau Innu Natuashish School and Sheshatshiu Innu School are excluded from district and provincial results.

District 4 - Eastern

School #: 431 Southwest Arm Academy

Demand Writing

School

District

Province

Creative Writing

Persuasive Writing

Creative Writing

Persuasive Writing

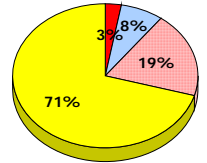
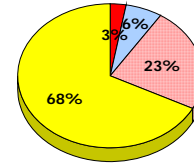
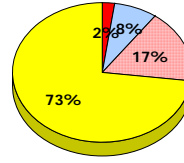
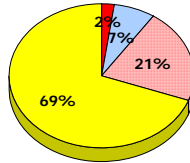
Creative Writing

Persuasive Writing

2013

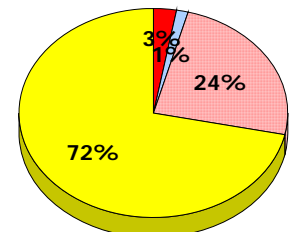
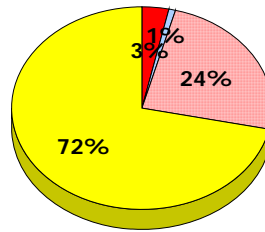
Apr 30, 2013 (6)

School data with 5 or fewer students withheld for reasons of confidentiality.



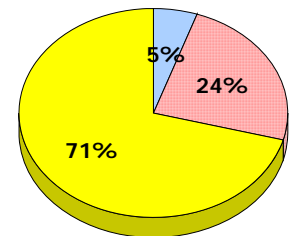
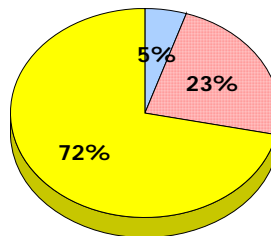
2012

Apr 30, 2012 (6)



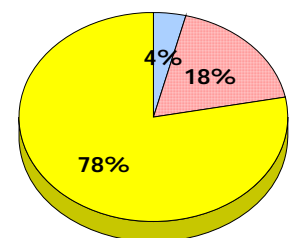
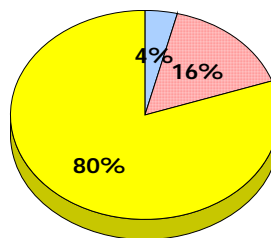
2011

AGR (4)



2010

AGR (8)



Exemption

Unknown

Not Yet Meeting

Meeting or Exceeding

* In some cases, CRT numbers may exceed AGR numbers based on late enrolments. Pie chart is based on the number of students who wrote the CRT.
* Mushuau Innu Natuashish School and Sheshatshiu Innu School are excluded from district and provincial results.

Elementary English Language Arts
4 Year Provincial Assessment, June 2013
Student Population Report
(average scores)

District 4 - Eastern

School #: 431 Southwest Arm Academy

Reading

School

District

Province

Non - Fiction

Fiction

Non - Fiction

Fiction

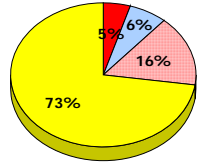
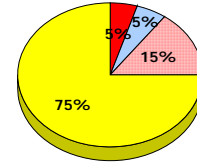
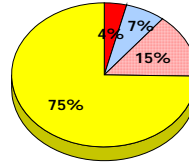
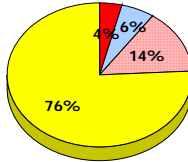
Non - Fiction

Fiction

2013

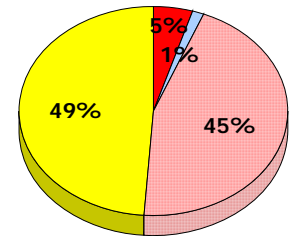
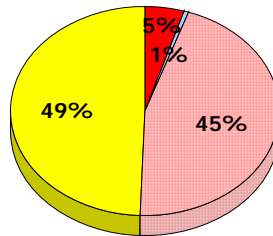
Apr 30,
2013 (6)

*School data with 5 or fewer students
withheld for reasons of confidentiality.*



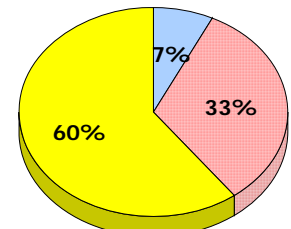
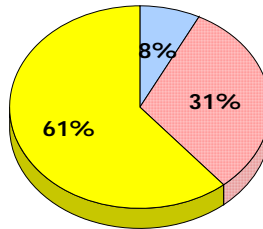
2012

Apr 30,
2012 (6)



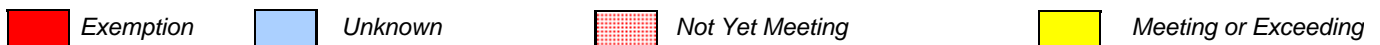
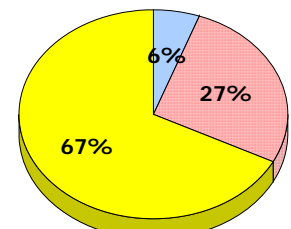
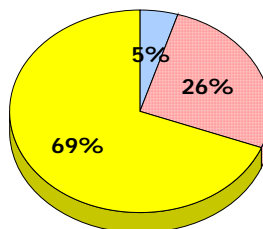
2011

AGR (4)



2010

AGR (8)



* In some cases, CRT numbers may exceed AGR numbers based on late enrolments. Pie chart is based on the number of students who wrote the CRT.
 * Mushuau Innu Natuashish School and Sheshatshiu Innu School are excluded from district and provincial results.

**Elementary English Language Arts
4 Year Provincial Assessment, June 2013
Student Population Report**
(average scores)

District 4 - Eastern

School #: 431 Southwest Arm Academy

Demand Writing

Percentage of students at level 3 or above (2010 - 2013)

School data with 5 or fewer students withheld for reasons of confidentiality.



Reading

Percentage of students at level 3 or above (2010 - 2013)

School data with 5 or fewer students withheld for reasons of confidentiality.



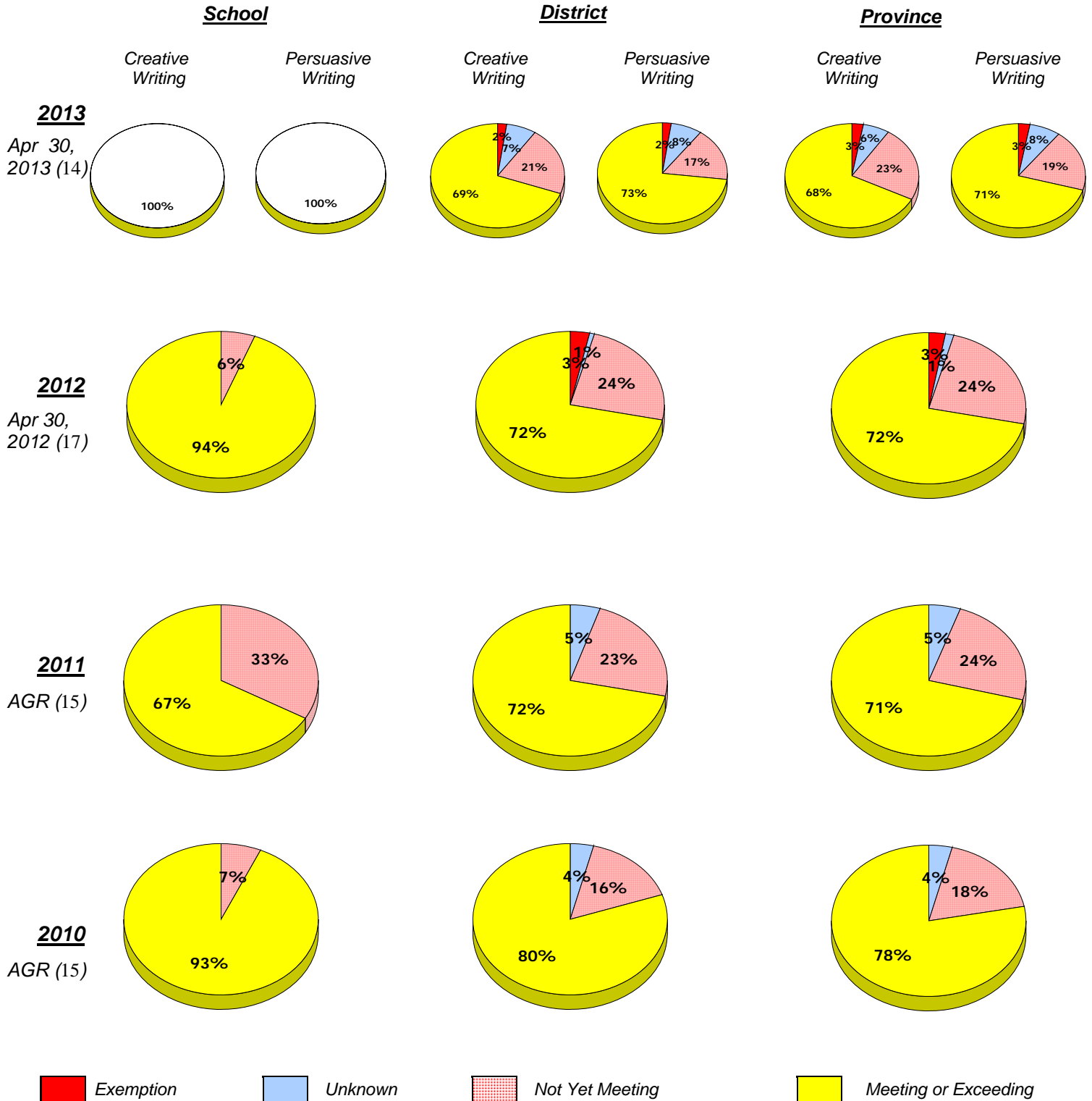
* In some cases, CRT numbers may exceed AGR numbers based on late enrolments. Pie chart is based on the number of students who wrote the CRT.

* Mushuau Innu Natuashish School and Sheshatshiu Innu School are excluded from district and provincial results.

District 4 - Eastern

School #: 433 Tricon Elementary

Demand Writing



* In some cases, CRT numbers may exceed AGR numbers based on late enrolments. Pie chart is based on the number of students who wrote the CRT.
* Mushuau Innu Natuashish School and Sheshatshiu Innu School are excluded from district and provincial results.

Elementary English Language Arts
4 Year Provincial Assessment, June 2013
Student Population Report
(average scores)

District 4 - Eastern

School #: 433 Tricon Elementary

Reading

School

District

Province

Non - Fiction

Fiction

Non - Fiction

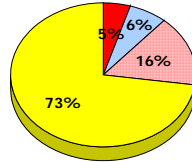
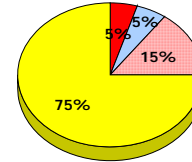
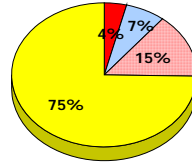
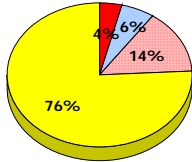
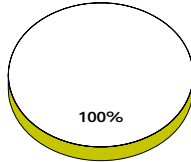
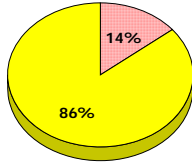
Fiction

Non - Fiction

Fiction

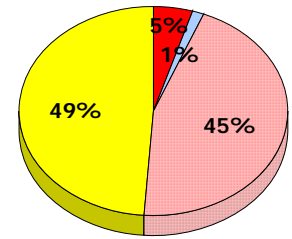
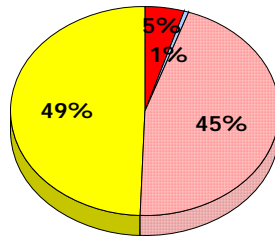
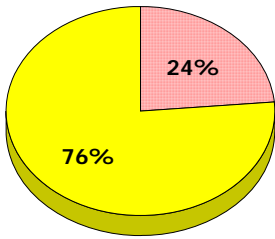
2013

Apr 30,
2013 (14)



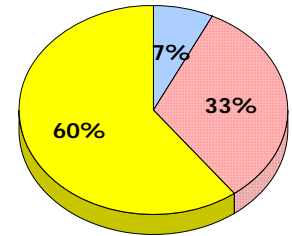
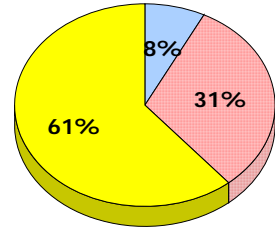
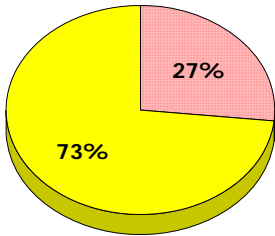
2012

Apr 30,
2012 (17)



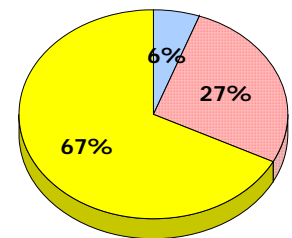
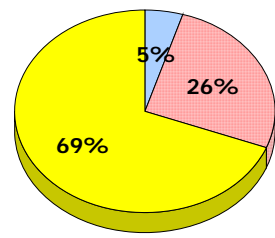
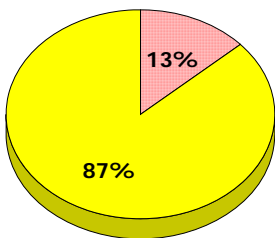
2011

AGR (15)



2010

AGR (15)



■ Exemption
 ■ Unknown
 ■ Not Yet Meeting
 ■ Meeting or Exceeding

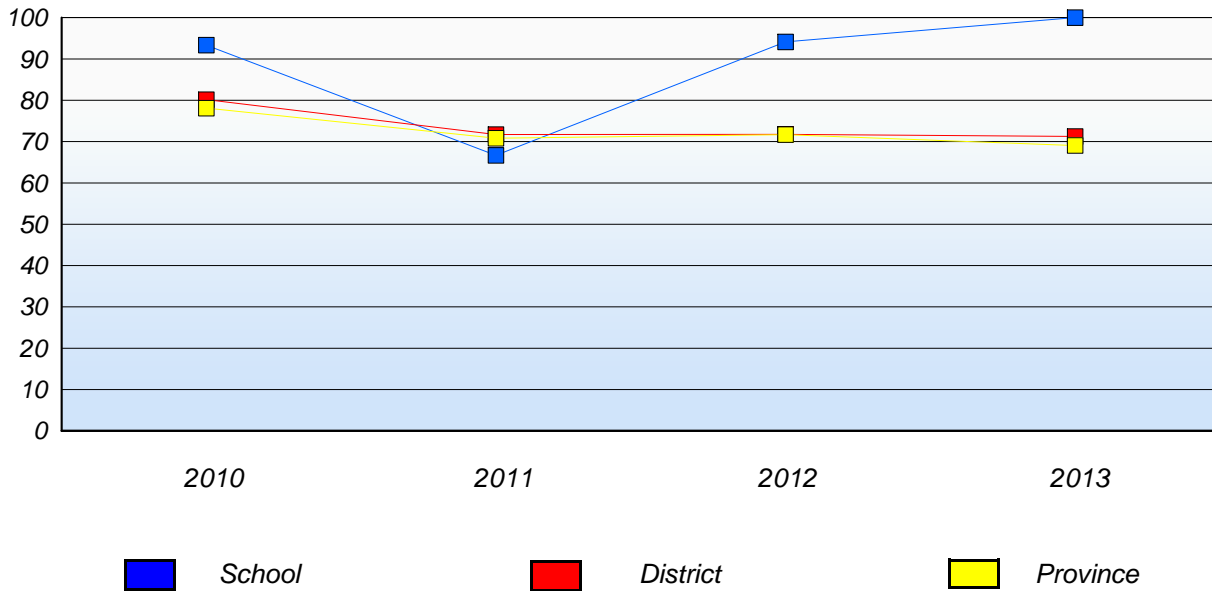
* In some cases, CRT numbers may exceed AGR numbers based on late enrolments. Pie chart is based on the number of students who wrote the CRT.
 * Mushuau Innu Natuashish School and Sheshatshiu Innu School are excluded from district and provincial results.

District 4 - Eastern

School #: 433 Tricon Elementary

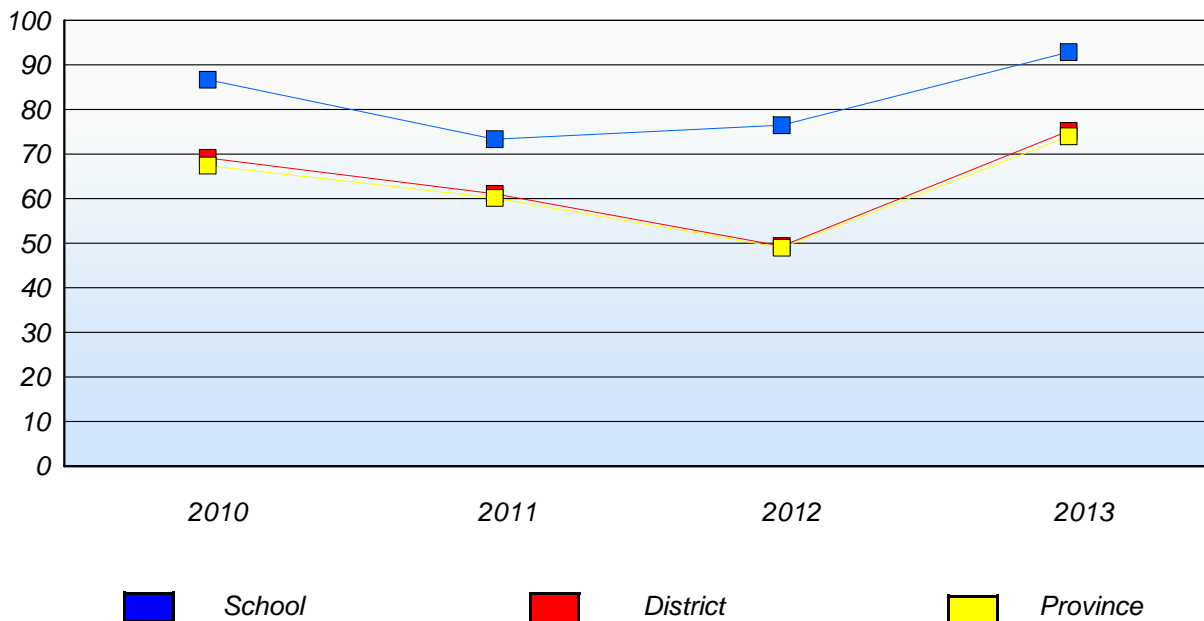
Demand Writing

Percentage of students at level 3 or above (2010 - 2013)



Reading

Percentage of students at level 3 or above (2010 - 2013)



* In some cases, CRT numbers may exceed AGR numbers based on late enrolments. Pie chart is based on the number of students who wrote the CRT.

* Mushuau Innu Natuashish School and Sheshatshiu Innu School are excluded from district and provincial results.

District 4 - Eastern

School #: 435 St. Anne's Academy

Demand Writing

School

District

Province

Creative Writing

Persuasive Writing

Creative Writing

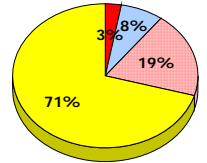
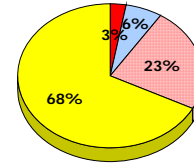
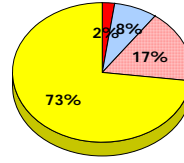
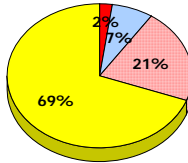
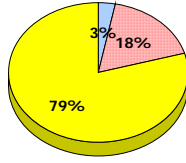
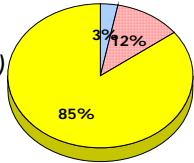
Persuasive Writing

Creative Writing

Persuasive Writing

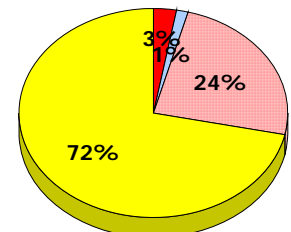
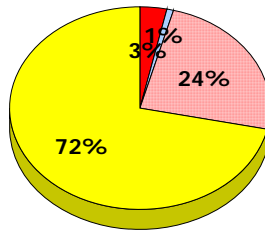
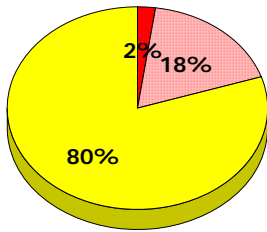
2013

Apr 30, 2013 (34)



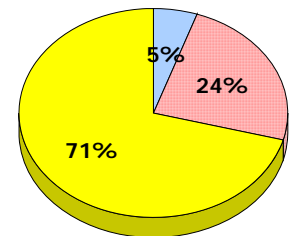
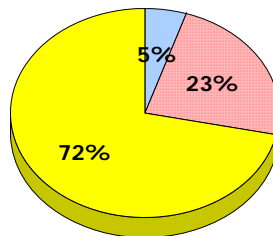
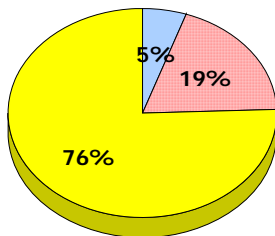
2012

Apr 30, 2012 (45)



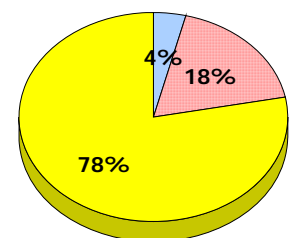
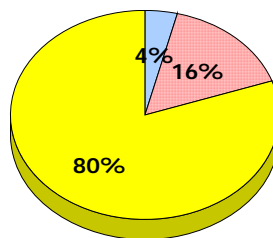
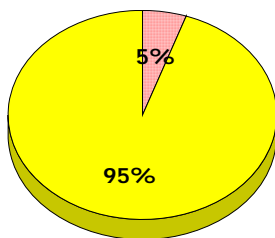
2011

AGR (37)



2010

AGR (19)



■ Exemption
 ■ Unknown
 Not Yet Meeting
 ■ Meeting or Exceeding

* In some cases, CRT numbers may exceed AGR numbers based on late enrolments. Pie chart is based on the number of students who wrote the CRT.
 * Mushuau Innu Natuashish School and Sheshatshiu Innu School are excluded from district and provincial results.

Elementary English Language Arts
4 Year Provincial Assessment, June 2013
Student Population Report
(average scores)

District 4 - Eastern

School #: 435 St. Anne's Academy

Reading

School

District

Province

Non - Fiction

Fiction

Non - Fiction

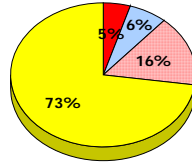
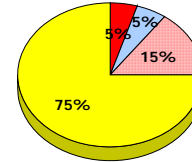
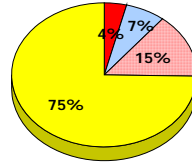
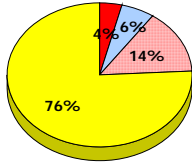
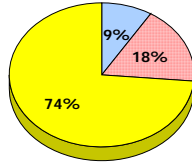
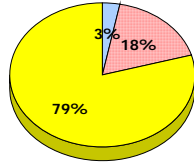
Fiction

Non - Fiction

Fiction

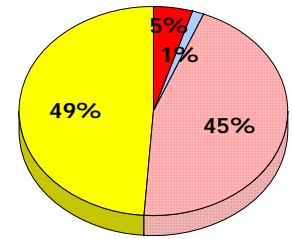
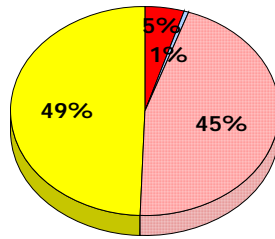
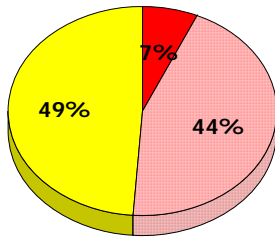
2013

Apr 30,
2013 (34)



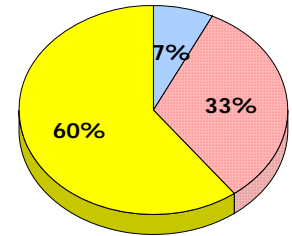
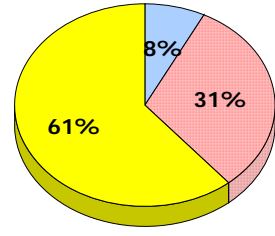
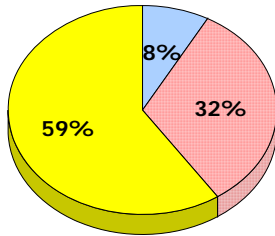
2012

Apr 30,
2012 (45)



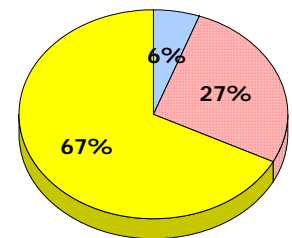
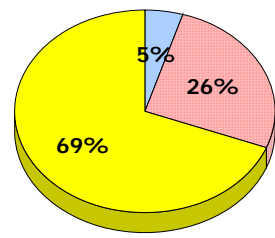
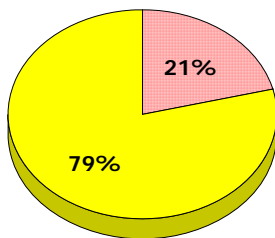
2011

AGR (37)



2010

AGR (19)



■ Exemption
 ■ Unknown
 ■ Not Yet Meeting
 ■ Meeting or Exceeding

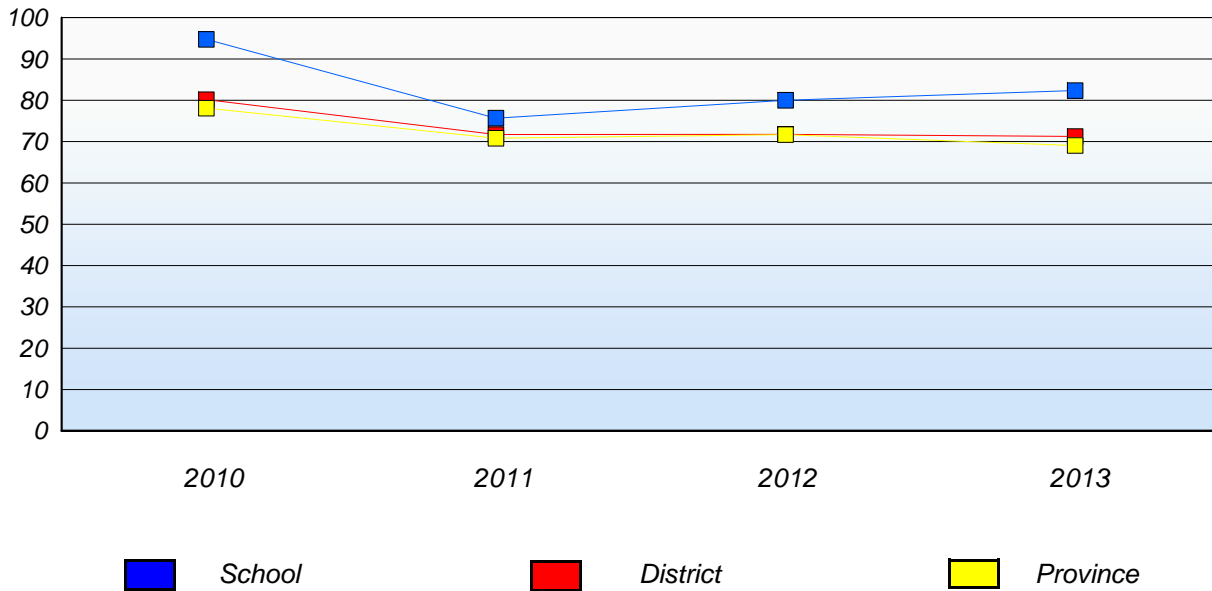
* In some cases, CRT numbers may exceed AGR numbers based on late enrolments. Pie chart is based on the number of students who wrote the CRT.
 * Mushuau Innu Natuashish School and Sheshatshiu Innu School are excluded from district and provincial results.

District 4 - Eastern

School #: 435 St. Anne's Academy

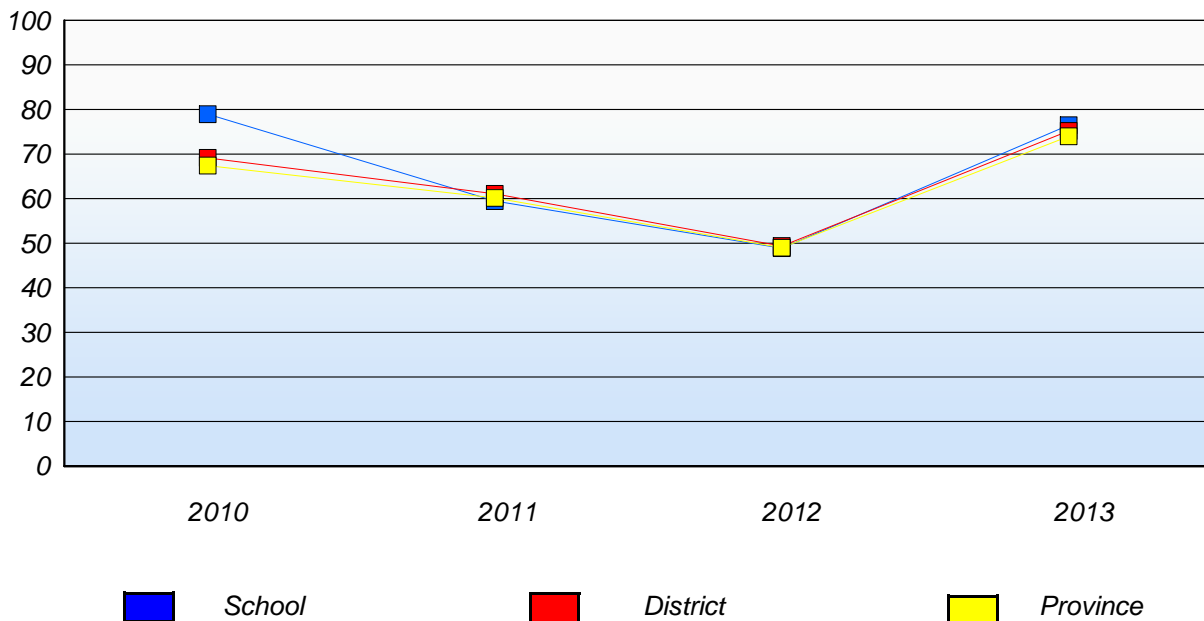
Demand Writing

Percentage of students at level 3 or above (2010 - 2013)



Reading

Percentage of students at level 3 or above (2010 - 2013)



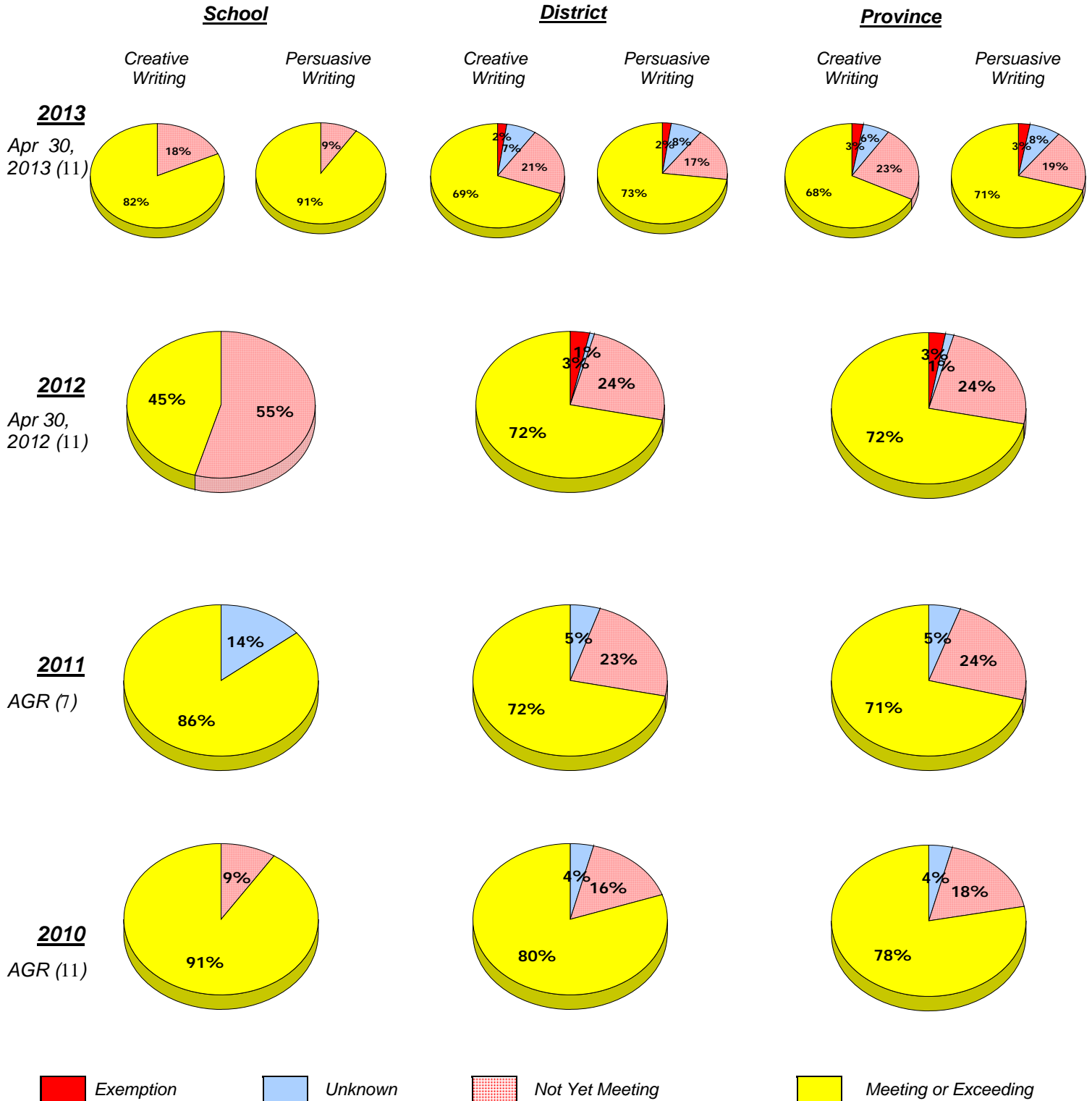
* In some cases, CRT numbers may exceed AGR numbers based on late enrolments. Pie chart is based on the number of students who wrote the CRT.

* Mushuau Innu Natuashish School and Sheshatshiu Innu School are excluded from district and provincial results.

District 4 - Eastern

School #: 438 Epiphany Elementary

Demand Writing



* In some cases, CRT numbers may exceed AGR numbers based on late enrolments. Pie chart is based on the number of students who wrote the CRT.
* Mushuau Innu Natuashish School and Sheshatshiu Innu School are excluded from district and provincial results.

Elementary English Language Arts
4 Year Provincial Assessment, June 2013
Student Population Report
(average scores)

District 4 - Eastern

School #: 438 Epiphany Elementary

Reading

School

District

Province

Non - Fiction

Fiction

Non - Fiction

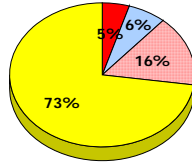
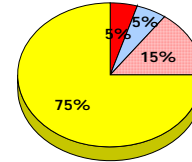
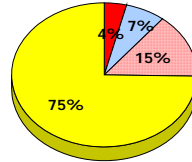
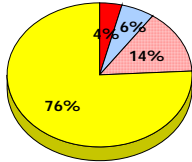
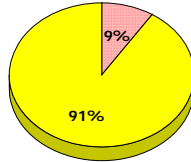
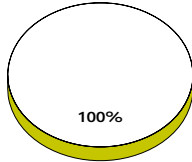
Fiction

Non - Fiction

Fiction

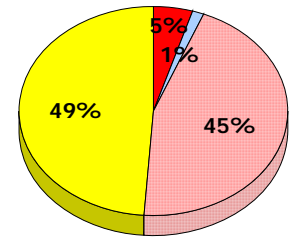
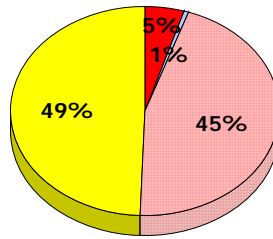
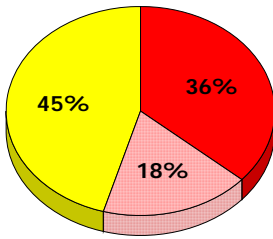
2013

Apr 30,
2013 (11)



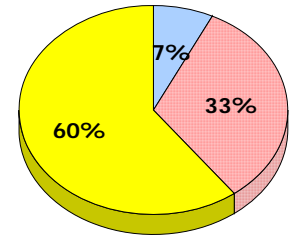
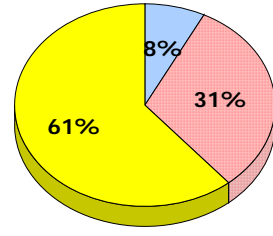
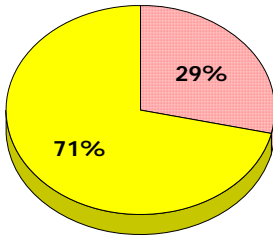
2012

Apr 30,
2012 (11)



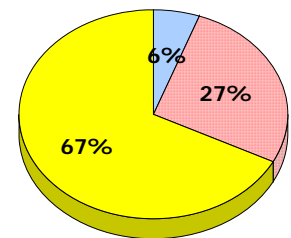
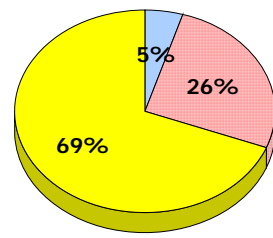
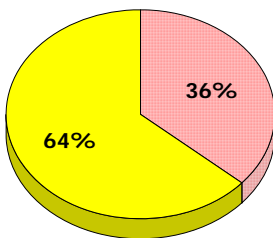
2011

AGR (7)



2010

AGR (11)



■ Exemption
 ■ Unknown
 ■ Not Yet Meeting
 ■ Meeting or Exceeding

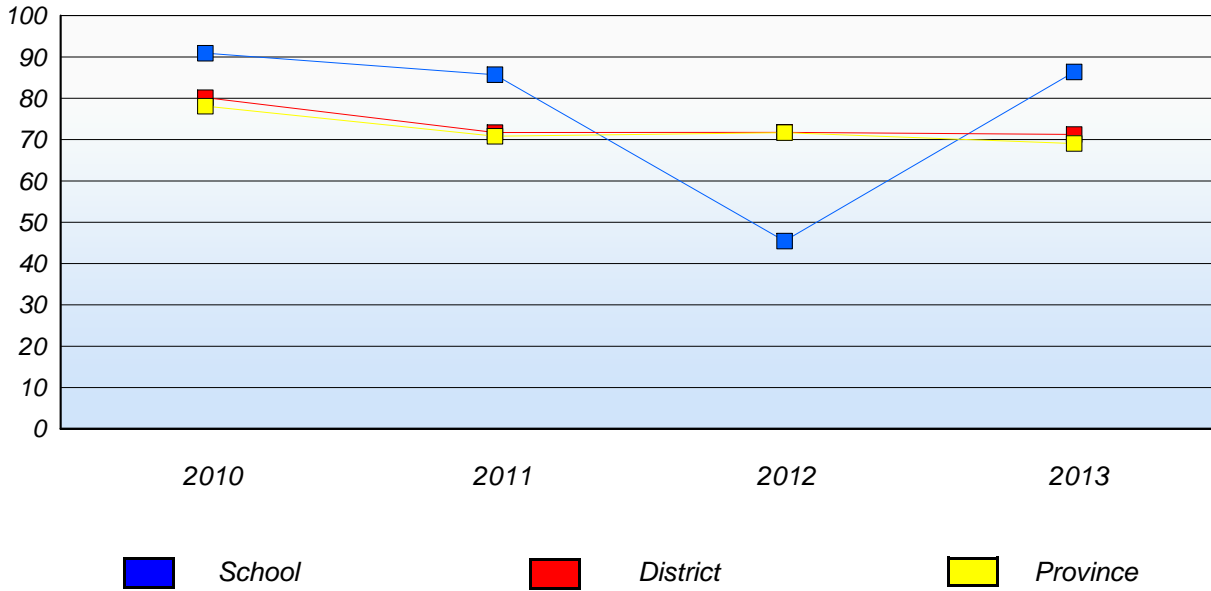
* In some cases, CRT numbers may exceed AGR numbers based on late enrolments. Pie chart is based on the number of students who wrote the CRT.
 * Mushuau Innu Natuashish School and Sheshatshiu Innu School are excluded from district and provincial results.

**Elementary English Language Arts
4 Year Provincial Assessment, June 2013
Student Population Report**
(average scores)

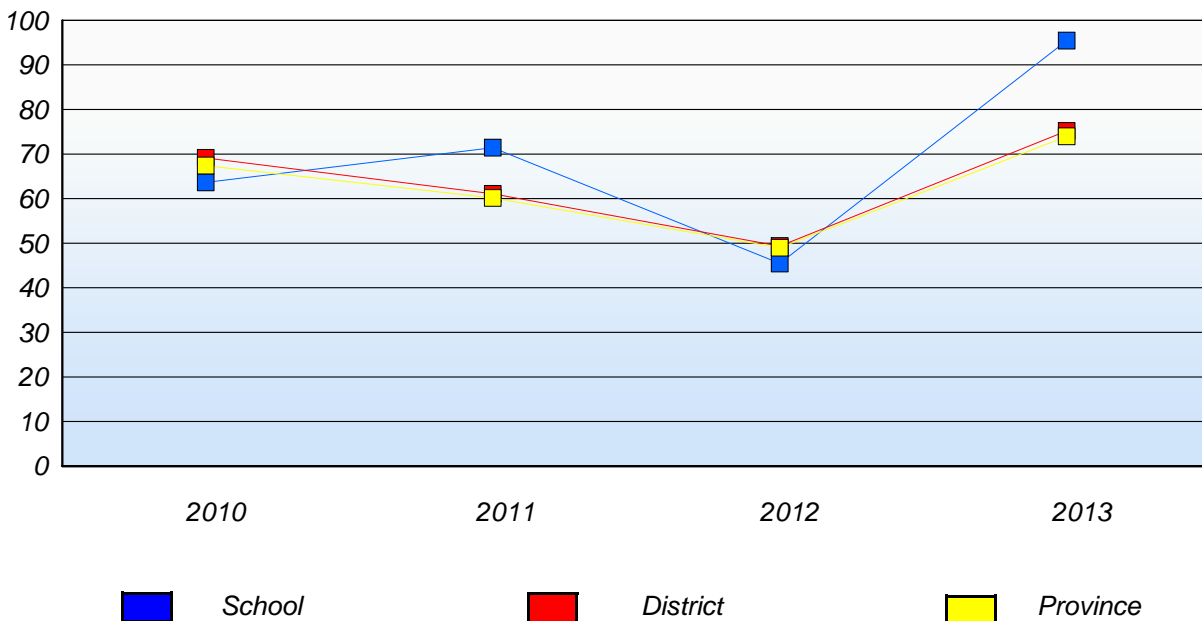
District 4 - Eastern

School #: 438 Epiphany Elementary

Demand Writing
Percentage of students at level 3 or above (2010 - 2013)



Reading
Percentage of students at level 3 or above (2010 - 2013)



* In some cases, CRT numbers may exceed AGR numbers based on late enrolments. Pie chart is based on the number of students who wrote the CRT.

* Mushuau Innu Natuashish School and Sheshatshiu Innu School are excluded from district and provincial results.

District 4 - Eastern

School #: 442 Persalvic Elementary

Demand Writing

School

District

Province

Creative Writing

Persuasive Writing

Creative Writing

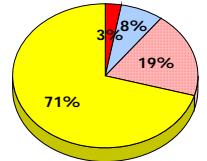
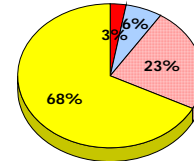
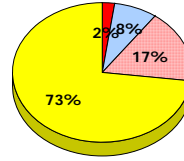
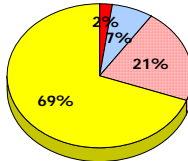
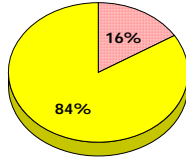
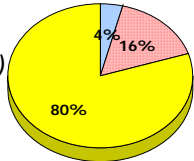
Persuasive Writing

Creative Writing

Persuasive Writing

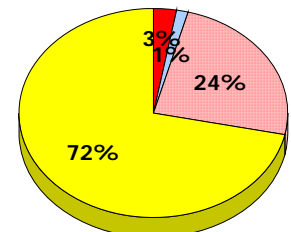
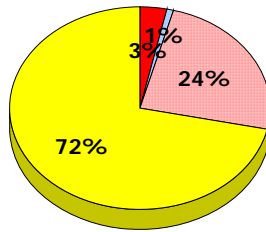
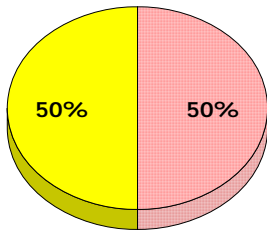
2013

Apr 30, 2013 (25)



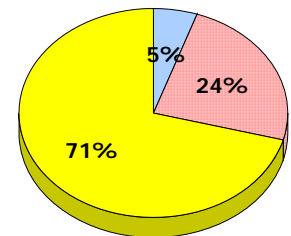
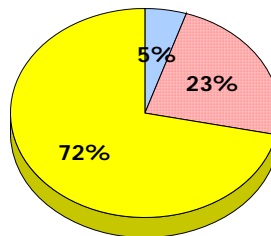
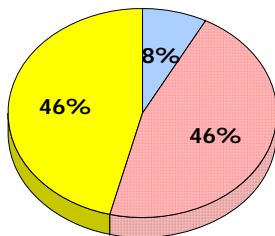
2012

Apr 30, 2012 (22)



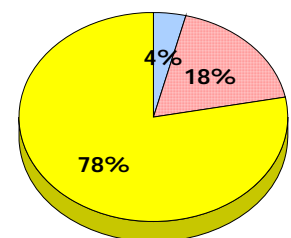
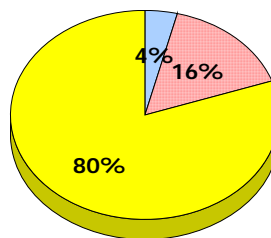
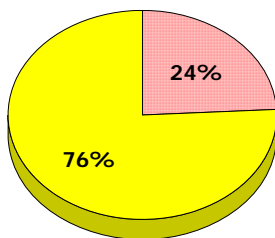
2011

AGR (26)



2010

AGR (32)



■ Exemption
 ■ Unknown
 ■ Not Yet Meeting
 ■ Meeting or Exceeding

* In some cases, CRT numbers may exceed AGR numbers based on late enrolments. Pie chart is based on the number of students who wrote the CRT.
 * Mushuau Innu Natuashish School and Sheshatshiu Innu School are excluded from district and provincial results.

Elementary English Language Arts
4 Year Provincial Assessment, June 2013
Student Population Report
(average scores)

District 4 - Eastern

School #: 442 Persalvic Elementary

Reading

School

District

Province

Non - Fiction

Fiction

Non - Fiction

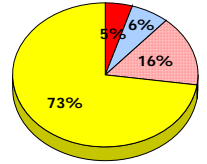
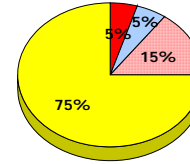
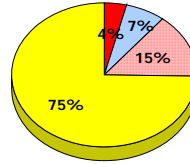
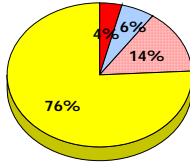
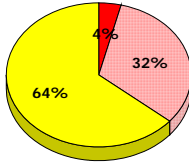
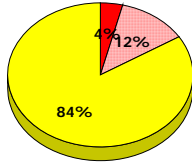
Fiction

Non - Fiction

Fiction

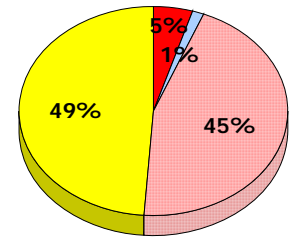
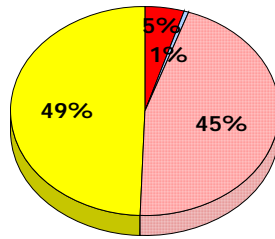
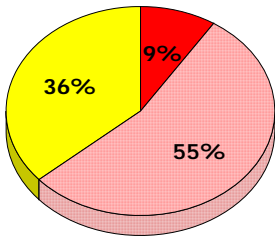
2013

Apr 30,
2013 (25)



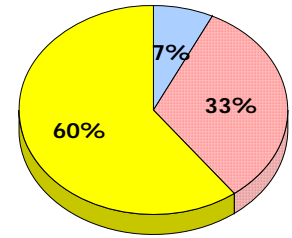
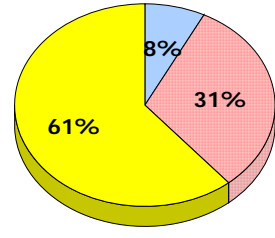
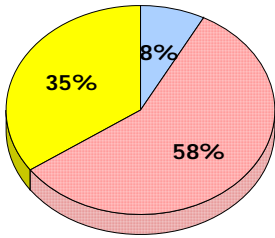
2012

Apr 30,
2012 (22)



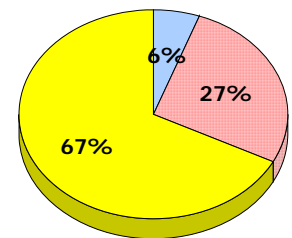
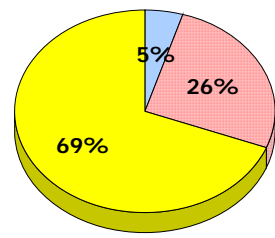
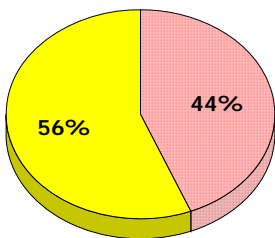
2011

AGR (26)



2010

AGR (32)



■ Exemption
 ■ Unknown
 ■ Not Yet Meeting
 ■ Meeting or Exceeding

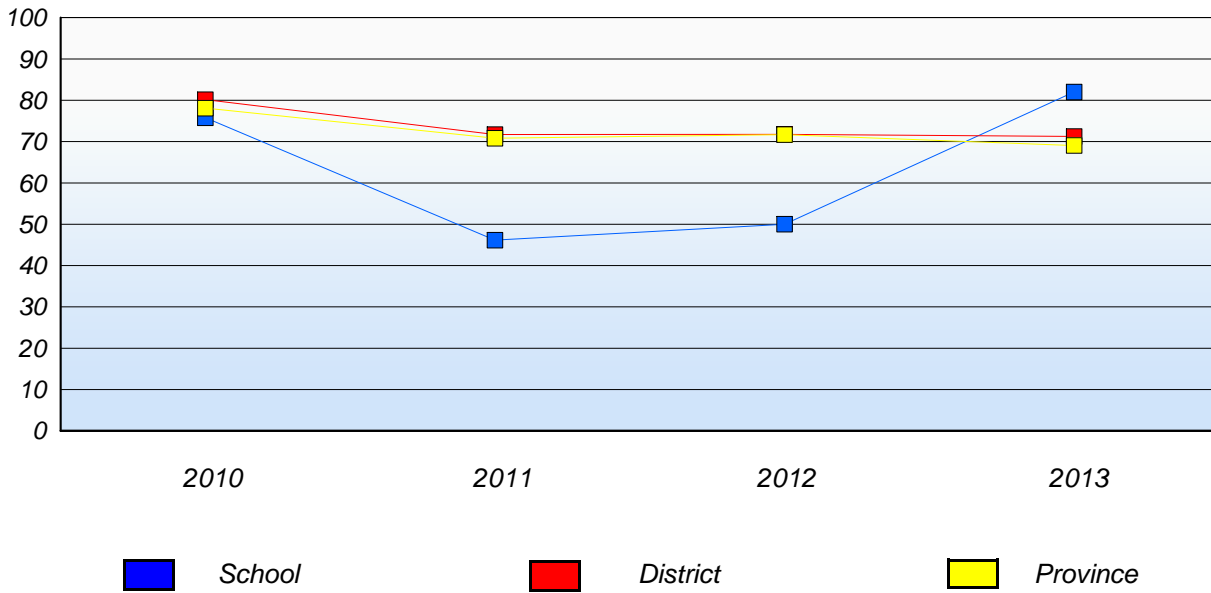
* In some cases, CRT numbers may exceed AGR numbers based on late enrolments. Pie chart is based on the number of students who wrote the CRT.
 * Mushuau Innu Natuashish School and Sheshatshiu Innu School are excluded from district and provincial results.

**Elementary English Language Arts
4 Year Provincial Assessment, June 2013
Student Population Report**
(average scores)

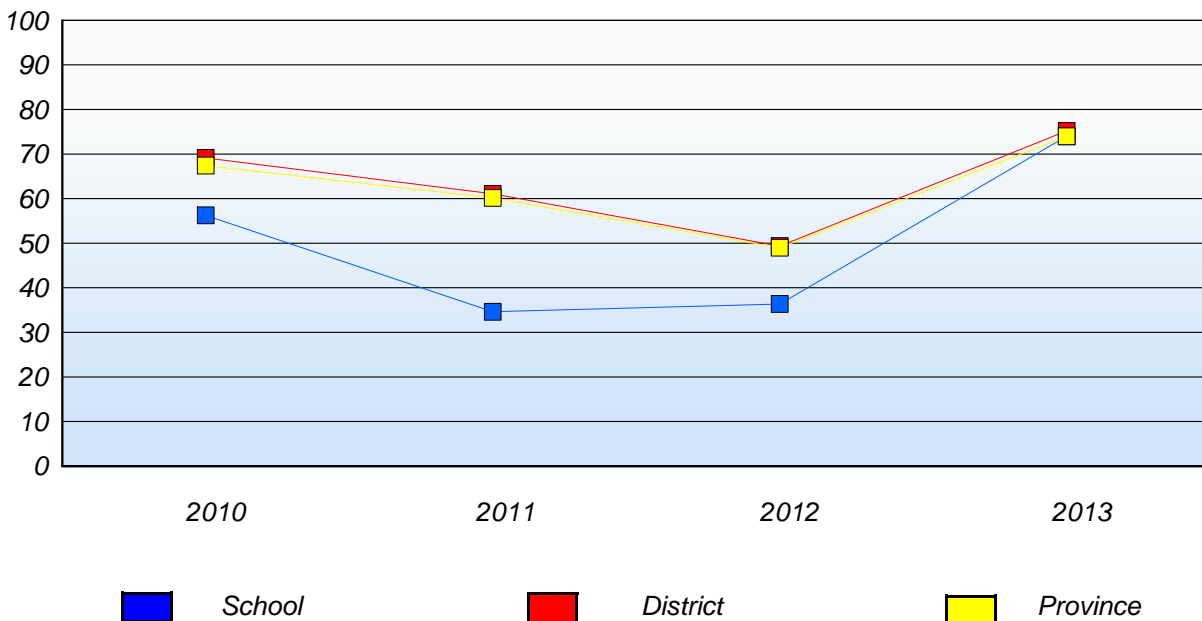
District 4 - Eastern

School #: 442 Persalvic Elementary

Demand Writing
Percentage of students at level 3 or above (2010 - 2013)



Reading
Percentage of students at level 3 or above (2010 - 2013)



* In some cases, CRT numbers may exceed AGR numbers based on late enrolments. Pie chart is based on the number of students who wrote the CRT.
* Mushuau Innu Natuashish School and Sheshatshiu Innu School are excluded from district and provincial results.

District 4 - Eastern

School #: 444 Cabot Academy

Demand Writing

School

District

Province

Creative Writing

Persuasive Writing

Creative Writing

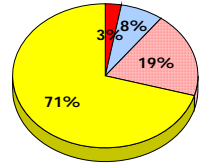
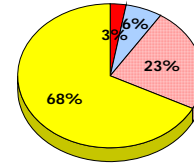
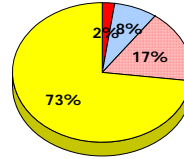
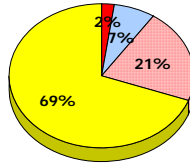
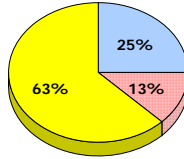
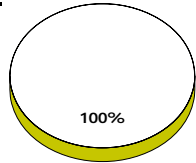
Persuasive Writing

Creative Writing

Persuasive Writing

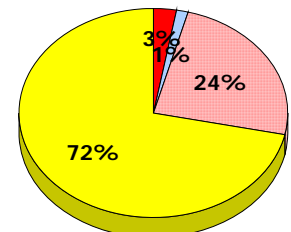
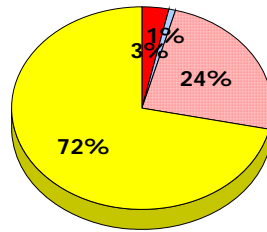
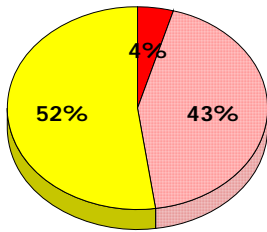
2013

Apr 30, 2013 (8)



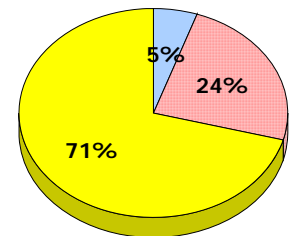
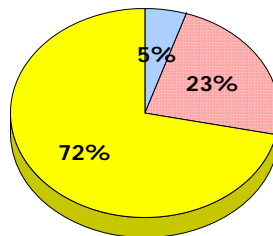
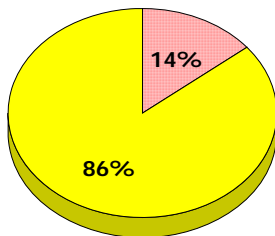
2012

Apr 30, 2012 (23)



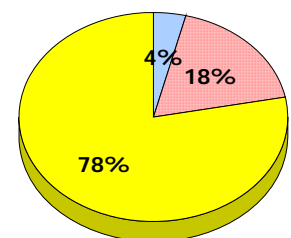
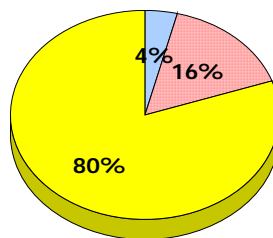
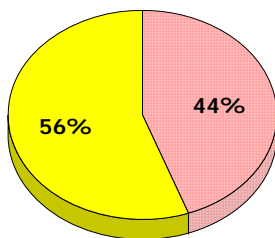
2011

AGR (14)



2010

AGR (18)



Exemption

Unknown

Not Yet Meeting

Meeting or Exceeding

* In some cases, CRT numbers may exceed AGR numbers based on late enrolments. Pie chart is based on the number of students who wrote the CRT.
* Mushuau Innu Natuashish School and Sheshatshiu Innu School are excluded from district and provincial results.

Elementary English Language Arts
4 Year Provincial Assessment, June 2013
Student Population Report
(average scores)

District 4 - Eastern

School #: 444 Cabot Academy

Reading

School

District

Province

Non - Fiction

Fiction

Non - Fiction

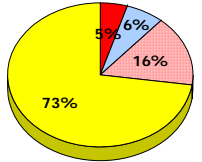
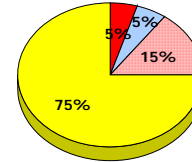
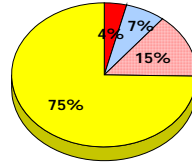
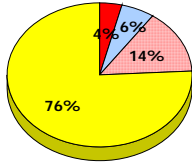
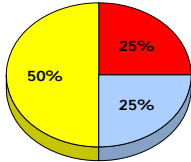
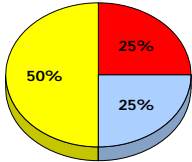
Fiction

Non - Fiction

Fiction

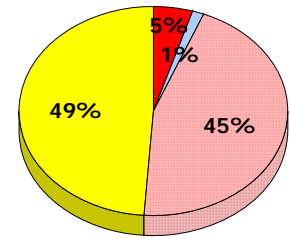
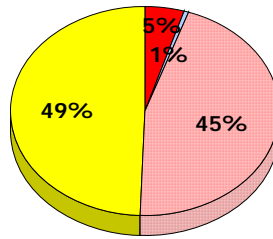
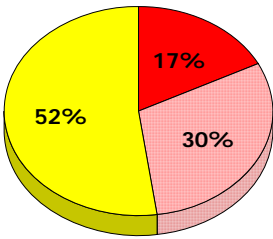
2013

Apr 30,
2013 (8)



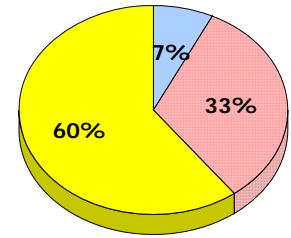
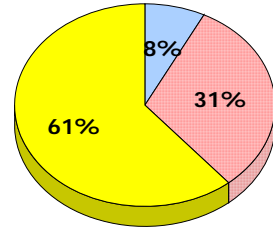
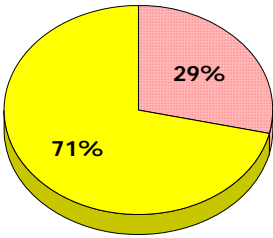
2012

Apr 30,
2012 (23)



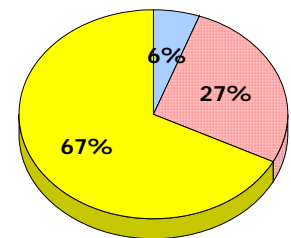
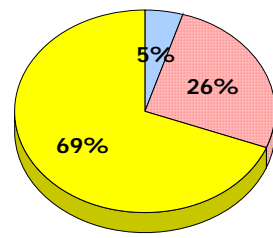
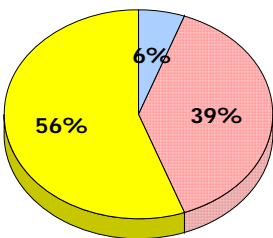
2011

AGR (14)



2010

AGR (18)



■ Exemption
 ■ Unknown
 ■ Not Yet Meeting
 ■ Meeting or Exceeding

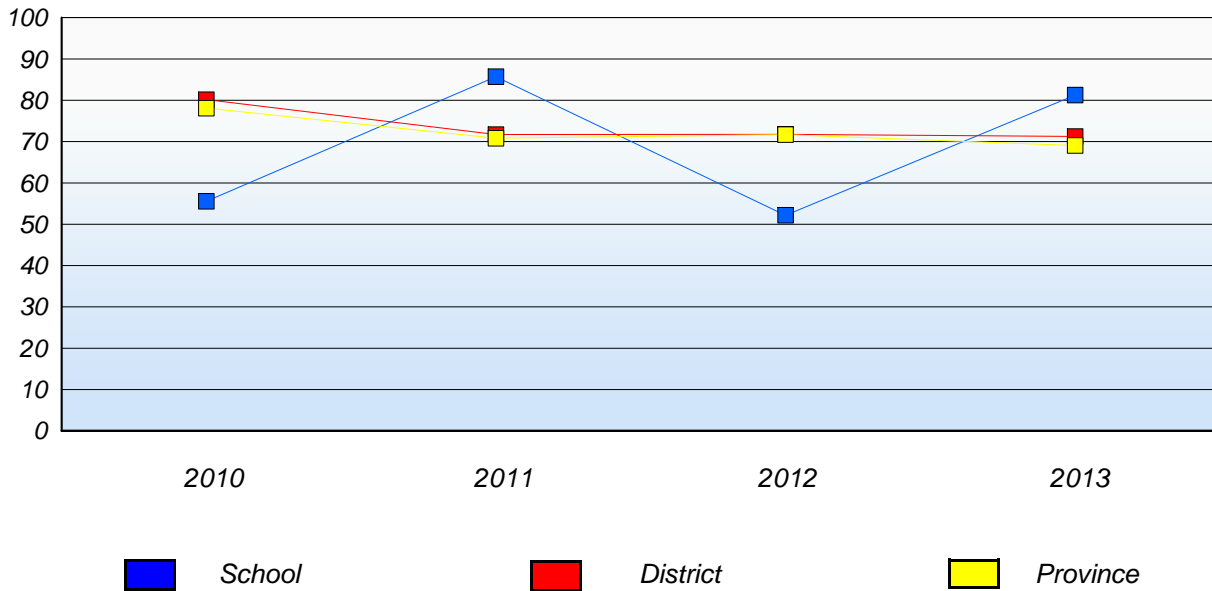
* In some cases, CRT numbers may exceed AGR numbers based on late enrolments. Pie chart is based on the number of students who wrote the CRT.
 * Mushuau Innu Natuashish School and Sheshatshiu Innu School are excluded from district and provincial results.

District 4 - Eastern

School #: 444 Cabot Academy

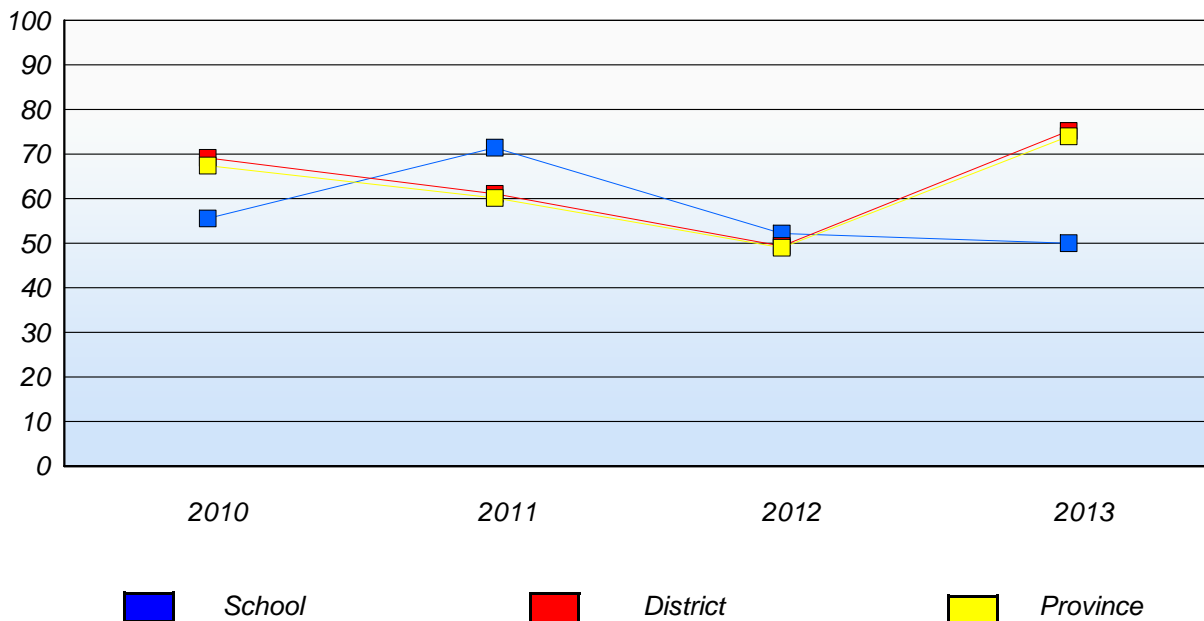
Demand Writing

Percentage of students at level 3 or above (2010 - 2013)



Reading

Percentage of students at level 3 or above (2010 - 2013)



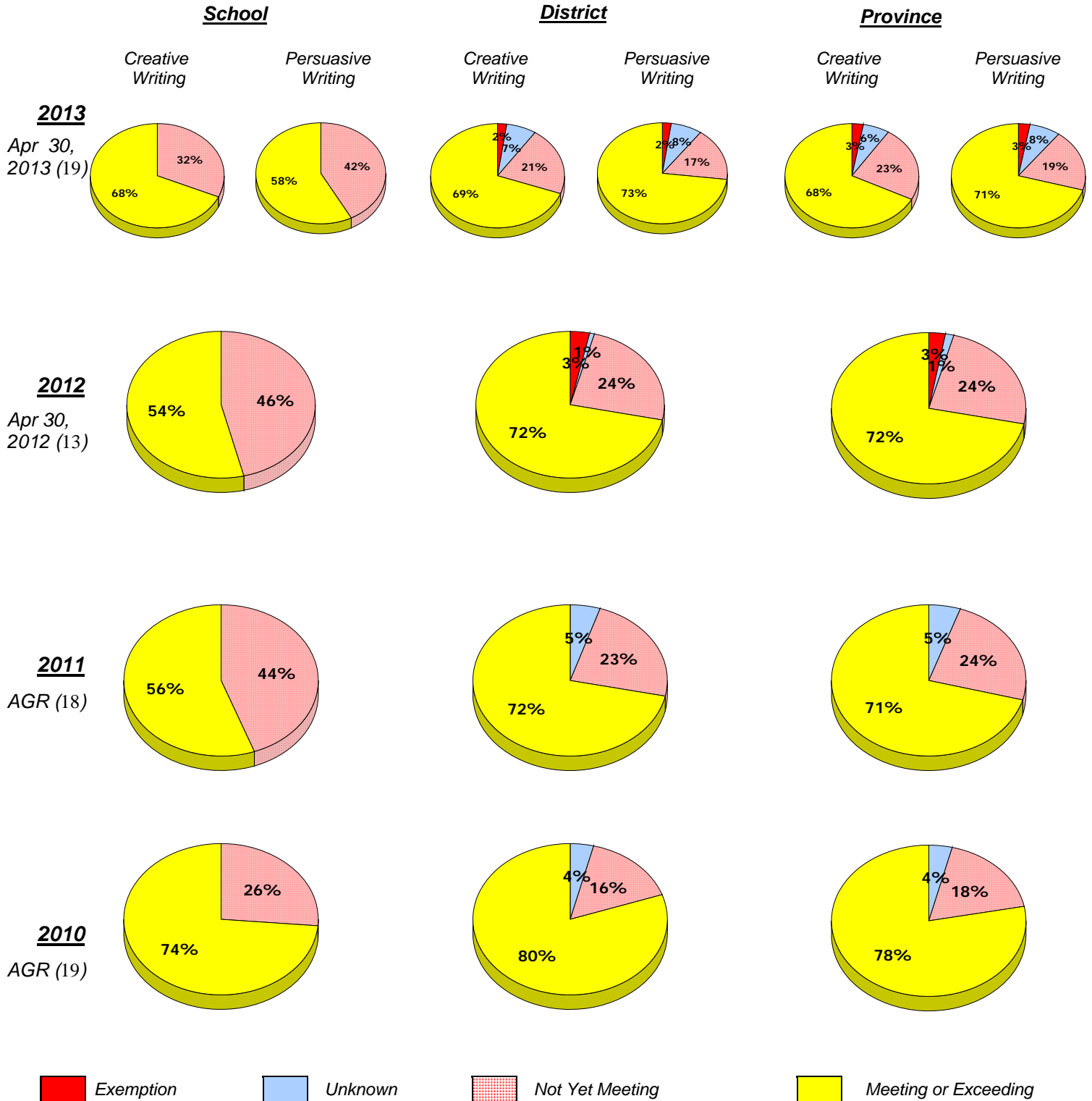
* In some cases, CRT numbers may exceed AGR numbers based on late enrolments. Pie chart is based on the number of students who wrote the CRT.

* Mushuau Innu Natuashish School and Sheshatshiu Innu School are excluded from district and provincial results.

District 4 - Eastern

School #: 446 Whitbourne Elementary

Demand Writing



* In some cases, CRT numbers may exceed AGR numbers based on late enrolments. Pie chart is based on the number of students who wrote the CRT.
* Mushuau Innu Natuashish School and Sheshatshiu Innu School are excluded from district and provincial results.

Elementary English Language Arts
4 Year Provincial Assessment, June 2013
Student Population Report
(average scores)

District 4 - Eastern

School #: 446 Whitbourne Elementary

Reading

School

District

Province

Non - Fiction

Fiction

Non - Fiction

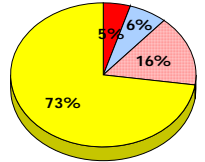
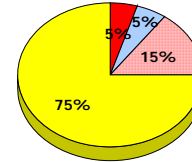
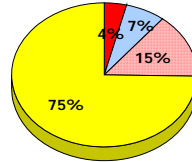
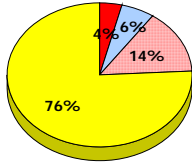
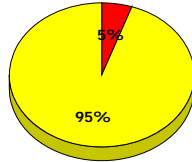
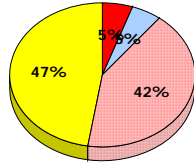
Fiction

Non - Fiction

Fiction

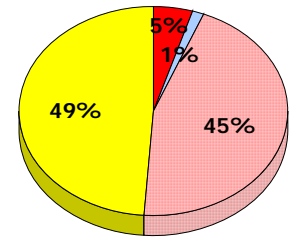
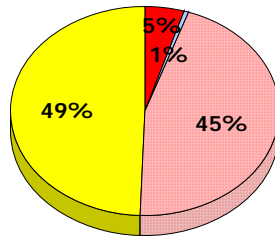
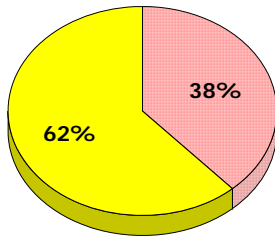
2013

Apr 30,
2013 (19)



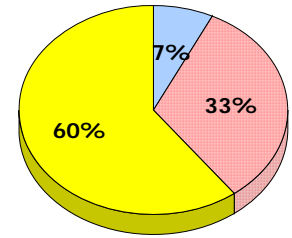
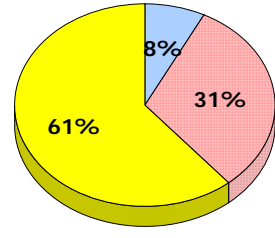
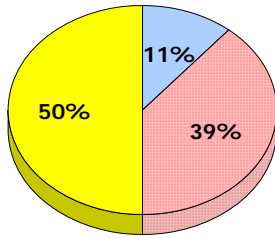
2012

Apr 30,
2012 (13)



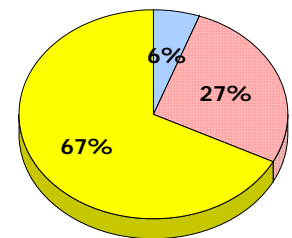
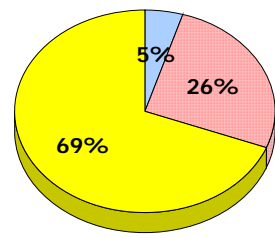
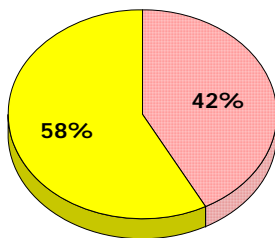
2011

AGR (18)



2010

AGR (19)



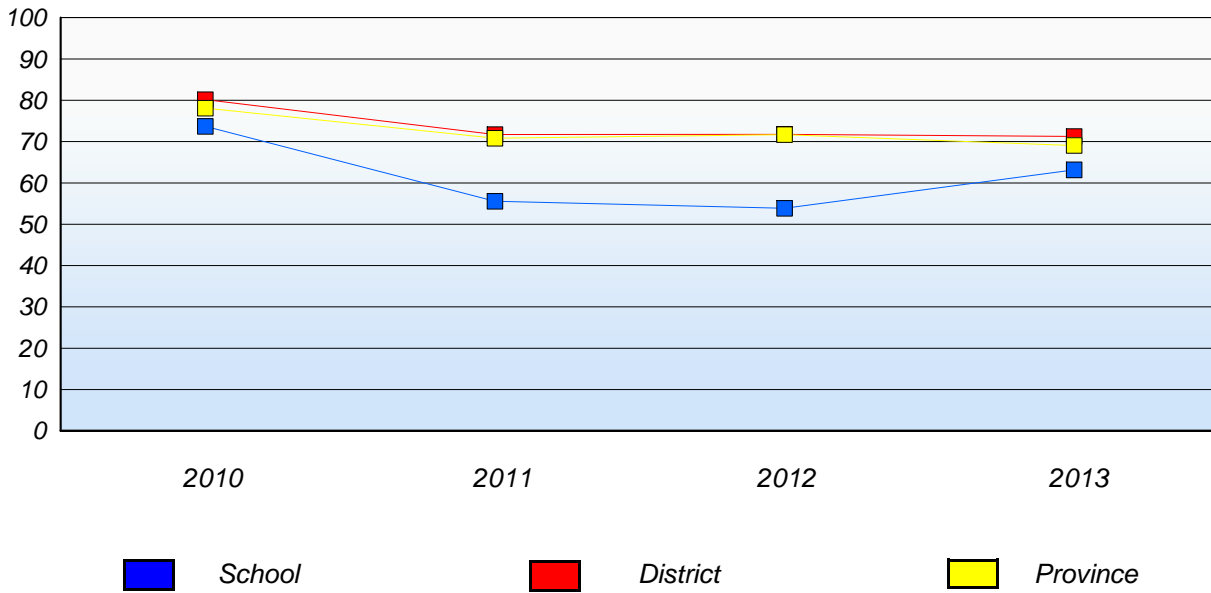
■ Exemption
 ■ Unknown
 ■ Not Yet Meeting
 ■ Meeting or Exceeding

* In some cases, CRT numbers may exceed AGR numbers based on late enrolments. Pie chart is based on the number of students who wrote the CRT.
 * Mushuau Innu Natuashish School and Sheshatshiu Innu School are excluded from district and provincial results.

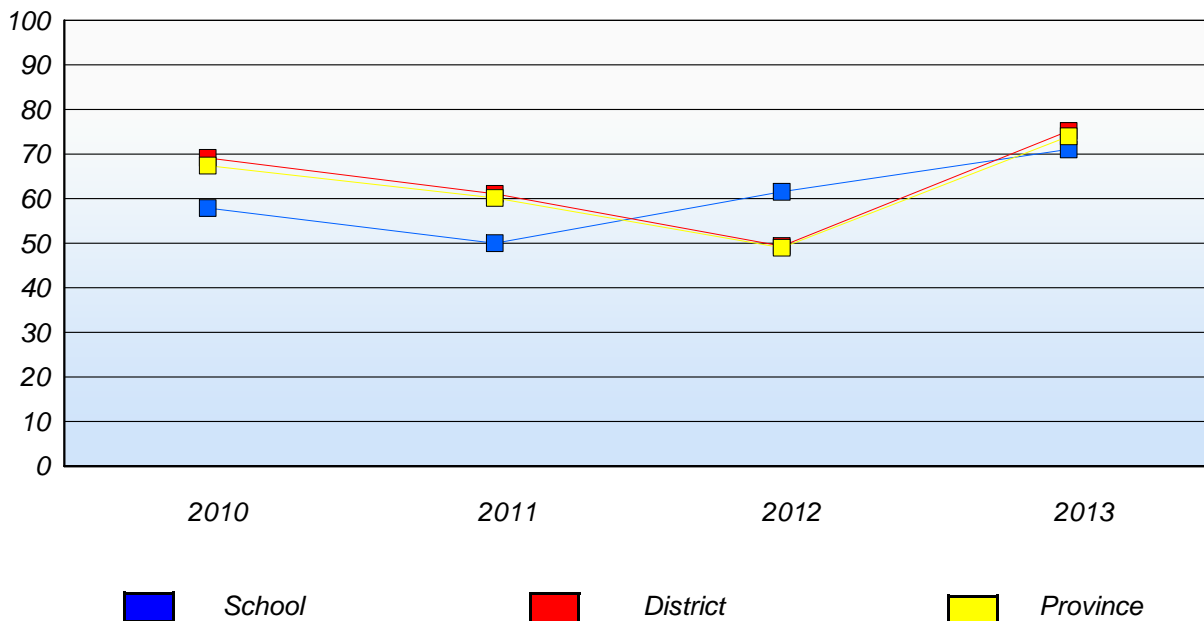
District 4 - Eastern

School #: 446 Whitbourne Elementary

Demand Writing
Percentage of students at level 3 or above (2010 - 2013)



Reading
Percentage of students at level 3 or above (2010 - 2013)



* In some cases, CRT numbers may exceed AGR numbers based on late enrolments. Pie chart is based on the number of students who wrote the CRT.
* Mushuau Innu Natuashish School and Sheshatshiu Innu School are excluded from district and provincial results.

District 4 - Eastern

School #: 447 Baltimore School Complex

Demand Writing

School

District

Province

Creative Writing

Persuasive Writing

Creative Writing

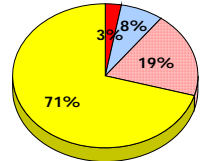
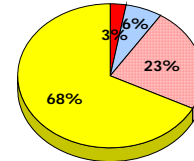
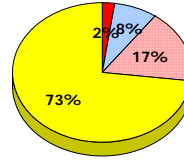
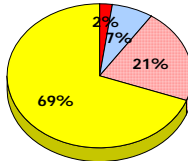
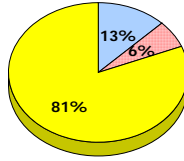
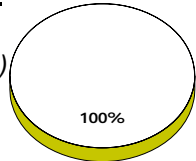
Persuasive Writing

Creative Writing

Persuasive Writing

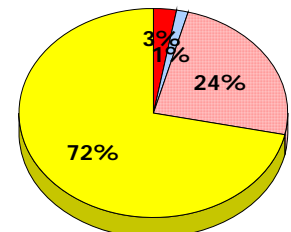
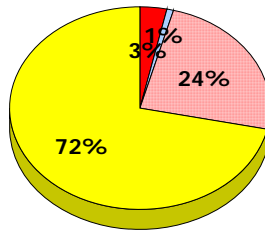
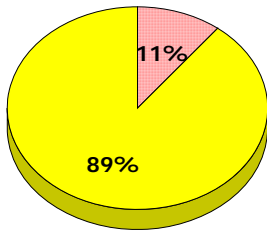
2013

Apr 30, 2013 (16)



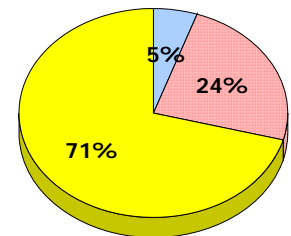
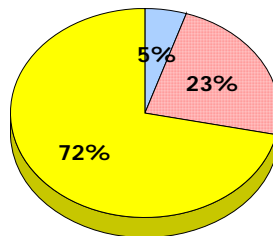
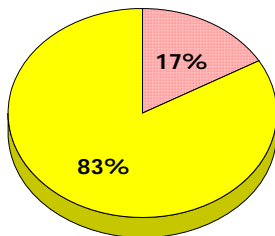
2012

Apr 30, 2012 (19)



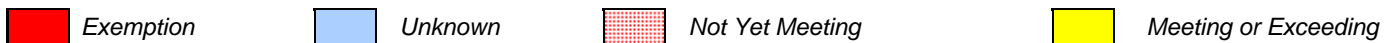
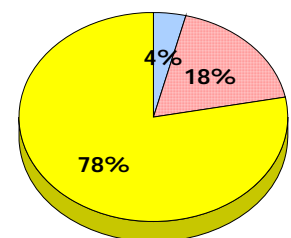
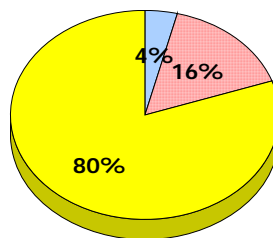
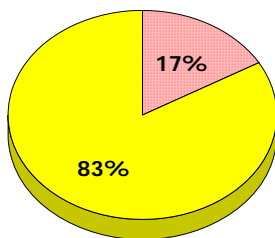
2011

AGR (18)



2010

AGR (24)

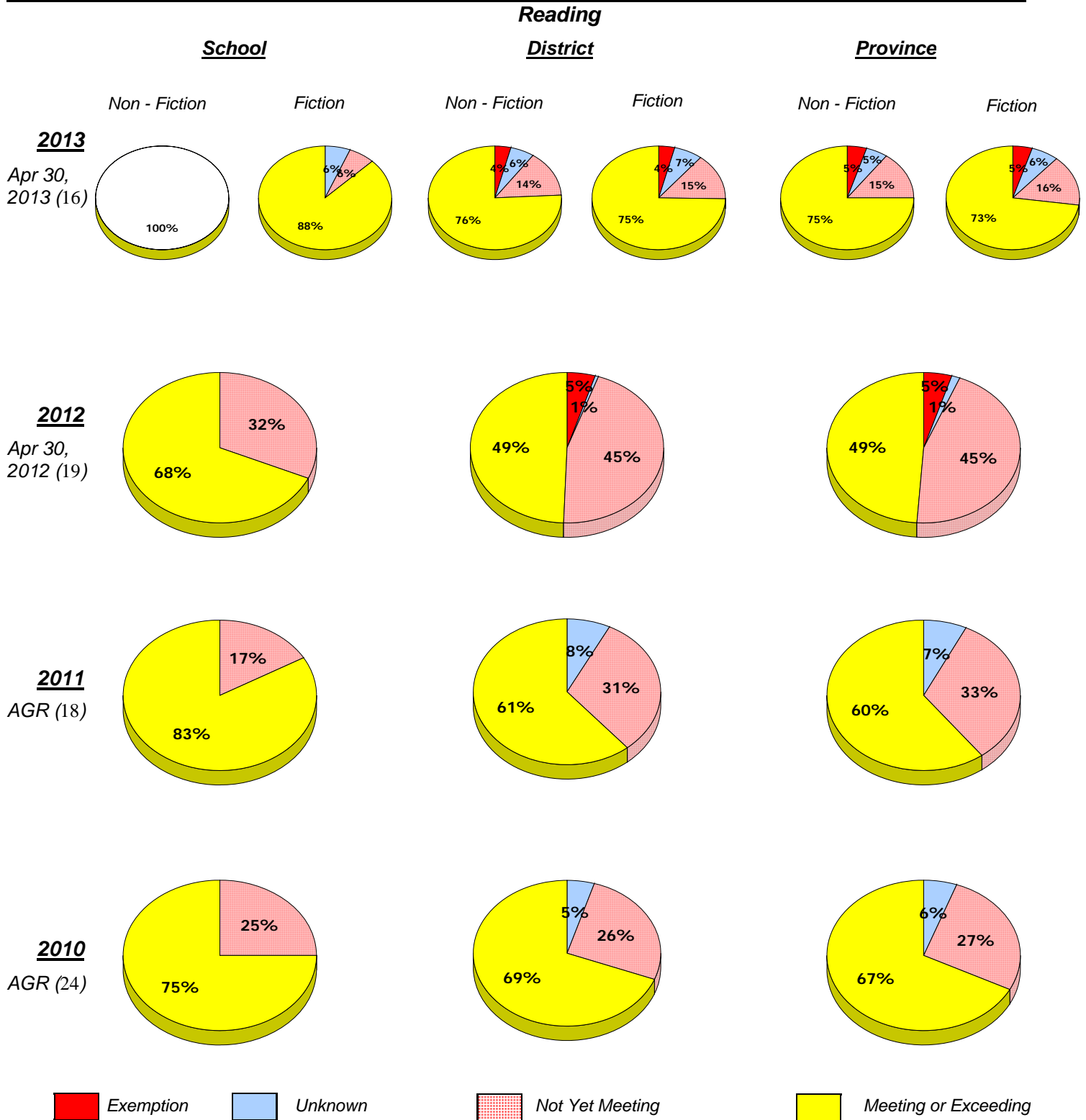


* In some cases, CRT numbers may exceed AGR numbers based on late enrolments. Pie chart is based on the number of students who wrote the CRT.
* Mushuau Innu Natuashish School and Sheshatshiu Innu School are excluded from district and provincial results.

Elementary English Language Arts
4 Year Provincial Assessment, June 2013
Student Population Report
(average scores)

District 4 - Eastern

School #: 447 Baltimore School Complex

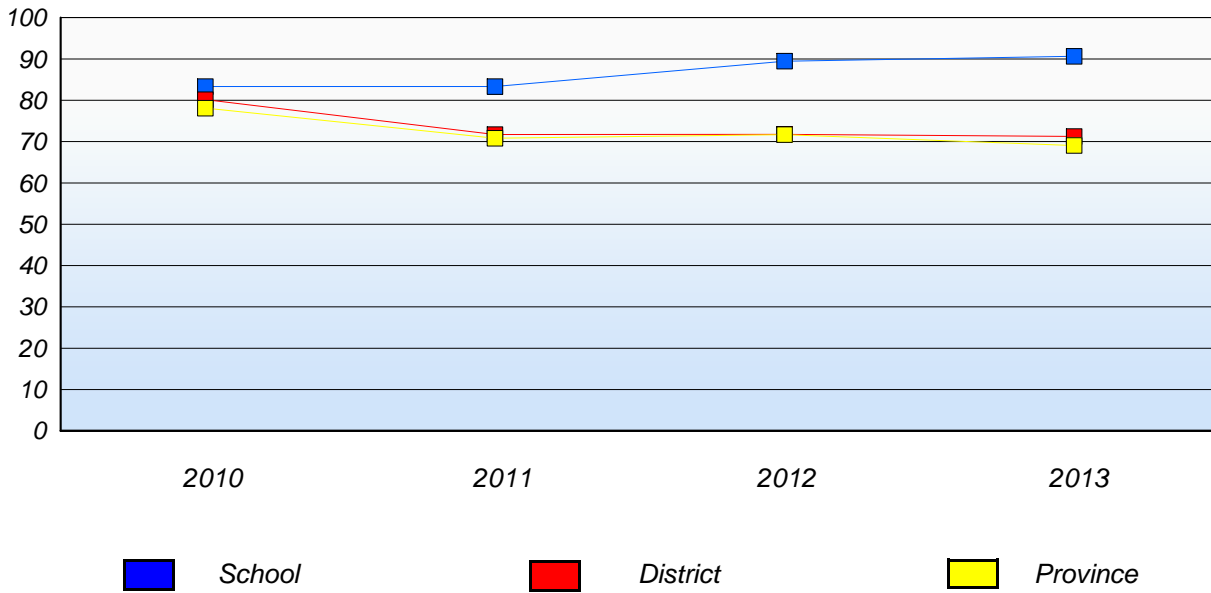


* In some cases, CRT numbers may exceed AGR numbers based on late enrolments. Pie chart is based on the number of students who wrote the CRT.
* Mushuau Innu Natuashish School and Sheshatshiu Innu School are excluded from district and provincial results.

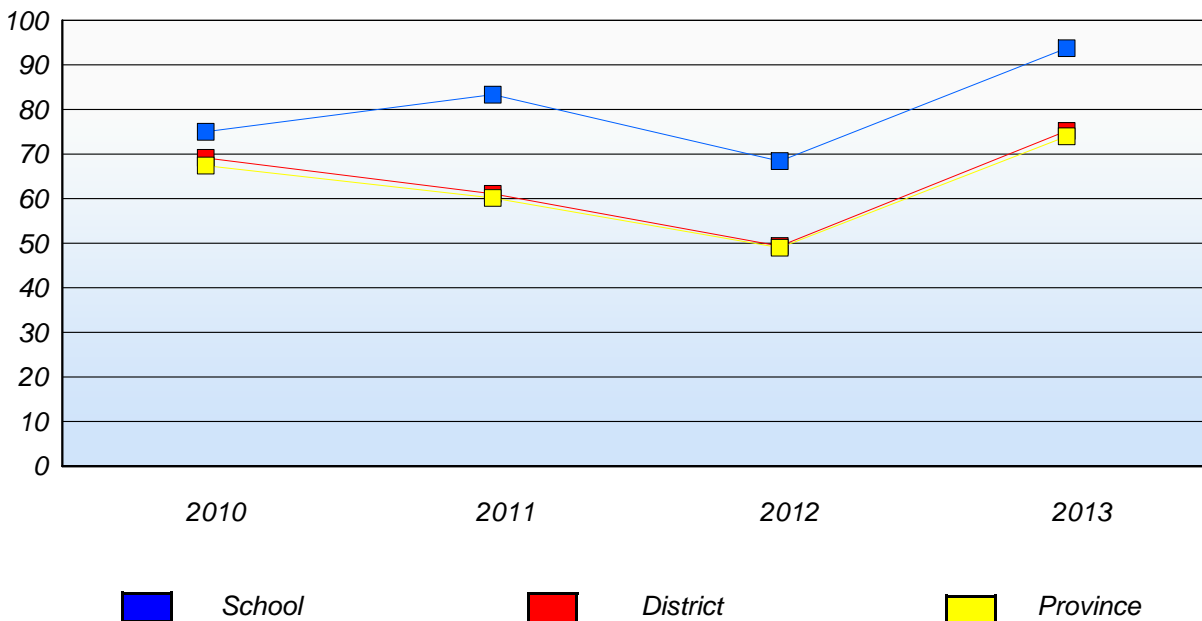
District 4 - Eastern

School #: 447 Baltimore School Complex

Demand Writing
Percentage of students at level 3 or above (2010 - 2013)



Reading
Percentage of students at level 3 or above (2010 - 2013)



* In some cases, CRT numbers may exceed AGR numbers based on late enrolments. Pie chart is based on the number of students who wrote the CRT.
* Mushuau Innu Natuashish School and Sheshatshiu Innu School are excluded from district and provincial results.

District 4 - Eastern

School #: 468 Hazelwood Elementary

Demand Writing

School

District

Province

Creative Writing

Persuasive Writing

Creative Writing

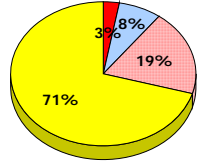
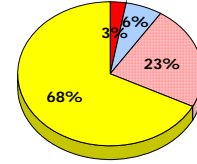
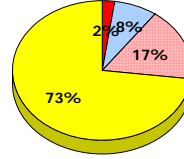
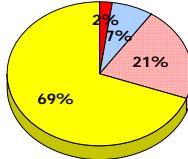
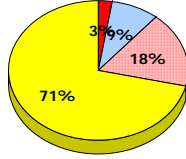
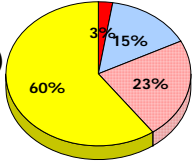
Persuasive Writing

Creative Writing

Persuasive Writing

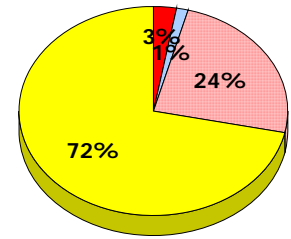
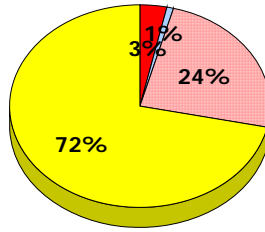
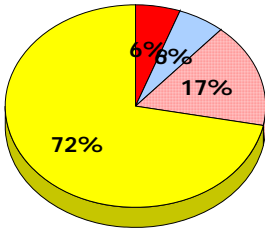
2013

Apr 30, 2013 (80)



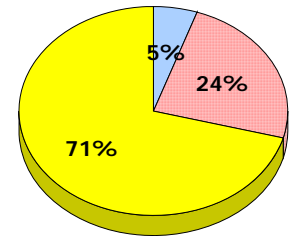
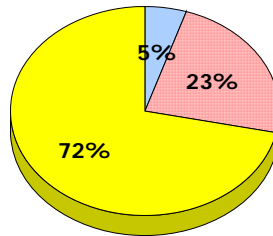
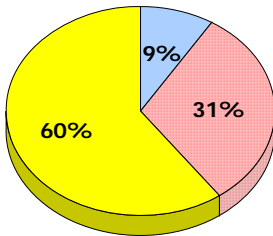
2012

Apr 30, 2012 (71)



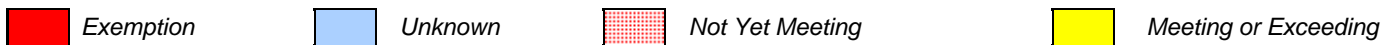
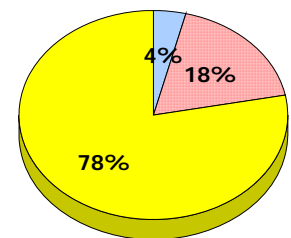
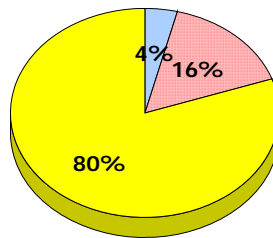
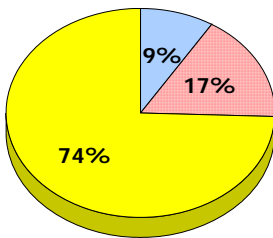
2011

AGR (90)



2010

AGR (78)



* In some cases, CRT numbers may exceed AGR numbers based on late enrolments. Pie chart is based on the number of students who wrote the CRT.
 * Mushuau Innu Natuashish School and Sheshatshiu Innu School are excluded from district and provincial results.

Elementary English Language Arts
4 Year Provincial Assessment, June 2013
Student Population Report
(average scores)

District 4 - Eastern

School #: 468 Hazelwood Elementary

Reading

School

District

Province

Non - Fiction

Fiction

Non - Fiction

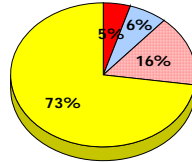
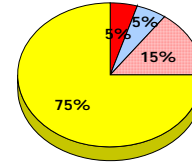
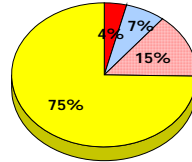
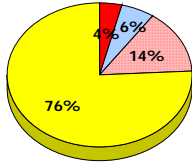
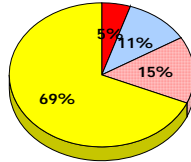
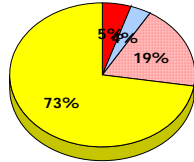
Fiction

Non - Fiction

Fiction

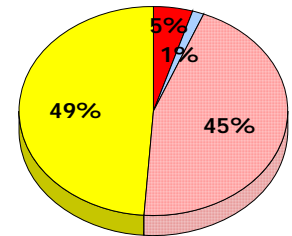
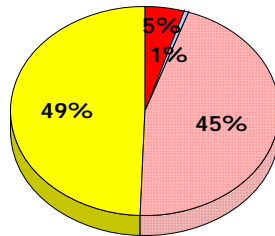
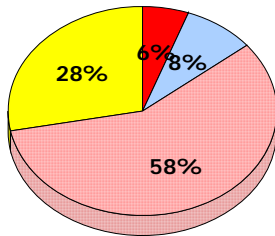
2013

Apr 30,
2013 (80)



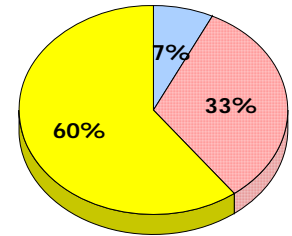
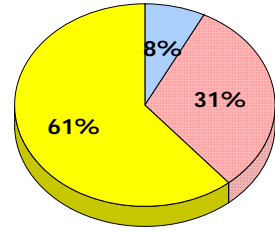
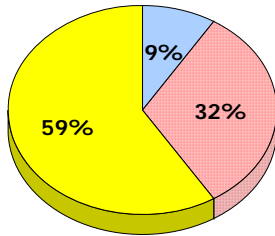
2012

Apr 30,
2012 (71)



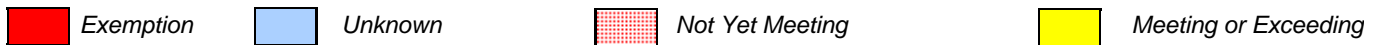
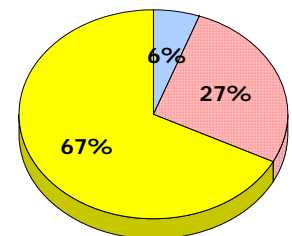
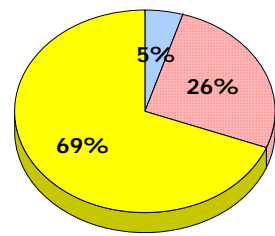
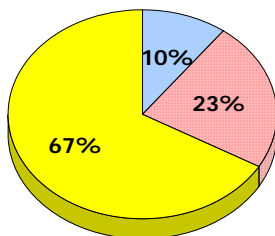
2011

AGR (90)



2010

AGR (78)

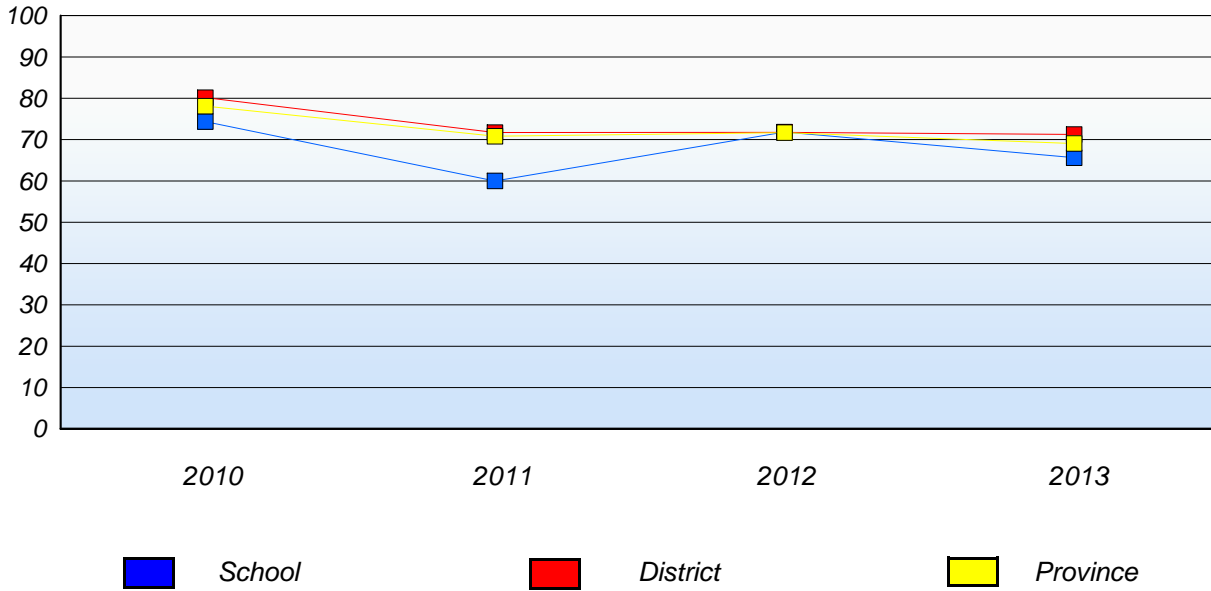


* In some cases, CRT numbers may exceed AGR numbers based on late enrolments. Pie chart is based on the number of students who wrote the CRT.
 * Mushuau Innu Natuashish School and Sheshatshiu Innu School are excluded from district and provincial results.

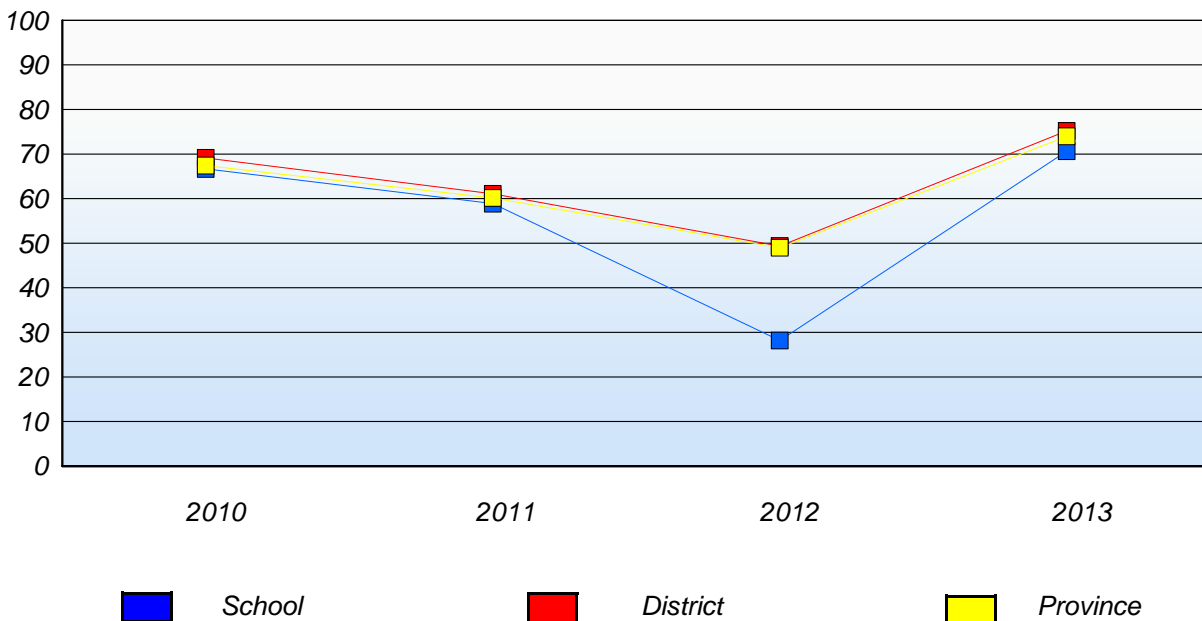
District 4 - Eastern

School #: 468 Hazelwood Elementary

Demand Writing
Percentage of students at level 3 or above (2010 - 2013)



Reading
Percentage of students at level 3 or above (2010 - 2013)



* In some cases, CRT numbers may exceed AGR numbers based on late enrolments. Pie chart is based on the number of students who wrote the CRT.
* Mushuau Innu Natuashish School and Sheshatshiu Innu School are excluded from district and provincial results.

District 4 - Eastern

School #: 473 Cape St. Francis Elementary

Demand Writing

School

District

Province

Creative Writing

Persuasive Writing

Creative Writing

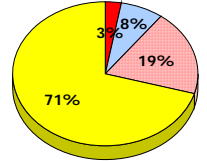
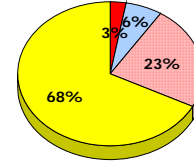
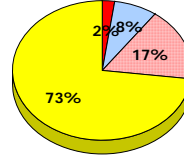
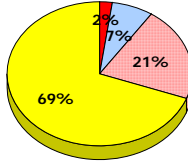
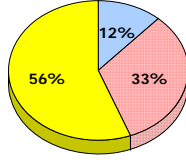
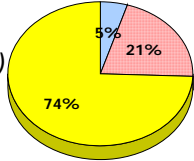
Persuasive Writing

Creative Writing

Persuasive Writing

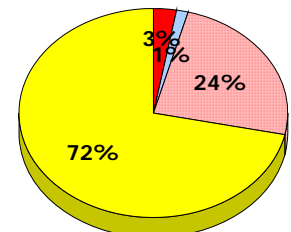
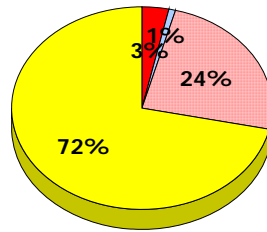
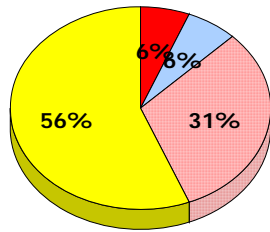
2013

Apr 30, 2013 (43)



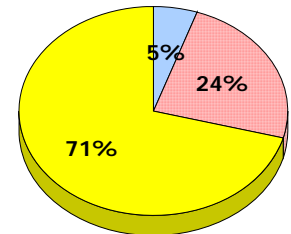
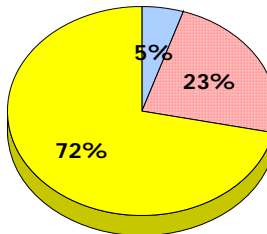
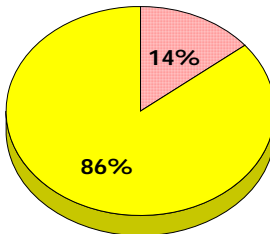
2012

Apr 30, 2012 (32)



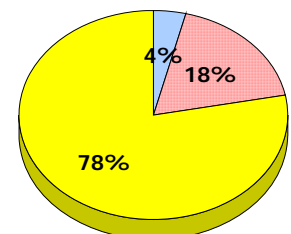
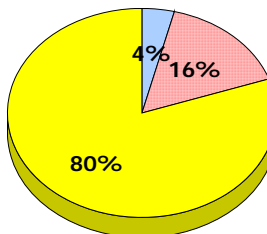
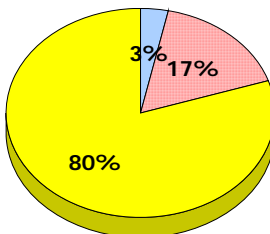
2011

AGR (49)



2010

AGR (30)



■ Exemption
 ■ Unknown
 Not Yet Meeting
 ■ Meeting or Exceeding

* In some cases, CRT numbers may exceed AGR numbers based on late enrolments. Pie chart is based on the number of students who wrote the CRT.
 * Mushuau Innu Natuashish School and Sheshatshiu Innu School are excluded from district and provincial results.

**Elementary English Language Arts
4 Year Provincial Assessment, June 2013
Student Population Report
(average scores)**

District 4 - Eastern

School #: 473 Cape St. Francis Elementary

Reading

School

District

Province

Non - Fiction

Fiction

Non - Fiction

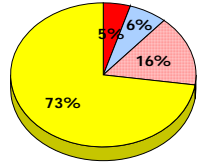
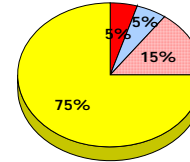
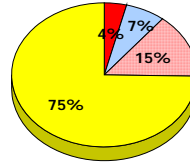
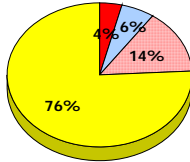
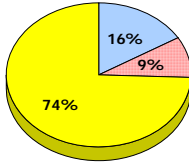
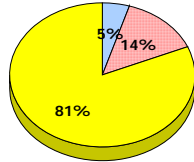
Fiction

Non - Fiction

Fiction

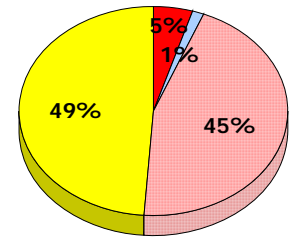
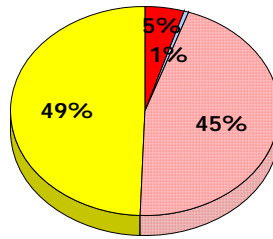
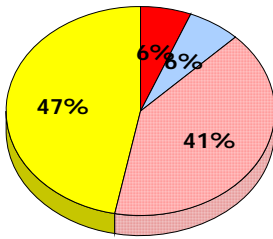
2013

Apr 30,
2013 (43)



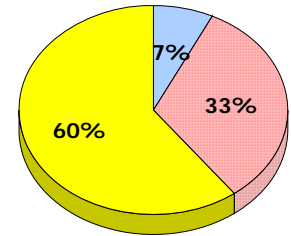
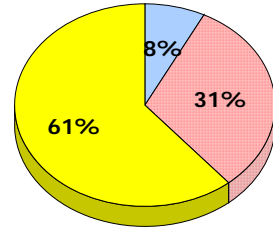
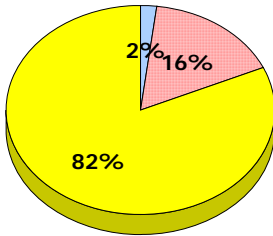
2012

Apr 30,
2012 (32)



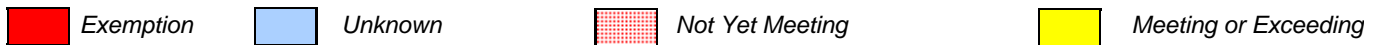
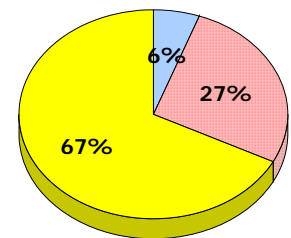
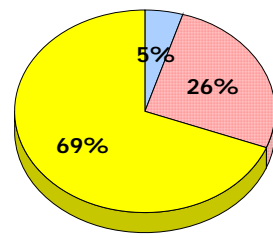
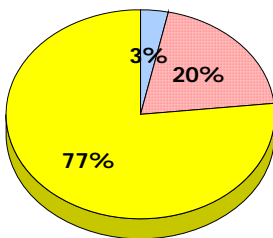
2011

AGR (49)



2010

AGR (30)



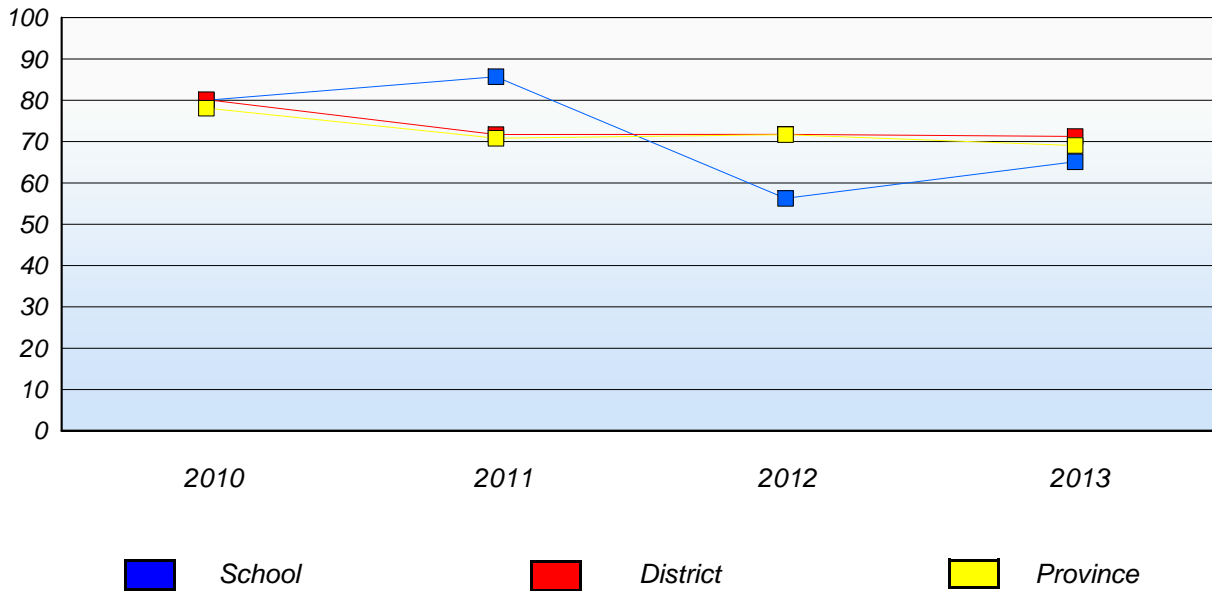
* In some cases, CRT numbers may exceed AGR numbers based on late enrolments. Pie chart is based on the number of students who wrote the CRT.
* Mushuau Innu Natuashish School and Sheshatshiu Innu School are excluded from district and provincial results.

District 4 - Eastern

School #: 473 Cape St. Francis Elementary

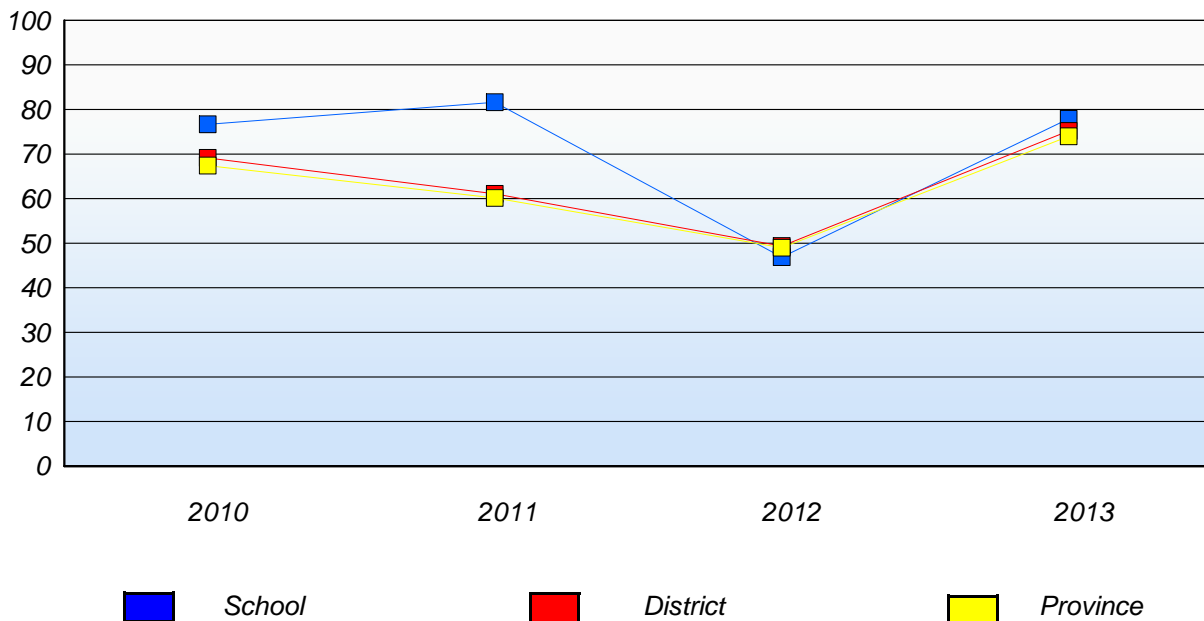
Demand Writing

Percentage of students at level 3 or above (2010 - 2013)



Reading

Percentage of students at level 3 or above (2010 - 2013)



* In some cases, CRT numbers may exceed AGR numbers based on late enrolments. Pie chart is based on the number of students who wrote the CRT.

* Mushuau Innu Natuashish School and Sheshatshiu Innu School are excluded from district and provincial results.

District 4 - Eastern

School #: 924 Tricentia Academy

Demand Writing

School

District

Province

Creative Writing

Persuasive Writing

Creative Writing

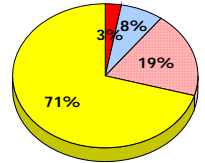
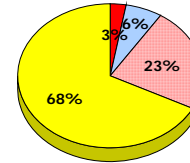
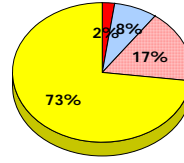
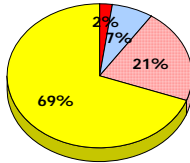
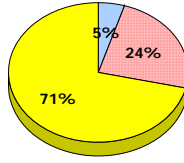
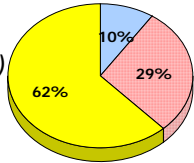
Persuasive Writing

Creative Writing

Persuasive Writing

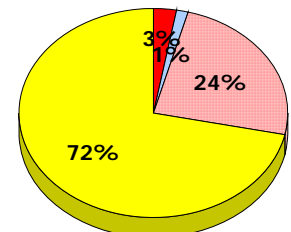
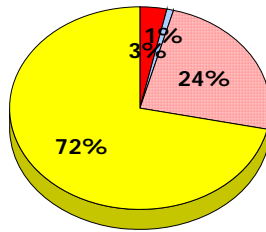
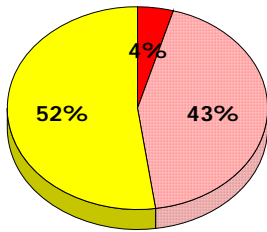
2013

Apr 30, 2013 (21)



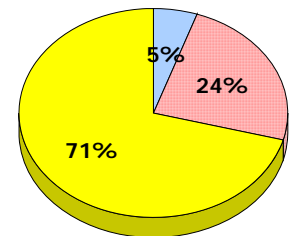
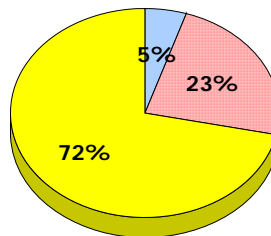
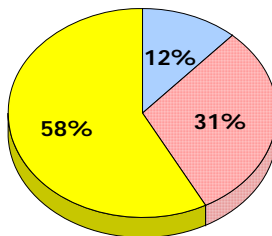
2012

Apr 30, 2012 (23)



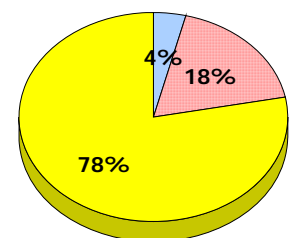
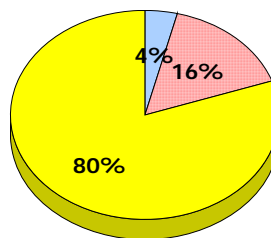
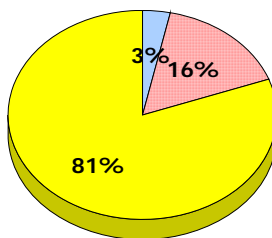
2011

AGR (26)



2010

AGR (31)



■ Exemption
 ■ Unknown
 ■ Not Yet Meeting
 ■ Meeting or Exceeding

* In some cases, CRT numbers may exceed AGR numbers based on late enrolments. Pie chart is based on the number of students who wrote the CRT.
 * Mushuau Innu Natuashish School and Sheshatshiu Innu School are excluded from district and provincial results.

Elementary English Language Arts
4 Year Provincial Assessment, June 2013
Student Population Report
(average scores)

District 4 - Eastern

School #: 924 Tricentia Academy

Reading

School

District

Province

Non - Fiction

Fiction

Non - Fiction

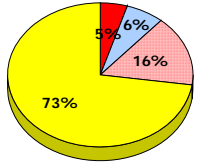
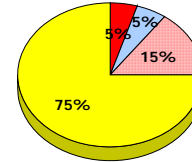
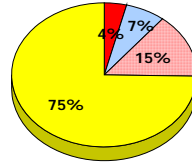
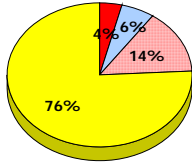
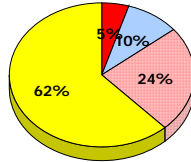
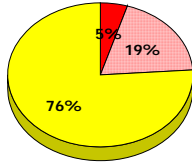
Fiction

Non - Fiction

Fiction

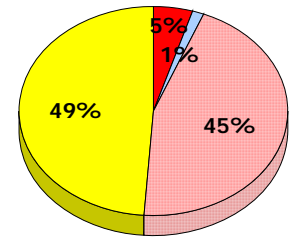
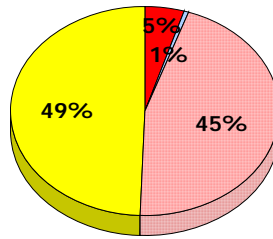
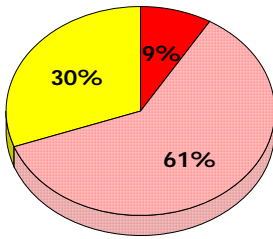
2013

Apr 30,
2013 (21)



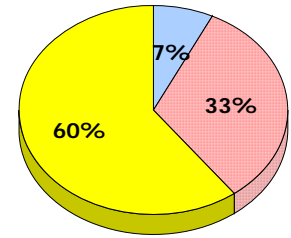
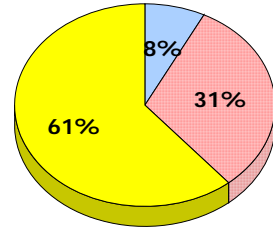
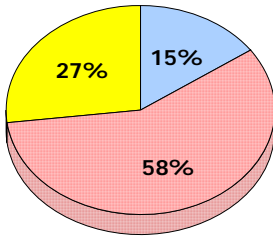
2012

Apr 30,
2012 (23)



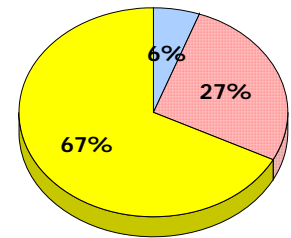
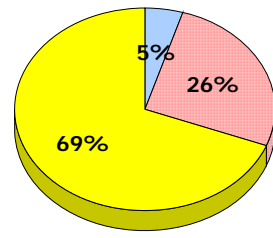
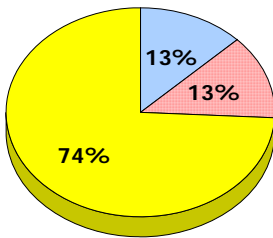
2011

AGR (26)



2010

AGR (31)



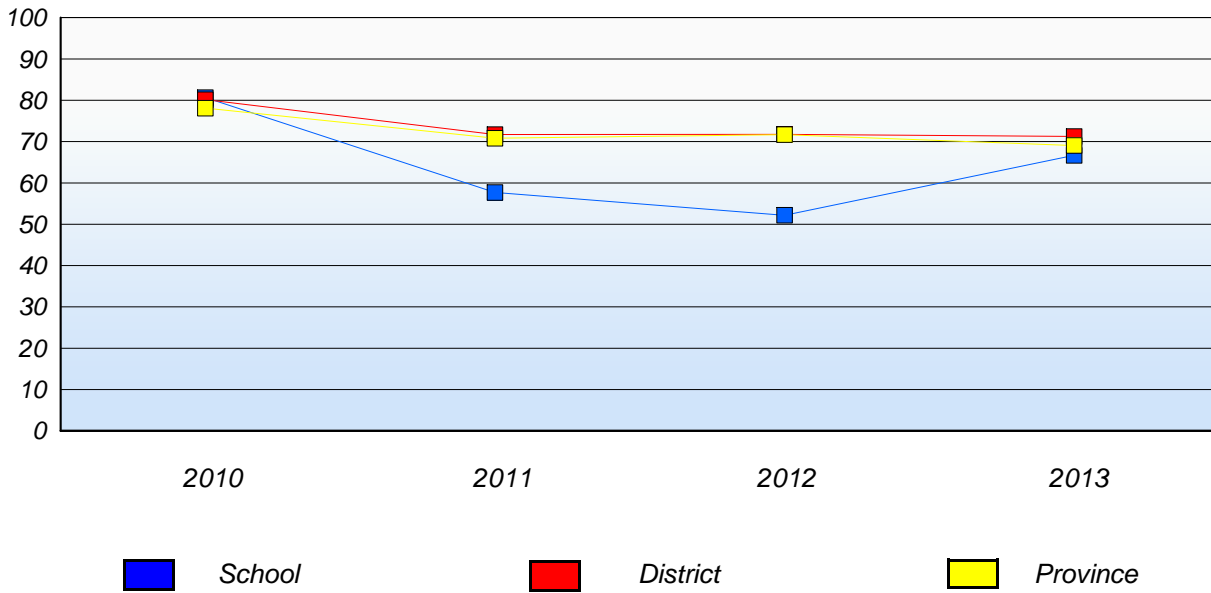
■ Exemption
 ■ Unknown
 ■ Not Yet Meeting
 ■ Meeting or Exceeding

* In some cases, CRT numbers may exceed AGR numbers based on late enrolments. Pie chart is based on the number of students who wrote the CRT.
* Mushuau Innu Natuashish School and Sheshatshiu Innu School are excluded from district and provincial results.

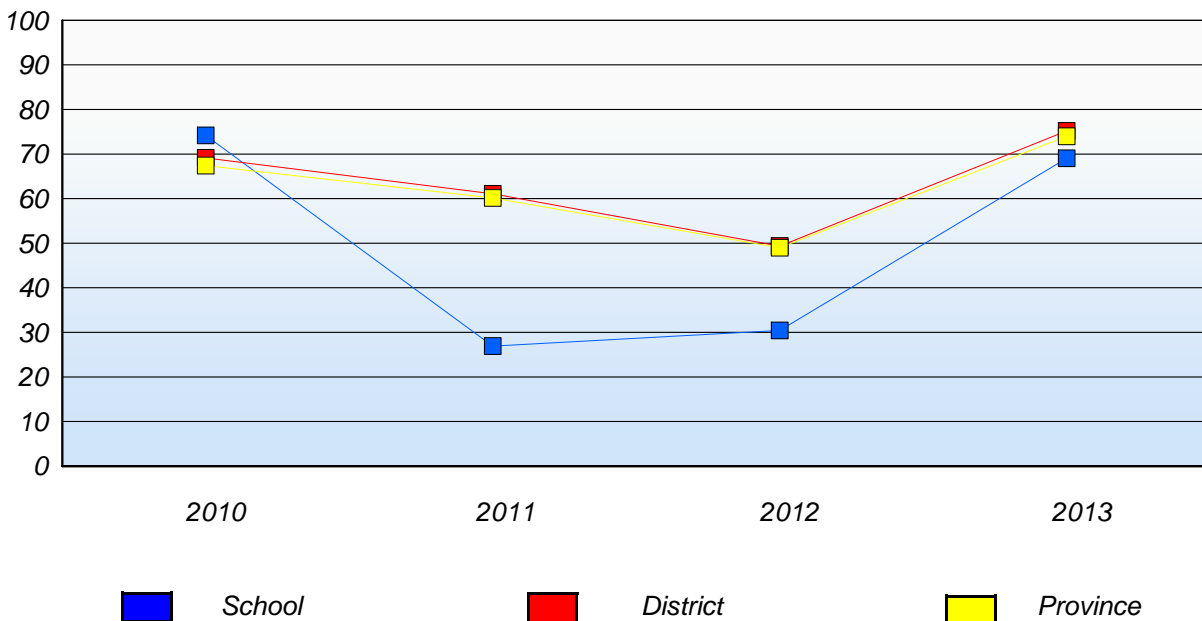
District 4 - Eastern

School #: 924 Tricentia Academy

Demand Writing
Percentage of students at level 3 or above (2010 - 2013)



Reading
Percentage of students at level 3 or above (2010 - 2013)

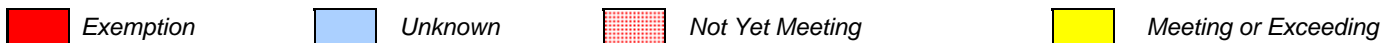
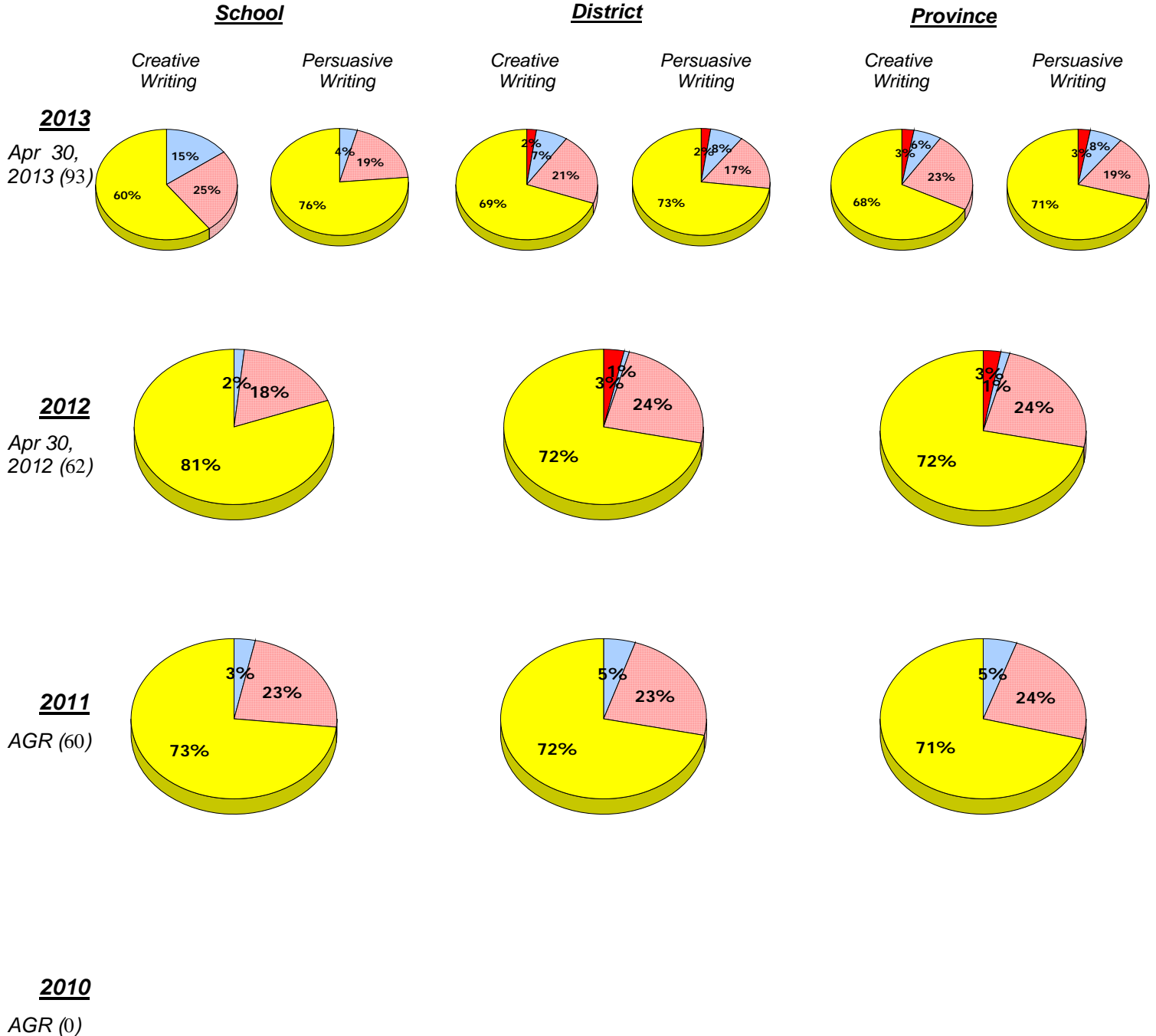


* In some cases, CRT numbers may exceed AGR numbers based on late enrolments. Pie chart is based on the number of students who wrote the CRT.
* Mushuau Innu Natuashish School and Sheshatshiu Innu School are excluded from district and provincial results.

District 4 - Eastern

School #: 951 Paradise Elementary

Demand Writing



* In some cases, CRT numbers may exceed AGR numbers based on late enrolments. Pie chart is based on the number of students who wrote the CRT.
* Mushuau Innu Natuashish School and Sheshatshiu Innu School are excluded from district and provincial results.

Elementary English Language Arts
4 Year Provincial Assessment, June 2013
Student Population Report
(average scores)

District 4 - Eastern

School #: 951 Paradise Elementary

Reading

School

District

Province

Non - Fiction

Fiction

Non - Fiction

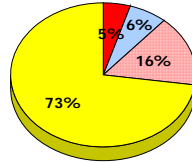
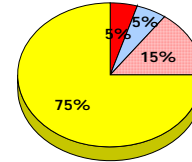
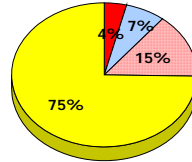
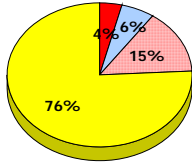
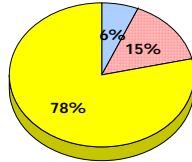
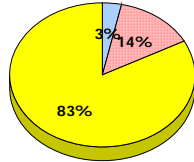
Fiction

Non - Fiction

Fiction

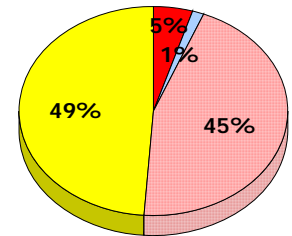
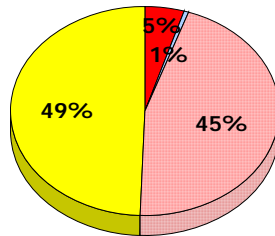
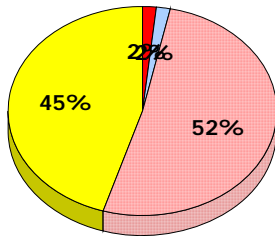
2013

Apr 30,
2013 (93)



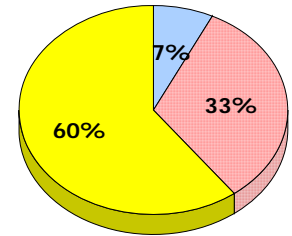
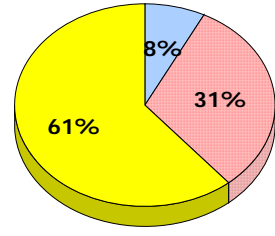
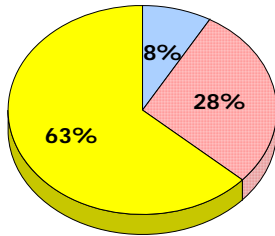
2012

Apr 30,
2012 (62)



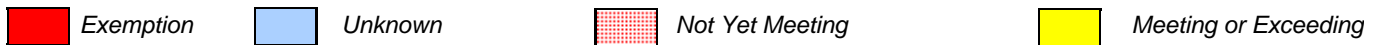
2011

AGR (60)



2010

AGR (0)

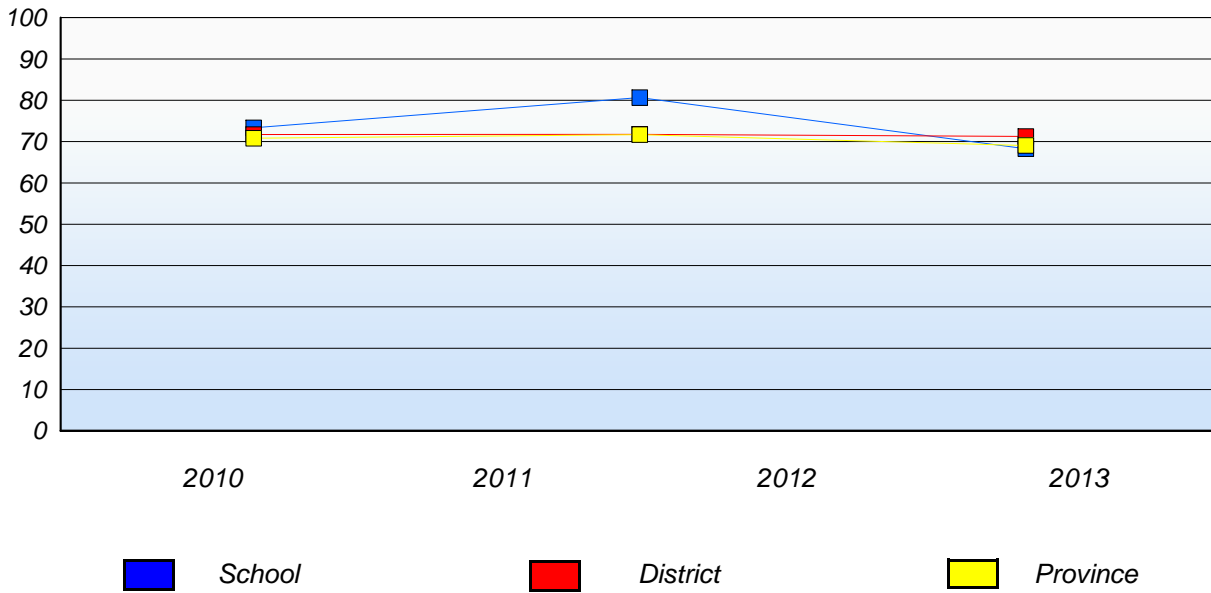


* In some cases, CRT numbers may exceed AGR numbers based on late enrolments. Pie chart is based on the number of students who wrote the CRT.
* Mushuau Innu Natuashish School and Sheshatshiu Innu School are excluded from district and provincial results.

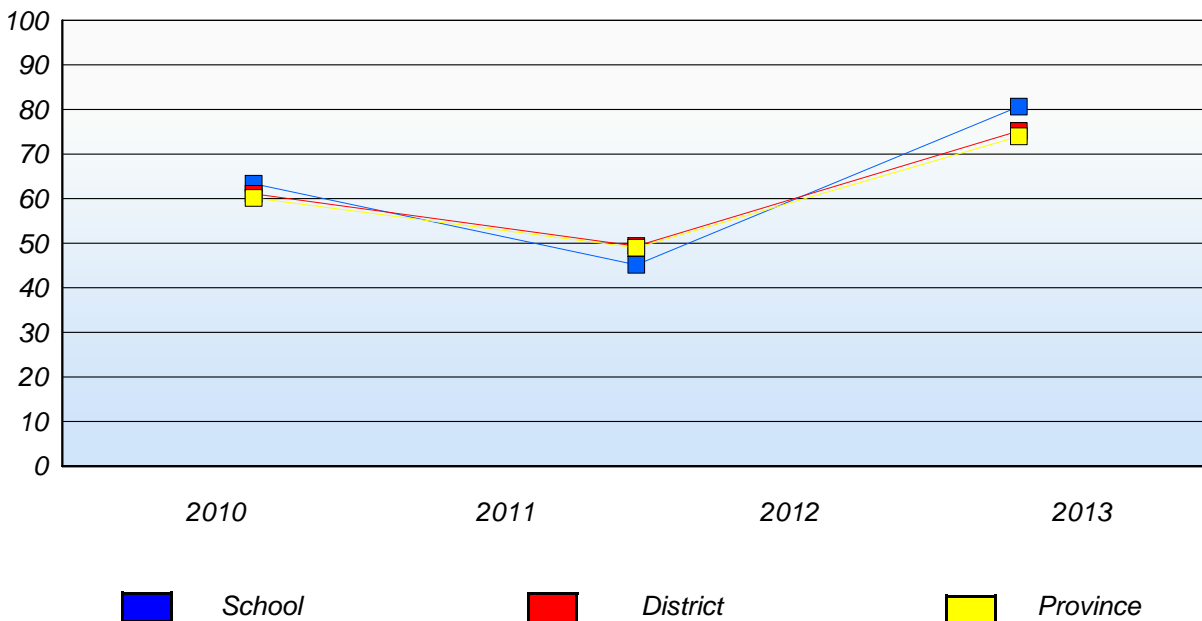
District 4 - Eastern

School #: 951 Paradise Elementary

Demand Writing
Percentage of students at level 3 or above (2010 - 2013)



Reading
Percentage of students at level 3 or above (2010 - 2013)



* In some cases, CRT numbers may exceed AGR numbers based on late enrolments. Pie chart is based on the number of students who wrote the CRT.

* Mushuau Innu Natuashish School and Sheshatshiu Innu School are excluded from district and provincial results.

District 4 - Eastern

School #: 952 Elizabeth Park Elementary School

Demand Writing

School

District

Province

Creative Writing

Persuasive Writing

Creative Writing

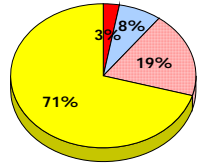
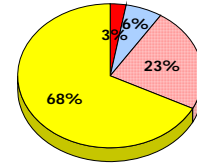
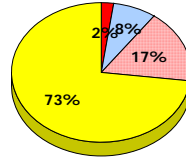
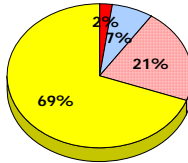
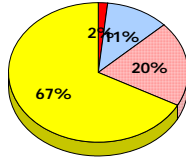
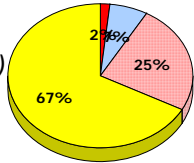
Persuasive Writing

Creative Writing

Persuasive Writing

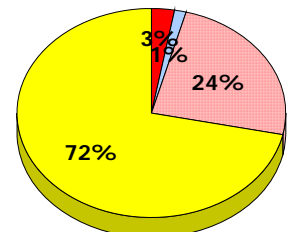
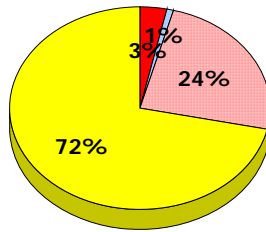
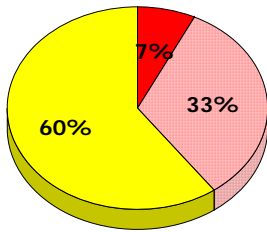
2013

Apr 30, 2013 (61)



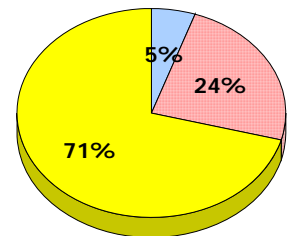
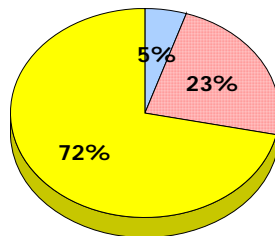
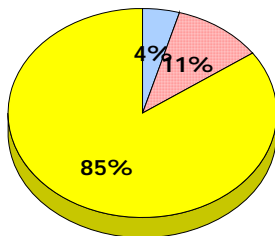
2012

Apr 30, 2012 (55)



2011

AGR (46)



2010

AGR (0)

Exemption

Unknown

Not Yet Meeting

Meeting or Exceeding

* In some cases, CRT numbers may exceed AGR numbers based on late enrolments. Pie chart is based on the number of students who wrote the CRT.
* Mushuau Innu Natuashish School and Sheshatshiu Innu School are excluded from district and provincial results.

**Elementary English Language Arts
4 Year Provincial Assessment, June 2013
Student Population Report**
(average scores)

District 4 - Eastern

School #: 952 Elizabeth Park Elementary School

Reading

School

District

Province

Non - Fiction

Fiction

Non - Fiction

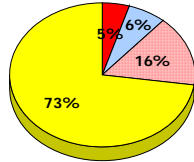
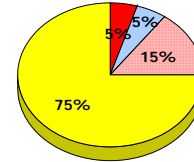
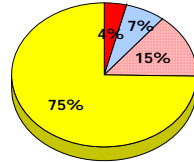
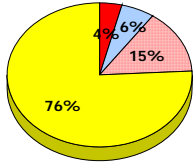
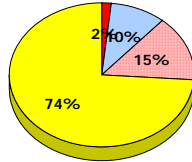
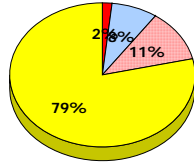
Fiction

Non - Fiction

Fiction

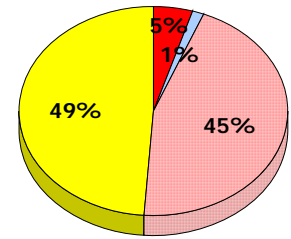
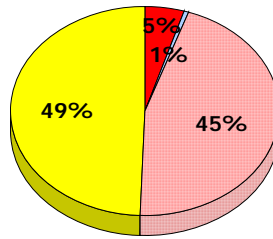
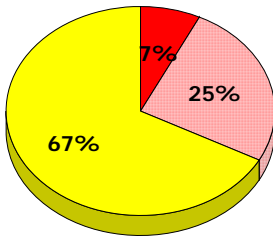
2013

Apr 30,
2013 (61)



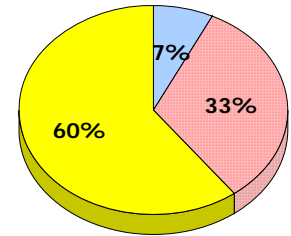
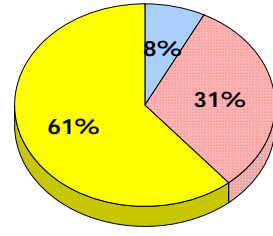
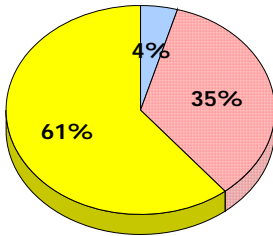
2012

Apr 30,
2012 (55)



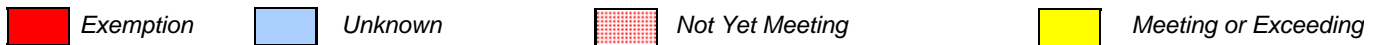
2011

AGR (46)



2010

AGR (0)



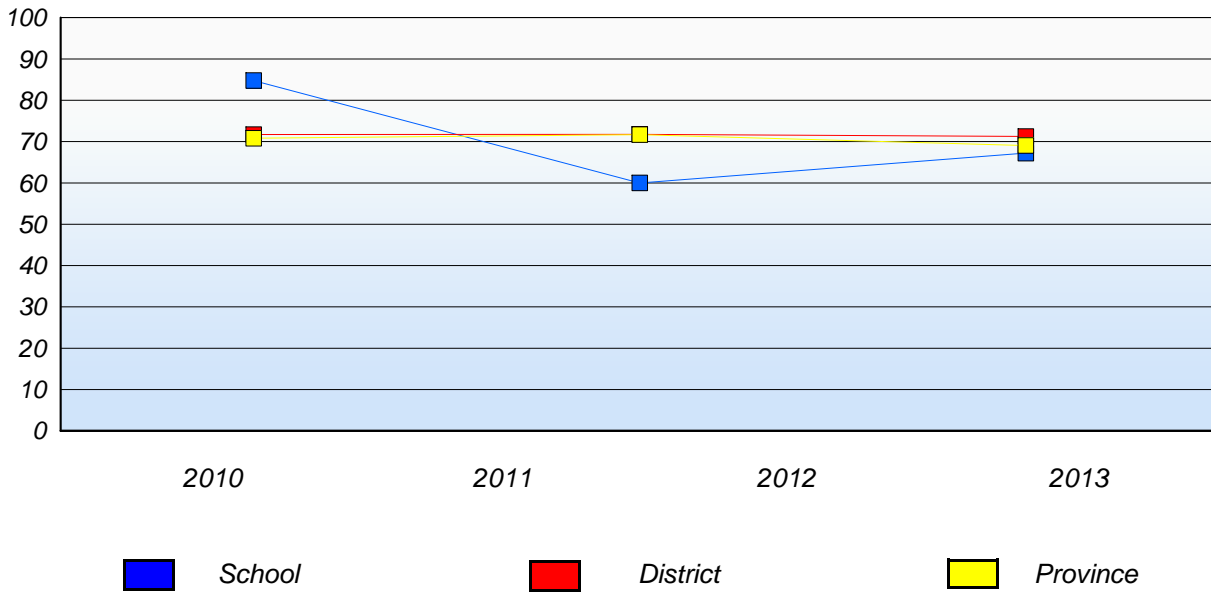
* In some cases, CRT numbers may exceed AGR numbers based on late enrolments. Pie chart is based on the number of students who wrote the CRT.
* Mushuau Innu Natuashish School and Sheshatshiu Innu School are excluded from district and provincial results.

**Elementary English Language Arts
4 Year Provincial Assessment, June 2013
Student Population Report
(average scores)**

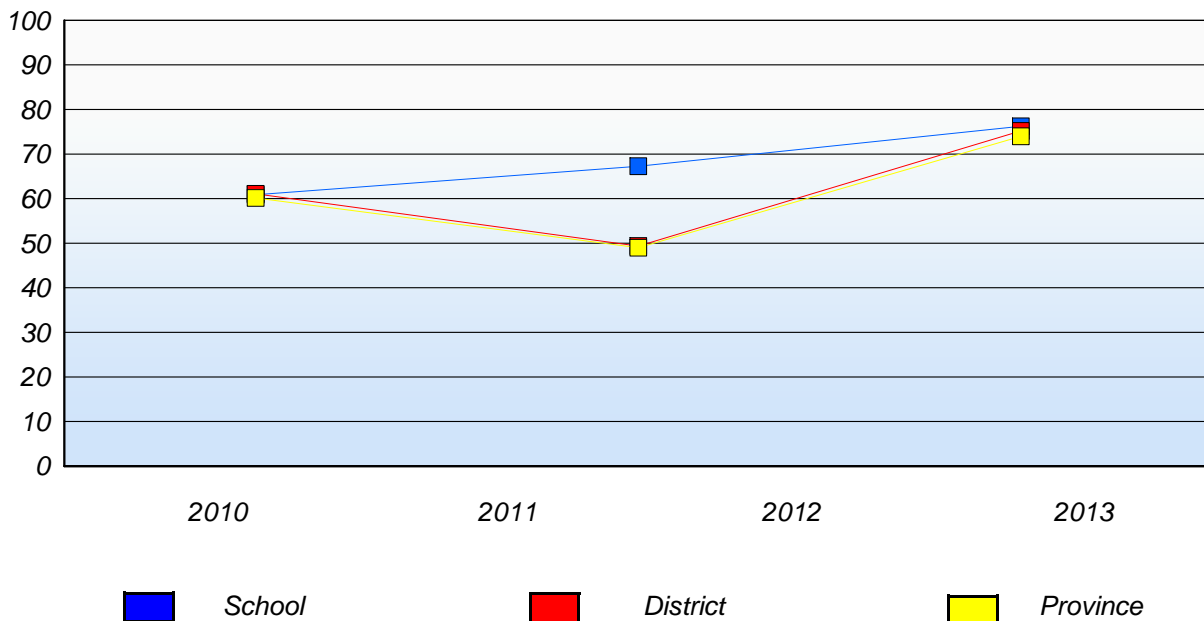
District 4 - Eastern

School #: 952 Elizabeth Park Elementary School

Demand Writing
Percentage of students at level 3 or above (2010 - 2013)



Reading
Percentage of students at level 3 or above (2010 - 2013)



* In some cases, CRT numbers may exceed AGR numbers based on late enrolments. Pie chart is based on the number of students who wrote the CRT.

* Mushuau Innu Natuashish School and Sheshatshiu Innu School are excluded from district and provincial results.