

District 3 - Nova Central

School #: 125 Copper Ridge Academy

**Demand Writing**

**School**

**District**

**Province**

Creative Writing

Persuasive Writing

Creative Writing

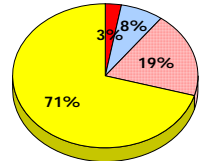
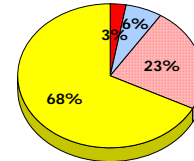
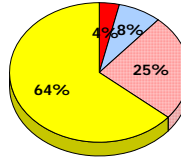
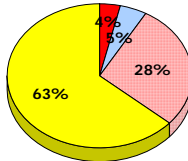
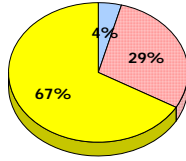
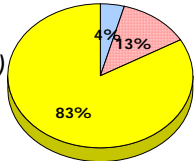
Persuasive Writing

Creative Writing

Persuasive Writing

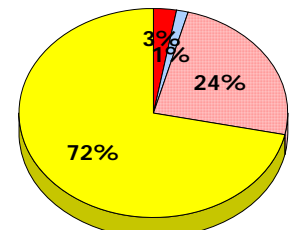
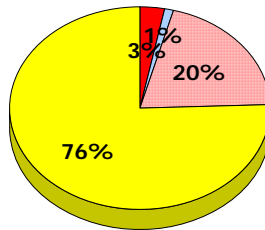
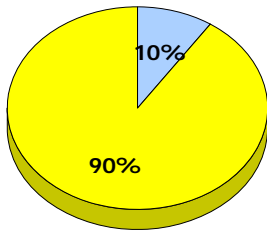
**2013**

Apr 30, 2013 (24)



**2012**

Apr 30, 2012 (21)



**2011**

AGR (0)

**2010**

AGR (0)

Exemption

Unknown

Not Yet Meeting

Meeting or Exceeding

\* In some cases, CRT numbers may exceed AGR numbers based on late enrolments. Pie chart is based on the number of students who wrote the CRT.  
\* Mushuau Innu Natuashish School and Sheshatshiu Innu School are excluded from district and provincial results.

**Elementary English Language Arts  
4 Year Provincial Assessment, June 2013  
Student Population Report**  
(average scores)

District 3 - Nova Central

School #: 125 Copper Ridge Academy

**Reading**

**School**

**District**

**Province**

Non - Fiction

Fiction

Non - Fiction

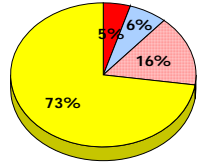
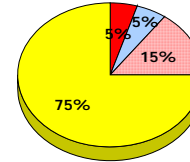
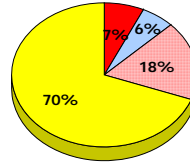
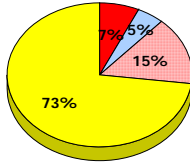
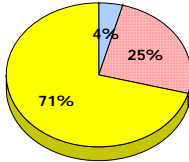
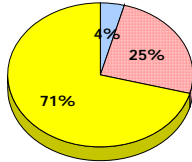
Fiction

Non - Fiction

Fiction

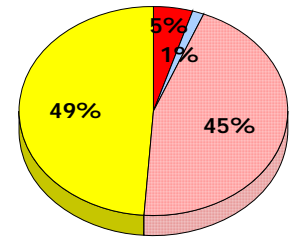
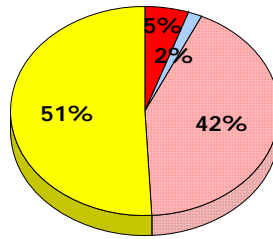
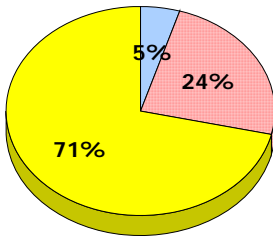
**2013**

Apr 30,  
2013 (24)



**2012**

Apr 30,  
2012 (21)

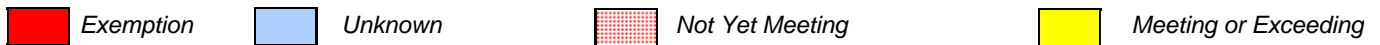


**2011**

AGR (0)

**2010**

AGR (0)

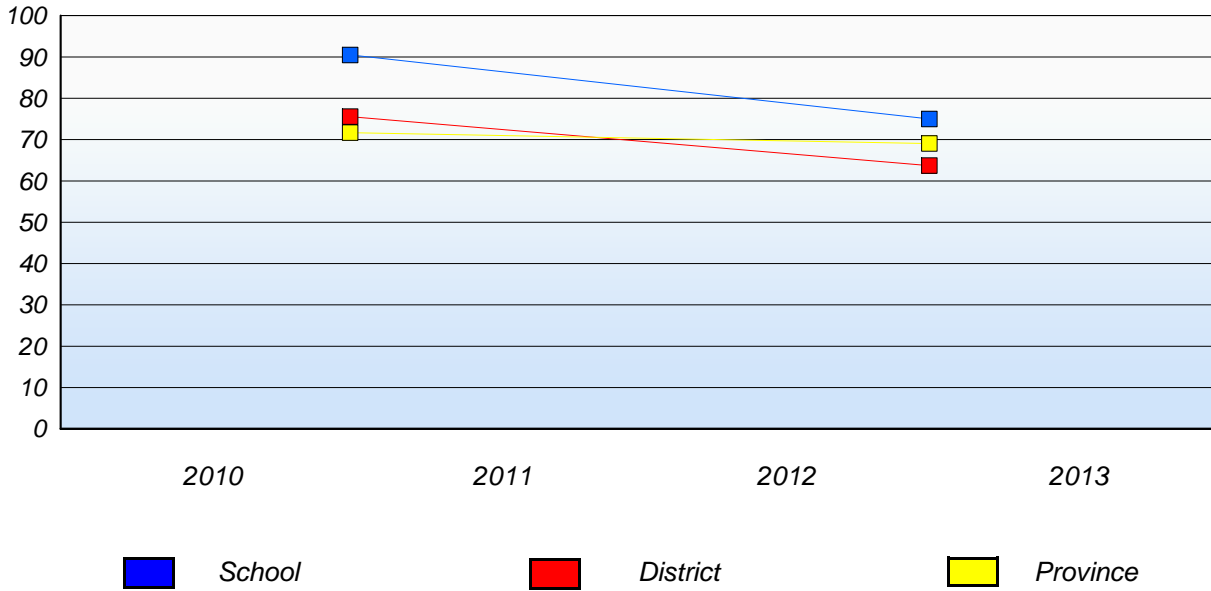


\* In some cases, CRT numbers may exceed AGR numbers based on late enrolments. Pie chart is based on the number of students who wrote the CRT.  
\* Mushuau Innu Natuashish School and Sheshatshiu Innu School are excluded from district and provincial results.

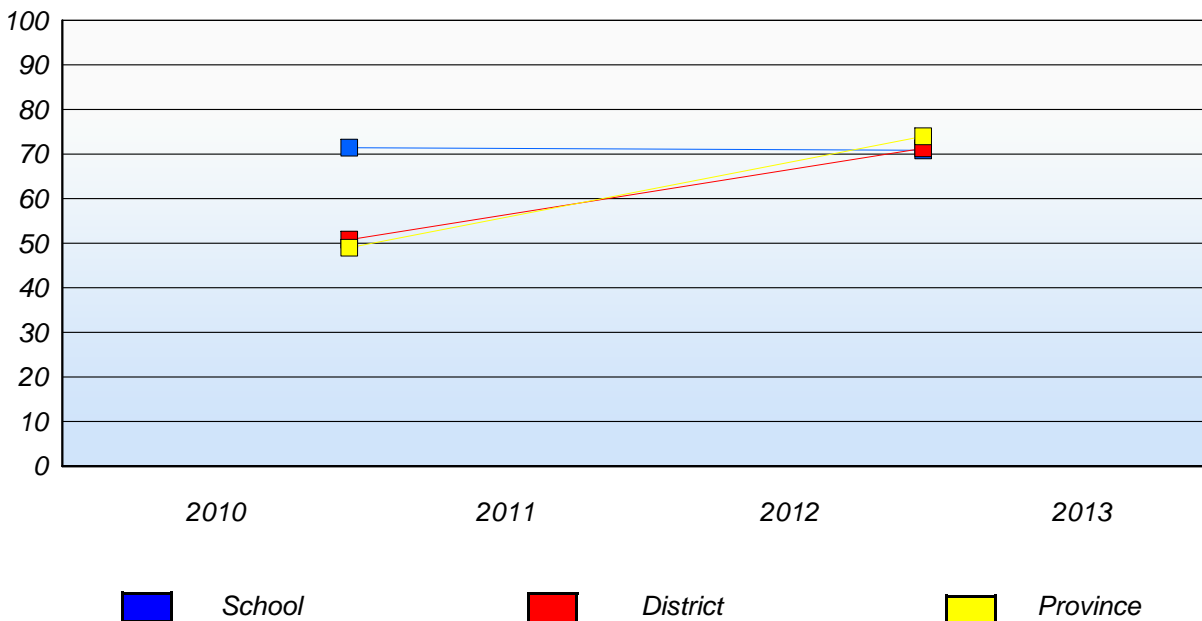
District 3 - Nova Central

School #: 125    Copper Ridge Academy

**Demand Writing**  
Percentage of students at level 3 or above (2010 - 2013)



**Reading**  
Percentage of students at level 3 or above (2010 - 2013)



\* In some cases, CRT numbers may exceed AGR numbers based on late enrolments. Pie chart is based on the number of students who wrote the CRT.  
\* Mushuau Innu Natuashish School and Sheshatshiu Innu School are excluded from district and provincial results.

District 3 - Nova Central

School #: 133 Memorial Academy

**Demand Writing**

**School**

**District**

**Province**

Creative Writing

Persuasive Writing

Creative Writing

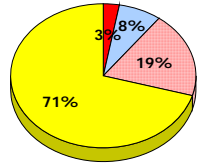
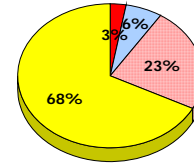
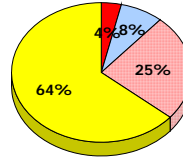
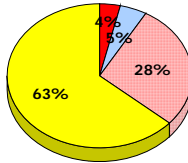
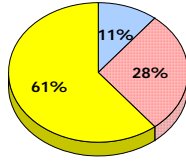
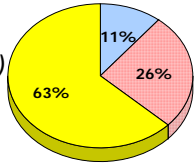
Persuasive Writing

Creative Writing

Persuasive Writing

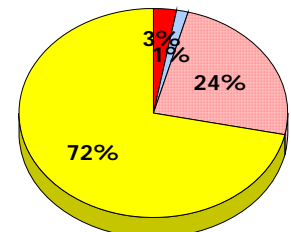
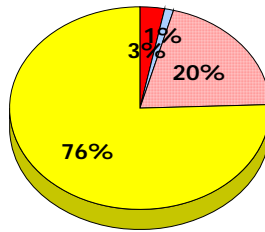
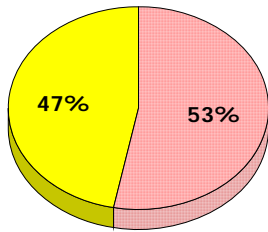
**2013**

Apr 30, 2013 (46)



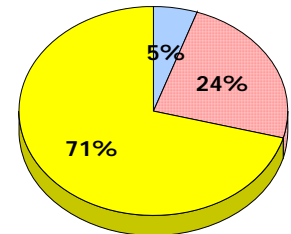
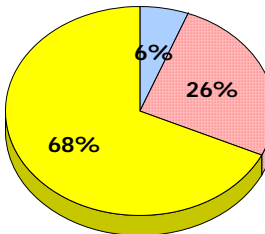
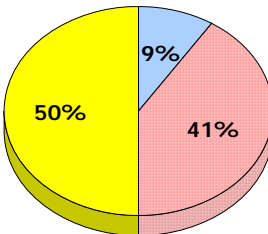
**2012**

Apr 30, 2012 (51)



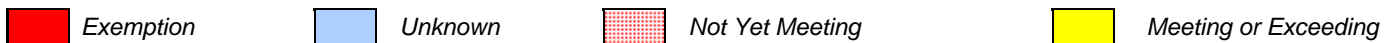
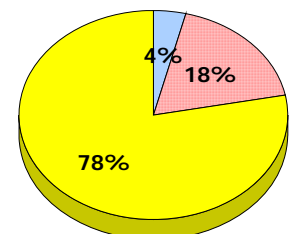
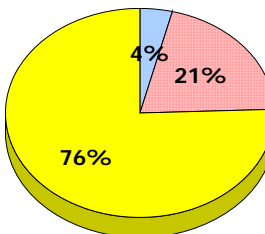
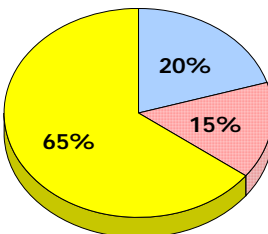
**2011**

AGR (54)



**2010**

AGR (54)



\* In some cases, CRT numbers may exceed AGR numbers based on late enrolments. Pie chart is based on the number of students who wrote the CRT.  
 \* Mushuau Innu Natuashish School and Sheshatshiu Innu School are excluded from district and provincial results.

District 3 - Nova Central

School #: 133 Memorial Academy

**Reading**

**School**

**District**

**Province**

Non - Fiction

Fiction

Non - Fiction

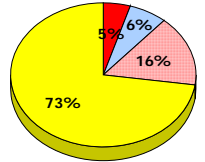
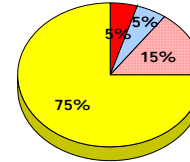
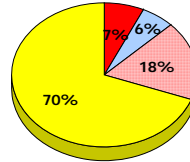
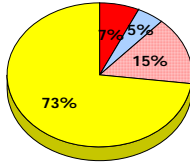
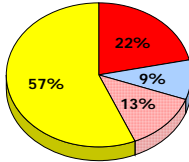
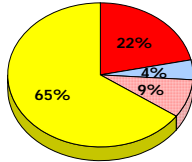
Fiction

Non - Fiction

Fiction

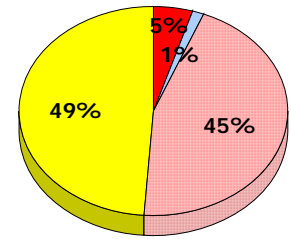
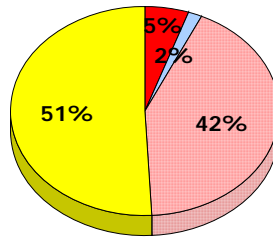
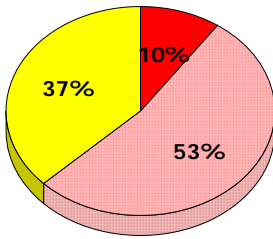
**2013**

Apr 30,  
2013 (46)



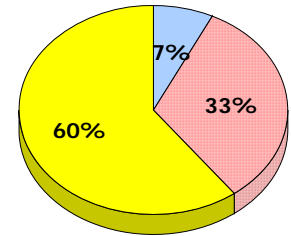
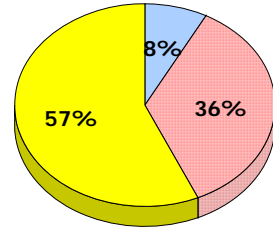
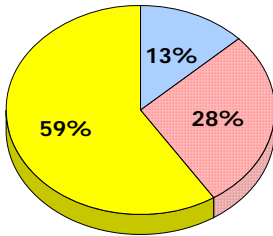
**2012**

Apr 30,  
2012 (51)



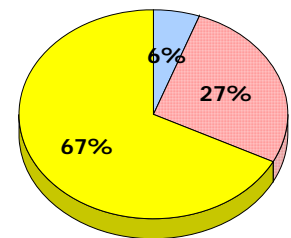
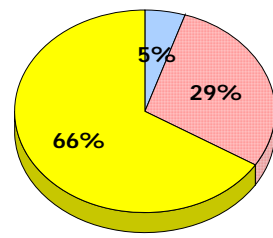
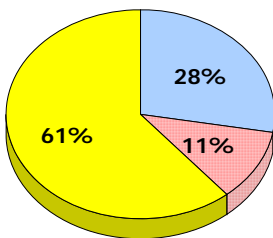
**2011**

AGR (54)



**2010**

AGR (54)



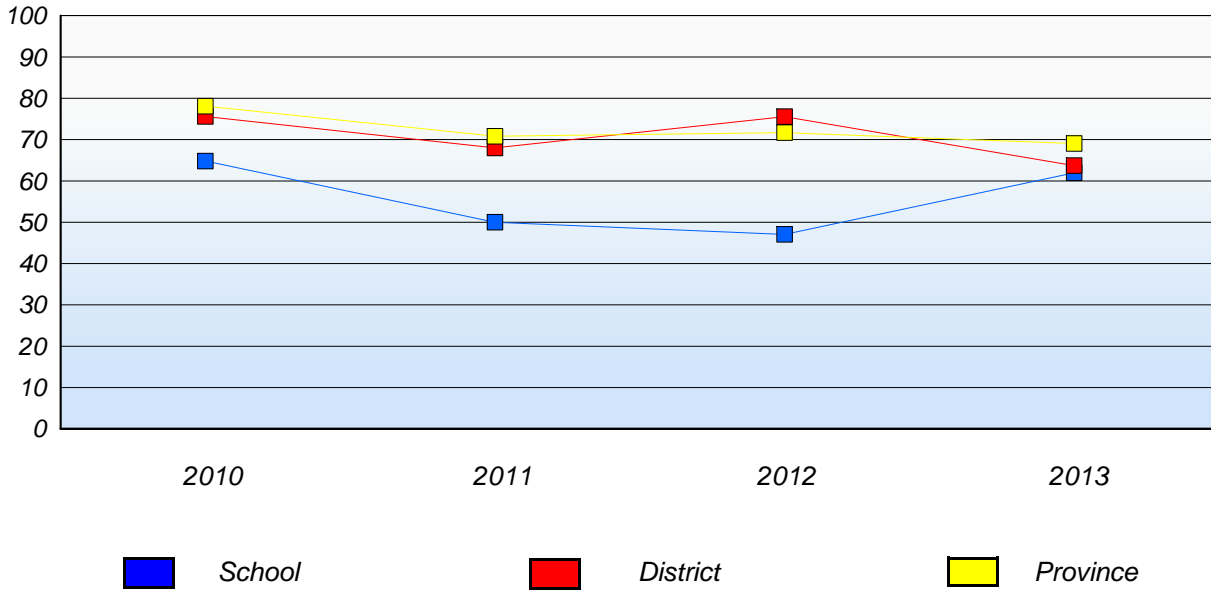
■ Exemption    
 ■ Unknown    
 ■ Not Yet Meeting    
 ■ Meeting or Exceeding

\* In some cases, CRT numbers may exceed AGR numbers based on late enrolments. Pie chart is based on the number of students who wrote the CRT.  
 \* Mushuau Innu Natuashish School and Sheshatshiu Innu School are excluded from district and provincial results.

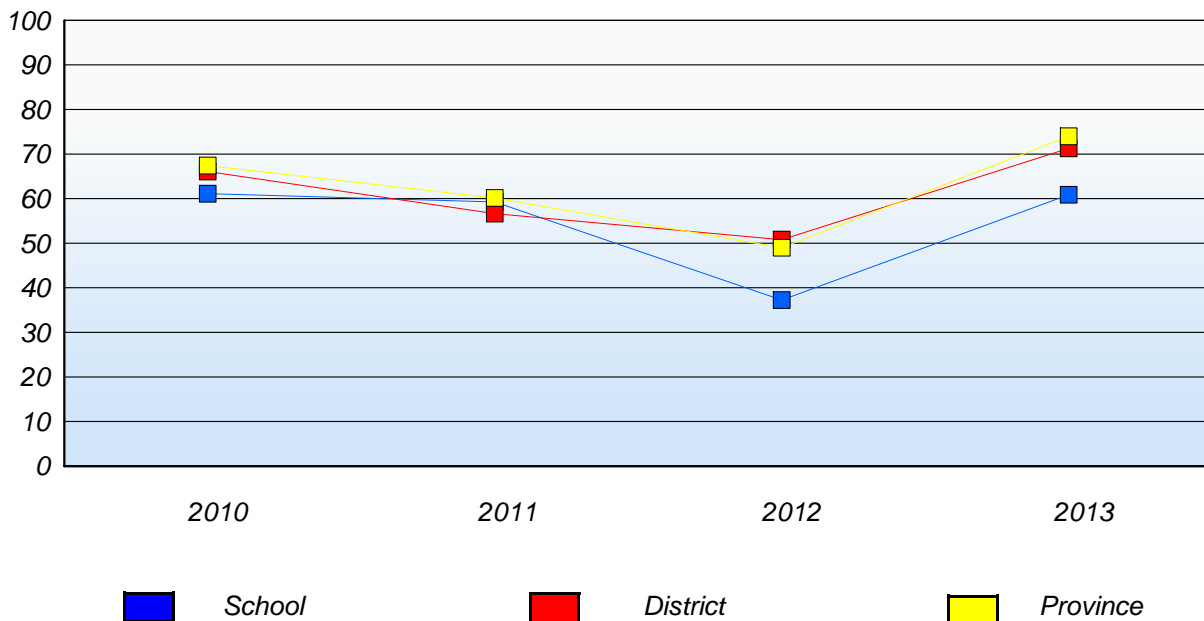
District 3 - Nova Central

School #: 133 Memorial Academy

**Demand Writing**  
Percentage of students at level 3 or above (2010 - 2013)



**Reading**  
Percentage of students at level 3 or above (2010 - 2013)



\* In some cases, CRT numbers may exceed AGR numbers based on late enrolments. Pie chart is based on the number of students who wrote the CRT.  
\* Mushuau Innu Natuashish School and Sheshatshiu Innu School are excluded from district and provincial results.

District 3 - Nova Central

School #: 138 Victoria Academy

**Demand Writing**

School

District

Province

Creative Writing

Persuasive Writing

Creative Writing

Persuasive Writing

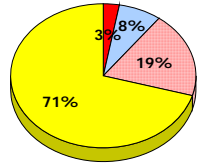
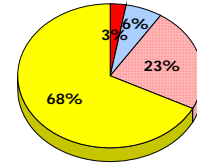
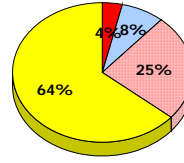
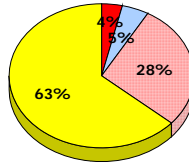
Creative Writing

Persuasive Writing

**2013**

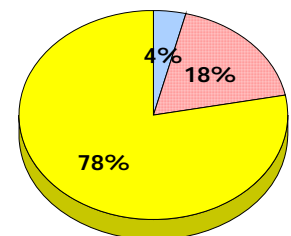
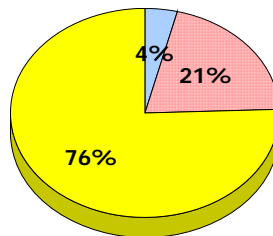
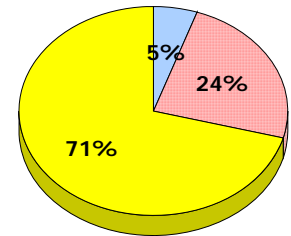
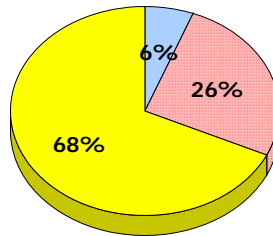
Apr 30, 2013 (4)

School data with 5 or fewer students withheld for reasons of confidentiality.



**2012**

Apr 30, 2012 (0)



**2011**

AGR (2)

**2010**

AGR (4)

Exemption

Unknown

Not Yet Meeting

Meeting or Exceeding

\* In some cases, CRT numbers may exceed AGR numbers based on late enrolments. Pie chart is based on the number of students who wrote the CRT.  
\* Mushuau Innu Natuashish School and Sheshatshiu Innu School are excluded from district and provincial results.

Elementary English Language Arts  
4 Year Provincial Assessment, June 2013  
Student Population Report  
(average scores)

District 3 - Nova Central

School #: 138 Victoria Academy

**Reading**

**School**

**District**

**Province**

Non - Fiction

Fiction

Non - Fiction

Fiction

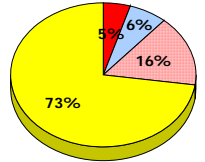
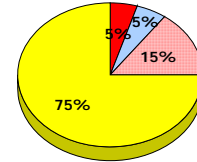
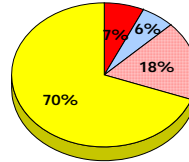
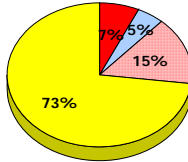
Non - Fiction

Fiction

**2013**

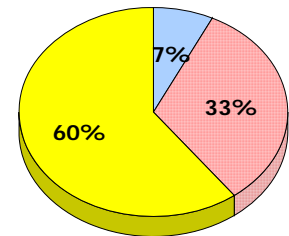
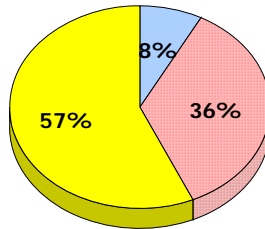
Apr 30,  
2013 (4)

*School data with 5 or fewer students  
withheld for reasons of confidentiality.*



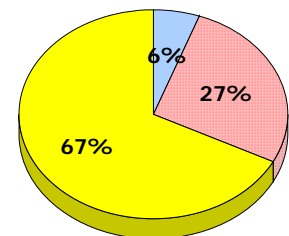
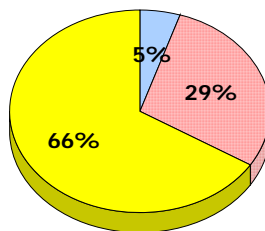
**2012**

Apr 30,  
2012 (0)



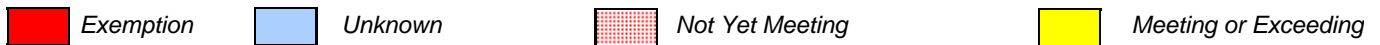
**2011**

AGR (2)



**2010**

AGR (4)



\* In some cases, CRT numbers may exceed AGR numbers based on late enrolments. Pie chart is based on the number of students who wrote the CRT.  
\* Mushuau Innu Natuashish School and Sheshatshiu Innu School are excluded from district and provincial results.



Elementary English Language Arts  
4 Year Provincial Assessment, June 2013  
Student Population Report  
(average scores)

District 3 - Nova Central

School #: 138 Victoria Academy

**Demand Writing**

Percentage of students at level 3 or above (2010 - 2013)

*School data with 5 or fewer students withheld for reasons of confidentiality.*



**Reading**

Percentage of students at level 3 or above (2010 - 2013)

*School data with 5 or fewer students withheld for reasons of confidentiality.*



\* In some cases, CRT numbers may exceed AGR numbers based on late enrolments. Pie chart is based on the number of students who wrote the CRT.

\* Mushuau Innu Natuashish School and Sheshatshiu Innu School are excluded from district and provincial results.

District 3 - Nova Central

School #: 143 Millcrest Academy

**Demand Writing**

**School**

**District**

**Province**

Creative Writing

Persuasive Writing

Creative Writing

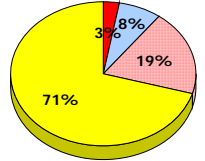
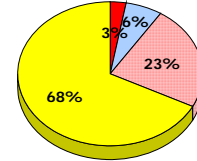
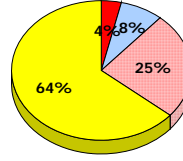
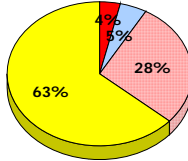
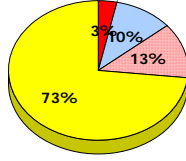
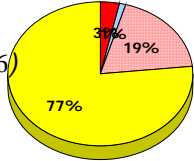
Persuasive Writing

Creative Writing

Persuasive Writing

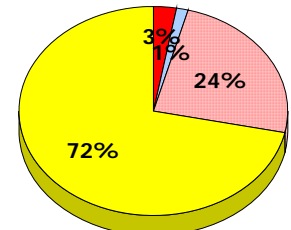
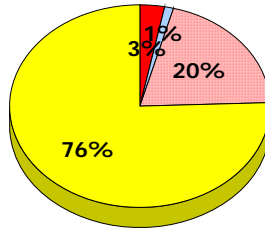
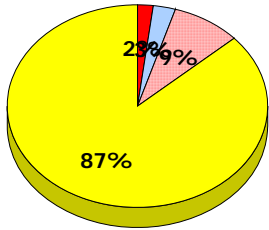
**2013**

Apr 30, 2013 (116)



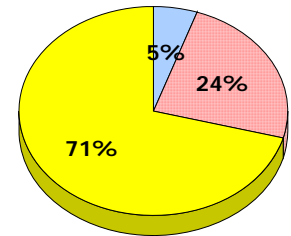
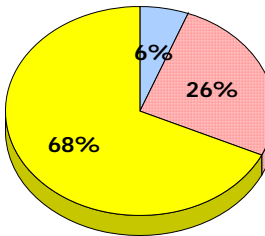
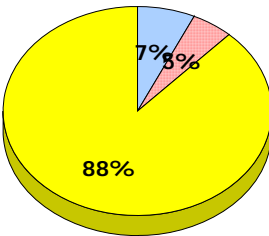
**2012**

Apr 30, 2012 (104)



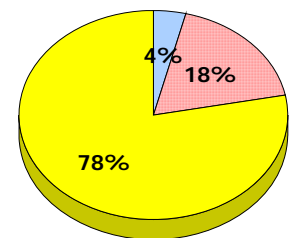
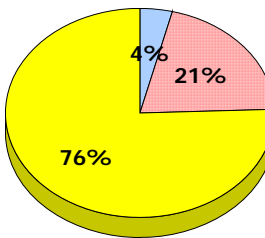
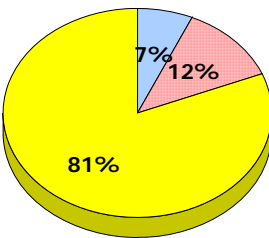
**2011**

AGR (116)



**2010**

AGR (90)



■ Exemption     
 ■ Unknown     
  Not Yet Meeting     
 ■ Meeting or Exceeding

\* In some cases, CRT numbers may exceed AGR numbers based on late enrolments. Pie chart is based on the number of students who wrote the CRT.  
 \* Mushuau Innu Natuashish School and Sheshatshiu Innu School are excluded from district and provincial results.

District 3 - Nova Central

School #: 143 Millcrest Academy

**Reading**

**School**

**District**

**Province**

Non - Fiction

Fiction

Non - Fiction

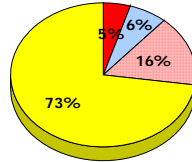
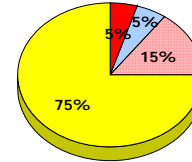
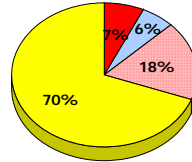
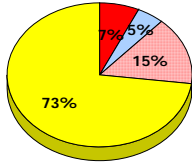
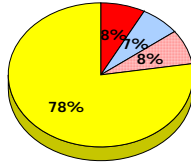
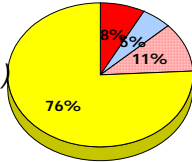
Fiction

Non - Fiction

Fiction

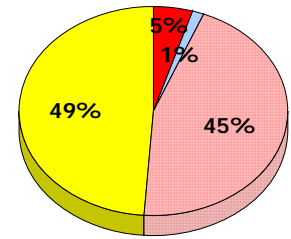
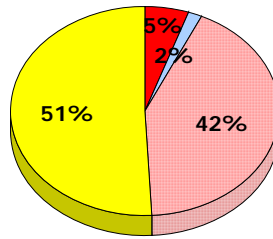
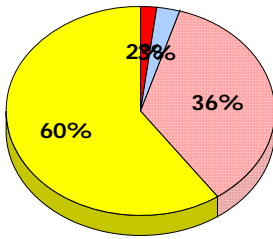
**2013**

Apr 30,  
2013 (116)



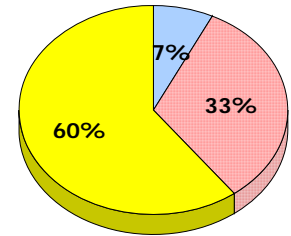
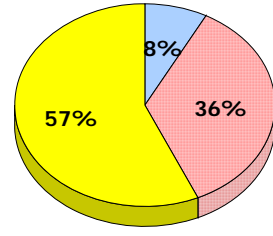
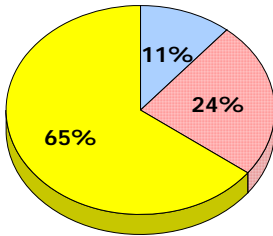
**2012**

Apr 30,  
2012 (104)



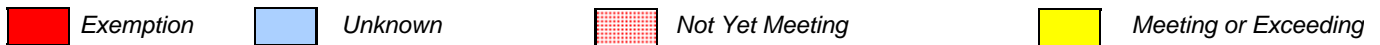
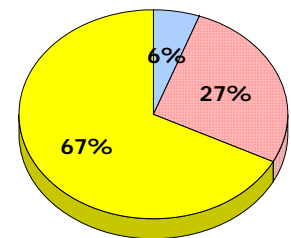
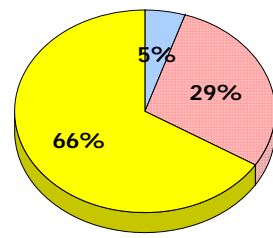
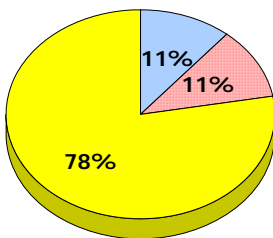
**2011**

AGR (116)



**2010**

AGR (90)

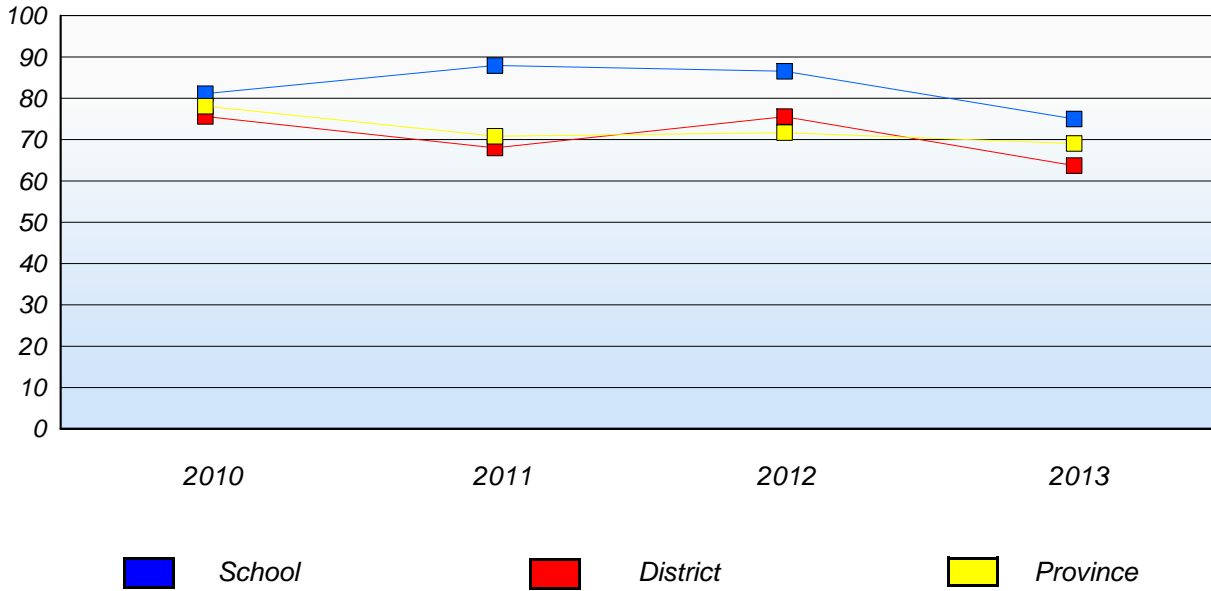


\* In some cases, CRT numbers may exceed AGR numbers based on late enrolments. Pie chart is based on the number of students who wrote the CRT.  
\* Mushuau Innu Natuashish School and Sheshatshiu Innu School are excluded from district and provincial results.

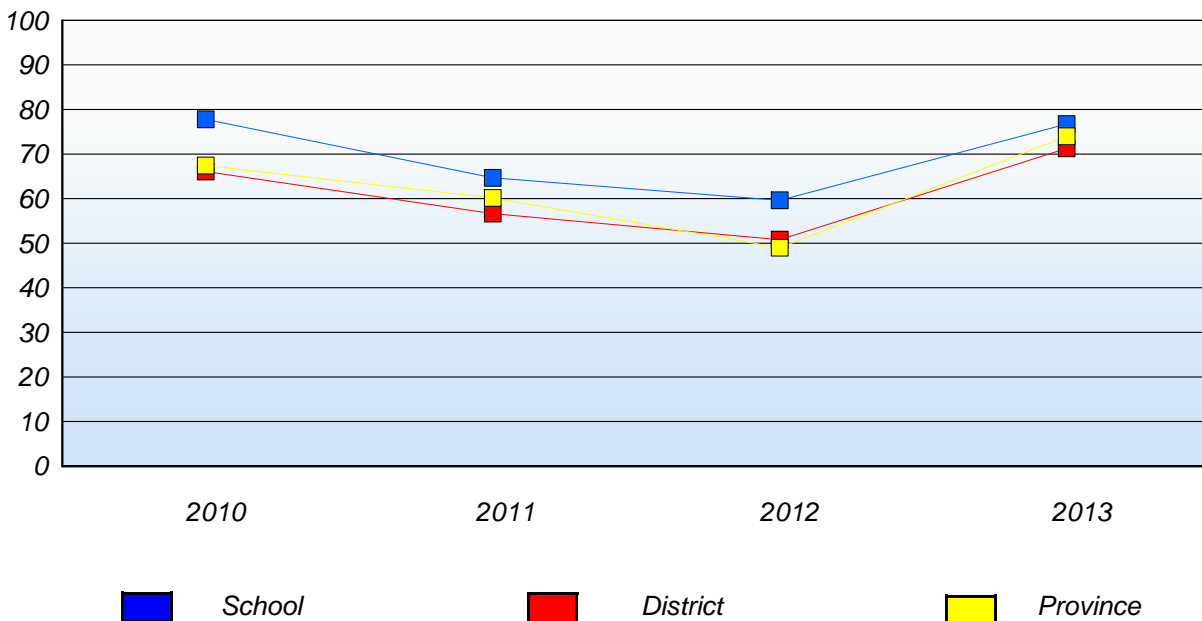
District 3 - Nova Central

School #: 143 Millcrest Academy

**Demand Writing**  
Percentage of students at level 3 or above (2010 - 2013)



**Reading**  
Percentage of students at level 3 or above (2010 - 2013)



\* In some cases, CRT numbers may exceed AGR numbers based on late enrolments. Pie chart is based on the number of students who wrote the CRT.

\* Mushuau Innu Natuashish School and Sheshatshiu Innu School are excluded from district and provincial results.

District 3 - Nova Central

School #: 144 Sprucewood Academy

**Demand Writing**

**School**

**District**

**Province**

Creative Writing

Persuasive Writing

Creative Writing

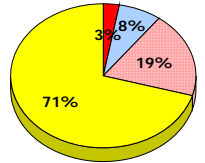
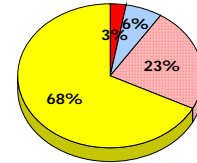
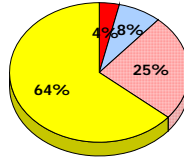
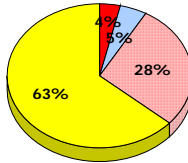
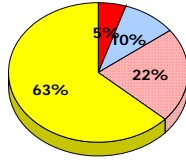
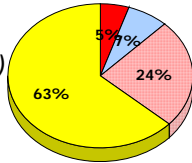
Persuasive Writing

Creative Writing

Persuasive Writing

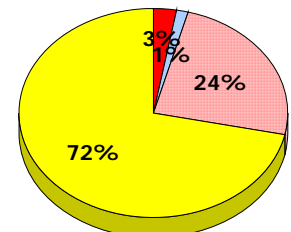
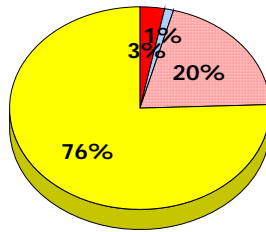
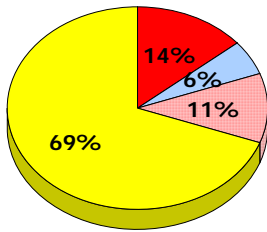
**2013**

Apr 30, 2013 (41)



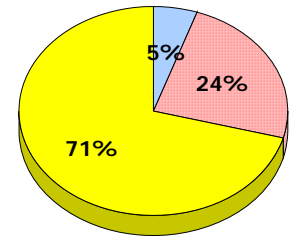
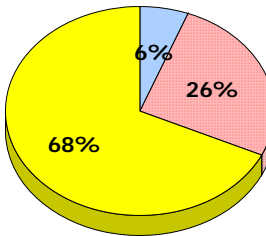
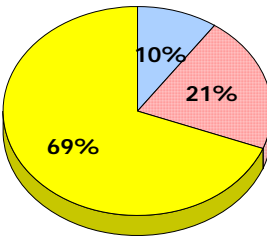
**2012**

Apr 30, 2012 (36)



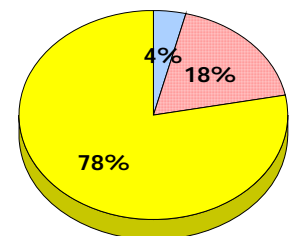
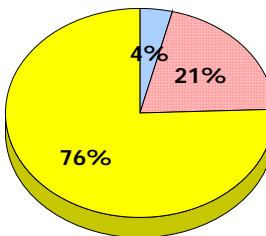
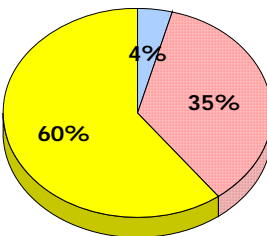
**2011**

AGR (52)



**2010**

AGR (48)



■ Exemption     
 ■ Unknown     
  Not Yet Meeting     
 ■ Meeting or Exceeding

\* In some cases, CRT numbers may exceed AGR numbers based on late enrolments. Pie chart is based on the number of students who wrote the CRT.  
 \* Mushuau Innu Natuashish School and Sheshatshiu Innu School are excluded from district and provincial results.

District 3 - Nova Central

School #: 144 Sprucewood Academy

**Reading**

**School**

**District**

**Province**

Non - Fiction

Fiction

Non - Fiction

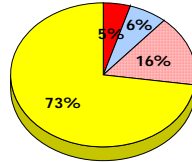
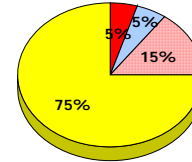
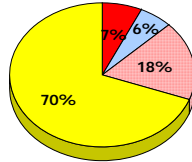
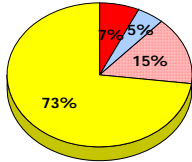
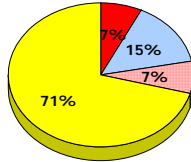
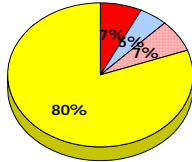
Fiction

Non - Fiction

Fiction

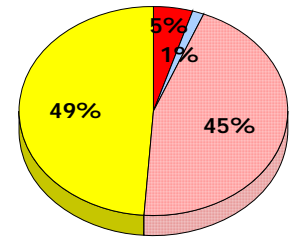
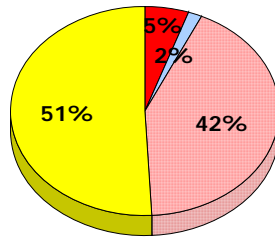
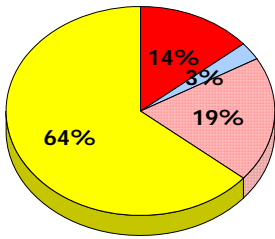
**2013**

Apr 30,  
2013 (41)



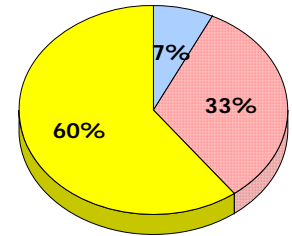
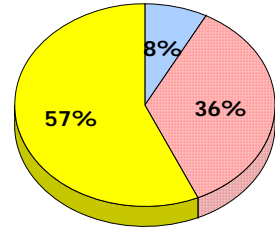
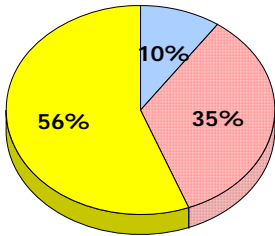
**2012**

Apr 30,  
2012 (36)



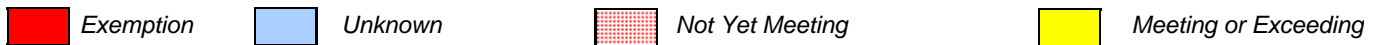
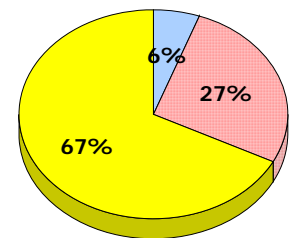
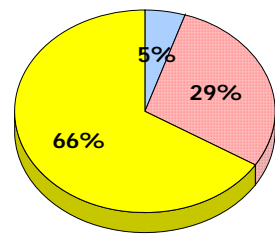
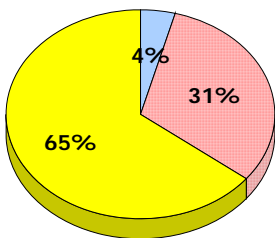
**2011**

AGR (52)



**2010**

AGR (48)

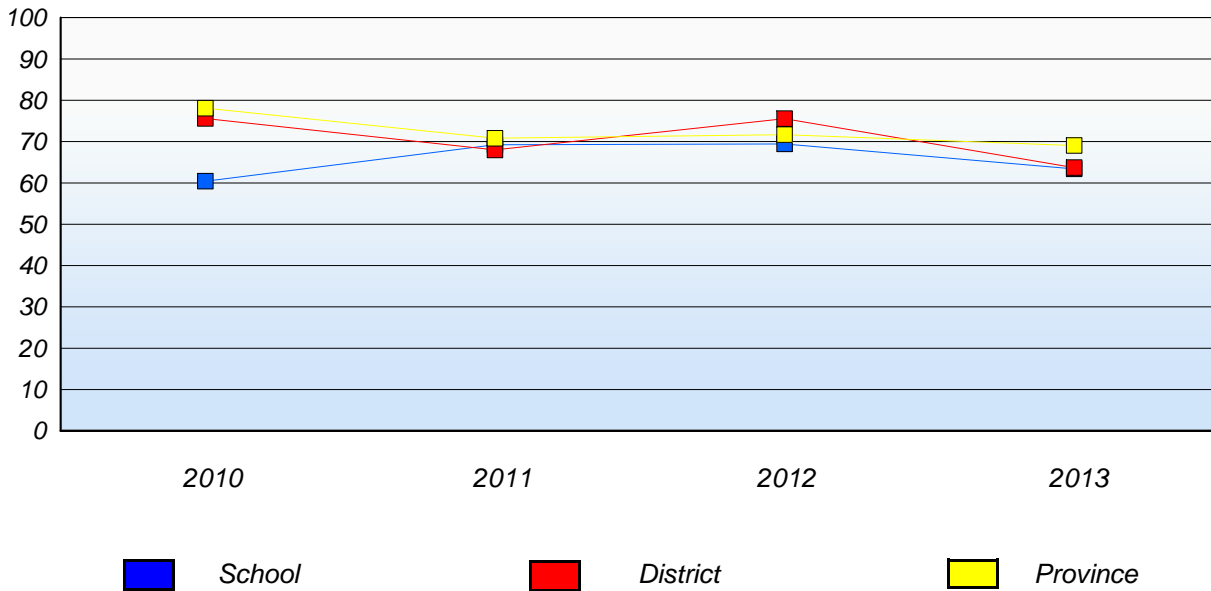


\* In some cases, CRT numbers may exceed AGR numbers based on late enrolments. Pie chart is based on the number of students who wrote the CRT.  
\* Mushuau Innu Natuashish School and Sheshatshiu Innu School are excluded from district and provincial results.

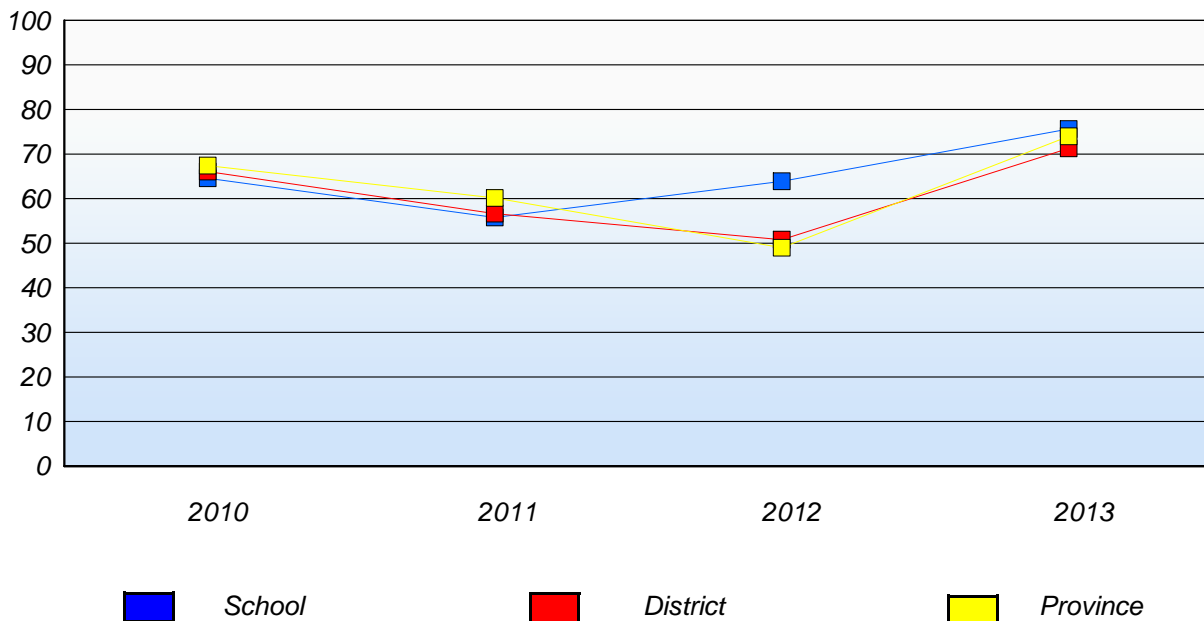
District 3 - Nova Central

School #: 144 Sprucewood Academy

**Demand Writing**  
Percentage of students at level 3 or above (2010 - 2013)



**Reading**  
Percentage of students at level 3 or above (2010 - 2013)



\* In some cases, CRT numbers may exceed AGR numbers based on late enrolments. Pie chart is based on the number of students who wrote the CRT.

\* Mushuau Innu Natuashish School and Sheshatshiu Innu School are excluded from district and provincial results.

District 3 - Nova Central

School #: 150 St. Joseph's Elementary

**Demand Writing**

**School**

**District**

**Province**

Creative Writing

Persuasive Writing

Creative Writing

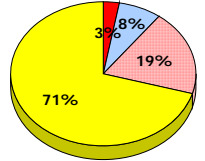
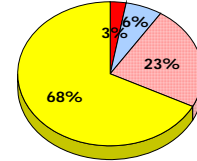
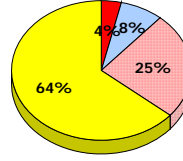
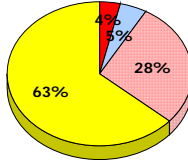
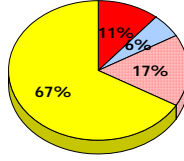
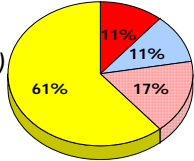
Persuasive Writing

Creative Writing

Persuasive Writing

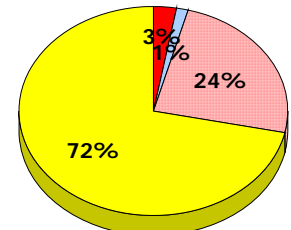
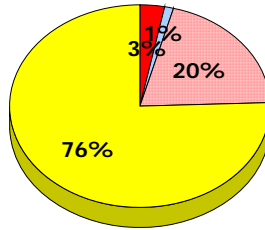
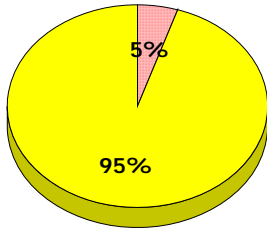
**2013**

Apr 30, 2013 (18)



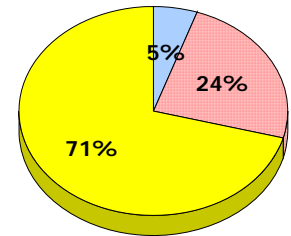
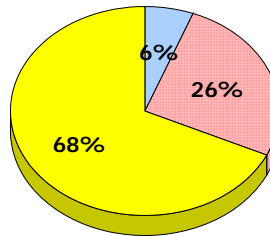
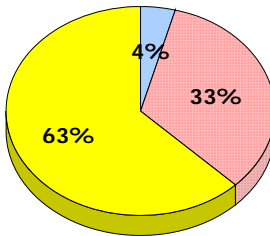
**2012**

Apr 30, 2012 (20)



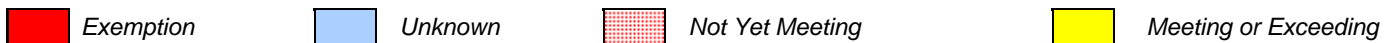
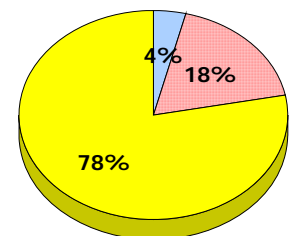
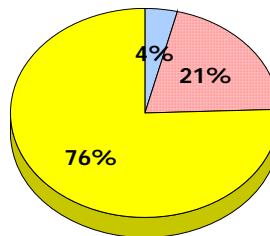
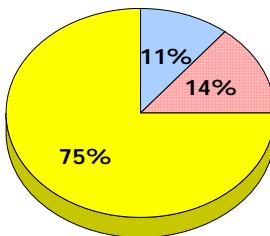
**2011**

AGR (24)



**2010**

AGR (28)



\* In some cases, CRT numbers may exceed AGR numbers based on late enrolments. Pie chart is based on the number of students who wrote the CRT.  
 \* Mushuau Innu Natuashish School and Sheshatshiu Innu School are excluded from district and provincial results.



Elementary English Language Arts  
4 Year Provincial Assessment, June 2013  
Student Population Report  
(average scores)

District 3 - Nova Central

School #: 150 St. Joseph's Elementary

**Reading**

**School**

**District**

**Province**

Non - Fiction

Fiction

Non - Fiction

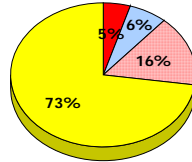
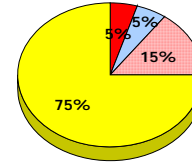
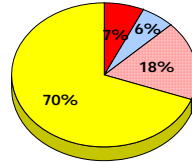
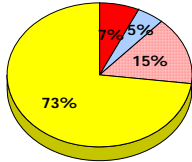
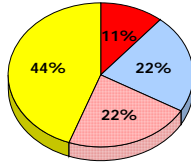
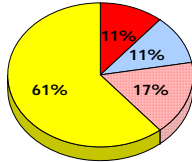
Fiction

Non - Fiction

Fiction

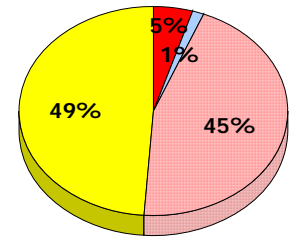
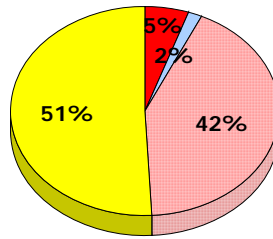
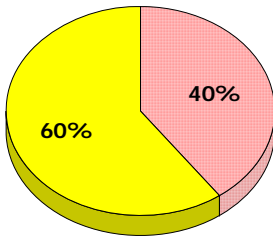
**2013**

Apr 30,  
2013 (18)



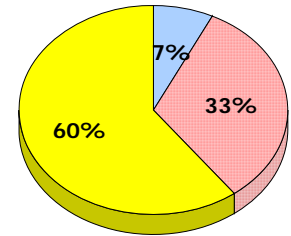
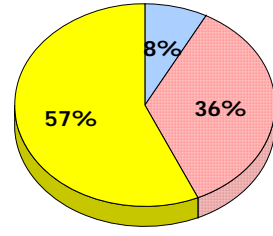
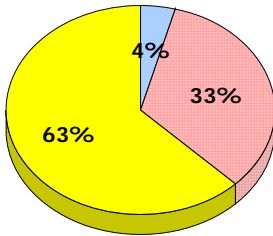
**2012**

Apr 30,  
2012 (20)



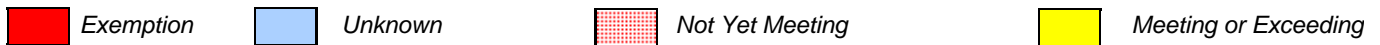
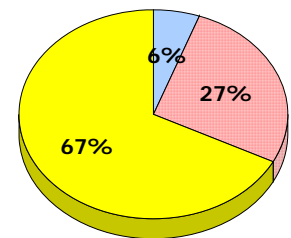
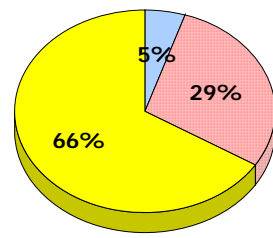
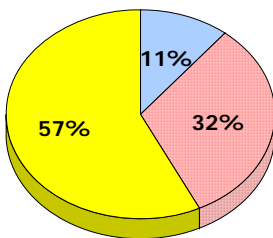
**2011**

AGR (24)



**2010**

AGR (28)



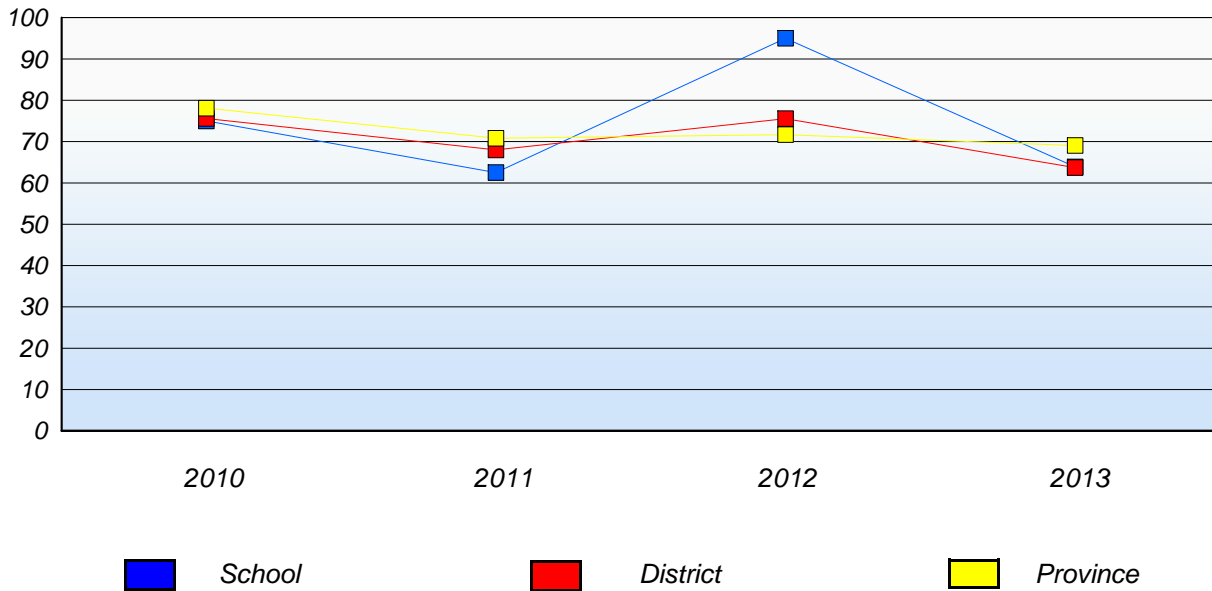
\* In some cases, CRT numbers may exceed AGR numbers based on late enrolments. Pie chart is based on the number of students who wrote the CRT.  
 \* Mushuau Innu Natuashish School and Sheshatshiu Innu School are excluded from district and provincial results.

District 3 - Nova Central

School #: 150 St. Joseph's Elementary

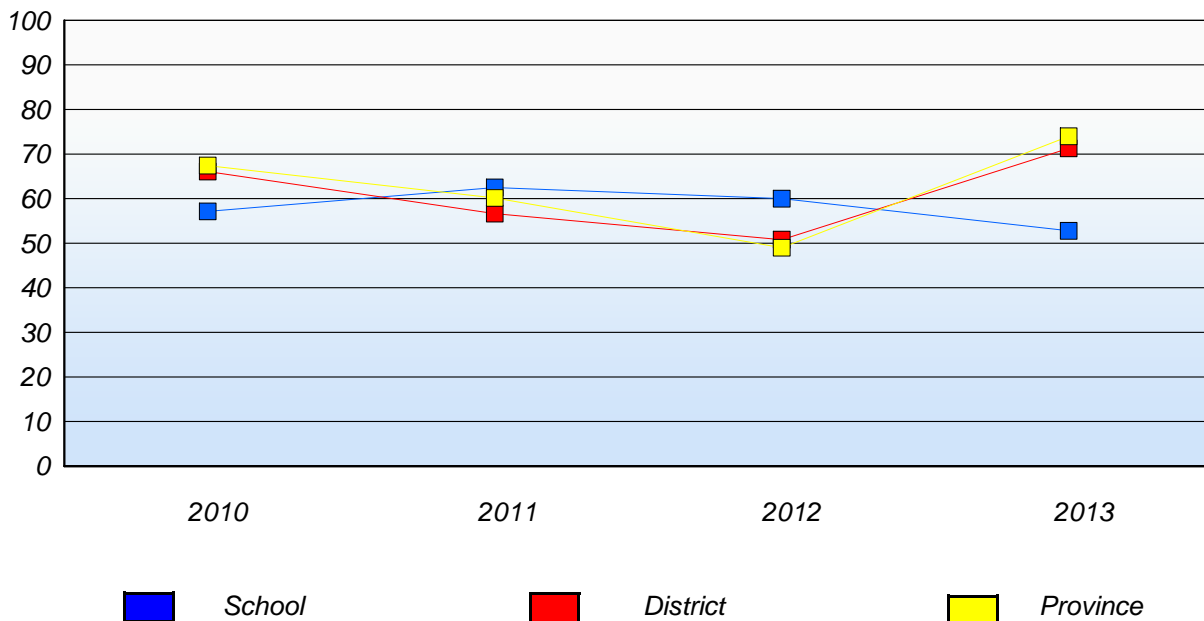
**Demand Writing**

Percentage of students at level 3 or above (2010 - 2013)



**Reading**

Percentage of students at level 3 or above (2010 - 2013)



\* In some cases, CRT numbers may exceed AGR numbers based on late enrolments. Pie chart is based on the number of students who wrote the CRT.

\* Mushuau Innu Natuashish School and Sheshatshiu Innu School are excluded from district and provincial results.

District 3 - Nova Central

School #: 151 John Watkins Academy

**Demand Writing**

**School**

**District**

**Province**

Creative Writing

Persuasive Writing

Creative Writing

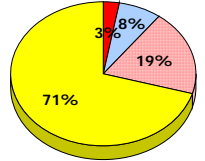
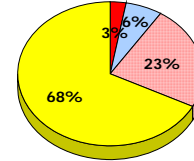
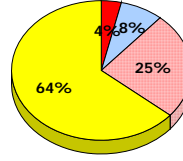
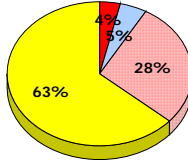
Persuasive Writing

Creative Writing

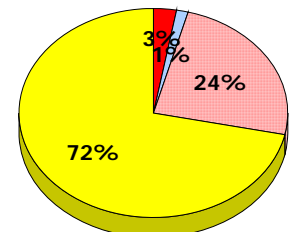
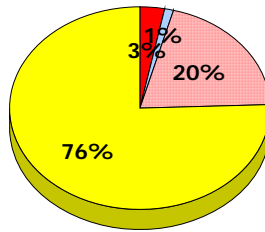
Persuasive Writing

**2013**  
Apr 30,  
2013 (4)

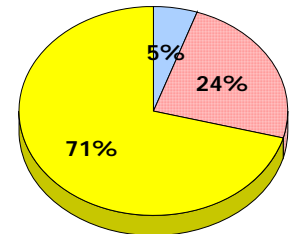
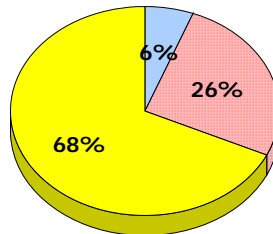
*School data with 5 or fewer students withheld for reasons of confidentiality.*



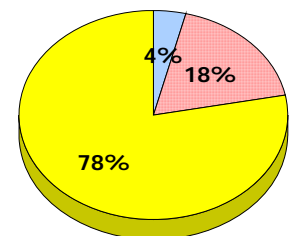
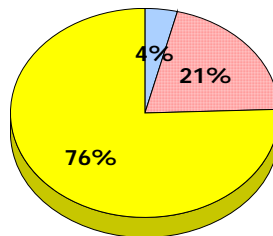
**2012**  
Apr 30,  
2012 (8)



**2011**  
AGR (3)



**2010**  
AGR (8)



■ Exemption     
 ■ Unknown     
 ■ Not Yet Meeting     
 ■ Meeting or Exceeding

\* In some cases, CRT numbers may exceed AGR numbers based on late enrolments. Pie chart is based on the number of students who wrote the CRT.  
 \* Mushuau Innu Natuashish School and Sheshatshiu Innu School are excluded from district and provincial results.

Elementary English Language Arts  
4 Year Provincial Assessment, June 2013  
Student Population Report  
(average scores)

District 3 - Nova Central

School #: 151 John Watkins Academy

**Reading**

**School**

**District**

**Province**

Non - Fiction

Fiction

Non - Fiction

Fiction

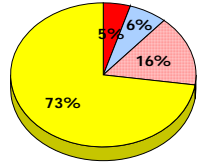
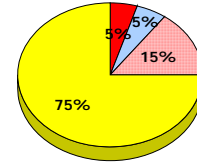
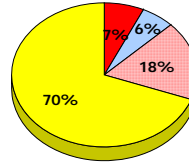
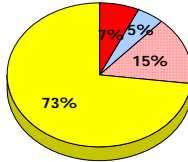
Non - Fiction

Fiction

**2013**

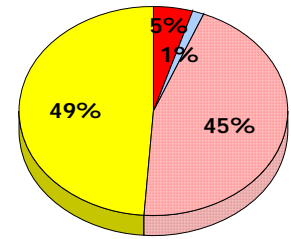
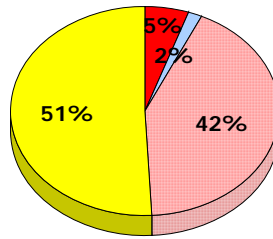
Apr 30,  
2013 (4)

*School data with 5 or fewer students  
withheld for reasons of confidentiality.*



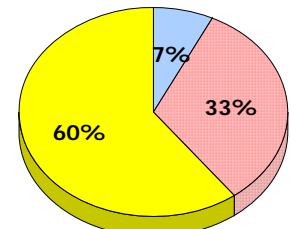
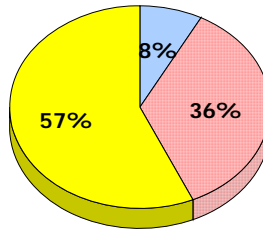
**2012**

Apr 30,  
2012 (8)



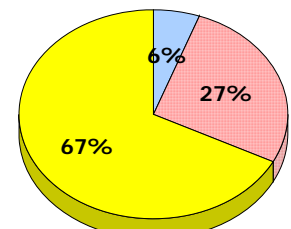
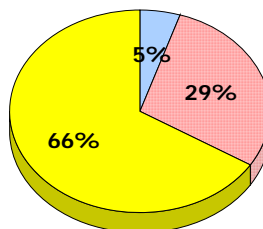
**2011**

AGR (3)



**2010**

AGR (8)



■ Exemption    
 ■ Unknown    
 ■ Not Yet Meeting    
 ■ Meeting or Exceeding

\* In some cases, CRT numbers may exceed AGR numbers based on late enrolments. Pie chart is based on the number of students who wrote the CRT.  
 \* Mushuau Innu Natuashish School and Sheshatshiu Innu School are excluded from district and provincial results.

**Elementary English Language Arts  
4 Year Provincial Assessment, June 2013  
Student Population Report**  
(average scores)

District 3 - Nova Central

School #: 151 John Watkins Academy

**Demand Writing**

*Percentage of students at level 3 or above (2010 - 2013)*

*School data with 5 or fewer students withheld for reasons of confidentiality.*



**Reading**

*Percentage of students at level 3 or above (2010 - 2013)*

*School data with 5 or fewer students withheld for reasons of confidentiality.*



\* In some cases, CRT numbers may exceed AGR numbers based on late enrolments. Pie chart is based on the number of students who wrote the CRT.

\* Mushuau Innu Natuashish School and Sheshatshiu Innu School are excluded from district and provincial results.

District 3 - Nova Central

School #: 152 Valmont Academy

**Demand Writing**

School

District

Province

Creative Writing

Persuasive Writing

Creative Writing

Persuasive Writing

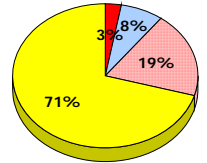
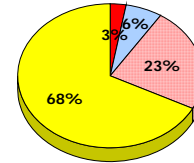
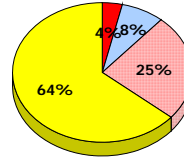
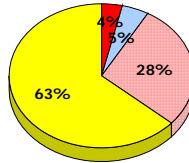
Creative Writing

Persuasive Writing

**2013**

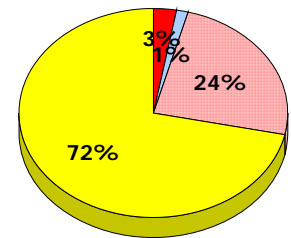
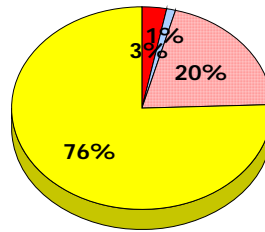
Apr 30, 2013 (3)

School data with 5 or fewer students withheld for reasons of confidentiality.



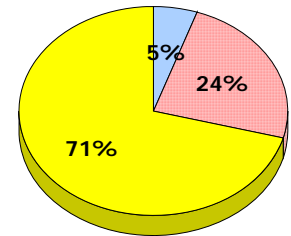
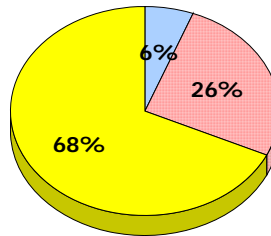
**2012**

Apr 30, 2012 (11)



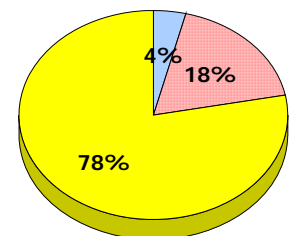
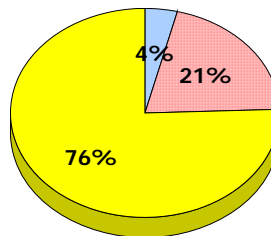
**2011**

AGR (8)



**2010**

AGR (13)



Exemption

Unknown

Not Yet Meeting

Meeting or Exceeding

\* In some cases, CRT numbers may exceed AGR numbers based on late enrolments. Pie chart is based on the number of students who wrote the CRT.  
\* Mushuau Innu Natuashish School and Sheshatshiu Innu School are excluded from district and provincial results.

Elementary English Language Arts  
4 Year Provincial Assessment, June 2013  
Student Population Report  
(average scores)

District 3 - Nova Central

School #: 152 Valmont Academy

**Reading**

**School**

**District**

**Province**

Non - Fiction

Fiction

Non - Fiction

Fiction

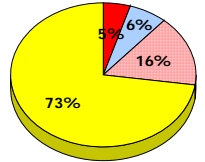
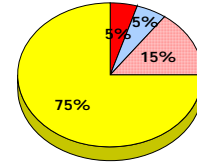
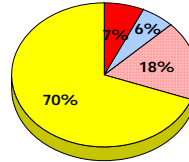
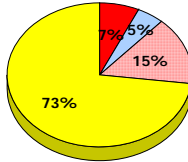
Non - Fiction

Fiction

**2013**

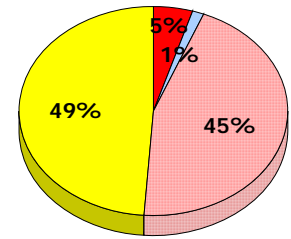
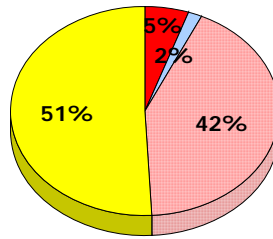
Apr 30,  
2013 (3)

*School data with 5 or fewer students  
withheld for reasons of confidentiality.*



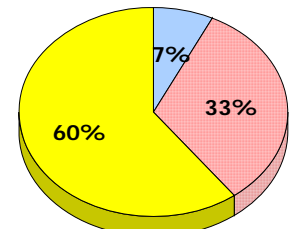
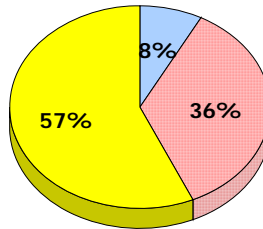
**2012**

Apr 30,  
2012 (11)



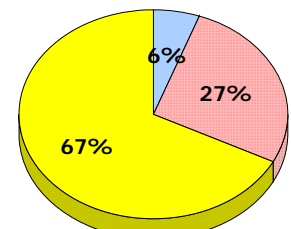
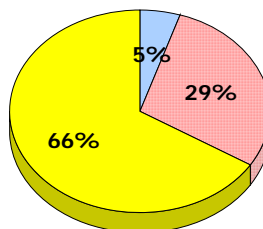
**2011**

AGR (8)



**2010**

AGR (13)



■ Exemption    
 ■ Unknown    
 ■ Not Yet Meeting    
 ■ Meeting or Exceeding

\* In some cases, CRT numbers may exceed AGR numbers based on late enrolments. Pie chart is based on the number of students who wrote the CRT.  
 \* Mushuau Innu Natuashish School and Sheshatshiu Innu School are excluded from district and provincial results.

**Elementary English Language Arts  
4 Year Provincial Assessment, June 2013  
Student Population Report**  
(average scores)

District 3 - Nova Central

School #: 152 Valmont Academy

**Demand Writing**

*Percentage of students at level 3 or above (2010 - 2013)*

*School data with 5 or fewer students withheld for reasons of confidentiality.*



**Reading**

*Percentage of students at level 3 or above (2010 - 2013)*

*School data with 5 or fewer students withheld for reasons of confidentiality.*



\* In some cases, CRT numbers may exceed AGR numbers based on late enrolments. Pie chart is based on the number of students who wrote the CRT.

\* Mushuau Innu Natuashish School and Sheshatshiu Innu School are excluded from district and provincial results.



District 3 - Nova Central

School #: 154 Hillside Elementary

**Demand Writing**

**School**

**District**

**Province**

Creative Writing

Persuasive Writing

Creative Writing

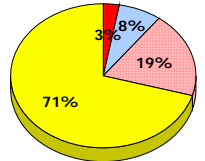
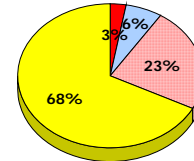
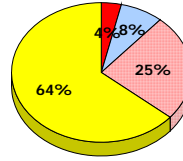
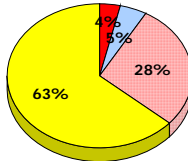
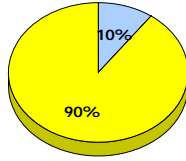
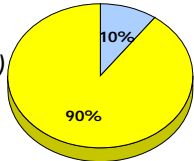
Persuasive Writing

Creative Writing

Persuasive Writing

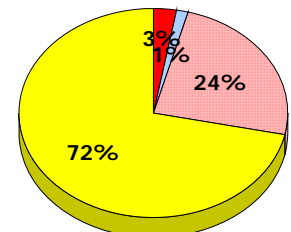
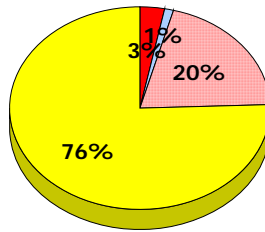
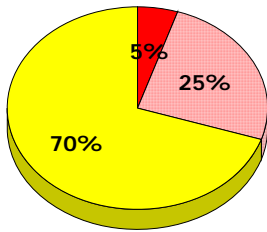
**2013**

Apr 30, 2013 (10)



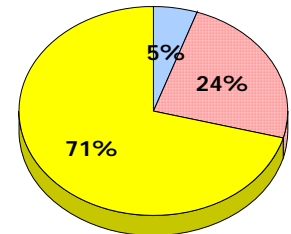
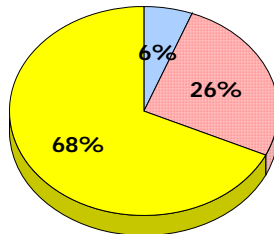
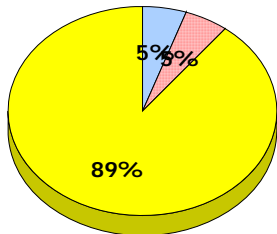
**2012**

Apr 30, 2012 (20)



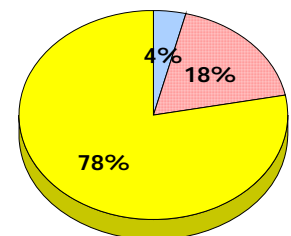
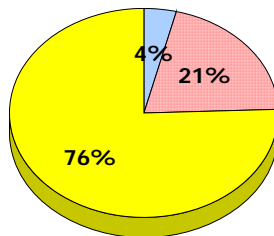
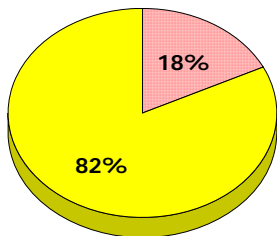
**2011**

AGR (19)



**2010**

AGR (17)



■ Exemption     
 ■ Unknown     
  Not Yet Meeting     
 ■ Meeting or Exceeding

\* In some cases, CRT numbers may exceed AGR numbers based on late enrolments. Pie chart is based on the number of students who wrote the CRT.  
 \* Mushuau Innu Natuashish School and Sheshatshiu Innu School are excluded from district and provincial results.

Elementary English Language Arts  
4 Year Provincial Assessment, June 2013  
Student Population Report  
(average scores)

District 3 - Nova Central

School #: 154 Hillside Elementary

**Reading**

**School**

**District**

**Province**

Non - Fiction

Fiction

Non - Fiction

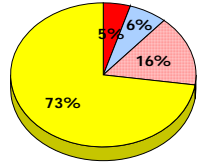
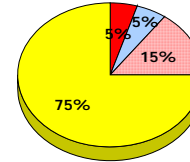
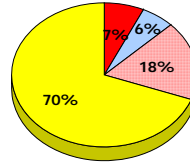
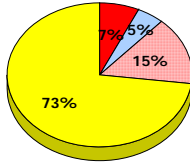
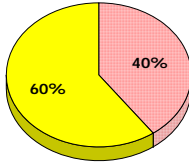
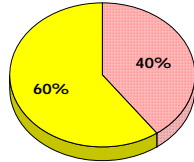
Fiction

Non - Fiction

Fiction

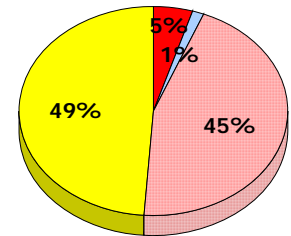
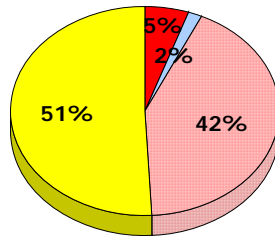
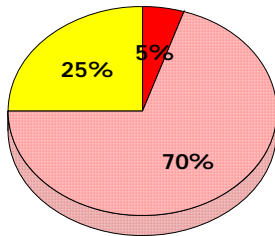
**2013**

Apr 30,  
2013 (10)



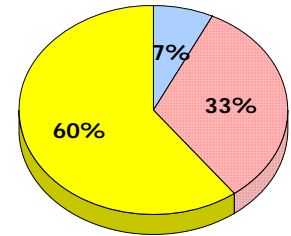
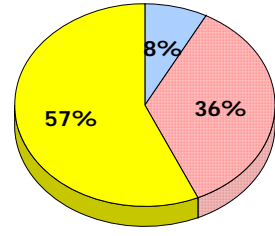
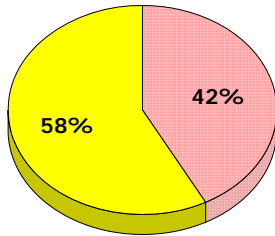
**2012**

Apr 30,  
2012 (20)



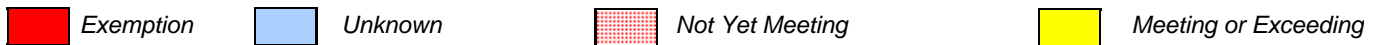
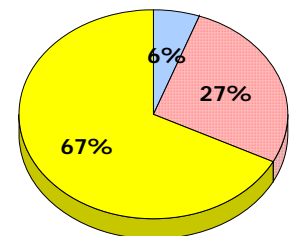
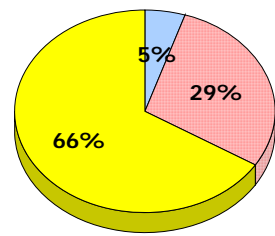
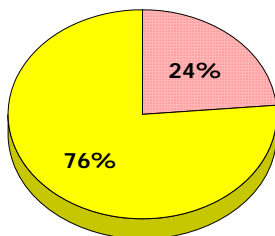
**2011**

AGR (19)



**2010**

AGR (17)



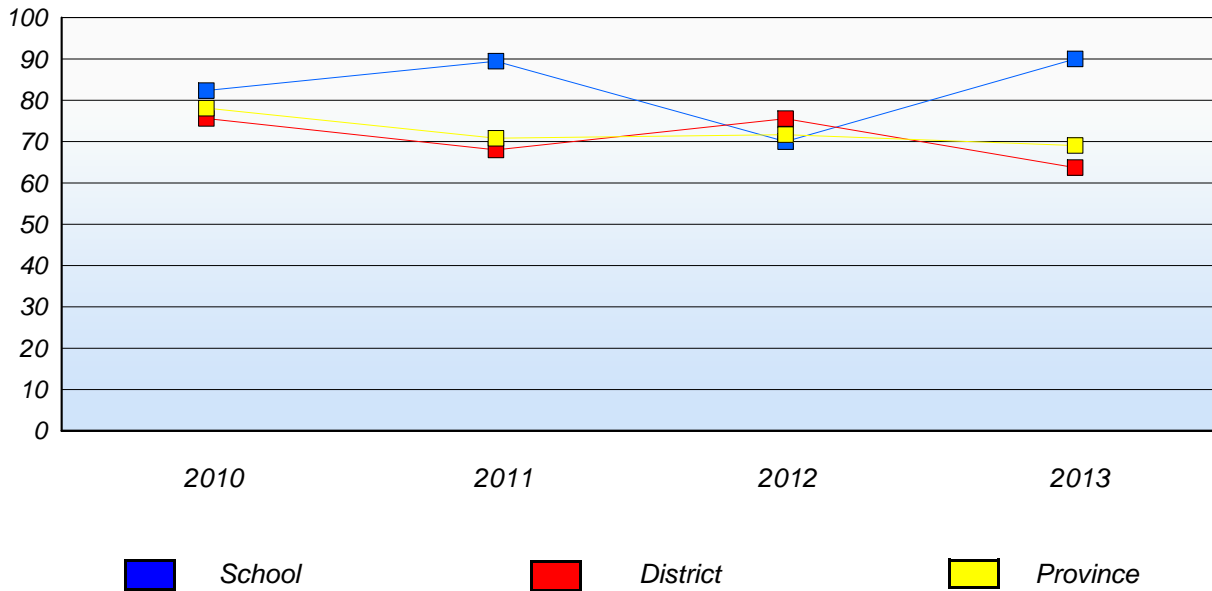
\* In some cases, CRT numbers may exceed AGR numbers based on late enrolments. Pie chart is based on the number of students who wrote the CRT.  
 \* Mushuau Innu Natuashish School and Sheshatshiu Innu School are excluded from district and provincial results.

District 3 - Nova Central

School #: 154 Hillside Elementary

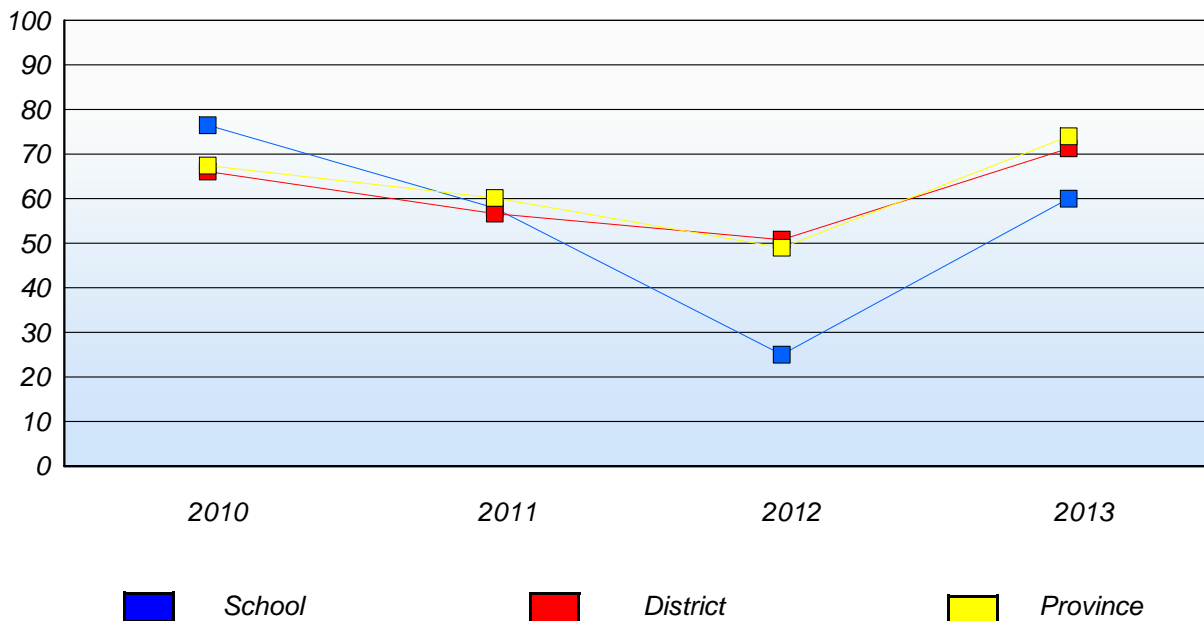
**Demand Writing**

Percentage of students at level 3 or above (2010 - 2013)



**Reading**

Percentage of students at level 3 or above (2010 - 2013)



\* In some cases, CRT numbers may exceed AGR numbers based on late enrolments. Pie chart is based on the number of students who wrote the CRT.

\* Mushuau Innu Natuashish School and Sheshatshiu Innu School are excluded from district and provincial results.

District 3 - Nova Central

School #: 157 St. Peter's AG

**Demand Writing**

School

District

Province

Creative Writing

Persuasive Writing

Creative Writing

Persuasive Writing

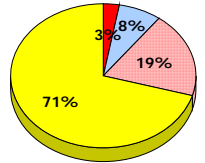
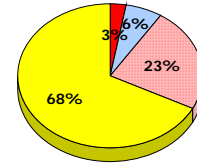
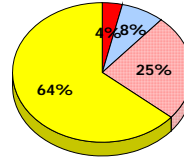
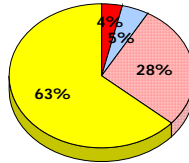
Creative Writing

Persuasive Writing

**2013**

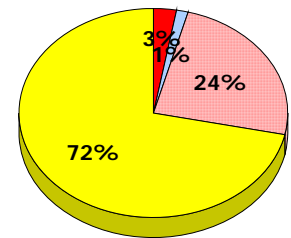
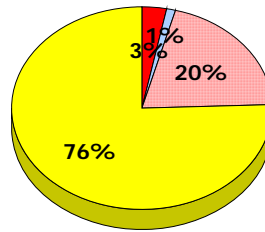
Apr 30, 2013 (1)

School data with 5 or fewer students withheld for reasons of confidentiality.



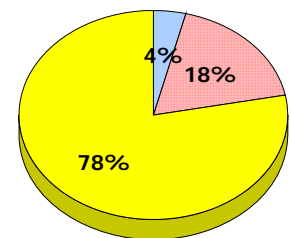
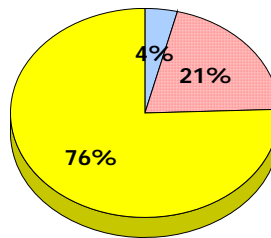
**2012**

Apr 30, 2012 (1)



**2011**

AGR (0)



**2010**

AGR (1)

Exemption

Unknown

Not Yet Meeting

Meeting or Exceeding

\* In some cases, CRT numbers may exceed AGR numbers based on late enrolments. Pie chart is based on the number of students who wrote the CRT.  
\* Mushuau Innu Natuashish School and Sheshatshiu Innu School are excluded from district and provincial results.

Elementary English Language Arts  
4 Year Provincial Assessment, June 2013  
Student Population Report  
(average scores)

District 3 - Nova Central

School #: 157 St. Peter's AG

**Reading**

**School**

**District**

**Province**

Non - Fiction

Fiction

Non - Fiction

Fiction

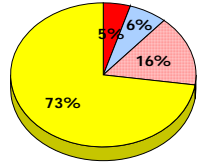
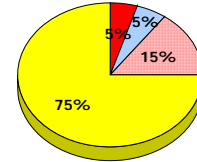
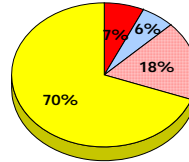
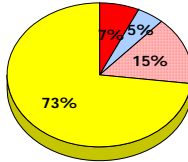
Non - Fiction

Fiction

**2013**

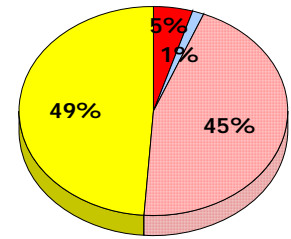
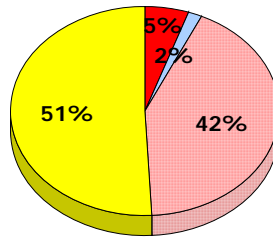
Apr 30,  
2013 (1)

School data with 5 or fewer students  
withheld for reasons of confidentiality.



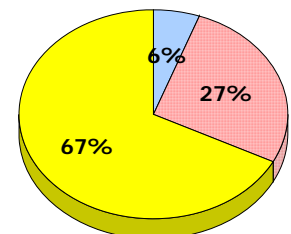
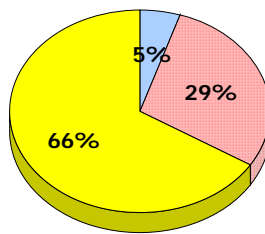
**2012**

Apr 30,  
2012 (1)



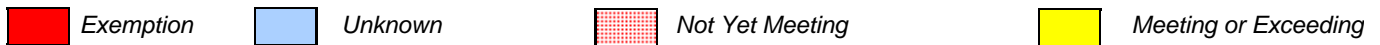
**2011**

AGR (0)



**2010**

AGR (1)



\* In some cases, CRT numbers may exceed AGR numbers based on late enrolments. Pie chart is based on the number of students who wrote the CRT.  
 \* Mushuau Innu Natuashish School and Sheshatshiu Innu School are excluded from district and provincial results.

**Elementary English Language Arts  
4 Year Provincial Assessment, June 2013  
Student Population Report**  
(average scores)

District 3 - Nova Central

School #: 157    St. Peter's AG

**Demand Writing**

*Percentage of students at level 3 or above (2010 - 2013)*

*School data with 5 or fewer students withheld for reasons of confidentiality.*



**Reading**

*Percentage of students at level 3 or above (2010 - 2013)*

*School data with 5 or fewer students withheld for reasons of confidentiality.*



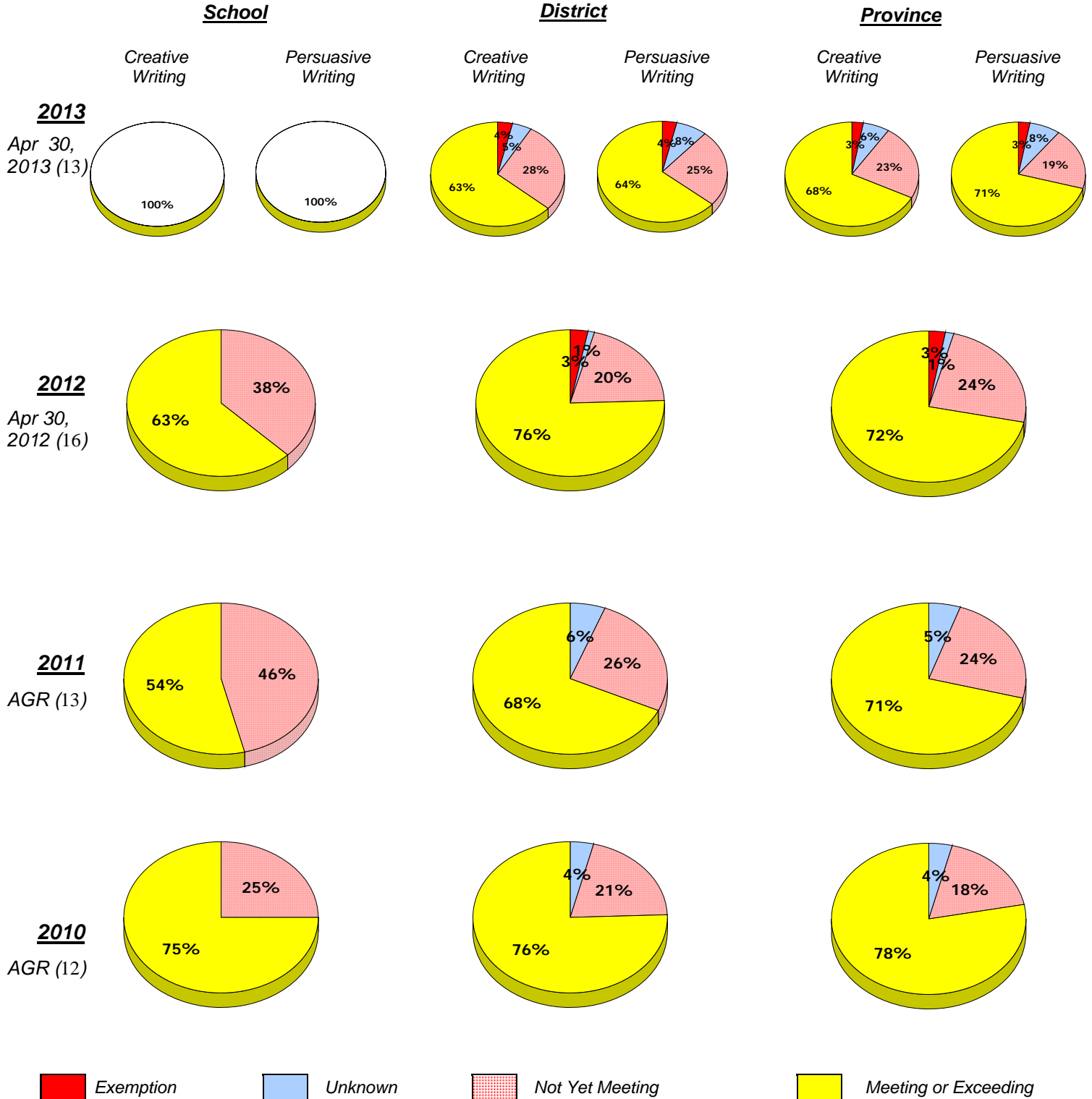
\* In some cases, CRT numbers may exceed AGR numbers based on late enrolments. Pie chart is based on the number of students who wrote the CRT.

\* Mushuau Innu Natuashish School and Sheshatshiu Innu School are excluded from district and provincial results.

District 3 - Nova Central

School #: 158 MSB Regional Academy

**Demand Writing**



\* In some cases, CRT numbers may exceed AGR numbers based on late enrolments. Pie chart is based on the number of students who wrote the CRT.  
 \* Mushuau Innu Natuashish School and Sheshatshiu Innu School are excluded from district and provincial results.

Elementary English Language Arts  
4 Year Provincial Assessment, June 2013  
Student Population Report  
(average scores)

District 3 - Nova Central

School #: 158 MSB Regional Academy

**Reading**

**School**

**District**

**Province**

Non - Fiction

Fiction

Non - Fiction

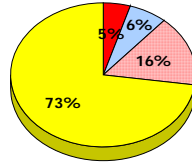
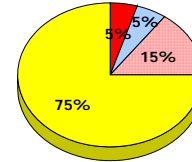
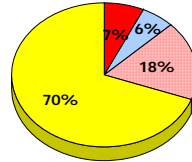
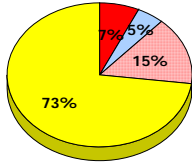
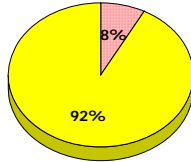
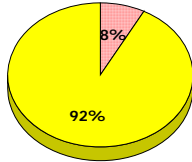
Fiction

Non - Fiction

Fiction

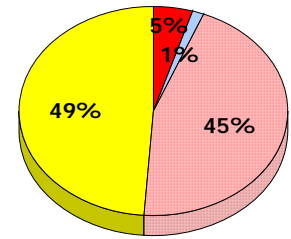
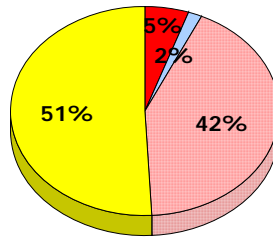
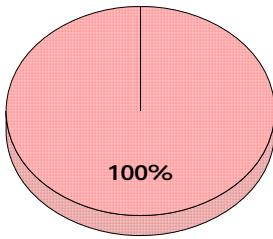
**2013**

Apr 30,  
2013 (13)



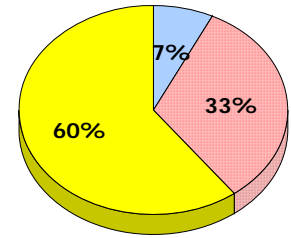
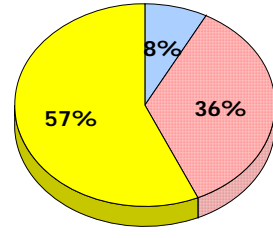
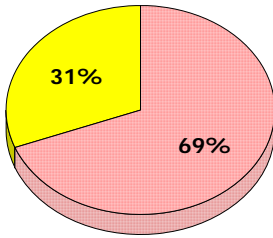
**2012**

Apr 30,  
2012 (16)



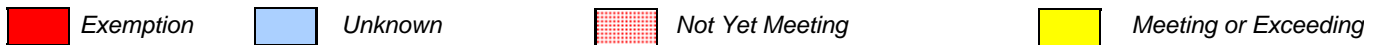
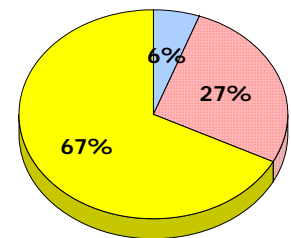
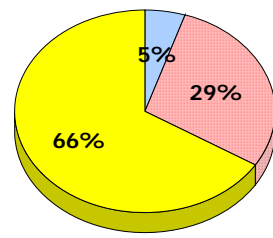
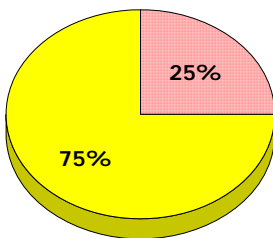
**2011**

AGR (13)



**2010**

AGR (12)



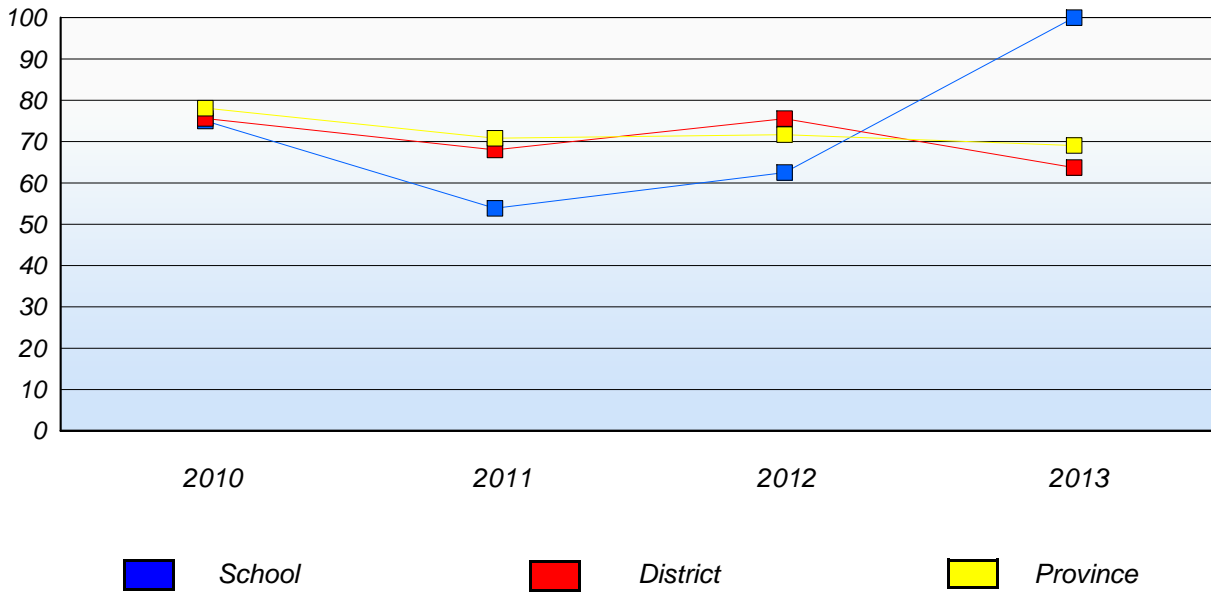
\* In some cases, CRT numbers may exceed AGR numbers based on late enrolments. Pie chart is based on the number of students who wrote the CRT.  
 \* Mushuau Innu Natuashish School and Sheshatshiu Innu School are excluded from district and provincial results.



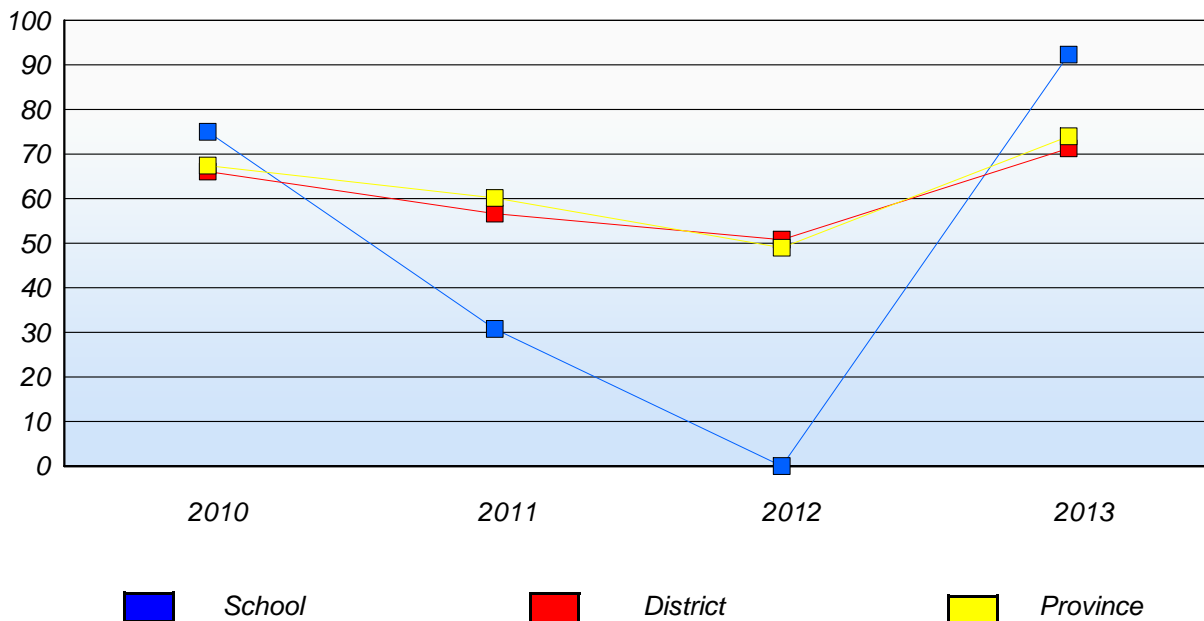
District 3 - Nova Central

School #: 158    MSB Regional Academy

**Demand Writing**  
Percentage of students at level 3 or above (2010 - 2013)



**Reading**  
Percentage of students at level 3 or above (2010 - 2013)



\* In some cases, CRT numbers may exceed AGR numbers based on late enrolments. Pie chart is based on the number of students who wrote the CRT.  
\* Mushuau Innu Natuashish School and Sheshatshiu Innu School are excluded from district and provincial results.

District 3 - Nova Central

School #: 163 Point Leamington Academy

***Demand Writing***



\* In some cases, CRT numbers may exceed AGR numbers based on late enrolments. Pie chart is based on the number of students who wrote the CRT.  
\* Mushuau Innu Natuashish School and Sheshatshiu Innu School are excluded from district and provincial results.

District 3 - Nova Central

School #: 163 Point Leamington Academy

**Reading**

**School**

**District**

**Province**

Non - Fiction

Fiction

Non - Fiction

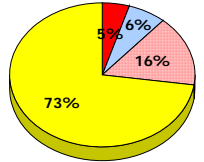
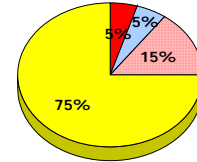
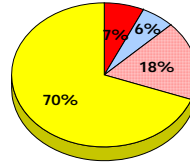
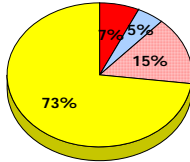
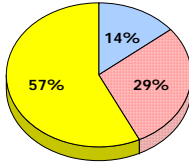
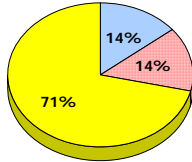
Fiction

Non - Fiction

Fiction

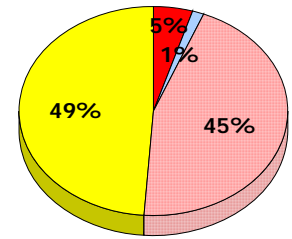
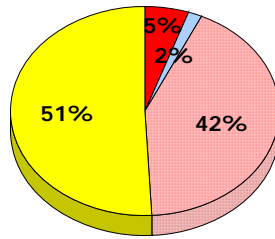
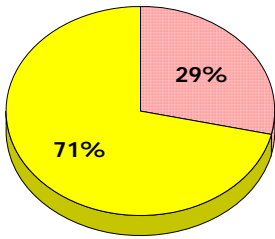
**2013**

Apr 30,  
2013 (7)



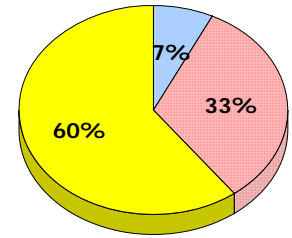
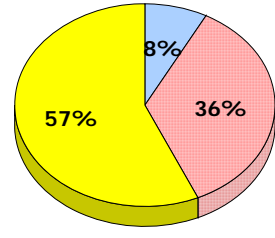
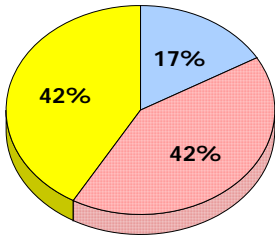
**2012**

Apr 30,  
2012 (7)



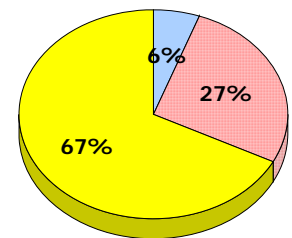
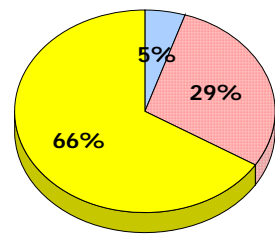
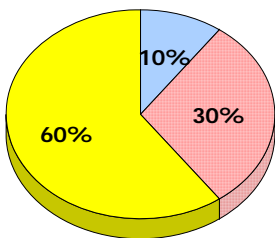
**2011**

AGR (12)



**2010**

AGR (10)



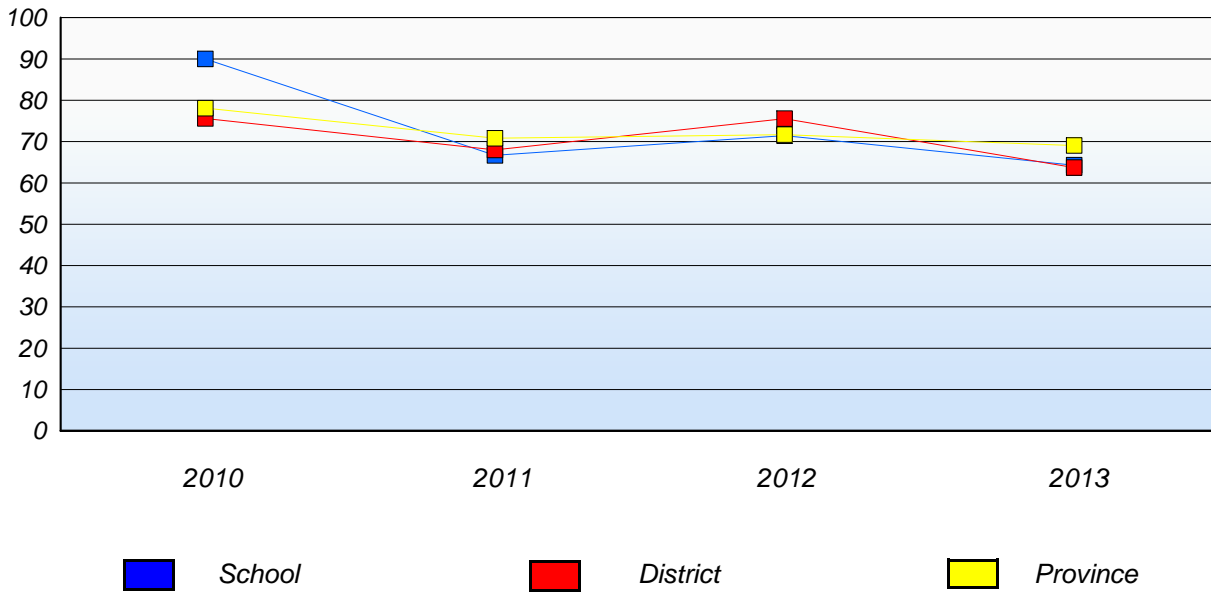
■ Exemption    
 ■ Unknown    
 ■ Not Yet Meeting    
 ■ Meeting or Exceeding

\* In some cases, CRT numbers may exceed AGR numbers based on late enrolments. Pie chart is based on the number of students who wrote the CRT.  
 \* Mushuau Innu Natuashish School and Sheshatshiu Innu School are excluded from district and provincial results.

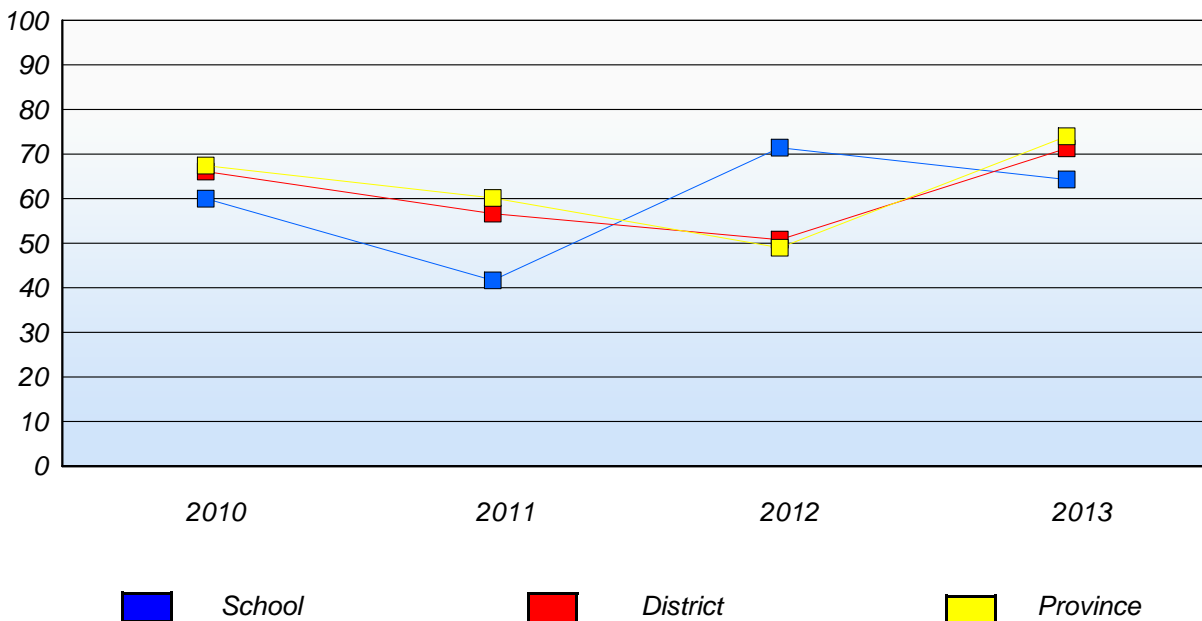
District 3 - Nova Central

School #: 163 Point Leamington Academy

**Demand Writing**  
Percentage of students at level 3 or above (2010 - 2013)



**Reading**  
Percentage of students at level 3 or above (2010 - 2013)



\* In some cases, CRT numbers may exceed AGR numbers based on late enrolments. Pie chart is based on the number of students who wrote the CRT.  
\* Mushuau Innu Natuashish School and Sheshatshiu Innu School are excluded from district and provincial results.

District 3 - Nova Central

School #: 167 Green Bay South Academy

**Demand Writing**

**School**

**District**

**Province**

Creative Writing

Persuasive Writing

Creative Writing

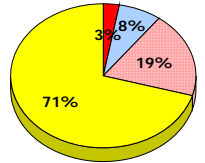
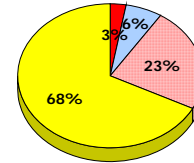
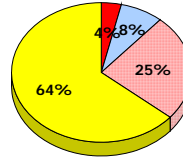
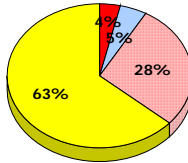
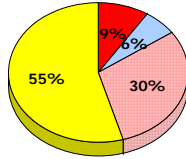
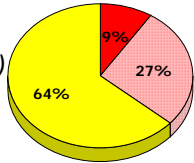
Persuasive Writing

Creative Writing

Persuasive Writing

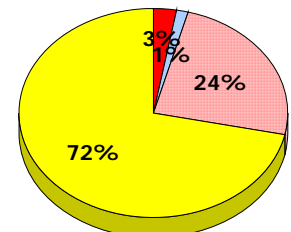
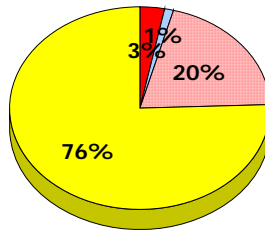
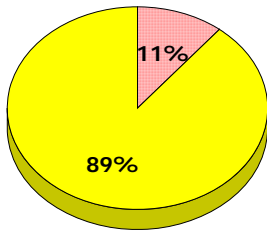
**2013**

Apr 30, 2013 (33)



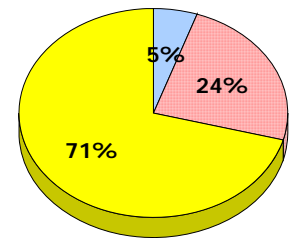
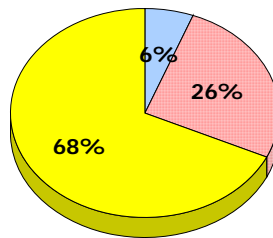
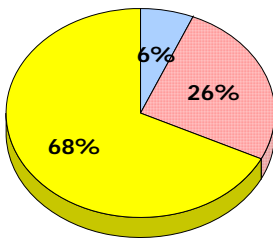
**2012**

Apr 30, 2012 (37)



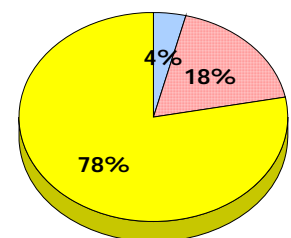
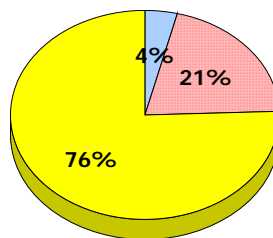
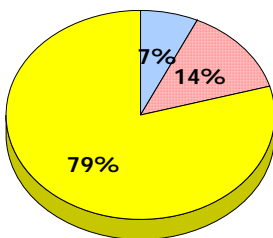
**2011**

AGR (31)



**2010**

AGR (29)



Exemption

Unknown

Not Yet Meeting

Meeting or Exceeding

\* In some cases, CRT numbers may exceed AGR numbers based on late enrolments. Pie chart is based on the number of students who wrote the CRT.  
\* Mushuau Innu Natuashish School and Sheshatshiu Innu School are excluded from district and provincial results.

Elementary English Language Arts  
4 Year Provincial Assessment, June 2013  
Student Population Report  
(average scores)

District 3 - Nova Central

School #: 167 Green Bay South Academy

**Reading**

**School**

**District**

**Province**

Non - Fiction

Fiction

Non - Fiction

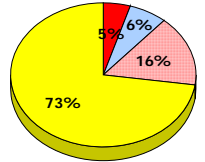
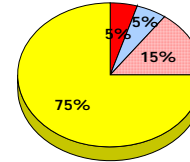
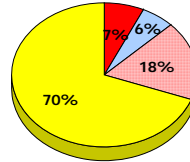
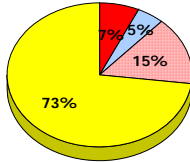
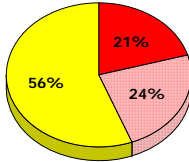
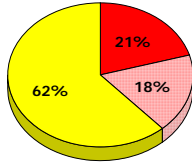
Fiction

Non - Fiction

Fiction

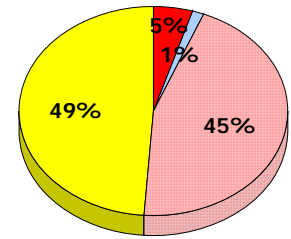
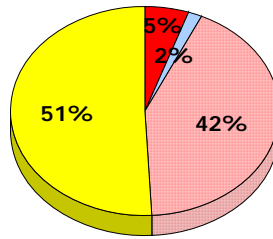
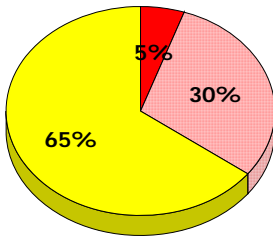
**2013**

Apr 30,  
2013 (33)



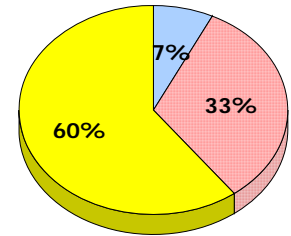
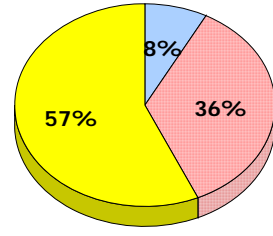
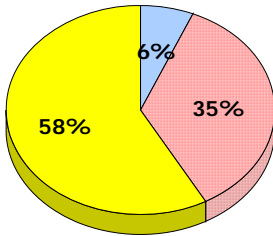
**2012**

Apr 30,  
2012 (37)



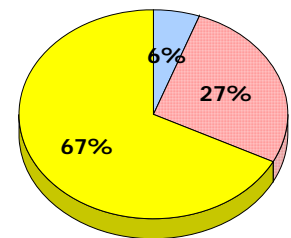
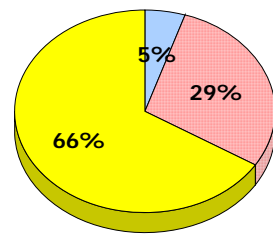
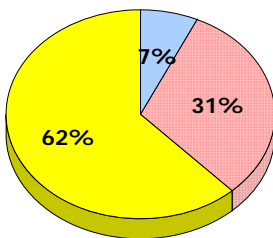
**2011**

AGR (31)



**2010**

AGR (29)



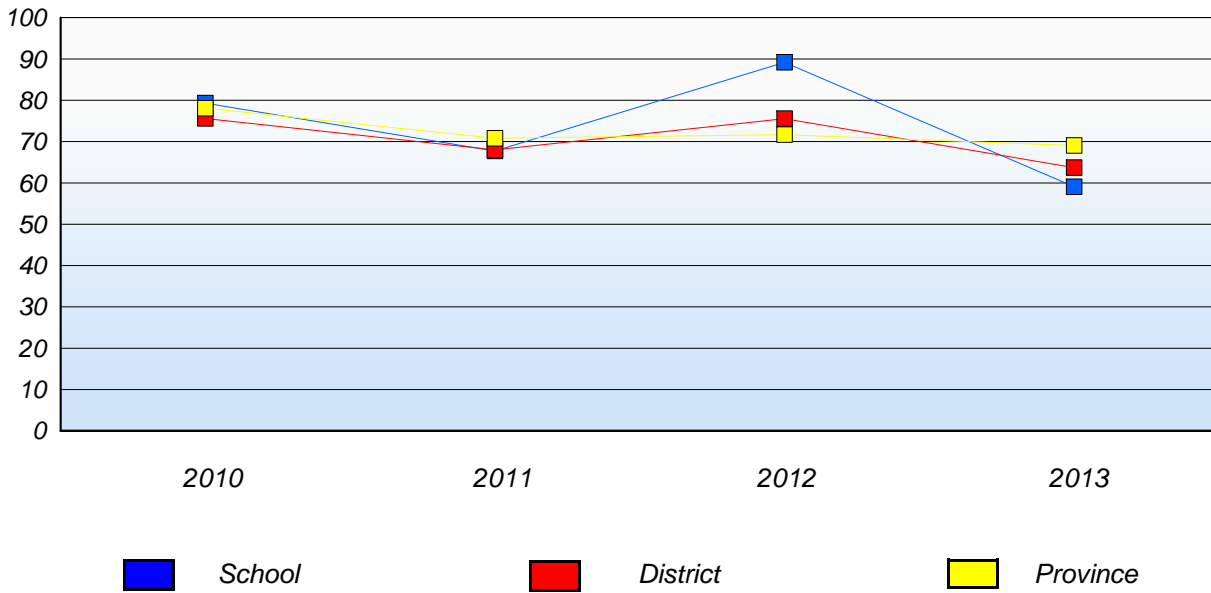
■ Exemption    
 ■ Unknown    
 ■ Not Yet Meeting    
 ■ Meeting or Exceeding

\* In some cases, CRT numbers may exceed AGR numbers based on late enrolments. Pie chart is based on the number of students who wrote the CRT.  
 \* Mushuau Innu Natuashish School and Sheshatshiu Innu School are excluded from district and provincial results.

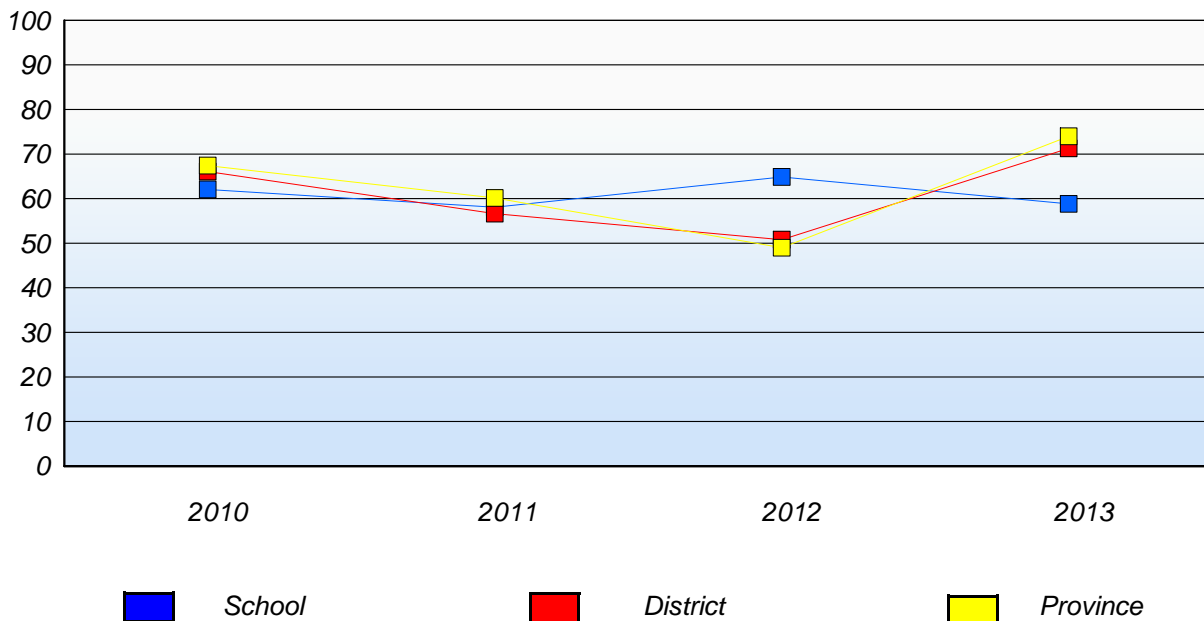
District 3 - Nova Central

School #: 167    Green Bay South Academy

**Demand Writing**  
Percentage of students at level 3 or above (2010 - 2013)



**Reading**  
Percentage of students at level 3 or above (2010 - 2013)



\* In some cases, CRT numbers may exceed AGR numbers based on late enrolments. Pie chart is based on the number of students who wrote the CRT.  
\* Mushuau Innu Natuashish School and Sheshatshiu Innu School are excluded from district and provincial results.

District 3 - Nova Central

School #: 174 St. Peter's Academy

**Demand Writing**

**School**

**District**

**Province**

Creative Writing

Persuasive Writing

Creative Writing

Persuasive Writing

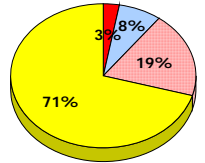
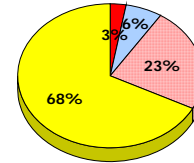
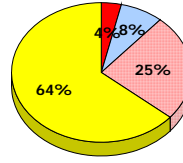
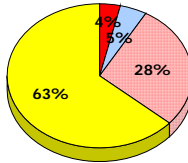
Creative Writing

Persuasive Writing

**2013**

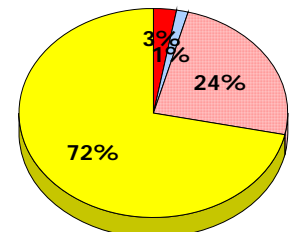
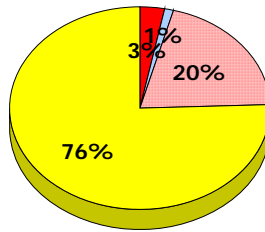
Apr 30, 2013 (2)

School data with 5 or fewer students withheld for reasons of confidentiality.



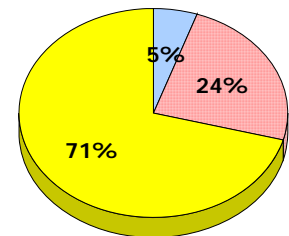
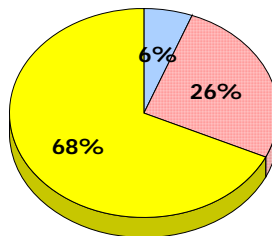
**2012**

Apr 30, 2012 (2)



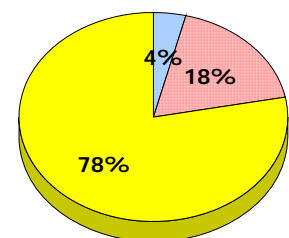
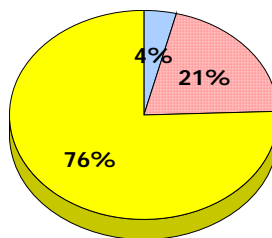
**2011**

AGR (5)



**2010**

AGR (1)



Exemption

Unknown

Not Yet Meeting

Meeting or Exceeding

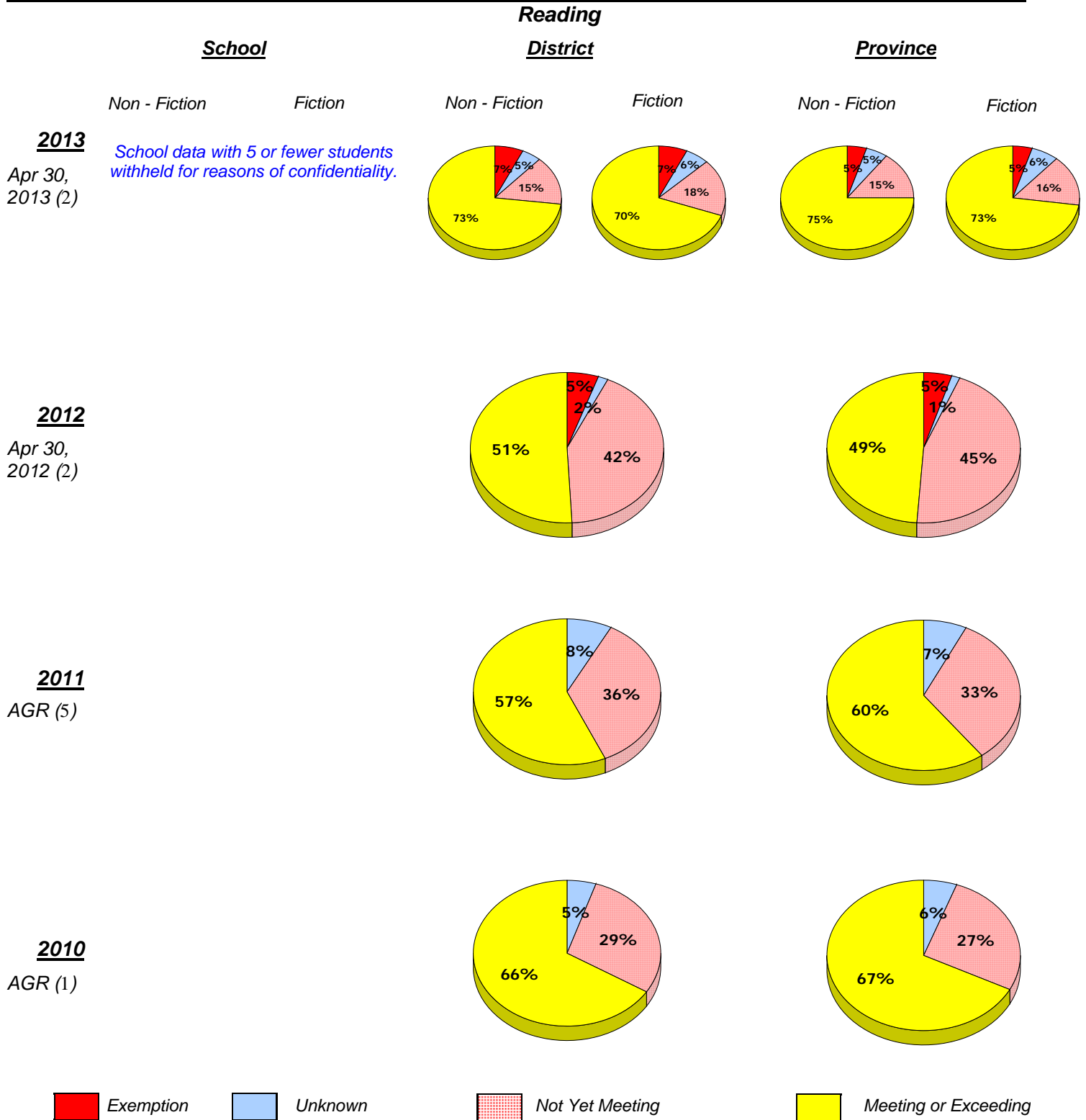
\* In some cases, CRT numbers may exceed AGR numbers based on late enrolments. Pie chart is based on the number of students who wrote the CRT.  
\* Mushuau Innu Natuashish School and Sheshatshiu Innu School are excluded from district and provincial results.



Elementary English Language Arts  
4 Year Provincial Assessment, June 2013  
Student Population Report  
(average scores)

District 3 - Nova Central

School #: 174 St. Peter's Academy



\* In some cases, CRT numbers may exceed AGR numbers based on late enrolments. Pie chart is based on the number of students who wrote the CRT.  
 \* Mushuau Innu Natuashish School and Sheshatshiu Innu School are excluded from district and provincial results.

**Elementary English Language Arts  
4 Year Provincial Assessment, June 2013  
Student Population Report**  
(average scores)

District 3 - Nova Central

School #: 174 St. Peter's Academy

**Demand Writing**

*Percentage of students at level 3 or above (2010 - 2013)*

*School data with 5 or fewer students withheld for reasons of confidentiality.*



**Reading**

*Percentage of students at level 3 or above (2010 - 2013)*

*School data with 5 or fewer students withheld for reasons of confidentiality.*



\* In some cases, CRT numbers may exceed AGR numbers based on late enrolments. Pie chart is based on the number of students who wrote the CRT.

\* Mushuau Innu Natuashish School and Sheshatshiu Innu School are excluded from district and provincial results.

District 3 - Nova Central

School #: 177 Greenwood Academy

**Demand Writing**

**School**

**District**

**Province**

Creative Writing

Persuasive Writing

Creative Writing

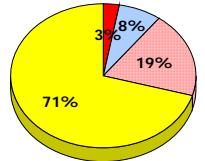
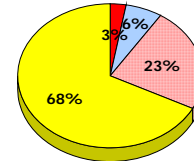
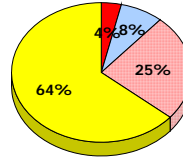
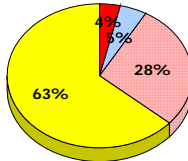
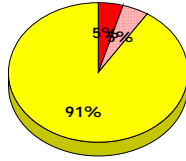
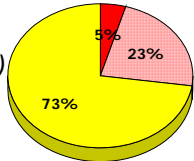
Persuasive Writing

Creative Writing

Persuasive Writing

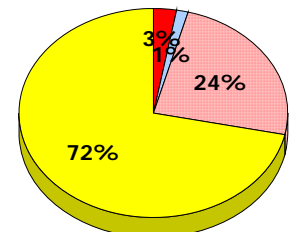
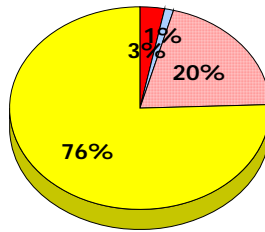
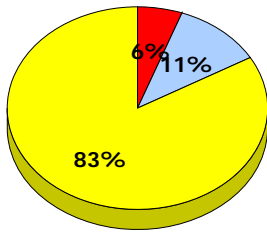
**2013**

Apr 30, 2013 (22)



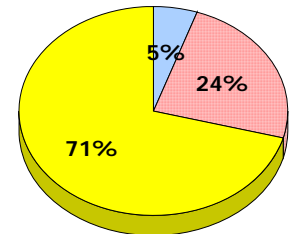
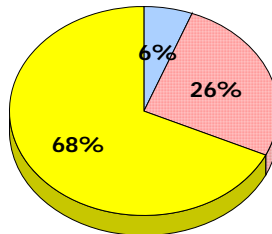
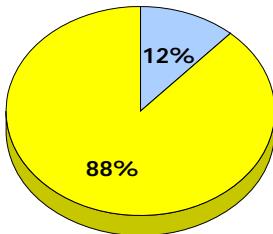
**2012**

Apr 30, 2012 (18)



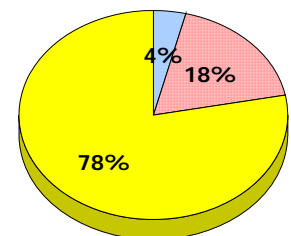
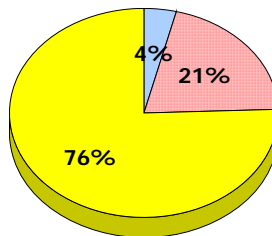
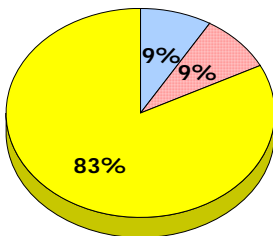
**2011**

AGR (17)



**2010**

AGR (23)



■ Exemption     
 ■ Unknown     
 ■ Not Yet Meeting     
 ■ Meeting or Exceeding

\* In some cases, CRT numbers may exceed AGR numbers based on late enrolments. Pie chart is based on the number of students who wrote the CRT.  
 \* Mushuau Innu Natuashish School and Sheshatshiu Innu School are excluded from district and provincial results.

District 3 - Nova Central

School #: 177 Greenwood Academy

**Reading**

**School**

**District**

**Province**

Non - Fiction

Fiction

Non - Fiction

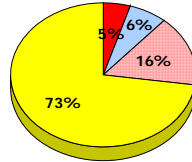
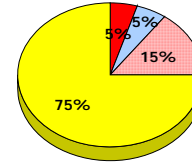
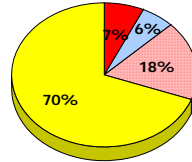
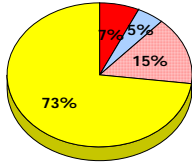
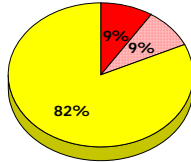
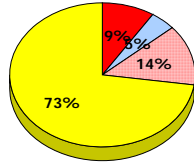
Fiction

Non - Fiction

Fiction

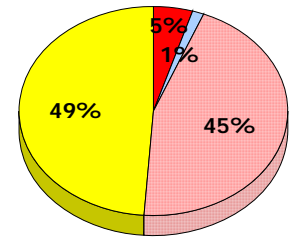
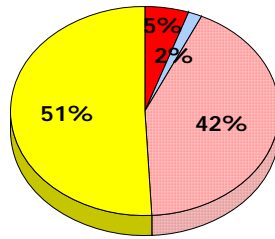
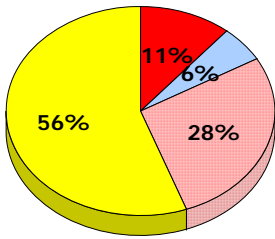
**2013**

Apr 30,  
2013 (22)



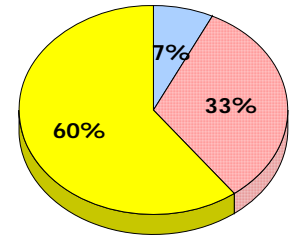
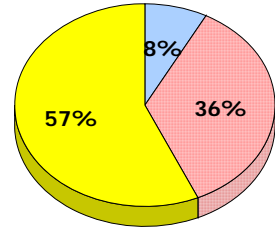
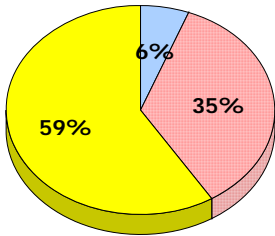
**2012**

Apr 30,  
2012 (18)



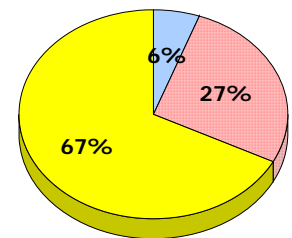
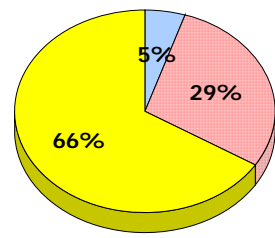
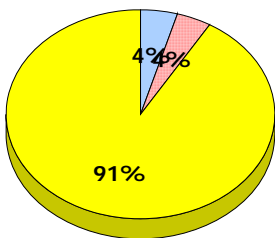
**2011**

AGR (17)



**2010**

AGR (23)



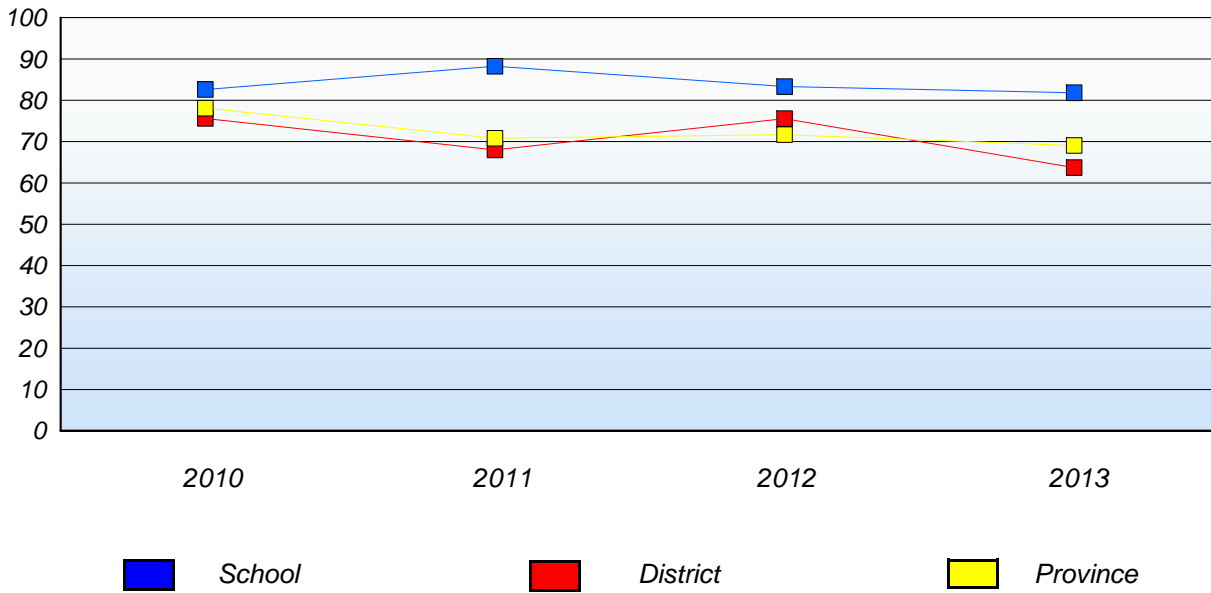
■ Exemption    
 ■ Unknown    
 ■ Not Yet Meeting    
 ■ Meeting or Exceeding

\* In some cases, CRT numbers may exceed AGR numbers based on late enrolments. Pie chart is based on the number of students who wrote the CRT.  
 \* Mushuau Innu Natuashish School and Sheshatshiu Innu School are excluded from district and provincial results.

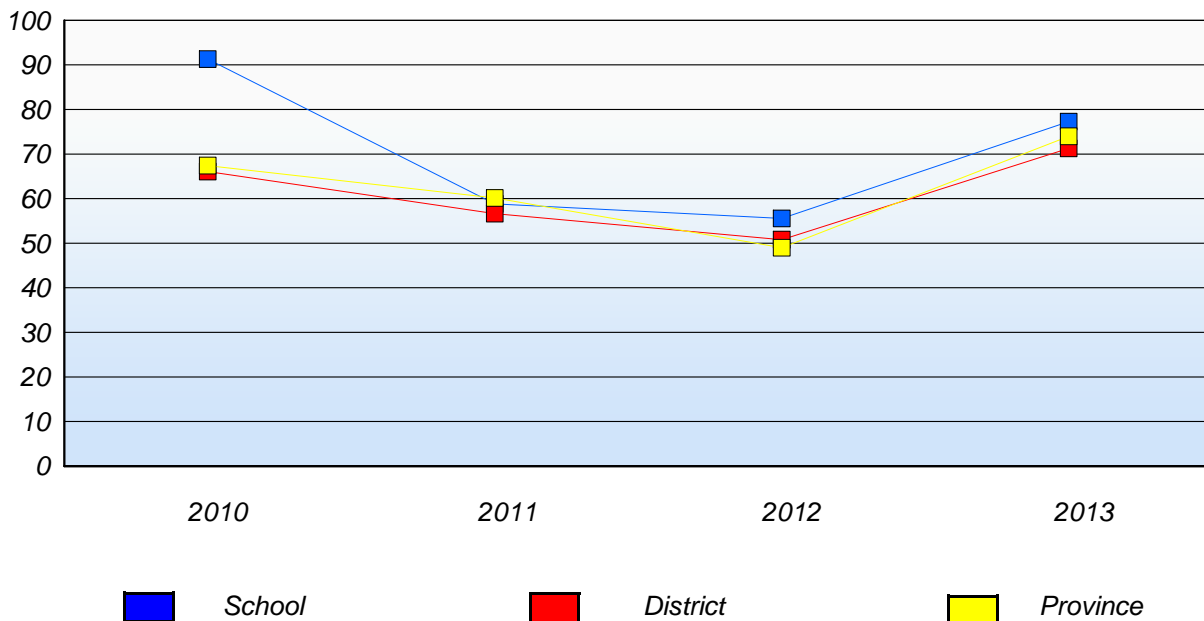
District 3 - Nova Central

School #: 177 Greenwood Academy

**Demand Writing**  
Percentage of students at level 3 or above (2010 - 2013)



**Reading**  
Percentage of students at level 3 or above (2010 - 2013)



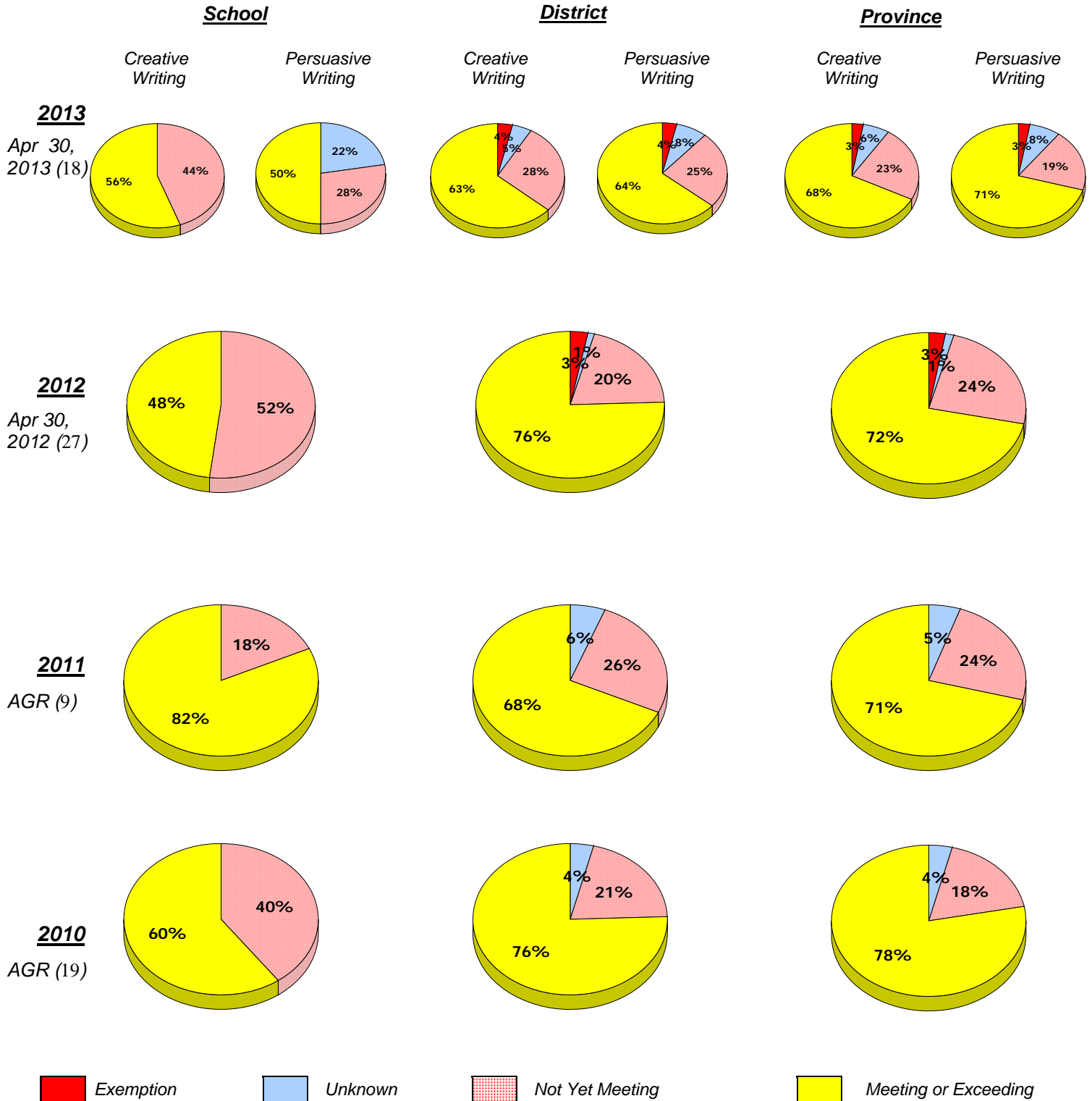
\* In some cases, CRT numbers may exceed AGR numbers based on late enrolments. Pie chart is based on the number of students who wrote the CRT.

\* Mushuau Innu Natuashish School and Sheshatshiu Innu School are excluded from district and provincial results.

District 3 - Nova Central

School #: 178 Phoenix Academy

***Demand Writing***



\* In some cases, CRT numbers may exceed AGR numbers based on late enrolments. Pie chart is based on the number of students who wrote the CRT.  
\* Mushuau Innu Natuashish School and Sheshatshiu Innu School are excluded from district and provincial results.

Elementary English Language Arts  
4 Year Provincial Assessment, June 2013  
Student Population Report  
(average scores)

District 3 - Nova Central

School #: 178 Phoenix Academy

**Reading**

**School**

**District**

**Province**

Non - Fiction

Fiction

Non - Fiction

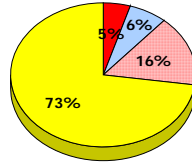
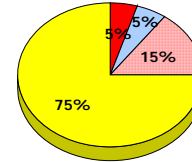
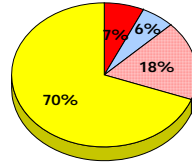
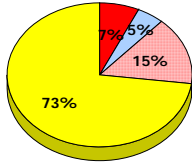
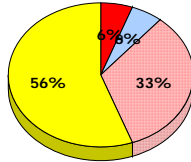
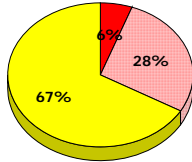
Fiction

Non - Fiction

Fiction

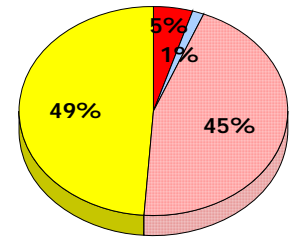
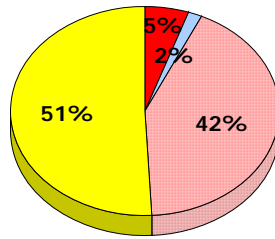
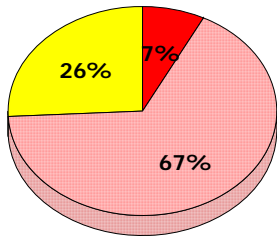
**2013**

Apr 30,  
2013 (18)



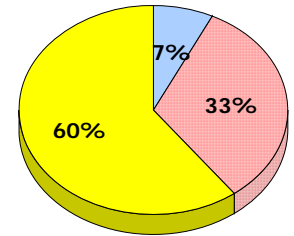
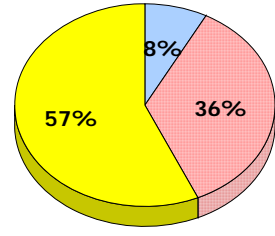
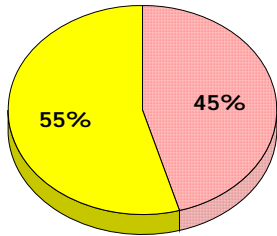
**2012**

Apr 30,  
2012 (27)



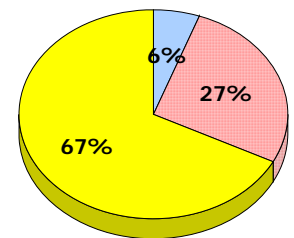
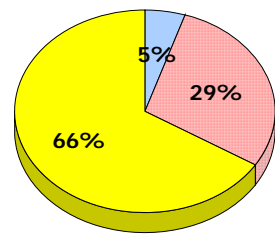
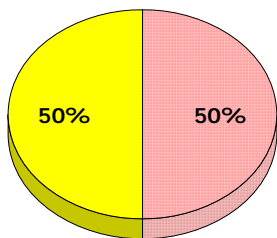
**2011**

AGR (9)



**2010**

AGR (19)



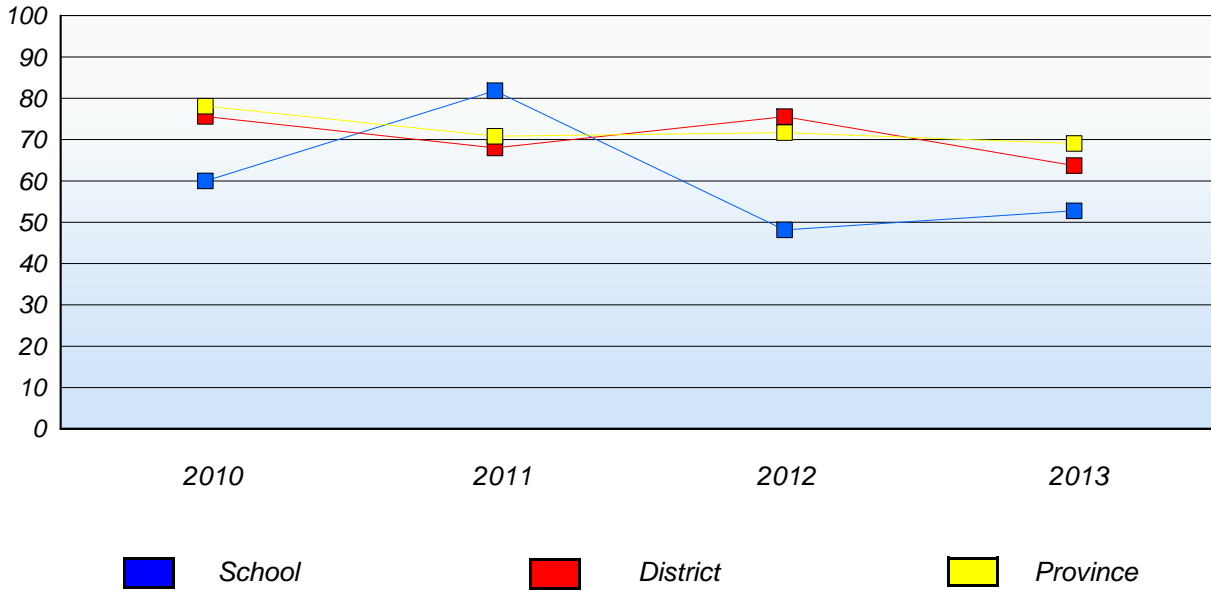
■ Exemption    
 ■ Unknown    
 ■ Not Yet Meeting    
 ■ Meeting or Exceeding

\* In some cases, CRT numbers may exceed AGR numbers based on late enrolments. Pie chart is based on the number of students who wrote the CRT.  
 \* Mushuau Innu Natuashish School and Sheshatshiu Innu School are excluded from district and provincial results.

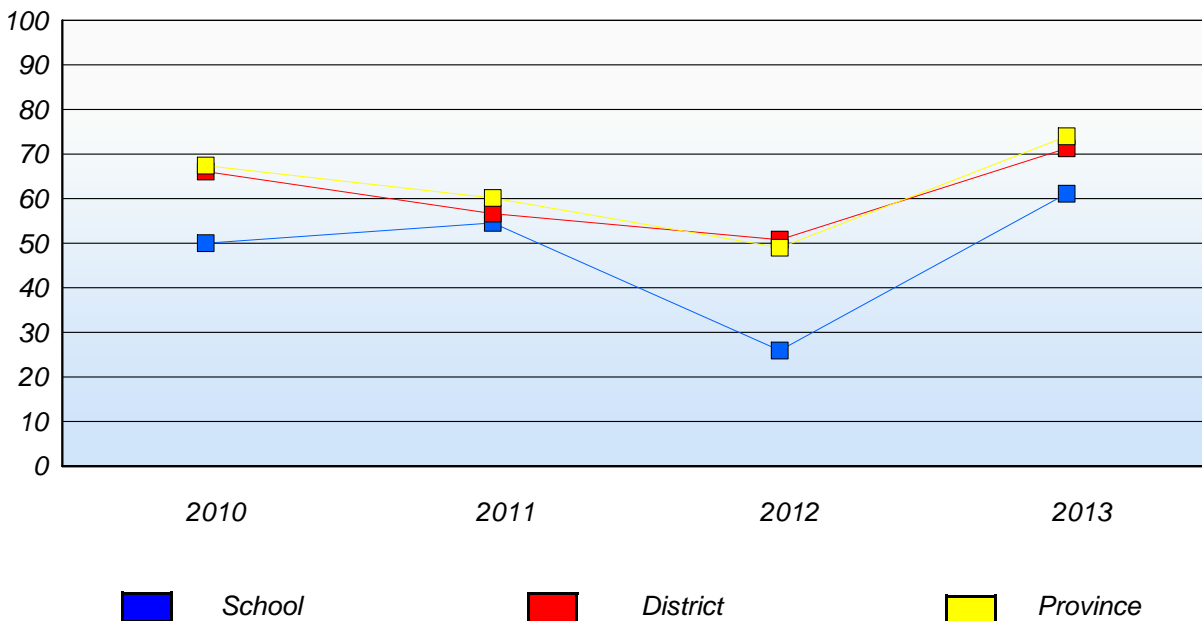
District 3 - Nova Central

School #: 178 Phoenix Academy

**Demand Writing**  
Percentage of students at level 3 or above (2010 - 2013)



**Reading**  
Percentage of students at level 3 or above (2010 - 2013)



\* In some cases, CRT numbers may exceed AGR numbers based on late enrolments. Pie chart is based on the number of students who wrote the CRT.

\* Mushuau Innu Natuashish School and Sheshatshiu Innu School are excluded from district and provincial results.



District 3 - Nova Central

School #: 179 Centreville Academy

**Demand Writing**

**School**

**District**

**Province**

Creative Writing

Persuasive Writing

Creative Writing

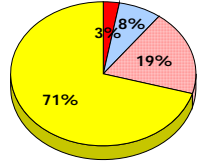
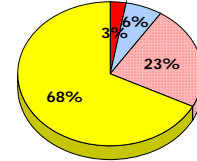
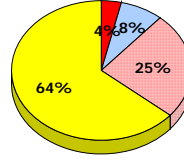
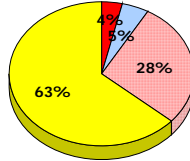
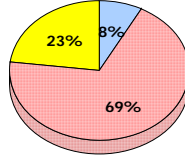
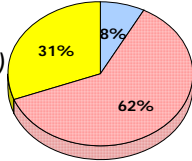
Persuasive Writing

Creative Writing

Persuasive Writing

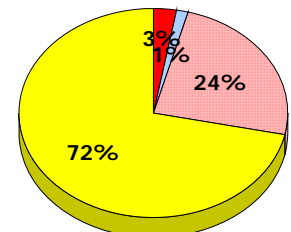
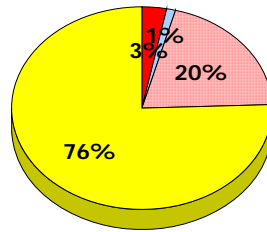
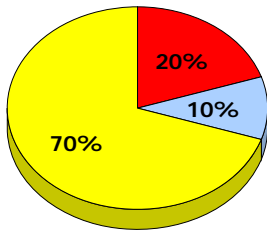
**2013**

Apr 30, 2013 (13)



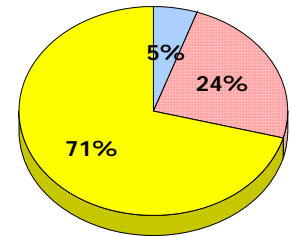
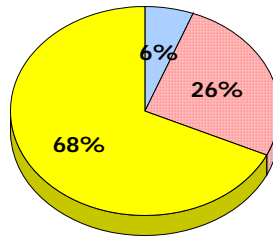
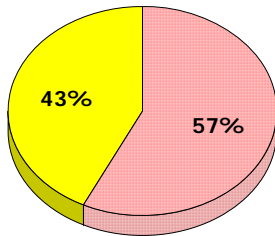
**2012**

Apr 30, 2012 (10)



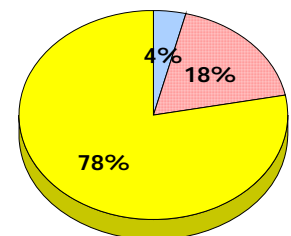
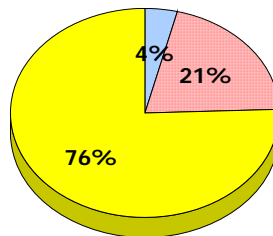
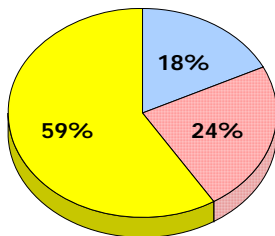
**2011**

AGR (7)



**2010**

AGR (17)



■ Exemption    
 ■ Unknown    
  Not Yet Meeting    
 ■ Meeting or Exceeding

\* In some cases, CRT numbers may exceed AGR numbers based on late enrolments. Pie chart is based on the number of students who wrote the CRT.  
 \* Mushuau Innu Natuashish School and Sheshatshiu Innu School are excluded from district and provincial results.

District 3 - Nova Central

School #: 179 Centreville Academy

**Reading**

**School**

**District**

**Province**

Non - Fiction

Fiction

Non - Fiction

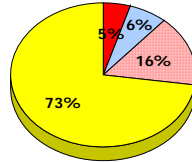
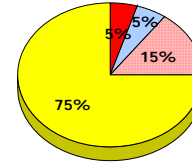
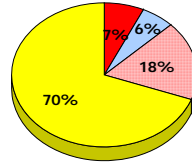
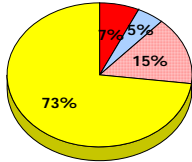
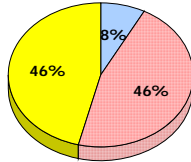
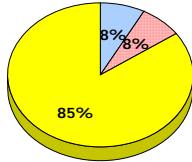
Fiction

Non - Fiction

Fiction

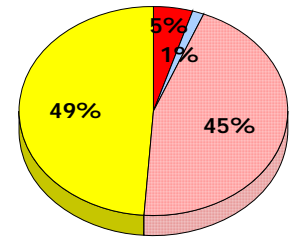
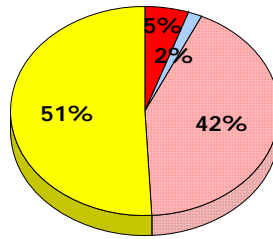
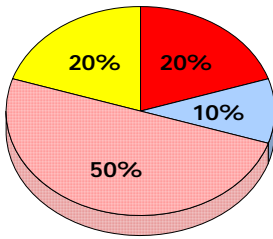
**2013**

Apr 30,  
2013 (13)



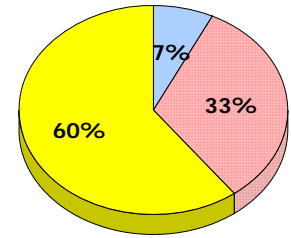
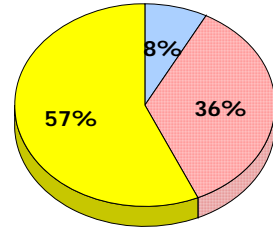
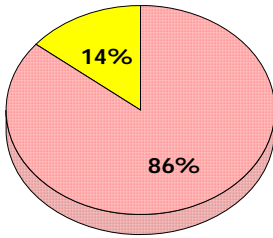
**2012**

Apr 30,  
2012 (10)



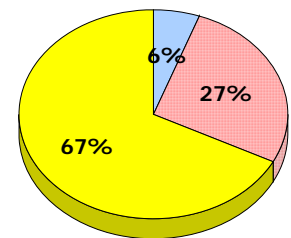
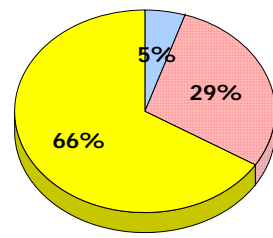
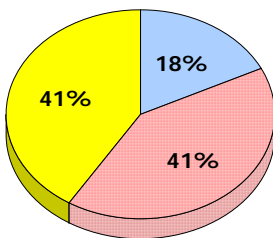
**2011**

AGR (7)



**2010**

AGR (17)



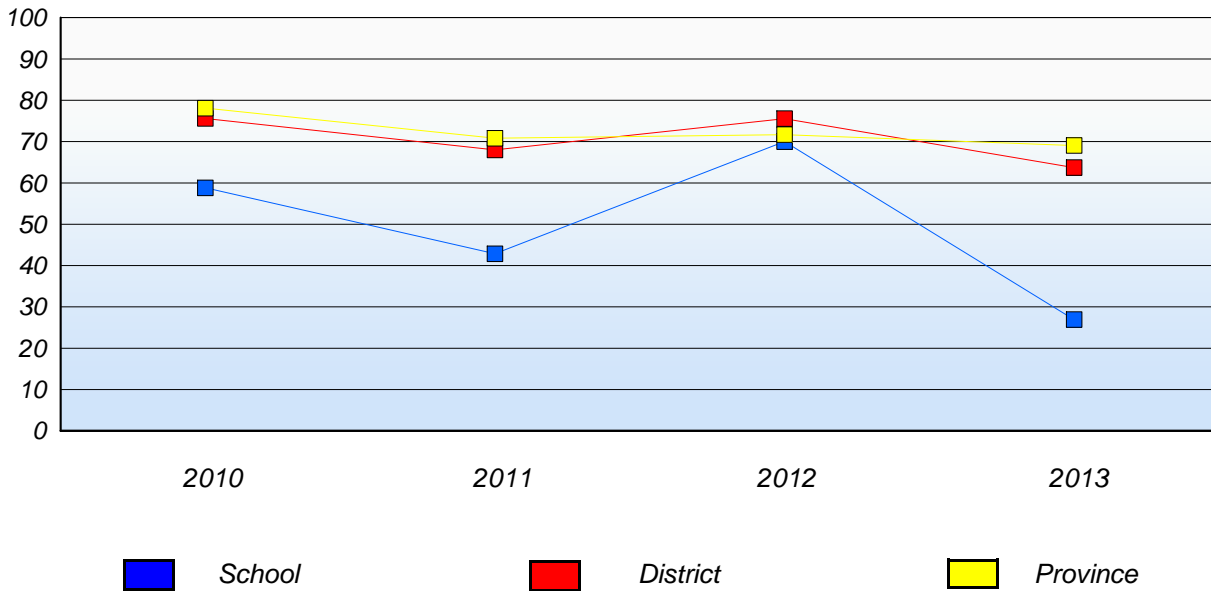
■ Exemption    
 ■ Unknown    
 ■ Not Yet Meeting    
 ■ Meeting or Exceeding

\* In some cases, CRT numbers may exceed AGR numbers based on late enrolments. Pie chart is based on the number of students who wrote the CRT.  
 \* Mushuau Innu Natuashish School and Sheshatshiu Innu School are excluded from district and provincial results.

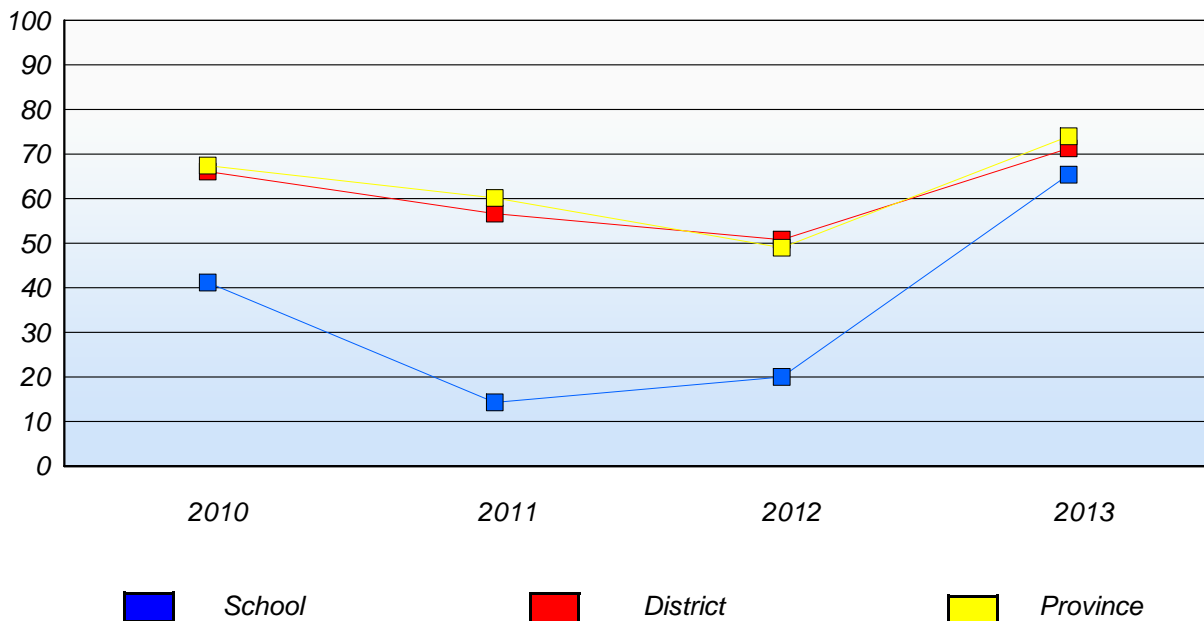
District 3 - Nova Central

School #: 179    Centreville Academy

**Demand Writing**  
Percentage of students at level 3 or above (2010 - 2013)



**Reading**  
Percentage of students at level 3 or above (2010 - 2013)



\* In some cases, CRT numbers may exceed AGR numbers based on late enrolments. Pie chart is based on the number of students who wrote the CRT.  
\* Mushuau Innu Natuashish School and Sheshatshiu Innu School are excluded from district and provincial results.

District 3 - Nova Central

School #: 183 William Mercer Academy

**Demand Writing**

**School**

**District**

**Province**

Creative Writing

Persuasive Writing

Creative Writing

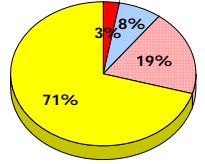
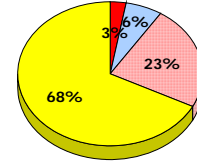
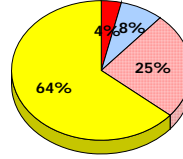
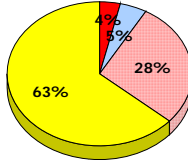
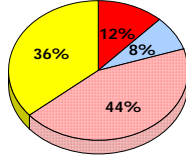
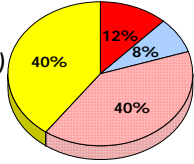
Persuasive Writing

Creative Writing

Persuasive Writing

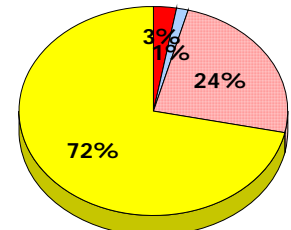
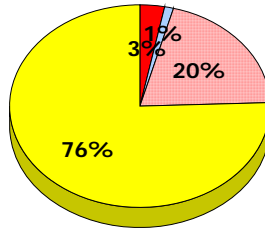
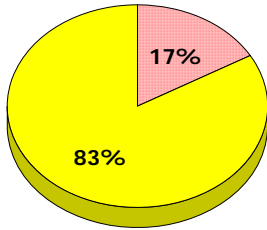
**2013**

Apr 30, 2013 (25)



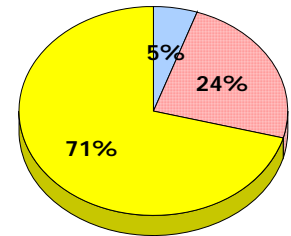
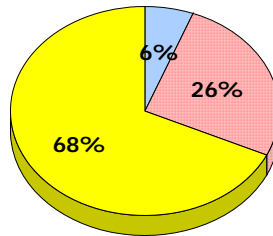
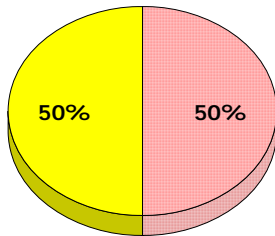
**2012**

Apr 30, 2012 (12)



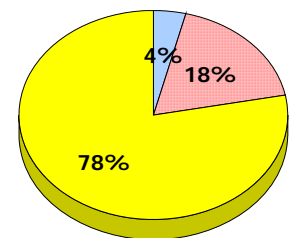
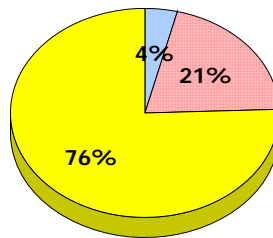
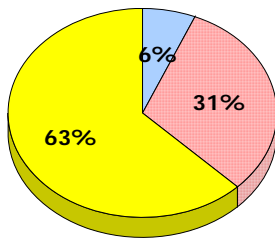
**2011**

AGR (20)



**2010**

AGR (16)



■ Exemption     
 ■ Unknown     
  Not Yet Meeting     
 ■ Meeting or Exceeding

\* In some cases, CRT numbers may exceed AGR numbers based on late enrolments. Pie chart is based on the number of students who wrote the CRT.  
 \* Mushuau Innu Natuashish School and Sheshatshiu Innu School are excluded from district and provincial results.

District 3 - Nova Central

School #: 183 William Mercer Academy

**Reading**

**School**

**District**

**Province**

Non - Fiction

Fiction

Non - Fiction

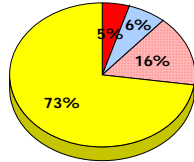
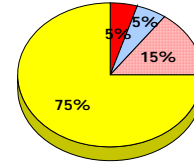
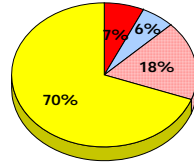
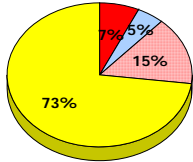
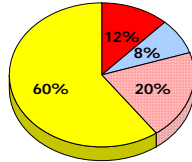
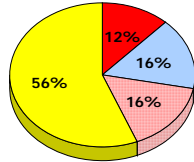
Fiction

Non - Fiction

Fiction

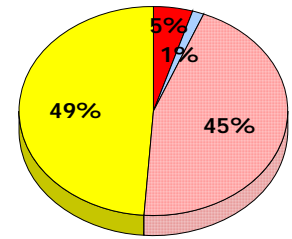
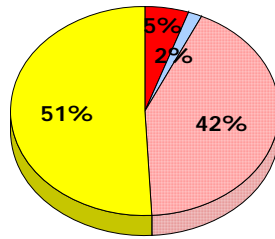
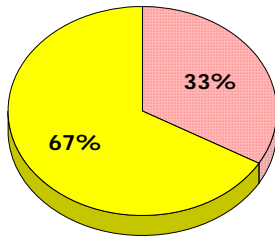
**2013**

Apr 30,  
2013 (25)



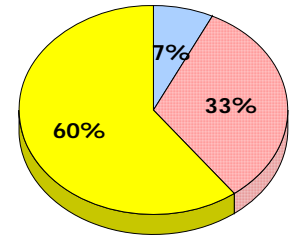
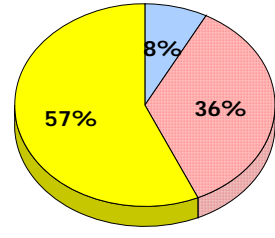
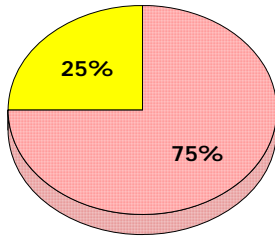
**2012**

Apr 30,  
2012 (12)



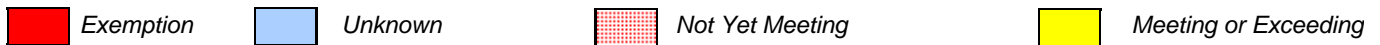
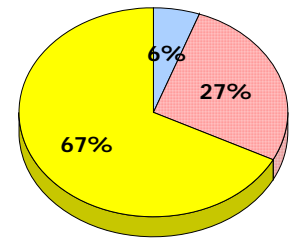
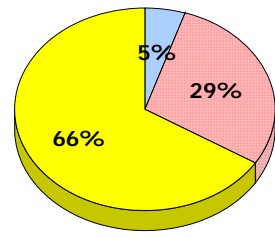
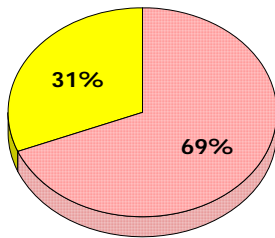
**2011**

AGR (20)



**2010**

AGR (16)

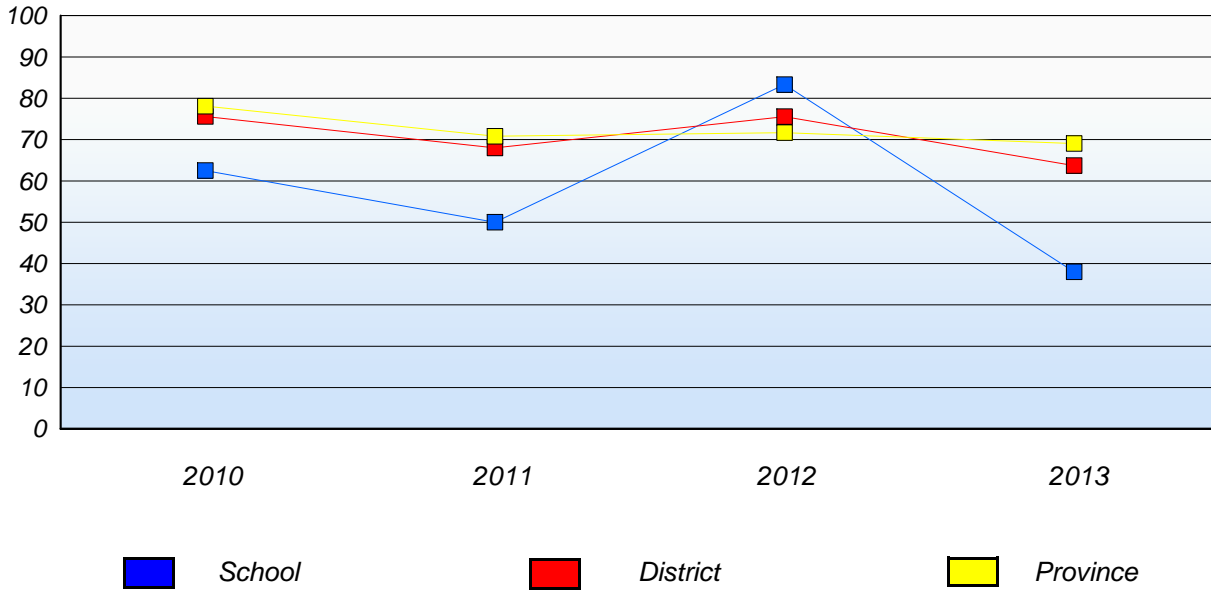


\* In some cases, CRT numbers may exceed AGR numbers based on late enrolments. Pie chart is based on the number of students who wrote the CRT.  
\* Mushuau Innu Natuashish School and Sheshatshiu Innu School are excluded from district and provincial results.

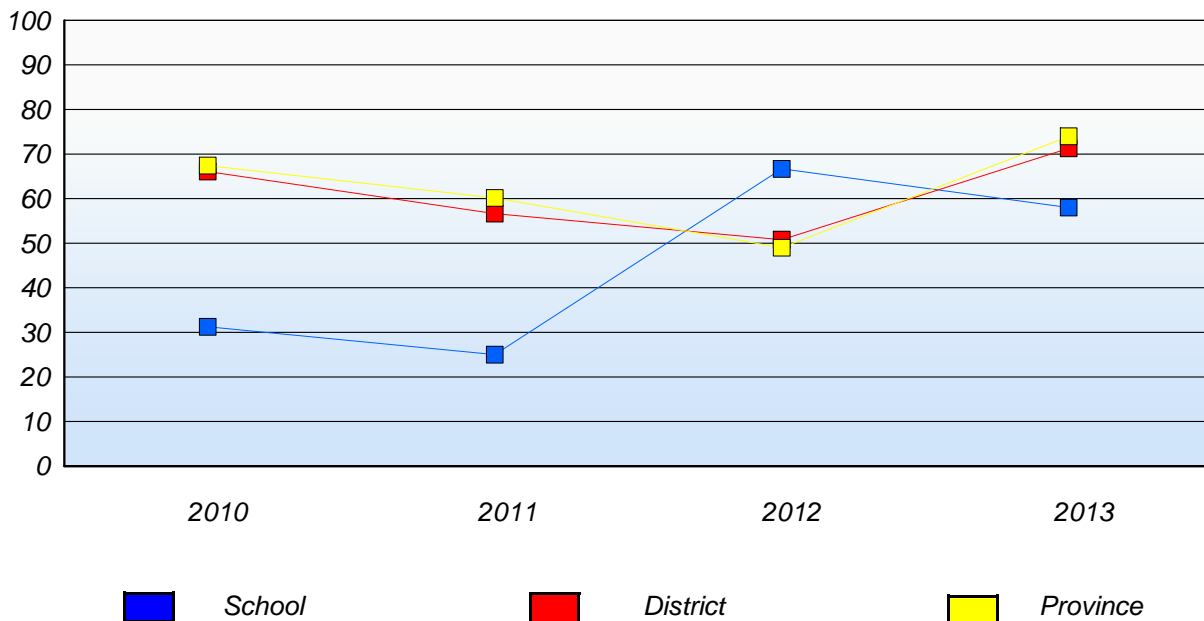
District 3 - Nova Central

School #: 183 William Mercer Academy

**Demand Writing**  
Percentage of students at level 3 or above (2010 - 2013)



**Reading**  
Percentage of students at level 3 or above (2010 - 2013)



\* In some cases, CRT numbers may exceed AGR numbers based on late enrolments. Pie chart is based on the number of students who wrote the CRT.

\* Mushuau Innu Natuashish School and Sheshatshiu Innu School are excluded from district and provincial results.

District 3 - Nova Central

School #: 188 Sandstone Academy

**Demand Writing**

School

District

Province

Creative Writing

Persuasive Writing

Creative Writing

Persuasive Writing

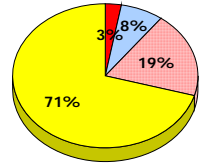
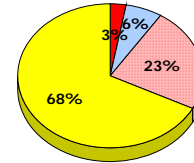
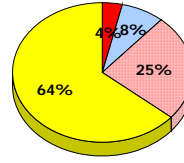
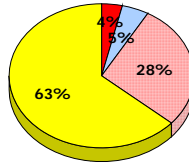
Creative Writing

Persuasive Writing

**2013**

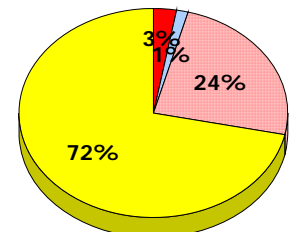
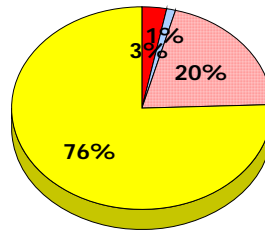
Apr 30, 2013 (4)

School data with 5 or fewer students withheld for reasons of confidentiality.



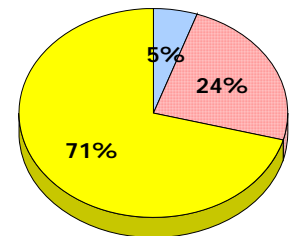
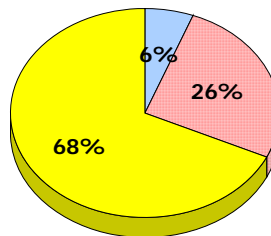
**2012**

Apr 30, 2012 (4)



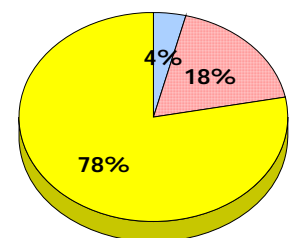
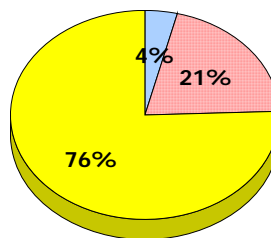
**2011**

AGR (1)



**2010**

AGR (2)



Exemption

Unknown

Not Yet Meeting

Meeting or Exceeding

\* In some cases, CRT numbers may exceed AGR numbers based on late enrolments. Pie chart is based on the number of students who wrote the CRT.  
\* Mushuau Innu Natuashish School and Sheshatshiu Innu School are excluded from district and provincial results.

Elementary English Language Arts  
4 Year Provincial Assessment, June 2013  
Student Population Report  
(average scores)

District 3 - Nova Central

School #: 188 Sandstone Academy

**Reading**

**School**

**District**

**Province**

Non - Fiction

Fiction

Non - Fiction

Fiction

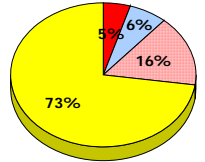
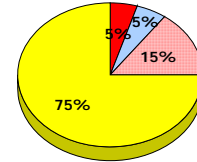
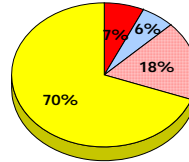
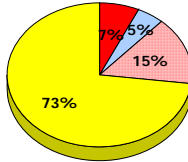
Non - Fiction

Fiction

**2013**

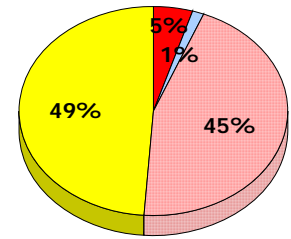
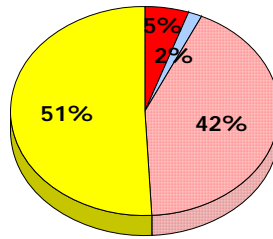
Apr 30,  
2013 (4)

*School data with 5 or fewer students  
withheld for reasons of confidentiality.*



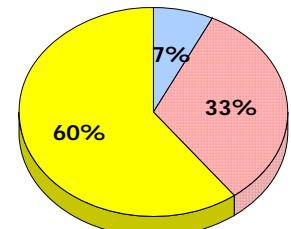
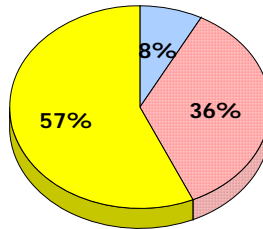
**2012**

Apr 30,  
2012 (4)



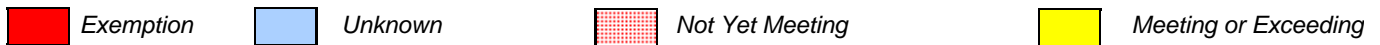
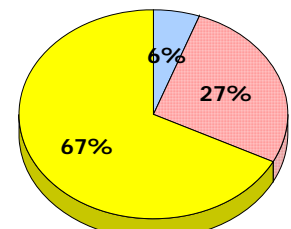
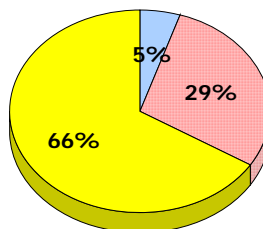
**2011**

AGR (1)



**2010**

AGR (2)



\* In some cases, CRT numbers may exceed AGR numbers based on late enrolments. Pie chart is based on the number of students who wrote the CRT.  
 \* Mushuau Innu Natuashish School and Sheshatshiu Innu School are excluded from district and provincial results.



**Elementary English Language Arts  
4 Year Provincial Assessment, June 2013  
Student Population Report**  
(average scores)

District 3 - Nova Central

School #: 188 Sandstone Academy

**Demand Writing**

*Percentage of students at level 3 or above (2010 - 2013)*

*School data with 5 or fewer students withheld for reasons of confidentiality.*



**Reading**

*Percentage of students at level 3 or above (2010 - 2013)*

*School data with 5 or fewer students withheld for reasons of confidentiality.*



\* In some cases, CRT numbers may exceed AGR numbers based on late enrolments. Pie chart is based on the number of students who wrote the CRT.

\* Mushuau Innu Natuashish School and Sheshatshiu Innu School are excluded from district and provincial results.

District 3 - Nova Central

School #: 189 Lewisporte Academy

**Demand Writing**

**School**

**District**

**Province**

Creative Writing

Persuasive Writing

Creative Writing

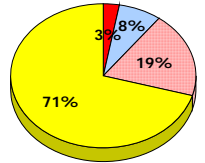
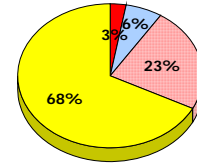
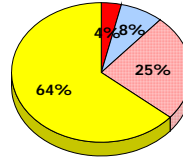
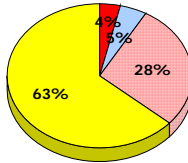
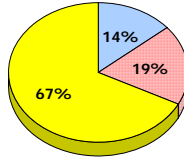
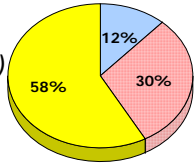
Persuasive Writing

Creative Writing

Persuasive Writing

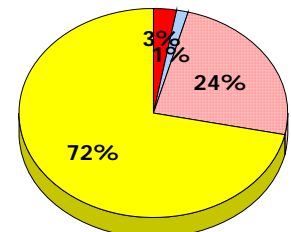
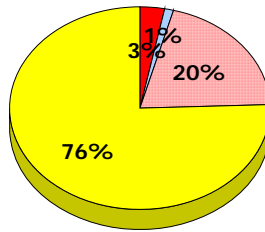
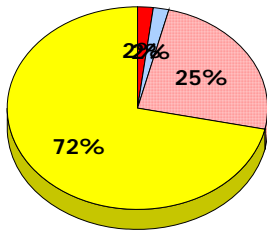
**2013**

Apr 30, 2013 (43)



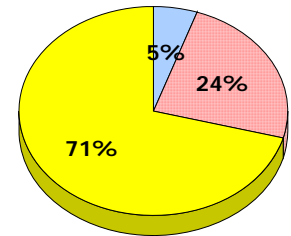
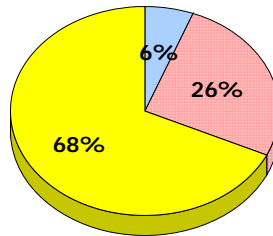
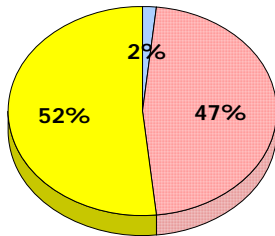
**2012**

Apr 30, 2012 (53)




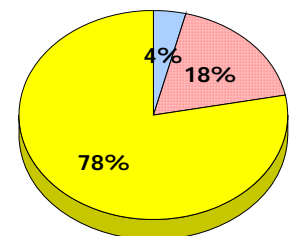
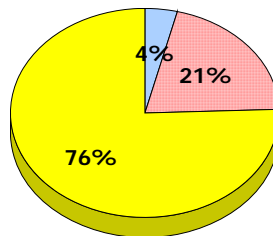
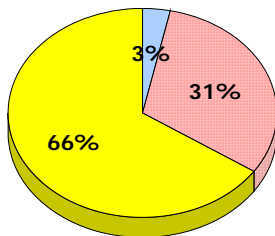
**2011**

AGR (58)



**2010**

AGR (58)



\* In some cases, CRT numbers may exceed AGR numbers based on late enrolments. Pie chart is based on the number of students who wrote the CRT.  
 \* Mushuau Innu Natuashish School and Sheshatshiu Innu School are excluded from district and provincial results.

District 3 - Nova Central

School #: 189 Lewisporte Academy

**Reading**

**School**

**District**

**Province**

Non - Fiction

Fiction

Non - Fiction

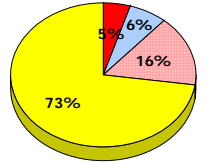
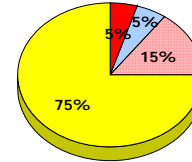
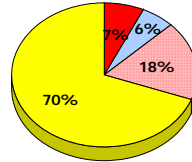
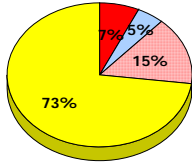
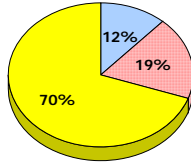
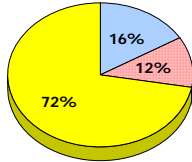
Fiction

Non - Fiction

Fiction

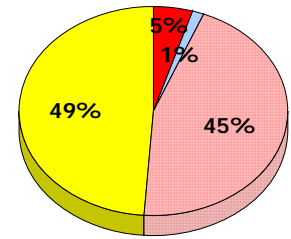
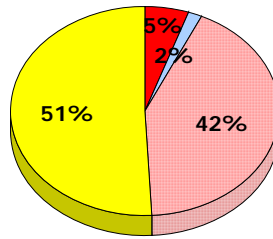
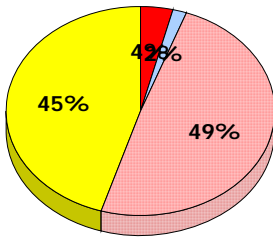
**2013**

Apr 30,  
2013 (43)



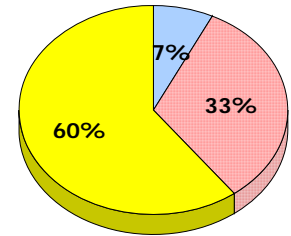
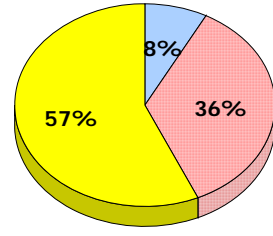
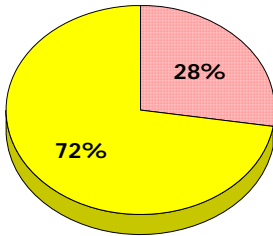
**2012**

Apr 30,  
2012 (53)



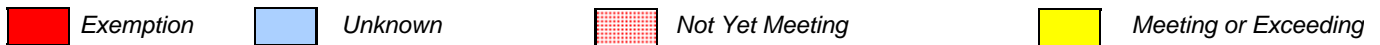
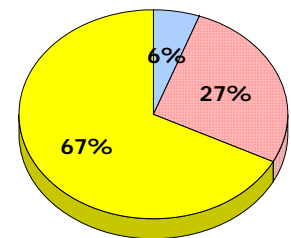
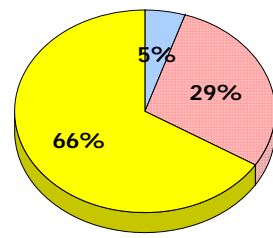
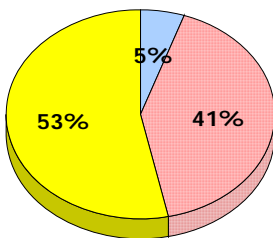
**2011**

AGR (58)



**2010**

AGR (58)

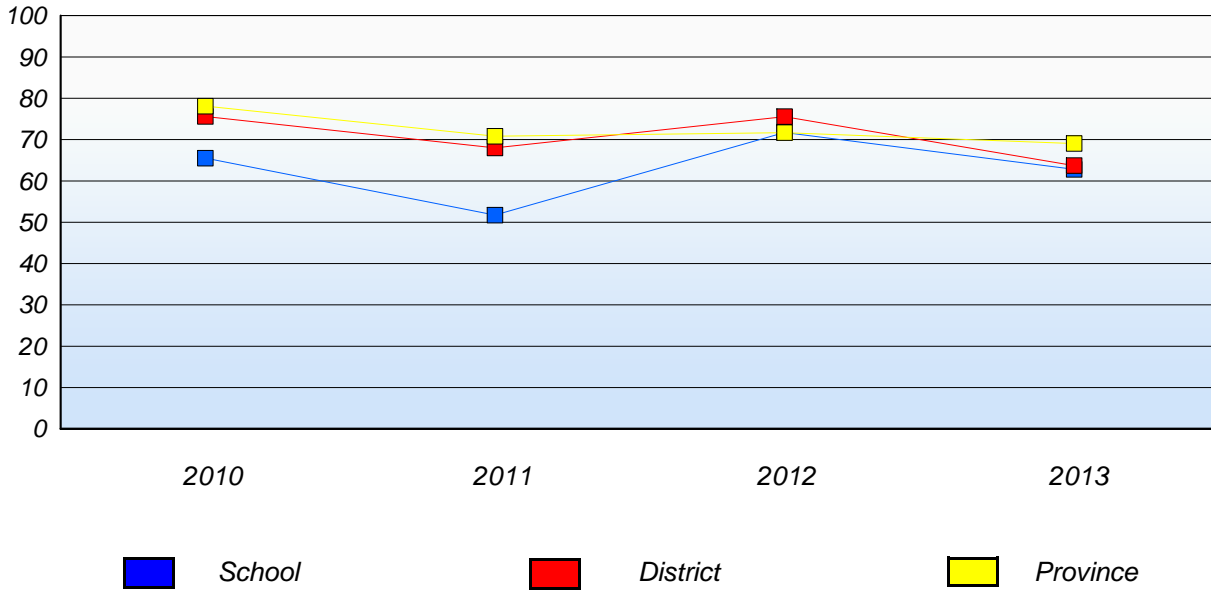


\* In some cases, CRT numbers may exceed AGR numbers based on late enrolments. Pie chart is based on the number of students who wrote the CRT.  
 \* Mushuau Innu Natuashish School and Sheshatshiu Innu School are excluded from district and provincial results.

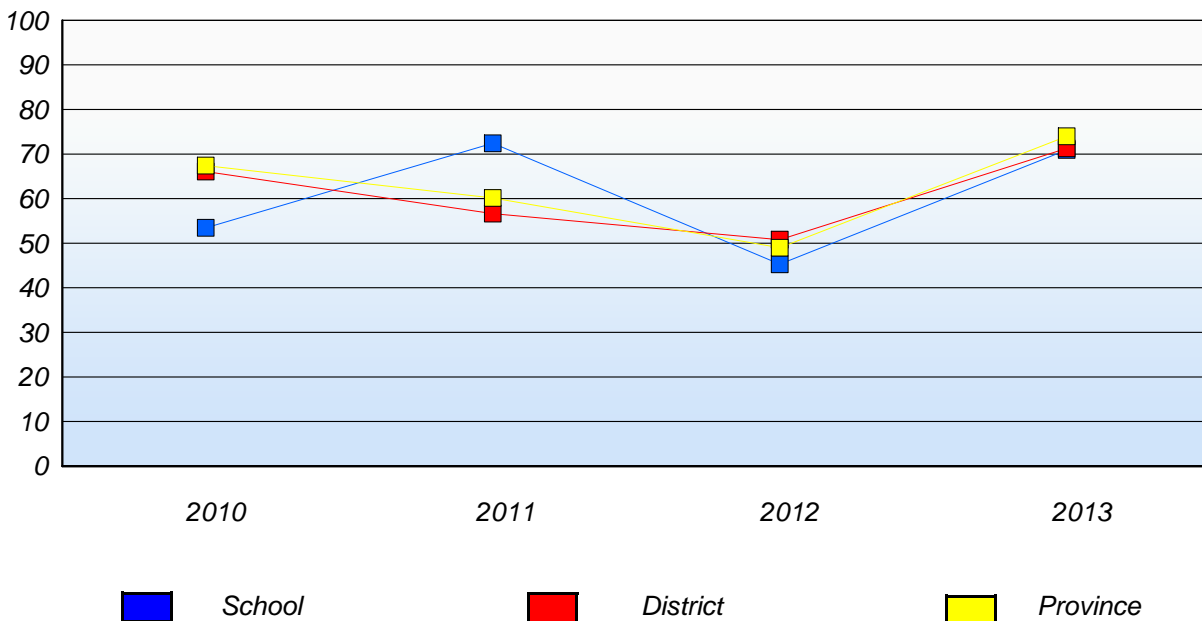
District 3 - Nova Central

School #: 189    Lewisporte Academy

**Demand Writing**  
Percentage of students at level 3 or above (2010 - 2013)



**Reading**  
Percentage of students at level 3 or above (2010 - 2013)



\* In some cases, CRT numbers may exceed AGR numbers based on late enrolments. Pie chart is based on the number of students who wrote the CRT.

\* Mushuau Innu Natuashish School and Sheshatshiu Innu School are excluded from district and provincial results.

District 3 - Nova Central

School #: 192 Lumsden Academy

**Demand Writing**

**School**

**District**

**Province**

Creative Writing

Persuasive Writing

Creative Writing

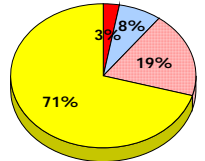
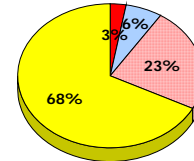
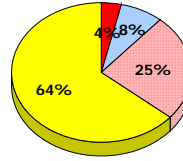
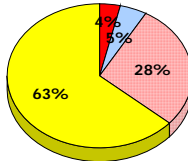
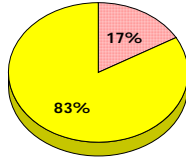
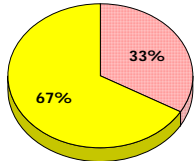
Persuasive Writing

Creative Writing

Persuasive Writing

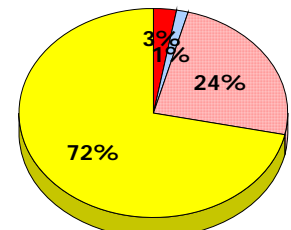
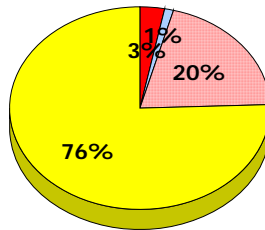
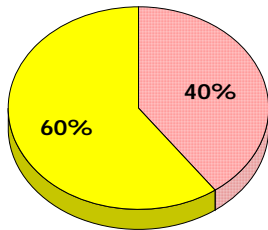
**2013**

Apr 30, 2013 (6)



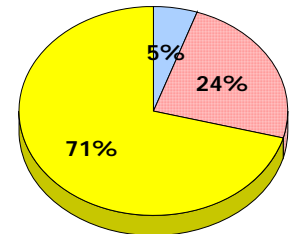
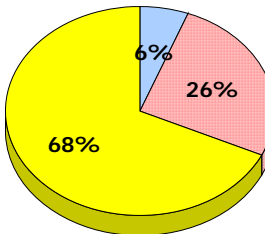
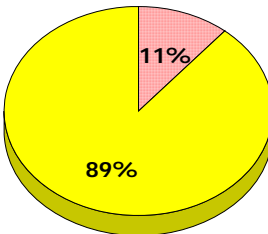
**2012**

Apr 30, 2012 (9)



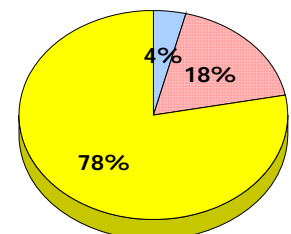
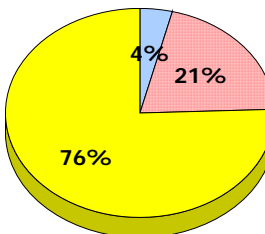
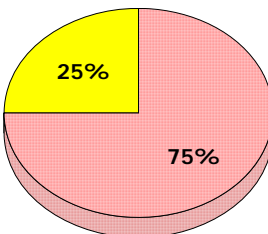
**2011**

AGR (9)



**2010**

AGR (4)



■ Exemption    
 ■ Unknown    
 ■ Not Yet Meeting    
 ■ Meeting or Exceeding

\* In some cases, CRT numbers may exceed AGR numbers based on late enrolments. Pie chart is based on the number of students who wrote the CRT.  
 \* Mushuau Innu Natuashish School and Sheshatshiu Innu School are excluded from district and provincial results.

District 3 - Nova Central

School #: 192 Lumsden Academy

**Reading**

**School**

**District**

**Province**

Non - Fiction

Fiction

Non - Fiction

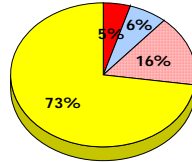
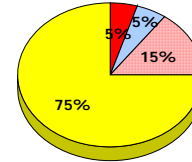
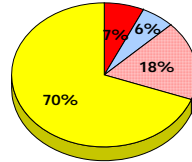
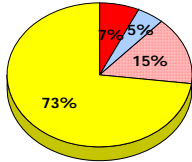
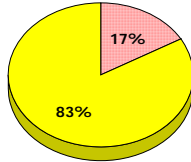
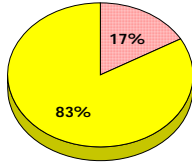
Fiction

Non - Fiction

Fiction

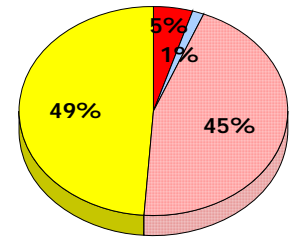
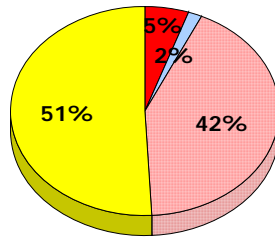
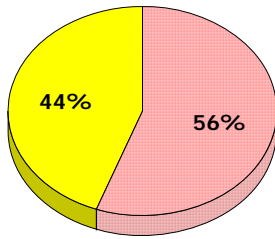
**2013**

Apr 30,  
2013 (6)



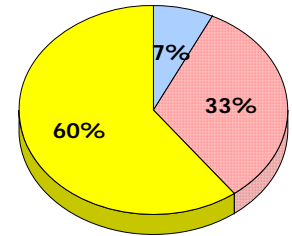
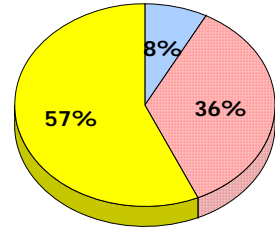
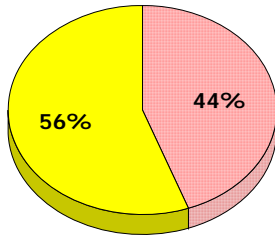
**2012**

Apr 30,  
2012 (9)



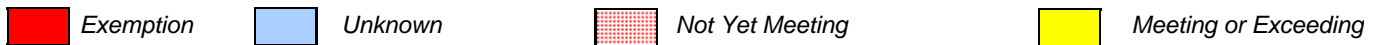
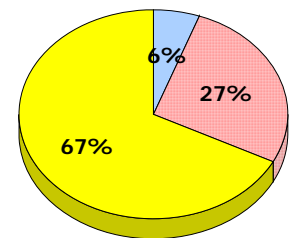
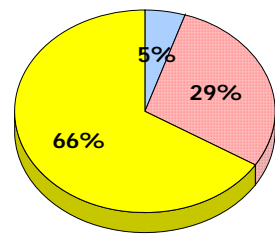
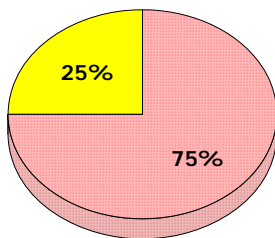
**2011**

AGR (9)



**2010**

AGR (4)

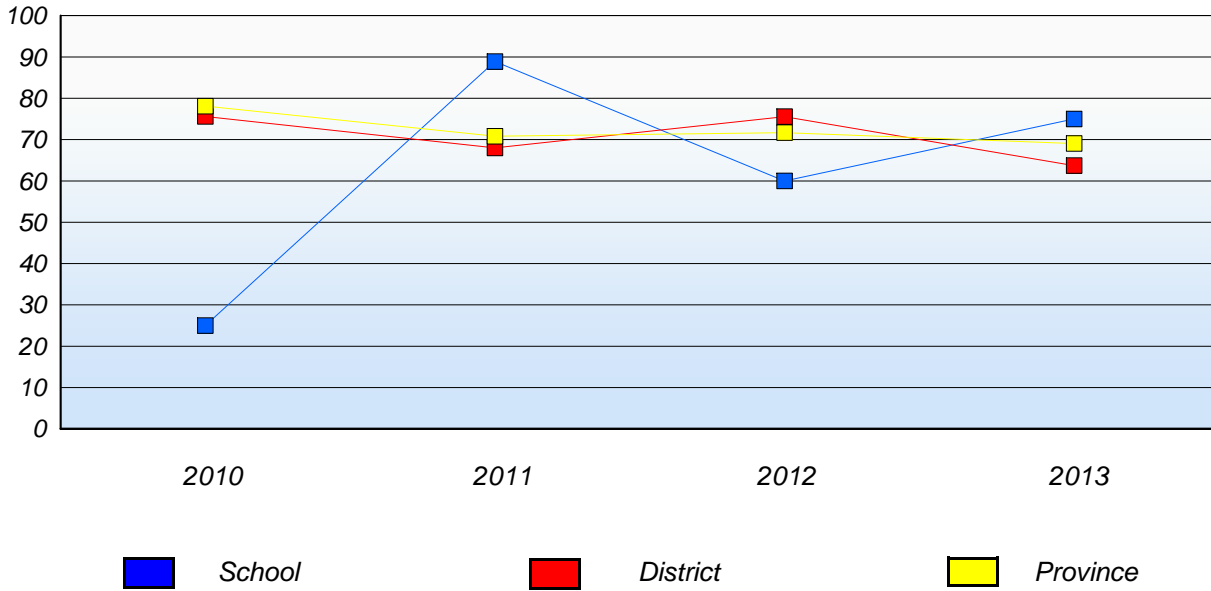


\* In some cases, CRT numbers may exceed AGR numbers based on late enrolments. Pie chart is based on the number of students who wrote the CRT.  
 \* Mushuau Innu Natuashish School and Sheshatshiu Innu School are excluded from district and provincial results.

District 3 - Nova Central

School #: 192 Lumsden Academy

**Demand Writing**  
Percentage of students at level 3 or above (2010 - 2013)



**Reading**  
Percentage of students at level 3 or above (2010 - 2013)



\* In some cases, CRT numbers may exceed AGR numbers based on late enrolments. Pie chart is based on the number of students who wrote the CRT.  
\* Mushuau Innu Natuashish School and Sheshatshiu Innu School are excluded from district and provincial results.

District 3 - Nova Central

School #: 194 Gill Memorial Academy

**Demand Writing**

**School**

**District**

**Province**

Creative Writing

Persuasive Writing

Creative Writing

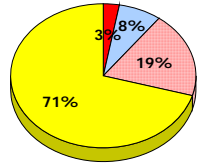
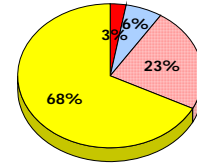
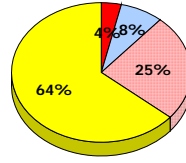
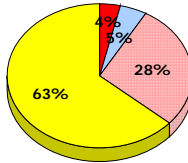
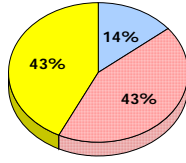
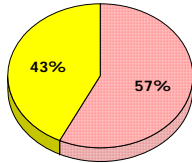
Persuasive Writing

Creative Writing

Persuasive Writing

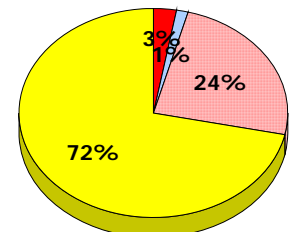
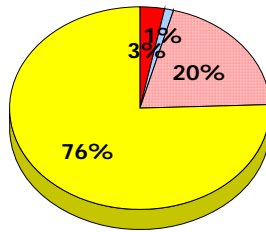
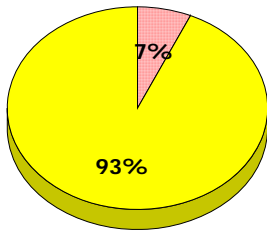
**2013**

Apr 30, 2013 (7)



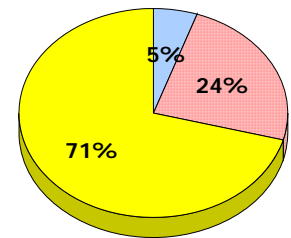
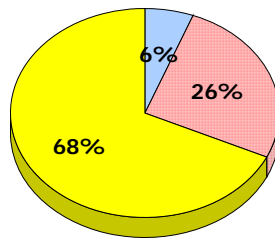
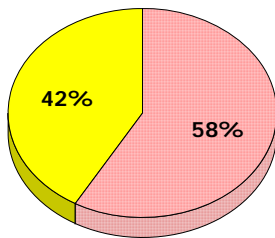
**2012**

Apr 30, 2012 (15)



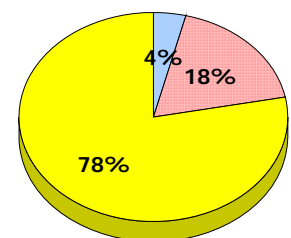
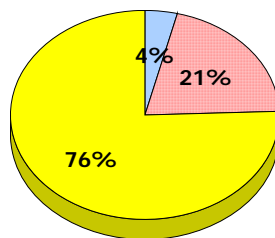
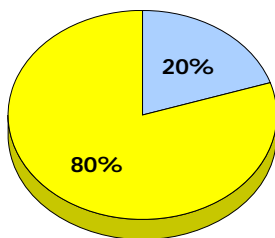
**2011**

AGR (12)



**2010**

AGR (5)



■ Exemption     
 ■ Unknown     
  Not Yet Meeting     
 ■ Meeting or Exceeding

\* In some cases, CRT numbers may exceed AGR numbers based on late enrolments. Pie chart is based on the number of students who wrote the CRT.  
 \* Mushuau Innu Natuashish School and Sheshatshiu Innu School are excluded from district and provincial results.



**Elementary English Language Arts  
4 Year Provincial Assessment, June 2013  
Student Population Report  
(average scores)**

**District 3 - Nova Central**

School #: 194 Gill Memorial Academy

**Reading**

**School**

**District**

**Province**

*Non - Fiction*

*Fiction*

*Non - Fiction*

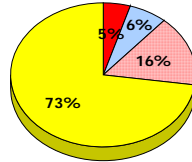
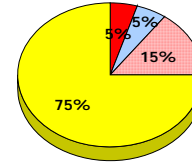
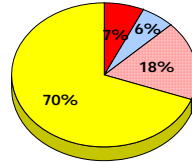
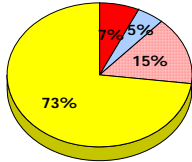
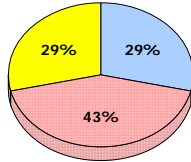
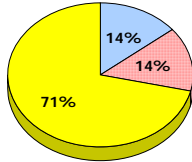
*Fiction*

*Non - Fiction*

*Fiction*

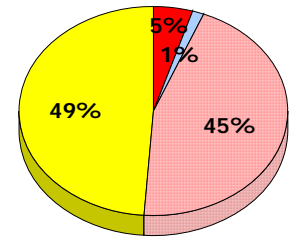
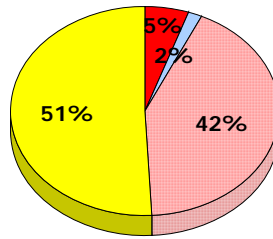
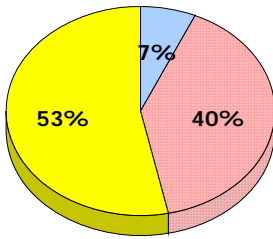
**2013**

Apr 30,  
2013 (7)



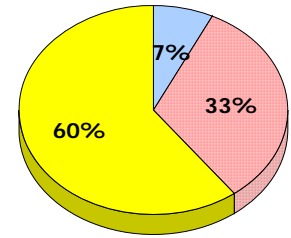
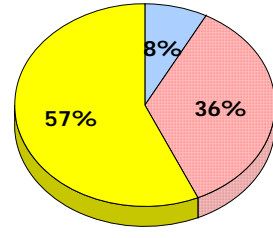
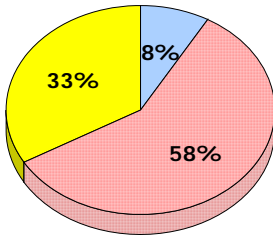
**2012**

Apr 30,  
2012 (15)



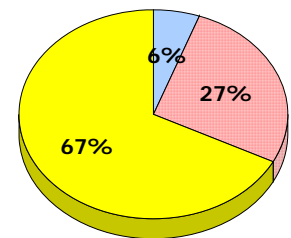
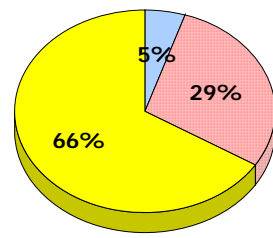
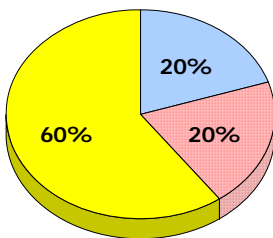
**2011**

AGR (12)



**2010**

AGR (5)



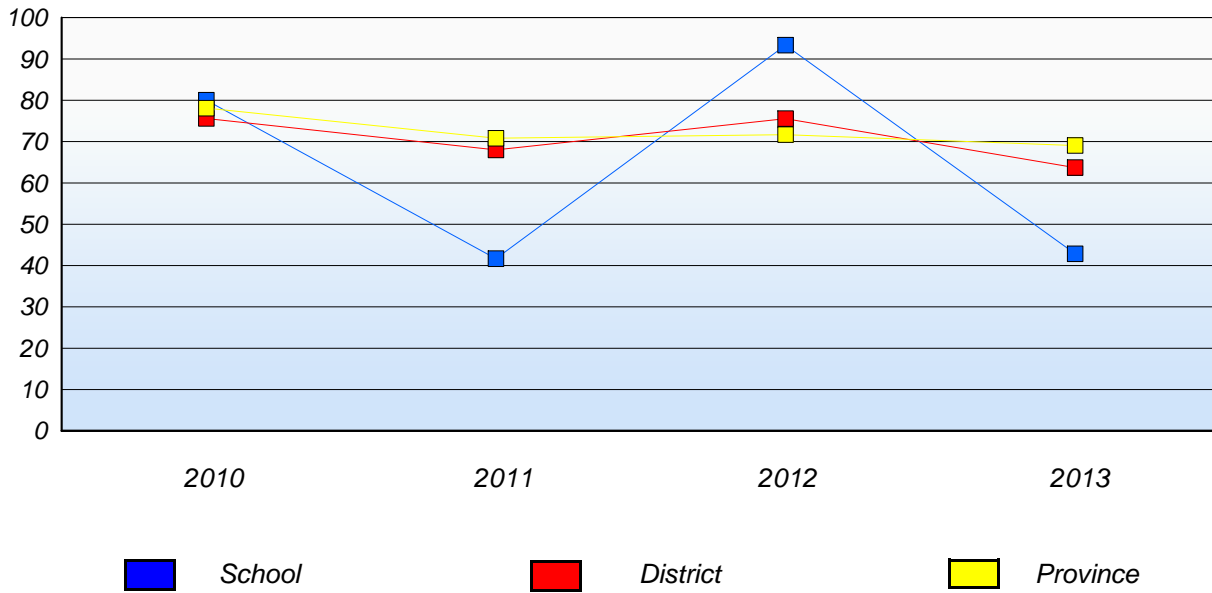
■ Exemption    
 ■ Unknown    
  Not Yet Meeting    
 ■ Meeting or Exceeding

\* In some cases, CRT numbers may exceed AGR numbers based on late enrolments. Pie chart is based on the number of students who wrote the CRT.  
 \* Mushuau Innu Natuashish School and Sheshatshiu Innu School are excluded from district and provincial results.

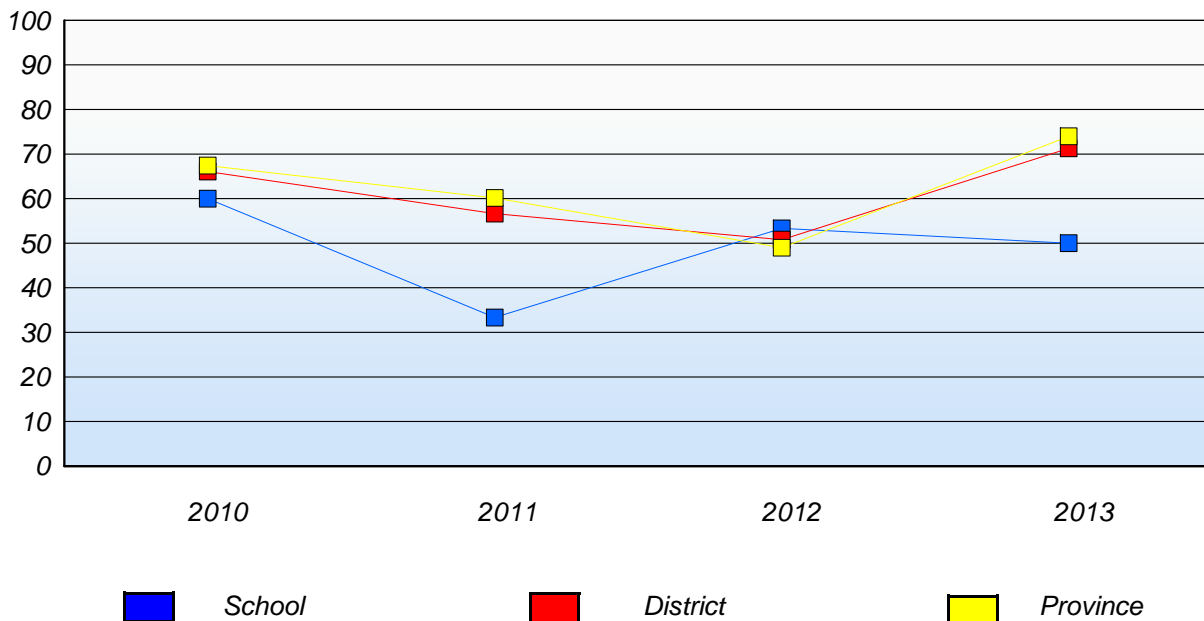
District 3 - Nova Central

School #: 194 Gill Memorial Academy

**Demand Writing**  
Percentage of students at level 3 or above (2010 - 2013)



**Reading**  
Percentage of students at level 3 or above (2010 - 2013)



\* In some cases, CRT numbers may exceed AGR numbers based on late enrolments. Pie chart is based on the number of students who wrote the CRT.

\* Mushuau Innu Natuashish School and Sheshatshiu Innu School are excluded from district and provincial results.

District 3 - Nova Central

School #: 196 St. Gabriel's AG

**Demand Writing**

**School**

**District**

**Province**

Creative Writing

Persuasive Writing

Creative Writing

Persuasive Writing

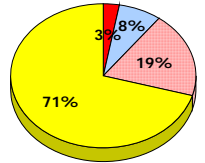
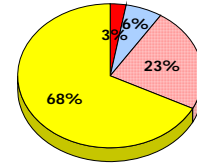
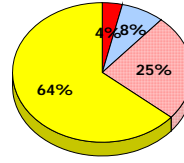
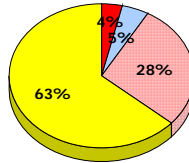
Creative Writing

Persuasive Writing

**2013**

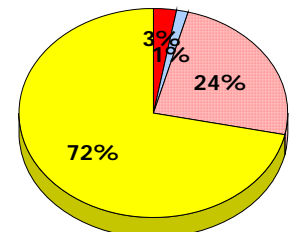
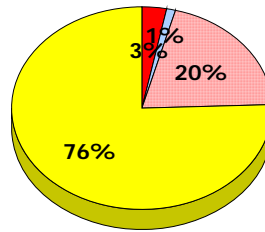
Apr 30, 2013 (3)

School data with 5 or fewer students withheld for reasons of confidentiality.



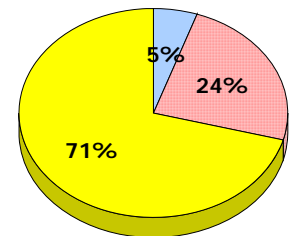
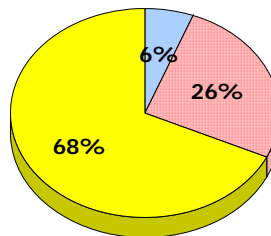
**2012**

Apr 30, 2012 (2)



**2011**

AGR (1)



**2010**

AGR (0)

Exemption

Unknown

Not Yet Meeting

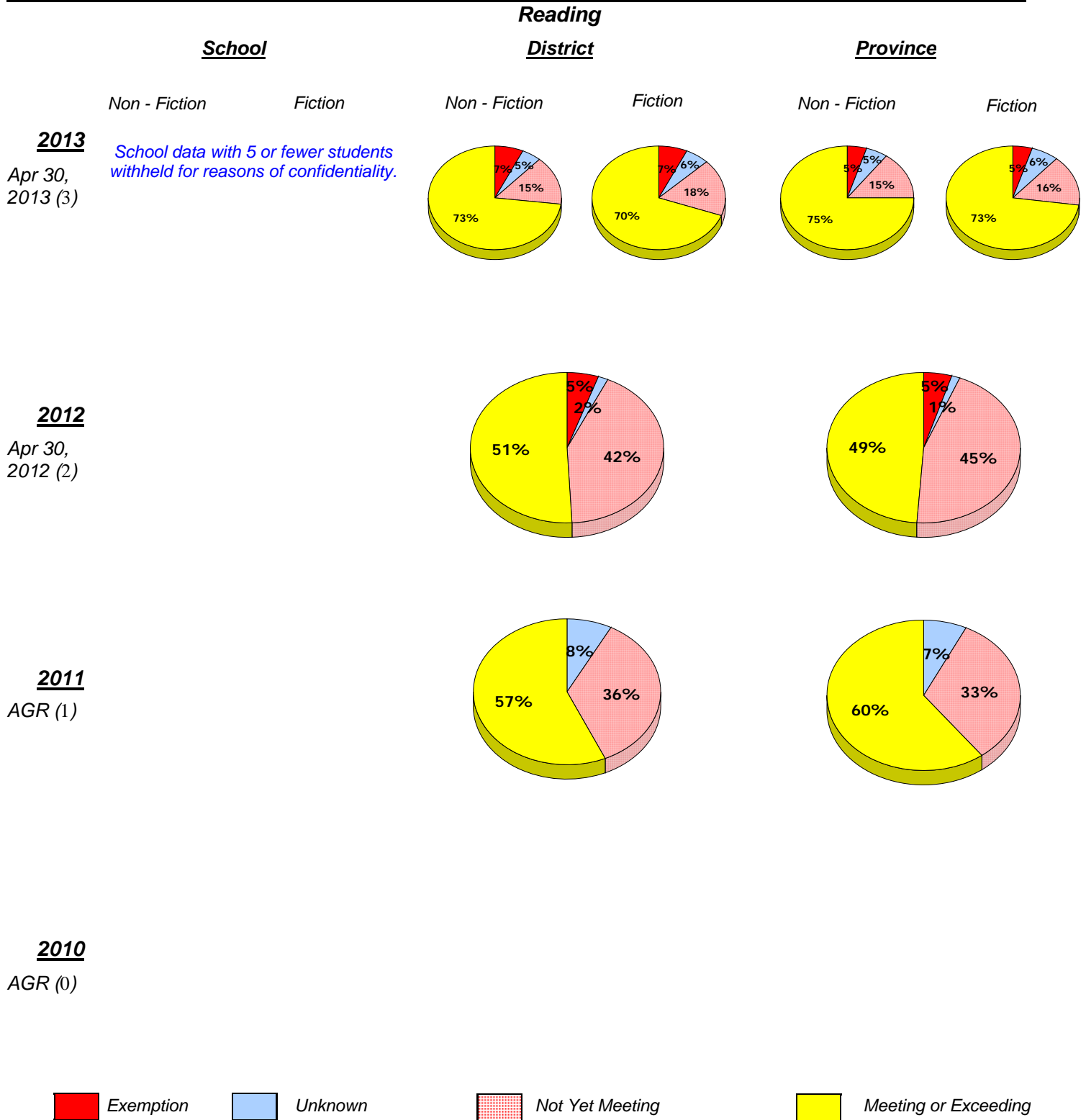
Meeting or Exceeding

\* In some cases, CRT numbers may exceed AGR numbers based on late enrolments. Pie chart is based on the number of students who wrote the CRT.  
\* Mushuau Innu Natuashish School and Sheshatshiu Innu School are excluded from district and provincial results.

Elementary English Language Arts  
4 Year Provincial Assessment, June 2013  
Student Population Report  
(average scores)

District 3 - Nova Central

School #: 196 St. Gabriel's AG



\* In some cases, CRT numbers may exceed AGR numbers based on late enrolments. Pie chart is based on the number of students who wrote the CRT.  
 \* Mushuau Innu Natuashish School and Sheshatshiu Innu School are excluded from district and provincial results.

**Elementary English Language Arts  
4 Year Provincial Assessment, June 2013  
Student Population Report**  
(average scores)

District 3 - Nova Central

School #: 196 St. Gabriel's AG

**Demand Writing**

*Percentage of students at level 3 or above (2010 - 2013)*

*School data with 5 or fewer students withheld for reasons of confidentiality.*



**Reading**

*Percentage of students at level 3 or above (2010 - 2013)*

*School data with 5 or fewer students withheld for reasons of confidentiality.*



\* In some cases, CRT numbers may exceed AGR numbers based on late enrolments. Pie chart is based on the number of students who wrote the CRT.

\* Mushuau Innu Natuashish School and Sheshatshiu Innu School are excluded from district and provincial results.

District 3 - Nova Central

School #: 202 Twillingate Island Elementary

**Demand Writing**

**School**

**District**

**Province**

Creative Writing

Persuasive Writing

Creative Writing

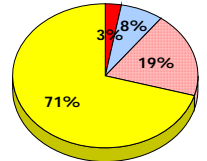
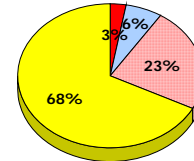
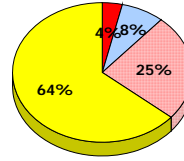
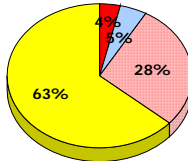
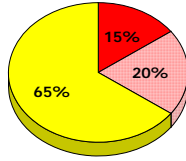
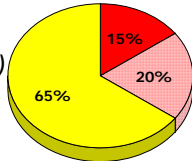
Persuasive Writing

Creative Writing

Persuasive Writing

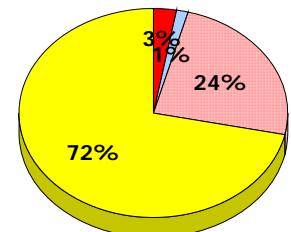
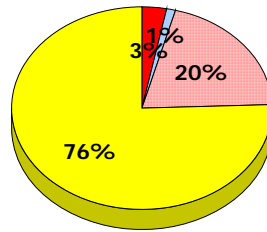
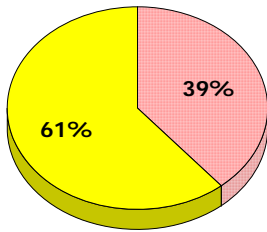
**2013**

Apr 30, 2013 (20)



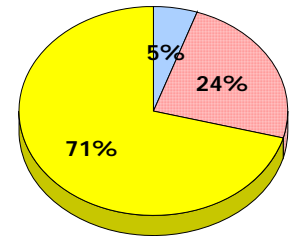
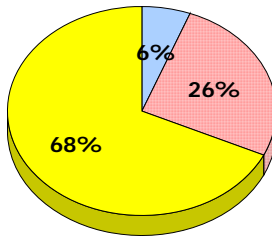
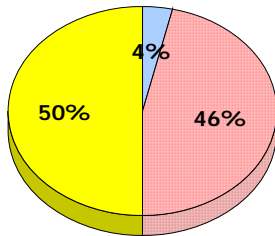
**2012**

Apr 30, 2012 (18)



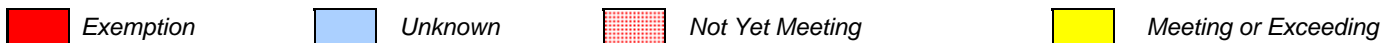
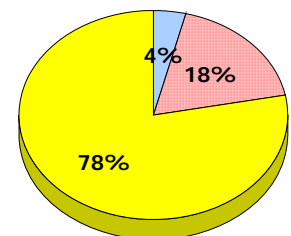
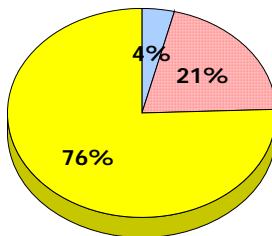
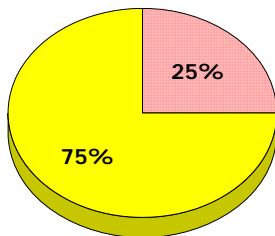
**2011**

AGR (28)



**2010**

AGR (24)



\* In some cases, CRT numbers may exceed AGR numbers based on late enrolments. Pie chart is based on the number of students who wrote the CRT.  
 \* Mushuau Innu Natuashish School and Sheshatshiu Innu School are excluded from district and provincial results.

Elementary English Language Arts  
4 Year Provincial Assessment, June 2013  
Student Population Report  
(average scores)

District 3 - Nova Central

School #: 202 Twillingate Island Elementary

**Reading**

**School**

**District**

**Province**

Non - Fiction

Fiction

Non - Fiction

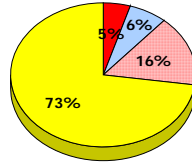
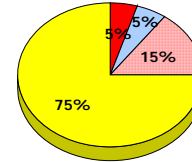
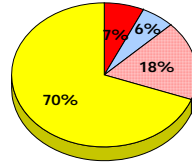
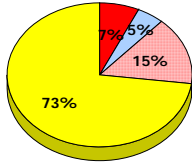
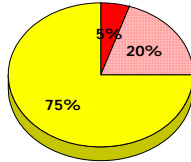
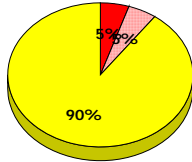
Fiction

Non - Fiction

Fiction

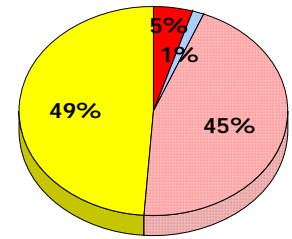
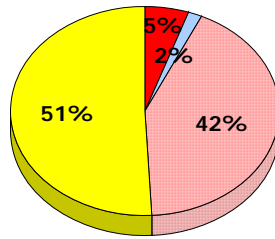
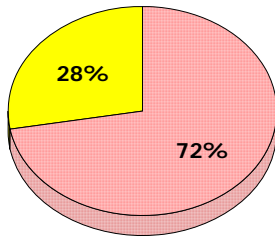
**2013**

Apr 30,  
2013 (20)



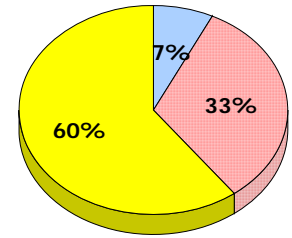
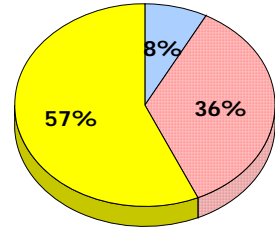
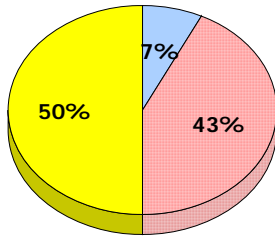
**2012**

Apr 30,  
2012 (18)



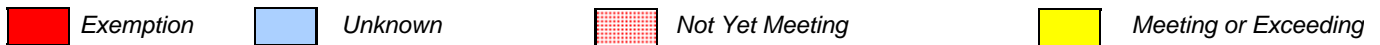
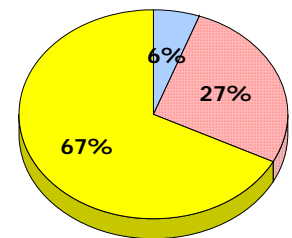
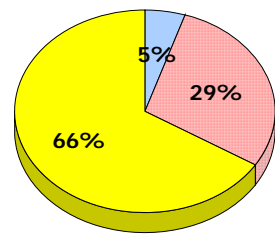
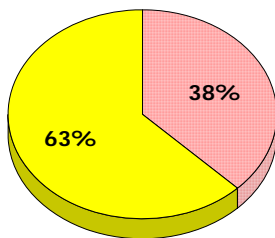
**2011**

AGR (28)



**2010**

AGR (24)

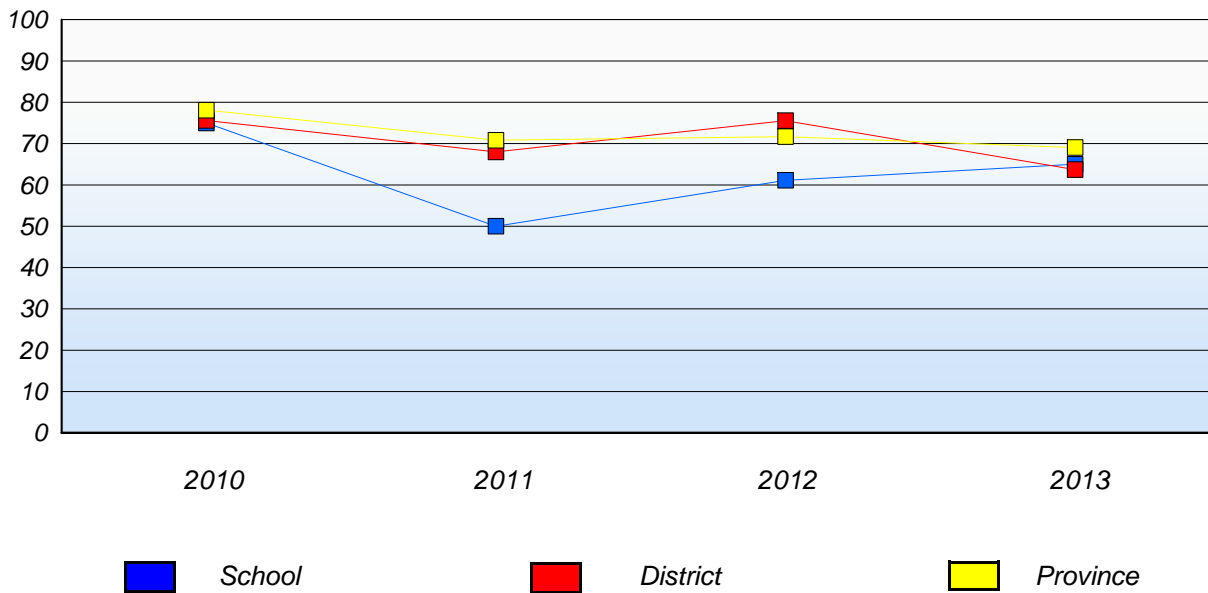


\* In some cases, CRT numbers may exceed AGR numbers based on late enrolments. Pie chart is based on the number of students who wrote the CRT.  
 \* Mushuau Innu Natuashish School and Sheshatshiu Innu School are excluded from district and provincial results.

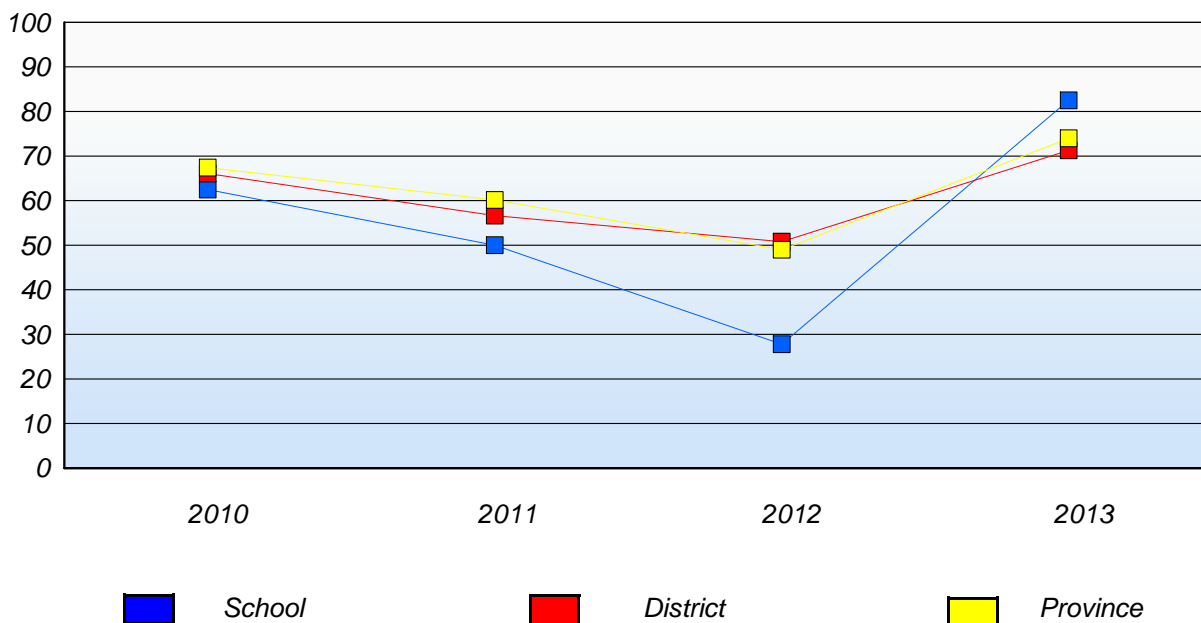
District 3 - Nova Central

School #: 202 Twillingate Island Elementary

**Demand Writing**  
Percentage of students at level 3 or above (2010 - 2013)



**Reading**  
Percentage of students at level 3 or above (2010 - 2013)



\* In some cases, CRT numbers may exceed AGR numbers based on late enrolments. Pie chart is based on the number of students who wrote the CRT.  
\* Mushuau Innu Natuashish School and Sheshatshiu Innu School are excluded from district and provincial results.



District 3 - Nova Central

School #: 204 Pearson Academy

**Demand Writing**

School

District

Province

Creative Writing

Persuasive Writing

Creative Writing

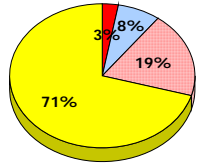
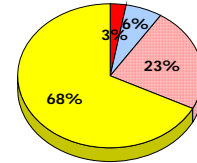
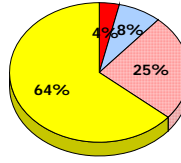
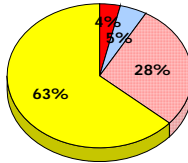
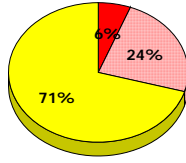
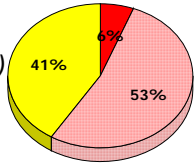
Persuasive Writing

Creative Writing

Persuasive Writing

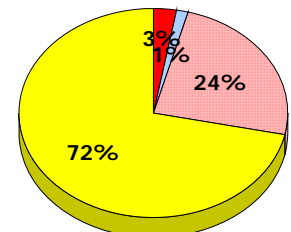
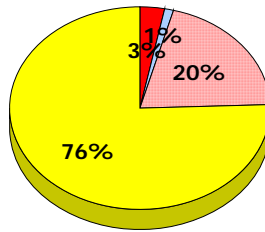
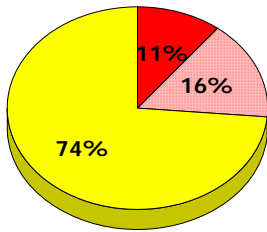
**2013**

Apr 30, 2013 (17)



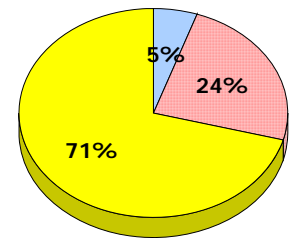
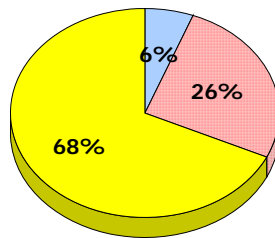
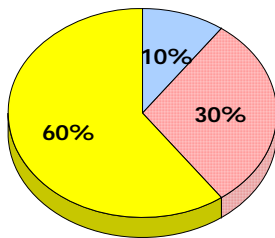
**2012**

Apr 30, 2012 (19)



**2011**

AGR (30)



**2010**

AGR (0)

Exemption

Unknown

Not Yet Meeting

Meeting or Exceeding

\* In some cases, CRT numbers may exceed AGR numbers based on late enrolments. Pie chart is based on the number of students who wrote the CRT.  
\* Mushuau Innu Natuashish School and Sheshatshiu Innu School are excluded from district and provincial results.

Elementary English Language Arts  
4 Year Provincial Assessment, June 2013  
Student Population Report  
(average scores)

District 3 - Nova Central

School #: 204 Pearson Academy

**Reading**

**School**

**District**

**Province**

Non - Fiction

Fiction

Non - Fiction

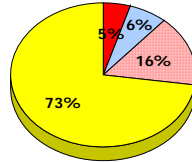
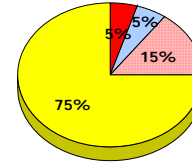
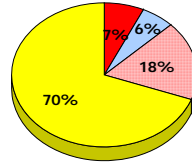
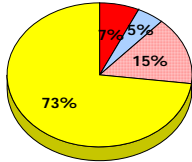
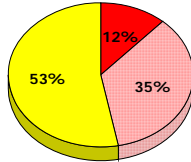
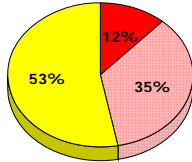
Fiction

Non - Fiction

Fiction

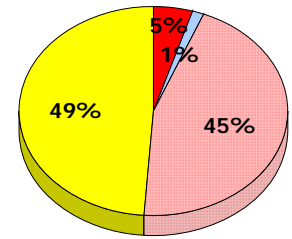
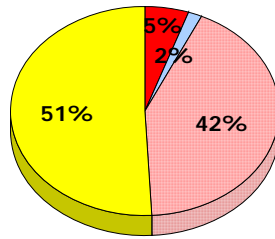
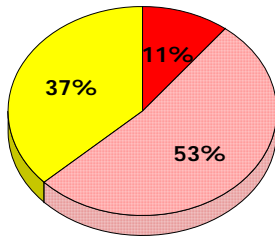
**2013**

Apr 30,  
2013 (17)



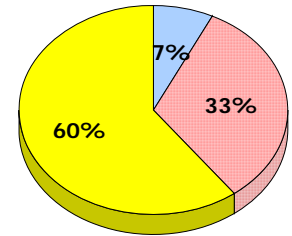
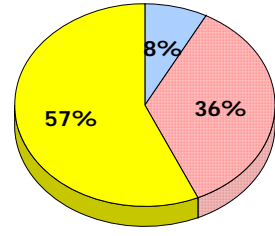
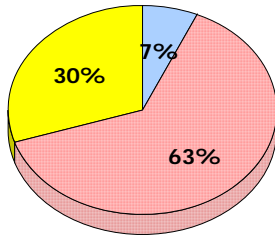
**2012**

Apr 30,  
2012 (19)



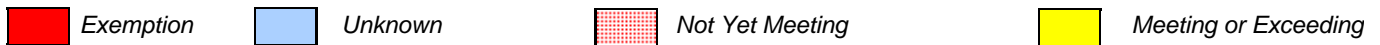
**2011**

AGR (30)



**2010**

AGR (0)

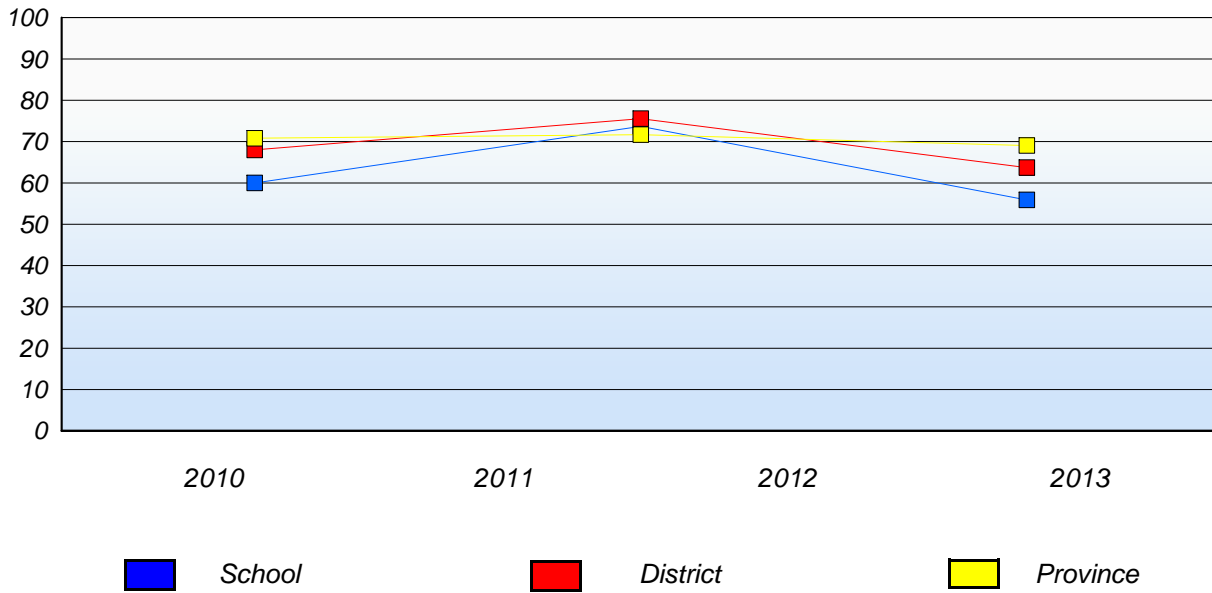


\* In some cases, CRT numbers may exceed AGR numbers based on late enrolments. Pie chart is based on the number of students who wrote the CRT.  
\* Mushuau Innu Natuashish School and Sheshatshiu Innu School are excluded from district and provincial results.

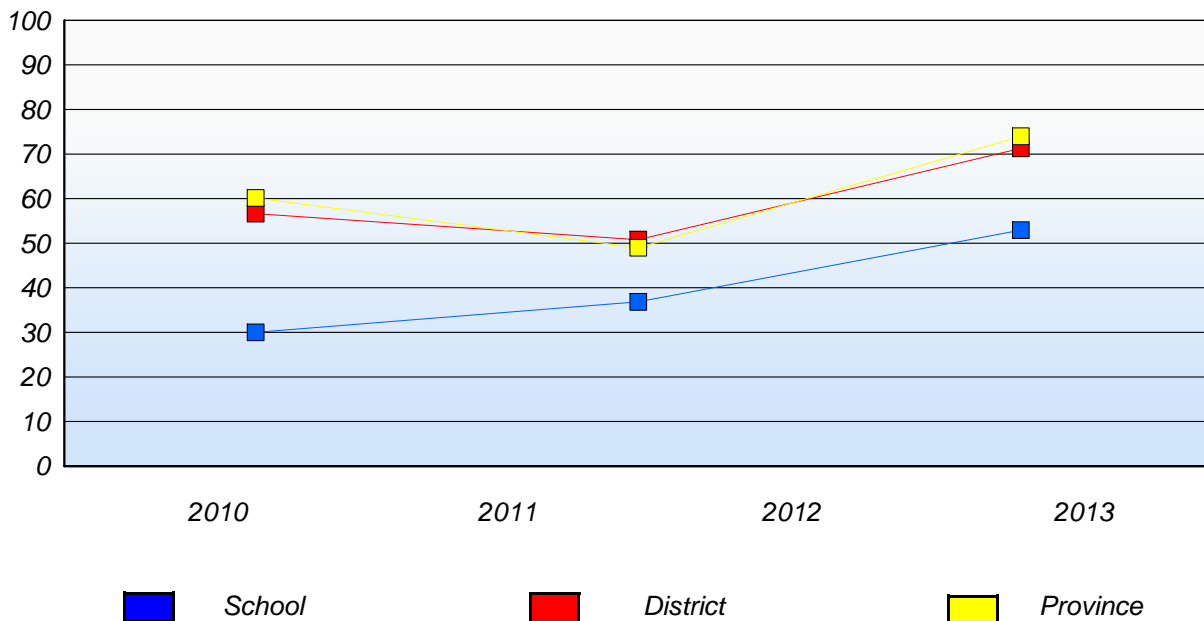
District 3 - Nova Central

School #: 204 Pearson Academy

**Demand Writing**  
Percentage of students at level 3 or above (2010 - 2013)



**Reading**  
Percentage of students at level 3 or above (2010 - 2013)



\* In some cases, CRT numbers may exceed AGR numbers based on late enrolments. Pie chart is based on the number of students who wrote the CRT.  
\* Mushuau Innu Natuashish School and Sheshatshiu Innu School are excluded from district and provincial results.

District 3 - Nova Central

School #: 206 Riverwood Academy

**Demand Writing**

**School**

**District**

**Province**

Creative Writing

Persuasive Writing

Creative Writing

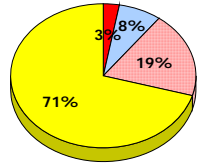
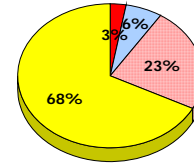
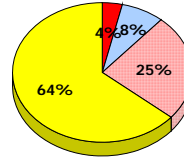
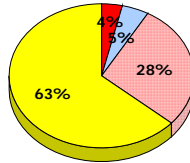
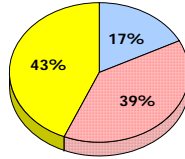
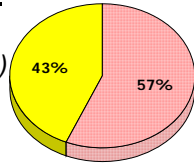
Persuasive Writing

Creative Writing

Persuasive Writing

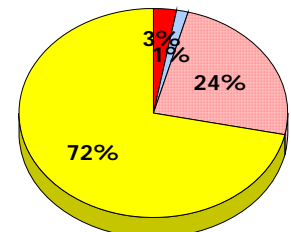
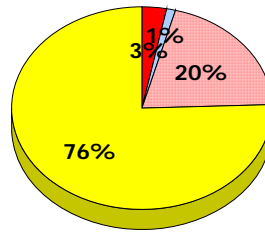
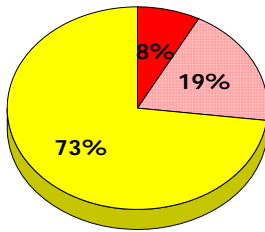
**2013**

Apr 30, 2013 (23)



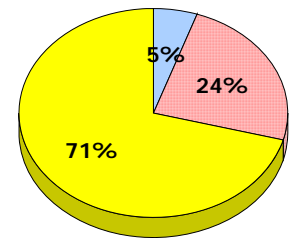
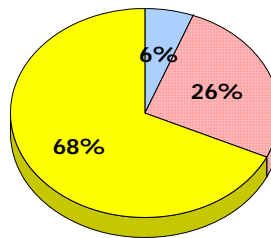
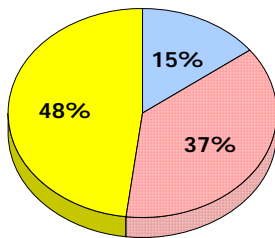
**2012**

Apr 30, 2012 (26)



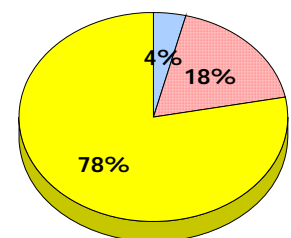
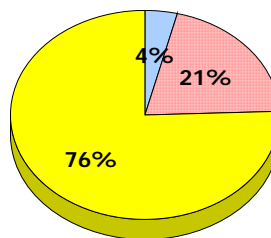
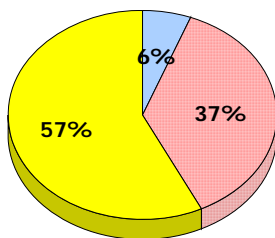
**2011**

AGR (27)



**2010**

AGR (35)



■ Exemption     
 ■ Unknown     
  Not Yet Meeting     
 ■ Meeting or Exceeding

\* In some cases, CRT numbers may exceed AGR numbers based on late enrolments. Pie chart is based on the number of students who wrote the CRT.  
\* Mushuau Innu Natuashish School and Sheshatshiu Innu School are excluded from district and provincial results.

Elementary English Language Arts  
4 Year Provincial Assessment, June 2013  
Student Population Report  
(average scores)

District 3 - Nova Central

School #: 206 Riverwood Academy

**Reading**

**School**

**District**

**Province**

Non - Fiction

Fiction

Non - Fiction

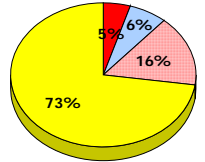
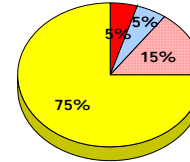
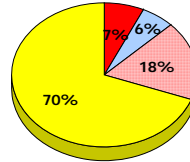
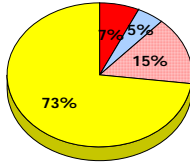
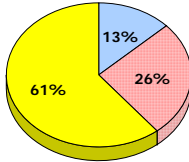
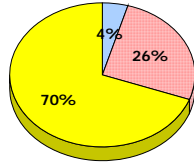
Fiction

Non - Fiction

Fiction

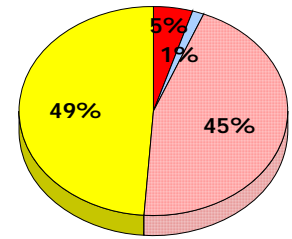
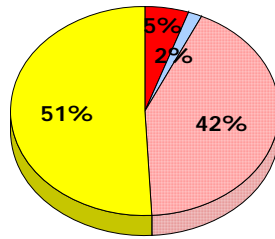
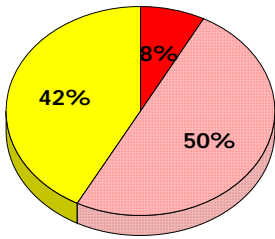
**2013**

Apr 30,  
2013 (23)



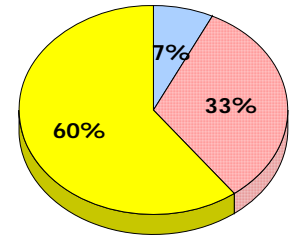
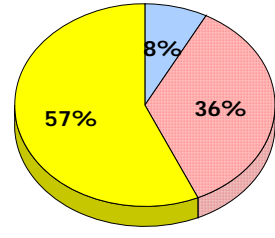
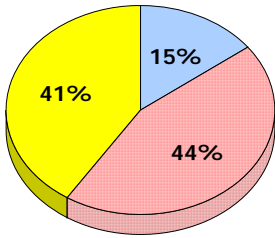
**2012**

Apr 30,  
2012 (26)



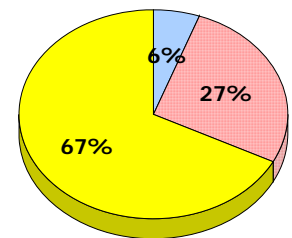
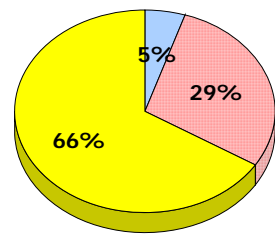
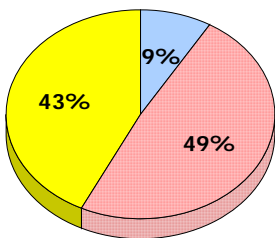
**2011**

AGR (27)



**2010**

AGR (35)



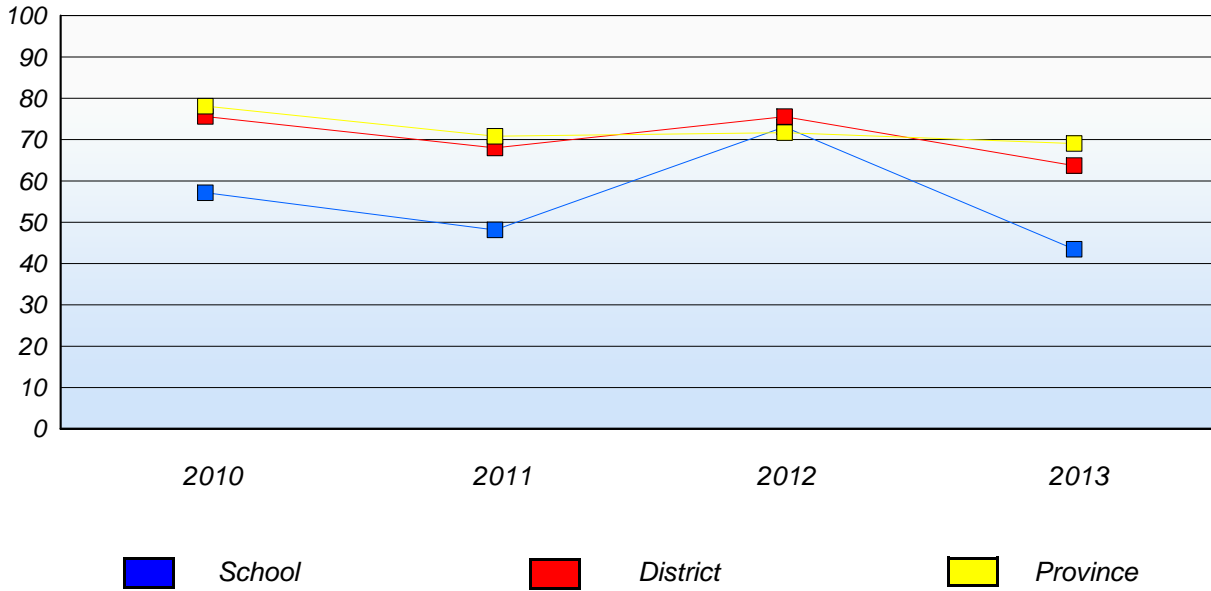
■ Exemption   
 ■ Unknown   
 ■ Not Yet Meeting   
 ■ Meeting or Exceeding

\* In some cases, CRT numbers may exceed AGR numbers based on late enrolments. Pie chart is based on the number of students who wrote the CRT.  
 \* Mushuau Innu Natuashish School and Sheshatshiu Innu School are excluded from district and provincial results.

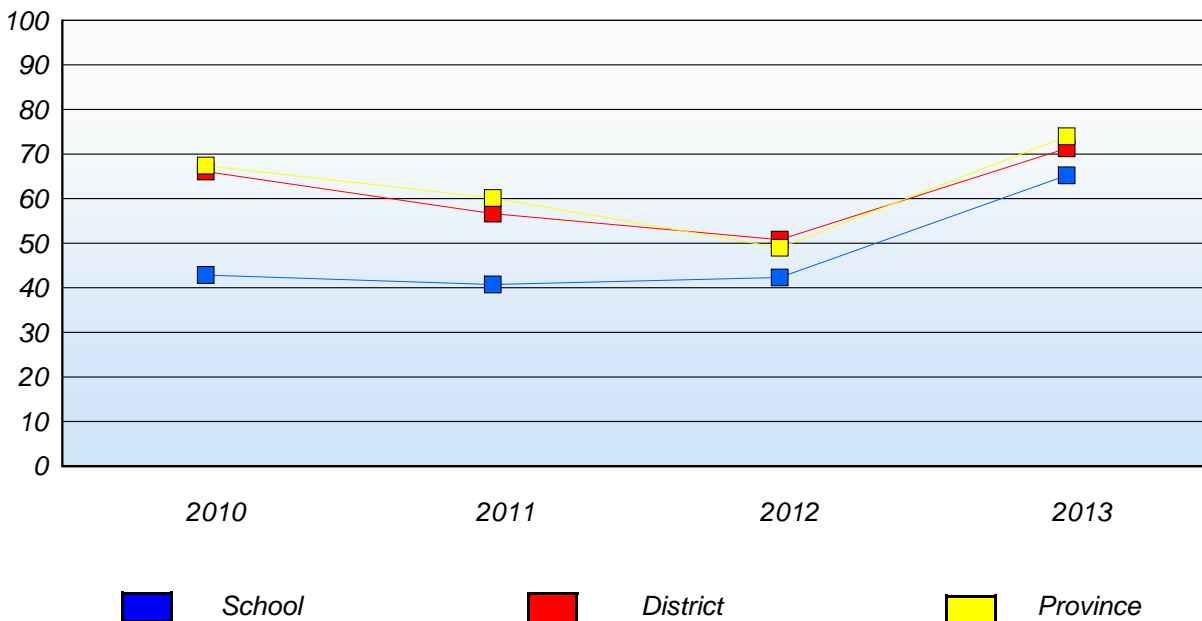
District 3 - Nova Central

School #: 206 Riverwood Academy

**Demand Writing**  
Percentage of students at level 3 or above (2010 - 2013)



**Reading**  
Percentage of students at level 3 or above (2010 - 2013)



\* In some cases, CRT numbers may exceed AGR numbers based on late enrolments. Pie chart is based on the number of students who wrote the CRT.

\* Mushuau Innu Natuashish School and Sheshatshiu Innu School are excluded from district and provincial results.

District 3 - Nova Central

School #: 398 Avoca Collegiate

**Demand Writing**

**School**

**District**

**Province**

Creative Writing

Persuasive Writing

Creative Writing

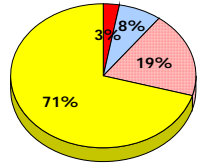
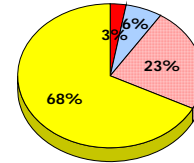
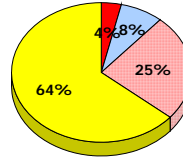
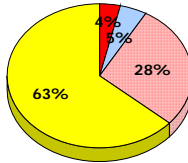
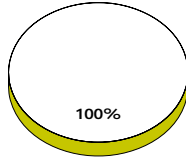
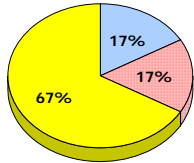
Persuasive Writing

Creative Writing

Persuasive Writing

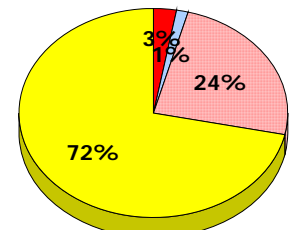
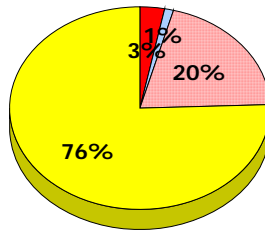
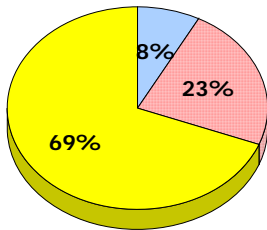
**2013**

Apr 30, 2013 (6)



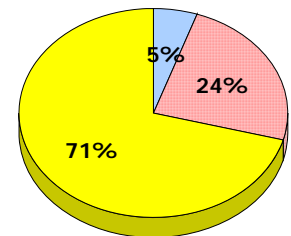
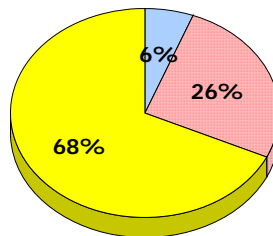
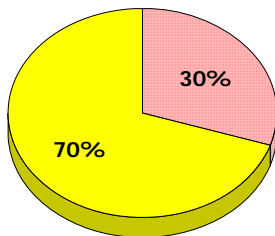
**2012**

Apr 30, 2012 (13)



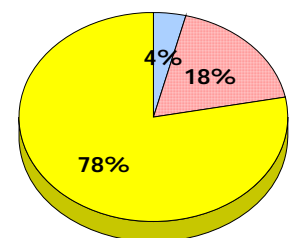
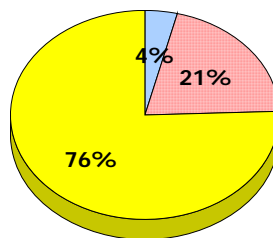
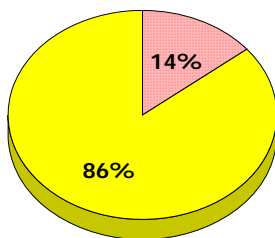
**2011**

AGR (10)



**2010**

AGR (7)



■ Exemption     
 ■ Unknown     
  Not Yet Meeting     
 ■ Meeting or Exceeding

\* In some cases, CRT numbers may exceed AGR numbers based on late enrolments. Pie chart is based on the number of students who wrote the CRT.  
 \* Mushuau Innu Natuashish School and Sheshatshiu Innu School are excluded from district and provincial results.

District 3 - Nova Central

School #: 398 Avoca Collegiate

**Reading**

**School**

**District**

**Province**

Non - Fiction

Fiction

Non - Fiction

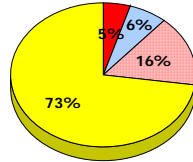
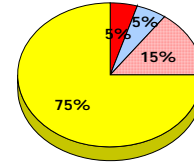
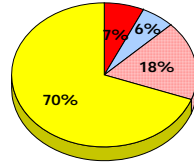
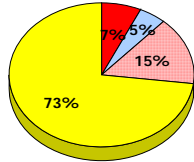
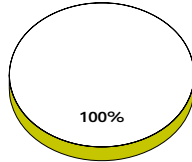
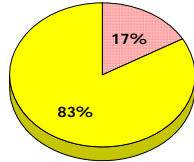
Fiction

Non - Fiction

Fiction

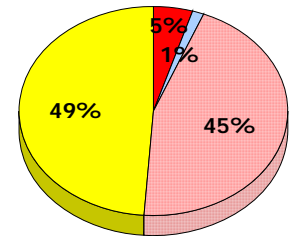
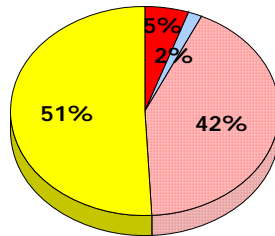
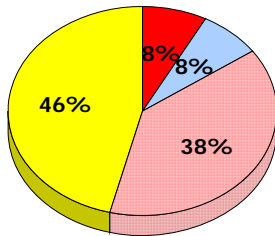
**2013**

Apr 30,  
2013 (6)



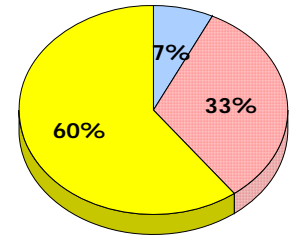
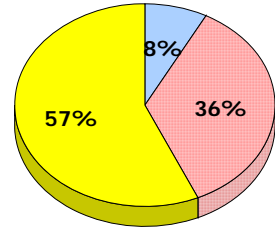
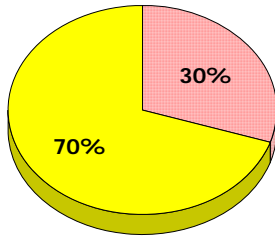
**2012**

Apr 30,  
2012 (13)



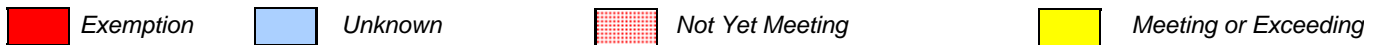
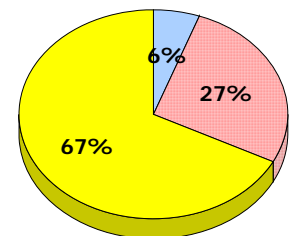
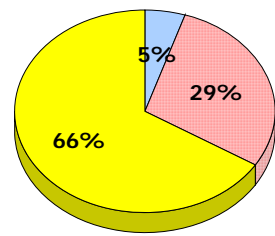
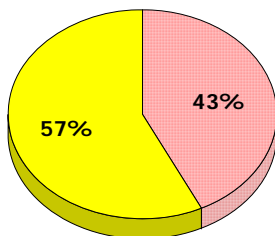
**2011**

AGR (10)



**2010**

AGR (7)



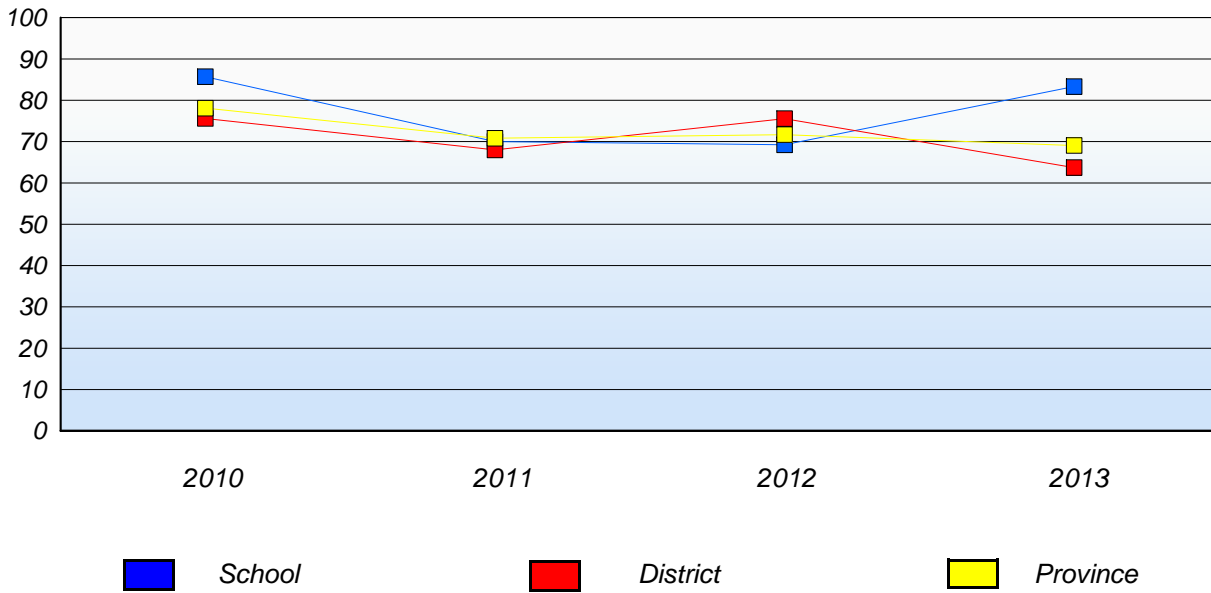
\* In some cases, CRT numbers may exceed AGR numbers based on late enrolments. Pie chart is based on the number of students who wrote the CRT.  
\* Mushuau Innu Natuashish School and Sheshatshiu Innu School are excluded from district and provincial results.



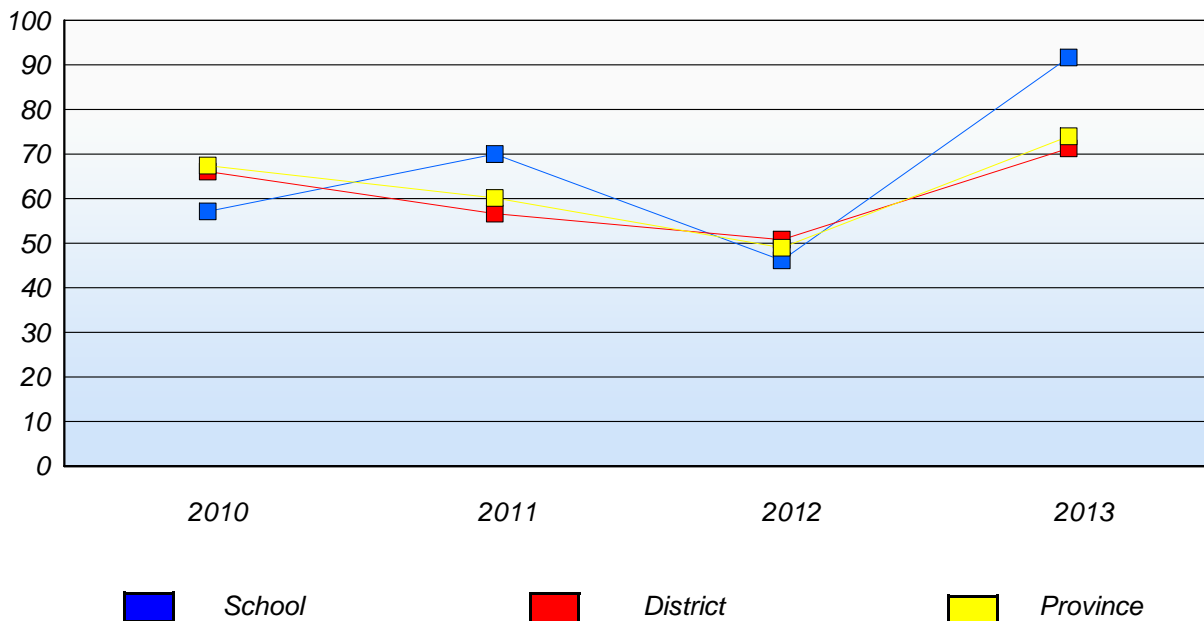
District 3 - Nova Central

School #: 398 Avoca Collegiate

**Demand Writing**  
Percentage of students at level 3 or above (2010 - 2013)



**Reading**  
Percentage of students at level 3 or above (2010 - 2013)



\* In some cases, CRT numbers may exceed AGR numbers based on late enrolments. Pie chart is based on the number of students who wrote the CRT.

\* Mushuau Innu Natuashish School and Sheshatshiu Innu School are excluded from district and provincial results.

District 3 - Nova Central

School #: 400    Helen Tulk Elementary

***Demand Writing***

***School***

***District***

***Province***

*Creative Writing*

*Persuasive Writing*

*Creative Writing*

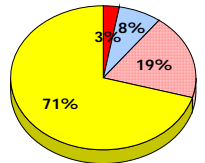
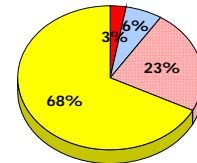
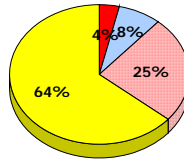
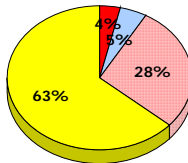
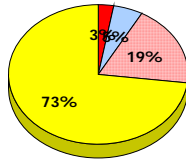
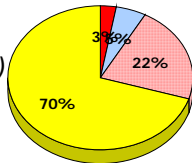
*Persuasive Writing*

*Creative Writing*

*Persuasive Writing*

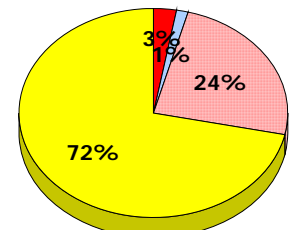
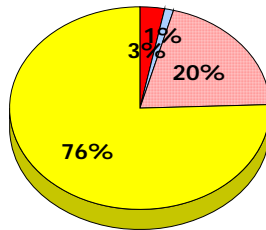
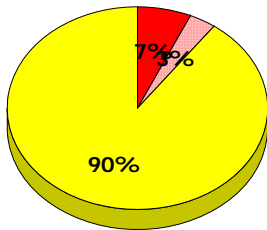
**2013**

Apr 30, 2013 (37)



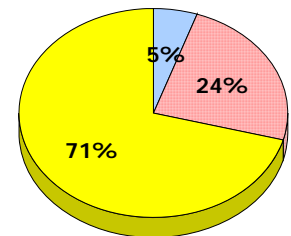
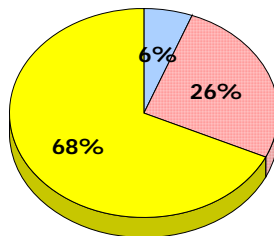
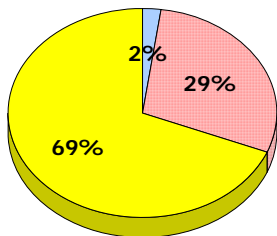
**2012**

Apr 30, 2012 (28)




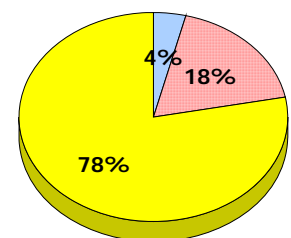
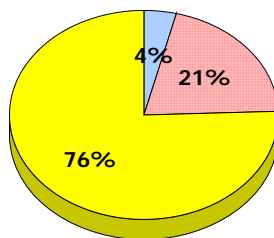
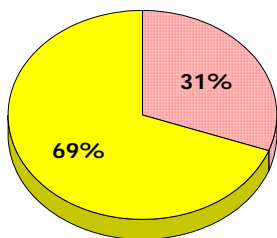
**2011**

AGR (45)



**2010**

AGR (35)



\* In some cases, CRT numbers may exceed AGR numbers based on late enrolments. Pie chart is based on the number of students who wrote the CRT.  
\* Mushuau Innu Natuashish School and Sheshatshiu Innu School are excluded from district and provincial results.

Elementary English Language Arts  
4 Year Provincial Assessment, June 2013  
Student Population Report  
(average scores)

District 3 - Nova Central

School #: 400 Helen Tulk Elementary

**Reading**

**School**

**District**

**Province**

Non - Fiction

Fiction

Non - Fiction

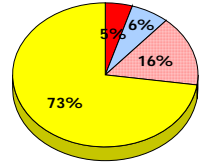
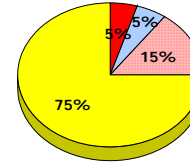
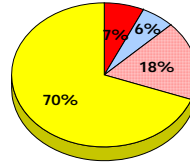
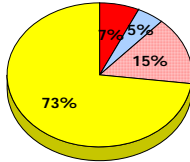
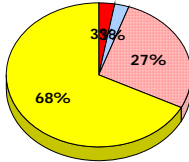
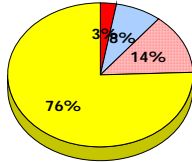
Fiction

Non - Fiction

Fiction

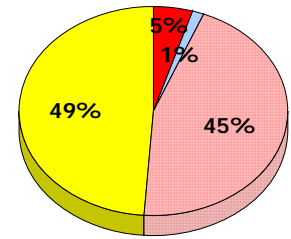
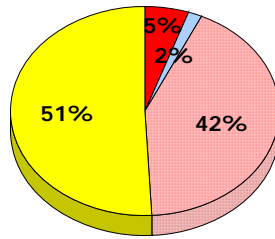
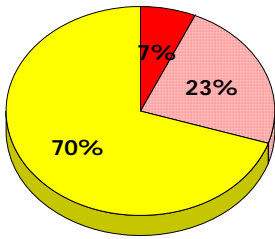
**2013**

Apr 30,  
2013 (37)



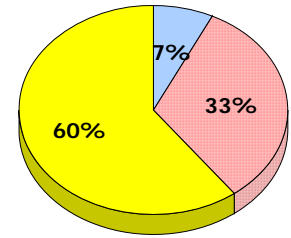
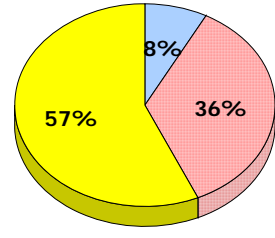
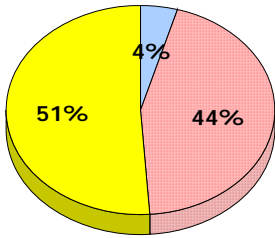
**2012**

Apr 30,  
2012 (28)



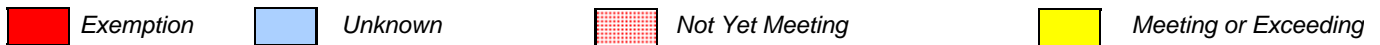
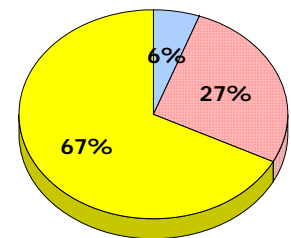
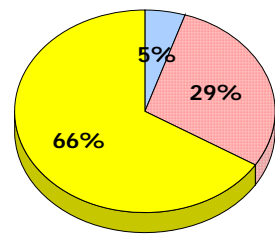
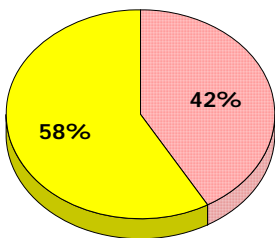
**2011**

AGR (45)



**2010**

AGR (35)



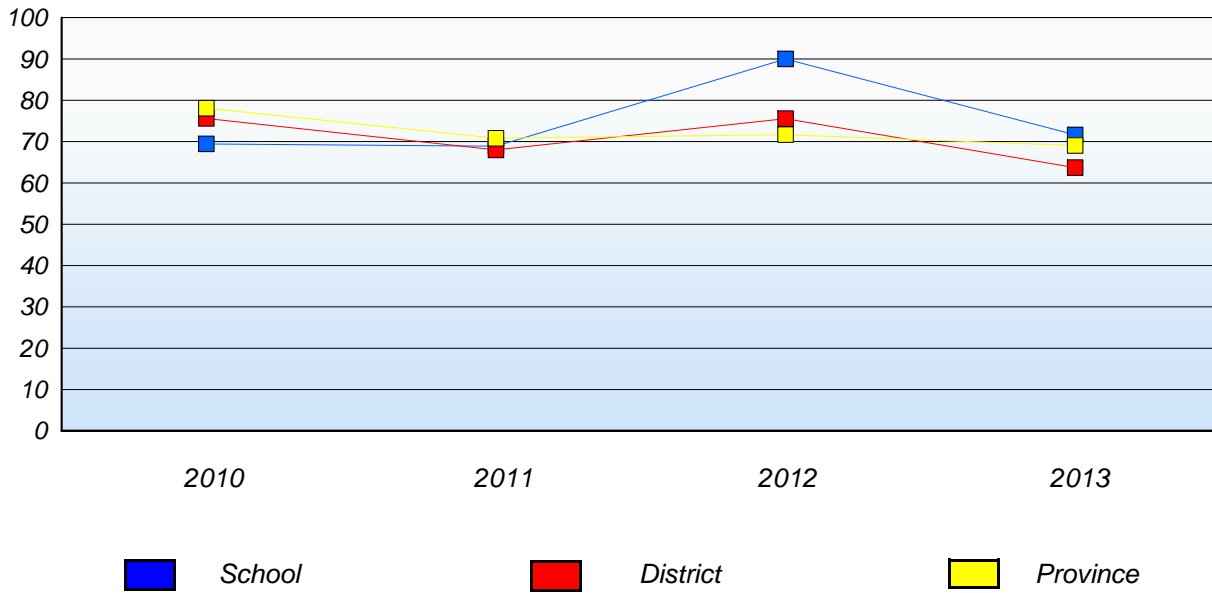
\* In some cases, CRT numbers may exceed AGR numbers based on late enrolments. Pie chart is based on the number of students who wrote the CRT.  
 \* Mushuau Innu Natuashish School and Sheshatshiu Innu School are excluded from district and provincial results.

District 3 - Nova Central

School #: 400 Helen Tulk Elementary

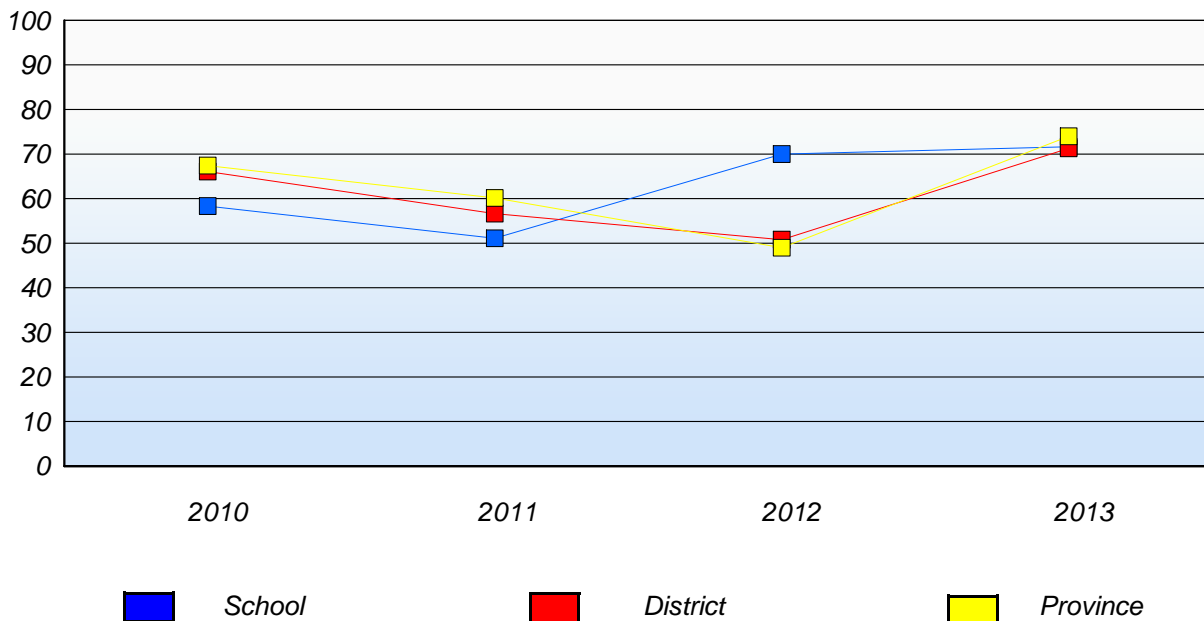
**Demand Writing**

Percentage of students at level 3 or above (2010 - 2013)



**Reading**

Percentage of students at level 3 or above (2010 - 2013)



\* In some cases, CRT numbers may exceed AGR numbers based on late enrolments. Pie chart is based on the number of students who wrote the CRT.

\* Mushuau Innu Natuashish School and Sheshatshiu Innu School are excluded from district and provincial results.

District 3 - Nova Central

School #: 403 Lakeside Academy

**Demand Writing**



\* In some cases, CRT numbers may exceed AGR numbers based on late enrolments. Pie chart is based on the number of students who wrote the CRT.  
\* Mushuau Innu Natuashish School and Sheshatshiu Innu School are excluded from district and provincial results.

Elementary English Language Arts  
4 Year Provincial Assessment, June 2013  
Student Population Report  
(average scores)

District 3 - Nova Central

School #: 403 Lakeside Academy

**Reading**

**School**

**District**

**Province**

Non - Fiction

Fiction

Non - Fiction

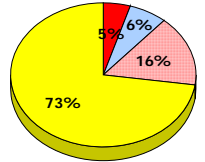
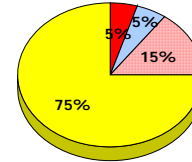
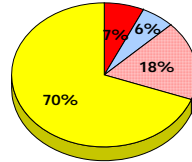
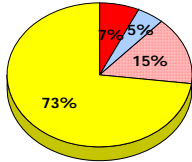
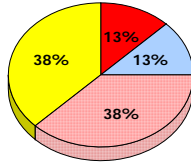
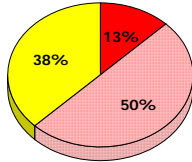
Fiction

Non - Fiction

Fiction

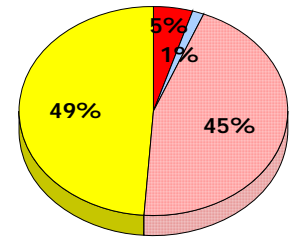
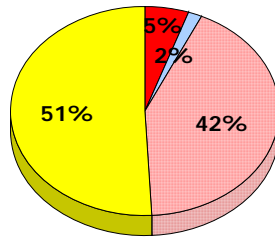
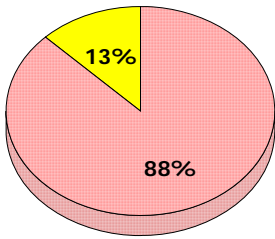
**2013**

Apr 30,  
2013 (8)



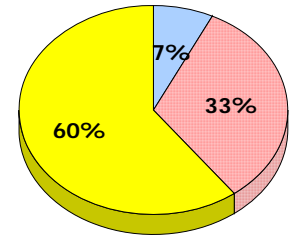
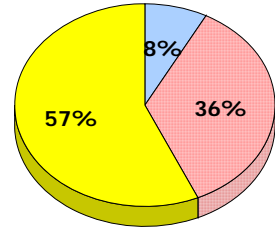
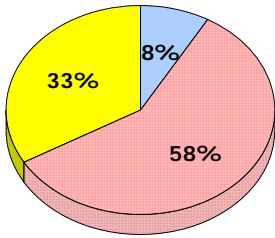
**2012**

Apr 30,  
2012 (8)



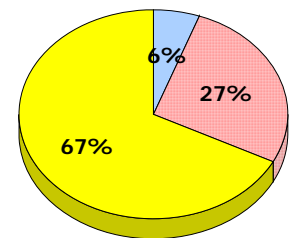
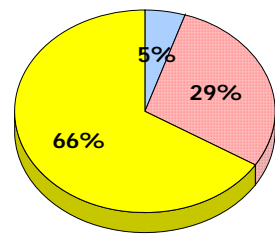
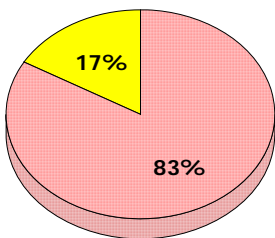
**2011**

AGR (12)



**2010**

AGR (6)



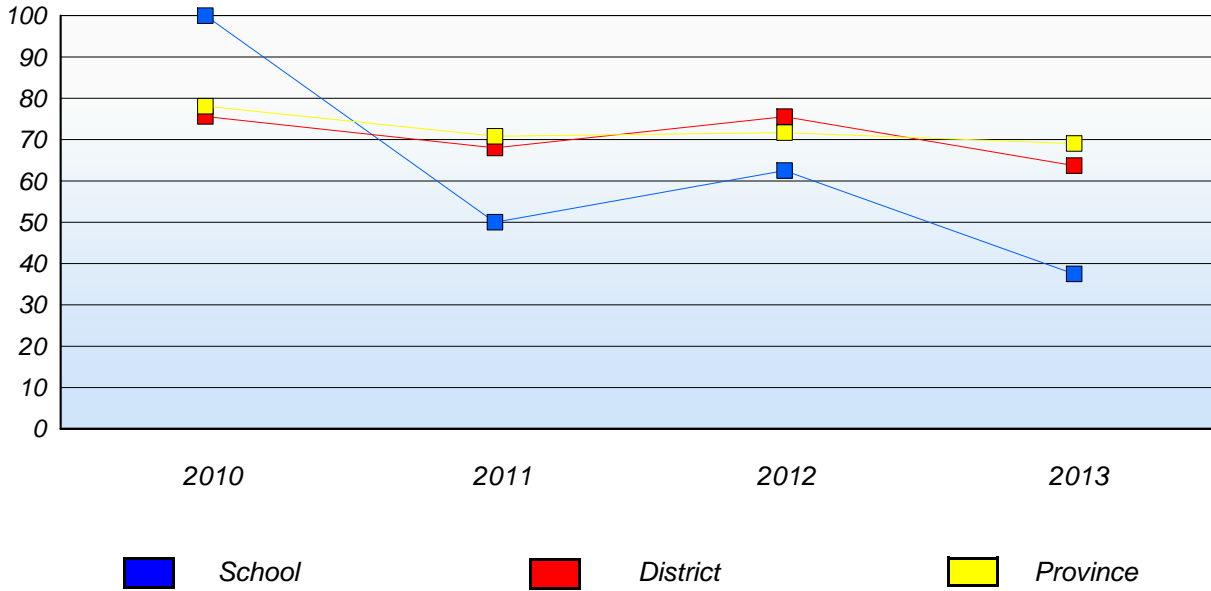
■ Exemption    
 ■ Unknown    
 ■ Not Yet Meeting    
 ■ Meeting or Exceeding

\* In some cases, CRT numbers may exceed AGR numbers based on late enrolments. Pie chart is based on the number of students who wrote the CRT.  
 \* Mushuau Innu Natuashish School and Sheshatshiu Innu School are excluded from district and provincial results.

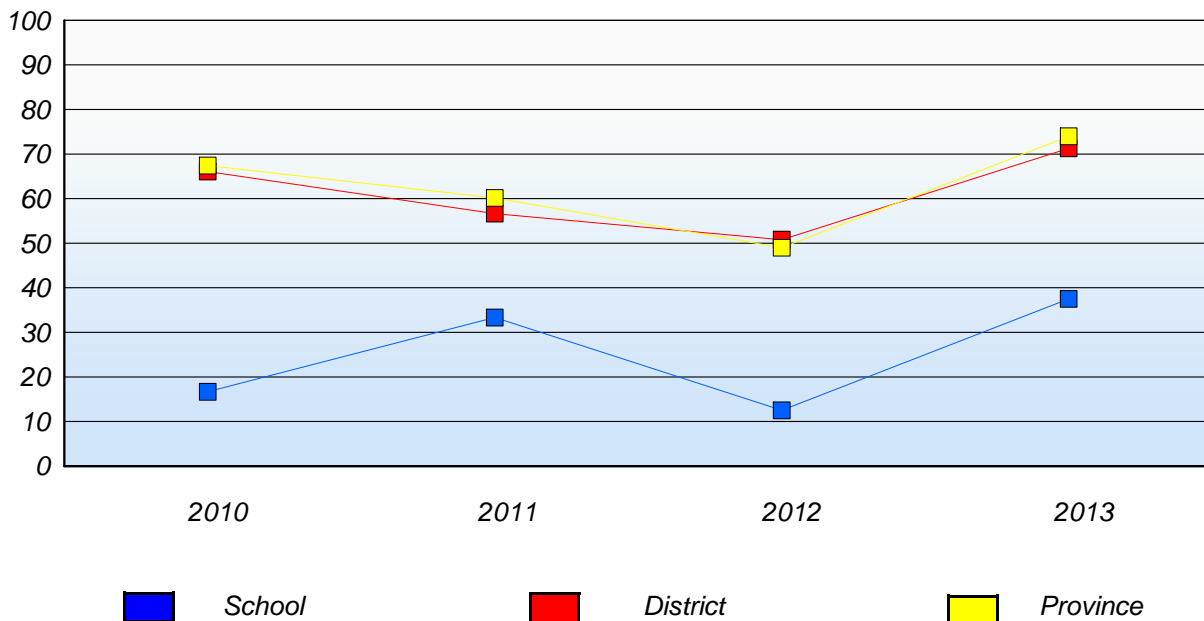
District 3 - Nova Central

School #: 403 Lakeside Academy

**Demand Writing**  
Percentage of students at level 3 or above (2010 - 2013)



**Reading**  
Percentage of students at level 3 or above (2010 - 2013)



\* In some cases, CRT numbers may exceed AGR numbers based on late enrolments. Pie chart is based on the number of students who wrote the CRT.  
\* Mushuau Innu Natuashish School and Sheshatshiu Innu School are excluded from district and provincial results.

District 3 - Nova Central

School #: 405 Cottrell's Cove Academy

**Demand Writing**

School

District

Province

Creative Writing

Persuasive Writing

Creative Writing

Persuasive Writing

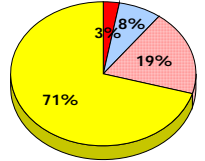
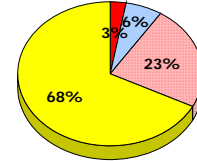
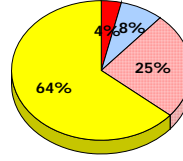
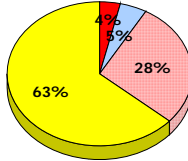
Creative Writing

Persuasive Writing

**2013**

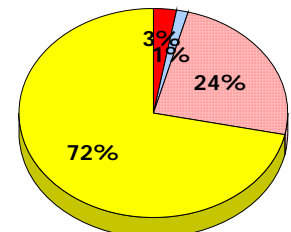
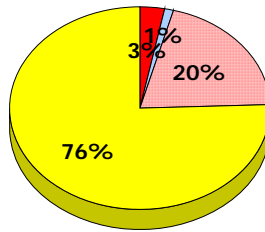
Apr 30, 2013 (2)

School data with 5 or fewer students withheld for reasons of confidentiality.



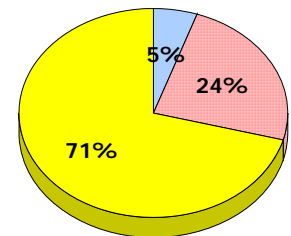
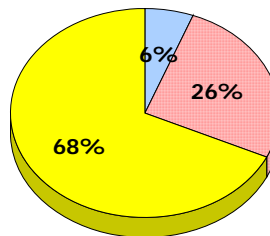
**2012**

Apr 30, 2012 (1)



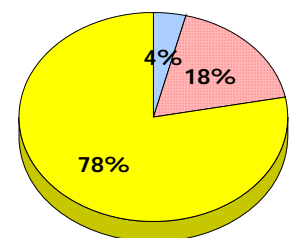
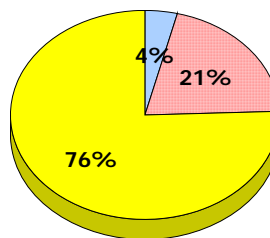
**2011**

AGR (1)



**2010**

AGR (1)



Exemption

Unknown

Not Yet Meeting

Meeting or Exceeding

\* In some cases, CRT numbers may exceed AGR numbers based on late enrolments. Pie chart is based on the number of students who wrote the CRT.  
\* Mushuau Innu Natuashish School and Sheshatshiu Innu School are excluded from district and provincial results.



Elementary English Language Arts  
4 Year Provincial Assessment, June 2013  
Student Population Report  
(average scores)

District 3 - Nova Central

School #: 405 Cottrell's Cove Academy

**Reading**

**School**

**District**

**Province**

Non - Fiction

Fiction

Non - Fiction

Fiction

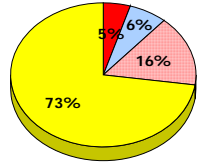
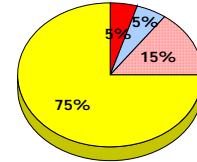
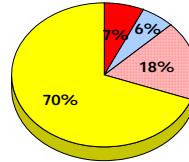
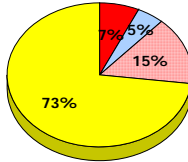
Non - Fiction

Fiction

**2013**

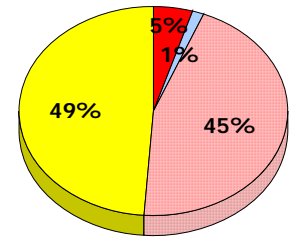
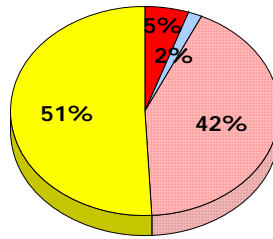
Apr 30,  
2013 (2)

School data with 5 or fewer students  
withheld for reasons of confidentiality.



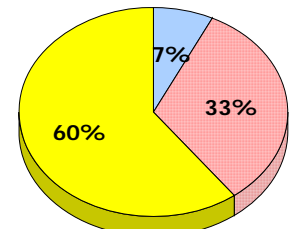
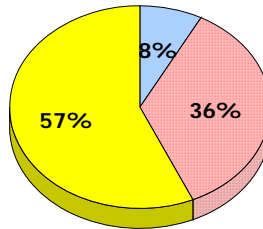
**2012**

Apr 30,  
2012 (1)



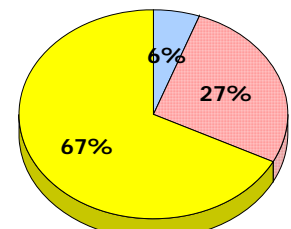
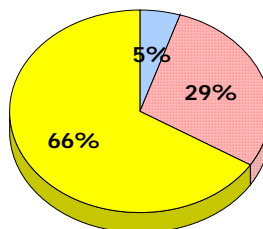
**2011**

AGR (1)



**2010**

AGR (1)



■ Exemption    
 ■ Unknown    
 ■ Not Yet Meeting    
 ■ Meeting or Exceeding

\* In some cases, CRT numbers may exceed AGR numbers based on late enrolments. Pie chart is based on the number of students who wrote the CRT.  
 \* Mushuau Innu Natuashish School and Sheshatshiu Innu School are excluded from district and provincial results.

**Elementary English Language Arts  
4 Year Provincial Assessment, June 2013  
Student Population Report**  
(average scores)

District 3 - Nova Central

School #: 405 Cottrell's Cove Academy

**Demand Writing**

*Percentage of students at level 3 or above (2010 - 2013)*

*School data with 5 or fewer students withheld for reasons of confidentiality.*



**Reading**

*Percentage of students at level 3 or above (2010 - 2013)*

*School data with 5 or fewer students withheld for reasons of confidentiality.*



\* In some cases, CRT numbers may exceed AGR numbers based on late enrolments. Pie chart is based on the number of students who wrote the CRT.

\* Mushuau Innu Natuashish School and Sheshatshiu Innu School are excluded from district and provincial results.

District 3 - Nova Central

School #: 406 Fitzgerald Academy

**Demand Writing**

**School**

**District**

**Province**

Creative Writing

Persuasive Writing

Creative Writing

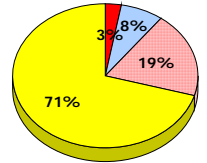
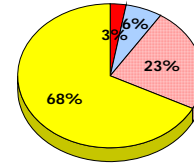
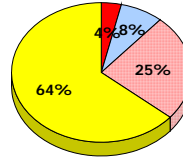
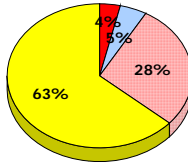
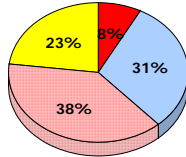
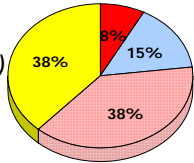
Persuasive Writing

Creative Writing

Persuasive Writing

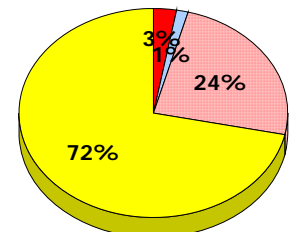
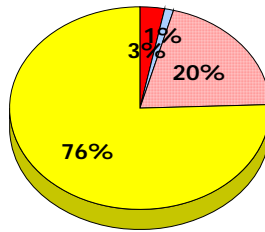
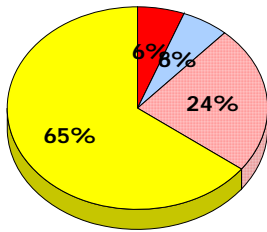
**2013**

Apr 30, 2013 (13)



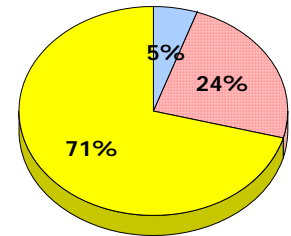
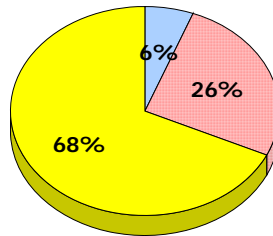
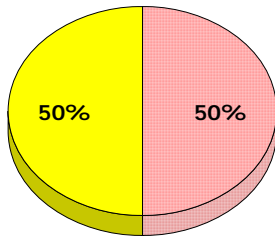
**2012**

Apr 30, 2012 (17)




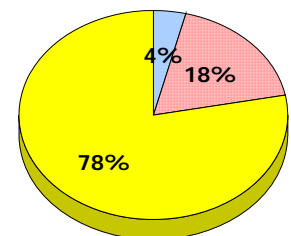
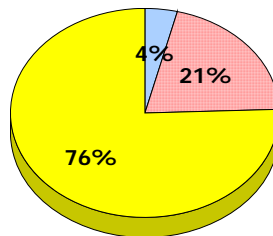
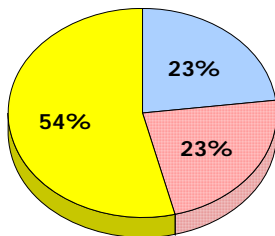
**2011**

AGR (8)



**2010**

AGR (13)



\* In some cases, CRT numbers may exceed AGR numbers based on late enrolments. Pie chart is based on the number of students who wrote the CRT.  
 \* Mushuau Innu Natuashish School and Sheshatshiu Innu School are excluded from district and provincial results.

District 3 - Nova Central

School #: 406 Fitzgerald Academy

**Reading**

**School**

**District**

**Province**

Non - Fiction

Fiction

Non - Fiction

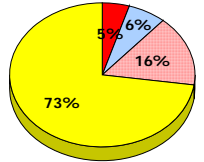
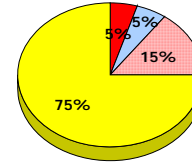
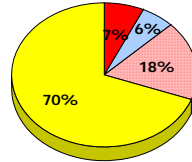
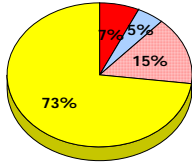
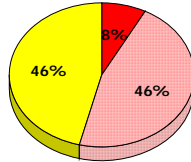
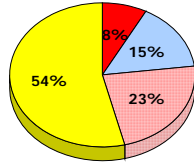
Fiction

Non - Fiction

Fiction

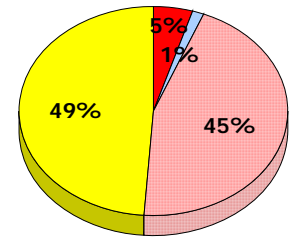
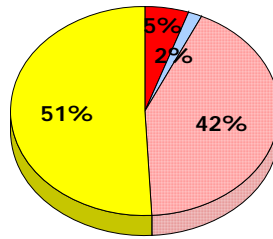
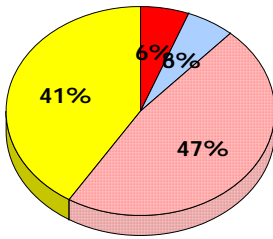
**2013**

Apr 30,  
2013 (13)



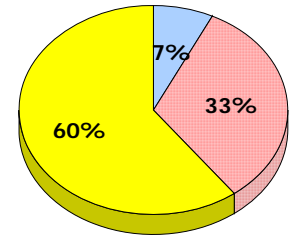
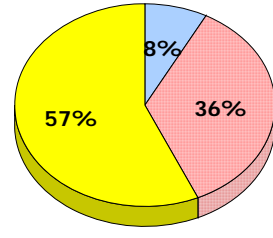
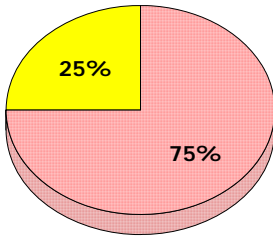
**2012**

Apr 30,  
2012 (17)



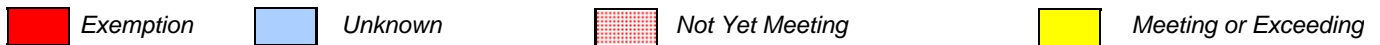
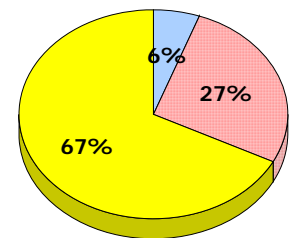
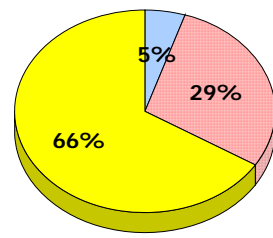
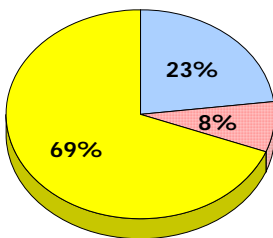
**2011**

AGR (8)



**2010**

AGR (13)

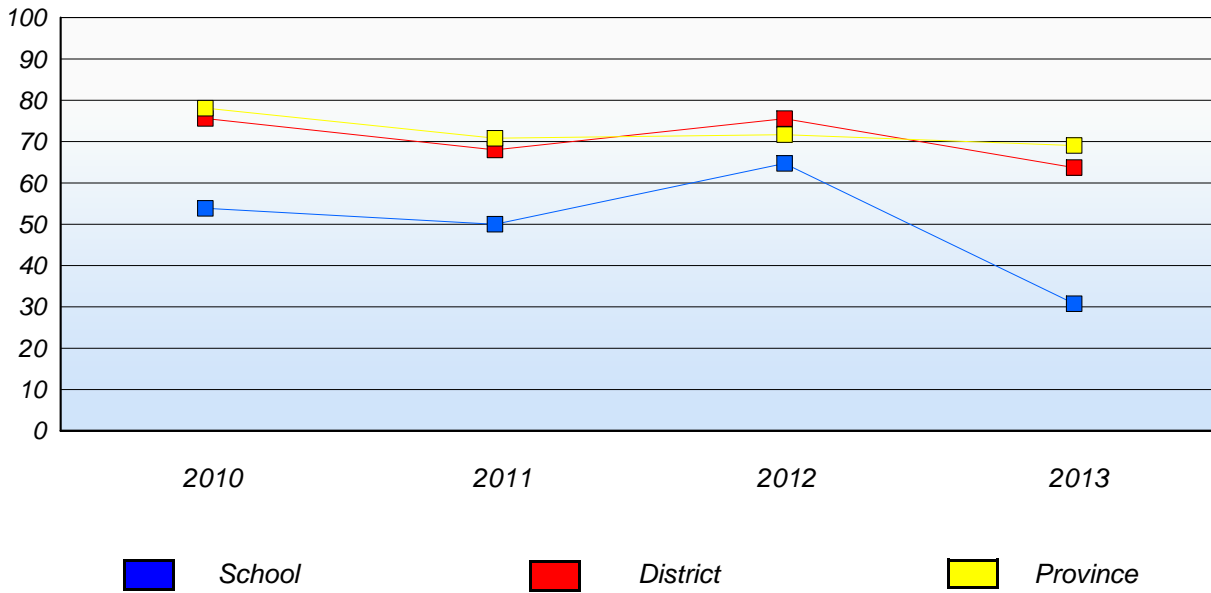


\* In some cases, CRT numbers may exceed AGR numbers based on late enrolments. Pie chart is based on the number of students who wrote the CRT.  
 \* Mushuau Innu Natuashish School and Sheshatshiu Innu School are excluded from district and provincial results.

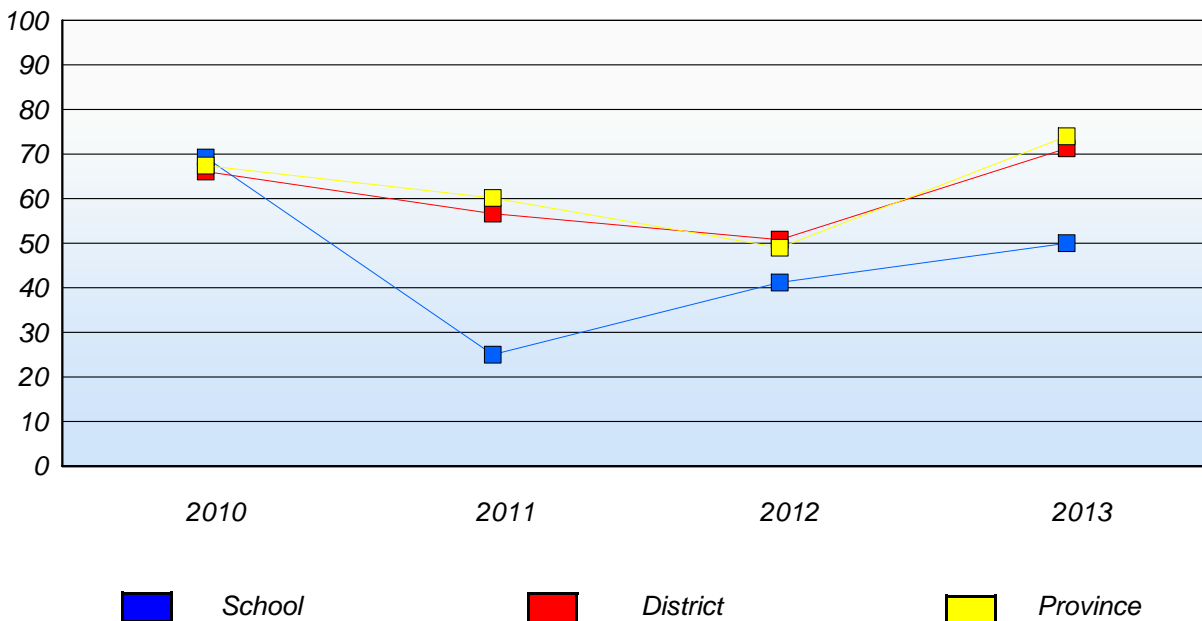
District 3 - Nova Central

School #: 406 Fitzgerald Academy

**Demand Writing**  
Percentage of students at level 3 or above (2010 - 2013)



**Reading**  
Percentage of students at level 3 or above (2010 - 2013)



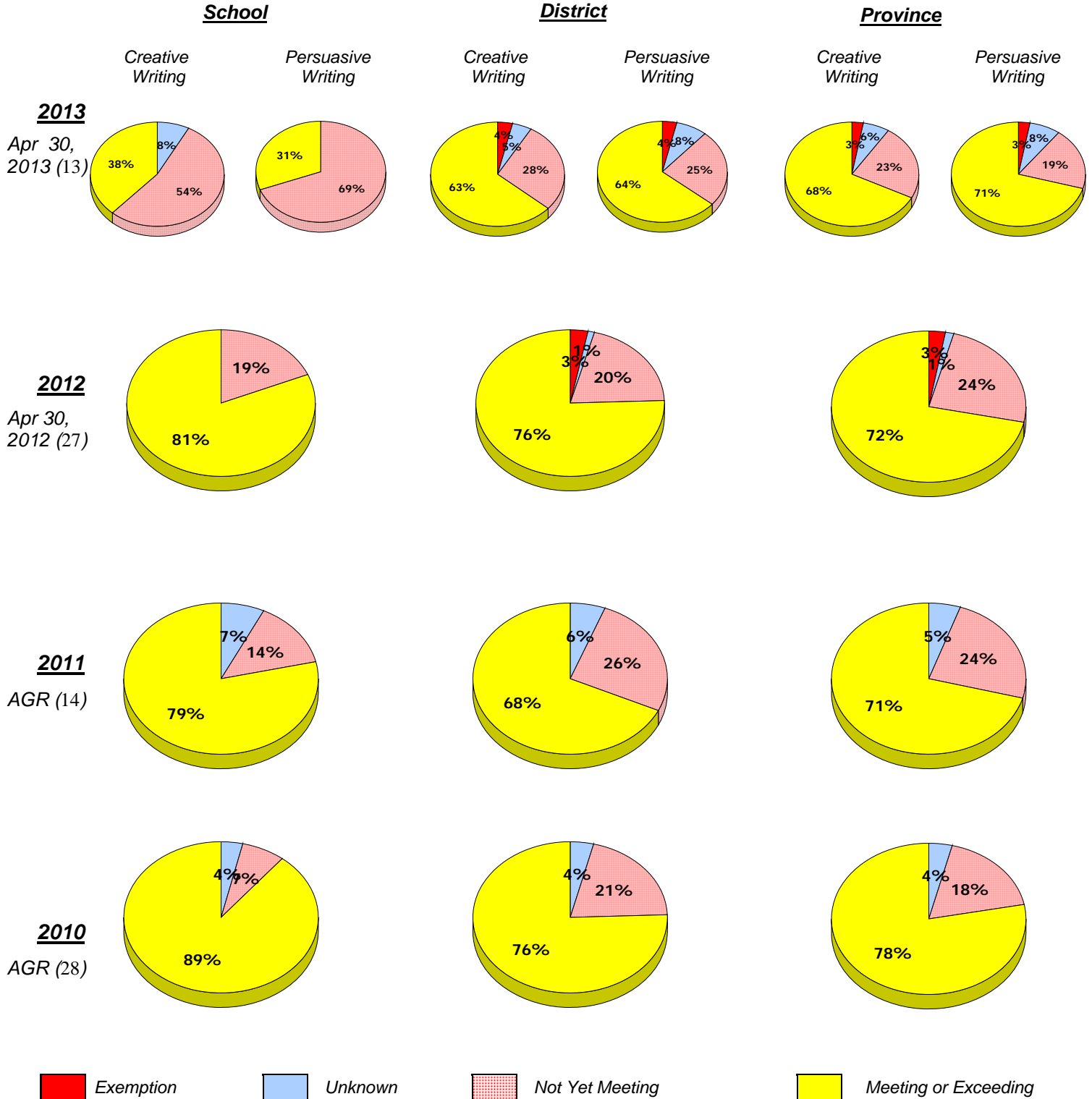
\* In some cases, CRT numbers may exceed AGR numbers based on late enrolments. Pie chart is based on the number of students who wrote the CRT.

\* Mushuau Innu Natuashish School and Sheshatshiu Innu School are excluded from district and provincial results.

District 3 - Nova Central

School #: 407 Bay d'Espoir Academy

***Demand Writing***



\* In some cases, CRT numbers may exceed AGR numbers based on late enrolments. Pie chart is based on the number of students who wrote the CRT.  
\* Mushuau Innu Natuashish School and Sheshatshiu Innu School are excluded from district and provincial results.

Elementary English Language Arts  
4 Year Provincial Assessment, June 2013  
Student Population Report  
(average scores)

District 3 - Nova Central

School #: 407 Bay d'Espoir Academy

**Reading**

**School**

**District**

**Province**

Non - Fiction

Fiction

Non - Fiction

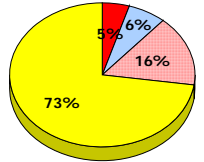
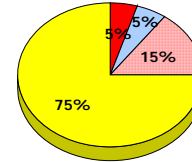
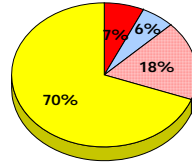
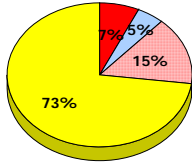
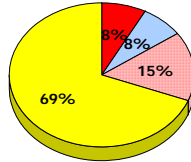
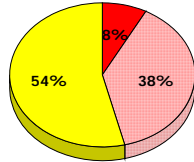
Fiction

Non - Fiction

Fiction

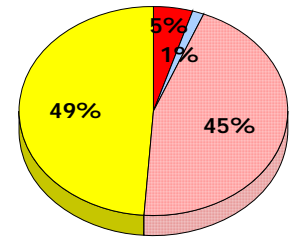
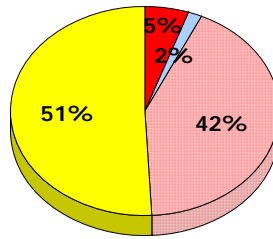
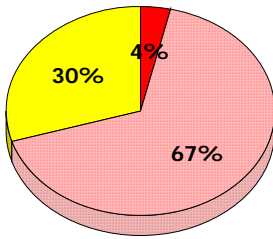
**2013**

Apr 30,  
2013 (13)



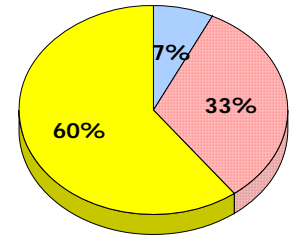
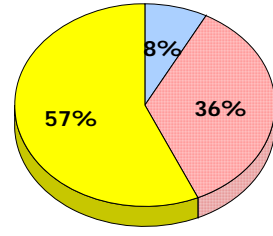
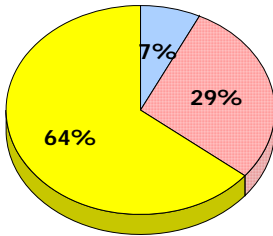
**2012**

Apr 30,  
2012 (27)



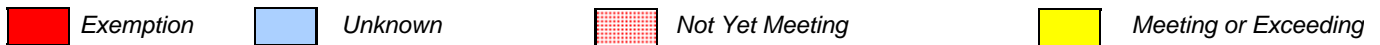
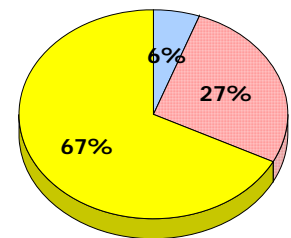
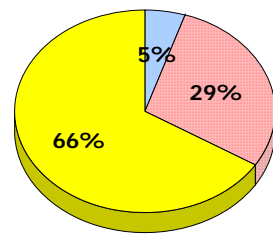
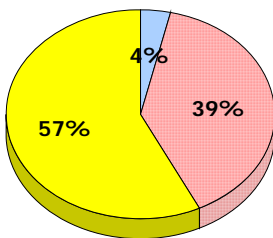
**2011**

AGR (14)



**2010**

AGR (28)

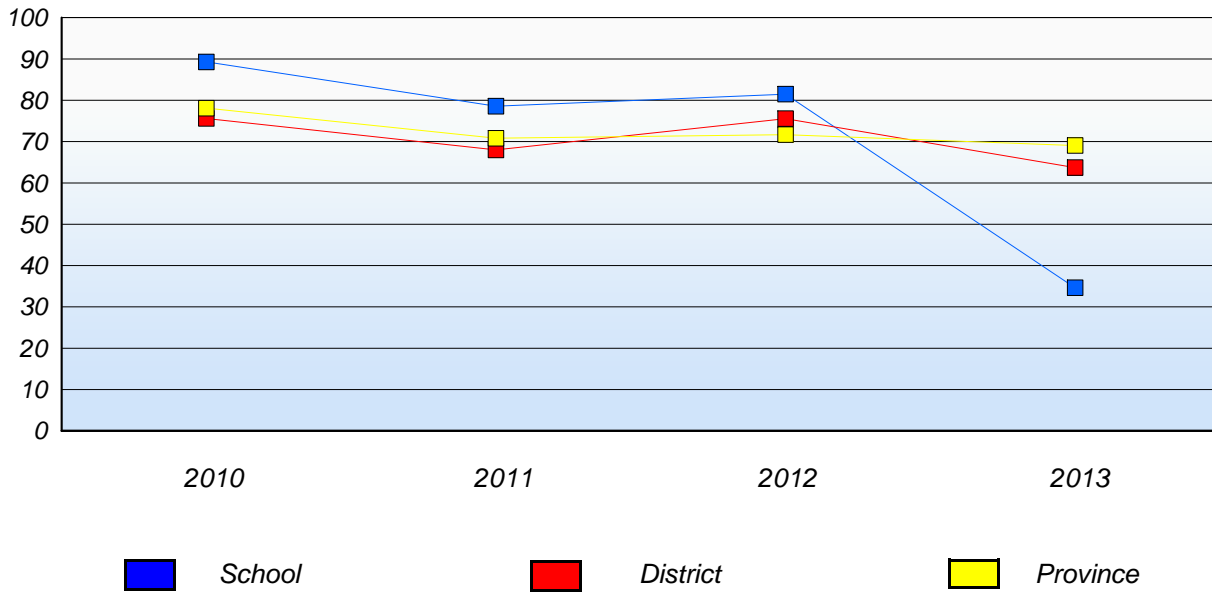


\* In some cases, CRT numbers may exceed AGR numbers based on late enrolments. Pie chart is based on the number of students who wrote the CRT.  
 \* Mushuau Innu Natuashish School and Sheshatshiu Innu School are excluded from district and provincial results.

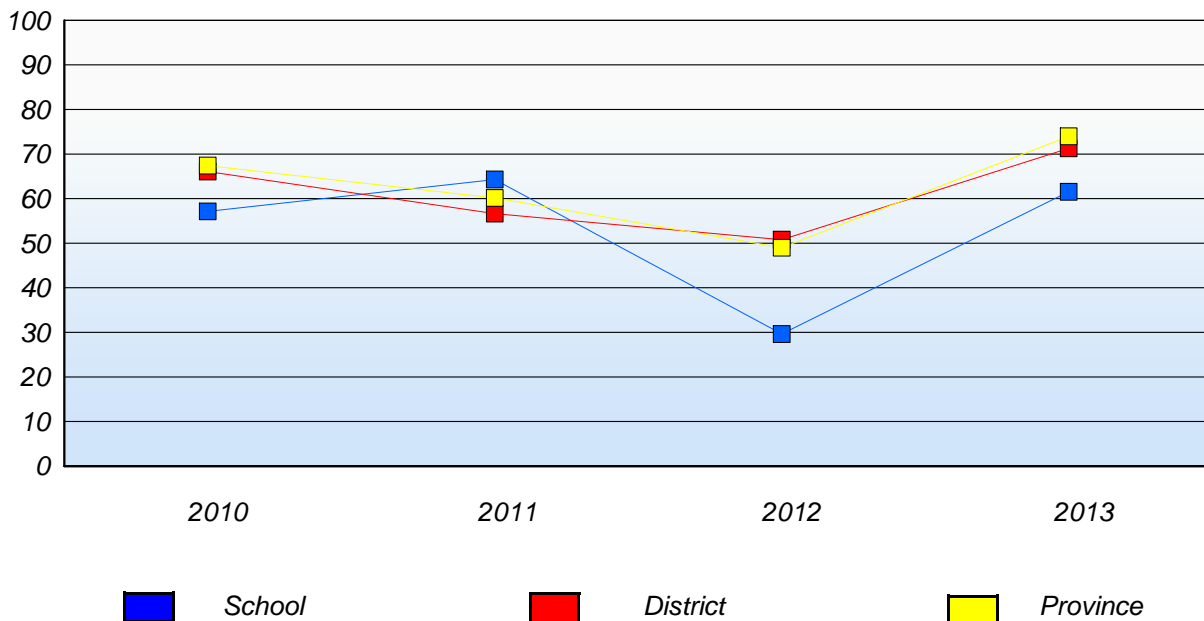
District 3 - Nova Central

School #: 407 Bay d'Espoir Academy

**Demand Writing**  
Percentage of students at level 3 or above (2010 - 2013)



**Reading**  
Percentage of students at level 3 or above (2010 - 2013)



\* In some cases, CRT numbers may exceed AGR numbers based on late enrolments. Pie chart is based on the number of students who wrote the CRT.

\* Mushuau Innu Natuashish School and Sheshatshiu Innu School are excluded from district and provincial results.



District 3 - Nova Central

School #: 409 Indian River Academy

***Demand Writing***

***School***

***District***

***Province***

*Creative Writing*

*Persuasive Writing*

*Creative Writing*

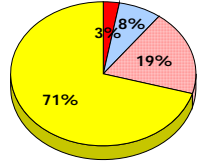
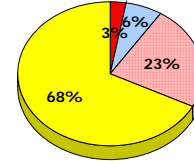
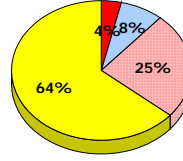
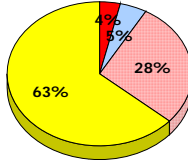
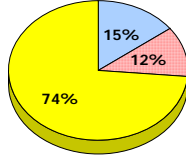
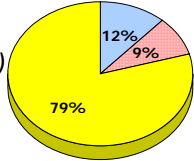
*Persuasive Writing*

*Creative Writing*

*Persuasive Writing*

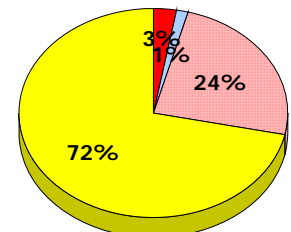
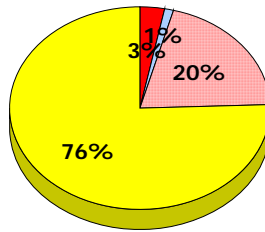
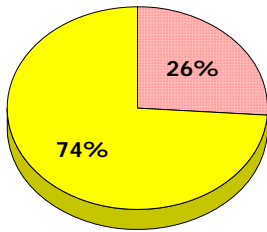
**2013**

Apr 30, 2013 (34)



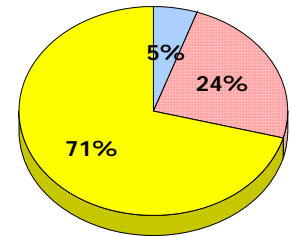
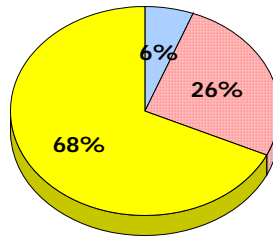
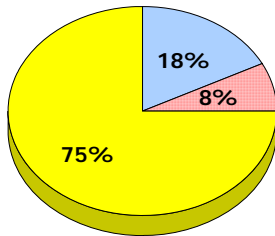
**2012**

Apr 30, 2012 (46)



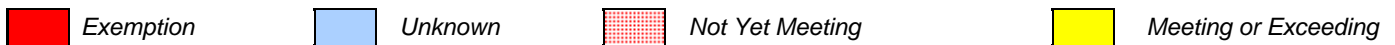
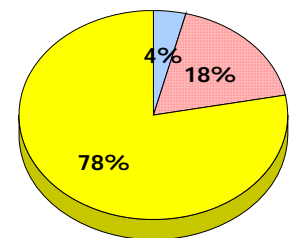
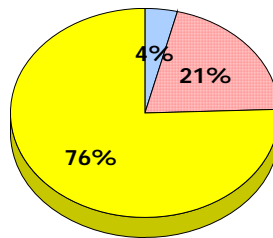
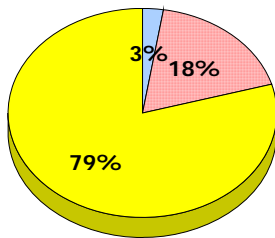
**2011**

AGR (40)



**2010**

AGR (39)



\* In some cases, CRT numbers may exceed AGR numbers based on late enrolments. Pie chart is based on the number of students who wrote the CRT.  
\* Mushuau Innu Natuashish School and Sheshatshiu Innu School are excluded from district and provincial results.

**Elementary English Language Arts  
4 Year Provincial Assessment, June 2013  
Student Population Report  
(average scores)**

**District 3 - Nova Central**

School #: 409 Indian River Academy

**Reading**

**School**

**District**

**Province**

*Non - Fiction*

*Fiction*

*Non - Fiction*

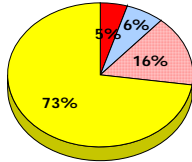
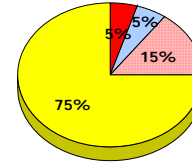
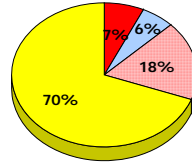
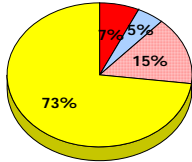
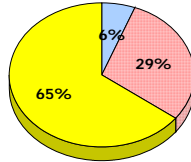
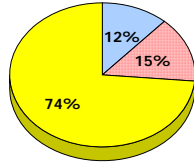
*Fiction*

*Non - Fiction*

*Fiction*

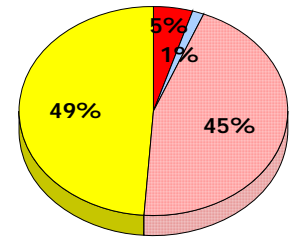
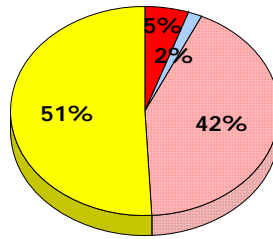
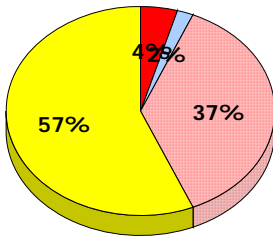
**2013**

Apr 30,  
2013 (34)



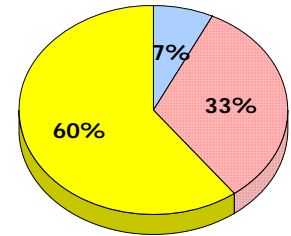
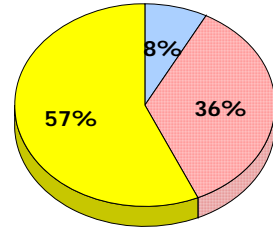
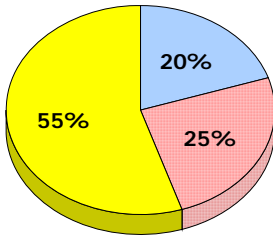
**2012**

Apr 30,  
2012 (46)



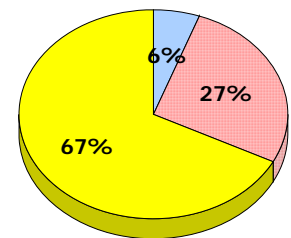
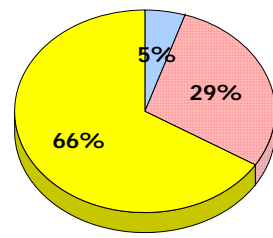
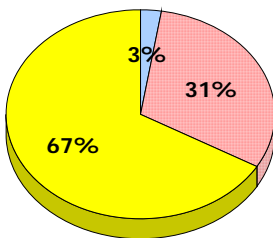
**2011**

AGR (40)



**2010**

AGR (39)



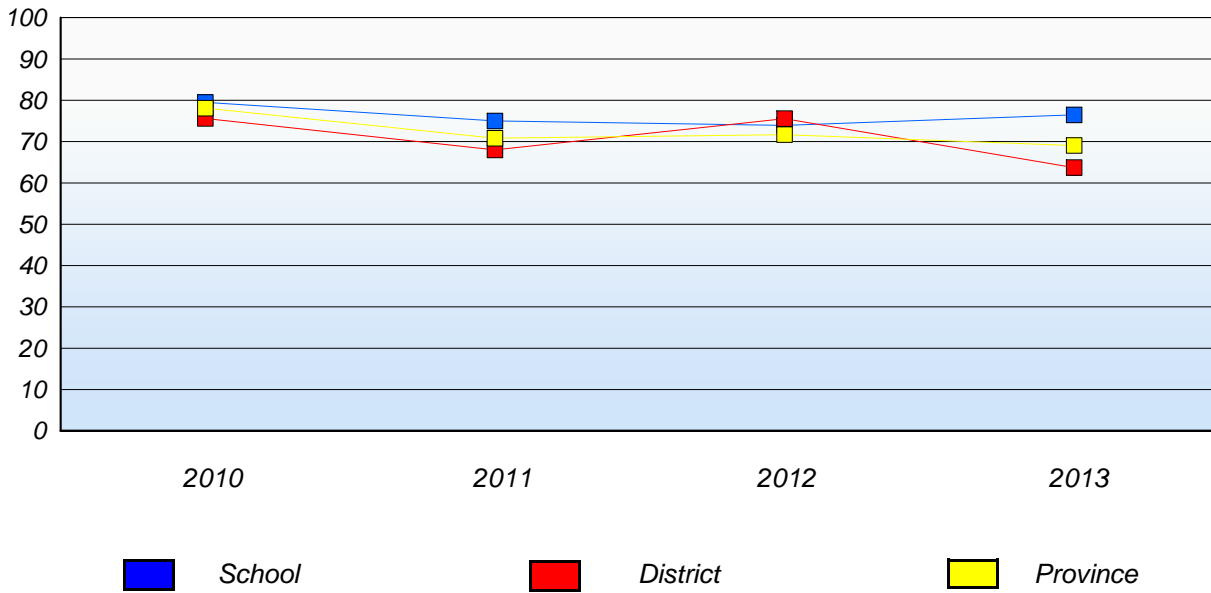
■ Exemption    
 ■ Unknown    
 ■ Not Yet Meeting    
 ■ Meeting or Exceeding

\* In some cases, CRT numbers may exceed AGR numbers based on late enrolments. Pie chart is based on the number of students who wrote the CRT.  
 \* Mushuau Innu Natuashish School and Sheshatshiu Innu School are excluded from district and provincial results.

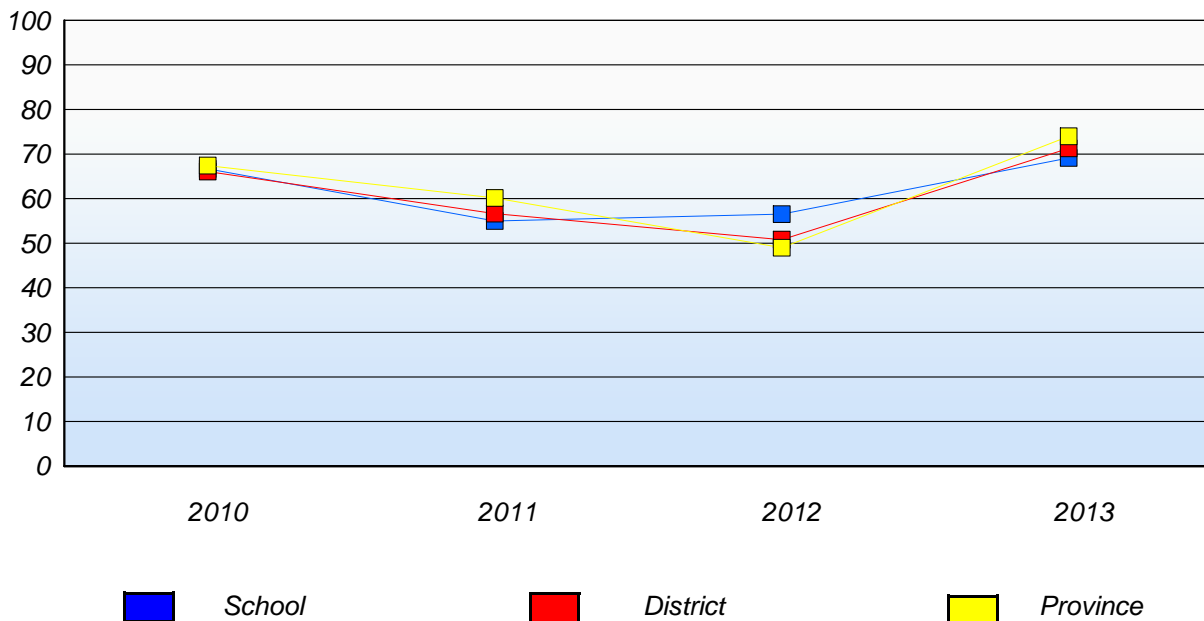
District 3 - Nova Central

School #: 409 Indian River Academy

**Demand Writing**  
Percentage of students at level 3 or above (2010 - 2013)



**Reading**  
Percentage of students at level 3 or above (2010 - 2013)



\* In some cases, CRT numbers may exceed AGR numbers based on late enrolments. Pie chart is based on the number of students who wrote the CRT.  
\* Mushuau Innu Natuashish School and Sheshatshiu Innu School are excluded from district and provincial results.

District 3 - Nova Central

School #: 413 Holy Cross School Complex

**Demand Writing**

**School**

**District**

**Province**

Creative Writing

Persuasive Writing

Creative Writing

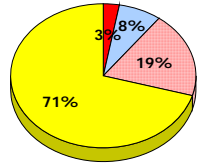
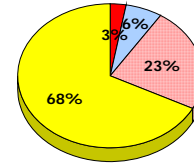
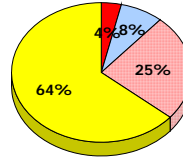
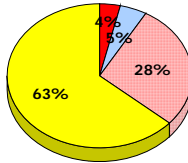
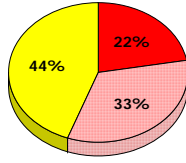
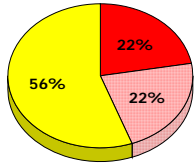
Persuasive Writing

Creative Writing

Persuasive Writing

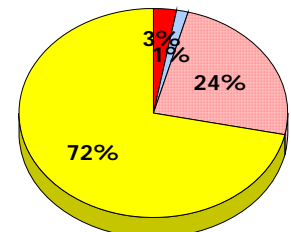
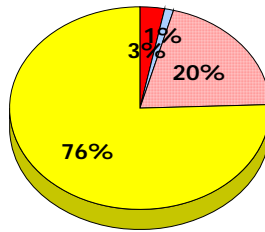
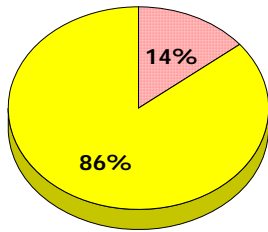
**2013**

Apr 30, 2013 (9)



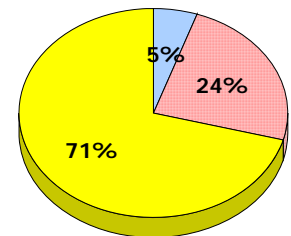
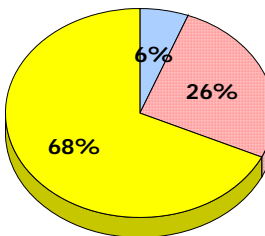
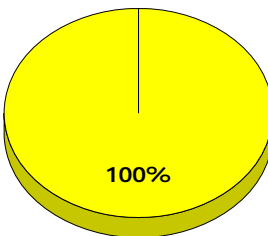
**2012**

Apr 30, 2012 (7)



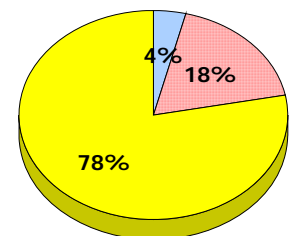
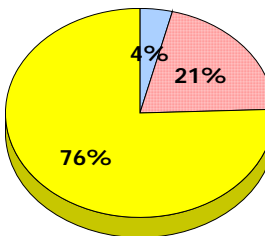
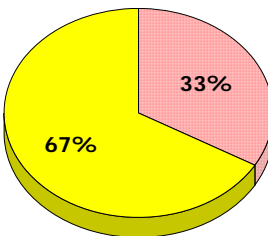
**2011**

AGR (5)



**2010**

AGR (9)



■ Exemption     
 ■ Unknown     
 ■ Not Yet Meeting     
 ■ Meeting or Exceeding

\* In some cases, CRT numbers may exceed AGR numbers based on late enrolments. Pie chart is based on the number of students who wrote the CRT.  
 \* Mushuau Innu Natuashish School and Sheshatshiu Innu School are excluded from district and provincial results.

**District 3 - Nova Central**

School #: 413 Holy Cross School Complex

**Reading**

**School**

**District**

**Province**

Non - Fiction

Fiction

Non - Fiction

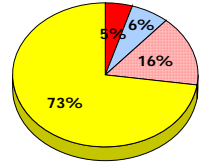
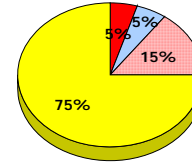
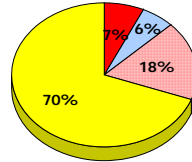
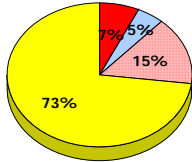
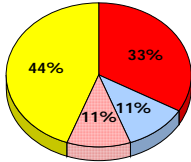
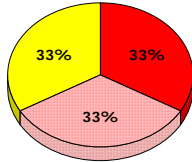
Fiction

Non - Fiction

Fiction

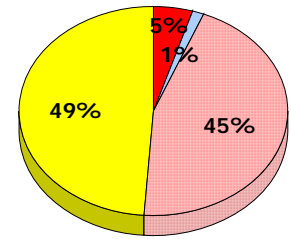
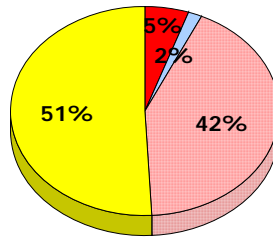
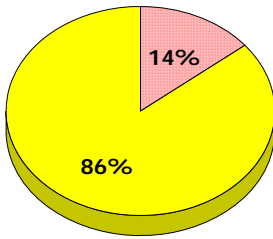
**2013**

Apr 30,  
2013 (9)



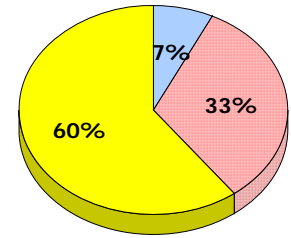
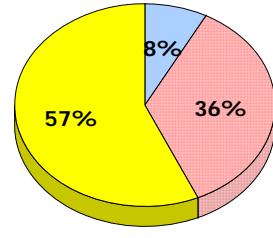
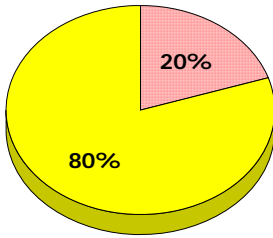
**2012**

Apr 30,  
2012 (7)



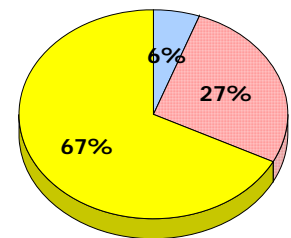
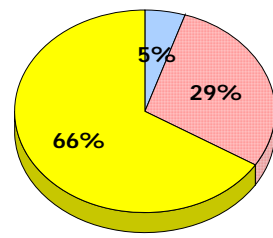
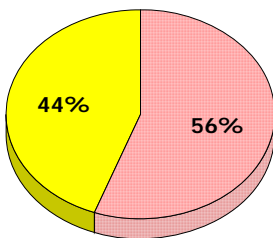
**2011**

AGR (5)



**2010**

AGR (9)



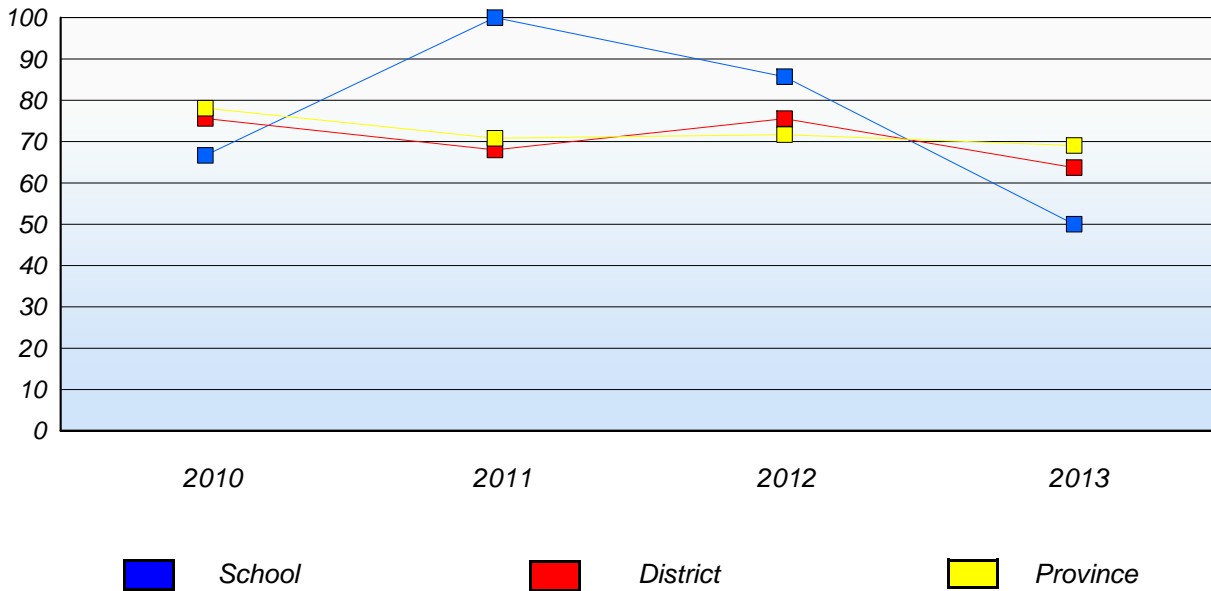
■ Exemption    
 ■ Unknown    
 ■ Not Yet Meeting    
 ■ Meeting or Exceeding

\* In some cases, CRT numbers may exceed AGR numbers based on late enrolments. Pie chart is based on the number of students who wrote the CRT.  
 \* Mushuau Innu Natuashish School and Sheshatshiu Innu School are excluded from district and provincial results.

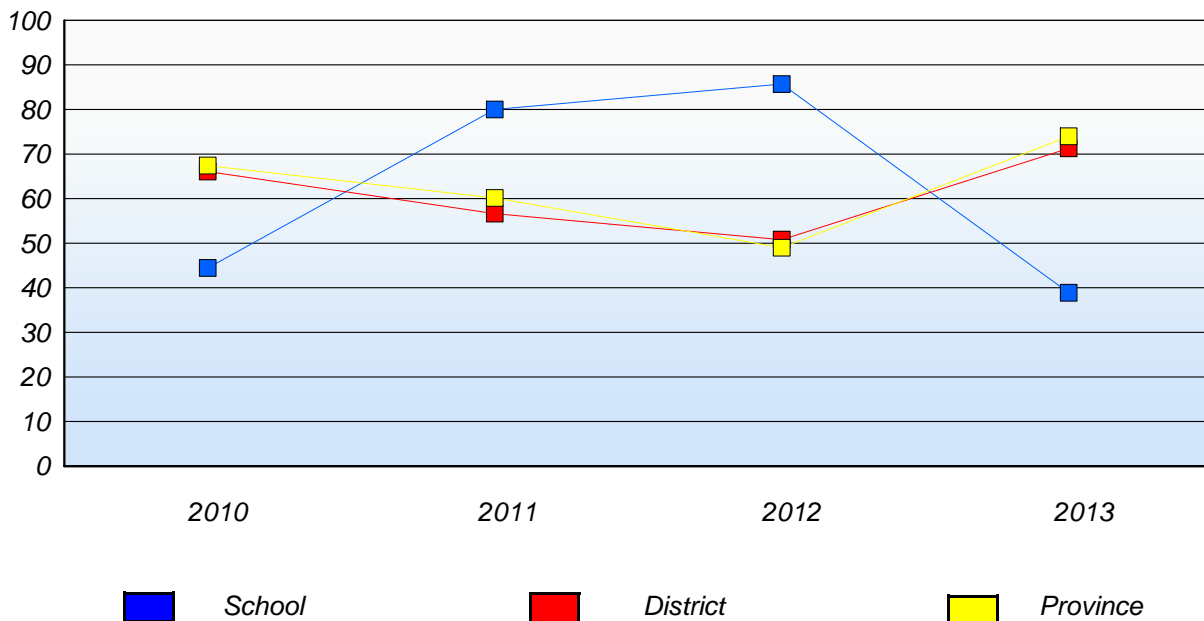
District 3 - Nova Central

School #: 413 Holy Cross School Complex

**Demand Writing**  
Percentage of students at level 3 or above (2010 - 2013)



**Reading**  
Percentage of students at level 3 or above (2010 - 2013)



\* In some cases, CRT numbers may exceed AGR numbers based on late enrolments. Pie chart is based on the number of students who wrote the CRT.

\* Mushuau Innu Natuashish School and Sheshatshiu Innu School are excluded from district and provincial results.

District 3 - Nova Central

School #: 414 Fogo Island Central Academy

**Demand Writing**

**School**

**District**

**Province**

Creative Writing

Persuasive Writing

Creative Writing

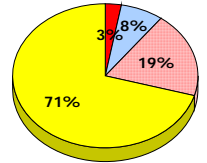
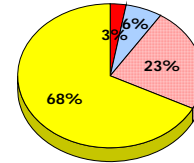
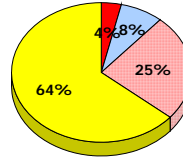
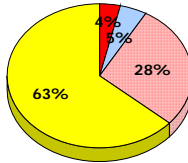
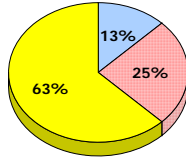
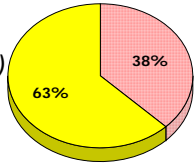
Persuasive Writing

Creative Writing

Persuasive Writing

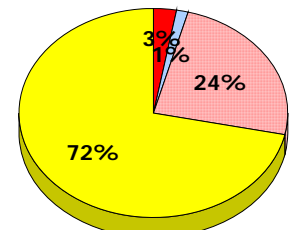
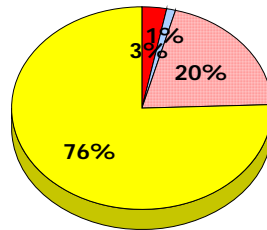
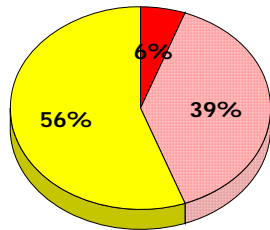
**2013**

Apr 30, 2013 (16)



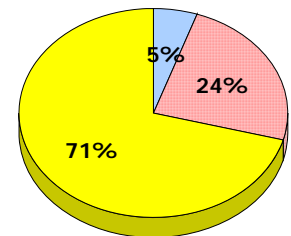
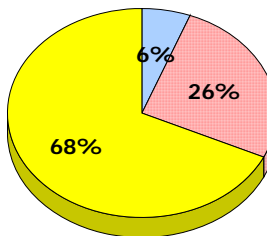
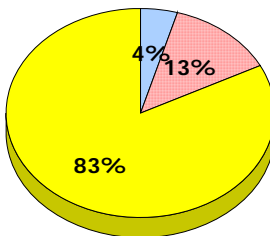
**2012**

Apr 30, 2012 (18)



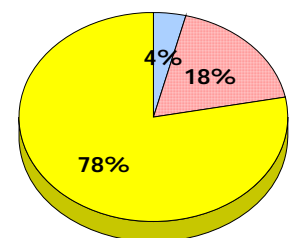
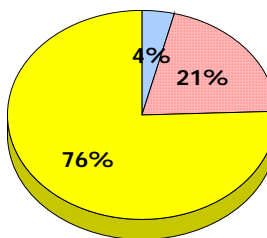
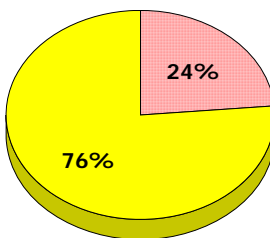
**2011**

AGR (23)



**2010**

AGR (17)



■ Exemption     
 ■ Unknown     
 ■ Not Yet Meeting     
 ■ Meeting or Exceeding

\* In some cases, CRT numbers may exceed AGR numbers based on late enrolments. Pie chart is based on the number of students who wrote the CRT.  
 \* Mushuau Innu Natuashish School and Sheshatshiu Innu School are excluded from district and provincial results.

Elementary English Language Arts  
4 Year Provincial Assessment, June 2013  
Student Population Report  
(average scores)

District 3 - Nova Central

School #: 414 Fogo Island Central Academy

**Reading**

**School**

**District**

**Province**

Non - Fiction

Fiction

Non - Fiction

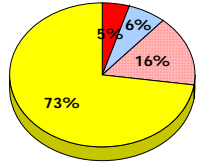
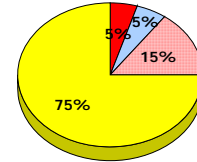
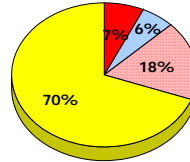
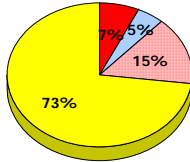
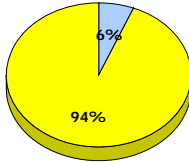
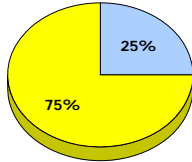
Fiction

Non - Fiction

Fiction

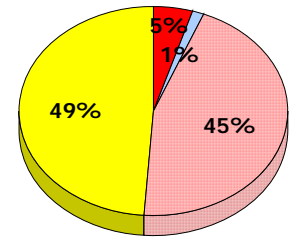
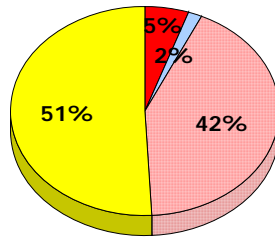
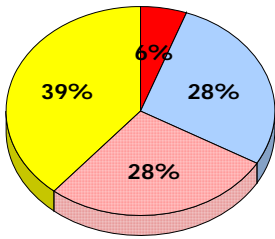
**2013**

Apr 30,  
2013 (16)



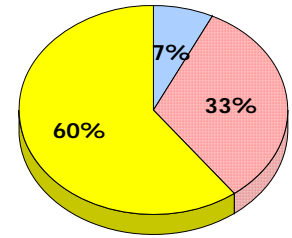
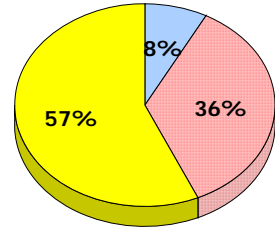
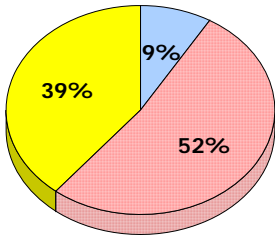
**2012**

Apr 30,  
2012 (18)



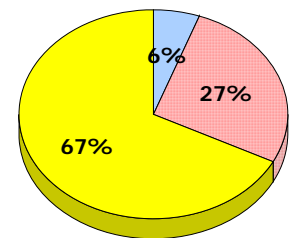
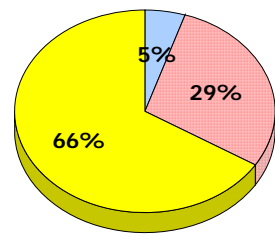
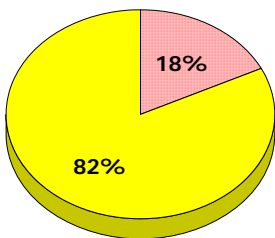
**2011**

AGR (23)



**2010**

AGR (17)



■ Exemption    
 ■ Unknown    
 ■ Not Yet Meeting    
 ■ Meeting or Exceeding

\* In some cases, CRT numbers may exceed AGR numbers based on late enrolments. Pie chart is based on the number of students who wrote the CRT.  
 \* Mushuau Innu Natuashish School and Sheshatshiu Innu School are excluded from district and provincial results.

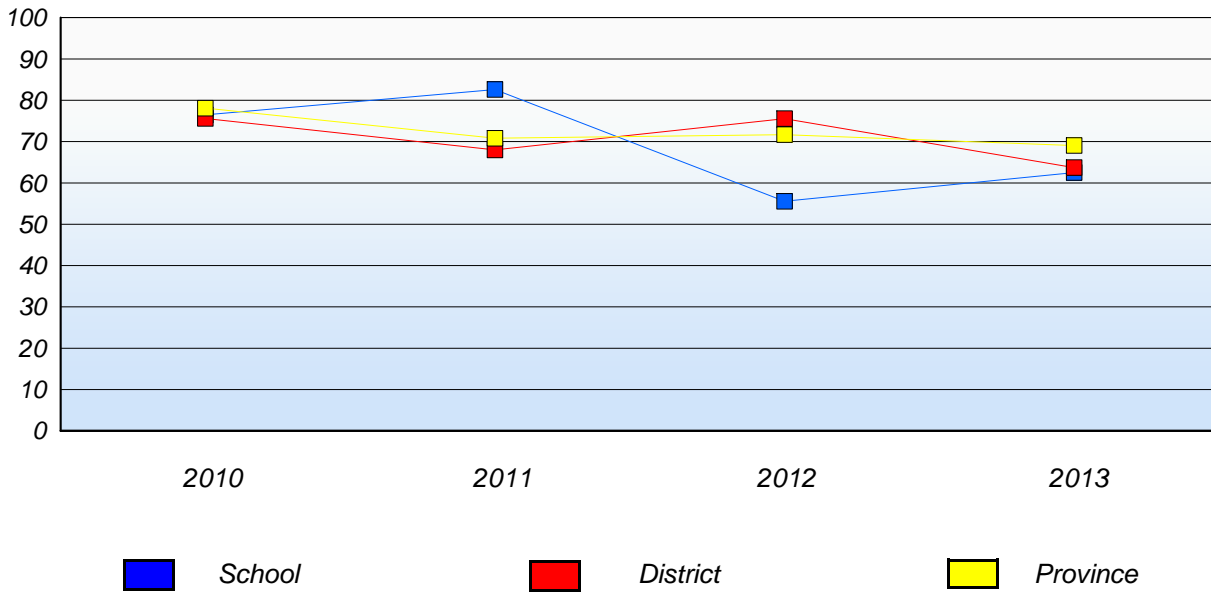


District 3 - Nova Central

School #: 414 Fogo Island Central Academy

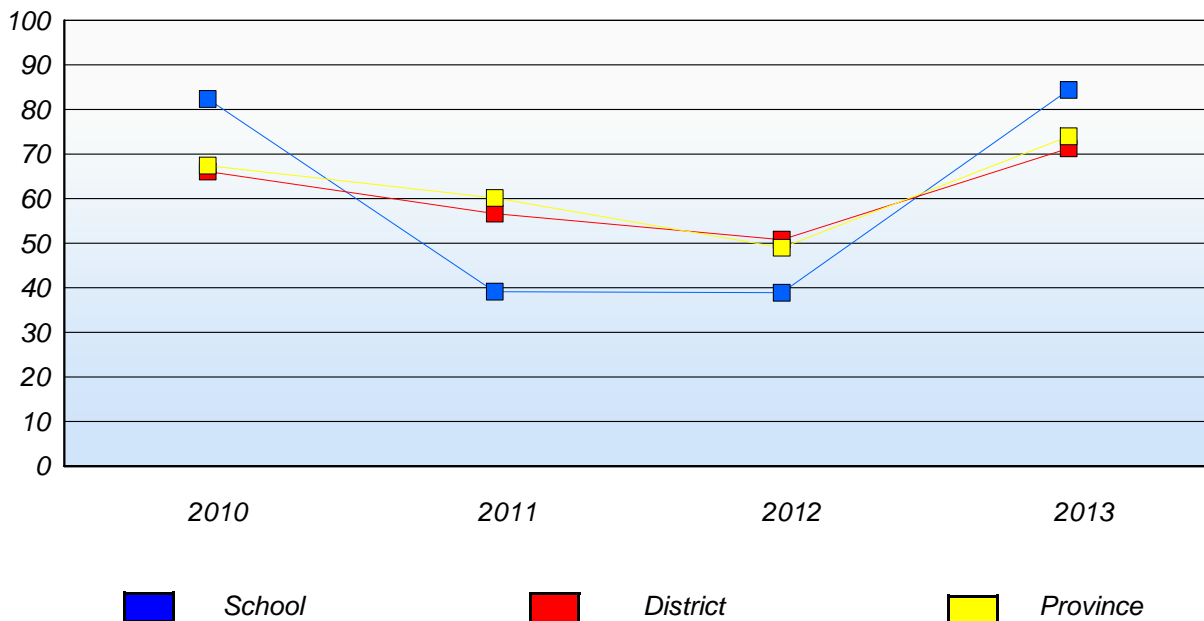
**Demand Writing**

Percentage of students at level 3 or above (2010 - 2013)



**Reading**

Percentage of students at level 3 or above (2010 - 2013)



\* In some cases, CRT numbers may exceed AGR numbers based on late enrolments. Pie chart is based on the number of students who wrote the CRT.

\* Mushuau Innu Natuashish School and Sheshatshiu Innu School are excluded from district and provincial results.

District 3 - Nova Central

School #: 416 Smallwood Academy

**Demand Writing**

**School**

**District**

**Province**

Creative Writing

Persuasive Writing

Creative Writing

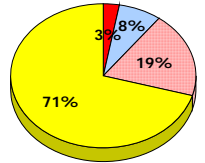
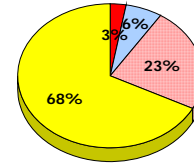
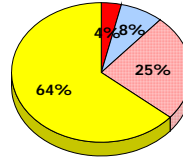
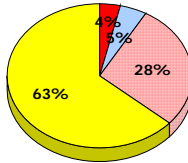
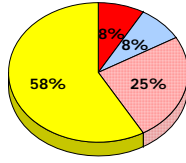
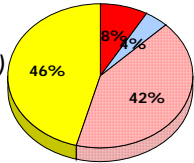
Persuasive Writing

Creative Writing

Persuasive Writing

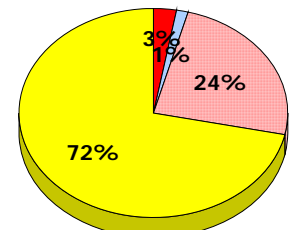
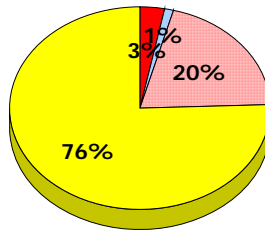
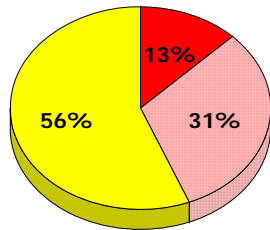
**2013**

Apr 30, 2013 (24)



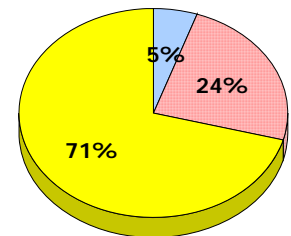
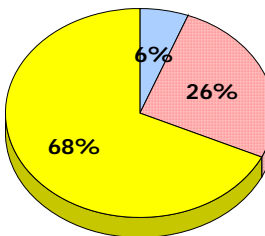
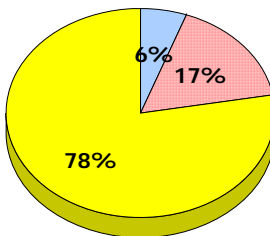
**2012**

Apr 30, 2012 (14)



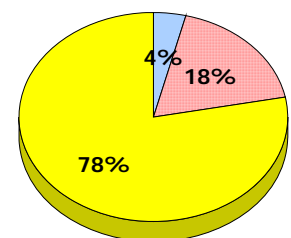
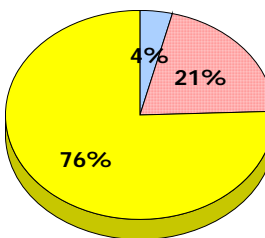
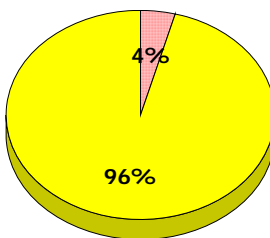
**2011**

AGR (18)



**2010**

AGR (23)



■ Exemption     
 ■ Unknown     
  Not Yet Meeting     
 ■ Meeting or Exceeding

\* In some cases, CRT numbers may exceed AGR numbers based on late enrolments. Pie chart is based on the number of students who wrote the CRT.  
 \* Mushuau Innu Natuashish School and Sheshatshiu Innu School are excluded from district and provincial results.

District 3 - Nova Central

School #: 416 Smallwood Academy

**Reading**

**School**

**District**

**Province**

Non - Fiction

Fiction

Non - Fiction

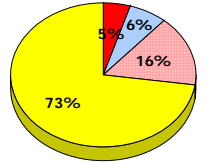
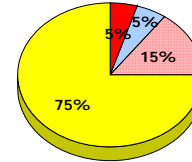
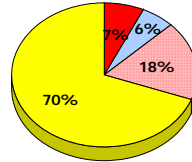
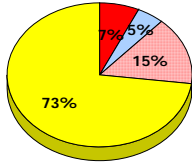
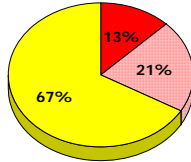
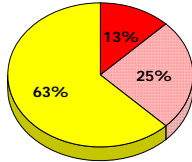
Fiction

Non - Fiction

Fiction

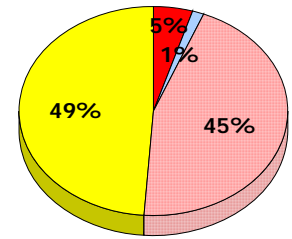
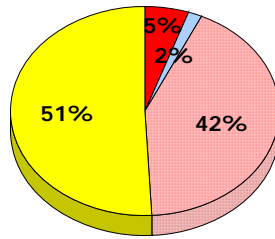
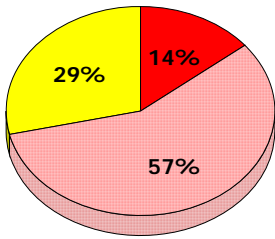
**2013**

Apr 30,  
2013 (24)



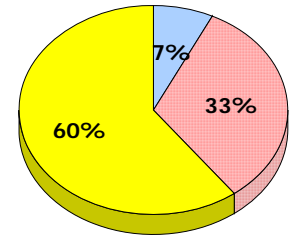
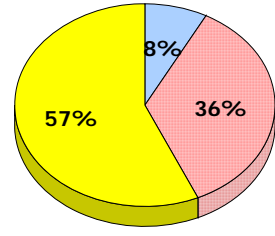
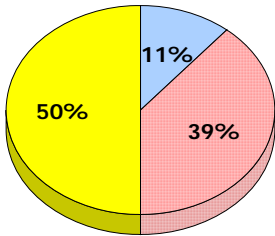
**2012**

Apr 30,  
2012 (14)



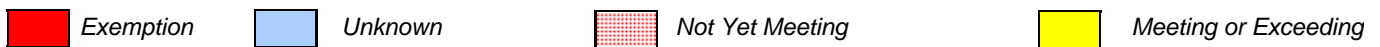
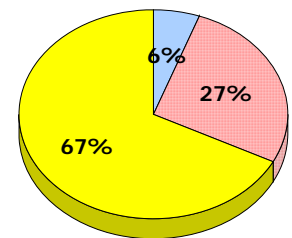
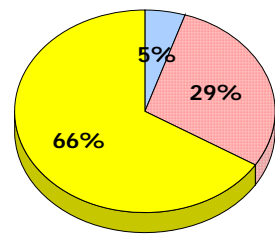
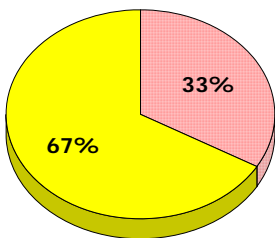
**2011**

AGR (18)



**2010**

AGR (23)

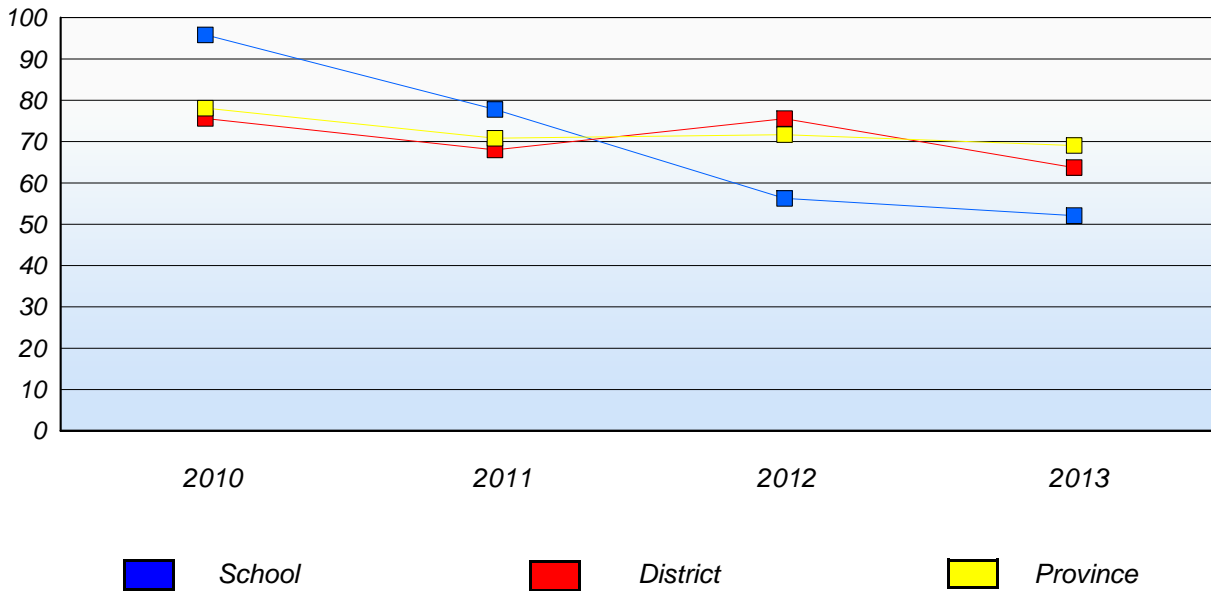


\* In some cases, CRT numbers may exceed AGR numbers based on late enrolments. Pie chart is based on the number of students who wrote the CRT.  
 \* Mushuau Innu Natuashish School and Sheshatshiu Innu School are excluded from district and provincial results.

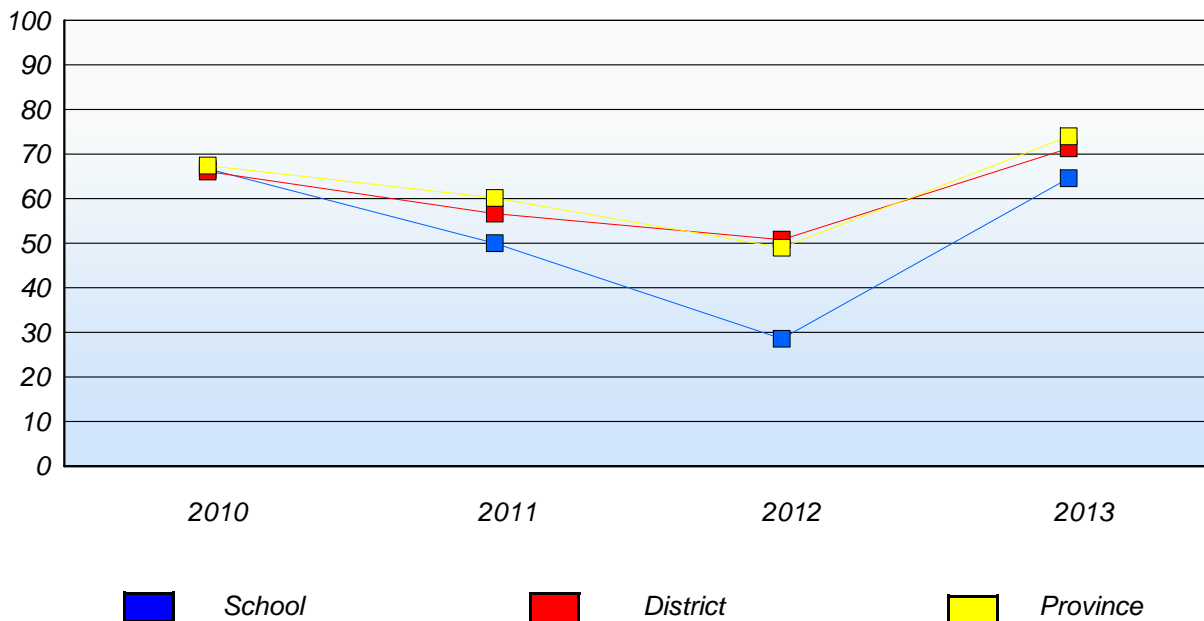
District 3 - Nova Central

School #: 416    Smallwood Academy

**Demand Writing**  
Percentage of students at level 3 or above (2010 - 2013)



**Reading**  
Percentage of students at level 3 or above (2010 - 2013)



\* In some cases, CRT numbers may exceed AGR numbers based on late enrolments. Pie chart is based on the number of students who wrote the CRT.

\* Mushuau Innu Natuashish School and Sheshatshiu Innu School are excluded from district and provincial results.

District 3 - Nova Central

School #: 417 Gander Academy

**Demand Writing**

**School**

**District**

**Province**

Creative Writing

Persuasive Writing

Creative Writing

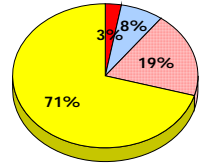
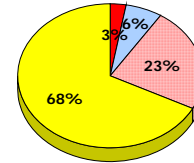
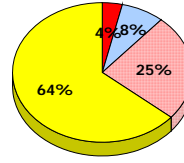
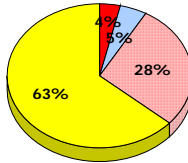
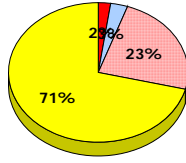
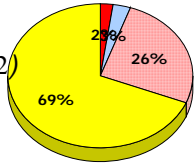
Persuasive Writing

Creative Writing

Persuasive Writing

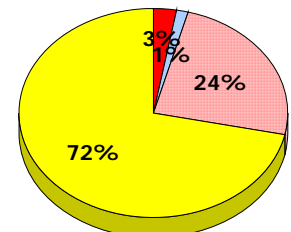
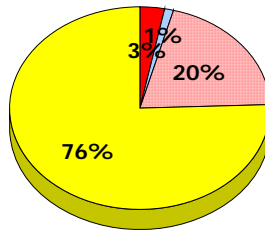
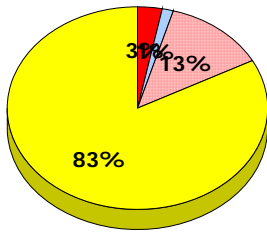
**2013**

Apr 30, 2013 (132)



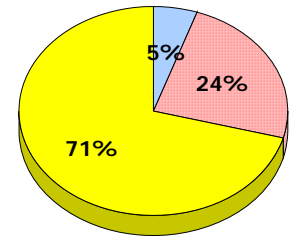
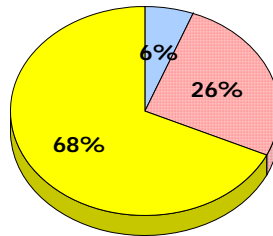
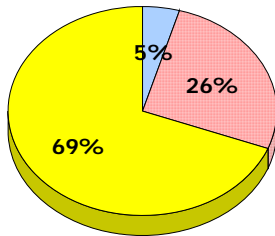
**2012**

Apr 30, 2012 (134)



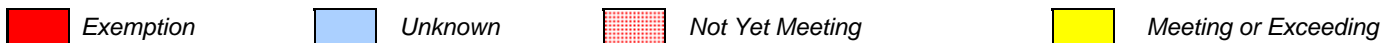
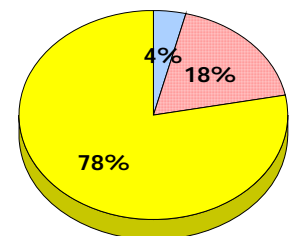
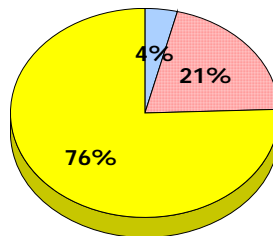
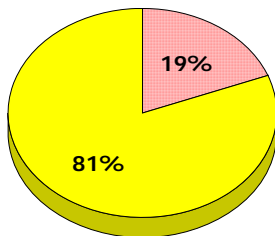
**2011**

AGR (133)



**2010**

AGR (132)



\* In some cases, CRT numbers may exceed AGR numbers based on late enrolments. Pie chart is based on the number of students who wrote the CRT.  
\* Mushuau Innu Natuashish School and Sheshatshiu Innu School are excluded from district and provincial results.

District 3 - Nova Central

School #: 417 Gander Academy

**Reading**

**School**

**District**

**Province**

Non - Fiction

Fiction

Non - Fiction

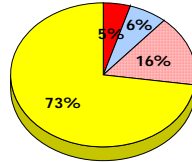
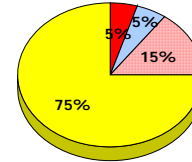
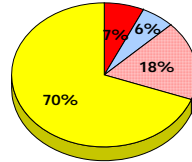
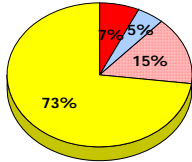
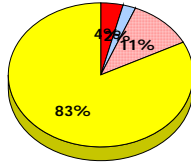
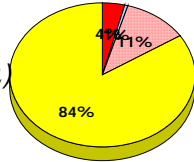
Fiction

Non - Fiction

Fiction

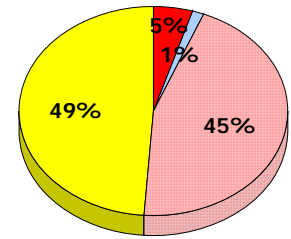
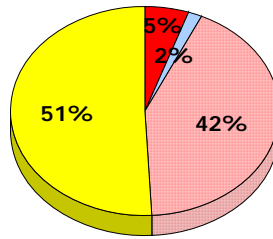
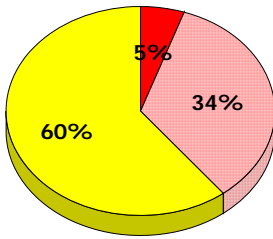
**2013**

Apr 30,  
2013 (132)



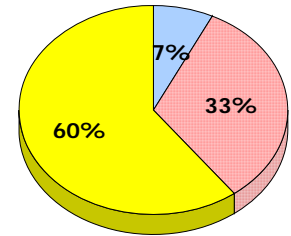
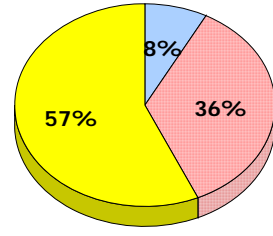
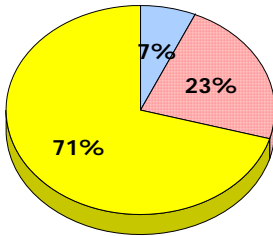
**2012**

Apr 30,  
2012 (134)



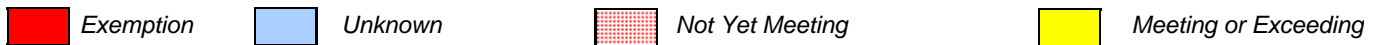
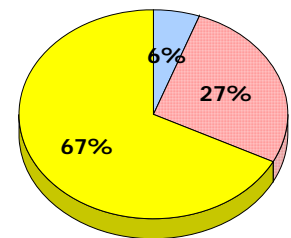
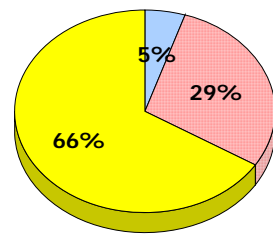
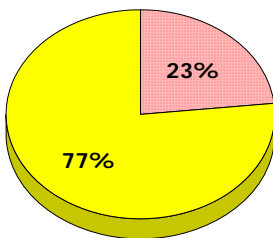
**2011**

AGR (133)



**2010**

AGR (132)

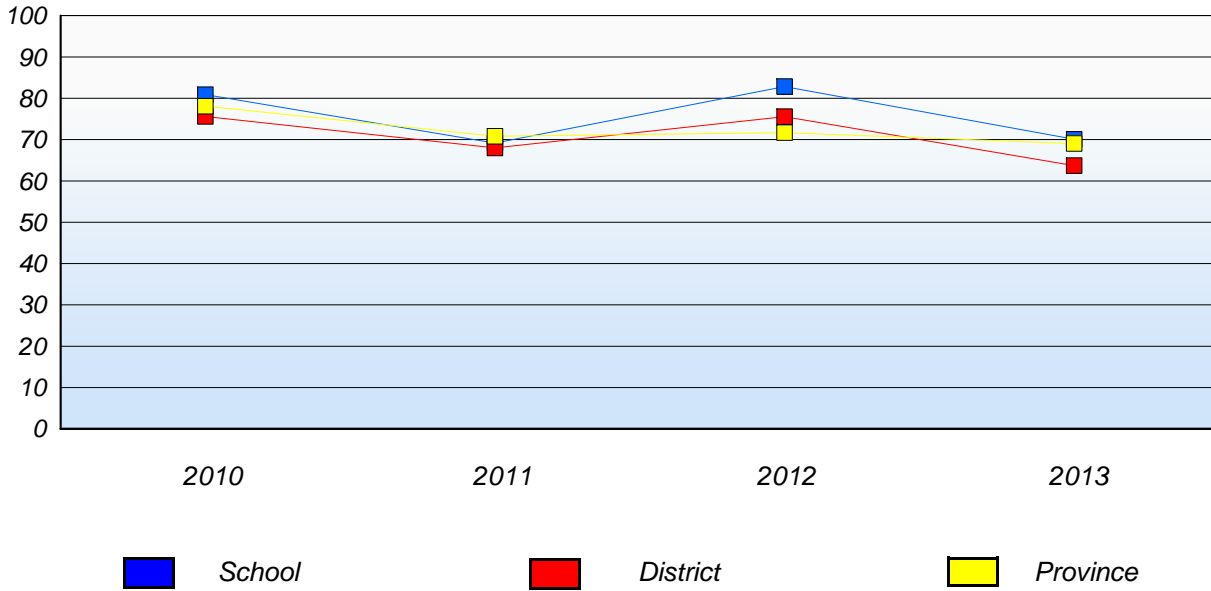


\* In some cases, CRT numbers may exceed AGR numbers based on late enrolments. Pie chart is based on the number of students who wrote the CRT.  
 \* Mushuau Innu Natuashish School and Sheshatshiu Innu School are excluded from district and provincial results.

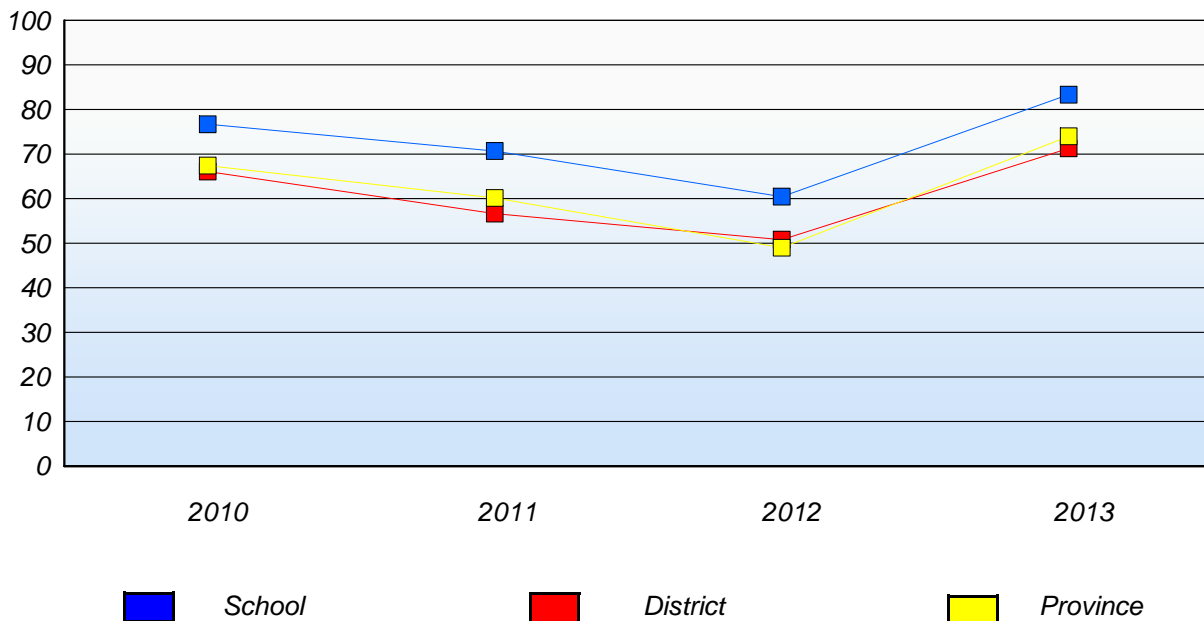
District 3 - Nova Central

School #: 417 Gander Academy

**Demand Writing**  
Percentage of students at level 3 or above (2010 - 2013)



**Reading**  
Percentage of students at level 3 or above (2010 - 2013)



\* In some cases, CRT numbers may exceed AGR numbers based on late enrolments. Pie chart is based on the number of students who wrote the CRT.  
\* Mushuau Innu Natuashish School and Sheshatshiu Innu School are excluded from district and provincial results.

District 3 - Nova Central

School #: 421 Lakewood Academy

**Demand Writing**

**School**

**District**

**Province**

Creative Writing

Persuasive Writing

Creative Writing

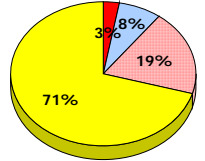
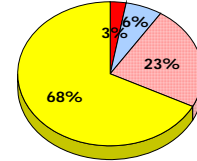
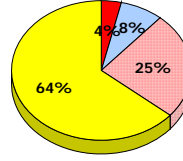
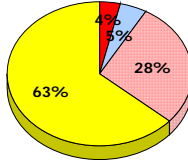
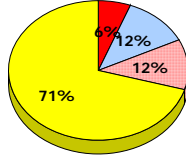
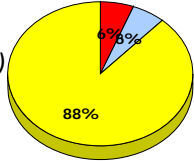
Persuasive Writing

Creative Writing

Persuasive Writing

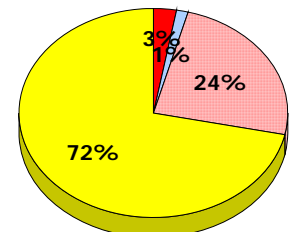
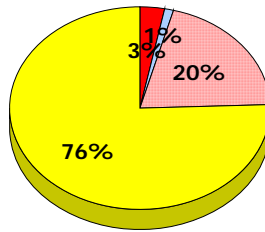
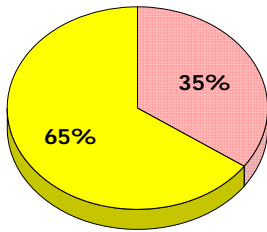
**2013**

Apr 30, 2013 (17)



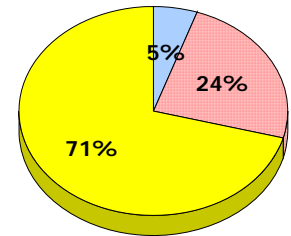
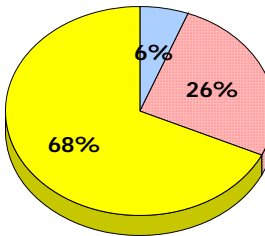
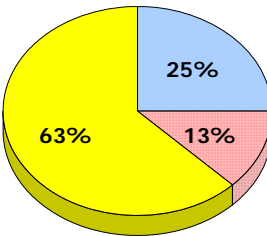
**2012**

Apr 30, 2012 (23)



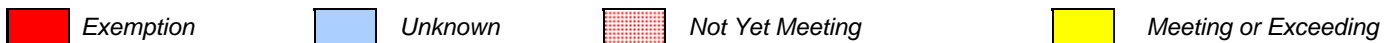
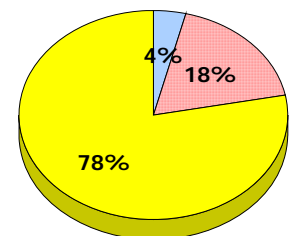
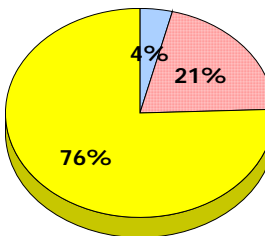
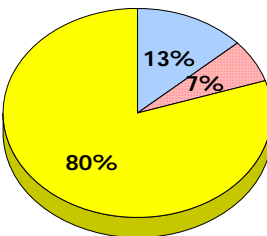
**2011**

AGR (8)



**2010**

AGR (15)



\* In some cases, CRT numbers may exceed AGR numbers based on late enrolments. Pie chart is based on the number of students who wrote the CRT.  
\* Mushuau Innu Natuashish School and Sheshatshiu Innu School are excluded from district and provincial results.



District 3 - Nova Central

School #: 421 Lakewood Academy

**Reading**

**School**

**District**

**Province**

Non - Fiction

Fiction

Non - Fiction

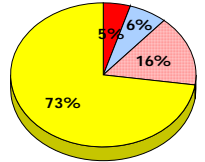
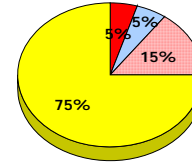
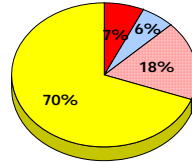
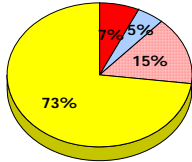
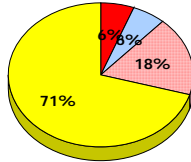
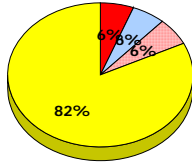
Fiction

Non - Fiction

Fiction

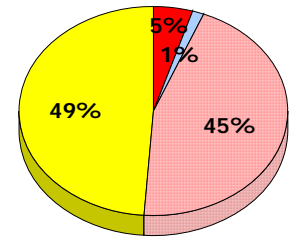
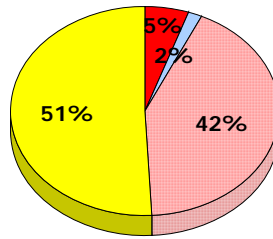
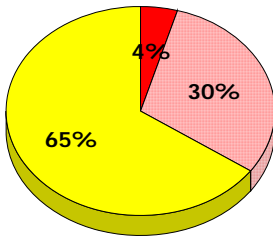
**2013**

Apr 30,  
2013 (17)



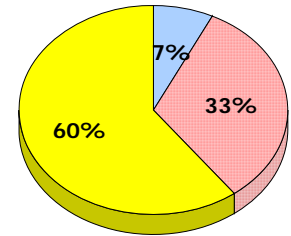
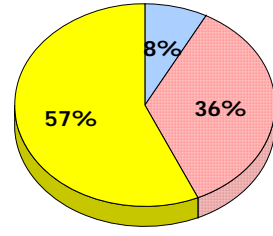
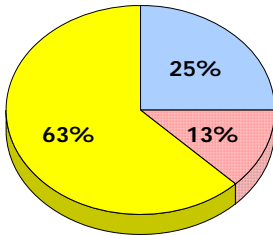
**2012**

Apr 30,  
2012 (23)



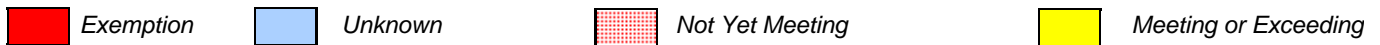
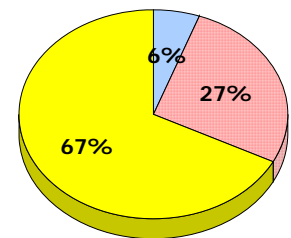
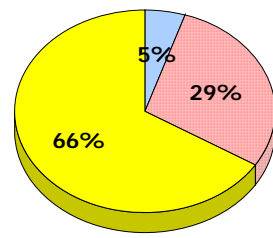
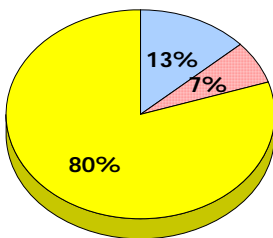
**2011**

AGR (8)



**2010**

AGR (15)

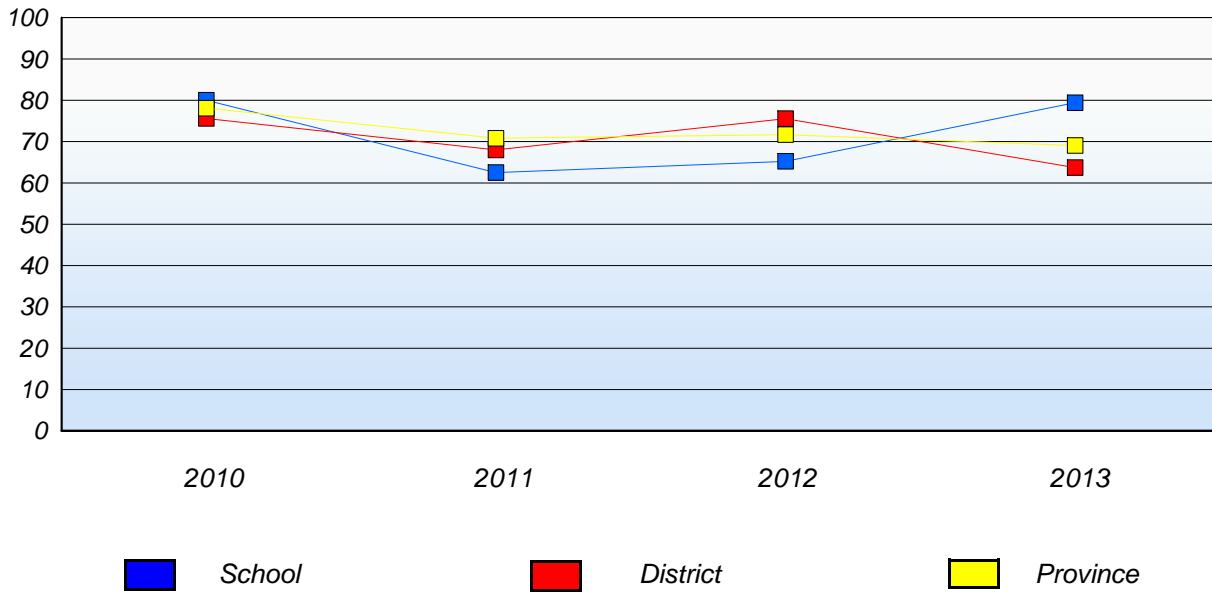


\* In some cases, CRT numbers may exceed AGR numbers based on late enrolments. Pie chart is based on the number of students who wrote the CRT.  
\* Mushuau Innu Natuashish School and Sheshatshiu Innu School are excluded from district and provincial results.

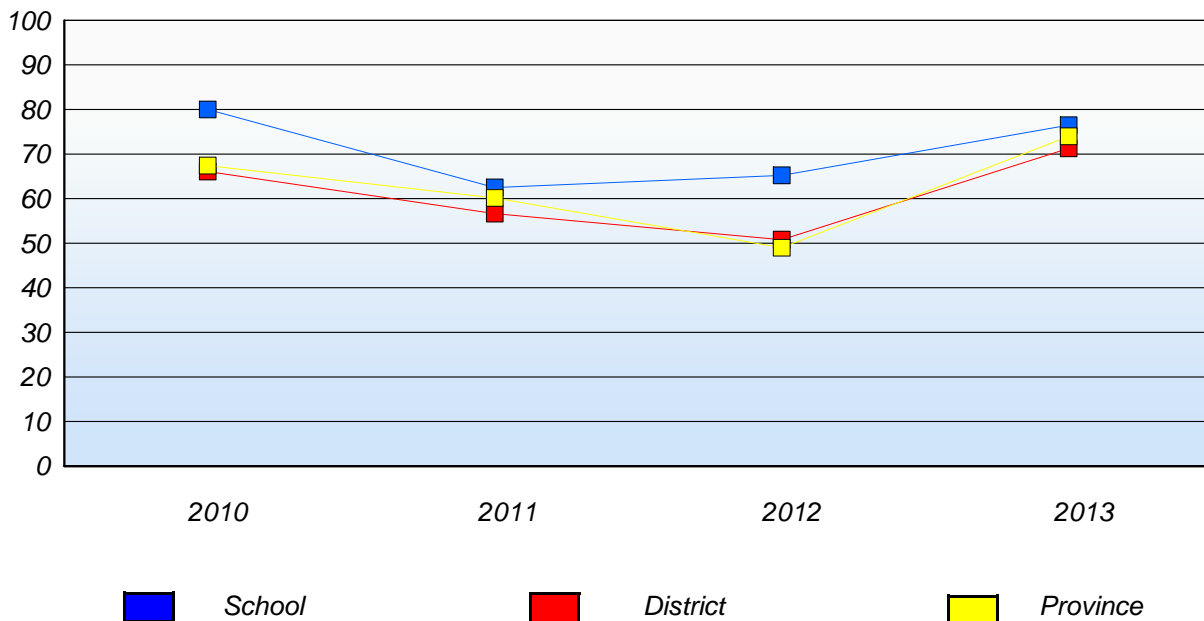
District 3 - Nova Central

School #: 421 Lakewood Academy

**Demand Writing**  
Percentage of students at level 3 or above (2010 - 2013)



**Reading**  
Percentage of students at level 3 or above (2010 - 2013)



\* In some cases, CRT numbers may exceed AGR numbers based on late enrolments. Pie chart is based on the number of students who wrote the CRT.

\* Mushuau Innu Natuashish School and Sheshatshiu Innu School are excluded from district and provincial results.

District 3 - Nova Central

School #: 422 Glovertown Academy

**Demand Writing**

**School**

**District**

**Province**

Creative Writing

Persuasive Writing

Creative Writing

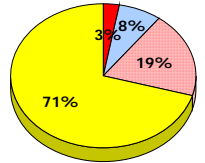
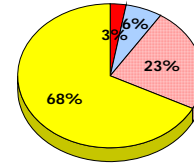
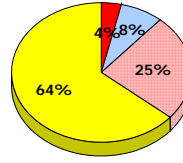
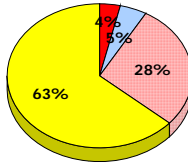
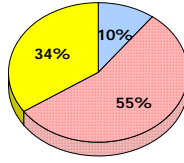
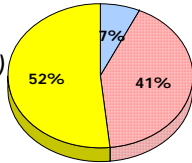
Persuasive Writing

Creative Writing

Persuasive Writing

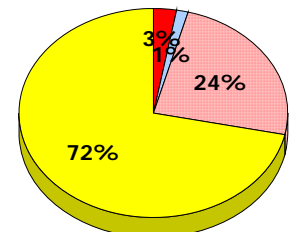
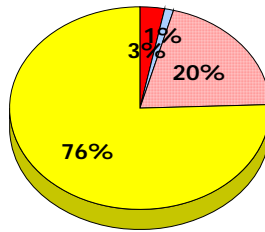
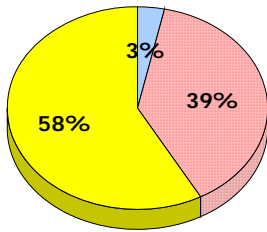
**2013**

Apr 30, 2013 (29)



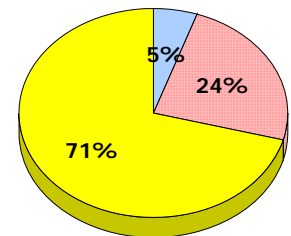
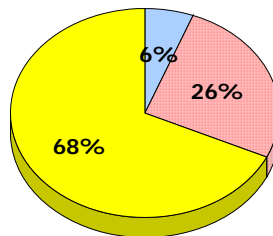
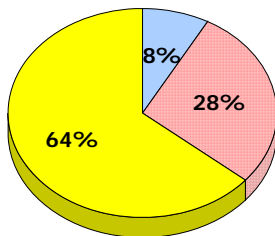
**2012**

Apr 30, 2012 (31)



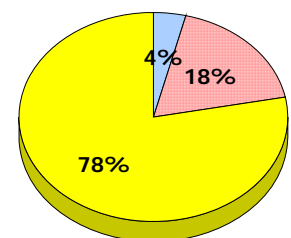
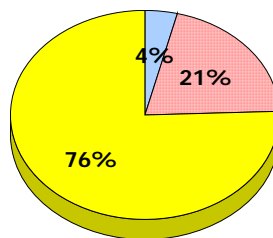
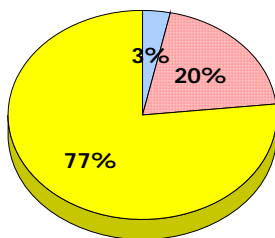
**2011**

AGR (25)



**2010**

AGR (30)



■ Exemption     
 ■ Unknown     
  Not Yet Meeting     
 ■ Meeting or Exceeding

\* In some cases, CRT numbers may exceed AGR numbers based on late enrolments. Pie chart is based on the number of students who wrote the CRT.  
 \* Mushuau Innu Natuashish School and Sheshatshiu Innu School are excluded from district and provincial results.

District 3 - Nova Central

School #: 422    Glovertown Academy

**Reading**

**School**

**District**

**Province**

Non - Fiction

Fiction

Non - Fiction

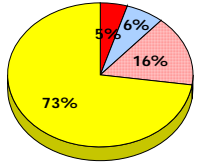
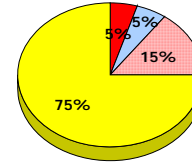
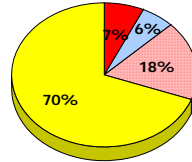
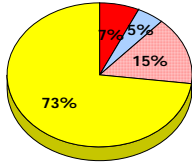
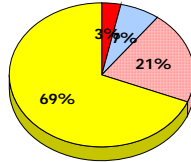
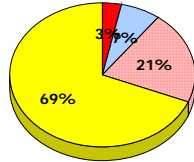
Fiction

Non - Fiction

Fiction

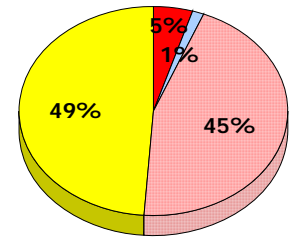
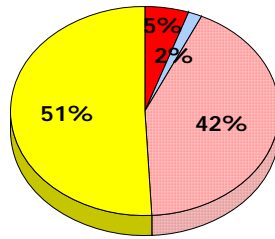
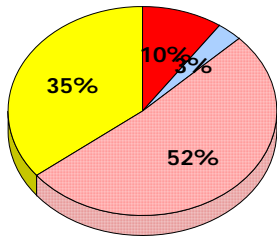
**2013**

Apr 30,  
2013 (29)



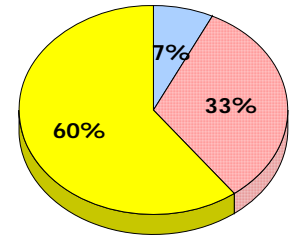
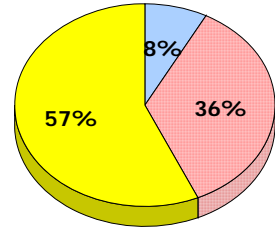
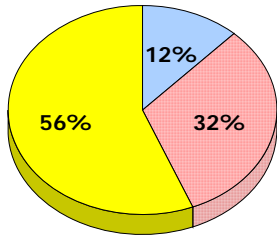
**2012**

Apr 30,  
2012 (31)



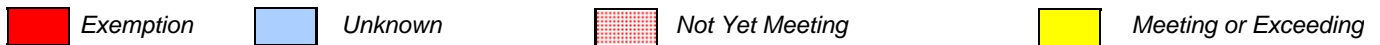
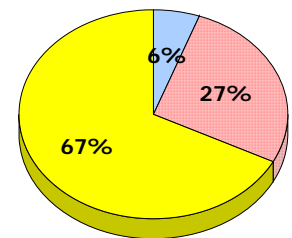
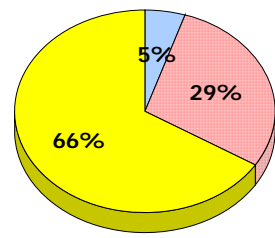
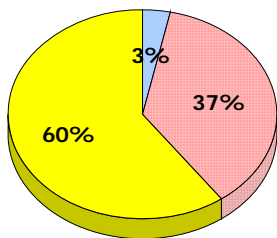
**2011**

AGR (25)



**2010**

AGR (30)

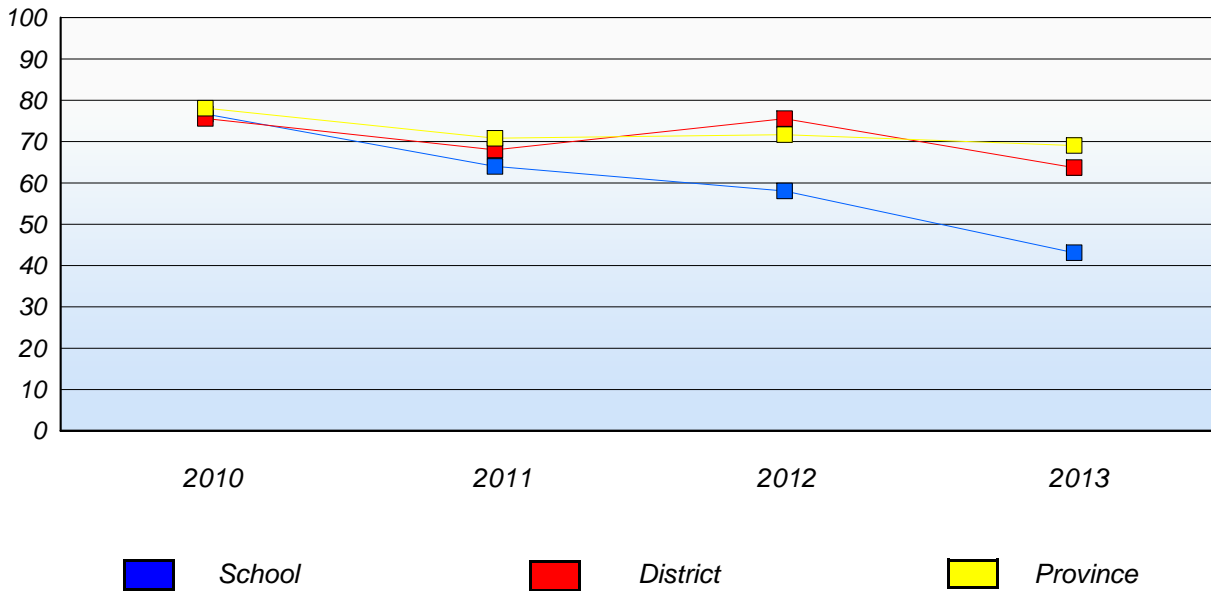


\* In some cases, CRT numbers may exceed AGR numbers based on late enrolments. Pie chart is based on the number of students who wrote the CRT.  
 \* Mushuau Innu Natuashish School and Sheshatshiu Innu School are excluded from district and provincial results.

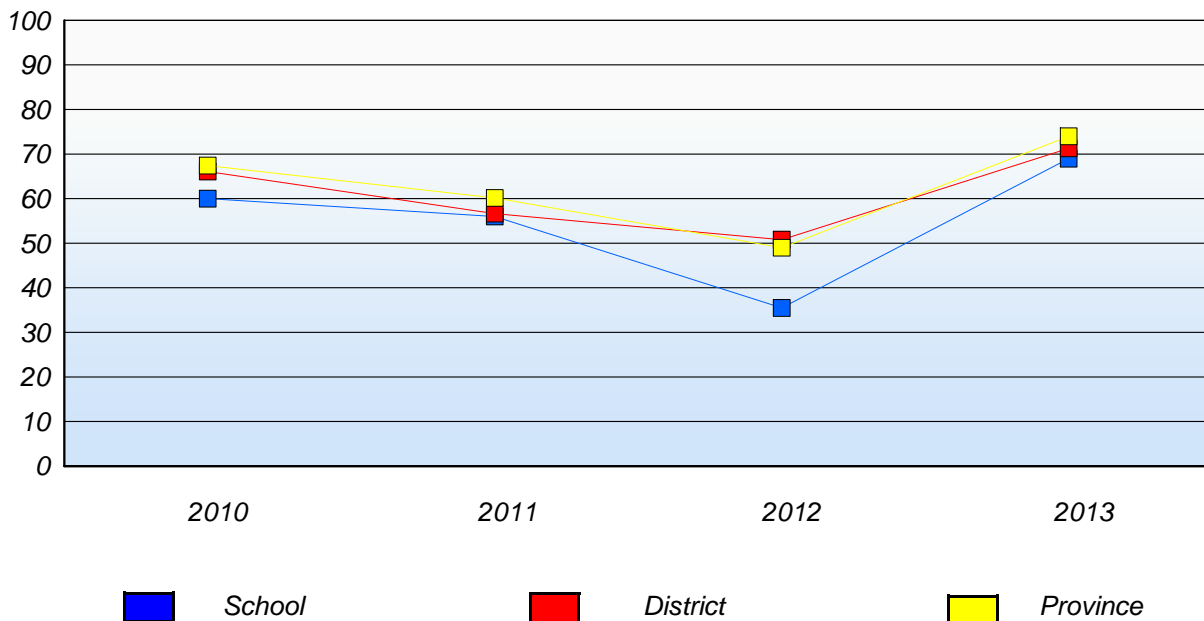
District 3 - Nova Central

School #: 422 Glovertown Academy

**Demand Writing**  
Percentage of students at level 3 or above (2010 - 2013)



**Reading**  
Percentage of students at level 3 or above (2010 - 2013)



\* In some cases, CRT numbers may exceed AGR numbers based on late enrolments. Pie chart is based on the number of students who wrote the CRT.

\* Mushuau Innu Natuashish School and Sheshatshiu Innu School are excluded from district and provincial results.

District 3 - Nova Central

School #: 426 Hillview Academy

**Demand Writing**

**School**

**District**

**Province**

Creative Writing

Persuasive Writing

Creative Writing

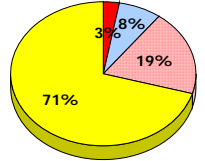
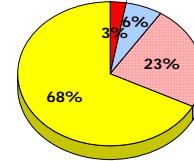
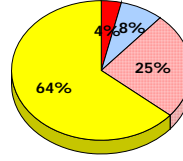
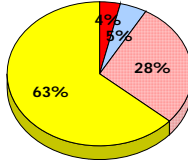
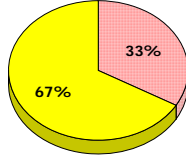
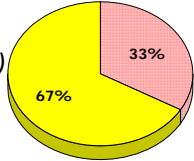
Persuasive Writing

Creative Writing

Persuasive Writing

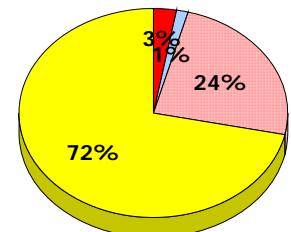
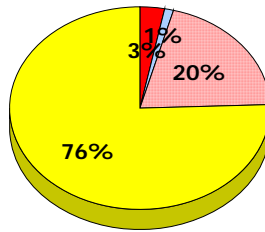
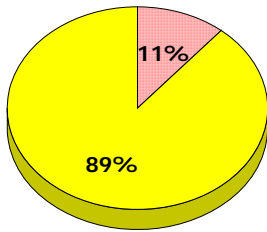
**2013**

Apr 30, 2013 (11)



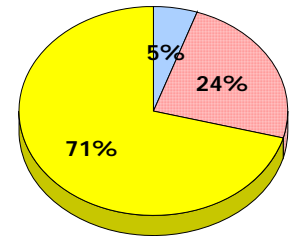
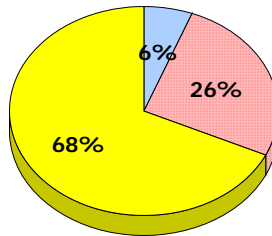
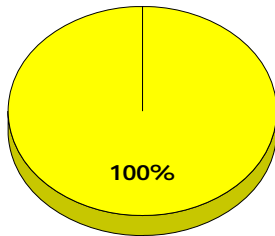
**2012**

Apr 30, 2012 (9)



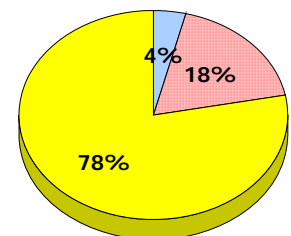
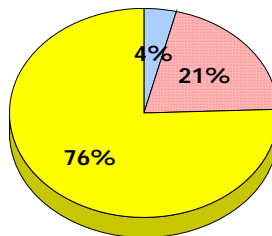
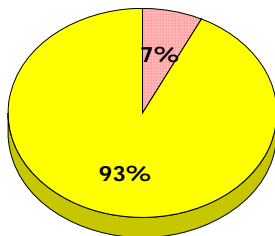
**2011**

AGR (11)



**2010**

AGR (12)



■ Exemption     
 ■ Unknown     
 ■ Not Yet Meeting     
 ■ Meeting or Exceeding

\* In some cases, CRT numbers may exceed AGR numbers based on late enrolments. Pie chart is based on the number of students who wrote the CRT.  
 \* Mushuau Innu Natuashish School and Sheshatshiu Innu School are excluded from district and provincial results.

District 3 - Nova Central

School #: 426 Hillview Academy

**Reading**

**School**

**District**

**Province**

Non - Fiction

Fiction

Non - Fiction

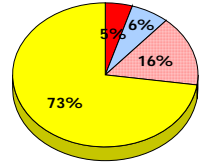
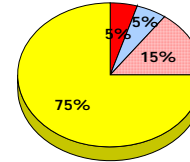
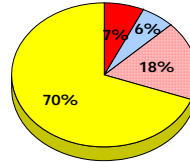
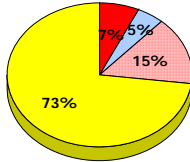
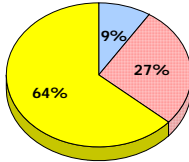
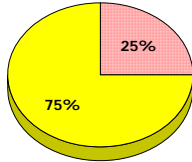
Fiction

Non - Fiction

Fiction

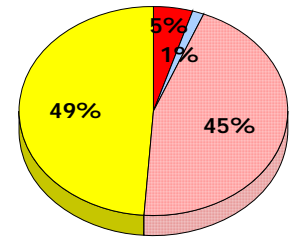
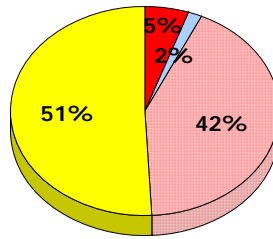
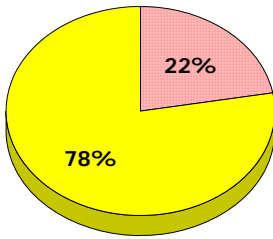
**2013**

Apr 30,  
2013 (11)



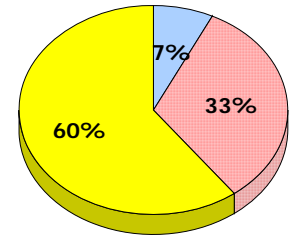
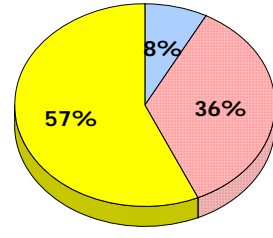
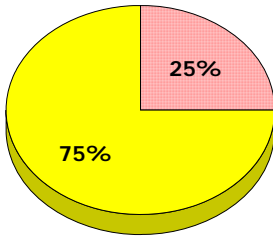
**2012**

Apr 30,  
2012 (9)



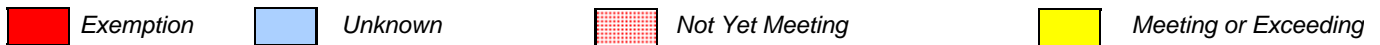
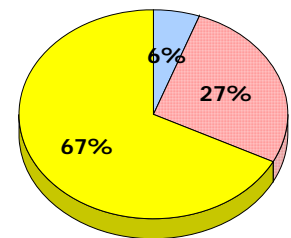
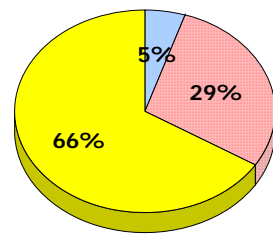
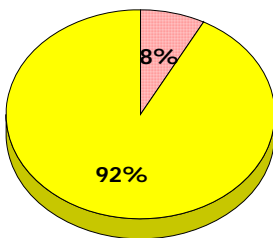
**2011**

AGR (11)



**2010**

AGR (12)



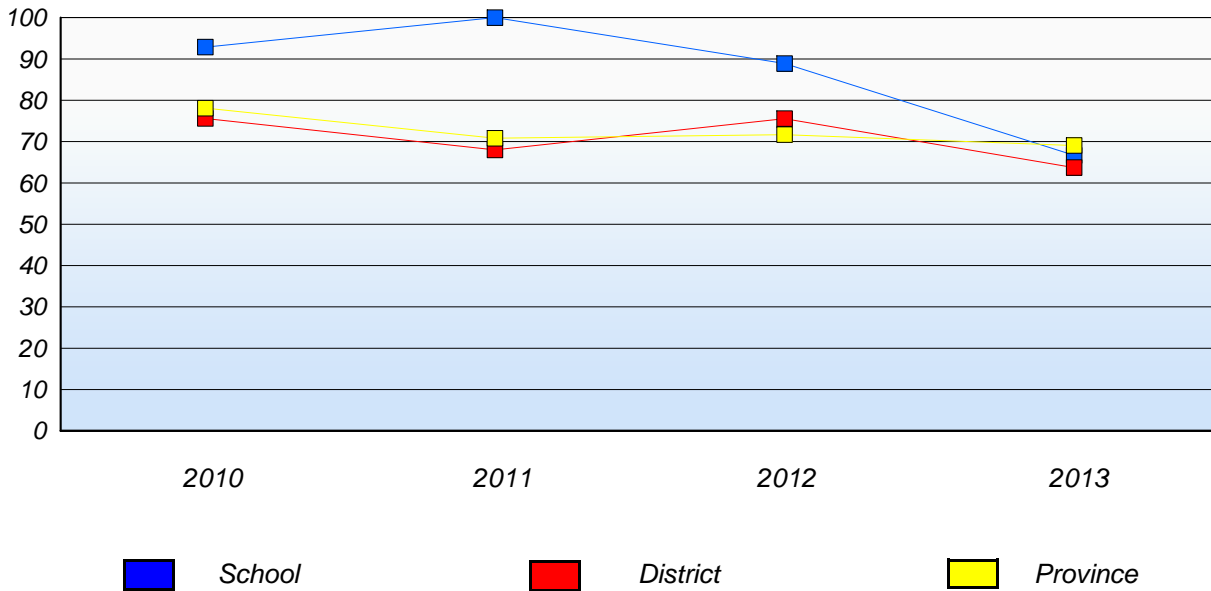
\* In some cases, CRT numbers may exceed AGR numbers based on late enrolments. Pie chart is based on the number of students who wrote the CRT.  
 \* Mushuau Innu Natuashish School and Sheshatshiu Innu School are excluded from district and provincial results.

District 3 - Nova Central

School #: 426 Hillview Academy

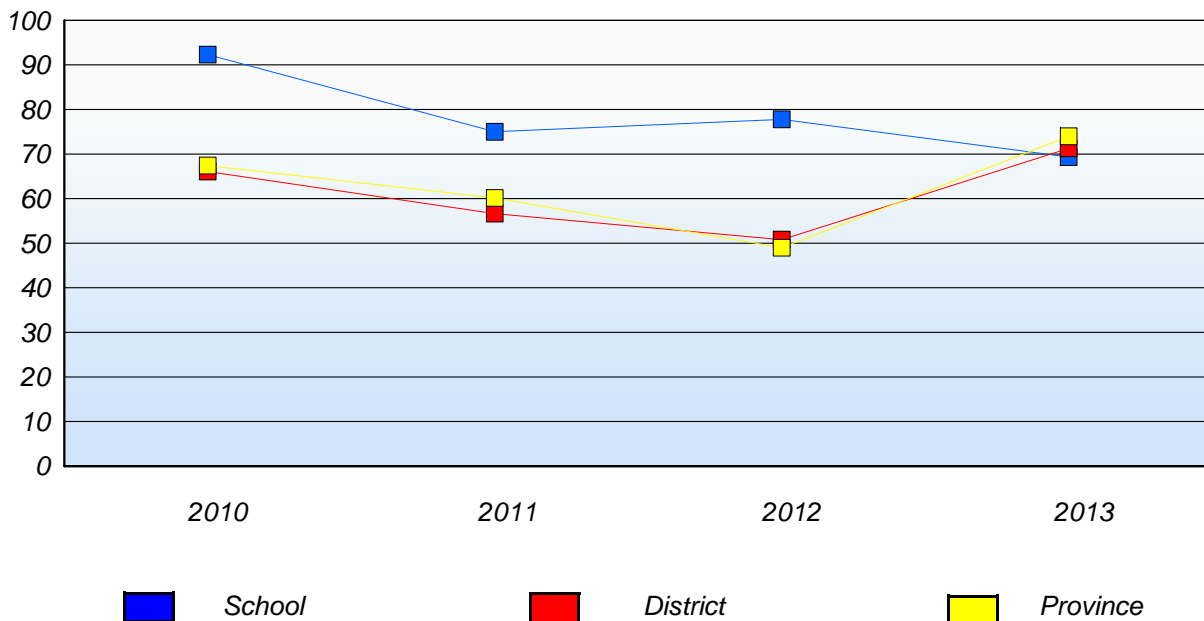
**Demand Writing**

Percentage of students at level 3 or above (2010 - 2013)



**Reading**

Percentage of students at level 3 or above (2010 - 2013)



\* In some cases, CRT numbers may exceed AGR numbers based on late enrolments. Pie chart is based on the number of students who wrote the CRT.

\* Mushuau Innu Natuashish School and Sheshatshiu Innu School are excluded from district and provincial results.



District 3 - Nova Central

School #: 478    New World Island Academy

***Demand Writing***

***School***

***District***

***Province***

*Creative Writing*

*Persuasive Writing*

*Creative Writing*

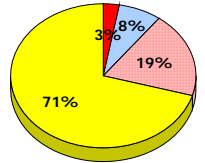
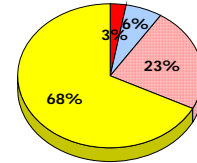
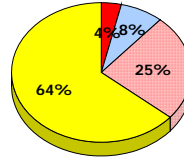
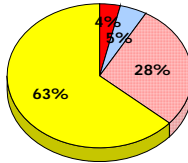
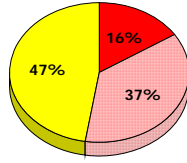
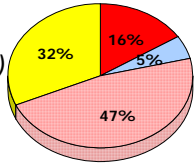
*Persuasive Writing*

*Creative Writing*

*Persuasive Writing*

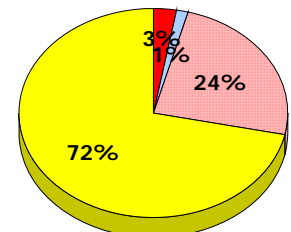
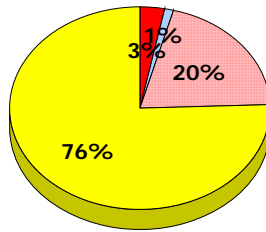
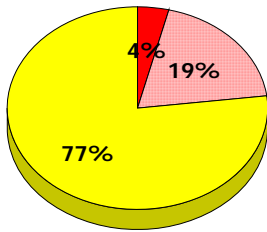
**2013**

Apr 30, 2013 (19)



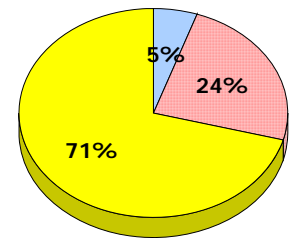
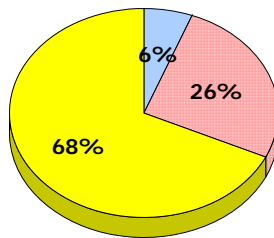
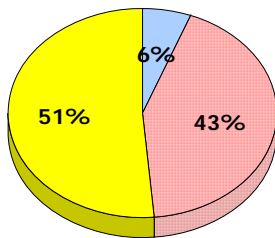
**2012**

Apr 30, 2012 (26)



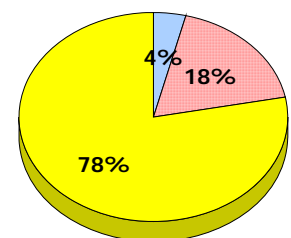
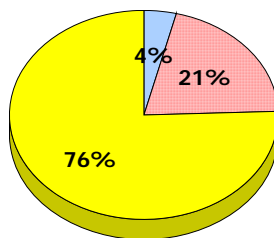
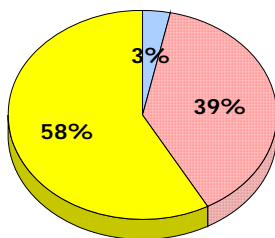
**2011**

AGR (35)



**2010**

AGR (31)



■ Exemption     
 ■ Unknown     
  Not Yet Meeting     
 ■ Meeting or Exceeding

\* In some cases, CRT numbers may exceed AGR numbers based on late enrolments. Pie chart is based on the number of students who wrote the CRT.  
 \* Mushuau Innu Natuashish School and Sheshatshiu Innu School are excluded from district and provincial results.

Elementary English Language Arts  
4 Year Provincial Assessment, June 2013  
Student Population Report  
(average scores)

District 3 - Nova Central

School #: 478 New World Island Academy

**Reading**

**School**

**District**

**Province**

Non - Fiction

Fiction

Non - Fiction

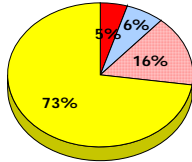
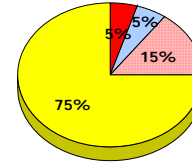
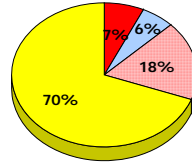
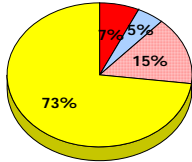
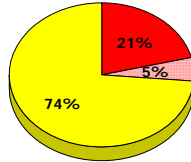
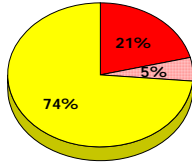
Fiction

Non - Fiction

Fiction

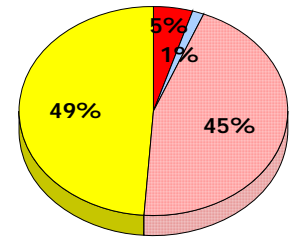
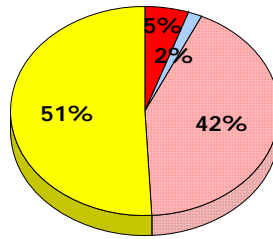
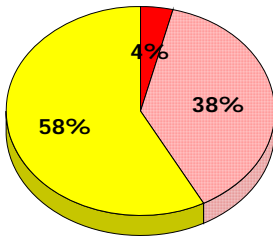
**2013**

Apr 30,  
2013 (19)



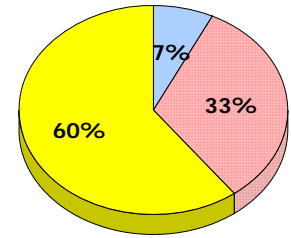
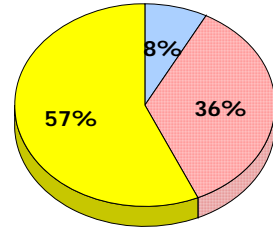
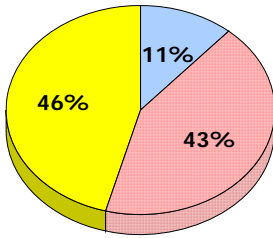
**2012**

Apr 30,  
2012 (26)



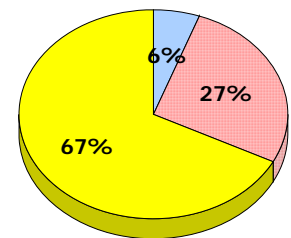
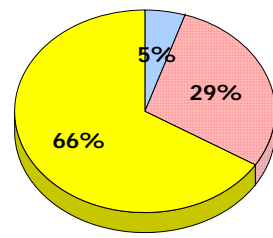
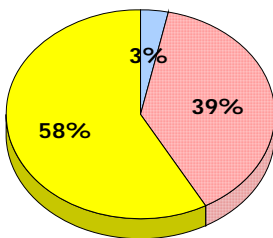
**2011**

AGR (35)



**2010**

AGR (31)



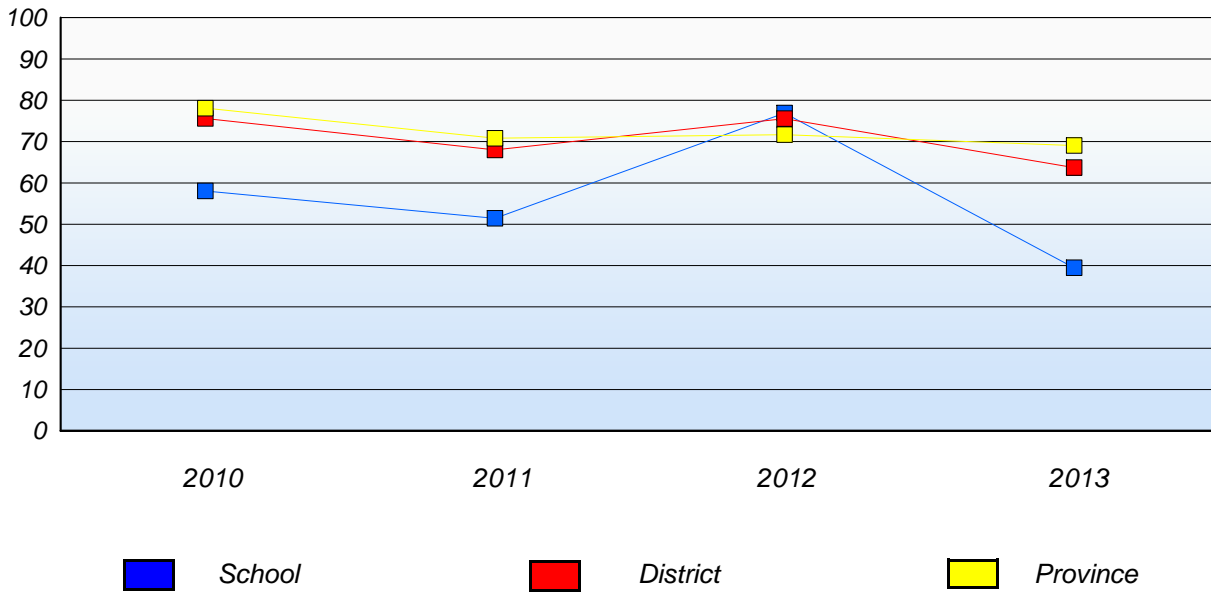
■ Exemption    
 ■ Unknown    
 ■ Not Yet Meeting    
 ■ Meeting or Exceeding

\* In some cases, CRT numbers may exceed AGR numbers based on late enrolments. Pie chart is based on the number of students who wrote the CRT.  
 \* Mushuau Innu Natuashish School and Sheshatshiu Innu School are excluded from district and provincial results.

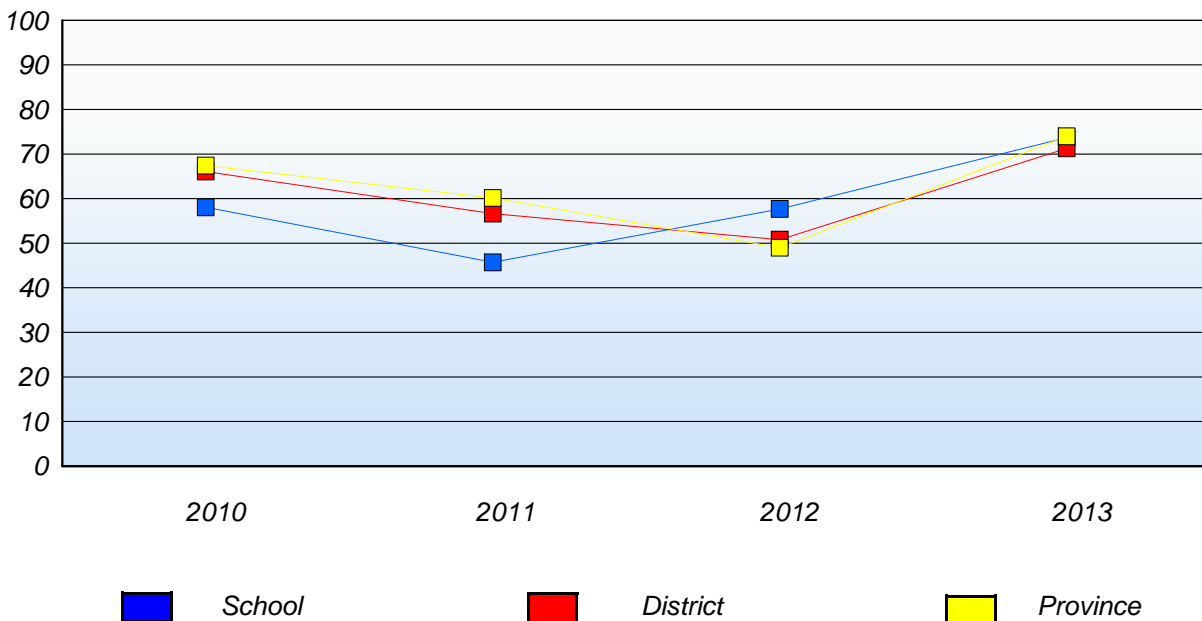
District 3 - Nova Central

School #: 478    New World Island Academy

**Demand Writing**  
Percentage of students at level 3 or above (2010 - 2013)



**Reading**  
Percentage of students at level 3 or above (2010 - 2013)



\* In some cases, CRT numbers may exceed AGR numbers based on late enrolments. Pie chart is based on the number of students who wrote the CRT.

\* Mushuau Innu Natuashish School and Sheshatshiu Innu School are excluded from district and provincial results.